

Oakland Athletics - 1978

Batter	1	2	3	4	5	6	7	8	9	AB	R	H	RBI	BB	SO	LOB	TOP							
Miguel Dilone, S OBP: 0.500, SLG: 0.750	0-0 G3		0-0 2B		0-0 1B		0-3 K			4	0	2	0	0	1	0								
Bill North, S (1, 8)	0-3 K		4-0 IBB		0-0 F9			0-0 6-3		3	0	0	0	1	1	2								
Gary Thomasson, L (1, 3)	0-0 F9		0-0 F9		0-0 4-3			0-3 K		4	0	0	0	0	1	5								
Tony Armas, R (1, 9)		0-3 K		0-0 F9		0-0 5-3		0-3 K		4	0	0	0	0	2	0								
Gary Alexander, R OBP: 0.250, SLG: 0.250		0-3 K		0-0 1B		0-3 K		0-0 F8		4	0	1	0	0	2	0								
Jim Essian, R OBP: 0.250, SLG: 0.500	0-0 6-3		0-3 K		0-0 2B			0-0 F7		4	0	1	0	0	1	1								
Wayne Gross, L (1, 5)			0-0 F9		0-0 4-3		0-0 6-3		0-0 4-3	4	0	0	0	0	0	2								
Mario Guerrero, R OBP: 0.333, SLG: 0.333			0-0 2B 1B		0-0 B1-3		0-0 F7			3	0	1	0	0	0	0								
Steve Staggs, R OBP: 0.333, SLG: 0.333			0-0 F8		0-0 1B 1B		0-0 2-3			3	0	1	0	0	0	1								
Inning Stats	R: 0 E: 0 K: 1 S: 5	H: 0 LOB: 0 BB: 0 P: 5	R: 0 E: 0 K: 2 S: 7	H: 0 LOB: 0 BB: 0 P: 7	R: 0 E: 0 K: 0 S: 5	H: 2 LOB: 3 BB: 1 P: 9	R: 0 E: 0 K: 1 S: 6	H: 1 LOB: 1 BB: 0 P: 6	R: 0 E: 0 K: 0 S: 5	H: 2 LOB: 2 BB: 0 P: 5	R: 0 E: 0 K: 1 S: 6	H: 1 LOB: 1 BB: 0 P: 6	R: 0 E: 0 K: 1 S: 5	H: 0 LOB: 0 BB: 0 P: 5	R: 0 E: 0 K: 2 S: 7	H: 0 LOB: 0 BB: 0 P: 7	R: 0 E: 0 K: 0 S: 3	H: 0 LOB: 0 BB: 0 P: 3	R: 0 E: 0 K: 0 S: 3	H: 0 LOB: 0 BB: 0 P: 3	1B: 4 2B: 2 3B: 0 HR: 0	SF: 0 SAC: 0 DP: 0 HBP: 0	WP: 0 PB: 0 SB: 0 CS: 0	PA: 34
PITCHER Frank Tanana, L ERA:	IP: 9.0 WLS: W BF: 34 H: 6 R: 0 ER: 0 SO: 8 BB: 0 IBB: 1 HBP: 0 BLK: 0 WP: 0 HR: 0 S: 49 P: 53 ERA: 0.00 WHIP: 0.667																							

Oakland Athletics @ California Angels
Anaheim Stadium, Anaheim, CA
Fri Apr 07 1978, 9:05 PM EST
Att: 28,194 - Unknown

AB 33
R 0
H 6
RBI 0
BB 1
SO 8
LOB 11



Batter	1	2	3	4	5	6	7	8	9	AB	R	H	RBI	BB	SO	LOB	BOTTOM			
Rick Miller, L OBP: 0.250, SLG: 0.250	0-0 F7		0-0 F7			0-0 CS 1B		0-0 G3		4	0	1	1	0	0	0				
Bobby Grich, R OBP: 0.597, SLG: 0.500	0-0 1B		0-3 K			3H 4-0 1B FC3-6 BB				2	0	1	0	1	1	0				
Lyman Bostock, L (1, 8)	0-0 F7			0-0 1-3		0-0 FC3-6 CS				3	0	0	0	0	0	2				
Joe Rudi, R OBP: 0.667, SLG: 0.500	0-0 FC6-4 1B			0-0 6-3		0-0 CS 1-2	4-0 FC1-6 BB			2	0	1	0	1	0	0				
Don Baylor, R (1, 10)	0-0 FC6-4 1-2f			0-0 6-3			0-0 FC1-6 FC3-6			3	0	0	0	0	0	3				
Ron Fairly, L (1, 3)		0-0 F5			0-0 6-3		0-0 FC3-6 FC4-6			3	0	0	0	0	0	1				
Dave Chalk, R (1, 5)		0-0 5-3			0-0 F8		0-0 FC4-6 1-2f			3	0	0	0	0	0	1				
Rance Mulliniks, L (1, 6)		0-0 1-3			0-0 F8			0-0 4-3		3	0	0	0	0	0	0				
Terry Humphrey, R OBP: 0.333, SLG: 1.000			0-0 F8			0-0 1B 3B		0-0 2-3		3	1	1	0	0	0	0				
Inning Stats	R: 0 E: 0 K: 0 S: 5	H: 2 LOB: 2 BB: 0 P: 5	R: 0 E: 0 K: 0 S: 3	H: 0 LOB: 0 BB: 0 P: 3	R: 0 E: 0 K: 1 S: 5	H: 0 LOB: 0 BB: 0 P: 5	R: 0 E: 0 K: 0 S: 3	H: 0 LOB: 0 BB: 0 P: 3	R: 1 E: 0 K: 0 S: 3	H: 2 LOB: 1 BB: 1 P: 7	R: 0 E: 0 K: 0 S: 3	H: 0 LOB: 1 BB: 1 P: 7	R: 0 E: 0 K: 0 S: 3	H: 0 LOB: 0 BB: 0 P: 3	R: 0 E: 0 K: 0 S: 3	H: 0 LOB: 0 BB: 0 P: 3	1B: 3 2B: 0 3B: 1 HR: 0	SF: 0 SAC: 0 DP: 0 HBP: 0	WP: 0 PB: 0 SB: 0 CS: 2	PA: 29
PITCHER Rick Langford, R ERA: 1.5 Dave Heaverlo, R ERA:	IP: 6.0 WLS: L BF: 22 H: 4 R: 1 ER: 1 SO: 1 BB: 2 IBB: 0 HBP: 0 BLK: 0 WP: 0 HR: 0 S: 22 P: 30 ERA: 1.50 WHIP: 1.000																			

Oakland Athletics @ California Angels
Anaheim Stadium, Anaheim, CA
Fri Apr 07 1978, 9:05 PM EST
Att: 28,194 - Unknown

AB 26
R 1
H 4
RBI 1
BB 2
SO 1
LOB 7



Batter	1	2	3	4	5	6	7	8	9	AB	R	H	RBI	BB	SO	LOB	TOP								
Miguel Dilone, S OBP: 0.286, SLG: 0.429 Gary Alexander, R (7, PH) Dwayne Murphy, L (7, 7)	0-3 K		0-3 K		0-0 4-3		0-0 F9	0-0 F8		3	0	0	0	0	2	2									
Bill North, S (1, 8)	1-0 HBP		4-0 BB		0-3 K		0-3 K		0-0 F8	3	0	0	0	1	2	2									
Gary Thomasson, L (1, 3) OBP: 0.222, SLG: 0.125 (8, 9)	4-0 S BB		0-3 K		0-0 F7			0-0 HBP 1B	0-0 E6 4-1	4	1	1	0	1	1	3									
Tony Armas, R (1, 9) Rob Picciolo, R (8, PR) Mike Adams, R (8, 5)	0-3 K		0-3 K			0-3 K		1-0 SH5-4 1B HR HBP	0-0 4-1	3	0	0	0	0	3	4									
Dave Revering, L (1, 10) OBP: 0.200, SLG: 0.200		0-3 K		0-3 K		0-0 F7		0-0 SH5-4 HR 1B	0-0 F7	5	1	1	1	0	2	1									
Jim Essian, R (1, 2) OBP: 0.286, SLG: 0.333		0-3 K		4-0 1B BB		0-0 F9		0-0 SH5-4		2	0	0	0	1	1	0									
Wayne Gross, L (1, 5) (8, 3)		0-3 K		0-3 K			0-0 G3	0-0 4-3		4	0	0	0	0	2	3									
Mario Guerrero, R (1, 6) OBP: 0.714, SLG: 1.167			4-0 1B BB	0-0 1-3 1B		0-0 F9 BB 1B	0-0 2-H 3-H	HR		3	1	3	3	1	0	0									
Steve Staggs, R (1, 4) OBP: 0.571, SLG: 0.500			0-0 S 1B	0-3 K		0-0 BB	0-0 1-2 2-3	1B		3	0	2	0	1	1	2									
Inning Stats	R: 0 E: 0 K: 2 S: 6	H: 0 LOB: 1 BB: 1 P: 11	R: 0 E: 0 K: 3 S: 9	H: 0 LOB: 0 BB: 0 P: 9	R: 0 E: 0 K: 3 S: 10	H: 1 LOB: 3 BB: 2 P: 18	R: 0 E: 0 K: 3 S: 10	H: 1 LOB: 2 BB: 1 P: 14	R: 0 E: 0 K: 1 S: 5	H: 0 LOB: 0 BB: 0 P: 5	R: 0 E: 0 K: 1 S: 5	H: 0 LOB: 0 BB: 0 P: 5	R: 0 E: 0 K: 1 S: 6	H: 1 LOB: 2 BB: 1 P: 10	R: 4 E: 0 K: 0 S: 7	H: 4 LOB: 2 BB: 0 P: 8	R: 0 E: 1 K: 0 S: 4	H: 0 LOB: 1 BB: 0 P: 4	1B: 6 2B: 0 3B: 0 HR: 1	SF: 0 SAC: 1 DP: 0 HBP: 2	WP: 0 PB: 0 SB: 2 CS: 1	PA: 41			
PITCHER	IP	WLS	BF	H	R	ER	SO	BB	IBB	HBP	BLK	WP	HR	S	P	ERA	WHIP								
Nolan Ryan, R (1, 1) ERA: 0.00	6.0		24	2	0	0	13	4	0	1	0	0	0	45	62	0.00	1.000								
Paul Hartzell, R (7, 1) ERA: 27.0	1.0	L	8	3	3	3	1	1	0	1	0	0	0	8	13	27.00	4.000								
Dave LaRoche, L (8, 1) ERA: 4.5	2.0		9	2	1	1	0	0	0	0	0	0	1	9	9	4.50	1.000								

Oakland Athletics @ California Angels
Anaheim Stadium, Anaheim, CA
Sat Apr 08 1978, 9:05 PM EST
Att: 18,131 - Unknown

AB 33
R 4
H 7
RBI 4
BB 5
SO 14
LOB 22



Batter	1	2	3	4	5	6	7	8	9	AB	R	H	RBI	BB	SO	LOB	BOTTOM								
Rick Miller, L (1, 9) OBP: 0.333, SLG: 0.333	0-0 1-3 S G3 1B		0-0 6-3 6-3 1B	0-3 K			0-0 F2		0-0 F7	5	1	2	0	0	1	3									
Bobby Grich, R (1, 4) OBP: 0.423, SLG: 0.200	0-0 1-3 1-3		0-0 6-3 1-2		0-0 F7		4-0 FC6-4 BB			3	0	0	0	1	0	2									
Lyman Bostock, L (1, 8)	0-0 G3		0-0 6-3 2-3		0-0 4-3		0-0 FC6-4 CS			4	0	0	1	0	0	2									
Joe Rudi, R (1, 7) OBP: 0.429, SLG: 0.200	4-0 BB BB		0-3 K		0-0 F9		0-0 CS	0-0 5-3		3	0	0	0	1	1	1									
Don Baylor, R (1, 10) OBP: 0.286, SLG: 0.167	4-0 1-2 BB			0-0 F7		0-0 3-1 1B 1B		0-0 5-3		3	0	1	0	1	0	0									
Ron Fairly, L (1, 3) OBP: 0.167, SLG: 0.167 Ron Jackson, R (8, PH) (9, 3)	0-3 K		0-3 K		0-0 K		0-0 3-1 1B	0-0 F8		3	0	1	0	0	2	2									
Dave Chalk, R (1, 5) OBP: 0.286, SLG: 0.167		0-0 6-3		0-0 1B 1B		0-0 B1			4-0 BB	3	1	1	0	1	0	2									
Rance Mulliniks, L (1, 6) OBP: 0.167, SLG: 0.167 Carney Lansford, R (9, PH)		0-0 F8		0-0 1B 1B		0-0 3-1			0-0 F9	3	0	1	0	0	0	2									
Terry Humphrey, R (1, 2) OBP: 0.333, SLG: 0.667 Tony Solaita, L (9, PH)		0-0 F7		0-0 1-2 2-H		0-0 K			0-3 K	3	0	1	1	0	1	2									
Inning Stats	R: 1 E: 0 K: 1 S: 6	H: 1 LOB: 2 BB: 2 P: 14	R: 0 E: 0 K: 0 S: 3	H: 0 LOB: 0 BB: 0 P: 3	R: 0 E: 0 K: 1 S: 6	H: 1 LOB: 1 BB: 0 P: 6	R: 1 E: 0 K: 2 S: 10	H: 3 LOB: 2 BB: 0 P: 10	R: 0 E: 0 K: 0 S: 3	H: 2 LOB: 2 BB: 0 P: 7	R: 0 E: 0 K: 1 S: 2	H: 0 LOB: 0 BB: 1 P: 6	R: 0 E: 0 K: 0 S: 3	H: 0 LOB: 0 BB: 0 P: 3	R: 0 E: 0 K: 1 S: 5	H: 0 LOB: 1 BB: 1 P: 9	1B: 7 2B: 0 3B: 0 HR: 0	SF: 0 SAC: 0 DP: 0 HBP: 0	WP: 0 PB: 0 SB: 1 CS: 1	PA: 38					
PITCHER	IP	WLS	BF	H	R	ER	SO	BB	IBB	HBP	BLK	WP	HR	S	P	ERA	WHIP								
Matt Keough, R (1, 1) ERA: 3.0	6.0		27	7	2	2	5	2	0	0	0	0	0	35	43	3.00	1.500								
Bob Lacey, L (7, 1) ERA:	2.0	W	7	0	0	0	0	2	0	0	0	0	0	5	13	0.00	1.000								
Dave Heaverlo, R (9, 1) ERA:	1.0	S	3	0	0	0	1	0	0	0	0	0	0	5	5	0.00	0.000								

Oakland Athletics @ California Angels
Anaheim Stadium, Anaheim, CA
Sat Apr 08 1978, 9:05 PM EST
Att: 18,131 - Unknown

AB 33
R 2
H 7
RBI 2
BB 4
SO 6
LOB 18



Batter	1	2	3	4	5	6	7	8	9	AB	R	H	RBI	BB	SO	LOB	TOP								
Miguel Dilone, S (1,7) OBP: 0.167, SLG: 0.250	E1 S SF9		L6	6-3			4-3		P3	5	1	0	0	0	0	2									
Bill North, S (1,8) OBP: 0.429, SLG: 0.111	SF9 S BB		5-3 BB			K	K		S 1B	3	0	1	0	2	2	0									
Gary Thomasson, L (1,9) OBP: 0.214, SLG: 0.083	K		5-3 BB			K	F7		F6	4	0	0	0	1	2	3									
Dave Revering, L (1,3) OBP: 0.444, SLG: 0.500 Rob Picciolo, R (8, PR) Marty Perez, R (8, 4) Jeff Newman, R (9, PH)			5-3						E8 1B 2B	3	0	2	0	1	0	2									
Jim Essian, R (1,2) OBP: 0.273, SLG: 0.333	SF9		K			5-3			1B 1B	3	0	1	2	0	1	3									
Wayne Gross, L (1,5) OBP: 0.083, SLG: 0.083	1-3					2B 1B	F4		F9	4	0	1	0	0	0	4									
Mike Adams, R (1,10) OBP: 0.400, SLG: 0.500			G5-4-3 BB			K			F5	3	0	1	0	1	1	3									
Mario Guerrero, R (1,6) OBP: 0.636, SLG: 1.000			G5-4-3 1-2				5-3			4	0	2	0	0	0	2									
Steve Staggs, R (1,4) OBP: 0.400, SLG: 0.333 Gary Alexander, R (8, PH) OBP: 0.167, SLG: 0.167			K			F4	F7		K	3	0	0	0	0	1	3									
Inning Stats	R: 1 E: 1 K: 1 S: 6	H: 0 LOB: 2 BB: 2 P: 14	R: 0 E: 0 K: 1 S: 4	H: 0 LOB: 0 BB: 1 P: 8	R: 0 E: 0 K: 1 S: 5	H: 0 LOB: 2 BB: 2 P: 13	R: 0 E: 0 K: 1 S: 7	H: 2 LOB: 1 BB: 0 P: 7	R: 0 E: 0 K: 2 S: 8	H: 1 LOB: 1 BB: 0 P: 8	R: 0 E: 0 K: 0 S: 4	H: 1 LOB: 0 BB: 0 P: 4	R: 0 E: 0 K: 1 S: 5	H: 0 LOB: 0 BB: 0 P: 5	R: 1 E: 1 K: 1 S: 8	H: 3 LOB: 3 BB: 0 P: 8	R: 0 E: 0 K: 0 S: 4	H: 1 LOB: 1 BB: 0 P: 4	1B: 5 2B: 3 3B: 0 HR: 0	SF: 1 SAC: 0 DP: 1 HBP: 0	WP: 0 PB: 0 SB: 3 CS: 0	PA: 40			
PITCHER	IP	WLS	BF	H	R	ER	SO	BB	IBB	HBP	BLK	WP	HR	S	P	ERA	WHIP	PITCHER							
Chris Knapp, R (1,1) ERA: 1.23	7.1	W	33	6	2	1	7	4	1	0	0	0	0	42	62	1.23	1.364								
Dyar Miller, R (8,1) ERA:	1.0		5	2	0	0	1	0	0	0	0	0	0	7	7	0.00	2.000								
Dave LaRoche, L (9,1) ERA: 3.38	0.2	S	2	0	0	0	0	0	0	0	0	0	0	2	2	0.00	0.000								

Oakland Athletics @ California Angels
Anaheim Stadium, Anaheim, CA
Sun Apr 09 1978, 6:33 AM EST
Att: 15,975 - Unknown

AB 34
R 2
H 8
RBI 2
BB 5
SO 8
LOB 26



Batter	1	2	3	4	5	6	7	8	9	AB	R	H	RBI	BB	SO	LOB	BOTTOM								
Rick Miller, L (1,9) OBP: 0.462, SLG: 0.300	E 2B BB			1-2 BB		F7				1	1	0	0	3	0	1									
Bobby Grich, R (1,4) OBP: 0.273, SLG: 0.111	F7		F8	G5-2-3		FC6-4				4	0	0	0	0	0	5									
Lyman Bostock, L (1,8)	E5 2B SF7		4-3			3-1			G3	4	1	0	0	0	0	1									
Joe Rudi, R (1,7) OBP: 0.455, SLG: 0.778	SF7 2B		HR			K			F8	4	1	2	2	0	1	0									
Don Baylor, R (1,10) OBP: 0.364, SLG: 0.444	SF7		2B			BB 1B			1-3	3	0	2	1	0	0	0									
Tony Solaita, L (1,3)	F7		F8			BB			F4	3	0	0	0	1	0	2									
Dave Chalk, R (1,5) OBP: 0.364, SLG: 0.333			BLK 4-3 BB	G5-2-3 2B		F8			K	3	0	1	0	1	1	2									
Rance Mulliniks, L (1,6) OBP: 0.200, SLG: 0.200			K	4-3		G3				4	0	1	0	0	1	2									
Brian Downing, R (1,2) Ron Fairly, L (8, PH) Terry Humphrey, R (9, 2) OBP: 0.333, SLG: 0.667			4-3			BB BB			FC6-4 BB	1	0	0	0	2	0	1									
Inning Stats	R: 2 E: 1 K: 0 S: 5	H: 1 LOB: 1 BB: 1 P: 9	R: 0 E: 0 K: 1 S: 4	H: 0 LOB: 2 BB: 2 P: 12	R: 1 E: 0 K: 0 S: 5	H: 2 LOB: 1 BB: 0 P: 5	R: 0 E: 0 K: 0 S: 3	H: 1 LOB: 2 BB: 2 P: 11	R: 0 E: 0 K: 1 S: 6	H: 1 LOB: 2 BB: 1 P: 10	R: 0 E: 0 K: 0 S: 3	H: 0 LOB: 0 BB: 1 P: 7	R: 0 E: 0 K: 0 S: 3	H: 0 LOB: 0 BB: 0 P: 3	R: 0 E: 0 K: 2 S: 8	H: 1 LOB: 1 BB: 0 P: 8	R: 0 E: 0 K: 0 S: 4	H: 1 LOB: 1 BB: 0 P: 4	1B: 2 2B: 3 3B: 0 HR: 1	SF: 1 SAC: 0 DP: 1 HBP: 0	WP: 0 PB: 0 SB: 0 CS: 1	PA: 37			
PITCHER	IP	WLS	BF	H	R	ER	SO	BB	IBB	HBP	BLK	WP	HR	S	P	ERA	WHIP	PITCHER							
Alan Wirth, R (1,1) ERA: 2.7	3.1	L	18	4	3	1	1	4	0	0	1	0	0	16	32	2.70	2.400								
Elias Sosa, R (4,1) ERA:	4.2		18	2	0	0	3	3	0	0	0	0	0	21	33	0.00	1.071								

Oakland Athletics @ California Angels
Anaheim Stadium, Anaheim, CA
Sun Apr 09 1978, 6:33 AM EST
Att: 15,975 - Unknown

AB 28
R 3
H 6
RBI 3
BB 7
SO 4
LOB 15



Batter	1	2	3	4	5	6	7	8	9	AB	R	H	RBI	BB	SO	LOB	TOP					
Julio Cruz, S (1, 4)										3	0	0	0	0	0	1	Seattle Mariners @ Oakland Athletics Oakland-Alameda County Coliseum, Oakland, CA Mon Apr 10 1978, 6:05 PM PST Att: 17,283 - Unknown					
Steve Braun, L (8, FH)										1	0	0	0	0	0	1						
Jose Baez, R OBP: 0.333, SLG: 0.231 (8, 4)										0	0	0	0	0	0	0						
Bruce Bochte, L OBP: 0.400, SLG: 0.636 (1, 7)										3	0	0	0	1	1	1						
Leon Roberts, R OBP: 0.375, SLG: 0.714 (1, 9)										3	0	1	0	1	0	0						
Leroy Stanton, R OBP: 0.348, SLG: 0.250 Larry Milbourne, S (7, PR)										3	0	1	0	0	1	1						
John Hale, L OBP: 0.250, SLG: 0.200 (9, FH)										0	0	0	0	0	0	0						
Ruppert Jones, L OBP: 0.476, SLG: 0.706 (1, 8)											3	0	0	0	0	0						
Bill Stein, R OBP: 0.091, SLG: 0.048 (1, 5)											2	0	0	0	1	0						
Dan Meyer, L OBP: 0.217, SLG: 0.286 (1, 3)											2	0	0	0	1	0						
Kevin Pasley, R OBP: 0.250, SLG: 0.250 Bob Stinson, S (7, FH)											2	0	0	0	0	1						
Bob Stinson, S OBP: 0.429, SLG: 0.429 (7, 2)										1	0	0	0	0	0	3						
Craig Reynolds, L OBP: 0.357, SLG: 0.538 (1, 6)										2	0	1	0	1	0	0						
Inning Stats	R: 0 E: 0 K: 1 S: 5	H: 1 LOB: 1 BB: 1 P: 9	R: 0 E: 0 K: 0 S: 3	H: 0 LOB: 0 BB: 0 P: 3	R: 0 E: 0 K: 0 S: 2	H: 0 LOB: 0 BB: 1 P: 6	R: 0 E: 0 K: 1 S: 5	H: 0 LOB: 0 BB: 0 P: 5	R: 0 E: 0 K: 0 S: 3	H: 0 LOB: 1 BB: 1 P: 7	R: 0 E: 0 K: 0 S: 3	H: 0 LOB: 0 BB: 0 P: 3	R: 0 E: 1 K: 0 S: 4	H: 1 LOB: 3 BB: 2 P: 12	R: 0 E: 0 K: 0 S: 3	H: 1 LOB: 0 BB: 0 P: 3	R: 0 E: 0 K: 1 S: 5	H: 0 LOB: 0 BB: 0 P: 5	1B: 3 2B: 0 3B: 0 HR: 0	SF: 0 SAC: 1 DP: 2 HBP: 0	WP: 0 PB: 0 SB: 0 CS: 1	PA: 32
PITCHER	IP	WLS	BF	H	R	ER	SO	BB	IBB	HBP	BLK	WP	HR	S	P	ERA	WHIP					
John Henry Johnson, L ERA: 0.00 (1, 1)	6.0	W	23	2	0	0	2	4	0	0	0	0	0	23	39	0.00	1.000					
Dave Heaverlo, R ERA: 0.00 (7, 1)	3.0	S	9	1	0	0	1	0	1	0	0	0	0	10	14	0.00	0.333					

AB	26
R	0
H	3
RBI	0
BB	5
SO	3
LOB	12



Batter	1	2	3	4	5	6	7	8	9	AB	R	H	RBI	BB	SO	LOB	BOTTOM				
Miguel Dilone, S OBP: 0.313, SLG: 0.438 (1, 7)										4	1	3	0	0	0	0	Seattle Mariners @ Oakland Athletics Oakland-Alameda County Coliseum, Oakland, CA Mon Apr 10 1978, 6:05 PM PST Att: 17,283 - Unknown				
Gary Thomasson, L OBP: 0.167, SLG: 0.063 (1, 9)										4	0	0	0	0	2	4					
Tony Armas, R (1, 8)										1	0	0	0	0	0	1					
Dwayne Murphy, L (2, 8)										1	0	0	0	1	0	0					
Bill North, S OBP: 0.400, SLG: 0.100 (7, FH)										1	0	0	0	0	2	2					
Gary Alexander, R OBP: 0.400, SLG: 0.250 (1, 10)										2	0	1	1	2	0	2					
Dave Revering, L OBP: 0.385, SLG: 0.417 (1, 3)										4	0	1	0	0	0	4					
Jim Essian, R OBP: 0.400, SLG: 0.364 (1, 2)										2	0	1	0	2	1	0					
Wayne Gross, L OBP: 0.063, SLG: 0.063 (1, 5)										4	0	0	0	0	1	5					
Mario Guerrero, R OBP: 0.467, SLG: 0.714 (1, 6)										4	0	0	0	0	0	2					
Steve Staggs, R OBP: 0.385, SLG: 0.273 (1, 4)									2	0	0	0	1	0	1						
Inning Stats	R: 1 E: 0 K: 1 S: 8	H: 3 LOB: 3 BB: 1 P: 12	R: 0 E: 0 K: 0 S: 3	H: 0 LOB: 0 BB: 0 P: 3	R: 0 E: 0 K: 0 S: 3	H: 0 LOB: 1 BB: 1 P: 7	R: 0 E: 0 K: 0 S: 4	H: 1 LOB: 1 BB: 0 P: 4	R: 0 E: 0 K: 0 S: 5	H: 1 LOB: 1 BB: 1 P: 9	R: 0 E: 0 K: 0 S: 3	H: 0 LOB: 1 BB: 1 P: 7	R: 0 E: 1 K: 1 S: 6	H: 1 LOB: 3 BB: 2 P: 14	R: 0 E: 0 K: 1 S: 5	H: 0 LOB: 0 BB: 0 P: 5	1B: 5 2B: 1 3B: 0 HR: 0	SF: 0 SAC: 0 DP: 1 HBP: 0	WP: 0 PB: 0 SB: 2 CS: 0	PA: 35	
PITCHER	IP	WLS	BF	H	R	ER	SO	BB	IBB	HBP	BLK	WP	HR	S	P	ERA	WHIP				
Glenn Abbott, R ERA: 2.53 (1, 1)	4.1	L	21	5	1	1	2	3	0	0	0	0	0	22	34	2.08	1.846				
John Montague, R ERA: 5.4 (5, 1)	1.2		7	1	0	0	0	2	0	0	0	0	0	5	13	0.00	1.800				
Shane Rawley, L ERA: (7, 1)	2.0		7	0	0	0	2	0	1	0	0	0	0	10	14	0.00	0.000				

AB	29
R	1
H	6
RBI	1
BB	6
SO	4
LOB	21



Batter	1	2	3	4	5	6	7	8	9	AB	R	H	RBI	BB	SO	LOB	TOP								
Julio Cruz, S OBP: 0.273, SLG: 0.111 (1,4)	0-0 6-3		0-0 1-3		0-0 1B			4-0 E BB		3	0	1	0	1	0	0	Seattle Mariners @ Oakland Athletics Oakland-Alameda County Coliseum, Oakland, CA Tue Apr 11 1978, 6:05 PM PST Att: 1,890 - Unknown livebaseballscores.com								
Bruce Bochte, L OBP: 0.345, SLG: 0.538 (1,7)	0-3 K		0-0 F7		0-0 6-3			0-0 E6 1-2		4	0	0	0	0	1	2									
Dan Meyer, L OBP: 0.222, SLG: 0.280 (1,3)	0-0 1B 1B		0-0 F9		0-0 P3			0-0 P3		4	0	1	0	0	0	2									
Leroy Stanton, R OBP: 0.333, SLG: 0.250 (1,10)	0-0 1-2 1B			0-3 K		0-0 P3		0-0 F5		4	0	1	0	0	1	2									
Ruppert Jones, L OBP: 0.400, SLG: 0.571 (1,8)	0-3 K			0-3 K		0-0 F9			0-3 K	4	0	0	0	0	3	2									
John Hale, L OBP: 0.250, SLG: 0.167 (1,9)		0-3 K		4-0 BB			0-3 K		0-0 4-3	3	0	0	0	1	2	0									
Bill Stein, R OBP: 0.154, SLG: 0.120 (1,5)		0-0 FC4-6 1B		0-3 K			0-3 K		0-0 1B	4	0	2	0	0	2	1									
Bob Stinson, S OBP: 0.368, SLG: 0.353 (1,2)		0-0 F8			0-0 F9			0-0 4-3	0-3 K	3	0	0	0	0	0	1									
Bob Robertson, R (9, PH)		0-0 F8			0-0 F9			0-0 4-3	0-3 K	1	0	0	0	0	1	1									
Craig Reynolds, L OBP: 0.313, SLG: 0.467 (1,6)		0-0 FC4-6			0-0 F6			0-3 K		2	0	0	0	0	0	1									
Steve Braun, L (8, PH)										1	0	0	0	0	1	0									
Larry Milbourne, S (8, 6)		1-2								0	0	0	0	0	0	0									
Inning Stats	R: 0 E: 0 K: 2 S: 9	H: 2 LOB: 2 BB: 0 P: 9	R: 0 E: 0 K: 1 S: 6	H: 1 LOB: 1 BB: 0 P: 6	R: 0 E: 0 K: 3 S: 3	H: 0 LOB: 0 BB: 0 P: 3	R: 0 E: 0 K: 3 S: 9	H: 0 LOB: 1 BB: 1 P: 13	R: 0 E: 0 K: 0 S: 4	H: 1 LOB: 1 BB: 0 P: 4	R: 0 E: 0 K: 0 S: 3	H: 0 LOB: 0 BB: 0 P: 3	R: 0 E: 0 K: 2 S: 7	H: 0 LOB: 0 BB: 0 P: 7	R: 0 E: 1 K: 1 S: 6	H: 0 LOB: 2 BB: 1 P: 10	R: 0 E: 0 K: 2 S: 8	H: 1 LOB: 1 BB: 0 P: 8	1B: 5 2B: 0 3B: 0 HR: 0	SF: 0 SAC: 0 DP: 0 HBP: 0	WP: 0 PB: 0 SB: 0 CS: 0	PA: 35			
PITCHER	IP	WLS	BF	H	R	ER	SO	BB	IBB	HBP	BLK	WP	HR	S	P	ERA	WHIP								
Pete Broberg, R ERA: (1,1)	7.1	W	29	4	0	0	9	2	0	0	0	0	0	45	53	0.00	0.818								
Bob Lacey, L ERA: (8,1)	1.1		5	1	0	0	1	0	0	0	0	0	0	7	7	0.00	0.750								
Elias Sosa, R ERA: (9,1)	0.1	S	1	0	0	0	1	0	0	0	0	0	0	3	3	0.00	0.000								

Batter	1	2	3	4	5	6	7	8	9	AB	R	H	RBI	BB	SO	LOB	BOTTOM									
Miguel Dilone, S OBP: 0.316, SLG: 0.421 (1,7)	0-0 S HR 1B		0-3 K		0-0 6-3			0-0 SH5-4 1-2		3	1	1	0	0	1	0	Seattle Mariners @ Oakland Athletics Oakland-Alameda County Coliseum, Oakland, CA Tue Apr 11 1978, 6:05 PM PST Att: 1,890 - Unknown livebaseballscores.com									
Mike Edwards, R (1,4)	0-0 1-3		0-0 1-3		0-0 1-3			0-0 6-3		3	0	0	0	0	0	1										
Mike Adams, R OBP: 0.333, SLG: 0.400 (8, PH)	0-0 1-2							0-0 6-3		1	0	0	0	0	0	1										
Steve Staggs, R OBP: 0.385, SLG: 0.273 (9,4)										0	0	0	0	0	0	0										
Gary Thomasson, L OBP: 0.136, SLG: 0.050 (1,9)	0-0 F4		0-0 3-1		0-0 4-3			0-0 F7		4	0	0	0	0	0	2										
Gary Alexander, R OBP: 0.385, SLG: 0.545 (1,10)	0-0 2H HR			0-3 K		0-0 F8			0-0 F8	3	1	1	2	0	1	0										
Dave Revering, L OBP: 0.375, SLG: 0.467 (1,3)	0-0 F7			0-0 2B		0-0 3-1				3	0	1	0	0	0	0										
Jim Essian, R OBP: 0.333, SLG: 0.286 (1,2)		0-0 F7		0-0 5-3			0-0 5-3			3	0	0	0	0	0	1										
Wayne Gross, L OBP: 0.158, SLG: 0.059 (1,5)		4-0 BB		4-0 FC6-4 BB		0-0 5-3		0-0 5-3		1	0	0	0	2	0	0										
Mario Guerrero, R OBP: 0.389, SLG: 0.588 (1,6)		0-0 P3		0-0 FC6-4 1-2		0-0 L1				3	0	0	0	0	0	3										
Tony Armas, R OBP: 0.167, SLG: 0.091 (1,8)		0-0 F8			0-0 4-3			0-0 SH5-4 1B		3	0	1	0	0	0	1										
Inning Stats	R: 2 E: 0 K: 0 S: 5	H: 2 LOB: 0 BB: 0 P: 5	R: 0 E: 0 K: 0 S: 3	H: 0 LOB: 1 BB: 1 P: 7	R: 0 E: 0 K: 1 S: 5	H: 0 LOB: 0 BB: 0 P: 5	R: 0 E: 0 K: 1 S: 6	H: 1 LOB: 2 BB: 1 P: 10	R: 0 E: 0 K: 0 S: 3	H: 0 LOB: 0 BB: 0 P: 3	R: 0 E: 0 K: 0 S: 3	H: 0 LOB: 0 BB: 0 P: 3	R: 0 E: 0 K: 0 S: 3	H: 0 LOB: 0 BB: 0 P: 3	R: 0 E: 0 K: 0 S: 4	H: 1 LOB: 1 BB: 0 P: 4	R: 0 E: 0 K: 0 S: 4	H: 1 LOB: 1 BB: 0 P: 4	1B: 2 2B: 1 3B: 0 HR: 1	SF: 0 SAC: 1 DP: 0 HBP: 0	WP: 0 PB: 0 SB: 1 CS: 0	PA: 30				
PITCHER	IP	WLS	BF	H	R	ER	SO	BB	IBB	HBP	BLK	WP	HR	S	P	ERA	WHIP									
Dick Pole, R ERA: 5.99 (1,1)	8.0	L	30	4	2	2	2	2	0	0	0	0	0	1	32	40	2.25	0.750								

AB 33
R 0
H 5
RBI 0
BB 2
SO 11
LOB 12



AB 27
R 2
H 4
RBI 2
BB 2
SO 2
LOB 9



Batter	1	2	3	4	5	6	7	8	9	AB	R	H	RBI	BB	SO	LOB	TOP								
Julio Cruz, S OBP: 0.267, SLG: 0.154 (1, 4)	F7		1-3			1B	6-3			4	0	1	0	0	0	1	Seattle Mariners @ Oakland Athletics Oakland-Alameda County Coliseum, Oakland, CA Wed Apr 12, 1978, 6:05 PM PST Att: 1,742 - Unknown								
Bruce Bochte, L OBP: 0.333, SLG: 0.533 (1, 7)	F8			F7		F7		4-3 SF7 2B		4	1	1	0	0	0	1									
Dan Meyer, L OBP: 0.226, SLG: 0.250 (1, 3)	6-3			F6				4-3		3	0	0	0	1	0	1									
Leroy Stanton, R OBP: 0.300, SLG: 0.222 Steve Braun, L (8, PH)		K		K		1-3		SF7		3	0	0	0	0	2	2									
Ruppert Jones, L OBP: 0.379, SLG: 0.500 (1, 8)		2B BB			F8		K	4-3		3	0	0	0	1	1	0									
John Hale, L OBP: 0.250, SLG: 0.227 (1, 9)					P2		4-3		P2	4	0	1	0	0	0	0									
Bill Stein, R OBP: 0.200, SLG: 0.207 (1, 5)									K	4	1	2	0	0	1	1									
Bob Stinson, S OBP: 0.435, SLG: 0.400 (1, 2)					P3					3	1	2	1	1	0	1									
Craig Reynolds, L OBP: 0.300, SLG: 0.526 (1, 6)			G4-3			F6			P3	4	0	1	1	0	0	2									
Inning Stats	R: 0 E: 0 K: 0 S: 3	H: 0 LOB: 0 BB: 0 P: 3	R: 0 E: 0 K: 1 S: 5	H: 1 LOB: 1 BB: 1 P: 9	R: 0 E: 0 K: 0 S: 2	H: 0 LOB: 0 BB: 1 P: 6	R: 0 E: 0 K: 1 S: 5	H: 0 LOB: 0 BB: 0 P: 5	R: 0 E: 0 K: 0 S: 4	H: 1 LOB: 1 BB: 0 P: 4	R: 0 E: 0 K: 0 S: 4	H: 1 LOB: 2 BB: 1 P: 8	R: 2 E: 0 K: 1 S: 8	H: 3 LOB: 1 BB: 0 P: 8	R: 1 E: 0 K: 0 S: 4	H: 1 LOB: 0 BB: 0 P: 4	R: 0 E: 0 K: 1 S: 6	H: 1 LOB: 1 BB: 0 P: 6	1B: 4 2B: 3 3B: 1 HR: 0	SF: 1 SAC: 0 DP: 1 HBP: 0	WP: 0 PB: 0 SB: 1 CS: 0	PA: 36			
PITCHER	IP	WLS	BF	H	R	ER	SO	BB	IBB	HBP	BLK	WP	HR	S	P	ERA	WHIP								
Rick Langford, R ERA: 2.13 (1, 1)	6.2		27	6	2	2	3	2	1	0	0	0	0	30	42	2.70	1.200								
Bob Lacey, L ERA: 2.25 (7, 1)	0.2		3	1	1	1	0	0	0	0	0	0	0	3	3	13.50	1.500								
Dave Heaverlo, R ERA: (8, 1)	1.2	W	6	1	0	0	1	0	0	0	0	0	0	8	8	0.00	0.600								

AB	32
R	3
H	8
RBI	3
BB	3
SO	4
LOB	9



Batter	1	2	3	4	5	6	7	8	9	AB	R	H	RBI	BB	SO	LOB	BOTTOM								
Miguel Dilone, S OBP: 0.261, SLG: 0.348 (1, 7)	K		CS	F7		K	P2			4	0	0	0	0	2	3	Seattle Mariners @ Oakland Athletics Oakland-Alameda County Coliseum, Oakland, CA Wed Apr 12, 1978, 6:05 PM PST Att: 1,742 - Unknown								
Mike Edwards, R OBP: 0.143, SLG: 0.143 (1, 4)				E3 1B		P3		4-3		4	0	1	0	0	0	0									
Mario Guerrero, R OBP: 0.409, SLG: 0.571 (1, 6)	1-3			G5-4-3 1B			E6 WP E			4	1	2	0	0	0	1									
Gary Alexander, R OBP: 0.353, SLG: 0.467 (1, 10)				G5-4-3 1B		G5-4-3	K	K		4	0	1	0	0	2	4									
Dave Revering, L OBP: 0.316, SLG: 0.389 Dwayne Murphy, L (7, PR) (8, 9)				F7			E3 BB	4-3		3	0	0	0	0	0	1									
Mike Adams, R OBP: 0.286, SLG: 0.333 (8, PH) (9, 5)							1B			1	0	0	0	0	0	1									
Jim Essian, R OBP: 0.333, SLG: 0.250 Bill North, S OBP: 0.400, SLG: 0.100 Jeff Newman, R OBP: 0.300, SLG: 2.000 (8, 2)				G5-4-3		F6				2	0	0	0	1	0	1									
Wayne Gross, L OBP: 0.227, SLG: 0.150 (9, 3)							1B BB		HR	0	1	1	1	0	0	0									
Tony Armas, R OBP: 0.200, SLG: 0.143 (1, 8)										3	0	2	1	0	0	0									
Gary Thomasson, L OBP: 0.160, SLG: 0.087 (8, 3) (9, 9)										3	0	1	0	0	1	3									
Inning Stats	R: 0 E: 0 K: 1 S: 5	H: 1 LOB: 0 BB: 0 P: 5	R: 0 E: 0 K: 0 S: 3	H: 1 LOB: 0 BB: 0 P: 3	R: 0 E: 0 K: 1 S: 5	H: 1 LOB: 0 BB: 0 P: 5	R: 0 E: 1 K: 0 S: 4	H: 1 LOB: 1 BB: 0 P: 4	R: 0 E: 0 K: 0 S: 4	H: 1 LOB: 1 BB: 0 P: 4	R: 0 E: 0 K: 1 S: 5	H: 0 LOB: 0 BB: 0 P: 5	R: 3 E: 2 K: 2 S: 11	H: 2 LOB: 3 BB: 1 P: 15	R: 0 E: 0 K: 1 S: 6	H: 1 LOB: 0 BB: 0 P: 6	R: 1 E: 0 K: 0 S: 1	H: 1 LOB: 0 BB: 0 P: 1	1B: 8 2B: 0 3B: 0 HR: 1	SF: 0 SAC: 0 DP: 2 HBP: 0	WP: 1 PB: 0 SB: 0 CS: 2	PA: 34			
PITCHER	IP	WLS	BF	H	R	ER	SO	BB	IBB	HBP	BLK	WP	HR	S	P	ERA	WHIP								
Rick Honeycutt, L ERA: 2.03 (1, 1)	6.1		25	6	3	0	4	1	0	0	0	0	0	32	36	0.00	1.105								
Enrique Romo, R ERA: (7, 1)	1.1		6	2	0	0	2	0	0	0	0	0	0	10	10	0.00	1.500								
Shane Rawley, L ERA: 1.13 (8, 1)	0.1	L	2	1	1	1	0	0	0	0	0	0	1	2	2	27.00	3.000								



Batter	1	2	3	4	5	6	7	8	9	AB	R	H	RBI	BB	SO	LOB	TOP		
Ken Landreaux, L (1, 9) OBP: 0.250, SLG: 0.250	0-0 4-3		0-0 G6-4-3 1B		0-0 4-3			0-0 6-3		4	0	1	0	0	0	1			
Bobby Grich, R (1, 4) OBP: 0.354, SLG: 0.296	4-0 FC6-4 BB		0-0 G6-4-3 1-2			4-0 G4-6-3 BB		0-0 F9		2	0	0	0	2	0	1			
Lyman Bostock, L (1, 8) OBP: 0.094, SLG: 0.065	0-0 F8		0-0 F9			0-0 G4-6-3 1-2		0-0 F7		4	0	0	0	0	0	2			
Joe Rudi, R (1, 10) OBP: 0.355, SLG: 0.643 Ron Jackson, R (9, PH)	0-0 FC6-4 1-2			0-3 K		0-3 K		1-0 HBP		3	0	0	0	0	2	1			
Don Baylor, R (1, 7) OBP: 0.323, SLG: 0.571		0-0 6-3 4-3 1B		4-0 L4-3 BB			0-0 5-3		0-0 F4	3	1	1	0	1	0	1			
Tony Solaita, L (1, 3) OBP: 0.231, SLG: 0.091 Carney Lansford, R (7, PR) Ron Fairly, L (7, 3) OBP: 0.316, SLG: 0.278		0-0 4-3		0-0 L4-3			4-0 G1-4-3 BB			2	0	0	0	1	0	2			
Dave Chalk, R (1, 5) OBP: 0.357, SLG: 0.292		0-0 6-3			0-0 5-3		0-0 G1-4-3 1-2			3	0	0	0	0	0	2			
Rance Mulliniks, L (1, 6) OBP: 0.259, SLG: 0.208		0-0		4-0 S BB			0-0 4-3			2	0	1	1	1	0	0			
Brian Downing, R (1, 2) OBP: 0.444, SLG: 0.167		0-0 3-H F9		0-0 F8			0-0 1-3			3	0	0	0	0	0	2			
Inning Stats	R: 0 E: 0 K: 0 S: 3	H: 0 LOB: 1 BB: 1 P: 7	R: 1 E: 0 K: 0 S: 5	H: 2 LOB: 1 BB: 0 P: 5	R: 0 E: 0 K: 0 S: 3	H: 1 LOB: 0 BB: 0 P: 3	R: 0 E: 0 K: 1 S: 4	H: 0 LOB: 1 BB: 1 P: 8	R: 0 E: 0 K: 0 S: 2	H: 0 LOB: 1 BB: 1 P: 6	R: 0 E: 0 K: 0 S: 3	H: 0 LOB: 0 BB: 0 P: 3	R: 0 E: 0 K: 0 S: 3	H: 0 LOB: 1 BB: 0 P: 4	1B: 3 2B: 1 3B: 0 HR: 0	SF: 0 SAC: 0 DP: 4 HBP: 1	WP: 0 PB: 0 SB: 1 CS: 0	PA: 32	
PITCHER	IP WLS BF H R ER SO BB IBB HBP BLK WP HR S P ERA WHIP																		
Alan Wirth, R (1, 1) ERA: 1.86	6.1	WLS	BF	H	R	ER	SO	BB	IBB	HBP	BLK	WP	HR	S	P	ERA	WHIP		
Dave Heaverlo, R (7, 1) ERA:	2.2	W	8	0	0	0	0	0	0	1	0	0	0	7	8	0.00	0.000		

California Angels @ Oakland Athletics
Oakland-Alameda County Coliseum, Oakland, CA
Fri Apr 14 1978, 6:05 PM PST
Att: 2,973 - Unknown

AB	26
R	1
H	3
RBI	1
BB	5
SO	2
LOB	12

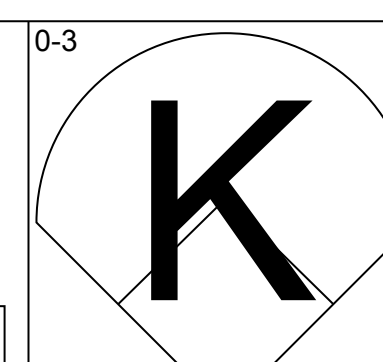
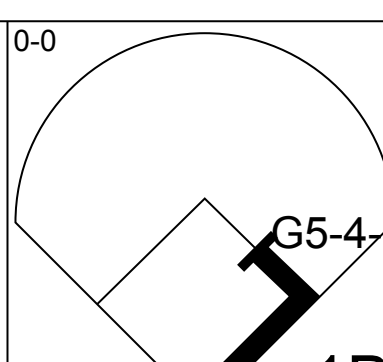
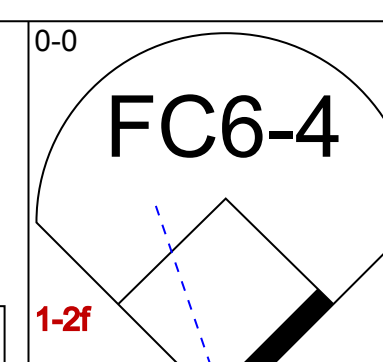
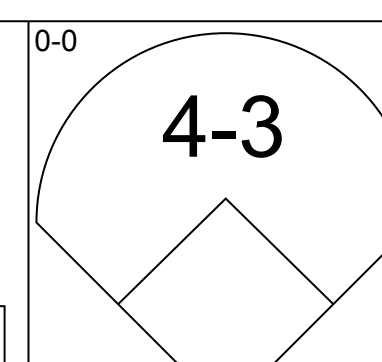
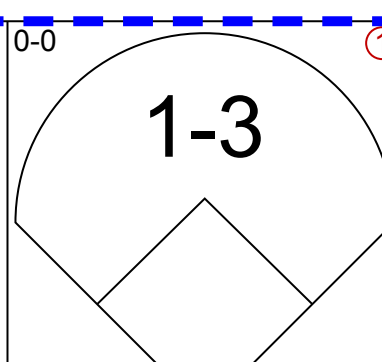
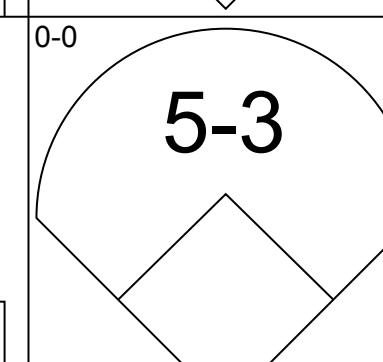
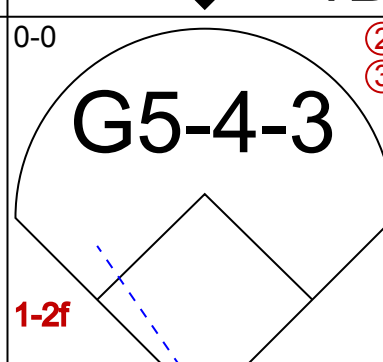
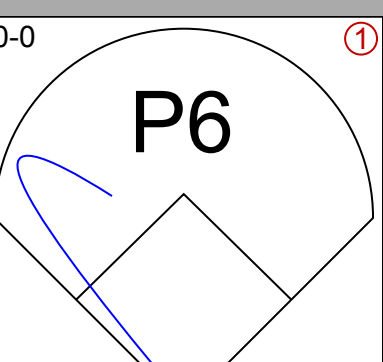
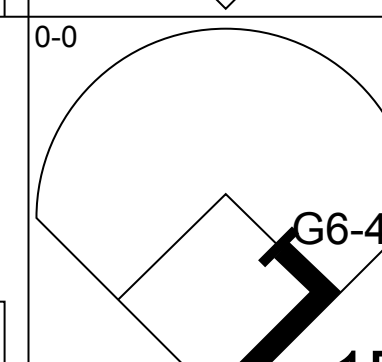
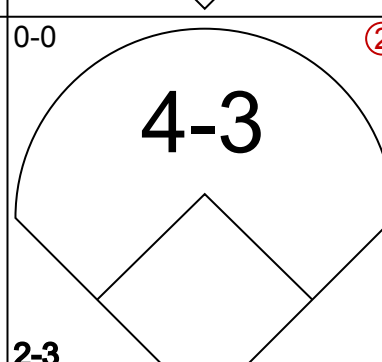
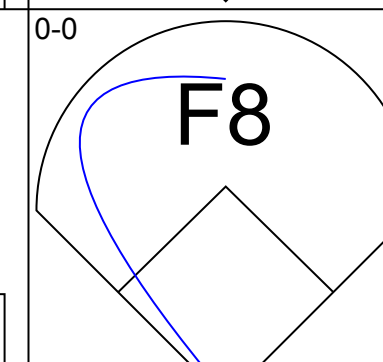
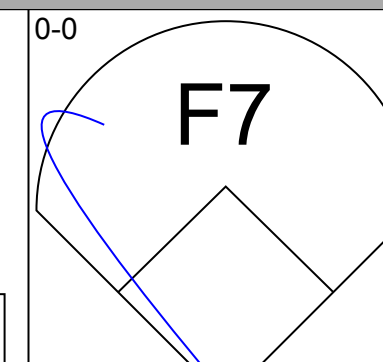
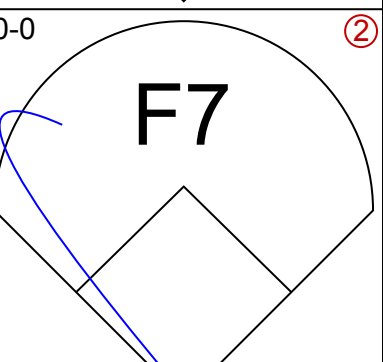
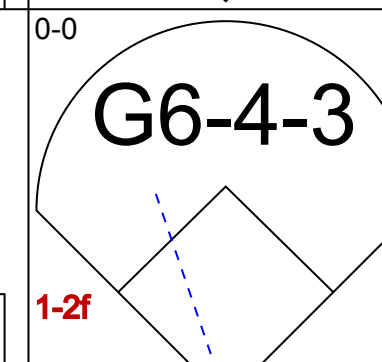
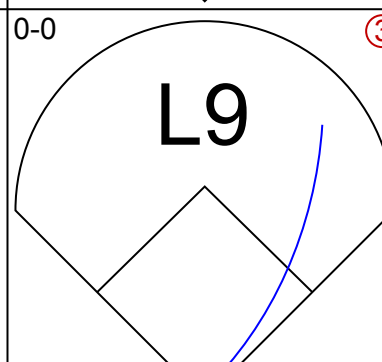
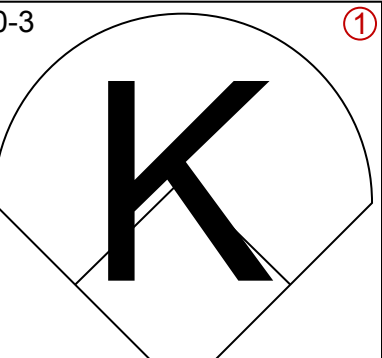
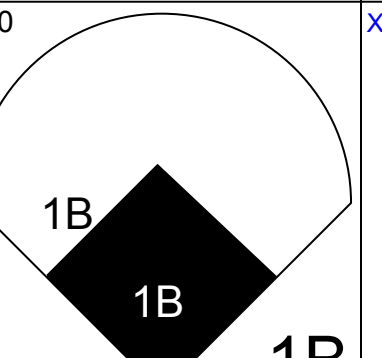
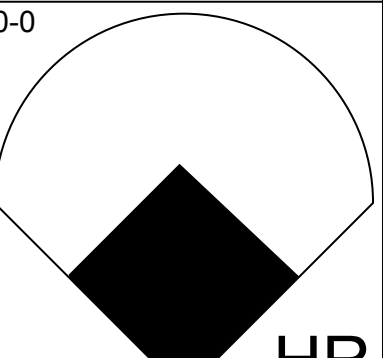
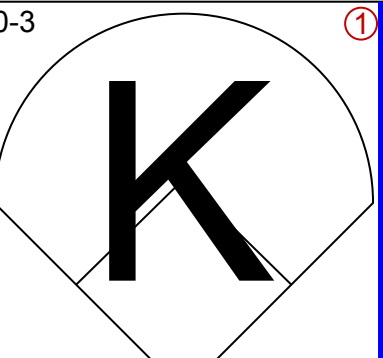
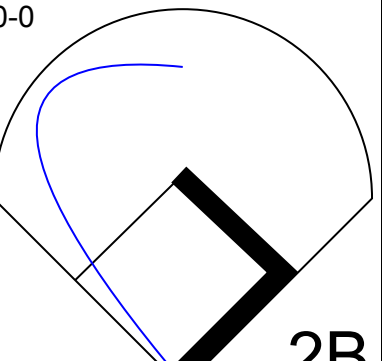
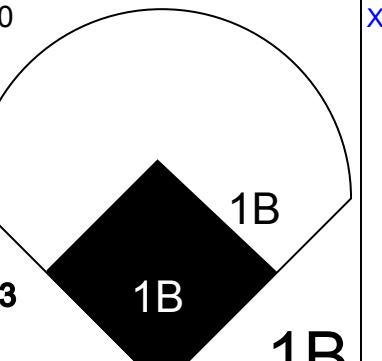
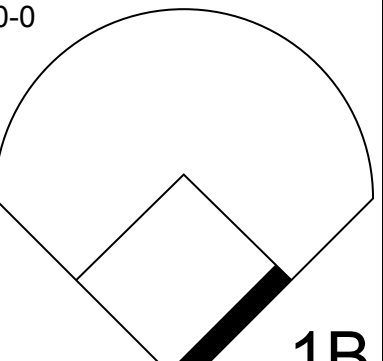
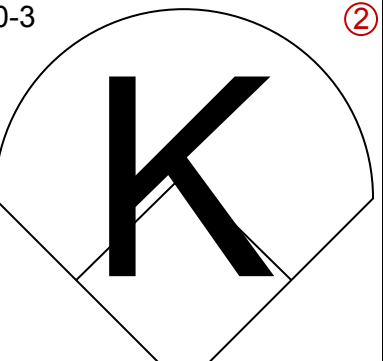
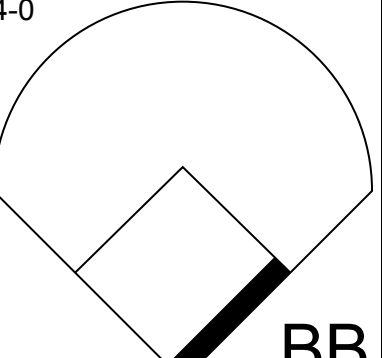
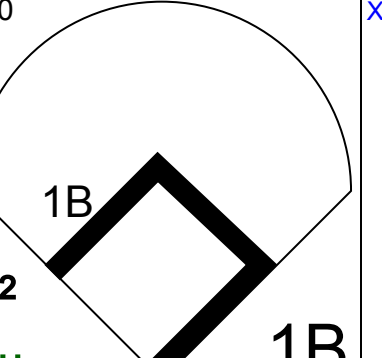
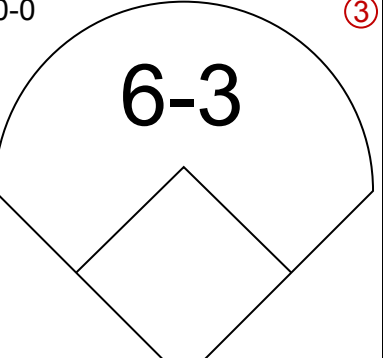
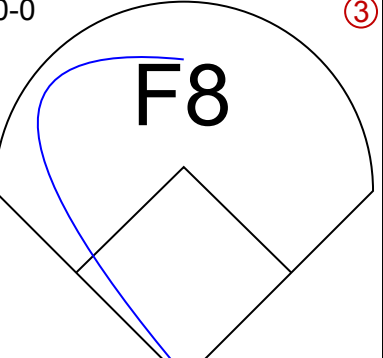
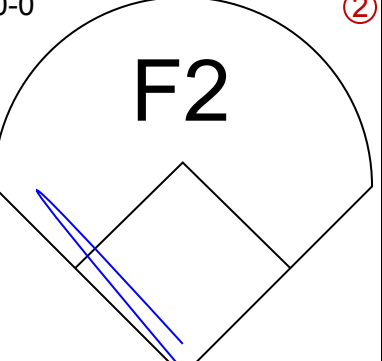
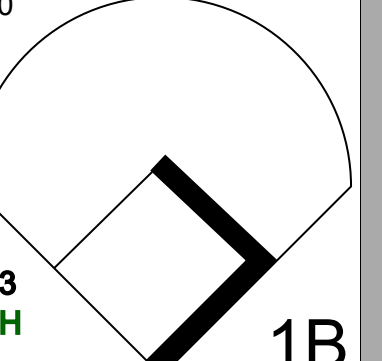
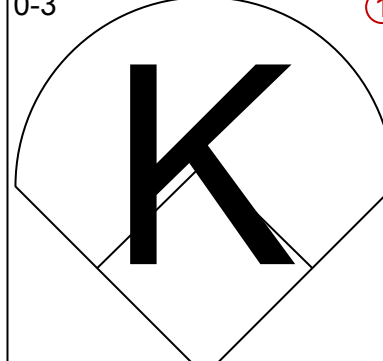
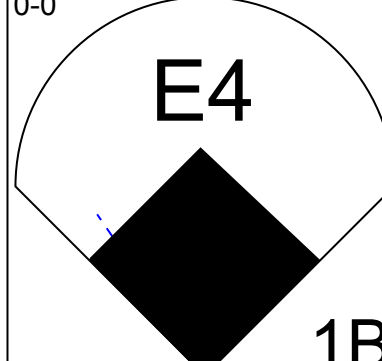
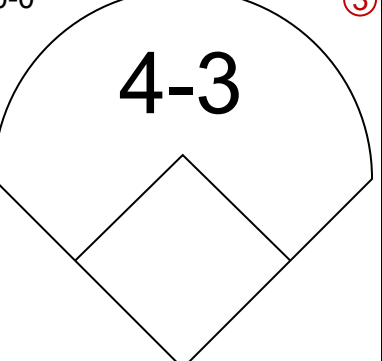
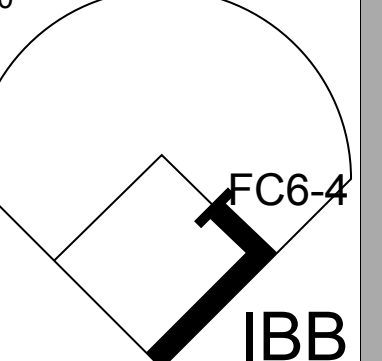
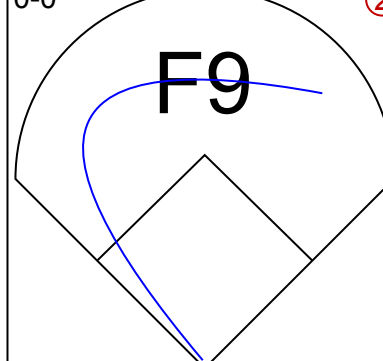
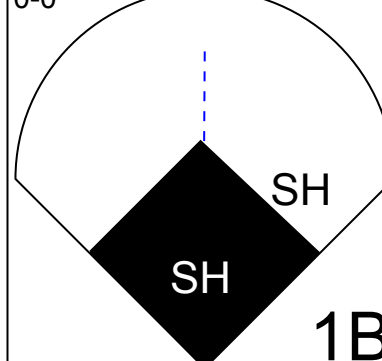
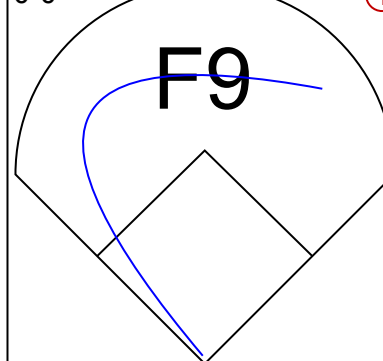
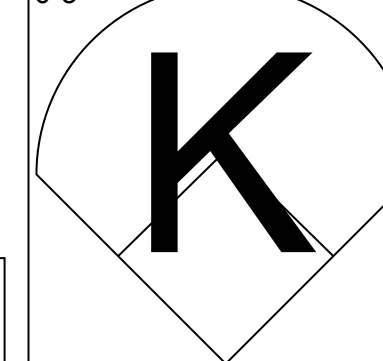

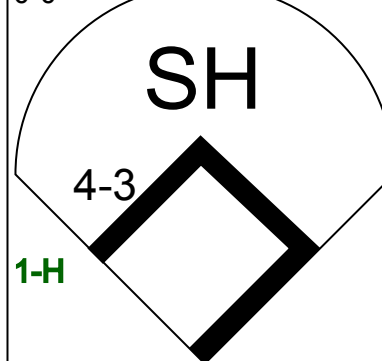


Batter	1	2	3	4	5	6	7	8	9	AB	R	H	RBI	BB	SO	LOB	BOTTOM			
Miguel Dilone, S (1, 7) OBP: 0.258, SLG: 0.333	4-0 8-3 BB		0-0 1B 2H 2B		0-0 G3		0-0 F7			3	0	1	1	1	0	2				
Mike Edwards, R (1, 4) OBP: 0.250, SLG: 0.250 Bill North, S (7, PH) Steve Staggs, R (8, 4) OBP: 0.429, SLG: 0.273	0-0 8-3 1-2		0-0 2-3 1B			0-0 1-3	0-0 F7			3	0	1	0	0	0	1				
Mario Guerrero, R (1, 6) OBP: 0.414, SLG: 0.607	0-0 F6		0-0 F8			0-0 3B		0-0 4-3		4	0	1	0	0	0	2				
Gary Alexander, R (1, 10) OBP: 0.360, SLG: 0.696 Mike Adams, R (8, PR) OBP: 0.296, SLG: 0.333		0-3 K		0-0 3B		0-3 K		0-0 4-3 2B		4	0	2	0	0	2	1				
Dave Revering, L (1, 3) OBP: 0.231, SLG: 0.280		0-0 4-3		0-0 G3		0-0 F6		0-0 4-3		4	0	0	0	0	0	3				
Jim Essian, R (1, 2) OBP: 0.286, SLG: 0.182		0-0 5-3		0-0 F4			0-0 6-3	0-3 K		4	0	0	0	0	1	3				
Wayne Gross, L (1, 5) OBP: 0.286, SLG: 0.346			0-0 3-1	0-3 K			0-0 HR			3	1	1	1	0	1	1				
Tony Armas, R (1, 8) OBP: 0.238, SLG: 0.200			0-0 S 2B 1B		0-3 K		0-0 1B			3	1	2	0	0	1	0				
Gary Thomasson, L (1, 9) OBP: 0.194, SLG: 0.107 Dwayne Murphy, L (7, PR) (8, 9)			0-3 K		0-0 F8		0-0 1-2 1B			3	0	1	0	0	1	1				
Inning Stats	R: 0 E: 0 K: 0 S: 2	H: 0 LOB: 0 BB: 1 P: 6	R: 0 E: 0 K: 1 S: 5	H: 0 LOB: 0 BB: 0 P: 5	R: 1 E: 0 K: 1 S: 8	H: 3 LOB: 2 BB: 0 P: 8	R: 0 E: 0 K: 1 S: 6	H: 1 LOB: 1 BB: 0 P: 6	R: 0 E: 0 K: 0 S: 6	H: 3 LOB: 2 BB: 0 P: 6	R: 1 E: 0 K: 0 S: 6	H: 3 LOB: 2 BB: 0 P: 6	R: 0 E: 0 K: 1 S: 6	H: 1 LOB: 2 BB: 0 P: 6	1B: 4 2B: 3 3B: 2 HR: 1	SF: 0 SAC: 0 DP: 1 HBP: 0	WP: 0 PB: 0 SB: 1 CS: 0	PA: 33		
PITCHER	IP WLS BF H R ER SO BB IBB HBP BLK WP HR S P ERA WHIP																			
Chris Knapp, R (1, 1) ERA: 1.98	6.1	L	26	7	2	2	5	1	0	0	0	0	0	1	35	39	2.84	1.263		
Paul Hartzell, R (7, 1) ERA: 7.36	1.2		7	2	0	0	1	0	0	0	0	0	0	9	9	0.00	1.200			

California Angels @ Oakland Athletics
Oakland-Alameda County Coliseum, Oakland, CA
Fri Apr 14 1978, 6:05 PM PST
Att: 2,973 - Unknown

AB	32
R	2
H	9
RBI	2
BB	1
SO	6
LOB	16

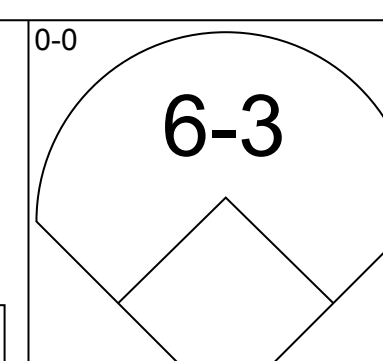
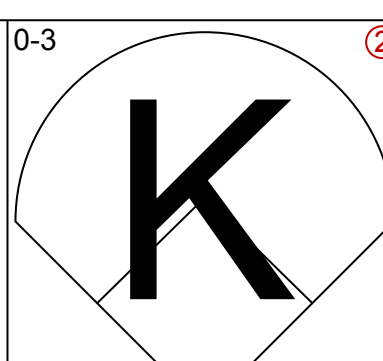
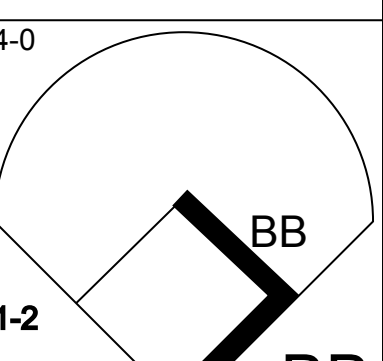
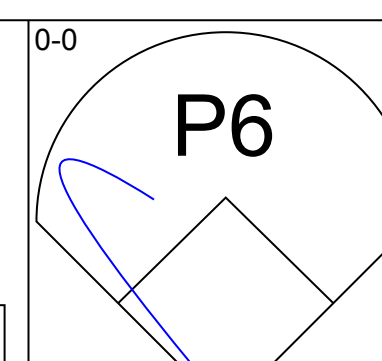
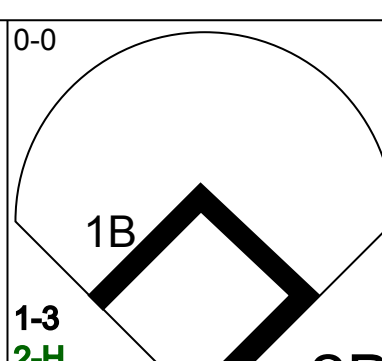
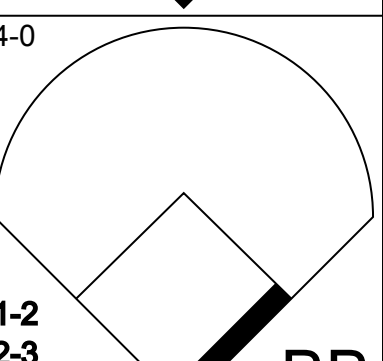
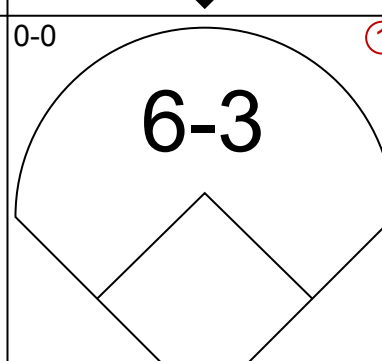
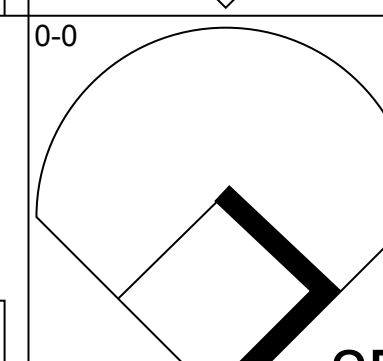
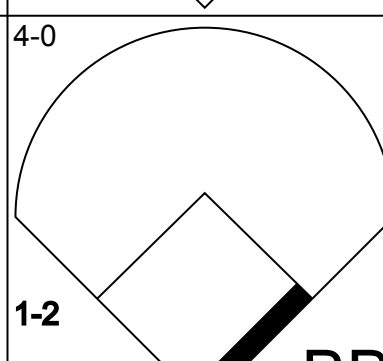

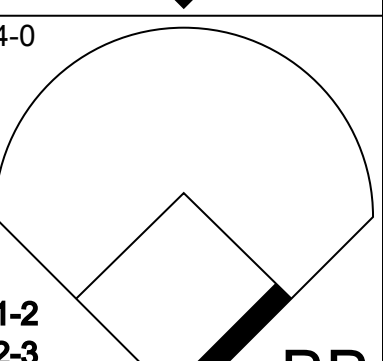
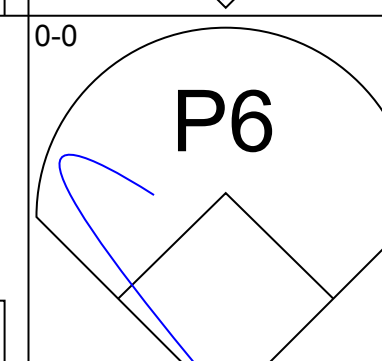
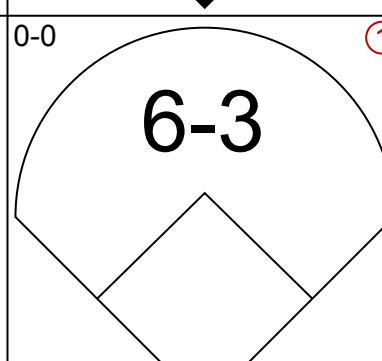
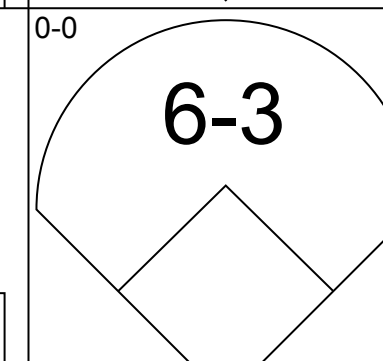
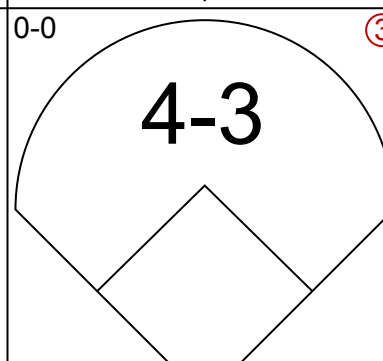
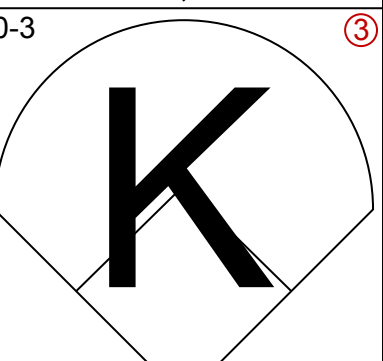
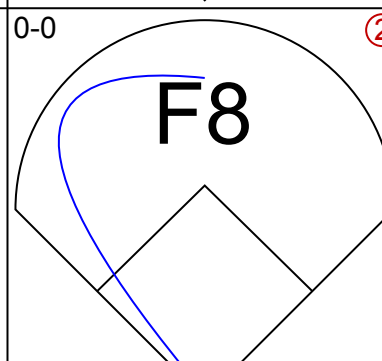
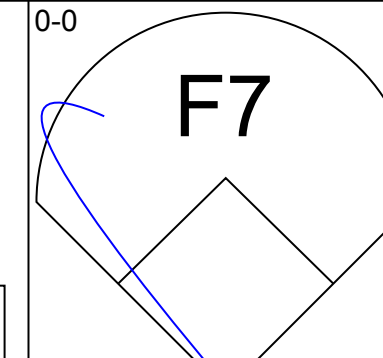
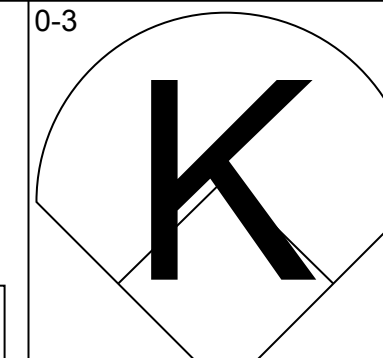
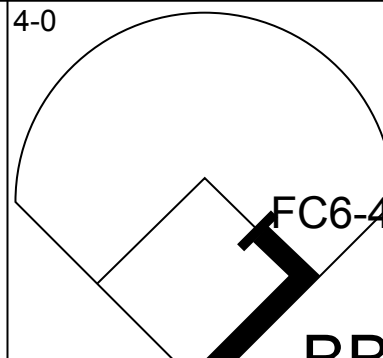
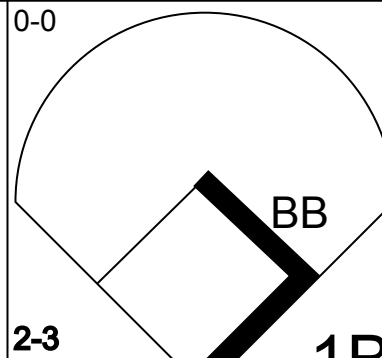
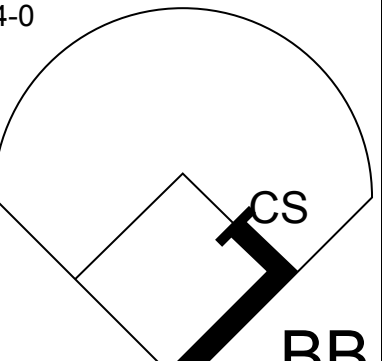
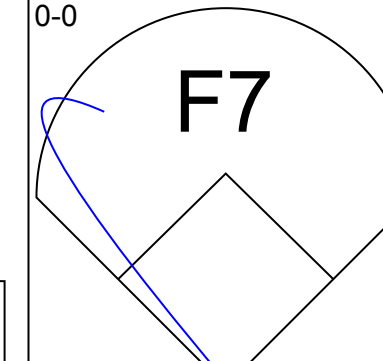
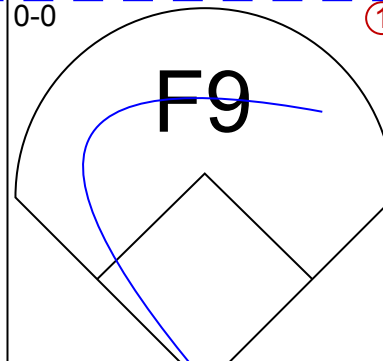
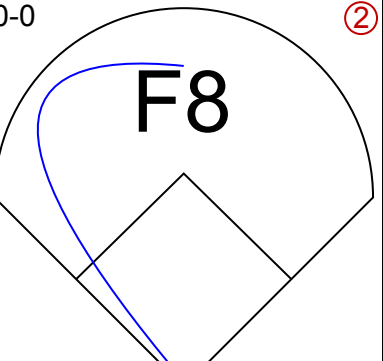
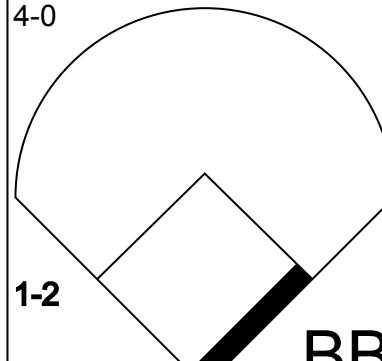

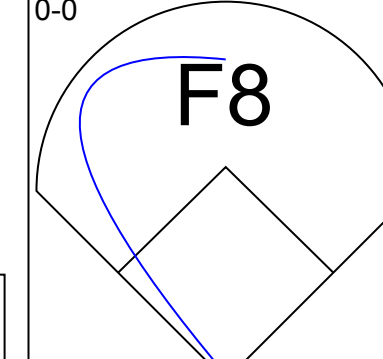
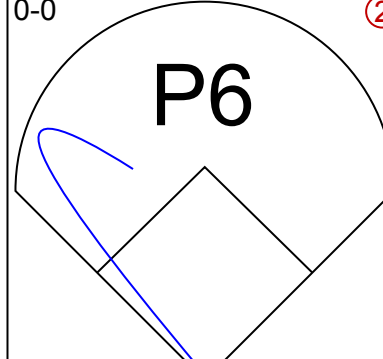
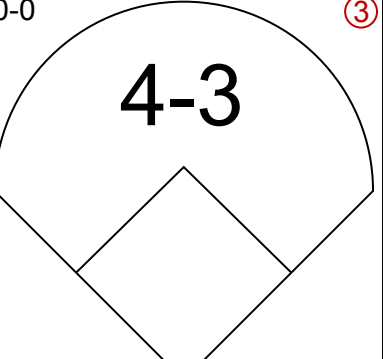
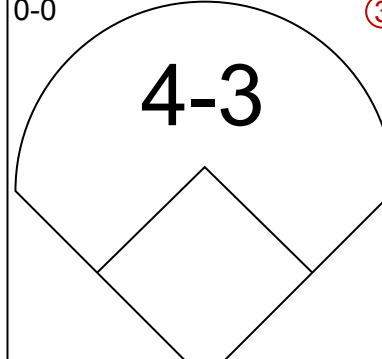
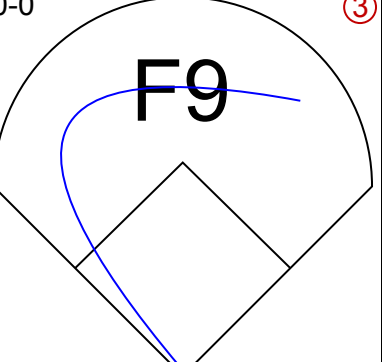
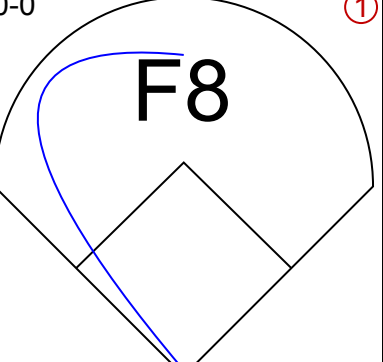
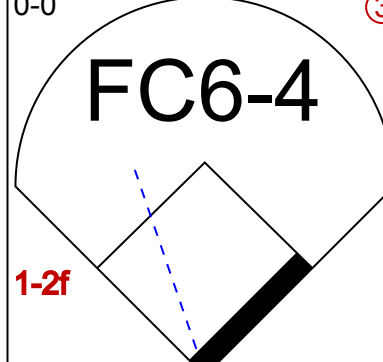
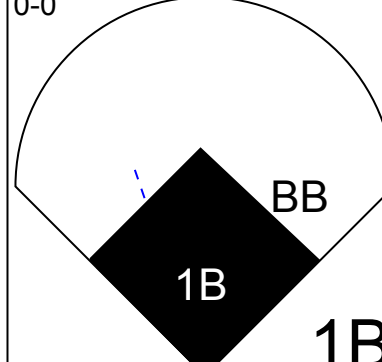
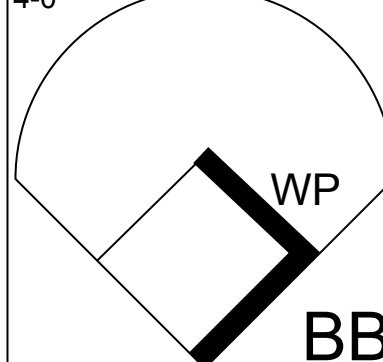
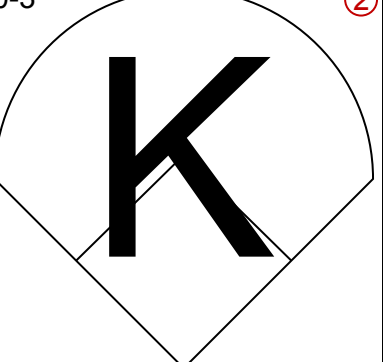
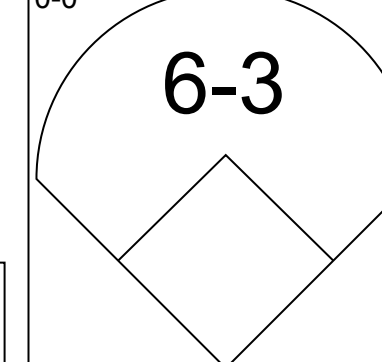
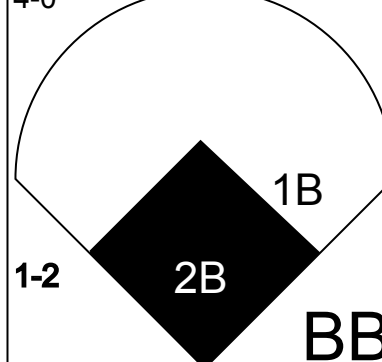
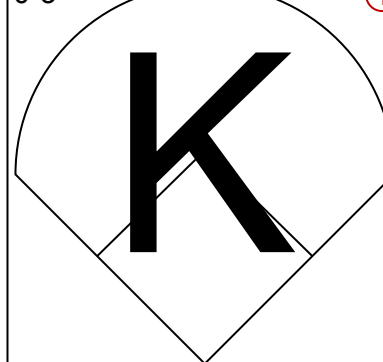
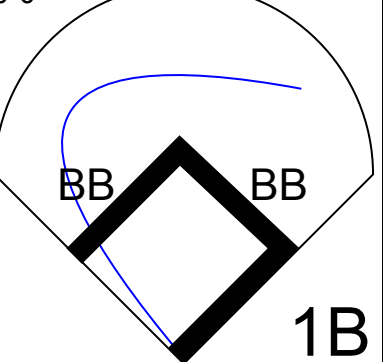
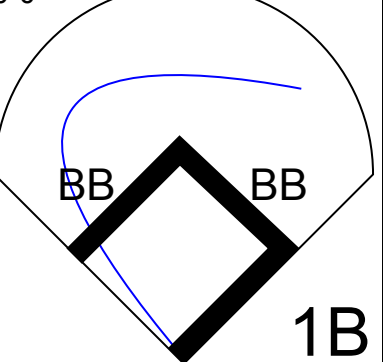
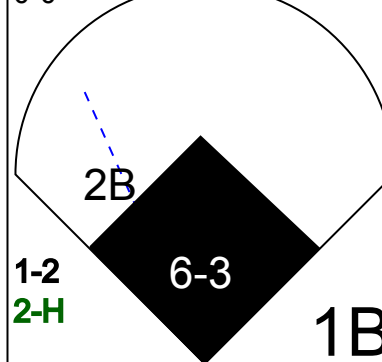


Batter	1	2	3	4	5	6	7	8	9	AB	R	H	RBI	BB	SO	LOB	TOP					
Mike Edwards, R OBP: 0.231, SLG: 0.269 (1, 4)										5	0	1	0	0	1	4						
Mario Guerrero, R OBP: 0.408, SLG: 0.563 (1, 6)										5	0	1	0	0	0	2						
Mitchell Page, L (1, 10)										5	0	0	0	0	0	2						
Gary Alexander, R OBP: 0.395, SLG: 0.703 Dwayne Murphy, L (8, 7) (9, 9)										4	2	2	1	0	2	0						
Dave Revering, L OBP: 0.311, SLG: 0.452 (1, 3)										4	1	3	0	0	1	0						
Jim Essian, R OBP: 0.362, SLG: 0.368 (1, 2)										3	0	1	1	1	0	1						
Wayne Gross, L OBP: 0.283, SLG: 0.268 (1, 5)										4	1	2	1	0	1	2						
Tony Armas, R OBP: 0.333, SLG: 0.278 (1, 8)										3	1	1	0	1	0	2						
Gary Thomasson, L OBP: 0.182, SLG: 0.150 Bill North, S OBP: 0.429, SLG: 0.286 Miguel Dilone, S OBP: 0.255, SLG: 0.256 (1, 9) (9, PH) (9, 7)										3	0	0	0	0	2	3						
Inning Stats	R: 0 E: 0 K: 1 S: 5	H: 0 LOB: 0 BB: 0 P: 5	R: 0 E: 0 K: 1 S: 6	H: 1 LOB: 2 BB: 1 P: 10	R: 0 E: 0 K: 0 S: 3	H: 1 LOB: 0 BB: 0 P: 3	R: 2 E: 0 K: 1 S: 9	H: 4 LOB: 3 BB: 1 P: 13	R: 1 E: 0 K: 0 S: 5	H: 2 LOB: 1 BB: 0 P: 5	R: 0 E: 0 K: 2 S: 7	H: 0 LOB: 0 BB: 0 P: 7	R: 0 E: 0 K: 0 S: 3	H: 1 LOB: 0 BB: 0 P: 3	R: 0 E: 0 K: 2 S: 7	H: 0 LOB: 0 BB: 0 P: 7	R: 2 E: 2 K: 0 S: 6	H: 2 LOB: 1 BB: 0 P: 6	1B: 9 2B: 1 3B: 0 HR: 1	SF: 0 SAC: 1 DP: 2 HBP: 0	WP: 0 PB: 0 SB: 0 CS: 0	PA: 39
PITCHER	IP	WLS	BF	H	R	ER	SO	BB	IBB	HBP	BLK	WP	HR	S	P	ERA	WHIP					
Dick Pole, R ERA: 5.16 (1, 1)	4.2	L	23	8	3	3	3	1	1	0	0	0	1	27	35	5.79	1.929					
Shane Rawley, L ERA: 4.3 (5, 1)	3.1		13	3	2	0	4	0	0	0	0	0	0	21	21	0.00	0.900					
Jim Todd, R ERA: 4.15 (9, 1)	1.0	S	3	0	0	0	0	0	0	0	0	0	0	3	3	0.00	0.000					

Oakland Athletics @ Seattle Mariners
The Kingdome, Seattle, WA
Fri Apr 21 1978, 9:05 PM EST
Att: 7,939 - Dome

AB 36
R 5
H 11
RBI 3
BB 2
SO 7
LOB 16



Batter	1	2	3	4	5	6	7	8	9	AB	R	H	RBI	BB	SO	LOB	BOTTOM					
Julio Cruz, S OBP: 0.362, SLG: 0.256 (1, 4) (8, 6)										3	0	0	0	1	1	2						
Steve Braun, L OBP: 0.222, SLG: 0.250 (9, PH)										1	0	1	1	0	0	0						
Bob Stinson, S OBP: 0.481, SLG: 0.511 Bob Robertson, R (7, PH) (8, 2)										1	0	1	0	2	0	0						
Bruce Bochte, L OBP: 0.365, SLG: 0.455 (1, 7)										5	0	0	0	0	1	7						
Leroy Stanton, R OBP: 0.344, SLG: 0.288 Larry Milbourne, S (9, PR) (1, 10)										4	0	2	0	1	1	1						
Ruppert Jones, L OBP: 0.362, SLG: 0.339 (1, 8)										3	0	0	0	2	0	2						
Dan Meyer, L OBP: 0.186, SLG: 0.212 (1, 3)										5	0	0	0	0	0	6						
Bill Stein, R OBP: 0.239, SLG: 0.306 (1, 5)										4	1	1	0	0	0	1						
John Hale, L OBP: 0.284, SLG: 0.190 Jose Baez, R OBP: 0.269, SLG: 0.286 (7, PH) (8, 4)										1	0	0	0	1	1	0						
Craig Reynolds, L OBP: 0.275, SLG: 0.378 Leon Roberts, R OBP: 0.474, SLG: 0.750 (7, PH) (8, 9)										2	0	1	0	0	1	1						
Inning Stats	R: 0 E: 0 K: 0 S: 4	H: 1 LOB: 1 BB: 0 P: 4	R: 0 E: 0 K: 0 S: 2	H: 0 LOB: 0 BB: 1 P: 6	R: 0 E: 0 K: 2 S: 7	H: 0 LOB: 2 BB: 2 P: 15	R: 0 E: 0 K: 1 S: 5	H: 0 LOB: 0 BB: 0 P: 5	R: 0 E: 0 K: 2 S: 8	H: 1 LOB: 3 BB: 2 P: 16	R: 0 E: 0 K: 0 S: 3	H: 0 LOB: 1 BB: 1 P: 7	R: 0 E: 0 K: 0 S: 4	H: 1 LOB: 1 BB: 0 P: 4	R: 0 E: 0 K: 0 S: 4	H: 1 LOB: 1 BB: 0 P: 4	R: 3 E: 0 K: 0 S: 7	H: 4 LOB: 3 BB: 2 P: 15	1B: 6 2B: 2 3B: 0 HR: 0	SF: 0 SAC: 0 DP: 0 HBP: 0	WP: 1 PB: 0 SB: 0 CS: 1	PA: 42
PITCHER	IP	WLS	BF	H	R	ER	SO	BB	IBB	HBP	BLK	WP	HR	S	P	ERA	WHIP					
Matt Keough, R ERA: 1.42 (1, 1)	5.0	W	22	2	0	0	5	6	0	0	0	0	0	26	50	0.00	1.600					
Bob Lacey, L ERA: 3.0 (6, 1)	3.0		13	3	2	2	0	1	0	0	0	0	0	12	16	6.00	1.333					
Dave Heaverlo, R ERA: 1.42 (9, 1)	0.2	S	6	3	1	1	0	1	0	0	0	0	0	5	9	13.50	6.000					
Elias Sosa, R ERA: (9, 1)	0.1	S	1	0	0	0	0	0	0	0	0	0	0	1	1	0.00	0.000					

Oakland Athletics @ Seattle Mariners
The Kingdome, Seattle, WA
Fri Apr 21 1978, 9:05 PM EST
Att: 7,939 - Dome

AB 34
R 3
H 8
RBI 3
BB 8
SO 5
LOB 22



Batter	1	2	3	4	5	6	7	8	9	AB	R	H	RBI	BB	SO	LOB	TOP								
Mike Edwards, R OBP: 0.290, SLG: 0.333 (1, 4)	1-0 SH1-4 HBP	0-0 1-3			0-0 4-3 SH3-4 1B	0-0 1-1H 2H 2B		0-0 F9		4	0	2	2	0	0	1									
Mario Guerrero, R OBP: 0.423, SLG: 0.569 (1, 6)	0-0 SH1-4		0-0 HBP 1B		0-0 SH3-4	0-0 F9		0-0 CS 1B		3	0	2	0	0	0	1									
Mitchell Page, L OBP: 0.111, SLG: 0.111 (7, PR)	0-0 3-1		0-3 K		0-0 4-3		0-0 SH5-4 1B	0-0 CS	0-0 F7	4	0	1	0	0	1	3									
Bill North, S OBP: 0.409, SLG: 0.267 (7, 8)	2-3				2-3		1B	1-2		1	1	0	0	0	0	0									
Gary Alexander, R OBP: 0.447, SLG: 0.711 (7, PR)	4-0 BB		1-0 FC6-4 HBP		4-0 IBB		0-0 1B SH5-4 1B		0-0 F8	1	0	1	0	2	0	0									
Dwayne Murphy, L (7, PR)	4-0 BB		1-2 HBP		4-0 IBB		1-2 1B		0-0 F8	1	0	0	0	0	0	0									
Dave Revering, L OBP: 0.306, SLG: 0.422 (1, 3)	4-0 BB		0-3 K		0-0 4-3		0-0 SH5-4		0-0 5-3	3	0	0	0	1	1	4									
Jim Essian, R OBP: 0.353, SLG: 0.357 (1, 2)	0-0 F9		0-0 FC6-4		0-0 4-3		0-0 1B			4	0	1	1	0	0	5									
Wayne Gross, L OBP: 0.260, SLG: 0.244 (1, 5)		0-3 K		0-0 4-3		0-0 4-3	0-0 P5			4	0	0	0	0	1	3									
Tony Armas, R OBP: 0.349, SLG: 0.282 (7, 9)		4-0 BB		0-0 4-3		0-0 1B 2B	0-0 L6			3	1	1	0	1	0	3									
Miguel Dilone, S OBP: 0.255, SLG: 0.255 (7, 7)	0-0 F8		0-0 B1-3		0-0 1-2 2B			0-0 F9		4	1	1	0	0	0	1									
Inning Stats	R: 0 E: 0 K: 0 S: 3	H: 0 LOB: 3 BB: 2 P: 12	R: 0 E: 0 K: 1 S: 5	H: 0 LOB: 1 BB: 1 P: 9	R: 0 E: 0 K: 2 S: 8	H: 1 LOB: 2 BB: 0 P: 9	R: 0 E: 0 K: 0 S: 3	H: 0 LOB: 0 BB: 0 P: 3	R: 0 E: 0 K: 0 S: 4	H: 1 LOB: 2 BB: 1 P: 8	R: 2 E: 0 K: 0 S: 6	H: 3 LOB: 1 BB: 0 P: 6	R: 1 E: 0 K: 0 S: 6	H: 3 LOB: 3 BB: 0 P: 6	R: 0 E: 0 K: 0 S: 3	H: 1 LOB: 0 BB: 0 P: 3	R: 0 E: 0 K: 0 S: 3	H: 0 LOB: 0 BB: 0 P: 3	1B: 8 2B: 1 3B: 0 HR: 0	SF: 0 SAC: 3 DP: 0 HBP: 2	WP: 0 PB: 0 SB: 0 CS: 1	PA: 42			
PITCHER	IP	WLS	BF	H	R	ER	SO	BB	IBB	HBP	BLK	WP	HR	S	P	ERA	WHIP								
Rick Honeycutt, L ERA: 4.3 (1, 1)	6.0	L	31	7	3	3	3	3	1	2	0	0	0	31	49	4.50	1.667								
Enrique Romo, R ERA: 4.35 (7, 1)	3.0		10	2	0	0	0	0	0	0	0	0	0	10	10	0.00	0.667								

Oakland Athletics @ Seattle Mariners
The Kingdome, Seattle, WA
Sat Apr 22 1978, 9:05 PM EST
Att: 23,756 - Dome

AB	32
R	3
H	9
RBI	3
BB	4
SO	3
LOB	21



Batter	1	2	3	4	5	6	7	8	9	AB	R	H	RBI	BB	SO	LOB	BOTTOM								
Bob Stinson, S OBP: 0.493, SLG: 0.489 (1, 2)	4-0 WP S BB		0-0 F7			0-0 F7		4-0 1-2 BB		2	0	0	0	2	0	0									
Jose Baez, R OBP: 0.268, SLG: 0.263 (8, PH)	0-0 5-3				0-0 F8		0-0 4-3	0-0 P1		3	0	0	0	0	0	1									
Dan Meyer, L OBP: 0.183, SLG: 0.209 (9, 3)	1-2									1	0	0	0	0	0	2									
Bruce Bochte, L OBP: 0.372, SLG: 0.457 (1, 7)	0-0 L7				0-0 1B		0-0 1B		0-0 P5	4	0	2	0	0	0	1									
Leroy Stanton, R OBP: 0.338, SLG: 0.286 (1, 10)	0-0 4-3		0-3 K		0-3 K		0-0 P4		0-0 2B 1B	4	0	1	0	0	1	3									
Ruppert Jones, L OBP: 0.342, SLG: 0.317 (1, 8)		0-3 K		0-0 4-3		0-0 L7		0-0 F7		4	0	0	0	0	1	3									
Leon Roberts, R OBP: 0.435, SLG: 0.700 (1, 9)	0-0 4-3				0-0 6-3		0-3 K		0-0 1-3 2B	4	0	1	0	0	1	1									
Bob Robertson, R (1, 3)	0-3 K				0-0 F8			0-0 P4	0-0 F7	3	0	0	0	0	1	0									
Bill Stein, R OBP: 0.235, SLG: 0.302 (9, 5)										1	0	0	0	0	0	2									
Larry Milbourne, S (1, 5)					0-0 4-3		0-0 F6		0-0 4-3	2	0	0	0	0	0	0									
Steve Braun, L OBP: 0.211, SLG: 0.235 (8, PH)										1	0	0	0	0	0	0									
Julio Cruz, S OBP: 0.362, SLG: 0.256 (9, 4)					0-0 4-3					0	0	0	0	0	0	0									
Craig Reynolds, L OBP: 0.279, SLG: 0.375 (1, 6)					0-0 4-3		0-0 L6		0-0 WP 1B	3	0	1	0	0	0	0									
Inning Stats	R: 0 E: 0 K: 0 S: 3	H: 0 LOB: 1 BB: 1 P: 7	R: 0 E: 0 K: 2 S: 7	H: 0 LOB: 0 BB: 0 P: 7	R: 0 E: 0 K: 0 S: 3	H: 0 LOB: 0 BB: 0 P: 3	R: 0 E: 0 K: 1 S: 6	H: 1 LOB: 0 BB: 0 P: 6	R: 0 E: 0 K: 0 S: 3	H: 0 LOB: 0 BB: 0 P: 3	R: 0 E: 0 K: 0 S: 6	H: 1 LOB: 1 BB: 0 P: 6	R: 0 E: 0 K: 1 S: 4	H: 1 LOB: 2 BB: 1 P: 8	R: 0 E: 0 K: 0 S: 5	H: 2 LOB: 2 BB: 0 P: 5	1B: 4 2B: 1 3B: 0 HR: 0	SF: 0 SAC: 0 DP: 0 HBP: 0	WP: 2 PB: 0 SB: 1 CS: 0	PA: 34					
PITCHER	IP	WLS	BF	H	R	ER	SO	BB	IBB	HBP	BLK	WP	HR	S	P	ERA	WHIP								
Alan Wirth, R ERA: 1.04 (1, 1)	7.2	W	28	3	0	0	4	2	0	0	0	2	0	34	42	0.00	0.652								
Bob Lacey, L ERA: 2.77 (8, 1)	1.0		5	2	0	0	0	0	0	0	0	0	0	5	5	0.00	2.000								
Elias Sosa, R ERA: (9, 1)	0.1	S	1	0	0	0	0	0	0	0	0	0	0	1	1	0.00	0.000								

Oakland Athletics @ Seattle Mariners
The Kingdome, Seattle, WA
Sat Apr 22 1978, 9:05 PM EST
Att: 23,756 - Dome

AB	32
R	0
H	5
RBI	0
BB	2
SO	4
LOB	13



Batter	1	2	3	4	5	6	7	8	9	AB	R	H	RBI	BB	SO	LOB	TOP										
Mike Edwards, R OBP: 0.333, SLG: 0.429	0-0 4-3		0-0 1B		0-0 1B		0-0 1B		0-0 6-3	5	1	3	3	0	0	1											
Mario Guerrero, R OBP: 0.429, SLG: 0.564	0-0 E5		0-0 1B		0-0 1B		0-0 G1-6-3		0-0 G1-6-3	4	1	2	1	0	0	1											
Mitchell Page, L OBP: 0.167, SLG: 0.167 Bill North, S OBP: 0.391, SLG: 0.250	0-0 1B		0-0 G1-6-3		0-0 4-3		0-0 1-2		0-0 L5	3	0	1	0	0	0	3											
Gary Alexander, R OBP: 0.451, SLG: 0.707	0-3 K			0-3 K2-3		0-0 1B		0-0 1B	4	0	1	1	1	2	1												
Dave Revering, L OBP: 0.321, SLG: 0.429		0-0 4-3		0-0 P6		0-0 1B		0-0 1B	4	0	2	0	0	0	0												
Jim Essian, R OBP: 0.327, SLG: 0.326	0-0 L7			0-3 K		0-0 1-3		0-0 G1-4-3	4	0	0	0	0	1	2												
Wayne Gross, L OBP: 0.299, SLG: 0.286		0-0 G3			0-0 F9		0-0 4-3		0-0 3B	4	0	1	0	0	0	0											
Tony Armas, R OBP: 0.362, SLG: 0.302			0-0 SH1-4 1B		0-0 1B		0-0 F9		0-3 K	4	2	2	0	0	1	1											
Miguel Dilone, S OBP: 0.264, SLG: 0.265 Dwayne Murphy, L (7, 7)			0-0 SH1-4		0-0 3B		0-0 3-1		0-3 K	2	1	1	0	0	0	0											
Inning Stats	R: 0 E: 1 K: 1 S: 6	H: 1 LOB: 1 BB: 0 P: 6	R: 0 E: 0 K: 0 S: 3	H: 0 LOB: 0 BB: 0 P: 3	R: 1 E: 0 K: 0 S: 5	H: 3 LOB: 1 BB: 0 P: 5	R: 0 E: 0 K: 2 S: 7	H: 0 LOB: 0 BB: 0 P: 7	R: 4 E: 0 K: 0 S: 8	H: 6 LOB: 2 BB: 0 P: 8	R: 0 E: 0 K: 0 S: 3	H: 0 LOB: 0 BB: 0 P: 3	R: 0 E: 0 K: 0 S: 3	H: 1 LOB: 0 BB: 0 P: 3	R: 0 E: 0 K: 0 S: 3	H: 1 LOB: 1 BB: 1 P: 7	R: 0 E: 0 K: 2 S: 8	H: 1 LOB: 1 BB: 0 P: 8	1B: 10 2B: 1 3B: 2 HR: 0	SF: 0 SAC: 1 DP: 3 HBP: 0	WP: 1 PB: 0 SB: 1 CS: 0	PA: 37					
PITCHER	IP	WLS	BF	H	R	ER	SO	BB	IBB	HBP	BLK	WP	HR	S	P	ERA	WHIP										
Paul Mitchell, R ERA: 4.3	(1, 1)	5.0	L	23	10	5	5	3	0	0	0	0	0	29	29	9.00	2.000										
Steve Burke, R ERA: 4.07	(6, 1)	4.0		14	3	0	0	2	1	0	0	0	0	17	21	0.00	1.000										

Oakland Athletics @ Seattle Mariners
The Kingdome, Seattle, WA
Sun Apr 23 1978, 6:33 AM EST
Att: 5,688 - Dome

AB	35
R	5
H	13
RBI	5
BB	1
SO	5
LOB	10



Batter	1	2	3	4	5	6	7	8	9	AB	R	H	RBI	BB	SO	LOB	BOTTOM										
Jose Baez, R OBP: 0.267, SLG: 0.244	0-3 K		4-0 G3 BB		0-0 F8			0-0 F9		3	0	0	0	1	1	1											
Bill Stein, R OBP: 0.222, SLG: 0.284	0-0 1-3		0-3 K		0-0 F8			0-0 F9		4	0	0	0	0	1	2											
Bruce Bochte, L OBP: 0.366, SLG: 0.446	0-0 1B		0-0 G3		0-0 F9			0-0 P6		4	0	1	0	0	0	2											
Leroy Stanton, R OBP: 0.319, SLG: 0.267	0-3 K		0-0 F9		0-0 P6			0-0 L4		4	0	0	0	0	1	2											
Leon Roberts, R OBP: 0.407, SLG: 0.625		0-0 F7		0-0 5-3		0-0 4-3		0-0 1B		4	0	1	0	0	0	0											
Bob Robertson, R (1, 3)		0-3 K		4-0 BB		0-0 F8		0-0 P3		3	0	0	0	1	1	1											
Ruppert Jones, L OBP: 0.351, SLG: 0.328		0-0 1B		0-0 F7			0-0 F9		0-0 1B	4	0	2	0	0	0	1											
Kevin Pasley, R OBP: 0.188, SLG: 0.188		0-0 1B		0-0 F8			0-0 6-3		0-0 F7	4	0	1	0	0	0	3											
Craig Reynolds, L OBP: 0.283, SLG: 0.372		0-0 1-3			0-0 1B		0-0 F9			3	0	1	0	0	0	2											
Inning Stats	R: 0 E: 0 K: 2 S: 8	H: 1 LOB: 1 BB: 0 P: 8	R: 0 E: 0 K: 1 S: 7	H: 2 LOB: 2 BB: 0 P: 7	R: 0 E: 0 K: 1 S: 5	H: 0 LOB: 1 BB: 1 P: 9	R: 0 E: 0 K: 0 S: 3	H: 0 LOB: 1 BB: 1 P: 7	R: 0 E: 0 K: 0 S: 4	H: 1 LOB: 1 BB: 0 P: 4	R: 0 E: 0 K: 0 S: 3	H: 0 LOB: 0 BB: 0 P: 3	R: 0 E: 0 K: 0 S: 3	H: 0 LOB: 0 BB: 0 P: 3	R: 0 E: 0 K: 0 S: 3	H: 2 LOB: 2 BB: 0 P: 5	R: 0 E: 0 K: 0 S: 5	H: 0 LOB: 2 BB: 0 P: 5	1B: 6 2B: 0 3B: 0 HR: 0	SF: 0 SAC: 0 DP: 0 HBP: 0	WP: 0 PB: 0 SB: 0 CS: 0	PA: 35					
PITCHER	IP	WLS	BF	H	R	ER	SO	BB	IBB	HBP	BLK	WP	HR	S	P	ERA	WHIP										
John Henry Johnson, L ERA: 0.42	(1, 1)	9.0	W	35	6	0	0	4	2	0	0	0	0	41	49	0.00	0.889										

Oakland Athletics @ Seattle Mariners
The Kingdome, Seattle, WA
Sun Apr 23 1978, 6:33 AM EST
Att: 5,688 - Dome

AB	33
R	0
H	6
RBI	0
BB	2
SO	4
LOB	14



Batter	1	2	3	4	5	6	7	8	9	AB	R	H	RBI	BB	SO	LOB	TOP										
Mike Cabbage, L (1.5) OBP: 0.495, SLG: 0.510										5	1	1	0	0	0	1	Minnesota Twins @ Oakland Athletics Oakland-Alameda County Coliseum, Oakland, CA Tue Apr 25 1978, 6:05 PM PST Overcast - 65 F AB 36 R 3 H 9 RBI 3 BB 2 SO 3 LOB 22										
Roy Smalley, S (1.6) OBP: 0.353, SLG: 0.432										4	1	2	0	1	0	2											
Rod Carew, L (1.3) OBP: 0.430, SLG: 0.566										5	1	2	2	0	0	4											
Butch Wynegar, S (1.2) OBP: 0.262, SLG: 0.304										4	0	0	0	0	0	3											
Glenn Adams, L (1.10) OBP: 0.116, SLG: 0.163										2	0	0	0	0	0	2											
Craig Kuskick, R (6, PH) OBP: 0.297, SLG: 0.353										0	0	0	0	0	0	0											
Rich Chiles, L (6, PH) OBP: 0.529, SLG: 0.462										2	0	0	0	0	1	2											
Dan Ford, R (1.8) OBP: 0.370, SLG: 0.437										3	0	2	0	1	1	0											
Hosken Powell, L (1.9) OBP: 0.267, SLG: 0.250										3	0	1	1	0	1	1											
Willie Norwood, R (1.7) OBP: 0.328, SLG: 0.358										4	0	1	0	0	0	3											
Bob Randall, R (1.4) OBP: 0.390, SLG: 0.440										3	0	0	0	0	0	3											
Jose Morales, R (9, PH) OBP: 0.364, SLG: 0.545										1	0	0	0	0	0	1											
Inning Stats	R: 0 E: 0 K: 0 S: 5	H: 2 LOB: 2 BB: 0 P: 5	R: 0 E: 0 K: 0 S: 3	H: 2 LOB: 0 BB: 0 P: 3	R: 0 E: 1 K: 0 S: 4	H: 0 LOB: 1 BB: 0 P: 4	R: 0 E: 0 K: 1 S: 5	H: 0 LOB: 0 BB: 0 P: 5	R: 0 E: 0 K: 0 S: 3	H: 0 LOB: 0 BB: 0 P: 3	R: 3 E: 2 K: 0 S: 8	H: 2 LOB: 3 BB: 1 P: 12	R: 0 E: 0 K: 0 S: 3	H: 1 LOB: 0 BB: 0 P: 3	R: 0 E: 0 K: 2 S: 8	H: 1 LOB: 1 BB: 0 P: 8	R: 0 E: 0 K: 0 S: 4	H: 1 LOB: 2 BB: 1 P: 8	1B: 8 2B: 2 3B: 0 HR: 0	SF: 1 SAC: 0 DP: 1 HBP: 0	WP: 0 PB: 0 SB: 1 CS: 1	PA: 39					
PITCHER	IP WLS BF H R ER SO BB IBB HBP BLK WP HR S P ERA WHIP																										
Pete Broberg, R (1.1) ERA: 1.45	5.0	21	6	3	1	1	0	0	0	0	0	0	23	23	1.80	1.200											
Bob Lacey, L (6.1) ERA: 2.77	0.0	1	0	0	0	0	0	0	0	0	0	0	1	1	∞	∞											
Elias Sosa, R (6.1) ERA:	4.0	W	17	3	0	0	2	2	0	0	1	0	0	19	27	0.00	1.250										

Batter	1	2	3	4	5	6	7	8	9	AB	R	H	RBI	BB	SO	LOB	BOTTOM									
Mike Edwards, R (1.4) OBP: 0.400, SLG: 0.513										4	2	4	0	0	0	0	Minnesota Twins @ Oakland Athletics Oakland-Alameda County Coliseum, Oakland, CA Tue Apr 25 1978, 6:05 PM PST Overcast - 65 F AB 33 R 5 H 14 RBI 5 BB 1 SO 5 LOB 16									
Mario Guerrero, R (1.6) OBP: 0.424, SLG: 0.552										3	0	1	1	0	0	2										
Mitchell Page, L (1.7) OBP: 0.267, SLG: 0.267										3	0	2	0	0	0	1										
Dwayne Murphy, L (6.7)										1	0	0	0	0	0	1										
Gary Alexander, R (1.10) OBP: 0.436, SLG: 0.733										4	1	1	2	0	1	4										
Dave Revering, L (1.3) OBP: 0.368, SLG: 0.462										3	1	3	0	1	0	0										
Jim Essian, R (1.2) OBP: 0.310, SLG: 0.306										3	0	0	0	0	0	3										
Wayne Gross, L (1.5) OBP: 0.259, SLG: 0.302										4	0	1	1	0	0	1										
Tony Armas, R (1.8) OBP: 0.353, SLG: 0.298										4	0	1	0	0	3	2										
Gary Thomasson, L (1.9) OBP: 0.188, SLG: 0.227										4	1	1	1	0	1	2										
Inning Stats	R: 0 E: 0 K: 1 S: 6	H: 2 LOB: 1 BB: 0 P: 6	R: 0 E: 0 K: 1 S: 6	H: 1 LOB: 1 BB: 0 P: 6	R: 0 E: 0 K: 0 S: 5	H: 2 LOB: 2 BB: 0 P: 5	R: 0 E: 0 K: 0 S: 3	H: 1 LOB: 0 BB: 0 P: 3	R: 2 E: 0 K: 1 S: 8	H: 3 LOB: 1 BB: 0 P: 8	R: 1 E: 0 K: 2 S: 9	H: 2 LOB: 1 BB: 0 P: 9	R: 2 E: 0 K: 0 S: 5	H: 2 LOB: 1 BB: 1 P: 9	R: 0 E: 0 K: 0 S: 3	H: 1 LOB: 0 BB: 0 P: 3	1B: 10 2B: 2 3B: 0 HR: 2	SF: 0 SAC: 2 DP: 2 HBP: 0	WP: 0 PB: 0 SB: 0 CS: 1	PA: 36						
PITCHER	IP WLS BF H R ER SO BB IBB HBP BLK WP HR S P ERA WHIP																									
Paul Thordogard, R (1.1) ERA: 3.29	5.0	22	2	2	2	3	0	0	0	0	0	0	28	28	3.60	1.800										
Mae Scarso, L (6.75) ERA: 6.75	0.1	3	2	1	1	0	0	0	0	0	0	0	3	3	27.00	6.000										
Greg Thayer, R (6.1) ERA: 3.72	1.1	L	7	2	2	2	1	0	0	0	0	1	10	14	13.50	2.250										
Gary Serum, R (7.1) ERA: 2.35	0.1	1	0	0	0	0	0	0	0	0	0	0	1	1	0.00	0.000										
Dave Johnson, R (8.1) ERA: 8.48	1.0	3	1	0	0	0	0	0	0	0	0	0	3	3	0.00	1.000										

Batter	1	2	3	4	5	6	7	8	9	10	11	12	13	14	AB	R	H	RBI	BB	SO	LOB	TOP					
Mike Cabbage, L OBP: 0.431, SLG: 0.481 Larry Wolfe, R OBP: 0.281, SLG: 0.355	F7		F5		3-1		6-3		F8		5-3		4-3		3	0	0	0	0	0	0						
Roy Smalley, S OBP: 0.359, SLG: 0.410	FC4-6 BB		F5				1B BB		G3		K				4	0	0	0	3	1	1						
Rod Carew, L OBP: 0.409, SLG: 0.530	FC4-6				3-1		F7				6-3		K		7	0	1	1	0	1	2						
Glenn Adams, L OBP: 0.130, SLG: 0.174 Craig Kusick, R OBP: 0.265, SLG: 0.316	F7				BB 1B		F8		F2		F3		F4		3	0	1	0	0	0	1						
Dan Ford, R OBP: 0.391, SLG: 0.487					1B BB		F8				4-3		1B		5	1	3	1	1	0	0						
Butch Wynegar, S OBP: 0.269, SLG: 0.295	F7				BB BB		F5				L9		G3		5	0	1	0	1	0	1						
Hosken Powell, L OBP: 0.275, SLG: 0.267	F7				BB BB		F7				1B				5	1	1	0	1	0	3						
Willie Norwood, R OBP: 0.308, SLG: 0.333 Rich Chiles, L OBP: 0.474, SLG: 0.400	F3				L7						6-3		FC6-4 IBB		4	0	0	0	0	0	4						
Bob Randall, R OBP: 0.385, SLG: 0.429			L6		5-3		E5 1B				6-3				2	0	0	0	0	0	3						
Inning Stats	R: 0 E: 0 K: 0 S: 3	H: 0 LOB: 1 BB: 1 P: 7	R: 1 E: 0 K: 0 S: 4	H: 1 LOB: 0 BB: 0 P: 4	R: 0 E: 0 K: 0 S: 3	H: 0 LOB: 0 BB: 0 P: 3	R: 0 E: 0 K: 0 S: 4	H: 1 LOB: 3 BB: 2 P: 12	R: 0 E: 0 K: 0 S: 3	H: 0 LOB: 0 BB: 0 P: 3	R: 0 E: 0 K: 0 S: 4	H: 1 LOB: 1 BB: 0 P: 4	R: 0 E: 0 K: 1 S: 5	H: 1 LOB: 1 BB: 0 P: 6	R: 0 E: 0 K: 1 S: 4	H: 1 LOB: 1 BB: 0 P: 5	R: 0 E: 0 K: 1 S: 5	H: 0 LOB: 0 BB: 0 P: 5	R: 0 E: 0 K: 1 S: 5	H: 0 LOB: 0 BB: 0 P: 5	1B: 7 2B: 1 3B: 0 HR: 1	SF: 0 SAC: 0 DP: 0 HBP: 0	WP: 0 PB: 0 CS: 0	PA: 58			
PITCHER	IP	WLS	BF	H	R	ER	SO	BB	IBB	HBP	BLK	WP	HR	S	P	ERA	WHIP										
Rick Langford, R ERA: 2.13	6.1	7	27	3	3	0	0	0	0	0	0	0	0	2	6	0.00	6.000										
Bob Lacey, L ERA: 2.7	0.1	3	1	0	0	0	0	1	0	0	0	0	0	2	6	0.00	6.000										
Dave Heaverlo, R ERA: 0.95	6.1	25	5	0	0	2	0	0	1	0	0	0	0	28	32	0.00	0.789										
Joe Coleman, R ERA:	14.1	1.0	W	3	0	0	0	1	0	0	0	0	0	5	5	0.00	0.000										

Minnesota Twins @ Oakland Athletics
Oakland-Alameda County Coliseum, Oakland, CA
Tue Apr 25 1978, 6:05 PM PST
-Att. 4,808 - Unknown

AB 52
R 3
H 9
RBI 2
BB 6
SO 3
LOB 20



Batter	1	2	3	4	5	6	7	8	9	10	11	12	13	14	AB	R	H	RBI	BB	SO	LOB	BOTTOM					
Mike Edwards, R OBP: 0.340, SLG: 0.435	4-3	4-3			F7			F8		K	K			K	7	0	0	0	0	3	3						
Mario Guerrero, R OBP: 0.394, SLG: 0.508	F9		F9		1B BB		5-3		F9			F3		6-3	7	0	1	0	0	0	1						
Mitchell Page, L OBP: 0.408, SLG: 0.316	E5		G6-4-3 HBP		1B		WP BB BB				BB 1B		F8		4	0	2	0	2	0	0						
Gary Alexander, R OBP: 0.431, SLG: 0.708 Dwayne Murphy, L OBP: 0.322, SLG: 0.306 Jim Essian, R OBP: 0.286, SLG: 0.275	F8		G6-4-3		1B		CS 1B		WP BB		BB 1B		F9		3	0	1	0	0	0	2						
Dave Revering, L OBP: 0.349, SLG: 0.421		K			F7		G5-4-3 BB		6-3		F8			F5	5	0	0	0	1	1	4						
Tony Armas, R OBP: 0.368, SLG: 0.321		E6 F9 1B HR			L5		G5-4-3		1B BB		FC5-6 1B			SH5-4 1B	6	1	3	0	0	0	1						
Wayne Gross, L OBP: 0.274, SLG: 0.316 Steve Strass, R OBP: 0.471, SLG: 0.308 Marty Perez, R	F8		G6-4-3		1B		CS 1B		F7		FC5-6 FC4-6			SH5-4 1B	4	1	2	0	0	0	1						
Jeff Newman, R OBP: 0.129, SLG: 0.500	F9		HR 1B		FC5-4 1B				F3		FC4-6			F6	6	0	0	0	0	0	6						
Gary Thomasson, L OBP: 0.222, SLG: 0.306			HR		F5				K		4-3				5	2	2	3	1	1	1						
Inning Stats	R: 0 E: 1 K: 1 S: 4	H: 0 LOB: 1 BB: 0 P: 4	R: 3 E: 1 K: 1 S: 8	H: 2 LOB: 0 BB: 0 P: 8	R: 0 E: 0 K: 0 S: 2	H: 1 LOB: 1 BB: 0 P: 3	R: 0 E: 0 K: 0 S: 4	H: 1 LOB: 2 BB: 0 P: 4	R: 0 E: 0 K: 1 S: 5	H: 0 LOB: 0 BB: 0 P: 5	R: 0 E: 0 K: 1 S: 5	H: 0 LOB: 2 BB: 1 P: 11	R: 0 E: 0 K: 1 S: 6	H: 1 LOB: 2 BB: 1 P: 10	R: 0 E: 0 K: 1 S: 6	H: 1 LOB: 2 BB: 1 P: 10	R: 0 E: 0 K: 0 S: 3	H: 0 LOB: 0 BB: 0 P: 3	R: 0 E: 0 K: 0 S: 4	H: 1 LOB: 1 BB: 0 P: 4	R: 1 E: 0 K: 1 S: 6	H: 2 LOB: 2 BB: 1 P: 10	1B: 11 2B: 0 3B: 0 HR: 1	SF: 0 SAC: 1 DP: 2 HBP: 1	WP: 1 PB: 0 CS: 1	PA: 58	
PITCHER	IP	WLS	BF	H	R	ER	SO	BB	IBB	HBP	BLK	WP	HR	S	P	ERA	WHIP										
Geoff Zahn, L ERA: 3.81	9.0	L	36	7	3	0	2	3	0	0	0	0	0	36	49	0.00	1.111										
Tom Johnson, R ERA: 2.65	4.2	L	22	5	1	1	3	1	2	0	1	0	0	25	37	1.93	1.286										

Minnesota Twins @ Oakland Athletics
Oakland-Alameda County Coliseum, Oakland, CA
Tue Apr 25 1978, 6:05 PM PST
-Att. 4,808 - Unknown

AB 50
R 12
H 14
RBI 4
BB 6
SO 5
LOB 20



Batter	1	2	3	4	5	6	7	8	9	10	11	12	AB	R	H	RBI	BB	SO	LOB			
Roy Smalley, S OBP: 0.367, SLG: 0.417													6 2 3 0 0 2 0									
Rod Carew, L OBP: 0.424, SLG: 0.523													3 2 1 0 3 0 2									
Dan Ford, R OBP: 0.387, SLG: 0.524													6 2 2 7 0 0 3									
Mike Cubbage, L OBP: 0.391, SLG: 0.431													6 0 0 0 0 0 3									
Butch Wynegar, S OBP: 0.288, SLG: 0.313													6 0 3 1 0 0 0									
Glenn Adams, L OBP: 0.163, SLG: 0.184													3 0 1 0 0 0 0									
Craig Kuschick, R OBP: 0.273, SLG: 0.300													2 0 0 0 0 0 2									
Hosken Powell, L OBP: 0.295, SLG: 0.245													4 0 0 0 0 0 2									
Jose Morales, R OBP: 0.364, SLG: 0.545													0 0 0 0 0 0 0									
Rich Chiles, L OBP: 0.500, SLG: 0.439													1 0 1 0 0 0 0									
Willie Norwood, R OBP: 0.300, SLG: 0.323													5 1 1 0 0 0 2									
Bob Randall, R OBP: 0.377, SLG: 0.407													3 1 0 0 1 0 2									
Inning Stats	R: 0 E: 0 K: 1 S: 4	H: 0 LOB: 0 BB: 1 P: 8	R: 0 E: 0 K: 0 S: 3	H: 0 LOB: 0 BB: 0 P: 3	R: 0 E: 0 K: 0 S: 3	H: 0 LOB: 0 BB: 0 P: 3	R: 2 E: 0 K: 1 S: 9	H: 3 LOB: 2 BB: 1 P: 9	R: 1 E: 0 K: 0 S: 5	H: 2 LOB: 2 BB: 1 P: 9	R: 0 E: 0 K: 0 S: 3	H: 0 LOB: 0 BB: 0 P: 3	R: 0 E: 0 K: 0 S: 3	H: 0 LOB: 0 BB: 0 P: 3	R: 0 E: 0 K: 0 S: 4	H: 1 LOB: 2 BB: 0 P: 5	R: 2 E: 0 K: 0 S: 5	H: 3 LOB: 1 BB: 1 P: 9	1B: 10 2B: 1 3B: 0 HR: 1	SF: 0 SAC: 1 DP: 2 HBP: 1	WP: 0 PB: 0 CS: 0	PA: 51
PITCHER	IP WLS BF H R ER SO BB IBB HBP BLK WP HR S P ERA WHIP																					
Matt Keough, R ERA: 2.13	(1, 1) 6.1 28 6 5 3 2 2 3 0 0 0 0 1 13 14 4.26 1.421																					
Bob Lacey, L ERA: 2.6	(7, 1) 4.0 14 2 1 1 0 0 0 0 1 0 0 0 1 13 14 2.25 0.500																					
Elias Sosa, R ERA: 1.08	(11, 1) 1.1 8 4 2 2 0 1 0 0 0 0 0 0 7 11 13.50 3.750																					
Joe Coleman, R ERA:	(12, 1) 0.1 W 1 0 0 0 0 0 0 0 0 0 0 0 0 1 1 0.00 0.000																					

TOP

Minnesota Twins @ Oakland Athletics
Oakland-Alameda County Coliseum, Oakland, CA

Wed Apr 26 1978, 6:05 PM PST
Att: 4,127 - Unknown - 60 F

livebaseballscorecards.com

AB 45
R 8
H 12
RBI 8
BB 4
SO 2
LOB 16

Batter	1	2	3	4	5	6	7	8	9	10	11	12	AB	R	H	RBI	BB	SO	LOB							
Mike Edwards, R OBP: 0.340, SLG: 0.442													6 1 2 0 0 0 2													
Mario Guerrero, R OBP: 0.394, SLG: 0.500													5 0 2 1 0 0 3													
Dwayne Murphy, L OBP: 0.394, SLG: 0.500													0 1 0 0 0 0 0													
Marty Perez, R OBP: 0.471, SLG: 0.399													1 0 0 0 0 0 0													
Mitchell Page, L OBP: 0.461, SLG: 0.560													6 2 4 3 0 0 0													
Gary Alexander, R OBP: 0.397, SLG: 0.642													5 0 0 0 0 3 4													
Miguel Dilone, S OBP: 0.298, SLG: 0.288													1 1 1 0 0 0 0													
Dave Revering, L OBP: 0.333, SLG: 0.397													6 0 1 1 1 0 0 3													
Steve Staggs, R OBP: 0.471, SLG: 0.399													0 1 0 0 0 0 0 0													
Jim Essian, R OBP: 0.338, SLG: 0.315													5 1 2 1 1 0 0 0													
Wayne Gross, L OBP: 0.284, SLG: 0.328													4 1 1 0 1 1 0 0													
Tony Armas, R OBP: 0.355, SLG: 0.310													5 0 1 1 0 1 0 3													
Gary Thomasson, L OBP: 0.237, SLG: 0.302													4 1 1 0 1 2 0 0													
Inning Stats	R: 0 E: 0 K: 0 S: 3	H: 0 LOB: 0 BB: 0 P: 5	R: 0 E: 0 K: 0 S: 4	H: 1 LOB: 2 BB: 1 P: 8	R: 0 E: 0 K: 0 S: 5	H: 0 LOB: 0 BB: 0 P: 6	R: 2 E: 1 K: 1 S: 6	H: 3 LOB: 1 BB: 2 P: 6	R: 0 E: 0 K: 0 S: 6	H: 1 LOB: 3 BB: 2 P: 14	R: 2 E: 0 K: 0 S: 7	H: 4 LOB: 1 BB: 0 P: 7	R: 0 E: 0 K: 0 S: 7	H: 0 LOB: 0 BB: 0 P: 5	R: 2 E: 1 K: 1 S: 8	H: 2 LOB: 1 BB: 0 P: 8	R: 0 E: 0 K: 0 S: 3	H: 0 LOB: 0 BB: 0 P: 3	R: 0 E: 0 K: 0 S: 5	H: 0 LOB: 0 BB: 0 P: 5	R: 3 E: 1 K: 0 S: 4	H: 4 LOB: 1 BB: 0 P: 4	1B: 11 2B: 3 3B: 0 HR: 1	SF: 0 SAC: 0 DP: 1 HBP: 0	WP: 1 PB: 0 CS: 0	PA: 51
PITCHER	IP WLS BF H R ER SO BB IBB HBP BLK WP HR S P ERA WHIP																									
Roger Erickson, R ERA: 4.24	(1, 1) 6.0 29 8 4 4 3 3 0 0 0 0 1 0 32 44 6.00 1.833																									
Greg Thayer, R ERA: 4.38	(7, 1) 2.0 10 3 2 2 3 0 0 0 0 0 0 1 16 16 6.75 1.125																									
Tom Johnson, R ERA: 3.28	(9, 1) 2.1 L 12 4 3 2 1 0 0 0 0 0 0 0 14 14 7.71 1.714																									

BOTTOM

Minnesota Twins @ Oakland Athletics
Oakland-Alameda County Coliseum, Oakland, CA

Wed Apr 26 1978, 6:05 PM PST
Att: 4,127 - Unknown - 60 F

livebaseballscorecards.com

AB 48
R 9
H 15
RBI 7
BB 3
SO 7
LOB 15

Batter	1	2	3	4	5	6	7	8	9	AB	R	H	RBI	BB	SO	LOB	TOP					
Roy Smalley, S OBP: 0.369, SLG: 0.409 (1, 6)										4	0	1	1	1	1	2						
Rod Carew, L OBP: 0.442, SLG: 0.538 (1, 3)										5	1	4	0	0	0	2						
Rich Chiles, L OBP: 0.480, SLG: 0.400 (1, 7)										4	1	1	0	0	0	4						
Butch Wynegar, S OBP: 0.303, SLG: 0.329 (1, 2)										3	0	2	0	0	1	2						
Mike Cabbage, L OBP: 0.391, SLG: 0.426 (1, 5)										3	1	1	1	1	0	2						
Glenn Adams, L OBP: 0.167, SLG: 0.204 (1, 10)										5	0	2	1	0	0	3						
Hosken Powell, L OBP: 0.271, SLG: 0.250 (1, 9)										3	1	1	0	1	0	2						
Bob Randall, R OBP: 0.389, SLG: 0.435 (1, 4)										3	2	2	0	0	0	0						
Willie Norwood, R OBP: 0.311, SLG: 0.348 (1, 8)										4	0	2	2	0	1	1						
Inning Stats	R: 0 E: 0 K: 1 S: 5	H: 1 LOB: 2 BB: 1 P: 9	R: 2 E: 1 K: 1 S: 7	H: 3 LOB: 1 BB: 1 P: 11	R: 1 E: 0 K: 0 S: 4	H: 1 LOB: 1 BB: 0 P: 5	R: 0 E: 0 K: 0 S: 3	H: 0 LOB: 1 BB: 1 P: 7	R: 0 E: 0 K: 0 S: 4	H: 2 LOB: 1 BB: 0 P: 4	R: 2 E: 0 K: 0 S: 6	H: 4 LOB: 1 BB: 0 P: 6	R: 1 E: 0 K: 0 S: 5	H: 2 LOB: 1 BB: 0 P: 5	R: 0 E: 0 K: 1 S: 5	H: 0 LOB: 0 BB: 0 P: 5	R: 0 E: 0 K: 0 S: 5	H: 3 LOB: 2 BB: 0 P: 5	1B: 14 2B: 3 3B: 0 HR: 0	SF: 1 SAC: 3 DP: 3 HBP: 1	WP: 0 PB: 0 SB: 1 CS: 2	PA: 42
PITCHER	IP WLS BF	H R ER SO	BB IBB HBP BLK	WP HR S P	ERA WHIP	PITCHER	IP WLS BF	H R ER SO	BB IBB HBP BLK	WP HR S P	ERA WHIP											
Alan Wirth, R ERA: 2.21 (1, 1)	3.0 L 16	5 3 3 2	3 0 1 0	0 0 0 0	9.00 2.667	Steve Renko, R ERA: 4.5 (4, 1)	6.0 26	11 3 3 1	0 0 0 0	0 0 28 28	4.50 1.833											

Minnesota Twins @ Oakland Athletics
Oakland-Alameda County Coliseum, Oakland, CA
Thu Apr 27 1978, 6:05 PM PST
Att. 4,645 - Unknown - 65 F

AB	34
R	6
H	16
RBI	5
BB	3
SO	3
LOB	18



Batter	1	2	3	4	5	6	7	8	9	AB	R	H	RBI	BB	SO	LOB	BOTTOM					
Mike Edwards, R OBP: 0.351, SLG: 0.446 (1, 4)										4	0	2	0	0	0	1						
Mario Guerrero, R OBP: 0.373, SLG: 0.473 (1, 6)										4	0	0	0	0	1	2						
Mitchell Page, L OBP: 0.438, SLG: 0.517 (1, 10)										4	0	1	0	0	1	1						
Gary Alexander, R OBP: 0.379, SLG: 0.607 (1, 7)										3	0	0	0	0	2	1						
Dave Revering, L OBP: 0.319, SLG: 0.379 (1, 3)										3	0	0	0	0	1	0						
Jim Essian, R OBP: 0.324, SLG: 0.298 (1, 2)										3	0	0	0	0	0	0						
Wayne Gross, L OBP: 0.314, SLG: 0.413 (1, 5)										2	1	2	1	1	0	0						
Tony Armas, R OBP: 0.338, SLG: 0.295 (1, 8)										3	0	0	0	0	1	2						
Dwayne Murphy, L (9, 8)										0	0	0	0	0	0	0						
Gary Thomasson, L OBP: 0.242, SLG: 0.291 (1, 9)										2	0	0	0	1	0	1						
Inning Stats	R: 0 E: 0 K: 1 S: 5	H: 1 LOB: 0 BB: 0 P: 5	R: 0 E: 0 K: 2 S: 7	H: 0 LOB: 0 BB: 0 P: 7	R: 1 E: 0 K: 0 S: 3	H: 1 LOB: 0 BB: 1 P: 7	R: 0 E: 0 K: 0 S: 3	H: 1 LOB: 0 BB: 0 P: 3	R: 0 E: 0 K: 0 S: 4	H: 1 LOB: 1 BB: 0 P: 4	R: 0 E: 0 K: 0 S: 4	H: 1 LOB: 1 BB: 0 P: 4	R: 0 E: 0 K: 1 S: 5	H: 0 LOB: 0 BB: 0 P: 5	R: 0 E: 0 K: 1 S: 5	H: 0 LOB: 1 BB: 1 P: 8	R: 0 E: 0 K: 1 S: 5	H: 0 LOB: 0 BB: 0 P: 5	1B: 3 2B: 1 3B: 0 HR: 1	SF: 0 SAC: 0 DP: 3 HBP: 0	WP: 0 PB: 0 SB: 0 CS: 1	PA: 30
PITCHER	IP WLS BF	H R ER SO	BB IBB HBP BLK	WP HR S P	ERA WHIP	PITCHER	IP WLS BF	H R ER SO	BB IBB HBP BLK	WP HR S P	ERA WHIP											
Gary Serum, R ERA: 1.85 (1, 1)	9.0 W 30	5 1 1 6	2 0 0 0	0 1 40 48	1.00 0.778																	

Minnesota Twins @ Oakland Athletics
Oakland-Alameda County Coliseum, Oakland, CA
Thu Apr 27 1978, 6:05 PM PST
Att. 4,645 - Unknown - 65 F

AB	28
R	1
H	5
RBI	1
BB	2
SO	6
LOB	8



Batter	1	2	3	4	5	6	7	8	9	AB	R	H	RBI	BB	SO	LOB	TOP										
Paul Dade, R OBP: 0.378, SLG: 0.500 (1, 9)										3	2	2	0	2	1	0	Cleveland Indians @ Oakland Athletics Oakland-Alameda County Coliseum, Oakland, CA Fri Apr 28 1978, 6:05 PM PST Att: 5,513 - Unknown - 61 F										
Ted Cox, R OBP: 0.280, SLG: 0.167 Johnny Grubb, L OBP: 0.387, SLG: 0.635 (8, 7)										2	0	1	0	1	0	1											
Buddy Bell, R OBP: 0.431, SLG: 0.565 (1, 5)										5	1	1	1	0	0	3											
Andre Thornton, R OBP: 0.413, SLG: 0.574 (1, 3)										3	1	1	0	2	2	1											
Larvell Blanks, R OBP: 0.292, SLG: 0.371 (1, 6)										4	1	1	0	0	0	3											
Willie Horton, R OBP: 0.344, SLG: 0.534 (1, 10)										4	1	3	2	0	0	0											
Ron Pruitt, R OBP: 0.268, SLG: 0.333 (1, 2)										4	0	0	0	0	1	3											
Rick Manning, L OBP: 0.241, SLG: 0.208 (1, 8)										3	0	1	1	1	0	0											
Duane Kuiper, L OBP: 0.217, SLG: 0.221 (1, 4)										4	0	0	0	0	0	4											
Inning Stats	R: 1 E: 0 K: 1 S: 6	H: 2 LOB: 0 BB: 0 P: 6	R: 0 E: 0 K: 0 S: 4	H: 1 LOB: 2 BB: 1 P: 8	R: 0 E: 0 K: 1 S: 6	H: 1 LOB: 0 BB: 0 P: 10	R: 1 E: 0 K: 0 S: 4	H: 1 LOB: 0 BB: 0 P: 4	R: 0 E: 0 K: 0 S: 2	H: 0 LOB: 0 BB: 1 P: 6	R: 0 E: 0 K: 0 S: 2	H: 0 LOB: 0 BB: 0 P: 6	R: 0 E: 1 K: 1 S: 5	H: 0 LOB: 0 BB: 0 P: 5	R: 4 E: 1 K: 1 S: 10	H: 5 LOB: 2 BB: 1 P: 14	R: 0 E: 0 K: 1 S: 5	H: 0 LOB: 1 BB: 1 P: 9	1B: 8 2B: 1 3B: 0 HR: 1	SF: 0 SAC: 0 DP: 3 HBP: 0	WP: 0 PB: 0 SB: 2 CS: 1	PA: 41					
PITCHER	IP	WLS	BF	H	R	ER	SO	BB	IBB	HBP	BLK	WP	HR	S	P	ERA	WHIP										
John Henry Johnson, L ERA: 1.26	7.0	L	28	6	3	3	3	4	0	0	0	0	1	30	46	3.86	1.429										
Dave Heaverlo, R ERA: 2.33	0.1		4	2	1	1	1	1	0	0	0	0	0	5	9	27.00	9.000										
Elias Sosa, R ERA: 1.02	0.2		4	2	2	2	0	0	0	0	0	0	0	4	4	27.00	3.000										
Joe Coleman, R ERA:	1.0		4	0	0	0	1	1	0	0	0	0	0	5	9	0.00	1.000										

Batter	1	2	3	4	5	6	7	8	9	AB	R	H	RBI	BB	SO	LOB	BOTTOM										
Miguel Dilone, S OBP: 0.295, SLG: 0.273 (8, 9)										3	1	0	0	1	0	2	Cleveland Indians @ Oakland Athletics Oakland-Alameda County Coliseum, Oakland, CA Fri Apr 28 1978, 6:05 PM PST Att: 5,513 - Unknown - 61 F										
Mike Edwards, R OBP: 0.344, SLG: 0.424 (1, 4)										3	0	0	0	1	0	1											
Mitchell Page, L OBP: 0.417, SLG: 0.469 (1, 7)										3	0	0	1	1	0	1											
Gary Alexander, R OBP: 0.357, SLG: 0.567 (1, 10)										4	0	0	0	0	2	1											
Mario Guerrero, R OBP: 0.354, SLG: 0.449 (1, 6)										4	0	0	0	0	0	0											
Dave Revering, L OBP: 0.303, SLG: 0.357 (1, 3)										4	0	0	0	0	0	0											
Wayne Gross, L OBP: 0.342, SLG: 0.422 Dwayne Murphy, L (7, PR) (8, 8)										1	0	1	0	2	0	0											
Jim Essian, R OBP: 0.324, SLG: 0.300 (1, 2)										3	0	1	0	0	0	3											
Gary Thomasson, L OBP: 0.234, SLG: 0.281 Bill North, S OBP: 0.417, SLG: 0.353 Marty Perez, R (8, 5)										2	0	0	0	0	1	2											
Inning Stats	R: 1 E: 0 K: 1 S: 5	H: 0 LOB: 0 BB: 1 P: 9	R: 0 E: 0 K: 0 S: 4	H: 1 LOB: 1 BB: 0 P: 4	R: 0 E: 0 K: 1 S: 5	H: 0 LOB: 0 BB: 0 P: 5	R: 0 E: 0 K: 0 S: 3	H: 0 LOB: 0 BB: 0 P: 3	R: 0 E: 1 K: 0 S: 4	H: 2 LOB: 3 BB: 1 P: 8	R: 0 E: 0 K: 0 S: 2	H: 0 LOB: 0 BB: 1 P: 6	R: 1 E: 0 K: 0 S: 4	H: 2 LOB: 3 BB: 1 P: 8	R: 0 E: 0 K: 1 S: 5	H: 0 LOB: 1 BB: 1 P: 9	R: 0 E: 0 K: 0 S: 3	H: 0 LOB: 0 BB: 0 P: 3	1B: 2 2B: 2 3B: 0 HR: 0	SF: 0 SAC: 0 DP: 1 HBP: 0	WP: 0 PB: 0 SB: 1 CS: 0	PA: 34					
PITCHER	IP	WLS	BF	H	R	ER	SO	BB	IBB	HBP	BLK	WP	HR	S	P	ERA	WHIP										
Don Hood, L ERA: 3.65	7.0	W	27	3	2	2	2	4	0	0	0	0	0	27	43	2.57	1.000										
Mike Paxton, R ERA: 5.4	2.0		7	0	0	0	1	1	0	0	0	0	0	8	12	0.00	0.500										



Batter	1	2	3	4	5	6	7	8	9	AB	R	H	RBI	BB	SO	LOB	TOP			
Paul Dade, R OBP: 0.364, SLG: 0.479 Jim Norris, L OBP: 0.357, SLG: 0.538	6-3		6-3		F9			F6		3	0	0	0	0	0	2				
Johnny Grubb, L OBP: 0.384, SLG: 0.589	K			4-3	F7			F6		4	0	0	0	0	1	2				
Buddy Bell, R OBP: 0.447, SLG: 0.616	2B			SF7	3B	4-3		1B		4	1	3	0	0	0	0				
Andre Thornton, R OBP: 0.392, SLG: 0.547	F3			SF7		1-3		5-3		3	0	0	1	0	0	2				
Larvell Blanks, R OBP: 0.289, SLG: 0.356		F9		BB		5-3		K		3	0	0	0	1	1	0				
Willie Horton, R OBP: 0.338, SLG: 0.516	F6			F8			K	FC1-5	1B	4	0	1	0	0	1	1				
Ron Pruitt, R OBP: 0.283, SLG: 0.345	6-3				5-3		G3	1B	FC1-5	4	0	2	0	0	0	0				
Rick Manning, L OBP: 0.262, SLG: 0.204 Ted Cox, R OBP: 0.238, SLG: 0.158			G6-4-3	BB	BB		G3	1B	FC1-5	1	0	0	0	2	0	1				
Duane Kuiper, L OBP: 0.222, SLG: 0.214 Horace Speed, R OBP: 0.222, SLG: 0.222			G6-4-3	BB	BB		F8	F7		2	0	0	0	1	0	2				
Inning Stats	R: 0 E: 0 K: 1 S: 6	H: 1 LOB: 1 BB: 0 P: 6	R: 0 E: 0 K: 0 S: 3	H: 0 LOB: 0 BB: 0 P: 3	R: 0 E: 0 K: 0 S: 2	H: 0 LOB: 0 BB: 1 P: 6	R: 1 E: 0 K: 0 S: 4	H: 1 LOB: 1 BB: 1 P: 8	R: 0 E: 0 K: 0 S: 3	H: 0 LOB: 2 BB: 2 P: 11	R: 0 E: 0 K: 1 S: 6	H: 1 LOB: 1 BB: 0 P: 6	R: 0 E: 0 K: 0 S: 4	H: 1 LOB: 1 BB: 0 P: 4	R: 0 E: 0 K: 1 S: 7	H: 2 LOB: 2 BB: 0 P: 7	1B: 4 2B: 1 3B: 1 HR: 0	SF: 1 SAC: 0 DP: 1 HBP: 0	WP: 0 PB: 0 SB: 0 CS: 0	PA: 36
PITCHER	IP	WLS	BF	H	R	ER	SO	BB	IBB	HBP	BLK	WP	HR	S	P	ERA	WHIP			
Pete Broberg, R ERA: 1.33 Bob Lacey, L ERA: 2.5	8.1	W	34	6	1	1	3	4	0	0	0	0	0	36	52	1.08	1.200			
	0.2	S	2	0	0	0	0	0	0	0	0	0	0	2	2	0.00	0.000			

Cleveland Indians @ Oakland Athletics
Oakland-Alameda County Coliseum, Oakland, CA

AB 31
R 1
H 6
RBI 1
BB 4
SO 3
LOB 14



WP: 0 PA: 36
PB: 0
SB: 0
CS: 0

Sat Apr 29 1978, 3:33 AM PST
Att: 5,692 - Unknown

Batter	1	2	3	4	5	6	7	8	9	AB	R	H	RBI	BB	SO	LOB	BOTTOM			
Mike Edwards, R OBP: 0.333, SLG: 0.406	5-3		6-3			6-3	F9			5	1	1	0	0	0	4				
Dwayne Murphy, L	2B	1B		K		1B	4-3			2	2	0	0	3	1	3				
Mitchell Page, L Miguel Dilone, S	1B	F7		1-3		BB	1B	4-3		4	1	2	0	0	0	2				
Gary Alexander, R	K	1B		1-6-3		1B		K		4	1	1	1	1	2	2				
Mario Guerrero, R	1B	1B			4-3	F8		1-3		5	0	2	4	0	0	3				
Dave Revering, L	1B	4-3			FC4-6	HBP	BB	BB		3	0	2	0	1	0	1				
Wayne Gross, L	BB			1-3	1B	FC4-6	HBP	BB		1	0	1	0	2	0	0				
Jim Essian, R	4-3		1-3		FC4-6		BB			3	0	0	0	1	0	6				
Gary Thomasson, L		K	F7		CS	K	K			4	0	0	0	0	3	4				
Inning Stats	R: 2 E: 0 K: 1 S: 8	H: 3 LOB: 3 BB: 2 P: 16	R: 3 E: 1 K: 1 S: 8	H: 3 LOB: 1 BB: 1 P: 12	R: 0 E: 0 K: 0 S: 4	H: 1 LOB: 1 BB: 0 P: 4	R: 0 E: 0 K: 1 S: 5	H: 0 LOB: 0 BB: 0 P: 5	R: 0 E: 0 K: 0 S: 3	H: 1 LOB: 1 BB: 0 P: 4	R: 0 E: 0 K: 1 S: 6	H: 0 LOB: 3 BB: 3 P: 17	R: 0 E: 0 K: 1 S: 5	H: 0 LOB: 0 BB: 0 P: 5	1B: 8 2B: 1 3B: 0 HR: 0	SF: 0 SAC: 0 DP: 0 HBP: 1	WP: 1 PB: 0 SB: 1 CS: 1	PA: 42		
PITCHER	IP	WLS	BF	H	R	ER	SO	BB	IBB	HBP	BLK	WP	HR	S	P	ERA	WHIP			
Wayne Garland, R David Clyde, L Sid Monge, L	1.2	L	14	6	5	4	2	3	0	0	0	0	0	15	27	21.60	5.400			
	4.1		18	3	0	0	2	2	0	1	0	1	0	19	28	0.00	1.154			
	2.0		9	0	0	0	2	3	0	0	0	0	0	10	22	0.00	1.500			

Cleveland Indians @ Oakland Athletics
Oakland-Alameda County Coliseum, Oakland, CA

AB 32
R 5
H 9
RBI 5
BB 8
SO 6
LOB 25



WP: 1 PA: 42
PB: 0
SB: 1
CS: 1

Sat Apr 29 1978, 3:33 AM PST
Att: 5,692 - Unknown

Batter	1	2	3	4	5	6	7	8	9	AB	R	H	RBI	BB	SO	LOB	TOP			
Paul Dade, R OBP: 0.354, SLG: 0.461 (1, 9)	5-3		1B		F3		L8		6-3	5	0	1	0	0	0	2				
Johnny Grubb, L OBP: 0.386, SLG: 0.593 (1, 7)	K		1B		FC6-4			1B SH2-4 BB		3	0	2	1	1	1	0				
Buddy Bell, R OBP: 0.430, SLG: 0.592 (1, 5)	5-3		K		FC6-4			SH2-4		3	0	0	0	0	1	3				
Andre Thornton, R OBP: 0.386, SLG: 0.529 (1, 3)		4-3			F2					4	0	1	0	0	0	0				
Larvell Blanks, R OBP: 0.288, SLG: 0.351 (1, 6)		F9						1B		4	0	1	0	0	1	2				
Willie Horton, R OBP: 0.348, SLG: 0.515 (1, 10)					F9				L7	4	0	2	0	0	0	3				
Ron Pruitt, R OBP: 0.266, SLG: 0.322 (1, 2)					5-3					4	0	0	0	0	1	3				
Rick Manning, L OBP: 0.292, SLG: 0.259 (1, 8)			E4		F3				4-1	4	1	3	0	0	0	0				
Duane Kuiper, L OBP: 0.211, SLG: 0.203 (1, 4)			K		B1				4-1	4	0	0	0	0	1	4				
Inning Stats	R: 0 E: 0 K: 1 S: 5	H: 0 LOB: 0 BB: 0 P: 5	R: 0 E: 0 K: 1 S: 6	H: 1 LOB: 1 BB: 0 P: 6	R: 0 E: 1 K: 2 S: 9	H: 2 LOB: 2 BB: 0 P: 9	R: 0 E: 0 K: 0 S: 4	H: 1 LOB: 1 BB: 0 P: 4	R: 1 E: 0 K: 0 S: 5	H: 2 LOB: 1 BB: 0 P: 5	R: 0 E: 0 K: 0 S: 4	H: 1 LOB: 0 BB: 0 P: 4	R: 0 E: 0 K: 0 S: 3	H: 1 LOB: 2 BB: 1 P: 10	R: 0 E: 0 K: 0 S: 4	H: 1 LOB: 1 BB: 0 P: 4	1B: 9 2B: 1 3B: 0 HR: 0	SF: 0 SAC: 1 DP: 0 HBP: 0	WP: 0 PB: 0 SB: 0 CS: 2	PA: 37
PITCHER	IP	WLS	BF	H	R	ER	SO	BB	IBB	HBP	BLK	WP	HR	S	P	ERA	WHIP			
Rick Langford, R ERA: 1.95 Elias Sosa, R ERA: 0.92	(1, 1) (8, 1)	7.0 W	29 8	8 2	1 0	1 0	4 1	1 0	0 0	0 0	0 0	0 0	0 0	36 10	40 10	1.29 0.00	1.286 1.000			

Cleveland Indians @ Oakland Athletics
Oakland-Alameda County Coliseum, Oakland, CA
Sun Apr 30 1978, 3:33 AM PDT
Att: 6,378 - Unknown

AB 35
R 1
H 10
RBI 1
BB 1
SO 5
LOB 17



Batter	1	2	3	4	5	6	7	8	9	AB	R	H	RBI	BB	SO	LOB	BOTTOM			
Miguel Dilone, S OBP: 0.273, SLG: 0.250 (1, 8)	G3		FC1-2		F6			F3		4	0	0	0	0	0	2				
Mike Edwards, R OBP: 0.329, SLG: 0.388 (1, 4)	4-3		BB						B1-3	3	0	0	0	1	0	0				
Mitchell Page, L OBP: 0.409, SLG: 0.462 (1, 7)	5-3		BB					F8		3	0	0	1	1	0	0				
Gary Alexander, R OBP: 0.354, SLG: 0.574 (1, 10)		K	1-3					K		4	1	1	1	0	2	3				
Mario Guerrero, R OBP: 0.345, SLG: 0.430 (1, 6)		F8			6-3			F8		3	0	0	0	0	0	0				
Dave Revering, L OBP: 0.325, SLG: 0.368 (1, 3)		3-1						F7		3	0	1	0	0	0	0				
Wayne Gross, L OBP: 0.375, SLG: 0.418 (1, 5)			1B		L3			F5		2	0	0	0	1	0	1				
Jim Essian, R OBP: 0.333, SLG: 0.303 (1, 2)			BB						6-3	3	1	2	0	0	0	0				
Gary Thomasson, L OBP: 0.211, SLG: 0.250 (1, 9)			K		B1			F9		3	0	0	0	0	1	3				
Inning Stats	R: 0 E: 0 K: 0 S: 3	H: 0 LOB: 0 BB: 0 P: 3	R: 0 E: 0 K: 1 S: 5	H: 0 LOB: 0 BB: 0 P: 5	R: 1 E: 0 K: 1 S: 6	H: 1 LOB: 3 BB: 3 P: 18	R: 0 E: 0 K: 0 S: 3	H: 1 LOB: 0 BB: 0 P: 3	R: 0 E: 0 K: 1 S: 5	H: 0 LOB: 0 BB: 0 P: 5	R: 0 E: 0 K: 0 S: 3	H: 0 LOB: 0 BB: 0 P: 3	R: 0 E: 0 K: 0 S: 3	H: 0 LOB: 0 BB: 0 P: 3	R: 1 E: 0 K: 0 S: 3	H: 1 LOB: 0 BB: 0 P: 3	1B: 3 2B: 1 3B: 0 HR: 1	SF: 0 SAC: 0 DP: 1 HBP: 0	WP: 0 PB: 0 SB: 0 CS: 1	PA: 31
PITCHER	IP	WLS	BF	H	R	ER	SO	BB	IBB	HBP	BLK	WP	HR	S	P	ERA	WHIP			
Rick Wise, R ERA: 2.88	(1, 1)	8.2 L	31 31	4 4	2 2	2 2	3 3	3 3	0 0	0 0	0 0	0 0	1 1	34 34	46 46	2.08 2.88	0.808			

Cleveland Indians @ Oakland Athletics
Oakland-Alameda County Coliseum, Oakland, CA
Sun Apr 30 1978, 3:33 AM PDT
Att: 6,378 - Unknown

AB 28
R 2
H 4
RBI 2
BB 3
SO 3
LOB 9




Batter	1	2	3	4	5	6	7	8	9	AB	R	H	RBI	BB	SO	LOB	TOP					
Rick Rosetti, R OBP: 0.295, SLG: 0.382 (1, 8)										4	0	2	1	0	1	0	Toronto Blue Jays @ Oakland Athletics Oakland-Alameda County Coliseum, Oakland, CA Tue May 02 1978, 7:05 PM PDT Att: 5,663 - Unknown livebaseballscorecards.com					
Bob Bailor, R OBP: 0.402, SLG: 0.392 (1, 9)										4	0	0	0	0	0	2						
Roy Howell, L OBP: 0.309, SLG: 0.416 (1, 5)										4	0	0	0	0	1	1						
Rico Carty, R OBP: 0.344, SLG: 0.494 (1, 10)										3	0	1	0	1	0	1						
John Mayberry, L OBP: 0.318, SLG: 0.444 (1, 3)										4	0	1	0	0	1	1						
Willie Upshaw, L OBP: 0.394, SLG: 0.481 (1, 7)										2	0	1	0	1	0	2						
Rick Cerone, R OBP: 0.283, SLG: 0.298 (1, 2)										3	0	0	0	0	0	2						
Garth Iorg, R OBP: 0.240, SLG: 0.178 (7, PH)										2	0	0	0	0	0	1						
Tom Hutton, L OBP: 0.321, SLG: 0.360 (7, 4)										1	0	0	0	0	0	1						
Tim Johnson, L (7, 4)										0	0	0	0	0	0	0						
Luis Gomez, R OBP: 0.281, SLG: 0.193 (1, 6)										2	1	0	0	1	0	0						
Inning Stats	R: 0 E: 0 K: 1 S: 6	H: 1 LOB: 1 BB: 0 P: 6	R: 0 E: 0 K: 0 S: 3	H: 0 LOB: 1 BB: 1 P: 7	R: 0 E: 0 K: 0 S: 3	H: 0 LOB: 0 BB: 0 P: 3	R: 0 E: 0 K: 0 S: 4	H: 2 LOB: 1 BB: 0 P: 4	R: 1 E: 0 K: 0 S: 4	H: 1 LOB: 1 BB: 1 P: 8	R: 0 E: 0 K: 1 S: 4	H: 0 LOB: 0 BB: 1 P: 8	R: 0 E: 0 K: 0 S: 3	H: 1 LOB: 0 BB: 0 P: 3	R: 0 E: 0 K: 1 S: 5	H: 0 LOB: 0 BB: 0 P: 5	R: 0 E: 0 K: 0 S: 3	H: 0 LOB: 0 BB: 0 P: 3	1B: 4 2B: 1 3B: 1 HR: 0	SF: 0 SAC: 0 DP: 3 HBP: 0	WP: 0 PB: 0 SB: 1 CS: 1	PA: 32
PITCHER	IP WLS BF H R ER SO BB IBB HBP BLK WP HR S P ERA WHIP																					
Matt Keough, R ERA: 2.01 (1, 1)	6.0 W 24 5 1 1 2 3 0 0 0 0 0 0 25 37 1.50 1.333																					
Elias Sosa, R ERA: 0.79 (7, 1)	3.0 S 8 0 0 0 1 0 0 0 0 0 0 0 10 10 0.00 0.000																					


Batter	1	2	3	4	5	6	7	8	9	AB	R	H	RBI	BB	SO	LOB	BOTTOM			
Bill North, S OBP: 0.429, SLG: 0.400 (1, 8)										3	1	1	0	1	1	0	Toronto Blue Jays @ Oakland Athletics Oakland-Alameda County Coliseum, Oakland, CA Tue May 02 1978, 7:05 PM PDT Att: 5,663 - Unknown livebaseballscorecards.com			
Mike Edwards, R OBP: 0.333, SLG: 0.382 (1, 4)										1	0	0	0	1	0	0				
Mitchell Page, L OBP: 0.383, SLG: 0.429 (7, 7)										3	0	0	0	0	1	3				
Dwayne Murphy, L (7, 7)										0	0	0	0	0	0	0				
Gary Alexander, R OBP: 0.354, SLG: 0.606 (1, 10)										3	1	1	1	0	1	2				
Mario Guerrero, R OBP: 0.333, SLG: 0.416 (1, 6)										3	0	0	0	0	1	0				
Dave Revering, L OBP: 0.326, SLG: 0.359 (7, FR)										2	0	0	0	1	0	0				
Steve Staggs, R OBP: 0.471, SLG: 0.308 (8, 5)										0	0	0	0	0	0	0				
Marty Perez, R (8, 5)										0	0	0	0	0	0	0				
Wayne Gross, L OBP: 0.373, SLG: 0.406 (8, 3)										2	0	0	0	1	1	1				
Jim Essian, R OBP: 0.321, SLG: 0.290 (1, 2)										3	0	0	0	0	0	1				
Miguel Dilone, S OBP: 0.261, SLG: 0.238 (1, 9)										3	0	0	0	0	0	0				
Inning Stats	R: 0 E: 0 K: 2 S: 7	H: 0 LOB: 0 BB: 0 P: 7	R: 0 E: 0 K: 1 S: 5	H: 0 LOB: 0 BB: 0 P: 5	R: 0 E: 1 K: 0 S: 3	H: 0 LOB: 0 BB: 1 P: 8	R: 2 E: 1 K: 0 S: 5	H: 2 LOB: 0 BB: 0 P: 5	R: 0 E: 0 K: 0 S: 3	H: 0 LOB: 0 BB: 0 P: 3	R: 0 E: 0 K: 1 S: 6	H: 0 LOB: 2 BB: 2 P: 13	R: 0 E: 0 K: 1 S: 4	H: 0 LOB: 1 BB: 1 P: 9	R: 0 E: 0 K: 0 S: 3	H: 0 LOB: 0 BB: 0 P: 3	1B: 0 2B: 2 3B: 0 HR: 1	SF: 0 SAC: 1 DP: 3 HBP: 0	WP: 0 PB: 0 SB: 1 CS: 2	PA: 29
PITCHER	IP WLS BF H R ER SO BB IBB HBP BLK WP HR S P ERA WHIP																			
Tom Underwood, L ERA: 4.56 (1, 1)	8.0 L 28 2 2 2 5 4 0 0 0 0 0 1 36 53 2.25 0.750																			

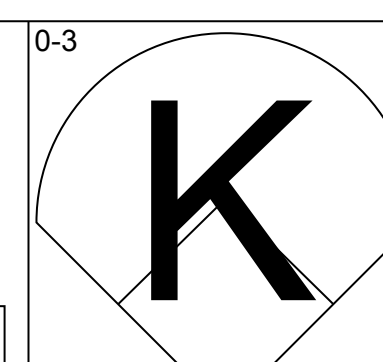
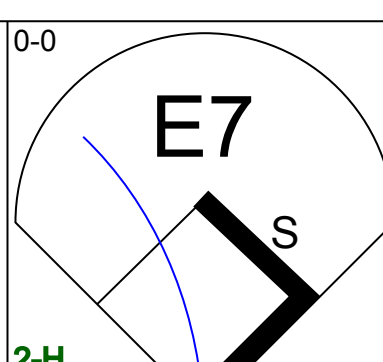
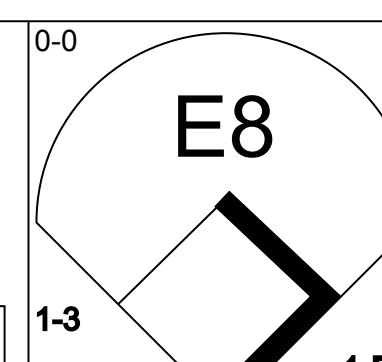
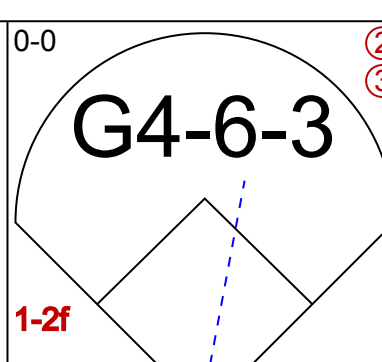
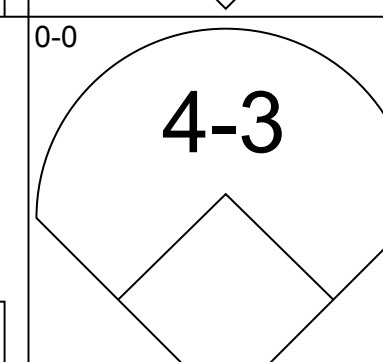
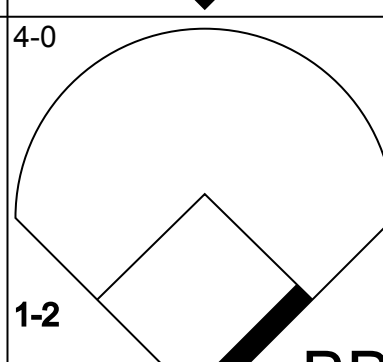
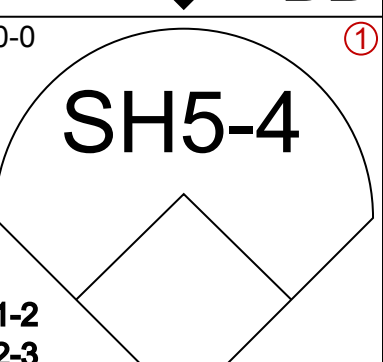
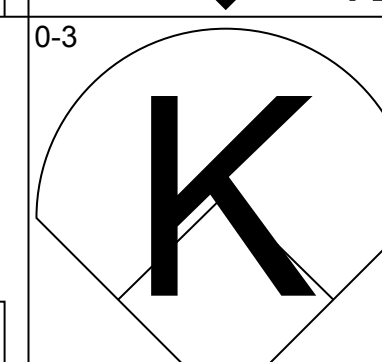
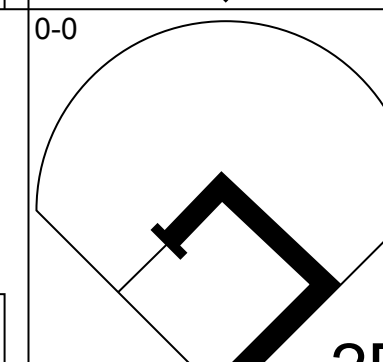
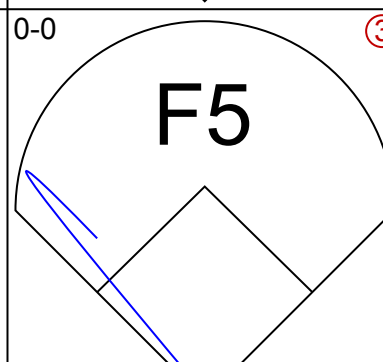
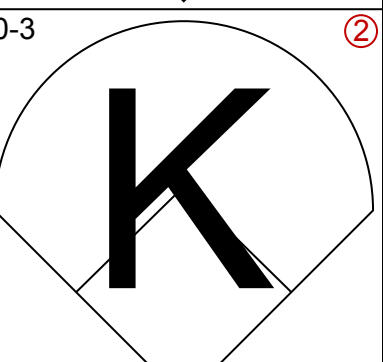
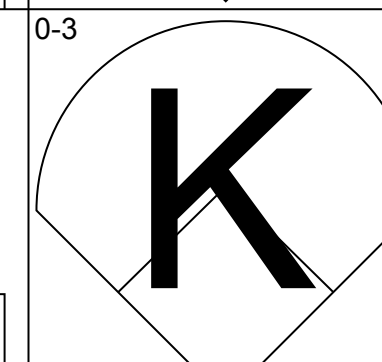
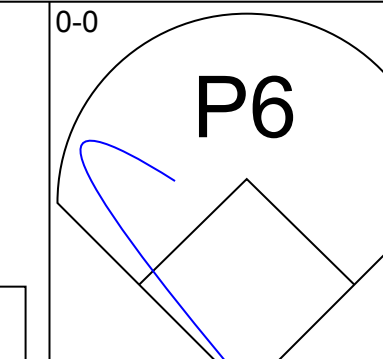
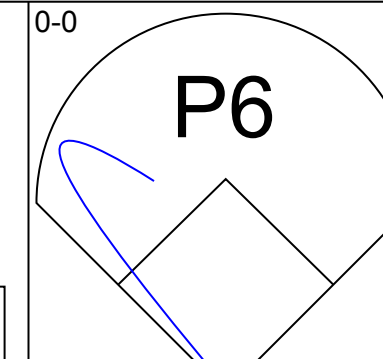
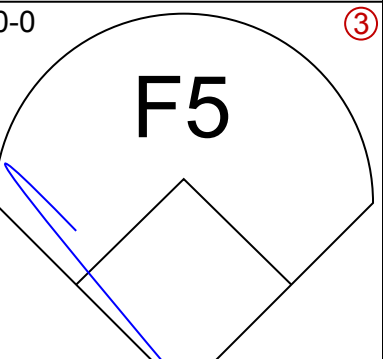
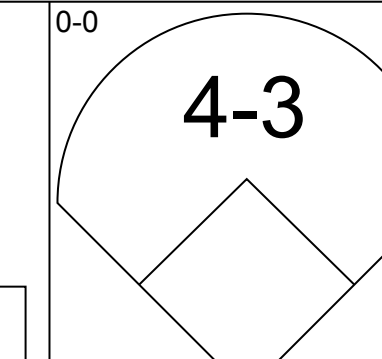
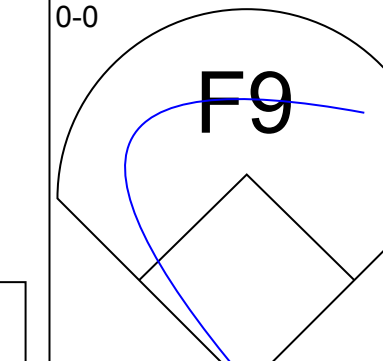
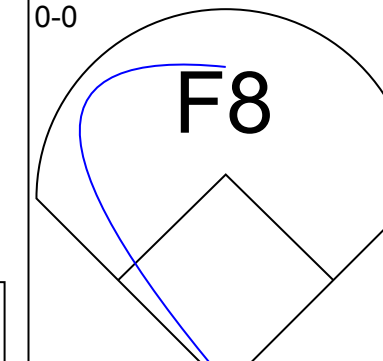
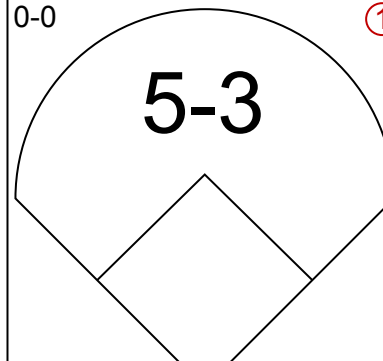
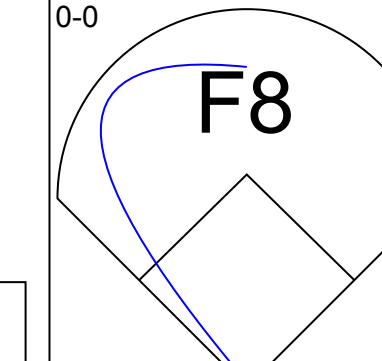
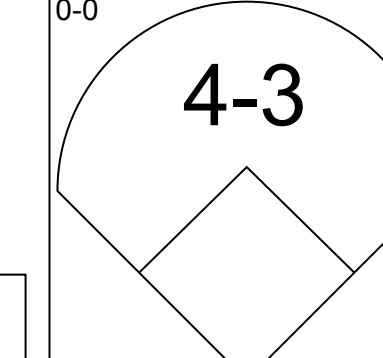
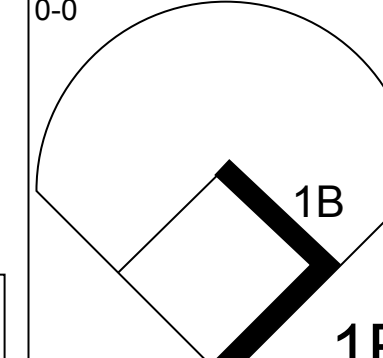

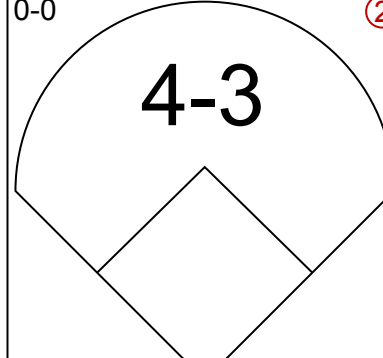
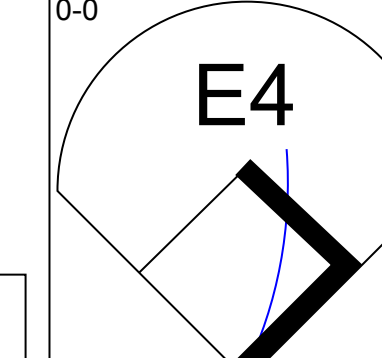
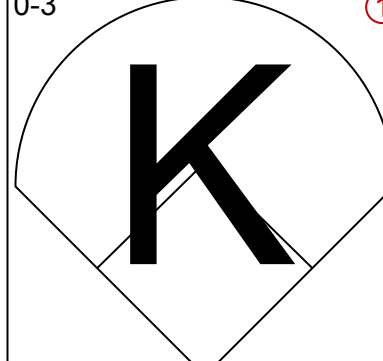
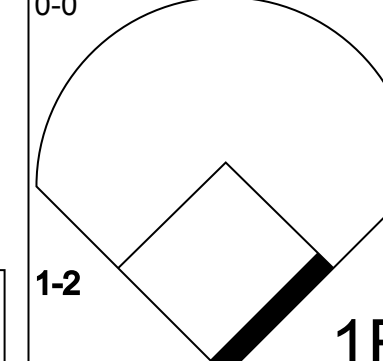
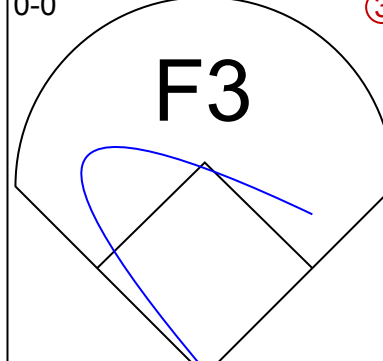
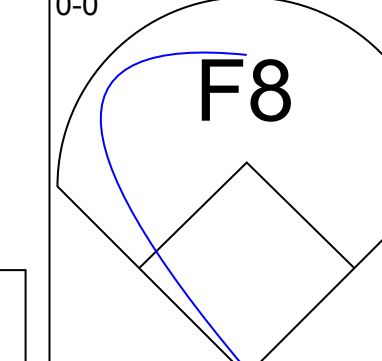
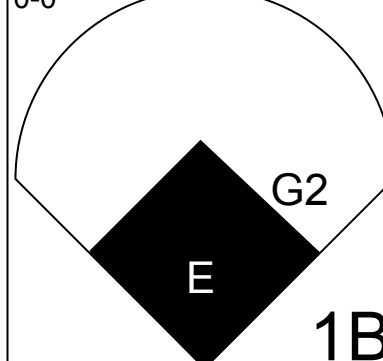
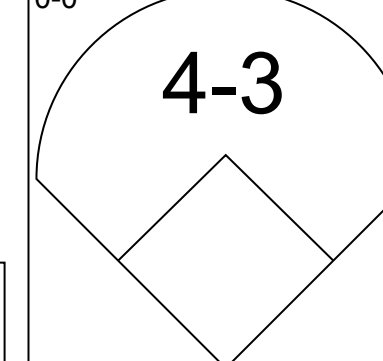
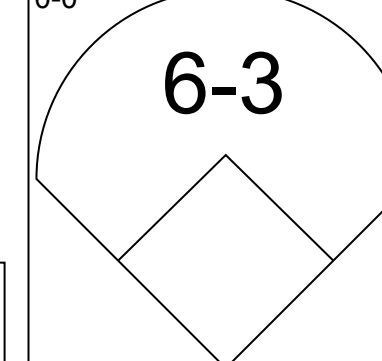
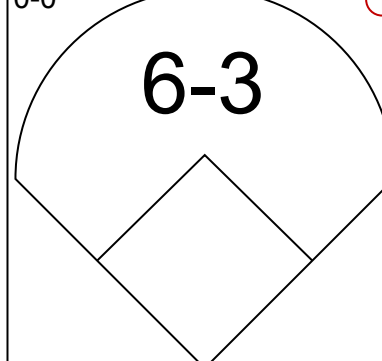
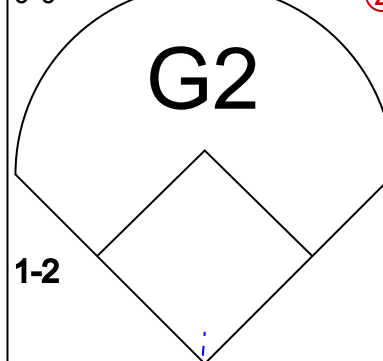
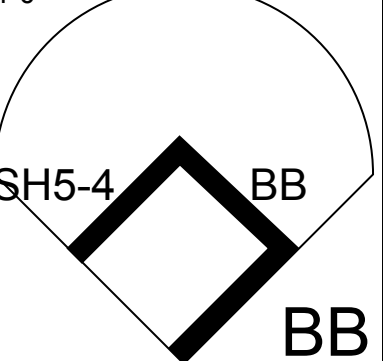
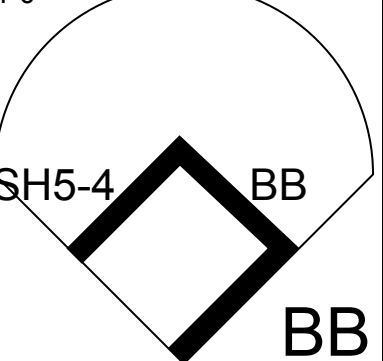
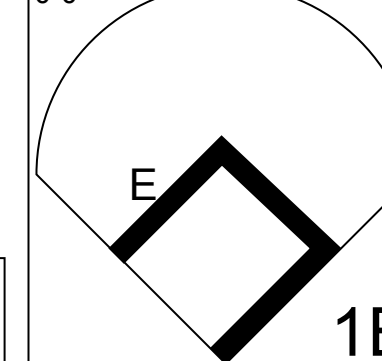
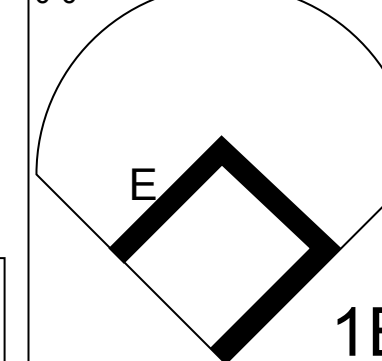
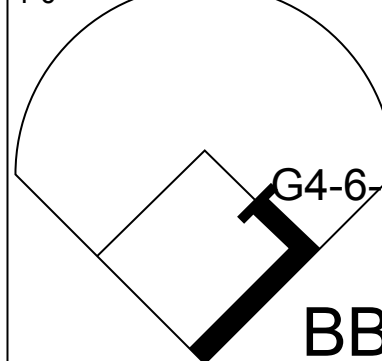


Batter	1	2	3	4	5	6	7	8	9	AB	R	H	RBI	BB	SO	LOB	TOP	
Ron LeFlore, R OBP: 0.370, SLG: 0.438	6-3		9-2			1B 2B		6-3		4	1	1	0	0	0	1	Detroit Tigers @ Oakland Athletics Oakland-Alameda County Coliseum, Oakland, CA Fri May 05 1978, 7:05 PM PDT Att: 14,612 - Unknown	
Mark Wagner, R OBP: 0.295, SLG: 0.267	5-3			P4		6-3		6-3		4	0	0	0	0	0	1		
Rusty Staub, L OBP: 0.398, SLG: 0.430		FC6-4 1B			BB				4-3	3	0	2	1	1	0	0		
Jason Thompson, L OBP: 0.378, SLG: 0.523	FC6-4			K		K				4	0	1	0	0	2	3		
Steve Kemp, L OBP: 0.451, SLG: 0.386		F8		F9		K				4	0	0	0	0	2	3		
John Wockenfuss, R OBP: 0.444, SLG: 0.333		F8			BB					3	0	0	0	1	1	1		
Lance Parrish, R OBP: 0.261, SLG: 0.419		F8			F8					3	0	0	0	0	0	1		
Aurelio Rodriguez, R OBP: 0.424, SLG: 0.593			E5 SH3 9-2		K					3	0	0	0	0	1	1		
Steve Dillard, R OBP: 0.208, SLG: 0.204			SH3		F9					2	0	0	0	0	0	1		
Inning Stats	R: 0 E: 0 K: 0 S: 4	H: 1 LOB: 1 BB: 0 P: 4	R: 0 E: 0 K: 0 S: 3	H: 0 LOB: 0 BB: 0 P: 3	R: 0 E: 1 K: 1 S: 5	H: 0 LOB: 1 BB: 1 P: 9	R: 0 E: 0 K: 1 S: 5	H: 2 LOB: 1 BB: 0 P: 9	R: 0 E: 0 K: 1 S: 5	H: 0 LOB: 0 BB: 0 P: 5	R: 0 E: 0 K: 0 S: 3	H: 0 LOB: 0 BB: 0 P: 3	R: 0 E: 0 K: 1 S: 6	H: 1 LOB: 1 BB: 0 P: 6	1B: 3 2B: 2 3B: 0 HR: 0	SF: 0 SAC: 1 DP: 1 HBP: 0	WP: 0 PB: 0 SB: 0 CS: 0	PA: 33
PITCHER John Henry Johnson, L ERA: 1.19	IP: 9.0 WLS: W BF: 33	H: 4 R: 1 ER: 1 SO: 6	BB: 2 IBB: 0 HBP: 0 BLK: 0	WP: 0 HR: 0 S: 43 P: 51	ERA: 1.00 WHIP: 0.667	PITCHER												

Batter	1	2	3	4	5	6	7	8	9	AB	R	H	RBI	BB	SO	LOB	BOTTOM	
Bill North, S OBP: 0.432, SLG: 0.393		CS	E4 SH2-3							4	0	3	0	0	0	0	Detroit Tigers @ Oakland Athletics Oakland-Alameda County Coliseum, Oakland, CA Fri May 05 1978, 7:05 PM PDT Att: 14,612 - Unknown	
Mike Edwards, R OBP: 0.342, SLG: 0.370			SH2-3							2	1	1	0	0	1	1		
Jerry Tabb, L OBP: 0.295, SLG: 0.267										1	0	0	0	0	1	2		
Steve Staggs, R OBP: 0.500, SLG: 0.429										0	0	0	0	0	0	0		
Mitchell Page, L OBP: 0.408, SLG: 0.404										3	1	0	0	1	0	2		
Dwayne Murphy, L OBP: 0.356, SLG: 0.628										0	0	0	0	0	0	0		
Gary Alexander, R OBP: 0.327, SLG: 0.402										3	0	1	1	0	1	1		
Mario Guerrero, R OBP: 0.327, SLG: 0.402										4	0	1	0	0	0	0		
Dave Revering, L OBP: 0.347, SLG: 0.365										3	2	1	0	1	0	2		
Wayne Gross, L OBP: 0.380, SLG: 0.490										4	0	2	0	0	1	1		
Jim Essian, R OBP: 0.326, SLG: 0.347										3	1	1	2	0	0	1		
Miguel Dilone, S OBP: 0.295, SLG: 0.257										4	0	2	0	0	0	2		
Inning Stats	R: 1 E: 1 K: 1 S: 7	H: 3 LOB: 2 BB: 1 P: 11	R: 0 E: 0 K: 0 S: 3	H: 1 LOB: 0 BB: 0 P: 3	R: 0 E: 1 K: 1 S: 6	H: 0 LOB: 1 BB: 0 P: 6	R: 2 E: 0 K: 1 S: 7	H: 3 LOB: 2 BB: 1 P: 11	R: 1 E: 0 K: 0 S: 4	H: 1 LOB: 0 BB: 0 P: 4	R: 0 E: 0 K: 0 S: 3	H: 0 LOB: 0 BB: 0 P: 3	R: 0 E: 0 K: 0 S: 4	H: 1 LOB: 1 BB: 0 P: 4	1B: 11 2B: 0 3B: 0 HR: 1	SF: 1 SAC: 2 DP: 0 HBP: 0	WP: 1 PB: 0 SB: 2 CS: 2	PA: 37
PITCHER Jack Billingham, R ERA: 3.38	IP: 6.0 WLS: L BF: 29	H: 11 R: 5 ER: 3 SO: 4	BB: 2 IBB: 0 HBP: 0 BLK: 0	WP: 1 HR: 1 S: 35 P: 43	ERA: 4.50 WHIP: 2.167	PITCHER												
PITCHER Jim Crawford, L ERA: 3.99	IP: 2.0 WLS: 7 BF: 1	H: 0 R: 0 ER: 0 SO: 0	BB: 0 IBB: 0 HBP: 0 BLK: 0	WP: 0 HR: 0 S: 7 P: 7	ERA: 0.00 WHIP: 0.500	PITCHER												

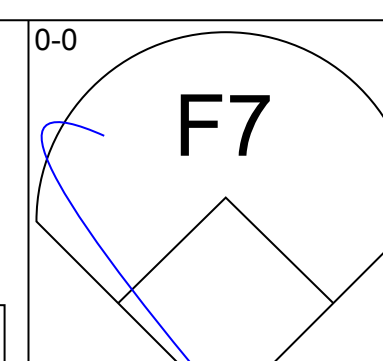
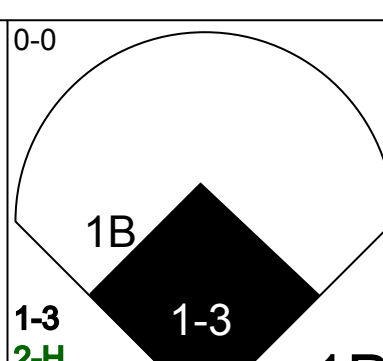
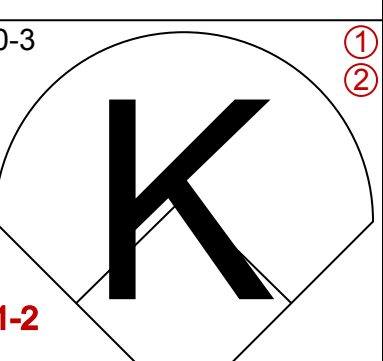
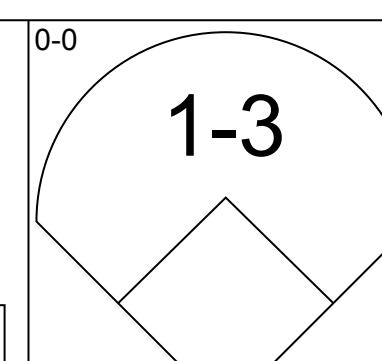
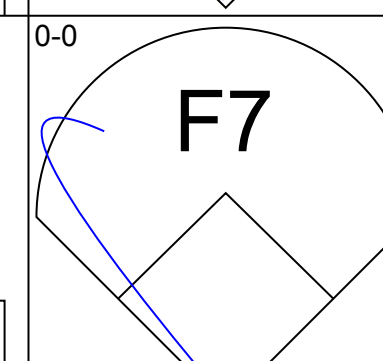
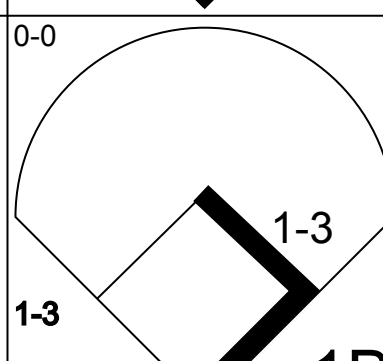
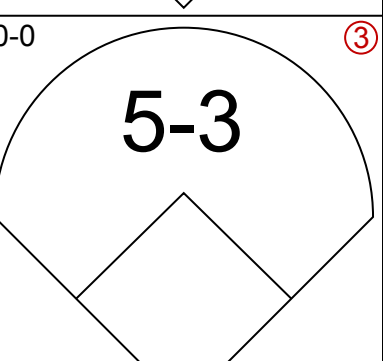
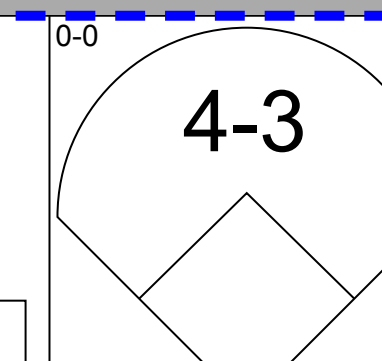
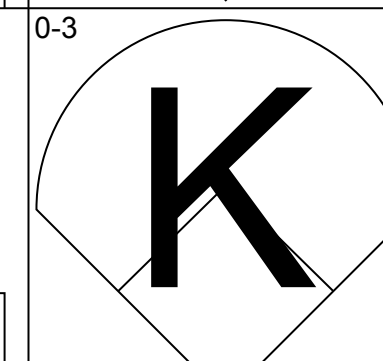
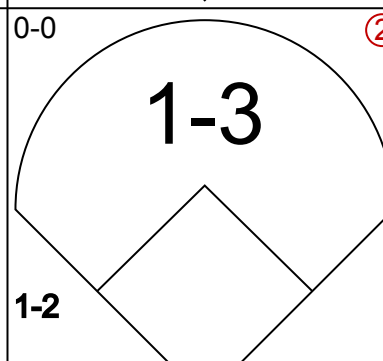
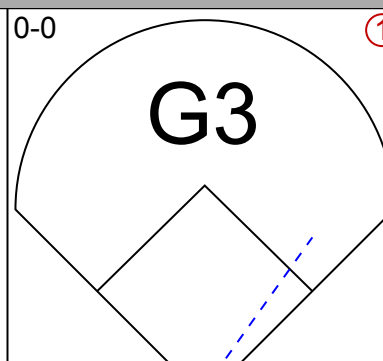
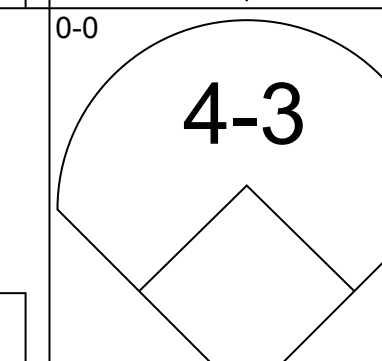
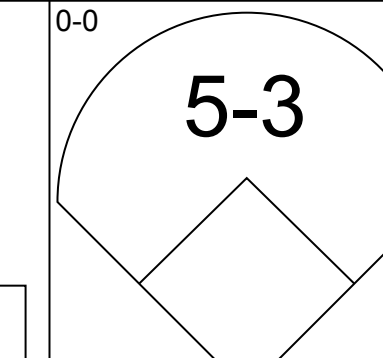
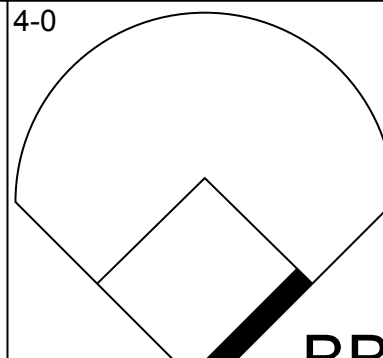
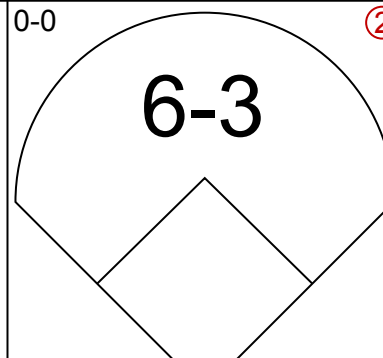
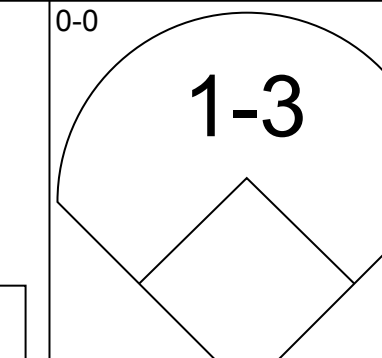
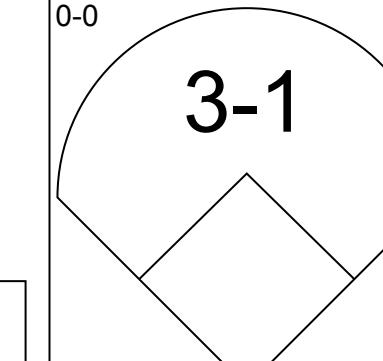
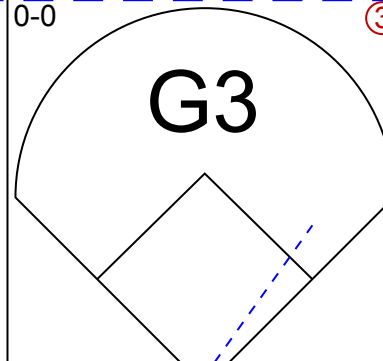
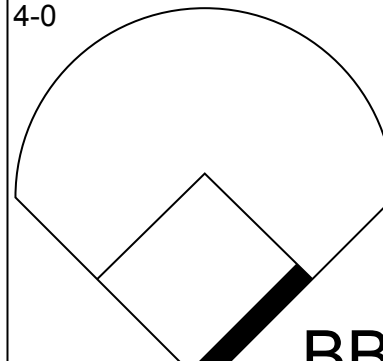

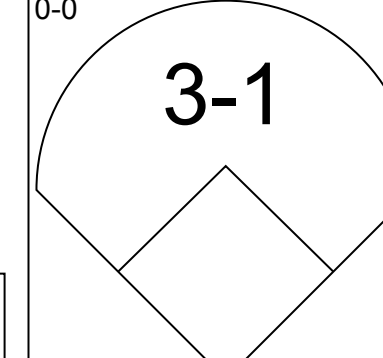
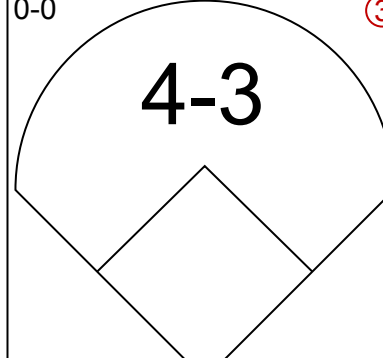
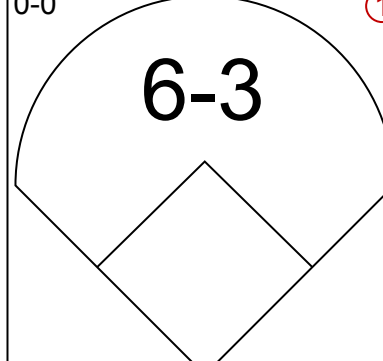
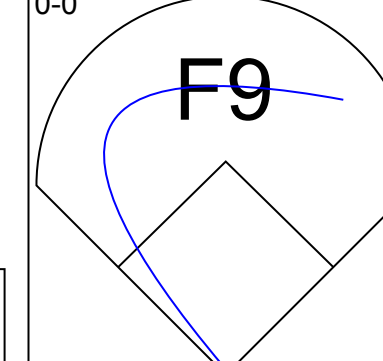
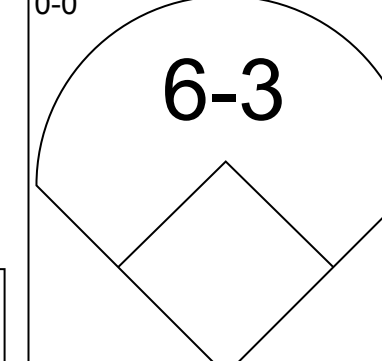
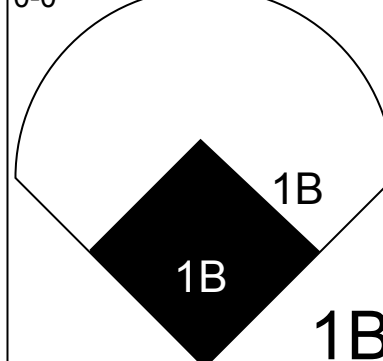
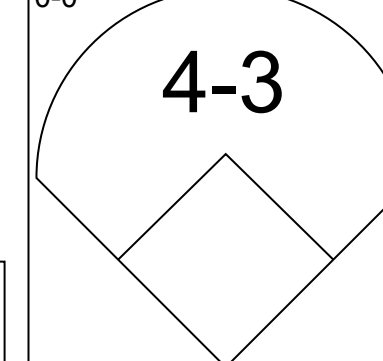
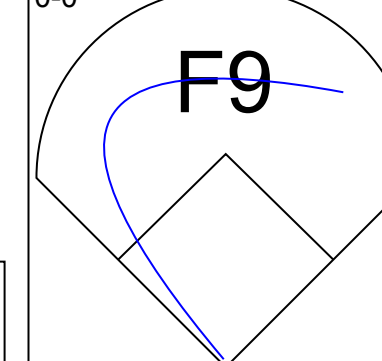
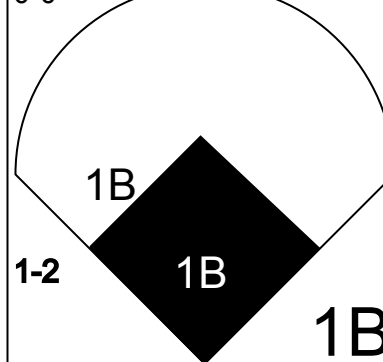
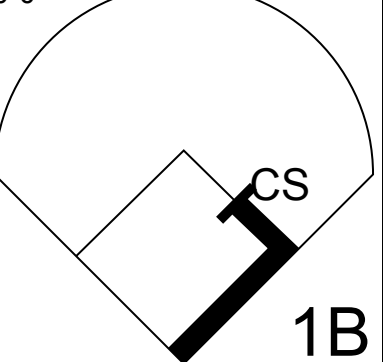
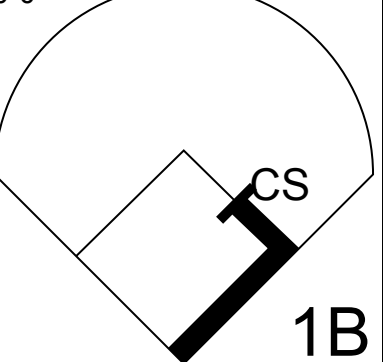
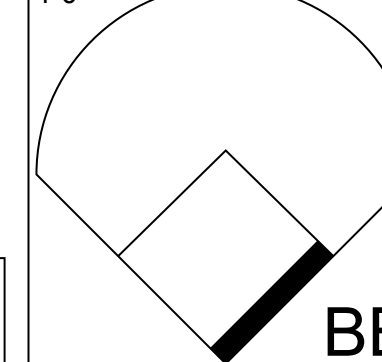
Batter	1	2	3	4	5	6	7	8	9	AB	R	H	RBI	BB	SO	LOB	TOP					
Bill North, S OBP: 0.396, SLG: 0.368 (1, 8)	5-3			6-3	F7			2B		4	0	1	0	0	0	3	<p>Oakland Athletics @ Toronto Blue Jays Exhibition Stadium, Toronto, ON Tue May 09 1978, 7:05 PM EDT Att: 11,339 - Unknown - 61 F</p> <p>AB 31 R 0 H 5 RBI 0 BB 4 SO 9 LOB 16</p> 					
Mike Edwards, R OBP: 0.318, SLG: 0.333 (1, 4) Jeff Newman, R OBP: 0.111, SLG: 0.444 (8, PH) Marty Perez, R (8, 5)	F8			F8	F3			F8		3	0	0	0	0	0	0						
Mitchell Page, L OBP: 0.373, SLG: 0.362 (1, 7)	3-1			BB	K			F5		3	0	0	0	1	1							
Gary Alexander, R OBP: 0.314, SLG: 0.544 (1, 10)			K	K				F8		4	0	0	0	0	3	1						
Mario Guerrero, R OBP: 0.330, SLG: 0.402 (1, 6)					E4 1B			K		4	0	1	0	0	1	0						
Dave Revere, L OBP: 0.355, SLG: 0.365 (1, 3)					1B			BB		3	0	1	0	1	1	1						
Steve Staggs, R OBP: 0.542, SLG: 0.412 (8, 4)					1B			BB		2	0	1	0	2	1	0						
Jim Essian, R OBP: 0.303, SLG: 0.329 (1, 2)					K			BB		4	0	1	0	0	1	6						
Miguel Dilone, S OBP: 0.276, SLG: 0.241 (1, 9)					B2			1-3		3	0	0	0	0	1	3						
Inning Stats	R: 0 E: 0 K: 0 S: 3	H: 0 LOB: 0 BB: 0 P: 3	R: 0 E: 0 K: 2 S: 7	H: 1 LOB: 0 BB: 0 P: 7	R: 0 E: 0 K: 1 S: 5	H: 1 LOB: 0 BB: 0 P: 5	R: 0 E: 0 K: 1 S: 5	H: 0 LOB: 1 BB: 1 P: 9	R: 0 E: 1 K: 2 S: 10	H: 2 LOB: 3 BB: 0 P: 10	R: 0 E: 0 K: 0 S: 7	H: 0 LOB: 0 BB: 0 P: 7	R: 0 E: 0 K: 0 S: 3	H: 0 LOB: 1 BB: 1 P: 7	R: 0 E: 0 K: 0 S: 4	H: 1 LOB: 1 BB: 0 P: 4	R: 0 E: 0 K: 1 S: 5	H: 0 LOB: 2 BB: 2 P: 13	1B: 3 2B: 2 3B: 0 HR: 0	SF: 0 SAC: 0 DP: 0 HBP: 0	WP: 0 PB: 0 SB: 0 CS: 1	PA: 36
PITCHER Tom Underwood, L ERA: 3.38 (1, 1)	IP: 9.0 WLS: W BF: 35 H: 5 R: 0 ER: 0 SO: 9 BB: 4 IBB: 0 HBP: 0 BLK: 0 WP: 0 HR: 0 S: 49 P: 65 ERA: 0.00 WHIP: 1.000															PITCHER						

Batter	1	2	3	4	5	6	7	8	9	AB	R	H	RBI	BB	SO	LOB	BOTTOM			
Rick Bosetti, R OBP: 0.309, SLG: 0.415 (1, 8)	1B 2B				2B			SH1-3		2	2	2	1	1	0	0	<p>Oakland Athletics @ Toronto Blue Jays Exhibition Stadium, Toronto, ON Tue May 09 1978, 7:05 PM EDT Att: 11,339 - Unknown - 61 F</p> <p>AB 23 R 4 H 6 RBI 4 BB 6 SO 4 LOB 11</p> 			
Bob Bailor, R OBP: 0.353, SLG: 0.376 (1, 5)	K				BB			BB		3	0	1	2	1	1	2				
Willie Upshaw, L OBP: 0.327, SLG: 0.395 (1, 7)	1B				K			3-1		4	0	1	1	0	1	3				
Rico Carty, R OBP: 0.354, SLG: 0.474 (1, 10)	G4-6-3				BB			G5-4-3 1B		4	0	1	0	0	0	1				
John Mayberry, L OBP: 0.308, SLG: 0.398 (1, 3)					1B			G5-4-3		3	0	1	0	1	1	1				
Tom Hutton, L OBP: 0.309, SLG: 0.377 (1, 9)	G6-3				G3			F8		3	0	0	0	1	0	2				
Alan Ashby, S OBP: 0.273, SLG: 0.111 (1, 2)	3-1				SH1-4 2B HBP			K		2	1	0	0	0	1	1				
Dave McKay, S OBP: 0.161, SLG: 0.138 (1, 4)					SH1-4			F5		1	1	0	0	1	0	0				
Luis Gomez, R OBP: 0.260, SLG: 0.174 (1, 6)					4-3			SH1-3 BB		1	0	0	0	1	0	1				
Inning Stats	R: 1 E: 0 K: 1 S: 6	H: 2 LOB: 0 BB: 0 P: 6	R: 0 E: 0 K: 0 S: 2	H: 0 LOB: 1 BB: 1 P: 6	R: 1 E: 0 K: 0 S: 3	H: 1 LOB: 0 BB: 1 P: 7	R: 0 E: 0 K: 0 S: 4	H: 1 LOB: 1 BB: 0 P: 4	R: 2 E: 0 K: 1 S: 6	H: 1 LOB: 1 BB: 1 P: 11	R: 0 E: 0 K: 2 S: 7	H: 0 LOB: 1 BB: 1 P: 11	R: 0 E: 0 K: 0 S: 3	H: 0 LOB: 2 BB: 2 P: 11	R: 0 E: 0 K: 0 S: 3	H: 1 LOB: 0 BB: 0 P: 3	1B: 4 2B: 2 3B: 0 HR: 0	SF: 0 SAC: 3 DP: 3 HBP: 1	WP: 0 PB: 0 SB: 0 CS: 1	PA: 33
PITCHER Pete Broberg, R ERA: 1.89 (1, 1) Bob Lacey, L ERA: 1.95 (5, 1) Dave Heaverlo, R ERA: 2.55 (7, 1)	IP: 4.2 WLS: L BF: 20 H: 5 R: 4 ER: 4 SO: 3 BB: 3 IBB: 0 HBP: 0 BLK: 0 WP: 0 HR: 0 S: 18 P: 31 ERA: 7.71 WHIP: 1.714															PITCHER				

Batter	1	2	3	4	5	6	7	8	9	AB	R	H	RBI	BB	SO	LOB	TOP					
Bill North, S OBP: 0.396, SLG: 0.357 (1, 8)										4	0	1	0	1	1	1	Oakland Athletics @ Toronto Blue Jays Exhibition Stadium, Toronto, ON Wed May 10 1978, 7:05 PM EDT Att: 21,766 - Unknown - 59 F					
Mike Edwards, R OBP: 0.322, SLG: 0.329 Jerry Tabb, L (7, PH) Marty Perez, R (7, 5)										1	0	0	0	1	0	0						
Mitchell Page, L OBP: 0.366, SLG: 0.371 (1, 7)										4	0	1	0	0	2	6						
Gary Thomasson, L OBP: 0.200, SLG: 0.235 (8, 3)										4	0	0	0	0	0	2						
Mario Guerrero, R OBP: 0.319, SLG: 0.387 (1, 6)										4	0	0	0	0	0	0						
Dave Revering, L OBP: 0.351, SLG: 0.360 Miguel Dilone, S OBP: 0.276, SLG: 0.241 (8, PR) (8, 9)										4	0	1	0	0	0	0						
Gary Alexander, R OBP: 0.311, SLG: 0.532 (1, 10)										4	0	1	0	0	1	1						
Jim Essian, R OBP: 0.301, SLG: 0.326 (1, 2)										4	1	1	0	0	0	2						
Steve Staggs, R OBP: 0.571, SLG: 0.421 (7, 4)										2	0	1	0	2	0	1						
Inning Stats	R: 0 E: 0 K: 1 S: 5	H: 1 LOB: 1 BB: 0 P: 5	R: 0 E: 0 K: 0 S: 3	H: 0 LOB: 0 BB: 0 P: 3	R: 1 E: 1 K: 1 S: 7	H: 1 LOB: 2 BB: 1 P: 11	R: 0 E: 0 K: 0 S: 5	H: 2 LOB: 2 BB: 0 P: 5	R: 0 E: 0 K: 1 S: 5	H: 0 LOB: 2 BB: 2 P: 13	R: 0 E: 0 K: 0 S: 3	H: 0 LOB: 0 BB: 0 P: 3	R: 0 E: 1 K: 2 S: 9	H: 2 LOB: 2 BB: 0 P: 9	R: 0 E: 1 K: 0 S: 4	H: 0 LOB: 1 BB: 0 P: 4		R: 0 E: 0 K: 0 S: 2	H: 0 LOB: 0 BB: 1 P: 6	1B: 5 2B: 1 3B: 0 HR: 0	SF: 0 SAC: 1 DP: 1 HBP: 0	WP: 0 PB: 0 SB: 1 CS: 0
PITCHER Jim Clancy, R ERA: 4.79 (1, 1)	IP: 9.0 WLS: W BF: 37 H: 6 R: 1 ER: 0 SO: 5 BB: 4 IBB: 0 HBP: 0 BLK: 0 WP: 0 HR: 0 S: 43 P: 59 ERA: 0.00 WHIP: 1.111															PITCHER						

AB 32
R 1
H 6
RBI 0
BB 4
SO 5
LOB 15



Batter	1	2	3	4	5	6	7	8	9	AB	R	H	RBI	BB	SO	LOB	BOTTOM			
Rick Bosetti, R OBP: 0.307, SLG: 0.408 (1, 8)										4	1	1	1	0	1	2	Oakland Athletics @ Toronto Blue Jays Exhibition Stadium, Toronto, ON Wed May 10 1978, 7:05 PM EDT Att: 21,766 - Unknown - 59 F			
Bob Bailor, R OBP: 0.349, SLG: 0.371 (1, 9)										4	0	1	1	0	0	0				
Roy Howell, L OBP: 0.301, SLG: 0.392 (1, 5)										4	0	0	1	0	1	1				
Rico Carty, R OBP: 0.350, SLG: 0.460 (1, 10)										3	0	0	0	1	0	0				
John Mayberry, L OBP: 0.309, SLG: 0.390 (1, 3)										2	0	0	0	1	0	2				
Willie Upshaw, L OBP: 0.308, SLG: 0.370 (1, 7)										3	0	0	0	0	1	1				
Rick Cerone, R OBP: 0.286, SLG: 0.277 (1, 2)										3	0	0	0	0	0	0				
Dave McKay, S OBP: 0.176, SLG: 0.156 (1, 4)										3	1	1	0	0	0	0				
Luis Gomez, R OBP: 0.288, SLG: 0.197 (1, 6)										2	1	2	0	1	0	0				
Inning Stats	R: 0 E: 0 K: 1 S: 5	H: 0 LOB: 0 BB: 0 P: 5	R: 0 E: 0 K: 1 S: 5	H: 0 LOB: 0 BB: 0 P: 5	R: 3 E: 0 K: 0 S: 7	H: 4 LOB: 2 BB: 1 P: 11	R: 0 E: 0 K: 0 S: 3	H: 0 LOB: 0 BB: 0 P: 3	R: 0 E: 0 K: 1 S: 5	H: 1 LOB: 0 BB: 0 P: 5	R: 0 E: 0 K: 0 S: 3	H: 0 LOB: 1 BB: 1 P: 7	R: 0 E: 0 K: 0 S: 3	H: 0 LOB: 1 BB: 1 P: 7	R: 0 E: 0 K: 0 S: 3	H: 0 LOB: 0 BB: 0 P: 3		1B: 5 2B: 0 3B: 0 HR: 0	SF: 0 SAC: 0 DP: 0 HBP: 0	WP: 0 PB: 0 SB: 0 CS: 1
PITCHER Rick Langford, R ERA: 2.57 Joe Coleman, R Elias Sosa, R ERA: 0.76 (3, 1) (8, 1)	IP: 2.2 WLS: L BF: 13 H: 4 R: 3 ER: 3 SO: 2 BB: 1 IBB: 0 HBP: 0 BLK: 0 WP: 0 HR: 0 S: 16 P: 20 ERA: 10.12 WHIP: 1.875															PITCHER				

AB 28
R 3
H 5
RBI 3
BB 3
SO 3
LOB 6



Batter	1	2	3	4	5	6	7	8	9	AB	R	H	RBI	BB	SO	LOB	TOP								
Bill North, S OBP: 0.379, SLG: 0.326 (1, 8)	4-3		F8		K		L9		1B E 1B IBB	4	1	0	0	1	1	4	Oakland Athletics @ Detroit Tigers Tiger Stadium, Detroit, MI Fri May 12 1978, 7:05 PM EDT Att: 18,367 - Unknown								
Mike Edwards, R OBP: 0.315, SLG: 0.321 (1, 4)	6-3		K						E4 1B	2	0	0	0	0	1	0									
Jerry Tabb, L OBP: 0.250, SLG: 0.250 (5, PH)			K						1B	1	0	1	1	0	0	0									
Steve Stiggs, R OBP: 0.597, SLG: 0.429 (5, PR)									1B	2	1	1	0	0	0	2									
Mitchell Page, L OBP: 0.368, SLG: 0.373 (1, 7)									1B	5	0	2	0	0	1	5									
Elias Sosa, R (9, 1)	E S 1B		K						F7	0	0	0	0	0	0	0									
Joe Coleman, R (9, 1)									SH1-4 1B	0	0	0	0	0	0	0									
Mario Guerrero, R OBP: 0.325, SLG: 0.391 (1, 6)	G3								1B	4	1	2	1	0	0	1									
Dave Revering, L OBP: 0.345, SLG: 0.352 (1, 3)									1B	5	1	1	2	0	3	2									
Wayne Gross, L OBP: 0.357, SLG: 0.370 (1, 5)	P5								1B	5	0	0	0	0	1	3									
Marty Perez, R (9, 5)									G3	0	0	0	0	0	0	0									
Gary Alexander, R OBP: 0.336, SLG: 0.602 (1, 10)										4	2	4	1	0	0	0									
Dwayne Murphy, L OBP: 0.294, SLG: 0.077 (9, PR)										1	1	1	1	0	0	0									
Jim Essian, R OBP: 0.302, SLG: 0.319 (1, 2)										2	0	0	0	1	0	2									
Miguel Dilone, S OBP: 0.276, SLG: 0.241 (7, PR)										0	0	0	0	0	0	0									
Jeff Newman, R OBP: 0.273, SLG: 0.545 (7, 2)	F8									2	1	2	1	0	0	0									
Gary Thomasson, L OBP: 0.228, SLG: 0.310 (1, 9)										3	2	2	2	1	0	3									
Inning Stats	R: 0 E: 0 K: 0 S: 4	H: 1 LOB: 1 BB: 0 P: 4	R: 0 E: 0 K: 1 S: 6	H: 1 LOB: 1 BB: 0 P: 6	R: 1 E: 0 K: 2 S: 8	H: 1 LOB: 0 BB: 0 P: 8	R: 0 E: 0 K: 1 S: 5	H: 0 LOB: 0 BB: 0 P: 5	R: 1 E: 0 K: 1 S: 7	H: 2 LOB: 2 BB: 1 P: 11	R: 0 E: 0 K: 1 S: 5	H: 1 LOB: 0 BB: 0 P: 5	R: 1 E: 0 K: 0 S: 4	H: 2 LOB: 2 BB: 1 P: 8	R: 0 E: 0 K: 1 S: 6	H: 1 LOB: 1 BB: 0 P: 6	R: 7 E: 1 K: 0 S: 11	H: 7 LOB: 3 BB: 1 P: 15	1B: 11 2B: 3 3B: 0 HR: 2	SF: 0 SAC: 2 DP: 1 HBP: 0	WP: 0 PB: 0 SB: 1 CS: 0	PA: 45			
PITCHER	IP	WLS	BF	H	R	ER	SO	BB	IBB	HBP	BLK	WP	HR	S	P	ERA	WHIP								
Jack Billingham, R ERA: 3.53 (1, 1)	6.0		26	7	3	3	6	2	0	0	0	0	2	36	44	4.50	1.500								
John Hiller, L ERA: 3.33 (7, 1)	2.0	L	11	5	4	4	1	0	1	0	0	0	0	12	16	18.00	2.500								
Steve Foucault, R ERA: 3.48 (9, 1)	0.1		3	1	0	0	0	0	0	0	0	0	0	3	3	0.00	3.000								
Jim Crawford, L ERA: 4.35 (9, 1)	0.2		5	3	3	1	0	0	0	0	0	0	0	5	5	13.50	4.500								

AB 40
R 10
H 16
RBI 9
BB 3
SO 7
LOB 22



Batter	1	2	3	4	5	6	7	8	9	AB	R	H	RBI	BB	SO	LOB	BOTTOM								
Ron LeFlore, R OBP: 0.370, SLG: 0.420 (1, 8)	K		K		1B		K		K	5	0	1	0	0	4	3	Oakland Athletics @ Detroit Tigers Tiger Stadium, Detroit, MI Fri May 12 1978, 7:05 PM EDT Att: 18,367 - Unknown								
Mark Wagner, R OBP: 0.285, SLG: 0.309 (1, 6)	5-3						5-3		F8	5	0	2	1	0	0	2									
Rusty Staub, L OBP: 0.376, SLG: 0.382 (1, 10)	4-3								1-3 BB	4	0	0	0	1	1	2									
Jason Thompson, L OBP: 0.362, SLG: 0.547 (1, 3)									F8	5	1	2	0	0	0	3									
Steve Kemp, L OBP: 0.481, SLG: 0.410 (1, 7)									F8	2	0	0	0	2	0	1									
John Wockenfuss, R OBP: 0.458, SLG: 0.524 (1, 9)										2	1	0	0	0	0	1									
Tim Corcoran, L OBP: 0.279, SLG: 0.176 (6, PH)	E5 HR									1	0	0	0	1	0	2									
Lance Parrish, R OBP: 0.250, SLG: 0.449 (1, 2)										2	1	1	2	0	0	1									
Milt May, L OBP: 0.400, SLG: 0.667 (6, PH)										1	0	0	1	0	0	2									
Aurelio Rodriguez, R OBP: 0.394, SLG: 0.557 (1, 5)										3	0	0	0	0	0	2									
Phil Mankowski, L OBP: 0.310, SLG: 0.333 (9, PH)	F5									1	0	1	0	0	0	0									
Steve Dillard, R OBP: 0.242, SLG: 0.242 (1, 4)										2	1	2	0	0	0	0									
Lou Whitaker, L OBP: 0.381, SLG: 0.368 (7, PH)										2	0	1	0	0	0	0									
Inning Stats	R: 0 E: 0 K: 1 S: 5	H: 0 LOB: 0 BB: 0 P: 5	R: 2 E: 1 K: 0 S: 5	H: 1 LOB: 0 BB: 0 P: 5	R: 0 E: 0 K: 2 S: 8	H: 2 LOB: 1 BB: 0 P: 8	R: 0 E: 0 K: 0 S: 4	H: 1 LOB: 1 BB: 0 P: 4	R: 1 E: 0 K: 0 S: 5	H: 3 LOB: 1 BB: 0 P: 5	R: 1 E: 0 K: 0 S: 3	H: 1 LOB: 1 BB: 2 P: 11	R: 0 E: 0 K: 1 S: 5	H: 0 LOB: 0 BB: 0 P: 5	R: 0 E: 1 K: 0 S: 4	H: 0 LOB: 2 BB: 1 P: 8	R: 0 E: 0 K: 1 S: 7	H: 2 LOB: 3 BB: 1 P: 11	1B: 9 2B: 0 3B: 0 HR: 1	SF: 1 SAC: 0 DP: 1 HBP: 0	WP: 0 PB: 0 SB: 0 CS: 1	PA: 40			
PITCHER	IP	WLS	BF	H	R	ER	SO	BB	IBB	HBP	BLK	WP	HR	S	P	ERA	WHIP								
John Henry Johnson, L ERA: 1.28 (1, 1)	4.2		20	7	3	1	3	0	0	0	0	0	0	26	26	1.93	1.500								
Bob Lacey, L ERA: 2.31 (5, 1)	0.1		3	1	1	1	0	1	0	0	0	0	0	2	6	27.00	6.000								
Dave Heaverlo, R ERA: 1.26 (6, 1)	2.0		6	0	0	0	1	1	0	0	0	0	0	7	11	0.00	0.500								
Elias Sosa, R ERA: 0.71 (8, 1)	1.2	W	10	2	0	0	1	1	1	0	0	0	0	10	18	0.00	1.800								
Elias Sosa, R ERA: 0.71 (9, 1)	1.2	W	10	2	0	0	1	1	1	0	0	0	0	10	18	0.00	1.800								

AB 35
R 4
H 10
RBI 4
BB 4
SO 5
LOB 19



Batter	1	2	3	4	5	6	7	8	9	AB	R	H	RBI	BB	SO	LOB	TOP
Bill North, S OBP: 0.367, SLG: 0.313 Dwayne Murphy, L OBP: 0.263, SLG: 0.071	0-0 6-3			0-3 K			0-0 4-3	0-0 SF9		2	0	0	0	0	1	0	
Mike Edwards, R OBP: 0.399, SLG: 0.314 Steve Stiggs, R OBP: 0.563, SLG: 0.409	0-0 5-3			0-0 F4			0-3 K	2-3 3-H 4-0 1-2 BB		2	0	0	0	0	0	0	
Mitchell Page, L OBP: 0.350, SLG: 0.352	0-0 6-3			0-0 L4			0-0 4-3	0-3 K		4	0	0	0	0	1	3	
Mario Guerrero, R OBP: 0.331, SLG: 0.395		0-0 6-3						0-0 HR	0-0 1B	4	1	2	0	0	0	0	
Dave Revering, L OBP: 0.342, SLG: 0.376		0-0 F8						0-0 1-H HR	0-3 K	4	1	1	2	0	1	1	
Wayne Gross, L OBP: 0.356, SLG: 0.361 Miguel Dilone, S OBP: 0.276, SLG: 0.241 Marty Perez, R OBP: 0.276, SLG: 0.241		0-0 F8						4-0 SH2-4 SF9 BB	0-3 K	2	0	0	0	1	0	0	
Gary Alexander, R OBP: 0.333, SLG: 0.584			0-0 F8					4-0 SF9 SH2-4 BB	0-3 K	3	0	0	0	1	1	1	
Jim Essian, R OBP: 0.306, SLG: 0.315			0-0 5-3					0-0 SH2-4		1	0	0	0	1	0	0	
Gary Thomasson, L OBP: 0.232, SLG: 0.301			0-0 F4					4-0 BB IBB		2	0	0	0	1	0	1	
Inning Stats	R: 0 E: 0 K: 0 S: 3	H: 0 LOB: 0 BB: 0 P: 3	R: 0 E: 0 K: 0 S: 3	H: 0 LOB: 0 BB: 0 P: 3	R: 0 E: 0 K: 1 S: 5	H: 0 LOB: 0 BB: 0 P: 5	R: 0 E: 0 K: 0 S: 2	H: 0 LOB: 0 BB: 1 P: 6	R: 0 E: 0 K: 1 S: 5	H: 0 LOB: 0 BB: 0 P: 5	R: 3 E: 0 K: 1 S: 7	H: 2 LOB: 3 BB: 4 P: 23	R: 0 E: 0 K: 3 S: 10	H: 1 LOB: 1 BB: 0 P: 10	1B: 2 2B: 0 3B: 0 HR: 1	SF: 1 SAC: 1 DP: 1 HBP: 0	WP: 0 PA: 34 PB: 0 SB: 1 CS: 0
PITCHER	IP WLS BF H R ER SO BB IBB HBP BLK WP HR S P ERA WHIP	IP WLS BF H R ER SO BB IBB HBP BLK WP HR S P ERA WHIP	IP WLS BF H R ER SO BB IBB HBP BLK WP HR S P ERA WHIP	IP WLS BF H R ER SO BB IBB HBP BLK WP HR S P ERA WHIP	IP WLS BF H R ER SO BB IBB HBP BLK WP HR S P ERA WHIP	IP WLS BF H R ER SO BB IBB HBP BLK WP HR S P ERA WHIP	IP WLS BF H R ER SO BB IBB HBP BLK WP HR S P ERA WHIP	IP WLS BF H R ER SO BB IBB HBP BLK WP HR S P ERA WHIP	IP WLS BF H R ER SO BB IBB HBP BLK WP HR S P ERA WHIP	IP WLS BF H R ER SO BB IBB HBP BLK WP HR S P ERA WHIP	IP WLS BF H R ER SO BB IBB HBP BLK WP HR S P ERA WHIP	IP WLS BF H R ER SO BB IBB HBP BLK WP HR S P ERA WHIP	IP WLS BF H R ER SO BB IBB HBP BLK WP HR S P ERA WHIP	IP WLS BF H R ER SO BB IBB HBP BLK WP HR S P ERA WHIP	IP WLS BF H R ER SO BB IBB HBP BLK WP HR S P ERA WHIP	IP WLS BF H R ER SO BB IBB HBP BLK WP HR S P ERA WHIP	IP WLS BF H R ER SO BB IBB HBP BLK WP HR S P ERA WHIP
Dave Rozema, R ERA: 2.03 John Hiller, L ERA: 3.18	7.2 L 29 2 3 3 2 4 1 0 0 0 1 28 48 3.52 0.783	1.1 5 1 0 0 4 0 0 0 0 0 0 0 13 13 0.00 0.750															

Oakland Athletics @ Detroit Tigers
Tiger Stadium, Detroit, MI
Sat May 13 1978, 3:33 AM EDT
Att: 16,324 - Unknown


AB 27
R 3
H 3
RBI 3
BB 5
SO 6
LOB 7



Batter	1	2	3	4	5	6	7	8	9	AB	R	H	RBI	BB	SO	LOB	BOTTOM				
Ron LeFlore, R OBP: 0.379, SLG: 0.422	4-0 G6-3 BB		0-0 FC4 E 1B	0-0 E6			0-0 6-3		0-0 S 1B	4	1	2	0	1	0	0					
Lou Whitaker, L OBP: 0.362, SLG: 0.349	0-0 G6-3 1-2		0-0 FC4 F4 FC4-6 1-H	0-0 F8			0-0 1B		0-3 K	5	1	1	0	0	1	3					
Rusty Staub, L OBP: 0.369, SLG: 0.368	4-0 E WP BB		0-0 F4				0-0 F8		0-0 F7	4	0	0	0	1	0	3					
Jason Thompson, L OBP: 0.375, SLG: 0.546	0-3 K		4-0 FC4-6 BB BB				4-0 G4-6-3 BB		0-0 FC1-5 BB 1B	2	0	1	0	2	1	1					
Steve Kemp, L OBP: 0.482, SLG: 0.400		0-0 1-3	4-0 FC4-6 BB				0-0 G4-6-3		4-0 FC6-4 FC1-5 BB	2	0	0	0	2	0	1					
Milt May, L OBP: 0.390, SLG: 0.630		4-0 F8 1B BB	0-0 FC4-6 FC4-6				0-0 6-3		0-0 FC1-5 FC6-4	3	0	0	1	1	0	4					
Tim Corcoran, L OBP: 0.281, SLG: 0.185 John Wockenfuss, R OBP: 0.440, SLG: 0.500		0-0 1B	0-0 FC4-6				0-0 L3		0-0 FC6-4	3	0	1	0	0	0	2					
Phil Mankowski, L OBP: 0.283, SLG: 0.302		0-0 F8					0-0 G3		0-0 4-3	4	0	0	0	0	0	4					
Alan Trammell, R OBP: 0.348, SLG: 0.409 Mickey Stanley, R OBP: 0.200, SLG: 0.200		0-3 K					0-0 5-3		0-0 6-3	3	0	0	0	0	1	2					
Inning Stats	R: 0 E: 1 K: 1 S: 4	H: 0 LOB: 1 BB: 2 P: 12	R: 0 E: 0 K: 1 S: 6	H: 1 LOB: 2 BB: 1 P: 10	R: 2 E: 1 K: 0 S: 5	H: 1 LOB: 2 BB: 2 P: 13	R: 0 E: 1 K: 0 S: 4	H: 0 LOB: 1 BB: 0 P: 4	R: 0 E: 0 K: 0 S: 2	H: 0 LOB: 0 BB: 1 P: 6	R: 0 E: 0 K: 0 S: 3	H: 0 LOB: 0 BB: 0 P: 3	R: 0 E: 0 K: 0 S: 4	H: 1 LOB: 1 BB: 0 P: 4	R: 0 E: 0 K: 0 S: 4	H: 1 LOB: 2 BB: 1 P: 8	R: 0 E: 0 K: 1 S: 6	H: 1 LOB: 1 BB: 0 P: 6	1B: 5 2B: 0 3B: 0 HR: 0	SF: 0 SAC: 0 DP: 2 HBP: 0	WP: 1 PA: 39 PB: 0 SB: 1 CS: 0
PITCHER	IP WLS BF H R ER SO BB IBB HBP BLK WP HR S P ERA WHIP	IP WLS BF H R ER SO BB IBB HBP BLK WP HR S P ERA WHIP	IP WLS BF H R ER SO BB IBB HBP BLK WP HR S P ERA WHIP	IP WLS BF H R ER SO BB IBB HBP BLK WP HR S P ERA WHIP	IP WLS BF H R ER SO BB IBB HBP BLK WP HR S P ERA WHIP	IP WLS BF H R ER SO BB IBB HBP BLK WP HR S P ERA WHIP	IP WLS BF H R ER SO BB IBB HBP BLK WP HR S P ERA WHIP	IP WLS BF H R ER SO BB IBB HBP BLK WP HR S P ERA WHIP	IP WLS BF H R ER SO BB IBB HBP BLK WP HR S P ERA WHIP	IP WLS BF H R ER SO BB IBB HBP BLK WP HR S P ERA WHIP	IP WLS BF H R ER SO BB IBB HBP BLK WP HR S P ERA WHIP	IP WLS BF H R ER SO BB IBB HBP BLK WP HR S P ERA WHIP	IP WLS BF H R ER SO BB IBB HBP BLK WP HR S P ERA WHIP	IP WLS BF H R ER SO BB IBB HBP BLK WP HR S P ERA WHIP	IP WLS BF H R ER SO BB IBB HBP BLK WP HR S P ERA WHIP	IP WLS BF H R ER SO BB IBB HBP BLK WP HR S P ERA WHIP	IP WLS BF H R ER SO BB IBB HBP BLK WP HR S P ERA WHIP				
Matt Keough, R ERA: 2.05 Bob Lacey, L ERA: 2.25 Elias Sosa, R ERA: 0.67	6.2 W 4 1 0 0 0 1 0 0 0 0 0 3 7 0.00 3.000	0.2 S 6 1 0 0 1 0 0 0 0 0 0 8 8 0.00 0.600																			

Oakland Athletics @ Detroit Tigers
Tiger Stadium, Detroit, MI
Sat May 13 1978, 3:33 AM EDT
Att: 16,324 - Unknown

AB 32
R 2
H 5
RBI 1
BB 7
SO 3
LOB 22



Batter	1	2	3	4	5	6	7	8	9	AB	R	H	RBI	BB	SO	LOB	TOP										
Mike Edwards, R (1,4) OBP: 0.296, SLG: 0.300	K		G6-4-3			6-3		L6		4	0	0	0	0	1	4	<p>Oakland Athletics @ Detroit Tigers</p> <p>Tiger Stadium, Detroit, MI</p> <p>Sun May 14 1978, 3:33 AM EDT</p> <p>Att: 12,513 - Unknown</p>										
Dwayne Murphy, L (1,8) OBP: 0.291, SLG: 0.059	K2-3			G6-3 BB		F8		1-3		3	0	0	0	1	1	2											
Mitchell Page, L (1,7) OBP: 0.345, SLG: 0.338	F8			G6-3 BB		4-3		6-3		3	0	0	0	1	0	3											
Mario Guerrero, R (1,6) OBP: 0.323, SLG: 0.385		F2		G6-3			F8		4-3	3	0	0	0	0	0	2											
Steve Staggs, R (7,6) OBP: 0.245, SLG: 0.391				1-2 2-3						1	0	0	0	0	0	0											
Dave Revering, L (1,3) OBP: 0.341, SLG: 0.375		F7		F6						3	0	1	0	0	0	1											
Jerry Tabb, L (7, PR) OBP: 0.400, SLG: 0.250							1B			0	0	0	0	1	0	0											
Wayne Gross, L (1,5) OBP: 0.356, SLG: 0.360		F9					1B			3	0	1	0	0	0	0											
Marty Perez, R (7,5)					1-3		G6-4-3		K	1	0	0	0	0	1	1											
Gary Alexander, R (1,10) OBP: 0.339, SLG: 0.573				1B BB			G6-4-3		K	2	0	0	0	2	1	3											
Jim Essian, R (1,2) OBP: 0.315, SLG: 0.319										2	0	1	0	1	0	1											
Miguel Dilone, S (8, PR) OBP: 0.276, SLG: 0.241						L9				0	0	0	0	0	0	0											
Dave Heaverlo, R (8,1)				G6-4-3				1-3 1B		0	0	0	0	0	0	0											
Gary Thomasson, L (1,9) OBP: 0.235, SLG: 0.303			F8					1-3 1B		3	0	1	0	0	1	3											
Inning Stats	R: 0 E: 0 K: 2 S: 7	H: 0 LOB: 0 BB: 0 P: 7	R: 0 E: 0 K: 0 S: 3	H: 0 LOB: 0 BB: 0 P: 3	R: 0 E: 0 K: 0 S: 3	H: 1 LOB: 1 BB: 1 P: 7	R: 0 E: 0 K: 0 S: 2	H: 0 LOB: 1 BB: 2 P: 10	R: 0 E: 0 K: 1 S: 5	H: 0 LOB: 1 BB: 1 P: 9	R: 0 E: 0 K: 0 S: 3	H: 2 LOB: 2 BB: 0 P: 4	R: 0 E: 0 K: 0 S: 4	H: 1 LOB: 3 BB: 1 P: 8	R: 0 E: 0 K: 2 S: 7	H: 0 LOB: 1 BB: 1 P: 11	1B: 4 2B: 0 3B: 0 HR: 0	SF: 0 SAC: 0 DP: 3 HBP: 0	WP: 0 PB: 0 SB: 0 CS: 0	PA: 34							
PITCHER Bob Sykes, L (1,1) ERA:	IP: 9.0	WLS: W	BF: 34	H: 4	R: 0	ER: 0	SO: 5	BB: 6	IBB: 0	HBP: 0	BLK: 0	WP: 0	HR: 0	S: 38	P: 62	ERA: 0.00	WHIP: 1.111										

Batter	1	2	3	4	5	6	7	8	9	AB	R	H	RBI	BB	SO	LOB	BOTTOM										
Ron LeFlore, R (1,8) OBP: 0.370, SLG: 0.410	K	5-3	FC5							6	1	1	3	0	2	7	<p>Oakland Athletics @ Detroit Tigers</p> <p>Tiger Stadium, Detroit, MI</p> <p>Sun May 14 1978, 3:33 AM EDT</p> <p>Att: 12,513 - Unknown</p>										
Mickey Stanley, R (9,8) OBP: 0.200, SLG: 0.200			2-3F		K		5-3	1B FC6-4		0	0	0	0	0	0	0											
Lou Whitaker, L (1,4) OBP: 0.377, SLG: 0.367	4-3	E S		E5		1B SF7	F7	1B FC6-4		6	1	3	3	0	0	1											
Rusty Staub, L (1,10) OBP: 0.375, SLG: 0.411	1B	4-3		1-3		1B		1B FC6-4		6	2	3	2	0	0	3											
Jason Thompson, L (1,3) OBP: 0.389, SLG: 0.577	1B			4-3		SF7		1B		3	1	2	3	2	0	1											
Steve Kemp, L (1,7) OBP: 0.475, SLG: 0.407	K			F7		K		1B		6	2	2	0	0	2	5											
Milt May, L (1,2) OBP: 0.406, SLG: 0.678		1B		L9				1B		5	3	3	2	0	0	3											
Tim Corcoran, L (1,9) OBP: 0.304, SLG: 0.207		F7		1B			F9	1B		4	2	2	0	1	0	1											
Phil Mankowski, L (1,5) OBP: 0.353, SLG: 0.348		2B		FC5				1B		3	2	3	1	1	0	0											
Alan Trammell, R (1,6) OBP: 0.353, SLG: 0.417		1B		FC6-4			FC6-4	1B		4	1	1	1	1	0	6											
Inning Stats	R: 1 E: 0 K: 2 S: 9	H: 2 LOB: 1 BB: 0 P: 9	R: 3 E: 0 K: 0 S: 7	H: 4 LOB: 1 BB: 0 P: 7	R: 1 E: 0 K: 0 S: 4	H: 2 LOB: 3 BB: 3 P: 16	R: 0 E: 1 K: 0 S: 4	H: 0 LOB: 1 BB: 0 P: 4	R: 1 E: 0 K: 1 S: 6	H: 1 LOB: 1 BB: 1 P: 10	R: 1 E: 0 K: 1 S: 7	H: 2 LOB: 1 BB: 0 P: 7	R: 1 E: 0 K: 0 S: 5	H: 2 LOB: 1 BB: 0 P: 5	R: 7 E: 0 K: 0 S: 10	H: 7 LOB: 2 BB: 1 P: 15	1B: 14 2B: 3 3B: 0 HR: 3	SF: 1 SAC: 0 DP: 0 HBP: 1	WP: 1 PB: 0 SB: 1 CS: 0	PA: 50							
PITCHER Pete Broberg, R (1,1) ERA: 2.72	IP: 1.2	WLS: L	BF: 11	H: 6	R: 4	ER: 4	SO: 2	BB: 0	IBB: 0	HBP: 0	BLK: 0	WP: 0	HR: 0	S: 15	P: 15	ERA: 21.60	WHIP: 3.600										
Rick Langford, R (2,1) ERA: 3.12	IP: 5.1	WLS: 27	BF: 7	H: 4	R: 4	ER: 4	SO: 2	BB: 4	IBB: 0	HBP: 0	BLK: 0	WP: 1	HR: 1	S: 27	P: 43	ERA: 6.75	WHIP: 2.062										
Dave Heaverlo, R (8,1) ERA: 4.55	IP: 1.0	WLS: 12	BF: 7	H: 7	R: 7	ER: 7	SO: 0	BB: 1	IBB: 0	HBP: 1	BLK: 0	WP: 0	HR: 2	S: 10	P: 15	ERA: 63.00	WHIP: 8.000										



Batter	1	2	3	4	5	6	7	8	9	AB	R	H	RBI	BB	SO	LOB	TOP						
Dwayne Murphy, L (1, 8) OBP: 0.286, SLG: 0.143	G3		FC3-6 1B	4-3		SF7			CS 1B	4	0	2	1	0	0	2	Oakland Athletics @ Cleveland Indians Cleveland Municipal Stadium, Cleveland, OH Mon May 15 1978, 7:05 PM EDT Att: 3,454 - Unknown - 54 F						
Steve Stiggs, R (1, 4) OBP: 0.526, SLG: 0.393	K		FC3-6 1B		FC6-5 SH2-4 1B	6-3			F7	5	0	2	0	0	1	2							
Mitchell Page, L (1, 7) OBP: 0.341, SLG: 0.333	6-3		FC3-6 1-2 2-3		SH2-4 1-2				WP S 1B	4	0	1	0	0	1	2							
Mario Guerrero, R (1, 6) OBP: 0.310, SLG: 0.370		6-3	F4		FC6-5 2-3				F8	5	0	0	0	0	0	4							
Dave Revering, L (1, 3) OBP: 0.344, SLG: 0.377		3-1								2	0	1	0	0	0	0							
Miguel Dilone, S (4, PR) OBP: 0.276, SLG: 0.241				BB 1B						0	1	0	0	0	0	0							
Marty Perez, R (4, 5)										2	0	0	0	0	1	1							
Wayne Gross, L (1, 5) OBP: 0.370, SLG: 0.375										2	1	1	0	2	1	0							
Gary Alexander, R (1, 10) OBP: 0.347, SLG: 0.571										2	0	1	0	1	1	2							
Mike Edwards, R (6, PR) OBP: 0.293, SLG: 0.297										1	1	0	0	0	0	0							
Jim Essian, R (1, 2) OBP: 0.322, SLG: 0.327										4	0	2	1	0	0	4							
Gary Thomasson, L (1, 9) OBP: 0.236, SLG: 0.300										4	0	1	1	0	1	3							
Inning Stats	R: 0 E: 0 K: 1 S: 5	H: 0 LOB: 0 BB: 0 P: 5	R: 0 E: 0 K: 0 S: 3	H: 0 LOB: 2 BB: 2 P: 11	R: 0 E: 0 K: 0 S: 5	H: 2 LOB: 2 BB: 0 P: 5	R: 1 E: 0 K: 2 S: 9	H: 2 LOB: 1 BB: 1 P: 13	R: 0 E: 0 K: 1 S: 6	H: 1 LOB: 1 BB: 0 P: 6	R: 2 E: 1 K: 0 S: 6	H: 3 LOB: 1 BB: 0 P: 6	R: 0 E: 0 K: 1 S: 5	H: 0 LOB: 0 BB: 0 P: 5	R: 0 E: 0 K: 1 S: 6	H: 1 LOB: 1 BB: 0 P: 6	R: 0 E: 0 K: 0 S: 4	H: 2 LOB: 1 BB: 0 P: 4	1B: 10 2B: 1 3B: 0 HR: 0	SF: 1 SAC: 1 DP: 0 HBP: 0	WP: 1 PB: 0 SB: 1 CS: 1	PA: 40	
PITCHER	IP WLS BF H R ER SO	IP WLS BF H R ER SO	IP WLS BF H R ER SO	IP WLS BF H R ER SO	IP WLS BF H R ER SO	IP WLS BF H R ER SO	IP WLS BF H R ER SO	IP WLS BF H R ER SO	IP WLS BF H R ER SO	IP WLS BF H R ER SO	IP WLS BF H R ER SO	IP WLS BF H R ER SO	IP WLS BF H R ER SO	IP WLS BF H R ER SO	IP WLS BF H R ER SO	IP WLS BF H R ER SO	IP WLS BF H R ER SO	IP WLS BF H R ER SO	IP WLS BF H R ER SO	ERA WHIP	ERA WHIP	ERA WHIP	
Rick Wise, R (1, 1) ERA: 3.42	5.1 L 26 7 3 3 4																				5.06 1.875		
Dennis Kinney, L (6, 1) ERA: 3.38	3.2 14 4 0 0 0 2																				0.00 1.091		

AB	35
R	3
H	11
RBI	3
BB	3
SO	6
LOB	20



Batter	1	2	3	4	5	6	7	8	9	AB	R	H	RBI	BB	SO	LOB	BOTTOM						
Rick Manning, L (1, 8) OBP: 0.294, SLG: 0.293	4-3		4-3			1-3		4-3		4	0	0	0	0	0	1	Oakland Athletics @ Cleveland Indians Cleveland Municipal Stadium, Cleveland, OH Mon May 15 1978, 7:05 PM EDT Att: 3,454 - Unknown - 54 F						
Jim Norris, L (1, 10) OBP: 0.359, SLG: 0.459										2	0	1	0	1	0	0							
Willie Horton, R (9, PH) OBP: 0.363, SLG: 0.511										0	0	0	0	0	0	0							
Wayne Cage, L (9, PH) OBP: 0.375, SLG: 0.667										1	0	0	0	0	1	0							
Paul Dade, R (1, 9) OBP: 0.342, SLG: 0.425										4	0	0	0	0	0	2							
Andre Thornton, R (1, 3) OBP: 0.361, SLG: 0.475										4	1	1	1	0	1	1							
Johnny Grubb, L (1, 7) OBP: 0.379, SLG: 0.477										3	1	1	0	0	1	0							
Buddy Bell, R (1, 5) OBP: 0.339, SLG: 0.458										3	0	2	0	0	0	0							
Ron Hassey, L (1, 2) OBP: 0.269, SLG: 0.375										1	0	0	1	0	0	1							
Ted Cox, R (6, PH) OBP: 0.281, SLG: 0.179										1	0	0	0	0	1	0							
Larry Blanks, R (1, 4) OBP: 0.259, SLG: 0.291										3	0	1	0	0	0	1							
Tom Verzyer, R (1, 6) OBP: 0.125, SLG: 0.125										2	0	0	0	0	0	0							
Mike Vail, R (8, PH) OBP: 0.400, SLG: 0.800										1	0	0	0	0	0	1							
Ron Pruitt, R (9, 2) OBP: 0.310, SLG: 0.377										0	0	0	0	0	0	0							
Inning Stats	R: 0 E: 0 K: 0 S: 3	H: 0 LOB: 0 BB: 0 P: 3	R: 1 E: 0 K: 1 S: 6	H: 2 LOB: 0 BB: 0 P: 6	R: 0 E: 0 K: 0 S: 3	H: 0 LOB: 0 BB: 0 P: 3	R: 0 E: 0 K: 0 S: 2	H: 0 LOB: 0 BB: 1 P: 6	R: 1 E: 0 K: 0 S: 4	H: 2 LOB: 0 BB: 0 P: 4	R: 0 E: 0 K: 0 S: 4	H: 1 LOB: 1 BB: 0 P: 4	R: 0 E: 0 K: 0 S: 3	H: 0 LOB: 0 BB: 0 P: 3	R: 0 E: 0 K: 1 S: 6	H: 1 LOB: 1 BB: 0 P: 6	R: 0 E: 0 K: 2 S: 7	H: 0 LOB: 0 BB: 0 P: 7	1B: 3 2B: 3 3B: 0 HR: 1	SF: 1 SAC: 0 DP: 3 HBP: 0	WP: 0 PB: 0 SB: 0 CS: 0	PA: 31	
PITCHER	IP WLS BF H R ER SO	IP WLS BF H R ER SO	IP WLS BF H R ER SO	IP WLS BF H R ER SO	IP WLS BF H R ER SO	IP WLS BF H R ER SO	IP WLS BF H R ER SO	IP WLS BF H R ER SO	IP WLS BF H R ER SO	IP WLS BF H R ER SO	IP WLS BF H R ER SO	IP WLS BF H R ER SO	IP WLS BF H R ER SO	IP WLS BF H R ER SO	IP WLS BF H R ER SO	IP WLS BF H R ER SO	IP WLS BF H R ER SO	IP WLS BF H R ER SO	IP WLS BF H R ER SO	ERA WHIP	ERA WHIP	ERA WHIP	
Alan Wirth, R (1, 1) ERA: 3.6	4.0 W 15 4 2 2 1																				4.50 1.250		
Joe Coleman, R (5, 1) ERA:	3.0 9 1 0 0 0 0																				0.00 0.333		
Bob Lacey, L (8, 1) ERA: 2.16	1.0 4 1 0 0 0 1																				0.00 1.000		
Elias Sosa, R (9, 1) ERA: 0.84	1.0 S 3 0 0 0 2																				0.00 0.000		


AB	29
R	2
H	6
RBI	2
BB	1
SO	4
LOB	7




Batter	1	2	3	4	5	6	7	8	9	AB	R	H	RBI	BB	SO	LOB	TOP					
Bill North, S OBP: 0.344, SLG: 0.288 (1, 8)										4	0	0	0	0	1	1	Oakland Athletics @ Cleveland Indians Cleveland Municipal Stadium, Cleveland, OH Tue May 16 1978, 3:33 AM EDT Att: 3,737 - Unknown					
Steve Stiggs, R OBP: 0.500, SLG: 0.438 (1, 4)										4	1	1	0	0	1	0						
Mitchell Page, L OBP: 0.337, SLG: 0.321 (1, 7)										3	0	0	0	0	1	0						
Mario Guerrero, R OBP: 0.311, SLG: 0.369 Miguel Dilone, S OBP: 0.276, SLG: 0.241 Marty Perez, R (7, 6)										3	0	1	0	0	0	1						
Jeff Newman, R OBP: 0.250, SLG: 0.500 (9, PH)										0	1	0	0	0	0	0						
Dave Revering, L OBP: 0.341, SLG: 0.373 (1, 3)										4	0	1	0	0	0	1						
Gary Alexander, R OBP: 0.336, SLG: 0.550 (1, 10)										4	0	0	0	0	3	4						
Wayne Gross, L OBP: 0.369, SLG: 0.385 (1, 5)										3	0	1	1	0	0	0						
Jim Essian, R OBP: 0.322, SLG: 0.320 (1, 2)										2	0	0	0	1	0	2						
Gary Thomasson, L OBP: 0.228, SLG: 0.289 (1, 9)										3	0	0	0	0	0	1						
Inning Stats	R: 0 E: 0 K: 3 S: 9	H: 0 LOB: 0 BB: 0 P: 9	R: 0 E: 0 K: 1 S: 5	H: 0 LOB: 0 BB: 0 P: 5	R: 0 E: 0 K: 0 S: 3	H: 0 LOB: 1 BB: 1 P: 7	R: 0 E: 0 K: 0 S: 4	H: 1 LOB: 2 BB: 0 P: 5	R: 0 E: 0 K: 0 S: 3	H: 0 LOB: 0 BB: 0 P: 3	R: 0 E: 0 K: 0 S: 3	H: 0 LOB: 0 BB: 0 P: 3	R: 1 E: 0 K: 1 S: 7	H: 2 LOB: 2 BB: 0 P: 7	R: 1 E: 0 K: 0 S: 4	H: 1 LOB: 0 BB: 0 P: 4	R: 0 E: 0 K: 2 S: 7	H: 0 LOB: 0 BB: 0 P: 7	1B: 2 2B: 1 3B: 1 HR: 0	SF: 0 SAC: 0 DP: 0 HBP: 1	WP: 1 PB: 0 SB: 1 CS: 0	PA: 33
PITCHER David Clyde, L ERA: 1.53 (1, 1)	IP: 9.0 WLS: W BF: 33 H: 4 R: 2 ER: 2 SO: 7 BB: 1 IBB: 0 HBP: 1 BLK: 0 WP: 1 HR: 0 S: 45 P: 50 ERA: 2.00 WHIP: 0.556																	PITCHER				

Batter	1	2	3	4	5	6	7	8	9	AB	R	H	RBI	BB	SO	LOB	BOTTOM					
Rick Manning, L OBP: 0.305, SLG: 0.298 Paul Dade, R OBP: 0.339, SLG: 0.421 (8, 8)										2	0	1	1	1	0	1	Oakland Athletics @ Cleveland Indians Cleveland Municipal Stadium, Cleveland, OH Tue May 16 1978, 3:33 AM EDT Att: 3,737 - Unknown					
Jim Norris, L OBP: 0.357, SLG: 0.436 Mike Vail, R OBP: 0.455, SLG: 0.818 (8, 9)										2	0	0	0	1	0	2						
Buddy Bell, R OBP: 0.352, SLG: 0.479 (1, 5)										3	0	2	2	1	0	2						
Andre Thornton, R OBP: 0.349, SLG: 0.457 (1, 3)										4	0	0	0	0	1	6						
Johnny Grubb, L OBP: 0.364, SLG: 0.456 (1, 7)										4	0	0	0	0	0	0						
Willie Horton, R OBP: 0.396, SLG: 0.495 Rick Waits, L (8, FR)										3	0	0	0	1	0	0						
Ron Hassey, L OBP: 0.276, SLG: 0.346 (1, 2)										2	0	0	0	1	0	1						
Larryl Blanks, R OBP: 0.259, SLG: 0.290 (1, 4)										4	1	1	0	0	0	2						
Tom Verzyer, R OBP: 0.167, SLG: 0.222 (1, 6)										2	1	1	0	0	0	1						
Inning Stats	R: 0 E: 0 K: 0 S: 2	H: 0 LOB: 1 BB: 2 P: 10	R: 0 E: 0 K: 0 S: 3	H: 0 LOB: 1 BB: 1 P: 7	R: 0 E: 0 K: 1 S: 6	H: 1 LOB: 2 BB: 1 P: 10	R: 0 E: 0 K: 0 S: 3	H: 0 LOB: 0 BB: 0 P: 3	R: 1 E: 1 K: 0 S: 6	H: 3 LOB: 2 BB: 0 P: 6	R: 0 E: 0 K: 0 S: 3	H: 0 LOB: 0 BB: 0 P: 3	R: 2 E: 1 K: 1 S: 8	H: 2 LOB: 1 BB: 0 P: 8	R: 0 E: 0 K: 0 S: 3	H: 0 LOB: 1 BB: 1 P: 7	R: 0 E: 0 K: 0 S: 3	H: 0 LOB: 0 BB: 0 P: 7	1B: 4 2B: 2 3B: 1 HR: 0	SF: 0 SAC: 2 DP: 1 HBP: 0	WP: 0 PB: 0 SB: 2 CS: 2	PA: 35
PITCHER Steve Renko, R ERA: 3.21 Bob Lacey, L ERA: 2.1 Dave Heaverlo, R ERA: 4.34 (7, 1)	IP: 6.0 WLS: L BF: 25 H: 4 R: 1 ER: 1 SO: 1 BB: 4 IBB: 0 HBP: 0 BLK: 0 WP: 0 HR: 0 S: 23 P: 39 ERA: 1.50 WHIP: 1.333																	PITCHER				



Batter	1	2	3	4	5	6	7	8	9	AB	R	H	RBI	BB	SO	LOB	TOP					
Steve Staggs, R (1, 4) OBP: 0.467, SLG: 0.400	K	K			F4		6-3			3	0	0	0	0	2	2	Oakland Athletics @ Texas Rangers Arlington Stadium, Arlington, TX Wed May 17 1978, 8:05 PM EDT Att: 15,635 - Unknown					
Jeff Newman, R (7, PH) OBP: 0.231, SLG: 0.462										1	0	0	0	0	0	2						
Mike Edwards, R (7, 4) OBP: 0.293, SLG: 0.297										0	0	0	0	0	0	0						
Dwayne Murphy, L (1, 8) OBP: 0.250, SLG: 0.120	K		1-3		K			K		4	0	0	0	0	3	1						
Mitchell Page, L (1, 7) OBP: 0.344, SLG: 0.321	3B		5-3-4	BB		3-1		4-3		3	1	1	0	1	0	0						
Mario Guerrero, R (1, 6) OBP: 0.309, SLG: 0.381	1B		5-3-4	BB		L8		L5		4	0	1	1	0	0	1						
Dave Revering, L (1, 3) OBP: 0.331, SLG: 0.361	5-3					F2			5-3	4	0	0	0	0	1	1						
Gary Alexander, R (1, 10) OBP: 0.344, SLG: 0.554										3	1	2	0	0	0	0						
Miguel Dilone, S (7, PR) OBP: 0.276, SLG: 0.241										0	0	0	0	0	0	0						
Jerry Tabb, L (9, PH) OBP: 0.333, SLG: 0.200		HR					FC1-6	S		1	0	0	0	0	1	0						
Wayne Gross, L (1, 5) OBP: 0.374, SLG: 0.421										4	1	2	2	0	0	1						
Rob Piccolo, R (9, PR)		HR				F8		FC1-6		0	0	0	0	0	0	0						
Jim Essian, R (1, 2) OBP: 0.328, SLG: 0.330										3	0	1	0	1	0	1						
Gary Thomasson, L (1, 9) OBP: 0.232, SLG: 0.291										3	0	1	0	0	0	2						
																						
Inning Stats	R: 1 E: 0 K: 2 S: 9	H: 2 LOB: 1 BB: 0 P: 9	R: 2 E: 0 K: 1 S: 7	H: 2 LOB: 0 BB: 0 P: 7	R: 0 E: 0 K: 0 S: 2	H: 0 LOB: 0 BB: 1 P: 6	R: 0 E: 0 K: 1 S: 5	H: 0 LOB: 0 BB: 0 P: 5	R: 0 E: 0 K: 0 S: 6	H: 2 LOB: 2 BB: 0 P: 6	R: 0 E: 0 K: 0 S: 3	H: 0 LOB: 0 BB: 0 P: 3	R: 0 E: 0 K: 0 S: 4	H: 1 LOB: 2 BB: 1 P: 8	R: 0 E: 0 K: 1 S: 5	H: 0 LOB: 1 BB: 0 P: 5	R: 0 E: 0 K: 1 S: 6	H: 1 LOB: 1 BB: 0 P: 6	1B: 5 2B: 2 3B: 1 HR: 1	SF: 0 SAC: 0 DP: 1 HBP: 0	WP: 0 PB: 0 SB: 1 CS: 0	PA: 35
PITCHER Jon Matlack, L (1, 1) ERA: 3.19	IP: 9.0 WLS: W BF: 35 H: 8 R: 3 ER: 3 SO: 7 BB: 1 IBB: 1 HBP: 0 BLK: 0 WP: 0 HR: 1 S: 47 P: 55 ERA: 3.00 WHIP: 1.000																					

Batter	1	2	3	4	5	6	7	8	9	AB	R	H	RBI	BB	SO	LOB	BOTTOM			
Mike Hargrove, L (1, 3) OBP: 0.358, SLG: 0.385	5-3	4-3			4-3		G4-6-3			4	0	0	0	0	0	2	Oakland Athletics @ Texas Rangers Arlington Stadium, Arlington, TX Wed May 17 1978, 8:05 PM EDT Att: 15,635 - Unknown			
Bert Campaneris, R (1, 6) OBP: 0.238, SLG: 0.179										3	1	1	0	1	0	0				
Al Oliver, L (1, 7) OBP: 0.305, SLG: 0.400										4	2	2	1	0	0	2				
Richie Zisk, R (1, 9) OBP: 0.366, SLG: 0.580										2	1	0	0	2	0	0				
Jim Sundberg, R (1, 2) OBP: 0.372, SLG: 0.461										4	0	3	2	0	1	0				
Juan Beniquez, R (1, 8) OBP: 0.255, SLG: 0.317										3	0	1	1	0	0	3				
Toby Harrah, R (1, 5) OBP: 0.289, SLG: 0.311										3	0	0	0	0	0	3				
Kurt Bevacqua, R (1, 10) OBP: 0.182, SLG: 0.238										3	0	0	0	0	0	0				
Bump Wills, S (1, 4) OBP: 0.307, SLG: 0.337										2	0	1	0	1	0	0				
																				
Inning Stats	R: 3 E: 0 K: 0 S: 6	H: 3 LOB: 1 BB: 1 P: 10	R: 0 E: 0 K: 0 S: 3	H: 0 LOB: 0 BB: 0 P: 3	R: 0 E: 0 K: 1 S: 5	H: 1 LOB: 0 BB: 0 P: 5	R: 0 E: 0 K: 0 S: 4	H: 1 LOB: 2 BB: 1 P: 8	R: 0 E: 0 K: 0 S: 4	H: 1 LOB: 1 BB: 0 P: 4	R: 0 E: 0 K: 0 S: 2	H: 0 LOB: 0 BB: 1 P: 6	R: 1 E: 0 K: 0 S: 4	H: 2 LOB: 1 BB: 1 P: 8	R: 0 E: 0 K: 0 S: 4	H: 0 LOB: 1 BB: 0 P: 8	1B: 6 2B: 2 3B: 0 HR: 0	SF: 1 SAC: 0 DP: 2 HBP: 0	WP: 0 PB: 0 SB: 0 CS: 1	PA: 33
PITCHER John Henry Johnson, L (1, 1) ERA: 1.61	IP: 7.1 WLS: L BF: 31 H: 7 R: 4 ER: 4 SO: 4 BB: 3 IBB: 0 HBP: 0 BLK: 0 WP: 0 HR: 0 S: 29 P: 45 ERA: 4.91 WHIP: 1.364																			
PITCHER Elias Sosa, R (8, 1) ERA: 0.63	IP: 0.2 WLS: L BF: 2 H: 1 R: 0 ER: 0 SO: 0 BB: 0 IBB: 0 HBP: 0 BLK: 0 WP: 0 HR: 0 S: 2 P: 2 ERA: 0.00 WHIP: 1.500																			

Batter	1	2	3	4	5	6	7	8	9	AB	R	H	RBI	BB	SO	LOB	TOP					
Steve Stagg, R OBP: 0.510, SLG: 0.500 (1, 4)	0-0 4-3 3B		4-0 SH1-3 BB		0-0 CS 1B		0-0 1-2 1B			3	1	3	0	1	0	0						
Dwayne Murphy, L OBP: 0.285, SLG: 0.115 Jim Essian, R OBP: 0.325, SLG: 0.327 (7, PH) (7, 2)	0-0 6-3		0-0 SH1-3 1-2		0-0 CS 1-2	4-0 2B BB	0-0 6-3			1	1	0	0	1	0	1						
Mitchell Page, L OBP: 0.330, SLG: 0.307 (1, 7)	0-0 4-3		0-0 F8			0-3 K		0-0 F4		4	0	0	1	0	1	2						
Mario Guerrero, R OBP: 0.314, SLG: 0.399 (1, 6)	0-0 F4 3H		0-0 5-3			0-0 1H 2B		0-0 1B 2B		4	1	2	1	0	0	1						
Dave Revering, L OBP: 0.336, SLG: 0.365 Mike Edwards, R OBP: 0.293, SLG: 0.297 Rob Picciolo, R (8, 5)		0-0 BB 1B		0-0 6-3		0-3 K		0-0 2B		4	1	2	1	0	1	1						
Gary Alexander, R OBP: 0.333, SLG: 0.534 (1, 10)		0-3 K		0-0 F8		0-0 6-3		0-0 6-3 1-2		4	0	0	0	0	1	3						
Wayne Gross, L OBP: 0.370, SLG: 0.408 (8, 3)		4-0 1B BB		0-3 K			0-0 G3		0-0 F8	3	0	0	0	1	1	0						
Jeff Newman, R OBP: 0.313, SLG: 0.500 Miguel Dilone, S OBP: 0.276, SLG: 0.241 (7, 8) (7, 8)		0-0 L6-3 1B		0-0 F5		0-0 1B 1B		0-3 K		3	0	2	1	0	0	0						
Jerry Tabb, L OBP: 0.286, SLG: 0.167 (9, PH)		1-2 2H 1B								1	0	0	0	0	1	0						
Gary Thomasson, L OBP: 0.222, SLG: 0.278 (1, 9)		0-0 L6-3		0-3 K		0-3 K		0-0 6-3		4	0	0	0	0	2	3						
Inning Stats	R: 1 E: 0 K: 0 S: 4	H: 1 LOB: 0 BB: 4	R: 1 E: 0 K: 1 S: 6	H: 2 LOB: 1 BB: 1 P: 10	R: 0 E: 0 K: 0 S: 3	H: 0 LOB: 1 BB: 1 P: 7	R: 0 E: 0 K: 1 S: 5	H: 1 LOB: 0 BB: 0 P: 5	R: 1 E: 0 K: 2 S: 8	H: 1 LOB: 1 BB: 1 P: 12	R: 0 E: 0 K: 1 S: 7	H: 2 LOB: 2 BB: 0 P: 7	R: 1 E: 0 K: 0 S: 4	H: 2 LOB: 1 BB: 0 P: 4	R: 0 E: 0 K: 1 S: 5	H: 0 LOB: 0 BB: 0 P: 5	1B: 6 2B: 3 3B: 1 HR: 0	SF: 0 SAC: 1 DP: 1 HBP: 0	WP: 0 PB: 0 SB: 0 CS: 2	PA: 37		
PITCHER	IP WLS BF H R ER SO BB IBB HBP BLK WP HR S P ERA WHIP	IP WLS BF H R ER SO BB IBB HBP BLK WP HR S P ERA WHIP	IP WLS BF H R ER SO BB IBB HBP BLK WP HR S P ERA WHIP	IP WLS BF H R ER SO BB IBB HBP BLK WP HR S P ERA WHIP	IP WLS BF H R ER SO BB IBB HBP BLK WP HR S P ERA WHIP	IP WLS BF H R ER SO BB IBB HBP BLK WP HR S P ERA WHIP	IP WLS BF H R ER SO BB IBB HBP BLK WP HR S P ERA WHIP	IP WLS BF H R ER SO BB IBB HBP BLK WP HR S P ERA WHIP	IP WLS BF H R ER SO BB IBB HBP BLK WP HR S P ERA WHIP	IP WLS BF H R ER SO BB IBB HBP BLK WP HR S P ERA WHIP	IP WLS BF H R ER SO BB IBB HBP BLK WP HR S P ERA WHIP	IP WLS BF H R ER SO BB IBB HBP BLK WP HR S P ERA WHIP	IP WLS BF H R ER SO BB IBB HBP BLK WP HR S P ERA WHIP	IP WLS BF H R ER SO BB IBB HBP BLK WP HR S P ERA WHIP	IP WLS BF H R ER SO BB IBB HBP BLK WP HR S P ERA WHIP	IP WLS BF H R ER SO BB IBB HBP BLK WP HR S P ERA WHIP	IP WLS BF H R ER SO BB IBB HBP BLK WP HR S P ERA WHIP	IP WLS BF H R ER SO BB IBB HBP BLK WP HR S P ERA WHIP	IP WLS BF H R ER SO BB IBB HBP BLK WP HR S P ERA WHIP	IP WLS BF H R ER SO BB IBB HBP BLK WP HR S P ERA WHIP	IP WLS BF H R ER SO BB IBB HBP BLK WP HR S P ERA WHIP	IP WLS BF H R ER SO BB IBB HBP BLK WP HR S P ERA WHIP

Oakland Athletics @ Texas Rangers
Arlington Stadium, Arlington, TX
Thu May 18 1978, 8:05 PM EDT
Att: 21,257 - Unknown

AB 32
R 4
H 9
RBI 4
BB 3
SO 7
LOB 13



Batter	1	2	3	4	5	6	7	8	9	AB	R	H	RBI	BB	SO	LOB	BOTTOM					
Mike Hargrove, L OBP: 0.353, SLG: 0.377 Mike Jorgensen, L OBP: 0.444, SLG: 0.333 (8, PR) (9, 3)	0-0 F9	0-0 G3		0-0 F8 2-3		0-0 F7		0-0 1B		5	0	1	1	0	0	2						
Al Oliver, L OBP: 0.301, SLG: 0.387 (1, 7)	4-0 1B BB	0-0 F7		0-0 F7 1-2		0-0 1-3		0-3 K2-3		4	1	0	0	1	1	3						
Bobby Bonds, R OBP: 0.343, SLG: 0.383 (1, 10)	0-0 FC5-4 1B	0-0 F8			0-3 K	0-0 6-3				4	1	1	0	0	1	0						
Richie Zisk, R OBP: 0.370, SLG: 0.574 (1, 9)	0-0 FC5-4 1B		0-0 F8		4-0 1B BB		0-3 K			3	0	1	1	1	1	0						
Jim Sundberg, R OBP: 0.368, SLG: 0.453 (1, 2)	0-0 FC5-4 1B		0-0 L4		0-0 FC1-5-2 1B		0-0 1-3			4	2	1	0	0	0	2						
Bump Wills, S OBP: 0.305, SLG: 0.327 (1, 4)	4-0 BB 1B		0-0 4-3		0-0 FC1-5-2 1B		0-3 K			3	1	0	0	1	1	2						
Juan Beniquez, R OBP: 0.282, SLG: 0.343 (1, 8)	0-0 1B BB		0-0 FC3-2 1B		0-0 FC3-2 1B		0-0 CS 1B			4	0	4	4	0	0	0						
Toby Harrah, R OBP: 0.304, SLG: 0.315 (1, 5)	4-0 1B BB		0-0 F8 FC3-2 1B		0-0 F8 FC3-2 1B		0-0 F8			2	0	1	0	2	0	1						
Bert Campaneris, R OBP: 0.239, SLG: 0.173 (1, 6)	0-0 F7		0-0 FC3-2 1B		0-0 F8		4-0 S 1B BB			3	1	0	0	1	0	7						
Inning Stats	R: 3 E: 0 K: 0 S: 6	H: 3 LOB: 3 BB: 3 P: 18	R: 0 E: 0 K: 0 S: 3	H: 0 LOB: 0 BB: 0 P: 3	R: 0 E: 0 K: 0 S: 3	H: 0 LOB: 0 BB: 0 P: 3	R: 0 E: 0 K: 0 S: 5	H: 2 LOB: 2 BB: 0 P: 5	R: 2 E: 0 K: 1 S: 7	H: 2 LOB: 2 BB: 2 P: 15	R: 0 E: 0 K: 0 S: 3	H: 0 LOB: 0 BB: 0 P: 3	R: 0 E: 0 K: 2 S: 7	H: 0 LOB: 0 BB: 0 P: 7	R: 1 E: 0 K: 1 S: 6	H: 2 LOB: 1 BB: 1 P: 10	1B: 9 2B: 0 3B: 0 HR: 0	SF: 0 SAC: 0 DP: 0 HBP: 0	WP: 0 PB: 0 SB: 2 CS: 1	PA: 38		
PITCHER	IP WLS BF H R ER SO BB IBB HBP BLK WP HR S P ERA WHIP	IP WLS BF H R ER SO BB IBB HBP BLK WP HR S P ERA WHIP	IP WLS BF H R ER SO BB IBB HBP BLK WP HR S P ERA WHIP	IP WLS BF H R ER SO BB IBB HBP BLK WP HR S P ERA WHIP	IP WLS BF H R ER SO BB IBB HBP BLK WP HR S P ERA WHIP	IP WLS BF H R ER SO BB IBB HBP BLK WP HR S P ERA WHIP	IP WLS BF H R ER SO BB IBB HBP BLK WP HR S P ERA WHIP	IP WLS BF H R ER SO BB IBB HBP BLK WP HR S P ERA WHIP	IP WLS BF H R ER SO BB IBB HBP BLK WP HR S P ERA WHIP	IP WLS BF H R ER SO BB IBB HBP BLK WP HR S P ERA WHIP	IP WLS BF H R ER SO BB IBB HBP BLK WP HR S P ERA WHIP	IP WLS BF H R ER SO BB IBB HBP BLK WP HR S P ERA WHIP	IP WLS BF H R ER SO BB IBB HBP BLK WP HR S P ERA WHIP	IP WLS BF H R ER SO BB IBB HBP BLK WP HR S P ERA WHIP	IP WLS BF H R ER SO BB IBB HBP BLK WP HR S P ERA WHIP	IP WLS BF H R ER SO BB IBB HBP BLK WP HR S P ERA WHIP	IP WLS BF H R ER SO BB IBB HBP BLK WP HR S P ERA WHIP	IP WLS BF H R ER SO BB IBB HBP BLK WP HR S P ERA WHIP	IP WLS BF H R ER SO BB IBB HBP BLK WP HR S P ERA WHIP	IP WLS BF H R ER SO BB IBB HBP BLK WP HR S P ERA WHIP	IP WLS BF H R ER SO BB IBB HBP BLK WP HR S P ERA WHIP	IP WLS BF H R ER SO BB IBB HBP BLK WP HR S P ERA WHIP

Oakland Athletics @ Texas Rangers
Arlington Stadium, Arlington, TX
Thu May 18 1978, 8:05 PM EDT
Att: 21,257 - Unknown

AB 32
R 6
H 9
RBI 6
BB 6
SO 4
LOB 17



Batter	1	2	3	4	5	6	7	8	9	AB	R	H	RBI	BB	SO	LOB	TOP		
Ralph Garr, L (1, 7) OBP: 0.290, SLG: 0.371	1-3		1B		G3			G3		4	0	1	0	0	0	0			
Don Kessinger, S (1, 6) OBP: 0.346, SLG: 0.333	G3		5-3		F6			1-3		4	0	0	0	0	0	1			
Jorge Orta, L (1, 4) OBP: 0.313, SLG: 0.443	K			E	F9			F7		4	1	1	0	0	1	0			
Ron Blomberg, L (1, 10) Alan Bannister, R (9, PR)		F8		E5	K			SH5-4	E	3	1	0	0	1	1	1			
Lamar Johnson, R (1, 3) OBP: 0.298, SLG: 0.377		F8		5-3	1-3			E6	SH5-4	4	1	0	0	0	0	3			
Bob Molinaro, L (1, 9) OBP: 0.436, SLG: 0.471				E7	4-3			SH5-4		3	1	2	2	0	0	0			
Eric Soderholm, R (1, 5) OBP: 0.272, SLG: 0.343				1-3	2-3			G3		4	0	1	3	0	1	1			
Henry Cruz, L (1, 8) OBP: 0.176, SLG: 0.375				F9	L3			G3		4	1	1	1	0	0	2			
Bill Nahorodny, R (1, 2) OBP: 0.348, SLG: 0.413				F7				F8		4	0	0	0	0	0	2			
Inning Stats	R: 0 E: 0 K: 1 S: 5	H: 0 LOB: 0 BB: 0 P: 5	R: 0 E: 0 K: 1 S: 6	H: 1 LOB: 1 BB: 0 P: 6	R: 0 E: 0 K: 0 S: 4	H: 1 LOB: 1 BB: 0 P: 4	R: 3 E: 2 K: 0 S: 6	H: 2 LOB: 0 BB: 0 P: 6	R: 0 E: 0 K: 0 S: 3	H: 0 LOB: 0 BB: 0 P: 3	R: 1 E: 0 K: 0 S: 4	H: 1 LOB: 0 BB: 0 P: 4	R: 0 E: 0 K: 0 S: 3	H: 0 LOB: 0 BB: 0 P: 3	R: 2 E: 1 K: 0 S: 5	H: 1 LOB: 2 BB: 1 P: 9	1B: 4 2B: 1 3B: 0 HR: 1	SF: 0 SAC: 1 DP: 0 HBP: 0	WP: 0 PA: 36 CS: 0
PITCHER	IP WLS BF H R ER SO BB IBB HBP BLK WP HR S P ERA WHIP																		
Pete Broberg, R (1, 1) ERA: 2.83	8.0 L 31 5 5 3 3 1 0 0 0 0 1 36 40 3.38 0.750																		
Elias Sosa, R (9, 1) ERA: 0.88	1.0 5 1 1 0 0 0 0 0 0 0 0 5 5 0.00 1.000																		

Chicago White Sox @ Oakland Athletics
Oakland-Alameda County Coliseum, Oakland, CA
Fri May 19 1978, 7:05 PM PDT
Att: 5,515 - Unknown

AB 34
R 6
H 6
RBI 6
BB 1
SO 3
LOB 10



Batter	1	2	3	4	5	6	7	8	9	AB	R	H	RBI	BB	SO	LOB	BOTTOM				
Steve Staggs, R (1, 4) OBP: 0.481, SLG: 0.465	F7		F8		K			5-3		5	0	1	0	0	1	2					
Glenn Burke, R (1, 8) OBP: 0.292, SLG: 0.333	4-3		1B		SF9			F3		5	0	3	0	0	0	2					
Mitchell Page, L (1, 7) OBP: 0.346, SLG: 0.326	4-3									4	0	3	1	0	0	1					
Mario Guerrero, R (1, 6) OBP: 0.306, SLG: 0.390	5-3				SF9			F8		3	0	0	1	0	1	4					
Dave Revering, L (1, 3) OBP: 0.326, SLG: 0.354		F7			F9			F2		4	0	0	0	0	0	3					
Gary Alexander, R (1, 10) Miguel Dilone, S (8, PR)		F4								2	0	0	0	2	1	0					
Wayne Gross, L (1, 5) OBP: 0.358, SLG: 0.392		4-3						K2-3		4	0	0	0	0	2	3					
Jim Essian, R (1, 2) OBP: 0.323, SLG: 0.324					F8			F7		4	1	1	0	0	0	1					
Gary Thomasson, L (1, 9) OBP: 0.233, SLG: 0.287										4	1	2	0	0	2	1					
Inning Stats	R: 0 E: 0 K: 0 S: 4	H: 1 LOB: 1 BB: 0 P: 4	R: 0 E: 0 K: 0 S: 3	H: 0 LOB: 0 BB: 0 P: 3	R: 1 E: 0 K: 2 S: 10	H: 3 LOB: 2 BB: 0 P: 10	R: 0 E: 0 K: 0 S: 3	H: 0 LOB: 1 BB: 1 P: 7	R: 1 E: 0 K: 1 S: 8	H: 3 LOB: 2 BB: 0 P: 8	R: 0 E: 0 K: 2 S: 7	H: 0 LOB: 0 BB: 0 P: 7	R: 0 E: 0 K: 1 S: 5	H: 0 LOB: 0 BB: 0 P: 5	R: 0 E: 0 K: 1 S: 6	H: 1 LOB: 2 BB: 1 P: 10	R: 0 E: 0 K: 0 S: 4	H: 2 LOB: 1 BB: 0 P: 4	1B: 9 2B: 1 3B: 0 HR: 0	SF: 1 SAC: 0 DP: 1 HBP: 0	WP: 0 PA: 38 CS: 0
PITCHER	IP WLS BF H R ER SO BB IBB HBP BLK WP HR S P ERA WHIP																				
Wilbur Wood, L (1, 1) ERA: 3.98	8.0 W 34 8 2 2 7 2 0 0 0 0 0 46 54 2.25 1.250																				
Jim Willoughby, R (9, 1) ERA: 3.47	1.0 4 2 0 0 0 0 0 0 0 0 0 4 4 0.00 2.000																				

Chicago White Sox @ Oakland Athletics
Oakland-Alameda County Coliseum, Oakland, CA
Fri May 19 1978, 7:05 PM PDT
Att: 5,515 - Unknown

AB 35
R 2
H 10
RBI 2
BB 2
SO 7
LOB 17




Batter	1	2	3	4	5	6	7	8	9	AB	R	H	RBI	BB	SO	LOB	TOP										
Ralph Garr, L (1, 7) OBP: 0.299, SLG: 0.370										3	1	1	0	1	1	0	Chicago White Sox @ Oakland Athletics Oakland-Alameda County Coliseum, Oakland, CA Sat May 20 1978, 3:33 AM PDT Att. 4,177 - Unknown - 65 F										
Don Kessinger, S (1, 6) OBP: 0.344, SLG: 0.330										4	1	1	0	0	0	1											
Jorge Orta, L (1, 4) OBP: 0.312, SLG: 0.437										4	0	1	1	0	0	0											
Ron Blomberg, L (1, 10) OBP: 0.230, SLG: 0.333										3	0	0	0	0	0	0											
Lamar Johnson, R (1, 3) OBP: 0.304, SLG: 0.379										2	1	1	1	0	0	0											
Bob Molinaro, L (1, 9) OBP: 0.414, SLG: 0.444										3	0	0	0	0	0	3											
Henry Cruz, L (1, 8) OBP: 0.200, SLG: 0.474										3	0	1	1	0	0	0											
Eric Soderholm, R (1, 5) OBP: 0.265, SLG: 0.333										3	0	0	0	0	0	1											
Bill Nahorodny, R (1, 2) OBP: 0.337, SLG: 0.398										3	0	0	0	0	2	0											
Inning Stats	R: 0 E: 0 K: 0 S: 3	H: 1 LOB: 0 BB: 0 P: 3	R: 0 E: 0 K: 0 S: 3	H: 1 LOB: 0 BB: 0 P: 3	R: 0 E: 0 K: 1 S: 5	H: 0 LOB: 0 BB: 0 P: 5	R: 2 E: 0 K: 0 S: 5	H: 2 LOB: 1 BB: 1 P: 9	R: 0 E: 0 K: 0 S: 3	H: 0 LOB: 0 BB: 0 P: 3	R: 0 E: 0 K: 1 S: 5	H: 0 LOB: 0 BB: 0 P: 5	R: 1 E: 0 K: 0 S: 4	H: 1 LOB: 1 BB: 0 P: 5	R: 0 E: 0 K: 1 S: 5	H: 0 LOB: 0 BB: 0 P: 5	R: 0 E: 0 K: 0 S: 3	H: 0 LOB: 0 BB: 0 P: 3	1B: 4 2B: 0 3B: 1 HR: 0	SF: 1 SAC: 1 DP: 1 HBP: 1	WP: 0 PA: 33 SB: 0 CS: 1						
PITCHER	IP	WLS	BF	H	R	ER	SO	BB	IBB	HBP	BLK	WP	HR	S	P	ERA	WHIP										
Alan Wirth, R (1, 1) ERA: 3.69	6.2		25	5	3	3	2	1	0	1	0	0	0	27	32	4.05	0.900										
Rick Langford, R (7, 1) ERA: 2.6	2.1	W	7	0	0	0	1	0	0	0	0	0	0	9	9	0.00	0.000										

Batter	1	2	3	4	5	6	7	8	9	AB	R	H	RBI	BB	SO	LOB	BOTTOM										
Glenn Burke, R (1, 8) OBP: 0.299, SLG: 0.296										3	0	0	0	0	0	1	Chicago White Sox @ Oakland Athletics Oakland-Alameda County Coliseum, Oakland, CA Sat May 20 1978, 3:33 AM PDT Att. 4,177 - Unknown - 65 F										
Steve Stagos, R (1, 4) OBP: 0.485, SLG: 0.457										3	0	1	0	1	0	1											
Mitchell Page, L (1, 7) OBP: 0.352, SLG: 0.326										3	0	1	0	1	0	3											
Mario Guerrero, R (1, 6) OBP: 0.299, SLG: 0.382										3	0	0	0	0	0	3											
Dave Revering, L (1, 3) OBP: 0.324, SLG: 0.351										4	0	1	0	0	1	2											
Mike Edwards, R (8, PR) OBP: 0.293, SLG: 0.297										0	0	0	0	0	0	0											
Rob Picciolo, R (9, 5) OBP: 0.293, SLG: 0.297										0	0	0	0	0	0	0											
Gary Alexander, R (1, 10) OBP: 0.325, SLG: 0.508										4	0	0	0	0	2	3											
Wayne Gross, L (1, 5) OBP: 0.370, SLG: 0.423										2	2	1	1	2	1	0											
Jim Essian, R (1, 2) OBP: 0.323, SLG: 0.318										2	0	0	0	1	0	1											
Dwayne Murphy, L (7, PR) OBP: 0.295, SLG: 0.115										0	1	0	0	0	0	0											
Miguel Dilone, S (1, 9) OBP: 0.281, SLG: 0.247										2	0	1	0	0	0	0											
Jeff Newman, R (7, PH) OBP: 0.353, SLG: 0.706										1	1	1	3	0	0	0											
Inning Stats	R: 0 E: 0 K: 0 S: 3	H: 0 LOB: 1 BB: 1 P: 7	R: 0 E: 0 K: 1 S: 5	H: 0 LOB: 1 BB: 1 P: 9	R: 0 E: 0 K: 0 S: 4	H: 1 LOB: 2 BB: 1 P: 8	R: 0 E: 0 K: 1 S: 5	H: 0 LOB: 0 BB: 0 P: 5	R: 0 E: 0 K: 1 S: 7	H: 2 LOB: 2 BB: 0 P: 7	R: 3 E: 0 K: 0 S: 4	H: 1 LOB: 1 BB: 2 P: 12	R: 0 E: 0 K: 1 S: 5	H: 1 LOB: 1 BB: 0 P: 5	R: 1 E: 0 K: 0 S: 1	H: 1 LOB: 0 BB: 0 P: 1	1B: 4 2B: 0 3B: 0 HR: 2	SF: 0 SAC: 2 DP: 0 HBP: 0	WP: 0 PA: 34 SB: 0 CS: 1								
PITCHER	IP	WLS	BF	H	R	ER	SO	BB	IBB	HBP	BLK	WP	HR	S	P	ERA	WHIP										
Ken Kravec, L (1, 1) ERA: 5.53	6.0		26	3	2	2	3	5	0	0	0	0	0	27	47	3.00	1.333										
Lerrin LaGrow, R (7, 1) ERA: 4.05	2.0	L	8	3	2	2	1	0	0	0	0	0	2	10	10	9.00	1.500										

Batter	1	2	3	4	5	6	7	8	9	AB	R	H	RBI	BB	SO	LOB	TOP										
Ralph Garr, L OBP: 0.300, SLG: 0.368 Larry Johnson, R (7, PH) (7, 2)	F8		F9						F7	3	0	1	1	0	0	1											
Claudell Washington, L OBP: 0.188, SLG: 0.170	E6		K						2B	5	1	1	0	0	1	5											
Jorge Orta, L OBP: 0.308, SLG: 0.435	1-3		F9						HR	5	1	1	1	0	0	2											
Lamar Johnson, R OBP: 0.307, SLG: 0.398	F8			5-3					HR	4	2	1	2	1	0	1											
Bob Molinaro, L OBP: 0.393, SLG: 0.421 Junior Moore, R OBP: 0.360, SLG: 0.333 (8, PH) (8, 7)		L9		1-6-3					1-3	3	0	0	0	0	0	0											
Henry Cruz, L OBP: 0.240, SLG: 0.478		4-3		F9					4-3	4	1	1	0	1	0	1											
Don Kessinger, S OBP: 0.350, SLG: 0.337		4-3			E8					4	1	2	0	0	0	1											
Eric Soderholm, R OBP: 0.264, SLG: 0.330		F7			6-3					4	0	1	1	0	0	4											
Bill Nahorodny, R OBP: 0.340, SLG: 0.393 Ron Blomberg, L OBP: 0.230, SLG: 0.333 Wayne Nordhagen, R OBP: 0.284, SLG: 0.477 (7, PH) (7, 7) (8, 9)					1-3					1	0	0	0	1	0	1											
Inning Stats	R: 0 E: 1 K: 0 S: 4	H: 0 LOB: 1 BB: 0 P: 4	R: 0 E: 0 K: 0 S: 3	H: 0 LOB: 1 BB: 1 P: 7	R: 0 E: 0 K: 1 S: 5	H: 0 LOB: 0 BB: 1 P: 9	R: 0 E: 0 K: 0 S: 3	H: 0 LOB: 0 BB: 0 P: 3	R: 1 E: 1 K: 0 S: 5	H: 1 LOB: 1 BB: 0 P: 5	R: 0 E: 0 K: 0 S: 3	H: 0 LOB: 0 BB: 0 P: 3	R: 0 E: 0 K: 0 S: 5	H: 2 LOB: 3 BB: 1 P: 9	R: 2 E: 0 K: 0 S: 6	H: 3 LOB: 2 BB: 1 P: 10	R: 3 E: 0 K: 0 S: 6	H: 3 LOB: 0 BB: 0 P: 6	1B: 6 2B: 2 3B: 0 HR: 1	SF: 0 SAC: 0 DP: 0 HBP: 0	WP: 1 PB: 0 CS: 1	PA: 42					
PITCHER	IP	WLS	BF	H	R	ER	SO	BB	IBB	HBP	BLK	WP	HR	S	P	ERA	WHIP										
Steve Renko, R ERA: 2.25	(1, 1)	6.0	25	3	1	0	1	2	0	0	0	0	0	25	33	0.00	0.833										
Elias Sosa, R ERA: 0.87	(7, 1)	0.1	1	0	0	0	0	0	0	0	0	0	0	1	1	0.00	0.000										
Bob Lacey, L ERA: 2.67	(7, 1)	1.1	L	8	2	2	0	2	0	0	0	1	0	6	14	13.50	3.000										
Dave Heaverlo, R ERA: 4.85	(8, 1)	0.2	5	3	2	2	0	0	0	0	0	0	0	5	5	27.00	4.500										
Joe Coleman, R ERA: 1.37	(9, 1)	0.2	3	1	1	1	0	0	0	0	0	0	1	3	3	13.50	1.500										

Chicago White Sox @ Oakland Athletics
Oakland-Alameda County Coliseum, Oakland, CA
Sun May 21 1978, 3:33 AM PDT
Unknown


AB 38
R 6
H 9
RBI 6
BB 4
SO 1
LOB 20



Batter	1	2	3	4	5	6	7	8	9	AB	R	H	RBI	BB	SO	LOB	BOTTOM										
Glenn Burke, R OBP: 0.281, SLG: 0.344	F9								K	5	0	2	1	0	1	2											
Steve Stagos, R OBP: 0.450, SLG: 0.420			1-3		5-3				1-3	4	0	0	0	1	1	2											
Mitchell Page, L OBP: 0.357, SLG: 0.320 Dwayne Murphy, L OBP: 0.265, SLG: 0.115 (7, PR) (8, 7)			K							2	0	0	0	2	1	1											
Mario Guerrero, R OBP: 0.291, SLG: 0.372	6-3		F8		6-3				6-3	4	0	0	0	0	0	5											
Dave Revering, L OBP: 0.322, SLG: 0.348					F7				F7	4	1	1	0	0	0	0											
Jeff Newman, R OBP: 0.381, SLG: 0.650 Mike Edwards, R OBP: 0.293, SLG: 0.297 Jim Essian, R OBP: 0.323, SLG: 0.318 (8, PR) (9, 2)					4-3					3	0	1	0	1	0	0											
Wayne Gross, L OBP: 0.366, SLG: 0.411			K		F9				G3	3	0	0	0	1	1	3											
Gary Alexander, R OBP: 0.326, SLG: 0.500									K	4	0	1	1	0	3	3											
Miguel Dilone, S OBP: 0.280, SLG: 0.247			F7						L5	4	1	1	0	0	0	2											
Inning Stats	R: 0 E: 0 K: 0 S: 3	H: 0 LOB: 1 BB: 1 P: 7	R: 1 E: 0 K: 1 S: 8	H: 3 LOB: 0 BB: 0 P: 8	R: 0 E: 0 K: 1 S: 5	H: 0 LOB: 0 BB: 0 P: 5	R: 0 E: 0 K: 0 S: 3	H: 0 LOB: 0 BB: 0 P: 3	R: 1 E: 0 K: 1 S: 7	H: 2 LOB: 2 BB: 1 P: 11	R: 0 E: 0 K: 1 S: 5	H: 0 LOB: 1 BB: 1 P: 9	R: 0 E: 0 K: 1 S: 6	H: 1 LOB: 2 BB: 1 P: 10	R: 0 E: 0 K: 1 S: 5	H: 0 LOB: 2 BB: 1 P: 9	R: 0 E: 0 K: 1 S: 5	H: 0 LOB: 0 BB: 0 P: 5	1B: 5 2B: 1 3B: 0 HR: 0	SF: 0 SAC: 0 DP: 0 HBP: 0	WP: 0 PB: 0 CS: 0	PA: 38					
PITCHER	IP	WLS	BF	H	R	ER	SO	BB	IBB	HBP	BLK	WP	HR	S	P	ERA	WHIP										
Steve Stone, R ERA: 4.38	(1, 1)	7.1	W	33	6	2	2	5	0	0	0	0	0	38	58	2.46	1.500										
Rich Hinton, L ERA: 0.87	(8, 1)	0.1	1	0	0	0	0	0	0	0	0	0	0	1	1	0.00	0.000										
Jim Willoughby, R ERA: 3.28	(8, 1)	1.1	S	4	0	0	0	2	0	0	0	0	0	8	8	0.00	0.000										

Chicago White Sox @ Oakland Athletics
Oakland-Alameda County Coliseum, Oakland, CA
Sun May 21 1978, 3:33 AM PDT
Unknown

AB 33
R 2
H 6
RBI 2
BB 5
SO 7
LOB 18



Batter	1	2	3	4	5	6	7	8	9	AB	R	H	RBI	BB	SO	LOB	TOP			
Junior Moore, R OBP: 0.333, SLG: 0.306 (1, 7)	F9		G4-6-3			F7		F5		4	0	0	0	0	0	2	Chicago White Sox @ Oakland Athletics Oakland-Alameda County Coliseum, Oakland, CA Sun May 21 1978, 3:38 AM PDT Att: 8,426 - Unknown livebaseballscorecards.com			
Don Kessinger, S OBP: 0.346, SLG: 0.326 (1, 6)	5-3		F9			BB		F7		3	0	0	0	1	0					
Jorge Orta, L OBP: 0.306, SLG: 0.430 (1, 4)	1B					F7		L4		4	0	1	0	0	2					
Lamar Johnson, R OBP: 0.306, SLG: 0.389 (1, 3)	F8					BB				3	0	0	0	1	0	1				
Wayne Nordhagen, R OBP: 0.268, SLG: 0.449 (1, 9)		F2				F3		F8		4	0	0	0	0	3					
Larry Johnson, R (1, 2)	K					F8		K		4	0	0	0	0	3	0				
Eric Soderholm, R OBP: 0.266, SLG: 0.339 (1, 10)		2B				4-3		F9		3	0	1	0	0	0	0				
Henry Cruz, L OBP: 0.250, SLG: 0.440 (1, 8)	F9					F8		FC6-4		2	0	0	0	1	0	1				
Greg Pryor, R OBP: 0.318, SLG: 0.250 (1, 5)						BB		FC6-4		2	0	1	0	1	0	1				
Inning Stats	R: 0 E: 0 K: 0 S: 4	H: 1 LOB: 1 BB: 0 P: 4	R: 0 E: 0 K: 1 S: 6	H: 1 LOB: 1 BB: 0 P: 6	R: 0 E: 0 K: 0 S: 3	H: 1 LOB: 0 BB: 0 P: 3	R: 0 E: 0 K: 0 S: 3	H: 0 LOB: 0 BB: 0 P: 3	R: 0 E: 0 K: 0 S: 3	H: 0 LOB: 1 BB: 3 P: 15	R: 0 E: 0 K: 1 S: 5	H: 0 LOB: 1 BB: 1 P: 9	R: 0 E: 0 K: 1 S: 5	H: 0 LOB: 0 BB: 0 P: 5	R: 0 E: 0 K: 1 S: 5	H: 0 LOB: 0 BB: 0 P: 5	1B: 2 2B: 1 3B: 0 HR: 0	SF: 0 SAC: 0 DP: 1 HBP: 0	WP: 0 PB: 0 SB: 0 CS: 0	PA: 33
PITCHER John Henry Johnson, L ERA: 1.53 (1, 1)	IP: 9.0 WLS: W BF: 33 H: 3 R: 0 ER: 0 SO: 3 BB: 4 IBB: 0 HBP: 0 BLK: 0 WP: 0 HR: 0 S: 35 P: 51 ERA: 0.00 WHIP: 0.778															PITCHER				

Batter	1	2	3	4	5	6	7	8	9	AB	R	H	RBI	BB	SO	LOB	BOTTOM				
Glenn Burke, R OBP: 0.297, SLG: 0.351 (1, 8)	SH1-4 HR	FC6-4			5-3	E6 2B		G6-4-3 1B		5	2	2	0	0	0	3	Chicago White Sox @ Oakland Athletics Oakland-Alameda County Coliseum, Oakland, CA Sun May 21 1978, 3:38 AM PDT Att: 8,426 - Unknown livebaseballscorecards.com				
Mike Edwards, R OBP: 0.301, SLG: 0.305 (1, 4)	SH1-4	FC6-4			2B	E2 2B		G6-4-3 1B		4	2	2	1	0	0	4					
Mitchell Page, L OBP: 0.379, SLG: 0.396 (6, PR) Dwayne Murphy, L OBP: 0.257, SLG: 0.111 (7, 7)	HR				CS	2B		4-3		4	1	4	5	0	0	0					
Wayne Gross, L OBP: 0.363, SLG: 0.400 (1, 5)	F6				2B	K				3	0	0	0	1	1	3					
Dave Revering, L OBP: 0.314, SLG: 0.338 (1, 3)	L3				F9			3-1		4	0	0	0	0	0	1					
Jeff Newman, R OBP: 0.375, SLG: 0.609 Miguel Dilone, S OBP: 0.280, SLG: 0.247 Jerry Tabb, L OBP: 0.250, SLG: 0.143 (7, PH)		5-3			F7	E 1B		F8		3	0	1	0	0	0	0					
Jim Essian, R OBP: 0.336, SLG: 0.336 (1, 2)		1B			F8	F4		BB		3	1	2	0	1	0	1					
Gary Thomasson, L OBP: 0.243, SLG: 0.296 (1, 9)		FC6-4 1B			F8	E 1B		K		4	1	2	1	0	1	2					
Rob Picciolo, R OBP: 0.500, SLG: 0.500 (1, 6)		FC6-4 1B			6-3	F7		G6-4-3 1B		4	0	2	1	0	0	2					
Inning Stats	R: 2 E: 0 K: 0 S: 5	H: 2 LOB: 0 BB: 0 P: 5	R: 1 E: 0 K: 0 S: 6	H: 3 LOB: 0 BB: 0 P: 6	R: 0 E: 0 K: 0 S: 3	H: 1 LOB: 0 BB: 0 P: 3	R: 0 E: 0 K: 0 S: 4	H: 1 LOB: 1 BB: 0 P: 4	R: 1 E: 0 K: 1 S: 4	H: 2 LOB: 1 BB: 1 P: 8	R: 4 E: 3 K: 1 S: 10	H: 4 LOB: 2 BB: 0 P: 10	R: 0 E: 0 K: 1 S: 5	H: 0 LOB: 1 BB: 1 P: 9	R: 0 E: 0 K: 0 S: 4	H: 2 LOB: 1 BB: 0 P: 4		1B: 11 2B: 3 3B: 0 HR: 1	SF: 0 SAC: 1 DP: 1 HBP: 0	WP: 0 PB: 0 SB: 0 CS: 2	PA: 39
PITCHER Francisco Barrios, R ERA: 5.98 Pablo Torrealba, L ERA: 5.01 Ron Schueler, R ERA: 3.63 (1, 1) (2, 1) (6, 1)	IP: 1.1 WLS: L BF: 9 H: 5 R: 3 ER: 3 SO: 3 BB: 0 IBB: 0 HBP: 0 BLK: 0 WP: 0 HR: 1 S: 9 P: 9 ERA: 20.25 WHIP: 3.750															PITCHER					

Batter	1	2	3	4	5	6	7	8	9	AB	R	H	RBI	BB	SO	LOB	TOP			
Paul Moltzer, R OBP: 0.326, SLG: 0.422 (1, 4)	4-3			FC6-4 1B	6-3			S 1B		4	0	2	0	0	0	1				
Cecil Cooper, L OBP: 0.361, SLG: 0.547 (1, 3)	B1-3			FC6-4 G3 1B 1-2	E3			K 1-2		4	1	0	0	0	1	2				
Sal Bando, R OBP: 0.371, SLG: 0.403 (1, 5)	6-3			G3 1-2				IBB		3	0	0	0	1	0	1				
Ben Oglivie, L OBP: 0.325, SLG: 0.443 (1, 7)		K		1B 2H 1B				F8		4	1	1	1	0	1	2				
Sixto Lezcano, R OBP: 0.386, SLG: 0.626 (1, 9)		K		1B 1-3 1B						4	0	1	0	0	1	0				
Jim Wohlford, R OBP: 0.219, SLG: 0.226 (9, 9)					5-3					0	0	0	0	0	0	0				
Gorman Thomas, R OBP: 0.372, SLG: 0.479 (1, 8)		F7		1-3 3H 1B			K			4	0	1	1	0	1	0				
Robin Yount, R OBP: 0.375, SLG: 0.400 (1, 6)			L9	L6			K			4	0	0	0	0	1	2				
Don Money, R OBP: 0.372, SLG: 0.433 (1, 10)			F2		SH1-4 E BB		4-3			2	1	0	0	1	0	0				
Buck Martinez, R OBP: 0.235, SLG: 0.280 (1, 2)			F7		SH1-4 1-2			F7		2	0	0	0	0	0	0				
Inning Stats	R: 0 E: 0 K: 0 S: 3	H: 0 LOB: 0 BB: 0 P: 3	R: 0 E: 0 K: 2 S: 7	H: 0 LOB: 0 BB: 0 P: 7	R: 0 E: 0 K: 0 S: 3	H: 0 LOB: 0 BB: 0 P: 3	R: 2 E: 0 K: 0 S: 7	H: 4 LOB: 2 BB: 0 P: 7	R: 1 E: 1 K: 0 S: 3	H: 0 LOB: 1 BB: 1 P: 7	R: 0 E: 0 K: 2 S: 7	H: 0 LOB: 0 BB: 0 P: 7	R: 0 E: 0 K: 1 S: 6	H: 1 LOB: 2 BB: 1 P: 10	R: 0 E: 0 K: 0 S: 3	H: 0 LOB: 0 BB: 0 P: 3	1B: 5 2B: 0 3B: 0 HR: 0	SF: 0 SAC: 1 DP: 0 HBP: 0	WP: 0 PB: 0 SB: 1 CS: 1	PA: 34
PITCHER	IP WLS BF H R ER SO BB IBB HBP BLK WP HR S P ERA WHIP	7.1 L 28 5 3 2 4 1 0 0 0 0 0 35 39 2.46 0.818	8.1 6 0 0 0 1 0 1 0 0 0 0 0 7 11 0.00 0.000																	

Milwaukee Brewers @ Oakland Athletics
Oakland-Alameda County Coliseum, Oakland, CA
Tue May 23 1978, 7:05 PM PDT
Att: 2,534 - Unknown

AB 31
R 3
H 5
RBI 2
BB 2
SO 5
LOB 8



Batter	1	2	3	4	5	6	7	8	9	AB	R	H	RBI	BB	SO	LOB	BOTTOM					
Glenn Burke, R OBP: 0.293, SLG: 0.415 (1, 8)	4-3			HR				6-3		4	1	1	1	0	0	0						
Miguel Dilone, S OBP: 0.281, SLG: 0.241 (1, 9)			1-3							2	0	0	0	1	0	0						
Gary Alexander, R OBP: 0.331, SLG: 0.500 (8, FH)					B1-3					0	0	0	0	1	0	0						
Dwayne Murphy, L OBP: 0.297, SLG: 0.111 (8, PR)								G1-6-3 BB		0	0	0	0	0	0	0						
Mitchell Page, L OBP: 0.370, SLG: 0.385 (1, 7)		SH5-3 BB		F7				G1-6-3 1-2		3	0	0	0	0	0	1						
Mario Guerrero, R OBP: 0.297, SLG: 0.375 (1, 6)		1-3			E 1B E 1B			F8		4	1	2	0	0	0	1						
Dave Revering, L OBP: 0.312, SLG: 0.336 (1, 3)			F2					F6		4	0	1	0	0	0	1						
Rob Picciolo, R OBP: 0.500, SLG: 0.500 (9, PR)					E E FC5-2 1B					0	0	0	0	0	0	0						
Jeff Newman, R OBP: 0.407, SLG: 0.600 (1, 10)										2	0	1	0	1	0	2						
Mike Edwards, R OBP: 0.298, SLG: 0.302 (6, PR)					FC5-4 1B					1	0	0	0	0	0	1						
Wayne Gross, L OBP: 0.353, SLG: 0.386 (1, 5)			F6							4	0	0	1	0	1	5						
Jim Essian, R OBP: 0.328, SLG: 0.328 (1, 2)					E3 FC5-2					3	0	0	0	0	0	4						
Steve Staggs, R OBP: 0.438, SLG: 0.396 (1, 4)										3	0	0	0	0	0	2						
Inning Stats	R: 0 E: 0 K: 0 S: 3	H: 0 LOB: 1 BB: 1 P: 7	R: 0 E: 0 K: 0 S: 4	H: 1 LOB: 0 BB: 0 P: 4	R: 1 E: 0 K: 0 S: 4	H: 1 LOB: 0 BB: 0 P: 4	R: 1 E: 2 K: 0 S: 6	H: 2 LOB: 2 BB: 0 P: 6	R: 0 E: 0 K: 0 S: 3	H: 0 LOB: 0 BB: 0 P: 3	R: 0 E: 0 K: 1 S: 5	H: 0 LOB: 0 BB: 0 P: 5	R: 0 E: 0 K: 0 S: 2	H: 0 LOB: 1 BB: 1 P: 6	R: 0 E: 0 K: 1 S: 5	H: 0 LOB: 2 BB: 1 P: 6	R: 0 E: 0 K: 0 S: 4	H: 1 LOB: 2 BB: 0 P: 4	1B: 4 2B: 0 3B: 0 HR: 1	SF: 0 SAC: 1 DP: 2 HBP: 0	WP: 0 PB: 0 SB: 0 CS: 1	PA: 35
PITCHER	IP WLS BF H R ER SO BB IBB HBP BLK WP HR S P ERA WHIP	9.0 W 34 5 2 2 1 3 0 0 0 0 1 33 45 2.00 0.889																				

Milwaukee Brewers @ Oakland Athletics
Oakland-Alameda County Coliseum, Oakland, CA
Tue May 23 1978, 7:05 PM PDT
Att: 2,534 - Unknown

AB 30
R 2
H 5
RBI 2
BB 3
SO 1
LOB 17



Batter	1	2	3	4	5	6	7	8	9	AB	R	H	RBI	BB	SO	LOB	TOP					
Paul Mollitor, R OBP: 0.336, SLG: 0.424 (1,4)										4	2	2	0	1	0	0	Milwaukee Brewers @ Oakland Athletics Oakland-Alameda County Coliseum, Oakland, CA Wed May 24 1978, 7:05 PM PDT Att: 2,257 - Unknown					
Cecil Cooper, L OBP: 0.362, SLG: 0.542 (1,3)										5	1	2	0	0	1	3						
Sal Bando, R OBP: 0.384, SLG: 0.409 (1,5)										3	2	2	1	2	1	2						
Ben Oglivie, L OBP: 0.311, SLG: 0.423 (1,7)										5	0	0	0	0	0	7						
Sixto Lezcano, R OBP: 0.387, SLG: 0.625 (1,9)										5	1	2	2	0	0	1						
Dave May, L OBP: 0.286, SLG: 0.167 (1,8)										3	0	0	0	1	1	2						
Gorman Thomas, R OBP: 0.376, SLG: 0.492 (8,8)										1	0	1	0	0	0	0						
Robin Yount, R OBP: 0.351, SLG: 0.371 (1,6)										5	0	1	3	0	1	3						
Don Money, R OBP: 0.354, SLG: 0.408 (1,10)										4	0	0	0	0	1	4						
Charlie Moore, R OBP: 0.356, SLG: 0.439 (1,2)										4	1	1	0	0	0	0						
Inning Stats	R: 1 E: 1 K: 1 S: 7	H: 1 LOB: 1 BB: 0 P: 7	R: 0 E: 0 K: 0 S: 3	H: 0 LOB: 0 BB: 0 P: 3	R: 4 E: 2 K: 0 S: 7	H: 3 LOB: 2 BB: 2 P: 15	R: 0 E: 0 K: 0 S: 3	H: 1 LOB: 0 BB: 0 P: 3	R: 2 E: 0 K: 0 S: 5	H: 2 LOB: 1 BB: 1 P: 9	R: 0 E: 0 K: 0 S: 4	H: 1 LOB: 2 BB: 1 P: 8	R: 0 E: 0 K: 1 S: 5	H: 0 LOB: 0 BB: 0 P: 5	R: 0 E: 0 K: 2 S: 9	H: 2 LOB: 2 BB: 0 P: 9	R: 0 E: 0 K: 1 S: 6	H: 1 LOB: 1 BB: 0 P: 6	1B: 8 2B: 3 3B: 0 HR: 0	SF: 0 SAC: 0 DP: 2 HBP: 0	WP: 0 PB: 0 SB: 1 CS: 0	PA: 43
PITCHER	IP WLS BF H R ER SO BB IBB HBP BLK WP HR S P ERA WHIP																					
Pete Broberg, R ERA: 3.06 (1,1)	2.1 L 15 4 5 2 1 1 1 0 0 0 0 0 15 23 7.71 2.143																					
Rick Langford, R ERA: 3.02 (3,1)	2.2 11 3 2 2 0 1 0 0 0 0 0 10 14 6.75 1.500																					
Dave Heaverlo, R ERA: 4.41 (6,1)	3.0 13 3 0 0 3 1 0 0 0 0 0 18 22 0.00 1.333																					
Elias Sosa, R ERA: 0.84 (9,1)	1.0 4 1 0 0 1 0 0 0 0 0 0 6 6 0.00 1.000																					

Batter	1	2	3	4	5	6	7	8	9	AB	R	H	RBI	BB	SO	LOB	BOTTOM			
Glenn Burke, R OBP: 0.289, SLG: 0.400 (1,8)										4	0	1	0	0	0	1	Milwaukee Brewers @ Oakland Athletics Oakland-Alameda County Coliseum, Oakland, CA Wed May 24 1978, 7:05 PM PDT Att: 2,257 - Unknown			
Mike Edwards, R OBP: 0.292, SLG: 0.296 (1,4)										2	0	0	0	0	0	0				
Steve Staggs, R OBP: 0.441, SLG: 0.418 (6, PH) (7,4)										2	0	1	0	0	0	1				
Mitchell Page, L OBP: 0.374, SLG: 0.426 (1,7)										4	1	2	1	0	1	2				
Mario Guerrero, R OBP: 0.289, SLG: 0.365 (1,6)										4	0	0	0	0	0	3				
Dave Revering, L OBP: 0.311, SLG: 0.333 (1,3)										4	0	1	0	0	0	0				
Rob Picciolo, R OBP: 0.500, SLG: 0.500 (9, PR)										0	0	0	0	0	0	0				
Gary Alexander, R OBP: 0.329, SLG: 0.488 (1,10)										3	0	0	0	1	0	1				
Wayne Gross, L OBP: 0.343, SLG: 0.373 (1,5)										4	0	0	0	0	2	2				
Jim Essian, R OBP: 0.321, SLG: 0.319 (1,2)										3	0	0	0	0	1	1				
Dwayne Murphy, L OBP: 0.257, SLG: 0.111 (9,9)										0	0	0	0	0	0	0				
Gary Thomasson, L OBP: 0.239, SLG: 0.290 (1,9)										2	0	0	0	0	1	0				
Jeff Newman, R OBP: 0.429, SLG: 0.615 (8, PH) (9,2)										1	0	1	0	0	0	0				
Inning Stats	R: 0 E: 0 K: 0 S: 4	H: 1 LOB: 1 BB: 0 P: 4	R: 0 E: 0 K: 0 S: 3	H: 0 LOB: 1 BB: 1 P: 7	R: 0 E: 0 K: 0 S: 3	H: 0 LOB: 0 BB: 0 P: 3	R: 0 E: 0 K: 0 S: 3	H: 0 LOB: 0 BB: 0 P: 3	R: 0 E: 0 K: 2 S: 9	H: 2 LOB: 2 BB: 0 P: 9	R: 0 E: 0 K: 1 S: 5	H: 0 LOB: 0 BB: 0 P: 5	R: 0 E: 0 K: 1 S: 6	H: 1 LOB: 1 BB: 0 P: 6	R: 0 E: 0 K: 1 S: 7	H: 2 LOB: 1 BB: 0 P: 7	1B: 3 2B: 2 3B: 0 HR: 1	SF: 0 SAC: 0 DP: 0 HBP: 0	WP: 0 PB: 0 SB: 0 CS: 0	PA: 34
PITCHER	IP WLS BF H R ER SO BB IBB HBP BLK WP HR S P ERA WHIP																			
Mike Caldwell, L ERA: 3.36 (1,1)	9.0 W 34 6 1 1 5 1 0 0 0 0 1 43 47 1.00 0.778																			

AB	39
R	7
H	11
RBI	6
BB	4
SO	5
LOB	22



AB	33
R	1
H	6
RBI	1
BB	1
SO	5
LOB	11



Batter	1	2	3	4	5	6	7	8	9	AB	R	H	RBI	BB	SO	LOB	TOP			
Steve Stagg, R (1,4) OBP: 0.438, SLG: 0.397	E5 1B		F9						5-3	3	0	0	0	2	0	1	Oakland Athletics @ Chicago White Sox Comiskey Park, Chicago, IL Fri May 26 1978, 8:05 PM EDT Att: 19,018 - Unknown - 71 F			
Gary Thomasson, L (1,9) OBP: 0.248, SLG: 0.308	F3		4-3						K	4	0	2	1	0	0	1				
Miguel Dilone, S (7,FR) OBP: 0.281, SLG: 0.241										0	0	0	0	0	0	0				
Jerry Tabb, L (9,PH) OBP: 0.222, SLG: 0.125										1	0	0	0	0	1	1				
Dwayne Murphy, L (9,9) OBP: 0.257, SLG: 0.111										0	0	0	0	0	0	0				
Mitchell Page, L (1,7) OBP: 0.386, SLG: 0.432										3	1	2	0	1	1	2				
Larry Murray, S (7,7)										0	0	0	0	0	0	0				
Glenn Burke, R (1,8) OBP: 0.265, SLG: 0.367										4	1	0	0	0	2	8				
Mario Guerrero, R (1,6) OBP: 0.288, SLG: 0.363										4	0	1	1	0	1	3				
Dave Revering, L (1,3) OBP: 0.315, SLG: 0.338										4	0	2	1	0	0	1				
Gary Alexander, R (1,10) OBP: 0.320, SLG: 0.474										4	0	0	0	0	1	2				
Wayne Gross, L (1,5) OBP: 0.347, SLG: 0.372										3	1	1	0	0	1	2				
Jim Essian, R (1,2) OBP: 0.317, SLG: 0.314										2	0	0	0	0	1	0				
Inning Stats	R: 0 E: 1 K: 2 S: 9	H: 1 LOB: 2 BB: 0 P: 9	R: 0 E: 0 K: 1 S: 5	H: 1 LOB: 0 BB: 0 P: 5	R: 0 E: 0 K: 0 S: 3	H: 0 LOB: 0 BB: 0 P: 3	R: 2 E: 1 K: 1 S: 8	H: 2 LOB: 1 BB: 0 P: 8	R: 0 E: 0 K: 0 S: 10	H: 1 LOB: 2 BB: 1 P: 14	R: 1 E: 0 K: 0 S: 4	H: 2 LOB: 2 BB: 2 P: 12	R: 0 E: 0 K: 0 S: 3	H: 0 LOB: 0 BB: 0 P: 3	R: 0 E: 0 K: 1 S: 5	H: 0 LOB: 1 BB: 0 P: 6	1B: 7 2B: 1 3B: 0 HR: 0	SF: 0 SAC: 2 DP: 3 HBP: 1	WP: 0 PB: 0 SB: 4 CS: 0	PA: 38
PITCHER	IP WLS BF H R ER SO BB IBB HBP BLK WP HR S P ERA WHIP																			
Steve Stone, R (1,1) ERA: 4.1	8.0 L 34 8 3 2 7 2 1 0 0 0 0 45 57 2.25 1.250																			
Jim Willoughby, R (9,1) ERA: 3.07	1.0 4 0 0 0 1 0 0 1 0 0 0 5 6 0.00 0.000																			

Batter	1	2	3	4	5	6	7	8	9	AB	R	H	RBI	BB	SO	LOB	BOTTOM			
Ralph Garr, L (1,7) OBP: 0.313, SLG: 0.374	F7		4-3						5-3	3	0	0	0	0	0	1	Oakland Athletics @ Chicago White Sox Comiskey Park, Chicago, IL Fri May 26 1978, 8:05 PM EDT Att: 19,018 - Unknown - 71 F			
Alan Bannister, R (8,PH) OBP: 0.091, SLG: 0.091										1	0	0	0	0	0	0				
Junior Moore, R (1,5) OBP: 0.397, SLG: 0.333										2	0	2	0	0	0	0				
Greg Pryor, R (5,5) OBP: 0.333, SLG: 0.273										2	0	1	0	0	0	0				
Bob Molinaro, L (1,9) OBP: 0.352, SLG: 0.373										3	0	0	0	0	0	3				
Eric Soderholm, R (9,PH) OBP: 0.244, SLG: 0.310										1	0	0	0	0	1	0				
Lamar Johnson, R (1,3) OBP: 0.291, SLG: 0.364										4	0	0	0	0	1	1				
Chet Lemon, R (1,10) OBP: 0.336, SLG: 0.437										3	0	0	0	1	0	0				
Henry Cruz, L (1,8) OBP: 0.243, SLG: 0.364										2	0	0	0	0	0	0				
Wayne Nordhagen, R (7,PH) OBP: 0.250, SLG: 0.419										1	0	0	0	0	0	1				
Jorge Orta, L (1,4) OBP: 0.296, SLG: 0.403										3	0	1	0	0	0	0				
Don Kessinger, S (1,6) OBP: 0.314, SLG: 0.294										3	0	0	0	0	1	2				
Bill Nahorodny, R (1,2) OBP: 0.336, SLG: 0.412										3	1	2	1	0	1	0				
Inning Stats	R: 0 E: 0 K: 0 S: 3	H: 1 LOB: 0 BB: 0 P: 3	R: 0 E: 0 K: 0 S: 3	H: 0 LOB: 0 BB: 0 P: 3	R: 0 E: 0 K: 0 S: 4	H: 1 LOB: 1 BB: 0 P: 4	R: 0 E: 0 K: 0 S: 3	H: 1 LOB: 0 BB: 0 P: 3	R: 0 E: 0 K: 0 S: 5	H: 2 LOB: 1 BB: 0 P: 5	R: 0 E: 0 K: 2 S: 8	H: 1 LOB: 2 BB: 1 P: 12	R: 0 E: 0 K: 1 S: 5	H: 0 LOB: 0 BB: 0 P: 5	R: 0 E: 0 K: 1 S: 5	H: 0 LOB: 0 BB: 0 P: 5	1B: 5 2B: 0 3B: 0 HR: 1	SF: 0 SAC: 0 DP: 1 HBP: 0	WP: 0 PB: 0 SB: 0 CS: 1	PA: 32
PITCHER	IP WLS BF H R ER SO BB IBB HBP BLK WP HR S P ERA WHIP																			
Alan Wirth, R (1,1) ERA: 3.32	6.1 W 23 5 1 1 1 1 1 0 0 0 0 24 28 1.42 0.947																			
Bob Lacey, L (7,1) ERA: 2.3	2.2 S 9 1 0 0 3 0 0 0 0 0 0 15 15 0.00 0.375																			

Batter	1	2	3	4	5	6	7	8	9	AB	R	H	RBI	BB	SO	LOB	TOP										
Steve Stiggs, R (1, 4) OBP: 0.415, SLG: 0.364 Miguel Dilone, S (9, PR) OBP: 0.281, SLG: 0.241	0-0 5-3			0-0 L4		0-0 F2			0-0 1B 4-3 1B	4	0	1	0	0	0	0											
Gary Thomasson, L (1, 9) OBP: 0.292, SLG: 0.303 Jeff Newman, R (9, PH) OBP: 0.448, SLG: 0.630 Dwayne Murphy, L (9, PR) OBP: 0.257, SLG: 0.111	0-3 K			0-0 4-3			4-0 G5-3 1B BB		0-0 1-3 4-3 1B	2	0	0	0	1	1	0											
Mitchell Page, L (1, 7)	0-0 F2			1-0 HBP			0-0 F8		0-0 3-H 4-3	3	0	0	1	0	0	2											
Glenn Burke, R (1, 8) OBP: 0.263, SLG: 0.339		0-0 6-3		0-3 K			0-0 1-2 1B		0-0 3-H 4-0 G6-4-3 BB	3	0	1	0	1	1	1											
Mario Guerrero, R (1, 6) OBP: 0.287, SLG: 0.353		0-0 F8				0-0 G4-6-3 1B		0-0 2-3f G5-3	4	0	1	0	0	0	4												
Dave Revere, L (1, 3) OBP: 0.308, SLG: 0.348	0-0 F3					0-0 G4-6-3 1-2f			0-0 F9	3	0	0	0	0	0	1											
Gary Alexander, R (1, 10) OBP: 0.319, SLG: 0.460			0-0 F7		0-3 K				0-3 K	3	0	0	0	0	2	0											
Wayne Gross, L (1, 5) OBP: 0.346, SLG: 0.365			0-0 4-3			0-3 K			0-0 F2	3	0	0	0	0	1	0											
Jim Essian, R (1, 2) OBP: 0.322, SLG: 0.310 Mike Edwards, R (9, PR) OBP: 0.292, SLG: 0.296			0-0 6-3			0-0 6-3			4-0 1B BB	2	0	0	0	1	0	0											
Inning Stats	R: 0 E: 0 K: 1 S: 5	H: 0 LOB: 0 BB: 0 P: 5	R: 0 E: 0 K: 0 S: 3	H: 0 LOB: 0 BB: 0 P: 3	R: 0 E: 0 K: 0 S: 3	H: 0 LOB: 0 BB: 0 P: 3	R: 0 E: 0 K: 1 S: 5	H: 1 LOB: 1 BB: 0 P: 6	R: 0 E: 0 K: 1 S: 5	H: 0 LOB: 0 BB: 0 P: 5	R: 0 E: 0 K: 0 S: 3	H: 1 LOB: 1 BB: 1 P: 7	R: 0 E: 0 K: 1 S: 5	H: 0 LOB: 0 BB: 0 P: 5	R: 2 E: 0 K: 0 S: 4	H: 2 LOB: 2 BB: 2 P: 12	1B: 4 2B: 0 3B: 0 HR: 0	SF: 0 SAC: 0 DP: 3 HBP: 1	WP: 0 PB: 0 SB: 1 CS: 0	PA: 32							
PITCHER	IP	WLS	BF	H	R	ER	SO	BB	IBB	HBP	BLK	WP	HR	S	P	ERA	WHIP										
Ken Kravec, L (1, 1) ERA: 5.4	8.0	W	28	3	2	2	5	2	0	1	0	0	0	35	44	2.25	0.625										
Lerrin LaGrow, R (9, 1) ERA: 3.16	0.1		3	1	0	0	0	1	0	0	0	0	0	2	6	0.00	6.000										
Jim Willoughby, R (9, 1) ERA: 3.19	0.2	S	1	0	0	0	0	0	0	0	0	0	0	1	1	0.00	0.000										

Oakland Athletics @ Chicago White Sox
Comiskey Park, Chicago, IL
Sun May 28 1978, 4:33AM EDT
Unknown - 73 F

AB 28
R 2
H 4
RBI 2
BB 3
SO 5
LOB 8



Batter	1	2	3	4	5	6	7	8	9	AB	R	H	RBI	BB	SO	LOB	BOTTOM										
Thad Bosley, L (1, 8) OBP: 0.300, SLG: 0.222	0-0 F7	0-0 F8		4-0 1-2 BB			0-0 1B S 1B	0-0 F7		4	0	1	0	1	0	3											
Bob Molinaro, L (1, 9) OBP: 0.342, SLG: 0.361 Chet Lemon, R (7, PH) OBP: 0.346, SLG: 0.443	0-0 4-3		0-0 4-3	0-0 F4			4-0 1-2 BB		0-0 1-2 BB	3	0	0	0	0	0	2											
Ralph Garr, L (1, 7) OBP: 0.322, SLG: 0.369	4-0 BB		0-0 1B FC5-4 1B		4-0 BB		0-0 F8		0-0 1-2 2-3 1B	2	1	1	0	2	0	2											
Ron Blomberg, L (1, 10) OBP: 0.250, SLG: 0.358 Wayne Nordhagen, R (7, PH) OBP: 0.263, SLG: 0.423	0-3 K		0-0 FC5-4 1B		0-0 4-3		0-0 1-2 1B		0-0 F9	3	0	1	0	0	1	2											
Jim Breazeale, L (1, 3) OBP: 0.250, SLG: 0.250 Lamar Johnson, R (8, 3) OBP: 0.294, SLG: 0.378		0-0 FC3-5 1B	0-0 FC5-4		0-0 F7		0-0 F9			4	0	1	1	0	0	3											
Jorge Orta, L (1, 4) OBP: 0.294, SLG: 0.414	0-0 E4 FC3-5	0-0 F2				0-0 L6		0-0 HR		4	2	1	1	0	0	2											
Bill Nahorodny, R (1, 2) OBP: 0.313, SLG: 0.381		0-0 FC3-5 1B		0-0 F9		0-0 F9		0-3 K		4	0	0	0	0	1	2											
Don Kessinger, S (1, 6) OBP: 0.325, SLG: 0.308		0-0 E3 1B		0-0 F7		0-0 1B		0-0 1B		4	0	2	0	0	0	1											
Greg Pryor, R (1, 5) OBP: 0.344, SLG: 0.333		0-0 1-3 2-H 1B		0-0 BB 1B		0-3 K		0-0 F9		4	0	2	0	0	1	2											
Inning Stats	R: 0 E: 0 K: 1 S: 5	H: 0 LOB: 1 BB: 1 P: 9	R: 1 E: 2 K: 0 S: 6	H: 2 LOB: 2 BB: 0 P: 6	R: 1 E: 0 K: 0 S: 5	H: 2 LOB: 1 BB: 0 P: 5	R: 0 E: 0 K: 0 S: 4	H: 1 LOB: 2 BB: 1 P: 8	R: 0 E: 0 K: 1 S: 2	H: 0 LOB: 0 BB: 1 P: 6	R: 0 E: 0 K: 1 S: 6	H: 1 LOB: 1 BB: 0 P: 6	R: 0 E: 0 K: 0 S: 4	H: 2 LOB: 2 BB: 1 P: 8	R: 1 E: 0 K: 1 S: 7	H: 2 LOB: 1 BB: 0 P: 7	1B: 9 2B: 0 3B: 0 HR: 1	SF: 0 SAC: 0 DP: 0 HBP: 0	WP: 0 PB: 0 SB: 1 CS: 1	PA: 37							
PITCHER	IP	WLS	BF	H	R	ER	SO	BB	IBB	HBP	BLK	WP	HR	S	P	ERA	WHIP										
Matt Keough, R (1, 1) ERA: 2.48	6.0	L	28	7	2	1	2	3	0	0	0	0	0	29	41	1.50	1.667										
Bob Lacey, L (7, 1) ERA: 2.18	0.1		2	0	0	0	0	1	0	0	0	0	0	1	5	0.00	3.000										
Elias Sosa, R (7, 1) ERA: 1.27	1.2		7	3	1	1	1	0	0	0	0	0	1	9	9	5.40	1.800										

Oakland Athletics @ Chicago White Sox
Comiskey Park, Chicago, IL
Sun May 28 1978, 4:33AM EDT
Unknown - 73 F

AB 33
R 3
H 10
RBI 2
BB 4
SO 3
LOB 19



Batter	1	2	3	4	5	6	7	8	9	AB	R	H	RBI	BB	SO	LOB	TOP			
Mike Edwards, R (1, 4) OBP: 0.284, SLG: 0.287 Jerry Tabb, L (9, PH) OBP: 0.273, SLG: 0.111	4-3		F4			F8		G3		3	0	0	0	0	0	1				
Gary Thomasson, L (1, 9) OBP: 0.252, SLG: 0.310	6-3			F7			G3			4	0	1	0	0	0	0				
Mitchell Page, L (1, 7) OBP: 0.367, SLG: 0.426	B1-3			F7			3-1			4	0	0	0	0	0	1				
Glenn Burke, R (1, 8) OBP: 0.250, SLG: 0.322		6-3			G3			4-3		3	0	0	0	0	0	0				
Dave Revering, L (1, 3) OBP: 0.303, SLG: 0.341		K				F7			6-3	3	0	0	0	0	1	0				
Jeff Newman, R (1, 2) OBP: 0.469, SLG: 0.621 Miguel Dilone, S (8, PR) OBP: 0.281, SLG: 0.241 Jim Essian, R (8, 2) OBP: 0.322, SLG: 0.310		4-3					CS	1B		2	0	1	0	1	0	0				
Wayne Gross, L (1, 5) OBP: 0.346, SLG: 0.359						K			F8	2	0	0	0	0	1	2				
Gary Alexander, R (1, 10) OBP: 0.313, SLG: 0.451									F9	3	0	0	0	0	1	3				
Rob Picciolo, R (1, 6) OBP: 0.400, SLG: 0.400 Mario Guerrero, R (6, PH) OBP: 0.283, SLG: 0.349										1	0	0	0	0	1	1				
										2	0	0	0	0	0	0				
Inning Stats	R: 0 E: 0 K: 0 S: 3	H: 0 LOB: 0 BB: 0 P: 3	R: 0 E: 0 K: 1 S: 5	H: 0 LOB: 0 BB: 0 P: 5	R: 0 E: 0 K: 2 S: 7	H: 0 LOB: 1 BB: 0 P: 8	R: 0 E: 0 K: 0 S: 3	H: 0 LOB: 0 BB: 0 P: 3	R: 0 E: 0 K: 1 S: 5	H: 1 LOB: 1 BB: 0 P: 5	R: 0 E: 0 K: 0 S: 3	H: 0 LOB: 0 BB: 0 P: 3	R: 0 E: 0 K: 0 S: 3	H: 0 LOB: 2 BB: 1 P: 7	R: 0 E: 0 K: 0 S: 4	H: 1 LOB: 1 BB: 0 P: 4	1B: 1 2B: 2 3B: 0 HR: 0	SF: 0 SAC: 0 DP: 1 HBP: 1	WP: 1 PB: 0 SB: 1 CS: 1	PA: 30
PITCHER Francisco Barrios, R (1, 1) ERA: 4.84	IP: 9.0 WLS: W BF: 30 H: 2 R: 0 ER: 0 SO: 4 BB: 1 IBB: 0 HBP: 1 BLK: 1 WP: 1 HR: 0 S: 36 P: 41 ERA: 0.00 WHIP: 0.333															PITCHER				

Oakland Athletics @ Chicago White Sox
Comiskey Park, Chicago, IL
Sun May 28 1978, 4:38 AM EDT
Att: 23,934 - Unknown

AB	28
R	0
H	2
RBI	0
BB	1
SO	4
LOB	8



Batter	1	2	3	4	5	6	7	8	9	AB	R	H	RBI	BB	SO	LOB	BOTTOM			
Thad Bosley, L (1, 8) OBP: 0.400, SLG: 0.308	G3 1B BB		1-3	K						4	1	2	0	1	1	2				
Bob Molinaro, L (1, 9) OBP: 0.338, SLG: 0.355 Alan Bannister, R (8, PH) OBP: 0.143, SLG: 0.214 Henry Cruz, L (8, PH) OBP: 0.263, SLG: 0.364	G3									4	1	1	0	0	0	4				
Ralph Garr, L (1, 7) OBP: 0.317, SLG: 0.362	K									5	0	1	0	0	1	4				
Jim Breazeale, L (1, 3) OBP: 0.500, SLG: 0.333 Lamar Johnson, R (8, 3) OBP: 0.294, SLG: 0.378	1B									2	1	1	1	2	1	0				
Chet Lemon, R (1, 10) OBP: 0.350, SLG: 0.448	1B									3	0	2	1	0	0	0				
Jorge Orta, L (1, 4) OBP: 0.293, SLG: 0.410	K									4	0	1	0	0	1	5				
Wayne Nordhagen, R (1, 2) OBP: 0.262, SLG: 0.415										4	1	1	0	0	0	2				
Don Kessinger, S (1, 6) OBP: 0.323, SLG: 0.300										3	0	0	0	1	0	2				
Greg Pryor, R (1, 5) OBP: 0.361, SLG: 0.353										4	0	2	0	0	0	1				
Inning Stats	R: 1 E: 0 K: 2 S: 9	H: 2 LOB: 2 BB: 1 P: 13	R: 0 E: 0 K: 0 S: 3	H: 1 LOB: 0 BB: 0 P: 3	R: 1 E: 0 K: 0 S: 5	H: 2 LOB: 2 BB: 1 P: 9	R: 0 E: 0 K: 1 S: 6	H: 1 LOB: 2 BB: 1 P: 10	R: 1 E: 1 K: 0 S: 4	H: 1 LOB: 1 BB: 1 P: 8	R: 0 E: 0 K: 0 S: 4	H: 1 LOB: 0 BB: 0 P: 4	R: 0 E: 0 K: 1 S: 5	H: 0 LOB: 0 BB: 0 P: 5	R: 1 E: 0 K: 0 S: 6	H: 3 LOB: 3 BB: 0 P: 7	1B: 11 2B: 0 3B: 0 HR: 0	SF: 1 SAC: 0 DP: 0 HBP: 1	WP: 0 PB: 0 SB: 2 CS: 1	PA: 39
PITCHER Steve Renko, R (1, 1) ERA: 2.82 Rick Langford, R (3, 1) ERA: 2.59 Bob Lacey, L (8, 1) ERA: 2.18 Dave Heaverlo, R (8, 1) ERA: 4.36	IP: 2.1 WLS: L BF: 13 H: 5 R: 2 ER: 1 SO: 2 BB: 2 IBB: 0 HBP: 0 BLK: 0 WP: 0 HR: 0 S: 15 P: 23 ERA: 7.71 WHIP: 3.000															PITCHER				

Oakland Athletics @ Chicago White Sox
Comiskey Park, Chicago, IL
Sun May 28 1978, 4:38 AM EDT
Att: 23,934 - Unknown

AB	33
R	4
H	11
RBI	3
BB	4
SO	4
LOB	20



Batter	1	2	3	4	5	6	7	8	9	AB	R	H	RBI	BB	SO	LOB	TOP											
Miguel Dilone, S OBP: 0.287, SLG: 0.242	4-0 1B SF8 BB	0-0 F8		0-3 K			0-0 6-3-5 1B		0-0 5-3	4	1	1	0	1	1	4												
Glenn Burke, R OBP: 0.250, SLG: 0.317	0-0 1B S	0-0 F8			0-0 5-3		0-0 6-3-5			4	1	1	0	0	0	3												
Mario Guerrero, R OBP: 0.282, SLG: 0.355	0-0 SF8		0-0 L4		0-0 2B		0-0 F8			3	1	1	1	0	0	0												
Mitchell Page, L OBP: 0.306, SLG: 0.424 Larry Murray, S	0-0 1B 1B		0-3 K		0-3 K			0-0 G3		3	0	1	1	0	2	1												
Jeff Newman, R OBP: 0.500, SLG: 0.758	0-0 1B		0-3 K		0-0 2B			0-0 HR		4	1	3	2	0	1	0												
Dave Revering, L OBP: 0.302, SLG: 0.351 Jerry Tabb, L		0-0 1B		0-0 F8	0-0 F9			0-0 F8		4	1	1	0	0	0	1												
Jim Essian, R OBP: 0.327, SLG: 0.310		0-0 3B		4-0 1B BB		0-0 F8		0-0 6-3		3	1	1	1	1	0	0												
Wayne Gross, L OBP: 0.350, SLG: 0.364		0-0 1B		0-0 1B CS		0-0 F6			0-0 F3	4	0	2	0	0	0	0												
Mike Edwards, R OBP: 0.283, SLG: 0.286		0-0 1B		0-0 CS		0-0 F9			0-0 5-3	4	0	1	1	0	0	2												
Inning Stats	R: 2 E: 0 K: 0 S: 4	H: 3 LOB: 1 BB: 1 P: 8	R: 1 E: 0 K: 0 S: 6	H: 3 LOB: 2 BB: 0 P: 6	R: 0 E: 0 K: 2 S: 7	H: 0 LOB: 0 BB: 0 P: 7	R: 1 E: 0 K: 1 S: 6	H: 2 LOB: 1 BB: 1 P: 10	R: 1 E: 0 K: 1 S: 7	H: 2 LOB: 1 BB: 0 P: 7	R: 0 E: 0 K: 0 S: 3	H: 0 LOB: 0 BB: 0 P: 3	R: 0 E: 0 K: 0 S: 3	H: 1 LOB: 0 BB: 0 P: 3	R: 1 E: 0 K: 0 S: 4	H: 1 LOB: 0 BB: 0 P: 4	R: 0 E: 0 K: 0 S: 3	H: 0 LOB: 0 BB: 0 P: 3	1B: 8 2B: 3 3B: 1 HR: 1	SF: 1 SAC: 0 DP: 1 HBP: 0	WP: 0 PA: 37 PB: 0 SB: 1 CS: 2							
PITCHER	IP	WLS	BF	H	R	ER	SO	BB	IBB	HBP	BLK	WP	HR	S	P	ERA	WHIP											
Jerry Augustine, L ERA: 5.58	(1, 1)	1.0	L	8	6	3	3	0	1	0	0	0	0	0	7	11	27.00	7.000										
Randy Stein, R ERA: 6.43	(2, 1)	6.0		22	5	2	2	4	1	0	0	0	0	29	33	3.00	1.000											
Eduardo Rodriguez, R ERA: 5.57	(8, 1)	2.0		7	1	1	1	0	0	0	0	0	0	1	7	7	4.50	0.500										

Oakland Athletics @ Milwaukee Brewers
Milwaukee County Stadium, Milwaukee, WI
Mon May 29 1978, 4:33 AM EDT
Att: 18,665 - Unknown - 76 F

AB	34
R	6
H	12
RBI	6
BB	2
SO	4
LOB	11



Batter	1	2	3	4	5	6	7	8	9	AB	R	H	RBI	BB	SO	LOB	BOTTOM											
Paul Moltor, R OBP: 0.319, SLG: 0.395	0-3 K	0-0 F9			0-0 6-3		0-0 6-3			4	0	0	0	0	1	2												
Robin Yount, R OBP: 0.345, SLG: 0.346	0-0 1B		0-0 F8		0-0 F4			0-0 5-3		4	0	1	0	0	0	0												
Cecil Cooper, L OBP: 0.368, SLG: 0.518	0-0 F9		0-0 F8			0-0 HR	1B		0-0 F7	4	1	1	0	0	0	1												
Sal Bando, R OBP: 0.374, SLG: 0.429	0-0 1B		0-0 3B			0-0 F9		0-3 K		4	0	2	0	0	1	1												
Ben Oglivie, L OBP: 0.324, SLG: 0.480	0-0 G3		0-0 6-3			0-0 HR	HR		0-0 F9	4	1	1	2	0	0	3												
Sixto Lezcano, R OBP: 0.381, SLG: 0.607		0-0 6-3		0-0 F9		0-3 K			0-0 F6	4	0	0	0	0	1	0												
Dave May, L OBP: 0.267, SLG: 0.231 Dick Davis, R OBP: 0.299, SLG: 0.311		0-0 6-3		0-0 F9		0-0 4-3			0-3 K	3	0	0	0	0	0	0												
Don Money, R OBP: 0.351, SLG: 0.375		4-0 1B BB		0-0 F8			0-0 F6			2	0	0	0	1	0	0												
Buck Martinez, R OBP: 0.244, SLG: 0.286		0-0 1B			0-3 K		0-0 F8			3	0	1	0	0	1	0												
Inning Stats	R: 0 E: 0 K: 1 S: 7	H: 2 LOB: 2 BB: 0 P: 7	R: 0 E: 0 K: 0 S: 4	H: 1 LOB: 2 BB: 1 P: 8	R: 0 E: 0 K: 0 S: 4	H: 1 LOB: 1 BB: 0 P: 4	R: 0 E: 0 K: 0 S: 3	H: 0 LOB: 0 BB: 0 P: 3	R: 0 E: 0 K: 1 S: 5	H: 0 LOB: 0 BB: 0 P: 5	R: 2 E: 0 K: 1 S: 7	H: 2 LOB: 0 BB: 0 P: 7	R: 0 E: 0 K: 0 S: 3	H: 0 LOB: 0 BB: 0 P: 3	R: 0 E: 0 K: 1 S: 5	H: 0 LOB: 0 BB: 0 P: 5	R: 0 E: 0 K: 1 S: 5	H: 0 LOB: 0 BB: 0 P: 5	1B: 4 2B: 0 3B: 1 HR: 1	SF: 0 SAC: 0 DP: 0 HBP: 0	WP: 0 PA: 34 PB: 0 SB: 0 CS: 0							
PITCHER	IP	WLS	BF	H	R	ER	SO	BB	IBB	HBP	BLK	WP	HR	S	P	ERA	WHIP											
Pete Broberg, R ERA: 2.9	(1, 1)	9.0	W	34	6	2	2	5	1	0	0	0	0	1	43	47	2.00	0.778										

Oakland Athletics @ Milwaukee Brewers
Milwaukee County Stadium, Milwaukee, WI
Mon May 29 1978, 4:33 AM EDT
Att: 18,665 - Unknown - 76 F

AB	33
R	2
H	6
RBI	2
BB	1
SO	5
LOB	7



Batter	1	2	3	4	5	6	7	8	9	AB	R	H	RBI	BB	SO	LOB	TOP			
Miguel Dilone, S OBP: 0.298, SLG: 0.255 (1, 8)										3	0	2	1	0	0	0	Oakland Athletics @ Milwaukee Brewers Milwaukee County Stadium, Milwaukee, WI Tue May 30 1978, 8:05 PM EDT Att: 8,322 - Unknown - 75 F			
Steve Stagos, R OBP: 0.400, SLG: 0.348 Dave Revering, L OBP: 0.300, SLG: 0.349 (1, 10) (8, PH)										3	0	0	0	0	1	3				
Mario Guerrero, R OBP: 0.293, SLG: 0.364 (1, 6)										4	0	3	0	0	0	0				
Mitchell Page, L OBP: 0.356, SLG: 0.411 (1, 7)										4	0	0	0	0	0	4				
Jeff Newman, R OBP: 0.450, SLG: 0.676 (1, 2)										4	0	0	0	0	0	1				
Taylor Duncan, R (1, 5)										4	0	0	0	0	1	0				
Jim Essian, R OBP: 0.333, SLG: 0.313 Gary Thomasson, L OBP: 0.250, SLG: 0.307 (7, PR) (7, 3)										2	0	1	0	1	0	0				
Gary Alexander, R OBP: 0.319, SLG: 0.458 (1, 9)										2	1	1	0	1	0	1				
Mike Edwards, R OBP: 0.284, SLG: 0.287 (1, 4)										3	0	1	0	0	0	3				
Inning Stats	R: 0 E: 0 K: 0 S: 3	H: 1 LOB: 0 BB: 0 P: 3	R: 0 E: 0 K: 0 S: 3	H: 0 LOB: 0 BB: 0 P: 3	R: 1 E: 0 K: 0 S: 5	H: 2 LOB: 1 BB: 0 P: 5	R: 0 E: 0 K: 0 S: 3	H: 1 LOB: 0 BB: 0 P: 3	R: 0 E: 0 K: 1 S: 7	H: 2 LOB: 2 BB: 0 P: 7	R: 0 E: 0 K: 1 S: 5	H: 0 LOB: 2 BB: 2 P: 13	R: 0 E: 0 K: 1 S: 4	H: 1 LOB: 1 BB: 0 P: 4	R: 0 E: 0 K: 1 S: 5	H: 0 LOB: 0 BB: 0 P: 5		1B: 7 2B: 1 3B: 0 HR: 0	SF: 0 SAC: 1 DP: 1 HBP: 0	WP: 0 PB: 0 SB: 1 CS: 2
PITCHER Mike Caldwell, L ERA: 3.11 (1, 1)	IP: 9.0 WLS: W BF: 34 H: 8 R: 1 ER: 1 SO: 3 BB: 2 IBB: 0 HBP: 0 BLK: 0 WP: 0 HR: 0 S: 38 P: 46 ERA: 1.00 WHIP: 1.111															PITCHER				

Batter	1	2	3	4	5	6	7	8	9	AB	R	H	RBI	BB	SO	LOB	BOTTOM			
Jim Gantner, L OBP: 0.189, SLG: 0.297 (1, 4)										4	0	0	0	0	1	3	Oakland Athletics @ Milwaukee Brewers Milwaukee County Stadium, Milwaukee, WI Tue May 30 1978, 8:05 PM EDT Att: 8,322 - Unknown - 75 F			
Don Money, R OBP: 0.367, SLG: 0.378 Paul Moltor, R OBP: 0.319, SLG: 0.395 (1, 10) (7, PR)										2	0	1	1	2	0	0				
Cecil Cooper, L OBP: 0.371, SLG: 0.512 (1, 3)										2	0	0	0	2	1	1				
Sal Bando, R OBP: 0.366, SLG: 0.418 (1, 5)										4	0	0	0	0	1	5				
Ben Oglivie, L OBP: 0.329, SLG: 0.481 (1, 7)										4	0	2	0	0	1	2				
Sixto Lezcano, R OBP: 0.377, SLG: 0.595 (1, 9)										4	1	1	0	0	0	4				
Gorman Thomas, R OBP: 0.358, SLG: 0.463 (1, 8)										4	0	1	0	0	2	1				
Robin Yount, R OBP: 0.356, SLG: 0.375 (1, 6)										4	0	2	1	0	0	2				
Charlie Moore, R OBP: 0.377, SLG: 0.449 (1, 2)										4	1	2	0	0	0	2				
Inning Stats	R: 0 E: 0 K: 0 S: 4	H: 1 LOB: 3 BB: 2 P: 12	R: 0 E: 0 K: 1 S: 6	H: 1 LOB: 1 BB: 0 P: 6	R: 0 E: 0 K: 1 S: 5	H: 0 LOB: 0 BB: 0 P: 5	R: 1 E: 0 K: 0 S: 5	H: 2 LOB: 1 BB: 0 P: 5	R: 0 E: 0 K: 1 S: 6	H: 1 LOB: 1 BB: 1 P: 9	R: 0 E: 0 K: 1 S: 6	H: 1 LOB: 2 BB: 1 P: 11	R: 0 E: 0 K: 1 S: 7	H: 2 LOB: 2 BB: 0 P: 7	R: 0 E: 0 K: 1 S: 7	H: 2 LOB: 2 BB: 0 P: 7		1B: 7 2B: 2 3B: 0 HR: 0	SF: 0 SAC: 1 DP: 0 HBP: 0	WP: 0 PB: 0 SB: 0 CS: 0
PITCHER Alan Wirth, R ERA: 3.23 Dave Heaverlo, R ERA: 4.14 Elias Sosa, R ERA: 1.49 Bob Lacey, L ERA: 2.06 (1, 1) (2, 1) (6, 1) (7, 1)	IP: 1.0 WLS: 0 BF: 6 H: 3 R: 1 ER: 1 SO: 3 BB: 1 IBB: 0 HBP: 0 BLK: 0 WP: 0 HR: 0 S: 4 P: 25 ERA: 0.00 WHIP: 3.000															PITCHER				

Batter	1	2	3	4	5	6	7	8	9	AB	R	H	RBI	BB	SO	LOB	TOP				
Mickey Rivers, L OBP: 0.307, SLG: 0.399	F7	F5	F6			G6-4-3 1B		G6-3 IBB		4	0	1	0	1	0	2					
Willie Randolph, R OBP: 0.372, SLG: 0.322	1B BB	S 1B		5-3		G6-4-3 1-2		G6-3 1-2		4	1	1	0	1	0	3					
Thurman Munson, R OBP: 0.299, SLG: 0.359	F8	E5		1B 1B		K		F4		5	0	1	0	0	1	2					
Lou Piniella, R OBP: 0.392, SLG: 0.418	BB 1B 1B	F7		1-2 1B		5-3		6-3		5	1	2	0	0	0	2					
Chris Chambliss, L OBP: 0.358, SLG: 0.422	1-2 BB 1B	F5		F8		F9		F9		5	1	1	1	0	0	4					
Graig Nettles, L OBP: 0.348, SLG: 0.443	1B 1-2 2-3 BB			F8		FC5-4 1B		BB		2	0	1	0	2	0	2					
Cliff Johnson, R OBP: 0.313, SLG: 0.329										3	0	1	2	0	0	1					
Jim Spencer, L OBP: 0.314, SLG: 0.532	1-3 2-H 3-H 1B			FC5-4 1B		6-3		6-3		1	0	0	0	0	0	1					
Paul Blair, R OBP: 0.281, SLG: 0.255	1-2 BB			K		F4		SH1-3 BB		2	0	0	0	2	1	1					
Bucky Dent, R OBP: 0.265, SLG: 0.272	4-3			1-2 1B		4-3		SH1-3		3	0	1	0	0	0	3					
Inning Stats	R: 3 E: 0 K: 0 S: 6	H: 3 LOB: 3 BB: 3 P: 18	R: 0 E: 1 K: 0 S: 5	H: 1 LOB: 2 BB: 0 P: 5	R: 0 E: 0 K: 1 S: 7	H: 2 LOB: 2 BB: 0 P: 7	R: 0 E: 0 K: 0 S: 5	H: 2 LOB: 0 BB: 0 P: 5	R: 0 E: 0 K: 1 S: 5	H: 1 LOB: 0 BB: 0 P: 5	R: 0 E: 0 K: 0 S: 3	H: 0 LOB: 1 BB: 1 P: 7	R: 0 E: 0 K: 0 S: 2	H: 0 LOB: 1 BB: 2 P: 10	R: 0 E: 0 K: 0 S: 3	H: 0 LOB: 0 BB: 0 P: 3	1B: 9 2B: 0 3B: 0 HR: 0	SF: 0 SAC: 1 DP: 2 HBP: 0	WP: 0 PB: 0 SB: 1 CS: 0	PA: 41	
PITCHER	IP WLS BF H R ER SO BB IBB HBP BLK WP HR S P ERA WHIP	IP WLS BF H R ER SO BB IBB HBP BLK WP HR S P ERA WHIP	IP WLS BF H R ER SO BB IBB HBP BLK WP HR S P ERA WHIP	IP WLS BF H R ER SO BB IBB HBP BLK WP HR S P ERA WHIP	IP WLS BF H R ER SO BB IBB HBP BLK WP HR S P ERA WHIP	IP WLS BF H R ER SO BB IBB HBP BLK WP HR S P ERA WHIP	IP WLS BF H R ER SO BB IBB HBP BLK WP HR S P ERA WHIP	IP WLS BF H R ER SO BB IBB HBP BLK WP HR S P ERA WHIP	IP WLS BF H R ER SO BB IBB HBP BLK WP HR S P ERA WHIP	IP WLS BF H R ER SO BB IBB HBP BLK WP HR S P ERA WHIP	IP WLS BF H R ER SO BB IBB HBP BLK WP HR S P ERA WHIP	IP WLS BF H R ER SO BB IBB HBP BLK WP HR S P ERA WHIP	IP WLS BF H R ER SO BB IBB HBP BLK WP HR S P ERA WHIP	IP WLS BF H R ER SO BB IBB HBP BLK WP HR S P ERA WHIP	IP WLS BF H R ER SO BB IBB HBP BLK WP HR S P ERA WHIP	IP WLS BF H R ER SO BB IBB HBP BLK WP HR S P ERA WHIP	IP WLS BF H R ER SO BB IBB HBP BLK WP HR S P ERA WHIP	IP WLS BF H R ER SO BB IBB HBP BLK WP HR S P ERA WHIP	IP WLS BF H R ER SO BB IBB HBP BLK WP HR S P ERA WHIP	IP WLS BF H R ER SO BB IBB HBP BLK WP HR S P ERA WHIP	IP WLS BF H R ER SO BB IBB HBP BLK WP HR S P ERA WHIP

New York Yankees @ Oakland Athletics
Oakland-Alameda County Coliseum, Oakland, CA
Fri Jun 02 1978, 7:05 PM PDT
Att: 18,993 - Unknown

AB 34
R 3
H 9
RBI 3
BB 6
SO 2
LOB 21





Batter	1	2	3	4	5	6	7	8	9	AB	R	H	RBI	BB	SO	LOB	BOTTOM					
Miguel Dilone, S OBP: 0.306, SLG: 0.265	F4			CS 1B		1-2 1B		6-3		4	0	2	0	0	0	0						
Mike Edwards, R OBP: 0.288, SLG: 0.284	G3			CS BB		K		FC6-4 1B BB		1	0	0	0	1	0	0						
Steve Stagg, R OBP: 0.402, SLG: 0.343				1-2 BB		K		FC6-4 1B		1	0	0	0	1	1	2						
Mario Guerrero, R OBP: 0.297, SLG: 0.367	F7			1-2 K		FC6-4 1B		FC6-4 1B		4	0	2	0	0	1	1						
Mitchell Page, L OBP: 0.347, SLG: 0.398		4-3		K		K		FC6-4 1-2 2-3		4	0	0	0	0	2	3						
Jeff Newman, R OBP: 0.419, SLG: 0.625		K		K		F7		K		3	0	0	0	0	2	1						
Dave Revere, L OBP: 0.298, SLG: 0.347		K		K		F7		K		1	0	0	0	0	1	2						
Taylor Duncan, R OBP: 0.348, SLG: 0.361	F7			6-3		FC6-4		K		3	0	0	0	0	0	1						
Wayne Gross, L OBP: 0.324, SLG: 0.361				6-3		FC6-4		K		1	0	0	0	0	1	2						
Tony Armas, R OBP: 0.324, SLG: 0.281			5-3			K		K		3	0	0	0	0	2	0						
Jim Essian, R OBP: 0.333, SLG: 0.313			K			1B 1B		F7		3	0	1	0	0	1	0						
Gary Alexander, R OBP: 0.320, SLG: 0.476			K			K		HR		3	1	1	1	0	2	1						
Inning Stats	R: 0 E: 0 K: 0 S: 3	H: 0 LOB: 0 BB: 0 P: 3	R: 0 E: 0 K: 1 S: 5	H: 0 LOB: 0 BB: 0 P: 5	R: 0 E: 0 K: 2 S: 7	H: 0 LOB: 0 BB: 0 P: 7	R: 0 E: 0 K: 1 S: 4	H: 1 LOB: 1 BB: 1 P: 8	R: 0 E: 0 K: 2 S: 7	H: 0 LOB: 0 BB: 0 P: 7	R: 0 E: 0 K: 3 S: 11	H: 2 LOB: 2 BB: 0 P: 11	R: 0 E: 0 K: 1 S: 6	H: 1 LOB: 1 BB: 0 P: 6	R: 1 E: 0 K: 1 S: 6	H: 1 LOB: 0 BB: 0 P: 6	R: 0 E: 0 K: 2 S: 8	H: 1 LOB: 2 BB: 1 P: 12	1B: 5 2B: 0 3B: 0 HR: 1	SF: 0 SAC: 0 DP: 0 HBP: 0	WP: 0 PB: 0 SB: 0 CS: 2	PA: 33
PITCHER	IP WLS BF H R ER SO BB IBB HBP BLK WP HR S P ERA WHIP	IP WLS BF H R ER SO BB IBB HBP BLK WP HR S P ERA WHIP	IP WLS BF H R ER SO BB IBB HBP BLK WP HR S P ERA WHIP	IP WLS BF H R ER SO BB IBB HBP BLK WP HR S P ERA WHIP	IP WLS BF H R ER SO BB IBB HBP BLK WP HR S P ERA WHIP	IP WLS BF H R ER SO BB IBB HBP BLK WP HR S P ERA WHIP	IP WLS BF H R ER SO BB IBB HBP BLK WP HR S P ERA WHIP	IP WLS BF H R ER SO BB IBB HBP BLK WP HR S P ERA WHIP	IP WLS BF H R ER SO BB IBB HBP BLK WP HR S P ERA WHIP	IP WLS BF H R ER SO BB IBB HBP BLK WP HR S P ERA WHIP	IP WLS BF H R ER SO BB IBB HBP BLK WP HR S P ERA WHIP	IP WLS BF H R ER SO BB IBB HBP BLK WP HR S P ERA WHIP	IP WLS BF H R ER SO BB IBB HBP BLK WP HR S P ERA WHIP	IP WLS BF H R ER SO BB IBB HBP BLK WP HR S P ERA WHIP	IP WLS BF H R ER SO BB IBB HBP BLK WP HR S P ERA WHIP	IP WLS BF H R ER SO BB IBB HBP BLK WP HR S P ERA WHIP	IP WLS BF H R ER SO BB IBB HBP BLK WP HR S P ERA WHIP	IP WLS BF H R ER SO BB IBB HBP BLK WP HR S P ERA WHIP	IP WLS BF H R ER SO BB IBB HBP BLK WP HR S P ERA WHIP	IP WLS BF H R ER SO BB IBB HBP BLK WP HR S P ERA WHIP	IP WLS BF H R ER SO BB IBB HBP BLK WP HR S P ERA WHIP	


New York Yankees @ Oakland Athletics
Oakland-Alameda County Coliseum, Oakland, CA
Fri Jun 02 1978, 7:05 PM PDT
Att: 18,993 - Unknown


AB 31
R 1
H 6
RBI 1
BB 2
SO 13
LOB 13




Batter	1	2	3	4	5	6	7	8	9	AB	R	H	RBI	BB	SO	LOB	TOP			
Mickey Rivers, L OBP: 0.301, SLG: 0.390	0-3 K		0-0 G3			0-0 6-3			0-0 F9	4	0	0	0	0	1	1	<p>New York Yankees @ Oakland Athletics Oakland-Alameda County Coliseum, Oakland, CA</p> <p>Sat Jun 03 1978, 3:33 AM PDT Att: 14,499 - Unknown</p> <p>livebaseballscores.com</p> <p>AB 30 R 1 H 4 RBI 1 BB 0 SO 4 LOB 5</p> 			
Willie Randolph, R OBP: 0.324, SLG: 0.321	0-0 CS 1B			0-0 4-3			0-0 F9	0-3 K	4	0	1	0	0	1	0					
Thurman Munson, R OBP: 0.254, SLG: 0.354 Mike Heath, R Lou Piniella, R OBP: 0.389, SLG: 0.415	0-0 F9			0-0 4-3			0-3 K	0-0 5-3	3	0	0	0	0	1	1					
Reggie Jackson, L OBP: 0.311, SLG: 0.433		0-0 F8		0-0 3-1			0-0 F9		3	0	0	0	0	0	0					
Chris Chambliss, L OBP: 0.353, SLG: 0.416		0-0 4-3			0-0 F5			0-0 F7	3	0	0	0	0	0	0					
Graig Nettles, L OBP: 0.348, SLG: 0.441		0-0 F2			0-0 F7			0-0 WP 2B 1B	3	1	1	0	0	0	0					
Jim Spencer, L OBP: 0.315, SLG: 0.538			0-0 F9		0-3 K			0-0 1-H 2B	3	0	1	1	0	1	0					
Roy White, S OBP: 0.326, SLG: 0.224						0-0 5-3		0-0 F1	3	0	1	0	0	0	1					
Bucky Dent, R OBP: 0.262, SLG: 0.269 George Zeber, S Fred Stanley, R OBP: 0.571, SLG: 0.250				0-0 F3		0-0 F9		0-0 3-1	2	0	0	0	0	0	1					
Inning Stats	R: 0 E: 0 K: 1 S: 5	H: 1 LOB: 0 BB: 0 P: 5	R: 0 E: 0 K: 0 S: 3	H: 0 LOB: 0 BB: 0 P: 3	R: 0 E: 0 K: 0 S: 4	H: 1 LOB: 1 BB: 0 P: 4	R: 0 E: 0 K: 0 S: 3	H: 0 LOB: 0 BB: 0 P: 3	R: 0 E: 0 K: 1 S: 5	H: 0 LOB: 0 BB: 0 P: 5	R: 0 E: 0 K: 0 S: 3	H: 0 LOB: 0 BB: 0 P: 3	R: 0 E: 0 K: 1 S: 5	H: 2 LOB: 1 BB: 0 P: 5	R: 0 E: 0 K: 1 S: 5	H: 0 LOB: 0 BB: 0 P: 5		1B: 3 2B: 1 3B: 0 HR: 0	SF: 0 SAC: 0 DP: 0 HBP: 0	WP: 1 PB: 0 SB: 0 CS: 1
PITCHER Matt Keough, R ERA: 2.28	(1, 1)	IP: 9.0 WLS: W BF: 30 H: 4 R: 1 ER: 1 SO: 4 BB: 0 IBB: 0 HBP: 0 BLK: 0 WP: 1 HR: 0 S: 38 P: 38 ERA: 1.00 WHIP: 0.444											PITCHER	IP: 9.0 WLS: W BF: 30 H: 4 R: 1 ER: 1 SO: 4 BB: 0 IBB: 0 HBP: 0 BLK: 0 WP: 1 HR: 0 S: 38 P: 38 ERA: 1.00 WHIP: 0.444						

Batter	1	2	3	4	5	6	7	8	9	AB	R	H	RBI	BB	SO	LOB	BOTTOM			
Miguel Dilone, S OBP: 0.304, SLG: 0.265	0-0 1-3		0-0 CS 1B		0-0 3-1		0-3 K			4	0	1	0	0	1	1	<p>New York Yankees @ Oakland Athletics Oakland-Alameda County Coliseum, Oakland, CA</p> <p>Sat Jun 03 1978, 3:33 AM PDT Att: 14,499 - Unknown</p> <p>livebaseballscores.com</p> <p>AB 29 R 5 H 6 RBI 5 BB 4 SO 5 LOB 13</p> 			
Gary Thomasson, L OBP: 0.250, SLG: 0.331	0-0 G3		0-3 K		0-0 2-H HR		0-0 F3		4	1	1	2	0	1	1					
Mario Guerrero, R OBP: 0.296, SLG: 0.370	0-0 6-3		0-0 2B		0-0 5-3		0-3 K		4	0	1	0	0	1	0					
Mitchell Page, L OBP: 0.353, SLG: 0.422 Dwayne Murphy, L OBP: 0.250, SLG: 0.107		4-0 E BB	0-0 F4			0-0 HR		0-3 K	2	2	1	1	1	0	1					
Dave Revering, L OBP: 0.297, SLG: 0.362		0-0 E 1-2		0-0 3-1		0-0 HR		0-0 3-1	4	1	1	1	0	0	1					
Wayne Gross, L OBP: 0.352, SLG: 0.356		0-0 F2		0-0 F3		4-0 FC6-5 SH5-3 BB		4-0 FC5-4 BB	2	0	0	0	2	0	2					
Jim Essian, R OBP: 0.333, SLG: 0.314		0-0 E8 1-3 2-H 1B		0-0 6-3		0-0 SH5-3		0-0 FC5-4	3	0	1	1	0	0	1					
Gary Alexander, R OBP: 0.314, SLG: 0.467		0-3 K			0-0 6-3		0-0 FC6-5		3	0	0	0	0	1	3					
Mike Edwards, R OBP: 0.289, SLG: 0.279		0-0 F8			4-0 S HR BB		0-0 6-3		2	1	0	0	1	0	3					
Inning Stats	R: 0 E: 0 K: 0 S: 3	H: 0 LOB: 0 BB: 0 P: 3	R: 1 E: 2 K: 1 S: 7	H: 1 LOB: 2 BB: 1 P: 11	R: 0 E: 0 K: 1 S: 6	H: 2 LOB: 1 BB: 0 P: 6	R: 0 E: 0 K: 0 S: 3	H: 0 LOB: 0 BB: 0 P: 3	R: 2 E: 0 K: 0 S: 4	H: 1 LOB: 1 BB: 1 P: 8	R: 2 E: 0 K: 0 S: 5	H: 2 LOB: 1 BB: 1 P: 9	R: 0 E: 0 K: 2 S: 7	H: 0 LOB: 0 BB: 0 P: 7	R: 0 E: 0 K: 1 S: 5	H: 0 LOB: 1 BB: 1 P: 9		1B: 2 2B: 1 3B: 0 HR: 3	SF: 0 SAC: 1 DP: 0 HBP: 0	WP: 0 PB: 0 SB: 1 CS: 1
PITCHER Andy Messersmith, R ERA: 3.6 Ken Clay, R ERA: 3.0	(1, 1)	IP: 5.0 WLS: L BF: 24 H: 6 R: 5 ER: 4 SO: 2 BB: 3 IBB: 0 HBP: 0 BLK: 0 WP: 0 HR: 3 S: 25 P: 37 ERA: 7.20 WHIP: 1.800											PITCHER	IP: 3.0 WLS: L BF: 10 H: 0 R: 0 ER: 0 SO: 3 BB: 1 IBB: 0 HBP: 0 BLK: 0 WP: 0 HR: 0 S: 15 P: 19 ERA: 0.00 WHIP: 0.333						

Batter	1	2	3	4	5	6	7	8	9	AB	R	H	RBI	BB	SO	LOB	TOP											
Mickey Rivers, L OBP: 0.294, SLG: 0.380 (1, 8)	4-3	4-3		6-3		G3		P6		5	0	0	0	0	0	6	<p>New York Yankees @ Oakland Athletics Oakland-Alameda County Coliseum, Oakland, CA</p> <p>Sun Jun 04 1978, 3:33 AM PDT Att: 19,289 - Sunny</p> <p>livebaseballscores.com</p> <p>AB 36 R 4 H 10 RBI 3 BB 5 SO 4 LOB 18</p> 											
Willie Randolph, R OBP: 0.361, SLG: 0.312 (1, 4)	F9		4-3	P4		1-3		FC4		5	0	0	0	0	3													
Thurman Munson, R OBP: 0.297, SLG: 0.352 (1, 2)	K		1B, BB		1B, E		5-3		K	4	1	1	0	1	2	0												
Reggie Jackson, L OBP: 0.313, SLG: 0.446 (1, 9)		HR	BB, 1B		K				P3	4	2	1	1	1	1	1												
Lou Piniella, R OBP: 0.383, SLG: 0.407 (1, 7)		F2	BB, BB		P6				F8	5	0	1	0	0	0	1												
Chris Chambliss, L OBP: 0.365, SLG: 0.440 (1, 3)		2B	1B, BB		E				HR	3	1	3	1	1	0	0												
Graig Nettles, L OBP: 0.352, SLG: 0.439 (1, 5)	F9		FC5-4		E1				1B	3	0	1	1	1	0	2												
Cliff Johnson, R OBP: 0.314, SLG: 0.341 (8, PH)			FC5-4				5-3		FC4	3	0	1	0	0	0	3												
Jim Spencer, L OBP: 0.324, SLG: 0.545 (8, PH)									1B	1	0	1	0	0	0	0												
Fred Stanley, R OBP: 0.600, SLG: 0.500 (1, 6)					6-3				K	2	0	1	0	1	0	0												
Roy White, S OBP: 0.322, SLG: 0.221 (8, PH)										1	0	0	0	0	1	2												
Bucky Dent, R OBP: 0.262, SLG: 0.269 (8, 6)										0	0	0	0	0	0	0												
Inning Stats	R: 0 E: 0 K: 1 S: 5	H: 0 LOB: 0 BB: 0 P: 5	R: 1 E: 0 K: 0 S: 6	H: 3 LOB: 3 BB: 1 P: 10	R: 1 E: 0 K: 0 S: 3	H: 1 LOB: 3 BB: 4 P: 19	R: 0 E: 0 K: 0 S: 3	H: 0 LOB: 0 BB: 0 P: 3	R: 1 E: 1 K: 1 S: 7	H: 2 LOB: 2 BB: 0 P: 7	R: 0 E: 0 K: 0 S: 4	H: 1 LOB: 1 BB: 0 P: 4	R: 0 E: 0 K: 0 S: 3	H: 0 LOB: 0 BB: 0 P: 3	R: 1 E: 0 K: 1 S: 8	H: 3 LOB: 2 BB: 0 P: 8		R: 0 E: 0 K: 1 S: 5	H: 0 LOB: 0 BB: 0 P: 5	1B: 6 2B: 2 3B: 0 HR: 2	SF: 0 SAC: 0 DP: 0 HBP: 0	WP: 0 PB: 0 SB: 0 CS: 0	PA: 41					
PITCHER	IP	WLS	BF	H	R	ER	SO	BB	IBB	HBP	BLK	WP	HR	S	P	ERA		WHIP										
John Henry Johnson, L ERA: 2.25 (1, 1)	2.2		15	4	2	2	1	4	0	0	0	0	1	13	29	6.75		3.000										
Bob Lacey, L ERA: 2.06 (3, 1)	4.1	W	19	5	2	1	1	1	0	0	0	0	1	20	24	2.08	1.385											
Elias Sosa, R ERA: 1.41 (8, 1)	2.0	S	7	1	0	0	2	0	0	0	0	0	0	11	11	0.00	0.500											

Batter	1	2	3	4	5	6	7	8	9	AB	R	H	RBI	BB	SO	LOB	BOTTOM										
Miguel Dilone, S OBP: 0.308, SLG: 0.299 (1, 8)	HR	P6			FC3-5	G5-4-3		F7		5	1	2	1	0	0	4	<p>New York Yankees @ Oakland Athletics Oakland-Alameda County Coliseum, Oakland, CA</p> <p>Sun Jun 04 1978, 3:33 AM PDT Att: 19,289 - Sunny</p> <p>livebaseballscores.com</p> <p>AB 33 R 6 H 10 RBI 6 BB 4 SO 5 LOB 14</p> 										
Mike Edwards, R OBP: 0.288, SLG: 0.278 (1, 4)	2B	F9			FC3-5					4	2	1	0	0	1	1											
Mario Guerrero, R OBP: 0.301, SLG: 0.378 (1, 6)	F9				FC6-4		5-3			4	0	2	1	0	0	0											
Jeff Newman, R OBP: 0.383, SLG: 0.568 (1, 3)	F9				FC6-4					4	1	0	0	0	0	3											
Dave Revering, L OBP: 0.297, SLG: 0.362 (9, 3)	F9				2B		4-3			0	0	0	0	0	0	0											
Mitchell Page, L OBP: 0.359, SLG: 0.431 (1, 7)										2	1	1	2	1	0	0											
Dwayne Murphy, L OBP: 0.243, SLG: 0.103 (6, 7)	S				2B					1	0	0	0	0	0	0											
Tony Armas, R OBP: 0.319, SLG: 0.294 (1, 10)	K									4	0	1	1	0	3	2											
Jim Essian, R OBP: 0.337, SLG: 0.314 (1, 2)	FC6-4				F7		6-3			3	0	1	0	1	0	1											
Gary Alexander, R OBP: 0.312, SLG: 0.464 (1, 9)	FC6-4									1	0	0	0	0	0	3											
Gary Thomasson, L OBP: 0.260, SLG: 0.364 (2, 9)					HR					3	1	2	1	0	1	0											
Taylor Duncan, R OBP: 0.357, SLG: 0.353 (1, 5)		3-1								1	0	0	0	0	0	0											
Wayne Gross, L OBP: 0.357, SLG: 0.353 (3, 5)					3-1					1	0	0	0	2	0	0											
Inning Stats	R: 2 E: 0 K: 1 S: 8	H: 3 LOB: 3 BB: 2 P: 16	R: 0 E: 0 K: 0 S: 3	H: 0 LOB: 0 BB: 0 P: 3	R: 0 E: 0 K: 0 S: 3	H: 0 LOB: 0 BB: 0 P: 3	R: 1 E: 0 K: 1 S: 6	H: 1 LOB: 0 BB: 0 P: 6	R: 3 E: 0 K: 0 S: 7	H: 4 LOB: 1 BB: 0 P: 7	R: 0 E: 0 K: 1 S: 4	H: 0 LOB: 0 BB: 1 P: 8	R: 0 E: 0 K: 1 S: 5	H: 0 LOB: 0 BB: 0 P: 5	R: 0 E: 0 K: 1 S: 7	H: 2 LOB: 3 BB: 1 P: 11		R: 0 E: 0 K: 1 S: 5	H: 0 LOB: 0 BB: 0 P: 5	1B: 5 2B: 3 3B: 0 HR: 2	SF: 0 SAC: 0 DP: 1 HBP: 0	WP: 0 PB: 0 SB: 2 CS: 0	PA: 37				
PITCHER	IP	WLS	BF	H	R	ER	SO	BB	IBB	HBP	BLK	WP	HR	S	P	ERA		WHIP									
Don Gullett, L ERA: 54.0 (1, 1)	0.1		5	3	3	3	2	1	0	0	0	0	1	4	8	54.00	12.000										
Rawly Eastwick, R ERA: 2.49 (1, 1)	4.1	L	17	3	3	3	2	1	0	0	0	0	1	20	24	6.23	0.923										
Sparky Lyle, L ERA: 4.07 (5, 1)	1.1		6	2	1	1	1	1	0	0	0	0	0	7	11	6.75	2.250										
Ken Clay, R ERA: 2.81 (7, 1)	1.2		8	2	0	0	2	1	0	0	0	0	0	11	15	0.00	1.800										
Rich Gossage, R ERA: 1.73 (8, 1)	0.1		1	0	0	0	0	0	0	0	0	0	0	1	1	0.00	0.000										

Batter	1	2	3	4	5	6	7	8	9	AB	R	H	RBI	BB	SO	LOB	TOP					
Rick Burleson, R OBP: 0.273, SLG: 0.324 (1, 6)	F7		1-3		G4-3 1B		HR 1B		F7	5	1	2	0	0	0	1						
Jerry Remy, L OBP: 0.316, SLG: 0.343 (1, 4)	4-3		F6		G4-3 1-2		SF8		CS 1B	4	0	1	1	0	0	2						
Jim Rice, R OBP: 0.385, SLG: 0.668 (1, 7)	1B			E9 3B	F9		HR		K	5	2	3	2	0	1	1						
Carl Yastrzemski, L OBP: 0.383, SLG: 0.373 Fred Kendall, R OBP: 0.273, SLG: 0.318 (1, 3) (6, 3)	F7			1B G5-2-3 BB		F4	HR 1B			2	0	0	0	1	0	1						
Carlton Fisk, R OBP: 0.358, SLG: 0.424 (1, 2)		L7		G5-2-3 1B 1-2		K	HR			4	1	2	2	0	1	0						
Fred Lynn, L OBP: 0.376, SLG: 0.483 (1, 8)	F8			G5-2-3 1B 1-2 2-3			F8			4	0	2	0	0	0	0						
George Scott, R OBP: 0.368, SLG: 0.424 (1, 10)	4-3			G5-2-3 1-2 2-3 3-H		1-3		5-3		4	0	0	0	0	0	4						
Dwight Evans, R OBP: 0.371, SLG: 0.518 (1, 9)				K			1B SF8 2B	F7		4	1	2	0	0	1	2						
Butch Hobson, R OBP: 0.332, SLG: 0.489 (1, 5)			K				K	K		4	1	1	1	0	3	2						
Inning Stats	R: 0 E: 0 K: 0 S: 4	H: 1 LOB: 1 BB: 0 P: 4	R: 0 E: 0 K: 0 S: 3	H: 0 LOB: 0 BB: 0 P: 3	R: 0 E: 0 K: 1 S: 6	H: 1 LOB: 1 BB: 0 P: 6	R: 1 E: 0 K: 1 S: 7	H: 3 LOB: 2 BB: 1 P: 11	R: 1 E: 0 K: 0 S: 4	H: 2 LOB: 0 BB: 0 P: 4	R: 0 E: 0 K: 1 S: 6	H: 1 LOB: 1 BB: 0 P: 6	R: 5 E: 0 K: 1 S: 10	H: 5 LOB: 0 BB: 0 P: 10	R: 0 E: 0 K: 1 S: 5	H: 0 LOB: 0 BB: 0 P: 5	R: 0 E: 0 K: 1 S: 5	H: 1 LOB: 1 BB: 0 P: 5	1B: 8 2B: 3 3B: 1 HR: 3	SF: 1 SAC: 0 DP: 3 HBP: 0	WP: 0 PB: 0 SB: 0 CS: 1	PA: 39
PITCHER	IP	WLS	BF	H	R	ER	SO	BB	IBB	HBP	BLK	WP	HR	S	P	ERA	WHIP					
Pete Broberg, R ERA: 3.29 Elias Sosa, R ERA: 1.77 (1, 1) (7, 1)	6.2	W	30	11	5	5	4	1	0	0	0	0	2	37	41	6.75	1.800					
PITCHER	IP	WLS	BF	H	R	ER	SO	BB	IBB	HBP	BLK	WP	HR	S	P	ERA	WHIP					

Boston Red Sox @ Oakland Athletics
Oakland-Alameda County Coliseum, Oakland, CA
Mon Jun 05 1978, 7:05 PM PDT
Att: 36,463 - Unknown

AB 37
R 7
H 14
RBI 6
BB 1
SO 6
LOB 13



Batter	1	2	3	4	5	6	7	8	9	AB	R	H	RBI	BB	SO	LOB	BOTTOM					
Miguel Dilone, S OBP: 0.319, SLG: 0.315 Dwayne Murphy, L OBP: 0.250, SLG: 0.125 (1, 8) (3, 8)	SH1-3 1B 2B	CS BB		1-3 3-H 1B		FC3-2 BB		F7		1	1	1	0	1	0	0						
Gary Thomasson, L OBP: 0.274, SLG: 0.366 (1, 9)	SH1-3 1B BB	CS	4-3	2-H 3-H 1B		FC6-4 BB				2	1	1	2	2	0	0						
Mario Guerrero, R OBP: 0.296, SLG: 0.372 (1, 6)	SH1-3 1-2 2-3		6-3	F6		FC6-4				3	0	0	0	0	0	4						
Mitchell Page, L OBP: 0.363, SLG: 0.440 Tony Armas, R OBP: 0.319, SLG: 0.294 (1, 7) (8, 7)	S 2B 1B		F6		K		G3 1B 2B			4	2	2	2	0	1	0						
Dave Revering, L OBP: 0.302, SLG: 0.376 (1, 3)	2-H 3-H 1B			SH1-3 2B 2B	1-3	G3				4	2	2	1	0	0	1						
Jim Essian, R OBP: 0.337, SLG: 0.315 (1, 2)	K			SH1-3 2-3	K		L9-3 1B			3	0	1	1	0	2	1						
Wayne Gross, L OBP: 0.366, SLG: 0.371 (1, 5)	2-H 1B			1B 3-H 1B 2B		2B FC3-2 1B	L9-3			4	1	3	2	0	0	1						
Gary Alexander, R OBP: 0.305, SLG: 0.452 (1, 10)		K		F8		F3		5-3		4	0	0	0	0	1	2						
Mike Edwards, R OBP: 0.302, SLG: 0.297 (1, 4)		CS HBP		1B 2-3 1B 1B		FC3-2 1-3 2B		6-3		3	1	2	0	0	0	0						
Inning Stats	R: 4 E: 0 K: 1 S: 8	H: 4 LOB: 1 BB: 1 P: 12	R: 0 E: 0 K: 1 S: 3	H: 0 LOB: 0 BB: 1 P: 8	R: 0 E: 0 K: 0 S: 3	H: 0 LOB: 0 BB: 0 P: 3	R: 4 E: 0 K: 0 S: 8	H: 5 LOB: 1 BB: 0 P: 8	R: 0 E: 0 K: 2 S: 7	H: 0 LOB: 0 BB: 0 P: 7	R: 0 E: 0 K: 0 S: 5	H: 2 LOB: 3 BB: 1 P: 9	R: 1 E: 0 K: 0 S: 4	H: 2 LOB: 0 BB: 0 P: 4	R: 0 E: 0 K: 0 S: 3	H: 0 LOB: 0 BB: 0 P: 3	R: 0 E: 0 K: 0 S: 3	H: 0 LOB: 0 BB: 0 P: 3	1B: 7 2B: 7 3B: 0 HR: 0	SF: 0 SAC: 2 DP: 1 HBP: 1	WP: 0 PB: 0 SB: 1 CS: 2	PA: 38
PITCHER	IP	WLS	BF	H	R	ER	SO	BB	IBB	HBP	BLK	WP	HR	S	P	ERA	WHIP					
Allen Ripley, R ERA: 4.97 Jim Wright, R ERA: 3.25 Dick Drago, R ERA: 1.66 (1, 1) (2, 1) (7, 1)	1.0	L	7	4	4	4	1	1	0	0	0	0	0	8	12	36.00	5.000					
PITCHER	IP	WLS	BF	H	R	ER	SO	BB	IBB	HBP	BLK	WP	HR	S	P	ERA	WHIP					

Boston Red Sox @ Oakland Athletics
Oakland-Alameda County Coliseum, Oakland, CA
Mon Jun 05 1978, 7:05 PM PDT
Att: 36,463 - Unknown

AB 31
R 9
H 13
RBI 9
BB 3
SO 4
LOB 11



Batter	1	2	3	4	5	6	7	8	9	AB	R	H	RBI	BB	SO	LOB	TOP										
Rick Burleson, R OBP: 0.272, SLG: 0.322 (1, 6)										5	0	1	0	0	1	2	Boston Red Sox @ Oakland Athletics Oakland-Alameda County Coliseum, Oakland, CA Tue Jun 06 1978, 7:05 PM PDT Att: 7,914 - Unknown										
Jerry Remy, L OBP: 0.310, SLG: 0.336 (1, 4)										4	0	0	0	0	0	2											
Jim Rice, R OBP: 0.382, SLG: 0.661 (1, 7)										4	0	1	0	0	1	1											
Carl Yastrzemski, L OBP: 0.381, SLG: 0.370 (1, 3)										4	0	1	0	0	0	0											
Carlton Fisk, R OBP: 0.365, SLG: 0.433 (1, 2)										3	1	2	0	1	1	2											
Fred Lynn, L OBP: 0.376, SLG: 0.475 (1, 8)										3	0	0	0	1	2	3											
George Scott, R OBP: 0.363, SLG: 0.414 (1, 10)										4	0	1	1	0	1	4											
Dwight Evans, R OBP: 0.374, SLG: 0.515 (1, 9)										3	0	1	0	1	0	1											
Butch Hobson, R OBP: 0.330, SLG: 0.484 (1, 5)										4	0	1	0	0	0	2											
Inning Stats	R: 0 E: 0 K: 1 S: 5	H: 0 LOB: 0 BB: 0 P: 5	R: 1 E: 0 K: 0 S: 5	H: 2 LOB: 1 BB: 0 P: 5	R: 0 E: 0 K: 1 S: 6	H: 1 LOB: 1 BB: 0 P: 6	R: 0 E: 0 K: 1 S: 5	H: 0 LOB: 0 BB: 1 P: 9	R: 0 E: 0 K: 0 S: 2	H: 2 LOB: 3 BB: 1 P: 6	R: 0 E: 0 K: 1 S: 7	H: 1 LOB: 1 BB: 0 P: 11	R: 0 E: 0 K: 1 S: 4	H: 1 LOB: 1 BB: 0 P: 4	R: 0 E: 0 K: 1 S: 6	H: 1 LOB: 1 BB: 0 P: 6		1B: 7 2B: 1 3B: 0 HR: 0	SF: 0 SAC: 0 DP: 1 HBP: 0	WP: 0 PB: 0 SB: 0 CS: 0	PA: 37						
PITCHER	IP	WLS	BF	H	R	ER	SO	BB	IBB	HBP	BLK	WP	HR	S	P	ERA	WHIP										
Steve Renko, R ERA: 2.45 (1, 1)	7.0	W	29	6	1	1	4	3	0	0	0	0	0	34	46	1.29	1.286										
Rick Langford, R ERA: 2.59 (8, 1)	2.0		8	2	0	0	2	0	0	0	0	0	0	12	12	0.00	1.000										

AB 34
R 1
H 8
RBI 1
BB 3
SO 6
LOB 17



Batter	1	2	3	4	5	6	7	8	9	AB	R	H	RBI	BB	SO	LOB	BOTTOM										
Mike Edwards, R OBP: 0.299, SLG: 0.293 (1, 4)										5	0	1	0	0	0	2	Boston Red Sox @ Oakland Athletics Oakland-Alameda County Coliseum, Oakland, CA Tue Jun 06 1978, 7:05 PM PDT Att: 7,914 - Unknown										
Gary Thomasson, L OBP: 0.278, SLG: 0.362 (1, 9)										4	0	1	0	1	1	0											
Mario Guerrero, R OBP: 0.300, SLG: 0.374 (1, 6)										4	0	2	0	0	0	2											
Jeff Newman, R OBP: 0.353, SLG: 0.521 (1, 3)										4	0	0	0	0	0	3											
Mitchell Page, L OBP: 0.358, SLG: 0.431 (1, 7)										3	0	0	0	0	1	1											
Wayne Gross, L OBP: 0.370, SLG: 0.376 (7, 5)										1	1	1	0	0	0	0											
Tony Armas, R OBP: 0.329, SLG: 0.306 (1, 8)										4	1	2	0	0	0	0											
Jim Essian, R OBP: 0.343, SLG: 0.322 (1, 2)										3	2	2	0	0	0	1											
Gary Alexander, R OBP: 0.304, SLG: 0.447 (1, 10)										4	2	1	1	0	0	3											
Taylor Duncan, R OBP: 0.182, SLG: 0.545 (1, 5)										3	1	2	4	0	0	0											
Mark Budaska, S (7, 7)										1	0	0	0	0	0	0											
Inning Stats	R: 0 E: 0 K: 0 S: 3	H: 1 LOB: 1 BB: 1 P: 7	R: 2 E: 2 K: 1 S: 8	H: 2 LOB: 1 BB: 0 P: 8	R: 0 E: 0 K: 0 S: 4	H: 1 LOB: 1 BB: 0 P: 4	R: 1 E: 1 K: 0 S: 5	H: 1 LOB: 0 BB: 0 P: 5	R: 0 E: 0 K: 1 S: 5	H: 0 LOB: 0 BB: 0 P: 5	R: 3 E: 1 K: 0 S: 8	H: 4 LOB: 2 BB: 0 P: 8	R: 1 E: 0 K: 0 S: 5	H: 3 LOB: 1 BB: 0 P: 5	R: 0 E: 0 K: 0 S: 3	H: 0 LOB: 0 BB: 0 P: 3	1B: 10 2B: 1 3B: 0 HR: 1	SF: 0 SAC: 1 DP: 1 HBP: 0	WP: 0 PB: 0 SB: 0 CS: 1	PA: 38							
PITCHER	IP	WLS	BF	H	R	ER	SO	BB	IBB	HBP	BLK	WP	HR	S	P	ERA	WHIP										
Bill Lee, L ERA: 2.98 (1, 1)	5.2	L	29	9	6	0	2	1	0	0	0	0	0	9	9	3.86	1.286										
Bob Stanley, R ERA: 2.6 (6, 1)	2.1		9	3	1	1	0	0	0	0	0	0	0	9	9	3.86	1.286										



Batter	1	2	3	4	5	6	7	8	9	AB	R	H	RBI	BB	SO	LOB	TOP								
Ken Landreaux, L (1, 9) OBP: 0.273, SLG: 0.365	4-3		G3		K		4-3			4	0	0	0	0	1	2	California Angels @ Oakland Athletics Oakland-Alameda County Coliseum, Oakland, CA Wed Jun 07 1978, 7:05 PM PDT Unknown livebaseballscorecards.com								
Bobby Grich, R (1, 4) OBP: 0.348, SLG: 0.312	5-3		1B			1B		F9		3	1	1	2	1	0	0									
Lyman Bostock, L (1, 8) OBP: 0.312, SLG: 0.347	1B		1B			F5		E3		4	0	2	1	0	0	1									
Joe Rudi, R (1, 7) OBP: 0.255, SLG: 0.290	CS	5-3	F8			1B		K		4	0	1	0	0	1	2									
Don Baylor, R (1, 10) OBP: 0.344, SLG: 0.508		F7		F6		F2		F7		4	0	0	0	0	0	2									
Ron Jackson, R (1, 5) OBP: 0.435, SLG: 0.538		5-3		4-3		FC6-4				4	0	1	0	0	0	2									
Ron Fairly, L (1, 3) OBP: 0.327, SLG: 0.452			G3	F8				F8		3	2	1	1	1	0	1									
Dave Chalk, R (1, 6) OBP: 0.364, SLG: 0.304			F8		F8		5-3	F8		4	0	0	0	0	0	2									
Brian Downing, R (1, 2) OBP: 0.391, SLG: 0.292			G3	5-3			F9			3	1	1	0	0	0	0									
Inning Stats	R: 0 E: 0 K: 0 S: 3	H: 1 LOB: 0 BB: 0 P: 3	R: 0 E: 0 K: 0 S: 3	H: 0 LOB: 0 BB: 0 P: 3	R: 3 E: 0 K: 0 S: 6	H: 3 LOB: 1 BB: 1 P: 10	R: 0 E: 0 K: 0 S: 3	H: 0 LOB: 0 BB: 0 P: 3	R: 0 E: 0 K: 1 S: 5	H: 0 LOB: 0 BB: 0 P: 5	R: 0 E: 0 K: 0 S: 4	H: 1 LOB: 2 BB: 1 P: 8	R: 1 E: 0 K: 0 S: 4	H: 1 LOB: 0 BB: 0 P: 4	R: 0 E: 1 K: 1 S: 5	H: 0 LOB: 0 BB: 0 P: 5	R: 0 E: 0 K: 0 S: 4	H: 1 LOB: 1 BB: 0 P: 4	1B: 6 2B: 0 3B: 0 HR: 1	SF: 0 SAC: 0 DP: 0 HBP: 0	WP: 0 PB: 0 SB: 1 CS: 2	PA: 36			
PITCHER	IP	WLS	BF	H	R	ER	SO	BB	IBB	HBP	BLK	WP	HR	S	P	ERA	WHIP								
Alan Wirth, R (1, 1) ERA: 3.67	2.2	L	12	4	3	3	0	1	0	0	0	0	0	11	15	10.12	1.875								
Dave Heaverlo, R (3, 1) ERA: 3.45	5.2		21	3	1	1	2	1	0	0	0	0	1	24	28	1.59	0.706								
Bob Lacey, L (9, 1) ERA: 2.03	0.2		2	0	0	0	0	0	0	0	0	0	0	2	2	0.00	0.000								

Batter	1	2	3	4	5	6	7	8	9	AB	R	H	RBI	BB	SO	LOB	BOTTOM								
Mike Edwards, R (1, 4) OBP: 0.292, SLG: 0.286	F7		G1-4-3			F4			K	3	0	0	0	0	0	2	California Angels @ Oakland Athletics Oakland-Alameda County Coliseum, Oakland, CA Wed Jun 07 1978, 7:05 PM PDT Unknown livebaseballscorecards.com								
Mark Budaska, S (9, FH)										1	0	0	0	0	1	0									
Gary Thomasson, L (1, 9) OBP: 0.271, SLG: 0.351	K				K		1-3		F7	4	0	0	0	0	2	0									
Mario Guerrero, R (1, 6) OBP: 0.296, SLG: 0.369										3	0	0	0	0	0	0									
Rob Picciolo, R (8, 6) OBP: 0.400, SLG: 0.400	F8				F8		F3			0	0	0	0	0	0	0									
Dave Revering, L (9, FH) OBP: 0.305, SLG: 0.397									HR	1	1	1	1	0	0	0									
Jeff Newman, R (1, 3) OBP: 0.345, SLG: 0.500		6-3			F8				F7	4	0	1	0	0	0	0									
Mitchell Page, L (1, 7) OBP: 0.348, SLG: 0.422		F7				K			F4	3	0	0	0	0	1	1									
Tony Armas, R (1, 8) OBP: 0.316, SLG: 0.293					5-3				L4	3	0	0	0	0	1	0									
Jim Essian, R (1, 2) OBP: 0.343, SLG: 0.318			1B		F2				1-3	2	0	0	0	1	0	0									
Gary Alexander, R (1, 10) OBP: 0.304, SLG: 0.444										3	0	1	0	0	1	1									
Miguel Dilone, S (8, PR) OBP: 0.319, SLG: 0.315			K				F3			0	0	0	0	0	0	0									
Taylor Duncan, R (1, 5) OBP: 0.231, SLG: 0.538										2	0	1	0	0	0	0									
Wayne Gross, L (8, PH) OBP: 0.368, SLG: 0.373					G1-4-3		4-3		F8	1	0	0	0	0	0	1									
Inning Stats	R: 0 E: 0 K: 1 S: 5	H: 0 LOB: 0 BB: 0 P: 5	R: 0 E: 0 K: 1 S: 5	H: 0 LOB: 0 BB: 0 P: 5	R: 0 E: 0 K: 1 S: 5	H: 1 LOB: 1 BB: 1 P: 9	R: 0 E: 0 K: 1 S: 5	H: 0 LOB: 0 BB: 0 P: 5	R: 0 E: 0 K: 0 S: 3	H: 0 LOB: 0 BB: 0 P: 3	R: 0 E: 0 K: 0 S: 4	H: 1 LOB: 1 BB: 0 P: 4	R: 0 E: 0 K: 0 S: 4	H: 1 LOB: 1 BB: 0 P: 4	R: 1 E: 0 K: 1 S: 6	H: 1 LOB: 0 BB: 0 P: 6	1B: 3 2B: 0 3B: 0 HR: 1	SF: 0 SAC: 0 DP: 1 HBP: 0	WP: 0 PB: 0 SB: 0 CS: 0	PA: 31					
PITCHER	IP	WLS	BF	H	R	ER	SO	BB	IBB	HBP	BLK	WP	HR	S	P	ERA	WHIP								
Ken Brett, L (1, 1) ERA: 5.68	7.0	W	23	2	0	0	0	0	0	0	0	0	0	32	36	0.00	0.429								
Paul Hartzell, R (8, 1) ERA: 3.35	2.0		8	2	1	1	1	0	0	0	0	0	1	10	10	4.50	1.000								

Batter	1	2	3	4	5	6	7	8	9	AB	R	H	RBI	BB	SO	LOB	TOP										
Ken Landreaux, L (1, 9) OBP: 0.284, SLG: 0.352 Merv Rettenmund, R (8, PH) OBP: 0.400, SLG: 0.429 (8, 9)	0-0 4-3		0-0 F6			0-3 K		0-0 F7		3	0	0	0	0	1	2											
Bobby Grich, R (1, 4) OBP: 0.344, SLG: 0.307 Dave Chalk, R (7, 4) OBP: 0.361, SLG: 0.301	0-0 L7			0-0 5-3		0-0 1-3			0-0 F8	3	0	0	0	0	0	1											
Lyman Bostock, L (1, 8) OBP: 0.311, SLG: 0.351	0-0 1-3			0-3 K			0-0 F8		0-0 2B	4	0	1	0	0	1	0											
Joe Rudi, R (1, 10) OBP: 0.246, SLG: 0.279		0-0 F6		0-3 K			0-3 K		0-0 6-3	4	0	0	0	0	2	1											
Don Baylor, R (1, 7) OBP: 0.342, SLG: 0.503		0-0 F8			0-0 6-3		0-0 CS 1B		0-0 L9	4	0	1	0	0	0	1											
Ron Jackson, R (1, 5) OBP: 0.425, SLG: 0.525		0-0 5-3			0-3 K		0-0 CS 1-2		0-0 F8	3	0	0	0	0	1	0											
Ron Fairly, L (1, 3) OBP: 0.318, SLG: 0.438			0-0 F5		0-0 3-1			0-0 4-3		3	0	0	0	0	0	0											
Terry Humphrey, R (1, 2) OBP: 0.258, SLG: 0.304 Tony Solaitis, L (8, PH) OBP: 0.316, SLG: 0.286 Brian Downing, R (8, FR) OBP: 0.391, SLG: 0.292 (8, 2)			0-3 K			0-0 6-3		4-0 1B BB		2	0	0	0	0	1	0											
Rance Mulliniks, L (1, 6) OBP: 0.246, SLG: 0.262								0-0 1B		3	0	3	0	0	0	0											
Inning Stats	R: 0 E: 0 K: 0 S: 3	H: 0 LOB: 0 BB: 0 P: 3	R: 0 E: 0 K: 0 S: 3	H: 0 LOB: 0 BB: 0 P: 3	R: 0 E: 0 K: 1 S: 6	H: 1 LOB: 1 BB: 0 P: 6	R: 0 E: 0 K: 2 S: 7	H: 0 LOB: 0 BB: 0 P: 7	R: 0 E: 0 K: 1 S: 5	H: 0 LOB: 0 BB: 0 P: 5	R: 0 E: 0 K: 1 S: 5	H: 1 LOB: 0 BB: 0 P: 5	R: 0 E: 0 K: 0 S: 4	H: 1 LOB: 2 BB: 1 P: 8	R: 0 E: 0 K: 0 S: 4	H: 1 LOB: 1 BB: 0 P: 4	1B: 3 2B: 2 3B: 0 HR: 0	SF: 0 SAC: 0 DP: 0 HBP: 0	WP: 0 PB: 0 SB: 0 CS: 1	PA: 33							
PITCHER	IP	WLS	BF	H	R	ER	SO	BB	IBB	HBP	BLK	WP	HR	S	P	ERA	WHIP										
Matt Keough, R (1, 1) ERA: 2.05	7.2	W	27	4	0	0	6	1	0	0	0	0	0	38	42	0.00	0.652										
Bob Lacey, L (8, 1) ERA: 1.59	0.2		3	1	0	0	0	0	0	0	0	0	0	3	3	0.00	1.500										
Elias Sosa, R (9, 1) ERA: 1.74	0.2	S	2	0	0	0	0	0	0	0	0	0	0	2	2	0.00	0.000										

California Angels @ Oakland Athletics
Oakland-Alameda County Coliseum, Oakland, CA
Wed Jun 07 1978, 7:05 PM PDT
Att: 6,560 - Unknown

AB 31
R 0
H 5
RBI 0
BB 1
SO 6
LOB 7





Batter	1	2	3	4	5	6	7	8	9	AB	R	H	RBI	BB	SO	LOB	BOTTOM										
Mike Edwards, R (1, 4) OBP: 0.286, SLG: 0.279 Jim Essian, R (7, PH) OBP: 0.341, SLG: 0.315 Steve Stiggs, R (8, 4) OBP: 0.402, SLG: 0.343	0-0 F8		0-0 6-3		0-3 K		0-0 FC6-4			3	0	0	0	0	1	2											
Gary Thomasson, L (1, 9) OBP: 0.270, SLG: 0.356	0-0 4-3			0-0 SH1-4 4-3 2B		0-0 F7		0-3 K		4	1	1	0	0	1	0											
Mario Guerrero, R (1, 6) OBP: 0.291, SLG: 0.363	0-0 5-3			0-0 SH1-4 2-3		0-0 5-3		0-0 F6		3	0	0	0	0	0	0											
Mitchell Page, L (1, 7) OBP: 0.343, SLG: 0.413 Dwayne Murphy, L (7, 7) OBP: 0.244, SLG: 0.121		0-0 G3		0-0 4-3		0-3 K		0-3 K		3	0	0	1	0	1	0											
Dave Revering, L (1, 3) OBP: 0.306, SLG: 0.396		0-3 K		0-0 1B			0-0 F5			3	0	1	0	0	1	0											
Tony Armas, R (1, 8) OBP: 0.317, SLG: 0.286		0-0 6-3		0-0 F6			4-0 2B BB			2	0	0	0	1	0	1											
Wayne Gross, L (1, 5) OBP: 0.367, SLG: 0.379			0-0 E6 5-3 SH1-4		0-0 F6		0-0 2B			3	0	1	0	0	0	0											
Jeff Newman, R (1, 2) OBP: 0.351, SLG: 0.491			0-0 SH1-4		0-0 L6		4-0 FC6-4 IBB			1	0	0	0	1	0	0											
Taylor Duncan, R (1, 10) OBP: 0.250, SLG: 0.500			0-0 5-3		0-0 1B		0-3 K			3	0	1	0	0	1	4											
Inning Stats	R: 0 E: 0 K: 0 S: 3	H: 0 LOB: 0 BB: 0 P: 3	R: 0 E: 0 K: 1 S: 5	H: 0 LOB: 0 BB: 0 P: 5	R: 0 E: 1 K: 0 S: 4	H: 0 LOB: 1 BB: 0 P: 4	R: 1 E: 0 K: 0 S: 5	H: 2 LOB: 1 BB: 0 P: 5	R: 0 E: 0 K: 1 S: 6	H: 1 LOB: 1 BB: 0 P: 6	R: 0 E: 0 K: 1 S: 5	H: 0 LOB: 0 BB: 0 P: 5	R: 0 E: 0 K: 2 S: 7	H: 0 LOB: 3 BB: 2 P: 14	R: 0 E: 0 K: 2 S: 7	H: 0 LOB: 0 BB: 0 P: 7	1B: 2 2B: 2 3B: 0 HR: 0	SF: 0 SAC: 2 DP: 0 HBP: 0	WP: 0 PB: 0 SB: 0 CS: 0	PA: 31							
PITCHER	IP	WLS	BF	H	R	ER	SO	BB	IBB	HBP	BLK	WP	HR	S	P	ERA	WHIP										
Tom Griffin, R (1, 1) ERA: 3.5	6.1	L	26	4	1	1	3	1	0	0	0	0	0	30	38	1.42	0.789										
Dave LaRoche, L (7, 1) ERA: 2.83	1.2		5	0	0	0	3	0	0	0	0	0	0	11	11	0.00	0.000										


California Angels @ Oakland Athletics
Oakland-Alameda County Coliseum, Oakland, CA
Wed Jun 07 1978, 7:05 PM PDT
Att: 6,560 - Unknown


AB 27
R 1
H 4
RBI 1
BB 2
SO 6
LOB 10



Batter	1	2	3	4	5	6	7	8	9	AB	R	H	RBI	BB	SO	LOB	TOP								
Bobby Grich, R OBP: 0.341, SLG: 0.304 (1, 4)	F3		F4		1-3		CS 1B		3-1	5	0	1	0	0	0	2	California Angels @ Oakland Athletics Oakland-Alameda County Coliseum, Oakland, CA Thu Jun 08 1978, 7:05 PM PDT Att: 2,612 - Unknown AB 40 R 10 H 13 RBI 10 BB 2 SO 6 LOB 13 								
Carney Lansford, R OBP: 0.351, SLG: 0.462 (1, 10)	5-3		FC6-4		HR		F9		FC6-4 1B	5	1	2	1	0	0	3									
Lyman Bostock, L OBP: 0.313, SLG: 0.352 (1, 8)	K			G3	1B		CS		FC6-4 1B HR	5	2	2	0	0	1	1									
Joe Rudi, R OBP: 0.252, SLG: 0.284 (9, 7)		K		L4	1B				5-3 HR	5	1	2	0	0	1	1									
Don Baylor, R OBP: 0.339, SLG: 0.510 Ron Fairly, L OBP: 0.318, SLG: 0.438 (9, 3)	K			F8	1B				E6 HR	5	2	1	3	0	1	3									
Ron Jackson, R OBP: 0.424, SLG: 0.544 (1, 5)	F5				HR				6-3	5	2	2	3	0	0	0									
Merv Rettenmund, R OBP: 0.391, SLG: 0.404 (1, 9)				F5	1B				K	3	0	0	0	1	1	1									
Dave Chalk, R OBP: 0.365, SLG: 0.302 (1, 6)			F8		HR					3	1	1	0	1	0	1									
Brian Downing, R OBP: 0.396, SLG: 0.342 (1, 2)			FC6-4 1B		HR				K	4	1	2	3	0	2	1									
Inning Stats	R: 0 E: 0 K: 1 S: 5	H: 0 LOB: 0 BB: 0 P: 5	R: 0 E: 0 K: 2 S: 7	H: 0 LOB: 0 BB: 0 P: 7	R: 0 E: 0 K: 0 S: 4	H: 1 LOB: 2 BB: 1 P: 8	R: 0 E: 0 K: 0 S: 3	H: 0 LOB: 0 BB: 0 P: 3	R: 4 E: 0 K: 0 S: 9	H: 6 LOB: 2 BB: 0 P: 9	R: 0 E: 0 K: 0 S: 3	H: 0 LOB: 0 BB: 0 P: 3	R: 0 E: 0 K: 1 S: 5	H: 1 LOB: 0 BB: 0 P: 5	R: 3 E: 1 K: 2 S: 10	H: 2 LOB: 1 BB: 1 P: 14		R: 3 E: 0 K: 0 S: 6	H: 3 LOB: 0 BB: 0 P: 6	1B: 9 2B: 0 3B: 0 HR: 4	SF: 0 SAC: 0 DP: 0 HBP: 0	WP: 0 PB: 0 SB: 1 CS: 1	PA: 43		
PITCHER	IP	WLS	BF	H	R	ER	SO	BB	IBB	HBP	BLK	WP	HR	S	P	ERA	WHIP								
John Henry Johnson, L ERA: 2.57 (1, 1)	4.2	20	5	4	4	3	3	1	0	0	0	0	2	25	29	7.71	1.286								
Rick Langford, R ERA: 2.49 (5, 1)	2.1	9	3	0	0	1	1	0	0	0	0	0	0	11	11	0.00	1.286								
Elias Sosa, R ERA: 2.7 (8, 1)	2.0	L	13	5	6	5	2	1	0	0	0	0	2	16	20	22.50	3.000								

Batter	1	2	3	4	5	6	7	8	9	AB	R	H	RBI	BB	SO	LOB	BOTTOM								
Mike Edwards, R OBP: 0.287, SLG: 0.280 Mark Budaska, S OBP: 0.333, SLG: 0.667 Steve Stangs, R OBP: 0.398, SLG: 0.338 (8, 4)	5-3			FC5-4			1B 1B 2B		K	3	0	1	0	0	0	1	California Angels @ Oakland Athletics Oakland-Alameda County Coliseum, Oakland, CA Thu Jun 08 1978, 7:05 PM PDT Att: 2,612 - Unknown AB 36 R 7 H 11 RBI 7 BB 3 SO 10 LOB 20 								
Gary Thomasson, L OBP: 0.281, SLG: 0.360 (1, 9)	HR 1B		K		F9 1B BB		HR 1B		K	4	2	2	0	1	2	1									
Mario Guerrero, R OBP: 0.299, SLG: 0.380 (1, 6)	HR		E HBP		FC4-6 1B		K		F3	4	2	2	2	0	1	3									
Mitchell Page, L OBP: 0.347, SLG: 0.422 Dwayne Murphy, L OBP: 0.244, SLG: 0.121 Taylor Duncan, R OBP: 0.235, SLG: 0.471 (8, 7)	K		E7 2B		F3		HR 1B		K	4	1	2	2	0	1	2									
Dave Revering, L OBP: 0.310, SLG: 0.411 (1, 3)	F6		FC4 BB		F9		HR			3	1	1	3	1	0	2									
Tony Armas, R OBP: 0.314, SLG: 0.296 (1, 8)			FC4		FC4-6		5-3			4	0	1	0	0	0	5									
Wayne Gross, L OBP: 0.359, SLG: 0.369 (1, 5)	K			F2			L6			4	0	0	0	0	1	2									
Jim Essian, R OBP: 0.346, SLG: 0.318 Miguel Dilone, S OBP: 0.319, SLG: 0.315 Jeff Newman, R OBP: 0.345, SLG: 0.481 (7, 2)	F2		FC5-4 1B				CS BB		F3	2	0	1	0	1	0	1									
Gary Alexander, R OBP: 0.298, SLG: 0.434 (1, 10)	F8		K				K		K	4	0	0	0	0	3	3									
Inning Stats	R: 2 E: 0 K: 1 S: 7	H: 2 LOB: 0 BB: 0 P: 7	R: 0 E: 0 K: 1 S: 6	H: 1 LOB: 0 BB: 0 P: 6	R: 1 E: 1 K: 1 S: 6	H: 2 LOB: 1 BB: 1 P: 11	R: 0 E: 0 K: 1 S: 6	H: 1 LOB: 0 BB: 0 P: 6	R: 0 E: 0 K: 0 S: 4	H: 0 LOB: 1 BB: 1 P: 8	R: 4 E: 0 K: 1 S: 9	H: 4 LOB: 1 BB: 0 P: 9	R: 0 E: 0 K: 2 S: 7	H: 0 LOB: 0 BB: 0 P: 7	R: 0 E: 0 K: 2 S: 7	H: 0 LOB: 0 BB: 0 P: 7		1B: 6 2B: 3 3B: 0 HR: 2	SF: 0 SAC: 0 DP: 0 HBP: 1	WP: 0 PB: 0 SB: 1 CS: 2	PA: 40				
PITCHER	IP	WLS	BF	H	R	ER	SO	BB	IBB	HBP	BLK	WP	HR	S	P	ERA	WHIP								
Chris Knapp, R ERA: 3.81 (1, 1)	6.0	27	3	3	3	5	3	3	0	0	0	0	1	33	46	4.50	1.667								
Paul Hartzell, R ERA: 3.76 (7, 1)	0.1	3	2	3	3	1	1	0	0	0	0	0	0	5	5	81.00	6.000								
Dave LaRoche, L ERA: 3.16 (7, 1)	2.2	W	10	2	1	1	4	0	0	0	0	0	1	18	18	3.38	0.750								

Batter	1	2	3	4	5	6	7	8	9	AB	R	H	RBI	BB	SO	LOB	TOP					
Larry Harlow, L (1, 8) OBP: 0.386, SLG: 0.430	F9			K	F5		FC6-4 1B		F8	5	0	1	0	0	1	2	<p>Baltimore Orioles @ Oakland Athletics Oakland-Alameda County Coliseum, Oakland, CA</p> <p>Fri Jun 09 1978, 7:05 PM PDT Att. 3,323 - Unknown - 55 F</p> <p>livebaseballscorecards.com</p> <p>AB 37 R 5 H 10 RBI 5 BB 3 SO 8 LOB 15</p> 					
Billy Smith, S (1, 4) OBP: 0.344, SLG: 0.393	F8			HR 1B	E9 1B		FC6-4 1-2		F8	4	1	2	1	1	0	2						
Eddie Murray, S (1, 3) OBP: 0.331, SLG: 0.451	K			HR	F2				G3 IBB	4	2	1	2	1	1	3						
Ken Singleton, S (1, 9) OBP: 0.423, SLG: 0.437				E4					F8	4	0	0	0	0	1	1						
Carlos Lopez, R (8, 9) OBP: 0.276, SLG: 0.356									5-3	1	0	0	0	0	0	2						
Lee May, R (1, 10) OBP: 0.284, SLG: 0.441	F8			F8					K	4	0	0	0	0	1	2						
Doug DeCinces, R (1, 5) OBP: 0.325, SLG: 0.409				F8						4	0	2	0	0	0	1						
Rich Dauer, R (8, 5) OBP: 0.235, SLG: 0.273	CS 1B			F8					1B 1B	0	0	0	0	0	0	0						
Andres Mora, R (1, 7) OBP: 0.233, SLG: 0.350	CS 1-2			K	F7				1B 1B	4	0	1	1	0	2	0						
Rick Dempsey, R (1, 2) OBP: 0.287, SLG: 0.315				P6	HR				K	4	1	1	1	0	2	2						
Kiko Garcia, R (1, 6) OBP: 0.366, SLG: 0.514				5-3						2	1	1	0	1	0	0						
Mark Belanger, R (8, 6) OBP: 0.319, SLG: 0.281					F5 E 1B				G3 S 1B	1	0	1	0	0	0	0						
Inning Stats	R: 0 E: 0 K: 1 S: 5	H: 0 LOB: 0 BB: 0 P: 5	R: 0 E: 0 K: 0 S: 3	H: 1 LOB: 0 BB: 0 P: 3	R: 0 E: 0 K: 1 S: 5	H: 0 LOB: 0 BB: 0 P: 5	R: 2 E: 1 K: 1 S: 8	H: 2 LOB: 1 BB: 0 P: 8	R: 2 E: 1 K: 0 S: 6	H: 3 LOB: 1 BB: 0 P: 6	R: 0 E: 0 K: 1 S: 5	H: 0 LOB: 0 BB: 0 P: 5	R: 0 E: 0 K: 2 S: 8	H: 1 LOB: 2 BB: 1 P: 12	R: 1 E: 0 K: 2 S: 9	H: 2 LOB: 2 BB: 1 P: 13	R: 0 E: 0 K: 0 S: 4	H: 1 LOB: 2 BB: 1 P: 8	1B: 8 2B: 0 3B: 0 HR: 2	SF: 0 SAC: 0 DP: 0 HBP: 0	WP: 0 PB: 0 SB: 2 CS: 1	PA: 41
PITCHER	IP WLS BF H R ER SO BB IBB HBP BLK WP HR S P ERA WHIP																					
Pete Broberg, R (1, 1) ERA: 3.58	4.2 L 20 6 4 4 3 0 0 0 0 0 0 2 26 26 7.71 1.286																					
Dave Heaverlo, R (5, 1) ERA: 3.31	2.0 8 1 0 0 3 1 0 0 0 0 0 0 13 17 0.00 1.000																					
Bob Lacey, L (7, 1) ERA: 2.16	1.0 5 1 1 1 1 1 0 0 0 0 0 0 6 10 9.00 2.000																					
Rick Langford, R (8, 1) ERA: 2.44	1.1 7 2 0 0 1 0 1 0 0 0 0 0 8 12 0.00 1.500																					

Batter	1	2	3	4	5	6	7	8	9	AB	R	H	RBI	BB	SO	LOB	BOTTOM					
Mike Edwards, R (1, 4) OBP: 0.281, SLG: 0.274	4-3				6-3					3	0	0	0	0	1	2	<p>Baltimore Orioles @ Oakland Athletics Oakland-Alameda County Coliseum, Oakland, CA</p> <p>Fri Jun 09 1978, 7:05 PM PDT Att. 3,323 - Unknown - 55 F</p> <p>livebaseballscorecards.com</p> <p>AB 27 R 3 H 3 RBI 3 BB 6 SO 6 LOB 12</p> 					
Gary Alexander, R (7, PH) OBP: 0.302, SLG: 0.443			K2-3							1	0	1	2	0	0	0						
Steve Stangs, R (8, 4) OBP: 0.388, SLG: 0.338										0	0	0	0	0	0	0						
Taylor Duncan, R (1, 10) OBP: 0.238, SLG: 0.476	F7			SH1-3 2B			F9		6-3	4	0	1	0	0	0	1						
Mario Guerrero, R (1, 6) OBP: 0.294, SLG: 0.375	5-3			SH1-3			F2		F3	3	0	0	0	0	0	0						
Mitchell Page, L (1, 7) OBP: 0.356, SLG: 0.423				S BB			1B		WP S SF7 BB	2	1	1	0	2	0	0						
Tony Armas, R (1, 8) OBP: 0.300, SLG: 0.286	K			F2			K		SF7	3	0	0	1	0	2	3						
Dave Revering, L (1, 3) OBP: 0.308, SLG: 0.404	K			F9					F5	3	1	0	0	1	1	2						
Jim Essian, R (1, 2) OBP: 0.344, SLG: 0.312				SH3-4 BB			F3		P6	3	0	0	0	1	0	1						
Wayne Gross, L (1, 5) OBP: 0.359, SLG: 0.364				SH3-4			F3		F8	2	1	0	0	1	0	0						
Mark Budaska, S (1, 9) OBP: 0.400, SLG: 0.500				K					K	1	0	0	0	0	0	0						
Jeff Newman, R (7, PH) OBP: 0.339, SLG: 0.473										0	0	0	0	0	0	0						
Dwayne Murphy, L (8, 9) OBP: 0.244, SLG: 0.121										1	0	0	0	0	1	0						
Gary Thomasson, L (8, PH) OBP: 0.279, SLG: 0.357										1	0	0	0	0	1	0						
Inning Stats	R: 0 E: 0 K: 0 S: 3	H: 0 LOB: 0 BB: 0 P: 3	R: 0 E: 0 K: 2 S: 7	H: 0 LOB: 0 BB: 0 P: 7	R: 0 E: 0 K: 2 S: 7	H: 0 LOB: 1 BB: 1 P: 11	R: 0 E: 0 K: 0 S: 4	H: 1 LOB: 2 BB: 1 P: 8	R: 0 E: 0 K: 0 S: 3	H: 0 LOB: 1 BB: 1 P: 7	R: 0 E: 0 K: 1 S: 6	H: 1 LOB: 1 BB: 0 P: 6	R: 2 E: 0 K: 0 S: 4	H: 1 LOB: 1 BB: 2 P: 12	R: 1 E: 0 K: 0 S: 3	H: 0 LOB: 0 BB: 1 P: 7	R: 0 E: 0 K: 1 S: 5	H: 0 LOB: 0 BB: 0 P: 5	1B: 1 2B: 2 3B: 0 HR: 0	SF: 1 SAC: 2 DP: 0 HBP: 0	WP: 1 PB: 0 SB: 2 CS: 0	PA: 36
PITCHER	IP WLS BF H R ER SO BB IBB HBP BLK WP HR S P ERA WHIP																					
Mike Flanagan, L (1, 1) ERA: 2.99	9.0 W 36 3 3 3 6 6 0 0 0 0 1 0 42 66 3.00 1.000																					

Batter	1	2	3	4	5	6	7	8	9	AB	R	H	RBI	BB	SO	LOB	TOP								
Larry Harlow, L (1,8) OBP: 0.378, SLG: 0.418	1-3		K			F5		F7		4	0	0	0	0	1	2									
Billy Smith, S (1,4) OBP: 0.335, SLG: 0.383	F9					F7		P4		4	0	0	0	0	0	1									
Eddie Murray, S (1,3) OBP: 0.329, SLG: 0.445	F7					F8		F8		3	0	0	0	1	0	1									
Ken Singleton, S (1,9) OBP: 0.419, SLG: 0.432 Carlos Lopez, R (9, PR) OBP: 0.276, SLG: 0.356	K		K			F5		2B	1B	4	0	1	0	0	2	1									
Lee May, R (1,10) OBP: 0.284, SLG: 0.442	F9					K				4	0	1	1	0	1	1									
Doug DeCinces, R (1,5) OBP: 0.328, SLG: 0.405 Rich Dauer, R (9,5) OBP: 0.235, SLG: 0.273	F5					3-1		BB		2	0	0	0	2	0	0									
Andres Mora, R (1,7) OBP: 0.234, SLG: 0.341						K		FC6-4	BB	4	0	1	0	0	2	3									
Rick Dempsey, R (1,2) OBP: 0.281, SLG: 0.309			G1-6-3			K				3	0	0	0	0	2	1									
Mark Belanger, R (1,6) OBP: 0.325, SLG: 0.289										3	0	2	0	0	1	0									
Inning Stats	R: 0 E: 0 K: 0 S: 3	H: 0 LOB: 0 BB: 0 P: 3	R: 0 E: 0 K: 1 S: 5	H: 0 LOB: 0 BB: 0 P: 5	R: 0 E: 0 K: 1 S: 6	H: 2 LOB: 1 BB: 0 P: 6	R: 0 E: 0 K: 1 S: 5	H: 0 LOB: 1 BB: 1 P: 9	R: 0 E: 0 K: 2 S: 7	H: 0 LOB: 0 BB: 0 P: 7	R: 0 E: 0 K: 0 S: 4	H: 1 LOB: 1 BB: 0 P: 4	R: 0 E: 0 K: 2 S: 7	H: 0 LOB: 1 BB: 1 P: 11	R: 0 E: 0 K: 2 S: 7	H: 0 LOB: 0 BB: 0 P: 7	R: 1 E: 0 K: 0 S: 5	H: 2 LOB: 2 BB: 1 P: 9	1B: 4 2B: 1 3B: 0 HR: 0	SF: 0 SAC: 0 DP: 1 HBP: 0	WP: 0 PB: 0 SB: 1 CS: 0	PA: 34			
PITCHER	IP	WLS	BF	H	R	ER	SO	BB	IBB	HBP	BLK	WP	HR	S	P	ERA	WHIP								
Steve Renko, R (1,1) ERA: 2.13	8.2	L	32	5	1	1	9	2	0	0	0	0	0	48	56	1.04	0.808								
Bob Lacey, L (9,1) ERA: 2.14	0.1		2	0	0	0	0	1	0	0	0	0	0	1	5	0.00	3.000								

Baltimore Orioles @ Oakland Athletics
Oakland-Alameda County Coliseum, Oakland, CA
Sat Jun 10 1978, 3:33 AM PDT
Att: 11,422 - Unknown

AB 31
R 1
H 5
RBI 1
BB 3
SO 9
LOB 10



Batter	1	2	3	4	5	6	7	8	9	AB	R	H	RBI	BB	SO	LOB	BOTTOM								
Mike Edwards, R (1,4) OBP: 0.275, SLG: 0.268 Jeff Newman, R (9, FH) OBP: 0.333, SLG: 0.464	5-3					F8				3	0	0	0	0	0	0									
Gary Thomasson, L (1,9) OBP: 0.272, SLG: 0.347	1-3					F7				4	0	0	0	0	0	0									
Mario Guerrero, R (1,6) OBP: 0.294, SLG: 0.377	F3					2B				4	0	1	0	0	0	0									
Mitchell Page, L (1,7) OBP: 0.350, SLG: 0.415						F5				3	0	0	0	0	0	1									
Dave Revering, L (1,3) OBP: 0.309, SLG: 0.403										3	0	1	0	0	0	0									
Wayne Gross, L (1,5) OBP: 0.358, SLG: 0.364 Miguel Dilone, S (8, PR) OBP: 0.319, SLG: 0.315 Rob Picciolo, R (9,5) OBP: 0.400, SLG: 0.400	F7					G3				3	0	1	0	0	0	1									
Tony Armas, R (1,8) OBP: 0.290, SLG: 0.276						G3				0	0	0	0	0	0	0									
Taylor Duncan, R (1,10) OBP: 0.208, SLG: 0.417						1-2				0	0	0	0	0	0	0									
Jim Essian, R (1,2) OBP: 0.339, SLG: 0.306										3	0	0	0	0	1	2									
Inning Stats	R: 0 E: 0 K: 0 S: 3	H: 0 LOB: 0 BB: 0 P: 3	R: 0 E: 0 K: 0 S: 3	H: 0 LOB: 0 BB: 0 P: 3	R: 0 E: 0 K: 0 S: 3	H: 0 LOB: 0 BB: 0 P: 3	R: 0 E: 0 K: 0 S: 4	H: 1 LOB: 1 BB: 0 P: 4	R: 0 E: 0 K: 1 S: 6	H: 1 LOB: 1 BB: 0 P: 6	R: 0 E: 0 K: 0 S: 3	H: 0 LOB: 0 BB: 0 P: 3	R: 0 E: 0 K: 0 S: 3	H: 0 LOB: 0 BB: 0 P: 3	R: 0 E: 0 K: 2 S: 8	H: 1 LOB: 2 BB: 0 P: 8	R: 0 E: 0 K: 1 S: 5	H: 0 LOB: 0 BB: 0 P: 5	1B: 2 2B: 1 3B: 0 HR: 0	SF: 0 SAC: 0 DP: 0 HBP: 0	WP: 0 PB: 0 SB: 1 CS: 0	PA: 30			
PITCHER	IP	WLS	BF	H	R	ER	SO	BB	IBB	HBP	BLK	WP	HR	S	P	ERA	WHIP								
Jim Palmer, R (1,1) ERA: 1.93	9.0	W	30	3	0	0	4	0	0	0	0	0	0	38	38	0.00	0.333								

Baltimore Orioles @ Oakland Athletics
Oakland-Alameda County Coliseum, Oakland, CA
Sat Jun 10 1978, 3:33 AM PDT
Att: 11,422 - Unknown

AB 30
R 0
H 3
RBI 0
BB 0
SO 4
LOB 9



Batter	1	2	3	4	5	6	7	8	9	AB	R	H	RBI	BB	SO	LOB	TOP							
Larry Harlow, L (1,8) OBP: 0.384, SLG: 0.420	4-0 G1-3 FC6-5 1B BB		0-0 F7		0-0 1B		0-0 SH1-3 1B		0-0 F9	4	1	2	0	1	0	0								
Billy Smith, S (1,4) OBP: 0.345, SLG: 0.388	0-0 FC6-5 G1-3 1B		4-0 BB 2B BB		0-0 FC6-4 1B		0-0 SH1-3		0-0 F8	3	1	2	0	1	0	0								
Eddie Murray, S (1,3) OBP: 0.327, SLG: 0.437	0-0 G1-3		4-0 2B 1-2 BB		0-0 L3		0-0 G3		0-0 F7	4	0	0	0	1	0	5								
Ken Singleton, S (1,9) OBP: 0.416, SLG: 0.434	0-0 FC6-5 PB 1B		0-0		0-0 FC6-4				0-0 F5	4	0	1	2	0	0	3								
Carlos Lopez, R (8,9) OBP: 0.276, SLG: 0.356	2-3 3-H		0-0 2B		1-2					0	0	0	0	0	0	0								
Lee May, R (1,10) OBP: 0.288, SLG: 0.457	0-0 1-H 1B		0-0 4-3						0-0 F9	4	1	2	1	0	0	2								
Doug DeCinces, R (1,5) OBP: 0.327, SLG: 0.398		4-0 BB			0-0 F9				0-0 F6	3	0	0	0	1	0	0								
Rich Dauer, R (8,5) OBP: 0.235, SLG: 0.273		0-0 G1-4-3 BB			0-0 F3				0-0 L8	0	0	0	0	0	0	0								
Andres Mora, R (1,7) OBP: 0.255, SLG: 0.340		0-0 G1-4-3			0-0 F3				4-0 2B BB	3	0	1	0	1	0	1								
Rick Dempsey, R (1,2) OBP: 0.281, SLG: 0.314		0-0 F9			0-0 F9				0-0 F9	4	0	1	0	0	0	1								
Mark Belanger, R (1,6) OBP: 0.324, SLG: 0.288			0-0 F7		0-0 1-3				0-0 5-3	4	0	1	0	0	0	2								
									0-0 CS 1B															
Inning Stats	R: 1 E: 0 K: 0 S: 4	H: 2 LOB: 2 BB: 1 P: 8	R: 0 E: 0 K: 0 S: 2	H: 0 LOB: 0 BB: 1 P: 6	R: 1 E: 0 K: 0 S: 4	H: 1 LOB: 2 BB: 2 P: 12	R: 0 E: 0 K: 0 S: 3	H: 0 LOB: 0 BB: 0 P: 3	R: 0 E: 0 K: 0 S: 5	H: 2 LOB: 2 BB: 0 P: 5	R: 0 E: 0 K: 0 S: 4	H: 1 LOB: 1 BB: 0 P: 4	R: 0 E: 0 K: 0 S: 4	H: 2 LOB: 1 BB: 0 P: 4	R: 1 E: 0 K: 0 S: 5	H: 2 LOB: 2 BB: 1 P: 9	R: 0 E: 0 K: 0 S: 3	H: 0 LOB: 0 BB: 0 P: 3	1B: 7 2B: 2 3B: 0 HR: 1	SF: 0 SAC: 1 DP: 1 HBP: 0	WP: 0 PB: 1 SB: 0 CS: 1	PA: 39		
PITCHER Mike Morgan, R (1,1) ERA: 2.0	IP: 9.0 WLS: L BF: 39 H: 10 R: 3 ER: 2 SO: 0 BB: 5 IBB: 0 HBP: 0 BLK: 0 WP: 0 HR: 1 S: 34 P: 54 ERA: 2.00 WHIP: 1.667																							

Baltimore Orioles @ Oakland Athletics
Oakland-Alameda County Coliseum, Oakland, CA
Sun Jun 11 1978, 3:33 AM PDT
Att: 17,157 - Unknown

AB 33
R 3
H 10
RBI 3
BB 5
SO 0
LOB 14





Batter	1	2	3	4	5	6	7	8	9	AB	R	H	RBI	BB	SO	LOB	BOTTOM						
Miguel Dilone, S (1,9) OBP: 0.328, SLG: 0.333	0-3 K		0-0			0-0 FC1-5 1B		0-0 4-3		3	0	2	0	0	1	0							
Dave Revering, L (8,PH) OBP: 0.307, SLG: 0.401						1-2 2B				1	0	0	0	0	0	1							
Dwayne Murphy, L (9,9) OBP: 0.244, SLG: 0.121										0	0	0	0	0	0	0							
Taylor Duncan, R (1,10) OBP: 0.179, SLG: 0.357	0-0 6-3		0-0 6-3			0-0 FC1-5 L8-4 1B		0-0 5-3		4	0	0	0	0	0	4							
Mario Guerrero, R (1,6) OBP: 0.293, SLG: 0.375	0-0 1B				0-0 5-3				0-0 6-3	4	0	1	0	0	0	2							
Mitchell Page, L (1,7) OBP: 0.353, SLG: 0.423	0-3 K				0-0 F2 1B				0-3 K	4	0	2	0	0	2	1							
Tony Armas, R (1,8) OBP: 0.278, SLG: 0.264		0-3 K			0-0 F2				0-0 4-3	4	0	0	0	0	1	2							
Jeff Newman, R (1,3) OBP: 0.317, SLG: 0.441		0-0 6-3				0-0 P4			0-3 K	3	0	0	0	0	1	1							
Wayne Gross, L (1,5) OBP: 0.354, SLG: 0.359		0-3 K				0-0 F5			0-0 F5	2	0	0	0	0	1	0							
Gary Alexander, R (7,PH) OBP: 0.300, SLG: 0.440										1	0	0	0	0	0	1							
Rob Picciolo, R (8,5) OBP: 0.400, SLG: 0.400										0	0	0	0	0	0	0							
Jim Essian, R (1,2) OBP: 0.333, SLG: 0.300			0-0 6-3			0-0 F9			0-0 P5	3	0	0	0	0	0	0							
Mike Edwards, R (1,4) OBP: 0.273, SLG: 0.266									4-0 BB	1	0	0	0	0	0	0							
Steve Staggs, R (6,PH) OBP: 0.411, SLG: 0.347			0-0 F9			0-0 FC1-5 1B				1	0	1	0	1	0	0							
									4-3 BB														
Inning Stats	R: 0 E: 0 K: 2 S: 8	H: 1 LOB: 1 BB: 0 P: 8	R: 0 E: 0 K: 2 S: 7	H: 0 LOB: 0 BB: 0 P: 7	R: 0 E: 0 K: 0 S: 4	H: 1 LOB: 1 BB: 0 P: 4	R: 0 E: 0 K: 0 S: 3	H: 1 LOB: 0 BB: 0 P: 3	R: 0 E: 0 K: 0 S: 3	H: 0 LOB: 0 BB: 0 P: 3	R: 0 E: 0 K: 0 S: 4	H: 2 LOB: 1 BB: 0 P: 4	R: 0 E: 0 K: 1 S: 6	H: 1 LOB: 1 BB: 0 P: 6	R: 0 E: 0 K: 0 S: 3	H: 0 LOB: 1 BB: 1 P: 7	R: 0 E: 0 K: 1 S: 5	H: 0 LOB: 0 BB: 0 P: 5	1B: 4 2B: 3 3B: 0 HR: 0	SF: 0 SAC: 0 DP: 1 HBP: 0	WP: 0 PB: 0 SB: 0 CS: 0	PA: 32	
PITCHER Scott McGregor, L (1,1) ERA: 3.26	IP: 9.0 WLS: W BF: 32 H: 6 R: 0 ER: 0 SO: 6 BB: 1 IBB: 0 HBP: 0 BLK: 0 WP: 0 HR: 0 S: 43 P: 47 ERA: 0.00 WHIP: 0.778																						

Baltimore Orioles @ Oakland Athletics
Oakland-Alameda County Coliseum, Oakland, CA
Sun Jun 11 1978, 3:33 AM PDT
Att: 17,157 - Unknown

AB 31
R 0
H 6
RBI 0
BB 1
SO 6
LOB 12



Batter	1	2	3	4	5	6	7	8	9	AB	R	H	RBI	BB	SO	LOB	TOP
Miguel Dilone, S (1, 7) OBP: 0.320, SLG: 0.325 Dave Revere, L (8, PH) OBP: 0.306, SLG: 0.399 (8, 3)	0-3 K ①		0-3 K ②			0-0 1-3 ②		0-0 F2 ②		3	0	0	0	0	2	1	<p>Oakland Athletics @ New York Yankees Yankee Stadium, Bronx, NY Mon Jun 12 1978, 7:05 PM EDT Att: 28,457 - Unknown - 72 F</p> <p>livebaseballscorecards.com</p> <p>AB 30 R 0 H 3 RBI 0 BB 2 SO 11 LOB 11</p> 
Steve Stagos, R (1, 4) OBP: 0.398, SLG: 0.333 Mitchell Page, L (8, PH) OBP: 0.351, SLG: 0.421 Rob Picciolo, R (8, 4) OBP: 0.400, SLG: 0.400	0-3 K ②		0-3 K ③			0-0 F8 ③		0-0 1-3 ③		3	0	0	0	0	2	1	
Mario Guerrero, R (1, 6) OBP: 0.292, SLG: 0.373	0-3 K ③				0-0 F7 ①			0-0 4-3 1B ①		4	0	1	0	0	1	0	
Tony Armas, R (1, 8) OBP: 0.267, SLG: 0.253		0-0 6-3 ①			0-0 5-3 ②			0-0 F8 ①		4	0	0	0	0	1	1	
Taylor Duncan, R (1, 5) OBP: 0.156, SLG: 0.313		0-0 1-3 ②			0-0 F7 ③			0-0 4-3 ②		4	0	0	0	0	0	1	
Gary Thomasson, L (1, 9) OBP: 0.273, SLG: 0.347		0-0 1B ①			0-3 K ①			0-0 4-3 ③		3	0	1	0	0	1	1	
Jeff Newman, R (1, 3) OBP: 0.303, SLG: 0.419 (8, 2)		0-0 F9 ③			0-3 K ②			0-3 K ①		3	0	0	0	0	2	1	
Gary Alexander, R (1, 10) OBP: 0.306, SLG: 0.438 Mike Edwards, R (8, PR) OBP: 0.273, SLG: 0.266			4-0 FC6-4 BB ①		0-3 K ③			4-0 1B BB ①		1	0	0	0	2	1	0	
Jim Essian, R (1, 2) OBP: 0.333, SLG: 0.301 Larry Murray, S (8, PR) (8, 7)			0-0 FC6-4 S ①		0-3 K ①			0-0 1B ①		3	0	1	0	0	1	1	
										0	0	0	0	0	0	0	
Inning Stats	R: 0 H: 0 E: 0 LOB: 0 K: 3 BB: 0 S: 9 P: 9	R: 0 H: 1 E: 0 LOB: 1 K: 0 BB: 0 S: 4 P: 4	R: 0 H: 0 E: 0 LOB: 1 K: 2 BB: 1 S: 7 P: 11	R: 0 H: 0 E: 0 LOB: 0 K: 0 BB: 0 S: 3 P: 3	R: 0 H: 0 E: 0 LOB: 0 K: 3 BB: 0 S: 9 P: 9	R: 0 H: 0 E: 0 LOB: 0 K: 1 BB: 0 S: 5 P: 5	R: 0 H: 1 E: 0 LOB: 1 K: 0 BB: 0 S: 4 P: 4	R: 0 H: 1 E: 0 LOB: 2 K: 1 BB: 1 S: 6 P: 10	R: 0 H: 0 E: 0 LOB: 0 K: 1 BB: 0 S: 5 P: 5	1B: 3 SF: 0 2B: 0 SAC: 0 3B: 0 DP: 0 HR: 0 HBP: 0	WP: 0 PA: 32 PB: 0 SB: 1 CS: 0						
PITCHER Ron Guidry, L (1, 1) ERA: 1.57	IP WLS BF H R ER SO BB IBB HBP BLK WP HR S P ERA WHIP																

Batter	1	2	3	4	5	6	7	8	9	AB	R	H	RBI	BB	SO	LOB	BOTTOM
Mickey Rivers, L (1, 8) OBP: 0.296, SLG: 0.366	0-0 1-3 ①		0-0 P4 ②		0-0 FC4 ③			0-0 FC1-6 ①		4	0	0	0	0	0	2	<p>Oakland Athletics @ New York Yankees Yankee Stadium, Bronx, NY Mon Jun 12 1978, 7:05 PM EDT Att: 28,457 - Unknown - 72 F</p> <p>livebaseballscorecards.com</p> <p>AB 28 R 2 H 5 RBI 2 BB 2 SO 6 LOB 9</p> 
Thurman Munson, R (1, 2) OBP: 0.298, SLG: 0.374	0-0 F8 ②		0-0 5-3 ③			0-0 1B ①		0-0 F8 ②		4	0	1	0	0	0	1	
Graig Nettles, L (1, 5) OBP: 0.341, SLG: 0.445	4-0 BB ①				0-0 HR ①			0-0 F7 ③		3	1	1	1	1	0	2	
Chris Chambliss, L (1, 10) OBP: 0.351, SLG: 0.412	0-0 G3 ③				0-3 K ①			0-0 F8 ②		3	0	0	0	0	1	2	
Jim Spencer, L (1, 3) OBP: 0.316, SLG: 0.558		0-0 F7 ①			0-3 K ②			0-0 G3 ③		3	0	0	0	0	1	1	
Reggie Jackson, L (1, 9) OBP: 0.313, SLG: 0.438		0-0 1-3 ②			0-0 4-3 ③					3	0	0	0	0	1	0	
Roy White, S (1, 7) OBP: 0.346, SLG: 0.312		0-3 K ③			0-0 P6 ①			0-0 1B ①		3	0	1	0	0	1	0	
Willie Randolph, R (1, 4) OBP: 0.364, SLG: 0.319			0-0 HR ①		0-0 P4 ②			0-3 K ②		3	1	1	1	0	1	1	
Fred Stanley, R (1, 6) OBP: 0.579, SLG: 0.417			0-3 K ①		4-0 FC4 BB ①			0-0 FC1-6 1B ①		2	0	1	0	1	1	0	
										1B: 3 SF: 0 2B: 0 SAC: 0 3B: 0 DP: 0 HR: 2 HBP: 0	WP: 0 PA: 30 PB: 0 SB: 0 CS: 0						
Inning Stats	R: 0 H: 0 E: 0 LOB: 1 K: 0 BB: 1 S: 3 P: 7	R: 0 H: 0 E: 0 LOB: 0 K: 1 BB: 0 S: 5 P: 5	R: 1 H: 1 E: 0 LOB: 0 K: 1 BB: 0 S: 6 P: 6	R: 1 H: 1 E: 0 LOB: 0 K: 2 BB: 0 S: 8 P: 8	R: 0 H: 0 E: 0 LOB: 1 K: 0 BB: 1 S: 3 P: 7	R: 0 H: 1 E: 0 LOB: 1 K: 0 BB: 0 S: 4 P: 4	R: 0 H: 1 E: 0 LOB: 0 K: 2 BB: 0 S: 7 P: 7	R: 0 H: 1 E: 0 LOB: 1 K: 0 BB: 0 S: 4 P: 4	R: 0 H: 1 E: 0 LOB: 1 K: 0 BB: 0 S: 4 P: 4	1B: 3 SF: 0 2B: 0 SAC: 0 3B: 0 DP: 0 HR: 2 HBP: 0	WP: 0 PA: 30 PB: 0 SB: 0 CS: 0						
PITCHER Matt Keough, R (1, 1) ERA: 2.0 Dave Heaverlo, R (3, 1) ERA: 3.45 Bob Lacey, L (5, 1) ERA: 1.99	IP WLS BF H R ER SO BB IBB HBP BLK WP HR S P ERA WHIP																

Batter	1	2	3	4	5	6	7	8	9	AB	R	H	RBI	BB	SO	LOB	TOP										
Miguel Dilone, S (1, 7) OBP: 0.328, SLG: 0.328 Taylor Duncan, R (7, PH) OBP: 0.152, SLG: 0.303 Dwayne Murphy, L (7, 7) OBP: 0.244, SLG: 0.121	4-0 F7 S 1B BB		0-0 4-3 2		0-0 E6 WP 1B		0-0 P4 2			2	1	1	1	1	0	0	Oakland Athletics @ New York Yankees Yankee Stadium, Bronx, NY Tue Jun 13 1978, 7:05 PM EDT Att: 30,779 - Unknown - 59 F livebaseballscorecards.com										
Gary Thomasson, L (1, 9) OBP: 0.278, SLG: 0.347	0-0 F7 1-3		0-0 F7 3		0-0 S BB 2-3		0-0 1B 2-H			3	0	1	1	1	0	1											
Mario Guerrero, R (1, 6) OBP: 0.291, SLG: 0.371	0-0 P6 2			0-0 1B	0-0 5-3 1-2		0-0 F9 3			4	0	1	0	0	0	4											
Mitchell Page, L (1, 10) OBP: 0.354, SLG: 0.419	0-0 2B 1B 3-H			0-3 K 1		0-3 K 1		4-0 CS BB		3	0	1	1	1	2	1											
Dave Revering, L (1, 3) OBP: 0.305, SLG: 0.401	0-0 1B 2B 1-H			0-3 K 2		0-0 P3 2		0-0 F9 1-2 1		4	0	1	0	0	1	2											
Tony Armas, R (1, 8) OBP: 0.297, SLG: 0.253		0-0 P4 1		0-0 P4 3				0-3 K 3		4	0	1	0	0	1	1											
Wayne Gross, L (1, 5) OBP: 0.347, SLG: 0.350		0-3 K 2			0-0 F8 1		0-0 F8 3		0-0 F9 1	4	0	0	0	0	1	1											
Jim Essian, R (1, 2) OBP: 0.338, SLG: 0.307 Mike Edwards, R (7, PR) OBP: 0.304, SLG: 0.435 Larry Murray, S (9, PH)		0-0 5-3 3			0-0 6-3 S 1B E		0-0 S 1B 1B		0-3 K 2	3	1	2	0	0	0	0		AB 33 R 3 H 8 RBI 3 BB 3 SO 7 LOB 14									
Steve Staggs, R (1, 4) OBP: 0.389, SLG: 0.325 Gary Alexander, R (7, PH) OBP: 0.304, SLG: 0.435 Jeff Newman, R (7, 2) OBP: 0.299, SLG: 0.413			0-0 G3 1		0-0 6-3 2		0-3 K 1		0-0 4-3 3	2	0	0	0	0	0	1											
Inning Stats	R: 1 E: 0 K: 0 S: 4	H: 2 LOB: 2 BB: 1 P: 8	R: 0 E: 0 K: 1 S: 5	H: 0 LOB: 0 BB: 0 P: 5	R: 0 E: 0 K: 0 S: 3	H: 1 LOB: 1 BB: 0 P: 3	R: 0 E: 0 K: 2 S: 8	H: 1 LOB: 1 BB: 0 P: 8	R: 1 E: 1 K: 0 S: 5	H: 2 LOB: 2 BB: 1 P: 9	R: 0 E: 0 K: 1 S: 6	H: 1 LOB: 1 BB: 0 P: 6	R: 1 E: 0 K: 1 S: 7	H: 2 LOB: 1 BB: 0 P: 7	R: 0 E: 0 K: 1 S: 4	H: 0 LOB: 0 BB: 1 P: 8			R: 0 E: 0 K: 1 S: 5	H: 0 LOB: 0 BB: 0 P: 5	1B: 7 2B: 1 3B: 0 HR: 0	SF: 0 SAC: 0 DP: 0 HBP: 0	WP: 1 PB: 0 SB: 4 CS: 1	PA: 36			
PITCHER	IP	WLS	BF	H	R	ER	SO	BB	IBB	HBP	BLK	WP	HR	S	P	ERA	WHIP										
Ed Figueroa, R (1, 1) ERA: 3.23 Rich Gossage, R (7, 1) ERA: 1.6	6.2	W	29	8	3	3	5	2	0	0	0	1	0	37	45	4.05	1.500										

Batter	1	2	3	4	5	6	7	8	9	AB	R	H	RBI	BB	SO	LOB	BOTTOM										
Willie Randolph, R (1, 4) OBP: 0.374, SLG: 0.329	4-0 CS BB		0-0 CS 1B		0-0 HR 1B		0-0 S BB E 1B			3	2	3	0	1	0	0	Oakland Athletics @ New York Yankees Yankee Stadium, Bronx, NY Tue Jun 13 1978, 7:05 PM EDT Att: 30,779 - Unknown - 59 F livebaseballscorecards.com										
Roy White, S (1, 7) OBP: 0.368, SLG: 0.389	4-0 CS BB 1-2		0-0 CS HR 1-2		0-0 HR 1-H		4-0 S BB 1-2			2	2	2	3	2	0	0											
Thurman Munson, R (1, 2) OBP: 0.298, SLG: 0.372	0-3 K 1-2		0-0 F7 3		0-0 G5-4-3 1B		0-3 K 1-2 2-H			4	0	1	0	0	2	2											
Lou Piniella, R (1, 10) OBP: 0.373, SLG: 0.397		4-0 1B BB		0-0 FC3-6 SF8 1B	0-0 G5-4-3 1-2		0-0 6-3 3			3	1	1	0	1	0	2											
Chris Chambliss, L (1, 3) OBP: 0.350, SLG: 0.406		0-0 F9 1		4-0 FC3-6 BB 1-2	0-0 F9 3		0-0 P6 1			3	0	0	0	1	0	1											
Graig Nettles, L (1, 5) OBP: 0.335, SLG: 0.436		0-3 K 2		0-0 FC3-6 1B 1-2 2-3		0-0 F7 1		0-0 P5 2		4	0	0	0	0	1	3											
Reggie Jackson, L (1, 9) OBP: 0.312, SLG: 0.437		0-0 1B 1-2		0-0 SF8 2		0-3 K 2		0-0 F7 3		3	0	1	1	0	1	0											
Paul Blair, R (1, 8) OBP: 0.281, SLG: 0.310		0-0 F8 3		0-0 FC4-6 1B 1-2		0-0 F8 3				3	0	1	0	0	2												
Fred Stanley, R (1, 6) OBP: 0.500, SLG: 0.333			0-0 P4 1		0-0 FC4-6 1-2		0-0 5-3 1			3	0	0	0	0	2												
Inning Stats	R: 0 E: 0 K: 1 S: 3	H: 0 LOB: 1 BB: 2 P: 11	R: 0 E: 0 K: 1 S: 6	H: 1 LOB: 2 BB: 1 P: 10	R: 1 E: 0 K: 0 S: 4	H: 2 LOB: 2 BB: 1 P: 9	R: 1 E: 0 K: 0 S: 5	H: 3 LOB: 0 BB: 0 P: 5	R: 0 E: 0 K: 1 S: 5	H: 0 LOB: 0 BB: 0 P: 5	R: 1 E: 0 K: 1 S: 6	H: 1 LOB: 1 BB: 1 P: 10	R: 0 E: 0 K: 0 S: 3	H: 0 LOB: 0 BB: 0 P: 3	1B: 7 2B: 1 3B: 0 HR: 2	SF: 1 SAC: 0 DP: 2 HBP: 0		WP: 0 PB: 0 SB: 2 CS: 3	PA: 34								
PITCHER	IP	WLS	BF	H	R	ER	SO	BB	IBB	HBP	BLK	WP	HR	S	P	ERA	WHIP										
John Henry Johnson, L (1, 1) ERA: 2.68 Rick Langford, R (4, 1) ERA: 2.71 Bob Lacey, L (5, 1) ERA: 1.9 Elias Sosa, R (7, 1) ERA: 2.58	3.2	L	4	3	2	2	0	0	0	0	0	0	1	4	4	54.00	9.000										
	2.0		5	0	0	0	1	0	0	0	0	0	0	7	7	0.00	0.000										
	2.0		8	1	1	0	1	1	0	0	0	0	0	9	13	0.00	1.000										

Batter	1	2	3	4	5	6	7	8	9	AB	R	H	RBI	BB	SO	LOB	TOP					
Miguel Dilone, S OBP: 0.318, SLG: 0.317 (1, 7)	F5		K			F6		4-3		4	0	0	0	0	1	1						
Gary Thomasson, L OBP: 0.272, SLG: 0.338 (1, 9)	F2			3-1		F6			G3	4	0	0	0	0	0	0						
Dave Revering, L OBP: 0.299, SLG: 0.393 (1, 3)	G3			F4		3-1			F8	4	0	0	0	0	0	0						
Mario Guerrero, R OBP: 0.289, SLG: 0.367 Rob Picciolo, R OBP: 0.333, SLG: 0.333 Taylor Duncan, R OBP: 0.147, SLG: 0.294 (1, 6) (4, 6) (9, PH)		P7		F7			F9		F7	2	0	0	0	0	0	0						
Wayne Gross, L OBP: 0.342, SLG: 0.344 (1, 5)		K			F8		F9			3	0	0	0	0	1	0						
Tony Armas, R OBP: 0.278, SLG: 0.275 (1, 8)		F7				1B				3	0	2	0	0	0	0						
Gary Alexander, R OBP: 0.299, SLG: 0.428 (1, 10)			F5		K		K			3	0	0	0	0	2	2						
Jim Essian, R OBP: 0.345, SLG: 0.315 Mike Edwards, R OBP: 0.272, SLG: 0.264 (1, 2) (5, 4)								K		2	0	2	0	0	0	0						
Steve Staggs, R OBP: 0.385, SLG: 0.321 Jeff Newman, R OBP: 0.290, SLG: 0.400 (1, 4) (5, PH) (5, 2)									6-3	1	0	0	0	0	1	1						
										2	0	0	0	0	0	2						
Inning Stats	R: 0 E: 0 K: 0 S: 3	H: 0 LOB: 0 BB: 0 P: 3	R: 0 E: 0 K: 1 S: 5	H: 0 LOB: 0 BB: 0 P: 5	R: 0 E: 0 K: 2 S: 8	H: 1 LOB: 1 BB: 0 P: 8	R: 0 E: 0 K: 0 S: 3	H: 0 LOB: 0 BB: 0 P: 3	R: 0 E: 0 K: 1 S: 7	H: 2 LOB: 2 BB: 0 P: 7	R: 0 E: 0 K: 0 S: 3	H: 0 LOB: 0 BB: 0 P: 3	R: 0 E: 0 K: 1 S: 6	H: 1 LOB: 1 BB: 0 P: 6	R: 0 E: 0 K: 1 S: 5	H: 0 LOB: 0 BB: 0 P: 5	R: 0 E: 0 K: 0 S: 3	H: 0 LOB: 0 BB: 0 P: 3	1B: 3 2B: 1 3B: 0 HR: 0	SF: 0 SAC: 0 DP: 0 HBP: 0	WP: 0 PB: 0 SB: 0 CS: 0	PA: 31
PITCHER Luis Tiant, R ERA: 2.39 (1, 1)	IP: 9.0 WLS: W BF: 31 H: 4 R: 0 ER: 0 SO: 6 BB: 0 IBB: 0 HBP: 0 BLK: 0 WP: 0 HR: 0 S: 43 P: 43 ERA: 0.00 WHIP: 0.444															PITCHER	IP: 9.0 WLS: W BF: 31 H: 4 R: 0 ER: 0 SO: 6 BB: 0 IBB: 0 HBP: 0 BLK: 0 WP: 0 HR: 0 S: 43 P: 43 ERA: 0.00 WHIP: 0.444					

Oakland Athletics @ Boston Red Sox
Fenway Park, Boston, MA
Wed Jun 14 1978, 7:05 PM EDT
Att: 29,690 - Unknown - 60 F

AB 31
R 0
H 4
RBI 0
BB 0
SO 6
LOB 6



Batter	1	2	3	4	5	6	7	8	9	AB	R	H	RBI	BB	SO	LOB	BOTTOM					
Rick Burleson, R OBP: 0.283, SLG: 0.352 (1, 6)	F8	E5 FC4-6	K		F8			G5-4-3 1B		5	0	1	1	0	1	1						
Jerry Remy, L OBP: 0.306, SLG: 0.326 Frank Duffy, R OBP: 0.308, SLG: 0.333 (1, 4) (7, 4)		FC4-6 1B HR	4-1			F9		G5-4-3 1B		4	2	1	0	0	0	2						
Jim Rice, R OBP: 0.371, SLG: 0.631 (1, 7)		1B HR		1-3		6-3		F7		5	2	2	3	0	0	0						
Carl Yastrzemski, L OBP: 0.385, SLG: 0.392 (1, 8)	F6			K		F5				4	1	1	3	0	1	0						
Carlton Fisk, R OBP: 0.375, SLG: 0.459 (1, 2)		HR					K			3	1	2	0	1	1	0						
George Scott, R OBP: 0.385, SLG: 0.466 (1, 3)			1-3							1	1	0	0	3	0	1						
Jack Brohamer, L OBP: 0.375, SLG: 0.424 (1, 10)	FC6-4 1B					G3		F6		4	0	1	1	0	0	5						
Dwight Evans, R OBP: 0.383, SLG: 0.568 (1, 9)					F9					4	1	2	1	0	0	1						
Butch Hobson, R OBP: 0.328, SLG: 0.474 (1, 5)		FC4-6 1B 1B		6-3		F9		5-3		4	1	1	0	0	0	1						
Inning Stats	R: 2 E: 0 K: 0 S: 6	H: 3 LOB: 2 BB: 1 P: 10	R: 6 E: 1 K: 0 S: 9	H: 5 LOB: 1 BB: 1 P: 13	R: 0 E: 0 K: 1 S: 5	H: 0 LOB: 0 BB: 0 P: 5	R: 0 E: 0 K: 1 S: 6	H: 1 LOB: 2 BB: 1 P: 10	R: 0 E: 0 K: 0 S: 3	H: 0 LOB: 0 BB: 0 P: 3	R: 0 E: 0 K: 0 S: 3	H: 0 LOB: 0 BB: 0 P: 3	R: 1 E: 0 K: 1 S: 6	H: 1 LOB: 1 BB: 1 P: 10	R: 0 E: 0 K: 0 S: 3	H: 1 LOB: 0 BB: 0 P: 3	R: 0 E: 0 K: 0 S: 3	H: 0 LOB: 0 BB: 0 P: 3	1B: 5 2B: 3 3B: 1 HR: 2	SF: 0 SAC: 0 DP: 1 HBP: 0	WP: 0 PB: 0 SB: 0 CS: 0	PA: 39
PITCHER Pete Broberg, R ERA: 4.04 Dave Hezaverlo, R ERA: 3.59 John Henry Johnson, L ERA: 2.64 (1, 1) (2, 1) (8, 1)	IP: 1.0 WLS: L BF: 9 H: 5 R: 4 ER: 4 SO: 4 BB: 1 IBB: 0 HBP: 0 BLK: 0 WP: 0 HR: 1 S: 30 P: 42 ERA: 4.00 WHIP: 1.333															PITCHER	IP: 1.0 WLS: L BF: 9 H: 5 R: 4 ER: 4 SO: 4 BB: 1 IBB: 0 HBP: 0 BLK: 0 WP: 0 HR: 1 S: 30 P: 42 ERA: 4.00 WHIP: 1.333					

Oakland Athletics @ Boston Red Sox
Fenway Park, Boston, MA
Wed Jun 14 1978, 7:05 PM EDT
Att: 29,690 - Unknown - 60 F

AB 35
R 9
H 11
RBI 9
BB 4
SO 3
LOB 12



Batter	1	2	3	4	5	6	7	8	9	AB	R	H	RBI	BB	SO	LOB	TOP					
Miguel Dilone, S (1, 9) OBP: 0.324, SLG: 0.323	0-0 S 1B		0-0 SH1-4 1-2	0-3 K			0-0 1B S 1B		0-0 F7	4	0	2	0	0	1	2						
Larry Murray, S (1, 7) OBP: 0.286, SLG: 0.167	4-0 G6-4-3 1-2 BB		0-0 L7-4 2-3		0-0 6-3		0-0 1B 1-3 1B			3	0	1	0	1	0	1						
Dave Revering, L (1, 3) OBP: 0.303, SLG: 0.392	0-0 B5			4-0 FC6-4 BB	0-0 F9		0-0 1-3 1B			3	0	1	0	1	0	2						
Mario Guerrero, R (1, 6) OBP: 0.284, SLG: 0.361	0-0 G6-4-3 1-2			0-0 FC6-4 1B 1-2 1B	0-3 K		0-0 5-3			4	1	0	0	0	1	5						
Wayne Gross, L (1, 5) OBP: 0.340, SLG: 0.341		0-3 K		0-0 1B 1-3 1B		0-0 F7		0-0 4-3		4	1	1	0	0	1	0						
Taylor Duncan, R (1, 10) OBP: 0.211, SLG: 0.342	0-0 FC4 1B		0-0 FC4 1B	0-0 1B 1-3 2B 1B		0-0 G5-3 1B		0-0 6-3		4	1	3	1	0	0	0						
Tony Armas, R (1, 8) OBP: 0.286, SLG: 0.283	0-0 FC4 1-2		0-0 FC4 1-2	0-0 2B 1-2 3-H 1B		0-0 1B 1-2 1B		0-0 F4		4	0	2	1	0	0	1						
Jim Essian, R (1, 2) OBP: 0.343, SLG: 0.320	0-0 5-3		0-0 5-3	0-0 1B 1-3 2-H		0-0 G5-3 2-3		0-0 F3		4	0	1	1	0	0	3						
Mike Edwards, R (1, 4) OBP: 0.273, SLG: 0.266			0-0 L7-4 SH1-4 1B	0-0 4-3			0-0 B5-3		0-0 6-3	3	0	1	0	0	0	2						
Gary Alexander, R (9, PH) OBP: 0.298, SLG: 0.425										1	0	0	0	0	0	0						
Inning Stats	R: 0 E: 0 K: 0 S: 3	H: 1 LOB: 1 BB: 1 P: 7	R: 0 E: 0 K: 1 S: 6	H: 1 LOB: 1 BB: 0 P: 6	R: 0 E: 0 K: 0 S: 3	H: 1 LOB: 0 BB: 0 P: 3	R: 3 E: 0 K: 1 S: 9	H: 4 LOB: 2 BB: 1 P: 13	R: 0 E: 0 K: 1 S: 5	H: 0 LOB: 0 BB: 0 P: 5	R: 0 E: 0 K: 0 S: 4	H: 2 LOB: 1 BB: 0 P: 4	R: 0 E: 0 K: 0 S: 5	H: 3 LOB: 0 BB: 0 P: 5	R: 0 E: 0 K: 0 S: 3	H: 0 LOB: 0 BB: 0 P: 3	R: 0 E: 0 K: 0 S: 3	H: 0 LOB: 0 BB: 0 P: 3	1B: 11 2B: 2 3B: 0 HR: 0	SF: 0 SAC: 1 DP: 3 HBP: 0	WP: 0 PB: 0 SB: 2 CS: 0	PA: 37
PITCHER Mike Torrez, R (1, 1) ERA: 3.65	IP: 9.0 WLS: W BF: 37 H: 12 R: 3 ER: 3 SO: 3 BB: 2 IBB: 0 HBP: 0 BLK: 0 WP: 0 HR: 0 S: 41 P: 49 ERA: 3.00 WHIP: 1.556															PITCHER	IP: 9.0 WLS: W BF: 37 H: 12 R: 3 ER: 3 SO: 3 BB: 2 IBB: 0 HBP: 0 BLK: 0 WP: 0 HR: 0 S: 41 P: 49 ERA: 3.00 WHIP: 1.556					

Oakland Athletics @ Boston Red Sox
Fenway Park, Boston, MA
Thu Jun 15 1978, 7:05 PM EDT
Att: 32,281 - Unknown - 74 F

AB	34
R	3
H	12
RBI	3
BB	2
SO	3
LOB	16



Batter	1	2	3	4	5	6	7	8	9	AB	R	H	RBI	BB	SO	LOB	BOTTOM	
Rick Burleson, R (1, 6) OBP: 0.285, SLG: 0.347	4-0 CS 1B BB		0-0 6-3	0-0 F8		0-0 G6-3 1-2		4-0 3B IBB		3	1	0	0	2	0	3		
Jerry Remy, L (1, 4) OBP: 0.316, SLG: 0.333	0-0 1-2 1B		0-0 E S 1B		0-0 CS 1B		4-0 HR BB	0-3 K		4	1	3	0	1	1	2		
Jim Rice, R (1, 10) OBP: 0.375, SLG: 0.649	0-3 K		4-0 E BB	0-3 K	0-3 K	0-3 K	0-0 1-2 K	0-0 1-H HR	0-0 1-H 2-H HR	4	2	2	4	1	2	3		
Carl Yastrzemski, L (1, 7) OBP: 0.385, SLG: 0.403	0-3 K		0-0 E4 1-2 2-3	0-0 E S 1B	4-0 2B BB	0-0 L3	0-0 1-H 2-H HR	0-0 3-H HR		4	1	1	2	1	1	4		
Carlton Fisk, R (1, 2) OBP: 0.376, SLG: 0.462		0-3 K	0-3 K	0-0 2B	0-0 2B	0-0 1B	0-0 F9			5	0	2	0	0	2	3		
Fred Lynn, L (1, 8) OBP: 0.383, SLG: 0.495	0-0 BB 1B		0-0 4-3		0-0 6-3		0-0 F9			4	1	1	0	0	0	6		
George Scott, R (1, 3) OBP: 0.380, SLG: 0.451	4-0 1B 1-2 BB		0-0 F3		0-0 E5 FC5-4		0-0 F8			3	0	0	0	1	0	1		
Dwight Evans, R (1, 9) OBP: 0.385, SLG: 0.566	0-0 G6-4-3 1-2 2-H 1B		0-0 E5 F9 1B		0-0 FC5-4 1B		0-0 F3			4	0	2	1	0	0	1		
Butch Hobson, R (1, 5) OBP: 0.331, SLG: 0.479	0-0 G6-4-3 1-2		0-0 F9		0-0 G6-3 1B		0-0 3B 2B			4	1	2	0	0	0	3		
Inning Stats	R: 0 E: 0 K: 2 S: 7	H: 1 LOB: 2 BB: 1 P: 11	R: 1 E: 0 K: 1 S: 6	H: 2 LOB: 1 BB: 1 P: 10	R: 0 E: 1 K: 1 S: 7	H: 1 LOB: 3 BB: 1 P: 11	R: 0 E: 1 K: 0 S: 4	H: 1 LOB: 1 BB: 0 P: 4	R: 0 E: 1 K: 0 S: 4	H: 2 LOB: 2 BB: 1 P: 10	R: 2 E: 0 K: 0 S: 5	H: 2 LOB: 1 BB: 1 P: 9	R: 4 E: 0 K: 1 S: 8	H: 3 LOB: 0 BB: 1 P: 12	1B: 8 2B: 4 3B: 1 HR: 2	SF: 0 SAC: 0 DP: 4 HBP: 0	WP: 0 PB: 0 SB: 1 CS: 2	PA: 41
PITCHER Steve Renko, R (1, 1) ERA: 2.44	IP: 6.1 WLS: L BF: 9 H: 3 R: 4 ER: 4 SO: 1 BB: 0 IBB: 0 HBP: 0 BLK: 0 WP: 0 HR: 1 S: 10 P: 14 ERA: 4.26 WHIP: 2.368															PITCHER Bob Lacey, L (7, 1) ERA: 2.57	IP: 1.2 WLS: L BF: 9 H: 3 R: 4 ER: 4 SO: 1 BB: 0 IBB: 0 HBP: 0 BLK: 0 WP: 0 HR: 1 S: 10 P: 14 ERA: 21.60 WHIP: 1.800	

Oakland Athletics @ Boston Red Sox
Fenway Park, Boston, MA
Thu Jun 15 1978, 7:05 PM EDT
Att: 32,281 - Unknown - 74 F

AB	35
R	7
H	13
RBI	7
BB	6
SO	6
LOB	26



Batter	1	2	3	4	5	6	7	8	9	AB	R	H	RBI	BB	SO	LOB	TOP					
Dell Alton, L OBP: 0.250, SLG: 0.250 (1.7)	F1		4-3		0-0 CS 1B		0-0 1B		F6	5	0	2	0	0	0	1						
Larry Murray, S OBP: 0.192, SLG: 0.100 (1.9)	2-3		5-3		F8 1-2		F8			4	0	0	0	0	0	2						
Mario Guerrero, R OBP: 0.288, SLG: 0.363 (1.6)	1B 1B		L5			BB L1-5 1B		5-3		4	0	2	0	0	0	0						
Dave Revering, L OBP: 0.311, SLG: 0.399 (1.3)	1-2 1B			BB 1B		BB 1B		F8		4	0	3	0	0	0	0						
Mitchell Page, L OBP: 0.358, SLG: 0.414 (1.10)	4-3			K		BB 1-2 2-3 BB		BB		2	0	0	0	2	1	3						
Wayne Gross, L OBP: 0.338, SLG: 0.335 (1.5)		4-3		BB 1-2 BB		L1-5		4-3		3	0	0	0	1	0	4						
Tony Armas, R OBP: 0.284, SLG: 0.282 (1.8)		K		F8		F9			G6-4-3 1B	4	0	1	0	0	1	4	AB 33					
Jim Essian, R OBP: 0.341, SLG: 0.324 (1.2)				5-3				L1	G6-4-3 1-2	4	0	1	0	0	0	3	R 0					
Mike Edwards, R OBP: 0.269, SLG: 0.262 (1.4)				2B						2	0	0	0	0	0	1	H 9					
Taylor Duncan, R OBP: 0.205, SLG: 0.333 (7, PH)	6-3									1	0	0	0	0	1	0	RBI 0					
Steve Stagos, R OBP: 0.392, SLG: 0.321 (7.4)										0	0	0	0	0	1	0	BB 4					
Inning Stats	R: 0 E: 0 K: 1 S: 5	H: 2 LOB: 2 BB: 0 P: 5	R: 0 E: 0 K: 1 S: 6	H: 1 LOB: 1 BB: 0 P: 6	R: 0 E: 0 K: 0 S: 3	H: 0 LOB: 0 BB: 0 P: 3	R: 0 E: 0 K: 1 S: 6	H: 1 LOB: 2 BB: 1 P: 10	R: 0 E: 0 K: 0 S: 3	H: 1 LOB: 0 BB: 0 P: 3	R: 0 E: 0 K: 0 S: 4	H: 2 LOB: 2 BB: 1 P: 8	R: 0 E: 0 K: 1 S: 6	H: 1 LOB: 1 BB: 0 P: 6	R: 0 E: 0 K: 0 S: 3	H: 0 LOB: 1 BB: 1 P: 7	R: 0 E: 0 K: 0 S: 3	H: 1 LOB: 1 BB: 1 P: 7	1B: 8 2B: 2 3B: 0 HR: 0	SF: 0 SAC: 0 DP: 2 HBP: 0	WP: 0 PB: 0 SB: 0 CS: 1	PA: 37
PITCHER Dennis Martinez, R ERA: 4.64 (1.1)	IP: 9.0 WLS: W BF: 37	H: 9 R: 0 ER: 0 SO: 3	BB: 4 IBB: 0 HBP: 0 BLK: 0	WP: 0 HR: 0 S: 39 P: 55	ERA: 0.00 WHIP: 1.444	PITCHER	IP: 9.0 WLS: W BF: 37	H: 9 R: 0 ER: 0 SO: 3	BB: 4 IBB: 0 HBP: 0 BLK: 0	WP: 0 HR: 0 S: 39 P: 55	ERA: 0.00 WHIP: 1.444											

Oakland Athletics @ Baltimore Orioles
Memorial Stadium, Baltimore, MD
Fri Jun 16 1978, 7:05 PM EDT
Att: 31,944 - Unknown

AB 33
R 0
H 9
RBI 0
BB 4
SO 3
LOB 18



Batter	1	2	3	4	5	6	7	8	9	AB	R	H	RBI	BB	SO	LOB	BOTTOM			
Larry Harlow, L OBP: 0.382, SLG: 0.412 (1.8)	4-3		F7			3-1		1B 2B 1B		4	1	1	0	0	0	1				
Rich Dauer, R OBP: 0.290, SLG: 0.354 (1.5)	F8			4-3		HR 1B		2B E 1B		4	2	2	0	0	0	0				
Eddie Murray, S OBP: 0.325, SLG: 0.477 (1.3)	K			HR		HR 1B		E 2B		4	3	3	4	0	1	0				
Ken Singleton, S OBP: 0.417, SLG: 0.431 (8, PR)		K			BB	F7		E FC4-3 IBB		2	0	0	0	2	1	0				
Carlos Lopez, R OBP: 0.276, SLG: 0.338 (9, 9)										0	0	0	0	0	0	0				
Lee May, R OBP: 0.287, SLG: 0.439 (1.10)		K			F3			E5 FC4-3		4	0	0	0	0	1	2				
Pat Kelly, L OBP: 0.372, SLG: 0.321 (1.7)	F8			1-3				1-3 2H 3H		4	0	1	0	0	0	4				
Billy Smith, S OBP: 0.339, SLG: 0.391 (1.4)			F2		L9	SH2-4 1B		FC4-3 IBB		2	0	0	0	1	0	0				
Mark Belanger, R OBP: 0.312, SLG: 0.265 (1.6)					K			FC4-3		4	0	1	0	0	1	4				
Dave Skaggs, R OBP: 0.191, SLG: 0.116 (1.2)			K		F9			1-2 2-3 3-H		4	0	0	0	0	1	5				
Inning Stats	R: 0 E: 0 K: 1 S: 5	H: 0 LOB: 0 BB: 0 P: 5	R: 0 E: 0 K: 2 S: 7	H: 0 LOB: 0 BB: 0 P: 7	R: 0 E: 0 K: 1 S: 6	H: 1 LOB: 1 BB: 0 P: 6	R: 1 E: 0 K: 0 S: 4	H: 1 LOB: 1 BB: 1 P: 8	R: 0 E: 0 K: 0 S: 5	H: 0 LOB: 0 BB: 0 P: 5	R: 2 E: 0 K: 0 S: 5	H: 2 LOB: 0 BB: 0 P: 5	R: 0 E: 0 K: 0 S: 4	H: 1 LOB: 1 BB: 0 P: 4	R: 3 E: 1 K: 0 S: 7	H: 3 LOB: 3 BB: 2 P: 15	1B: 5 2B: 1 3B: 0 HR: 2	SF: 0 SAC: 1 DP: 0 HBP: 0	WP: 0 PB: 0 SB: 0 CS: 0	PA: 36
PITCHER Rick Langford, R ERA: 2.87 (1.1)	IP: 6.0 WLS: L BF: 24	H: 5 R: 3 ER: 3 SO: 5	BB: 1 IBB: 0 HBP: 0 BLK: 0	WP: 0 HR: 2 S: 33 P: 37	ERA: 4.50 WHIP: 1.000	PITCHER	IP: 6.0 WLS: L BF: 24	H: 5 R: 3 ER: 3 SO: 5	BB: 1 IBB: 0 HBP: 0 BLK: 0	WP: 0 HR: 2 S: 33 P: 37	ERA: 4.50 WHIP: 1.000									
Elias Sosa, R ERA: 2.91 (7.1)	1.0	5	2	2	2	0	0	0	0	0	5	5	18.00	2.000						
Bob Lacey, L ERA: 2.55 (8.1)	0.1	5	1	1	0	0	0	2	0	0	3	11	0.00	3.000						
Dave Heaverlo, R ERA: 3.55 (8.1)	0.2	2	0	0	0	0	0	0	0	0	2	2	0.00	0.000						

Oakland Athletics @ Baltimore Orioles
Memorial Stadium, Baltimore, MD
Fri Jun 16 1978, 7:05 PM EDT
Att: 31,944 - Unknown

AB 32
R 6
H 8
RBI 4
BB 3
SO 5
LOB 16



Batter	1	2	3	4	5	6	7	8	9	AB	R	H	RBI	BB	SO	LOB	TOP						
Joe Wallis, S OBP: 0.359, SLG: 0.441 (1, 8)	F7		F8		K					4	0	1	2	0	1	2	Oakland Athletics @ Baltimore Orioles Memorial Stadium, Baltimore, MD Sat Jun 17 1978, 7:05 PM EDT Att: 24,619 - Unknown						
Dell Alton, L OBP: 0.167, SLG: 0.167 (1, 7) (8, 3)	1-3		F5			K	K			4	0	0	0	0	2	3							
Mario Guerrero, R OBP: 0.287, SLG: 0.361 (1, 6)	F3			F4				5-3		4	0	1	0	0	0	0							
Dave Reevering, L OBP: 0.310, SLG: 0.396 (8, PR) Miguel Dilone, S OBP: 0.324, SLG: 0.323 Dwayne Murphy, L OBP: 0.244, SLG: 0.121 (1, 3) (8, 7)		G3		4-3						4	0	1	0	0	0	1							
Taylor Duncan, R OBP: 0.238, SLG: 0.357 Steve Staggs, R OBP: 0.392, SLG: 0.321 (7, 4) Wayne Gross, L OBP: 0.337, SLG: 0.333 (8, PH) (8, 5)		3-1								3	0	2	0	0	0	0							
Mitchell Page, L OBP: 0.365, SLG: 0.439 (1, 10)					K					4	2	3	1	0	1	1							
Tony Armas, R OBP: 0.283, SLG: 0.281 (1, 9)										4	1	1	1	0	1	1							
Jim Essian, R OBP: 0.340, SLG: 0.318 (1, 2)			4-3							3	0	0	0	1	0	2							
Mike Edwards, R OBP: 0.278, SLG: 0.267 Jeff Newman, R OBP: 0.286, SLG: 0.394 Rob Picciolo, R OBP: 0.333, SLG: 0.333 (7, PH) (8, 4)										1	0	1	0	1	0	0							
Larry Murray, S OBP: 0.167, SLG: 0.091 (9, PH)										1	0	0	0	0	0	1							
Inning Stats	R: 0 E: 0 K: 0 S: 3	H: 0 LOB: 0 BB: 0 P: 3	R: 1 E: 0 K: 0 S: 4	H: 1 LOB: 0 BB: 0 P: 4	R: 0 E: 0 K: 0 S: 4	H: 1 LOB: 1 BB: 0 P: 4	R: 0 E: 0 K: 1 S: 6	H: 1 LOB: 1 BB: 0 P: 6	R: 0 E: 0 K: 1 S: 5	H: 0 LOB: 0 BB: 1 P: 9	R: 0 E: 0 K: 1 S: 5	H: 1 LOB: 0 BB: 0 P: 5	R: 3 E: 0 K: 1 S: 9	H: 4 LOB: 2 BB: 0 P: 9	R: 0 E: 0 K: 0 S: 3	H: 1 LOB: 1 BB: 0 P: 3		R: 0 E: 0 K: 1 S: 5	H: 1 LOB: 1 BB: 1 P: 9	1B: 8 2B: 1 3B: 0 HR: 1	SF: 0 SAC: 0 DP: 1 HBP: 0	WP: 0 PB: 0 SB: 0 CS: 2	PA: 37
PITCHER	IP WLS BF H R ER SO BB IBB HBP BLK WP HR S P ERA WHIP	6.2 W 28 8 4 4 3 1 0 0 0 0 1 33 37 5.40 1.350	1.1 5 2 0 0 1 0 0 0 0 0 0 7 7 0.00 1.500	1.0 S 3 0 0 0 1 1 0 0 0 0 0 4 8 0.00 1.000	PITCHER										IP WLS BF H R ER SO BB IBB HBP BLK WP HR S P ERA WHIP								
Mike Flanagan, L ERA: 3.0 (1, 1)	6.2 W 28 8 4 4 3 1 0 0 0 0 1 33 37 5.40 1.350	1.1 5 2 0 0 1 0 0 0 0 0 0 7 7 0.00 1.500	1.0 S 3 0 0 0 1 1 0 0 0 0 0 4 8 0.00 1.000	PITCHER										IP WLS BF H R ER SO BB IBB HBP BLK WP HR S P ERA WHIP									
Tippy Martinez, L ERA: 5.45 (7, 1)	1.1 5 2 0 0 1 0 0 0 0 0 0 7 7 0.00 1.500	PITCHER										IP WLS BF H R ER SO BB IBB HBP BLK WP HR S P ERA WHIP											
Don Stanhouse, R ERA: 3.07 (9, 1)	1.0 S 3 0 0 0 1 1 0 0 0 0 0 4 8 0.00 1.000	PITCHER										IP WLS BF H R ER SO BB IBB HBP BLK WP HR S P ERA WHIP											
Batter	1	2	3	4	5	6	7	8	9	AB	R	H	RBI	BB	SO	LOB	BOTTOM						
Larry Harlow, L OBP: 0.379, SLG: 0.408 (1, 8)	E S 6-3 1B	G3		6-3			F7			4	1	1	0	0	0	1	Oakland Athletics @ Baltimore Orioles Memorial Stadium, Baltimore, MD Sat Jun 17 1978, 7:05 PM EDT Att: 24,619 - Unknown						
Rich Dauer, R OBP: 0.288, SLG: 0.350 (1, 5)	6-3 1-H				6-3		F6			4	0	1	1	0	0	0							
Eddie Murray, S OBP: 0.327, SLG: 0.478 (1, 3)										4	2	2	0	0	0	1							
Ken Singleton, S OBP: 0.419, SLG: 0.446 Carlos Lopez, R OBP: 0.276, SLG: 0.338 (1, 9) (8, 9)										3	1	1	2	1	0	2							
Lee May, R OBP: 0.291, SLG: 0.440 (1, 10)										0	0	0	0	0	0	0							
Andres Mora, R OBP: 0.295, SLG: 0.383 (1, 7)										4	1	2	0	1	2	2							
Billy Smith, S OBP: 0.337, SLG: 0.387 (1, 4)	G3									4	0	1	0	0	0	1							
Rick Dempsey, R OBP: 0.277, SLG: 0.293 (1, 2)										3	0	0	0	0	0	1							
Mark Belanger, R OBP: 0.307, SLG: 0.261 (1, 6)										3	0	0	0	0	1	1							
Inning Stats	R: 3 E: 0 K: 0 S: 7	H: 4 LOB: 1 BB: 0 P: 7	R: 0 E: 0 K: 0 S: 3	H: 0 LOB: 0 BB: 0 P: 3	R: 2 E: 0 K: 0 S: 5	H: 2 LOB: 0 BB: 0 P: 5	R: 0 E: 0 K: 1 S: 6	H: 1 LOB: 1 BB: 0 P: 6	R: 0 E: 0 K: 1 S: 6	H: 1 LOB: 2 BB: 1 P: 10	R: 0 E: 0 K: 0 S: 3	H: 0 LOB: 0 BB: 0 P: 3	R: 0 E: 0 K: 0 S: 4	H: 1 LOB: 1 BB: 0 P: 4	R: 0 E: 0 K: 0 S: 3	H: 0 LOB: 0 BB: 0 P: 3		1B: 7 2B: 1 3B: 0 HR: 1	SF: 0 SAC: 0 DP: 0 HBP: 0	WP: 0 PB: 0 SB: 1 CS: 0	PA: 34		
PITCHER	IP WLS BF H R ER SO BB IBB HBP BLK WP HR S P ERA WHIP	1.0 L 7 4 3 2 2 1 0 0 0 0 0 1 14 14 6.00 1.000	3.0 12 3 2 2 1 0 0 0 0 0 0 14 14 6.00 1.000	1.0 5 1 0 0 1 1 0 0 0 0 0 6 10 0.00 2.000	3.0 10 1 0 0 0 0 0 0 0 0 0 10 10 0.00 0.333	PITCHER										IP WLS BF H R ER SO BB IBB HBP BLK WP HR S P ERA WHIP							
Mike Morgan, R ERA: 4.5 (1, 1)	1.0 L 7 4 3 2 2 1 0 0 0 0 0 1 14 14 6.00 1.000	PITCHER										IP WLS BF H R ER SO BB IBB HBP BLK WP HR S P ERA WHIP											
Elias Sosa, R ERA: 3.1 (2, 1)	3.0 12 3 2 2 1 0 0 0 0 0 0 14 14 6.00 1.000	PITCHER										IP WLS BF H R ER SO BB IBB HBP BLK WP HR S P ERA WHIP											
Dave Heaverlo, R ERA: 3.49 (5, 1)	1.0 5 1 0 0 1 1 0 0 0 0 0 6 10 0.00 2.000	PITCHER										IP WLS BF H R ER SO BB IBB HBP BLK WP HR S P ERA WHIP											
Rick Langford, R ERA: 2.75 (6, 1)	3.0 10 1 0 0 0 0 0 0 0 0 0 10 10 0.00 0.333	PITCHER										IP WLS BF H R ER SO BB IBB HBP BLK WP HR S P ERA WHIP											

Batter	1	2	3	4	5	6	7	8	9	AB	R	H	RBI	BB	SO	LOB	TOP					
Joe Wallis, S (1, 8) OBP: 0.353, SLG: 0.429	0-0 4-3			0-0 F8 1B		0-0 4-3		0-0 F7		4	0	1	0	0	0	0	Oakland Athletics @ Baltimore Orioles Memorial Stadium, Baltimore, MD Sun Jun 18 1978, 3:33 AM EDT Att: 17,143 - Unknown					
Dell Alton, L (1, 7) OBP: 0.186, SLG: 0.133	0-0 F7			0-0 L4		0-0 F9		4-0 BB		3	0	0	0	1	0							
Mario Guerrero, R (1, 6) OBP: 0.286, SLG: 0.360	0-3 K			0-0 FC4-6 1B		0-0 5-3		0-0 F9		4	0	1	0	0	1							
Dave Revering, L (1, 3) OBP: 0.309, SLG: 0.407		0-0 F3		0-0 F8					0-0 4-3	4	1	1	1	0	0	2						
Mitchell Page, L (1, 10) OBP: 0.358, SLG: 0.429		0-3 K		0-0 FC4-6				0-0 F6		4	0	0	0	0	1	2						
Wayne Gross, L (1, 5) OBP: 0.335, SLG: 0.331		0-0 F9						0-0 F9		4	0	1	0	0	1	0						
Tony Armas, R (1, 9) OBP: 0.279, SLG: 0.276			0-0 4-3		0-0 SH1-4 1B			0-0 E1		2	0	0	0	0	0	0						
Jim Essian, R (1, 2) OBP: 0.335, SLG: 0.313			0-0 F8		0-0 F8			0-0 F3		3	0	0	0	0	0	2						
Mike Edwards, R (1, 4) OBP: 0.277, SLG: 0.265									0-0 6-3	1	0	0	0	0	0	0						
Taylor Duncan, R (5, PH) OBP: 0.233, SLG: 0.349										1	0	0	0	0	1	1						
Steve Stagos, R (5, 4) OBP: 0.392, SLG: 0.321										0	0	0	0	0	0	0						
Jeff Newman, R (8, PH) OBP: 0.282, SLG: 0.388										1	0	0	0	0	0	0						
Rob Piccolo, R (8, 4) OBP: 0.333, SLG: 0.333										0	0	0	0	0	0	0						
Inning Stats	R: 0 E: 0 K: 1 S: 5	H: 0 LOB: 0 BB: 0 P: 5	R: 0 E: 0 K: 1 S: 5	H: 0 LOB: 0 BB: 0 P: 5	R: 0 E: 0 K: 0 S: 3	H: 0 LOB: 0 BB: 0 P: 3	R: 0 E: 0 K: 0 S: 5	H: 2 LOB: 2 BB: 0 P: 5	R: 0 E: 0 K: 1 S: 6	H: 1 LOB: 1 BB: 0 P: 6	R: 0 E: 0 K: 0 S: 3	H: 0 LOB: 0 BB: 0 P: 3	R: 1 E: 1 K: 0 S: 5	H: 1 LOB: 1 BB: 0 P: 5	R: 0 E: 0 K: 0 S: 3	H: 0 LOB: 1 BB: 1 P: 7	R: 0 E: 0 K: 1 S: 5	H: 0 LOB: 0 BB: 0 P: 5	1B: 3 2B: 0 3B: 0 HR: 1	SF: 0 SAC: 1 DP: 0 HBP: 0	WP: 0 PB: 0 SB: 0 CS: 0	PA: 33
PITCHER	IP WLS BF H R ER SO BB IBB HBP BLK WP HR S P ERA WHIP																					
Jim Palmer, R (1, 1) ERA: 1.81	8.0 W 30 4 1 1 3 1 0 0 0 0 1 35 39 1.12 0.625																					
Tippy Martinez, L (9, 1) ERA: 5.29	1.0 S 3 0 0 0 1 0 0 0 0 0 0 5 5 0.00 0.000																					

AB 31
R 1
H 4
RBI 1
BB 1
SO 4
LOB 9



Batter	1	2	3	4	5	6	7	8	9	AB	R	H	RBI	BB	SO	LOB	BOTTOM			
Mark Belanger, R (1, 6) OBP: 0.301, SLG: 0.254	0-0 F3		0-3 K		0-0 L1	0-3 K				4	0	0	0	0	2	1	Oakland Athletics @ Baltimore Orioles Memorial Stadium, Baltimore, MD Sun Jun 18 1978, 3:33 AM EDT Att: 17,143 - Unknown			
Rich Dauer, R (1, 5) OBP: 0.304, SLG: 0.362	4-0 BB				4-0 1B SF7 BB			0-0 F9		2	1	1	0	2	0	0				
Ken Singleton, S (1, 9) OBP: 0.420, SLG: 0.453	0-0 F9		0-0 6-3		0-0 1B			0-0 G5-3 2B		4	0	2	0	0	0	2				
Eddie Murray, S (1, 3) OBP: 0.326, SLG: 0.474	0-0 5-3		0-0 F9		0-0 SF7			4-0 G5-3		2	0	0	1	1	0	2				
Lee May, R (1, 10) OBP: 0.298, SLG: 0.449					0-0 1B			0-0 G5-3		4	0	3	0	0	0	2				
Andres Mora, R (1, 7) OBP: 0.296, SLG: 0.375					0-0 1B			0-0 1-3		4	0	1	0	0	0	3				
Carlos Lopez, R (1, 8) OBP: 0.270, SLG: 0.329										2	0	0	0	0	2	3				
Larry Hartow, L (6, PH) OBP: 0.376, SLG: 0.403										2	0	0	0	0	0	0				
Billy Smith, S (1, 4) OBP: 0.335, SLG: 0.384										4	0	1	0	0	2	3				
Rick Dempsey, R (1, 2) OBP: 0.277, SLG: 0.312										3	1	1	1	0	0	3				
Inning Stats	R: 0 E: 0 K: 0 S: 3	H: 0 LOB: 1 BB: 1 P: 7	R: 0 E: 0 K: 2 S: 9	H: 2 LOB: 2 BB: 0 P: 9	R: 0 E: 0 K: 1 S: 6	H: 1 LOB: 1 BB: 0 P: 6	R: 0 E: 0 K: 2 S: 8	H: 1 LOB: 1 BB: 0 P: 8	R: 2 E: 0 K: 0 S: 6	H: 3 LOB: 2 BB: 1 P: 10	R: 0 E: 0 K: 1 S: 6	H: 1 LOB: 1 BB: 0 P: 6	R: 0 E: 0 K: 0 S: 3	H: 1 LOB: 1 BB: 1 P: 7	R: 0 E: 0 K: 0 S: 3	H: 0 LOB: 0 BB: 0 P: 3	1B: 5 2B: 3 3B: 0 HR: 1	SF: 1 SAC: 0 DP: 1 HBP: 0	WP: 0 PB: 0 SB: 0 CS: 0	PA: 35
PITCHER	IP WLS BF H R ER SO BB IBB HBP BLK WP HR S P ERA WHIP																			
John Henry Johnson, L (1, 1) ERA: 2.71	4.2 L 23 7 2 2 5 2 0 0 0 0 0 1 31 39 3.86 1.929																			
Pete Broberg, R (5, 1) ERA: 3.86	3.1 12 2 0 0 1 0 1 0 0 0 0 0 13 17 0.00 0.600																			

AB 31
R 2
H 9
RBI 2
BB 3
SO 6
LOB 19



Batter	1	2	3	4	5	6	7	8	9	AB	R	H	RBI	BB	SO	LOB	TOP			
Joe Wallis, S (1, 8) OBP: 0.357, SLG: 0.431 Miguel Dilone, S (5, 9) OBP: 0.319, SLG: 0.317	0-0 SH2-4 1B		0-0 5-3			0-0 F8		0-0 6-3		2	1	1	0	0	0	0				
Dell Alston, L (1, 7) OBP: 0.211, SLG: 0.167 Wayne Gross, L (9, 5) OBP: 0.335, SLG: 0.331	0-0 SH2-4 1-2		0-0 F9			0-0 6-3 S 1B		0-0 5-3		3	0	1	1	0	0	0				
Mario Guerrero, R (1, 6) OBP: 0.286, SLG: 0.358	0-3 K		0-0 5-3			0-0 6-3 1-3			0-0 FC4-6 1B	4	0	1	0	0	1	2				
Taylor Duncan, R (1, 5) OBP: 0.234, SLG: 0.340 Dwayne Murphy, L (9, 7) OBP: 0.244, SLG: 0.121	0-0 2H 1B			0-0 5-3		0-0 F3			0-0 F3	4	0	1	1	0	0	2				
Mitchell Page, L (1, 10) OBP: 0.351, SLG: 0.420	0-3 K			0-0 F5			0-0 F8		0-0 FC4-6 1-2	4	0	0	0	0	1	2				
Tony Armas, R (1, 9) OBP: 0.270, SLG: 0.267		0-0 6-3		0-3 K			0-3 K		0-0 F3	4	0	0	0	0	2	1				
Dave Revering, L (1, 3) OBP: 0.305, SLG: 0.402		0-0 F8			0-3 K		0-0 F7			3	0	0	0	0	1	0				
Jeff Newman, R (1, 2) OBP: 0.297, SLG: 0.443		0-0 1B		0-0 5-3				0-0 HR		3	1	2	1	0	0	0				
Rob Picciolo, R (1, 4) OBP: 0.222, SLG: 0.222 Mike Edwards, R (8, 4) OBP: 0.277, SLG: 0.265	0-0 F8		0-0 F8		0-0 F9		0-0 5-3			3	0	0	0	0	0	1				
Inning Stats	R: 1 E: 0 K: 2 S: 9	H: 2 LOB: 1 BB: 0 P: 9	R: 0 E: 0 K: 0 S: 4	H: 1 LOB: 1 BB: 0 P: 4	R: 0 E: 0 K: 0 S: 3	H: 0 LOB: 0 BB: 0 P: 3	R: 0 E: 0 K: 1 S: 5	H: 0 LOB: 0 BB: 0 P: 5	R: 0 E: 0 K: 0 S: 4	H: 1 LOB: 1 BB: 0 P: 4	R: 0 E: 0 K: 1 S: 5	H: 0 LOB: 0 BB: 0 P: 5	R: 1 E: 0 K: 0 S: 4	H: 1 LOB: 0 BB: 0 P: 4	R: 0 E: 0 K: 0 S: 4	H: 1 LOB: 1 BB: 0 P: 4	1B: 5 2B: 0 3B: 0 HR: 1	SF: 0 SAC: 1 DP: 0 HBP: 0	WP: 0 PB: 0 SB: 1 CS: 0	PA: 33
PITCHER Jon Matlack, L (1, 1) ERA: 2.79	IP: 9.0 WLS: L BF: 33	H: 6 R: 2 ER: 2 SO: 5	BB: 0 IBB: 0 HBP: 0 BLK: 0	WP: 0 HR: 1 S: 43 P: 43	ERA: 2.00 WHIP: 0.667															

Oakland Athletics @ Texas Rangers
Arlington Stadium, Arlington, TX
Mon Jun 19 1978, 8:05 PM EDT
Att: 17,029 - Unknown

AB	32
R	2
H	6
RBI	2
BB	0
SO	5
LOB	8





Batter	1	2	3	4	5	6	7	8	9	AB	R	H	RBI	BB	SO	LOB	BOTTOM			
Mike Hargrove, L (1, 3) OBP: 0.389, SLG: 0.380	0-0 F8		4-0 G6-4-3 BB		0-0 1H 1B			0-0 B1-6-4 1-2		3	0	1	1	1	0	1				
Bert Campaneris, R (1, 6) OBP: 0.295, SLG: 0.212	0-0 5-3		0-0 G6-4-3 1-2		0-0 F4			0-0 6-3		4	0	0	0	0	0	4				
Bump Willis, S (1, 4) OBP: 0.293, SLG: 0.338	0-0 F7			0-3 K		0-0 4-3			0-0 F8	4	0	0	0	0	1	0				
Richie Zisk, R (1, 7) OBP: 0.361, SLG: 0.474 Sandy Alomar Sr., S (9, PR) OBP: 0.222, SLG: 0.333		0-0 F6		0-0 F9		0-0 1-3			4-0 4-3 1B BB	3	0	0	0	1	0	0				
Bobby Bonds, R (1, 9) OBP: 0.317, SLG: 0.423		0-3 K		0-0 1B		0-0 6-3			0-0 4-3 1B 1-2	4	0	2	0	0	1	0				
Pat Putnam, L (1, 10)		0-0 F9		0-0 F8			0-0 F8		0-0 4-3 1-2 2-3	4	0	0	0	0	0	3				
Jim Sundberg, R (1, 2) OBP: 0.359, SLG: 0.388			4-0 SH3-4 BB BB		0-3 K		0-0 F9		4-0 1B IBB	2	0	0	0	2	1	0				
Toby Harrah, R (1, 5) OBP: 0.305, SLG: 0.273			4-0 SH3-4 1-2 BB		4-0 S 1B BB		0-0 F2		0-0 6-3	2	1	0	0	2	0	3				
Bobby Thompson, S (1, 8) OBP: 0.288, SLG: 0.333			0-0 SH3-4 1-2 2-3		0-0 F9			0-0 E4 B1-6-4		2	0	0	0	0	0	1				
Inning Stats	R: 0 E: 0 K: 0 S: 3	H: 0 LOB: 0 BB: 0 P: 3	R: 0 E: 0 K: 1 S: 5	H: 0 LOB: 0 BB: 0 P: 5	R: 0 E: 0 K: 1 S: 6	H: 1 LOB: 1 BB: 0 P: 6	R: 1 E: 0 K: 1 S: 6	H: 1 LOB: 1 BB: 1 P: 10	R: 0 E: 0 K: 0 S: 3	H: 0 LOB: 0 BB: 0 P: 3	R: 0 E: 0 K: 0 S: 3	H: 0 LOB: 0 BB: 0 P: 3	R: 1 E: 1 K: 0 S: 3	H: 1 LOB: 0 BB: 0 P: 3	R: 0 E: 0 K: 0 S: 4	H: 1 LOB: 3 BB: 2 P: 12	1B: 3 2B: 0 3B: 0 HR: 0	SF: 0 SAC: 1 DP: 2 HBP: 0	WP: 0 PB: 0 SB: 1 CS: 0	PA: 35
PITCHER Steve Renko, R (1, 1) ERA: 2.28 Bob Lacey, L (8, 1) ERA: 2.49 Elias Sosa, R (9, 1) ERA: 3.06	IP: 7.0 WLS: W BF: 27	H: 2 R: 1 ER: 1 SO: 3	BB: 4 IBB: 0 HBP: 0 BLK: 0	WP: 0 HR: 0 S: 29 P: 45	ERA: 1.29 WHIP: 0.857															

Oakland Athletics @ Texas Rangers
Arlington Stadium, Arlington, TX
Mon Jun 19 1978, 8:05 PM EDT
Att: 17,029 - Unknown

AB	28
R	1
H	3
RBI	1
BB	6
SO	3
LOB	12



Batter	1	2	3	4	5	6	7	8	9	AB	R	H	RBI	BB	SO	LOB	TOP										
Miguel Dilone, S OBP: 0.324, SLG: 0.318 (1, 9)	F7		F8				SH5-4			3	0	1	1	1	0	0	Oakland Athletics @ Texas Rangers Arlington Stadium, Arlington, TX Tue Jun 20 1978, 8:05 PM EDT Att: 17,394 - Unknown AB 35 R 4 H 9 RBI 4 BB 2 SO 2 LOB 18 										
Dell Alton, L OBP: 0.250, SLG: 0.217 (1, 7)	F6		2B 3B 1B			4-3			F8	5	1	2	0	0	0	4											
Mario Guerrero, R OBP: 0.288, SLG: 0.363 (1, 6)	6-3		1-3 3B 2B				5-3		L5	5	1	2	0	0	0	4											
Dave Revering, L OBP: 0.304, SLG: 0.408 (1, 3)		F5		4-3				F2		4	0	1	2	0	0	1											
Mitchell Page, L OBP: 0.348, SLG: 0.416 (1, 10)		1B E 1B	F9			4-3		F8		4	1	1	0	0	0	1											
Taylor Duncan, R OBP: 0.240, SLG: 0.340 Jim Essian, R OBP: 0.333, SLG: 0.311 (1, 5) (7, 2)		FC6-4 E 1B	4-3			F9		6-3		3	0	1	0	0	0	1											
Jeff Newman, R Wayne Gross, L OBP: 0.286, SLG: 0.425 OBP: 0.338, SLG: 0.331 (1, 2) (7, 5)	E5 FC6-4			K		F4			BB BB HBP	3	0	0	1	0	1	1											
Tony Armas, R OBP: 0.269, SLG: 0.274 (1, 8)	FC6-4			F8			FC1-5 2B		K	4	0	1	0	0	1	3											
Rob Piccolo, R Tito Fuentes, S Mike Edwards, R Joe Wallis, S Steve Staggis, R OBP: 0.222, SLG: 0.222 OBP: 0.277, SLG: 0.285 OBP: 0.306, SLG: 0.431 OBP: 0.302, SLG: 0.321 (2, PH) (2, 4) (7, PR) (7, 4) (9, PH) (9, PR) (8, 4)	F9			6-3			FC1-5 E SH5-4 2-3		BB BB	0	0	0	0	0	0	0											
Inning Stats	R: 0 E: 0 K: 0 S: 3	H: 0 LOB: 0 BB: 0 P: 3	R: 1 E: 1 K: 0 S: 6	H: 2 LOB: 2 BB: 0 P: 6	R: 2 E: 0 K: 0 S: 6	H: 3 LOB: 1 BB: 0 P: 6	R: 0 E: 0 K: 1 S: 5	H: 0 LOB: 0 BB: 0 P: 5	R: 0 E: 0 K: 0 S: 4	H: 2 LOB: 1 BB: 0 P: 4	R: 0 E: 0 K: 0 S: 3	H: 0 LOB: 0 BB: 0 P: 3	R: 1 E: 1 K: 0 S: 5	H: 2 LOB: 1 BB: 0 P: 5	R: 0 E: 0 K: 0 S: 3	H: 0 LOB: 0 BB: 0 P: 3		R: 0 E: 0 K: 1 S: 5	H: 0 LOB: 3 BB: 2 P: 14	1B: 6 2B: 2 3B: 1 HR: 0	SF: 0 SAC: 1 DP: 0 HBP: 1	WP: 0 PB: 0 SB: 0 CS: 1	PA: 39				
PITCHER	IP	WLS	BF	H	R	ER	SO	BB	IBB	HBP	BLK	WP	HR	S	P	ERA	WHIP										
Doc Medich, R ERA: 4.88 (1, 1)	7.0		30	9	4	4	1	0	0	0	0	0	0	32	32	5.14	1.286										
Paul Lindblad, L ERA: 3.21 (8, 1)	1.0		4	0	0	0	0	0	0	1	0	0	0	3	4	0.00	0.000										
Reggie Cleveland, R ERA: 1.84 (9, 1)	0.1		3	0	0	0	1	2	0	0	0	0	0	3	11	0.00	6.000										
Jim Umberger, L ERA: 4.84 (9, 1)	0.2	W	2	0	0	0	0	0	0	0	0	0	0	2	2	0.00	0.000										

Batter	1	2	3	4	5	6	7	8	9	AB	R	H	RBI	BB	SO	LOB	BOTTOM										
Mike Hargrove, L OBP: 0.387, SLG: 0.375 Mike Jorgensen, L OBP: 0.300, SLG: 0.188 (1, 3) (7, PR) (8, 3)	4-3		FC3-6			F7	BB 1B IBB		SH1-4 1B BB	3	0	0	0	1	0	2	Oakland Athletics @ Texas Rangers Arlington Stadium, Arlington, TX Tue Jun 20 1978, 8:05 PM EDT Att: 17,394 - Unknown AB 33 R 5 H 9 RBI 5 BB 6 SO 7 LOB 17 										
Bert Campaneris, R John Lowenstein, L Jim Mason, L OBP: 0.280, SLG: 0.207 OBP: 0.386, SLG: 0.465 OBP: 0.283, SLG: 0.259 (1, 6) (7, PH) (8, 6)		K	1-3			6-3			SH1-4	3	0	0	0	0	1	2											
Bump Willis, S OBP: 0.295, SLG: 0.333 (1, 4)	4-3			6-3		F8			1B IBB	3	0	0	0	2	0	0											
Richie Zisk, R OBP: 0.358, SLG: 0.468 (1, 7)		K		F9			5-3 K		1B	5	0	1	1	0	2	3											
Bobby Bonds, R OBP: 0.316, SLG: 0.417 (1, 9)	F4			K			1B S BB	1-3		3	1	0	0	1	1	0											
Pat Putnam, L Sandy Alomar Sr., S OBP: 0.250, SLG: 0.250 OBP: 0.222, SLG: 0.333 (1, 10) (8, PR)	4-3				K		1B 1B 6-3 1B	1B		4	1	2	0	0	1	0											
Jim Sundberg, R OBP: 0.370, SLG: 0.495 (1, 2)			FC3-6 BB 1B		1-3 2B		6-3 1B 1B	1-2 1B		4	1	4	1	0	0	0											
Toby Harrah, R OBP: 0.308, SLG: 0.274 (1, 5)			FC3-6 1-2 BB		1-3		6-3 1B 1B	F8		3	1	1	0	1	0	3											
Bobby Thompson, S OBP: 0.270, SLG: 0.309 (1, 8)			K		K		6-3	F8		4	0	0	1	0	2	7											
Inning Stats	R: 0 E: 0 K: 1 S: 5	H: 0 LOB: 0 BB: 0 P: 5	R: 0 E: 0 K: 1 S: 5	H: 0 LOB: 0 BB: 0 P: 5	R: 0 E: 0 K: 1 S: 5	H: 0 LOB: 0 BB: 0 P: 5	R: 0 E: 0 K: 2 S: 8	H: 1 LOB: 1 BB: 0 P: 8	R: 0 E: 0 K: 0 S: 3	H: 0 LOB: 0 BB: 0 P: 3	R: 4 E: 0 K: 1 S: 9	H: 4 LOB: 3 BB: 3 P: 21	R: 0 E: 0 K: 0 S: 5	H: 2 LOB: 2 BB: 0 P: 5	R: 1 E: 0 K: 0 S: 2	H: 1 LOB: 2 BB: 2 P: 10		1B: 8 2B: 1 3B: 0 HR: 0	SF: 0 SAC: 1 DP: 0 HBP: 0	WP: 0 PB: 0 SB: 1 CS: 0	PA: 40						
PITCHER	IP	WLS	BF	H	R	ER	SO	BB	IBB	HBP	BLK	WP	HR	S	P	ERA	WHIP										
Matt Keough, R ERA: 2.06 (1, 1)	6.1		24	3	2	2	6	2	0	0	0	0	0	34	42	2.84	0.789										
Steve McCatty, R ERA (7, 1)	0.0		2	2	0	0	0	0	0	0	0	0	0	2	2												
Rick Langford, R ERA: 2.74 (7, 1)	0.1		4	1	2	2	0	1	1	0	0	0	0	2	10	54.00	6.000										
Dave Heaverlo, R ERA: 3.54 (7, 1)	1.2	L	10	3	1	1	1	1	1	0	0	0	0	10	18	5.40	2.400										

Batter	1	2	3	4	5	6	7	8	9	AB	R	H	RBI	BB	SO	LOB	TOP										
Miguel Dilone, S OBP: 0.329, SLG: 0.323 (1, 9)										4	0	2	0	0	0	1											
Tito Fuentes, S OBP: 0.277, SLG: 0.265 (1, 4)										4	0	0	0	0	1	2											
Mike Edwards, R (8, 4)										0	0	0	0	0	0	0											
Dave Revere, L OBP: 0.299, SLG: 0.401 (1, 3)										4	0	0	0	0	0	1											
Mitchell Page, L OBP: 0.343, SLG: 0.407 (1, 10)										4	0	0	0	0	1	1											
Mario Guerrero, R OBP: 0.288, SLG: 0.362 (1, 6)										3	0	1	0	0	0	0											
Rob Picciolo, R OBP: 0.200, SLG: 0.200 (7, 6)										1	0	0	0	0	0	0											
Dell Alton, L OBP: 0.222, SLG: 0.222 (1, 7)										4	1	1	0	0	0	1											
Wayne Gross, L OBP: 0.341, SLG: 0.348 (1, 5)										3	1	1	2	1	0	0											
Jim Essian, R OBP: 0.332, SLG: 0.316 (1, 2)										4	0	1	0	0	0	2											
Tony Armas, R OBP: 0.263, SLG: 0.268 (1, 8)										3	0	0	0	0	1	1											
Inning Stats	R: 0 E: 0 K: 2 S: 8	H: 1 LOB: 1 BB: 0 P: 8	R: 0 E: 0 K: 0 S: 3	H: 0 LOB: 0 BB: 0 P: 3	R: 0 E: 0 K: 0 S: 4	H: 1 LOB: 1 BB: 0 P: 4	R: 0 E: 0 K: 0 S: 4	H: 1 LOB: 1 BB: 0 P: 4	R: 0 E: 0 K: 1 S: 6	H: 0 LOB: 0 BB: 0 P: 6	R: 2 E: 0 K: 0 S: 5	H: 2 LOB: 0 BB: 0 P: 5	R: 0 E: 0 K: 0 S: 3	H: 0 LOB: 0 BB: 1 P: 8	R: 0 E: 1 K: 0 S: 4	H: 0 LOB: 2 BB: 1 P: 8	1B: 4 2B: 1 3B: 0 HR: 1	SF: 0 SAC: 0 DP: 0 HBP: 0	WP: 0 PB: 0 SB: 1 CS: 0	PA: 35							
PITCHER	IP	WLS	BF	H	R	ER	SO	BB	IBB	HBP	BLK	WP	HR	S	P	ERA	WHIP										
Dock Ellis, R ERA: 3.68 (1, 1)	7.0	W	27	6	2	2	3	0	0	0	0	0	1	33	33	2.57	0.857										
Steve Comer, R ERA: 1.13 (8, 1)	2.0		8	0	0	0	0	1	0	0	0	0	0	7	11	0.00	0.500										

Oakland Athletics @ Texas Rangers
Arlington Stadium, Arlington, TX
Thu Jun 22 1978, 8:05 PM EDT
Att: 20,599 - Unknown

AB	34
R	2
H	6
RBI	2
BB	1
SO	3
LOB	9



Batter	1	2	3	4	5	6	7	8	9	AB	R	H	RBI	BB	SO	LOB	BOTTOM										
Mike Hargrove, L OBP: 0.384, SLG: 0.371 (1, 3)										5	1	1	0	0	0	4											
Bert Campaneris, R OBP: 0.280, SLG: 0.204 (1, 6)										2	1	0	1	1	0	0											
Jim Mason, L OBP: 0.263, SLG: 0.259 (8, 6)										0	0	0	0	0	0	0											
Bump Wills, S OBP: 0.298, SLG: 0.346 (1, 4)										4	2	2	2	0	2	0											
Richie Zisk, R OBP: 0.360, SLG: 0.467 (1, 7)										3	1	1	1	1	1	0											
John Lowenstein, L OBP: 0.386, SLG: 0.465 (8, 7)										0	0	0	0	0	0	0											
Bobby Bonds, R OBP: 0.319, SLG: 0.420 (1, 9)										3	1	1	2	1	1	0											
Mike Jorgensen, L OBP: 0.300, SLG: 0.188 (9, 9)										0	0	0	0	0	0	0											
Pat Putnam, L OBP: 0.250, SLG: 0.250 (1, 10)										4	0	1	0	0	0	2											
Sandy Alomar Sr., S OBP: 0.222, SLG: 0.333 (8, PR)										0	1	0	0	0	0	0											
Jim Sundberg, R OBP: 0.368, SLG: 0.402 (1, 2)										4	0	1	0	0	1	3											
Toby Harrah, R OBP: 0.311, SLG: 0.275 (1, 5)										3	0	1	1	1	1	1											
Bobby Thompson, S OBP: 0.269, SLG: 0.305 (1, 8)										4	1	1	0	0	0	3											
Inning Stats	R: 3 E: 0 K: 0 S: 5	H: 3 LOB: 1 BB: 2 P: 13	R: 0 E: 0 K: 0 S: 3	H: 0 LOB: 0 BB: 0 P: 3	R: 3 E: 1 K: 2 S: 10	H: 3 LOB: 1 BB: 1 P: 14	R: 1 E: 0 K: 1 S: 6	H: 1 LOB: 0 BB: 0 P: 6	R: 0 E: 0 K: 0 S: 3	H: 0 LOB: 1 BB: 1 P: 7	R: 0 E: 0 K: 2 S: 7	H: 0 LOB: 0 BB: 0 P: 7	R: 0 E: 0 K: 1 S: 8	H: 2 LOB: 2 BB: 0 P: 8	R: 1 E: 1 K: 1 S: 8	H: 2 LOB: 2 BB: 0 P: 8	1B: 7 2B: 1 3B: 1 HR: 0	SF: 1 SAC: 0 DP: 1 HBP: 0	WP: 0 PB: 0 SB: 4 CS: 0	PA: 37							
PITCHER	IP	WLS	BF	H	R	ER	SO	BB	IBB	HBP	BLK	WP	HR	S	P	ERA	WHIP										
Mike Morgan, R ERA: 7.3 (1, 1)	2.1	L	14	5	6	5	0	3	0	0	0	0	0	11	23	19.29	3.429										
Steve McCatty, R ERA: 7.35 (3, 1)	3.2		14	2	1	1	3	1	0	0	0	0	0	19	23	2.46	0.818										
Dave Heaverlo, R ERA: 3.43 (7, 1)	2.0		9	2	1	0	3	0	0	0	0	0	0	15	15	0.00	1.000										

Oakland Athletics @ Texas Rangers
Arlington Stadium, Arlington, TX
Thu Jun 22 1978, 8:05 PM EDT
Att: 20,599 - Unknown

AB	32
R	8
H	9
RBI	7
BB	4
SO	6
LOB	13



Batter	1	2	3	4	5	6	7	8	9	AB	R	H	RBI	BB	SO	LOB	TOP													
Miguel Dilone, S OBP: 0.331, SLG: 0.326 (1, 9)	E5 S		S 1B					6-3	P4	5	0	2	0	0	0	0														
Tito Fuentes, S OBP: 0.332, SLG: 0.316 (8, 2)	P4		F7 1-2					L6		4	0	0	0	0	0	3														
Mario Guerrero, R OBP: 0.288, SLG: 0.360 (1, 6)	FC G5-4-3 1-3		F8					HR 1B		4	1	1	0	0	0	3														
Taylor Duncan, R OBP: 0.259, SLG: 0.426 (1, 5)	G5-4-3 1-2			2B 2B				HR 1-H		4	2	2	2	0	0	2														
Mitchell Page, L OBP: 0.341, SLG: 0.415 (1, 10)		P6		P4				HR 3B		4	0	1	0	0	0	1														
Jeff Newman, R OBP: 0.284, SLG: 0.408 Mike Edwards, R OBP: 0.277, SLG: 0.265 (8, 4)	E6		P4					BB		3	0	0	0	1	0	1														
Dave Revering, L OBP: 0.298, SLG: 0.403 (1, 3)	F9			2B 2H				P4		4	0	1	1	0	0	3														
Dell Alston, L OBP: 0.226, SLG: 0.200 Joe Wallis, S OBP: 0.361, SLG: 0.424 (9, PH)	P6			K				K		3	0	0	0	0	1	2														
Tony Armas, R OBP: 0.255, SLG: 0.260 (1, 8)			L6					K		4	0	0	0	0	1	0														
Inning Stats	R: 0 E: 1 K: 0 S: 4	H: 0 LOB: 1 BB: 0 P: 4	R: 0 E: 1 K: 0 S: 4	H: 1 LOB: 1 BB: 0 P: 4	R: 1 E: 0 K: 1 S: 7	H: 2 LOB: 1 BB: 0 P: 7	R: 0 E: 0 K: 0 S: 3	H: 0 LOB: 0 BB: 0 P: 3	R: 2 E: 0 K: 2 S: 6	H: 3 LOB: 2 BB: 1 P: 10	R: 0 E: 0 K: 2 S: 7	H: 0 LOB: 0 BB: 0 P: 7	1B: 3 2B: 2 3B: 1 HR: 1	SF: 0 SAC: 0 DP: 1 HBP: 0	WP: 0 PB: 0 SB: 3 CS: 0	PA: 37														
PITCHER	IP WLS BF H R ER SO BB IBB HBP BLK WP HR S P ERA WHIP																													
Paul Spittorf, L ERA: 2.73 Al Hrabosky, L ERA: 1.99	(1, 1) (8, 1)	7.2 S	31 6	6 3	3 3	1 1	0 0	0 0	0 0	0 0	0 0	9 13	0.00 3.52	1.500 0.783																

Oakland Athletics @ Kansas City Royals
Royals Stadium, Kansas City, MO
Fri Jun 23 1978, 8:05 PM EDT
Unknown - 80 F

AB 36
R 3
H 7
RBI 3
BB 1
SO 3
LOB 15



Batter	1	2	3	4	5	6	7	8	9	AB	R	H	RBI	BB	SO	LOB	BOTTOM													
Steve Braun, L OBP: 0.308, SLG: 0.389 Willie Wilson, S OBP: 0.295, SLG: 0.304 (7, PR)	FC 3B 2B		BB 1B BB					K		1	2	1	0	3	0	0														
Hal McRae, R OBP: 0.316, SLG: 0.439 (1, 10)	FC 3B 2-3		BB 1B 1B					F9		4	2	1	0	0	0	3														
George Brett, L OBP: 0.348, SLG: 0.502 (1, 5)			K					F8 1-H 2B		4	0	2	3	0	1	2														
Darrell Porter, L OBP: 0.385, SLG: 0.447 (1, 2)	3-1		K					F8 2-3		4	0	0	0	0	1	5														
Clint Hurdle, L OBP: 0.350, SLG: 0.384 Ralph LaCock, L OBP: 0.232, SLG: 0.302 (8, 3)	K		1B BB					1-3		2	0	0	0	2	1	3														
Al Cowens, R OBP: 0.309, SLG: 0.372 (8, 9)	K							K		4	0	1	2	0	2	2														
Tom Pogue, L OBP: 0.244, SLG: 0.359 Joe Zdeb, R OBP: 0.250, SLG: 0.328 (3, PH)			4-3 F7					F9		1	0	0	0	0	0	0														
Freddie Patek, R OBP: 0.345, SLG: 0.355 (1, 6)	6-3							F9		3	0	1	0	1	0	0														
Frank White, R OBP: 0.336, SLG: 0.392 (1, 4)	F8							L4-3 IBB		3	0	0	0	1	0	1														
Inning Stats	R: 2 E: 0 K: 2 S: 10	H: 2 LOB: 1 BB: 0 P: 10	R: 0 E: 0 K: 0 S: 3	H: 0 LOB: 0 BB: 0 P: 3	R: 2 E: 0 K: 2 S: 9	H: 2 LOB: 2 BB: 2 P: 17	R: 0 E: 0 K: 0 S: 3	H: 0 LOB: 1 BB: 1 P: 7	R: 0 E: 0 K: 0 S: 2	H: 0 LOB: 0 BB: 1 P: 6	R: 1 E: 0 K: 0 S: 4	H: 1 LOB: 2 BB: 1 P: 8	R: 0 E: 0 K: 2 S: 8	H: 1 LOB: 2 BB: 1 P: 12	1B: 2 2B: 4 3B: 1 HR: 0	SF: 0 SAC: 0 DP: 1 HBP: 0	WP: 0 PB: 0 SB: 1 CS: 0	PA: 37												
PITCHER	IP WLS BF H R ER SO BB IBB HBP BLK WP HR S P ERA WHIP																													
Rick Langford, R ERA: 3.12 John Henry Johnson, L ERA: 2.66 Elias Sosa, R ERA: 3.04	(1, 1) (3, 1) (8, 1)	2.2 5.0 0.1	L 21 1	15 2	4 1	4 1	4 1	0 0	0 0	0 0	0 0	21 18	13.50 1.80	2.250 1.200																

Oakland Athletics @ Kansas City Royals
Royals Stadium, Kansas City, MO
Fri Jun 23 1978, 8:05 PM EDT
Unknown - 80 F

AB 30
R 5
H 6
RBI 5
BB 7
SO 6
LOB 20




Batter	1	2	3	4	5	6	7	8	9	AB	R	H	RBI	BB	SO	LOB	TOP				
Miguel Dilone, S OBP: 0.323, SLG: 0.318	1-3		4-3	L8		L8-2		G3		5	0	0	0	0	0	4	Oakland Athletics @ Kansas City Royals Royals Stadium, Kansas City, MO Sat Jun 24 1978, 8:05 PM EDT Att: 35,423 - Unknown livebaseballscorecards.com				
Tito Fuentes, S OBP: 0.050, SLG: 0.050	L8		FC5-4 1B		6-3		E3 1B		K	5	1	1	1	0	1	0					
Mario Guerrero, R OBP: 0.300, SLG: 0.371 Mike Edwards, R OBP: 0.275, SLG: 0.264			FC5-4 1B							5	0	4	1	0	0	1					
Taylor Duncan, R OBP: 0.254, SLG: 0.413 Rob Picciolo, R OBP: 0.200, SLG: 0.200	1B		1B							0	1	0	0	0	0	0					
Mitchell Page, L OBP: 0.341, SLG: 0.423			1B							5	0	2	1	0	0	3					
Jeff Newman, R OBP: 0.286, SLG: 0.405 Dave Revering, L OBP: 0.296, SLG: 0.398 Dell Alston, L OBP: 0.229, SLG: 0.206 Joe Wallis, S OBP: 0.356, SLG: 0.418	5-3		1B							0	0	0	0	0	0	0					
Glenn Burke, R OBP: 0.250, SLG: 0.328			1B							5	0	1	0	0	1	5					
Jim Essian, R OBP: 0.342, SLG: 0.321			1B							3	2	1	0	0	0	0					
Tony Armas, R OBP: 0.257, SLG: 0.263			1B							1	0	0	0	0	2	0					
Inning Stats	R: 0 E: 0 K: 0 S: 4	H: 1 LOB: 1 BB: 0 P: 4	R: 0 E: 0 K: 0 S: 4	H: 1 LOB: 1 BB: 0 P: 4	R: 1 E: 0 K: 1 S: 6	H: 3 LOB: 2 BB: 0 P: 6	R: 1 E: 1 K: 1 S: 7	H: 1 LOB: 1 BB: 0 P: 7	R: 0 E: 0 K: 1 S: 6	H: 1 LOB: 1 BB: 0 P: 6	R: 1 E: 1 K: 0 S: 6	H: 2 LOB: 2 BB: 0 P: 6	R: 0 E: 0 K: 1 S: 5	H: 0 LOB: 0 BB: 0 P: 5	R: 1 E: 0 K: 2 S: 9	H: 2 LOB: 2 BB: 0 P: 9		1B: 9 2B: 4 3B: 0 HR: 0	SF: 0 SAC: 0 DP: 1 HBP: 0	WP: 1 PB: 0 SB: 0 CS: 0	PA: 42
PITCHER	IP	WLS	BF	H	R	ER	SO	BB	IBB	HBP	BLK	WP	HR	S	P	ERA	WHIP				
Andy Hassler, L ERA: 4.37	(1, 1)	5.0	W	26	8	3	1	2	1	0	0	0	0	29	33	1.80	1.800				
Doug Bird, R ERA: 4.53	(6, 1)	3.1		14	4	2	1	2	0	0	0	0	0	18	18	2.70	1.200				
Al Hrabosky, L ERA: 1.95	(9, 1)	0.2	S	2	0	0	0	1	0	0	0	0	0	4	4	0.00	0.000				

Batter	1	2	3	4	5	6	7	8	9	AB	R	H	RBI	BB	SO	LOB	BOTTOM				
Steve Braun, L OBP: 0.315, SLG: 0.385	1B									3	1	1	0	1	0	0	Oakland Athletics @ Kansas City Royals Royals Stadium, Kansas City, MO Sat Jun 24 1978, 8:05 PM EDT Att: 35,423 - Unknown livebaseballscorecards.com				
Hal McRae, R OBP: 0.327, SLG: 0.447	1B									4	1	1	0	0	2						
George Brett, L OBP: 0.339, SLG: 0.486	1B									4	0	1	2	0	2						
Darrell Porter, L OBP: 0.379, SLG: 0.439	1B									4	1	1	1	0	1	1					
Clint Hurdle, L OBP: 0.354, SLG: 0.391	K									4	0	1	0	0	2	2					
Al Cowens, R OBP: 0.314, SLG: 0.372	FC6-2 HR									3	2	0	0	1	0	3					
Ralph LaCock, L OBP: 0.267, SLG: 0.393	HR									3	1	2	4	1	1	0					
Freddie Patek, R OBP: 0.344, SLG: 0.353	K									4	0	0	0	0	1	3					
Frank White, R OBP: 0.332, SLG: 0.382										3	1	0	0	1	1	1					
Inning Stats	R: 5 E: 0 K: 2 S: 11	H: 4 LOB: 0 BB: 1 P: 15	R: 1 E: 0 K: 1 S: 6	H: 1 LOB: 1 BB: 1 P: 10	R: 1 E: 0 K: 0 S: 4	H: 1 LOB: 1 BB: 1 P: 8	R: 0 E: 0 K: 0 S: 3	H: 0 LOB: 0 BB: 0 P: 3	R: 0 E: 0 K: 0 S: 4	H: 1 LOB: 2 BB: 1 P: 8	R: 0 E: 1 K: 1 S: 6	H: 0 LOB: 1 BB: 0 P: 6	R: 0 E: 0 K: 1 S: 5	H: 0 LOB: 0 BB: 0 P: 5	R: 0 E: 0 K: 1 S: 5	H: 0 LOB: 0 BB: 0 P: 5		1B: 4 2B: 2 3B: 0 HR: 1	SF: 0 SAC: 0 DP: 0 HBP: 0	WP: 1 PB: 0 SB: 2 CS: 0	PA: 36
PITCHER	IP	WLS	BF	H	R	ER	SO	BB	IBB	HBP	BLK	WP	HR	S	P	ERA	WHIP				
Steve Renko, R ERA: 3.27	(1, 1)	1.0	L	10	5	6	6	2	2	0	0	0	0	12	20	54.00	7.000				
Steve McCatty, R ERA: 3.35	(2, 1)	7.0		26	2	1	1	4	1	1	0	0	0	32	40	1.29	0.429				

Batter	1	2	3	4	5	6	7	8	9	AB	R	H	RBI	BB	SO	LOB	TOP		
Miguel Dilone, S OBP: 0.317, SLG: 0.311 Dell Alston, L OBP: 0.243, SLG: 0.222	L8			F9	6-3		CS 1B		4-3	3	0	0	0	0	0	1			
Tito Fuentes, S OBP: 0.087, SLG: 0.130 Mike Edwards, R OBP: 0.278, SLG: 0.267	F2			2B		L5	CS 1-2	P6	S 1B	3	1	1	0	0	0	0			
Mario Guerrero, R OBP: 0.306, SLG: 0.376	F9			1B			FC3-6 1B	P4	3-H 4-0 1-2 IBB	4	1	2	1	1	0	0			
Taylor Duncan, R OBP: 0.254, SLG: 0.403 Rob Picciolo, R OBP: 0.200, SLG: 0.200 Wayne Gross, L OBP: 0.340, SLG: 0.346		L7		F8		FC3-6 1-2		E5 1B	K	4	0	1	0	0	0	2			
Mitchell Page, L OBP: 0.343, SLG: 0.422	K			S 1B		L8				3	0	1	1	1	1	1			
Dave Revering, L OBP: 0.291, SLG: 0.392	F9			2-H 1B					IBB	4	0	0	0	0	1	3			
Glenn Burke, R OBP: 0.264, SLG: 0.352			F3		3-1		S SF7 2B		SH1-3 2B 1B	4	2	2	0	0	0	0			
Jim Essian, R OBP: 0.342, SLG: 0.320			5-3				SF7 2-H		SH1-3 1-2	1	0	0	1	1	0	0			
Tony Armas, R OBP: 0.264, SLG: 0.298			K		F8				4-3 2-H 1B 2B	4	2	2	2	0	1	1			
Inning Stats	R: 0 E: 0 K: 0 S: 3	H: 0 LOB: 0 BB: 0 P: 3	R: 0 E: 0 K: 1 S: 5	H: 0 LOB: 0 BB: 0 P: 5	R: 0 E: 0 K: 1 S: 5	H: 0 LOB: 0 BB: 0 P: 5	R: 2 E: 0 K: 0 S: 6	H: 3 LOB: 1 BB: 0 P: 6	R: 0 E: 0 K: 0 S: 3	H: 1 LOB: 1 BB: 0 P: 4	R: 2 E: 0 K: 0 S: 5	H: 3 LOB: 0 BB: 0 P: 5	R: 0 E: 1 K: 1 S: 6	H: 1 LOB: 2 BB: 1 P: 10	R: 2 E: 0 K: 1 S: 8	H: 3 LOB: 2 BB: 1 P: 12	1B: 6 2B: 4 3B: 0 HR: 1	SF: 1 SAC: 1 DP: 0 HBP: 0	WP: 0 PA: 41 PB: 0 SB: 3 CS: 1
PITCHER	IP	WLS	BF	H	R	ER	SO	BB	IBB	HBP	BLK	WP	HR	S	P	ERA	WHIP		
Larry Gura, L ERA: 3.18 Marty Pattin, R ERA: 3.57 Steve Mingori, L ERA: 2.3 Doug Bird, R ERA: 4.91	6.2	L	28	7	4	4	2	1	0	0	0	0	1	31	35	5.40	1.200		

Oakland Athletics @ Kansas City Royals
Royals Stadium, Kansas City, MO
Sun Jun 25 1978, 4:33 AM EDT
Att: 32,842 - Unknown

AB 35
R 6
H 11
RBI 6
BB 3
SO 4
LOB 11



Batter	1	2	3	4	5	6	7	8	9	AB	R	H	RBI	BB	SO	LOB	BOTTOM				
Steve Braun, L OBP: 0.316, SLG: 0.394 Joe Zdeb, R OBP: 0.238, SLG: 0.311	F7		K		1B SF8 2B		F9		BB BB	3	1	1	1	0	1	0					
Clint Hurdle, L OBP: 0.357, SLG: 0.391										0	0	0	0	1	0	0					
Hal McRae, R OBP: 0.328, SLG: 0.446	K		P6		G3 SF8 1B		G6-4-3 1B		L8	5	0	2	0	0	1	2					
George Brett, L OBP: 0.340, SLG: 0.488			K		SF8		G6-4-3 1-2 3-H		BB	3	0	1	1	1	1	1					
Darrell Porter, L OBP: 0.378, SLG: 0.442 Art Kusnyer, R	L9			G3 2B	G3				5-3 K	3	0	1	0	0	0	2					
Ralph LaCock, L OBP: 0.270, SLG: 0.390 Freddie Patek, R OBP: 0.347, SLG: 0.356		PB 1B 1B		L8	F8				1B	3	1	1	0	0	0	0					
Al Cowens, R OBP: 0.313, SLG: 0.370		1-H 1B		E6 G3		F1		F7		4	0	1	1	0	0	2					
Tom Pogue, L OBP: 0.244, SLG: 0.350 Amos Otis, R OBP: 0.378, SLG: 0.561 Willie Wilson, S OBP: 0.298, SLG: 0.301				G3		F9		L7		2	0	0	0	1	0	2					
U L Washington, S OBP: 0.273, SLG: 0.226 Jerry Terrell, R OBP: 0.232, SLG: 0.189			F7		4-3		E4		4-3	1	0	0	0	0	0	0					
Frank White, R OBP: 0.335, SLG: 0.398			K		2B 2B		K			4	1	2	0	0	2	2					
Inning Stats	R: 0 E: 0 K: 1 S: 6	H: 1 LOB: 1 BB: 0 P: 6	R: 1 E: 0 K: 1 S: 6	H: 2 LOB: 1 BB: 1 P: 10	R: 0 E: 0 K: 2 S: 7	H: 0 LOB: 0 BB: 0 P: 7	R: 0 E: 1 K: 0 S: 5	H: 1 LOB: 2 BB: 0 P: 5	R: 2 E: 0 K: 0 S: 6	H: 3 LOB: 1 BB: 0 P: 6	R: 0 E: 1 K: 1 S: 6	H: 0 LOB: 1 BB: 0 P: 6	R: 0 E: 0 K: 0 S: 3	H: 1 LOB: 0 BB: 0 P: 3	R: 0 E: 0 K: 0 S: 4	H: 1 LOB: 1 BB: 0 P: 4	R: 0 E: 0 K: 1 S: 6	H: 1 LOB: 3 BB: 2 P: 14	1B: 5 2B: 4 3B: 1 HR: 0	SF: 1 SAC: 0 DP: 1 HBP: 0	WP: 0 PA: 40 PB: 1 SB: 0 CS: 0
PITCHER	IP	WLS	BF	H	R	ER	SO	BB	IBB	HBP	BLK	WP	HR	S	P	ERA	WHIP				
Matt Keough, R ERA: 2.28 Bob Lacey, L ERA: 2.44 Elias Sosa, R ERA: 3.14	4.0	W	14	2	0	0	1	0	0	0	0	0	0	16	16	0.00	0.500				

Oakland Athletics @ Kansas City Royals
Royals Stadium, Kansas City, MO
Sun Jun 25 1978, 4:33 AM EDT
Att: 32,842 - Unknown

AB 36
R 3
H 10
RBI 3
BB 3
SO 6
LOB 20



Batter	1	2	3	4	5	6	7	8	9	10	11	12	13	14	15	AB	R	H	RBI	BB	SO	LOB	TOP							
Mike Hargrove, L OBP: 0.363, SLG: 0.381 (1, 3)																6	0	2	1	1	1	3								
Bert Campaneris, R Kurt Bevacqua, R Jim Mendenhall, R Sam Rice, R Sandy Kousser, R OBP: 0.325, SLG: 0.323 OBP: 0.294, SLG: 0.294 OBP: 0.300, SLG: 0.294 OBP: 0.310, SLG: 0.294 OBP: 0.310, SLG: 0.294 OBP: 0.310, SLG: 0.294 (1, 6) (7, 6) (14, 6) (14, 6) (14, 6)																2	0	0	0	0	1	1								
Bump Wills, S OBP: 0.307, SLG: 0.339 (1, 4)																	7	0	1	0	0	1	5							
Richie Zisk, R OBP: 0.302, SLG: 0.456 (1, 7)																	5	0	1	0	1	1								
Bobby Bonds, R OBP: 0.332, SLG: 0.440 (1, 9)																5	0	0	0	2	2	2								
John Lowenstein, L OBP: 0.373, SLG: 0.430 (1, 10)																5	0	0	0	2	1	5								
Jim Sundberg, R OBP: 0.303, SLG: 0.416 (1, 2)																5	1	3	0	2	2	1								
Toby Harrah, R OBP: 0.319, SLG: 0.284 (1, 5)																5	0	1	0	1	0	4								
Bobby Thompson, S OBP: 0.270, SLG: 0.308 Mike Jorgensen, L OBP: 0.300, SLG: 0.167 (9, 8) (9, 8)																3	0	0	0	0	2	5								
																1	0	0	0	2	0									
Inning Stats	R: 0 E: 0 K: 2 S: 5	H: 1 LOB: 1 BB: 0 P: 8	R: 0 E: 0 K: 2 S: 7	H: 0 LOB: 0 BB: 1 P: 11	R: 0 E: 0 K: 1 S: 6	H: 1 LOB: 1 BB: 0 P: 6	R: 0 E: 0 K: 1 S: 5	H: 0 LOB: 3 BB: 3 P: 17	R: 0 E: 0 K: 0 S: 3	H: 0 LOB: 0 BB: 0 P: 3	R: 0 E: 1 K: 0 S: 3	H: 0 LOB: 0 BB: 0 P: 3	R: 1 E: 0 K: 1 S: 7	H: 2 LOB: 1 BB: 0 P: 7	R: 0 E: 0 K: 0 S: 3	H: 1 LOB: 1 BB: 1 P: 7	R: 0 E: 0 K: 1 S: 5	H: 0 LOB: 0 BB: 1 P: 9	R: 0 E: 0 K: 1 S: 5	H: 0 LOB: 0 BB: 0 P: 5	R: 0 E: 0 K: 1 S: 5	H: 0 LOB: 0 BB: 0 P: 5	R: 0 E: 0 K: 1 S: 3	H: 0 LOB: 3 BB: 3 P: 15	R: 0 E: 0 K: 0 S: 4	H: 2 LOB: 2 BB: 1 P: 8	1B: 7 2B: 2 3B: 0 HR: 0	SF: 0 SAC: 3 DP: 2 HBP: 0	WP: 0 PB: 1 SB: 0 CS: 2	PA: 62

Texas Rangers @ Oakland Athletics
Oakland-Alameda County Coliseum, Oakland, CA
Wed Jun 28 1978, 7:05 PM PDT
Att: 2,346 - Unknown

AB 47
R 1
H 8
RBI 1
BB 12
SO 12
LOB 30



Batter	1	2	3	4	5	6	7	8	9	10	11	12	13	14	15	AB	R	H	RBI	BB	SO	LOB	BOTTOM					
Joe Wallis, S OBP: 0.338, SLG: 0.392 (1, 8)																6	0	1	0	0	1	4						
Tito Fuentes, S OBP: 0.125, SLG: 0.129 Mike Edwards, R OBP: 0.280, SLG: 0.270 (1, 4) (10, PR) (11, 4)																4	0	0	0	1	0	3						
Mitchell Page, L OBP: 0.265, SLG: 0.422 Miguel Dilone, S OBP: 0.317, SLG: 0.318 (1, 7) (7, 7)															3	0	1	0	0	1	1							
Mario Guerrero, R OBP: 0.305, SLG: 0.368 (1, 6)																5	0	1	0	1	0	1						
Dave Revere, L OBP: 0.289, SLG: 0.390 (1, 3)															6	0	1	0	0	1	4							
Taylor Duncan, R OBP: 0.261, SLG: 0.406 Dell Alton, L OBP: 0.233, SLG: 0.214 (1, 10) (5, PR)																2	0	1	0	0	0	0						
Wayne Gross, L OBP: 0.341, SLG: 0.344 Rob Picciolo, R OBP: 0.200, SLG: 0.200 (1, 5) (15, PR)																6	0	2	0	0	2	2						
Jeff Newman, R OBP: 0.270, SLG: 0.381 Jim Essian, R OBP: 0.345, SLG: 0.320 (1, 2) (10, 2)																4	0	0	1	0	1	1						
Tony Armas, R OBP: 0.263, SLG: 0.291 Glenn Burke, R OBP: 0.260, SLG: 0.333 (1, 9) (13, PR) (14, 9)																5	0	1	0	0	0	1						
																0	0	0	0	1	0	0						
Inning Stats	R: 0 E: 0 K: 1 S: 5	H: 1 LOB: 1 BB: 0 P: 5	R: 0 E: 0 K: 0 S: 3	H: 0 LOB: 0 BB: 0 P: 3	R: 0 E: 0 K: 2 S: 7	H: 0 LOB: 0 BB: 0 P: 7	R: 0 E: 0 K: 0 S: 5	H: 2 LOB: 2 BB: 0 P: 6	R: 1 E: 1 K: 0 S: 6	H: 2 LOB: 2 BB: 0 P: 6	R: 0 E: 0 K: 1 S: 5	H: 0 LOB: 0 BB: 0 P: 5	R: 0 E: 0 K: 0 S: 3	H: 1 LOB: 2 BB: 1 P: 6	R: 0 E: 0 K: 0 S: 2	H: 0 LOB: 0 BB: 0 P: 3	R: 0 E: 0 K: 1 S: 5	H: 0 LOB: 0 BB: 0 P: 5	R: 0 E: 0 K: 1 S: 5	H: 1 LOB: 2 BB: 0 P: 6	R: 0 E: 0 K: 0 S: 2	H: 0 LOB: 0 BB: 1 P: 6	R: 1 E: 0 K: 0 S: 4	H: 2 LOB: 2 BB: 1 P: 8	1B: 9 2B: 3 3B: 0 HR: 0	SF: 0 SAC: 2 DP: 2 HBP: 0	WP: 1 PB: 0 SB: 0 CS: 1	PA: 57

Texas Rangers @ Oakland Athletics
Oakland-Alameda County Coliseum, Oakland, CA
Wed Jun 28 1978, 7:05 PM PDT
Att: 2,346 - Unknown

AB 51
R 2
H 11
RBI 2
BB 3
SO 7
LOB 21



Batter	1	2	3	4	5	6	7	8	9	AB	R	H	RBI	BB	SO	LOB	TOP					
Steve Braun, L (1, 7) OBP: 0.323, SLG: 0.385	K	F7															3 0 1 0 1 1 0					
Hal McRae, R (1, 10) OBP: 0.318, SLG: 0.439	6-3		5-3		5-3												4 0 0 0 0 0 2					
George Brett, L (1, 5) OBP: 0.357, SLG: 0.506	WP 1B		3-1		FC5-4 1B												4 0 2 0 0 0 1					
Amos Otis, R (1, 8) OBP: 0.379, SLG: 0.551	WP BB		F8		FC5-4												3 0 0 0 1 0 2					
Darrell Porter, L (1, 2) OBP: 0.378, SLG: 0.430	FC6 BB			1B BB													2 0 1 0 2 0 0					
Ralph LaCock, L (1, 3) OBP: 0.253, SLG: 0.357	FC6			G4-6-3 1B		F8											4 0 1 0 0 0 4					
Clint Hurdle, L (1, 9) OBP: 0.349, SLG: 0.367		F2		K		F9											4 0 0 0 0 1 3					
Freddie Patek, R (1, 6) OBP: 0.336, SLG: 0.341		WP 2B		G4-6-3 1B		L8											4 1 1 0 0 0 3					
Frank White, R (1, 4) OBP: 0.327, SLG: 0.393		K				F7											3 0 1 0 0 1 0					
Tom Poquette, L (9, PH) OBP: 0.242, SLG: 0.347							CS 1B										1 0 0 0 0 0 0					
Inning Stats	R: 0 E: 0 K: 1 S: 6	H: 1 LOB: 3 BB: 2 P: 14	R: 1 E: 1 K: 1 S: 6	H: 1 LOB: 0 BB: 0 P: 6	R: 0 E: 0 K: 0 S: 3	H: 0 LOB: 0 BB: 0 P: 3	R: 0 E: 0 K: 1 S: 5	H: 1 LOB: 1 BB: 1 P: 9	R: 0 E: 0 K: 0 S: 5	H: 2 LOB: 2 BB: 0 P: 5	R: 0 E: 0 K: 0 S: 4	H: 1 LOB: 1 BB: 1 P: 4	R: 0 E: 0 K: 0 S: 3	H: 1 LOB: 1 BB: 1 P: 7	R: 0 E: 0 K: 0 S: 3	H: 0 LOB: 0 BB: 0 P: 3	R: 0 E: 0 K: 0 S: 3	H: 0 LOB: 0 BB: 0 P: 3	1B: 5 2B: 2 3B: 0 HR: 0	SF: 0 SAC: 0 DP: 1 HBP: 0	WP: 2 PB: 0 SB: 1 CS: 1	PA: 36
PITCHER Matt Keough, R (1, 1) ERA: 2.06	IP: 9.0 WLS: W BF: 36 H: 7 R: 1 ER: 0 SO: 3 BB: 4 IBB: 0 HBP: 0 BLK: 0 WP: 2 HR: 0 S: 38 P: 54 ERA: 0.00 WHIP: 1.222															PITCHER	IP: 9.0 WLS: W BF: 36 H: 7 R: 1 ER: 0 SO: 3 BB: 4 IBB: 0 HBP: 0 BLK: 0 WP: 2 HR: 0 S: 38 P: 54 ERA: 0.00 WHIP: 1.222					

Kansas City Royals @ Oakland Athletics
Oakland-Alameda County Coliseum, Oakland, CA

AB 32
R 1
H 7
RBI 0
BB 4
SO 3
LOB 15



livebaseballscores.com

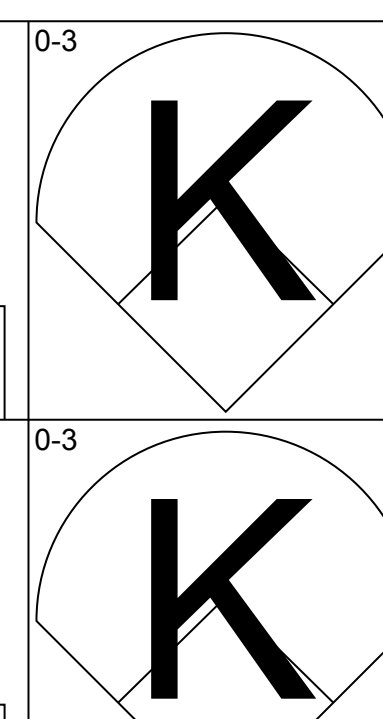
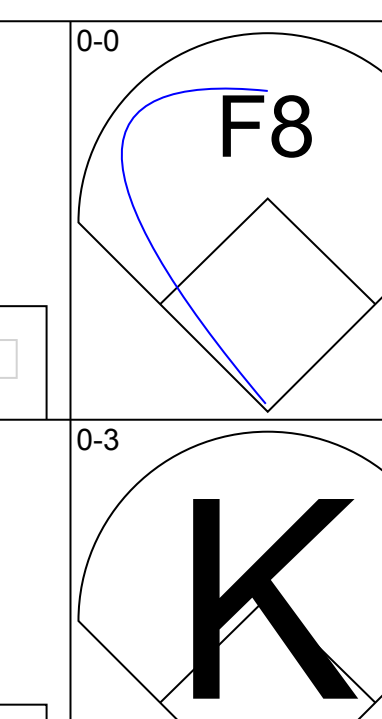
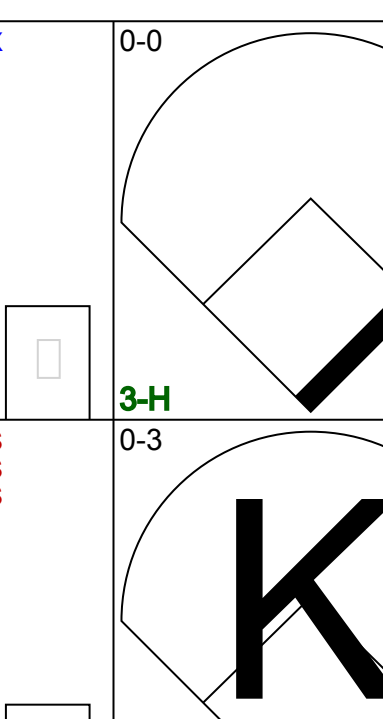
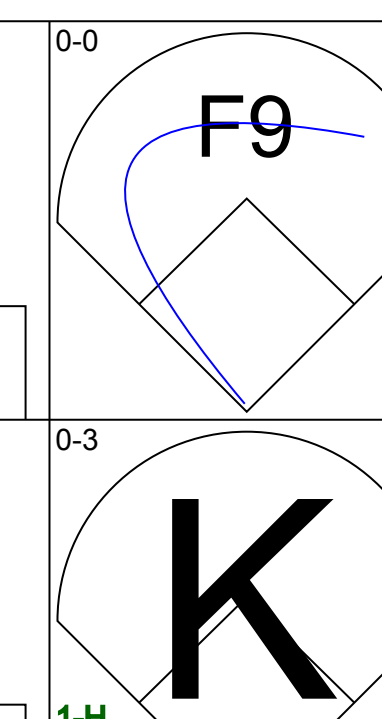
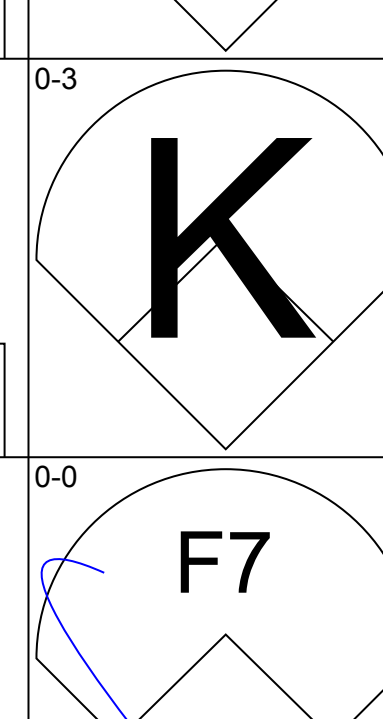
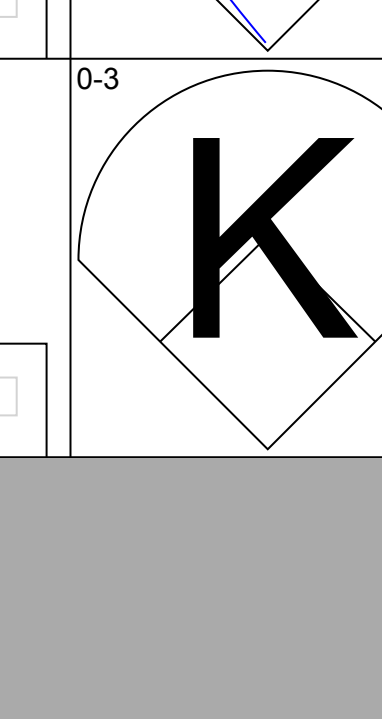
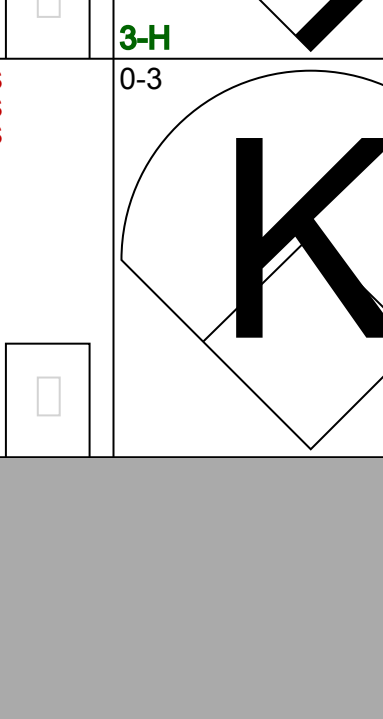
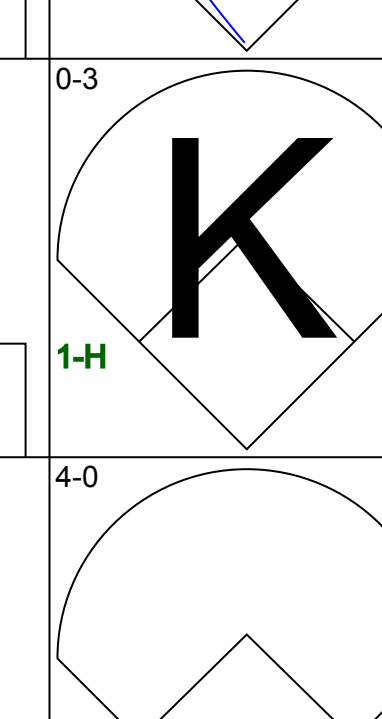
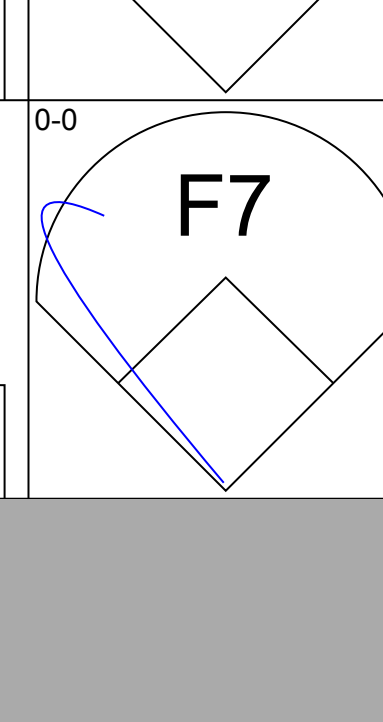
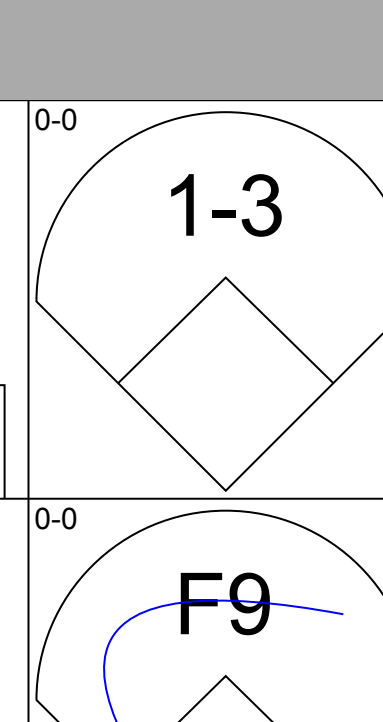
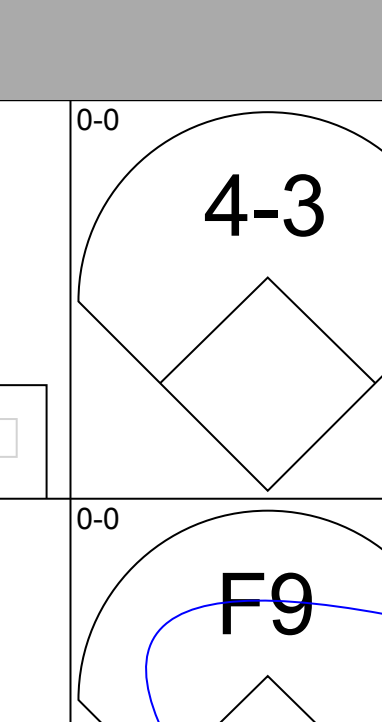
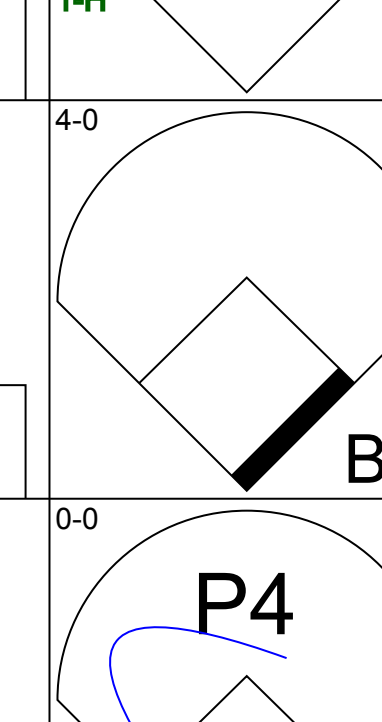
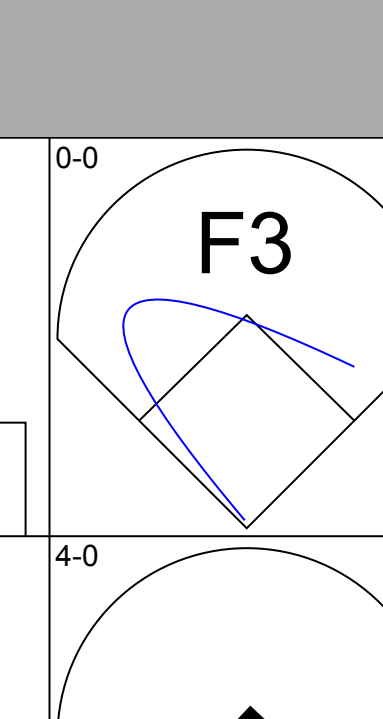
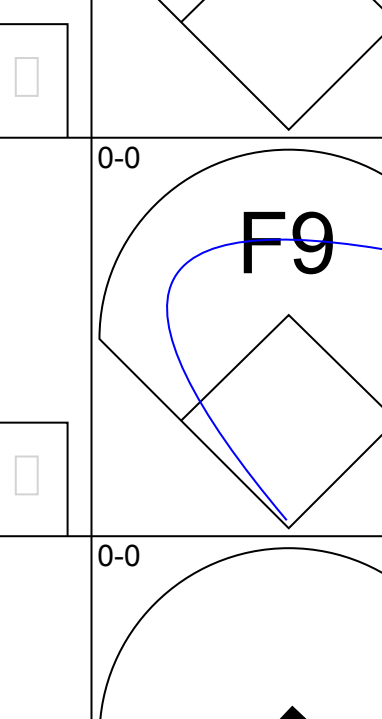
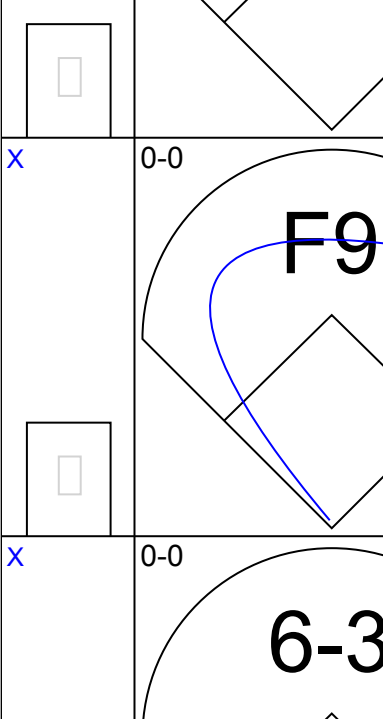
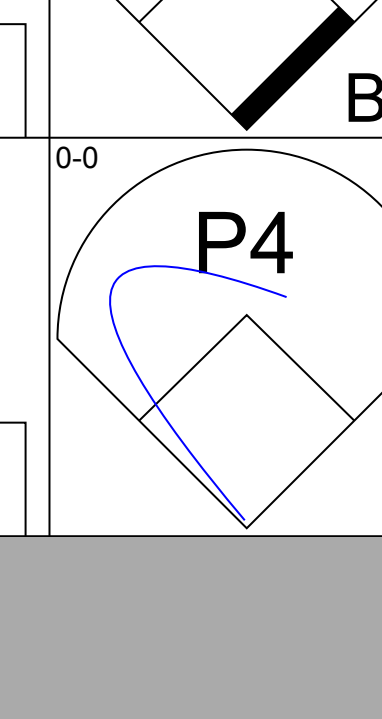
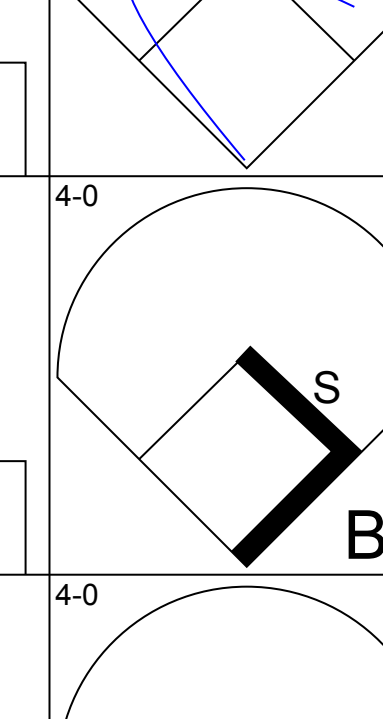
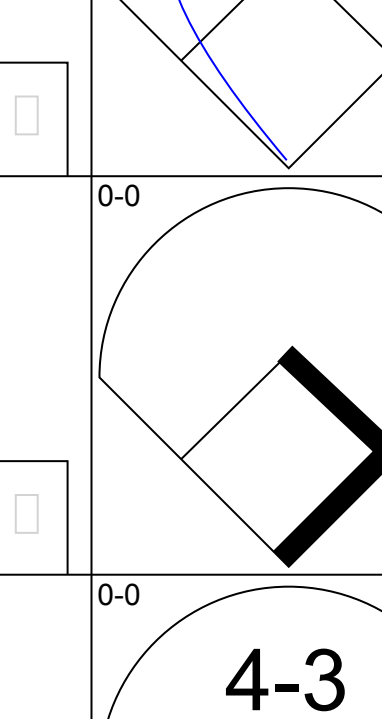
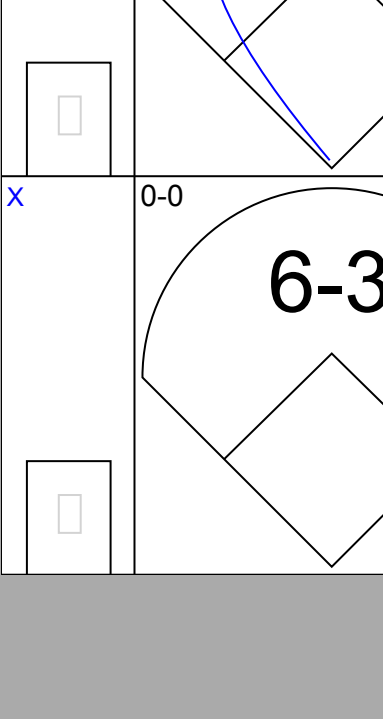

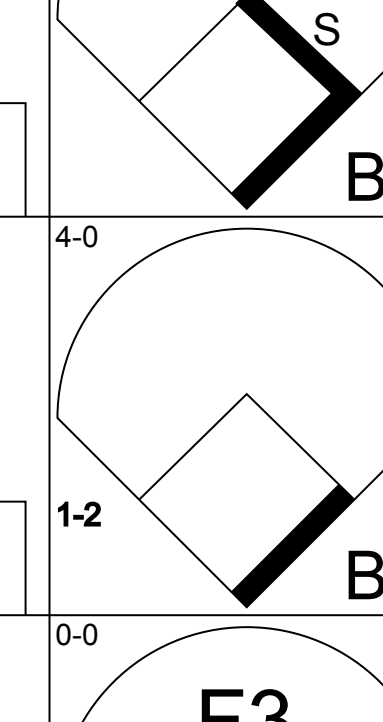
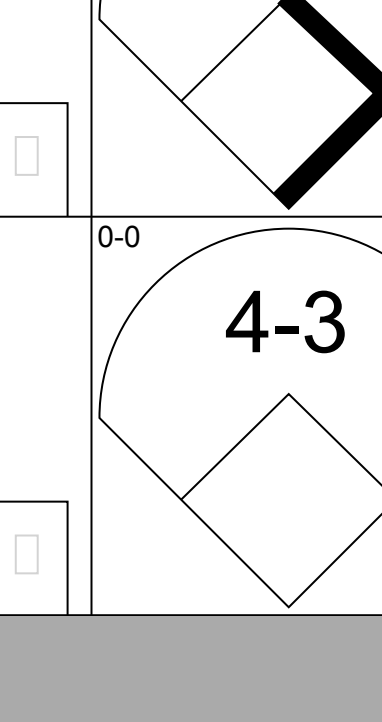
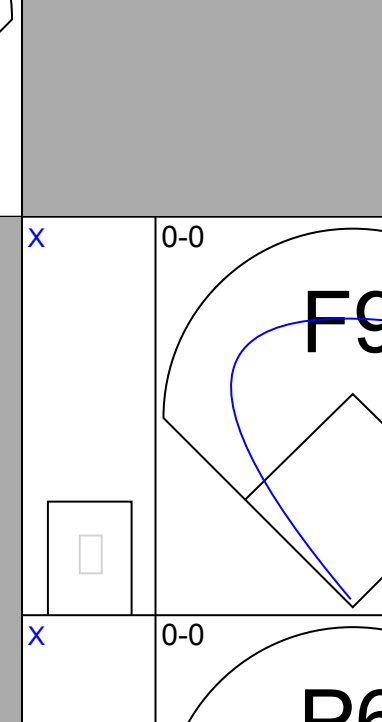
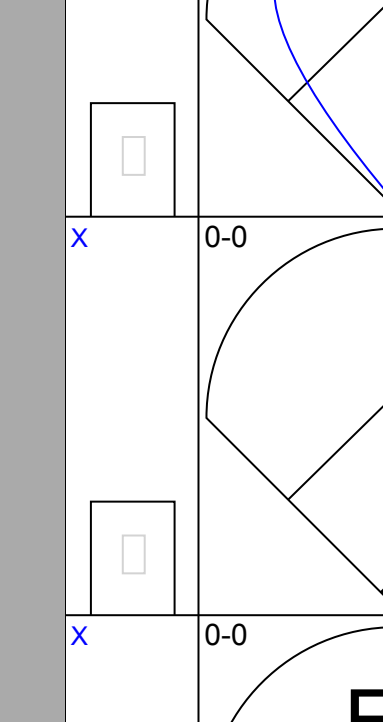
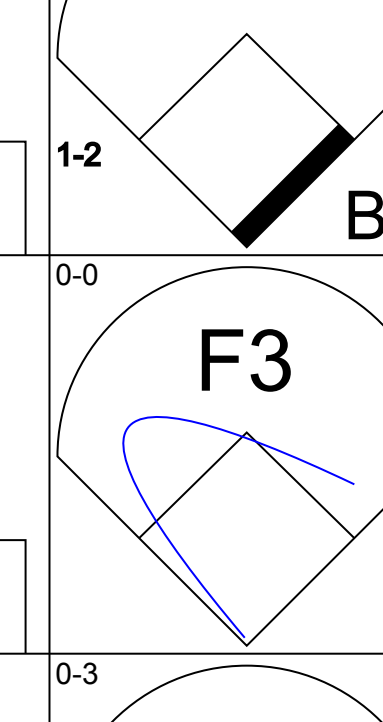
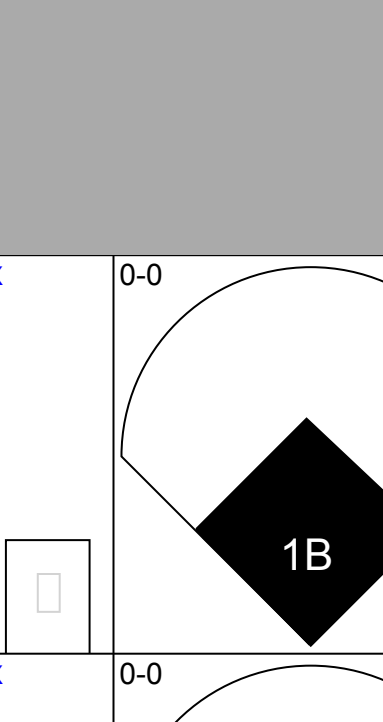
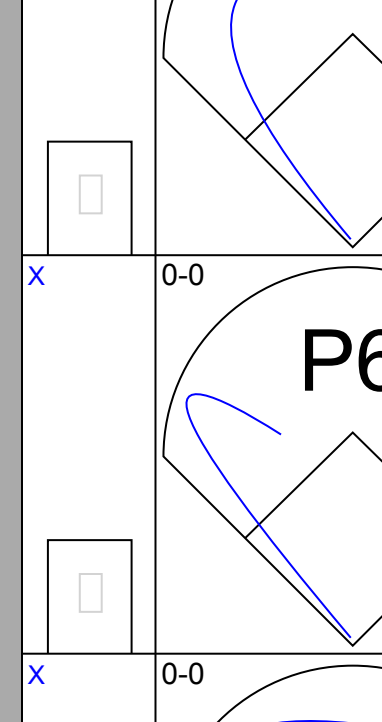
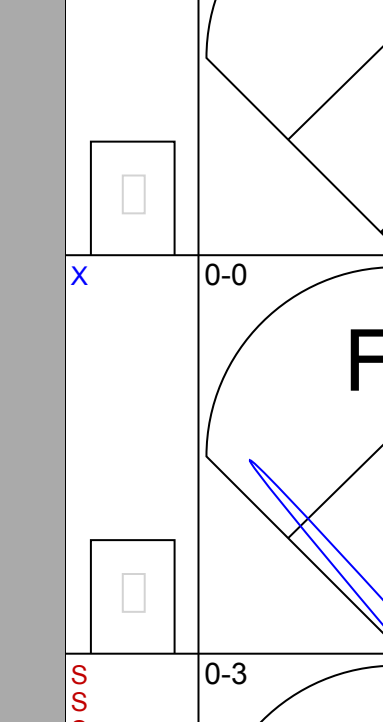
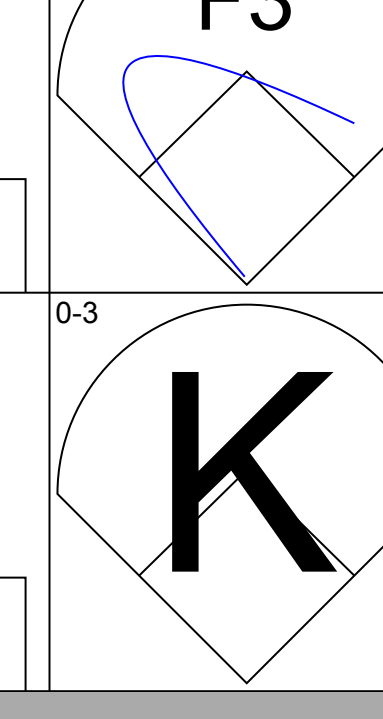
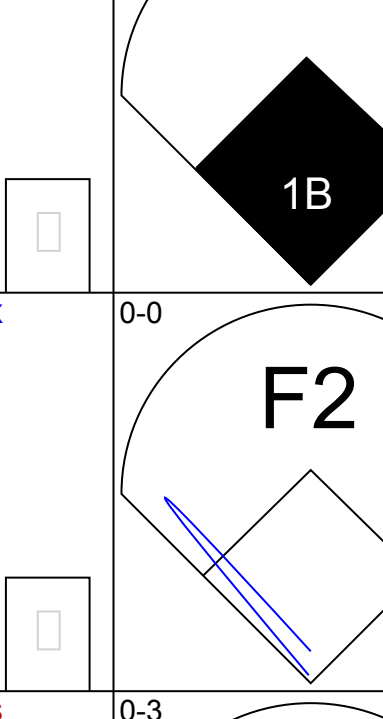
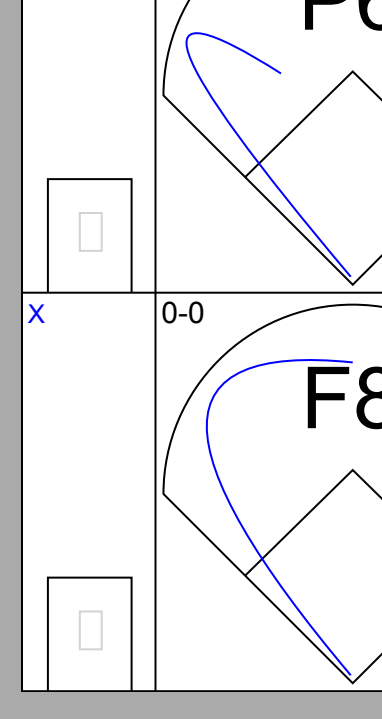
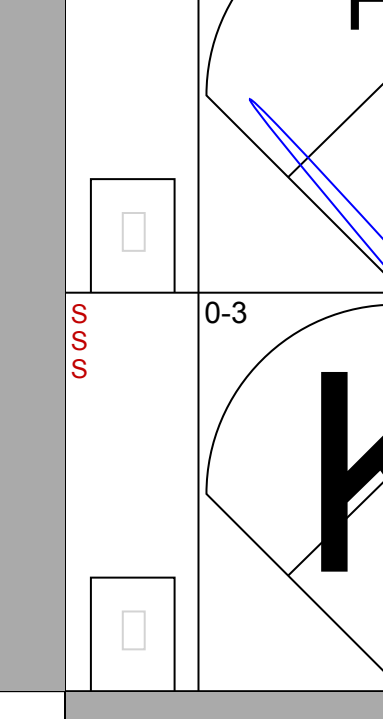
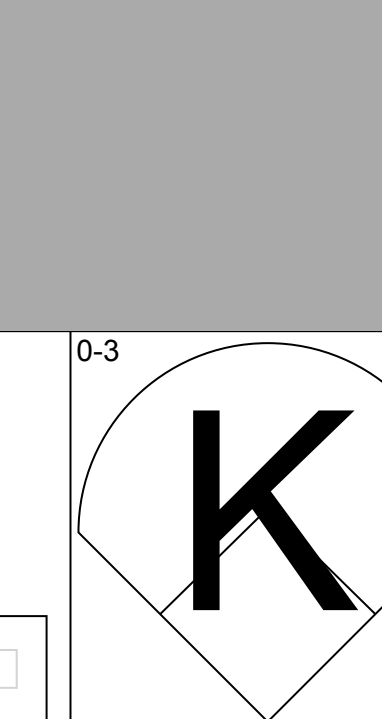
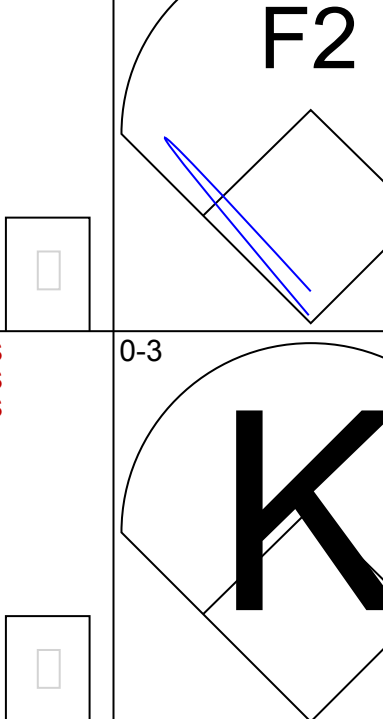
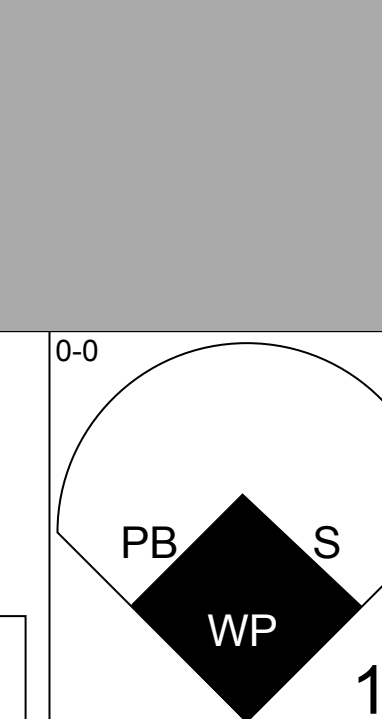
Kansas City Royals @ Oakland Athletics
Oakland-Alameda County Coliseum, Oakland, CA

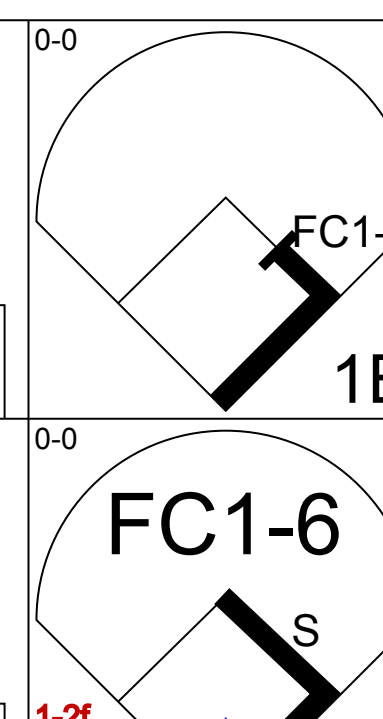
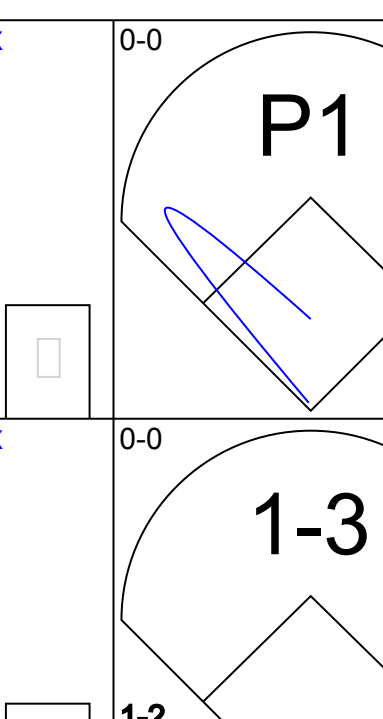
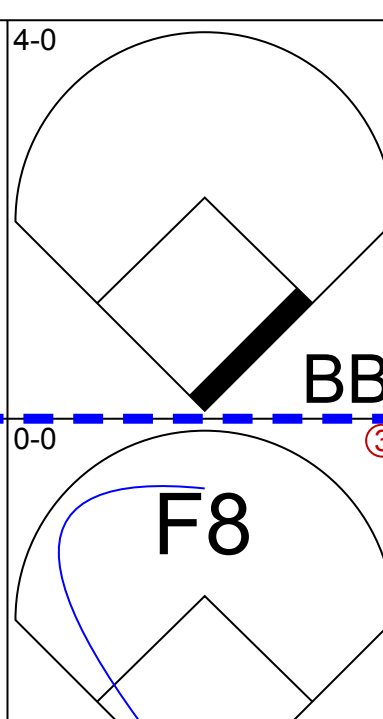
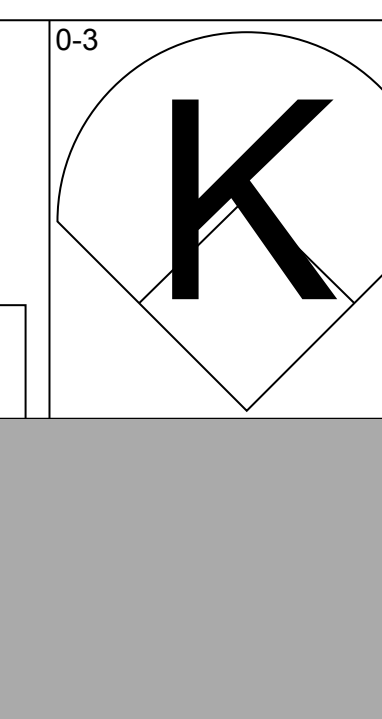
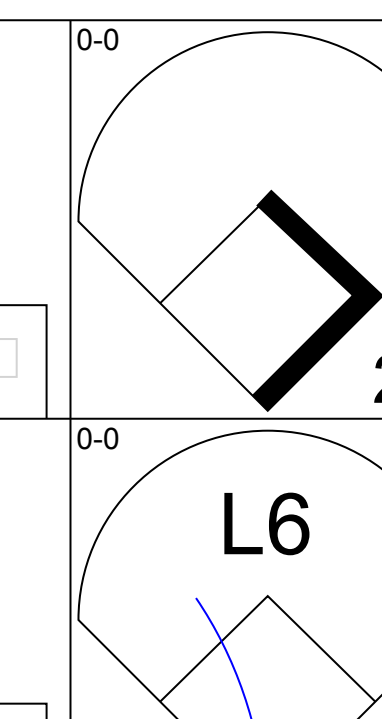
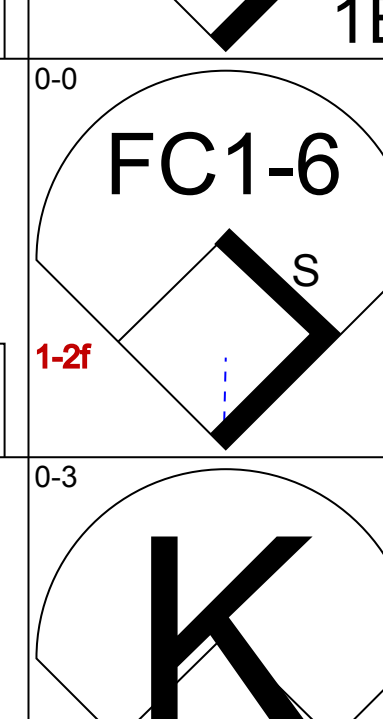
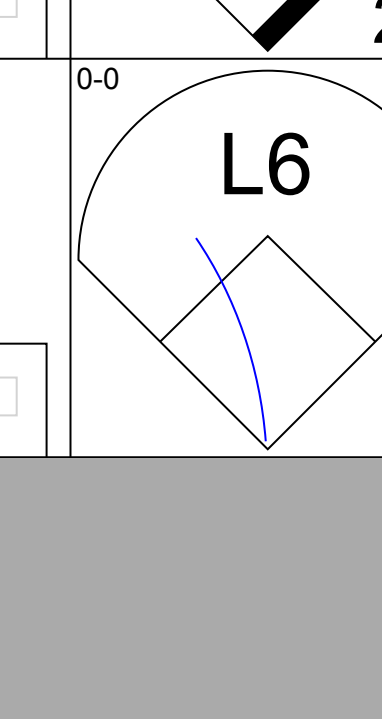
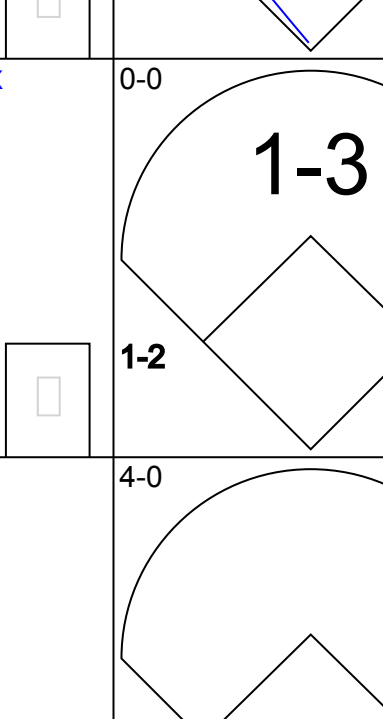
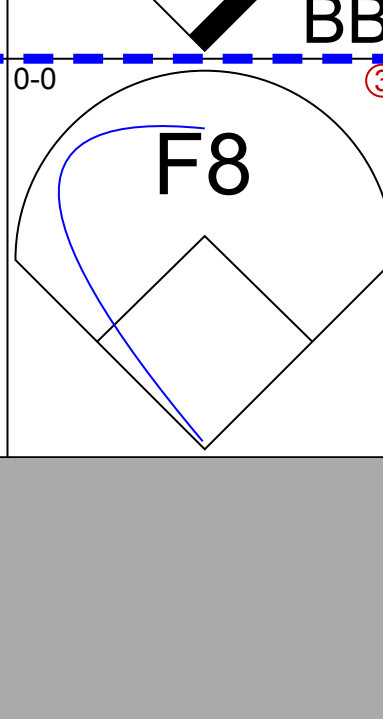
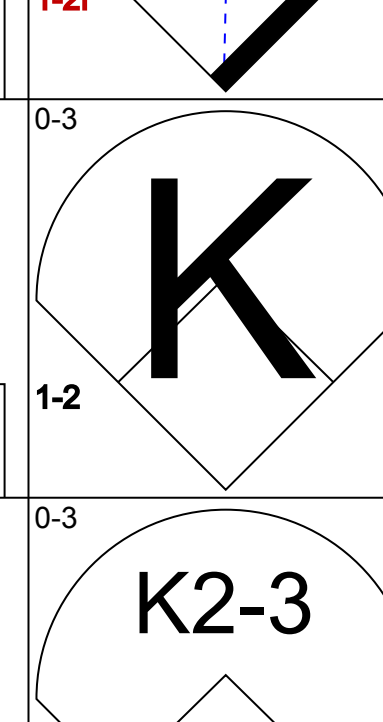
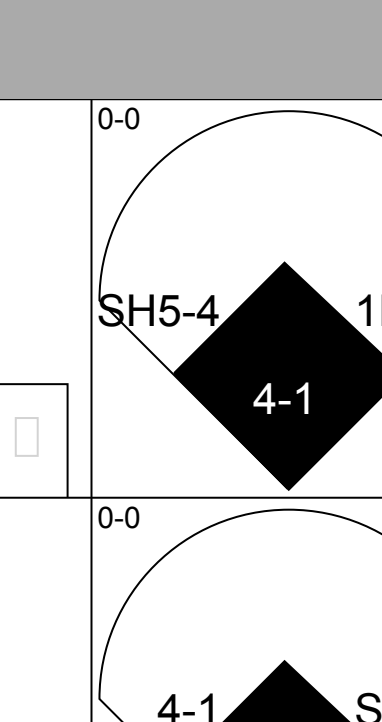
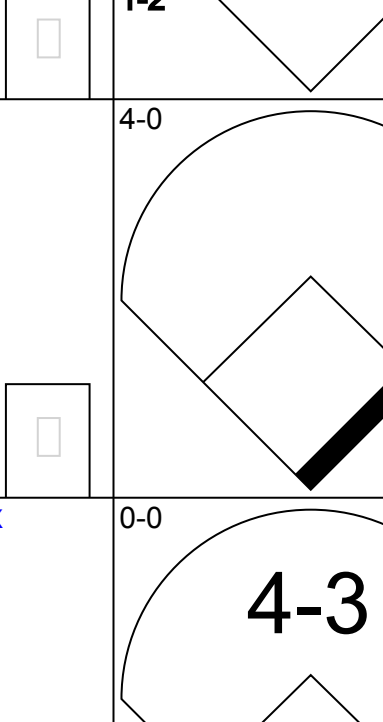


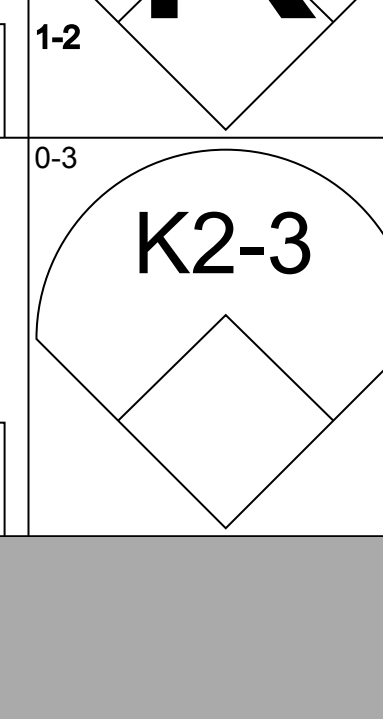
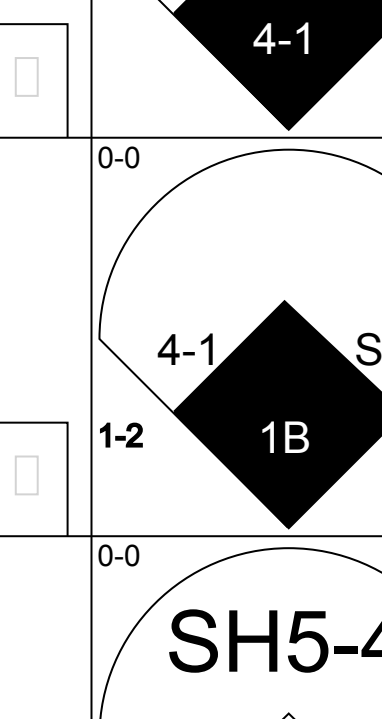
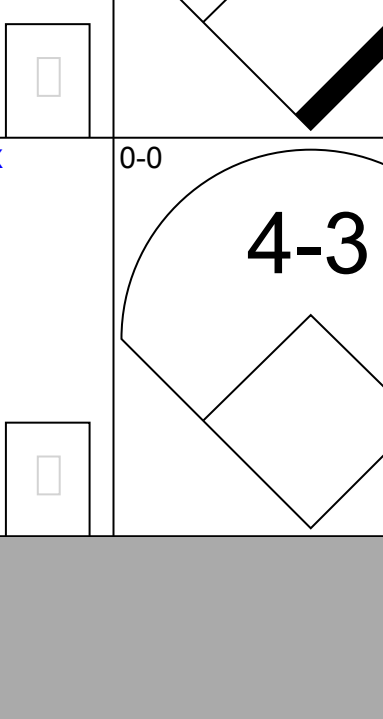

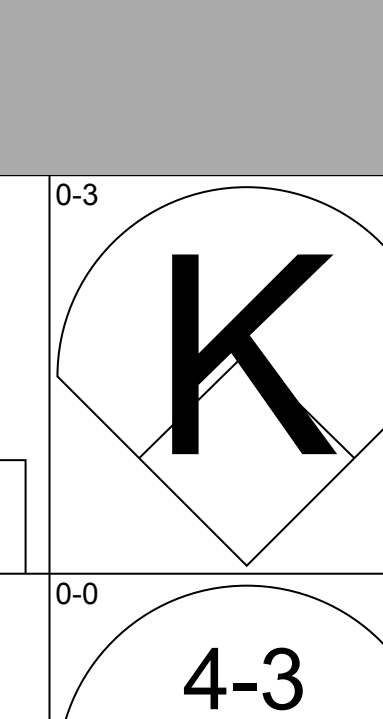
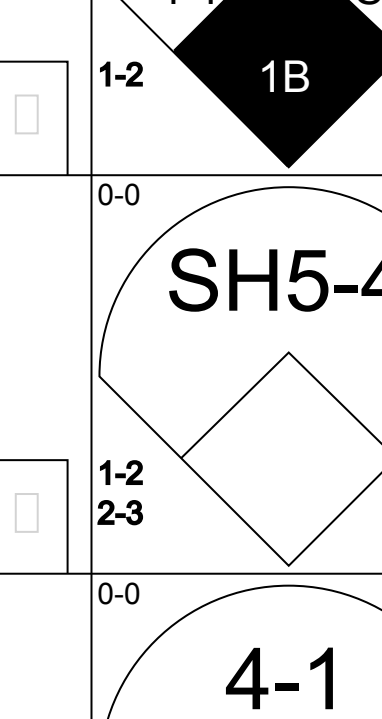
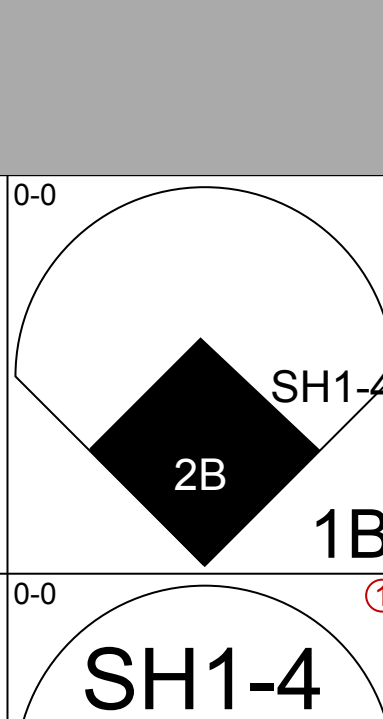

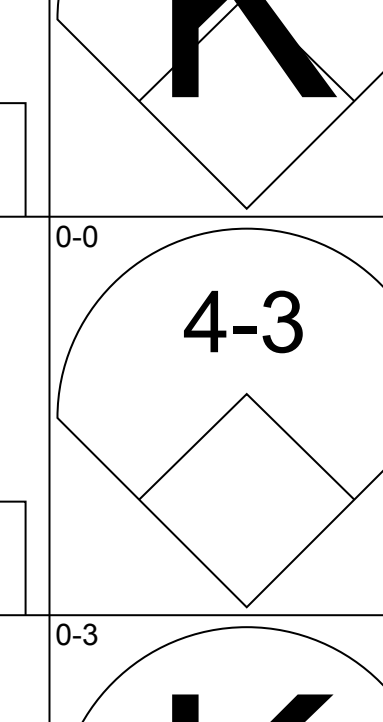
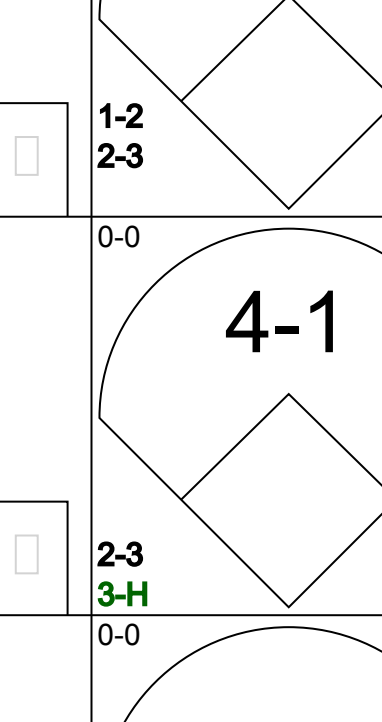
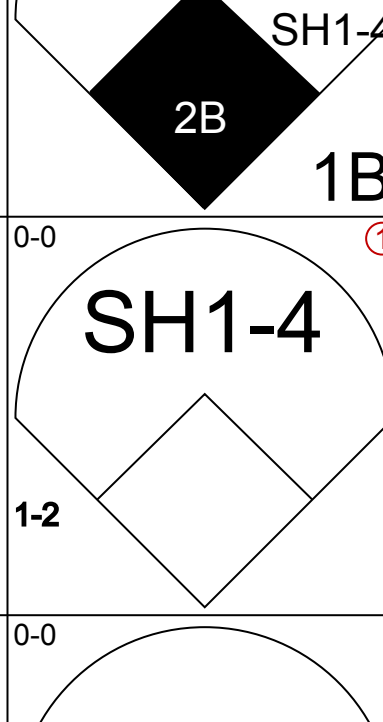

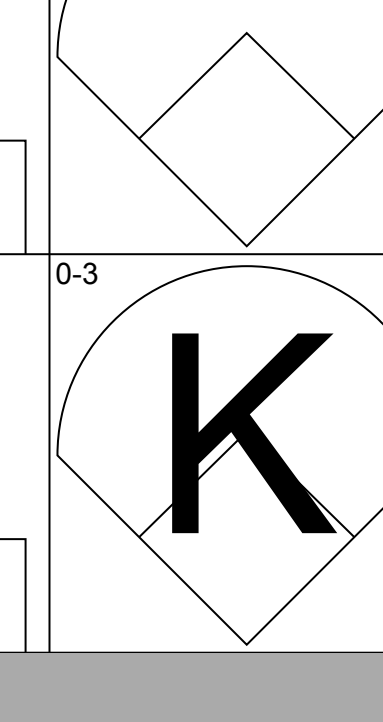
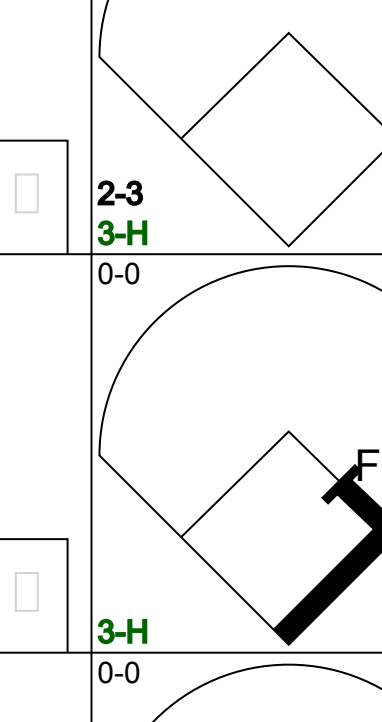
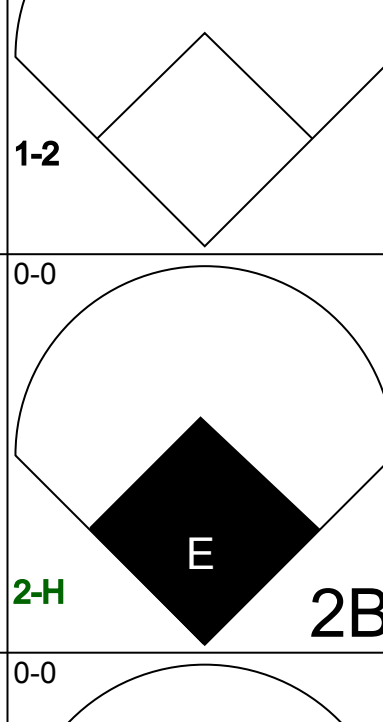
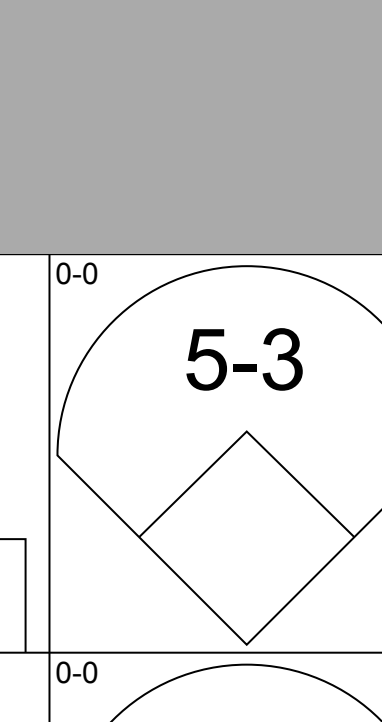
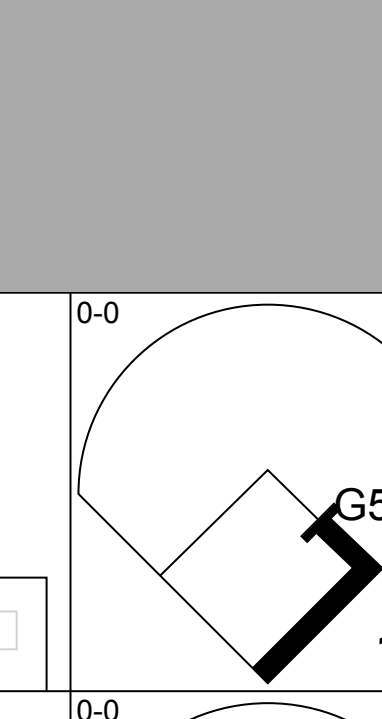
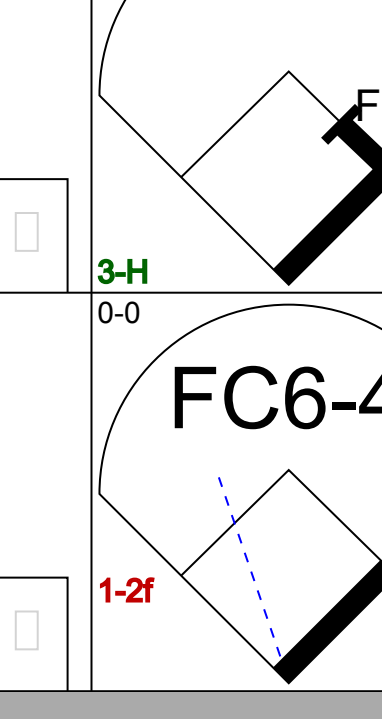
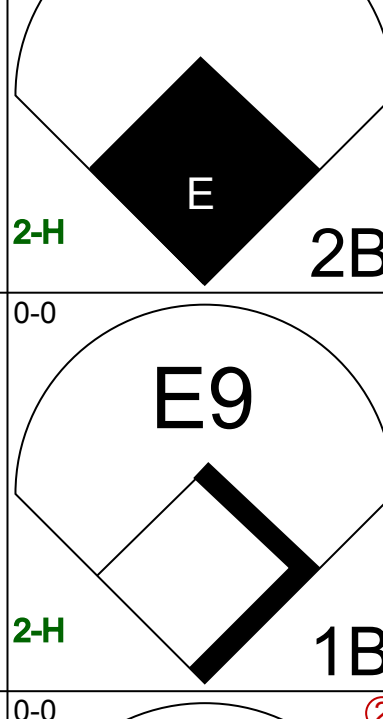
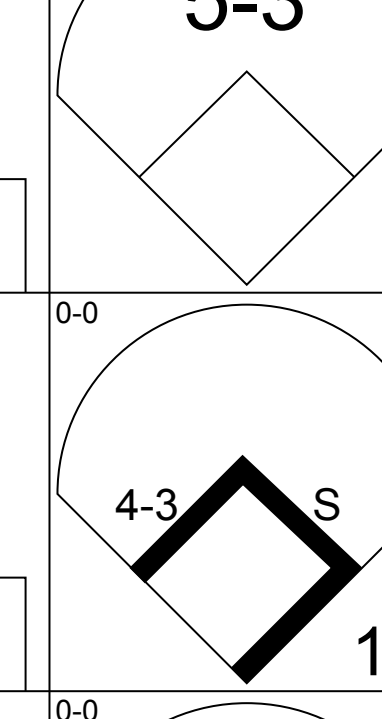
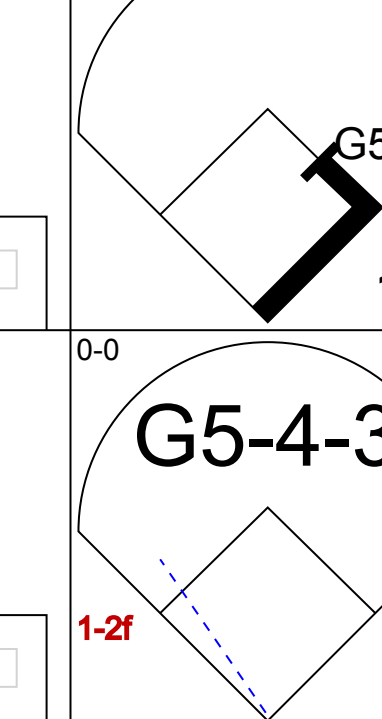
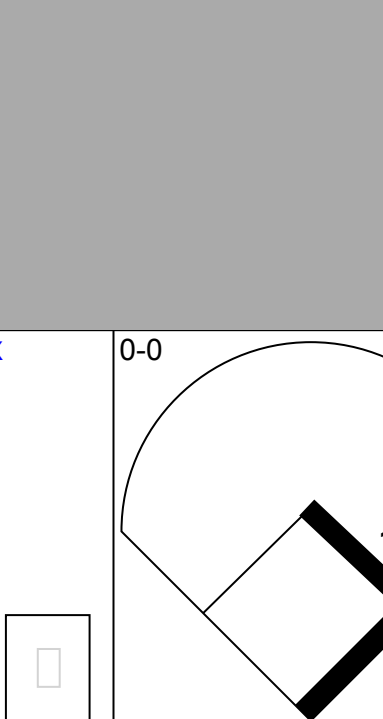
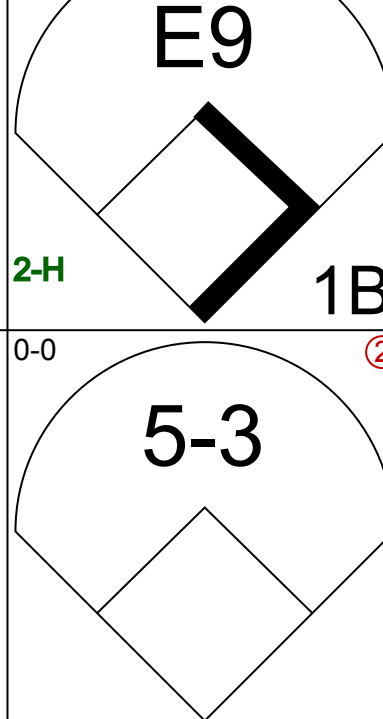
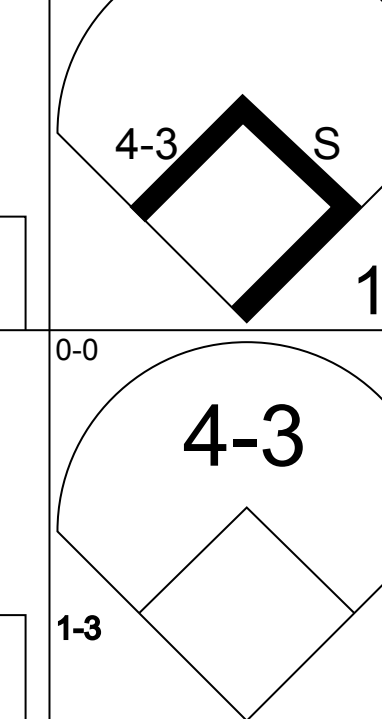
AB 24
R 2
H 5
RBI 2
BB 2
SO 4
LOB 10




Batter	1	2	3	4	5	6	7	8	9	AB	R	H	RBI	BB	SO	LOB	BOTTOM					
Joe Wallis, S (1, 8) OBP: 0.348, SLG: 0.446	4-3			P5		4-3		F3									4 0 0 0 0 0 2					
Tito Fuentes, S (1, 4) OBP: 0.125, SLG: 0.128	5-3			F8		6-3											3 0 0 0 0 0 0					
Wayne Gross, L (8, 3) OBP: 0.333, SLG: 0.335																	0 0 0 0 0 0 0					
Mitchell Page, L (1, 7) OBP: 0.359, SLG: 0.436	F8			CS BB													2 1 1 1 1 0 0					
Mike Edwards, R (8, 4) OBP: 0.280, SLG: 0.270																	0 0 0 0 0 0 0					
Dave Revering, L (1, 3) OBP: 0.295, SLG: 0.395				CS													3 1 3 0 0 0 0					
Miguel Dilone, S (7, PR) OBP: 0.317, SLG: 0.318				G1-4-3 1B		1B 2B		L6 SH1-3 1B									0 0 0 0 0 0 0					
Taylor Duncan, R (1, 5) OBP: 0.250, SLG: 0.382		G1-4-3				K		SH1-3									2 0 0 0 0 1 2					
Dell Alton, L (1, 10) OBP: 0.217, SLG: 0.200		F8				F7		L6									3 0 0 0 0 0 3					
Jeff Newman, R (1, 2) OBP: 0.299, SLG: 0.418																	2 0 1 1 1 0 0					
Glenn Burke, R (8, PR) OBP: 0.269, SLG: 0.333				F9													0 0 0 0 0 0 0					
Jim Essian, R (9, 2) OBP: 0.345, SLG: 0.320								1-3 SH1-4 BB									0 0 0 0 0 0 0					
Tony Armas, R (1, 9) OBP: 0.264, SLG: 0.286				F8		K		SH1-4									2 0 0 0 0 1 1					
Rob Picciolo, R (1, 6) OBP: 0.154, SLG: 0.154				K				1-3									3 0 0 0 0 2 2					
Inning Stats	R: 0 E: 0 K: 0 S: 3	H: 0 LOB: 0 BB: 0 P: 3	R: 0 E: 0 K: 0 S: 3	H: 1 LOB: 0 BB: 0 P: 3	R: 0 E: 0 K: 1 S: 5	H: 0 LOB: 0 BB: 0 P: 5	R: 0 E: 0 K: 0 S: 2	H: 0 LOB: 0 BB: 1 P: 6	R: 1 E: 0 K: 2 S: 9	H: 2 LOB: 1 BB: 0 P: 9	R: 0 E: 0 K: 1 S: 5	H: 0 LOB: 0 BB: 0 P: 5	R: 1 E: 0 K: 0 S: 4	H: 2 LOB: 1 BB: 0 P: 4	R: 0 E: 0 K: 0 S: 3	H: 0 LOB: 2 BB: 1 P: 7	R: 0 E: 0 K: 0 S: 3	H: 0 LOB: 2 BB: 1 P: 7	1B: 3 2B: 2 3B: 0 HR: 1	SF: 0 SAC: 2 DP: 2 HBP: 0	WP: 0 PB: 0 SB: 0 CS: 1	PA: 29
PITCHER Rich Gale, R (1, 1) ERA: 3.11	IP: 8.0 WLS: L BF: 28 H: 5 R: 2 ER: 2 SO: 4 BB: 2 IBB: 0 HBP: 0 BLK: 0 WP: 0 HR: 1 S: 34 P: 42 ERA: 2.25 WHIP: 0.875															PITCHER	IP: 8.0 WLS: L BF: 28 H: 5 R: 2 ER: 2 SO: 4 BB: 2 IBB: 0 HBP: 0 BLK: 0 WP: 0 HR: 1 S: 34 P: 42 ERA: 2.25 WHIP: 0.875					

livebaseballscores.com

Batter	1	2	3	4	5	6	7	8	9	AB	R	H	RBI	BB	SO	LOB	TOP					
Freddie Patek, R (1, 6) OBP: 0.335, SLG: 0.340										4	0	1	1	0	1	1	Kansas City Royals @ Oakland Athletics Oakland-Alameda County Coliseum, Oakland, CA Sat Jul 01 1978, 3:33 AM PDT Att: 5,062 - Unknown					
Joe Zdeb, R (1, 9) OBP: 0.240, SLG: 0.292										4	0	0	0	0	4	1						
George Brett, L (1, 5) OBP: 0.355, SLG: 0.500										3	0	0	0	1	0	0						
Amos Otis, R (1, 8) OBP: 0.373, SLG: 0.540										4	0	0	0	0	0	1						
Hal McRae, R (1, 10) OBP: 0.320, SLG: 0.441										3	0	1	0	1	0	0						
Darrell Porter, L (1, 2) OBP: 0.380, SLG: 0.433										3	0	1	0	1	0	1						
Frank White, R (1, 4) OBP: 0.325, SLG: 0.399										4	1	1	0	0	0	3						
Clint Hurdle, L (1, 3) OBP: 0.343, SLG: 0.360										4	0	0	0	0	2	4						
Willie Wilson, S (1, 7) OBP: 0.313, SLG: 0.326										3	1	1	0	0	2	1						
Inning Stats	R: 0 E: 0 K: 2 S: 7	H: 0 LOB: 0 BB: 0 P: 7	R: 0 E: 0 K: 1 S: 5	H: 0 LOB: 2 BB: 2 P: 13	R: 0 E: 0 K: 2 S: 7	H: 0 LOB: 0 BB: 0 P: 7	R: 0 E: 0 K: 0 S: 4	H: 1 LOB: 1 BB: 0 P: 4	R: 1 E: 0 K: 2 S: 9	H: 2 LOB: 1 BB: 0 P: 9	R: 0 E: 0 K: 0 S: 3	H: 0 LOB: 0 BB: 0 P: 3	R: 0 E: 0 K: 0 S: 3	H: 0 LOB: 0 BB: 0 P: 3	R: 1 E: 0 K: 1 S: 6	H: 1 LOB: 1 BB: 1 P: 10	R: 0 E: 0 K: 1 S: 6	H: 1 LOB: 1 BB: 0 P: 6	1B: 2 2B: 2 3B: 1 HR: 0	SF: 0 SAC: 0 DP: 0 HBP: 0	WP: 1 PB: 1 SB: 2 CS: 0	PA: 35
PITCHER John Henry Johnson, L (1, 1) ERA: 2.51	IP: 9.0 WLS: W BF: 35 H: 5 R: 2 ER: 1 SO: 9 BB: 3 IBB: 0 HBP: 0 BLK: 0 WP: 1 HR: 0 S: 50 P: 62 ERA: 1.00 WHIP: 0.889															PITCHER						

Batter	1	2	3	4	5	6	7	8	9	AB	R	H	RBI	BB	SO	LOB	BOTTOM			
Joe Wallis, S (1, 8) OBP: 0.366, SLG: 0.465										3	0	2	0	1	0	1	Kansas City Royals @ Oakland Athletics Oakland-Alameda County Coliseum, Oakland, CA Sat Jul 01 1978, 3:33 AM PDT Att: 5,062 - Unknown			
Tony Armas, R (8, 9) OBP: 0.262, SLG: 0.284										1	0	0	0	0	1	1				
Miguel Dilone, S (1, 7) OBP: 0.310, SLG: 0.310										4	0	0	0	0	0	5				
Mitchell Page, L (1, 10) OBP: 0.352, SLG: 0.434										3	1	1	0	1	1	1				
Dave Revering, L (1, 3) OBP: 0.298, SLG: 0.400									4	1	2	0	0	1	3					
Taylor Duncan, R (1, 5) OBP: 0.253, SLG: 0.380									3	1	1	0	0	2	1					
Glenn Burke, R (1, 9) OBP: 0.255, SLG: 0.321 (8, 8)									3	0	0	1	0	0	2					
Jeff Newman, R (1, 2) OBP: 0.307, SLG: 0.432										4	1	2	2	0	1	0				
Mike Edwards, R (1, 4) OBP: 0.292, SLG: 0.282										4	0	3	1	0	0	1				
Rob Picciolo, R (1, 6) OBP: 0.176, SLG: 0.176										4	0	1	0	0	0	3				
Inning Stats	R: 0 E: 0 K: 2 S: 8	H: 1 LOB: 1 BB: 0 P: 8	R: 0 E: 0 K: 2 S: 7	H: 0 LOB: 0 BB: 0 P: 7	R: 0 E: 0 K: 0 S: 4	H: 2 LOB: 1 BB: 0 P: 4	R: 2 E: 0 K: 0 S: 6	H: 3 LOB: 1 BB: 0 P: 6	R: 0 E: 0 K: 0 S: 4	H: 1 LOB: 2 BB: 1 P: 8	R: 2 E: 1 K: 0 S: 6	H: 3 LOB: 2 BB: 1 P: 10	R: 0 E: 0 K: 1 S: 6	H: 1 LOB: 1 BB: 0 P: 6	R: 0 E: 0 K: 1 S: 6	H: 1 LOB: 1 BB: 0 P: 6	1B: 9 2B: 3 3B: 0 HR: 0	SF: 0 SAC: 2 DP: 1 HBP: 0	WP: 0 PB: 0 SB: 2 CS: 0	PA: 37
PITCHER Dennis Leonard, R (1, 1) ERA: 3.96	IP: 5.2 WLS: L BF: 28 H: 10 R: 4 ER: 4 SO: 4 BB: 1 IBB: 0 HBP: 0 BLK: 0 WP: 0 HR: 0 S: 34 P: 42 ERA: 6.35 WHIP: 1.941															PITCHER				
Steve Mingo, L (6, 1) ERA: 2.32	IP: 2.1 WLS: L BF: 9 H: 2 R: 0 ER: 0 SO: 2 BB: 0 IBB: 0 HBP: 0 BLK: 0 WP: 0 HR: 0 S: 13 P: 13 ERA: 0.00 WHIP: 0.857															PITCHER				

AB 32
R 2
H 5
RBI 1
BB 3
SO 9
LOB 12



AB 33
R 4
H 12
RBI 4
BB 2
SO 6
LOB 18



Batter	1	2	3	4	5	6	7	8	9	AB	R	H	RBI	BB	SO	LOB	TOP					
Tom Poquette, L OBP: 0.234, SLG: 0.333 (1, 7)	L8		P6		FC6		G6-3	G4-6-3		5	0	0	0	0	0	6						
Ralph LaCock, L OBP: 0.244, SLG: 0.342 Jerry Terrell, R OBP: 0.241, SLG: 0.218 (1, 3)	F7			K		L8		F2		3	0	0	0	0	1	0						
Amos Otis, R OBP: 0.378, SLG: 0.540 (1, 8)	K			BB 1B		HBP 1B		SH5-4 E BB	K	4	1	2	0	1	2	0						
George Brett, L OBP: 0.356, SLG: 0.498 (1, 5)		G3		K		HBP 1B		E8 BB SH5-4 1B	1B	5	1	2	0	0	1	2						
Darrell Porter, L OBP: 0.378, SLG: 0.428 (1, 2)	K			BB		P5		SH5-4	F9	3	0	0	0	1	1	3						
Hal McRae, R OBP: 0.325, SLG: 0.441 (1, 10)	S 1B			L8		FC5-4 HBP		1B BB 1B IBB		2	1	1	0	1	0	2						
Clint Hurdle, L OBP: 0.295, SLG: 0.363 Joe Zeb, R OBP: 0.227, SLG: 0.288 (1, 9)					FC6 1B BB	FC5-4		1B 1B BB		1	0	1	0	1	0	0						
Steve Braun, L OBP: 0.228, SLG: 0.385 Willie Wilson, S OBP: 0.313, SLG: 0.326 (1, 7)	1B									0	0	0	1	1	0	0						
Freddie Patek, R OBP: 0.337, SLG: 0.343 (1, 6)			K							4	0	2	1	0	1	0						
Frank White, R OBP: 0.328, SLG: 0.401 (1, 4)			F3		P1					4	0	2	1	0	0	2						
Inning Stats	R: 0 E: 0 K: 1 S: 5	H: 0 LOB: 0 BB: 0 P: 5	R: 0 E: 0 K: 1 S: 6	H: 2 LOB: 2 BB: 0 P: 6	R: 0 E: 0 K: 1 S: 5	H: 0 LOB: 0 BB: 0 P: 5	R: 0 E: 0 K: 2 S: 8	H: 1 LOB: 2 BB: 1 P: 12	R: 0 E: 0 K: 0 S: 3	H: 1 LOB: 1 BB: 1 P: 7	R: 0 E: 0 K: 0 S: 5	H: 2 LOB: 3 BB: 0 P: 6	R: 0 E: 0 K: 0 S: 3	H: 1 LOB: 0 BB: 0 P: 3	R: 4 E: 1 K: 0 S: 6	H: 3 LOB: 3 BB: 3 P: 18	R: 0 E: 0 K: 1 S: 6	H: 1 LOB: 1 BB: 0 P: 6	1B: 10 2B: 1 3B: 0 HR: 0	SF: 0 SAC: 1 DP: 2 HBP: 1	WP: 0 PB: 0 SB: 1 CS: 0	PA: 41
PITCHER	IP	WLS	BF	H	R	ER	SO	BB	IBB	HBP	BLK	WP	HR	S	P	ERA	WHIP					
Rick Langford, R ERA: 2.87 (1, 1)	5.2		24	6	0	0	5	2	0	1	0	0	0	31	40	0.00	1.412					
Bob Lacey, L ERA: 2.52 (6, 1)	1.2	L	9	2	4	3	0	1	1	0	0	0	0	7	15	16.20	1.800					
Elias Sosa, R ERA: 2.95 (8, 1)	0.0		2	1	0	0	0	1	0	0	0	0	0	1	5	∞	∞					
Dave Heaverlo, R ERA: 3.06 (8, 1)	1.2		6	2	0	0	1	0	0	0	0	0	0	8	8	0.00	1.200					

Kansas City Royals @ Oakland Athletics
Oakland-Alameda County Coliseum, Oakland, CA
Sun Jul 02 1978, 3:33 AM PDT
Unknown
livebaseballscorecards.com

AB	34
R	4
H	11
RBI	3
BB	5
SO	6
LOB	18



Batter	1	2	3	4	5	6	7	8	9	AB	R	H	RBI	BB	SO	LOB	BOTTOM					
Joe Wallis, S OBP: 0.367, SLG: 0.473 (1, 8)	SH5-4 1B				L1		6-3		5-3	5	0	2	0	0	0	3						
Miguel Dilone, S OBP: 0.310, SLG: 0.311 (1, 7)	SH5-4		K			SH1-3 1B	F7			3	0	1	0	0	1	2						
Mitchell Page, L OBP: 0.354, SLG: 0.449 (1, 10)	1-3			L8		SH1-3 1B		HR		4	1	2	1	0	0	1						
Taylor Duncan, R OBP: 0.259, SLG: 0.383 Wayne Gross, L OBP: 0.332, SLG: 0.333 (1, 5)	6-3			FC5-4 S 1B		SH1-3		F8		2	1	1	0	0	0	1						
Jeff Newman, R OBP: 0.314, SLG: 0.429 (1, 3)		6-3		FC5-4 1B				F9		3	0	1	0	1	0	0						
Glenn Burke, R OBP: 0.247, SLG: 0.305 (1, 9)	F7			FC5-4 S		F8		P3		4	0	0	0	0	0	5						
Jim Essian, R OBP: 0.339, SLG: 0.313 (1, 2)	F7			F7		P4			F8	4	0	0	0	0	0	4						
Mike Edwards, R OBP: 0.292, SLG: 0.283 Dave Reverting, L OBP: 0.201, SLG: 0.400 Dell Alston, L OBP: 0.217, SLG: 0.200 (1, 4)			F8		6-3					3	0	1	0	0	0	0						
Rob Picciolo, R OBP: 0.211, SLG: 0.211 Tony Armas, R OBP: 0.261, SLG: 0.282 (1, 6)			5-3			SH5-4 1B			K	2	0	1	0	0	0	0						
Inning Stats	R: 0 E: 0 K: 0 S: 4	H: 1 LOB: 1 BB: 0 P: 4	R: 0 E: 0 K: 0 S: 3	H: 0 LOB: 0 BB: 0 P: 3	R: 0 E: 0 K: 1 S: 6	H: 1 LOB: 1 BB: 0 P: 6	R: 1 E: 0 K: 0 S: 5	H: 2 LOB: 1 BB: 0 P: 5	R: 0 E: 0 K: 0 S: 3	H: 1 LOB: 0 BB: 0 P: 3	R: 0 E: 0 K: 0 S: 5	H: 2 LOB: 3 BB: 1 P: 9	R: 0 E: 0 K: 0 S: 4	H: 1 LOB: 1 BB: 0 P: 4	R: 1 E: 0 K: 0 S: 4	H: 1 LOB: 0 BB: 0 P: 4	R: 0 E: 0 K: 1 S: 5	H: 0 LOB: 1 BB: 1 P: 9	1B: 7 2B: 1 3B: 0 HR: 1	SF: 0 SAC: 3 DP: 0 HBP: 0	WP: 0 PB: 0 SB: 2 CS: 1	PA: 37
PITCHER	IP	WLS	BF	H	R	ER	SO	BB	IBB	HBP	BLK	WP	HR	S	P	ERA	WHIP					
Larry Gura, L ERA: 3.07 (1, 1)	8.1	W	35	9	2	2	1	1	0	0	0	0	0	35	43	2.16	1.200					
Al Hrabosky, L ERA: 2.34 (9, 1)	0.2	S	2	0	0	0	1	0	0	0	0	0	0	4	4	0.00	0.000					

Kansas City Royals @ Oakland Athletics
Oakland-Alameda County Coliseum, Oakland, CA
Sun Jul 02 1978, 3:33 AM PDT
Unknown
livebaseballscorecards.com

AB	32
R	2
H	9
RBI	1
BB	2
SO	2
LOB	17



Batter	1	2	3	4	5	6	7	8	9	AB	R	H	RBI	BB	SO	LOB	TOP					
Freddie Patek, R OBP: 0.340, SLG: 0.350 U L Washington, S OBP: 0.273, SLG: 0.226 (8, FR) (8, 6)										4	1	2	0	0	0	1	Kansas City Royals @ Oakland Athletics Oakland-Alameda County Coliseum, Oakland, CA Sun Jul 02 1978, 3:38 AM PDT Att: 13,486 - Unknown livebaseballscorecards.com					
Ralph LaCock, L OBP: 0.256, SLG: 0.390 (1, 3)										4	1	2	1	0	0	1						
Amos Otis, R OBP: 0.375, SLG: 0.537 (1, 8)										3	0	1	1	0	0	0						
George Brett, L OBP: 0.351, SLG: 0.490 (1, 5)										4	0	0	0	0	0	3						
Hal McRae, R OBP: 0.322, SLG: 0.435 (1, 10)										4	0	0	0	0	1	2						
Clint Hurdle, L OBP: 0.347, SLG: 0.361 (1, 9)										4	0	1	0	0	0	2						
Tom Poquette, L OBP: 0.227, SLG: 0.323 (1, 7)										4	0	0	0	0	0	2						
Frank White, R OBP: 0.324, SLG: 0.396 (9, PH) Steve Braun, L OBP: 0.326, SLG: 0.382									3	0	0	0	0	0	1	1						
Art Kusnyer, R OBP: 0.300, SLG: 0.500 (1, 2)									2	0	0	0	1	0	0							
Inning Stats	R: 1 E: 1 K: 0 S: 6	H: 3 LOB: 2 BB: 0 P: 6	R: 0 E: 0 K: 0 S: 3	H: 0 LOB: 1 BB: 1 P: 7	R: 0 E: 0 K: 0 S: 3	H: 0 LOB: 0 BB: 0 P: 3	R: 0 E: 0 K: 0 S: 4	H: 1 LOB: 1 BB: 0 P: 4	R: 1 E: 0 K: 1 S: 5	H: 1 LOB: 0 BB: 0 P: 4	R: 0 E: 0 K: 1 S: 5	H: 0 LOB: 3 BB: 0 P: 5	R: 0 E: 0 K: 1 S: 5	H: 0 LOB: 0 BB: 0 P: 5	R: 1 E: 0 K: 0 S: 4	H: 1 LOB: 1 BB: 0 P: 4	R: 0 E: 1 K: 0 S: 4	H: 0 LOB: 1 BB: 0 P: 4	1B: 4 2B: 1 3B: 0 HR: 1	SF: 1 SAC: 0 DP: 0 HBP: 0	WP: 0 PB: 0 SB: 0 CS: 0	PA: 35
PITCHER Steve Renko, R ERA: 3.07 (1, 1)	IP: 9.0 WLS: W BF: 35 H: 6 R: 3 ER: 3 SO: 2 BB: 1 IBB: 0 HBP: 0 BLK: 0 WP: 0 HR: 1 S: 38 P: 42 ERA: 3.00 WHIP: 0.778															PITCHER						

Batter	1	2	3	4	5	6	7	8	9	AB	R	H	RBI	BB	SO	LOB	BOTTOM			
Joe Wallis, S OBP: 0.369, SLG: 0.490 (1, 8)										5	1	2	3	0	0	2	Kansas City Royals @ Oakland Athletics Oakland-Alameda County Coliseum, Oakland, CA Sun Jul 02 1978, 3:38 AM PDT Att: 13,486 - Unknown livebaseballscorecards.com			
Miguel Dilone, S OBP: 0.315, SLG: 0.307 (1, 7)										2	1	0	0	2	0	1				
Mitchell Page, L OBP: 0.359, SLG: 0.450 (1, 10)										4	2	2	1	1	0	3				
Taylor Duncan, R OBP: 0.271, SLG: 0.388 Wayne Gross, L OBP: 0.330, SLG: 0.332 (7, 5)										4	0	2	1	0	1	2				
Jeff Newman, R OBP: 0.309, SLG: 0.417 (9, 3)										5	1	1	1	0	1	3				
Jim Essian, R OBP: 0.340, SLG: 0.322 (9, 2)										4	1	1	2	1	0	1				
Tony Armas, R OBP: 0.265, SLG: 0.281 (1, 9)										4	1	1	0	1	1	2				
Mike Edwards, R OBP: 0.290, SLG: 0.280 (5, 6)										5	1	1	0	0	1	5				
Rob Picciolo, R OBP: 0.200, SLG: 0.200 Dave Revering, L OBP: 0.300, SLG: 0.398 (4, PH) Tito Fuentes, S OBP: 0.167, SLG: 0.171 (5, 4)										1	0	0	0	0	0	0				
Inning Stats	R: 0 E: 0 K: 0 S: 3	H: 0 LOB: 1 BB: 1 P: 7	R: 0 E: 0 K: 0 S: 3	H: 0 LOB: 1 BB: 1 P: 7	R: 1 E: 1 K: 1 S: 7	H: 1 LOB: 2 BB: 1 P: 11	R: 2 E: 1 K: 1 S: 7	H: 1 LOB: 1 BB: 1 P: 11	R: 2 E: 0 K: 3 S: 12	H: 3 LOB: 1 BB: 0 P: 12	R: 3 E: 2 K: 0 S: 7	H: 4 LOB: 1 BB: 0 P: 7	R: 1 E: 1 K: 1 S: 8	H: 2 LOB: 3 BB: 1 P: 12	R: 0 E: 0 K: 0 S: 4	H: 1 LOB: 1 BB: 0 P: 4	1B: 9 2B: 2 3B: 1 HR: 0	SF: 0 SAC: 1 DP: 0 HBP: 0	WP: 1 PB: 0 SB: 1 CS: 0	PA: 44
PITCHER Andy Hassler, L ERA: 4.61 (1, 1) Randy McIlberry, R ERA: 18.0 (5, 1) Steve Mingo, L ERA: 2.14 (6, 1)	IP: 4.1 WLS: L BF: 24 H: 5 R: 5 ER: 4 SO: 3 BB: 4 IBB: 0 HBP: 0 BLK: 0 WP: 0 HR: 0 S: 26 P: 42 ERA: 8.31 WHIP: 2.077															PITCHER				

Batter	1	2	3	4	5	6	7	8	9	AB	R	H	RBI	BB	SO	LOB	TOP				
Larry Murray, S (1,4) OBP: 0.214, SLG: 0.083 Mike Edwards, R (1,4) OBP: 0.293, SLG: 0.290	F7			E4		F8	4-3			1	0	0	0	0	0	0					
Joe Wallis, S (1,8) OBP: 0.368, SLG: 0.550	G3			4-3				F8	F7	4	1	0	0	1	0	3					
Glenn Burke, R (1,7) OBP: 0.286, SLG: 0.323	G3			4-3				F9		4	0	1	0	0	0	1					
Mitchell Page, L (1,10) OBP: 0.368, SLG: 0.450		4-3		E6				K		3	0	0	0	1	1	0					
Taylor Duncan, R (1,5) OBP: 0.271, SLG: 0.383 Miguel Dilone, S (9, PR) OBP: 0.315, SLG: 0.307 Jim Essian, R (9, 2) OBP: 0.342, SLG: 0.324		6-3		FC6-4		SF8				3	0	1	1	0	0	1					
Dave Revering, L (1,3) OBP: 0.300, SLG: 0.405 Dell Alston, L (9, PR) OBP: 0.217, SLG: 0.200 Rob Picciolo, R (9, 5) OBP: 0.190, SLG: 0.190		F5				F8				4	0	1	0	0	1	2					
Mario Guerrero, R (1,6) OBP: 0.301, SLG: 0.370			L8			F8				4	1	1	2	0	0	0					
Jeff Newman, R (1,2) OBP: 0.331, SLG: 0.474										4	1	2	1	0	0	1					
Tony Armas, R (1,9) OBP: 0.274, SLG: 0.308			G4-6-3			1-3				4	0	2	0	0	0	1					
Inning Stats	R: 0 E: 0 K: 0 S: 3	H: 0 LOB: 0 BB: 0 P: 3	R: 0 E: 0 K: 0 S: 3	H: 0 LOB: 0 BB: 0 P: 3	R: 0 E: 0 K: 0 S: 3	H: 1 LOB: 0 BB: 0 P: 3	R: 1 E: 2 K: 0 S: 5	H: 0 LOB: 1 BB: 0 P: 5	R: 1 E: 0 K: 1 S: 6	H: 1 LOB: 0 BB: 0 P: 6	R: 1 E: 0 K: 0 S: 4	H: 1 LOB: 1 BB: 0 P: 12	R: 0 E: 0 K: 1 S: 5	H: 0 LOB: 0 BB: 0 P: 5	R: 2 E: 0 K: 0 S: 7	H: 5 LOB: 2 BB: 0 P: 7	1B: 7 2B: 0 3B: 0 HR: 2	SF: 1 SAC: 0 DP: 1 HBP: 0	WP: 0 PB: 0 SB: 0 CS: 1	PA: 38	
PITCHER	IP	WLS	BF	H	R	ER	SO	BB	IBB	HBP	BLK	WP	HR	S	P	ERA	WHIP				
Mike Parrott, R (1,1) ERA: 4.03	5.1		21	3	3	2	1	1	0	0	0	0	1	22	26	3.38	0.750				
Shane Rawley, L (6,1) ERA: 3.52	3.0	L	13	4	2	2	1	1	0	0	0	0	1	14	18	6.00	1.667				
Enrique Romo, R (9,1) ERA: 3.18	0.2		4	2	0	0	0	0	0	0	0	0	0	4	4	0.00	3.000				

Oakland Athletics @ Seattle Mariners
The Kingdome, Seattle, WA
Wed Jul 05 1978, 10:05 PM EDT
Att: 6,723 - Unknown

AB 35
R 5
H 9
RBI 4
BB 2
SO 2
LOB 10



Batter	1	2	3	4	5	6	7	8	9	AB	R	H	RBI	BB	SO	LOB	BOTTOM					
Larry Milbourne, S (1,4) OBP: 0.359, SLG: 0.392	6-3				6-3					4	0	2	1	0	0	1						
Craig Reynolds, L (1,6) OBP: 0.351, SLG: 0.389	F9					F8				4	0	0	0	0	0	1						
Dan Meyer, L (1,3) OBP: 0.231, SLG: 0.319	1-3					3-1				4	0	0	0	0	0	1						
Leon Roberts, R (1,9) OBP: 0.374, SLG: 0.514				L7						4	1	1	0	0	1	0						
Bruce Bochte, L (1,8) OBP: 0.326, SLG: 0.384					6-3					4	0	2	1	0	0	0						
Tom Paciorek, R (1,7) OBP: 0.371, SLG: 0.588					F8					4	1	1	0	0	1	2						
Bob Stinson, S (1,2) OBP: 0.392, SLG: 0.434 Julio Cruz, S (9, PR) OBP: 0.351, SLG: 0.311										2	1	1	0	2	0	1						
Bob Robertson, R (1,10) OBP: 0.281, SLG: 0.392										4	0	1	0	0	2	4						
Bill Stein, R (1,5) OBP: 0.306, SLG: 0.345										4	0	0	1	0	0	6						
Inning Stats	R: 0 E: 0 K: 0 S: 3	H: 2 LOB: 1 BB: 0 P: 7	R: 1 E: 0 K: 1 S: 7	H: 2 LOB: 1 BB: 0 P: 7	R: 0 E: 0 K: 0 S: 4	H: 1 LOB: 1 BB: 0 P: 4	R: 0 E: 0 K: 0 S: 3	H: 0 LOB: 0 BB: 0 P: 3	R: 0 E: 0 K: 0 S: 3	H: 0 LOB: 1 BB: 1 P: 7	R: 0 E: 0 K: 1 S: 5	H: 0 LOB: 0 BB: 0 P: 5	R: 2 E: 0 K: 0 S: 5	H: 3 LOB: 2 BB: 1 P: 9	R: 0 E: 0 K: 0 S: 3	H: 0 LOB: 0 BB: 0 P: 3	R: 0 E: 0 K: 2 S: 9	H: 2 LOB: 3 BB: 0 P: 9	1B: 6 2B: 1 3B: 1 HR: 0	SF: 0 SAC: 0 DP: 0 HBP: 0	WP: 0 PB: 0 SB: 1 CS: 0	PA: 36
PITCHER	IP	WLS	BF	H	R	ER	SO	BB	IBB	HBP	BLK	WP	HR	S	P	ERA	WHIP					
Matt Keough, R (1,1) ERA: 2.16	8.0		32	7	3	3	2	2	0	0	0	0	0	8	42	3.38	1.125					
Dave Heaverlo, R (9,1) ERA: 2.93	1.0	S	4	1	0	0	2	0	0	0	0	0	0	8	8	0.00	1.000					

Oakland Athletics @ Seattle Mariners
The Kingdome, Seattle, WA
Wed Jul 05 1978, 10:05 PM EDT
Att: 6,723 - Unknown

AB 34
R 3
H 8
RBI 3
BB 2
SO 4
LOB 16



Batter	1	2	3	4	5	6	7	8	9	AB	R	H	RBI	BB	SO	LOB	TOP			
Larry Murray, S OBP: 0.267, SLG: 0.083	4-0 CS SH1-4 BB		0-0 F8 SH1-4 1B		0-0 E 2B		0-0 6-3			0	0	0	0	1	0	0	Oakland Athletics @ Seattle Mariners The Kingdome, Seattle, WA Thu Jul 06 1978, 10:05 PM EDT Att: 7,523 - Unknown			
Miguel Dilone, S OBP: 0.315, SLG: 0.307										0	0	0	0	0	0	0				
Mike Edwards, R OBP: 0.298, SLG: 0.302										3	2	2	0	0	0	0				
Glenn Burke, R OBP: 0.290, SLG: 0.316	0-0 SH1-4		0-0 SH1-4		0-3 K		0-0 F9			2	0	0	0	0	1	1				
Joe Wallis, S OBP: 0.380, SLG: 0.550	4-0 BB		0-0 F8		0-0 E8 1B			4-0 4-3 BB		2	0	1	1	2	0	1				
Mitchell Page, L OBP: 0.371, SLG: 0.450	0-0 F8		0-0 1B		1-0 HBP			0-0 SH1-3-4		2	0	1	1	0	0	1				
Taylor Duncan, R OBP: 0.260, SLG: 0.367		0-3 K	0-0 6-3		0-3 K			0-0 4-3		4	0	0	0	0	2	4				
Dave Revering, L OBP: 0.299, SLG: 0.401		4-0 BB BB		0-0 F4		0-0 4-3		0-0 L9		3	0	0	0	1	0	1				
Mario Guerrero, R OBP: 0.297, SLG: 0.365		0-0 F7		0-0 F6		0-0 5-3		0-3 K		4	0	0	0	0	1	1				
Jeff Newman, R OBP: 0.328, SLG: 0.462		4-0 FC6-4 BB		0-0 5-3		0-0 6-3		0-0 F4		3	0	0	0	1	0	0				
Tony Armas, R OBP: 0.268, SLG: 0.301		0-0 FC6-4		0-3 K		0-0 5-3		0-3 K		4	0	0	0	0	2	2				
Inning Stats	R: 0 E: 0 K: 0 S: 2	H: 0 LOB: 1 BB: 2 P: 10	R: 0 E: 0 K: 1 S: 5	H: 0 LOB: 2 BB: 2 P: 13	R: 1 E: 0 K: 0 S: 5	H: 2 LOB: 1 BB: 0 P: 5	R: 0 E: 0 K: 0 S: 3	H: 0 LOB: 0 BB: 0 P: 3	R: 1 E: 1 K: 3 S: 11	H: 2 LOB: 2 BB: 0 P: 12	R: 0 E: 0 K: 0 S: 3	H: 0 LOB: 0 BB: 0 P: 3	R: 0 E: 0 K: 0 S: 3	H: 0 LOB: 1 BB: 1 P: 7	R: 0 E: 0 K: 2 S: 7	H: 0 LOB: 0 BB: 0 P: 7	1B: 3 2B: 1 3B: 0 HR: 0	SF: 0 SAC: 3 DP: 0 HBP: 1	WP: 0 PB: 0 SB: 0 CS: 1	PA: 36
PITCHER	IP WLS BF H R ER SO BB IBB HBP BLK WP HR S P ERA WHIP	IP WLS BF H R ER SO BB IBB HBP BLK WP HR S P ERA WHIP																		
Paul Mitchell, R ERA: 3.56	(1, 1) 7.0 W 30 4 2 2 4 5 0 1 0 0 0 0 32 53 2.57 1.286	(8, 1) 2.0 S 6 0 0 0 2 0 0 0 0 0 0 0 10 10 0.00 0.000																		
Enrique Romo, R ERA: 3.07	(8, 1) 2.0 S 6 0 0 0 2 0 0 0 0 0 0 0 10 10 0.00 0.000																			

Batter	1	2	3	4	5	6	7	8	9	AB	R	H	RBI	BB	SO	LOB	BOTTOM			
Larry Milbourne, S OBP: 0.378, SLG: 0.416	0-3 K		0-0 1B		0-0 1-H 2B		4-0 BB 1B IBB			3	1	2	1	1	1	0	Oakland Athletics @ Seattle Mariners The Kingdome, Seattle, WA Thu Jul 06 1978, 10:05 PM EDT Att: 7,523 - Unknown			
Craig Reynolds, L OBP: 0.349, SLG: 0.385	0-3 K		0-3 K		0-0 P6		4-0 1B BB			3	0	0	0	1	2	2				
Tom Paciorek, R OBP: 0.410, SLG: 0.595	0-0 1B			4-0 FC5-4 BB		0-0 F9		0-0 FC6-4 1B		3	0	2	2	1	0	0				
Dan Meyer, L OBP: 0.231, SLG: 0.319								1-3 2-H 3-H		0	0	0	0	0	0	0				
Leon Roberts, R OBP: 0.367, SLG: 0.503	0-3 K		0-0 F9		0-3 K		0-0 FC6-4			4	0	0	0	0	2	4				
Bob Robertson, R OBP: 0.280, SLG: 0.386		0-0 F8		0-0 P6		0-0 1B		0-0 6-3		4	0	1	0	0	0	1				
Bill Stein, R OBP: 0.305, SLG: 0.348		0-3 K		0-0 FC5-4		0-0 F8		0-0 FC5-4 2B		4	0	1	0	0	1	2				
Bruce Bochte, L OBP: 0.331, SLG: 0.387	0-0 F7				0-0 2B 1B		0-0 BB SH2-4 1B 1B		4-0 FC5-4 IBB	3	2	2	0	1	0	0				
Juan Bernhardt, R OBP: 0.314, SLG: 0.405			0-0 G6-4-3 1B		0-0 F9		0-0 SH2-4		0-0 FC5-4	3	0	1	0	0	0	3				
John Hales, L OBP: 0.295, SLG: 0.264								1-2 2-3		0	0	0	0	0	0	0				
Bob Stinson, S OBP: 0.385, SLG: 0.426		0-0 G6-4-3		0-0 F9		0-0 F9		0-0 F8		4	0	0	0	0	1	5				
Inning Stats	R: 0 E: 0 K: 3 S: 10	H: 1 LOB: 1 BB: 0 P: 10	R: 0 E: 0 K: 1 S: 5	H: 0 LOB: 0 BB: 0 P: 5	R: 0 E: 0 K: 1 S: 6	H: 2 LOB: 1 BB: 0 P: 6	R: 0 E: 0 K: 0 S: 3	H: 0 LOB: 1 BB: 1 P: 7	R: 1 E: 0 K: 0 S: 5	H: 2 LOB: 1 BB: 0 P: 5	R: 0 E: 0 K: 1 S: 6	H: 1 LOB: 1 BB: 0 P: 6	R: 2 E: 0 K: 0 S: 5	H: 2 LOB: 2 BB: 2 P: 13	R: 0 E: 0 K: 1 S: 6	H: 1 LOB: 2 BB: 1 P: 10	1B: 7 2B: 2 3B: 0 HR: 0	SF: 0 SAC: 1 DP: 1 HBP: 0	WP: 0 PB: 0 SB: 0 CS: 0	PA: 36
PITCHER	IP WLS BF H R ER SO BB IBB HBP BLK WP HR S P ERA WHIP	IP WLS BF H R ER SO BB IBB HBP BLK WP HR S P ERA WHIP																		
John Henry Johnson, L ERA: 2.6	(1, 1) 6.2 L 29 7 3 3 6 2 1 0 0 0 0 0 4 8 4.05 1.350	(7, 1) 0.2 5 2 0 0 0 0 0 1 0 0 0 0 4 8 0.00 3.000	(8, 1) 0.2 2 0 0 0 1 0 0 0 0 0 0 0 4 4 0.00 0.000																	
Elias Sosa, R ERA: 2.83	(7, 1) 0.2 5 2 0 0 0 0 0 1 0 0 0 0 4 8 0.00 3.000																			
Dave Heaverlo, R ERA: 2.91	(8, 1) 0.2 2 0 0 0 1 0 0 0 0 0 0 0 4 4 0.00 0.000																			

Batter	1	2	3	4	5	6	7	8	9	AB	R	H	RBI	BB	SO	LOB	TOP					
Hosken Powell, L OBP: 0.323, SLG: 0.312	0-0 4-3		0-0 G3			0-0 F8		0-0 L9		4	0	0	0	0	0	2	Minnesota Twins @ Oakland Athletics Oakland-Alameda County Coliseum, Oakland, CA Fri Jul 07 1978, 7:05 PM PDT Att: 7,239 - Unknown livebaseballscorecards.com					
Roy Smalley, S OBP: 0.343, SLG: 0.407	0-0 4-3			0-3 K		0-3 K			0-3 K	4	0	0	0	0	3	0						
Rod Carew, L OBP: 0.424, SLG: 0.471	0-0 F7			0-0 4-3		0-0 6-3			0-0 1-3	4	0	0	0	0	0	0						
Mike Cubbage, L OBP: 0.375, SLG: 0.464		0-0 6-3		0-0 1-3			0-0 4-3		1-0 1B HBP	3	0	0	0	0	0	0						
Rich Chiles, L OBP: 0.355, SLG: 0.319		0-0 G3-6-3 1B			0-0 3-1		0-0 L3		0-0 1-2 1B	4	0	2	0	0	0	0						
Dan Ford, R OBP: 0.345, SLG: 0.446		0-0 G3-6-3 1-2			0-0 F8		0-3 K		0-0 4-3	4	0	0	0	0	1	3						
Glenn Adams, L OBP: 0.295, SLG: 0.376			0-0 F7		0-0 1B E			0-0 SH1 1B		3	1	2	0	0	0	0						
Rob Wilfong, L OBP: 0.329, SLG: 0.343			0-0 F8		0-0 E8 1-H			0-0 SH1 1-2		2	0	1	0	0	0	0						
Glenn Borgmann, R OBP: 0.333, SLG: 0.322			4-0 BB		0-0 5-3			0-0 5-3		2	0	0	0	0	1	0	2					
Inning Stats	R: 0 E: 0 K: 0 S: 3	H: 0 LOB: 0 BB: 0 P: 3	R: 0 E: 0 K: 0 S: 3	H: 1 LOB: 0 BB: 0 P: 3	R: 0 E: 0 K: 0 S: 3	H: 0 LOB: 1 BB: 1 P: 7	R: 0 E: 0 K: 1 S: 5	H: 0 LOB: 0 BB: 0 P: 5	R: 1 E: 1 K: 0 S: 5	H: 2 LOB: 1 BB: 0 P: 5	R: 0 E: 0 K: 1 S: 5	H: 0 LOB: 0 BB: 0 P: 5	R: 0 E: 0 K: 1 S: 5	H: 0 LOB: 0 BB: 0 P: 5	R: 0 E: 0 K: 0 S: 4	H: 1 LOB: 1 BB: 0 P: 4	R: 0 E: 0 K: 1 S: 6	H: 1 LOB: 2 BB: 0 P: 7	1B: 5 2B: 0 3B: 0 HR: 0	SF: 0 SAC: 1 DP: 1 HBP: 1	WP: 0 PB: 0 SB: 0 CS: 0	PA: 33
PITCHER Rick Langford, R ERA: 2.61	IP: 9.0 WLS: L BF: 33	H: 5 R: 1 ER: 0 SO: 4	BB: 1 IBB: 0 HBP: 1 BLK: 0	WP: 0 HR: 0 S: 39 P: 44	ERA: 0.00 WHIP: 0.667	PITCHER										IP: 9.0 WLS: W BF: 28	H: 3 R: 0 ER: 0 SO: 7	BB: 1 IBB: 0 HBP: 0 BLK: 0	WP: 0 HR: 0 S: 41 P: 45	ERA: 0.00 WHIP: 0.444		

Batter	1	2	3	4	5	6	7	8	9	AB	R	H	RBI	BB	SO	LOB	BOTTOM			
Joe Wallis, S OBP: 0.380, SLG: 0.538	0-0 FC1-6 1B		0-0 CS 1-2	0-3 K		0-0 F7			0-3 K	4	0	1	0	0	2	1	Minnesota Twins @ Oakland Athletics Oakland-Alameda County Coliseum, Oakland, CA Fri Jul 07 1978, 7:05 PM PDT Att: 7,239 - Unknown livebaseballscorecards.com			
Miguel Dilone, S OBP: 0.310, SLG: 0.302	0-0 FC1-6 1-2 G6-3			0-0 F8		0-0 F4				3	0	0	0	0	0	1				
Mario Guerrero, R OBP: 0.300, SLG: 0.367	0-0 G6-3 1-2			0-0 6-3		0-3 K				3	0	0	0	0	1	1				
Mitchell Page, L OBP: 0.372, SLG: 0.453		0-3 K			0-0 L8		4-0 CS BB			2	0	0	0	1	1	0				
Taylor Duncan, R OBP: 0.252, SLG: 0.352		0-0 F4			0-0 F6		0-0 CS 1-2	0-0 5-3		3	0	0	0	0	0	0				
Jeff Newman, R OBP: 0.326, SLG: 0.447		0-0 L6			0-0 4-3			0-3 K		3	0	0	0	0	1	0				
Dave Revering, L OBP: 0.299, SLG: 0.409			0-0 F9			0-3 K		0-3 K		3	0	0	0	0	2	0				
Tony Armas, R OBP: 0.263, SLG: 0.294			0-0 5-3			0-0 1B			0-0 F8	3	0	1	0	0	0	0				
Mike Edwards, R OBP: 0.303, SLG: 0.306 Mike Adams, R OBP: 0.300, SLG: 0.250			0-0 CS 1B			0-0 F9			0-0 F5	2	0	1	0	0	0	1	1			
Inning Stats	R: 0 E: 0 K: 0 S: 3	H: 1 LOB: 0 BB: 0 P: 3	R: 0 E: 0 K: 1 S: 5	H: 0 LOB: 0 BB: 0 P: 5	R: 0 E: 0 K: 1 S: 5	H: 0 LOB: 0 BB: 0 P: 5	R: 0 E: 0 K: 1 S: 6	H: 1 LOB: 1 BB: 0 P: 6	R: 0 E: 0 K: 2 S: 7	H: 0 LOB: 0 BB: 0 P: 7	R: 0 E: 0 K: 1 S: 5	H: 0 LOB: 0 BB: 0 P: 5	1B: 3 2B: 0 3B: 0 HR: 0	SF: 0 SAC: 0 DP: 1 HBP: 0	WP: 0 PB: 0 SB: 0 CS: 2	PA: 30				
PITCHER Darrell Jackson, L ERA: 2.73	IP: 9.0 WLS: W BF: 28	H: 3 R: 0 ER: 0 SO: 7	BB: 1 IBB: 0 HBP: 0 BLK: 0	WP: 0 HR: 0 S: 41 P: 45	ERA: 0.00 WHIP: 0.444	PITCHER										IP: 9.0 WLS: W BF: 28	H: 3 R: 0 ER: 0 SO: 7	BB: 1 IBB: 0 HBP: 0 BLK: 0	WP: 0 HR: 0 S: 41 P: 45	ERA: 0.00 WHIP: 0.444



Batter	1	2	3	4	5	6	7	8	9	AB	R	H	RBI	BB	SO	LOB	TOP										
Hosken Powell, L OBP: 0.316, SLG: 0.333 (1, 9)	F7		HR		F9	E4		4-3		5	1	1	1	0	0	2	Minnesota Twins @ Oakland Athletics Oakland-Alameda County Coliseum, Oakland, CA Sun Jul 09 1978, 3:33 AM PDT Att. 4,720 - Unknown - 78 F										
Roy Smalley, S OBP: 0.347, SLG: 0.414 (1, 6)	F6		F9		1B	F7		6-3		4	0	0	0	1	0	2											
Rod Carew, L OBP: 0.428, SLG: 0.472 (1, 3)	4-1		1B		1B	E5		E6		5	2	3	1	0	0	0											
Mike Cubbage, L OBP: 0.377, SLG: 0.465 Larry Wolfe, R OBP: 0.317, SLG: 0.359 (5, PH) (5, 5)	F5		G3		K	5-3		F9		2	0	0	0	0	0	1											
Rich Chiles, L OBP: 0.360, SLG: 0.340 Bombo Rivera, R OBP: 0.412, SLG: 0.383 (6, PH) (6, 7)	1B		FC6-4		4-3	1-3		1B		2	1	1	0	0	0	0											
Glenn Adams, L OBP: 0.273, SLG: 0.399 Jose Morales, R OBP: 0.388, SLG: 0.438 (6, PH) (1, 10)	FC6-4		1B		G5-4-3	E6		P6		2	0	2	0	0	0	0											
Willie Norwood, R OBP: 0.315, SLG: 0.380 (1, 8)	FC6-4		PB		G5-4-3	FC6		F8		5	1	0	1	0	0	6											
Bob Randall, R OBP: 0.338, SLG: 0.375 (1, 4)	F7				4-3	1B		CS		4	2	3	0	0	0	1											
Glenn Borgmann, R OBP: 0.329, SLG: 0.317 (1, 2)	F7		F7		4-3	E		K		4	0	1	1	0	1	2											
Inning Stats	R: 0 E: 0 K: 0 S: 3	H: 0 LOB: 0 BB: 0 P: 3	R: 1 E: 0 K: 0 S: 5	H: 2 LOB: 1 BB: 0 P: 5	R: 1 E: 0 K: 0 S: 5	H: 2 LOB: 1 BB: 0 P: 5	R: 0 E: 0 K: 0 S: 3	H: 1 LOB: 0 BB: 0 P: 3	R: 1 E: 0 K: 1 S: 7	H: 2 LOB: 2 BB: 1 P: 11	R: 2 E: 2 K: 0 S: 7	H: 2 LOB: 1 BB: 0 P: 7	R: 1 E: 1 K: 0 S: 5	H: 2 LOB: 1 BB: 0 P: 5	R: 0 E: 0 K: 0 S: 5	H: 1 LOB: 0 BB: 0 P: 5		R: 1 E: 1 K: 0 S: 6	H: 2 LOB: 2 BB: 0 P: 6	1B: 12 2B: 2 3B: 0 HR: 1	SF: 0 SAC: 0 DP: 2 HBP: 0	WP: 0 PB: 1 SB: 1 CS: 1	PA: 43				
PITCHER	IP	WLS	BF	H	R	ER	SO	BB	IBB	HBP	BLK	WP	HR	S	P	ERA	WHIP										
Pete Broberg, R ERA: 3.99 (1, 1)	4.0	L	17	6	3	3	0	0	0	0	0	0	1	17	17	6.75	1.500										
Bob Lacey, L ERA: 2.95 (5, 1)	4.0		20	6	3	0	2	1	0	0	0	0	0	23	27	0.00	1.750										
Steve McCatty, R ERA: 4.32 (9, 1)	1.0		6	2	1	0	0	0	0	0	0	0	0	6	6	0.00	2.000										

Batter	1	2	3	4	5	6	7	8	9	AB	R	H	RBI	BB	SO	LOB	BOTTOM										
Joe Wallis, S OBP: 0.367, SLG: 0.508 (1, 8)	L4				G3			F7		3	0	0	0	1	0	1	Minnesota Twins @ Oakland Athletics Oakland-Alameda County Coliseum, Oakland, CA Sun Jul 09 1978, 3:33 AM PDT Att. 4,720 - Unknown - 78 F										
Miguel Dilone, S OBP: 0.306, SLG: 0.298 Tony Armas, R OBP: 0.264, SLG: 0.290 (6, PH) (7, 9)	F4				F7			1B		2	0	0	0	0	0	0											
Mitchell Page, L OBP: 0.371, SLG: 0.455 (1, 10)	4-3				4-3			1B		4	0	1	0	0	1	2											
Dave Revering, L OBP: 0.293, SLG: 0.400 (1, 3)	3-1				F8			F5		4	0	0	0	0	0	2											
Taylor Duncan, R OBP: 0.267, SLG: 0.348 (1, 5)	6-3				BB			F8		3	0	0	0	1	0	2											
Jeff Newman, R OBP: 0.314, SLG: 0.423 (1, 2)	L4				P4			FC5-4		4	0	0	0	0	0	3											
Dwayne Murphy, L OBP: 0.275, SLG: 0.209 (7, 7)					K			F7		3	0	0	0	0	1	1											
Mike Edwards, R OBP: 0.300, SLG: 0.304 (7, 6)					6-3			L8		3	0	1	0	0	0	0											
Rob Picciolo, R OBP: 0.182, SLG: 0.182 Tito Fuentes, S OBP: 0.159, SLG: 0.163 (6, PH) (7, 4)					K			G3		1	0	0	0	0	1	0											
								5-3		2	0	0	0	0	0	1											
Inning Stats	R: 0 E: 0 K: 0 S: 3	H: 0 LOB: 0 BB: 0 P: 3	R: 0 E: 0 K: 0 S: 3	H: 0 LOB: 0 BB: 0 P: 3	R: 0 E: 0 K: 2 S: 7	H: 0 LOB: 0 BB: 0 P: 7	R: 0 E: 0 K: 0 S: 3	H: 0 LOB: 0 BB: 0 P: 3	R: 0 E: 0 K: 1 S: 5	H: 0 LOB: 2 BB: 2 P: 13	R: 0 E: 0 K: 0 S: 3	H: 0 LOB: 0 BB: 0 P: 3	R: 0 E: 0 K: 0 S: 4	H: 1 LOB: 1 BB: 0 P: 4	R: 0 E: 0 K: 0 S: 5	H: 2 LOB: 2 BB: 0 P: 5	1B: 3 2B: 0 3B: 0 HR: 0	SF: 0 SAC: 0 DP: 0 HBP: 0	WP: 0 PB: 0 SB: 0 CS: 0	PA: 33							
PITCHER	IP	WLS	BF	H	R	ER	SO	BB	IBB	HBP	BLK	WP	HR	S	P	ERA	WHIP										
Dave Goltz, R ERA: 2.45 (1, 1)	9.0	W	33	3	0	0	3	3	0	0	0	0	0	36	48	0.00	0.667										



Batter	1	2	3	4	5	6	7	8	9	AB	R	H	RBI	BB	SO	LOB	TOP			
Paul Dade, R OBP: 0.345, SLG: 0.353 (1, 9)	0-0 B1-3		0-3 K		0-0 5-3		0-0 F8		0-3 K	5	0	0	0	0	2	1	Cleveland Indians @ Oakland Athletics Oakland-Alameda County Coliseum, Oakland, CA Thu Jul 13 1978, 7:05 PM PDT Att: 2,987 - Unknown			
Tom Verzyer, R OBP: 0.304, SLG: 0.360 (1, 6)	0-0 F9		0-3 K		0-0 5-3		0-0 1B			4	0	1	0	0	1	0				
Buddy Bell, R OBP: 0.338, SLG: 0.450 (1, 5)	0-0 F9		0-0 1B			0-0 E6 HR		0-0 F9		4	1	1	0	0	0	2				
Andre Thornton, R OBP: 0.386, SLG: 0.502 (1, 3)		0-0 1B	4-0 1B			0-0 F8		4-0 BB		2	1	1	0	2	0	1				
Gary Alexander, R OBP: 0.322, SLG: 0.487 (1, 10)		0-0 1B	0-0 F9			0-0 1B		0-0 F9		4	1	2	2	0	0	3				
Horace Speed, R OBP: 0.327, SLG: 0.298 (8, PH)		0-0 B2			0-0 F9		0-0 F4		0-0 F7	3	0	0	0	0	0	2				
Rick Manning, L OBP: 0.326, SLG: 0.353 (8, 8)										1	0	0	0	0	0	1				
Ted Cox, R OBP: 0.218, SLG: 0.218 (8, PH)		0-3 K			0-0 F3		0-0 5-3		0-0 F9	3	0	0	0	0	1	2				
Johnny Grubb, L OBP: 0.358, SLG: 0.425 (8, 7)										1	0	0	0	0	0	1				
Duane Kuiper, L OBP: 0.291, SLG: 0.306 (1, 4)		0-0 1B			0-0 3-1		0-0 4-3		0-0 4-3	4	0	1	1	0	0	0				
Bo Diaz, R OBP: 0.235, SLG: 0.265 (1, 2)	0-0 F9					0-0 F2		0-0 6-3		3	0	1	0	0	0	2				
Bernie Carbo, L OBP: 0.354, SLG: 0.353 (9, PH)							0-0 1B			1	0	0	0	0	0	0				
Inning Stats	R: 0 E: 0 K: 0 S: 3	H: 0 LOB: 0 BB: 0 P: 3	R: 1 E: 0 K: 1 S: 8	H: 3 LOB: 2 BB: 0 P: 8	R: 0 E: 0 K: 2 S: 8	H: 1 LOB: 2 BB: 1 P: 12	R: 0 E: 0 K: 0 S: 3	H: 0 LOB: 0 BB: 0 P: 3	R: 0 E: 1 K: 0 S: 5	H: 1 LOB: 0 BB: 0 P: 5	R: 0 E: 0 K: 0 S: 5	H: 2 LOB: 2 BB: 0 P: 5	R: 0 E: 0 K: 1 S: 5	H: 0 LOB: 1 BB: 1 P: 7	R: 0 E: 0 K: 1 S: 5	H: 0 LOB: 0 BB: 0 P: 5	1B: 6 2B: 0 3B: 0 HR: 1	SF: 0 SAC: 0 DP: 0 HBP: 0	WP: 0 PB: 0 SB: 0 CS: 0	PA: 37
PITCHER	IP WLS BF H R ER SO BB IBB HBP BLK WP HR S P ERA WHIP	IP WLS BF H R ER SO BB IBB HBP BLK WP HR S P ERA WHIP																		
John Henry Johnson, L ERA: 2.55 (1, 1)	7.0 W 31 7 3 2 3 2 0 0 0 0 1 35 43 2.57 1.286																			
Dave Heaverlo, R ERA: 2.93 (8, 1)	2.0 S 6 0 0 0 1 0 0 0 0 0 0 8 8 0.00 0.000																			


AB 35
R 3
H 7
RBI 3
BB 2
SO 4
LOB 15




Batter	1	2	3	4	5	6	7	8	9	AB	R	H	RBI	BB	SO	LOB	BOTTOM			
Joe Wallis, S OBP: 0.354, SLG: 0.489 (1, 8)	0-0 6-3	0-0 E6 1B		0-0 F9		0-0 5-3		0-3 K		5	1	0	0	0	1	4	Cleveland Indians @ Oakland Athletics Oakland-Alameda County Coliseum, Oakland, CA Thu Jul 13 1978, 7:05 PM PDT Att: 2,987 - Unknown			
Taylor Duncan, R OBP: 0.275, SLG: 0.348 (1, 5)	4-0 5-3 1B	0-0 2B			0-0 F7		0-0 F4			3	1	1	2	1	0	0				
Wayne Gross, L OBP: 0.330, SLG: 0.332 (8, 5)		1-2 2-3 2B								0	0	0	0	0	0	0				
Mitchell Page, L OBP: 0.373, SLG: 0.459 (1, 7)	0-0 5-3 1B	0-0 2B			0-0 G3		0-0 F8			4	0	2	2	0	0	0				
Miguel Dilone, S OBP: 0.306, SLG: 0.298 (8, 7)	1-2 1B	1-2 2-H 3-H 2B					0-0 F9			0	0	0	0	0	0	0				
Willie Horton, R OBP: 0.312, SLG: 0.376 (1, 10)	0-0 5-3	0-3 K			0-0 FC6-4 1B		0-0 F9			4	0	1	0	0	1	3				
Jeff Newman, R OBP: 0.308, SLG: 0.414 (1, 2)	0-3 K				0-0 FC6-4 1B		0-0 F8			3	0	0	0	0	1	3				
Jim Essian, R OBP: 0.337, SLG: 0.319 (8, 2)					0-0 FC6-4 1B		0-0 F8			1	0	0	0	0	0	0				
Dave Revering, L OBP: 0.296, SLG: 0.412 (1, 3)		0-0 6-3		0-0 F8			0-0 HR		0-0 1B	4	1	2	1	0	0	0				
Rob Picciolo, R OBP: 0.182, SLG: 0.182 (8, FR)									0-0 1B	0	1	0	0	0	0	0				
Mario Guerrero, R OBP: 0.300, SLG: 0.364 (1, 6)		0-0 1-4-3		0-0 F4		0-0 F8		0-0 1B		4	0	1	0	0	0	0				
Tony Armas, R OBP: 0.264, SLG: 0.289 (1, 9)		0-0 E 1B			0-0 F8		0-0 F8		0-0 F3	4	1	1	0	0	0	2				
Mike Adams, R OBP: 0.353, SLG: 0.231 (1, 4)		0-0 1B				0-0 F8		0-0 F3		2	1	1	0	1	1	0				
Mike Edwards, R OBP: 0.304, SLG: 0.307 (7, 4)		1-2 1B		0-3 K		0-0 S E BB		1-2 2-H 1B		1	1	1	1	0	0	0				
Inning Stats	R: 0 E: 0 K: 1 S: 6	H: 1 LOB: 2 BB: 1 P: 10	R: 4 E: 1 K: 1 S: 10	H: 4 LOB: 1 BB: 0 P: 10	R: 0 E: 0 K: 0 S: 3	H: 0 LOB: 0 BB: 0 P: 3	R: 0 E: 0 K: 1 S: 5	H: 0 LOB: 0 BB: 0 P: 5	R: 0 E: 0 K: 0 S: 4	H: 1 LOB: 1 BB: 0 P: 4	R: 2 E: 0 K: 0 S: 4	H: 1 LOB: 1 BB: 1 P: 8	R: 0 E: 0 K: 0 S: 3	H: 0 LOB: 0 BB: 0 P: 3	R: 1 E: 0 K: 1 S: 8	H: 3 LOB: 2 BB: 0 P: 8	1B: 8 2B: 1 3B: 0 HR: 1	SF: 0 SAC: 0 DP: 0 HBP: 0	WP: 0 PB: 0 SB: 1 CS: 0	PA: 37
PITCHER	IP WLS BF H R ER SO BB IBB HBP BLK WP HR S P ERA WHIP	IP WLS BF H R ER SO BB IBB HBP BLK WP HR S P ERA WHIP																		
Rick Waits, L ERA: 2.88 (1, 1)	6.0 L 28 7 6 1 3 2 0 0 0 0 0 1 32 40 1.50 1.500																			
Paul Reuschel, R ERA: 3.91 (7, 1)	2.0 9 3 1 1 1 1 0 0 0 0 0 0 11 11 4.50 1.500																			

AB 35
R 7
H 10
RBI 6
BB 2
SO 4
LOB 12



Batter	1	2	3	4	5	6	7	8	9	AB	R	H	RBI	BB	SO	LOB	TOP										
Rick Manning, L OBP: 0.326, SLG: 0.353 (1, 8)	G3		FC1-6 WP	E4 FC4			SH 1B	HR 1B	F5	6	2	2	0	0	0	5	Cleveland Indians @ Oakland Athletics Oakland-Alameda County Coliseum, Oakland, CA Fri Jul 14, 1978, 7:05 PM PDT Att: 3,326 - Unknown AB 44 R 11 H 16 RBI 11 BB 3 SO 3 LOB 21 										
Johnny Grubb, L OBP: 0.359, SLG: 0.436 (1, 7)	F8		FC4	FC4			SH 1B	HR 1B	FC5-4	4	2	1	2	1	0	4											
Buddy Bell, R OBP: 0.335, SLG: 0.444 (1, 5)	6-3		F8		5-3		HR 1B	L6	K	6	1	1	2	0	1	4											
Andre Thornton, R OBP: 0.389, SLG: 0.513 (1, 3)		F7		E FC3-6 1B	F8		HR 1B	1B 1B		4	3	2	3	1	0	0											
Bernie Carbo, L OBP: 0.356, SLG: 0.356 (1, 10)	K		E1 FC3-6 1B	K			F9	1B 1B		5	2	2	0	0	2	0											
Gary Alexander, R OBP: 0.326, SLG: 0.487 (1, 2)	5-3		FC3-6 IBB				F4	1B 1B	1B 1B	4	0	2	1	1	0	0											
Jim Norris, L OBP: 0.333, SLG: 0.328 (1, 9)			F7	FC3-6 E 1B			F7	G6-4-3 1B	1-3 2-H	5	0	2	2	0	0	2											
Duane Kuiper, L OBP: 0.289, SLG: 0.304 (1, 4)			E6 FC1-6 1B	E 1B			6-3	G6-4-3 1-2	6-3	5	0	1	1	0	0	4											
Tom Verzyer, R OBP: 0.312, SLG: 0.367 (1, 6)			FC1-6 1B	F8			SH 1B	1B 1B	4-3 FC5-4 1B	5	1	3	0	0	0	2											
Inning Stats	R: 0 E: 0 K: 0 S: 3	H: 0 LOB: 0 BB: 0 P: 3	R: 0 E: 0 K: 1 S: 5	H: 0 LOB: 0 BB: 0 P: 5	R: 0 E: 1 K: 0 S: 5	H: 1 LOB: 3 BB: 1 P: 9	R: 2 E: 2 K: 0 S: 6	H: 2 LOB: 3 BB: 2 P: 14	R: 0 E: 0 K: 1 S: 5	H: 0 LOB: 0 BB: 0 P: 3	R: 5 E: 0 K: 0 S: 9	H: 6 LOB: 1 BB: 0 P: 9	R: 4 E: 0 K: 1 S: 9	H: 6 LOB: 2 BB: 0 P: 9	R: 0 E: 0 K: 1 S: 6	H: 1 LOB: 1 BB: 0 P: 6		1B: 14 2B: 0 3B: 0 HR: 2	SF: 0 SAC: 1 DP: 1 HBP: 0	WP: 1 PB: 0 SB: 0 CS: 0	PA: 48						
PITCHER	IP	WLS	BF	H	R	ER	SO	BB	IBB	HBP	BLK	WP	HR	S	P	ERA	WHIP										
Matt Keough, R ERA: 2.54 (1, 1)	6.0	L	30	6	6	6	2	2	1	0	0	1	0	31	43	9.00	1.333										
Rick Langford, R ERA: 3.02 (7, 1)	1.2		11	7	5	5	0	0	0	0	0	0	2	11	11	27.00	4.200										
Steve McCatty, R ERA: 4.0 (8, 1)	1.1		7	3	0	0	1	0	0	0	0	0	0	9	9	0.00	2.250										

Batter	1	2	3	4	5	6	7	8	9	AB	R	H	RBI	BB	SO	LOB	BOTTOM										
Joe Wallis, S OBP: 0.354, SLG: 0.485 (1, 8)	F6		G6-4-3 1B		G4-3			F9		3	0	1	0	0	0	2	Cleveland Indians @ Oakland Athletics Oakland-Alameda County Coliseum, Oakland, CA Fri Jul 14, 1978, 7:05 PM PDT Att: 3,326 - Unknown AB 32 R 1 H 9 RBI 1 BB 2 SO 5 LOB 16 										
Dwayne Murphy, L OBP: 0.269, SLG: 0.205 (8, PH)			G6-4-3 1B							1	0	0	0	0	0	1											
Taylor Duncan, R OBP: 0.274, SLG: 0.339 (1, 5)			G6-4-3				K	FC6-4 FC6		3	0	0	0	1	1	2											
Mitchell Page, L OBP: 0.368, SLG: 0.452 (1, 7)	K		F8				6-3	FC6		4	0	0	0	0	1	2											
Willie Horton, R OBP: 0.311, SLG: 0.379 (1, 10)		F8		5-3			5-3			4	0	1	0	0	0	0											
Miguel Dilone, S OBP: 0.306, SLG: 0.298 (9, PR)								1B 2B		0	1	0	0	0	0	0											
Dave Revering, L OBP: 0.296, SLG: 0.411 (1, 3)							G3			3	0	1	0	0	0	0											
Jeff Newman, R OBP: 0.313, SLG: 0.418 (9, 3)		1B 1B 1B		G3			G3	G5-4-3 1B		1	0	1	1	0	0	0											
Jim Essian, R OBP: 0.332, SLG: 0.313 (1, 2)	K		F8				F8	G5-4-3		4	0	0	0	0	2	3											
Tony Armas, R OBP: 0.275, SLG: 0.301 (1, 9)										3	0	3	0	0	0	0											
Glenn Burke, R OBP: 0.272, SLG: 0.306 (9, PH)										1	0	0	0	0	0	1											
Mike Edwards, R OBP: 0.306, SLG: 0.309 (1, 4)										2	0	1	0	0	0	1											
Wayne Gross, L OBP: 0.329, SLG: 0.330 (7, PH)										1	0	0	0	0	1	1											
Rob Picciolo, R OBP: 0.174, SLG: 0.174 (1, 6)										1	0	0	0	0	0	3											
Mike Adams, R OBP: 0.421, SLG: 0.286 (6, 4)										1	0	1	0	1	0	0											
Inning Stats	R: 0 E: 0 K: 1 S: 4	H: 3 LOB: 3 BB: 0 P: 8	R: 0 E: 0 K: 1 S: 8	H: 3 LOB: 0 BB: 0 P: 8	R: 0 E: 0 K: 1 S: 3	H: 1 LOB: 0 BB: 0 P: 3	R: 0 E: 0 K: 1 S: 5	H: 0 LOB: 0 BB: 0 P: 5	R: 0 E: 0 K: 1 S: 3	H: 1 LOB: 1 BB: 1 P: 7	R: 0 E: 0 K: 1 S: 5	H: 0 LOB: 0 BB: 0 P: 5	R: 0 E: 0 K: 1 S: 6	H: 1 LOB: 1 BB: 0 P: 6	R: 0 E: 0 K: 0 S: 4	H: 1 LOB: 1 BB: 0 P: 4	R: 1 E: 0 K: 0 S: 4	H: 2 LOB: 1 BB: 0 P: 4	1B: 8 2B: 1 3B: 0 HR: 0	SF: 0 SAC: 0 DP: 3 HBP: 0	WP: 0 PB: 0 SB: 0 CS: 1	PA: 34					
PITCHER	IP	WLS	BF	H	R	ER	SO	BB	IBB	HBP	BLK	WP	HR	S	P	ERA	WHIP										
Rick Wise, R ERA: 3.05 (1, 1)	9.0	W	34	9	1	1	5	2	0	0	0	0	0	42	50	1.00	1.222										

Batter	1	2	3	4	5	6	7	8	9	AB	R	H	RBI	BB	SO	LOB	TOP								
Rick Rosetti, R OBP: 0.311, SLG: 0.372 (1, 8)	F2		6-3		F3		5-3		F8-4	5	0	0	0	0	0	3									
Bob Bailor, R OBP: 0.305, SLG: 0.322 (1, 9)	F4		5-3		F7			2B		4	1	1	0	0	0	1									
Roy Howell, L OBP: 0.341, SLG: 0.391 (1, 5)	K			G4-6-3 1B		4-3		1B SF8 2B		4	1	2	1	0	1	0									
Rico Carty, R OBP: 0.349, SLG: 0.465 (1, 10)		1B BB		E6 G4-6-3		F9		SF8 1B		3	0	1	0	1	0	1									
Willie Upshaw, L OBP: 0.314, SLG: 0.349 (8, PR)										0	0	0	0	0	0	0									
John Mayberry, L OBP: 0.353, SLG: 0.449 (1, 3)			G4-6-3			1B		SF8 1B		3	0	2	1	0	0	2									
Tom Hutton, L OBP: 0.323, SLG: 0.333 (1, 7)		1B				1B				2	0	1	0	1	0	2									
Otto Velez, R OBP: 0.397, SLG: 0.477 (8, PH)	F8							1-3		1	0	0	0	0	0	1									
Dave McKay, S OBP: 0.254, SLG: 0.336 (1, 4)	F6									4	0	1	0	0	1	6									
Alan Ashby, S OBP: 0.308, SLG: 0.322 (1, 2)	F8						F3		F8-4 SH2-4 1B	3	0	1	0	0	0	2									
Luis Gomez, R OBP: 0.282, SLG: 0.233 (1, 6)			2-3				F3			2	0	0	0	1	0	0									
Inning Stats	R: 0 E: 0 K: 1 S: 5	H: 0 LOB: 0 BB: 0 P: 5	R: 0 E: 0 K: 0 S: 4	H: 1 LOB: 2 BB: 1 P: 8	R: 0 E: 0 K: 0 S: 3	H: 0 LOB: 0 BB: 0 P: 3	R: 0 E: 1 K: 0 S: 4	H: 1 LOB: 2 BB: 1 P: 8	R: 0 E: 0 K: 0 S: 4	H: 1 LOB: 1 BB: 0 P: 4	R: 0 E: 0 K: 1 S: 7	H: 2 LOB: 2 BB: 0 P: 7	R: 0 E: 0 K: 0 S: 3	H: 0 LOB: 0 BB: 0 P: 3	R: 2 E: 0 K: 0 S: 5	H: 3 LOB: 1 BB: 0 P: 5	R: 0 E: 0 K: 0 S: 3	H: 1 LOB: 1 BB: 1 P: 7	1B: 7 2B: 3 3B: 0 HR: 0	SF: 1 SAC: 2 DP: 2 HBP: 0	WP: 0 PB: 0 SB: 0 CS: 0	PA: 37			
PITCHER	IP	WLS	BF	H	R	ER	SO	BB	IBB	HBP	BLK	WP	HR	S	P	ERA	WHIP								
Steve Renko, R ERA: 2.95 (1, 1)	7.0		30	7	2	2	2	2	0	0	0	0	0	32	40	2.57	1.286								
Dave Heaverlo, R ERA: 2.53 (8, 1)	0.0		1	1	0	0	0	0	0	0	0	0	0	1	1	∞	∞								
Bob Lacey, L ERA: 2.81 (8, 1)	1.1		5	1	0	0	0	0	1	0	0	0	0	4	8	0.00	0.750								
Elias Sosa, R ERA: 2.87 (9, 1)	0.2	W	1	0	0	0	0	0	0	0	0	0	0	1	1	0.00	0.000								

Toronto Blue Jays @ Oakland Athletics
Oakland-Alameda County Coliseum, Oakland, CA

AB 31
R 2
H 9
RBI 2
BB 3
SO 2
LOB 18



Sat Jul 15 1978, 3:33 AM PDT
Att: 6,863 - Unknown

Batter	1	2	3	4	5	6	7	8	9	AB	R	H	RBI	BB	SO	LOB	BOTTOM								
Joe Wallis, S OBP: 0.344, SLG: 0.475 (1, 8)	K		F8		SF9			K		3	0	0	1	0	2	1									
Taylor Duncan, R OBP: 0.286, SLG: 0.328 (1, 5)	5-3			F6	4-3			6-3		4	0	0	0	0	0	1									
Mitchell Page, L OBP: 0.266, SLG: 0.453 (5, PR)										3	0	1	0	0	1	0									
Miguel Dilone, S OBP: 0.206, SLG: 0.298 (7, 7)										0	0	0	0	0	0	0									
Mike Adams, R OBP: 0.430, SLG: 0.287 (8, PH)										1	0	0	0	0	0	0									
Clayton Kershaw, R OBP: 0.272, SLG: 0.306 (8, PR)										0	0	0	0	0	0	0									
Willie Horton, R OBP: 0.310, SLG: 0.376 (1, 10)		5-3								4	0	1	0	0	0	1									
Jeff Newman, R OBP: 0.304, SLG: 0.406 (1, 2)										4	0	0	0	0	1	2									
Dave Revering, L OBP: 0.299, SLG: 0.422 (1, 3)										4	2	2	1	0	0	1									
Tony Armas, R OBP: 0.277, SLG: 0.303 (1, 9)										2	0	1	0	0	0	0									
Mike Edwards, R OBP: 0.306, SLG: 0.310 (1, 4)										3	1	1	0	0	0	1									
Rob Picciolo, R OBP: 0.192, SLG: 0.192 (1, 6)										3	0	1	1	0	1	1									
Inning Stats	R: 0 E: 0 K: 1 S: 5	H: 0 LOB: 0 BB: 0 P: 5	R: 0 E: 0 K: 0 S: 3	H: 0 LOB: 0 BB: 0 P: 3	R: 0 E: 0 K: 1 S: 6	H: 1 LOB: 1 BB: 0 P: 6	R: 0 E: 0 K: 1 S: 6	H: 1 LOB: 1 BB: 0 P: 6	R: 2 E: 1 K: 0 S: 6	H: 3 LOB: 1 BB: 0 P: 6	R: 0 E: 0 K: 1 S: 3	H: 0 LOB: 0 BB: 0 P: 3	R: 0 E: 1 K: 1 S: 5	H: 0 LOB: 1 BB: 0 P: 5	R: 1 E: 0 K: 0 S: 3	H: 1 LOB: 0 BB: 0 P: 3	1B: 6 2B: 0 3B: 0 HR: 1	SF: 1 SAC: 1 DP: 0 HBP: 0	WP: 0 PB: 0 SB: 0 CS: 1	PA: 34					
PITCHER	IP	WLS	BF	H	R	ER	SO	BB	IBB	HBP	BLK	WP	HR	S	P	ERA	WHIP								
Tom Underwood, L ERA: 4.35 (1, 1)	8.2	L	33	7	3	2	5	0	0	0	0	0	1	43	43	2.08	0.808								

Toronto Blue Jays @ Oakland Athletics
Oakland-Alameda County Coliseum, Oakland, CA

AB 31
R 3
H 7
RBI 3
BB 0
SO 5
LOB 8



Sat Jul 15 1978, 3:33 AM PDT
Att: 6,863 - Unknown

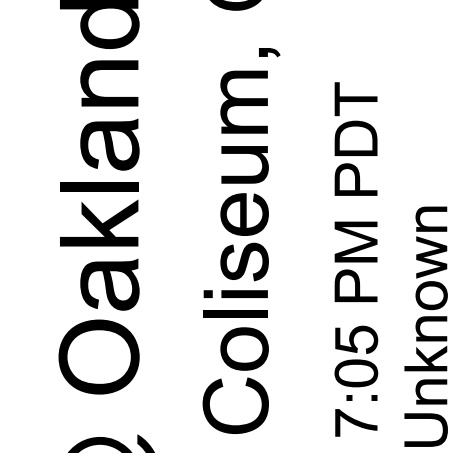
Batter	1	2	3	4	5	6	7	8	9	AB	R	H	RBI	BB	SO	LOB	TOP			
Rick Rosetti, R OBP: 0.305, SLG: 0.364 (1, 8)	F6		4-3		F9		6-3			4	0	0	0	0	0	1	Toronto Blue Jays @ Oakland Athletics Oakland-Alameda County Coliseum, Oakland, CA Mon Jul 17 1978, 7:05 PM PDT Att: 12,414 - Unknown			
Bob Bailor, R OBP: 0.307, SLG: 0.326 (1, 9)	2B		F4		F7		F7			4	0	1	0	0	0	1				
Roy Howell, L OBP: 0.339, SLG: 0.389 (1, 5)	BB			2B		F8		4-3		3	1	1	0	1	0	0				
Rico Carty, R OBP: 0.344, SLG: 0.455 (1, 10)	K			F8		K		F4		4	0	0	0	0	2	3				
Otto Velez, R OBP: 0.400, SLG: 0.487 (1, 7)	F8			3-1 2H	2B	BB 3B		F4		4	1	2	1	0	0	2				
John Mayberry, L OBP: 0.353, SLG: 0.458 (1, 3)		F9		3-1		BB 3B		1-3		3	1	0	0	1	0	1				
Dave McKay, S OBP: 0.257, SLG: 0.345 (1, 4)	F8			F9		BB 3B		F7		4	0	1	2	0	0	1				
Rick Cerone, R OBP: 0.303, SLG: 0.271 (1, 2)	F9				F9		F9	5-3		4	0	0	0	0	0	1				
Luis Gomez, R OBP: 0.279, SLG: 0.228 (1, 6)			F7				F3			2	0	0	0	1	0	0				
Inning Stats	R: 0 E: 0 K: 1 S: 6	H: 1 LOB: 2 BB: 1 P: 10	R: 0 E: 0 K: 0 S: 3	H: 0 LOB: 0 BB: 0 P: 3	R: 0 E: 0 K: 0 S: 3	H: 0 LOB: 0 BB: 0 P: 3	R: 1 E: 0 K: 0 S: 5	H: 2 LOB: 1 BB: 0 P: 5	R: 0 E: 0 K: 1 S: 7	H: 0 LOB: 1 BB: 1 P: 7	R: 2 E: 0 K: 1 S: 7	H: 2 LOB: 0 BB: 0 P: 11	R: 0 E: 0 K: 0 S: 3	H: 0 LOB: 0 BB: 0 P: 3	R: 0 E: 0 K: 0 S: 3	H: 0 LOB: 0 BB: 0 P: 3	1B: 1 2B: 3 3B: 1 HR: 0	SF: 0 SAC: 0 DP: 0 HBP: 0	WP: 0 PB: 0 SB: 0 CS: 0	PA: 35
PITCHER John Henry Johnson, L ERA: 2.57 (1, 1)	IP: 9.0 WLS: W BF: 35 H: 5 R: 3 ER: 3 SO: 2 BB: 3 IBB: 0 HBP: 0 BLK: 0 WP: 0 HR: 0 S: 36 P: 48 ERA: 3.00 WHIP: 0.889															PITCHER				

Batter	1	2	3	4	5	6	7	8	9	AB	R	H	RBI	BB	SO	LOB	BOTTOM	
Joe Wallis, S OBP: 0.344, SLG: 0.493 (1, 8)	1B FC5-2 2B	6-3		5-3		F9				4	0	1	0	0	0	1	Toronto Blue Jays @ Oakland Athletics Oakland-Alameda County Coliseum, Oakland, CA Mon Jul 17 1978, 7:05 PM PDT Att: 12,414 - Unknown	
Taylor Duncan, R OBP: 0.289, SLG: 0.344 (1, 5)			5-3			6-3				4	2	2	1	0	0	0		
Wayne Gross, L OBP: 0.329, SLG: 0.330 (8, 5)	2-3 1B			2H 3B						0	0	0	0	0	0	0		
Mitchell Page, L OBP: 0.374, SLG: 0.467 (1, 7)	FC5-2 1B									4	2	2	1	0	1	2		
Glenn Burke, R OBP: 0.272, SLG: 0.306 (8, 7)	1-2 3H 1B		S 1B							0	0	0	0	0	0	0		
Willie Horton, R OBP: 0.317, SLG: 0.392 (1, 10)	F9			1B						4	0	2	1	0	0	2		
Jeff Newman, R OBP: 0.301, SLG: 0.397 (1, 2)	1-2 2H 1B			1B						4	0	1	1	0	1	3		
Dave Revering, L OBP: 0.307, SLG: 0.427 (1, 3)										4	0	3	1	0	0	0		
Miguel Dilone, S OBP: 0.306, SLG: 0.298 (8, FR)										0	0	0	0	0	0	0		
Jim Essian, R OBP: 0.332, SLG: 0.313 (9, 2)	1-3 2H 1B			1B						0	0	0	0	0	0	0		
Tony Armas, R OBP: 0.269, SLG: 0.294 (1, 9)	F7		5-3		5-3			SH1-3 1B		3	0	0	0	0	0	4		
Mike Edwards, R OBP: 0.304, SLG: 0.312 (1, 4)		F8		F7		6-3		5-3		4	0	0	0	0	0	2		
Rob Picciolo, R OBP: 0.194, SLG: 0.194 (1, 6)	F9			E6 3B 1B		5-3		F8		4	1	1	0	0	0	2		
Inning Stats	R: 2 E: 0 K: 0 S: 7	H: 4 LOB: 2 BB: 0 P: 7	R: 0 E: 0 K: 0 S: 3	H: 0 LOB: 0 BB: 0 P: 3	R: 1 E: 0 K: 0 S: 6	H: 3 LOB: 2 BB: 0 P: 6	R: 2 E: 1 K: 0 S: 7	H: 4 LOB: 2 BB: 0 P: 7	R: 0 E: 0 K: 0 S: 3	H: 0 LOB: 0 BB: 0 P: 3	R: 0 E: 0 K: 2 S: 7	H: 0 LOB: 0 BB: 0 P: 7	R: 0 E: 0 K: 0 S: 4	H: 1 LOB: 2 BB: 0 P: 4	1B: 10 2B: 1 3B: 1 HR: 0	SF: 0 SAC: 1 DP: 0 HBP: 0		WP: 0 PB: 0 SB: 1 CS: 0
PITCHER Jerry Garvin, L ERA: 5.81 Tom Murphy, R ERA: 3.9 (1, 1)	IP: 3.2 WLS: L BF: 20 H: 5 R: 5 ER: 5 SO: 0 BB: 0 IBB: 0 HBP: 0 BLK: 0 WP: 0 HR: 0 S: 20 P: 20 ERA: 12.27 WHIP: 2.455															PITCHER		

AB	32
R	3
H	5
RBI	3
BB	3
SO	2
LOB	10



AB	35
R	5
H	12
RBI	5
BB	0
SO	2
LOB	16



Batter	1	2	3	4	5	6	7	8	9	AB	R	H	RBI	BB	SO	LOB	TOP										
Ron LeFlore, R OBP: 0.352, SLG: 0.390 (1, 8)										5	0	2	0	0	1	4	Detroit Tigers @ Oakland Athletics Oakland-Alameda County Coliseum, Oakland, CA Tue Jul 18 1978, 7:05 PM PDT Att: 3,023 - Unknown livebaseballscorecards.com										
Lou Whitaker, L OBP: 0.340, SLG: 0.333 (1, 4)										4	1	1	0	1	2	3											
Rusty Staub, L OBP: 0.355, SLG: 0.455 (1, 10)										5	1	2	2	0	0	3											
Jason Thompson, L OBP: 0.366, SLG: 0.514 (1, 3)										4	0	2	1	0	0	0											
Steve Kemp, L OBP: 0.398, SLG: 0.382 (1, 7)										5	0	1	0	0	0	5											
Milt May, L OBP: 0.311, SLG: 0.412 (1, 2)										3	0	0	0	2	0	1											
Tim Corcoran, L OBP: 0.301, SLG: 0.292 (1, 9)										4	0	1	0	0	0	3											
Phil Mankowski, L OBP: 0.364, SLG: 0.397 Aurelio Rodriguez, R OBP: 0.294, SLG: 0.385 (6, PH) (6, 5)										2	0	1	0	0	0	0											
Alan Trammell, R OBP: 0.323, SLG: 0.335 (1, 6)										4	1	2	0	0	1	2											
Inning Stats	R: 0 E: 0 K: 2 S: 9	H: 2 LOB: 2 BB: 0 P: 9	R: 0 E: 0 K: 0 S: 3	H: 0 LOB: 0 BB: 0 P: 3	R: 1 E: 0 K: 0 S: 6	H: 3 LOB: 2 BB: 0 P: 6	R: 0 E: 0 K: 1 S: 6	H: 1 LOB: 2 BB: 1 P: 10	R: 2 E: 0 K: 0 S: 4	H: 1 LOB: 0 BB: 1 P: 8	R: 0 E: 1 K: 0 S: 5	H: 2 LOB: 2 BB: 0 P: 5	R: 0 E: 0 K: 1 S: 4	H: 1 LOB: 2 BB: 1 P: 8	R: 0 E: 2 K: 1 S: 6	H: 1 LOB: 1 BB: 0 P: 6		R: 0 E: 0 K: 0 S: 4	H: 1 LOB: 1 BB: 0 P: 4	R: 0 E: 0 K: 0 S: 4	H: 1 LOB: 1 BB: 0 P: 4	1B: 11 2B: 0 3B: 0 HR: 1	SF: 1 SAC: 0 DP: 0 HBP: 0	WP: 0 PB: 0 SB: 0 CS: 0	PA: 42		
PITCHER	IP	WLS	BF	H	R	ER	SO	BB	IBB	HBP	BLK	WP	HR	S	P	ERA	WHIP										
Rick Langford, R ERA: 3.14 Bob Lacey, L ERA: 2.89 (1, 1) (6, 1)	5.0	W	24	7	3	3	3	2	0	0	0	0	1	28	36	5.40	1.800										

Batter	1	2	3	4	5	6	7	8	9	AB	R	H	RBI	BB	SO	LOB	BOTTOM										
Joe Wallis, S OBP: 0.339, SLG: 0.484 (1, 8)										5	0	1	0	0	1	6	Detroit Tigers @ Oakland Athletics Oakland-Alameda County Coliseum, Oakland, CA Tue Jul 18 1978, 7:05 PM PDT Att: 3,023 - Unknown livebaseballscorecards.com										
Taylor Duncan, R OBP: 0.275, SLG: 0.344 Wayne Gross, L OBP: 0.328, SLG: 0.328 (1, 5) (8, 5)										3	1	1	2	1	0	1											
Mitchell Page, L OBP: 0.373, SLG: 0.475 Glenn Burke, R OBP: 0.272, SLG: 0.306 (1, 7) (7, 7)										4	1	1	3	0	1	2											
Willie Horton, R OBP: 0.316, SLG: 0.385 (1, 10)										3	0	0	0	1	1	0											
Dave Revering, L OBP: 0.309, SLG: 0.428 Miguel Dilone, S OBP: 0.306, SLG: 0.298 Jim Essian, R OBP: 0.332, SLG: 0.313 (1, 3) (7, PR) (8, 2)										4	0	2	0	0	0	2											
Mario Guerrero, R OBP: 0.301, SLG: 0.364 (1, 6)										3	1	1	0	0	0	1											
Jeff Newman, R OBP: 0.306, SLG: 0.400 (1, 2) (8, 3)										4	1	2	0	0	0	3											
Mike Edwards, R OBP: 0.312, SLG: 0.321 (1, 4)										4	1	3	1	0	0	1											
Tony Armas, R OBP: 0.269, SLG: 0.289 (1, 9)										3	1	0	0	1	1	3											
Inning Stats	R: 0 E: 0 K: 1 S: 6	H: 1 LOB: 2 BB: 1 P: 10	R: 5 E: 0 K: 1 S: 9	H: 4 LOB: 0 BB: 1 P: 13	R: 1 E: 0 K: 1 S: 8	H: 3 LOB: 0 BB: 0 P: 8	R: 0 E: 0 K: 0 S: 3	H: 0 LOB: 0 BB: 0 P: 3	R: 0 E: 0 K: 0 S: 4	H: 1 LOB: 1 BB: 0 P: 4	R: 0 E: 0 K: 0 S: 3	H: 0 LOB: 1 BB: 1 P: 7	R: 0 E: 0 K: 0 S: 4	H: 1 LOB: 2 BB: 0 P: 4	R: 0 E: 0 K: 2 S: 8	H: 1 LOB: 1 BB: 0 P: 8		R: 0 E: 0 K: 0 S: 4	H: 1 LOB: 1 BB: 0 P: 8	1B: 10 2B: 0 3B: 0 HR: 1	SF: 0 SAC: 1 DP: 0 HBP: 0	WP: 0 PB: 0 SB: 2 CS: 0	PA: 38				
PITCHER	IP	WLS	BF	H	R	ER	SO	BB	IBB	HBP	BLK	WP	HR	S	P	ERA	WHIP										
Dave Rozema, R ERA: 3.09 Steve Foucault, R ERA: 2.83 (1, 1) (8, 1)	7.0	L	34	10	6	3	3	3	0	0	0	0	0	37	49	7.71	1.857										

Batter	1	2	3	4	5	6	7	8	9	AB	R	H	RBI	BB	SO	LOB	TOP					
Ron LeFlore, R (1, 8) OBP: 0.347, SLG: 0.386	F3		5-3		SF8		FC4-6 1B		5-3	4	1	0	1	0	0	3	Detroit Tigers @ Oakland Athletics Oakland-Alameda County Coliseum, Oakland, CA Wed Jul 19 1978, 3:33 AM PDT Att: 5,225 - Unknown livebaseballscorecards.com					
Lou Whitaker, L (1, 4) OBP: 0.338, SLG: 0.331	K		L1		F2		BB 1B		6-3	5	1	1	1	0	1	2						
Rusty Staub, L (1, 10)	G3				F5		BB 1B		4-3	3	0	0	0	2	0	0						
Jason Thompson, L (1, 3) OBP: 0.365, SLG: 0.511		K			F4		BB 1B			4	0	1	2	0	1	1						
Steve Kemp, L (1, 7) OBP: 0.394, SLG: 0.377		4-3			6-3		BB 1B			4	0	0	0	0	0	3						
Milt May, L (1, 2) OBP: 0.309, SLG: 0.406							BB FC4-6 1B		F9	3	1	0	0	0	0	1						
Tim Corcoran, L (1, 9) OBP: 0.300, SLG: 0.291							FC4-6 SF8 1B		4-3	4	1	1	0	0	2	1						
Phil Mankowski, L (1, 5) Aurelio Rodriguez, R (8, PH) OBP: 0.377, SLG: 0.413 OBP: 0.298, SLG: 0.388							FC4-6 BB 1B			2	1	2	0	1	0	0						
Alan Trammell, R (1, 6) OBP: 0.323, SLG: 0.332							FC4-6 SF8 BB		6-3	1	0	1	0	0	0	0						
							FC4-6 SF8 BB			2	0	0	1	1	0	3						
Inning Stats	R: 0 E: 0 K: 1 S: 5	H: 0 LOB: 0 BB: 0 P: 5	R: 0 E: 0 K: 2 S: 7	H: 0 LOB: 1 BB: 0 P: 8	R: 0 E: 0 K: 0 S: 4	H: 1 LOB: 1 BB: 0 P: 4	R: 0 E: 0 K: 0 S: 3	H: 0 LOB: 0 BB: 0 P: 3	R: 2 E: 1 K: 0 S: 5	H: 1 LOB: 1 BB: 1 P: 9	R: 0 E: 0 K: 0 S: 3	H: 0 LOB: 1 BB: 1 P: 7	R: 3 E: 0 K: 0 S: 6	H: 3 LOB: 2 BB: 2 P: 14	R: 0 E: 0 K: 1 S: 6	H: 1 LOB: 1 BB: 0 P: 6	R: 0 E: 0 K: 0 S: 3	H: 0 LOB: 0 BB: 0 P: 3	1B: 5 2B: 1 3B: 0 HR: 0	SF: 1 SAC: 1 DP: 0 HBP: 1	WP: 0 PB: 0 SB: 1 CS: 0	PA: 39
PITCHER	IP WLS BF H R ER SO BB IBB HBP BLK WP HR S P ERA WHIP																					
Matt Keough, R (1, 1) ERA: 2.62	6.2 L 31 5 5 3 3 4 0 0 0 0 0 0 32 49 4.05 1.350																					
Bob Lacey, L (7, 1) ERA: 2.54	1.1 5 1 0 0 1 0 0 0 0 0 0 0 7 7 0.00 0.750																					
Dave Heaverlo, R (9, 1) ERA: 2.85	1.0 3 0 0 0 0 0 0 0 0 0 0 0 3 3 0.00 0.000																					

Batter	1	2	3	4	5	6	7	8	9	AB	R	H	RBI	BB	SO	LOB	BOTTOM					
Joe Wallis, S (1, 8) OBP: 0.339, SLG: 0.481	K		SH5-4		F8		1B			3	0	1	0	0	1	1	Detroit Tigers @ Oakland Athletics Oakland-Alameda County Coliseum, Oakland, CA Wed Jul 19 1978, 3:33 AM PDT Att: 5,225 - Unknown livebaseballscorecards.com					
Taylor Duncan, R (1, 5) OBP: 0.275, SLG: 0.338			SF7				BB		6-3	2	0	0	1	1	0	1						
Mitchell Page, L (1, 7) OBP: 0.371, SLG: 0.470			F4				CS BB		6-3	3	0	0	0	1	0	2						
Willie Horton, R (1, 10) OBP: 0.315, SLG: 0.379							HR BB		K	3	1	0	0	1	1	1						
Dave Revering, L (1, 3) OBP: 0.308, SLG: 0.435			4-3		F7		HR		F6	4	1	1	2	0	0	0						
Mario Guerrero, R (1, 6) OBP: 0.300, SLG: 0.361			L4		F9		HR			3	0	0	0	1	0	0						
Jeff Newman, R (1, 2) OBP: 0.299, SLG: 0.390			F3				BB		F2	4	0	0	0	0	2	1						
Mike Edwards, R (1, 4) OBP: 0.316, SLG: 0.338							BB		F8	4	2	2	1	0	1	0						
Glenn Burke, R (1, 9) Dwayne Murphy, L (8, PH) OBP: 0.283, SLG: 0.317 OBP: 0.278, SLG: 0.200							BB		HR	3	0	2	0	0	0	0						
							S 1B		F3	1	0	0	0	0	0	0						
Inning Stats	R: 0 E: 0 K: 1 S: 5	H: 0 LOB: 1 BB: 1 P: 9	R: 0 E: 0 K: 0 S: 3	H: 0 LOB: 0 BB: 0 P: 3	R: 1 E: 0 K: 0 S: 5	H: 2 LOB: 1 BB: 0 P: 5	R: 0 E: 0 K: 0 S: 3	H: 0 LOB: 0 BB: 0 P: 3	R: 0 E: 0 K: 2 S: 8	H: 1 LOB: 1 BB: 0 P: 8	R: 2 E: 0 K: 1 S: 5	H: 1 LOB: 1 BB: 3 P: 17	R: 0 E: 0 K: 0 S: 4	H: 1 LOB: 1 BB: 0 P: 4	R: 0 E: 0 K: 1 S: 5	H: 0 LOB: 0 BB: 0 P: 5	R: 1 E: 0 K: 0 S: 4	H: 1 LOB: 0 BB: 0 P: 4	1B: 4 2B: 0 3B: 0 HR: 2	SF: 1 SAC: 1 DP: 0 HBP: 0	WP: 0 PB: 0 SB: 1 CS: 1	PA: 36
PITCHER	IP WLS BF H R ER SO BB IBB HBP BLK WP HR S P ERA WHIP																					
Jim Slaton, R (1, 1) ERA: 4.13	9.0 W 36 6 4 4 5 4 0 0 0 0 0 2 42 58 4.00 1.111																					



Batter	1	2	3	4	5	6	7	8	9	AB	R	H	RBI	BB	SO	LOB	TOP			
Joe Wallis, S OBP: 0.341, SLG: 0.473 (1, 8)	4-3	4-3		CS	L4		4-3		F8	5	0	0	0	0	0	1				
Taylor Duncan, R OBP: 0.282, SLG: 0.356 (1, 5)	1B BB			FC4-6 BB	4-3		2B FC6-2 1B		F8	4	0	2	0	1	0	0				
Mitchell Page, L OBP: 0.375, SLG: 0.478 (1, 7)	1B BB		FC4-6 2B						G3	4	1	2	0	1	0	1				
Willie Horton, R OBP: 0.307, SLG: 0.379 (1, 10)	K		F6		F8		FC6-2			4	0	0	0	0	1	6				
Dave Revering, L OBP: 0.306, SLG: 0.433 (1, 3)	1B					F6	F6			4	0	2	1	0	0	2				
Mario Guerrero, R OBP: 0.307, SLG: 0.360 (1, 6)	4-3		F9			HR BB			4-3	3	1	0	0	1	0	4				
Jeff Newman, R OBP: 0.295, SLG: 0.398 (1, 2)		5-3		CS SH1-3 BB		HR			5-3	3	1	1	2	1	0	0				
Mike Edwards, R OBP: 0.322, SLG: 0.348 (1, 4)		S 1B		SH1-3		F8				3	0	2	0	0	0	0				
Glenn Burke, R OBP: 0.265, SLG: 0.288 (1, 9)		K		5-3		L4			F8	3	0	0	0	0	1	2				
Dwayne Murphy, L OBP: 0.273, SLG: 0.196 (8, PH) (8, 9)										1	0	0	0	0	0	1				
Inning Stats	R: 0 E: 0 K: 1 S: 7	H: 2 LOB: 3 BB: 1 P: 11	R: 0 E: 0 K: 1 S: 6	H: 1 LOB: 1 BB: 0 P: 6	R: 1 E: 0 K: 0 S: 4	H: 1 LOB: 1 BB: 1 P: 8	R: 0 E: 0 K: 0 S: 2	H: 0 LOB: 0 BB: 1 P: 6	R: 0 E: 0 K: 0 S: 4	H: 1 LOB: 1 BB: 0 P: 8	R: 0 E: 0 K: 0 S: 5	H: 2 LOB: 2 BB: 0 P: 5	R: 0 E: 0 K: 0 S: 4	H: 1 LOB: 1 BB: 0 P: 4	R: 0 E: 0 K: 0 S: 3	H: 0 LOB: 0 BB: 0 P: 3	1B: 5 2B: 3 3B: 0 HR: 1	SF: 0 SAC: 1 DP: 0 HBP: 0	WP: 0 PB: 0 SB: 1 CS: 1	PA: 40
PITCHER Jim Clancy, R ERA: 4.38 (1, 1)	IP: 9.0 WLS: W BF: 39 H: 9 R: 3 ER: 3 SO: 2 BB: 4 IBB: 0 HBP: 0 BLK: 0 WP: 0 HR: 1 S: 39 P: 55 ERA: 3.00 WHIP: 1.444															PITCHER				

Oakland Athletics @ Toronto Blue Jays
Exhibition Stadium, Toronto, ON
Sat Jul 22 1978, 7:05 PM EDT
Att: 21,028 - Unknown - 85 F

AB 34
R 3
H 9
RBI 3
BB 4
SO 2
LOB 17



Batter	1	2	3	4	5	6	7	8	9	AB	R	H	RBI	BB	SO	LOB	BOTTOM			
Rick Bosetti, R OBP: 0.308, SLG: 0.365 (1, 8)	L4		5-3		FC5-2 1B		3B 1B			4	2	1	1	0	0	2				
Bob Bailor, R OBP: 0.312, SLG: 0.340 (1, 9)	L4			L6	1B		WP 3B			4	1	2	2	0	0	0				
Roy Howell, L OBP: 0.339, SLG: 0.396 (1, 5)	6-3			F7	FC6-4 1B		1-3			4	0	1	1	0	0	0				
Rico Carty, R OBP: 0.345, SLG: 0.456 (1, 10)		F8		F8	FC6-4		F7			4	0	0	0	0	0	2				
John Mayberry, L OBP: 0.353, SLG: 0.445 (1, 3)		F8			1B SH1-4 BB		CS 1B		3-1	3	1	1	0	1	0	0				
Al Woods, L OBP: 0.241, SLG: 0.222 (1, 7)				SH1-4		K			4-3	3	0	1	0	0	1	1				
Dave McKay, S OBP: 0.256, SLG: 0.344 (1, 4)		F9			1B 1B		K			4	1	2	0	0	1	2				
Rick Cerone, R OBP: 0.294, SLG: 0.263 (1, 2)			F6		1B FC5-2 1B		CS 1B		F8	4	1	2	1	0	0	1				
Luis Gomez, R OBP: 0.283, SLG: 0.238 (1, 6)		F7			1B 1B		6-3 1B			3	1	1	1	0	0	1				
Inning Stats	R: 0 E: 0 K: 0 S: 3	H: 0 LOB: 0 BB: 0 P: 3	R: 0 E: 0 K: 0 S: 4	H: 1 LOB: 0 BB: 0 P: 4	R: 0 E: 0 K: 0 S: 3	H: 0 LOB: 0 BB: 0 P: 3	R: 0 E: 0 K: 0 S: 3	H: 0 LOB: 0 BB: 0 P: 3	R: 4 E: 0 K: 0 S: 8	H: 5 LOB: 2 BB: 1 P: 12	R: 0 E: 0 K: 2 S: 7	H: 1 LOB: 0 BB: 0 P: 7	R: 3 E: 0 K: 0 S: 6	H: 3 LOB: 0 BB: 0 P: 6	R: 0 E: 0 K: 0 S: 4	H: 1 LOB: 1 BB: 0 P: 4	1B: 10 2B: 0 3B: 1 HR: 0	SF: 0 SAC: 1 DP: 0 HBP: 0	WP: 1 PB: 0 SB: 0 CS: 1	PA: 36
PITCHER John Henry Johnson, L ERA: 2.76 (1, 1)	IP: 4.1 WLS: L BF: 18 H: 4 R: 4 ER: 4 SO: 0 BB: 1 IBB: 0 HBP: 0 BLK: 0 WP: 0 HR: 0 S: 17 P: 21 ERA: 8.31 WHIP: 1.154															PITCHER				
Dave Heaverlo, R ERA: 2.84 (5, 1)	0.1	3	2	0	0	0	0	0	0	0	0	3	3	0.00	6.000					
Elias Sosa, R ERA: 3.03 (5, 1)	1.2	8	4	3	3	2	0	0	0	0	0	12	12	16.20	2.400					
Bob Lacey, L ERA: 2.82 (7, 1)	1.2	6	1	0	0	0	0	0	0	0	1	0	6	6	0.00	0.600				

Oakland Athletics @ Toronto Blue Jays
Exhibition Stadium, Toronto, ON
Sat Jul 22 1978, 7:05 PM EDT
Att: 21,028 - Unknown - 85 F

AB 33
R 7
H 11
RBI 6
BB 1
SO 2
LOB 9



Batter	1	2	3	4	5	6	7	8	9	AB	R	H	RBI	BB	SO	LOB	TOP			
Mike Edwards, R (1, 4) OBP: 0.322, SLG: 0.352	5-3	F5			4-3 1B		4-3			4	0	1	0	0	0	2	Oakland Athletics @ Detroit Tigers Tiger Stadium, Detroit, MI Mon Jul 24 1978, 7:05 PM EDT Att: 19,733 - Unknown			
Miguel Dilone, S (1, 9) OBP: 0.304, SLG: 0.291	BB		L6		4-3 1-2		4-3			3	0	0	0	1	0	1				
Mitchell Page, L (1, 7) OBP: 0.372, SLG: 0.480	F8 1-2		F8		5-3			F8		4	0	0	0	0	2					
Dave Revering, L (1, 3) OBP: 0.302, SLG: 0.424	F7		F9		1-3			4-3		4	0	0	0	0	2					
Willie Horton, R (1, 10) OBP: 0.319, SLG: 0.399 Dwayne Murphy, L (6, PR) OBP: 0.268, SLG: 0.191		1B 2B		CS SH 1B		SH1-4 1B		K		3	1	3	0	0	0	0				
Mario Guerrero, R (1, 6) OBP: 0.310, SLG: 0.365		FC6-4 2-3 1B		SH CS 1B		SH1-4 1-2		5-3		2	0	1	0	0	0	0				
Taylor Duncan, R (1, 5) OBP: 0.280, SLG: 0.357		F4		K		K		6-3		4	0	0	0	0	2	6				
Joe Wallis, S (1, 8) OBP: 0.346, SLG: 0.469		FC6-4 1-2 3-H 1B		FC5-4 1-2 2-3 BB		F9		G3		3	0	1	1	1	0	2				
Jeff Newman, R (1, 2) OBP: 0.294, SLG: 0.393		FC6-4 1-2 2-3		FC5-4 1-2		5-3				3	0	0	0	0	0	4				
Inning Stats	R: 0 E: 0 K: 0 S: 3	H: 0 LOB: 1 BB: 1 P: 7	R: 1 E: 0 K: 0 S: 6	H: 3 LOB: 2 BB: 0 P: 6	R: 0 E: 0 K: 0 S: 3	H: 0 LOB: 0 BB: 0 P: 3	R: 0 E: 1 K: 1 S: 6	H: 1 LOB: 2 BB: 1 P: 10	R: 0 E: 0 K: 0 S: 4	H: 1 LOB: 1 BB: 0 P: 4	R: 0 E: 0 K: 0 S: 3	H: 0 LOB: 0 BB: 0 P: 3	R: 0 E: 0 K: 1 S: 5	H: 0 LOB: 0 BB: 0 P: 5	R: 0 E: 0 K: 0 S: 3	H: 0 LOB: 0 BB: 0 P: 3		1B: 5 2B: 1 3B: 0 HR: 0	SF: 0 SAC: 2 DP: 0 HBP: 0	WP: 0 PB: 0 SB: 1 CS: 2
PITCHER Kip Young, R (1, 1) ERA: 2.45	IP: 9.0 WLS: W BF: 35 H: 6 R: 1 ER: 1 SO: 3 BB: 2 IBB: 0 HBP: 0 BLK: 0 WP: 0 HR: 0 S: 39 P: 47 ERA: 1.00 WHIP: 0.889																			

Batter	1	2	3	4	5	6	7	8	9	AB	R	H	RBI	BB	SO	LOB	BOTTOM			
Ron LeFlore, R (1, 8) OBP: 0.350, SLG: 0.387	F9	FC5-2-5-2		K		E S SF8 1B				4	1	1	1	0	1	3	Oakland Athletics @ Detroit Tigers Tiger Stadium, Detroit, MI Mon Jul 24 1978, 7:05 PM EDT Att: 19,733 - Unknown			
Lou Whitaker, L (1, 4) OBP: 0.342, SLG: 0.345	HR 1B	BB		5-3		SF8 1-H				2	1	1	1	1	0	1				
Rusty Staub, L (1, 10) OBP: 0.356, SLG: 0.470	1-H HR			K		F6		F8		4	1	1	2	0	1	3				
Jason Thompson, L (1, 3) OBP: 0.367, SLG: 0.504	FC4-6 1B			K		F8 BB 1B		5-3		4	0	2	0	0	1	3				
Steve Kemp, L (1, 7) OBP: 0.387, SLG: 0.376	FC4-6 1-2 1B			1-3		FC4 BB		6-3		3	0	1	0	1	0	0				
Milt May, L (1, 2) OBP: 0.307, SLG: 0.394	FC4-6 1-2 2-3			L4		F8		3-1		4	0	0	0	0	0	4				
Tim Corcoran, L (1, 9) OBP: 0.294, SLG: 0.278 John Wockenfuss, R (3, PH) OBP: 0.321, SLG: 0.340	F7			F8		FC4 1-2		F7		1	0	0	0	0	0	2				
Phil Mankowski, L (1, 5) OBP: 0.360, SLG: 0.388 Aurelio Rodriguez, R (1, 5) OBP: 0.304, SLG: 0.395		1B CS-2-3 2B		4-3 2B		SH3-4 1B 1B		F9		0	0	0	0	0	0	0				
Alan Trammell, R (1, 6) OBP: 0.317, SLG: 0.323		FC5-2-4 2-3 1B		4-3 2-3		SH3-4 1-2		K		3	0	1	0	0	1	1				
Inning Stats	R: 2 E: 0 K: 0 S: 7	H: 4 LOB: 2 BB: 0 P: 7	R: 0 E: 0 K: 2 S: 9	H: 2 LOB: 3 BB: 1 P: 13	R: 0 E: 0 K: 0 S: 3	H: 0 LOB: 0 BB: 0 P: 3	R: 0 E: 0 K: 1 S: 6	H: 1 LOB: 1 BB: 0 P: 6	R: 0 E: 0 K: 0 S: 4	H: 1 LOB: 2 BB: 1 P: 8	R: 2 E: 0 K: 0 S: 5	H: 2 LOB: 0 BB: 0 P: 5	R: 0 E: 0 K: 0 S: 3	H: 0 LOB: 0 BB: 0 P: 3	R: 0 E: 0 K: 1 S: 5	H: 0 LOB: 0 BB: 0 P: 5		1B: 7 2B: 2 3B: 0 HR: 1	SF: 1 SAC: 1 DP: 0 HBP: 0	WP: 0 PB: 0 SB: 1 CS: 0
PITCHER Matt Keough, R (1, 1) ERA: 2.77 Bob Lacey, L (1, 1) ERA: 2.69 Elias Sosa, R (5, 1) ERA: 2.97 Dave Heaverlo, R (6, 1) ERA: 2.8	IP: 3.2 WLS: L BF: 15 H: 3 R: 0 ER: 0 SO: 3 BB: 1 IBB: 0 HBP: 0 BLK: 0 WP: 0 HR: 0 S: 20 P: 24 ERA: 0.00 WHIP: 1.091																			

AB	31
R	1
H	6
RBI	1
BB	2
SO	3
LOB	19



AB	32
R	4
H	10
RBI	4
BB	2
SO	4
LOB	19



Batter	1	2	3	4	5	6	7	8	9	AB	R	H	RBI	BB	SO	LOB	TOP					
Mike Edwards, R OBP: 0.319, SLG: 0.347 Mike Adams, R OBP: 0.455, SLG: 0.267	F8		5-3			F9		2B BB		3	0	0	0	0	0	0	Oakland Athletics @ Detroit Tigers Tiger Stadium, Detroit, MI Tue Jul 25 1978, 7:05 PM EDT Att: 17,723 - Unknown					
Miguel Dilone, S OBP: 0.304, SLG: 0.292 Dwayne Murphy, L OBP: 0.281, SLG: 0.229	F8			4-3		S 1B		1-H 2B		3	0	1	0	0	0	0						
Mitchell Page, L OBP: 0.373, SLG: 0.482	WP 2B			F5		BB 1-2 BB		5-3		3	0	1	0	1	0	1						
Dave Revering, L OBP: 0.300, SLG: 0.420 Wayne Gross, L OBP: 0.326, SLG: 0.327	4-3			5-3		4-3			F8	3	0	0	0	0	0	3						
Willie Horton, R OBP: 0.315, SLG: 0.394 Glenn Burke, R OBP: 0.263, SLG: 0.286		F9			F7			6-3		3	0	0	0	0	0	0						
Mario Guerrero, R OBP: 0.308, SLG: 0.362 Rob Picciolo, R OBP: 0.219, SLG: 0.219		L4			F8			6-3		3	0	0	0	0	0	0						
Taylor Duncan, R OBP: 0.275, SLG: 0.350 Tony Armas, R OBP: 0.262, SLG: 0.282					4-3			G3		3	0	0	0	0	1	0						
Joe Wallis, S OBP: 0.345, SLG: 0.483			K			HR		G3		3	1	1	1	0	1	0						
Jeff Newman, R OBP: 0.291, SLG: 0.388 Jim Essian, R OBP: 0.331, SLG: 0.309			K			F9		1-3		2	0	0	0	0	1	0						
										1	0	0	0	0	0	0						
Inning Stats	R: 0 E: 0 K: 0 S: 4	H: 1 LOB: 1 BB: 0 P: 4	R: 0 E: 0 K: 1 S: 5	H: 0 LOB: 0 BB: 0 P: 5	R: 0 E: 0 K: 2 S: 7	H: 0 LOB: 0 BB: 0 P: 7	R: 0 E: 0 K: 0 S: 3	H: 0 LOB: 0 BB: 0 P: 3	R: 0 E: 0 K: 0 S: 3	H: 0 LOB: 0 BB: 0 P: 3	R: 1 E: 0 K: 0 S: 5	H: 2 LOB: 2 BB: 1 P: 9	R: 0 E: 0 K: 0 S: 3	H: 0 LOB: 0 BB: 0 P: 3	R: 1 E: 0 K: 0 S: 4	H: 1 LOB: 1 BB: 1 P: 8	R: 0 E: 0 K: 1 S: 6	H: 1 LOB: 1 BB: 0 P: 6	1B: 2 2B: 2 3B: 0 HR: 1	SF: 0 SAC: 0 DP: 0 HBP: 0	WP: 1 PB: 0 SB: 1 CS: 0	PA: 34
PITCHER Milt Wilcox, R ERA: 3.55	IP: 9.0 WLS: W BF: 34 H: 5 R: 2 ER: 2 SO: 4 BB: 2 IBB: 0 HBP: 0 BLK: 0 WP: 1 HR: 1 S: 40 P: 48 ERA: 2.00 WHIP: 0.778															PITCHER						

Batter	1	2	3	4	5	6	7	8	9	AB	R	H	RBI	BB	SO	LOB	BOTTOM			
Ron LeFlore, R OBP: 0.353, SLG: 0.386	F9		E 1B BB		K	6-3 S 1B		1B BB		3	1	1	2	2	1	0	Oakland Athletics @ Detroit Tigers Tiger Stadium, Detroit, MI Tue Jul 25 1978, 7:05 PM EDT Att: 17,723 - Unknown			
Lou Whitaker, L OBP: 0.346, SLG: 0.347	F7		1B SF7 BB			6-3 1-3 2-H 3-H		1B 1-3 2-H		4	1	2	1	1	0	1				
Rusty Staub, L OBP: 0.357, SLG: 0.467			SF7 1B		F6		F4 L9			4	0	1	1	1	0	3				
Jason Thompson, L OBP: 0.365, SLG: 0.501	1-3 3		SF7 2		F8		WP 1B 1B	6-3 1		4	1	1	1	0	0	2				
Steve Kemp, L OBP: 0.387, SLG: 0.379		K	F8 3			1B 2B	1B 1B	4-3 2		5	2	2	1	0	1	1				
Milt May, L OBP: 0.313, SLG: 0.396		4-3 2		K		1B 2B	1B 1B	1B BB		4	2	2	0	1	1	0				
Tim Corcoran, L OBP: 0.306, SLG: 0.302						1B 1B	1B 1B	E FC6 1B	F8 3	5	2	4	2	0	0	1				
Phil Mankowski, L OBP: 0.359, SLG: 0.387 Aurelio Rodriguez, R OBP: 0.303, SLG: 0.394		F7			F6		1B 1B	FC6 E 1B		3	1	1	0	0	0	2				
Alan Trammell, R OBP: 0.316, SLG: 0.323			F7 1		F9 3		1B 1B	SF8 2		3	0	1	2	0	0	1				
										3	0	1	2	0	0	1				
Inning Stats	R: 0 E: 0 K: 0 S: 3	H: 0 LOB: 1 BB: 1 P: 7	R: 0 E: 0 K: 1 S: 6	H: 1 LOB: 0 BB: 0 P: 6	R: 2 E: 1 K: 0 S: 4	H: 1 LOB: 1 BB: 2 P: 12	R: 0 E: 0 K: 1 S: 6	H: 1 LOB: 1 BB: 0 P: 6	R: 0 E: 0 K: 1 S: 6	H: 1 LOB: 1 BB: 0 P: 6	R: 4 E: 0 K: 0 S: 7	H: 6 LOB: 0 BB: 0 P: 7	R: 5 E: 2 K: 0 S: 9	H: 5 LOB: 2 BB: 1 P: 13	R: 0 E: 0 K: 0 S: 3	H: 0 LOB: 1 BB: 1 P: 7	1B: 12 2B: 3 3B: 0 HR: 0	SF: 2 SAC: 0 DP: 0 HBP: 0	WP: 1 PB: 0 SB: 1 CS: 0	PA: 43
PITCHER Steve Renko, R ERA: 2.99 Pete Broberg, R ERA: 4.5 Elias Sosa, R ERA: 2.93 Steve McCatty, R ERA: 4.5	IP: 5.0 WLS: L BF: 23 H: 5 R: 3 ER: 3 SO: 3 BB: 3 IBB: 0 HBP: 0 BLK: 0 WP: 0 HR: 0 S: 26 P: 38 ERA: 5.40 WHIP: 1.600															PITCHER				

AB	32
R	2
H	5
RBI	2
BB	2
SO	4
LOB	5



AB	36
R	11
H	15
RBI	10
BB	5
SO	3
LOB	12



Batter	1	2	3	4	5	6	7	8	9	AB	R	H	RBI	BB	SO	LOB	TOP								
Mike Edwards, R OBP: 0.317, SLG: 0.350 (1, 4)										4	0	1	0	0	1	1	Oakland Athletics @ Chicago White Sox Comiskey Park, Chicago, IL Wed Jul 26 1978, 8:05 PM EDT Att: 11,897 - Unknown - 70 F								
Joe Wallis, S OBP: 0.343, SLG: 0.478 (1, 8)										4	0	1	0	0	0	1									
Mitchell Page, L OBP: 0.318, SLG: 0.475 (1, 7)										4	0	0	0	0	1	4									
Tony Armas, R OBP: 0.261, SLG: 0.281 (7, 9)										1	0	0	0	0	0	0									
Willie Horton, R OBP: 0.318, SLG: 0.395 (1, 10)										4	1	2	0	0	0	3									
Miguel Dilone, S OBP: 0.308, SLG: 0.292 (7, PR)										0	1	0	0	1	0	0									
Dave Revering, L OBP: 0.305, SLG: 0.431 (1, 3)										3	2	2	1	1	0	0									
Rob Picciolo, R OBP: 0.219, SLG: 0.219 (7, PR)										0	1	0	0	0	0	0									
Jim Essian, R OBP: 0.333, SLG: 0.312 (7, 2)										1	0	1	0	0	0	0									
Mario Guerrero, R OBP: 0.312, SLG: 0.365 (1, 6)										5	2	3	1	0	0	1									
Taylor Duncan, R OBP: 0.279, SLG: 0.358 (1, 5)										5	1	2	0	0	1	2									
Jeff Newman, R OBP: 0.296, SLG: 0.387 (1, 2)										3	0	1	1	1	0	3									
Glenn Burke, R OBP: 0.270, SLG: 0.293 (1, 9)										4	0	2	2	0	1	3									
Inning Stats	R: 0 E: 0 K: 0 S: 4	H: 2 LOB: 1 BB: 0 P: 4	R: 0 E: 0 K: 0 S: 4	H: 1 LOB: 1 BB: 0 P: 4	R: 0 E: 1 K: 0 S: 5	H: 1 LOB: 2 BB: 0 P: 5	R: 3 E: 0 K: 0 S: 7	H: 4 LOB: 1 BB: 0 P: 7	R: 3 E: 1 K: 1 S: 8	H: 3 LOB: 1 BB: 1 P: 12	R: 0 E: 0 K: 1 S: 5	H: 0 LOB: 0 BB: 0 P: 5	R: 1 E: 0 K: 2 S: 9	H: 3 LOB: 3 BB: 1 P: 13	R: 0 E: 0 K: 0 S: 3	H: 0 LOB: 0 BB: 0 P: 3	R: 1 E: 0 K: 0 S: 3	H: 1 LOB: 0 BB: 1 P: 7	1B: 12 2B: 3 3B: 0 HR: 1	SF: 0 SAC: 2 DP: 2 HBP: 0	WP: 1 PB: 0 SB: 2 CS: 1	PA: 43			
PITCHER	IP	WLS	BF	H	R	ER	SO	BB	IBB	HBP	BLK	WP	HR	S	P	ERA	WHIP								
Wilbur Wood, L ERA: 4.98 (1, 1)	3.1	L	18	8	3	3	0	0	0	0	0	0	1	18	18	8.10	2.400								
Rich Hinton, L ERA: 3.55 (4, 1)	3.0		15	5	4	2	2	2	0	0	0	0	0	17	25	6.00	2.333								
Lerrin LaGrow, R ERA: 4.11 (7, 1)	2.2		10	2	1	1	2	1	0	0	0	1	0	13	17	3.38	1.125								

Batter	1	2	3	4	5	6	7	8	9	AB	R	H	RBI	BB	SO	LOB	BOTTOM								
Alan Bannister, R OBP: 0.303, SLG: 0.290 (1, 10)										3	1	1	1	1	0	3	Oakland Athletics @ Chicago White Sox Comiskey Park, Chicago, IL Wed Jul 26 1978, 8:05 PM EDT Att: 11,897 - Unknown - 70 F								
Jorge Orta, L OBP: 0.342, SLG: 0.446 (9, PH)										1	0	1	1	0	0	0									
Don Kessinger, S OBP: 0.324, SLG: 0.319 (1, 6)										4	0	0	1	0	0	5									
Tom Spencer, R OBP: 0.348, SLG: 0.391 (1, 8)										4	0	1	0	0	1	1									
Eric Soderholm, R OBP: 0.323, SLG: 0.458 (1, 5)										4	1	2	1	0	0	1									
Ralph Garr, L OBP: 0.314, SLG: 0.347 (1, 7)										3	0	0	0	0	0	1									
Lamar Johnson, R OBP: 0.308, SLG: 0.358 (1, 3)										4	1	1	0	0	1	1									
Bill Nahorodny, R OBP: 0.293, SLG: 0.369 (1, 2)										4	0	2	0	0	1	2									
Claudell Washington, L OBP: 0.272, SLG: 0.360 (1, 9)										3	1	1	0	1	0	2									
Greg Pryor, R OBP: 0.273, SLG: 0.272 (1, 4)										3	0	0	0	0	1	4									
Ron Blomberg, L OBP: 0.286, SLG: 0.371 (9, PH)										1	0	1	0	0	0	0									
Inning Stats	R: 0 E: 0 K: 1 S: 4	H: 0 LOB: 1 BB: 1 P: 8	R: 0 E: 0 K: 0 S: 4	H: 1 LOB: 1 BB: 0 P: 4	R: 2 E: 0 K: 0 S: 5	H: 2 LOB: 0 BB: 0 P: 5	R: 0 E: 0 K: 1 S: 5	H: 0 LOB: 0 BB: 0 P: 5	R: 0 E: 0 K: 1 S: 6	H: 1 LOB: 2 BB: 1 P: 10	R: 1 E: 0 K: 0 S: 4	H: 1 LOB: 0 BB: 0 P: 4	R: 0 E: 0 K: 0 S: 4	H: 1 LOB: 1 BB: 0 P: 4	R: 0 E: 0 K: 0 S: 4	H: 1 LOB: 0 BB: 0 P: 4	R: 1 E: 0 K: 1 S: 8	H: 3 LOB: 2 BB: 0 P: 8	1B: 7 2B: 2 3B: 1 HR: 1	SF: 0 SAC: 2 DP: 1 HBP: 0	WP: 0 PB: 0 SB: 0 CS: 1	PA: 38			
PITCHER	IP	WLS	BF	H	R	ER	SO	BB	IBB	HBP	BLK	WP	HR	S	P	ERA	WHIP								
John Henry Johnson, L ERA: 2.61 (1, 1)	7.1	W	29	6	3	3	3	2	0	0	0	0	0	10	10	6.75	3.000								
Dave Heffler, R ERA: 2.86 (8, 1)	1.1		8	4	1	1	1	0	0	0	0	0	0	10	10	6.75	3.000								
Elias Sosa, R ERA: 2.92 (9, 1)	0.1	S	1	0	0	0	0	0	0	0	0	0	0	1	1	0.00	0.000								



Batter	1	2	3	4	5	6	7	8	9	AB	R	H	RBI	BB	SO	LOB	TOP																					
Mike Edwards, R OBP: 0.315, SLG: 0.347 (1, 4)										5	0	1	0	0	1	1	Oakland Athletics @ Chicago White Sox Comiskey Park, Chicago, IL Thu Jul 27 1978, 8:05 PM EDT Att: 19,632 - Unknown - 64 F																					
Joe Wallis, S OBP: 0.345, SLG: 0.479 (1, 8)										4	1	1	0	1	0	1																						
Mario Guerrero, R OBP: 0.310, SLG: 0.361 (1, 6)										4	0	0	0	0	1	2																						
Willie Horton, R OBP: 0.324, SLG: 0.418 (1, 10)										5	3	3	2	0	1	2																						
Dave Reevering, L OBP: 0.306, SLG: 0.431 (1, 3)										5	1	2	1	0	0	0																						
Taylor Duncan, R OBP: 0.290, SLG: 0.364 (1, 5)										3	0	2	2	1	0	1																						
Dwayne Murphy, L OBP: 0.281, SLG: 0.229 (7, PR)										0	1	0	0	0	0	0																						
Wayne Gross, L OBP: 0.325, SLG: 0.325 (7, 5)										1	0	0	0	0	1	0																						
Jeff Newman, R OBP: 0.304, SLG: 0.390 (1, 2)										4	1	2	0	1	1	2																						
Miguel Dilone, S OBP: 0.308, SLG: 0.292 (9, PR)										0	0	0	0	0	0	0																						
Jim Essian, R OBP: 0.333, SLG: 0.312 (9, 2)										0	0	0	0	0	0	0																						
Glenn Burke, R OBP: 0.276, SLG: 0.298 (1, 7)										5	0	2	1	0	0	4																						
Tony Armas, R OBP: 0.261, SLG: 0.290 (1, 9)										4	0	1	0	0	2	3																						
Inning Stats	R: 3 E: 1 K: 0 S: 7	H: 5 LOB: 2 BB: 1 P: 11	R: 0 E: 0 K: 1 S: 6	H: 1 LOB: 2 BB: 0 P: 7	R: 0 E: 0 K: 1 S: 6	H: 1 LOB: 1 BB: 0 P: 6	R: 0 E: 0 K: 1 S: 5	H: 0 LOB: 1 BB: 1 P: 9	R: 1 E: 1 K: 1 S: 8	H: 3 LOB: 2 BB: 0 P: 8	R: 0 E: 0 K: 1 S: 5	H: 0 LOB: 0 BB: 0 P: 5	R: 2 E: 0 K: 1 S: 7	H: 2 LOB: 2 BB: 1 P: 11	R: 0 E: 0 K: 0 S: 3	H: 0 LOB: 0 BB: 0 P: 3	R: 1 E: 0 K: 1 S: 7	H: 2 LOB: 2 BB: 0 P: 7	1B: 10 2B: 2 3B: 1 HR: 1	SF: 0 SAC: 0 DP: 0 HBP: 1	WP: 1 PA: 44 PB: 0 SB: 3 CS: 1																	
PITCHER	IP	WLS	BF	H	R	ER	SO	BB	IBB	HBP	BLK	WP	HR	S	P	ERA	WHIP	PITCHER				IP	WLS	BF	H	R	ER	SO	BB	IBB	HBP	BLK	WP	HR	S	P	ERA	WHIP
Ken Kravec, L ERA: 3.97 (1, 1)	6.2	L	35	12	6	4	5	3	0	1	0	1	0	41	54	5.40	2.250																					
Jim Willoughby, R ERA: 3.55 (7, 1)	2.1		9	2	1	1	2	0	0	0	0	0	1	13	13	3.86	0.857																					

AB 40
R 7
H 14
RBI 6
BB 3
SO 7
LOB 16



Batter	1	2	3	4	5	6	7	8	9	AB	R	H	RBI	BB	SO	LOB	BOTTOM																					
Bob Molinaro, L OBP: 0.328, SLG: 0.402 (1, 7)										5	1	2	0	0	0	2	Oakland Athletics @ Chicago White Sox Comiskey Park, Chicago, IL Thu Jul 27 1978, 8:05 PM EDT Att: 19,632 - Unknown - 64 F																					
Don Kessinger, S OBP: 0.325, SLG: 0.321 (1, 6)										5	0	2	1	0	1	2																						
Jorge Orta, L OBP: 0.343, SLG: 0.447 (1, 4)										4	0	2	0	0	1	2																						
Eric Soderholm, R OBP: 0.322, SLG: 0.455 (1, 5)										4	0	1	0	0	0	3																						
Ron Blomberg, L OBP: 0.285, SLG: 0.375 (1, 3)										4	1	1	0	0	0	2																						
Ralph Carr, L OBP: 0.313, SLG: 0.346 (1, 10)										4	1	1	0	0	0	1																						
Claudell Washington, L OBP: 0.266, SLG: 0.354 (1, 9)										3	0	0	1	0	0	0																						
Tom Spencer, R OBP: 0.370, SLG: 0.407 (1, 8)										4	1	2	0	0	1	0																						
Mike Colbern, R OBP: 0.389, SLG: 0.412 (1, 2)										4	0	2	1	0	0	1																						
Inning Stats	R: 0 E: 0 K: 0 S: 4	H: 1 LOB: 1 BB: 0 P: 4	R: 3 E: 2 K: 0 S: 7	H: 4 LOB: 1 BB: 0 P: 7	R: 0 E: 0 K: 1 S: 4	H: 1 LOB: 1 BB: 0 P: 4	R: 0 E: 0 K: 1 S: 6	H: 1 LOB: 1 BB: 0 P: 6	R: 0 E: 0 K: 0 S: 4	H: 1 LOB: 0 BB: 0 P: 4	R: 0 E: 0 K: 0 S: 3	H: 0 LOB: 0 BB: 0 P: 3	R: 1 E: 0 K: 1 S: 7	H: 3 LOB: 2 BB: 0 P: 7	R: 0 E: 0 K: 0 S: 3	H: 0 LOB: 0 BB: 0 P: 3		R: 0 E: 0 K: 1 S: 6	H: 2 LOB: 1 BB: 0 P: 6	1B: 11 2B: 1 3B: 1 HR: 0	SF: 1 SAC: 0 DP: 1 HBP: 0	WP: 0 PA: 38 PB: 0 SB: 0 CS: 0																
PITCHER	IP	WLS	BF	H	R	ER	SO	BB	IBB	HBP	BLK	WP	HR	S	P	ERA	WHIP	PITCHER				IP	WLS	BF	H	R	ER	SO	BB	IBB	HBP	BLK	WP	HR	S	P	ERA	WHIP
Rick Langford, R ERA: 3.2 (1, 1)	1.1		8	4	3	2	0	0	0	0	0	0	0	20	20	0.00	0.857																					
Bob Lacey, L ERA: 2.54 (2, 1)	4.2	W	18	4	0	0	1	0	0	0	0	0	0	20	20	0.00	0.857																					
Elias Sosa, R ERA: 2.92 (7, 1)	3.0	S	12	5	1	1	2	0	0	0	0	0	0	16	16	3.00	1.667																					

AB 37
R 4
H 13
RBI 3
BB 0
SO 3
LOB 13



Batter	1	2	3	4	5	6	7	8	9	AB	R	H	RBI	BB	SO	LOB	TOP										
Dwayne Murphy, L (1,6) OBP: 0.293, SLG: 0.245 Rob Picciolo, R (1,6) OBP: 0.235, SLG: 0.212 Taylor Duncan, R (7,PH) OBP: 0.294, SLG: 0.364	0-0 SH3-4 1B		4-0 SH1-4 BB		0-0 1-3		4-0 BB			1	1	1	0	0	0	0	Oakland Athletics @ Cleveland Indians Cleveland Municipal Stadium, Cleveland, OH Fri Jul 28 1978, 7:05 PM EDT Att: 8,032 - Unknown - 70 F										
Mike Edwards, R (1,4) OBP: 0.313, SLG: 0.344	0-0 SH3-4 1-2		0-0 SH1-4 1-2 2-3		0-0 6-3		0-0 6-3			2	0	0	0	0	0	2											
Joe Wallis, S (1,8)	0-0 WP 2-H 1B		0-0 F9		0-0 F7			0-0 G3		4	0	1	1	0	0	2											
Mitchell Page, L (1,7) OBP: 0.368, SLG: 0.472	0-3 K		0-0 F9		0-0 1B			0-3 K		4	0	1	0	0	2	3											
Willie Horton, R (1,10) OBP: 0.319, SLG: 0.410	0-0 F9 1-2			0-3 K		0-3 K		0-3 K		4	0	0	0	0	3	2											
Dave Revering, L (1,3) OBP: 0.303, SLG: 0.426		0-0 5-3		0-0 F9			0-0 F7		0-0 F8	4	0	0	0	0	0	0											
Wayne Gross, L (1,5) OBP: 0.320, SLG: 0.319		0-0 L4		0-0 F8			0-0 F4		0-0 F3	4	0	0	0	0	0	0											
Jeff Newman, R (1,2) OBP: 0.304, SLG: 0.389 Miguel Dilone, S (7,PR) OBP: 0.308, SLG: 0.292 Jim Essian, R (7,2) OBP: 0.336, SLG: 0.312		0-0 F2			0-0 4-3		0-0 S 2B 1B		4-0 BB	3	0	1	0	0	0	0											
Glenn Burke, R (1,9) OBP: 0.282, SLG: 0.312			0-0 SH1-4 S 1B		0-0 6-3		0-0 1-H 2B		0-3 K	4	0	2	1	0	1	1											
Inning Stats	R: 1 E: 0 K: 1 S: 7	H: 2 LOB: 1 BB: 0 P: 7	R: 0 E: 0 K: 0 S: 3	H: 0 LOB: 0 BB: 0 P: 3	R: 0 E: 0 K: 0 S: 4	H: 1 LOB: 2 BB: 1 P: 8	R: 0 E: 0 K: 1 S: 5	H: 0 LOB: 0 BB: 0 P: 5	R: 0 E: 0 K: 1 S: 6	H: 1 LOB: 1 BB: 0 P: 6	R: 1 E: 0 K: 0 S: 5	H: 2 LOB: 2 BB: 1 P: 9	R: 0 E: 0 K: 2 S: 7	H: 0 LOB: 0 BB: 0 P: 7	R: 0 E: 0 K: 1 S: 5	H: 0 LOB: 1 BB: 1 P: 9		1B: 5 2B: 1 3B: 0 HR: 0	SF: 0 SAC: 2 DP: 0 HBP: 0	WP: 1 PB: 0 SB: 2 CS: 0	PA: 36						
PITCHER	IP	WLS	BF	H	R	ER	SO	BB	IBB	HBP	BLK	WP	HR	S	P	ERA	WHIP										
Dave Freisleben, R (1,1) ERA: 6.36	5.0		19	3	1	1	2	1	0	0	0	1	0	22	26	1.80	0.800										
Dan Spillner, R (6,1) ERA: 4.4	1.2		8	3	1	1	1	0	0	0	0	0	0	10	10	5.40	1.800										
Jim Kern, R (7,1) ERA: 2.76	2.1	W	9	0	0	0	3	2	0	0	0	0	0	13	21	0.00	0.857										
Jim Kern, R (8,1) ERA: 2.76	2.1	W	9	0	0	0	3	2	0	0	0	0	0	13	21	0.00	0.857										

AB	31
R	2
H	6
RBI	2
BB	3
SO	6
LOB	10



Batter	1	2	3	4	5	6	7	8	9	AB	R	H	RBI	BB	SO	LOB	BOTTOM										
Paul Dade, R (1,9) OBP: 0.339, SLG: 0.341 Horace Speed, R (7,9) OBP: 0.306, SLG: 0.258 Bernie Carbo, L (7,PH) OBP: 0.353, SLG: 0.362	0-3 K		0-0 F9		0-3 K		0-0 FC4-6 1B			3	0	0	0	0	2	1	Oakland Athletics @ Cleveland Indians Cleveland Municipal Stadium, Cleveland, OH Fri Jul 28 1978, 7:05 PM EDT Att: 8,032 - Unknown - 70 F										
Rick Manning, L (1,8) OBP: 0.319, SLG: 0.364	0-0 3-1			0-0 F7		0-0 G5-4-3 2B	0-0 1-2 2-3 1B			4	0	2	1	0	0	0											
Johnny Grubb, L (1,7) OBP: 0.386, SLG: 0.480	0-0 F8			0-0 G1-4-3 1B		4-0 G5-4-3 BB	0-0 F7			3	0	1	0	1	0	2											
Andre Thornton, R (1,3) OBP: 0.394, SLG: 0.525		0-3 K		0-0 G1-4-3 1-2		0-0 G5-4-3 1-2 2-3		0-0 1B 3B		4	1	1	0	0	1	3											
Gary Alexander, R (1,10) OBP: 0.322, SLG: 0.468		0-3 K			0-0 1B 2B	1-0 FC6-4 HBP		0-0 P1		3	1	1	0	0	1	1											
Tom Verzer, R (1,6) OBP: 0.317, SLG: 0.368		4-0 BB			0-0 1B FC6-4	0-0 FC6-4		0-0 2B 1B		3	1	2	2	1	0	2											
Duane Kuiper, L (1,4) OBP: 0.312, SLG: 0.339		0-0 G3			0-0 FC6-4 1B		0-0 FC4-6 SH1-4 1B	0-3 K		4	1	2	0	0	1	2											
Ted Cox, R (1,5) OBP: 0.275, SLG: 0.235			0-3 K		0-0 FC6-4 1-2		0-0 SH1-4 1-2	0-0 2B		3	0	1	1	0	1	1											
Bo Diaz, R (1,2) OBP: 0.250, SLG: 0.302 Jim Norris, L (7,PH) OBP: 0.344, SLG: 0.329 Jim Kern, R (8,1)			0-0 6-3		0-0 F4		4-0 FC4-6 IBB	0-3 K		2	0	0	0	0	0	1											
					0-0 0-0 0-0 1-3					0	0	0	0	1	0	0											
					0-0 0-0 0-0 1-3					1	0	0	0	0	1	2											
Inning Stats	R: 0 E: 0 K: 1 S: 5	H: 0 LOB: 0 BB: 0 P: 5	R: 0 E: 0 K: 2 S: 7	H: 0 LOB: 1 BB: 1 P: 11	R: 0 E: 0 K: 1 S: 5	H: 0 LOB: 0 BB: 0 P: 5	R: 0 E: 0 K: 0 S: 3	H: 1 LOB: 0 BB: 0 P: 3	R: 2 E: 0 K: 1 S: 8	H: 3 LOB: 1 BB: 0 P: 8	R: 0 E: 0 K: 0 S: 3	H: 1 LOB: 2 BB: 1 P: 8	R: 1 E: 0 K: 2 S: 10	H: 3 LOB: 2 BB: 0 P: 10	R: 0 E: 0 K: 2 S: 10	H: 3 LOB: 2 BB: 0 P: 10	1B: 6 2B: 3 3B: 1 HR: 0	SF: 0 SAC: 1 DP: 2 HBP: 1	WP: 0 PB: 0 SB: 0 CS: 0	PA: 36							
PITCHER	IP	WLS	BF	H	R	ER	SO	BB	IBB	HBP	BLK	WP	HR	S	P	ERA	WHIP										
Pete Broberg, R (1,1) ERA: 4.47	6.2	L	29	7	3	3	5	2	1	0	0	0	0	35	48	4.05	1.350										
Dave Heaverlo, R (7,1) ERA: 2.92	1.1		7	3	1	1	2	0	0	0	0	0	0	11	11	6.75	2.250										

AB	31
R	4
H	10
RBI	4
BB	3
SO	7
LOB	17



Batter	1	2	3	4	5	6	7	8	9	AB	R	H	RBI	BB	SO	LOB	TOP			
Dwayne Murphy, L (1, 6) OBP: 0.288, SLG: 0.240 Rob Piccolo, R (1, 6) OBP: 0.263, SLG: 0.243										1	0	0	0	0	1	0	Oakland Athletics @ Cleveland Indians Cleveland Municipal Stadium, Cleveland, OH Sat Jul 29 1978, 7:05 PM EDT Att: 17,828 - Unknown - 79 F livebaseballscorecards.com			
Mike Edwards, R (1, 4) OBP: 0.316, SLG: 0.355										4	1	2	2	0	0	0				
Joe Wallis, S (1, 8) OBP: 0.344, SLG: 0.467										3	0	0	0	2	2	2				
Mitchell Page, L (1, 7) OBP: 0.373, SLG: 0.484 Jim Essian, R (8, 2) OBP: 0.336, SLG: 0.315										1	2	1	1	2	0	0				
Willie Horton, R (1, 10) OBP: 0.317, SLG: 0.412										4	0	1	2	0	2	4				
Dave Revering, L (1, 3) OBP: 0.305, SLG: 0.425 Tony Armas, R (8, PR) OBP: 0.261, SLG: 0.290 (8, 9)										3	0	1	0	1	0	1				
Wayne Gross, L (1, 5) OBP: 0.314 Taylor Duncan, R (8, PH) OBP: 0.292, SLG: 0.361 (8, 5)										3	0	0	0	0	1	1				
Jeff Newman, R (1, 2) OBP: 0.303, SLG: 0.386 (8, 3)										4	1	1	0	0	1	3				
Glenn Burke, R (1, 9) OBP: 0.281, SLG: 0.310 (8, 7)										4	0	1	0	0	1	1				
Inning Stats	R: 0 E: 0 K: 1 S: 5	H: 0 LOB: 0 BB: 0 P: 5	R: 1 E: 0 K: 1 S: 6	H: 2 LOB: 0 BB: 0 P: 6	R: 4 E: 0 K: 2 S: 11	H: 4 LOB: 1 BB: 1 P: 15	R: 0 E: 0 K: 1 S: 5	H: 1 LOB: 0 BB: 0 P: 5	R: 0 E: 0 K: 0 S: 3	H: 0 LOB: 0 BB: 0 P: 3	R: 0 E: 0 K: 0 S: 3	H: 0 LOB: 0 BB: 0 P: 3	R: 0 E: 1 K: 2 S: 8	H: 0 LOB: 2 BB: 2 P: 16	R: 1 E: 0 K: 1 S: 7	H: 2 LOB: 2 BB: 1 P: 11		1B: 7 2B: 1 3B: 1 HR: 1	SF: 0 SAC: 3 DP: 1 HBP: 0	WP: 0 PB: 0 SB: 1 CS: 1
PITCHER	IP WLS BF H R ER SO BB IBB HBP BLK WP HR S P ERA WHIP																			
Rick Wise, R (1, 1) ERA: 3.25	2.2 L 14 6 5 5 4 0 1 0 0 0 1 21 25 16.88 2.250																			
Sid Monge, L (3, 1) ERA: 2.99	4.2 19 2 0 0 2 2 1 0 0 0 0 20 32 0.00 0.857																			
Dan Spillner, R (8, 1) ERA: 4.44	1.2 8 2 1 1 3 0 1 0 0 0 0 13 17 5.40 1.200																			

Batter	1	2	3	4	5	6	7	8	9	AB	R	H	RBI	BB	SO	LOB	BOTTOM			
Jim Norris, L (1, 9) OBP: 0.348, SLG: 0.333 Ron Pruitt, R (9, PH) OBP: 0.312, SLG: 0.344 Horace Speed, R (9, PR) OBP: 0.306, SLG: 0.258										4	0	2	0	0	0	0	Oakland Athletics @ Cleveland Indians Cleveland Municipal Stadium, Cleveland, OH Sat Jul 29 1978, 7:05 PM EDT Att: 17,828 - Unknown - 79 F livebaseballscorecards.com			
Rick Manning, L (1, 8) OBP: 0.315, SLG: 0.360 Buddy Bell, R (9, PH) OBP: 0.346, SLG: 0.438 Paul Dade, R (9, PR) OBP: 0.339, SLG: 0.341										4	0	0	0	0	3	3				
Johnny Grubb, L (1, 7) OBP: 0.383, SLG: 0.475										5	0	1	1	0	1	3				
Andre Thornton, R (1, 3) OBP: 0.395, SLG: 0.533										3	1	1	1	1	0	3				
Bernie Carbo, L (1, 10) OBP: 0.357, SLG: 0.366										4	1	2	0	0	1	0				
Gary Alexander, R (1, 2) OBP: 0.324, SLG: 0.477										4	1	2	2	0	0	2				
Tom Veryzer, R (1, 6) OBP: 0.316, SLG: 0.366										4	1	1	0	0	0	1				
Duane Kuiper, L (1, 4) OBP: 0.312, SLG: 0.336										3	0	0	0	1	1	0				
Ted Cox, R (1, 5) OBP: 0.276, SLG: 0.232										2	1	0	0	1	0	0				
Inning Stats	R: 0 E: 0 K: 1 S: 6	H: 1 LOB: 1 BB: 0 P: 6	R: 0 E: 0 K: 0 S: 3	H: 0 LOB: 0 BB: 0 P: 3	R: 1 E: 0 K: 1 S: 7	H: 2 LOB: 2 BB: 1 P: 11	R: 2 E: 0 K: 1 S: 7	H: 2 LOB: 0 BB: 0 P: 7	R: 0 E: 0 K: 0 S: 3	H: 0 LOB: 0 BB: 0 P: 3	R: 1 E: 0 K: 1 S: 6	H: 2 LOB: 0 BB: 0 P: 6	R: 0 E: 0 K: 2 S: 8	H: 1 LOB: 2 BB: 1 P: 12	R: 0 E: 0 K: 0 S: 4	H: 1 LOB: 2 BB: 2 P: 12		1B: 7 2B: 0 3B: 0 HR: 2	SF: 0 SAC: 1 DP: 0 HBP: 0	WP: 0 PB: 0 SB: 0 CS: 1
PITCHER	IP WLS BF H R ER SO BB IBB HBP BLK WP HR S P ERA WHIP																			
Steve Renko, R (1, 1) ERA: 3.17	6.0 W 25 7 4 4 4 4 0 0 0 0 0 0 12 20 4.50 2.000																			
Elias Sosa, R (7, 1) ERA: 2.99	2.0 10 2 1 1 2 2 0 0 0 0 0 0 12 20 4.50 2.000																			
Bob Lacey, L (9, 1) ERA: 2.53	0.1 2 0 0 0 0 0 1 0 0 0 0 0 1 5 0.00 0.000																			
Dave Heaverlo, R (9, 1) ERA: 2.9	0.2 S 2 0 0 0 0 0 0 0 0 0 0 0 2 2 0.00 0.000																			

Batter	1	2	3	4	5	6	7	8	9	AB	R	H	RBI	BB	SO	LOB	TOP								
Dwayne Murphy, L (1, 6) OBP: 0.283, SLG: 0.235	K		G3					4-3		1	0	0	0	0	1	0	Oakland Athletics @ Cleveland Indians Cleveland Municipal Stadium, Cleveland, OH Sun Jul 30 1978, 3:33 AM EDT Att: 10,272 - Unknown - 74 F								
Rob Picciolo, R (1, 6) OBP: 0.256, SLG: 0.237										1	0	0	0	0	0	1									
Wayne Gross, L (5, PH) OBP: 0.317, SLG: 0.325										2	0	1	3	0	0	0									
Mike Edwards, R (1, 4) OBP: 0.315, SLG: 0.353	F9			6-3	F3					4	0	1	0	0	0	1									
Joe Wallis, S (1, 8) OBP: 0.338, SLG: 0.457	F9			F7				4-3		4	0	0	0	0	0	1									
Mitchell Page, L (1, 7) OBP: 0.372, SLG: 0.481			F8							4	0	1	0	0	0	0									
Miguel Dilone, S (9, PR) OBP: 0.308, SLG: 0.292				6-3				4-3		0	0	0	0	0	0	0									
Willie Horton, R (1, 10) OBP: 0.320, SLG: 0.414										4	1	2	0	0	0	1									
Dave Revering, L (1, 3) OBP: 0.307, SLG: 0.429										4	1	2	0	0	0	1									
Rick Langford, R (9, PR) OBP: 0.315, SLG: 0.315										0	1	0	0	0	0	0									
Jim Essian, R (9, 2) OBP: 0.338, SLG: 0.315										0	0	0	0	0	0	0									
Taylor Duncan, R (1, 5) OBP: 0.297, SLG: 0.365				F4						4	2	2	1	0	0	0									
Mario Guerrero, R (9, 6) OBP: 0.310, SLG: 0.361										0	0	0	0	0	0	0									
Jeff Newman, R (1, 2) OBP: 0.302, SLG: 0.383				F9						4	0	1	1	0	0	3									
Glenn Burke, R (1, 9) OBP: 0.281, SLG: 0.308										4	0	1	0	0	0	5									
Inning Stats	R: 0 E: 0 K: 1 S: 5	H: 0 LOB: 0 BB: 0 P: 5	R: 0 E: 0 K: 0 S: 3	H: 1 LOB: 0 BB: 0 P: 3	R: 0 E: 0 K: 0 S: 4	H: 1 LOB: 1 BB: 0 P: 4	R: 0 E: 0 K: 0 S: 3	H: 0 LOB: 0 BB: 0 P: 3	R: 3 E: 0 K: 0 S: 7	H: 4 LOB: 1 BB: 0 P: 7	R: 0 E: 0 K: 0 S: 3	H: 0 LOB: 0 BB: 0 P: 3	R: 0 E: 0 K: 0 S: 3	H: 0 LOB: 0 BB: 0 P: 3	R: 0 E: 0 K: 0 S: 4	H: 1 LOB: 1 BB: 0 P: 4	R: 2 E: 1 K: 0 S: 6	H: 4 LOB: 2 BB: 0 P: 6	1B: 9 2B: 1 3B: 1 HR: 0	SF: 0 SAC: 0 DP: 1 HBP: 0	WP: 0 PB: 0 SB: 1 CS: 1	PA: 36			
PITCHER	IP	WLS	BF	H	R	ER	SO	BB	IBB	HBP	BLK	WP	HR	S	P	ERA	WHIP								
Mike Paxton, R (1, 1) ERA: 3.44	7.2		29	7	3	3	1	0	0	0	0	0	0	31	31	3.52	0.913								
Jim Kern, R (8, 1) ERA: 3.0	1.0	L	5	3	2	2	0	0	0	0	0	0	0	5	5	18.00	3.000								
Dan Spillner, R (9, 1) ERA: 4.41	0.1		2	1	0	0	0	0	0	0	0	0	0	2	2	0.00	3.000								

Batter	1	2	3	4	5	6	7	8	9	AB	R	H	RBI	BB	SO	LOB	BOTTOM								
Tom Verzyer, R (1, 6) OBP: 0.317, SLG: 0.364	4-3							F7		4	0	1	0	1	1	0	Oakland Athletics @ Cleveland Indians Cleveland Municipal Stadium, Cleveland, OH Sun Jul 30 1978, 3:33 AM EDT Att: 10,272 - Unknown - 74 F								
Rick Manning, L (1, 8) OBP: 0.319, SLG: 0.363										5	1	3	0	0	1	3									
Johnny Grubb, L (1, 7) OBP: 0.381, SLG: 0.472										4	0	1	0	0	2	4									
Andre Thornton, R (1, 3) OBP: 0.398, SLG: 0.536										4	2	2	1	1	1	3									
Gary Alexander, R (1, 10) OBP: 0.327, SLG: 0.479										3	0	1	1	2	1	1									
Horace Speed, R (1, 9) OBP: 0.320, SLG: 0.266										2	0	1	1	1	1	1									
Jim Norris, L (9, PH) OBP: 0.351, SLG: 0.337										1	0	1	0	0	0	0									
Duane Kuiper, L (1, 4) OBP: 0.310, SLG: 0.332										4	0	0	0	1	0	6									
Ted Cox, R (1, 5) OBP: 0.281, SLG: 0.234										3	0	1	0	1	0	2									
Bo Diaz, R (1, 2) OBP: 0.255, SLG: 0.370										3	1	1	1	0	0	3									
Inning Stats	R: 2 E: 0 K: 1 S: 8	H: 3 LOB: 1 BB: 0 P: 8	R: 1 E: 0 K: 1 S: 6	H: 1 LOB: 0 BB: 0 P: 6	R: 0 E: 0 K: 1 S: 6	H: 1 LOB: 3 BB: 2 P: 14	R: 0 E: 0 K: 1 S: 7	H: 2 LOB: 2 BB: 0 P: 7	R: 0 E: 0 K: 1 S: 6	H: 1 LOB: 2 BB: 1 P: 10	R: 0 E: 0 K: 2 S: 7	H: 0 LOB: 1 BB: 1 P: 11	R: 1 E: 0 K: 0 S: 3	H: 1 LOB: 2 BB: 3 P: 15	R: 0 E: 0 K: 0 S: 4	H: 2 LOB: 1 BB: 0 P: 4	R: 0 E: 0 K: 0 S: 3	H: 1 LOB: 0 BB: 0 P: 3	1B: 9 2B: 3 3B: 0 HR: 1	SF: 0 SAC: 3 DP: 3 HBP: 0	WP: 0 PB: 0 SB: 1 CS: 0	PA: 43			
PITCHER	IP	WLS	BF	H	R	ER	SO	BB	IBB	HBP	BLK	WP	HR	S	P	ERA	WHIP								
John Henry Johnson, L (1, 1) ERA: 2.95	3.0		17	6	3	3	3	1	1	0	0	0	0	21	29	9.00	2.333								
Mike Norris, R (4, 1) ERA: 3.0	3.0		15	2	1	1	4	4	0	0	0	0	0	19	35	3.00	2.000								
Bob Lacey, L (7, 1) ERA: 2.45	1.1		7	3	0	0	0	0	1	0	0	0	0	6	10	0.00	2.250								
Elias Sosa, R (8, 1) ERA: 2.9	1.2	W	4	1	0	0	0	0	0	0	0	0	0	4	4	0.00	0.600								



Batter	1	2	3	4	5	6	7	8	9	AB	R	H	RBI	BB	SO	LOB	TOP								
Mike Edwards, R OBP: 0.314, SLG: 0.351 (1, 4)	L3		L1		CS 2H 1B			6-3		4	0	1	1	0	0	0									
Joe Wallis, S OBP: 0.336, SLG: 0.453 (1, 8)	F9		F3		CS 1-2 1B			F8		4	0	1	0	0	0	0									
Mitchell Page, L OBP: 0.371, SLG: 0.479 Tony Armas, R OBP: 0.260, SLG: 0.288 (7, 9)	K		S E 1B		FC6-4 CS 1-2 1B			F5		3	1	1	0	0	0	1									
Willie Horton, R OBP: 0.319, SLG: 0.411 Miguel Dilone, S OBP: 0.306, SLG: 0.292 (9, PR)		F9		FC5 F9 1-H 1B				F8		4	0	1	0	0	0	1									
Jeff Newman, R OBP: 0.296, SLG: 0.375 (1, 3)	6-3		F9					5-3		4	0	0	0	0	1	2									
Mario Guerrero, R OBP: 0.310, SLG: 0.359 (1, 6)			F8					K		2	0	0	0	0	1	1									
Taylor Duncan, R OBP: 0.297, SLG: 0.364 Wayne Gross, L OBP: 0.317, SLG: 0.325 (9, 5)	L4				SH1-4 1B			L5		3	1	1	0	0	0	1									
Jim Essian, R OBP: 0.336, SLG: 0.313 (1, 2)			5-3		SH1-4 1-2 1B			K		2	0	0	0	0	1	0									
Glenn Burke, R OBP: 0.275, SLG: 0.301 (7, 7)	F9				K			K		3	0	0	0	0	2	1									
Inning Stats	R: 0 E: 0 K: 1 S: 5	H: 0 LOB: 0 BB: 0 P: 5	R: 0 E: 0 K: 0 S: 3	H: 0 LOB: 1 BB: 0 P: 4	R: 0 E: 0 K: 0 S: 3	H: 0 LOB: 0 BB: 0 P: 3	R: 1 E: 1 K: 0 S: 5	H: 1 LOB: 1 BB: 0 P: 5	R: 1 E: 0 K: 1 S: 6	H: 2 LOB: 0 BB: 0 P: 6	R: 0 E: 0 K: 0 S: 3	H: 1 LOB: 0 BB: 0 P: 3	R: 0 E: 0 K: 1 S: 5	H: 0 LOB: 0 BB: 0 P: 5	R: 0 E: 0 K: 2 S: 7	H: 0 LOB: 0 BB: 0 P: 7	R: 0 E: 0 K: 1 S: 6	H: 1 LOB: 2 BB: 0 P: 6	1B: 5 2B: 0 3B: 0 HR: 0	SF: 0 SAC: 1 DP: 0 HBP: 1	WP: 0 PB: 0 SB: 3 CS: 2	PA: 33			
PITCHER	IP	WLS	BF	H	R	ER	SO	BB	IBB	HBP	BLK	WP	HR	S	P	ERA	WHIP								
Frank Tanana, L ERA: 2.99 Chris Knapp, R ERA: 4.32	(1, 1)	7.0	L	25	4	2	1	3	0	0	1	0	0	30	31	1.29	0.571								
(8, 1)	2.0	7	1	0	0	0	3	0	0	0	0	0	0	13	13	0.00	0.500								

Oakland Athletics @ California Angels
Anaheim Stadium, Anaheim, CA
Mon Jul 31 1978, 10:05 PM EDT
Att: 29,044 - Unknown

livebaseballscores.com

AB 30
R 2
H 5
RBI 1
BB 0
SO 6
LOB 7



Batter	1	2	3	4	5	6	7	8	9	AB	R	H	RBI	BB	SO	LOB	BOTTOM								
Rick Miller, L OBP: 0.351, SLG: 0.339 (1, 8)	L5		6-3					F7		4	0	0	0	0	0	2									
Carney Lansford, R OBP: 0.322, SLG: 0.403 (1, 5)	5-3							F7		4	0	2	0	0	0	1									
Lyman Bostock, L OBP: 0.358, SLG: 0.360 (1, 9)	BLK BB							1-3		2	0	1	0	2	0	1									
Ron Fairly, L OBP: 0.292, SLG: 0.364 Ken Landreaux, L OBP: 0.270, SLG: 0.312 (9, PR)	K		G4-6-3 1-2 1B		FC6-4 BB			FC6-4 1B		4	0	1	0	0	1	5									
Don Baylor, R OBP: 0.340, SLG: 0.478 (1, 10)								1B		0	0	0	0	0	0	0									
Joe Rudi, R OBP: 0.279, SLG: 0.363 (1, 7)								1B		4	0	1	0	0	1	2									
Dave Chalk, R OBP: 0.336, SLG: 0.298 (1, 6)								FC6-4 1-2 2-3		3	0	0	0	0	0	2									
Bobby Grich, R OBP: 0.343, SLG: 0.302 Tony Solaita, L OBP: 0.382, SLG: 0.325 (9, PH)			F7					K		3	0	0	0	0	1										
Terry Humphrey, R OBP: 0.269, SLG: 0.309 Brian Downing, R OBP: 0.366, SLG: 0.366 (9, 2)			5-3					1B		2	0	1	0	0	0	0									
Inning Stats	R: 0 E: 0 K: 1 S: 5	H: 0 LOB: 1 BB: 1 P: 9	R: 0 E: 0 K: 2 S: 7	H: 0 LOB: 0 BB: 0 P: 7	R: 0 E: 0 K: 0 S: 3	H: 0 LOB: 0 BB: 0 P: 3	R: 0 E: 0 K: 0 S: 3	H: 2 LOB: 0 BB: 0 P: 3	R: 0 E: 0 K: 0 S: 5	H: 2 LOB: 3 BB: 1 P: 9	R: 0 E: 0 K: 0 S: 3	H: 0 LOB: 1 BB: 0 P: 4	R: 0 E: 0 K: 0 S: 4	H: 1 LOB: 1 BB: 0 P: 4	R: 0 E: 0 K: 1 S: 7	H: 2 LOB: 2 BB: 0 P: 7	1B: 6 2B: 1 3B: 0 HR: 0	SF: 0 SAC: 0 DP: 1 HBP: 1	WP: 0 PB: 0 SB: 0 CS: 0	PA: 35					
PITCHER	IP	WLS	BF	H	R	ER	SO	BB	IBB	HBP	BLK	WP	HR	S	P	ERA	WHIP								
Matt Keough, R ERA: 2.61 Dave Heaverlo, R ERA: 2.97 Elias Sosa, R ERA: 2.86	(1, 1)	7.0	W	27	5	0	0	0	2	0	1	1	0	30	39	0.00	1.000								
(8, 1)	1.0	5	2	0	0	0	0	0	0	0	1	0	0	5	5	0.00	2.000								
(9, 1)	1.0	S	3	0	0	0	1	0	0	0	0	0	0	5	5	0.00	0.000								

Oakland Athletics @ California Angels
Anaheim Stadium, Anaheim, CA
Mon Jul 31 1978, 10:05 PM EDT
Att: 29,044 - Unknown

livebaseballscores.com

AB 32
R 0
H 7
RBI 0
BB 2
SO 4
LOB 16



Batter	1	2	3	4	5	6	7	8	9	AB	R	H	RBI	BB	SO	LOB	TOP			
Mike Edwards, R OBP: 0.315, SLG: 0.350 (1, 4)										4	0	1	0	1	1	4				
Joe Wallis, S OBP: 0.333, SLG: 0.444 (1, 8)											4	0	0	0	1	2				
Mitchell Page, L OBP: 0.375, SLG: 0.481 Tony Armas, R OBP: 0.259, SLG: 0.287 (1, 7) (7, 9)											3	0	2	0	1	1	0			
Willie Horton, R OBP: 0.318, SLG: 0.406 (1, 10)											3	0	0	0	1	1	2			
Dave Revering, L OBP: 0.304, SLG: 0.424 (1, 3)											4	0	0	0	0	1	4			
Mario Guerrero, R OBP: 0.310, SLG: 0.356 (1, 6)											3	1	0	0	1	0	0			
Taylor Duncan, R OBP: 0.302, SLG: 0.367 (1, 5)											4	0	2	0	0	0	0			
Jeff Newman, R OBP: 0.297, SLG: 0.371 Dwayne Murphy, L OBP: 0.293, SLG: 0.235 Jim Essian, R OBP: 0.335, SLG: 0.311 (1, 2) (6, PR) (6, 2)											2	0	0	0	1	1	3			
Miguel Dilone, S OBP: 0.312, SLG: 0.293 (7, 7)											3	0	1	1	1	0	0			
Inning Stats	R: 0 E: 0 K: 0 S: 4	H: 2 LOB: 1 BB: 0 P: 4	R: 1 E: 0 K: 1 S: 7	H: 2 LOB: 2 BB: 1 P: 11	R: 0 E: 0 K: 2 S: 7	H: 0 LOB: 0 BB: 0 P: 7	R: 0 E: 0 K: 0 S: 4	H: 1 LOB: 1 BB: 0 P: 4	R: 0 E: 0 K: 0 S: 8	H: 1 LOB: 3 BB: 2 P: 16	R: 0 E: 0 K: 0 S: 3	H: 0 LOB: 1 BB: 1 P: 11	R: 0 E: 0 K: 0 S: 3	H: 0 LOB: 0 BB: 0 P: 3	R: 0 E: 0 K: 1 S: 5	H: 0 LOB: 1 BB: 1 P: 9	1B: 6 2B: 0 3B: 0 HR: 0	SF: 0 SAC: 0 DP: 0 HBP: 0	WP: 0 PB: 0 SB: 4 CS: 1	PA: 39
PITCHER Nolan Ryan, R ERA: 4.15 (1, 1)	IP: 9.0 WLS: L BF: 39 H: 6 R: 1 ER: 1 SO: 8 BB: 7 IBB: 0 HBP: 0 BLK: 0 WP: 0 HR: 0 S: 48 P: 76 ERA: 1.00 WHIP: 1.444															PITCHER Nolan Ryan, R ERA: 4.15 (1, 1)	IP: 9.0 WLS: W BF: 31 H: 3 R: 0 ER: 0 SO: 11 BB: 1 IBB: 0 HBP: 0 BLK: 0 WP: 0 HR: 0 S: 52 P: 56 ERA: 0.00 WHIP: 0.444			

Oakland Athletics @ California Angels
Anaheim Stadium, Anaheim, CA
Tue Aug 01 1978, 10:05 PM EDT
Att: 19,485 - Unknown

AB	32
R	1
H	6
RBI	1
BB	7
SO	8
LOB	16



Batter	1	2	3	4	5	6	7	8	9	AB	R	H	RBI	BB	SO	LOB	BOTTOM					
Rick Miller, L OBP: 0.347, SLG: 0.334 (1, 8)										4	0	0	0	0	2	2						
Carney Lansford, R OBP: 0.317, SLG: 0.397 (1, 5)											4	0	0	0	2	0						
Lyman Bostock, L OBP: 0.354, SLG: 0.356 (1, 9)											4	0	0	0	2	0						
Don Baylor, R OBP: 0.339, SLG: 0.474 (1, 10)										3	0	0	0	1	1	0						
Joe Rudi, R OBP: 0.277, SLG: 0.359 (1, 7)											3	0	0	0	1	1						
Ron Fairly, L OBP: 0.293, SLG: 0.363 (1, 3)											3	0	1	0	0	1	0					
Brian Downing, R OBP: 0.362, SLG: 0.362 (1, 2)										3	0	0	0	0	1	1						
Dave Chalk, R OBP: 0.336, SLG: 0.298 (9, 4)										3	0	1	0	0	0	1						
Bobby Grich, R OBP: 0.344, SLG: 0.306 Tony Solaita, L OBP: 0.358, SLG: 0.321 Jim Anderson, R OBP: 0.300, SLG: 0.306 (1, 4) (8, PH) (9, 6)											2	0	1	0	0	1	1					
Inning Stats	R: 0 E: 0 K: 3 S: 9	H: 0 LOB: 0 BB: 0 P: 9	R: 0 E: 0 K: 2 S: 7	H: 0 LOB: 0 BB: 0 P: 7	R: 0 E: 0 K: 2 S: 8	H: 1 LOB: 1 BB: 0 P: 8	R: 0 E: 0 K: 1 S: 5	H: 0 LOB: 1 BB: 1 P: 9	R: 0 E: 0 K: 1 S: 5	H: 1 LOB: 1 BB: 0 P: 6	R: 0 E: 0 K: 1 S: 5	H: 0 LOB: 0 BB: 0 P: 5	R: 0 E: 0 K: 0 S: 5	H: 0 LOB: 0 BB: 0 P: 5	R: 0 E: 0 K: 0 S: 4	H: 1 LOB: 1 BB: 0 P: 4	R: 0 E: 0 K: 0 S: 3	H: 0 LOB: 0 BB: 0 P: 3	1B: 2 2B: 1 3B: 0 HR: 0	SF: 0 SAC: 0 DP: 0 HBP: 0	WP: 0 PB: 0 SB: 0 CS: 0	PA: 31
PITCHER Rick Langford, R ERA: 2.97 (1, 1)	IP: 9.0 WLS: W BF: 31 H: 3 R: 0 ER: 0 SO: 11 BB: 1 IBB: 0 HBP: 0 BLK: 0 WP: 0 HR: 0 S: 52 P: 56 ERA: 0.00 WHIP: 0.444															PITCHER Rick Langford, R ERA: 2.97 (1, 1)	IP: 9.0 WLS: L BF: 39 H: 6 R: 1 ER: 1 SO: 8 BB: 7 IBB: 0 HBP: 0 BLK: 0 WP: 0 HR: 0 S: 48 P: 76 ERA: 1.00 WHIP: 1.444					

Oakland Athletics @ California Angels
Anaheim Stadium, Anaheim, CA
Tue Aug 01 1978, 10:05 PM EDT
Att: 19,485 - Unknown

AB	30
R	0
H	3
RBI	0
BB	1
SO	11
LOB	7



Batter	1	2	3	4	5	6	7	8	9	AB	R	H	RBI	BB	SO	LOB	TOP
Mike Edwards, R OBP: 0.311, SLG: 0.345 (1, 4)	0-0 4-3			0-0 6-3		0-3 K		0-0 6-3		4	0	0	0	0	1	0	
Joe Wallis, S OBP: 0.336, SLG: 0.455 (1, 8)	0-0 CS 1B			0-0 4-3			0-0 1-3		0-0 6-3 3B	4	1	2	0	0	0	0	
Mitchell Page, L OBP: 0.374, SLG: 0.478 (1, 7)	0-3 K 1-2			0-0 6-3			0-0 E2 1B		0-0 6-3	4	1	1	1	0	1	1	
Willie Horton, R OBP: 0.322, SLG: 0.404 Dwayne Murphy, L OBP: 0.279, SLG: 0.231 (7, PR)		4-0 G4-6-3 BB			0-0 F9		4-0 1B BB		0-0 1-4-3	1	0	0	0	2	0	0	
Dave Revering, L OBP: 0.301, SLG: 0.419 (1, 3)		0-0 G4-6-3 1-2			0-0 G3		0-0 F6		0-0 F9	4	0	0	0	0	0	3	
Mario Guerrero, R OBP: 0.313, SLG: 0.357 (1, 6)		0-0 6-3			4-0 BB		0-0 FC4-6 1B			2	0	1	1	1	0	0	
Taylor Duncan, R OBP: 0.297, SLG: 0.361 (1, 5)			0-0 4-3		0-0 F4		0-0 FC4-6 1-2 2-H			3	0	0	0	0	0	3	
Jeff Newman, R OBP: 0.292, SLG: 0.365 (1, 2)			0-0 1-3		0-0 6-3		0-0 F9			3	0	0	0	0	0	0	
Glenn Burke, R OBP: 0.269, SLG: 0.295 (1, 9)			0-0 L3		0-0 G3		0-0 F7			3	0	0	0	0	0	0	
Inning Stats	R: 0 E: 0 K: 1 S: 5	H: 1 LOB: 0 BB: 0 P: 5	R: 0 E: 0 K: 0 S: 2	H: 0 LOB: 0 BB: 1 P: 6	R: 0 E: 0 K: 0 S: 3	H: 0 LOB: 0 BB: 0 P: 3	R: 0 E: 0 K: 0 S: 3	H: 0 LOB: 1 BB: 1 P: 7	R: 1 E: 0 K: 0 S: 5	H: 2 LOB: 2 BB: 1 P: 9	R: 0 E: 0 K: 0 S: 3	H: 0 LOB: 0 BB: 0 P: 3	R: 1 E: 0 K: 0 S: 4	H: 1 LOB: 0 BB: 0 P: 4	1B: 3 2B: 0 3B: 1 HR: 0	SF: 0 SAC: 0 DP: 1 HBP: 0	WP: 0 PA: 32 PB: 0 SB: 0 CS: 1
PITCHER Don Aase, R ERA: 3.95 (1, 1)	IP: 9.0 WLS: W BF: 32 H: 4 R: 2 ER: 2 SO: 2 BB: 3 IBB: 0 HBP: 0 BLK: 0 WP: 0 HR: 0 S: 33 P: 45 ERA: 2.00 WHIP: 0.778																

Oakland Athletics @ California Angels
Anaheim Stadium, Anaheim, CA
Wed Aug 02 1978, 10:05 PM EDT
Att: 16,898 - Unknown

AB	29
R	2
H	4
RBI	2
BB	3
SO	2
LOB	7





Batter	1	2	3	4	5	6	7	8	9	AB	R	H	RBI	BB	SO	LOB	BOTTOM		
Ken Landreaux, L OBP: 0.281, SLG: 0.338 (1, 8)	0-0 1-3		0-0 SF8 3B		0-0 G3		4-0 1B E IBB	0-0 1B 2B		4	2	2	2	1	0	0			
Carney Lansford, R OBP: 0.318, SLG: 0.397 (1, 5)	0-0 1B E 1B		0-3 K		0-0 6-3		0-0 E4 1B	0-0 1B 1B		5	1	2	0	0	1	3			
Lyman Bostock, L OBP: 0.357, SLG: 0.369 (1, 9)	0-0 E8 1-H 1B		0-0 SF8		0-0 SF7		0-0 HR	0-0 1B 1B		3	1	3	4	0	0	0			
Don Baylor, R OBP: 0.338, SLG: 0.470 (1, 10)	0-0 F8		0-0 F9		0-0 L4		0-0 1B	0-3 K		5	0	1	0	0	1	3			
Joe Rudi, R OBP: 0.276, SLG: 0.355 (1, 7)	4-0 BB			0-3 K		0-0 F8	0-0 F9			3	0	0	0	1	1	3			
Tony Solaita, L OBP: 0.343, SLG: 0.306 (1, 3)	0-0 F7			0-3 K		0-0 F5		0-3 K		4	0	0	0	0	2	2			
Brian Downing, R OBP: 0.367, SLG: 0.370 (1, 2)		0-0 4-3		4-0 BB		0-0 1B SF8 2B	0-0 4-3 1B			3	2	2	0	1	0	0			
Dave Chalk, R OBP: 0.335, SLG: 0.298 (1, 6)		0-0 L4		0-0 B2-3		0-0 E SF8 SF7 1B	0-0 4-3			4	1	1	0	0	0	2			
Bobby Grich, R OBP: 0.343, SLG: 0.304 (1, 4)		0-3 K			0-3 K		0-0 SF8 1B	4-0 2B IBB		2	1	0	1	1	2	0			
Inning Stats	R: 1 E: 1 K: 0 S: 5	H: 2 LOB: 2 BB: 1 P: 9	R: 0 E: 0 K: 1 S: 5	H: 0 LOB: 0 BB: 0 P: 5	R: 1 E: 0 K: 1 S: 6	H: 1 LOB: 0 BB: 0 P: 6	R: 0 E: 0 K: 2 S: 7	H: 0 LOB: 1 BB: 1 P: 11	R: 0 E: 0 K: 1 S: 5	H: 0 LOB: 0 BB: 0 P: 5	R: 1 E: 0 K: 0 S: 4	H: 1 LOB: 0 BB: 0 P: 4	R: 2 E: 1 K: 0 S: 7	H: 3 LOB: 3 BB: 1 P: 11	R: 3 E: 0 K: 2 S: 11	H: 4 LOB: 2 BB: 1 P: 15	1B: 7 2B: 2 3B: 1 HR: 1	SF: 3 SAC: 0 DP: 0 HBP: 0	WP: 0 PA: 40 PB: 0 SB: 0 CS: 0
PITCHER Pete Broberg, R ERA: 4.55 Dave Heaverlo, R ERA: 2.66 Bob Lacey, L ERA: 2.75	IP: 6.0 WLS: L BF: 25 H: 5 R: 4 ER: 4 SO: 5 BB: 2 IBB: 0 HBP: 0 BLK: 0 WP: 0 HR: 1 S: 33 P: 41 ERA: 6.00 WHIP: 1.167																		

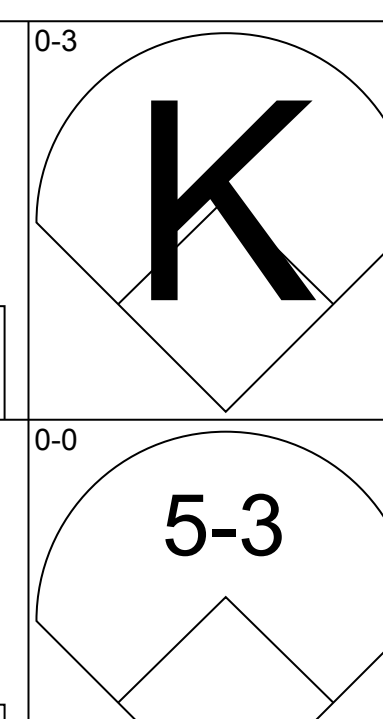
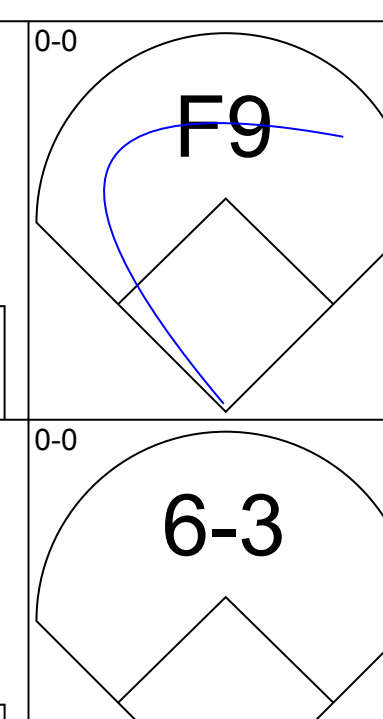
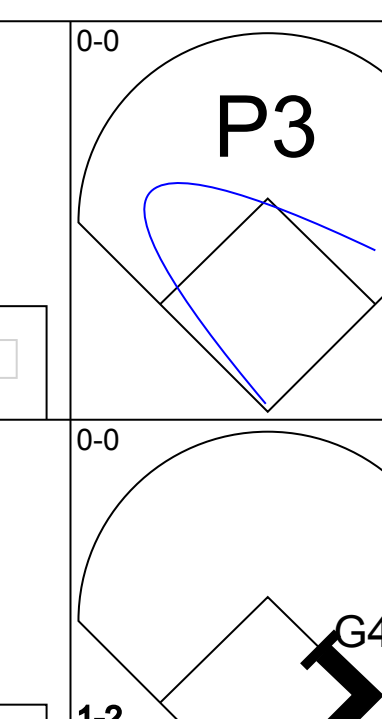
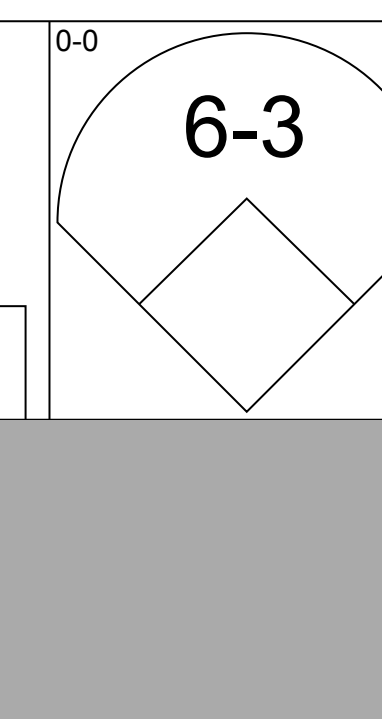
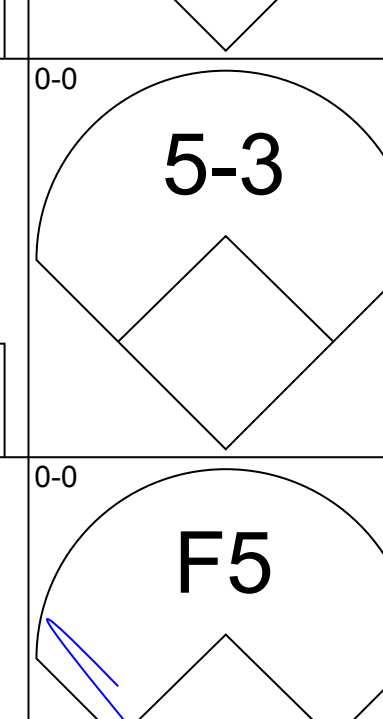
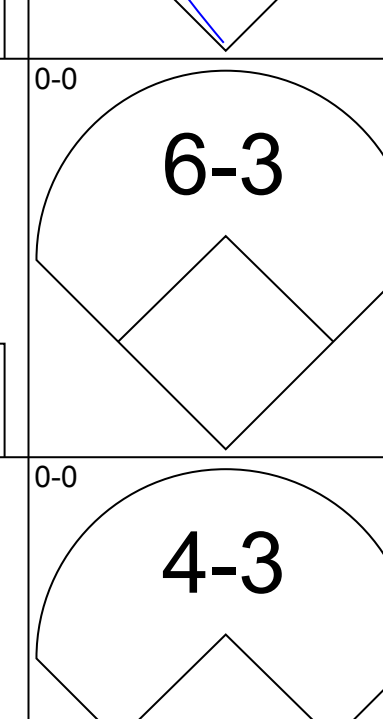
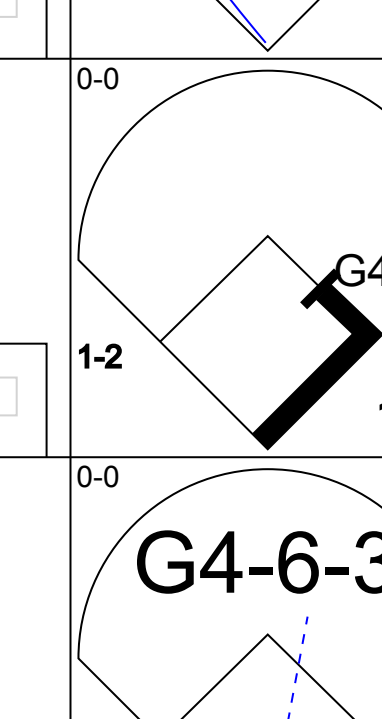
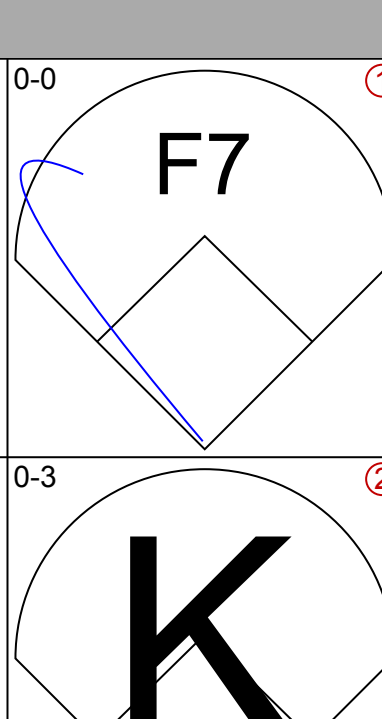
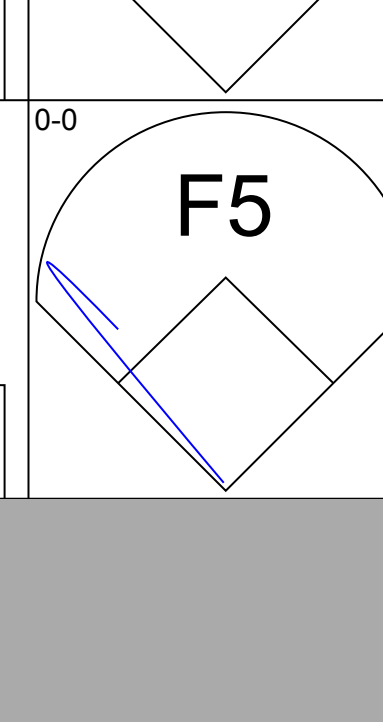
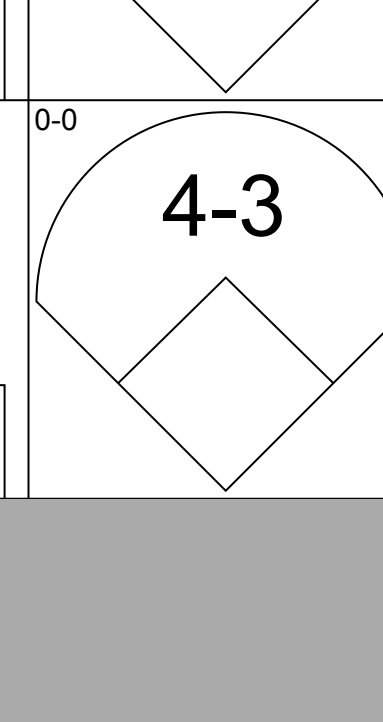
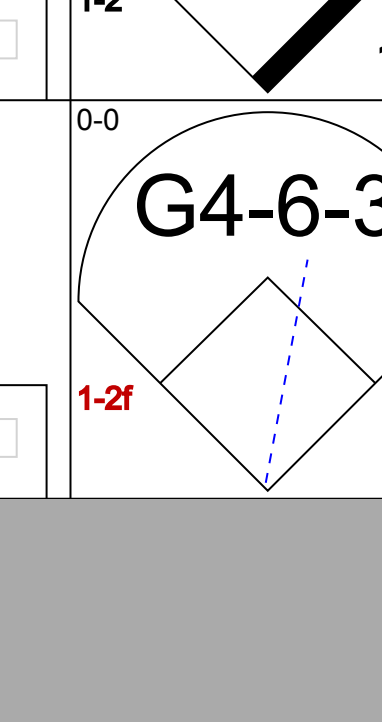
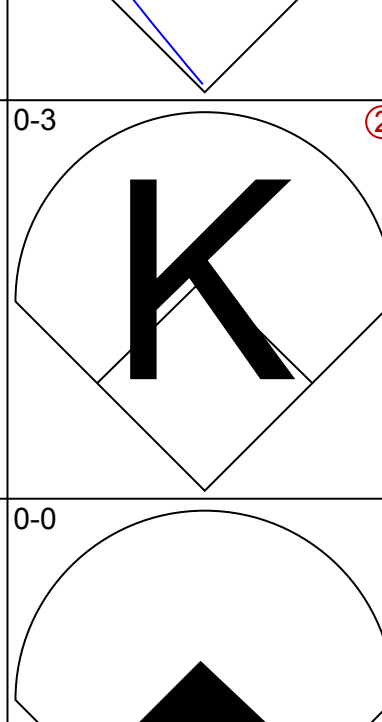
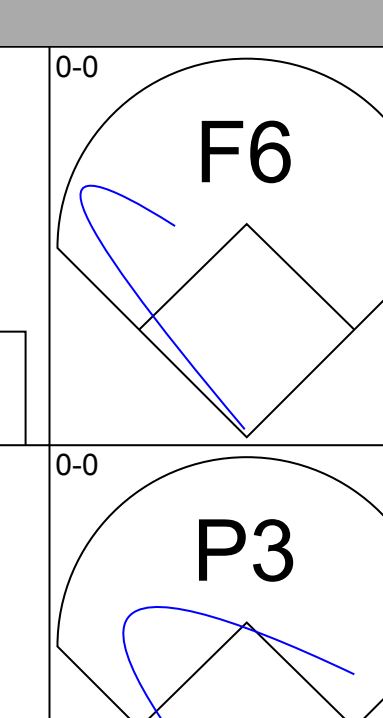
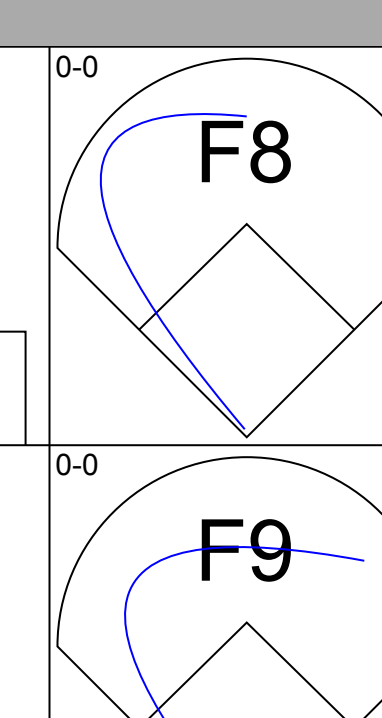
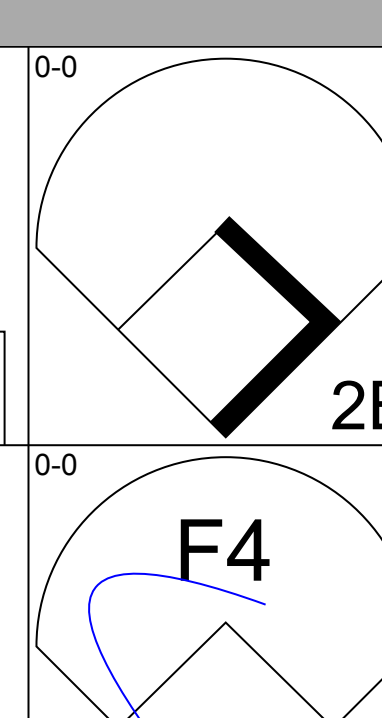
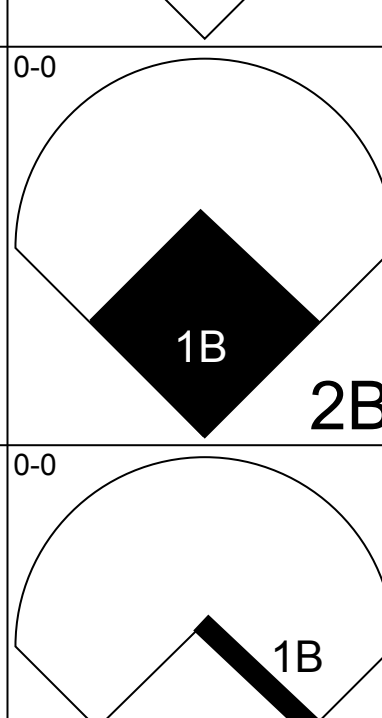
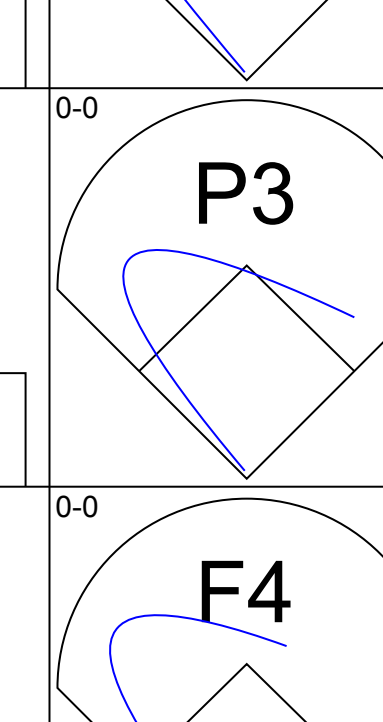
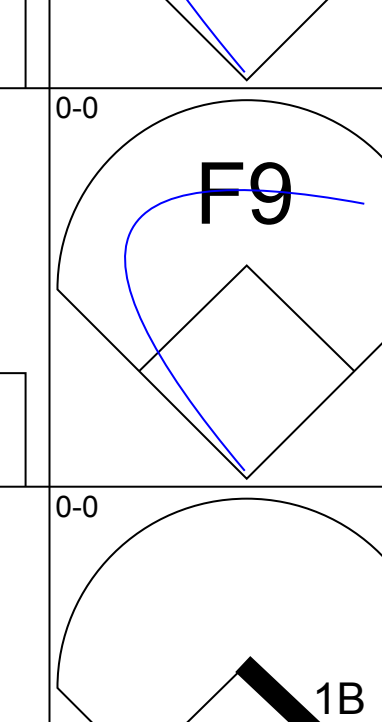
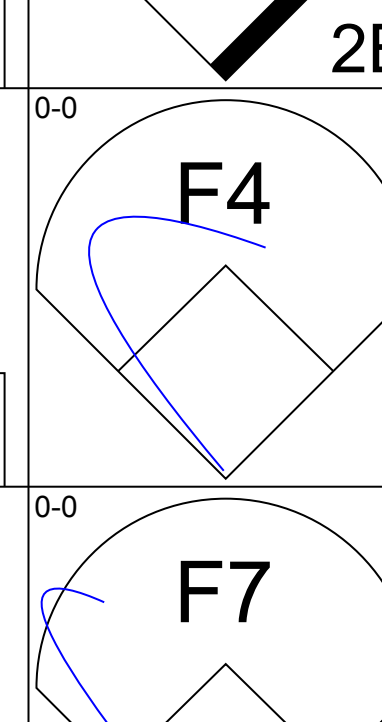
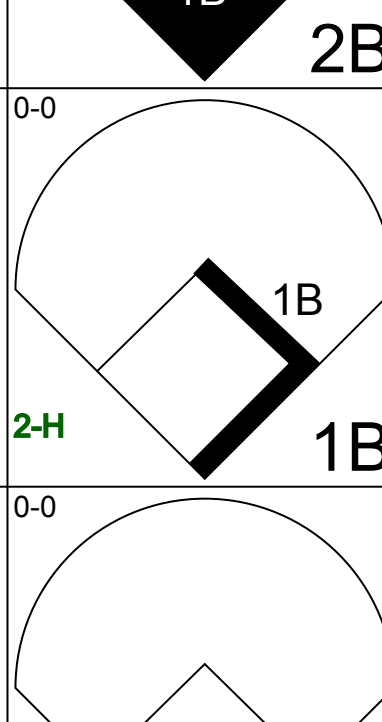
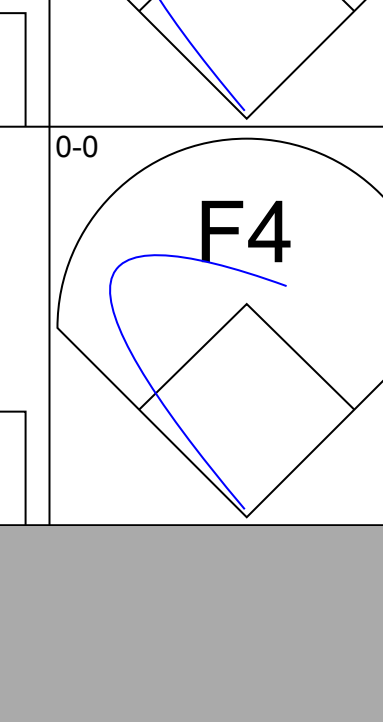
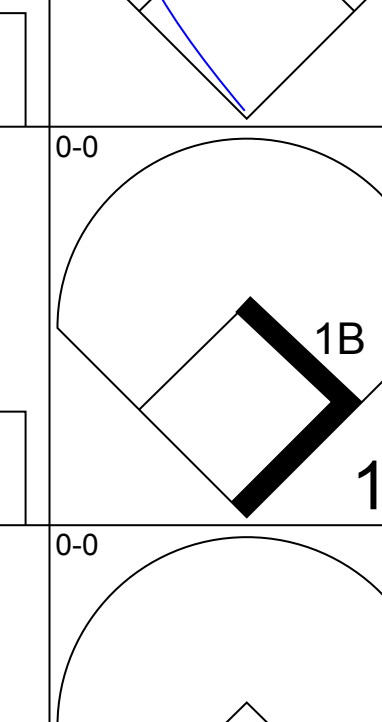
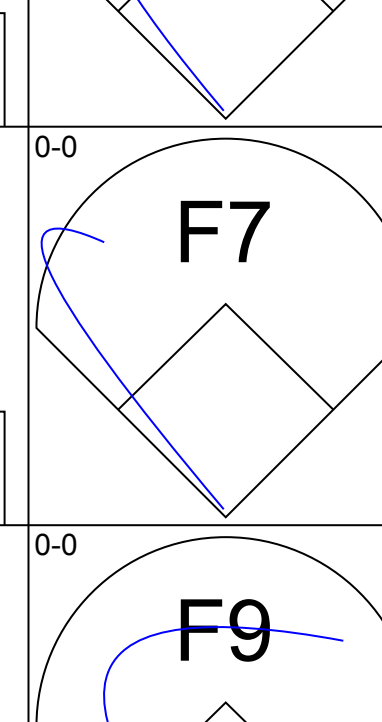
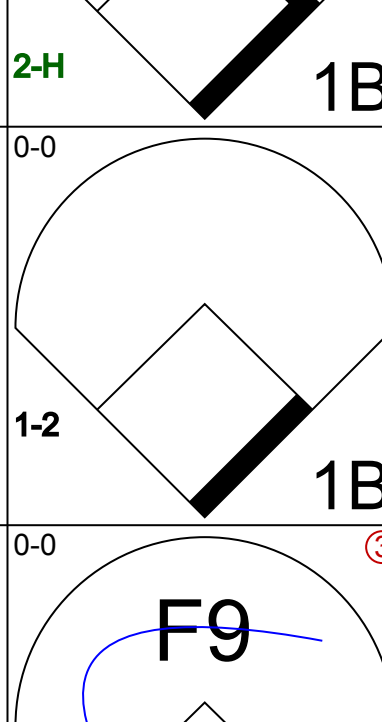
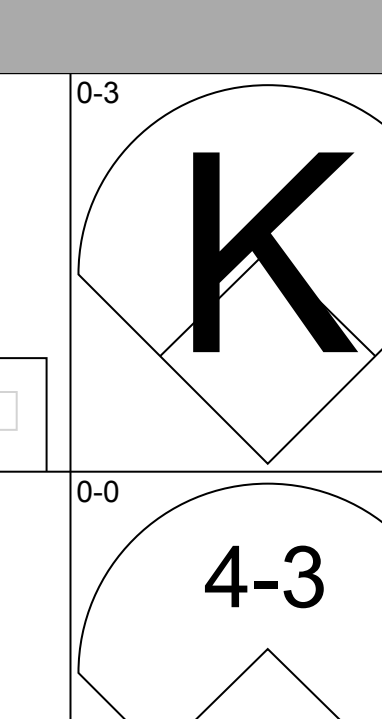
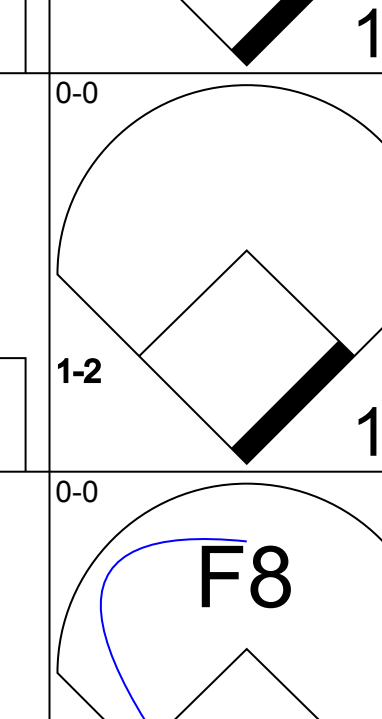
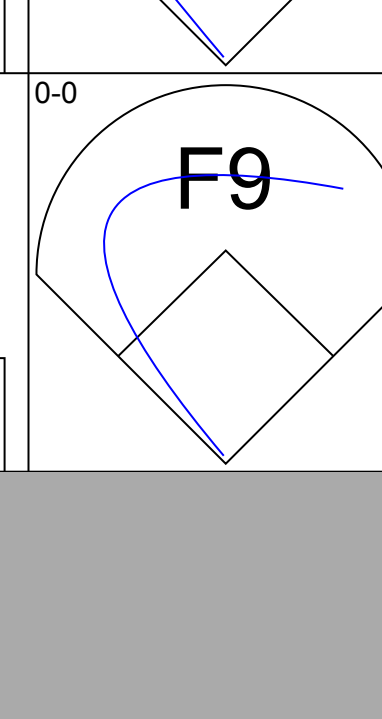
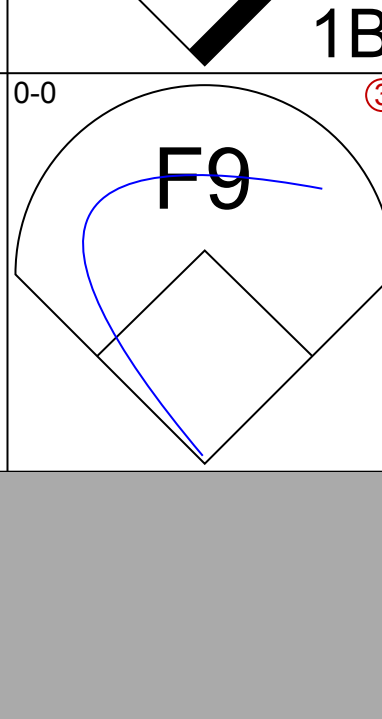
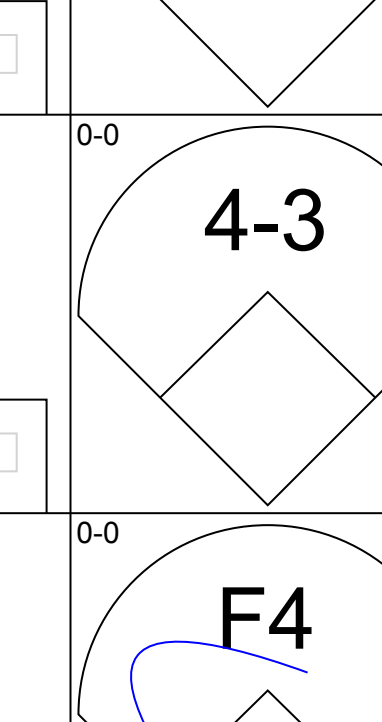
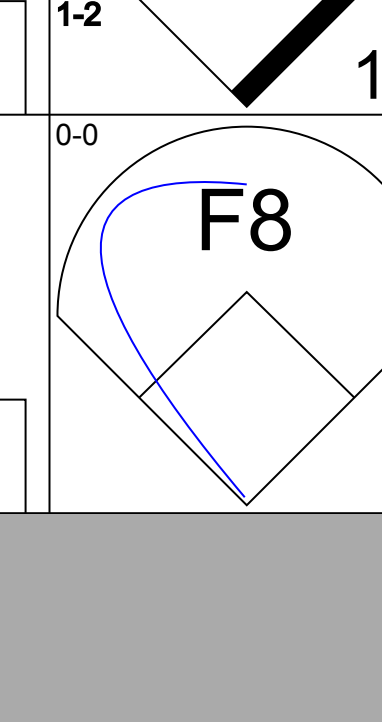
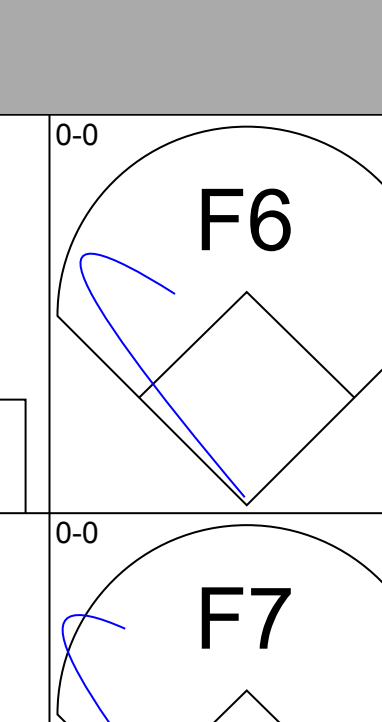
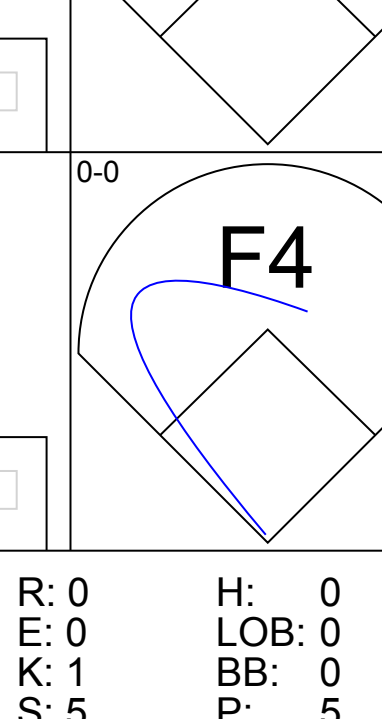
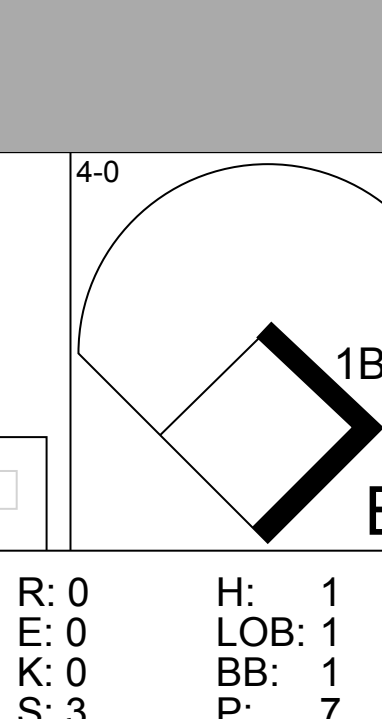
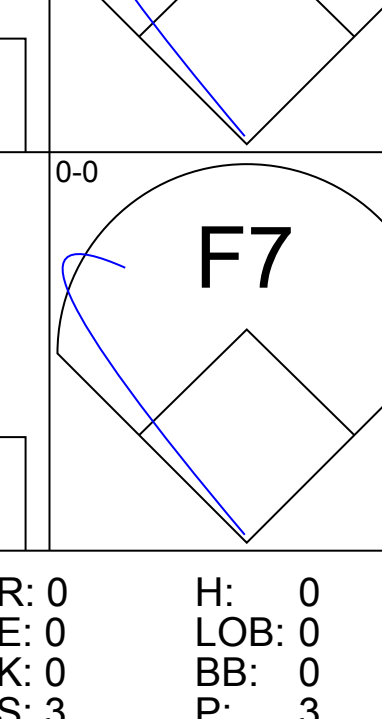
Oakland Athletics @ California Angels
Anaheim Stadium, Anaheim, CA
Wed Aug 02 1978, 10:05 PM EDT
Att: 16,898 - Unknown

AB	33
R	8
H	11
RBI	7
BB	4
SO	7
LOB	13



Batter	1	2	3	4	5	6	7	8	9	AB	R	H	RBI	BB	SO	LOB	TOP					
Mike Edwards, R OBP: 0.310, SLG: 0.343 (1, 4)	G3		1-3 1B			6-3		0-3 K		4	0	1	0	0	1	0	<p>Oakland Athletics @ California Angels Anaheim Stadium, Anaheim, CA Thu Aug 03 1978, 10:05 PM EDT Att: 15,792 - Unknown</p> <p>AB 29 R 1 H 3 RBI 1 BB 3 SO 2 LOB 7</p> 					
Joe Wallis, S OBP: 0.335, SLG: 0.449 (1, 9)	G3		6-3			4-0 FC5-4 BB		0-0 4-3		3	0	0	0	1	0	2						
Mitchell Page, L OBP: 0.373, SLG: 0.482 (1, 7)	5-3			0-0 3-1 3B		0-0 FC5-4 BB		0-0 4-3		4	1	1	0	0	0	1						
Willie Horton, R OBP: 0.325, SLG: 0.403 (1, 10)		0-0 G4-6-3 1B		0-0 3-1		4-0 FC4-6 BB		0-0 F3		3	0	1	1	1	0	0						
Dave Revering, L OBP: 0.297, SLG: 0.415 (1, 3)		0-0 F8		0-0 4-3		0-0 FC4-6		0-3 K		4	0	0	0	0	1	3						
Mario Guerrero, R OBP: 0.310, SLG: 0.354 Rob Picciolo, R OBP: 0.256, SLG: 0.237 (1, 6) (8, 6)		0-0 G4-6-3		0-0 L4						3	0	0	0	0	0	1						
Taylor Duncan, R OBP: 0.292, SLG: 0.355 (1, 5)			0-0 4-3		0-0 1-3			0-0 F9		3	0	0	0	0	0	0						
Jeff Newman, R OBP: 0.288, SLG: 0.360 (1, 2)			0-0 4-3		0-0 1-3			0-0 6-3		3	0	0	0	0	0	0						
Glenn Burke, R OBP: 0.270, SLG: 0.291 (1, 8)			4-0 1B S BB		0-0 6-3			0-0 6-3		2	0	0	0	1	0	0						
Inning Stats	R: 0 E: 0 K: 0 S: 3	H: 0 LOB: 0 BB: 0 P: 3	R: 0 E: 0 K: 0 S: 3	H: 1 LOB: 2 BB: 1 P: 3	R: 0 E: 0 K: 0 S: 4	H: 1 LOB: 2 BB: 1 P: 8	R: 1 E: 0 K: 0 S: 4	H: 1 LOB: 0 BB: 0 P: 4	R: 0 E: 0 K: 0 S: 3	H: 0 LOB: 0 BB: 0 P: 3	R: 0 E: 0 K: 0 S: 3	H: 0 LOB: 2 BB: 0 P: 11	R: 0 E: 0 K: 1 S: 5	H: 0 LOB: 0 BB: 0 P: 3	R: 0 E: 0 K: 1 S: 5	H: 0 LOB: 0 BB: 0 P: 5	R: 0 E: 0 K: 1 S: 5	H: 0 LOB: 0 BB: 0 P: 5	1B: 2 2B: 0 3B: 1 HR: 0	SF: 0 SAC: 0 DP: 1 HBP: 0	WP: 0 PB: 0 SB: 2 CS: 0	PA: 32
PITCHER Paul Hartzell, R ERA: 2.87 (1, 1)	IP: 9.0 WLS: W BF: 32 H: 3 R: 1 ER: 1 SO: 2 BB: 3 IBB: 0 HBP: 0 BLK: 0 WP: 0 HR: 0 S: 33 P: 45 ERA: 1.00 WHIP: 0.667																					

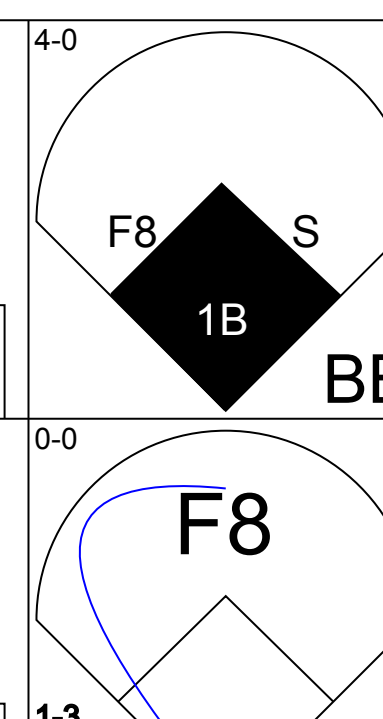
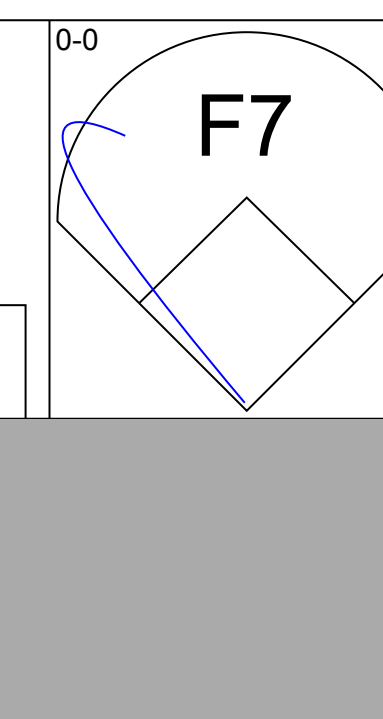
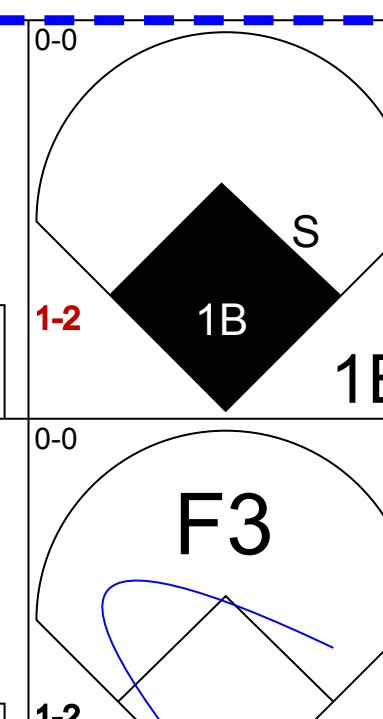
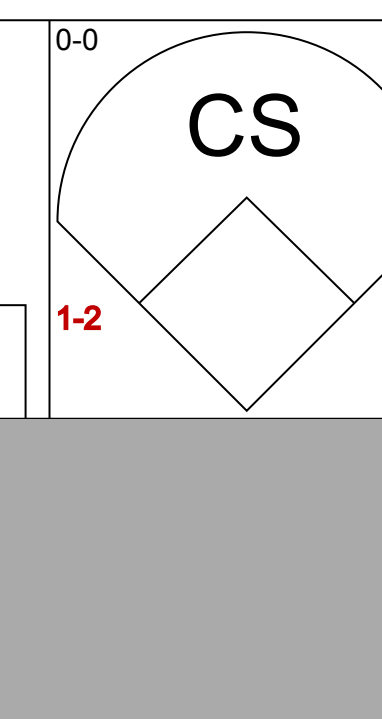
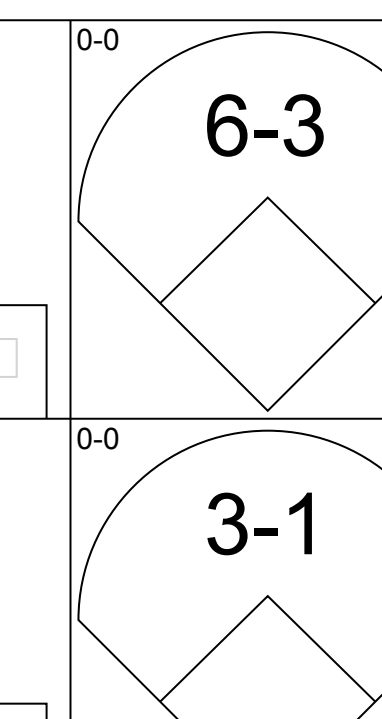
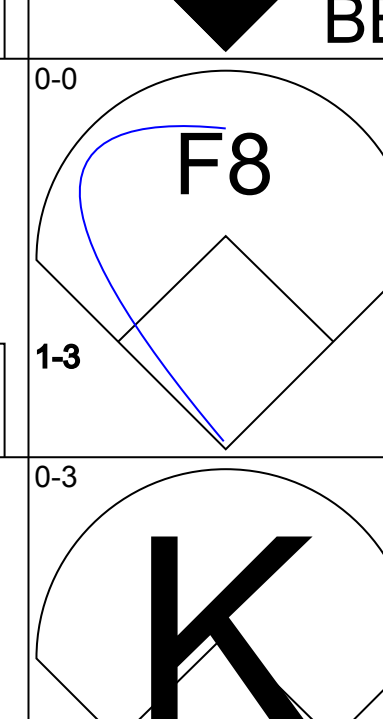
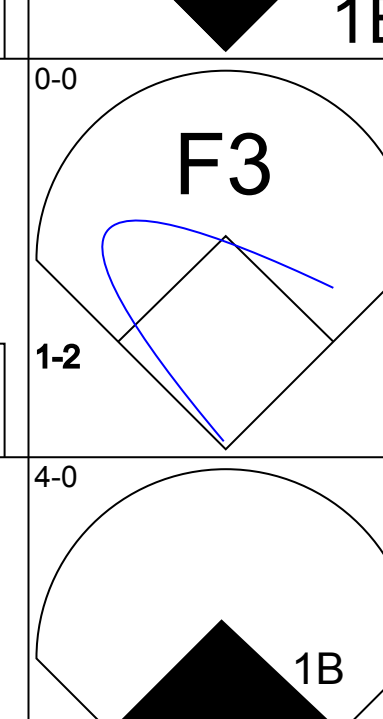
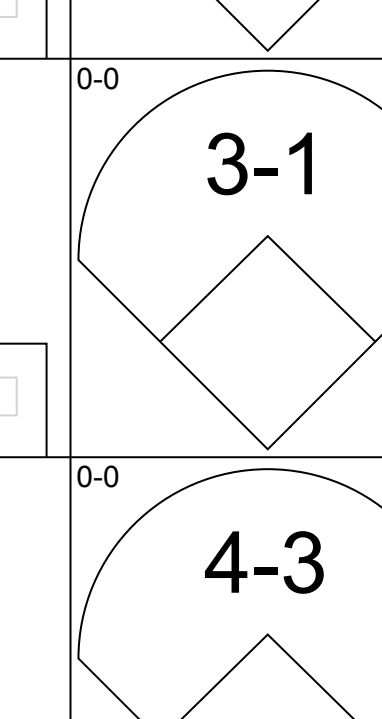
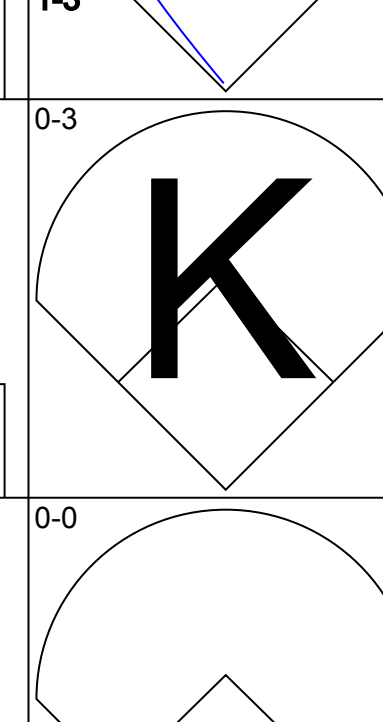
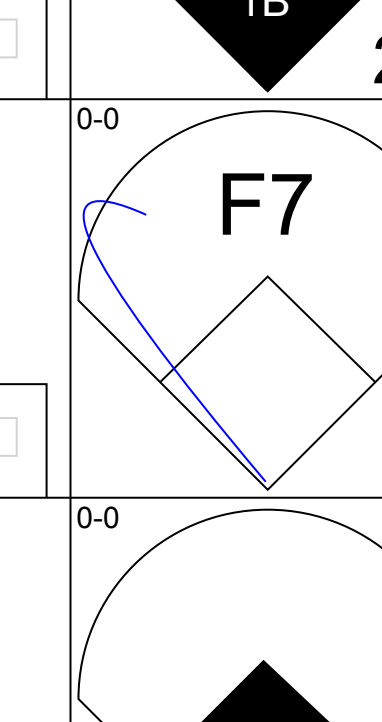
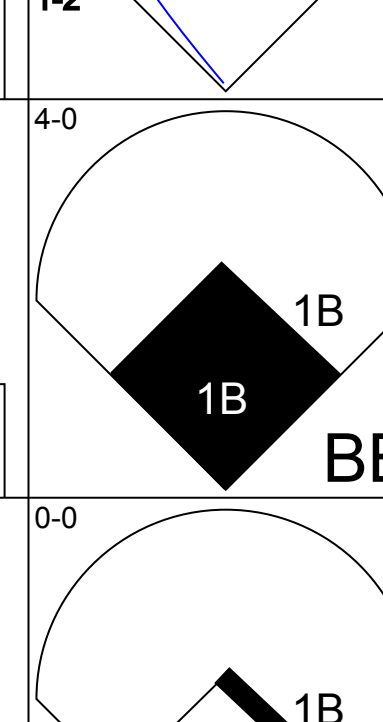
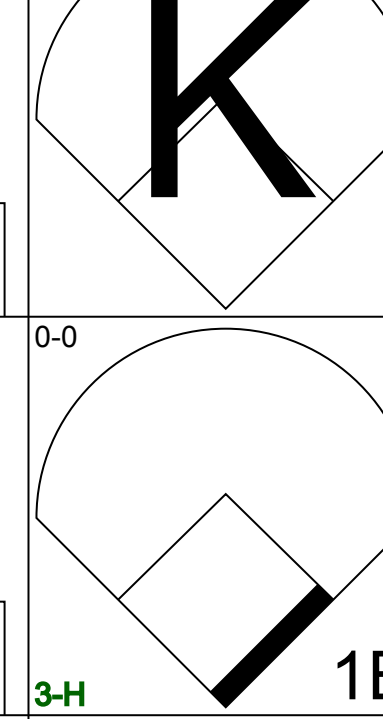
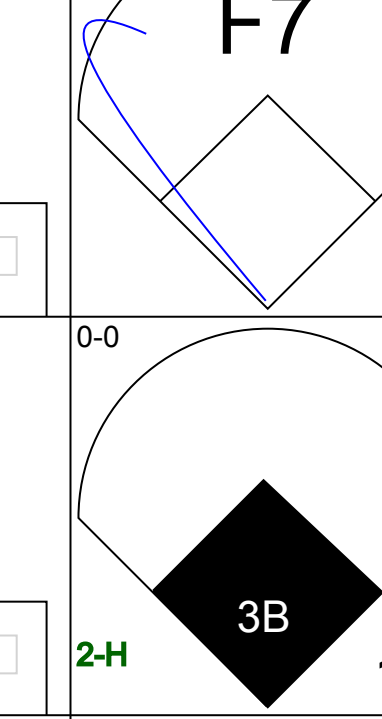
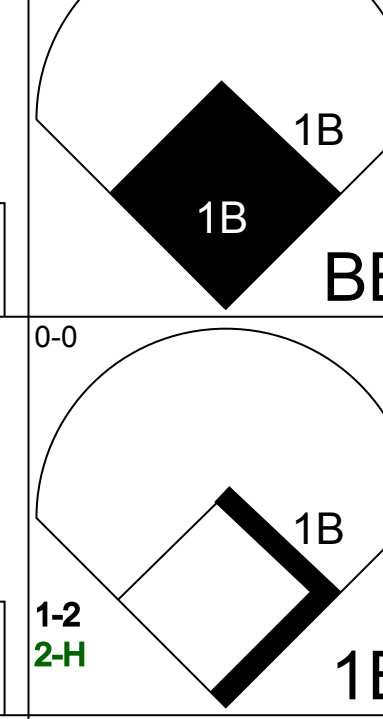
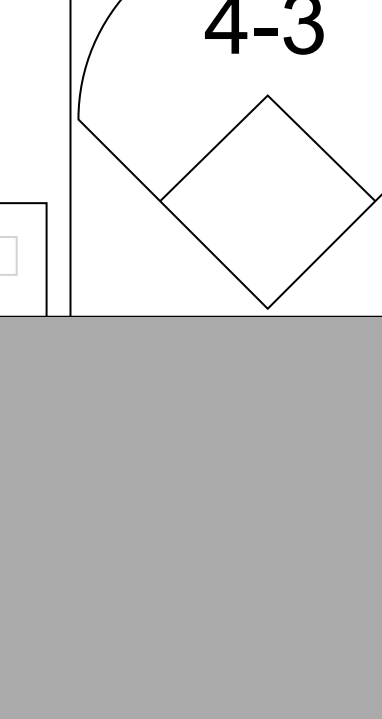
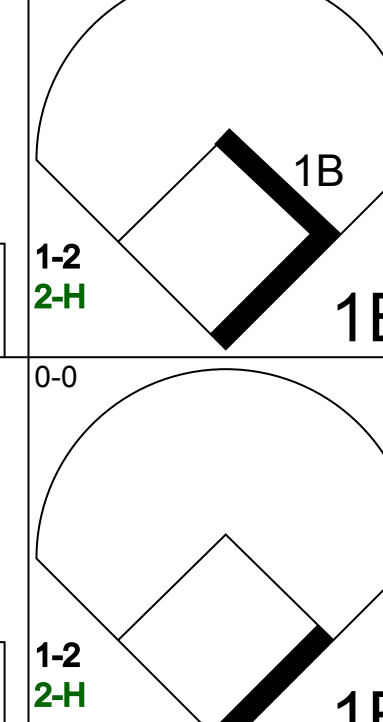
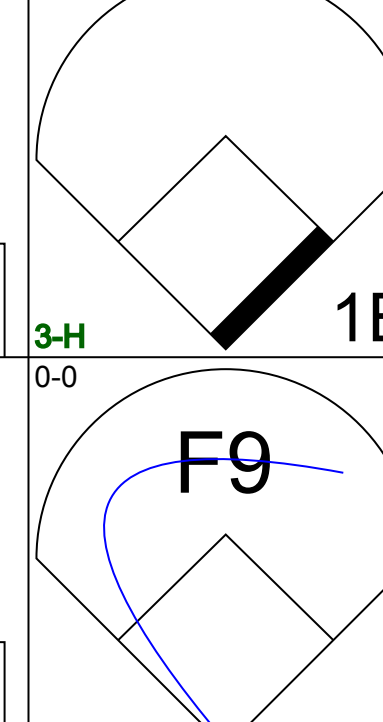
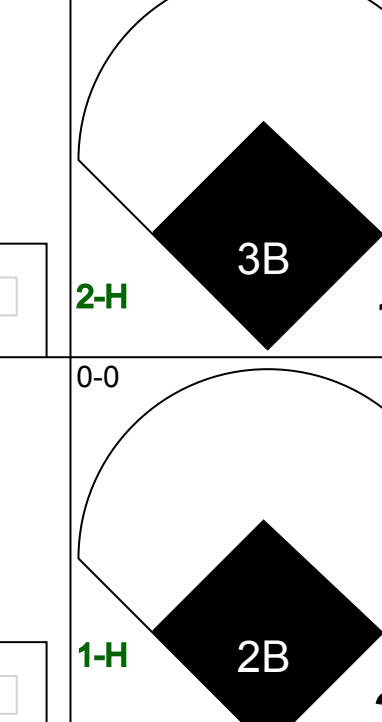
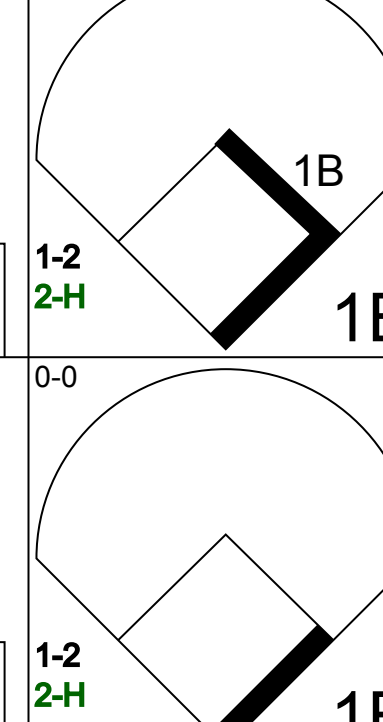
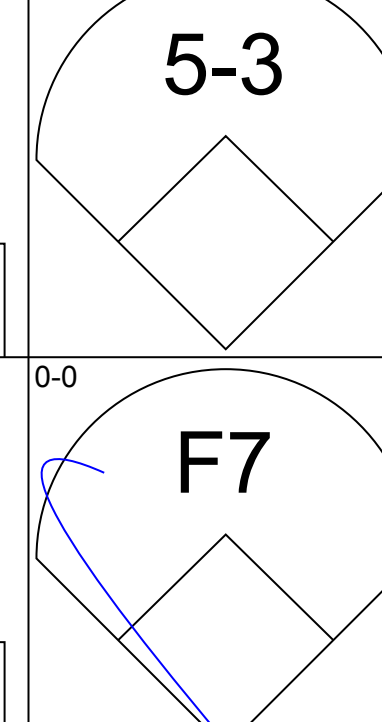
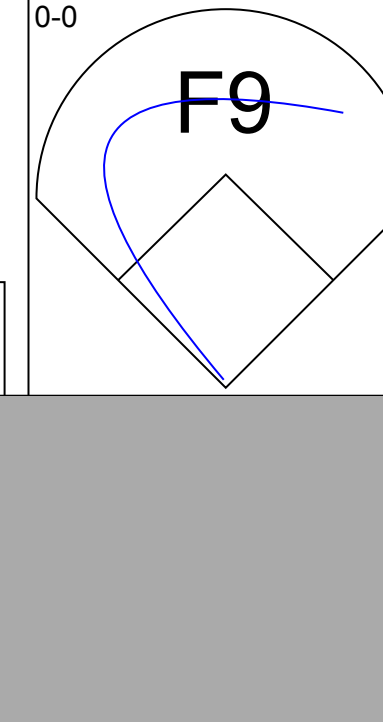
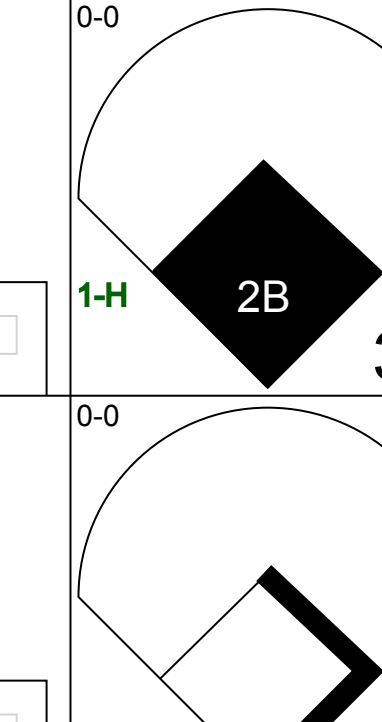
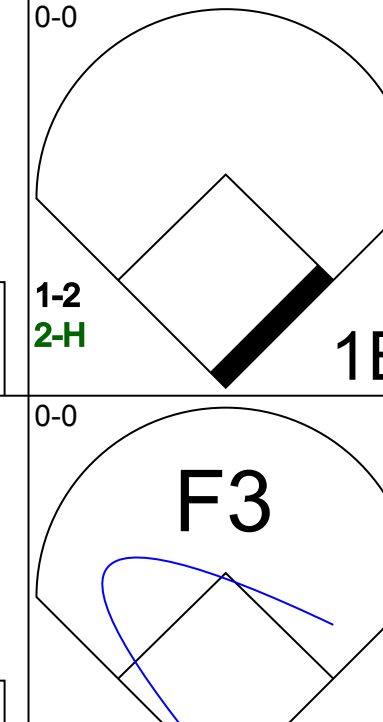
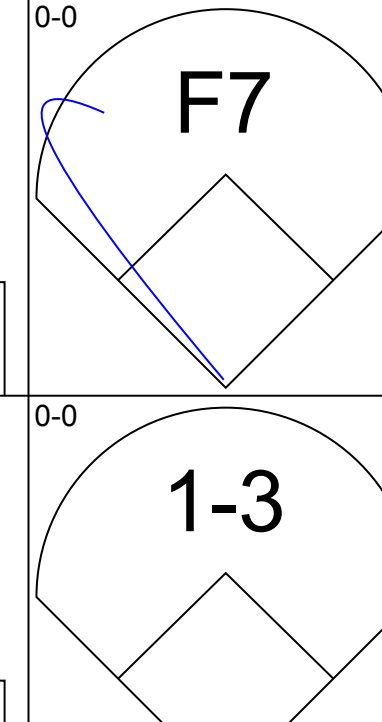
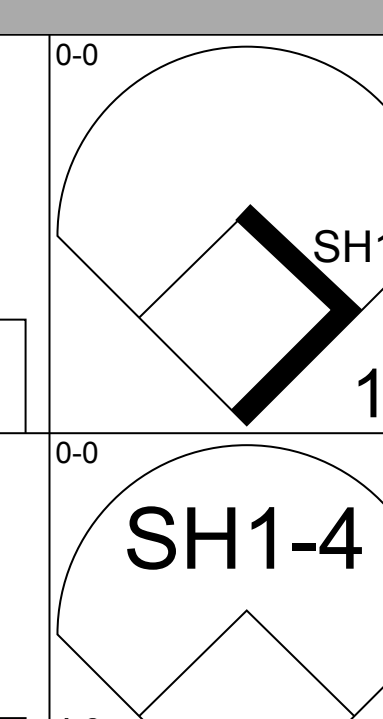
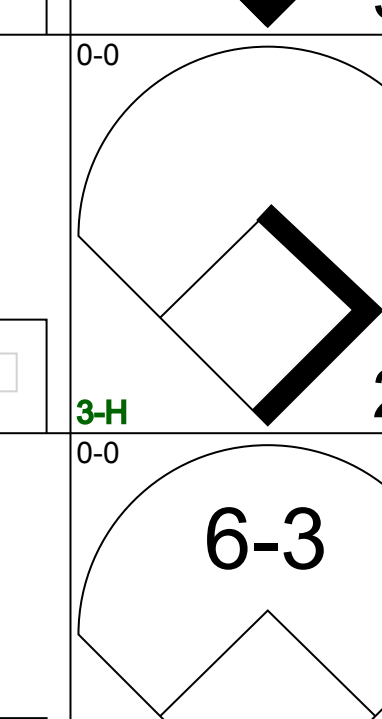
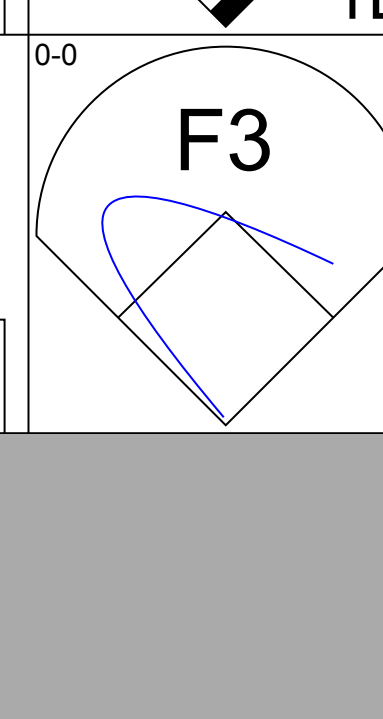
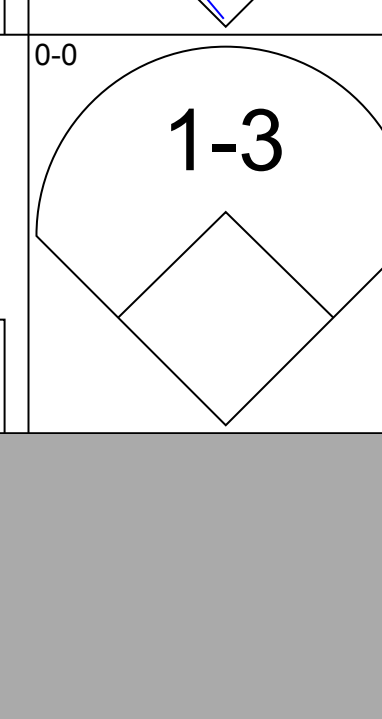
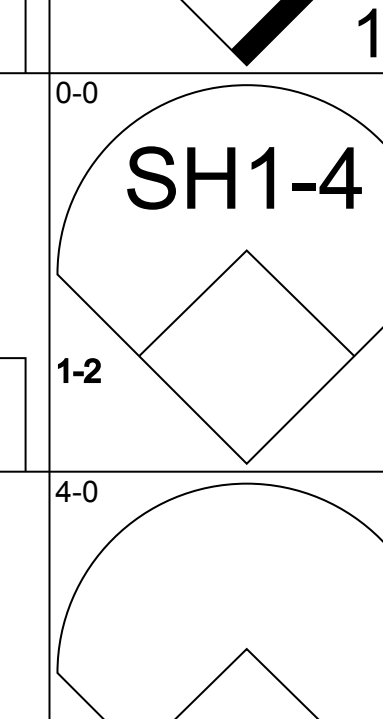
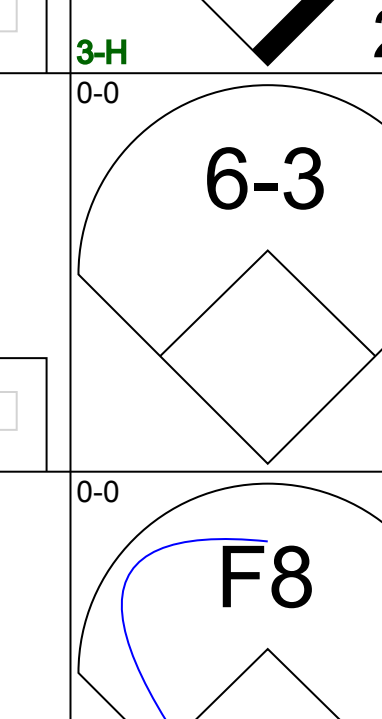
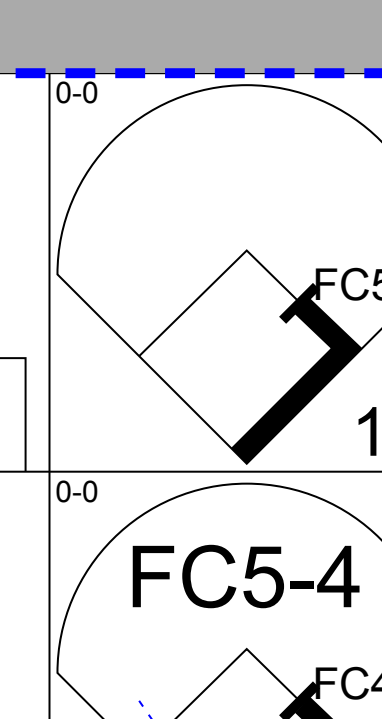
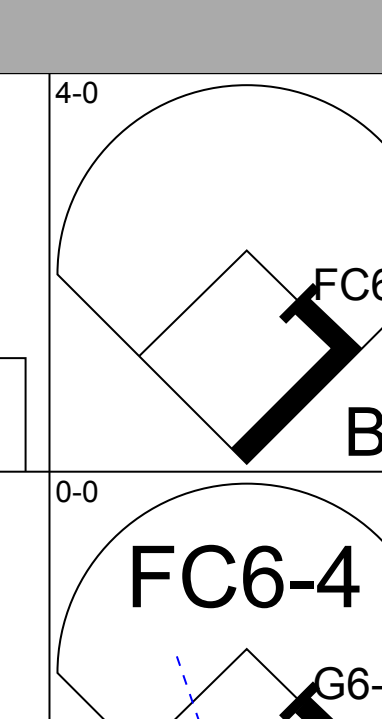
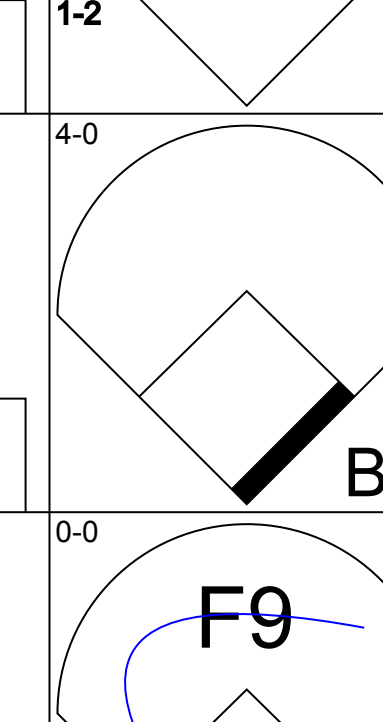
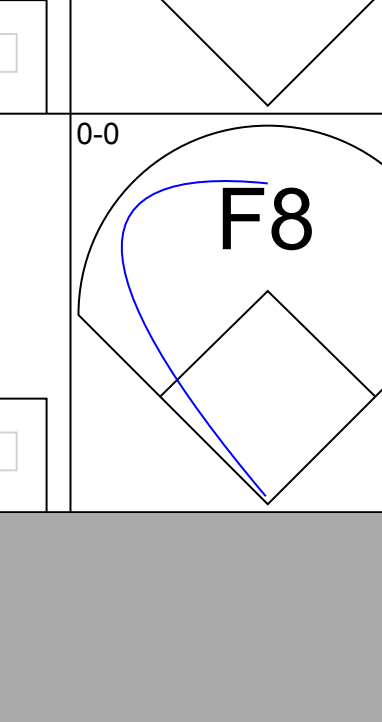
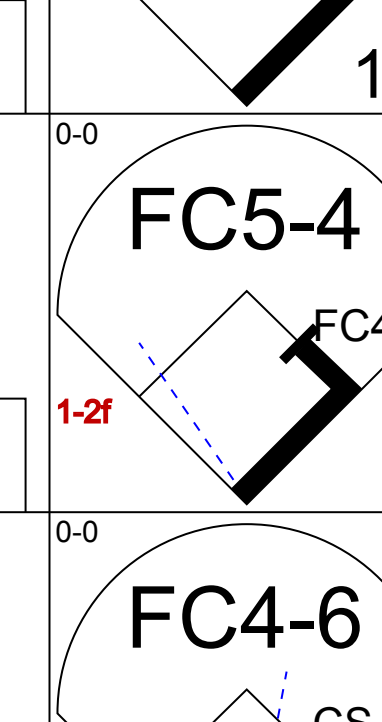
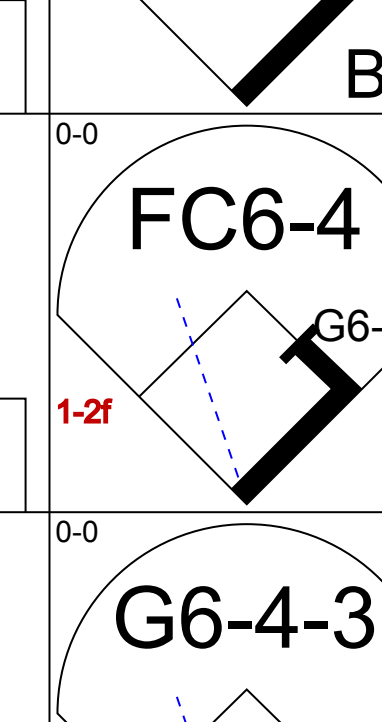
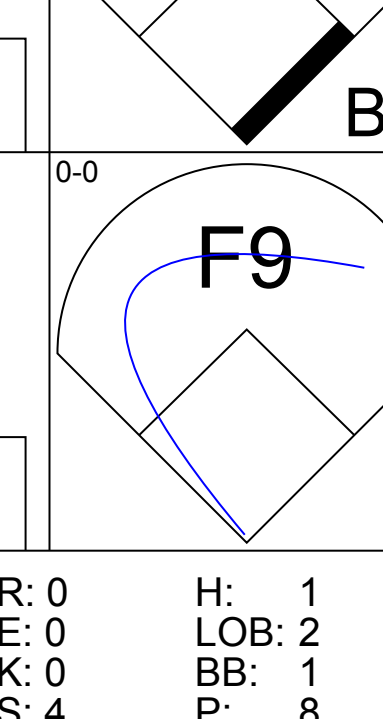
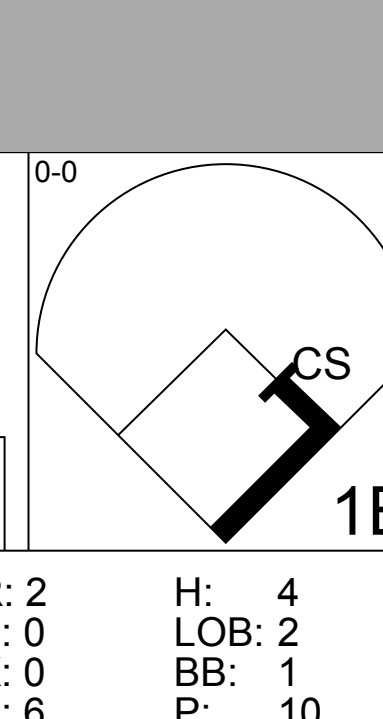

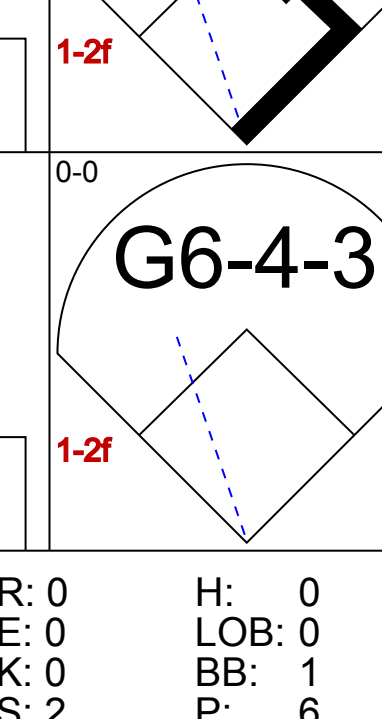
Batter	1	2	3	4	5	6	7	8	9	AB	R	H	RBI	BB	SO	LOB	BOTTOM			
Ken Landreaux, L OBP: 0.285, SLG: 0.356 (1, 8)	4-0 1B 1B BB	0-0 2H HR	0-0 4-3			0-0 3-1		0-0 G4-6-3		4	1	1	2	1	0	3	<p>Oakland Athletics @ California Angels Anaheim Stadium, Anaheim, CA Thu Aug 03 1978, 10:05 PM EDT Att: 15,792 - Unknown</p> <p>AB 32 R 8 H 10 RBI 8 BB 4 SO 5 LOB 20</p> 			
Dave Chalk, R OBP: 0.337, SLG: 0.300 (1, 5)	0-0 1-2 1B	0-0 F8		0-0 6-3		0-0 E 1B				4	1	2	0	0	0	0				
Lyman Bostock, L OBP: 0.358, SLG: 0.368 (1, 9)	0-0 1-2 2-3 1B		4-0 2B BB	0-0 F7		0-0 E4 1B				3	2	1	0	1	0	1				
Don Baylor, R OBP: 0.339, SLG: 0.471 (1, 10)	0-0 F4		0-0 2B 1B	0-0 F5		0-0 2H 3H 1B				4	1	2	2	0	0	3				
Joe Rudi, R OBP: 0.276, SLG: 0.357 (1, 7)	0-3 K		0-0 1-3 2H 2B	0-0 F8		0-0 6-3				4	1	1	1	0	1	3				
Tony Solaita, L OBP: 0.340, SLG: 0.295 (1, 3)	0-0 4-3		4-0 2B IBB	0-0 4-3		0-0 F9				3	1	0	0	1	0	3				
Brian Downing, R OBP: 0.366, SLG: 0.368 (1, 2)		0-0 SH1-3 HR 1B	0-3 K	0-3 K		0-0 L6				4	1	1	0	0	2	3				
Bobby Grich, R OBP: 0.343, SLG: 0.304 (1, 4)		0-0 SH1-3	0-3 K			0-0 F2		0-0 BB 1B		3	0	1	0	0	1	3				
Jim Anderson, R OBP: 0.318, SLG: 0.333 (1, 6)		0-3 K	0-0 1H 2H 2B	0-0 2B		0-0 5-3		4-0 G4-6-3 BB		3	0	1	3	1	1	1				
Inning Stats	R: 0 E: 0 K: 1 S: 7	H: 2 LOB: 3 BB: 1 P: 11	R: 2 E: 0 K: 1 S: 7	H: 2 LOB: 0 BB: 0 P: 7	R: 4 E: 0 K: 2 S: 10	H: 3 LOB: 1 BB: 2 P: 18	R: 0 E: 0 K: 0 S: 3	H: 0 LOB: 0 BB: 0 P: 3	R: 0 E: 0 K: 1 S: 5	H: 0 LOB: 0 BB: 0 P: 5	R: 0 E: 0 K: 0 S: 3	H: 0 LOB: 0 BB: 0 P: 3	R: 2 E: 1 K: 0 S: 5	H: 2 LOB: 0 BB: 0 P: 5	R: 0 E: 0 K: 0 S: 3	H: 1 LOB: 1 BB: 1 P: 7	1B: 7 2B: 2 3B: 0 HR: 1	SF: 0 SAC: 1 DP: 1 HBP: 0	WP: 0 PB: 0 SB: 0 CS: 0	PA: 37
PITCHER Steve Renko, R ERA: 3.54 Mike Norris, R ERA: 2.57 Craig Minetto, L ERA: 4.5 (1, 1) (3, 1) (7, 1)	IP: 2.0 WLS: L BF: 14 H: 6 R: 5 ER: 5 SO: 2 BB: 2 IBB: 0 HBP: 0 BLK: 0 WP: 0 HR: 1 S: 16 P: 24 ERA: 22.50 WHIP: 4.000																			

Batter	1	2	3	4	5	6	7	8	9	AB	R	H	RBI	BB	SO	LOB	TOP					
Julio Cruz, S OBP: 0.350, SLG: 0.303 (1, 4)										4	0	0	0	0	1	1						
Lary Milbourne, S OBP: 0.309, SLG: 0.377 (1, 6)										4	0	1	0	0	0	0						
Ruppert Jones, L OBP: 0.327, SLG: 0.327 (1, 8)										4	0	0	0	0	1	2						
Leon Roberts, R OBP: 0.381, SLG: 0.564 (1, 9)										4	1	2	0	0	0	0						
Tom Paciorek, R OBP: 0.360, SLG: 0.488 (1, 7)									4	0	1	1	0	0	1							
Bob Robertson, R OBP: 0.338, SLG: 0.435 (1, 3)									4	0	2	0	0	0	1							
Leroy Stanton, R OBP: 0.268, SLG: 0.257 (1, 10)										4	0	1	0	0	1	3						
Juan Bernhardt, R OBP: 0.294, SLG: 0.362 (1, 5)									3	0	0	0	0	0	2							
Bob Stinson, S OBP: 0.364, SLG: 0.400 (1, 2)									2	0	0	0	1	0	0							
Inning Stats	R: 0 E: 0 K: 1 S: 5	H: 0 LOB: 0 BB: 0 P: 5	R: 0 E: 0 K: 0 S: 3	H: 0 LOB: 0 BB: 0 P: 3	R: 0 E: 0 K: 1 S: 5	H: 0 LOB: 0 BB: 0 P: 5	R: 0 E: 0 K: 0 S: 3	H: 0 LOB: 0 BB: 0 P: 3	R: 0 E: 0 K: 0 S: 5	H: 2 LOB: 2 BB: 0 P: 5	R: 0 E: 0 K: 0 S: 3	H: 1 LOB: 1 BB: 1 P: 7	R: 0 E: 0 K: 0 S: 4	H: 1 LOB: 1 BB: 0 P: 4	R: 0 E: 0 K: 0 S: 3	H: 0 LOB: 0 BB: 0 P: 3	R: 1 E: 0 K: 1 S: 8	H: 3 LOB: 2 BB: 0 P: 8	1B: 5 2B: 2 3B: 0 HR: 0	SF: 0 SAC: 0 DP: 1 HBP: 0	WP: 0 PB: 0 SB: 0 CS: 0	PA: 34
PITCHER John Henry Johnson, L ERA: 2.83 (1, 1)	IP: 9.0 WLS: W BF: 34 H: 7 R: 1 ER: 1 SO: 3 BB: 1 IBB: 0 HBP: 0 BLK: 0 WP: 0 HR: 0 S: 39 P: 43 ERA: 1.00 WHIP: 0.889															PITCHER						

Seattle Mariners @ Oakland Athletics
Oakland-Alameda County Coliseum, Oakland, CA
Fri Aug 04 1978, 7:05 PM PDT
Att: 2,502 - Unknown

AB	33
R	1
H	7
RBI	1
BB	1
SO	3
LOB	10



Batter	1	2	3	4	5	6	7	8	9	AB	R	H	RBI	BB	SO	LOB	BOTTOM					
Mike Edwards, R OBP: 0.313, SLG: 0.343 (1, 4)										3	2	1	0	1	0	2						
Joe Wallis, S OBP: 0.333, SLG: 0.450 (1, 9)										4	1	1	0	0	0	2						
Tony Armas, R OBP: 0.259, SLG: 0.287 (7, 9)										0	0	0	0	0	0	0						
Mitchell Page, L OBP: 0.371, SLG: 0.477 (1, 7)										3	1	0	0	1	1	2						
Miguel Dilone, S OBP: 0.312, SLG: 0.293 (7, 7)										0	0	0	0	0	0	0						
Willie Horton, R OBP: 0.331, SLG: 0.409 (1, 10)										4	1	3	3	0	0	0						
Dave Revering, L OBP: 0.299, SLG: 0.421 (1, 3)										4	1	2	2	0	0	1						
Mario Guerrero, R OBP: 0.312, SLG: 0.358 (1, 6)										4	0	2	1	0	0	2						
Taylor Duncan, R OBP: 0.333, SLG: 0.357 (1, 5)									2	0	1	0	0	0	1							
Wayne Gross, L OBP: 0.320, SLG: 0.325 (6, PH) (9, 5)										0	0	0	0	1	0	0						
Jeff Newman, R OBP: 0.288, SLG: 0.355 (1, 2)										3	0	0	0	1	0	3						
Glenn Burke, R OBP: 0.270, SLG: 0.290 (1, 8)									4	0	1	0	0	0	4							
Inning Stats	R: 1 E: 0 K: 1 S: 6	H: 1 LOB: 1 BB: 1 P: 10	R: 0 E: 0 K: 0 S: 4	H: 1 LOB: 2 BB: 1 P: 8	R: 3 E: 0 K: 0 S: 7	H: 4 LOB: 1 BB: 0 P: 7	R: 2 E: 0 K: 0 S: 6	H: 4 LOB: 2 BB: 1 P: 10	R: 0 E: 0 K: 0 S: 3	H: 1 LOB: 0 BB: 0 P: 3	R: 0 E: 0 K: 0 S: 3	H: 0 LOB: 0 BB: 0 P: 3	R: 0 E: 0 K: 0 S: 3	H: 0 LOB: 0 BB: 0 P: 3	R: 0 E: 0 K: 0 S: 2	H: 0 LOB: 0 BB: 1 P: 6	R: 0 E: 0 K: 0 S: 2	H: 0 LOB: 0 BB: 1 P: 6	1B: 8 2B: 2 3B: 1 HR: 0	SF: 0 SAC: 1 DP: 1 HBP: 0	WP: 0 PB: 0 SB: 2 CS: 2	PA: 37
PITCHER Glenn Abbott, R ERA: 4.94 (1, 1)	IP: 3.0 WLS: L BF: 18 H: 7 R: 5 ER: 5 SO: 1 BB: 2 IBB: 0 HBP: 0 BLK: 0 WP: 0 HR: 0 S: 18 P: 26 ERA: 15.00 WHIP: 3.000															PITCHER						
Shane Rawley, L ERA: 4.39 (4, 1)	IP: 1.0 WLS: L BF: 6 H: 3 R: 1 ER: 1 SO: 0 BB: 1 IBB: 0 HBP: 0 BLK: 0 WP: 0 HR: 0 S: 5 P: 9 ERA: 9.00 WHIP: 4.000															PITCHER						
Jim Todd, R ERA: 4.46 (5, 1)	IP: 4.0 WLS: L BF: 12 H: 1 R: 0 ER: 0 SO: 0 BB: 1 IBB: 0 HBP: 0 BLK: 0 WP: 0 HR: 0 S: 11 P: 15 ERA: 0.00 WHIP: 0.500															PITCHER						

Seattle Mariners @ Oakland Athletics
Oakland-Alameda County Coliseum, Oakland, CA
Fri Aug 04 1978, 7:05 PM PDT
Att: 2,502 - Unknown

AB	31
R	6
H	11
RBI	6
BB	4
SO	1
LOB	17



Batter	1	2	3	4	5	6	7	8	9	AB	R	H	RBI	BB	SO	LOB	TOP		
Julio Cruz, S OBP: 0.352, SLG: 0.303 (1, 4)	4-0 S BB		0-0 F8		0-0 S 1B		0-0 6-3			3	0	1	0	1	0	0			
Craig Reynolds, L OBP: 0.332, SLG: 0.364 (1, 6)	0-0 4-3			0-0 4-3	4-0 1-2 BB		0-0 6-3			3	0	0	0	1	0	1			
Ruppert Jones, L OBP: 0.326, SLG: 0.326 (1, 8)	0-0 P1			0-0 E S 1B	0-0 6-3		0-0 3-1			4	1	1	0	0	0	3			
Leon Roberts, R OBP: 0.382, SLG: 0.563 (1, 9)	0-0 F6			0-0 1B 1B	0-0 1B 1B	0-0 F9		0-0 1B		4	1	2	1	0	0	1			
Bruce Bochte, L OBP: 0.344, SLG: 0.394 (1, 10)		0-0 F7		0-0 1B 1B	0-0 1B 1B	0-0 4-3		0-0 F9		4	0	1	0	0	0	1			
Dan Meyer, L OBP: 0.246, SLG: 0.313 (1, 3)		0-0 G5-4-3 1B		0-0 G4-6-3 1B	0-0 1B BB				0-0 FC2-6 1B	3	0	3	1	1	0	0			
Larry Milbourne, S OBP: 0.301, SLG: 0.366 (1, 5)	0-0 G5-4-3 1-2			0-0 G4-6-3 1-2	0-0 3-1				0-0 FC2-6 CS	4	0	0	0	0	0	5			
John Hale, L OBP: 0.300, SLG: 0.289 (1, 7)			0-0 F8		0-0 F9		0-0 F8		0-0 HR	4	1	1	1	0	0	0			
Bob Stinson, S OBP: 0.359, SLG: 0.394 (1, 2)			0-0 F9		0-0 F3		0-0 4-3		0-0 3-1	4	0	0	0	0	0	0			
Inning Stats	R: 0 E: 0 K: 0 S: 3	H: 0 LOB: 1 BB: 1 P: 7	R: 0 E: 0 K: 0 S: 3	H: 1 LOB: 0 BB: 0 P: 3	R: 0 E: 0 K: 0 S: 3	H: 0 LOB: 0 BB: 0 P: 3	R: 2 E: 0 K: 0 S: 6	H: 4 LOB: 1 BB: 0 P: 6	R: 0 E: 0 K: 0 S: 4	H: 1 LOB: 2 BB: 1 P: 8	R: 0 E: 0 K: 0 S: 3	H: 0 LOB: 0 BB: 0 P: 3	R: 0 E: 0 K: 0 S: 4	H: 1 LOB: 1 BB: 0 P: 4	R: 1 E: 0 K: 0 S: 4	H: 2 LOB: 0 BB: 0 P: 4	1B: 8 2B: 0 3B: 0 HR: 1	SF: 0 SAC: 0 DP: 2 HBP: 0	WP: 0 PA: 36 PB: 0 SB: 3 CS: 1
PITCHER Matt Keough, R ERA: 2.64 (1, 1)	IP: 9.0 WLS: L BF: 36 H: 9 R: 3 ER: 3 SO: 0 BB: 3 IBB: 0 HBP: 0 BLK: 0 WP: 0 HR: 1 S: 33 P: 45 ERA: 3.00 WHIP: 1.333															PITCHER			

Seattle Mariners @ Oakland Athletics
Oakland-Alameda County Coliseum, Oakland, CA
Sat Aug 05 1978, 3:33 AM PDT
Att: 2,677 - Unknown

AB	33
R	3
H	9
RBI	3
BB	3
SO	0
LOB	11

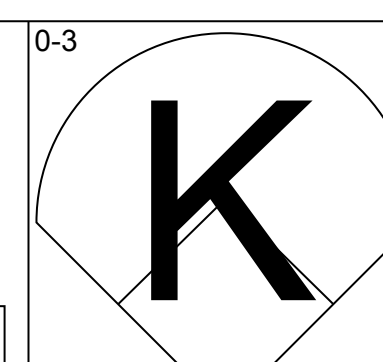
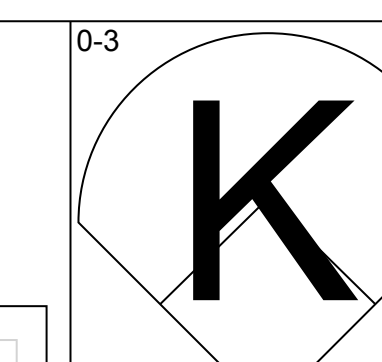
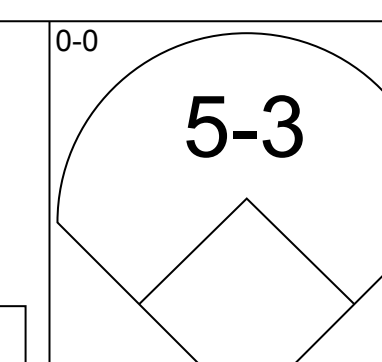
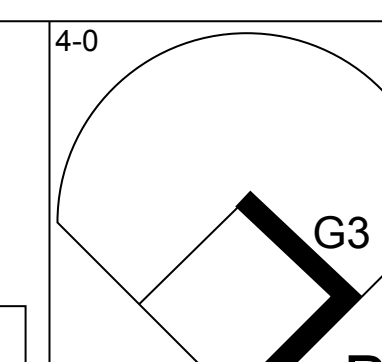
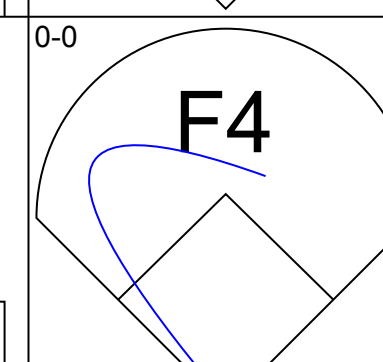
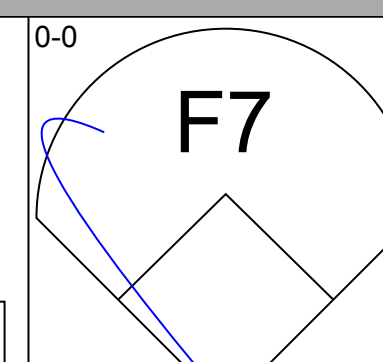
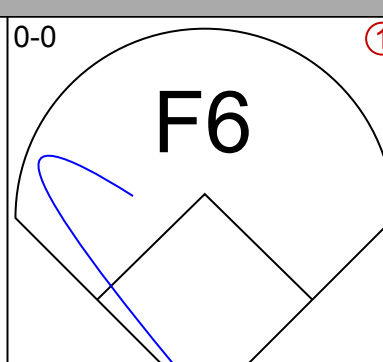
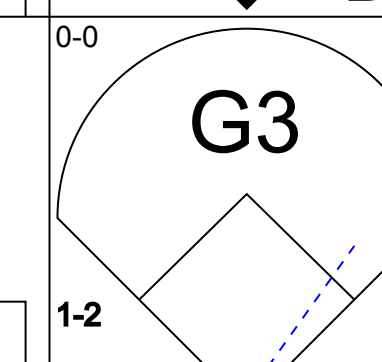
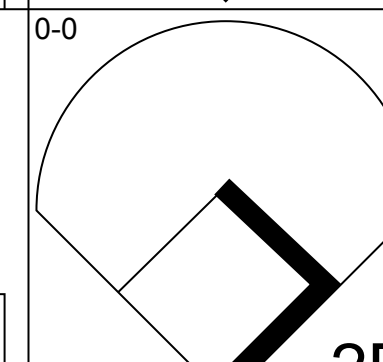
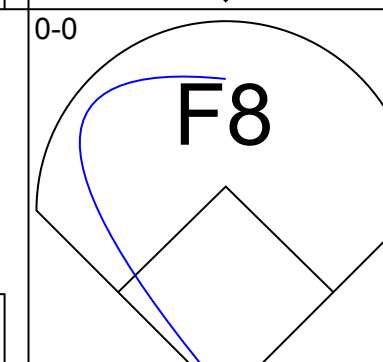
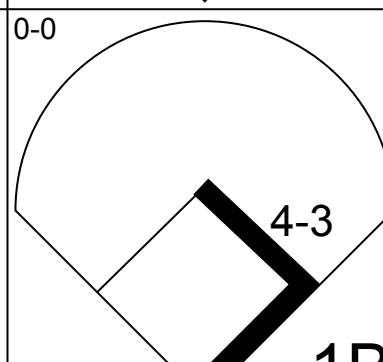
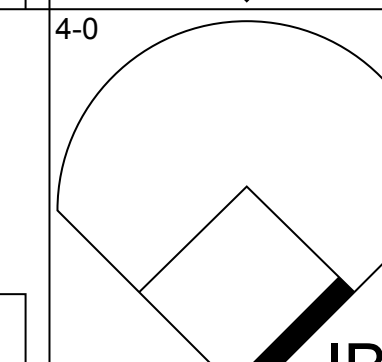
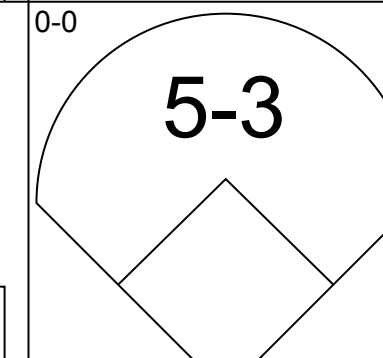
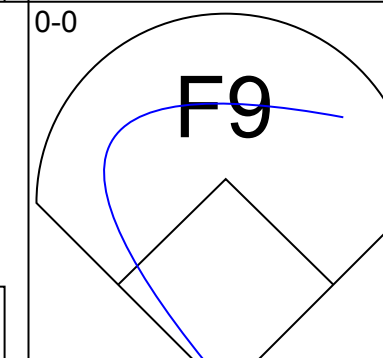
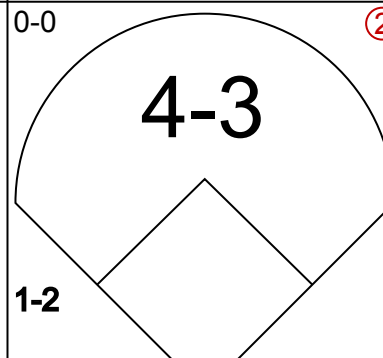
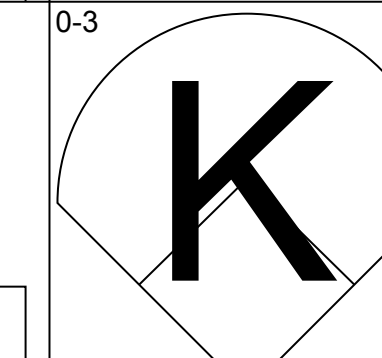
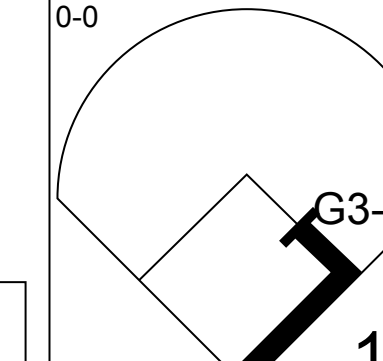
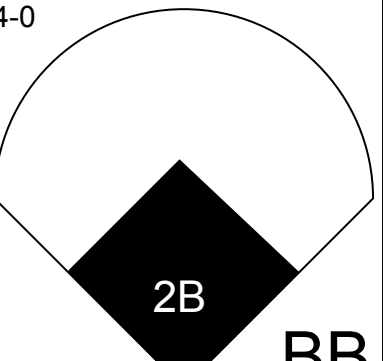
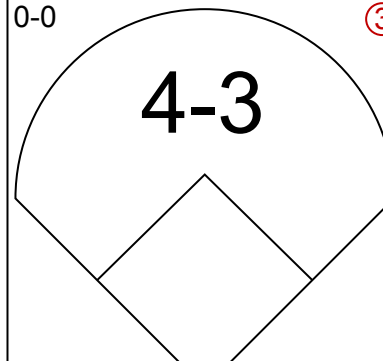
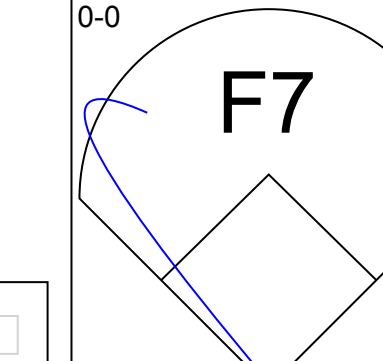
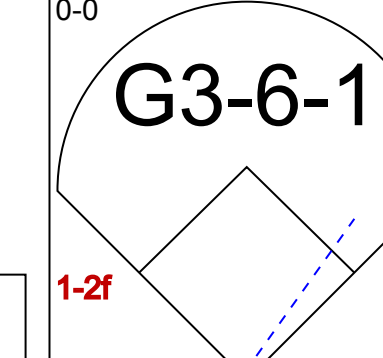
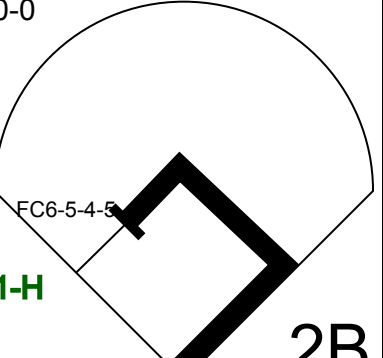
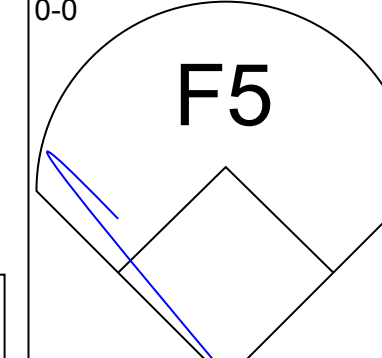
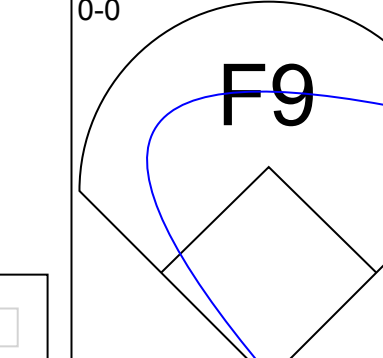
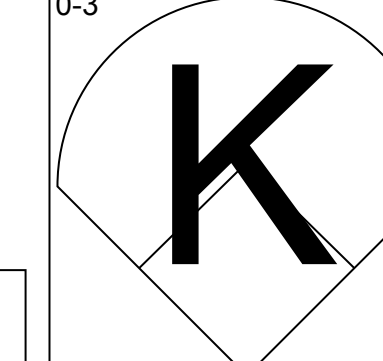
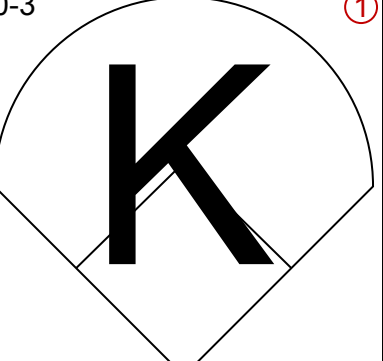
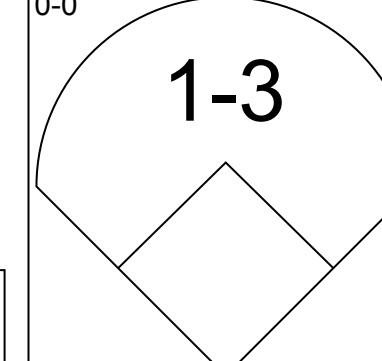
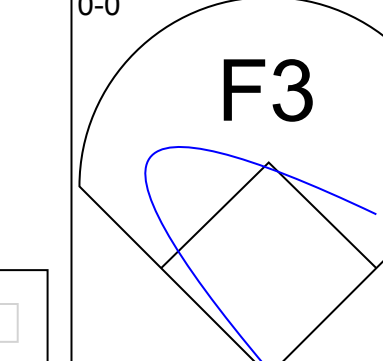
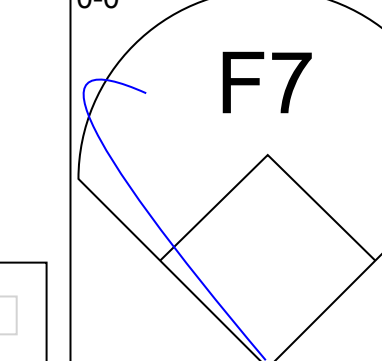
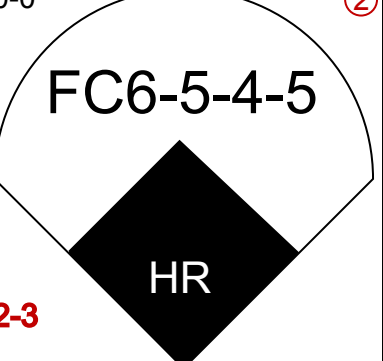
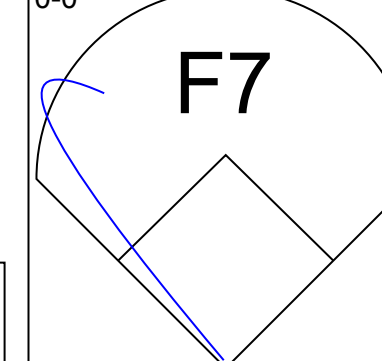
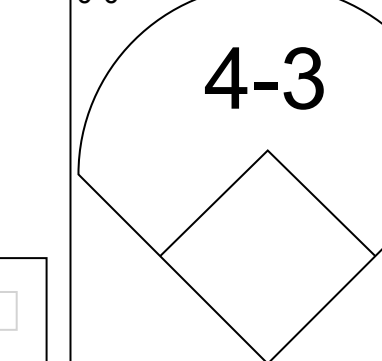
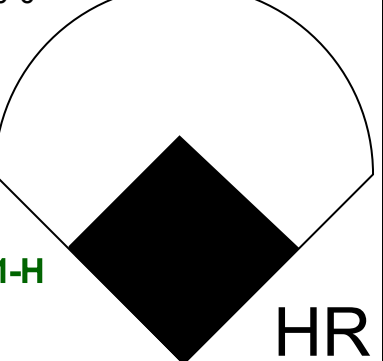
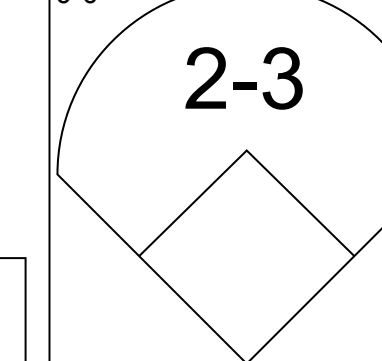


Batter	1	2	3	4	5	6	7	8	9	AB	R	H	RBI	BB	SO	LOB	BOTTOM		
Mike Edwards, R OBP: 0.312, SLG: 0.342 (1, 4)	0-0 4-3		0-0 6-3			0-0 F5		0-0 CS 1B		4	0	1	0	0	0	1			
Joe Wallis, S OBP: 0.340, SLG: 0.450 (1, 9)	0-0 FC6-4 1B			0-0 F7		0-0 2B BB	4-0 1B BB	4-0 1B BB		2	1	1	0	2	0	0			
Mitchell Page, L OBP: 0.370, SLG: 0.475 (1, 7)	0-3 K			0-0 1-3		0-3 K		0-0 1-3 1B		4	0	1	0	0	2	2			
Dwayne Murphy, L OBP: 0.279, SLG: 0.231 (6, PR)										0	0	0	0	0	0	0			
Tony Armas, R OBP: 0.259, SLG: 0.287 (9, 7)										0	0	0	0	0	0	0			
Willie Horton, R OBP: 0.326, SLG: 0.402 (1, 10)	0-0 FC6-4 1-2			0-0 F2		0-0 F8		0-0 4-3		4	0	0	0	0	0	4			
Dave Revering, L OBP: 0.300, SLG: 0.420 (1, 3)		0-3 K			0-3 K		0-0 2B 1B		0-0 6-3	3	0	1	0	0	2	0			
Miguel Dilone, S OBP: 0.312, SLG: 0.293 (7, PR)										0	1	0	0	0	0	0			
Jim Essian, R OBP: 0.333, SLG: 0.310 (8, 2)							1-2 2B 1B			1	0	0	0	0	0	0			
Mario Guerrero, R OBP: 0.312, SLG: 0.361 (1, 6)		0-0 6-3			0-0 F8		0-0 1-2 2B		0-0 4-3	3	0	1	2	0	0	0			
Rob Picciolo, R OBP: 0.256, SLG: 0.237 (7, PR)										0	0	0	0	0	0	0			
Wayne Gross, L OBP: 0.319, SLG: 0.324 (9, PH)							1-2 2B			1	0	0	0	0	0	0			
Taylor Duncan, R OBP: 0.299, SLG: 0.356 (1, 5)		0-0 1-4-3			0-0 F8		0-0 BB		0-0 1B	3	0	1	0	1	0	0			
Jeff Newman, R OBP: 0.287, SLG: 0.350 (8, 3)			1-0 FC1-6 HBP			0-0 6-3	0-0 F3		0-0 F8	3	0	0	0	0	0	3			
Glenn Burke, R OBP: 0.265, SLG: 0.284 (1, 8)			0-0 FC1-6 CS			0-0 6-3		0-3 K		3	0	0	0	0	1	1			
Inning Stats	R: 0 E: 0 K: 1 S: 6	H: 1 LOB: 1 BB: 0 P: 6	R: 0 E: 0 K: 1 S: 5	H: 0 LOB: 0 BB: 0 P: 5	R: 0 E: 0 K: 0 S: 2	H: 0 LOB: 0 BB: 0 P: 3	R: 0 E: 0 K: 0 S: 3	H: 0 LOB: 0 BB: 0 P: 3	R: 0 E: 0 K: 0 S: 3	H: 0 LOB: 0 BB: 0 P: 3	R: 2 E: 0 K: 1 S: 7	H: 2 LOB: 2 BB: 2 P: 15	R: 0 E: 0 K: 1 S: 6	H: 2 LOB: 2 BB: 1 P: 10	R: 0 E: 0 K: 0 S: 4	H: 1 LOB: 1 BB: 0 P: 4	1B: 5 2B: 1 3B: 0 HR: 0	SF: 0 SAC: 0 DP: 0 HBP: 1	WP: 0 PA: 35 PB: 0 SB: 0 CS: 2
PITCHER Byron McLaughlin, R ERA: 5.38 (1, 1)	IP: 6.2 WLS: L BF: 24 H: 3 R: 2 ER: 2 SO: 4 BB: 1 IBB: 0 HBP: 0 BLK: 0 WP: 0 HR: 0 S: 30 P: 35 ERA: 2.70 WHIP: 0.600															PITCHER			
Enrique Romo, R ERA: 3.16 (7, 1)	IP: 1.0 WLS: L BF: 6 H: 2 R: 0 ER: 0 SO: 1 BB: 0 IBB: 0 HBP: 0 BLK: 0 WP: 0 HR: 0 S: 6 P: 14 ERA: 0.00 WHIP: 4.000															PITCHER			
Jim Todd, R ERA: 4.38 (8, 1)	IP: 1.1 WLS: W BF: 5 H: 1 R: 0 ER: 0 SO: 0 BB: 0 IBB: 0 HBP: 0 BLK: 0 WP: 0 HR: 0 S: 5 P: 5 ERA: 0.00 WHIP: 0.750															PITCHER			

Seattle Mariners @ Oakland Athletics
Oakland-Alameda County Coliseum, Oakland, CA
Sat Aug 05 1978, 3:33 AM PDT
Att: 2,677 - Unknown

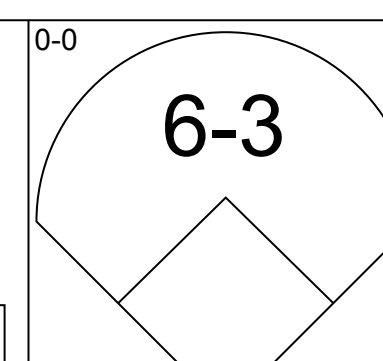
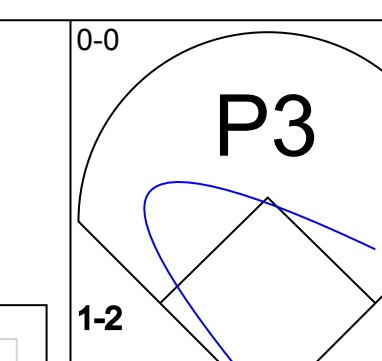
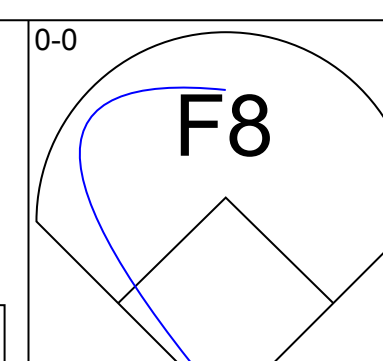
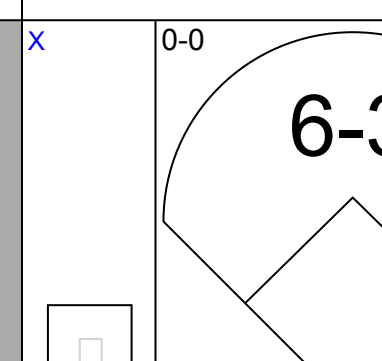
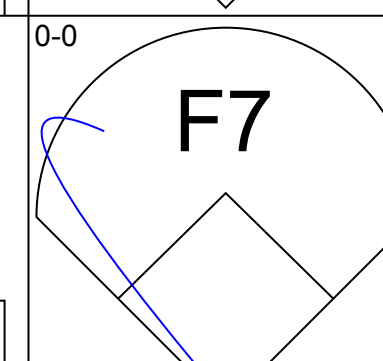
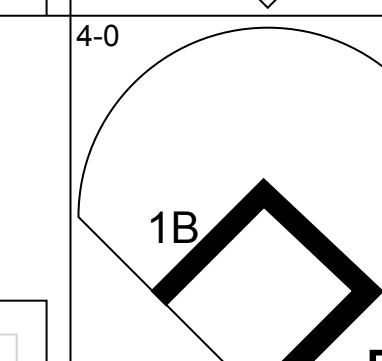
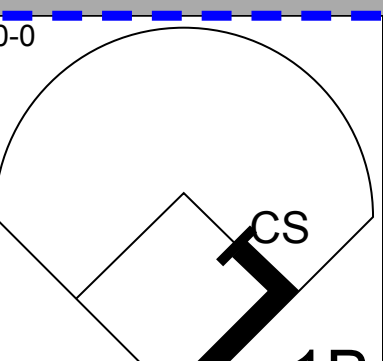
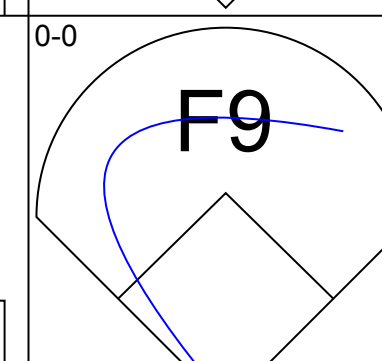
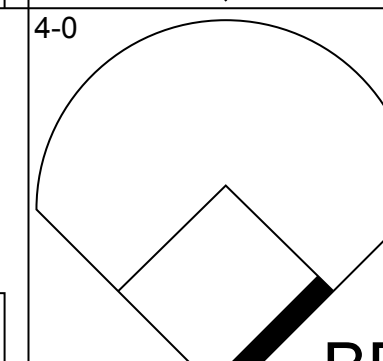
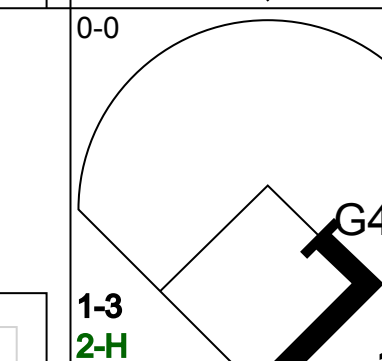
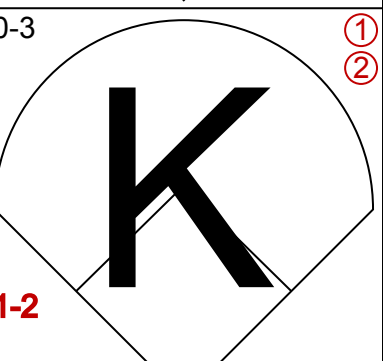
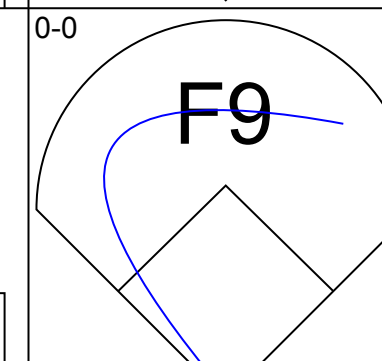
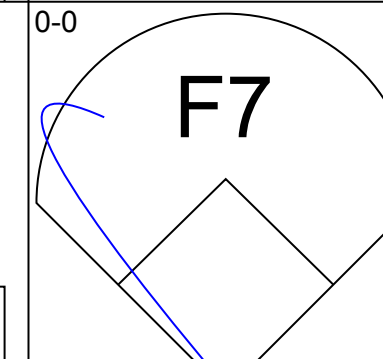
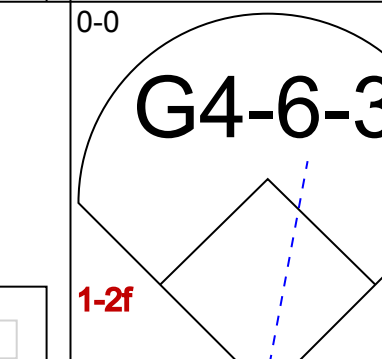
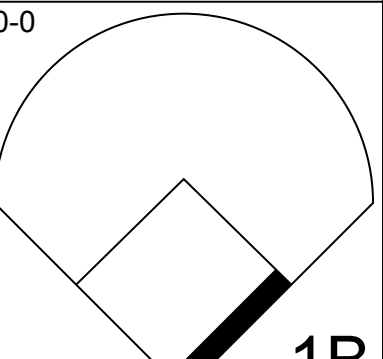
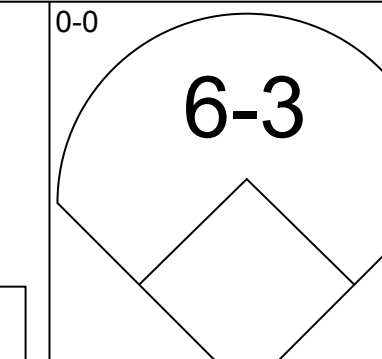
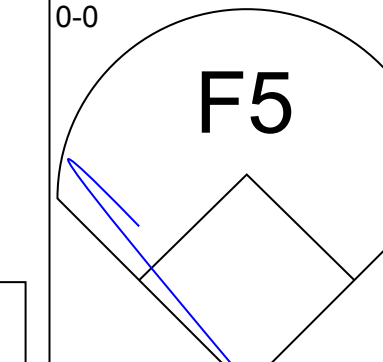
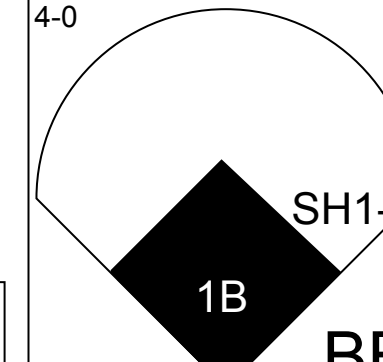
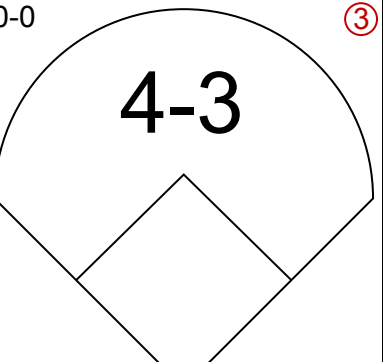
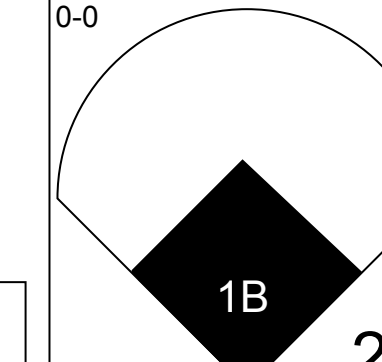
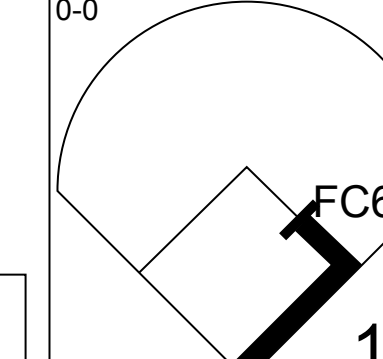
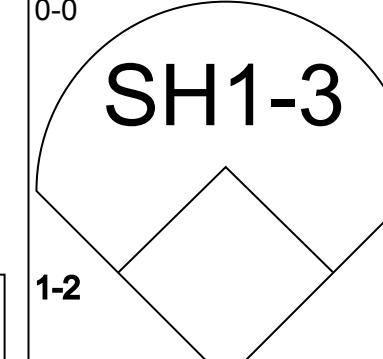
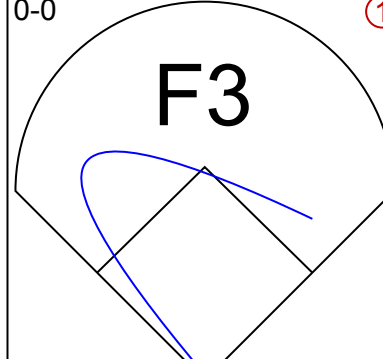
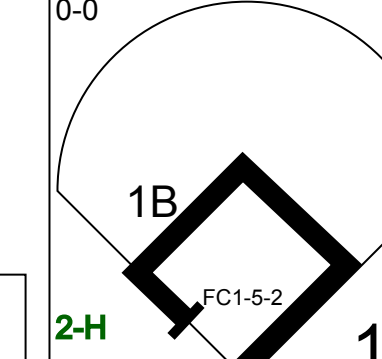
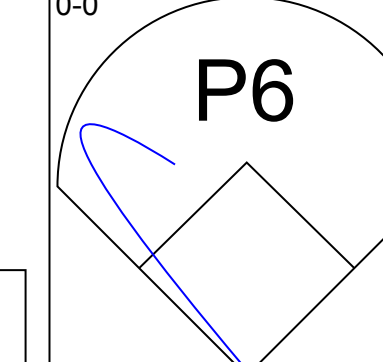
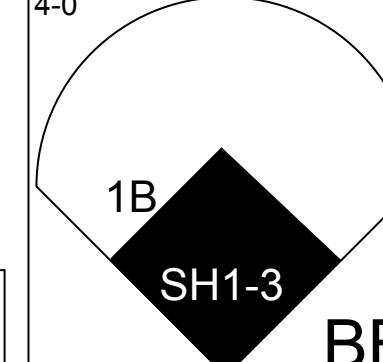
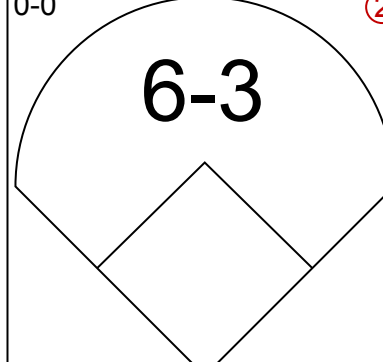
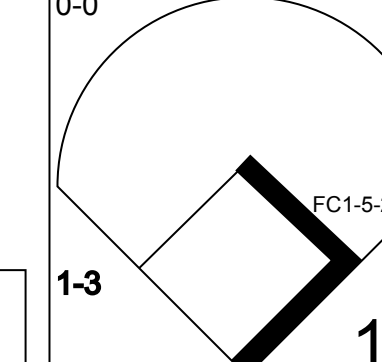
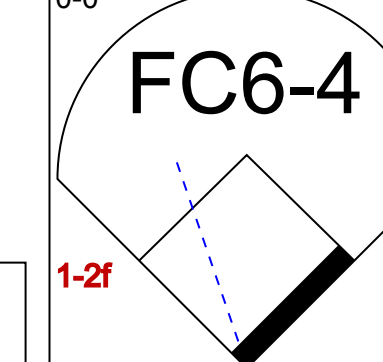
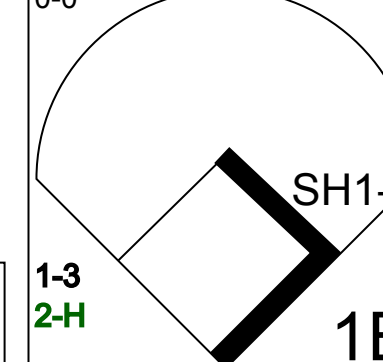
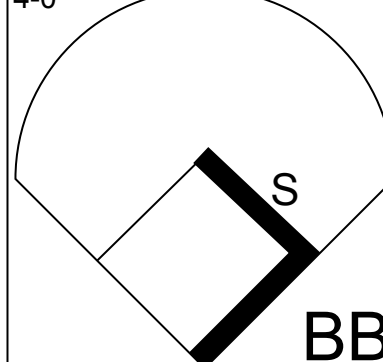
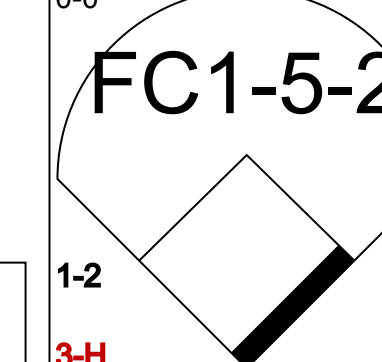
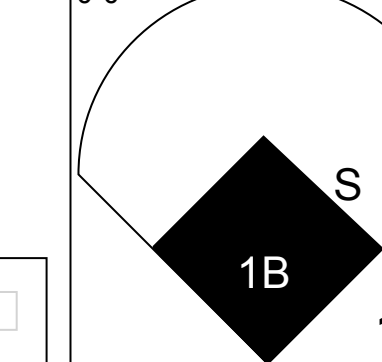
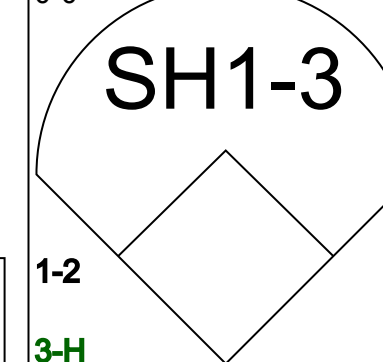
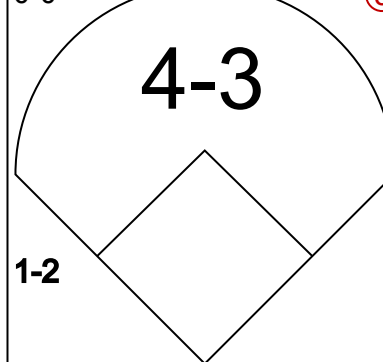
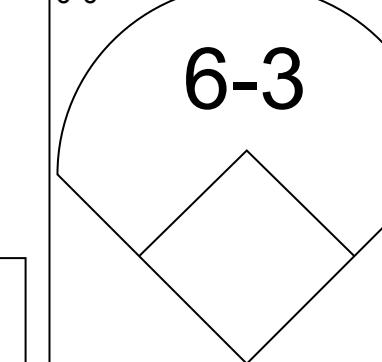
AB	31
R	2
H	6
RBI	2
BB	3
SO	5
LOB	11



Batter	1	2	3	4	5	6	7	8	9	AB	R	H	RBI	BB	SO	LOB	TOP							
Julio Cruz, S OBP: 0.351, SLG: 0.300 (1, 4)										3	0	0	0	1	2	0	Seattle Mariners @ Oakland Athletics Oakland-Alameda County Coliseum, Oakland, CA Sun Aug 06 1978, 3:33 AM PDT Unknown							
Craig Reynolds, L OBP: 0.326, SLG: 0.360 (1, 6)										4	0	0	0	0	0	1								
Ruppert Jones, L OBP: 0.331, SLG: 0.333 (1, 8)										3	0	2	0	1	0	0								
Leon Roberts, R OBP: 0.377, SLG: 0.555 (1, 9)										4	0	0	0	0	1	4								
Bruce Bochte, L OBP: 0.346, SLG: 0.393 (1, 10)																		3	1	1	0	1	0	1
Dan Meyer, L OBP: 0.246, SLG: 0.315 (1, 3)																		4	0	1	1	0	0	1
John Hale, L OBP: 0.295, SLG: 0.282 (1, 7)																		4	0	0	0	0	2	1
Larry Milbourne, S OBP: 0.295, SLG: 0.358 (1, 5)																		3	1	0	0	0	0	1
Bill Plummer, R OBP: 0.313, SLG: 0.393 (1, 2)																	3	1	1	2	0	0	0	
Inning Stats	R: 0 E: 0 K: 1 S: 6	H: 1 LOB: 1 BB: 0 P: 6	R: 0 E: 0 K: 1 S: 5	H: 1 LOB: 0 BB: 0 P: 5	R: 0 E: 0 K: 1 S: 5	H: 0 LOB: 0 BB: 0 P: 5	R: 0 E: 0 K: 0 S: 3	H: 0 LOB: 0 BB: 0 P: 3	R: 3 E: 0 K: 1 S: 7	H: 2 LOB: 0 BB: 1 P: 11	R: 0 E: 0 K: 0 S: 4	H: 1 LOB: 1 BB: 0 P: 4	R: 0 E: 0 K: 0 S: 3	H: 0 LOB: 0 BB: 0 P: 3	R: 0 E: 0 K: 1 S: 5	H: 0 LOB: 2 BB: 0 P: 13	R: 0 E: 0 K: 0 S: 3	H: 0 LOB: 0 BB: 0 P: 3	1B: 2 2B: 2 3B: 0 HR: 1	SF: 0 SAC: 0 DP: 1 HBP: 0	WP: 0 PB: 0 SB: 0 CS: 0	PA: 34		
PITCHER Rick Langford, R ERA: 2.97 (1, 1)	IP: 9.0 WLS: W BF: 34 H: 5 R: 3 ER: 3 SO: 5 BB: 2 IBB: 1 HBP: 0 BLK: 0 WP: 0 HR: 1 S: 41 P: 53 ERA: 3.00 WHIP: 0.778																							

AB	31
R	3
H	5
RBI	3
BB	3
SO	5
LOB	9



Batter	1	2	3	4	5	6	7	8	9	AB	R	H	RBI	BB	SO	LOB	BOTTOM					
Mike Edwards, R OBP: 0.307, SLG: 0.337 (1, 4)										4	0	0	0	0	0	2	Seattle Mariners @ Oakland Athletics Oakland-Alameda County Coliseum, Oakland, CA Sun Aug 06 1978, 3:33 AM PDT Unknown					
Dell Alton, L OBP: 0.240, SLG: 0.208 (1, 7) (9, 3)										3	0	1	0	1	0	0						
Joe Wallis, S OBP: 0.343, SLG: 0.448 (1, 9) (9, 7)										3	0	1	1	1	1	1						
Mitchell Page, L OBP: 0.369, SLG: 0.472 (1, 10)										4	0	1	0	0	0	3						
Dave Revering, L OBP: 0.302, SLG: 0.422 Darrell Woodard, R (8, PR)										3	1	1	0	1	0	1						
Jim Essian, R OBP: 0.333, SLG: 0.310 (9, 2)										0	1	0	0	0	0	0						
Taylor Duncan, R OBP: 0.304, SLG: 0.361 (1, 5)										3	0	2	1	0	0	0						
Jeff Newman, R OBP: 0.315, SLG: 0.349 Glenn Burke, R OBP: 0.295, SLG: 0.284 (8, PR) (9, 8)										3	1	1	0	1	0	1						
Miguel Dilone, S OBP: 0.315, SLG: 0.293 Tony Armas, R OBP: 0.259, SLG: 0.287 (9, 9)										3	0	1	1	1	0	4						
Rob Picciolo, R OBP: 0.262, SLG: 0.244 (1, 6)										3	1	1	1	0	0	3						
Inning Stats	R: 0 E: 0 K: 0 S: 3	H: 0 LOB: 1 BB: 1 P: 7	R: 0 E: 0 K: 0 S: 4	H: 1 LOB: 1 BB: 0 P: 4	R: 1 E: 0 K: 0 S: 4	H: 2 LOB: 1 BB: 1 P: 8	R: 2 E: 0 K: 0 S: 4	H: 1 LOB: 1 BB: 2 P: 12	R: 0 E: 0 K: 0 S: 3	H: 0 LOB: 1 BB: 1 P: 7	R: 0 E: 0 K: 0 S: 3	H: 0 LOB: 0 BB: 0 P: 3	R: 0 E: 0 K: 0 S: 6	H: 3 LOB: 2 BB: 0 P: 6	R: 1 E: 0 K: 0 S: 6	H: 0 LOB: 0 BB: 0 P: 6	1B: 8 2B: 1 3B: 0 HR: 0	SF: 0 SAC: 2 DP: 1 HBP: 0	WP: 0 PB: 0 SB: 2 CS: 1	PA: 36		
PITCHER Paul Mitchell, R ERA: 4.17 Shane Rawley, L ERA: 4.32 Jim Todd, R ERA: 4.33 (8, 1)	IP: 4.0 WLS: L BF: 15 H: 5 R: 1 ER: 1 SO: 1 BB: 1 IBB: 0 HBP: 0 BLK: 0 WP: 0 HR: 0 S: 16 P: 20 ERA: 2.70 WHIP: 1.800																					

AB	29
R	4
H	9
RBI	4
BB	5
SO	1
LOB	15



Batter	1	2	3	4	5	6	7	8	9	AB	R	H	RBI	BB	SO	LOB	TOP											
Julio Cruz, S OBP: 0.348, SLG: 0.297 Leroy Stanton, R OBP: 0.267, SLG: 0.256	0-0 F7		0-3 K		0-0 4-3	0-0 1-3			0-0 4-3	4	0	0	0	0	1	5												
Craig Reynolds, L OBP: 0.335, SLG: 0.369 Juan Bernhardt, R OBP: 0.292, SLG: 0.359	0-0 CS 1B			0-0 1B 2B	0-0 BB 1B			0-0 FC5-4 SH1-4 1B	0-0 6-3	4	1	4	1	0	0	0												
Ruppert Jones, L OBP: 0.331, SLG: 0.331	0-3 K 1-2			0-0 F5	0-0 BB 1B			0-0 SH1-4		2	0	0	0	1	1	2												
Leon Roberts, R OBP: 0.376, SLG: 0.549		0-0 F8		0-0 F9	0-0 F8			4-0 FC5-4 IBB		3	0	0	0	1	0	3												
Dan Meyer, L OBP: 0.249, SLG: 0.315	0-0 F7			0-0 S 1B		4-0 1B WP BB		0-0 FC5-4		3	0	1	1	1	0	2												
Tom Paciorek, R OBP: 0.350, SLG: 0.474	0-0 4-3			0-0 F8 1-2		0-0 F7 1-2		0-0 4-3		4	0	0	0	0	0	2												
Bob Robertson, R OBP: 0.342, SLG: 0.445			0-0 FC3-5 2B		0-0 3B 1B			0-0 F8		4	1	2	0	0	0	1												
Bill Stein, R OBP: 0.313, SLG: 0.355			0-0 FC3-5 2-3		0-0 F9 BB			0-3 K		3	0	0	0	1	1	2												
Bob Stinson, S OBP: 0.362, SLG: 0.404 Bill Plummer, R OBP: 0.309, SLG: 0.387			0-3 K		0-0 1B 3B			0-0 F8		3	1	2	1	0	1	1												
Inning Stats	R: 0 E: 0 K: 1 S: 5	H: 1 LOB: 0 BB: 0 P: 5	R: 0 E: 0 K: 0 S: 3	H: 0 LOB: 0 BB: 0 P: 3	R: 0 E: 0 K: 2 S: 8	H: 1 LOB: 1 BB: 0 P: 8	R: 1 E: 0 K: 0 S: 5	H: 2 LOB: 1 BB: 0 P: 5	R: 2 E: 0 K: 0 S: 6	H: 3 LOB: 2 BB: 1 P: 10	R: 0 E: 0 K: 0 S: 4	H: 1 LOB: 3 BB: 2 P: 12	R: 0 E: 0 K: 1 S: 3	H: 1 LOB: 1 BB: 1 P: 7	R: 0 E: 0 K: 1 S: 5	H: 0 LOB: 0 BB: 0 P: 5	R: 0 E: 0 K: 0 S: 3	H: 0 LOB: 0 BB: 0 P: 3	1B: 6 2B: 2 3B: 1 HR: 0	SF: 0 SAC: 1 DP: 1 HBP: 0	WP: 1 PB: 0 SB: 1 CS: 1	PA: 38						
PITCHER	IP	WLS	BF	H	R	ER	SO	BB	IBB	HBP	BLK	WP	HR	S	P	ERA	WHIP											
Pete Broberg, R ERA: 4.6	(1, 1)	4.2	20	7	3	3	3	0	0	0	0	0	0	26	26	5.79	1.500											
Elias Sosa, R ERA: 2.51	(5, 1)	1.1	8	1	0	0	0	3	0	0	0	1	0	5	17	0.00	3.000											
Bob Lacey, L ERA: 2.66	(7, 1)	3.0	W	10	1	0	0	1	0	1	0	0	0	0	11	15	0.00	0.333										

Seattle Mariners @ Oakland Athletics
Oakland-Alameda County Coliseum, Oakland, CA
Sun Aug 06 1978, 3:38 AM PDT
Att: 4,898 - Unknown

AB	33
R	3
H	9
RBI	3
BB	4
SO	4
LOB	18



Batter	1	2	3	4	5	6	7	8	9	AB	R	H	RBI	BB	SO	LOB	BOTTOM										
Mike Edwards, R OBP: 0.308, SLG: 0.337	0-0 6-3		0-0 CS 1B			0-0 1-3	0-0 SH1			3	0	1	0	0	0	0											
Dell Alton, L OBP: 0.255, SLG: 0.231	0-0 5-3		0-0 CS 1-2	0-0 SH3-4 3B 1B		0-0 F7	0-0 CS 1B			4	1	2	1	0	0	0											
Joe Wallis, S OBP: 0.343, SLG: 0.451 Tony Armas, R OBP: 0.259, SLG: 0.287	0-0 F8			0-0 SH3-4	0-0 1-2	0-0 1B 2B	0-0 CS 1-2	0-0 F6		3	1	1	0	0	0	0											
Mitchell Page, L OBP: 0.370, SLG: 0.478		0-3 K		0-0 2H 3B		0-0 2B 1B		0-0 F8		4	1	2	2	0	1	0											
Taylor Duncan, R OBP: 0.304, SLG: 0.366 Darrell Woodard, R OBP: 0.304, SLG: 0.366		0-0 F8		0-0 4-3		0-0 1H 2B		0-0 F9		3	0	1	1	0	0	1											
Dave Revering, L OBP: 0.304, SLG: 0.423		0-0 FC6-4 1B		0-0 F4		4-0 IBB				2	0	1	0	1	0	1											
Jim Essian, R OBP: 0.331, SLG: 0.307 Willie Horton, R OBP: 0.325, SLG: 0.401 Jeff Newman, R OBP: 0.291, SLG: 0.349		0-0 FC6-4 1-2		0-0 F9	0-0 4-3	0-0 F7				2	0	0	0	0	0	1											
Miguel Dilone, S OBP: 0.311, SLG: 0.289 Glenn Burke, R OBP: 0.255, SLG: 0.284			0-0 F9		0-0 F4			0-0 1-3		3	0	0	0	0	0	0											
Rob Picciolo, R OBP: 0.267, SLG: 0.250			0-0 F7		0-3 K			0-0 SH1 1B		3	1	1	0	0	1	0											
Inning Stats	R: 0 E: 0 K: 0 S: 3	H: 0 LOB: 0 BB: 0 P: 3	R: 0 E: 0 K: 1 S: 6	H: 1 LOB: 1 BB: 0 P: 6	R: 0 E: 0 K: 0 S: 3	H: 1 LOB: 0 BB: 0 P: 3	R: 1 E: 0 K: 0 S: 5	H: 2 LOB: 1 BB: 0 P: 5	R: 0 E: 0 K: 1 S: 5	H: 0 LOB: 0 BB: 0 P: 5	R: 2 E: 0 K: 0 S: 6	H: 3 LOB: 2 BB: 1 P: 10	R: 1 E: 0 K: 0 S: 4	H: 2 LOB: 0 BB: 0 P: 4	R: 0 E: 0 K: 0 S: 3	H: 0 LOB: 0 BB: 0 P: 3	1B: 6 2B: 2 3B: 1 HR: 0	SF: 0 SAC: 2 DP: 0 HBP: 0	WP: 0 PB: 0 SB: 1 CS: 2	PA: 34							
PITCHER	IP	WLS	BF	H	R	ER	SO	BB	IBB	HBP	BLK	WP	HR	S	P	ERA	WHIP										
Tom House, L ERA: 4.8	(1, 1)	3.1	13	4	1	1	1	0	0	0	0	0	0	15	15	2.70	1.200										
Mike Parrott, R ERA: 5.01	(4, 1)	2.1	11	3	2	2	1	0	1	0	0	0	0	12	16	7.71	1.286										
Enrique Romo, R ERA: 3.18	(6, 1)	2.1	L	8	2	1	1	0	0	0	0	0	0	8	8	3.86	0.857										

Seattle Mariners @ Oakland Athletics
Oakland-Alameda County Coliseum, Oakland, CA
Sun Aug 06 1978, 3:38 AM PDT
Att: 4,898 - Unknown

AB	29
R	4
H	9
RBI	4
BB	1
SO	2
LOB	5



Batter	1	2	3	4	5	6	7	8	9	AB	R	H	RBI	BB	SO	LOB	TOP					
Ken Landreaux, L (1, 8) OBP: 0.293, SLG: 0.353	F8		4-0 IBB		E3			F8		3	0	0	0	1	0	0	California Angels @ Oakland Athletics Oakland-Alameda County Coliseum, Oakland, CA Mon Aug 07 1978, 7:05 PM PDT Att: 17,183 - Unknown					
Carney Lansford, R (1, 5) OBP: 0.325, SLG: 0.399	6-3		K		CS	G3		F8		4	0	1	0	0	1	3						
Lyman Bostock, L (1, 9) OBP: 0.358, SLG: 0.366	K		F7			G3		F7		4	0	0	0	0	1	4						
Ron Fairly, L (1, 3) OBP: 0.288, SLG: 0.356		F4		4-3		G3			F7	4	0	0	0	0	0	1						
Joe Rudi, R (1, 7) OBP: 0.271, SLG: 0.346	1-3		F8			5-3			F7	4	0	0	0	0	0	1						
Danny Gooden, L (1, 10) OBP: 0.429, SLG: 0.611	K			BB			G3		4-3	3	0	0	0	1	1	0						
Brian Downing, R (1, 2) OBP: 0.367, SLG: 0.374			SH3 1B	K				FC5-4 1B		3	0	2	0	0	1	1						
Dave Chalk, R (1, 6) OBP: 0.343, SLG: 0.301			SH3 1B		K			FC5-4		3	0	1	0	0	1	1						
Bobby Grich, R (1, 4) OBP: 0.343, SLG: 0.302		SH3			F6			1-3		2	0	0	0	0	0	1						
Inning Stats	R: 0 E: 0 K: 1 S: 5	H: 0 LOB: 0 BB: 0 P: 5	R: 0 E: 0 K: 1 S: 5	H: 0 LOB: 0 BB: 0 P: 5	R: 0 E: 0 K: 1 S: 7	H: 2 LOB: 3 BB: 1 P: 11	R: 0 E: 0 K: 1 S: 5	H: 0 LOB: 1 BB: 1 P: 9	R: 0 E: 1 K: 1 S: 5	H: 0 LOB: 0 BB: 0 P: 5	R: 0 E: 0 K: 0 S: 4	H: 1 LOB: 1 BB: 0 P: 4	R: 0 E: 0 K: 0 S: 4	H: 1 LOB: 1 BB: 0 P: 4	R: 0 E: 0 K: 0 S: 3	H: 0 LOB: 0 BB: 0 P: 3	R: 0 E: 0 K: 0 S: 3	H: 0 LOB: 0 BB: 0 P: 3	1B: 3 2B: 1 3B: 0 HR: 0	SF: 0 SAC: 1 DP: 0 HBP: 0	WP: 0 PB: 0 SB: 0 CS: 1	PA: 34
PITCHER Steve Renko, R (1, 1) ERA: 3.26	IP: 9.0 WLS: W BF: 33 H: 4 R: 0 ER: 0 SO: 5 BB: 1 IBB: 1 HBP: 0 BLK: 0 WP: 0 HR: 0 S: 41 P: 49 ERA: 0.00 WHIP: 0.556															PITCHER						

Batter	1	2	3	4	5	6	7	8	9	AB	R	H	RBI	BB	SO	LOB	BOTTOM			
Mike Edwards, R (1, 4) OBP: 0.307, SLG: 0.336	4-3		F3	4-3			CS 1B			4	0	1	0	0	0	2	California Angels @ Oakland Athletics Oakland-Alameda County Coliseum, Oakland, CA Mon Aug 07 1978, 7:05 PM PDT Att: 17,183 - Unknown			
Dell Alton, L (1, 7) OBP: 0.259, SLG: 0.232	3-1		F9		F9		S 1B			4	0	1	0	0	0	0				
Glenn Burke, R (8, 8) OBP: 0.265, SLG: 0.284										0	0	0	0	0	0	0				
Joe Wallis, S (1, 9) OBP: 0.345, SLG: 0.454	2B				F8		F8			3	1	1	0	1	0	1				
Tony Armas, R (8, 9) OBP: 0.259, SLG: 0.287	BB		2B							0	0	0	0	0	0	0				
Mitchell Page, L (1, 10) OBP: 0.377, SLG: 0.487	E9 1H 2B				2B			CS BB		2	0	2	0	2	0	0				
Dave Revering, L (1, 3) OBP: 0.301, SLG: 0.418	G3		5-3		4-3			F2		4	0	0	0	0	0	5				
Taylor Duncan, R (1, 5) OBP: 0.303, SLG: 0.360		4-3			F8		F8	BB		3	0	0	0	1	0	0				
Jim Essian, R (1, 2) OBP: 0.333, SLG: 0.307			G3 1B		1B BB		F7		F2	3	0	1	0	1	0	1				
Miguel Dilone, S (1, 8) OBP: 0.311, SLG: 0.289		G3					3-1			3	0	1	0	0	0	1				
Rob Picciolo, R (1, 6) OBP: 0.255, SLG: 0.239										2	0	0	0	0	0	3				
Willie Horton, R (7, PH) OBP: 0.327, SLG: 0.403		F8			F9					1	0	1	0	0	0	0				
Darrell Woodard, R (7, PR)										0	0	0	0	0	0	0				
Mario Guerrero, R (8, 6) OBP: 0.312, SLG: 0.361							CS 1B			0	0	0	0	0	0	0				
Inning Stats	R: 1 E: 1 K: 0 S: 4	H: 1 LOB: 1 BB: 1 P: 8	R: 0 E: 0 K: 0 S: 4	H: 1 LOB: 1 BB: 0 P: 4	R: 0 E: 0 K: 0 S: 4	H: 1 LOB: 2 BB: 1 P: 8	R: 0 E: 0 K: 0 S: 4	H: 1 LOB: 2 BB: 1 P: 8	R: 0 E: 0 K: 0 S: 3	H: 0 LOB: 0 BB: 0 P: 3	R: 0 E: 0 K: 0 S: 4	H: 3 LOB: 2 BB: 0 P: 4	R: 0 E: 0 K: 0 S: 2	H: 0 LOB: 1 BB: 2 P: 10	R: 0 E: 0 K: 0 S: 2	H: 0 LOB: 1 BB: 2 P: 10	1B: 5 2B: 3 3B: 0 HR: 0	SF: 0 SAC: 0 DP: 0 HBP: 0	WP: 0 PB: 0 SB: 1 CS: 3	PA: 34
PITCHER Don Aase, R (1, 1) ERA: 3.73	IP: 8.0 WLS: L BF: 34 H: 8 R: 1 ER: 0 SO: 0 BB: 5 IBB: 0 HBP: 0 BLK: 0 WP: 0 HR: 0 S: 29 P: 49 ERA: 0.00 WHIP: 1.625															PITCHER				



Batter	1	2	3	4	5	6	7	8	9	AB	R	H	RBI	BB	SO	LOB	TOP		
Ken Landreaux, L (1, 8) OBP: 0.290, SLG: 0.345	5-3		K		1-3		P1		IBB	4	0	0	0	1	1	4			
Mery Rettenmund, R (1, 10) OBP: 0.424, SLG: 0.383 Danny Goodwin, L (9, PH) OBP: 0.409, SLG: 0.579	F6		BB			K		BB	K	2	0	0	1	2	1	0			
Lyman Bostock, L (1, 9) OBP: 0.356, SLG: 0.364			F8			F7	4-3		F7	5	0	1	0	0	0	6			
Don Baylor, R (1, 3) OBP: 0.335, SLG: 0.462 Ron Fairly, L (8, 3) OBP: 0.298, SLG: 0.356	F3				F3	5-3			F6	4	0	0	0	0	0	1			
Joe Rudi, R (1, 7) OBP: 0.274, SLG: 0.348		F7			F8				1B	4	1	2	0	0	0	0			
Brian Downing, R (1, 2) OBP: 0.362, SLG: 0.368		K			F6		F6		F9	4	0	0	0	0	1	2			
Carney Lansford, R (1, 5) OBP: 0.328, SLG: 0.398					5-3				FC6-4	3	1	1	0	1	0	1			
Dave Chalk, R (1, 6) OBP: 0.345, SLG: 0.301		F8					E5		SH2-4	3	0	1	0	1	0	2			
Bobby Grich, R (1, 4) OBP: 0.345, SLG: 0.303			F8						SH2-4	2	0	1	0	1	0	0			
Inning Stats	R: 0 E: 0 K: 0 S: 4	H: 1 LOB: 1 BB: 0 P: 4	R: 0 E: 0 K: 1 S: 5	H: 0 LOB: 1 BB: 1 P: 9	R: 0 E: 0 K: 1 S: 5	H: 0 LOB: 0 BB: 0 P: 3	R: 0 E: 0 K: 0 S: 2	H: 0 LOB: 1 BB: 2 P: 10	R: 0 E: 0 K: 1 S: 5	H: 3 LOB: 3 BB: 1 P: 11	R: 0 E: 0 K: 0 S: 4	H: 1 LOB: 2 BB: 1 P: 10	R: 0 E: 0 K: 1 S: 6	H: 1 LOB: 2 BB: 1 P: 10	1B: 6 2B: 0 3B: 0 HR: 0	SF: 0 SAC: 1 DP: 0 HBP: 0	WP: 0 PB: 0 SB: 0 CS: 1	PA: 39	
PITCHER	IP	WLS	BF	H	R	ER	SO	BB	IBB	HBP	BLK	WP	HR	S	P	ERA	WHIP		
John Henry Johnson, L (1, 1) ERA: 2.74	4.2		18	1	0	0	2	4	0	0	0	0	0	18	34	0.00	1.071		
Dave Heaverlo, R (5, 1) ERA: 2.9	1.2	L	9	3	2	1	1	0	0	0	0	0	0	11	11	5.40	1.800		
Bob Lacey, L (7, 1) ERA: 2.93	1.0		5	1	0	0	0	1	0	0	0	0	0	4	8	0.00	2.000		
Elias Sosa, R (8, 1) ERA: 2.76	1.2		7	1	0	0	1	0	1	0	0	0	0	8	12	0.00	0.600		

California Angels @ Oakland Athletics
Oakland-Alameda County Coliseum, Oakland, CA
Tue Aug 08 1978, 7:05 PM PDT
Att: 4,624 - Unknown

AB	32
R	2
H	6
RBI	1
BB	6
SO	4
LOB	18



Batter	1	2	3	4	5	6	7	8	9	AB	R	H	RBI	BB	SO	LOB	BOTTOM		
Mike Edwards, R (1, 4) OBP: 0.304, SLG: 0.332 Willie Horton, R (8, PH) OBP: 0.326, SLG: 0.402 Rob Piccolo, R (9, 4) OBP: 0.295, SLG: 0.239	4-3		4-3		F7			F8		3	0	0	0	0	0	1			
Dell Alton, L (1, 7) OBP: 0.274, SLG: 0.250			F8		F9			BB		4	0	2	0	0	0	1			
Joe Wallis, S (1, 9) OBP: 0.344, SLG: 0.451	4-3					K		K		4	0	1	0	0	2	3			
Mitchell Page, L (1, 10) OBP: 0.380, SLG: 0.489		6-3								3	1	2	0	1	0	0			
Dave Revering, L (1, 3) OBP: 0.301, SLG: 0.418					SF7		G4-6-3		F8	3	0	1	1	0	0	4			
Mario Guerrero, R (1, 6) OBP: 0.312, SLG: 0.362		F9					5-3		K	4	0	1	0	0	1	1			
Taylor Duncan, R (1, 5) OBP: 0.302, SLG: 0.358					F7		5-3		F8	4	0	1	0	0	0	1			
Jim Essian, R (1, 2) OBP: 0.328, SLG: 0.302		FC6-4					6-3		F5	4	0	0	0	0	0	2			
Miguel Dilone, S (1, 8) OBP: 0.313, SLG: 0.292 Jeff Newman, R (8, PH) OBP: 0.294, SLG: 0.352 Darrell Woodard, R (8, PR) OBP: 0.259, SLG: 0.287			5-3							2	0	1	0	0	0	0			
Inning Stats	R: 0 E: 0 K: 0 S: 3	H: 1 LOB: 0 BB: 0 P: 3	R: 0 E: 0 K: 0 S: 5	H: 2 LOB: 2 BB: 0 P: 5	R: 0 E: 0 K: 0 S: 3	H: 0 LOB: 0 BB: 0 P: 3	R: 1 E: 1 K: 0 S: 5	H: 3 LOB: 1 BB: 0 P: 5	R: 0 E: 0 K: 1 S: 5	H: 1 LOB: 1 BB: 0 P: 4	R: 0 E: 0 K: 1 S: 3	H: 2 LOB: 3 BB: 1 P: 11	R: 0 E: 0 K: 1 S: 5	H: 0 LOB: 0 BB: 0 P: 5	1B: 9 2B: 1 3B: 0 HR: 0	SF: 1 SAC: 0 DP: 1 HBP: 0	WP: 0 PB: 0 SB: 1 CS: 2	PA: 35	
PITCHER	IP	WLS	BF	H	R	ER	SO	BB	IBB	HBP	BLK	WP	HR	S	P	ERA	WHIP		
Paul Hartzell, R (1, 1) ERA: 2.67	7.1	W	29	10	1	0	0	0	0	0	0	0	0	31	31	0.00	1.364		
Dave LaRoche, L (8, 1) ERA: 2.6	1.2	S	6	0	0	0	2	1	0	0	0	0	0	9	13	0.00	0.600		

California Angels @ Oakland Athletics
Oakland-Alameda County Coliseum, Oakland, CA
Tue Aug 08 1978, 7:05 PM PDT
Att: 4,624 - Unknown

AB	33
R	1
H	10
RBI	1
BB	1
SO	3
LOB	14



Batter	1	2	3	4	5	6	7	8	9	AB	R	H	RBI	BB	SO	LOB	TOP					
Mike Edwards, R OBP: 0.303, SLG: 0.330	0-0 1-3 SH1-4 1B	0-0 G6-4-3			0-0 6-3		0-0 SF8 FC4-2 1B		0-0 F9	5	0	2	0	0	0	3						
Dell Alton, L OBP: 0.282, SLG: 0.261	0-0 SH1-4		0-3 K		0-0 F9		0-0 FC4-2		0-0 FC4-2	4	0	1	0	0	1	3						
Rick Langford, R (9, 1)	1-2				1-2 FC6-4		1-2 2-3 3-H		1-2 1B	0	0	0	0	0	0	0						
Joe Wallis, S OBP: 0.344, SLG: 0.445	4-0 1-3 BB		0-0 5-3		0-0 F8		0-0 SF8		0-3 K	2	0	0	1	1	0	0						
Glenn Burke, R OBP: 0.256, SLG: 0.275							2-3 3-H			1	0	0	0	0	1	2						
Mitchell Page, L OBP: 0.382, SLG: 0.487	0-0 1-3		0-0		0-3 K		0-0 FC6-4			4	0	1	0	0	1	4						
Rob Picciolo, R OBP: 0.250, SLG: 0.245	1-2 2-3				1-2		1-2			0	0	0	0	0	0	0						
Willie Horton, R OBP: 0.333, SLG: 0.420	4-0 1B		0-0 L8		0-0 F8				0-0 6-3 1B	3	0	1	0	1	0	1						
Miguel Dilone, S OBP: 0.316, SLG: 0.295										0	0	0	0	0	0	0						
Mario Guerrero, R OBP: 0.315, SLG: 0.367	0-3 K				0-0 1B G6-4-3 2B		0-0 2B 1B		0-0 6-3	4	1	2	0	0	1	4						
Dave Revering, L OBP: 0.301, SLG: 0.419			0-0 F8		0-0 G6-4-3 1B		0-0 2B		0-3 K	4	0	2	0	0	1	1						
Taylor Duncan, R OBP: 0.311, SLG: 0.370			0-0		0-0				0-0	3	0	2	0	0	0	1						
Darrell Woodard, R (7, PR)					0-0 G6-4-3					0	0	0	0	0	0	0						
Tony Armas, R OBP: 0.259, SLG: 0.286					1-2 3-H		0-0 1B FC4-2 1B		0-0 FC3-6 1B	1	0	1	0	0	0	0						
Jim Essian, R OBP: 0.333, SLG: 0.303	4-0 1-2 BB		0-0 1-3		0-0 1B FC4-2 1B		0-0 FC4-2 1B SF8 1B		0-0 FC3-6 1B	3	1	1	0	1	0	1						
Inning Stats	R: 0 E: 0 K: 1 S: 6	H: 1 LOB: 3 BB: 2 P: 14	R: 0 E: 0 K: 0 S: 3	H: 1 LOB: 1 BB: 1 P: 7	R: 0 E: 0 K: 1 S: 6	H: 1 LOB: 0 BB: 0 P: 6	R: 1 E: 0 K: 0 S: 4	H: 2 LOB: 0 BB: 0 P: 4	R: 0 E: 0 K: 0 S: 3	H: 0 LOB: 0 BB: 0 P: 3	R: 0 E: 0 K: 1 S: 6	H: 2 LOB: 2 BB: 0 P: 6	R: 1 E: 0 K: 0 S: 6	H: 3 LOB: 2 BB: 0 P: 6	R: 0 E: 0 K: 1 S: 5	H: 1 LOB: 1 BB: 0 P: 5	R: 0 E: 0 K: 1 S: 7	H: 2 LOB: 2 BB: 0 P: 7	1B: 11 2B: 2 3B: 0 HR: 0	SF: 1 SAC: 1 DP: 2 HBP: 0	WP: 0 PB: 0 SB: 0 CS: 0	PA: 39
PITCHER	IP WLS BF L	H R ER SO	BB IBB HBP BLK	WP HR S P	ERA WHIP	PITCHER	IP WLS BF L	H R ER SO	BB IBB HBP BLK	WP HR S P	ERA WHIP											
Geoff Zahn, L ERA: 3.21	(1, 1) 7.0 L 31	10 2 2 3	2 1 0 0	0 0 0 0	0 0 34 46	2.57 1.714	John Sutton, R ERA: 3.04	(8, 1) 2.0 8 3	0 0 0 2	0 0 0 0	0 0 12 12	0.00 1.500										

Oakland Athletics @ Minnesota Twins
Metropolitan Stadium, Bloomington, MI
Fri Aug 11 1978, 8:05 PM EDT
Unknown - 85 F

AB 34
R 2
H 13
RBI 1
BB 3
SO 5
LOB 20



Batter	1	2	3	4	5	6	7	8	9	AB	R	H	RBI	BB	SO	LOB	BOTTOM					
Rich Chiles, L OBP: 0.325, SLG: 0.326	0-0 P3		0-0 3-1		0-0 1-4-3			0-3 K BB		4	0	0	0	0	1	1						
Roy Smalley, S OBP: 0.360, SLG: 0.444	4-0 6-3 BB		0-3 K				0-0 F8		4-0 1-2 BB	2	0	0	0	2	1	0						
Rod Carew, L OBP: 0.406, SLG: 0.444	0-0 6-3				0-3 K		0-0 3-1 2B		0-0 L9	4	0	1	0	0	1	3						
Mike Cabbage, L OBP: 0.355, SLG: 0.445	0-3 K				0-0 4-3		0-0 3-1		0-0 6-3	4	0	0	0	0	1	4						
Glenn Adams, L OBP: 0.297, SLG: 0.383			0-0 L3		4-0 BB		0-0 4-3		0-0 3-1	3	0	0	0	1	0	1						
Dan Ford, R OBP: 0.353, SLG: 0.449			0-0 F7		0-0 F4		0-0 F9		0-0 6-3	4	0	0	0	0	0	1						
Butch Wynegar, S OBP: 0.322, SLG: 0.327					0-0 F5		0-3 K		0-0 F7	4	0	1	0	0	1	0						
Hosken Powell, L OBP: 0.307, SLG: 0.312			0-0 F7		0-0 4-3		0-0 F8			3	0	0	0	0	0	1						
Rob Wilfong, L OBP: 0.363, SLG: 0.346			0-0 G3		0-0 S 1B		0-0 F6			3	0	1	0	0	0	0						
Inning Stats	R: 0 E: 0 K: 1 S: 5	H: 0 LOB: 1 BB: 1 P: 9	R: 0 E: 0 K: 0 S: 4	H: 1 LOB: 0 BB: 0 P: 4	R: 0 E: 0 K: 1 S: 5	H: 0 LOB: 0 BB: 0 P: 5	R: 0 E: 0 K: 1 S: 5	H: 0 LOB: 1 BB: 1 P: 9	R: 0 E: 0 K: 0 S: 4	H: 0 LOB: 0 BB: 0 P: 4	R: 0 E: 0 K: 0 S: 4	H: 1 LOB: 1 BB: 0 P: 4	R: 0 E: 0 K: 1 S: 5	H: 0 LOB: 0 BB: 0 P: 5	R: 0 E: 0 K: 1 S: 6	H: 0 LOB: 2 BB: 1 P: 10	R: 0 E: 0 K: 0 S: 3	H: 0 LOB: 0 BB: 0 P: 3	1B: 2 2B: 1 3B: 0 HR: 0	SF: 0 SAC: 0 DP: 0 HBP: 0	WP: 1 PB: 0 SB: 1 CS: 0	PA: 34
PITCHER	IP WLS BF L	H R ER SO	BB IBB HBP BLK	WP HR S P	ERA WHIP	PITCHER	IP WLS BF L	H R ER SO	BB IBB HBP BLK	WP HR S P	ERA WHIP											
Rick Langford, R ERA: 2.78	(1, 1) 9.0 W 34	3 0 0 5	3 0 0 0	1 0 41 53	0.00 0.667	Rick Langford, R ERA: 2.78	(9, 1) 9.0 W 34	3 0 0 5	3 0 0 0	1 0 41 53	0.00 0.667											

Oakland Athletics @ Minnesota Twins
Metropolitan Stadium, Bloomington, MI
Fri Aug 11 1978, 8:05 PM EDT
Unknown - 85 F


AB 31
R 0
H 3
RBI 0
BB 3
SO 5
LOB 11



Batter	1	2	3	4	5	6	7	8	9	AB	R	H	RBI	BB	SO	LOB	TOP								
Mike Edwards, R OBP: 0.298, SLG: 0.325	F9		F7		FC4-6	4-3			FC8-2	5	0	0	0	0	0	5									
Dell Alton, L OBP: 0.286, SLG: 0.260	1B		F8		F6		K			4	0	1	0	0	1	1									
Joe Wallis, S OBP: 0.338, SLG: 0.438	FC5-4-6-4-1		K		F4		F3			4	0	0	0	0	1	2									
Mitchell Page, L OBP: 0.385, SLG: 0.494	BB						G3			3	1	2	0	1	0	0									
Willie Horton, R OBP: 0.333, SLG: 0.419	FC6-4									3	0	1	1	0	1	3									
Miguel Dilone, S OBP: 0.315, SLG: 0.294	1B									1	1	0	0	0	0	0									
Mario Guerrero, R OBP: 0.319, SLG: 0.372		6-3								3	0	2	1	1	0	0									
Darrell Woodard, R OBP: 0.260, SLG: 0.245										0	0	0	0	0	0	0									
Rob Picciolo, R OBP: 0.256, SLG: 0.275										0	0	0	0	0	0	0									
Dave Revering, L OBP: 0.301, SLG: 0.417	1B									4	0	1	0	0	1	5									
Taylor Duncan, R OBP: 0.314, SLG: 0.377										4	0	2	0	0	0	4									
Glenn Burke, R OBP: 0.256, SLG: 0.275	1B									0	0	0	0	0	0	0									
Jim Essian, R OBP: 0.333, SLG: 0.300	FC5-4									2	0	0	0	1	0	3									
Inning Stats	R: 0 E: 0 K: 0 S: 4	H: 1 LOB: 2 BB: 1 P: 8	R: 0 E: 0 K: 0 S: 4	H: 2 LOB: 1 BB: 0 P: 4	R: 0 E: 0 K: 1 S: 5	H: 0 LOB: 0 BB: 0 P: 5	R: 0 E: 0 K: 1 S: 6	H: 1 LOB: 2 BB: 1 P: 10	R: 0 E: 0 K: 0 S: 3	H: 0 LOB: 1 BB: 1 P: 7	R: 2 E: 2 K: 0 S: 7	H: 3 LOB: 2 BB: 0 P: 7	R: 0 E: 0 K: 1 S: 5	H: 0 LOB: 0 BB: 0 P: 5	R: 0 E: 0 K: 1 S: 5	H: 1 LOB: 1 BB: 0 P: 5	R: 0 E: 0 K: 0 S: 3	H: 1 LOB: 1 BB: 0 P: 3	1B: 6 2B: 3 3B: 1 HR: 0	SF: 0 SAC: 1 DP: 1 HBP: 0	WP: 0 PB: 0 SB: 3 CS: 1	PA: 37			
PITCHER	IP	WLS	BF	H	R	ER	SO	BB	IBB	HBP	BLK	WP	HR	S	P	ERA	WHIP								
Darrell Jackson, L ERA: 3.93	(1, 1)	7.0	W	31	7	2	1	3	3	0	0	0	0	34	46	1.29	1.429								
Mike Marshall, R ERA: 2.85	(8, 1)	2.0	S	6	2	0	0	1	0	0	0	0	0	8	8	0.00	1.000								

Oakland Athletics @ Minnesota Twins
Metropolitan Stadium, Bloomington, MI
Fri Aug 11 1978, 8:05 PM EDT
Att: 13,795 - Unknown


AB 33
R 2
H 9
RBI 2
BB 3
SO 4
LOB 23



Batter	1	2	3	4	5	6	7	8	9	AB	R	H	RBI	BB	SO	LOB	BOTTOM								
Willie Norwood, R OBP: 0.313, SLG: 0.400	F8		5-3							4	0	1	0	0	0	2									
Roy Smalley, S OBP: 0.383, SLG: 0.448	1B		1B							3	2	2	0	1	0	2									
Rod Carew, L OBP: 0.406, SLG: 0.443	BB		2B							3	0	1	1	1	0	2									
Mike Cabbage, L OBP: 0.350, SLG: 0.438	4-3		1B							4	0	0	1	0	1	2									
Glenn Adams, L OBP: 0.291, SLG: 0.376	F9									4	0	0	0	0	1	1									
Dan Ford, R OBP: 0.351, SLG: 0.446										3	0	0	0	0	1	0									
Hosken Powell, L OBP: 0.307, SLG: 0.316										3	1	1	0	0	0	0									
Glenn Borgmann, R OBP: 0.311, SLG: 0.318										3	0	1	1	0	0	0									
Bombo Rivera, R OBP: 0.377, SLG: 0.363										0	0	0	0	0	0	0									
Butch Wynegar, S OBP: 0.322, SLG: 0.327										0	0	0	0	0	0	0									
Rob Wilfong, L OBP: 0.358, SLG: 0.341										2	0	0	0	0	1	0									
Inning Stats	R: 1 E: 0 K: 0 S: 4	H: 1 LOB: 1 BB: 1 P: 8	R: 0 E: 0 K: 0 S: 3	H: 0 LOB: 0 BB: 0 P: 3	R: 1 E: 0 K: 1 S: 7	H: 2 LOB: 1 BB: 0 P: 7	R: 0 E: 0 K: 0 S: 3	H: 0 LOB: 0 BB: 0 P: 3	R: 0 E: 0 K: 0 S: 4	H: 1 LOB: 2 BB: 1 P: 8	R: 0 E: 0 K: 2 S: 7	H: 0 LOB: 0 BB: 0 P: 7	R: 1 E: 0 K: 0 S: 5	H: 2 LOB: 2 BB: 0 P: 5	R: 0 E: 0 K: 1 S: 5	H: 0 LOB: 0 BB: 0 P: 5	1B: 4 2B: 2 3B: 0 HR: 0	SF: 0 SAC: 1 DP: 0 HBP: 0	WP: 0 PB: 0 SB: 3 CS: 0	PA: 32					
PITCHER	IP	WLS	BF	H	R	ER	SO	BB	IBB	HBP	BLK	WP	HR	S	P	ERA	WHIP								
Pete Broberg, R ERA: 4.52	(1, 1)	6.0	L	26	6	3	2	3	2	0	0	0	0	30	38	3.00	1.333								
Elias Sosa, R ERA: 2.69	(7, 1)	2.0		6	0	0	0	1	0	0	0	0	0	8	8	0.00	0.000								

Oakland Athletics @ Minnesota Twins
Metropolitan Stadium, Bloomington, MI
Fri Aug 11 1978, 8:05 PM EDT
Att: 13,795 - Unknown

AB 29
R 3
H 6
RBI 3
BB 2
SO 4
LOB 9



Batter	1	2	3	4	5	6	7	8	9	AB	R	H	RBI	BB	SO	LOB	TOP								
Mike Edwards, R OBP: 0.297, SLG: 0.321 (1, 4)										3	1	0	0	1	0	2									
Dell Alton, L OBP: 0.304, SLG: 0.299 (1, 9)										4	1	3	1	0	0	0									
Mitchell Page, L OBP: 0.382, SLG: 0.489 (1, 7)										4	0	0	0	0	1	3									
Mario Guerrero, R OBP: 0.316, SLG: 0.368 Darrell Woodward, R (9, PR)										4	0	0	0	0	1	1									
Willie Horton, R OBP: 0.336, SLG: 0.419 Glenn Burke, R (9, PR)										3	0	1	1	1	1	0									
Dave Revering, L OBP: 0.298, SLG: 0.413 (1, 3)										4	0	0	0	0	0	2									
Taylor Duncan, R OBP: 0.313, SLG: 0.380 (1, 5)										4	0	1	0	0	0	2									
Joe Wallis, S OBP: 0.342, SLG: 0.440 (1, 8)										3	0	2	0	0	0	1									
Jim Essian, R OBP: 0.330, SLG: 0.297 (1, 2)										3	0	0	0	0	0	3									
Inning Stats	R: 0 E: 1 K: 1 S: 5	H: 1 LOB: 0 BB: 0 P: 5	R: 0 E: 0 K: 0 S: 3	H: 0 LOB: 0 BB: 0 P: 3	R: 0 E: 1 K: 0 S: 4	H: 1 LOB: 1 BB: 0 P: 4	R: 0 E: 0 K: 1 S: 5	H: 0 LOB: 0 BB: 0 P: 5	R: 0 E: 0 K: 0 S: 2	H: 0 LOB: 0 BB: 1 P: 6	R: 1 E: 0 K: 0 S: 4	H: 2 LOB: 1 BB: 1 P: 8	R: 0 E: 0 K: 1 S: 5	H: 0 LOB: 0 BB: 0 P: 5	R: 0 E: 0 K: 0 S: 4	H: 1 LOB: 1 BB: 0 P: 4	R: 2 E: 2 K: 0 S: 6	H: 2 LOB: 1 BB: 0 P: 6	1B: 5 2B: 2 3B: 0 HR: 0	SF: 0 SAC: 0 DP: 2 HBP: 0	WP: 0 PB: 0 SB: 1 CS: 1	PA: 34			
PITCHER	IP	WLS	BF	H	R	ER	SO	BB	IBB	HBP	BLK	WP	HR	S	P	ERA	WHIP								
Stan Perzanowski, R ERA: 4.78 (1, 1)	8.1	W	32	7	3	1	3	2	0	0	0	0	0	36	44	1.08	1.080								
Mike Marshall, R ERA: 2.82 (9, 1)	0.2	S	2	0	0	0	0	0	0	0	0	0	0	2	2	0.00	0.000								

Oakland Athletics @ Minnesota Twins
Metropolitan Stadium, Bloomington, MI
Sat Aug 12 1978, 4:33 AM EDT
Att: 11,740 - Unknown - 88 F

AB 32
R 3
H 7
RBI 2
BB 2
SO 3
LOB 14



Batter	1	2	3	4	5	6	7	8	9	AB	R	H	RBI	BB	SO	LOB	BOTTOM								
Willie Norwood, R OBP: 0.314, SLG: 0.400 (1, 7)										5	0	2	1	0	0	3									
Roy Smalley, S OBP: 0.383, SLG: 0.453 (1, 6)										4	1	1	1	0	1	2									
Rod Carew, L OBP: 0.409, SLG: 0.444 (1, 3)										4	1	2	0	1	1	1									
Dan Ford, R OBP: 0.351, SLG: 0.444 (1, 8)										4	1	1	0	1	0	2									
Mike Cabbage, L OBP: 0.352, SLG: 0.439 (1, 5)										4	1	2	0	0	0	3									
Jose Morales, R OBP: 0.380, SLG: 0.389 Glenn Adams, L (7, PH)										3	0	1	1	0	1	1									
Butch Wynegar, S OBP: 0.324, SLG: 0.339 (1, 2)										4	1	2	2	0	1	1									
Hosken Powell, L OBP: 0.308, SLG: 0.318 Bombo Rivera, R (6, PH)										2	0	1	0	0	0	0									
Bob Randall, R OBP: 0.329, SLG: 0.351 (1, 4)										2	0	1	0	1	0	0									
Inning Stats	R: 0 E: 0 K: 0 S: 4	H: 2 LOB: 2 BB: 1 P: 8	R: 0 E: 0 K: 0 S: 3	H: 0 LOB: 0 BB: 0 P: 3	R: 0 E: 0 K: 0 S: 4	H: 1 LOB: 1 BB: 0 P: 4	R: 2 E: 0 K: 1 S: 8	H: 3 LOB: 2 BB: 1 P: 12	R: 2 E: 1 K: 1 S: 9	H: 4 LOB: 2 BB: 0 P: 9	R: 1 E: 0 K: 1 S: 6	H: 1 LOB: 0 BB: 0 P: 6	R: 0 E: 0 K: 1 S: 6	H: 1 LOB: 1 BB: 0 P: 6	R: 1 E: 0 K: 0 S: 5	H: 2 LOB: 2 BB: 1 P: 9	1B: 12 2B: 0 3B: 0 HR: 2	SF: 0 SAC: 2 DP: 0 HBP: 0	WP: 0 PB: 0 SB: 2 CS: 2	PA: 40					
PITCHER	IP	WLS	BF	H	R	ER	SO	BB	IBB	HBP	BLK	WP	HR	S	P	ERA	WHIP								
Steve Renko, R ERA: 3.44 (1, 1)	4.1	L	22	8	4	4	2	2	0	0	0	0	1	24	32	8.31	2.308								
Bob Lacey, L ERA: 2.68 (6, 1)	1.2		8	3	1	1	1	0	0	0	0	0	1	10	10	5.40	1.800								
Dave Heaverlo, R ERA: 3.13 (7, 1)	2.0		10	3	1	1	1	0	1	0	0	0	0	11	15	4.50	1.500								

Oakland Athletics @ Minnesota Twins
Metropolitan Stadium, Bloomington, MI
Sat Aug 12 1978, 4:33 AM EDT
Att: 11,740 - Unknown - 88 F


AB 35
R 6
H 14
RBI 5
BB 3
SO 4
LOB 16



Batter	1	2	3	4	5	6	7	8	9	AB	R	H	RBI	BB	SO	LOB	TOP					
Mike Edwards, R (1, 4) OBP: 0.297, SLG: 0.321	0-0 6-3		0-0 FC5-4 1B		0-0 L4			0-0 6-3		4	0	1	0	0	0	2						
Dell Alton, L (1, 7) OBP: 0.291, SLG: 0.286	0-3 K		0-0 FC5-4 PO			0-0 F8		0-0 CS 1B		4	0	1	1	0	1	1						
Mitchell Page, L (1, 10) OBP: 0.374, SLG: 0.478	0-0 1-3		0-0 PO	0-0 F9		0-0 E7		0-0 CS 1B	0-0 L7	4	0	0	0	0	0	0						
Taylor Duncan, R (1, 5) OBP: 0.307, SLG: 0.371		0-0 6-3		0-0 4-3		0-0 5-3			0-0 F2	4	0	0	0	0	0	1						
Dave Revering, L (1, 3) OBP: 0.302, SLG: 0.413		4-0 BB		0-0 4-3		0-0 G3			0-3 K	3	0	0	0	1	1	1						
Mario Guerrero, R (1, 6) OBP: 0.314, SLG: 0.370		0-0 L9			0-0 6-3				0-0 L5	3	0	0	0	0	0	1						
Joe Wallis, S (1, 9) OBP: 0.342, SLG: 0.439		0-0 L6			0-0 1B 1B				0-0 6-3	3	0	1	0	0	0	1						
Tony Armas, R (1, 8) OBP: 0.253, SLG: 0.280			0-0 L4		0-3 K				0-0 1-3	2	0	0	0	0	1	1						
Miguel Dilone, S (7, PH) OBP: 0.310, SLG: 0.289										1	0	0	0	0	0	0						
Jim Essian, R (1, 2) OBP: 0.333, SLG: 0.302			0-0 1B FC5-4 1B		0-0 1-2 1B				0-0 5-3	3	1	2	0	0	0	0						
Inning Stats	R: 0 E: 0 K: 1 S: 5	H: 0 LOB: 0 BB: 0 P: 5	R: 0 E: 0 K: 0 S: 3	H: 0 LOB: 1 BB: 1 P: 7	R: 1 E: 0 K: 0 S: 4	H: 2 LOB: 0 BB: 0 P: 4	R: 0 E: 0 K: 0 S: 3	H: 0 LOB: 0 BB: 0 P: 3	R: 0 E: 0 K: 1 S: 7	H: 2 LOB: 2 BB: 0 P: 7	R: 0 E: 1 K: 0 S: 4	H: 0 LOB: 1 BB: 0 P: 4	R: 0 E: 0 K: 0 S: 3	H: 0 LOB: 0 BB: 0 P: 3	R: 0 E: 0 K: 0 S: 3	H: 1 LOB: 0 BB: 0 P: 3	R: 0 E: 0 K: 1 S: 5	H: 0 LOB: 0 BB: 0 P: 5	1B: 5 2B: 0 3B: 0 HR: 0	SF: 0 SAC: 0 DP: 0 HBP: 0	WP: 0 PB: 0 SB: 0 CS: 1	PA: 34
PITCHER Rogier Erickson, R (1, 1) ERA: 4.38	IP: 9.0 WLS: W BF: 32 H: 5 R: 1 ER: 1 SO: 3 BB: 1 IBB: 0 HBP: 0 BLK: 0 WP: 0 HR: 0 S: 37 P: 41 ERA: 1.00 WHIP: 0.667															PITCHER						

Oakland Athletics @ Minnesota Twins
Metropolitan Stadium, Bloomington, MI
Sun Aug 13 1978, 8:05 PM EDT
Att: 18,577 - Unknown


AB	31
R	1
H	5
RBI	1
BB	1
SO	3
LOB	8



Batter	1	2	3	4	5	6	7	8	9	AB	R	H	RBI	BB	SO	LOB	BOTTOM					
Hosken Powell, L (1, 9) OBP: 0.308, SLG: 0.317	0-0 L4		0-0 S 1B		0-3 K		0-0 PO 1B			4	0	2	0	0	1	0						
Roy Smalley, S (1, 6) OBP: 0.355, SLG: 0.447	0-0 F8		0-0 F2		0-0 F4		0-0 F5			4	0	0	0	0	0	3						
Rod Carew, L (1, 3) OBP: 0.404, SLG: 0.438	0-0 1-3		0-0 F7		0-0 4-3		0-0 PO 1-2		0-0 6-3	4	0	0	0	0	0	1						
Mike Cubbage, L (1, 5) OBP: 0.356, SLG: 0.439		0-0 4-3	0-3 K 1-2		0-0 F8		4-0 3-4 1B BB			3	1	0	0	1	1	1						
Glenn Adams, L (1, 10) OBP: 0.297, SLG: 0.381		4-0 HBP 2B BB		0-0 2B SH1 1B		0-0 F7		0-0 3-4		3	1	1	0	1	0	1						
Butch Wynegar, S (1, 2) OBP: 0.325, SLG: 0.345		1-0 2B FC4-2 HBP		0-0 SH1		0-0 2B		0-0 1B		2	0	2	1	0	0	0						
Rich Chiles, L (1, 7) OBP: 0.329, SLG: 0.345		0-0 FC4-2 1-3 2-H		0-0 2B		0-0 3-1		0-0 F7		4	0	2	1	0	0	2						
Bombo Rivera, R (9, 7) OBP: 0.379, SLG: 0.364										0	0	0	0	0	0	0						
Willie Norwood, R (1, 8) OBP: 0.311, SLG: 0.395		0-0 FC4-2		0-0 F8		0-3 K				3	0	0	0	0	1	4						
Rob Wilfong, L (1, 4) OBP: 0.364, SLG: 0.338		0-0 2-3 3-H F2		0-0 6-3		4-0 1B BB				2	0	0	0	1	0	4						
Inning Stats	R: 0 E: 0 K: 0 S: 3	H: 0 LOB: 0 BB: 0 P: 3	R: 1 E: 0 K: 0 S: 4	H: 1 LOB: 2 BB: 1 P: 9	R: 0 E: 0 K: 1 S: 6	H: 1 LOB: 1 BB: 0 P: 6	R: 0 E: 0 K: 0 S: 5	H: 2 LOB: 2 BB: 0 P: 5	R: 0 E: 0 K: 1 S: 5	H: 0 LOB: 0 BB: 0 P: 5	R: 0 E: 0 K: 0 S: 4	H: 1 LOB: 1 BB: 0 P: 4	R: 0 E: 0 K: 1 S: 5	H: 1 LOB: 1 BB: 1 P: 9	R: 0 E: 0 K: 0 S: 4	H: 1 LOB: 1 BB: 1 P: 8	R: 1 E: 0 K: 0 S: 4	H: 1 LOB: 1 BB: 1 P: 8	1B: 4 2B: 3 3B: 0 HR: 0	SF: 0 SAC: 1 DP: 0 HBP: 1	WP: 0 PB: 0 SB: 1 CS: 0	PA: 35
PITCHER Mike Norris, R (1, 1) ERA: 3.86	IP: 8.0 WLS: L BF: 34 H: 7 R: 2 ER: 2 SO: 3 BB: 3 IBB: 0 HBP: 1 BLK: 0 WP: 0 HR: 0 S: 36 P: 49 ERA: 2.25 WHIP: 1.250															PITCHER						

Oakland Athletics @ Minnesota Twins
Metropolitan Stadium, Bloomington, MI
Sun Aug 13 1978, 8:05 PM EDT
Att: 18,577 - Unknown

AB	29
R	2
H	7
RBI	2
BB	3
SO	3
LOB	16



Batter	1	2	3	4	5	6	7	8	9	AB	R	H	RBI	BB	SO	LOB	TOP				
Mickey Rivers, L (1,8) OBP: 0.291, SLG: 0.380 Paul Blair, R (7,8) OBP: 0.243, SLG: 0.293										4	1	2	0	0	0	2	New York Yankees @ Oakland Athletics Oakland-Alameda County Coliseum, Oakland, CA Tue Aug 15 1978, 7:05 PM PDT Att: 13,862 - Unknown				
Willie Randolph, R (1,4) OBP: 0.370, SLG: 0.358										4	1	0	0	1	0	3					
Thurman Munson, R (1,2) OBP: 0.337, SLG: 0.395 Mike Heath, R (7,2) OBP: 0.284, SLG: 0.316										4	1	1	1	0	1	1					
Chris Chambliss, L (1,3) OBP: 0.329, SLG: 0.368										4	1	1	1	0	1	0					
Lou Piniella, R (1,10) OBP: 0.362, SLG: 0.439										4	1	2	1	0	1	0					
Graig Nettles, L (1,5) OBP: 0.331, SLG: 0.420										3	0	1	1	0	0	1					
Reggie Jackson, L (1,9) OBP: 0.354, SLG: 0.472										2	1	2	2	2	0	0					
Gary Thomasson, L (1,7) OBP: 0.300, SLG: 0.375										4	0	0	0	0	0	5					
Bucky Dent, R (1,6) OBP: 0.308, SLG: 0.340										3	0	1	0	1	0	1					
Inning Stats	R: 0 E: 0 K: 0 S: 3	H: 1 LOB: 0 BB: 0 P: 3	R: 0 E: 0 K: 0 S: 5	H: 2 LOB: 2 BB: 0 P: 5	R: 4 E: 0 K: 0 S: 7	H: 4 LOB: 2 BB: 2 P: 15	R: 0 E: 0 K: 0 S: 3	H: 0 LOB: 1 BB: 1 P: 7	R: 2 E: 0 K: 1 S: 7	H: 2 LOB: 0 BB: 0 P: 7	R: 0 E: 0 K: 0 S: 3	H: 0 LOB: 0 BB: 0 P: 7	R: 0 E: 0 K: 0 S: 3	H: 0 LOB: 1 BB: 1 P: 7	R: 0 E: 0 K: 0 S: 3	H: 0 LOB: 0 BB: 0 P: 3	1B: 9 2B: 0 3B: 0 HR: 1	SF: 1 SAC: 0 DP: 2 HBP: 0	WP: 0 PB: 0 SB: 0 CS: 0	PA: 39	
PITCHER	IP	WLS	BF	H	R	ER	SO	BB	IBB	HBP	BLK	WP	HR	S	P	ERA	WHIP				
Rick Langford, R (1,1) ERA: 2.99	2.1	L	13	6	4	4	0	1	0	0	0	0	0	12	16	15.43	3.000				
Dave Heaverlo, R (3,1) ERA: 3.13	5.2		23	4	2	2	3	2	1	0	0	0	1	26	38	3.18	1.059				
Elias Sosa, R (9,1) ERA: 2.66	1.0		3	0	0	0	0	0	0	0	0	0	0	3	3	0.00	0.000				

Batter	1	2	3	4	5	6	7	8	9	AB	R	H	RBI	BB	SO	LOB	BOTTOM				
Mike Edwards, R (1,4) OBP: 0.296, SLG: 0.323										4	0	1	0	0	1	1	New York Yankees @ Oakland Athletics Oakland-Alameda County Coliseum, Oakland, CA Tue Aug 15 1978, 7:05 PM PDT Att: 13,862 - Unknown				
Dell Alton, L (1,9) OBP: 0.278, SLG: 0.273										4	0	0	0	0	2	2					
Taylor Duncan, R (1,5) OBP: 0.314, SLG: 0.379										3	0	2	0	1	1	1					
Mitchell Page, L (1,7) OBP: 0.371, SLG: 0.473										4	0	0	0	0	2	4					
Mario Guerrero, R (1,6) OBP: 0.313, SLG: 0.369										4	0	1	0	0	0	1					
Dave Revering, L (1,3) OBP: 0.299, SLG: 0.409										4	0	0	0	0	0	3					
Joe Wallis, S (1,10) OBP: 0.343, SLG: 0.437 Rico Carty, R (7,PH) OBP: 0.339, SLG: 0.478										1	0	0	0	1	1	0					
Jim Essian, R (1,2) OBP: 0.333, SLG: 0.299										2	0	0	0	1	1	3					
Miguel Dilone, S (1,8) OBP: 0.306, SLG: 0.285										3	0	0	0	0	1	1					
Inning Stats	R: 0 E: 0 K: 2 S: 8	H: 1 LOB: 1 BB: 0 P: 8	R: 0 E: 0 K: 1 S: 5	H: 0 LOB: 0 BB: 0 P: 5	R: 0 E: 0 K: 2 S: 7	H: 0 LOB: 1 BB: 1 P: 11	R: 0 E: 0 K: 2 S: 9	H: 2 LOB: 3 BB: 1 P: 13	R: 0 E: 0 K: 0 S: 3	H: 0 LOB: 0 BB: 0 P: 3	R: 0 E: 0 K: 0 S: 3	H: 0 LOB: 0 BB: 0 P: 3	R: 0 E: 0 K: 2 S: 8	H: 1 LOB: 1 BB: 0 P: 8	R: 0 E: 0 K: 0 S: 3	H: 0 LOB: 0 BB: 0 P: 3	1B: 2 2B: 2 3B: 0 HR: 0	SF: 0 SAC: 0 DP: 0 HBP: 0	WP: 2 PB: 0 SB: 0 CS: 0	PA: 34	
PITCHER	IP	WLS	BF	H	R	ER	SO	BB	IBB	HBP	BLK	WP	HR	S	P	ERA	WHIP				
Ron Guidry, L (1,1) ERA: 1.79	9.0	W	34	4	0	0	9	3	0	0	0	2	0	49	61	0.00	0.778				



Batter	1	2	3	4	5	6	7	8	9	AB	R	H	RBI	BB	SO	LOB	TOP										
Mickey Rivers, L (1,8) OBP: 0.293, SLG: 0.388	E4 1-3		G3 E 1B		HR		1-4-3		5-3	5	2	1	0	0	0		New York Yankees @ Oakland Athletics Oakland-Alameda County Coliseum, Oakland, CA Wed Aug 16 1978, 7:05 PM PDT Att: 10,394 - Unknown										
Willie Randolph, R (1,4) OBP: 0.366, SLG: 0.354	1-3		E5 1B		CS BB		5-3		K	4	1	0	0	1	1	2											
Thurman Munson, R (1,2) OBP: 0.336, SLG: 0.393	5-3		F9		6-3		BB 1B			4	1	1	0	0	0	4											
Chris Chambliss, L (1,3) OBP: 0.330, SLG: 0.366			G3		F9		1B BB			2	0	0	0	2	0	2											
Lou Piniella, R (1,10) OBP: 0.364, SLG: 0.440	F9		1B				BB			4	0	2	3	0	0	2											
Graig Nettles, L (1,5) OBP: 0.331, SLG: 0.421		F4	F9				4-3			4	0	1	0	0	0	1											
Reggie Jackson, L (1,9) OBP: 0.355, SLG: 0.469		BB			F5		G5-4-3 IBB		K	2	0	0	0	2	1	0											
Gary Thomasson, L (1,7) OBP: 0.298, SLG: 0.372	F9						G5-4-3		K	2	0	0	0	0	1	1											
Roy White, S (6, PH) OBP: 0.325, SLG: 0.386							1-2		K	2	0	0	0	0	1	2											
Bucky Dent, R (1,6) OBP: 0.307, SLG: 0.351	5-3				F9				1-3	4	1	1	1	0	0	1											
Inning Stats	R: 0 E: 1 K: 0 S: 4	H: 0 LOB: 2 BB: 1 P: 8	R: 0 E: 0 K: 0 S: 3	H: 0 LOB: 1 BB: 1 P: 7	R: 2 E: 1 K: 0 S: 6	H: 2 LOB: 1 BB: 0 P: 6	R: 0 E: 0 K: 1 S: 5	H: 0 LOB: 0 BB: 0 P: 5	R: 1 E: 0 K: 0 S: 3	H: 1 LOB: 0 BB: 1 P: 7	R: 0 E: 0 K: 0 S: 3	H: 1 LOB: 2 BB: 1 P: 9	R: 2 E: 0 K: 0 S: 5	H: 3 LOB: 2 BB: 1 P: 9	R: 0 E: 0 K: 2 S: 7	H: 0 LOB: 0 BB: 0 P: 7	R: 0 E: 0 K: 1 S: 5	H: 0 LOB: 0 BB: 0 P: 5	1B: 4 2B: 1 3B: 0 HR: 2	SF: 0 SAC: 0 DP: 1 HBP: 0	WP: 0 PB: 0 SB: 0 CS: 1	PA: 38					
PITCHER	IP	WLS	BF	H	R	ER	SO	BB	IBB	HBP	BLK	WP	HR	S	P	ERA	WHIP										
Pete Broberg, R (1,1) ERA: 4.41	5.1		25	4	3	1	1	3	1	0	0	0	1	23	39	1.69	1.312										
Bob Lacey, L (6,1) ERA: 2.53	1.1	L	6	2	2	2	0	1	0	0	0	0	1	5	9	13.50	2.250										
Elias Sosa, R (7,1) ERA: 2.59	2.1		7	1	0	0	3	0	0	0	0	0	0	13	13	0.00	0.429										

Batter	1	2	3	4	5	6	7	8	9	AB	R	H	RBI	BB	SO	LOB	BOTTOM											
Miguel Dilone, S (1,8) OBP: 0.308, SLG: 0.287			4-3		K		1-3			2	1	1	0	0	0	0	New York Yankees @ Oakland Athletics Oakland-Alameda County Coliseum, Oakland, CA Wed Aug 16 1978, 7:05 PM PDT Att: 10,394 - Unknown											
Joe Wallis, S (5, PH) OBP: 0.342, SLG: 0.435	E S 1B				1-2				G6-4-3 HBP	1	0	0	0	0	1	1												
Jeff Newman, R (7, PH) OBP: 0.290, SLG: 0.347									1-2 2-3 HBP	1	0	0	0	0	0	1												
Tony Armas, R (8,8) OBP: 0.256, SLG: 0.280										0	0	0	0	0	0	0												
Dell Alton, L (1,9) OBP: 0.295, SLG: 0.283			3-1						G6-4-3	4	0	2	1	1	0	3												
Mitchell Page, L (1,7) OBP: 0.370, SLG: 0.470					F6		FC4-6 HR		BB	3	1	0	0	1	1	2												
Rico Carty, R (1,10) OBP: 0.343, SLG: 0.491										4	1	3	2	0	0	1												
Darrell Woodard, R (8, PR) OBP: 0.255, SLG: 0.280	G6-4-3						HR			0	0	0	0	0	0	0												
Taylor Duncan, R (1,5) OBP: 0.309, SLG: 0.372			F9		F8		F8		F9	4	0	0	0	0	0	3												
Mario Guerrero, R (1,6) OBP: 0.312, SLG: 0.368					5-3		F8		K	4	0	1	0	0	1	3												
Wayne Gross, L (1,3) OBP: 0.313, SLG: 0.318			F8				F2		K	4	0	0	0	0	1	1												
Jim Essian, R (1,2) OBP: 0.336, SLG: 0.297			F3				K		4-3 BB	2	0	0	0	2	1	1												
Mike Edwards, R (1,4) OBP: 0.298, SLG: 0.324										2	0	1	0	0	0	0												
Dave Revering, L (7, PH) OBP: 0.300, SLG: 0.410			F8						4-3	2	0	1	0	0	0	1												
Glenn Burke, R (8, PR) OBP: 0.255, SLG: 0.273									1-2 HBP	0	0	0	0	0	0	0												
Inning Stats	R: 1 E: 0 K: 0 S: 3	H: 2 LOB: 0 BB: 1 P: 7	R: 0 E: 0 K: 0 S: 4	H: 1 LOB: 0 BB: 0 P: 4	R: 0 E: 0 K: 0 S: 3	H: 0 LOB: 0 BB: 0 P: 3	R: 0 E: 0 K: 0 S: 4	H: 1 LOB: 0 BB: 0 P: 4	R: 0 E: 0 K: 2 S: 8	H: 1 LOB: 1 BB: 0 P: 8	R: 2 E: 0 K: 0 S: 5	H: 2 LOB: 0 BB: 0 P: 5	R: 0 E: 0 K: 1 S: 5	H: 0 LOB: 1 BB: 1 P: 9	R: 0 E: 0 K: 2 S: 8	H: 1 LOB: 2 BB: 1 P: 12	R: 0 E: 0 K: 0 S: 3	H: 1 LOB: 3 BB: 1 P: 8	1B: 7 2B: 1 3B: 0 HR: 1	SF: 0 SAC: 0 DP: 2 HBP: 1	WP: 0 PB: 0 SB: 0 CS: 1	PA: 38						
PITCHER	IP	WLS	BF	H	R	ER	SO	BB	IBB	HBP	BLK	WP	HR	S	P	ERA	WHIP											
Catfish Hunter, R (1,1) ERA: 4.27	6.0	W	24	7	3	3	2	1	0	0	0	0	0	0	27	31	4.50	1.333										
Sparky Lyle, L (7,1) ERA: 3.29	1.1		6	0	0	0	2	2	0	0	0	0	0	8	16	0.00	1.500											
Rich Gossage, R (8,1) ERA: 1.88	1.2	S	8	2	0	0	1	1	0	1	0	0	0	8	13	0.00	1.800											

Batter	1	2	3	4	5	6	7	8	9	AB	R	H	RBI	BB	SO	LOB	TOP								
Rick Burleson, R OBP: 0.295, SLG: 0.352 (1, 6)										5	1	2	0	0	0	1	Boston Red Sox @ Oakland Athletics Oakland-Alameda County Coliseum, Oakland, CA Fri Aug 18 1978, 7:05 PM PDT Att: 12,730 - Unknown								
Jerry Remy, L OBP: 0.309, SLG: 0.341 (1, 4)										5	0	1	0	0	1	3									
Jim Rice, R OBP: 0.382, SLG: 0.603 (1, 7)										5	3	4	2	0	1	1									
Carlton Fisk, R OBP: 0.378, SLG: 0.511 (1, 2)										5	1	2	2	0	0	1									
Garry Hancock, L OBP: 0.268, SLG: 0.317 (1, 8)										2	0	0	0	0	0	0									
Jack Brohamer, L OBP: 0.324, SLG: 0.372 (1, 10)										4	1	2	1	0	0	1									
Dwight Evans, R OBP: 0.348, SLG: 0.476 (1, 9)										4	0	1	1	0	1	2									
George Scott, R OBP: 0.324, SLG: 0.386 (1, 3)										3	0	0	0	1	3	1									
Butch Hobson, R OBP: 0.323, SLG: 0.424 (1, 5)										3	0	0	0	0	2	1									
Inning Stats	R: 2 E: 0 K: 0 S: 5	H: 2 LOB: 0 BB: 0 P: 5	R: 0 E: 0 K: 1 S: 5	H: 0 LOB: 0 BB: 0 P: 5	R: 0 E: 0 K: 1 S: 6	H: 1 LOB: 1 BB: 0 P: 6	R: 0 E: 0 K: 1 S: 6	H: 1 LOB: 1 BB: 0 P: 6	R: 0 E: 0 K: 2 S: 8	H: 1 LOB: 1 BB: 0 P: 8	R: 1 E: 1 K: 0 S: 5	H: 2 LOB: 1 BB: 0 P: 5	R: 0 E: 0 K: 1 S: 5	H: 0 LOB: 1 BB: 1 P: 9	R: 3 E: 0 K: 2 S: 11	H: 4 LOB: 1 BB: 0 P: 11	R: 0 E: 0 K: 0 S: 4	H: 1 LOB: 1 BB: 0 P: 4	1B: 7 2B: 4 3B: 0 HR: 1	SF: 0 SAC: 3 DP: 0 HBP: 0	WP: 0 PB: 0 SB: 2 CS: 0	PA: 40			
PITCHER	IP	WLS	BF	H	R	ER	SO	BB	IBB	HBP	BLK	WP	HR	S	P	ERA	WHIP								
Steve Renko, R ERA: 3.54 (1, 1)	7.0	L	30	8	4	4	6	1	0	0	0	0	1	41	45	5.14	1.286								
Elias Sosa, R ERA: 2.73 (8, 1)	0.1		4	3	2	2	0	0	0	0	0	0	0	4	4	54.00	9.000								
Dave Heaverlo, R ERA: 3.08 (8, 1)	1.2		6	1	0	0	2	0	0	0	0	0	0	10	10	0.00	0.600								

Batter	1	2	3	4	5	6	7	8	9	AB	R	H	RBI	BB	SO	LOB	BOTTOM								
Miguel Dilone, S OBP: 0.314, SLG: 0.288 (1, 8)										3	1	1	0	2	1	1	Boston Red Sox @ Oakland Athletics Oakland-Alameda County Coliseum, Oakland, CA Fri Aug 18 1978, 7:05 PM PDT Att: 12,730 - Unknown								
Dell Alton, L OBP: 0.286, SLG: 0.274 (1, 9)										3	0	0	0	0	0	3									
Mitchell Page, L OBP: 0.366, SLG: 0.465 (1, 7)										4	0	0	0	0	1	3									
Rico Carty, R OBP: 0.344, SLG: 0.491 (1, 10)										4	0	2	2	0	1	1									
Dave Revering, L OBP: 0.302, SLG: 0.413 (8, PR)										4	0	2	0	0	0	1									
Glenn Burke, R OBP: 0.255, SLG: 0.273 (9, 8)										0	0	0	0	0	0	0									
Mario Guerrero, R OBP: 0.310, SLG: 0.365 (1, 6)										3	0	0	0	0	0	2									
Wayne Gross, L OBP: 0.314, SLG: 0.315 (7, PR)										2	0	0	0	1	0	1									
Rob Picciolo, R OBP: 0.260, SLG: 0.245 (8, PH)										0	1	0	0	0	0	0									
Joe Wallis, S OBP: 0.341, SLG: 0.434 (9, 9)										0	0	0	0	0	0	3									
Jim Essian, R OBP: 0.332, SLG: 0.293 (1, 2)										3	0	0	0	0	0	1									
Mike Edwards, R OBP: 0.299, SLG: 0.325 (7, PH)										2	1	1	0	0	1	0									
Taylor Duncan, R OBP: 0.310, SLG: 0.373 (9, 4)										2	0	1	1	0	0	0									
Inning Stats	R: 0 E: 0 K: 2 S: 7	H: 0 LOB: 1 BB: 1 P: 11	R: 0 E: 0 K: 0 S: 4	H: 1 LOB: 0 BB: 0 P: 4	R: 2 E: 0 K: 0 S: 5	H: 3 LOB: 1 BB: 0 P: 5	R: 0 E: 0 K: 0 S: 3	H: 0 LOB: 0 BB: 0 P: 3	R: 0 E: 0 K: 1 S: 5	H: 0 LOB: 1 BB: 1 P: 9	R: 0 E: 0 K: 0 S: 4	H: 1 LOB: 1 BB: 0 P: 4	R: 1 E: 0 K: 0 S: 4	H: 1 LOB: 1 BB: 1 P: 8	R: 0 E: 1 K: 0 S: 5	H: 1 LOB: 3 BB: 0 P: 5	R: 0 E: 0 K: 1 S: 5	H: 0 LOB: 0 BB: 0 P: 5	1B: 6 2B: 1 3B: 0 HR: 0	SF: 0 SAC: 3 DP: 0 HBP: 0	WP: 0 PB: 0 SB: 4 CS: 0	PA: 37			
PITCHER	IP	WLS	BF	H	R	ER	SO	BB	IBB	HBP	BLK	WP	HR	S	P	ERA	WHIP								
Mike Torrez, R ERA: 3.84 (1, 1)	8.0	W	34	7	3	3	3	3	0	0	0	0	0	37	49	3.38	1.250								
Dick Drago, R ERA: 3.16 (9, 1)	1.0	S	3	0	0	0	1	0	0	0	0	0	0	5	5	0.00	0.000								




Batter	1	2	3	4	5	6	7	8	9	AB	R	H	RBI	BB	SO	LOB	TOP																									
Rick Burleson, R OBP: 0.297, SLG: 0.350 (1, 6)	4-0 WP BB BB	0-0 F8			4-3				0-3 K	3	1	0	0	2	1	2	Boston Red Sox @ Oakland Athletics Oakland-Alameda County Coliseum, Oakland, CA Sat Aug 19 1978, 3:33 AM PDT Att: 11,806 - Unknown																									
Jerry Remy, L OBP: 0.310, SLG: 0.340 (1, 4)	4-0 WP BB		0-0 F7		0-0 F9			0-3 K	4	0	1	0	1	1	2																											
Jim Rice, R OBP: 0.382, SLG: 0.605 (7, 7)	0-3 K		0-0 F8		0-0 F9			0-0 K	5	0	2	2	0	1	2																											
Carlton Fisk, R OBP: 0.374, SLG: 0.505 (7, 2)	0-0 F8		0-0 F5			0-3 K	0-0 6-3		5	0	0	0	0	1	5																											
Dwight Evans, R OBP: 0.347, SLG: 0.481 (1, 9)	0-3 K			0-0 5-3		0-0 HR		0-0 F8	4	1	1	1	0	1	2																											
George Scott, R OBP: 0.323, SLG: 0.388 (1, 3)		0-0 2B		0-3 K		0-3 K		0-0 1-3	4	0	1	0	0	2	0																											
Bob Bailey, R OBP: 0.343, SLG: 0.407 (6, PH)		4-0		0-0		0-3 K		0-0 E4	1	1	1	0	1	0	0																											
Jack Brohamer, L OBP: 0.320, SLG: 0.369 (6, PH)				0-0		0-3 K		0-0	1	0	0	0	0	1	0																											
Fred Kendall, R OBP: 0.209, SLG: 0.225 (6, PR)				0-0		0-3 K		0-0	1	0	0	0	0	0	0																											
Carl Yastrzemski, L OBP: 0.386, SLG: 0.427 (6, PR)				0-0		0-3 K		0-0	0	0	0	0	0	0	0																											
Butch Hobson, R OBP: 0.322, SLG: 0.422 (1, 5)		0-3 K		0-0				0-0 F9	4	0	1	1	0	1	3																											
Bob Montgomery, R OBP: 0.231, SLG: 0.280 (7, PH)		0-3 K		0-3 K				0-0 F8	2	0	0	0	0	2	3																											
Garry Hancock, L OBP: 0.279, SLG: 0.326 (7, 8)				0-3 K				0-3 K	2	1	1	0	0	1	0																											
Inning Stats	R: 0 E: 0 K: 2 S: 7	H: 0 LOB: 2 BB: 2 P: 15	R: 0 E: 0 K: 2 S: 8	H: 1 LOB: 2 BB: 1 P: 12	R: 0 E: 0 K: 0 S: 3	H: 0 LOB: 0 BB: 0 P: 3	R: 1 E: 0 K: 2 S: 9	H: 2 LOB: 1 BB: 0 P: 9	R: 0 E: 0 K: 0 S: 3	H: 0 LOB: 0 BB: 0 P: 3	R: 1 E: 0 K: 3 S: 10	H: 1 LOB: 0 BB: 0 P: 10	R: 2 E: 0 K: 1 S: 7	H: 2 LOB: 1 BB: 1 P: 11	R: 0 E: 1 K: 0 S: 4	H: 0 LOB: 1 BB: 0 P: 4	R: 0 E: 0 K: 2 S: 9	H: 2 LOB: 2 BB: 0 P: 9	1B: 5 2B: 1 3B: 1 HR: 1	SF: 0 SAC: 0 DP: 0 HBP: 0	WP: 1 PB: 0 SB: 1 CS: 0	PA: 40																				
PITCHER	IP	WLS	BF	H	R	ER	SO	BB	IBB	HBP	BLK	WP	HR	S	P	ERA	WHIP	PITCHER								IP	WLS	BF	H	R	ER	SO	BB	IBB	HBP	BLK	WP	HR	S	P	ERA	WHIP
John Henry Johnson, L ERA: 2.71	(1, 1)	5.0	W	21	3	1	1	6	3	0	0	0	1	0	30	42	1.80	1.200																								
Mike Norris, R ERA: 5.09	(6, 1)	1.1		7	2	3	3	3	1	0	0	0	0	1	12	16	20.25	2.250																								
Bob Lacey, L ERA: 2.76	(7, 1)	2.2	S	12	3	0	0	3	0	0	0	0	0	0	18	18	0.00	1.125																								


AB	36
R	4
H	8
RBI	4
BB	4
SO	12
LOB	19



Batter	1	2	3	4	5	6	7	8	9	AB	R	H	RBI	BB	SO	LOB	BOTTOM																										
Miguel Dilone, S OBP: 0.312, SLG: 0.286 (8, 9)	0-0 L6		0-0 F2			0-0 FC5		0-0 FC5		5	1	1	0	0	0	4	Boston Red Sox @ Oakland Athletics Oakland-Alameda County Coliseum, Oakland, CA Sat Aug 19 1978, 3:33 AM PDT Att: 11,806 - Unknown																										
Dell Alton, L OBP: 0.301, SLG: 0.300 (7, 7)	0-0 B2-3		0-0 1B		0-0 1B	0-3 K		0-0 K	5	2	3	1	0	1	2																												
Glenn Burke, R OBP: 0.256, SLG: 0.273 (9, 9)			0-0 1B		0-0 1B	0-3 K		0-0 K	0	0	0	0	0	0	0																												
Mitchell Page, L OBP: 0.308, SLG: 0.464 (1, 7)	0-0 B1-3		0-0 1B		0-0 1B			0-0 F6	3	1	1	0	0	0	1																												
Jim Essian, R OBP: 0.330, SLG: 0.291 (7, 2)			0-0 1B		0-0 1B			0-0 F6	2	0	0	0	0	0	0																												
Rico Carty, R OBP: 0.348, SLG: 0.500 (1, 10)		0-0 HR	0-0 1-6-3		4-0 1B			0-0 1B	3	1	2	2	1	0	1																												
Taylor Duncan, R OBP: 0.313, SLG: 0.380 (1, 5)		0-0 HR	0-0 1-6-3		0-0 4-3			0-0 F2	4	1	2	1	0	0	3																												
Dave Revering, L OBP: 0.302, SLG: 0.412 (6, PR)		0-0 G3	0-0 1B		0-0 2B			0-0 G3	3	0	1	0	0	0	2																												
Darrell Woodard, R OBP: 0.313, SLG: 0.313 (7, 3)		0-0 G3	0-0 F9			0-0 1B		0-0 G3	0	1	0	0	0	0	0																												
Wayne Gross, L OBP: 0.313, SLG: 0.313 (7, 3)		0-0 1-2	0-0 F9			0-0 1B		0-0 G3	1	0	0	0	0	0	1																												
Mario Guerrero, R OBP: 0.308, SLG: 0.363 (1, 6)		0-0 4-3		0-0 6-3		0-0 F7		0-0 FC2-6	3	0	0	0	0	0	2																												
Tony Armas, R OBP: 0.259, SLG: 0.283 (8, 8)		0-0 2-3		0-0 6-3		0-0 F7		0-0 FC2-6	1	0	1	0	0	0	0																												
Bruce Robinson, L OBP: 0.667, SLG: 0.667 (6, PR)		0-0 FC4		0-0 4-3		0-0 FC5		0-0 FC2-6	3	0	2	1	0	0	0																												
Rob Piccolo, R OBP: 0.255, SLG: 0.240 (7, 6)		0-0 1B		0-0 4-3		0-0 FC5		0-0 FC2-6	1	0	0	0	0	0	1																												
Mike Edwards, R OBP: 0.299, SLG: 0.325 (1, 4)		0-0 FC4		0-0 F8		0-0 SH		0-0 FC5	3	1	1	1	0	0	1																												
Inning Stats	R: 0 E: 0 K: 0 S: 3	H: 0 LOB: 0 BB: 0 P: 3	R: 2 E: 0 K: 0 S: 6	H: 3 LOB: 1 BB: 0 P: 6	R: 2 E: 0 K: 0 S: 6	H: 3 LOB: 1 BB: 0 P: 6	R: 0 E: 0 K: 0 S: 3	H: 0 LOB: 0 BB: 0 P: 3	R: 0 E: 0 K: 0 S: 4	H: 2 LOB: 2 BB: 1 P: 8	R: 1 E: 1 K: 1 S: 8	H: 2 LOB: 2 BB: 0 P: 8	R: 0 E: 0 K: 0 S: 4	H: 1 LOB: 1 BB: 0 P: 4	R: 3 E: 0 K: 0 S: 6	H: 3 LOB: 0 BB: 0 P: 6	R: 0 E: 0 K: 0 S: 6	H: 0 LOB: 0 BB: 0 P: 6	1B: 11 2B: 2 3B: 0 HR: 1	SF: 0 SAC: 1 DP: 0 HBP: 0	WP: 0 PB: 0 SB: 2 CS: 1	PA: 39																					
PITCHER	IP	WLS	BF	H	R	ER	SO	BB	IBB	HBP	BLK	WP	HR	S	P	ERA	WHIP	PITCHER								IP	WLS	BF	H	R	ER	SO	BB	IBB	HBP	BLK	WP	HR	S	P	ERA	WHIP	
Bill Lee, L ERA: 3.52	(1, 1)	5.1	L	26	10	5	5	0	0	0	0	0	0	1	25	29	8.44	1.875																									
Bill Campbell, R ERA: 3.67	(6, 1)	2.2		13	4	3	1	1	0	0	0	0	0	0	15	15	3.38	1.500																									



Batter	1	2	3	4	5	6	7	8	9	AB	R	H	RBI	BB	SO	LOB	TOP					
Rick Burleson, R OBP: 0.300, SLG: 0.350 (1, 6)	G6-3 BB		HBP 1B		4-0 HR BB		FC4-6 FC4-6			2	1	1	0	2	0	1	Boston Red Sox @ Oakland Athletics Oakland-Alameda County Coliseum, Oakland, CA Sun Aug 20 1978, 3:33 AM PDT Att: 13,411 - Unknown livebaseballscores.com					
Jerry Remy, L OBP: 0.312, SLG: 0.348 (1, 4)	G6-3 1-2		HBP 1B		1-2 HR BB		FC4-6 FC4-6			4	1	2	3	0	0	2						
Jim Rice, R OBP: 0.381, SLG: 0.601 (1, 7)	K		HBP 1B		0-3 K		L9			3	0	0	0	0	2	1						
Carlton Fisk, R OBP: 0.377, SLG: 0.513 (1, 2)			G4-6-3 HBP		4-0 BB				8-5 S 1B	3	1	2	1	1	0	3						
Jack Brohamer, L OBP: 0.318, SLG: 0.363 (1, 10)			FC2-6 BB		F6 F8				8-5 1-3	3	0	0	0	1	0	2						
Gary Hancock, L OBP: 0.255, SLG: 0.298 (1, 8)			FC2-6 FC4-6		3-1		G3		4-3	4	0	0	0	0	0	1						
Dwight Evans, R OBP: 0.345, SLG: 0.476 (1, 9)			FC4-6		4-3		5-3		F7	4	0	0	0	0	0	1						
George Scott, R OBP: 0.319, SLG: 0.382 (1, 3)			F8		4-3		6-3		6-3	4	0	0	0	0	0	1						
Butch Hobson, R OBP: 0.324, SLG: 0.421 (1, 5)			K		4-0 HR BB				K	3	1	1	0	1	2	0						
Inning Stats	R: 0 E: 0 K: 1 S: 4	H: 0 LOB: 0 BB: 1 P: 8	R: 1 E: 0 K: 0 S: 4	H: 1 LOB: 1 BB: 1 P: 8	R: 0 E: 0 K: 1 S: 6	H: 2 LOB: 2 BB: 0 P: 7	R: 0 E: 0 K: 0 S: 3	H: 0 LOB: 0 BB: 0 P: 3	R: 3 E: 0 K: 1 S: 6	H: 1 LOB: 1 BB: 3 P: 18	R: 0 E: 0 K: 0 S: 3	H: 0 LOB: 0 BB: 0 P: 3	R: 0 E: 0 K: 0 S: 4	H: 1 LOB: 1 BB: 0 P: 4	R: 0 E: 0 K: 0 S: 3	H: 1 LOB: 0 BB: 0 P: 3		R: 0 E: 0 K: 1 S: 5	H: 0 LOB: 0 BB: 0 P: 5	1B: 4 2B: 1 3B: 0 HR: 2	SF: 0 SAC: 0 DP: 3 HBP: 1	WP: 0 PB: 0 SB: 1 CS: 0
PITCHER Matt Keough, R ERA: 2.97 (1, 1)	IP: 9.0 WLS: L BF: 36	H: 6 R: 4 ER: 4 SO: 4	BB: 5 IBB: 0 HBP: 1 BLK: 0	WP: 0 HR: 2 S: 38 P: 59	ERA: 4.00 WHIP: 1.222																	

Batter	1	2	3	4	5	6	7	8	9	AB	R	H	RBI	BB	SO	LOB	BOTTOM					
Mike Edwards, R OBP: 0.296, SLG: 0.321 (1, 4) (6, 6)	4-3		6-3		F8		K		F8	4	0	0	0	0	1	3	Boston Red Sox @ Oakland Athletics Oakland-Alameda County Coliseum, Oakland, CA Sun Aug 20 1978, 3:33 AM PDT Att: 13,411 - Unknown livebaseballscores.com					
Mario Guerrero, R OBP: 0.307, SLG: 0.362 (9, PH)										1	0	0	0	0	0	0						
Dell Alton, L OBP: 0.280, SLG: 0.288 (1, 9)	F4				F6		3-1		B1-3	4	0	0	0	0	0	2						
Mitchell Page, L OBP: 0.367, SLG: 0.474 (1, 7)	K				F9		5-3 2B		HR	4	1	2	1	0	1	0						
Rico Carty, R OBP: 0.349, SLG: 0.499 Darrell Woodard, R (8, PR)			F4		FC5 1B		F7		1B BB	3	0	1	0	1	0	1						
Taylor Duncan, R OBP: 0.309, SLG: 0.373 (6, 4)			F6		FC5		5-3		K	4	0	0	0	0	1	3						
Dave Revering, L OBP: 0.304, SLG: 0.415 (1, 3)					F9		5-3		1B	4	0	2	0	0	0	3						
Joe Wallis, S OBP: 0.343, SLG: 0.435 (1, 8)			K		L9				G4-6-3 1B	4	0	2	0	0	1	1						
Bruce Robinson, L OBP: 0.429, SLG: 0.429 (1, 2)			L7		BB 1B		F8		G4-6-3	4	0	1	0	0	0	2						
Rob Picciolo, R OBP: 0.250, SLG: 0.235 Wayne Gross, L (5, PH) (6, 5)			F8		1-2 BB		K		HR	1	0	0	0	0	0	0						
Inning Stats	R: 0 E: 0 K: 1 S: 5	H: 0 LOB: 0 BB: 0 P: 5	R: 0 E: 0 K: 1 S: 6	H: 1 LOB: 0 BB: 0 P: 6	R: 0 E: 0 K: 0 S: 3	H: 0 LOB: 0 BB: 0 P: 3	R: 0 E: 1 K: 0 S: 5	H: 1 LOB: 2 BB: 0 P: 5	R: 0 E: 0 K: 0 S: 4	H: 1 LOB: 1 BB: 1 P: 8	R: 0 E: 0 K: 2 S: 8	H: 1 LOB: 1 BB: 0 P: 8	R: 0 E: 0 K: 1 S: 6	H: 2 LOB: 1 BB: 1 P: 10	R: 0 E: 0 K: 0 S: 4	H: 2 LOB: 0 BB: 0 P: 4		R: 1 E: 0 K: 0 S: 4	H: 2 LOB: 0 BB: 0 P: 4	1B: 5 2B: 2 3B: 0 HR: 2	SF: 0 SAC: 0 DP: 1 HBP: 0	WP: 0 PB: 0 SB: 0 CS: 0
PITCHER Dennis Eckersley, R ERA: 3.35 (1, 1)	IP: 9.0 WLS: W BF: 37	H: 9 R: 2 ER: 2 SO: 5	BB: 2 IBB: 0 HBP: 0 BLK: 0	WP: 0 HR: 2 S: 45 P: 53	ERA: 2.00 WHIP: 1.222																	

Batter	1	2	3	4	5	6	7	8	9	AB	R	H	RBI	BB	SO	LOB	TOP					
Larry Harlow, L (1, 8) OBP: 0.320, SLG: 0.324	F8		E 1B BB	K			F7		G4-3 IBB	3	1	0	0	2	1	2						
Rich Dauer, R (1, 4) OBP: 0.304, SLG: 0.362	CS 1B		E4 BB 1B		F8		F7		G4-3 1-2	5	1	1	0	0	0	4						
Ken Singleton, S (1, 9) OBP: 0.283, SLG: 0.468			1B BB		K				G3	3	0	0	0	1	2	1						
Carlos Lopez, R (8, 9) OBP: 0.272, SLG: 0.315	K 1-2		1B BB		K					0	0	0	0	0	0	0						
Eddie Murray, S (1, 3) OBP: 0.352, SLG: 0.505		F6			E S BB				L3	3	0	1	2	1	0	0						
Doug DeCinces, R (1, 5) OBP: 0.324, SLG: 0.509		3-1 2B	F6		F7				F5	4	0	1	0	0	0	3						
Terry Crowley, L (1, 10) OBP: 0.315, SLG: 0.262	3-1			K			F5			4	1	1	0	0	1	1						
Andres Mora, R (1, 7) OBP: 0.283, SLG: 0.385					F6				SH1-4 1B	3	0	0	0	0	1	1						
Mike Anderson, R (9, 7) OBP: 0.174, SLG: 0.050	K				F6		F8		SH1-4 1-2	0	0	0	0	0	0	0						
Rick Dempsey, R (1, 2) OBP: 0.321, SLG: 0.348			K				F8			3	0	1	0	1	1	0						
Kiko Garcia, R (1, 6) OBP: 0.328, SLG: 0.400									E 1B SH1-4													
Mark Belanger, R (9, 6) OBP: 0.290, SLG: 0.247			4-3				5-3		E7 1B 1-3 2-H	4	0	2	0	0	0	0						
										0	0	0	0	0	0	0						
Inning Stats	R: 0 E: 0 K: 1 S: 5	H: 1 LOB: 1 BB: 0 P: 5	R: 0 E: 0 K: 1 S: 6	H: 1 LOB: 1 BB: 0 P: 6	R: 2 E: 1 K: 1 S: 7	H: 1 LOB: 2 BB: 2 P: 15	R: 0 E: 0 K: 2 S: 9	H: 2 LOB: 2 BB: 0 P: 9	R: 0 E: 0 K: 0 S: 3	H: 0 LOB: 1 BB: 1 P: 9	R: 0 E: 0 K: 0 S: 3	H: 0 LOB: 0 BB: 0 P: 3	R: 0 E: 0 K: 0 S: 3	H: 0 LOB: 0 BB: 0 P: 3	R: 0 E: 0 K: 0 S: 3	H: 0 LOB: 0 BB: 0 P: 3	R: 1 E: 1 K: 0 S: 4	H: 2 LOB: 2 BB: 2 P: 12	1B: 6 2B: 2 3B: 0 HR: 0	SF: 0 SAC: 1 DP: 2 HBP: 0	WP: 0 PB: 0 SB: 1 CS: 1	PA: 38
PITCHER	IP WLS BF H R ER SO BB IBB HBP BLK WP HR S P ERA WHIP																					
Rick Langford, R (1, 1) ERA: 2.88	8.1 L 37 7 3 1 6 3 2 0 0 0 0 0 44 64 1.08 1.200																					
Dave Heaverlo, R (9, 1) ERA: 3.05	0.2 1 0 0 0 0 0 0 0 0 0 0 0 1 1 0.00 0.000																					

Baltimore Orioles @ Oakland Athletics
Oakland-Alameda County Coliseum, Oakland, CA
Mon Aug 21 1978, 7:05 PM PDT
Att: 9,786 - Unknown

AB 32
R 3
H 7
RBI 2
BB 5
SO 6
LOB 12



Batter	1	2	3	4	5	6	7	8	9	AB	R	H	RBI	BB	SO	LOB	BOTTOM			
Joe Wallis, S (1, 8) OBP: 0.338, SLG: 0.428	K		P3			4-3			5-3	4	0	0	0	0	1	1				
Dell Alton, L (1, 9) OBP: 0.288, SLG: 0.280	K			B1			S 1B BB		B5-3	3	1	0	0	1	1	1				
Mitchell Page, L (1, 7) OBP: 0.369, SLG: 0.473				F8			F5		FC5-4 1B 2-H	3	0	1	1	1	0	1				
Rico Carty, R (1, 10) OBP: 0.349, SLG: 0.498				K2-3					FC5-4 1B 1-2	3	0	1	1	0	2	1				
Miguel Dilone, S (7, PR) OBP: 0.312, SLG: 0.286										0	0	0	0	0	0	0				
Tony Armas, R (9, PH) OBP: 0.258, SLG: 0.282	K						CS 1B 2-H		FC5-4 1-2	1	0	0	0	0	0	1				
Taylor Duncan, R (1, 5) OBP: 0.305, SLG: 0.369		4-3				5-3				3	0	0	0	0	1	1				
Mario Guerrero, R (1, 6) OBP: 0.305, SLG: 0.359		F9				K			F3	3	0	0	0	0	1	0				
Dave Revering, L (1, 3) OBP: 0.302, SLG: 0.413			K			3-1			F9	3	0	0	0	0	1	0				
Mike Edwards, R (1, 4) OBP: 0.294, SLG: 0.319						6-3				2	0	0	0	0	0	0				
Wayne Cross, L (8, PH) OBP: 0.319, SLG: 0.329										0	0	0	0	1	0	0				
Darrell Woodard, R (8, PR) (9, 4)									CS BB	0	0	0	0	0	0	0				
Bruce Robinson, L (1, 2) OBP: 0.400, SLG: 0.500			K				F7		CS 1B 2B	3	1	1	0	0	1	0				
										3	1	1	0	0	1	0				
Inning Stats	R: 0 E: 0 K: 3 S: 9	H: 0 LOB: 1 BB: 1 P: 13	R: 0 E: 0 K: 1 S: 5	H: 0 LOB: 0 BB: 0 P: 5	R: 0 E: 0 K: 1 S: 5	H: 0 LOB: 0 BB: 0 P: 5	R: 0 E: 0 K: 1 S: 5	H: 0 LOB: 0 BB: 0 P: 5	R: 0 E: 0 K: 0 S: 3	H: 0 LOB: 1 BB: 1 P: 3	R: 1 E: 0 K: 1 S: 5	H: 1 LOB: 1 BB: 1 P: 9	R: 0 E: 0 K: 0 S: 2	H: 0 LOB: 1 BB: 1 P: 6	R: 1 E: 0 K: 0 S: 5	H: 2 LOB: 1 BB: 0 P: 5	1B: 2 2B: 1 3B: 0 HR: 0	SF: 0 SAC: 0 DP: 0 HBP: 0	WP: 0 PB: 0 SB: 1 CS: 2	PA: 32
PITCHER	IP WLS BF H R ER SO BB IBB HBP BLK WP HR S P ERA WHIP																			
Mike Flanagan, L (1, 1) ERA: 3.92	9.0 W 31 3 2 2 8 3 0 0 0 0 0 0 44 56 2.00 0.667																			

Baltimore Orioles @ Oakland Athletics
Oakland-Alameda County Coliseum, Oakland, CA
Mon Aug 21 1978, 7:05 PM PDT
Att: 9,786 - Unknown

AB 28
R 2
H 3
RBI 2
BB 3
SO 8
LOB 6



Batter	1	2	3	4	5	6	7	8	9	AB	R	H	RBI	BB	SO	LOB	TOP					
Larry Harlow, L OBP: 0.323, SLG: 0.334 Carlos Lopez, R OBP: 0.277, SLG: 0.327	0-0 E3 1B	4-0 CS BB	0-0 1B			0-0 4-3		0-0 2B		3	1	1	1	1	0	0	Baltimore Orioles @ Oakland Athletics Oakland-Alameda County Coliseum, Oakland, CA Wed Aug 23 1978, 7:05 PM PDT Att: 2,497 - Unknown					
Billy Smith, S OBP: 0.310, SLG: 0.360	0-0 4-3	0-3 K	0-0 4-3			4-0 2B BB		0-0 F7		4	1	0	0	1	1	4						
Ken Singleton, S OBP: 0.413, SLG: 0.480 Mike Anderson, R OBP: 0.160, SLG: 0.045	0-0 2B 1B		0-0 1B 1B	0-0 4-3		0-0 G3 2B BB		0-3 K		4	2	3	2	0	0	0						
Eddie Murray, S OBP: 0.351, SLG: 0.500	4-0 2B BB		0-0 1B 1B	0-0 F8		0-0 G3		0-0 4-3		4	2	1	0	1	0	2						
Doug DeCinces, R OBP: 0.323, SLG: 0.506	0-0 E 2B		0-0 E 1B	0-0 5-3		0-0 6-3		0-0 F5		5	2	2	3	0	0	1						
Lee May, R OBP: 0.284, SLG: 0.406 Elrod Hendricks, L OBP: 0.474, SLG: 0.625	0-0 E3 1B		0-0 PB E 6-3 1B			0-3 K		0-0 G4-6-3 1B		4	1	3	1	0	1	0						
Andres Mora, R OBP: 0.280, SLG: 0.378	0-0 F9		0-0 E5 6-3 PB 1B			0-0 FC5-4 1B		0-0 G4-6-3 1B		5	1	2	0	0	0	2						
Rick Dempsey, R OBP: 0.323, SLG: 0.349	0-0 F8		0-3 K			0-0 FC5-4 1B		0-0 G4-6-3		5	0	1	0	0	1	6						
Kiko Garcia, R OBP: 0.317, SLG: 0.400		0-3 K	0-0 6-3			0-0 F9		0-3 K		5	0	0	1	0	3	5						
Inning Stats	R: 4 E: 2 K: 0 S: 7	H: 3 LOB: 1 BB: 1 P: 11	R: 0 E: 0 K: 2 S: 6	H: 0 LOB: 0 BB: 1 P: 10	R: 5 E: 1 K: 1 S: 11	H: 5 LOB: 1 BB: 0 P: 11	R: 0 E: 0 K: 0 S: 3	H: 0 LOB: 0 BB: 0 P: 3	R: 0 E: 0 K: 1 S: 6	H: 1 LOB: 1 BB: 0 P: 6	R: 1 E: 0 K: 0 S: 4	H: 1 LOB: 1 BB: 1 P: 8	R: 0 E: 0 K: 1 S: 6	H: 2 LOB: 2 BB: 0 P: 6	R: 0 E: 0 K: 1 S: 6	H: 1 LOB: 1 BB: 0 P: 6		R: 1 E: 0 K: 1 S: 7	H: 2 LOB: 1 BB: 0 P: 7	1B: 11 2B: 3 3B: 0 HR: 1	SF: 0 SAC: 0 DP: 1 HBP: 0	WP: 0 PB: 1 SB: 0 CS: 1
PITCHER	IP WLS BF	H R ER SO	BB IBB HBP BLK	WP HR S P	ERA WHIP	PITCHER	IP WLS BF	H R ER SO	BB IBB HBP BLK	WP HR S P	ERA WHIP											
Steve Renko, R ERA: 3.77	(1, 1) 2.0	7 8 4 2	2 0 0 0	0 0 1 13	18.00 4.500																	
Elias Sosa, R ERA: 2.73	(3, 1) 5.0	5 2 1 3	1 0 0 0	0 0 1 13	1.80 1.200																	
Dave Heaverlo, R ERA: 3.09	(8, 1) 2.0	3 1 1 2	0 0 0 0	0 1 13 13	4.50 1.500																	

AB	42
R	11
H	15
RBI	9
BB	3
SO	7
LOB	21



Batter	1	2	3	4	5	6	7	8	9	AB	R	H	RBI	BB	SO	LOB	BOTTOM					
Dell Alton, L OBP: 0.275, SLG: 0.270	0-0 4-3		0-3 K			0-0 6-3		0-0 4-3		4	0	0	0	0	1	1	Baltimore Orioles @ Oakland Athletics Oakland-Alameda County Coliseum, Oakland, CA Wed Aug 23 1978, 7:05 PM PDT Att: 2,497 - Unknown					
Mitchell Page, L OBP: 0.368, SLG: 0.468 Miguel Dilone, S OBP: 0.312, SLG: 0.283	0-0 F7			4-0 S BB		0-0 4-3		4-0 FC4-6 BB		2	0	0	0	1	0	0						
Rico Carty, R OBP: 0.349, SLG: 0.495	0-3 K			0-0 F8		0-0 2B		0-0 FC4-6		4	0	1	0	0	1	2						
Taylor Duncan, R OBP: 0.301, SLG: 0.360 Jim Essian, R OBP: 0.330, SLG: 0.289		0-0 L6		0-0 4-3		0-3 K		0-0 F6		3	0	0	0	0	1	2						
Bruce Robinson, L OBP: 0.389, SLG: 0.471 Tony Armas, R OBP: 0.256, SLG: 0.279		0-0 4-3		4-0 BB		0-3 K		0-0 F9		2	0	0	0	1	1	1						
Mario Guerrero, R OBP: 0.308, SLG: 0.363 Rob Picciolo, R OBP: 0.236, SLG: 0.222		0-0 2B		0-3 K		0-0 F8		0-0 6-3		1	0	1	0	0	0	0						
Joe Wallis, S OBP: 0.342, SLG: 0.430	0-0 F8			0-0 6-3		0-0 F3				3	0	0	0	0	1							
Wayne Gross, L OBP: 0.316, SLG: 0.321			0-0 4-3			0-0 F9		0-0 G3		3	0	0	0	0	0	0						
Mike Edwards, R OBP: 0.296, SLG: 0.321 Darrell Woodard, R OBP: 0.296, SLG: 0.321			0-0 F6			0-0 WP 1B		0-0 F5		2	0	1	0	0	0	0						
Inning Stats	R: 0 E: 0 K: 1 S: 5	H: 0 LOB: 0 BB: 0 P: 5	R: 0 E: 0 K: 0 S: 4	H: 1 LOB: 0 BB: 0 P: 4	R: 0 E: 0 K: 1 S: 5	H: 0 LOB: 0 BB: 0 P: 5	R: 0 E: 0 K: 1 S: 5	H: 0 LOB: 2 BB: 2 P: 13	R: 0 E: 0 K: 0 S: 4	H: 1 LOB: 1 BB: 0 P: 4	R: 0 E: 0 K: 2 S: 8	H: 1 LOB: 1 BB: 0 P: 8	R: 0 E: 0 K: 0 S: 3	H: 0 LOB: 0 BB: 0 P: 3	R: 0 E: 0 K: 0 S: 3	H: 0 LOB: 1 BB: 1 P: 7		R: 0 E: 0 K: 0 S: 3	H: 0 LOB: 0 BB: 0 P: 3	1B: 1 2B: 2 3B: 0 HR: 0	SF: 0 SAC: 0 DP: 0 HBP: 0	WP: 1 PB: 0 SB: 1 CS: 0
PITCHER	IP WLS BF	H R ER SO	BB IBB HBP BLK	WP HR S P	ERA WHIP	PITCHER	IP WLS BF	H R ER SO	BB IBB HBP BLK	WP HR S P	ERA WHIP											
Jim Palmer, R ERA: 2.88	(1, 1) 9.0	3 0 0 5	3 0 0 0	1 0 40 52	0.00 0.667																	



Batter	1	2	3	4	5	6	7	8	9	AB	R	H	RBI	BB	SO	LOB	TOP					
Miguel Dilone, S (1, 8) OBP: 0.308, SLG: 0.279 Joe Wallis, S (7, PH) OBP: 0.339, SLG: 0.422	4-3		F7		F8		F8			3	0	0	0	0	0	0						
Dell Alton, L (1, 9) OBP: 0.273, SLG: 0.262	4-3						K			0	2	0	0	0	0	0						
Dave Revering, L (1, 3) OBP: 0.303, SLG: 0.413	F9			1B						4	1	1	0	0	0	1						
Rico Carty, R (1, 10) OBP: 0.351, SLG: 0.499		6-3		6-3						4	0	1	2	0	0	1						
Mitchell Page, L (1, 7) OBP: 0.367, SLG: 0.466				F8						4	0	2	1	0	0	0						
Bruce Robinson, L (1, 2) OBP: 0.346, SLG: 0.400	F8			F8						4	1	1	0	0	0	2						
Mario Guerrero, R (1, 6) Glenn Burke, R (9, PR) OBP: 0.255, SLG: 0.273	1-3			6-3			F3			4	0	1	0	0	0	3						
Taylor Duncan, R (1, 5) Darrell Woodard, R (7, PR) Wayne Gross, L (7, 5) OBP: 0.313, SLG: 0.319			F2		6-3		F8			2	0	0	0	1	0	0						
Mike Edwards, R (1, 4) Tony Armas, R (9, PH) OBP: 0.255, SLG: 0.278			6-3		K		F8			3	0	1	1	0	1	0						
Inning Stats	R: 0 E: 0 K: 0 S: 3	H: 0 LOB: 0 BB: 0 P: 3	R: 0 E: 0 K: 0 S: 4	H: 1 LOB: 1 BB: 0 P: 4	R: 0 E: 0 K: 0 S: 3	H: 0 LOB: 0 BB: 0 P: 3	R: 2 E: 0 K: 0 S: 6	H: 3 LOB: 1 BB: 0 P: 6	R: 0 E: 0 K: 1 S: 5	H: 0 LOB: 0 BB: 0 P: 5	R: 1 E: 0 K: 0 S: 3	H: 1 LOB: 0 BB: 1 P: 7	R: 1 E: 0 K: 1 S: 7	H: 2 LOB: 1 BB: 1 P: 11	R: 0 E: 0 K: 0 S: 3	H: 0 LOB: 0 BB: 0 P: 3	R: 0 E: 0 K: 0 S: 4	H: 1 LOB: 1 BB: 0 P: 4	1B: 6 2B: 2 3B: 0 HR: 0	SF: 0 SAC: 0 DP: 0 HBP: 0	WP: 0 PB: 0 SB: 1 CS: 0	PA: 36
PITCHER	IP	WLS	BF	H	R	ER	SO	BB	IBB	HBP	BLK	WP	HR	S	P	ERA	WHIP					
Dick Tidrow, R (1, 1) ERA: 3.76 Sparky Lyle, L (7, 1) ERA: 3.33	6.0		23	5	3	3	1	1	0	0	0	0	0	24	28	4.50	1.000					
PITCHER	IP	WLS	BF	H	R	ER	SO	BB	IBB	HBP	BLK	WP	HR	S	P	ERA	WHIP					

Oakland Athletics @ New York Yankees
Yankee Stadium, Bronx, NY
Sat Aug 26 1978, 7:05 PM EDT
Att: 53,883 - Unknown - 71 F

AB 31
R 4
H 7
RBI 4
BB 1
SO 1
LOB 11



Batter	1	2	3	4	5	6	7	8	9	AB	R	H	RBI	BB	SO	LOB	BOTTOM				
Mickey Rivers, L (1, 8) OBP: 0.291, SLG: 0.398	5-3				3-1					3	1	1	0	1	0	0					
Willie Randolph, R (1, 4) OBP: 0.372, SLG: 0.357	F2				K		F7			4	0	0	0	0	1	2					
Thurman Munson, R (1, 2) OBP: 0.329, SLG: 0.387	F9		F4		6-3					4	0	1	1	0	0	1					
Reggie Jackson, L (1, 9) OBP: 0.364, SLG: 0.473		F4								4	1	1	0	0	1	1					
Lou Piniella, R (1, 10) OBP: 0.362, SLG: 0.432					K		F7			4	0	1	0	0	1	1					
Graig Nettles, L (1, 5) OBP: 0.337, SLG: 0.443		G3-6-1								2	1	1	1	2	0	1					
Chris Chambliss, L (1, 3) OBP: 0.335, SLG: 0.380										3	1	2	0	1	0	0					
Gary Thomasson, L (1, 7) OBP: 0.297, SLG: 0.369										2	1	0	1	1	2	2					
Bucky Dent, R (1, 6) OBP: 0.297, SLG: 0.332										2	0	0	0	0	0	2					
Inning Stats	R: 0 E: 0 K: 0 S: 3	H: 1 LOB: 0 BB: 0 P: 3	R: 0 E: 0 K: 0 S: 4	H: 1 LOB: 1 BB: 2 P: 12	R: 1 E: 0 K: 1 S: 7	H: 2 LOB: 1 BB: 1 P: 11	R: 0 E: 0 K: 1 S: 5	H: 0 LOB: 2 BB: 2 P: 13	R: 1 E: 0 K: 1 S: 7	H: 2 LOB: 1 BB: 0 P: 7	R: 1 E: 0 K: 1 S: 6	H: 1 LOB: 0 BB: 0 P: 6	1B: 4 2B: 2 3B: 0 HR: 1	SF: 1 SAC: 1 DP: 1 HBP: 0	WP: 2 PB: 0 SB: 1 CS: 0	PA: 35					
PITCHER	IP	WLS	BF	H	R	ER	SO	BB	IBB	HBP	BLK	WP	HR	S	P	ERA	WHIP				
Matt Keough, R (1, 1) ERA: 3.07 Bob Lacey, L (7, 1) ERA: 2.73	6.2	L	5	1	1	1	2	0	0	0	0	0	1	9	9	6.75	0.750				
PITCHER	IP	WLS	BF	H	R	ER	SO	BB	IBB	HBP	BLK	WP	HR	S	P	ERA	WHIP				

Oakland Athletics @ New York Yankees
Yankee Stadium, Bronx, NY
Sat Aug 26 1978, 7:05 PM EDT
Att: 53,883 - Unknown - 71 F

AB 28
R 5
H 7
RBI 3
BB 5
SO 5
LOB 10



Batter	1	2	3	4	5	6	7	8	9	AB	R	H	RBI	BB	SO	LOB	TOP										
Miguel Dilone, S OBP: 0.303, SLG: 0.274 (1, 8)	F9		4-3		CS	4-3		4-3		4	0	0	0	0	0	0											
Dell Alton, L OBP: 0.273, SLG: 0.256 (1, 7)	4-3		4-0			F9			4-3	0	0	0	0	0	0	0											
Dave Revering, L OBP: 0.303, SLG: 0.411 (1, 3)	F8		CS			F8			K	4	0	1	0	0	1	0											
Rico Carty, R OBP: 0.352, SLG: 0.508 (1, 10)		HR			F4			6-3		4	1	2	1	0	0	1											
Mitchell Page, L OBP: 0.368, SLG: 0.468 (1, 9)		6-3			P7			F4		4	1	1	0	0	1	2											
Bruce Robinson, L OBP: 0.345, SLG: 0.393 (1, 2)		6-3			F8					3	0	1	1	0	0	1											
Mario Guerrero, R OBP: 0.305, SLG: 0.357 (1, 6)		3-H			F7			F9		3	0	0	0	0	0	1											
Taylor Duncan, R OBP: 0.297, SLG: 0.351 (1, 5) (8, 4)		F8			F8			4-3		3	0	0	0	0	0	0											
Mike Edwards, R OBP: 0.297, SLG: 0.322 Rob Picciolo, R OBP: 0.236, SLG: 0.222 Wayne Gross, L OBP: 0.312, SLG: 0.317 (1, 4) (5, 4) (6, PH) (8, 5)			4-3			CS		K		2	0	1	0	0	0	0											
						1B				1	0	0	0	0	0	1											
Inning Stats	R: 0 E: 0 K: 0 S: 3	H: 0 LOB: 0 BB: 0 P: 3	R: 2 E: 0 K: 0 S: 5	H: 2 LOB: 0 BB: 0 P: 5	R: 0 E: 0 K: 0 S: 2	H: 0 LOB: 0 BB: 1 P: 6	R: 0 E: 0 K: 0 S: 4	H: 1 LOB: 1 BB: 0 P: 4	R: 0 E: 0 K: 0 S: 3	H: 0 LOB: 0 BB: 0 P: 3	R: 0 E: 0 K: 0 S: 4	H: 1 LOB: 1 BB: 0 P: 4	R: 0 E: 0 K: 1 S: 5	H: 0 LOB: 0 BB: 0 P: 5	R: 0 E: 0 K: 2 S: 8	H: 1 LOB: 1 BB: 0 P: 8	1B: 3 2B: 1 3B: 1 HR: 1	SF: 0 SAC: 0 DP: 0 HBP: 0	WP: 0 PB: 0 SB: 0 CS: 2	PA: 34							
PITCHER	IP	WLS	BF	H	R	ER	SO	BB	IBB	HBP	BLK	WP	HR	S	P	ERA	WHIP										
Caffish Hunter, R ERA: 3.87 Rich Gossage, R ERA: 2.04 (1, 1) (8, 1)	7.0	W	25	5	2	2	0	1	0	0	0	0	1	24	28	2.57	0.857										

Oakland Athletics @ New York Yankees
Yankee Stadium, Bronx, NY
Sun Aug 27 1978, 3:33 AM EDT
Att: 40,628 - Unknown - 78 F

AB 28
R 2
H 6
RBI 2
BB 0
SO 3
LOB 5



Batter	1	2	3	4	5	6	7	8	9	AB	R	H	RBI	BB	SO	LOB	BOTTOM										
Mickey Rivers, L OBP: 0.288, SLG: 0.395 (1, 8)	K		F4		SF8		K			3	0	0	1	0	2	0											
Thurman Munson, R OBP: 0.329, SLG: 0.386 (1, 2)	HR		K		F2		4-3			4	1	1	0	0	1	1											
Reggie Jackson, L OBP: 0.360, SLG: 0.468 (1, 9)	F7		F3			F8		F8		4	0	0	0	0	0	1											
Chris Chambliss, L OBP: 0.337, SLG: 0.393 (1, 3)	HR				F8		HR		K	4	2	2	3	0	1	0											
Graig Nettles, L OBP: 0.341, SLG: 0.458 (1, 5)	HR				F9		1B		HR	3	2	2	2	1	0	0											
Lou Piniella, R OBP: 0.361, SLG: 0.430 (1, 7)	K				F8		BB		HR	4	0	1	0	0	1	0											
Jim Spencer, L OBP: 0.303, SLG: 0.477 (1, 10)			K			1B	SF8		F8	3	1	1	0	0	1	2											
Bucky Dent, R OBP: 0.294, SLG: 0.328 (1, 6)			F2		F8		L3			3	0	0	0	0	0	3											
Fred Stanley, R OBP: 0.330, SLG: 0.283 (1, 4)			L4						K	3	0	1	0	0	1	0											
Inning Stats	R: 3 E: 0 K: 2 S: 10	H: 3 LOB: 0 BB: 0 P: 10	R: 0 E: 0 K: 1 S: 5	H: 0 LOB: 0 BB: 0 P: 5	R: 0 E: 0 K: 1 S: 5	H: 0 LOB: 0 BB: 0 P: 5	R: 0 E: 0 K: 0 S: 3	H: 0 LOB: 0 BB: 0 P: 3	R: 1 E: 0 K: 0 S: 5	H: 2 LOB: 1 BB: 0 P: 5	R: 1 E: 0 K: 0 S: 5	H: 2 LOB: 2 BB: 1 P: 9	R: 0 E: 0 K: 2 S: 7	H: 0 LOB: 0 BB: 0 P: 7	R: 1 E: 0 K: 1 S: 6	H: 1 LOB: 0 BB: 0 P: 6	1B: 4 2B: 0 3B: 0 HR: 4	SF: 1 SAC: 0 DP: 0 HBP: 0	WP: 0 PB: 0 SB: 0 CS: 0	PA: 33							
PITCHER	IP	WLS	BF	H	R	ER	SO	BB	IBB	HBP	BLK	WP	HR	S	P	ERA	WHIP										
Rick Langford, R ERA: 3.07 Dave Heaverlo, R ERA: 3.23 (1, 1) (6, 1)	5.1	L	22	6	5	5	4	0	0	0	0	0	1	16	20	3.38	1.125										

Oakland Athletics @ New York Yankees
Yankee Stadium, Bronx, NY
Sun Aug 27 1978, 3:33 AM EDT
Att: 40,628 - Unknown - 78 F

AB 31
R 6
H 8
RBI 6
BB 1
SO 7
LOB 7



Batter	1	2	3	4	5	6	7	8	9	AB	R	H	RBI	BB	SO	LOB	TOP					
Joe Wallis, S OBP: 0.333, SLG: 0.415 (1, 9)	F6		1-3		K		K		K	5	0	0	0	0	3	2	Oakland Athletics @ Baltimore Orioles Memorial Stadium, Baltimore, MD Mon Aug 28 1978, 7:05 PM EDT Att: 6,000 - Unknown					
Wayne Gross, L OBP: 0.315, SLG: 0.320 Miguel Dilone, S OBP: 0.303, SLG: 0.274 Taylor Duncan, R OBP: 0.296, SLG: 0.350 (7, PR)	1B		K		P3		CS		F9	4	0	2	0	0	1	1						
Dave Revere, L OBP: 0.309, SLG: 0.417 (1, 3)	1B				1B		1B		1B	4	2	4	0	0	0	0						
Rico Carty, R OBP: 0.352, SLG: 0.513 (1, 10)	G6-4-3				F8		HR		K	4	1	1	2	0	1	4						
Mitchell Page, L OBP: 0.362, SLG: 0.464 (1, 7)			6-3		F7		F8		4-3	4	0	0	0	0	0	1						
Bruce Robinson, L OBP: 0.364, SLG: 0.406 (1, 2)	F8				1B		F9		4-3	4	0	2	0	0	0	0						
Mario Guerrero, R OBP: 0.306, SLG: 0.358 (1, 6)	F8				1B		1B		F9	4	0	2	1	0	0	0						
Tony Armas, R OBP: 0.255, SLG: 0.278 (1, 8)					F8		F9		K	4	0	1	0	0	1	4						
Mike Edwards, R OBP: 0.298, SLG: 0.322 (1, 4)			SH1-3		1B		2-3		E7	3	0	1	0	0	0	2						
Inning Stats	R: 0 E: 0 K: 0 S: 4	H: 2 LOB: 1 BB: 0 P: 4	R: 0 E: 0 K: 0 S: 3	H: 0 LOB: 0 BB: 0 P: 3	R: 0 E: 0 K: 1 S: 6	H: 1 LOB: 1 BB: 0 P: 6	R: 1 E: 0 K: 0 S: 6	H: 3 LOB: 2 BB: 0 P: 6	R: 0 E: 0 K: 1 S: 5	H: 0 LOB: 0 BB: 0 P: 5	R: 2 E: 0 K: 0 S: 7	H: 4 LOB: 2 BB: 0 P: 7	R: 0 E: 0 K: 2 S: 8	H: 2 LOB: 1 BB: 0 P: 8	R: 0 E: 0 K: 0 S: 3	H: 0 LOB: 0 BB: 0 P: 3		R: 0 E: 1 K: 2 S: 8	H: 1 LOB: 1 BB: 0 P: 8	1B: 12 2B: 0 3B: 0 HR: 1	SF: 0 SAC: 1 DP: 1 HBP: 0	WP: 0 PB: 0 SB: 0 CS: 1
PITCHER Jim Palmer, R ERA: 2.6 (1, 1)	IP: 9.0 WLS: W BF: 38 H: 13 R: 3 ER: 3 SO: 6 BB: 0 IBB: 0 HBP: 0 BLK: 0 WP: 0 HR: 1 S: 50 P: 50 ERA: 3.00 WHIP: 1.444																					

Batter	1	2	3	4	5	6	7	8	9	AB	R	H	RBI	BB	SO	LOB	BOTTOM			
Larry Harlow, L OBP: 0.321, SLG: 0.332 (1, 8)	K		F8		K		K		K	5	0	0	0	0	4	4	Oakland Athletics @ Baltimore Orioles Memorial Stadium, Baltimore, MD Mon Aug 28 1978, 7:05 PM EDT Att: 6,000 - Unknown			
Pat Kelly, L OBP: 0.345, SLG: 0.387 Andres Mora, R OBP: 0.279, SLG: 0.369 (7, PH)	F8				L3		F8			2	1	0	0	1	0	0				
Ken Singleton, S OBP: 0.483 Carlos Lopez, R OBP: 0.272, SLG: 0.322 (6, PR)	L9				HR		1B		HR	3	2	2	1	1	0	0				
Eddie Murray, S OBP: 0.355, SLG: 0.504 (1, 3)					K		1B		F6	3	0	0	0	1	2	3				
Doug DeCinces, R OBP: 0.328, SLG: 0.514 (1, 5)	F6				1B		CS		HR	4	1	3	2	0	0	1				
Lee May, R OBP: 0.285, SLG: 0.410 (1, 10)	G5-4-3				F8		CS		4-3	4	0	1	2	0	0	3				
Rick Dempsey, R OBP: 0.333, SLG: 0.357 (1, 2)					G6-4-3		F6		K	4	1	2	0	0	1	2				
Rich Dauer, R OBP: 0.303, SLG: 0.359 (1, 4)					G6-4-3		E5		F8	4	1	1	1	0	0	1				
Mark Belanger, R OBP: 0.293, SLG: 0.248 (1, 6)					E		B5		HBP	2	0	1	1	1	0	1				
Inning Stats	R: 0 E: 0 K: 1 S: 5	H: 0 LOB: 0 BB: 0 P: 5	R: 0 E: 0 K: 0 S: 2	H: 0 LOB: 0 BB: 1 P: 6	R: 0 E: 0 K: 0 S: 3	H: 1 LOB: 1 BB: 1 P: 7	R: 1 E: 0 K: 1 S: 7	H: 2 LOB: 1 BB: 0 P: 7	R: 0 E: 1 K: 1 S: 6	H: 0 LOB: 1 BB: 0 P: 6	R: 2 E: 0 K: 2 S: 8	H: 2 LOB: 1 BB: 2 P: 16	R: 0 E: 0 K: 1 S: 5	H: 0 LOB: 1 BB: 0 P: 6	R: 4 E: 0 K: 1 S: 10	H: 5 LOB: 1 BB: 0 P: 10		1B: 7 2B: 1 3B: 0 HR: 2	SF: 0 SAC: 0 DP: 2 HBP: 1	WP: 0 PB: 0 SB: 1 CS: 2
PITCHER Steve Renko, R ERA: 3.79 Bob Lacey, L ERA: 3.03 (7, 1)	IP: 1.2 WLS: L BF: 10 H: 5 R: 4 ER: 4 SO: 2 BB: 0 IBB: 0 HBP: 0 BLK: 0 WP: 0 HR: 1 S: 14 P: 14 ERA: 21.60 WHIP: 3.000																			

Batter	1	2	3	4	5	6	7	8	9	AB	R	H	RBI	BB	SO	LOB	TOP			
Dell Alton, L OBP: 0.265, SLG: 0.248 (1, 9)										4	0	0	0	0	0	2	Oakland Athletics @ Baltimore Orioles Memorial Stadium, Baltimore, MD Tue Aug 29 1978, 7:05 PM EDT Att: 4,995 - Unknown			
Wayne Gross, L OBP: 0.314, SLG: 0.332 (1, 5)										4	1	1	1	0	1	2				
Dave Revering, L OBP: 0.308, SLG: 0.415 (1, 3)										4	0	1	0	0	0	2				
Rico Carty, R OBP: 0.351, SLG: 0.517 (1, 10)										4	1	1	1	0	1	1				
Mitchell Page, L OBP: 0.362, SLG: 0.462 (1, 7)										4	0	1	0	0	1	0				
Mario Guerrero, R OBP: 0.306, SLG: 0.357 (1, 6)										4	0	1	0	0	0	1				
Bruce Robinson, L OBP: 0.351, SLG: 0.389 (1, 2)										4	0	1	0	0	0	2				
Tony Armas, R OBP: 0.252, SLG: 0.274 (1, 8)										3	0	0	0	0	1	3				
Mike Edwards, R OBP: 0.301, SLG: 0.328 (1, 4)										3	0	2	0	0	0	1				
Inning Stats	R: 0 E: 0 K: 0 S: 4	H: 1 LOB: 1 BB: 0 P: 4	R: 0 E: 0 K: 1 S: 6	H: 1 LOB: 1 BB: 0 P: 6	R: 0 E: 0 K: 1 S: 6	H: 0 LOB: 0 BB: 0 P: 3	R: 0 E: 0 K: 0 S: 3	H: 1 LOB: 0 BB: 0 P: 3	R: 1 E: 0 K: 1 S: 6	H: 1 LOB: 1 BB: 0 P: 6	R: 0 E: 1 K: 1 S: 6	H: 1 LOB: 1 BB: 0 P: 6	R: 0 E: 0 K: 0 S: 4	H: 1 LOB: 1 BB: 0 P: 4	R: 1 E: 0 K: 0 S: 4	H: 1 LOB: 0 BB: 0 P: 4	1B: 5 2B: 1 3B: 0 HR: 2	SF: 0 SAC: 0 DP: 1 HBP: 0	WP: 0 PB: 0 SB: 1 CS: 0	PA: 34
PITCHER Dennis Martinez, R ERA: 3.95 (1, 1)	IP: 9.0 WLS: W BF: 34 H: 8 R: 2 ER: 2 SO: 4 BB: 0 IBB: 0 HBP: 0 BLK: 0 WP: 0 HR: 2 S: 42 P: 42 ERA: 2.00 WHIP: 0.889															PITCHER				


Batter	1	2	3	4	5	6	7	8	9	AB	R	H	RBI	BB	SO	LOB	BOTTOM			
Larry Harlow, L OBP: 0.322, SLG: 0.333 (1, 8)										4	2	2	0	0	0	0	Oakland Athletics @ Baltimore Orioles Memorial Stadium, Baltimore, MD Tue Aug 29 1978, 7:05 PM EDT Att: 4,995 - Unknown			
Pat Kelly, L OBP: 0.343, SLG: 0.381 Mike Anderson, R OBP: 0.148, SLG: 0.042 (1, 7) (8, 7)										3	0	0	0	1	1	3				
Ken Singleton, S OBP: 0.412, SLG: 0.484 Carlos Lopez, R OBP: 0.272, SLG: 0.322 (1, 9) (8, 9)										4	1	2	2	0	1	1				
Eddie Murray, S OBP: 0.356, SLG: 0.503 (1, 3)										3	0	1	0	1	2	2				
Doug DeCinces, R OBP: 0.327, SLG: 0.510 (1, 5)										3	0	0	0	1	1	4				
Lee May, R OBP: 0.285, SLG: 0.409 (1, 10)										4	0	1	2	0	1	1				
Rick Dempsey, R OBP: 0.332, SLG: 0.354 (1, 2)										3	0	0	0	1	1	3				
Rich Dauer, R OBP: 0.305, SLG: 0.368 (1, 4)										4	2	2	1	0	0	2				
Mark Belanger, R OBP: 0.293, SLG: 0.246 (1, 6)										2	1	0	0	1	1	0				
Inning Stats	R: 0 E: 0 K: 1 S: 5	H: 0 LOB: 0 BB: 1 P: 9	R: 0 E: 0 K: 1 S: 5	H: 0 LOB: 0 BB: 0 P: 5	R: 4 E: 1 K: 1 S: 9	H: 4 LOB: 2 BB: 2 P: 17	R: 2 E: 0 K: 1 S: 8	H: 3 LOB: 1 BB: 0 P: 8	R: 0 E: 0 K: 0 S: 3	H: 0 LOB: 1 BB: 1 P: 7	R: 0 E: 0 K: 2 S: 7	H: 0 LOB: 0 BB: 0 P: 7	R: 0 E: 0 K: 1 S: 5	H: 1 LOB: 0 BB: 0 P: 5	R: 0 E: 0 K: 1 S: 4	H: 0 LOB: 0 BB: 1 P: 8	1B: 7 2B: 0 3B: 0 HR: 1	SF: 0 SAC: 0 DP: 2 HBP: 0	WP: 0 PB: 0 SB: 0 CS: 0	PA: 35
PITCHER Mike Norris, R ERA: 4.62 Pete Broberg, R ERA: 4.7 Elias Sosa, R ERA: 2.64 (1, 1) (3, 1) (6, 1)	IP: 2.0 WLS: L BF: 10 H: 5 R: 3 ER: 3 SO: 2 BB: 2 IBB: 0 HBP: 0 BLK: 0 WP: 0 HR: 0 S: 12 P: 20 ERA: 13.50 WHIP: 2.000															PITCHER				

AB	34
R	2
H	8
RBI	2
BB	0
SO	4
LOB	14



WP	0
PB	0
SB	1
CS	0

AB	30
R	6
H	8
RBI	5
BB	5
SO	8
LOB	16



WP	0
PB	0
SB	0
CS	0

Batter	1	2	3	4	5	6	7	8	9	AB	R	H	RBI	BB	SO	LOB	TOP								
Dell Alton, L OBP: 0.264, SLG: 0.248 Glenn Burke, R OBP: 0.253, SLG: 0.271	F5		F8				FC2-5 BB 1B		4-3	4	0	1	0	0	0	2									
Dave Revere, L OBP: 0.399, SLG: 0.415				K	SF4-1-2		1B BB		3-1	3	1	1	1	1	1	0									
Rico Carty, R OBP: 0.353, SLG: 0.525	F7			1B BB 1B			HR		6-3	5	1	3	2	0	0	1									
Mitchell Page, L OBP: 0.361, SLG: 0.460 Tony Armas, R OBP: 0.292, SLG: 0.274	F9			F9			F9			4	0	1	1	0	0	2									
Bruce Robinson, L OBP: 0.350, SLG: 0.368 Jim Essian, R OBP: 0.332, SLG: 0.303		K		1B BB			K		PO	2	0	0	0	1	2	0									
Mario Guerrero, R OBP: 0.312, SLG: 0.362		CS BB			1-2 2-3 1B		1B		FC6-4 1B	3	0	3	0	1	0	0									
Wayne Gross, L OBP: 0.310, SLG: 0.326		K		G3			G3		K	4	0	0	0	0	2	6									
Joe Wallis, S OBP: 0.332, SLG: 0.412 Miguel Dilone, S OBP: 0.303, SLG: 0.274	CS		K		6-3		FC2-5 SH 1B		F8	4	0	1	0	0	1	1									
Mike Edwards, R OBP: 0.301, SLG: 0.328			F7				SH BB FC2-5 1B		FC6-4	3	2	1	0	0	0	1									
Inning Stats	R: 0 E: 0 K: 0 S: 4	H: 1 LOB: 1 BB: 0 P: 4	R: 0 E: 0 K: 2 S: 6	H: 0 LOB: 0 BB: 1 P: 10	R: 0 E: 0 K: 1 S: 5	H: 0 LOB: 0 BB: 0 P: 5	R: 0 E: 0 K: 1 S: 7	H: 2 LOB: 3 BB: 1 P: 11	R: 1 E: 0 K: 0 S: 4	H: 2 LOB: 0 BB: 0 P: 4	R: 1 E: 0 K: 1 S: 7	H: 2 LOB: 1 BB: 0 P: 7	R: 2 E: 1 K: 0 S: 5	H: 3 LOB: 1 BB: 1 P: 9	R: 1 E: 0 K: 1 S: 7	H: 2 LOB: 1 BB: 0 P: 7	R: 0 E: 0 K: 0 S: 3	H: 0 LOB: 0 BB: 0 P: 3	1B: 10 2B: 1 3B: 0 HR: 2	SF: 1 SAC: 1 DP: 1 HBP: 0	WP: 0 PB: 0 SB: 0 CS: 1	PA: 41			
PITCHER	IP	WLS	BF	H	R	ER	SO	BB	IBB	HBP	BLK	WP	HR	S	P	ERA	WHIP								
Luis Tiant, R ERA: 3.36	5.0	L	21	6	2	2	4	2	0	0	0	0	1	27	35	3.60	1.600								
Tom Burgmeier, L ERA: 4.11	1.1		8	2	2	1	1	1	0	0	0	0	0	9	13	6.75	2.250								
Dick Drago, R ERA: 3.41	0.1		2	2	0	0	0	0	0	0	0	0	0	2	2	0.00	6.000								
Bill Lee, L ERA: 3.6	2.1		8	2	1	1	1	0	0	0	0	0	1	10	10	3.86	0.857								

Oakland Athletics @ Boston Red Sox
Fenway Park, Boston, MA
Fri Sep 01 1978, 7:05 PM EDT
Att: 30,156 - Unknown - 70 F

AB 34
R 5
H 12
RBI 5
BB 3
SO 6
LOB 13



Batter	1	2	3	4	5	6	7	8	9	AB	R	H	RBI	BB	SO	LOB	BOTTOM								
Rick Burleson, R OBP: 0.298, SLG: 0.341	E6 BB E FC4-6						F4			5	1	2	0	0	0	1									
Jack Brohamer, L OBP: 0.395, SLG: 0.348	FC3 FC4-6 BB	F8			F9		BB BB		F7	4	0	0	0	1	0	3									
Jim Rice, R OBP: 0.382, SLG: 0.615			F8		1-3					2	0	0	0	2	0	0									
Carl Yastrzemski, L OBP: 0.382, SLG: 0.421	FC4-6 BB		F9			G3			4-3	4	0	0	1	0	0	5									
Carlton Fisk, R OBP: 0.378, SLG: 0.509	F6		K			PB 4-3 1B			G4-6-3 1B	4	0	2	0	0	1	2									
Fred Lynn, L OBP: 0.376, SLG: 0.501						4-3			G4-6-3	3	0	1	0	1	0	2									
Garry Hancock, L OBP: 0.214, SLG: 0.232	1-3				F7		K		F5	4	0	0	0	0	1	5									
George Scott, R OBP: 0.327, SLG: 0.423		F8			6-3				K	4	0	1	0	0	1	1									
Butch Hobson, R OBP: 0.324, SLG: 0.422		K			5-3				K	4	0	0	0	0	2	2									
Inning Stats	R: 1 E: 2 K: 0 S: 5	H: 0 LOB: 3 BB: 2 P: 13	R: 0 E: 0 K: 1 S: 6	H: 1 LOB: 1 BB: 0 P: 6	R: 0 E: 0 K: 1 S: 5	H: 0 LOB: 0 BB: 0 P: 5	R: 0 E: 0 K: 0 S: 4	H: 1 LOB: 1 BB: 0 P: 4	R: 0 E: 0 K: 0 S: 3	H: 0 LOB: 0 BB: 0 P: 3	R: 0 E: 0 K: 1 S: 6	H: 1 LOB: 3 BB: 2 P: 6	R: 0 E: 0 K: 0 S: 4	H: 1 LOB: 3 BB: 2 P: 12	R: 0 E: 0 K: 0 S: 3	H: 1 LOB: 1 BB: 0 P: 3	R: 0 E: 0 K: 2 S: 8	H: 1 LOB: 1 BB: 0 P: 8	1B: 4 2B: 2 3B: 0 HR: 0	SF: 0 SAC: 0 DP: 1 HBP: 0	WP: 1 PB: 1 SB: 0 CS: 0	PA: 38			
PITCHER	IP	WLS	BF	H	R	ER	SO	BB	IBB	HBP	BLK	WP	HR	S	P	ERA	WHIP								
Matt Keough, R ERA: 2.95	6.2	W	30	4	1	0	3	4	0	0	1	1	0	32	48	0.00	1.200								
Bob Lacey, L ERA: 3.02	0.1		1	0	0	0	0	0	0	0	0	0	0	1	1	0.00	0.000								
Dave Heaverlo, R ERA: 3.17	2.0		7	2	0	0	2	0	0	0	0	0	0	11	11	0.00	1.000								

Oakland Athletics @ Boston Red Sox
Fenway Park, Boston, MA
Fri Sep 01 1978, 7:05 PM EDT
Att: 30,156 - Unknown - 70 F

AB 34
R 1
H 6
RBI 1
BB 4
SO 5
LOB 21



Batter	1	2	3	4	5	6	7	8	9	AB	R	H	RBI	BB	SO	LOB	TOP						
Dell Alton, L OBP: 0.255, SLG: 0.239 (1, 9)	F9	F7			4-3		F8		F6	5	0	0	0	0	0	3	<p>Oakland Athletics @ Boston Red Sox</p> <p>Fenway Park, Boston, MA</p> <p>Sat Sep 02 1978, 7:05 PM EDT</p> <p>Att: 33,051 - Unknown - 76 F</p> <p>livebaseballscores.com</p>						
Dave Revering, L OBP: 0.398, SLG: 0.415 Darrell Woodard, R (7, PR)	G3		F2		4-3					4	0	1	1	0	0	0							
Jeff Newman, R OBP: 0.293, SLG: 0.355 Miguel Dilone, S OBP: 0.303, SLG: 0.274 Wayne Gross, L OBP: 0.310, SLG: 0.326 (9, PR)							1B	2B		1	0	1	0	0	0	0							
Rico Carty, R OBP: 0.356, SLG: 0.524 (1, 10)	1B		K		5-3		1B	1B		3	1	1	0	2	1	0							
Mitchell Page, L OBP: 0.362, SLG: 0.460 Jim Essian, R OBP: 0.331, SLG: 0.302 (7, 2)	1B		4-3			4-3			G5-4-3	4	1	2	1	0	0	0							
Bruce Robinson, L OBP: 0.386, SLG: 0.390 Tony Armas, R OBP: 0.252, SLG: 0.274 (7, 8)	4-3				FC1-5	1B				0	0	0	0	0	0	0							
Mario Guerrero, R OBP: 0.311, SLG: 0.361 (1, 6)		6-3			FC1-5	1B				4	0	1	0	0	0	3							
Taylor Duncan, R OBP: 0.292, SLG: 0.345 (1, 5)		F9			FC1-5	1B				4	0	0	0	0	2	3							
Joe Wallis, S OBP: 0.334, SLG: 0.415 (7, 7)					F6				F8	3	0	1	0	1	0	2							
Mike Edwards, R OBP: 0.303, SLG: 0.330 (1, 4)									F4	4	1	2	0	0	0	1							
Inning Stats	R: 0 E: 0 K: 0 S: 5	H: 2 LOB: 2 BB: 0 P: 5	R: 0 E: 0 K: 0 S: 4	H: 1 LOB: 2 BB: 1 P: 8	R: 0 E: 0 K: 1 S: 5	H: 0 LOB: 0 BB: 0 P: 5	R: 0 E: 0 K: 0 S: 4	H: 2 LOB: 2 BB: 1 P: 8	R: 0 E: 0 K: 0 S: 3	H: 0 LOB: 0 BB: 0 P: 3	R: 0 E: 0 K: 1 S: 6	H: 1 LOB: 1 BB: 0 P: 6	R: 4 E: 1 K: 0 S: 7	H: 4 LOB: 2 BB: 1 P: 11	R: 0 E: 0 K: 1 S: 5	H: 0 LOB: 0 BB: 0 P: 5		R: 0 E: 0 K: 0 S: 3	H: 1 LOB: 1 BB: 1 P: 7	1B: 8 2B: 3 3B: 0 HR: 0	SF: 0 SAC: 0 DP: 1 HBP: 0	WP: 0 PB: 0 SB: 1 CS: 0	PA: 40
PITCHER Mike Torrez, R ERA: 4.0 (1, 1)	IP: 9.0 WLS: L BF: 40 H: 11 R: 4 ER: 3 SO: 3 BB: 3 IBB: 1 HBP: 0 BLK: 0 WP: 0 HR: 0 S: 42 P: 58 ERA: 3.00 WHIP: 1.556																						

Batter	1	2	3	4	5	6	7	8	9	AB	R	H	RBI	BB	SO	LOB	BOTTOM						
Rick Burleson, R OBP: 0.297, SLG: 0.339 (1, 6)	4-3		6-3						FC4-6	4	0	0	0	0	0	3	<p>Oakland Athletics @ Boston Red Sox</p> <p>Fenway Park, Boston, MA</p> <p>Sat Sep 02 1978, 7:05 PM EDT</p> <p>Att: 33,051 - Unknown - 76 F</p> <p>livebaseballscores.com</p>						
Jack Brohamer, L OBP: 0.302, SLG: 0.339 (1, 4)	F8				K				4-1	5	0	0	0	0	1	5							
Jim Rice, R OBP: 0.386, SLG: 0.617 (1, 9)					CS	1B				3	1	3	0	1	0	0							
Carl Yastrzemski, L OBP: 0.379, SLG: 0.417 (1, 7)	L8				F8					4	0	0	0	0	0	6							
Carlton Fisk, R OBP: 0.375, SLG: 0.504 (1, 2)			5-3			F7			F3	4	1	0	0	0	0	1							
Fred Lynn, L OBP: 0.377, SLG: 0.502 (1, 8)		P7				L9				3	1	1	0	1	0	0							
George Scott, R OBP: 0.326, SLG: 0.421 (1, 3)						F9			FC6-4	4	0	1	2	0	1	1							
Butch Hobson, R OBP: 0.323, SLG: 0.421 (1, 5)					K					4	0	1	0	0	2	1							
Bob Bailey, R OBP: 0.340, SLG: 0.384 Jerry Remy, L OBP: 0.313, SLG: 0.350 Dwight Evans, R OBP: 0.345, SLG: 0.473 Garry Hancock, L OBP: 0.214, SLG: 0.232 (9, PR)					K					2	0	0	0	0	1	1							
Inning Stats	R: 0 E: 0 K: 0 S: 4	H: 1 LOB: 1 BB: 0 P: 4	R: 0 E: 0 K: 1 S: 5	H: 0 LOB: 0 BB: 0 P: 5	R: 0 E: 0 K: 2 S: 7	H: 0 LOB: 0 BB: 0 P: 7	R: 0 E: 0 K: 1 S: 5	H: 1 LOB: 0 BB: 0 P: 5	R: 0 E: 0 K: 0 S: 3	H: 0 LOB: 0 BB: 0 P: 3	R: 0 E: 0 K: 0 S: 4	H: 1 LOB: 3 BB: 1 P: 9	R: 2 E: 1 K: 0 S: 6	H: 2 LOB: 2 BB: 0 P: 7	R: 1 E: 0 K: 0 S: 4	H: 1 LOB: 1 BB: 1 P: 8		R: 0 E: 0 K: 1 S: 6	H: 1 LOB: 1 BB: 0 P: 6	1B: 6 2B: 1 3B: 0 HR: 0	SF: 0 SAC: 0 DP: 0 HBP: 2	WP: 1 PB: 1 SB: 0 CS: 1	PA: 38
PITCHER Rick Langford, R ERA: 3.01 Elias Sosa, R ERA: 2.5 Dave Heaverlo, R ERA: 3.13 (7, 1) (8, 1)	IP: 6.0 WLS: W BF: 24 H: 4 R: 2 ER: 1 SO: 4 BB: 1 IBB: 0 HBP: 1 BLK: 0 WP: 1 HR: 0 S: 30 P: 35 ERA: 1.50 WHIP: 0.833																						

Batter	1	2	3	4	5	6	7	8	9	AB	R	H	RBI	BB	SO	LOB	TOP					
Dell Alton, L OBP: 0.250, SLG: 0.234 Jeff Newman, R OBP: 0.292, SLG: 0.353 Tony Armas, R OBP: 0.291, SLG: 0.273	F9	F6		6-3		G4-6-3			5-3	3	0	0	0	0	0	2						
Dave Revere, L OBP: 0.307, SLG: 0.413	HR		E3	K			3-1		F9	5	1	1	0	0	1	1						
Rico Carty, R OBP: 0.354, SLG: 0.527	HR		FC6-4	F2			5-3		5-3	5	2	1	2	0	0	2						
Mitchell Page, L OBP: 0.363, SLG: 0.463	K			2B		L4				4	1	2	0	0	1	0						
Bruce Robinson, L OBP: 0.375, SLG: 0.400	F9			2B		G3			4-3	4	1	1	2	0	0	1						
Mario Guerrero, R OBP: 0.309, SLG: 0.358		F9	6-3			1-3			6-3	4	0	0	0	0	0	1						
Taylor Duncan, R OBP: 0.298, SLG: 0.352		2B	1B	2B		F9			5-3	3	1	2	0	1	0	0						
Joe Wallis, S OBP: 0.337, SLG: 0.423						F9			G3	4	0	2	1	0	0	1						
Mike Edwards, R OBP: 0.305, SLG: 0.331			K	5-3					5-3	4	0	2	1	0	1	4						
Inning Stats	R: 2 E: 0 K: 1 S: 7	H: 2 LOB: 0 BB: 0 P: 7	R: 0 E: 0 K: 1 S: 7	H: 2 LOB: 2 BB: 0 P: 7	R: 3 E: 1 K: 0 S: 7	H: 3 LOB: 2 BB: 1 P: 11	R: 0 E: 0 K: 1 S: 5	H: 0 LOB: 0 BB: 0 P: 5	R: 0 E: 0 K: 0 S: 3	H: 0 LOB: 0 BB: 0 P: 3	R: 0 E: 0 K: 0 S: 4	H: 2 LOB: 0 BB: 0 P: 4	R: 0 E: 0 K: 0 S: 4	H: 1 LOB: 1 BB: 0 P: 4	R: 0 E: 0 K: 0 S: 3	H: 0 LOB: 0 BB: 0 P: 3	R: 0 E: 0 K: 0 S: 4	H: 1 LOB: 1 BB: 0 P: 4	1B: 5 2B: 5 3B: 0 HR: 1	SF: 0 SAC: 0 DP: 1 HBP: 0	WP: 0 PB: 0 SB: 1 CS: 0	PA: 39
PITCHER	IP	WLS	BF	H	R	ER	SO	BB	IBB	HBP	BLK	WP	HR	S	P	ERA	WHIP					
Jim Wright, R ERA: 3.12	2.1		14	6	5	3	2	0	0	0	0	0	1	18	18	11.57	2.571					
Bob Stanley, R ERA: 2.76	6.2	W	25	5	1	1	1	1	0	0	0	0	0	26	30	1.35	0.900					

Oakland Athletics @ Boston Red Sox
Fenway Park, Boston, MA
Sun Sep 03 1978, 3:33 AM EDT
Att: 29,029 - Unknown - 86 F

AB	38
R	6
H	11
RBI	6
BB	1
SO	3
LOB	14



Batter	1	2	3	4	5	6	7	8	9	AB	R	H	RBI	BB	SO	LOB	BOTTOM				
Rick Burleson, R OBP: 0.298, SLG: 0.339	5-3	2B		F9		F7		F7		5	2	2	0	0	0	1					
Fred Lynn, L OBP: 0.381, SLG: 0.506	5-3			HR				1B		3	2	2	2	2	0	1					
Jim Rice, R OBP: 0.387, SLG: 0.622	1B	6-3		HR		F6		1B		5	3	3	4	0	0	2					
Carl Yastrzemski, L OBP: 0.379, SLG: 0.417	1-3	F5		F9		K		1B		5	2	2	0	0	1	2					
Carlton Fisk, R OBP: 0.379, SLG: 0.505	BLK		5-3			K		E6		3	0	2	3	2	1	0					
George Scott, R OBP: 0.322, SLG: 0.414	1-3		K	F9		4-3		F4		5	0	0	0	0	1	5					
Dwight Evans, R OBP: 0.344, SLG: 0.475 Garry Hancock, L OBP: 0.214, SLG: 0.232	6-3		5-3		F2					4	0	1	0	0	0	2					
Butch Hobson, R OBP: 0.320, SLG: 0.416		L9	K			K		K		4	0	0	0	0	3	2					
Jack Brohamer, L OBP: 0.306, SLG: 0.338		1B		1B	HR			K		3	2	1	0	1	1	0					
Inning Stats	R: 3 E: 0 K: 0 S: 7	H: 4 LOB: 1 BB: 0 P: 7	R: 2 E: 0 K: 0 S: 6	H: 3 LOB: 1 BB: 0 P: 6	R: 0 E: 0 K: 2 S: 7	H: 0 LOB: 1 BB: 1 P: 11	R: 3 E: 0 K: 0 S: 5	H: 2 LOB: 1 BB: 2 P: 13	R: 0 E: 0 K: 1 S: 5	H: 0 LOB: 0 BB: 0 P: 5	R: 0 E: 0 K: 1 S: 5	H: 0 LOB: 1 BB: 1 P: 9	R: 0 E: 0 K: 2 S: 8	H: 1 LOB: 1 BB: 0 P: 8	R: 3 E: 1 K: 1 S: 8	H: 3 LOB: 1 BB: 1 P: 12	1B: 10 2B: 1 3B: 1 HR: 1	SF: 0 SAC: 0 DP: 0 HBP: 0	WP: 0 PB: 0 SB: 0 CS: 0	PA: 42	
PITCHER	IP	WLS	BF	H	R	ER	SO	BB	IBB	HBP	BLK	WP	HR	S	P	ERA	WHIP				
Steve Renko, R ERA: 4.09	1.1		10	6	5	5	0	0	0	0	0	0	1	38	58	7.11	1.579				
Pete Broberg, R ERA: 4.5	6.1	L	29	5	5	5	7	5	0	0	0	0	0	1	1	∞	∞				
Bob Lacey, L ERA: 3.02	0.0		1	1	0	0	0	0	0	0	0	0	0	1	1	∞	∞				
Elias Sosa, R ERA: 2.59	0.1		2	1	1	0	0	0	0	0	0	0	0	2	2	0.00	3.000				

Oakland Athletics @ Boston Red Sox
Fenway Park, Boston, MA
Sun Sep 03 1978, 3:33 AM EDT
Att: 29,029 - Unknown - 86 F

AB	37
R	11
H	13
RBI	9
BB	5
SO	7
LOB	15



Batter	1	2	3	4	5	6	7	8	9	AB	R	H	RBI	BB	SO	LOB	TOP								
George Brett, L OBP: 0.333, SLG: 0.439 (1, 5)	1-3		P2	K			4-3		K	5	0	0	0	0	2	2									
Hal McRae, R OBP: 0.328, SLG: 0.433 (1, 10)	6-3		E FC3 1B			L8	CS BB		F8	4	0	1	0	1	0	0									
Ralph LaCock, L OBP: 0.331, SLG: 0.440 (1, 3)	F7		FC3 HBP			F8	F9		F8	5	0	0	1	0	0	2									
Darrell Porter, L OBP: 0.372, SLG: 0.469 (1, 2)		4-3	F3			G3	CS	SH BB 2B		4	1	1	0	0	0	2									
Al Cowens, R OBP: 0.329, SLG: 0.414 (1, 9)		K				S BB 2B		SH BB 2B		1	2	0	0	2	1	0									
Clint Hurdle, L OBP: 0.351, SLG: 0.392 (8, PH)	E4		F9			F7		SH BB 2B		3	0	0	0	0	0	4									
Willie Wilson, S OBP: 0.289, SLG: 0.288 (8, 7)										0	1	0	0	0	0	0									
Amos Otis, R OBP: 0.357, SLG: 0.495 (1, 8)		FC5-4 BB			L8	L8 1-H 2B		SH1-3 CS 2B		3	0	2	4	1	0	0									
Frank White, R OBP: 0.324, SLG: 0.387 (1, 4)	FC5-4				S BB	L8		SH1-3		2	0	0	0	1	0	3									
Jerry Terrell, R OBP: 0.227, SLG: 0.211 (1, 6)			1B S FC3 1B		K	F7		5-3		4	1	1	0	0	1	3									
Inning Stats	R: 0 E: 0 K: 0 S: 3	H: 0 LOB: 0 BB: 0 P: 3	R: 0 E: 1 K: 1 S: 6	H: 0 LOB: 2 BB: 1 P: 10	R: 1 E: 1 K: 0 S: 6	H: 2 LOB: 3 BB: 0 P: 7	R: 0 E: 0 K: 2 S: 7	H: 0 LOB: 1 BB: 1 P: 11	R: 0 E: 0 K: 0 S: 3	H: 0 LOB: 0 BB: 0 P: 3	R: 1 E: 0 K: 0 S: 4	H: 1 LOB: 1 BB: 1 P: 8	R: 0 E: 0 K: 0 S: 2	H: 0 LOB: 0 BB: 1 P: 6	R: 3 E: 1 K: 0 S: 5	H: 2 LOB: 0 BB: 1 P: 9	R: 0 E: 0 K: 1 S: 5	H: 0 LOB: 0 BB: 0 P: 5	1B: 3 2B: 2 3B: 0 HR: 0	SF: 0 SAC: 2 DP: 0 HBP: 1	WP: 0 PB: 0 SB: 3 CS: 2	PA: 40			
PITCHER	IP	WLS	BF	H	R	ER	SO	BB	IBB	HBP	BLK	WP	HR	S	P	ERA	WHIP								
Mike Norris, R ERA: 4.73 (1, 1)	7.0	L	32	4	4	4	3	5	0	1	0	0	0	32	53	5.14	1.286								
Dave Heaverlo, R ERA: 3.09 (8, 1)	2.0		7	1	1	0	1	0	0	0	0	0	0	9	9	0.00	0.500								

Kansas City Royals @ Oakland Athletics
Oakland-Alameda County Coliseum, Oakland, CA
Mon Sep 04 1978, 7:05 PM PDT
Att: 7,550 - Unknown

AB 31
R 5
H 5
RBI 5
BB 5
SO 4
LOB 16

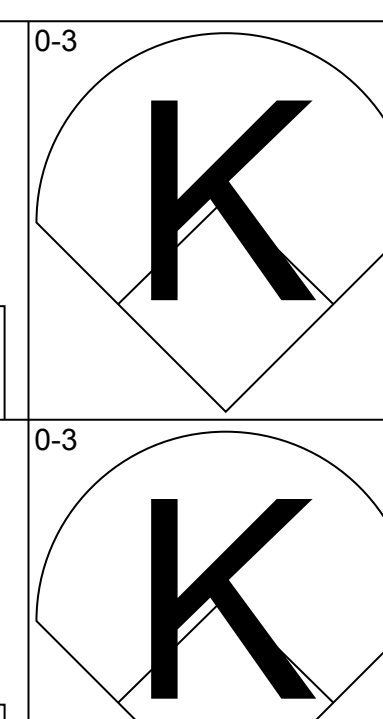
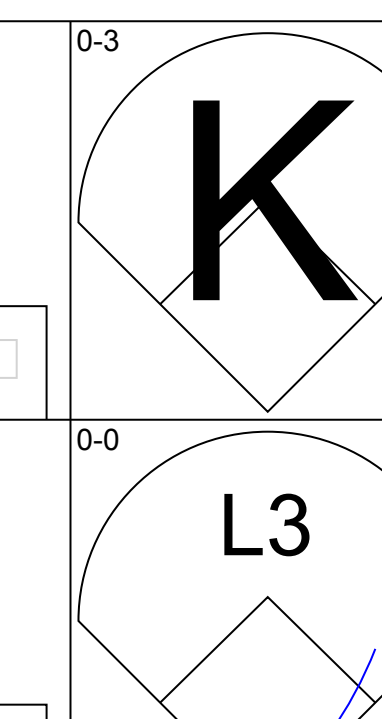
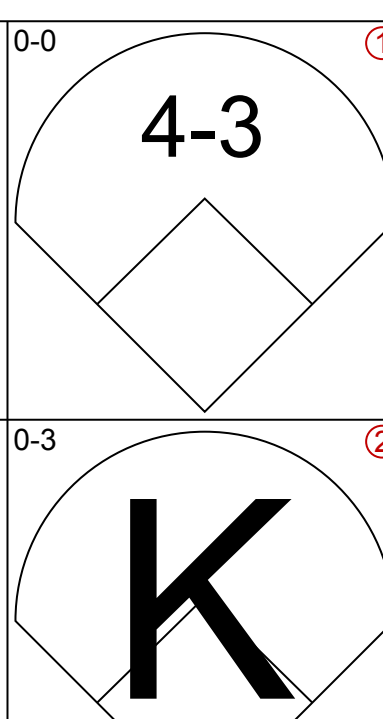
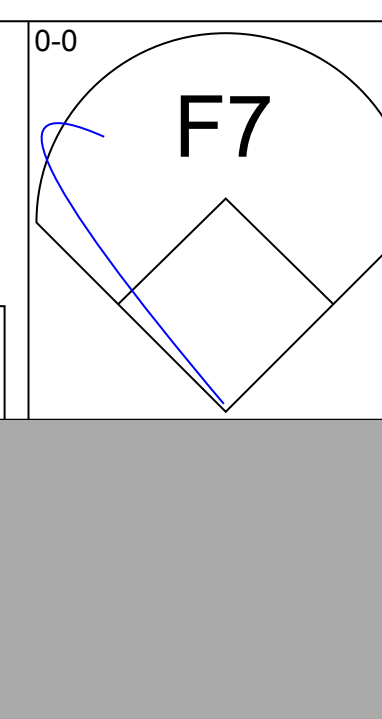
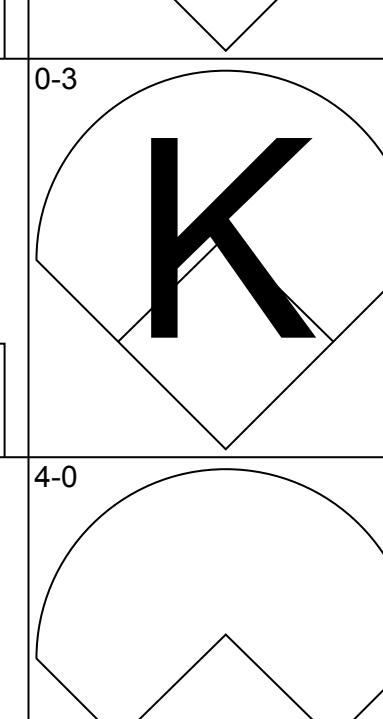
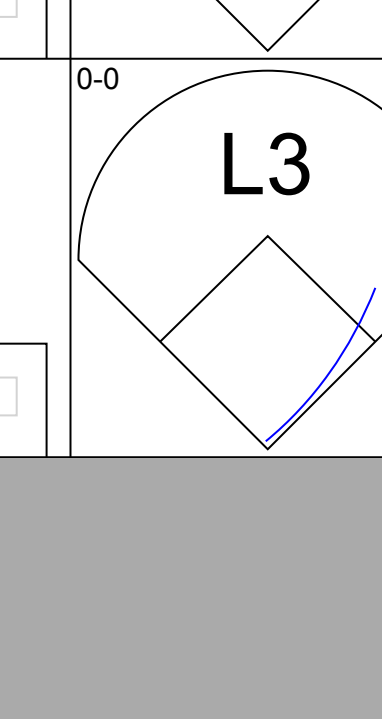
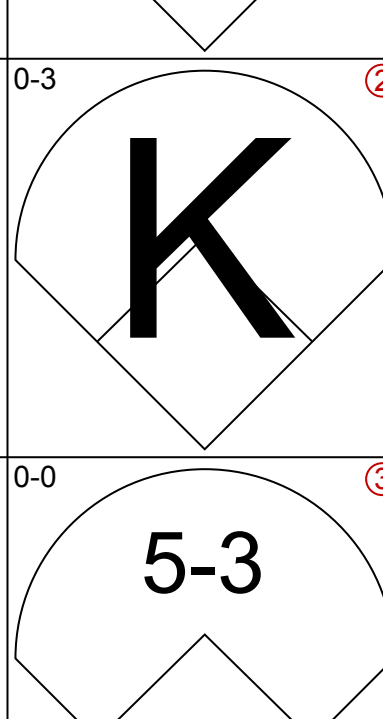
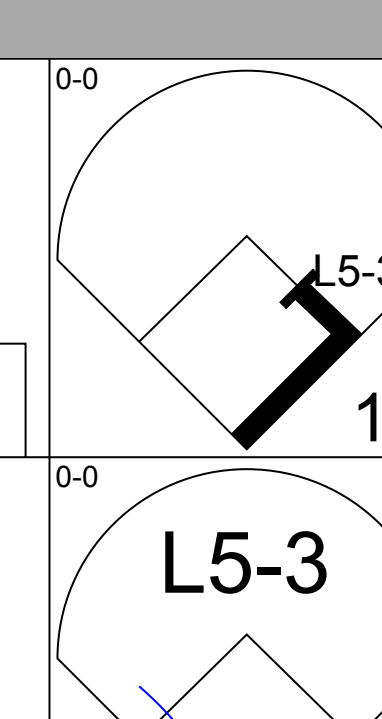
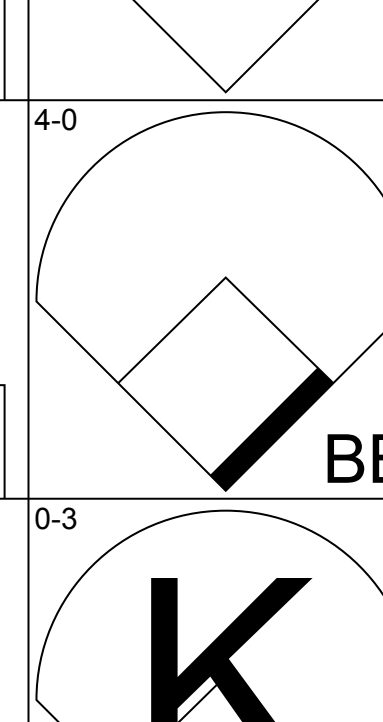
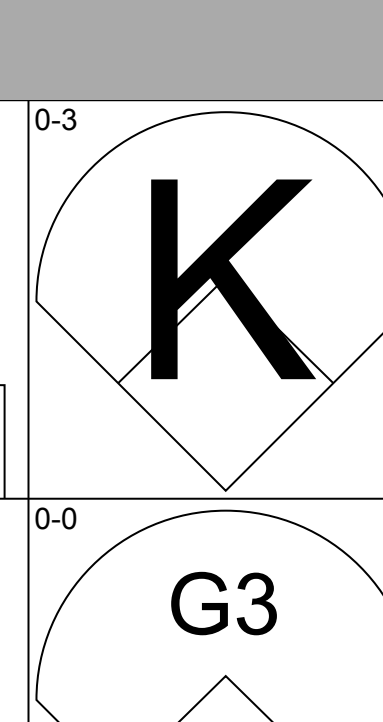
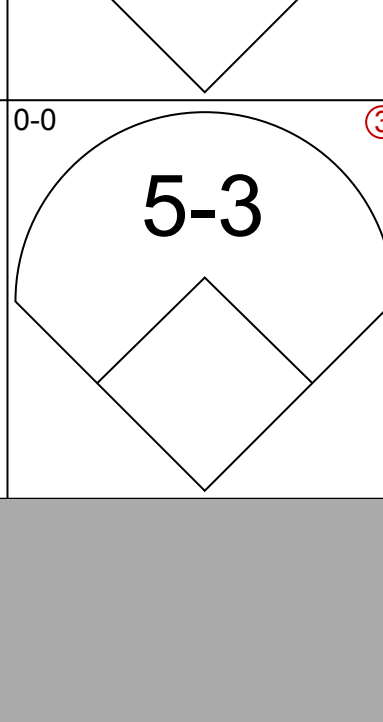
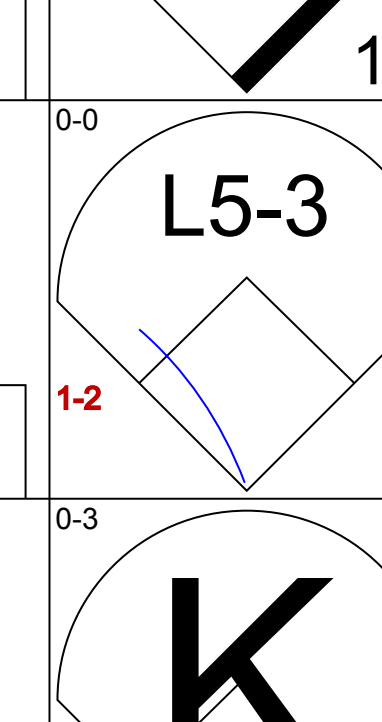
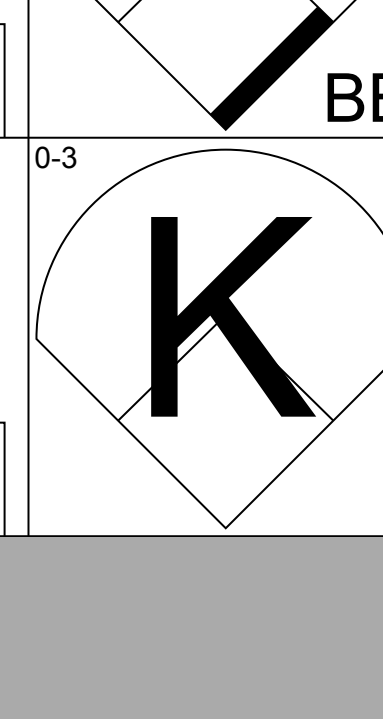
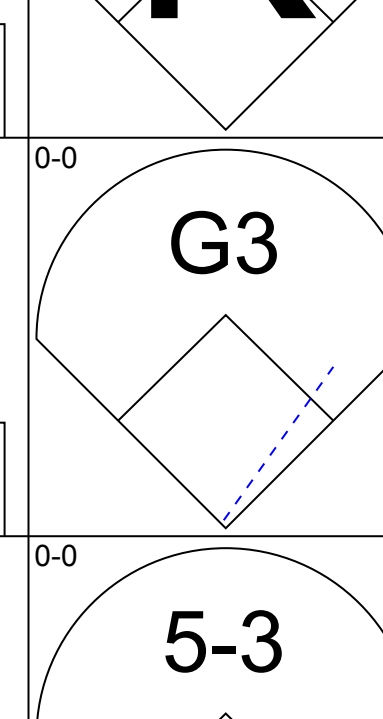
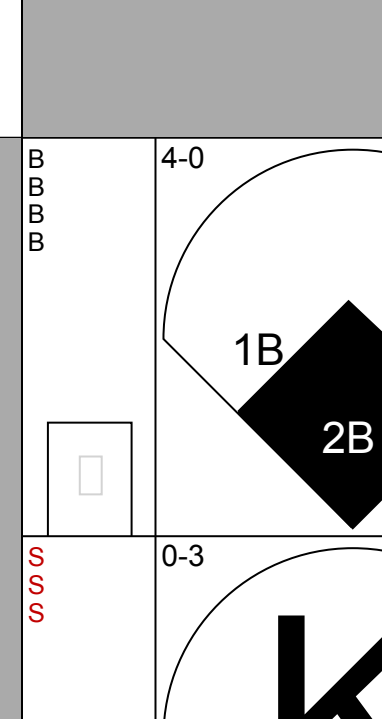
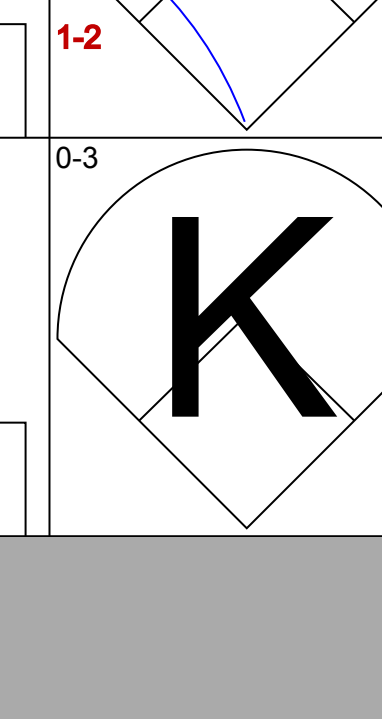
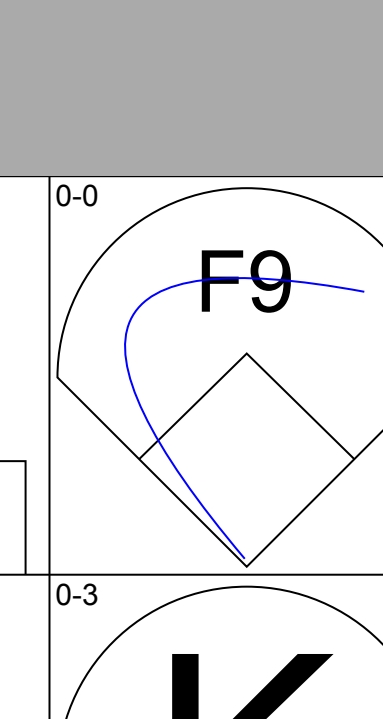
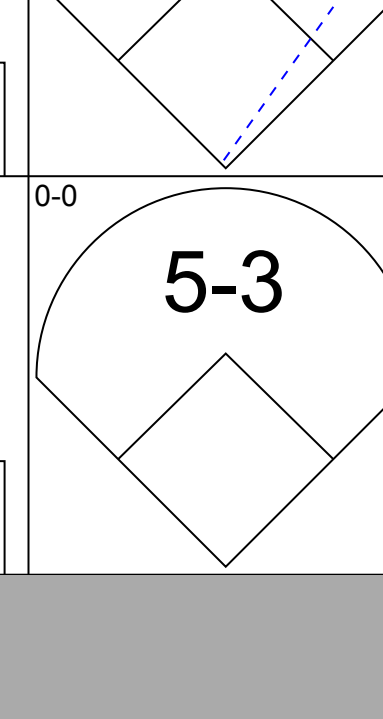
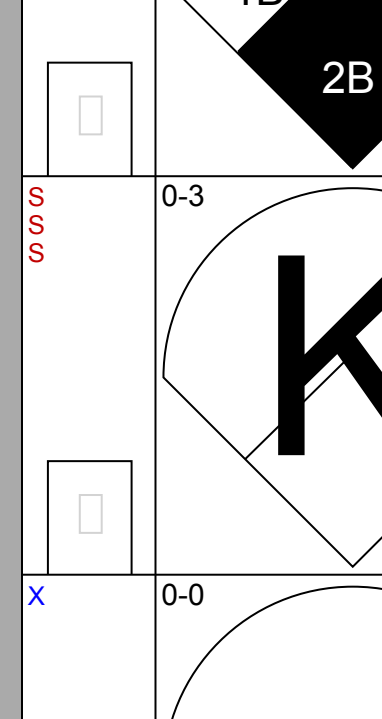
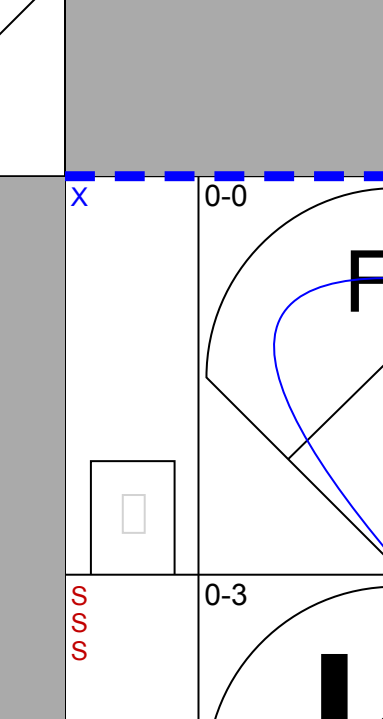
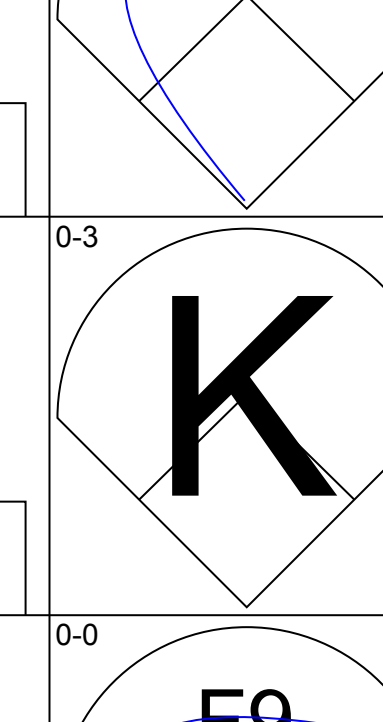
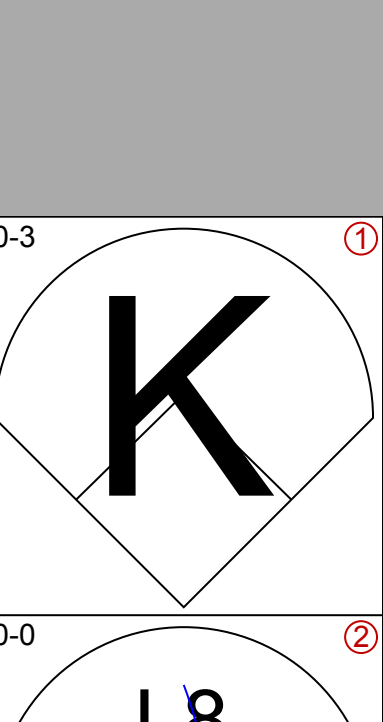
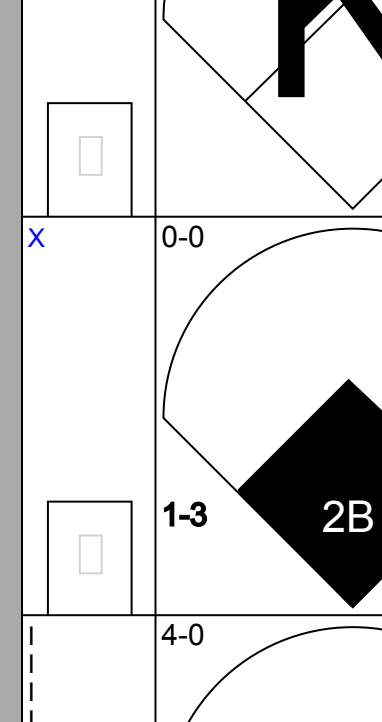
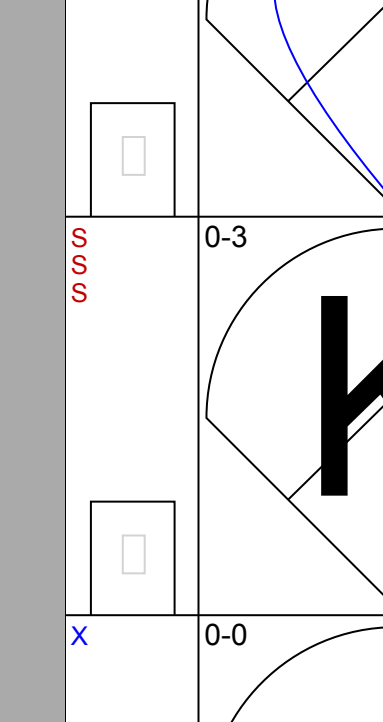
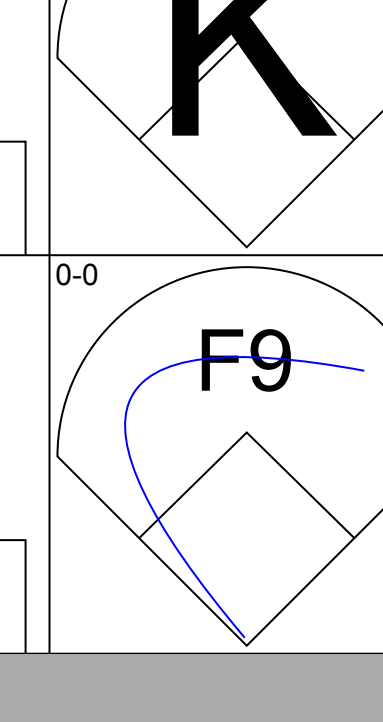
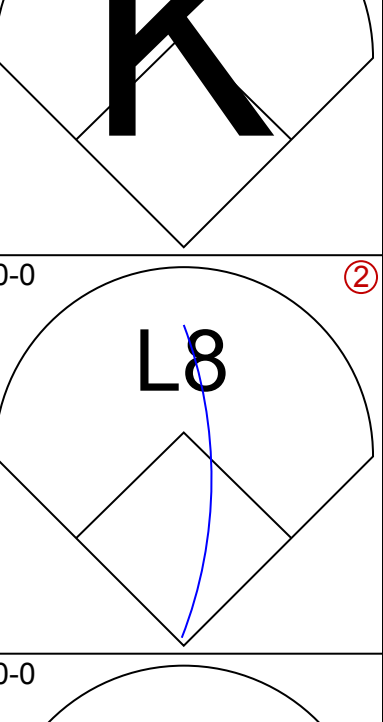
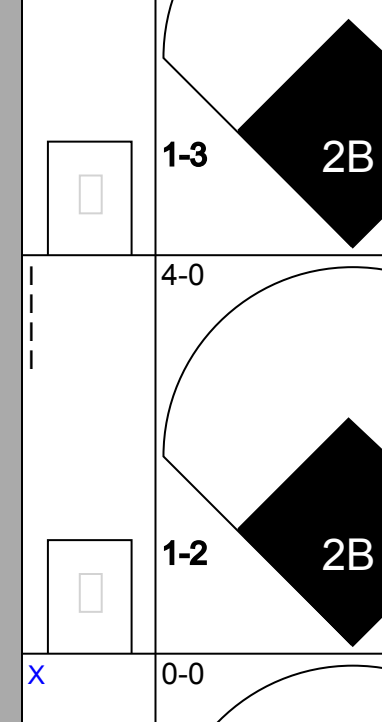
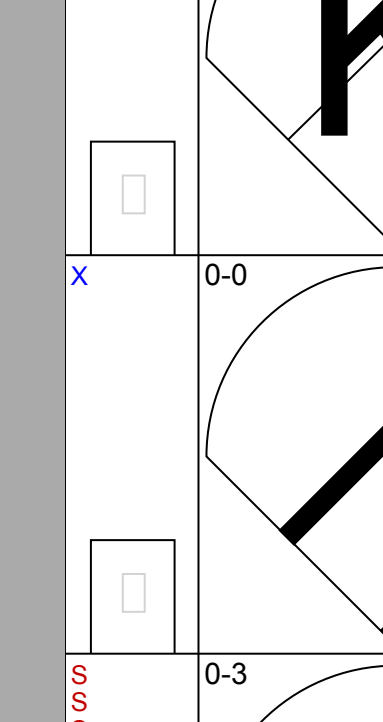
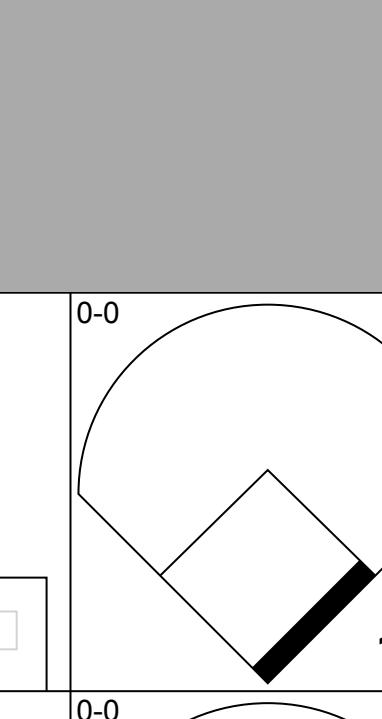
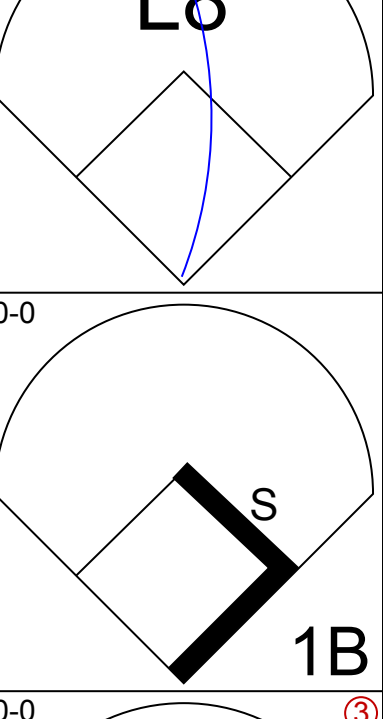
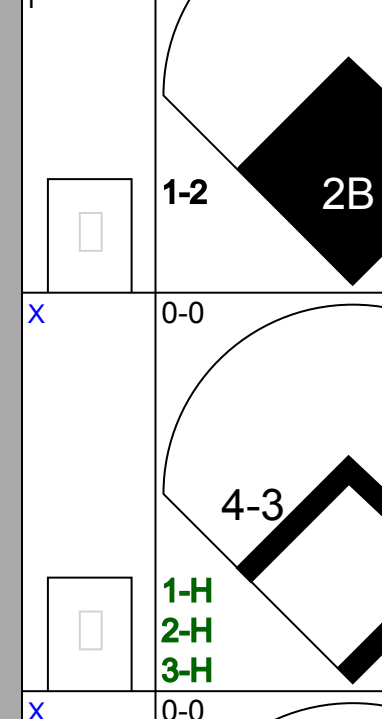
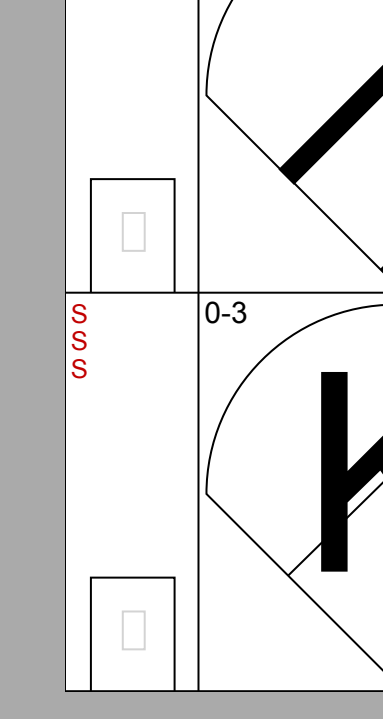
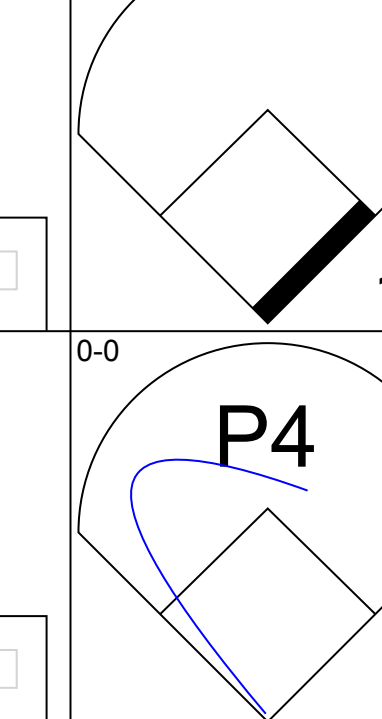
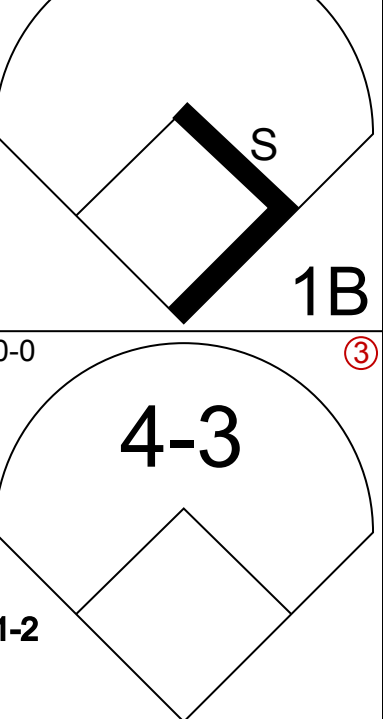
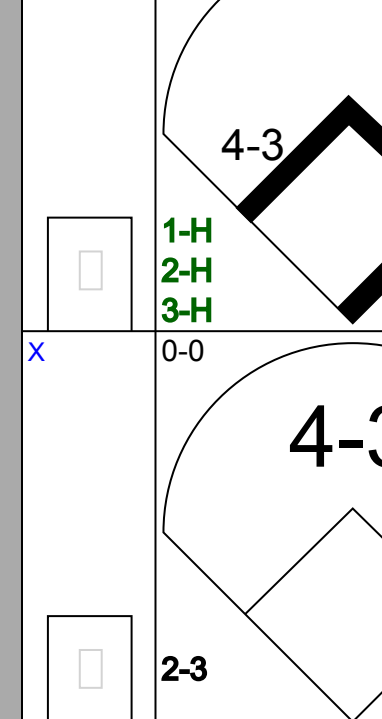


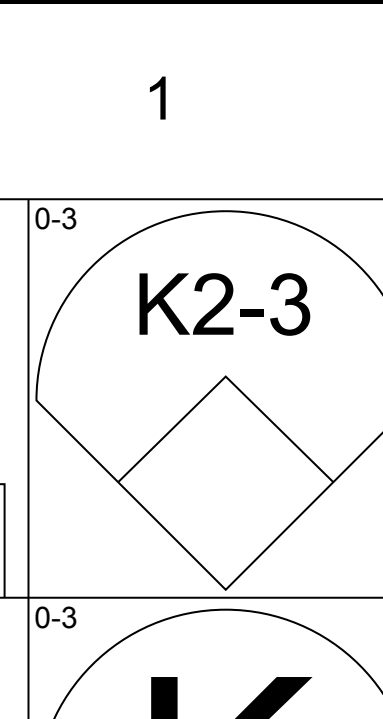
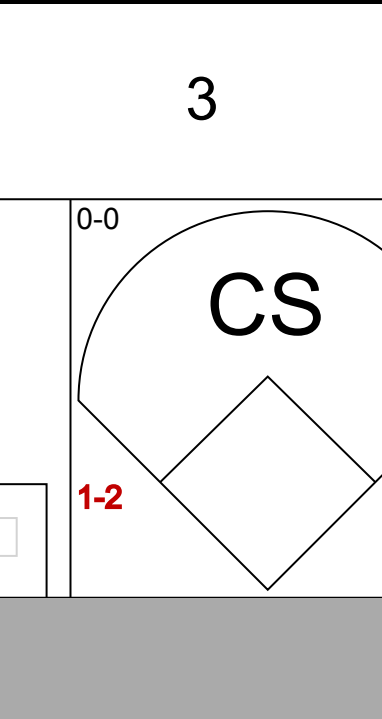
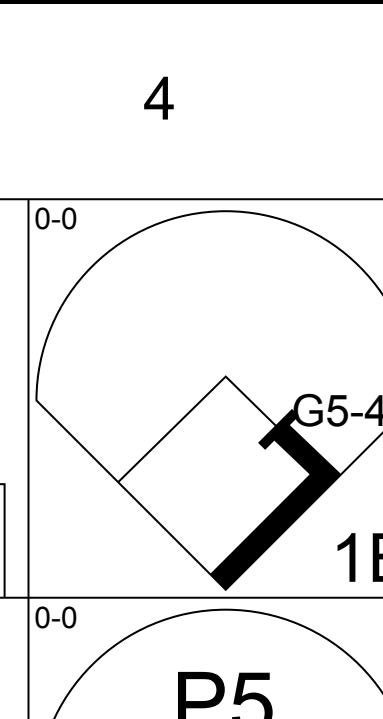
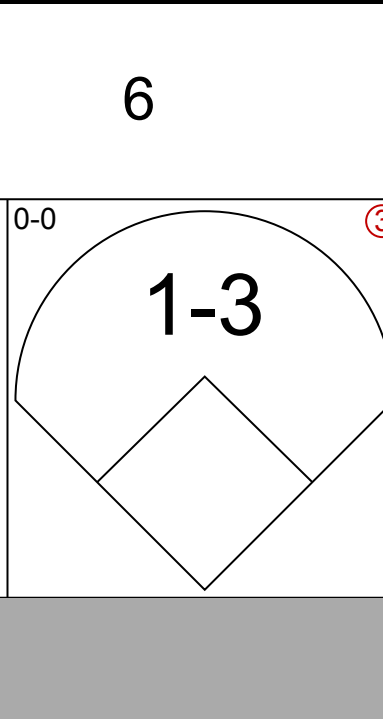
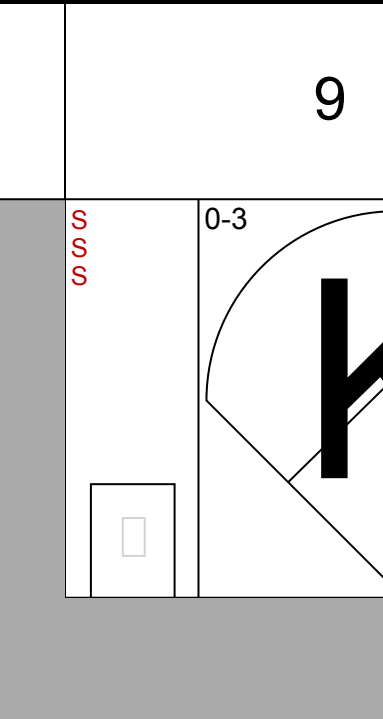
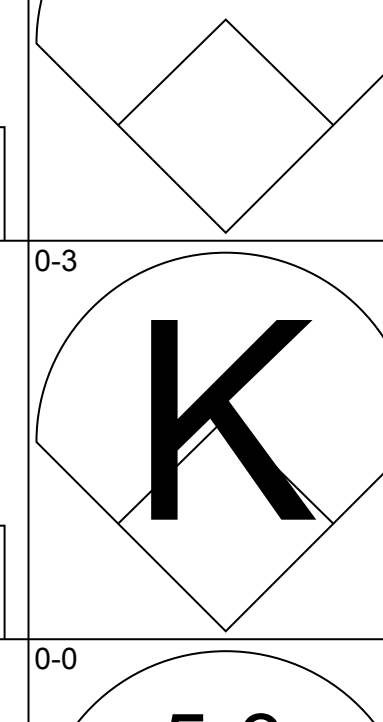
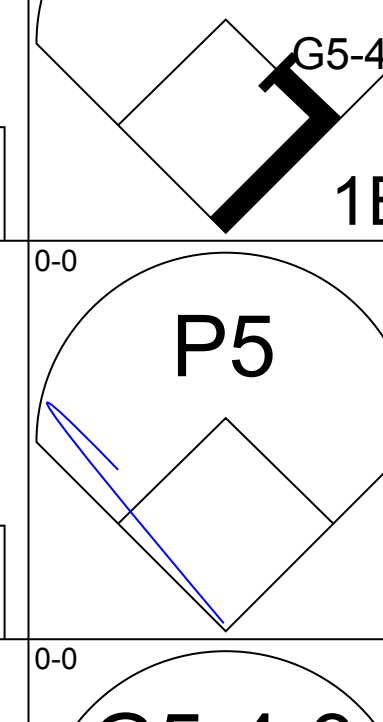
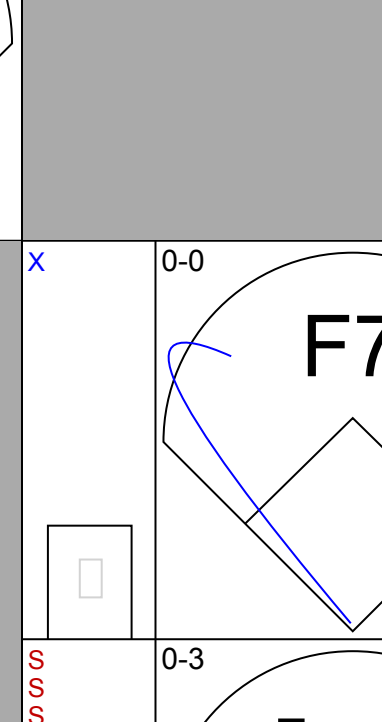
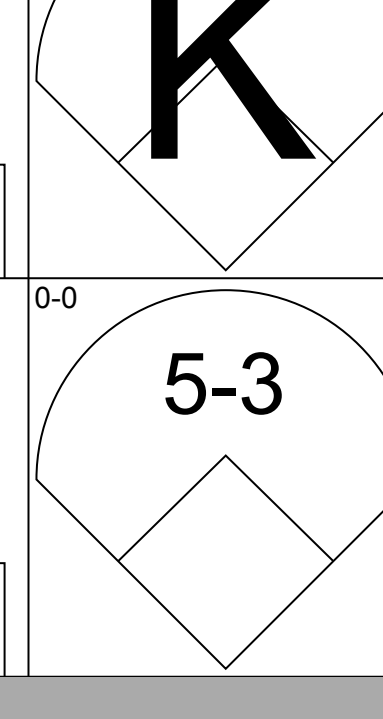
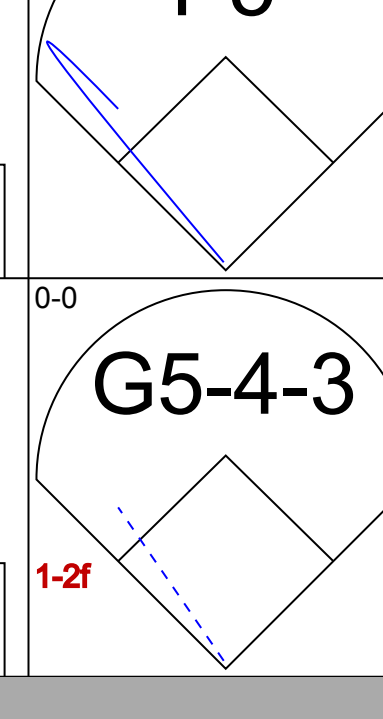
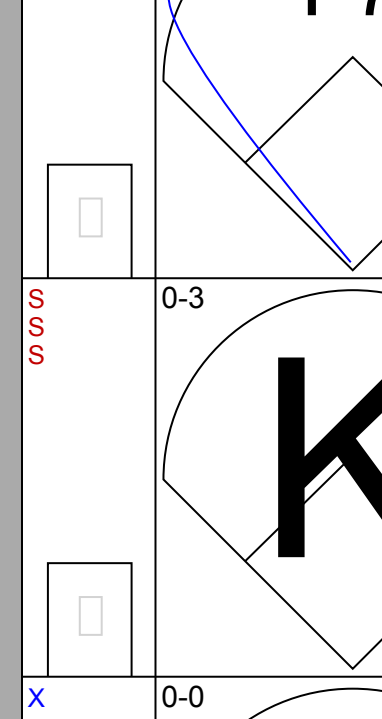
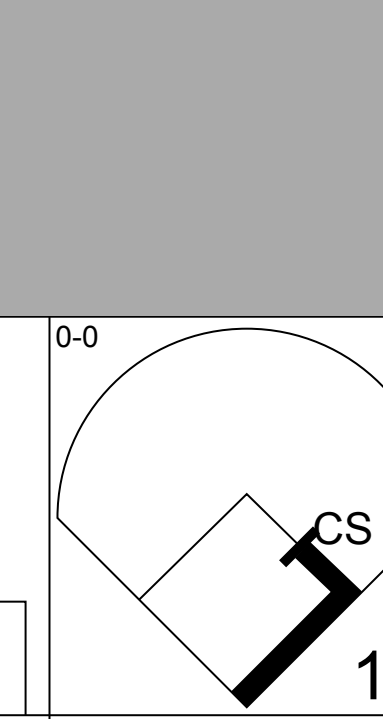
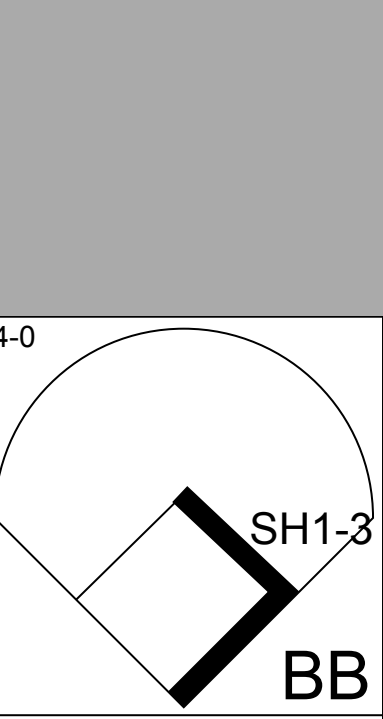
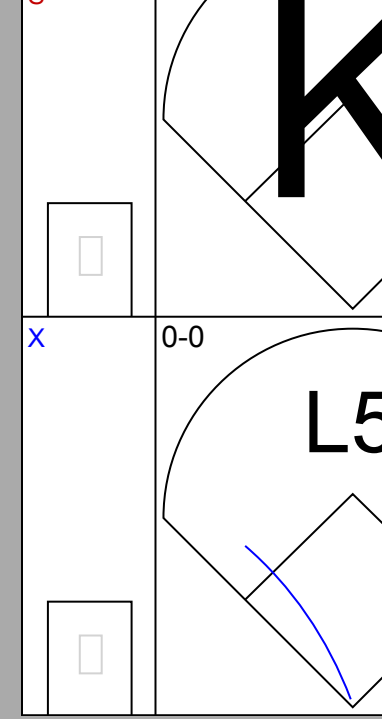
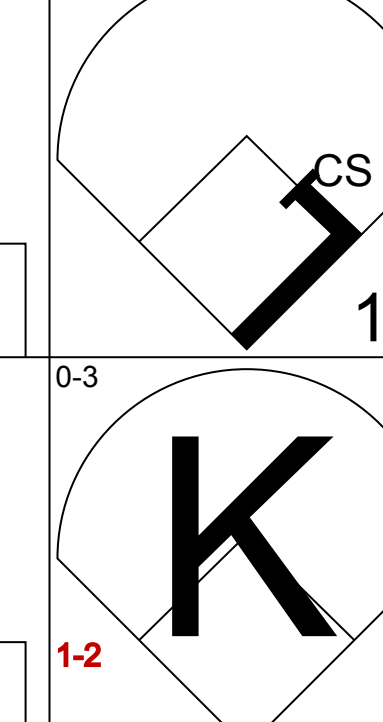
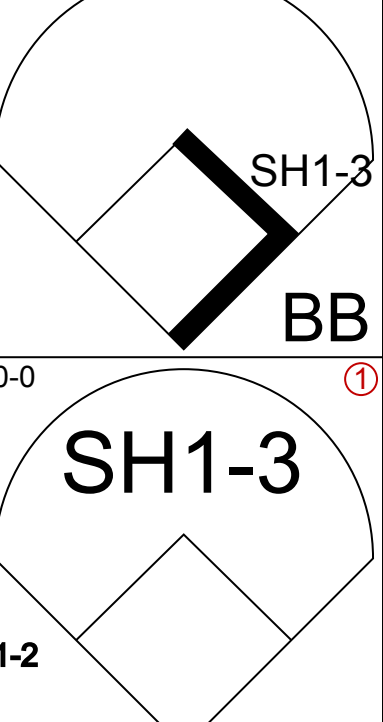
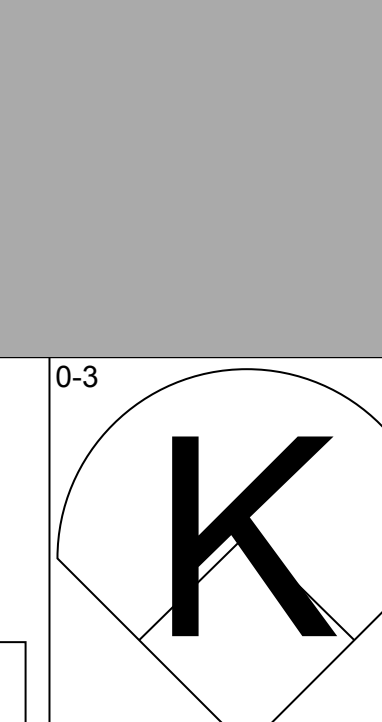
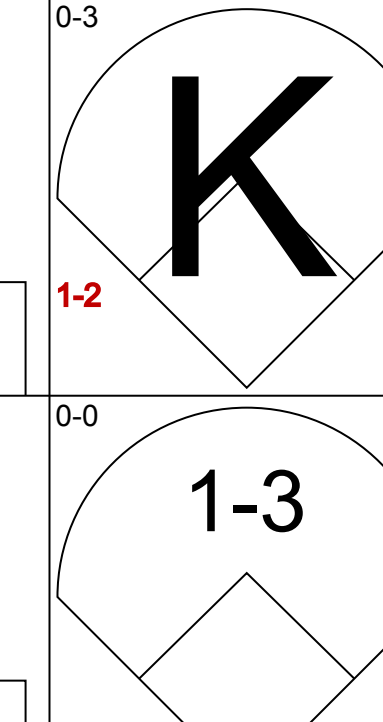
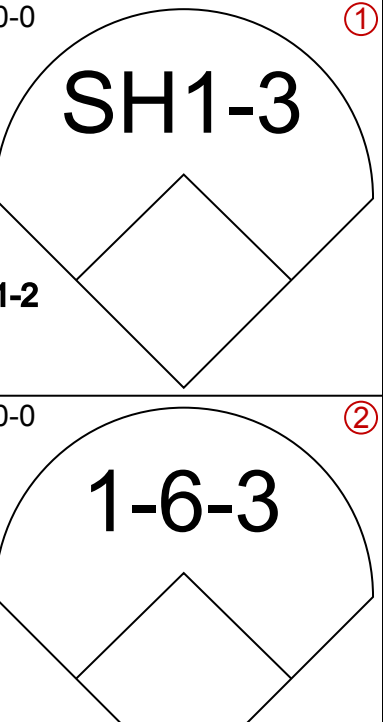
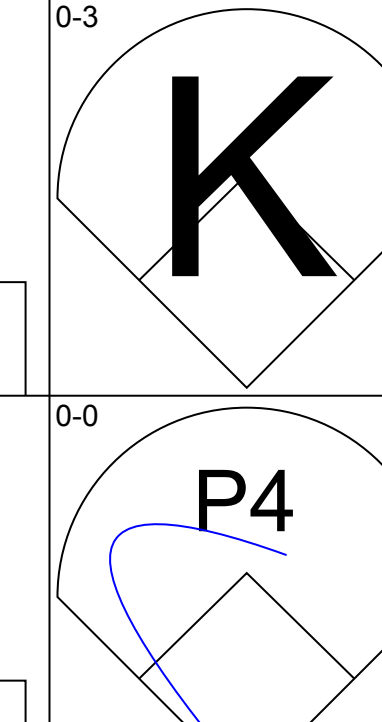
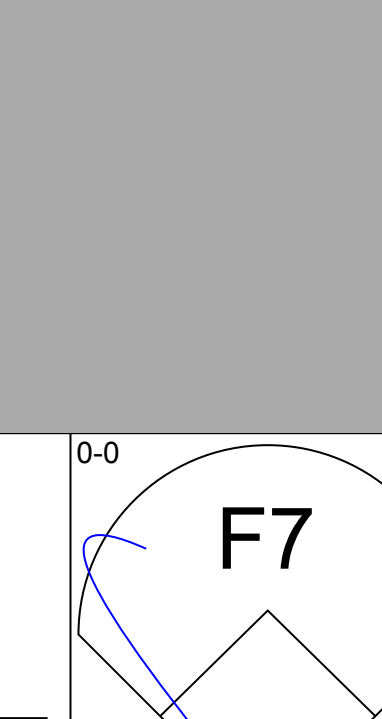
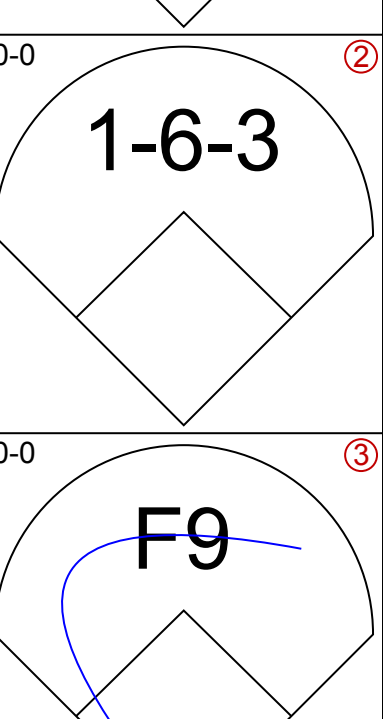
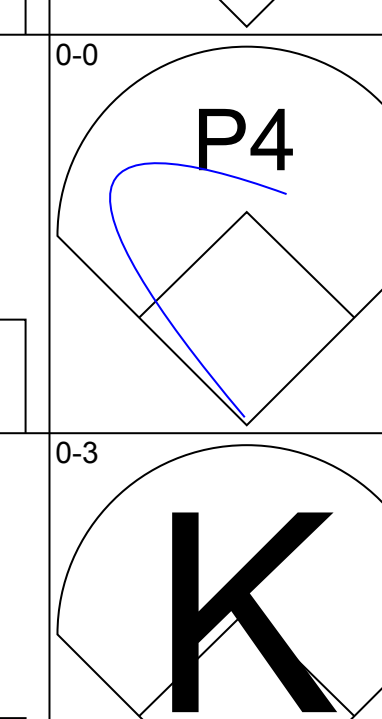
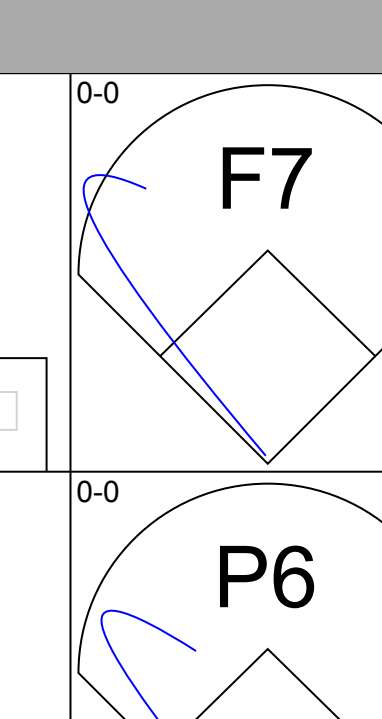
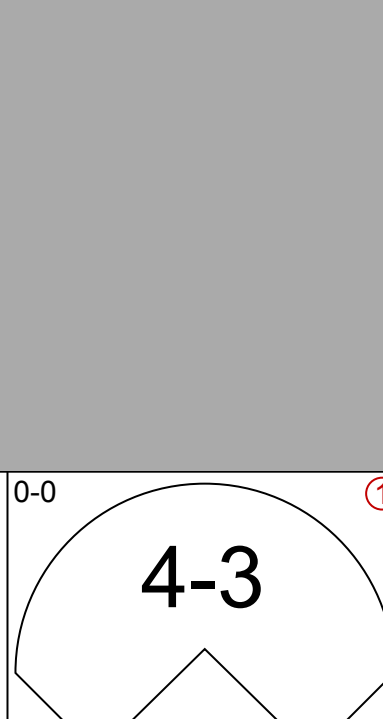
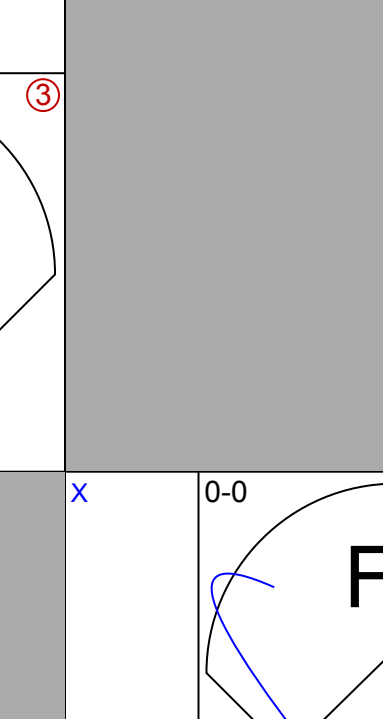
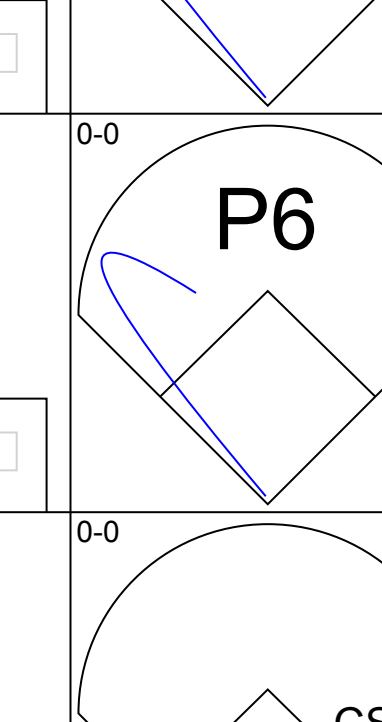
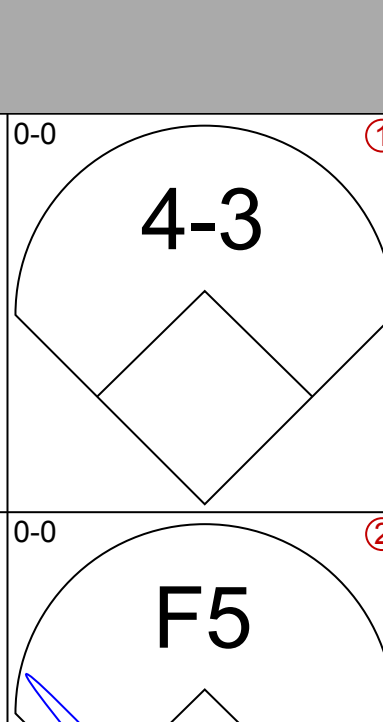
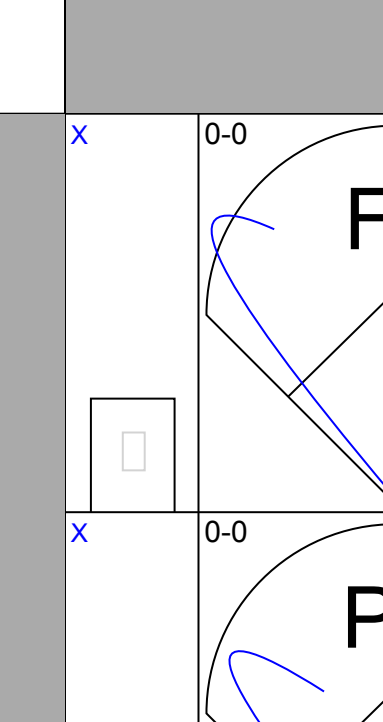
Batter	1	2	3	4	5	6	7	8	9	AB	R	H	RBI	BB	SO	LOB	BOTTOM								
Mike Edwards, R OBP: 0.303, SLG: 0.329 (1, 4)	1-3		P4			SH1-3	F9			3	0	0	0	0	0	3									
Wayne Gross, L OBP: 0.312, SLG: 0.329 (9, PH)									G4-6-3 1B	1	0	1	0	0	0	0									
Rob Piccolo, R OBP: 0.236, SLG: 0.222 (9, PR)										0	0	0	0	0	0	0									
Dave Reever, L OBP: 0.308, SLG: 0.413 (1, 3)		BB 1B	L7			FC6 1B		F8	G4-6-3 1B	5	0	2	1	0	0	2									
Rico Carty, R OBP: 0.353, SLG: 0.523 (1, 10)		1-2 BB			1-3	L7		F2		3	0	0	0	1	0	1									
Mitchell Page, L OBP: 0.364, SLG: 0.461 (1, 7)			L7		CS BB	FC6		2B BB		2	1	0	0	2	0	3									
Bruce Robinson, L OBP: 0.373, SLG: 0.396 (7, PR)					L8			1B 1B		3	0	1	0	0	0	3									
Darrell Woodard, R OBP: 0.331, SLG: 0.302 (8, 2)		5-3						1B 2B		0	0	0	0	0	0	0									
Jim Essian, R OBP: 1.000, SLG: 2.000 (8, PH)								1B 2B		0	0	0	0	0	0	0									
Tim Hosley, R OBP: 1.000, SLG: 2.000 (9, 2)								1B 2B		1	1	1	1	0	0	0									
Mario Guerrero, R OBP: 0.310, SLG: 0.359 (1, 6)		6-3			CS	F2				4	0	2	1	0	0	0									
Taylor Duncan, R OBP: 0.298, SLG: 0.351 (1, 5)			P4			K		F7		4	0	1	0	0	1	1									
Joe Wallis, S OBP: 0.335, SLG: 0.419 (7, 8)										3	0	0	0	1	1	3									
Joe Wallis, S OBP: 0.335, SLG: 0.419 (8, 9)																									
Tony Armas, R OBP: 0.250, SLG: 0.272 (1, 8)										1	0	0	0	0	1	0									
Dell Alston, L OBP: 0.255, SLG: 0.239 (6, PH)									P4	1	1	1	0	0	0	0									
Jeff Newman, R OBP: 0.291, SLG: 0.352 (7, PH)										1	0	0	0	0	1	3									
Glenn Burke, R OBP: 0.252, SLG: 0.269 (8, 8)										1	0	0	0	0	1	1									
Inning Stats	R: 0 E: 0 K: 0 S: 4	H: 1 LOB: 2 BB: 1 P: 8	R: 0 E: 0 K: 0 S: 3	H: 0 LOB: 0 BB: 0 P: 3	R: 0 E: 0 K: 1 S: 5	H: 0 LOB: 0 BB: 0 P: 5	R: 0 E: 0 K: 0 S: 2	H: 0 LOB: 0 BB: 1 P: 6	R: 0 E: 0 K: 1 S: 5	H: 0 LOB: 0 BB: 0 P: 5	R: 1 E: 0 K: 0 S: 5	H: 2 LOB: 1 BB: 0 P: 5	R: 0 E: 0 K: 2 S: 10	H: 3 LOB: 3 BB: 0 P: 10	R: 2 E: 0 K: 0 S: 5	H: 2 LOB: 1 BB: 1 P: 9	R: 0 E: 0 K: 0 S: 3	H: 1 LOB: 2 BB: 1 P: 7	1B: 8 2B: 1 3B: 0 HR: 0	SF: 0 SAC: 1 DP: 1 HBP: 0	WP: 0 PB: 0 SB: 0 CS: 1	PA: 39			
PITCHER	IP	WLS	BF	H	R	ER	SO	BB	IBB	HBP	BLK	WP	HR	S	P	ERA	WHIP								
Rich Gale, R ERA: 2.92 (1, 1)	6.0	W	25	6	1	1	2	2	0	0	0	0	0	27	35	1.50	1.333								
Al Hrabosky, L ERA: 2.75 (7, 1)	3.0	S	13	3	2	2	2	2	0	0	0	0	0	15	23	6.00	1.667								

Kansas City Royals @ Oakland Athletics
Oakland-Alameda County Coliseum, Oakland, CA
Mon Sep 04 1978, 7:05 PM PDT
Att: 7,550 - Unknown

AB 33
R 3
H 9
RBI 3
BB 4
SO 4
LOB 20



Batter	1	2	3	4	5	6	7	8	9	AB	R	H	RBI	BB	SO	LOB	TOP			
George Brett, L (1, 5) OBP: 0.330, SLG: 0.435										4	0	0	0	0	2	3	<p>Kansas City Royals @ Oakland Athletics Oakland-Alameda County Coliseum, Oakland, CA</p> <p>Tue Sep 05 1978, 7:05 PM PDT Att: 1,376 - Unknown</p> <p>livebaseballscores.com</p>			
Hal McRae, R (1, 10) OBP: 0.328, SLG: 0.431										4	0	1	0	0	2	1				
Ralph LaCock, L (1, 3) OBP: 0.330, SLG: 0.435										3	0	0	0	1	1					
Darrell Porter, L (1, 2) OBP: 0.371, SLG: 0.465										3	1	0	0	1	2	1				
Al Cowens, R (1, 9)										4	0	0	0	0	1	1				
Clint Hurdle, L (1, 7) Willie Wilson, S (7, PR) OBP: 0.351, SLG: 0.391 OBP: 0.288, SLG: 0.287										3	0	1	0	0	2	0				
Amos Otis, R (1, 8) OBP: 0.358, SLG: 0.499										3	1	1	0	1	0	0				
Frank White, R (1, 4) OBP: 0.328, SLG: 0.394										4	0	3	3	0	1	1				
Jerry Terrell, R (1, 6) OBP: 0.221, SLG: 0.205										3	0	0	0	0	0	4				
Inning Stats	R: 0 E: 0 S: 9	H: 0 LOB: 1 BB: 1 P: 13	R: 0 E: 0 S: 5	H: 0 LOB: 0 BB: 0 P: 5	R: 0 E: 0 S: 6	H: 1 LOB: 1 BB: 0 P: 6	R: 0 E: 0 S: 5	H: 0 LOB: 0 BB: 0 P: 5	R: 0 E: 0 S: 6	H: 1 LOB: 1 BB: 0 P: 6	R: 3 E: 0 S: 7	H: 2 LOB: 2 BB: 2 P: 15	R: 0 E: 0 S: 5	H: 1 LOB: 0 BB: 0 P: 5	R: 0 E: 0 S: 8	H: 1 LOB: 1 BB: 0 P: 8		1B: 4 2B: 2 3B: 1 HR: 0	SF: 0 SAC: 0 DP: 1 HBP: 0	WP: 0 PB: 0 SB: 2 CS: 0
PITCHER	IP WLS BF H R ER SO BB IBB HBP BLK WP HR S P ERA WHIP																			
Steve Renko, R (1, 1) ERA: 4.05	8.0 L 31 5 3 3 10 2 1 0 0 0 0 0 48 60 3.38 0.875																			
Elias Sosa, R (9, 1) ERA: 2.96	1.0 4 1 0 0 2 0 0 0 0 0 0 0 8 8 0.00 1.000																			

Batter	1	2	3	4	5	6	7	8	9	AB	R	H	RBI	BB	SO	LOB	BOTTOM			
Mike Edwards, R (1, 4) OBP: 0.302, SLG: 0.328										4	0	1	0	0	2	0	<p>Kansas City Royals @ Oakland Athletics Oakland-Alameda County Coliseum, Oakland, CA</p> <p>Tue Sep 05 1978, 7:05 PM PDT Att: 1,376 - Unknown</p> <p>livebaseballscores.com</p>			
Dave Revering, L (1, 3) OBP: 0.306, SLG: 0.410										3	0	0	0	0	1	1				
Rico Carty, R (1, 10) OBP: 0.351, SLG: 0.520										3	0	0	0	0	1	1				
Mitchell Page, L (1, 7) OBP: 0.366, SLG: 0.461										2	0	1	0	1	0	0				
Bruce Robinson, L (1, 2) OBP: 0.358, SLG: 0.380										2	0	0	0	0	2	1				
Mario Guerrero, R (1, 6) OBP: 0.308, SLG: 0.357										3	0	0	0	0	0	1				
Wayne Gross, L (1, 5) OBP: 0.309, SLG: 0.325										3	0	0	0	0	1	1				
Joe Wallis, S (1, 8) OBP: 0.332, SLG: 0.414										3	0	0	0	0	0	0				
Dell Alston, L (1, 9) OBP: 0.257, SLG: 0.241										3	0	1	0	0	0	0				
Inning Stats	R: 0 E: 0 S: 7	H: 0 LOB: 0 BB: 0 P: 7	R: 0 E: 0 S: 5	H: 1 LOB: 0 BB: 0 P: 5	R: 0 E: 0 S: 3	H: 1 LOB: 0 BB: 0 P: 3	R: 0 E: 0 S: 3	H: 0 LOB: 0 BB: 0 P: 3	R: 0 E: 0 S: 5	H: 0 LOB: 0 BB: 0 P: 5	R: 0 E: 0 S: 7	H: 0 LOB: 0 BB: 0 P: 7	R: 0 E: 0 S: 5	H: 0 LOB: 0 BB: 0 P: 5	R: 0 E: 0 S: 5	H: 0 LOB: 0 BB: 0 P: 5		1B: 3 2B: 0 3B: 0 HR: 0	SF: 0 SAC: 1 DP: 1 HBP: 0	WP: 0 PB: 0 SB: 0 CS: 2
PITCHER	IP WLS BF H R ER SO BB IBB HBP BLK WP HR S P ERA WHIP																			
Dennis Leonard, R (1, 1) ERA: 3.54	9.0 W 28 3 0 0 7 1 0 0 0 0 0 0 41 45 0.00 0.444																			

Batter	1	2	3	4	5	6	7	8	9	AB	R	H	RBI	BB	SO	LOB	TOP			
Mike Hargrove, L (1, 3) OBP: 0.390, SLG: 0.355 Mike Jorgensen, L (8, FR) OBP: 0.339, SLG: 0.188	4-0 FC3-6 BB		4-0 G3 1B BB	0-0 FC3-2 1B E		0-0 F8		0-0 1B		3	2	1	0	2	0	3				
Bump Willis, S (1, 4) OBP: 0.314, SLG: 0.328	0-0 FC3-6 3-1		4-0 G3 1B BB	0-0 CS 1B				0-3 K		4	1	2	2	1	1	2				
John Lowenstein, L (1, 5) OBP: 0.391, SLG: 0.381 Sandy Alomar Sr., S (7, 5) OBP: 0.200, SLG: 0.267	0-0 3-1		0-0 G3	0-0 E3				0-3 K		3	1	0	0	0	0	4				
Al Oliver, L (1, 7) OBP: 0.350, SLG: 0.494 Johnny Grubb, L (9, 7) OBP: 0.394, SLG: 0.448	0-3 K		0-0 1B	0-0 F7				0-0 F6		5	0	2	2	0	1	3				
Bobby Bonds, R (1, 9) OBP: 0.354, SLG: 0.485 Bobby Thompson, S (9, 9) OBP: 0.286, SLG: 0.353		0-3 K	0-3 K		0-0 E S 1B			0-0 1B WP BB		4	1	1	0	1	2	2				
Richie Zisk, R (1, 10) OBP: 0.328, SLG: 0.414		0-3 K		0-0 1B E 1B				0-0 FC9-3-5		5	1	2	1	0	1	1				
Jim Sundberg, R (1, 2) OBP: 0.366, SLG: 0.387		4-0 WP BB		0-0 SH E FC3-2 1B				4-0 5-3		2	0	1	0	2	0	0				
Juan Beniquez, R (1, 8) OBP: 0.276, SLG: 0.362		0-3 K		0-0 E5 FC3-2 SH 1B				0-0 5-3		4	1	0	0	0	2	4				
Toby Harrah, R (1, 6) OBP: 0.350, SLG: 0.339			4-0 CS BB	0-0 SH FC3-2 1B				0-0 F6		2	1	0	0	1	1	0				
Inning Stats	R: 0 E: 0 K: 1 S: 5	H: 0 LOB: 1 BB: 1 P: 9	R: 0 E: 0 K: 3 S: 9	H: 0 LOB: 1 BB: 1 P: 13	R: 2 E: 0 K: 1 S: 5	H: 1 LOB: 1 BB: 3 P: 17	R: 4 E: 3 K: 0 S: 8	H: 3 LOB: 1 BB: 0 P: 8	R: 0 E: 0 K: 0 S: 3	H: 0 LOB: 0 BB: 0 P: 3	R: 2 E: 0 K: 1 S: 6	H: 2 LOB: 2 BB: 2 P: 15	R: 0 E: 0 K: 3 S: 10	H: 1 LOB: 1 BB: 0 P: 10	R: 0 E: 0 K: 0 S: 3	H: 1 LOB: 0 BB: 0 P: 3	1B: 9 2B: 1 3B: 0 HR: 0	SF: 0 SAC: 1 DP: 2 HBP: 1	WP: 2 PB: 0 SB: 2 CS: 3	PA: 42
PITCHER	IP WLS BF	H R ER SO	BB IBB HBP BLK	WP HR S P	ERA WHIP	PITCHER	IP WLS BF	H R ER SO	BB IBB HBP BLK	WP HR S P	ERA WHIP									
Mike Norris, R (1, 1) ERA: 4.84	3.0 L	18 3 6 2 5	5 0 0 0	1 0 23 43	6.00 2.667															
Alan Wirth, R (4, 1) ERA: 3.53	3.2	15 4 2 2 0	1 0 1 0	0 0 13 18	4.91 1.364															
Elias Sosa, R (7, 1) ERA: 2.45	2.1	9 2 0 0 4	1 0 0 1	1 0 16 20	0.00 1.286															

Texas Rangers @ Oakland Athletics
Oakland-Alameda County Coliseum, Oakland, CA
Sun Sep 10 1978, 3:33 AM PDT
Unknown

AB 33
R 8
H 9
RBI 5
BB 7
SO 9
LOB 20



Batter	1	2	3	4	5	6	7	8	9	AB	R	H	RBI	BB	SO	LOB	BOTTOM					
Mike Edwards, R (1, 4) OBP: 0.305, SLG: 0.331	0-0 3-1		0-0 4-3		0-0 F8			0-0 1-3		4	0	0	0	0	0	1						
Glenn Burke, R (1, 8) OBP: 0.286, SLG: 0.311	0-0 CS 1B		0-0 3B 1B		0-0 4-3			0-0 SF8 3B		4	2	3	0	0	0	1						
Rico Carty, R (1, 10) OBP: 0.347, SLG: 0.521	0-0 F8		0-0 1H 3B		0-3 K			0-0 SF8		3	0	1	2	0	1	1						
Mitchell Page, L (1, 7) OBP: 0.369, SLG: 0.468 Miguel Dilone, S (9, 7) OBP: 0.301, SLG: 0.269		0-0 SH1-3 S 1B	0-3 K		0-0 F8			0-0 FC6-4 BB		3	1	1	0	1	1	1						
Jeff Newman, R (1, 3) OBP: 0.291, SLG: 0.358		0-0 SH1-3		0-0 F2				0-0 FC6-4		3	0	1	0	0	0	1						
Bruce Robinson, L (1, 2) OBP: 0.328, SLG: 0.345 Scott Meyer, R (9, 2) OBP: 0.305, SLG: 0.350		0-0 4-3		0-0 3-1				0-0 F9		3	0	0	0	0	0	2						
Mario Guerrero, R (1, 6) OBP: 0.305, SLG: 0.350 Rob Piccolo, R (8, 6) OBP: 0.232, SLG: 0.218		0-0 3H 1B		0-3 K				0-0 F8		3	0	1	1	0	1	0						
Joe Wallis, S (1, 9) OBP: 0.325, SLG: 0.404		0-0 F5		0-0 F8				0-0 F8		4	0	0	0	0	0	1						
Wayne Gross, L (1, 5) OBP: 0.311, SLG: 0.332			0-0 6-3		0-0 2B			0-3 K		3	0	1	0	0	1	0						
Inning Stats	R: 0 E: 0 K: 0 S: 3	H: 1 LOB: 0 BB: 0 P: 3	R: 1 E: 0 K: 0 S: 5	H: 2 LOB: 1 BB: 0 P: 5	R: 1 E: 0 K: 1 S: 7	H: 2 LOB: 1 BB: 0 P: 7	R: 0 E: 0 K: 1 S: 5	H: 0 LOB: 0 BB: 0 P: 5	R: 0 E: 0 K: 1 S: 4	H: 1 LOB: 1 BB: 0 P: 4	R: 0 E: 0 K: 1 S: 6	H: 1 LOB: 1 BB: 0 P: 6	R: 0 E: 0 K: 1 S: 5	H: 0 LOB: 0 BB: 0 P: 5	R: 1 E: 0 K: 0 S: 4	H: 1 LOB: 1 BB: 1 P: 8	R: 0 E: 0 K: 1 S: 5	H: 0 LOB: 0 BB: 0 P: 5	1B: 5 2B: 1 3B: 2 HR: 0	SF: 1 SAC: 1 DP: 0 HBP: 0	WP: 0 PB: 0 SB: 1 CS: 1	PA: 35
PITCHER	IP WLS BF	H R ER SO	BB IBB HBP BLK	WP HR S P	ERA WHIP	PITCHER	IP WLS BF	H R ER SO	BB IBB HBP BLK	WP HR S P	ERA WHIP											
Doyle Alexander, R (1, 1) ERA: 4.1	9.0 W	35 8 3 3 5	1 0 0 0	0 0 44 48	3.00 1.000																	

Texas Rangers @ Oakland Athletics
Oakland-Alameda County Coliseum, Oakland, CA
Sun Sep 10 1978, 3:33 AM PDT
Unknown

AB 32
R 3
H 8
RBI 3
BB 1
SO 5
LOB 8




Batter	1	2	3	4	5	6	7	8	9	AB	R	H	RBI	BB	SO	LOB	TOP					
Mike Hargrove, L (1, 3) OBP: 0.389, SLG: 0.353 Mike Jorgensen, L (8, 3) OBP: 0.339, SLG: 0.188	G3			SH3 BB	F8			6-3 2-3		3	0	0	0	1	0	3	<p>Texas Rangers @ Oakland Athletics Oakland-Alameda County Coliseum, Oakland, CA</p> <p>Sun Sep 10 1978, 3:38 AM PDT Att: 2,739 - Unknown</p> <p>livebaseballscores.com</p>					
Bert Campaneris, R (1, 6) OBP: 0.247, SLG: 0.241 Johnny Grubb, L (8, PH) OBP: 0.365, SLG: 0.448 Nelson Norman, S (8, 6) OBP: 0.133, SLG: 0.133	K			SH3	F7			BB		2	0	0	0	0	1	0						
Bump Wills, S (1, 4) OBP: 0.314, SLG: 0.326	K			G4-6-3 BB	F8			F5		3	0	0	0	1	1	2						
Al Oliver, L (1, 7) OBP: 0.347, SLG: 0.490				G4-6-3 BB	F7					4	0	0	0	0	0	2						
Bobby Bonds, R (1, 10) OBP: 0.351, SLG: 0.481	B1-3				K			F9		4	0	0	0	0	1	0						
Richie Zisk, R (1, 9) OBP: 0.327, SLG: 0.414	4-3				1B 2B			4-3		4	1	1	0	0	0	0						
John Ellis, R (1, 2) OBP: 0.270, SLG: 0.338				K	K			F6		3	0	0	0	0	2	1						
Juan Beniquez, R (1, 8) OBP: 0.283, SLG: 0.367				CS 1B	BB 1B			6-3 SH1-4 1B		3	0	3	1	0	0	0						
Toby Harrah, R (1, 5) OBP: 0.350, SLG: 0.338	F9			F9	BB			SH1-4		1	0	0	0	1	0	1						
Inning Stats	R: 0 E: 0 K: 2 S: 7	H: 0 LOB: 0 BB: 0 P: 7	R: 0 E: 0 K: 0 S: 3	H: 0 LOB: 0 BB: 0 P: 3	R: 0 E: 0 K: 1 S: 5	H: 1 LOB: 0 BB: 0 P: 5	R: 0 E: 0 K: 0 S: 2	H: 0 LOB: 1 BB: 2 P: 10	R: 1 E: 0 K: 2 S: 9	H: 2 LOB: 2 BB: 1 P: 13	R: 0 E: 0 K: 0 S: 3	H: 0 LOB: 0 BB: 0 P: 3	R: 0 E: 0 K: 0 S: 3	H: 0 LOB: 0 BB: 0 P: 3	R: 0 E: 0 K: 0 S: 4	H: 1 LOB: 2 BB: 1 P: 8	R: 0 E: 0 K: 0 S: 3	H: 0 LOB: 0 BB: 0 P: 3	1B: 3 2B: 1 3B: 0 HR: 0	SF: 0 SAC: 2 DP: 1 HBP: 0	WP: 0 PB: 0 SB: 0 CS: 1	PA: 33
PITCHER Pete Broberg, R (1, 1) ERA: 4.58	IP: 9.0 WLS: W BF: 33 H: 4 R: 1 ER: 1 SO: 5 BB: 4 IBB: 0 HBP: 0 BLK: 0 WP: 0 HR: 0 S: 39 P: 55 ERA: 1.00 WHIP: 0.889															PITCHER						

Batter	1	2	3	4	5	6	7	8	9	AB	R	H	RBI	BB	SO	LOB	BOTTOM					
Mike Edwards, R (1, 4) OBP: 0.307, SLG: 0.333 Glenn Burke, R (1, 8) OBP: 0.287, SLG: 0.310	L5-4 1B BB					FC3-5 2B		6-3		3	0	1	0	1	0	0	<p>Texas Rangers @ Oakland Athletics Oakland-Alameda County Coliseum, Oakland, CA</p> <p>Sun Sep 10 1978, 3:38 AM PDT Att: 2,739 - Unknown</p> <p>livebaseballscores.com</p>					
Rico Carty, R (1, 10) OBP: 0.346, SLG: 0.519 Darrell Woodard, R (9, PR)	1B				F9	FC3-5 G6-3		6-3		4	0	1	0	0	0	1						
Mitchell Page, L (1, 7) OBP: 0.370, SLG: 0.467	L5-4				L6	G6-3		1-3 1B		4	0	1	0	0	0	3						
Jeff Newman, R (1, 3) OBP: 0.296, SLG: 0.362	BB				G1	SH3-4 1B		1-3		3	0	1	0	1	0	1						
Taylor Duncan, R (1, 5) OBP: 0.301, SLG: 0.353	6-3				CS 1B	SH3-4 1B		E 1B 1B		3	1	2	1	0	0	2						
Dell Alston, L (1, 9) OBP: 0.252, SLG: 0.236 Dave Revering, L (7, PH) OBP: 0.305, SLG: 0.409 Miguel Dilone, S (8, 9) OBP: 0.301, SLG: 0.269 Tim Hosley, R (9, PH) OBP: 0.667, SLG: 0.800					K2-3	F7		E4 1B		4	0	2	0	0	1	2						
Jim Essian, R (1, 2) OBP: 0.329, SLG: 0.300 Bruce Robinson, L (8, PH) OBP: 0.323, SLG: 0.339	SH2-3				K	F9		1B		1	0	0	0	0	1	0						
Rob Picciolo, R (1, 6) OBP: 0.224, SLG: 0.211 Wayne Gross, L (8, PH) OBP: 0.310, SLG: 0.331	3-1				F4	F9		3-H 1B		1	0	0	0	0	0	0						
Inning Stats	R: 0 E: 0 K: 0 S: 3	H: 1 LOB: 2 BB: 2 P: 11	R: 0 E: 0 K: 0 S: 4	H: 1 LOB: 1 BB: 0 P: 4	R: 0 E: 0 K: 0 S: 3	H: 0 LOB: 0 BB: 0 P: 3	R: 0 E: 0 K: 1 S: 5	H: 1 LOB: 0 BB: 0 P: 5	R: 0 E: 0 K: 1 S: 5	H: 0 LOB: 0 BB: 0 P: 5	R: 0 E: 0 K: 0 S: 3	H: 1 LOB: 0 BB: 0 P: 3	R: 0 E: 0 K: 0 S: 4	H: 1 LOB: 1 BB: 0 P: 4	R: 0 E: 0 K: 0 S: 3	H: 0 LOB: 0 BB: 0 P: 3	R: 2 E: 1 K: 0 S: 6	H: 4 LOB: 2 BB: 0 P: 6	1B: 8 2B: 2 3B: 0 HR: 0	SF: 0 SAC: 2 DP: 2 HBP: 0	WP: 0 PB: 0 SB: 0 CS: 1	PA: 34
PITCHER Steve Comer, R (1, 1) ERA: 1.99	IP: 8.2 WLS: L BF: 34 H: 9 R: 2 ER: 1 SO: 2 BB: 2 IBB: 0 HBP: 0 BLK: 0 WP: 0 HR: 0 S: 36 P: 44 ERA: 1.04 WHIP: 1.269															PITCHER						

Batter	1	2	3	4	5	6	7	8	9	AB	R	H	RBI	BB	SO	LOB	TOP	
Mike Edwards, R OBP: 0.306, SLG: 0.332 (1, 4)	6-3			P3			G6-4-3 1B		L5	4	0	1	0	0	0	0		
Glenn Burke, R OBP: 0.291, SLG: 0.303 (1, 8)	4-3			K			G6-4-3 1-2		G3	4	0	0	0	0	1	1		
Rico Carty, R OBP: 0.344, SLG: 0.516 (1, 10)	F8			F9			K			3	0	0	0	0	1	0		
Mitchell Page, L OBP: 0.370, SLG: 0.466 (1, 7)		6-3				G3			1B 1B	3	1	1	0	0	0	0		
Dave Revering, L OBP: 0.305, SLG: 0.408 (1, 3)		4-3				G3			1B 1B	3	1	1	0	0	0	0		
Taylor Duncan, R OBP: 0.302, SLG: 0.353 (1, 5)		6-3				P5			G3-6-1 1B	3	0	1	2	0	0	0		
Bruce Robinson, L OBP: 0.308, SLG: 0.323 Scott Meyer, R (8, 2)			4-3			2-3			G3-6-1 1-2	3	0	0	0	0	0	1		
Miguel Dilone, S OBP: 0.297, SLG: 0.265 (1, 9)			4-3			F9			5-3	3	0	0	0	0	0	0		
Rob Picciolo, R OBP: 0.217, SLG: 0.203 Wayne Gross, L (9, PH) OBP: 0.309, SLG: 0.329			F8			F8			K	2	0	0	0	0	0	0		
										1	0	0	0	0	1	0		
Inning Stats	R: 0 E: 0 K: 0 S: 3	H: 0 LOB: 0 BB: 0 P: 3	R: 0 E: 0 K: 0 S: 3	H: 0 LOB: 0 BB: 0 P: 3	R: 0 E: 0 K: 1 S: 5	H: 0 LOB: 0 BB: 0 P: 5	R: 0 E: 0 K: 0 S: 3	H: 0 LOB: 0 BB: 0 P: 3	R: 0 E: 0 K: 1 S: 5	H: 1 LOB: 0 BB: 0 P: 5	R: 2 E: 0 K: 0 S: 5	H: 3 LOB: 0 BB: 0 P: 5	R: 0 E: 0 K: 1 S: 5	H: 0 LOB: 0 BB: 0 P: 5	1B: 4 2B: 0 3B: 0 HR: 0	SF: 0 SAC: 0 DP: 2 HBP: 0	WP: 0 PB: 0 SB: 0 CS: 0	PA: 29
PITCHER Marty Pattin, R ERA: 3.75 (1, 1)	IP: 9.0 WLS: W BF: 29 H: 4 R: 2 ER: 2 SO: 3 BB: 0 IBB: 0 HBP: 0 BLK: 0 WP: 0 HR: 0 S: 35 P: 35 ERA: 2.00 WHIP: 0.444																	

Oakland Athletics @ Kansas City Royals
 Royals Stadium, Kansas City, MO
 Mon Sep 11 1978, 8:05 PM EDT
 Att: 24,765 - Unknown - 84 F


AB 29
 R 2
 H 4
 RBI 2
 BB 0
 SO 3
 LOB 2

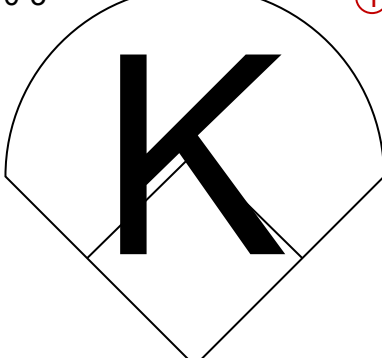
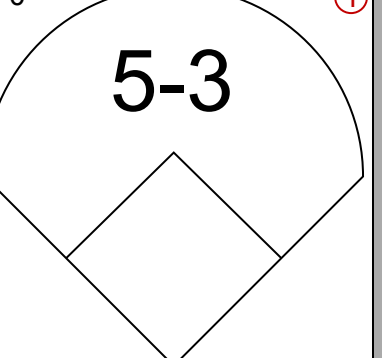
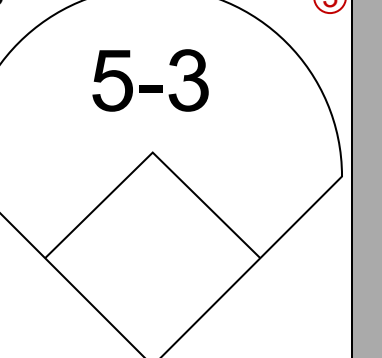
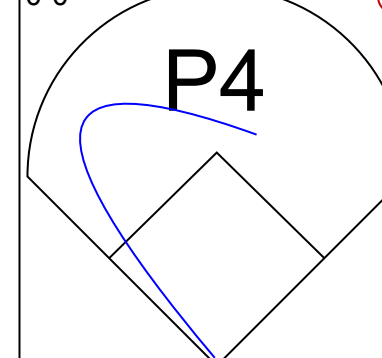
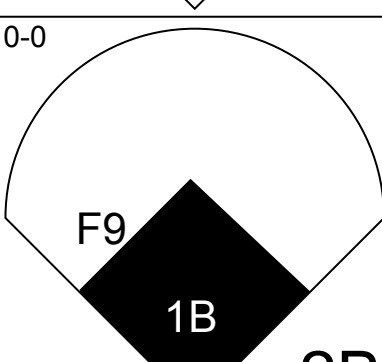
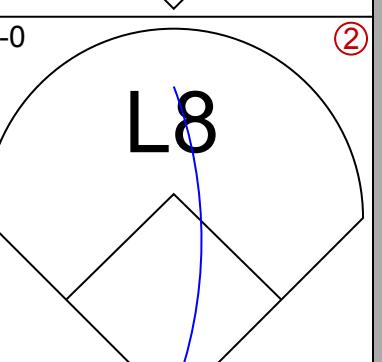
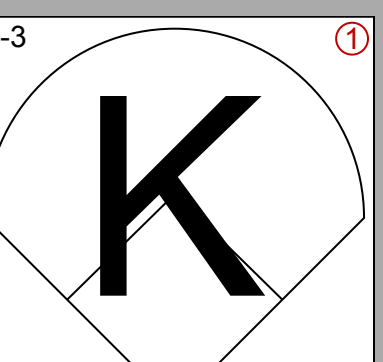
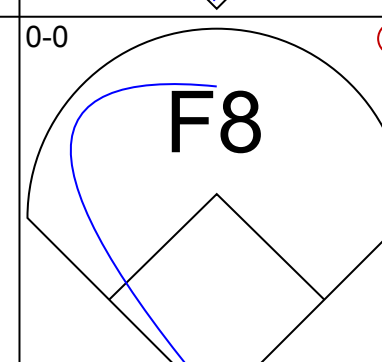
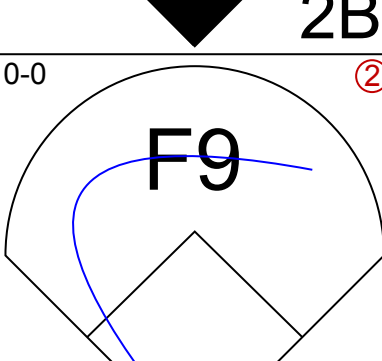
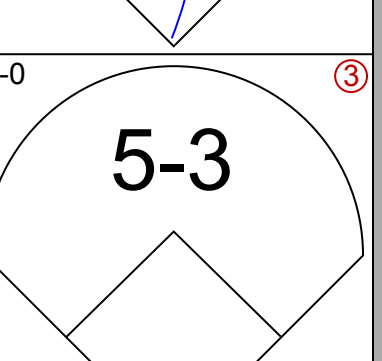
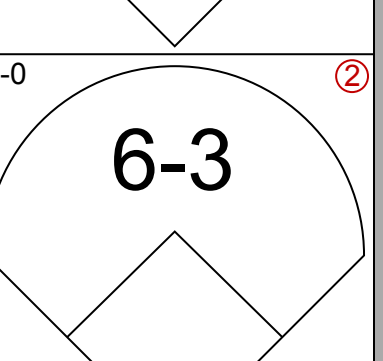
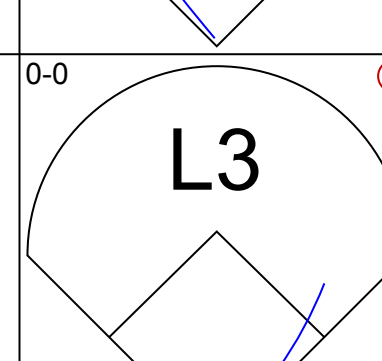
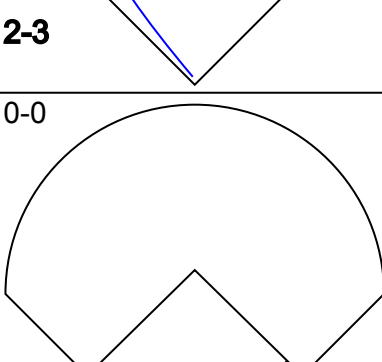
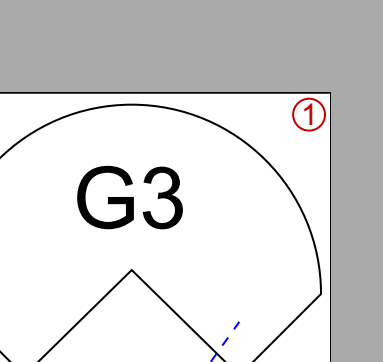
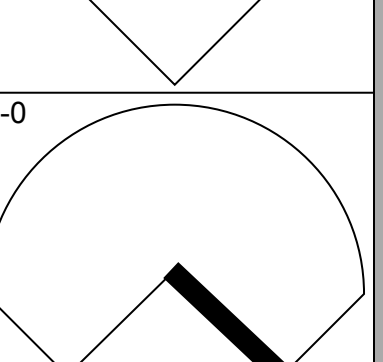
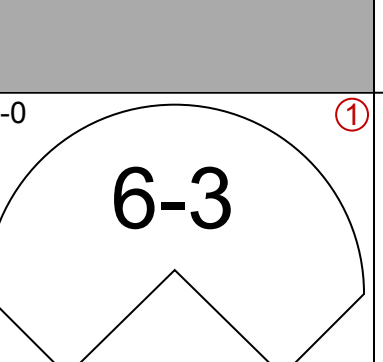
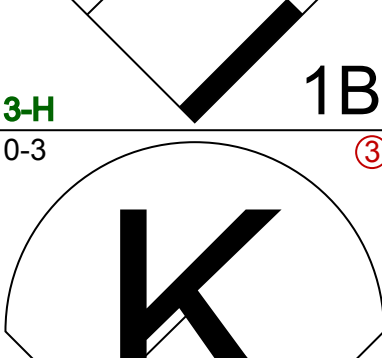
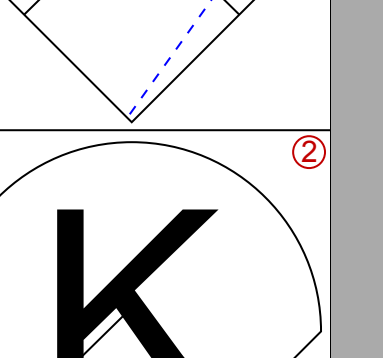
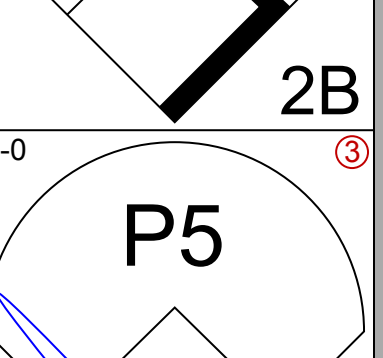
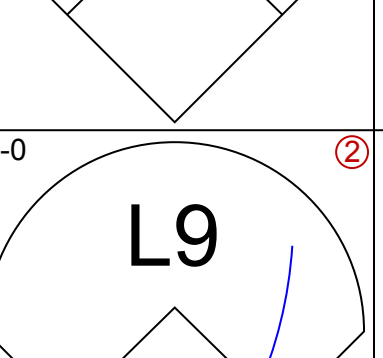
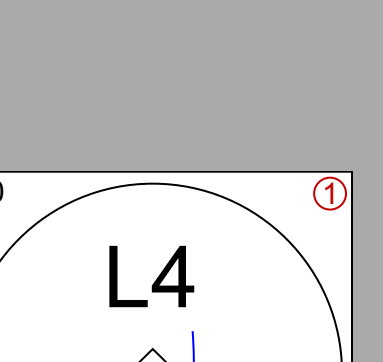
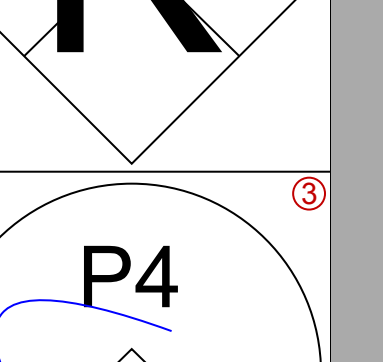
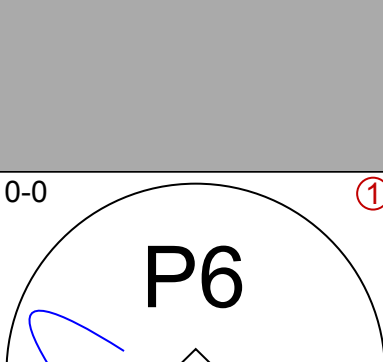
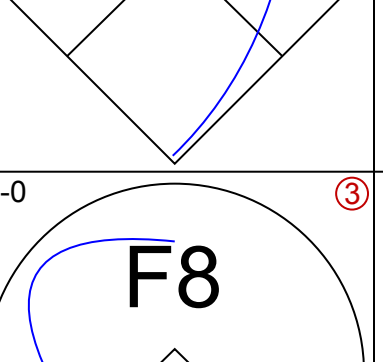
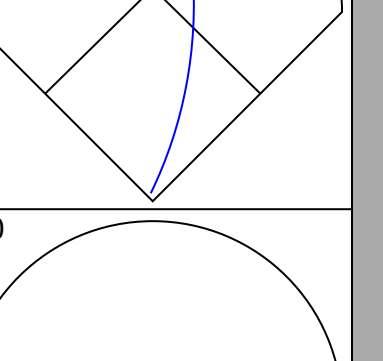
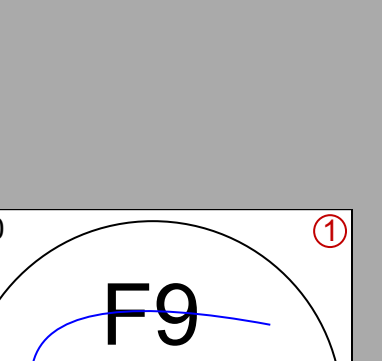
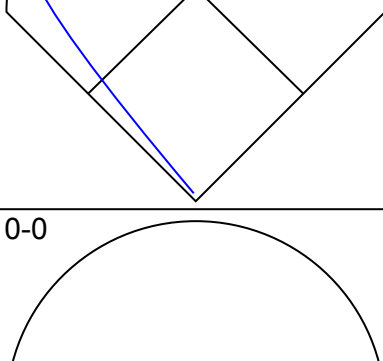
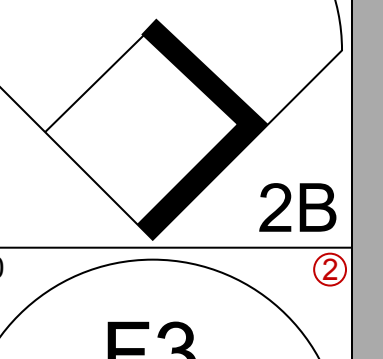
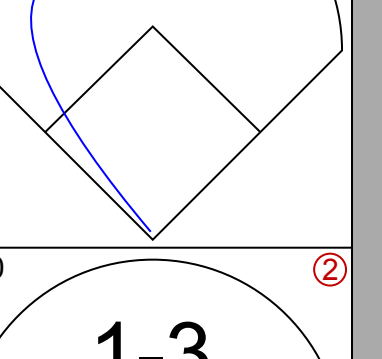
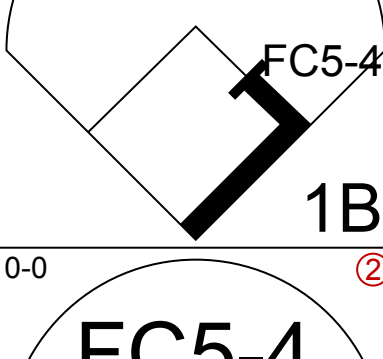
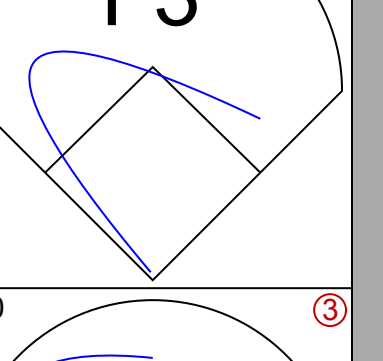
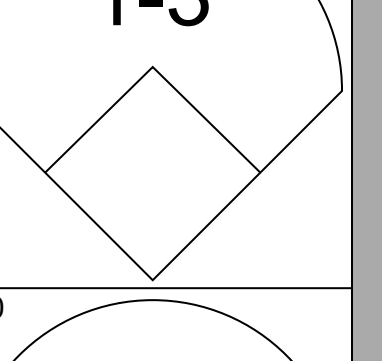
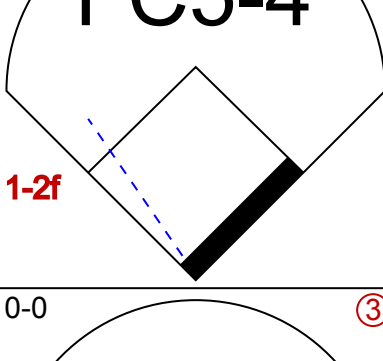


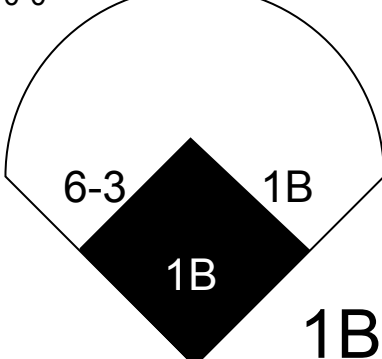
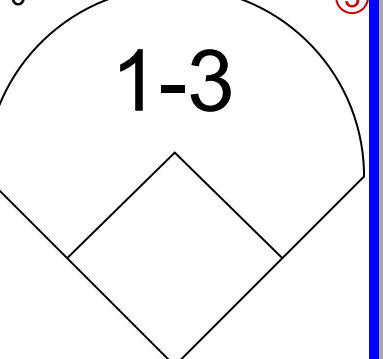
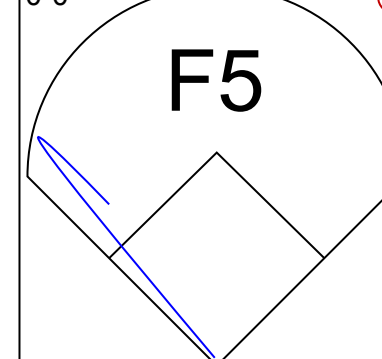
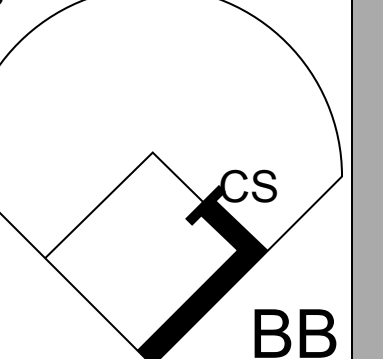
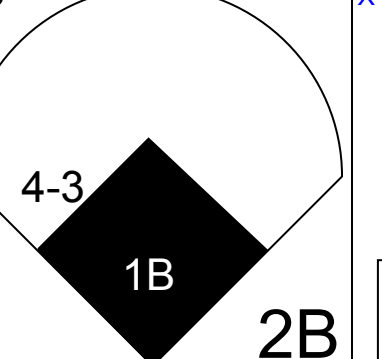
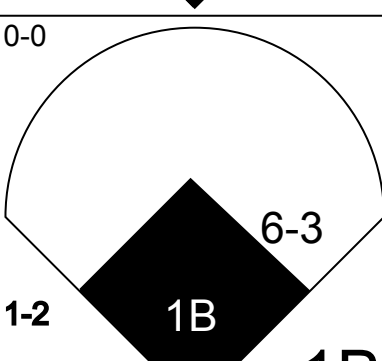
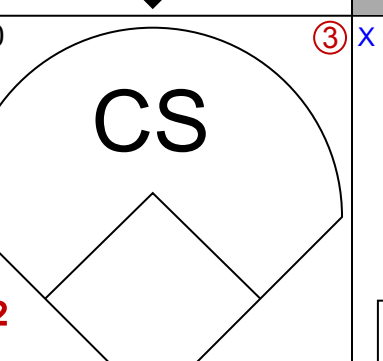
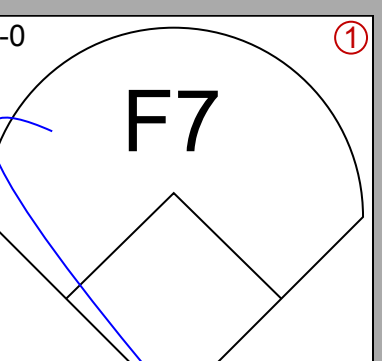
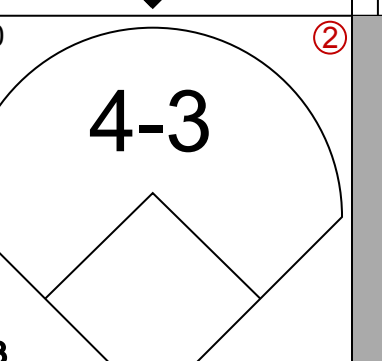
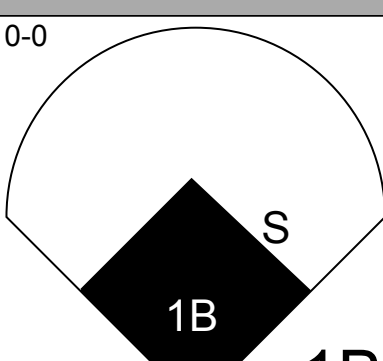
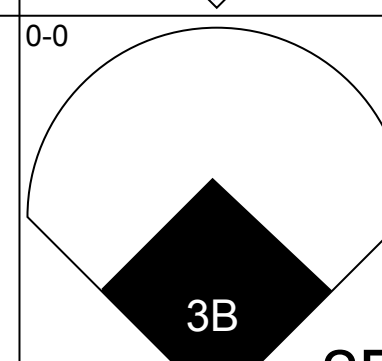
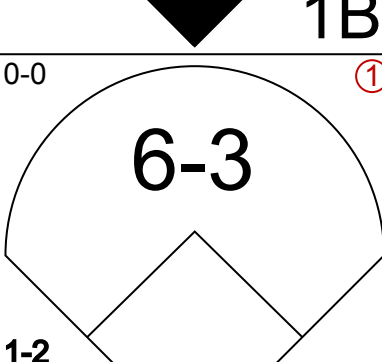
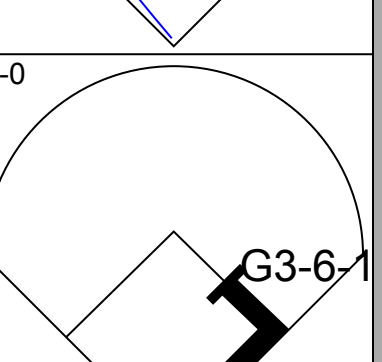
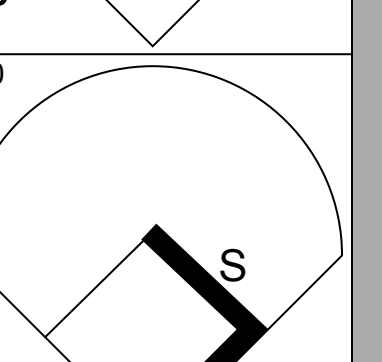
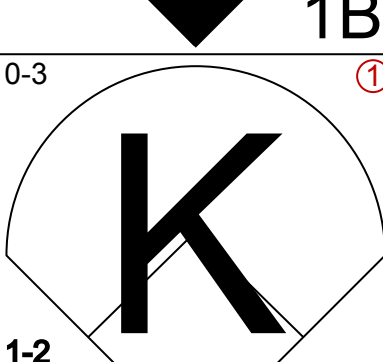
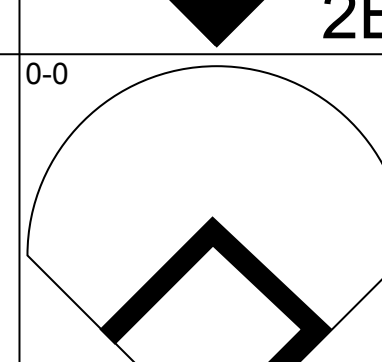
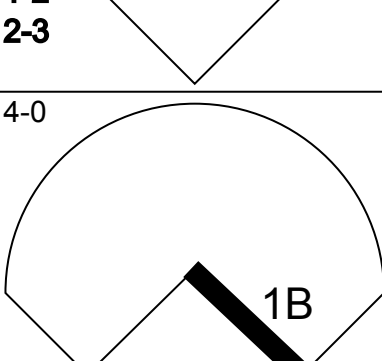
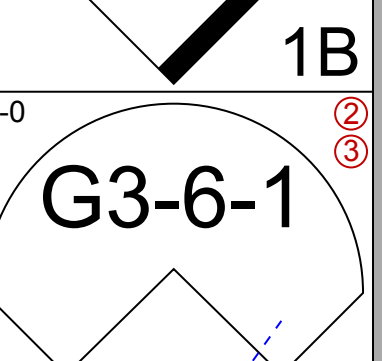
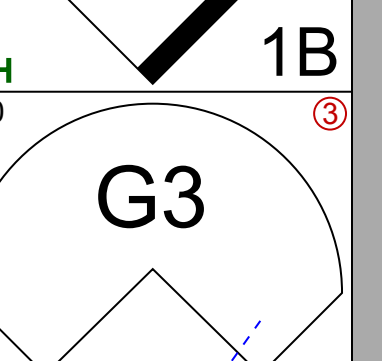
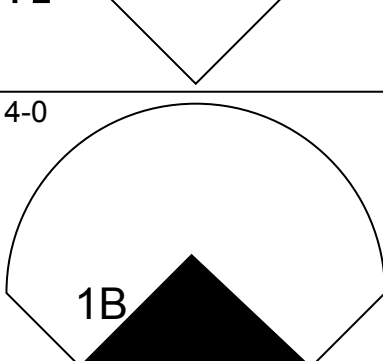
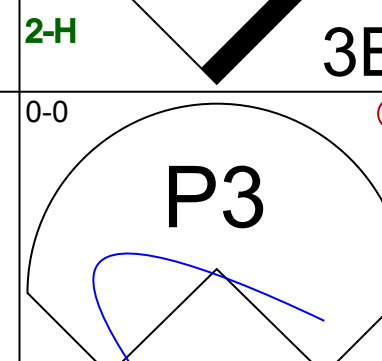
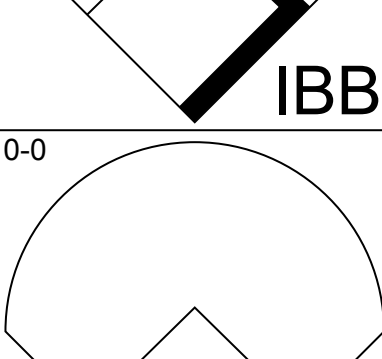
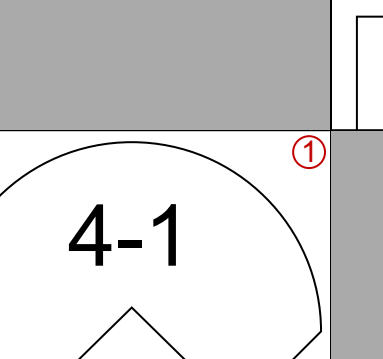
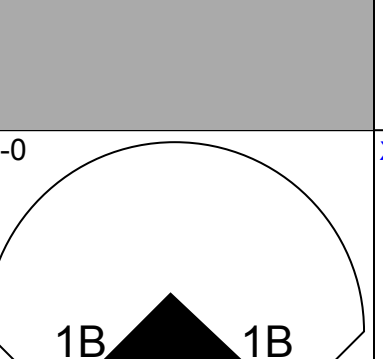
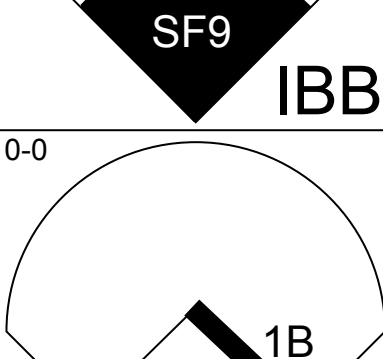
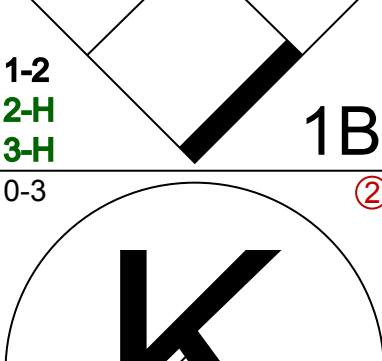
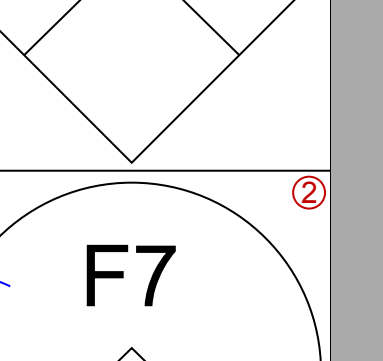
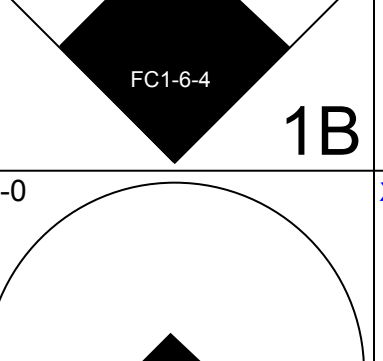
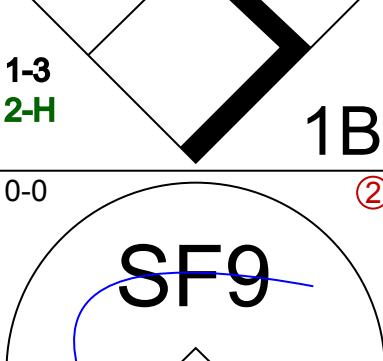
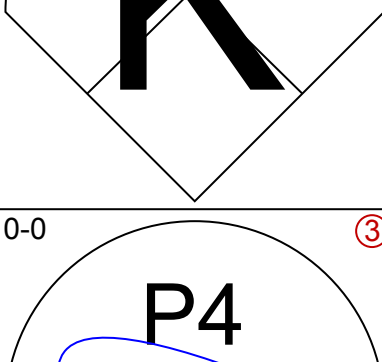
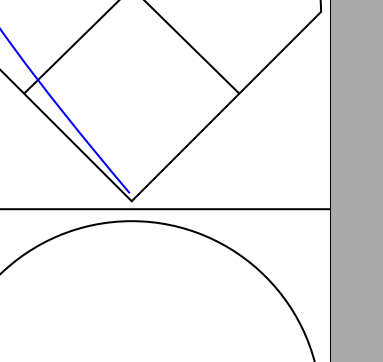
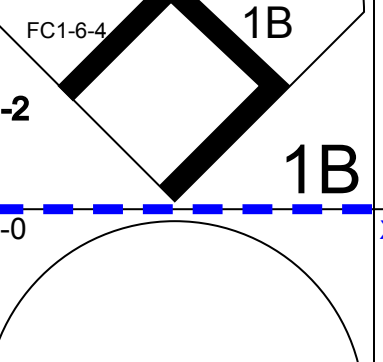
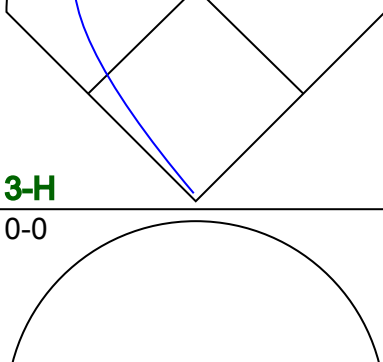
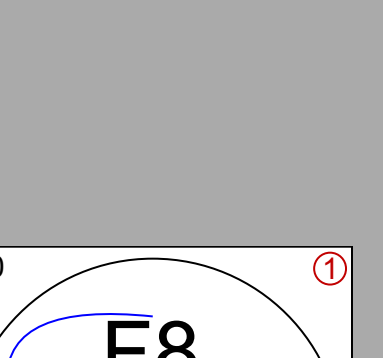
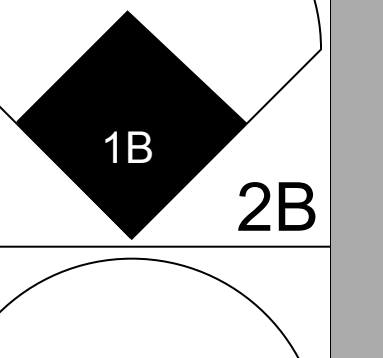
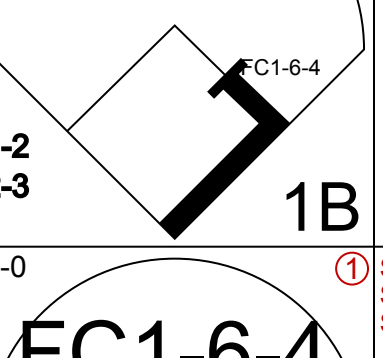


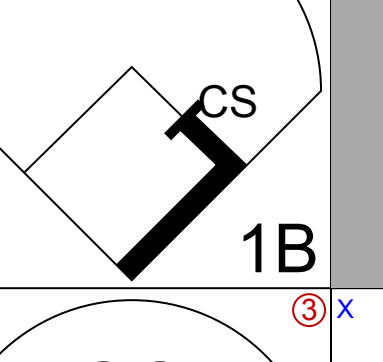
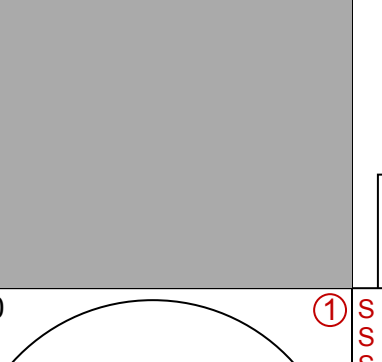
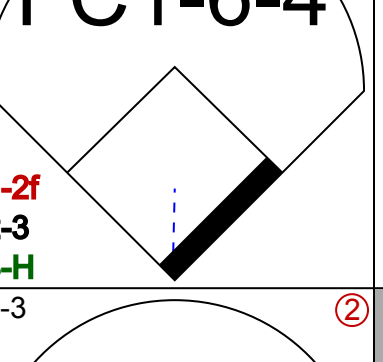
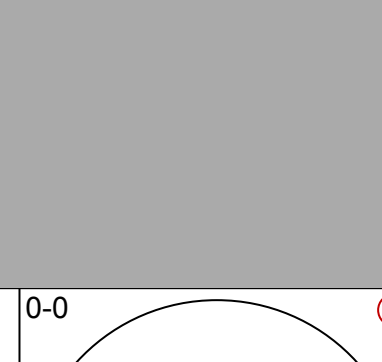
Batter	1	2	3	4	5	6	7	8	9	AB	R	H	RBI	BB	SO	LOB	BOTTOM
Steve Braun, L OBP: 0.360, SLG: 0.365 Willie Wilson, S OBP: 0.289, SLG: 0.287 (7, 7)	4-3		HR BB	5-3		F6		6-3		3	1	0	0	1	0	1	
George Brett, L OBP: 0.323, SLG: 0.431 (1, 5)	4-3		K 1-2	6-3		F7				4	0	0	0	0	1	3	
Amos Otis, R OBP: 0.367, SLG: 0.511 (1, 8)	5-3		HR	5-3		5-3				4	1	1	3	0	0	1	
Darrell Porter, L OBP: 0.373, SLG: 0.484 (1, 2)		FC4-6 BB	HR			HR				3	2	2	2	1	1	0	
Ralph LaCock, L OBP: 0.331, SLG: 0.425 (1, 3)		FC4-6 2B 1-2	E SF9 1B			1B				4	2	2	0	0	1	1	
Al Cowens, R OBP: 0.329, SLG: 0.408 (1, 9)		2B 1-H	SF9 E BB			F2				3	0	2	1	1	0	1	
Hal McRae, R OBP: 0.320, SLG: 0.424 (1, 10)	1-3		E5 1-2 2-3			F8				4	0	0	0	0	0	5	
U L Washington, S OBP: 0.323, SLG: 0.295 Freddie Patek, R OBP: 0.325, SLG: 0.323 (9, 6)	4-3		SF9 2-3 3-H			F8				3	0	0	1	0	0	2	
Frank White, R OBP: 0.322, SLG: 0.392 (1, 4)			HR 3B P5			1B				4	1	2	0	0	0	2	
Inning Stats	R: 0 E: 0 K: 0 S: 3	H: 1 LOB: 1 BB: 1 P: 8	R: 5 E: 1 K: 1 S: 10	H: 4 LOB: 2 BB: 2 P: 18	R: 0 E: 0 K: 0 S: 3	H: 0 LOB: 0 BB: 0 P: 3	R: 1 E: 0 K: 0 S: 5	H: 2 LOB: 1 BB: 0 P: 5	R: 0 E: 0 K: 2 S: 8	H: 1 LOB: 1 BB: 0 P: 8	R: 0 E: 0 K: 0 S: 3	H: 0 LOB: 0 BB: 0 P: 3	1B: 4 2B: 1 3B: 1 HR: 3	SF: 1 SAC: 0 DP: 0 HBP: 0	WP: 0 PB: 0 SB: 1 CS: 0	PA: 37	
PITCHER Matt Keough, R ERA: 3.25 (1, 1) Mike Norris, R ERA: 4.5 (3, 1) Bob Lacey, L ERA: 3.07 (8, 1)	IP: 2.1 WLS: L BF: 13 H: 4 R: 5 ER: 5 SO: 1 BB: 2 IBB: 0 HBP: 0 BLK: 0 WP: 0 HR: 2 S: 13 P: 21 ERA: 19.29 WHIP: 2.571																

Oakland Athletics @ Kansas City Royals
 Royals Stadium, Kansas City, MO
 Mon Sep 11 1978, 8:05 PM EDT
 Att: 24,765 - Unknown - 84 F

AB 33
 R 7
 H 9
 RBI 7
 BB 3
 SO 3
 LOB 16



Batter	1	2	3	4	5	6	7	8	9	AB	R	H	RBI	BB	SO	LOB	TOP			
Mike Edwards, R (1, 4) OBP: 0.303, SLG: 0.329										4	0	0	0	0	1	1	Oakland Athletics @ Kansas City Royals Royals Stadium, Kansas City, MO Tue Sep 12 1978, 8:05 PM EDT Att: 21,379 - Unknown - 86 F livebaseballscores.com			
Glenn Burke, R (1, 8) OBP: 0.290, SLG: 0.307										4	1	1	0	0	1	0				
Rico Carty, R (1, 10) OBP: 0.342, SLG: 0.512										4	0	0	0	0	0	1				
Mitchell Page, L (1, 7) OBP: 0.371, SLG: 0.468										4	0	2	1	0	0	0				
Jeff Newman, R (1, 3) OBP: 0.291, SLG: 0.356										4	0	0	0	0	2	2				
Taylor Duncan, R (1, 5) OBP: 0.298, SLG: 0.348										4	0	0	0	0	0	0				
Mario Guerrero, R (1, 6) OBP: 0.307, SLG: 0.354										3	0	2	0	0	0	0				
Tim Hosley, R (1, 2) OBP: 0.444, SLG: 0.500										3	0	0	0	0	0	2				
Joe Wallis, S (1, 9) OBP: 0.325, SLG: 0.401										2	0	0	0	1	0	2				
Inning Stats	R: 1 E: 0 K: 2 S: 9	H: 2 LOB: 1 BB: 0 P: 9	R: 0 E: 0 K: 0 S: 4	H: 1 LOB: 1 BB: 0 P: 4	R: 0 E: 0 K: 0 S: 3	H: 0 LOB: 0 BB: 0 P: 3	R: 0 E: 0 K: 1 S: 5	H: 0 LOB: 0 BB: 0 P: 5	R: 0 E: 0 K: 0 S: 3	H: 0 LOB: 1 BB: 1 P: 7	R: 0 E: 0 K: 1 S: 6	H: 1 LOB: 1 BB: 0 P: 6	R: 0 E: 0 K: 0 S: 4	H: 1 LOB: 0 BB: 0 P: 4	R: 0 E: 0 K: 0 S: 3	H: 0 LOB: 0 BB: 0 P: 3	1B: 2 2B: 3 3B: 0 HR: 0	SF: 0 SAC: 0 DP: 0 HBP: 0	WP: 0 PB: 0 SB: 0 CS: 0	PA: 33
PITCHER Lary Gura, L (1, 1) ERA: 2.75	IP: 9.0 WLS: W BF: 33	H: 5 R: 1 ER: 1 SO: 4	BB: 1 IBB: 0 HBP: 0 BLK: 0	WP: 0 HR: 0 S: 40 P: 44	ERA: 1.00 WHIP: 0.667	PITCHER										IP: WLS: BF: H: R: ER: SO: BB: IBB: HBP: BLK: WP: HR: S: P: ERA: WHIP				

Batter	1	2	3	4	5	6	7	8	9	AB	R	H	RBI	BB	SO	LOB	BOTTOM			
Steve Braun, L (1, 7) OBP: 0.367, SLG: 0.376										3	2	2	0	1	0	2	Oakland Athletics @ Kansas City Royals Royals Stadium, Kansas City, MO Tue Sep 12 1978, 8:05 PM EDT Att: 21,379 - Unknown - 86 F livebaseballscores.com			
Willie Wilson, S (7, 7) OBP: 0.287, SLG: 0.286										1	0	0	0	0	0	0				
George Brett, L (1, 5) OBP: 0.326, SLG: 0.435										5	3	3	0	0	0	1				
Amos Otis, R (1, 8) OBP: 0.369, SLG: 0.517										5	0	3	2	0	1	3				
Darrell Porter, L (1, 2) OBP: 0.374, SLG: 0.480										3	1	0	0	2	0	3				
Ralph LaCock, L (1, 3) OBP: 0.337, SLG: 0.430										4	1	3	3	0	0	0				
Al Cowens, R (1, 9) OBP: 0.328, SLG: 0.407										3	0	1	1	0	1	2				
Hal McRae, R (1, 10) OBP: 0.323, SLG: 0.428										4	1	3	0	0	0	2				
Freddie Patek, R (1, 6) OBP: 0.324, SLG: 0.322										4	0	1	2	0	1	4				
Frank White, R (1, 4) OBP: 0.319, SLG: 0.388										4	0	0	0	0	2	2				
Inning Stats	R: 2 E: 0 K: 1 S: 8	H: 3 LOB: 2 BB: 1 P: 12	R: 0 E: 0 K: 1 S: 4	H: 0 LOB: 1 BB: 1 P: 8	R: 0 E: 0 K: 0 S: 3	H: 1 LOB: 0 BB: 0 P: 3	R: 1 E: 0 K: 0 S: 4	H: 2 LOB: 0 BB: 0 P: 4	R: 1 E: 0 K: 0 S: 5	H: 2 LOB: 1 BB: 0 P: 5	R: 1 E: 0 K: 1 S: 8	H: 3 LOB: 2 BB: 0 P: 8	R: 2 E: 0 K: 2 S: 10	H: 3 LOB: 2 BB: 1 P: 14	R: 1 E: 0 K: 0 S: 5	H: 2 LOB: 1 BB: 0 P: 5	1B: 12 2B: 3 3B: 1 HR: 0	SF: 1 SAC: 0 DP: 1 HBP: 0	WP: 0 PB: 0 SB: 2 CS: 2	PA: 42
PITCHER Rick Langford, R (1, 1) ERA: 3.19	IP: 5.0 WLS: L BF: 24	H: 10 R: 5 ER: 5 SO: 2	BB: 1 IBB: 0 HBP: 0 BLK: 0	WP: 0 HR: 0 S: 26 P: 34	ERA: 9.00 WHIP: 2.200	PITCHER										IP: WLS: BF: H: R: ER: SO: BB: IBB: HBP: BLK: WP: HR: S: P: ERA: WHIP				
Dave Heaverlo, R (6, 1) ERA: 3.43	IP: 3.0 WLS: L BF: 16	H: 6 R: 3 ER: 3 SO: 3	BB: 0 IBB: 1 HBP: 0 BLK: 0	WP: 0 HR: 0 S: 21 P: 25	ERA: 9.00 WHIP: 2.000	PITCHER										IP: WLS: BF: H: R: ER: SO: BB: IBB: HBP: BLK: WP: HR: S: P: ERA: WHIP				

Batter	1	2	3	4	5	6	7	8	9	AB	R	H	RBI	BB	SO	LOB	TOP				
Mike Edwards, R (1,4) Darrell Woodard, R (7,4)	L4		G4-6-3 1B		P4			5-3		3	0	1	0	0	0	1					
Dave Revering, L (1,3) Jeff Newman, R (7,3)			G4-6-3 1-2					F9		3	1	2	1	0	0	1					
Mitchell Page, L (1,7)	F8			6-3				3-1		4	0	0	0	0	0	1					
Rico Carty, R (1,10) Tim Hosley, R (9,PH)	5-3								5-3	2	0	0	0	1	1	1					
Bruce Robinson, L (1,2) Jim Essian, R (7,2) Scott Meyer, R (8,2)		F7		F7				F2		3	0	0	0	0	0	1					
Mario Guerrero, R (1,6) Rob Picciolo, R (7,6)				L8				FC6 1B		3	0	1	0	0	0	1					
Glenn Burke, R (1,8)		F8			4-3			FC6 1-2		4	0	1	0	0	0	2					
Wayne Gross, L (1,5)		F4								3	0	1	0	0	0	2					
Joe Wallis, S (1,9) Dell Alston, L (7,PH)			K		P4			G3		2	0	0	0	0	1	1					
Inning Stats	R: 0 E: 0 K: 0 S: 4	H: 1 LOB: 1 BB: 0 P: 4	R: 0 E: 0 K: 0 S: 4	H: 1 LOB: 1 BB: 0 P: 4	R: 0 E: 0 K: 1 S: 5	H: 1 LOB: 0 BB: 1 P: 5	R: 0 E: 0 K: 0 S: 3	H: 0 LOB: 1 BB: 1 P: 7	R: 0 E: 0 K: 0 S: 4	H: 1 LOB: 1 BB: 0 P: 4	R: 1 E: 0 K: 1 S: 6	H: 1 LOB: 0 BB: 0 P: 6	R: 0 E: 0 K: 0 S: 4	H: 1 LOB: 1 BB: 0 P: 4	R: 0 E: 0 K: 0 S: 3	H: 1 LOB: 1 BB: 0 P: 4	1B: 6 2B: 0 3B: 0 HR: 1	SF: 0 SAC: 0 DP: 1 HBP: 0	WP: 0 PB: 0 SB: 0 CS: 0	PA: 34	
PITCHER	IP	WLS	BF	H	R	ER	SO	BB	IBB	HBP	BLK	WP	HR	S	P	ERA	WHIP				
Dennis Leonard, R (1,1) Steve Mingori, L (7,1)	6.1	W	25	6	1	1	2	1	0	0	0	0	1	28	32	1.42	1.105				
	2.2		9	1	0	0	0	0	0	0	0	0	0	9	9	0.00	0.375				

Oakland Athletics @ Kansas City Royals
 Royals Stadium, Kansas City, MO
 Wed Sep 13 1978, 8:05 PM EDT
 Att: 18,359 - Unknown - 85 F

AB	33
R	1
H	7
RBI	1
BB	1
SO	2
LOB	12



Batter	1	2	3	4	5	6	7	8	9	AB	R	H	RBI	BB	SO	LOB	BOTTOM				
George Brett, L (1,5)	5-3		SH1-4 1-2 2-3		HR 2B	E6 E		F2 1-2		4	2	1	1	0	0	1					
Hal McRae, R (1,10)	F9		SF9		HR 2B	E2 1B				3	1	2	4	0	0	0					
Amos Otis, R (1,8)					F7 2B	5-3				3	0	1	1	1	0	1					
Al Cowens, R (1,9)	F8		F9		K		P6			4	0	0	0	0	1	2					
Darrell Porter, L (1,2) Art Kusnyer, R (8,2)		K		G3		4-3	K			4	0	0	0	0	2	0					
John Wathan, R (1,3)	P3		F8		F8	F8	5-3			4	0	0	0	0	0	0					
Frank White, R (1,4)	1-3		L8		L8	1B 2B BB		F8		3	1	0	0	1	0	0					
Freddie Patek, R (1,6)			SH1-4 SF9 BB		F8	2B 1B		F9		3	2	1	0	1	0	0					
Luis Silverio, R (1,7)			SH SF9 SH1-4 2B		2B BB	E 2B		WP 1B		2	3	2	2	1	0	0					
Inning Stats	R: 0 E: 0 K: 0 S: 3	H: 0 LOB: 0 BB: 1 P: 7	R: 0 E: 0 K: 1 S: 5	H: 0 LOB: 0 BB: 0 P: 5	R: 2 E: 1 K: 0 S: 5	H: 1 LOB: 1 BB: 1 P: 9	R: 0 E: 0 K: 0 S: 3	H: 0 LOB: 0 BB: 0 P: 3	R: 3 E: 0 K: 1 S: 7	H: 2 LOB: 0 BB: 1 P: 11	R: 4 E: 2 K: 0 S: 7	H: 3 LOB: 1 BB: 1 P: 11	R: 0 E: 0 K: 1 S: 5	H: 0 LOB: 0 BB: 0 P: 5	R: 0 E: 0 K: 0 S: 4	H: 1 LOB: 1 BB: 0 P: 4	1B: 3 2B: 3 3B: 0 HR: 1	SF: 1 SAC: 2 DP: 0 HBP: 0	WP: 1 PB: 0 SB: 0 CS: 0	PA: 37	
PITCHER	IP	WLS	BF	H	R	ER	SO	BB	IBB	HBP	BLK	WP	HR	S	P	ERA	WHIP				
John Henry Johnson, L (1,1) Elias Sosa, R (7,1)	6.0	L	30	6	9	5	2	4	0	0	0	1	30	46	7.50	1.667					
	2.0		7	1	0	0	1	0	0	0	0	1	0	9	9	0.00	0.500				

Oakland Athletics @ Kansas City Royals
 Royals Stadium, Kansas City, MO
 Wed Sep 13 1978, 8:05 PM EDT
 Att: 18,359 - Unknown - 85 F

AB	30
R	9
H	7
RBI	8
BB	4
SO	3
LOB	4



Batter	1	2	3	4	5	6	7	8	9	AB	R	H	RBI	BB	SO	LOB	TOP			
Mike Edwards, R OBP: 0.303, SLG: 0.328 (1, 4)	G1		FC4-6					5-3		4	0	1	0	0	0	1				
Glenn Burke, R OBP: 0.276, SLG: 0.305 (1, 8)	4-3		F9					3-1		4	0	1	1	0	0	1				
Rico Carty, R OBP: 0.339, SLG: 0.505 (1, 10)	L3			6-3	P3			4-3		4	0	0	0	0	0	2				
Mitchell Page, L OBP: 0.365, SLG: 0.460 (1, 7)		K		L8				6-3		4	0	0	0	0	1	0				
Jeff Newman, R OBP: 0.290, SLG: 0.350 (1, 2)		K			P3			L9		3	0	0	0	1	1	0				
Dave Revere, L OBP: 0.307, SLG: 0.413 (1, 3)				FC4-6	F8			F9		3	0	0	0	1	0	1				
Taylor Duncan, R OBP: 0.298, SLG: 0.348 (1, 5)		4-3						P4		3	1	1	0	0	0	1				
Joe Wallis, S OBP: 0.321, SLG: 0.395 (1, 9)				P5	F7			L9		3	0	0	0	0	0	1				
Rob Picciolo, R OBP: 0.242, SLG: 0.230 (1, 6)								F9		1	0	1	0	0	0	0				
Tim Hosley, R OBP: 0.364, SLG: 0.400 (5, PH)										1	0	0	0	0	0	1				
Mario Guerrero, R OBP: 0.307, SLG: 0.353 (5, 6)										1	0	0	0	0	0	0				
Inning Stats	R: 0 E: 0 K: 0 S: 3	H: 0 LOB: 0 BB: 0 P: 3	R: 0 E: 0 K: 2 S: 7	H: 0 LOB: 1 BB: 1 P: 11	R: 0 E: 0 K: 0 S: 4	H: 1 LOB: 1 BB: 0 P: 4	R: 0 E: 0 K: 0 S: 3	H: 0 LOB: 1 BB: 1 P: 7	R: 1 E: 0 K: 0 S: 6	H: 3 LOB: 2 BB: 0 P: 6	R: 0 E: 0 K: 0 S: 3	H: 0 LOB: 0 BB: 0 P: 3	R: 0 E: 0 K: 0 S: 3	H: 0 LOB: 0 BB: 0 P: 3	R: 0 E: 0 K: 0 S: 3	H: 0 LOB: 0 BB: 0 P: 3	1B: 4 2B: 0 3B: 0 HR: 0	SF: 0 SAC: 0 DP: 0 HBP: 0	WP: 0 PB: 0 SB: 0 CS: 0	PA: 33
PITCHER Paul Spittorff, L ERA: 3.44 (1, 1)	IP: 9.0 WLS: W BF: 33 H: 4 R: 1 ER: 1 SO: 2 BB: 2 IBB: 0 HBP: 0 BLK: 0 WP: 0 HR: 0 S: 35 P: 43 ERA: 1.00 WHIP: 0.667																			

Oakland Athletics @ Kansas City Royals
Royals Stadium, Kansas City, MO
Thu Sep 14 1978, 8:05 PM EDT
Att: 19,617 - Unknown - 83 F

AB	31
R	1
H	4
RBI	1
BB	2
SO	2
LOB	8



Batter	1	2	3	4	5	6	7	8	9	AB	R	H	RBI	BB	SO	LOB	BOTTOM			
Steve Braun, L OBP: 0.368, SLG: 0.377 (1, 7)	K			FC5-4				K		2	1	1	1	0	1	0				
Dave Cripe, R OBP: 0.500, SLG: 0.500 (4, PH)										1	0	0	0	0	0	1				
Willie Wilson, S OBP: 0.284, SLG: 0.283 (5, 7)										2	0	0	0	0	2	1				
George Brett, L OBP: 0.326, SLG: 0.434 (1, 5)	F7			4-3				F8		4	0	1	1	1	0	1				
Amos Otis, R OBP: 0.373, SLG: 0.525 (1, 8)								P4		5	1	3	2	0	0	2				
Darrell Porter, L OBP: 0.369, SLG: 0.472 (1, 2)								F9		4	1	0	0	1	0	4				
Ralph LaCock, L OBP: 0.334, SLG: 0.427 (1, 3)	1-3									2	0	0	0	0	0	2				
John Wathan, R OBP: 0.343, SLG: 0.418 (5, PH)				6-3						2	0	2	0	0	0	0				
Hal McRae, R OBP: 0.322, SLG: 0.432 (1, 10)								F8		3	0	0	1	0	0	1				
Al Cowens, R OBP: 0.327, SLG: 0.406 (1, 9)								F9		4	0	2	0	0	0	0				
Freddie Patek, R OBP: 0.325, SLG: 0.321 (1, 6)										4	1	1	0	0	0	4				
Frank White, R OBP: 0.322, SLG: 0.392 (1, 4)										4	1	3	0	0	0	2				
Inning Stats	R: 0 E: 0 K: 1 S: 6	H: 1 LOB: 2 BB: 1 P: 10	R: 3 E: 0 K: 0 S: 8	H: 5 LOB: 0 BB: 0 P: 8	R: 0 E: 0 K: 0 S: 3	H: 0 LOB: 0 BB: 0 P: 3	R: 0 E: 0 K: 0 S: 4	H: 1 LOB: 2 BB: 0 P: 4	R: 2 E: 1 K: 0 S: 7	H: 3 LOB: 2 BB: 0 P: 7	R: 0 E: 0 K: 1 S: 5	H: 0 LOB: 0 BB: 0 P: 5	R: 0 E: 0 K: 0 S: 5	H: 2 LOB: 2 BB: 0 P: 5	R: 0 E: 0 K: 1 S: 6	H: 1 LOB: 2 BB: 1 P: 10	1B: 10 2B: 2 3B: 0 HR: 1	SF: 1 SAC: 0 DP: 0 HBP: 0	WP: 0 PB: 1 SB: 1 CS: 0	PA: 40
PITCHER Steve Renko, R ERA: 4.19 Bob Lacey, L ERA: 3.03 Dave Heaverlo, R ERA: 3.38	IP: 1.2 WLS: L BF: 12 H: 6 R: 3 ER: 3 SO: 1 BB: 0 IBB: 0 HBP: 0 BLK: 0 WP: 0 HR: 0 S: 13 P: 17 ERA: 16.20 WHIP: 4.200																			

Oakland Athletics @ Kansas City Royals
Royals Stadium, Kansas City, MO
Thu Sep 14 1978, 8:05 PM EDT
Att: 19,617 - Unknown - 83 F

AB	37
R	5
H	13
RBI	5
BB	2
SO	3
LOB	18



Batter	1	2	3	4	5	6	7	8	9	AB	R	H	RBI	BB	SO	LOB	TOP			
Mike Edwards, R (1.4) OBP: 0.303, SLG: 0.328	0-0 4-3		0-0 FC6-5		0-0 1B			0-0 6-3		4	0	1	0	0	0	1				
Dell Alton, L (1.9) OBP: 0.250, SLG: 0.255	0-3 K		0-0 CS	0-0 HR	0-0 F8			0-0 F8		4	1	1	1	0	1	1				
Mitchell Page, L (1.7) Miguel Dilone, S (9.7) OBP: 0.368, SLG: 0.462 OBP: 0.297, SLG: 0.265	4-0 BB			0-0 F8		0-0 CS		0-0 1B	0-0 WP	3	0	2	0	1	0	0				
Rico Carty, R (1.10) OBP: 0.338, SLG: 0.502	0-0 F9			4-0 1B		0-0 F3		0-0 5-3		3	0	0	0	1	0	3				
Dave Reevering, L (1.3) OBP: 0.305, SLG: 0.410		0-0 F5		0-0 F7		0-0 F8		0-0 F8		4	0	0	0	0	0	2				
Mario Guerrero, R (1.6) OBP: 0.306, SLG: 0.353		0-0 6-3		0-0 1B			0-0 1-3		0-0 4-3	4	0	1	0	0	0	1				
Wayne Gross, L (1.5) OBP: 0.306, SLG: 0.325		0-3 K		0-0 G3			0-0 F8			3	0	0	0	0	1	2				
Glenn Burke, R (1.8) OBP: 0.280, SLG: 0.305			0-0 FC6-5		0-0 G3			0-0 6-3		3	0	1	0	0	0	0				
Bruce Robinson, L (1.2) OBP: 0.282, SLG: 0.294			0-0 6-3		0-0 6-3			0-0 G3		3	0	0	0	0	0	1				
Inning Stats	R: 0 E: 0 K: 1 S: 5	H: 0 LOB: 1 BB: 1 P: 9	R: 0 E: 0 K: 1 S: 5	H: 0 LOB: 0 BB: 0 P: 5	R: 0 E: 0 K: 0 S: 3	H: 1 LOB: 0 BB: 0 P: 3	R: 1 E: 0 K: 0 S: 5	H: 2 LOB: 2 BB: 1 P: 9	R: 0 E: 0 K: 0 S: 4	H: 1 LOB: 1 BB: 0 P: 4	R: 0 E: 0 K: 0 S: 3	H: 0 LOB: 0 BB: 0 P: 3	R: 0 E: 0 K: 0 S: 3	H: 0 LOB: 0 BB: 0 P: 3	R: 0 E: 0 K: 0 S: 4	H: 1 LOB: 1 BB: 0 P: 4	1B: 5 2B: 0 3B: 0 HR: 1	SF: 0 SAC: 0 DP: 0 HBP: 0	WP: 1 PB: 0 SB: 0 CS: 2	PA: 34
PITCHER Doyle Alexander, R (1.1) ERA: 3.94	IP: 9.0 WLS: L BF: 33	H: 6 R: 1 ER: 1 SO: 2	BB: 2 IBB: 0 HBP: 0 BLK: 0	WP: 1 HR: 1 S: 35 P: 43	ERA: 1.00 WHIP: 0.889															

Oakland Athletics @ Texas Rangers
Arlington Stadium, Arlington, TX
Fri Sep 15 1978, 8:05 PM EDT
Unknown

AB 31
R 1
H 6
RBI 1
BB 2
SO 2
LOB 11





Batter	1	2	3	4	5	6	7	8	9	AB	R	H	RBI	BB	SO	LOB	BOTTOM			
Mike Hargrove, L (1.3) OBP: 0.387, SLG: 0.346	4-0 BB			0-0 SH3-4		0-0 F9			0-0 G3	3	0	1	0	1	0	0				
Bump Willis, S (1.4) OBP: 0.316, SLG: 0.326	0-0 G6-3			0-0 SH3-4			0-0 SH3-4		0-0 4-3	3	0	1	0	0	0	1				
Juan Beniquez, R (1.8) OBP: 0.284, SLG: 0.376	0-0 F8			0-3 K			0-0 SH3-4			2	0	0	0	0	1	1				
Al Oliver, L (1.10) OBP: 0.350, SLG: 0.489		0-0 CS		0-0 5-3			0-3 K			3	0	1	0	0	1	2				
Bobby Bonds, R (1.9) OBP: 0.352, SLG: 0.485		0-3 K			0-0 CS		0-3 K			3	0	1	0	0	2	2				
Johnny Grubb, L (1.7) OBP: 0.364, SLG: 0.445		0-0 3-1			0-0 4-3			0-0 F8		3	0	0	0	0	0	1				
John Ellis, R (1.2) OBP: 0.261, SLG: 0.325			0-0 6-3		0-0 F8			0-0 F8		3	0	0	0	0	0	0				
Toby Harrah, R (1.6) OBP: 0.347, SLG: 0.344			0-0 G3			0-0 F8		0-0 5-3		3	0	0	0	0	0	0				
Sandy Alomar Sr., S (1.5) Richey Zisk, R (9. PH) OBP: 0.176, SLG: 0.235 OBP: 0.327, SLG: 0.421			0-0 4-3			0-0 4-3			0-3 K	2	0	0	0	0	0	0				
Inning Stats	R: 0 E: 0 K: 0 S: 2	H: 0 LOB: 0 BB: 1 P: 6	R: 0 E: 0 K: 1 S: 5	H: 1 LOB: 0 BB: 0 P: 5	R: 0 E: 0 K: 0 S: 3	H: 0 LOB: 0 BB: 0 P: 3	R: 0 E: 0 K: 1 S: 6	H: 1 LOB: 1 BB: 0 P: 6	R: 0 E: 0 K: 0 S: 3	H: 1 LOB: 1 BB: 0 P: 3	R: 0 E: 0 K: 2 S: 8	H: 1 LOB: 1 BB: 0 P: 8	R: 0 E: 0 K: 0 S: 3	H: 0 LOB: 0 BB: 0 P: 3	R: 0 E: 0 K: 1 S: 5	H: 0 LOB: 0 BB: 0 P: 5	1B: 4 2B: 1 3B: 0 HR: 0	SF: 0 SAC: 2 DP: 2 HBP: 0	WP: 0 PB: 0 SB: 0 CS: 2	PA: 29
PITCHER Alan Wirth, R (1.1) ERA: 3.0	IP: 9.0 WLS: W BF: 29	H: 4 R: 0 ER: 0 SO: 5	BB: 1 IBB: 0 HBP: 0 BLK: 0	WP: 0 HR: 0 S: 38 P: 42	ERA: 0.00 WHIP: 0.556															

Oakland Athletics @ Texas Rangers
Arlington Stadium, Arlington, TX
Fri Sep 15 1978, 8:05 PM EDT
Unknown

AB 26
R 0
H 4
RBI 0
BB 1
SO 5
LOB 7




Batter	1	2	3	4	5	6	7	8	9	AB	R	H	RBI	BB	SO	LOB	TOP				
Mike Edwards, R (1,4) OBP: 0.391, SLG: 0.326 Mario Guerrero, R (4,6) OBP: 0.305, SLG: 0.351	F8			5-3		5-3		F9		2	0	0	0	0	0	0	Oakland Athletics @ Texas Rangers Arlington Stadium, Arlington, TX Fri Sep 15 1978, 8:05 PM EDT Att: 8,779 - Unknown AB 30 R 0 H 4 RBI 0 BB 2 SO 4 LOB 11 				
Dell Alton, L (1,9) OBP: 0.250, SLG: 0.250	K			3-1		BB		F8		3	0	0	0	1	1						
Mitchell Page, L (1,7) OBP: 0.365, SLG: 0.458	1-3			K		F8			F3	4	0	0	0	0	1						
Rico Carty, R (1,10) OBP: 0.338, SLG: 0.500		5-3			FC1-5 1B			F8		4	0	1	0	0	0						
Dave Revering, L (1,3) OBP: 0.306, SLG: 0.411	F4				F8 FC1-5 1-2 1B			BB 1B		4	0	2	0	0	0						
Wayne Gross, L (1,5) OBP: 0.307, SLG: 0.323	3-1				FC1-5 1-2 2-3f			BB		2	0	0	0	1	0	2					
Glenn Burke, R (1,8) OBP: 0.277, SLG: 0.302 Jeff Newman, R (7,PH) OBP: 0.288, SLG: 0.349			K		F8 2-3			F4		2	0	0	0	0	1	2					
Jim Essian, R (1,2) OBP: 0.330, SLG: 0.301 Tim Hosley, R (7,PH) OBP: 0.333, SLG: 0.364 Miguel Dilone, S (7,8) OBP: 0.297, SLG: 0.265					F7			K		2	0	1	0	0	0	2					
Rob Picciolo, R (1,6) OBP: 0.234, SLG: 0.222									6-3	2	0	0	0	0	0	0					
Taylor Duncan, R (8,PH) OBP: 0.297, SLG: 0.347									6-3	1	0	0	0	0	0	0					
Inning Stats	R: 0 E: 0 K: 1 S: 5	H: 0 LOB: 0 BB: 0 P: 5	R: 0 E: 0 K: 0 S: 3	H: 0 LOB: 0 BB: 0 P: 3	R: 0 E: 0 K: 1 S: 5	H: 1 LOB: 0 BB: 0 P: 5	R: 0 E: 0 K: 1 S: 5	H: 0 LOB: 0 BB: 0 P: 5	R: 0 E: 0 K: 0 S: 3	H: 2 LOB: 2 BB: 1 P: 7	R: 0 E: 0 K: 1 S: 6	H: 1 LOB: 2 BB: 1 P: 10	R: 0 E: 0 K: 0 S: 3	H: 0 LOB: 0 BB: 0 P: 3	R: 0 E: 0 K: 0 S: 3	H: 0 LOB: 0 BB: 0 P: 3		1B: 4 2B: 0 3B: 0 HR: 0	SF: 0 SAC: 0 DP: 0 HBP: 0	WP: 0 PB: 0 SB: 0 CS: 0	PA: 32
PITCHER Steve Comer, R (1,1) ERA: 1.81	IP: 9.0 WLS: W BF: 32 H: 4 R: 0 ER: 0 SO: 4 BB: 2 IBB: 0 HBP: 0 BLK: 0 WP: 0 HR: 0 S: 38 P: 46 ERA: 0.00 WHIP: 0.667																				

Batter	1	2	3	4	5	6	7	8	9	AB	R	H	RBI	BB	SO	LOB	BOTTOM				
John Lowenstein, L (1,5) OBP: 0.364, SLG: 0.389	F7		G3		3-1 2B	SH1-4		1B 1B BB		3	1	1	0	1	0	0	Oakland Athletics @ Texas Rangers Arlington Stadium, Arlington, TX Fri Sep 15 1978, 8:05 PM EDT Att: 8,779 - Unknown AB 31 R 5 H 8 RBI 5 BB 9 SO 5 LOB 26 				
Johnny Grubb, L (1,7) OBP: 0.387, SLG: 0.444	FC5 WP BB				F5	K		1B 1B		3	1	1	0	2	1	3					
Al Oliver, L (1,8) OBP: 0.350, SLG: 0.487	F9		L1		3-1			BLK 1B IBB		4	0	1	2	1	0	3					
Richie Zisk, R (1,9) OBP: 0.331, SLG: 0.423					BB E 1B	BB		BLK 1B		3	0	2	2	2	0	1					
Bobby Bonds, R (1,10) OBP: 0.350, SLG: 0.481	FC5 2-3f				K			K		4	0	0	0	1	2	5					
Jim Sundberg, R (1,2) OBP: 0.362, SLG: 0.382		L4			FC4 BB	L7		F8		4	0	0	0	1	0	6					
Mike Jorgensen, L (1,3) OBP: 0.348, SLG: 0.196		K						1B SH 1B		3	1	1	0	1	1	1					
Bump Wills, S (1,4) OBP: 0.318, SLG: 0.328					F6	SH1-4 1B SH		3-1		4	1	2	0	0	0	4					
Bert Campaneris, R (1,6) OBP: 0.245, SLG: 0.238		CS			5-3	SH SH1-4 1B		6-3		3	1	0	1	0	1	3					
Inning Stats	R: 0 E: 0 K: 0 S: 3	H: 0 LOB: 2 BB: 2 P: 11	R: 0 E: 0 K: 1 S: 5	H: 1 LOB: 0 BB: 0 P: 5	R: 0 E: 0 K: 2 S: 9	H: 1 LOB: 1 BB: 1 P: 7	R: 0 E: 1 K: 2 S: 9	H: 1 LOB: 3 BB: 1 P: 13	R: 0 E: 0 K: 1 S: 4	H: 1 LOB: 3 BB: 2 P: 12	R: 3 E: 1 K: 1 S: 9	H: 3 LOB: 1 BB: 0 P: 9	R: 0 E: 0 K: 0 S: 3	H: 0 LOB: 1 BB: 1 P: 7	R: 2 E: 0 K: 1 S: 7	H: 2 LOB: 2 BB: 2 P: 15		1B: 7 2B: 1 3B: 0 HR: 0	SF: 0 SAC: 2 DP: 0 HBP: 0	WP: 1 PB: 0 SB: 0 CS: 1	PA: 43
PITCHER Pete Broberg, R (1,1) ERA: 4.46 Elias Sosa, R (7,1) ERA: 2.52	IP: 6.0 WLS: L BF: 31 H: 6 R: 3 ER: 1 SO: 4 BB: 6 IBB: 0 HBP: 0 BLK: 0 WP: 1 HR: 0 S: 33 P: 57 ERA: 1.50 WHIP: 2.000																				

Batter	1	2	3	4	5	6	7	8	9	AB	R	H	RBI	BB	SO	LOB	TOP					
Dell Alton, L OBP: 0.244, SLG: 0.244 (1, 9)										4	0	0	0	0	1	1						
Glenn Burke, R OBP: 0.277, SLG: 0.301 (1, 8)										4	0	1	0	0	0	1						
Mitchell Page, L OBP: 0.364, SLG: 0.462 (1, 7)										4	1	1	1	1	0	2						
Rico Carty, R OBP: 0.338, SLG: 0.500 Dave Reverting, L OBP: 0.305, SLG: 0.409 (7, PH)										2	0	1	0	0	1	0						
Mario Guerrero, R OBP: 0.306, SLG: 0.352 (1, 6)										4	0	2	0	0	0	0						
Wayne Gross, L OBP: 0.313, SLG: 0.330 (1, 5)										4	0	3	0	0	0	0						
Jeff Newman, R OBP: 0.284, SLG: 0.343 (1, 3)										4	0	0	0	0	2	5						
Bruce Robinson, L OBP: 0.284, SLG: 0.296 (1, 2)										3	0	1	0	0	0	0						
Rob Picciolo, R OBP: 0.227, SLG: 0.215 Taylor Duncan, R OBP: 0.296, SLG: 0.346 (8, PH)										2	0	0	0	0	2	1						
Inning Stats	R: 0 E: 0 K: 0 S: 4	H: 2 LOB: 2 BB: 0 P: 4	R: 0 E: 0 K: 0 S: 3	H: 1 LOB: 0 BB: 0 P: 3	R: 0 E: 0 K: 1 S: 5	H: 0 LOB: 0 BB: 0 P: 5	R: 0 E: 0 K: 2 S: 7	H: 0 LOB: 0 BB: 0 P: 7	R: 0 E: 0 K: 0 S: 3	H: 0 LOB: 0 BB: 0 P: 3	R: 0 E: 0 K: 2 S: 8	H: 1 LOB: 1 BB: 0 P: 8	R: 0 E: 0 K: 3 S: 11	H: 2 LOB: 2 BB: 0 P: 11	R: 0 E: 0 K: 0 S: 3	H: 0 LOB: 0 BB: 0 P: 3	R: 1 E: 0 K: 1 S: 8	H: 3 LOB: 2 BB: 0 P: 8	1B: 8 2B: 0 3B: 0 HR: 1	SF: 0 SAC: 0 DP: 1 HBP: 0	WP: 1 PB: 0 SB: 1 CS: 0	PA: 34
PITCHER Fergie Jenkins, R ERA: 3.01 (1, 1)	IP: 9.0 WLS: W BF: 34 H: 9 R: 1 ER: 1 SO: 9 BB: 0 IBB: 0 HBP: 0 BLK: 0 WP: 1 HR: 1 S: 52 P: 52 ERA: 1.00 WHIP: 1.000															PITCHER						

Oakland Athletics @ Texas Rangers
Arlington Stadium, Arlington, TX
Sat Sep 16 1978, 8:05 PM EDT
Att: 14,948 - Unknown


AB	34
R	1
H	9
RBI	1
BB	0
SO	9
LOB	9



Batter	1	2	3	4	5	6	7	8	9	AB	R	H	RBI	BB	SO	LOB	BOTTOM			
Mike Hargrove, L OBP: 0.388, SLG: 0.347 Mike Jorgensen, L OBP: 0.348, SLG: 0.204 (1, PR)										1	0	1	0	0	0	0				
Juan Beniquez, R OBP: 0.281, SLG: 0.373 (1, 8)										4	0	0	0	0	0	2				
Al Oliver, L OBP: 0.354, SLG: 0.492 (1, 7)										4	2	3	0	0	0	0				
Richie Zisk, R OBP: 0.331, SLG: 0.420 (1, 9)										3	2	0	0	1	0	2				
Bobby Bonds, R OBP: 0.350, SLG: 0.481 Bill Sample, R OBP: 0.500, SLG: 0.500 (3, PH)										1	0	0	0	0	1	3				
Jim Sundberg, R OBP: 0.363, SLG: 0.387 (1, 2)										4	1	2	4	0	2	1				
Bump Wills, S OBP: 0.319, SLG: 0.329 (1, 4)										4	1	2	1	0	0	2				
Toby Harrah, R OBP: 0.346, SLG: 0.343 (1, 6)										4	0	1	2	0	1	1				
Jim Mason, L OBP: 0.253, SLG: 0.265 (1, 5)										4	0	0	0	0	2	1				
Inning Stats	R: 3 E: 0 K: 1 S: 8	H: 3 LOB: 1 BB: 1 P: 12	R: 0 E: 0 K: 1 S: 6	H: 1 LOB: 1 BB: 0 P: 6	R: 0 E: 0 K: 0 S: 3	H: 0 LOB: 0 BB: 0 P: 3	R: 0 E: 0 K: 1 S: 5	H: 1 LOB: 0 BB: 0 P: 5	R: 0 E: 0 K: 2 S: 8	H: 1 LOB: 1 BB: 0 P: 8	R: 0 E: 0 K: 0 S: 3	H: 0 LOB: 0 BB: 0 P: 3	R: 0 E: 0 K: 2 S: 13	H: 0 LOB: 1 BB: 0 P: 13	R: 5 E: 1 K: 2 S: 13	H: 5 LOB: 1 BB: 0 P: 13	1B: 9 2B: 1 3B: 1 HR: 0	SF: 0 SAC: 0 DP: 0 HBP: 0	WP: 0 PB: 0 SB: 0 CS: 1	PA: 36
PITCHER Matt Keough, R ERA: 3.26 Mike Norris, R ERA: 4.46 (8, 1)	IP: 7.2 WLS: L BF: 35 H: 11 R: 8 ER: 3 SO: 7 BB: 1 IBB: 0 HBP: 0 BLK: 0 WP: 0 HR: 0 S: 48 P: 52 ERA: 3.52 WHIP: 1.565															PITCHER				

Oakland Athletics @ Texas Rangers
Arlington Stadium, Arlington, TX
Sat Sep 16 1978, 8:05 PM EDT
Att: 14,948 - Unknown

AB	35
R	8
H	11
RBI	8
BB	1
SO	8
LOB	13



Batter	1	2	3	4	5	6	7	8	9	AB	R	H	RBI	BB	SO	LOB	TOP					
Joe Wallis, S OBP: 0.317, SLG: 0.390 (1, 9)	0-0 6-3		0-0 F3		0-0 F7			0-3 K		4	0	0	0	0	1	2						
Glenn Burke, R OBP: 0.271, SLG: 0.295 (1, 8)	0-3 K		0-0 3-1		0-0 1-6-3			0-0 E4		4	0	0	0	0	1	2						
Mario Guerrero, R OBP: 0.308, SLG: 0.354 (1, 6)	0-0 1B			0-0 4-3		0-0 G5-4-3 1B		0-0 4-3		4	0	2	0	0	0	1						
Mitchell Page, L OBP: 0.362, SLG: 0.458 (1, 7)	0-3 K			0-0 F8		0-0 G5-4-3 1-2			0-0 6-3	4	0	0	0	0	1	2						
Rico Carty, R OBP: 0.339, SLG: 0.506 (1, 10)		0-0 1B		0-0 HR		0-0 6-3			0-3 K	4	1	2	1	0	1	0						
Dave Revere, L OBP: 0.303, SLG: 0.406 (1, 3)		0-3 K		0-0 4-3			0-0 F8		0-0 F8	4	0	0	0	0	1	1						
Jeff Newman, R OBP: 0.339, SLG: 0.339 (1, 2)		0-3 K			0-0 F3		0-0 F8			3	0	0	0	0	1	1						
Wayne Gross, L OBP: 0.313, SLG: 0.330 (1, 5)		0-3 K					0-3 K			3	0	1	0	0	2	1						
Rob Picciolo, R OBP: 0.235, SLG: 0.224 (8, PH)			0-0 4-3					0-3 K		2	0	1	0	0	0	0						
Taylor Duncan, R OBP: 0.295, SLG: 0.345 (8, PH)										1	0	0	0	0	1	0						
Darrell Woodard, R (8, 4)										0	0	0	0	0	0	0						
Inning Stats	R: 0 E: 0 K: 2 S: 8	H: 1 LOB: 1 BB: 0 P: 8	R: 0 E: 0 K: 3 S: 10	H: 1 LOB: 1 BB: 0 P: 10	R: 0 E: 0 K: 0 S: 3	H: 0 LOB: 0 BB: 0 P: 3	R: 1 E: 0 K: 0 S: 4	H: 1 LOB: 2 BB: 0 P: 4	R: 0 E: 0 K: 1 S: 5	H: 2 LOB: 2 BB: 0 P: 5	R: 0 E: 0 K: 0 S: 3	H: 1 LOB: 0 BB: 0 P: 3	R: 0 E: 1 K: 1 S: 5	H: 0 LOB: 1 BB: 0 P: 5	R: 0 E: 0 K: 1 S: 5	H: 0 LOB: 0 BB: 0 P: 5	R: 0 E: 0 K: 1 S: 5	H: 0 LOB: 0 BB: 0 P: 5	1B: 5 2B: 0 3B: 0 HR: 1	SF: 0 SAC: 0 DP: 1 HBP: 0	WP: 0 PB: 0 SB: 0 CS: 0	PA: 33
PITCHER Jon Matlack, L ERA: 2.4 (1, 1)	IP: 9.0 WLS: W BF: 33 H: 6 R: 1 ER: 1 SO: 9 BB: 0 IBB: 0 HBP: 0 BLK: 0 WP: 0 HR: 1 S: 51 P: 51 ERA: 1.00 WHIP: 0.667																					

Oakland Athletics @ Texas Rangers
Arlington Stadium, Arlington, TX
Sun Sep 17 1978, 4:33 AM EDT
Att: 6,564 - Unknown

AB 33
R 1
H 6
RBI 1
BB 0
SO 9
LOB 10



Batter	1	2	3	4	5	6	7	8	9	AB	R	H	RBI	BB	SO	LOB	BOTTOM			
Bump Willis, S OBP: 0.320, SLG: 0.330 (1, 4)	0-0 1B 1B			0-0 3-1		0-0 FC6-2		0-0 F9		5	1	2	0	0	0	4				
Johnny Grubb, L OBP: 0.389, SLG: 0.444 (1, 10)	0-0 1B		0-0 F8		0-0 BB		0-3 K			2	1	1	0	1	0	0				
Bill Sample, R OBP: 0.429, SLG: 0.429 (6, PH)	0-3 1B		0-0 CS		0-0 BB					1	0	0	0	0	1	2				
Al Oliver, L OBP: 0.351, SLG: 0.487 (1, 7)	0-0 FC3 FC5-4 1-2		0-0 F5		0-0 F9		0-0 5-3			4	0	0	0	0	0	4				
Richie Zisk, R OBP: 0.334, SLG: 0.423 (1, 9)	0-0 1B		0-0 E 1B		0-0 CS 1B		0-0 6-3			4	1	3	2	0	0	0				
Juan Beniquez, R OBP: 0.283, SLG: 0.374 (1, 8)	0-3 K		0-0 E5 1B		0-0 F7 1-2		0-0 1B			4	0	2	0	0	1	3				
Jim Sundberg, R OBP: 0.362, SLG: 0.386 (1, 2)	0-0 FC5-4 1-2 2-3		0-0 1B		0-0 6-3		0-0 4-3			4	0	1	1	0	0	3				
Mike Jorgensen, L OBP: 0.356, SLG: 0.224 (1, 3)	0-0 G3		0-0 6-3			0-0 SH3-4 FC6-2 1B		0-0 SH1-4 1B		4	0	2	0	0	0	4				
Toby Harrah, R OBP: 0.348, SLG: 0.344 (1, 6)		0-0 6-3		0-0 3-1 SH2-4 1B		0-0 SH3-4 BB		0-0 SH1-4 1-2		2	0	1	0	1	0	0				
Jim Mason, L OBP: 0.250, SLG: 0.262 (1, 5)			0-0 F9		0-0 SH2-4 1-2		0-0 SH3-4 1-2		0-0 F3	1	0	0	0	0	0	0				
Kurt Bevacqua, R OBP: 0.281, SLG: 0.360 (8, PH)										1	0	0	0	0	0	1				
Nelson Norman, S OBP: 0.133, SLG: 0.133 (9, 5)										0	0	0	0	0	0	0				
Inning Stats	R: 2 E: 0 K: 1 S: 9	H: 3 LOB: 2 BB: 0 P: 9	R: 0 E: 0 K: 0 S: 3	H: 1 LOB: 0 BB: 0 P: 3	R: 1 E: 1 K: 0 S: 6	H: 3 LOB: 2 BB: 0 P: 6	R: 0 E: 0 K: 0 S: 4	H: 1 LOB: 2 BB: 1 P: 8	R: 0 E: 0 K: 1 S: 6	H: 1 LOB: 0 BB: 1 P: 10	R: 0 E: 0 K: 0 S: 4	H: 1 LOB: 1 BB: 0 P: 4	R: 0 E: 0 K: 0 S: 4	H: 1 LOB: 1 BB: 0 P: 4	R: 0 E: 0 K: 0 S: 4	H: 1 LOB: 0 BB: 0 P: 4	1B: 12 2B: 0 3B: 0 HR: 0	SF: 0 SAC: 3 DP: 0 HBP: 0	WP: 0 PB: 0 SB: 0 CS: 2	PA: 38
PITCHER Rick Langford, R ERA: 3.28 Mike Norris, R ERA: 4.35 Bob Lacey, L ERA: 2.95	IP: 4.0 WLS: L BF: 22 H: 9 R: 3 ER: 3 SO: 3 BB: 1 IBB: 0 HBP: 0 BLK: 0 WP: 0 HR: 0 S: 23 P: 27 ERA: 6.75 WHIP: 2.500																			

Oakland Athletics @ Texas Rangers
Arlington Stadium, Arlington, TX
Sun Sep 17 1978, 4:33 AM EDT
Att: 6,564 - Unknown

AB 32
R 3
H 12
RBI 3
BB 2
SO 2
LOB 21



Batter	1	2	3	4	5	6	7	8	9	AB	R	H	RBI	BB	SO	LOB	TOP					
Harry Chappas, S (1, 6) OBP: 0.370, SLG: 0.333										4	1	1	0	1	1	2	Chicago White Sox @ Oakland Athletics Oakland-Alameda County Coliseum, Oakland, CA Mon Sep 18 1978, 7:05 PM PDT Att: 3,657 - Unknown					
Rusty Torres, S (1, 7) OBP: 0.485, SLG: 0.714										5	1	3	0	0	0	2						
Chet Lemon, R (1, 8) OBP: 0.373, SLG: 0.502										3	1	1	1	1	0	1						
Lamar Johnson, R (1, 3) OBP: 0.327, SLG: 0.376										4	0	0	0	0	0	5						
Eric Soderholm, R (1, 5) OBP: 0.304, SLG: 0.409										4	0	0	0	0	1	4						
Wayne Nordhagen, R (1, 10) OBP: 0.300, SLG: 0.433										4	0	2	2	0	0	0						
Mike Colbern, R (1, 2) OBP: 0.271, SLG: 0.339										4	0	1	0	0	1	2						
Greg Pryor, R (1, 4) OBP: 0.277, SLG: 0.311										3	0	0	0	1	1	2						
Claudell Washington, L (1, 9) OBP: 0.277, SLG: 0.363										4	0	1	0	0	2	2						
Inning Stats	R: 1 E: 0 K: 0 S: 4	H: 2 LOB: 1 BB: 1 P: 8	R: 0 E: 0 K: 1 S: 6	H: 1 LOB: 2 BB: 1 P: 10	R: 2 E: 1 K: 0 S: 5	H: 2 LOB: 1 BB: 1 P: 9	R: 0 E: 0 K: 2 S: 7	H: 0 LOB: 0 BB: 0 P: 7	R: 0 E: 0 K: 0 S: 4	H: 1 LOB: 1 BB: 0 P: 4	R: 0 E: 0 K: 1 S: 6	H: 1 LOB: 1 BB: 0 P: 6	R: 0 E: 0 K: 0 S: 3	H: 0 LOB: 0 BB: 0 P: 3	R: 0 E: 0 K: 1 S: 5	H: 0 LOB: 0 BB: 0 P: 5	R: 0 E: 0 K: 1 S: 7	H: 2 LOB: 2 BB: 0 P: 7	1B: 8 2B: 2 3B: 0 HR: 0	SF: 0 SAC: 0 DP: 1 HBP: 0	WP: 1 PB: 0 CS: 0	PA: 38
PITCHER John Henry Johnson, L (1, 1) ERA: 3.17	IP: 9.0 WLS: W BF: 38 H: 9 R: 3 ER: 3 SO: 6 BB: 3 IBB: 0 HBP: 0 BLK: 0 WP: 1 HR: 0 S: 47 P: 59 ERA: 3.00 WHIP: 1.333															PITCHER						


Batter	1	2	3	4	5	6	7	8	9	AB	R	H	RBI	BB	SO	LOB	BOTTOM					
Mike Edwards, R (1, 4) OBP: 0.303, SLG: 0.328										3	1	1	1	1	0	1	Chicago White Sox @ Oakland Athletics Oakland-Alameda County Coliseum, Oakland, CA Mon Sep 18 1978, 7:05 PM PDT Att: 3,657 - Unknown					
Glenn Burke, R (1, 8) OBP: 0.276, SLG: 0.296										3	1	1	1	1	1	2						
Mario Guerrero, R (1, 6) OBP: 0.308, SLG: 0.352										2	0	0	0	1	0	2						
Mitchell Page, L (1, 7) OBP: 0.360, SLG: 0.455										3	0	0	0	0	2	3						
Dell Alston, L (7, PH) OBP: 0.245, SLG: 0.242										1	0	0	0	0	0	0						
Rico Carty, R (1, 10) OBP: 0.341, SLG: 0.504										2	1	0	0	2	0	1						
Taylor Duncan, R (1, 5) OBP: 0.295, SLG: 0.341										3	1	0	0	1	0	1						
Wayne Gross, L (8, 5) OBP: 0.313, SLG: 0.330										0	0	0	0	0	0	0						
Dave Revering, L (1, 3) OBP: 0.305, SLG: 0.413										3	1	2	1	0	0	0						
Darrell Woodard, R (8, PR)										0	0	0	0	0	0	0						
Jeff Newman, R (9, 3) OBP: 0.281, SLG: 0.339										0	0	0	0	0	0	0						
Tim Hosley, R (1, 2) OBP: 0.313, SLG: 0.333										4	0	1	0	0	2	3						
Jim Essian, R (9, 2) OBP: 0.330, SLG: 0.301										0	0	0	0	0	0	0						
Miguel Dilone, S (1, 9) OBP: 0.300, SLG: 0.266										3	1	1	2	1	2	2						
Inning Stats	R: 0 E: 0 K: 1 S: 5	H: 0 LOB: 1 BB: 1 P: 9	R: 2 E: 0 K: 2 S: 8	H: 1 LOB: 2 BB: 3 P: 20	R: 0 E: 0 K: 1 S: 4	H: 0 LOB: 0 BB: 1 P: 8	R: 1 E: 0 K: 1 S: 7	H: 2 LOB: 1 BB: 0 P: 7	R: 1 E: 1 K: 0 S: 4	H: 0 LOB: 1 BB: 1 P: 8	R: 2 E: 0 K: 0 S: 5	H: 2 LOB: 1 BB: 1 P: 9	R: 0 E: 0 K: 0 S: 3	H: 0 LOB: 0 BB: 0 P: 3	R: 0 E: 0 K: 2 S: 7	H: 1 LOB: 1 BB: 0 P: 7	R: 0 E: 0 K: 1 S: 7	H: 1 LOB: 1 BB: 0 P: 7	1B: 4 2B: 1 3B: 0 HR: 1	SF: 0 SAC: 2 DP: 1 HBP: 0	WP: 1 PB: 0 CS: 1	PA: 36
PITCHER Ken Kravec, L (1, 1) ERA: 3.97	IP: 6.0 WLS: L BF: 30 H: 6 R: 0 ER: 5 SO: 6 BB: 7 IBB: 0 HBP: 0 BLK: 0 WP: 0 HR: 1 S: 33 P: 61 ERA: 7.50 WHIP: 2.000															PITCHER						
Ross Baumgarten, L (7, 1) ERA: 5.14	IP: 2.0 WLS: L BF: 6 H: 1 R: 0 ER: 0 SO: 2 BB: 0 IBB: 0 HBP: 0 BLK: 0 WP: 0 HR: 0 S: 10 P: 10 ERA: 0.00 WHIP: 0.500															PITCHER						



Batter	1	2	3	4	5	6	7	8	9	AB	R	H	RBI	BB	SO	LOB	TOP								
Thad Bosley, L (1, 7) OBP: 0.304, SLG: 0.319	0-3 K		0-0 4-3		0-0 6-3			0-0 E HR 1B	0-3 K	5	1	1	0	0	2	1									
Don Kessinger, S (1, 6) OBP: 0.313, SLG: 0.311	0-0 6-3		0-0 F8			0-0 G3		0-0 F7	0-0 FC6-4	5	0	0	0	0	0	3									
Chet Lemon, R (1, 8) OBP: 0.369, SLG: 0.495	0-3 K			0-0 5-3		0-0 F4		0-0 E6 HR		4	1	0	0	0	1	2									
Ron Blomberg, L (1, 10) OBP: 0.288, SLG: 0.378		0-0 F8		0-0 F7		0-0 F9		0-0 HR		4	1	1	4	0	0	0									
Rusty Torres, S (1, 9) OBP: 0.459, SLG: 0.656		0-0 F6		0-3 K			0-0 G5-6-3 1B	0-0 F7		4	0	1	0	0	1	0									
Eric Soderholm, R (1, 5) OBP: 0.308, SLG: 0.408 Kevin Bell, R (9, PR) OBP: 0.266, SLG: 0.305		4-0 1B BB			4-0 2B WP BB		0-0 G5-6-3 1B		4-0 FC1-6 BB	1	1	0	0	3	0	1									
Mike Squires, L (1, 3) OBP: 0.353, SLG: 0.371		0-0 1B			0-0 WP 1-3 1B 2B		0-0 4-3		0-0 FC1-6 HR	4	2	2	0	0	0	1									
Mary Foley, L (1, 2) OBP: 0.500, SLG: 0.467 Wayne Nordhagen, R (9, PH) OBP: 0.304, SLG: 0.451 Mike Colbern, R (9, 2) OBP: 0.271, SLG: 0.339		0-3 K			0-0 G6-3 1B		0-0 E HR 1B	0-0 HR	0-0 HR	3	1	2	1	0	1	2									
Greg Pryor, R (1, 4) OBP: 0.277, SLG: 0.309			0-0 F7		0-0 G6-3		0-0 K	0-0 FC6-4 1B		4	0	1	0	0	1	2									
Inning Stats	R: 0 E: 0 K: 2 S: 7	H: 0 LOB: 0 BB: 0 P: 7	R: 0 E: 0 K: 1 S: 6	H: 1 LOB: 2 BB: 1 P: 10	R: 0 E: 0 K: 0 S: 3	H: 0 LOB: 0 BB: 0 P: 3	R: 0 E: 0 K: 1 S: 5	H: 0 LOB: 0 BB: 0 P: 5	R: 2 E: 0 K: 0 S: 4	H: 2 LOB: 0 BB: 1 P: 8	R: 0 E: 0 K: 0 S: 3	H: 0 LOB: 0 BB: 0 P: 3	R: 0 E: 0 K: 0 S: 3	H: 1 LOB: 0 BB: 0 P: 3	R: 4 E: 1 K: 1 S: 9	H: 3 LOB: 0 BB: 0 P: 9	R: 2 E: 0 K: 1 S: 7	H: 2 LOB: 1 BB: 1 P: 11	1B: 6 2B: 1 3B: 0 HR: 2	SF: 0 SAC: 0 DP: 2 HBP: 0	WP: 1 PB: 0 CS: 0	PA: 38			
PITCHER	IP	WLS	BF	H	R	ER	SO	BB	IBB	HBP	BLK	WP	HR	S	P	ERA	WHIP								
Alan Wirth, R (1, 1) ERA: 3.04	8.0	L	33	7	7	3	5	3	0	0	0	1	1	40	52	3.38	1.250								
Bob Lacey, L (9, 1) ERA: 3.0	1.0		5	2	1	1	1	0	0	0	0	0	1	7	7	9.00	2.000								

Chicago White Sox @ Oakland Athletics
Oakland-Alameda County Coliseum, Oakland, CA
Tue Sep 19 1978, 7:05 PM PDT
Unknown

AB 35
R 8
H 9
RBI 7
BB 3
SO 6
LOB 12



Batter	1	2	3	4	5	6	7	8	9	AB	R	H	RBI	BB	SO	LOB	BOTTOM								
Mike Edwards, R (1, 4) OBP: 0.303, SLG: 0.329 Rob Piccolo, R (7, 4) OBP: 0.232, SLG: 0.221	0-0 5-3		0-0 CS 1B		0-0 F2		0-0 F4			3	0	1	0	0	0	0									
Dell Alton, L (1, 9) OBP: 0.243, SLG: 0.238	4-0 S BB		0-0 4-3		0-0 F6			0-0 B2		3	0	0	0	1	0	1									
Mario Guerrero, R (1, 6) OBP: 0.306, SLG: 0.349	0-3 K		0-0 F7			0-0 F5		0-0 F8		4	0	0	0	0	1	1									
Mitchell Page, L (1, 7) OBP: 0.361, SLG: 0.462	0-3 K			0-0 F5		0-0 CS 1B		0-0 HR		4	1	2	1	0	1	1									
Rico Carty, R (1, 10) OBP: 0.344, SLG: 0.504		4-0 HR BB		0-0 E7 G3 2B 1B		4-0 1-2 BB		0-0 F3		2	2	1	0	2	0	0									
Dave Revering, L (1, 3) OBP: 0.306, SLG: 0.420 Darrell Woodard, R (9, PR)		0-0 HR		0-0 G3		0-0 F9			0-0 1B	4	1	2	2	0	0	2									
Wayne Gross, L (1, 5) OBP: 0.313, SLG: 0.333 Taylor Duncan, R (9, PH) OBP: 0.294, SLG: 0.340		0-3 K		0-0 2B			0-0 3-1		0-3 K	3	0	1	1	0	1	0									
Miguel Dilone, S (1, 8) OBP: 0.297, SLG: 0.263 Tim Hosley, R (9, PH) OBP: 0.294, SLG: 0.313		0-0 F8		0-0 F3			0-0 1-3		0-3 K	3	0	0	0	0	0	1									
Bruce Robinson, L (1, 2) OBP: 0.286, SLG: 0.297 Jeff Newman, R (9, PH) OBP: 0.280, SLG: 0.337		0-0 4-3			0-0 G3			0-0 1B		3	0	1	0	0	0	0									
Inning Stats	R: 0 E: 0 K: 2 S: 7	H: 0 LOB: 1 BB: 1 P: 11	R: 2 E: 0 K: 1 S: 6	H: 1 LOB: 0 BB: 1 P: 10	R: 0 E: 0 K: 0 S: 3	H: 1 LOB: 0 BB: 0 P: 3	R: 1 E: 1 K: 0 S: 5	H: 2 LOB: 1 BB: 0 P: 5	R: 0 E: 0 K: 0 S: 3	H: 0 LOB: 0 BB: 0 P: 3	R: 0 E: 0 K: 0 S: 3	H: 1 LOB: 1 BB: 1 P: 7	R: 0 E: 0 K: 0 S: 4	H: 1 LOB: 1 BB: 0 P: 4	R: 0 E: 0 K: 0 S: 4	H: 1 LOB: 0 BB: 0 P: 4	R: 0 E: 0 K: 2 S: 8	H: 1 LOB: 1 BB: 0 P: 8	1B: 5 2B: 1 3B: 0 HR: 2	SF: 0 SAC: 0 DP: 0 HBP: 0	WP: 0 PB: 0 CS: 2	PA: 36			
PITCHER	IP	WLS	BF	H	R	ER	SO	BB	IBB	HBP	BLK	WP	HR	S	P	ERA	WHIP								
Steve Stone, R (1, 1) ERA: 4.37	8.0	W	32	7	4	3	3	3	0	0	0	0	2	35	47	3.38	1.250								
Ross Baumgarten, L (9, 1) ERA: 4.91	1.0		4	1	0	0	2	0	0	0	0	0	0	8	8	0.00	1.000								

Chicago White Sox @ Oakland Athletics
Oakland-Alameda County Coliseum, Oakland, CA
Tue Sep 19 1978, 7:05 PM PDT
Unknown


AB 33
R 4
H 8
RBI 4
BB 3
SO 5
LOB 10




Batter	1	2	3	4	5	6	7	8	9	AB	R	H	RBI	BB	SO	LOB	TOP								
Harry Chappas, S OBP: 0.333, SLG: 0.298 (1, 6)	0-0 1-3		0-0 F5	0-0 F7			0-0 5-3		0-0 FC3-5 E S 3B	5	1	0	0	0	0	4	Chicago White Sox @ Oakland Athletics Oakland-Alameda County Coliseum, Oakland, CA Tue Sep 19 1978, 7:05 PM PDT Att: 1,740 - Unknown livebaseballscorecards.com								
Claudell Washington, L OBP: 0.276, SLG: 0.367 (1, 9)	4-0 FC3-6 BB		0-0 F7		0-0 4-3		0-0 4-3		0-0 1B 3B	4	1	1	1	1	0	1									
Rusty Torres, S OBP: 0.452, SLG: 0.703 (1, 8)	0-0 FC3-6 CS 1-2			0-3 K	0-3 K		0-0 HR		0-0 1B	5	1	2	2	0	2	1									
Ron Blomberg, L OBP: 0.285, SLG: 0.379 (1, 10)	0-0 CS 1-2	0-0 F9		0-0 1B BB 2B	0-3 K		0-0 G3		0-0 3-4-3	5	1	1	0	0	1	1									
Mike Squires, L OBP: 0.357, SLG: 0.370 (1, 3)		0-3 K		4-0 BB 1B 2B BB		0-0 FC4-6 BB SF7 1B		0-0 1-3		3	2	1	0	1	1	0									
Eric Soderholm, R OBP: 0.311, SLG: 0.412 (1, 5)		0-0		0-0 BB 2B		4-0 FC4-6 BB		0-0 F7		3	1	2	0	1	0	0									
Kevin Bell, R OBP: 0.266, SLG: 0.305 (8, 5)		2B		1-2 2-3 1B		1-2 BB				0	0	0	0	0	0	0									
Mary Foley, L OBP: 0.450, SLG: 0.389 (1, 2)	0-0 3-1			4-0 2B BB		0-0 FC4-6 1-2 2-3		0-0 1-3		3	0	0	1	1	0	3									
Thad Bosley, L OBP: 0.306, SLG: 0.329 (1, 7)			0-0 B2-3	0-0		0-0 SF7		0-0 FC3-5 SH1-4 1B		3	0	2	3	0	0	0									
Joe Gates, L OBP: 0.391, SLG: 0.300 (1, 4)			4-0 BB	0-0 K		0-0 F9		0-0 SH1-4 1-2		2	0	0	0	1	1	3									
Inning Stats	R: 0 E: 0 K: 0 S: 2	H: 0 LOB: 0 BB: 1 P: 6	R: 0 E: 0 K: 1 S: 6	H: 1 LOB: 1 BB: 0 P: 6	R: 0 E: 0 K: 0 S: 3	H: 0 LOB: 1 BB: 1 P: 7	R: 3 E: 0 K: 2 S: 10	H: 3 LOB: 2 BB: 2 P: 18	R: 0 E: 0 K: 0 S: 7	H: 0 LOB: 0 BB: 0 P: 7	R: 1 E: 0 K: 0 S: 4	H: 1 LOB: 1 BB: 1 P: 8	R: 1 E: 0 K: 0 S: 4	H: 1 LOB: 0 BB: 0 P: 4	R: 0 E: 0 K: 0 S: 3	H: 0 LOB: 0 BB: 0 P: 3	R: 2 E: 0 K: 0 S: 6	H: 3 LOB: 1 BB: 0 P: 6	1B: 4 2B: 3 3B: 1 HR: 1	SF: 1 SAC: 1 DP: 0 HBP: 0	WP: 0 PB: 0 SB: 1 CS: 1	PA: 41			
PITCHER	IP	WLS	BF	H	R	ER	SO	BB	IBB	HBP	BLK	WP	HR	S	P	ERA	WHIP								
Steve Renko, R ERA: 4.29 (1, 1)	7.0	L	31	6	5	5	5	5	0	0	0	0	1	36	56	6.43	1.571								
Elias Sosa, R ERA: 2.64 (8, 1)	2.0		9	3	2	2	0	0	0	0	0	0	0	9	9	9.00	1.500								

Batter	1	2	3	4	5	6	7	8	9	AB	R	H	RBI	BB	SO	LOB	BOTTOM								
Miguel Dilone, S OBP: 0.292, SLG: 0.258 (1, 9)	0-0 F7		0-0 SH1-4		0-0 G3		0-0 6-3		0-0 F3	4	0	0	0	0	0	0	Chicago White Sox @ Oakland Athletics Oakland-Alameda County Coliseum, Oakland, CA Tue Sep 19 1978, 7:05 PM PDT Att: 1,740 - Unknown livebaseballscorecards.com								
Taylor Duncan, R OBP: 0.295, SLG: 0.340 (1, 5)	0-0 F7		0-0 1B 1B		0-0 5-3		4-0 BB			3	1	1	1	1	0	0									
Mario Guerrero, R OBP: 0.305, SLG: 0.348 (1, 6)	0-3 K		0-0 FC4-6 1B 1B		0-0 F8		0-0 F9			4	0	1	0	0	1	1									
Rico Carty, R OBP: 0.346, SLG: 0.504 (1, 10)		0-0 F7	0-0 FC4-6 1B		4-0 2B 4-3 BB		4-0 S BB			2	1	1	1	2	0	0									
Dell Alston, L OBP: 0.245, SLG: 0.238 (8, PR)		0-0 E4 BB	0-0 FC4-6 1B		0-0 4-3 2B		0-0 F6			0	0	0	0	0	0	0									
Mitchell Page, L OBP: 0.360, SLG: 0.462 (1, 7)		0-0 E4 BB	0-0 FC4-6 1B		0-0 4-3 2B		0-0 F6			4	0	1	0	0	0	3									
Dave Revering, L OBP: 0.394, SLG: 0.417 (1, 3)		0-0 F6	0-3 K		0-0 4-3		0-3 K			4	0	0	1	0	2	5									
Bruce Robinson, L OBP: 0.286, SLG: 0.297 (9, 2)		0-0 F6	0-0 K		0-0 4-3		0-0 K			0	0	0	0	0	0	0									
Jim Essian, R OBP: 0.331, SLG: 0.300 (1, 2)		4-0 BB		0-0 F8		0-0 5-3		0-0 4-3		1	0	0	0	1	0	0									
Jeff Newman, R OBP: 0.278, SLG: 0.335 (6, PH) (7, 2) (9, 3)		1-2 BB		0-0 F8		0-0 5-3		0-0 4-3		2	0	0	0	0	0	3									
Joe Wallis, S OBP: 0.313, SLG: 0.385 (1, 8)		0-0 F8		0-0 5-3		0-0 5-3			0-0 F5	4	0	0	0	0	3										
Rob Picciolo, R OBP: 0.239, SLG: 0.217 (1, 4)			4-0 BB		0-0 1-3		0-3 K		0-0 4-3	1	1	0	0	1	0	0									
Tim Hosley, R OBP: 0.278, SLG: 0.294 (7, PH)										1	0	0	0	0	1	0									
Darrell Woodard, R (8, 4)										0	0	0	0	0	0	0									
Scott Meyer, R (9, PH)										1	0	0	0	0	0	0									
Inning Stats	R: 0 E: 0 K: 1 S: 5	H: 0 LOB: 0 BB: 0 P: 5	R: 0 E: 1 K: 0 S: 4	H: 0 LOB: 2 BB: 1 P: 8	R: 2 E: 0 K: 1 S: 8	H: 3 LOB: 2 BB: 1 P: 12	R: 0 E: 0 K: 0 S: 3	H: 0 LOB: 0 BB: 0 P: 3	R: 0 E: 0 K: 0 S: 3	H: 0 LOB: 0 BB: 0 P: 3	R: 1 E: 0 K: 0 S: 4	H: 1 LOB: 1 BB: 1 P: 8	R: 0 E: 0 K: 1 S: 5	H: 0 LOB: 0 BB: 1 P: 9	R: 0 E: 0 K: 1 S: 5	H: 0 LOB: 2 BB: 1 P: 9	R: 0 E: 0 K: 0 S: 3	H: 0 LOB: 0 BB: 0 P: 3	1B: 3 2B: 1 3B: 0 HR: 0	SF: 0 SAC: 1 DP: 0 HBP: 0	WP: 0 PB: 0 SB: 2 CS: 0	PA: 37			
PITCHER	IP	WLS	BF	H	R	ER	SO	BB	IBB	HBP	BLK	WP	HR	S	P	ERA	WHIP								
Steve Trout, L ERA: 2.76 (1, 1)	9.0	W	37	4	3	3	4	5	0	0	0	0	0	40	60	3.00	1.000								



Batter	1	2	3	4	5	6	7	8	9	AB	R	H	RBI	BB	SO	LOB	TOP											
Dell Alton, L OBP: 0.239, SLG: 0.234 Tim Hosley, R OBP: 0.316, SLG: 0.294 Joe Wallis, S OBP: 0.313, SLG: 0.385	0-0 P3			0-3 K		0-0 G3			1-0 HBP	3	0	0	0	0	1	0	Oakland Athletics @ Milwaukee Brewers Milwaukee County Stadium, Milwaukee, WI Fri Sep 22 1978, 8:05 PM EDT Alt. 9,675 - Unknown - 58 F 											
Dave Revering, L OBP: 0.302, SLG: 0.413	0-0 F8			0-0 F9			0-0 1-3		0-0 F8	4	0	0	0	0	0	3												
Mario Guerrero, R OBP: 0.305, SLG: 0.348	0-0 F7						0-0 F3		0-0 G5-3	4	0	1	0	0	0	3												
Rico Carty, R OBP: 0.345, SLG: 0.501		0-0 F8		0-0 5-3			0-0 F7			3	0	0	0	0	0	1												
Mitchell Page, L OBP: 0.358, SLG: 0.460		0-0 F7			0-0 F9			0-0 F8		3	0	0	0	0	0	0												
Wayne Gross, L OBP: 0.310, SLG: 0.330		0-3 K			0-0 P4			0-3 K		3	0	0	0	0	2	0												
Glenn Burke, R OBP: 0.272, SLG: 0.291			0-0 P3		0-0 F7			0-3 K		3	0	0	0	0	1	0												
Bruce Robinson, L OBP: 0.288, SLG: 0.299 Darrell Woodard, R OBP: 0.337			0-0 3-1			0-0 P6			0-0 HBP 1B	3	0	1	0	0	0	0												
Rob Piccolo, R OBP: 0.233, SLG: 0.211 Jeff Newman, R OBP: 0.280, SLG: 0.337 Miguel Ditone, S OBP: 0.292, SLG: 0.258			0-3 K			0-0 F9			0-0 G5-3 HBP	2	0	0	0	0	1	0												
									1-2 1B	1	0	1	0	0	0	0												
										0	0	0	0	0	0	0												
Inning Stats	R: 0 E: 0 K: 0 S: 3	H: 0 LOB: 0 BB: 0 P: 3	R: 0 E: 0 K: 1 S: 5	H: 0 LOB: 0 BB: 0 P: 5	R: 0 E: 0 K: 1 S: 5	H: 0 LOB: 0 BB: 0 P: 5	R: 0 E: 0 K: 1 S: 6	H: 1 LOB: 1 BB: 0 P: 6	R: 0 E: 0 K: 0 S: 3	H: 0 LOB: 0 BB: 0 P: 3	R: 0 E: 0 K: 0 S: 3	H: 0 LOB: 0 BB: 0 P: 3	R: 0 E: 0 K: 2 S: 7	H: 0 LOB: 0 BB: 0 P: 7	R: 0 E: 0 K: 0 S: 4	H: 2 LOB: 2 BB: 0 P: 5		1B: 3 2B: 0 3B: 0 HR: 0	SF: 0 SAC: 0 DP: 1 HBP: 1	WP: 0 PB: 0 SB: 0 CS: 0	PA: 30							
PITCHER	IP	WLS	BF	H	R	ER	SO	BB	IBB	HBP	BLK	WP	HR	S	P	ERA	WHIP											
Eduardo Rodriguez, R ERA: 3.94	(1, 1)	8.0	W	28	3	0	0	5	0	0	1	0	0	0	37	38	0.00	0.375										
Jerry Augustine, L ERA: 4.56	(9, 1)	0.1		1	0	0	0	0	0	0	0	0	0	0	1	1	0.00	0.000										
Bill Castro, R ERA: 1.84	(9, 1)	0.2	S	1	0	0	0	0	0	0	0	0	0	0	1	1	0.00	0.000										

Batter	1	2	3	4	5	6	7	8	9	AB	R	H	RBI	BB	SO	LOB	BOTTOM										
Robin Yount, R OBP: 0.327, SLG: 0.437	0-0 F9			0-0 F7			0-0 F8			4	0	1	2	0	0	0	Oakland Athletics @ Milwaukee Brewers Milwaukee County Stadium, Milwaukee, WI Fri Sep 22 1978, 8:05 PM EDT Alt. 9,675 - Unknown - 58 F 										
Don Money, R OBP: 0.359, SLG: 0.438	4-0 WP	1-3 2H 3H 1B			0-0 F8		0-0 L4			3	0	0	0	1	0	1											
Cecil Cooper, L OBP: 0.361, SLG: 0.483	0-3 K	2-3 3H 1B	0-0 5-3		4-0 1B		0-3 K			3	0	0	0	1	2	2											
Larry Hisle, R OBP: 0.370, SLG: 0.530	4-0 BB			4-0 L3-6		0-0 1-3		0-0 4-3		2	0	1	0	2	0	0											
Ben Oglivie, L OBP: 0.362, SLG: 0.483	0-3 K2-3		0-0 L3-6		0-0 1-3		0-0 1-3		0-0 CS	4	0	1	0	0	1	5											
Sixto Lezcano, R OBP: 0.374, SLG: 0.458		0-0 F2	0-0 2B		0-0 F7			0-3 K		4	0	1	0	0	1	3											
Sal Bando, R OBP: 0.374, SLG: 0.450		0-0 1B		0-0 F8		0-0 F7				3	1	1	0	0	0	1											
Paul Molitor, R OBP: 0.298, SLG: 0.367		0-0 BB		0-0 1-3		0-0 CS		0-0 1B		3	1	2	0	0	0	0											
Buck Martinez, R OBP: 0.251, SLG: 0.269		4-0 1B		0-0 F8		0-0 P6				2	1	0	0	1	0	1											
		1-2 WP							1-2																		
Inning Stats	R: 0 E: 0 K: 2 S: 7	H: 0 LOB: 2 BB: 2 P: 15	R: 3 E: 0 K: 0 S: 6	H: 3 LOB: 1 BB: 1 P: 10	R: 0 E: 0 K: 0 S: 3	H: 1 LOB: 1 BB: 1 P: 7	R: 0 E: 0 K: 0 S: 3	H: 0 LOB: 0 BB: 0 P: 3	R: 0 E: 0 K: 0 S: 4	H: 1 LOB: 2 BB: 1 P: 8	R: 0 E: 0 K: 0 S: 3	H: 1 LOB: 0 BB: 0 P: 3	R: 0 E: 0 K: 1 S: 5	H: 0 LOB: 0 BB: 0 P: 5	R: 0 E: 0 K: 1 S: 5	H: 1 LOB: 0 BB: 0 P: 5		1B: 6 2B: 2 3B: 0 HR: 0	SF: 0 SAC: 0 DP: 1 HBP: 0	WP: 3 PB: 0 SB: 0 CS: 2	PA: 33						
PITCHER	IP	WLS	BF	H	R	ER	SO	BB	IBB	HBP	BLK	WP	HR	S	P	ERA	WHIP										
Matt Keough, R ERA: 3.26	(1, 1)	8.0	L	33	7	3	3	4	5	0	0	0	0	36	56	3.38	1.500										

Batter	1	2	3	4	5	6	7	8	9	AB	R	H	RBI	BB	SO	LOB	TOP			
Miguel Dilone, S OBP: 0.293, SLG: 0.264 Jim Essian, R OBP: 0.330, SLG: 0.299	SH1-3 SF 2B	SH1-3		F9			G3		4-3	3	1	1	1	0	0	0				
Taylor Duncan, R OBP: 0.297, SLG: 0.340	SH1-3			4-3			4-3			3	0	1	0	0	0	0				
Mario Guerrero, R OBP: 0.303, SLG: 0.345 Darrell Woodard, R (7, 4)	SF WP 1B	FC6-4			F8		L4			3	0	0	1	0	0	1				
Rico Carty, R OBP: 0.347, SLG: 0.508	WP 1-2 1B			FC6-4 1B BB					6-3	3	1	2	1	1	0	0				
Mitchell Page, L OBP: 0.357, SLG: 0.458	K			FC6-4 1-2 1B			G3		F6	4	0	1	0	0	1	2				
Jeff Newman, R OBP: 0.280, SLG: 0.336	6-3			FC6-4 FC5-4 1-2 2-3			K			4	0	1	0	0	1	4				
Tim Hosley, R OBP: 0.318, SLG: 0.300 Scott Meyer, R (8, PH) (8, 2)		6-3		FC5-4 1-2			FC1-6 1B			3	0	1	0	0	0	2				
Glenn Burke, R OBP: 0.271, SLG: 0.290				F9			FC1-6 G5-4-3 1-2		K	4	1	1	0	0	1	3				
Rob Picciolo, R OBP: 0.234, SLG: 0.213 (7, 6)		E7 SH1-3 1B			4-3		G5-4-3 1-2		4-3	4	1	1	0	0	0	1				
Inning Stats	R: 1 E: 1 K: 1 S: 8	H: 2 LOB: 2 BB: 0 P: 8	R: 2 E: 1 K: 0 S: 6	H: 3 LOB: 1 BB: 0 P: 6	R: 0 E: 0 K: 0 S: 4	H: 1 LOB: 2 BB: 1 P: 8	R: 0 E: 0 K: 0 S: 3	H: 0 LOB: 0 BB: 0 P: 3	R: 1 E: 0 K: 1 S: 6	H: 1 LOB: 0 BB: 0 P: 6	R: 0 E: 0 K: 0 S: 3	H: 0 LOB: 0 BB: 0 P: 3	R: 0 E: 0 K: 1 S: 6	H: 1 LOB: 1 BB: 0 P: 6	R: 0 E: 0 K: 1 S: 5	H: 0 LOB: 0 BB: 0 P: 5	1B: 7 2B: 1 3B: 0 HR: 1	SF: 1 SAC: 2 DP: 1 HBP: 0	WP: 1 PB: 0 SB: 0 CS: 0	PA: 37
PITCHER Bill Travers, L ERA: 4.59	IP: 9.0 WLS: W BF: 37	H: 9 R: 4 ER: 4 SO: 4	BB: 1 IBB: 0 HBP: 0 BLK: 0	WP: 1 HR: 1 S: 44 P: 48	ERA: 4.00 WHIP: 1.111															

Oakland Athletics @ Milwaukee Brewers
Milwaukee County Stadium, Milwaukee, WI
Sat Sep 23 1978, 4:33 AM EDT
Att: 14,450 - Unknown

AB 33
R 4
H 9
RBI 3
BB 1
SO 4
LOB 14



Batter	1	2	3	4	5	6	7	8	9	AB	R	H	RBI	BB	SO	LOB	BOTTOM			
Robin Yount, R OBP: 0.328, SLG: 0.439	G5-4-3 1B		4-3	F8	1B 2B	K				5	1	2	1	0	1	4				
Don Money, R OBP: 0.356, SLG: 0.438	G5-4-3 1-2		5-3	2B 1B	HR 1B		5-3			5	2	2	3	0	0	1				
Cecil Cooper, L OBP: 0.364, SLG: 0.487	4-3			E 1B 2B	HR 1B		F8			5	2	3	1	0	0	0				
Larry Hisle, R OBP: 0.371, SLG: 0.533		2B BB	K	E5 FC5 1B	HR 1B		F9			4	2	1	3	1	1	2				
Ben Oglivie, L OBP: 0.364, SLG: 0.487		G3 1H 4-3 2B					4-3		3-1	5	2	3	2	0	0	0				
Sixto Lezcano, R OBP: 0.376, SLG: 0.460		G3								5	1	3	0	0	0	3				
Sal Bando, R OBP: 0.376, SLG: 0.451		4-3		SH1-4 1B BB	5-3					4	1	2	1	1	0	0				
Dick Davis, R OBP: 0.277, SLG: 0.377				SH1-4 1B 1B	K		K			4	1	1	2	1	2	4				
Buck Martinez, R OBP: 0.251, SLG: 0.273	F1			SH1-4 1B 2B	2B		FC5-4		F7	4	1	1	0	0	0	5				
Inning Stats	R: 0 E: 0 K: 0 S: 3	H: 1 LOB: 0 BB: 0 P: 3	R: 2 E: 0 K: 0 S: 4	H: 1 LOB: 2 BB: 2 P: 12	R: 0 E: 0 K: 1 S: 6	H: 1 LOB: 1 BB: 0 P: 6	R: 6 E: 1 K: 0 S: 10	H: 6 LOB: 2 BB: 1 P: 14	R: 5 E: 0 K: 1 S: 10	H: 5 LOB: 0 BB: 0 P: 10	R: 0 E: 0 K: 2 S: 9	H: 2 LOB: 2 BB: 0 P: 9	R: 0 E: 0 K: 0 S: 3	H: 0 LOB: 0 BB: 0 P: 3	R: 0 E: 0 K: 0 S: 5	H: 2 LOB: 2 BB: 0 P: 5	1B: 13 2B: 4 3B: 0 HR: 1	SF: 0 SAC: 1 DP: 1 HBP: 0	WP: 1 PB: 0 SB: 1 CS: 0	PA: 45
PITCHER Mike Norris, R ERA: 5.28 Pete Broberg, R ERA: 4.54 Bob Lacey, L ERA: 3.09 Dave Heaverlo, R ERA: 3.35	IP: 3.0 WLS: L BF: 17	H: 6 R: 6 ER: 6 SO: 1	BB: 3 IBB: 0 HBP: 0 BLK: 0	WP: 0 HR: 0 S: 16 P: 28	ERA: 18.00 WHIP: 3.000															
PITCHER	IP: 1.2 WLS: L BF: 12	H: 6 R: 5 ER: 4 SO: 1	BB: 0 IBB: 0 HBP: 0 BLK: 0	WP: 0 HR: 0 S: 14 P: 14	ERA: 21.60 WHIP: 3.600															
PITCHER	IP: 2.1 WLS: L BF: 11	H: 2 R: 2 ER: 2 SO: 2	BB: 0 IBB: 0 HBP: 0 BLK: 0	WP: 0 HR: 1 S: 15 P: 15	ERA: 7.71 WHIP: 1.714															
PITCHER	IP: 1.0 WLS: L BF: 5	H: 2 R: 0 ER: 0 SO: 0	BB: 0 IBB: 0 HBP: 0 BLK: 0	WP: 1 HR: 0 S: 5 P: 5	ERA: 0.00 WHIP: 2.000															

Oakland Athletics @ Milwaukee Brewers
Milwaukee County Stadium, Milwaukee, WI
Sat Sep 23 1978, 4:33 AM EDT
Att: 14,450 - Unknown

AB 41
R 13
H 18
RBI 13
BB 3
SO 4
LOB 19



Batter	1	2	3	4	5	6	7	8	9	AB	R	H	RBI	BB	SO	LOB	TOP					
Miguel Dilone, S (1, 9) OBP: 0.292, SLG: 0.263	5-3		1B		4-3		F8			4	0	1	0	0	0	0	Oakland Athletics @ Milwaukee Brewers Milwaukee County Stadium, Milwaukee, WI Sun Sep 24 1978, 4:33 AM EDT Att: 16,535 - Unknown - 79 F					
Dave Revering, L (1, 3) OBP: 0.391, SLG: 0.412 Dell Alston, L (8, FR) OBP: 0.239, SLG: 0.234	K		K		K			G4-6-3 1B		4	0	1	0	0	3	1						
Rico Carty, R (1, 10) OBP: 0.347, SLG: 0.505	6-3		BB		6-3			G4-6-3 1-2 1B		3	0	0	0	1	0	1						
Mitchell Page, L (1, 7) OBP: 0.357, SLG: 0.459 Joe Wallis, S (8, PH) OBP: 0.315, SLG: 0.387		SH1-3 2B	F7		1-3			1B 1B		3	0	1	0	0	0	2						
Mario Guerrero, R (1, 6) OBP: 0.304, SLG: 0.347		SH1-3 1B			6-3			1B		4	0	2	0	0	0	0						
Wayne Gross, L (1, 5) OBP: 0.313, SLG: 0.331	SH1-3						G6-4-3 HBP	K		2	0	1	0	0	1	2						
Glenn Burke, R (1, 8) OBP: 0.267, SLG: 0.285	F3				F9		G6-4-3 1-2			4	0	0	0	0	0	4						
Jim Essian, R (1, 2) OBP: 0.329, SLG: 0.298	P3				5-3		HR 1B			4	1	1	0	0	0	3						
Rob Picciolo, R (1, 4) OBP: 0.228, SLG: 0.208 Jeff Newman, R (7, PH) OBP: 0.283, SLG: 0.350 Darrell Woodard, R (7, 4) Taylor Duncan, R (8, PH) OBP: 0.296, SLG: 0.339			5-3		K		1-H HR	F2		2	0	0	0	0	1	0						
Inning Stats	R: 0 E: 0 K: 1 S: 5	H: 0 LOB: 0 BB: 0 P: 5	R: 0 E: 0 K: 0 S: 5	H: 2 LOB: 2 BB: 0 P: 5	R: 0 E: 0 K: 1 S: 6	H: 1 LOB: 2 BB: 1 P: 10	R: 0 E: 0 K: 0 S: 4	H: 1 LOB: 1 BB: 0 P: 4	R: 0 E: 0 K: 2 S: 7	H: 0 LOB: 0 BB: 0 P: 7	R: 0 E: 0 K: 0 S: 3	H: 0 LOB: 0 BB: 0 P: 3	R: 2 E: 0 K: 0 S: 4	H: 2 LOB: 0 BB: 0 P: 5	R: 0 E: 0 K: 1 S: 7	H: 3 LOB: 2 BB: 0 P: 7		R: 0 E: 0 K: 0 S: 3	H: 0 LOB: 0 BB: 0 P: 3	1B: 7 2B: 1 3B: 0 HR: 1	SF: 0 SAC: 1 DP: 2 HBP: 1	WP: 1 PB: 0 SB: 1 CS: 0
PITCHER Mike Caldwell, L (1, 1) ERA: 2.26	IP: 9.0 WLS: W BF: 36 H: 9 R: 2 ER: 2 SO: 5 BB: 1 IBB: 0 HBP: 1 BLK: 0 WP: 1 HR: 1 S: 44 P: 49 ERA: 2.00 WHIP: 1.111															PITCHER						

Batter	1	2	3	4	5	6	7	8	9	AB	R	H	RBI	BB	SO	LOB	BOTTOM			
Robin Yount, R (1, 6) OBP: 0.327, SLG: 0.439	E6 CS		E2 1-H 3-H 2B		F7	4-3				4	0	1	2	0	0	1	Oakland Athletics @ Milwaukee Brewers Milwaukee County Stadium, Milwaukee, WI Sun Sep 24 1978, 4:33 AM EDT Att: 16,535 - Unknown - 79 F			
Don Money, R (1, 3) OBP: 0.357, SLG: 0.434	K		K		K		F8			4	0	0	0	0	3	2				
Cecil Cooper, L (1, 10) OBP: 0.363, SLG: 0.485	3-1		F7				F7			4	0	1	0	0	0	1				
Sal Bando, R (1, 5) OBP: 0.375, SLG: 0.448		6-3			F7	5-3		BB		3	0	0	0	1	0	1				
Ben Oglivie, L (1, 7) OBP: 0.365, SLG: 0.491	G1						K			4	2	2	0	0	1	1				
Sixto Lezcano, R (1, 9) OBP: 0.375, SLG: 0.458	K				K		F8			4	0	1	0	0	2	2				
Jim Wohlford, R (1, 8) OBP: 0.322, SLG: 0.423			L5							4	1	2	2	0	1	1				
Paul Molitor, R (1, 4) OBP: 0.302, SLG: 0.372										4	1	3	1	0	0	1				
Charlie Moore, R (1, 2) OBP: 0.299, SLG: 0.359										4	1	1	0	0	0	4				
Inning Stats	R: 0 E: 1 K: 1 S: 5	H: 0 LOB: 0 BB: 0 P: 5	R: 0 E: 0 K: 1 S: 5	H: 0 LOB: 0 BB: 0 P: 5	R: 2 E: 1 K: 1 S: 8	H: 3 LOB: 1 BB: 0 P: 8	R: 1 E: 0 K: 1 S: 8	H: 3 LOB: 2 BB: 0 P: 8	R: 0 E: 0 K: 0 S: 6	H: 1 LOB: 1 BB: 0 P: 6	R: 2 E: 0 K: 0 S: 6	H: 3 LOB: 1 BB: 0 P: 6	R: 0 E: 0 K: 1 S: 5	H: 0 LOB: 1 BB: 1 P: 9	R: 0 E: 0 K: 1 S: 6	H: 1 LOB: 1 BB: 0 P: 6		1B: 6 2B: 5 3B: 0 HR: 0	SF: 0 SAC: 0 DP: 0 HBP: 0	WP: 0 PB: 0 SB: 0 CS: 1
PITCHER Rick Langford, R (1, 1) ERA: 3.43 Dave Heaverlo, R (6, 1) ERA: 3.29	IP: 5.1 WLS: L BF: 25 H: 5 R: 5 ER: 5 SO: 5 BB: 0 IBB: 0 HBP: 0 BLK: 0 WP: 0 HR: 0 S: 35 P: 35 ERA: 8.44 WHIP: 1.688															PITCHER				

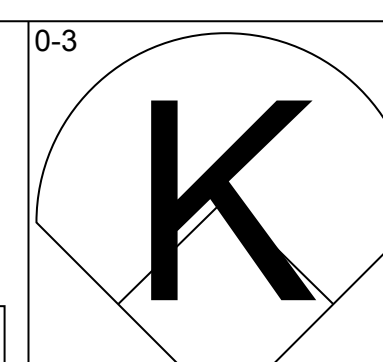
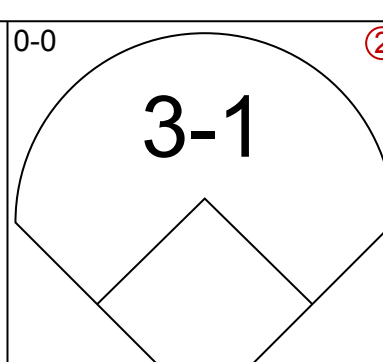
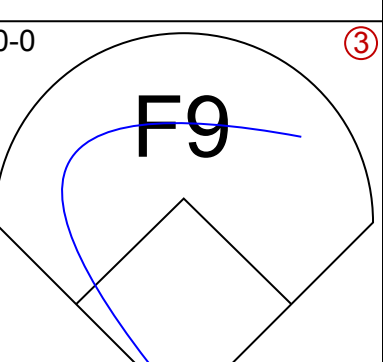
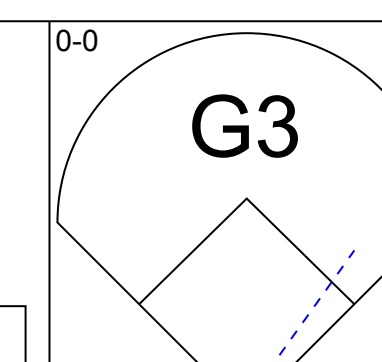
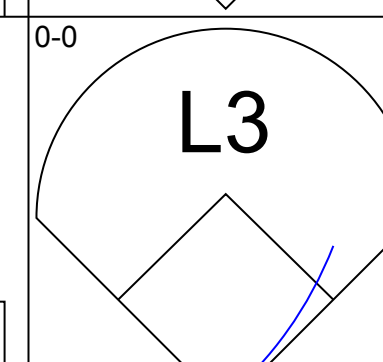
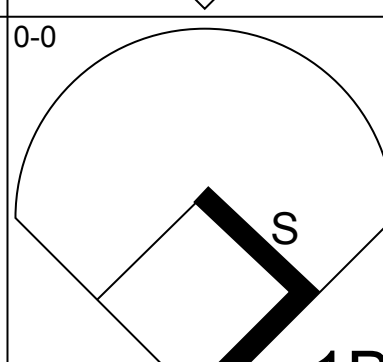
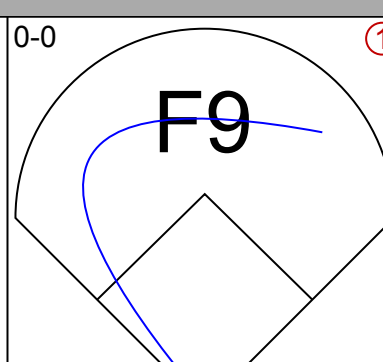
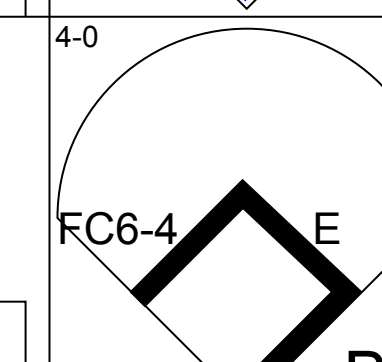
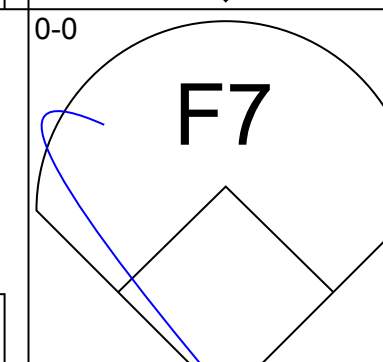
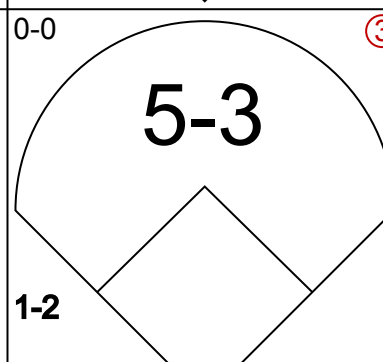
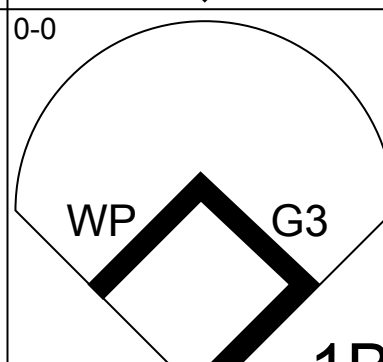
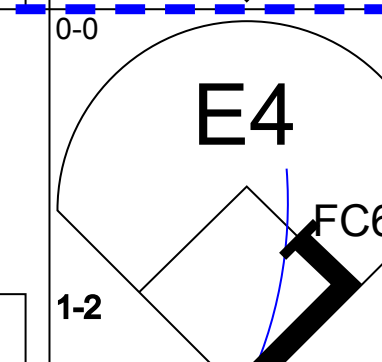
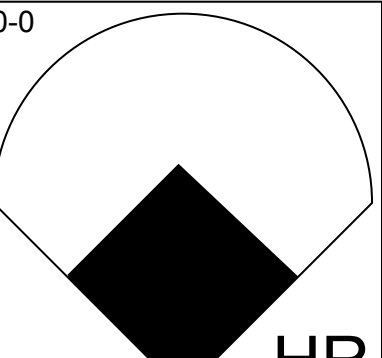
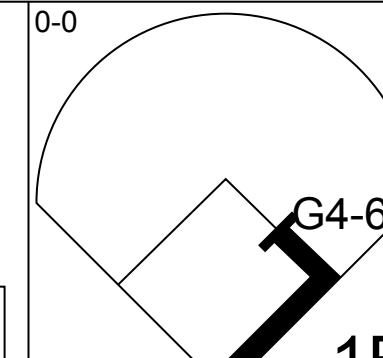
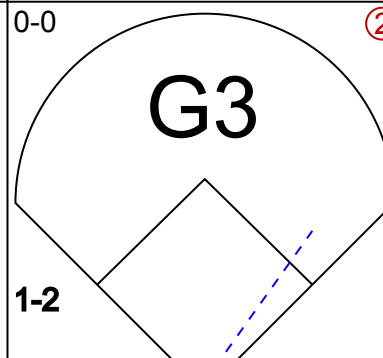
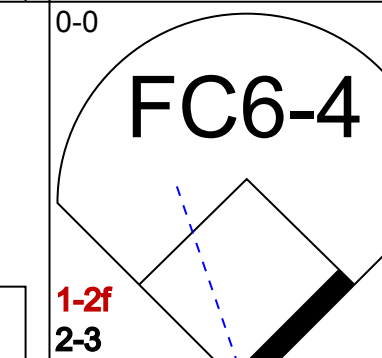
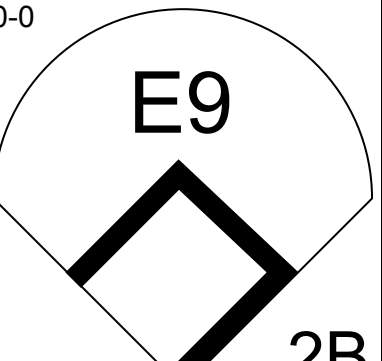
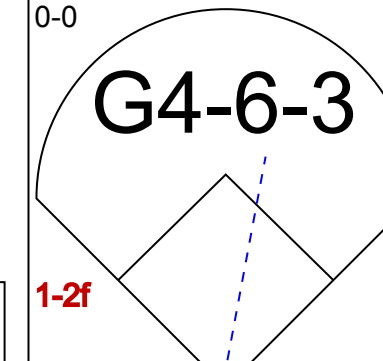
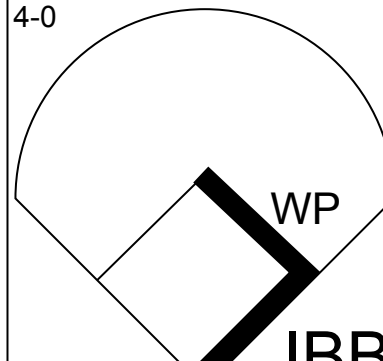
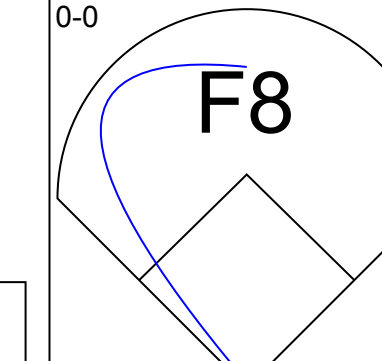
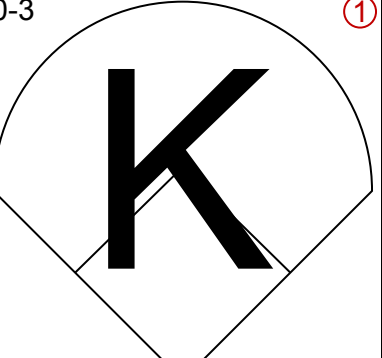
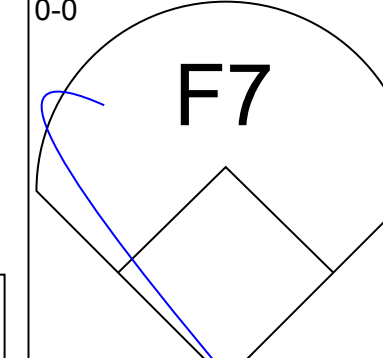
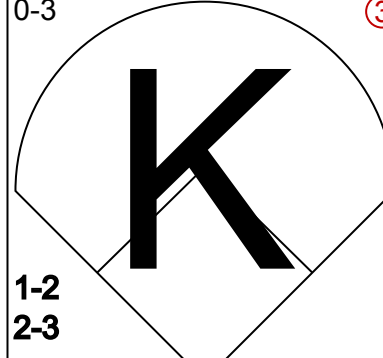

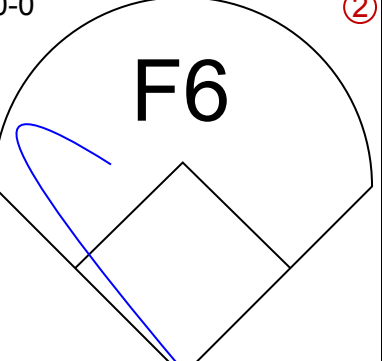
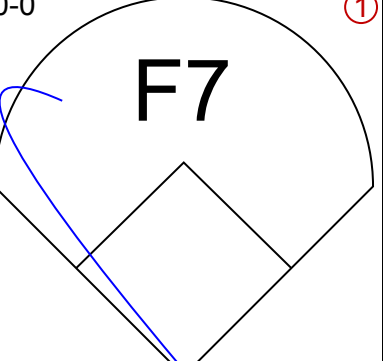
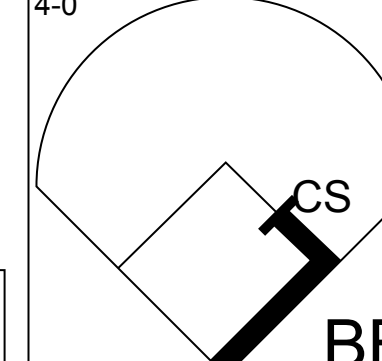

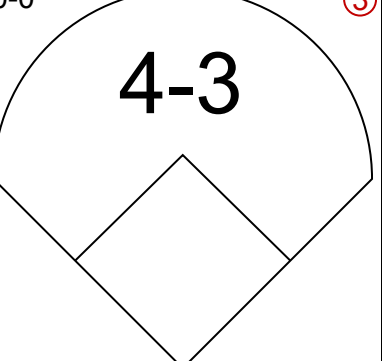
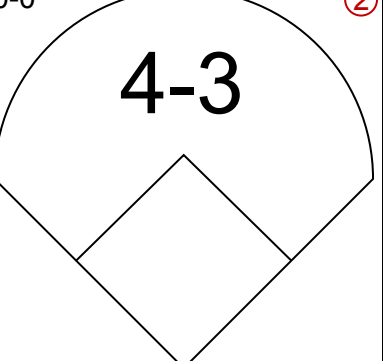
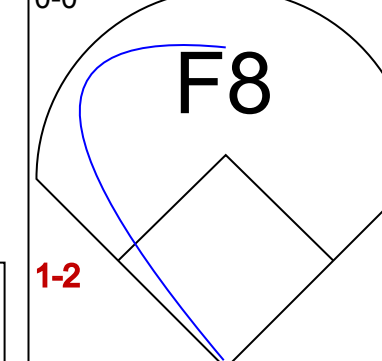

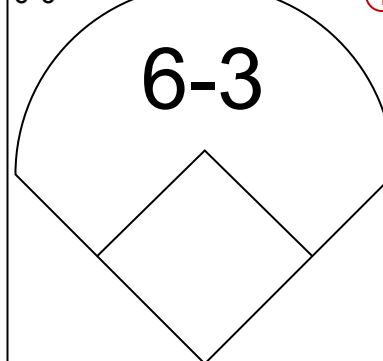
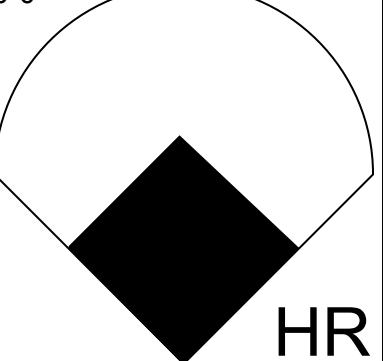
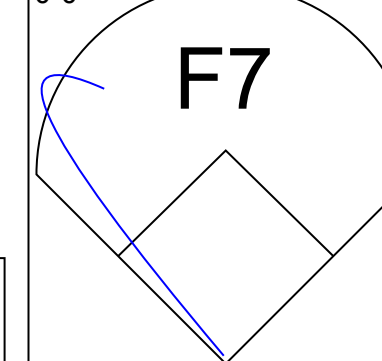
AB	33
R	2
H	9
RBI	2
BB	1
SO	5
LOB	13



AB	35
R	5
H	11
RBI	5
BB	1
SO	7
LOB	14

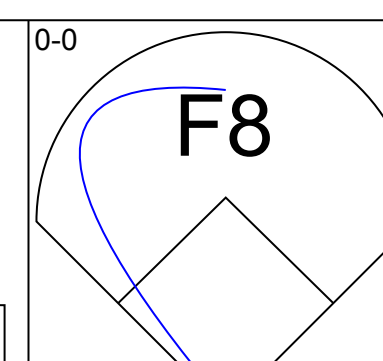
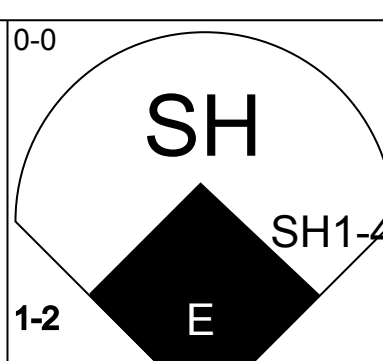
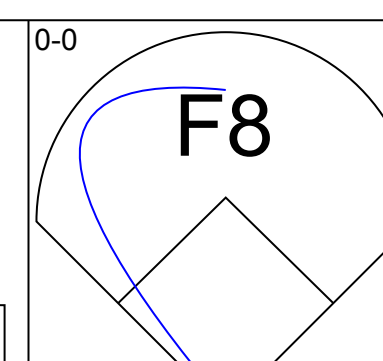
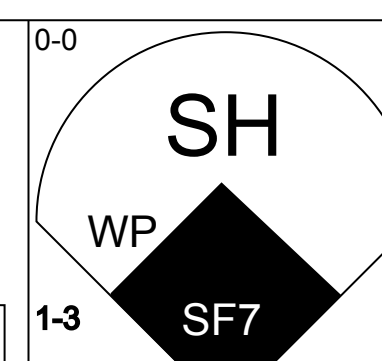
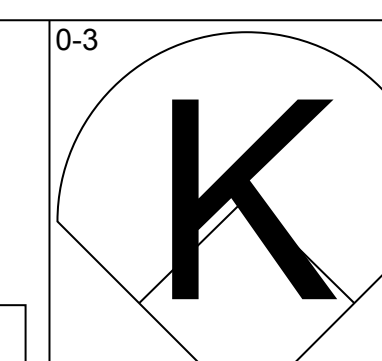
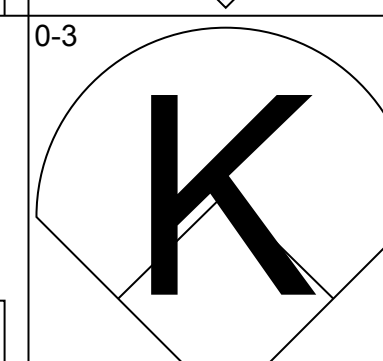
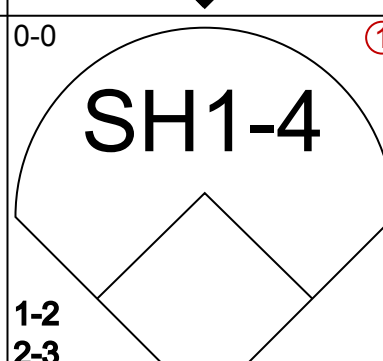
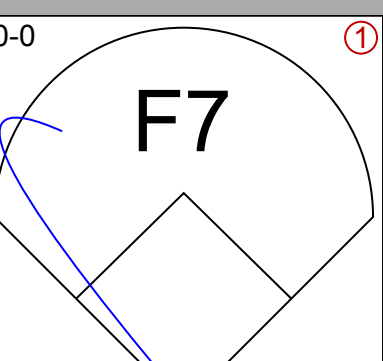
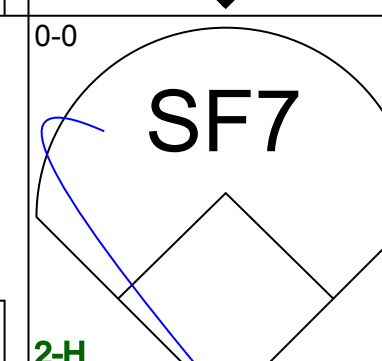

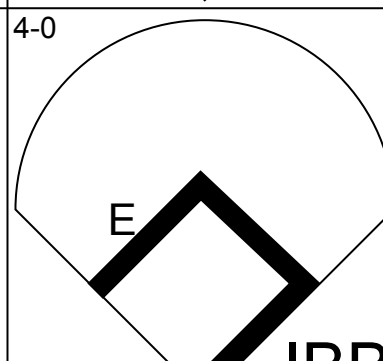
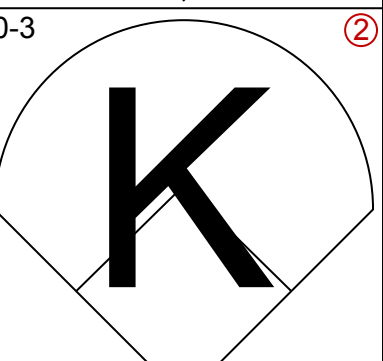
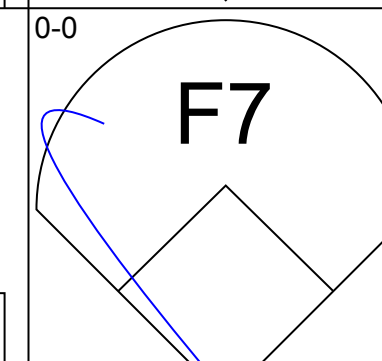
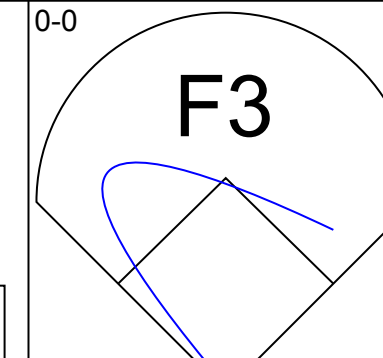
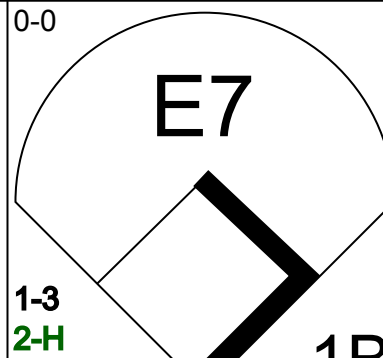
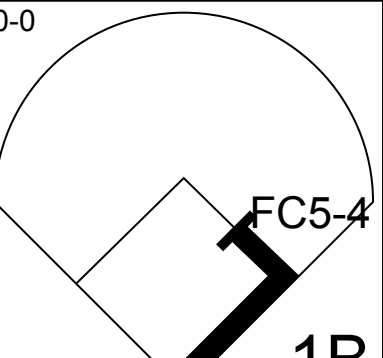
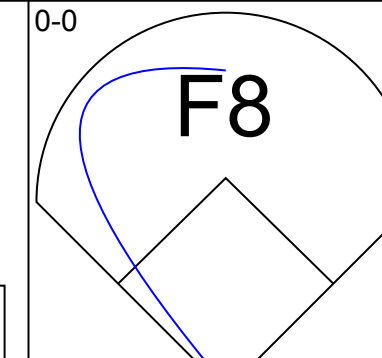
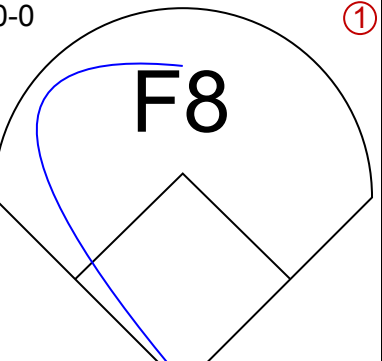
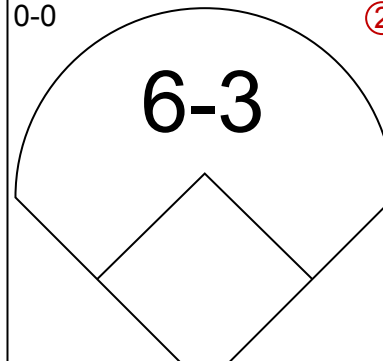
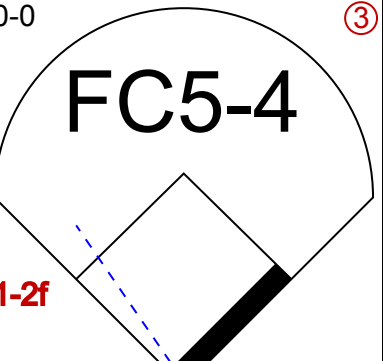
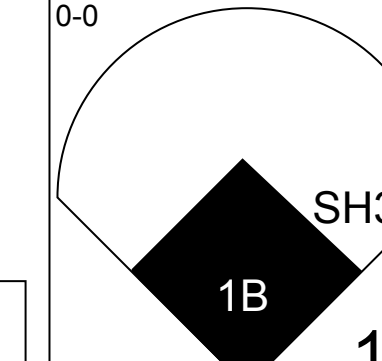
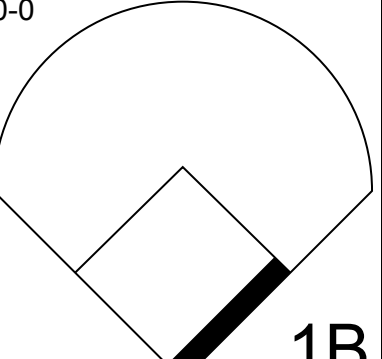
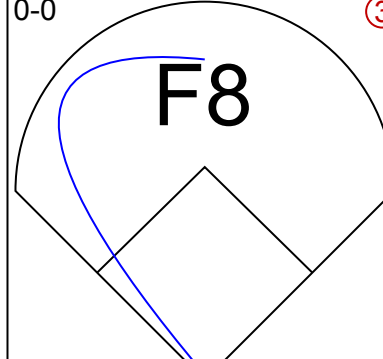
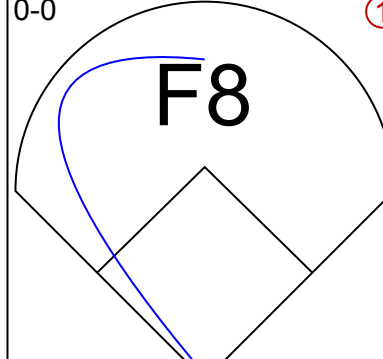
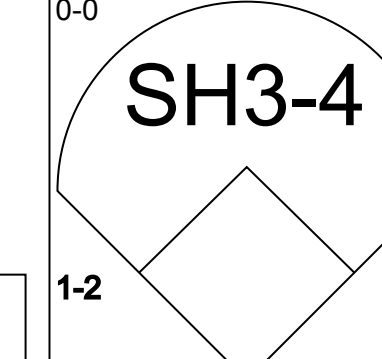
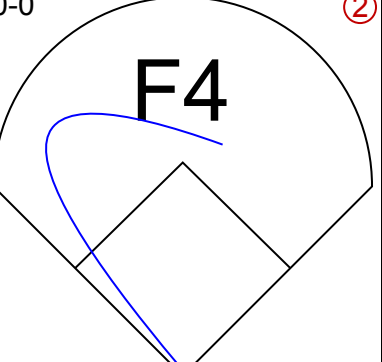
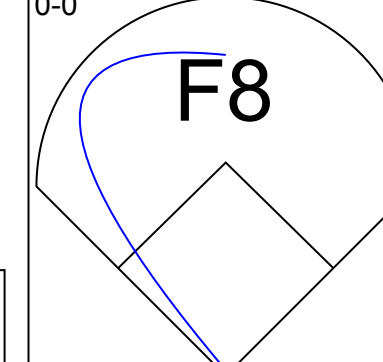
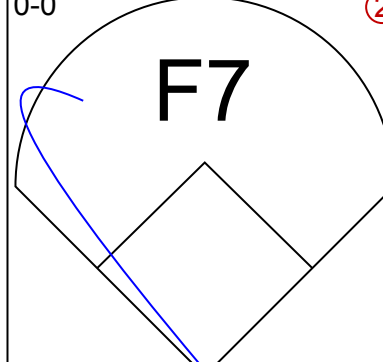
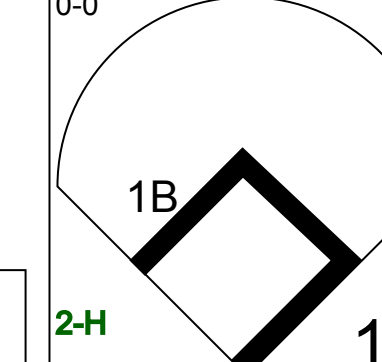
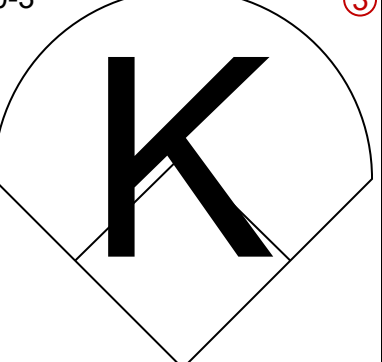
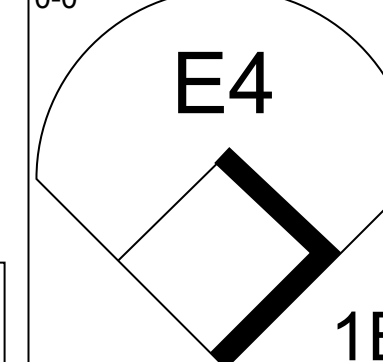
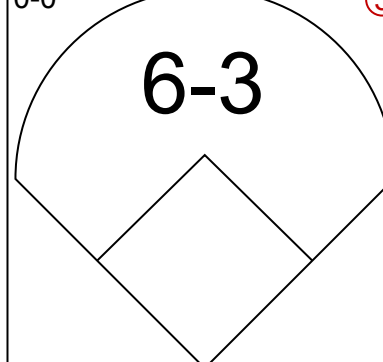
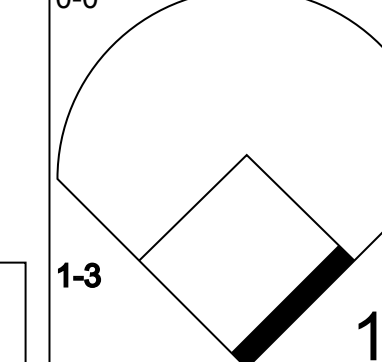
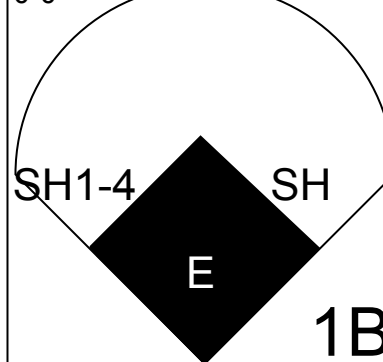
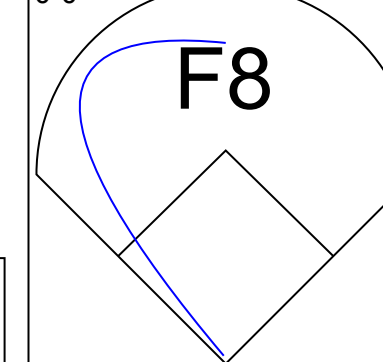
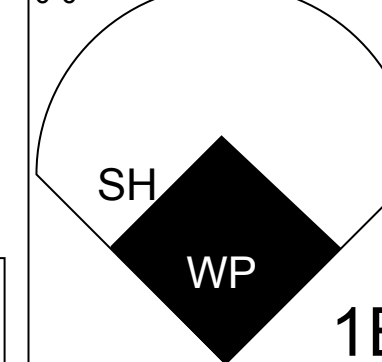
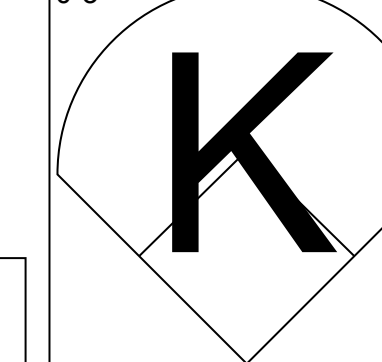


WP	0
PB	0
SB	0
CS	1

Batter	1	2	3	4	5	6	7	8	9	AB	R	H	RBI	BB	SO	LOB	TOP				
Joe Wallis, S OBP: 0.312, SLG: 0.382 (1, 8)										4	0	0	0	0	1	0	Oakland Athletics @ Chicago White Sox Comiskey Park, Chicago, IL Mon Sep 25 1978, 8:05 PM EDT Att: 5,279 - Unknown - 62 F				
Dell Alton, L OBP: 0.244, SLG: 0.235 (1, 9)										3	0	1	0	1	0	0					
Rico Carty, R Glenn Burke, R OBP: 0.349, SLG: 0.503 OBP: 0.287, SLG: 0.285 (1, 10) (8, PR)										4	0	1	0	0	0	2					
Mitchell Page, L OBP: 0.358, SLG: 0.465 (1, 7)										4	1	2	1	0	0	3					
Dave Reevering, L OBP: 0.303, SLG: 0.414 (1, 3)										3	0	1	0	1	0	3					
Mario Guerrero, R OBP: 0.304, SLG: 0.346 (1, 6)										4	0	1	0	0	2	3					
Wayne Gross, L Miguel Dilone, S Taylor Duncan, R OBP: 0.313, SLG: 0.328 OBP: 0.292, SLG: 0.263 OBP: 0.295, SLG: 0.338 (1, 5) (7, PR) (7, 5)										2	0	0	0	1	0	1					
Bruce Robinson, L OBP: 0.274, SLG: 0.284 (1, 2)										4	0	0	0	0	0	3					
Rob Picciolo, R Jeff Newman, R Darrell Woodard, R OBP: 0.235, SLG: 0.253 OBP: 0.282, SLG: 0.349 (1, 4) (7, PH) (7, 4)										2	1	1	1	0	0	0					
Inning Stats	R: 0 E: 0 K: 1 S: 5	H: 0 LOB: 0 BB: 0 P: 5	R: 1 E: 1 K: 1 S: 7	H: 2 LOB: 1 BB: 0 P: 7	R: 0 E: 0 K: 0 S: 4	H: 1 LOB: 0 BB: 0 P: 4	R: 0 E: 0 K: 0 S: 3	H: 1 LOB: 0 BB: 0 P: 3	R: 1 E: 0 K: 0 S: 4	H: 1 LOB: 2 BB: 1 P: 4	R: 0 E: 0 K: 0 S: 2	H: 0 LOB: 1 BB: 1 P: 6	R: 0 E: 1 K: 0 S: 4	H: 0 LOB: 2 BB: 1 P: 8	R: 0 E: 0 K: 0 S: 3	H: 1 LOB: 0 BB: 0 P: 3		1B: 4 2B: 1 3B: 0 HR: 2	SF: 0 SAC: 0 DP: 2 HBP: 0	WP: 1 PB: 0 SB: 1 CS: 1	PA: 35
PITCHER	IP WLS BF H R ER SO BB IBB HBP BLK WP HR S P ERA WHIP	IP WLS BF H R ER SO BB IBB HBP BLK WP HR S P ERA WHIP	IP WLS BF H R ER SO BB IBB HBP BLK WP HR S P ERA WHIP	IP WLS BF H R ER SO BB IBB HBP BLK WP HR S P ERA WHIP	IP WLS BF H R ER SO BB IBB HBP BLK WP HR S P ERA WHIP	IP WLS BF H R ER SO BB IBB HBP BLK WP HR S P ERA WHIP	IP WLS BF H R ER SO BB IBB HBP BLK WP HR S P ERA WHIP	IP WLS BF H R ER SO BB IBB HBP BLK WP HR S P ERA WHIP	IP WLS BF H R ER SO BB IBB HBP BLK WP HR S P ERA WHIP	IP WLS BF H R ER SO BB IBB HBP BLK WP HR S P ERA WHIP	IP WLS BF H R ER SO BB IBB HBP BLK WP HR S P ERA WHIP	IP WLS BF H R ER SO BB IBB HBP BLK WP HR S P ERA WHIP	IP WLS BF H R ER SO BB IBB HBP BLK WP HR S P ERA WHIP	IP WLS BF H R ER SO BB IBB HBP BLK WP HR S P ERA WHIP	IP WLS BF H R ER SO BB IBB HBP BLK WP HR S P ERA WHIP	IP WLS BF H R ER SO BB IBB HBP BLK WP HR S P ERA WHIP	IP WLS BF H R ER SO BB IBB HBP BLK WP HR S P ERA WHIP	IP WLS BF H R ER SO BB IBB HBP BLK WP HR S P ERA WHIP	IP WLS BF H R ER SO BB IBB HBP BLK WP HR S P ERA WHIP	IP WLS BF H R ER SO BB IBB HBP BLK WP HR S P ERA WHIP	IP WLS BF H R ER SO BB IBB HBP BLK WP HR S P ERA WHIP

AB	32
R	2
H	7
RBI	2
BB	3
SO	3
LOB	17



Batter	1	2	3	4	5	6	7	8	9	AB	R	H	RBI	BB	SO	LOB	BOTTOM				
Harry Chappas, S OBP: 0.348, SLG: 0.295 (1, 6)										3	2	0	0	0	1	3	Oakland Athletics @ Chicago White Sox Comiskey Park, Chicago, IL Mon Sep 25 1978, 8:05 PM EDT Att: 5,279 - Unknown - 62 F				
Mike Squires, L OBP: 0.351, SLG: 0.368 (1, 3)										2	0	0	1	0	1	0					
Chet Lemon, R OBP: 0.372, SLG: 0.513 (1, 8)										3	1	1	1	1	1	0					
Lamar Johnson, R OBP: 0.328, SLG: 0.374 (1, 10)										4	0	2	2	0	0	0					
Wayne Nordhagen, R Bob Molinaro, L OBP: 0.303, SLG: 0.443 OBP: 0.315, SLG: 0.381 (1, 9) (8, 9)										3	0	0	0	0	0	3					
Eric Soderholm, R Kevin Bell, R OBP: 0.311, SLG: 0.417 OBP: 0.282, SLG: 0.300 (1, 5) (8, 5)										3	0	1	0	0	0	2					
Mike Colbern, R OBP: 0.283, SLG: 0.326 (1, 2)										4	0	1	1	0	0	1					
Ralph Garr, L OBP: 0.313, SLG: 0.370 (1, 7)										4	0	2	0	0	1	1					
Greg Pryor, R OBP: 0.289, SLG: 0.320 (1, 4)										4	2	2	0	0	1	3					
Inning Stats	R: 1 E: 0 K: 1 S: 6	H: 1 LOB: 0 BB: 0 P: 6	R: 0 E: 0 K: 1 S: 6	H: 1 LOB: 0 BB: 0 P: 6	R: 2 E: 2 K: 0 S: 6	H: 2 LOB: 2 BB: 1 P: 10	R: 0 E: 1 K: 0 S: 4	H: 1 LOB: 1 BB: 0 P: 4	R: 0 E: 0 K: 1 S: 6	H: 1 LOB: 1 BB: 0 P: 6	R: 0 E: 0 K: 0 S: 3	H: 0 LOB: 0 BB: 0 P: 3	R: 2 E: 1 K: 0 S: 5	H: 1 LOB: 0 BB: 0 P: 5	R: 1 E: 0 K: 2 S: 10	H: 3 LOB: 2 BB: 0 P: 10		1B: 9 2B: 0 3B: 0 HR: 1	SF: 1 SAC: 4 DP: 0 HBP: 0	WP: 1 PB: 0 SB: 0 CS: 0	PA: 37
PITCHER	IP WLS BF H R ER SO BB IBB HBP BLK WP HR S P ERA WHIP	IP WLS BF H R ER SO BB IBB HBP BLK WP HR S P ERA WHIP	IP WLS BF H R ER SO BB IBB HBP BLK WP HR S P ERA WHIP	IP WLS BF H R ER SO BB IBB HBP BLK WP HR S P ERA WHIP	IP WLS BF H R ER SO BB IBB HBP BLK WP HR S P ERA WHIP	IP WLS BF H R ER SO BB IBB HBP BLK WP HR S P ERA WHIP	IP WLS BF H R ER SO BB IBB HBP BLK WP HR S P ERA WHIP	IP WLS BF H R ER SO BB IBB HBP BLK WP HR S P ERA WHIP	IP WLS BF H R ER SO BB IBB HBP BLK WP HR S P ERA WHIP	IP WLS BF H R ER SO BB IBB HBP BLK WP HR S P ERA WHIP	IP WLS BF H R ER SO BB IBB HBP BLK WP HR S P ERA WHIP	IP WLS BF H R ER SO BB IBB HBP BLK WP HR S P ERA WHIP	IP WLS BF H R ER SO BB IBB HBP BLK WP HR S P ERA WHIP	IP WLS BF H R ER SO BB IBB HBP BLK WP HR S P ERA WHIP	IP WLS BF H R ER SO BB IBB HBP BLK WP HR S P ERA WHIP	IP WLS BF H R ER SO BB IBB HBP BLK WP HR S P ERA WHIP	IP WLS BF H R ER SO BB IBB HBP BLK WP HR S P ERA WHIP	IP WLS BF H R ER SO BB IBB HBP BLK WP HR S P ERA WHIP	IP WLS BF H R ER SO BB IBB HBP BLK WP HR S P ERA WHIP	IP WLS BF H R ER SO BB IBB HBP BLK WP HR S P ERA WHIP	IP WLS BF H R ER SO BB IBB HBP BLK WP HR S P ERA WHIP



Batter	1	2	3	4	5	6	7	8	9	AB	R	H	RBI	BB	SO	LOB	TOP								
Miguel Dilone, S OBP: 0.294, SLG: 0.266 (1, 8)	0-0 4-3 S 1B	0-3 K		0-0 F8			0-0 K			5	1	2	0	0	2	3									
Taylor Duncan, R OBP: 0.295, SLG: 0.340 (1, 5) (7, 4)	0-0 4-3	4-0 BB BB		0-0 L3-6 1B			0-0 E2 1B 1B	0-0 F6		4	1	2	2	1	0	1									
Rico Carty, R OBP: 0.349, SLG: 0.503 Glenn Burke, R OBP: 0.285, SLG: 0.284 (1, 10) (7, PR)	4-0 FC6-4 BB	4-0 BB BB		0-0 L3-6 1B			0-0 1B WP 1B	0-0 G3		2	0	1	2	2	0	1									
Mitchell Page, L OBP: 0.357, SLG: 0.464 Dell Alston, L OBP: 0.243, SLG: 0.234 (1, 7) (7, 7)	0-3 K	0-0 G3		0-0 4-3			0-0 4-3 WP 1B 1B	0-0 G3		4	1	1	0	0	1	5									
Jeff Newman, R OBP: 0.282, SLG: 0.349 Darrell Woodard, R (6, PR) (6, 4)	0-0 FC6-4		0-0 6-3				0-0 SH3 S 1B	0-0 4-3		3	0	1	0	0	0	2									
Wayne Gross, L OBP: 0.312, SLG: 0.326 (7, PH) (7, 5)	1-2						0-0 SH3 1B	0-0 4-3		2	0	0	0	0	0	1									
Mario Guerrero, R OBP: 0.302, SLG: 0.345 Dave Revering, L OBP: 0.303, SLG: 0.414 (1, 6) (6, 3)		0-3 K	0-0 F2				0-0 SH3 1B	0-3 K		2	0	0	0	0	1	0									
Joe Wallis, S OBP: 0.316, SLG: 0.387 (1, 9)		4-0 2B 1B BB	0-0 1B				0-3 K	0-0 F8		4	2	2	1	1	1	2									
Scott Meyer, R OBP: 0.125, SLG: 0.250 (1, 2)		0-0 1B BB 2B	0-0 5-3				0-3 K	0-0 F5		4	1	1	0	0	1	4									
Rob Picciolo, R OBP: 0.259, SLG: 0.325 (1, 4) (6, 6)		0-0 BB BB 1B	0-0 F9				0-0 K	0-0 F9		4	2	3	3	0	0	0									
Inning Stats	R: 0 E: 0 K: 1 S: 6	H: 1 LOB: 2 BB: 1 P: 10	R: 2 E: 0 K: 2 S: 9	H: 2 LOB: 3 BB: 3 P: 21	R: 0 E: 0 K: 0 S: 3	H: 1 LOB: 1 BB: 0 P: 3	R: 0 E: 0 K: 0 S: 3	H: 0 LOB: 0 BB: 0 P: 3	R: 0 E: 0 K: 2 S: 8	H: 1 LOB: 2 BB: 0 P: 8	R: 8 E: 1 K: 1 S: 13	H: 8 LOB: 1 BB: 0 P: 13	R: 0 E: 0 K: 1 S: 5	H: 0 LOB: 0 BB: 0 P: 5	R: 0 E: 0 K: 1 S: 5	H: 0 LOB: 0 BB: 0 P: 5	1B: 10 2B: 4 3B: 0 HR: 1	SF: 0 SAC: 1 DP: 1 HBP: 0	WP: 1 PB: 0 SB: 3 CS: 0	PA: 43					
PITCHER	IP WLS BF H R ER SO BB IBB HBP BLK WP HR S P ERA WHIP	IP WLS BF H R ER SO BB IBB HBP BLK WP HR S P ERA WHIP	IP WLS BF H R ER SO BB IBB HBP BLK WP HR S P ERA WHIP	IP WLS BF H R ER SO BB IBB HBP BLK WP HR S P ERA WHIP	IP WLS BF H R ER SO BB IBB HBP BLK WP HR S P ERA WHIP	IP WLS BF H R ER SO BB IBB HBP BLK WP HR S P ERA WHIP	IP WLS BF H R ER SO BB IBB HBP BLK WP HR S P ERA WHIP	IP WLS BF H R ER SO BB IBB HBP BLK WP HR S P ERA WHIP	IP WLS BF H R ER SO BB IBB HBP BLK WP HR S P ERA WHIP	IP WLS BF H R ER SO BB IBB HBP BLK WP HR S P ERA WHIP	IP WLS BF H R ER SO BB IBB HBP BLK WP HR S P ERA WHIP	IP WLS BF H R ER SO BB IBB HBP BLK WP HR S P ERA WHIP	IP WLS BF H R ER SO BB IBB HBP BLK WP HR S P ERA WHIP	IP WLS BF H R ER SO BB IBB HBP BLK WP HR S P ERA WHIP	IP WLS BF H R ER SO BB IBB HBP BLK WP HR S P ERA WHIP	IP WLS BF H R ER SO BB IBB HBP BLK WP HR S P ERA WHIP	IP WLS BF H R ER SO BB IBB HBP BLK WP HR S P ERA WHIP	IP WLS BF H R ER SO BB IBB HBP BLK WP HR S P ERA WHIP	IP WLS BF H R ER SO BB IBB HBP BLK WP HR S P ERA WHIP	IP WLS BF H R ER SO BB IBB HBP BLK WP HR S P ERA WHIP	IP WLS BF H R ER SO BB IBB HBP BLK WP HR S P ERA WHIP	IP WLS BF H R ER SO BB IBB HBP BLK WP HR S P ERA WHIP			
Ken Kravec, L ERA: 4.08 (1, 1)	6.0 L	29 9 5 5 5	9 5 5 5	5 5 5	4 0 0 0	0 0 0 0	0 0 0 0	0 0 2 2	∞ ∞	∞ ∞	∞ ∞	∞ ∞	∞ ∞	∞ ∞	∞ ∞	∞ ∞	∞ ∞	∞ ∞	∞ ∞	∞ ∞	∞ ∞	∞ ∞	∞ ∞		
Lerrin LaGrow, R ERA: 4.54 (7, 1)	0.0	2	2	0	0	0	0	0	0	0	0	0	0	0	0	0	0	0	0	0	0	0	0	0	0
Ross Baumgarten, L ERA: 5.87 (7, 1)	1.0	6	3	5	5	1	0	0	0	0	0	0	0	0	0	0	0	0	0	0	0	0	0	0	0
Jim Willoughby, R ERA: 3.72 (8, 1)	2.0	6	0	0	0	1	0	0	0	0	0	0	0	0	0	0	0	0	0	0	0	0	0	0	0

Oakland Athletics @ Chicago White Sox
Comiskey Park, Chicago, IL
Tue Sep 26 1978, 8:05 PM EDT
Att: 10,408 - Unknown

AB	38
R	10
H	14
RBI	9
BB	4
SO	7
LOB	19



Batter	1	2	3	4	5	6	7	8	9	AB	R	H	RBI	BB	SO	LOB	BOTTOM							
Harry Chappas, S OBP: 0.333, SLG: 0.281 (1, 6)	0-0 F8		0-0 SH1-4		0-0 F5		0-0 F9			3	0	0	0	0	0	3								
Mike Squires, L OBP: 0.348, SLG: 0.371 (1, 3)	0-0 4-3		0-0 L7		0-0 E7 2B			0-0 F7		4	0	1	1	0	0	2								
Chet Lemon, R OBP: 0.373, SLG: 0.512 (1, 8)	4-0 FC5-4 BB		0-0 E7		0-0 FC6-4 1B			0-0 F9		3	0	1	0	1	0	0								
Lamar Johnson, R OBP: 0.328, SLG: 0.373 (1, 10)	0-0 FC5-4		0-0 6-3		0-0 FC6-4 1B			0-0 1B		4	0	1	0	0	0	3								
Ralph Garr, L OBP: 0.310, SLG: 0.366 (1, 7)		0-3 K		0-3 K			0-0 4-3	0-3 K		4	0	0	0	0	3	2								
Bob Molinaro, L OBP: 0.311, SLG: 0.375 (1, 9)		0-0 4-3		0-0 F8			0-0 F2		0-0 3-1	4	0	0	0	0	0	1								
Eric Soderholm, R OBP: 0.311, SLG: 0.416 Kevin Bell, R OBP: 0.258, SLG: 0.295 (1, 5) (7, PR) (8, 5)	0-0 F8		0-0 F3		0-0 F3		0-0 PB 1B		0-3 K	3	0	1	0	0	0	0								
Mary Foley, L OBP: 0.469, SLG: 0.414 (1, 2)			0-0 SH1-4 BB E 1B		0-0 FC5-6 1B		0-0 F7		0-3 K	4	1	2	0	0	1	1								
Joe Gates, L OBP: 0.379, SLG: 0.250 (1, 4)			4-0 SH1-4 E BB		0-0 FC5-6 2B		0-0 F3			2	2	0	0	1	0	3								
Inning Stats	R: 0 E: 0 K: 0 S: 3	H: 0 LOB: 1 BB: 1 P: 7	R: 0 E: 0 K: 1 S: 5	H: 0 LOB: 0 BB: 0 P: 5	R: 2 E: 1 K: 0 S: 5	H: 1 LOB: 1 BB: 1 P: 9	R: 0 E: 0 K: 1 S: 5	H: 0 LOB: 0 BB: 0 P: 5	R: 1 E: 1 K: 0 S: 4	H: 2 LOB: 0 BB: 0 P: 4	R: 0 E: 1 K: 0 S: 4	H: 1 LOB: 2 BB: 0 P: 4	R: 0 E: 0 K: 1 S: 6	H: 1 LOB: 1 BB: 0 P: 6	R: 0 E: 0 K: 2 S: 7	H: 0 LOB: 0 BB: 0 P: 7	1B: 5 2B: 1 3B: 0 HR: 0	SF: 0 SAC: 1 DP: 0 HBP: 0	WP: 0 PB: 1 SB: 0 CS: 0	PA: 35				
PITCHER	IP WLS BF H R ER SO BB IBB HBP BLK WP HR S P ERA WHIP	IP WLS BF H R ER SO BB IBB HBP BLK WP HR S P ERA WHIP	IP WLS BF H R ER SO BB IBB HBP BLK WP HR S P ERA WHIP	IP WLS BF H R ER SO BB IBB HBP BLK WP HR S P ERA WHIP	IP WLS BF H R ER SO BB IBB HBP BLK WP HR S P ERA WHIP	IP WLS BF H R ER SO BB IBB HBP BLK WP HR S P ERA WHIP	IP WLS BF H R ER SO BB IBB HBP BLK WP HR S P ERA WHIP	IP WLS BF H R ER SO BB IBB HBP BLK WP HR S P ERA WHIP	IP WLS BF H R ER SO BB IBB HBP BLK WP HR S P ERA WHIP	IP WLS BF H R ER SO BB IBB HBP BLK WP HR S P ERA WHIP	IP WLS BF H R ER SO BB IBB HBP BLK WP HR S P ERA WHIP	IP WLS BF H R ER SO BB IBB HBP BLK WP HR S P ERA WHIP	IP WLS BF H R ER SO BB IBB HBP BLK WP HR S P ERA WHIP	IP WLS BF H R ER SO BB IBB HBP BLK WP HR S P ERA WHIP	IP WLS BF H R ER SO BB IBB HBP BLK WP HR S P ERA WHIP	IP WLS BF H R ER SO BB IBB HBP BLK WP HR S P ERA WHIP	IP WLS BF H R ER SO BB IBB HBP BLK WP HR S P ERA WHIP	IP WLS BF H R ER SO BB IBB HBP BLK WP HR S P ERA WHIP	IP WLS BF H R ER SO BB IBB HBP BLK WP HR S P ERA WHIP	IP WLS BF H R ER SO BB IBB HBP BLK WP HR S P ERA WHIP	IP WLS BF H R ER SO BB IBB HBP BLK WP HR S P ERA WHIP	IP WLS BF H R ER SO BB IBB HBP BLK WP HR S P ERA WHIP		
Alan Wirth, R ERA: 2.81 (1, 1)	9.0 W	35 6 3 1 5	6 3 1 5	3 1 5	2 0 0 0	0 0 0 0	0 0 0 0	0 0 43 51	1.00 0.889	1.00 0.889	1.00 0.889	1.00 0.889	1.00 0.889	1.00 0.889	1.00 0.889	1.00 0.889	1.00 0.889	1.00 0.889	1.00 0.889	1.00 0.889	1.00 0.889	1.00 0.889	1.00 0.889	1.00 0.889

Oakland Athletics @ Chicago White Sox
Comiskey Park, Chicago, IL
Tue Sep 26 1978, 8:05 PM EDT
Att: 10,408 - Unknown

AB	32
R	3
H	6
RBI	1
BB	2
SO	5
LOB	15



Batter	1	2	3	4	5	6	7	8	9	AB R H RBI BB SO LOB	TOP									
Robin Yount, R OBP: 0.323, SLG: 0.431 (1, 6)	0-0 5-3		0-0 1B		0-3 K		0-3 K		0-0 G6-3	5 1 1 0 0 2 2	Milwaukee Brewers @ Oakland Athletics Oakland-Alameda County Coliseum, Oakland, CA Fri Sep 29 1978, 7:05 PM PDT Att: 1,992 - Unknown livebaseballscorecards.com									
Don Money, R OBP: 0.356, SLG: 0.432 (1, 4)	0-3 K		0-0 1B		0-3 K			0-0 SH3 1B	4 1 2 1 0 2 0											
Cecil Cooper, L OBP: 0.357, SLG: 0.474 (1, 3)	0-3 K		0-0 1B		0-0 F4			0-0 SH3	3 0 1 1 0 1 0											
Larry Hisle, R OBP: 0.370, SLG: 0.527 (1, 10)		4-0 L4-3 BB	0-0 4-3		0-0 F4			4-0 1B BB	2 0 0 0 2 0 2											
Sixto Lezcano, R OBP: 0.375, SLG: 0.452 (1, 9)	0-0 F8			4-0 1B BB		0-0 1B		0-0 G6-3 1B	3 0 2 1 1 0 1											
Sal Bando, R OBP: 0.371, SLG: 0.442 (1, 5)	0-0 L4-3			0-0 BB 1B		0-0 F8		0-0 G6-3	4 0 1 0 0 0 4											
Jim Wohlford, R OBP: 0.320, SLG: 0.412 (1, 7)			0-3 K	4-0 G6-4-3 BB		0-0 F7		0-0 F6	3 0 0 0 1 1 1											
Gorman Thomas, R OBP: 0.348, SLG: 0.509 (1, 8)			0-0 F9	0-3 K		0-3 K		4-0 1B S BB	3 0 0 0 1 2 3											
Buck Martinez, R OBP: 0.255, SLG: 0.277 (1, 2)			0-0 1B	0-0 G6-4-3		0-0 4-3		0-0 G6-3 1B	4 1 2 0 0 0 3											
Inning Stats	R: 0 E: 0 K: 2 S: 7	H: 0 LOB: 0 BB: 0 P: 7	R: 0 E: 0 K: 0 S: 2	H: 0 LOB: 0 BB: 1 P: 6	R: 2 E: 0 K: 1 S: 9	H: 4 LOB: 2 BB: 0 P: 9	R: 0 E: 0 K: 1 S: 5	H: 1 LOB: 0 BB: 2 P: 13	R: 0 E: 0 K: 0 S: 4	H: 1 LOB: 1 BB: 0 P: 4		R: 0 E: 0 K: 2 S: 7	H: 0 LOB: 0 BB: 0 P: 7	R: 1 E: 0 K: 0 S: 4	H: 2 LOB: 1 BB: 1 P: 8	R: 0 E: 0 K: 0 S: 3	H: 1 LOB: 1 BB: 1 P: 7	1B: 9 2B: 1 3B: 0 HR: 0	SF: 0 SAC: 1 DP: 4 HBP: 0	WP: 0 PB: 0 SB: 1 CS: 0
PITCHER	IP WLS BF H R ER SO BB IBB HBP BLK WP HR S P ERA WHIP											PITCHER	IP WLS BF H R ER SO BB IBB HBP BLK WP HR S P ERA WHIP							
Matt Keough, R ERA: 3.24 (1, 1)	7.0 L 28 6 2 2 8 3 0 0 0 0 0 0 41 53 2.57 1.286																			
Dave Heaverlo, R ERA: 3.3 (8, 1)	1.1 8 3 1 1 0 2 0 0 0 0 0 0 6 14 6.75 3.750																			
Bob Lacey, L ERA: 3.06 (9, 1)	0.2 1 0 0 0 0 0 0 0 0 0 0 0 1 1 0.00 0.000																			

Batter	1	2	3	4	5	6	7	8	9	AB R H RBI BB SO LOB	BOTTOM									
Miguel Dilone, S OBP: 0.297, SLG: 0.270 (1, 8)	0-0 1B		0-0 B3			0-0 S 1B		0-0 B1-3		4 0 2 0 0 0 0	Milwaukee Brewers @ Oakland Athletics Oakland-Alameda County Coliseum, Oakland, CA Fri Sep 29 1978, 7:05 PM PDT Att: 1,992 - Unknown livebaseballscorecards.com									
Taylor Duncan, R OBP: 0.295, SLG: 0.339 (1, 4)	0-0 G6-4-3 1B			0-0 F8		0-0 F9		0-0 6-3	4 0 1 0 0 0 1											
Rico Carty, R OBP: 0.348, SLG: 0.500 (1, 10)	0-0 G6-4-3			0-0 6-3		4-0 1-2 BB		0-0 6-3	3 0 0 0 1 0 1											
Mitchell Page, L OBP: 0.357, SLG: 0.462 (1, 7)		0-0 G6-4-3 BB 1B		0-3 K		0-0 F8		0-0 6-3	4 0 1 0 0 1 2											
Jeff Newman, R OBP: 0.286, SLG: 0.361 (1, 3)		4-0 G6-4-3 BB			0-0 HR		0-3 K		2 1 1 1 1 1 0											
Jim Essian, R OBP: 0.326, SLG: 0.295 (1, 2)		0-0 G6-4-3			0-0 6-3		0-0 4-3		3 0 0 0 0 0 2											
Joe Wallis, S OBP: 0.313, SLG: 0.383 (1, 9)	0-3 K				0-0 F7		0-0 5-3		3 0 0 0 0 1 1											
Wayne Gross, L OBP: 0.309, SLG: 0.323 (1, 5)			0-0 B1-3		0-0 F9			0-0 F9	3 0 0 0 0 0 0											
Rob Picciolo, R OBP: 0.250, SLG: 0.314 (1, 6)			0-0 6-3			0-0 3-1		0-0 5-3	3 0 0 0 0 0 0											
Inning Stats	R: 0 E: 0 K: 0 S: 3	H: 2 LOB: 0 BB: 0 P: 3	R: 0 E: 0 K: 1 S: 5	H: 1 LOB: 1 BB: 1 P: 9	R: 0 E: 0 K: 0 S: 3	H: 0 LOB: 0 BB: 0 P: 3	R: 0 E: 0 K: 1 S: 5	H: 0 LOB: 0 BB: 0 P: 5	R: 1 E: 0 K: 0 S: 4	H: 1 LOB: 0 BB: 0 P: 4		R: 0 E: 0 K: 0 S: 4	H: 1 LOB: 2 BB: 1 P: 8	R: 0 E: 0 K: 1 S: 5	H: 0 LOB: 0 BB: 0 P: 5	R: 0 E: 0 K: 0 S: 3	H: 0 LOB: 0 BB: 0 P: 3	1B: 4 2B: 0 3B: 0 HR: 1	SF: 0 SAC: 0 DP: 2 HBP: 0	WP: 0 PB: 0 SB: 1 CS: 0
PITCHER	IP WLS BF H R ER SO BB IBB HBP BLK WP HR S P ERA WHIP											PITCHER	IP WLS BF H R ER SO BB IBB HBP BLK WP HR S P ERA WHIP							
Bill Travers, L ERA: 4.41 (1, 1)	9.0 W 31 5 1 1 3 2 0 0 0 0 0 0 1 35 43 1.00 0.778																			



Batter	1	2	3	4	5	6	7	8	9	AB	R	H	RBI	BB	SO	LOB	TOP										
Paul Moltor, R OBP: 0.303, SLG: 0.375 (1, 4)	6-3			5-3	1B		F8 S			5	1	2	0	0	0	3	Milwaukee Brewers @ Oakland Athletics Oakland-Alameda County Coliseum, Oakland, CA Sat Sep 30 1978, 3:33 AM PDT Att: 2,143 - Unknown livebaseballscorecards.com										
Don Money, R OBP: 0.361, SLG: 0.440 (1, 3)	HR	F9 SF8		BB 6-3	5-3		F8			4	2	2	1	1	0	2											
Sal Bando, R OBP: 0.371, SLG: 0.440 (1, 5)	HR	BB	F9	6-3			K			4	1	1	1	1	1	3											
Larry Hisle, R OBP: 0.370, SLG: 0.525 (1, 7)	HR	BB	SF8	BB	F2					2	1	0	1	2	0	1											
Sixto Lezcano, R OBP: 0.377, SLG: 0.459 (1, 9)	HR		4-3	BB			FC5-4			4	1	2	3	1	0	0											
Dick Davis, R OBP: 0.275, SLG: 0.373 (1, 10)	BB		K	5-3			FC5-4			5	0	1	0	0	2	4											
Robin Yount, R OBP: 0.323, SLG: 0.428 (1, 6)	FC3-2		F9		1B		F9			3	1	0	0	2	0	1											
Gorman Thomas, R OBP: 0.350, SLG: 0.508 (1, 8)	FC3-2		FC6-4		1B		K			3	1	1	0	2	2	1											
Charlie Moore, R OBP: 0.300, SLG: 0.358 (1, 2)	FC3-2		FC6-4		1B		6-3			5	0	1	2	0	0	4											
Inning Stats	R: 4 E: 0 K: 0 S: 6	H: 3 LOB: 3 BB: 4 P: 22	R: 1 E: 0 K: 0 S: 4	H: 1 LOB: 0 BB: 0 P: 4	R: 0 E: 0 K: 1 S: 5	H: 0 LOB: 1 BB: 1 P: 9	R: 0 E: 0 K: 0 S: 3	H: 0 LOB: 3 BB: 3 P: 15	R: 3 E: 1 K: 0 S: 6	H: 4 LOB: 1 BB: 1 P: 10	R: 0 E: 0 K: 1 S: 6	H: 1 LOB: 1 BB: 0 P: 6	R: 0 E: 0 K: 1 S: 5	H: 0 LOB: 0 BB: 0 P: 5	R: 0 E: 0 K: 1 S: 5	H: 0 LOB: 0 BB: 0 P: 5	1B: 6 2B: 2 3B: 0 HR: 2	SF: 1 SAC: 0 DP: 0 HBP: 0	WP: 0 PB: 0 SB: 1 CS: 0	PA: 45							
PITCHER	IP	WLS	BF	H	R	ER	SO	BB	IBB	HBP	BLK	WP	HR	S	P	ERA	WHIP										
John Henry Johnson, L ERA: 3.99 (1, 1)	0.1	L	8	3	4	4	0	4	0	0	0	0	2	4	20	108.00	21.000										
Mike Norris, R ERA: 5.51 (1, 1)	4.2		23	5	4	4	1	5	0	0	0	0	0	20	40	7.71	2.143										
Dave Heaverlo, R ERA: 3.25 (6, 1)	2.0		8	2	0	0	2	0	0	0	0	0	0	12	12	0.00	1.000										
Bob Lacey, L ERA: 3.01 (8, 1)	2.0		6	0	0	0	2	0	0	0	0	0	0	10	10	0.00	0.000										

Batter	1	2	3	4	5	6	7	8	9	AB	R	H	RBI	BB	SO	LOB	BOTTOM										
Miguel Dilone, S OBP: 0.295, SLG: 0.272 (1, 7)	F9		5-3		L6		1B		E6	5	1	1	0	0	0	2	Milwaukee Brewers @ Oakland Athletics Oakland-Alameda County Coliseum, Oakland, CA Sat Sep 30 1978, 3:33 AM PDT Att: 2,143 - Unknown livebaseballscorecards.com										
Taylor Duncan, R OBP: 0.296, SLG: 0.335 (1, 4)	F9		K		L6		HR		FC5-4	3	0	0	0	0	1	2											
Dell Alston, L OBP: 0.251, SLG: 0.238 (7, 9)	F9						1B		BB	1	1	1	1	1	0	0											
Rico Carty, R OBP: 0.350, SLG: 0.506 (1, 10)	F8		5-3				1B		FC5-4	4	2	2	2	1	0	0											
Matt Keough, R (9, PR)							HR		BB	0	0	0	0	0	0	0											
Jeff Newman, R OBP: 0.288, SLG: 0.373 (1, 3)	HR		5-3		F5		FC5-4		BB	5	1	2	1	0	0	3											
Tim Hosley, R OBP: 0.360, SLG: 0.391 (1, 2)	F9									3	0	2	1	0	0	0											
Scott Meyer, R OBP: 0.111, SLG: 0.222 (7, 2)							K			1	0	0	0	0	1	0											
Joe Wallis, S OBP: 0.310, SLG: 0.380 (1, 9)	4-3		G3							3	0	0	0	0	1	3											
Darrell Woodard, R (7, 4)							K			1	0	0	0	0	0	0											
Glenn Burke, R OBP: 0.265, SLG: 0.283 (1, 8)	1B				B1-3		P4		6-3	4	0	1	0	0	0	2											
Wayne Gross, L OBP: 0.308, SLG: 0.319 (1, 5)	K				E		G3		K	3	0	0	0	1	2	3											
Rob Picciolo, R OBP: 0.250, SLG: 0.311 (1, 6)			K		E6		6-3		5-3	4	0	1	0	0	1	0											
Inning Stats	R: 0 E: 0 K: 0 S: 3	H: 0 LOB: 0 BB: 0 P: 3	R: 1 E: 0 K: 1 S: 7	H: 2 LOB: 1 BB: 0 P: 7	R: 0 E: 0 K: 2 S: 7	H: 0 LOB: 0 BB: 0 P: 7	R: 0 E: 0 K: 0 S: 4	H: 1 LOB: 1 BB: 0 P: 4	R: 0 E: 1 K: 0 S: 4	H: 1 LOB: 2 BB: 1 P: 8	R: 1 E: 0 K: 1 S: 8	H: 3 LOB: 2 BB: 0 P: 8	R: 3 E: 0 K: 1 S: 8	H: 3 LOB: 0 BB: 0 P: 8	R: 0 E: 0 K: 1 S: 5	H: 0 LOB: 0 BB: 0 P: 5	R: 0 E: 1 K: 0 S: 3	H: 0 LOB: 2 BB: 2 P: 11	1B: 6 2B: 2 3B: 0 HR: 2	SF: 0 SAC: 0 DP: 1 HBP: 0	WP: 0 PB: 0 SB: 0 CS: 0	PA: 40					
PITCHER	IP	WLS	BF	H	R	ER	SO	BB	IBB	HBP	BLK	WP	HR	S	P	ERA	WHIP										
Mike Caldwell, L ERA: 2.36 (1, 1)	6.1	W	30	10	0	5	4	1	0	0	0	0	2	37	41	7.11	1.737										
Ed Farmer, R ERA: 0.62 (7, 1)	2.0		9	0	0	0	2	2	0	0	0	0	0	11	19	0.00	1.000										
Bill Castro, R ERA: 1.81 (9, 1)	0.2	S	1	0	0	0	0	0	0	0	0	0	0	1	1	0.00	0.000										

Batter	1	2	3	4	5	6	7	8	9	AB	R	H	RBI	BB	SO	LOB	TOP			
Paul Moltor, R OBP: 0.391, SLG: 0.372 (1, 6)	B5	SF8		4-3		F7		K		4	0	0	1	0	1	2				
Sal Bando, R OBP: 0.371, SLG: 0.439 (1, 5)	6-3	P6			BB FC6-4 1B	F7			BB 1B SF8 BB	4	2	1	0	1	0	1				
Cecil Cooper, L OBP: 0.374, SLG: 0.474 (1, 3)	E 1B BB				FC6-4 BB 1-2 HR 1B			K	G3 1B	2	1	1	0	1	1	0				
Tony Musser, L OBP: 0.212, SLG: 0.233 (5, 3)										2	0	1	0	0	1	0				
Larry Hisle, R OBP: 0.533 (7, PH)	E7 1B				FC6-4 BB	F3		SF8		2	1	2	1	1	0	0				
Dick Davis, R OBP: 0.273, SLG: 0.372 (1, 10)					1-2 2-3 3-4 BB					1	0	0	1	0	0	0				
Ben Oglivie, L OBP: 0.370, SLG: 0.497 (1, 9)	F8				FC6-4 HR	4-3		G3		2	1	0	1	1	0	4				
Jeff Yurak, S (5, 7)					1-2 2-3 3-4 HR				1-2	2	0	0	0	0	0	1				
Gorman Thomas, R OBP: 0.351, SLG: 0.515 (1, 8)		6-3	G6-3						6-3	5	2	2	3	0	0	2				
Jim Wohlford, R OBP: 0.325, SLG: 0.415 (1, 7)				4-3		1-3				4	1	2	1	0	0	0				
Jim Gantner, L OBP: 0.269, SLG: 0.258 (1, 4)						F8		FC4-6 1B		4	1	2	0	0	0	1				
Larry Haney, R OBP: 0.200, SLG: 0.200 (1, 2)								FC4-6		4	0	1	1	0	1	2				
						5-3		K		4	0	1	1	0	1	2				
Inning Stats	R: 0 E: 1 K: 0 S: 4	H: 1 LOB: 2 BB: 1 P: 8	R: 2 E: 0 K: 0 S: 6	H: 3 LOB: 1 BB: 0 P: 6	R: 1 E: 0 K: 1 S: 5	H: 1 LOB: 0 BB: 1 P: 9	R: 0 E: 0 K: 0 S: 4	H: 1 LOB: 1 BB: 0 P: 4	R: 4 E: 0 K: 0 S: 6	H: 3 LOB: 0 BB: 1 P: 10	R: 0 E: 0 K: 1 S: 5	H: 0 LOB: 0 BB: 0 P: 5	R: 0 E: 0 K: 2 S: 9	H: 2 LOB: 1 BB: 0 P: 9	R: 1 E: 0 K: 0 S: 4	H: 1 LOB: 1 BB: 1 P: 8	1B: 9 2B: 1 3B: 0 HR: 2	SF: 2 SAC: 0 DP: 1 HBP: 0	WP: 0 PB: 0 SB: 0 CS: 0	PA: 42
PITCHER	IP WLS BF H R ER SO BB IBB HBP BLK WP HR S P ERA WHIP																			
Alan Wirth, R ERA: 3.43 (1, 1)	4.1 L 24 9 7 7 1 3 0 0 0 0 2 23 35 14.54 2.769																			
Pete Broberg, R ERA: 4.62 (5, 1)	4.2 18 3 2 2 3 1 0 0 0 0 0 23 27 3.86 0.857																			

Milwaukee Brewers @ Oakland Athletics
Oakland-Alameda County Coliseum, Oakland, CA
Sun Oct 01 1978, 3:33 AM PDT
Att. 2,742 - Unknown - 73 F

AB 36
R 9
H 12
RBI 9
BB 4
SO 4
LOB 13



Batter	1	2	3	4	5	6	7	8	9	AB	R	H	RBI	BB	SO	LOB	BOTTOM			
Dell Alton, L OBP: 0.246, SLG: 0.233 (1, 7)	F8			B1-3		3-1			K	4	0	0	0	0	1	0				
Dave Revering, L OBP: 0.303, SLG: 0.415 (1, 3)	4-3			P6		F7			2B	4	0	1	0	0	0	0				
Mitchell Page, L OBP: 0.355, SLG: 0.459 (1, 9)									P3	3	0	0	0	0	1	0				
Miguel Dilone, S OBP: 0.294, SLG: 0.271 (8, 9)	3-1			F8					P3	1	0	0	0	0	0	1				
Rico Carty, R OBP: 0.348, SLG: 0.502 (1, 10)		6-3			6-3				P4	4	0	0	0	0	0	1				
Bruce Robinson, L OBP: 0.276, SLG: 0.310 (1, 2)										3	0	1	0	0	0	0				
Scott Meyer, R OBP: 0.111, SLG: 0.222 (9, 2)		3-1			6-3					0	0	0	0	0	0	0				
Wayne Gross, L OBP: 0.308, SLG: 0.323 (1, 5)		P4								3	0	1	0	0	0	1				
Joe Wallis, S OBP: 0.311, SLG: 0.377 (1, 8)				4-3					P3	2	0	0	0	1	0	0				
Rob Picciolo, R OBP: 0.242, SLG: 0.301 (1, 6)				F9		F9			P3	3	0	0	0	0	0	2				
Darrell Woodard, R (1, 4)									P4	3	0	0	0	0	0	0				
Inning Stats	R: 0 E: 0 K: 0 S: 3	H: 0 LOB: 0 BB: 0 P: 3	R: 0 E: 0 K: 0 S: 3	H: 0 LOB: 0 BB: 0 P: 3	R: 0 E: 0 K: 0 S: 3	H: 0 LOB: 0 BB: 0 P: 3	R: 0 E: 0 K: 0 S: 3	H: 0 LOB: 0 BB: 0 P: 3	R: 0 E: 0 K: 1 S: 6	H: 1 LOB: 1 BB: 0 P: 6	R: 0 E: 0 K: 0 S: 3	H: 0 LOB: 0 BB: 0 P: 3	R: 0 E: 0 K: 1 S: 6	H: 1 LOB: 1 BB: 0 P: 6	R: 0 E: 0 K: 1 S: 6	H: 1 LOB: 1 BB: 0 P: 6	1B: 0 2B: 2 3B: 1 HR: 0	SF: 0 SAC: 0 DP: 0 HBP: 0	WP: 0 PB: 0 SB: 0 CS: 0	PA: 31
PITCHER	IP WLS BF H R ER SO BB IBB HBP BLK WP HR S P ERA WHIP																			
Lary Sorensen, R ERA: 3.21 (1, 1)	6.0 W 20 1 0 0 0 1 0 0 0 0 0 19 23 0.00 0.333																			
Moose Haas, R ERA: 6.16 (7, 1)	3.0 S 11 2 0 0 2 0 0 0 0 0 0 15 15 0.00 0.667																			

Milwaukee Brewers @ Oakland Athletics
Oakland-Alameda County Coliseum, Oakland, CA
Sun Oct 01 1978, 3:33 AM PDT
Att. 2,742 - Unknown - 73 F

AB 30
R 0
H 3
RBI 0
BB 1
SO 2
LOB 5

