

Oakland Athletics - 1979

Batter	1	2	3	4	5	6	7	8	9	10	11	12	AB	R	H	RBI	BB	SO	LOB														
Mike Cubbage, L John Castino, R (11, 5)	F8		6-3		P3		K		BB		FC6-4		5	0	0	0	1	1	2														
Roy Smalley, S OBP: 0.600, SLG: 0.429 (1, 6)	K		BB	BB	1B		2B	1B	F5		PO	FC6-4	4	2	2	0	2	1	2														
Ken Landreaux, L OBP: 0.500, SLG: 0.500 (1, 7)	F8		BB		1B		1H	2B	4-3			4-3	5	0	2	1	1	0	3														
Ron Jackson, R OBP: 0.300, SLG: 0.222 (1, 3)		F8	K		6-3		6-3		6-3			FC6-4	5	0	0	0	1	1	6														
Glenn Adams, L Jose Morales, R (10, PH)		1B			4-3	SH1-4		F7		F7		FC6-4	4	0	2	0	0	0	0														
Butch Wynegar, S OBP: 0.444, SLG: 0.556 (1, 2)		1B			SH1-4		F7		P4			2B	5	0	3	2	0	0	0														
Rick Sofield, L Bombo Rivera, R (10, PH)		G1-6-3			4-3		S	1B	F8			5-3	4	0	1	0	0	0	3														
Willie Norwood, R OBP: 0.222, SLG: 0.556 (1, 8)			K		6-3		4-3		CS		5-3		5	0	1	0	0	1	2														
Rob Wilfong, L OBP: 0.286, SLG: 0.429 (1, 4)			6-3				P6		L8		E5	FC6-4	5	0	2	0	0	0	1														
Inning Stats	R: 0 E: 0 K: 1 S: 5	H: 0 LOB: 0 BB: 0 P: 5	R: 0 E: 0 K: 0 S: 4	H: 2 LOB: 1 BB: 0 P: 4	R: 0 E: 0 K: 2 S: 8	H: 1 LOB: 3 BB: 2 P: 16	R: 0 E: 0 K: 0 S: 4	H: 1 LOB: 1 BB: 0 P: 4	R: 0 E: 0 K: 0 S: 5	H: 2 LOB: 2 BB: 0 P: 5	R: 0 E: 0 K: 0 S: 4	H: 1 LOB: 2 BB: 1 P: 8	R: 0 E: 0 K: 0 S: 4	H: 1 LOB: 1 BB: 0 P: 3	R: 0 E: 0 K: 0 S: 3	H: 1 LOB: 1 BB: 0 P: 3	R: 2 E: 0 K: 0 S: 4	H: 1 LOB: 1 BB: 2 P: 12	1B: 9 2B: 4 3B: 0 HR: 0	SF: 0 SAC: 1 DP: 1 HBP: 0	WP: 0 PB: 0 SB: 2 CS: 1	PA: 53											
PITCHER	IP WLS BF H R ER SO BB IBB HBP BLK WP HR S P ERA WHIP	PITCHER																															
Matt Keough, R ERA: 1.08 Bob Lacey, L ERA: 7.71 Jim Todd, R ERA: 9.0	8.1 1.2 2.0	37 6 9	10 1 2	1 0 2	4 0 2	0 0 0	0 0 1	0 0 0	0 0 0	0 0 0	6 6 7	15	9.00	1.500																			

TOP

Minnesota Twins @ Oakland Athletics
Oakland-Alameda County Coliseum, Oakland, CA

Sat Apr 07 1979, 3:33 AM PST
Att. 3,222 - Unknown - 64 F

livebaseballscorecards.com

AB 46
R 3
H 13
RBI 3
BB 5
SO 4
LOB 23



Batter	1	2	3	4	5	6	7	8	9	10	11	12	AB	R	H	RBI	BB	SO	LOB																		
Glenn Burke, R OBP: 0.111, SLG: 0.111 (1, 7)	P3		P6			5-3		6-3			5-3		5	0	0	0	0	0	2																		
Miguel Dilone, S (1, 9)	4-3				3-1		CS	F8			4-3		4	0	0	0	1	0	1																		
Mitchell Page, L OBP: 0.444, SLG: 1.000 (1, 10)	4-3				BB		CS	HR		L7-5	SH	BB	3	1	1	1	2	0	0																		
Jeff Newman, R OBP: 0.222, SLG: 0.125 (8, 3)		5-3			F7			F9		K		5-3	5	0	0	0	0	1	2																		
Dave Revering, L OBP: 0.429, SLG: 0.714 Larry Murray, S Jim Essian, R (7, PR)		L9			F8			F9		SH		1B	3	0	1	0	0	0	1																		
Mickey Klutts, R OBP: 0.375, SLG: 0.500 (1, 5)		F7				P5		F9		L7-5		1B	5	0	1	0	0	0	3																		
Tony Armas, R OBP: 0.125, SLG: 0.125 (1, 8)					F8			F2		P5		K	5	0	0	0	0	2	4																		
Mike Edwards, R OBP: 0.222, SLG: 0.222 (1, 4)						6-3				SH1-4		1B	5	0	2	0	0	0	2																		
Rob Picciolo, R (1, 6)					F9			F8		SH1-4		K	3	0	0	0	0	1	1																		
Inning Stats	R: 0 E: 0 K: 0 S: 3	H: 0 LOB: 0 BB: 0 P: 3	R: 0 E: 0 K: 0 S: 3	H: 0 LOB: 0 BB: 0 P: 3	R: 0 E: 0 K: 0 S: 4	H: 1 LOB: 1 BB: 0 P: 4	R: 0 E: 0 K: 0 S: 3	H: 0 LOB: 1 BB: 1 P: 7	R: 0 E: 0 K: 0 S: 3	H: 0 LOB: 0 BB: 0 P: 3	R: 0 E: 0 K: 0 S: 2	H: 0 LOB: 0 BB: 1 P: 6	R: 1 E: 0 K: 0 S: 5	H: 2 LOB: 2 BB: 0 P: 5	R: 0 E: 0 K: 0 S: 4	H: 1 LOB: 1 BB: 0 P: 4	R: 0 E: 0 K: 1 S: 7	H: 0 LOB: 0 BB: 1 P: 7	R: 0 E: 0 K: 0 S: 3	H: 0 LOB: 0 BB: 0 P: 3	R: 0 E: 0 K: 1 S: 6	H: 1 LOB: 2 BB: 1 P: 10	1B: 3 2B: 2 3B: 0 HR: 1	SF: 0 SAC: 2 DP: 1 HBP: 0	WP: 0 PB: 0 SB: 0 CS: 1	PA: 45											
PITCHER	IP WLS BF H R ER SO BB IBB HBP BLK WP HR S P ERA WHIP	PITCHER																																			
Roger Erickson, R ERA: 1.9 Mike Marshall, R ERA:	9.0 3.0	33 W 11	4 1	1 0	1 0	3 3	1	0	0	0	0	0	0	0	16	20	0.00	0.667																			


BOTTOM

Minnesota Twins @ Oakland Athletics
Oakland-Alameda County Coliseum, Oakland, CA

Sat Apr 07 1979, 3:33 AM PST
Att. 3,222 - Unknown - 64 F

livebaseballscorecards.com

AB 38
R 1
H 5
RBI 1
BB 4
SO 4
LOB 16



Batter	1	2	3	4	5	6	7	8	9	AB	R	H	RBI	BB	SO	LOB	TOP			
Mike Cabbage, L (1,5) OBP: 0.188, SLG: 0.071 John Castino, R (9,5)										4	1	0	0	1	0	1	Minnesota Twins @ Oakland Athletics Oakland-Alameda County Coliseum, Oakland, CA Sun Apr 08 1979, 3:33 AM PST Att: 3,326 - Unknown - 56 F			
Roy Smalley, S (1,6) OBP: 0.600, SLG: 0.455										4	1	2	1	0	1	0				
Ken Landreaux, L (1,7) OBP: 0.467, SLG: 0.364										3	0	0	0	2	0	2				
Ron Jackson, R (1,3)										5	0	0	0	0	1	5				
Glenn Adams, L (1,10)										3	0	1	1	1	0	2				
Butch Wynegar, S (1,2) OBP: 0.538, SLG: 0.545										2	0	1	0	2	1	0				
Rick Sofield, L (1,9) OBP: 0.400, SLG: 0.444										3	0	2	1	1	0	3				
Willie Norwood, R (1,8) OBP: 0.154, SLG: 0.385										4	0	0	0	0	1	9				
Rob Wilfong, L (1,4) OBP: 0.273, SLG: 0.364										4	1	1	0	0	2	0				
Inning Stats	R: 2 E: 0 K: 1 S: 5	H: 0 LOB: 3 BB: 4 P: 22	R: 0 E: 0 K: 1 S: 5	H: 0 LOB: 0 BB: 0 P: 5	R: 0 E: 0 K: 1 S: 6	H: 1 LOB: 3 BB: 2 P: 14	R: 0 E: 0 K: 1 S: 5	H: 0 LOB: 0 BB: 0 P: 5	R: 0 E: 0 K: 1 S: 2	H: 1 LOB: 1 BB: 1 P: 6	R: 0 E: 0 K: 0 S: 6	H: 1 LOB: 1 BB: 0 P: 6	R: 0 E: 0 K: 0 S: 5	H: 2 LOB: 2 BB: 0 P: 5	R: 1 E: 1 K: 0 S: 5	H: 2 LOB: 1 BB: 0 P: 5		1B: 5 2B: 3 3B: 0 HR: 0	SF: 0 SAC: 0 DP: 1 HBP: 1	WP: 0 PB: 0 SB: 0 CS: 1
PITCHER	IP WLS BF H R ER SO BB IBB HBP BLK WP HR S P ERA WHIP																			
Mike Norris, R (1,1) ERA: 1.17	7.2 L 34 5 2 1 6 7 0 1 0 0 0 38 67 1.17 1.565																			
Dave Heaverlo, R (8,1) ERA: 2.25	1.1 6 2 1 1 0 0 0 0 0 0 0 6 6 6.75 1.500																			

AB 32
R 3
H 7
RBI 3
BB 7
SO 6
LOB 22



Batter	1	2	3	4	5	6	7	8	9	AB	R	H	RBI	BB	SO	LOB	BOTTOM			
Glenn Burke, R (1,7) OBP: 0.077, SLG: 0.077										4	0	0	0	0	1	0	Minnesota Twins @ Oakland Athletics Oakland-Alameda County Coliseum, Oakland, CA Sun Apr 08 1979, 3:33 AM PST Att: 3,326 - Unknown - 56 F			
Joe Wallis, S (1,9)										4	0	0	0	0	2	0				
Mitchell Page, L (1,10) OBP: 0.308, SLG: 0.636										4	0	0	0	0	2	0				
Jeff Newman, R (1,2) OBP: 0.250, SLG: 0.182										3	1	1	0	0	1	0				
Mickey Klutts, R (1,5) OBP: 0.273, SLG: 0.364										3	0	0	0	0	1	1				
Tony Armas, R (1,8) OBP: 0.182, SLG: 0.182										3	0	1	0	0	0	0				
Dave Revering, L (1,3) Wayne Gross, L (9,5)										2	0	0	1	0	0	0				
Mike Edwards, R (1,4) OBP: 0.250, SLG: 0.250										3	0	1	0	0	0	1				
Rob Picciolo, R (1,6) Jim Essian, R (8,PH) (9,2)										2	0	0	0	0	0	0				
Inning Stats	R: 0 E: 0 K: 0 S: 3	H: 0 LOB: 0 BB: 0 P: 3	R: 1 E: 0 K: 0 S: 5	H: 2 LOB: 1 BB: 0 P: 5	R: 0 E: 0 K: 1 S: 5	H: 0 LOB: 0 BB: 0 P: 5	R: 0 E: 0 K: 3 S: 9	H: 0 LOB: 0 BB: 0 P: 9	R: 0 E: 0 K: 0 S: 3	H: 0 LOB: 0 BB: 0 P: 3	R: 0 E: 0 K: 1 S: 5	H: 0 LOB: 0 BB: 0 P: 5	R: 0 E: 0 K: 0 S: 3	H: 0 LOB: 0 BB: 0 P: 3	R: 0 E: 0 K: 2 S: 7	H: 1 LOB: 1 BB: 0 P: 7		1B: 3 2B: 0 3B: 0 HR: 0	SF: 1 SAC: 0 DP: 0 HBP: 0	WP: 0 PB: 0 SB: 0 CS: 0
PITCHER	IP WLS BF H R ER SO BB IBB HBP BLK WP HR S P ERA WHIP																			
Geoff Zahn, L (1,1) ERA: 1.0	9.0 W 30 3 1 1 7 0 0 0 0 0 0 44 44 1.00 0.333																			

AB 29
R 1
H 3
RBI 1
BB 0
SO 7
LOB 3



Batter	1	2	3	4	5	6	7	8	9	AB	R	H	RBI	BB	SO	LOB	TOP										
Glenn Burke, R OBP: 0.118, SLG: 0.118 (1, 7)										4	0	1	0	0	0	1	Oakland Athletics @ Seattle Mariners The Kingdome, Seattle, WA Mon Apr 09 1979, 9:05 PM EST Att: 6,176 - Unknown										
Miguel Dilone, S (1, 9)										3	1	0	0	1	1	2											
Mitchell Page, L OBP: 0.294, SLG: 0.533 (1, 10)										4	0	1	0	0	0	0											
Jeff Newman, R OBP: 0.188, SLG: 0.143 (1, 2)										3	0	0	1	0	0	0											
Mickey Klutts, R OBP: 0.333, SLG: 0.400 (1, 6)										4	0	2	0	0	0	0											
Dave Revere, L OBP: 0.357, SLG: 0.538 (1, 3)										4	0	2	0	0	1	1											
Tony Armas, R OBP: 0.200, SLG: 0.200 (1, 8)										4	1	1	0	0	3	4											
Wayne Gross, L OBP: 0.333, SLG: 0.333 (1, 5)										3	0	1	1	0	0	0											
Mike Edwards, R OBP: 0.267, SLG: 0.333 (1, 4)										3	0	1	0	0	0	1											
Inning Stats	R: 1 E: 0 K: 0 S: 3	H: 1 LOB: 0 BB: 1 P: 7	R: 0 E: 0 K: 1 S: 5	H: 1 LOB: 0 BB: 0 P: 5	R: 0 E: 0 K: 0 S: 4	H: 1 LOB: 1 BB: 0 P: 4	R: 0 E: 0 K: 1 S: 7	H: 2 LOB: 2 BB: 0 P: 7	R: 0 E: 0 K: 0 S: 3	H: 0 LOB: 0 BB: 0 P: 3	R: 0 E: 0 K: 0 S: 5	H: 0 LOB: 1 BB: 0 P: 5	R: 1 E: 0 K: 0 S: 5	H: 2 LOB: 1 BB: 0 P: 5	R: 0 E: 0 K: 0 S: 3	H: 1 LOB: 0 BB: 0 P: 3	R: 0 E: 0 K: 2 S: 8	H: 1 LOB: 1 BB: 0 P: 8	1B: 8 2B: 1 3B: 0 HR: 0	SF: 1 SAC: 0 DP: 1 HBP: 0	WP: 0 PB: 1 SB: 1 CS: 2	PA: 35					
PITCHER	IP	WLS	BF	H	R	ER	SO	BB	IBB	HBP	BLK	WP	HR	S	P	ERA	WHIP										
Floyd Bannister, L ERA: 1.29 (1, 1)	7.0	W	27	7	2	1	3	1	0	0	0	0	0	32	36	1.29	1.143										
Shane Rawley, L ERA: 3.39 (8, 1)	2.0	S	7	2	0	0	2	0	0	0	0	0	0	11	11	0.00	1.000										

Batter	1	2	3	4	5	6	7	8	9	AB	R	H	RBI	BB	SO	LOB	BOTTOM										
Julio Cruz, S OBP: 0.348, SLG: 0.222 (1, 4)										2	1	0	0	3	1	2	Oakland Athletics @ Seattle Mariners The Kingdome, Seattle, WA Mon Apr 09 1979, 9:05 PM EST Att: 6,176 - Unknown										
Bill Stein, R OBP: 0.409, SLG: 0.550 (1, 5)										4	1	3	1	1	0	1											
Tom Paciorek, R OBP: 0.286, SLG: 0.286 (6, PH)										3	0	0	0	0	0	4											
Dan Meyer, L OBP: 0.188, SLG: 0.375 (7, 7)										2	0	0	0	0	0	2											
Leon Roberts, R OBP: 0.500, SLG: 0.684 (1, 9)										4	1	1	0	1	1	4											
Willie Horton, R OBP: 0.381, SLG: 0.526 (1, 10)										3	1	0	0	1	2	4											
Ruppert Jones, L OBP: 0.524, SLG: 0.824 (1, 8)										3	1	2	2	1	0	0											
Bruce Bochte, L OBP: 0.529, SLG: 0.813 (7, PR)										2	0	1	1	1	0	1											
Joe Simpson, L OBP: 0.200, SLG: 0.200 (8, 7)										0	0	0	0	0	0	0											
Larry Cox, R OBP: 0.375, SLG: 0.714 (1, 2)										4	0	1	0	0	0	3											
Mario Mendoza, R OBP: 0.278, SLG: 0.278 (1, 6)										4	0	1	0	0	0	3											
Inning Stats	R: 0 E: 0 K: 1 S: 6	H: 1 LOB: 2 BB: 1 P: 10	R: 0 E: 0 K: 1 S: 6	H: 1 LOB: 2 BB: 1 P: 10	R: 3 E: 1 K: 0 S: 6	H: 4 LOB: 2 BB: 1 P: 10	R: 1 E: 0 K: 1 S: 6	H: 1 LOB: 2 BB: 2 P: 14	R: 0 E: 0 K: 0 S: 3	H: 0 LOB: 1 BB: 1 P: 7	R: 0 E: 0 K: 0 S: 3	H: 0 LOB: 1 BB: 1 P: 7	R: 1 E: 1 K: 1 S: 7	H: 2 LOB: 2 BB: 0 P: 7	R: 0 E: 0 K: 0 S: 3	H: 0 LOB: 1 BB: 1 P: 7	1B: 9 2B: 0 3B: 0 HR: 0	SF: 0 SAC: 1 DP: 0 HBP: 0	WP: 0 PB: 1 SB: 3 CS: 0	PA: 40							
PITCHER	IP	WLS	BF	H	R	ER	SO	BB	IBB	HBP	BLK	WP	HR	S	P	ERA	WHIP										
John Henry Johnson, L ERA: 7.2 (1, 1)	5.0	L	28	7	4	4	3	6	0	0	0	0	0	27	51	7.20	2.600										
Alan Wirth, R ERA: 6.75 (6, 1)	1.1		6	1	1	1	1	1	0	0	0	0	0	7	11	6.75	1.500										
Bob Lacey, L ERA: 6.0 (7, 1)	0.2		3	1	0	0	0	0	0	0	0	0	0	3	3	0.00	1.500										
Jim Todd, R ERA: 6.0 (8, 1)	1.0		4	0	0	0	0	1	0	0	0	0	0	3	7	0.00	1.000										

AB	32
R	2
H	9
RBI	2
BB	1
SO	5
LOB	9



AB	31
R	5
H	9
RBI	4
BB	8
SO	4
LOB	24



Batter	1	2	3	4	5	6	7	8	9	AB	R	H	RBI	BB	SO	LOB	TOP											
Glenn Burke, R OBP: 0.143, SLG: 0.143 Miguel Dilone, S (8, 7)	0-0 6-3		0-0 4-3			0-0 1B		0-0 6-3		4	0	1	0	0	0	0												
Joe Wallis, S (1, 9)	4-0 FC4-6 BB		0-0 4-3			0-0 F8		0-0 F8		3	0	0	0	1	0	1												
Mitchell Page, L OBP: 0.286, SLG: 0.474 (1, 10)	0-0 FC4-6 1-2		0-3 K			0-0 F8		0-0 1B		4	0	1	0	0	1	2												
Dave Revering, L OBP: 0.333, SLG: 0.471 (1, 3)	0-0 1-4-3			0-0 F7		0-0 F8		0-0 1B		4	0	1	0	0	0	2												
Wayne Gross, L OBP: 0.429, SLG: 0.857 (1, 5)		0-0 FC5-4 1B		0-0 F8			0-0 HR	0-0 FC4-6 1-2		4	1	2	1	0	0	2												
Mike Edwards, R OBP: 0.283, SLG: 0.316 (7, 6)		0-3 K		0-0 F7		0-3 K		0-0 1B		4	0	1	0	0	2	1												
Jim Essian, R OBP: 0.333, SLG: 0.200 (1, 2)		0-0 FC5-4 1-2 BB			0-0 6-3		0-0 FC6-4 1B	0-3 K		4	0	1	0	0	1	2												
Tony Armas, R OBP: 0.211, SLG: 0.167 (1, 8)		4-0 1-2 BB			0-3 K		0-0 P3	0-0 F7		3	0	0	0	1	1	2												
Rob Picciolo, R Jeff Newman, R OBP: 0.176, SLG: 0.133 Larry Murray, S (7, 4)	0-0 F9				0-0 5-3		0-0 FC6-4 1-2	0-0 F9		2	0	0	0	0	0	2												
Inning Stats	R: 0 E: 0 K: 0 S: 3	H: 0 LOB: 1 BB: 1 P: 7	R: 0 E: 0 K: 1 S: 6	H: 1 LOB: 2 BB: 1 P: 10	R: 0 E: 0 K: 1 S: 5	H: 0 LOB: 0 BB: 0 P: 5	R: 0 E: 0 K: 0 S: 3	H: 0 LOB: 0 BB: 0 P: 3	R: 0 E: 0 K: 1 S: 4	H: 1 LOB: 1 BB: 0 P: 4	R: 1 E: 0 K: 1 S: 7	H: 2 LOB: 1 BB: 0 P: 7	R: 0 E: 0 K: 0 S: 5	H: 2 LOB: 2 BB: 0 P: 5	R: 0 E: 0 K: 1 S: 6	H: 1 LOB: 1 BB: 0 P: 6	1B: 6 2B: 0 3B: 0 HR: 1	SF: 0 SAC: 0 DP: 0 HBP: 0	WP: 0 PB: 0 SB: 0 CS: 0	PA: 36								
PITCHER	IP	WLS	BF	H	R	ER	SO	BB	IBB	HBP	BLK	WP	HR	S	P	ERA	WHIP											
Glenn Abbott, R ERA: 3.6 Shane Rawley, L ERA: 2.25	(1, 1)	7.2	W	31	6	1	1	4	2	0	0	0	0	1	37	45	1.17	1.043										
(8, 1)	1.1	S	5	1	0	0	1	0	0	0	0	0	0	7	7	0.00	0.750											

Oakland Athletics @ Seattle Mariners
The Kingdome, Seattle, WA
Tue Apr 10 1979, 9:05 PM EST
Att: 5,719 - Unknown

AB 34
R 1
H 7
RBI 1
BB 2
SO 5
LOB 16



Batter	1	2	3	4	5	6	7	8	9	AB	R	H	RBI	BB	SO	LOB	BOTTOM										
Julio Cruz, S OBP: 0.370, SLG: 0.318 (1, 4)	0-0 P5	0-0 6-3			0-0 1B HR		0-0 6-3 S			4	1	2	0	0	0	1											
Dan Meyer, L OBP: 0.250, SLG: 0.450 Joe Simpson, L OBP: 0.200, SLG: 0.200 (9, 7)	0-0 1B		0-0 F9		0-0 HR		0-0 6-3			4	2	2	0	0	0	1											
Bruce Bochte, L OBP: 0.476, SLG: 0.850 (1, 3)	0-0 F7		0-0 4-3		0-0 HR		0-3 K			4	1	1	3	0	1	2											
Leon Roberts, R OBP: 0.538, SLG: 0.783 (1, 9)	0-0 1B		0-0 5-3		0-0 CS			0-0 3B		4	0	3	1	0	0	0											
Willie Horton, R OBP: 0.440, SLG: 0.545 (1, 10)	0-0 1-2 1B			0-0 5-3	0-0 CS	0-0 FC3-6 1B		4-0 6-3 BB		3	0	2	0	1	0	0											
Ruppert Jones, L OBP: 0.440, SLG: 0.667 (1, 8)	0-0 G3			0-0 3-1		0-0 FC3-6 S		0-0 6-3		4	0	0	0	0	0	5											
Bill Stein, R OBP: 0.346, SLG: 0.458 (1, 5)			0-0 3-1		0-0 6-3		0-0 F8	0-3 K		4	0	0	0	0	1	3											
Bob Stinson, S OBP: 0.438, SLG: 0.385 (1, 2)		0-0 6-3 2B			0-0 G3	0-0 4-3		4-0 FC6-4 IBB		3	0	1	0	1	0	1											
Mario Mendoza, R OBP: 0.227, SLG: 0.227 (1, 6)		0-0 6-3			0-0 L3		0-0 F7	0-0 FC6-4		4	0	0	0	0	0	4											
Inning Stats	R: 1 E: 0 K: 0 S: 6	H: 3 LOB: 2 BB: 0 P: 6	R: 0 E: 0 K: 0 S: 4	H: 1 LOB: 1 BB: 0 P: 4	R: 0 E: 0 K: 0 S: 3	H: 0 LOB: 0 BB: 0 P: 3	R: 0 E: 0 K: 0 S: 3	H: 0 LOB: 0 BB: 0 P: 3	R: 3 E: 0 K: 0 S: 6	H: 4 LOB: 0 BB: 0 P: 6	R: 0 E: 0 K: 0 S: 4	H: 1 LOB: 1 BB: 0 P: 4	R: 0 E: 0 K: 1 S: 6	H: 1 LOB: 1 BB: 0 P: 6	R: 0 E: 0 K: 1 S: 6	H: 1 LOB: 3 BB: 2 P: 14	1B: 6 2B: 3 3B: 1 HR: 1	SF: 0 SAC: 0 DP: 0 HBP: 0	WP: 0 PB: 0 SB: 2 CS: 1	PA: 37							
PITCHER	IP	WLS	BF	H	R	ER	SO	BB	IBB	HBP	BLK	WP	HR	S	P	ERA	WHIP										
Rick Langford, R ERA: 5.4 Dave Heaverlo, R ERA: 1.5	(1, 1)	6.0	L	26	9	4	4	0	0	0	0	0	0	26	26	6.00	1.500										
(7, 1)	2.0		10	2	0	0	2	1	1	0	0	0	0	12	20	0.00	1.500										

Oakland Athletics @ Seattle Mariners
The Kingdome, Seattle, WA
Tue Apr 10 1979, 9:05 PM EST
Att: 5,719 - Unknown

AB 34
R 4
H 11
RBI 4
BB 2
SO 2
LOB 17



Batter	1	2	3	4	5	6	7	8	9	AB	R	H	RBI	BB	SO	LOB	TOP								
Mike Edwards, R OBP: 0.276, SLG: 0.321 (1, 4)										5	0	2	0	0	1	1									
Joe Wallis, S (1, 9)										5	0	0	0	0	2	2									
Mitchell Page, L OBP: 0.367, SLG: 0.630 (1, 10)										4	1	1	1	0	0	0									
Wayne Gross, L OBP: 0.438, SLG: 0.875 (1, 5)										4	1	1	0	0	1	0									
Dwayne Murphy, L OBP: 0.800, SLG: 0.750 (1, 7)										3	1	3	0	1	0	0									
Jeff Newman, R OBP: 0.154, SLG: 0.125 (1, 3)										4	0	0	0	0	3	6									
Jim Essian, R OBP: 0.400, SLG: 0.333 (1, 2)										4	0	2	2	0	2	3									
Tony Armas, R OBP: 0.217, SLG: 0.143 (1, 8)										3	0	0	0	1	2	2									
Rob Picciolo, R Larry Murray, S (9, PH)										3	0	0	0	0	2	1									
Inning Stats	R: 0 E: 0 K: 0 S: 3	H: 0 LOB: 0 BB: 0 P: 3	R: 0 E: 0 K: 2 S: 8	H: 1 LOB: 1 BB: 0 P: 8	R: 0 E: 0 K: 3 S: 10	H: 1 LOB: 1 BB: 0 P: 10	R: 0 E: 0 K: 2 S: 8	H: 1 LOB: 1 BB: 0 P: 8	R: 0 E: 0 K: 1 S: 6	H: 2 LOB: 2 BB: 0 P: 6	R: 3 E: 1 K: 1 S: 9	H: 3 LOB: 1 BB: 0 P: 9	R: 0 E: 0 K: 2 S: 7	H: 0 LOB: 0 BB: 0 P: 7	R: 0 E: 0 K: 2 S: 8	H: 1 LOB: 2 BB: 1 P: 12	R: 0 E: 0 K: 0 S: 3	H: 0 LOB: 1 BB: 1 P: 7	1B: 7 2B: 1 3B: 0 HR: 1	SF: 0 SAC: 0 DP: 0 HBP: 0	WP: 0 PB: 0 SB: 2 CS: 0	PA: 38			
PITCHER	IP	WLS	BF	H	R	ER	SO	BB	IBB	HBP	BLK	WP	HR	S	P	ERA	WHIP								
Odell Jones, R ERA: 3.97 John Montague, R ERA: 3.35	(1, 1) (8, 1)	7.1 1.2	32 6	9 0	3 0	1 0	11 2	1 1	0 0	0 0	0 0	0 0	1 0	53 9	57 13	1.23 0.00	1.364 0.600								

Oakland Athletics @ Seattle Mariners
The Kingdome, Seattle, WA
Thu Apr 12 1979, 9:05 PM EST
Att.: 5,618 - Dome

livebaseballscores.com

AB 36
R 3
H 9
RBI 3
BB 2
SO 13
LOB 16

Batter	1	2	3	4	5	6	7	8	9	AB	R	H	RBI	BB	SO	LOB	BOTTOM								
Julio Cruz, S OBP: 0.333, SLG: 0.241 (1, 4)										3	0	0	0	1	0	2									
Dan Meyer, L OBP: 0.286, SLG: 0.481 (1, 7) (9, 3)										2	1	1	0	0	0	0									
Bruce Bochte, L OBP: 0.500, SLG: 0.821 Joe Simpson, L OBP: 0.200, SLG: 0.200 (6, PR) (9, 7)										4	0	1	1	0	0	3									
Leon Roberts, R OBP: 0.471, SLG: 0.633 (1, 9)										3	0	0	0	1	4										
Willie Horton, R OBP: 0.382, SLG: 0.433 (1, 10)										4	0	0	0	0	2	5									
Ruppert Jones, L OBP: 0.441, SLG: 0.571 (1, 8)										2	1	0	0	2	0	0									
Bill Stein, R OBP: 0.371, SLG: 0.419 (1, 5)										3	0	1	0	1	0	0									
Bob Stinson, S OBP: 0.375, SLG: 0.316 (1, 2)										3	0	0	1	0	1	2									
Mario Mendoza, R OBP: 0.276, SLG: 0.286 Larry Milbourne, S OBP: 0.500, SLG: 0.750 (7, PH) (8, 6)										2	1	1	0	0	0	1									
Inning Stats	R: 0 E: 1 K: 1 S: 6	H: 0 LOB: 2 BB: 1 P: 10	R: 1 E: 0 K: 0 S: 4	H: 1 LOB: 1 BB: 1 P: 8	R: 0 E: 1 K: 1 S: 6	H: 1 LOB: 2 BB: 0 P: 6	R: 0 E: 0 K: 0 S: 3	H: 0 LOB: 0 BB: 0 P: 3	R: 1 E: 0 K: 0 S: 4	H: 1 LOB: 1 BB: 0 P: 5	R: 0 E: 0 K: 1 S: 5	H: 0 LOB: 0 BB: 0 P: 5	R: 0 E: 0 K: 0 S: 3	H: 0 LOB: 0 BB: 0 P: 3	R: 2 E: 1 K: 1 S: 7	H: 1 LOB: 3 BB: 2 P: 15	R: 0 E: 0 K: 0 S: 3	H: 0 LOB: 1 BB: 2 P: 7	1B: 1 2B: 3 3B: 0 HR: 0	SF: 1 SAC: 1 DP: 0 HBP: 1	WP: 2 PB: 2 SB: 1 CS: 0	PA: 35			
PITCHER	IP	WLS	BF	H	R	ER	SO	BB	IBB	HBP	BLK	WP	HR	S	P	ERA	WHIP								
Mike Norris, R ERA: 1.23 Bob Lacey, L ERA: 4.5 Dave Heaverlo, R ERA: 1.29	(1, 1) (8, 1) (8, 1)	7.0 0.0 1.0	29 1 5	4 0 1	3 0 1	1 0 0	3 0 1	2 0 1	0 0 1	0 0 0	0 0 0	1 0 0	0 1 5	32 1 13	41 1 13	1.29 ∞ 0.00	0.857 ∞ 1.000								

Oakland Athletics @ Seattle Mariners
The Kingdome, Seattle, WA
Thu Apr 12 1979, 9:05 PM EST
Att.: 5,618 - Dome

livebaseballscores.com

AB 27
R 4
H 4
RBI 2
BB 4
SO 4
LOB 17

Batter	1	2	3	4	5	6	7	8	9	AB	R	H	RBI	BB	SO	LOB	TOP								
Bobby Grich, R OBP: 0.242, SLG: 0.400 (1, 4)	F3		E5 2B WP			3B BB		5-3		4	2	1	0	1	0	0	California Angels @ Oakland Athletics Oakland-Alameda County Coliseum, Oakland, CA Fri Apr 13 1979, 6:05 PM PST Att: 2,985 - Unknown livebaseballscores.com								
Carney Lansford, R OBP: 0.400, SLG: 0.590 (1, 5)	4-3		E		HR	K			BB	5	3	3	1	0	1	2									
Rod Carew, L OBP: 0.486, SLG: 0.448 (1, 3)	K		K		6-3	4-3			F8 1B BB	4	0	0	0	1	2	5									
Don Baylor, R OBP: 0.342, SLG: 0.486 (1, 9)		2B 1B	K		F4			5-3	1B 2H	5	1	2	1	0	1	1									
Joe Rudi, R OBP: 0.306, SLG: 0.471 (1, 7)	1B 2B		F8		HR	1B		F8	2-3	5	2	3	3	0	0	2									
Brian Downing, R OBP: 0.455, SLG: 0.552 (1, 2)	1B				6-3	HR		1-3	F6	5	1	2	2	0	0	3									
Merv Rettenmund, R (1, 10)	K		F8		F7			6-3	K	5	0	0	0	0	2	3									
Rick Miller, L OBP: 0.368, SLG: 0.485 (1, 8)					K			F7		3	0	0	0	1	2	0									
Rance Mulliniks, L OBP: 0.300, SLG: 0.333 (1, 6)	K				HR	1B HBP		1-3		3	1	1	1	0	1	1									
Inning Stats	R: 0 E: 0 K: 1 S: 5	H: 0 LOB: 0 BB: 0 P: 5	R: 2 E: 0 K: 2 S: 9	H: 3 LOB: 1 BB: 1 P: 13	R: 2 E: 1 K: 2 S: 9	H: 1 LOB: 0 BB: 0 P: 9	R: 0 E: 0 K: 1 S: 5	H: 0 LOB: 0 BB: 0 P: 5	R: 5 E: 0 K: 0 S: 7	H: 4 LOB: 0 BB: 1 P: 11	R: 0 E: 0 K: 2 S: 8	H: 1 LOB: 1 BB: 0 P: 9	R: 0 E: 0 K: 0 S: 4	H: 1 LOB: 1 BB: 0 P: 4	R: 0 E: 0 K: 0 S: 3	H: 0 LOB: 0 BB: 0 P: 3	R: 1 E: 0 K: 1 S: 7	H: 2 LOB: 2 BB: 1 P: 11	1B: 6 2B: 2 3B: 1 HR: 3	SF: 0 SAC: 0 DP: 0 HBP: 1	WP: 1 PB: 0 SB: 0 CS: 0	PA: 43			
PITCHER	IP	WLS	BF	H	R	ER	SO	BB	IBB	HBP	BLK	WP	HR	S	P	ERA	WHIP								
John Henry Johnson, L ERA: 9.31 (1, 1)	4.2	L	23	7	8	6	6	2	0	0	0	1	2	33	41	11.57	1.929								
Alan Wirth, R ERA: 4.91 (5, 1)	2.1		11	3	1	1	2	0	0	1	0	0	1	14	15	3.86	1.286								
Craig Minetto, L ERA: 4.5 (8, 1)	2.0		9	2	1	1	1	1	0	0	0	0	0	10	14	4.50	1.500								

Batter	1	2	3	4	5	6	7	8	9	AB	R	H	RBI	BB	SO	LOB	BOTTOM								
Mike Edwards, R OBP: 0.273, SLG: 0.313 (1, 4)	G3		5-3			3-1		1B		4	0	1	0	0	0	0	California Angels @ Oakland Athletics Oakland-Alameda County Coliseum, Oakland, CA Fri Apr 13 1979, 6:05 PM PST Att: 2,985 - Unknown livebaseballscores.com								
Joe Wallis, S (1, 9)	K				4-3	L7		1-3		4	0	0	0	0	1	1									
Mitchell Page, L OBP: 0.343, SLG: 0.548 (1, 10)	G3				K			F9	4-3	4	0	0	0	0	1	0									
Wayne Gross, L OBP: 0.450, SLG: 0.800 (1, 3)		3-1			4-3			1B WP 1B	G4-6-3 1B	4	1	2	0	0	0	0									
Dwayne Murphy, L OBP: 0.643, SLG: 0.583 (1, 7)	4-3				K			1B	G4-6-3 1-2F	4	0	1	0	0	1	1									
Mickey Klutts, R OBP: 0.500, SLG: 0.650 (1, 5)					E9 1B			G5-4-3 1B		2	0	2	1	1	0	0									
Jeff Newman, R OBP: 0.138, SLG: 0.111 (1, 2)	F9				F9			G5-4-3 1-2F		3	0	0	0	0	0	4									
Tony Armas, R OBP: 0.231, SLG: 0.130 (1, 8)			K		K			G5-4-3 BB		2	0	0	0	1	2	1									
Rob Picciolo, R (1, 6)			F9			6-3		G5-4-3 1-2F		3	0	0	0	0	0	1									
Inning Stats	R: 0 E: 0 K: 1 S: 5	H: 0 LOB: 0 BB: 0 P: 5	R: 0 E: 0 K: 0 S: 3	H: 0 LOB: 1 BB: 1 P: 7	R: 0 E: 0 K: 1 S: 5	H: 0 LOB: 0 BB: 0 P: 5	R: 0 E: 0 K: 1 S: 5	H: 0 LOB: 0 BB: 0 P: 5	R: 0 E: 0 K: 2 S: 8	H: 1 LOB: 1 BB: 0 P: 8	R: 0 E: 0 K: 0 S: 3	H: 0 LOB: 0 BB: 0 P: 3	R: 1 E: 0 K: 0 S: 5	H: 3 LOB: 1 BB: 0 P: 5	R: 0 E: 0 K: 0 S: 3	H: 1 LOB: 1 BB: 1 P: 7	R: 0 E: 0 K: 0 S: 3	H: 1 LOB: 0 BB: 0 P: 3	1B: 6 2B: 0 3B: 0 HR: 0	SF: 0 SAC: 0 DP: 3 HBP: 0	WP: 1 PB: 0 SB: 0 CS: 0	PA: 32			
PITCHER	IP	WLS	BF	H	R	ER	SO	BB	IBB	HBP	BLK	WP	HR	S	P	ERA	WHIP								
Don Aase, R ERA: 2.87 (1, 1)	9.0	W	32	6	1	1	5	2	0	0	0	1	0	40	48	1.00	0.889								

Batter	1	2	3	4	5	6	7	8	9	AB	R	H	RBI	BB	SO	LOB	TOP								
Rick Miller, L OBP: 0.349, SLG: 0.432 (1, 8)										4	1	0	0	1	1	1	California Angels @ Oakland Athletics Oakland-Alameda County Coliseum, Oakland, CA Sat Apr 14 1979, 3:33 AM PST Att: 2,649 - Unknown livebaseballscorecards.com								
Carney Lansford, R OBP: 0.425, SLG: 0.513 (1, 5)										5	0	3	0	0	0	0									
Rod Carew, L OBP: 0.452, SLG: 0.394 (1, 3)										4	0	0	1	1	0	3									
Don Baylor, R OBP: 0.349, SLG: 0.450 (1, 9)										3	1	0	0	1	0	2									
Joe Rudi, R OBP: 0.341, SLG: 0.459 (1, 7)										3	1	1	0	2	0	1									
Willie Aikens, L OBP: 0.425, SLG: 1.077 (1, 10)										5	2	2	2	0	2	3									
Brian Downing, R OBP: 0.474, SLG: 0.545 (1, 2)										4	2	2	1	1	0	2									
Bobby Grich, R OBP: 0.297, SLG: 0.618 (1, 4)										4	2	3	4	0	1	1									
Rance Mulliniks, L OBP: 0.265, SLG: 0.300 (1, 6)										3	0	0	1	0	1	0									
Inning Stats	R: 1 E: 0 K: 0 S: 4	H: 1 LOB: 1 BB: 1 P: 8	R: 1 E: 0 K: 1 S: 7	H: 2 LOB: 1 BB: 0 P: 7	R: 0 E: 0 K: 0 S: 2	H: 0 LOB: 0 BB: 1 P: 6	R: 0 E: 0 K: 0 S: 3	H: 1 LOB: 0 BB: 0 P: 3	R: 1 E: 0 K: 0 S: 5	H: 2 LOB: 1 BB: 0 P: 5	R: 1 E: 0 K: 1 S: 6	H: 1 LOB: 1 BB: 1 P: 10	R: 0 E: 0 K: 0 S: 4	H: 1 LOB: 1 BB: 0 P: 4	R: 5 E: 0 K: 2 S: 10	H: 3 LOB: 0 BB: 1 P: 15	R: 0 E: 0 K: 1 S: 5	H: 0 LOB: 2 BB: 2 P: 13	1B: 8 2B: 0 3B: 0 HR: 3	SF: 1 SAC: 0 DP: 1 HBP: 1	WP: 0 PB: 0 SB: 0 CS: 2	PA: 43			
PITCHER	IP	WLS	BF	H	R	ER	SO	BB	IBB	HBP	BLK	WP	HR	S	P	ERA	WHIP								
Rick Langford, R ERA: 5.71 (1, 1)	5.2	L	25	7	4	4	1	3	0	0	0	0	2	24	36	6.35	1.765								
Jim Todd, R ERA: 7.04 (6, 1)	1.1		9	3	4	4	1	1	0	1	0	0	0	9	14	27.00	3.000								
Bob Lacey, L ERA: 5.4 (8, 1)	1.0		4	1	1	1	2	0	0	0	0	0	1	8	8	9.00	1.000								
Dave Hamilton, L ERA: (9, 1)	1.0		5	0	0	0	1	2	0	0	0	0	0	5	13	0.00	2.000								

Batter	1	2	3	4	5	6	7	8	9	AB	R	H	RBI	BB	SO	LOB	BOTTOM								
Larry Murray, S OBP: 0.167, SLG: 0.167 (1, 7)										4	0	1	0	0	0	1	California Angels @ Oakland Athletics Oakland-Alameda County Coliseum, Oakland, CA Sat Apr 14 1979, 3:33 AM PST Att: 2,649 - Unknown livebaseballscorecards.com								
Joe Wallis, S (1, 9)									4	0	0	0	0	0	2										
Dwayne Murphy, L OBP: 0.556, SLG: 0.467 (1, 8)									3	0	0	0	1	1	1										
Mitchell Page, L OBP: 0.333, SLG: 0.500 (1, 10)										3	1	0	0	1	0	1									
Dave Revering, L OBP: 0.464, SLG: 0.680 (1, 3)										4	1	2	1	0	0	0									
Wayne Gross, L OBP: 0.417, SLG: 0.696 (1, 5)										3	0	0	0	1	1	2									
Mickey Klutts, R OBP: 0.500, SLG: 0.650 (1, 6)										0	0	0	0	0	0	0									
Rob Picciolo, R (2, 6)										3	0	0	0	0	1	1									
Jeff Newman, R OBP: 0.133, SLG: 0.107 (9, PH)										1	0	0	0	0	1	1									
Jim Essian, R OBP: 0.429, SLG: 0.333 (1, 2)										3	1	1	1	1	0	0									
Mike Edwards, R OBP: 0.270, SLG: 0.361 (1, 4)										4	0	1	1	0	0	1									
Inning Stats	R: 0 E: 0 K: 0 S: 3	H: 0 LOB: 1 BB: 1 P: 7	R: 0 E: 0 K: 1 S: 5	H: 0 LOB: 0 BB: 0 P: 5	R: 0 E: 0 K: 1 S: 4	H: 1 LOB: 1 BB: 0 P: 4	R: 0 E: 0 K: 1 S: 6	H: 1 LOB: 0 BB: 0 P: 6	R: 0 E: 0 K: 0 S: 3	H: 0 LOB: 0 BB: 0 P: 3	R: 0 E: 0 K: 0 S: 3	H: 0 LOB: 1 BB: 1 P: 7	R: 1 E: 0 K: 0 S: 4	H: 1 LOB: 1 BB: 1 P: 8	R: 2 E: 0 K: 1 S: 7	H: 2 LOB: 1 BB: 1 P: 11	1B: 3 2B: 1 3B: 1 HR: 0	SF: 0 SAC: 0 DP: 0 HBP: 0	WP: 0 PB: 0 SB: 0 CS: 0	PA: 36					
PITCHER	IP	WLS	BF	H	R	ER	SO	BB	IBB	HBP	BLK	WP	HR	S	P	ERA	WHIP								
Dave Frost, R ERA: 5.4 (1, 1)	8.0	W	30	3	1	1	3	3	0	0	0	0	0	33	45	1.12	0.750								
Mark Clear, R ERA: 3.0 (9, 1)	1.0		6	2	2	2	1	1	0	0	0	0	0	7	11	18.00	3.000								

Batter	1	2	3	4	5	6	7	8	9	AB	R	H	RBI	BB	SO	LOB	TOP				
Rick Miller, L OBP: 0.327, SLG: 0.442 (1, 8)	F7		FC5-2 3B	3-1		E6 1B	K		K	6	1	1	0	0	2	5	California Angels @ Oakland Athletics Oakland-Alameda County Coliseum, Oakland, CA Sun Apr 15 1979, 3:33 AM PST Att: 2,243 - Unknown livebaseballscorecards.com				
Carney Lansford, R OBP: 0.435, SLG: 0.533 (1, 5)	1B 2B		G3		HR 1B	1B 2B 1B		G3	FC4-6 1-2	6	3	3	1	0	0	3					
Rod Carew, L OBP: 0.489, SLG: 0.526 (1, 3)	2H 1B		FC5-2 WP		HR 1B	2B 1B		FC6-4 1B		5	1	4	4	0	0	1					
Don Baylor, R OBP: 0.354, SLG: 0.455 (1, 9)	L5		S BB		1-3			F8		4	0	1	1	1	0	2					
Joe Rudi, R OBP: 0.326, SLG: 0.415 (1, 7)	K		BB		F3	K		FC6-4 1-2		4	0	0	0	1	2	4					
Willie Aikens, L OBP: 0.316, SLG: 0.778 (1, 10)		F9	K		F4		K		6-3	5	0	0	0	0	2	3					
Brian Downing, R OBP: 0.535, SLG: 0.684 (1, 2)	CS 1B			SH1 SF7 2B		F8 FC1-5 2B	2B 1B		1B 2B	5	2	5	0	0	0	0					
Bobby Grich, R OBP: 0.317, SLG: 0.632 (1, 4)	E5 1-2		SH1	SH1		F8			1B	4	0	2	0	0	0	2					
Rance Mulliniks, L OBP: 0.256, SLG: 0.294 (1, 6)	4-3		SF7	SF7		FC1-5 1B	L4		FC4-6 1B	4	1	1	2	0	0	4					
Inning Stats	R: 1 E: 0 K: 1 S: 7	H: 2 LOB: 1 BB: 0 P: 7	R: 0 E: 1 K: 0 S: 4	H: 1 LOB: 1 BB: 0 P: 4	R: 0 E: 0 K: 1 S: 6	H: 1 LOB: 0 BB: 2 P: 14	R: 2 E: 0 K: 0 S: 5	H: 2 LOB: 0 BB: 0 P: 5	R: 3 E: 1 K: 1 S: 10	H: 4 LOB: 2 BB: 0 P: 10	R: 0 E: 0 K: 2 S: 9	H: 2 LOB: 2 BB: 0 P: 9	R: 0 E: 0 K: 0 S: 4	H: 1 LOB: 1 BB: 0 P: 4	R: 1 E: 0 K: 1 S: 8	H: 3 LOB: 2 BB: 0 P: 8	1B: 9 2B: 6 3B: 1 HR: 1	SF: 1 SAC: 1 DP: 0 HBP: 0	WP: 2 PB: 0 CS: 1 SB: 1	PA: 47	
PITCHER	IP	WLS	BF	H	R	ER	SO	BB	IBB	HBP	BLK	WP	HR	S	P	ERA	WHIP				
Matt Keough, R ERA: 3.86 (1, 1)	5.2	L	29	9	7	4	2	2	0	0	0	1	1	31	39	6.35	1.941				
Dave Heaverlo, R ERA: 0.96 (6, 1)	2.1		12	5	0	0	3	0	0	0	0	0	0	18	18	0.00	2.143				
Bob Lacey, L ERA: 6.0 (9, 1)	1.0		6	3	1	1	1	0	0	0	0	0	0	8	8	9.00	3.000				

Batter	1	2	3	4	5	6	7	8	9	AB	R	H	RBI	BB	SO	LOB	BOTTOM					
Larry Murray, S OBP: 0.200, SLG: 0.111 (1, 7)	5-3		FC6-4 BB			K		3-1		3	0	0	0	1	1	1	California Angels @ Oakland Athletics Oakland-Alameda County Coliseum, Oakland, CA Sun Apr 15 1979, 3:33 AM PST Att: 2,243 - Unknown livebaseballscorecards.com					
Mike Edwards, R OBP: 0.285, SLG: 0.350 (1, 4)	F5		FC6-4 1-2			FC6-4 1B		F9		4	0	1	0	0	0	3						
Mitchell Page, L OBP: 0.302, SLG: 0.447 (1, 10)	F8			K		P8		L5		4	0	0	0	0	1	1						
Jeff Newman, R OBP: 0.176, SLG: 0.129 (1, 2)		G4-6-3 1B		F7		FC6-4 1-2			G4-6-3 BB	3	0	1	0	1	0	1						
Dave Revering, L OBP: 0.406, SLG: 0.586 (1, 3)		G4-6-3 1-2		F8			F8		G4-6-3 1-2	4	0	0	0	0	0	2						
Tony Armas, R OBP: 0.231, SLG: 0.130 (2, FH) (3, 9)		CS 1B			HR		F7			0	0	0	0	0	0	0						
Wayne Gross, L OBP: 0.407, SLG: 0.640 (1, 5)		CS 1-2	SH1-4 BB		3-1		F8			2	0	0	0	1	0	0						
Rob Picciolo, R (1, 6)			SH1-4		F9			4-3		2	0	0	0	0	0	0						
Dwayne Murphy, L OBP: 0.524, SLG: 0.500 (3, 8)			K		B6			3-1 2B		3	0	1	0	0	1	1						
Inning Stats	R: 0 E: 0 K: 0 S: 3	H: 0 LOB: 0 BB: 0 P: 3	R: 0 E: 0 K: 0 S: 3	H: 2 LOB: 0 BB: 0 P: 3	R: 0 E: 0 K: 1 S: 5	H: 0 LOB: 2 BB: 2 P: 13	R: 0 E: 0 K: 1 S: 5	H: 0 LOB: 0 BB: 0 P: 5	R: 1 E: 0 K: 0 S: 4	H: 1 LOB: 0 BB: 0 P: 4	R: 0 E: 0 K: 1 S: 6	H: 1 LOB: 1 BB: 0 P: 6	R: 0 E: 0 K: 0 S: 3	H: 0 LOB: 0 BB: 0 P: 3	R: 0 E: 0 K: 0 S: 4	H: 1 LOB: 1 BB: 0 P: 4	R: 0 E: 0 K: 0 S: 2	H: 0 LOB: 0 BB: 1 P: 6	1B: 3 2B: 1 3B: 0 HR: 1	SF: 0 SAC: 1 DP: 2 HBP: 0	WP: 0 PB: 0 CS: 1 SB: 0	PA: 33
PITCHER	IP	WLS	BF	H	R	ER	SO	BB	IBB	HBP	BLK	WP	HR	S	P	ERA	WHIP					
Frank Tanana, L ERA: 3.86 (1, 1)	7.0	W	25	4	1	1	3	2	0	0	0	0	0	29	37	1.29	0.857					
Dyar Miller, R ERA: 1.13 (8, 1)	2.0		7	1	0	0	0	1	0	0	0	0	0	6	10	0.00	1.000					

Batter	1	2	3	4	5	6	7	8	9	AB	R	H	RBI	BB	SO	LOB	TOP
Julio Cruz, S (1,4) OBP: 0.340, SLG: 0.250 John Hale, L (9, PH)	0-0 CS 1B		4-0 E 1B BB	0-0 FC6-4	0-0 FC6-4		0-0 1-3		4-0 1-2 BB	3	1	1	0	1	0	1	
Dan Meyer, L (1,7) OBP: 0.344, SLG: 0.368 Tom Paciorek, R (9, PH)	4-0 BB 1-2 BB		0-0 E3 FC6-4 1B		0-0 4-3		0-0 3-1		0-3 K	3	0	0	0	1	0	1	
Bruce Bochte, L (1,3) OBP: 0.468, SLG: 0.651	4-0 1-2 BB		0-0 FC6-4 1B		0-0 4-3		4-0 BB		0-3 K	3	0	1	1	2	1	2	
Leon Roberts, R (1,9) OBP: 0.500, SLG: 0.682	0-0 F8		0-0 FC6-4 BB		0-0 1B		0-0 5-3			4	0	1	0	0	0	5	
Willie Horton, R (1,10) OBP: 0.380, SLG: 0.500	0-0 5-3		4-0 1-2 BB		0-0 L5				0-0 5-3	3	0	0	0	1	0	3	
Ruppert Jones, L (1,8) OBP: 0.458, SLG: 0.590		4-0 CS BB	0-0 4-3		0-0 6-3 SF7 2B				0-0 6-3	3	1	1	0	1	0	3	
Bill Stein, R (1,5) OBP: 0.327, SLG: 0.417		0-0 F9		0-0 6-3		0-0 6-3			0-0 F9	4	0	0	0	0	0	2	
Bob Stinson, S (1,2) OBP: 0.344, SLG: 0.280		0-0 4-3		0-0 F8		0-0 SF7			4-0 BB BB	2	0	0	1	1	0	1	
Mario Mendoza, R (1,6) OBP: 0.286, SLG: 0.324 Larry Milbourne, S (9, PH)			0-0 P4		0-0 FC6-4 1B		0-0 F8		0-0 F7	3	0	1	0	0	0	0	
Inning Stats	R: 0 E: 0 K: 0 S: 3	H: 1 LOB: 2 BB: 2 P: 11	R: 0 E: 0 K: 0 S: 2	H: 0 LOB: 0 BB: 1 P: 6	R: 1 E: 1 K: 0 S: 5	H: 1 LOB: 3 BB: 2 P: 13	R: 0 E: 0 K: 0 S: 4	H: 1 LOB: 1 BB: 0 P: 4	R: 0 E: 0 K: 0 S: 4	H: 0 LOB: 1 BB: 0 P: 7	R: 0 E: 0 K: 0 S: 3	H: 0 LOB: 0 BB: 0 P: 3	R: 0 E: 0 K: 2 S: 7	H: 0 LOB: 2 BB: 2 P: 15	1B: 4 2B: 1 3B: 0 HR: 0	SF: 1 SAC: 0 DP: 0 HBP: 0	WP: 0 PA: 39 PB: 0 SB: 0 CS: 2
PITCHER	IP WLS BF H R ER SO BB IBB HBP BLK WP HR S P ERA WHIP	8.1 W 37 5 2 2 0 8 0 0 0 0 0 29 61 2.16 1.560	0.2 S 2 0 0 0 2 0 0 0 0 0 0 6 6 0.00 0.000														

Seattle Mariners @ Oakland Athletics
Oakland-Alameda County Coliseum, Oakland, CA
Mon Apr 16 1979, 6:05 PM PST
Att: 2,938 - Unknown

AB 30
R 2
H 5
RBI 2
BB 8
SO 2
LOB 21



Batter	1	2	3	4	5	6	7	8	9	AB	R	H	RBI	BB	SO	LOB	BOTTOM		
Miguel Dilone, S (1,7) OBP: 0.346, SLG: 0.364	0-0 FC4-6 BB 1B		0-0 5-3		4-0 SH3-4 1B BB		0-0 CS 1B			3	2	2	0	1	0	1			
Joe Wallis, S (1,9)	4-0 FC4-6 BB		0-3 K		0-0 SH3-4 1B		0-0 F9			2	0	0	0	1	1	1			
Mitchell Page, L (1,10) OBP: 0.298, SLG: 0.429	0-0 P6		0-0 4-3		0-0 G3 1B				0-3 K	4	0	1	1	0	1	2			
Dave Revering, L (1,3) OBP: 0.361, SLG: 0.515	0-0 FC4-6 1B		0-3 K		0-0 G3				0-0 F8	4	0	0	0	0	1	3			
Jeff Newman, R (1,2) OBP: 0.184, SLG: 0.143	0-0 1-2 3H 1B		0-0 3-1		0-0 F9				0-0 F8	4	0	1	1	0	0	1			
Mike Edwards, R (1,4) OBP: 0.273, SLG: 0.349	0-0 F8		0-0 E 3B 1B		0-0 F8					3	1	1	0	0	0	2			
Wayne Gross, L (1,5) OBP: 0.367, SLG: 0.571		0-3 K		0-3 K		0-3 K				3	0	0	0	0	3	1			
Rob Picciolo, R (1,6) OBP: 0.080, SLG: 0.160		0-0 FC1-6 1B		0-0 PB 3B		0-0 1-3				3	1	2	1	0	0	0			
Dwayne Murphy, L (1,8) OBP: 0.458, SLG: 0.429		0-0 FC1-6		0-0 P6					0-0 3-1	3	0	0	0	0	0	1			
Inning Stats	R: 1 E: 0 K: 0 S: 5	H: 2 LOB: 2 BB: 1 P: 9	R: 0 E: 0 K: 1 S: 6	H: 1 LOB: 0 BB: 0 P: 6	R: 0 E: 0 K: 2 S: 7	H: 0 LOB: 0 BB: 0 P: 7	R: 2 E: 0 K: 1 S: 7	H: 2 LOB: 0 BB: 0 P: 7	R: 1 E: 0 K: 0 S: 4	H: 1 LOB: 1 BB: 1 P: 8	R: 0 E: 0 K: 1 S: 5	H: 0 LOB: 0 BB: 0 P: 5	R: 0 E: 0 K: 0 S: 3	H: 1 LOB: 0 BB: 0 P: 3	R: 0 E: 0 K: 1 S: 5	H: 0 LOB: 0 BB: 0 P: 5	1B: 6 2B: 0 3B: 1 HR: 0	SF: 0 SAC: 1 DP: 0 HBP: 0	WP: 0 PA: 32 PB: 1 SB: 1 CS: 1
PITCHER	IP WLS BF H R ER SO BB IBB HBP BLK WP HR S P ERA WHIP	4.2 L 22 6 4 3 4 2 0 0 0 0 0 14 36 5.79 1.714	3.1 10 1 0 0 2 0 0 0 0 0 0 0 14 14 0.00 0.300																

Seattle Mariners @ Oakland Athletics
Oakland-Alameda County Coliseum, Oakland, CA
Mon Apr 16 1979, 6:05 PM PST
Att: 2,938 - Unknown

AB 29
R 4
H 7
RBI 3
BB 2
SO 6
LOB 12



Batter	1	2	3	4	5	6	7	8	9	AB	R	H	RBI	BB	SO	LOB	TOP										
Julio Cruz, S OBP: 0.345, SLG: 0.265 (1, 4)										5	2	2	1	0	0	1	Seattle Mariners @ Oakland Athletics Oakland-Alameda County Coliseum, Oakland, CA Tue Apr 17 1979, 6:05 PM PST Att: 653 - Unknown										
Bill Stein, R OBP: 0.351, SLG: 0.434 (1, 5)										5	0	3	1	0	0	1											
Bruce Bochte, L OBP: 0.451, SLG: 0.617 (1, 3)										4	1	1	1	0	1	4											
Leon Roberts, R OBP: 0.481, SLG: 0.638 (1, 9)										3	0	0	0	1	0	5											
Willie Horton, R OBP: 0.352, SLG: 0.458 (1, 10)										4	0	0	0	0	2	2											
Ruppert Jones, L OBP: 0.423, SLG: 0.535 (1, 8)										4	0	0	0	0	1	0											
Dan Meyer, L OBP: 0.222, SLG: 0.333 (1, 7)										4	0	0	0	0	0	0											
Larry Cox, R OBP: 0.368, SLG: 0.667 (1, 2)										4	1	2	0	0	0	0											
Mario Mendoza, R OBP: 0.316, SLG: 0.351 (1, 6)										3	1	2	0	0	0	2											
Larry Milbourne, S OBP: 0.462, SLG: 0.538 (9, 6)										1	0	0	0	0	1	0											
Inning Stats	R: 0 E: 0 K: 1 S: 6	H: 2 LOB: 1 BB: 0 P: 6	R: 0 E: 1 K: 1 S: 7	H: 1 LOB: 2 BB: 0 P: 7	R: 0 E: 1 K: 0 S: 4	H: 0 LOB: 1 BB: 0 P: 4	R: 0 E: 0 K: 1 S: 5	H: 0 LOB: 0 BB: 0 P: 5	R: 3 E: 1 K: 1 S: 8	H: 4 LOB: 1 BB: 1 P: 12	R: 0 E: 0 K: 0 S: 3	H: 0 LOB: 0 BB: 0 P: 3	R: 2 E: 0 K: 0 S: 6	H: 3 LOB: 1 BB: 0 P: 6	R: 0 E: 0 K: 0 S: 3	H: 0 LOB: 0 BB: 0 P: 3	R: 0 E: 0 K: 1 S: 5	H: 0 LOB: 0 BB: 0 P: 5	1B: 10 2B: 0 3B: 0 HR: 0	SF: 0 SAC: 0 DP: 2 HBP: 0	WP: 0 PB: 1 SB: 1 CS: 0	PA: 38					
PITCHER	IP	WLS	BF	H	R	ER	SO	BB	IBB	HBP	BLK	WP	HR	S	P	ERA	WHIP										
John Henry Johnson, L ERA: 7.47 (1, 1)	6.0		26	7	3	3	4	1	0	0	0	0	0	33	37	4.50	1.333										
Jim Todd, R ERA: 7.88 (7, 1)	0.1		4	3	2	1	0	0	0	0	0	0	0	4	4	27.00	9.000										
Dave Heaverlo, R ERA: 0.75 (7, 1)	2.2	W	8	0	0	0	1	0	0	0	0	0	0	10	10	0.00	0.000										

Batter	1	2	3	4	5	6	7	8	9	AB	R	H	RBI	BB	SO	LOB	BOTTOM										
Miguel Dilone, S OBP: 0.355, SLG: 0.370 (1, 7)										5	1	2	1	0	0	0	Seattle Mariners @ Oakland Athletics Oakland-Alameda County Coliseum, Oakland, CA Tue Apr 17 1979, 6:05 PM PST Att: 653 - Unknown										
Joe Wallis, S OBP: 0.371, SLG: 0.125 (1, 9)										5	0	3	0	0	1	2											
Mitchell Page, L OBP: 0.308, SLG: 0.413 (1, 10)										4	1	1	0	1	2	4											
Dave Revering, L OBP: 0.341, SLG: 0.486 (1, 3)										4	1	1	1	0	0	4											
Dwayne Murphy, L OBP: 0.414, SLG: 0.385 (1, 8)										5	0	1	0	0	2	4											
Wayne Gross, L OBP: 0.429, SLG: 0.581 (1, 5)										3	2	2	0	2	0	1											
Jeff Newman, R OBP: 0.200, SLG: 0.162 (1, 2)										2	0	1	1	0	0	2											
Jim Essian, R OBP: 0.438, SLG: 0.357 (7, 2)										2	0	1	1	0	0	1											
Mike Edwards, R OBP: 0.250, SLG: 0.319 (1, 4)										4	1	0	2	0	0	3											
Rob Picciolo, R OBP: 0.103, SLG: 0.172 (1, 6)										4	0	1	0	0	0	1											
Inning Stats	R: 1 E: 1 K: 0 S: 5	H: 2 LOB: 1 BB: 0 P: 5	R: 2 E: 1 K: 2 S: 11	H: 3 LOB: 2 BB: 0 P: 11	R: 2 E: 1 K: 0 S: 5	H: 2 LOB: 1 BB: 1 P: 9	R: 0 E: 0 K: 1 S: 5	H: 0 LOB: 0 BB: 0 P: 5	R: 0 E: 1 K: 0 S: 5	H: 1 LOB: 2 BB: 0 P: 5	R: 0 E: 0 K: 0 S: 5	H: 2 LOB: 2 BB: 0 P: 5	R: 0 E: 0 K: 1 S: 5	H: 1 LOB: 0 BB: 0 P: 5	R: 0 E: 0 K: 0 S: 3	H: 0 LOB: 0 BB: 0 P: 3	R: 0 E: 0 K: 1 S: 6	H: 2 LOB: 2 BB: 2 P: 14	1B: 12 2B: 1 3B: 0 HR: 0	SF: 1 SAC: 1 DP: 1 HBP: 0	WP: 1 PB: 0 SB: 1 CS: 1	PA: 43					
PITCHER	IP	WLS	BF	H	R	ER	SO	BB	IBB	HBP	BLK	WP	HR	S	P	ERA	WHIP										
Odell Jones, R ERA: 3.6 (1, 1)	8.2	L	43	13	6	3	5	0	3	0	0	1	0	50	62	3.12	1.500										

AB	37
R	5
H	10
RBI	3
BB	1
SO	5
LOB	15



AB	38
R	6
H	13
RBI	6
BB	3
SO	5
LOB	22



Batter	1	2	3	4	5	6	7	8	9	AB	R	H	RBI	BB	SO	LOB	TOP									
Julio Cruz, S OBP: 0.361, SLG: 0.260 Larry Milbourne, S OBP: 0.400, SLG: 0.467	3-1		1B BB		CS BB		6-3		L6	1	1	0	0	2	0	0	Seattle Mariners @ Oakland Athletics Oakland-Alameda County Coliseum, Oakland, CA Wed Apr 18 1979, 3:33 AM PST Att: 1,215 - Unknown livebaseballscorecards.com									
Joe Simpson, L OBP: 0.182, SLG: 0.182 Bobby Valentine, R (9, PH)	4-3		1B		F7		L6		2B BB	4	0	1	0	0	0	1										
Bruce Bochte, L OBP: 0.482, SLG: 0.647	L6		1B		FC5-4 BB				FC5 BB 1B	4	0	3	1	1	0	0										
Leon Roberts, R OBP: 0.475, SLG: 0.600			6-3		FC5-4 BB				FC5 BB 1B	3	0	0	0	2	0	5										
Willie Horton, R OBP: 0.328, SLG: 0.423	F8				K				FC5 4-3	4	0	0	0	0	2	3										
Ruppert Jones, L OBP: 0.429, SLG: 0.565	P6				2B S BB				4-3	3	1	1	0	1	0	3										
Bill Stein, R OBP: 0.361, SLG: 0.455	F8								SF9 3B	2	0	1	1	1	0	1										
Bob Stinson, S OBP: 0.314, SLG: 0.250 Tom Paciorek, R OBP: 0.182, SLG: 0.182 Larry Cox, R OBP: 0.368, SLG: 0.667			1-3		K				5-3	3	0	0	0	0	1	2										
Mario Mendoza, R OBP: 0.286, SLG: 0.317			K		6-3				F9	4	0	0	0	0	2	2										
Inning Stats	R: 0 E: 0 K: 0 S: 3	H: 0 LOB: 0 BB: 0 P: 3	R: 0 E: 0 K: 0 S: 3	H: 0 LOB: 1 BB: 1 P: 7	R: 1 E: 0 K: 1 S: 7	H: 2 LOB: 2 BB: 1 P: 11	R: 0 E: 0 K: 2 S: 8	H: 1 LOB: 2 BB: 1 P: 12	R: 0 E: 0 K: 0 S: 2	H: 0 LOB: 1 BB: 2 P: 10	R: 1 E: 0 K: 1 S: 6	H: 1 LOB: 0 BB: 0 P: 6	R: 0 E: 0 K: 0 S: 3	H: 0 LOB: 0 BB: 3 P: 3	R: 0 E: 0 K: 0 S: 4	H: 1 LOB: 3 BB: 2 P: 12		R: 0 E: 0 K: 1 S: 6	H: 1 LOB: 2 BB: 1 P: 10	1B: 3 2B: 2 3B: 1 HR: 0	SF: 1 SAC: 0 DP: 0 HBP: 0	WP: 0 PB: 0 SB: 1 CS: 1	PA: 40			
PITCHER	IP	WLS	BF	H	R	ER	SO	BB	IBB	HBP	BLK	WP	HR	S	P	ERA	WHIP									
Alan Wirth, R ERA: 3.38	(1, 1)	7.0	W	31	5	2	2	4	6	0	0	0	0	0	33	57	2.57	1.571								
Jim Todd, R ERA: 7.27	(8, 1)	0.2		3	0	0	0	0	1	0	0	0	0	2	6	0.00	1.500									
Bob Lacey, L ERA: 4.7	(8, 1)	1.0	S	5	1	0	0	1	1	0	0	0	0	6	10	0.00	2.000									
Dave Heaverlo, R ERA: 0.73	(9, 1)	0.1	S	1	0	0	0	0	0	0	0	0	0	1	1	0.00	0.000									

Batter	1	2	3	4	5	6	7	8	9	AB	R	H	RBI	BB	SO	LOB	BOTTOM								
Miguel Dilone, S OBP: 0.314, SLG: 0.323 Dwayne Murphy, L OBP: 0.414, SLG: 0.385	4-3		G1-4-3		FC6-4		E6			4	0	0	1	0	0	4	Seattle Mariners @ Oakland Athletics Oakland-Alameda County Coliseum, Oakland, CA Wed Apr 18 1979, 3:33 AM PST Att: 1,215 - Unknown livebaseballscorecards.com								
Joe Wallis, S OBP: 0.154, SLG: 0.111	5-3				F7		4-3			4	0	0	0	0	1	1									
Mitchell Page, L OBP: 0.304, SLG: 0.400	5-3				6-3		K		FC6-4 1B	4	0	1	0	0	1	1									
Dave Revering, L OBP: 0.311, SLG: 0.439			F5		4-3		F9		F8	4	0	0	0	0	0	1									
Mike Edwards, R OBP: 0.250, SLG: 0.314			P4				FC6-4		F8	4	1	1	0	0	0	1									
Larry Murray, S OBP: 0.214, SLG: 0.154			1-3		1-3		2B 1B		G3	4	1	1	0	0	0	1									
Jim Essian, R OBP: 0.474, SLG: 0.529			F7				2B 1B		1B E 2B	3	2	2	1	0	0	0									
Wayne Gross, L OBP: 0.447, SLG: 0.563			1B BB		F7		1B E		1B IBB	1	1	0	0	2	0	1									
Rob Picciolo, R OBP: 0.156, SLG: 0.219			G1-4-3 1B		E4 FC6-4		E6 1B			3	0	2	1	0	0	0									
Inning Stats	R: 0 E: 0 K: 0 S: 3	H: 0 LOB: 0 BB: 0 P: 3	R: 0 E: 0 K: 0 S: 3	H: 0 LOB: 0 BB: 0 P: 3	R: 0 E: 0 K: 0 S: 3	H: 1 LOB: 1 BB: 1 P: 7	R: 0 E: 0 K: 0 S: 3	H: 0 LOB: 0 BB: 0 P: 3	R: 2 E: 1 K: 0 S: 6	H: 2 LOB: 1 BB: 0 P: 6	R: 0 E: 0 K: 1 S: 6	H: 1 LOB: 1 BB: 0 P: 6	R: 3 E: 1 K: 1 S: 8	H: 3 LOB: 1 BB: 1 P: 12	R: 0 E: 0 K: 0 S: 3	H: 0 LOB: 0 BB: 0 P: 3		1B: 5 2B: 2 3B: 0 HR: 0	SF: 0 SAC: 0 DP: 1 HBP: 0	WP: 0 PB: 0 SB: 0 CS: 0	PA: 33				
PITCHER	IP	WLS	BF	H	R	ER	SO	BB	IBB	HBP	BLK	WP	HR	S	P	ERA	WHIP								
Rick Honeycutt, L ERA: 5.0	(1, 1)	6.0	L	25	6	4	3	1	0	0	0	0	0	26	30	4.50	1.167								
John Montague, R ERA: 2.16	(7, 1)	2.0		8	1	1	0	1	0	1	0	0	0	9	13	0.00	0.500								

Batter	1	2	3	4	5	6	7	8	9	AB	R	H	RBI	BB	SO	LOB	TOP					
Miguel Dilone, S OBP: 0.275, SLG: 0.278 (1, 9)	B1-3		L5		5-3		K		B1-3	5	0	0	0	0	1	3						
Larry Murray, S OBP: 0.316, SLG: 0.294 (1, 7)	F5								F7	4	0	2	2	1	0	0						
Mickey Klutts, R OBP: 0.444, SLG: 0.542 (1, 5)			6-3		L6		FC5-4		F8	4	0	0	0	1	0	4						
Mitchell Page, L OBP: 0.300, SLG: 0.389 (1, 10)	F8				4-3				K	4	1	1	0	0	1	2						
Dave Revering, L OBP: 0.306, SLG: 0.422 (1, 3)					FC4		F8			4	1	1	0	0	0	1						
Mike Edwards, R OBP: 0.250, SLG: 0.309 (1, 4)	4-3						F9		K	4	0	1	0	0	1	1						
Jim Essian, R OBP: 0.435, SLG: 0.500 (1, 2)	F7				SF8		G3			3	0	1	1	0	0	0						
Rob Picciolo, R OBP: 0.194, SLG: 0.250 (1, 6)			E6		F3					4	2	2	1	0	0	2						
Dwayne Murphy, L OBP: 0.394, SLG: 0.367 (1, 8)	F8				K				F6	4	0	1	0	0	1	5						
Inning Stats	R: 0 E: 0 K: 0 S: 3	H: 0 LOB: 1 BB: 7 P: 7	R: 0 E: 0 K: 0 S: 3	H: 0 LOB: 0 BB: 3 P: 3	R: 1 E: 1 K: 0 S: 5	H: 1 LOB: 1 BB: 0 P: 5	R: 1 E: 1 K: 1 S: 8	H: 2 LOB: 2 BB: 0 P: 8	R: 0 E: 0 K: 0 S: 3	H: 0 LOB: 1 BB: 1 P: 7	R: 0 E: 0 K: 0 S: 3	H: 0 LOB: 0 BB: 0 P: 3	R: 1 E: 0 K: 1 S: 7	H: 3 LOB: 1 BB: 0 P: 7	R: 1 E: 0 K: 2 S: 10	H: 3 LOB: 2 BB: 0 P: 10	R: 0 E: 0 K: 0 S: 3	H: 0 LOB: 0 BB: 0 P: 3	1B: 8 2B: 1 3B: 0 HR: 0	SF: 1 SAC: 0 DP: 0 HBP: 0	WP: 0 PB: 0 SB: 2 CS: 0	PA: 39
PITCHER	IP	WLS	BF	H	R	ER	SO	BB	IBB	HBP	BLK	WP	HR	S	P	ERA	WHIP					
Frank Tanana, L ERA: 2.81 (1, 1)	6.0	W	25	3	2	0	1	2	0	0	0	0	0	25	33	0.00	0.833					
Dave Frost, R ERA: 5.96 (7, 1)	3.0	S	14	6	2	2	3	0	0	0	0	0	0	20	20	6.00	2.000					

Oakland Athletics @ California Angels
Anaheim Stadium, Anaheim, CA
Fri Apr 20 1979, 9:05 PM EST
Att: 27,417 - Unknown

AB 36
R 4
H 9
RBI 4
BB 2
SO 4
LOB 18



Batter	1	2	3	4	5	6	7	8	9	AB	R	H	RBI	BB	SO	LOB	BOTTOM					
Rick Miller, L OBP: 0.391, SLG: 0.466 (1, 8)	F8		WP		FC6-4		K		B1-3	3	1	1	0	2	1	0						
Carney Lansford, R OBP: 0.394, SLG: 0.492 (1, 5)	F2		5-3		FC6-4		F7			5	2	1	0	0	0	3						
Rod Carew, L OBP: 0.530, SLG: 0.593 (1, 3)										4	2	3	2	1	1	1						
Don Baylor, R OBP: 0.373, SLG: 0.433 (1, 9)	F8									4	1	3	1	0	0	2						
Joe Rudi, R OBP: 0.317, SLG: 0.446 (1, 7)	K		F7		4-3		FC			5	0	1	2	0	1	6						
Willie Aikens, L OBP: 0.324, SLG: 0.824 (1, 10)			F2							3	1	1	1	2	0	4						
Brian Downing, R OBP: 0.459, SLG: 0.618 (1, 2)									F3	4	0	1	1	1	1	3						
Bobby Grich, R OBP: 0.379, SLG: 0.704 (1, 4)	F9				F4		K			3	0	0	0	1	1	1						
Rance Mulliniks, L OBP: 0.179, SLG: 0.208 (1, 6)	F7				K		K			4	0	0	0	0	2	4						
Inning Stats	R: 0 E: 0 K: 1 S: 5	H: 0 LOB: 2 BB: 2 P: 13	R: 1 E: 0 K: 1 S: 6	H: 1 LOB: 0 BB: 0 P: 6	R: 2 E: 0 K: 0 S: 6	H: 3 LOB: 1 BB: 0 P: 6	R: 0 E: 0 K: 1 S: 4	H: 0 LOB: 1 BB: 1 P: 8	R: 3 E: 0 K: 0 S: 6	H: 3 LOB: 3 BB: 3 P: 18	R: 0 E: 0 K: 1 S: 7	H: 1 LOB: 0 BB: 0 P: 8	R: 0 E: 0 K: 2 S: 7	H: 0 LOB: 0 BB: 0 P: 7	R: 1 E: 0 K: 1 S: 8	H: 3 LOB: 3 BB: 1 P: 12	R: 0 E: 0 K: 1 S: 5	H: 0 LOB: 0 BB: 0 P: 6	1B: 9 2B: 2 3B: 0 HR: 1	SF: 0 SAC: 0 DP: 1 HBP: 1	WP: 1 PB: 2 SB: 0 CS: 1	PA: 43
PITCHER	IP	WLS	BF	H	R	ER	SO	BB	IBB	HBP	BLK	WP	HR	S	P	ERA	WHIP					
Rick Langford, R ERA: 6.85 (1, 1)	4.1	L	21	5	5	5	3	4	0	0	0	0	0	23	39	10.38	2.077					
Jim Todd, R ERA: 8.0 (5, 1)	0.1		5	2	1	1	0	1	1	0	0	0	0	3	11	27.00	9.000					
Craig Minetto, L ERA: 3.6 (5, 1)	3.0		14	3	1	1	4	0	0	1	0	0	0	21	22	3.00	1.000					
Dave Heaverlo, R ERA: 0.71 (8, 1)	0.1		3	1	0	0	0	1	0	0	0	0	0	2	6	0.00	6.000					

Oakland Athletics @ California Angels
Anaheim Stadium, Anaheim, CA
Fri Apr 20 1979, 9:05 PM EST
Att: 27,417 - Unknown

AB 35
R 7
H 11
RBI 7
BB 7
SO 7
LOB 24



Batter	1	2	3	4	5	6	7	8	9	AB	R	H	RBI	BB	SO	LOB	TOP			
Larry Murray, S OBP: 0.250, SLG: 0.227 (1, 7)										5	0	0	0	0	4	2				
Joe Wallis, S OBP: 0.186, SLG: 0.105 (1, 9)										2	0	0	0	2	0	0				
Mitchell Page, L OBP: 0.313, SLG: 0.386 (1, 10)										3	1	1	0	1	1	2				
Dave Reevering, L OBP: 0.302, SLG: 0.396 (1, 3)										3	0	0	0	1	1	3				
Dwayne Murphy, L OBP: 0.405, SLG: 0.344 (1, 8)										2	0	0	0	2	0	1				
Wayne Gross, L OBP: 0.476, SLG: 0.559 (1, 5)										2	0	1	1	2	1	0				
Mickey Klutts, R OBP: 0.419, SLG: 0.481 (1, 6)										3	0	0	0	1	3	5				
Jim Essian, R OBP: 0.370, SLG: 0.417 (1, 2)										4	0	0	0	0	2	2				
Mike Edwards, R OBP: 0.233, SLG: 0.288 (1, 4)										4	0	0	0	0	1	2				
Inning Stats	R: 0 E: 0 K: 2 S: 7	H: 0 LOB: 1 BB: 1 P: 11	R: 0 E: 0 K: 2 S: 7	H: 0 LOB: 0 BB: 0 P: 7	R: 0 E: 0 K: 2 S: 7	H: 0 LOB: 0 BB: 0 P: 7	R: 0 E: 0 K: 2 S: 7	H: 0 LOB: 3 BB: 3 P: 19	R: 0 E: 0 K: 0 S: 2	H: 0 LOB: 1 BB: 2 P: 10	R: 0 E: 0 K: 1 S: 7	H: 0 LOB: 2 BB: 2 P: 15	R: 1 E: 0 K: 1 S: 7	H: 2 LOB: 2 BB: 1 P: 11	R: 0 E: 0 K: 0 S: 3	H: 0 LOB: 0 BB: 3 P: 3	1B: 2 2B: 0 3B: 0 HR: 0	SF: 0 SAC: 0 DP: 1 HBP: 0	WP: 0 PB: 0 SB: 2 CS: 0	PA: 37
PITCHER	IP WLS BF H R ER SO BB IBB HBP BLK WP HR S P ERA WHIP																			
Nolan Ryan, R ERA: 3.33 Jim Barr, R ERA: 14.73	(1, 1) 7.2 W 32 1 1 1 12 9 0 0 0 0 0 0 0 0 0 0 1.17 1.304																			
(8, 1) 1.1 5 1 0 0 1 0 0 0 0 0 0 0 0 0 0 0 0.00 0.750																				

Oakland Athletics @ California Angels
Anaheim Stadium, Anaheim, CA
Sat Apr 21 1979, 9:05 PM EST
Att: 34,728 - Unknown

AB 28
R 1
H 2
RBI 1
BB 9
SO 13
LOB 17



Batter	1	2	3	4	5	6	7	8	9	AB	R	H	RBI	BB	SO	LOB	BOTTOM			
Rick Miller, L OBP: 0.405, SLG: 0.468 (1, 8)										4	2	2	0	1	0	1				
Carney Lansford, R OBP: 0.408, SLG: 0.507 (1, 5)										4	1	2	2	1	0	1				
Rod Carew, L OBP: 0.521, SLG: 0.569 Merv Rettenmund, R (9, 7)										4	1	1	1	1	1	4				
Don Baylor, R OBP: 0.375, SLG: 0.469 (1, 9)										4	2	1	4	1	2	3				
Joe Rudi, R OBP: 0.324, SLG: 0.492 (9, 3)										5	2	2	3	0	1	0				
Willie Aikens, L OBP: 0.405, SLG: 0.833 (1, 10)										2	2	2	0	3	0	0				
Brian Downing, R OBP: 0.455, SLG: 0.600 Terry Humphrey, R (8, 2)										5	1	2	1	0	1	3				
Bobby Grich, R OBP: 0.413, SLG: 0.712 Jim Anderson, R (9, 4)										0	0	0	0	0	0	0				
Rance Mulliniks, L OBP: 0.197, SLG: 0.212 (1, 6)										4	0	1	0	1	1	6				
Inning Stats	R: 0 E: 0 K: 0 S: 4	H: 1 LOB: 2 BB: 0 P: 4	R: 0 E: 0 K: 1 S: 7	H: 2 LOB: 2 BB: 0 P: 7	R: 3 E: 0 K: 0 S: 5	H: 3 LOB: 1 BB: 2 P: 13	R: 1 E: 0 K: 1 S: 7	H: 2 LOB: 2 BB: 1 P: 11	R: 9 E: 1 K: 1 S: 12	H: 7 LOB: 4 BB: 4 P: 28	R: 0 E: 0 K: 1 S: 5	H: 1 LOB: 0 BB: 0 P: 5	R: 0 E: 0 K: 2 S: 8	H: 1 LOB: 1 BB: 0 P: 8	R: 0 E: 0 K: 0 S: 2	H: 0 LOB: 1 BB: 1 P: 6	1B: 14 2B: 1 3B: 0 HR: 2	SF: 0 SAC: 1 DP: 3 HBP: 0	WP: 0 PB: 0 SB: 0 CS: 0	PA: 46
PITCHER	IP WLS BF H R ER SO BB IBB HBP BLK WP HR S P ERA WHIP																			
Matt Keough, R ERA: 5.96 Jim Todd, R ERA: 9.64 Bob Lacey, L ERA: 7.71 Dave Hamilton, L ERA:	(1, 1) 4.0 L 25 10 7 7 2 4 0 0 0 0 0 0 0 0 0 0 15.75 3.500																			
(5, 1) 0.1 3 1 0 0 0 1 0 0 0 0 0 0 0 0 0 0 0.00 6.000																				
(5, 1) 1.2 11 5 6 6 2 2 0 0 0 0 0 1 13 21 32.40 4.200																				
(7, 1) 2.0 7 1 0 0 2 1 0 0 0 0 0 0 0 10 14 0.00 1.000																				

Oakland Athletics @ California Angels
Anaheim Stadium, Anaheim, CA
Sat Apr 21 1979, 9:05 PM EST
Att: 34,728 - Unknown

AB 37
R 13
H 17
RBI 13
BB 8
SO 6
LOB 18



Batter	1	2	3	4	5	6	7	8	9	AB	R	H	RBI	BB	SO	LOB	TOP								
Glenn Burke, R OBP: 0.192, SLG: 0.231	0-0 1B 2B	0-0 6-3			0-0 FC5-4 1B		0-0 2B 1B	0-0 F9	5	3	2	0	0	0	2										
Joe Wallis, S OBP: 0.208, SLG: 0.098	0-3 K		0-0 F7		4-0 1B BB		4-0 2B BB	0-3 K	3	1	0	0	2	2	1										
Mitchell Page, L OBP: 0.319, SLG: 0.387	0-0 CS 2H 1B		0-0 F6		0-0 1B		0-0 F7	0-0 5-3	5	0	2	2	0	0	2										
Dave Revering, L OBP: 0.298, SLG: 0.404	0-3 K		0-0 4-3		0-3 K		0-0 2B		4	0	1	2	0	2	3										
Wayne Gross, L OBP: 0.435, SLG: 0.500		0-3 K		0-3 K	0-0 F5			0-3 K	4	0	0	0	0	3	2										
Dwayne Murphy, L OBP: 0.415, SLG: 0.324		4-0 F9 2B BB		0-0 F8		0-0 G1		4-0 2B BB	2	2	0	0	2	0	0										
Mickey Klutts, R OBP: 0.429, SLG: 0.467		4-0 2B BB		0-0 1B		0-0 F8		0-3 K	3	1	1	0	1	1	1										
Jim Essian, R OBP: 0.355, SLG: 0.429		0-0 F9		0-0 F3		0-0 F8		0-0 2B	4	0	1	1	0	0	3										
Mike Edwards, R OBP: 0.250, SLG: 0.317	0-0 2B		0-0 1B		0-0 FC5-4 1B		0-0 F6	0-3 K	4	0	2	2	0	1	1										
Inning Stats	R: 1 E: 0 K: 2 S: 8	H: 2 LOB: 1 BB: 0 P: 8	R: 2 E: 0 K: 1 S: 6	H: 1 LOB: 1 BB: 2 P: 14	R: 0 E: 0 K: 1 S: 3	H: 0 LOB: 0 BB: 0 P: 3	R: 0 E: 0 K: 1 S: 6	H: 1 LOB: 1 BB: 0 P: 6	R: 1 E: 0 K: 1 S: 7	H: 2 LOB: 2 BB: 1 P: 11	R: 0 E: 0 K: 0 S: 3	H: 0 LOB: 0 BB: 0 P: 3	R: 2 E: 0 K: 0 S: 4	H: 2 LOB: 1 BB: 1 P: 8	R: 1 E: 0 K: 3 S: 10	H: 1 LOB: 1 BB: 1 P: 14	R: 0 E: 0 K: 1 S: 5	H: 0 LOB: 0 BB: 0 P: 5	1B: 5 2B: 5 3B: 0 HR: 0	SF: 0 SAC: 0 DP: 1 HBP: 0	WP: 0 PB: 0 SB: 2 CS: 1	PA: 39			
PITCHER	IP	WLS	BF	H	R	ER	SO	BB	IBB	HBP	BLK	WP	HR	S	P	ERA	WHIP								
Chris Knapp, R ERA: 4.63	6.1		29	7	6	6	5	4	0	0	0	0	0	35	51	8.53	1.737								
Dave LaRoche, L ERA: 2.25	7.1	L	10	2	1	1	4	1	0	0	0	0	0	17	21	3.38	1.125								

Oakland Athletics @ California Angels
Anaheim Stadium, Anaheim, CA
Sun Apr 22 1979, 6:33 AM EST
Att: 36,130 - Unknown

AB 34
R 7
H 9
RBI 7
BB 5
SO 9
LOB 15



Batter	1	2	3	4	5	6	7	8	9	AB	R	H	RBI	BB	SO	LOB	BOTTOM								
Carney Lansford, R OBP: 0.408, SLG: 0.493	0-0 1B PB 1B		4-0 HR BB		0-0 F8	0-0 F8		0-3 K		4	2	1	0	1	1	4									
Dan Ford, R OBP: 0.536, SLG: 1.045	0-0 3-1 1B PB 1B		0-0 HR		4-0 BB 4-3 BB	0-0 F8		4-0 2B BB	3	3	2	2	2	0	1										
Rod Carew, L OBP: 0.513, SLG: 0.571	0-0 3-1		0-3 K		0-0 4-3		0-0 CS 1B	0-0 FC5 2B	5	0	2	0	0	1	3										
Don Baylor, R OBP: 0.390, SLG: 0.463	0-0 CS 1B		0-0 F7		4-0 BB BB BB		0-0 F7	4-0 IBB	3	0	1	1	2	0	1										
Joe Rudi, R OBP: 0.315, SLG: 0.462	0-0 5-3		0-0 F8		4-0 FC5 BB BB		0-0 F9	0-0 F3	4	0	0	1	1	0	5										
Willie Aikens, L OBP: 0.413, SLG: 0.795		0-0 4-3		0-0 F9		4-0 BB BB		0-0 CS	3	0	1	1	1	0	0										
Orlando Ramirez, R (8, PH)								0-0 3-1 SH2-4 1B	0	0	0	0	0	0	0										
Rick Miller, L OBP: 0.400, SLG: 0.460					1-2 2-3 3H BB		1-2 2-3 3H BB	0-0 K	1	0	0	0	0	1	3										
Bobby Grich, R OBP: 0.403, SLG: 0.677		0-0 6-3		4-0 BB	0-0 FC5		0-0 SH2-4 BB	0-0 SH2-4 FC5	3	0	0	0	1	0	6										
Rance Mulliniks, L OBP: 0.203, SLG: 0.204		0-0 F7		0-0 4-3		4-0 F8 SH2-4 BB		0-0 3-1	2	0	0	0	1	0	1										
Willie Davis, L (8, PH)								0-0 2-3	1	0	0	0	0	0	2										
Jim Anderson, R (9, 6)								0-0 2-3	0	0	0	0	0	0	0										
Terry Humphrey, R (1, 2)			0-0 F8		4-0 4-3 BB BB		0-0 SH2-4	4-0 BB	1	1	0	0	1	0	0										
Brian Downing, R OBP: 0.463, SLG: 0.600 (8, PH) (9, 2)								0-0 BB	0	0	0	0	1	0	0										
Inning Stats	R: 2 E: 0 K: 0 S: 5	H: 3 LOB: 0 BB: 0 P: 5	R: 0 E: 0 K: 0 S: 3	H: 0 LOB: 0 BB: 0 P: 3	R: 2 E: 0 K: 1 S: 6	H: 1 LOB: 1 BB: 1 P: 10	R: 0 E: 0 K: 0 S: 3	H: 0 LOB: 1 BB: 1 P: 7	R: 2 E: 0 K: 0 S: 3	H: 0 LOB: 3 BB: 5 P: 23	R: 0 E: 0 K: 0 S: 3	H: 0 LOB: 1 BB: 1 P: 7	R: 0 E: 0 K: 0 S: 3	H: 1 LOB: 0 BB: 0 P: 3	R: 0 E: 0 K: 1 S: 6	H: 1 LOB: 3 BB: 1 P: 10	R: 0 E: 0 K: 1 S: 6	H: 1 LOB: 3 BB: 2 P: 14	1B: 5 2B: 1 3B: 0 HR: 1	SF: 0 SAC: 2 DP: 0 HBP: 0	WP: 0 PB: 1 SB: 0 CS: 2	PA: 44			
PITCHER	IP	WLS	BF	H	R	ER	SO	BB	IBB	HBP	BLK	WP	HR	S	P	ERA	WHIP								
Mike Norris, R ERA: 3.25	4.2		24	4	6	6	1	7	0	0	0	0	0	19	47	11.57	2.357								
Alan Wirth, R ERA: 3.0	1.1		6	1	0	0	0	1	0	0	0	0	0	5	9	0.00	1.500								
Dave Heaverlo, R ERA: 0.57	3.0	W	13	2	0	0	2	2	1	0	0	0	0	14	26	0.00	1.333								

Oakland Athletics @ California Angels
Anaheim Stadium, Anaheim, CA
Sun Apr 22 1979, 6:33 AM EST
Att: 36,130 - Unknown

AB 30
R 6
H 7
RBI 5
BB 11
SO 3
LOB 26



Batter	1	2	3	4	5	6	7	8	9	AB	R	H	RBI	BB	SO	LOB	TOP			
Mickey Rivers, L OBP: 0.294, SLG: 0.323 (1, 8)										4	0	1	0	0	0	0	New York Yankees @ Oakland Athletics Oakland-Alameda County Coliseum, Oakland, CA Wed Apr 25 1979, 6:05 PM PST Att: 7,135 - Unknown livebaseballscores.com			
Wille Randolph, R OBP: 0.336, SLG: 0.250 (1, 4)										4	0	0	0	0	1	1				
Thurman Munson, R OBP: 0.265, SLG: 0.281 (1, 2)										4	0	1	0	0	0	0				
Lou Piniella, R OBP: 0.212, SLG: 0.226 (1, 10)										4	0	2	0	0	0	1				
Reggie Jackson, L OBP: 0.345, SLG: 0.490 (1, 9)										4	0	1	0	0	0	3				
Graig Nettles, L OBP: 0.394, SLG: 0.508 (1, 5)											4	0	0	0	0	1		2		
Chris Chambliss, L OBP: 0.250, SLG: 0.344 (1, 3)										3	0	1	0	0	0	2				
Juan Beniquez, R OBP: 0.353, SLG: 0.533 (1, 7)										3	0	1	0	0	0	0				
Bucky Dent, R OBP: 0.302, SLG: 0.327 (1, 6)										2	0	0	0	0	0	0				
Jim Spencer, L OBP: 0.346, SLG: 0.583 (7, PH)										1	0	0	0	0	0	2				
Fred Stanley, R OBP: 0.667, SLG: 0.667 (7, 6)										0	0	0	0	0	0	0				
Inning Stats	R: 0 E: 0 K: 1 S: 7	H: 2 LOB: 2 BB: 0 P: 7	R: 0 E: 0 K: 0 S: 3	H: 0 LOB: 0 BB: 0 P: 3	R: 0 E: 0 K: 0 S: 3	H: 0 LOB: 0 BB: 0 P: 3	R: 0 E: 1 K: 0 S: 5	H: 1 LOB: 2 BB: 0 P: 5	R: 0 E: 0 K: 0 S: 4	H: 1 LOB: 1 BB: 0 P: 4	R: 0 E: 0 K: 0 S: 3	H: 1 LOB: 1 BB: 0 P: 3	R: 0 E: 0 K: 1 S: 6	H: 2 LOB: 1 BB: 0 P: 6	R: 0 E: 0 K: 0 S: 3	H: 0 LOB: 0 BB: 0 P: 3	1B: 7 2B: 0 3B: 0 HR: 0	SF: 0 SAC: 0 DP: 2 HBP: 0	WP: 0 PB: 0 SB: 0 CS: 0	PA: 33
PITCHER	IP WLS BF H R ER SO BB IBB HBP BLK WP HR S P ERA WHIP																			
Craig Minetto, L ERA: 1.59 (1, 1)	6.1 W 26 7 0 0 2 0 0 0 0 0 0 0 30 30 0.00 1.105																			
Jim Todd, R ERA: 7.5 (7, 1)	2.2 S 7 0 0 0 0 0 0 0 0 0 0 0 7 7 0.00 0.000																			

Batter	1	2	3	4	5	6	7	8	9	AB	R	H	RBI	BB	SO	LOB	BOTTOM			
Glenn Burke, R OBP: 0.206, SLG: 0.294 (1, 7)										4	1	1	0	0	0	1	New York Yankees @ Oakland Athletics Oakland-Alameda County Coliseum, Oakland, CA Wed Apr 25 1979, 6:05 PM PST Att: 7,135 - Unknown livebaseballscores.com			
Joe Wallis, S OBP: 0.212, SLG: 0.091 (1, 9)										3	0	0	0	1	2	0				
Mitchell Page, L OBP: 0.289, SLG: 0.348 (1, 10)										3	0	0	1	0	0	1				
Dave Revering, L OBP: 0.297, SLG: 0.407 (1, 3)										3	0	0	0	0	0	1				
Wayne Gross, L OBP: 0.404, SLG: 0.455 (1, 5)										3	0	1	0	0	0	1				
Mario Guerrero, R (1, 6)										3	0	0	0	0	0	1				
Dwayne Murphy, L OBP: 0.413, SLG: 0.333 (1, 8)										3	0	2	0	0	0	0				
Jeff Newman, R OBP: 0.186, SLG: 0.150 (1, 2)										3	0	0	0	0	0	3				
Mike Edwards, R OBP: 0.232, SLG: 0.294 (1, 4)										3	0	0	0	0	0	3				
Inning Stats	R: 0 E: 0 K: 1 S: 5	H: 0 LOB: 0 BB: 0 P: 5	R: 0 E: 0 K: 0 S: 3	H: 0 LOB: 0 BB: 0 P: 3	R: 0 E: 0 K: 0 S: 4	H: 1 LOB: 1 BB: 0 P: 4	R: 0 E: 0 K: 0 S: 3	H: 0 LOB: 0 BB: 0 P: 3	R: 0 E: 0 K: 0 S: 5	H: 2 LOB: 2 BB: 0 P: 5	R: 1 E: 0 K: 0 S: 4	H: 1 LOB: 1 BB: 1 P: 8	R: 0 E: 0 K: 0 S: 3	H: 0 LOB: 0 BB: 0 P: 3	R: 0 E: 0 K: 1 S: 5	H: 0 LOB: 0 BB: 0 P: 5	1B: 3 2B: 0 3B: 1 HR: 0	SF: 0 SAC: 0 DP: 0 HBP: 0	WP: 0 PB: 0 SB: 0 CS: 0	PA: 29
PITCHER	IP WLS BF H R ER SO BB IBB HBP BLK WP HR S P ERA WHIP																			
Ed Figueroa, R ERA: 4.5 (1, 1)	8.0 L 29 4 1 1 2 1 0 0 0 0 0 0 32 36 1.12 0.625																			

Batter	1	2	3	4	5	6	7	8	9	AB	R	H	RBI	BB	SO	LOB	TOP				
Al Bumby, L OBP: 0.271, SLG: 0.262 (1, 8)	4-3	6-3		BB 1B 1-H		G1			K	5	0	1	1	0	1	3	Baltimore Orioles @ Oakland Athletics Oakland-Alameda County Coliseum, Oakland, CA Fri Apr 27 1979, 6:05 PM PST Att: 2,115 - Unknown				
Rich Dauer, R OBP: 0.308, SLG: 0.328 (1, 5)	K		K	BB 1-2			F8		1B 1B	5	1	2	0	0	2	0					
Ken Singleton, S OBP: 0.388, SLG: 0.568 Larry Harlow, L OBP: 0.423, SLG: 0.364 (9, 9)	HR		F7	BB 1-2			K		1B 1B	4	1	2	2	1	1	0					
Eddie Murray, S OBP: 0.369, SLG: 0.378 (1, 3)	3-1		F7	BB 1-2			K		1B 1B	5	0	1	1	0	1	3					
Lee May, R OBP: 0.329, SLG: 0.507 (1, 10)				HR		1-3			K	5	2	1	0	1	2						
Gary Roenicke, R OBP: 0.419, SLG: 0.444 (1, 7)		L5		HR		K			4-3	4	1	1	1	0	1	1					
Billy Smith, S OBP: 0.156, SLG: 0.111 (1, 4)				HR		3-1			P3	3	0	0	0	0	0	0					
Rick Dempsey, R OBP: 0.435, SLG: 0.421 (1, 2)									F9	4	0	1	0	0	0	2					
Kiko Garcia, R OBP: 0.286, SLG: 0.296 (1, 6)									1B 1B	4	2	2	1	0	1	1					
Inning Stats	R: 1 E: 0 K: 1 S: 6	H: 1 LOB: 0 BB: 0 P: 6	R: 1 E: 0 K: 0 S: 5	H: 2 LOB: 2 BB: 0 P: 6	R: 0 E: 0 K: 1 S: 5	H: 0 LOB: 0 BB: 0 P: 5	R: 3 E: 0 K: 0 S: 8	H: 5 LOB: 3 BB: 1 P: 12	R: 0 E: 0 K: 1 S: 5	H: 0 LOB: 0 BB: 0 P: 5	R: 0 E: 0 K: 2 S: 7	H: 0 LOB: 0 BB: 0 P: 7	R: 0 E: 0 K: 1 S: 5	H: 0 LOB: 0 BB: 0 P: 5	R: 2 E: 0 K: 1 S: 9	H: 4 LOB: 2 BB: 0 P: 9		1B: 8 2B: 1 3B: 0 HR: 3	SF: 0 SAC: 0 DP: 0 HBP: 1	WP: 0 PB: 0 SB: 1 CS: 0	PA: 41
PITCHER	IP	WLS	BF	H	R	ER	SO	BB	IBB	HBP	BLK	WP	HR	S	P	ERA	WHIP				
Matt Keough, R ERA: 6.84 (1, 1)	3.2	L	20	8	5	5	2	0	0	1	0	0	3	23	24	12.27	2.182				
Dave Hamilton, L ERA: (4, 1)	4.1		14	0	0	0	5	1	0	0	0	0	0	23	27	0.00	0.231				
Bob Lacey, L ERA: 8.71 (9, 1)	1.0		7	4	2	2	1	0	0	0	0	0	0	9	9	18.00	4.000				

AB	39
R	7
H	12
RBI	7
BB	1
SO	8
LOB	12



Batter	1	2	3	4	5	6	7	8	9	AB	R	H	RBI	BB	SO	LOB	BOTTOM				
Glenn Burke, R OBP: 0.211, SLG: 0.289 (1, 7)	F8		F3						5-3	4	0	1	0	0	0	1	Baltimore Orioles @ Oakland Athletics Oakland-Alameda County Coliseum, Oakland, CA Fri Apr 27 1979, 6:05 PM PST Att: 2,115 - Unknown				
Larry Murray, S OBP: 0.287, SLG: 0.222 (1, 9)	5-3		1B BB						K	3	0	0	0	1	1	1					
Mario Guerrero, R OBP: 0.143, SLG: 0.143 (1, 6)	3-1								F9	4	0	1	1	0	0	0					
Mitchell Page, L OBP: 0.288, SLG: 0.333 (1, 10)									K	3	0	0	0	1	2	2					
Jeff Newman, R OBP: 0.191, SLG: 0.140 (1, 3)									BB	3	0	0	0	1	0	1					
Mike Edwards, R OBP: 0.219, SLG: 0.278 (1, 4)									F8	4	0	0	0	0	0	2					
Jim Essian, R OBP: 0.316, SLG: 0.371 (1, 2)									K	4	0	0	0	0	1	2					
Dwayne Murphy, L OBP: 0.408, SLG: 0.317 (1, 8)										2	0	0	0	1	0	0					
Wayne Gross, L OBP: 0.400, SLG: 0.468 (1, 5)										3	1	1	0	0	0	1					
Inning Stats	R: 0 E: 0 K: 0 S: 3	H: 0 LOB: 0 BB: 0 P: 3	R: 0 E: 0 K: 0 S: 3	H: 0 LOB: 1 BB: 1 P: 7	R: 1 E: 0 K: 0 S: 5	H: 2 LOB: 2 BB: 1 P: 9	R: 0 E: 0 K: 0 S: 3	H: 0 LOB: 0 BB: 0 P: 3	R: 0 E: 0 K: 1 S: 5	H: 0 LOB: 0 BB: 0 P: 5	R: 0 E: 0 K: 0 S: 3	H: 0 LOB: 1 BB: 1 P: 7	R: 0 E: 0 K: 1 S: 5	H: 0 LOB: 0 BB: 0 P: 5	R: 0 E: 0 K: 2 S: 7	H: 0 LOB: 1 BB: 1 P: 11		1B: 2 2B: 1 3B: 0 HR: 0	SF: 0 SAC: 0 DP: 0 HBP: 0	WP: 0 PB: 0 SB: 0 CS: 0	PA: 34
PITCHER	IP	WLS	BF	H	R	ER	SO	BB	IBB	HBP	BLK	WP	HR	S	P	ERA	WHIP				
Mike Flanagan, L ERA: 4.5 (1, 1)	9.0	W	34	3	1	1	4	4	0	0	0	0	0	38	54	1.00	0.778				




Batter	1	2	3	4	5	6	7	8	9	AB	R	H	RBI	BB	SO	LOB	TOP								
Al Bumby, L OBP: 0.276, SLG: 0.268 (1, 8)	F3	1-3		4-3 BB 1B		CS 1B	FC6-4		4-3	6	0	2	0	0	0	3	Baltimore Orioles @ Oakland Athletics Oakland-Alameda County Coliseum, Oakland, CA Sat Apr 28 1979, 3:33 AM PST Att: 2,436 - Unknown livebaseballscorecards.com								
Rich Dauer, R OBP: 0.329, SLG: 0.403 (1, 5)				SF9					G3	4	3	3	2	0	0	1									
Terry Crowley, L OBP: 0.250, SLG: 0.286 (9, PH)	1B E	4-3		3H 4-0 1B		2B 4-3 1B			HR	1	0	0	0	0	0	0									
Ken Singleton, S OBP: 0.411, SLG: 0.603 (1, 9)	1B E		G6-4-3 1B	4-3 BB		4-3 2B		K		4	1	3	0	1	1	0									
Eddie Murray, S OBP: 0.382, SLG: 0.385 (1, 3)	E8 1B		G6-4-3 BB	4-3 BB		4-3		E 1B		4	0	2	2	1	0	3									
Lee May, R OBP: 0.333, SLG: 0.493 (1, 10)	BB		G6-4-3	P3		F7		E 1B		4	0	1	0	1	0	5									
Gary Roenicke, R OBP: 0.426, SLG: 0.436 (1, 7)	F3		FC5 1B		F7		FC4-6 BB	FC4		3	0	1	1	1	0	3									
John Lowenstein, L OBP: 0.588, SLG: 1.000 (8, PH)			3H FC5 1B				FC4-6 BB	1-2 2-3 FC4		1	0	0	0	0	0	2									
Billy Smith, S OBP: 0.208, SLG: 0.174 (1, 4)	F9		1-2 1B				FC4-6 1B	F5		5	0	2	0	0	0	7									
Rick Dempsey, R OBP: 0.432, SLG: 0.410 (1, 2)		1-3 BB	FC5		F8		FC4-6 1B	F9		4	0	1	0	1	0	6									
Kiko Garcia, R OBP: 0.281, SLG: 0.323 (1, 6)		F9			F8		FC4-6		3-1	4	1	1	0	0	0	4									
Pat Kelly, L OBP: 0.375, SLG: 0.316 (9, PH)			2-3F 1B	SF9 2B			1-2F 2-3F FC6-4			1	0	0	0	0	0	0									
Inning Stats	R: 1 E: 1 K: 0 S: 6	H: 3 LOB: 3 BB: 1 P: 10	R: 0 E: 0 K: 0 S: 3	H: 0 LOB: 1 BB: 1 P: 7	R: 1 E: 0 K: 0 S: 5	H: 3 LOB: 2 BB: 1 P: 9	R: 1 E: 0 K: 0 S: 5	H: 2 LOB: 2 BB: 1 P: 9	R: 0 E: 0 K: 0 S: 4	H: 1 LOB: 1 BB: 0 P: 4	R: 1 E: 0 K: 0 S: 5	H: 3 LOB: 1 BB: 0 P: 5	R: 0 E: 0 K: 0 S: 4	H: 1 LOB: 2 BB: 1 P: 8	R: 1 E: 1 K: 1 S: 9	H: 3 LOB: 3 BB: 0 P: 9	R: 0 E: 0 K: 0 S: 3	H: 0 LOB: 0 BB: 0 P: 3	1B: 12 2B: 3 3B: 0 HR: 1	SF: 1 SAC: 0 DP: 1 HBP: 0	WP: 0 PB: 0 SB: 0 CS: 1	PA: 47			
PITCHER	IP	WLS	BF	H	R	ER	SO	BB	IBB	HBP	BLK	WP	HR	S	P	ERA	WHIP								
Mike Norris, R ERA: 3.82 (1, 1)	5.1		30	12	4	4	0	4	0	0	0	0	0	26	42	6.75	3.000								
Jim Todd, R ERA: 7.07 (6, 1)	2.0	W	10	3	1	1	1	1	0	0	0	0	1	11	15	4.50	2.000								
Dave Heaverlo, R ERA: 0.49 (8, 1)	1.2	S	7	1	0	0	0	0	0	0	0	0	0	7	7	0.00	0.600								


Batter	1	2	3	4	5	6	7	8	9	AB	R	H	RBI	BB	SO	LOB	BOTTOM								
Glenn Burke, R OBP: 0.195, SLG: 0.268 (1, 7)	F9		4-3		6-3	BB 1B		SH3		3	0	0	0	0	0	0	Baltimore Orioles @ Oakland Athletics Oakland-Alameda County Coliseum, Oakland, CA Sat Apr 28 1979, 3:33 AM PST Att: 2,436 - Unknown livebaseballscorecards.com								
Joe Wallis, S OBP: 0.226, SLG: 0.091 (6, PH)						1-2 2-3 3H BB		1-2 SH3		0	0	0	1	1	0	0									
Derek Bryant, R OBP: 0.287, SLG: 0.222 (1, 9)	F8		F8		E6	K		BB		4	0	0	0	1	1	3									
Larry Murray, S OBP: 0.267, SLG: 0.222 (8, PR)								BB		0	0	0	0	0	0	0									
Mario Guerrero, R OBP: 0.167, SLG: 0.167 (1, 6)	F9		6-3		G1	BB 1B		F8		5	0	1	2	0	0	3									
Mitchell Page, L OBP: 0.294, SLG: 0.342 (1, 10)		5-3			F7	BB 2B		4-3		4	1	1	0	1	0	2									
Dave Revering, L OBP: 0.294, SLG: 0.397 (1, 3)		P6			FC5 SH1-3 1B	F9				4	0	1	0	0	0	4									
Mike Edwards, R OBP: 0.237, SLG: 0.274 (1, 4)		BB HR BB			SH1-3	BB 3B		F2		1	2	0	0	2	0	0									
Wayne Gross, L OBP: 0.424, SLG: 0.510 (1, 5)		BB HR BB			HBP	1H BB 3B		1-3		2	2	1	2	1	0	0									
Jeff Newman, R OBP: 0.216, SLG: 0.217 (1, 2)		1H 2H HR			FC5	BB BB 1B		P6		3	2	1	3	1	0	2									
Dwayne Murphy, L OBP: 0.415, SLG: 0.318 (1, 8)	F7				F9	BB 1B		SH3 1B		3	1	1	0	1	0	0									
Inning Stats	R: 0 E: 0 K: 0 S: 3	H: 0 LOB: 0 BB: 0 P: 3	R: 3 E: 0 K: 0 S: 4	H: 1 LOB: 0 BB: 2 P: 12	R: 0 E: 0 K: 0 S: 3	H: 0 LOB: 0 BB: 0 P: 3	R: 0 E: 0 K: 0 S: 4	H: 1 LOB: 2 BB: 0 P: 5	R: 0 E: 1 K: 1 S: 4	H: 0 LOB: 1 BB: 0 P: 4	R: 5 E: 0 K: 1 S: 8	H: 3 LOB: 3 BB: 5 P: 28	R: 0 E: 0 K: 0 S: 3	H: 0 LOB: 0 BB: 0 P: 3	R: 0 E: 0 K: 0 S: 4	H: 1 LOB: 2 BB: 1 P: 8	1B: 3 2B: 1 3B: 1 HR: 1	SF: 0 SAC: 2 DP: 0 HBP: 1	WP: 0 PB: 0 SB: 0 CS: 0	PA: 40					
PITCHER	IP	WLS	BF	H	R	ER	SO	BB	IBB	HBP	BLK	WP	HR	S	P	ERA	WHIP								
Scott McGregor, L ERA: 7.11 (1, 1)	5.1	L	24	3	5	5	0	3	0	1	0	0	0	20	33	8.44	1.125								
Tippy Martinez, L ERA: 11.57 (6, 1)	0.0		3	1	0	0	0	1	1	0	0	0	0	1	9	∞	∞								
Sammy Stewart, R ERA: 4.02 (6, 1)	2.2		13	2	3	3	1	3	0	0	0	0	0	12	24	10.12	1.875								

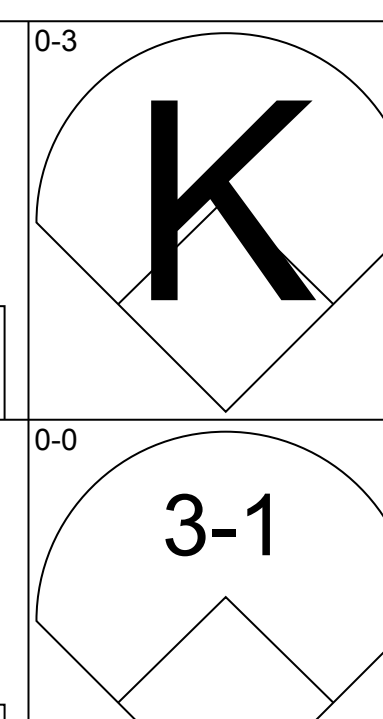
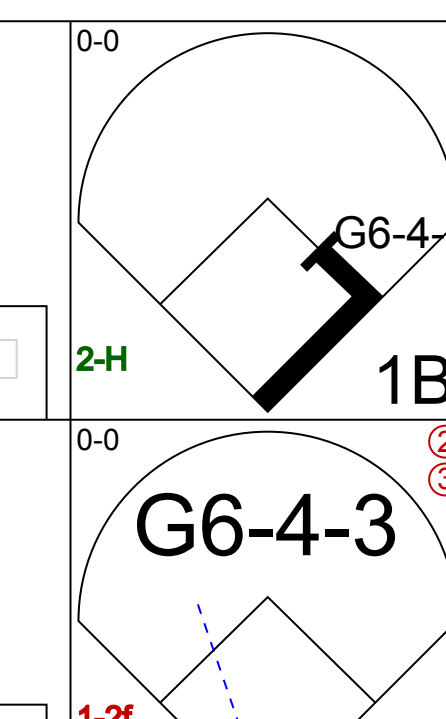
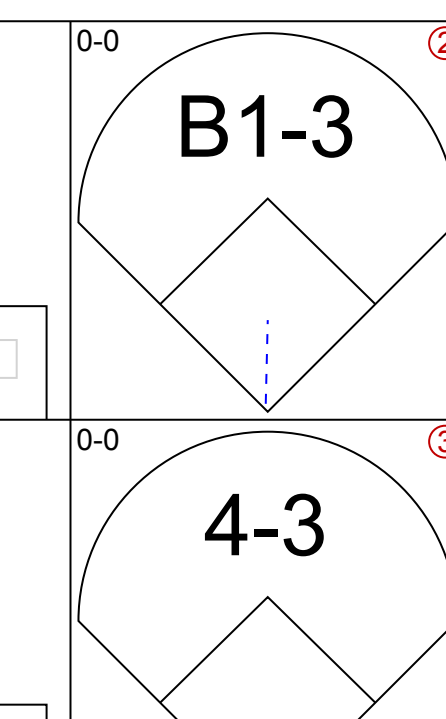
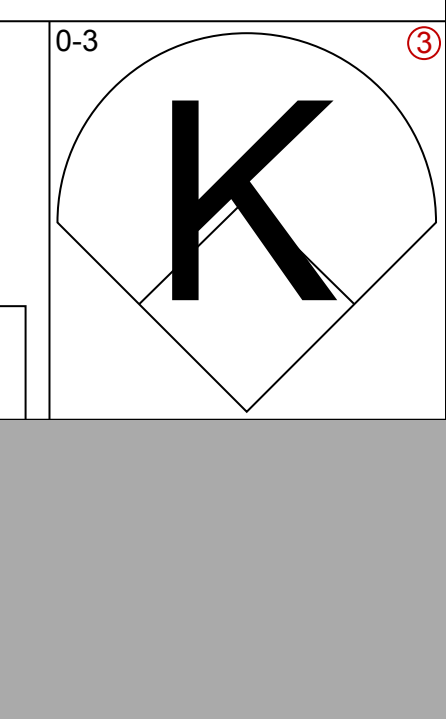

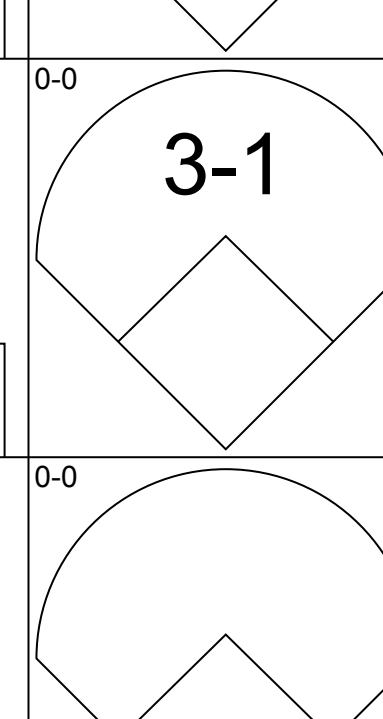
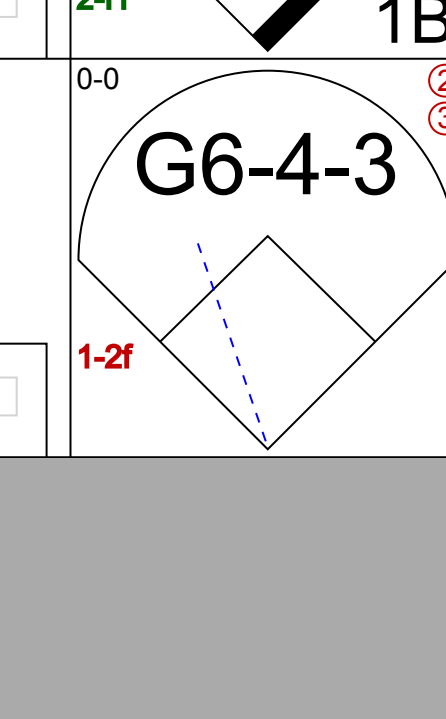
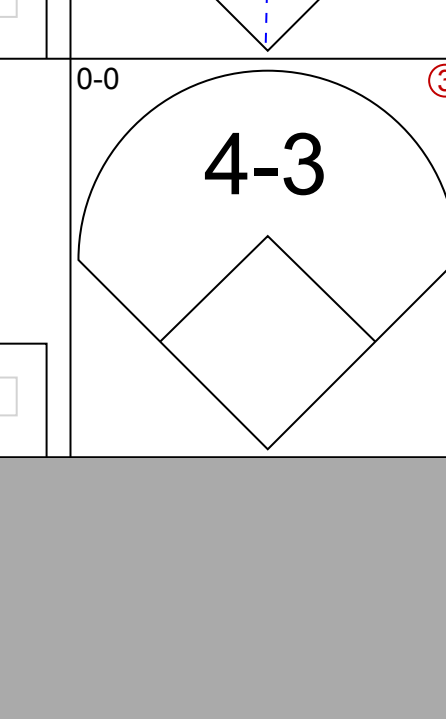
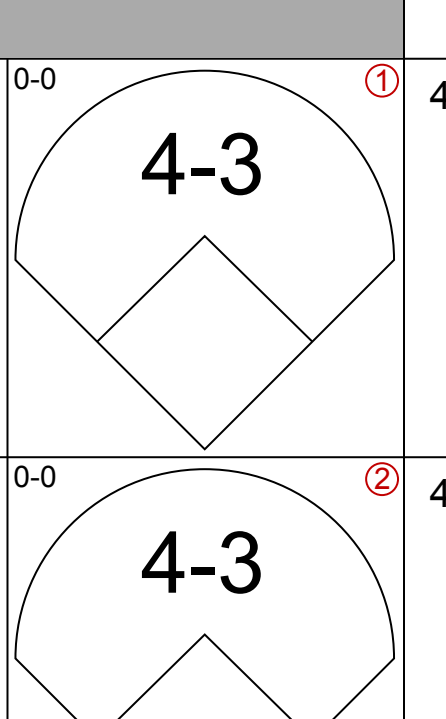
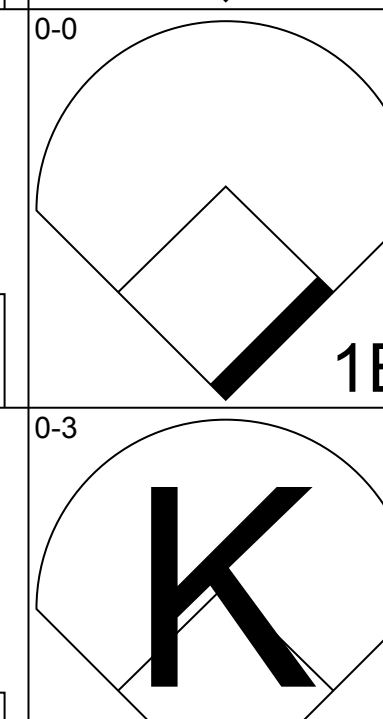
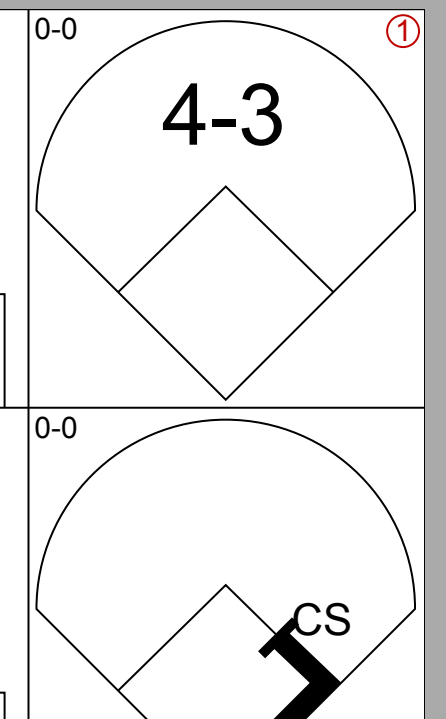
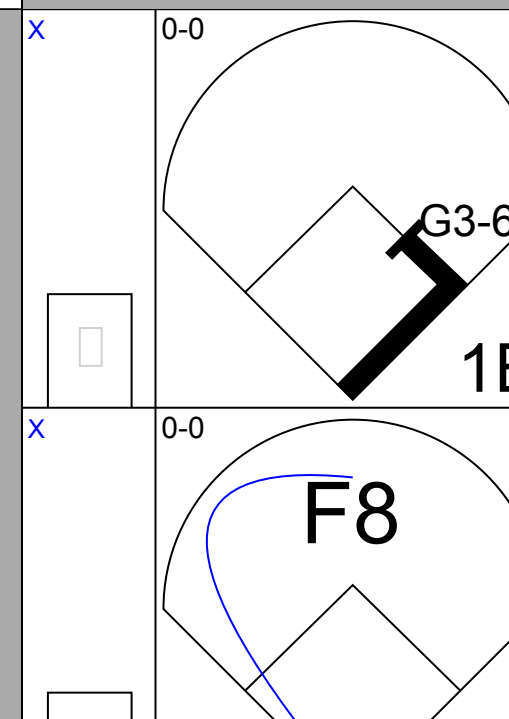
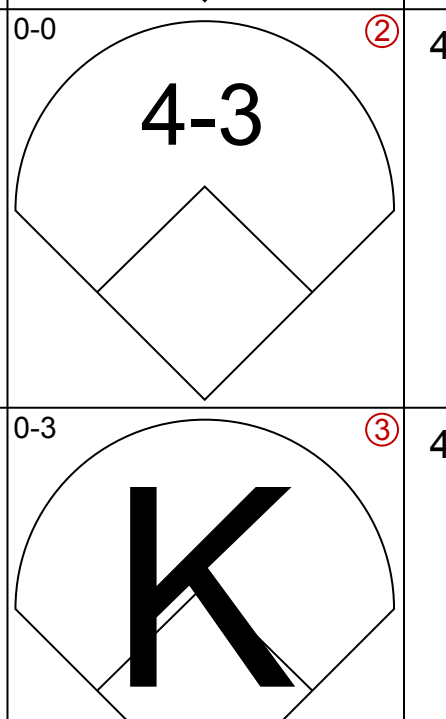
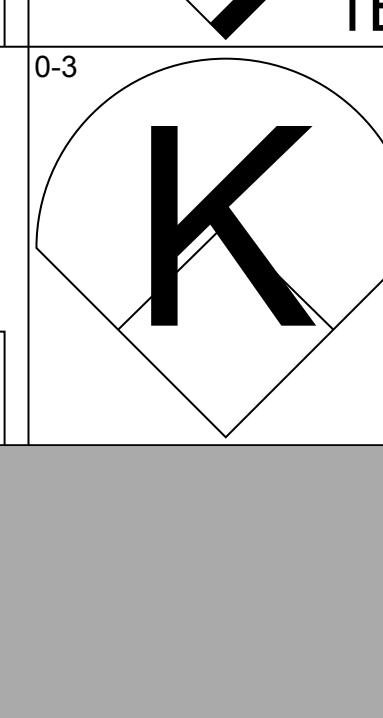
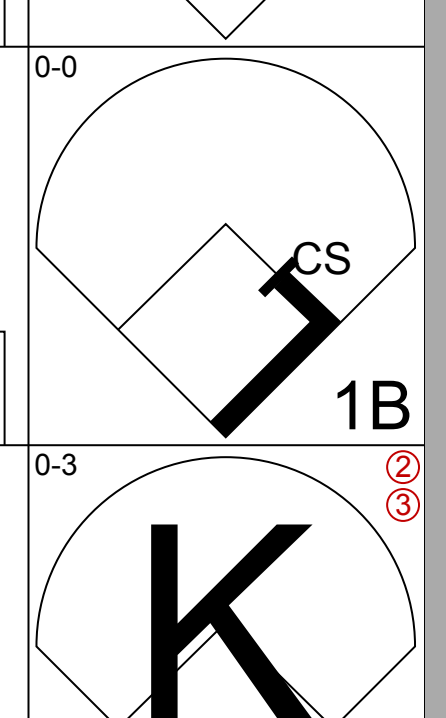
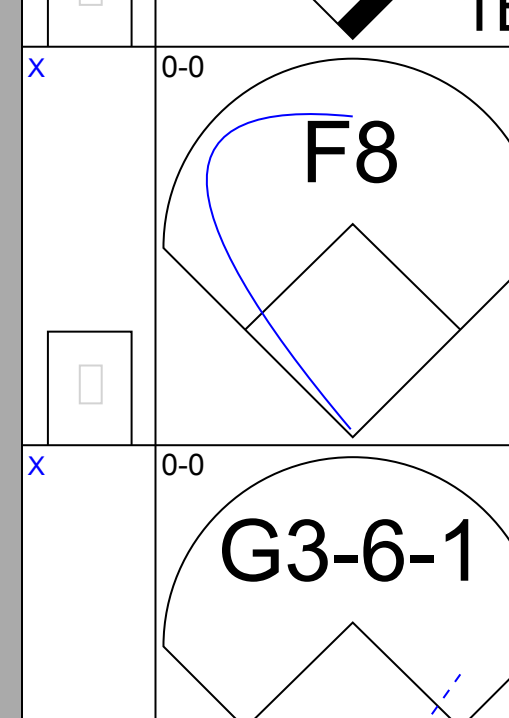
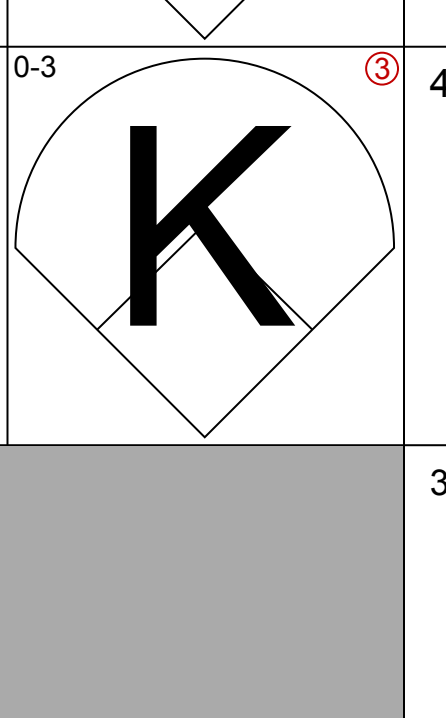
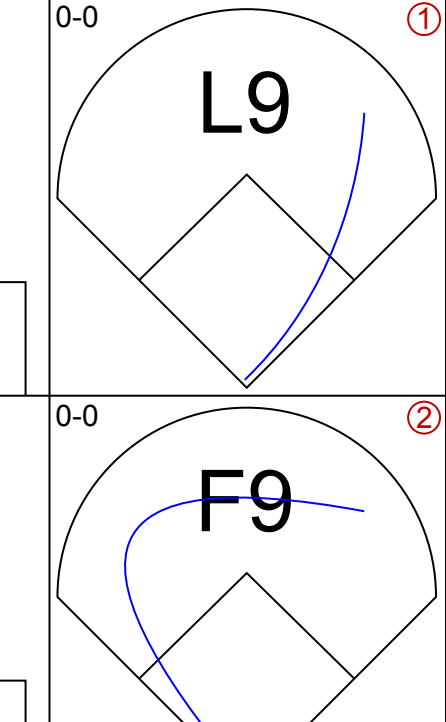
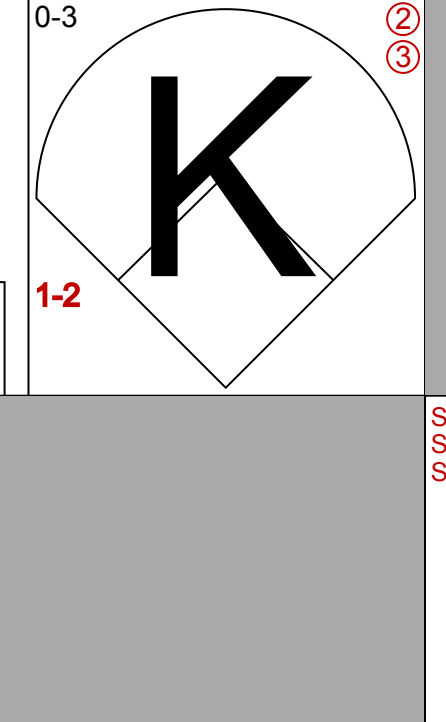
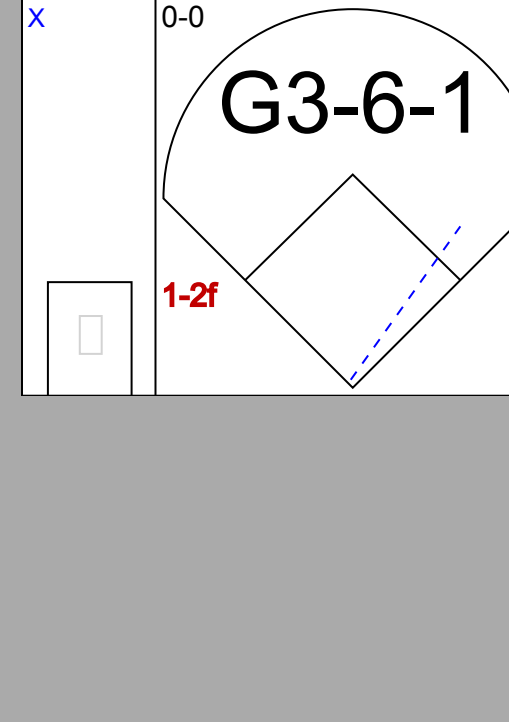
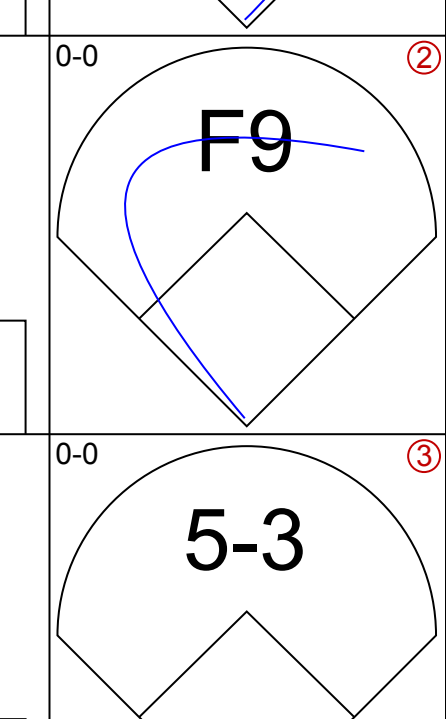
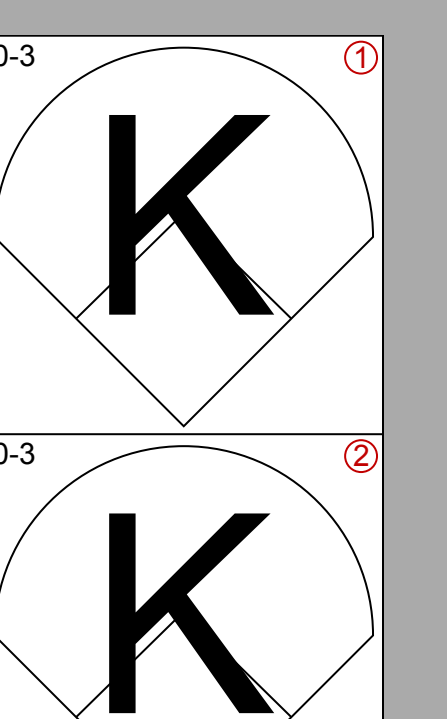
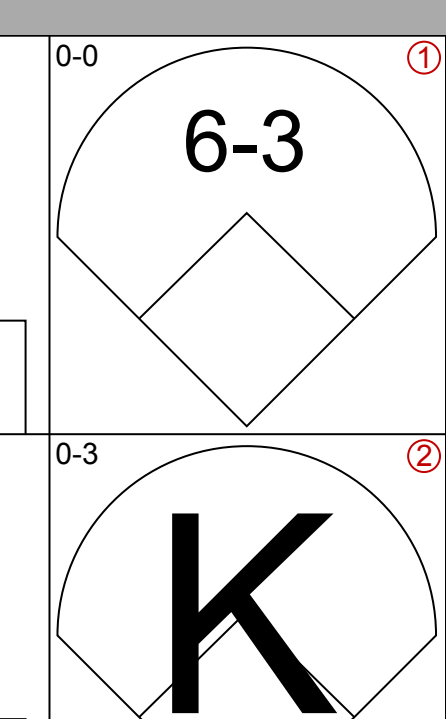
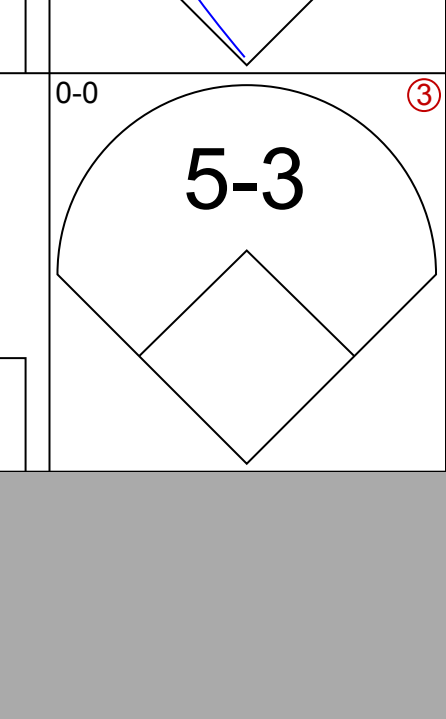
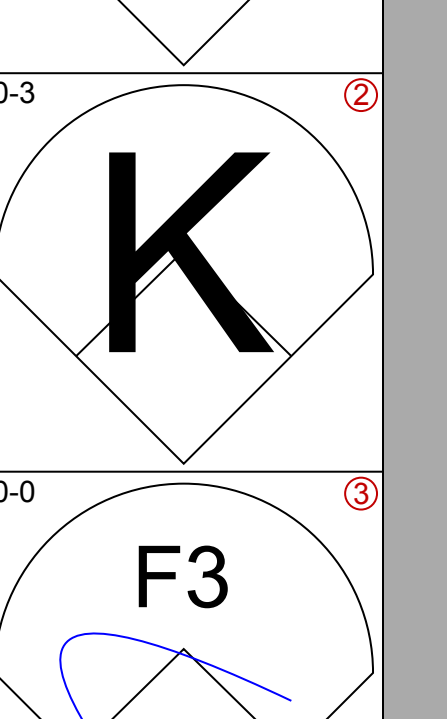
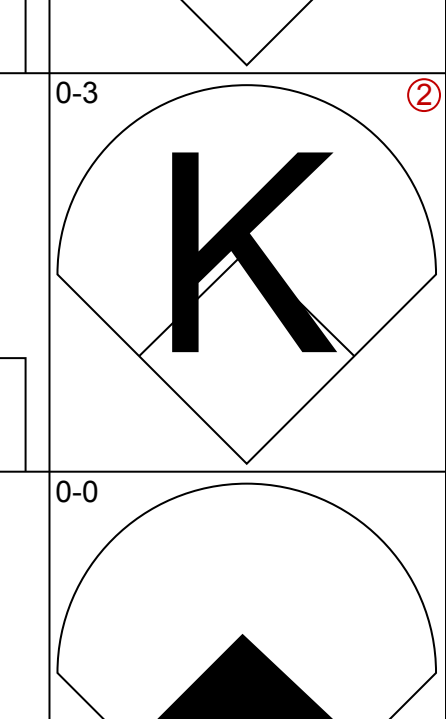
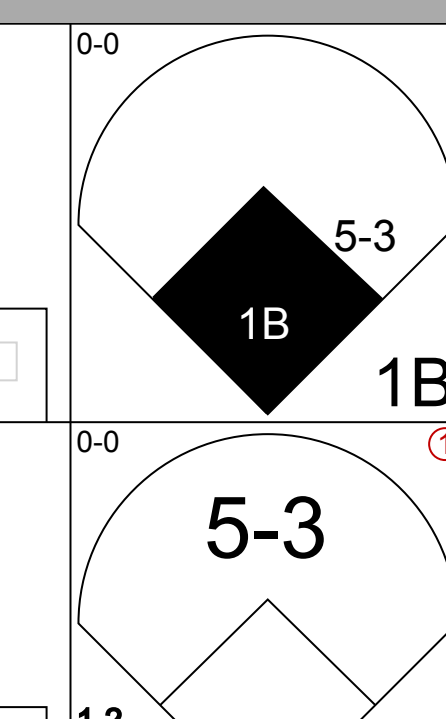
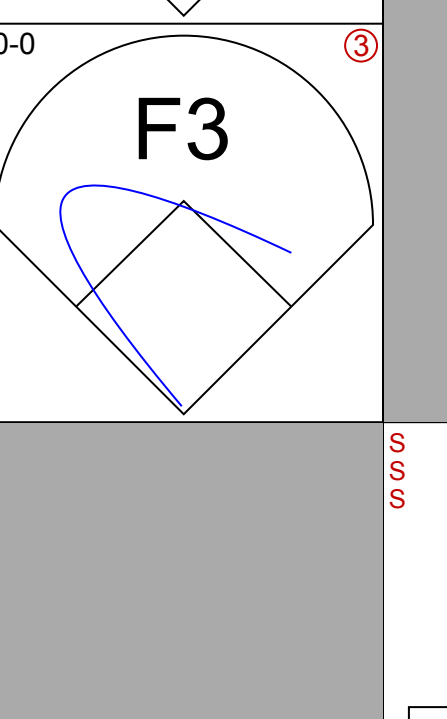
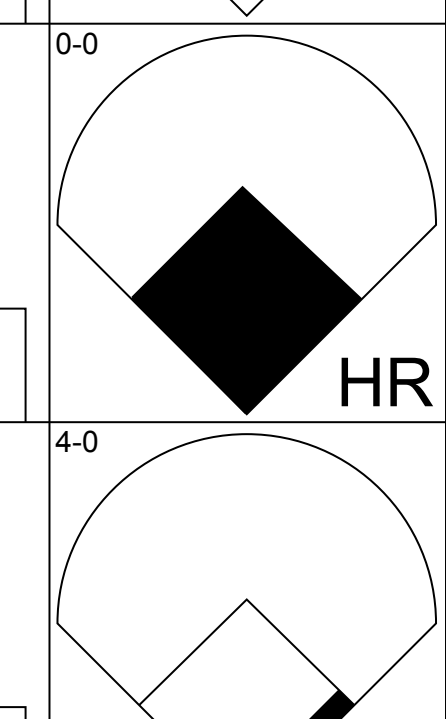
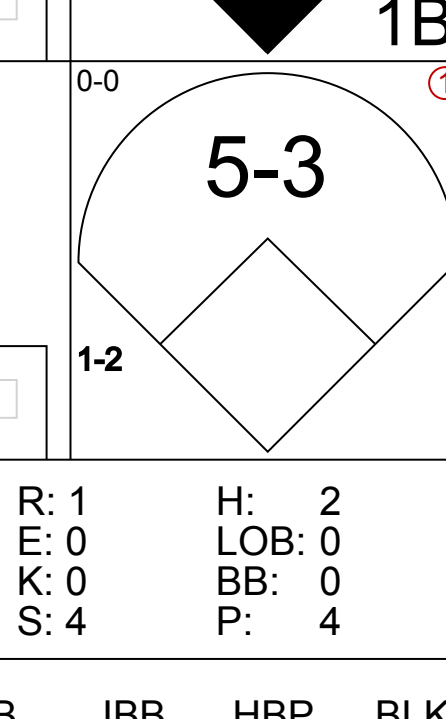
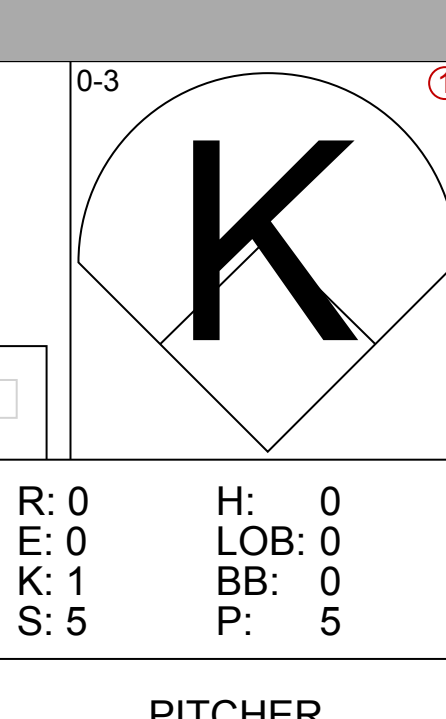
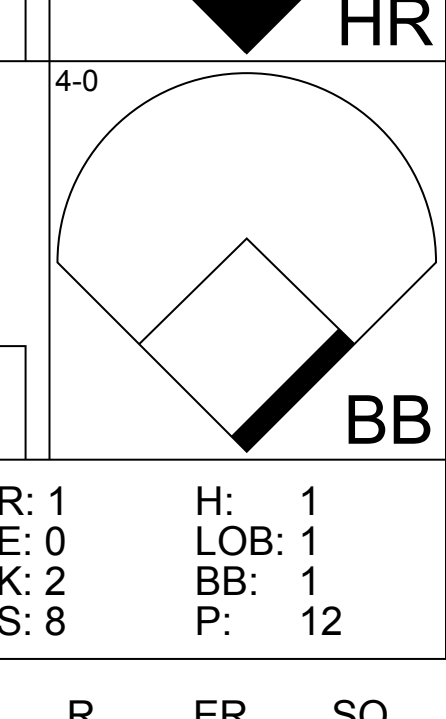


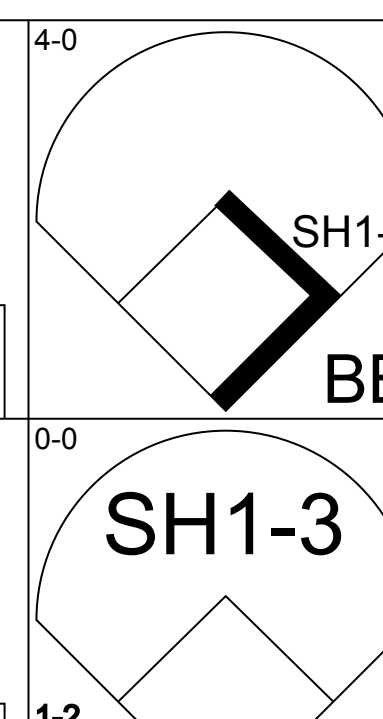
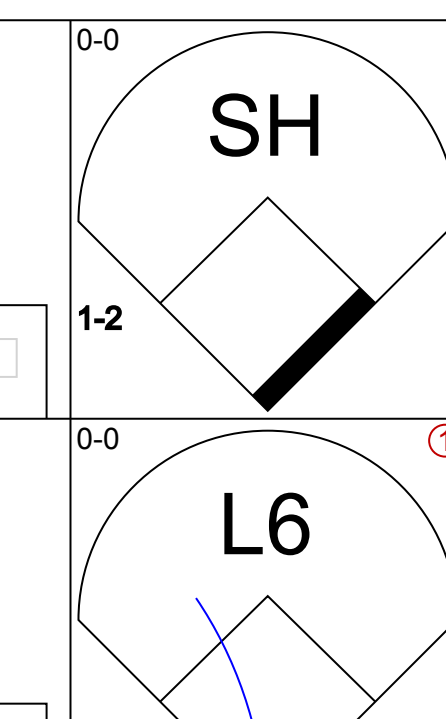
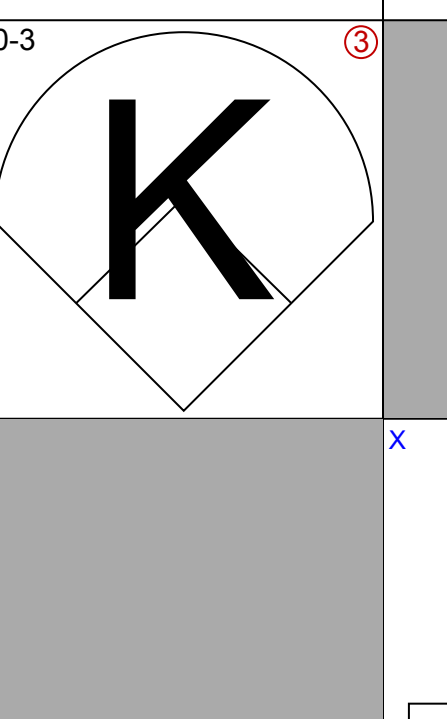
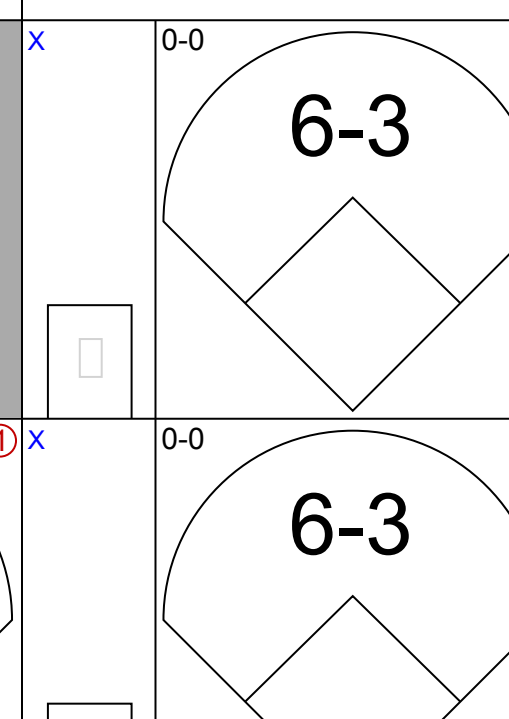
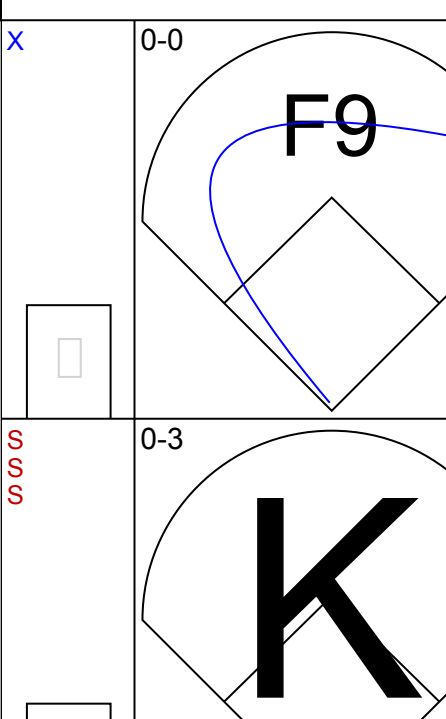
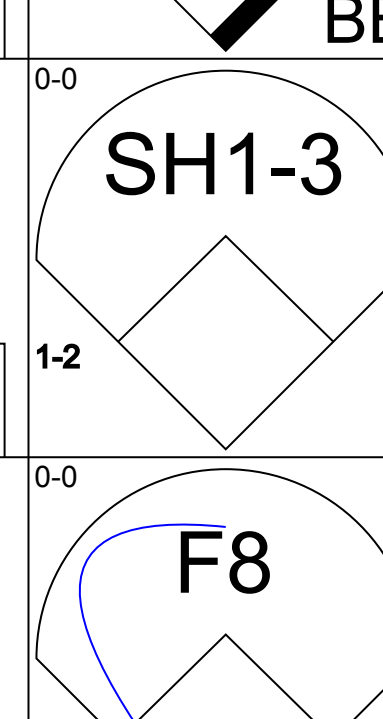
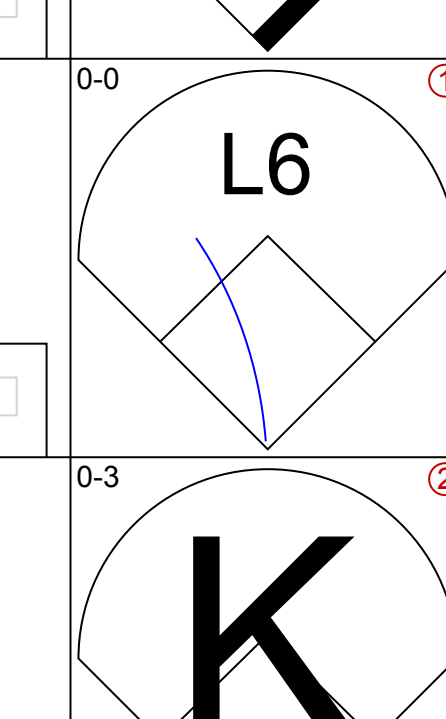
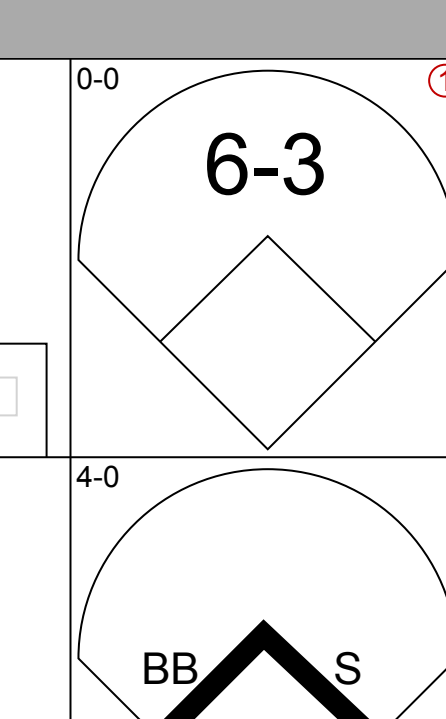
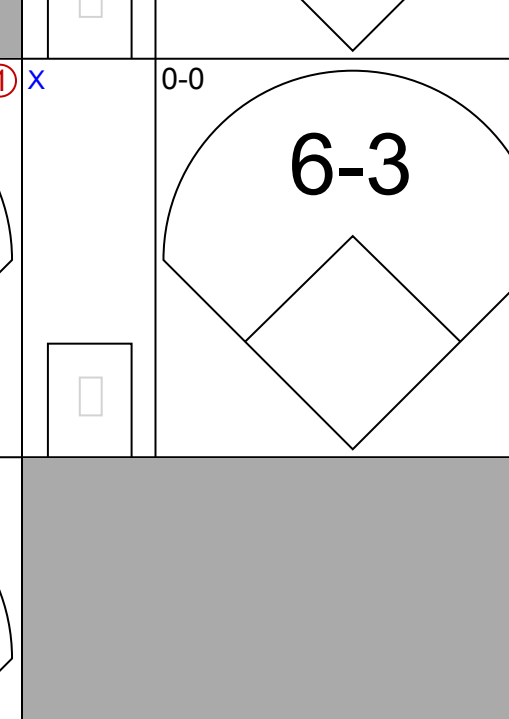
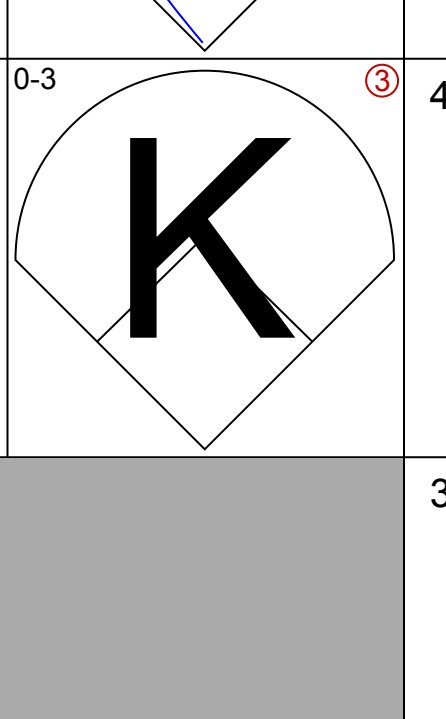
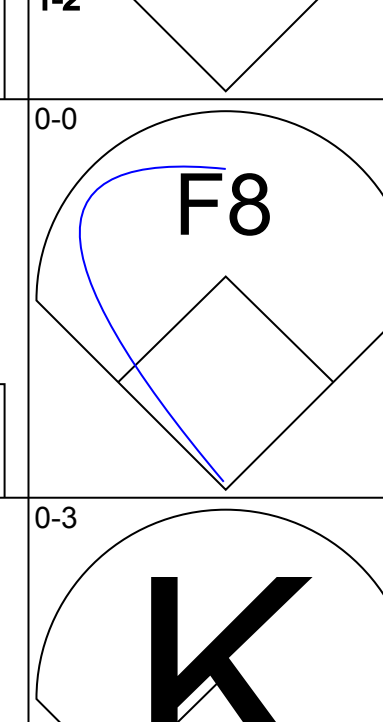
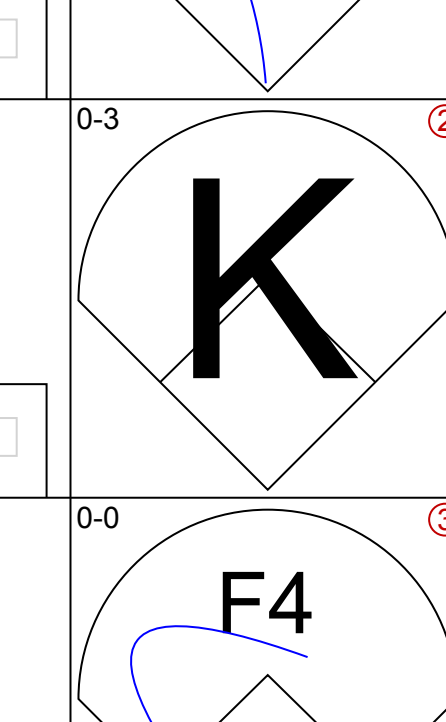
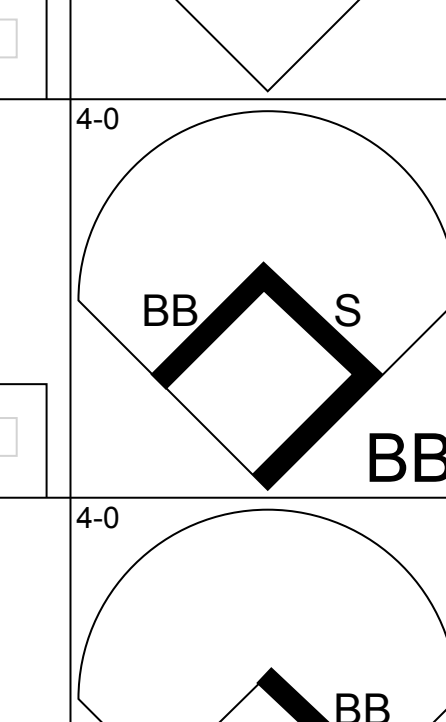
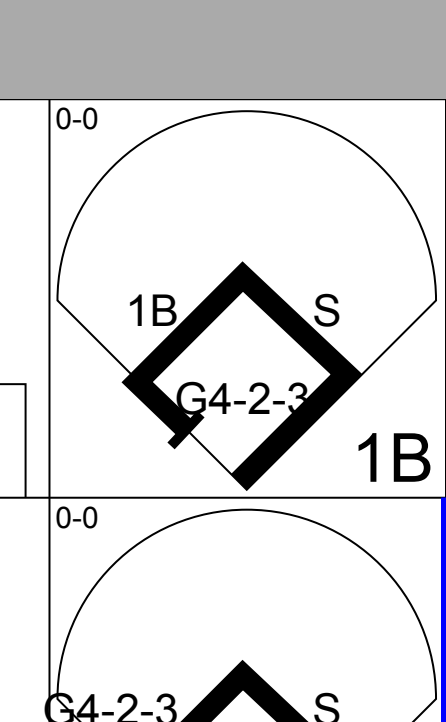
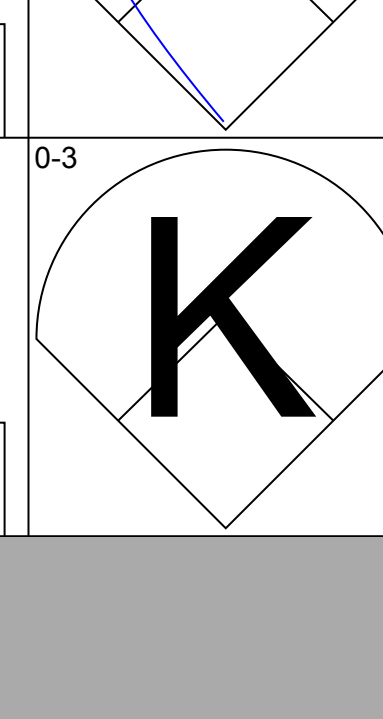
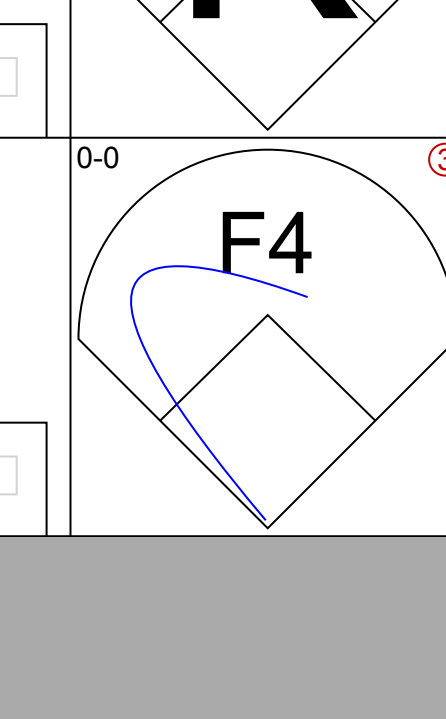
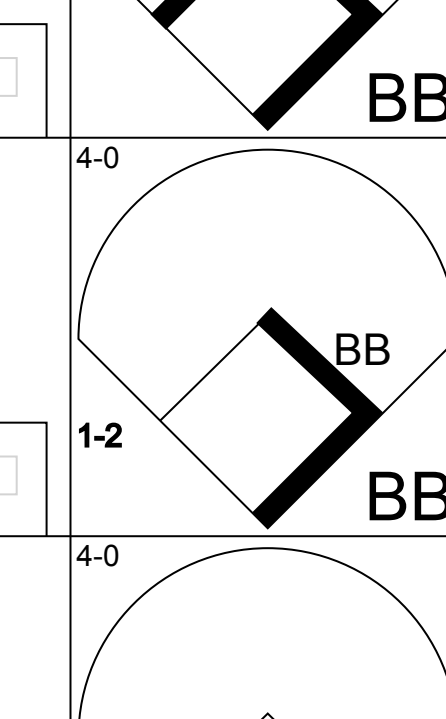
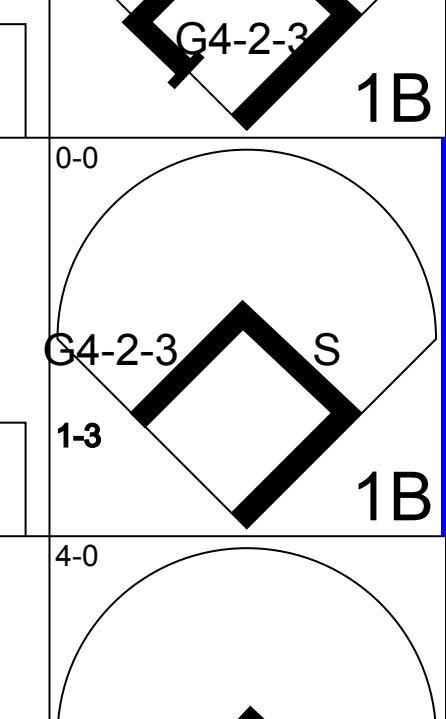
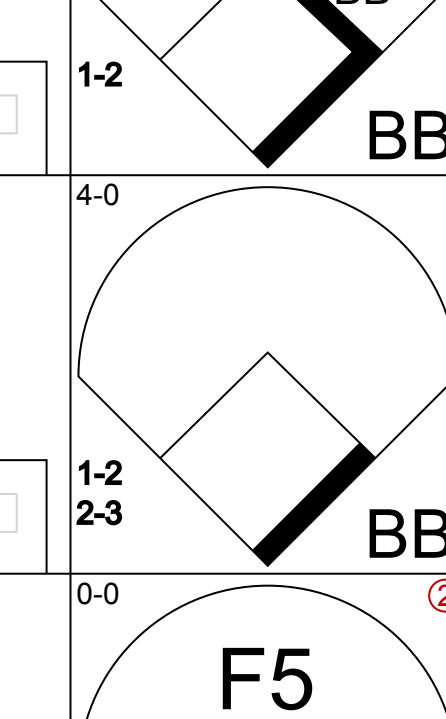
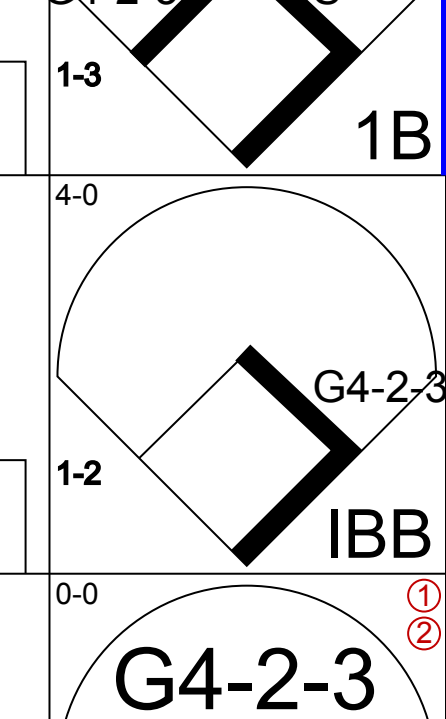
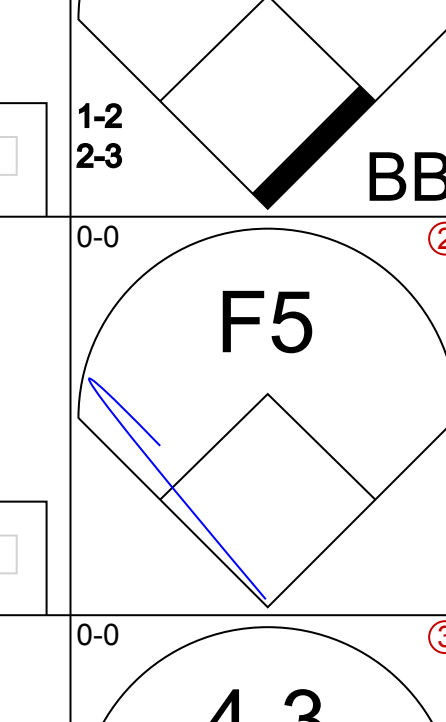
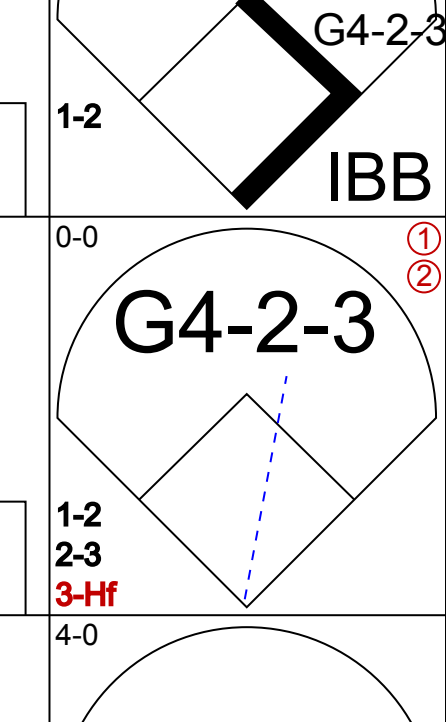
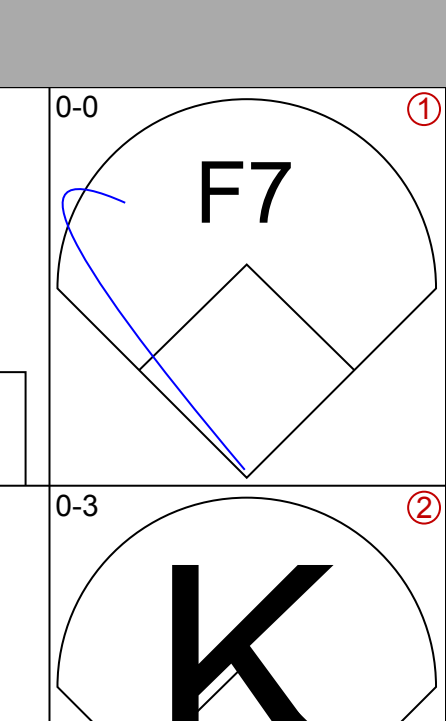
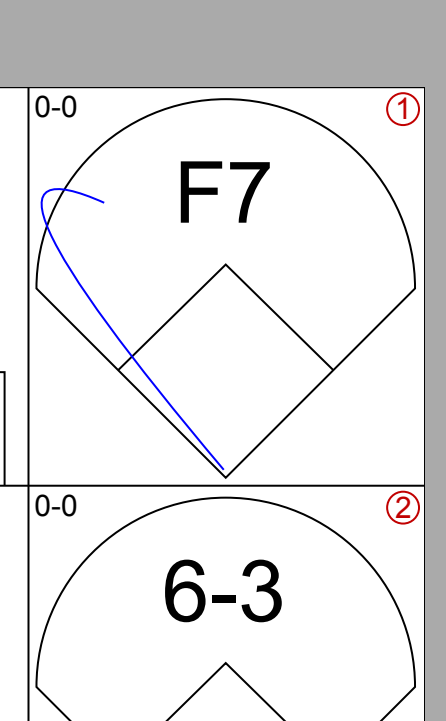
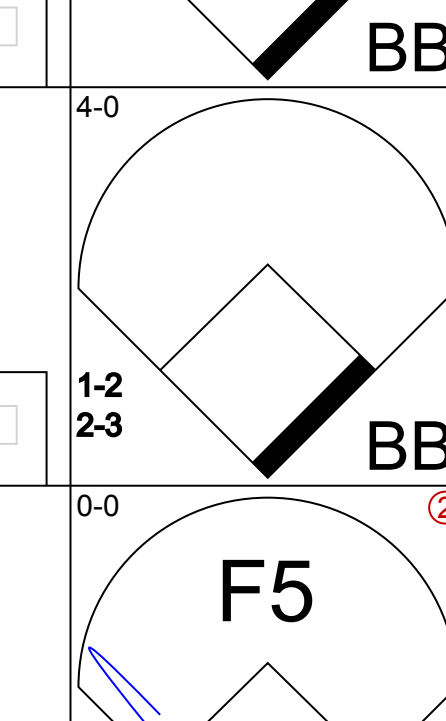
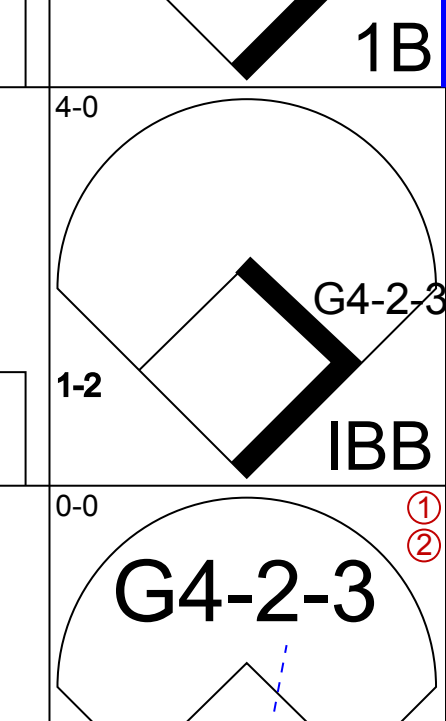
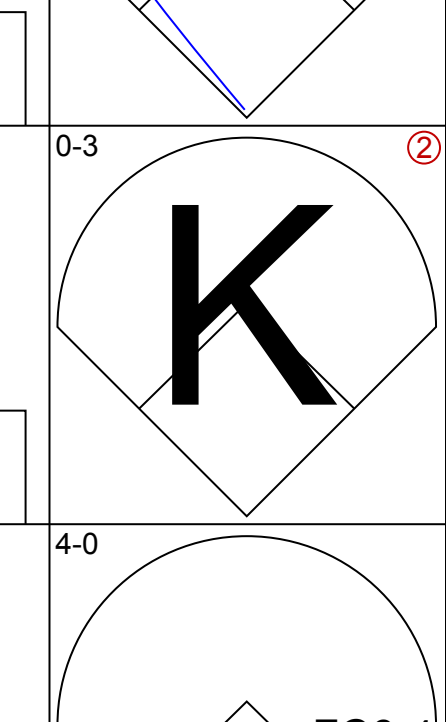
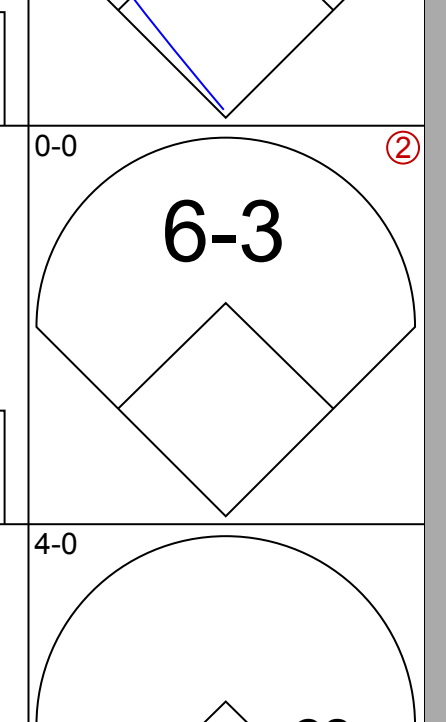
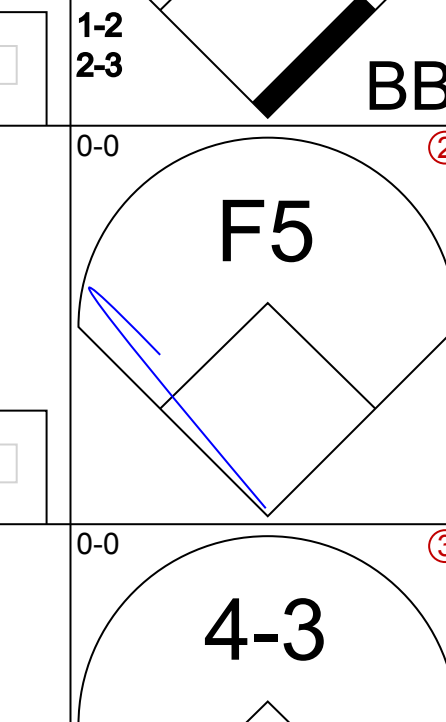
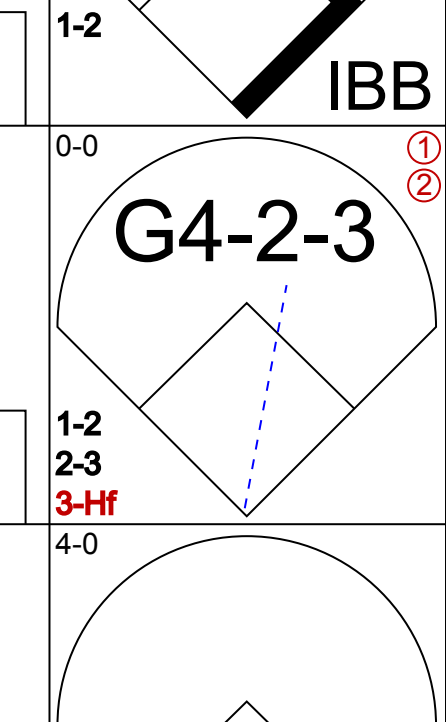
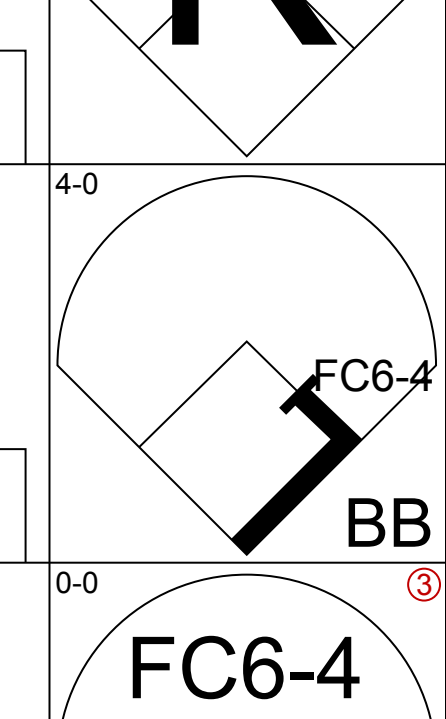
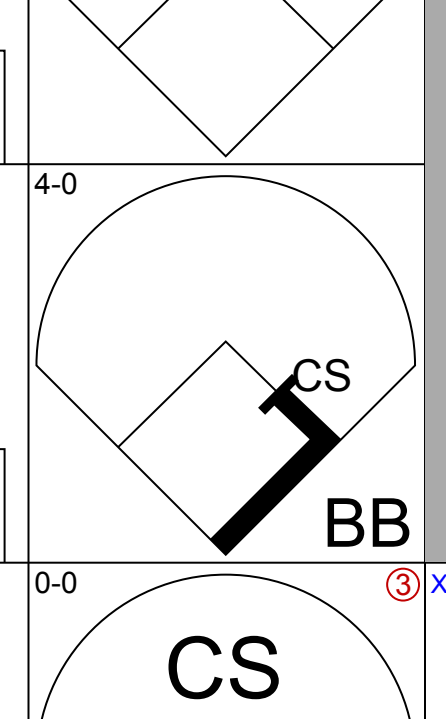
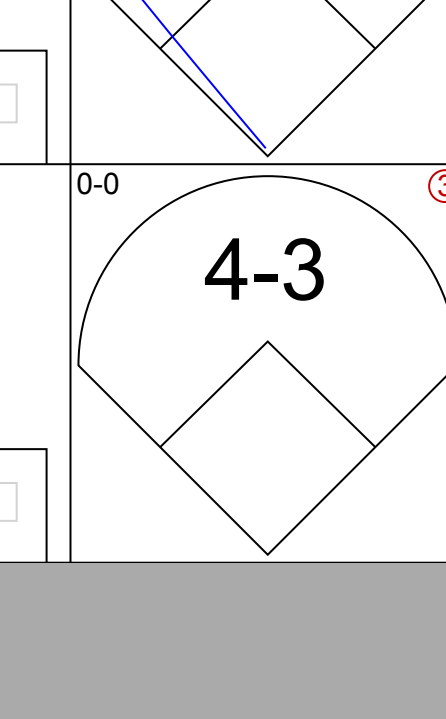
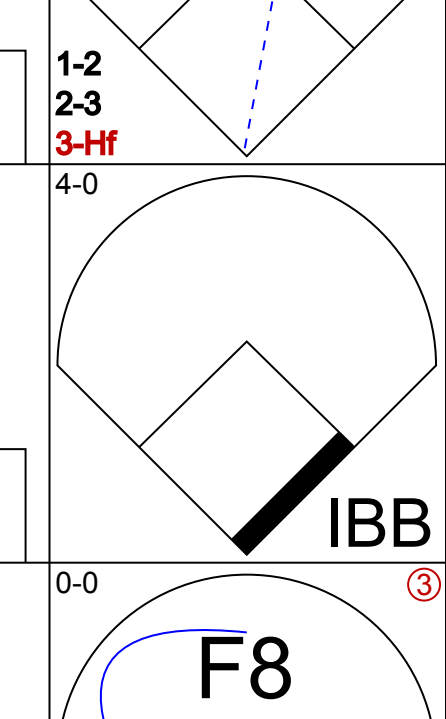
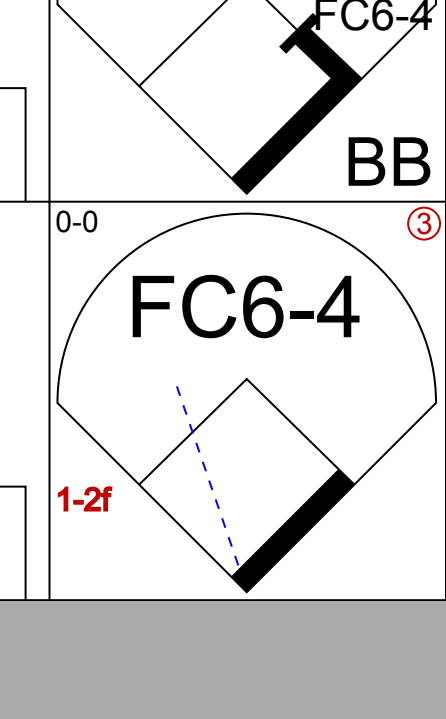
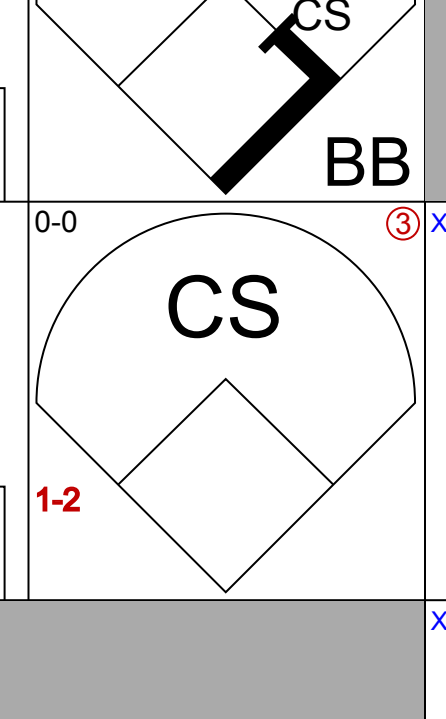
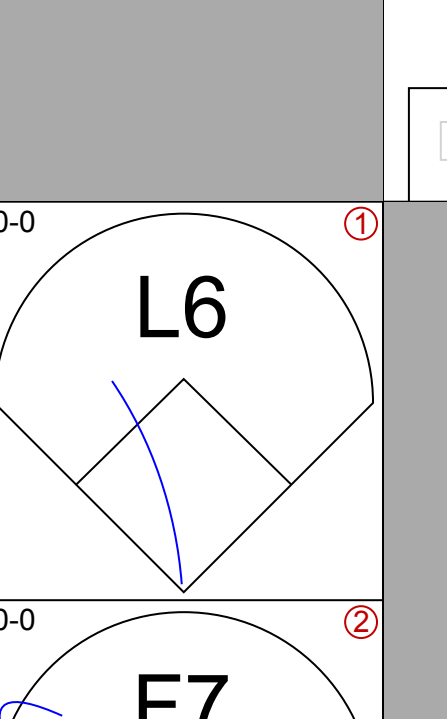
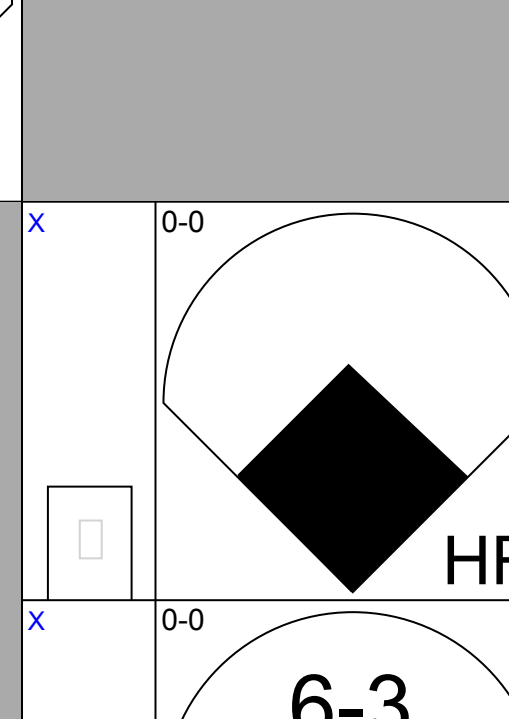
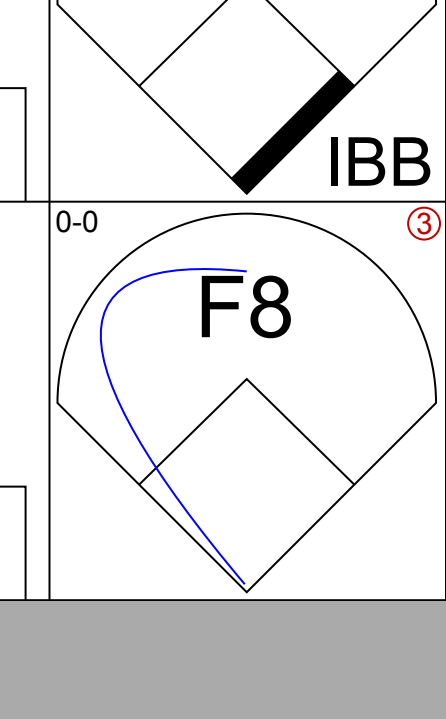
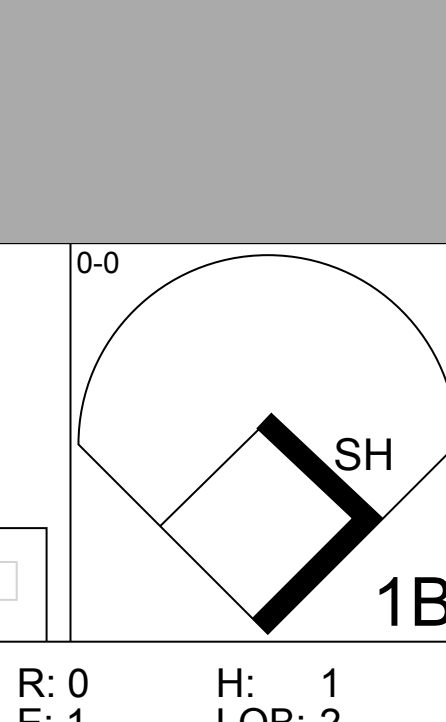
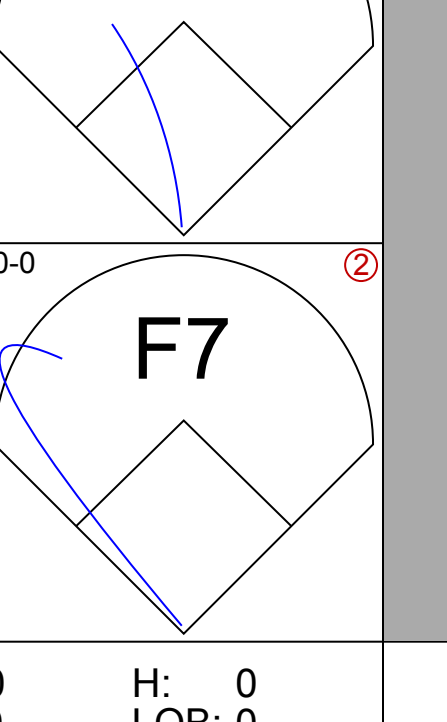
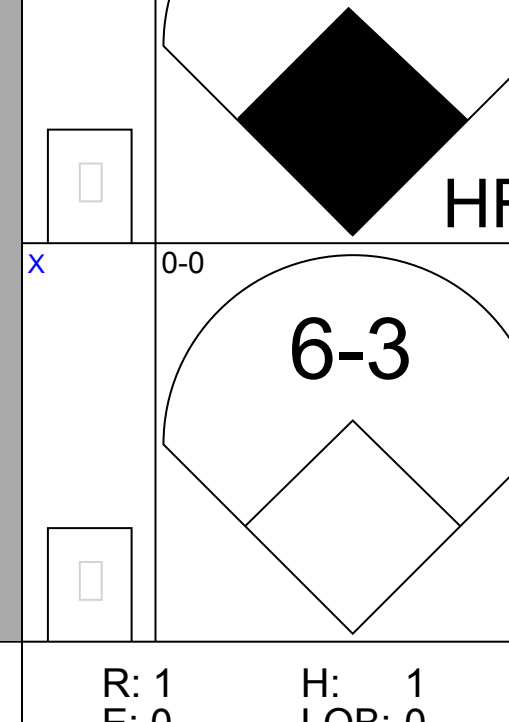
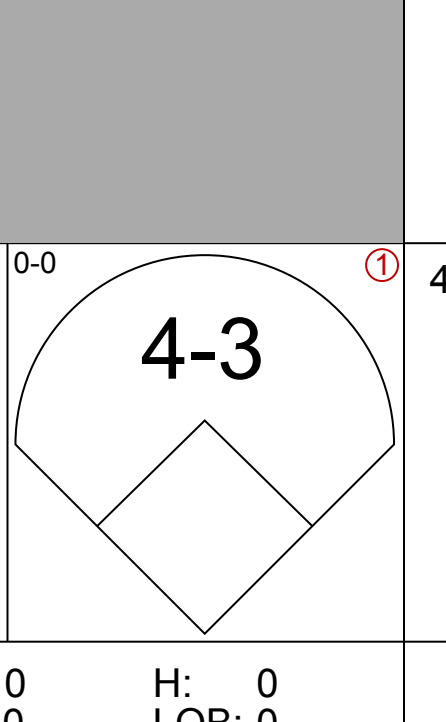
Batter	1	2	3	4	5	6	7	8	9	AB	R	H	RBI	BB	SO	LOB	TOP								
Al Bumby, L OBP: 0.268, SLG: 0.260 (1, 8)										6	1	1	0	0	2	2	Baltimore Orioles @ Oakland Athletics Oakland-Alameda County Coliseum, Oakland, CA Sun Apr 29 1979, 3:33 AM PDT Att: 2,972 - Unknown livebaseballscorecards.com								
Rich Dauer, R OBP: 0.355, SLG: 0.471 (1, 5)										6	2	4	2	0	0	1									
Ken Singleton, S OBP: 0.432, SLG: 0.642 (1, 9)										3	2	2	3	2	1	0									
Larry Harlow, L OBP: 0.407, SLG: 0.348 (7, 9)										1	0	0	0	0	0	1									
Lee May, R OBP: 0.350, SLG: 0.539 (1, 10)										5	2	3	1	0	0	2									
Eddie Murray, S OBP: 0.383, SLG: 0.378 (1, 3)										4	1	1	1	1	1	4									
Gary Roenicke, R OBP: 0.404, SLG: 0.477 (1, 7)										5	1	1	3	0	2	3									
Billy Smith, S OBP: 0.276, SLG: 0.296 (1, 4)										4	1	2	0	1	0	2									
Rick Dempsey, R OBP: 0.418, SLG: 0.394 (1, 2)										5	2	1	1	0	0	2									
Kiko Garcia, R OBP: 0.306, SLG: 0.412 (1, 6)										3	1	1	2	1	0	0									
Mark Belanger, R OBP: 0.193, SLG: 0.176 (8, 6)										1	0	0	0	0	1	0									
Inning Stats	R: 0 E: 0 K: 1 S: 7	H: 2 LOB: 2 BB: 0 P: 7	R: 2 E: 0 K: 1 S: 8	H: 3 LOB: 1 BB: 0 P: 8	R: 0 E: 0 K: 0 S: 4	H: 1 LOB: 2 BB: 1 P: 8	R: 0 E: 0 K: 0 S: 3	H: 0 LOB: 0 BB: 0 P: 3	R: 1 E: 0 K: 2 S: 8	H: 1 LOB: 1 BB: 1 P: 12	R: 0 E: 0 K: 0 S: 3	H: 0 LOB: 0 BB: 0 P: 3	R: 10 E: 0 K: 0 S: 11	H: 8 LOB: 0 BB: 2 P: 19	R: 0 E: 0 K: 1 S: 5	H: 0 LOB: 1 BB: 1 P: 9	R: 0 E: 0 K: 2 S: 8	H: 1 LOB: 1 BB: 0 P: 8	1B: 10 2B: 0 3B: 1 HR: 5	SF: 0 SAC: 0 DP: 0 HBP: 0	WP: 0 PB: 0 SB: 0 CS: 0	PA: 48			
PITCHER	IP	WLS	BF	H	R	ER	SO	BB	IBB	HBP	BLK	WP	HR	S	P	ERA	WHIP								
John Henry Johnson, L ERA: 5.7 (1, 1)	6.1	L	30	8	5	4	3	0	0	0	0	0	3	35	47	7.11	1.737								
Alan Wirth, R ERA: 6.0 (7, 1)	0.0		4	4	3	3	0	0	0	0	0	0	1	4	4	∞	∞								
Jim Todd, R ERA: 9.2 (7, 1)	0.2		6	3	5	5	0	1	0	0	0	0	1	5	9	67.50	6.000								
Bob Lacey, L ERA: 7.3 (8, 1)	2.0		8	1	0	0	3	1	0	0	0	0	0	13	17	0.00	1.000								

Batter	1	2	3	4	5	6	7	8	9	AB	R	H	RBI	BB	SO	LOB	BOTTOM								
Joe Wallis, S OBP: 0.246, SLG: 0.125 (1, 9)										4	1	2	0	0	1	1	Baltimore Orioles @ Oakland Athletics Oakland-Alameda County Coliseum, Oakland, CA Sun Apr 29 1979, 3:33 AM PDT Att: 2,972 - Unknown livebaseballscorecards.com								
Mario Guerrero, R OBP: 0.188, SLG: 0.188 (1, 6)										4	0	1	0	0	0	1									
Mitchell Page, L OBP: 0.292, SLG: 0.329 (1, 10)										3	0	0	0	1	0	2									
Dave Revering, L OBP: 0.292, SLG: 0.379 (1, 3)										3	0	0	1	1	1	2									
Wayne Gross, L OBP: 0.435, SLG: 0.519 (1, 5)										3	0	2	0	0	0	1									
Dwayne Murphy, L OBP: 0.393, SLG: 0.298 (1, 8)										3	0	0	0	0	1	3									
Larry Murray, S OBP: 0.242, SLG: 0.200 (1, 7)										3	0	0	0	0	1	0									
Jim Essian, R OBP: 0.293, SLG: 0.342 (1, 2)										3	0	0	0	0	0	1									
Mike Edwards, R OBP: 0.241, SLG: 0.267 (1, 4)										2	0	0	0	1	1	0									
Inning Stats	R: 1 E: 1 K: 0 S: 5	H: 2 LOB: 1 BB: 0 P: 5	R: 0 E: 0 K: 2 S: 7	H: 0 LOB: 0 BB: 0 P: 7	R: 0 E: 0 K: 1 S: 4	H: 0 LOB: 0 BB: 1 P: 8	R: 0 E: 0 K: 0 S: 3	H: 1 LOB: 1 BB: 1 P: 7	R: 0 E: 0 K: 0 S: 5	H: 0 LOB: 0 BB: 0 P: 5	R: 0 E: 0 K: 0 S: 3	H: 0 LOB: 0 BB: 0 P: 3	R: 0 E: 0 K: 1 S: 5	H: 1 LOB: 0 BB: 0 P: 5	R: 0 E: 0 K: 0 S: 3	H: 0 LOB: 0 BB: 0 P: 3		R: 0 E: 0 K: 0 S: 3	H: 1 LOB: 1 BB: 1 P: 7	1B: 5 2B: 0 3B: 0 HR: 0	SF: 0 SAC: 0 DP: 3 HBP: 0	WP: 1 PB: 0 SB: 0 CS: 2	PA: 31		
PITCHER	IP	WLS	BF	H	R	ER	SO	BB	IBB	HBP	BLK	WP	HR	S	P	ERA	WHIP								
Jim Palmer, R ERA: 3.21 (1, 1)	0.2		4	2	1	1	0	0	0	0	0	0	0	4	4	13.50	3.000								
Tippy Martinez, L ERA: 3.12 (1, 1)	6.1	W	20	2	0	0	5	2	0	0	0	1	0	28	36	0.00	0.632								
Tim Stoddard, R ERA: 1.53 (8, 1)	2.0		7	1	0	0	0	1	0	0	0	0	0	6	10	0.00	1.000								

Batter	1	2	3	4	5	6	7	8	9	AB	R	H	RBI	BB	SO	LOB	TOP																		
Jerry Remy, L (1, 4) OBP: 0.343, SLG: 0.340	0-0 BB 1B		0-0 2-3 1B	0-3 K	0-3 K		0-0 4-3		4-0 FC4 1B BB	5	0	2	0	1	2	7	Boston Red Sox @ Oakland Athletics Oakland-Alameda County Coliseum, Oakland, CA Tue May 01 1979, 7:05 PM PDT Att: 5,689 - Unknown livebaseballscorecards.com AB 42 R 5 H 17 RBI 5 BB 8 SO 3 LOB 42 																		
Rick Burleson, R (1, 6) OBP: 0.365, SLG: 0.430	4-0 BB 1-2 BB		0-0 G5-4-3 1B		0-0 1B 1B	0-0 F2	0-0 F8		0-0 FC4 1B	5	1	3	1	1	0	1																			
Fred Lynn, L (1, 8) OBP: 0.396, SLG: 0.595	0-0 F3		0-0 B3		0-0 1B 1B	0-0 BB BB	4-0 BB		0-0 FC4 BB 1-2 2-3	5	1	2	0	1	0	6																			
Jim Rice, R (1, 10) OBP: 0.421, SLG: 0.500	0-0 F9		0-0 G5-4-3 1-2		0-0 1B 2B 1B	0-0 F3	0-0 F4		4-0 BB	5	1	1	1	1	0	7																			
Carl Yastrzemski, L (1, 7) OBP: 0.411, SLG: 0.519	0-0 F8			0-0 F9 1B	0-0 2B 1B	4-0 BB BB		0-0 1B	0-0 3-1	5	0	3	1	1	0	5																			
George Scott, R (1, 3)		0-0 G5-4-3 1B		0-0 F3	0-0 1-3 2B	4-0 1-2 BB		0-0 F8		4	0	2	1	1	0	2																			
Butch Hobson, R (1, 5) OBP: 0.243, SLG: 0.273	0-0 F9			0-0 BB 1B	0-0 6-3	0-0 F8		0-0 F8		5	0	1	0	0	0	7																			
Dwight Evans, R (1, 9) OBP: 0.280, SLG: 0.412	0-0 G5-4-3 1-2			0-0 F9	4-0 IBB		0-0 HR	0-0 L9		4	1	1	1	1	0	4																			
Bob Montgomery, R (1, 2) Jim Dwyer, L (9, PH) OBP: 0.389, SLG: 0.412			0-0 1B 2B	0-0 BB	0-3 K		0-0 4-3 1B		0-0 F5	3	1	2	0	1	1	3																			
Inning Stats	R: 0 E: 0 K: 0 S: 4	H: 1 LOB: 2 BB: 1 P: 8	R: 0 E: 0 K: 0 S: 3	H: 1 LOB: 0 BB: 0 P: 3	R: 1 E: 0 K: 0 S: 5	H: 3 LOB: 1 BB: 0 P: 5	R: 0 E: 0 K: 1 S: 7	H: 2 LOB: 3 BB: 1 P: 11	R: 3 E: 0 K: 2 S: 12	H: 5 LOB: 3 BB: 1 P: 16	R: 0 E: 0 K: 0 S: 4	H: 1 LOB: 2 BB: 2 P: 12	R: 1 E: 0 K: 0 S: 5	H: 2 LOB: 2 BB: 1 P: 9	R: 0 E: 0 K: 0 S: 4	H: 1 LOB: 1 BB: 0 P: 4	R: 0 E: 0 K: 0 S: 4	H: 1 LOB: 3 BB: 2 P: 12	1B: 14 2B: 2 3B: 0 HR: 1	SF: 0 SAC: 0 DP: 2 HBP: 0	WP: 0 PB: 0 SB: 0 CS: 0	PA: 50													
PITCHER	IP WLS BF H R ER SO BB IBB HBP BLK WP HR S P ERA WHIP																																		
Craig Minetto, L (1, 1) ERA: 2.93	4.0	21	9	3	3	1	2	0	0	0	0	0	0	0	0	21	29	6.75	2.750																
Jim Todd, R (5, 1) ERA: 9.82	0.0	3	3	1	1	0	0	0	0	0	0	0	0	0	0	3	3	∞	∞																
Steve McCatty, R (5, 1) ERA: 3.0	3.0	W	16	3	1	1	2	3	1	0	0	0	0	1	16	32	3.00	2.000																	
Dave Heaverlo, R (8, 1) ERA: 0.39	1.1	S	3	0	0	0	0	0	0	0	0	0	0	0	6	10	0.00	2.250																	
Bob Lacey, L (9, 1) ERA: 6.0	0.2	S	3	0	0	0	0	1	0	0	0	0	0	0	2	6	0.00	1.500																	

Batter	1	2	3	4	5	6	7	8	9	AB	R	H	RBI	BB	SO	LOB	BOTTOM																		
Joe Wallis, S (1, 9) OBP: 0.242, SLG: 0.125	0-0 6-3 SH3-4 1B		0-0 B3		0-0 L3		4-0 1B 1B IBB			3	1	1	0	1	0	1	Boston Red Sox @ Oakland Athletics Oakland-Alameda County Coliseum, Oakland, CA Tue May 01 1979, 7:05 PM PDT Att: 5,689 - Unknown livebaseballscorecards.com AB 33 R 7 H 11 RBI 7 BB 1 SO 1 LOB 13 																		
Mario Guerrero, R (1, 6) OBP: 0.167, SLG: 0.167	0-0 SH3-4 1-2			0-0 HR 1B		0-0 4-3	0-3 K			3	1	1	0	0	1	3																			
Mitchell Page, L (1, 10) OBP: 0.296, SLG: 0.322	0-0 6-3 2-3			0-0 F7		0-0 F5	0-0 1B 1B			4	0	1	1	0	0	2																			
Dave Revering, L (1, 3) OBP: 0.296, SLG: 0.453	0-0 G3			0-0 F8		0-0 F8	0-0 1B			4	0	1	2	0	0	2																			
Wayne Gross, L (1, 5) OBP: 0.437, SLG: 0.542		0-0 4-3		0-0 HR		0-0 1B 1B	0-0 F9			4	2	2	2	0	0	2																			
Jim Essian, R (1, 2) OBP: 0.311, SLG: 0.357		0-0 6-3		0-0 HR 1B		0-0 1B 2B 1B	0-0 L7			4	1	2	0	0	0	0																			
Dwayne Murphy, L (1, 8) OBP: 0.375, SLG: 0.278		0-0 5-3		0-0 4-3		0-0 1B 2B 1B	0-0 G3			4	1	1	0	0	0	1																			
Derek Bryant, R (1, 7) Jeff Newman, R (7, PH) Larry Murray, S (7, PR) Mike Edwards, R (1, 4) OBP: 0.233, SLG: 0.256			0-0 F9		0-0 5-3		0-0 1B 1B 2B		0-0 6-3	2	0	0	0	0	0	0																			
Inning Stats	R: 0 E: 0 K: 0 S: 4	H: 1 LOB: 1 BB: 0 P: 4	R: 0 E: 0 K: 0 S: 3	H: 0 LOB: 0 BB: 0 P: 3	R: 0 E: 0 K: 0 S: 3	H: 0 LOB: 0 BB: 0 P: 3	R: 2 E: 0 K: 0 S: 6	H: 3 LOB: 1 BB: 0 P: 6	R: 0 E: 0 K: 0 S: 3	H: 1 LOB: 0 BB: 0 P: 3	R: 0 E: 0 K: 0 S: 3	H: 0 LOB: 0 BB: 0 P: 3	R: 5 E: 0 K: 1 S: 11	H: 6 LOB: 2 BB: 1 P: 15	R: 0 E: 0 K: 0 S: 3	H: 0 LOB: 0 BB: 0 P: 3	1B: 9 2B: 2 3B: 0 HR: 1	SF: 0 SAC: 1 DP: 1 HBP: 0	WP: 0 PB: 0 SB: 0 CS: 0	PA: 35															
PITCHER	IP WLS BF H R ER SO BB IBB HBP BLK WP HR S P ERA WHIP																																		
Bob Stanley, R (1, 1) ERA: 4.46	6.0	L	26	9	6	6	0	0	0	0	0	0	0	0	0	26	26	9.00	1.500																
Dick Drago, R (7, 1) ERA: 2.1	0.2		4	1	0	0	1	0	1	0	0	0	0	0	5	9	0.00	1.500																	
Tom Burgmeier, L (7, 1) ERA: 1.17	1.1		5	1	1	1	0	0	0	0	0	0	0	0	5	5	6.75	0.750																	

Batter	1	2	3	4	5	6	7	8	9	AB	R	H	RBI	BB	SO	LOB	TOP			
Jerry Remy, L (1.4) OBP: 0.340, SLG: 0.337										4	0	1	1	0	2	1	<p>Boston Red Sox @ Oakland Athletics Oakland-Alameda County Coliseum, Oakland, CA</p> <p>Wed May 02 1979, 7:05 PM PDT Att: 4,144 - Unknown</p> <p>livebaseballscorecards.com</p> <p>AB 30 R 2 H 6 RBI 2 BB 1 SO 9 LOB 7</p> 			
Rick Burleson, R (1.6) OBP: 0.350, SLG: 0.411										4	0	0	0	0	0	1				
Fred Lynn, L (1.8) OBP: 0.400, SLG: 0.590											4	0	2	0	0	0				
Jim Rice, R (1.7) OBP: 0.414, SLG: 0.488											4	0	1	0	0	2				
Carl Yastrzemski, L (1.10) OBP: 0.388, SLG: 0.500										3	0	0	0	0	1	2				
George Scott, R (1.3) OBP: 0.295, SLG: 0.356										3	0	0	0	0	1	0				
Butch Hobson, R (1.5) OBP: 0.225, SLG: 0.250										3	0	0	0	0	2	0				
Dwight Evans, R (1.9) OBP: 0.295, SLG: 0.465										3	2	2	1	0	0	0				
Gary Allenson, R (1.2) OBP: 0.283, SLG: 0.341										2	0	0	0	1	1	1				
Inning Stats	R: 0 E: 0 K: 2 S: 8	H: 1 LOB: 1 BB: 0 P: 8	R: 0 E: 0 K: 0 S: 3	H: 0 LOB: 0 BB: 0 P: 3	R: 1 E: 0 K: 0 S: 4	H: 2 LOB: 0 BB: 0 P: 4	R: 0 E: 0 K: 1 S: 5	H: 1 LOB: 1 BB: 0 P: 5	R: 0 E: 0 K: 2 S: 7	H: 0 LOB: 0 BB: 0 P: 7	R: 0 E: 0 K: 0 S: 3	H: 1 LOB: 1 BB: 0 P: 12	R: 1 E: 0 K: 2 S: 8	H: 1 LOB: 1 BB: 0 P: 5	R: 0 E: 0 K: 1 S: 5	H: 0 LOB: 0 BB: 0 P: 5	1B: 5 2B: 1 3B: 0 HR: 1	SF: 0 SAC: 0 DP: 3 HBP: 0	WP: 0 PB: 0 SB: 0 CS: 1	PA: 31
PITCHER Matt Keough, R (1.1) ERA: 5.6	IP: 9.0 WLS: L BF: 31	H: 6 R: 2 ER: 2 SO: 9	BB: 1 IBB: 0 HBP: 0 BLK: 0	WP: 0 HR: 1 S: 48 P: 52	ERA: 2.00 WHIP: 0.778	PITCHER														

Batter	1	2	3	4	5	6	7	8	9	AB	R	H	RBI	BB	SO	LOB	BOTTOM			
Derek Bryant, R (1.9) OBP: 0.300, SLG: 0.300											3	0	0	0	1	1	0			
Mario Guerrero, R (1.6) OBP: 0.143, SLG: 0.143											4	0	0	0	0	1	2			
Mitchell Page, L (1.7) OBP: 0.304, SLG: 0.322										3	0	1	0	1	1	3				
Dave Revering, L (1.3) OBP: 0.306, SLG: 0.449										3	0	1	0	1	1	3				
Miguel Dilone, S (8, PR) OBP: 0.298, SLG: 0.270										0	0	0	0	0	0	0				
Rob Picciolo, R (9.5) OBP: 0.216, SLG: 0.270										0	0	0	0	0	0	0				
Wayne Gross, L (1.5) OBP: 0.440, SLG: 0.525										2	0	0	0	2	0	0				
Jeff Newman, R (1.10) OBP: 0.230, SLG: 0.304										4	0	0	0	0	1	6				
Dwayne Murphy, L (1.8) OBP: 0.397, SLG: 0.273										1	0	0	0	3	0	3				
Jim Essian, R (1.2) OBP: 0.306, SLG: 0.413										4	1	1	1	0	0	4				
Mike Edwards, R (1.4) OBP: 0.233, SLG: 0.256											4	0	1	0	0	0				
Inning Stats	R: 0 E: 0 K: 1 S: 5	H: 0 LOB: 1 BB: 1 P: 9	R: 0 E: 0 K: 1 S: 5	H: 0 LOB: 1 BB: 1 P: 9	R: 0 E: 1 K: 1 S: 7	H: 1 LOB: 2 BB: 0 P: 7	R: 0 E: 0 K: 0 S: 2	H: 0 LOB: 0 BB: 1 P: 6	R: 0 E: 0 K: 1 S: 5	H: 0 LOB: 0 BB: 0 P: 5	R: 0 E: 0 K: 0 S: 3	H: 1 LOB: 1 BB: 0 P: 4	R: 0 E: 0 K: 0 S: 4	H: 2 LOB: 3 BB: 2 P: 12	R: 0 E: 0 K: 1 S: 5	H: 0 LOB: 0 BB: 0 P: 5	1B: 3 2B: 0 3B: 0 HR: 1	SF: 0 SAC: 2 DP: 1 HBP: 0	WP: 0 PB: 0 SB: 3 CS: 1	PA: 39
PITCHER Mike Torrez, R (1.1) ERA: 4.46	IP: 9.0 WLS: W BF: 38	H: 4 R: 1 ER: 1 SO: 5	BB: 6 IBB: 2 HBP: 0 BLK: 0	WP: 0 HR: 1 S: 40 P: 72	ERA: 1.00 WHIP: 1.111	PITCHER														



Batter	1	2	3	4	5	6	7	8	9	AB	R	H	RBI	BB	SO	LOB	TOP				
Miguel Dilone, S OBP: 0.283, SLG: 0.286 (1, 9)	5-3		5-3			2B 1B	E S 1B 1B	6-3		5	2	2	0	0	0	1					
Larry Murray, S OBP: 0.292, SLG: 0.257 (1, 7)	FC4-1 1B		F7			1B 2B	1B 2B BB		4-3	4	2	2	1	1	0	0					
Mitchell Page, L OBP: 0.318, SLG: 0.323 (1, 10)	FC4-1 1-2		4-3			1B BB	1-3 CS 1B			3	2	1	1	2	0	1					
Dave Revering, L OBP: 0.311, SLG: 0.458 (1, 3)	F9				F7	SH3-4 1B 1B	E 1-2 2B		FC4 1B HR	5	1	2	2	0	0	2					
Mario Guerrero, R OBP: 0.212, SLG: 0.212 (1, 6)		HR 1B			F8	SH3-4 1B	E4 1-3 2-3		HR 1B	5	2	3	2	0	0	1					
Wayne Gross, L OBP: 0.443, SLG: 0.615 (1, 5)		HR			F8	SH3-4 1B	F8		HR	4	2	2	5	0	0	2					
Dwayne Murphy, L OBP: 0.370, SLG: 0.250 (1, 8)		4-3							4-3	5	0	0	0	0	0	2					
Jeff Newman, R OBP: 0.227, SLG: 0.295 (1, 2)		K								5	0	1	0	0	2	2					
Mike Edwards, R OBP: 0.221, SLG: 0.242 (1, 4)		4-3							4-3	5	0	0	0	0	0	2					
Inning Stats	R: 0 E: 0 K: 0 S: 4	H: 1 LOB: 1 BB: 0 P: 4	R: 2 E: 0 K: 1 S: 7	H: 2 LOB: 0 BB: 0 P: 7	R: 0 E: 0 K: 0 S: 3	H: 0 LOB: 0 BB: 0 P: 3	R: 0 E: 0 K: 1 S: 5	H: 0 LOB: 0 BB: 0 P: 5	R: 3 E: 0 K: 0 S: 7	H: 4 LOB: 2 BB: 1 P: 11	R: 2 E: 1 K: 0 S: 6	H: 3 LOB: 2 BB: 1 P: 10	R: 0 E: 1 K: 0 S: 4	H: 0 LOB: 1 BB: 0 P: 4	R: 4 E: 1 K: 0 S: 7	H: 3 LOB: 1 BB: 1 P: 11	1B: 9 2B: 2 3B: 0 HR: 2	SF: 0 SAC: 1 DP: 0 HBP: 0	WP: 0 PB: 0 SB: 1 CS: 1	PA: 45	
PITCHER	IP	WLS	BF	H	R	ER	SO	BB	IBB	HBP	BLK	WP	HR	S	P	ERA	WHIP				
Ed Figueroa, R ERA: 4.38 (1, 1)	5.0		23	7	5	5	2	1	0	0	0	0	1	26	30	9.00	1.600				
Paul Mirabella, L ERA: 4.97 (6, 1)	0.2		2	0	0	0	0	0	0	0	0	0	0	2	2	0.00	0.000				
Jim Beattie, R ERA: 18.0 (6, 1)	1.0	L	7	3	2	2	0	1	0	0	0	0	0	6	10	18.00	4.000				
Ken Clay, R ERA: 4.11 (7, 1)	2.1		13	3	4	3	0	1	0	0	0	0	1	12	16	11.57	1.714				

Oakland Athletics @ New York Yankees
Yankee Stadium, Bronx, NY
Fri May 04 1979, 7:05 PM EDT
Att: 17,705 - Unknown - 61 F

AB	41
R	11
H	13
RBI	11
BB	3
SO	2
LOB	13



Batter	1	2	3	4	5	6	7	8	9	AB	R	H	RBI	BB	SO	LOB	BOTTOM					
Willie Randolph, R OBP: 0.286, SLG: 0.222 (1, 4)	K			4-3		F8		F7		4	0	0	0	0	1	1						
Cliff Johnson, R OBP: 0.346, SLG: 0.409 (8, FH)		F8								1	0	0	0	0	0	1						
Brian Doyle, L (9, 4)										0	0	0	0	0	0	0						
Roy White, S OBP: 0.282, SLG: 0.206 (1, 10)	K		K				4-3		F6	4	0	0	0	1	2	0						
Thurman Munson, R OBP: 0.310, SLG: 0.344 (1, 2)	BB 1B		1B FC4-6 BB				1B 1B		6-3	4	1	2	0	1	1	1						
Graig Nettles, L OBP: 0.381, SLG: 0.440 (1, 5)			FC4-6 HBP HR 1B		G3		F9		F9	4	1	1	0	1	0	1						
Lou Piniella, R OBP: 0.268, SLG: 0.365 (1, 7)	F8		FC4-6 HBP		1B 1B					3	0	2	0	0	0	2						
Reggie Jackson, L OBP: 0.360, SLG: 0.474 (1, 9)			K FC4-6 HR				G4-6-3 1B			4	1	1	1	0	2	4						
Jim Spencer, L OBP: 0.378, SLG: 0.707 (1, 3)			HR HR		G4-6-3 1B					4	2	2	4	0	1	2						
Juan Beniquez, R OBP: 0.364, SLG: 0.567 (1, 8)		5-3		1-3			F2			4	0	1	0	0	0	0						
Bucky Dent, R OBP: 0.352, SLG: 0.344 (1, 6)					6-3		5-3		F7	3	0	0	0	1	0	1						
Inning Stats	R: 0 E: 0 K: 2 S: 8	H: 1 LOB: 2 BB: 1 P: 12	R: 1 E: 0 K: 1 S: 6	H: 1 LOB: 1 BB: 1 P: 10	R: 4 E: 0 K: 1 S: 7	H: 2 LOB: 0 BB: 1 P: 12	R: 0 E: 0 K: 1 S: 5	H: 0 LOB: 1 BB: 0 P: 9	R: 0 E: 0 K: 0 S: 4	H: 2 LOB: 1 BB: 0 P: 4	R: 0 E: 0 K: 0 S: 3	H: 0 LOB: 0 BB: 0 P: 3	R: 0 E: 0 K: 1 S: 7	H: 2 LOB: 2 BB: 0 P: 7	R: 0 E: 0 K: 1 S: 6	H: 1 LOB: 1 BB: 0 P: 6	R: 0 E: 0 K: 0 S: 3	H: 0 LOB: 0 BB: 0 P: 3	1B: 6 2B: 1 3B: 0 HR: 2	SF: 0 SAC: 0 DP: 1 HBP: 1	WP: 0 PB: 0 SB: 0 CS: 0	PA: 40
PITCHER	IP	WLS	BF	H	R	ER	SO	BB	IBB	HBP	BLK	WP	HR	S	P	ERA	WHIP					
Mike Norris, R ERA: 4.31 (1, 1)	6.2	W	32	8	5	5	5	4	0	1	0	0	2	37	54	6.75	1.800					
Bob Lacey, L ERA: 5.19 (7, 1)	2.1	S	8	1	0	0	2	0	0	0	0	0	0	12	12	0.00	0.429					

Oakland Athletics @ New York Yankees
Yankee Stadium, Bronx, NY
Fri May 04 1979, 7:05 PM EDT
Att: 17,705 - Unknown - 61 F

AB	35
R	5
H	9
RBI	5
BB	4
SO	7
LOB	13



Batter	1	2	3	4	5	6	7	8	9	AB	R	H	RBI	BB	SO	LOB	TOP					
Miguel Dilone, S OBP: 0.320, SLG: 0.348 (1, 9)										4	1	3	0	0	0	2						
Larry Murray, S OBP: 0.286, SLG: 0.263 (1, 7)										3	1	1	0	0	0	0						
Mitchell Page, L OBP: 0.306, SLG: 0.309 (1, 10)										4	0	0	0	0	1	2						
Dave Revering, L OBP: 0.319, SLG: 0.471 (1, 3)										4	1	2	1	0	0	1						
Mario Guerrero, R OBP: 0.270, SLG: 0.297 (1, 6)										4	1	3	1	0	0	0						
Jim Essian, R OBP: 0.283, SLG: 0.380 (1, 2)										4	0	0	0	0	0	3						
Wayne Gross, L OBP: 0.446, SLG: 0.603 (1, 5)										3	0	1	0	1	0	1						
Mike Edwards, R OBP: 0.222, SLG: 0.234 (1, 4)										3	0	0	0	1	0	2						
Dwayne Murphy, L OBP: 0.364, SLG: 0.250 (1, 8)										4	0	1	1	0	0	0						
Inning Stats	R: 0 E: 0 K: 1 S: 6	H: 1 LOB: 1 BB: 0 P: 6	R: 1 E: 0 K: 0 S: 5	H: 2 LOB: 2 BB: 1 P: 9	R: 0 E: 0 K: 0 S: 3	H: 0 LOB: 0 BB: 0 P: 3	R: 0 E: 0 K: 0 S: 3	H: 0 LOB: 1 BB: 0 P: 7	R: 2 E: 1 K: 0 S: 5	H: 3 LOB: 1 BB: 0 P: 5	R: 0 E: 0 K: 0 S: 3	H: 1 LOB: 0 BB: 0 P: 3	R: 0 E: 0 K: 0 S: 3	H: 1 LOB: 1 BB: 0 P: 3	R: 1 E: 0 K: 0 S: 5	H: 2 LOB: 1 BB: 0 P: 5	R: 0 E: 0 K: 0 S: 3	H: 1 LOB: 0 BB: 0 P: 3	1B: 8 2B: 3 3B: 0 HR: 0	SF: 0 SAC: 1 DP: 2 HBP: 0	WP: 0 PB: 0 SB: 0 CS: 1	PA: 37
PITCHER	IP WLS BF H R ER SO BB IBB HBP BLK WP HR S P ERA WHIP	IP WLS BF H R ER SO BB IBB HBP BLK WP HR S P ERA WHIP																				
Tommy John, L ERA: 1.74 (1, 1)	9.0 W 36 11 4 4 1 2 0 0 0 0 0 36 44 4.00 1.444	9.0 W 36 11 4 4 1 2 0 0 0 0 0 36 44 4.00 1.444																				
Tommy John, L ERA: 1.74 (9, 1)	9.0 W 36 11 4 4 1 2 0 0 0 0 0 36 44 4.00 1.444	9.0 W 36 11 4 4 1 2 0 0 0 0 0 36 44 4.00 1.444																				

Oakland Athletics @ New York Yankees
Yankee Stadium, Bronx, NY
Sat May 05 1979, 3:33 AM EDT
Att: 30,167 - Sunny - 61 F

AB 33
R 4
H 11
RBI 3
BB 2
SO 1
LOB 11



Batter	1	2	3	4	5	6	7	8	9	AB	R	H	RBI	BB	SO	LOB	BOTTOM			
Willie Randolph, R OBP: 0.291, SLG: 0.223 (1, 4)										4	1	1	0	1	0	2				
Thurman Munson, R OBP: 0.333, SLG: 0.354 (1, 2)										3	1	2	0	2	0	1				
Lou Piniella, R OBP: 0.246, SLG: 0.339 (1, 7)										4	0	0	1	0	1	5				
Cliff Johnson, R OBP: 0.345, SLG: 0.375 (8, PH)										2	0	0	0	1	0	2				
Jay Johnstone, L OBP: 0.276, SLG: 0.393 (9, 8)										1	0	0	0	0	0	0				
Graig Nettles, L OBP: 0.376, SLG: 0.425 (1, 5)										3	0	0	0	1	0	1				
Reggie Jackson, L OBP: 0.376, SLG: 0.474 (1, 9)										2	1	1	2	2	1	1				
Juan Beniquez, R OBP: 0.333, SLG: 0.515 (6, PH)										3	0	0	0	0	1	3				
Mickey Rivers, L OBP: 0.284, SLG: 0.357 (9, 1)										1	1	1	2	0	0	0				
Tommy John, R (9, 1)										0	0	0	0	0	0	0				
Jim Spencer, L OBP: 0.367, SLG: 0.659 (1, 3)										3	0	0	0	1	0	0				
Bucky Dent, R OBP: 0.360, SLG: 0.368 (1, 6)										4	1	2	0	0	0	1				
Inning Stats	R: 0 E: 0 K: 0 S: 3	H: 1 LOB: 0 BB: 0 P: 3	R: 0 E: 0 K: 1 S: 5	H: 0 LOB: 1 BB: 1 P: 9	R: 0 E: 0 K: 2 S: 7	H: 0 LOB: 1 BB: 1 P: 11	R: 0 E: 0 K: 0 S: 3	H: 0 LOB: 0 BB: 0 P: 3	R: 2 E: 0 K: 0 S: 5	H: 2 LOB: 2 BB: 2 P: 13	R: 0 E: 0 K: 0 S: 4	H: 1 LOB: 2 BB: 1 P: 8	R: 0 E: 0 K: 0 S: 4	H: 1 LOB: 0 BB: 1 P: 8	R: 1 E: 0 K: 0 S: 3	H: 2 LOB: 2 BB: 1 P: 7	1B: 5 2B: 1 3B: 0 HR: 1	SF: 1 SAC: 0 DP: 1 HBP: 0	WP: 0 PB: 0 SB: 0 CS: 0	PA: 39
PITCHER	IP WLS BF H R ER SO BB IBB HBP BLK WP HR S P ERA WHIP	IP WLS BF H R ER SO BB IBB HBP BLK WP HR S P ERA WHIP																		
John Henry Johnson, L ERA: 5.15 (1, 1)	6.2 L 29 4 2 2 3 6 0 0 0 0 0 29 53 2.70 1.500	1.2 L 10 3 3 3 0 1 1 0 0 0 1 8 16 16.20 2.400																		
Dave Heaverlo, R ERA: 1.46 (7, 1)	1.2 L 10 3 3 3 0 1 1 0 0 0 1 8 16 16.20 2.400	1.2 L 10 3 3 3 0 1 1 0 0 0 1 8 16 16.20 2.400																		

Oakland Athletics @ New York Yankees
Yankee Stadium, Bronx, NY
Sat May 05 1979, 3:33 AM EDT
Att: 30,167 - Sunny - 61 F

AB 30
R 5
H 7
RBI 5
BB 8
SO 3
LOB 16



Batter	1	2	3	4	5	6	7	8	9	AB	R	H	RBI	BB	SO	LOB	TOP					
Miguel Dilone, S OBP: 0.305, SLG: 0.327 (1, 9)	G3	E		SH3-4		K		5-3		4	1	1	0	0	1	0	Oakland Athletics @ Baltimore Orioles Memorial Stadium, Baltimore, MD Mon May 07 1979, 7:05 PM EDT Att: 6,797 - Unknown					
Larry Murray, S OBP: 0.327, SLG: 0.340 (1, 8)	4-3	E3		F4		F8		F7		5	1	2	0	0	0	2						
Wayne Gross, L OBP: 0.446, SLG: 0.608 (1, 5)	4-3			4-3				1B	FC	BB	3	1	0	0	2	0		3				
Dave Revering, L OBP: 0.330, SLG: 0.457 (1, 3)	1B	K				K		K	FC5-4	BB	4	0	1	1	1	3		3				
Mario Guerrero, R OBP: 0.304, SLG: 0.326 (1, 6)	1B			F9		1B		FC5-4	BB	5	1	3	0	0	0	1						
Mitchell Page, L OBP: 0.281, SLG: 0.280 (1, 10)	F4			K		K		FC	CS	1B	5	0	0	1	0	3		5				
Jeff Newman, R OBP: 0.243, SLG: 0.362 (1, 2)		HR		K				F9		2-3	4	1	2	1	0	1		2				
Derek Bryant, R OBP: 0.200, SLG: 0.111 (1, 7)		F9				E	1B	5-3		1-3	4	0	2	1	0	0		2				
Mickey Klutts, R OBP: 0.405, SLG: 0.417 (1, 4)	5-3			E7	SH3-4	1B		F9	CS	3-H	4	0	1	0	0	0	0					
Inning Stats	R: 1 E: 0 K: 0 S: 6	H: 3 LOB: 2 BB: 0 P: 6	R: 2 E: 1 K: 1 S: 8	H: 3 LOB: 2 BB: 1 P: 12	R: 0 E: 0 K: 2 S: 7	H: 0 LOB: 0 BB: 0 P: 7	R: 0 E: 1 K: 0 S: 5	H: 2 LOB: 2 BB: 0 P: 5	R: 0 E: 0 K: 2 S: 9	H: 2 LOB: 2 BB: 0 P: 9	R: 0 E: 0 K: 1 S: 5	H: 0 LOB: 0 BB: 0 P: 5	R: 2 E: 0 K: 1 S: 7	H: 2 LOB: 1 BB: 1 P: 11	R: 0 E: 0 K: 0 S: 3	H: 0 LOB: 0 BB: 0 P: 3	R: 0 E: 0 K: 1 S: 5	H: 0 LOB: 1 BB: 1 P: 9	1B: 10 2B: 1 3B: 0 HR: 1	SF: 0 SAC: 1 DP: 0 HBP: 0	WP: 0 PB: 0 SB: 1 CS: 1	PA: 43
PITCHER	IP	WLS	BF	H	R	ER	SO	BB	IBB	HBP	BLK	WP	HR	S	P	ERA	WHIP					
Steve Stone, R ERA: 4.56 (1, 1)	1.2		12	6	3	2	0	1	0	0	0	0	1	11	15	10.80	4.200					
Tippy Martinez, L ERA: 3.38 (2, 1)	4.2	L	21	5	2	2	7	1	0	0	0	0	0	34	38	3.86	1.286					
Tim Stoddard, R ERA: 1.14 (7, 1)	2.2		9	1	0	0	1	1	0	0	0	0	0	10	14	0.00	0.750					

AB	38
R	5
H	12
RBI	4
BB	3
SO	8
LOB	18



Batter	1	2	3	4	5	6	7	8	9	AB	R	H	RBI	BB	SO	LOB	BOTTOM					
Al Bumbry, L OBP: 0.336, SLG: 0.350 (1, 8)	5-4-3	1B						L8		4	1	3	1	0	0	1	Oakland Athletics @ Baltimore Orioles Memorial Stadium, Baltimore, MD Mon May 07 1979, 7:05 PM EDT Att: 6,797 - Unknown					
Rich Dauer, R OBP: 0.356, SLG: 0.469 (1, 5)	5-4-3	F7						6-3		4	0	0	0	0	0	3						
Ken Singleton, S OBP: 0.446, SLG: 0.639 (1, 9)	F4			G5-4-3	1B			1-3		3	0	0	0	1	0	2						
Eddie Murray, S OBP: 0.413, SLG: 0.433 (1, 3)	2B			G5-4-3	1B			F8		4	1	2	1	0	0	0						
Gary Roenicke, R OBP: 0.413, SLG: 0.581 (1, 7)	2B			G5-4-3				6-3		4	0	2	1	0	0	2						
Lee May, R OBP: 0.333, SLG: 0.516 (1, 10)	3-1				L7			F9		4	0	0	0	0	1	2						
Kiko Garcia, R OBP: 0.310, SLG: 0.407 (8, 4)					4-3			K		3	0	0	0	1	2	1						
Billy Smith, S OBP: 0.289, SLG: 0.333 (1, 4)		SH1-3			F8					1	0	0	0	0	0	0						
Terry Crowley, L OBP: 0.400, SLG: 0.625 (7, PH)								G6-4-3	BB	0	0	0	0	1	0	0						
Mark Belanger, R OBP: 0.185, SLG: 0.155 (7, PR)										0	0	0	0	0	0	0						
Rick Dempsey, R OBP: 0.358, SLG: 0.329 (1, 2)		FC5-2			F8			G6-4-3		3	1	0	0	0	0	2						
Inning Stats	R: 2 E: 0 K: 0 S: 6	H: 3 LOB: 1 BB: 0 P: 6	R: 1 E: 0 K: 0 S: 4	H: 1 LOB: 1 BB: 1 P: 8	R: 0 E: 0 K: 0 S: 2	H: 1 LOB: 0 BB: 1 P: 6	R: 0 E: 0 K: 0 S: 3	H: 0 LOB: 0 BB: 0 P: 3	R: 0 E: 0 K: 0 S: 4	H: 1 LOB: 1 BB: 0 P: 4	R: 0 E: 0 K: 2 S: 8	H: 1 LOB: 1 BB: 0 P: 8	R: 0 E: 0 K: 0 S: 2	H: 0 LOB: 1 BB: 1 P: 6	R: 0 E: 0 K: 0 S: 3	H: 0 LOB: 0 BB: 0 P: 3	R: 0 E: 0 K: 1 S: 5	H: 0 LOB: 0 BB: 0 P: 5	1B: 4 2B: 3 3B: 1 HR: 0	SF: 0 SAC: 1 DP: 1 HBP: 0	WP: 1 PB: 0 SB: 0 CS: 0	PA: 34
PITCHER	IP	WLS	BF	H	R	ER	SO	BB	IBB	HBP	BLK	WP	HR	S	P	ERA	WHIP					
Rick Langford, R ERA: 5.7 (1, 1)	9.0	W	34	7	3	3	3	3	0	0	0	1	0	37	49	3.00	1.111					



Batter	1	2	3	4	5	6	7	8	9	AB	R	H	RBI	BB	SO	LOB	TOP			
Miguel Dilone, S OBP: 0.302, SLG: 0.356 (1, 9)	0-0 6-3		0-0 1B 3B		0-0 B5-3			0-0 F8		4	1	1	1	0	0	0				
Larry Murray, S OBP: 0.335, SLG: 0.353 (1, 8)	0-0		0-0 G5-4-3 1B			0-3 K		0-0 F7		4	0	2	1	0	1	0				
Mickey Klutts, R OBP: 0.370, SLG: 0.375 (1, 4)	0-0 F9		0-0 G5-4-3 1-2			0-0 4-3		0-0 F7		4	0	0	0	0	0	2				
Dave Revering, L OBP: 0.318, SLG: 0.439 (1, 3)	0-3 K				0-3 K			0-0 F9		4	0	0	0	0	3	1				
Mario Guerrero, R OBP: 0.306, SLG: 0.327 (1, 6)		0-0 5-3		0-0 5-3 1B				0-0 F8		3	0	1	0	0	0	0				
Jeff Newman, R OBP: 0.234, SLG: 0.347 (1, 2)		0-0 5-3		0-0 5-3 1-2				0-0 5-3		3	0	0	0	0	0	1				
Jim Essian, R OBP: 0.268, SLG: 0.358 (1, 10)		0-0 5-3		0-3 K				0-3 K		3	0	0	0	0	2	1				
Wayne Gross, L OBP: 0.453, SLG: 0.623 (1, 5)			0-0 5-3 3B 2B		0-0 4-3			0-0 G4-6-3 1B		3	1	2	0	0	0	0				
Derek Bryant, R OBP: 0.174, SLG: 0.095 (1, 7)			0-0 5-3 2-3		0-0 L6			0-0 G4-6-3 1-2		3	0	0	0	0	0	2				
Inning Stats	R: 0 E: 0 K: 1 S: 6	H: 1 LOB: 1 BB: 0 P: 6	R: 0 E: 0 K: 0 S: 3	H: 0 LOB: 0 BB: 3 P: 3	R: 2 E: 0 K: 0 S: 5	H: 3 LOB: 0 BB: 0 P: 5	R: 0 E: 0 K: 2 S: 8	H: 1 LOB: 1 BB: 0 P: 8	R: 0 E: 0 K: 0 S: 3	H: 0 LOB: 0 BB: 0 P: 3	R: 0 E: 0 K: 1 S: 5	H: 0 LOB: 0 BB: 0 P: 5	R: 0 E: 0 K: 0 S: 3	H: 1 LOB: 0 BB: 0 P: 3	R: 0 E: 0 K: 0 S: 3	H: 0 LOB: 0 BB: 0 P: 3	1B: 4 2B: 1 3B: 1 HR: 0	SF: 0 SAC: 0 DP: 2 HBP: 0	WP: 0 PB: 0 SB: 0 CS: 0	PA: 31
PITCHER Mike Flanagan, L ERA: 3.67 (1, 1)	IP: 9.0 WLS: W BF: 31 H: 6 R: 2 ER: 2 SO: 6 BB: 0 IBB: 0 HBP: 0 BLK: 0 WP: 0 HR: 0 S: 43 P: 43 ERA: 2.00 WHIP: 0.667															PITCHER				

Oakland Athletics @ Baltimore Orioles
Memorial Stadium, Baltimore, MD
Tue May 08 1979, 7:05 PM EDT
Att: 7,126 - Unknown

AB 31
R 2
H 6
RBI 2
BB 0
SO 6
LOB 7



Batter	1	2	3	4	5	6	7	8	9	AB	R	H	RBI	BB	SO	LOB	BOTTOM			
Al Bumbry, L OBP: 0.330, SLG: 0.352 (1, 8)	0-0 F7	0-0 F8		0-0 SH1-4 2B 2B		0-0 4-3	0-0 F7			5	1	1	1	0	0	4				
Mark Belanger, R OBP: 0.175, SLG: 0.145 (1, 6)	0-0 F8		0-0 6-3	0-0 SH1-4 2-3		0-0 6-3	0-0 F9			4	0	0	0	0	0	1				
Ken Singleton, S OBP: 0.442, SLG: 0.644 Larry Harlow, L OBP: 0.414, SLG: 0.333 (1, 9) (8, 9)	4-0 FC6-4 BB		0-0 6-3	0-0 FC6-4 2B		0-0 HR 1B	0-0 F7			4	1	2	1	1	0	1				
Eddie Murray, S OBP: 0.421, SLG: 0.472 (1, 3)	0-0 FC6-4 1-2		0-0 1B 2B	0-0 FC6-4 BB		0-0 HR 1B		0-3 K		4	2	2	2	1	1	1				
Lee May, R OBP: 0.340, SLG: 0.545 Terry Crowley, L OBP: 0.455, SLG: 0.625 (1, 10) (8, PH)		0-0 5-3	0-0 PB 1B 1B	0-0 F9		0-0 HR		4-0 BB		4	2	2	2	0	0	2				
Gary Roenicke, R OBP: 0.413, SLG: 0.612 (1, 7)	0-3 K		0-0 1B	0-0 FC6-4 1B		0-0 HR		0-0 F5		5	1	2	2	0	1	3				
Rich Dauer, R OBP: 0.376, SLG: 0.464 (1, 5)	4-0 BB 1B BB		4-0 FC6-4 BB		4-0 G4-6-3 BB	4-0 BB		0-0 F9		1	0	0	0	4	0	1				
Kiko Garcia, R OBP: 0.306, SLG: 0.397 (1, 4)	0-0 BB 1B		0-0 FC6-4 1-2		0-0 F5	0-3 K				4	0	1	0	0	1	4				
Rick Dempsey, R OBP: 0.374, SLG: 0.345 (1, 2)	4-0 BB		4-0 BB 2B 2B		0-0 G4-6-3 1-2		4-0 BB			2	1	1	0	2	0	1				
Inning Stats	R: 0 E: 0 K: 0 S: 3	H: 0 LOB: 1 BB: 1 P: 7	R: 0 E: 0 K: 1 S: 6	H: 1 LOB: 2 BB: 2 P: 14	R: 2 E: 0 K: 0 S: 6	H: 3 LOB: 2 BB: 1 P: 10	R: 2 E: 0 K: 0 S: 6	H: 3 LOB: 2 BB: 1 P: 10	R: 0 E: 0 K: 1 S: 2	H: 0 LOB: 0 BB: 1 P: 6	R: 4 E: 0 K: 1 S: 9	H: 4 LOB: 1 BB: 1 P: 13	R: 0 E: 0 K: 0 S: 3	H: 0 LOB: 1 BB: 1 P: 7	R: 0 E: 0 K: 1 S: 5	H: 0 LOB: 1 BB: 1 P: 9	1B: 4 2B: 4 3B: 0 HR: 3	SF: 0 SAC: 1 DP: 1 HBP: 0	WP: 0 PB: 1 SB: 0 CS: 0	PA: 43
PITCHER Dave Hamilton, L ERA: 0.9 Jim Todd, R ERA: 11.21 Steve McCatty, R ERA: 1.69 (1, 1) (3, 1) (6, 1)	IP: 2.2 WLS: L BF: 18 H: 7 R: 6 ER: 6 SO: 0 BB: 3 IBB: 0 HBP: 0 BLK: 0 WP: 0 HR: 3 S: 15 P: 27 ERA: 18.00 WHIP: 3.333															PITCHER				

Oakland Athletics @ Baltimore Orioles
Memorial Stadium, Baltimore, MD
Tue May 08 1979, 7:05 PM EDT
Att: 7,126 - Unknown

AB 33
R 8
H 11
RBI 8
BB 9
SO 3
LOB 18



Batter	1	2	3	4	5	6	7	8	9	AB	R	H	RBI	BB	SO	LOB	TOP			
Miguel Dilone, S OBP: 0.299, SLG: 0.339 (1, 9)	F8		4-0 S 1B BB		4-3			6-3		3	1	0	0	1	0	0	<p>Oakland Athletics @ Baltimore Orioles Memorial Stadium, Baltimore, MD Wed May 09 1979, 7:05 PM EDT Att: 11,147 - Unknown</p>			
Larry Murray, S OBP: 0.317, SLG: 0.327 (1, 7)	K		F8		K			3-1		4	0	0	0	0	2	1				
Wayne Gross, L OBP: 0.465, SLG: 0.663 (1, 5)	HR		1B							3	2	2	2	1	0	0				
Dave Revering, L OBP: 0.324, SLG: 0.436 (1, 3)	BB		F3					1B BB		3	1	1	0	1	0	1				
Mario Guerrero, R OBP: 0.302, SLG: 0.321 (1, 6)	F5		F9					1B BB		4	0	1	1	0	0	2				
Mitchell Page, L OBP: 0.280, SLG: 0.279 (1, 10)								1B		4	0	1	0	0	0	2				
Dwayne Murphy, L OBP: 0.393, SLG: 0.309 (1, 8)								1B BB		2	0	0	0	2	0	1				
Jeff Newman, R OBP: 0.222, SLG: 0.333 (1, 2)								1B BB		3	0	0	1	0	0	3				
Mickey Klutts, R OBP: 0.340, SLG: 0.341 (1, 4)	K							K		4	0	0	0	0	3	3				
Inning Stats	R: 1 E: 0 K: 1 S: 6	H: 1 LOB: 1 BB: 1 P: 10	R: 0 E: 1 K: 1 S: 6	H: 1 LOB: 1 BB: 0 P: 6	R: 1 E: 0 K: 0 S: 4	H: 1 LOB: 0 BB: 1 P: 8	R: 0 E: 0 K: 0 S: 3	H: 0 LOB: 0 BB: 0 P: 3	R: 0 E: 0 K: 2 S: 7	H: 0 LOB: 0 BB: 0 P: 7	R: 0 E: 0 K: 0 S: 3	H: 0 LOB: 0 BB: 1 P: 6	R: 0 E: 0 K: 0 S: 3	H: 0 LOB: 2 BB: 2 P: 15	R: 2 E: 0 K: 1 S: 7	H: 2 LOB: 2 BB: 2 P: 15	1B: 4 2B: 0 3B: 0 HR: 1	SF: 1 SAC: 0 DP: 1 HBP: 0	WP: 0 PB: 0 SB: 1 CS: 1	PA: 36
PITCHER	IP WLS BF H R ER SO BB IBB HBP BLK WP HR S P ERA WHIP	8.0 L 32 5 4 4 4 4 0 0 0 0 1 36 52 4.50 1.125	1.0 4 0 0 0 1 0 1 0 0 0 0 0 5 9 0.00 0.000																	

AB	30
R	4
H	5
RBI	4
BB	5
SO	5
LOB	13



Batter	1	2	3	4	5	6	7	8	9	AB	R	H	RBI	BB	SO	LOB	BOTTOM			
Al Bumbry, L OBP: 0.319, SLG: 0.339 (1, 8)	4-3		FC4-6 E S 1-2					F8		4	0	0	0	0	0	1	<p>Oakland Athletics @ Baltimore Orioles Memorial Stadium, Baltimore, MD Wed May 09 1979, 7:05 PM EDT Att: 11,147 - Unknown</p>			
Rich Dauer, R OBP: 0.363, SLG: 0.446 (1, 5)	6-3		6-3 1-3					F7		4	0	0	0	0	0	1				
Ken Singleton, S OBP: 0.438, SLG: 0.619 (1, 9)	F7							4-3		4	0	0	0	0	0	0				
Eddie Murray, S OBP: 0.408, SLG: 0.455 (1, 3)								K		4	1	0	0	0	2	0				
Lee May, R OBP: 0.336, SLG: 0.529 (1, 10)								K		3	1	0	0	1	2	0				
Gary Roenicke, R OBP: 0.417, SLG: 0.614 (1, 7)								K		3	0	1	2	1	1	0				
Billy Smith, S OBP: 0.292, SLG: 0.318 (1, 4)								K		2	0	0	0	1	0	1				
Kiko Garcia, R OBP: 0.313, SLG: 0.390 (1, 6)								K		1	0	0	0	1	0	0				
Terry Crowley, L OBP: 0.417, SLG: 0.556 (7, PH)										1	0	0	0	0	1	2				
Mark Belanger, R OBP: 0.174, SLG: 0.145 (8, 6)										0	0	0	0	0	0	0				
Rick Dempsey, R OBP: 0.363, SLG: 0.333 (1, 2)										3	0	0	0	0	0	3				
Inning Stats	R: 0 E: 0 K: 0 S: 3	H: 0 LOB: 0 BB: 0 P: 3	R: 0 E: 0 K: 1 S: 5	H: 0 LOB: 1 BB: 1 P: 9	R: 0 E: 0 K: 1 S: 5	H: 0 LOB: 0 BB: 0 P: 5	R: 0 E: 0 K: 0 S: 3	H: 0 LOB: 0 BB: 0 P: 3	R: 2 E: 1 K: 1 S: 7	H: 1 LOB: 2 BB: 2 P: 15	R: 0 E: 0 K: 0 S: 3	H: 0 LOB: 0 BB: 0 P: 3	R: 0 E: 0 K: 3 S: 9	H: 0 LOB: 0 BB: 0 P: 9	R: 0 E: 0 K: 3 S: 9	H: 0 LOB: 0 BB: 0 P: 9	1B: 0 2B: 1 3B: 0 HR: 0	SF: 0 SAC: 0 DP: 0 HBP: 0	WP: 0 PB: 0 SB: 1 CS: 0	PA: 33
PITCHER	IP WLS BF H R ER SO BB IBB HBP BLK WP HR S P ERA WHIP	9.0 W 33 1 2 1 6 3 1 0 0 0 0 41 57 1.00 0.444																		

AB	29
R	2
H	1
RBI	2
BB	4
SO	6
LOB	8



Batter	1	2	3	4	5	6	7	8	9	AB	R	H	RBI	BB	SO	LOB	TOP					
Miguel Dilone, S OBP: 0.282, SLG: 0.318 (1, 9)	0-0 1-3		0-3 K			0-0 4-3		0-0 4-3	4 0 0 1 0 1 1								Oakland Athletics @ Baltimore Orioles Memorial Stadium, Baltimore, MD Thu May 10 1979, 7:05 PM EDT Att: 7,466 - Unknown livebaseballscorecards.com					
Larry Murray, S OBP: 0.313, SLG: 0.322 (1, 7)	0-0 F7		0-0 F8			0-0 F8		0-0 1B	4 0 1 0 0 0 1													
Wayne Gross, L OBP: 0.456, SLG: 0.639 (1, 5)	4-0 BB			0-0 4-3		0-0 F9		0-0 F7	3 0 0 0 1 0 1													
Dave Revering, L OBP: 0.313, SLG: 0.419 (1, 3)	0-0 4-3			0-0 F4			0-0 F8	0-0 1-3	4 0 0 0 0 0 2													
Mario Guerrero, R OBP: 0.304, SLG: 0.309 (1, 6)		4-0 BB		0-0 6-3			0-0 5-3		2 0 0 0 1 0 0													
Mitchell Page, L OBP: 0.273, SLG: 0.272 (1, 10)		0-0 G5-4-3		0-3 K			0-0 1-3		3 0 0 0 0 1 1													
Dwayne Murphy, L OBP: 0.379, SLG: 0.296 (1, 8)		0-0 G3		0-0 F8			0-0 F3		3 0 0 0 0 0 0													
Jeff Newman, R OBP: 0.226, SLG: 0.346 (1, 2)			0-0 K		0-3 K		0-3 K		3 0 1 0 0 2 0													
Mickey Klutts, R OBP: 0.340, SLG: 0.383 (1, 4)			0-0 6-3			0-0 4-3		0-0 6-3	3 1 1 0 0 0 1													
Inning Stats	R: 0 E: 0 K: 0 S: 3	H: 0 LOB: 1 BB: 1 P: 7	R: 0 E: 0 K: 0 S: 2	H: 0 LOB: 0 BB: 1 P: 6	R: 0 E: 0 K: 1 S: 6	H: 1 LOB: 1 BB: 0 P: 6	R: 0 E: 0 K: 0 S: 3	H: 0 LOB: 0 BB: 0 P: 3	R: 0 E: 0 K: 2 S: 7	H: 0 LOB: 0 BB: 0 P: 7	R: 1 E: 0 K: 0 S: 4	H: 1 LOB: 0 BB: 0 P: 4	R: 0 E: 0 K: 0 S: 3	H: 0 LOB: 0 BB: 0 P: 3	R: 0 E: 0 K: 1 S: 5	H: 0 LOB: 0 BB: 0 P: 5	R: 0 E: 0 K: 0 S: 4	H: 1 LOB: 1 BB: 0 P: 4	1B: 1 2B: 1 3B: 1 HR: 0	SF: 0 SAC: 0 DP: 1 HBP: 0	WP: 0 PB: 0 SB: 0 CS: 0	PA: 31
PITCHER Dennis Martinez, R ERA: 2.48 (1, 1)	IP: 9.0 WLS: W BF: 31 H: 3 R: 1 ER: 1 SO: 4 BB: 2 IBB: 0 HBP: 0 BLK: 0 WP: 0 HR: 0 S: 37 P: 45 ERA: 1.00 WHIP: 0.556															PITCHER						

Batter	1	2	3	4	5	6	7	8	9	AB	R	H	RBI	BB	SO	LOB	BOTTOM						
Al Bumby, L OBP: 0.317, SLG: 0.330 (1, 8)	0-3 K		4-0 1B E BB			0-0 F9		0-3 K	3 1 0 0 1 2 1								Oakland Athletics @ Baltimore Orioles Memorial Stadium, Baltimore, MD Thu May 10 1979, 7:05 PM EDT Att: 7,466 - Unknown livebaseballscorecards.com						
Mark Belanger, R OBP: 0.192, SLG: 0.167 (1, 6)	0-0 F8		0-0 E7 4-3 1B 1-H			0-0 F7		0-0 S 1B	4 0 2 0 0 0 1														
Ken Singleton, S OBP: 0.333, SLG: 0.602 (1, 9)	4-0 BB		0-0 4-3			0-0 F8		0-0 6-3	3 0 0 0 1 0 3														
Larry Hartow, L OBP: 0.414, SLG: 0.333 (8, 9)			0-0 2-3					1-2	0 0 0 0 0 0 0														
Eddie Murray, S OBP: 0.396, SLG: 0.440 (1, 3)	0-0 F8		0-0 G3			0-0 F9		0-3 K	4 0 0 0 0 1 2														
Gary Roenicke, R OBP: 0.432, SLG: 0.662 (1, 7)		0-3 K		0-0 HR		0-0 1B 1B		0-0 6-3 1B	4 2 3 1 0 1 0														
Rich Dauer, R OBP: 0.368, SLG: 0.448 (1, 5)		0-0 FC8-3 1B		0-0 F9		0-0 FC6-4 1B CS		0-0 6-3	4 0 2 0 0 0 1														
Benny Ayala, R OBP: 0.333, SLG: 0.333 (1, 10)		0-0 FC8-3		0-3 K		0-0 FC6-4 1B		4-0 IBB	3 0 1 1 0 1 1														
Terry Crowley, L OBP: 0.462, SLG: 0.556 (6, PH)		1-2				1-2 3-H			0 0 0 0 1 0 0														
Kiko Garcia, R OBP: 0.294, SLG: 0.365 (1, 4)		0-3 K		0-0 6-3		0-0 FC6-4		0-3 K	4 0 0 0 0 2 5														
Dave Skaggs, R OBP: 0.283, SLG: 0.235 (1, 2)			0-0 F3		4-0 BB	0-0 CS		0-0 F8	2 0 0 0 1 0 0														
Inning Stats	R: 0 E: 0 K: 1 S: 5	H: 0 LOB: 1 BB: 1 P: 9	R: 0 E: 0 K: 2 S: 8	H: 1 LOB: 0 BB: 0 P: 8	R: 1 E: 1 K: 0 S: 4	H: 1 LOB: 1 BB: 1 P: 8	R: 1 E: 0 K: 1 S: 6	H: 1 LOB: 0 BB: 0 P: 6	R: 0 E: 0 K: 0 S: 3	H: 0 LOB: 1 BB: 1 P: 7	R: 1 E: 0 K: 0 S: 5	H: 3 LOB: 1 BB: 0 P: 5	R: 0 E: 0 K: 1 S: 6	H: 1 LOB: 1 BB: 0 P: 6	R: 0 E: 0 K: 2 S: 8	H: 1 LOB: 2 BB: 1 P: 12		R: 0 E: 0 K: 2 S: 8	H: 1 LOB: 0 BB: 1 P: 12	1B: 7 2B: 0 3B: 0 HR: 1	SF: 0 SAC: 0 DP: 0 HBP: 0	WP: 0 PB: 0 SB: 1 CS: 1	PA: 36
PITCHER John Henry Johnson, L ERA: 5.14 (1, 1)	IP: 5.1 WLS: L BF: 25 H: 6 R: 3 ER: 3 SO: 4 BB: 3 IBB: 0 HBP: 0 BLK: 0 WP: 0 HR: 1 S: 30 P: 42 ERA: 5.06 WHIP: 1.688															PITCHER							
Steve McCatty, R ERA: 1.13 (6, 1)	IP: 2.2 WLS: L BF: 10 H: 2 R: 0 ER: 0 SO: 3 BB: 0 IBB: 1 HBP: 0 BLK: 0 WP: 0 HR: 0 S: 15 P: 19 ERA: 0.00 WHIP: 0.750															PITCHER							

AB	29
R	1
H	3
RBI	1
BB	2
SO	4
LOB	7



AB	31
R	3
H	8
RBI	2
BB	4
SO	7
LOB	14



Batter	1	2	3	4	5	6	7	8	9	AB	R	H	RBI	BB	SO	LOB	TOP						
Miguel Dilone, S OBP: 0.280, SLG: 0.314 (1, 9)	5-3		4-3			SF8	4-3			4	1	1	0	0	0	2	Oakland Athletics @ Boston Red Sox Fenway Park, Boston, MA Fri May 11 1979, 7:05 PM EDT Att: 26,637 - Unknown - 59 F						
Mickey Klutts, R OBP: 0.316, SLG: 0.353 (1, 4)	F4		F9			F8		F6		4	0	0	0	0	0	1							
Wayne Gross, L OBP: 0.467, SLG: 0.655 (1, 5)	F9			6-3						4	0	3	0	0	0	0							
Dave Revering, L OBP: 0.303, SLG: 0.407 (1, 3)		F8		6-3		SF8		F9		3	0	0	1	0	0	2							
Mario Guerrero, R OBP: 0.305, SLG: 0.310 Rob Picciolo, R OBP: 0.195, SLG: 0.244 (1, 6) (6, 6)				4-3		L4		F7		3	0	1	0	0	0	2							
Mitchell Page, L OBP: 0.288, SLG: 0.314 (1, 7)				K						4	1	3	1	0	1	1							
Jeff Newman, R OBP: 0.227, SLG: 0.341 (1, 10)					F8			6-3		4	0	1	0	0	0	2							
Dwayne Murphy, L OBP: 0.367, SLG: 0.284 Larry Murray, S OBP: 0.306, SLG: 0.317 (1, 8) (7, 8)		4-3			4-3		K	1-3		3	0	0	0	0	1	4							
Jim Essian, R OBP: 0.267, SLG: 0.351 (1, 2)			6-3			F8		5-3		4	0	1	0	0	0	0							
Inning Stats	R: 0 E: 0 K: 0 S: 3	H: 0 LOB: 0 BB: 0 P: 3	R: 0 E: 0 K: 0 S: 5	H: 2 LOB: 2 BB: 0 P: 5	R: 0 E: 0 K: 0 S: 3	H: 0 LOB: 0 BB: 0 P: 3	R: 0 E: 0 K: 1 S: 6	H: 1 LOB: 1 BB: 0 P: 6	R: 0 E: 0 K: 0 S: 3	H: 0 LOB: 0 BB: 0 P: 3	R: 1 E: 0 K: 0 S: 5	H: 2 LOB: 1 BB: 0 P: 5	R: 0 E: 0 K: 1 S: 7	H: 3 LOB: 2 BB: 0 P: 7	R: 0 E: 0 K: 0 S: 4	H: 1 LOB: 1 BB: 0 P: 4		R: 1 E: 0 K: 0 S: 4	H: 1 LOB: 0 BB: 0 P: 4	1B: 8 2B: 1 3B: 0 HR: 1	SF: 1 SAC: 0 DP: 0 HBP: 0	WP: 0 PB: 0 SB: 0 CS: 0	PA: 36
PITCHER Bob Stanley, R ERA: 3.69 (1, 1)	IP: 9.0 WLS: W BF: 36 H: 10 R: 2 ER: 2 SO: 2 BB: 0 IBB: 0 HBP: 0 BLK: 0 WP: 0 HR: 1 S: 40 P: 40 ERA: 2.00 WHIP: 1.111															PITCHER		IP: 9.0 WLS: W BF: 36 H: 10 R: 2 ER: 2 SO: 2 BB: 0 IBB: 0 HBP: 0 BLK: 0 WP: 0 HR: 1 S: 40 P: 40 ERA: 2.00 WHIP: 1.111					

Batter	1	2	3	4	5	6	7	8	9	AB	R	H	RBI	BB	SO	LOB	BOTTOM				
Jerry Remy, L OBP: 0.333, SLG: 0.336 Frank Duffy, R (1, 4) (5, 4)	6-3	6-3		3-1			6-3			3	1	1	2	0	0	0	Oakland Athletics @ Boston Red Sox Fenway Park, Boston, MA Fri May 11 1979, 7:05 PM EDT Att: 26,637 - Unknown - 59 F				
Rick Burleson, R OBP: 0.343, SLG: 0.377 Larry Wolfe, R OBP: 0.316, SLG: 0.214 (1, 6) (5, 6)	E8		F9	3-1		K		FC5-4		2	2	0	0	1	0	0					
Fred Lynn, L OBP: 0.409, SLG: 0.664 (1, 8)	F7		L4	3-1		1B		FC5-4		5	1	1	1	0	0	4					
Jim Rice, R OBP: 0.430, SLG: 0.554 (1, 10)	BB		4-3	1B		1B		F3		2	2	0	0	3	0	1					
Carl Yastrzemski, L OBP: 0.415, SLG: 0.565 Jim Dwyer, L OBP: 0.350, SLG: 0.333 (1, 7) (5, 7)	1B			1B		G3-6-3		F2		2	2	2	2	1	0	0					
Butch Hobson, R OBP: 0.290, SLG: 0.403 (1, 5)	1B			1B		G3-6-3				4	1	3	4	0	0	2					
George Scott, R OBP: 0.305, SLG: 0.357 (1, 3)	K			K						4	0	1	0	0	2	5					
Dwight Evans, R OBP: 0.284, SLG: 0.439 (1, 9)		6-3		1B		F8		K		3	1	0	0	1	1	1					
Bob Montgomery, R OBP: 0.477, SLG: 0.550 (1, 2)		6-3		2B		1-3		G3		4	1	1	1	0	0	1					
Inning Stats	R: 2 E: 1 K: 1 S: 7	H: 1 LOB: 2 BB: 2 P: 15	R: 0 E: 0 K: 0 S: 3	H: 0 LOB: 0 BB: 0 P: 3	R: 0 E: 0 K: 0 S: 3	H: 0 LOB: 0 BB: 0 P: 3	R: 8 E: 0 K: 1 S: 11	H: 6 LOB: 1 BB: 3 P: 23	R: 0 E: 0 K: 0 S: 3	H: 0 LOB: 0 BB: 0 P: 3	R: 1 E: 0 K: 1 S: 6	H: 2 LOB: 1 BB: 1 P: 10	R: 0 E: 0 K: 1 S: 6	H: 1 LOB: 1 BB: 0 P: 6	R: 0 E: 0 K: 0 S: 4	H: 1 LOB: 1 BB: 0 P: 4		1B: 7 2B: 3 3B: 1 HR: 0	SF: 0 SAC: 0 DP: 1 HBP: 0	WP: 0 PB: 0 SB: 0 CS: 0	PA: 41
PITCHER Matt Keough, R ERA: 6.52 Craig Minetto, L ERA: 4.79 Jim Todd, R ERA: 10.35 Bob Lacey, L ERA: 4.09 Dave Heaverlo, R ERA: 1.69 (1, 1) (4, 1) (4, 1) (7, 1) (8, 1)	IP: 3.1 WLS: L BF: 20 H: 5 R: 8 ER: 6 SO: 1 BB: 4 IBB: 0 HBP: 0 BLK: 0 WP: 0 HR: 0 S: 18 P: 34 ERA: 16.20 WHIP: 2.700															PITCHER		IP: 3.1 WLS: L BF: 20 H: 5 R: 8 ER: 6 SO: 1 BB: 4 IBB: 0 HBP: 0 BLK: 0 WP: 0 HR: 0 S: 18 P: 34 ERA: 16.20 WHIP: 2.700			

Batter	1	2	3	4	5	6	7	8	9	AB	R	H	RBI	BB	SO	LOB	TOP			
Dwayne Murphy, L (1.8) OBP: 0.372, SLG: 0.276										2	0	0	0	2	0	1				
Larry Murray, S (1.9) OBP: 0.290, SLG: 0.297										4	0	0	0	0	1	2				
Mitchell Page, L (1.7) OBP: 0.287, SLG: 0.320										4	0	1	0	0	0	2				
Wayne Gross, L (1.5) OBP: 0.459, SLG: 0.633										3	0	0	0	1	0	2				
Mario Guerrero, R (1.6) OBP: 0.286, SLG: 0.290										4	0	0	0	0	0	3				
Dave Revere, L (1.3) OBP: 0.301, SLG: 0.396										3	1	0	0	1	0	0				
Jeff Newman, R (1.2) OBP: 0.239, SLG: 0.384										4	1	2	1	0	0	0				
Mickey Klutts, R (1.10) OBP: 0.311, SLG: 0.345										4	0	1	1	0	0	0				
Mike Edwards, R (1.4) OBP: 0.225, SLG: 0.237										3	0	1	0	0	0	2				
Inning Stats	R: 0 E: 0 K: 1 S: 5	H: 0 LOB: 2 BB: 2 P: 13	R: 1 E: 0 K: 0 S: 5	H: 2 LOB: 1 BB: 0 P: 5	R: 0 E: 0 K: 0 S: 3	H: 0 LOB: 0 BB: 0 P: 3	R: 1 E: 0 K: 0 S: 4	H: 2 LOB: 1 BB: 1 P: 8	R: 0 E: 0 K: 0 S: 3	H: 0 LOB: 1 BB: 1 P: 7	R: 0 E: 0 K: 0 S: 3	H: 0 LOB: 0 BB: 0 P: 3	R: 0 E: 0 K: 0 S: 4	H: 1 LOB: 1 BB: 0 P: 4	R: 0 E: 0 K: 0 S: 3	H: 0 LOB: 0 BB: 0 P: 3	1B: 3 2B: 1 3B: 0 HR: 1	SF: 0 SAC: 0 DP: 1 HBP: 0	WP: 0 PB: 0 SB: 1 CS: 0	PA: 35
PITCHER Mike Torrez, R (1.1) ERA: 4.01	IP: 9.0 WLS: W BF: 35	H: 5 R: 2 ER: 2 SO: 1	BB: 4 IBB: 0 HBP: 0 BLK: 0	WP: 0 HR: 1 S: 33 P: 49	ERA: 2.00 WHIP: 1.000	PITCHER	IP: 9.0 WLS: W BF: 35	H: 5 R: 2 ER: 2 SO: 1	BB: 4 IBB: 0 HBP: 0 BLK: 0	WP: 0 HR: 1 S: 33 P: 49	ERA: 2.00 WHIP: 1.000	PITCHER	IP: 9.0 WLS: W BF: 35	H: 5 R: 2 ER: 2 SO: 1	BB: 4 IBB: 0 HBP: 0 BLK: 0	WP: 0 HR: 1 S: 33 P: 49	ERA: 2.00 WHIP: 1.000			

Oakland Athletics @ Boston Red Sox
Fenway Park, Boston, MA
Sat May 12, 1979, 3:33 AM EDT
Att: 30,617 - Unknown - 66 F

AB 31
R 2
H 5
RBI 2
BB 4
SO 1
LOB 12



Batter	1	2	3	4	5	6	7	8	9	AB	R	H	RBI	BB	SO	LOB	BOTTOM			
Jerry Remy, L (1.4) OBP: 0.357, SLG: 0.368										5	1	5	2	0	0	0				
Rick Burleson, R (1.6) OBP: 0.338, SLG: 0.381										4	0	1	1	0	0	4				
Fred Lynn, L (1.8) OBP: 0.408, SLG: 0.658										4	1	1	0	1	1	4				
Jim Rice, R (1.7) OBP: 0.429, SLG: 0.544										2	0	0	1	2	0	2				
Carl Yastrzemski, L (1.10) OBP: 0.407, SLG: 0.558										5	0	1	1	0	0	6				
Butch Hobson, R (1.5) OBP: 0.284, SLG: 0.433										5	2	1	1	0	0	0				
George Scott, R (1.3) OBP: 0.316, SLG: 0.490										5	2	3	2	0	0	1				
Dwight Evans, R (1.9) OBP: 0.301, SLG: 0.461										4	1	3	0	0	1	1				
Gary Allenson, R (1.2) OBP: 0.322, SLG: 0.346										3	1	1	0	1	1	3				
Inning Stats	R: 0 E: 0 K: 0 S: 4	H: 1 LOB: 2 BB: 1 P: 8	R: 1 E: 0 K: 1 S: 7	H: 2 LOB: 2 BB: 1 P: 11	R: 2 E: 0 K: 1 S: 9	H: 5 LOB: 2 BB: 0 P: 9	R: 1 E: 0 K: 0 S: 4	H: 1 LOB: 1 BB: 1 P: 8	R: 0 E: 0 K: 0 S: 4	H: 1 LOB: 1 BB: 0 P: 4	R: 0 E: 0 K: 0 S: 4	H: 2 LOB: 2 BB: 1 P: 8	R: 4 E: 1 K: 1 S: 10	H: 4 LOB: 1 BB: 0 P: 10	R: 0 E: 0 K: 0 S: 3	H: 0 LOB: 0 BB: 0 P: 3	1B: 8 2B: 6 3B: 0 HR: 2	SF: 2 SAC: 0 DP: 2 HBP: 0	WP: 1 PB: 0 SB: 1 CS: 0	PA: 43
PITCHER Rick Langford, R (1.1) ERA: 5.88	IP: 5.0 WLS: L BF: 29	H: 12 R: 4 ER: 4 SO: 2	BB: 3 IBB: 0 HBP: 0 BLK: 0	WP: 1 HR: 1 S: 30 P: 42	ERA: 7.20 WHIP: 3.000	PITCHER	IP: 5.0 WLS: L BF: 29	H: 12 R: 4 ER: 4 SO: 2	BB: 3 IBB: 0 HBP: 0 BLK: 0	WP: 1 HR: 1 S: 30 P: 42	ERA: 7.20 WHIP: 3.000	PITCHER	IP: 1.0 WLS: L BF: 7	H: 3 R: 4 ER: 3 SO: 0	BB: 0 IBB: 0 HBP: 0 BLK: 0	WP: 0 HR: 0 S: 6 P: 10	ERA: 27.00 WHIP: 3.000			
Bob Lacey, L (6.1) ERA: 5.09	IP: 1.0 WLS: L BF: 7	H: 3 R: 4 ER: 3 SO: 0	BB: 0 IBB: 0 HBP: 0 BLK: 0	WP: 0 HR: 1 S: 6 P: 10	ERA: 27.00 WHIP: 3.000	PITCHER	IP: 1.0 WLS: L BF: 7	H: 3 R: 4 ER: 3 SO: 0	BB: 0 IBB: 0 HBP: 0 BLK: 0	WP: 0 HR: 0 S: 6 P: 10	ERA: 27.00 WHIP: 3.000	PITCHER	IP: 2.0 WLS: L BF: 7	H: 1 R: 0 ER: 0 SO: 1	BB: 0 IBB: 0 HBP: 0 BLK: 0	WP: 0 HR: 0 S: 9 P: 9	ERA: 0.00 WHIP: 0.500			

Oakland Athletics @ Boston Red Sox
Fenway Park, Boston, MA
Sat May 12, 1979, 3:33 AM EDT
Att: 30,617 - Unknown - 66 F

AB 37
R 8
H 16
RBI 8
BB 4
SO 3
LOB 21



Batter	1	2	3	4	5	6	7	8	9	AB	R	H	RBI	BB	SO	LOB	TOP					
Dwayne Murphy, L (1, 8) OBP: 0.378, SLG: 0.316	G3		E3		HR			G6-3 BB		3	1	2	1	0	0		Oakland Athletics @ Boston Red Sox Fenway Park, Boston, MA Sun May 13 1979, 3:33 AM EDT Att: 25,651 - Unknown - 77 F					
Larry Murray, S (1, 9) OBP: 0.288, SLG: 0.284	FC3-6 BB		L7		F8			G6-3		3	0	0	0	1	0	2						
Mitchell Page, L (1, 7) OBP: 0.286, SLG: 0.312	FC3-6		4-3					4-3		3	0	0	0	1	0	2						
Wayne Gross, L (1, 5) OBP: 0.452, SLG: 0.613	1-3				F9			G4-6-3 BB		3	0	0	0	1	0	2						
Mario Guerrero, R (1, 6) OBP: 0.269, SLG: 0.273		L6		5-3				6-3		4	0	0	0	0	0	1						
Dave Revere, L (1, 3) OBP: 0.299, SLG: 0.391		WP 1B		3-1				F3		4	0	1	0	0	0	1						
Jeff Newman, R (1, 2) OBP: 0.232, SLG: 0.371		L8			K			F3		3	0	0	0	0	1	1						
Mickey Klutts, R (1, 10) OBP: 0.313, SLG: 0.333			K		G3			BB		2	0	0	0	1	1	1						
Mike Edwards, R (1, 4) OBP: 0.229, SLG: 0.240				5-3				K		3	1	1	0	0	1	1						
Inning Stats	R: 0 E: 0 K: 0 S: 3	H: 0 LOB: 1 BB: 1 P: 7	R: 0 E: 0 K: 1 S: 6	H: 1 LOB: 1 BB: 0 P: 6	R: 0 E: 1 K: 0 S: 4	H: 0 LOB: 1 BB: 0 P: 4	R: 0 E: 0 K: 0 S: 3	H: 0 LOB: 0 BB: 0 P: 3	R: 2 E: 0 K: 1 S: 7	H: 2 LOB: 0 BB: 0 P: 7	R: 0 E: 0 K: 0 S: 2	H: 0 LOB: 0 BB: 1 P: 6	R: 0 E: 0 K: 1 S: 5	H: 0 LOB: 1 BB: 1 P: 9	R: 0 E: 0 K: 0 S: 2	H: 0 LOB: 0 BB: 1 P: 6	R: 0 E: 0 K: 0 S: 2	H: 0 LOB: 0 BB: 1 P: 6	1B: 2 2B: 1 3B: 0 HR: 1	SF: 0 SAC: 0 DP: 3 HBP: 0	WP: 1 PB: 0 SB: 1 CS: 0	PA: 33
PITCHER Chuck Rainey, R (1, 1) ERA: 4.88	IP: 9.0 WLS: W BF: 33 H: 3 R: 2 ER: 2 SO: 3 BB: 5 IBB: 0 HBP: 0 BLK: 0 WP: 1 HR: 1 S: 34 P: 54 ERA: 2.00 WHIP: 0.889																					

Batter	1	2	3	4	5	6	7	8	9	AB	R	H	RBI	BB	SO	LOB	BOTTOM			
Jerry Remy, L (1, 4) OBP: 0.351, SLG: 0.364	6-3	SF7	K			F8	1B			4	0	1	1	0	1	1	Oakland Athletics @ Boston Red Sox Fenway Park, Boston, MA Sun May 13 1979, 3:33 AM EDT Att: 25,651 - Unknown - 77 F			
Rick Burleson, R (1, 6) OBP: 0.340, SLG: 0.377	K	E 1B		F7		FC3-6 BB	K			4	1	1	1	1	2	2				
Fred Lynn, L (1, 8) OBP: 0.415, SLG: 0.650	BB BB	F8		1B		FC3-6 1B		FC1-4 BB		3	0	1	0	2	0	1				
Jim Rice, R (1, 7) OBP: 0.441, SLG: 0.559	BB BB		E 2B	G6-3 1B		FC3-6 1B		FC1-4		4	1	3	0	1	0	1				
Carl Yastrzemski, L (1, 10) OBP: 0.393, SLG: 0.534	K		K	G6-3		F5		F9		5	0	0	0	0	2	8				
Butch Hobson, R (1, 5) OBP: 0.316, SLG: 0.493		2B SF7 1B	HR BB		4-3 5-3 1B		HR	F4		4	3	3	1	1	0	1				
George Scott, R (1, 3) OBP: 0.314, SLG: 0.419		L9	HR		5-3		5-3			4	1	1	2	0	0	2				
Dwight Evans, R (1, 9) OBP: 0.308, SLG: 0.467		1B 2B	K		4-3		1B BB			3	1	1	0	1	1	1				
Gary Allenson, R (1, 2) OBP: 0.333, SLG: 0.345		1B WP BB			F4		F9			3	1	1	0	1	0	2				
Inning Stats	R: 0 E: 0 K: 2 S: 7	H: 0 LOB: 2 BB: 2 P: 15	R: 4 E: 0 K: 0 S: 6	H: 3 LOB: 1 BB: 1 P: 10	R: 3 E: 0 K: 3 S: 12	H: 3 LOB: 1 BB: 1 P: 16	R: 0 E: 0 K: 0 S: 4	H: 2 LOB: 1 BB: 0 P: 4	R: 0 E: 0 K: 0 S: 4	H: 1 LOB: 1 BB: 0 P: 4	R: 0 E: 0 K: 0 S: 4	H: 1 LOB: 2 BB: 1 P: 8	R: 1 E: 0 K: 1 S: 7	H: 2 LOB: 2 BB: 1 P: 11	R: 0 E: 0 K: 0 S: 3	H: 0 LOB: 1 BB: 1 P: 7	1B: 8 2B: 2 3B: 0 HR: 2	SF: 1 SAC: 0 DP: 1 HBP: 0	WP: 1 PB: 0 SB: 0 CS: 0	PA: 42
PITCHER Mike Norris, R (1, 1) ERA: 4.5 Dave Hamilton, L (4, 1) ERA: 1.35 Dave Heaverlo, R (7, 1) ERA: 1.59	IP: 3.1 WLS: L BF: 13 H: 3 R: 1 ER: 1 SO: 0 BB: 2 IBB: 0 HBP: 0 BLK: 0 WP: 0 HR: 1 S: 11 P: 19 ERA: 3.00 WHIP: 1.667																			

AB	28
R	2
H	3
RBI	2
BB	5
SO	3
LOB	11



AB	34
R	8
H	12
RBI	5
BB	7
SO	6
LOB	19



Batter	1	2	3	4	5	6	7	8	9	AB	R	H	RBI	BB	SO	LOB	TOP										
Alan Bannister, R OBP: 0.438, SLG: 0.473 (1, 4)	0-0 4-3		0-3 K		0-0 F4			0-0 4-3		4	0	0	0	0	1	2											
Claudell Washington, L OBP: 0.324, SLG: 0.453 (1, 9)	0-3 K			0-0 F7	0-0 F8			0-0 6-3		4	0	0	0	0	1	1											
Chet Lemon, R OBP: 0.432, SLG: 0.528 (1, 8)	0-3 K			0-3 K		0-0 6-3			0-0 F9	4	0	0	0	0	2	0											
Eric Soderholm, R OBP: 0.366, SLG: 0.444 Joe Gates, L OBP: 0.500, SLG: 1.500 Don Kessinger, S OBP: 0.174, SLG: 0.143 (1, 5)		0-0 F9		4-0 1B BB		0-0 6-3			0-0 F8 1B	3	0	1	0	1	0	0											
Lamar Johnson, R OBP: 0.388, SLG: 0.451 Mike Squires, L OBP: 0.345, SLG: 0.388 (1, 3)		0-3 K		0-0 FC5-4 1B		0-3 K			0-0 1B 1B	4	0	2	0	0	2	0											
Wayne Nordhagen, R OBP: 0.289, SLG: 0.268 (1, 10)		0-0 4-3		0-0 FC5-4 1-2			0-3 K		0-0 F8	4	0	0	0	0	1	4											
Junior Moore, R OBP: 0.370, SLG: 0.359 (1, 7)			0-0 5-3		0-0 E3 1B SF9		0-0 F6		0-0 FC6-4 1B	4	1	1	1	0	0	0											
Bill Nahorodny, R OBP: 0.290, SLG: 0.500 (1, 2)							0-0 F4		0-0 FC6-4	4	0	2	0	0	0	2											
Greg Pryor, R OBP: 0.354, SLG: 0.409 (1, 6)					0-0 F7		0-0 SF9		0-0 F4	2	0	0	1	0	0	1											
Inning Stats	R: 0 E: 0 K: 2 S: 7	H: 0 LOB: 0 BB: 0 P: 7	R: 0 E: 0 K: 1 S: 5	H: 0 LOB: 0 BB: 0 P: 5	R: 0 E: 0 K: 1 S: 6	H: 1 LOB: 1 BB: 0 P: 6	R: 0 E: 0 K: 1 S: 6	H: 1 LOB: 2 BB: 1 P: 10	R: 1 E: 1 K: 0 S: 5	H: 1 LOB: 1 BB: 0 P: 5	R: 0 E: 0 K: 1 S: 5	H: 0 LOB: 0 BB: 0 P: 5	R: 0 E: 0 K: 1 S: 5	H: 0 LOB: 0 BB: 0 P: 5	R: 0 E: 0 K: 2 S: 8	H: 1 LOB: 1 BB: 0 P: 8	R: 1 E: 0 K: 0 S: 6	H: 3 LOB: 2 BB: 0 P: 6	1B: 6 2B: 0 3B: 0 HR: 0	SF: 1 SAC: 0 DP: 0 HBP: 0	WP: 0 PA: 35						
PITCHER	IP	WLS	BF	H	R	ER	SO	BB	IBB	HBP	BLK	WP	HR	S	P	ERA	WHIP										
John Henry Johnson, L ERA: 4.44 Dave Heaverlo, R ERA: 1.57 (1, 1)	8.2	L	34	6	2	1	7	1	0	0	0	0	0	47	51	1.04	0.808										
(9, 1)	0.1		1	0	0	0	0	0	0	0	0	0	0	1	1	0.00	0.000										

Chicago White Sox @ Oakland Athletics
Oakland-Alameda County Coliseum, Oakland, CA
Tue May 15 1979, 7:05 PM PDT
Att. 1,855 - Unknown - 50 F

AB 33
R 2
H 6
RBI 2
BB 1
SO 7
LOB 10



Batter	1	2	3	4	5	6	7	8	9	AB	R	H	RBI	BB	SO	LOB	BOTTOM										
Dwayne Murphy, L OBP: 0.382, SLG: 0.317 (1, 8)	0-3 K		0-0 F8		4-0 FC6-4 BB			0-0 FC6-4 1B		3	0	1	0	1	1	1											
Miguel Dilone, S OBP: 0.278, SLG: 0.301 (1, 9)	0-0 5-3			4-0 WP BLK SF8 BB	0-0 FC6-4			0-3 K		3	1	0	0	1	1	2											
Mitchell Page, L OBP: 0.278, SLG: 0.302 (1, 10)	0-0 F8			0-3 K	0-0 F7			0-0 FC6-4		4	0	0	0	0	1	2											
Dave Revering, L OBP: 0.305, SLG: 0.390 Mike Edwards, R OBP: 0.229, SLG: 0.240 (1, 3)		0-3 K		4-0 BB BB	0-0 6-3			0-0 FC6-4 1B		3	0	1	0	1	1	0											
Mario Guerrero, R OBP: 0.254, SLG: 0.261 (1, 6)		0-0 6-3		0-0 SF8	0-0 F3			0-0 FC6-4		3	0	0	1	0	0	1											
Wayne Gross, L OBP: 0.445, SLG: 0.594 (1, 5)		0-0 F9		3-H 4-0 1-2 BB	0-0 F8			0-0 F9		3	0	0	0	1	0	1											
Jeff Newman, R OBP: 0.232, SLG: 0.366 (1, 2)			0-0 SH1-3 1B	0-0 F8			0-0 F7		0-3 K	4	0	1	0	0	1	3											
Larry Murray, S OBP: 0.280, SLG: 0.275 (1, 7)			0-0 SH1-3		0-0 5-3		0-3 K			2	0	0	0	0	1	0											
Mickey Klutts, R OBP: 0.299, SLG: 0.317 (1, 4)			0-3 K		0-3 K			0-3 K		3	0	0	0	0	3	1											
Inning Stats	R: 0 E: 0 K: 1 S: 5	H: 0 LOB: 0 BB: 0 P: 5	R: 0 E: 0 K: 1 S: 5	H: 0 LOB: 0 BB: 0 P: 5	R: 0 E: 0 K: 1 S: 6	H: 1 LOB: 1 BB: 0 P: 6	R: 1 E: 0 K: 1 S: 5	H: 0 LOB: 3 BB: 1 P: 17	R: 0 E: 0 K: 1 S: 5	H: 0 LOB: 0 BB: 0 P: 9	R: 0 E: 0 K: 0 S: 3	H: 0 LOB: 0 BB: 0 P: 3	R: 0 E: 0 K: 1 S: 5	H: 0 LOB: 0 BB: 0 P: 5	R: 0 E: 0 K: 2 S: 8	H: 1 LOB: 1 BB: 0 P: 8	R: 0 E: 0 K: 1 S: 6	H: 1 LOB: 1 BB: 0 P: 6	1B: 3 2B: 0 3B: 0 HR: 0	SF: 1 SAC: 1 DP: 0 HBP: 0	WP: 1 PA: 34						
PITCHER	IP	WLS	BF	H	R	ER	SO	BB	IBB	HBP	BLK	WP	HR	S	P	ERA	WHIP										
Ross Baumgarten, L ERA: 2.61 Mike Prolly, R ERA: 3.79 (1, 1)	8.0	W	31	3	1	1	8	4	0	0	1	0	0	43	59	1.12	0.875										
(9, 1)	1.0	S	3	0	0	0	1	0	0	0	0	0	0	5	5	0.00	0.000										

Chicago White Sox @ Oakland Athletics
Oakland-Alameda County Coliseum, Oakland, CA
Tue May 15 1979, 7:05 PM PDT
Att. 1,855 - Unknown - 50 F

AB 28
R 1
H 3
RBI 1
BB 4
SO 9
LOB 11



Batter	1	2	3	4	5	6	7	8	9	AB	R	H	RBI	BB	SO	LOB	TOP										
Ralph Garr, L OBP: 0.353, SLG: 0.505 Mike Squires, L OBP: 0.339, SLG: 0.380	0-0 HBP 1B		0-0 1-3		0-0 F8		0-0 G4-6-3 1B		0-0 F7	4	0	2	0	0	0	0											
Claudell Washington, L OBP: 0.320, SLG: 0.450	0-0 F9		0-0 G3		0-0 L4-6 2B		0-0 G4-6-3 1-2		0-0 F8	5	0	1	1	0	0	2											
Chet Lemon, R OBP: 0.437, SLG: 0.519	1-0 1-2 HBP		4-0 BB		4-0 BB			0-0 F9	0-3 K	2	0	0	0	2	1	0											
Eric Soderholm, R OBP: 0.381, SLG: 0.438 Joe Gates, L OBP: 0.500, SLG: 1.500 Don Kessinger, S OBP: 0.174, SLG: 0.143	0-3 K		0-3 K		0-0 L4-6 2-3			0-0 S 2B 1B		4	0	1	0	0	2	5											
Alan Bannister, R OBP: 0.440, SLG: 0.465	0-0 F9			0-0 5-3		4-0 SH BB		4-0 1-2 2B BB		2	1	0	0	2	0	2											
Jorge Orta, L OBP: 0.327, SLG: 0.241		4-0 FC6-4 BB		0-3 K		0-0 SH G6-3 1-2		0-0 4-3 1-H 2-H 2B		2	1	1	2	1	1	0											
Lamar Johnson, R OBP: 0.381, SLG: 0.440 Rusty Torres, S OBP: 0.333, SLG: 0.143	0-0 F8		0-0 1B		0-0 1B		0-3 K	0-0 4-3 2B		4	0	1	0	0	1	5											
Bill Nahorodny, R OBP: 0.303, SLG: 0.500	0-0 FC6-4 1-2		0-0 1-2		0-0 G6-3 1-2		0-0 G6-3 1-2	0-0 3-H 1B		4	0	2	1	0	0	3											
Greg Pryor, R OBP: 0.340, SLG: 0.392	0-0 F8		0-0 F8		0-0 F8		0-0 F3	0-0 1-3		4	0	0	0	0	0	4											
Inning Stats	R: 0 E: 0 K: 1 S: 6	H: 1 LOB: 2 BB: 0 P: 7	R: 0 E: 0 K: 0 S: 3	H: 0 LOB: 1 BB: 1 P: 7	R: 0 E: 0 K: 1 S: 5	H: 0 LOB: 1 BB: 0 P: 9	R: 0 E: 0 K: 1 S: 7	H: 2 LOB: 2 BB: 0 P: 7	R: 0 E: 0 K: 0 S: 3	H: 0 LOB: 0 BB: 1 P: 9	R: 0 E: 0 K: 0 S: 5	H: 1 LOB: 0 BB: 3 P: 3	R: 3 E: 0 K: 0 S: 6	H: 3 LOB: 1 BB: 1 P: 10	R: 0 E: 0 K: 1 S: 5	H: 0 LOB: 0 BB: 0 P: 5	1B: 6 2B: 3 3B: 0 HR: 0	SF: 0 SAC: 1 DP: 3 HBP: 1	WP: 0 PB: 0 SB: 1 CS: 0	PA: 39							
PITCHER	IP	WLS	BF	H	R	ER	SO	BB	IBB	HBP	BLK	WP	HR	S	P	ERA	WHIP										
Matt Keough, R ERA: 6.07	7.1	L	33	7	3	3	4	5	0	1	0	0	0	35	56	3.68	1.636										
Dave Heaverlo, R ERA: 1.45	1.2		6	1	0	0	1	0	0	0	0	0	0	8	8	0.00	0.600										

Chicago White Sox @ Oakland Athletics
Oakland-Alameda County Coliseum, Oakland, CA

AB 32
R 3
H 8
RBI 3
BB 5
SO 5
LOB 21



Wed May 16 1979, 7:05 PM PDT
Att: 1,225 - Unknown

Batter	1	2	3	4	5	6	7	8	9	AB	R	H	RBI	BB	SO	LOB	BOTTOM										
Dwayne Murphy, L OBP: 0.368, SLG: 0.302	0-0 F9		0-0 F9 1-2		0-0 F3			0-0 6-3		4	0	0	0	0	0	3											
Miguel Dilone, S OBP: 0.277, SLG: 0.325	0-0 F8			0-0 SF7 3B		0-0 B4		0-0 4-3		4	1	1	0	0	0	0											
Mitchell Page, L OBP: 0.284, SLG: 0.311	0-0 4-3			0-0 SF7 3-H		0-0 1B 1B		0-0 1B		3	0	2	1	0	0	0											
Dave Revering, L OBP: 0.296, SLG: 0.377		0-0 F9		0-0 F2		0-0 F4		0-0 F8		4	0	0	0	0	0	2											
Mario Guerrero, R OBP: 0.253, SLG: 0.260		0-3 K		0-0 F9		0-0 1B		0-0 6-3		4	0	1	0	0	1	0											
Wayne Gross, L OBP: 0.438, SLG: 0.576		4-0 BB		0-0 F9		0-0 F4 F7		0-3 K		3	0	0	0	1	1	2											
Jim Essian, R OBP: 0.250, SLG: 0.328		0-0 L7		0-0 F9		0-0 5-3		0-0 6-3		4	0	0	0	0	0	1											
Derek Bryant, R OBP: 0.192, SLG: 0.125			0-0 F3		0-0 1B 1B		0-0 L1			3	0	1	0	0	0	0											
Mike Edwards, R OBP: 0.241, SLG: 0.252			0-0 CS 1B		0-0 1-2 1B		0-0 F4			3	0	2	0	0	0	0											
Inning Stats	R: 0 E: 0 K: 0 S: 3	H: 0 LOB: 0 BB: 0 P: 3	R: 0 E: 0 K: 1 S: 5	H: 0 LOB: 1 BB: 1 P: 9	R: 0 E: 0 K: 0 S: 3	H: 1 LOB: 0 BB: 0 P: 3	R: 1 E: 0 K: 0 S: 4	H: 1 LOB: 0 BB: 0 P: 4	R: 0 E: 0 K: 0 S: 5	H: 2 LOB: 2 BB: 0 P: 5	R: 0 E: 0 K: 0 S: 3	H: 0 LOB: 0 BB: 0 P: 3	R: 0 E: 0 K: 0 S: 4	H: 1 LOB: 1 BB: 0 P: 4	R: 0 E: 0 K: 1 S: 5	H: 0 LOB: 0 BB: 0 P: 5	1B: 6 2B: 0 3B: 1 HR: 0	SF: 1 SAC: 0 DP: 0 HBP: 0	WP: 0 PB: 0 SB: 0 CS: 1	PA: 34							
PITCHER	IP	WLS	BF	H	R	ER	SO	BB	IBB	HBP	BLK	WP	HR	S	P	ERA	WHIP										
Francisco Barrios, R ERA: 3.38	7.2	W	30	7	1	1	1	1	0	0	0	0	0	31	35	1.17	1.043										
Steve Trout, L ERA: 4.61	1.1	S	4	0	0	0	1	0	0	0	0	0	0	6	6	0.00	0.000										

Chicago White Sox @ Oakland Athletics
Oakland-Alameda County Coliseum, Oakland, CA

AB 32
R 1
H 7
RBI 1
BB 1
SO 2
LOB 8




Wed May 16 1979, 7:05 PM PDT
Att: 1,225 - Unknown

Batter	1	2	3	4	5	6	7	8	9	AB	R	H	RBI	BB	SO	LOB	TOP							
Ralph Garr, L OBP: 0.352, SLG: 0.500 Rusty Torres, S OBP: 0.400, SLG: 0.250	0-0 G4-6-3 1B		0-0 4-3 1-2			0-0 4-3		0-0 SH1-4 1-2	0-0 1B	3	0	1	0	0	0	2								
Claudell Washington, L OBP: 0.323, SLG: 0.483	0-0 G4-6-3 1-2		0-0 E9 2-H 3-H 0-0			0-0 F9		4-0 1B 1B IBB	0-0 4-3	4	1	1	2	1	0	2								
Chet Lemon, R OBP: 0.439, SLG: 0.515	0-0 F8		0-0 F9			1-0 HBP		0-0 1-3 2-H 2-H 1B 1B		3	1	1	1	0	0	1								
Eric Soderholm, R OBP: 0.360, SLG: 0.427		0-0 5-3		0-0 4-3		0-0 F8		4-0 1B 1-2 BB		3	0	0	0	1	0	1								
Alan Bannister, R OBP: 0.442, SLG: 0.462		0-0 B1-3		0-3 K			4-0 WP BLK BB	0-0 1-2 2-H 2-H 1B		3	0	1	2	1	1	0								
Jorge Orta, L OBP: 0.317, SLG: 0.232 Wayne Nordhagen, R OBP: 0.283, SLG: 0.262		0-0 L3		0-0 F5			0-0 F7 1-2	0-0 F7		3	0	0	0	0	0	1								
Bill Nahorodny, R OBP: 0.286, SLG: 0.469			0-0 F3		0-0 5-3		0-3 K	0-0 F8		4	0	0	0	0	1	3								
Mike Squires, L OBP: 0.333, SLG: 0.358			4-0 1B E BB		0-0 3-1		0-0 F7 2-3		0-3 K	3	1	0	0	1	1	1								
Greg Pryor, R OBP: 0.336, SLG: 0.386			0-0 4-3 E 1-3 1B		0-0 F3			0-0 E6 SH1-4 1B	0-0 L6	4	2	1	0	0	0	0								
Inning Stats	R: 0 E: 0 K: 0 S: 3	H: 1 LOB: 0 BB: 0 P: 3	R: 0 E: 0 K: 0 S: 3	H: 0 LOB: 0 BB: 0 P: 3	R: 2 E: 1 K: 0 S: 5	H: 2 LOB: 1 BB: 1 P: 9	R: 0 E: 0 K: 1 S: 5	H: 0 LOB: 0 BB: 0 P: 5	R: 0 E: 0 K: 0 S: 3	H: 0 LOB: 0 BB: 0 P: 3	R: 0 E: 0 K: 0 S: 3	H: 0 LOB: 1 BB: 0 P: 4	R: 0 E: 0 K: 1 S: 6	H: 0 LOB: 1 BB: 1 P: 9	R: 3 E: 1 K: 0 S: 6	H: 2 LOB: 2 BB: 2 P: 14	R: 0 E: 0 K: 1 S: 6	H: 1 LOB: 1 BB: 0 P: 6	1B: 6 2B: 0 3B: 0 HR: 0	SF: 0 SAC: 1 DP: 1 HBP: 1	WP: 1 PB: 0 CS: 0	PA: 38		
PITCHER	IP WLS BF H R ER SO BB IBB HBP BLK WP HR S P ERA WHIP	7.1 L 30 4 5 4 2 2 1 1 1 1 0 30 43 4.91 0.818	8.1 0.0 2 1 0 0 0 1 0 0 0 0 0 1 5 ∞ ∞	8.1 1.2 6 1 0 0 1 0 0 0 0 0 0 8 8 0.00 0.600																				

Chicago White Sox @ Oakland Athletics
Oakland-Alameda County Coliseum, Oakland, CA
Thu May 17 1979, 3:33 AM PDT
Att: 1,634 - Unknown

AB 32
R 5
H 6
RBI 5
BB 4
SO 3
LOB 13



Batter	1	2	3	4	5	6	7	8	9	AB	R	H	RBI	BB	SO	LOB	BOTTOM							
Miguel Dilone, S OBP: 0.264, SLG: 0.309	0-0 F7		0-3 K			0-0 5-3		0-0 FC6-4 1-2		4	0	0	0	0	1	2								
Larry Murray, S OBP: 0.276, SLG: 0.264	4-0 FC6-4 BB		0-0 F7			0-3 K		0-0 F9		3	0	0	0	1	1	2								
Mario Guerrero, R OBP: 0.241, SLG: 0.247	0-0 FC6-4 1-2			0-0 5-3		0-0 F9			0-0 F9	4	0	0	0	0	0	1								
Jeff Newman, R OBP: 0.233, SLG: 0.392	0-0 F4			0-0 F7			0-0 HR		0-3 K	4	1	1	1	0	1	1								
Mitchell Page, L OBP: 0.283, SLG: 0.304		0-0 4-3		4-0 BB		0-3 K			0-0 6-3	3	0	0	0	1	1	0								
Mickey Klutts, R OBP: 0.286, SLG: 0.302		0-0 F7		0-3 K		0-0 F8				3	0	0	0	0	1	1								
Derek Bryant, R OBP: 0.207, SLG: 0.115		0-0 6-3			4-0 G6-4-3 BB		0-0 4-3			2	0	0	0	1	0	0								
Jim Essian, R OBP: 0.269, SLG: 0.333			0-0 PB 1B		0-3 K			4-0 FC6-4 BB		2	0	1	0	1	1	1								
Mike Edwards, R OBP: 0.234, SLG: 0.245			0-3 K		0-0 G6-4-3 1-2			0-3 K		3	0	0	0	0	2	3								
Inning Stats	R: 0 E: 0 K: 0 S: 3	H: 0 LOB: 1 BB: 1 P: 7	R: 0 E: 0 K: 0 S: 3	H: 0 LOB: 0 BB: 0 P: 3	R: 0 E: 2 K: 2 S: 8	H: 1 LOB: 1 BB: 0 P: 8	R: 0 E: 0 K: 1 S: 5	H: 0 LOB: 0 BB: 0 P: 5	R: 1 E: 0 K: 1 S: 6	H: 1 LOB: 0 BB: 0 P: 6	R: 0 E: 0 K: 1 S: 5	H: 0 LOB: 1 BB: 1 P: 9	R: 0 E: 0 K: 1 S: 5	H: 0 LOB: 0 BB: 0 P: 5	R: 0 E: 0 K: 1 S: 5	H: 0 LOB: 0 BB: 0 P: 5	1B: 1 2B: 0 3B: 0 HR: 1	SF: 0 SAC: 0 DP: 1 HBP: 0	WP: 0 PB: 1 CS: 0	PA: 32				
PITCHER	IP WLS BF H R ER SO BB IBB HBP BLK WP HR S P ERA WHIP	7.0 W 25 2 1 1 6 3 0 0 0 0 0 10 14 0.00 0.500																						

Chicago White Sox @ Oakland Athletics
Oakland-Alameda County Coliseum, Oakland, CA
Thu May 17 1979, 3:33 AM PDT
Att: 1,634 - Unknown

AB 28
R 1
H 2
RBI 1
BB 4
SO 8
LOB 11



Batter	1	2	3	4	5	6	7	8	9	AB	R	H	RBI	BB	SO	LOB	TOP										
Robin Yount, R OBP: 0.301, SLG: 0.367 (1, 6)										4	0	0	0	1	1	4											
Sal Bando, R OBP: 0.361, SLG: 0.311 (1, 5)										5	1	1	1	1	0	4											
Cecil Cooper, L OBP: 0.410, SLG: 0.592 (1, 3)										3	1	2	3	2	0	1											
Dick Davis, R OBP: 0.261, SLG: 0.250 (1, 10)										4	0	0	0	1	0	5											
Ben Oglivie, L OBP: 0.310, SLG: 0.464 (1, 7)										4	0	0	1	1	2	0											
Sixto Lezcano, R OBP: 0.404, SLG: 0.526 (1, 9)										3	1	1	1	2	2	0											
Paul Moltor, R OBP: 0.318, SLG: 0.398 (1, 4)										5	1	2	1	0	0	1											
Gorman Thomas, R OBP: 0.437, SLG: 0.597 (1, 8)										2	2	0	0	3	1	2											
Buck Martinez, R OBP: 0.222, SLG: 0.209 (1, 2)										5	2	3	0	0	0	1											
Inning Stats	R: 0 E: 0 K: 0 S: 2	H: 0 LOB: 1 BB: 1 P: 7	R: 3 E: 0 K: 2 S: 9	H: 2 LOB: 3 BB: 4 P: 25	R: 0 E: 0 K: 1 S: 5	H: 0 LOB: 1 BB: 1 P: 9	R: 0 E: 1 K: 0 S: 4	H: 0 LOB: 1 BB: 0 P: 4	R: 1 E: 0 K: 1 S: 6	H: 1 LOB: 2 BB: 1 P: 10	R: 1 E: 0 K: 0 S: 5	H: 2 LOB: 1 BB: 0 P: 5	R: 0 E: 0 K: 1 S: 5	H: 0 LOB: 0 BB: 0 P: 5	R: 3 E: 0 K: 0 S: 5	H: 3 LOB: 2 BB: 3 P: 17	R: 0 E: 0 K: 1 S: 6	H: 1 LOB: 2 BB: 1 P: 10	1B: 6 2B: 2 3B: 0 HR: 1	SF: 0 SAC: 0 DP: 1 HBP: 1	WP: 0 PA: 47 PB: 0 CS: 1						
PITCHER	IP	WLS	BF	H	R	ER	SO	BB	IBB	HBP	BLK	WP	HR	S	P	ERA	WHIP										
Mike Norris, R ERA: 4.86 (1, 1)	1.2	L	12	2	3	3	2	5	0	1	0	0	1	10	31	16.20	4.200										
Dave Hamilton, L ERA: 1.59 (2, 1)	4.0		18	3	2	1	2	2	0	0	0	0	0	20	28	2.25	1.250										
Jim Todd, R ERA: 10.64 (6, 1)	2.0		10	2	3	3	1	2	0	0	0	0	0	10	18	13.50	2.000										
Bob Lacey, L ERA: 4.5 (8, 1)	1.1		7	2	0	0	1	2	0	0	0	0	0	7	15	0.00	3.000										

Milwaukee Brewers @ Oakland Athletics
Oakland-Alameda County Coliseum, Oakland, CA
Fri May 18 1979, 7:05 PM PDT
Att: 2,556 - Unknown

AB 35
R 8
H 9
RBI 7
BB 11
SO 6
LOB 18



Batter	1	2	3	4	5	6	7	8	9	AB	R	H	RBI	BB	SO	LOB	BOTTOM										
Miguel Dilone, S OBP: 0.253, SLG: 0.294 (1, 9)										4	0	0	0	0	0	2											
Derek Bryant, R OBP: 0.182, SLG: 0.100 (1, 7)										4	0	0	0	0	1	1											
Mitchell Page, L OBP: 0.282, SLG: 0.302 (1, 10)										4	0	1	0	0	1	0											
Jeff Newman, R OBP: 0.224, SLG: 0.376 (1, 3)										4	0	0	0	0	0	1											
Mario Guerrero, R OBP: 0.247, SLG: 0.244 (1, 6)										1	0	0	0	1	0	0											
Rob Picciolo, R OBP: 0.190, SLG: 0.238 (7, PH)										1	0	0	0	0	0	0											
Mike Edwards, R OBP: 0.232, SLG: 0.243 (8, 6)										1	0	0	0	0	0	1											
Wayne Gross, L OBP: 0.437, SLG: 0.569 (1, 5)										3	0	1	0	0	1	1											
Jim Essian, R OBP: 0.257, SLG: 0.318 (1, 2)										3	0	0	0	0	0	2											
Mickey Klutts, R OBP: 0.278, SLG: 0.292 (1, 4)										2	0	0	0	0	1	1											
Larry Murray, S OBP: 0.275, SLG: 0.260 (8, 4)										1	0	0	0	0	0	0											
Dwayne Murphy, L OBP: 0.376, SLG: 0.307 (1, 8)										2	0	1	0	1	1	1											
Inning Stats	R: 0 E: 0 K: 0 S: 3	H: 0 LOB: 0 BB: 0 P: 3	R: 0 E: 0 K: 0 S: 3	H: 0 LOB: 1 BB: 1 P: 7	R: 0 E: 0 K: 0 S: 4	H: 1 LOB: 0 BB: 0 P: 4	R: 0 E: 0 K: 0 S: 3	H: 1 LOB: 0 BB: 0 P: 3	R: 0 E: 0 K: 2 S: 8	H: 1 LOB: 1 BB: 0 P: 8	R: 0 E: 0 K: 2 S: 7	H: 0 LOB: 0 BB: 0 P: 7	R: 0 E: 0 K: 1 S: 5	H: 0 LOB: 0 BB: 0 P: 5	R: 0 E: 0 K: 0 S: 3	H: 0 LOB: 1 BB: 1 P: 7	R: 0 E: 1 K: 0 S: 4	H: 0 LOB: 1 BB: 0 P: 4	1B: 3 2B: 0 3B: 0 HR: 0	SF: 0 SAC: 0 DP: 1 HBP: 0	WP: 0 PA: 32 PB: 0 CS: 0						
PITCHER	IP	WLS	BF	H	R	ER	SO	BB	IBB	HBP	BLK	WP	HR	S	P	ERA	WHIP										
Bill Travers, L ERA: 3.47 (1, 1)	9.0	W	32	3	0	0	5	2	0	0	0	0	0	40	48	0.00	0.556										

Milwaukee Brewers @ Oakland Athletics
Oakland-Alameda County Coliseum, Oakland, CA
Fri May 18 1979, 7:05 PM PDT
Att: 2,556 - Unknown

AB 30
R 0
H 3
RBI 0
BB 2
SO 5
LOB 10



Batter	1	2	3	4	5	6	7	8	9	AB	R	H	RBI	BB	SO	LOB	TOP								
Robin Yount, R OBP: 0.300, SLG: 0.364 (1, 6)	F9		1B		5-3		L9			4	0	1	0	0	0	2									
Sal Bando, R OBP: 0.351, SLG: 0.301 (1, 5)	6-3		L9		F9			F9		4	0	0	0	0	0	2									
Cecil Cooper, L OBP: 0.400, SLG: 0.576 (1, 3)	K			K		G3		L9		4	0	0	0	0	2	0									
Dick Davis, R OBP: 0.260, SLG: 0.313 (1, 10)		HR		K		5-3		F7		4	1	1	1	0	1	0									
Gorman Thomas, R OBP: 0.426, SLG: 0.577 (1, 8)		K		K		K			5-3	4	0	0	0	0	3	0									
Ben Oglivie, L OBP: 0.301, SLG: 0.448 (1, 9)		K			F9		F3		F7	4	0	0	0	0	1	0									
Paul Moltor, R OBP: 0.316, SLG: 0.416 (1, 4)		K				HR		6-3		4	1	1	1	0	1	0									
Jim Wohlford, R OBP: 0.241, SLG: 0.393 (1, 7)					F9					3	2	2	1	0	0	0									
Charlie Moore, R OBP: 0.415, SLG: 0.423 (1, 2)				B5-3						2	0	1	1	1	0	0									
Inning Stats	R: 0 E: 0 K: 1 S: 5	H: 0 LOB: 0 BB: 0 P: 5	R: 1 E: 0 K: 3 S: 10	H: 1 LOB: 0 BB: 0 P: 10	R: 0 E: 0 K: 0 S: 4	H: 1 LOB: 1 BB: 0 P: 4	R: 0 E: 0 K: 3 S: 9	H: 0 LOB: 0 BB: 0 P: 9	R: 2 E: 0 K: 0 S: 5	H: 2 LOB: 1 BB: 1 P: 9	R: 0 E: 0 K: 1 S: 5	H: 0 LOB: 0 BB: 0 P: 5	R: 1 E: 0 K: 0 S: 5	H: 2 LOB: 1 BB: 0 P: 5	R: 0 E: 0 K: 0 S: 3	H: 0 LOB: 0 BB: 0 P: 3	R: 0 E: 0 K: 0 S: 3	H: 0 LOB: 0 BB: 0 P: 3	R: 0 E: 0 K: 0 S: 3	H: 0 LOB: 0 BB: 0 P: 3	1B: 2 2B: 1 3B: 0 HR: 3	SF: 0 SAC: 0 DP: 0 HBP: 0	WP: 0 PB: 0 SB: 0 CS: 0	PA: 34	
PITCHER	IP	WLS	BF	H	R	ER	SO	BB	IBB	HBP	BLK	WP	HR	S	P	ERA	WHIP								
John Henry Johnson, L ERA: 4.53 (1, 1)	7.0	W	28	6	4	4	8	1	0	0	0	0	3	43	47	5.14	1.000								
Dave Heaverlo, R ERA: 1.39 (8, 1)	2.0		6	0	0	0	0	0	0	0	0	0	0	6	6	0.00	0.000								

Milwaukee Brewers @ Oakland Athletics
Oakland-Alameda County Coliseum, Oakland, CA
Sat May 19 1979, 3:33 AM PDT
Att: 2,422 - Unknown

AB	33
R	4
H	6
RBI	4
BB	1
SO	8
LOB	4



Batter	1	2	3	4	5	6	7	8	9	AB	R	H	RBI	BB	SO	LOB	BOTTOM								
Dwayne Murphy, L OBP: 0.395, SLG: 0.319 (1, 8)	G3 1B			CS BB	1B 2B		F5			3	2	2	0	2	0	0									
Derek Bryant, R OBP: 0.194, SLG: 0.088 (1, 7)	G3			WP BB 1B	K		F8			4	1	0	0	1	2	4									
Mitchell Page, L OBP: 0.292, SLG: 0.308 (1, 10)	E S 2H 1B			1B WP BB	2B SF7 1B		K			4	3	2	1	1	2	0									
Dave Revering, L OBP: 0.314, SLG: 0.409 (1, 3)	CS 1B			G3	1B 1B			WP SF7 2B		5	2	4	3	0	0	0									
Jeff Newman, R OBP: 0.232, SLG: 0.413 (1, 2)	1-2 HR			E9 1B	FC4-6 1B 1B		SF7		SF7	3	3	2	4	0	0	0									
Wayne Gross, L OBP: 0.443, SLG: 0.562 (1, 5)	F4			1B IBB	1B FC4-6 1B		4-3		G6-4-3 BB	3	0	1	1	2	0	1									
Mike Edwards, R OBP: 0.239, SLG: 0.243 (1, 4)				S BB	FC4-6 1B 1B		F7		G6-4-3	4	0	1	1	1	0	3									
Larry Murray, S OBP: 0.274, SLG: 0.260 (1, 9)		F2			F8		4-3			4	0	1	1	0	0	3									
Rob Picciolo, R OBP: 0.196, SLG: 0.304 (1, 6)		F3			HR		6-3			4	1	1	1	0	0	3									
Inning Stats	R: 3 E: 0 K: 0 S: 6	H: 4 LOB: 0 BB: 0 P: 6	R: 0 E: 0 K: 1 S: 5	H: 0 LOB: 2 BB: 2 P: 13	R: 1 E: 1 K: 1 S: 7	H: 1 LOB: 2 BB: 1 P: 11	R: 5 E: 0 K: 0 S: 7	H: 5 LOB: 2 BB: 3 P: 19	R: 2 E: 0 K: 1 S: 8	H: 3 LOB: 1 BB: 0 P: 8	R: 0 E: 0 K: 0 S: 3	H: 0 LOB: 0 BB: 0 P: 3	R: 0 E: 0 K: 1 S: 5	H: 0 LOB: 0 BB: 0 P: 5	R: 1 E: 0 K: 0 S: 3	H: 1 LOB: 0 BB: 1 P: 7	R: 0 E: 0 K: 0 S: 3	H: 0 LOB: 0 BB: 0 P: 3	R: 0 E: 0 K: 0 S: 3	H: 0 LOB: 0 BB: 0 P: 3	1B: 10 2B: 2 3B: 0 HR: 2	SF: 2 SAC: 0 DP: 1 HBP: 0	WP: 2 PB: 0 SB: 2 CS: 2	PA: 43	
PITCHER	IP	WLS	BF	H	R	ER	SO	BB	IBB	HBP	BLK	WP	HR	S	P	ERA	WHIP								
Moose Haas, R ERA: 4.97 (1, 1)	3.0	L	18	6	5	4	2	2	1	0	0	0	2	19	31	12.00	2.667								
Lance Rautzhan, L ERA: 9.9 (4, 1)	0.1		4	1	1	1	0	3	0	0	0	1	0	1	13	27.00	12.000								
Bob Galasso, R ERA: 8.1 (4, 1)	1.0		8	5	5	5	1	0	0	0	0	0	0	10	10	45.00	5.000								
Reggie Cleveland, R ERA: 4.56 (5, 1)	3.2		13	2	1	1	1	1	0	0	0	1	0	14	18	2.46	0.818								

Milwaukee Brewers @ Oakland Athletics
Oakland-Alameda County Coliseum, Oakland, CA
Sat May 19 1979, 3:33 AM PDT
Att: 2,422 - Unknown

AB	34
R	12
H	14
RBI	12
BB	7
SO	4
LOB	14



Batter	1	2	3	4	5	6	7	8	9	AB	R	H	RBI	BB	SO	LOB	TOP								
Jim Gantner, L (1, 5) OBP: 0.297, SLG: 0.200	0-0 FC1-6 1B		0-0 2H 2B		0-0 F7		0-0 1B		0-0 SF7	4	0	3	2	0	0	0									
Robin Yount, R (1, 6) OBP: 0.297, SLG: 0.358	0-0 FC1-6 1B		0-0 F9		0-0 6-3		0-0 L9		0-0 E9	5	0	1	0	0	0	3									
Cecil Cooper, L (1, 3) OBP: 0.400, SLG: 0.568	0-0 L3 1B		4-0 BB		0-0 G3		0-0 F9		0-0 3-1	4	0	1	0	1	0	3									
Dick Davis, R (1, 7) OBP: 0.278, SLG: 0.385	0-0 L3		0-0 F3		0-0 HR		0-0 FC1-6 1B			4	1	2	1	0	0	4									
Ben Oglivie, L (1, 9) OBP: 0.299, SLG: 0.442		0-3 K		0-0 G4-6-3 1B		0-0 L9		0-0 FC1-6 1B		4	0	1	0	0	1	1									
Sal Bando, R (1, 10) OBP: 0.342, SLG: 0.291		0-0 5-3		0-0 G4-6-3				0-0 6-3		4	0	0	0	0	0	2									
Paul Moltzer, R (1, 4) OBP: 0.327, SLG: 0.433		0-0 CS 1B		0-0 F6				0-0 HR 2B		4	2	3	0	0	0	0									
Gorman Thomas, R (1, 8) OBP: 0.421, SLG: 0.563		0-0 CS		0-0 5-3		0-3 K		4-0 HR BB		3	1	0	0	1	2	1									
Charlie Moore, R (1, 2) OBP: 0.430, SLG: 0.493				0-0 2B		0-0 1-3		0-0 1-H 2-H HR		4	2	3	3	0	0	0									
Inning Stats	R: 0 E: 0 K: 0 S: 4	H: 2 LOB: 1 BB: 0 P: 4	R: 0 E: 0 K: 1 S: 5	H: 1 LOB: 0 BB: 0 P: 5	R: 1 E: 0 K: 0 S: 5	H: 2 LOB: 2 BB: 1 P: 9	R: 0 E: 0 K: 0 S: 3	H: 1 LOB: 0 BB: 0 P: 3	R: 0 E: 0 K: 1 S: 5	H: 0 LOB: 0 BB: 0 P: 5	R: 1 E: 0 K: 0 S: 4	H: 1 LOB: 0 BB: 0 P: 4	R: 3 E: 0 K: 0 S: 6	H: 3 LOB: 1 BB: 1 P: 10	R: 0 E: 0 K: 0 S: 3	H: 1 LOB: 0 BB: 0 P: 3	R: 1 E: 1 K: 1 S: 8	H: 3 LOB: 2 BB: 0 P: 8	1B: 9 2B: 4 3B: 0 HR: 2	SF: 1 SAC: 0 DP: 3 HBP: 0	WP: 0 PB: 0 SB: 0 CS: 1	PA: 40			
PITCHER	IP	WLS	BF	H	R	ER	SO	BB	IBB	HBP	BLK	WP	HR	S	P	ERA	WHIP								
Matt Keough, R (1, 1) ERA: 6.19	6.1		27	9	5	5	2	2	0	0	0	0	2	29	37	7.11	1.737								
Bob Lacey, L (7, 1) ERA: 4.23	1.2		7	3	1	0	0	0	0	0	0	0	0	7	7	0.00	1.800								
Dave Heaverlo, R (9, 1) ERA: 1.36	0.2		4	2	0	0	1	0	0	0	0	0	0	6	6	0.00	3.000								
Dave Hamilton, L (9, 1) ERA: 1.56	0.1	W	1	0	0	0	0	0	0	0	0	0	0	1	1	0.00	0.000								

Milwaukee Brewers @ Oakland Athletics
Oakland-Alameda County Coliseum, Oakland, CA
Sun May 20 1979, 3:33 AM PDT
Unknown

AB 36
R 6
H 14
RBI 6
BB 2
SO 3
LOB 14





Batter	1	2	3	4	5	6	7	8	9	AB	R	H	RBI	BB	SO	LOB	BOTTOM								
Larry Murray, S (1, 9) OBP: 0.256, SLG: 0.244	0-0 F7		0-0 F8		0-0 F4		0-0 F3		0-0 F3	5	0	0	0	0	0	3									
Derek Bryant, R (1, 7) OBP: 0.209, SLG: 0.128	0-0 F4		0-0 FC4-6 1B		0-0 BB 1B 2B		0-0 F4		0-3 K	5	1	2	0	0	1	2									
Mitchell Page, L (1, 10) OBP: 0.295, SLG: 0.306	0-0 4-3		0-0 FC4-6 2B		0-0 BB 1B 2B		1-0 SH1-3 HBP		0-0 F8	4	2	1	0	0	0	1									
Dave Revering, L (1, 3) OBP: 0.319, SLG: 0.415		0-0 G3		0-0 1-H 2B		4-0 2B BB		0-0 SH1-3		3	0	1	2	1	0	0									
Jeff Newman, R (1, 2) OBP: 0.256, SLG: 0.435		0-0 1B 2B 1B		0-0 F8		1-2 2-3 3-H		4-0 1B		4	2	3	2	1	0	1									
Mike Edwards, R (1, 4) OBP: 0.246, SLG: 0.250		0-0 1B 2B 1B		0-0 5-3		0-0 4-3		0-0 F8		5	1	2	0	0	0	4									
Wayne Gross, L (1, 5) OBP: 0.441, SLG: 0.564		0-0 2B		0-0 4-3		0-3 K		0-0 1-3		5	0	2	3	0	1	4									
Rob Piccolo, R (1, 6) OBP: 0.180, SLG: 0.280		0-3 K		0-0 4-3		0-3 K		0-0 6-3		4	0	0	0	0	2	1									
Dwayne Murphy, L (1, 8) OBP: 0.407, SLG: 0.323		0-0 G3		4-0 1B BB		4-0 E S BB		0-0 S 1B		2	1	1	0	2	0	1									
Inning Stats	R: 0 E: 0 K: 0 S: 3	H: 0 LOB: 0 BB: 0 P: 3	R: 2 E: 0 K: 1 S: 8	H: 3 LOB: 1 BB: 0 P: 8	R: 1 E: 0 K: 0 S: 5	H: 2 LOB: 1 BB: 0 P: 5	R: 0 E: 0 K: 0 S: 3	H: 0 LOB: 0 BB: 0 P: 3	R: 3 E: 0 K: 1 S: 8	H: 3 LOB: 2 BB: 2 P: 16	R: 0 E: 0 K: 1 S: 5	H: 0 LOB: 1 BB: 1 P: 9	R: 0 E: 0 K: 0 S: 3	H: 0 LOB: 2 BB: 1 P: 8	R: 0 E: 0 K: 1 S: 6	H: 1 LOB: 1 BB: 0 P: 6	R: 1 E: 1 K: 0 S: 5	H: 3 LOB: 2 BB: 0 P: 5	1B: 9 2B: 3 3B: 0 HR: 0	SF: 0 SAC: 1 DP: 0 HBP: 1	WP: 0 PB: 0 SB: 2 CS: 0	PA: 43			
PITCHER	IP	WLS	BF	H	R	ER	SO	BB	IBB	HBP	BLK	WP	HR	S	P	ERA	WHIP								
Mike Caldwell, L (1, 1) ERA: 3.29	4.1		22	7	6	6	1	2	0	0	0	0	0	22	30	12.46	2.077								
Jerry Augustine, L (5, 1) ERA: 2.49	4.1	L	21	5	1	1	3	1	1	1	0	0	0	24	33	2.08	1.385								

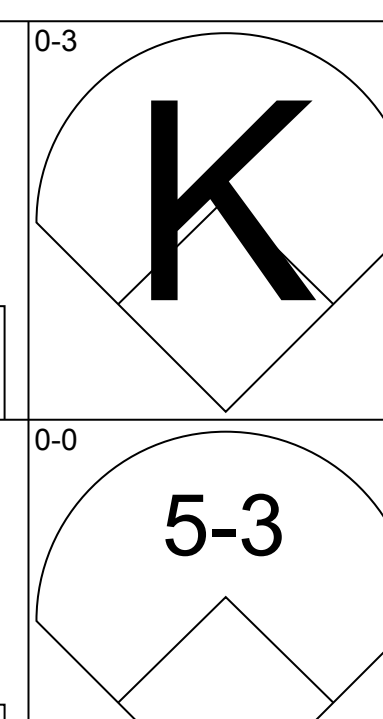
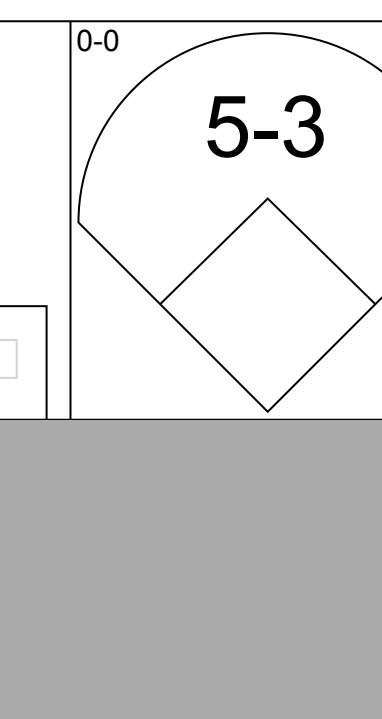
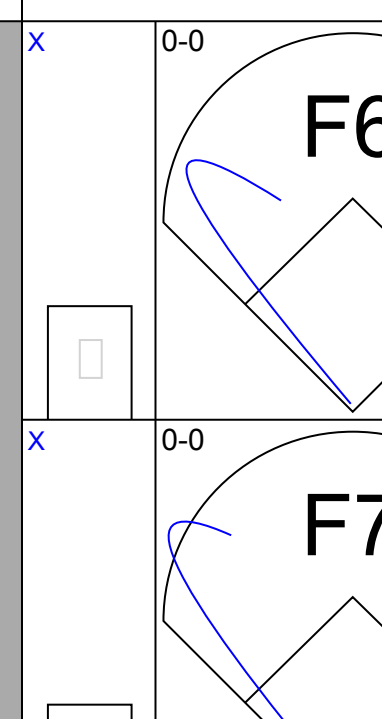
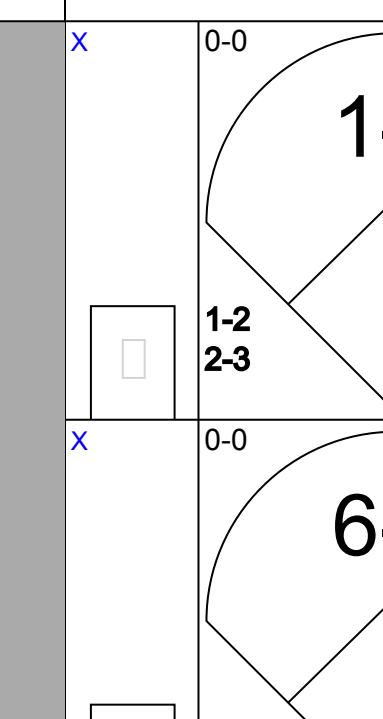
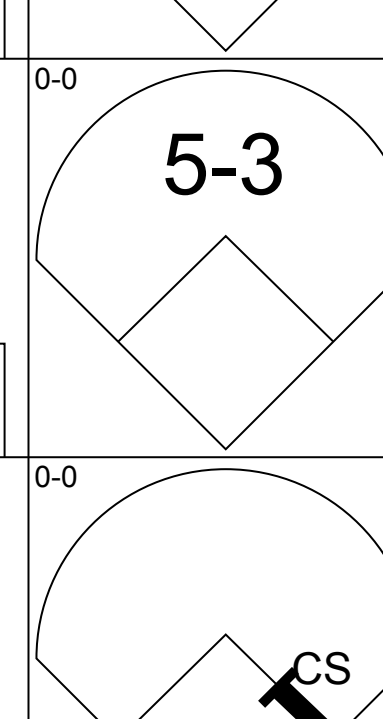
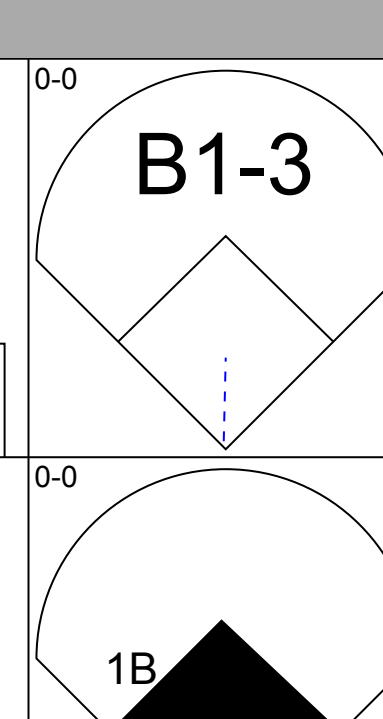
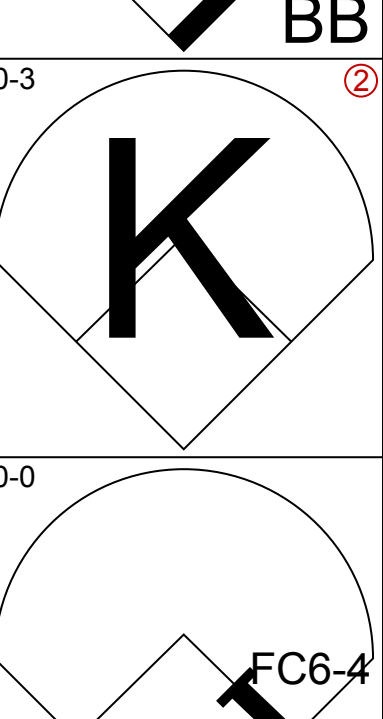
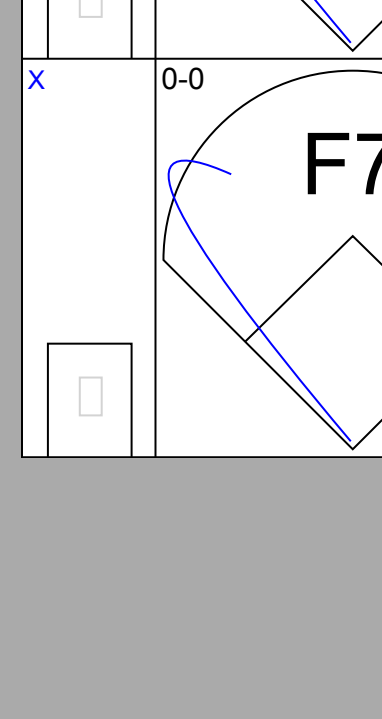
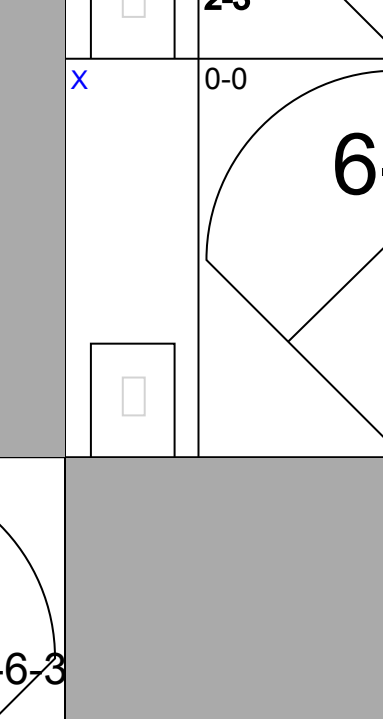
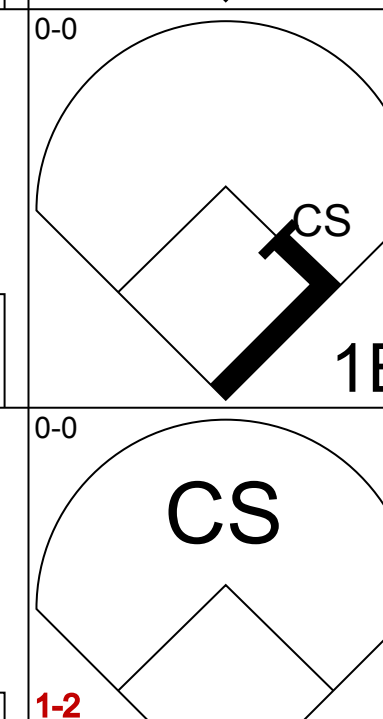
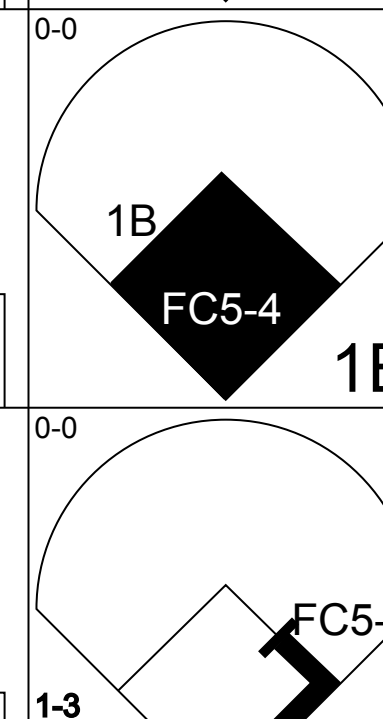
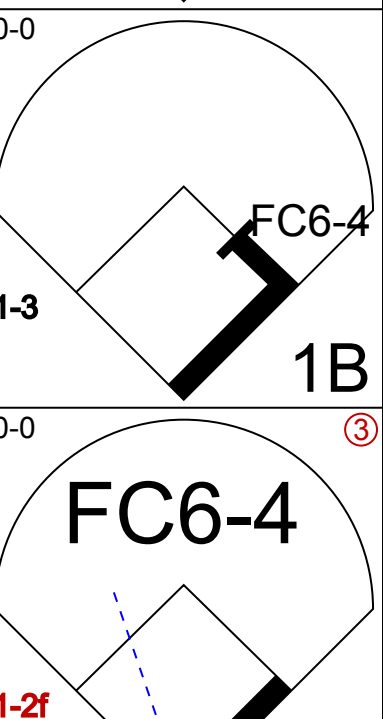
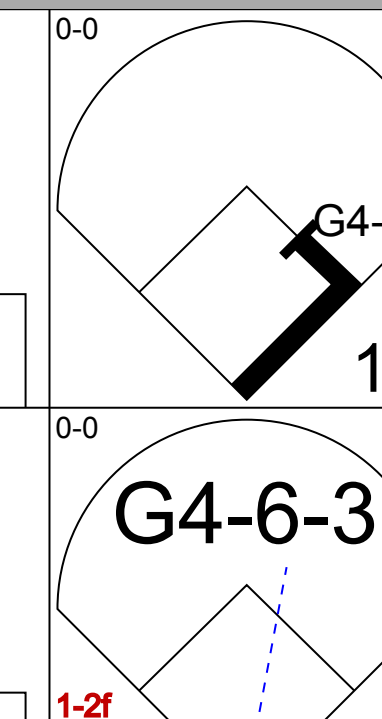
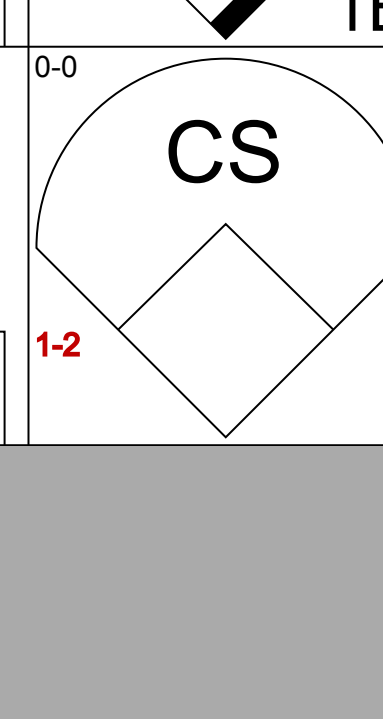
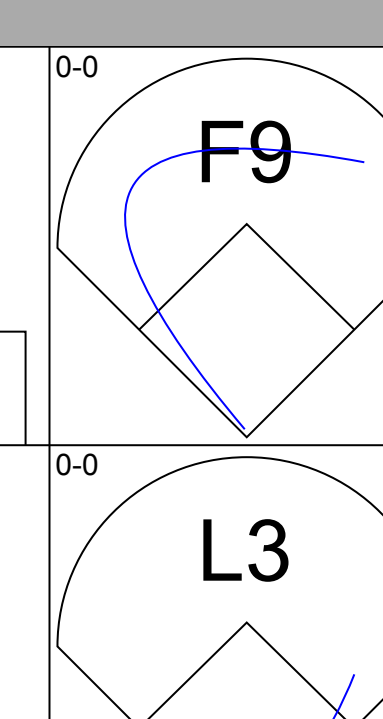
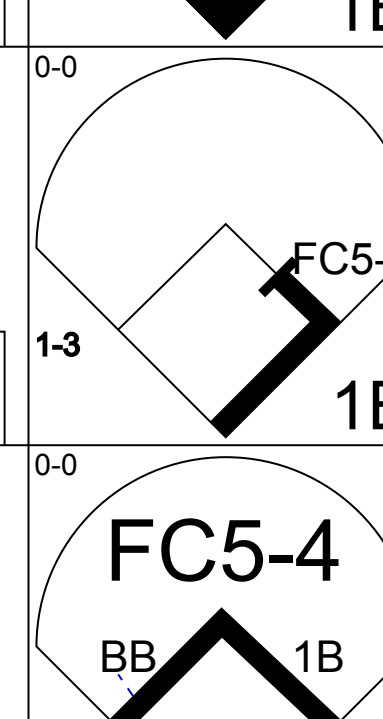
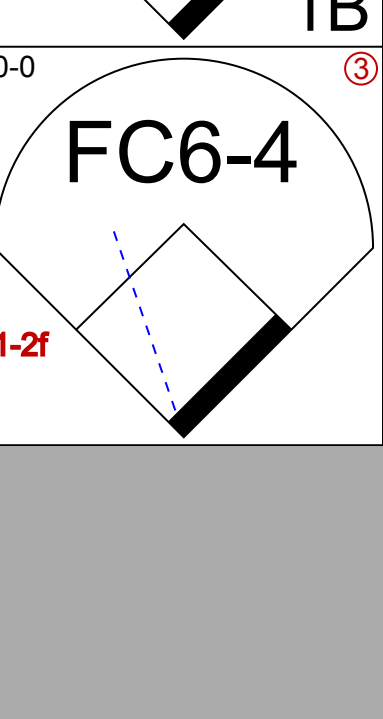
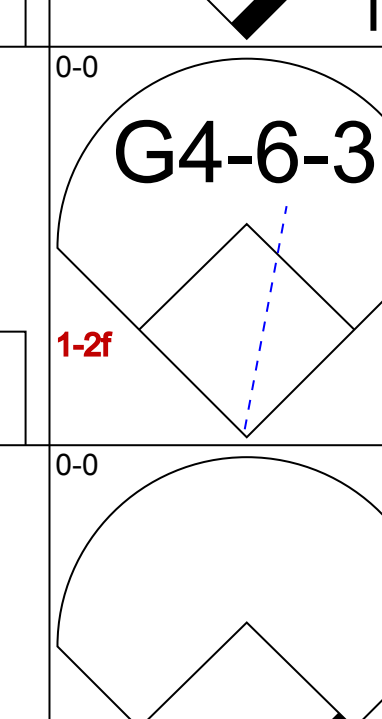
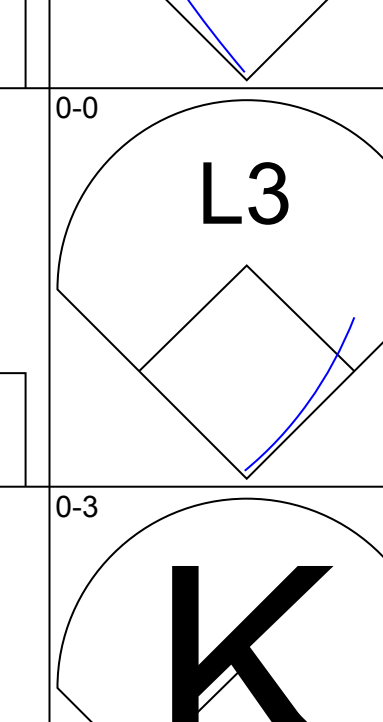
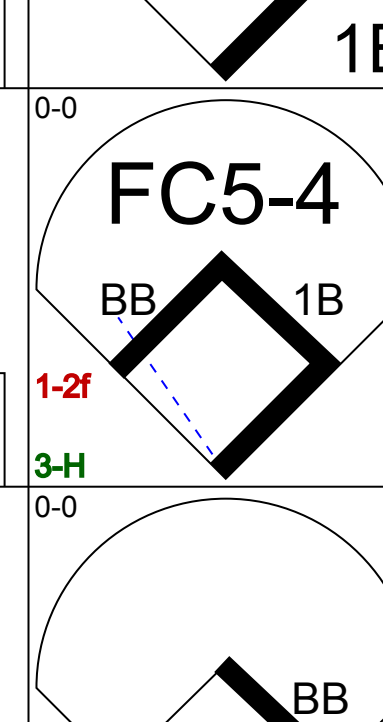
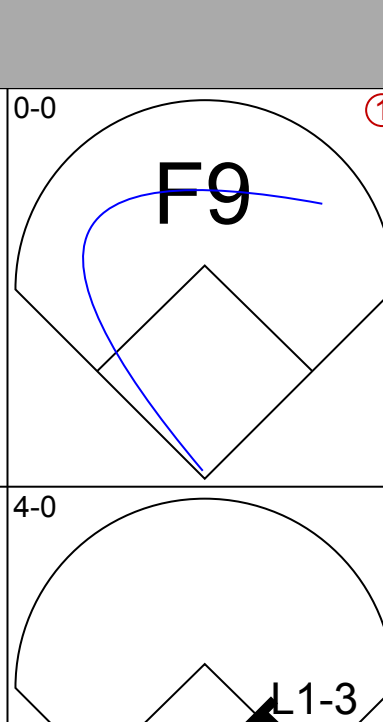
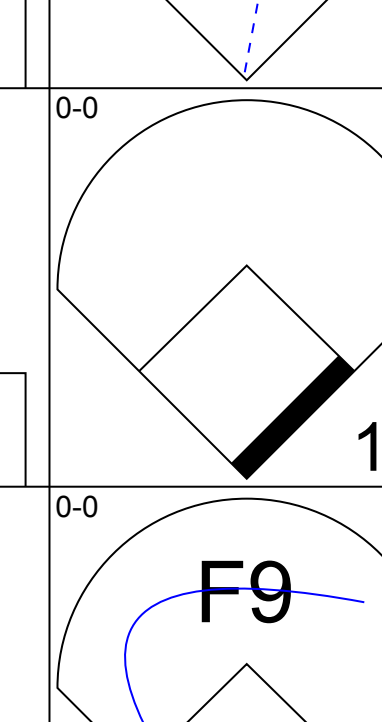

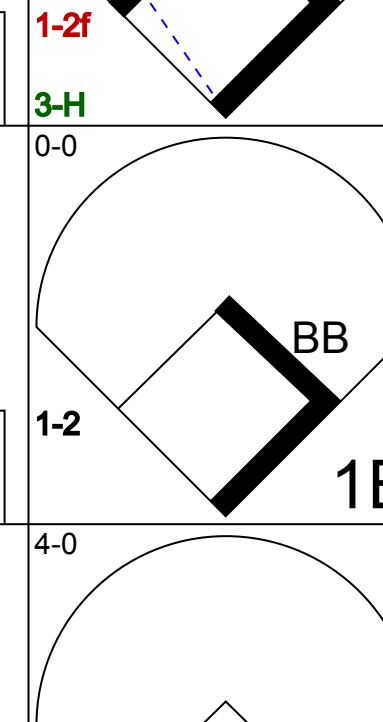
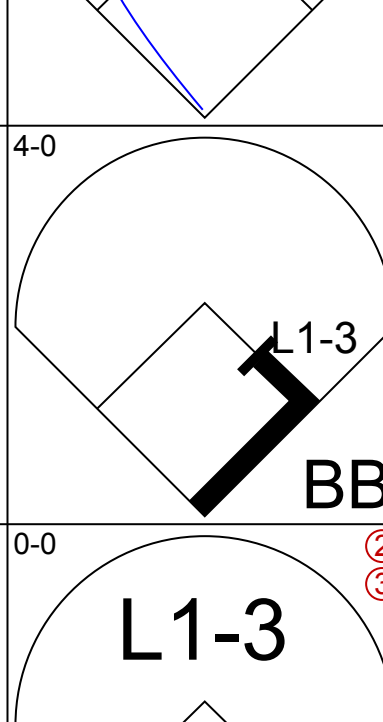
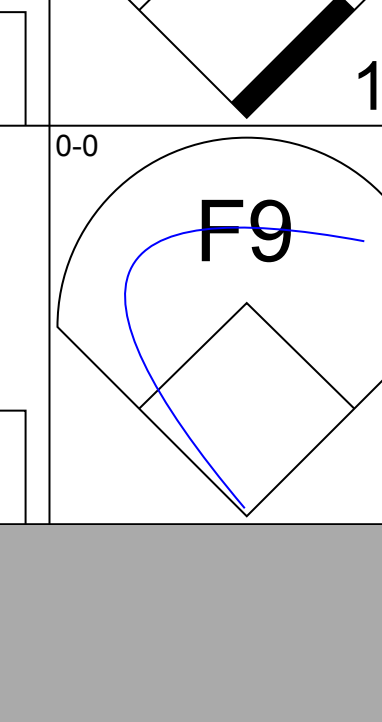
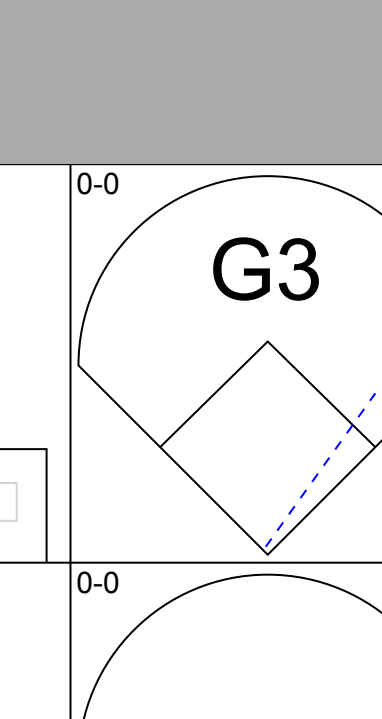
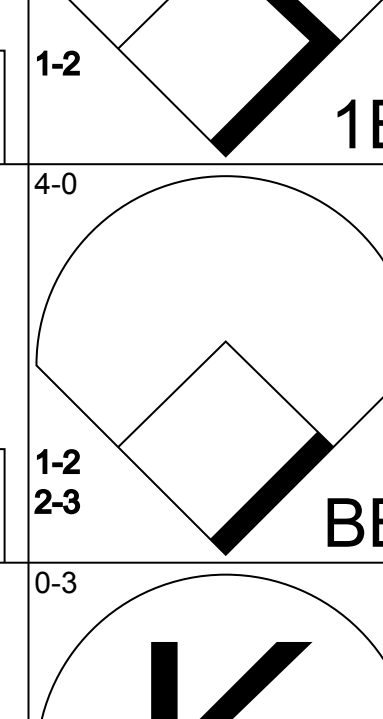
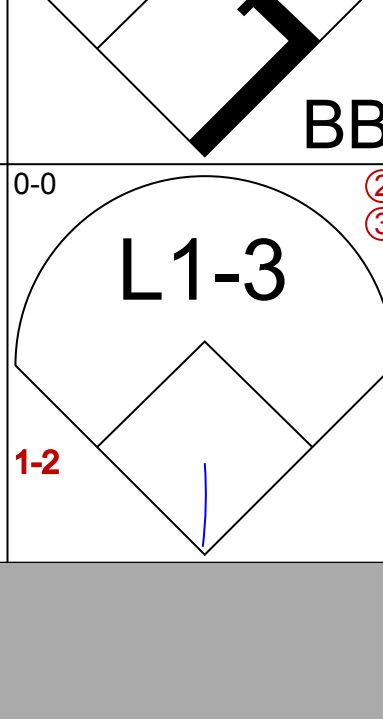
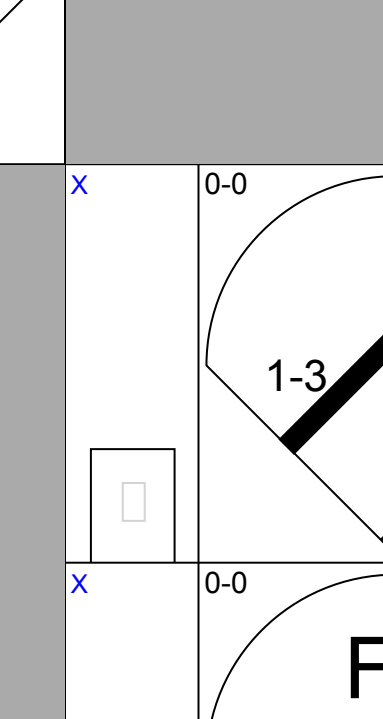
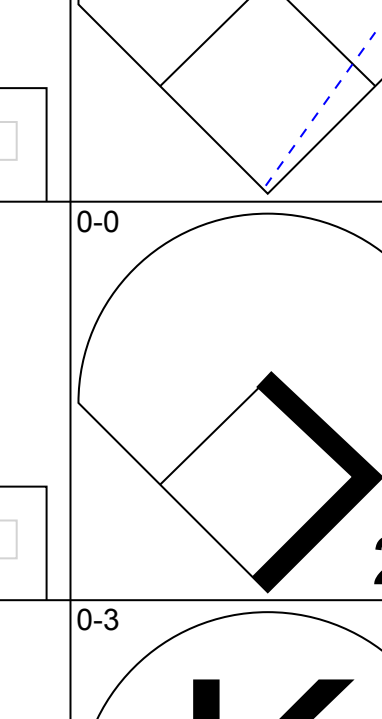
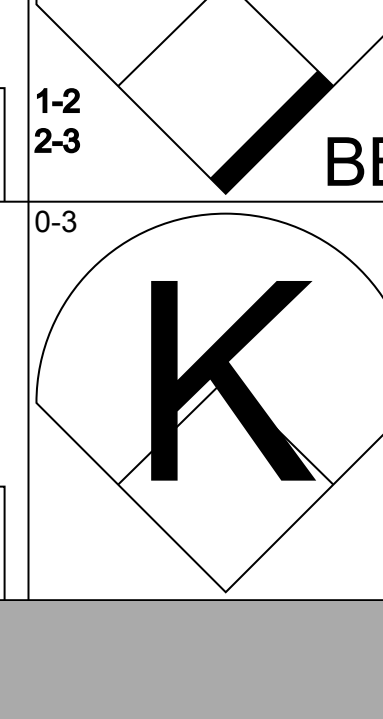
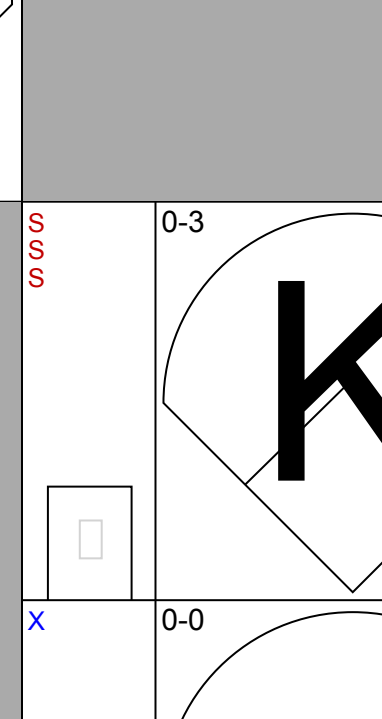
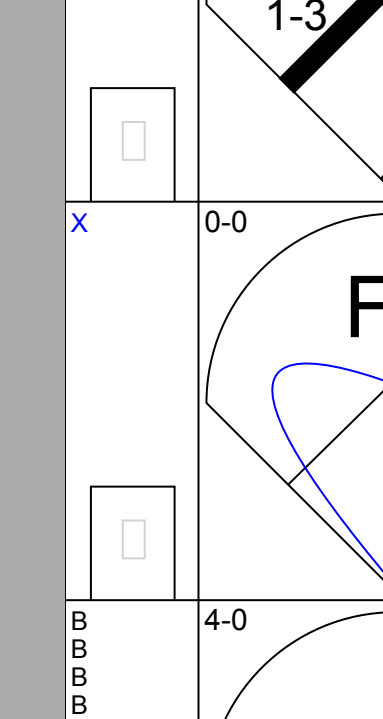
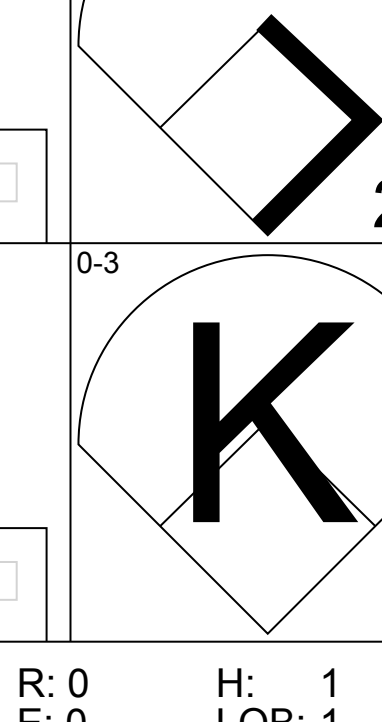
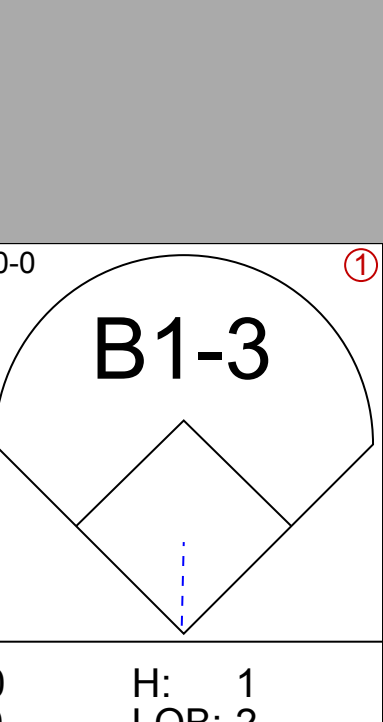
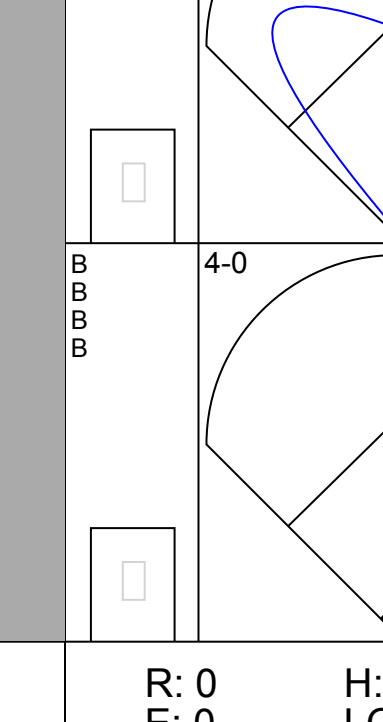
Milwaukee Brewers @ Oakland Athletics
Oakland-Alameda County Coliseum, Oakland, CA
Sun May 20 1979, 3:33 AM PDT
Unknown

AB 37
R 7
H 12
RBI 7
BB 4
SO 4
LOB 17



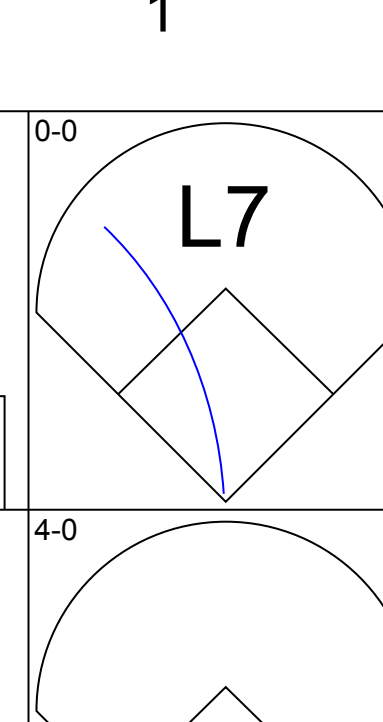
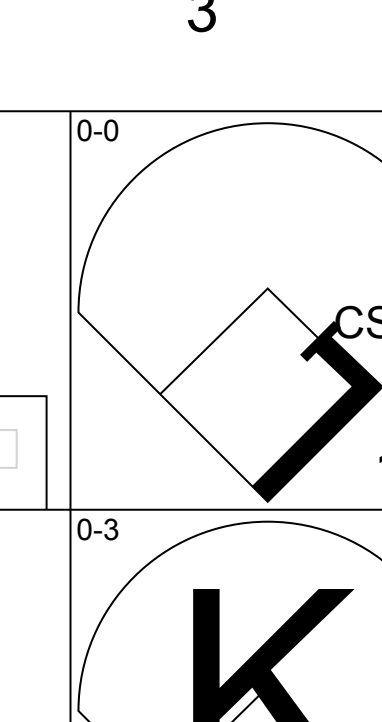
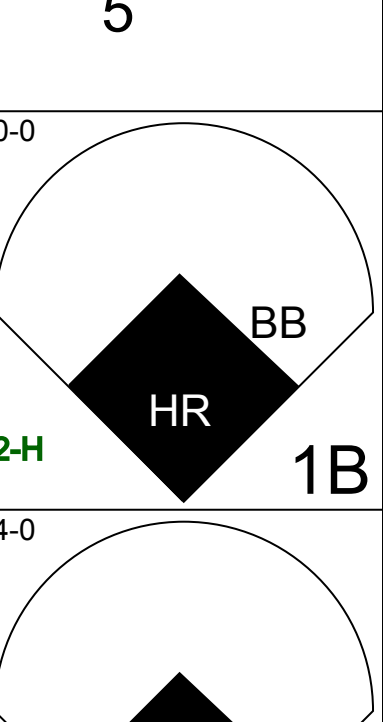
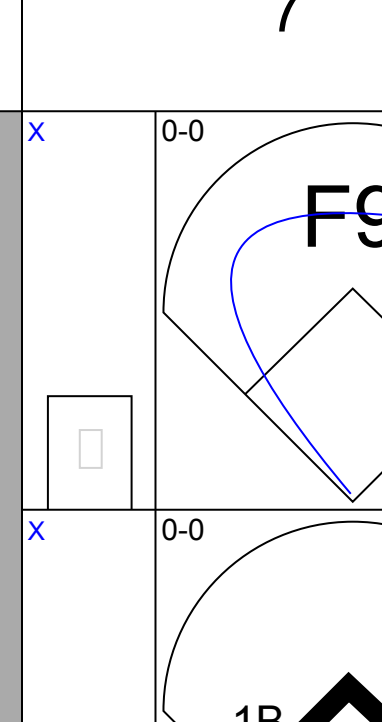
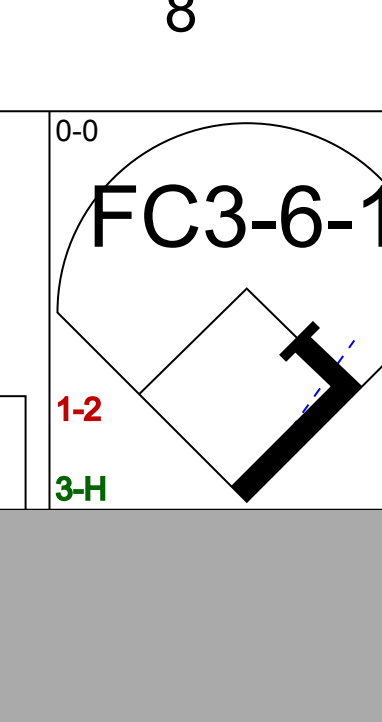
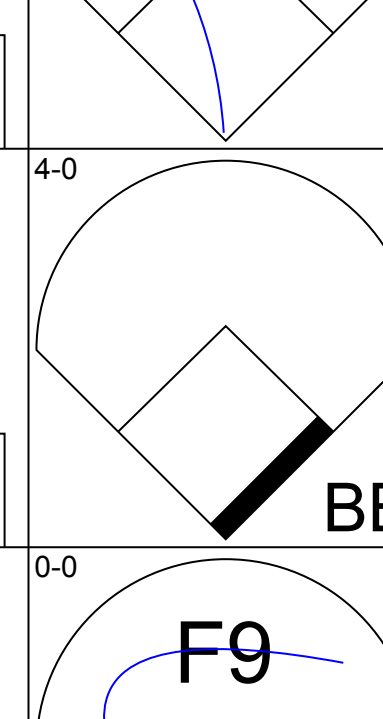
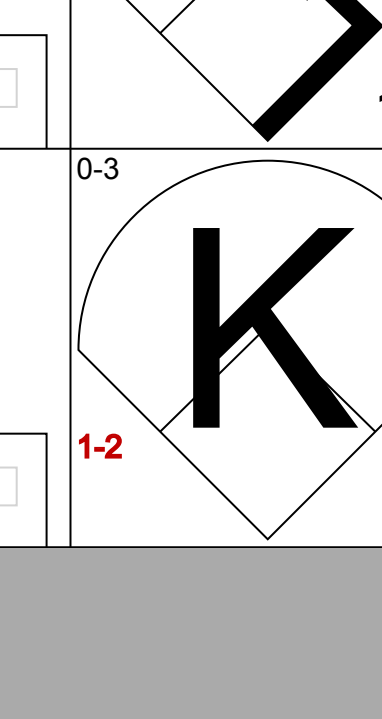
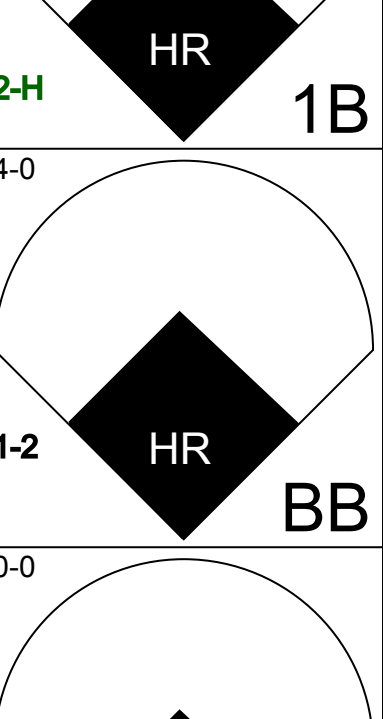
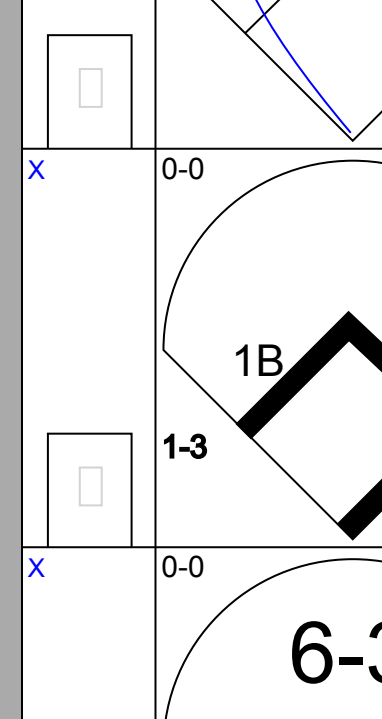
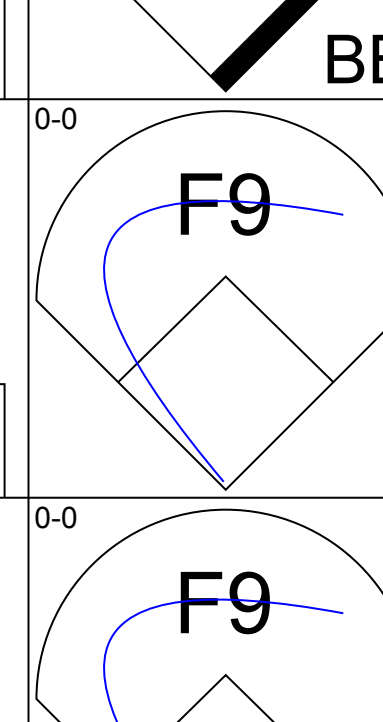
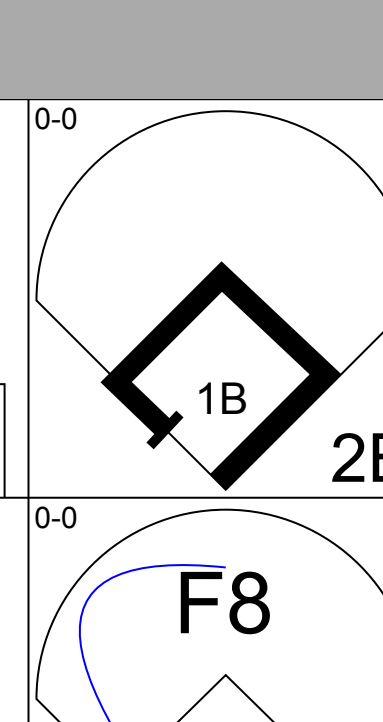
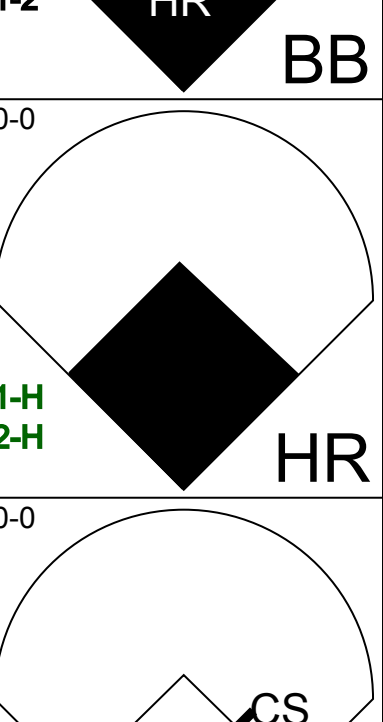
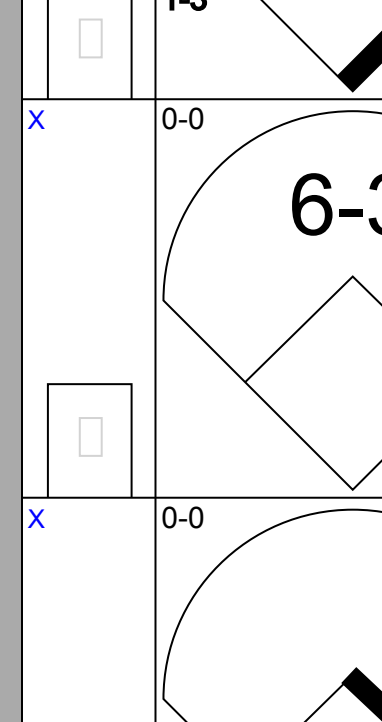
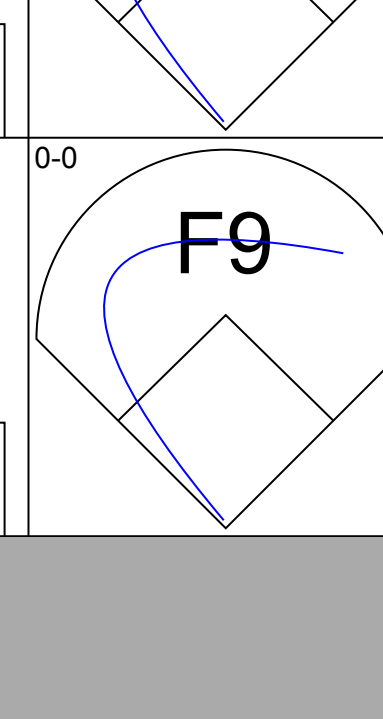
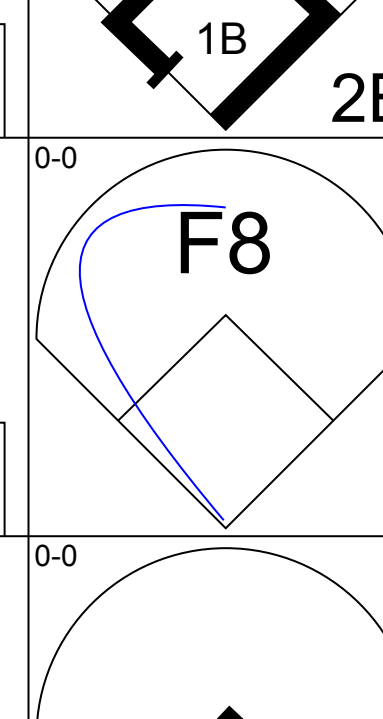
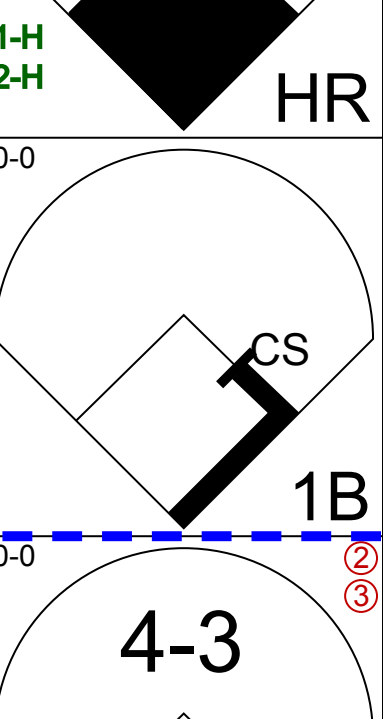
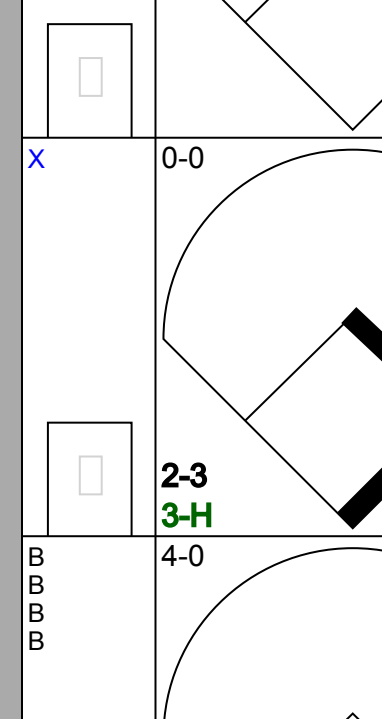
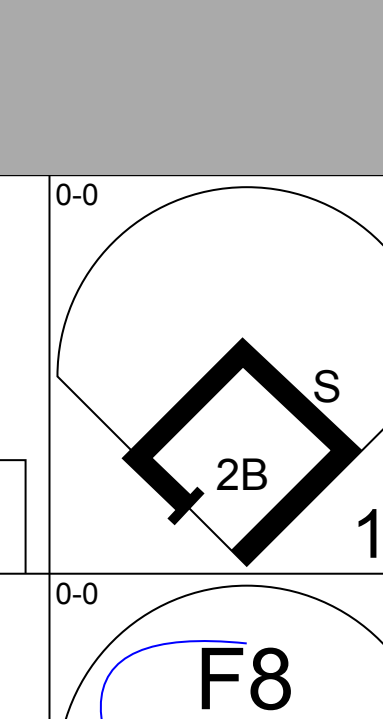
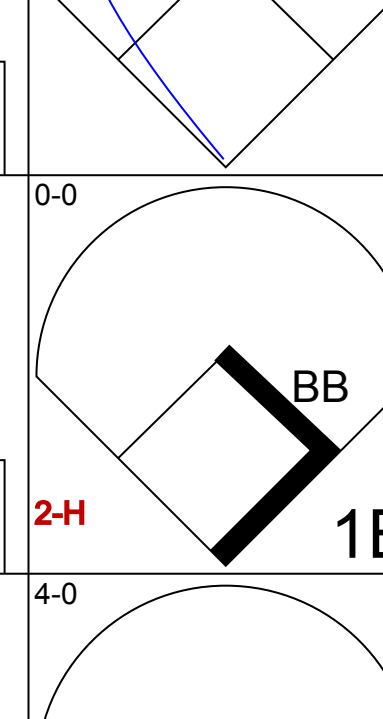
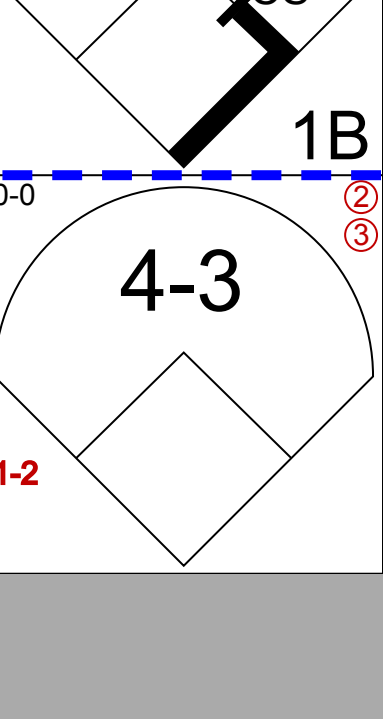
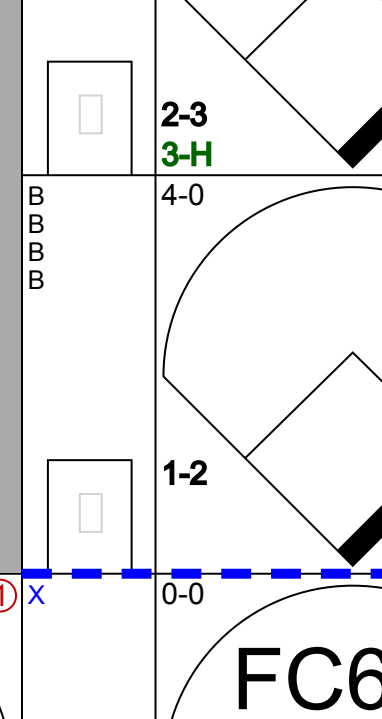
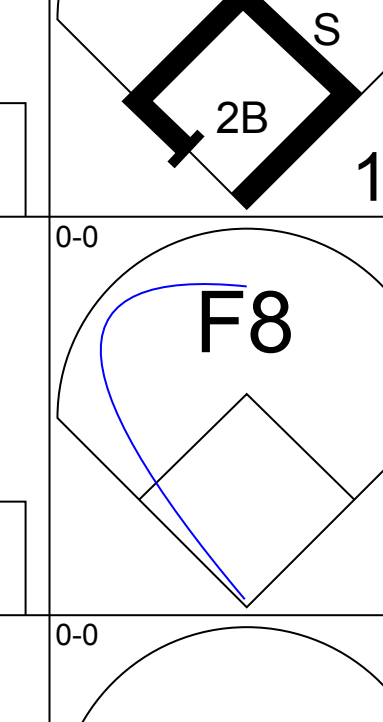
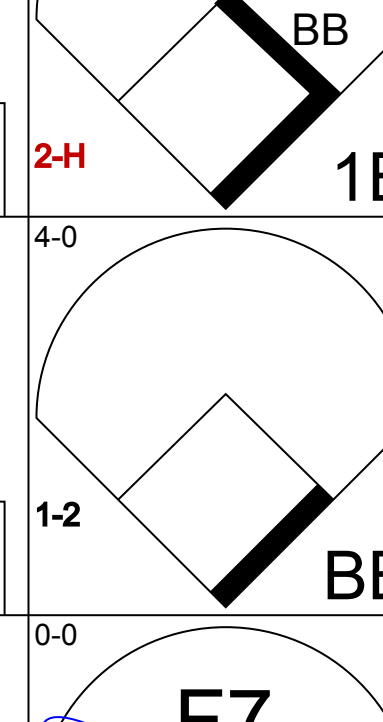
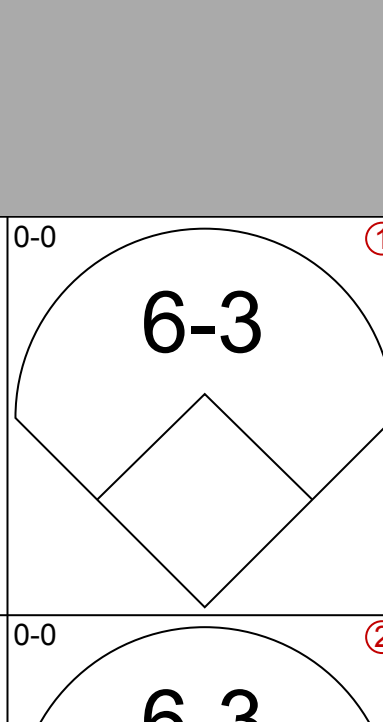

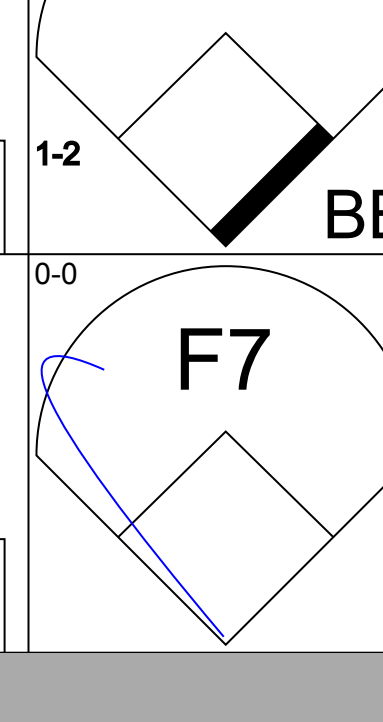
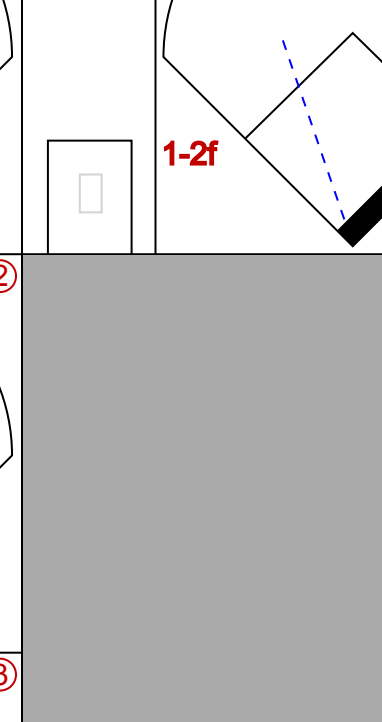
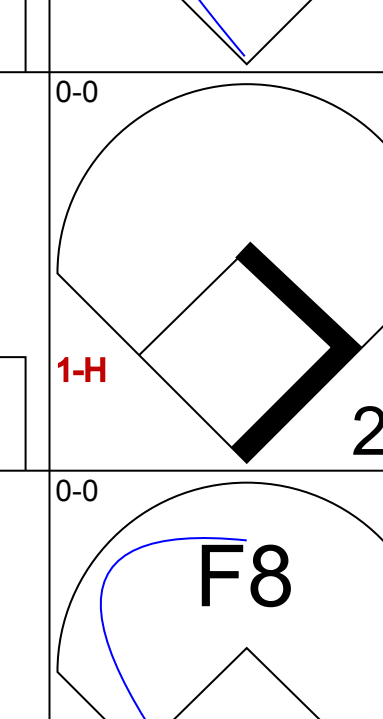
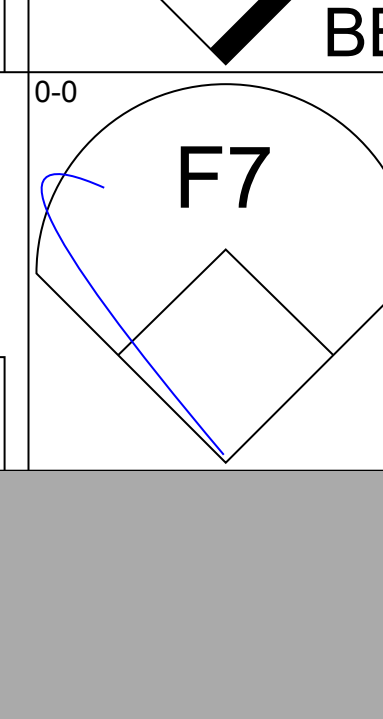
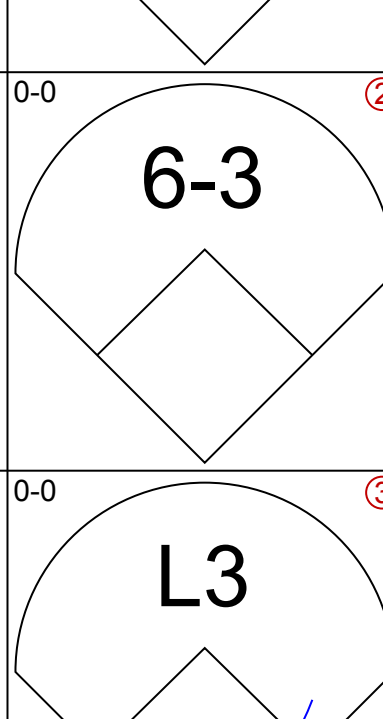
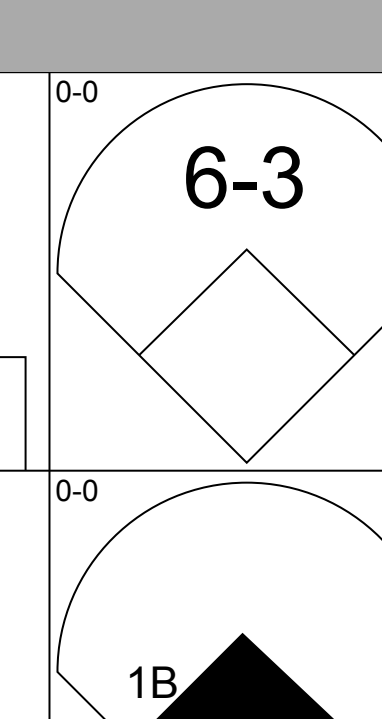
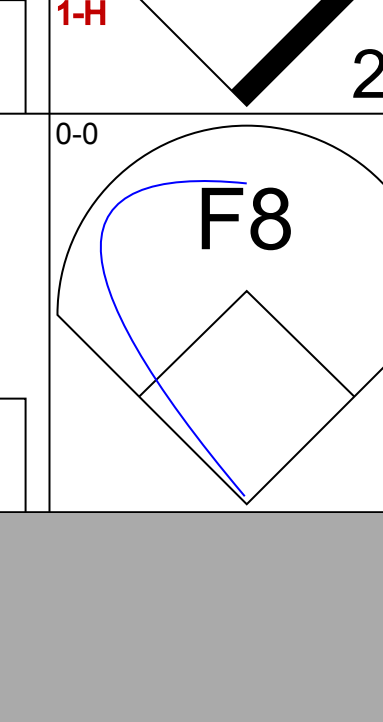
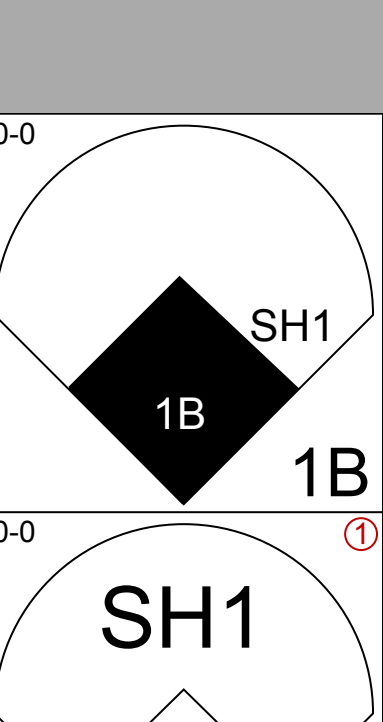
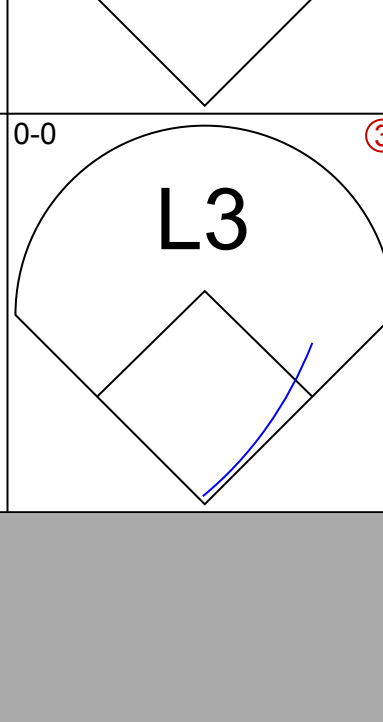
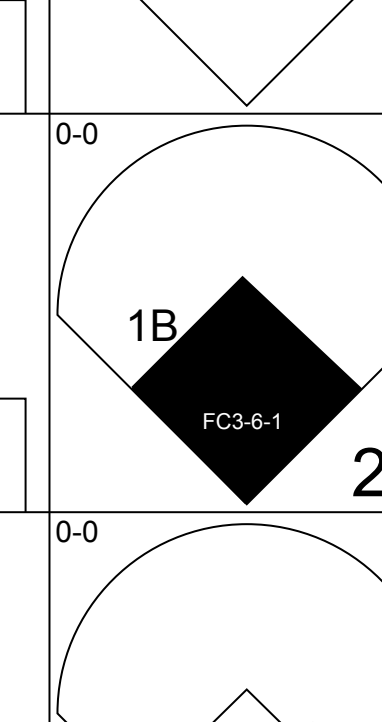
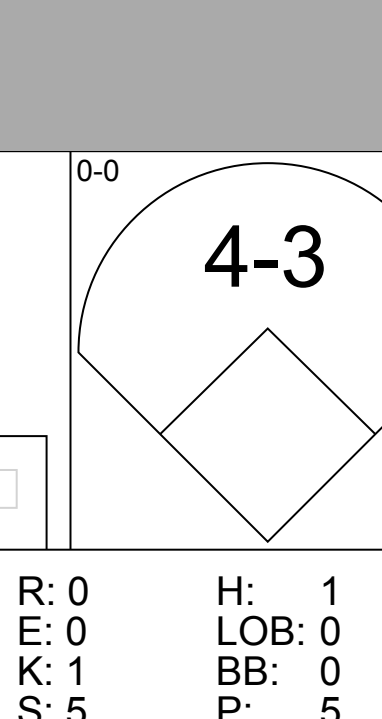
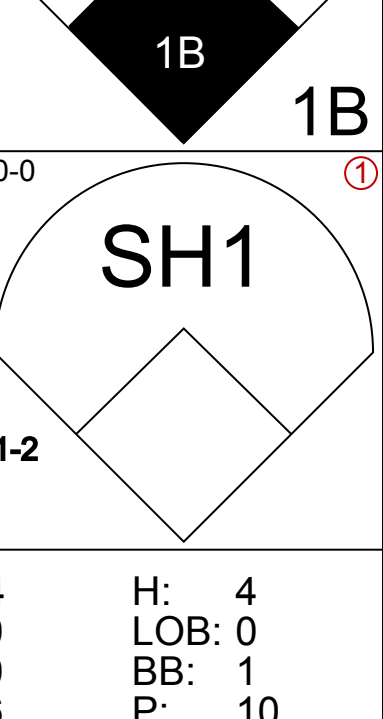
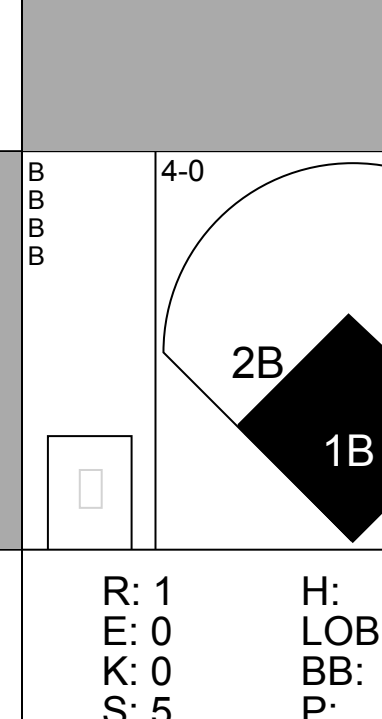
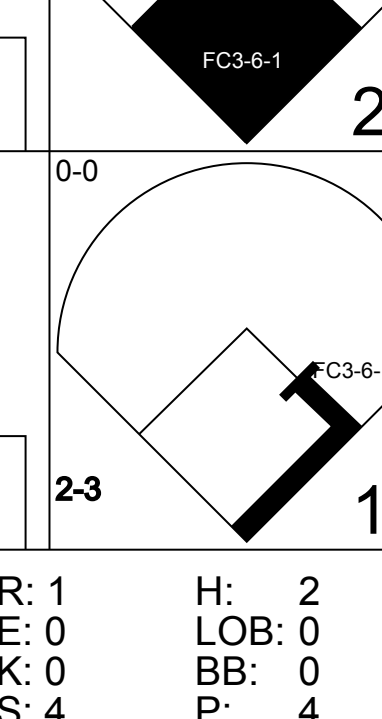
Batter	1	2	3	4	5	6	7	8	9	AB	R	H	RBI	BB	SO	LOB	TOP										
Jim Gantner, L (1, 5) OBP: 0.333, SLG: 0.286	WP 1B		L9		E 2B	FC6-4		S 1B		5	0	3	0	0	0	2	Milwaukee Brewers @ Oakland Athletics Oakland-Alameda County Coliseum, Oakland, CA Sun May 20 1979, 7:05 PM PDT Att: 5,729 - Unknown livebaseballscorecards.com										
Robin Yount, R (1, 6) OBP: 0.294, SLG: 0.353	L8		FC5-4		E4 HBP		CS 1B	K		5	0	1	0	0	1	4											
Cecil Cooper, L (1, 3) OBP: 0.389, SLG: 0.550	K		L3		F7		K	F9		5	0	0	0	0	2	6											
Dick Davis, R (1, 7) OBP: 0.288, SLG: 0.439	F7			HR	K		1B	L8		5	1	2	1	0	1	4											
Sal Bando, R (1, 10) OBP: 0.346, SLG: 0.287		F7		SH5-4 1B BB	F3		F3			2	0	0	0	1	0	1											
Paul Molitor, R (1, 4) OBP: 0.338, SLG: 0.434	S BB			SH5-4 1B	F3			SH1-3 BB		2	0	1	0	2	0	3											
Jim Wohlford, R (1, 9) OBP: 0.226, SLG: 0.367	K		SH5-4		F9		SH1-3			2	0	0	0	0	1	1											
Gorman Thomas, R (1, 8) OBP: 0.411, SLG: 0.546	K		K		5-3		K			4	0	0	0	0	3	4											
Buck Martinez, R (1, 2) OBP: 0.250, SLG: 0.239 Charlie Moore, R (8, PH) OBP: 0.425, SLG: 0.487			FC5-4 1B	F8		FC6-4 1B		F9		3	0	2	0	0	0	2											
Inning Stats	R: 0 E: 0 K: 1 S: 6	H: 1 LOB: 1 BB: 0 P: 6	R: 0 E: 0 K: 2 S: 7	H: 0 LOB: 1 BB: 1 P: 11	R: 0 E: 0 K: 0 S: 4	H: 1 LOB: 2 BB: 0 P: 4	R: 1 E: 0 K: 1 S: 7	H: 2 LOB: 2 BB: 1 P: 11	R: 0 E: 1 K: 0 S: 4	H: 1 LOB: 3 BB: 0 P: 8	R: 0 E: 0 K: 1 S: 6	H: 2 LOB: 1 BB: 0 P: 6	R: 0 E: 0 K: 1 S: 5	H: 0 LOB: 1 BB: 1 P: 9	R: 0 E: 0 K: 1 S: 6	H: 1 LOB: 1 BB: 0 P: 6		1B: 7 2B: 2 3B: 0 HR: 1	SF: 0 SAC: 2 DP: 1 HBP: 1	WP: 1 PB: 0 SB: 3 CS: 1	PA: 40						
PITCHER	IP	WLS	BF	H	R	ER	SO	BB	IBB	HBP	BLK	WP	HR	S	P	ERA	WHIP										
Craig Minetto, L (1, 1) ERA: 4.5	3.1		16	4	1	1	3	2	0	0	0	1	1	20	28	2.70	1.800										
Steve McCatty, R (4, 1) ERA: 0.5	5.0	W	22	5	0	0	5	1	0	1	0	0	0	30	35	0.00	1.200										
Bob Lacey, L (9, 1) ERA: 4.18	0.1		1	0	0	0	0	0	0	0	0	0	0	1	1	0.00	0.000										
Dave Heaverlo, R (9, 1) ERA: 1.35	0.1	S	1	0	0	0	0	0	0	0	0	0	0	1	1	0.00	0.000										

Batter	1	2	3	4	5	6	7	8	9	AB	R	H	RBI	BB	SO	LOB	BOTTOM										
Dwayne Murphy, L (1, 8) OBP: 0.410, SLG: 0.361	F7		HR		1B			F9		4	1	2	2	0	0	1	Milwaukee Brewers @ Oakland Athletics Oakland-Alameda County Coliseum, Oakland, CA Sun May 20 1979, 7:05 PM PDT Att: 5,729 - Unknown livebaseballscorecards.com										
Larry Murray, S (1, 9) OBP: 0.250, SLG: 0.235	K		G3		G3		SH1-3			3	0	0	0	0	1	1											
Mitchell Page, L (1, 10) OBP: 0.300, SLG: 0.307	4-3		6-3			CS 1B		BB		3	0	1	0	1	0	0											
Dave Revering, L (1, 3) OBP: 0.318, SLG: 0.410		F4		CS 1B		B1		K		4	0	1	0	0	1	3											
Wayne Gross, L (1, 5) OBP: 0.432, SLG: 0.549		F7		L6		L7				3	0	0	0	0	0	2											
Mike Edwards, R (1, 4) OBP: 0.248, SLG: 0.246	S BB		4-3		4-3		F3			2	0	0	0	1	0	0											
Jim Essian, R (1, 2) OBP: 0.274, SLG: 0.313					G4-3 BB		F8			1	0	0	0	2	0	0											
Derek Bryant, R (1, 7) OBP: 0.196, SLG: 0.119		F6			G4-3		F6			3	0	0	0	0	0	3											
Rob Picciolo, R (1, 6) OBP: 0.189, SLG: 0.283			F8		E9 1B			SH1-3 1B		3	1	1	0	0	0	0											
Inning Stats	R: 0 E: 0 K: 1 S: 5	H: 0 LOB: 0 BB: 0 P: 5	R: 0 E: 0 K: 0 S: 3	H: 0 LOB: 2 BB: 2 P: 11	R: 1 E: 0 K: 0 S: 4	H: 1 LOB: 0 BB: 0 P: 4	R: 0 E: 0 K: 0 S: 3	H: 1 LOB: 0 BB: 0 P: 3	R: 1 E: 1 K: 0 S: 4	H: 1 LOB: 1 BB: 1 P: 8	R: 0 E: 0 K: 0 S: 3	H: 1 LOB: 0 BB: 0 P: 3	R: 0 E: 0 K: 1 S: 6	H: 1 LOB: 2 BB: 1 P: 10	R: 0 E: 0 K: 1 S: 6	H: 1 LOB: 1 BB: 1 P: 10		1B: 4 2B: 0 3B: 0 HR: 1	SF: 0 SAC: 1 DP: 1 HBP: 0	WP: 0 PB: 0 SB: 1 CS: 2	PA: 31						
PITCHER	IP	WLS	BF	H	R	ER	SO	BB	IBB	HBP	BLK	WP	HR	S	P	ERA	WHIP										
Jim Slaton, R (1, 1) ERA: 1.9	8.0	L	31	5	2	1	2	4	0	0	0	0	1	31	47	1.12	1.125										

Batter	1	2	3	4	5	6	7	8	9	AB	R	H	RBI	BB	SO	LOB	TOP			
Mike Edwards, R (1,4) OBP: 0.246, SLG: 0.238										4	0	0	0	1	1	4	Oakland Athletics @ Chicago White Sox Comiskey Park, Chicago, IL Wed May 23 1979, 8:05 PM EDT Att: 11,881 - Unknown - 48 F			
Larry Murray, S (1,9) OBP: 0.226, SLG: 0.213										5	0	0	0	0	1	4				
Mitchell Page, L (1,10) OBP: 0.320, SLG: 0.329										4	1	4	0	0	0	0				
Jeff Newman, R (1,2) OBP: 0.264, SLG: 0.426										4	0	1	0	0	0	3				
Dave Revering, L (1,3) OBP: 0.321, SLG: 0.408										4	0	1	1	0	0	1				
Glenn Burke, R (1,7) OBP: 0.224, SLG: 0.271										3	0	1	0	1	1	1				
Wayne Gross, L (1,5) OBP: 0.429, SLG: 0.550										3	0	1	0	1	0	1				
Mickey Klutts, R (1,6) OBP: 0.263, SLG: 0.288										4	0	1	0	0	2	4				
Dwayne Murphy, L (1,8) OBP: 0.420, SLG: 0.394										3	0	1	0	1	1	1				
Inning Stats	R: 0 E: 0 K: 1 S: 5	H: 1 LOB: 0 BB: 0 P: 5	R: 0 E: 0 K: 1 S: 5	H: 0 LOB: 0 BB: 0 P: 5	R: 0 E: 0 K: 1 S: 6	H: 1 LOB: 1 BB: 0 P: 6	R: 1 E: 0 K: 1 S: 8	H: 3 LOB: 3 BB: 1 P: 12	R: 0 E: 0 K: 0 S: 2	H: 0 LOB: 0 BB: 1 P: 6	R: 0 E: 0 K: 1 S: 6	H: 1 LOB: 1 BB: 0 P: 6	R: 0 E: 0 K: 0 S: 4	H: 2 LOB: 1 BB: 0 P: 4	R: 0 E: 0 K: 0 S: 4	H: 1 LOB: 2 BB: 1 P: 8	1B: 8 2B: 3 3B: 0 HR: 0	SF: 0 SAC: 0 DP: 2 HBP: 0	WP: 0 PB: 0 SB: 0 CS: 1	PA: 39
PITCHER Ken Kravec, L (1,1) ERA: 3.41	IP: 9.0 WLS: W BF: 38 H: 10 R: 1 ER: 1 SO: 6 BB: 4 IBB: 0 HBP: 0 BLK: 0 WP: 0 HR: 0 S: 46 P: 62 ERA: 1.00 WHIP: 1.556																			

AB	34
R	1
H	10
RBI	1
BB	4
SO	6
LOB	19



Batter	1	2	3	4	5	6	7	8	9	AB	R	H	RBI	BB	SO	LOB	BOTTOM			
Junior Moore, R (1,7) OBP: 0.351, SLG: 0.340										5	1	2	2	0	0	2	Oakland Athletics @ Chicago White Sox Comiskey Park, Chicago, IL Wed May 23 1979, 8:05 PM EDT Att: 11,881 - Unknown - 48 F			
Claudell Washington, L (1,9) OBP: 0.330, SLG: 0.491										2	1	1	0	2	1	1				
Chet Lemon, R (1,8) OBP: 0.423, SLG: 0.513										4	1	2	3	0	0	3				
Eric Soderholm, R (1,5) OBP: 0.351, SLG: 0.428										4	0	2	1	0	0	2				
Alan Bannister, R (1,4) OBP: 0.436, SLG: 0.447										3	0	2	0	1	0	1				
Lamar Johnson, R (1,3) OBP: 0.384, SLG: 0.391										3	0	0	0	1	0	4				
Mike Squires, L (8,3) OBP: 0.313, SLG: 0.333										0	0	0	0	0	0	0				
Wayne Nordhagen, R (1,10) OBP: 0.276, SLG: 0.280										4	0	1	0	0	0	2				
Bill Nahorodny, R (1,2) OBP: 0.317, SLG: 0.500										4	2	2	0	0	0	1				
Don Kessinger, S (1,6) OBP: 0.233, SLG: 0.222										2	1	1	0	1	0	0				
Inning Stats	R: 0 E: 0 K: 0 S: 3	H: 0 LOB: 1 BB: 1 P: 7	R: 0 E: 0 K: 0 S: 4	H: 2 LOB: 1 BB: 0 P: 4	R: 0 E: 0 K: 1 S: 5	H: 1 LOB: 0 BB: 0 P: 5	R: 0 E: 0 K: 0 S: 4	H: 2 LOB: 2 BB: 1 P: 8	R: 4 E: 0 K: 0 S: 6	H: 4 LOB: 0 BB: 1 P: 10	R: 0 E: 0 K: 0 S: 3	H: 0 LOB: 0 BB: 0 P: 3	R: 1 E: 0 K: 0 S: 5	H: 2 LOB: 3 BB: 2 P: 13	R: 1 E: 0 K: 0 S: 4	H: 2 LOB: 0 BB: 0 P: 4	1B: 8 2B: 5 3B: 0 HR: 1	SF: 0 SAC: 1 DP: 1 HBP: 0	WP: 0 PB: 0 SB: 1 CS: 2	PA: 37
PITCHER John Henry Johnson, L (1,1) ERA: 4.75	IP: 4.1 WLS: L BF: 22 H: 9 R: 4 ER: 4 SO: 1 BB: 3 IBB: 0 HBP: 0 BLK: 0 WP: 0 HR: 1 S: 21 P: 33 ERA: 8.31 WHIP: 2.769																			
Jim Todd, R (5,1) ERA: 9.99	IP: 2.1 WLS: L BF: 10 H: 2 R: 1 ER: 1 SO: 0 BB: 2 IBB: 0 HBP: 0 BLK: 0 WP: 0 HR: 0 S: 8 P: 16 ERA: 3.86 WHIP: 1.714																			
Dave Heaverlo, R (7,1) ERA: 1.8	IP: 1.1 WLS: L BF: 5 H: 2 R: 1 ER: 1 SO: 0 BB: 0 IBB: 0 HBP: 0 BLK: 0 WP: 0 HR: 0 S: 5 P: 5 ERA: 6.75 WHIP: 1.500																			




Batter	1	2	3	4	5	6	7	8	9	AB	R	H	RBI	BB	SO	LOB	TOP		
Dwayne Murphy, L (1.8) OBP: 0.426, SLG: 0.402	4-0 CS BB		4-0 FC1-6 BB		0-0 6-3		0-0 2B		0-0 4-3	3	0	1	0	2	0	0	Oakland Athletics @ Chicago White Sox Comiskey Park, Chicago, IL Thu May 24 1979, 8:05 PM EDT Att. 5,638 - Unknown - 50 F		
Larry Murray, S (1.9) OBP: 0.217, SLG: 0.202	0-0 5-3		0-0 FC1-6		0-0 G3		0-0 6-3		0-0 6-3	5	0	0	0	0	0	5			
Mitchell Page, L (1.10) OBP: 0.313, SLG: 0.321	0-0 5-3		0-3 K				0-3 K		0-3 K	4	0	0	0	0	3	2			
Dave Revering, L (1.3) OBP: 0.331, SLG: 0.421		0-3 K		0-0 G5-4-3 1B		4-0 FC4 BB		0-0 1B 2B		3	1	2	0	1	1	0			
Jeff Newman, R (1.2) OBP: 0.256, SLG: 0.412		0-3 K		0-0 G5-4-3		0-0 F9		0-0 F9		4	0	0	0	0	1	3			
Glenn Burke, R (1.7) OBP: 0.284, SLG: 0.280		4-0 BB		4-0 E BB		0-0 FC4		0-0 WP 2H 1B		2	0	1	1	2	0	1			
Wayne Gross, L (1.5) OBP: 0.430, SLG: 0.541		0-0 4-3		4-0 BB				4-0 FC6-4 BB		2	0	0	0	2	0	1			
Mickey Klutts, R (1.6) OBP: 0.263, SLG: 0.288			0-3 K2-3		0-0 F8		0-0 6-3		0-0 FC6-4	0	0	0	0	0	0	0			
Rob Picciolo, R (2.6) OBP: 0.175, SLG: 0.263								1-2 FC6-4		4	0	0	0	0	1	4			
Mike Edwards, R (1.4) OBP: 0.254, SLG: 0.240			4-0 FC1-6 BB		0-0 F9		0-0 2B 1B		0-0 F8	3	0	1	0	1	0	0			
Inning Stats	R: 0 E: 0 K: 0 S: 2	H: 0 LOB: 0 BB: 1 P: 6	R: 0 E: 0 K: 2 S: 7	H: 0 LOB: 1 BB: 1 P: 11	R: 0 E: 0 K: 2 S: 7	H: 0 LOB: 2 BB: 2 P: 15	R: 0 E: 0 K: 0 S: 3	H: 1 LOB: 0 BB: 0 P: 11	R: 0 E: 0 K: 1 S: 5	H: 0 LOB: 0 BB: 1 P: 9	R: 0 E: 0 K: 0 S: 5	H: 2 LOB: 2 BB: 0 P: 5	R: 1 E: 0 K: 1 S: 7	H: 2 LOB: 2 BB: 1 P: 11	R: 0 E: 0 K: 0 S: 3	H: 0 LOB: 0 BB: 0 P: 3	1B: 3 2B: 2 3B: 0 HR: 0	SF: 0 SAC: 0 DP: 1 HBP: 0	WP: 2 PA: 38
PITCHER Rich Wortham, L (1.1) ERA: 4.94	IP: 9.0 WLS: W BF: 38 H: 5 R: 1 ER: 1 SO: 6 BB: 8 IBB: 0 HBP: 0 BLK: 0 WP: 1 HR: 0 S: 42 P: 74 ERA: 1.00 WHIP: 1.444															PITCHER			
Batter	1	2	3	4	5	6	7	8	9	AB	R	H	RBI	BB	SO	LOB	BOTTOM		
Ralph Garr, L (1.7) OBP: 0.342, SLG: 0.473	0-0 CS 1B		0-0 B1-3		0-0 E8 1B		0-0 E 1B 2B 1B		4-0 1B BB	3	0	2	2	0	0	0	Oakland Athletics @ Chicago White Sox Comiskey Park, Chicago, IL Thu May 24 1979, 8:05 PM EDT Att. 5,638 - Unknown - 50 F		
Rusty Torres, S (5.7) OBP: 0.500, SLG: 0.333									0-0 FC6-4 1B	1	1	1	0	1	0	0			
Claudell Washington, L (1.9) OBP: 0.328, SLG: 0.482	0-3 K		4-0 BB		0-0 G1		0-3 K		0-0 FC6-4 1B	3	0	0	0	1	2	3			
Wayne Nordhagen, R (7.9) OBP: 0.291, SLG: 0.294	1-2 K								1-3 FC6-4 1B	1	0	1	0	0	0	0			
Chet Lemon, R (1.8) OBP: 0.419, SLG: 0.506	0-0 6-3		0-3 K		0-3 K		0-0 E 2B 1B		0-0 FC6-4	4	1	1	0	0	2	2			
Junior Moore, R (7.7) OBP: 0.345, SLG: 0.333							1-2 E 2B 1B		1-2 FC6-4	1	0	0	0	0	0	2			
Eric Soderholm, R (1.5) OBP: 0.346, SLG: 0.434		0-0 1B 3B	0-0 5-3		0-0 F8		0-0 E5 2B		0-0 4-3	5	2	1	0	0	0	4			
Lamar Johnson, R (1.3) OBP: 0.379, SLG: 0.418		0-0 G1-6-3 1B		0-0 BB 2B 1B		0-0 K		0-0 E 1B 2B		4	2	3	4	0	1	0			
Mike Squires, L (7.3) OBP: 0.323, SLG: 0.345									0-0 1B 1B	1	0	1	0	0	0	0			
Jorge Orta, L (1.10) OBP: 0.316, SLG: 0.260		0-0 G1-6-3		4-0 BB 2B 1B		4-0 FC6-4 BB		0-0 FC6-4 1B		3	1	1	1	2	0	2			
Bill Nahorodny, R (1.2) OBP: 0.333, SLG: 0.513		4-0 1B BB		0-0 BB 1B 2B		0-0 FC6-4 BB		0-0 FC6-4 1B		4	1	2	2	1	0	2			
Greg Pryor, R (1.4) OBP: 0.339, SLG: 0.364		0-0 1B		4-0 BB 1B BB		0-3 K		0-0 5-3		4	1	1	0	1	2	3			
Don Kessinger, S (1.6) OBP: 0.235, SLG: 0.200		0-0 6-3		4-0 E 1B BB		0-0 F7		0-0 5-3		3	1	0	0	1	0	2			
Inning Stats	R: 0 E: 0 K: 1 S: 5	H: 1 LOB: 0 BB: 0 P: 5	R: 1 E: 0 K: 0 S: 5	H: 3 LOB: 2 BB: 1 P: 9	R: 0 E: 0 K: 1 S: 5	H: 0 LOB: 1 BB: 1 P: 9	R: 5 E: 1 K: 1 S: 8	H: 3 LOB: 1 BB: 3 P: 20	R: 0 E: 0 K: 2 S: 7	H: 0 LOB: 1 BB: 1 P: 11	R: 4 E: 1 K: 1 S: 10	H: 4 LOB: 1 BB: 0 P: 10	R: 0 E: 0 K: 0 S: 4	H: 1 LOB: 2 BB: 1 P: 8	R: 0 E: 0 K: 1 S: 7	H: 2 LOB: 2 BB: 0 P: 7	1B: 11 2B: 2 3B: 1 HR: 0	SF: 0 SAC: 0 DP: 1 HBP: 0	WP: 0 PA: 44
PITCHER Matt Keough, R (1.1) ERA: 6.67	IP: 3.0 WLS: L BF: 17 H: 6 R: 5 ER: 5 SO: 2 BB: 4 IBB: 0 HBP: 0 BLK: 0 WP: 0 HR: 0 S: 17 P: 33 ERA: 15.00 WHIP: 3.333															PITCHER			
Dave Hamilton, L (4.1) ERA: 1.35	2.2 15 4 5 0 4 2 0 0 0 0 0 21 29 0.00 2.250																		
Jim Todd, R (6.1) ERA: 9.11	2.1 12 4 0 0 1 1 0 0 0 0 0 13 17 0.00 2.143																		

Batter	1	2	3	4	5	6	7	8	9	AB	R	H	RBI	BB	SO	LOB	TOP			
Dwayne Murphy, L (1, 8) OBP: 0.429, SLG: 0.405	0-3 K	0-0 1B			0-0 1B			0-3 K		4	0	2	1	0	2	0	Oakland Athletics @ Milwaukee Brewers Milwaukee County Stadium, Milwaukee, WI Fri May 25 1979, 8:05 PM EDT Att: 22,073 - Unknown - 55 F			
Derek Bryant, R (1, 7) OBP: 0.190, SLG: 0.109	0-0 5-3	0-0 F8			0-0 1-3			0-0 F8		4	0	0	0	0	0	3				
Mitchell Page, L (1, 10) OBP: 0.312, SLG: 0.319	0-0 1B		0-0 4-3			0-0 F5		0-0 G3		4	0	1	0	0	0	0				
Jeff Newman, R (1, 3) OBP: 0.256, SLG: 0.407	0-0 1-3		0-0 6-3			0-0 FC6-4 1B			0-0 L9	4	0	1	0	0	0	1				
Glenn Burke, R (1, 9) OBP: 0.263, SLG: 0.278		0-0 L9	0-0 6-3			0-0 FC6-4 1B		0-0 FC6-4 1B		4	0	1	0	0	0	1				
Mike Edwards, R (1, 4) OBP: 0.254, SLG: 0.241		0-0 CS 1B		0-0 L7		0-0 F8		0-0 F4		4	0	1	0	0	0	2				
Jim Essian, R (1, 2) OBP: 0.269, SLG: 0.319		0-0 1-2 1B 2B		0-0 L7			0-0 6-3	0-0 FC6-4		4	1	1	0	0	0	1				
Wayne Gross, L (1, 5) OBP: 0.429, SLG: 0.532		4-0 1B 1B BB		0-0 1-3			0-0 4-3			2	1	0	0	1	0	0				
Rob Picciolo, R (1, 6) OBP: 0.183, SLG: 0.267		0-0 1-2 2-H 1B 1B			0-0 F7		0-0 F6			3	0	1	1	0	0	0				
Inning Stats	R: 0 E: 0 K: 1 S: 6	H: 1 LOB: 1 BB: 0 P: 6	R: 2 E: 0 K: 0 S: 6	H: 4 LOB: 2 BB: 1 P: 10	R: 0 E: 0 K: 0 S: 3	H: 0 LOB: 0 BB: 0 P: 3	R: 0 E: 0 K: 0 S: 3	H: 0 LOB: 0 BB: 0 P: 3	R: 0 E: 0 K: 0 S: 4	H: 1 LOB: 1 BB: 0 P: 4	R: 0 E: 0 K: 0 S: 3	H: 0 LOB: 0 BB: 0 P: 3	R: 0 E: 0 K: 1 S: 5	H: 0 LOB: 0 BB: 0 P: 5	R: 0 E: 0 K: 0 S: 4	H: 1 LOB: 1 BB: 0 P: 4	1B: 7 2B: 1 3B: 0 HR: 0	SF: 0 SAC: 0 DP: 0 HBP: 0	WP: 0 PB: 0 SB: 0 CS: 2	PA: 34
PITCHER Mike Caldwell, L (1, 1) ERA: 3.14	IP: 9.0 WLS: W BF: 34 H: 8 R: 2 ER: 2 SO: 2 BB: 1 IBB: 0 HBP: 0 BLK: 0 WP: 0 HR: 0 S: 37 P: 41 ERA: 2.00 WHIP: 1.000															PITCHER				

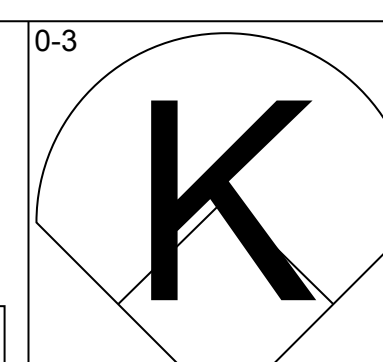
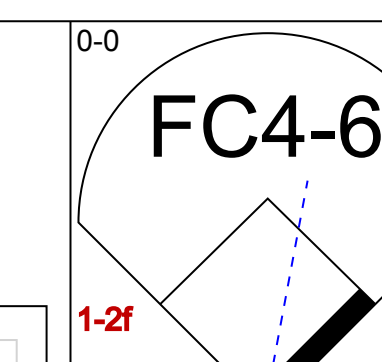
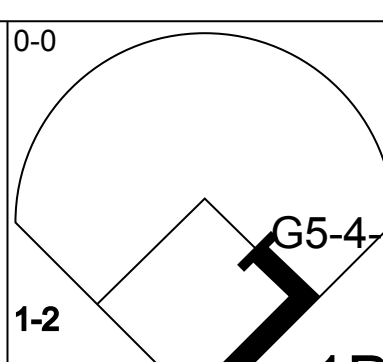
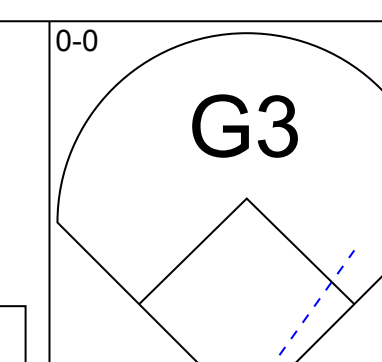
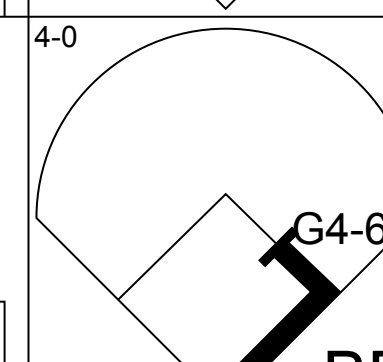
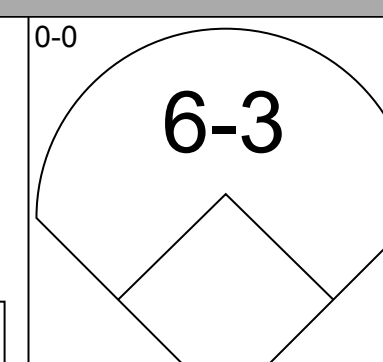
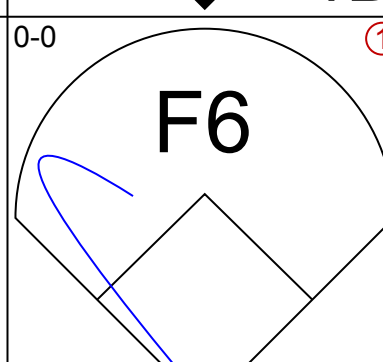
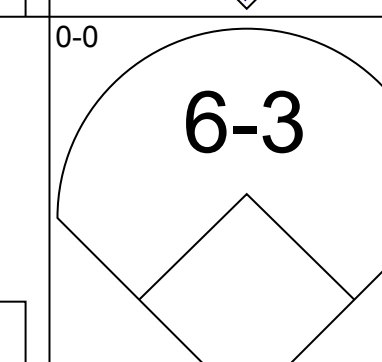
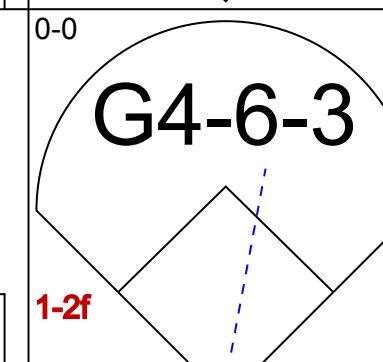
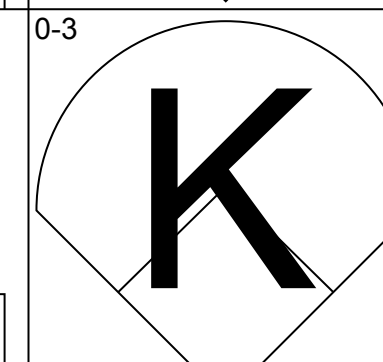
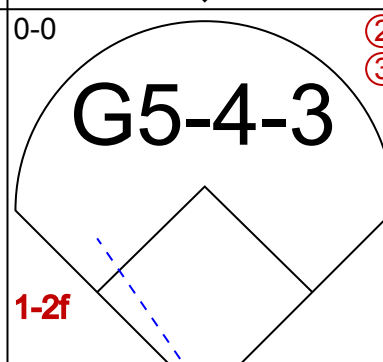
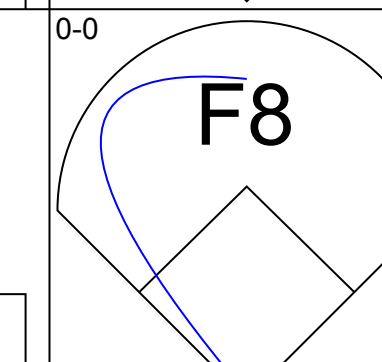
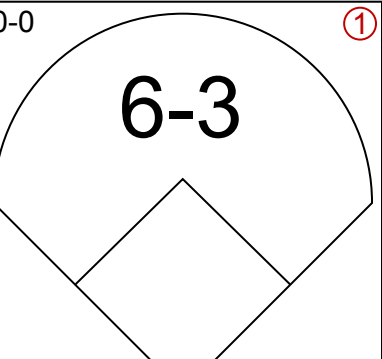
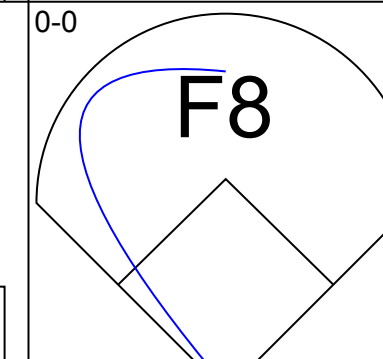
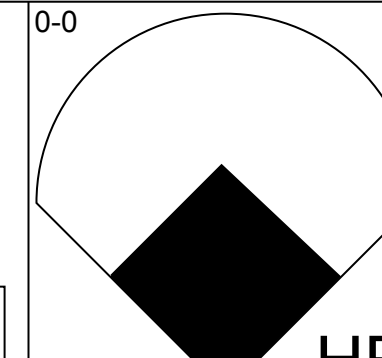
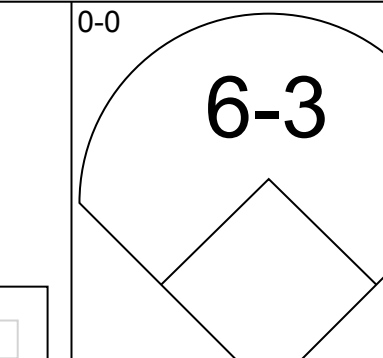
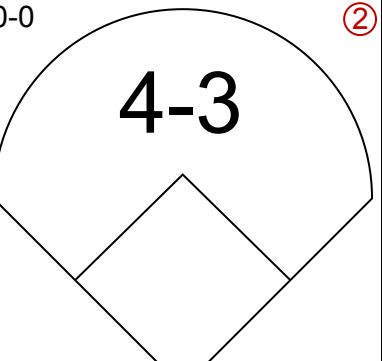
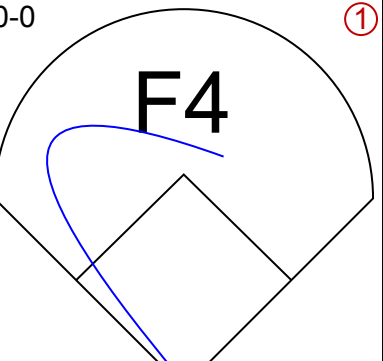
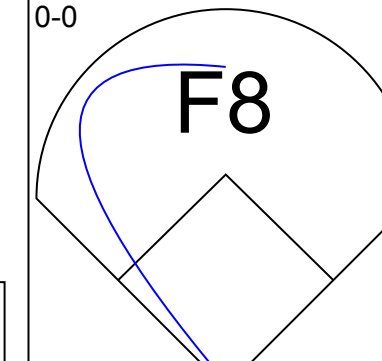
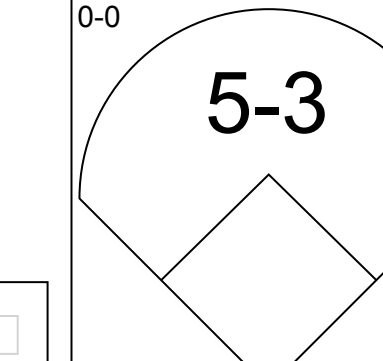
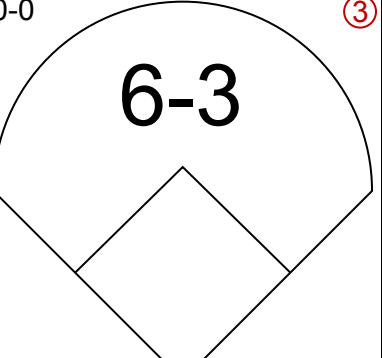
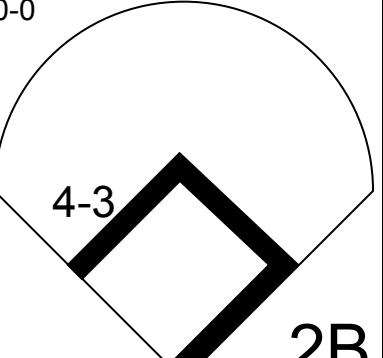
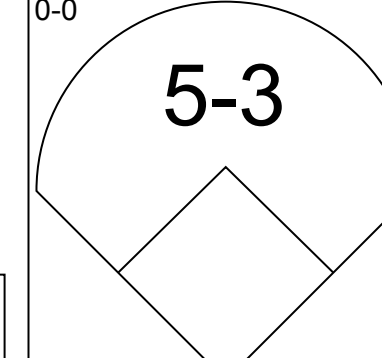
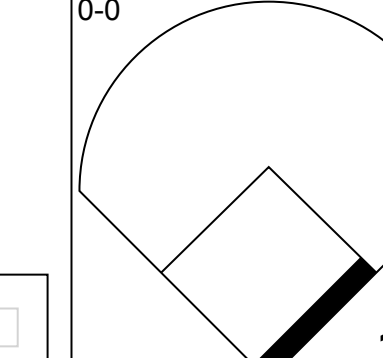
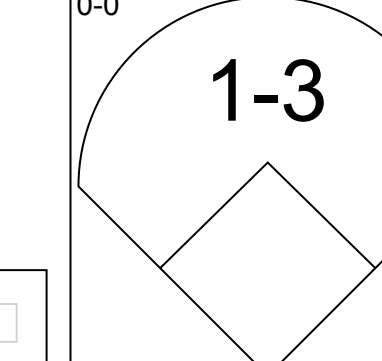
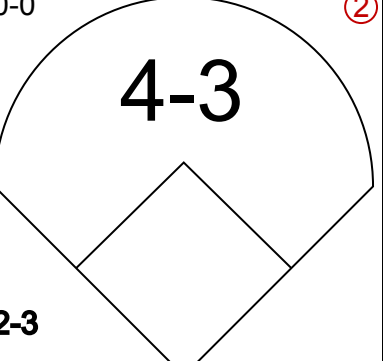
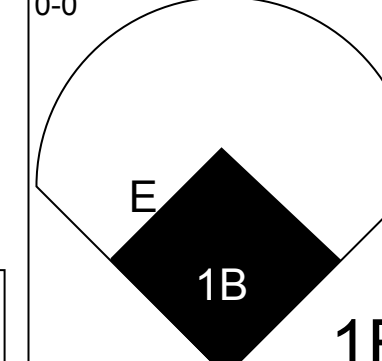
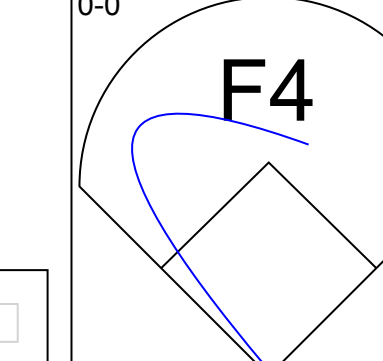
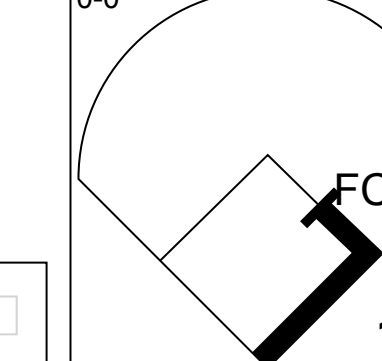
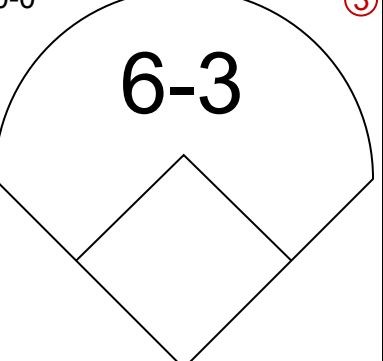
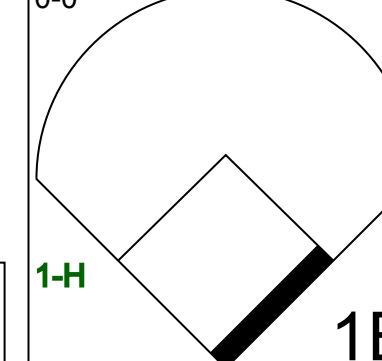
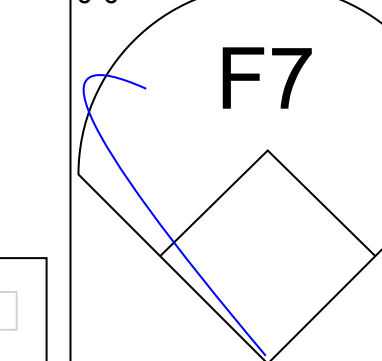
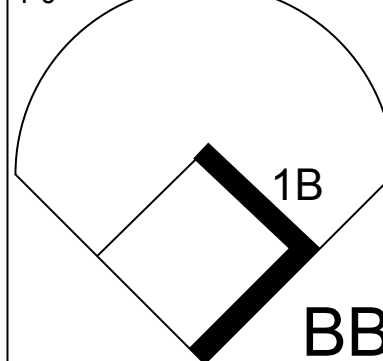
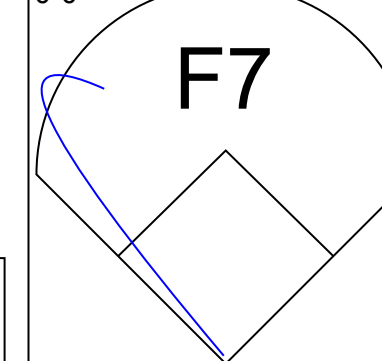
Batter	1	2	3	4	5	6	7	8	9	AB	R	H	RBI	BB	SO	LOB	BOTTOM			
Robin Yount, R (1, 6) OBP: 0.299, SLG: 0.355	0-0 6-3	0-0 FC6-4			0-0 F9		0-0 1-2 2-H 1B			4	0	1	0	0	0	2	Oakland Athletics @ Milwaukee Brewers Milwaukee County Stadium, Milwaukee, WI Fri May 25 1979, 8:05 PM EDT Att: 22,073 - Unknown - 55 F			
Sal Bando, R (1, 5) OBP: 0.356, SLG: 0.336	0-0 2B		0-3 K		0-0 1-3		0-0 FC5			4	0	1	0	0	1	2				
Cecil Cooper, L (1, 3) OBP: 0.374, SLG: 0.511	0-0 F6		0-3 K			0-3 K		0-0 6-3		4	0	0	0	0	2	1				
Dick Davis, R (1, 10) OBP: 0.316, SLG: 0.438	0-0 F9		0-0 F9			0-0 F4		0-0 F9		4	0	0	0	0	0	1				
Sixto Lezcano, R (1, 9) OBP: 0.421, SLG: 0.585		0-0 HR		4-0 BB		0-0 HR		4-0 1B BB		2	3	2	2	2	0	0				
Paul Molitor, R (1, 4) OBP: 0.358, SLG: 0.456	0-0 1-3			0-0 F3		0-0 CS 1B		E 1B 1B		4	0	2	0	0	0	1				
Gorman Thomas, R (1, 8) OBP: 0.410, SLG: 0.529	0-3 K		0-3 K		0-0 L7		0-0 CS 1B	0-0 F2	0-0 E 1B	4	0	1	1	0	2	1				
Jim Wohlford, R (1, 7) OBP: 0.257, SLG: 0.382	0-0 1B 1B				0-0 L7			0-0 1B 1B	0-0 E4	4	0	2	0	0	0	3				
Charlie Moore, R (1, 2) OBP: 0.448, SLG: 0.494	0-0 FC6-4 1B				0-0 F7			0-0 FC5 1B	0-0 FC6-4	4	0	2	0	0	0	3				
Inning Stats	R: 0 E: 0 K: 0 S: 4	H: 1 LOB: 1 BB: 0 P: 4	R: 1 E: 0 K: 1 S: 8	H: 3 LOB: 2 BB: 0 P: 8	R: 0 E: 0 K: 2 S: 7	H: 0 LOB: 0 BB: 0 P: 7	R: 0 E: 0 K: 1 S: 5	H: 0 LOB: 1 BB: 1 P: 9	R: 0 E: 0 K: 0 S: 3	H: 0 LOB: 0 BB: 0 P: 3	R: 1 E: 0 K: 1 S: 6	H: 2 LOB: 0 BB: 0 P: 6	R: 0 E: 0 K: 0 S: 5	H: 3 LOB: 2 BB: 0 P: 5	R: 1 E: 1 K: 0 S: 6	H: 2 LOB: 3 BB: 1 P: 10	1B: 8 2B: 1 3B: 0 HR: 2	SF: 0 SAC: 0 DP: 0 HBP: 0	WP: 0 PB: 0 SB: 0 CS: 1	PA: 37
PITCHER Craig Minetto, L (1, 1) ERA: 4.15 Bob Lacey, L (7, 1) ERA: 4.15	IP: 6.1 WLS: L BF: 9 H: 3 R: 1 ER: 1 SO: 0 BB: 1 IBB: 0 HBP: 0 BLK: 0 WP: 0 HR: 0 S: 8 P: 12 ERA: 5.40 WHIP: 2.400															PITCHER				

AB 33
R 2
H 8
RBI 2
BB 1
SO 2
LOB 8

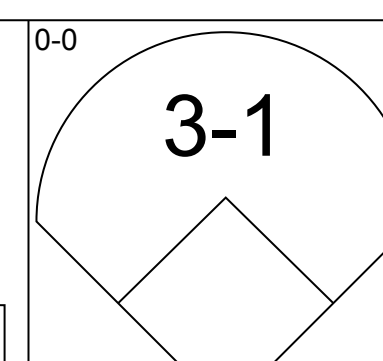
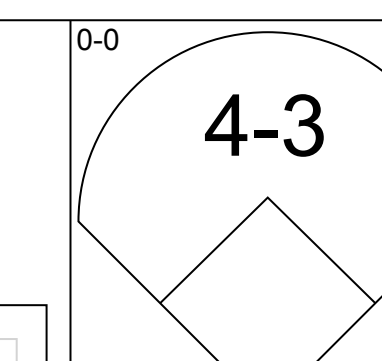
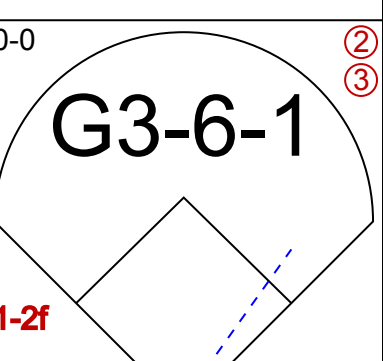
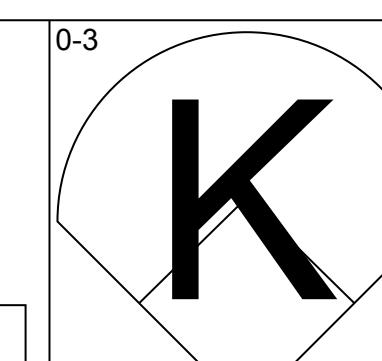
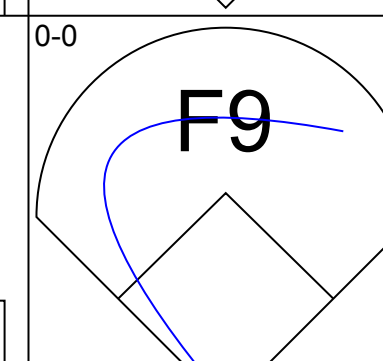
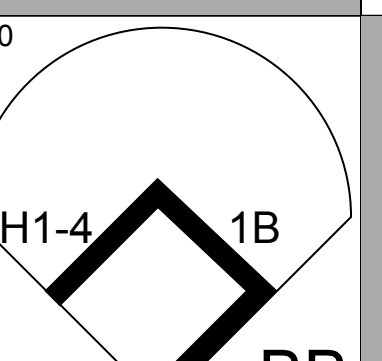
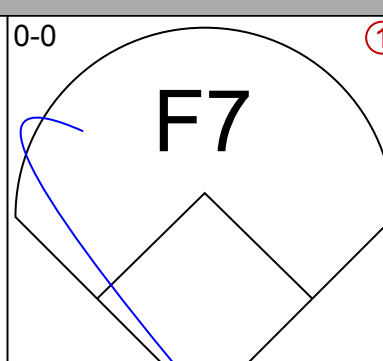
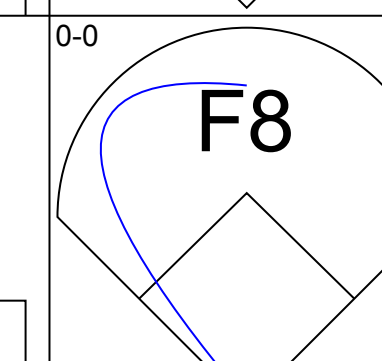
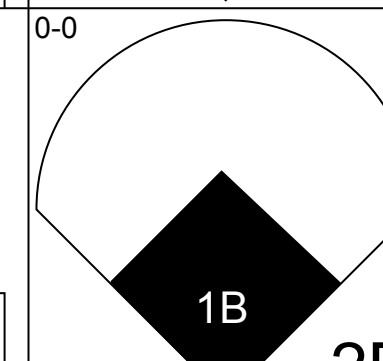
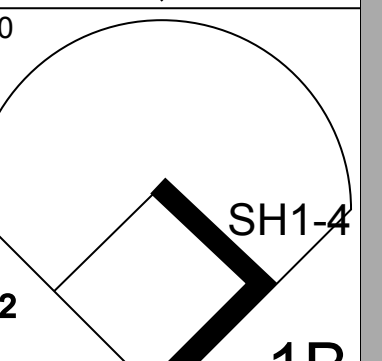
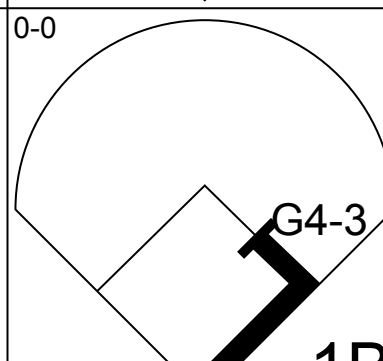
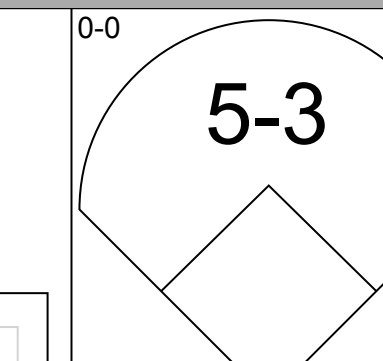
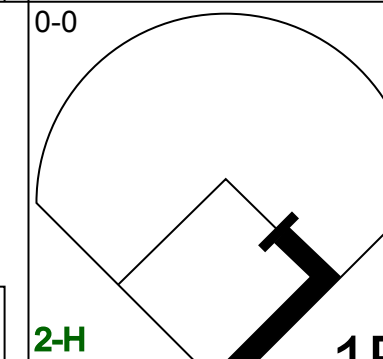
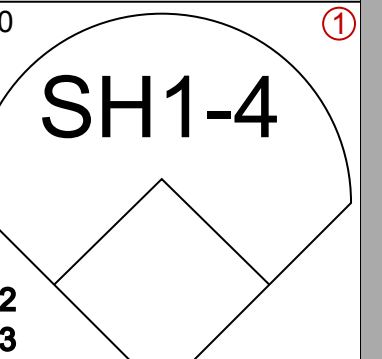
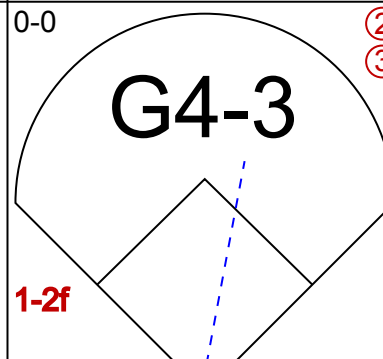
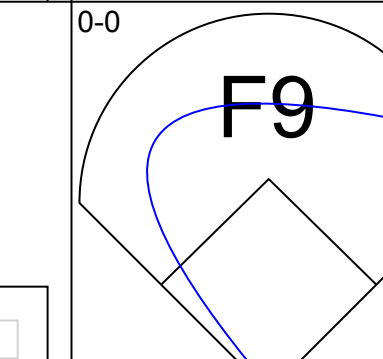
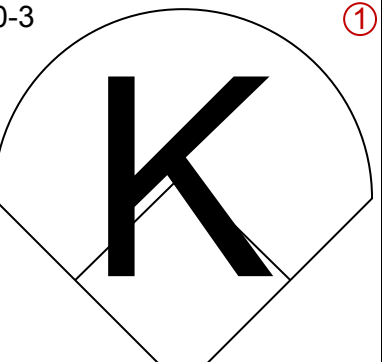

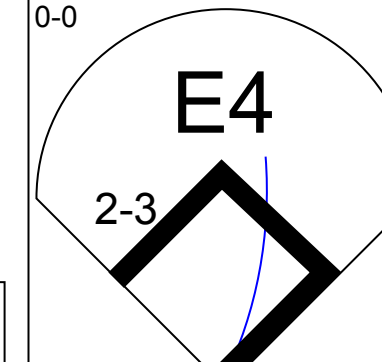
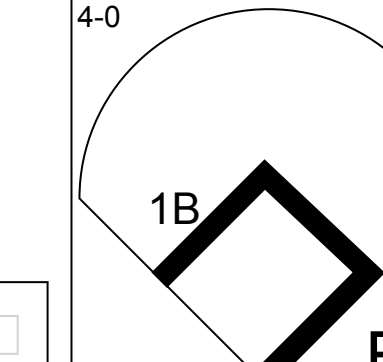
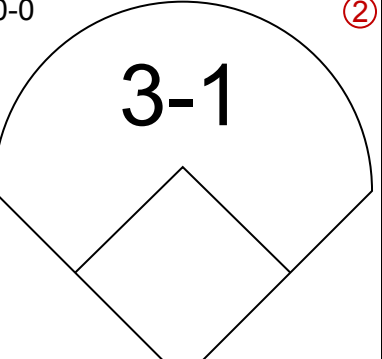
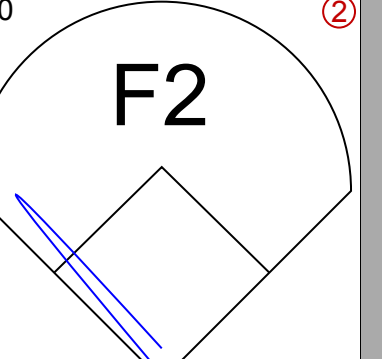
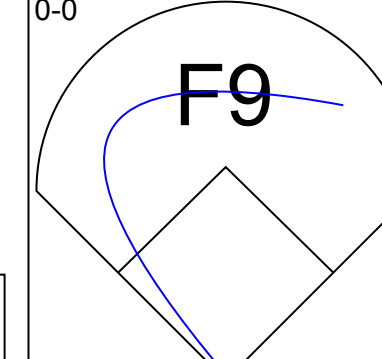
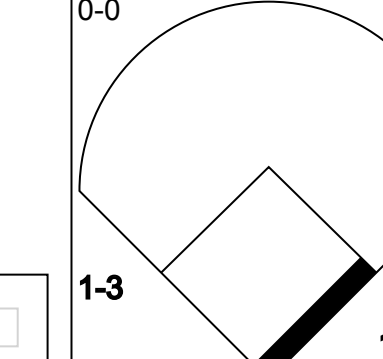
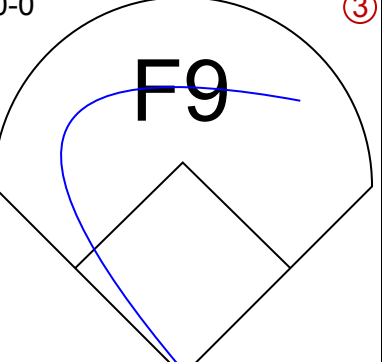
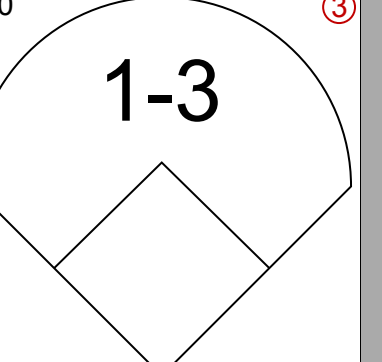
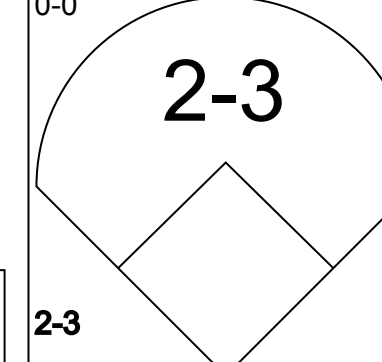
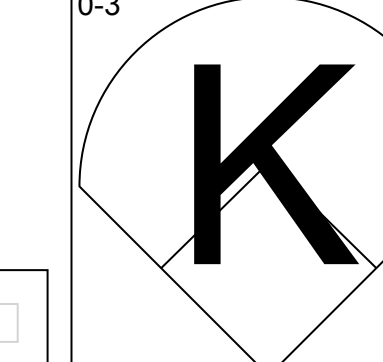
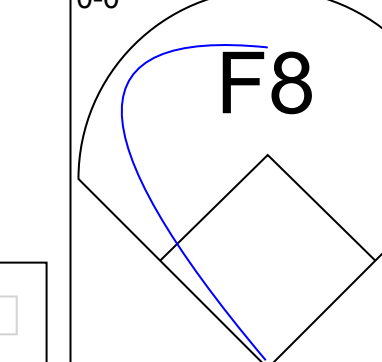
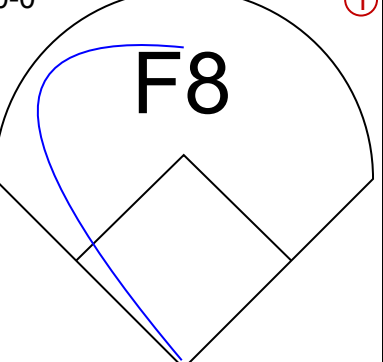
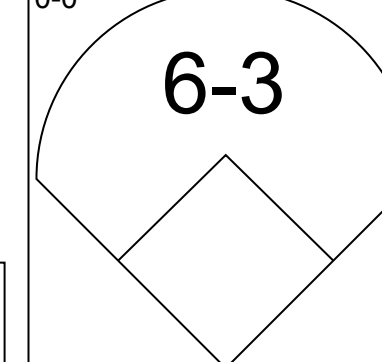
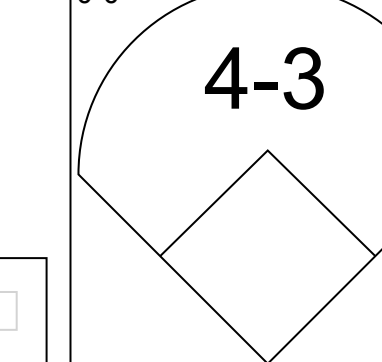
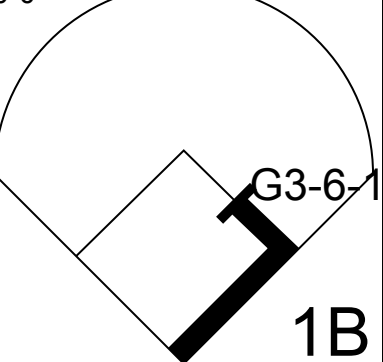
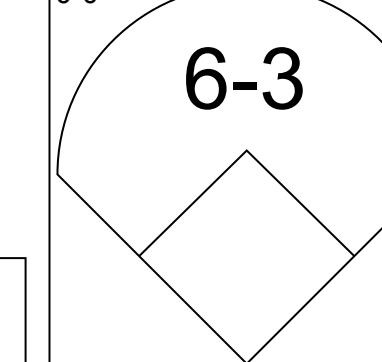


AB 34
R 3
H 11
RBI 3
BB 2
SO 5
LOB 14



Batter	1	2	3	4	5	6	7	8	9	AB	R	H	RBI	BB	SO	LOB	TOP					
Dwayne Murphy, L (1, 8) OBP: 0.423, SLG: 0.395										4	0	1	0	0	1	1	Oakland Athletics @ Milwaukee Brewers Milwaukee County Stadium, Milwaukee, WI Sun May 27 1979, 4:33 AM EDT Att: 22,928 - Unknown - 56 F					
Mitchell Page, L (1, 10) OBP: 0.308, SLG: 0.306										3	0	0	0	1	0	2						
Glenn Burke, R (1, 7) OBP: 0.262, SLG: 0.274										4	0	0	0	0	1	3						
Jeff Newman, R (1, 2) OBP: 0.254, SLG: 0.439										4	1	1	1	0	0	0						
Wayne Gross, L (1, 3) OBP: 0.423, SLG: 0.515										4	0	0	0	0	0	0						
Mario Guerrero, R (1, 6) OBP: 0.258, SLG: 0.267										4	0	2	0	0	0	0						
Mike Edwards, R (1, 4) OBP: 0.267, SLG: 0.262										4	1	1	0	0	0	2						
Mitt Ramirez, R (1, 5) OBP: 0.667, SLG: 0.667										3	0	2	1	0	0	1						
Larry Murray, S (1, 9) OBP: 0.219, SLG: 0.198										2	0	0	0	1	0	2						
Inning Stats	R: 0 E: 0 K: 1 S: 4	H: 0 LOB: 0 BB: 1 P: 8	R: 0 E: 0 K: 0 S: 3	H: 0 LOB: 0 BB: 0 P: 3	R: 0 E: 0 K: 0 S: 4	H: 1 LOB: 1 BB: 0 P: 4	R: 0 E: 0 K: 1 S: 5	H: 0 LOB: 0 BB: 0 P: 5	R: 0 E: 0 K: 0 S: 4	H: 1 LOB: 1 BB: 0 P: 4	R: 0 E: 0 K: 0 S: 3	H: 1 LOB: 1 BB: 1 P: 7	R: 2 E: 1 K: 0 S: 6	H: 3 LOB: 1 BB: 0 P: 6	R: 0 E: 0 K: 0 S: 3	H: 0 LOB: 0 BB: 0 P: 3	R: 0 E: 0 K: 0 S: 4	H: 1 LOB: 1 BB: 0 P: 4	1B: 5 2B: 1 3B: 0 HR: 1	SF: 0 SAC: 0 DP: 2 HBP: 0	WP: 0 PB: 0 SB: 0 CS: 0	PA: 34
PITCHER Lary Sorensen, R (1, 1) ERA: 2.66	IP: 9.0 WLS: L BF: 34	H: 7 R: 2 ER: 1 SO: 2	BB: 2 IBB: 0 HBP: 0 BLK: 0	WP: 0 HR: 1 S: 36 P: 44	ERA: 1.00 WHIP: 1.000	PITCHER										IP: 9.0 WLS: L BF: 34	H: 7 R: 2 ER: 1 SO: 2	BB: 2 IBB: 0 HBP: 0 BLK: 0	WP: 0 HR: 1 S: 36 P: 44	ERA: 1.00 WHIP: 1.000		



Batter	1	2	3	4	5	6	7	8	9	AB	R	H	RBI	BB	SO	LOB	BOTTOM					
Jim Gantner, L (1, 5) OBP: 0.338, SLG: 0.316										4	0	0	0	0	1	1	Oakland Athletics @ Milwaukee Brewers Milwaukee County Stadium, Milwaukee, WI Sun May 27 1979, 4:33 AM EDT Att: 22,928 - Unknown - 56 F					
Robin Yount, R (1, 6) OBP: 0.303, SLG: 0.352										3	0	0	0	1	0	0						
Cecil Cooper, L (1, 3) OBP: 0.383, SLG: 0.538										4	1	3	0	0	0	0						
Dick Davis, R (1, 10) OBP: 0.325, SLG: 0.475										3	0	1	1	0	0	1						
Ben Oglivie, L (1, 7) OBP: 0.310, SLG: 0.438										2	0	0	0	2	1	0						
Sixto Lezcano, R (1, 9) OBP: 0.418, SLG: 0.568										4	0	1	0	0	0	4						
Paul Moltor, R (1, 4) OBP: 0.350, SLG: 0.444										4	0	0	0	0	1	6						
Gorman Thomas, R (1, 8) OBP: 0.395, SLG: 0.503										3	0	0	0	0	0	1						
Buck Martinez, R (1, 2) OBP: 0.250, SLG: 0.259 Charlie Moore, R (8, PH) OBP: 0.446, SLG: 0.483										2	0	1	0	0	0	0						
Inning Stats	R: 1 E: 0 K: 0 S: 4	H: 2 LOB: 1 BB: 0 P: 4	R: 0 E: 0 K: 1 S: 5	H: 0 LOB: 0 BB: 0 P: 5	R: 0 E: 0 K: 0 S: 3	H: 0 LOB: 0 BB: 0 P: 3	R: 0 E: 0 K: 0 S: 4	H: 1 LOB: 3 BB: 2 P: 12	R: 0 E: 0 K: 0 S: 3	H: 1 LOB: 0 BB: 0 P: 3	R: 0 E: 0 K: 0 S: 3	H: 1 LOB: 0 BB: 0 P: 3	R: 0 E: 1 K: 0 S: 4	H: 0 LOB: 1 BB: 0 P: 4	R: 0 E: 0 K: 1 S: 5	H: 0 LOB: 0 BB: 0 P: 5	R: 0 E: 0 K: 1 S: 6	H: 1 LOB: 2 BB: 1 P: 10	1B: 5 2B: 1 3B: 0 HR: 0	SF: 0 SAC: 1 DP: 2 HBP: 0	WP: 0 PB: 0 SB: 0 CS: 0	PA: 34
PITCHER Steve McCatty, R (1, 1) ERA: 0.76 Dave Heaverlo, R (9, 1) ERA: 1.75	IP: 8.2 WLS: W BF: 33	H: 6 R: 1 ER: 1 SO: 2	BB: 2 IBB: 1 HBP: 0 BLK: 0	WP: 0 HR: 0 S: 34 P: 46	ERA: 1.04 WHIP: 0.923	PITCHER										IP: 9.1 WLS: S BF: 1	H: 0 R: 0 ER: 0 SO: 1	BB: 0 IBB: 0 HBP: 0 BLK: 0	WP: 0 HR: 0 S: 3 P: 3	ERA: 0.00 WHIP: 0.000		



Batter	1	2	3	4	5	6	7	8	9	AB	R	H	RBI	BB	SO	LOB	TOP					
Dwayne Murphy, L (1, 8) OBP: 0.425, SLG: 0.415 Derek Bryant, R (8, 7) OBP: 0.196, SLG: 0.128	K		1-H 3B			4-3	BB FC6-5 1B		BB 1B	4	1	2	1	0	1	0	<p>Oakland Athletics @ Minnesota Twins</p> <p>Metropolitan Stadium, Bloomington, MI</p> <p>Mon May 28 1979, 4:33 AM EDT</p> <p>Att: 9,505 - Unknown - 68 F</p>					
Larry Murray, S (1, 9) OBP: 0.227, SLG: 0.200	L1		F7			1-3	FC6-5 BB 1B		BB BB BB 1B	4	0	1	0	1	0	1						
Wayne Gross, L (1, 3) OBP: 0.429, SLG: 0.519	BB		G3			HR	FC6-5 BB		F7	3	1	1	0	2	0	3						
Jeff Newman, R (1, 2) OBP: 0.252, SLG: 0.453	F4			K		HR	FC6-5		F7	5	1	1	3	0	1	5						
Dave Revering, L (1, 10) OBP: 0.333, SLG: 0.420		4-3		L7		1B 2B	F7		1-2 2-H	5	1	2	1	0	0	2						
Mario Guerrero, R (1, 6) OBP: 0.266, SLG: 0.275		G6-4-3 1B		5-3		1-3 2B			5-3	5	1	2	0	0	0	2						
Glenn Burke, R (1, 7) OBP: 0.261, SLG: 0.288		G6-4-3 1-2		L4		1-H 3-H 2B			E3	4	0	1	2	0	0	1						
Mitt Ramirez, R (1, 5) OBP: 0.429, SLG: 0.429			L7		5-3	6-3				4	0	1	0	0	0	1						
Mike Edwards, R (1, 4) OBP: 0.266, SLG: 0.262					F9		L9		F4	4	1	1	0	0	0	1						
			3B 1B																			
Inning Stats	R: 0 E: 0 K: 1 S: 5	H: 0 LOB: 1 BB: 1 P: 9	R: 0 E: 0 K: 0 S: 3	H: 1 LOB: 0 BB: 3	R: 1 E: 0 K: 0 S: 5	H: 2 LOB: 1 BB: 0 P: 5	R: 0 E: 0 K: 1 S: 5	H: 0 LOB: 0 BB: 0 P: 5	R: 0 E: 0 K: 0 S: 3	H: 0 LOB: 0 BB: 0 P: 3	R: 4 E: 0 K: 0 S: 8	H: 5 LOB: 1 BB: 0 P: 8	R: 1 E: 0 K: 0 S: 5	H: 2 LOB: 2 BB: 1 P: 9	R: 0 E: 1 K: 0 S: 4	H: 1 LOB: 1 BB: 0 P: 4	R: 1 E: 0 K: 0 S: 5	H: 2 LOB: 2 BB: 1 P: 9	1B: 9 2B: 2 3B: 1 HR: 1	SF: 0 SAC: 0 DP: 1 HBP: 0	WP: 0 PB: 0 SB: 0 CS: 0	PA: 42
PITCHER	IP WLS BF H R ER SO BB IBB HBP BLK WP HR S P ERA WHIP																					
Dave Goltz, R (1, 1) ERA: 4.92	6.0		26	8	5	5	2	1	0	0	0	0	0	0	1	29	33	7.50	1.500			
Mike Marshall, R (7, 1) ERA: 2.05	3.0	W	16	5	2	2	0	2	0	0	0	0	0	0	0	14	22	6.00	2.333			

Batter	1	2	3	4	5	6	7	8	9	AB	R	H	RBI	BB	SO	LOB	BOTTOM					
Bombo Rivera, R (1, 7) OBP: 0.292, SLG: 0.313 Glenn Adewunle, L (6, PH) OBP: 0.313, SLG: 0.393	K	F5		K		F6	BB 1B IBB			3	0	0	0	0	2	2	<p>Oakland Athletics @ Minnesota Twins</p> <p>Metropolitan Stadium, Bloomington, MI</p> <p>Mon May 28 1979, 4:33 AM EDT</p> <p>Att: 9,505 - Unknown - 68 F</p>					
Jose Morales, R (7, PH) OBP: 0.345, SLG: 0.393 Dave Edwards, R (7, PH) OBP: 0.125, SLG: 0.125							1-2 1B			2	1	0	0	1	0	1						
Bob Randall, R (1, 4) OBP: 0.308, SLG: 0.277 Rob Wilfong, L (6, PH) OBP: 0.390, SLG: 0.473	HR BB		F7	6-3		1-3 2-H 1B	1-2 2-3 3-H BB			2	1	0	0	1	0	1						
Roy Smalley, S (1, 6) OBP: 0.465, SLG: 0.622	1-H HR		2B		K	IBB	1-3 2-H 3-H 1B			4	2	3	4	1	1	0						
Ron Jackson, R (1, 3) OBP: 0.330, SLG: 0.494	5-3		2B		G3	5-3	F8			5	1	1	1	0	0	5						
Craig Kusick, R (1, 10) OBP: 0.282, SLG: 0.541	BB		2B		K		FC1-6 BB		5-3	3	0	1	1	2	1	0						
Butch Wynegar, S (1, 2) OBP: 0.403, SLG: 0.413	F8		1B			FC3-6 BB	FC1-6 FC6-4		6-3	4	0	0	0	1	0	3						
Ken Landreaux, L (1, 8) OBP: 0.383, SLG: 0.463		1B	F9			FC3-6 1B	FC6-4 1B		4-3	5	2	1	0	0	0	3						
Hosken Powell, L (1, 9) OBP: 0.541, SLG: 0.636		F5		WP 1B		1-3 1B	1-2 BB			3	2	2	0	1	0	1						
John Castino, R (1, 5) OBP: 0.351, SLG: 0.412		K		K		1-2 1B	1-3 2-H 1B			4	1	2	2	0	2	2						
Inning Stats	R: 2 E: 0 K: 1 S: 6	H: 1 LOB: 2 BB: 2 P: 14	R: 0 E: 0 K: 1 S: 6	H: 1 LOB: 0 BB: 0 P: 6	R: 2 E: 0 K: 0 S: 6	H: 3 LOB: 1 BB: 0 P: 6	R: 0 E: 0 K: 2 S: 8	H: 1 LOB: 0 BB: 0 P: 8	R: 0 E: 0 K: 2 S: 7	H: 0 LOB: 0 BB: 0 P: 7	R: 2 E: 0 K: 0 S: 6	H: 3 LOB: 3 BB: 2 P: 14	R: 4 E: 0 K: 0 S: 5	H: 2 LOB: 2 BB: 4 P: 21	R: 0 E: 0 K: 0 S: 3	H: 0 LOB: 0 BB: 0 P: 3	R: 0 E: 0 K: 0 S: 3	H: 0 LOB: 0 BB: 0 P: 3	1B: 8 2B: 2 3B: 0 HR: 1	SF: 0 SAC: 0 DP: 0 HBP: 0	WP: 2 PB: 0 SB: 0 CS: 0	PA: 43
PITCHER	IP WLS BF H R ER SO BB IBB HBP BLK WP HR S P ERA WHIP																					
John Henry Johnson, L (1, 1) ERA: 5.16	2.1		14	5	4	4	2	2	0	0	0	0	0	0	0	16	24	15.43	3.000			
Mike Norris, R (3, 1) ERA: 4.92	3.0		12	2	2	2	4	1	0	0	0	0	0	0	1	19	23	6.00	1.000			
Dave Heaverlo, R (6, 1) ERA: 1.96	0.2	L	6	2	1	1	0	1	1	0	0	0	0	0	4	12	13.50	4.500				
Bob Lacey, L (7, 1) ERA: 4.83	0.2		6	1	1	1	0	2	1	0	0	0	1	0	3	15	13.50	4.500				
Jim Todd, R (7, 1) ERA: 9.8	1.1		5	1	2	2	0	0	0	0	0	0	0	0	5	5	13.50	0.750				

AB	39
R	7
H	13
RBI	7
BB	3
SO	2
LOB	16



livebaseballscores.com

Batter	1	2	3	4	5	6	7	8	9	AB	R	H	RBI	BB	SO	LOB	TOP				
Dwayne Murphy, L (1, 8) OBP: 0.420, SLG: 0.409	F7						FC3-2 1B WP		CS	4	1	1	1	0	0	2					
Mitchell Page, L (1, 10) OBP: 0.312, SLG: 0.311	F8	L7					WP 1B			4	0	2	1	0	0	2					
Wayne Gross, L (1, 5) OBP: 0.419, SLG: 0.504	F4		4-3				F7 1-2			4	0	0	0	0	1	2					
Jeff Newman, R (1, 2) OBP: 0.252, SLG: 0.447		S 2B 1B	K				F7		4-3	4	1	1	0	0	1	0					
Dave Revering, L (1, 3) OBP: 0.325, SLG: 0.409		G3	G3				F8		G3	4	0	0	0	0	0	1					
Mario Guerrero, R (1, 6) OBP: 0.265, SLG: 0.284		2B			5-3		5-3		F8	4	1	1	1	0	0	0					
Glenn Burke, R (1, 7) OBP: 0.260, SLG: 0.286		K	G3				1B FC3-2 1B		6-3	4	0	1	0	0	1	1					
Mike Edwards, R (1, 4) OBP: 0.276, SLG: 0.274		1B					F2		F8	1	1	1	1	0	0	0					
Milt Ramirez, R (4, 4) OBP: 0.333, SLG: 0.333		1B 2B					HBP			2	0	0	0	0	0	1					
Larry Murray, S (1, 9) OBP: 0.244, SLG: 0.205		1B BB	4-3				FC3-2 1B 1B		CS BB	2	1	1	0	2	0	1					
Inning Stats	R: 0 E: 0 K: 0 S: 3	H: 0 LOB: 0 BB: 0 P: 3	R: 3 E: 0 K: 1 S: 9	H: 4 LOB: 2 BB: 1 P: 13	R: 0 E: 0 K: 1 S: 5	H: 0 LOB: 0 BB: 0 P: 5	R: 0 E: 0 K: 0 S: 3	H: 0 LOB: 1 BB: 0 P: 4	R: 0 E: 0 K: 0 S: 3	H: 0 LOB: 0 BB: 0 P: 3	R: 2 E: 0 K: 1 S: 8	H: 3 LOB: 1 BB: 0 P: 8	R: 0 E: 0 K: 0 S: 3	H: 0 LOB: 0 BB: 0 P: 3	R: 0 E: 0 K: 0 S: 2	H: 0 LOB: 0 BB: 1 P: 6	1B: 6 2B: 2 3B: 0 HR: 0	SF: 0 SAC: 0 DP: 0 HBP: 1	WP: 1 PB: 0 SB: 1 CS: 2	PA: 37	
PITCHER	IP	WLS	BF	H	R	ER	SO	BB	IBB	HBP	BLK	WP	HR	S	P	ERA	WHIP				
Roger Erickson, R (1, 1) ERA: 7.09	6.1	L	27	7	5	5	2	1	0	1	0	0	0	29	34	7.11	1.263				
Mike Marshall, R (7, 1) ERA: 1.94	2.2		9	1	0	0	1	1	0	0	0	1	0	10	14	0.00	0.750				

Oakland Athletics @ Minnesota Twins
Metropolitan Stadium, Bloomington, MI
Wed May 30 1979, 8:05 PM EDT
Att. 3,073 - Unknown - 58 F

AB 33
R 5
H 8
RBI 4
BB 2
SO 3
LOB 10



Batter	1	2	3	4	5	6	7	8	9	AB	R	H	RBI	BB	SO	LOB	BOTTOM				
Hosken Powell, L (1, 9) OBP: 0.500, SLG: 0.568	G3		1B BB				4-3		F7	4	0	0	0	1	0	2					
Butch Wynegar, S (1, 2) OBP: 0.403, SLG: 0.419	4-3		1B				F9		F7	5	1	2	0	0	0	2					
Roy Smalley, S (1, 6) OBP: 0.461, SLG: 0.617	5-3		SF7				1B		F4	3	0	1	2	0	0	0					
Ken Landreaux, L (1, 8) OBP: 0.380, SLG: 0.459		L8	5-3				1B		K	4	0	1	0	0	1	2					
Glenn Adams, L (1, 7) OBP: 0.315, SLG: 0.395							F9		F8	2	0	1	0	0	1	0					
Jose Morales, R (5, PH) OBP: 0.339, SLG: 0.346							K			1	0	0	0	0	0	2					
Bombo Rivera, R (6, 7) OBP: 0.288, SLG: 0.309		FC4-6 1B								1	0	0	0	0	0	0					
Ron Jackson, R (1, 3) OBP: 0.322, SLG: 0.482		FC4-6 S					6-3		F3	4	0	0	0	0	0	1					
Rob Wilfong, L (1, 4) OBP: 0.392, SLG: 0.500		F8								2	1	1	1	0	0	1					
Bob Randall, R (6, PH) OBP: 0.315, SLG: 0.286		1-2					HR		BB 2B 1B	2	1	1	0	0	0	0					
John Castino, R (1, 5) OBP: 0.347, SLG: 0.398			5-3				5-3		2B BB	3	0	0	0	1	0	0					
Craig Kusick, R (1, 10) OBP: 0.302, SLG: 0.561									BB	4	1	2	1	0	0	0					
Willie Norwood, R (9, PR) OBP: 0.297, SLG: 0.429			1B BB SF7 1B						1-3 2H	0	0	0	0	0	0	0					
Inning Stats	R: 0 E: 0 K: 0 S: 3	H: 0 LOB: 0 BB: 0 P: 3	R: 0 E: 0 K: 0 S: 4	H: 1 LOB: 1 BB: 0 P: 4	R: 1 E: 0 K: 0 S: 5	H: 2 LOB: 2 BB: 1 P: 9	R: 1 E: 0 K: 1 S: 6	H: 1 LOB: 0 BB: 0 P: 6	R: 1 E: 0 K: 0 S: 6	H: 3 LOB: 2 BB: 0 P: 6	R: 0 E: 0 K: 0 S: 3	H: 0 LOB: 0 BB: 0 P: 3	R: 0 E: 0 K: 1 S: 5	H: 0 LOB: 0 BB: 0 P: 5	R: 1 E: 0 K: 0 S: 5	H: 2 LOB: 2 BB: 1 P: 9	1B: 6 2B: 2 3B: 0 HR: 1	SF: 1 SAC: 0 DP: 0 HBP: 0	WP: 0 PB: 0 SB: 1 CS: 0	PA: 38	
PITCHER	IP	WLS	BF	H	R	ER	SO	BB	IBB	HBP	BLK	WP	HR	S	P	ERA	WHIP				
Matt Keough, R (1, 1) ERA: 6.6	4.2		22	7	3	3	1	1	0	0	0	0	0	14	18	2.46	0.545				
John Henry Johnson, L (5, 1) ERA: 5.03	3.2	W	13	1	1	1	1	1	0	0	0	0	0	1	1						
Jim Todd, R (9, 1) ERA: 9.9	0.0		1	1	0	0	0	0	0	0	0	0	0	1	1						
Bob Lacey, L (9, 1) ERA: 4.73	0.2	S	2	0	0	0	0	0	0	0	0	0	0	2	2	0.00	0.000				

Oakland Athletics @ Minnesota Twins
Metropolitan Stadium, Bloomington, MI
Wed May 30 1979, 8:05 PM EDT
Att. 3,073 - Unknown - 58 F

AB 35
R 4
H 9
RBI 4
BB 2
SO 2
LOB 10



Batter	1	2	3	4	5	6	7	8	9	AB	R	H	RBI	BB	SO	LOB	TOP					
Dwayne Murphy, L (1, 8) OBP: 0.420, SLG: 0.417	6-3		1B 4-3	5-3			4-3		2B 4-3	5	1	2	0	0	0	1						
Mitchell Page, L (1, 10) OBP: 0.318, SLG: 0.324	1B		1B 4-3		L8		2B		4-3	5	1	3	0	0	0	1						
Wayne Gross, L (1, 5) OBP: 0.409, SLG: 0.490	F8		4-3		L4		F4			4	0	0	1	0	0	3						
Jeff Newman, R (1, 2) OBP: 0.258, SLG: 0.448	6-3		1B 2-3 3-H		1B		F9			4	0	2	1	0	0	2						
Dave Revering, L (1, 3) OBP: 0.329, SLG: 0.411		L3		K		1B 1-3		G6-3 1B		4	0	2	0	0	1	1						
Mario Guerrero, R (1, 6) OBP: 0.255, SLG: 0.273	5-3		G3		L8		G6-3 1-2			4	0	0	0	0	0	4						
Glenn Burke, R (1, 7) OBP: 0.273, SLG: 0.297	1B 1B			6-3 S		3-1		4-3		4	0	2	0	0	0	0						
Mitt Ramirez, R (1, 4) OBP: 0.308, SLG: 0.308	1B 1-2			6-3		F7		K		4	0	1	0	0	1	1						
Larry Murray, S (1, 9) OBP: 0.236, SLG: 0.198	L8			L5		F7		4-3		4	0	0	0	0	0	3						
Inning Stats	R: 0 E: 0 K: 0 S: 4	H: 1 LOB: 1 BB: 0 P: 4	R: 0 E: 0 K: 0 S: 5	H: 2 LOB: 2 BB: 0 P: 5	R: 2 E: 0 K: 1 S: 8	H: 3 LOB: 1 BB: 0 P: 8	R: 0 E: 0 K: 0 S: 4	H: 1 LOB: 2 BB: 0 P: 4	R: 0 E: 0 K: 0 S: 5	H: 2 LOB: 0 BB: 0 P: 5	R: 0 E: 0 K: 0 S: 3	H: 0 LOB: 0 BB: 0 P: 3	R: 0 E: 0 K: 0 S: 4	H: 1 LOB: 0 BB: 0 P: 4	R: 0 E: 0 K: 0 S: 3	H: 1 LOB: 0 BB: 0 P: 3	R: 0 E: 0 K: 1 S: 6	H: 1 LOB: 1 BB: 0 P: 6	1B: 10 2B: 2 3B: 0 HR: 0	SF: 0 SAC: 0 DP: 1 HBP: 0	WP: 0 PB: 0 SB: 1 CS: 0	PA: 38
PITCHER Paul Hartzell, R (1, 1) ERA: 5.45	IP: 9.0 WLS: W BF: 38 H: 12 R: 2 ER: 2 SO: 2 BB: 0 IBB: 0 HBP: 0 BLK: 0 WP: 0 HR: 0 S: 42 P: 42 ERA: 2.00 WHIP: 1.333																					

Oakland Athletics @ Minnesota Twins
Metropolitan Stadium, Bloomington, MI
Thu May 31 1979, 4:33 AM EDT
Att. 4,345 - Unknown - 53 F

AB 38
R 2
H 12
RBI 2
BB 0
SO 2
LOB 16



Batter	1	2	3	4	5	6	7	8	9	AB	R	H	RBI	BB	SO	LOB	BOTTOM			
Hosken Powell, L (1, 9) OBP: 0.522, SLG: 0.610	E BB E	FC5-4 1B		SH SF8 SH1 1B	F8		2B			4	2	3	1	0	0	2				
Butch Wynegar, S (1, 2) OBP: 0.405, SLG: 0.418	E FC4-6 BB	FC5-4 CS		SH1	1B		F9			3	1	1	1	1	0	2				
Roy Smalley, S (1, 6) OBP: 0.464, SLG: 0.612	E5 FC4-6	CS	WP SH5-3 BB	BB 1B IBB	G6-4-3 1B					3	1	1	1	2	0	2				
Ken Landreaux, L (1, 8) OBP: 0.374, SLG: 0.454	F2		SH5-3	SF8	G6-4-3					2	0	0	1	0	0	4				
Dave Edwards, R (6, 8) OBP: 0.111, SLG: 0.111	2-3 3-H		1-2	2-3 3-H	1-2					1	0	0	0	0	0	0				
Glenn Adams, L (1, 7) OBP: 0.315, SLG: 0.395	FC4-6 CS			1B BB						0	0	0	0	0	0	0				
Bombo Rivera, R (1, PH) OBP: 0.308, SLG: 0.300	1-2 3-H		2-3 BB	1-2 BB						2	1	0	1	3	0	1				
Ron Jackson, R (1, 3) OBP: 0.330, SLG: 0.503	CS		SH1-4 1B	K	1B 1-3 2-H 3-H					5	2	3	4	0	1	2				
Rob Wilfong, L (1, 4) OBP: 0.380, SLG: 0.483			SH1-4 1B	K						4	0	0	0	0	2	4				
Jose Morales, R (1, 10) OBP: 0.365, SLG: 0.429										4	3	3	2	0	0	0				
John Castino, R (1, 5) OBP: 0.363, SLG: 0.429			SH1-4 1B	SH1 SF8 BB	1B 1-2					3	3	2	1	1	1	0				
Inning Stats	R: 2 E: 2 K: 0 S: 4	H: 1 LOB: 0 BB: 1 P: 8	R: 3 E: 0 K: 0 S: 6	H: 4 LOB: 0 BB: 0 P: 6	R: 0 E: 0 K: 1 S: 5	H: 0 LOB: 2 BB: 2 P: 13	R: 4 E: 0 K: 1 S: 8	H: 2 LOB: 2 BB: 3 P: 20	R: 2 E: 0 K: 0 S: 6	H: 4 LOB: 1 BB: 0 P: 6	R: 0 E: 0 K: 1 S: 5	H: 0 LOB: 0 BB: 0 P: 5	R: 0 E: 0 K: 1 S: 6	H: 1 LOB: 1 BB: 0 P: 6	R: 2 E: 0 K: 0 S: 4	H: 1 LOB: 0 BB: 1 P: 8	1B: 9 2B: 1 3B: 1 HR: 2	SF: 1 SAC: 4 DP: 1 HBP: 0	WP: 1 PB: 0 SB: 0 CS: 2	PA: 45
PITCHER Rick Langford, R (1, 1) ERA: 5.46 Dave Hamilton, L (1, 1) ERA: 3.22 Mike Norris, R (3, 1) ERA: 5.43 Jim Todd, R (8, 1) ERA: 9.2	IP: 2.1 WLS: L BF: 11 H: 4 R: 3 ER: 3 SO: 0 BB: 1 IBB: 0 HBP: 0 BLK: 0 WP: 0 HR: 10 S: 14 P: 14 ERA: 11.57 WHIP: 2.143																			

Oakland Athletics @ Minnesota Twins
Metropolitan Stadium, Bloomington, MI
Thu May 31 1979, 4:33 AM EDT
Att. 4,345 - Unknown - 53 F

AB 31
R 13
H 13
RBI 12
BB 7
SO 4
LOB 17



Batter	1	2	3	4	5	6	7	8	9	AB	R	H	RBI	BB	SO	LOB	TOP					
Ron LeFlore, R (1, 8) OBP: 0.353, SLG: 0.392 Lynn Jones, R (8, 8) OBP: 0.329, SLG: 0.342	K		CS	K		K		L6		4	0	0	0	0	3	0						
Lou Whitaker, L (1, 4) OBP: 0.397, SLG: 0.442	F8			1B SF9		F8		4-3		4	1	1	0	0	0	0						
Steve Kemp, L (1, 7) OBP: 0.439, SLG: 0.583	F8			1B		F7			F8	4	0	1	0	0	0	0						
Rusty Staub, L (1, 10) OBP: 0.353, SLG: 0.439		F9		SF9		F5			3-1	3	0	0	1	0	0	0						
Jason Thompson, L (1, 3) OBP: 0.400, SLG: 0.444		F5		F9			HR		1-3	4	1	1	1	0	0	1						
Champ Summers, L (1, 9) OBP: 0.380, SLG: 0.382		F9			P2-6 BB		G3			2	0	0	0	1	0	0						
Lance Parrish, R (1, 2) OBP: 0.393, SLG: 0.497			5-3			E6				2	0	0	0	1	0	0						
Phil Mankowski, L (1, 5) OBP: 0.246, SLG: 0.188			K		P2-6		F9			3	0	0	0	0	1	3						
Alan Trammell, R (1, 6) OBP: 0.293, SLG: 0.270				CS 1B		F8		K		3	0	1	0	0	1	1						
Inning Stats	R: 0 E: 0 K: 1 S: 5	H: 0 LOB: 0 BB: 0 P: 5	R: 0 E: 0 K: 0 S: 3	H: 0 LOB: 0 BB: 0 P: 3	R: 0 E: 0 K: 1 S: 5	H: 1 LOB: 0 BB: 0 P: 5	R: 1 E: 0 K: 1 S: 7	H: 2 LOB: 1 BB: 0 P: 7	R: 0 E: 0 K: 0 S: 2	H: 0 LOB: 1 BB: 2 P: 10	R: 0 E: 0 K: 1 S: 5	H: 0 LOB: 0 BB: 0 P: 5	R: 1 E: 1 K: 0 S: 5	H: 1 LOB: 1 BB: 0 P: 5	R: 0 E: 0 K: 1 S: 5	H: 0 LOB: 0 BB: 0 P: 5	R: 0 E: 0 K: 0 S: 3	H: 0 LOB: 0 BB: 0 P: 3	1B: 3 2B: 1 3B: 0 HR: 1	SF: 1 SAC: 0 DP: 1 HBP: 0	WP: 0 PB: 0 SB: 0 CS: 1	PA: 33
PITCHER Steve McCatty, R (1, 1) ERA: 1.1	IP: 9.0 WLS: W BF: 32	H: 4 R: 2 ER: 2 SO: 5	BB: 2 IBB: 0 HBP: 0 BLK: 0	WP: 0 HR: 1 S: 40 P: 48	ERA: 2.00 WHIP: 0.667																	

Detroit Tigers @ Oakland Athletics
Oakland-Alameda County Coliseum, Oakland, CA
Fri Jun 01 1979, 7:05 PM PDT
Att: 2,731 - Unknown

livebaseballscores.com

AB 29
R 2
H 4
RBI 2
BB 2
SO 5
LOB 5



Batter	1	2	3	4	5	6	7	8	9	AB	R	H	RBI	BB	SO	LOB	BOTTOM			
Dwayne Murphy, L (1, 8) OBP: 0.416, SLG: 0.407	G3		F7			G2			G6-4-3 1B BB	3	1	0	0	1	0	2				
Mitchell Page, L (1, 10) OBP: 0.317, SLG: 0.323	4-3			F7		G4-6-3			G6-4-3 1B	4	0	1	0	0	0	1				
Jeff Newman, R (1, 2) OBP: 0.259, SLG: 0.446 Mike Edwards, R (7, PR) OBP: 0.276, SLG: 0.274 Jim Essian, R (8, 2) OBP: 0.262, SLG: 0.299	K			K			CS 1B		G6-4-3	3	0	1	0	0	2	0				
Dave Revering, L (1, 3) OBP: 0.333, SLG: 0.410		F7			2B 1B		L9		1B BB	3	1	1	0	1	0	1				
Mario Guerrero, R (1, 6) OBP: 0.264, SLG: 0.291		F9			1-H 2B		5-3		1B	4	0	2	2	0	0	1				
Wayne Gross, L (1, 5) OBP: 0.402, SLG: 0.479		F9				F7			F9	3	0	0	0	0	0	0				
Glenn Burke, R (1, 7) OBP: 0.263, SLG: 0.286			F9			K			5-3	3	0	0	0	0	1	0				
Mitt Ramirez, R (1, 4) OBP: 0.250, SLG: 0.250			F7			6-3			5-3	3	0	0	0	0	0	0				
Larry Murray, S (1, 9) OBP: 0.254, SLG: 0.214									G6-4-3 1B BB	1	1	1	0	2	0	0				
Inning Stats	R: 0 E: 0 K: 1 S: 5	H: 0 LOB: 0 BB: 0 P: 5	R: 0 E: 0 K: 0 S: 3	H: 0 LOB: 0 BB: 0 P: 3	R: 0 E: 0 K: 0 S: 3	H: 0 LOB: 1 BB: 1 P: 7	R: 1 E: 0 K: 1 S: 6	H: 2 LOB: 0 BB: 0 P: 6	R: 0 E: 0 K: 0 S: 2	H: 0 LOB: 0 BB: 1 P: 6	R: 0 E: 0 K: 0 S: 3	H: 1 LOB: 1 BB: 0 P: 3	R: 0 E: 0 K: 0 S: 3	H: 0 LOB: 0 BB: 0 P: 3	R: 2 E: 0 K: 0 S: 4	H: 3 LOB: 2 BB: 2 P: 12	1B: 4 2B: 2 3B: 0 HR: 0	SF: 0 SAC: 0 DP: 2 HBP: 0	WP: 0 PB: 0 SB: 0 CS: 1	PA: 32
PITCHER Jack Billingham, R (1, 1) ERA: 2.74 John Hiller, L (9, 1) ERA: 3.79 Fernando Arroyo, R (9, 1) ERA:	IP: 0.2 WLS: L BF: 4	H: 1 R: 0 ER: 0 SO: 0	BB: 2 IBB: 0 HBP: 0 BLK: 0	WP: 0 HR: 0 S: 2 P: 10	ERA: 0.00 WHIP: 4.500															

Detroit Tigers @ Oakland Athletics
Oakland-Alameda County Coliseum, Oakland, CA
Fri Jun 01 1979, 7:05 PM PDT
Att: 2,731 - Unknown

livebaseballscores.com

AB 28
R 3
H 6
RBI 2
BB 4
SO 3
LOB 7



Batter	1	2	3	4	5	6	7	8	9	AB	R	H	RBI	BB	SO	LOB	TOP					
Ron LeFlore, R OBP: 0.364, SLG: 0.403 (1, 8)										5	2	4	1	0	0	3	Detroit Tigers @ Oakland Athletics Oakland-Alameda County Coliseum, Oakland, CA Sat Jun 02 1979, 3:33 AM PDT Att: 3,420 - Unknown livebaseballscorecards.com					
Lou Whitaker, L OBP: 0.392, SLG: 0.440 (1, 4)										3	2	1	0	2	1	2						
Lance Parrish, R OBP: 0.399, SLG: 0.507 (1, 2)										5	2	3	3	0	0	4						
Rusty Staub, L OBP: 0.355, SLG: 0.431 (1, 10)										4	0	1	0	1	0	2						
Jason Thompson, L OBP: 0.394, SLG: 0.435 (1, 3)										5	0	1	1	0	0	2						
Jerry Morales, R OBP: 0.272, SLG: 0.409 (1, 9)										5	1	1	0	0	1	4						
John Wockenfuss, R OBP: 0.310, SLG: 0.615 (6, 7)										3	0	1	0	0	0	1						
Lynn Jones, R OBP: 0.333, SLG: 0.346 (6, 7)										2	0	1	1	0	1	0						
Aurelio Rodriguez, R OBP: 0.301, SLG: 0.362 (1, 5)										4	1	1	1	1	0	3						
Alan Trammell, R OBP: 0.299, SLG: 0.271 (1, 6)										3	1	1	0	1	1	0						
Inning Stats	R: 2 E: 0 K: 0 S: 5	H: 2 LOB: 1 BB: 1 P: 9	R: 0 E: 0 K: 0 S: 4	H: 2 LOB: 3 BB: 2 P: 12	R: 0 E: 0 K: 1 S: 5	H: 0 LOB: 0 BB: 0 P: 5	R: 0 E: 0 K: 0 S: 3	H: 0 LOB: 0 BB: 0 P: 3	R: 0 E: 0 K: 0 S: 4	H: 1 LOB: 1 BB: 0 P: 4	R: 3 E: 0 K: 1 S: 8	H: 3 LOB: 1 BB: 1 P: 12	R: 1 E: 0 K: 0 S: 4	H: 2 LOB: 0 BB: 0 P: 4	R: 0 E: 0 K: 2 S: 7	H: 0 LOB: 0 BB: 0 P: 7	R: 3 E: 0 K: 0 S: 7	H: 5 LOB: 2 BB: 1 P: 11	1B: 12 2B: 4 3B: 0 HR: 0	SF: 0 SAC: 0 DP: 3 HBP: 0	WP: 1 PB: 0 SB: 5 CS: 0	PA: 44
PITCHER	IP WLS BF H R ER SO BB IBB HBP BLK WP HR S P ERA WHIP																					
Craig Minetto, L ERA: 4.6 (1, 1)	1.0 L 9 4 2 2 0 2 0 0 0 0 0 0 7 15 18.00 6.000																					
Jim Todd, R ERA: 8.31 (2, 1)	4.1 15 2 1 1 1 1 0 0 0 0 0 0 16 20 2.08 0.692																					
Bob Lacey, L ERA: 5.29 (6, 1)	1.2 9 4 3 3 1 1 0 0 0 0 1 0 10 14 16.20 3.000																					
Mike Norris, R ERA: 5.78 (8, 1)	1.0 6 3 3 3 2 0 0 0 0 0 0 0 10 10 27.00 3.000																					
Dave Hamilton, L ERA: 3.09 (9, 1)	1.0 5 2 0 0 0 1 0 0 0 0 0 0 4 8 0.00 3.000																					

Batter	1	2	3	4	5	6	7	8	9	AB	R	H	RBI	BB	SO	LOB	BOTTOM					
Dwayne Murphy, L OBP: 0.412, SLG: 0.399 (1, 8)										3	1	0	0	1	2	1	Detroit Tigers @ Oakland Athletics Oakland-Alameda County Coliseum, Oakland, CA Sat Jun 02 1979, 3:33 AM PDT Att: 3,420 - Unknown livebaseballscorecards.com					
Milt Ramirez, R OBP: 0.250, SLG: 0.211 (1, 4)										3	0	0	0	1	1	1						
Mitchell Page, L OBP: 0.311, SLG: 0.316 (1, 10)										4	0	0	0	0	1	3						
Dave Revering, L OBP: 0.337, SLG: 0.412 (1, 3)										4	0	2	2	0	1	0						
Mario Guerrero, R OBP: 0.255, SLG: 0.280 (1, 6)										4	0	0	0	0	0	3						
Wayne Gross, L OBP: 0.399, SLG: 0.470 (1, 5)										3	0	0	0	1	1	3						
Glenn Burke, R OBP: 0.262, SLG: 0.284 (1, 7)										4	0	1	0	0	2	1						
Jim Essian, R OBP: 0.261, SLG: 0.333 (1, 2)										4	1	1	1	0	0	2						
Larry Murray, S OBP: 0.261, SLG: 0.217 (1, 9)										3	1	1	0	1	0	0						
Inning Stats	R: 0 E: 0 K: 1 S: 5	H: 0 LOB: 0 BB: 0 P: 5	R: 0 E: 0 K: 1 S: 6	H: 1 LOB: 1 BB: 0 P: 6	R: 0 E: 0 K: 1 S: 5	H: 0 LOB: 1 BB: 1 P: 9	R: 0 E: 0 K: 0 S: 3	H: 0 LOB: 0 BB: 0 P: 3	R: 1 E: 0 K: 0 S: 4	H: 1 LOB: 0 BB: 0 P: 4	R: 0 E: 0 K: 1 S: 5	H: 0 LOB: 0 BB: 0 P: 5	R: 0 E: 0 K: 1 S: 6	H: 1 LOB: 2 BB: 1 P: 10	R: 2 E: 0 K: 2 S: 9	H: 2 LOB: 2 BB: 2 P: 17	R: 0 E: 0 K: 1 S: 5	H: 0 LOB: 0 BB: 0 P: 5	1B: 4 2B: 0 3B: 0 HR: 1	SF: 0 SAC: 0 DP: 0 HBP: 0	WP: 0 PB: 1 SB: 1 CS: 0	PA: 36
PITCHER	IP WLS BF H R ER SO BB IBB HBP BLK WP HR S P ERA WHIP																					
Jack Morris, R ERA: 3.96 (1, 1)	7.0 W 29 4 3 3 5 4 0 0 0 0 0 0 35 51 3.86 1.143																					
Dave Tobik, R ERA: 1.35 (8, 1)	2.0 S 7 1 0 0 3 0 0 0 0 0 0 0 13 13 0.00 0.500																					



Batter	1	2	3	4	5	6	7	8	9	AB	R	H	RBI	BB	SO	LOB	TOP					
Ron LeFlore, R OBP: 0.362, SLG: 0.400 (1, 8)	F3		G1-6-3			E4		5-3		4	0	1	0	0	0	1						
Jerry Morales, R OBP: 0.272, SLG: 0.404 (1, 9)	5-3					F7				4	0	1	0	0	0	1						
Steve Kemp, L OBP: 0.429, SLG: 0.569 (1, 7)	K					F7		F9		4	0	0	0	0	1	2						
Rusty Staub, L OBP: 0.352, SLG: 0.419 (1, 10)		BB				F3				3	0	0	0	1	1	1						
Lance Parrish, R OBP: 0.395, SLG: 0.519 (1, 2)	F3					L4				4	1	1	1	0	0	1						
John Wockenfuss, R OBP: 0.311, SLG: 0.595 Jason Thompson, L OBP: 0.398, SLG: 0.439 (7, 3)	K					1B SF7		F9		3	1	1	0	0	1	1						
Aurelio Rodriguez, R OBP: 0.299, SLG: 0.358 (1, 5)	F3					1B		F8		4	0	1	0	0	0	2						
Mark Wagner, R OBP: 0.370, SLG: 0.439 (1, 4)			E5			SF7		F4		2	0	0	1	0	0	0						
Alan Trammell, R OBP: 0.292, SLG: 0.264 (1, 6)	F4					F3		G1		3	0	0	0	0	0	2						
Inning Stats	R: 0 E: 0 K: 1 S: 5	H: 0 LOB: 0 BB: 0 P: 5	R: 0 E: 0 K: 1 S: 5	H: 0 LOB: 1 BB: 1 P: 9	R: 0 E: 1 K: 0 S: 3	H: 0 LOB: 0 BB: 0 P: 3	R: 0 E: 0 K: 0 S: 3	H: 0 LOB: 0 BB: 0 P: 3	R: 1 E: 0 K: 0 S: 5	H: 2 LOB: 1 BB: 0 P: 5	R: 0 E: 1 K: 0 S: 4	H: 1 LOB: 1 BB: 0 P: 4	R: 1 E: 0 K: 0 S: 4	H: 1 LOB: 0 BB: 0 P: 4	R: 0 E: 0 K: 1 S: 4	H: 1 LOB: 1 BB: 0 P: 4	R: 0 E: 0 K: 1 S: 6	H: 1 LOB: 1 BB: 0 P: 6	1B: 5 2B: 0 3B: 0 HR: 1	SF: 1 SAC: 0 DP: 1 HBP: 0	WP: 0 PB: 0 SB: 0 CS: 0	PA: 34
PITCHER John Henry Johnson, L ERA: 4.68 (1, 1)	IP: 9.0 WLS: L BF: 34 H: 6 R: 2 ER: 2 SO: 3 BB: 1 IBB: 0 HBP: 0 BLK: 0 WP: 0 HR: 1 S: 39 P: 43 ERA: 2.00 WHIP: 0.778															PITCHER						

Detroit Tigers @ Oakland Athletics
Oakland-Alameda County Coliseum, Oakland, CA
Sun Jun 03 1979, 3:33 AM PDT
Att: 4,030 - Unknown

AB 32
R 2
H 6
RBI 2
BB 1
SO 3
LOB 11



Batter	1	2	3	4	5	6	7	8	9	AB	R	H	RBI	BB	SO	LOB	BOTTOM			
Dwayne Murphy, L OBP: 0.425, SLG: 0.411 (1, 8)	G3					E				3	0	3	0	1	0	0				
Larry Murray, S OBP: 0.254, SLG: 0.210 (1, 9)	3-1		F7			E6		K		4	0	0	0	0	1	4				
Mitchell Page, L OBP: 0.306, SLG: 0.309 (1, 10)	G3		G3			F7		G3		4	0	0	0	0	0	5				
Dave Revering, L OBP: 0.335, SLG: 0.405 (1, 3)	F4					G3				3	0	0	0	1	0	1				
Jeff Newman, R OBP: 0.253, SLG: 0.434 (1, 2)			6-3			F3		K		4	0	0	0	0	1	3				
Mario Guerrero, R OBP: 0.254, SLG: 0.279 (1, 6)			F7			5-3				4	0	1	0	0	0	0				
Wayne Gross, L OBP: 0.396, SLG: 0.464 (1, 5)			FC5-4			K		F8		4	0	1	0	0	2	1				
Glenn Burke, R OBP: 0.253, SLG: 0.274 (1, 7)			FC5-4			6-3		F4		3	0	0	0	0	0	1				
Mike Edwards, R OBP: 0.270, SLG: 0.268 (1, 4)			F9			3-1		F8		3	0	0	0	0	0	0				
Inning Stats	R: 0 E: 0 K: 0 S: 4	H: 1 LOB: 1 BB: 0 P: 4	R: 0 E: 0 K: 0 S: 4	H: 1 LOB: 1 BB: 0 P: 4	R: 0 E: 0 K: 0 S: 3	H: 0 LOB: 0 BB: 0 P: 3	R: 0 E: 0 K: 0 S: 3	H: 0 LOB: 0 BB: 0 P: 3	R: 0 E: 1 K: 0 S: 5	H: 0 LOB: 2 BB: 1 P: 8	R: 0 E: 0 K: 0 S: 3	H: 0 LOB: 0 BB: 0 P: 3	R: 0 E: 0 K: 1 S: 5	H: 0 LOB: 1 BB: 1 P: 9	R: 0 E: 0 K: 2 S: 8	H: 1 LOB: 1 BB: 0 P: 8	1B: 5 2B: 0 3B: 0 HR: 0	SF: 0 SAC: 0 DP: 1 HBP: 0	WP: 0 PB: 0 SB: 0 CS: 0	PA: 34
PITCHER Dave Rozema, R ERA: 3.41 (1, 1)	IP: 9.0 WLS: W BF: 34 H: 5 R: 0 ER: 0 SO: 4 BB: 1 IBB: 1 HBP: 0 BLK: 0 WP: 0 HR: 0 S: 40 P: 48 ERA: 0.00 WHIP: 0.667															PITCHER				

Detroit Tigers @ Oakland Athletics
Oakland-Alameda County Coliseum, Oakland, CA
Sun Jun 03 1979, 3:33 AM PDT
Att: 4,030 - Unknown

AB 32
R 0
H 5
RBI 0
BB 2
SO 4
LOB 15



Batter	1	2	3	4	5	6	7	8	9	10	11	12	13	14	AB	R	H	RBI	BB	SO	LOB	TOP								
Paul Dado, R OBP: 0.338, SLG: 0.366 (1, 7)	F9		E 1-2 2-3 1B		L6		CS 1B		K			SH1-4 1B		BB SF8 4-3 1B	7	2	4	0	0	1	0									
Toby Harrah, R OBP: 0.355, SLG: 0.347 (1, 6)	F7		E9 1B 1-1H 2-4H 3-4H		1B HBP		1B		1B	6-3		SH1-4 1B		4-3	5	1	2	3	0	0	1									
Bobby Bonds, R OBP: 0.382, SLG: 0.470 (1, 9)	K		FC4-6 S 1B 3-4H		F6		1B		1B	5-3		1B		SF8 BB IBB	5	0	2	1	2	1	1									
Andre Thornton, R OBP: 0.338, SLG: 0.401 (1, 3)			F3 FC4-6 BB 1-2		1B		1B		F3	F9		F3		SF8 BB 1-2 2-3 3-4H	5	0	1	0	2	0	4									
Rick Manning, L OBP: 0.313, SLG: 0.304 (1, 8)			F8 FC4-6 1-2H 2-3		F8		F8		3-1			SH1-4 1B		SF8	6	0	1	1	0	0	6									
Gary Alexander, R OBP: 0.292, SLG: 0.379 (1, 2)			6-3		1-3				K			SH1-4		K	5	0	1	0	1	2	2									
Jim Norris, L OBP: 0.263, SLG: 0.276 (1, 10)			1B E 3-1 1B		L7				F5			L8 1B		K	5	1	1	0	1	1	1									
Ron Pruitt, R OBP: 0.311, SLG: 0.325 (14, PH)			1B E 3-1 1B						L8 1-2			FC6 IBB		K	1	0	0	0	0	0	3									
Ted Cox, R OBP: 0.269, SLG: 0.186 (1, 5)			3-1						F8			F9		E5	5	0	0	0	1	1	3									
Horace Speed, R OBP: 0.399, SLG: 0.154 (13, PR)			3-1						K			F9			0	0	0	0	0	0	0									
Dave Rosello, R OBP: 0.200, SLG: 0.800 (13, 5)			1-2 2-3 CS BB						K			F9			0	0	0	0	0	0	0									
Duane Kuiper, L OBP: 0.319, SLG: 0.311 (1, 4)			1B E BB		6-3				4-3			FC6 1-2H 2-3		6-3	5	1	0	0	1	0	4									
Inning Stats	R: 0 E: 0 K: 1 S: 5	H: 0 LOB: 0 BB: 0 P: 5	R: 0 E: 0 K: 0 S: 3	H: 0 LOB: 0 BB: 0 P: 3	R: 4 E: 1 K: 0 S: 7	H: 4 LOB: 2 BB: 2 P: 15	R: 0 E: 0 K: 0 S: 2	H: 0 LOB: 0 BB: 1 P: 6	R: 0 E: 0 K: 0 S: 5	H: 1 LOB: 0 BB: 0 P: 7	R: 0 E: 0 K: 2 S: 7	H: 0 LOB: 0 BB: 0 P: 5	R: 0 E: 0 K: 0 S: 3	H: 1 LOB: 2 BB: 1 P: 8	R: 0 E: 0 K: 0 S: 4	H: 1 LOB: 2 BB: 1 P: 8	R: 0 E: 1 K: 2 S: 8	H: 0 LOB: 1 BB: 0 P: 8	R: 1 E: 0 K: 0 S: 4	H: 1 LOB: 3 BB: 3 P: 16	1B: 11 2B: 1 3B: 0 HR: 0	SF: 1 SAC: 2 DP: 0 HBP: 1	WP: 0 PB: 0 SB: 1 CS: 2	PA: 61						
PITCHER	IP 9.0	WLS 7	BF 37	H 9	R 4	ER 4	SO 4	BB 3	IBB 0	HBP 1	BLK 0	WP 0	HR 0	S 41	P 54	ERA 4.00	WHIP 1.333													
Matt Keough, R ERA: 6.26 (1, 1)																														
Dave Heaverlo, R ERA: 1.92 (10, 1)																														
Bob Lacey, L ERA: 5.25 (13, 1)																														

Cleveland Indians @ Oakland Athletics
Oakland-Alameda County Coliseum, Oakland, CA
Mon Jun 04 1979, 7:05 PM PDT
Att. 5,489 - Unknown

AB	49
R	5
H	12
RBI	5
BB	8
SO	6
LOB	25



Batter	1	2	3	4	5	6	7	8	9	10	11	12	13	14	AB	R	H	RBI	BB	SO	LOB	BOTTOM								
Dwayne Murphy, L OBP: 0.431, SLG: 0.407 (1, 8)	SH3-4 BB		FC6-4 1B 1-2		F8 1-2				F8			IBB			4	0	1	0	3	0	3									
Milt Ramirez, R OBP: 0.231, SLG: 0.200 (1, 4) (10, 5)	SH3-4 1-2		FC6-4 1B 1-2 2-4H		5-3				F8			F8		L7	6	0	1	1	0	1	7									
Jeff Newman, R OBP: 0.249, SLG: 0.421 (1, 10) (10, 2)	F2		FC6-4 1B 1-2H 2-3		K				F9			1B		F5	7	0	1	0	0	2	4									
Dave Revering, L OBP: 0.328, SLG: 0.400 (1, 3)	4-3		F4		F9				F9			K		F9	7	1	1	0	0	2	4									
Mario Guerrero, R OBP: 0.242, SLG: 0.265 (13, 1)			4-3		L8				F8			6-3		6-3	6	0	0	0	0	0	2									
Bob Lacey, R (13, 1)			4-3		L8				F8			6-3		6-3	0	0	0	0	0	0	0									
Derek Bryant, R OBP: 0.192, SLG: 0.125 (14, PH)			4-3		L8				F8			6-3		6-3	1	0	0	0	0	1	0									
Wayne Gross, L OBP: 0.398, SLG: 0.462 (1, 5)			K		K				F8			5-3			3	1	1	1	1	2	0									
Dave Heaverlo, R OBP: 0.261, SLG: 0.295 (10, 1)			K		K				F8			5-3			1	0	0	0	0	0	0									
Rob Picciolo, R OBP: 0.197, SLG: 0.295 (13, 6)			K		K				F8			5-3			1	0	1	0	0	0	0									
Jim Essian, R OBP: 0.261, SLG: 0.329 (1, 2)			F8		F7				F8			6-3 1B 1B		1B 2B	4	0	1	0	0	1	1									
Mike Edwards, R OBP: 0.280, SLG: 0.285 (9, PR) (10, 4)			F8		F7				F8			6-3 1B 1B		BB 1B	2	1	2	0	0	0	0									
Glenn Burke, R OBP: 0.247, SLG: 0.258 (1, 7)			1-3		4-3				K2-3			6-3		G3 IBB	5	0	0	0	1	2	5									
Larry Murray, S OBP: 0.271, SLG: 0.225 (1, 9)			1B 1B		4-3				K			G3 IBB		G3	5	1	3	2	1	0	4									
Inning Stats	R: 0 E: 0 K: 0 S: 3	H: 0 LOB: 1 BB: 1 P: 7	R: 0 E: 0 K: 1 S: 5	H: 0 LOB: 0 BB: 0 P: 5	R: 1 E: 0 K: 0 S: 6	H: 3 LOB: 2 BB: 0 P: 6	R: 0 E: 0 K: 1 S: 5	H: 0 LOB: 0 BB: 0 P: 5	R: 0 E: 0 K: 1 S: 5	H: 0 LOB: 1 BB: 1 P: 7	R: 0 E: 0 K: 2 S: 7	H: 0 LOB: 0 BB: 0 P: 5	R: 0 E: 0 K: 0 S: 3	H: 1 LOB: 1 BB: 2 P: 8	R: 0 E: 0 K: 0 S: 4	H: 1 LOB: 3 BB: 2 P: 12	R: 0 E: 0 K: 0 S: 3	H: 2 LOB: 3 BB: 1 P: 11	R: 0 E: 0 K: 3 S: 9	H: 0 LOB: 0 BB: 0 P: 9	1B: 9 2B: 3 3B: 0 HR: 0	SF: 0 SAC: 1 DP: 0 HBP: 0	WP: 0 PB: 0 SB: 0 CS: 1	PA: 59						
PITCHER	IP 7.0	WLS 7	BF 27	H 4	R 1	ER 1	SO 5	BB 3	IBB 0	HBP 0	BLK 0	WP 0	HR 0	S 34	P 46	ERA 1.29	WHIP 1.000													
Eric Wilkins, R ERA: 4.56 (1, 1)																														
Dan Spillner, R ERA: 4.26 (8, 1)																														
Sid Monge, L ERA: 1.87 (9, 1)																														

Cleveland Indians @ Oakland Athletics
Oakland-Alameda County Coliseum, Oakland, CA
Mon Jun 04 1979, 7:05 PM PDT
Att. 5,489 - Unknown

AB	52
R	12
H	14
RBI	4
BB	6
SO	11
LOB	30



Batter	1	2	3	4	5	6	7	8	9	AB	R	H	RBI	BB	SO	LOB	TOP					
Paul Dade, R OBP: 0.340, SLG: 0.388 (1, 7)	F3	HR		K		FC6-4 1B		5-3		5	1	2	2	0	1	1	Cleveland Indians @ Oakland Athletics Oakland-Alameda County Coliseum, Oakland, CA Tue Jun 05 1979, 7:05 PM PDT Att: 1,175 - Unknown					
Toby Harrah, R OBP: 0.358, SLG: 0.350 Dave Rosello, R OBP: 0.167, SLG: 0.667 (1, 6) (7, 6)	CS 1B	F7				FC6-4 HR		K		4	1	2	1	0	0	1						
Bobby Bonds, R OBP: 0.379, SLG: 0.466 Horace Speed, R OBP: 0.368, SLG: 0.143 (1, 9) (7, 9)	K					E7 HR		K		4	1	1	0	0	2	3						
Andre Thornton, R OBP: 0.344, SLG: 0.424 (1, 3)		1B 1B		F9		HR			G4-6-3 1B	5	2	3	3	0	0	1						
Rick Manning, L OBP: 0.310, SLG: 0.302 (1, 8)	S HR 1B			F8		F8			G4-6-3	5	1	1	0	0	0	2						
Ron Pruitt, R OBP: 0.300, SLG: 0.311 (1, 2)	S HR 1B			F8		4-3			F7	5	1	1	1	0	0	1						
Jim Norris, L OBP: 0.282, SLG: 0.276 (1, 10)	F3			1B WP 1B		K			F5	4	1	1	0	0	1	2						
Ted Cox, R OBP: 0.284, SLG: 0.236 (1, 5)	HR			F9		3B HBP			BB	2	2	1	3	1	0	1						
Duane Kuiper, L OBP: 0.323, SLG: 0.326 (1, 4)	F7			WP 1B 1B		1B 3B			4-3	4	2	2	1	0	0	1						
Inning Stats	R: 0 E: 0 K: 1 S: 5	H: 1 LOB: 1 BB: 0 P: 5	R: 5 E: 0 K: 0 S: 8	H: 5 LOB: 0 BB: 0 P: 8	R: 0 E: 0 K: 0 S: 4	H: 1 LOB: 1 BB: 0 P: 4	R: 2 E: 0 K: 2 S: 10	H: 3 LOB: 1 BB: 0 P: 10	R: 0 E: 0 K: 0 S: 3	H: 0 LOB: 0 BB: 0 P: 3	R: 5 E: 1 K: 1 S: 9	H: 3 LOB: 0 BB: 0 P: 10	R: 0 E: 0 K: 0 S: 3	H: 0 LOB: 1 BB: 1 P: 7	R: 0 E: 0 K: 2 S: 7	H: 0 LOB: 0 BB: 0 P: 7	R: 0 E: 0 K: 0 S: 3	H: 1 LOB: 0 BB: 0 P: 3	1B: 10 2B: 1 3B: 1 HR: 3	SF: 0 SAC: 0 DP: 2 HBP: 1	WP: 1 PB: 0 SB: 2 CS: 1	PA: 42
PITCHER	IP WLS BF H R ER SO BB IBB HBP BLK WP HR S P ERA WHIP	IP WLS BF H R ER SO BB IBB HBP BLK WP HR S P ERA WHIP															IP WLS BF H R ER SO BB IBB HBP BLK WP HR S P ERA WHIP					
Rick Langford, R ERA: 6.12 (1, 1)	3.2 L 20 10 7 7 2 0 0 0 0 1 2 24 24 17.18 2.727																					
Craig Minetto, L ERA: 4.42 (4, 1)	5.1 22 4 5 2 4 1 0 1 0 0 1 28 33 3.38 0.938																					

Batter	1	2	3	4	5	6	7	8	9	AB	R	H	RBI	BB	SO	LOB	BOTTOM					
Dwayne Murphy, L OBP: 0.441, SLG: 0.412 (1, 8)	G1-4-3 BB			1B					F7	3	0	2	0	2	0	0	Cleveland Indians @ Oakland Athletics Oakland-Alameda County Coliseum, Oakland, CA Tue Jun 05 1979, 7:05 PM PDT Att: 1,175 - Unknown					
Milt Ramirez, R OBP: 0.233, SLG: 0.207 (1, 5)	K			1B		1-3			FC1-6 BB	4	1	1	0	0	1	3						
Jeff Newman, R OBP: 0.249, SLG: 0.423 (1, 2)	G1-4-3			1B		1-2			2B	4	0	1	1	0	0	4						
Dave Revering, L OBP: 0.332, SLG: 0.399 (1, 3)				4-3 4-3 1B		K			G6-4-3 BB	3	0	1	0	1	1	1						
Mario Guerrero, R OBP: 0.234, SLG: 0.256 (1, 6)				4-3		1-3			G6-4-3	4	0	0	0	0	0	2						
Mike Edwards, R OBP: 0.279, SLG: 0.284 (1, 4)				4-3		6-3			1B	4	0	1	0	0	0	1						
Derek Bryant, R OBP: 0.196, SLG: 0.135 (1, 10)				G2		6-3			4-3	4	0	1	0	0	0	1						
Tony Armas, R OBP: 0.233, SLG: 0.148 (1, 7)				5-3		HR			F9	4	1	1	0	0	0	2						
Larry Murray, S OBP: 0.270, SLG: 0.248 (1, 9)				F4		HR			F7	4	1	1	2	0	0	0						
Inning Stats	R: 0 E: 0 K: 1 S: 4	H: 0 LOB: 0 BB: 1 P: 8	R: 0 E: 0 K: 0 S: 4	H: 1 LOB: 1 BB: 0 P: 4	R: 0 E: 0 K: 0 S: 5	H: 2 LOB: 2 BB: 0 P: 5	R: 0 E: 0 K: 1 S: 5	H: 0 LOB: 0 BB: 0 P: 5	R: 2 E: 0 K: 0 S: 6	H: 3 LOB: 1 BB: 0 P: 6	R: 0 E: 0 K: 0 S: 4	H: 2 LOB: 2 BB: 1 P: 8	R: 1 E: 0 K: 0 S: 4	H: 1 LOB: 1 BB: 1 P: 8	R: 0 E: 0 K: 0 S: 3	H: 0 LOB: 0 BB: 0 P: 3	R: 0 E: 0 K: 0 S: 3	H: 0 LOB: 0 BB: 0 P: 3	1B: 7 2B: 1 3B: 0 HR: 1	SF: 0 SAC: 0 DP: 2 HBP: 0	WP: 0 PB: 0 SB: 0 CS: 0	PA: 37
PITCHER	IP WLS BF H R ER SO BB IBB HBP BLK WP HR S P ERA WHIP	IP WLS BF H R ER SO BB IBB HBP BLK WP HR S P ERA WHIP															IP WLS BF H R ER SO BB IBB HBP BLK WP HR S P ERA WHIP					
Rick Waits, L ERA: 3.45 (1, 1)	9.0 W 37 9 3 3 2 3 0 0 0 0 1 38 50 3.00 1.333																					



Batter	1	2	3	4	5	6	7	8	9	AB	R	H	RBI	BB	SO	LOB	TOP																								
Paul Dade, R OBP: 0.335, SLG: 0.382 (1, 7)										5	1	1	0	0	1	2																									
Toby Harrah, R OBP: 0.363, SLG: 0.357 (1, 6)										5	3	3	1	0	1	1																									
Bobby Bonds, R OBP: 0.384, SLG: 0.471 (1, 9)										4	0	3	1	0	0	2																									
Andre Thornton, R OBP: 0.341, SLG: 0.414 (1, 3)										4	0	0	0	1	2	5																									
Rick Manning, L OBP: 0.307, SLG: 0.301 (1, 8)										4	0	1	2	0	0	4																									
Gary Alexander, R OBP: 0.289, SLG: 0.374 (1, 2)										5	1	1	0	0	1	3																									
Jim Norris, L OBP: 0.290, SLG: 0.279 (1, 10)											2	0	1	0	1	0	0																								
Ron Pruitt, R OBP: 0.294, SLG: 0.304 (9, PH)										1	0	0	0	0	0	2																									
Ted Cox, R OBP: 0.271, SLG: 0.224 (1, 5)										4	0	0	0	0	0	3																									
Duane Kuiper, L OBP: 0.327, SLG: 0.341 (1, 4)										4	1	2	1	0	0	0																									
Inning Stats	R: 2 E: 1 K: 1 S: 8	H: 2 LOB: 1 BB: 0 P: 8	R: 0 E: 0 K: 0 S: 3	H: 0 LOB: 0 BB: 0 P: 3	R: 0 E: 0 K: 1 S: 6	H: 1 LOB: 1 BB: 0 P: 6	R: 0 E: 0 K: 1 S: 5	H: 0 LOB: 1 BB: 1 P: 9	R: 1 E: 1 K: 0 S: 6	H: 2 LOB: 2 BB: 0 P: 6	R: 0 E: 0 K: 0 S: 3	H: 1 LOB: 0 BB: 0 P: 3	R: 1 E: 1 K: 1 S: 8	H: 2 LOB: 2 BB: 0 P: 8	R: 1 E: 0 K: 1 S: 7	H: 2 LOB: 1 BB: 0 P: 7	R: 1 E: 0 K: 0 S: 5	H: 2 LOB: 2 BB: 1 P: 9	1B: 11 2B: 0 3B: 1 HR: 0	SF: 2 SAC: 1 DP: 0 HBP: 0	WP: 0 PB: 0 SB: 3 CS: 1	PA: 43																			
PITCHER	IP	WLS	BF	H	R	ER	SO	BB	IBB	HBP	BLK	WP	HR	S	P	ERA	WHIP	PITCHER							IP	WLS	BF	H	R	ER	SO	BB	IBB	HBP	BLK	WP	HR	S	P	ERA	WHIP
Steve McCatty, R ERA: 0.93 (1, 1)	6.0		29	8	4	0	3	1	0	0	0	0	0	34	38	0.00	1.500																								
Dave Heaverlo, R ERA: 2.16 (7, 1)	2.0	L	10	4	2	2	2	0	0	0	0	0	0	14	14	9.00	2.000																								
Bob Lacey, L ERA: 5.11 (9, 1)	1.0		4	0	0	0	0	1	0	0	0	0	0	3	7	0.00	1.000																								

Cleveland Indians @ Oakland Athletics
Oakland-Alameda County Coliseum, Oakland, CA
Wed Jun 06 1979, 7:05 PM PDT
Att: 1,282 - Unknown

AB 38
R 6
H 12
RBI 5
BB 2
SO 5
LOB 22



Batter	1	2	3	4	5	6	7	8	9	AB	R	H	RBI	BB	SO	LOB	BOTTOM																								
Dwayne Murphy, L OBP: 0.440, SLG: 0.404 (1, 8)										3	0	0	0	2	0	0																									
Larry Murray, S OBP: 0.281, SLG: 0.239 (1, 9)										5	0	0	0	0	1	4																									
Mitchell Page, L OBP: 0.305, SLG: 0.323 (1, 10)										4	1	1	1	0	1	1																									
Dave Revering, L OBP: 0.330, SLG: 0.401 (1, 3)										4	1	1	0	0	0	1																									
Jeff Newman, R OBP: 0.254, SLG: 0.443 (1, 2)										4	1	2	1	0	0	0																									
Mario Guerrero, R OBP: 0.230, SLG: 0.252 (1, 6)										2	0	0	0	0	0	0																									
Mitt Ramirez, R OBP: 0.219, SLG: 0.194 (9, 5)										2	0	0	0	0	1	2																									
Wayne Gross, L OBP: 0.400, SLG: 0.459 (1, 5)										3	1	1	0	1	0	2																									
Miguel Dilone, S OBP: 0.253, SLG: 0.294 (6, PR)										0	0	0	0	0	0	0																									
Rob Picciolo, R OBP: 0.197, SLG: 0.295 (9, 6)										0	0	0	0	0	0	0																									
Tony Armas, R OBP: 0.235, SLG: 0.161 (1, 7)										4	0	1	0	0	0	2																									
Mike Edwards, R OBP: 0.284, SLG: 0.289 (1, 4)										4	0	2	1	0	1	2																									
Inning Stats	R: 0 E: 0 K: 1 S: 5	H: 0 LOB: 1 BB: 1 P: 9	R: 1 E: 0 K: 0 S: 5	H: 2 LOB: 3 BB: 2 P: 13	R: 1 E: 0 K: 0 S: 4	H: 1 LOB: 0 BB: 0 P: 4	R: 0 E: 0 K: 0 S: 3	H: 1 LOB: 0 BB: 0 P: 3	R: 0 E: 0 K: 0 S: 3	H: 0 LOB: 0 BB: 0 P: 3	R: 1 E: 1 K: 2 S: 10	H: 2 LOB: 2 BB: 0 P: 10	R: 1 E: 0 K: 1 S: 6	H: 1 LOB: 0 BB: 0 P: 6	R: 0 E: 0 K: 0 S: 4	H: 1 LOB: 2 BB: 0 P: 4	R: 0 E: 0 K: 0 S: 3	H: 0 LOB: 0 BB: 0 P: 3	1B: 5 2B: 1 3B: 0 HR: 2	SF: 0 SAC: 0 DP: 0 HBP: 0	WP: 0 PB: 0 SB: 1 CS: 1	PA: 39																			
PITCHER	IP	WLS	BF	H	R	ER	SO	BB	IBB	HBP	BLK	WP	HR	S	P	ERA	WHIP	PITCHER							IP	WLS	BF	H	R	ER	SO	BB	IBB	HBP	BLK	WP	HR	S	P	ERA	WHIP
Rick Wise, R ERA: 3.55 (1, 1)	7.0		31	7	4	3	4	3	0	0	0	0	0	36	48	3.86	1.429																								
Victor Cruz, R ERA: 3.19 (8, 1)	2.0	S	7	1	0	0	0	0	0	0	1	0	0	7	7	0.00	0.500																								

Cleveland Indians @ Oakland Athletics
Oakland-Alameda County Coliseum, Oakland, CA
Wed Jun 06 1979, 7:05 PM PDT
Att: 1,282 - Unknown

AB 35
R 4
H 8
RBI 3
BB 3
SO 4
LOB 14



Batter	1	2	3	4	5	6	7	8	9	AB	R	H	RBI	BB	SO	LOB	TOP								
Alfredo Griffin, S OBP: 0.350, SLG: 0.370 (1, 6)	F7	F7					5-3			3	0	0	0	1	0	2									
Danny Ainge, R OBP: 0.305, SLG: 0.383 (1, 4)	5-3		L6-4 F8 1B			5-3		F9		4	0	1	0	0	0	1									
Roy Howell, L OBP: 0.329, SLG: 0.386 (1, 5)	1B HBP		F8 1-2			F8		4-3		3	0	0	0	0	0	1									
Rico Carty, R OBP: 0.339, SLG: 0.386 Ted Wilborn, S (8, PR)	FC6-4 1B		L6-4 2-3							3	0	2	0	1	0	1									
Otto Velez, R OBP: 0.362, SLG: 0.466 (1, 7)	FC6-4 1-2					F9		F9		4	0	0	0	0	0	4									
John Mayberry, L OBP: 0.376, SLG: 0.451 (1, 3)		F9				1B 1B		1-3		4	1	2	1	0	0	1									
Rick Bosetti, R OBP: 0.283, SLG: 0.339 (1, 8)		HR				G1-6-3 1B				4	1	4	1	0	0	0									
Bob Bailor, R OBP: 0.305, SLG: 0.266 (1, 9)						G1-6-3 1-2		2-4		4	0	1	0	0	1	4									
Bob Davis, R OBP: 0.125, SLG: 0.097 (1, 2)		F9						E6		4	0	0	0	0	1	1									
Inning Stats	R: 0 E: 0 K: 0 S: 4	H: 1 LOB: 2 BB: 0 P: 5	R: 1 E: 0 K: 0 S: 5	H: 2 LOB: 1 BB: 0 P: 5	R: 0 E: 0 K: 0 S: 3	H: 1 LOB: 0 BB: 0 P: 3	R: 0 E: 0 K: 0 S: 4	H: 2 LOB: 1 BB: 0 P: 4	R: 0 E: 0 K: 0 S: 2	H: 0 LOB: 0 BB: 1 P: 6	R: 0 E: 0 K: 0 S: 3	H: 0 LOB: 1 BB: 1 P: 7	R: 0 E: 1 K: 0 S: 4	H: 1 LOB: 1 BB: 0 P: 4	R: 0 E: 0 K: 0 S: 4	H: 1 LOB: 1 BB: 0 P: 4	R: 1 E: 0 K: 2 S: 8	H: 2 LOB: 0 BB: 0 P: 8	1B: 8 2B: 2 3B: 0 HR: 2	SF: 0 SAC: 0 DP: 3 HBP: 1	WP: 0 PB: 0 SB: 1 CS: 2	PA: 36			
PITCHER	IP	WLS	BF	H	R	ER	SO	BB	IBB	HBP	BLK	WP	HR	S	P	ERA	WHIP								
John Henry Johnson, L ERA: 4.36 (1, 1)	7.2		31	8	1	1	0	2	0	1	0	0	1	28	37	1.17	1.304								
Dave Heaverlo, R ERA: 2.36 (8, 1)	0.1	L	3	2	1	1	0	0	0	0	0	0	1	3	3	27.00	6.000								
Bob Lacey, L ERA: 4.97 (9, 1)	1.0		2	0	0	0	2	0	0	0	0	0	0	6	6	0.00	0.000								

Toronto Blue Jays @ Oakland Athletics
Oakland-Alameda County Coliseum, Oakland, CA
Fri Jun 08 1979, 7:05 PM PDT
Att: 2,022 - Unknown

AB	33
R	2
H	10
RBI	2
BB	2
SO	2
LOB	15



Batter	1	2	3	4	5	6	7	8	9	AB	R	H	RBI	BB	SO	LOB	BOTTOM								
Dwayne Murphy, L OBP: 0.438, SLG: 0.399 (1, 8)	4-3		K				SH2-4			2	0	0	0	1	1	0									
Larry Murray, S OBP: 0.281, SLG: 0.246 (1, 9)	4-3 1B 2B		5-3				K			4	1	1	0	0	1	2									
Mitchell Page, L OBP: 0.304, SLG: 0.318 (1, 10)	4-3						6-3			3	0	0	0	1	1	2									
Jeff Newman, R OBP: 0.254, SLG: 0.439 (1, 2)			K							4	0	1	1	0	1	1									
Dave Revering, L OBP: 0.333, SLG: 0.405 (1, 3)	F7									3	0	1	0	1	1	1									
Milt Ramirez, R OBP: 0.222, SLG: 0.200 Miguel Dilone, S (9, PR)		F3								4	0	1	0	0	0	2									
Wayne Gross, L OBP: 0.392, SLG: 0.448 (1, 5)		F9								4	0	0	0	0	1	3									
Tony Armas, R OBP: 0.237, SLG: 0.147 (1, 7)										3	0	0	0	0	2	3									
Rob Picciolo, R OBP: 0.215, SLG: 0.308 (1, 6)		F6								4	0	2	0	0	0	3									
Inning Stats	R: 1 E: 0 K: 0 S: 5	H: 2 LOB: 1 BB: 0 P: 5	R: 0 E: 0 K: 2 S: 7	H: 0 LOB: 0 BB: 1 P: 11	R: 0 E: 0 K: 0 S: 3	H: 0 LOB: 1 BB: 1 P: 7	R: 0 E: 0 K: 1 S: 6	H: 1 LOB: 0 BB: 0 P: 6	R: 0 E: 0 K: 0 S: 4	H: 1 LOB: 1 BB: 0 P: 4	R: 0 E: 0 K: 1 S: 5	H: 1 LOB: 1 BB: 1 P: 9	R: 0 E: 0 K: 2 S: 7	H: 0 LOB: 0 BB: 0 P: 7	R: 0 E: 0 K: 2 S: 8	H: 1 LOB: 2 BB: 0 P: 8	1B: 4 2B: 2 3B: 0 HR: 0	SF: 0 SAC: 1 DP: 0 HBP: 1	WP: 0 PB: 0 SB: 1 CS: 1	PA: 36					
PITCHER	IP	WLS	BF	H	R	ER	SO	BB	IBB	HBP	BLK	WP	HR	S	P	ERA	WHIP								
Balor Moore, L ERA: 5.4 (1, 1)	7.0		29	5	1	1	4	3	0	1	0	0	0	33	46	1.29	1.143								
Tom Buskey, R ERA: 2.70 (8, 1)	2.0	W	7	1	0	0	4	0	0	0	0	0	0	15	15	0.00	0.500								

Toronto Blue Jays @ Oakland Athletics
Oakland-Alameda County Coliseum, Oakland, CA
Fri Jun 08 1979, 7:05 PM PDT
Att: 2,022 - Unknown

AB	31
R	1
H	6
RBI	1
BB	3
SO	8
LOB	17



Batter	1	2	3	4	5	6	7	8	9	AB	R	H	RBI	BB	SO	LOB	TOP								
Alfredo Griffin, S OBP: 0.351, SLG: 0.370	F9		1B		2B		4-3		K	5	0	2	0	0	1	0									
Danny Ainge, R OBP: 0.316, SLG: 0.406	1B		F9		2B		4-3			4	0	2	0	0	0	1									
Roy Howell, L OBP: 0.332, SLG: 0.385	F9			1B	BB		1-3			3	1	1	0	1	0	1									
Rico Carty, R OBP: 0.342, SLG: 0.403	F7			1B	BB		F9			4	1	2	1	0	0	3									
John Mayberry, L OBP: 0.374, SLG: 0.463		4-3		FC4-6			HR		3-1	4	1	1	2	0	0	1									
Otto Velez, R OBP: 0.346, SLG: 0.446	F4			F7			F8		5-3	4	0	0	0	0	0	1									
Ted Wilborn, S (8.7)										0	0	0	0	0	0	0									
Rick Bosetti, R OBP: 0.267, SLG: 0.339	1B			F5			1B		1-3	3	1	1	0	0	0	1									
Bob Bailor, R OBP: 0.305, SLG: 0.266	PO		5-3		5-3		1B		F9	4	0	1	0	0	0	0									
Bob Davis, R OBP: 0.143, SLG: 0.206			6-3				HR		1-3	3	1	1	2	0	0	0									
Inning Stats	R: 0 E: 0 K: 0 S: 4	H: 1 LOB: 1 BB: 0 P: 4	R: 0 E: 0 K: 0 S: 3	H: 1 LOB: 0 BB: 0 P: 3	R: 0 E: 0 K: 0 S: 4	H: 1 LOB: 1 BB: 0 P: 4	R: 1 E: 0 K: 0 S: 5	H: 2 LOB: 1 BB: 0 P: 5	R: 1 E: 0 K: 0 S: 5	H: 3 LOB: 2 BB: 1 P: 9	R: 2 E: 0 K: 0 S: 4	H: 2 LOB: 0 BB: 0 P: 5	R: 0 E: 0 K: 0 S: 3	H: 0 LOB: 0 BB: 0 P: 3	R: 1 E: 0 K: 0 S: 4	H: 1 LOB: 0 BB: 0 P: 4	R: 0 E: 0 K: 1 S: 5	H: 0 LOB: 0 BB: 0 P: 5	1B: 7 2B: 2 3B: 0 HR: 3	SF: 0 SAC: 1 DP: 1 HBP: 1	WP: 0 PB: 0 SB: 0 CS: 0	PA: 38			
PITCHER	IP	WLS	BF	H	R	ER	SO	BB	IBB	HBP	BLK	WP	HR	S	P	ERA	WHIP								
Matt Keough, R ERA: 6.3	5.1	L	26	10	4	4	0	1	0	1	0	0	2	24	29	6.75	2.062								
Jim Todd, R ERA: 7.96	2.2		8	1	1	1	0	0	0	0	0	0	1	8	8	3.38	0.375								
Dave Hamilton, L ERA: 2.96	1.0		3	0	0	0	1	0	0	0	0	0	0	5	5	0.00	0.000								

Toronto Blue Jays @ Oakland Athletics
Oakland-Alameda County Coliseum, Oakland, CA

AB 34
R 5
H 11
RBI 5
BB 1
SO 1
LOB 8



Sat Jun 09 1979, 3:33 AM PDT
Att: 1,725 - Unknown


Batter	1	2	3	4	5	6	7	8	9	AB	R	H	RBI	BB	SO	LOB	BOTTOM								
Dwayne Murphy, L OBP: 0.432, SLG: 0.389	4-3		K		F8				F5	4	0	0	0	1	1	4									
Miguel Dilone, S OBP: 0.245, SLG: 0.284	F8			6-3			F9		1-3	3	0	0	0	0	0	0									
Jim Essian, R OBP: 0.258, SLG: 0.326							K			1	0	0	0	0	1	3									
Larry Murray, S OBP: 0.259, SLG: 0.245										1	0	0	0	0	0	2									
Mitchell Page, L OBP: 0.311, SLG: 0.320	CS			1B			BB		F5	2	0	1	0	2	0	0									
Jeff Newman, R OBP: 0.249, SLG: 0.429	CS		F7	F9			F9		F8	4	0	0	0	0	0	2									
Dave Revering, L OBP: 0.337, SLG: 0.407				F9			F9			4	0	2	0	0	0	2									
Wayne Gross, L OBP: 0.394, SLG: 0.442	F9				FC3-5		BB		F9	2	0	0	0	2	0	2									
Milt Ramirez, R OBP: 0.275, SLG: 0.216	F7				FC5-4		BB		1B	2	0	1	0	2	0	1									
Tony Armas, R OBP: 0.238, SLG: 0.158			F8		FC3-5		F9			4	0	1	0	0	0	4									
Rob Picciolo, R OBP: 0.203, SLG: 0.290			6-3		FC5-4		F8		K	4	0	0	0	0	1	6									
Inning Stats	R: 0 E: 0 K: 0 S: 2	H: 0 LOB: 0 BB: 1 P: 6	R: 0 E: 0 K: 0 S: 4	H: 1 LOB: 1 BB: 0 P: 4	R: 0 E: 0 K: 1 S: 5	H: 0 LOB: 0 BB: 0 P: 5	R: 0 E: 0 K: 0 S: 4	H: 1 LOB: 1 BB: 0 P: 4	R: 0 E: 0 K: 0 S: 3	H: 0 LOB: 1 BB: 1 P: 7	R: 0 E: 0 K: 1 S: 5	H: 0 LOB: 3 BB: 3 P: 17	R: 0 E: 0 K: 0 S: 4	H: 1 LOB: 0 BB: 0 P: 4	R: 0 E: 0 K: 1 S: 6	H: 1 LOB: 2 BB: 1 P: 10	1B: 5 2B: 0 3B: 0 HR: 0	SF: 0 SAC: 0 DP: 0 HBP: 0	WP: 0 PB: 0 SB: 0 CS: 1	PA: 39					
PITCHER	IP	WLS	BF	H	R	ER	SO	BB	IBB	HBP	BLK	WP	HR	S	P	ERA	WHIP								
Phil Huffman, R ERA: 5.48	8.0	W	35	5	0	0	2	7	0	0	0	0	0	32	60	0.00	1.500								
Dyar Miller, R ERA: 3.22	1.0		3	0	0	0	1	0	0	0	0	0	0	5	5	0.00	0.000								


Toronto Blue Jays @ Oakland Athletics
Oakland-Alameda County Coliseum, Oakland, CA

AB 31
R 0
H 5
RBI 0
BB 7
SO 3
LOB 26



Sat Jun 09 1979, 3:33 AM PDT
Att: 1,725 - Unknown

Batter	1	2	3	4	5	6	7	8	9	AB	R	H	RBI	BB	SO	LOB	TOP			
Alfredo Griffin, S OBP: 0.346, SLG: 0.364 (1, 6)	0-0 6-3		0-0 F8			0-0 G4-3		0-0 FC5		4	0	0	0	0	0	4	<p>Toronto Blue Jays @ Oakland Athletics Oakland-Alameda County Coliseum, Oakland, CA</p> <p>Sun Jun 10 1979, 3:33 AM PDT Att: 2,400 - Unknown</p> <p>livebaseballscores.com</p> <p>AB 31 R 1 H 5 RBI 0 BB 2 SO 4 LOB 12</p> 			
Danny Aings, R OBP: 0.314, SLG: 0.412 (1, 4)	0-0 G3			0-0 5-3			0-0 6-3		0-0 E	4	1	1	0	0	0	0				
Roy Howell, L OBP: 0.335, SLG: 0.387 (1, 5)	0-3 K			0-0 4-3			0-0 1B		0-0 E9	4	0	2	0	0	1	0				
Rico Carty, R OBP: 0.336, SLG: 0.395 (1, 10)		0-0 1-3		0-0 F5			0-3 K		0-3 K	4	0	0	0	0	2	2				
Otto Velez, R OBP: 0.342, SLG: 0.436 Ted Wilborn, S (5, 7)		0-0 F7			0-0 5-3		0-0 F8		0-0 F7	2	0	0	0	0	0	0				
John Mayberry, L OBP: 0.397, SLG: 0.453 (1, 3)		0-0 F5			0-0 F2				0-0 F3	4	0	0	0	0	0	1				
Rick Bosetti, R OBP: 0.272, SLG: 0.341 (1, 8)			0-0 FC4-6 1B		0-0 F2			4-0 FC5 1B BB		2	0	1	0	1	0	0				
Bob Bailor, R OBP: 0.301, SLG: 0.262 (1, 9)			0-0 FC4-6 1-2		0-0 4-3			0-0 F8		3	0	0	0	0	0	2				
Bob Davis, R OBP: 0.184, SLG: 0.222 (1, 2)			0-3 K		4-0 G4-3 BB			0-0 1-2 1B		2	0	1	0	1	1	1				
Inning Stats	R: 0 E: 0 K: 1 S: 5	H: 0 LOB: 0 BB: 0 P: 5	R: 0 E: 0 K: 0 S: 3	H: 0 LOB: 0 BB: 0 P: 3	R: 0 E: 0 K: 1 S: 6	H: 1 LOB: 1 BB: 0 P: 6	R: 0 E: 0 K: 0 S: 3	H: 0 LOB: 0 BB: 0 P: 3	R: 0 E: 0 K: 0 S: 2	H: 0 LOB: 0 BB: 1 P: 6	R: 0 E: 0 K: 1 S: 6	H: 1 LOB: 1 BB: 0 P: 6	R: 0 E: 0 K: 0 S: 4	H: 1 LOB: 2 BB: 1 P: 8	R: 1 E: 1 K: 1 S: 7	H: 2 LOB: 1 BB: 0 P: 7	1B: 4 2B: 1 3B: 0 HR: 0	SF: 0 SAC: 0 DP: 1 HBP: 0	WP: 0 PB: 0 SB: 1 CS: 0	PA: 33
PITCHER Dave Hamilton, L ERA: 2.16 (1, 1)	IP: 9.0 WLS: W BF: 33 H: 5 R: 1 ER: 0 SO: 4 BB: 2 IBB: 0 HBP: 0 BLK: 0 WP: 0 HR: 0 S: 39 P: 47 ERA: 0.00 WHIP: 0.778															PITCHER				

Batter	1	2	3	4	5	6	7	8	9	AB	R	H	RBI	BB	SO	LOB	BOTTOM				
Dwayne Murphy, L OBP: 0.431, SLG: 0.385 (1, 8)	0-3 K		0-0 4-3 1B		4-0 BB IHR BB	0-0 4-3		0-0 F7		4	2	1	1	1	1	2	<p>Toronto Blue Jays @ Oakland Athletics Oakland-Alameda County Coliseum, Oakland, CA</p> <p>Sun Jun 10 1979, 3:33 AM PDT Att: 2,400 - Unknown</p> <p>livebaseballscores.com</p> <p>AB 35 R 12 H 10 RBI 12 BB 4 SO 6 LOB 18</p> 				
Larry Murray, S OBP: 0.254, SLG: 0.259 (1, 9)	0-0 F4		0-0 4-3		4-0 BB IHR BB		0-0 F4		0-0 F4	4	1	1	1	1	0	3					
Derek Bryant, R OBP: 0.230, SLG: 0.179 (1, 10)	0-0 6-3		0-0 1B		4-0 BB IHR BB		0-3 K		0-0 2B	4	1	2	4	1	1	1					
Jeff Newman, R OBP: 0.242, SLG: 0.417 (1, 3)		0-3 K	0-0 4-3		0-0 F3		0-0 F9		0-0 F9	5	0	0	0	0	1	6					
Tony Armas, R OBP: 0.217, SLG: 0.143 (1, 7)		0-0 5-3		0-0 5-3		0-3 K		0-0 F8		4	0	0	0	0	1	4					
Jim Essian, R OBP: 0.288, SLG: 0.367 (1, 2)		0-0 1B		0-0 6-3		1-2 2-3 3-H IHR		0-0 E6 1B E		4	2	2	4	0	0	0					
Milt Ramirez, R OBP: 0.250, SLG: 0.195 (1, 4)	0-0 F3		0-3 K		0-0 F8			0-0 E7 1B 1B		4	1	0	0	0	1	2					
Wayne Gross, L OBP: 0.401, SLG: 0.446 (1, 5)			0-0 SH1-4 1B		4-0 BB 1B BB	0-3 K		0-0 1B 2B 1B		3	3	2	1	1	1	0					
Rob Picciolo, R OBP: 0.222, SLG: 0.306 (1, 6)			0-0 SH1-4		0-0 BB BB 1B	0-0 F8		0-0 2B 1B		3	2	2	1	0	0	0					
Inning Stats	R: 0 E: 0 K: 1 S: 5	H: 0 LOB: 0 BB: 0 P: 5	R: 0 E: 0 K: 1 S: 6	H: 1 LOB: 1 BB: 0 P: 6	R: 2 E: 0 K: 0 S: 6	H: 3 LOB: 1 BB: 0 P: 6	R: 0 E: 0 K: 1 S: 5	H: 0 LOB: 0 BB: 0 P: 5	R: 6 E: 0 K: 1 S: 7	H: 2 LOB: 4 BB: 23 P: 23	R: 0 E: 0 K: 1 S: 5	H: 0 LOB: 0 BB: 0 P: 5	R: 0 E: 0 K: 1 S: 6	H: 1 LOB: 1 BB: 0 P: 6	R: 4 E: 2 K: 0 S: 8	H: 3 LOB: 1 BB: 0 P: 8		1B: 7 2B: 1 3B: 1 HR: 1	SF: 0 SAC: 1 DP: 0 HBP: 0	WP: 0 PB: 0 SB: 0 CS: 0	PA: 40
PITCHER Tom Underwood, L ERA: 4.98 Mike Willis, L ERA: 6.97 Dave Freisleben, R ERA: 6.28 (1, 1) (5, 1) (5, 1)	IP: 4.0 WLS: L BF: 20 H: 5 R: 6 ER: 6 SO: 3 BB: 3 IBB: 0 HBP: 0 BLK: 0 WP: 0 HR: 0 S: 23 P: 35 ERA: 13.50 WHIP: 2.000															PITCHER					

Batter	1	2	3	4	5	6	7	8	9	AB	R	H	RBI	BB	SO	LOB	TOP				
Dwayne Murphy, L (1, 8) OBP: 0.433, SLG: 0.388	1-3		F4		1B E		1B			4	0	2	0	0	0	0	<p>Oakland Athletics @ Detroit Tigers</p> <p>Tiger Stadium, Detroit, MI</p> <p>Mon Jun 11 1979, 7:05 PM EDT</p> <p>Att: 15,625 - Unknown</p>				
Larry Murray, S (1, 9) OBP: 0.269, SLG: 0.265	1B		3-1		1B S		G3			4	0	2	0	0	0	1					
Mitchell Page, L (1, 10) OBP: 0.310, SLG: 0.319	1B		F2		K			K		4	0	1	0	0	2	2					
Jeff Newman, R (1, 3) OBP: 0.242, SLG: 0.413	K			1B PB	4-3			6-3		4	1	1	0	0	1	4					
Wayne Gross, L (1, 5) OBP: 0.393, SLG: 0.436	F7			F2		4-3		F6		4	0	0	0	0	0	3					
Jim Essian, R (1, 2) OBP: 0.277, SLG: 0.366		FC5-4		1B		K		E5	G4-3	3	0	1	0	1	1	0					
Derek Bryant, R (1, 7) OBP: 0.231, SLG: 0.183	F9			1B		4-3		G4-3		4	0	1	1	0	0	2					
Mitt Ramirez, R (1, 4) OBP: 0.234, SLG: 0.182										3	0	0	0	0	0	3					
Dave Reverting, L (9, PH) OBP: 0.340, SLG: 0.411	FC5-4			G6-4-3						1	0	1	0	0	0	0					
Mike Edwards, R (9, PR) OBP: 0.284, SLG: 0.289	FC6-4			G6-4-3			4-3	FC4-6		0	0	0	0	0	0	0					
Rob Picciolo, R (1, 6) OBP: 0.213, SLG: 0.293										3	0	0	0	0	0	1					
Mario Guerrero, R (9, PH) OBP: 0.228, SLG: 0.250	FC6-4				F4		F8	FC4-6		1	0	0	0	0	0	1					
Inning Stats	R: 0 E: 0 K: 1 S: 7	H: 2 LOB: 2 BB: 7	R: 0 E: 0 K: 0 S: 3	H: 0 LOB: 1 BB: 1 P: 7	R: 0 E: 0 K: 0 S: 3	H: 0 LOB: 0 BB: 0 P: 3	R: 1 E: 0 K: 0 S: 5	H: 3 LOB: 1 BB: 0 P: 5	R: 0 E: 1 K: 1 S: 7	H: 2 LOB: 2 BB: 0 P: 7	R: 0 E: 0 K: 0 S: 5	H: 1 LOB: 1 BB: 0 P: 4	R: 0 E: 0 K: 1 S: 5	H: 0 LOB: 0 BB: 0 P: 5	R: 0 E: 1 K: 0 S: 4	H: 1 LOB: 1 BB: 0 P: 4	1B: 9 2B: 0 3B: 0 HR: 0	SF: 0 SAC: 0 DP: 2 HBP: 0	WP: 0 PB: 1 SB: 1 CS: 0	PA: 36	
PITCHER Jack Morris, R (1, 1) ERA: 3.88	IP: 9.0 WLS: W BF: 36	H: 9 R: 1 ER: 1 SO: 4	BB: 1 IBB: 0 HBP: 0 BLK: 0	WP: 0 HR: 0 S: 43 P: 47	ERA: 1.00 WHIP: 1.111	PITCHER											IP: 9.0 WLS: W BF: 36	H: 9 R: 1 ER: 1 SO: 4	BB: 1 IBB: 0 HBP: 0 BLK: 0	WP: 0 HR: 0 S: 43 P: 47	ERA: 1.00 WHIP: 1.111

AB	35
R	1
H	9
RBI	1
BB	1
SO	4
LOB	17



Batter	1	2	3	4	5	6	7	8	9	AB	R	H	RBI	BB	SO	LOB	BOTTOM				
Ron LeFlore, R (1, 8) OBP: 0.357, SLG: 0.387	E6			FC1-5		S		1B		5	1	3	0	0	0	1	<p>Oakland Athletics @ Detroit Tigers</p> <p>Tiger Stadium, Detroit, MI</p> <p>Mon Jun 11 1979, 7:05 PM EDT</p> <p>Att: 15,625 - Unknown</p>				
Lou Whitaker, L (1, 4) OBP: 0.392, SLG: 0.431	1B			1B		K		5-3		5	2	2	0	0	1	4					
Steve Kemp, L (1, 7) OBP: 0.439, SLG: 0.579	1-3			1B		F8				3	0	1	1	1	0	2					
Rusty Staub, L (1, 10) OBP: 0.331, SLG: 0.392	1B			E3		6-3				3	0	1	1	1	0	2					
Jason Thompson, L (1, 3) OBP: 0.380, SLG: 0.395	BB			FC3-5-2		1-3		BB		3	0	1	1	1	0	4					
Champ Summers, L (1, 9) OBP: 0.358, SLG: 0.352										2	0	0	0	1	1	2					
Jerry Morales, R (7, PH) OBP: 0.271, SLG: 0.429	BB			FC3-6		K		F9		1	0	0	0	0	0	1					
Lance Parrish, R (1, 2) OBP: 0.377, SLG: 0.469	F9			5-3		L3				3	0	0	0	1	0	6					
Phil Mankowski, L (1, 5) OBP: 0.262, SLG: 0.196										3	0	1	0	0	0	1					
Aurelio Rodriguez, R (6, 5) OBP: 0.282, SLG: 0.326	6-3			FC1-5	SH3	F8		5-3		1	0	0	0	0	0	0					
Alan Trammell, R (1, 6) OBP: 0.294, SLG: 0.294	1B			SH3		F9		F9		2	0	0	0	1	0	1					
Inning Stats	R: 1 E: 1 K: 0 S: 5	H: 2 LOB: 3 BB: 2 P: 13	R: 0 E: 0 K: 0 S: 3	H: 1 LOB: 1 BB: 1 P: 7	R: 0 E: 1 K: 0 S: 4	H: 0 LOB: 2 BB: 1 P: 8	R: 2 E: 0 K: 0 S: 7	H: 4 LOB: 2 BB: 0 P: 7	R: 0 E: 0 K: 1 S: 5	H: 0 LOB: 1 BB: 1 P: 9	R: 0 E: 0 K: 1 S: 6	H: 1 LOB: 1 BB: 0 P: 6	R: 0 E: 0 K: 0 S: 2	H: 0 LOB: 0 BB: 1 P: 6	R: 0 E: 0 K: 0 S: 4	H: 1 LOB: 1 BB: 0 P: 4	1B: 9 2B: 1 3B: 0 HR: 0	SF: 0 SAC: 1 DP: 2 HBP: 0	WP: 0 PB: 0 SB: 1 CS: 1	PA: 38	
PITCHER Steve McCatty, R (1, 1) ERA: 1.49	IP: 3.2 WLS: L BF: 22	H: 7 R: 3 ER: 3 SO: 3	BB: 4 IBB: 0 HBP: 0 BLK: 0	WP: 0 HR: 0 S: 18 P: 34	ERA: 7.36 WHIP: 3.000	PITCHER											IP: 3.1 WLS: L BF: 12	H: 1 R: 0 ER: 0 SO: 2	BB: 2 IBB: 0 HBP: 0 BLK: 0	WP: 0 HR: 0 S: 14 P: 22	ERA: 0.00 WHIP: 0.900
Bob Lacey, L (4, 1) ERA: 4.57	IP: 4.1 WLS: L BF: 12	H: 1 R: 0 ER: 0 SO: 2	BB: 2 IBB: 0 HBP: 0 BLK: 0	WP: 0 HR: 0 S: 14 P: 22	ERA: 0.00 WHIP: 0.900	PITCHER											IP: 1.0 WLS: L BF: 4	H: 1 R: 0 ER: 0 SO: 0	BB: 0 IBB: 0 HBP: 0 BLK: 0	WP: 0 HR: 0 S: 4 P: 4	ERA: 0.00 WHIP: 1.000

AB	31
R	3
H	9
RBI	3
BB	6
SO	2
LOB	24



Batter	1	2	3	4	5	6	7	8	9	AB	R	H	RBI	BB	SO	LOB	TOP					
Dwayne Murphy, L (1, 8) OBP: 0.429, SLG: 0.381	F7		K					K		3	1	0	0	1	2	0	Oakland Athletics @ Detroit Tigers Tiger Stadium, Detroit, MI Tue Jun 12 1979, 7:05 PM EDT Att: 16,278 - Unknown					
Larry Murray, S (1, 7) OBP: 0.299, SLG: 0.271	K			F6		2B BB		F6		4	0	1	2	0	1	0						
Mitchell Page, L (1, 10) OBP: 0.305, SLG: 0.313	4-3			K		K		G3		4	0	0	0	0	2	1						
Jeff Newman, R (1, 3) OBP: 0.237, SLG: 0.404		6-3		L8		6-3			K	4	0	0	0	0	1	1						
Mario Guerrero, R (1, 6) OBP: 0.229, SLG: 0.250		4-3			CS 1B	F8		4-3		4	0	1	0	0	0	1						
Tony Armas, R (1, 9) OBP: 0.220, SLG: 0.174		E3 2B			F8		F4	F8		4	0	1	0	0	0	1						
Jim Essian, R (1, 2) OBP: 0.288, SLG: 0.385		4-3			1-2 1B		2B			3	0	2	0	0	0	1						
Wayne Gross, L (1, 5) OBP: 0.393, SLG: 0.431			K		4-3			F8-6-3 BB		2	0	0	0	1	1	1						
Mike Edwards, R (1, 4) OBP: 0.285, SLG: 0.290			K			BB 2B 1B		F8-6-3		3	1	1	0	0	1	2						
Inning Stats	R: 0 E: 0 K: 1 S: 5	H: 0 LOB: 0 BB: 0 P: 5	R: 0 E: 1 K: 0 S: 4	H: 1 LOB: 1 BB: 0 P: 4	R: 0 E: 0 K: 3 S: 9	H: 0 LOB: 0 BB: 0 P: 9	R: 0 E: 0 K: 1 S: 5	H: 0 LOB: 0 BB: 0 P: 5	R: 0 E: 0 K: 0 S: 4	H: 2 LOB: 1 BB: 0 P: 4	R: 2 E: 0 K: 1 S: 7	H: 2 LOB: 1 BB: 1 P: 11	R: 0 E: 0 K: 0 S: 3	H: 1 LOB: 1 BB: 1 P: 7	R: 0 E: 0 K: 1 S: 5	H: 0 LOB: 0 BB: 0 P: 5	R: 0 E: 0 K: 1 S: 5	H: 0 LOB: 0 BB: 0 P: 5	1B: 3 2B: 4 3B: 0 HR: 0	SF: 0 SAC: 0 DP: 1 HBP: 0	WP: 0 PB: 0 SB: 0 CS: 1	PA: 33
PITCHER Pat Underwood, L (1, 1) ERA: 3.6	IP: 9.0 WLS: W BF: 33 H: 6 R: 2 ER: 2 SO: 8 BB: 2 IBB: 0 HBP: 0 BLK: 0 WP: 0 HR: 0 S: 47 P: 55 ERA: 2.00 WHIP: 0.889																					

Batter	1	2	3	4	5	6	7	8	9	AB	R	H	RBI	BB	SO	LOB	BOTTOM					
Ron LeFlore, R (1, 8) OBP: 0.358, SLG: 0.385	K		FC6 BB		E3 1B	F8		FC6-4 1B		4	1	1	0	1	1	2	Oakland Athletics @ Detroit Tigers Tiger Stadium, Detroit, MI Tue Jun 12 1979, 7:05 PM EDT Att: 16,278 - Unknown					
Lou Whitaker, L (1, 4) OBP: 0.392, SLG: 0.427	K		FC6 1-2		1B E 1B	1B BB		FC6-4 S		4	2	1	1	1	3							
Steve Kemp, L (1, 7) OBP: 0.443, SLG: 0.580	F5			FC6-4 BB 1B	E BB 1B	2B BB 1B		K		5	1	3	1	0	1	1						
Rusty Staub, L (1, 10) OBP: 0.346, SLG: 0.429		HR		FC6-4 BB 1B	E BB 1B	2B BB 1B		F9		3	1	2	3	2	0	1						
Lance Parrish, R (1, 2) OBP: 0.374, SLG: 0.462		G4-6-3 BB		FC6-4 BB 1B	E BB 1B	K				3	0	0	1	1	1	6						
Jason Thompson, L (1, 3) OBP: 0.373, SLG: 0.386		G4-6-3		G4-6-3	FC3		F8			4	0	0	0	0	5							
Jerry Morales, R (1, 9) OBP: 0.271, SLG: 0.443		K			HR		P1			4	1	1	1	0	1	3						
Aurelio Rodriguez, R (1, 5) OBP: 0.281, SLG: 0.319			F6		E SH2-4 1B BB	F9		F5		3	1	0	0	1	0	0						
Alan Trammell, R (1, 6) OBP: 0.301, SLG: 0.301		L7			SH2-4 1B BB 2B 1B			FC6-4 1B S 1B		3	2	2	0	0	0	0						
Inning Stats	R: 0 E: 0 K: 2 S: 7	H: 0 LOB: 0 BB: 0 P: 7	R: 1 E: 0 K: 1 S: 5	H: 1 LOB: 1 BB: 1 P: 9	R: 0 E: 0 K: 0 S: 3	H: 0 LOB: 1 BB: 1 P: 7	R: 0 E: 0 K: 0 S: 3	H: 1 LOB: 1 BB: 1 P: 7	R: 5 E: 3 K: 0 S: 8	H: 3 LOB: 2 BB: 2 P: 16	R: 2 E: 0 K: 1 S: 8	H: 3 LOB: 2 BB: 1 P: 12	R: 0 E: 0 K: 0 S: 3	H: 0 LOB: 0 BB: 0 P: 3	R: 1 E: 0 K: 1 S: 7	H: 2 LOB: 1 BB: 0 P: 7	R: 0 E: 0 K: 1 S: 5	H: 0 LOB: 0 BB: 0 P: 5	1B: 7 2B: 1 3B: 0 HR: 2	SF: 0 SAC: 1 DP: 3 HBP: 0	WP: 0 PB: 0 SB: 2 CS: 0	PA: 40
PITCHER Craig Minetto, L (1, 1) ERA: 4.61 Rick Langford, R (5, 1) ERA: 6.24 Dave Heaverlo, R (7, 1) ERA: 2.45	IP: 4.1 WLS: L BF: 22 H: 5 R: 6 ER: 3 SO: 3 BB: 5 IBB: 0 HBP: 0 BLK: 0 WP: 0 HR: 2 S: 23 P: 43 ERA: 6.23 WHIP: 2.308																					


AB	31
R	2
H	6
RBI	2
BB	2
SO	8
LOB	8



Batter	1	2	3	4	5	6	7	8	9	AB	R	H	RBI	BB	SO	LOB	TOP					
Derek Bryant, R OBP: 0.243, SLG: 0.215 (1, 7)										5	0	2	1	0	0	0						
Larry Murray, S OBP: 0.287, SLG: 0.264 (1, 9)										4	1	0	0	1	0	1						
Dwayne Murphy, L OBP: 0.424, SLG: 0.376 (1, 8)										5	1	1	0	0	1	2						
Dave Revering, L OBP: 0.341, SLG: 0.415 (1, 3)										5	1	2	2	0	1	2						
Jeff Newman, R OBP: 0.248, SLG: 0.417 (1, 2)										4	0	3	1	0	0	1						
Mitchell Page, L OBP: 0.300, SLG: 0.307 (1, 10)										4	0	0	0	0	1	3						
Wayne Gross, L OBP: 0.399, SLG: 0.429 (1, 5)										1	0	0	0	3	1	1						
Mike Edwards, R OBP: 0.290, SLG: 0.291 (1, 4)										3	1	1	0	1	0	3						
Rob Picciolo, R OBP: 0.205, SLG: 0.282 (1, 6)										3	0	0	0	0	1	6						
Inning Stats	R: 3 E: 1 K: 1 S: 8	H: 2 LOB: 3 BB: 3 P: 20	R: 0 E: 0 K: 1 S: 6	H: 1 LOB: 1 BB: 0 P: 6	R: 0 E: 0 K: 0 S: 4	H: 1 LOB: 2 BB: 1 P: 8	R: 0 E: 0 K: 0 S: 3	H: 0 LOB: 0 BB: 0 P: 3	R: 0 E: 0 K: 1 S: 6	H: 1 LOB: 1 BB: 0 P: 6	R: 1 E: 0 K: 0 S: 4	H: 2 LOB: 0 BB: 0 P: 4	R: 0 E: 0 K: 1 S: 5	H: 1 LOB: 0 BB: 0 P: 5	R: 0 E: 0 K: 1 S: 5	H: 0 LOB: 1 BB: 1 P: 9	R: 0 E: 0 K: 0 S: 4	H: 1 LOB: 1 BB: 0 P: 4	1B: 6 2B: 3 3B: 0 HR: 0	SF: 0 SAC: 1 DP: 1 HBP: 0	WP: 0 PB: 0 SB: 1 CS: 0	PA: 40
PITCHER	IP WLS BF H R ER SO BB IBB HBP BLK WP HR S P ERA WHIP																					
Wayne Garland, R ERA: 5.6 (1, 1)	9.0 W 40 9 4 3 5 5 0 0 0 0 0 0 45 65 3.00 1.556																					
Wayne Garland, R ERA: 5.6 (9, 1)	9.0 W 40 9 4 3 5 5 0 0 0 0 0 0 45 65 3.00 1.556																					

Oakland Athletics @ Cleveland Indians
Cleveland Municipal Stadium, Cleveland, OH
Wed Jun 13 1979, 7:05 PM EDT
Att: 5,204 - Unknown - 69 F


AB	34
R	4
H	9
RBI	4
BB	5
SO	5
LOB	19



Batter	1	2	3	4	5	6	7	8	9	AB	R	H	RBI	BB	SO	LOB	BOTTOM			
Paul Dade, R OBP: 0.326, SLG: 0.371 (1, 7)										3	1	1	0	1	0	0				
Toby Harrah, R OBP: 0.376, SLG: 0.366 (1, 10)										4	1	1	0	0	1	1				
Bobby Bonds, R OBP: 0.392, SLG: 0.478 (1, 9)										3	1	1	1	0	1	0				
Andre Thornton, R OBP: 0.347, SLG: 0.431 (1, 3)										3	1	1	3	0	1	2				
Rick Manning, L OBP: 0.336, SLG: 0.308 (1, 8)										3	1	1	0	1	0	1				
Gary Alexander, R OBP: 0.287, SLG: 0.362 Wayne Garland, R ERA: 5.6 (9, 1)										4	0	0	0	0	2	5				
Duane Kuiper, L OBP: 0.326, SLG: 0.328 Dave Rosello, R OBP: 0.250, SLG: 0.875 (6, 4)										1	0	0	0	1	0	0				
Ted Cox, R OBP: 0.269, SLG: 0.234 Jim Norris, L OBP: 0.302, SLG: 0.303 (8, PH) (9, 7)										2	0	0	0	0	2	1				
Tom Verzyer, R OBP: 0.294, SLG: 0.263 Ron Hassey, L (8, PH) (9, 2)										2	0	0	0	0	0	1				
Inning Stats	R: 0 E: 0 K: 2 S: 7	H: 0 LOB: 2 BB: 2 P: 16	R: 0 E: 0 K: 1 S: 5	H: 0 LOB: 0 BB: 0 P: 5	R: 0 E: 0 K: 1 S: 5	H: 0 LOB: 0 BB: 0 P: 5	R: 0 E: 0 K: 1 S: 5	H: 0 LOB: 0 BB: 0 P: 5	R: 0 E: 0 K: 1 S: 4	H: 0 LOB: 0 BB: 1 P: 8	R: 0 E: 0 K: 0 S: 3	H: 0 LOB: 0 BB: 0 P: 3	R: 0 E: 0 K: 0 S: 3	H: 0 LOB: 1 BB: 0 P: 4	R: 6 E: 0 K: 1 S: 12	H: 7 LOB: 1 BB: 0 P: 12	1B: 4 2B: 0 3B: 2 HR: 1	SF: 1 SAC: 0 DP: 1 HBP: 2	WP: 0 PB: 0 SB: 0 CS: 0	PA: 35
PITCHER	IP WLS BF H R ER SO BB IBB HBP BLK WP HR S P ERA WHIP																			
Mike Norris, R ERA: 5.43 (1, 1)	7.1 28 2 2 2 6 3 0 2 0 0 0 0 35 49 2.46 0.682																			
Dave Heaverlo, R ERA: 2.95 (8, 1)	0.0 2 2 0 0 0 0 0 0 0 0 0 0 2 2 ∞ ∞																			
Bob Lacey, L ERA: 4.93 (8, 1)	0.2 L 5 3 4 4 1 0 0 0 0 0 0 1 7 7 54.00 4.500																			

Oakland Athletics @ Cleveland Indians
Cleveland Municipal Stadium, Cleveland, OH
Wed Jun 13 1979, 7:05 PM EDT
Att: 5,204 - Unknown - 69 F

AB	29
R	6
H	7
RBI	6
BB	3
SO	7
LOB	13



Batter	1	2	3	4	5	6	7	8	9	AB	R	H	RBI	BB	SO	LOB	TOP
Derek Bryant, R OBP: 0.230, SLG: 0.203 (1, 7)	0-0 4-3		0-0 6-3			0-3 K		0-0 F9		4	0	0	0	0	1	0	
Larry Murray, S OBP: 0.272, SLG: 0.270 (1, 9)	0-0 S 1B		0-0 F8			0-0 6-3		0-0 F9 SH 1B		4	0	2	0	0	0	0	
Dwayne Murphy, L OBP: 0.423, SLG: 0.371 (1, 8)	0-3 K 1-2		0-0 G3			0-0 G5-4-3 1B BB		0-0 SH 1-2		2	1	0	0	1	1	1	
Dave Revering, L OBP: 0.339, SLG: 0.412 (1, 3)	0-0 F5		0-0 4-3			0-0 G5-4-3 1B		0-0 F9		4	0	1	0	0	0	3	
Jeff Newman, R OBP: 0.243, SLG: 0.408 (1, 2)		0-0 F4		0-0 6-3		0-0 G5-4-3 1B		0-3 K 1-2		4	0	0	0	0	1	4	
Mitchell Page, L OBP: 0.303, SLG: 0.307 (1, 10)	4-0 BB		0-0 5-3			0-0 E 1B		0-3 K		3	0	1	1	1	1	2	
Wayne Gross, L OBP: 0.394, SLG: 0.421 (1, 5)	0-0 F7		0-0 F9			0-0 F8				3	0	0	0	0	0	2	
Mike Edwards, R OBP: 0.285, SLG: 0.286 (1, 4)	0-0 6-3		0-0 1-3			0-0 F9				3	0	0	0	0	0	1	
Rob Picciolo, R OBP: 0.198, SLG: 0.272 (1, 6)			0-0 1-3			0-0 F8		0-0 F4		3	0	0	0	0	0	0	
Inning Stats	R: 0 E: 0 K: 1 S: 6	H: 1 LOB: 1 BB: 0 P: 6	R: 0 E: 0 K: 0 S: 3	H: 0 LOB: 1 BB: 1 P: 7	R: 0 E: 0 K: 0 S: 3	H: 0 LOB: 0 BB: 0 P: 3	R: 0 E: 0 K: 0 S: 3	H: 0 LOB: 0 BB: 0 P: 3	R: 0 E: 0 K: 1 S: 5	H: 0 LOB: 0 BB: 0 P: 5	R: 1 E: 1 K: 0 S: 4	H: 2 LOB: 1 BB: 1 P: 8	R: 0 E: 0 K: 2 S: 9	H: 0 LOB: 2 BB: 0 P: 9	1B: 4 2B: 0 3B: 0 HR: 0	SF: 0 SAC: 1 DP: 1 HBP: 0	WP: 0 PA: 33 PB: 0 SB: 2 CS: 0
PITCHER	IP WLS BF H R ER SO BB IBB HBP BLK WP HR S P ERA WHIP																
Len Barker, R ERA: 4.89 (1, 1)	8.0	29	4	1	1	2	2	0	0	0	0	0	0	31	39	1.12	0.750
Sid Monge, L ERA: 1.6 (9, 1)	1.0	W 4	0	0	0	2	0	0	0	0	0	0	0	8	8	0.00	0.000

Oakland Athletics @ Cleveland Indians
Cleveland Municipal Stadium, Cleveland, OH
Thu Jun 14 1979, 7:05 PM EDT
Att: 7,361 - Unknown - 81 F

AB	30
R	1
H	4
RBI	1
BB	2
SO	4
LOB	13



Batter	1	2	3	4	5	6	7	8	9	AB	R	H	RBI	BB	SO	LOB	BOTTOM		
Jim Norris, L OBP: 0.299, SLG: 0.314 (1, 7)	0-0 4-3		0-0 4-3			0-3 K		0-0 F7	0-0 1H 2H 3B	5	0	1	2	0	1	1			
Toby Harrah, R OBP: 0.374, SLG: 0.361 (1, 5)	4-0 WP BB		0-0 F9			0-0 F8		0-0 F8		3	0	0	0	1	0	0			
Bobby Bonds, R OBP: 0.390, SLG: 0.474 (1, 9)	0-0 5-3 1-2		0-3 K			0-3 K		0-0 CS E 1B		4	0	1	0	0	2	1			
Rick Manning, L OBP: 0.335, SLG: 0.312 (1, 8)	0-0 4-3			0-0 2B		0-0 4-3		0-0 E6 1-2		4	0	1	0	0	0	2			
Gary Alexander, R OBP: 0.286, SLG: 0.360 (1, 2)		0-0 F4		0-3 K		0-0 K		0-3 K 1B		4	0	1	0	0	2	3			
Ron Hassey, L (1, 3)	0-0 4-3		0-0 1-3			0-0 4-3			0-0 3-1	4	0	0	0	0	0	2			
Ron Pruitt, R OBP: 0.339, SLG: 0.319 Horace Speed, R OBP: 0.368, SLG: 0.143 (9, PR)	4-0 1B BB		4-0 BB			4-0 BB		0-0 SH1-4 1B	4-0 FC6-4 BB	1	0	1	0	3	0	0			
Dave Rosello, R OBP: 0.273, SLG: 0.727 (1, 4)	0-0 S 1B		0-0 K			0-0 SH1-4 1B		0-0 FC6-4 E 3B		3	1	1	0	0	1	3			
Tom Verzyer, R OBP: 0.290, SLG: 0.258 Ted Cox, R OBP: 0.267, SLG: 0.232 (9, PH)	0-0 L5		0-0 K			0-0 6-3		0-0 E6 3B		3	0	0	0	0	1	3			
Inning Stats	R: 0 E: 0 K: 0 S: 3	H: 0 LOB: 1 BB: 1 P: 7	R: 0 E: 0 K: 0 S: 4	H: 1 LOB: 2 BB: 1 P: 8	R: 0 E: 0 K: 1 S: 5	H: 0 LOB: 0 BB: 0 P: 5	R: 0 E: 0 K: 2 S: 8	H: 1 LOB: 2 BB: 1 P: 12	R: 0 E: 0 K: 2 S: 7	H: 0 LOB: 0 BB: 0 P: 7	R: 0 E: 0 K: 1 S: 6	H: 1 LOB: 1 BB: 0 P: 6	R: 0 E: 1 K: 1 S: 6	H: 1 LOB: 2 BB: 0 P: 6	R: 2 E: 1 K: 0 S: 4	H: 1 LOB: 2 BB: 1 P: 8	1B: 4 2B: 2 3B: 1 HR: 0	SF: 0 SAC: 1 DP: 1 HBP: 0	WP: 1 PA: 37 PB: 0 SB: 1 CS: 1
PITCHER	IP WLS BF H R ER SO BB IBB HBP BLK WP HR S P ERA WHIP																		
Matt Keough, R ERA: 5.66 (1, 1)	7.1	30	5	0	0	6	3	0	0	0	0	0	0	39	51	0.00	1.091		
Bob Lacey, L ERA: 4.53 (8, 1)	0.0	1	0	0	0	0	0	0	0	0	0	0	0	1	1	∞	∞		
Jim Todd, R ERA: 7.68 (8, 1)	1.1	L 5	0	2	0	1	1	0	0	0	0	0	6	10	0.00	0.750			
Craig Minetto, L ERA: 4.61 (9, 1)	0.0	1	1	0	0	0	0	0	0	0	0	0	1	1	∞	∞			

Oakland Athletics @ Cleveland Indians
Cleveland Municipal Stadium, Cleveland, OH
Thu Jun 14 1979, 7:05 PM EDT
Att: 7,361 - Unknown - 81 F

AB	32
R	2
H	6
RBI	2
BB	4
SO	7
LOB	16



Batter	1	2	3	4	5	6	7	8	9	AB	R	H	RBI	BB	SO	LOB	TOP	
Dwayne Murphy, L (1, 8) OBP: 0.420, SLG: 0.374	G3							F9		4	0	1	0	0	0	0	Oakland Athletics @ Toronto Blue Jays Exhibition Stadium, Toronto, ON Fri Jun 15 1979, 7:05 PM EDT Att: 13,124 - Unknown - 82 F livebaseballscores.com	
Larry Murray, S (1, 9) OBP: 0.272, SLG: 0.265	WP BB		5-3					F8		3	0	0	0	1	0	1		
Jeff Newman, R (1, 2) OBP: 0.243, SLG: 0.405	K		6-3							4	0	1	0	0	1	2		
Dave Revering, L (1, 3) OBP: 0.333, SLG: 0.404	G3									4	0	0	0	0	2			
Tony Armas, R (1, 7) OBP: 0.222, SLG: 0.180										4	0	1	0	0	1	0		
Mitchell Page, L (1, 10) OBP: 0.304, SLG: 0.308										3	0	1	0	0	0	1		
Mike Edwards, R (1, 4) OBP: 0.286, SLG: 0.287										3	0	1	0	0	0	1		
Wayne Gross, L (1, 5) OBP: 0.388, SLG: 0.414										3	0	0	0	0	0	3		
Milt Ramirez, R (1, 6) OBP: 0.220, SLG: 0.170										3	0	0	0	0	0	0		
Inning Stats	R: 0 E: 0 K: 1 S: 5	H: 0 LOB: 1 BB: 1 P: 9	R: 0 E: 0 K: 0 S: 4	H: 1 LOB: 1 BB: 0 P: 4	R: 0 E: 0 K: 0 S: 4	H: 1 LOB: 1 BB: 0 P: 4	R: 0 E: 0 K: 0 S: 3	H: 0 LOB: 0 BB: 0 P: 3	R: 0 E: 0 K: 0 S: 3	H: 2 LOB: 2 BB: 0 P: 5	R: 0 E: 0 K: 1 S: 5	H: 0 LOB: 0 BB: 0 P: 3	R: 0 E: 0 K: 1 S: 5	H: 1 LOB: 1 BB: 0 P: 5	1B: 4 2B: 1 3B: 0 HR: 0	SF: 0 SAC: 0 DP: 1 HBP: 0	WP: 1 PB: 0 SB: 0 CS: 0	PA: 32
PITCHER Tom Underwood, L (1, 1) ERA: 4.48	IP: 9.0 WLS: W BF: 32 H: 5 R: 0 ER: 0 SO: 2 BB: 1 IBB: 0 HBP: 0 BLK: 0 WP: 1 HR: 0 S: 35 P: 39 ERA: 0.00 WHIP: 0.667											PITCHER	IP: 9.0 WLS: W BF: 32 H: 5 R: 0 ER: 0 SO: 2 BB: 1 IBB: 0 HBP: 0 BLK: 0 WP: 1 HR: 0 S: 35 P: 39 ERA: 0.00 WHIP: 0.667					


Batter	1	2	3	4	5	6	7	8	9	AB	R	H	RBI	BB	SO	LOB	BOTTOM			
Alfredo Griffin, S (1, 6) OBP: 0.347, SLG: 0.360	F8									5	1	1	0	0	1	2	Oakland Athletics @ Toronto Blue Jays Exhibition Stadium, Toronto, ON Fri Jun 15 1979, 7:05 PM EDT Att: 13,124 - Unknown - 82 F livebaseballscores.com			
Danny Ainge, R (1, 4) OBP: 0.305, SLG: 0.376	6-3									5	1	1	1	0	1	3				
Rick Bosetti, R (1, 8) OBP: 0.282, SLG: 0.353	5-3									4	0	1	1	0	0	2				
Rico Carty, R (1, 10) Joe Cannon, L (7, PR)										3	2	2	1	1	1	1				
John Mayberry, L (1, 3) OBP: 0.371, SLG: 0.470										3	0	2	0	1	0	0				
Bob Bailor, R (1, 9) OBP: 0.297, SLG: 0.258										3	0	0	1	0	0	4				
Al Woods, L (1, 7) OBP: 0.319, SLG: 0.343										4	1	3	1	0	0	1				
Bob Davis, R (1, 2) OBP: 0.161, SLG: 0.170										4	0	0	0	0	3	5				
Luis Gomez, R (1, 5) OBP: 0.368, SLG: 0.421										4	1	2	0	0	0	2				
Inning Stats	R: 0 E: 0 K: 0 S: 3	H: 0 LOB: 0 BB: 0 P: 3	R: 1 E: 0 K: 1 S: 6	H: 1 LOB: 1 BB: 1 P: 10	R: 1 E: 0 K: 2 S: 9	H: 2 LOB: 1 BB: 0 P: 9	R: 0 E: 0 K: 1 S: 6	H: 1 LOB: 1 BB: 0 P: 6	R: 1 E: 1 K: 0 S: 4	H: 1 LOB: 0 BB: 0 P: 4	R: 1 E: 0 K: 1 S: 8	H: 3 LOB: 2 BB: 0 P: 8	R: 1 E: 0 K: 0 S: 5	H: 2 LOB: 2 BB: 1 P: 9	R: 1 E: 1 K: 1 S: 7	H: 2 LOB: 1 BB: 0 P: 7	1B: 8 2B: 4 3B: 0 HR: 0	SF: 1 SAC: 0 DP: 0 HBP: 0	WP: 0 PB: 0 SB: 1 CS: 1	PA: 39
PITCHER Dave Hamilton, L (1, 1) ERA: 2.82 Dave Heaverlo, R (6, 1) ERA: 2.93 Jim Todd, R (8, 1) ERA: 7.49	IP: 5.0 WLS: L BF: 23 H: 7 R: 4 ER: 4 SO: 4 BB: 1 IBB: 0 HBP: 0 BLK: 0 WP: 0 HR: 0 S: 30 P: 34 ERA: 7.20 WHIP: 1.600											PITCHER	IP: 5.0 WLS: L BF: 23 H: 7 R: 4 ER: 4 SO: 4 BB: 1 IBB: 0 HBP: 0 BLK: 0 WP: 0 HR: 0 S: 30 P: 34 ERA: 7.20 WHIP: 1.600							



Batter	1	2	3	4	5	6	7	8	9	AB	R	H	RBI	BB	SO	LOB	TOP					
Mike Edwards, R OBP: 0.285, SLG: 0.286 (1, 4)										4	1	1	0	0	0	2	Oakland Athletics @ Toronto Blue Jays Exhibition Stadium, Toronto, ON Sat Jun 16 1979, 7:05 PM EDT Att: 19,270 - Unknown - 82 F					
Dwayne Murphy, L OBP: 0.417, SLG: 0.388 (1, 8)										4	1	1	1	0	0	1						
Wayne Gross, L OBP: 0.390, SLG: 0.422 (1, 5)										4	0	2	1	0	0	0						
Dave Revering, L OBP: 0.327, SLG: 0.396 (1, 3)										4	0	0	0	0	0	3						
Jeff Newman, R OBP: 0.238, SLG: 0.397 (1, 2)										4	0	0	0	0	0	3						
Mitchell Page, L OBP: 0.303, SLG: 0.307 (1, 10)										4	0	1	0	0	1	2						
Tony Armas, R OBP: 0.224, SLG: 0.185 (1, 7)										4	0	1	0	0	1	1						
Mitt Ramirez, R OBP: 0.204, SLG: 0.157 (1, 6)										4	0	0	0	0	0	2						
Larry Murray, S OBP: 0.276, SLG: 0.268 (1, 9)										2	0	1	0	1	0	1						
Inning Stats	R: 0 E: 0 K: 0 S: 3	H: 0 LOB: 0 BB: 0 P: 3	R: 0 E: 0 K: 0 S: 3	H: 0 LOB: 0 BB: 0 P: 3	R: 0 E: 0 K: 0 S: 3	H: 0 LOB: 1 BB: 1 P: 7	R: 0 E: 0 K: 0 S: 4	H: 1 LOB: 1 BB: 0 P: 4	R: 0 E: 0 K: 0 S: 4	H: 2 LOB: 2 BB: 0 P: 4	R: 1 E: 1 K: 0 S: 6	H: 2 LOB: 2 BB: 0 P: 6	R: 0 E: 0 K: 0 S: 4	H: 1 LOB: 1 BB: 0 P: 4	R: 1 E: 0 K: 2 S: 4	H: 1 LOB: 0 BB: 0 P: 4	R: 0 E: 0 K: 2 S: 7	H: 0 LOB: 0 BB: 0 P: 7	1B: 5 2B: 1 3B: 0 HR: 1	SF: 0 SAC: 0 DP: 0 HBP: 0	WP: 0 PB: 0 SB: 1 CS: 0	PA: 35
PITCHER Dave Lemanczyk, R ERA: 2.42 (1, 1)	IP: 9.0 WLS: W BF: 35 H: 7 R: 2 ER: 2 SO: 2 BB: 1 IBB: 0 HBP: 0 BLK: 0 WP: 0 HR: 1 S: 38 P: 42 ERA: 2.00 WHIP: 0.889															PITCHER						

Batter	1	2	3	4	5	6	7	8	9	AB	R	H	RBI	BB	SO	LOB	BOTTOM			
Alfredo Griffin, S OBP: 0.349, SLG: 0.362 (1, 6)										4	0	2	1	0	1	0	Oakland Athletics @ Toronto Blue Jays Exhibition Stadium, Toronto, ON Sat Jun 16 1979, 7:05 PM EDT Att: 19,270 - Unknown - 82 F			
Joe Cannon, L (1, 9)										3	0	0	0	0	2	1				
Rick Bosetti, R OBP: 0.286, SLG: 0.357 (1, 8)										3	0	2	1	0	0	0				
Rico Carty, R OBP: 0.339, SLG: 0.398 (1, 10)										4	1	1	0	0	0	3				
John Mayberry, L OBP: 0.373, SLG: 0.468 (1, 3)										3	0	1	0	1	0	2				
Bob Bailor, R OBP: 0.296, SLG: 0.258 (1, 5)										4	0	1	1	0	0	4				
Al Woods, L OBP: 0.319, SLG: 0.343 (1, 7)										3	0	1	0	0	0	3				
Danny Ainge, R OBP: 0.306, SLG: 0.385 (1, 4)										3	1	1	0	0	1	2				
Bob Davis, R OBP: 0.155, SLG: 0.164 (1, 2)										2	1	0	0	0	0	0				
Inning Stats	R: 0 E: 0 K: 1 S: 5	H: 3 LOB: 1 BB: 0 P: 5	R: 1 E: 0 K: 0 S: 5	H: 3 LOB: 1 BB: 0 P: 5	R: 0 E: 0 K: 1 S: 5	H: 0 LOB: 0 BB: 0 P: 5	R: 0 E: 0 K: 0 S: 4	H: 1 LOB: 2 BB: 1 P: 8	R: 2 E: 0 K: 0 S: 6	H: 2 LOB: 1 BB: 0 P: 6	R: 0 E: 0 K: 1 S: 6	H: 1 LOB: 1 BB: 0 P: 6	R: 0 E: 0 K: 1 S: 5	H: 1 LOB: 0 BB: 0 P: 5	R: 0 E: 1 K: 0 S: 4	H: 1 LOB: 1 BB: 0 P: 4	1B: 8 2B: 1 3B: 0 HR: 0	SF: 1 SAC: 2 DP: 0 HBP: 0	WP: 0 PB: 0 SB: 1 CS: 2	PA: 33
PITCHER Steve McCatty, R ERA: 1.81 Bob Lacey, L ERA: 4.65 (1, 1) (8, 1)	IP: 7.1 WLS: L BF: 31 H: 9 R: 3 ER: 3 SO: 4 BB: 0 IBB: 0 HBP: 0 BLK: 0 WP: 0 HR: 0 S: 38 P: 42 ERA: 3.68 WHIP: 1.227															PITCHER				

AB	34
R	2
H	7
RBI	2
BB	1
SO	2
LOB	15



Batter	1	2	3	4	5	6	7	8	9	AB	R	H	RBI	BB	SO	LOB	TOP				
Larry Murray, S OBP: 0.276, SLG: 0.262 (1, 9)	F6		K	K		F8			FC1-6 BB	4	0	0	0	1	2	2					
Dwayne Murphy, L OBP: 0.421, SLG: 0.390 (1, 8)	F3		2B			CS			FC1-6 1B E	4	2	2	0	1	0	1					
Wayne Gross, L OBP: 0.391, SLG: 0.426 (1, 5) (9, 3)	F5								FC3-6 1B	5	0	2	1	0	0	2					
Dave Revering, L OBP: 0.325, SLG: 0.392 Miguel Dilone, S OBP: 0.245, SLG: 0.284 Rob Picciolo, R OBP: 0.198, SLG: 0.272 (1, 3) (9, PR) (9, 6)		F4	F8						FC3-6 1B	5	1	1	0	0	0	4					
Jeff Newman, R OBP: 0.247, SLG: 0.416 (1, 2)	F9								5-3	5	2	3	3	0	0	1					
Mitchell Page, L OBP: 0.302, SLG: 0.306 (1, 10)	6-3									4	1	1	0	0	0	1					
Tony Armas, R OBP: 0.226, SLG: 0.241 (1, 7)			5-3			F8			F8	4	1	1	3	0	0	0					
Mitt Ramirez, R OBP: 0.207, SLG: 0.182 (1, 6) (9, 5)						F7			F8	4	1	1	0	0	0	0					
Mike Edwards, R OBP: 0.289, SLG: 0.296 (1, 4)									F3	4	1	2	1	0	0	0					
Inning Stats	R: 0 E: 0 K: 0 S: 3	H: 0 LOB: 0 BB: 0 P: 3	R: 0 E: 0 K: 0 S: 3	H: 0 LOB: 0 BB: 0 P: 3	R: 2 E: 0 K: 1 S: 8	H: 3 LOB: 2 BB: 1 P: 12	R: 3 E: 0 K: 1 S: 8	H: 3 LOB: 0 BB: 0 P: 8	R: 2 E: 0 K: 0 S: 5	H: 3 LOB: 0 BB: 0 P: 5	R: 1 E: 0 K: 0 S: 5	H: 2 LOB: 1 BB: 0 P: 5	R: 0 E: 0 K: 0 S: 3	H: 0 LOB: 0 BB: 0 P: 3	R: 1 E: 1 K: 0 S: 4	H: 1 LOB: 1 BB: 1 P: 8	1B: 8 2B: 3 3B: 0 HR: 2	SF: 0 SAC: 0 DP: 0 HBP: 0	WP: 0 PB: 0 SB: 1 CS: 1	PA: 41	
PITCHER	IP	WLS	BF	H	R	ER	SO	BB	IBB	HBP	BLK	WP	HR	S	P	ERA	WHIP				
Jesse Jefferson, R ERA: 4.37 (1, 1)	4.2		23	9	7	7	2	1	0	0	0	0	2	26	30	13.50	2.143				
Dave Freisleben, R ERA: 4.79 (5, 1)	3.2		16	4	2	1	0	1	0	0	0	0	0	15	19	2.46	1.364				
Tom Buskey, R ERA: 2.61 (9, 1)	0.2	W	2	0	0	0	0	0	0	0	0	0	0	2	2	0.00	0.000				

Oakland Athletics @ Toronto Blue Jays
Exhibition Stadium, Toronto, ON
Sun Jun 17 1979, 3:33 AM EDT
Att: 25,518 - Unknown - 83 F

AB 39
R 9
H 13
RBI 8
BB 2
SO 2
LOB 11

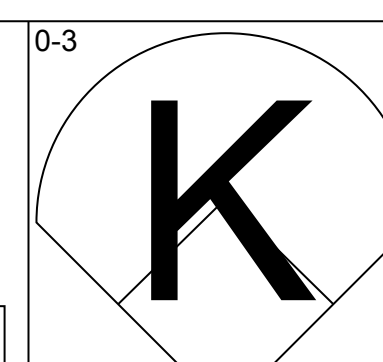
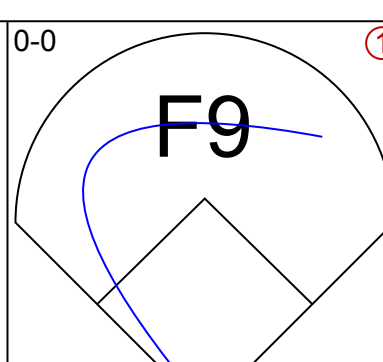
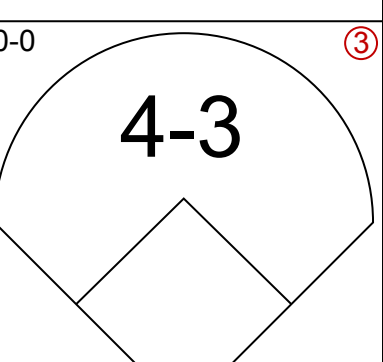
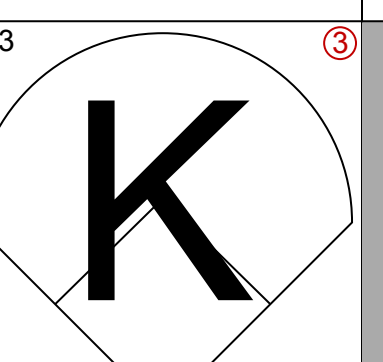
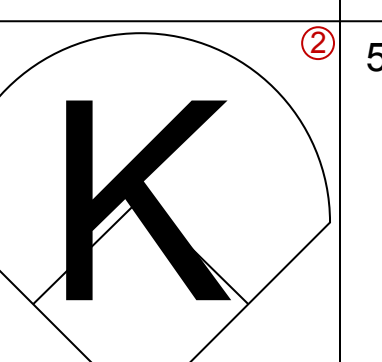
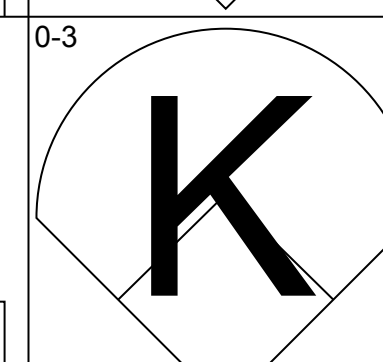
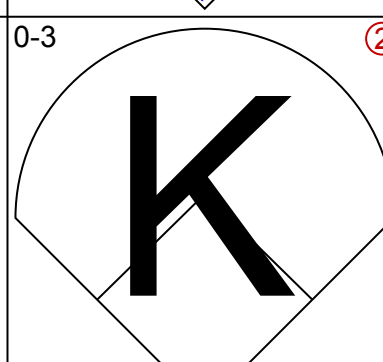
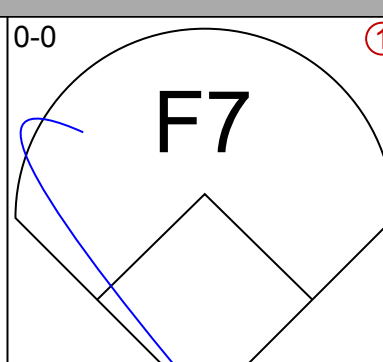
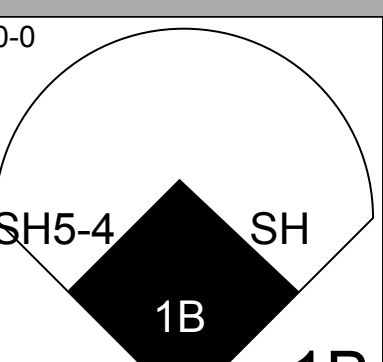
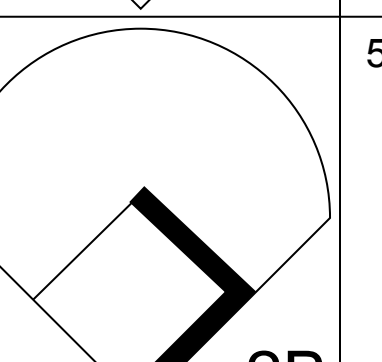
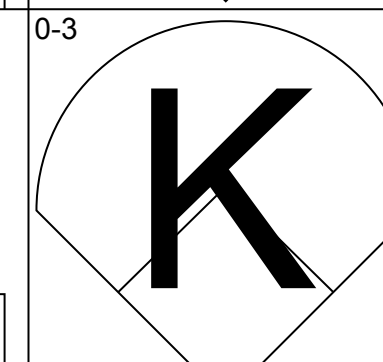
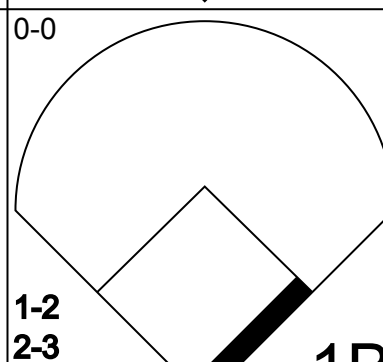
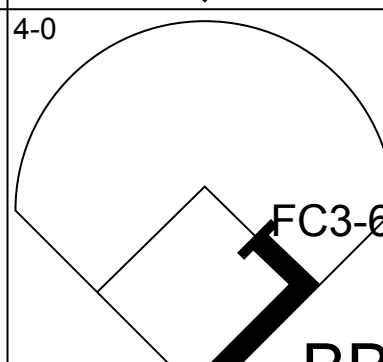
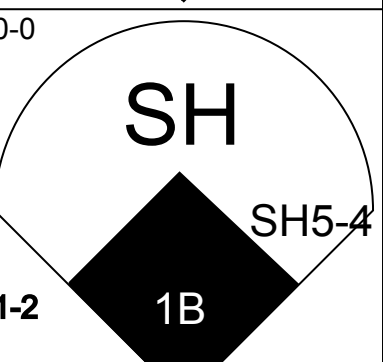
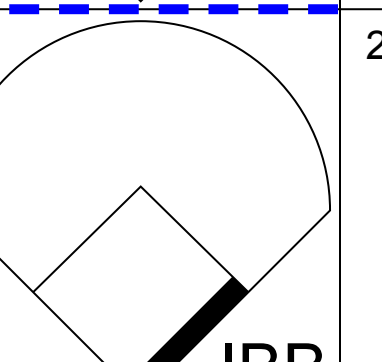
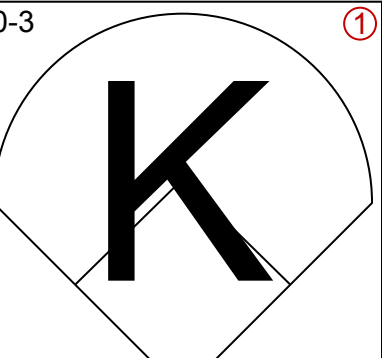
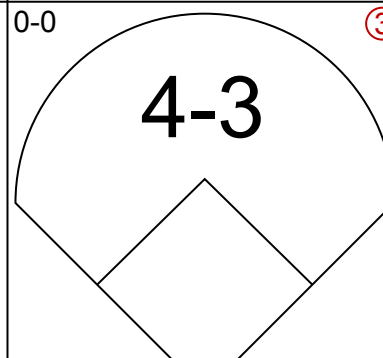
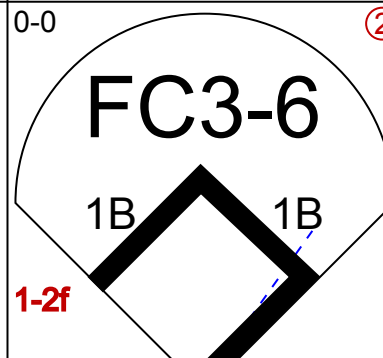
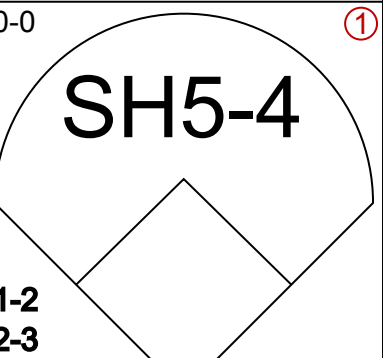
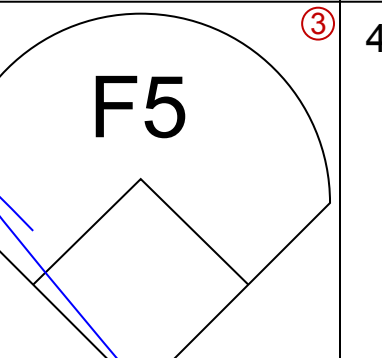
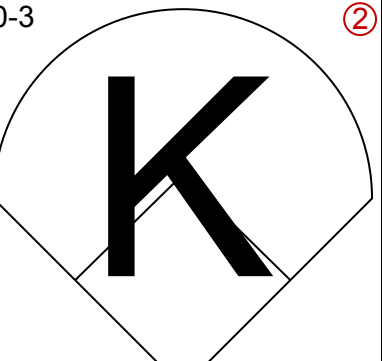
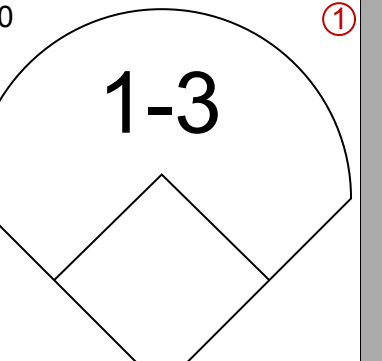
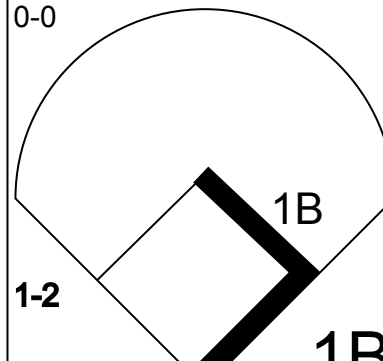
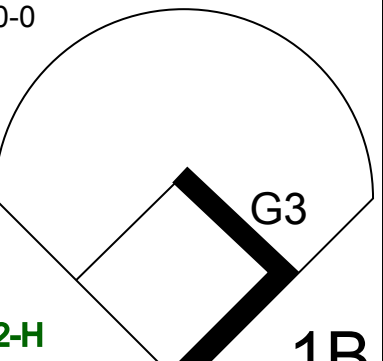

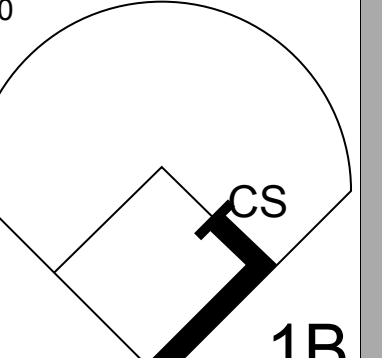
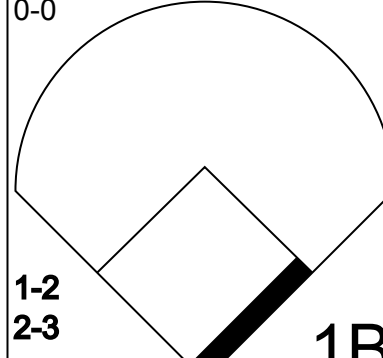
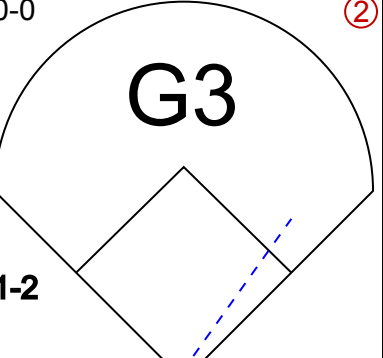
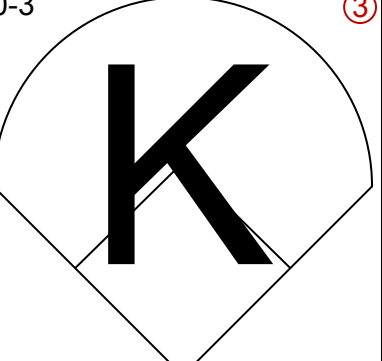

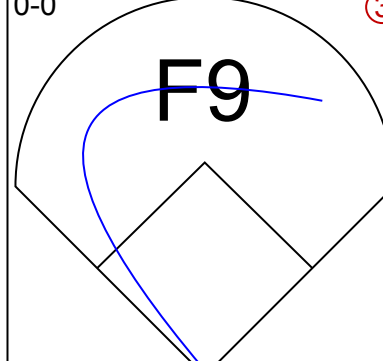
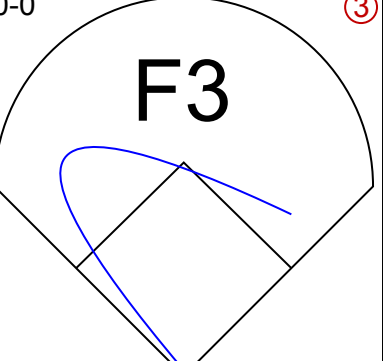
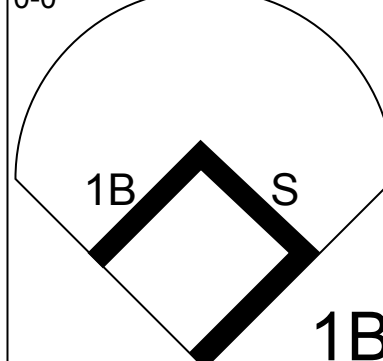
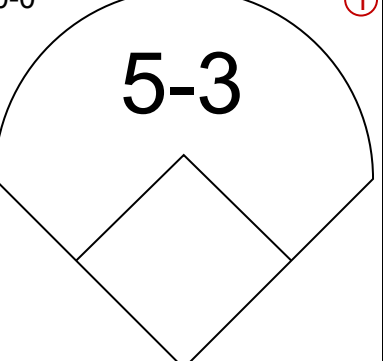

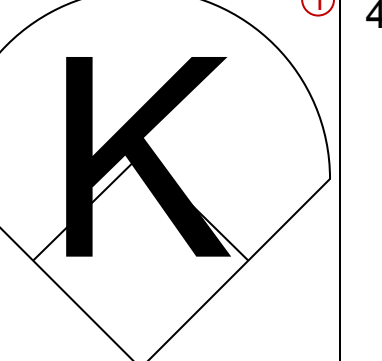
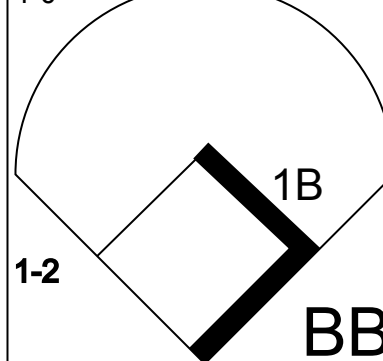
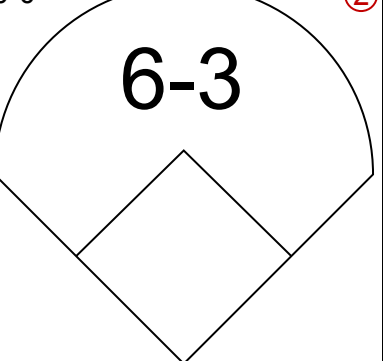
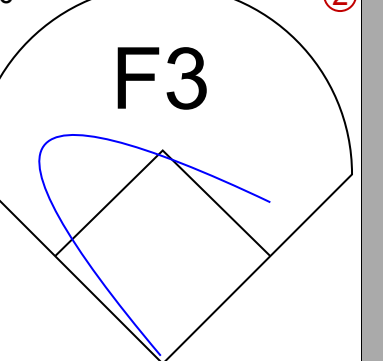
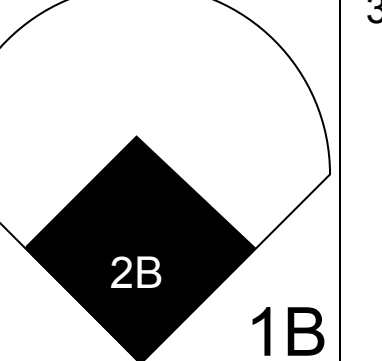


Batter	1	2	3	4	5	6	7	8	9	AB	R	H	RBI	BB	SO	LOB	BOTTOM					
Alfredo Griffin, S OBP: 0.356, SLG: 0.369 (1, 6)	E6									6	0	4	2	0	0	0						
Bob Bailor, R OBP: 0.296, SLG: 0.258 (1, 9) (8, 5)	E7									4	1	1	0	1	0	3						
Rick Bosetti, R OBP: 0.284, SLG: 0.354 (1, 8)	FC5-2-5-2									5	1	1	0	0	0	3						
Rico Carty, R OBP: 0.344, SLG: 0.397 (1, 10)										3	3	1	0	2	0	2						
John Mayberry, L OBP: 0.371, SLG: 0.478 Joe Cannon, L (8, 9)	K									4	1	1	2	0	2	4						
Al Woods, L OBP: 0.332, SLG: 0.349 (1, 7)										3	2	2	1	2	0	0						
Danny Ainge, R OBP: 0.320, SLG: 0.392 Tim Johnson, L OBP: 0.172, SLG: 0.111 Otto Velez, R OBP: 0.354, SLG: 0.474 (7, PH) Ted Wilborn, S (9, PR)										1	0	1	2	0	0	0						
Bob Davis, R OBP: 0.143, SLG: 0.150 (1, 2)	K									1	0	0	0	0	1	1						
Luis Gomez, R OBP: 0.375, SLG: 0.417 (8, 4)										5	0	2	0	0	0	0						
Inning Stats	R: 3 E: 1 K: 2 S: 10	H: 3 LOB: 2 BB: 2 P: 18	R: 0 E: 1 K: 0 S: 4	H: 1 LOB: 2 BB: 1 P: 8	R: 0 E: 0 K: 0 S: 3	H: 0 LOB: 1 BB: 0 P: 4	R: 0 E: 0 K: 0 S: 3	H: 0 LOB: 0 BB: 0 P: 3	R: 2 E: 0 K: 1 S: 6	H: 1 LOB: 1 BB: 2 P: 14	R: 0 E: 0 K: 0 S: 4	H: 1 LOB: 1 BB: 0 P: 4	R: 3 E: 0 K: 1 S: 10	H: 5 LOB: 2 BB: 0 P: 10	R: 0 E: 0 K: 0 S: 3	H: 0 LOB: 0 BB: 0 P: 3	R: 2 E: 0 K: 1 S: 6	H: 3 LOB: 3 BB: 0 P: 7	1B: 12 2B: 0 3B: 0 HR: 2	SF: 0 SAC: 0 DP: 0 HBP: 2	WP: 0 PB: 0 SB: 0 CS: 1	PA: 46
PITCHER	IP	WLS	BF	H	R	ER	SO	BB	IBB	HBP	BLK	WP	HR	S	P	ERA	WHIP					
Craig Minetto, L ERA: 5.18 (1, 1)	0.2																					
Rick Langford, R ERA: 6.15 (7, 1)	5.1		24	4	3	3	2	3	0	1	0	0	1	24	37	5.06	1.312					
Bob Lacey, L ERA: 5.19 (7, 1)	0.2	L	5	3	2	2	1	0	0	0	0	0	1	7	7	27.00	4.500					
Dave Heaverlo, R ERA: 3.21 (7, 1)	1.2	L	10	4	2	2	1	0	0	1	0	0	0	11	12	10.80	2.400					

Oakland Athletics @ Toronto Blue Jays
Exhibition Stadium, Toronto, ON
Sun Jun 17 1979, 3:33 AM EDT
Att: 25,518 - Unknown - 83 F

AB 39
R 10
H 14
RBI 10
BB 5
SO 5
LOB 19



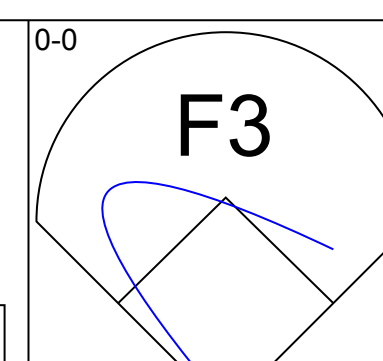
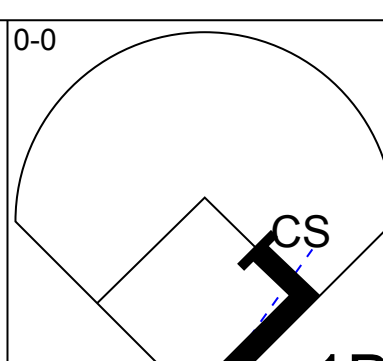
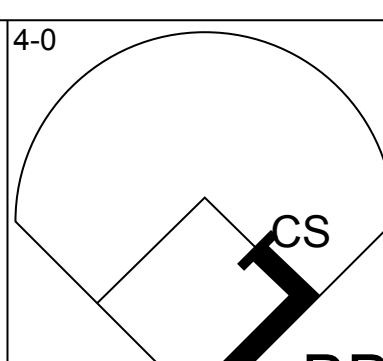
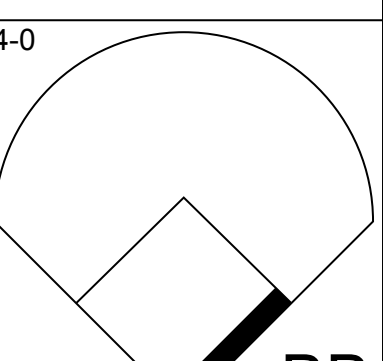
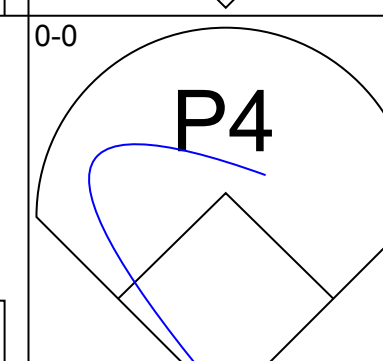
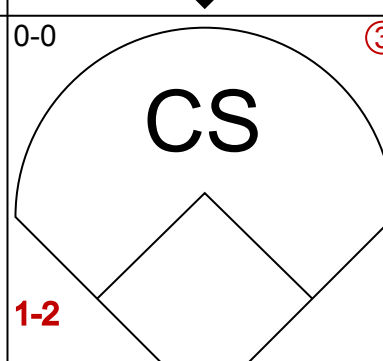
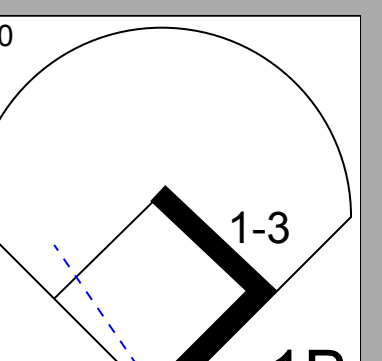
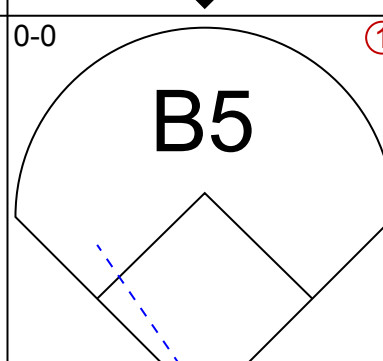
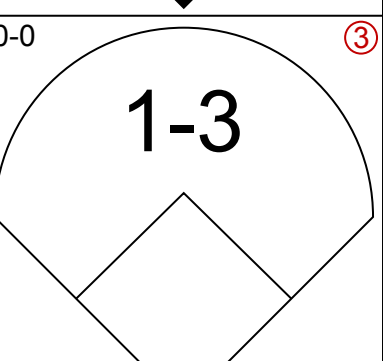
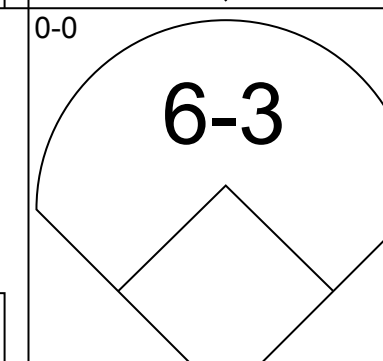
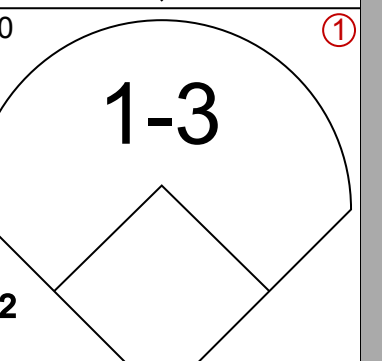
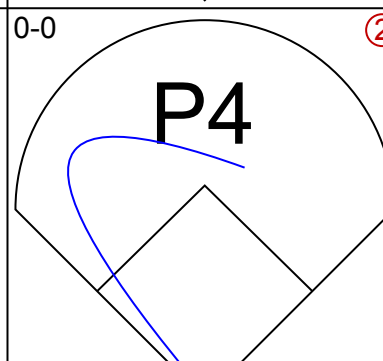
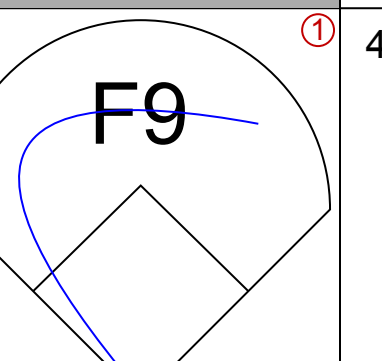
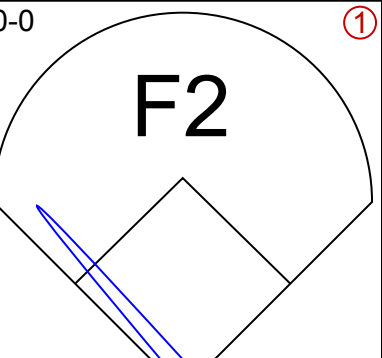
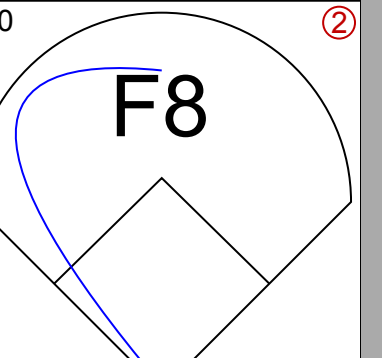
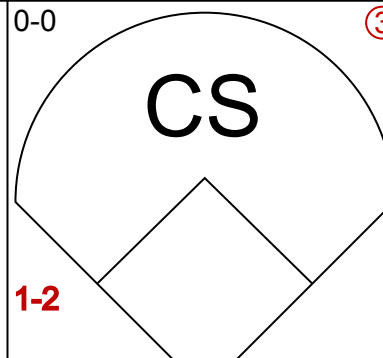
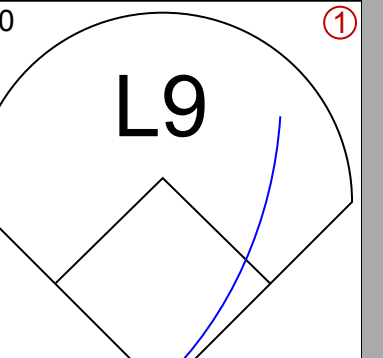
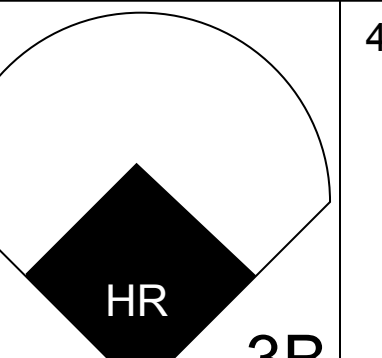
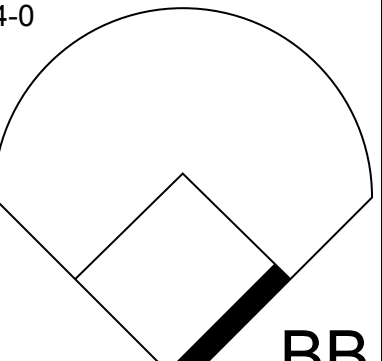
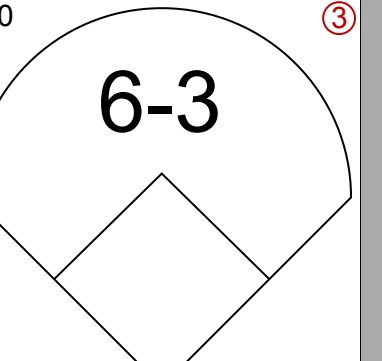
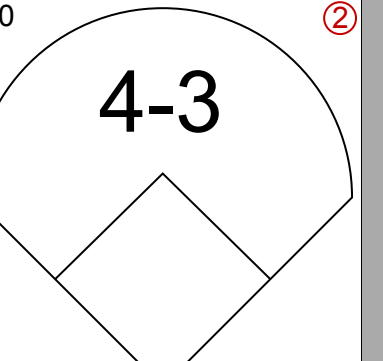
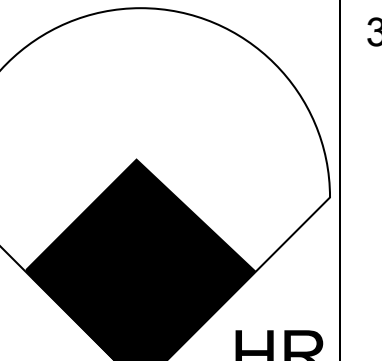
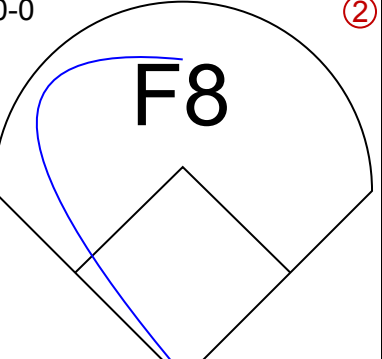
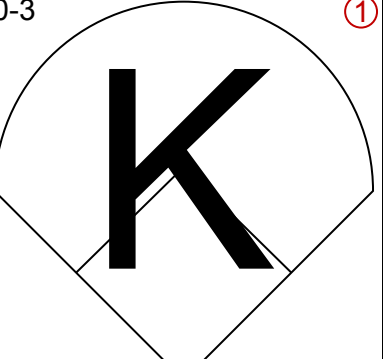
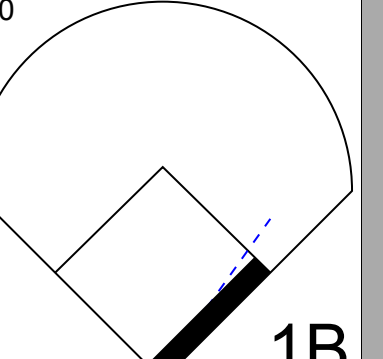
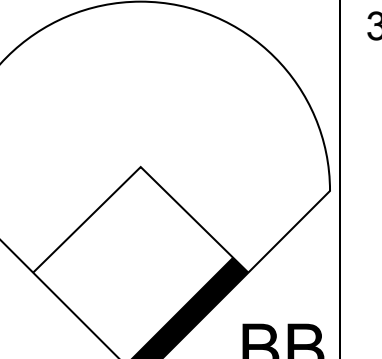
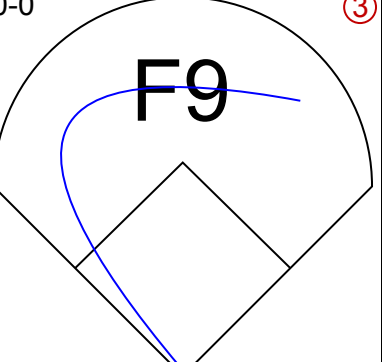
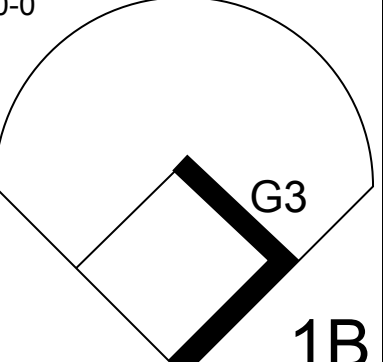
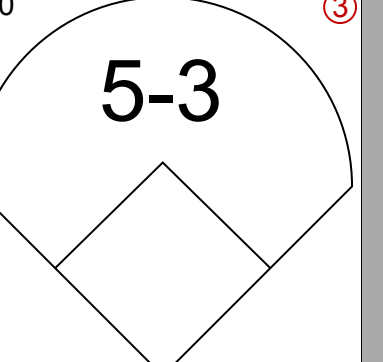
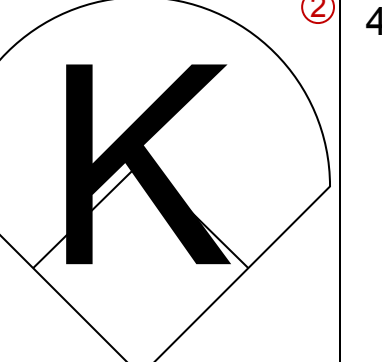
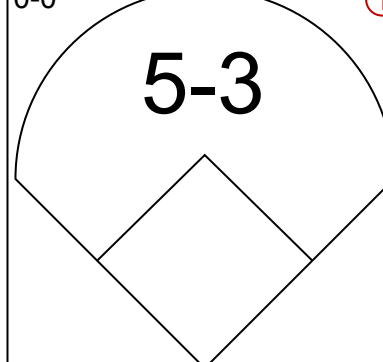
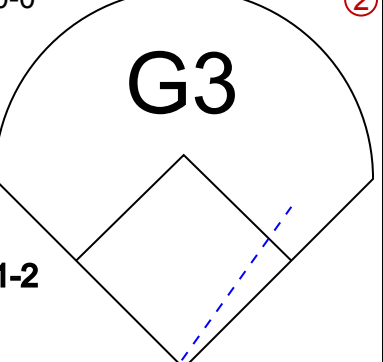
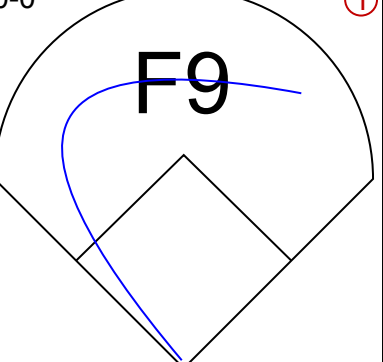
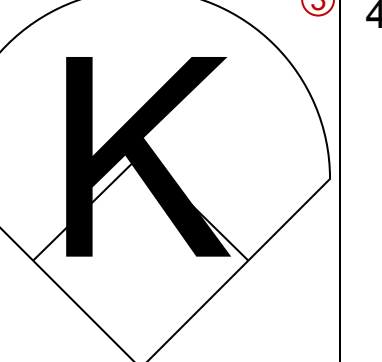
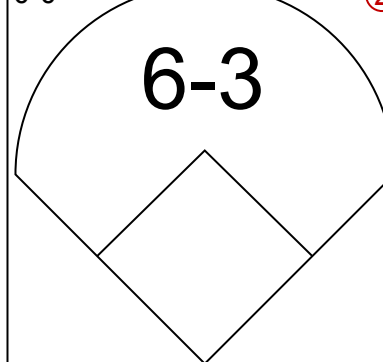
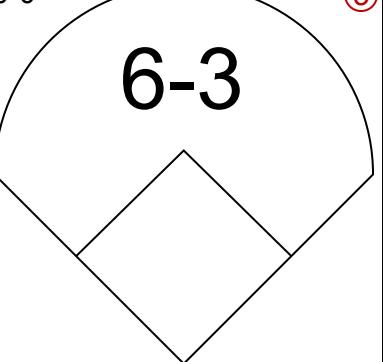
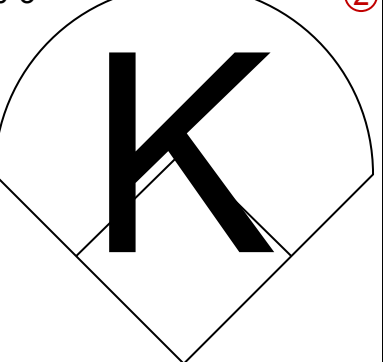
Batter	1	2	3	4	5	6	7	8	9	AB	R	H	RBI	BB	SO	LOB	TOP					
Willie Wilson, S OBP: 0.373, SLG: 0.477 (1, 7)										5	0	0	0	0	0	3	3					
George Brett, L OBP: 0.383, SLG: 0.531 (1, 5)										5	1	2	1	0	2	2	2					
Amos Otis, R OBP: 0.394, SLG: 0.444 (1, 8)										2	1	1	0	2	1	0	0					
Darrell Porter, L OBP: 0.400, SLG: 0.480 (1, 2)										4	0	0	0	0	1	6	6					
George Scott, R OBP: 0.298, SLG: 0.370 (1, 3)										4	0	2	2	0	1	0	0					
Al Cowens, R OBP: 0.382, SLG: 0.491 (1, 9)										4	0	3	0	0	0	1	1					
Steve Braun, L OBP: 0.378, SLG: 0.492 (1, 10)										4	0	0	0	0	2	6	6					
Frank White, R OBP: 0.333, SLG: 0.444 (1, 4)										4	0	1	0	0	2	0	0					
Todd Cruz, R OBP: 0.231, SLG: 0.290 (1, 6)										3	1	1	0	1	0	0	0					
Inning Stats	R: 0 E: 0 K: 3 S: 9	H: 0 LOB: 0 BB: 0 P: 9	R: 0 E: 0 K: 3 S: 10	H: 1 LOB: 1 BB: 0 P: 10	R: 0 E: 0 K: 1 S: 7	H: 2 LOB: 3 BB: 1 P: 11	R: 0 E: 0 K: 1 S: 5	H: 1 LOB: 0 BB: 0 P: 5	R: 0 E: 0 K: 0 S: 3	H: 0 LOB: 0 BB: 0 P: 3	R: 0 E: 0 K: 0 S: 5	H: 2 LOB: 3 BB: 1 P: 9	R: 0 E: 0 K: 2 S: 7	H: 0 LOB: 0 BB: 0 P: 7	R: 2 E: 1 K: 0 S: 6	H: 2 LOB: 1 BB: 0 P: 6	R: 1 E: 0 K: 2 S: 9	H: 2 LOB: 2 BB: 1 P: 13	1B: 8 2B: 2 3B: 0 HR: 0	SF: 0 SAC: 2 DP: 0 HBP: 0	WP: 0 PB: 0 SB: 1 CS: 1	PA: 40
PITCHER	IP	WLS	BF	H	R	ER	SO	BB	IBB	HBP	BLK	WP	HR	S	P	ERA	WHIP					
Mike Norris, R ERA: 5.06 (1, 1)	8.2	L	38	10	3	2	12	2	0	0	0	0	0	60	68	2.08	1.385					
Bob Lacey, L ERA: 5.15 (9, 1)	0.1		2	0	0	0	0	0	1	0	0	0	0	1	5	0.00	0.000					

Kansas City Royals @ Oakland Athletics
Oakland-Alameda County Coliseum, Oakland, CA

AB 35
R 3
H 10
RBI 3
BB 3
SO 12
LOB 18



Mon Jun 18 1979, 7:05 PM PDT
Att: 6,864 - Unknown

Batter	1	2	3	4	5	6	7	8	9	AB	R	H	RBI	BB	SO	LOB	BOTTOM					
Dwayne Murphy, L OBP: 0.426, SLG: 0.392 (1, 8)										2	0	1	0	2	0	0	0					
Mike Edwards, R OBP: 0.289, SLG: 0.295 (1, 4)										4	0	1	0	0	0	2	2					
Derek Bryant, R OBP: 0.218, SLG: 0.192 (1, 7)										4	0	0	0	0	0	2	2					
Dave Revering, L OBP: 0.323, SLG: 0.398 (1, 3)										4	1	1	0	0	0	1	1					
Jeff Newman, R OBP: 0.251, SLG: 0.429 (1, 2)										3	1	1	2	1	0	1	1					
Mitchell Page, L OBP: 0.305, SLG: 0.306 (1, 10)										3	0	1	0	1	1	1	1					
Tony Armas, R OBP: 0.227, SLG: 0.242 (1, 9)										4	0	1	0	0	1	3	3					
Wayne Gross, L OBP: 0.384, SLG: 0.418 (1, 5)										4	0	0	0	0	1	2	2					
Rob Picciolo, R OBP: 0.190, SLG: 0.262 (1, 6)										3	0	0	0	0	1	1	1					
Inning Stats	R: 0 E: 0 K: 0 S: 3	H: 0 LOB: 0 BB: 0 P: 3	R: 0 E: 0 K: 0 S: 3	H: 0 LOB: 1 BB: 1 P: 7	R: 0 E: 0 K: 0 S: 3	H: 1 LOB: 0 BB: 0 P: 3	R: 0 E: 0 K: 0 S: 4	H: 1 LOB: 1 BB: 0 P: 4	R: 0 E: 0 K: 1 S: 6	H: 1 LOB: 1 BB: 0 P: 6	R: 0 E: 0 K: 0 S: 2	H: 0 LOB: 0 BB: 1 P: 6	R: 0 E: 0 K: 0 S: 4	H: 1 LOB: 1 BB: 0 P: 4	R: 0 E: 0 K: 1 S: 5	H: 0 LOB: 1 BB: 1 P: 9	R: 2 E: 0 K: 2 S: 9	H: 2 LOB: 1 BB: 1 P: 13	1B: 4 2B: 0 3B: 1 HR: 1	SF: 0 SAC: 0 DP: 0 HBP: 0	WP: 0 PB: 0 SB: 0 CS: 2	PA: 37
PITCHER	IP	WLS	BF	H	R	ER	SO	BB	IBB	HBP	BLK	WP	HR	S	P	ERA	WHIP					
Larry Gura, L ERA: 5.49 (1, 1)	8.1	W	33	6	2	2	2	4	0	0	0	0	0	33	49	2.16	1.200					
Al Hrabosky, L ERA: 4.0 (9, 1)	0.2	S	2	0	0	0	2	0	0	0	0	0	0	6	6	0.00	0.000					

Kansas City Royals @ Oakland Athletics
Oakland-Alameda County Coliseum, Oakland, CA

AB 31
R 2
H 6
RBI 2
BB 4
SO 4
LOB 13



Mon Jun 18 1979, 7:05 PM PDT
Att: 6,864 - Unknown

Batter	1	2	3	4	5	6	7	8	9	AB	R	H	RBI	BB	SO	LOB	TOP										
Steve Braun, L (1, 7) Willie Wilson, S (8, 7) OBP: 0.359, SLG: 0.464 OBP: 0.371, SLG: 0.475	F8		3-1		F7		F7		K	4	0	0	0	0	0	1											
George Brett, L (1, 5) OBP: 0.383, SLG: 0.528	3-1				F5				F8	5	1	2	0	0	0	0											
Amos Otis, R (1, 8) OBP: 0.387, SLG: 0.435	F9				K				K	5	0	0	0	0	3	2											
Darrell Porter, L (1, 2) OBP: 0.409, SLG: 0.485										2	3	2	0	2	0	0											
George Scott, R (1, 3) OBP: 0.308, SLG: 0.386										3	1	2	1	0	1	1											
Al Cowens, R (1, 9) OBP: 0.384, SLG: 0.494										3	0	1	1	1	0	3											
Ralph LaCock, L (1, 10) John Wathan, R (8, PH) OBP: 0.268, SLG: 0.359										2	0	1	1	0	0	0											
Frank White, R (1, 4) OBP: 0.331, SLG: 0.438										4	0	1	0	0	0	5											
Todd Cruz, R (1, 6) OBP: 0.224, SLG: 0.281										2	0	0	0	0	1	2											
Jamie Quirk, L (7, PH) Freddie Patek, R (7, 6) OBP: 0.467, SLG: 0.500 OBP: 0.272, SLG: 0.273										1	0	0	0	0	1	1											
										1	0	0	0	0	1	3											
Inning Stats	R: 0 E: 0 K: 0 S: 3	H: 0 LOB: 0 BB: 0 P: 3	R: 2 E: 0 K: 0 S: 5	H: 2 LOB: 0 BB: 0 P: 5	R: 0 E: 0 K: 1 S: 6	H: 1 LOB: 1 BB: 0 P: 6	R: 1 E: 0 K: 2 S: 9	H: 2 LOB: 2 BB: 1 P: 13	R: 0 E: 0 K: 1 S: 5	H: 0 LOB: 0 BB: 0 P: 5	R: 0 E: 0 K: 0 S: 2	H: 1 LOB: 0 BB: 0 P: 3	R: 0 E: 0 K: 1 S: 6	H: 1 LOB: 1 BB: 0 P: 6	R: 2 E: 1 K: 1 S: 8	H: 2 LOB: 2 BB: 2 P: 16	R: 0 E: 0 K: 2 S: 7	H: 0 LOB: 0 BB: 0 P: 7	1B: 6 2B: 3 3B: 1 HR: 0	SF: 1 SAC: 0 DP: 0 HBP: 1	WP: 1 PB: 1 SB: 0 CS: 0	PA: 39					
PITCHER	IP	WLS	BF	H	R	ER	SO	BB	IBB	HBP	BLK	WP	HR	S	P	ERA	WHIP										
Matt Keough, R (1, 1) ERA: 5.62	7.0		29	8	4	4	5	1	0	1	0	1	0	37	42	5.14	1.286										
Jim Todd, R (8, 1) ERA: 7.55	0.1		4	1	0	0	0	1	1	0	0	0	0	2	10	0.00	6.000										
Bob Lacey, L (8, 1) ERA: 5.15	0.0		1	0	1	0	0	0	0	0	0	0	0	1	1	∞	∞										
Dave Heaverlo, R (8, 1) ERA: 3.1	1.2	W	5	0	0	0	3	0	0	0	0	0	0	11	11	0.00	0.000										

Kansas City Royals @ Oakland Athletics
Oakland-Alameda County Coliseum, Oakland, CA
Tue Jun 19 1979, 7:05 PM PDT
Att: 1,485 - Unknown

AB	34
R	5
H	9
RBI	4
BB	3
SO	8
LOB	20



Batter	1	2	3	4	5	6	7	8	9	AB	R	H	RBI	BB	SO	LOB	BOTTOM											
Dwayne Murphy, L (1, 8) OBP: 0.423, SLG: 0.385	L6		4-3		K					3	0	0	0	1	1	1												
Dave Chalk, R (1, 6) OBP: 0.167, SLG: 0.167	F9				F8		F8		L5	4	0	0	0	0	0	2												
Wayne Gross, L (1, 5) OBP: 0.382, SLG: 0.429	4-3									4	1	1	1	0	1	0												
Dave Revering, L (1, 3) OBP: 0.326, SLG: 0.414										4	1	2	1	0	1	0												
Jeff Newman, R (1, 2) Mike Heath, R (2, PH) OBP: 0.251, SLG: 0.429 OBP: 0.500, SLG: 2.000										0	0	0	0	0	0	0												
										4	3	2	2	0	0	1												
Mitchell Page, L (1, 10) OBP: 0.308, SLG: 0.331										4	1	2	2	0	0	0												
Tony Armas, R (1, 7) OBP: 0.214, SLG: 0.227										4	0	0	0	0	2	1												
Larry Murray, S (1, 9) OBP: 0.272, SLG: 0.257										3	0	0	0	0	1	0												
Mike Edwards, R (1, 4) Milt Ramirez, R (8, 4) OBP: 0.289, SLG: 0.296 OBP: 0.207, SLG: 0.182										3	0	1	0	0	1	0												
										0	0	0	0	0	0	0												
Inning Stats	R: 0 E: 0 K: 0 S: 3	H: 0 LOB: 0 BB: 0 P: 3	R: 0 E: 0 K: 0 S: 3	H: 0 LOB: 0 BB: 0 P: 3	R: 0 E: 0 K: 1 S: 6	H: 1 LOB: 1 BB: 0 P: 6	R: 3 E: 0 K: 0 S: 6	H: 3 LOB: 0 BB: 0 P: 6	R: 0 E: 0 K: 2 S: 8	H: 0 LOB: 1 BB: 0 P: 8	R: 2 E: 0 K: 1 S: 7	H: 2 LOB: 0 BB: 0 P: 7	R: 0 E: 0 K: 1 S: 5	H: 0 LOB: 1 BB: 1 P: 9	R: 1 E: 0 K: 2 S: 9	H: 2 LOB: 1 BB: 0 P: 9	R: 0 E: 0 K: 2 S: 9	H: 0 LOB: 1 BB: 0 P: 9	1B: 2 2B: 0 3B: 1 HR: 5	SF: 0 SAC: 0 DP: 0 HBP: 0	WP: 0 PB: 1 SB: 0 CS: 0	PA: 34						
PITCHER	IP	WLS	BF	H	R	ER	SO	BB	IBB	HBP	BLK	WP	HR	S	P	ERA	WHIP											
Dennis Leonard, R (1, 1) ERA: 4.18	4.2		19	4	3	3	3	0	0	0	0	0	0	3	25	25	5.79	0.857										
Steve Mingori, L (5, 1) ERA: 4.59	2.1		10	2	2	2	2	1	0	0	0	0	1	13	17	7.71	1.286											
Al Hrabosky, L (8, 1) ERA: 4.14	1.0	L	5	2	1	1	2	0	0	0	0	0	1	9	9	9.00	2.000											

Kansas City Royals @ Oakland Athletics
Oakland-Alameda County Coliseum, Oakland, CA
Tue Jun 19 1979, 7:05 PM PDT
Att: 1,485 - Unknown

AB	33
R	6
H	8
RBI	6
BB	1
SO	7
LOB	5

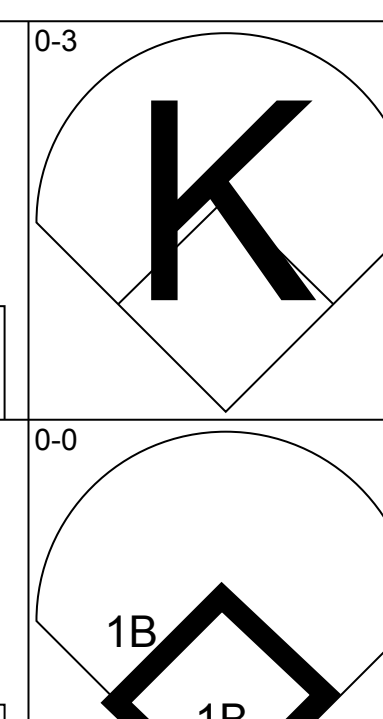
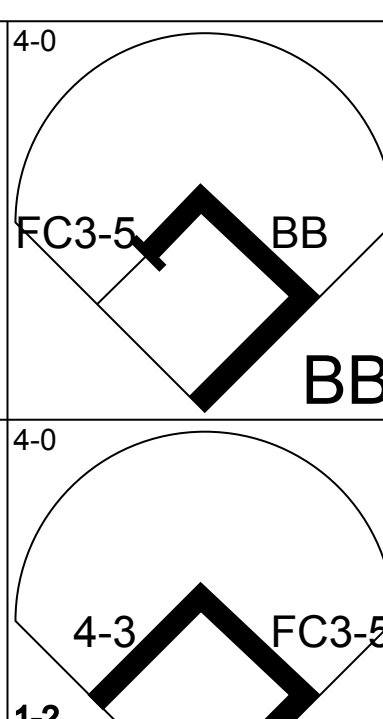
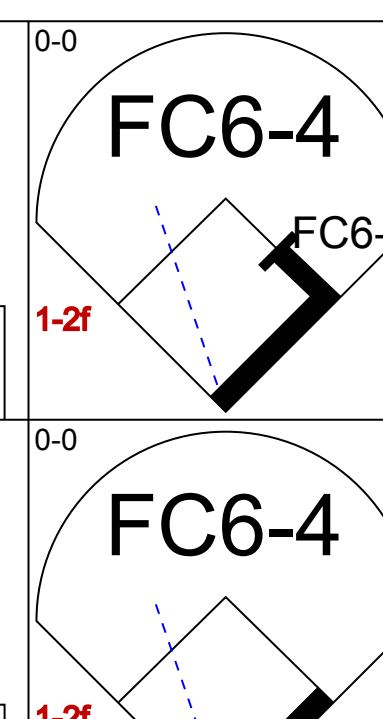
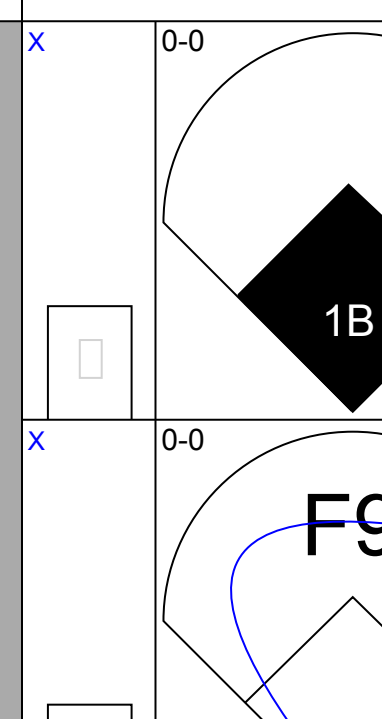
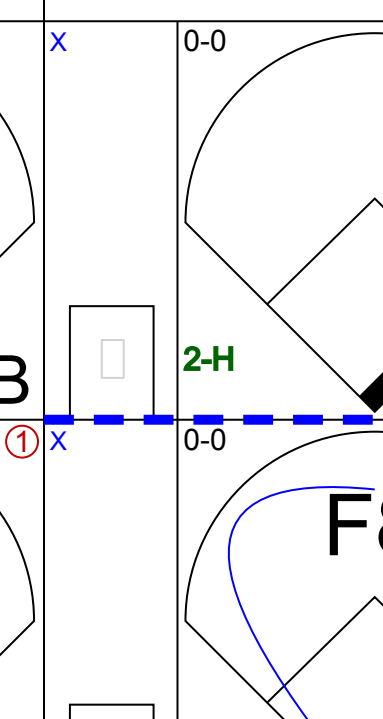
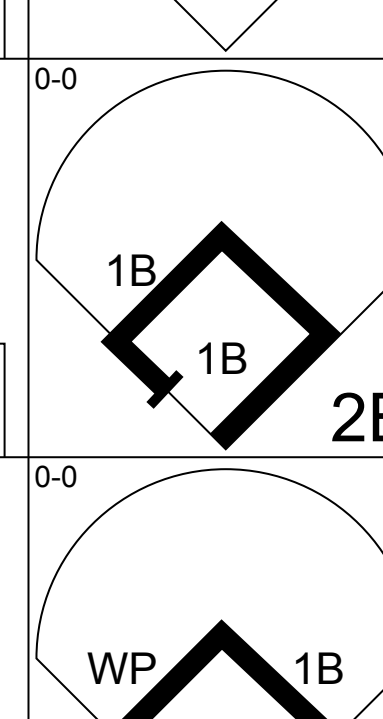
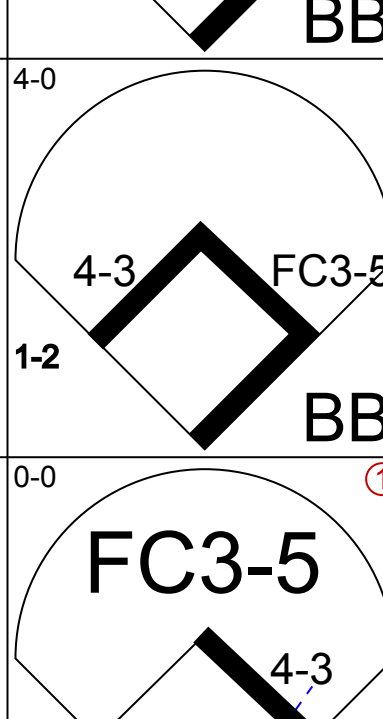
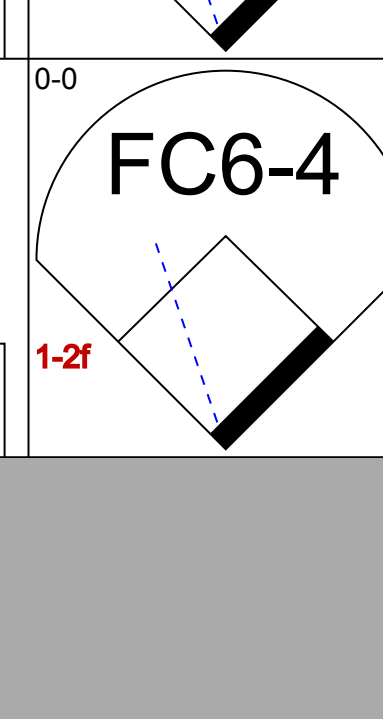
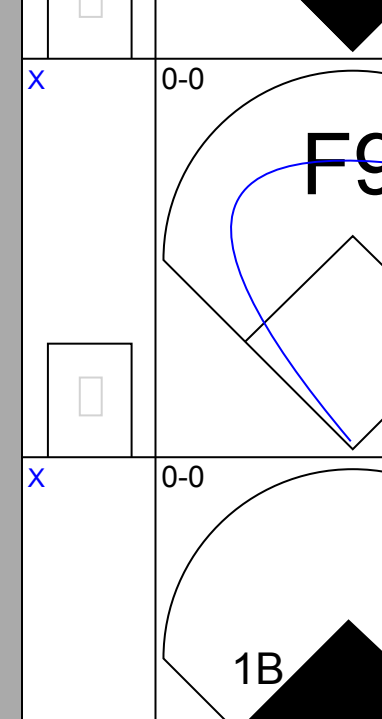
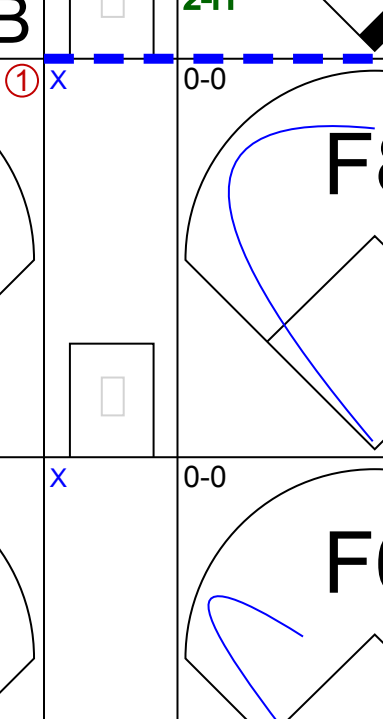
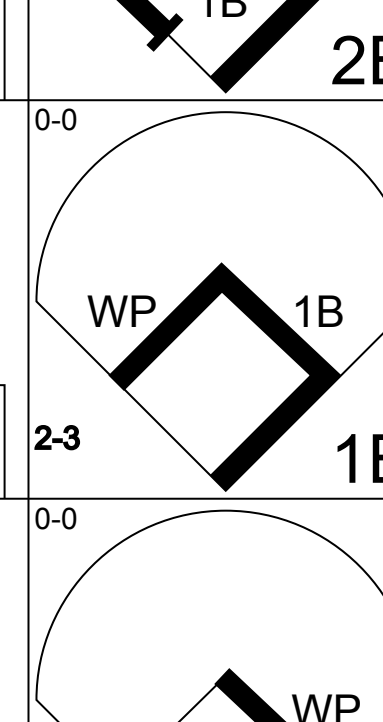
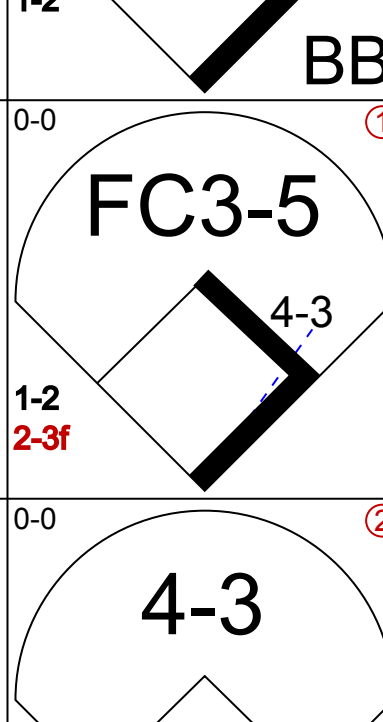
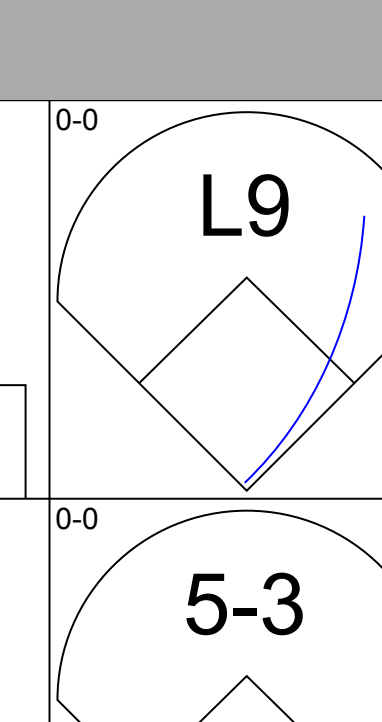
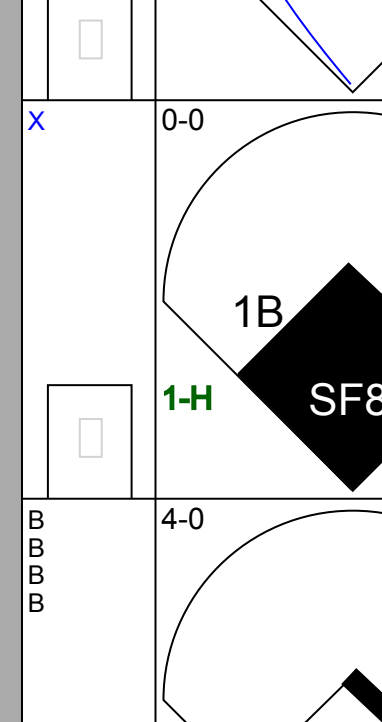
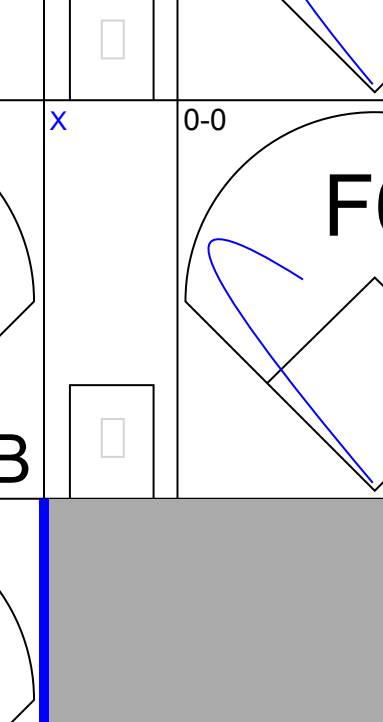
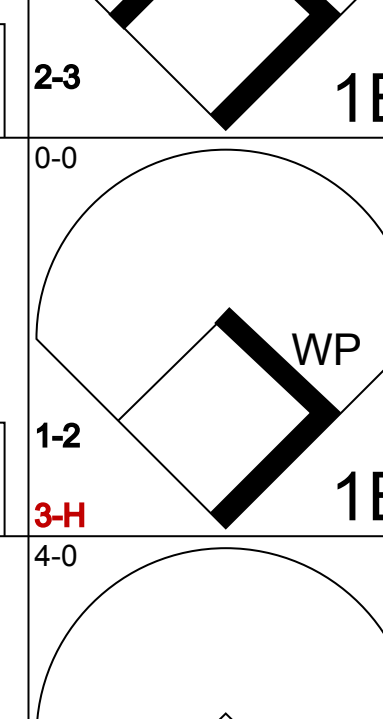
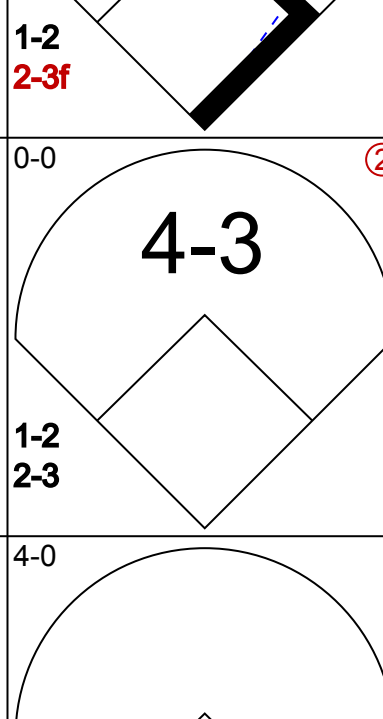
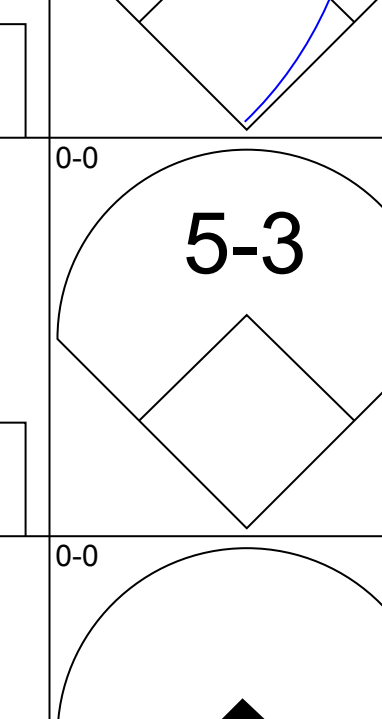
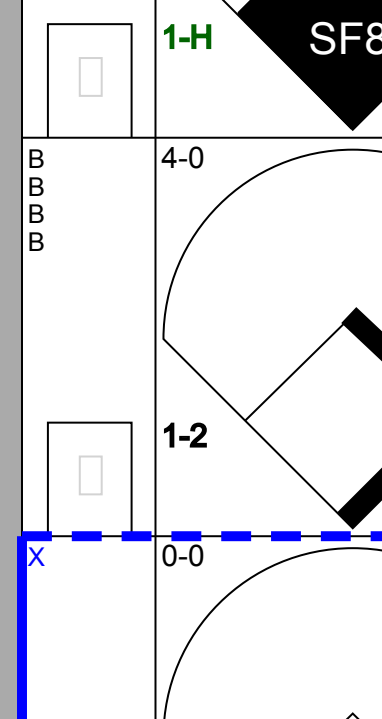
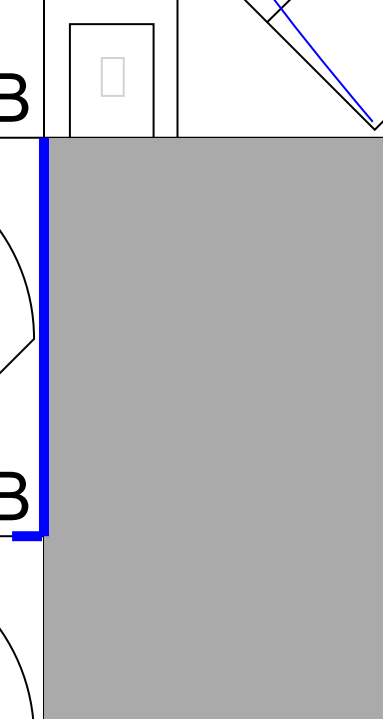
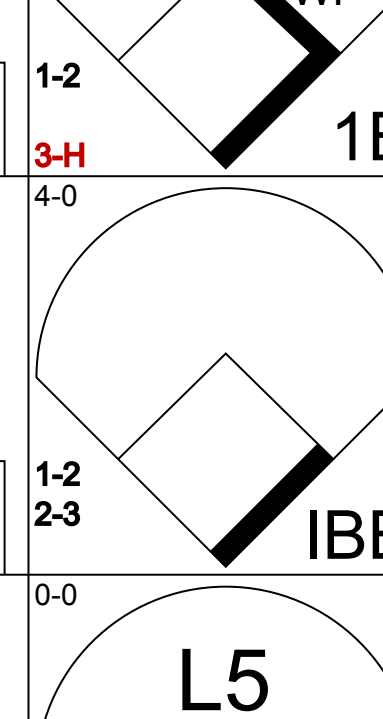
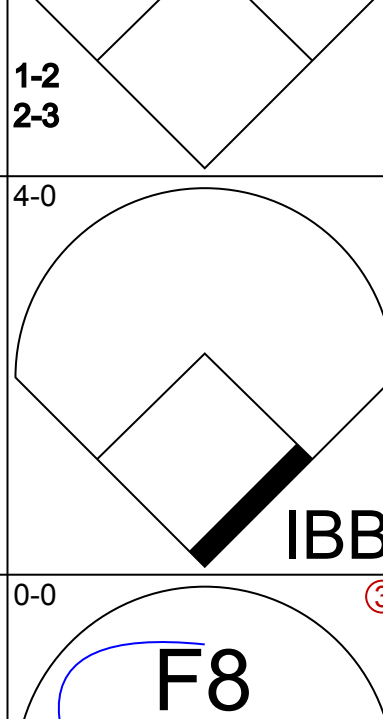
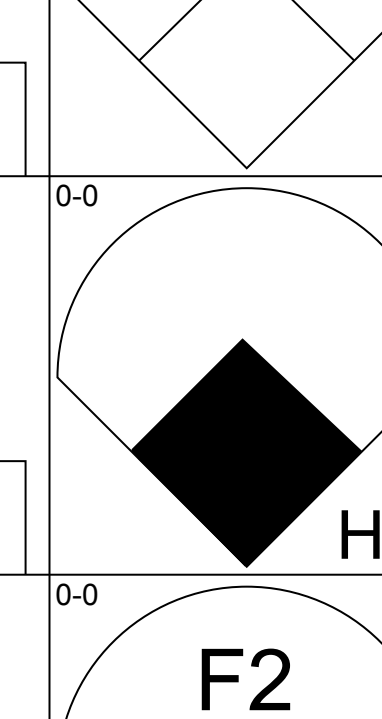
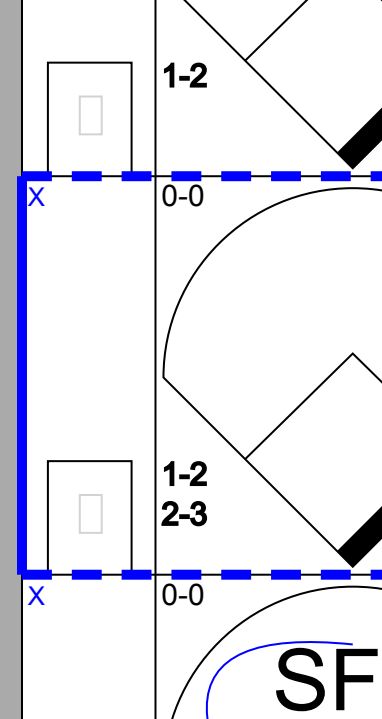
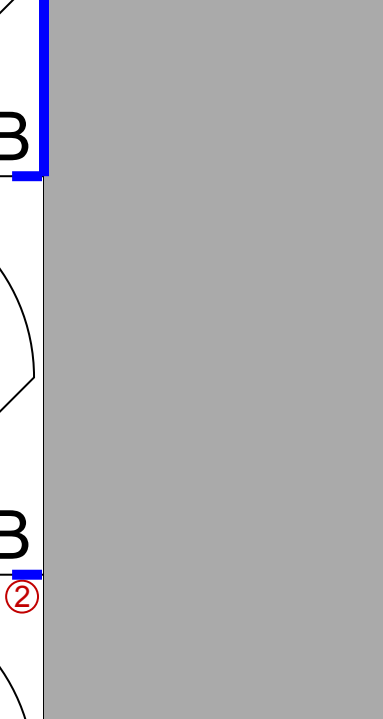
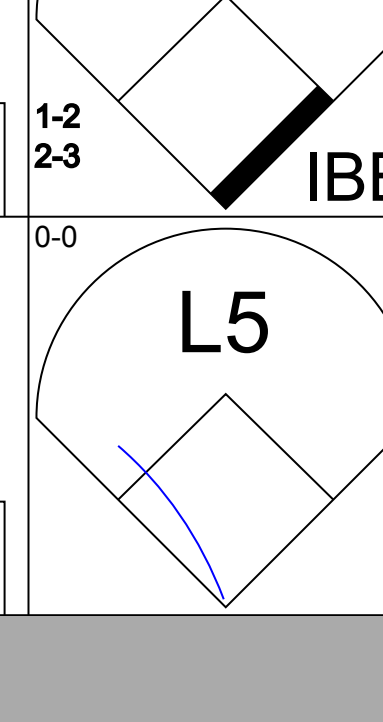
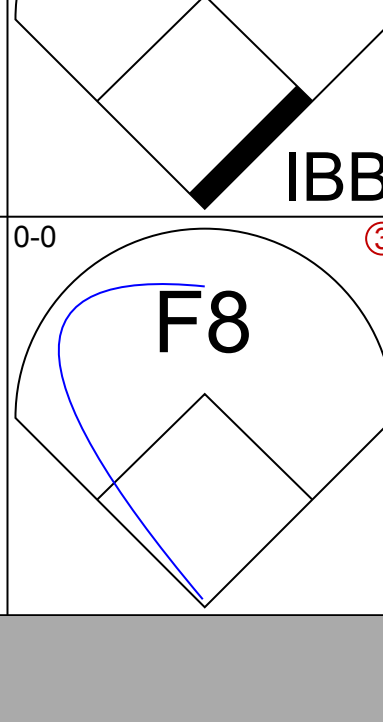
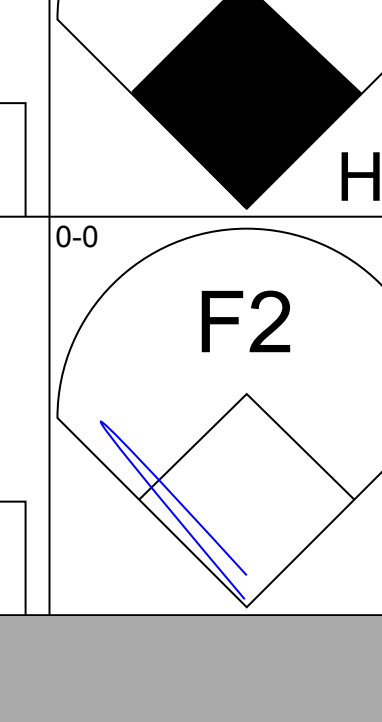
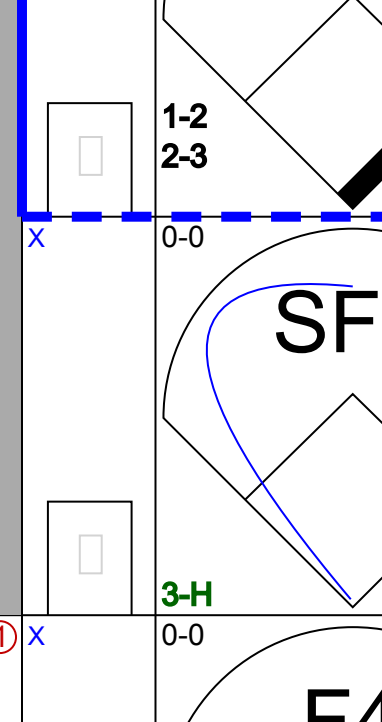
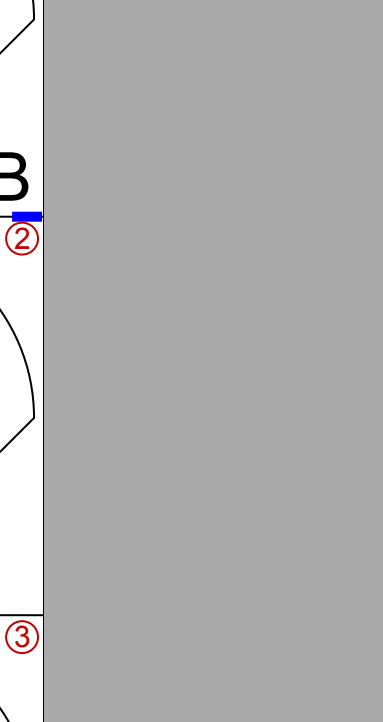
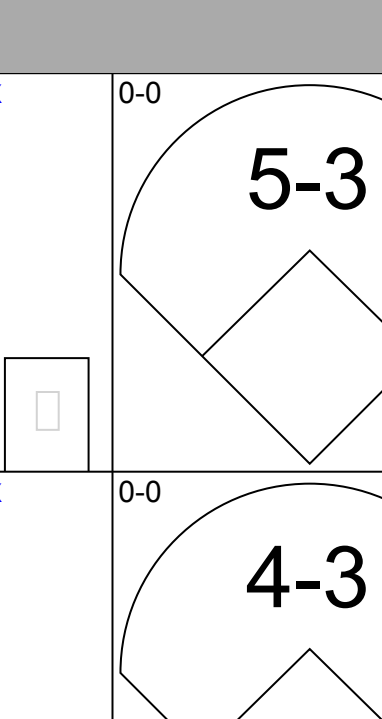
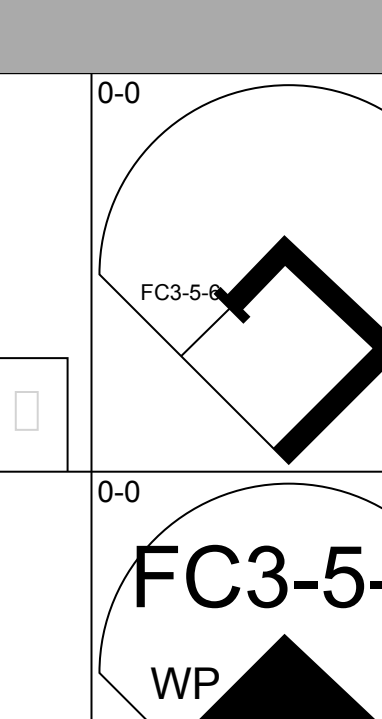
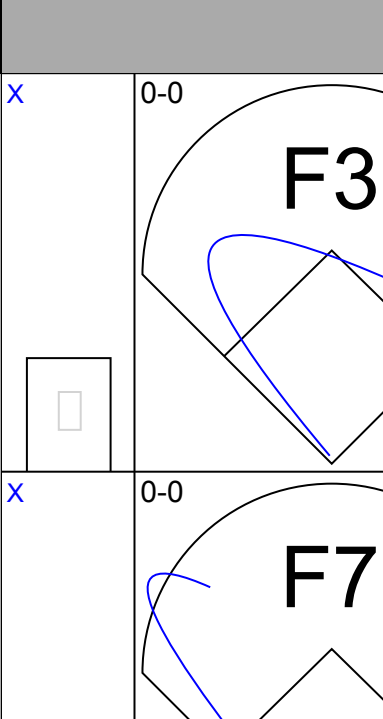
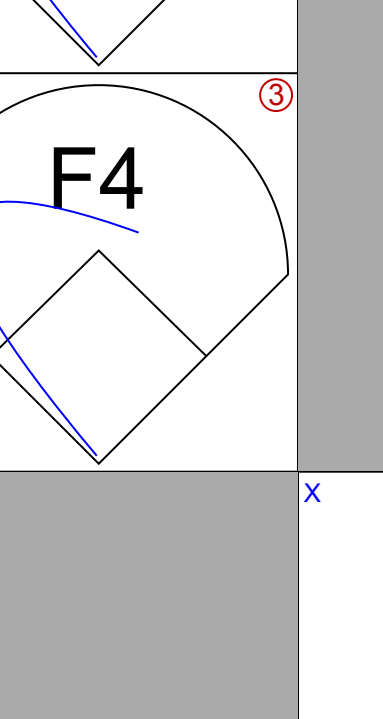
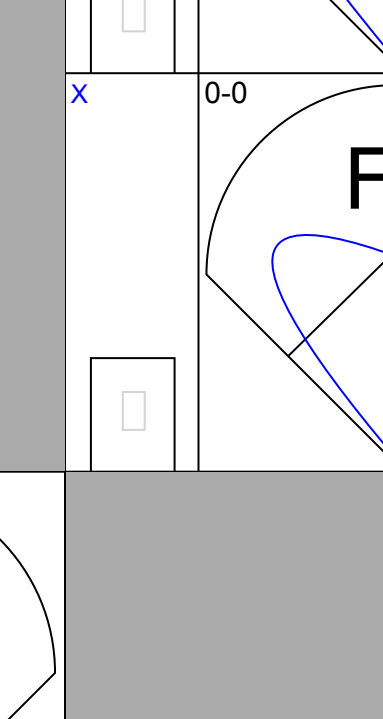
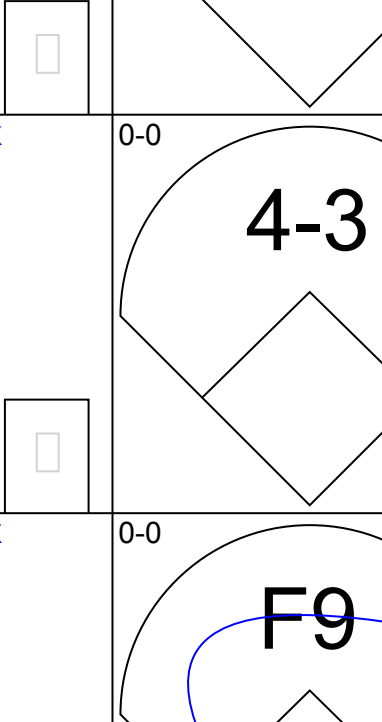
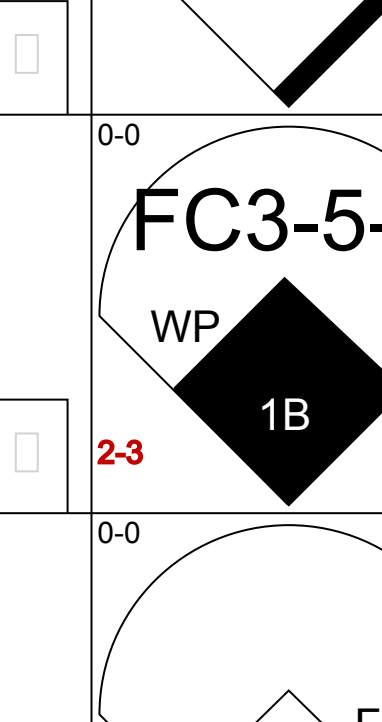
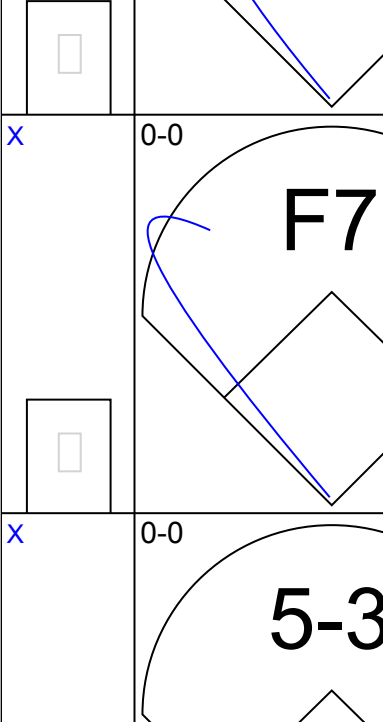
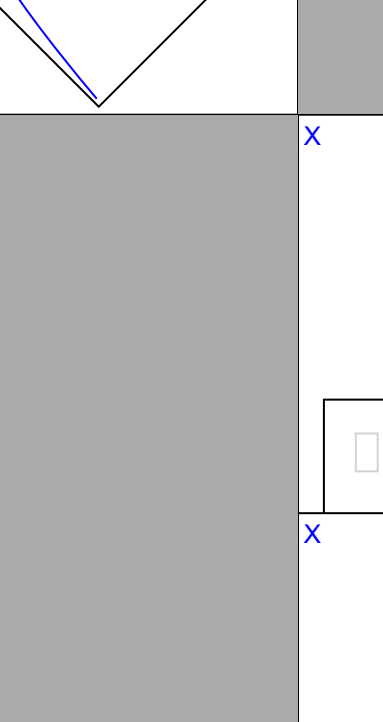

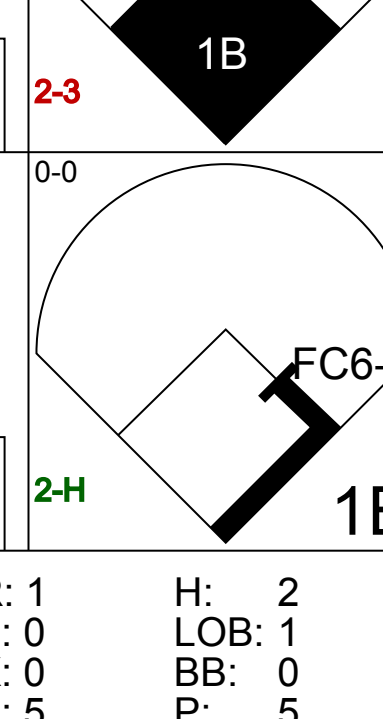
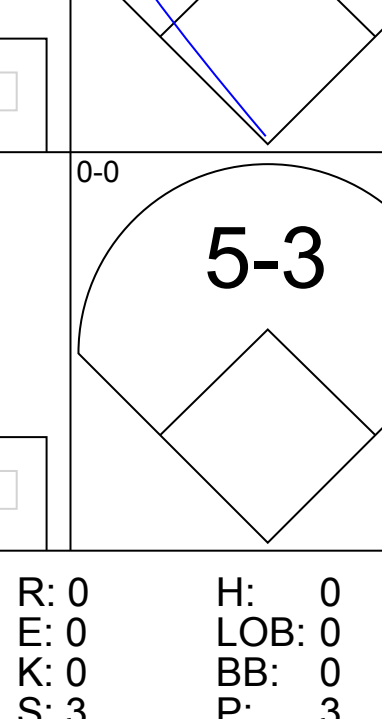
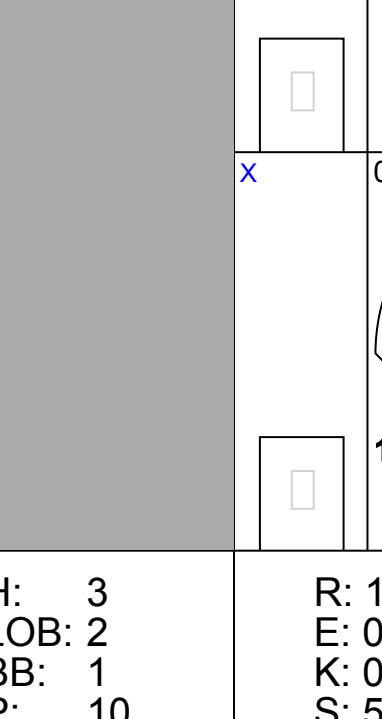


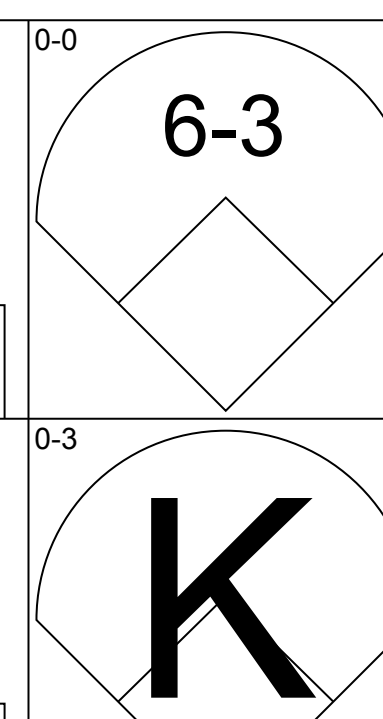
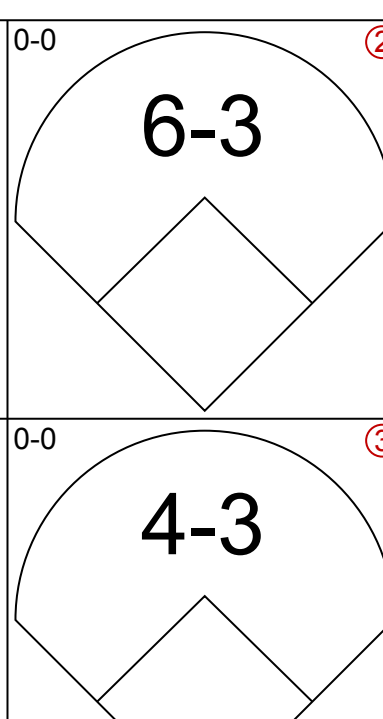
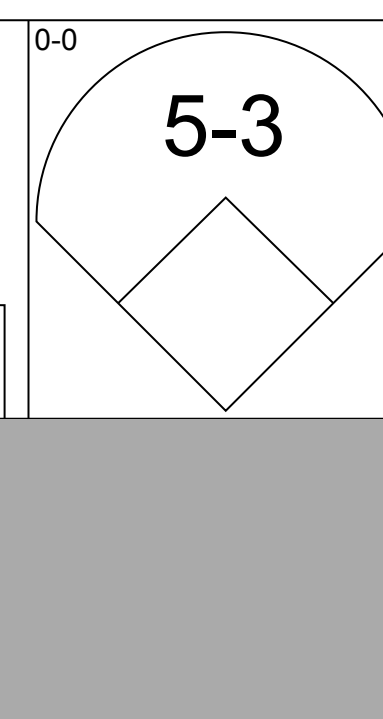
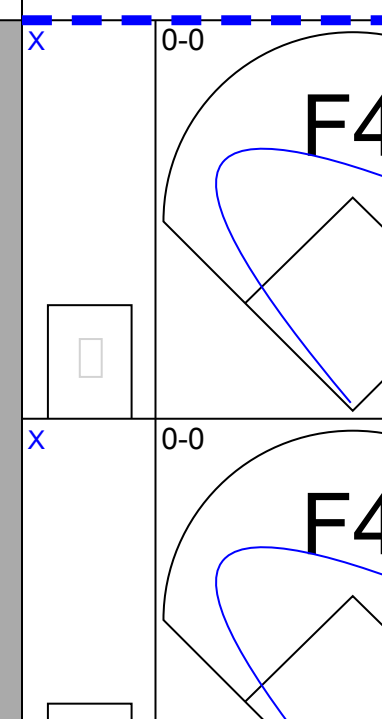
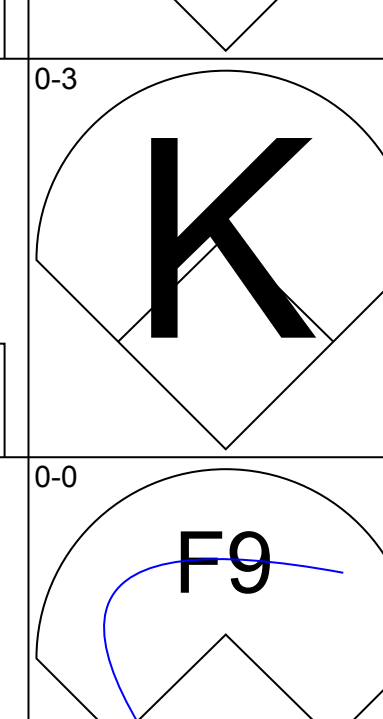

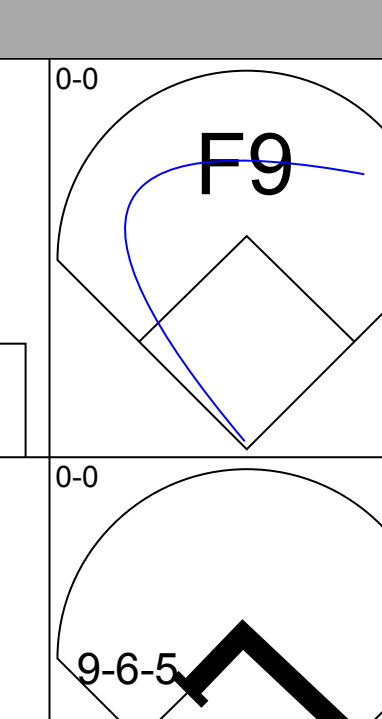
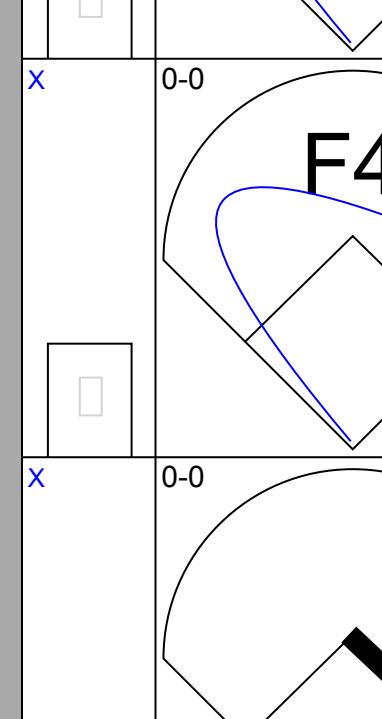
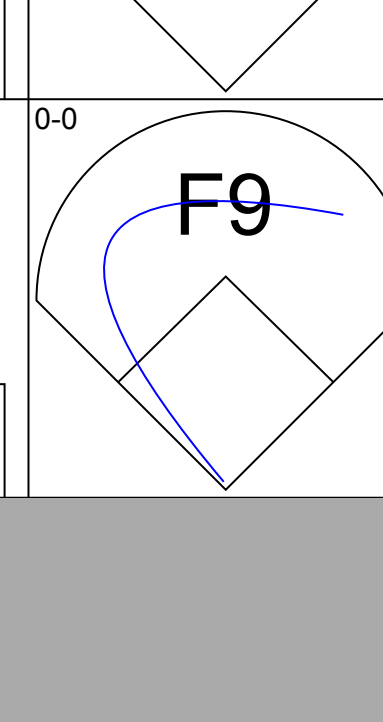
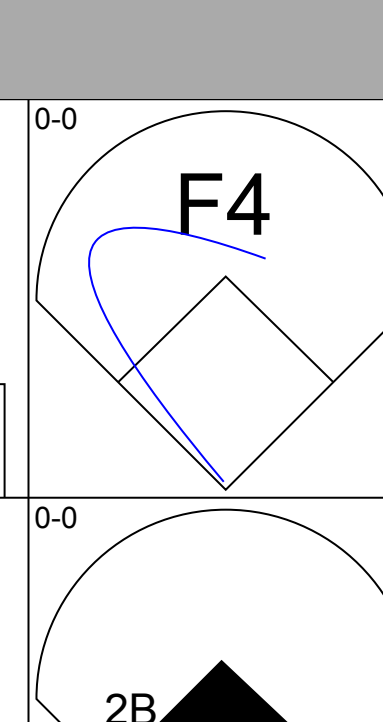
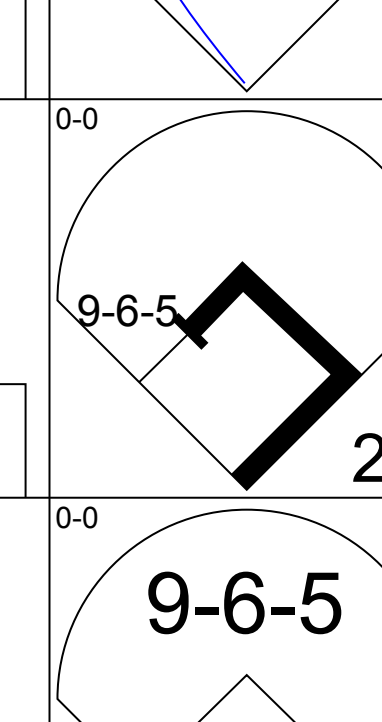
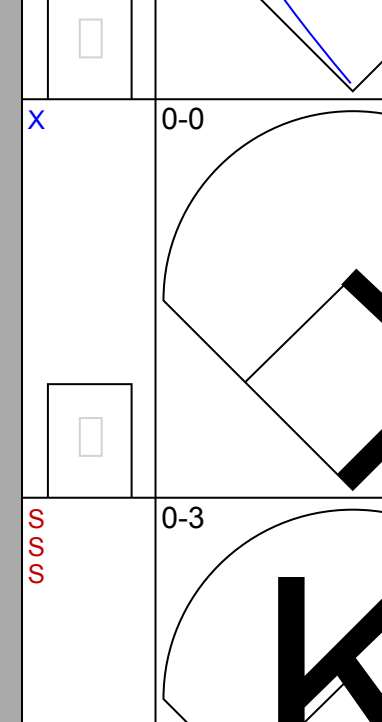
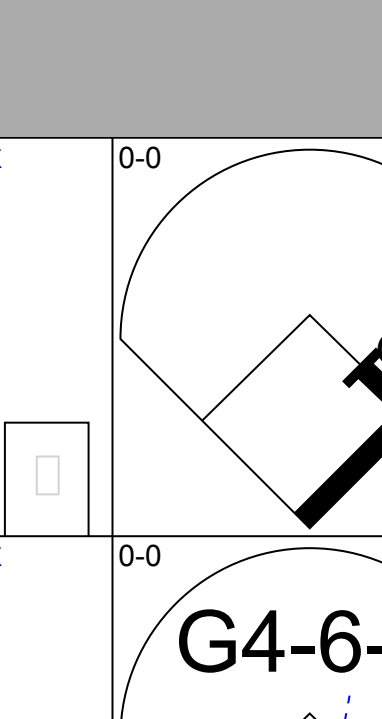
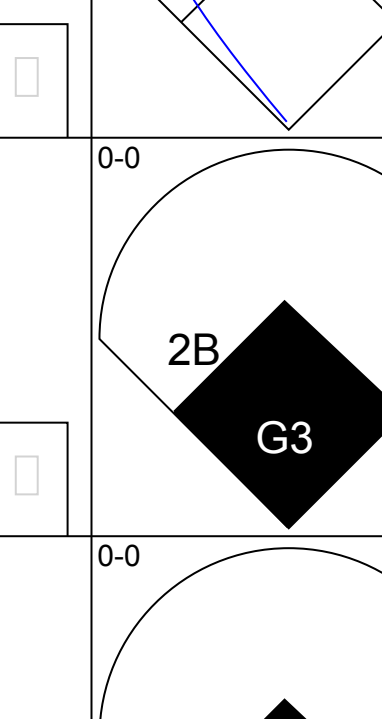
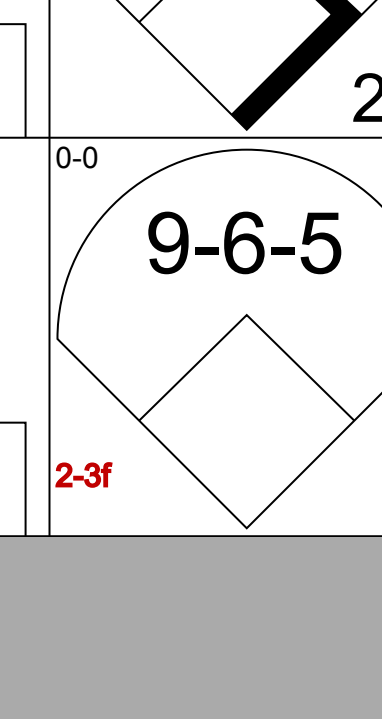
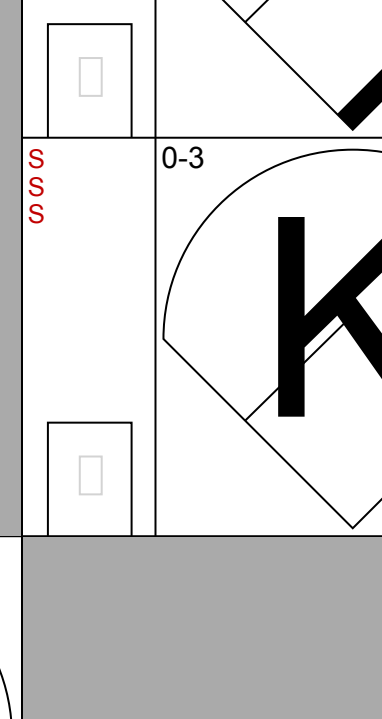
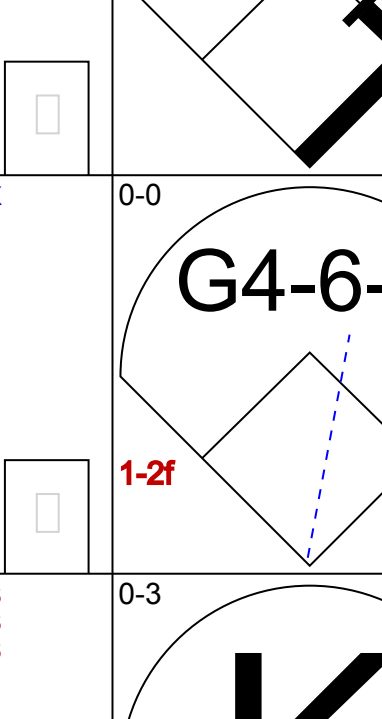
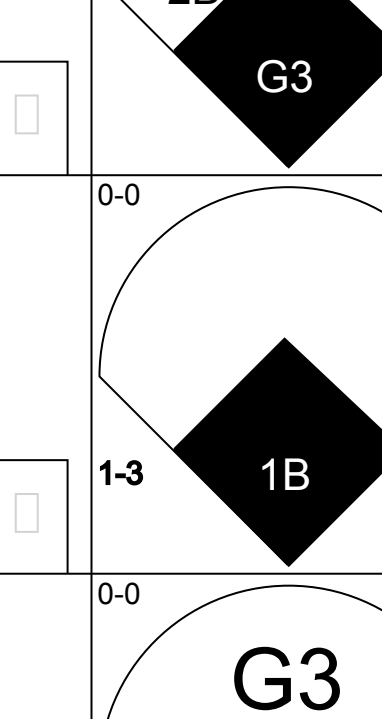
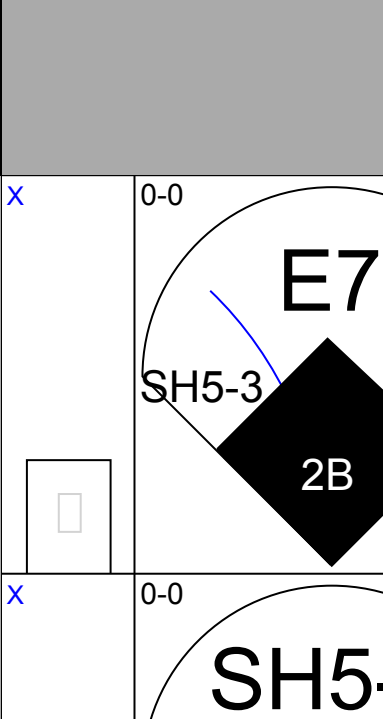
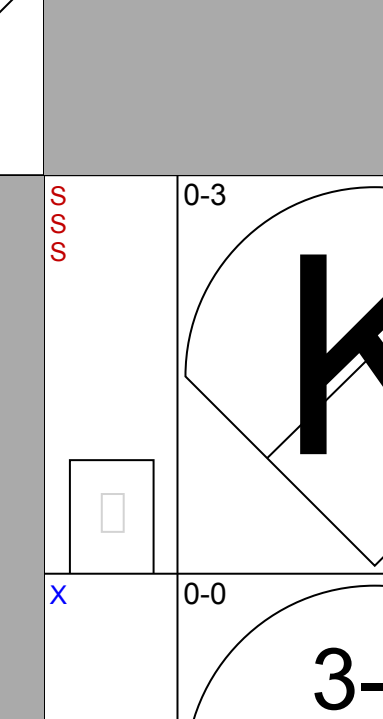

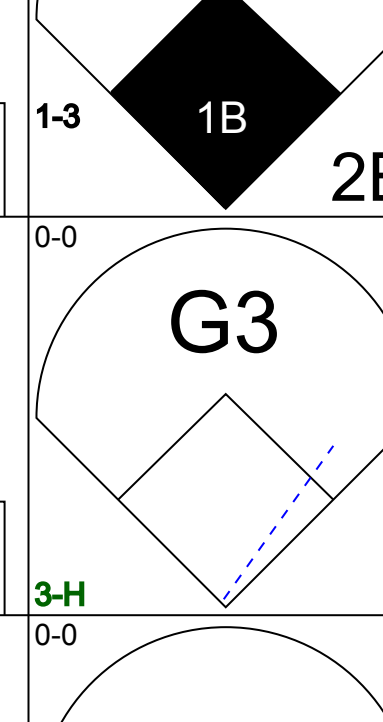
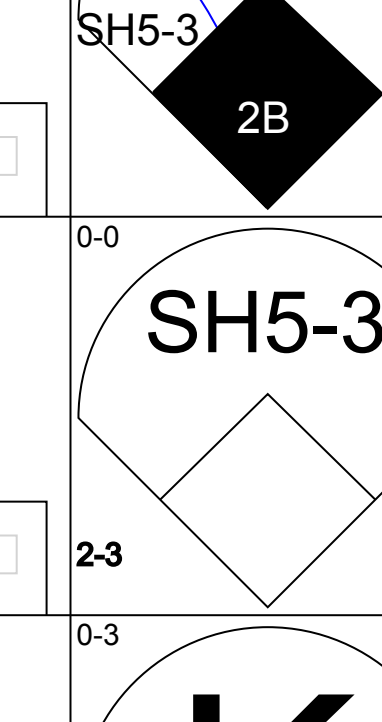
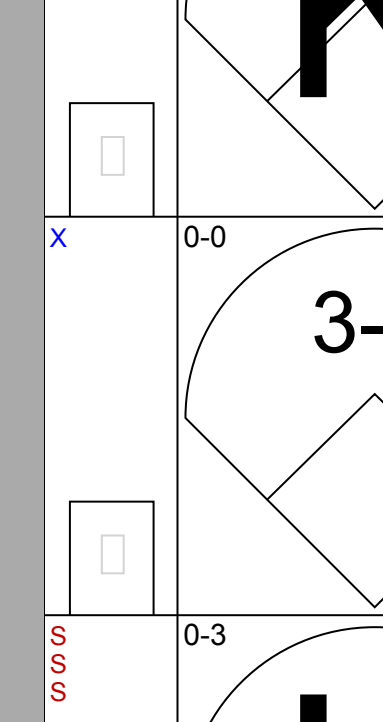
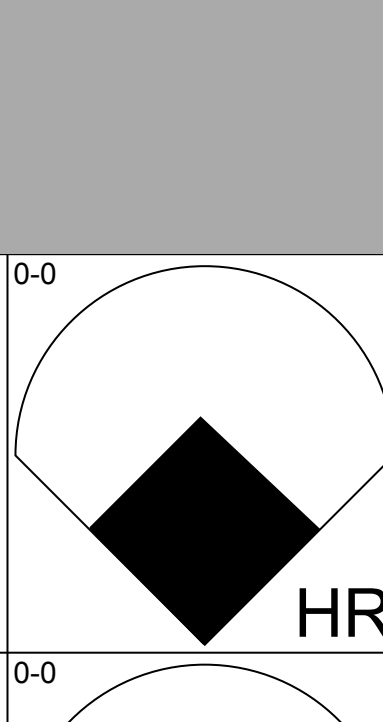
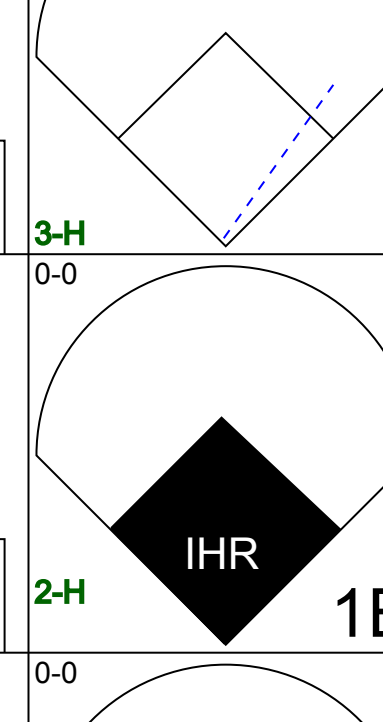
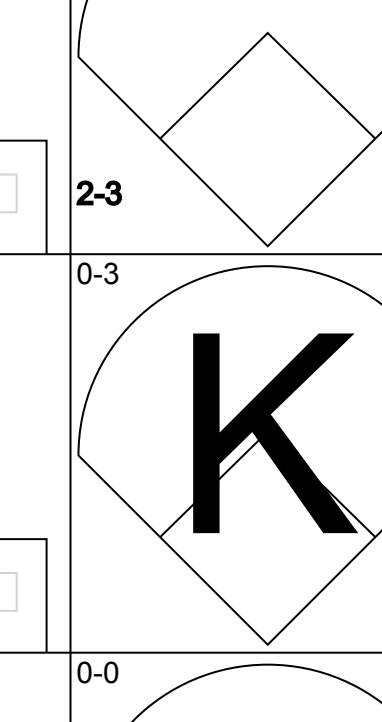
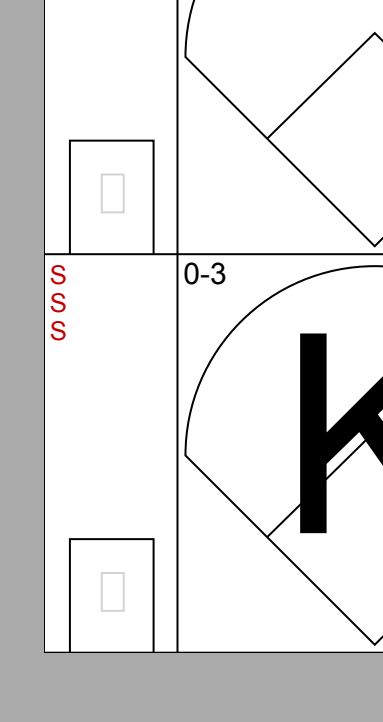
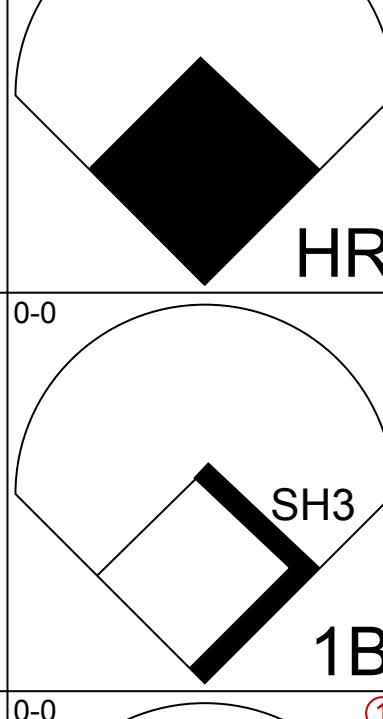
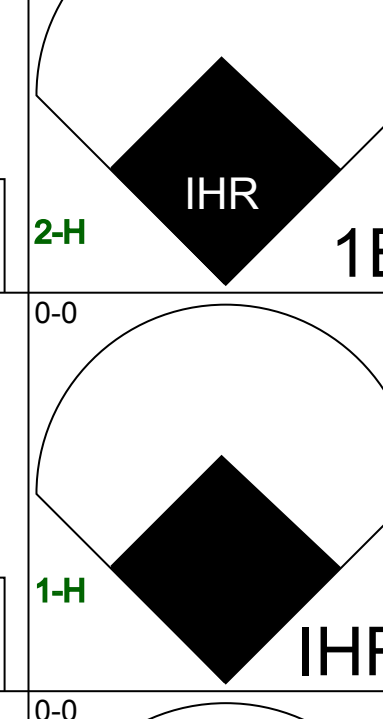
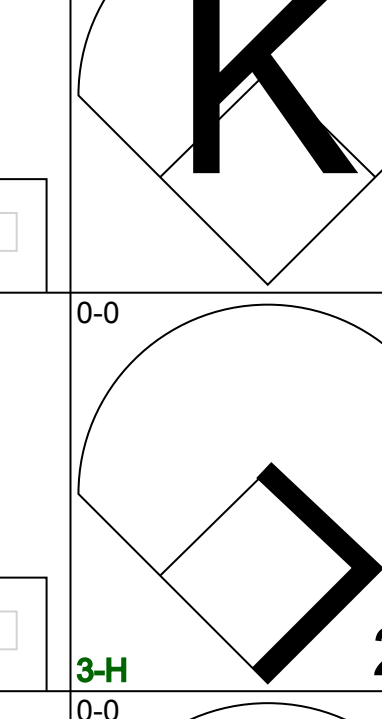

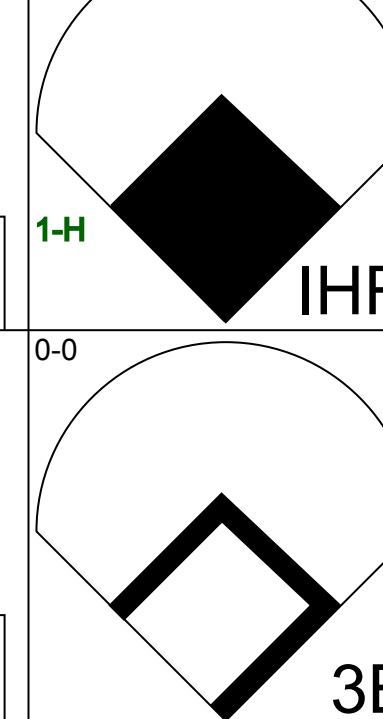
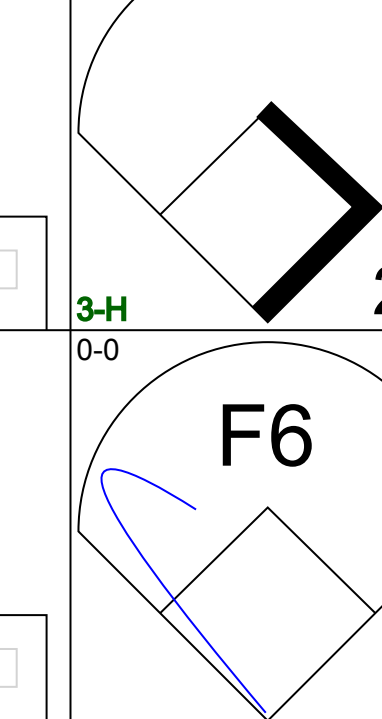
Batter	1	2	3	4	5	6	7	8	9	AB	R	H	RBI	BB	SO	LOB	TOP			
Frank White, R (1, 4) OBP: 0.326, SLG: 0.444	6-3		P3			F7		3B		5	0	1	0	0	0	2	Kansas City Royals @ Oakland Athletics Oakland-Alameda County Coliseum, Oakland, CA Wed Jun 20 1979, 7:05 PM PDT Att: 1,503 - Unknown livebaseballscorecards.com			
George Brett, L (1, 5) OBP: 0.383, SLG: 0.540	F9			1B	1B	F8		4-3		5	2	2	0	0	0	1				
Al Cowens, R (1, 9) OBP: 0.385, SLG: 0.492	6-3			1B	1B	F9			F8	5	1	2	2	0	0	0				
George Scott, R (1, 3) OBP: 0.315, SLG: 0.392		HR		BB	1B	F9			1-3	5	3	3	0	0	0	1				
Amos Otis, R (1, 8) OBP: 0.384, SLG: 0.430	K			SF9	BB	F8			F5	5	1	1	1	0	2	3				
Darrell Porter, L (1, 10) OBP: 0.410, SLG: 0.498				1B	1B	F5				2	2	1	3	1	0	1				
John Wathan, R (1, 2) OBP: 0.287, SLG: 0.358				1B	BB	F9			K	3	0	1	1	0	1	0				
Freddie Patek, R (1, 6) OBP: 0.271, SLG: 0.272	K			1B	1B	F9			F7	4	0	1	1	0	1	1				
Willie Wilson, S (1, 7) OBP: 0.369, SLG: 0.470	FC6-4			1B	1B	F9			F7	4	0	1	1	0	0	1				
Inning Stats	R: 0 E: 0 K: 0 S: 3	H: 0 LOB: 0 BB: 0 P: 3	R: 2 E: 0 K: 2 S: 10	H: 3 LOB: 1 BB: 0 P: 10	R: 5 E: 0 K: 0 S: 9	H: 6 LOB: 2 BB: 1 P: 13	R: 1 E: 0 K: 1 S: 7	H: 2 LOB: 1 BB: 0 P: 7	R: 0 E: 0 K: 0 S: 3	H: 0 LOB: 0 BB: 0 P: 3	R: 1 E: 0 K: 1 S: 6	H: 1 LOB: 0 BB: 0 P: 6	R: 0 E: 0 K: 0 S: 4	H: 1 LOB: 1 BB: 0 P: 4	R: 0 E: 0 K: 0 S: 3	H: 0 LOB: 0 BB: 0 P: 3	1B: 9 2B: 0 3B: 3 HR: 1	SF: 2 SAC: 0 DP: 0 HBP: 0	WP: 0 PB: 0 SB: 0 CS: 0	PA: 41
PITCHER	IP	WLS	BF	H	R	ER	SO	BB	IBB	HBP	BLK	WP	HR	S	P	ERA	WHIP			
Dave Hamilton, L (1, 1) ERA: 3.76	2.1	L	13	6	5	5	2	0	0	0	0	0	1	17	17	19.29	2.571			
Craig Minetto, L (3, 1) ERA: 5.21	6.2		28	7	4	4	2	1	0	0	0	0	0	31	35	5.40	1.200			

Batter	1	2	3	4	5	6	7	8	9	AB	R	H	RBI	BB	SO	LOB	BOTTOM			
Dwayne Murphy, L (1, 8) OBP: 0.424, SLG: 0.381	G4-6-3		3-1		F5		1B			2	0	0	0	1	0	1	Kansas City Royals @ Oakland Athletics Oakland-Alameda County Coliseum, Oakland, CA Wed Jun 20 1979, 7:05 PM PDT Att: 1,503 - Unknown livebaseballscorecards.com			
Dave Chalk, R (1, 6) OBP: 0.313, SLG: 0.267	G4-6-3			1B	1B		1B			3	1	2	1	1	0	1				
Mike Heath, R (1, 7) OBP: 0.500, SLG: 1.286				1B	1B		G6-4-3		1B	3	0	1	0	1	0	4				
Dave Revering, L (1, 3) OBP: 0.321, SLG: 0.406	K				P6		G3		F7	4	0	0	0	0	1	3				
Jeff Newman, R (1, 2) OBP: 0.251, SLG: 0.426					F9		4-3		5-3	4	0	1	0	0	0	0				
Mitchell Page, L (1, 10) OBP: 0.311, SLG: 0.333					G5-4-3		4-3		F7	4	0	2	1	0	0	0				
Tony Armas, R (1, 9) OBP: 0.216, SLG: 0.229	G5-4-3				K				F9	4	1	1	0	0	1	4				
Wayne Gross, L (1, 5) OBP: 0.376, SLG: 0.421					F8		K		K	4	0	0	0	0	3	4				
Mike Edwards, R (1, 4) OBP: 0.289, SLG: 0.295					6-3				L9	4	0	1	0	0	0	1				
Inning Stats	R: 0 E: 0 K: 1 S: 4	H: 0 LOB: 1 BB: 2 P: 12	R: 0 E: 0 K: 0 S: 3	H: 1 LOB: 0 BB: 0 P: 3	R: 0 E: 0 K: 0 S: 3	H: 0 LOB: 0 BB: 0 P: 3	R: 1 E: 0 K: 2 S: 11	H: 4 LOB: 3 BB: 0 P: 11	R: 0 E: 0 K: 0 S: 3	H: 0 LOB: 0 BB: 0 P: 3	R: 1 E: 0 K: 1 S: 7	H: 2 LOB: 2 BB: 0 P: 8	R: 0 E: 0 K: 0 S: 3	H: 0 LOB: 0 BB: 0 P: 3	R: 0 E: 0 K: 1 S: 5	H: 0 LOB: 0 BB: 0 P: 5	1B: 8 2B: 0 3B: 0 HR: 0	SF: 0 SAC: 0 DP: 3 HBP: 1	WP: 0 PB: 0 SB: 0 CS: 0	PA: 36
PITCHER	IP	WLS	BF	H	R	ER	SO	BB	IBB	HBP	BLK	WP	HR	S	P	ERA	WHIP			
Paul Spittorf, L (1, 1) ERA: 3.94	9.0	W	36	8	2	2	5	3	0	1	0	0	0	42	55	2.00	1.222			

Batter	1	2	3	4	5	6	7	8	9	AB	R	H	RBI	BB	SO	LOB	TOP			
Willie Wilson, S (1, 8) OBP: 0.365, SLG: 0.462										5	1	1	0	0	1	4	Kansas City Royals @ Oakland Athletics Oakland-Alameda County Coliseum, Oakland, CA Thu Jun 21 1979, 3:33 AM PDT Att: 2,132 - Unknown livebaseballscorecards.com			
George Brett, L (1, 5) OBP: 0.384, SLG: 0.546										4	2	1	2	1	0	1				
Al Cowens, R (1, 9) OBP: 0.385, SLG: 0.497										4	1	1	2	1	0	0				
Darrell Porter, L (1, 2) OBP: 0.417, SLG: 0.502										2	0	1	0	2	0	1				
George Scott, R (1, 3) OBP: 0.312, SLG: 0.387										5	0	1	1	0	1	5				
Ralph LaCock, L (1, 10) OBP: 0.328, SLG: 0.374										4	1	1	0	0	0	2				
John Wathan, R (9, PH) OBP: 0.267, SLG: 0.358										0	0	0	0	0	0	0				
Jamie Quirk, L (9, PH) OBP: 0.436, SLG: 0.467										1	0	0	0	0	0	2				
Steve Braun, L (1, 7) OBP: 0.349, SLG: 0.438										4	0	0	0	1	0	4				
Frank White, R (1, 4) OBP: 0.336, SLG: 0.460										4	1	3	1	0	0	0				
Freddie Patek, R (1, 6) OBP: 0.272, SLG: 0.273										3	1	1	1	0	0	2				
Inning Stats	R: 3 E: 0 K: 0 S: 5	H: 2 LOB: 1 BB: 1 P: 10	R: 0 E: 0 K: 0 S: 4	H: 1 LOB: 1 BB: 0 P: 4	R: 0 E: 0 K: 0 S: 4	H: 1 LOB: 1 BB: 0 P: 4	R: 0 E: 0 K: 0 S: 3	H: 0 LOB: 0 BB: 0 P: 3	R: 0 E: 0 K: 2 S: 7	H: 1 LOB: 2 BB: 1 P: 8	R: 0 E: 1 K: 0 S: 4	H: 0 LOB: 1 BB: 0 P: 4	R: 4 E: 0 K: 0 S: 7	H: 4 LOB: 0 BB: 0 P: 7	R: 0 E: 0 K: 0 S: 3	H: 1 LOB: 1 BB: 1 P: 7	1B: 5 2B: 3 3B: 1 HR: 1	SF: 0 SAC: 1 DP: 1 HBP: 1	WP: 0 PB: 0 SB: 1 CS: 0	PA: 43
PITCHER	IP WLS BF H R ER SO BB IBB HBP BLK WP HR S P ERA WHIP																			
Steve McCatty, R (1, 1) ERA: 2.67	7.2 W 38 9 7 7 2 4 0 1 0 0 1 37 54 8.22 1.696																			
Bob Lacey, L (8, 1) ERA: 5.11	0.1 3 1 0 0 0 1 0 0 0 0 0 2 6 0.00 6.000																			
Dave Heaverlo, R (9, 1) ERA: 3.04	1.0 S 2 0 0 0 0 0 0 0 0 0 0 2 2 0.00 0.000																			

Batter	1	2	3	4	5	6	7	8	9	AB	R	H	RBI	BB	SO	LOB	BOTTOM			
Dwayne Murphy, L (1, 8) OBP: 0.427, SLG: 0.381										0	1	0	0	1	0	0	Kansas City Royals @ Oakland Athletics Oakland-Alameda County Coliseum, Oakland, CA Thu Jun 21 1979, 3:33 AM PDT Att: 2,132 - Unknown livebaseballscorecards.com			
Miguel Dilone, S (4, PH) OBP: 0.237, SLG: 0.275										3	0	0	0	0	0	3				
Dave Chalk, R (1, 6) OBP: 0.300, SLG: 0.316										4	1	1	0	0	0	2				
Wayne Gross, L (1, 5) OBP: 0.376, SLG: 0.435										5	1	2	2	0	0	2				
Dave Revering, L (1, 3) OBP: 0.319, SLG: 0.417										4	1	1	2	0	0	2				
Mitchell Page, L (1, 10) OBP: 0.320, SLG: 0.337										3	1	2	0	2	0	0				
Mike Heath, R (1, 2) OBP: 0.536, SLG: 1.000										4	0	2	1	1	0	3				
Larry Murray, S (1, 9) OBP: 0.270, SLG: 0.253										3	2	0	1	1	0	4				
Tony Armas, R (1, 7) OBP: 0.244, SLG: 0.311										4	2	3	2	0	0	1				
Mike Edwards, R (1, 4) OBP: 0.283, SLG: 0.289										4	1	0	1	0	0	3				
Inning Stats	R: 1 E: 0 K: 0 S: 4	H: 1 LOB: 2 BB: 2 P: 12	R: 3 E: 2 K: 0 S: 6	H: 1 LOB: 1 BB: 1 P: 10	R: 2 E: 0 K: 0 S: 4	H: 1 LOB: 0 BB: 1 P: 8	R: 0 E: 0 K: 0 S: 3	H: 0 LOB: 0 BB: 0 P: 3	R: 2 E: 1 K: 0 S: 7	H: 3 LOB: 2 BB: 0 P: 7	R: 1 E: 0 K: 0 S: 5	H: 2 LOB: 1 BB: 1 P: 9	R: 0 E: 0 K: 0 S: 4	H: 1 LOB: 1 BB: 0 P: 4	R: 1 E: 0 K: 0 S: 5	H: 2 LOB: 1 BB: 0 P: 5	1B: 6 2B: 2 3B: 0 HR: 3	SF: 2 SAC: 2 DP: 0 HBP: 0	WP: 0 PB: 0 SB: 1 CS: 0	PA: 43
PITCHER	IP WLS BF H R ER SO BB IBB HBP BLK WP HR S P ERA WHIP																			
Steve Busby, R (1, 1) ERA: 3.31	3.0 L 18 5 3 3 0 4 0 0 0 0 0 1 14 30 12.00 2.333																			
Bill Paschall, R (4, 1) ERA: 10.13	2.2 15 5 3 3 0 0 1 0 0 0 0 1 14 18 10.12 1.875																			
Steve Mingo, L (6, 1) ERA: 4.5	2.1 10 3 1 1 0 0 0 0 0 0 0 1 10 10 3.86 1.286																			

Batter	1	2	3	4	5	6	7	8	9	AB	R	H	RBI	BB	SO	LOB	TOP					
Johnny Grubb, L OBP: 0.319, SLG: 0.447 (1, 8)										4	1	2	1	1	1	1	Texas Rangers @ Oakland Athletics Oakland-Alameda County Coliseum, Oakland, CA Fri Jun 22 1979, 7:05 PM PDT Att: 1,865 - Unknown livebaseballscorecards.com					
Buddy Bell, R OBP: 0.312, SLG: 0.396 (1, 5)										4	0	1	0	1	0	3						
Pat Putnam, L OBP: 0.326, SLG: 0.492 (1, 3)										5	1	2	1	0	0	3						
John Ellis, R OBP: 0.278, SLG: 0.423 Dave Roberts, R OBP: 0.150, SLG: 0.150 (7, PR) (7, 2)										3	0	1	0	1	0	2						
Oscar Gamble, L OBP: 0.505, SLG: 0.628 Bill Sample, R OBP: 0.382, SLG: 0.383 (7, PH) (7, 7)										1	1	1	1	2	0	0						
Eric Soderholm, R OBP: 0.307, SLG: 0.384 (1, 10)										4	0	0	1	0	0	7						
Richie Zisk, R OBP: 0.287, SLG: 0.309 (7, 9)										5	0	1	0	0	0	3						
Bump Wills, S OBP: 0.319, SLG: 0.284 (1, 4)										4	2	1	0	0	0	1						
Larvell Blanks, R OBP: 0.338, SLG: 0.310 (1, 6)										4	0	1	1	0	0	1						
Inning Stats	R: 0 E: 0 K: 1 S: 7	H: 3 LOB: 3 BB: 1 P: 11	R: 0 E: 0 K: 0 S: 3	H: 0 LOB: 0 BB: 0 P: 3	R: 0 E: 0 K: 0 S: 3	H: 0 LOB: 3 BB: 3 P: 15	R: 1 E: 0 K: 0 S: 5	H: 2 LOB: 1 BB: 0 P: 5	R: 1 E: 0 K: 0 S: 4	H: 1 LOB: 0 BB: 0 P: 4	R: 0 E: 0 K: 0 S: 3	H: 0 LOB: 0 BB: 0 P: 3	R: 2 E: 0 K: 0 S: 6	H: 3 LOB: 2 BB: 1 P: 10	R: 1 E: 0 K: 0 S: 5	H: 2 LOB: 1 BB: 0 P: 5	R: 0 E: 0 K: 0 S: 4	H: 1 LOB: 1 BB: 0 P: 4	1B: 9 2B: 2 3B: 0 HR: 1	SF: 1 SAC: 0 DP: 0 HBP: 0	WP: 2 PB: 1 SB: 0 CS: 0	PA: 43
PITCHER	IP WLS BF H R ER SO BB IBB HBP BLK WP HR S P ERA WHIP																					
Rick Langford, R ERA: 6.12 Bob Lacey, L ERA: 5.11 Jim Todd, R ERA: 7.68 Dave Heaverlo, R ERA: 2.94	(1, 1) (7, 1) (7, 1) (8, 1)	6.1 0.0 1.0 1.2	W 1 5 S	BF 31 1 6	H 8 1 1	R 4 0 0	ER 4 0 1	SO 1 0 0	BB 3 0 0	IBB 2 0 0	HBP 0 0 0	BLK 0 0 0	WP 2 0 0	HR 1 0 1	S 28 1 5	P 48 1 6	ERA 5.68 ∞ 9.00 0.00	WHIP 1.737 ∞ 2.000 0.600				

Batter	1	2	3	4	5	6	7	8	9	AB	R	H	RBI	BB	SO	LOB	BOTTOM					
Mike Edwards, R OBP: 0.278, SLG: 0.283 (1, 4)										4	0	0	0	0	0	2	Texas Rangers @ Oakland Athletics Oakland-Alameda County Coliseum, Oakland, CA Fri Jun 22 1979, 7:05 PM PDT Att: 1,865 - Unknown livebaseballscorecards.com					
Dave Chalk, R OBP: 0.250, SLG: 0.261 (1, 6)										4	0	0	0	0	1	1						
Wayne Gross, L OBP: 0.378, SLG: 0.445 (1, 5)										4	0	2	0	0	0	0						
Jeff Newman, R OBP: 0.255, SLG: 0.427 (1, 3)										4	1	2	0	0	1	2						
Mitchell Page, L OBP: 0.319, SLG: 0.340 (1, 10)										4	2	1	0	0	1	1						
Mike Heath, R OBP: 0.438, SLG: 0.786 (1, 2)										3	0	0	1	0	1	1						
Tony Armas, R OBP: 0.256, SLG: 0.359 (1, 8)										4	2	2	2	0	2	1						
Larry Murray, S OBP: 0.281, SLG: 0.287 (1, 9)										3	1	3	3	0	0	0						
Derek Bryant, R OBP: 0.225, SLG: 0.227 (1, 7)										2	0	1	0	0	0	1						
Inning Stats	R: 0 E: 0 K: 1 S: 5	H: 0 LOB: 0 BB: 0 P: 5	R: 0 E: 0 K: 1 S: 5	H: 1 LOB: 0 BB: 0 P: 5	R: 1 E: 0 K: 0 S: 5	H: 2 LOB: 1 BB: 0 P: 5	R: 4 E: 0 K: 0 S: 8	H: 5 LOB: 1 BB: 0 P: 8	R: 0 E: 0 K: 0 S: 3	H: 1 LOB: 0 BB: 0 P: 3	R: 1 E: 1 K: 1 S: 7	H: 1 LOB: 1 BB: 0 P: 7	R: 0 E: 0 K: 1 S: 6	H: 1 LOB: 1 BB: 0 P: 6	R: 0 E: 0 K: 2 S: 7	H: 0 LOB: 0 BB: 0 P: 7	R: 0 E: 0 K: 2 S: 7	H: 0 LOB: 0 BB: 0 P: 7	1B: 4 2B: 5 3B: 1 HR: 2	SF: 0 SAC: 2 DP: 2 HBP: 0	WP: 0 PB: 0 SB: 0 CS: 0	PA: 34
PITCHER	IP WLS BF H R ER SO BB IBB HBP BLK WP HR S P ERA WHIP																					
Steve Comer, R ERA: 3.7 Doyle Alexander, R ERA: 3.73	(1, 1) (7, 1)	6.0 2.0	L 7	BF 27 7	H 10 1	R 6 0	ER 5 0	SO 3 3	BB 0 0	IBB 0 0	HBP 0 0	BLK 0 0	WP 0 0	HR 1 0	S 33 13	P 33 13	ERA 7.50 0.00	WHIP 1.667 0.500				

AB	37
R	5
H	12
RBI	5
BB	5
SO	1
LOB	21



AB	32
R	6
H	11
RBI	6
BB	0
SO	6
LOB	9



Batter	1	2	3	4	5	6	7	8	9	10	AB	R	H	RBI	BB	SO	LOB										
Bump Wills, S OBP: 0.321, SLG: 0.290 (1, 4)	F8		F9		F7		2B			HR	5	1	2	2	0	0	0										
Buddy Bell, R OBP: 0.314, SLG: 0.394 (1, 5)	F8		1B		L6		IBB			F8	4	0	1	0	1	0	1										
Pat Putnam, L OBP: 0.220, SLG: 0.481 Dave Roberts, R OBP: 0.190, SLG: 0.333 (10, PH) (10, 3)	4-3		F6		4-3		4-3			HR	4	0	0	0	0	0	3										
Eric Soderholm, R OBP: 0.309, SLG: 0.382 (1, 10)		HR	F4		F9					6-3	4	2	1	0	1	0	1										
Oscar Gamble, L OBP: 0.519, SLG: 0.675 (1, 9)		HR			1B		FC1-6			F8	5	1	4	3	0	0	0										
Bill Sample, R OBP: 0.382, SLG: 0.379 (1, 7)	F8		1B		1B		FC1-6			5-3	4	1	1	0	1	0	1										
Johnny Grubb, L OBP: 0.316, SLG: 0.442 Richie Zisk, R OBP: 0.290, SLG: 0.309 La Rue Washington, R (7, PR) (7, 8)		K			B5-8-6-8		1B			6-3	2	0	0	0	0	1	2										
Jim Sundberg, R OBP: 0.279, SLG: 0.306 (1, 2)		FC4			F8		F8			6-3	5	0	1	0	0	0	4										
Nelson Norman, S OBP: 0.253, SLG: 0.241 John Ellis, R OBP: 0.253, SLG: 0.428 Larvell Blanks, R OBP: 0.333, SLG: 0.305 (7, PR) (7, 6)		FC4			F2		2B			6-3	2	0	0	0	0	0	1										
Inning Stats	R: 0 E: 0 K: 0 S: 3	H: 0 LOB: 0 BB: 0 P: 3	R: 2 E: 0 K: 1 S: 7	H: 2 LOB: 1 BB: 1 P: 11	R: 0 E: 0 K: 0 S: 4	H: 1 LOB: 1 BB: 0 P: 4	R: 0 E: 0 K: 0 S: 3	H: 2 LOB: 0 BB: 0 P: 3	R: 0 E: 0 K: 0 S: 3	H: 0 LOB: 0 BB: 0 P: 3	R: 3 E: 0 K: 0 S: 6	H: 3 LOB: 2 BB: 2 P: 14	R: 0 E: 0 K: 0 S: 3	H: 0 LOB: 0 BB: 0 P: 3	R: 0 E: 0 K: 0 S: 3	H: 0 LOB: 0 BB: 0 P: 3	R: 3 E: 0 K: 0 S: 7	H: 4 LOB: 2 BB: 1 P: 11	1B: 9 2B: 1 3B: 1 HR: 2	SF: 0 SAC: 0 DP: 0 HBP: 0	WP: 1 PA: 44						
PITCHER	IP	WLS	BF	H	R	ER	SO	BB	IBB	HBP	BLK	WP	HR	S	P	ERA	WHIP										
Mike Norris, R ERA: 5.22 Craig Minetto, L ERA: 5.17 Bob Lacey, L ERA: 5.4 Jim Todd, R ERA: 7.56	(1, 1) (2, 1) (7, 1) (10, 1)	1.0 5.2 2.2 0.2	5 22 14 3	1 6 5 0	2 3 3 0	2 3 0 0	0 1 0 0	0 1 0 0	0 0 1 0	0 0 0 0	0 0 0 0	0 0 1 0	1 0 1 2	4 23 13 6	8 27 17 6	18.00 4.76 10.12 0.00	2.000 1.235 1.875 1.500										

TOP

Texas Rangers @ Oakland Athletics
Oakland-Alameda County Coliseum, Oakland, CA

Sat Jun 23 1979, 3:33 AM PDT
Att: 2,512 - Unknown

AB	40
R	8
H	12
RBI	8
BB	4
SO	1
LOB	15

Batter	1	2	3	4	5	6	7	8	9	10	AB	R	H	RBI	BB	SO	LOB										
Mike Edwards, R OBP: 0.276, SLG: 0.296 (1, 4)	HR		1-3		L6		F7			F4	5	1	1	1	0	0	0										
Dave Chalk, R OBP: 0.241, SLG: 0.250 (1, 6)	E4		F7		F9		1B			K	5	1	1	0	0	1	0										
Wayne Gross, L OBP: 0.375, SLG: 0.437 (1, 5) (9, 3)	F4		G3				4-3			K	4	1	0	0	1	1	2										
Jeff Newman, R OBP: 0.251, SLG: 0.420 (1, 3) (9, 2)	5-3				K		SH3-4			5-3	4	0	0	0	0	2	1										
Mitchell Page, L OBP: 0.320, SLG: 0.351 (1, 10)					E1		1B			6-3	4	1	1	2	1	0	0										
Mike Heath, R OBP: 0.450, SLG: 0.706 Miguel Dilone, S OBP: 0.237, SLG: 0.275 Milt Ramirez, R OBP: 0.203, SLG: 0.179 (1, 2) (8, PR) (9, 5)	3-1				F9		1B			K	3	0	1	0	1	0	1										
Tony Armas, R OBP: 0.267, SLG: 0.383 (1, 8)		F8					SF9				3	0	2	2	0	0	0										
Larry Murray, S OBP: 0.280, SLG: 0.283 (1, 9)		K			F3		4-3				3	0	0	0	1	1	4										
Derek Bryant, R OBP: 0.214, SLG: 0.215 (1, 7)		5-3					F9			F8	4	0	0	0	0	0	2										
Inning Stats	R: 3 E: 1 K: 0 S: 6	H: 2 LOB: 0 BB: 0 P: 6	R: 0 E: 0 K: 1 S: 5	H: 0 LOB: 0 BB: 0 P: 5	R: 0 E: 0 K: 0 S: 3	H: 0 LOB: 0 BB: 0 P: 3	R: 0 E: 1 K: 0 S: 7	H: 1 LOB: 2 BB: 0 P: 7	R: 0 E: 0 K: 0 S: 3	H: 0 LOB: 0 BB: 0 P: 3	R: 1 E: 0 K: 0 S: 4	H: 1 LOB: 2 BB: 2 P: 12	R: 0 E: 0 K: 0 S: 4	H: 1 LOB: 1 BB: 0 P: 4	R: 1 E: 1 K: 0 S: 4	H: 1 LOB: 2 BB: 2 P: 12	R: 0 E: 0 K: 2 S: 7	H: 0 LOB: 0 BB: 0 P: 7	R: 0 E: 0 K: 2 S: 7	H: 0 LOB: 0 BB: 0 P: 7	1B: 3 2B: 1 3B: 0 HR: 2	SF: 1 SAC: 1 DP: 0 HBP: 0	WP: 0 PA: 42				
PITCHER	IP	WLS	BF	H	R	ER	SO	BB	IBB	HBP	BLK	WP	HR	S	P	ERA	WHIP										
Fergie Jenkins, R ERA: 3.65 Sparky Lyle, L ERA: 3.61 Jim Kern, R ERA: 1.61	(1, 1) (7, 1) (8, 1)	6.2 1.0 2.1	29 6 7	5 1 0	4 1 0	2 0 0	2 0 4	0 1 0	0 1 0	0 0 0	0 0 0	0 0 0	0 0 15	31 4 15	39 12 15	0.00 0.00 0.00	0.900 2.000 0.000										

BOTTOM

Texas Rangers @ Oakland Athletics
Oakland-Alameda County Coliseum, Oakland, CA

Sat Jun 23 1979, 3:33 AM PDT
Att: 2,512 - Unknown

AB	36
R	5
H	6
RBI	5
BB	4
SO	6
LOB	10

Batter	1	2	3	4	5	6	7	8	9	AB	R	H	RBI	BB	SO	LOB	TOP			
Bump Wills, S (1, 4) OBP: 0.322, SLG: 0.293										5	1	2	0	0	1	0	Texas Rangers @ Oakland Athletics Oakland-Alameda County Coliseum, Oakland, CA Sun Jun 24 1979, 3:33 AM PDT Unknown			
Buddy Bell, R (1, 5) OBP: 0.316, SLG: 0.394										3	1	1	0	1	0	1				
Pat Putnam, L (1, 3) OBP: 0.318, SLG: 0.476										4	1	1	2	0	1	1				
John Ellis, R (1, 10) OBP: 0.289, SLG: 0.458										4	1	2	3	0	0	1				
Oscar Gamble, L (1, 9) OBP: 0.527, SLG: 0.671 La Rue Washington, R (9, 8)										2	0	1	0	2	0	0				
Bill Sample, R (1, 7) OBP: 0.376, SLG: 0.372										3	0	0	0	0	0	2				
Johnny Grubb, L (1, 8) OBP: 0.319, SLG: 0.440										3	0	1	0	1	0	0				
Jim Sundberg, R (1, 2) OBP: 0.275, SLG: 0.301										4	0	0	0	0	1	3				
Larvell Blanks, R (1, 6) OBP: 0.333, SLG: 0.306 Nelson Norman, S (6, 6) OBP: 0.252, SLG: 0.239										3	1	1	0	0	0	3				
Inning Stats	R: 0 E: 0 K: 1 S: 5	H: 1 LOB: 0 BB: 0 P: 5	R: 0 E: 0 K: 1 S: 6	H: 1 LOB: 3 BB: 2 P: 14	R: 0 E: 0 K: 0 S: 3	H: 0 LOB: 1 BB: 1 P: 7	R: 0 E: 0 K: 0 S: 3	H: 0 LOB: 0 BB: 0 P: 3	R: 5 E: 0 K: 0 S: 9	H: 7 LOB: 2 BB: 0 P: 9	R: 0 E: 0 K: 0 S: 3	H: 0 LOB: 0 BB: 0 P: 3	R: 0 E: 0 K: 0 S: 2	H: 0 LOB: 0 BB: 1 P: 6	R: 0 E: 0 K: 1 S: 5	H: 0 LOB: 0 BB: 0 P: 5		1B: 7 2B: 1 3B: 0 HR: 1	SF: 0 SAC: 1 DP: 2 HBP: 0	WP: 0 PB: 0 SB: 0 CS: 0
PITCHER Matt Keough, R (1, 1) ERA: 5.56	IP: 9.0 WLS: L BF: 37	H: 9 R: 5 ER: 5 SO: 3	BB: 3 IBB: 1 HBP: 0 BLK: 0	WP: 0 HR: 1 S: 39 P: 55	ERA: 5.00 WHIP: 1.333															

AB	32
R	5
H	9
RBI	5
BB	4
SO	3
LOB	11



Batter	1	2	3	4	5	6	7	8	9	AB	R	H	RBI	BB	SO	LOB	BOTTOM					
Rickey Henderson, R (1, 7) OBP: 0.500, SLG: 0.750										4	0	2	0	0	0	0	Texas Rangers @ Oakland Athletics Oakland-Alameda County Coliseum, Oakland, CA Sun Jun 24 1979, 3:33 AM PDT Unknown					
Dave Chalk, R (1, 6) OBP: 0.303, SLG: 0.290										3	0	2	0	1	0	1						
Wayne Gross, L (1, 5) OBP: 0.373, SLG: 0.434										4	1	1	0	0	0	4						
Jeff Newman, R (1, 3) OBP: 0.247, SLG: 0.412										4	0	0	0	0	1	5						
Mike Heath, R (1, 2) OBP: 0.417, SLG: 0.600										3	0	0	0	1	0	2						
Mitchell Page, L (1, 10) OBP: 0.326, SLG: 0.354										3	0	2	1	1	0	2						
Tony Armas, R (1, 8) OBP: 0.267, SLG: 0.369										3	0	0	0	1	0	3						
Mike Edwards, R (1, 4) OBP: 0.271, SLG: 0.290										4	0	0	0	0	0	1						
Larry Murray, S (1, 9) OBP: 0.275, SLG: 0.277										4	0	0	0	0	1	0						
Inning Stats	R: 0 E: 0 K: 0 S: 4	H: 2 LOB: 1 BB: 0 P: 4	R: 0 E: 0 K: 0 S: 2	H: 0 LOB: 1 BB: 2 P: 10	R: 0 E: 0 K: 0 S: 4	H: 1 LOB: 1 BB: 0 P: 4	R: 0 E: 0 K: 0 S: 4	H: 1 LOB: 0 BB: 0 P: 4	R: 0 E: 0 K: 0 S: 3	H: 0 LOB: 0 BB: 0 P: 3	R: 1 E: 0 K: 0 S: 4	H: 1 LOB: 2 BB: 2 P: 12	R: 0 E: 0 K: 1 S: 5	H: 0 LOB: 0 BB: 0 P: 5	R: 0 E: 0 K: 1 S: 7	H: 2 LOB: 2 BB: 0 P: 7		R: 0 E: 0 K: 0 S: 3	H: 0 LOB: 0 BB: 0 P: 3	1B: 6 2B: 2 3B: 0 HR: 0	SF: 0 SAC: 0 DP: 1 HBP: 0	WP: 0 PB: 0 SB: 1 CS: 1
PITCHER John Henry Johnson, L (1, 1) ERA: 4.0 Jim Kern, R (8, 1) ERA: 1.57	IP: 7.0 WLS: W BF: 29	H: 6 R: 1 ER: 1 SO: 1	BB: 4 IBB: 0 HBP: 0 BLK: 0	WP: 0 HR: 0 S: 9 P: 9	ERA: 0.00 WHIP: 1.429																	



Batter	1	2	3	4	5	6	7	8	9	AB	R	H	RBI	BB	SO	LOB	TOP
Bump Willis, S OBP: 0.320, SLG: 0.288 (1, 4)	F7	F8			F9			F8	SF8 1B	4	1	0	0	1	0	2	
Bill Sample, R OBP: 0.379, SLG: 0.371 Oscar Gamble, L OBP: 0.532, SLG: 0.674 Jim Sundberg, R OBP: 0.275, SLG: 0.301 (1, 7) (9, PH) (9, PR)	1B 4-3 1B		F8		B1-3			5-3 HR BB	SF8 1B	3	2	1	0	1	0	0	
Buddy Bell, R OBP: 0.314, SLG: 0.392 (1, 5)	4-3 1B		F8		5-3			5-3	SF8	4	0	1	1	0	0	1	
John Ellis, R OBP: 0.294, SLG: 0.455 Johnny Grubb, L OBP: 0.316, SLG: 0.438 (1, 3) (8, PR) (9, 7)	4-3 1B		F9		F9			HR BB	G3	3	0	1	0	1	0	0	
Richie Zisk, R OBP: 0.286, SLG: 0.305 Pat Putnam, L OBP: 0.322, SLG: 0.495 (1, 9) (8, PH) (8, 3)	4-3			6-3				5-3	HR	3	0	0	1	0	0	2	
Eric Soderholm, R OBP: 0.304, SLG: 0.375 (1, 10)	F7			F9				5-3	4-3	4	0	0	0	0	0	3	
Dave Roberts, R OBP: 0.240, SLG: 0.333 (1, 2) (9, 9)				F8				1B BB	F8	3	0	1	0	1	0	0	
La Rue Washington, R OBP: 0.333, SLG: 0.333 (1, 8)				F8				1-2 1B	S 1B	4	1	2	0	0	0	1	
Nelson Norman, S OBP: 0.258, SLG: 0.247 (1, 6)				F9				6-3	1B	4	1	2	1	0	0	3	
Inning Stats	R: 1 E: 0 K: 0 S: 6	H: 3 LOB: 2 BB: 0 P: 6	R: 0 E: 0 K: 0 S: 4	H: 1 LOB: 1 BB: 0 P: 4	R: 0 E: 0 K: 0 S: 3	H: 0 LOB: 0 BB: 0 P: 3	R: 0 E: 0 K: 0 S: 3	H: 0 LOB: 0 BB: 0 P: 3	R: 0 E: 0 K: 0 S: 3	H: 1 LOB: 2 BB: 1 P: 8	R: 3 E: 0 K: 0 S: 4	H: 1 LOB: 1 BB: 2 P: 12	R: 3 E: 0 K: 0 S: 6	H: 3 LOB: 2 BB: 1 P: 10	1B: 9 2B: 0 3B: 0 HR: 1	SF: 1 SAC: 0 DP: 0 HBP: 0	WP: 0 PA: 40 PB: 0 SB: 1 CS: 1
PITCHER	IP	WLS	BF	H	R	ER	SO	BB	IBB	HBP	BLK	WP	HR	S	P	ERA	WHIP
Dave Hamilton, L ERA: 3.72	7.2	L	31	6	3	3	0	3	0	0	0	0	0	28	40	3.52	1.174
Dave Heaverlo, R ERA: 3.59	0.2		7	4	4	4	0	0	1	0	0	0	1	6	10	54.00	6.000
Jim Todd, R ERA: 7.44	0.2		2	0	0	0	0	0	0	0	0	0	0	2	2	0.00	0.000

Texas Rangers @ Oakland Athletics
Oakland-Alameda County Coliseum, Oakland, CA
Sun Jun 24 1979, 3:38 AM PDT
Att: 4,752 - Unknown

AB 35
R 7
H 10
RBI 7
BB 4
SO 0
LOB 14



Batter	1	2	3	4	5	6	7	8	9	AB	R	H	RBI	BB	SO	LOB	BOTTOM		
Rickey Henderson, R OBP: 0.290, SLG: 0.375 (1, 7)	6-3		FC4			F8		F7		4	0	0	0	0	0	3			
Derek Bryant, R OBP: 0.216, SLG: 0.217 (1, 9)	F9		FC6-4			L4		1B		4	0	1	1	0	0	2			
Wayne Gross, L OBP: 0.371, SLG: 0.430 (1, 3)	G3		F8			F9		1B		4	0	1	1	0	0	2			
Jeff Newman, R OBP: 0.247, SLG: 0.409 (1, 2)		1B		K		6-3		K		4	0	1	0	0	2	2			
Mitchell Page, L OBP: 0.325, SLG: 0.353 (1, 10)		F7		F7		CS 1B		F8		4	0	1	0	0	0	3			
Tony Armas, R OBP: 0.287, SLG: 0.379 (1, 8)		1B		K		BB		G6-4-3 1B		3	0	2	0	1	1	0			
Mike Heath, R OBP: 0.357, SLG: 0.500 (1, 5)	4-3				4-3			K	G6-4-3 1B	4	0	0	0	0	1	3			
Mike Edwards, R OBP: 0.270, SLG: 0.289 (1, 4)			5-3		5-3			1B 1B	L5	4	1	1	0	0	0	0			
Rob Picciolo, R OBP: 0.207, SLG: 0.276 (1, 6)			FC6-4 E 1B		4-3			1B 1B		3	1	2	0	0	0	0			
Inning Stats	R: 0 E: 0 K: 0 S: 3	H: 0 LOB: 0 BB: 0 P: 3	R: 0 E: 0 K: 0 S: 4	H: 2 LOB: 1 BB: 0 P: 4	R: 0 E: 1 K: 0 S: 5	H: 1 LOB: 2 BB: 0 P: 5	R: 0 E: 0 K: 2 S: 7	H: 0 LOB: 0 BB: 0 P: 7	R: 0 E: 0 K: 0 S: 3	H: 0 LOB: 0 BB: 0 P: 3	R: 0 E: 0 K: 1 S: 5	H: 1 LOB: 1 BB: 1 P: 9	R: 2 E: 0 K: 1 S: 9	H: 4 LOB: 2 BB: 0 P: 9	R: 0 E: 0 K: 0 S: 3	H: 1 LOB: 0 BB: 0 P: 3	1B: 9 2B: 0 3B: 0 HR: 0	SF: 0 SAC: 0 DP: 1 HBP: 0	WP: 0 PA: 35 PB: 0 SB: 0 CS: 1
PITCHER	IP	WLS	BF	H	R	ER	SO	BB	IBB	HBP	BLK	WP	HR	S	P	ERA	WHIP		
Doc Medich, R ERA: 6.83	7.0	W	27	6	2	2	3	6	2	2	3	0	0	32	36	2.57	1.000		
Sparky Lyle, L ERA: 3.59	0.1		3	2	0	0	0	0	0	0	0	0	0	3	3	0.00	6.000		
Jim Kern, R ERA: 1.53	1.2	S	5	1	0	0	1	0	0	0	0	0	0	7	7	0.00	0.600		

Texas Rangers @ Oakland Athletics
Oakland-Alameda County Coliseum, Oakland, CA
Sun Jun 24 1979, 3:38 AM PDT
Att: 4,752 - Unknown

AB 34
R 2
H 9
RBI 2
BB 1
SO 4
LOB 15



Batter	1	2	3	4	5	6	7	8	9	10	AB	R	H	RBI	BB	SO	LOB	
Rickey Henderson, R OBP: 0.357, SLG: 0.273 (1, 7)	5-3		CS BB	K				SH1-4 BB		F9	3	0	0	0	3	1	0	
Dave Chalk, R OBP: 0.368, SLG: 0.303 Rob Piccolo, R OBP: 0.207, SLG: 0.276 (10, PR)	BB BB		1B 1B	F9				SH1-4		1B BB	2	1	1	0	3	0	0	
Mike Edwards, R OBP: 0.272, SLG: 0.290 (1, 4)	F9		2B 1B		4-3			4-3		G6-4-3 1B	6	1	2	0	0	1	5	
Jeff Newman, R OBP: 0.253, SLG: 0.414 (1, 3)	BB		1B 2B	K				6-3		G6-4-3	5	1	2	2	1	1	3	
Mike Heath, R OBP: 0.354, SLG: 0.500 (1, 2)	1-3		2B 1B		5-3					E5 SH4-3 1B	4	2	2	1	0	0	2	
Mitchell Page, L OBP: 0.324, SLG: 0.351 (1, 10)		1-3	K					F7		SH4-3	4	0	1	0	0	1	3	
Tony Armas, R OBP: 0.296, SLG: 0.389 Larry Murray, S OBP: 0.278, SLG: 0.280 (7, 8)	F9		2B					FC5-4 2B SF9		FC6-4 BB	3	1	1	1	1	0	1	
Wayne Gross, L OBP: 0.371, SLG: 0.434 (1, 5)			F8					SF9 2B		K	5	0	2	0	0	1	5	
Derek Bryant, R OBP: 0.204, SLG: 0.207 (1, 9)	FC3-6				F9			SF9		FC6-4	4	0	0	1	0	0	5	
Inning Stats	R: 0 E: 0 K: 0 S: 3	H: 0 LOB: 2 BB: 2 P: 11	R: 0 E: 0 K: 0 S: 4	H: 1 LOB: 1 BB: 0 P: 4	R: 4 E: 0 K: 1 S: 9	H: 5 LOB: 1 BB: 1 P: 13	R: 0 E: 0 K: 1 S: 5	H: 0 LOB: 0 BB: 0 P: 5	R: 0 E: 0 K: 1 S: 7	H: 2 LOB: 3 BB: 2 P: 15	R: 0 E: 0 K: 0 S: 3	H: 0 LOB: 1 BB: 1 P: 7	R: 1 E: 1 K: 0 S: 5	H: 2 LOB: 1 BB: 0 P: 5	R: 0 E: 0 K: 0 S: 3	H: 1 LOB: 2 BB: 1 P: 7	1B: 9 2B: 3 3B: 0 HR: 0	SF: 1 SAC: 2 DP: 1 HBP: 1
PITCHER	IP WLS BF H R ER SO ERA WHIP	IP WLS BF H R ER SO ERA WHIP	IP WLS BF H R ER SO ERA WHIP	IP WLS BF H R ER SO ERA WHIP	IP WLS BF H R ER SO ERA WHIP	IP WLS BF H R ER SO ERA WHIP	IP WLS BF H R ER SO ERA WHIP	IP WLS BF H R ER SO ERA WHIP	IP WLS BF H R ER SO ERA WHIP	IP WLS BF H R ER SO ERA WHIP	IP WLS BF H R ER SO ERA WHIP	IP WLS BF H R ER SO ERA WHIP	IP WLS BF H R ER SO ERA WHIP	IP WLS BF H R ER SO ERA WHIP	IP WLS BF H R ER SO ERA WHIP	IP WLS BF H R ER SO ERA WHIP	IP WLS BF H R ER SO ERA WHIP	
Paul Splittort, L ERA: 4.19	2.2	16	6	4	4	1	3	3	0	0	13.50	3.375						
Rich Gale, R ERA: 4.91	3.1	16	3	1	1	3	2	0	1	0	2.70	1.500						
Steve Mingo, L ERA: 4.28	1.1	6	0	0	0	1	2	0	0	0	0.00	1.500						
Bill Paschall, R ERA: 10.8	0.2	3	1	1	1	0	0	0	0	0	13.50	1.500						
Al Hrabosky, L ERA: 3.92	2.0	8	2	0	0	0	1	0	0	0	0.00	1.500						

TOP

Oakland Athletics @ Kansas City Royals
Royals Stadium, Kansas City, MO
Tue Jun 26 1979, 8:05 PM EDT
Att. 24,550 - Unknown - 83 F

livebaseballscorecards.com

AB 37
R 6
H 12
RBI 6
BB 8
SO 5
LOB 24



WP: 0 PA: 49
PB: 1
SB: 0
CS: 1


Batter	1	2	3	4	5	6	7	8	9	10	AB	R	H	RBI	BB	SO	LOB			
Willie Wilson, S OBP: 0.372, SLG: 0.471 (1, 9)	4-3 WP 1B	G3		F7	K			4-3		4-3	6	1	1	0	0	1	9			
George Brett, L OBP: 0.385, SLG: 0.556 (1, 5)	4-3		FC3-6 BB	E4 1B				L5		1B 2B	5	1	2	0	1	0	3			
Amos Otis, R OBP: 0.397, SLG: 0.448 (1, 8)	FC3-6 BB		L8					6-3		1B 1B	5	0	2	2	1	0	2			
Darrell Porter, L OBP: 0.426, SLG: 0.484 (1, 2)	FC3-6		FC3-6 FC5-4	4-1				F7		HBP BB	4	1	0	0	2	0	4			
George Scott, R OBP: 0.336, SLG: 0.402 (1, 3)	K		FC5-4					FC1-6 1B		1B HBP	5	1	3	1	0	1	2			
Ralph LaCock, L OBP: 0.330, SLG: 0.368 (1, 10)				P4	F7			FC1-6		FC4-6 1B	4	0	1	1	1	0	2			
Frank White, R OBP: 0.351, SLG: 0.490 (1, 4)		F8						L9		F3	5	1	2	0	0	0	4			
Steve Braun, L OBP: 0.364, SLG: 0.442 (1, 7)		P6						P4		FC4-6 1B	4	1	2	2	1	0	2			
Freddie Patek, R OBP: 0.270, SLG: 0.278 Jamie Quirk, L OBP: 0.412, SLG: 0.438 Todd Cruz, R OBP: 0.224, SLG: 0.281 U L Washington, S OBP: 0.305, SLG: 0.355 (10, 6)		E6						F7		FC4-6	3	1	1	0	0	0	4			
Inning Stats	R: 1 E: 1 K: 1 S: 6	H: 1 LOB: 1 BB: 1 P: 10	R: 0 E: 1 K: 0 S: 4	H: 0 LOB: 2 BB: 1 P: 8	R: 0 E: 0 K: 0 S: 3	H: 0 LOB: 1 BB: 1 P: 7	R: 3 E: 1 K: 0 S: 8	H: 4 LOB: 2 BB: 0 P: 8	R: 0 E: 0 K: 1 S: 7	H: 2 LOB: 3 BB: 1 P: 11	R: 0 E: 0 K: 0 S: 4	H: 1 LOB: 1 BB: 0 P: 4	R: 0 E: 0 K: 0 S: 4	H: 1 LOB: 1 BB: 0 P: 4	R: 2 E: 0 K: 0 S: 5	H: 2 LOB: 2 BB: 1 P: 10	R: 1 E: 0 K: 0 S: 3	H: 3 LOB: 3 BB: 1 P: 7	1B: 11 2B: 3 3B: 0 HR: 0	SF: 0 SAC: 0 DP: 0 HBP: 1
PITCHER	IP WLS BF H R ER SO ERA WHIP	IP WLS BF H R ER SO ERA WHIP	IP WLS BF H R ER SO ERA WHIP	IP WLS BF H R ER SO ERA WHIP	IP WLS BF H R ER SO ERA WHIP	IP WLS BF H R ER SO ERA WHIP	IP WLS BF H R ER SO ERA WHIP	IP WLS BF H R ER SO ERA WHIP	IP WLS BF H R ER SO ERA WHIP	IP WLS BF H R ER SO ERA WHIP	IP WLS BF H R ER SO ERA WHIP	IP WLS BF H R ER SO ERA WHIP	IP WLS BF H R ER SO ERA WHIP	IP WLS BF H R ER SO ERA WHIP	IP WLS BF H R ER SO ERA WHIP	IP WLS BF H R ER SO ERA WHIP	IP WLS BF H R ER SO ERA WHIP			
Steve McCatty, R ERA: 2.89	8.0	42	10	6	4	2	4	1	0	0	4.50	1.750								
Jim Todd, R ERA: 7.48	1.0	8	4	1	1	0	0	1	0	0	9.00	4.000								

BOTTOM

Oakland Athletics @ Kansas City Royals
Royals Stadium, Kansas City, MO
Tue Jun 26 1979, 8:05 PM EDT
Att. 24,550 - Unknown - 83 F

livebaseballscorecards.com

AB 43
R 7
H 14
RBI 6
BB 6
SO 2
LOB 34



WP: 1 PA: 50
PB: 0
SB: 1
CS: 0

Batter	1	2	3	4	5	6	7	8	9	AB	R	H	RBI	BB	SO	LOB	TOP					
Rickey Henderson, R OBP: 0.368, SLG: 0.267	4-0 1B BB	0-0 1B			FC4-6 1-2f		L7		5-3	4	1	1	0	1	0	1	<p>Oakland Athletics @ Kansas City Royals</p> <p>Royals Stadium, Kansas City, MO</p> <p>Wed Jun 27 1979, 8:05 PM EDT</p> <p>Att: 31,101 - Unknown - 86 F</p> <p>livebaseballscores.com</p>					
Dave Chalk, R OBP: 0.381, SLG: 0.306	0-0 1B		5-3		F7		G3 BB		E5 1B	3	0	1	0	1	0	1						
Rob Picciolo, R OBP: 0.205, SLG: 0.273	1-2 1B									1	1	0	0	0	0	0						
Wayne Gross, L OBP: 0.368, SLG: 0.429	0-3 K		F4		K		G3		1B	5	0	1	0	0	2	4						
Jeff Newman, R OBP: 0.252, SLG: 0.409	0-3 K		1-3			5-3	F5		1B	5	0	1	1	0	1	4						
Mitchell Page, L OBP: 0.326, SLG: 0.363	0-0 FC6-4 1-2 2-H				HR		P5		3-1	5	1	2	2	0	0	2						
Mike Heath, R OBP: 0.376, SLG: 0.452	0-0 FC6-4 1-2f				F7		BB 1B BB		P3	3	0	0	0	1	0	2						
Mike Edwards, R OBP: 0.276, SLG: 0.294		0-3 K			F7		BB 1B		1B	4	0	2	0	0	1	0						
Larry Murray, S OBP: 0.276, SLG: 0.276		0-0 6-3			4-3		FC6-4 BB		F7	3	0	0	0	1	0	1						
Derek Bryant, R OBP: 0.216, SLG: 0.202		4-0 1B BB			FC4-6 BB		FC6-4 1-2f		P6	2	0	0	0	2	0	3						
Inning Stats	R: 1 E: 0 K: 2 S: 9	H: 2 LOB: 2 BB: 1 P: 13	R: 0 E: 0 K: 1 S: 5	H: 1 LOB: 2 BB: 1 P: 9	R: 0 E: 0 K: 0 S: 3	H: 0 LOB: 0 BB: 0 P: 3	R: 1 E: 0 K: 0 S: 4	H: 1 LOB: 1 BB: 1 P: 4	R: 0 E: 0 K: 1 S: 5	H: 0 LOB: 2 BB: 1 P: 9	R: 0 E: 0 K: 0 S: 4	H: 1 LOB: 2 BB: 1 P: 12	R: 0 E: 0 K: 0 S: 3	H: 0 LOB: 2 BB: 1 P: 7	R: 0 E: 1 K: 0 S: 4	H: 1 LOB: 2 BB: 0 P: 4	R: 1 E: 1 K: 0 S: 6	H: 2 LOB: 2 BB: 0 P: 6	1B: 7 2B: 0 3B: 0 HR: 1	SF: 0 SAC: 0 DP: 0 HBP: 0	WP: 0 PB: 0 SB: 1 CS: 0	PA: 41
PITCHER	IP WLS BF H R ER SO BB IBB HBP BLK WP HR S P ERA WHIP	8.0 W 35 6 2 2 4 6 0 0 0 0 1 37 61 2.25 1.500	1.0 6 2 1 0 0 0 0 0 0 0 0 0 6 6 0.00 2.000											IP WLS BF H R ER SO BB IBB HBP BLK WP HR S P ERA WHIP	8.0 L 35 4 5 5 3 2 0 0 0 0 0 18 26 19.29 3.000	2.0 8 2 1 1 0 1 0 0 0 0 0 7 11 4.50 1.500						

Batter	1	2	3	4	5	6	7	8	9	AB	R	H	RBI	BB	SO	LOB	BOTTOM			
Willie Wilson, S OBP: 0.368, SLG: 0.462	4-0 CS BB		L7 1-2	K		L6		6-3		4	0	0	0	1	1	4	<p>Oakland Athletics @ Kansas City Royals</p> <p>Royals Stadium, Kansas City, MO</p> <p>Wed Jun 27 1979, 8:05 PM EDT</p> <p>Att: 31,101 - Unknown - 86 F</p> <p>livebaseballscores.com</p>			
George Brett, L OBP: 0.388, SLG: 0.556	0-0 4-3 1-2			BB SF9 1B	S 3B 1B	4-3		BB	4	2	2	0	1	0	2					
Amos Otis, R OBP: 0.400, SLG: 0.460	0-0 L9			BB 2B BB	SF8 3B		2B 2B	F7	4	3	2	1	1	0	1					
Darrell Porter, L OBP: 0.432, SLG: 0.494		0-0 FC5-4 1B		2B 6-3 BB	SF8 BB		2B BB	P6	2	2	1	0	3	0	1					
Al Cowens, R OBP: 0.373, SLG: 0.480		0-0 FC5-4 FC4-6 1-2f		SF9	K		2B 2B		3	1	1	3	0	1	3					
Ralph LaCock, L OBP: 0.333, SLG: 0.383		0-0 FC4-6 1-2f		1B E 2B	SF8		1B 2B		3	2	2	3	0	0	1					
Frank White, R OBP: 0.343, SLG: 0.478		0-0 F8		6-3	L1		F3		4	0	0	1	0	0	4					
Steve Braun, L OBP: 0.374, SLG: 0.436			4-0 FC6-4 BB	E BB		K	G5-4-3 1B		1	0	0	0	2	1	0					
John Wathan, R OBP: 0.276, SLG: 0.364									1	0	1	1	0	0	0					
Freddie Patek, R OBP: 0.275, SLG: 0.288			0-0 FC6-4 CS	E6 1B			G5-4-3 1B		4	0	2	0	0	0	2					
Inning Stats	R: 0 E: 0 K: 0 S: 2	H: 0 LOB: 0 BB: 1 P: 6	R: 0 E: 0 K: 0 S: 4	H: 1 LOB: 1 BB: 0 P: 4	R: 0 E: 0 K: 0 S: 2	H: 0 LOB: 1 BB: 1 P: 6	R: 4 E: 1 K: 1 S: 8	H: 3 LOB: 2 BB: 3 P: 20	R: 2 E: 0 K: 1 S: 7	H: 2 LOB: 1 BB: 1 P: 11	R: 0 E: 0 K: 1 S: 6	H: 1 LOB: 0 BB: 0 P: 6	R: 4 E: 0 K: 0 S: 6	H: 4 LOB: 0 BB: 1 P: 10	R: 0 E: 0 K: 0 S: 3	H: 0 LOB: 1 BB: 1 P: 7	1B: 5 2B: 5 3B: 1 HR: 0	SF: 2 SAC: 0 DP: 1 HBP: 0	WP: 0 PB: 0 SB: 1 CS: 2	PA: 40
PITCHER	IP WLS BF H R ER SO BB IBB HBP BLK WP HR S P ERA WHIP	3.2 L 18 4 4 3 3 2 0 0 0 0 0 18 26 7.36 2.455	2.1 14 5 5 5 3 2 0 0 0 0 0 0 7 11 19.29 3.000	2.0 8 2 1 1 0 1 0 0 0 0 0 7 11 4.50 1.500											IP WLS BF H R ER SO BB IBB HBP BLK WP HR S P ERA WHIP	3.2 L 18 4 4 3 3 2 0 0 0 0 0 18 26 7.36 2.455	2.0 8 2 1 1 0 1 0 0 0 0 0 7 11 4.50 1.500			

Batter	1	2	3	4	5	6	7	8	9	AB	R	H	RBI	BB	SO	LOB	TOP								
Rickey Henderson, R OBP: 0.375, SLG: 0.263	F9			6-3			5-3			4	0	1	1	1	0	0									
Mike Edwards, R OBP: 0.276, SLG: 0.296	4-3	L7				G5-4-3	4-3		K	5	1	2	0	0	1	3									
Wayne Gross, L OBP: 0.365, SLG: 0.422	4-3			HR		G5-4-3	4-3		F7	4	1	0	0	1	0	3									
Jeff Newman, R OBP: 0.259, SLG: 0.427						E5			L5	4	2	2	3	1	0	1									
Mitchell Page, L OBP: 0.325, SLG: 0.362						4-3				4	1	1	0	0	1	2									
Mario Guerrero, R OBP: 0.222, SLG: 0.242										4	1	0	0	0	0	2									
Tony Armas, R OBP: 0.284, SLG: 0.376										3	0	0	1	0	0	0									
Larry Murray, S OBP: 0.276, SLG: 0.276										0	0	0	0	0	0	0									
Jim Essian, R OBP: 0.306, SLG: 0.394										3	0	2	0	1	0	0									
Derek Bryant, R OBP: 0.208, SLG: 0.194										4	0	0	1	0	0	4									
Inning Stats	R: 0 E: 0 K: 0 S: 3	H: 0 LOB: 0 BB: 0 P: 3	R: 3 E: 1 K: 0 S: 6	H: 2 LOB: 2 BB: 2 P: 14	R: 2 E: 0 K: 1 S: 6	H: 1 LOB: 0 BB: 1 P: 10	R: 0 E: 0 K: 0 S: 3	H: 0 LOB: 0 BB: 0 P: 3	R: 0 E: 1 K: 0 S: 4	H: 1 LOB: 1 BB: 0 P: 4	R: 0 E: 0 K: 0 S: 4	H: 1 LOB: 1 BB: 0 P: 4	R: 1 E: 0 K: 0 S: 5	H: 2 LOB: 1 BB: 0 P: 5	R: 0 E: 0 K: 0 S: 4	H: 1 LOB: 1 BB: 0 P: 4	R: 0 E: 0 K: 1 S: 5	H: 0 LOB: 1 BB: 1 P: 9	1B: 6 2B: 1 3B: 0 HR: 1	SF: 1 SAC: 0 DP: 1 HBP: 0	WP: 0 PB: 0 SB: 1 CS: 0	PA: 40			
PITCHER	IP	WLS	BF	H	R	ER	SO	BB	IBB	HBP	BLK	WP	HR	S	P	ERA	WHIP								
Larry Gura, L ERA: 5.4	7.0		32	7	6	3	1	3	0	0	0	0	1	31	43	3.86	1.429								
Marty Pattin, R ERA: 3.42	1.1		6	1	0	0	1	1	0	0	0	0	0	7	11	0.00	1.500								
Al Hrabosky, L ERA: 3.86	0.2	W	2	0	0	0	0	0	0	0	0	0	0	2	2	0.00	0.000								

Oakland Athletics @ Kansas City Royals
Royals Stadium, Kansas City, MO
Thu Jun 28 1979, 8:05 PM EDT
Att: 22,307 - Unknown - 82 F

AB 35
R 6
H 8
RBI 6
BB 4
SO 2
LOB 15



Batter	1	2	3	4	5	6	7	8	9	AB	R	H	RBI	BB	SO	LOB	BOTTOM								
Willie Wilson, S OBP: 0.366, SLG: 0.456		4-3							SH3-4	3	1	0	0	1	1	1									
George Brett, L OBP: 0.391, SLG: 0.555										4	2	2	1	1	0	1									
Amos Otis, R OBP: 0.400, SLG: 0.457										4	0	1	1	1	0	1									
Darrell Porter, L OBP: 0.431, SLG: 0.490										4	1	1	0	1	1	2									
Al Cowens, R OBP: 0.373, SLG: 0.478										5	1	2	1	0	0	4									
Ralph LaCock, L OBP: 0.336, SLG: 0.388										3	0	1	2	1	1	2									
Frank White, R OBP: 0.347, SLG: 0.476										3	1	1	1	1	0	1									
Steve Braun, L OBP: 0.368, SLG: 0.420										3	0	0	0	1	0	3									
Freddie Patek, R OBP: 0.271, SLG: 0.285										2	0	0	1	0	0	1									
Jamie Quirk, L OBP: 0.444, SLG: 0.471										1	0	1	0	0	0	0									
U L Washington, S OBP: 0.305, SLG: 0.355										0	1	0	0	0	0	0									
Inning Stats	R: 1 E: 0 K: 1 S: 6	H: 1 LOB: 2 BB: 2 P: 14	R: 3 E: 0 K: 0 S: 3	H: 0 LOB: 0 BB: 1 P: 7	R: 0 E: 0 K: 0 S: 3	H: 0 LOB: 0 BB: 0 P: 3	R: 0 E: 0 K: 1 S: 5	H: 0 LOB: 0 BB: 0 P: 5	R: 0 E: 0 K: 0 S: 6	H: 3 LOB: 1 BB: 0 P: 6	R: 0 E: 0 K: 0 S: 3	H: 0 LOB: 1 BB: 1 P: 7	R: 1 E: 0 K: 0 S: 5	H: 2 LOB: 2 BB: 1 P: 9	R: 0 E: 0 K: 0 S: 4	H: 3 LOB: 3 BB: 2 P: 12	1B: 8 2B: 1 3B: 0 HR: 0	SF: 1 SAC: 1 DP: 0 HBP: 0	WP: 2 PB: 0 SB: 3 CS: 0	PA: 41					
PITCHER	IP	WLS	BF	H	R	ER	SO	BB	IBB	HBP	BLK	WP	HR	S	P	ERA	WHIP								
Brian Kingman, R ERA: 6.35	5.2		24	4	4	4	3	3	0	0	0	0	0	27	39	6.35	1.235								
Dave Heaverlo, R ERA: 3.9	2.2	L	16	4	3	3	0	2	2	0	0	0	0	12	28	10.12	2.250								
Jim Todd, R ERA: 7.48	0.0		1	1	0	0	0	0	0	0	0	0	0	1	1	∞	∞								

Oakland Athletics @ Kansas City Royals
Royals Stadium, Kansas City, MO
Thu Jun 28 1979, 8:05 PM EDT
Att: 22,307 - Unknown - 82 F

AB 32
R 7
H 9
RBI 7
BB 7
SO 3
LOB 16



Batter	1	2	3	4	5	6	7	8	9	AB	R	H	RBI	BB	SO	LOB	TOP			
Rickey Henderson, R OBP: 0.379, SLG: 0.292	0-3 K		0-0 SF8 HBP 1B	0-0 G4-6-3 1B			0-0 4-3		0-0 1-3	5	1	2	0	0	1	2				
Dave Chalk, R OBP: 0.391, SLG: 0.289	4-0 BB		1-0 BB HBP	0-0 G4-6-3 1B			0-0 F4			2	0	0	0	1	0	2				
Wayne Gross, L OBP: 0.360, SLG: 0.417	0-0 F8		0-0 SF8						0-0 G3	3	0	0	1	0	0	1				
Mitt Ramirez, R OBP: 0.203, SLG: 0.179			2-3 3-H 4-0							0	0	0	0	0	0	0				
Jeff Newman, R OBP: 0.259, SLG: 0.422	0-3 K		1-2 BB						0-3 K	3	0	0	0	1	3	1				
Mitchell Page, L OBP: 0.320, SLG: 0.358		0-0 1-3	0-0 SF8						0-0 4-3	3	0	0	1	0	0	0				
Mike Heath, R OBP: 0.366, SLG: 0.412	4-0 FC5-4 BB		0-0 4-3						0-0 4-3	3	0	0	0	1	0	2				
Larry Murray, S OBP: 0.275, SLG: 0.273	0-0 FC5-4			4-0 1B SF9 BB					0-0 F9	2	1	0	0	1	0	1				
Jim Essian, R OBP: 0.312, SLG: 0.400	1-2 BB								0-0 1B	1	0	1	0	0	0	0				
Tony Armas, R OBP: 0.292, SLG: 0.381	0-3 K			0-0 1B					0-0 F3	4	0	2	0	0	1	1				
Derek Bryant, R OBP: 0.206, SLG: 0.194				1-3 1B					0-0 1B	0	0	0	0	0	0	0				
Mike Edwards, R OBP: 0.278, SLG: 0.297			0-0 HBP SF8 1B	0-0 SF9					0-0 6-3	3	1	1	1	0	1	2				
Inning Stats	R: 0 E: 0 K: 2 S: 7	H: 0 LOB: 1 BB: 1 P: 11	R: 0 E: 0 K: 1 S: 5	H: 0 LOB: 1 BB: 1 P: 9	R: 2 E: 0 K: 0 S: 5	H: 2 LOB: 2 BB: 1 P: 10	R: 0 E: 0 K: 0 S: 4	H: 2 LOB: 1 BB: 1 P: 8	R: 0 E: 0 K: 1 S: 5	H: 0 LOB: 0 BB: 0 P: 5	R: 0 E: 0 K: 0 S: 3	H: 0 LOB: 0 BB: 0 P: 3	R: 0 E: 0 K: 1 S: 5	H: 0 LOB: 0 BB: 0 P: 5	R: 0 E: 0 K: 1 S: 7	H: 2 LOB: 2 BB: 0 P: 7	1B: 6 2B: 0 3B: 0 HR: 0	SF: 3 SAC: 0 DP: 1 HBP: 1	WP: 0 PB: 0 SB: 0 CS: 0	PA: 37
PITCHER	IP WLS BF H R ER SO BB IBB HBP BLK WP HR S P ERA WHIP	IP WLS BF H R ER SO BB IBB HBP BLK WP HR S P ERA WHIP																		
Danny Darwin, R ERA: 2.93	(1, 1)	7.0	W	29	4	3	3	4	4	0	0	1	0	0	0	0	32	49	3.86	1.143
Sparky Lyle, L ERA: 3.44	(8, 1)	2.0	S	8	2	0	0	2	0	0	0	0	0	0	0	12	12	0.00	1.000	

Oakland Athletics @ Texas Rangers
Arlington Stadium, Arlington, TX
Fri Jun 29 1979, 8:05 PM EDT
Att: 30,210 - Unknown

AB 29
R 3
H 6
RBI 3
BB 4
SO 6
LOB 12



Batter	1	2	3	4	5	6	7	8	9	AB	R	H	RBI	BB	SO	LOB	BOTTOM			
Bump Willis, S OBP: 0.329, SLG: 0.305	0-0 1B 2B		0-0 4-3							4	1	2	0	0	0	1				
Buddy Bell, R OBP: 0.316, SLG: 0.397	0-0 BB		0-0 6-3	0-0 CS 1B						3	0	2	1	1	0	0				
Oscar Gamble, L OBP: 0.524, SLG: 0.663	0-0 F6		0-0 E 1B 1B	0-0 F7						4	1	1	0	0	1	5				
Pat Putnam, L OBP: 0.338, SLG: 0.495	0-0 L9		0-0 E 1B 1B							4	1	2	0	0	0	1				
Eric Soderholm, R OBP: 0.308, SLG: 0.386	0-0 5-3		0-0 E5 1B SF8	0-0 F7						4	1	0	0	0	4					
Bill Sample, R OBP: 0.378, SLG: 0.382			0-0 E6 G3 SF7	0-0 SF8 1B						4	1	1	2	0	0	0				
Johnny Grubb, L OBP: 0.316, SLG: 0.435			0-0 G3	0-0 IBB						3	0	1	0	1	0	1				
Larry Blanks, R OBP: 0.316, SLG: 0.299			0-0 SF7	0-0 SF8						1	0	0	2	0	0	1				
Nelson Norman, S OBP: 0.251, SLG: 0.257			2-3 3-H 4-0	0-3 3-H						1	0	0	0	0	0	0				
Dave Roberts, R OBP: 0.289, SLG: 0.333			0-0 BB	0-3 K						3	0	0	0	1	3	3				
Inning Stats	R: 1 E: 0 K: 0 S: 5	H: 2 LOB: 1 BB: 0 P: 5	R: 1 E: 1 K: 0 S: 4	H: 0 LOB: 1 BB: 1 P: 8	R: 3 E: 1 K: 1 S: 9	H: 3 LOB: 2 BB: 1 P: 13	R: 0 E: 0 K: 0 S: 3	H: 1 LOB: 0 BB: 0 P: 3	R: 0 E: 0 K: 2 S: 9	H: 2 LOB: 3 BB: 1 P: 13	R: 0 E: 0 K: 0 S: 3	H: 0 LOB: 0 BB: 0 P: 3	R: 0 E: 0 K: 1 S: 5	H: 0 LOB: 0 BB: 0 P: 5	R: 0 E: 0 K: 1 S: 5	H: 0 LOB: 0 BB: 0 P: 5	1B: 7 2B: 2 3B: 0 HR: 0	SF: 2 SAC: 0 DP: 0 HBP: 0	WP: 0 PB: 0 SB: 1 CS: 2	PA: 36
PITCHER	IP WLS BF H R ER SO BB IBB HBP BLK WP HR S P ERA WHIP	IP WLS BF H R ER SO BB IBB HBP BLK WP HR S P ERA WHIP																		
Matt Keough, R ERA: 5.32	(1, 1)	8.0	L	36	9	5	2	4	2	1	0	0	0	0	0	41	53	2.25	1.375	

Oakland Athletics @ Texas Rangers
Arlington Stadium, Arlington, TX
Fri Jun 29 1979, 8:05 PM EDT
Att: 30,210 - Unknown


AB 31
R 5
H 9
RBI 5
BB 3
SO 4
LOB 16



Batter	1	2	3	4	5	6	7	8	9	AB	R	H	RBI	BB	SO	LOB	TOP								
Rickey Henderson, R OBP: 0.344, SLG: 0.259 (1, 8)	0-3 K		0-0 F9		0-0 F4		0-0 SH1-4		0-0 SH3-4	3	0	0	0	0	1	2									
Dave Chalk, R OBP: 0.431, SLG: 0.300 (1, 5)	0-0 5-3		0-0 1B		4-0 BB		4-0 BB		4-0 BB	2	0	1	1	3	0	0									
Jim Essian, R OBP: 0.298, SLG: 0.385 (1, 2)	0-0 4-3		0-0 4-3		0-0 F8		0-0 SF7		0-3 K	4	0	0	1	0	1	5									
Jeff Newman, R OBP: 0.257, SLG: 0.417 (1, 3)		0-3 K		0-0 F8		0-0 6-3		0-0 1B	0-3 K	5	0	1	0	0	2	2									
Mitchell Page, L OBP: 0.316, SLG: 0.353 (1, 10)		0-0 F8		0-0 4-3		0-0 E6		0-0 F6		4	0	0	0	0	0	2									
Tony Armas, R OBP: 0.300, SLG: 0.380 (1, 9) (6, 7)		0-0 FC6-4 1B		0-3 K		4-0 IBB		0-3 K		3	0	1	0	1	2	0									
Derek Bryant, R OBP: 0.204, SLG: 0.189 Mario Guerrero, R OBP: 0.221, SLG: 0.241 Larry Murray, S OBP: 0.277, SLG: 0.272 (1, 7) (6, PH) (6, 9)		0-0 FC6-4 1B		0-0 4-3		0-0 F9		0-3 K		2	0	0	0	0	0	1	AB 32								
Mike Edwards, R OBP: 0.282, SLG: 0.305 (1, 4)			0-0 SH5-4 1B 2B		0-0 2B 1B		0-0 F8		0-0 5-3	4	2	2	0	0	0	2	R 3								
Rob Picciolo, R OBP: 0.231, SLG: 0.319 (1, 6)			0-0 SH5-4		0-0 2B		0-0 SH1-4 SF7 2B		0-0 SH3-4 1B	3	1	3	1	0	0	0	H 8								
Inning Stats	R: 0 E: 0 K: 1 S: 5	H: 0 LOB: 0 BB: 0 P: 5	R: 0 E: 0 K: 1 S: 6	H: 1 LOB: 1 BB: 0 P: 6	R: 1 E: 0 K: 0 S: 5	H: 2 LOB: 1 BB: 0 P: 5	R: 0 E: 0 K: 1 S: 5	H: 0 LOB: 0 BB: 0 P: 5	R: 1 E: 0 K: 0 S: 4	H: 2 LOB: 2 BB: 1 P: 8	R: 0 E: 0 K: 0 S: 4	H: 0 LOB: 2 BB: 1 P: 8	R: 1 E: 0 K: 0 S: 5	H: 2 LOB: 2 BB: 1 P: 9	R: 0 E: 0 K: 2 S: 7	H: 0 LOB: 0 BB: 0 P: 7	R: 0 E: 0 K: 2 S: 8	H: 1 LOB: 2 BB: 1 P: 12	1B: 5 2B: 3 3B: 0 HR: 0	SF: 1 SAC: 3 DP: 0 HBP: 0	WP: 0 PB: 0 SB: 0 CS: 0	PA: 40			
PITCHER	IP	WLS	BF	H	R	ER	SO	BB	IBB	HBP	BLK	WP	HR	S	P	ERA	WHIP								
John Henry Johnson, L ERA: 4.02 Jim Kern, R ERA: 1.45 (1, 1) (7, 1)	0.0		12	2	0	0	4	2	0	0	0	0	0	18	26	0.00	1.500								

Oakland Athletics @ Texas Rangers
Arlington Stadium, Arlington, TX
Sat Jun 30 1979, 8:05 PM EDT
Att: 22,439 - Unknown


livebaseballscores.com



Batter	1	2	3	4	5	6	7	8	9	AB	R	H	RBI	BB	SO	LOB	BOTTOM								
Bump Willis, S OBP: 0.337, SLG: 0.312 (1, 4)	0-0 F9-3 1B		4-0 BB BB		0-0 1-3 2-H 3-H 2B		0-0 F9		4-0 1-2 2-3 IBB	3	0	2	2	2	0	0									
Bill Sample, R OBP: 0.374, SLG: 0.373 (1, 7)	0-0 F9-3 1-2		4-0 BB BB		0-0 F3		0-0 5-3		0-0 4-3	4	0	0	0	1	0	6									
Buddy Bell, R OBP: 0.320, SLG: 0.395 (1, 5)	0-3 K		4-0 FC5-4 1-2 2-3 BB		0-3 K		0-0 WP 1B		0-0 6-3	4	0	1	0	1	2	0									
John Ellis, R OBP: 0.281, SLG: 0.434 Jim Sundberg, R OBP: 0.295, SLG: 0.307 (1, 3) (7, 2)		0-0 F9		0-0 FC5-4 1-2		0-0 5-3		0-3 K		3	0	0	0	0	0	3									
Eric Soderholm, R OBP: 0.304, SLG: 0.381 Oscar Gamble, L OBP: 0.531, SLG: 0.663 (1, 10) (8, PH)		0-3 K		0-0 F8		0-0 G3		4-0 1B SH3 BB		3	0	0	0	0	1	0									
Richie Ziek, R OBP: 0.294, SLG: 0.307 (1, 9)		4-0 BB		0-0 BB BB 2B 1B		0-0 5-3		0-0 SH3		2	1	1	0	2	0	0									
La Rue Washington, R OBP: 0.273, SLG: 0.273 Johnny Grubb, L OBP: 0.322, SLG: 0.438 Al Oliver, L OBP: 0.340, SLG: 0.486 (1, 8) (6, PH) (7, 8) (8, PR) (9, 8)		0-0 F7		0-0 F7		4-0 BB		0-0 WP 1B 1B		2	0	0	0	0	0	2	AB 31								
Dave Roberts, R OBP: 0.300, SLG: 0.324 Pat Putnam, L OBP: 0.339, SLG: 0.495 (1, 2) (6, PH) (7, 3)			0-3 K		4-0 BB 2B BB		0-0 F8		0-0 WP 1B	1	1	0	0	1	1	0	R 4								
Nelson Norman, S OBP: 0.262, SLG: 0.253 Larvell Blanks, R OBP: 0.312, SLG: 0.294 (1, 6) (8, PH) (9, 6)			0-0 F7		4-0 2B BB		0-3 K		0-0 F8	2	0	0	0	1	1	1	H 8								
Inning Stats	R: 0 E: 0 K: 1 S: 5	H: 1 LOB: 0 BB: 0 P: 5	R: 0 E: 0 K: 1 S: 5	H: 0 LOB: 1 BB: 1 P: 9	R: 0 E: 0 K: 1 S: 5	H: 0 LOB: 3 BB: 3 P: 17	R: 2 E: 0 K: 0 S: 5	H: 2 LOB: 2 BB: 2 P: 13	R: 0 E: 0 K: 1 S: 5	H: 0 LOB: 0 BB: 0 P: 5	R: 0 E: 0 K: 1 S: 5	H: 0 LOB: 1 BB: 1 P: 9	R: 0 E: 0 K: 1 S: 6	H: 1 LOB: 1 BB: 0 P: 6	R: 1 E: 0 K: 0 S: 5	H: 2 LOB: 3 BB: 2 P: 13	R: 1 E: 0 K: 0 S: 3	H: 2 LOB: 3 BB: 2 P: 11	1B: 6 2B: 3 3B: 0 HR: 0	SF: 0 SAC: 1 DP: 1 HBP: 0	WP: 3 PB: 0 SB: 0 CS: 0	PA: 43			
PITCHER	IP	WLS	BF	H	R	ER	SO	BB	IBB	HBP	BLK	WP	HR	S	P	ERA	WHIP								
Dave Hamilton, L ERA: 3.81 Dave Heaverlo, R ERA: 3.75 Rick Langford, R ERA: 6.5 Jim Todd, R ERA: 7.51 (1, 1) (4, 1) (7, 1) (8, 1)	3.2		19	3	2	2	3	6	0	0	0	0	0	11	15	0.00	0.429								

Oakland Athletics @ Texas Rangers
Arlington Stadium, Arlington, TX
Sat Jun 30 1979, 8:05 PM EDT
Att: 22,439 - Unknown

livebaseballscores.com



Batter	1	2	3	4	5	6	7	8	9	AB	R	H	RBI	BB	SO	LOB	TOP								
Rickey Henderson, R OBP: 0.364, SLG: 0.308	0-0 4-3		0-0 F9		0-0 L8			0-0 L4-3 1B		4	0	1	0	0	0	1									
Dave Chalk, R OBP: 0.438, SLG: 0.380	0-0 F7		0-0 F7			0-0 2B		0-0 L4-3 1-2		4	0	1	0	0	0	1									
Wayne Gross, L OBP: 0.351, SLG: 0.403	0-0 G3			0-0 G3		0-0 G3		0-0 F7		4	0	0	0	0	0	1									
Jeff Newman, R OBP: 0.262, SLG: 0.426		0-0 E5 6-3		0-0 F4		0-0 F4			0-0 HR	4	1	1	1	0	0	1									
Jim Essian, R OBP: 0.317, SLG: 0.405		0-0 6-3 1-2		0-0 F8		0-0 6-3			0-0 G6-4-3 1B	4	0	1	0	0	0	2									
Mike Heath, R OBP: 0.388, SLG: 0.447		0-0 F7			0-0 6-3			0-0 1B	0-0 G6-4-3 1-2 1B	4	0	2	0	0	0	1									
Mike Edwards, R OBP: 0.292, SLG: 0.320		0-0 F8			0-0 F9			0-0 1B	0-0 G6-4-3 1-2 2-3	4	0	1	0	0	0	3									
Tony Armas, R OBP: 0.308, SLG: 0.411			0-0 HR		0-0 2B			0-0 F8	0-0 6-3	4	2	2	1	0	0	3									
Rob Picciolo, R OBP: 0.245, SLG: 0.333			0-0 F8		0-0 2B			0-0 G4-6-3 1-2		3	0	1	1	0	0	2									
Inning Stats	R: 0 E: 0 K: 0 S: 3	H: 0 LOB: 0 BB: 0 P: 3	R: 0 E: 1 K: 0 S: 4	H: 0 LOB: 1 BB: 0 P: 4	R: 1 E: 0 K: 0 S: 4	H: 1 LOB: 0 BB: 0 P: 4	R: 0 E: 0 K: 0 S: 3	H: 0 LOB: 0 BB: 0 P: 3	R: 1 E: 0 K: 0 S: 5	H: 2 LOB: 1 BB: 0 P: 5	R: 0 E: 0 K: 0 S: 4	H: 1 LOB: 1 BB: 0 P: 4	R: 0 E: 0 K: 0 S: 4	H: 2 LOB: 1 BB: 0 P: 4	R: 0 E: 0 K: 0 S: 3	H: 1 LOB: 1 BB: 0 P: 3	R: 1 E: 0 K: 0 S: 5	H: 3 LOB: 1 BB: 0 P: 5	1B: 6 2B: 3 3B: 0 HR: 2	SF: 0 SAC: 0 DP: 3 HBP: 0	WP: 0 PB: 0 SB: 0 CS: 0	PA: 35			
PITCHER	IP	WLS	BF	H	R	ER	SO	BB	IBB	HBP	BLK	WP	HR	S	P	ERA	WHIP								
Jim Barr, R ERA: 4.55	(1, 1)	8.0	W	33	10	3	3	0	0	0	0	0	2	33	33	3.38	1.250								
Mike Barlow, R ERA: 5.25	(9, 1)	1.0		2	0	0	0	0	0	0	0	0	0	2	2	0.00	0.000								

Oakland Athletics @ California Angels
 Anaheim Stadium, Anaheim, CA
 Mon Jul 02 1979, 10:05 PM EDT
 Att: 27,639 - Unknown

AB	35
R	3
H	10
RBI	3
BB	0
SO	0
LOB	15



Batter	1	2	3	4	5	6	7	8	9	AB	R	H	RBI	BB	SO	LOB	BOTTOM								
Bobby Grich, R OBP: 0.392, SLG: 0.591	0-0 F8		0-0 1B 2B	0-0 1B 1B	0-0 L8			0-0 F4		5	2	2	0	0	0	0									
Carney Lansford, R OBP: 0.365, SLG: 0.477	0-0 CS 1B		4-0 1B BB	0-3 K		0-0 F6		4-0 G5-4-3 BB		3	1	1	0	2	1	1									
Dan Ford, R OBP: 0.348, SLG: 0.454	0-0 F4 1-2		0-0 1B FC3	0-0 1B BB	0-0 1-3 2-H 3-H	0-0 1-3 2-H	0-0 1-3	0-0 G5-4-3 1-2		5	2	2	2	0	0	2									
Don Baylor, R OBP: 0.372, SLG: 0.517		4-0 CS BB	0-0 BB FC3	0-0 BB BB	0-0 1-3 2-H	0-0 HR		0-0 F8		3	2	3	3	1	0	0									
Willie Aikens, L OBP: 0.379, SLG: 0.532	0-0 6-3 1-2		0-0 FC3 G6-4-3 BB	4-0 BB BB	0-0 1-2 2-3 3-H	0-0 F8				3	0	0	1	1	0	2									
Brian Downing, R OBP: 0.412, SLG: 0.513	0-0 1B BB	4-0 BB BB	4-0 BB BB	4-0 BB BB	4-0 1-2 2-3 3-H	0-3 K		0-0 K		1	0	0	1	3	1	0									
Joe Rudi, R OBP: 0.281, SLG: 0.351	0-0 1B	0-0 G6-4-3	0-0 G6-4-3 1-2 2-3 3-H	0-0 K	0-0 K	0-0 FC4-6 1B		0-0 FC4-6 1B		4	0	2	0	0	1	5									
Larry Harlow, L OBP: 0.312, SLG: 0.233	0-3 K	0-3 K	0-0 3-1		0-0 4-3		0-0 FC4-6 FC6-4	0-0 FC6-4		4	0	0	0	0	1	4									
Jim Anderson, R OBP: 0.280, SLG: 0.356			4-0 2B 1B BB	0-0 L7	0-3 K		0-0 FC6-4			3	1	0	0	1	1	1									
Inning Stats	R: 0 E: 0 K: 0 S: 3	H: 1 LOB: 0 BB: 0 P: 3	R: 0 E: 0 K: 1 S: 5	H: 1 LOB: 2 BB: 2 P: 13	R: 5 E: 0 K: 0 S: 6	H: 3 LOB: 1 BB: 3 P: 18	R: 2 E: 0 K: 2 S: 10	H: 3 LOB: 3 BB: 2 P: 18	R: 0 E: 0 K: 1 S: 5	H: 0 LOB: 0 BB: 0 P: 5	R: 1 E: 0 K: 0 S: 4	H: 1 LOB: 0 BB: 0 P: 4	R: 0 E: 0 K: 1 S: 6	H: 1 LOB: 1 BB: 0 P: 6	R: 0 E: 0 K: 0 S: 2	H: 0 LOB: 0 BB: 1 P: 6	1B: 8 2B: 1 3B: 0 HR: 1	SF: 0 SAC: 0 DP: 2 HBP: 0	WP: 0 PB: 0 SB: 0 CS: 2	PA: 39					
PITCHER	IP	WLS	BF	H	R	ER	SO	BB	IBB	HBP	BLK	WP	HR	S	P	ERA	WHIP								
Mike Morgan, R ERA: 12.27	(1, 1)	3.2	L	23	8	7	2	6	0	0	0	0	0	21	45	17.18	3.818								
Mike Norris, R ERA: 5.12	(4, 1)	3.1		13	2	1	1	3	1	0	0	0	1	18	22	2.70	0.900								
Craig Minetto, L ERA: 5.25	(8, 1)	1.0		3	0	0	0	1	0	0	0	0	0	2	6	0.00	1.000								

Oakland Athletics @ California Angels
 Anaheim Stadium, Anaheim, CA
 Mon Jul 02 1979, 10:05 PM EDT
 Att: 27,639 - Unknown

AB	31
R	8
H	10
RBI	7
BB	8
SO	5
LOB	15



Batter	1	2	3	4	5	6	7	8	9	AB	R	H	RBI	BB	SO	LOB	TOP			
Rickey Henderson, R OBP: 0.354, SLG: 0.302	L4			B1-3		FC5-4 1B			6-3	4	0	1	0	0	0	0				
Dave Chalk, R OBP: 0.441, SLG: 0.389	5-3			4-3 1B		FC5-4 1-2			1B	4	0	2	0	0	0	1				
Wayne Gross, L OBP: 0.347, SLG: 0.397	F5			4-3 1-2			G3		F7	4	0	0	0	0	2					
Jeff Newman, R OBP: 0.259, SLG: 0.422		5-3		K			F7			3	0	0	0	0	1	1				
Jim Essian, R OBP: 0.310, SLG: 0.395		K			5-3		5-3			3	0	0	0	0	1	0				
Mike Heath, R OBP: 0.368, SLG: 0.420	5-3				6-3				4-3	3	0	0	0	0	0	0				
Mike Edwards, R OBP: 0.292, SLG: 0.320			F8		4-3				G5-4-3 1B	3	0	1	0	0	0	0				
Tony Armas, R OBP: 0.300, SLG: 0.400			4-3			F8			G5-4-3 1-2	3	0	0	0	0	1					
Rob Picciolo, R OBP: 0.238, SLG: 0.324			5-3			6-3			6-3	3	0	0	0	0	0	0				
Inning Stats	R: 0 E: 0 K: 0 S: 3	H: 0 LOB: 0 BB: 0 P: 3	R: 0 E: 0 K: 1 S: 5	H: 0 LOB: 0 BB: 0 P: 5	R: 0 E: 0 K: 0 S: 3	H: 0 LOB: 0 BB: 0 P: 3	R: 0 E: 0 K: 1 S: 6	H: 1 LOB: 1 BB: 0 P: 6	R: 0 E: 0 K: 0 S: 3	H: 0 LOB: 0 BB: 0 P: 3	R: 0 E: 0 K: 0 S: 4	H: 1 LOB: 1 BB: 0 P: 4	R: 0 E: 0 K: 0 S: 3	H: 0 LOB: 0 BB: 0 P: 3	R: 0 E: 0 K: 0 S: 4	H: 1 LOB: 1 BB: 0 P: 4	1B: 4 2B: 0 3B: 0 HR: 0	SF: 0 SAC: 0 DP: 1 HBP: 0	WP: 0 PB: 0 SB: 0 CS: 0	PA: 30
PITCHER Dave Frost, R ERA: 4.11	IP: 9.0 WLS: W BF: 30 H: 4 R: 0 ER: 0 SO: 2 BB: 0 IBB: 0 HBP: 0 BLK: 0 WP: 0 HR: 0 S: 34 P: 34 ERA: 0.00 WHIP: 0.444																			

Oakland Athletics @ California Angels
Anaheim Stadium, Anaheim, CA
Tue Jul 03 1979, 10:05 PM EDT
Att: 22,498 - Unknown

AB 30
R 0
H 4
RBI 0
BB 0
SO 2
LOB 5





Batter	1	2	3	4	5	6	7	8	9	AB	R	H	RBI	BB	SO	LOB	BOTTOM			
Bobby Grich, R OBP: 0.390, SLG: 0.584	K		F3		FC6-4 1-2 BB		F8			3	0	0	0	1	1	0				
Carney Lansford, R OBP: 0.361, SLG: 0.471	F4		K		FC6-4 1-2 2-3		L5			4	0	0	0	0	1	2				
Dan Ford, R OBP: 0.350, SLG: 0.455				WP PB 1B	L9-3 1-2		F4			4	1	2	0	0	0	2				
Don Baylor, R OBP: 0.373, SLG: 0.525	L6			PB WP SF9 BB		HR	F2			3	2	1	1	1	0	1				
Willie Aikens, L OBP: 0.373, SLG: 0.524		4-3		SF9 1-H 2-H		K	K			3	0	0	1	0	2	0				
Brian Downing, R OBP: 0.415, SLG: 0.513		FC6-4 BB		K			1B			2	0	1	0	1	1	0				
Joe Rudi, R OBP: 0.282, SLG: 0.347		F8		WP HBP		F7				2	0	0	0	0	2					
Larry Harlow, L OBP: 0.306, SLG: 0.228		FC6-4 1-2		4-3 1-2		F5				3	0	0	0	0	3					
Jim Anderson, R OBP: 0.283, SLG: 0.354			5-3		FC6-4 BB 1B		F8			3	0	1	0	0	0	0				
Inning Stats	R: 0 E: 0 K: 1 S: 6	H: 1 LOB: 1 BB: 0 P: 6	R: 0 E: 0 K: 0 S: 3	H: 0 LOB: 1 BB: 1 P: 7	R: 0 E: 0 K: 1 S: 5	H: 0 LOB: 0 BB: 0 P: 5	R: 2 E: 0 K: 1 S: 6	H: 1 LOB: 1 BB: 1 P: 11	R: 0 E: 0 K: 0 S: 3	H: 1 LOB: 1 BB: 1 P: 7	R: 1 E: 0 K: 1 S: 7	H: 2 LOB: 1 BB: 0 P: 7	R: 0 E: 0 K: 0 S: 3	H: 0 LOB: 0 BB: 0 P: 3	R: 0 E: 0 K: 1 S: 5	H: 0 LOB: 0 BB: 0 P: 5	1B: 4 2B: 1 3B: 0 HR: 1	SF: 1 SAC: 0 DP: 1 HBP: 1	WP: 2 PB: 1 SB: 0 CS: 0	PA: 32
PITCHER Brian Kingman, R ERA: 4.61	IP: 8.0 WLS: L BF: 32 H: 5 R: 3 ER: 3 SO: 5 BB: 3 IBB: 0 HBP: 1 BLK: 0 WP: 2 HR: 1 S: 38 P: 51 ERA: 3.38 WHIP: 1.000																			

Oakland Athletics @ California Angels
Anaheim Stadium, Anaheim, CA
Tue Jul 03 1979, 10:05 PM EDT
Att: 22,498 - Unknown

AB 27
R 3
H 5
RBI 2
BB 3
SO 5
LOB 10





Batter	1	2	3	4	5	6	7	8	9	AB	R	H	RBI	BB	SO	LOB	TOP					
Rickey Henderson, R OBP: 0.321, SLG: 0.275	E4 F7		K			F9		SH1-4 1B		4	0	1	0	0	1	0	<p>Oakland Athletics @ California Angels Anaheim Stadium, Anaheim, CA Thu Jul 05 1979, 10:05 PM EDT Att: 23,793 - Unknown</p> <p>livebaseballscores.com</p> <p>AB 31 R 3 H 7 RBI 3 BB 4 SO 5 LOB 14</p> 					
Dave Chalk, R OBP: 0.427, SLG: 0.367	F7			F6		FC6-4 BB		SH1-4		2	0	0	0	1	0	1						
Mitchell Page, L OBP: 0.321, SLG: 0.368				F9-3 1B		FC6-4		G4-6-3 IBB		3	0	2	0	1	0	1						
Jeff Newman, R OBP: 0.262, SLG: 0.418	K			F9-3				G4-6-3		3	1	0	0	1	1	4						
Wayne Gross, L OBP: 0.347, SLG: 0.398		F2			F9			2B		3	2	1	1	1	0	0						
Mike Heath, R OBP: 0.344, SLG: 0.404		E1 G4-3			F4			1-3		3	0	0	0	0	0	1						
Larry Murray, S OBP: 0.275, SLG: 0.269								K		1	0	0	0	0	1	1						
Jim Essian, R OBP: 0.324, SLG: 0.413		G4-3						2B		4	0	3	2	0	0	1						
Tony Armas, R OBP: 0.297, SLG: 0.415			4-3		K			1-6-3		4	0	0	0	0	2	3						
Rob Picciolo, R OBP: 0.241, SLG: 0.315			G3			3-1	F9	F9		4	0	0	0	0	0	2						
Inning Stats	R: 0 E: 1 K: 1 S: 6	H: 1 LOB: 1 BB: 0 P: 6	R: 0 E: 1 K: 0 S: 3	H: 0 LOB: 0 BB: 0 P: 3	R: 0 E: 0 K: 1 S: 5	H: 0 LOB: 0 BB: 0 P: 5	R: 0 E: 0 K: 0 S: 3	H: 1 LOB: 1 BB: 0 P: 3	R: 0 E: 0 K: 1 S: 6	H: 1 LOB: 1 BB: 0 P: 6	R: 0 E: 0 K: 0 S: 3	H: 0 LOB: 1 BB: 1 P: 7	R: 2 E: 0 K: 1 S: 7	H: 2 LOB: 1 BB: 1 P: 11	R: 0 E: 0 K: 0 S: 3	H: 1 LOB: 1 BB: 1 P: 7	R: 1 E: 0 K: 1 S: 6	H: 1 LOB: 1 BB: 1 P: 10	1B: 4 2B: 4 3B: 0 HR: 0	SF: 0 SAC: 1 DP: 3 HBP: 0	WP: 0 PB: 0 SB: 0 CS: 0	PA: 36
PITCHER Nolan Ryan, R ERA: 2.9	IP: 9.0 WLS: L BF: 36	H: 7 R: 3 ER: 3 SO: 5	BB: 3 IBB: 1 HBP: 0 BLK: 0	WP: 0 HR: 0 S: 42 P: 58	ERA: 3.00 WHIP: 1.111	PITCHER										IP: 9.0 WLS: W BF: 32	H: 1 R: 0 ER: 0 SO: 6	BB: 5 IBB: 0 HBP: 0 BLK: 0	WP: 0 HR: 0 S: 39 P: 59	ERA: 0.00 WHIP: 0.667		

Batter	1	2	3	4	5	6	7	8	9	AB	R	H	RBI	BB	SO	LOB	BOTTOM			
Dickie Thon, R OBP: 0.318, SLG: 0.333	F8		K			1-3		L9		3	0	0	0	0	1	0	<p>Oakland Athletics @ California Angels Anaheim Stadium, Anaheim, CA Thu Jul 05 1979, 10:05 PM EDT Att: 23,793 - Unknown</p> <p>livebaseballscores.com</p> <p>AB 27 R 0 H 1 RBI 0 BB 5 SO 6 LOB 9</p> 			
Willie Davis, L OBP: 0.250, SLG: 0.263										1	0	0	0	0	0	1				
Bert Campaneris, R OBP: 0.270, SLG: 0.231										0	0	0	0	0	0	0				
Carney Lansford, R OBP: 0.366, SLG: 0.475	F8			F2		K		F9		3	0	0	0	0	1	0				
Bobby Grich, R OBP: 0.385, SLG: 0.572										1	0	0	0	0	0	0				
Dan Ford, R OBP: 0.348, SLG: 0.449	5-3			4-3			F7	FC6 BB		3	0	0	0	1	0	0				
Don Baylor, R OBP: 0.374, SLG: 0.532		F6		K			L5	F8		4	0	0	0	0	1	1				
Willie Aikens, L OBP: 0.374, SLG: 0.512					F7		FC6-4 BB	FC6		2	0	0	0	2	0	1				
Brian Downing, R OBP: 0.423, SLG: 0.516							FC6-4			2	0	1	0	1	0	1				
Joe Rudi, R OBP: 0.290, SLG: 0.347		F7			K					2	0	0	0	1	1	2				
Larry Harlow, L OBP: 0.309, SLG: 0.225			K			F5		F7		3	0	0	0	0	1	2				
Jim Anderson, R OBP: 0.311, SLG: 0.352			F9				5-3	K		3	0	0	0	0	1	1				
Inning Stats	R: 0 E: 0 K: 0 S: 3	H: 0 LOB: 0 BB: 2 P: 10	R: 0 E: 0 K: 2 S: 7	H: 0 LOB: 0 BB: 0 P: 7	R: 0 E: 0 K: 1 S: 5	H: 0 LOB: 0 BB: 0 P: 5	R: 0 E: 0 K: 1 S: 6	H: 1 LOB: 1 BB: 0 P: 6	R: 0 E: 0 K: 1 S: 5	H: 0 LOB: 0 BB: 0 P: 5	R: 0 E: 0 K: 0 S: 3	H: 0 LOB: 1 BB: 1 P: 7	R: 0 E: 0 K: 1 S: 5	H: 0 LOB: 1 BB: 1 P: 9	R: 0 E: 0 K: 0 S: 3	H: 0 LOB: 1 BB: 1 P: 7	1B: 1 2B: 0 3B: 0 HR: 0	SF: 0 SAC: 0 DP: 0 HBP: 0	WP: 0 PB: 0 SB: 0 CS: 1	PA: 32
PITCHER Rick Langford, R ERA: 5.55	IP: 9.0 WLS: W BF: 32	H: 1 R: 0 ER: 0 SO: 6	BB: 5 IBB: 0 HBP: 0 BLK: 0	WP: 0 HR: 0 S: 39 P: 59	ERA: 0.00 WHIP: 0.667	PITCHER										IP: 9.0 WLS: W BF: 32	H: 1 R: 0 ER: 0 SO: 6	BB: 5 IBB: 0 HBP: 0 BLK: 0	WP: 0 HR: 0 S: 39 P: 59	ERA: 0.00 WHIP: 0.667

Batter	1	2	3	4	5	6	7	8	9	AB	R	H	RBI	BB	SO	LOB	TOP			
Willie Randolph, R OBP: 0.362, SLG: 0.350 (1, 4)										4	1	2	1	1	0	0	New York Yankees @ Oakland Athletics Oakland-Alameda County Coliseum, Oakland, CA Fri Jul 06 1979, 7:05 PM PDT Unknown livebaseballscorecards.com			
Bobby Murcer, L OBP: 0.360, SLG: 0.377 (1, 8) (9, 7)										3	1	0	0	2	0	5				
Thurman Munson, R OBP: 0.358, SLG: 0.495 (1, 2)										3	1	2	2	2	0	0				
Reggie Jackson, L OBP: 0.366, SLG: 0.523 (1, 9)										3	0	1	1	1	0	1				
Lou Piniella, R OBP: 0.347, SLG: 0.444 Juan Beniquez, R OBP: 0.287, SLG: 0.402 (9, PR) (9, 8)										5	0	1	0	0	0	4				
Graig Nettles, L OBP: 0.332, SLG: 0.415 (1, 5)										5	1	1	0	0	1	6				
Chris Chambliss, L OBP: 0.308, SLG: 0.426 (1, 10)										4	0	2	0	1	0	2				
Jim Spencer, L OBP: 0.341, SLG: 0.493 (1, 3)										3	0	0	0	2	0	4				
Bucky Dent, R OBP: 0.301, SLG: 0.311 (1, 6)										4	0	0	0	0	1	5				
Inning Stats	R: 1 E: 0 K: 1 S: 6	H: 1 LOB: 2 BB: 2 P: 14	R: 0 E: 0 K: 0 S: 3	H: 0 LOB: 0 BB: 0 P: 3	R: 2 E: 0 K: 0 S: 5	H: 2 LOB: 2 BB: 2 P: 13	R: 0 E: 1 K: 0 S: 3	H: 0 LOB: 1 BB: 1 P: 7	R: 0 E: 0 K: 0 S: 4	H: 1 LOB: 1 BB: 0 P: 4	R: 0 E: 0 K: 0 S: 3	H: 1 LOB: 1 BB: 1 P: 7	R: 1 E: 0 K: 1 S: 7	H: 2 LOB: 3 BB: 2 P: 15	R: 0 E: 0 K: 0 S: 5	H: 2 LOB: 3 BB: 1 P: 9		1B: 6 2B: 1 3B: 1 HR: 1	SF: 1 SAC: 0 DP: 0 HBP: 0	WP: 0 PB: 0 SB: 1 CS: 2
PITCHER	IP WLS BF H R ER SO BB IBB HBP BLK WP HR S P ERA WHIP																			
Steve McCatty, R ERA: 3.56 Mike Norris, R ERA: 5.4	(1, 1) (8, 1)	7.1 1.2	L 9	35 2	7 0	4 0	4 0	1 1	6 1	1 1	0 0	0 0	0 0	0 0	1 9	58 17	4.91 0.00	1.773 1.800		

Batter	1	2	3	4	5	6	7	8	9	AB	R	H	RBI	BB	SO	LOB	BOTTOM					
Rickey Henderson, R OBP: 0.328, SLG: 0.286 (1, 8)										5	1	2	0	0	0	1	New York Yankees @ Oakland Athletics Oakland-Alameda County Coliseum, Oakland, CA Fri Jul 06 1979, 7:05 PM PDT Unknown livebaseballscorecards.com					
Dave Chalk, R OBP: 0.405, SLG: 0.349 (1, 4)										3	0	0	1	0	0	3						
Mitchell Page, L OBP: 0.323, SLG: 0.370 (1, 10)										4	0	2	0	0	0	0						
Jeff Newman, R OBP: 0.262, SLG: 0.416 (1, 3)										4	0	1	0	0	2	2						
Wayne Gross, L OBP: 0.343, SLG: 0.392 (1, 5)										4	1	0	0	0	0	2						
Mike Heath, R OBP: 0.368, SLG: 0.443 (1, 2)										4	1	3	1	0	0	1						
Tony Armas, R OBP: 0.295, SLG: 0.410 (1, 9)										4	0	1	1	0	0	2						
Rob Picciolo, R OBP: 0.241, SLG: 0.313 (1, 6)										4	0	1	0	0	0	1						
Larry Murray, S OBP: 0.278, SLG: 0.269 Mike Edwards, R OBP: 0.291, SLG: 0.319 Derek Bryant, R OBP: 0.234, SLG: 0.208 Jim Essian, R OBP: 0.321, SLG: 0.409 (7, PH) (8, 7) (9, PH)										0	0	0	0	1	0	0						
Inning Stats	R: 0 E: 0 K: 1 S: 6	H: 1 LOB: 0 BB: 0 P: 6	R: 0 E: 0 K: 0 S: 3	H: 1 LOB: 0 BB: 0 P: 3	R: 0 E: 0 K: 0 S: 4	H: 1 LOB: 1 BB: 0 P: 4	R: 0 E: 0 K: 1 S: 6	H: 1 LOB: 1 BB: 0 P: 6	R: 0 E: 0 K: 0 S: 4	H: 1 LOB: 2 BB: 1 P: 8	R: 2 E: 0 K: 0 S: 6	H: 3 LOB: 1 BB: 0 P: 6	R: 1 E: 1 K: 0 S: 4	H: 1 LOB: 0 BB: 0 P: 4	R: 0 E: 0 K: 0 S: 4	H: 1 LOB: 1 BB: 0 P: 4		R: 0 E: 0 K: 0 S: 3	H: 0 LOB: 0 BB: 0 P: 3	1B: 9 2B: 1 3B: 0 HR: 0	SF: 1 SAC: 1 DP: 1 HBP: 0	WP: 0 PB: 0 SB: 0 CS: 0
PITCHER	IP WLS BF H R ER SO BB IBB HBP BLK WP HR S P ERA WHIP																					
Catfish Hunter, R ERA: 5.29 Ron Davis, R ERA: 2.04	(1, 1) (6, 1)	5.2 3.1	W 12	25 2	8 1	2 0	2 0	2 0	2 0	2 0	0 0	0 0	0 0	0 0	0 12	28 12	3.18 0.00	1.588 0.600				

Batter	1	2	3	4	5	6	7	8	9	AB	R	H	RBI	BB	SO	LOB	TOP		
Willie Randolph, R (1,4) OBP: 0.366, SLG: 0.350	4-0 CS BB			0-0 1B 1B	0-0 6-3		4-0 FC6-4 BB			2	1	1	0	2	0	0	New York Yankees @ Oakland Athletics Oakland-Alameda County Coliseum, Oakland, CA Fri Jul 06 1979, 7:05 PM PDT Att: 19,538 - Unknown livebaseballscores.com		
Juan Beniquez, R (1,8) OBP: 0.276, SLG: 0.388	0-0 F9 1-2		0-0 F9	0-0 F4		0-0 FC6-4 1-2f			4	0	0	0	0	0	4				
Thurman Munson, R (1,2) OBP: 0.357, SLG: 0.493	0-0 5-3		0-0 1B SF8 1B		0-0 F8		0-0 6-3		4	1	1	0	0	0	0				
Lou Piniella, R (1,7) OBP: 0.349, SLG: 0.445		0-0 5-3		0-0 1B 2B 1B		0-0 1B 1B		0-0 4-3	4	1	2	1	0	0	0				
Reggie Jackson, L (1,9) OBP: 0.364, SLG: 0.520		0-0 4-3		0-0 SF8		0-0 G3-6-3 1B		0-3 K	3	0	1	1	0	1	0				
Darryl Jones, R (1,10) OBP: 0.311, SLG: 0.442 Jim Spencer, L (6, FH) OBP: 0.337, SLG: 0.487		0-0 F8		0-0 2B 1B		0-0 G3-6-3 1-2f		0-0 6-3	2	0	1	0	0	0	0				
Chris Chambliss, L (1,3) OBP: 0.310, SLG: 0.430			0-0 F7	0-0 1-3 2-H 2B		0-0 FC3-6 1B		0-0 F7	4	0	2	1	0	0	0				
Fred Stanley, R (1,5) OBP: 0.259, SLG: 0.200			0-0 6-3	0-0 5-3		0-0 FC3-6 FC6-4 1-2f		0-0 F3	4	0	0	0	0	0	3				
Bucky Dent, R (1,6) OBP: 0.297, SLG: 0.307			0-3 K		0-0 F8		0-0 FC6-4 BB 1-2f			3	0	0	0	0	1				
Inning Stats	R: 0 E: 0 K: 0 S: 2	H: 0 LOB: 0 BB: 1 P: 6	R: 0 E: 0 K: 0 S: 3	H: 0 LOB: 0 BB: 0 P: 3	R: 0 E: 0 K: 1 S: 5	H: 0 LOB: 0 BB: 0 P: 5	R: 3 E: 0 K: 0 S: 8	H: 5 LOB: 2 BB: 0 P: 8	R: 0 E: 0 K: 0 S: 3	H: 2 LOB: 1 BB: 0 P: 4	R: 0 E: 0 K: 0 S: 4	H: 1 LOB: 2 BB: 1 P: 8	R: 0 E: 0 K: 1 S: 5	H: 0 LOB: 0 BB: 0 P: 5	R: 0 E: 0 K: 0 S: 3	H: 0 LOB: 0 BB: 0 P: 3	1B: 7 2B: 1 3B: 0 HR: 0	SF: 1 SAC: 0 DP: 1 HBP: 0	WP: 0 PA: 35 CS: 1
PITCHER	IP WLS BF H R ER SO BB IBB HBP BLK WP HR S P ERA WHIP	3.2 L 16 5 3 3 1 1 0 0 0 0 0 17 21 7.36 1.636	4.1 5.1 19 3 0 0 1 1 0 0 0 0 0 20 24 0.00 0.750	PITCHER														ERA WHIP	

Batter	1	2	3	4	5	6	7	8	9	AB	R	H	RBI	BB	SO	LOB	BOTTOM				
Rickey Henderson, R (1,8) OBP: 0.338, SLG: 0.300	0-0 WP SH2-3 1B		0-0 CS 1B		0-0 FC5-2 1-2 2-3 3-H		0-0 6-3			4	0	2	0	0	0	3	New York Yankees @ Oakland Athletics Oakland-Alameda County Coliseum, Oakland, CA Fri Jul 06 1979, 7:05 PM PDT Att: 19,538 - Unknown livebaseballscores.com				
Dave Chalk, R (1,5) OBP: 0.390, SLG: 0.333	0-0 SH2-3 1-2		0-3 K		0-0 G5-3 2-3f		0-3 K		3	0	0	0	0	2	4						
Mitchell Page, L (1,10) OBP: 0.319, SLG: 0.365	0-3 K		0-3 K			0-0 5-3		0-0 F8	4	0	0	0	0	2	1						
Jeff Newman, R (1,3) OBP: 0.262, SLG: 0.413	0-0 F8			0-0 5-3		0-0 G6-4-3 1B		0-0 4-3	4	0	1	0	0	0	1						
Mike Heath, R (1,7) OBP: 0.347, SLG: 0.415		0-3 K		0-3 K		0-0 G6-4-3 1-2f		0-0 6-3	4	0	0	0	0	2	1						
Mike Edwards, R (1,4) OBP: 0.292, SLG: 0.316		4-0 FC3-6 BB		0-0 4-3			0-0 6-3		2	0	0	0	1	0	0						
Tony Armas, R (1,9) OBP: 0.304, SLG: 0.411		0-0 FC3-6 2B 1-2f			0-0 1B FC5-2 1B		4-0 G6-4-3 BB		2	0	1	0	1	0	1						
Jim Essian, R (1,2) OBP: 0.329, SLG: 0.423		0-0 2B			0-0 FC5-2 1B 1B		0-0 G6-4-3		3	0	2	0	0	0	1						
Rob Picciolo, R (1,6) OBP: 0.244, SLG: 0.314		0-0 5-3			0-0 G5-3 FC5-2 1B		0-0 6-3		3	0	1	0	0	0	2						
Inning Stats	R: 0 E: 0 K: 1 S: 6	H: 1 LOB: 1 BB: 0 P: 6	R: 0 E: 0 K: 1 S: 6	H: 1 LOB: 2 BB: 1 P: 10	R: 0 E: 0 K: 2 S: 7	H: 1 LOB: 0 BB: 0 P: 7	R: 0 E: 0 K: 1 S: 5	H: 0 LOB: 0 BB: 0 P: 5	R: 0 E: 0 K: 0 S: 5	H: 3 LOB: 2 BB: 0 P: 5	R: 0 E: 0 K: 0 S: 3	H: 1 LOB: 0 BB: 0 P: 3	R: 0 E: 0 K: 0 S: 2	H: 0 LOB: 0 BB: 1 P: 6	R: 0 E: 0 K: 1 S: 5	H: 0 LOB: 0 BB: 0 P: 5	R: 0 E: 0 K: 0 S: 3	H: 0 LOB: 0 BB: 0 P: 3	1B: 6 2B: 1 3B: 0 HR: 0	SF: 0 SAC: 1 DP: 3 HBP: 0	WP: 1 PA: 32 CS: 1
PITCHER	IP WLS BF H R ER SO BB IBB HBP BLK WP HR S P ERA WHIP	9.0 W 32 7 0 0 6 2 0 0 0 1 0 42 50 0.00 1.000	PITCHER														ERA WHIP				

Batter	1	2	3	4	5	6	7	8	9	AB	R	H	RBI	BB	SO	LOB	TOP										
Willie Randolph, R OBP: 0.365, SLG: 0.348 (1, 4)										3	0	0	0	1	1	1											
Bobby Murcer, L OBP: 0.363, SLG: 0.376 (1, 8)										3	1	1	0	0	0	0											
Thurman Munson, R OBP: 0.352, SLG: 0.398 (1, 2)										4	0	0	0	0	0	2											
Reggie Jackson, L OBP: 0.376, SLG: 0.563 (1, 9)										3	1	1	1	1	1	0											
Lou Piniella, R OBP: 0.349, SLG: 0.443 (1, 7)										3	0	1	1	0	1	0											
Graig Nettles, L OBP: 0.333, SLG: 0.412 (1, 5)										3	0	1	0	0	0	0											
Chris Chambliss, L OBP: 0.309, SLG: 0.425 (1, 10)										3	0	0	0	0	1	3											
Jim Spencer, L OBP: 0.331, SLG: 0.477 (1, 3)										3	0	0	0	0	0	0											
Bucky Dent, R OBP: 0.297, SLG: 0.307 (1, 6)										3	0	1	0	0	0	0											
Inning Stats	R: 0 E: 0 K: 1 S: 5	H: 0 LOB: 0 BB: 0 P: 5	R: 1 E: 0 K: 2 S: 8	H: 1 LOB: 0 BB: 0 P: 8	R: 0 E: 0 K: 0 S: 3	H: 0 LOB: 0 BB: 0 P: 3	R: 1 E: 0 K: 0 S: 4	H: 2 LOB: 2 BB: 1 P: 9	R: 0 E: 0 K: 0 S: 3	H: 1 LOB: 0 BB: 0 P: 3	R: 0 E: 0 K: 0 S: 3	H: 0 LOB: 0 BB: 0 P: 3	R: 0 E: 0 K: 1 S: 2	H: 0 LOB: 0 BB: 1 P: 6	R: 0 E: 0 K: 1 S: 5	H: 0 LOB: 0 BB: 0 P: 5	1B: 4 2B: 0 3B: 0 HR: 1	SF: 0 SAC: 0 DP: 3 HBP: 1	WP: 1 PB: 0 SB: 0 CS: 1	PA: 32							
PITCHER	IP	WLS	BF	H	R	ER	SO	BB	IBB	HBP	BLK	WP	HR	S	P	ERA	WHIP										
Brian Kingman, R ERA: 3.8 (1, 1)	7.2	L	27	5	2	2	3	1	0	1	0	1	1	31	36	2.35	0.783										
Dave Heaverlo, R ERA: 3.94 (8, 1)	1.1		4	0	0	0	1	1	0	0	0	0	0	5	9	0.00	0.750										

New York Yankees @ Oakland Athletics
Oakland-Alameda County Coliseum, Oakland, CA

AB 28
R 2
H 5
RBI 2
BB 2
SO 4
LOB 6



Sun Jul 08 1979, 3:33 AM PDT
Att: 13,483 - Sunny

Batter	1	2	3	4	5	6	7	8	9	AB	R	H	RBI	BB	SO	LOB	BOTTOM										
Rickey Henderson, R OBP: 0.324, SLG: 0.290 (1, 8)										4	0	1	0	0	0	0											
Mike Edwards, R OBP: 0.290, SLG: 0.311 (1, 4)										3	0	0	0	0	1	1											
Mitchell Page, L OBP: 0.318, SLG: 0.361 (1, 10)										3	0	0	0	0	0	1											
Jeff Newman, R OBP: 0.262, SLG: 0.406 (1, 3)										3	0	0	0	0	1	1											
Wayne Gross, L OBP: 0.335, SLG: 0.381 (1, 5)										3	0	0	0	0	1	0											
Mike Heath, R OBP: 0.354, SLG: 0.431 (1, 7)										3	0	0	0	0	0	0											
Jim Essian, R OBP: 0.320, SLG: 0.431 (1, 2)										3	0	0	0	0	0	0											
Tony Armas, R OBP: 0.296, SLG: 0.397 (1, 9)										3	0	0	0	0	1	0											
Rob Picciolo, R OBP: 0.232, SLG: 0.298 (1, 6)										2	0	0	0	0	0	0											
Dave Chalk, R OBP: 0.386, SLG: 0.328 (9, PH)										1	0	0	0	0	0	0											
Inning Stats	R: 0 E: 0 K: 0 S: 3	H: 0 LOB: 0 BB: 0 P: 3	R: 0 E: 0 K: 0 S: 3	H: 0 LOB: 0 BB: 0 P: 3	R: 0 E: 0 K: 1 S: 6	H: 1 LOB: 1 BB: 0 P: 6	R: 0 E: 0 K: 0 S: 3	H: 0 LOB: 0 BB: 0 P: 3	R: 0 E: 0 K: 1 S: 5	H: 0 LOB: 0 BB: 0 P: 5	R: 0 E: 0 K: 1 S: 5	H: 0 LOB: 0 BB: 0 P: 5	R: 0 E: 0 K: 1 S: 5	H: 0 LOB: 0 BB: 0 P: 5	R: 0 E: 0 K: 1 S: 5	H: 0 LOB: 0 BB: 0 P: 5	1B: 1 2B: 0 3B: 0 HR: 0	SF: 0 SAC: 0 DP: 0 HBP: 0	WP: 0 PB: 0 SB: 1 CS: 0	PA: 28							
PITCHER	IP	WLS	BF	H	R	ER	SO	BB	IBB	HBP	BLK	WP	HR	S	P	ERA	WHIP										
Luis Tiant, R ERA: 3.62 (1, 1)	9.0	W	28	1	0	0	4	0	0	0	0	0	0	36	36	0.00	0.111										

New York Yankees @ Oakland Athletics
Oakland-Alameda County Coliseum, Oakland, CA

AB 28
R 0
H 1
RBI 0
BB 0
SO 4
LOB 3





Sun Jul 08 1979, 3:33 AM PDT
Att: 13,483 - Sunny

Batter	1	2	3	4	5	6	7	8	9	AB	R	H	RBI	BB	SO	LOB	TOP										
Al Bumby, L OBP: 0.322, SLG: 0.352 (1, 8)										4	0	0	1	0	2	1	Baltimore Orioles @ Oakland Athletics Oakland-Alameda County Coliseum, Oakland, CA Mon Jul 09 1979, 7:05 PM PDT Att: 7,469 - Unknown livebaseballscorecards.com										
Kiko Garcia, R OBP: 0.332, SLG: 0.396 (1, 6)										4	0	1	1	1	0	2											
Ken Singleton, S OBP: 0.415, SLG: 0.533 (1, 9)										5	1	2	1	0	2	2											
Gary Roenicke, R OBP: 0.412, SLG: 0.519 (9, 7)										0	0	0	0	0	0	0											
Eddie Murray, S OBP: 0.352, SLG: 0.405 (1, 3)										4	0	1	0	1	1	1											
Lee May, R OBP: 0.321, SLG: 0.474 (1, 10)										1	0	0	0	0	1	2											
Pat Kelly, L OBP: 0.446, SLG: 0.580 (3, PH)										3	0	1	0	0	0	0											
Benny Ayala, R OBP: 0.276, SLG: 0.655 (9, PH)										1	0	0	0	0	0	1											
John Lowenstein, L OBP: 0.395, SLG: 0.562 (1, 7)										4	2	1	0	0	1	1											
Doug DeCinces, R OBP: 0.340, SLG: 0.441 (1, 5)										2	2	0	0	2	0	1											
Rich Dauer, R OBP: 0.313, SLG: 0.368 (1, 4)										4	1	2	1	0	1	2											
Rick Dempsey, R OBP: 0.339, SLG: 0.387 (1, 2)										4	1	2	2	0	0	2											
Inning Stats	R: 0 E: 0 K: 2 S: 9	H: 2 LOB: 2 BB: 0 P: 9	R: 4 E: 0 K: 1 S: 9	H: 4 LOB: 1 BB: 1 P: 13	R: 2 E: 2 K: 1 S: 9	H: 2 LOB: 2 BB: 0 P: 9	R: 0 E: 0 K: 1 S: 5	H: 0 LOB: 0 BB: 1 P: 5	R: 0 E: 0 K: 1 S: 2	H: 0 LOB: 0 BB: 1 P: 6	R: 0 E: 0 K: 1 S: 5	H: 0 LOB: 0 BB: 0 P: 5	R: 0 E: 0 K: 0 S: 3	H: 0 LOB: 0 BB: 0 P: 3	R: 1 E: 0 K: 1 S: 6	H: 1 LOB: 1 BB: 1 P: 10	1B: 8 2B: 1 3B: 0 HR: 1	SF: 1 SAC: 0 DP: 2 HBP: 0	WP: 2 PB: 0 SB: 2 CS: 0	PA: 41							
PITCHER	IP	WLS	BF	H	R	ER	SO	BB	IBB	HBP	BLK	WP	HR	S	P	ERA	WHIP										
Matt Keough, R ERA: 5.64 (1, 1)	1.0	L	9	5	4	4	2	1	0	0	0	2	0	12	16	36.00	6.000										
Jim Todd, R ERA: 6.02 (2, 1)	4.0		18	4	2	0	4	1	0	0	0	0	0	25	29	0.00	1.250										
Craig Minetto, L ERA: 5.71 (6, 1)	4.0		14	1	1	1	2	2	0	0	0	0	1	16	24	2.25	0.750										

Batter	1	2	3	4	5	6	7	8	9	AB	R	H	RBI	BB	SO	LOB	BOTTOM										
Rickey Henderson, R OBP: 0.325, SLG: 0.292 (1, 8)										3	0	1	0	0	1	0	Baltimore Orioles @ Oakland Athletics Oakland-Alameda County Coliseum, Oakland, CA Mon Jul 09 1979, 7:05 PM PDT Att: 7,469 - Unknown livebaseballscorecards.com										
Larry Murray, S OBP: 0.294, SLG: 0.289 (7, PH)										0	0	0	0	2	0	0											
Dave Chalk, R OBP: 0.386, SLG: 0.324 (1, 5)										4	0	1	0	1	0	2											
Mike Edwards, R OBP: 0.289, SLG: 0.309 (1, 4)										5	0	1	0	0	1	5											
Jeff Newman, R OBP: 0.258, SLG: 0.399 (1, 3)										5	0	0	0	0	2	3											
Mike Heath, R OBP: 0.345, SLG: 0.416 (1, 7)										5	1	1	0	0	2	2											
Jim Essian, R OBP: 0.331, SLG: 0.457 (1, 2)										3	2	2	1	1	0	1											
Mitchell Page, L OBP: 0.317, SLG: 0.360 (1, 10)										4	0	1	0	0	1	3											
Tony Armas, R OBP: 0.301, SLG: 0.410 (1, 9)										3	0	1	2	1	2	2											
Rob Picciolo, R OBP: 0.234, SLG: 0.299 (1, 6)										3	0	1	0	0	1	2											
Wayne Gross, L OBP: 0.334, SLG: 0.380 (8, PH)										1	0	0	0	0	0	1											
Inning Stats	R: 0 E: 0 K: 0 S: 4	H: 1 LOB: 1 BB: 0 P: 4	R: 0 E: 0 K: 2 S: 8	H: 1 LOB: 2 BB: 1 P: 12	R: 0 E: 0 K: 1 S: 5	H: 0 LOB: 0 BB: 0 P: 5	R: 0 E: 1 K: 2 S: 9	H: 1 LOB: 2 BB: 0 P: 9	R: 0 E: 0 K: 1 S: 6	H: 2 LOB: 1 BB: 0 P: 6	R: 1 E: 0 K: 1 S: 6	H: 1 LOB: 0 BB: 0 P: 6	R: 0 E: 0 K: 1 S: 6	H: 1 LOB: 2 BB: 1 P: 10	R: 2 E: 0 K: 0 S: 5	H: 2 LOB: 1 BB: 1 P: 9	R: 0 E: 0 K: 2 S: 7	H: 0 LOB: 2 BB: 2 P: 15	1B: 7 2B: 0 3B: 1 HR: 1	SF: 0 SAC: 0 DP: 1 HBP: 0	WP: 0 PB: 0 SB: 0 CS: 0	PA: 41					
PITCHER	IP	WLS	BF	H	R	ER	SO	BB	IBB	HBP	BLK	WP	HR	S	P	ERA	WHIP										
Mike Flanagan, L ERA: 4.02 (1, 1)	7.2	W	35	9	3	3	8	3	0	0	0	0	1	48	60	3.52	1.565										
Don Stanhouse, R ERA: 2.64 (8, 1)	1.1	S	6	0	0	0	2	2	0	0	0	0	0	8	16	0.00	1.500										



Batter	1	2	3	4	5	6	7	8	9	AB	R	H	RBI	BB	SO	LOB	TOP									
Al Bumby, L OBP: 0.324, SLG: 0.353 (1, 8)	0-3 K			0-3 K	0-0 1-2 2-H 1B		0-0 4-3		0-0 1-2 1B	5	0	2	1	0	2	0	Baltimore Orioles @ Oakland Athletics Oakland-Alameda County Coliseum, Oakland, CA Tue Jul 10 1979, 7:05 PM PDT Att: 1,880 - Unknown AB 37 R 6 H 12 RBI 6 BB 1 SO 5 LOB 16 									
Kiko Garcia, R OBP: 0.330, SLG: 0.396 (1, 6)	0-3 K			0-0 6-3	0-3 K		0-0 2B		0-0 P4	5	0	1	0	0	2	4										
Ken Singleton, S OBP: 0.412, SLG: 0.531 (1, 10)	0-0 F8			0-0 G3		0-0 2B		0-0 4-3	5	1	1	0	0	1	3											
Eddie Murray, S OBP: 0.357, SLG: 0.412 (1, 3)		0-0 F7			0-0 BB 1B	0-0 2-H HR 2B		0-0 1B	4	2	3	1	0	0	0											
John Lowenstein, L OBP: 0.406, SLG: 0.593 (1, 9)		0-0 F9			4-0 FC5 1-2 BB 1B	0-0 2-H HR		0-0 G5-4-3 1B	3	1	2	2	1	0	0											
Doug DeCinces, R OBP: 0.338, SLG: 0.437 Billy Smith, S OBP: 0.285, SLG: 0.371 (1, 5) (8, 4)		0-0 5-3			0-0 E FC5 SF9 1-2 2-H 1B	0-0 4-3		0-0 P6	4	1	1	1	0	0	2											
Gary Roenicke, R OBP: 0.409, SLG: 0.514 (1, 7)			0-0 F7		0-0 FC5 1-2 2-3F 1B	0-0 CS 1B		0-0 G5-4-3 1-2	4	1	1	0	0	0	4											
Rich Dauer, R OBP: 0.310, SLG: 0.364 (1, 4) (8, 5)			0-0 F8		0-0 E6 1-2 2-3 1B	0-0 6-3		0-0 F7	3	0	0	0	0	0	3											
Pat Kelly, L OBP: 0.440, SLG: 0.571 (9, FH)					0-0 SF9 3-H			0-0 1B	1	0	0	0	0	0	0											
Rick Dempsey, R OBP: 0.335, SLG: 0.383 Terry Crowley, L OBP: 0.351, SLG: 0.433 Wayne Krenchicki, L OBP: 0.167, SLG: 0.250 (1, 2) (9, PH) (9, PR)			0-0 F9		0-0 P3			0-0 1B	2	0	0	1	0	0	0											
Inning Stats	R: 0 E: 0 K: 2 S: 7	H: 0 LOB: 0 BB: 0 P: 7	R: 0 E: 0 K: 0 S: 3	H: 0 LOB: 0 BB: 0 P: 3	R: 0 E: 0 K: 0 S: 3	H: 0 LOB: 0 BB: 0 P: 3	R: 0 E: 0 K: 1 S: 5	H: 0 LOB: 0 BB: 0 P: 5	R: 3 E: 1 K: 1 S: 9	H: 3 LOB: 2 BB: 1 P: 13	R: 3 E: 0 K: 0 S: 6	H: 4 LOB: 0 BB: 0 P: 6	R: 0 E: 0 K: 0 S: 4	H: 1 LOB: 1 BB: 0 P: 4	R: 0 E: 0 K: 0 S: 4	H: 2 LOB: 1 BB: 0 P: 4	R: 0 E: 0 K: 1 S: 7	H: 2 LOB: 2 BB: 0 P: 7	1B: 8 2B: 3 3B: 0 HR: 1	SF: 1 SAC: 0 DP: 1 HBP: 0	WP: 0 PB: 0 SB: 0 CS: 1	PA: 39				
PITCHER	IP	WLS	BF	H	R	ER	SO	BB	IBB	HBP	BLK	WP	HR	S	P	ERA	WHIP									
Rick Langford, R ERA: 5.45 Dave Heaverlo, R ERA: 3.9	(1, 1)	8.1	W	37	12	6	4	4	1	0	0	0	0	1	44	48	4.32	1.560								
(9, 1)	0.2	S	2	0	0	0	1	0	0	0	0	0	0	4	4	0.00	0.000									

Batter	1	2	3	4	5	6	7	8	9	AB	R	H	RBI	BB	SO	LOB	BOTTOM									
Rickey Henderson, R OBP: 0.305, SLG: 0.276 (1, 8)	0-0 6-3	0-0 F9		0-0 G1-4-3 1-2			0-0 5-3	0-0 SF9-3-4 1-2 3-H		4	0	0	1	0	0	2	Baltimore Orioles @ Oakland Athletics Oakland-Alameda County Coliseum, Oakland, CA Tue Jul 10 1979, 7:05 PM PDT Att: 1,880 - Unknown AB 31 R 7 H 11 RBI 7 BB 3 SO 2 LOB 12 									
Dave Chalk, R OBP: 0.380, SLG: 0.311 (1, 4) (8, 6)	0-0 5-3	0-0 F9			0-0 1-3		4-0 BB BB		3	0	0	0	1	0	1											
Wayne Gross, L OBP: 0.340, SLG: 0.381 (1, 5)	0-0 1B 1B		0-0 F8		4-0 G4-6-3 BB		4-0 1-2 BB		2	1	1	0	2	0	0											
Mitchell Page, L OBP: 0.317, SLG: 0.359 (1, 10)	0-0 1B 1B		0-0 1-3		0-0 G4-6-3 1-2		0-0 L7		4	1	1	0	0	0	3											
Jim Essian, R OBP: 0.342, SLG: 0.483 (1, 3)	0-0 1B 1B		0-0 HR		0-3 K		1-0 5-3 2B HBP		3	2	2	2	0	1	0											
Mike Heath, R OBP: 0.352, SLG: 0.420 (1, 7) (9, 2)	0-0 1-2 2-H 1B		0-0 1B		0-0 6-3		0-0 5-3 1-2		4	0	2	1	0	0	1											
Jeff Newman, R OBP: 0.281, SLG: 0.409 Larry Murray, S OBP: 0.284, SLG: 0.269 (1, 2) (6, PR) (9, 7)	0-0 6-3		0-0 F7		0-3 K		1-0 2B 1B HBP		3	1	1	1	0	0	3											
Tony Armas, R OBP: 0.307, SLG: 0.420 (1, 9)		0-0 1B		0-0 E6 FC1-5		0-3 K	0-0 1-3 2-H 2B		4	1	2	1	0	1	0											
Rob Piccolo, R OBP: 0.231, SLG: 0.295 Mike Edwards, R OBP: 0.294, SLG: 0.314 (1, 6) (7, PH) (8, 4)		0-0 L6		0-0 FC1-5 G1-4-3 2-3		0-0 1B	0-0 2-3 3-H 1B		2	0	0	0	0	0	2											
Inning Stats	R: 2 E: 0 K: 0 S: 7	H: 4 LOB: 2 BB: 0 P: 7	R: 0 E: 0 K: 0 S: 4	H: 1 LOB: 1 BB: 0 P: 4	R: 1 E: 0 K: 0 S: 5	H: 2 LOB: 1 BB: 0 P: 5	R: 0 E: 1 K: 0 S: 3	H: 0 LOB: 0 BB: 0 P: 3	R: 0 E: 0 K: 2 S: 8	H: 1 LOB: 0 BB: 0 P: 8	R: 0 E: 0 K: 0 S: 3	H: 1 LOB: 2 BB: 2 P: 11	R: 3 E: 0 K: 0 S: 4	H: 2 LOB: 1 BB: 0 P: 6	R: 0 E: 0 K: 0 S: 4	H: 2 LOB: 1 BB: 0 P: 6		1B: 8 2B: 2 3B: 0 HR: 2	SF: 1 SAC: 0 DP: 3 HBP: 2	WP: 0 PB: 0 SB: 0 CS: 0	PA: 37					
PITCHER	IP	WLS	BF	H	R	ER	SO	BB	IBB	HBP	BLK	WP	HR	S	P	ERA	WHIP									
Steve Stone, R ERA: 4.4 Sammy Stewart, R ERA: 3.07 Tippy Martinez, L ERA: 3.53	(1, 1)	6.1	L	27	9	4	4	2	1	0	0	0	0	2	30	34	5.68	1.579								
(7, 1)	1.0	L	8	1	3	3	0	2	0	2	0	0	0	4	14	27.00	3.000									
(8, 1)	0.2		2	1	0	0	0	0	0	0	0	0	0	2	2	0.00	1.500									

Batter	1	2	3	4	5	6	7	8	9	AB	R	H	RBI	BB	SO	LOB	TOP				
Al Bumby, L OBP: 0.323, SLG: 0.351 (1, 8)	F8		G5-4-3 1B		FC4-6		F8			4	0	1	0	0	0	2	Baltimore Orioles @ Oakland Athletics Oakland-Alameda County Coliseum, Oakland, CA Wed Jul 11 1979, 3:33 AM PDT Att: 2,586 - Unknown				
Kiko Garcia, R OBP: 0.325, SLG: 0.389 (1, 6)	F8		G5-4-3		F8			5-3		4	0	0	0	0	0	3					
Ken Singleton, S OBP: 0.410, SLG: 0.528 (1, 10)	1B				F7		4-3	6-3		4	0	1	0	0	0	0					
Eddie Murray, S OBP: 0.361, SLG: 0.429 (1, 3)	K				4-3 1B 2B		HR	1B		4	2	3	1	0	1	1					
John Lowenstein, L OBP: 0.402, SLG: 0.580 (1, 9)					4-3		F8	F9		4	0	1	0	0	0	2					
Doug DeCinces, R OBP: 0.341, SLG: 0.435 (1, 5)					2-3 CS 1B		5-3	5-3		3	0	1	1	1	0	0					
Gary Roenicke, R OBP: 0.407, SLG: 0.523 (1, 7)					CS 1-2		HR	F7		4	1	1	1	0	0	2					
Billy Smith, S OBP: 0.284, SLG: 0.362 (1, 4)										3	0	0	0	0	1	3					
Rich Dauer, R OBP: 0.310, SLG: 0.364 (9, 4)										0	0	0	0	0	0	0					
Dave Skaggs, R OBP: 0.308, SLG: 0.271 (1, 2)										3	0	0	0	1	0	1					
Inning Stats	R: 0 E: 0 K: 1 S: 6	H: 1 LOB: 1 BB: 0 P: 6	R: 0 E: 0 K: 0 S: 3	H: 1 LOB: 1 BB: 1 P: 7	R: 0 E: 0 K: 0 S: 3	H: 1 LOB: 0 BB: 0 P: 3	R: 1 E: 0 K: 0 S: 4	H: 2 LOB: 0 BB: 0 P: 4	R: 0 E: 1 K: 1 S: 6	H: 0 LOB: 2 BB: 1 P: 10	R: 1 E: 0 K: 0 S: 4	H: 1 LOB: 0 BB: 0 P: 4	R: 1 E: 0 K: 0 S: 4	H: 1 LOB: 1 BB: 0 P: 4	R: 0 E: 0 K: 0 S: 4	H: 1 LOB: 1 BB: 0 P: 4	R: 0 E: 0 K: 0 S: 3	H: 0 LOB: 1 BB: 0 P: 4	1B: 5 2B: 1 3B: 0 HR: 2	SF: 0 SAC: 0 DP: 1 HBP: 1	WP: 0 PA: 37 ERA: 3.5
PITCHER Steve McCatty, R ERA: 3.5 (1, 1)	IP: 9.0 WLS: L BF: 36 H: 8 R: 3 ER: 3 SO: 2 BB: 2 IBB: 0 HBP: 1 BLK: 0 WP: 0 HR: 2 S: 37 P: 46 ERA: 3.00 WHIP: 1.111																				

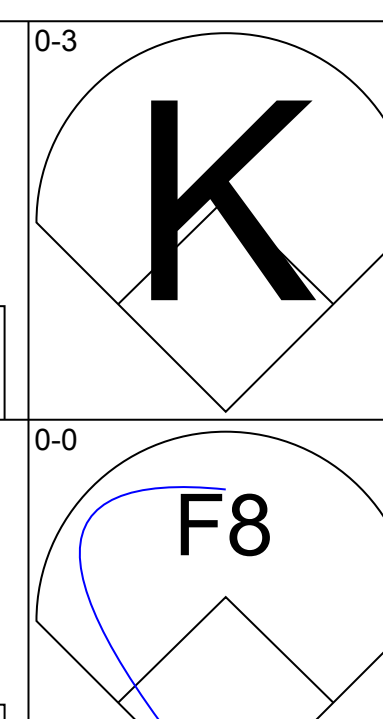
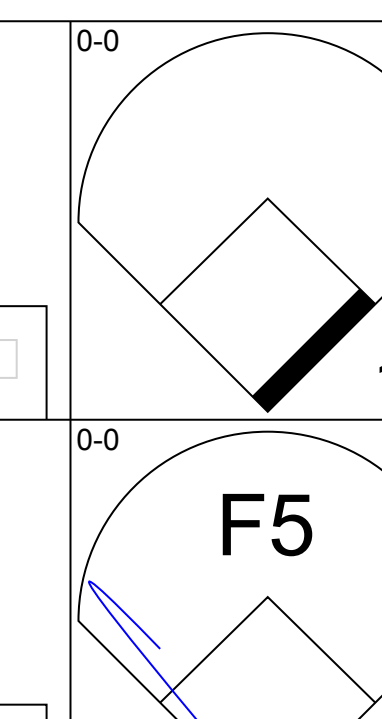
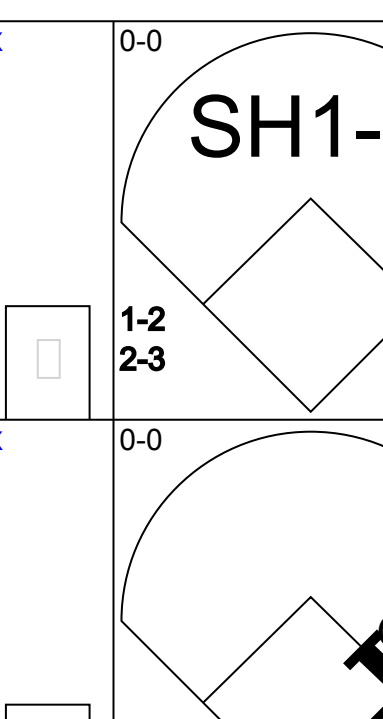
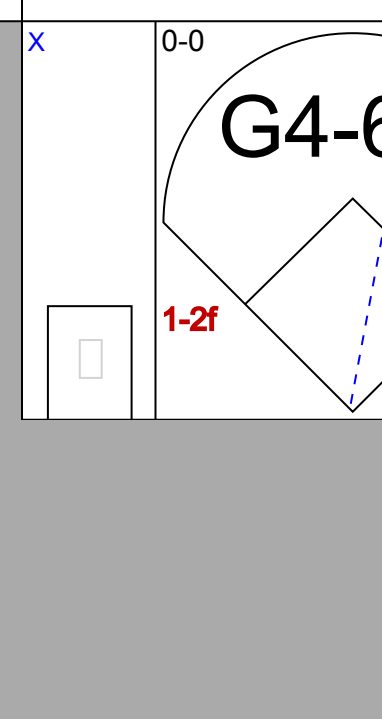
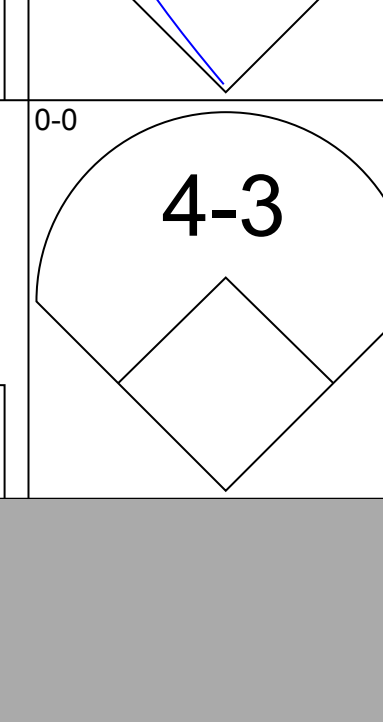
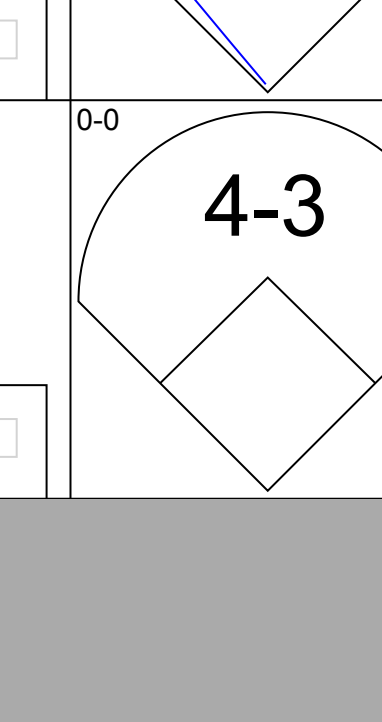
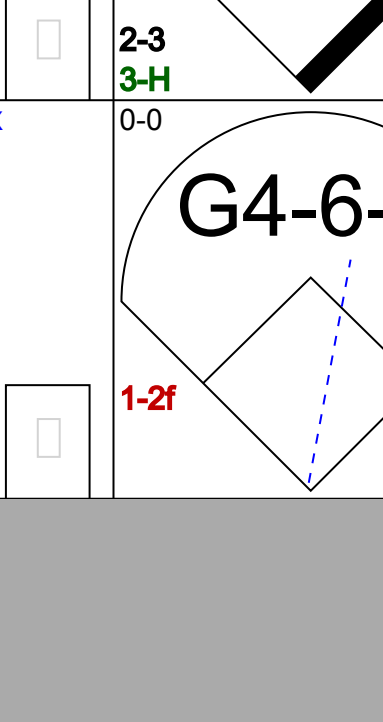
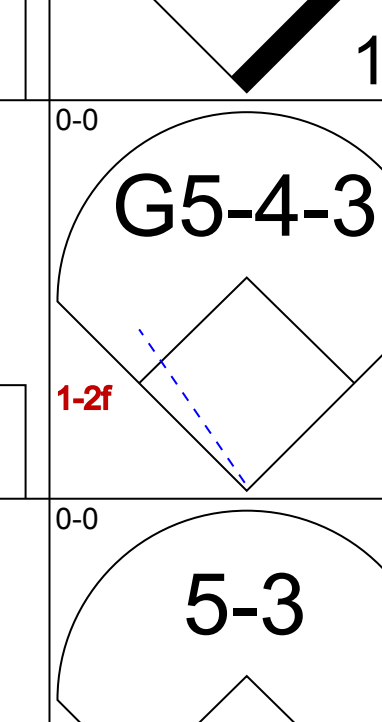




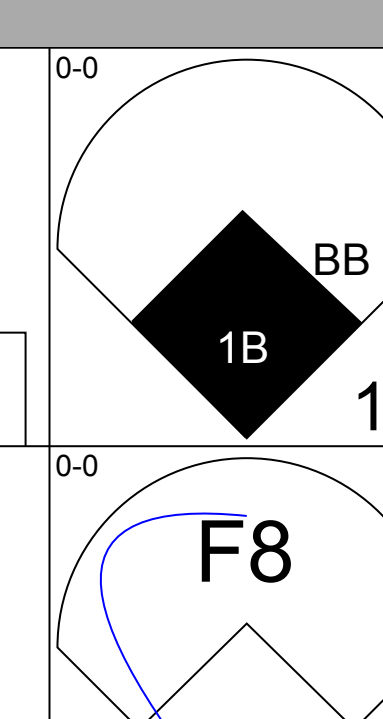
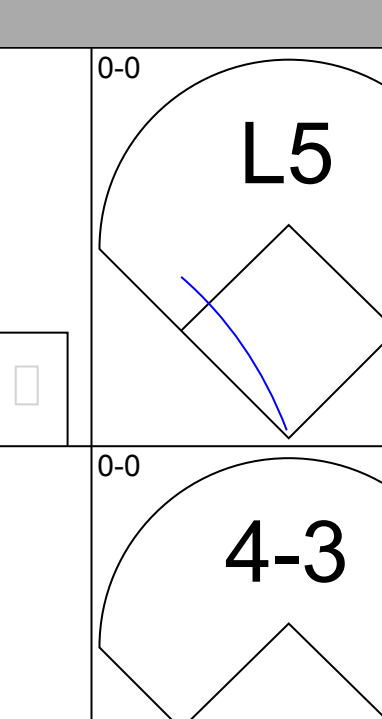
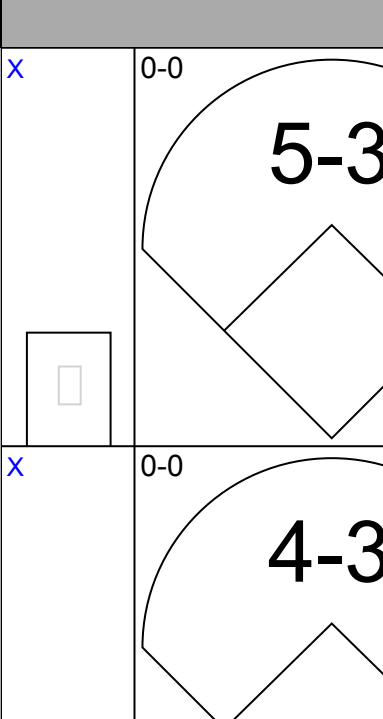
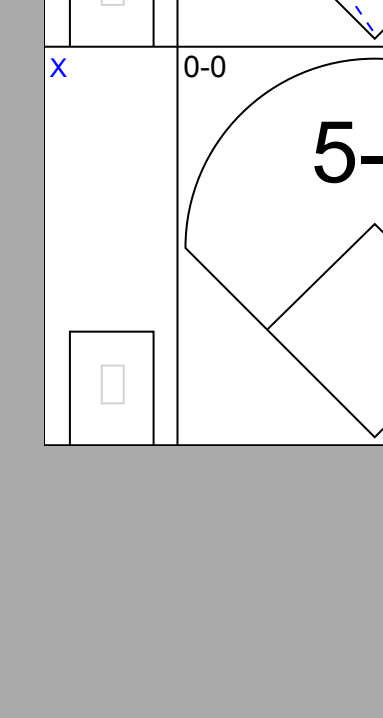



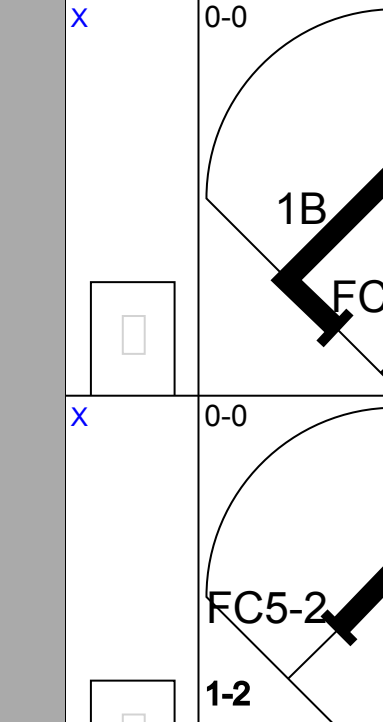

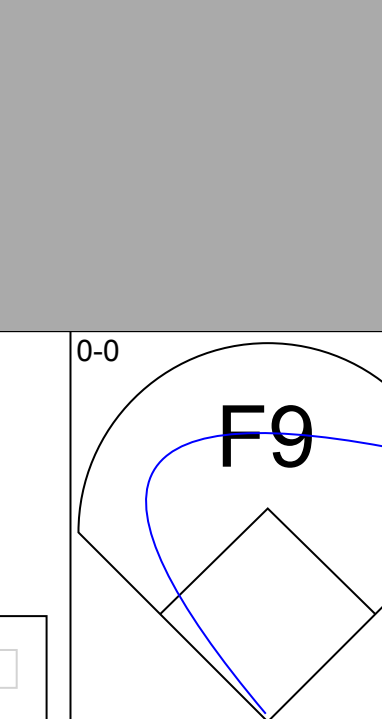
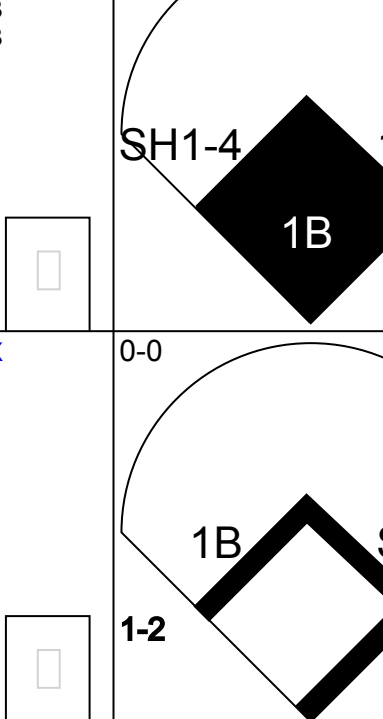

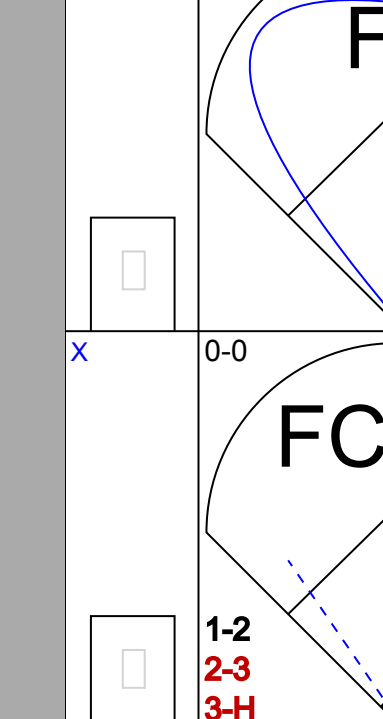

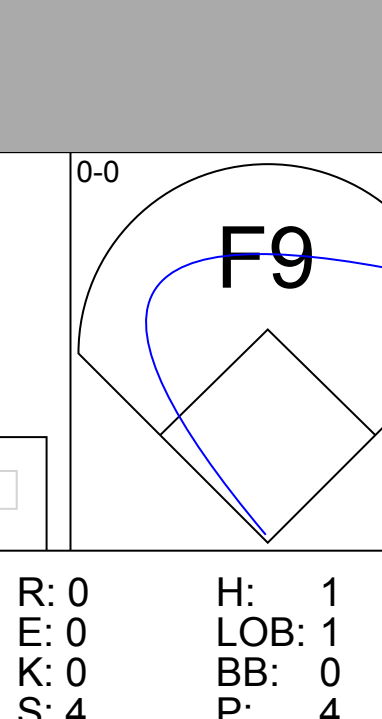
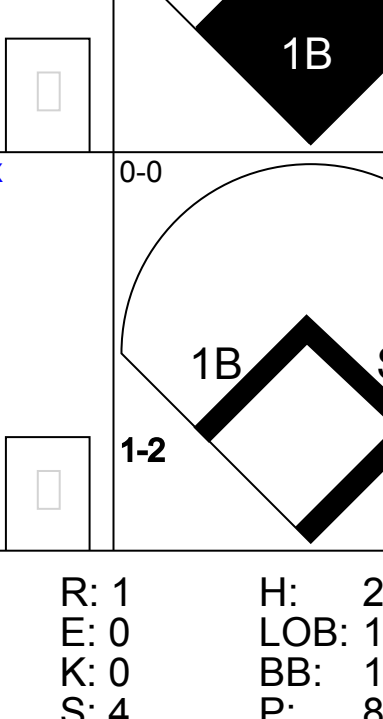
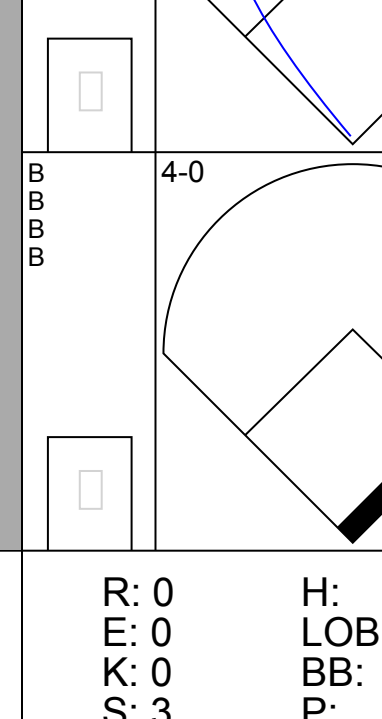
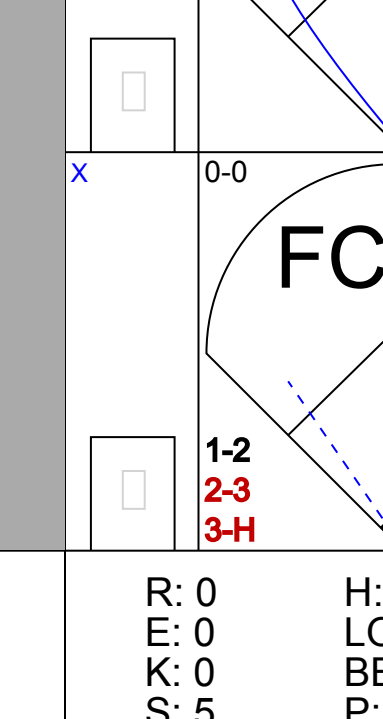

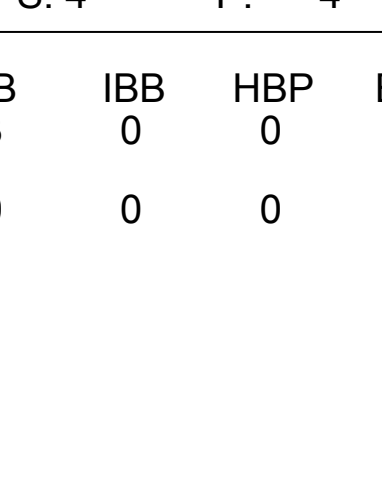
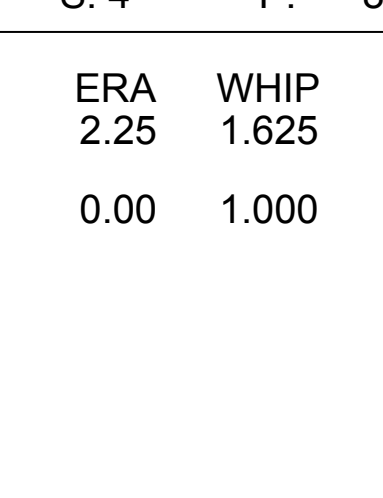




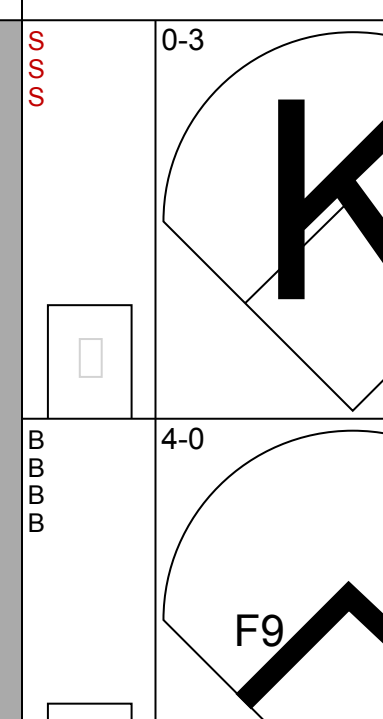
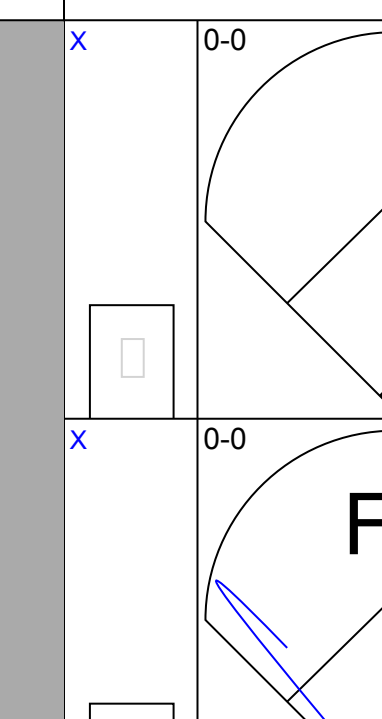
AB	33
R	3
H	8
RBI	3
BB	2
SO	2
LOB	14



Batter	1	2	3	4	5	6	7	8	9	AB	R	H	RBI	BB	SO	LOB	BOTTOM		
Rickey Henderson, R OBP: 0.322, SLG: 0.288 (1, 8)	F9		F8		F8 SH FC3-2 1B		WP 1B 6-3		FC3-6 BB	4	1	2	0	1	0	0	Baltimore Orioles @ Oakland Athletics Oakland-Alameda County Coliseum, Oakland, CA Wed Jul 11 1979, 3:33 AM PDT Att: 2,586 - Unknown		
Dave Chalk, R OBP: 0.385, SLG: 0.321 (1, 4) (9, 6)	F3				SH BB FC3-2		WP 1B		F8	4	0	2	0	0	0	1			
Wayne Gross, L OBP: 0.337, SLG: 0.375 (1, 5)	BB BB		F9		F8		K		FC3-6	4	0	0	0	1	1	6			
Mitchell Page, L OBP: 0.315, SLG: 0.354 (1, 10)	BB BB		4-3		FC3-2 BB		6-3		4-3	4	0	0	1	1	0	5			
Jim Essian, R OBP: 0.340, SLG: 0.473 (1, 2)	6-3				6-3 FC6-4 BB		P4			3	0	0	0	1	0	3			
Mike Heath, R OBP: 0.356, SLG: 0.417 (1, 7)			6-3		1B BB FC6-4				FC9-6 1B	3	0	1	0	1	0	3			
Jeff Newman, R OBP: 0.261, SLG: 0.407 (1, 3)					K		L5		FC9-6	4	0	1	0	0	1	2			
Tony Armas, R OBP: 0.305, SLG: 0.415 (1, 9)			F9		1-3 1B		F9		K	4	0	1	0	0	1	2			
Rob Picciolo, R OBP: 0.226, SLG: 0.288 (1, 6)			F9		4-3		K		F9	3	0	0	0	0	1	3			
Mike Edwards, R (8, PH) OBP: 0.293, SLG: 0.313 (9, 4)										1	0	0	0	0	0	1			
Inning Stats	R: 0 E: 0 K: 0 S: 3	H: 0 LOB: 2 BB: 2 P: 11	R: 0 E: 0 K: 0 S: 4	H: 1 LOB: 1 BB: 0 P: 4	R: 0 E: 0 K: 0 S: 4	H: 1 LOB: 1 BB: 0 P: 4	R: 0 E: 0 K: 1 S: 6	H: 1 LOB: 2 BB: 1 P: 10	R: 0 E: 0 K: 0 S: 5	H: 0 LOB: 0 BB: 0 P: 5	R: 1 E: 0 K: 1 S: 7	H: 2 LOB: 1 BB: 0 P: 7	R: 0 E: 0 K: 1 S: 6	H: 1 LOB: 1 BB: 0 P: 6	R: 0 E: 0 K: 0 S: 3	H: 0 LOB: 1 BB: 1 P: 7	1B: 7 2B: 0 3B: 0 HR: 0	SF: 0 SAC: 1 DP: 0 HBP: 0	WP: 1 PA: 40 ERA: 3.61
PITCHER Dennis Martinez, R ERA: 3.61 (1, 1)	IP: 9.0 WLS: W BF: 40 H: 7 R: 1 ER: 1 SO: 4 BB: 5 IBB: 0 HBP: 0 BLK: 0 WP: 1 HR: 0 S: 43 P: 63 ERA: 1.00 WHIP: 1.333																		

AB	34
R	1
H	7
RBI	1
BB	5
SO	4
LOB	26



Batter	1	2	3	4	5	6	7	8	9	AB	R	H	RBI	BB	SO	LOB	TOP					
Rick Burleson, R OBP: 0.326, SLG: 0.383 (1, 6)										3	0	1	0	0	1	2						
Jack Brohamer, L OBP: 0.330, SLG: 0.361 (1, 4)										4	0	2	1	0	0	1						
Fred Lynn, L OBP: 0.403, SLG: 0.630 (1, 8)										4	0	0	0	0	0	4						
Jim Rice, R OBP: 0.388, SLG: 0.586 (1, 7)										4	1	1	0	0	0	0						
Carl Yastrzemski, L OBP: 0.380, SLG: 0.519 (1, 10)										4	0	1	0	0	0	1						
Bob Watson, R OBP: 0.353, SLG: 0.421 (1, 3)										3	0	2	0	1	0	0						
Carlton Fisk, R OBP: 0.329, SLG: 0.485 (1, 2)										4	0	3	1	0	0	1						
Butch Hobson, R OBP: 0.291, SLG: 0.455 (1, 5)										3	1	0	0	1	0	6						
Dwight Evans, R OBP: 0.361, SLG: 0.457 (1, 9)										3	0	1	0	1	0	3						
Inning Stats	R: 0 E: 0 K: 1 S: 5	H: 0 LOB: 0 BB: 0 P: 5	R: 1 E: 0 K: 0 S: 4	H: 2 LOB: 1 BB: 1 P: 8	R: 0 E: 0 K: 0 S: 4	H: 1 LOB: 1 BB: 0 P: 4	R: 0 E: 0 K: 0 S: 4	H: 1 LOB: 1 BB: 0 P: 4	R: 1 E: 0 K: 0 S: 4	H: 2 LOB: 1 BB: 1 P: 8	R: 0 E: 0 K: 0 S: 3	H: 0 LOB: 0 BB: 0 P: 3	R: 0 E: 0 K: 0 S: 3	H: 1 LOB: 1 BB: 1 P: 7	R: 0 E: 0 K: 0 S: 3	H: 1 LOB: 0 BB: 0 P: 3	R: 0 E: 0 K: 0 S: 5	H: 3 LOB: 2 BB: 0 P: 5	1B: 10 2B: 1 3B: 0 HR: 0	SF: 0 SAC: 1 DP: 5 HBP: 0	WP: 0 PB: 0 SB: 0 CS: 0	PA: 36
PITCHER	IP	WLS	BF	H	R	ER	SO	BB	IBB	HBP	BLK	WP	HR	S	P	ERA	WHIP					
Mike Morgan, R ERA: 7.77 (1, 1)	8.0	L	33	10	2	2	1	3	0	0	0	0	0	32	44	2.25	1.625					
Dave Heaverlo, R ERA: 3.64 (9, 1)	1.0	S	3	1	0	0	0	0	0	0	0	0	0	3	3	0.00	1.000					

Boston Red Sox @ Oakland Athletics
Oakland-Alameda County Coliseum, Oakland, CA

AB 32
R 2
H 11
RBI 2
BB 3
SO 1
LOB 18

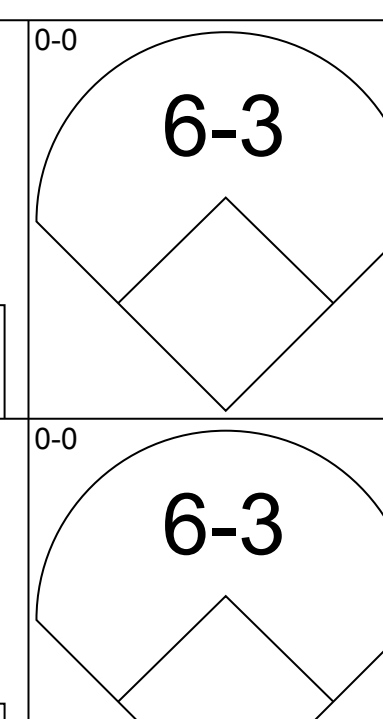
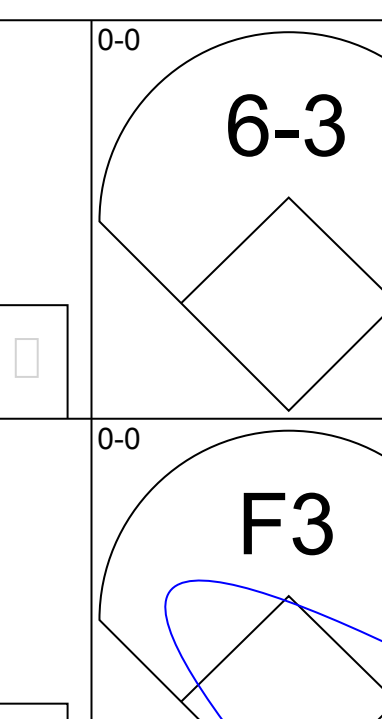
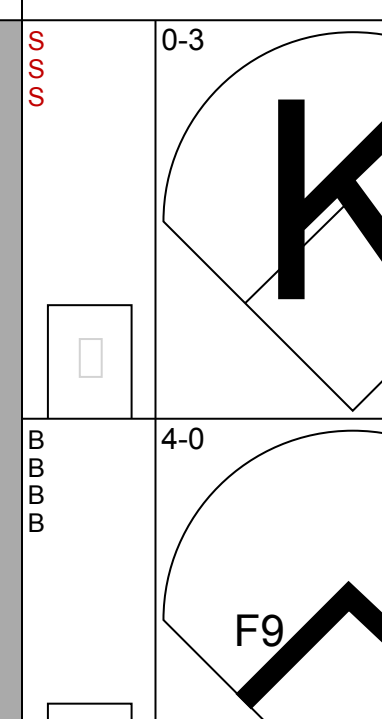
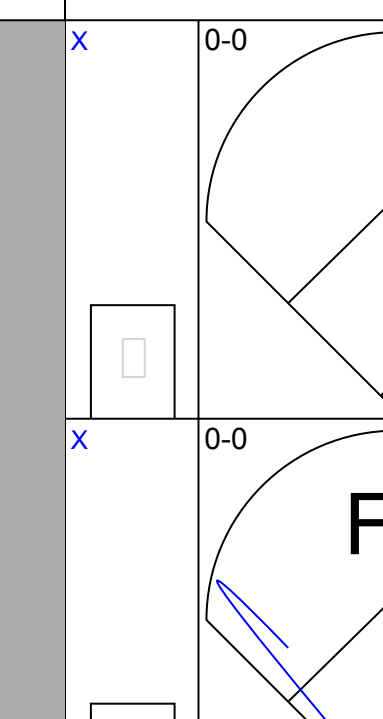
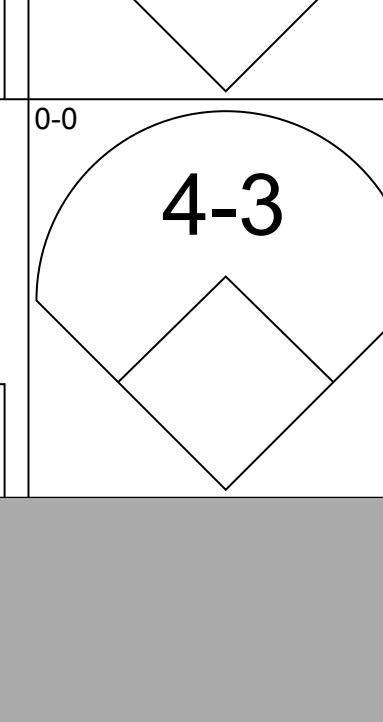
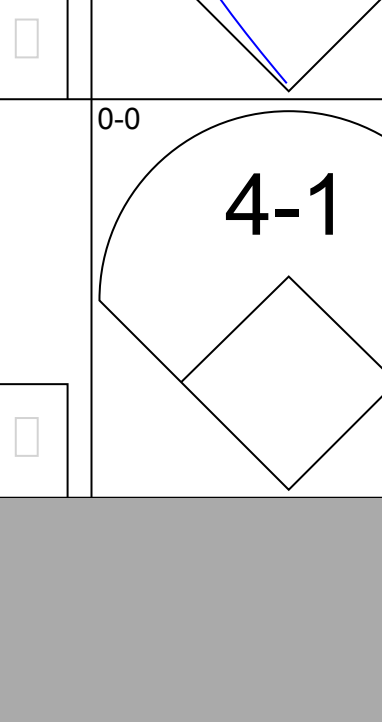
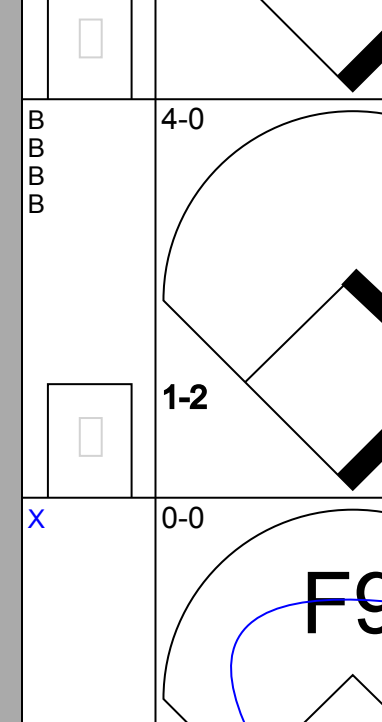
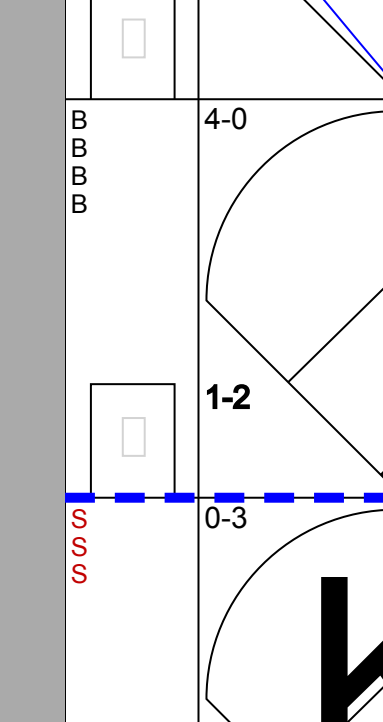


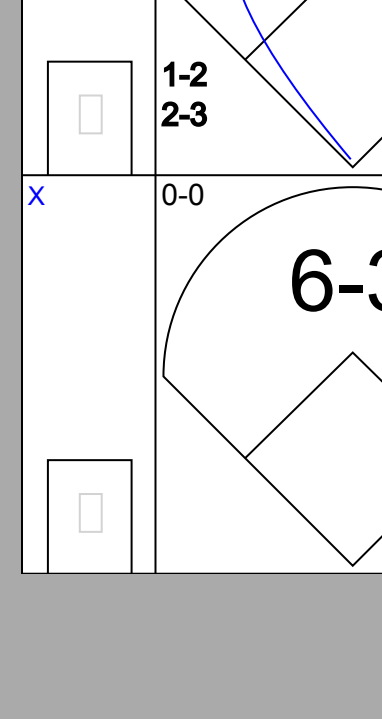

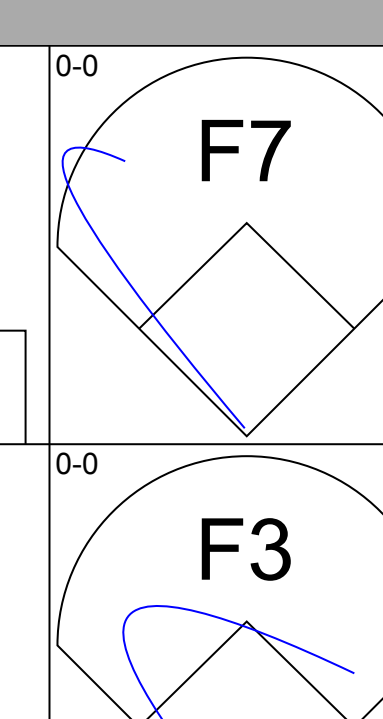
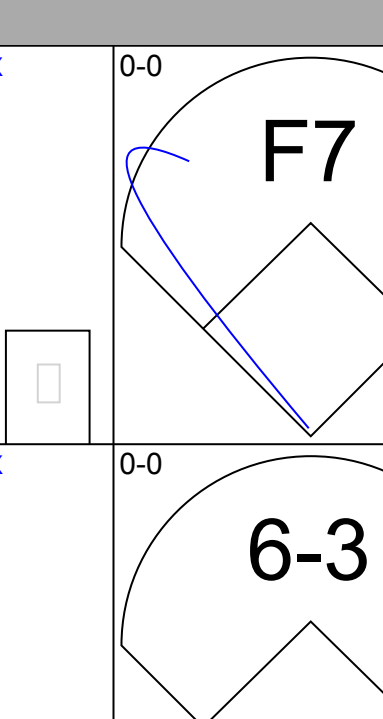
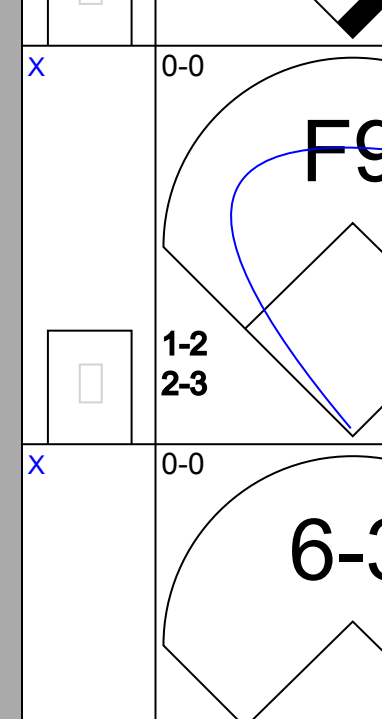
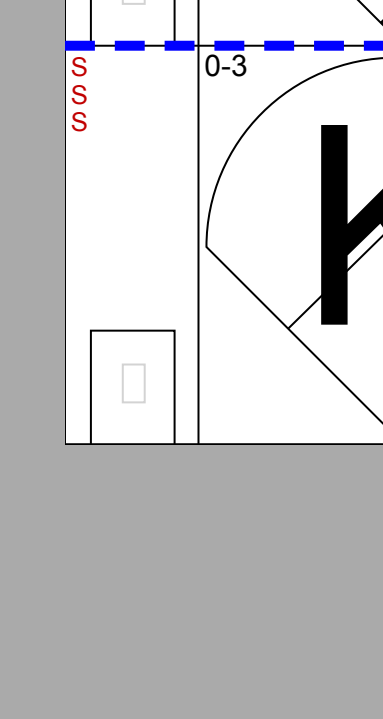
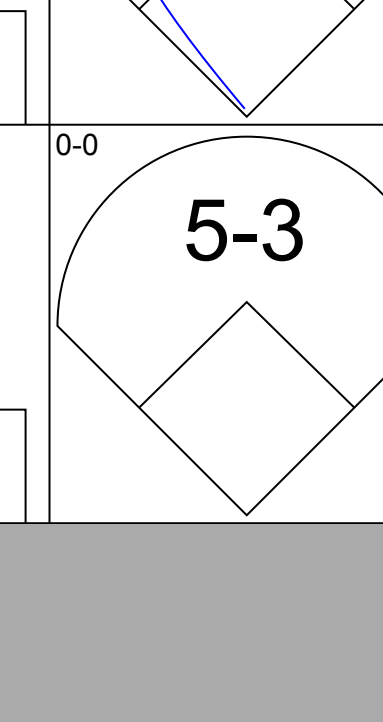
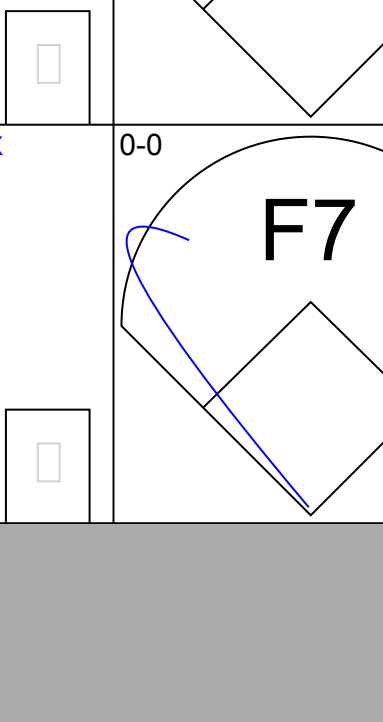



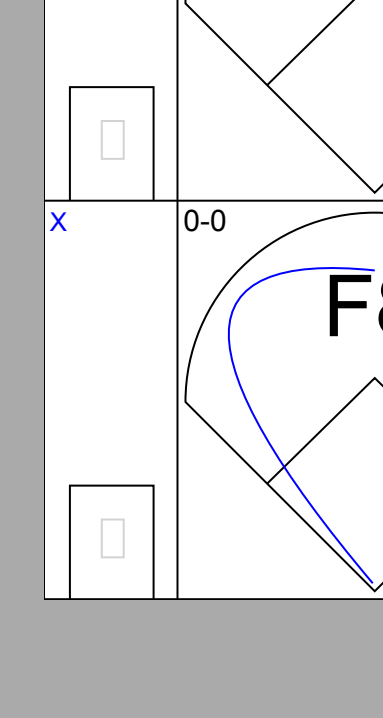
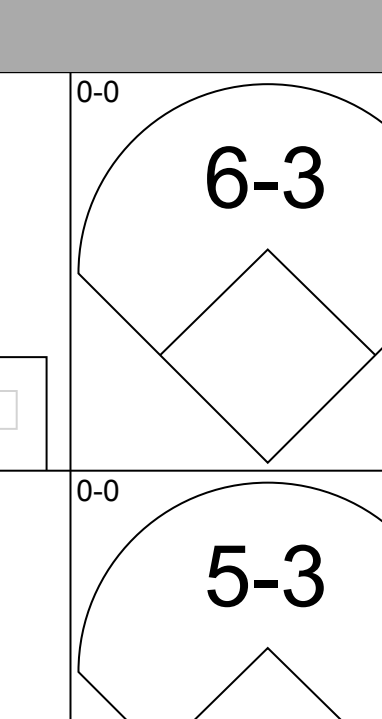

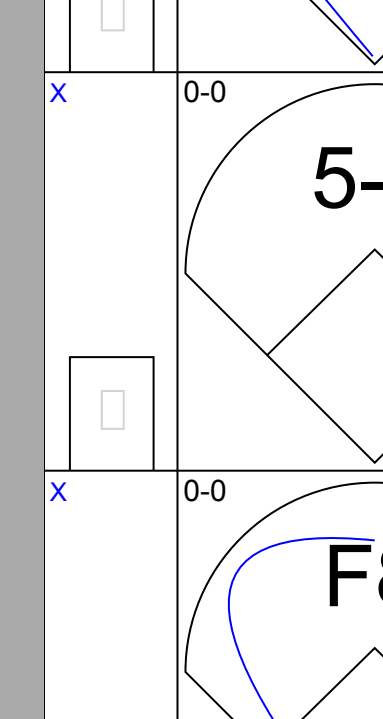
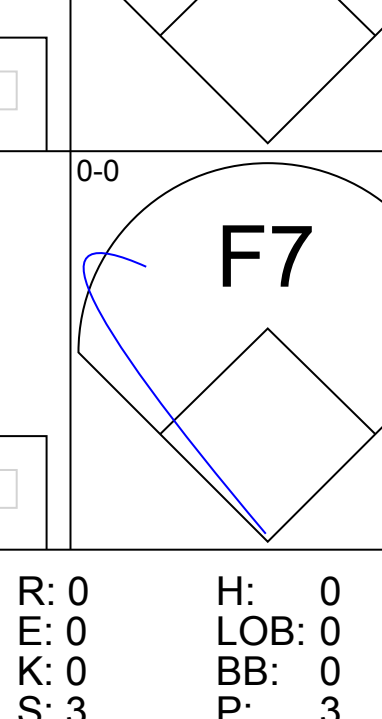



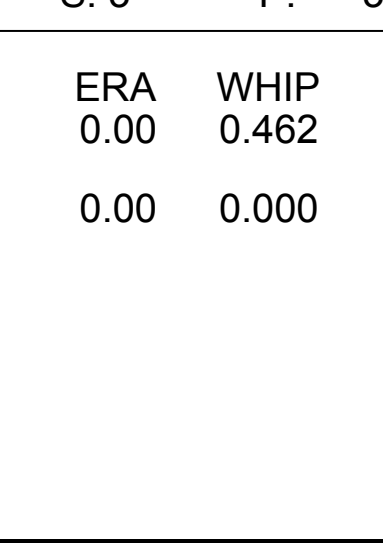



WP: 0 PA: 36
PB: 0
SB: 0
CS: 0

Boston Red Sox @ Oakland Athletics
Oakland-Alameda County Coliseum, Oakland, CA

AB 28
R 0
H 1
RBI 0
BB 3
SO 2
LOB 7



Batter	1	2	3	4	5	6	7	8	9	AB	R	H	RBI	BB	SO	LOB	BOTTOM				
Rickey Henderson, R OBP: 0.319, SLG: 0.286 (1, 8)										4	0	1	0	0	1	0					
Dave Chalk, R OBP: 0.380, SLG: 0.309 (1, 6)										3	0	0	0	1	0	1					
Mitchell Page, L OBP: 0.317, SLG: 0.352 (1, 10)										2	0	0	0	2	0	0					
Dave Revering, L OBP: 0.313, SLG: 0.409 (1, 3)										4	0	0	0	1	1	4					
Jeff Newman, R OBP: 0.259, SLG: 0.403 (1, 2)										3	0	0	0	0	0	2					
Jim Essian, R OBP: 0.333, SLG: 0.463 (1, 5)										3	0	0	0	0	0	0					
Mike Heath, R OBP: 0.347, SLG: 0.402 (1, 7)										3	0	0	0	0	0	0					
Tony Armas, R OBP: 0.299, SLG: 0.407 (1, 9)										3	0	0	0	0	0	0					
Mike Edwards, R OBP: 0.290, SLG: 0.310 (1, 4)										3	0	0	0	0	0	0					
Inning Stats	R: 0 E: 0 K: 0 S: 3	H: 0 LOB: 0 BB: 0 P: 3	R: 0 E: 0 K: 0 S: 3	H: 0 LOB: 0 BB: 0 P: 3	R: 0 E: 0 K: 0 S: 3	H: 0 LOB: 0 BB: 0 P: 3	R: 0 E: 0 K: 0 S: 3	H: 0 LOB: 0 BB: 0 P: 3	R: 0 E: 0 K: 1 S: 5	H: 0 LOB: 2 BB: 2 P: 13	R: 0 E: 0 K: 0 S: 3	H: 0 LOB: 0 BB: 0 P: 3	R: 0 E: 0 K: 1 S: 6	H: 1 LOB: 2 BB: 1 P: 10	1B: 1 2B: 0 3B: 0 HR: 0	SF: 0 SAC: 0 DP: 0 HBP: 0	WP: 0 PB: 0 SB: 0 CS: 0	PA: 31			
PITCHER	IP	WLS	BF	H	R	ER	SO	BB	IBB	HBP	BLK	WP	HR	S	P	ERA	WHIP				
Steve Renko, R ERA: 2.97 (1, 1)	8.2	W	30	1	0	0	1	3	0	0	0	0	0	29	41	0.00	0.462				
Bill Campbell, R ERA: 3.63 (9, 1)	0.1	S	1	0	0	0	1	0	0	0	0	0	0	3	3	0.00	0.000				

Fri Jul 13 1979, 7:05 PM PDT
Att: 8,903 - Unknown

livebaseballscores.com

Fri Jul 13 1979, 7:05 PM PDT
Att: 8,903 - Unknown

livebaseballscores.com

Batter	1	2	3	4	5	6	7	8	9	AB	R	H	RBI	BB	SO	LOB	TOP									
Rick Burleson, R OBP: 0.324, SLG: 0.380 (1, 6)										5	1	1	1	0	1	3										
Jack Brohamer, L OBP: 0.327, SLG: 0.350 (1, 4)										3	0	0	0	1	0	3										
Larry Wolfe, R OBP: 0.338, SLG: 0.377 (9, PH) (9, 4)										1	1	1	0	0	0	0										
Tom Poquette, L OBP: 0.304, SLG: 0.242 (1, 8)										4	0	1	1	0	0	1										
Bob Montgomery, R OBP: 0.414, SLG: 0.477 (9, PH)										0	0	0	0	0	0	0										
Jim Dwyer, L OBP: 0.354, SLG: 0.405 (9, PH) (9, 8)										1	1	1	0	0	0	0										
Jim Rice, R OBP: 0.385, SLG: 0.580 (1, 7)										5	1	1	1	0	0	2										
Carl Yastrzemski, L OBP: 0.383, SLG: 0.517 (1, 10)										3	0	1	1	2	0	1										
Bob Watson, R OBP: 0.360, SLG: 0.424 (1, 3)										3	3	2	0	2	0	2										
Carlton Fisk, R OBP: 0.317, SLG: 0.471 (1, 2)										4	0	0	1	0	0	4										
Butch Hobson, R OBP: 0.289, SLG: 0.463 (1, 5)										4	1	1	3	0	2	3										
Dwight Evans, R OBP: 0.364, SLG: 0.455 (1, 9)										3	0	1	0	2	1	2										
Inning Stats	R: 1 E: 1 K: 0 S: 5	H: 1 LOB: 1 BB: 0 P: 5	R: 1 E: 0 K: 0 S: 4	H: 1 LOB: 2 BB: 2 P: 12	R: 0 E: 0 K: 0 S: 3	H: 0 LOB: 0 BB: 0 P: 3	R: 2 E: 0 K: 1 S: 7	H: 2 LOB: 0 BB: 0 P: 7	R: 0 E: 0 K: 0 S: 3	H: 0 LOB: 0 BB: 0 P: 3	R: 1 E: 0 K: 1 S: 6	H: 1 LOB: 2 BB: 2 P: 14	R: 0 E: 0 K: 0 S: 3	H: 0 LOB: 2 BB: 2 P: 11	R: 0 E: 0 K: 1 S: 6	H: 1 LOB: 1 BB: 0 P: 6	R: 3 E: 0 K: 1 S: 9	H: 4 LOB: 2 BB: 1 P: 13	1B: 8 2B: 1 3B: 0 HR: 1	SF: 2 SAC: 0 DP: 0 HBP: 0	WP: 1 PB: 0 SB: 0 CS: 0	PA: 45				
PITCHER	IP	WLS	BF	H	R	ER	SO	BB	IBB	HBP	BLK	WP	HR	S	P	ERA	WHIP									
Brian Kingman, R ERA: 4.44 (1, 1)	5.0		24	5	5	4	1	3	0	0	0	1	1	23	35	7.20	1.600									
Dave Heaverlo, R ERA: 3.66 (6, 1)	3.0		13	1	0	0	2	2	1	0	1	0	0	14	26	0.00	1.000									
Dave Hamilton, L ERA: 4.18 (9, 1)	0.0		1	1	1	0	0	0	0	0	0	0	0	1	1	∞	∞									
Steve McCatty, R ERA: 3.71 (9, 1)	0.0	L	2	2	0	0	0	0	0	0	0	0	0	2	2	∞	∞									
Jim Todd, R ERA: 5.91 (9, 1)	1.0		5	1	2	2	1	0	1	0	0	0	0	6	10	18.00	1.000									
Batter	1	2	3	4	5	6	7	8	9	AB	R	H	RBI	BB	SO	LOB	BOTTOM									
Rickey Henderson, R OBP: 0.313, SLG: 0.281 (1, 8)										5	0	1	1	0	1	0										
Dave Chalk, R OBP: 0.362, SLG: 0.291 (1, 5)										5	0	0	0	0	0	3										
Mitchell Page, L OBP: 0.318, SLG: 0.348 (1, 10)										3	0	0	0	2	1	0										
Dave Revering, L OBP: 0.311, SLG: 0.409 (1, 3)										5	1	1	0	0	1	2										
Jim Essian, R OBP: 0.337, SLG: 0.467 (1, 2)										3	1	1	1	1	0	0										
Mike Heath, R OBP: 0.364, SLG: 0.411 (1, 7)										3	2	2	0	1	0	0										
Larry Murray, S OBP: 0.284, SLG: 0.269 (8, FR) (9, 7)										0	1	0	0	0	0	0										
Tony Armas, R OBP: 0.304, SLG: 0.426 (1, 9)										3	2	1	2	1	0	2										
Mike Edwards, R OBP: 0.293, SLG: 0.313 (1, 4)										4	0	2	2	0	1	1										
Mitt Ramirez, R OBP: 0.194, SLG: 0.169 (1, 6)										1	0	0	0	0	0	0										
Jeff Newman, R OBP: 0.259, SLG: 0.401 (5, PH)										1	0	0	0	0	1	3										
Rob Piccolo, R OBP: 0.222, SLG: 0.284 (6, 6)										2	0	0	0	0	0	2										
Inning Stats	R: 0 E: 0 K: 1 S: 5	H: 0 LOB: 0 BB: 0 P: 5	R: 0 E: 0 K: 1 S: 5	H: 0 LOB: 0 BB: 0 P: 5	R: 0 E: 0 K: 1 S: 5	H: 0 LOB: 0 BB: 0 P: 5	R: 0 E: 0 K: 0 S: 3	H: 0 LOB: 0 BB: 0 P: 3	R: 2 E: 0 K: 1 S: 10	H: 5 LOB: 3 BB: 0 P: 10	R: 3 E: 0 K: 0 S: 5	H: 2 LOB: 1 BB: 2 P: 13	R: 0 E: 0 K: 1 S: 5	H: 0 LOB: 1 BB: 1 P: 9	R: 2 E: 0 K: 0 S: 4	H: 1 LOB: 1 BB: 1 P: 8	R: 0 E: 0 K: 0 S: 3	H: 0 LOB: 1 BB: 1 P: 7	1B: 5 2B: 2 3B: 0 HR: 1	SF: 0 SAC: 0 DP: 0 HBP: 0	WP: 1 PB: 0 SB: 0 CS: 0	PA: 40				
PITCHER	IP	WLS	BF	H	R	ER	SO	BB	IBB	HBP	BLK	WP	HR	S	P	ERA	WHIP									
Mike Torrez, R ERA: 4.4 (1, 1)	5.2		26	7	5	5	4	2	0	0	0	0	1	10	18	7.71	1.286									
Allen Ripley, R ERA: 2.53 (6, 1)	2.1	W	10	1	2	2	1	2	0	0	0	0	0	1	10	18	7.71	1.286								
Dick Drago, R ERA: 3.02 (9, 1)	0.2		3	0	0	0	0	1	0	0	0	0	0	2	6	0.00	1.500									
Bill Campbell, R ERA: 3.6 (9, 1)	0.1	S	1	0	0	0	0	0	0	0	0	0	0	1	1	0.00	0.000									

Boston Red Sox @ Oakland Athletics
Oakland-Alameda County Coliseum, Oakland, CA

AB 36
R 8
H 10
RBI 8
BB 7
SO 4
LOB 21



WP: 1 PA: 45
PB: 0
SB: 0
CS: 0

Boston Red Sox @ Oakland Athletics
Oakland-Alameda County Coliseum, Oakland, CA

AB 35
R 7
H 8
RBI 6
BB 5
SO 5
LOB 13



WP: 1 PA: 40
PB: 0
SB: 0
CS: 0

Sat Jul 14 1979, 3:33 AM PDT
Att: 8,738 - Unknown

Sat Jul 14 1979, 3:33 AM PDT
Att: 8,738 - Unknown

Batter	1	2	3	4	5	6	7	8	9	AB	R	H	RBI	BB	SO	LOB	TOP					
Rick Burleson, R OBP: 0.324, SLG: 0.384 (1, 6)	F2		1B		F7			5-3		4	1	1	0	0	0	1	Boston Red Sox @ Oakland Athletics Oakland-Alameda County Coliseum, Oakland, CA Sun Jul 15 1979, 3:33 AM PDT Att: 9,822 - Unknown livebaseballscorecards.com					
Jack Brohamer, L OBP: 0.350, SLG: 0.375 (1, 4)	1B		4-3		FC5-6			1B		4	0	4	1	0	0	0						
Tom Poquette, L OBP: 0.301, SLG: 0.243 (1, 8)	1B		4-3		FC5-6			L9		4	0	1	0	0	0	3						
Jim Rice, R OBP: 0.384, SLG: 0.577 (1, 7)	K		K		F7			FC5		4	1	1	0	0	2	4						
Carl Yastrzemski, L OBP: 0.379, SLG: 0.510 (1, 10)	1-3				4-3			FC5		4	0	0	0	0	0	4						
Jim Dwyer, L OBP: 0.354, SLG: 0.405 (9, PR)								FC6-4		0	1	0	0	0	0	0						
Bob Watson, R OBP: 0.355, SLG: 0.417 (1, 3)		L7			L1			K		4	0	0	0	0	1	2						
Carlton Fisk, R OBP: 0.309, SLG: 0.457 (1, 2)		F9			K			F5		4	0	0	1	0	1	2						
Butch Hobson, R OBP: 0.289, SLG: 0.460 (1, 5)		K						K		4	0	1	1	0	2	1						
Dwight Evans, R OBP: 0.360, SLG: 0.449 (1, 9)			L7		FC5-4			L5		4	0	0	0	0	0	3						
Inning Stats	R: 0 E: 0 K: 1 S: 7	H: 2 LOB: 2 BB: 0 P: 7	R: 0 E: 0 K: 1 S: 5	H: 0 LOB: 0 BB: 0 P: 5	R: 1 E: 0 K: 1 S: 7	H: 2 LOB: 1 BB: 0 P: 7	R: 0 E: 0 K: 1 S: 5	H: 0 LOB: 0 BB: 0 P: 5	R: 0 E: 0 K: 0 S: 3	H: 1 LOB: 0 BB: 0 P: 3	R: 0 E: 0 K: 0 S: 4	H: 1 LOB: 1 BB: 0 P: 4	R: 0 E: 0 K: 2 S: 7	H: 0 LOB: 0 BB: 0 P: 7	R: 0 E: 0 K: 0 S: 4	H: 1 LOB: 1 BB: 0 P: 4	R: 2 E: 1 K: 0 S: 6	H: 1 LOB: 1 BB: 0 P: 6	1B: 7 2B: 0 3B: 1 HR: 0	SF: 0 SAC: 0 DP: 0 HBP: 0	WP: 1 PB: 0 SB: 0 CS: 1	PA: 36
PITCHER Rick Langford, R ERA: 5.1 (1, 1)	IP: 9.0 WLS: L BF: 36 H: 8 R: 3 ER: 1 SO: 6 BB: 0 IBB: 0 HBP: 0 BLK: 0 WP: 1 HR: 0 S: 48 P: 48 ERA: 1.00 WHIP: 0.889															PITCHER						

Batter	1	2	3	4	5	6	7	8	9	AB	R	H	RBI	BB	SO	LOB	BOTTOM					
Rickey Henderson, R OBP: 0.303, SLG: 0.272 (1, 8)	1-3		5-3		SH3			5-3		3	0	0	0	0	0	0	Boston Red Sox @ Oakland Athletics Oakland-Alameda County Coliseum, Oakland, CA Sun Jul 15 1979, 3:33 AM PDT Att: 9,822 - Unknown livebaseballscorecards.com					
Dave Chalk, R OBP: 0.358, SLG: 0.289 (1, 6)	1-3		CS		5-3			4-3		4	0	1	0	0	0	1						
Mitchell Page, L OBP: 0.317, SLG: 0.345 (1, 10)	E		4-3		3-1			G3		3	0	0	0	1	0	2						
Dave Revering, L OBP: 0.322, SLG: 0.421 (1, 3)	E		1B		1B			2B		3	1	3	0	1	0	0						
Jim Essian, R OBP: 0.329, SLG: 0.455 (1, 5)	E5		5-3		F7			5-3		4	0	0	0	0	0	5						
Mike Heath, R OBP: 0.363, SLG: 0.409 (1, 7)	6-3				G6-4-3					3	0	1	0	0	0	4						
Larry Murray, S OBP: 0.284, SLG: 0.269 (8, 7)										0	0	0	0	0	0	0						
Dwayne Murphy, L OBP: 0.425, SLG: 0.379 (9, PH)					FC5-4			K		1	0	0	0	0	1	0						
Jeff Newman, R OBP: 0.258, SLG: 0.410 (1, 2)	6-3		SF8		HR			L7		3	1	1	2	0	0	0						
Tony Armas, R OBP: 0.297, SLG: 0.414 (1, 9)	5-3		FC5-4		F5			6-3		4	0	0	0	0	0	1						
Mike Edwards, R OBP: 0.293, SLG: 0.310 (1, 4)	6-3				SH3			5-3		2	0	0	0	1	0	0						
Inning Stats	R: 0 E: 1 K: 0 S: 5	H: 1 LOB: 3 BB: 1 P: 9	R: 0 E: 0 K: 0 S: 3	H: 0 LOB: 0 BB: 0 P: 3	R: 0 E: 0 K: 0 S: 3	H: 1 LOB: 0 BB: 0 P: 3	R: 1 E: 0 K: 0 S: 4	H: 1 LOB: 1 BB: 1 P: 8	R: 0 E: 0 K: 0 S: 3	H: 0 LOB: 1 BB: 1 P: 7	R: 0 E: 0 K: 0 S: 3	H: 1 LOB: 0 BB: 0 P: 3	R: 1 E: 0 K: 0 S: 4	H: 1 LOB: 0 BB: 0 P: 4	R: 0 E: 0 K: 0 S: 4	H: 1 LOB: 1 BB: 0 P: 4	R: 0 E: 0 K: 1 S: 5	H: 0 LOB: 0 BB: 0 P: 5	1B: 4 2B: 1 3B: 0 HR: 1	SF: 1 SAC: 1 DP: 1 HBP: 0	WP: 0 PB: 0 SB: 0 CS: 1	PA: 35
PITCHER Bob Stanley, R ERA: 3.29 (1, 1)	IP: 9.0 WLS: W BF: 35 H: 6 R: 2 ER: 2 SO: 1 BB: 3 IBB: 0 HBP: 0 BLK: 0 WP: 0 HR: 1 S: 34 P: 46 ERA: 2.00 WHIP: 1.000															PITCHER						



Batter	1	2	3	4	5	6	7	8	9	AB	R	H	RBI	BB	SO	LOB	TOP			
Rickey Henderson, R OBP: 0.320, SLG: 0.277 (1, 7)	0-0 4-3 SH2-3 1B		4-0 BB BB		0-3 K			4-0 4-3 BB		2	0	1	0	2	1	0	Oakland Athletics @ New York Yankees Yankee Stadium, Bronx, NY Thu Jul 19 1979, 7:05 PM EDT Att: 22,648 - Unknown - 80 F			
Dwayne Murphy, L OBP: 0.420, SLG: 0.374 (1, 8)	0-0 SH2-3 1-2		0-0 F7		0-0 F7			0-3 K		3	0	0	0	0	1	2				
Mitchell Page, L OBP: 0.317, SLG: 0.342 (1, 10)	0-0 4-3 2-3		4-0 1-2 BB		0-0 4-3			0-0 4-3 1-2		3	0	0	0	1	0	2				
Dave Revering, L OBP: 0.317, SLG: 0.414 (1, 3)	0-0 F9		0-0 F8		0-0 F8			0-0 F4		4	0	0	0	0	0	4				
Wayne Gross, L OBP: 0.336, SLG: 0.374 (1, 5)		0-0 3-1		0-3 K				0-0 1B		4	0	1	0	0	2	0				
Jeff Newman, R OBP: 0.284, SLG: 0.434 (1, 2)		0-0 HR		0-0 HR				0-0 1-2 1B		4	2	3	2	0	0	0				
Dave Chalk, R OBP: 0.345, SLG: 0.277 (1, 6)		0-0 F6		0-3 K				0-0 F7		4	0	0	0	0	1	2				
Tony Armas, R OBP: 0.296, SLG: 0.410 (1, 9)		0-0 F8		0-3 K				0-0 F8		4	0	1	0	0	1	2				
Mike Edwards, R OBP: 0.289, SLG: 0.306 (1, 4)			0-3 K		0-0 F4			0-0 FC6-4 1-2		4	0	0	0	0	1	3				
Inning Stats	R: 0 E: 0 K: 0 S: 4	H: 1 LOB: 1 BB: 0 P: 4	R: 1 E: 0 K: 0 S: 4	H: 1 LOB: 0 BB: 0 P: 4	R: 0 E: 0 K: 1 S: 5	H: 0 LOB: 2 BB: 2 P: 13	R: 1 E: 0 K: 3 S: 10	H: 1 LOB: 0 BB: 0 P: 10	R: 0 E: 0 K: 1 S: 5	H: 0 LOB: 0 BB: 0 P: 5	R: 0 E: 0 K: 0 S: 4	H: 1 LOB: 1 BB: 0 P: 4	R: 0 E: 0 K: 1 S: 5	H: 0 LOB: 2 BB: 0 P: 9	R: 0 E: 0 K: 0 S: 5	H: 2 LOB: 2 BB: 0 P: 5	1B: 4 2B: 0 3B: 0 HR: 2	SF: 0 SAC: 1 DP: 0 HBP: 0	WP: 0 PB: 0 SB: 0 CS: 0	PA: 36
PITCHER Luis Tiant, R ERA: 3.5 (1, 1)	IP: 9.0 WLS: W BF: 36 H: 6 R: 2 ER: 2 SO: 7 BB: 3 IBB: 0 HBP: 0 BLK: 0 WP: 0 HR: 2 S: 47 P: 59 ERA: 2.00 WHIP: 1.000															PITCHER				

Batter	1	2	3	4	5	6	7	8	9	AB	R	H	RBI	BB	SO	LOB	BOTTOM			
Bobby Murcer, L OBP: 0.353, SLG: 0.364 (1, 8)	0-0 4-3 1B 2B	0-0 F7		0-0 G6-4-3 1-2		0-0 G6-4-3 1B	0-0 G4-6-3 1-2			5	1	2	0	0	0	6	Oakland Athletics @ New York Yankees Yankee Stadium, Bronx, NY Thu Jul 19 1979, 7:05 PM EDT Att: 22,648 - Unknown - 80 F			
Thurman Munson, R OBP: 0.346, SLG: 0.383 (1, 2)	0-0 4-3 2-3		4-0 FC6-4 BB		0-0 F7	0-0 G6-4-3 1-2		0-0 F8 1B 1B		4	1	1	0	1	0	2				
Chris Chambliss, L OBP: 0.314, SLG: 0.444 (1, 3)	0-0 G4-6-3 1B		0-0 FC6-4 1B		0-0 G3	0-0 HR 1B		0-0 BB 1B 2B 1B		5	2	3	1	0	0	1				
Reggie Jackson, L OBP: 0.378, SLG: 0.566 (1, 9)	0-0 G4-6-3 1-2		0-0 1-2 1B		0-0 BB 1B 1B	0-0 HR 1B		0-0 F8		5	2	3	2	0	0	3				
Lou Piniella, R OBP: 0.345, SLG: 0.432 (1, 7)		0-0 5-3 1B 1B		0-0 F9		0-0 E4 1B BB BB	0-0 F8		0-0 BB 2B 1B	5	3	2	1	0	0	3				
Jim Spencer, L OBP: 0.337, SLG: 0.497 (1, 10)		0-0 F8		0-0 1-3		4-0 BB 1B BB		0-0 K		3	0	1	0	1	0	3				
Bobby Brown, S OBP: 0.279, SLG: 0.250 (7, FR)						1-2 2-3 BB		0-0 FC4-6 1B 2B		1	1	0	0	0	1	2				
Willie Randolph, R OBP: 0.252, SLG: 0.239 (6, PH)		0-0 5-3		4-0 1B BB		0-0 1-2 2-3 3-H 1B		4-0 FC4-6 BB		2	0	1	1	2	0	1				
Fred Stanley, R OBP: 0.250, SLG: 0.192 (9, 4)		1-2		1-2 2-3 3-H 1B		1-2 2-3 3-H 1B		1-2 2-3 BB		0	0	0	0	0	0	0				
Brian Doyle, L OBP: 0.333, SLG: 0.286 (1, 5)		4-0 1B BB		0-0 F9		0-0 1-2 2-3 3-H BB		0-0 FC4-6 1B		3	0	1	3	2	0	3				
Bucky Dent, R OBP: 0.296, SLG: 0.307 (1, 6)		0-0 1-3 2-H 1B		0-0 G6-4-3 1B		0-0 F9		0-0 F8		5	0	3	2	0	0	5				
Inning Stats	R: 1 E: 0 K: 0 S: 4	H: 2 LOB: 0 BB: 0 P: 4	R: 1 E: 0 K: 0 S: 5	H: 2 LOB: 2 BB: 1 P: 9	R: 0 E: 0 K: 0 S: 4	H: 1 LOB: 1 BB: 1 P: 8	R: 0 E: 0 K: 0 S: 3	H: 1 LOB: 1 BB: 1 P: 7	R: 2 E: 0 K: 0 S: 6	H: 2 LOB: 3 BB: 2 P: 14	R: 2 E: 0 K: 0 S: 5	H: 3 LOB: 0 BB: 0 P: 5	R: 1 E: 0 K: 0 S: 4	H: 2 LOB: 1 BB: 1 P: 8	R: 3 E: 0 K: 1 S: 9	H: 4 LOB: 2 BB: 1 P: 13	1B: 13 2B: 3 3B: 0 HR: 1	SF: 0 SAC: 0 DP: 4 HBP: 0	WP: 0 PB: 0 SB: 1 CS: 0	PA: 45
PITCHER Mike Morgan, R ERA: 7.09 (1, 1)	IP: 4.2 WLS: L BF: 26 H: 8 R: 4 ER: 2 SO: 0 BB: 5 IBB: 0 HBP: 0 BLK: 0 WP: 0 HR: 0 S: 21 P: 41 ERA: 3.86 WHIP: 2.786															PITCHER				
Dave Heaverlo, R ERA: 3.66 (5, 1)	IP: 1.1 WLS: L BF: 6 H: 3 R: 2 ER: 2 SO: 0 BB: 0 IBB: 0 HBP: 0 BLK: 0 WP: 0 HR: 1 S: 6 P: 6 ERA: 13.50 WHIP: 2.250															PITCHER				
Matt Keough, R ERA: 5.85 (7, 1)	IP: 2.0 WLS: L BF: 13 H: 6 R: 4 ER: 4 SO: 1 BB: 2 IBB: 0 HBP: 0 BLK: 0 WP: 0 HR: 0 S: 13 P: 21 ERA: 18.00 WHIP: 4.000															PITCHER				

AB	32
R	2
H	6
RBI	2
BB	3
SO	7
LOB	15

AB	38
R	10
H	17
RBI	10
BB	7
SO	1
LOB	29

Batter	1	2	3	4	5	6	7	8	9	AB	R	H	RBI	BB	SO	LOB	TOP					
Rickey Henderson, R OBP: 0.333, SLG: 0.289	4-0 BB		0-0 4-3			0-0 E2 1B	0-0 SF7		0-0 FC6-4 1B	3	1	2	2	1	0	1						
Dave Chalk, R OBP: 0.331, SLG: 0.263	0-0 F9		0-0 5-3			0-0 6-3	0-0 F8		0-0 FC6-4	5	0	0	1	0	0	6						
Mike Heath, R OBP: 0.358, SLG: 0.402 Larry Murray, S OBP: 0.284, SLG: 0.269	0-0 1-3			0-0 6-3		0-0 E SF7 1B			0-0 F4	4	1	1	1	0	0	1						
Jeff Newman, R OBP: 0.260, SLG: 0.429	0-0 6-3			0-0 F8		0-0 E6 1B			0-0 F8	4	0	0	0	0	0	2						
Jim Essian, R OBP: 0.324, SLG: 0.449 Milt Ramirez, R OBP: 0.190, SLG: 0.167		0-0 F9		0-0 5-3		0-0 SF7			0-0 6-3	2	0	0	1	0	0	0						
Dave Revere, L OBP: 0.316, SLG: 0.411		0-0 G6-4-3 1B			0-0 F6	0-0 4-3			0-0 F9	4	0	1	0	0	0	1						
Tony Armas, R OBP: 0.301, SLG: 0.413		0-0 G6-4-3			0-0 F4		0-0 E SH SF7 1B		0-0 1B 1B	4	2	2	0	0	0	1						
Mitchell Page, L OBP: 0.314, SLG: 0.339			0-0 F6		0-0 3-1		0-0 SH FC3-6		0-0 F8	3	0	0	0	0	0	1						
Rob Picciolo, R OBP: 0.237, SLG: 0.297			0-0 4-3 1B			0-0 E 6-3 1B	0-0 FC3-6		0-0 1B	4	1	3	0	0	0	2						
Inning Stats	R: 0 E: 0 K: 0 S: 3	H: 0 LOB: 1 BB: 1 P: 7	R: 0 E: 0 K: 0 S: 3	H: 1 LOB: 0 BB: 0 P: 3	R: 0 E: 0 K: 0 S: 4	H: 1 LOB: 1 BB: 0 P: 4	R: 0 E: 0 K: 0 S: 3	H: 0 LOB: 0 BB: 0 P: 3	R: 0 E: 0 K: 0 S: 3	H: 0 LOB: 0 BB: 0 P: 3	R: 3 E: 2 K: 0 S: 7	H: 3 LOB: 1 BB: 0 P: 7	R: 1 E: 1 K: 0 S: 5	H: 1 LOB: 1 BB: 0 P: 5	R: 0 E: 0 K: 0 S: 3	H: 0 LOB: 0 BB: 0 P: 3	R: 1 E: 0 K: 0 S: 6	H: 3 LOB: 2 BB: 0 P: 6	1B: 9 2B: 0 3B: 0 HR: 0	SF: 2 SAC: 1 DP: 1 HBP: 0	WP: 0 PB: 0 SB: 1 CS: 0	PA: 38
PITCHER Tommy John, L ERA: 2.61	IP: 9.0 WLS: L BF: 38	H: 9 R: 5 ER: 3 SO: 0	BB: 1 IBB: 0 HBP: 0 BLK: 0	WP: 0 HR: 0 S: 37 P: 41	ERA: 3.00 WHIP: 1.111	PITCHER										IP: 9.0 WLS: L BF: 38	H: 9 R: 5 ER: 3 SO: 0	BB: 1 IBB: 0 HBP: 0 BLK: 0	WP: 0 HR: 0 S: 37 P: 41	ERA: 3.00 WHIP: 1.111		

Oakland Athletics @ New York Yankees
Yankee Stadium, Bronx, NY
Fri Jul 20 1979, 7:05 PM EDT
Att: 30,481 - Unknown - 80 F

AB 34
R 5
H 9
RBI 5
BB 1
SO 0
LOB 15



Batter	1	2	3	4	5	6	7	8	9	AB	R	H	RBI	BB	SO	LOB	BOTTOM			
Mickey Rivers, L OBP: 0.315, SLG: 0.412 Bobby Brown, S OBP: 0.311, SLG: 0.310	0-3 K		0-0 F7		0-0 1B 2B		0-0 1-3 1B			2	0	0	0	0	1	0				
Thurman Munson, R OBP: 0.347, SLG: 0.385	0-0 1B		0-0 1-3		0-0 1B		0-0 F6			4	0	2	1	0	0	2				
Chris Chambliss, L OBP: 0.313, SLG: 0.441	0-0 F7		0-0 F7		0-0 F8				0-0 1B	4	0	1	0	0	0	2				
Reggie Jackson, L OBP: 0.376, SLG: 0.561	0-0 1-2 1B			0-3 K		0-0 F8		0-3 K		4	0	1	0	0	2	1				
Lou Piniella, R OBP: 0.344, SLG: 0.430	0-0 F7			0-0 1B		0-0 5-3		0-3 K		4	0	1	0	0	1	3				
Bobby Murcer, L OBP: 0.348, SLG: 0.359		0-0 G3		0-0 F5		0-0 F8		0-0 G3		4	0	0	0	0	0	2				
Willie Randolph, R OBP: 0.370, SLG: 0.354		4-0 BB		0-0 F8		0-0 1B 1B			0-0 F8	3	0	1	0	1	0	1				
Brian Doyle, L OBP: 0.250, SLG: 0.200 Roy White, S OBP: 0.250, SLG: 0.237		0-0 F3		0-0 F9		0-0 F9		0-0 F2		3	0	0	0	0	0	2				
Bucky Dent, R OBP: 0.292, SLG: 0.302		0-0 F8		0-0 F9		0-0 F9		0-0 F8		4	0	0	0	0	0	2				
Inning Stats	R: 0 E: 0 K: 1 S: 7	H: 2 LOB: 2 BB: 0 P: 7	R: 0 E: 0 K: 0 S: 3	H: 0 LOB: 1 BB: 1 P: 7	R: 0 E: 0 K: 1 S: 6	H: 1 LOB: 1 BB: 0 P: 6	R: 1 E: 0 K: 0 S: 5	H: 2 LOB: 1 BB: 0 P: 5	R: 0 E: 0 K: 2 S: 8	H: 2 LOB: 2 BB: 0 P: 8	R: 0 E: 0 K: 0 S: 3	H: 0 LOB: 0 BB: 0 P: 3	R: 0 E: 0 K: 0 S: 3	H: 0 LOB: 0 BB: 0 P: 3	1B: 7 2B: 1 3B: 0 HR: 0	SF: 0 SAC: 0 DP: 0 HBP: 0	WP: 0 PB: 0 SB: 0 CS: 0	PA: 36		
PITCHER Brian Kingman, R ERA: 3.78 Dave Hamilton, L ERA: 4.03	IP: 7.0 WLS: S BF: 30	H: 8 R: 1 ER: 1 SO: 2	BB: 1 IBB: 0 HBP: 0 BLK: 0	WP: 0 HR: 0 S: 33 P: 37	ERA: 1.29 WHIP: 1.286	PITCHER										IP: 2.0 WLS: S BF: 6	H: 0 R: 0 ER: 0 SO: 2	BB: 0 IBB: 0 HBP: 0 BLK: 0	WP: 0 HR: 0 S: 10 P: 10	ERA: 0.00 WHIP: 0.000

Oakland Athletics @ New York Yankees
Yankee Stadium, Bronx, NY
Fri Jul 20 1979, 7:05 PM EDT
Att: 30,481 - Unknown - 80 F

AB 35
R 1
H 8
RBI 1
BB 1
SO 4
LOB 15



Batter	1	2	3	4	5	6	7	8	9	AB	R	H	RBI	BB	SO	LOB	TOP										
Rickey Henderson, R OBP: 0.330, SLG: 0.287	0-0 S 1B		0-0 5-3		0-3 K		0-0 4-1			4	1	1	0	0	1	0	Oakland Athletics @ New York Yankees Yankee Stadium, Bronx, NY Sat Jul 21 1979, 3:33 AM EDT Att: 49,284 - Unknown - 81 F										
Dave Chalk, R OBP: 0.328, SLG: 0.262	0-0 F9		0-0 1B		0-3 K		0-0 4-3			4	0	1	0	0	1	1											
Mike Heath, R OBP: 0.382, SLG: 0.430	0-0 G6-4-3 2H 1B		0-0 1B		0-0 HR 2B		1-0 1-3 HBP			3	1	3	1	0	0	0											
Jeff Newman, R OBP: 0.257, SLG: 0.423	0-0 G6-4-3 1-2		0-3 K		0-0 6-3		0-0 1-3			4	0	0	0	0	1	5											
Jim Essian, R OBP: 0.328, SLG: 0.475		0-0 F9 2B		0-0 F3		0-0 HR 2H		0-0 5-3		4	1	2	2	0	0	1											
Dave Reevering, L OBP: 0.315, SLG: 0.421		0-0 F9 2-3		0-3 K		0-0 HR		0-0 F8		4	1	1	1	0	1	1											
Tony Armas, R OBP: 0.294, SLG: 0.402		0-3 K		0-3 K		0-3 K		0-0 F8		4	0	0	0	0	3	1											
Mike Edwards, R OBP: 0.285, SLG: 0.301		0-0 3-1		0-0 F8		0-0 4-3		0-0 F8		4	0	0	0	0	0	1											
Rob Picciolo, R OBP: 0.232, SLG: 0.291			0-0 4-3		0-0 F3		0-3 K			3	0	0	0	0	1	0											
Inning Stats	R: 1 E: 0 K: 0 S: 4	H: 2 LOB: 0 BB: 0 P: 4	R: 0 E: 0 K: 1 S: 6	H: 1 LOB: 1 BB: 0 P: 6	R: 0 E: 0 K: 1 S: 7	H: 2 LOB: 2 BB: 0 P: 7	R: 0 E: 0 K: 2 S: 7	H: 0 LOB: 0 BB: 0 P: 7	R: 0 E: 0 K: 1 S: 5	H: 0 LOB: 0 BB: 0 P: 5	R: 3 E: 0 K: 2 S: 10	H: 3 LOB: 0 BB: 0 P: 10	R: 0 E: 0 K: 1 S: 5	H: 0 LOB: 0 BB: 0 P: 5	R: 0 E: 0 K: 0 S: 3	H: 0 LOB: 1 BB: 0 P: 4	R: 0 E: 0 K: 0 S: 3	H: 0 LOB: 0 BB: 0 P: 3	1B: 4 2B: 2 3B: 0 HR: 2	SF: 0 SAC: 0 DP: 1 HBP: 1	WP: 0 PB: 0 SB: 1 CS: 0	PA: 35					
PITCHER	IP	WLS	BF	H	R	ER	SO	BB	IBB	HBP	BLK	WP	HR	S	P	ERA	WHIP	PITCHER									
Ron Guidry, L ERA: 2.66	6.0	W	25	8	4	4	7	0	0	0	0	0	2	39	39	6.00	1.333										
Ron Davis, R ERA: 2.03	2.0		7	0	0	0	1	0	0	1	0	0	0	8	9	0.00	0.000										
Rich Gossage, R ERA: 5.79	1.0		3	0	0	0	0	0	0	0	0	0	0	3	3	0.00	0.000										

Batter	1	2	3	4	5	6	7	8	9	AB	R	H	RBI	BB	SO	LOB	BOTTOM										
Willie Randolph, R OBP: 0.373, SLG: 0.364	4-0 S BB		0-0 F9		0-0 HR	4-0 FC6-4 BB		0-0 F8		2	1	1	4	2	0	0	Oakland Athletics @ New York Yankees Yankee Stadium, Bronx, NY Sat Jul 21 1979, 3:33 AM EDT Att: 49,284 - Unknown - 81 F										
Brian Doyle, L OBP: 0.231, SLG: 0.182					1-H 2-H 3-H HR	1-2 BB		0-0 F8		1	0	0	0	0	1												
Bobby Murcer, L OBP: 0.346, SLG: 0.356	0-0 F9			0-3 K	0-3 K	0-3 K		0-0 2B		5	1	1	0	0	3	3											
Thurman Munson, R OBP: 0.346, SLG: 0.383	0-0 F9			0-0 5-3	0-0 HR 1B	0-0 F8		0-0 1B		4	1	1	0	0	0	3											
Jerry Narron, L OBP: 0.261, SLG: 0.317	0-0 F9			0-0 5-3	0-0 HR 1B	0-0 F8		0-0 2B		1	0	1	2	0	0	0											
Lou Piniella, R OBP: 0.343, SLG: 0.428	0-0 6-3			0-0 F9	0-0 HR 1B	0-0 FC6-4		0-0 F5		4	1	1	0	0	0	3											
Bobby Brown, S OBP: 0.304, SLG: 0.302				0-0 F9	0-0 HR 1B	0-0 FC6-4		0-0 F5		1	0	0	0	0	0	1											
Reggie Jackson, L OBP: 0.377, SLG: 0.570		0-0 6-3			0-0 HR 1B		0-0 F9	0-3 K		5	2	2	3	0	1	1											
Roy White, S OBP: 0.252, SLG: 0.248		0-0 F6			0-0 HR 1B		0-0 4-3			3	2	1	0	0	0	0											
Chris Chambliss, L OBP: 0.318, SLG: 0.443		0-0 F8			0-0 HR 1B		4-0 BB			3	1	2	2	1	0	0											
Fred Stanley, R OBP: 0.219, SLG: 0.167			0-3 K		0-0 HR 1B		0-0 G3			4	1	0	0	0	1	4											
Bucky Dent, R OBP: 0.298, SLG: 0.306			0-0 F7		0-0 HR 1B	0-0 F8 BB 1B		4-0 BB		3	2	2	1	1	0	0											
Inning Stats	R: 0 E: 0 K: 0 S: 3	H: 0 LOB: 1 BB: 1 P: 7	R: 0 E: 0 K: 0 S: 3	H: 0 LOB: 0 BB: 0 P: 3	R: 0 E: 0 K: 1 S: 5	H: 0 LOB: 0 BB: 0 P: 5	R: 0 E: 0 K: 1 S: 5	H: 0 LOB: 0 BB: 0 P: 5	R: 10 E: 2 K: 1 S: 15	H: 9 LOB: 0 BB: 0 P: 15	R: 0 E: 0 K: 1 S: 6	H: 1 LOB: 2 BB: 1 P: 10	R: 0 E: 0 K: 0 S: 3	H: 0 LOB: 1 BB: 1 P: 7	R: 2 E: 0 K: 1 S: 7	H: 2 LOB: 1 BB: 1 P: 11	1B: 8 2B: 3 3B: 0 HR: 2	SF: 0 SAC: 1 DP: 1 HBP: 0	WP: 0 PB: 0 SB: 2 CS: 0	PA: 41							
PITCHER	IP	WLS	BF	H	R	ER	SO	BB	IBB	HBP	BLK	WP	HR	S	P	ERA	WHIP	PITCHER									
Craig Minetto, L ERA: 5.87	4.1	L	21	5	3	5	3	1	0	0	0	0	1	26	30	10.38	1.385										
Jim Todd, R ERA: 6.1	2.2		14	5	3	2	1	2	0	0	0	0	1	14	22	6.75	2.625										
Dave Heaverlo, R ERA: 4.06	1.0		6	2	2	2	1	1	0	0	0	0	0	7	11	18.00	3.000										

AB	34
R	4
H	8
RBI	4
BB	0
SO	8
LOB	10



AB	36
R	12
H	12
RBI	12
BB	4
SO	5
LOB	16



Batter	1	2	3	4	5	6	7	8	9	AB	R	H	RBI	BB	SO	LOB	TOP			
Rickey Henderson, R OBP: 0.328, SLG: 0.286 (1, 7)	B5-3		K			K			F9 1B 1B	4	0	1	0	0	2	0	Oakland Athletics @ Baltimore Orioles Memorial Stadium, Baltimore, MD Sun Jul 22 1979, 3:33 AM EDT Att: 26,761 - Unknown livebaseballscorecards.com			
Dwayne Murphy, L OBP: 0.417, SLG: 0.376 (1, 8)	2B			K		K			K	4	0	1	0	0	3	1				
Mike Heath, R OBP: 0.377, SLG: 0.423 (1, 5)	F3			K			1-3		F9 1B	4	0	1	0	0	1	1				
Dave Revering, L OBP: 0.314, SLG: 0.430 (1, 3)	K				HR		4-3		F9 1-2 2-3	4	1	1	1	0	1	3				
Jeff Newman, R OBP: 0.260, SLG: 0.424 (1, 2)		G3-6-1 1B		F4					K	4	0	2	0	0	1	2				
Mitchell Page, L OBP: 0.311, SLG: 0.335 (1, 10)		G3-6-1 1-2			F7		F8			3	0	0	0	0	0	2				
Tony Armas, R OBP: 0.289, SLG: 0.395 (1, 9)		F7			K				F7	3	0	0	0	0	1	0				
Dave Chalk, R OBP: 0.328, SLG: 0.264 (1, 4)			K		5-3				G6-3 1B	3	0	1	0	0	1	0				
Rob Picciolo, R OBP: 0.229, SLG: 0.287 (8, PH)			F7						G6-3 1-2	2	0	0	0	0	0	0				
Wayne Gross, L OBP: 0.335, SLG: 0.372 (8, 6)						F8				1	0	0	0	0	0	1				
Milt Ramirez, R OBP: 0.190, SLG: 0.167 (8, 6)										0	0	0	0	0	0	0				
Inning Stats	R: 0 E: 0 K: 1 S: 6	H: 1 LOB: 1 BB: 0 P: 6	R: 0 E: 0 K: 0 S: 3	H: 1 LOB: 0 BB: 0 P: 3	R: 0 E: 0 K: 2 S: 7	H: 0 LOB: 0 BB: 0 P: 7	R: 1 E: 0 K: 2 S: 8	H: 1 LOB: 0 BB: 0 P: 8	R: 0 E: 0 K: 1 S: 5	H: 0 LOB: 0 BB: 0 P: 5	R: 0 E: 0 K: 0 S: 4	H: 1 LOB: 1 BB: 0 P: 4	R: 0 E: 0 K: 0 S: 3	H: 1 LOB: 0 BB: 0 P: 3	R: 0 E: 0 K: 2 S: 9	H: 2 LOB: 2 BB: 0 P: 9	1B: 5 2B: 1 3B: 0 HR: 1	SF: 0 SAC: 0 DP: 2 HBP: 0	WP: 0 PB: 0 SB: 0 CS: 0	PA: 32
PITCHER Steve Stone, R ERA: 4.14 (1, 1)	IP: 9.0 WLS: W BF: 32 H: 7 R: 1 ER: 1 SO: 10 BB: 0 IBB: 0 HBP: 0 BLK: 0 WP: 0 HR: 1 S: 52 P: 52 ERA: 1.00 WHIP: 0.778															PITCHER				

Batter	1	2	3	4	5	6	7	8	9	AB	R	H	RBI	BB	SO	LOB	BOTTOM	
Al Bumbry, L OBP: 0.316, SLG: 0.348 (1, 8)	4-3		F8		1B 1B		F8			4	0	1	0	0	0	0	Oakland Athletics @ Baltimore Orioles Memorial Stadium, Baltimore, MD Sun Jul 22 1979, 3:33 AM EDT Att: 26,761 - Unknown livebaseballscorecards.com	
Mark Belanger, R OBP: 0.295, SLG: 0.213 (1, 6)	6-3		4-3		1B 1-2 1B					4	0	2	0	0	0	0		
Ken Singleton, S OBP: 0.400, SLG: 0.531 (1, 10)				F9	F7		G3			4	0	1	0	0	0	3		
Eddie Murray, S OBP: 0.367, SLG: 0.453 (1, 3)	K			3-1	4-3			HR		4	1	1	1	0	1	3		
John Lowenstein, L OBP: 0.405, SLG: 0.535 (1, 9)		3-1		E4 2B 1B		F7		HR S 1B BB		3	2	1	0	1	0	0		
Doug DeCinces, R OBP: 0.345, SLG: 0.433 (1, 5)						K		F9 SF8 1B		4	1	3	2	0	1	0		
Gary Roenicke, R OBP: 0.411, SLG: 0.520 (1, 7)		FC4-6 1B			2H 2B			F9 2-3 1B		3	0	1	0	0	1	2		
Rich Dauer, R OBP: 0.303, SLG: 0.350 (1, 4)		FC4-6 1-2			F7			SF8		3	0	0	1	0	1	4		
Rick Dempsey, R OBP: 0.327, SLG: 0.369 (1, 2)			5-3		5-3		K	F8		4	0	0	0	0	1	0		
Inning Stats	R: 0 E: 0 K: 1 S: 6	H: 1 LOB: 1 BB: 0 P: 6	R: 0 E: 0 K: 1 S: 6	H: 1 LOB: 1 BB: 0 P: 6	R: 0 E: 0 K: 0 S: 3	H: 0 LOB: 0 BB: 0 P: 3	R: 1 E: 1 K: 0 S: 5	H: 2 LOB: 2 BB: 0 P: 6	R: 0 E: 0 K: 2 S: 8	H: 1 LOB: 1 BB: 0 P: 8	R: 0 E: 0 K: 1 S: 6	H: 1 LOB: 1 BB: 0 P: 6	R: 3 E: 0 K: 0 S: 5	H: 2 LOB: 0 BB: 1 P: 9	1B: 8 2B: 1 3B: 0 HR: 1	SF: 1 SAC: 0 DP: 0 HBP: 1		WP: 0 PB: 0 SB: 1 CS: 0
PITCHER Rick Langford, R ERA: 5.03 Steve McCatty, R ERA: 3.77 (8, 1)	IP: 7.0 WLS: L BF: 32 H: 9 R: 3 ER: 3 SO: 3 BB: 1 IBB: 0 HBP: 1 BLK: 0 WP: 0 HR: 1 S: 40 P: 45 ERA: 3.86 WHIP: 1.429															PITCHER		



Batter	1	2	3	4	5	6	7	8	9	AB	R	H	RBI	BB	SO	LOB	TOP										
Rickey Henderson, R OBP: 0.325, SLG: 0.294	F3	2H 2B		1-3			3-1			4	0	1	1	0	0	0											
Dave Chalk, R OBP: 0.333, SLG: 0.275		2B			B1-3			F7		3	0	1	0	1	0	0											
Mike Heath, R OBP: 0.364, SLG: 0.407 Larry Murray, S OBP: 0.284, SLG: 0.269	5-3	L9			F7			L7		4	0	0	0	0	0	3											
Jeff Newman, R OBP: 0.257, SLG: 0.419	K	1-3			F8			K		4	0	0	0	0	2	3											
Jim Essian, R OBP: 0.326, SLG: 0.476		1B 2B		F7			6-3		1-3	4	1	1	0	0	0	0											
Tony Armas, R OBP: 0.283, SLG: 0.386		K		6-3			F9		K	4	0	0	0	0	2	1											
Dave Revering, L OBP: 0.313, SLG: 0.427		2B 1B		3-1			K		F5	4	1	1	0	0	1	0											
Mike Edwards, R OBP: 0.286, SLG: 0.305 Milt Ramirez, R OBP: 0.190, SLG: 0.167		2B		K			G2			3	1	1	1	0	1	0											
Rob Picciolo, R OBP: 0.231, SLG: 0.295		2B		6-3			G3			3	1	1	2	0	0	0											
Inning Stats	R: 0 E: 0 K: 1 S: 6	H: 1 LOB: 1 BB: 0 P: 6	R: 4 E: 0 K: 1 S: 10	H: 5 LOB: 2 BB: 1 P: 14	R: 0 E: 0 K: 0 S: 3	H: 0 LOB: 0 BB: 0 P: 3	R: 0 E: 0 K: 1 S: 5	H: 0 LOB: 0 BB: 0 P: 5	R: 0 E: 0 K: 0 S: 3	H: 0 LOB: 0 BB: 0 P: 3	R: 0 E: 0 K: 1 S: 5	H: 0 LOB: 0 BB: 0 P: 5	R: 0 E: 0 K: 1 S: 5	H: 0 LOB: 0 BB: 0 P: 5	R: 0 E: 0 K: 1 S: 5	H: 0 LOB: 0 BB: 0 P: 5	1B: 1 2B: 5 3B: 0 HR: 0	SF: 0 SAC: 0 DP: 0 HBP: 0	WP: 0 PB: 0 SB: 0 CS: 0	PA: 34							
PITCHER	IP	WLS	BF	H	R	ER	SO	BB	IBB	HBP	BLK	WP	HR	S	P	ERA	WHIP										
Mike Flanagan, L ERA: 3.81	(1, 1)	1.1	10	6	4	4	2	0	0	0	0	0	0	14	14	27.00	4.500										
Tippy Martinez, L ERA: 2.91	(2, 1)	7.2	W	24	0	0	0	4	1	0	0	0	0	31	35	0.00	0.130										

Oakland Athletics @ Baltimore Orioles
Memorial Stadium, Baltimore, MD
Mon Jul 23 1979, 7:05 PM EDT
Att: 13,132 - Unknown

AB 33
R 4
H 6
RBI 4
BB 1
SO 6
LOB 7



Batter	1	2	3	4	5	6	7	8	9	AB	R	H	RBI	BB	SO	LOB	BOTTOM											
Al Bumby, L OBP: 0.318, SLG: 0.348	FC6-4 1B	K			G3 1B BB		K			3	2	1	0	1	2	2												
Mark Belanger, R OBP: 0.257, SLG: 0.209 Terry Crowley, L OBP: 0.390, SLG: 0.471 Kiko Garcia, R OBP: 0.315, SLG: 0.374	FC6-4 BB		F8		G3		F8			2	0	0	0	1	0	1												
Ken Singleton, S OBP: 0.400, SLG: 0.529	FC6-4 1B SF8		3-1		1B			SH1-3 1B BB		3	2	1	1	1	0	2												
Eddie Murray, S OBP: 0.368, SLG: 0.453	E9 1B		4-3		F7			SH1-3 1B		4	1	2	1	0	0	1												
John Lowenstein, L OBP: 0.398, SLG: 0.527	SF8			F8		F8		SH1-3		2	0	0	1	0	0	0												
Doug DeCinces, R OBP: 0.343, SLG: 0.426	F6			G1		F7		HR IBB		3	1	0	0	1	0	1												
Gary Roenicke, R OBP: 0.409, SLG: 0.515		1-3		1B		K		F3		4	0	1	0	0	1	3												
Rich Dauer, R OBP: 0.303, SLG: 0.350 Pat Kelly, L OBP: 0.414, SLG: 0.560 Billy Smith, S OBP: 0.297, SLG: 0.364		1B		4-3			K	HR		3	0	1	0	0	1	1												
Rick Dempsey, R OBP: 0.326, SLG: 0.367	FC5-4			1-3			1B	K		4	0	1	0	0	1	1												
Inning Stats	R: 2 E: 1 K: 0 S: 5	H: 2 LOB: 1 BB: 1 P: 9	R: 0 E: 0 K: 1 S: 6	H: 1 LOB: 1 BB: 0 P: 6	R: 0 E: 0 K: 0 S: 3	H: 0 LOB: 0 BB: 0 P: 3	R: 0 E: 0 K: 0 S: 4	H: 1 LOB: 1 BB: 0 P: 4	R: 1 E: 0 K: 0 S: 4	H: 1 LOB: 1 BB: 1 P: 8	R: 0 E: 0 K: 1 S: 5	H: 0 LOB: 0 BB: 0 P: 5	R: 0 E: 0 K: 2 S: 8	H: 1 LOB: 1 BB: 0 P: 8	R: 0 E: 0 K: 1 S: 7	H: 2 LOB: 2 BB: 2 P: 15	1B: 7 2B: 0 3B: 0 HR: 1	SF: 1 SAC: 1 DP: 0 HBP: 0	WP: 1 PB: 0 SB: 1 CS: 0	PA: 36								
PITCHER	IP	WLS	BF	H	R	ER	SO	BB	IBB	HBP	BLK	WP	HR	S	P	ERA	WHIP											
Matt Keough, R ERA: 5.89	(1, 1)	7.0	L	31	7	5	5	4	3	0	0	0	0	36	48	6.43	1.429											
Dave Hamilton, L ERA: 4.01	(8, 1)	0.1		1	0	0	0	0	0	0	0	0	0	1	1	0.00	0.000											
Dave Heaverlo, R ERA: 4.28	(8, 1)	0.2		4	1	2	2	1	0	1	0	0	0	1	5	9	27.00	1.500										

Oakland Athletics @ Baltimore Orioles
Memorial Stadium, Baltimore, MD
Mon Jul 23 1979, 7:05 PM EDT
Att: 13,132 - Unknown

AB 30
R 7
H 8
RBI 7
BB 4
SO 5
LOB 13



Batter	1	2	3	4	5	6	7	8	9	AB	R	H	RBI	BB	SO	LOB	TOP					
Rickey Henderson, R OBP: 0.320, SLG: 0.289	G3		G3				FC1-6		K	5	0	1	0	0	1	3						
Dwayne Murphy, L OBP: 0.411, SLG: 0.369	F5		3-1				L8			4	0	0	0	0	0	3						
Mitchell Page, L OBP: 0.311, SLG: 0.334	G3			4-3			3-1			4	1	1	0	0	0	1						
Jeff Newman, R OBP: 0.263, SLG: 0.433		HR								3	1	2	1	1	1	1						
Dave Revering, L OBP: 0.312, SLG: 0.432	F9			G3			L3-6			4	0	1	1	0	0	2						
Mike Heath, R OBP: 0.355, SLG: 0.396	6-3						F3			3	0	0	0	0	1	2						
Tony Armas, R OBP: 0.281, SLG: 0.384										1	0	0	0	0	0	0						
Wayne Gross, L OBP: 0.337, SLG: 0.382	6-3									3	1	1	1	1	0	0						
Rob Picciolo, R OBP: 0.232, SLG: 0.300			L5							4	0	1	0	0	0	2						
Dave Chalk, R OBP: 0.338, SLG: 0.277										3	0	1	0	1	0	1						
Inning Stats	R: 0 E: 0 K: 0 S: 3	H: 0 LOB: 0 BB: 0 P: 3	R: 1 E: 0 K: 0 S: 4	H: 1 LOB: 0 BB: 0 P: 4	R: 0 E: 0 K: 0 S: 3	H: 0 LOB: 1 BB: 1 P: 7	R: 0 E: 0 K: 1 S: 5	H: 0 LOB: 1 BB: 1 P: 9	R: 1 E: 0 K: 0 S: 5	H: 2 LOB: 1 BB: 0 P: 5	R: 1 E: 0 K: 1 S: 7	H: 2 LOB: 2 BB: 1 P: 11	R: 0 E: 0 K: 0 S: 4	H: 1 LOB: 0 BB: 0 P: 4	R: 0 E: 0 K: 0 S: 3	H: 1 LOB: 0 BB: 0 P: 3	R: 0 E: 0 K: 1 S: 6	H: 1 LOB: 1 BB: 0 P: 6	1B: 3 2B: 3 3B: 1 HR: 2	SF: 0 SAC: 0 DP: 1 HBP: 0	WP: 0 PB: 0 SB: 2 CS: 0	PA: 37
PITCHER Dennis Eckersley, R ERA: 3.14	IP: 9.0 WLS: W BF: 37 H: 8 R: 3 ER: 3 SO: 3 BB: 2 IBB: 1 HBP: 0 BLK: 0 WP: 0 HR: 2 S: 40 P: 52 ERA: 3.00 WHIP: 1.11															PITCHER						

Oakland Athletics @ Boston Red Sox
Fenway Park, Boston, MA
Tue Jul 24 1979, 7:05 PM EDT
Att: 30,393 - Unknown - 84 F

AB	34
R	3
H	8
RBI	3
BB	3
SO	3
LOB	15



Batter	1	2	3	4	5	6	7	8	9	AB	R	H	RBI	BB	SO	LOB	BOTTOM					
Rick Burleson, R OBP: 0.316, SLG: 0.378	3-1	G6-4-3								5	0	1	0	0	0	3						
Jack Brohamer, L OBP: 0.325, SLG: 0.357	BB		4-3							4	1	0	0	1	0	1						
Fred Lynn, L OBP: 0.404, SLG: 0.616	1B									2	1	1	0	2	0	0						
Jim Rice, R OBP: 0.380, SLG: 0.569	F7									4	1	0	0	0	0	6						
Carl Yastrzemski, L OBP: 0.380, SLG: 0.511										3	1	2	3	1	0	0						
Bob Watson, R OBP: 0.398, SLG: 0.424	E2									4	1	2	0	0	1	2						
Carlton Fisk, R OBP: 0.310, SLG: 0.456	F4									4	0	1	0	0	0	3						
Butch Hobson, R OBP: 0.291, SLG: 0.486		F4								3	1	1	0	1	0	1						
Dwight Evans, R OBP: 0.373, SLG: 0.470										3	1	2	3	1	0	0						
Inning Stats	R: 2 E: 1 K: 0 S: 5	H: 2 LOB: 2 BB: 2 P: 13	R: 0 E: 0 K: 0 S: 2	H: 0 LOB: 0 BB: 1 P: 6	R: 0 E: 0 K: 0 S: 3	H: 0 LOB: 2 BB: 2 P: 11	R: 0 E: 0 K: 0 S: 3	H: 1 LOB: 0 BB: 0 P: 3	R: 0 E: 0 K: 0 S: 4	H: 2 LOB: 1 BB: 0 P: 4	R: 1 E: 0 K: 0 S: 5	H: 2 LOB: 2 BB: 1 P: 9	R: 2 E: 1 K: 1 S: 7	H: 1 LOB: 0 BB: 0 P: 7	R: 0 E: 0 K: 0 S: 5	H: 2 LOB: 0 BB: 0 P: 5	R: 2 E: 0 K: 1 S: 5	H: 2 LOB: 2 BB: 0 P: 5	1B: 7 2B: 0 3B: 1 HR: 2	SF: 0 SAC: 0 DP: 3 HBP: 0	WP: 0 PB: 0 SB: 0 CS: 0	PA: 38
PITCHER Mike Morgan, R ERA: 8.15 Jim Todd, R ERA: 6.3	IP: 7.0 WLS: L BF: 33 H: 8 R: 5 ER: 2 SO: 1 BB: 6 IBB: 0 HBP: 0 BLK: 0 WP: 0 HR: 1 S: 29 P: 53 ERA: 2.57 WHIP: 2.000															PITCHER						

Oakland Athletics @ Boston Red Sox
Fenway Park, Boston, MA
Tue Jul 24 1979, 7:05 PM EDT
Att: 30,393 - Unknown - 84 F

AB	32
R	7
H	10
RBI	6
BB	6
SO	1
LOB	16



Batter	1	2	3	4	5	6	7	8	9	AB	R	H	RBI	BB	SO	LOB	TOP										
Rickey Henderson, R OBP: 0.328, SLG: 0.291 (1, 7)	4-0 BB L4-3		0-0 2B 1B		0-0 FC5-4		0-0 L5			3	1	1	0	1	0	1											
Dwayne Murphy, L OBP: 0.495, SLG: 0.362 (1, 8)	0-0 L4-3		0-0 G3		0-3 K			0-0 4-3		4	0	0	0	0	1	3											
Mitchell Page, L OBP: 0.310, SLG: 0.336 (1, 10)	0-0 4-3		0-0 1B 2B		0-0 6-3			0-0 F8		4	1	1	1	0	0	0											
Dave Revering, L OBP: 0.318, SLG: 0.448 (1, 3)		0-0 G5-4-3 1B 1B	0-0 2H 1B		0-0 HR			0-0 G3		4	2	3	2	0	0	0											
Jeff Newman, R OBP: 0.266, SLG: 0.441 Mike Edwards, R (6, PR) Tony Armas, R OBP: 0.286, SLG: 0.305 OBP: 0.280, SLG: 0.382 (6, 9)		0-0 G5-4-3 1B		0-0 6-3		0-0 3B		0-3 K		3	0	2	0	0	0	0											
Mike Heath, R OBP: 0.344, SLG: 0.383 (6, 2)		0-0 G5-4-3		0-0 L7		0-0 5-3		0-0 6-3		4	0	0	0	0	0	3											
Wayne Gross, L OBP: 0.336, SLG: 0.381 (1, 5)		0-0 1B		0-0 L4		0-0 1-3		0-0 F7		4	0	1	1	0	0	1											
Rob Picciolo, R OBP: 0.240, SLG: 0.307 (1, 6)		0-0 6-3		0-0 FC5-4 1B		0-0 G6-4-3 1B				3	0	2	0	0	0	1											
Dave Chalk, R OBP: 0.331, SLG: 0.270 Milt Ramirez, R OBP: 0.190, SLG: 0.167 (7, 4)			0-0 4-3		0-3 K		0-0 G6-4-3			3	0	0	0	0	1	2											
Inning Stats	R: 0 E: 0 K: 0 S: 2	H: 0 LOB: 0 BB: 1 P: 6	R: 1 E: 0 K: 0 S: 5	H: 3 LOB: 1 BB: 0 P: 5	R: 2 E: 0 K: 0 S: 5	H: 3 LOB: 1 BB: 0 P: 5	R: 0 E: 0 K: 0 S: 3	H: 0 LOB: 0 BB: 0 P: 3	R: 0 E: 0 K: 2 S: 8	H: 1 LOB: 1 BB: 0 P: 8	R: 1 E: 0 K: 0 S: 5	H: 2 LOB: 1 BB: 0 P: 5	R: 0 E: 0 K: 0 S: 3	H: 1 LOB: 0 BB: 0 P: 3	R: 0 E: 0 K: 1 S: 5	H: 0 LOB: 0 BB: 0 P: 5	1B: 7 2B: 2 3B: 1 HR: 1	SF: 0 SAC: 0 DP: 3 HBP: 0	WP: 0 PB: 0 SB: 0 CS: 0	PA: 34							
PITCHER	IP	WLS	BF	H	R	ER	SO	BB	IBB	HBP	BLK	WP	HR	S	P	ERA	WHIP										
Mike Torrez, R ERA: 4.73 (1, 1)	7.0	W	28	10	4	4	2	1	0	0	0	0	1	31	35	5.14	1.571										
Mike Torrez, R ERA: 4.73 (7, 1)	7.0	W	28	10	4	4	2	1	0	0	0	0	1	31	35	5.14	1.571										
Joel Finch, R ERA: 5.4 (8, 1)	2.0		6	0	0	0	1	0	0	0	0	0	0	8	8	0.00	0.000										

Oakland Athletics @ Boston Red Sox
Fenway Park, Boston, MA
Wed Jul 25 1979, 7:05 PM EDT
Att: 31,142 - Unknown - 87 F

AB 33
R 4
H 10
RBI 4
BB 1
SO 3
LOB 11





Batter	1	2	3	4	5	6	7	8	9	AB	R	H	RBI	BB	SO	LOB	BOTTOM										
Rick Burleson, R OBP: 0.315, SLG: 0.377 Stan Papi, R OBP: 0.172, SLG: 0.310 (7, 6)	0-3 K	0-0 F9-3		0-0 5-3		0-0 WP HBP G3 1B	0-0 1B 2B			4	1	1	1	0	1	1											
Jack Brohamer, L OBP: 0.315, SLG: 0.357 Larry Wolfe, R OBP: 0.356, SLG: 0.414 (7, 4)	0-0 G3	0-0 1B HR		0-0 4-3		0-0 G3 WP 2B HBP	0-0 F9			3	1	1	0	0	0	0											
Fred Lynn, L OBP: 0.405, SLG: 0.615 Tom Poquette, L OBP: 0.299, SLG: 0.243 (7, 8)	4-0 HR BB	0-0 HR 1B		0-0 1-3		0-0 SF7	0-0 1B			2	2	1	1	1	0	0											
Jim Rice, R OBP: 0.387, SLG: 0.588 (1, 7)	0-0 HR	0-0 HR 1B		0-0 G6-4-3 BB	4-0 G6-4-3 2B BB	0-0 1B				3	3	3	5	2	0	0											
Carl Yastrzemski, L OBP: 0.379, SLG: 0.508 Mike Torrez, R ERA: 4.73 Joel Finch, R (7, 1)	0-0 HR 1B	0-0 G3		0-0 K		0-0 G3	0-0 F9			4	1	1	1	0	1	3											
Bob Watson, R OBP: 0.372, SLG: 0.430 (7, 3)	0-0 HR 1B		0-0 G5-4-3 1B		0-0 G6-4-3	0-0 2B		0-0 F9		5	1	3	2	0	0	1											
Carlton Fisk, R OBP: 0.314, SLG: 0.481 Gary Allenson, R OBP: 0.277, SLG: 0.317 (7, 2)	0-0 HR		0-0 G5-4-3		0-0 G6-4-3	0-0 F4		0-0 F8		4	2	2	3	0	0	2											
Butch Hobson, R OBP: 0.293, SLG: 0.484 (1, 5)	0-0 F8		0-0 1B		0-0 1B	0-0 1B 1B		0-0 5-3		5	1	2	1	0	1	0											
Dwight Evans, R OBP: 0.375, SLG: 0.472 Jim Dwyer, L OBP: 0.367, SLG: 0.419 (7, 9)		0-0 F9-3 1B		0-0 F3		0-0 HBP SF7 1B	0-0 2B 1B			3	1	2	0	0	0	1											
Inning Stats	R: 5 E: 0 K: 1 S: 9	H: 4 LOB: 0 BB: 1 P: 13	R: 3 E: 0 K: 0 S: 6	H: 4 LOB: 0 BB: 0 P: 6	R: 0 E: 0 K: 0 S: 4	H: 2 LOB: 1 BB: 0 P: 4	R: 0 E: 0 K: 0 S: 3	H: 0 LOB: 0 BB: 0 P: 3	R: 0 E: 0 K: 1 S: 4	H: 0 LOB: 0 BB: 1 P: 8	R: 6 E: 0 K: 0 S: 8	H: 5 LOB: 1 BB: 1 P: 13	R: 2 E: 0 K: 1 S: 9	H: 4 LOB: 2 BB: 0 P: 9	R: 0 E: 0 K: 0 S: 3	H: 0 LOB: 0 BB: 0 P: 3	1B: 13 2B: 4 3B: 0 HR: 3	SF: 1 SAC: 0 DP: 3 HBP: 1	WP: 1 PB: 0 SB: 0 CS: 0	PA: 44							
PITCHER	IP	WLS	BF	H	R	ER	SO	BB	IBB	HBP	BLK	WP	HR	S	P	ERA	WHIP										
Brian Kingman, R ERA: 5.8 (1, 1)	2.0	L	14	8	8	8	1	1	0	0	0	0	0	15	19	12.00	2.333										
Jim Todd, R ERA: 6.57 (3, 1)	3.0		14	6	4	4	1	1	0	0	0	0	0	15	19	12.00	2.333										
Craig Minetto, L ERA: 6.13 (6, 1)	3.0		16	5	4	4	1	1	0	1	0	1	0	16	21	12.00	2.000										

Oakland Athletics @ Boston Red Sox
Fenway Park, Boston, MA
Wed Jul 25 1979, 7:05 PM EDT
Att: 31,142 - Unknown - 87 F

AB 39
R 16
H 19
RBI 16
BB 3
SO 3
LOB 11



Batter	1	2	3	4	5	6	7	8	9	AB	R	H	RBI	BB	SO	LOB	TOP
Larry Milbourne, S OBP: 0.318, SLG: 0.354	F8		SF8			G4-6-3 BB		F9		2	0	0	1	1	0	0	Seattle Mariners @ Oakland Athletics Oakland-Alameda County Coliseum, Oakland, CA Fri Jul 27 1979, 7:05 PM PDT Att: 1,556 - Unknown 
Ruppert Jones, L OBP: 0.346, SLG: 0.470	K		6-3			G4-6-3 1-2		5-3		4	0	0	0	0	1	2	
Bruce Bochte, L OBP: 0.404, SLG: 0.517	6-3			3-1					K	4	0	1	0	0	1	0	
Willie Horton, R OBP: 0.314, SLG: 0.442		1-4-3		K				5-3	E7	4	0	0	0	0	1	1	
Dan Meyer, L OBP: 0.347, SLG: 0.506	F9				1B		3-1			3	0	1	0	1	0	0	
Joe Simpson, L OBP: 0.272, SLG: 0.331	G3			F8			F7		4-3	4	0	0	0	0	0	3	
Leon Roberts, R OBP: 0.351, SLG: 0.443			WP SF8 1B		5-3		F3			3	1	1	0	0	0	0	
Bob Stinson, S OBP: 0.359, SLG: 0.364			SF8 WP 1B		3-1		F9			3	0	1	0	0	0	0	
Mario Mendoza, R OBP: 0.219, SLG: 0.261			1-2 2-3 K		F8		L3			3	0	0	0	0	1	2	
Inning Stats	R: 0 E: 0 K: 1 S: 5	H: 0 LOB: 0 BB: 0 P: 5	R: 0 E: 0 K: 0 S: 3	H: 0 LOB: 0 BB: 0 P: 3	R: 1 E: 0 K: 1 S: 7	H: 2 LOB: 1 BB: 0 P: 7	R: 0 E: 0 K: 1 S: 6	H: 1 LOB: 1 BB: 0 P: 6	R: 0 E: 0 K: 0 S: 3	H: 0 LOB: 0 BB: 0 P: 3	R: 0 E: 0 K: 0 S: 3	H: 0 LOB: 0 BB: 0 P: 3	R: 0 E: 1 K: 1 S: 6	H: 0 LOB: 2 BB: 1 P: 10	1B: 3 2B: 1 3B: 0 HR: 0	SF: 1 SAC: 0 DP: 1 HBP: 0	WP: 1 PA: 33 PB: 0 SB: 0 CS: 0
PITCHER Rick Langford, R ERA: 4.74	IP: 9.0 WLS: L BF: 33 H: 4 R: 1 ER: 1 SO: 4	BB: 1 IBB: 1 HBP: 0 BLK: 0	WP: 1 HR: 0 S: 39 P: 47	ERA: 1.00 WHIP: 0.556	PITCHER												

Batter	1	2	3	4	5	6	7	8	9	AB	R	H	RBI	BB	SO	LOB	BOTTOM				
Rickey Henderson, R OBP: 0.317, SLG: 0.278	L6		F9		6-3		F4		G6-4-3 1-2	5	0	0	0	0	0	3	Seattle Mariners @ Oakland Athletics Oakland-Alameda County Coliseum, Oakland, CA Fri Jul 27 1979, 7:05 PM PDT Att: 1,556 - Unknown 				
Mitchell Page, L OBP: 0.324, SLG: 0.364	WP S BB		1B		1B		1B			3	0	3	0	1	0	0					
Mike Heath, R OBP: 0.341, SLG: 0.378	F8		1-2 1B		F8		F8			4	0	1	0	0	0	3					
Jeff Newman, R OBP: 0.263, SLG: 0.434	F4		F3			SH1-4 1B		F3		4	0	1	0	0	0	3					
Dave Revering, L OBP: 0.313, SLG: 0.438		K	F8			SH1-4 1B		K		4	0	1	0	0	2	2					
Jim Essian, R OBP: 0.324, SLG: 0.474				F7		SH1-4		F2		3	0	1	0	0	0	0					
Tony Armas, R OBP: 0.299, SLG: 0.408				F9		G6-4-3 IBB		K		3	0	1	0	1	1	0					
Rob Picciolo, R OBP: 0.248, SLG: 0.313					F7		G6-4-3			3	0	1	0	0	0	3					
Wayne Gross, L OBP: 0.534, SLG: 0.378										1	0	1	0	0	0	0					
Larry Murray, S OBP: 0.283, SLG: 0.268										0	0	0	0	0	0	0					
Dave Chalk, R OBP: 0.338, SLG: 0.275										2	0	0	0	1	1	2					
Dwayne Murphy, L OBP: 0.407, SLG: 0.365					5-3		1B BB		G6-4-3 1-2	1	0	1	0	0	0	0					
Inning Stats	R: 0 E: 0 K: 0 S: 3	H: 0 LOB: 1 BB: 1 P: 7	R: 0 E: 0 K: 2 S: 9	H: 3 LOB: 2 BB: 0 P: 9	R: 0 E: 0 K: 0 S: 5	H: 2 LOB: 0 BB: 0 P: 5	R: 0 E: 0 K: 0 S: 3	H: 0 LOB: 0 BB: 0 P: 3	R: 0 E: 0 K: 0 S: 4	H: 1 LOB: 1 BB: 0 P: 4	R: 0 E: 0 K: 0 S: 4	H: 2 LOB: 2 BB: 1 P: 8	R: 0 E: 0 K: 0 S: 3	H: 1 LOB: 1 BB: 1 P: 7	R: 0 E: 0 K: 1 S: 5	H: 0 LOB: 0 BB: 0 P: 5	R: 0 E: 0 K: 1 S: 6	H: 2 LOB: 2 BB: 0 P: 6	1B: 11 2B: 0 3B: 0 HR: 0	SF: 0 SAC: 1 DP: 2 HBP: 0	WP: 1 PA: 37 PB: 0 SB: 1 CS: 1
PITCHER Rick Honeycutt, L ERA: 3.66	IP: 6.2 WLS: W BF: 29 H: 9 R: 0 ER: 0 SO: 2	BB: 2 IBB: 1 HBP: 0 BLK: 0	WP: 1 HR: 0 S: 30 P: 42	ERA: 0.00 WHIP: 1.650	PITCHER																
Byron McLoughlin, R ERA: 4.91	IP: 2.1 WLS: S BF: 8 H: 2 R: 0 ER: 0 SO: 2	BB: 0 IBB: 0 HBP: 0 BLK: 0	WP: 0 HR: 0 S: 12 P: 12	ERA: 0.00 WHIP: 0.857	PITCHER																

Batter	1	2	3	4	5	6	7	8	9	AB	R	H	RBI	BB	SO	LOB	TOP				
Larry Milbourne, S OBP: 0.318, SLG: 0.354 Bill Stein, R OBP: 0.289, SLG: 0.324	G3	6-3		WP S 1B		5-3			SH1-4 1B	3	0	1	0	0	0	2					
Ruppert Jones, L OBP: 0.345, SLG: 0.467	F7		1B WP BB	K		F9			SH1-4 1B	3	1	0	0	1	1	1					
Bruce Bochte, L OBP: 0.404, SLG: 0.517	K		WP BB SF8 1B			1B			SF8	4	1	2	1	0	1	0					
Willie Horton, R OBP: 0.318, SLG: 0.441		FC2-5 1B BB	SF8 WP BB			BB 1B			F9	3	0	1	0	2	0	1					
Dan Meyer, L OBP: 0.346, SLG: 0.503		FC2-5 1B BB	F7			F3				4	1	1	0	0	0	4					
Tom Paciorek, R OBP: 0.381, SLG: 0.466		FC2-5 1B S	SF8			BB			K	2	1	0	1	1	1	2					
Bob Stinson, S OBP: 0.360, SLG: 0.365 Bobby Valentine, R OBP: 0.358, SLG: 0.316 Larry Cox, R OBP: 0.278, SLG: 0.312		1B S 1B	1-3			K			K	2	0	1	1	0	0	1	AB 33				
John Hale, L OBP: 0.356, SLG: 0.383 Leon Roberts, R OBP: 0.349, SLG: 0.441		F5				K			F3	2	0	0	0	0	0	2	H 9				
Mario Mendoza, R OBP: 0.223, SLG: 0.264		S 1B	5-6-3			K			F3	2	0	0	0	0	1	3	RBI 3				
									SH1-4 BB SF8 1B	4	1	2	0	0	0	0	BB 4				
Inning Stats	R: 0 E: 0 K: 1 S: 5	H: 0 LOB: 0 BB: 0 P: 5	R: 2 E: 0 K: 0 S: 6	H: 3 LOB: 2 BB: 1 P: 10	R: 2 E: 0 K: 0 S: 4	H: 1 LOB: 1 BB: 2 P: 12	R: 0 E: 0 K: 1 S: 6	H: 1 LOB: 1 BB: 0 P: 6	R: 0 E: 0 K: 2 S: 9	H: 2 LOB: 3 BB: 1 P: 13	R: 0 E: 0 K: 0 S: 3	H: 0 LOB: 0 BB: 0 P: 3	R: 0 E: 0 K: 0 S: 3	H: 0 LOB: 0 BB: 0 P: 3	R: 0 E: 0 K: 2 S: 7	H: 0 LOB: 0 BB: 0 P: 7	R: 1 E: 0 K: 0 S: 5	H: 2 LOB: 1 BB: 0 P: 5	1B: 9 2B: 0 3B: 0 HR: 0	SF: 2 SAC: 1 DP: 0 HBP: 0	WP: 3 PA: 40 PB: 0 SB: 4 CS: 0
PITCHER	IP	WLS	BF	H	R	ER	SO	BB	IBB	HBP	BLK	WP	HR	S	P	ERA	WHIP				
Matt Keough, R ERA: 5.98	4.0		22	7	4	4	2	3	0	0	0	3	0	23	35	9.00	2.500				
Dave Hamilton, L ERA: 3.75	5.0	W	18	2	1	1	4	1	0	0	0	0	0	25	29	1.80	0.600				

Seattle Mariners @ Oakland Athletics
Oakland-Alameda County Coliseum, Oakland, CA

AB 33
R 5
H 9
RBI 3
BB 4
SO 6
LOB 19



Sat Jul 28 1979, 3:33 AM PDT
Att: 1,621 - Unknown

Batter	1	2	3	4	5	6	7	8	9	AB	R	H	RBI	BB	SO	LOB	BOTTOM				
Rickey Henderson, R OBP: 0.319, SLG: 0.298	4-3 SF7 2B		1B 2B		K		6-3	1-3		5	2	2	0	0	1	1					
Mitchell Page, L OBP: 0.328, SLG: 0.366	4-3		S 2B		2B		S BB			3	2	2	0	1	0	1					
Dwayne Murphy, L OBP: 0.408, SLG: 0.371	SF7		K		FC5 1H		BB			2	0	1	2	1	1	2					
Dave Revering, L OBP: 0.318, SLG: 0.446 Jeff Newman, R OBP: 0.292, SLG: 0.431	FC5 BB 1B		WP 1B 2B		F3		F4			2	1	2	2	0	0	0					
Wayne Gross, L OBP: 0.339, SLG: 0.378			2H 3H 0-0				BB			2	0	0	0	0	0	3					
Wayne Gross, L OBP: 0.339, SLG: 0.378			2H				BB			2	0	1	1	2	0	2					
Jim Essian, R OBP: 0.318, SLG: 0.463	FC5		G5-4-3 1B		FC5		3-1			4	0	0	0	0	0	5					
Tony Armas, R OBP: 0.298, SLG: 0.404			F8		5-3		F7		SH1-3 1B	4	1	1	0	0	0	0	AB 31				
Rob Picciolo, R OBP: 0.244, SLG: 0.307			F9		F9		4-3		SH1-3	3	0	0	0	0	0	0	R 6				
Dave Chalk, R OBP: 0.333, SLG: 0.270 Mike Edwards, R OBP: 0.287, SLG: 0.307			F8		F4		6-3		1B	2	0	0	0	0	0	0	H 10				
									2H	2	0	1	1	0	0	0	RBI 6				
Inning Stats	R: 1 E: 0 K: 0 S: 5	H: 2 LOB: 2 BB: 1 P: 9	R: 0 E: 0 K: 0 S: 3	H: 0 LOB: 0 BB: 0 P: 3	R: 3 E: 0 K: 1 S: 8	H: 4 LOB: 0 BB: 0 P: 8	R: 0 E: 0 K: 0 S: 3	H: 0 LOB: 0 BB: 0 P: 3	R: 1 E: 0 K: 1 S: 7	H: 2 LOB: 2 BB: 1 P: 11	R: 0 E: 0 K: 0 S: 3	H: 0 LOB: 0 BB: 0 P: 3	R: 0 E: 1 K: 0 S: 3	H: 0 LOB: 2 BB: 2 P: 11	R: 1 E: 0 K: 0 S: 5	H: 2 LOB: 1 BB: 0 P: 5	1B: 6 2B: 4 3B: 0 HR: 0	SF: 1 SAC: 1 DP: 1 HBP: 0	WP: 1 PA: 37 PB: 0 SB: 2 CS: 0		
PITCHER	IP	WLS	BF	H	R	ER	SO	BB	IBB	HBP	BLK	WP	HR	S	P	ERA	WHIP				
Glenn Abbott, R ERA: 5.33	2.1		13	5	4	3	1	1	0	0	0	1	0	14	18	11.57	2.571				
Odel Jones, R ERA: 5.99	3.1	L	24	5	2	2	1	2	1	0	0	1	0	23	35	3.18	1.235				

Seattle Mariners @ Oakland Athletics
Oakland-Alameda County Coliseum, Oakland, CA

AB 31
R 6
H 10
RBI 6
BB 4
SO 2
LOB 14



Sat Jul 28 1979, 3:33 AM PDT
Att: 1,621 - Unknown

Batter	1	2	3	4	5	6	7	8	9	AB	R	H	RBI	BB	SO	LOB	TOP		
Larry Milbourne, S (1, 4) OBP: 0.321, SLG: 0.351	4-0 G3 4-3 BB		0-0 G1		0-0 1-3		4-0 2-3 BB			2	0	0	0	2	0	0			
Ruppert Jones, L (1, 8) OBP: 0.342, SLG: 0.462	0-0 4-3 1-2		0-0 4-3		0-0 F7		0-0 4-3			4	0	0	0	0	0	3			
Bruce Bochte, L (1, 3) OBP: 0.400, SLG: 0.511	0-0 G3 2-3		0-0 E6		0-0 3-1			0-0 F7		4	0	0	0	0	0	1			
Willie Horton, R (1, 10) OBP: 0.317, SLG: 0.438	0-0 6-3		4-0 FC6 BB		0-0 4-3			0-0 4-3		3	0	0	0	1	0	1			
Dan Meyer, L (1, 5) OBP: 0.345, SLG: 0.500		0-0 5-3 1B	0-0 FC6		0-0 F3			0-0 4-3		4	1	1	0	0	0	2			
Tom Paciorek, R (1, 7) OBP: 0.372, SLG: 0.454		0-0 5-3 1-2		0-0 4-3		0-0 F9			0-0 F8	4	0	0	0	0	0	1			
Bob Stinson, S (1, 2) OBP: 0.368, SLG: 0.371		0-0 2H 1B		0-0 WP G3 1B			4-0 WP SH1-4 BB		0-0 4-3	3	0	2	1	1	0	0	AB 30		
John Hale, L (1, 9) OBP: 0.342, SLG: 0.365		0-3 K		0-0 G3 1-2			0-0 SH1-4 1-2		0-0 F7	3	0	0	0	0	1	2	R 1		
Mario Mendoza, R (1, 6) OBP: 0.221, SLG: 0.262 (7, PH)		0-0 4-3		0-0 5-3			0-0 6-3			3	0	0	0	0	1	2	H 3		
Joe Simpson, L (7, PH) OBP: 0.270, SLG: 0.329										2	0	0	0	0	0	2	RBI 1		
Bobby Valentine, R (7, 6) OBP: 0.358, SLG: 0.316										1	0	0	0	0	0	1	BB 4		
										0	0	0	0	0	0	0	SO 1		
																	LOB 13		
Inning Stats	R: 0 E: 0 K: 0 S: 3	H: 0 LOB: 1 BB: 1 P: 7	R: 1 E: 0 K: 1 S: 7	H: 2 LOB: 1 BB: 0 P: 7	R: 0 E: 1 K: 0 S: 4	H: 0 LOB: 2 BB: 1 P: 8	R: 0 E: 0 K: 0 S: 4	H: 1 LOB: 1 BB: 0 P: 4	R: 0 E: 0 K: 0 S: 3	H: 0 LOB: 0 BB: 0 P: 3	R: 0 E: 0 K: 0 S: 3	H: 0 LOB: 2 BB: 2 P: 11	R: 0 E: 0 K: 0 S: 3	H: 0 LOB: 0 BB: 0 P: 3	R: 0 E: 0 K: 0 S: 3	H: 0 LOB: 0 BB: 0 P: 3	1B: 3 2B: 0 3B: 0 HR: 0	SF: 0 SAC: 1 DP: 0 HBP: 0	WP: 2 PA: 35 PB: 0 SB: 0 CS: 0
PITCHER Mike Morgan, R (1, 1) ERA: 5.06	IP: 9.0 WLS: W BF: 35 H: 3 R: 1 ER: 1 SO: 1 BB: 4 IBB: 0 HBP: 0 BLK: 0 WP: 2 HR: 0 S: 33 P: 49 ERA: 1.00 WHIP: 0.778															PITCHER			

Seattle Mariners @ Oakland Athletics
Oakland-Alameda County Coliseum, Oakland, CA
Sun Jul 29 1979, 3:33 AM PDT
Att: 2,198 - Unknown

AB	30
R	1
H	3
RBI	1
BB	4
SO	1
LOB	13



Batter	1	2	3	4	5	6	7	8	9	AB	R	H	RBI	BB	SO	LOB	BOTTOM		
Rickey Henderson, R (1, 7) OBP: 0.318, SLG: 0.296	0-0 F8	0-0 F8			0-0 4-3 1B		0-0 L3			4	0	1	0	0	0	0			
Mitchell Page, L (1, 10) OBP: 0.348, SLG: 0.366	4-0 S E BB		0-0 1B		0-0 4-3 1-2			0-3 K		3	1	1	0	1	1	1			
Mike Heath, R (1, 5) OBP: 0.348, SLG: 0.385	0-0 1-2 E BB 1B		0-0 1-2 1B		0-0 F7			0-3 K		3	1	2	0	0	0	1			
Mitt Ramirez, R (6, 5) OBP: 0.188, SLG: 0.164										1	0	0	0	0	1	0			
Jeff Newman, R (1, 2) OBP: 0.262, SLG: 0.428	4-0 E 1-2 2-3 BB		0-0 F7		0-0 F7			0-0 1-3		3	0	0	0	1	0	3			
Tony Armas, R (1, 9) OBP: 0.294, SLG: 0.398	0-3 K		0-3 K		0-0 5-3					3	0	0	0	0	2	5			
Mike Edwards, R (1, 4) OBP: 0.284, SLG: 0.303	0-0 E3 1-3 2H 3H		0-0 F8		0-0 L4					3	0	0	0	0	0	3			
Wayne Gross, L (1, 3) OBP: 0.336, SLG: 0.375	0-3 K				0-0 F6		0-0 F8			3	0	0	0	0	1	2			
Rob Picciolo, R (1, 6) OBP: 0.240, SLG: 0.301		0-0 4-3		0-0 4-3			0-0 6-3			3	0	0	0	0	0	0			
Dwayne Murphy, L (1, 8) OBP: 0.404, SLG: 0.366		0-0 F7		0-3 K			0-3 K			3	0	0	0	0	2	0			
Inning Stats	R: 2 E: 1 K: 2 S: 9	H: 1 LOB: 2 BB: 2 P: 17	R: 0 E: 0 K: 0 S: 3	H: 0 LOB: 0 BB: 0 P: 3	R: 0 E: 0 K: 1 S: 7	H: 2 LOB: 2 BB: 0 P: 7	R: 0 E: 0 K: 1 S: 5	H: 0 LOB: 0 BB: 0 P: 5	R: 0 E: 0 K: 0 S: 4	H: 1 LOB: 1 BB: 0 P: 4	R: 0 E: 0 K: 0 S: 3	H: 0 LOB: 0 BB: 0 P: 3	R: 0 E: 0 K: 1 S: 5	H: 0 LOB: 0 BB: 0 P: 5	R: 0 E: 0 K: 2 S: 7	H: 0 LOB: 0 BB: 0 P: 7	1B: 4 2B: 0 3B: 0 HR: 0	SF: 0 SAC: 0 DP: 0 HBP: 0	WP: 0 PA: 31 PB: 0 SB: 1 CS: 0
PITCHER Floyd Bannister, L (1, 1) ERA: 4.25	IP: 8.0 WLS: L BF: 31 H: 4 R: 2 ER: 0 SO: 7 BB: 2 IBB: 0 HBP: 0 BLK: 0 WP: 0 HR: 0 S: 43 P: 51 ERA: 0.00 WHIP: 0.750															PITCHER			

Seattle Mariners @ Oakland Athletics
Oakland-Alameda County Coliseum, Oakland, CA
Sun Jul 29 1979, 3:33 AM PDT
Att: 2,198 - Unknown

AB	29
R	2
H	4
RBI	0
BB	2
SO	7
LOB	15



Batter	1	2	3	4	5	6	7	8	9	AB	R	H	RBI	BB	SO	LOB	TOP					
Hosken Powell, L (1, 9) OBP: 0.405, SLG: 0.434	0-0 4-3			0-0 F3	0-0 FC6-4 1B 2B		0-0 SH1-4		0-0 4-3	4	1	0	0	0	0	2	Minnesota Twins @ Oakland Athletics Oakland-Alameda County Coliseum, Oakland, CA Mon Jul 30 1979, 7:05 PM PDT Att: 5,857 - Unknown - 73 F livebaseballscores.com					
Rob Wilfong, L (1, 4) OBP: 0.356, SLG: 0.459	0-0 F7			0-0 1B E 1B	0-0 2B 1B		0-0 FC4-2			4	2	2	0	0	0	2						
Ken Landreaux, L (1, 8) OBP: 0.335, SLG: 0.406	0-0 L7			0-0 BB E 1B	0-0 1B 2B		0-0 4-1			4	0	2	2	0	0	2						
Roy Smalley, S (1, 6) OBP: 0.410, SLG: 0.529		0-0 F6		0-0 E3 BB	0-0 L9			0-0 L9		4	0	0	1	0	0	2						
Glenn Adams, L (1, 7) OBP: 0.360, SLG: 0.458 Bombo Rivera, R (8, PR) OBP: 0.341, SLG: 0.419		0-0 F9		0-0 F8		0-0 4-1		0-0 G4-6-3 1B		4	0	1	0	0	0	2						
Danny Goodwin, L (1, 10) OBP: 0.438, SLG: 0.750		0-0 F7		0-0 BB		0-3 K		0-0 G4-6-3 1B		0	0	0	0	0	0	0						
Butch Wynegar, S (1, 2) OBP: 0.375, SLG: 0.359			0-0 F8	0-0 F4		0-0 F8		0-0 4-1		4	0	0	0	0	0	3						
Ron Jackson, R (1, 3) OBP: 0.331, SLG: 0.441			0-3 K		0-3 K		0-0 SH1-4 BB FC4-2 1B		0-0 2B	4	0	2	0	0	2	0						
John Castino, R (1, 5) OBP: 0.335, SLG: 0.381			0-0 F3		0-0 FC6-4 1B		0-0 FC4-2 SH1-4 1-2 BB		0-0 5-3	3	0	1	0	1	0	1						
Inning Stats	R: 0 E: 0 K: 0 S: 3	H: 0 LOB: 0 BB: 0 P: 3	R: 0 E: 0 K: 0 S: 3	H: 0 LOB: 0 BB: 0 P: 3	R: 0 E: 0 K: 1 S: 5	H: 0 LOB: 0 BB: 0 P: 5	R: 1 E: 1 K: 0 S: 6	H: 2 LOB: 3 BB: 1 P: 10	R: 2 E: 0 K: 1 S: 8	H: 3 LOB: 1 BB: 0 P: 8	R: 0 E: 0 K: 1 S: 5	H: 0 LOB: 0 BB: 0 P: 5	R: 0 E: 0 K: 0 S: 4	H: 1 LOB: 2 BB: 1 P: 8	R: 0 E: 0 K: 0 S: 3	H: 1 LOB: 1 BB: 0 P: 3		R: 0 E: 0 K: 0 S: 4	H: 1 LOB: 1 BB: 0 P: 4	1B: 6 2B: 2 3B: 0 HR: 0	SF: 0 SAC: 1 DP: 1 HBP: 0	WP: 0 PB: 0 CS: 0
PITCHER Brian Kingman, R (1, 1) ERA: 5.08	IP: 9.0 WLS: L BF: 37 H: 8 R: 3 ER: 3 SO: 3 BB: 2 IBB: 0 HBP: 0 BLK: 0 WP: 0 HR: 0 S: 41 P: 49 ERA: 3.00 WHIP: 1.111															PITCHER						

Batter	1	2	3	4	5	6	7	8	9	AB	R	H	RBI	BB	SO	LOB	BOTTOM					
Rickey Henderson, R (1, 7) OBP: 0.316, SLG: 0.302	0-0 4-3		0-0 L9			0-0 6-3			0-0 1B 2B	4	0	1	0	0	0	1	Minnesota Twins @ Oakland Athletics Oakland-Alameda County Coliseum, Oakland, CA Mon Jul 30 1979, 7:05 PM PDT Att: 5,857 - Unknown - 73 F livebaseballscores.com					
Mitchell Page, L (1, 10) OBP: 0.327, SLG: 0.362	0-0 F8		0-3 K			0-3 K		0-0 L7		4	0	0	0	0	2	2						
Dwayne Murphy, L (1, 8) OBP: 0.398, SLG: 0.359	0-3 K			0-0 F7		0-0 4-3		0-0 6-3		4	0	0	0	0	1	1						
Mike Heath, R (1, 5) OBP: 0.346, SLG: 0.381 Larry Murray, S (9, PR) OBP: 0.293, SLG: 0.268		0-0 L4		0-0 L9		0-3 K		0-0 2B 1B		4	0	1	0	0	1	0						
Wayne Gross, L (1, 3) OBP: 0.335, SLG: 0.373		0-0 FC6-4 1B		0-3 K		0-0 3-1		0-0 G3		4	0	1	0	0	1	2						
Mike Edwards, R (1, 4) OBP: 0.285, SLG: 0.304		0-0 FC6-4 PB S			0-0 G5-4-3 1B		0-0 1-3			3	0	1	0	0	0	1						
Jim Essian, R (1, 2) OBP: 0.313, SLG: 0.456		0-0 F2			0-0 G5-4-3		0-0 F8			3	0	0	0	0	0	2						
Tony Armas, R (1, 9) OBP: 0.299, SLG: 0.402			0-0 L9 G3 1B		0-0 F9		0-0 1B			3	0	2	0	0	0	0						
Rob Picciolo, R (1, 6) OBP: 0.237, SLG: 0.298 Dave Revere, L (8, PH) OBP: 0.317, SLG: 0.444 Milt Ramirez, R (9, 6) OBP: 0.188, SLG: 0.164			0-0 G3			0-0 5-3		0-0 4-3		2	0	0	0	0	0	1						
Inning Stats	R: 0 E: 0 K: 1 S: 5	H: 0 LOB: 0 BB: 0 P: 5	R: 0 E: 0 K: 0 S: 4	H: 1 LOB: 1 BB: 0 P: 4	R: 0 E: 0 K: 1 S: 6	H: 1 LOB: 0 BB: 0 P: 6	R: 0 E: 0 K: 1 S: 5	H: 0 LOB: 0 BB: 0 P: 5	R: 0 E: 0 K: 0 S: 3	H: 1 LOB: 0 BB: 0 P: 3	R: 0 E: 0 K: 1 S: 5	H: 0 LOB: 0 BB: 0 P: 5	R: 0 E: 0 K: 1 S: 5	H: 0 LOB: 0 BB: 0 P: 5	R: 0 E: 0 K: 0 S: 4	H: 1 LOB: 2 BB: 0 P: 4		R: 0 E: 0 K: 0 S: 5	H: 2 LOB: 2 BB: 0 P: 5	1B: 5 2B: 1 3B: 0 HR: 0	SF: 0 SAC: 0 DP: 1 HBP: 0	WP: 0 PB: 1 CS: 0
PITCHER Dave Goltz, R (1, 1) ERA: 4.11	IP: 9.0 WLS: W BF: 32 H: 6 R: 0 ER: 0 SO: 5 BB: 0 IBB: 0 HBP: 0 BLK: 0 WP: 0 HR: 0 S: 42 P: 42 ERA: 0.00 WHIP: 0.667															PITCHER						

Batter	1	2	3	4	5	6	7	8	9	AB	R	H	RBI	BB	SO	LOB	TOP			
Hosken Powell, L (1.9)	0-0 SH2-4 1B		0-0 3-1			0-0 1B 1B		0-0 L8		4	1	2	0	0	0	0	Minnesota Twins @ Oakland Athletics Oakland-Alameda County Coliseum, Oakland, CA Tue Jul 31 1979, 7:05 PM PDT Att. 1,763 - Unknown - 67 F			
Rob Wilfong, L (1.4)	0-0 SH2-4 1-2		0-0 F8			0-0 SH1-4 1-3 1B		0-0 4-3		3	0	1	0	0	0					
Ken Landreaux, L (1.8)	0-0 6-3 2-3			0-0 6-3		0-0 SH1-4 1-2 1B		0-0 1B		4	0	2	1	0	0					
Roy Smalley, S (1.6)	0-0 F7			0-0 4-3		0-0 SH1-4 1-2 2-3		0-0 4-3		3	0	0	0	0	0					
Glenn Adams, L (1.7)		0-0 G3		0-0 F5		0-0 G1-6-3 HBP		0-0 4-3		3	0	0	0	0	0					
Bob Randall, R (9.7)								0-0 4-3		0	0	0	0	0	0					
Danny Goodwin, L (1.10)		4-0 BB			0-0 F4	0-0 G1-6-3 1-2		0-0 4-3		3	0	0	0	1	0					
Butch Wynegar, S (1.2)		0-0 F7			4-0 BB		0-0 F9		0-0 F2	3	0	0	0	1	0					
Ron Jackson, R (1.3)		0-0 F7			0-3 K		0-0 F4			3	0	0	0	0	1					
John Castino, R (1.5)			0-3 K		0-0 F9		0-0 F9			3	0	0	0	0	1					
Inning Stats	R: 0 E: 0 K: 0 S: 4	H: 1 LOB: 1 BB: 0 P: 4	R: 0 E: 0 K: 0 S: 3	H: 0 LOB: 1 BB: 1 P: 7	R: 0 E: 0 K: 1 S: 5	H: 0 LOB: 0 BB: 0 P: 5	R: 0 E: 0 K: 0 S: 3	H: 0 LOB: 1 BB: 1 P: 3	R: 0 E: 0 K: 1 S: 5	H: 0 LOB: 2 BB: 0 P: 6	R: 0 E: 0 K: 0 S: 3	H: 0 LOB: 0 BB: 0 P: 3	R: 0 E: 0 K: 0 S: 4	H: 1 LOB: 1 BB: 0 P: 4	R: 0 E: 0 K: 0 S: 3	H: 0 LOB: 0 BB: 0 P: 3	1B: 5 2B: 0 3B: 0 HR: 0	SF: 0 SAC: 2 DP: 1 HBP: 1	WP: 0 PB: 0 SB: 0 CS: 0	PA: 34
PITCHER Steve McCatty, R (1.1) ERA: 3.78	IP: 9.0 WLS: W BF: 34 H: 5 R: 1 ER: 1 SO: 2 BB: 2 IBB: 0 HBP: 1 BLK: 0 WP: 0 HR: 0 S: 35 P: 44 ERA: 1.00 WHIP: 0.778															PITCHER				

Batter	1	2	3	4	5	6	7	8	9	AB	R	H	RBI	BB	SO	LOB	BOTTOM					
Rickey Henderson, R (1.8)	0-0 CS 1B			0-0 BB FC6-4 1B		0-0 S 1B		0-0 F8		4	1	3	0	0	0	1	Minnesota Twins @ Oakland Athletics Oakland-Alameda County Coliseum, Oakland, CA Tue Jul 31 1979, 7:05 PM PDT Att. 1,763 - Unknown - 67 F					
Mitchell Page, L (1.10)	0-0 G5-4-3 1-2 1B			0-0 FC6-4 1-2 1B		0-3 K		0-0 F7		4	0	2	0	0	1							
Mike Heath, R (1.7)	0-0 G5-4-3 1-2			4-0 FC6-4 1-2 2-3 BB		0-0 F8			0-3 K	3	0	0	0	1	2							
Jeff Newman, R (1.3)		0-0 L9		0-0 FC6-4		0-0 5-3			0-0 WP	4	0	1	1	0	0							
Larry Murray, S (9. PR)				1-2 2-3 3-H					4-0 BB	0	1	0	0	0	0							
Jim Essian, R (1.2)		0-0 5-3		0-0 F2					0-0 IBB	3	0	1	0	1	0							
Mike Edwards, R (1.4)		0-0 5-3		0-3 K		0-0 FC3-5-6-2 L5-4 2-3			0-0 WP	4	0	0	0	0	1							
Tony Armas, R (1.9)			0-0 F4		0-0 5-3			0-0 L5-4 2-3		3	0	0	0	0	1							
Wayne Gross, L (1.5)			0-3 K		0-3 K			0-0 5-3		3	0	0	0	0	2							
Rob Picciolo, R (1.6)			0-0 L9		0-3 K			0-0 1B		3	0	1	0	0	1							
Inning Stats	R: 0 E: 0 K: 0 S: 3	H: 2 LOB: 0 BB: 0 P: 3	R: 0 E: 0 K: 0 S: 3	H: 0 LOB: 0 BB: 0 P: 3	R: 0 E: 0 K: 1 S: 5	H: 0 LOB: 0 BB: 0 P: 5	R: 1 E: 0 K: 1 S: 7	H: 2 LOB: 2 BB: 1 P: 11	R: 0 E: 0 K: 2 S: 7	H: 0 LOB: 0 BB: 0 P: 7	R: 0 E: 0 K: 1 S: 6	H: 1 LOB: 1 BB: 0 P: 6	R: 0 E: 0 K: 0 S: 3	H: 1 LOB: 0 BB: 0 P: 3	R: 0 E: 0 K: 0 S: 4	H: 1 LOB: 2 BB: 0 P: 4	R: 1 E: 0 K: 1 S: 4	H: 1 LOB: 2 BB: 1 P: 8	1B: 6 2B: 2 3B: 1 HR: 0	SF: 0 SAC: 0 DP: 2 HBP: 0	WP: 1 PB: 0 SB: 1 CS: 1	PA: 33
PITCHER Geoff Zahn, L (1.1) ERA: 3.24	IP: 8.1 WLS: L BF: 33 H: 8 R: 2 ER: 2 SO: 6 BB: 1 IBB: 1 HBP: 0 BLK: 0 WP: 1 HR: 0 S: 42 P: 50 ERA: 2.16 WHIP: 1.080															PITCHER						

Batter	1	2	3	4	5	6	7	8	9	AB	R	H	RBI	BB	SO	LOB	TOP					
Roy Smalley, S (1, 6) OBP: 0.404, SLG: 0.520	0-3 K		0-0 3-1			0-0 F6		0-0 F7		4	0	0	0	0	1	0	Minnesota Twins @ Oakland Athletics Oakland-Alameda County Coliseum, Oakland, CA Wed Aug 01 1979, 3:33 AM PDT Att: 5,711 - Unknown - 66 F livebaseballscorecards.com					
Rob Wilfong, L (1, 4) OBP: 0.354, SLG: 0.454	0-3 K2-3		0-3 K			0-0 1B		0-0 4-3		4	0	1	0	0	2	0						
Ken Landreaux, L (1, 8) OBP: 0.338, SLG: 0.408	0-0 4-3			0-0 1B		0-0 1B		0-0 K		4	0	2	0	0	1	0						
Hosken Powell, L (1, 9) OBP: 0.404, SLG: 0.432		0-0 G3		0-0 F5		0-0 G6-3		0-0 FC3-6		4	0	1	0	0	0	3						
Mike Cabbage, L (1, 5) OBP: 0.337, SLG: 0.317		0-0 6-3 1B 2B		0-0 F9			0-0 F7		0-0 FC3-6		4	1	1	0	0	2						
Ron Jackson, R (1, 3) OBP: 0.328, SLG: 0.436		0-0 6-3		0-0 F7			0-0 FC4-6		0-0 3-1		4	0	1	0	0	3						
Danny Goodwin, L (1, 10) OBP: 0.410, SLG: 0.647		0-0 1B		0-0 F7			0-0 FC4-6				3	0	1	1	0	1						
Butch Wynegar, S (1, 2) OBP: 0.373, SLG: 0.356		0-0 F8		0-0 G1-6-3			0-0 FC4-6				3	0	1	0	0	2						
Bombo Rivera, R (1, 7) OBP: 0.335, SLG: 0.412			0-0 5-3		0-0 G1-6-3			0-3 K		3	0	0	0	0	1	1						
Inning Stats	R: 0 E: 0 K: 2 S: 7	H: 0 LOB: 0 BB: 0 P: 7	R: 1 E: 0 K: 0 S: 5	H: 2 LOB: 1 BB: 0 P: 5	R: 0 E: 0 K: 1 S: 5	H: 0 LOB: 0 BB: 0 P: 5	R: 0 E: 0 K: 0 S: 4	H: 1 LOB: 1 BB: 0 P: 4	R: 0 E: 0 K: 0 S: 3	H: 1 LOB: 0 BB: 0 P: 3	R: 0 E: 0 K: 0 S: 4	H: 2 LOB: 1 BB: 0 P: 4	R: 0 E: 0 K: 0 S: 4	H: 1 LOB: 1 BB: 0 P: 4	R: 0 E: 0 K: 1 S: 5	H: 0 LOB: 0 BB: 0 P: 5	R: 0 E: 0 K: 1 S: 6	H: 1 LOB: 1 BB: 0 P: 6	1B: 7 2B: 1 3B: 0 HR: 0	SF: 0 SAC: 0 DP: 2 HBP: 0	WP: 0 PB: 0 SB: 0 CS: 0	PA: 33
PITCHER Rick Langford, R (1, 1) ERA: 4.5	IP: 9.0 WLS: W BF: 33 H: 8 R: 1 ER: 1 SO: 5 BB: 0 IBB: 0 HBP: 0 BLK: 0 WP: 0 HR: 0 S: 43 P: 43 ERA: 1.00 WHIP: 0.889																					

Batter	1	2	3	4	5	6	7	8	9	AB	R	H	RBI	BB	SO	LOB	BOTTOM			
Rickey Henderson, R (1, 7) OBP: 0.325, SLG: 0.320	0-0 1B SF8 2B	0-3 K			0-3 K		0-0 4-3			4	1	1	0	0	2	1	Minnesota Twins @ Oakland Athletics Oakland-Alameda County Coliseum, Oakland, CA Wed Aug 01 1979, 3:33 AM PDT Att: 5,711 - Unknown - 66 F livebaseballscorecards.com			
Dwayne Murphy, L (1, 8) OBP: 0.406, SLG: 0.365	0-0 G4-6-3 1B		0-0 1B		4-0 BB		4-0 SH5-3 3B BB			2	1	2	0	2	0	0				
Mitchell Page, L (1, 10) OBP: 0.326, SLG: 0.361	0-0 SF8		0-3 K		0-0 F7		0-0 SH5-3			2	0	0	1	0	1	2				
Dave Revering, L (1, 3) OBP: 0.317, SLG: 0.443	0-0 G4-6-3		0-0 CS		0-0 F2		0-0 E			3	0	1	0	0	0	1				
Milt Ramirez, R (7, 5) OBP: 0.200, SLG: 0.210	1-2 1B		1-3 1B		1-3 CS		2-H E			1	1	1	1	0	0	0				
Wayne Gross, L (1, 5) OBP: 0.334, SLG: 0.369 (7, 3)		4-0 6-3 1B BB	0-3 K		0-0 CS		0-0 E4			3	2	1	0	1	1	2				
Jim Essian, R (1, 2) OBP: 0.320, SLG: 0.457		0-0 6-3		0-0 F3		4-0 BB		0-0 2B		3	1	1	0	1	0	1				
Mike Edwards, R (1, 4) OBP: 0.282, SLG: 0.303		0-0 6-3		0-0 F2		0-0 F7		1-H 2-H		4	0	1	2	0	2	2				
Tony Armas, R (1, 9) OBP: 0.294, SLG: 0.393		0-0 1B E		0-0 F4		0-3 K		0-0 5-3		4	1	1	1	0	1	1				
Rob Picciolo, R (1, 6) OBP: 0.239, SLG: 0.297		3-H E1		0-0 5-3		0-0 F9		0-0 5-3		4	0	1	0	0	0	1				
Inning Stats	R: 1 E: 0 K: 0 S: 4	H: 2 LOB: 0 BB: 0 P: 4	R: 2 E: 1 K: 1 S: 7	H: 2 LOB: 1 BB: 1 P: 11	R: 0 E: 0 K: 2 S: 8	H: 2 LOB: 2 BB: 0 P: 8	R: 0 E: 0 K: 0 S: 3	H: 0 LOB: 0 BB: 0 P: 3	R: 0 E: 0 K: 1 S: 5	H: 0 LOB: 1 BB: 1 P: 9	R: 0 E: 0 K: 0 S: 3	H: 1 LOB: 1 BB: 1 P: 7	R: 0 E: 0 K: 1 S: 5	H: 0 LOB: 0 BB: 0 P: 5	R: 4 E: 1 K: 0 S: 7	H: 3 LOB: 1 BB: 1 P: 11	1B: 7 2B: 3 3B: 1 HR: 0	SF: 1 SAC: 1 DP: 2 HBP: 0	WP: 0 PB: 0 SB: 0 CS: 2	PA: 36
PITCHER Paul Hartzell, R (1, 1) ERA: 5.01 Darrell Jackson, L (2, 1) ERA: 3.92 Mike Marshall, R (8, 1) ERA: 2.42	IP: 1.2 WLS: L BF: 9 H: 4 R: 3 ER: 3 SO: 4 BB: 1 IBB: 0 HBP: 0 BLK: 0 WP: 0 HR: 0 S: 12 P: 12 ERA: 10.80 WHIP: 3.000																			

Batter	1	2	3	4	5	6	7	8	9	AB	R	H	RBI	BB	SO	LOB	TOP			
Rickey Henderson, R OBP: 0.323, SLG: 0.331 (1, 8)	F8		F9		F4			3B		4	0	1	0	0	0	1				
Mitchell Page, L OBP: 0.325, SLG: 0.363 (1, 10)	E6 FC4-6		2B			K		K		4	0	1	0	0	2	1				
Mike Heath, R OBP: 0.333, SLG: 0.361 (1, 7)	FC4-6		FC5-2			K		5-3		4	0	0	0	0	1	4				
Jeff Newman, R OBP: 0.264, SLG: 0.431 (1, 2)																				
Larry Murray, S OBP: 0.293, SLG: 0.268 (9, PR)	1-2 BB		K			F8			L4-6 1B	3	0	1	0	1	1	2				
Dave Revering, L OBP: 0.316, SLG: 0.441 (1, 3)	K				F7				1-2 1B	4	0	1	0	0	1	2				
Dwayne Murphy, L OBP: 0.406, SLG: 0.365 (9, PR)																				
Tony Armas, R OBP: 0.288, SLG: 0.385 (1, 9)		K			F8				L4-6 2-3	4	0	0	0	0	1	2				
Dave Chalk, R OBP: 0.331, SLG: 0.278 (1, 5)		K			F8				F7	4	0	1	0	0	1	1				
Mike Edwards, R OBP: 0.279, SLG: 0.300 (1, 4)		6-3								3	0	0	0	0	0	1				
Rob Picciolo, R OBP: 0.240, SLG: 0.298 (1, 6)			2B FC5-2 1B			K			F9	3	0	1	0	0	1	0				
Inning Stats	R: 0 E: 1 K: 1 S: 6	H: 0 LOB: 2 BB: 1 P: 10	R: 0 E: 0 K: 2 S: 7	H: 0 LOB: 0 BB: 0 P: 7	R: 0 E: 0 K: 1 S: 7	H: 2 LOB: 2 BB: 0 P: 7	R: 0 E: 0 K: 0 S: 3	H: 0 LOB: 0 BB: 0 P: 3	R: 0 E: 0 K: 1 S: 5	H: 0 LOB: 0 BB: 0 P: 5	R: 0 E: 0 K: 0 S: 4	H: 1 LOB: 1 BB: 0 P: 4	R: 0 E: 0 K: 1 S: 6	H: 1 LOB: 1 BB: 0 P: 6	R: 0 E: 0 K: 0 S: 4	H: 2 LOB: 1 BB: 0 P: 4	1B: 3 2B: 3 3B: 1 HR: 0	SF: 0 SAC: 0 DP: 1 HBP: 0	WP: 0 PB: 0 SB: 1 CS: 0	PA: 34
PITCHER Floyd Bannister, L ERA: 3.92 (1, 1)	IP: 9.0 WLS: W BF: 34 H: 6 R: 0 ER: 0 SO: 8 BB: 1 IBB: 0 HBP: 0 BLK: 0 WP: 0 HR: 0 S: 49 P: 53 ERA: 0.00 WHIP: 0.778															PITCHER				

Oakland Athletics @ Seattle Mariners
The Kingdome, Seattle, WA
Fri Aug 03 1979, 10:05 PM EDT
Att: 8,111 - Unknown

AB 33
R 0
H 6
RBI 0
BB 1
SO 8
LOB 14



Batter	1	2	3	4	5	6	7	8	9	AB	R	H	RBI	BB	SO	LOB	BOTTOM			
Julio Cruz, S OBP: 0.333, SLG: 0.280 (1, 4)	F8 E 1B		3-1 BB			F7		K		3	0	1	0	1	1	0				
Ruppert Jones, L OBP: 0.348, SLG: 0.465 (1, 8)	E4 FC6		3-1			CS BB		K		3	0	0	0	1	1	2				
Bruce Bochte, L OBP: 0.401, SLG: 0.508 (1, 3)	F8		F8			1B BB				2	0	0	0	2	0	2				
Willie Horton, R OBP: 0.323, SLG: 0.453 (1, 10)	K				F4			5-3		4	0	1	0	0	1	3				
Dan Meyer, L OBP: 0.348, SLG: 0.504 (1, 5)	FC6				E6 G6-4-3			F3		3	0	0	0	0	0	4				
Tom Paciorek, R OBP: 0.367, SLG: 0.452 (1, 9)			6-3		G6-4-3					3	0	0	0	0	0	1				
Joe Simpson, L OBP: 0.269, SLG: 0.327 (9, 9)								F1		0	0	0	0	0	0	0				
Bob Stinson, S OBP: 0.356, SLG: 0.359 (1, 2)		4-3			4-3			F7		3	0	0	0	0	0	0				
Leon Roberts, R OBP: 0.350, SLG: 0.441 (1, 7)		FC6-4 BB			G6-3 BB			HR		1	1	1	1	2	0	0				
Mario Mendoza, R OBP: 0.220, SLG: 0.259 (1, 6)	FC6-4				G6-3			F9		3	0	0	0	0	0	2				
Inning Stats	R: 0 E: 1 K: 1 S: 7	H: 1 LOB: 2 BB: 0 P: 7	R: 0 E: 0 K: 0 S: 3	H: 0 LOB: 1 BB: 1 P: 7	R: 0 E: 0 K: 0 S: 2	H: 0 LOB: 0 BB: 1 P: 6	R: 0 E: 1 K: 0 S: 3	H: 0 LOB: 0 BB: 0 P: 3	R: 0 E: 0 K: 0 S: 2	H: 0 LOB: 0 BB: 1 P: 6	R: 0 E: 0 K: 0 S: 3	H: 1 LOB: 2 BB: 2 P: 11	R: 1 E: 0 K: 0 S: 4	H: 1 LOB: 0 BB: 0 P: 4	R: 0 E: 0 K: 2 S: 7	H: 0 LOB: 1 BB: 1 P: 11	1B: 2 2B: 0 3B: 0 HR: 1	SF: 0 SAC: 0 DP: 2 HBP: 0	WP: 0 PB: 0 SB: 0 CS: 1	PA: 31
PITCHER Matt Keough, R ERA: 5.69 (1, 1)	IP: 8.0 WLS: L BF: 31 H: 3 R: 1 ER: 1 SO: 3 BB: 6 IBB: 0 HBP: 0 BLK: 0 WP: 0 HR: 1 S: 31 P: 55 ERA: 1.12 WHIP: 1.125															PITCHER				

Oakland Athletics @ Seattle Mariners
The Kingdome, Seattle, WA
Fri Aug 03 1979, 10:05 PM EDT
Att: 8,111 - Unknown

AB 25
R 1
H 3
RBI 1
BB 6
SO 3
LOB 14



Batter	1	2	3	4	5	6	7	8	9	AB	R	H	RBI	BB	SO	LOB	TOP								
Rickey Henderson, R OBP: 0.320, SLG: 0.323 (1, 7)										4	1	0	0	1	1	1	Oakland Athletics @ Seattle Mariners The Kingdome, Seattle, WA Sat Aug 04 1979, 10:05 PM EDT Att: 10,009 - Unknown								
Dwayne Murphy, L OBP: 0.417, SLG: 0.396 (1, 8)										3	1	3	2	2	0	0									
Mitchell Page, L OBP: 0.326, SLG: 0.363 (1, 10)										5	0	2	1	0	2	3									
Dave Revering, L OBP: 0.314, SLG: 0.447 (1, 3)										5	1	1	1	0	0	3									
Wayne Gross, L OBP: 0.333, SLG: 0.367 (1, 5)										4	0	1	0	0	0	1									
Jim Essian, R OBP: 0.314, SLG: 0.447 (1, 2)										4	0	0	0	0	1	1									
Tony Armas, R OBP: 0.292, SLG: 0.402 (1, 9)										4	1	2	1	0	0	0									
Dave Chalk, R OBP: 0.336, SLG: 0.279 (1, 4)										3	0	1	0	1	0	0									
Rob Picciolo, R OBP: 0.240, SLG: 0.297 (1, 6)										4	1	1	0	0	0	3									
Inning Stats	R: 0 E: 0 K: 2 S: 7	H: 0 LOB: 1 P: 11	R: 0 E: 0 K: 1 S: 5	H: 0 LOB: 0 P: 5	R: 1 E: 0 K: 0 S: 4	H: 1 LOB: 1 BB: 1 P: 8	R: 0 E: 0 K: 0 S: 3	H: 0 LOB: 0 BB: 0 P: 3	R: 2 E: 0 K: 0 S: 6	H: 4 LOB: 2 BB: 0 P: 6	R: 1 E: 0 K: 0 S: 5	H: 3 LOB: 2 BB: 1 P: 9	R: 1 E: 0 K: 0 S: 5	H: 2 LOB: 1 BB: 0 P: 5	R: 0 E: 0 K: 0 S: 4	H: 1 LOB: 1 BB: 0 P: 4	R: 0 E: 0 K: 1 S: 5	H: 0 LOB: 1 BB: 1 P: 9	1B: 7 2B: 0 3B: 1 HR: 3	SF: 0 SAC: 0 DP: 0 HBP: 0	WP: 2 PB: 0 SB: 3 CS: 1	PA: 40			
PITCHER	IP	WLS	BF	H	R	ER	SO	BB	IBB	HBP	BLK	WP	HR	S	P	ERA	WHIP								
Mike Parrott, R ERA: 3.63 (1, 1)	5.2	L	24	7	4	4	3	2	0	0	0	0	2	28	36	6.35	1.588								
Randy Stein, R ERA: 5.68 (6, 1)	0.2		5	2	1	1	0	1	0	0	0	1	1	4	8	13.50	4.500								
Rich Hinton, L ERA: 6.1 (7, 1)	0.2		3	1	0	0	0	0	0	0	0	0	0	3	3	0.00	1.500								
Byron McLaughlin, R ERA: 5.21 (8, 1)	2.0		8	1	0	0	1	1	0	0	0	1	0	9	13	0.00	1.000								

AB	36
R	5
H	11
RBI	5
BB	4
SO	4
LOB	12



Batter	1	2	3	4	5	6	7	8	9	AB	R	H	RBI	BB	SO	LOB	BOTTOM									
Julio Cruz, S OBP: 0.335, SLG: 0.276 (1, 4)										3	0	0	0	2	1	0	Oakland Athletics @ Seattle Mariners The Kingdome, Seattle, WA Sat Aug 04 1979, 10:05 PM EDT Att: 10,009 - Unknown									
Ruppert Jones, L OBP: 0.349, SLG: 0.461 (1, 8)										3	1	0	0	2	0	4										
Bruce Bochte, L OBP: 0.401, SLG: 0.509 (1, 3)										5	1	2	0	0	1	2										
Willie Horton, R OBP: 0.326, SLG: 0.455 (1, 10)										5	0	3	1	0	1	1										
Dan Meyer, L OBP: 0.346, SLG: 0.508 (1, 5)										5	1	1	2	0	0	3										
Tom Paciorek, R OBP: 0.375, SLG: 0.462 (1, 9)										3	0	2	0	0	0	1										
Bob Stinson, S OBP: 0.218, SLG: 0.355 (1, 2)										2	0	0	0	1	0	2										
Bobby Valentine, R OBP: 0.368, SLG: 0.328 (7, PH)										1	0	1	0	0	0	0										
Larry Cox, R OBP: 0.278, SLG: 0.312 (8, 2)										0	0	0	0	0	0	0										
Leon Roberts, R OBP: 0.351, SLG: 0.443 (1, 7)										3	0	1	0	1	0	2										
Mario Mendoza, R OBP: 0.218, SLG: 0.257 (1, 6)										2	0	0	0	0	0	3										
Larry Milbourne, S OBP: 0.314, SLG: 0.340 (6, PH)										1	0	1	0	0	0	0										
Bill Stein, R OBP: 0.292, SLG: 0.341 (8, PH)										1	0	0	0	0	0	0										
Inning Stats	R: 0 E: 0 K: 0 S: 2	H: 0 LOB: 0 P: 6	R: 0 E: 0 K: 0 S: 4	H: 1 LOB: 1 BB: 0 P: 4	R: 0 E: 0 K: 0 S: 3	H: 0 LOB: 1 BB: 1 P: 7	R: 1 E: 0 K: 0 S: 5	H: 3 LOB: 3 BB: 2 P: 13	R: 1 E: 0 K: 0 S: 4	H: 1 LOB: 1 BB: 1 P: 8	R: 0 E: 0 K: 0 S: 4	H: 2 LOB: 3 BB: 1 P: 9	R: 1 E: 0 K: 2 S: 10	H: 3 LOB: 2 BB: 0 P: 10	R: 0 E: 0 K: 1 S: 5	H: 0 LOB: 0 BB: 0 P: 5	R: 0 E: 0 K: 0 S: 3	H: 1 LOB: 0 BB: 0 P: 3	1B: 7 2B: 3 3B: 0 HR: 1	SF: 0 SAC: 0 DP: 2 HBP: 1	WP: 1 PB: 0 SB: 0 CS: 1	PA: 41				
PITCHER	IP	WLS	BF	H	R	ER	SO	BB	IBB	HBP	BLK	WP	HR	S	P	ERA	WHIP									
Mike Morgan, R ERA: 4.84 (1, 1)	5.2	W	28	7	2	2	0	6	0	0	0	0	1	0	21	46	3.18	2.294								
Dave Hamilton, L ERA: 3.71 (6, 1)	3.1	S	13	4	1	1	3	0	0	0	0	0	1	19	19	2.70	1.200									

AB	34
R	3
H	11
RBI	3
BB	6
SO	3
LOB	18



Batter	1	2	3	4	5	6	7	8	9	AB	R	H	RBI	BB	SO	LOB	TOP							
Rickey Henderson, R OBP: 0.312, SLG: 0.314 (1, 7)	5-3		K	F9		SH3		K		4	0	0	0	0	2	3								
Dwayne Murphy, L OBP: 0.413, SLG: 0.389 (1, 8)	F7		G6-4-3		4-3 BB	4-3			K	4	0	0	0	1	1	2								
Wayne Gross, L OBP: 0.337, SLG: 0.370 (1, 5)	FC4 BB			6-3 1B 2B	4-3		F9		BB HR BB	3	2	1	0	2	0	1								
Jeff Newman, R OBP: 0.266, SLG: 0.427 (1, 2)	FC4			6-3			F2		BB HR BB	3	1	0	0	2	0	2								
Dave Revering, L OBP: 0.322, SLG: 0.473 (1, 3)		HR		1B HR 1B	K				BB HR BB	5	3	4	5	0	1	2								
Mitchell Page, L OBP: 0.325, SLG: 0.361 (1, 10)	K			3-H 1B HR 1B	F5		K		1-H 2-H HR	5	1	1	0	0	2	3								
Tony Armas, R OBP: 0.295, SLG: 0.431 (1, 9)	5-3			1-H 2-H HR		HR		F6		5	2	2	4	0	1	0								
Dave Chalk, R OBP: 0.333, SLG: 0.286 (1, 4)	6-3			6-3	F9					4	0	1	0	0	0	0								
Rob Picciolo, R OBP: 0.251, SLG: 0.306 (1, 6)				G6-4-3 1B		SH3 1B		K		4	0	3	0	0	1	1								
Inning Stats	R: 0 E: 0 K: 0 S: 3	H: 0 LOB: 1 BB: 1 P: 7	R: 1 E: 0 K: 1 S: 6	H: 1 LOB: 0 BB: 0 P: 6	R: 0 E: 0 K: 1 S: 5	H: 1 LOB: 0 BB: 0 P: 5	R: 4 E: 0 K: 0 S: 8	H: 5 LOB: 1 BB: 0 P: 8	R: 0 E: 1 K: 1 S: 5	H: 0 LOB: 2 BB: 2 P: 13	R: 1 E: 0 K: 1 S: 5	H: 2 LOB: 1 BB: 0 P: 5	R: 0 E: 0 K: 3 S: 10	H: 1 LOB: 1 BB: 0 P: 10	R: 0 E: 0 K: 1 S: 6	H: 1 LOB: 1 BB: 2 P: 14	R: 3 E: 0 K: 1 S: 6	H: 1 LOB: 0 BB: 2 P: 14	1B: 6 2B: 2 3B: 0 HR: 4	SF: 0 SAC: 1 DP: 1 HBP: 0	WP: 0 PB: 0 SB: 0 CS: 0	PA: 43		
PITCHER	IP	WLS	BF	H	R	ER	SO	BB	IBB	HBP	BLK	WP	HR	S	P	ERA	WHIP							
Rob Dressler, R ERA: 6.19 (1, 1)	3.2		18	7	5	5	2	1	0	0	0	0	2	21	25	12.27	2.182							
John Montague, R ERA: 5.57 (4, 1)	2.0	L	10	2	1	1	1	2	0	0	0	0	1	10	18	4.50	2.000							
Rich Hinton, L ERA: 5.94 (6, 1)	1.1		5	1	0	0	1	0	0	0	0	0	0	7	7	0.00	0.750							
Randy Stein, R ERA: 6.43 (8, 1)	2.0		10	2	3	3	4	2	0	0	0	0	1	16	24	13.50	2.000							

Oakland Athletics @ Seattle Mariners
The Kingdome, Seattle, WA
Sun Aug 05 1979, 10:05 PM EDT
Att: 6,048 - Dome

AB 37
R 9
H 12
RBI 9
BB 5
SO 8
LOB 14



Batter	1	2	3	4	5	6	7	8	9	AB	R	H	RBI	BB	SO	LOB	BOTTOM							
Julio Cruz, S OBP: 0.340, SLG: 0.280 (1, 4)	S 1B BB	4-3							F8	4	1	2	0	1	0	1								
Ruppert Jones, L OBP: 0.351, SLG: 0.470 (1, 8)	FC6-4 HR	1B		F2		F9			HR	5	2	3	3	0	0	3								
Bruce Bochte, L OBP: 0.404, SLG: 0.511 (1, 3)	E6 FC6-4						F7			5	1	3	0	0	0	1								
Willie Horton, R OBP: 0.322, SLG: 0.450 (1, 10)	FC6-4 HR	K				F3		F8	K	5	1	0	0	0	2	6								
Dan Meyer, L OBP: 0.345, SLG: 0.512 (1, 5)	F7			3-1		6-3		K		5	1	1	2	0	1	3								
Tom Paciorek, R OBP: 0.376, SLG: 0.477 (1, 9)	HR			K		K			K	5	1	2	3	0	3	1								
Bob Stinson, S OBP: 0.356, SLG: 0.354 (1, 2)	1-3			F8					SH3-4	3	0	1	0	0	0	0								
Leon Roberts, R OBP: 0.350, SLG: 0.444 (1, 7)						F9			K	4	1	1	0	0	1	2								
Mario Mendoza, R OBP: 0.217, SLG: 0.256 (6, PH)						1-3			F8	2	0	0	0	0	1	1								
Larry Milbourne, S OBP: 0.313, SLG: 0.338 (7, 6)									F9	1	0	0	0	0	0	1								
Bill Stein, R OBP: 0.291, SLG: 0.339 (8, PH)										1	0	0	0	0	0	1								
Inning Stats	R: 4 E: 1 K: 0 S: 6	H: 2 LOB: 0 BB: 1 P: 10	R: 1 E: 0 K: 2 S: 10	H: 3 LOB: 0 BB: 0 P: 10	R: 0 E: 0 K: 1 S: 5	H: 0 LOB: 0 BB: 0 P: 5	R: 0 E: 0 K: 0 S: 4	H: 1 LOB: 1 BB: 0 P: 4	R: 0 E: 0 K: 1 S: 6	H: 1 LOB: 1 BB: 0 P: 6	R: 0 E: 0 K: 1 S: 7	H: 2 LOB: 2 BB: 0 P: 7	R: 0 E: 0 K: 1 S: 5	H: 0 LOB: 0 BB: 0 P: 5	R: 0 E: 0 K: 0 S: 4	H: 1 LOB: 1 BB: 0 P: 4	R: 3 E: 0 K: 2 S: 10	H: 3 LOB: 0 BB: 0 P: 10	1B: 9 2B: 1 3B: 0 HR: 3	SF: 0 SAC: 1 DP: 0 HBP: 0	WP: 0 PB: 0 SB: 1 CS: 0	PA: 42		
PITCHER	IP	WLS	BF	H	R	ER	SO	BB	IBB	HBP	BLK	WP	HR	S	P	ERA	WHIP							
Brian Kingman, R ERA: 4.83 (1, 1)	6.0	W	29	9	3	2	5	1	0	0	0	0	1	38	42	3.00	1.667							
Dave Hamilton, L ERA: 3.93 (7, 1)	3.0	S	13	4	3	3	3	0	0	0	0	0	2	19	19	9.00	1.333							

Oakland Athletics @ Seattle Mariners
The Kingdome, Seattle, WA
Sun Aug 05 1979, 10:05 PM EDT
Att: 6,048 - Dome

AB 40
R 8
H 13
RBI 8
BB 1
SO 8
LOB 20



Batter	1	2	3	4	5	6	7	8	9	AB	R	H	RBI	BB	SO	LOB	TOP		
Rick Miller, L OBP: 0.388, SLG: 0.385 (1, 8)	L6	L7		3-1		G1		1-3		5	0	0	0	0	0	1			
Carney Lansford, R OBP: 0.336, SLG: 0.436 Jim Anderson, R OBP: 0.293, SLG: 0.321 (1, 5) (6, 5)		FC6-4		F3		FC6-4 BB		F9		3	0	1	0	1	0	1			
Dan Ford, R OBP: 0.334, SLG: 0.448 (1, 9)	K		F8	6-3		FC6-4 WP			4-3	5	0	0	0	0	1	2			
Don Baylor, R OBP: 0.376, SLG: 0.533 (1, 10)	F8			1B 2B BB		F6			6-3	3	1	0	0	2	0	1			
Rod Carew, L OBP: 0.452, SLG: 0.447 (1, 3)		E7 HR 1B		2B 1-2 1B		5-3		1-3		5	1	2	0	0	0	2			
Brian Downing, R OBP: 0.425, SLG: 0.474 (1, 2)		HR BB		F9		1B S 2B BB		5-3		2	2	0	0	2	0	2			
Joe Rudi, R OBP: 0.289, SLG: 0.386 (1, 7)		K		1-3 2-H 2B		2B 1-3 1B		6-3		4	0	2	1	0	1	2			
Bobby Grich, R OBP: 0.377, SLG: 0.561 (1, 4)		HR						K		3	1	2	4	1	1	0			
Bert Campaneris, R OBP: 0.284, SLG: 0.274 (1, 6)		FC6-4 1B		F9		6-3		L4		4	0	1	0	0	0	5			
Inning Stats	R: 0 E: 0 K: 1 S: 6	H: 1 LOB: 1 BB: 0 P: 6	R: 3 E: 1 K: 1 S: 8	H: 3 LOB: 1 BB: 1 P: 12	R: 1 E: 0 K: 0 S: 5	H: 2 LOB: 3 BB: 2 P: 13	R: 0 E: 0 K: 0 S: 3	H: 0 LOB: 0 BB: 0 P: 3	R: 1 E: 0 K: 0 S: 5	H: 2 LOB: 2 BB: 1 P: 9	R: 0 E: 0 K: 0 S: 3	H: 0 LOB: 0 BB: 0 P: 5	R: 0 E: 0 K: 0 S: 3	H: 0 LOB: 0 BB: 0 P: 3	R: 0 E: 0 K: 0 S: 3	H: 0 LOB: 0 BB: 0 P: 3	1B: 5 2B: 2 3B: 0 HR: 1	SF: 0 SAC: 0 DP: 0 HBP: 0	WP: 1 PA: 41 PB: 0 SB: 1 CS: 0
PITCHER	IP	WLS	BF	H	R	ER	SO	BB	IBB	HBP	BLK	WP	HR	S	P	ERA	WHIP		
Steve McCatty, R ERA: 4.03 (1, 1)	4.2	L	26	8	5	5	2	3	1	0	0	0	1	26	42	9.64	2.357		
Jim Todd, R ERA: 9.24 (5, 1)	3.1		12	0	0	0	1	2	0	0	0	1	0	12	20	0.00	0.600		
Dave Heaverlo, R ERA: 4.2 (9, 1)	1.0		3	0	0	0	0	0	0	0	0	0	0	3	3	0.00	0.000		

California Angels @ Oakland Athletics
Oakland-Alameda County Coliseum, Oakland, CA
Mon Aug 06 1979, 7:05 PM PDT
Att: 8,160 - Unknown

AB 35
R 5
H 8
RBI 5
BB 6
SO 3
LOB 16





Batter	1	2	3	4	5	6	7	8	9	AB	R	H	RBI	BB	SO	LOB	BOTTOM		
Rickey Henderson, R OBP: 0.311, SLG: 0.309 (1, 7)	F6		FC6-4			G4-6-3 BB		FC4-6 BB		3	0	0	1	1	0	3			
Dwayne Murphy, L OBP: 0.411, SLG: 0.384 (1, 8)	K				G3	G4-6-3 BB		G4-6-3 BB		3	0	0	0	1	1	1			
Jeff Newman, R OBP: 0.263, SLG: 0.422 (1, 2)	L8				F4			F6		4	0	0	0	0	0	3			
Dave Revering, L OBP: 0.324, SLG: 0.482 (1, 3)		K						1-3		3	1	1	1	1	1	0			
Tony Armas, R OBP: 0.294, SLG: 0.427 (1, 9)		F9			F3					4	0	1	0	0	1	1			
Mitchell Page, L OBP: 0.324, SLG: 0.360 (1, 10)		CS 1B			F7			1-3		4	0	1	0	0	1	0			
Dave Chalk, R OBP: 0.331, SLG: 0.279 (1, 4)		CS		F3		F7		HBP 1B FC4-6 BB		3	1	0	0	1	0	0			
Wayne Gross, L OBP: 0.340, SLG: 0.371 (1, 5)						K		FC4-6 HBP 1B		2	0	1	0	1	1	0			
Rob Piccolo, R OBP: 0.253, SLG: 0.303 (1, 6)					F8			4-3 FC4-6 HBP		2	0	0	0	0	0	1			
Inning Stats	R: 0 E: 0 K: 1 S: 5	H: 0 LOB: 0 BB: 0 P: 5	R: 0 E: 0 K: 1 S: 5	H: 1 LOB: 0 BB: 0 P: 5	R: 0 E: 0 K: 0 S: 3	H: 0 LOB: 1 BB: 1 P: 7	R: 0 E: 0 K: 0 S: 3	H: 0 LOB: 1 BB: 1 P: 7	R: 0 E: 0 K: 0 S: 2	H: 0 LOB: 0 BB: 1 P: 6	R: 0 E: 0 K: 0 S: 3	H: 1 LOB: 1 BB: 0 P: 3	R: 1 E: 0 K: 0 S: 4	H: 1 LOB: 3 BB: 2 P: 13	R: 1 E: 0 K: 2 S: 8	H: 1 LOB: 0 BB: 0 P: 8	1B: 3 2B: 0 3B: 0 HR: 1	SF: 0 SAC: 0 DP: 1 HBP: 1	WP: 0 PA: 35 PB: 0 SB: 0 CS: 1
PITCHER	IP	WLS	BF	H	R	ER	SO	BB	IBB	HBP	BLK	WP	HR	S	P	ERA	WHIP		
Ralph Botting, L ERA: 7.5 (1, 1)	7.2	W	29	3	1	1	3	5	0	1	0	0	0	29	50	1.17	1.043		
Mark Clear, R ERA: 3.03 (8, 1)	1.1	S	5	1	1	1	2	0	0	0	0	0	1	9	9	6.75	0.750		

California Angels @ Oakland Athletics
Oakland-Alameda County Coliseum, Oakland, CA
Mon Aug 06 1979, 7:05 PM PDT
Att: 8,160 - Unknown

AB 28
R 2
H 4
RBI 2
BB 5
SO 5
LOB 9



Batter	1	2	3	4	5	6	7	8	9	AB	R	H	RBI	BB	SO	LOB	TOP					
Rick Miller, L OBP: 0.389, SLG: 0.386 (1, 8)	F7	4-3			SH SF9 1B		SH1-4 1B	F8		5	2	2	0	0	0	3	California Angels @ Oakland Athletics Oakland-Alameda County Coliseum, Oakland, CA Tue Aug 07 1979, 7:05 PM PDT Att: 2,905 - Unknown 					
Bert Campaneris, R OBP: 0.290, SLG: 0.280 (1, 6)	1B		F9		SH SF9		SH1-4	G6-4-3 1B WP		3	1	2	0	0	0	0						
Dan Ford, R OBP: 0.335, SLG: 0.449 (1, 9)			5-3		SF9		6-3	G6-4-3 1B		4	0	2	1	0	0	1						
Don Baylor, R OBP: 0.375, SLG: 0.529 (1, 10)	K		K		F2		FC4-6 1B	G6-4-3 1B		5	0	1	1	0	2	5						
Rod Carew, L OBP: 0.451, SLG: 0.444 (1, 3)	F7				5-3 1B		FC4-6 1B	L7		4	0	1	0	1	0	3						
Brian Downing, R OBP: 0.426, SLG: 0.481 (1, 2)		HR			5-3 1B		K	1B BB		3	1	1	1	1	1	3						
Joe Rudi, R OBP: 0.285, SLG: 0.381 (1, 7)		5-3			F6		K	F8		4	0	0	0	0	1	2						
Bobby Grich, R OBP: 0.374, SLG: 0.555 (1, 4)		4-3			K		L9	F8		4	0	0	0	0	1	2						
Jim Anderson, R OBP: 0.301, SLG: 0.329 (1, 5)										3	1	2	0	0	0	0						
Willie Aikens, L OBP: 0.355, SLG: 0.473 (8, PH)										1	0	1	0	0	0	0						
Dickie Thon, R OBP: 0.400, SLG: 0.370 (8, 5)					SH 1B		5-3	1-3 1B		0	0	0	0	0	0	0						
Inning Stats	R: 0 E: 0 K: 1 S: 7	H: 2 LOB: 2 BB: 0 P: 7	R: 1 E: 0 K: 0 S: 5	H: 2 LOB: 1 BB: 0 P: 5	R: 0 E: 0 K: 1 S: 5	H: 0 LOB: 0 BB: 0 P: 5	R: 0 E: 0 K: 1 S: 6	H: 1 LOB: 1 BB: 0 P: 6	R: 2 E: 1 K: 1 S: 8	H: 2 LOB: 2 BB: 1 P: 12	R: 0 E: 0 K: 1 S: 5	H: 0 LOB: 0 BB: 0 P: 5	R: 1 E: 0 K: 0 S: 5	H: 2 LOB: 1 BB: 0 P: 5	R: 0 E: 0 K: 0 S: 4	H: 1 LOB: 2 BB: 1 P: 8	R: 1 E: 0 K: 0 S: 4	H: 2 LOB: 0 BB: 0 P: 4	1B: 11 2B: 0 3B: 0 HR: 1	SF: 1 SAC: 2 DP: 1 HBP: 0	WP: 1 PB: 0 SB: 0 CS: 0	PA: 41
PITCHER Rick Langford, R ERA: 4.47 (1, 1)	IP: 9.0 WLS: W BF: 41	H: 12 R: 5 ER: 4 SO: 5	BB: 2 IBB: 0 HBP: 0 BLK: 0	WP: 1 HR: 1 S: 49 P: 57	ERA: 4.00 WHIP: 1.556	PITCHER										IP: 9.0 WLS: W BF: 41	H: 12 R: 5 ER: 4 SO: 5	BB: 2 IBB: 0 HBP: 0 BLK: 0	WP: 1 HR: 1 S: 49 P: 57	ERA: 4.00 WHIP: 1.556		

Batter	1	2	3	4	5	6	7	8	9	AB	R	H	RBI	BB	SO	LOB	BOTTOM			
Rickey Henderson, R OBP: 0.308, SLG: 0.305 (1, 7) (8, 8)	B1-3		4-3		K		1B SF8 1B	4-3		5	1	1	1	0	1	2	California Angels @ Oakland Athletics Oakland-Alameda County Coliseum, Oakland, CA Tue Aug 07 1979, 7:05 PM PDT Att: 2,905 - Unknown 			
Dwayne Murphy, L OBP: 0.407, SLG: 0.379 (1, 8)					K					3	0	0	0	0	2	1				
Mike Heath, R OBP: 0.338, SLG: 0.366 (7, PH)	K		4-3		K					1	1	1	2	0	0	0				
Larry Murray, S OBP: 0.283, SLG: 0.268 (8, 7)					K		HR 1B			0	0	0	0	0	0	0				
Wayne Gross, L OBP: 0.336, SLG: 0.368 (1, 5)	G3		F7				SF8 1B			3	0	0	1	0	0	0				
Dave Revering, L OBP: 0.323, SLG: 0.488 (1, 3)		4-3			F7			HR		4	1	1	2	0	0	0				
Mitchell Page, L OBP: 0.328, SLG: 0.362 (1, 10)							6-3			3	1	2	0	1	0	0				
Tony Armas, R OBP: 0.289, SLG: 0.419 (1, 9)					B3		6-3			4	0	0	0	0	2	3				
Jim Essian, R OBP: 0.322, SLG: 0.454 (1, 2)							1B 6-3 1B			4	3	3	0	0	0	0				
Dave Chalk, R OBP: 0.335, SLG: 0.286 (1, 4)		E6 1B					6-3 1B			4	1	2	0	0	0	2				
Rob Picciolo, R OBP: 0.263, SLG: 0.313 (1, 6)							6-3 1B			4	1	3	3	0	0	1				
Inning Stats	R: 0 E: 0 K: 1 S: 5	H: 0 LOB: 0 BB: 0 P: 5	R: 2 E: 1 K: 1 S: 8	H: 3 LOB: 2 BB: 0 P: 8	R: 0 E: 0 K: 0 S: 3	H: 0 LOB: 0 BB: 0 P: 3	R: 0 E: 0 K: 0 S: 2	H: 0 LOB: 0 BB: 1 P: 6	R: 1 E: 0 K: 2 S: 9	H: 2 LOB: 1 BB: 0 P: 9	R: 0 E: 0 K: 0 S: 4	H: 1 LOB: 1 BB: 0 P: 4	R: 6 E: 0 K: 1 S: 11	H: 6 LOB: 0 BB: 0 P: 11	R: 0 E: 0 K: 0 S: 4	H: 1 LOB: 1 BB: 0 P: 4	1B: 12 2B: 1 3B: 0 HR: 1	SF: 1 SAC: 0 DP: 1 HBP: 0	WP: 0 PB: 0 SB: 0 CS: 0	PA: 37
PITCHER Jim Barr, R ERA: 4.22 (1, 1)	IP: 6.0 WLS: L BF: 28	H: 10 R: 7 ER: 5 SO: 4	BB: 1 IBB: 0 HBP: 0 BLK: 0	WP: 0 HR: 0 S: 35 P: 39	ERA: 7.50 WHIP: 1.833	PITCHER										IP: 6.0 WLS: L BF: 28	H: 10 R: 7 ER: 5 SO: 4	BB: 1 IBB: 0 HBP: 0 BLK: 0	WP: 0 HR: 0 S: 35 P: 39	ERA: 7.50 WHIP: 1.833
Dave LaRoche, L ERA: 5.73 (7, 1)	IP: 2.0 WLS: 9 BF: 3	H: 3 R: 2 ER: 2 SO: 1	BB: 0 IBB: 0 HBP: 0 BLK: 0	WP: 0 HR: 1 S: 11 P: 11	ERA: 9.00 WHIP: 1.500	PITCHER										IP: 2.0 WLS: 9 BF: 3	H: 3 R: 2 ER: 2 SO: 1	BB: 0 IBB: 0 HBP: 0 BLK: 0	WP: 0 HR: 1 S: 11 P: 11	ERA: 9.00 WHIP: 1.500

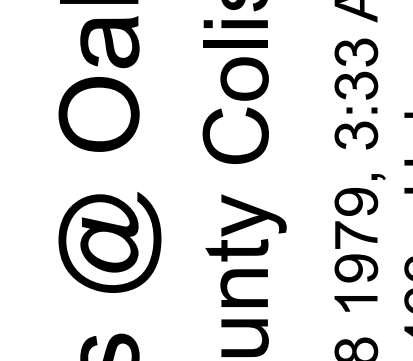
Batter	1	2	3	4	5	6	7	8	9	AB	R	H	RBI	BB	SO	LOB	TOP								
Rick Miller, L OBP: 0.391, SLG: 0.396 (1, 8)	4-3		1B 2-3 3B	G3		K		E5 1B	1B	6	2	3	0	0	1	2	California Angels @ Oakland Athletics Oakland-Alameda County Coliseum, Oakland, CA Wed Aug 08 1979, 3:33 AM PDT Att: 3,463 - Unknown livebaseballscorecards.com								
Bert Campaneris, R OBP: 0.296, SLG: 0.287 (1, 6)	F8		1B 3-H 1B		K		L4	1B 2-H 1B	1B	6	1	3	2	0	1	0									
Dan Ford, R OBP: 0.342, SLG: 0.454 (1, 9)	FC5-4 1B		1-3 HR 1B		2B HBP		1B	1B 1-3 2B 1B		4	2	4	0	0	0	0									
Don Baylor, R OBP: 0.379, SLG: 0.541 (1, 10)	FC5-4 1-2		1-H HR		2B		1-2 G4-6-3 1B	2B 1-2 1B		5	1	4	3	0	0	1									
Rod Carew, L OBP: 0.450, SLG: 0.444 (1, 3)		3-1	4-3				G4-6-3 1-2 1B	2B 3-H 1B		4	0	1	1	1	0	2									
Brian Downing, R OBP: 0.423, SLG: 0.477 (1, 2)	F8				1B FC5-2 1B			6-3 F8		5	0	1	0	0	0	5									
Joe Rudi, R OBP: 0.287, SLG: 0.394 (1, 7)					K		K	HR 6-3		5	1	2	1	0	2	4									
Bobby Grich, R OBP: 0.374, SLG: 0.561 (1, 4)	6-3				FC5-2 1-3 1B		F9	HR	F3	5	1	2	1	0	0	1									
Jim Anderson, R OBP: 0.304, SLG: 0.333 (1, 5)					CS 2B		F9	HR	4-3 1B BB	4	0	1	0	1	0	2									
Inning Stats	R: 0 E: 0 K: 0 S: 4	H: 1 LOB: 1 BB: 0 P: 4	R: 0 E: 0 K: 0 S: 4	H: 1 LOB: 1 BB: 0 P: 4	R: 3 E: 0 K: 0 S: 6	H: 5 LOB: 0 BB: 0 P: 6	R: 0 E: 0 K: 1 S: 7	H: 2 LOB: 2 BB: 0 P: 7	R: 0 E: 0 K: 2 S: 8	H: 1 LOB: 3 BB: 1 P: 13	R: 0 E: 0 K: 1 S: 5	H: 0 LOB: 0 BB: 0 P: 5	R: 0 E: 0 K: 0 S: 4	H: 2 LOB: 1 BB: 0 P: 4	R: 5 E: 1 K: 0 S: 10	H: 7 LOB: 2 BB: 0 P: 10		R: 0 E: 0 K: 0 S: 4	H: 2 LOB: 2 BB: 1 P: 8	1B: 13 2B: 4 3B: 1 HR: 3	SF: 0 SAC: 0 DP: 1 HBP: 1	WP: 0 PB: 0 SB: 0 CS: 1	PA: 47		
PITCHER	IP	WLS	BF	H	R	ER	SO	BB	IBB	HBP	BLK	WP	HR	S	P	ERA	WHIP								
Matt Keough, R ERA: 5.75 (1, 1)	3.1	L	17	9	3	3	1	0	0	0	0	0	1	19	19	8.10	2.700								
Mike Norris, R ERA: 5.24 (4, 1)	2.2		11	1	0	0	3	0	1	1	0	0	0	15	20	0.00	0.375								
Jim Todd, R ERA: 6.62 (7, 1)	1.2		10	6	4	4	0	0	0	0	0	0	2	10	10	21.60	3.600								
Dave Heaverlo, R ERA: 4.25 (8, 1)	1.1		9	5	1	1	0	1	0	0	0	0	0	8	12	6.75	4.500								

Batter	1	2	3	4	5	6	7	8	9	AB	R	H	RBI	BB	SO	LOB	BOTTOM								
Rickey Henderson, R OBP: 0.301, SLG: 0.298 (1, 7)	4-3			B1-3		5-3		F6		4	0	0	0	0	0	0	California Angels @ Oakland Athletics Oakland-Alameda County Coliseum, Oakland, CA Wed Aug 08 1979, 3:33 AM PDT Att: 3,463 - Unknown livebaseballscorecards.com								
Dwayne Murphy, L OBP: 0.408, SLG: 0.391 (1, 8)	F8			B2-3		1B BB		HR		3	1	1	1	1	0	0									
Wayne Gross, L OBP: 0.338, SLG: 0.372 (1, 5)	L9			F4		1-3 1B		2B		4	0	2	0	0	0	0									
Dave Revering, L OBP: 0.322, SLG: 0.484 (1, 3)		F8			F3 1B BB	F2		F2		3	0	0	0	1	0	3									
Mitchell Page, L OBP: 0.328, SLG: 0.362 (1, 10)		F7			FC6-4 1-2 1B		4-3	G6-4-3 BB		3	0	1	0	1	0	0									
Mike Heath, R OBP: 0.328, SLG: 0.355 (1, 9)		5-3			F6		5-3	F4		4	0	0	0	0	0	3									
Jeff Newman, R OBP: 0.283, SLG: 0.420 (1, 2)				K		F3 2-3		1B	G6-4-3 1-2	4	0	1	0	0	1	3									
Dave Chalk, R OBP: 0.335, SLG: 0.287 (1, 4)					G4-6-3 1B	FC6-4 1-2		F3		3	0	1	0	0	0	3									
Rob Picciolo, R OBP: 0.259, SLG: 0.308 (1, 6)				G4-6-3 1-2		6-3		K		3	0	0	0	0	1	1									
Inning Stats	R: 0 E: 0 K: 0 S: 3	H: 0 LOB: 0 BB: 0 P: 3	R: 0 E: 0 K: 0 S: 3	H: 0 LOB: 0 BB: 0 P: 3	R: 0 E: 0 K: 1 S: 5	H: 1 LOB: 0 BB: 0 P: 5	R: 0 E: 0 K: 0 S: 3	H: 0 LOB: 0 BB: 0 P: 3	R: 0 E: 0 K: 0 S: 4	H: 1 LOB: 2 BB: 1 P: 8	R: 0 E: 0 K: 0 S: 4	H: 1 LOB: 1 BB: 0 P: 4	R: 1 E: 0 K: 1 S: 7	H: 2 LOB: 1 BB: 0 P: 7	R: 0 E: 0 K: 0 S: 2	H: 0 LOB: 0 BB: 1 P: 6		1B: 4 2B: 1 3B: 0 HR: 1	SF: 0 SAC: 0 DP: 2 HBP: 0	WP: 0 PB: 0 SB: 0 CS: 0	PA: 34				
PITCHER	IP	WLS	BF	H	R	ER	SO	BB	IBB	HBP	BLK	WP	HR	S	P	ERA	WHIP								
Dave Frost, R ERA: 3.54 (1, 1)	9.0	W	34	6	1	1	2	3	0	0	0	0	1	35	47	1.00	1.000								

AB 44
R 8
H 21
RBI 8
BB 2
SO 4
LOB 17



AB 31
R 1
H 6
RBI 1
BB 3
SO 2
LOB 13



Batter	1	2	3	4	5	6	7	8	9	10	11	AB	R	H	RBI	BB	SO	LOB	TOP			
Rickey Henderson, R OBP: 0.295, SLG: 0.290 Mike Edwards, R OBP: 0.278, SLG: 0.299	(1,7) X 0-0 F8		(1,3) X 0-0 F8			(1,1) X 0-3 K	(1,2) X 0-0 1-3		(1,2) X 0-0 F1		(1,3) X 0-0 6-3	5	0	0	0	0	1	4				
Dwayne Murphy, L OBP: 0.405, SLG: 0.384	(1,8) X 0-3 K			(1,1) X 0-0 6-3		(1,1) X 4-0 1B 1B	(1,3) X 0-0 4-3		(1,3) X 0-3 K			4	1	0	0	1	2	4				
Wayne Gross, L OBP: 0.338, SLG: 0.376	(1,5) X 0-0 4-3			(1,2) X 0-0 4-3 2B		(1,3) X 0-0 1B 2B 1B		(1,1) X 0-0 F4		(1,1) X 0-0 F2		5	1	2	0	0	0	0				
Dave Revering, L OBP: 0.323, SLG: 0.486	(1,3) X 0-0 6-3 2B			(1,2) X 0-0 4-3		(1,3) X 0-0 2B 1B		(1,2) X 0-3 K		(1,2) X 0-0 L3		5	1	2	1	0	1	1				
Jeff Newman, R OBP: 0.262, SLG: 0.420	(1,2) X 0-0 6-3			(1,3) X 0-0 L4		(1,3) X 0-0 1B 2B		(1,3) X 0-3 K		(1,3) X 0-3 K		5	1	1	2	0	2	2				
Mitchell Page, L OBP: 0.430, SLG: 0.363	(1,10) X 0-0 4-3				(1,1) X 0-0 1-3	(1,3) X 0-0 1B 2B		(1,3) X 0-3 K			(1,1) X 0-0 1B SF7	5	1	2	1	0	1	1				
Tony Armas, R OBP: 0.288, SLG: 0.425 Larry Murray, S OBP: 0.262, SLG: 0.266	(1,9) X 0-3 K				(1,2) X 0-0 L8	(1,3) X 0-0 G5-4-3 1B		(1,2) X 0-0 1B 3B			(1,1) X 0-0 F7	4	0	1	0	0	1	2				
Dave Chalk, R OBP: 0.355, SLG: 0.301	(1,4) X 0-0 G3-6 1B							(1,4) X 0-0 SH1-4 BB			(1,2) X 0-0 SF7 1B	3	0	3	0	2	0	0				
Rob Piccolo, R OBP: 0.256, SLG: 0.305 Mike Heath, R OBP: 0.331, SLG: 0.360	(1,6) X 0-0 G3-6										(1,2) X 0-0 SF7	2	0	0	0	0	2					
Inning Stats	R: 0 E: 0 K: 1 S: 5	H: 0 LOB: 0 BB: 0 P: 5	R: 0 E: 0 K: 1 S: 6	H: 1 LOB: 1 BB: 0 P: 6	R: 0 E: 0 K: 0 S: 3	H: 1 LOB: 0 BB: 0 P: 3	R: 0 E: 0 K: 0 S: 4	H: 1 LOB: 1 BB: 0 P: 4	R: 0 E: 0 K: 0 S: 4	H: 1 LOB: 1 BB: 0 P: 4	R: 4 E: 0 K: 1 S: 8	H: 4 LOB: 0 BB: 1 P: 12	R: 0 E: 0 K: 2 S: 7	H: 0 LOB: 0 BB: 0 P: 7	R: 0 E: 0 K: 1 S: 5	H: 0 LOB: 0 BB: 0 P: 5	R: 1 E: 0 K: 0 S: 5	H: 2 LOB: 1 BB: 1 P: 5	1B: 8 2B: 3 3B: 1 HR: 0	SF: 1 SAC: 1 DP: 2 HBP: 0	WP: 1 PB: 0 SB: 0 CS: 0	PA: 46
PITCHER	IP ERA WLS BF H R ER SO BB IBB HBP BLK WP HR S P ERA WHIP	IP ERA WLS BF H R ER SO BB IBB HBP BLK WP HR S P ERA WHIP																				
Pete Redfern, R ERA: 3.1	(1,1)	5.1	0.0	1	1	0	0	0	0	0	0	0	0	0	1	0	1	1	∞	∞		
Darrell Jackson, L ERA: 4.5	(6,1)	0.0	1	1	0	0	0	0	0	0	0	0	0	0	1	0	1	1	∞	∞		
Gary Sarum, R ERA: 6.06	(6,1)	1.0	3	0	0	0	0	1	0	0	0	0	0	0	0	2	6	0.00	1.000			
Mike Marshall, R ERA: 2.37	(7,1)	4.2	L	19	4	2	2	5	1	0	0	0	0	0	0	28	32	3.86	1.071			

Oakland Athletics @ Minnesota Twins
Metropolitan Stadium, Bloomington, MI
Fri Aug 10 1979, 8:05 PM EDT
Unknown - 76 F

AB 41
R 6
H 12
RBI 6
BB 3
SO 8
LOB 18



Batter	1	2	3	4	5	6	7	8	9	10	11	AB	R	H	RBI	BB	SO	LOB	BOTTOM			
Hosken Powell, L OBP: 0.404, SLG: 0.440 Bombo Rivera, R OBP: 0.333, SLG: 0.412	(1,9) X 0-0 4-3	(1,2) X 0-0 1B		(1,2) X 0-0 1-3		(1,3) X 0-0 L6		(1,3) X 0-0 F3			(1,1) X 0-0 6-3	4	0	1	2	0	0	2				
Rob Wilfong, L OBP: 0.363, SLG: 0.449	(1,4) X 4-0 1B BB	(1,2) X 0-0 K			(1,1) X 0-0 4-3		(1,1) X 0-0 4-3		(1,3) X 0-0 SH1-4 1B		(1,2) X 0-0 F5	5	0	1	0	1	1	2				
Ken Landreaux, L OBP: 0.352, SLG: 0.425	(1,8) X 0-0 F7 1B	(1,3) X 0-0 L9			(1,1) X 0-0 G3 2B 2B		(1,2) X 0-0 6-3		(1,1) X 0-0 SH1-4		(1,2) X 0-0 3B	5	1	3	0	0	0	2				
Danny Goodwin, L OBP: 0.381, SLG: 0.579 Jose Morales, R OBP: 0.345, SLG: 0.347	(1,10) X 0-0 F7				(1,2) X 0-0 G3		(1,3) X 0-0 F7		(1,4) X 0-0 IBB		(1,1) X 0-0 HBP	4	0	0	0	0	0	3				
Glenn Adams, L OBP: 0.335, SLG: 0.443 Dave Edwards, R OBP: 0.336, SLG: 0.443	(1,7) X 0-0 2B 6-3 BB	(1,4) X 4-0 2B 6-3 BB		(1,3) X 0-0 FC3-6 1B		(1,3) X 0-0 2B		(1,1) X 0-3 K2-3	(1,3) X 0-0 G5-4-3		(1,3) X 0-3 K	3	1	2	1	1	1	0				
Roy Smalley, S OBP: 0.365, SLG: 0.524	(1,6) X 0-0 1B 2B	(1,3) X 0-0 1B 2B		(1,2) X 0-0 FC3-6		(1,3) X 0-0 L6		(1,2) X 0-0 F7		(1,4) X 0-0 FC4-6 2B		5	1	2	0	0	2					
Butch Wynegar, S OBP: 0.385, SLG: 0.346	(1,2) X 0-0 6-3	(1,3) X 0-0 6-3		(1,3) X 0-0 4-3			(1,1) X 0-0 4-3		(1,2) X 0-0 1B 2B		(1,4) X 0-0 FC4-6 IBB	4	1	1	1	1	0	2				
Ron Jackson, R OBP: 0.330, SLG: 0.432	(1,3) X 1-0 1B HBP	(1,1) X 1-0 1B HBP		(1,3) X 0-0 SH1-4 1B			(1,1) X 0-0 BB		(1,1) X 0-0 BB		(1,2) X 0-0 FC4-6	3	1	2	1	1	0	2				
Mike Cabbage, L OBP: 0.312, SLG: 0.312 Willie Norwood, R OBP: 0.313, SLG: 0.410 John Castillo, R OBP: 0.336, SLG: 0.390	(1,5) X 0-0 1B	(1,3) X 0-0 1B		(1,2) X 0-0 SH1-4			(1,2) X 0-0 F8		(1,4) X 4-0 1B BB		(1,3) X 0-0 L9	2	0	1	0	0	0	1				
Inning Stats	R: 0 E: 0 K: 0 S: 3	H: 1 LOB: 1 BB: 1 P: 7	R: 3 E: 0 K: 1 S: 8	H: 3 LOB: 2 BB: 1 P: 13	R: 0 E: 0 K: 0 S: 4	H: 1 LOB: 1 BB: 0 P: 4	R: 0 E: 0 K: 0 S: 3	H: 1 LOB: 0 BB: 0 P: 3	R: 1 E: 0 K: 0 S: 5	H: 2 LOB: 1 BB: 0 P: 5	R: 0 E: 0 K: 0 S: 3	H: 0 LOB: 0 BB: 0 P: 7	R: 0 E: 0 K: 1 S: 7	H: 0 LOB: 2 BB: 1 P: 11	R: 0 E: 0 K: 0 S: 3	H: 1 LOB: 1 BB: 1 P: 7	R: 0 E: 0 K: 0 S: 3	H: 1 LOB: 2 BB: 0 P: 7	1B: 7 2B: 5 3B: 1 HR: 0	SF: 0 SAC: 2 DP: 1 HBP: 2	WP: 0 PB: 0 SB: 0 CS: 0	PA: 50
PITCHER	IP ERA WLS BF H R ER SO BB IBB HBP BLK WP HR S P ERA WHIP	IP ERA WLS BF H R ER SO BB IBB HBP BLK WP HR S P ERA WHIP																				
Mike Morgan, R ERA: 4.86	(1,1)	7.2	1.1	8	2	0	0	2	0	0	0	0	0	0	5	17	0.00	2.250				
Dave Hamilton, L ERA: 3.86	(8,1)	1.1	8	2	0	0	0	2	0	0	0	0	0	0	5	17	0.00	2.250				
Dave Heaverlo, R ERA: 4.14	(10,1)	2.0	W	7	1	0	0	1	0	0	0	0	0	0	8	9	0.00	0.500				

Oakland Athletics @ Minnesota Twins
Metropolitan Stadium, Bloomington, MI
Fri Aug 10 1979, 8:05 PM EDT
Unknown - 76 F

AB 40
R 5
H 13
RBI 5
BB 6
SO 3
LOB 23



Batter	1	2	3	4	5	6	7	8	9	AB	R	H	RBI	BB	SO	LOB	TOP
Rickey Henderson, R OBP: 0.305, SLG: 0.295										4	0	2	0	0	0	2	
Mike Heath, R OBP: 0.305, SLG: 0.340										4	0	0	0	0	1	2	
Jeff Newman, R OBP: 0.269, SLG: 0.434										4	0	2	0	0	0	0	
Dave Revering, L OBP: 0.325, SLG: 0.489										4	0	1	0	0	1	1	
Jim Essian, R OBP: 0.324, SLG: 0.444										4	0	2	0	0	0	2	
Larry Murray, S OBP: 0.281, SLG: 0.265										0	0	0	0	0	0	0	
Tony Armas, R OBP: 0.277, SLG: 0.406										4	0	1	0	0	1	5	
Mitchell Page, L OBP: 0.324, SLG: 0.354										4	0	0	0	0	1	2	
Dave Chalk, R OBP: 0.350, SLG: 0.294										3	0	0	0	0	0	0	
Rob Picciolo, R OBP: 0.275, SLG: 0.340										3	0	2	0	0	0	0	
Inning Stats	R: 0 E: 0 K: 0 S: 3	H: 1 LOB: 0 BB: 0 P: 3	R: 0 E: 0 K: 1 S: 6	H: 1 LOB: 1 BB: 0 P: 6	R: 0 E: 1 K: 1 S: 6	H: 1 LOB: 1 BB: 0 P: 6	R: 0 E: 0 K: 0 S: 4	H: 2 LOB: 1 BB: 0 P: 4	R: 0 E: 0 K: 0 S: 4	H: 1 LOB: 1 BB: 0 P: 4	R: 0 E: 0 K: 0 S: 3	H: 0 LOB: 0 BB: 0 P: 3	R: 0 E: 0 K: 2 S: 7	H: 1 LOB: 1 BB: 0 P: 7	1B: 9 2B: 1 3B: 0 HR: 0	SF: 0 SAC: 0 DP: 1 HBP: 0	WP: 0 PA: 34
PITCHER Jerry Koosman, L ERA: 3.63	IP: 9.0 WLS: W BF: 34 H: 10 R: 0 ER: 0 SO: 4 BB: 0 IBB: 0 HBP: 0 BLK: 0 WP: 0 HR: 0 S: 42 P: 42 ERA: 0.00 WHIP: 1.111																

Oakland Athletics @ Minnesota Twins
Metropolitan Stadium, Bloomington, MI
Sun Aug 12 1979, 4:33 AM EDT
Att: 14,500 - Unknown - 75 F

AB	34
R	0
H	10
RBI	0
BB	0
SO	4
LOB	14





Batter	1	2	3	4	5	6	7	8	9	AB	R	H	RBI	BB	SO	LOB	BOTTOM
Hosken Powell, L OBP: 0.398, SLG: 0.427										3	0	0	0	1	0	0	
Rob Wilfong, L OBP: 0.363, SLG: 0.453										3	0	1	0	1	1	0	
Ken Landreaux, L OBP: 0.359, SLG: 0.428										4	0	0	0	0	0	1	
Mike Cabbage, L OBP: 0.355, SLG: 0.328										3	1	3	0	0	0	0	
John Castino, R OBP: 0.333, SLG: 0.386										0	0	0	0	0	0	0	
Danny Goodwin, L OBP: 0.389, SLG: 0.585										2	0	1	1	0	0	1	
Glenn Adams, L OBP: 0.354, SLG: 0.440										3	0	0	0	0	1	3	
Dave Edwards, R OBP: 0.341, SLG: 0.443										0	0	0	0	0	0	0	
Roy Smalley, S OBP: 0.386, SLG: 0.512										3	0	0	0	0	1	2	
Ron Jackson, R OBP: 0.328, SLG: 0.428										3	0	0	0	0	0	1	
Butch Wynegar, S OBP: 0.362, SLG: 0.345										3	0	0	0	0	0	0	
Inning Stats	R: 0 E: 0 K: 1 S: 5	H: 0 LOB: 0 BB: 0 P: 5	R: 0 E: 0 K: 0 S: 4	H: 1 LOB: 1 BB: 0 P: 4	R: 0 E: 0 K: 0 S: 3	H: 1 LOB: 2 BB: 1 P: 7	R: 0 E: 0 K: 1 S: 6	H: 1 LOB: 1 BB: 0 P: 6	R: 0 E: 0 K: 1 S: 5	H: 0 LOB: 0 BB: 0 P: 5	R: 0 E: 0 K: 0 S: 3	H: 0 LOB: 1 BB: 1 P: 7	R: 0 E: 0 K: 0 S: 3	H: 0 LOB: 1 BB: 1 P: 7	1B: 3 2B: 2 3B: 0 HR: 0	SF: 0 SAC: 1 DP: 0 HBP: 0	WP: 0 PA: 30
PITCHER Rick Langford, R ERA: 4.3	IP: 8.0 WLS: L BF: 30 H: 5 R: 1 ER: 1 SO: 3 BB: 2 IBB: 0 HBP: 0 BLK: 0 WP: 0 HR: 0 S: 34 P: 42 ERA: 1.12 WHIP: 0.875																


Oakland Athletics @ Minnesota Twins
Metropolitan Stadium, Bloomington, MI
Sun Aug 12 1979, 4:33 AM EDT
Att: 14,500 - Unknown - 75 F


AB	27
R	1
H	5
RBI	1
BB	2
SO	3
LOB	8



Batter	1	2	3	4	5	6	7	8	9	AB	R	H	RBI	BB	SO	LOB	TOP								
Alfredo Griffin, S OBP: 0.322, SLG: 0.331 (1, 6)	F8		CS S 1B		2-3	F4			4-3 SH1-4 1B	5	0	2	0	0	0	1	<p>Toronto Blue Jays @ Oakland Athletics Oakland-Alameda County Coliseum, Oakland, CA</p> <p>Mon Aug 13 1979, 7:05 PM PDT Att: 3,183 - Unknown</p> <p>livebaseballscorecards.com</p> <p>AB 31 R 4 H 10 RBI 4 BB 6 SO 5 LOB 20</p> 								
Rick Bosetti, R OBP: 0.293, SLG: 0.364 (1, 8)	K2-3		K		CS BB 1B		4-0 BB BB		SH1-4 1-2	3	0	1	0	1	2	1									
Roy Howell, L OBP: 0.316, SLG: 0.396 (1, 5)	K		1-3		F4				4-3 2-3	5	0	0	0	0	1	3									
John Mayberry, L OBP: 0.376, SLG: 0.465 (1, 3)					1B BB FC6-4 1B				F4	4	1	1	0	1	0	1									
Tony Solaita, L OBP: 0.356, SLG: 0.436 (1, 10)					FC6-4 1B				1B	2	0	1	0	2	0	0									
Danny Ainge, R OBP: 0.281, SLG: 0.287 (8, PR)					CS				3B	0	1	0	0	0	0	0									
Joe Cannon, L OBP: 0.247, SLG: 0.321 (1, 9)					2-3					4	1	2	1	0	1	3									
Al Woods, L OBP: 0.385, SLG: 0.385 (1, 7)					FC6-4 1B				SH2-4 1B	2	1	2	0	1	0	0									
Bob Bailor, R OBP: 0.298, SLG: 0.264 (8, 9)					1-2 2-3 1B				SH2-4 1-2	0	0	0	0	0	0	0									
Tim Johnson, L OBP: 0.250, SLG: 0.170 (1, 4)					FC6-4				K	3	0	1	2	1	1	4									
Luis Gomez, R OBP: 0.292, SLG: 0.263 (8, 4)					1-2 2-3 BB					0	0	0	0	0	0	0									
Rick Cerone, R OBP: 0.285, SLG: 0.310 (1, 2)					F5				F8	3	0	0	1	0	0	7									
Inning Stats	R: 0 E: 0 K: 2 S: 7	H: 0 LOB: 0 BB: 0 P: 7	R: 0 E: 0 K: 0 S: 4	H: 1 LOB: 3 BB: 2 P: 12	R: 0 E: 0 K: 1 S: 5	H: 1 LOB: 0 BB: 0 P: 5	R: 1 E: 0 K: 1 S: 7	H: 2 LOB: 2 BB: 1 P: 11	R: 0 E: 0 K: 0 S: 3	H: 1 LOB: 1 BB: 1 P: 7	R: 2 E: 0 K: 0 S: 5	H: 2 LOB: 1 BB: 1 P: 9	R: 0 E: 0 K: 0 S: 2	H: 0 LOB: 0 BB: 1 P: 6	R: 1 E: 0 K: 1 S: 7	H: 2 LOB: 2 BB: 0 P: 7	R: 0 E: 0 K: 0 S: 4	H: 1 LOB: 1 BB: 0 P: 4	1B: 9 2B: 0 3B: 1 HR: 0	SF: 0 SAC: 3 DP: 0 HBP: 0	WP: 1 PB: 0 SB: 2 CS: 2	PA: 41			
PITCHER	IP	WLS	BF	H	R	ER	SO	BB	IBB	HBP	BLK	WP	HR	S	P	ERA	WHIP								
Mike Norris, R ERA: 5.07 (1, 1)	7.0	L	32	8	4	4	4	6	0	0	0	1	0	34	58	5.14	2.000								
Dave Heaverlo, R ERA: 4.05 (8, 1)	2.0		8	2	0	0	1	0	0	0	0	0	0	10	10	0.00	1.000								

Batter	1	2	3	4	5	6	7	8	9	AB	R	H	RBI	BB	SO	LOB	BOTTOM								
Rickey Henderson, R OBP: 0.307, SLG: 0.294 (1, 7)	6-3		F6						K	4	0	1	0	1	1	0	<p>Toronto Blue Jays @ Oakland Athletics Oakland-Alameda County Coliseum, Oakland, CA</p> <p>Mon Aug 13 1979, 7:05 PM PDT Att: 3,183 - Unknown</p> <p>livebaseballscorecards.com</p> <p>AB 36 R 2 H 7 RBI 2 BB 2 SO 7 LOB 12</p> 								
Dwayne Murphy, L OBP: 0.401, SLG: 0.381 (1, 8)	1-3		K						1-3	5	0	1	1	0	2	1									
Wayne Gross, L OBP: 0.342, SLG: 0.372 (1, 5)			E4 1B						F3	3	0	0	0	1	0	3									
Dave Revering, L OBP: 0.324, SLG: 0.486 (1, 3)	F8		FC4-6 1B						E9 1B	4	1	1	0	0	0	1									
Mitchell Page, L OBP: 0.323, SLG: 0.353 (1, 10)			F7						FC6-4 1B	4	0	1	1	0	1	2									
Jeff Newman, R OBP: 0.286, SLG: 0.429 (1, 2)			K						FC6-4 FC6	4	0	0	0	0	2	1									
Tony Armas, R OBP: 0.277, SLG: 0.403 (1, 9)			1B 1B						FC6	4	0	1	0	0	1	1									
Dave Chalk, R OBP: 0.348, SLG: 0.293 (1, 4)			1-2 1B						5-3	4	0	1	0	0	0	1									
Rob Picciolo, R OBP: 0.274, SLG: 0.338 (1, 6)			F4						F7	4	1	1	0	0	0	2									
Inning Stats	R: 0 E: 0 K: 0 S: 3	H: 0 LOB: 1 BB: 1 P: 7	R: 0 E: 1 K: 1 S: 7	H: 2 LOB: 2 BB: 0 P: 7	R: 0 E: 1 K: 2 S: 7	H: 0 LOB: 0 BB: 0 P: 7	R: 0 E: 0 K: 1 S: 5	H: 0 LOB: 1 BB: 1 P: 9	R: 0 E: 0 K: 1 S: 5	H: 0 LOB: 0 BB: 0 P: 5	R: 1 E: 0 K: 0 S: 6	H: 3 LOB: 2 BB: 0 P: 6	R: 1 E: 1 K: 0 S: 5	H: 1 LOB: 1 BB: 0 P: 5	R: 0 E: 0 K: 1 S: 5	H: 0 LOB: 0 BB: 0 P: 5		1B: 7 2B: 0 3B: 0 HR: 0	SF: 0 SAC: 0 DP: 0 HBP: 0	WP: 0 PB: 0 SB: 1 CS: 0	PA: 38				
PITCHER	IP	WLS	BF	H	R	ER	SO	BB	IBB	HBP	BLK	WP	HR	S	P	ERA	WHIP								
Butch Edge, R ERA: 1.35 (1, 1)	6.2	W	29	6	1	1	6	2	0	0	0	0	0	39	47	1.35	1.200								
Tom Buskey, R ERA: 2.25 (7, 1)	2.1	S	9	1	1	0	1	0	0	0	0	0	0	11	11	0.00	0.429								

Batter	1	2	3	4	5	6	7	8	9	AB	R	H	RBI	BB	SO	LOB	TOP					
Alfredo Griffin, S OBP: 0.321, SLG: 0.330	F9		E5		F8		SH5-3		E S 2B	4	1	1	0	0	0	0	<p>Toronto Blue Jays @ Oakland Athletics Oakland-Alameda County Coliseum, Oakland, CA</p> <p>Tue Aug 14 1979, 7:05 PM PDT Att: 1,289 - Unknown</p> <p>livebaseballscores.com</p> <p>AB 35 R 6 H 9 RBI 5 BB 4 SO 2 LOB 11</p> 					
Rick Bosetti, R OBP: 0.292, SLG: 0.361	F3		4-3		4-3		E6		2B	4	1	0	0	1	0	2						
Roy Howell, L OBP: 0.314, SLG: 0.396	F3		K				F2		FC6	5	0	1	2	0	1	3						
Rico Carty, R OBP: 0.329, SLG: 0.385		F8		6-3			F8		E 2B	5	1	2	0	0	0	0						
Otto Velez, R OBP: 0.402, SLG: 0.565				F3			E7		2B	2	2	1	0	2	0	0						
Joe Cannon, L OBP: 0.244, SLG: 0.317		1B SF7 BB					2H 1B		HR BB	1	0	0	0	0	0	1						
Craig Kusick, R OBP: 0.287, SLG: 0.432							F7		HR	3	1	2	2	1	0	1						
Rick Cerone, R OBP: 0.285, SLG: 0.310		SF7		E7			5-3		F8	3	0	1	1	0	0	1						
Bob Bailor, R OBP: 0.295, SLG: 0.261		3H 5-3		1B					F8	4	0	0	0	0	0	3						
Danny Ainge, R OBP: 0.280, SLG: 0.287				F3			F6		5-3	4	0	1	0	0	1	0						
				F6			F8		K	4	0	1	0	0	1	0						
							SH5-3 1B															
Inning Stats	R: 0 E: 0 K: 0 S: 3	H: 0 LOB: 0 BB: 0 P: 3	R: 1 E: 0 K: 0 S: 4	H: 1 LOB: 1 BB: 1 P: 8	R: 0 E: 1 K: 1 S: 6	H: 0 LOB: 1 BB: 0 P: 6	R: 0 E: 1 K: 0 S: 4	H: 1 LOB: 2 BB: 1 P: 8	R: 0 E: 0 K: 0 S: 5	H: 0 LOB: 0 BB: 0 P: 3	R: 1 E: 0 K: 0 S: 5	H: 2 LOB: 1 BB: 0 P: 5	R: 0 E: 1 K: 0 S: 5	H: 1 LOB: 2 BB: 0 P: 5	R: 2 E: 0 K: 0 S: 4	H: 1 LOB: 0 BB: 1 P: 8	R: 2 E: 0 K: 1 S: 7	H: 3 LOB: 1 BB: 1 P: 11	1B: 6 2B: 2 3B: 0 HR: 1	SF: 1 SAC: 1 DP: 0 HBP: 0	WP: 0 PB: 0 SB: 1 CS: 0	PA: 41
PITCHER	IP WLS BF H R ER SO BB IBB HBP BLK WP HR S P ERA WHIP																					
Craig Minetto, L ERA: 5.93	(1, 1)	8.0 L 35 6 4 4 1 3 0 0 0 0 0 1 34 46 4.50 1.125																				
Jim Todd, R ERA: 6.78	(9, 1)	1.0 6 3 2 2 1 1 0 0 0 0 0 0 7 11 18.00 4.000																				

Batter	1	2	3	4	5	6	7	8	9	AB	R	H	RBI	BB	SO	LOB	BOTTOM					
Rickey Henderson, R OBP: 0.306, SLG: 0.289	HR BB		K		6-3		F8			3	1	0	0	1	1	1	<p>Toronto Blue Jays @ Oakland Athletics Oakland-Alameda County Coliseum, Oakland, CA</p> <p>Tue Aug 14 1979, 7:05 PM PDT Att: 1,289 - Unknown</p> <p>livebaseballscores.com</p> <p>AB 33 R 2 H 6 RBI 2 BB 3 SO 2 LOB 15</p> 					
Dwayne Murphy, L OBP: 0.403, SLG: 0.395	1H HR		4-3		K				1B	4	1	2	2	0	1	0						
Wayne Gross, L OBP: 0.341, SLG: 0.371	4-1						F9		F7	4	0	1	0	0	0	1						
Dave Revering, L OBP: 0.320, SLG: 0.480	F7		F8				F5		F9	4	0	0	0	0	0	2						
Jeff Newman, R OBP: 0.268, SLG: 0.429	5-3						G4-6-3 1B		F6	3	0	1	0	1	0	1						
Mike Heath, R OBP: 0.302, SLG: 0.331			F3		G4-6-3 1B		F3		E5	4	0	0	0	0	0	2						
Tony Armas, R OBP: 0.284, SLG: 0.415									F3	3	0	2	0	1	0	1						
Dave Chalk, R OBP: 0.340, SLG: 0.286			F8		F8		F6		F8	4	0	0	0	0	0	4						
Rob Picciolo, R OBP: 0.269, SLG: 0.332			6-3				F2		6-3	4	0	0	0	0	0	3						
									1-3													
Inning Stats	R: 2 E: 0 K: 0 S: 4	H: 1 LOB: 0 BB: 1 P: 8	R: 0 E: 0 K: 0 S: 3	H: 0 LOB: 1 BB: 1 P: 7	R: 0 E: 0 K: 1 S: 6	H: 1 LOB: 1 BB: 0 P: 6	R: 0 E: 0 K: 0 S: 4	H: 2 LOB: 1 BB: 0 P: 4	R: 0 E: 0 K: 1 S: 5	H: 0 LOB: 0 BB: 0 P: 5	R: 0 E: 0 K: 0 S: 3	H: 0 LOB: 1 BB: 1 P: 7	R: 0 E: 0 K: 0 S: 4	H: 1 LOB: 0 BB: 0 P: 4	R: 0 E: 0 K: 0 S: 4	H: 1 LOB: 1 BB: 0 P: 4	R: 0 E: 1 K: 0 S: 4	H: 0 LOB: 1 BB: 0 P: 4	1B: 4 2B: 0 3B: 1 HR: 1	SF: 0 SAC: 0 DP: 1 HBP: 0	WP: 0 PB: 0 SB: 0 CS: 0	PA: 36
PITCHER	IP WLS BF H R ER SO BB IBB HBP BLK WP HR S P ERA WHIP																					
Phil Huffman, R ERA: 5.8	(1, 1)	9.0 W 36 6 2 2 2 3 0 0 0 0 0 1 37 49 2.00 1.000																				

Batter	1	2	3	4	5	6	7	8	9	AB	R	H	RBI	BB	SO	LOB	TOP					
Mike Hargrove, L (1, 7) OBP: 0.384, SLG: 0.416	0-3 K		0-0 HR		4-0 BB		0-0 HR			3	2	2	3	1	1	0	Cleveland Indians @ Oakland Athletics Oakland-Alameda County Coliseum, Oakland, CA Fri Aug 17 1979, 7:05 PM PDT Att: 2,059 - Unknown					
Rick Manning, L (1, 8) OBP: 0.324, SLG: 0.305	0-0 G3		0-0 1B		0-0 F7		0-0 F9			4	0	1	0	0	0	2						
Bobby Bonds, R (1, 9) OBP: 0.373, SLG: 0.459	4-0 PO BB		0-3 K		0-0 L7			0-0 F8		3	0	0	0	1	1	3						
Andre Thornton, R (1, 3) OBP: 0.344, SLG: 0.436	0-0 PO	0-0 5-3		0-0 5-3		0-3 K		0-0 F8		4	0	0	0	0	1	0						
Cliff Johnson, R (1, 10) OBP: 0.348, SLG: 0.482		0-3 K		0-0 1B		0-0 1B		0-0 F2		4	0	2	0	0	1	0						
Toby Harrah, R (1, 5) OBP: 0.387, SLG: 0.416		0-0 1-3		0-3 K		0-0 5-3			0-0 FC6 1B	4	0	1	0	0	1	2						
Ron Hassey, L (1, 2) OBP: 0.315, SLG: 0.343			0-3 K	0-3 K		0-0 4-3			0-3 K	4	0	0	0	0	3	3						
Duane Kuiper, L (1, 4) OBP: 0.323, SLG: 0.300			0-0 F7		0-0 G3		0-0 F7		0-0 FC6 FC6-4	4	0	0	0	0	0	1						
Tom Verzyer, R (1, 6) OBP: 0.280, SLG: 0.248			0-0 HR 1B		1-0 BB HBP		0-0 5-3		0-0 FC6-4	2	1	1	0	0	0	0						
Jim Norris, L (9, PH) OBP: 0.328, SLG: 0.356									1-2 FC6-4	1	0	0	0	0	0	1						
Inning Stats	R: 0 E: 0 K: 1 S: 4	H: 0 LOB: 0 BB: 1 P: 8	R: 0 E: 0 K: 1 S: 5	H: 0 LOB: 0 BB: 0 P: 5	R: 2 E: 0 K: 2 S: 10	H: 3 LOB: 1 BB: 0 P: 10	R: 0 E: 0 K: 2 S: 8	H: 1 LOB: 1 BB: 0 P: 8	R: 0 E: 0 K: 0 S: 3	H: 0 LOB: 2 BB: 1 P: 8	R: 0 E: 0 K: 1 S: 6	H: 1 LOB: 1 BB: 0 P: 6	R: 1 E: 0 K: 0 S: 4	H: 1 LOB: 0 BB: 0 P: 4	R: 0 E: 0 K: 0 S: 3	H: 0 LOB: 0 BB: 0 P: 3	R: 0 E: 0 K: 1 S: 6	H: 1 LOB: 1 BB: 0 P: 6	1B: 5 2B: 0 3B: 0 HR: 2	SF: 0 SAC: 0 DP: 0 HBP: 1	WP: 0 PB: 0 SB: 2 CS: 0	PA: 37
PITCHER Steve McCatty, R (1, 1) ERA: 4.15	IP: 9.0 WLS: W BF: 36 H: 7 R: 3 ER: 3 SO: 8 BB: 2 IBB: 0 HBP: 1 BLK: 0 WP: 0 HR: 2 S: 49 P: 58 ERA: 3.00 WHIP: 1.000															PITCHER	IP: 9.0 WLS: W BF: 36 H: 7 R: 3 ER: 3 SO: 8 BB: 2 IBB: 0 HBP: 1 BLK: 0 WP: 0 HR: 2 S: 49 P: 58 ERA: 3.00 WHIP: 1.000					

Batter	1	2	3	4	5	6	7	8	9	AB	R	H	RBI	BB	SO	LOB	BOTTOM			
Rickey Henderson, R (1, 7) OBP: 0.313, SLG: 0.291	0-0 5-3		0-0 5-3		0-0 CS 1B		4-0 BB			3	0	1	1	1	0	0	Cleveland Indians @ Oakland Athletics Oakland-Alameda County Coliseum, Oakland, CA Fri Aug 17 1979, 7:05 PM PDT Att: 2,059 - Unknown			
Dwayne Murphy, L (1, 8) OBP: 0.402, SLG: 0.391	0-3 K			0-0 G3	2-3 3-H SF9 1B		0-3 K			3	0	0	1	0	2	2				
Wayne Gross, L (1, 5) OBP: 0.338, SLG: 0.368	0-3 K			0-0 F6	3-H CS	0-3 K	0-0 F7			3	0	0	0	0	2	0				
Dave Chalk, R (7, PH) OBP: 0.339, SLG: 0.284				1-2 K						1	0	0	0	0	0	2				
Dave Revering, L (1, 10) OBP: 0.321, SLG: 0.475		0-0 F6		4-0 BB		0-0 L5		0-0 G3		3	0	0	0	1	0	0				
Jeff Newman, R (1, 3) OBP: 0.268, SLG: 0.423		0-3 K		0-3 K		0-0 F5		0-0 F8		4	0	0	0	0	2	1				
Jim Essian, R (1, 2) OBP: 0.335, SLG: 0.441		4-0 BB			1-0 1B 2B HBP		4-0 2B 1B BB		0-3 K	1	2	0	0	2	1	0				
Tony Armas, R (1, 9) OBP: 0.284, SLG: 0.419		0-3 K			0-0 F4		0-0 1B 2B			3	1	1	0	0	1	2				
Mike Edwards, R (1, 4) OBP: 0.276, SLG: 0.296			0-0 L5		0-0 2B 1B		0-0 2B 1B			3	1	2	2	0	0	0				
Rob Picciolo, R (1, 6) OBP: 0.276, SLG: 0.341			0-0 6-3		1-3 1B SF9 2B		0-3 K			3	1	1	1	0	1	1				
Inning Stats	R: 0 E: 0 K: 2 S: 7	H: 0 LOB: 0 BB: 0 P: 7	R: 0 E: 0 K: 2 S: 7	H: 0 LOB: 1 BB: 1 P: 11	R: 0 E: 0 K: 0 S: 3	H: 0 LOB: 0 BB: 0 P: 3	R: 0 E: 0 K: 1 S: 5	H: 0 LOB: 1 BB: 1 P: 9	R: 3 E: 0 K: 0 S: 5	H: 3 LOB: 0 BB: 0 P: 6	R: 0 E: 0 K: 1 S: 5	H: 0 LOB: 0 BB: 0 P: 5	R: 2 E: 0 K: 2 S: 9	H: 2 LOB: 2 BB: 2 P: 17	R: 0 E: 0 K: 1 S: 5	H: 0 LOB: 0 BB: 0 P: 5	1B: 3 2B: 2 3B: 0 HR: 0	SF: 1 SAC: 0 DP: 0 HBP: 1	WP: 0 PB: 0 SB: 1 CS: 1	PA: 34
PITCHER Dan Spillner, R (1, 1) ERA: 4.31	IP: 6.0 WLS: L BF: 25 H: 4 R: 5 ER: 5 SO: 6 BB: 3 IBB: 0 HBP: 1 BLK: 0 WP: 0 HR: 0 S: 33 P: 46 ERA: 7.50 WHIP: 1.167															PITCHER Sid Monge, L (7, 1) ERA: 2.39	IP: 2.0 WLS: L BF: 8 H: 1 R: 0 ER: 0 SO: 3 BB: 1 IBB: 0 HBP: 0 BLK: 0 WP: 0 HR: 0 S: 13 P: 17 ERA: 0.00 WHIP: 1.000			



Batter	1	2	3	4	5	6	7	8	9	AB	R	H	RBI	BB	SO	LOB	TOP
Mike Hargrove, L (1, 3) OBP: 0.383, SLG: 0.413										4	1	1	0	0	0	0	
Jim Norris, L (1, 7) OBP: 0.327, SLG: 0.354										4	0	1	0	0	0	0	
Rick Manning, L (1, 8) OBP: 0.324, SLG: 0.303										2	0	0	0	1	1	0	
Cliff Johnson, R (1, 10) OBP: 0.346, SLG: 0.480										3	0	1	1	0	1	0	
Bobby Bonds, R (1, 9) OBP: 0.371, SLG: 0.456										3	0	0	0	0	0	3	
Gary Alexander, R (1, 2) OBP: 0.300, SLG: 0.387										3	0	0	0	0	2	2	
Ted Cox, R (1, 5) OBP: 0.276, SLG: 0.310										3	0	0	0	0	0	2	
Duane Kuiper, L (1, 4) OBP: 0.321, SLG: 0.298										3	0	0	0	0	0	0	
Tom Verzyer, R (1, 6) OBP: 0.279, SLG: 0.246										2	0	0	0	0	1	0	
Dell Alston, L (8, PH) OBP: 0.353, SLG: 0.386										1	0	0	0	0	0	0	
Dave Rosello, R (8, 6) OBP: 0.300, SLG: 0.571										0	0	0	0	0	0	0	
Inning Stats	R: 1 E: 0 K: 0 S: 5	H: 2 LOB: 1 BB: 0 P: 5	R: 0 E: 0 K: 1 S: 5	H: 0 LOB: 0 BB: 0 P: 5	R: 0 E: 1 K: 1 S: 6	H: 1 LOB: 2 BB: 1 P: 10	R: 0 E: 0 K: 0 S: 3	H: 0 LOB: 0 BB: 0 P: 3	R: 0 E: 0 K: 0 S: 3	H: 0 LOB: 0 BB: 0 P: 3	R: 0 E: 0 K: 0 S: 3	H: 0 LOB: 0 BB: 0 P: 3	R: 0 E: 0 K: 1 S: 5	H: 0 LOB: 0 BB: 0 P: 5	1B: 3 2B: 0 3B: 0 HR: 0	SF: 1 SAC: 1 DP: 0 HBP: 0	WP: 0 PA: 32 SB: 0 CS: 1
PITCHER Rick Langford, R (1, 1) ERA: 4.12	IP: 9.0 WLS: W BF: 31 H: 3 R: 1 ER: 1 SO: 5 BB: 1 IBB: 0 HBP: 0 BLK: 0 WP: 0 HR: 0 S: 40 P: 44 ERA: 1.00 WHIP: 0.444																

Cleveland Indians @ Oakland Athletics
Oakland-Alameda County Coliseum, Oakland, CA
Sat Aug 18 1979, 3:33 AM PDT
Att: 2,273 - Unknown

AB 28
R 1
H 3
RBI 1
BB 1
SO 5
LOB 7





Batter	1	2	3	4	5	6	7	8	9	AB	R	H	RBI	BB	SO	LOB	BOTTOM		
Rickey Henderson, R (1, 7) OBP: 0.317, SLG: 0.291										3	2	1	0	1	0	0			
Dwayne Murphy, L (1, 8) OBP: 0.403, SLG: 0.392										4	0	2	1	0	1	1			
Wayne Gross, L (1, 5) OBP: 0.337, SLG: 0.369										4	0	1	1	0	0	2			
Dave Revering, L (1, 3) OBP: 0.326, SLG: 0.477										3	1	2	1	1	0	1			
Jim Essian, R (1, 2) OBP: 0.329, SLG: 0.433										4	0	0	0	0	0	5			
Mitchell Page, L (1, 10) OBP: 0.324, SLG: 0.352										2	0	0	0	2	0	0			
Tony Armas, R (1, 9) OBP: 0.284, SLG: 0.417										4	0	1	1	0	0	1			
Mike Edwards, R (1, 4) OBP: 0.273, SLG: 0.293										3	0	0	0	0	1	1			
Jeff Newman, R (8, PH) OBP: 0.297, SLG: 0.422										1	0	0	0	0	1	2			
Dave Chalk, R (9, 4) OBP: 0.339, SLG: 0.284										0	0	0	0	0	0	0			
Rob Picciolo, R (1, 6) OBP: 0.276, SLG: 0.345										3	1	1	0	0	1	1			
Inning Stats	R: 1 E: 0 K: 1 S: 7	H: 2 LOB: 1 BB: 0 P: 7	R: 0 E: 1 K: 2 S: 8	H: 0 LOB: 1 BB: 0 P: 8	R: 0 E: 0 K: 0 S: 4	H: 1 LOB: 1 BB: 0 P: 4	R: 0 E: 0 K: 0 S: 2	H: 0 LOB: 0 BB: 1 P: 6	R: 2 E: 0 K: 0 S: 5	H: 3 LOB: 2 BB: 2 P: 13	R: 0 E: 0 K: 0 S: 3	H: 0 LOB: 0 BB: 0 P: 3	R: 0 E: 0 K: 0 S: 3	H: 0 LOB: 0 BB: 0 P: 3	R: 1 E: 0 K: 1 S: 7	H: 2 LOB: 2 BB: 1 P: 11	1B: 6 2B: 2 3B: 0 HR: 0	SF: 0 SAC: 0 DP: 1 HBP: 0	WP: 0 PA: 35 SB: 0 CS: 1
PITCHER Rick Wise, R (1, 1) ERA: 3.58 Victor Cruz, R (8, 1) ERA: 3.68	IP: 7.2 WLS: L BF: 34 H: 8 R: 4 ER: 4 SO: 3 BB: 2 IBB: 2 HBP: 0 BLK: 0 WP: 0 HR: 0 S: 36 P: 52 ERA: 4.70 WHIP: 1.304																		

Cleveland Indians @ Oakland Athletics
Oakland-Alameda County Coliseum, Oakland, CA
Sat Aug 18 1979, 3:33 AM PDT
Att: 2,273 - Unknown

AB 31
R 4
H 8
RBI 4
BB 4
SO 4
LOB 14



Batter	1	2	3	4	5	6	7	8	9	AB	R	H	RBI	BB	SO	LOB	TOP			
Mike Hargrove, L (1.7) OBP: 0.386, SLG: 0.419	0-0 BB 1B	4-0 G4-6-3 BB			0-3 K			0-0 G3 2B		3	1	2	0	1	1	0	<p>Cleveland Indians @ Oakland Athletics Oakland-Alameda County Coliseum, Oakland, CA</p> <p>Sun Aug 19 1979, 3:33 AM PDT Att: 2,317 - Unknown</p> <p>livebaseballscores.com</p> <p>AB 31 R 2 H 6 RBI 2 BB 3 SO 6 LOB 14</p> 			
Rick Manning, L (1.8) OBP: 0.323, SLG: 0.301	4-0 BB BB	0-0 G4-6-3 BB			0-0 F9			0-0 G3		3	0	0	0	1	0	4				
Bobby Bonds, R (1.9) OBP: 0.368, SLG: 0.453	0-3 K				0-3 K			0-0 SF8		3	0	0	1	0	3	2				
Toby Harrah, R (1.5) OBP: 0.343, SLG: 0.413	0-0 6-3 1-2 BB				0-0 6-3			0-0 F3		3	0	0	0	1	0	2				
Cliff Johnson, R (1.10) OBP: 0.341, SLG: 0.471	0-0 F8				0-0 F9			0-0 F7		4	0	0	0	0	1	3				
Andre Thornton, R (1.3) OBP: 0.343, SLG: 0.434		0-0 F8 1B			0-0 F8			0-0 5-3		4	1	1	0	0	0	0				
Ron Hassey, L (1.2) OBP: 0.314, SLG: 0.340		0-0 F8 1-3			0-0 1-3			0-0 F5		4	0	1	0	0	0	1				
Duane Kuiper, L (1.4) OBP: 0.320, SLG: 0.298		0-0 BB 1B			0-0 F3			0-0 F8		4	0	1	1	0	1	1				
Tom Verzyer, R (1.6) OBP: 0.279, SLG: 0.247		0-0 BB 1B			0-0 F9			0-0 F4		3	0	1	0	0	0	1				
Inning Stats	R: 0 E: 0 K: 1 S: 6	H: 1 LOB: 2 BB: 1 P: 10	R: 1 E: 0 K: 0 S: 5	H: 3 LOB: 2 BB: 1 P: 9	R: 0 E: 0 K: 1 S: 5	H: 0 LOB: 0 BB: 0 P: 5	R: 0 E: 0 K: 0 S: 3	H: 0 LOB: 0 BB: 0 P: 3	R: 0 E: 0 K: 1 S: 5	H: 0 LOB: 0 BB: 0 P: 5	R: 0 E: 0 K: 0 S: 4	H: 1 LOB: 1 BB: 0 P: 4	R: 1 E: 0 K: 1 S: 6	H: 1 LOB: 1 BB: 1 P: 10	R: 0 E: 0 K: 1 S: 5	H: 0 LOB: 0 BB: 0 P: 5	1B: 5 2B: 1 3B: 0 HR: 0	SF: 1 SAC: 0 DP: 1 HBP: 0	WP: 0 PB: 0 SB: 1 CS: 0	PA: 35
PITCHER Mike Norris, R (1.1) ERA: 4.81	IP: 9.0 WLS: W BF: 35 H: 6 R: 2 ER: 2 SO: 6 BB: 3 IBB: 0 HBP: 0 BLK: 0 WP: 0 HR: 0 S: 44 P: 56 ERA: 2.00 WHIP: 1.000															PITCHER				

Batter	1	2	3	4	5	6	7	8	9	AB	R	H	RBI	BB	SO	LOB	BOTTOM				
Rickey Henderson, R (1.7) OBP: 0.316, SLG: 0.296	0-0 F6	0-0 BB 2B		0-3 K			0-0 5-3			4	0	1	2	0	1	0	<p>Cleveland Indians @ Oakland Athletics Oakland-Alameda County Coliseum, Oakland, CA</p> <p>Sun Aug 19 1979, 3:33 AM PDT Att: 2,317 - Unknown</p> <p>livebaseballscores.com</p> <p>AB 31 R 3 H 7 RBI 3 BB 4 SO 5 LOB 17</p> 				
Dwayne Murphy, L (1.8) OBP: 0.404, SLG: 0.390	4-0 BB BB	0-0 FC6-4 BB		0-0 1-3			0-0 3-1			2	0	0	0	2	0	0					
Mike Heath, R (1.5) OBP: 0.301, SLG: 0.335	0-0 FC6-4 1-2	0-3 K			0-0 F9		0-0 2B			4	0	1	0	0	1	4					
Dave Revering, L (1.3) OBP: 0.323, SLG: 0.471	0-3 K	0-0 F8			0-0 G3		0-3 K2-3			4	0	0	0	0	2	5					
Jeff Newman, R (1.2) OBP: 0.270, SLG: 0.426		0-0 1B 2B		0-0 FC6-4 1B		0-0 F4		0-0 F7		4	1	2	0	0	0	0					
Mitchell Page, L (1.10) OBP: 0.324, SLG: 0.351		0-0 F1		0-0 F8		0-0 1B		0-0 6-3		4	0	1	0	0	0	2					
Tony Armas, R (1.9) OBP: 0.287, SLG: 0.416		0-0 1B 2B		0-0 F7		0-3 K		0-0 WP BB		3	1	1	0	1	1	2					
Dave Chalk, R (1.4) OBP: 0.337, SLG: 0.279		4-0 1B 2B		0-0 FC6-4 1-2		0-0 F9		0-0 F7		3	1	0	0	1	0	3					
Rob Picciolo, R (1.6) OBP: 0.277, SLG: 0.345		0-0 2B 1B		0-0 5-3		0-0 F8				3	0	1	1	0	0	1					
Inning Stats	R: 0 E: 0 K: 1 S: 5	H: 0 LOB: 1 BB: 1 P: 9	R: 3 E: 0 K: 1 S: 9	H: 4 LOB: 3 BB: 2 P: 17	R: 0 E: 0 K: 0 S: 4	H: 1 LOB: 1 BB: 0 P: 4	R: 0 E: 0 K: 1 S: 5	H: 0 LOB: 0 BB: 0 P: 5	R: 0 E: 0 K: 0 S: 3	H: 0 LOB: 0 BB: 0 P: 3	R: 0 E: 0 K: 1 S: 6	H: 1 LOB: 1 BB: 0 P: 6	R: 0 E: 0 K: 1 S: 6	H: 1 LOB: 1 BB: 0 P: 6	R: 0 E: 0 K: 0 S: 3	H: 0 LOB: 1 BB: 1 P: 7		1B: 4 2B: 3 3B: 0 HR: 0	SF: 0 SAC: 0 DP: 0 HBP: 0	WP: 1 PB: 0 SB: 0 CS: 0	PA: 35
PITCHER Rick Waits, L (1.1) ERA: 4.92	IP: 7.2 WLS: L BF: 34 H: 7 R: 3 ER: 3 SO: 3 BB: 4 IBB: 0 HBP: 0 BLK: 0 WP: 0 HR: 0 S: 40 P: 56 ERA: 3.52 WHIP: 1.435															PITCHER					
Victor Cruz, R (8.1) ERA: 3.66	IP: 0.1 WLS: L BF: 1 H: 0 R: 0 ER: 0 SO: 0 BB: 0 IBB: 0 HBP: 0 BLK: 0 WP: 1 HR: 0 S: 1 P: 1 ERA: 0.00 WHIP: 0.000															PITCHER					

Batter	1	2	3	4	5	6	7	8	9	AB	R	H	RBI	BB	SO	LOB	TOP										
Lou Whitaker, L (1,4) OBP: 0.393, SLG: 0.377	4-0 BLK BB		0-0 F5		0-3 K		0-0 4-3	0-0 1B		4	0	1	0	1	1	3											
Alan Trammell, R (1,6) OBP: 0.325, SLG: 0.338	0-3 K		0-0 1B		0-0 F6			0-0 1B	0-0 5-3	5	1	2	0	0	1	1											
Ron LeFlore, R (1,8) OBP: 0.355, SLG: 0.386	0-3 K		0-0 1B		0-0 L8			0-0 1B	0-0 2B	5	2	3	1	0	1	1											
John Wockenfuss, R (1,2) OBP: 0.326, SLG: 0.588	0-0 F3		4-0 1B		0-0 F8			0-0 1B	0-0 FC	3	1	0	1	1	0	1											
Jerry Morales, R (1,7)		0-0 F7	0-0 F8			0-0 6-3		0-0 1B	0-0 F4	5	1	1	1	0	0	4											
Tom Brookens, R (1,10) (7,5)	0-0 F8			0-3 K			4-0 1B	0-3 K	0-0 F4	4	0	0	0	1	2	4											
Jason Thompson, L (1,3)	0-0 F8			0-0 6-3			0-3 K	0-0 2B		4	1	1	3	0	1	1											
Lynn Jones, R (1,9)			0-0 1B	0-3 K2-3			0-0 1B	0-0 2B		4	0	3	1	0	1	0											
Aurelio Rodriguez, R (1,5) Champ Summers, L (7,PH) Dan Petry, R (7,1) Ed Putman, R (8,PH) Aurelio Lopez, R (8,1)			0-0 1B		0-0 6-3		0-3 K	0-3 K		2	1	1	0	0	0	0											
Inning Stats	R: 0 E: 0 K: 2 S: 7	H: 0 LOB: 1 BB: 1 P: 11	R: 0 E: 0 K: 0 S: 3	H: 0 LOB: 0 BB: 0 P: 3	R: 1 E: 1 K: 0 S: 6	H: 4 LOB: 3 BB: 1 P: 10	R: 0 E: 0 K: 2 S: 7	H: 0 LOB: 0 BB: 0 P: 7	R: 0 E: 0 K: 1 S: 5	H: 0 LOB: 0 BB: 0 P: 5	R: 0 E: 0 K: 0 S: 3	H: 0 LOB: 0 BB: 0 P: 3	R: 0 E: 0 K: 2 S: 8	H: 1 LOB: 2 BB: 1 P: 12	R: 5 E: 1 K: 2 S: 13	H: 6 LOB: 2 BB: 0 P: 13	R: 1 E: 0 K: 0 S: 5	H: 1 LOB: 1 BB: 0 P: 5	1B: 9 2B: 3 3B: 0 HR: 0	SF: 0 SAC: 1 DP: 0 HBP: 0	WP: 0 PB: 0 SB: 1 CS: 1	PA: 42					
PITCHER	IP	WLS	BF	H	R	ER	SO	BB	IBB	HBP	BLK	WP	HR	S	P	ERA	WHIP										
Craig Minetto, L (1,1) ERA: 5.6	6.1		26	5	1	1	6	3	0	0	1	0	0	35	47	1.42	1.263										
Dave Heaverlo, R (7,1) ERA: 4.29	1.0	L	7	3	4	4	2	0	0	0	0	0	0	11	11	36.00	3.000										
Dave Hamilton, L (8,1) ERA: 3.81	0.0		2	2	1	0	0	0	0	0	0	0	0	2	2	∞	∞										
Jim Todd, R (8,1) ERA: 6.75	1.2		7	2	1	1	1	0	0	0	0	0	0	9	9	5.40	1.200										

Detroit Tigers @ Oakland Athletics
Oakland-Alameda County Coliseum, Oakland, CA
Mon Aug 20 1979, 7:05 PM PDT
Att: 5,171 - Unknown

AB 38
R 7
H 12
RBI 7
BB 3
SO 9
LOB 18



Batter	1	2	3	4	5	6	7	8	9	AB	R	H	RBI	BB	SO	LOB	BOTTOM										
Rickey Henderson, R (1,7) OBP: 0.310, SLG: 0.290	0-0 5-3		0-0 F9		0-0 6-3			0-0 F9		4	0	0	0	0	0	0											
Dwayne Murphy, L (1,8) OBP: 0.405, SLG: 0.389	0-0 F9			0-0 3-1	0-3 K			4-0 BB		3	1	1	0	1	1	0											
Wayne Gross, L (1,5) OBP: 0.334, SLG: 0.365	0-0 F9			0-0 4-3		0-0 F6		0-0 F8		4	0	0	0	0	0	2											
Dave Revering, L (1,3) OBP: 0.319, SLG: 0.466		0-0 4-3		0-0 3-1		0-3 K		0-0 F8		4	0	0	0	0	1	2											
Jeff Newman, R (1,2) OBP: 0.272, SLG: 0.428		0-0 2B		4-0 1B	0-0 L8			0-3 K		3	1	1	0	1	1	0											
Mitchell Page, L (1,10) OBP: 0.325, SLG: 0.350	0-3 K		0-0 1B	4-0 1B		4-0 CS		0-0 5-3		3	0	1	1	1	1	1											
Tony Armas, R (1,9) OBP: 0.290, SLG: 0.432	0-0 F8			0-0 2B		0-0 F7		0-0 HR		4	1	2	1	0	0	2											
Dave Chalk, R (1,4) OBP: 0.335, SLG: 0.278			0-3 K	0-0 L1		0-0 FC5-4		0-0 F8		4	0	1	0	0	1	2											
Rob Picciolo, R (1,6) OBP: 0.274, SLG: 0.341			0-0 6-3		0-0 6-3		0-0 FC5-4			3	0	0	0	0	0	1											
Inning Stats	R: 0 E: 0 K: 0 S: 3	H: 0 LOB: 0 BB: 0 P: 3	R: 0 E: 0 K: 1 S: 6	H: 1 LOB: 0 BB: 0 P: 6	R: 0 E: 0 K: 1 S: 5	H: 0 LOB: 0 BB: 0 P: 5	R: 2 E: 0 K: 0 S: 6	H: 3 LOB: 2 BB: 1 P: 10	R: 0 E: 0 K: 1 S: 5	H: 0 LOB: 0 BB: 0 P: 5	R: 0 E: 0 K: 1 S: 3	H: 0 LOB: 1 BB: 1 P: 7	R: 0 E: 0 K: 0 S: 3	H: 0 LOB: 1 BB: 1 P: 7	R: 1 E: 0 K: 1 S: 6	H: 1 LOB: 0 BB: 0 P: 6	1B: 3 2B: 2 3B: 0 HR: 1	SF: 0 SAC: 0 DP: 0 HBP: 0	WP: 1 PB: 0 SB: 1 CS: 1	PA: 35							
PITCHER	IP	WLS	BF	H	R	ER	SO	BB	IBB	HBP	BLK	WP	HR	S	P	ERA	WHIP										
Dan Petry, R (1,1) ERA: 2.94	7.0	W	27	5	2	2	4	2	0	0	0	1	0	33	41	2.57	1.000										
Dan Petry, R (7,1) ERA: 2.94	7.0	W	27	5	2	2	4	2	0	0	0	1	0	33	41	2.57	1.000										
Aurelio Lopez, R (8,1) ERA: 2.63	2.0		8	1	1	1	1	1	0	0	0	0	1	9	13	4.50	1.000										

Detroit Tigers @ Oakland Athletics
Oakland-Alameda County Coliseum, Oakland, CA
Mon Aug 20 1979, 7:05 PM PDT
Att: 5,171 - Unknown

AB 32
R 3
H 6
RBI 2
BB 3
SO 5
LOB 10



Batter	1	2	3	4	5	6	7	8	9	AB	R	H	RBI	BB	SO	LOB	TOP					
Lou Whitaker, L (1,4) OBP: 0.390, SLG: 0.374 Mark Wagner, R (5,4) OBP: 0.333, SLG: 0.320	F7		E1		K			F9		3	0	0	0	0	1	1						
Alan Trammell, R (1,6) OBP: 0.321, SLG: 0.334	F9		F8				F8	F8		4	0	0	0	0	0	1						
Ron LeFlore, R (1,8) OBP: 0.353, SLG: 0.382	K			6-3		K			4-3	4	0	0	0	0	2	0						
Jason Thompson, L (1,3) OBP: 0.351, SLG: 0.388		F8		K				F8		3	0	0	0	1	1	0						
Champ Summers, L (1,10) OBP: 0.391, SLG: 0.522				K			G3		F5	4	0	1	0	0	1	1						
John Wockenfuss, R (1,2) OBP: 0.381, SLG: 0.577		K			F8				F6	3	0	0	0	0	1	1						
Jerry Morales, R (1,7) OBP: 0.261, SLG: 0.363			F3		F2		K			3	0	0	0	0	1	1						
Lynn Jones, R (1,9) OBP: 0.333, SLG: 0.374				4-3		E6		F7		3	1	1	0	0	0	0						
Tom Brookens, R (1,5) OBP: 0.303, SLG: 0.384			F8					F8		3	0	1	1	0	0	0						
Inning Stats	R: 0 E: 0 K: 1 S: 5	H: 0 LOB: 0 BB: 0 P: 5	R: 0 E: 0 K: 1 S: 6	H: 1 LOB: 1 BB: 0 P: 6	R: 0 E: 1 K: 0 S: 4	H: 0 LOB: 1 BB: 0 P: 4	R: 0 E: 2 K: 2 S: 7	H: 0 LOB: 0 BB: 0 P: 7	R: 1 E: 1 K: 1 S: 7	H: 2 LOB: 1 BB: 0 P: 7	R: 0 E: 0 K: 1 S: 5	H: 0 LOB: 1 BB: 0 P: 9	R: 0 E: 0 K: 1 S: 5	H: 0 LOB: 0 BB: 0 P: 5	R: 0 E: 0 K: 0 S: 3	H: 0 LOB: 0 BB: 0 P: 3	R: 0 E: 0 K: 0 S: 3	H: 0 LOB: 0 BB: 0 P: 3	1B: 2 2B: 0 3B: 1 HR: 0	SF: 0 SAC: 0 DP: 0 HBP: 0	WP: 0 PB: 0 SB: 0 CS: 0	PA: 32
PITCHER Brian Kingman, R (1,1) ERA: 3.97	IP: 9.0 WLS: W BF: 32 H: 3 R: 1 ER: 1 SO: 7 BB: 1 IBB: 0 HBP: 0 BLK: 0 WP: 0 HR: 0 S: 45 P: 49 ERA: 1.00 WHIP: 0.444															PITCHER						

Detroit Tigers @ Oakland Athletics
Oakland-Alameda County Coliseum, Oakland, CA
Tue Aug 21 1979, 7:05 PM PDT
Att: 1,563 - Unknown

AB 31
R 1
H 3
RBI 1
BB 1
SO 7
LOB 5



Batter	1	2	3	4	5	6	7	8	9	AB	R	H	RBI	BB	SO	LOB	BOTTOM			
Rickey Henderson, R (1,7) OBP: 0.316, SLG: 0.294	SH1-3 1B	1-2 3B	F7					5-3		4	2	2	0	1	0	1				
Dwayne Murphy, L (1,8) OBP: 0.406, SLG: 0.396	SH1-3 1-2	1-1 1B		5-3	4-3					3	1	1	2	1	0	1				
Jim Essian, R (1,5) OBP: 0.331, SLG: 0.432	K	3-1 1B						F9		5	1	2	1	0	2	2				
Dave Revering, L (1,3) OBP: 0.323, SLG: 0.466	1B	1-2 1B						F8		4	1	2	1	1	1	1				
Jeff Newman, R (1,2) OBP: 0.274, SLG: 0.436			F3					F3		4	1	2	3	0	0	2				
Mike Edwards, R (1,4) OBP: 0.273, SLG: 0.293	4-3				F8				1-3	4	1	1	0	0	1	2				
Tony Armas, R (1,9) OBP: 0.286, SLG: 0.426		5-3			K					4	0	0	0	0	3	1				
Mitchell Page, L (1,10) OBP: 0.327, SLG: 0.352					F8				1-3	4	1	2	0	0	0	1				
Rob Picciolo, R (1,6) OBP: 0.273, SLG: 0.339		K							4-3	4	0	1	1	0	1	2				
Inning Stats	R: 1 E: 0 K: 1 S: 8	H: 3 LOB: 2 BB: 0 P: 8	R: 3 E: 0 K: 1 S: 8	H: 3 LOB: 2 BB: 2 P: 16	R: 1 E: 0 K: 1 S: 7	H: 2 LOB: 1 BB: 0 P: 7	R: 3 E: 0 K: 2 S: 10	H: 3 LOB: 0 BB: 0 P: 10	R: 0 E: 0 K: 0 S: 4	H: 1 LOB: 1 BB: 0 P: 4	R: 0 E: 0 K: 1 S: 5	H: 0 LOB: 0 BB: 0 P: 5	R: 0 E: 0 K: 1 S: 6	H: 1 LOB: 1 BB: 0 P: 6	R: 0 E: 0 K: 1 S: 5	H: 0 LOB: 1 BB: 1 P: 9	1B: 11 2B: 0 3B: 1 HR: 1	SF: 0 SAC: 1 DP: 0 HBP: 0	WP: 1 PB: 0 SB: 1 CS: 0	PA: 40
PITCHER Mike Chris, L (1,1) ERA: 7.24 Pat Underwood, L (2,1) ERA: 4.79	IP: 1.2 WLS: L BF: 13 H: 6 R: 4 ER: 4 SO: 4 BB: 1 IBB: 0 HBP: 0 BLK: 0 WP: 0 HR: 1 S: 15 P: 23 ERA: 21.60 WHIP: 4.800															PITCHER				

Detroit Tigers @ Oakland Athletics
Oakland-Alameda County Coliseum, Oakland, CA
Tue Aug 21 1979, 7:05 PM PDT
Att: 1,563 - Unknown

AB 36
R 8
H 13
RBI 8
BB 3
SO 8
LOB 13



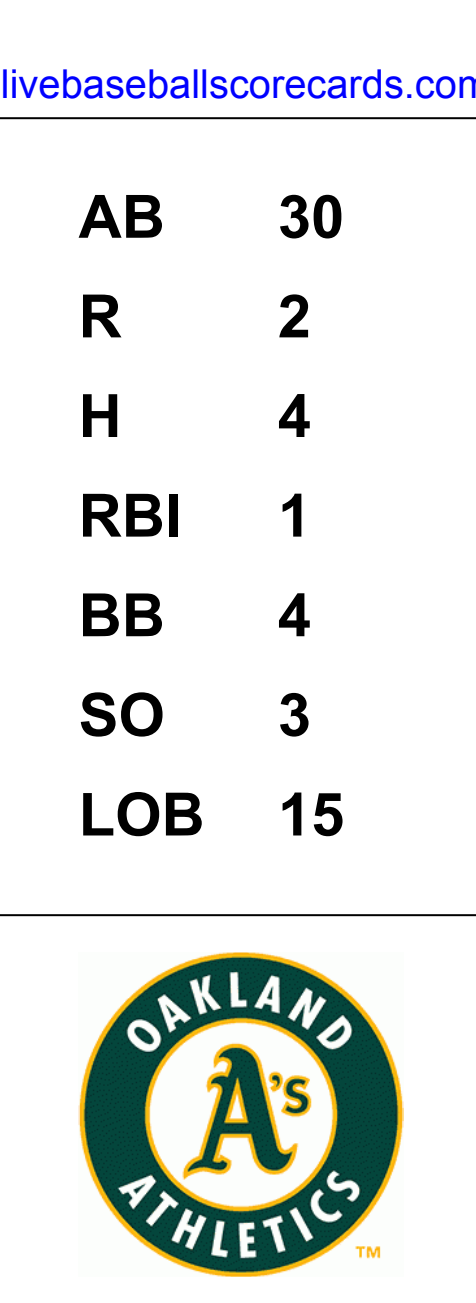
Batter	1	2	3	4	5	6	7	8	9	AB	R	H	RBI	BB	SO	LOB	TOP			
Ron LeFlore, R OBP: 0.353, SLG: 0.381 (1, 8)										4	1	1	0	1	0	3	Detroit Tigers @ Oakland Athletics Oakland-Alameda County Coliseum, Oakland, CA Wed Aug 22 1979, 3:33 AM PDT Att: 2,609 - Unknown livebaseballscorecards.com			
Alan Trammell, R OBP: 0.321, SLG: 0.342 (1, 6)										4	1	1	2	0	2	3				
Champ Summers, L OBP: 0.393, SLG: 0.517 (1, 9)										2	1	0	0	1	0	0				
Jason Thompson, L OBP: 0.351, SLG: 0.388 Ed Putman, R OBP: 0.323, SLG: 0.556 (1, 3) (7, 3)										3	0	1	0	0	0	1				
John Wockenfuss, R OBP: 0.324, SLG: 0.573 (1, 2)										3	0	1	0	0	1	0				
Jerry Morales, R OBP: 0.261, SLG: 0.363 (1, 7)										3	0	1	1	0	0	2				
Al Greene, L OBP: 0.280, SLG: 0.333 (1, 10)										3	0	1	0	1	0	0				
Aurelio Rodriguez, R OBP: 0.275, SLG: 0.366 (1, 5)										4	0	1	0	0	2	5				
Mark Wagner, R OBP: 0.331, SLG: 0.313 (1, 4)										3	0	0	0	1	0	4				
Inning Stats	R: 2 E: 0 K: 1 S: 7	H: 2 LOB: 0 BB: 0 P: 7	R: 0 E: 0 K: 1 S: 5	H: 0 LOB: 0 BB: 0 P: 5	R: 0 E: 0 K: 1 S: 4	H: 0 LOB: 0 BB: 1 P: 8	R: 1 E: 0 K: 1 S: 7	H: 2 LOB: 3 BB: 1 P: 12	R: 0 E: 0 K: 0 S: 2	H: 2 LOB: 1 BB: 0 P: 4	R: 0 E: 1 K: 1 S: 5	H: 0 LOB: 0 BB: 0 P: 5	R: 0 E: 0 K: 0 S: 2	H: 0 LOB: 1 BB: 1 P: 7	R: 0 E: 0 K: 0 S: 4	H: 1 LOB: 1 BB: 0 P: 4	1B: 6 2B: 0 3B: 0 HR: 1	SF: 1 SAC: 0 DP: 2 HBP: 2	WP: 0 PB: 0 SB: 0 CS: 3	PA: 38
PITCHER Steve McCatty, R ERA: 4.07 (1, 1)	IP: 9.0 WLS: L BF: 37 H: 7 R: 3 ER: 3 SO: 5 BB: 5 IBB: 0 HBP: 2 BLK: 0 WP: 0 HR: 1 S: 40 P: 62 ERA: 3.00 WHIP: 1.333															PITCHER				

Batter	1	2	3	4	5	6	7	8	9	AB	R	H	RBI	BB	SO	LOB	BOTTOM			
Rickey Henderson, R OBP: 0.319, SLG: 0.298 (1, 7) (4, 8)										4	0	2	0	0	0	2	Detroit Tigers @ Oakland Athletics Oakland-Alameda County Coliseum, Oakland, CA Wed Aug 22 1979, 3:33 AM PDT Att: 2,609 - Unknown livebaseballscorecards.com			
Dwayne Murphy, L OBP: 0.405, SLG: 0.394 Mike Heath, R OBP: 0.301, SLG: 0.335 (1, 8) (3, PH) (4, 7)										1	0	0	0	0	0	0				
Larry Murray, S OBP: 0.281, SLG: 0.265 (8, PR) (9, 7)										3	0	1	0	0	2	0				
Jim Essian, R OBP: 0.325, SLG: 0.424 (1, 2)										4	0	0	0	0	1	4				
Dave Revering, L OBP: 0.322, SLG: 0.462 (1, 3)										3	0	0	0	0	1	2				
Mitchell Page, L OBP: 0.326, SLG: 0.349 (1, 10)										3	0	0	0	1	0	1				
Mike Edwards, R OBP: 0.276, SLG: 0.295 (1, 4)										4	0	2	0	0	0	2				
Tony Armas, R OBP: 0.289, SLG: 0.431 (1, 9)										4	0	2	0	0	1	3				
Dave Chalk, R OBP: 0.330, SLG: 0.273 Jeff Newman, R OBP: 0.273, SLG: 0.435 (1, 5) (9, PH)										3	0	0	0	0	0	3				
Rob Picciolo, R OBP: 0.274, SLG: 0.339 Wayne Gross, L OBP: 0.333, SLG: 0.364 (1, 6) (9, PH)										1	0	0	0	0	1	2				
Inning Stats	R: 0 E: 0 K: 1 S: 5	H: 0 LOB: 0 BB: 0 P: 5	R: 0 E: 1 K: 0 S: 3	H: 0 LOB: 0 BB: 0 P: 3	R: 1 E: 0 K: 0 S: 6	H: 3 LOB: 2 BB: 0 P: 6	R: 0 E: 0 K: 1 S: 5	H: 0 LOB: 1 BB: 0 P: 6	R: 0 E: 0 K: 0 S: 3	H: 0 LOB: 0 BB: 0 P: 3	R: 0 E: 0 K: 0 S: 4	H: 2 LOB: 1 BB: 0 P: 4	R: 0 E: 1 K: 1 S: 6	H: 1 LOB: 2 BB: 0 P: 6	R: 0 E: 0 K: 2 S: 8	H: 1 LOB: 2 BB: 1 P: 12	1B: 7 2B: 1 3B: 0 HR: 0	SF: 0 SAC: 0 DP: 3 HBP: 1	WP: 0 PB: 0 SB: 2 CS: 0	PA: 36
PITCHER Milt Wilcox, R ERA: 4.64 Aurelio Lopez, R ERA: 2.99 (1, 1) (8, 1)	IP: 7.0 WLS: W BF: 29 H: 7 R: 1 ER: 1 SO: 3 BB: 0 IBB: 0 HBP: 1 BLK: 0 WP: 0 HR: 0 S: 34 P: 35 ERA: 1.29 WHIP: 1.000															PITCHER				



Batter	1	2	3	4	5	6	7	8	9	AB	R	H	RBI	BB	SO	LOB	TOP			
Rickey Henderson, R OBP: 0.320, SLG: 0.296 (1, 7)	4-0 SH1 BB		0-0 F4		0-0 FC5-4			0-0 F8		3	0	0	0	1	0	1	Oakland Athletics @ Cleveland Indians Cleveland Municipal Stadium, Cleveland, OH Fri Aug 24 1979, 7:05 PM EDT Alt. 7, 012 - Unknown - 74 F AB 30 R 2 H 4 RBI 1 BB 4 SO 3 LOB 15			
Dwayne Murphy, L OBP: 0.407, SLG: 0.392 (1, 8)	0-0 SH1		0-0 F7			4-0 F9 WP E BB		4-0 BB		1	1	0	0	2	0					
Mike Heath, R OBP: 0.297, SLG: 0.347 (1, 10)	0-0 F3			0-0 F8		0-0 F8		0-0 F8		4	0	0	0	0	0	3				
Jeff Newman, R OBP: 0.270, SLG: 0.428 (1, 3)	0-3 K			0-0 6-3		0-0 F9		0-0 F8		4	0	0	0	0	1	3				
Jim Essian, R OBP: 0.324, SLG: 0.421 (1, 2)		0-0 5-3 1B		0-0 F4		0-0 E5		0-0 L5		4	0	1	0	0	0	0				
Mike Edwards, R OBP: 0.272, SLG: 0.291 (1, 4)		0-0 5-3			0-0 1B WP	0-0 F8		0-0 5-3		4	1	1	0	0	0	2				
Tony Armas, R OBP: 0.291, SLG: 0.427 (1, 9)		0-3 K			0-3 K		0-0 5-3		0-0 1B	4	0	1	0	0	2	2				
Mario Guerrero, R OBP: 0.245, SLG: 0.248 (1, 6)		0-0 F7			0-0 FC5-4 1B	4-0 G5-4-3 BB		0-0 1-3		3	0	1	1	1	0	2				
Rob Picciolo, R OBP: 0.272, SLG: 0.336 (1, 5)			0-0 F9		0-0 F8		0-0 G5-4-3			3	0	0	0	0	0	2				
Inning Stats	R: 0 E: 0 K: 1 S: 5	H: 0 LOB: 1 BB: 1 P: 9	R: 0 E: 0 K: 1 S: 6	H: 1 LOB: 1 BB: 0 P: 6	R: 0 E: 0 K: 0 S: 3	H: 0 LOB: 0 BB: 0 P: 3	R: 0 E: 0 K: 0 S: 3	H: 0 LOB: 0 BB: 0 P: 3	R: 1 E: 0 K: 1 S: 7	H: 2 LOB: 1 BB: 0 P: 7	R: 1 E: 1 K: 0 S: 4	H: 0 LOB: 1 BB: 1 P: 8	R: 0 E: 0 K: 0 S: 2	H: 0 LOB: 0 BB: 1 P: 6	R: 0 E: 0 K: 0 S: 3	H: 1 LOB: 1 BB: 0 P: 4	1B: 4 2B: 0 3B: 0 HR: 0	SF: 0 SAC: 1 DP: 1 HBP: 0	WP: 2 PB: 0 SB: 0 CS: 0	PA: 35
PITCHER Rick Waits, L ERA: 4.72 (1, 1)	IP: 9.0 WLS: W BF: 35 H: 4 R: 2 ER: 1 SO: 3 BB: 4 IBB: 0 HBP: 0 BLK: 0 WP: 2 HR: 0 S: 37 P: 53 ERA: 1.00 WHIP: 0.889															PITCHER				

Batter	1	2	3	4	5	6	7	8	9	AB	R	H	RBI	BB	SO	LOB	BOTTOM			
Mike Hargrove, L OBP: 0.393, SLG: 0.421 (1, 7)	4-0 1-3 SH1-3 WP BB		0-0 F5		0-0 F9			0-3 K		4	1	1	0	1	1	2	Oakland Athletics @ Cleveland Indians Cleveland Municipal Stadium, Cleveland, OH Fri Aug 24 1979, 7:05 PM EDT Alt. 7, 012 - Unknown - 74 F AB 28 R 5 H 8 RBI 4 BB 6 SO 2 LOB 15			
Rick Manning, L OBP: 0.329, SLG: 0.309 (1, 8)	0-0 SH1-3		0-0 F8	0-0 1-3		0-0 F9				3	0	0	0	0	0	2				
Bobby Bonds, R OBP: 0.375, SLG: 0.462 (1, 9)	0-0 1-3		4-0 1B BB		0-0 HR		0-0 6-3 1B 2B			3	2	2	1	1	0	1				
Toby Harrah, R OBP: 0.395, SLG: 0.419 (1, 5) (3, 6)	4-0 BB		0-0 1B	0-0 5-3		0-0 6-3				3	0	1	0	1	0	1				
Cliff Johnson, R OBP: 0.343, SLG: 0.482 (1, 10)	0-0 F3		4-0 1B BB	0-0 5-3		0-0 WP BB SF8 1B		0-0 1B		3	1	1	1	1	0	1				
Andre Thornton, R OBP: 0.346, SLG: 0.436 (1, 3)		1-0 FC3-6 HBP	0-0 F3		0-0 1B		4-0 1-3 BB			2	0	1	0	1	0	3				
Ron Hassey, L OBP: 0.305, SLG: 0.348 (1, 2)		0-0 FC3-6 1B	0-0 F8		0-3 K		0-0 SF8			3	1	0	1	0	1	5				
Duane Kuiper, L OBP: 0.326, SLG: 0.306 (1, 4)		0-0 1B		0-0 4-3		0-0 F9	0-0 CS	0-0 B3		4	0	1	1	0	0	0				
Tom Verzyr, R OBP: 0.270, SLG: 0.239 Dave Rosello, R OBP: 0.318, SLG: 0.579 (2, PH) (3, 5)		4-0 BB		0-0 2B		0-0 5-3		0-0 F8		0	0	0	0	0	0	0				
Inning Stats	R: 1 E: 0 K: 0 S: 3	H: 0 LOB: 2 BB: 2 P: 11	R: 1 E: 1 K: 0 S: 3	H: 1 LOB: 1 BB: 1 P: 8	R: 0 E: 0 K: 0 S: 4	H: 1 LOB: 3 BB: 2 P: 12	R: 0 E: 0 K: 0 S: 4	H: 1 LOB: 1 BB: 0 P: 4	R: 1 E: 0 K: 0 S: 7	H: 2 LOB: 1 BB: 0 P: 7	R: 0 E: 0 K: 0 S: 4	H: 1 LOB: 1 BB: 0 P: 4	R: 2 E: 0 K: 0 S: 4	H: 2 LOB: 0 BB: 1 P: 8	R: 0 E: 0 K: 1 S: 5	H: 0 LOB: 0 BB: 0 P: 5	1B: 5 2B: 2 3B: 0 HR: 1	SF: 1 SAC: 1 DP: 0 HBP: 1	WP: 2 PB: 0 SB: 1 CS: 1	PA: 38
PITCHER Mike Norris, R ERA: 4.86 Dave Hamilton, L ERA: 3.72 (7, 1)	IP: 6.1 WLS: L BF: 33 H: 8 R: 5 ER: 4 SO: 1 BB: 6 IBB: 0 HBP: 1 BLK: 0 WP: 0 HR: 1 S: 28 P: 53 ERA: 5.68 WHIP: 2.211															PITCHER				



Batter	1	2	3	4	5	6	7	8	9	AB	R	H	RBI	BB	SO	LOB	TOP							
Rickey Henderson, R OBP: 0.323, SLG: 0.296 (1, 7)										3	0	1	0	1	1	0	Oakland Athletics @ Cleveland Indians Cleveland Municipal Stadium, Cleveland, OH Sat Aug 25 1979, 7:05 PM EDT Alt: 8,815 - Unknown - 72 F							
Dwayne Murphy, L OBP: 0.406, SLG: 0.388 (1, 8)										3	0	0	0	1	1									
Wayne Gross, L OBP: 0.328, SLG: 0.357 (1, 5)										4	0	0	0	0	1	3								
Dave Revering, L OBP: 0.325, SLG: 0.467 (1, 3)										4	2	2	0	0	1	0								
Mitchell Page, L OBP: 0.328, SLG: 0.351 (1, 10)										4	1	2	1	0	1	1								
Mario Guerrero, R OBP: 0.245, SLG: 0.248 (1, 6)										4	0	1	1	0	1	2								
Jeff Newman, R OBP: 0.272, SLG: 0.433 (1, 2)										4	0	2	1	0	0	1								
Tony Armas, R OBP: 0.291, SLG: 0.422 (1, 9)										3	0	0	0	1	1	2								
Dave Chalk, R OBP: 0.325, SLG: 0.269 (1, 4)										3	0	0	0	0	2									
Inning Stats	R: 0 E: 0 K: 1 S: 5	H: 0 LOB: 0 BB: 0 P: 5	R: 1 E: 0 K: 0 S: 5	H: 2 LOB: 1 BB: 0 P: 5	R: 0 E: 0 K: 1 S: 5	H: 0 LOB: 0 BB: 0 P: 5	R: 1 E: 0 K: 0 S: 4	H: 2 LOB: 0 BB: 0 P: 4	R: 0 E: 0 K: 1 S: 5	H: 1 LOB: 3 BB: 3 P: 17	R: 0 E: 0 K: 3 S: 9	H: 0 LOB: 0 BB: 0 P: 9	R: 0 E: 0 K: 1 S: 5	H: 0 LOB: 0 BB: 0 P: 5	R: 0 E: 0 K: 0 S: 3	H: 1 LOB: 0 BB: 0 P: 3	R: 1 E: 0 K: 0 S: 5	H: 2 LOB: 1 BB: 0 P: 5	1B: 4 2B: 4 3B: 0 HR: 0	SF: 0 SAC: 0 DP: 2 HBP: 0	WP: 0 PB: 0 SB: 0 CS: 1	PA: 35		
PITCHER	IP WLS BF H R ER SO BB IBB HBP BLK WP HR S P ERA WHIP	8.1 W 33 8 3 3 7 3 0 0 0 0 0 0 44 56 3.24 1.320	0.2 S 2 0 0 0 0 0 0 0 0 0 0 0 2 2 0.00 0.000																					

AB	32
R	3
H	8
RBI	3
BB	3
SO	7
LOB	12



Batter	1	2	3	4	5	6	7	8	9	AB	R	H	RBI	BB	SO	LOB	BOTTOM							
Mike Hargrove, L OBP: 0.397, SLG: 0.423 (1, 7)										3	1	2	0	1	0	0	Oakland Athletics @ Cleveland Indians Cleveland Municipal Stadium, Cleveland, OH Sat Aug 25 1979, 7:05 PM EDT Alt: 8,815 - Unknown - 72 F							
Rick Manning, L OBP: 0.326, SLG: 0.307 (1, 8)										3	0	0	1	0	0	2								
Bobby Bonds, R OBP: 0.376, SLG: 0.469 (1, 10)										4	1	2	3	0	0	1								
Toby Harrah, R OBP: 0.394, SLG: 0.425 (1, 6)										4	1	1	1	0	1	2								
Andre Thornton, R OBP: 0.349, SLG: 0.438 (1, 3)										3	0	2	0	0	0	0								
Ron Hassey, L OBP: 0.303, SLG: 0.345 (1, 2)										4	0	1	0	0	0	5								
Jim Norris, L OBP: 0.325, SLG: 0.351 (1, 9)										3	0	1	0	0	0	0								
Ron Pruitt, R OBP: 0.348, SLG: 0.336 (6, PH)										1	0	0	0	0	0	1								
Dell Alston, L OBP: 0.365, SLG: 0.400 (9, 9)										0	0	0	0	0	0	0								
Duane Kuiper, L OBP: 0.326, SLG: 0.308 (1, 4)										4	1	1	0	0	0	2								
Dave Rosello, R OBP: 0.319, SLG: 0.550 (1, 5)										2	1	0	0	1	0	0								
Inning Stats	R: 0 E: 0 K: 0 S: 5	H: 2 LOB: 3 BB: 0 P: 6	R: 4 E: 0 K: 0 S: 5	H: 2 LOB: 2 BB: 2 P: 13	R: 0 E: 0 K: 0 S: 4	H: 2 LOB: 1 BB: 0 P: 4	R: 0 E: 1 K: 0 S: 4	H: 1 LOB: 1 BB: 0 P: 4	R: 0 E: 0 K: 1 S: 5	H: 1 LOB: 0 BB: 0 P: 5	R: 0 E: 0 K: 0 S: 3	H: 0 LOB: 0 BB: 0 P: 3	R: 0 E: 0 K: 0 S: 3	H: 0 LOB: 0 BB: 0 P: 3	R: 1 E: 0 K: 0 S: 5	H: 2 LOB: 1 BB: 0 P: 5	R: 1 E: 0 K: 0 S: 5	H: 2 LOB: 1 BB: 0 P: 5	1B: 7 2B: 1 3B: 0 HR: 2	SF: 1 SAC: 0 DP: 2 HBP: 1	WP: 0 PB: 0 SB: 0 CS: 0	PA: 35		
PITCHER	IP WLS BF H R ER SO BB IBB HBP BLK WP HR S P ERA WHIP	7.1 L 33 10 5 5 10 2 0 1 0 0 0 2 32 41 6.14 1.636	0.2 2 0 0 0 0 0 0 0 0 0 0 0 2 2 0.00 0.000																					

AB	31
R	5
H	10
RBI	5
BB	2
SO	1
LOB	13



Batter	1	2	3	4	5	6	7	8	9	AB	R	H	RBI	BB	SO	LOB	TOP			
Rickey Henderson, R OBP: 0.319, SLG: 0.298	F6			F6		F8			F7	4	0	0	0	0	0	1	Oakland Athletics @ Toronto Blue Jays Exhibition Stadium, Toronto, ON Mon Aug 27 1979, 3:33 AM EDT Att: 12,047 - Unknown - 72 F			
Dwayne Murphy, L OBP: 0.402, SLG: 0.384	F5			K		4-3			F2	4	0	0	0	0	1					
Mike Heath, R OBP: 0.299, SLG: 0.343	5-3			BB					F7	3	0	0	0	1	0					
Dave Revering, L OBP: 0.321, SLG: 0.465		K		F4					F8	3	0	0	0	0	1					
Mario Guerrero, R OBP: 0.252, SLG: 0.257	F9					F8			BB	2	0	0	0	1	0					
Mitchell Page, L OBP: 0.327, SLG: 0.348	4-3					6-3			BB	3	0	0	0	0	1					
Jeff Newman, R OBP: 0.269, SLG: 0.429				F9		K			F8	3	0	0	0	0	1					
Jim Essian, R OBP: 0.327, SLG: 0.427				5-3					5-3	3	0	1	0	0	0					
Rob Picciolo, R OBP: 0.269, SLG: 0.331	1-3					F9			4-3	3	0	0	0	0	1					
Inning Stats	R: 0 E: 0 K: 0 S: 3	H: 0 LOB: 0 BB: 0 P: 3	R: 0 E: 0 K: 1 S: 5	H: 0 LOB: 0 BB: 0 P: 5	R: 0 E: 0 K: 0 S: 3	H: 0 LOB: 0 BB: 0 P: 3	R: 0 E: 0 K: 1 S: 5	H: 0 LOB: 1 BB: 1 P: 9	R: 0 E: 0 K: 0 S: 4	H: 1 LOB: 0 BB: 0 P: 4	R: 0 E: 0 K: 0 S: 3	H: 0 LOB: 1 BB: 1 P: 7	R: 0 E: 0 K: 0 S: 3	H: 0 LOB: 0 BB: 0 P: 3	R: 0 E: 0 K: 0 S: 3	H: 0 LOB: 0 BB: 0 P: 3	1B: 1 2B: 0 3B: 0 HR: 0	SF: 0 SAC: 0 DP: 0 HBP: 0	WP: 0 PB: 0 SB: 0 CS: 0	PA: 30
PITCHER Phil Huffman, R ERA: 5.34	IP: 9.0 WLS: W BF: 30 H: 1 R: 0 ER: 0 SO: 3 BB: 2 IBB: 0 HBP: 0 BLK: 0 WP: 0 HR: 0 S: 34 P: 42 ERA: 0.00 WHIP: 0.333															PITCHER				

AB 28
R 0
H 1
RBI 0
BB 2
SO 3
LOB 5



Batter	1	2	3	4	5	6	7	8	9	AB	R	H	RBI	BB	SO	LOB	BOTTOM			
Joe Cannon, L OBP: 0.225, SLG: 0.269	4-3	5-3		1-3		F9		K		5	0	0	0	0	1	3	Oakland Athletics @ Toronto Blue Jays Exhibition Stadium, Toronto, ON Mon Aug 27 1979, 3:33 AM EDT Att: 12,047 - Unknown - 72 F			
Al Woods, L OBP: 0.342, SLG: 0.383	4-3 1B		4-3	6-3		HR BB		K		4	1	1	0	1	1	0				
Roy Howell, L OBP: 0.312, SLG: 0.395	4-3 1B		BB 2B		4-3 2B	HR				4	2	4	4	0	0	0				
Tony Solaita, L OBP: 0.421, SLG: 0.392	4-3		F9		4-3	F9				4	0	0	0	0	4					
John Mayberry, L OBP: 0.385, SLG: 0.481	IBB		BB 2B	L4-3 BB		F5				1	1	0	0	3	0	0				
Rick Bosetti, R OBP: 0.293, SLG: 0.359	K		1B 2B	L4-3		2B				4	1	2	2	0	1	5				
Rick Cerone, R OBP: 0.303, SLG: 0.348		F9		1B		SH2-4 HR 1B		F7		4	1	2	1	0	0	1				
Danny Ainge, R OBP: 0.276, SLG: 0.291	5-3 1B		F3			SH HR		5-3		3	1	1	0	0	2					
Luis Gomez, R OBP: 0.258, SLG: 0.258	5-3			F9		SH2-4		K		3	0	0	0	0	1					
Inning Stats	R: 0 E: 0 K: 1 S: 7	H: 2 LOB: 3 BB: 1 P: 11	R: 0 E: 0 K: 0 S: 4	H: 1 LOB: 1 BB: 0 P: 4	R: 3 E: 0 K: 0 S: 6	H: 3 LOB: 1 BB: 1 P: 10	R: 0 E: 0 K: 0 S: 3	H: 0 LOB: 0 BB: 0 P: 3	R: 0 E: 0 K: 0 S: 3	H: 1 LOB: 1 BB: 1 P: 7	R: 4 E: 1 K: 0 S: 6	H: 2 LOB: 0 BB: 1 P: 10	R: 0 E: 0 K: 0 S: 4	H: 1 LOB: 0 BB: 0 P: 4	R: 0 E: 0 K: 3 S: 9	H: 0 LOB: 0 BB: 0 P: 9	1B: 6 2B: 4 3B: 0 HR: 1	SF: 0 SAC: 2 DP: 1 HBP: 0	WP: 0 PB: 0 SB: 0 CS: 0	PA: 38
PITCHER Steve McCatty, R ERA: 4.1 Craig Minetto, L ERA: 5.96	IP: 5.2 WLS: L BF: 29 H: 8 R: 6 ER: 4 SO: 1 BB: 3 IBB: 0 HBP: 0 BLK: 0 WP: 0 HR: 0 S: 27 P: 43 ERA: 6.35 WHIP: 1.941															PITCHER				

AB 32
R 7
H 10
RBI 7
BB 4
SO 4
LOB 16



Batter	1	2	3	4	5	6	7	8	9	AB	R	H	RBI	BB	SO	LOB	TOP										
Rickey Henderson, R OBP: 0.327, SLG: 0.307	0-0 1B 2B		0-0 1B FC6-2	0-0 SH1		0-0 SF9			4-0 2B BB	2	1	2	1	1	0	0											
Mike Heath, R OBP: 0.302, SLG: 0.349	0-0 5-3		0-0 PB 1B	0-0 F8		0-0 5-3			0-0 2B	5	1	2	0	0	0	2											
Jim Essian, R Wayne Gross, L OBP: 0.327, SLG: 0.356	0-0 F2		0-0 FC6-2 PB 1B	4-0 BB		0-0 5-3			0-0 F8	4	1	0	0	1	0	5											
Dave Revering, L OBP: 0.325, SLG: 0.462	4-0 PO 1B BB		4-0 1B 1B E BB	0-3 K		0-0 1B			4-0 G5-4-3 IBB	2	1	1	0	3	1	2											
Mario Guerrero, R OBP: 0.261, SLG: 0.266	0-0 1B		0-0 E SH1-3 1B	0-0 F4		0-0 F8			0-0 G5-4-3	5	1	2	3	0	0	4											
Jeff Newman, R OBP: 0.271, SLG: 0.425	0-0 PO 2-3	0-0 F2	0-0 E5 WP SH1-3 1B	0-0 F8		0-0 F9				4	0	1	0	0	0	1											
Dave Chalk, R OBP: 0.325, SLG: 0.270		0-0 6-3	0-0 SH1-3	0-0 F9					0-0 FC1-6 1B	3	0	1	1	0	0	0											
Larry Murray, S OBP: 0.281, SLG: 0.280		0-0 3B	0-0 5-3			0-0 SH5-3 SF9 2B			0-0 FC1-6 CS	4	1	2	0	0	0	2											
Rob Picciolo, R OBP: 0.281, SLG: 0.345		0-0 G3		0-0 SH1 1B		0-0 SH5-3			0-3 K2-3	3	0	1	0	0	1	2											
Inning Stats	R: 1 E: 0 K: 0 S: 4	H: 2 LOB: 1 BB: 1 P: 8	R: 0 E: 0 K: 0 S: 4	H: 1 LOB: 1 BB: 0 P: 4	R: 4 E: 1 K: 0 S: 7	H: 4 LOB: 1 BB: 1 P: 11	R: 0 E: 0 K: 1 S: 6	H: 1 LOB: 2 BB: 1 P: 10	R: 0 E: 0 K: 0 S: 3	H: 0 LOB: 0 BB: 0 P: 3	R: 1 E: 0 K: 0 S: 4	H: 1 LOB: 0 BB: 0 P: 4	R: 0 E: 0 K: 0 S: 4	H: 1 LOB: 0 BB: 0 P: 4	R: 0 E: 0 K: 1 S: 5	H: 1 LOB: 0 BB: 5 P: 5	R: 0 E: 0 K: 0 S: 3	H: 1 LOB: 2 BB: 2 P: 11	1B: 8 2B: 3 3B: 1 HR: 0	SF: 1 SAC: 3 DP: 1 HBP: 0	WP: 1 PB: 1 SB: 0 CS: 0	PA: 42					
PITCHER	IP	WLS	BF	H	R	ER	SO	BB	IBB	HBP	BLK	WP	HR	S	P	ERA	WHIP										
Tom Underwood, L ERA: 4.06	(1, 1)	8.0	L 36	11	6	6	2	3	0	0	0	1	0	37	49	6.75	1.750										
Tom Buskey, R ERA: 2.05	(9, 1)	1.0	5	1	0	0	0	1	1	0	0	0	0	3	11	0.00	2.000										

Oakland Athletics @ Toronto Blue Jays
Exhibition Stadium, Toronto, ON
Wed Aug 29 1979, 3:33 AM EDT
Att: 13,071 - Unknown - 72 F

AB	32
R	6
H	12
RBI	5
BB	5
SO	2
LOB	18



Batter	1	2	3	4	5	6	7	8	9	AB	R	H	RBI	BB	SO	LOB	BOTTOM										
Alfredo Griffin, S OBP: 0.326, SLG: 0.342	0-0 HR		0-0 F9		4-0 FC6-4 BB		0-0 E 1B		0-0 4-3	4	1	2	1	1	0	0											
Bob Bailor, R OBP: 0.297, SLG: 0.274	0-0 F6		4-0 BB		0-0 FC6-4		0-0 F8			3	0	0	0	1	0	2											
Roy Howell, L OBP: 0.311, SLG: 0.397	0-3 K		0-3 K		0-0 4-3				0-0 2B	4	1	1	0	0	2	2											
Tony Solaita, L Joe Cannon, L OBP: 0.398, SLG: 0.378 OBP: 0.216, SLG: 0.260	0-0 F5		0-3 K		0-0 F7		0-0 1B 9-2 2B		0-0 2B	4	0	1	1	0	1	1											
John Mayberry, L OBP: 0.380, SLG: 0.476		0-3 K		0-0 1B SF7 2B		0-0 1-3		0-0 F6		4	1	1	0	0	1	1											
Rick Rosetti, R OBP: 0.296, SLG: 0.365		0-0 F2		0-0 G6-3 1B		0-0 2B		0-0 1B		4	0	3	0	0	0	0											
Al Woods, L OBP: 0.343, SLG: 0.390		0-0 1B 3B		0-0 SF7		0-0 F8		0-0 9-2		3	1	1	1	0	0	4											
Rick Cerone, R OBP: 0.301, SLG: 0.344		0-0 1B		0-0 G6-3		0-0 L5		0-0 F8		4	0	1	1	0	0	1											
Danny Ainge, R Otto Velez, R OBP: 0.271, SLG: 0.285 OBP: 0.415, SLG: 0.584	0-0 F4		0-0 F9		0-0 F9		0-0 F6		0-0 6-3	3	0	0	0	0	0	1											
Inning Stats	R: 1 E: 0 K: 1 S: 6	H: 1 LOB: 0 BB: 0 P: 6	R: 1 E: 0 K: 1 S: 7	H: 2 LOB: 0 BB: 0 P: 7	R: 0 E: 0 K: 2 S: 7	H: 0 LOB: 1 BB: 1 P: 11	R: 1 E: 0 K: 0 S: 4	H: 2 LOB: 0 BB: 0 P: 4	R: 0 E: 0 K: 0 S: 3	H: 0 LOB: 1 BB: 1 P: 7	R: 0 E: 0 K: 0 S: 4	H: 1 LOB: 1 BB: 0 P: 4	R: 0 E: 1 K: 0 S: 4	H: 1 LOB: 1 BB: 0 P: 4	R: 1 E: 0 K: 0 S: 5	H: 3 LOB: 2 BB: 0 P: 5	R: 0 E: 0 K: 0 S: 3	H: 0 LOB: 0 BB: 0 P: 3	1B: 4 2B: 5 3B: 1 HR: 1	SF: 1 SAC: 0 DP: 2 HBP: 0	WP: 0 PB: 0 SB: 0 CS: 0	PA: 37					
PITCHER	IP	WLS	BF	H	R	ER	SO	BB	IBB	HBP	BLK	WP	HR	S	P	ERA	WHIP										
Mike Norris, R ERA: 4.8	(1, 1)	9.0	W 37	10	4	4	4	2	0	0	0	0	1	43	51	4.00	1.333										

Oakland Athletics @ Toronto Blue Jays
Exhibition Stadium, Toronto, ON
Wed Aug 29 1979, 3:33 AM EDT
Att: 13,071 - Unknown - 72 F

AB	34
R	4
H	10
RBI	4
BB	2
SO	4
LOB	12



Batter	1	2	3	4	5	6	7	8	9	AB	R	H	RBI	BB	SO	LOB	TOP								
Rickey Henderson, R OBP: 0.325, SLG: 0.305 (1, 7) (8, 8)	0-0 SH2-3 2B 1B		0-0 6-3		0-0 5-3		0-0 F3		0-0 F7	5	1	1	0	0	0	1									
Larry Murray, S OBP: 0.287, SLG: 0.284 Mike Heath, R OBP: 0.305, SLG: 0.353 (1, 9) (8, PH) (8, 7)	0-0 SH2-3		4-0 BB		0-0 HR 1B			0-0 SH3-4 1B 1B		1	1	1	1	1	0	0									
Dwayne Murphy, L OBP: 0.399, SLG: 0.394 (1, 8) (8, 9)	0-0 1B 2B		0-0 G3		0-0 HR			0-0 SH3-4		3	2	2	3	0	0	1									
Dave Revering, L OBP: 0.329, SLG: 0.465 (1, 3)	0-0 G6-4-3 1B			0-0 1B		0-0 F9		0-0 FC6-4 1B		4	0	3	2	0	0	0									
Mario Guerrero, R OBP: 0.254, SLG: 0.259 (1, 6)	0-0 G6-4-3			0-0 F9 1B		0-0 6-3		0-0 FC6-4 1B		4	0	0	0	0	0	3									
Mitchell Page, L OBP: 0.328, SLG: 0.346 (1, 10)		4-0 CS BB		4-0 L3 BB		0-0 4-3		0-0 FC6		2	0	0	0	2	0	1									
Wayne Gross, L OBP: 0.326, SLG: 0.363 (1, 5)	0-0 F7			0-0 L3		0-3 K			0-0 HR	4	1	1	1	0	1	3									
Jim Essian, R OBP: 0.326, SLG: 0.428 (1, 2)	0-3 K				0-0 5-3 1B 1B		0-0 F5		0-0 5-3	4	1	1	0	0	1	1									
Rob Picciolo, R OBP: 0.278, SLG: 0.341 Jeff Newman, R OBP: 0.271, SLG: 0.424 (1, 4) (9, PH)			0-0 6-3		0-0 L9		0-0 1-3		0-0 F8	3	0	0	0	0	0	1									
										1	0	0	0	0	0	0									
Inning Stats	R: 2 E: 0 K: 0 S: 5	H: 3 LOB: 0 BB: 0 P: 5	R: 0 E: 0 K: 1 S: 4	H: 0 LOB: 0 BB: 1 P: 8	R: 0 E: 0 K: 0 S: 3	H: 0 LOB: 1 BB: 1 P: 7	R: 0 E: 0 K: 0 S: 3	H: 1 LOB: 1 BB: 1 P: 7	R: 3 E: 0 K: 1 S: 6	H: 3 LOB: 0 BB: 0 P: 6	R: 0 E: 0 K: 1 S: 5	H: 0 LOB: 0 BB: 0 P: 5	R: 0 E: 0 K: 0 S: 3	H: 0 LOB: 0 BB: 0 P: 3	R: 1 E: 0 K: 0 S: 5	H: 2 LOB: 1 BB: 0 P: 5	R: 1 E: 0 K: 0 S: 4	H: 1 LOB: 0 BB: 0 P: 4	1B: 7 2B: 2 3B: 0 HR: 2	SF: 0 SAC: 2 DP: 2 HBP: 0	WP: 0 PB: 0 SB: 1 CS: 1	PA: 37			
PITCHER	IP	WLS	BF	H	R	ER	SO	BB	IBB	HBP	BLK	WP	HR	S	P	ERA	WHIP								
Dan Petry, R ERA: 3.84 Pat Underwood, L ERA: 4.95 Dave Tobik, R ERA: 4.25 (1, 1) (5, 1) (8, 1)	4.2		21	7	5	5	1	3	0	0	0	0	1	20	32	9.64	2.143								

Oakland Athletics @ Detroit Tigers
Tiger Stadium, Detroit, MI
Thu Aug 30 1979, 7:05 PM EDT
Att: 12,870 - Unknown


AB 32
R 7
H 10
RBI 7
BB 3
SO 2
LOB 11

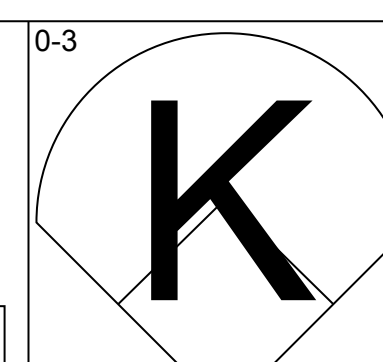
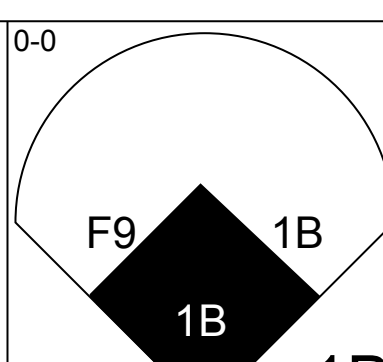
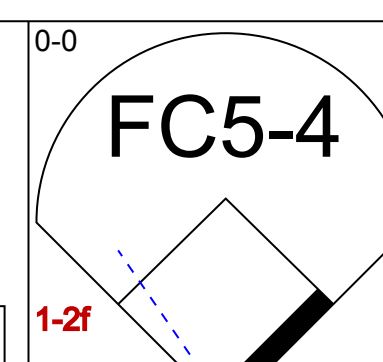
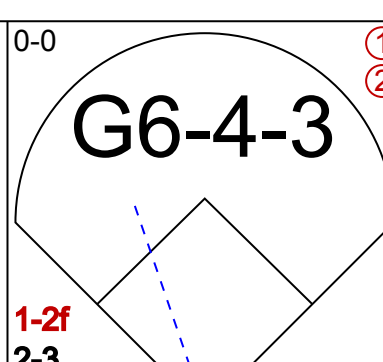
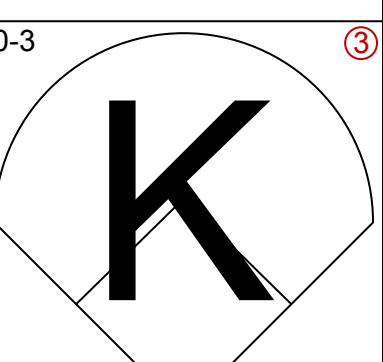
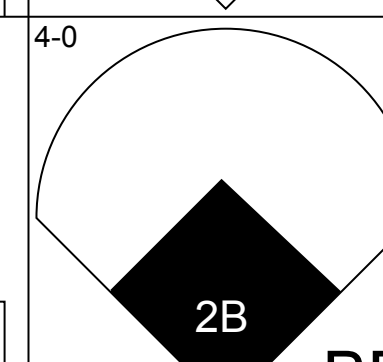
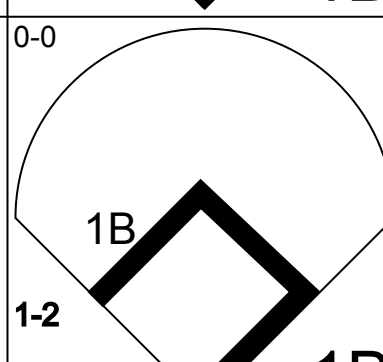
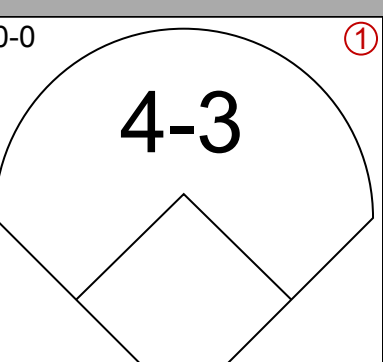
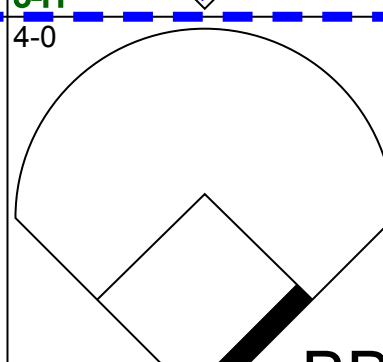

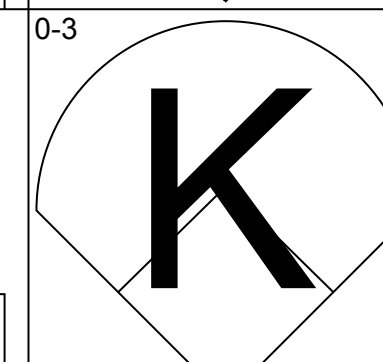
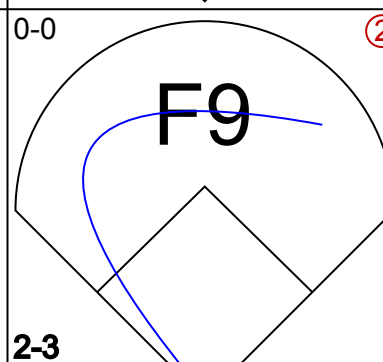
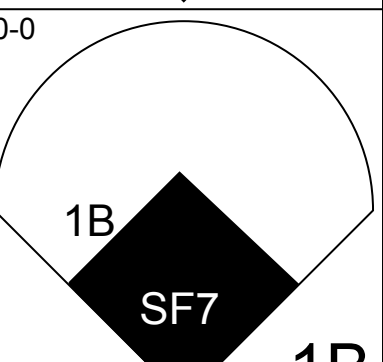
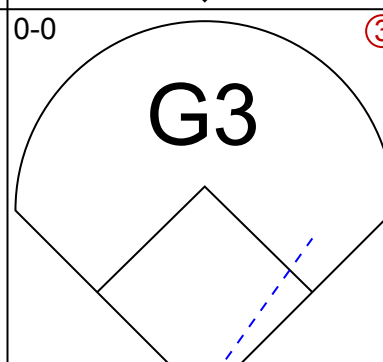

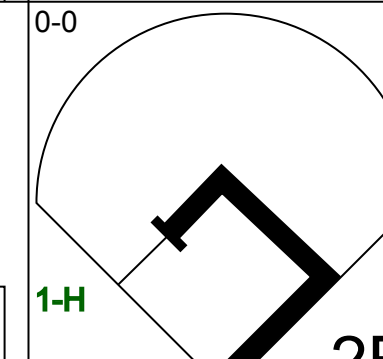
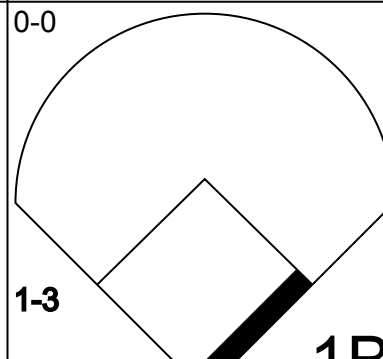
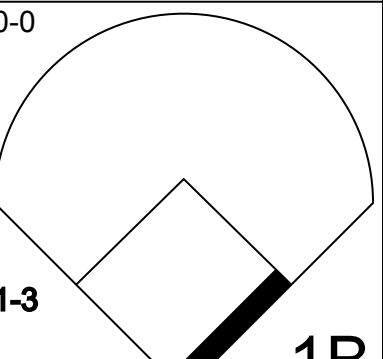
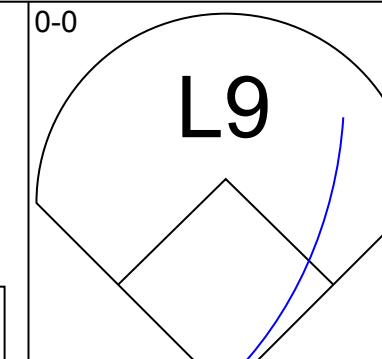
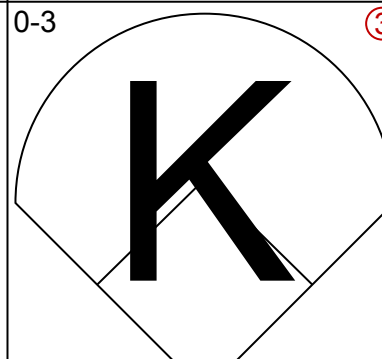
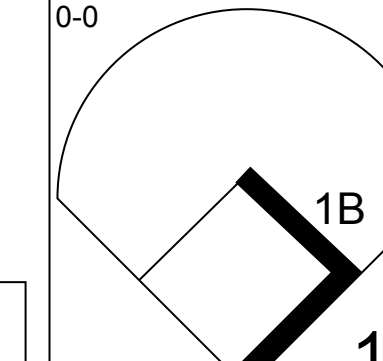
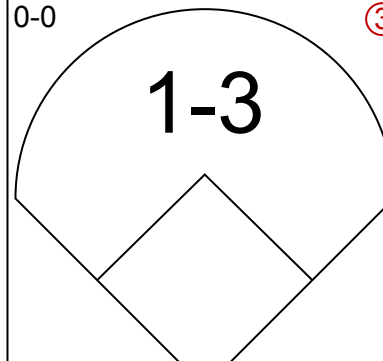
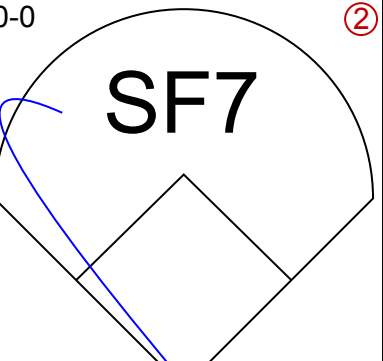
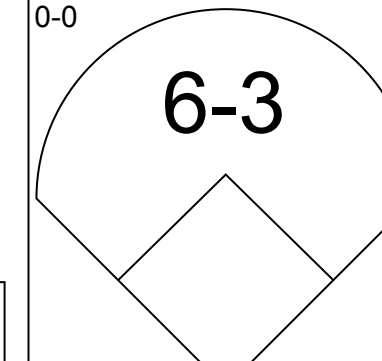
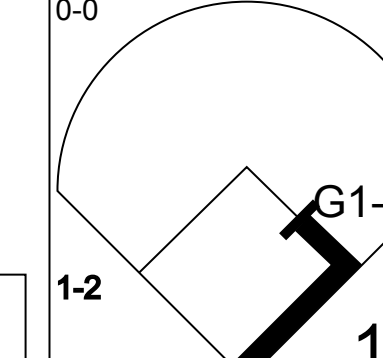
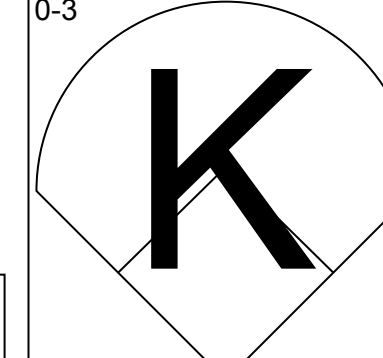

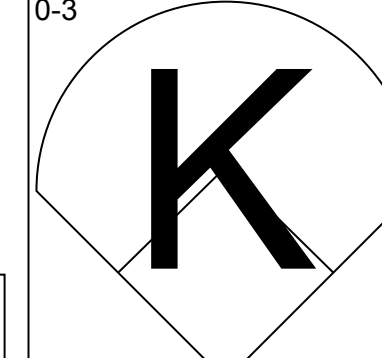
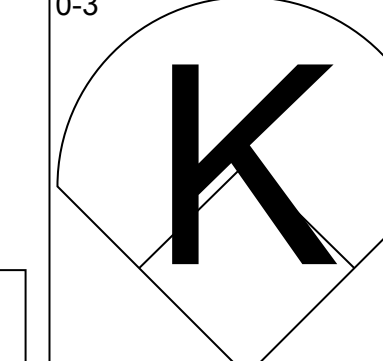
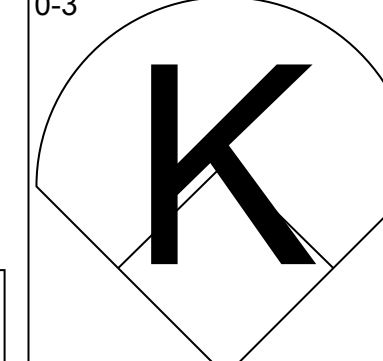
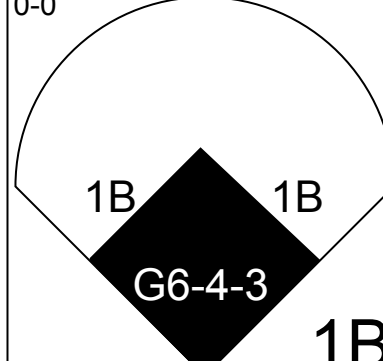
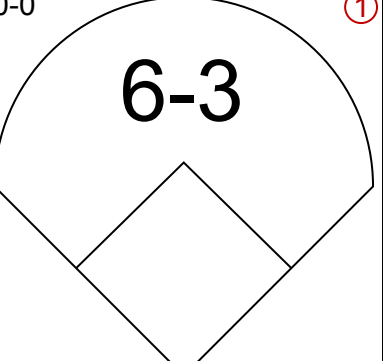
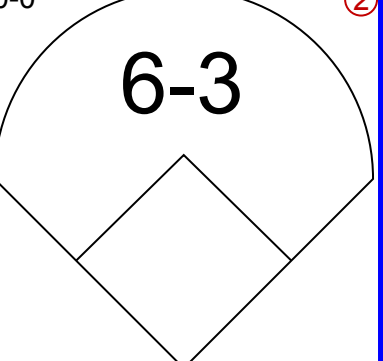
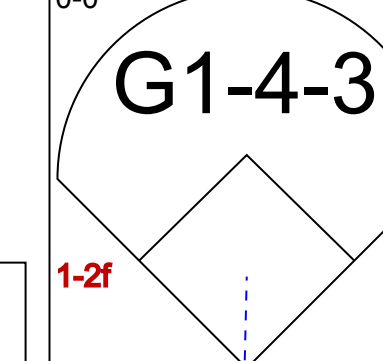
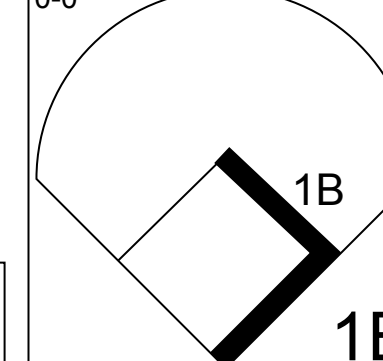
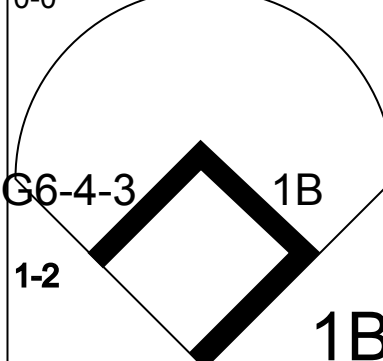
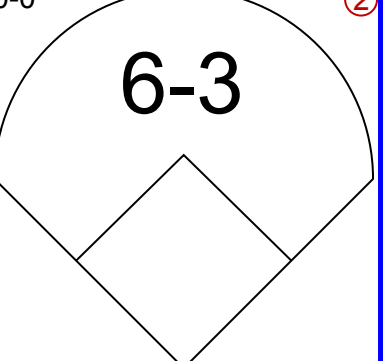
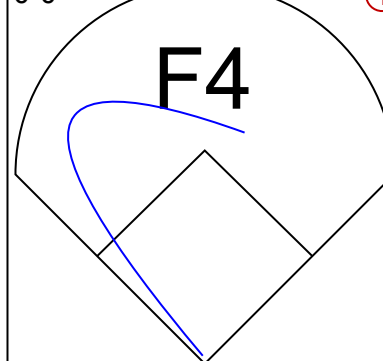
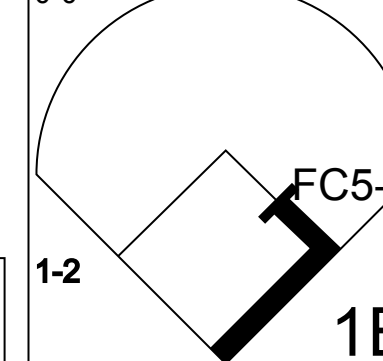
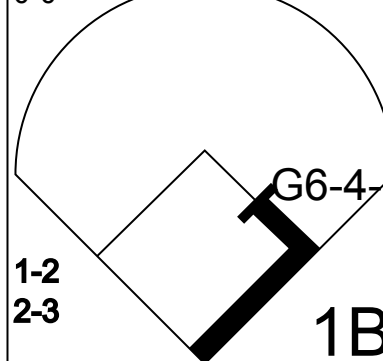
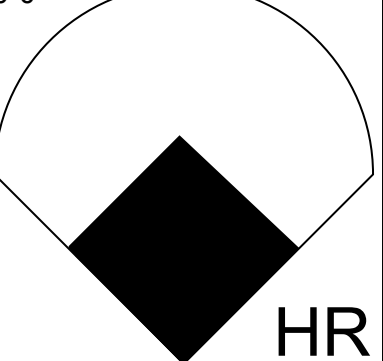


Batter	1	2	3	4	5	6	7	8	9	AB	R	H	RBI	BB	SO	LOB	BOTTOM								
Tom Brookens, R OBP: 0.315, SLG: 0.388 Lou Whitaker, L OBP: 0.393, SLG: 0.373 (1, 4) (8, PH) (9, 4)	0-0 F8		0-0 S 1B 1B	0-3 K		0-3 K		4-0 IBB		4	1	1	0	0	2	2									
Alan Trammell, R OBP: 0.320, SLG: 0.340 (1, 6)	0-0 F9		0-0 F4 1B 1B	0-0 F6			0-0 L8	0-0 F8		5	0	0	0	0	0	5									
Steve Kemp, L OBP: 0.402, SLG: 0.548 (1, 7)	0-0 L4		0-3 K		0-0 L6		0-0 4-3			4	0	0	0	0	1	1									
Ron LeFlore, R OBP: 0.348, SLG: 0.371 (1, 10)		0-3 K	4-0 S 1B BB		4-0 HR BB		0-0 F8			2	2	0	0	2	1	0									
Jerry Morales, R OBP: 0.270, SLG: 0.380 (1, 8)		4-0 BB BB	4-0 1B BB		0-0 HR BB		0-0 HR		0-0 HR	2	2	2	3	2	0	0									
Lance Parrish, R OBP: 0.340, SLG: 0.456 (1, 2)		0-3 K	0-0 1B		0-0 F2		0-0 5-3			4	0	1	2	0	1	1									
Jason Thompson, L OBP: 0.354, SLG: 0.407 (1, 3)		0-3 K		4-0 1B S BB		0-0 L8		0-0 2B 3B		3	1	1	0	1	1	1									
Lynn Jones, R OBP: 0.338, SLG: 0.394 (1, 9)			0-0 1B E 1B		0-0 1B		0-0 F8		0-0 2B	4	1	3	1	0	0	0									
Aurelio Rodriguez, R OBP: 0.281, SLG: 0.369 (1, 5)			0-0 1B E 1B		0-0 F3		0-0 F9		0-3 K	4	1	1	0	0	1	3									
										1B: 5 2B: 1 3B: 1 HR: 2	SF: 0 SAC: 0 DP: 0 HBP: 0	WP: 0 PB: 0 SB: 4 CS: 0	PA: 38												
Inning Stats	R: 0 E: 0 K: 0 S: 3	H: 0 LOB: 0 BB: 0 P: 3	R: 0 E: 0 K: 3 S: 9	H: 0 LOB: 1 BB: 1 P: 13	R: 4 E: 1 K: 1 S: 8	H: 4 LOB: 2 BB: 2 P: 16	R: 0 E: 0 K: 1 S: 6	H: 1 LOB: 2 BB: 1 P: 10	R: 2 E: 0 K: 0 S: 4	H: 1 LOB: 0 BB: 1 P: 8	R: 0 E: 0 K: 1 S: 5	H: 0 LOB: 0 BB: 0 P: 5	R: 0 E: 0 K: 0 S: 3	H: 0 LOB: 0 BB: 0 P: 3	R: 2 E: 0 K: 1 S: 8	H: 3 LOB: 2 BB: 1 P: 12									
PITCHER	IP	WLS	BF	H	R	ER	SO	BB	IBB	HBP	BLK	WP	HR	S	P	ERA	WHIP								
Craig Minetto, L ERA: 5.81 Jim Todd, R ERA: 6.78 (1, 1) (8, 1)	7.0	L	32	7	7	7	6	5	0	0	0	0	0	7	11	9.00	2.000								

Oakland Athletics @ Detroit Tigers
Tiger Stadium, Detroit, MI
Thu Aug 30 1979, 7:05 PM EDT
Att: 12,870 - Unknown

AB 32
R 8
H 9
RBI 6
BB 6
SO 7
LOB 13

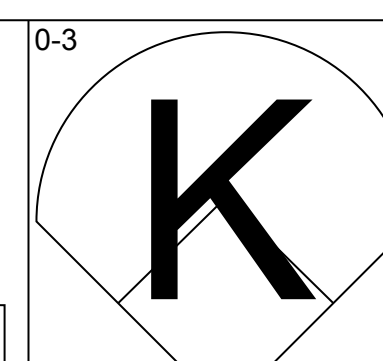
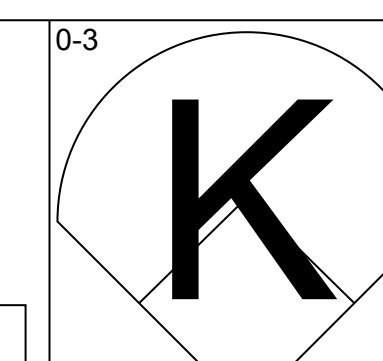
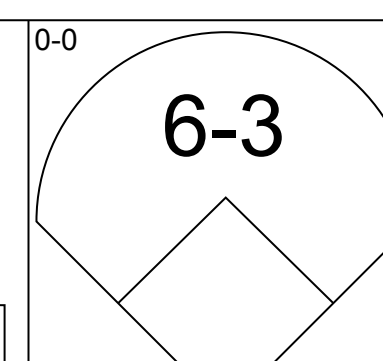
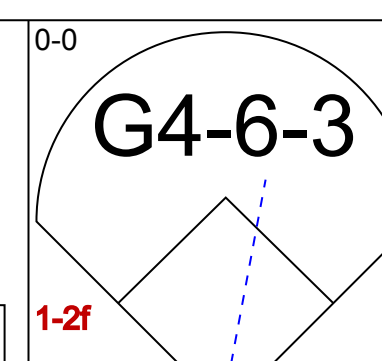
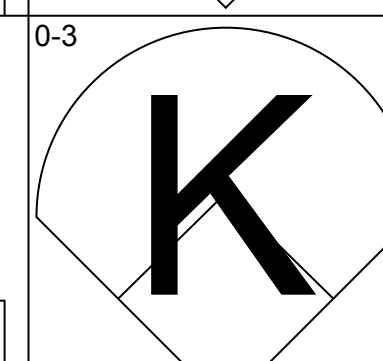
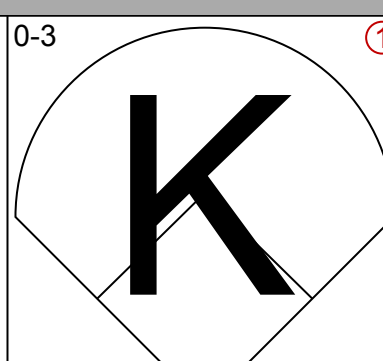
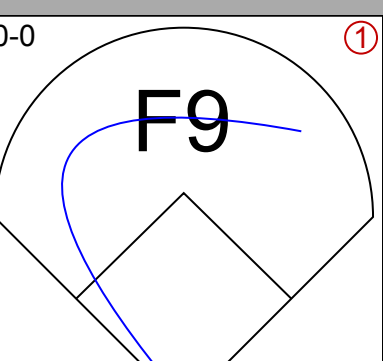
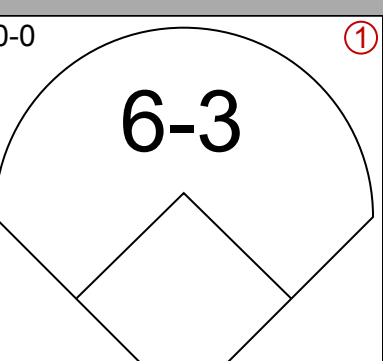
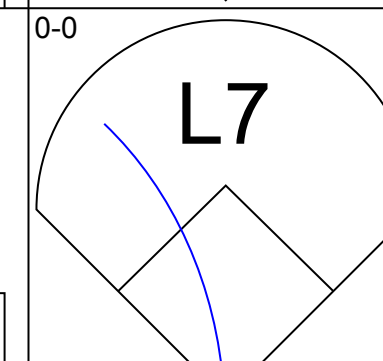
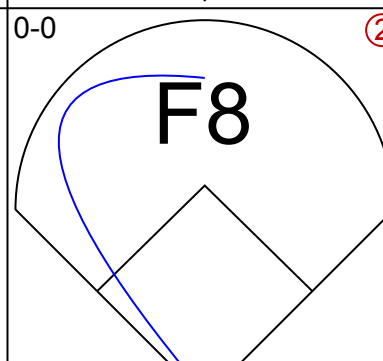
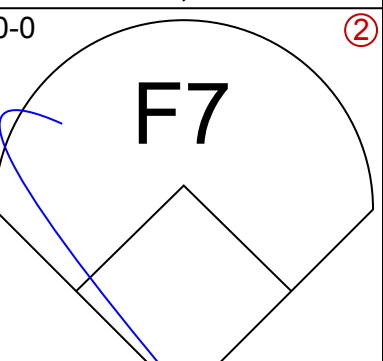
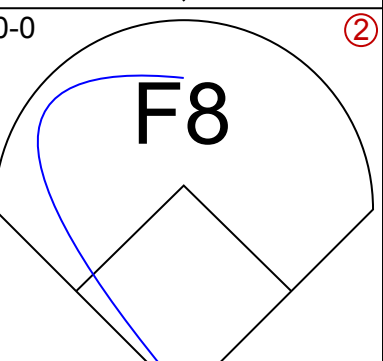
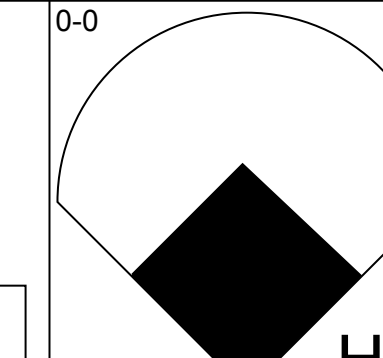
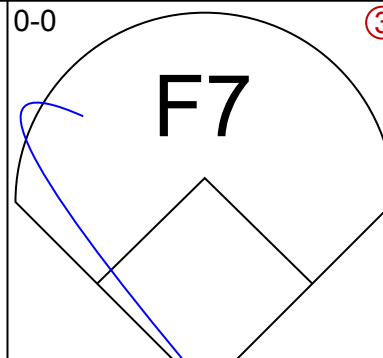
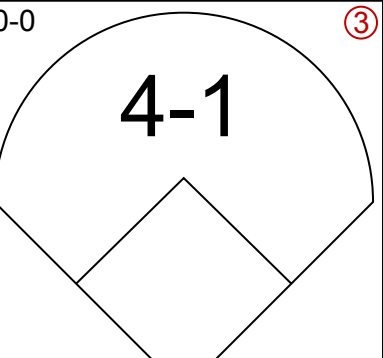
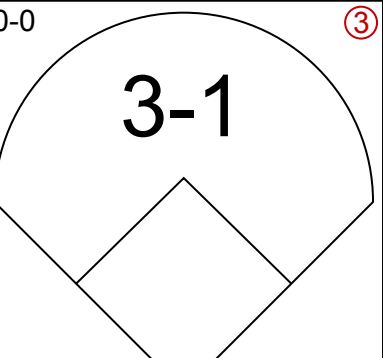
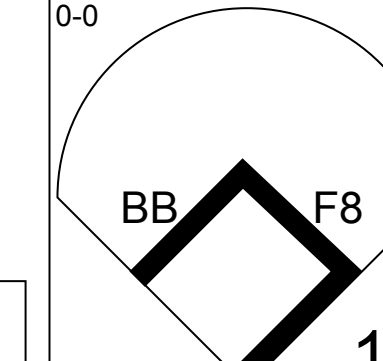
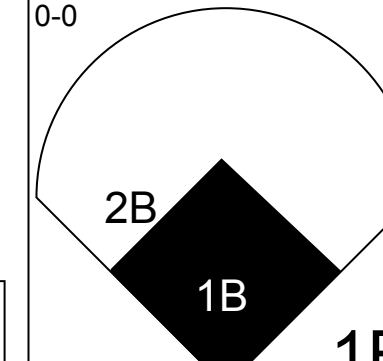
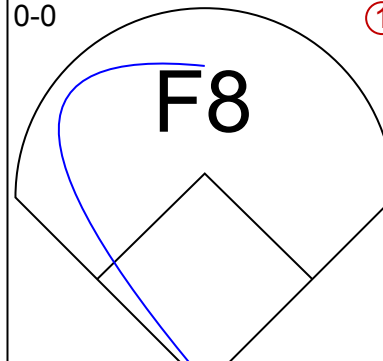

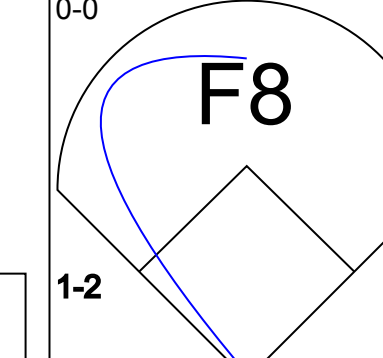
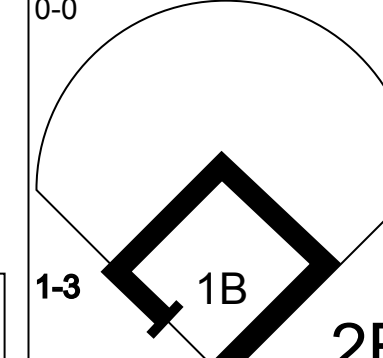
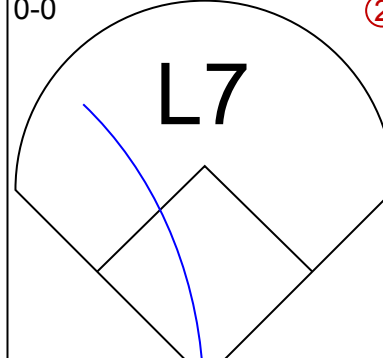

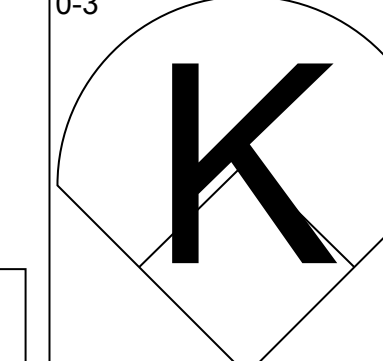
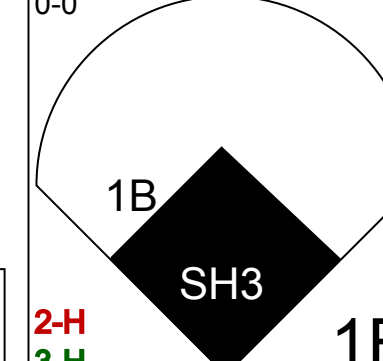
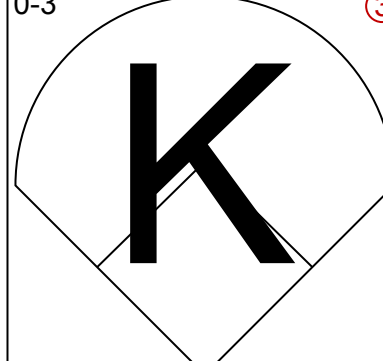

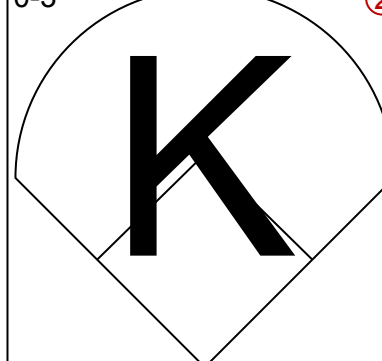
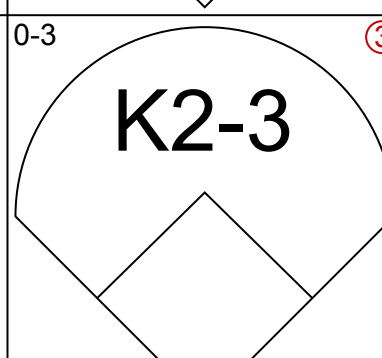
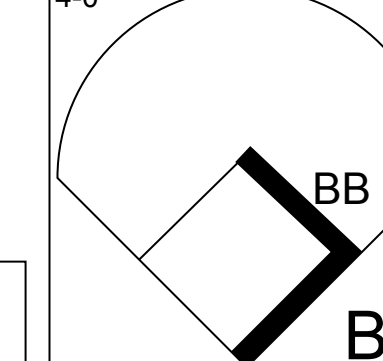
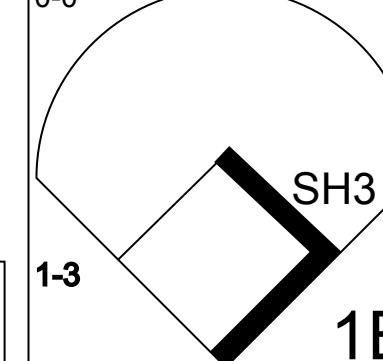


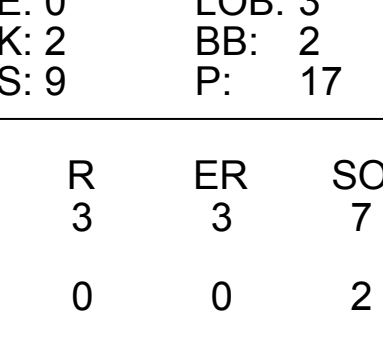


Batter	1	2	3	4	5	6	7	8	9	AB	R	H	RBI	BB	SO	LOB	TOP			
Rickey Henderson, R OBP: 0.323, SLG: 0.303 (1, 7)										5	1	1	0	0	2	4				
Dwayne Murphy, L OBP: 0.402, SLG: 0.393 (1, 8)										3	1	1	0	2	0	0				
Wayne Gross, L OBP: 0.325, SLG: 0.361 (1, 5)										5	1	1	0	0	1	5				
Dave Revering, L OBP: 0.333, SLG: 0.469 (1, 3)											5	0	3	2	0	1	0			
Mario Guerrero, R OBP: 0.254, SLG: 0.261 (1, 6)										3	0	1	1	0	0	2				
Mitchell Page, L OBP: 0.327, SLG: 0.345 (1, 10)										4	0	1	0	0	2	1				
Jeff Newman, R OBP: 0.271, SLG: 0.423 (1, 2)										4	1	1	0	0	2	2				
Mike Heath, R OBP: 0.309, SLG: 0.356 (1, 9)										4	0	2	0	0	0	2				
Larry Murray, S OBP: 0.297, SLG: 0.284 (8, 9)										0	0	0	0	0	0	0				
Rob Picciolo, R OBP: 0.285, SLG: 0.358 (1, 4)										4	1	3	1	0	0	0				
Inning Stats	R: 1 E: 0 K: 2 S: 7	H: 1 LOB: 1 BB: 1 P: 11	R: 0 E: 0 K: 1 S: 6	H: 2 LOB: 1 BB: 0 P: 6	R: 1 E: 0 K: 0 S: 6	H: 3 LOB: 2 BB: 0 P: 6	R: 0 E: 0 K: 2 S: 9	H: 2 LOB: 1 BB: 0 P: 9	R: 1 E: 0 K: 0 S: 5	H: 3 LOB: 2 BB: 1 P: 9	R: 0 E: 0 K: 1 S: 5	H: 0 LOB: 0 BB: 0 P: 5	R: 1 E: 0 K: 1 S: 6	H: 1 LOB: 0 BB: 0 P: 6	R: 0 E: 0 K: 1 S: 5	H: 0 LOB: 0 BB: 0 P: 5	1B: 12 2B: 1 3B: 0 HR: 1	SF: 1 SAC: 0 DP: 2 HBP: 0	WP: 0 PB: 0 SB: 0 CS: 0	PA: 40
PITCHER	IP	WLS	BF	H	R	ER	SO	BB	IBB	HBP	BLK	WP	HR	S	P	ERA	WHIP			
Milt Wilcox, R ERA: 4.66 (1, 1)	5.0		24	10	3	3	5	1	0	0	0	0	0	33	37	5.40	2.200			
Dave Tobik, R ERA: 4.37 (6, 1)	0.2	L	4	3	1	1	0	0	0	0	0	0	0	4	4	13.50	4.500			
Mike Chris, L ERA: 6.63 (6, 1)	1.1		5	0	0	0	1	1	0	0	0	0	0	6	10	0.00	0.750			
Aurelio Lopez, R ERA: 2.4 (8, 1)	2.0		7	1	1	1	2	0	0	0	0	0	1	11	11	4.50	0.500			

Oakland Athletics @ Detroit Tigers
Tiger Stadium, Detroit, MI
Fri Aug 31 1979, 7:05 PM EDT
Att: 18,454 - Unknown

AB	37
R	5
H	14
RBI	4
BB	2
SO	8
LOB	16



Batter	1	2	3	4	5	6	7	8	9	AB	R	H	RBI	BB	SO	LOB	BOTTOM			
Lou Whitaker, L OBP: 0.390, SLG: 0.369 (1, 4)										4	0	0	0	0	2	5				
Ron LeFlore, R OBP: 0.345, SLG: 0.368 (1, 10)										4	0	0	0	0	2	0				
Steve Kemp, L OBP: 0.399, SLG: 0.543 (1, 7)										4	0	0	0	0	0	0				
Jason Thompson, L OBP: 0.353, SLG: 0.413 (1, 3)										4	1	1	1	0	0	0				
Champ Summers, L OBP: 0.399, SLG: 0.553 (1, 9)										4	1	2	0	0	0	0				
Jerry Morales, R OBP: 0.270, SLG: 0.381 (1, 8)										4	0	1	0	0	0	2				
Lance Parrish, R OBP: 0.341, SLG: 0.457 (1, 2)										4	1	2	1	0	2	1				
Aurelio Rodriguez, R OBP: 0.285, SLG: 0.370 (1, 5)										2	0	1	0	1	1	0				
Al Greene, L OBP: 0.278, SLG: 0.311 (9, PH)										0	0	0	0	0	0	0				
Lynn Jones, R OBP: 0.337, SLG: 0.392 (9, PH)										1	0	0	0	0	1	2				
Mark Wagner, R OBP: 0.333, SLG: 0.314 (1, 6)										1	0	1	1	1	0	0				
Alan Trammell, R OBP: 0.320, SLG: 0.340 (7, PR) (8, 6)										0	0	0	0	0	0	0				
John Wockenfuss, R OBP: 0.330, SLG: 0.581 (9, PH)										1	0	0	0	0	1	2				
Inning Stats	R: 0 E: 0 K: 2 S: 7	H: 0 LOB: 0 BB: 0 P: 7	R: 1 E: 0 K: 2 S: 9	H: 2 LOB: 3 BB: 2 P: 17	R: 0 E: 0 K: 1 S: 5	H: 0 LOB: 0 BB: 0 P: 5	R: 2 E: 0 K: 0 S: 6	H: 4 LOB: 1 BB: 0 P: 6	R: 0 E: 0 K: 0 S: 3	H: 0 LOB: 0 BB: 0 P: 3	R: 0 E: 0 K: 1 S: 5	H: 0 LOB: 0 BB: 0 P: 5	R: 0 E: 0 K: 1 S: 3	H: 1 LOB: 1 BB: 0 P: 3	R: 0 E: 0 K: 2 S: 9	H: 1 LOB: 2 BB: 0 P: 9	1B: 6 2B: 1 3B: 0 HR: 1	SF: 0 SAC: 1 DP: 1 HBP: 0	WP: 1 PB: 0 SB: 0 CS: 0	PA: 36
PITCHER	IP	WLS	BF	H	R	ER	SO	BB	IBB	HBP	BLK	WP	HR	S	P	ERA	WHIP			
Brian Kingman, R ERA: 4.38 (1, 1)	8.1	W	34	8	3	3	7	2	0	0	0	0	0	6	6	0.00	0.000			
Dave Hamilton, L ERA: 3.66 (9, 1)	0.2	S	2	0	0	0	2	0	0	0	0	0	0	6	6	0.00	0.000			

Oakland Athletics @ Detroit Tigers
Tiger Stadium, Detroit, MI
Fri Aug 31 1979, 7:05 PM EDT
Att: 18,454 - Unknown

AB	33
R	3
H	8
RBI	3
BB	2
SO	9
LOB	12



Batter	1	2	3	4	5	6	7	8	9	10	AB	R	H	RBI	BB	SO	LOB	TOP																			
Rickey Henderson, R OBP: 0.325, SLG: 0.306 (1, 7)	5-3		SH5-4		K			G4-6-3 1B		S S 1B	4	1	2	1	0	1	0	Oakland Athletics @ Detroit Tigers Tiger Stadium, Detroit, MI Sat Sep 01 1979, 3:33 AM EDT Att: 15,235 - Unknown																			
Dwayne Murphy, L OBP: 0.399, SLG: 0.388 (1, 8)	G3		G3-6-3 IBB		K			G4-6-3 1-2f		1-3 3-H 0-3	4	0	0	0	1	2	1																				
Wayne Gross, L OBP: 0.326, SLG: 0.367 (1, 5)	4-3		G3-6-3							1-H 3-H 0-0	4	1	1	1	1	0	4																				
Dave Revering, L OBP: 0.333, SLG: 0.475 (1, 3)					F8						4	2	1	1	1	1	2																				
Jim Essian, R OBP: 0.325, SLG: 0.425 (1, 2)					L5						4	0	1	0	0	0	0																				
Mitchell Page, L OBP: 0.327, SLG: 0.344 (1, 10)											4	0	1	0	0	1	1																				
Larry Murray, S OBP: 0.282, SLG: 0.278 (1, 9)											4	0	0	0	0	0	1																				
Dave Chalk, R OBP: 0.329, SLG: 0.275 Mike Edwards, R OBP: 0.272, SLG: 0.294 (10, PR) (10, 4)					6-3						4	0	2	0	0	0	0																				
Rob Picciolo, R OBP: 0.285, SLG: 0.358 (1, 6)					1-3						3	1	1	0	0	1	0																				
Inning Stats	R: 0 E: 0 K: 0 S: 3	H: 0 LOB: 0 BB: 0 P: 3	R: 1 E: 0 K: 0 S: 3	H: 1 LOB: 0 BB: 1 P: 7	R: 0 E: 0 K: 0 S: 4	H: 2 LOB: 2 BB: 1 P: 8	R: 0 E: 0 K: 1 S: 5	H: 0 LOB: 0 BB: 0 P: 5	R: 2 E: 0 K: 1 S: 7	H: 2 LOB: 0 BB: 0 P: 7	R: 0 E: 0 K: 1 S: 5	H: 0 LOB: 0 BB: 0 P: 5	R: 0 E: 0 K: 1 S: 5	H: 1 LOB: 1 BB: 1 P: 7	R: 0 E: 0 K: 1 S: 5	H: 0 LOB: 0 BB: 0 P: 5	R: 3 E: 1 K: 2 S: 10		H: 2 LOB: 1 BB: 0 P: 10	1B: 7 2B: 0 3B: 0 HR: 2	SF: 0 SAC: 2 DP: 3 HBP: 0	WP: 0 PB: 0 SB: 3 CS: 0	PA: 40														
PITCHER	IP	WLS	BF	H	R	ER	SO	BB	IBB	HBP	BLK	WP	HR	S	P	ERA	WHIP	PITCHER		IP	WLS	BF	H	R	ER	SO	BB	IBB	HBP	BLK	WP	HR	S	P	ERA	WHIP	
Jack Billingham, R ERA: 3.58 (1, 1)	5.0		19	4	1	1	1	1	1	0	0	0	0	0	19	27	1.80	1.000																			
Pat Underwood, L ERA: 4.98 (6, 1)	3.0		12	3	2	2	2	1	0	0	0	0	2	15	19	6.00	1.333																				
Aurelio Lopez, R ERA: 2.44 (9, 1)	2.0	L	9	2	3	1	3	0	0	0	0	0	0	15	15	4.50	1.000																				

Oakland Athletics @ Detroit Tigers
Tiger Stadium, Detroit, MI
Sat Sep 01 1979, 3:33 AM EDT
Att: 15,235 - Unknown

AB 35
R 6
H 9
RBI 3
BB 3
SO 6
LOB 9



Batter	1	2	3	4	5	6	7	8	9	10	AB	R	H	RBI	BB	SO	LOB	BOTTOM																			
Lou Whitaker, L OBP: 0.394, SLG: 0.373 (1, 4)	6-3										4	1	3	0	1	0	0	Oakland Athletics @ Detroit Tigers Tiger Stadium, Detroit, MI Sat Sep 01 1979, 3:33 AM EDT Att: 15,235 - Unknown																			
Alan Trammell, R OBP: 0.321, SLG: 0.347 (1, 6)	S BB 1B BB										4	2	1	2	1	0	3																				
Steve Kemp, L OBP: 0.401, SLG: 0.547 (1, 7)	1B BB										4	0	2	0	1	0	1																				
Jason Thompson, L OBP: 0.349, SLG: 0.408 (1, 3)	K										5	0	0	0	0	3	5																				
Champ Summers, L OBP: 0.397, SLG: 0.549 John Wockenfuss, R OBP: 0.328, SLG: 0.559 (1, 9) (10, PH)	FC5-4 1B										4	0	1	1	0	0	0																				
Ron LeFlore, R OBP: 0.346, SLG: 0.370 (1, 10)	FC5-4										3	0	1	0	1	0	2																				
Jerry Morales, R OBP: 0.267, SLG: 0.377 (1, 8)											4	0	0	0	0	2	1																				
Lance Parrish, R OBP: 0.341, SLG: 0.455 (1, 2)	6-3										4	0	1	0	0	1	1																				
Phil Mankowski, L OBP: 0.291, SLG: 0.256 (1, 5)	K										4	0	0	0	0	1	1																				
Inning Stats	R: 1 E: 0 K: 1 S: 6	H: 1 LOB: 2 BB: 2 P: 14	R: 0 E: 0 K: 2 S: 7	H: 0 LOB: 0 BB: 0 P: 7	R: 0 E: 0 K: 0 S: 4	H: 2 LOB: 1 BB: 0 P: 4	R: 0 E: 0 K: 0 S: 4	H: 1 LOB: 1 BB: 0 P: 4	R: 0 E: 0 K: 0 S: 3	H: 0 LOB: 0 BB: 1 P: 7	R: 0 E: 0 K: 2 S: 7	H: 0 LOB: 0 BB: 0 P: 7	R: 2 E: 0 K: 1 S: 7	H: 2 LOB: 0 BB: 0 P: 7	R: 0 E: 0 K: 0 S: 4	H: 1 LOB: 1 BB: 0 P: 4	R: 0 E: 0 K: 1 S: 7		H: 2 LOB: 2 BB: 0 P: 7	1B: 6 2B: 1 3B: 1 HR: 1	SF: 0 SAC: 0 DP: 0 HBP: 0	WP: 0 PB: 0 SB: 1 CS: 2	PA: 42														
PITCHER	IP	WLS	BF	H	R	ER	SO	BB	IBB	HBP	BLK	WP	HR	S	P	ERA	WHIP	PITCHER		IP	WLS	BF	H	R	ER	SO	BB	IBB	HBP	BLK	WP	HR	S	P	ERA	WHIP	
Steve McCatty, R ERA: 4.02 (1, 1)	9.1	W	39	9	3	3	6	4	0	0	0	0	1	47	63	2.89	1.393																				
Dave Hamilton, L ERA: 3.63 (10, 1)	0.2	S	2	0	0	0	1	0	0	0	0	0	0	4	4	0.00	0.000																				

Oakland Athletics @ Detroit Tigers
Tiger Stadium, Detroit, MI
Sat Sep 01 1979, 3:33 AM EDT
Att: 15,235 - Unknown

AB 37
R 3
H 9
RBI 3
BB 4
SO 7
LOB 16



Batter	1	2	3	4	5	6	7	8	9	AB	R	H	RBI	BB	SO	LOB	TOP										
Paul Mollitor, R OBP: 0.365, SLG: 0.461 (1, 4)	FC3-5 BB BB		G3 BLK 1B		F8		1B 1B IBB		E6 1B	3	3	1	0	2	0	0											
Don Money, R OBP: 0.316, SLG: 0.367 (1, 5)	F9 FC3-5 1B BB		5-3		F6		1B 1B 1B		SH2-3 1B	4	1	2	2	1	0	1											
Cecil Cooper, L OBP: 0.366, SLG: 0.508 (1, 3)	FC3-5 1B 1-2 2-3f		G3		3-1		1B 1B 1B		SH2-3 1B	4	0	1	1	1	0	0	3										
Gorman Thomas, R OBP: 0.352, SLG: 0.531 (1, 8)	F9 2-3		HR		K		1B 1B BB		IBB	3	1	1	1	2	1	2											
Ben Oglivie, L OBP: 0.324, SLG: 0.497 (1, 7)	1-2 1B		1B		F8		G3		F3	5	0	2	1	0	0	5											
Sixto Lezcano, R OBP: 0.420, SLG: 0.587 (1, 9)	F9		K		F6				F7	5	0	0	0	0	1	5											
Larry Hisle, R OBP: 0.356, SLG: 0.457 (1, 10)			6-3		K		1B WP 1B		6-3	4	1	1	0	0	1	0											
Robin Yount, R OBP: 0.298, SLG: 0.371 (1, 6)	G6-4-3 1B		5-3		F9		1B 1B S		1B	4	0	2	0	0	0	1											
Charlie Moore, R OBP: 0.363, SLG: 0.422 (1, 2)	G6-4-3 1-2f		5-3		K		1B 1B 6-3		6-3	4	0	0	0	0	1	3											
Inning Stats	R: 1 E: 0 K: 0 S: 4	H: 1 LOB: 2 BB: 2 P: 12	R: 0 E: 0 K: 0 S: 3	H: 1 LOB: 0 BB: 0 P: 3	R: 2 E: 0 K: 1 S: 8	H: 3 LOB: 1 BB: 0 P: 8	R: 0 E: 0 K: 1 S: 5	H: 0 LOB: 0 BB: 0 P: 5	R: 0 E: 0 K: 0 S: 3	H: 0 LOB: 0 BB: 0 P: 3	R: 0 E: 0 K: 1 S: 5	H: 0 LOB: 0 BB: 0 P: 5	R: 2 E: 0 K: 1 S: 8	H: 3 LOB: 3 BB: 2 P: 16	R: 0 E: 0 K: 0 S: 4	H: 1 LOB: 1 BB: 0 P: 4	R: 1 E: 1 K: 0 S: 5	H: 1 LOB: 2 BB: 1 P: 9	1B: 9 2B: 0 3B: 0 HR: 1	SF: 0 SAC: 1 DP: 1 HBP: 0	WP: 1 PA: 42 SB: 0 CS: 0						
PITCHER	IP	WLS	BF	H	R	ER	SO	BB	IBB	HBP	BLK	WP	HR	S	P	ERA	WHIP										
Mike Norris, R ERA: 4.9 (1, 1)	6.2	L	30	8	5	5	4	2	1	0	1	1	1	35	47	6.75	1.500										
Jim Todd, R ERA: 6.66 (7, 1)	1.1		8	2	1	0	0	1	0	0	0	0	0	7	11	0.00	2.250										
Craig Minetto, L ERA: 5.77 (9, 1)	0.2		3	0	0	0	0	0	1	0	0	0	0	2	6	0.00	0.000										
Dave Heaverlo, R ERA: 4.15 (9, 1)	0.1		1	0	0	0	0	0	0	0	0	0	0	1	1	0.00	0.000										

Milwaukee Brewers @ Oakland Athletics
Oakland-Alameda County Coliseum, Oakland, CA
Mon Sep 03 1979, 3:33 AM PDT
Att: 7,948 - Unknown

AB 36
R 6
H 10
RBI 5
BB 5
SO 4
LOB 20



Batter	1	2	3	4	5	6	7	8	9	AB	R	H	RBI	BB	SO	LOB	BOTTOM										
Rickey Henderson, R OBP: 0.325, SLG: 0.302 (1, 7)	F7		4-3		F7				F7	4	0	0	0	0	0	1											
Dwayne Murphy, L OBP: 0.403, SLG: 0.394 (1, 8)	4-3 2B				1B SF8 1B				1B BB	3	1	2	0	1	0	0											
Mike Heath, R OBP: 0.313, SLG: 0.355 (1, 9)	4-3				F8				1B	3	0	0	0	0	0	2											
Dave Revering, L OBP: 0.339, SLG: 0.476 (8, PH)										1	0	1	1	0	0	0											
Larry Murray, S OBP: 0.282, SLG: 0.282 (8, PR)										0	0	0	0	0	0	0											
Mitchell Page, L OBP: 0.326, SLG: 0.343 (1, 10)	F8				S 1B 1B				F7	4	1	1	0	0	0	3											
Jim Essian, R OBP: 0.319, SLG: 0.417 (1, 5)					F9 SF8				F8	3	0	0	1	0	0	0											
Wayne Gross, L OBP: 0.325, SLG: 0.364 (1, 3)					3-H					3	0	1	1	0	1	0											
Mario Guerrero, R OBP: 0.253, SLG: 0.259 (9, PH)					2-H 1B				K	1	0	0	0	0	1	0											
Jeff Newman, R OBP: 0.266, SLG: 0.415 (1, 2)					F4 K				4-3	4	0	0	0	0	1	1											
Dave Chalk, R OBP: 0.323, SLG: 0.270 (1, 4)					6-3				BB 1B 1B	3	1	1	0	0	0	0											
Rob Picciolo, R OBP: 0.282, SLG: 0.356 (1, 6)					6-3				K	3	0	0	0	0	1	1											
Inning Stats	R: 0 E: 0 K: 0 S: 4	H: 1 LOB: 1 BB: 0 P: 4	R: 0 E: 0 K: 0 S: 3	H: 0 LOB: 0 BB: 0 P: 3	R: 0 E: 0 K: 0 S: 3	H: 0 LOB: 0 BB: 0 P: 3	R: 2 E: 0 K: 1 S: 8	H: 3 LOB: 1 BB: 0 P: 8	R: 0 E: 0 K: 0 S: 3	H: 0 LOB: 0 BB: 0 P: 3	R: 0 E: 0 K: 0 S: 3	H: 0 LOB: 0 BB: 0 P: 3	R: 0 E: 0 K: 1 S: 5	H: 0 LOB: 0 BB: 0 P: 5	R: 1 E: 0 K: 1 S: 7	H: 2 LOB: 2 BB: 1 P: 11	R: 0 E: 0 K: 1 S: 5	H: 0 LOB: 0 BB: 0 P: 5	1B: 5 2B: 1 3B: 0 HR: 0	SF: 1 SAC: 0 DP: 0 HBP: 0	WP: 0 PA: 34 SB: 1 CS: 0						
PITCHER	IP	WLS	BF	H	R	ER	SO	BB	IBB	HBP	BLK	WP	HR	S	P	ERA	WHIP										
Jim Slaton, R ERA: 3.6 (1, 1)	7.2	W	30	6	3	3	3	1	0	0	0	0	0	35	39	3.52	0.913										
Jerry Augustine, L ERA: 3.53 (8, 1)	1.1	S	4	0	0	0	1	0	0	0	0	0	0	6	6	0.00	0.000										

Milwaukee Brewers @ Oakland Athletics
Oakland-Alameda County Coliseum, Oakland, CA
Mon Sep 03 1979, 3:33 AM PDT
Att: 7,948 - Unknown

AB 32
R 3
H 6
RBI 3
BB 1
SO 4
LOB 8



Batter	1	2	3	4	5	6	7	8	9	AB	R	H	RBI	BB	SO	LOB	TOP			
Paul Moltis , R OBP: 0.364, SLG: 0.459 (1, 4)										4	1	1	0	0	1	1	Milwaukee Brewers @ Oakland Athletics Oakland-Alameda County Coliseum, Oakland, CA Wed Sep 05 1979, 7:05 PM PDT Att: 1,772 - Unknown livebaseballscorecards.com			
Sal Bando , R OBP: 0.335, SLG: 0.355 (1, 5)										3	0	2	0	1	0	1				
Cecil Cooper , L OBP: 0.366, SLG: 0.505 (1, 3)										3	0	0	0	1	0	3				
Gorman Thomas , R OBP: 0.350, SLG: 0.526 (1, 8)										4	0	0	0	0	3	4				
Ben Oglivie , L OBP: 0.324, SLG: 0.493 (1, 7)										3	0	0	0	1	0	1				
Sixto Lezcano , R OBP: 0.419, SLG: 0.583 (1, 9)										3	0	0	0	1	1	2				
Don Money , R OBP: 0.314, SLG: 0.362 (1, 10)										4	0	0	0	0	0	1				
Robin Yount , R OBP: 0.299, SLG: 0.373 (1, 6)										4	0	2	0	0	0	1				
Charlie Moore , R OBP: 0.360, SLG: 0.418 (1, 2)										3	0	0	0	0	0	2				
Inning Stats	R: 1 E: 0 K: 2 S: 8	H: 1 LOB: 2 BB: 2 P: 16	R: 0 E: 0 K: 0 S: 4	H: 1 LOB: 1 BB: 0 P: 4	R: 0 E: 0 K: 1 S: 4	H: 0 LOB: 0 BB: 1 P: 8	R: 0 E: 0 K: 0 S: 3	H: 0 LOB: 0 BB: 0 P: 3	R: 0 E: 0 K: 1 S: 5	H: 0 LOB: 0 BB: 0 P: 5	R: 0 E: 0 K: 0 S: 4	H: 1 LOB: 1 BB: 0 P: 4	R: 0 E: 0 K: 0 S: 4	H: 1 LOB: 1 BB: 0 P: 4	R: 0 E: 0 K: 1 S: 6	H: 0 LOB: 1 BB: 1 P: 7	1B: 5 2B: 0 3B: 0 HR: 0	SF: 0 SAC: 0 DP: 0 HBP: 0	WP: 0 PB: 0 SB: 3 CS: 1	PA: 35
PITCHER Matt Keough , R ERA: 5.4 (1, 1)	IP: 9.0 WLS: W BF: 35	H: 5 R: 1 ER: 0 SO: 5	BB: 4 IBB: 0 HBP: 0 BLK: 0	WP: 0 HR: 0 S: 41 P: 57	ERA: 0.00 WHIP: 1.000															

Batter	1	2	3	4	5	6	7	8	9	AB	R	H	RBI	BB	SO	LOB	BOTTOM			
Rickey Henderson , R OBP: 0.324, SLG: 0.301 (1, 7)										4	0	1	0	0	0	4	Milwaukee Brewers @ Oakland Athletics Oakland-Alameda County Coliseum, Oakland, CA Wed Sep 05 1979, 7:05 PM PDT Att: 1,772 - Unknown livebaseballscorecards.com			
Dwayne Murphy , L OBP: 0.403, SLG: 0.404 (1, 8)										5	1	2	4	0	0	1				
Mike Heath , R OBP: 0.315, SLG: 0.356 (1, 9)										5	1	2	0	0	0	1				
Jeff Newman , R OBP: 0.268, SLG: 0.416 (1, 3)										4	0	2	0	0	1	3				
Jim Essian , R OBP: 0.322, SLG: 0.416 (1, 2)										3	0	1	1	1	0	3				
Mike Edwards , R OBP: 0.272, SLG: 0.293 (1, 4)										4	0	1	0	0	1	2				
Mitchell Page , L OBP: 0.327, SLG: 0.343 (1, 10)										3	1	1	0	1	1	2				
Dave Chalk , R OBP: 0.321, SLG: 0.269 (1, 5)										4	1	1	0	0	0	3				
Rob Picciolo , R OBP: 0.281, SLG: 0.355 (1, 6)										4	2	1	0	0	1	3				
Inning Stats	R: 0 E: 0 K: 0 S: 4	H: 1 LOB: 1 BB: 0 P: 4	R: 0 E: 0 K: 0 S: 3	H: 1 LOB: 1 BB: 1 P: 7	R: 1 E: 0 K: 1 S: 8	H: 3 LOB: 2 BB: 0 P: 8	R: 0 E: 1 K: 0 S: 5	H: 1 LOB: 2 BB: 0 P: 5	R: 0 E: 0 K: 0 S: 4	H: 1 LOB: 1 BB: 0 P: 4	R: 5 E: 1 K: 1 S: 11	H: 5 LOB: 2 BB: 1 P: 15	R: 0 E: 0 K: 2 S: 7	H: 0 LOB: 0 BB: 0 P: 7	R: 0 E: 0 K: 0 S: 3	H: 0 LOB: 0 BB: 0 P: 3	1B: 11 2B: 0 3B: 0 HR: 1	SF: 0 SAC: 1 DP: 1 HBP: 0	WP: 1 PB: 0 SB: 0 CS: 0	PA: 39
PITCHER Mike Caldwell , L ERA: 3.25 (1, 1)	IP: 5.2 WLS: L BF: 31	H: 11 R: 6 ER: 1 SO: 1	BB: 2 IBB: 0 HBP: 0 BLK: 0	WP: 1 HR: 1 S: 31 P: 39	ERA: 1.59 WHIP: 2.294															
Bob Galasso , R ERA: 4.24 (6, 1)	IP: 0.1 WLS: L BF: 2	H: 1 R: 0 ER: 0 SO: 1	BB: 0 IBB: 0 HBP: 0 BLK: 0	WP: 0 HR: 0 S: 4 P: 4	ERA: 0.00 WHIP: 3.000															
Bob McClure , L ERA: 4.18 (7, 1)	IP: 1.0 WLS: L BF: 3	H: 0 R: 0 ER: 0 SO: 2	BB: 0 IBB: 0 HBP: 0 BLK: 0	WP: 0 HR: 0 S: 7 P: 7	ERA: 0.00 WHIP: 0.000															
Bill Castro , R ERA: 1.91 (8, 1)	IP: 1.0 WLS: L BF: 3	H: 0 R: 0 ER: 0 SO: 0	BB: 0 IBB: 0 HBP: 0 BLK: 0	WP: 0 HR: 0 S: 3 P: 3	ERA: 0.00 WHIP: 0.000															

Batter	1	2	3	4	5	6	7	8	9	10	AB	R	H	RBI	BB	SO	LOB	TOP			
Mike Squires, L OBP: 0.336, SLG: 0.343 (1, 3)	G3		4-1		1B		F9	F5			5	0	1	0	0	0	1				
Alan Bannister, R OBP: 0.350, SLG: 0.388 Junior Moore, R OBP: 0.300, SLG: 0.330 (1, 7)	1-3		1B 2B		B3		2B BB		1-3		4	2	1	0	1	0	1				
Claudell Washington, L OBP: 0.319, SLG: 0.452 (1, 9)	1B		F6		F9		2B		G6-4-3 1B		5	1	3	1	0	0	2				
Lamar Johnson, R OBP: 0.361, SLG: 0.451 (1, 10)	1B		FC6-4 1B		6-3		WP 2B		G6-4-3 1B		5	0	3	2	0	0	2				
Chet Lemon, R OBP: 0.300, SLG: 0.500 (1, 8)	F8		FC6-4 1-2F		SH1-3 FC5-2 2B		WP IBB		3-1		4	0	1	0	1	0	3				
Jim Morrison, R OBP: 0.300, SLG: 0.476 (10, 5)	2B		K		SH1-3 2-3		K		2-3		4	0	1	0	0	2	2				
Kevin Bell, R OBP: 0.299, SLG: 0.400 Jorge Orta, L OBP: 0.346, SLG: 0.434 (10, PH)	K		6-3		FC5-2		K		1B		4	0	0	0	0	2	2				
Mike Colbern, R OBP: 0.280, SLG: 0.292 Ralph Garr, L OBP: 0.320, SLG: 0.418 Mitt May, L OBP: 0.307, SLG: 0.424 (8, 2)	6-3		6-3		F8		F7		F8		3	0	1	0	0	0	2				
Greg Pryor, R OBP: 0.329, SLG: 0.354 Thad Bosley, L OBP: 0.305, SLG: 0.281 Harry Chappas, S OBP: 0.319, SLG: 0.333 (7, 6)	5-3		F4		G3		1B				2	0	0	0	0	0	2				
Inning Stats	R: 0 E: 0 K: 0 S: 5	H: 2 LOB: 2 BB: 0 P: 5	R: 0 E: 0 K: 1 S: 6	H: 1 LOB: 1 BB: 0 P: 6	R: 1 E: 0 K: 0 S: 5	H: 2 LOB: 1 BB: 0 P: 6	R: 0 E: 0 K: 0 S: 4	H: 1 LOB: 1 BB: 0 P: 4	R: 2 E: 0 K: 1 S: 7	H: 2 LOB: 2 BB: 2 P: 15	R: 0 E: 0 K: 1 S: 3	H: 1 LOB: 0 BB: 0 P: 3	R: 0 E: 0 K: 0 S: 4	H: 1 LOB: 1 BB: 0 P: 4	1B: 8 2B: 5 3B: 0 HR: 0	SF: 0 SAC: 1 DP: 1 HBP: 0	WP: 1 PB: 0 SB: 1 CS: 0	PA: 44			
PITCHER Rick Langford, R ERA: 4.07 (1, 1)	IP: 10.0 W: 7 L: 4 BF: 44 H: 13 R: 3 ER: 3 SO: 4 BB: 1 IBB: 1 HBP: 0 BLK: 0 WP: 1 HR: 0 S: 50 P: 58 ERA: 2.70 WHIP: 1.400																				

Chicago White Sox @ Oakland Athletics
Oakland-Alameda County Coliseum, Oakland, CA

AB 41
R 3
H 13
RBI 3
BB 2
SO 4
LOB 18



WP: 1 PA: 44
PB: 0
SB: 1
CS: 0

Batter	1	2	3	4	5	6	7	8	9	10	AB	R	H	RBI	BB	SO	LOB	BOTTOM				
Rickey Henderson, R OBP: 0.329, SLG: 0.321 (1, 7)	SF8 2B		L8-3 1-2			1B 2B		F8		E 3B	5	3	3	1	0	0	2					
Dwayne Murphy, L OBP: 0.405, SLG: 0.405 (1, 8)	B3				3-1	1B		HBP 1B		E IBB IBB	4	0	2	1	1	0	1					
Mike Heath, R OBP: 0.317, SLG: 0.353 (9, 5)	SF8 2H				6-3	F7		HBP 1-2 2-3		E IBB	2	0	0	1	1	0	1					
Jeff Newman, R OBP: 0.265, SLG: 0.411 (1, 2)	5-3				6-3	K		F8		E6	5	0	0	0	0	1	6					
Jim Essian, R OBP: 0.317, SLG: 0.410 (1, 3)					L5			F9		L6	4	0	0	0	0	0	0					
Dave Revering, L OBP: 0.339, SLG: 0.475 Larry Murray, S OBP: 0.282, SLG: 0.282 Mitchell Page, L OBP: 0.327, SLG: 0.342 (9, PH)	G3				4-3			CS 1B		F8	3	0	1	0	0	0	0					
Mike Edwards, R OBP: 0.271, SLG: 0.291 (1, 4)	6-3				F9			F9		BB BB	3	0	0	0	1	0	1					
Dave Chalk, R OBP: 0.326, SLG: 0.268 Derek Bryant, R OBP: 0.237, SLG: 0.214 (9, PR)					F2			CS 1B			1	1	0	0	2	0	0					
Wayne Gross, L OBP: 0.327, SLG: 0.364 (10, 9)						SH1-4 2B BB		1-2		HBP 1B BB	0	0	0	0	1	0	0					
Rob Picciolo, R OBP: 0.282, SLG: 0.355 (1, 6)					SH1-4 1-2			B3		1-3	3	0	1	0	0	0	3					
Inning Stats	R: 1 E: 0 K: 0 S: 4	H: 1 LOB: 0 BB: 0 P: 4	R: 0 E: 0 K: 0 S: 3	H: 0 LOB: 0 BB: 0 P: 3	R: 0 E: 0 K: 0 S: 3	H: 1 LOB: 0 BB: 0 P: 3	R: 0 E: 0 K: 0 S: 3	H: 0 LOB: 0 BB: 0 P: 3	R: 2 E: 0 K: 1 S: 7	H: 2 LOB: 1 BB: 1 P: 11	R: 0 E: 0 K: 0 S: 3	H: 1 LOB: 1 BB: 0 P: 3	R: 0 E: 0 K: 0 S: 4	H: 1 LOB: 3 BB: 1 P: 9	R: 0 E: 0 K: 0 S: 3	H: 0 LOB: 2 BB: 2 P: 11	R: 1 E: 1 K: 0 S: 2	H: 1 LOB: 3 BB: 2 P: 10	1B: 4 2B: 3 3B: 1 HR: 0	SF: 1 SAC: 1 DP: 1 HBP: 1	WP: 0 PB: 0 SB: 1 CS: 1	PA: 41
PITCHER Ken Kravec, L ERA: 3.95 Mike Proly, R ERA: 4.4 (8, 1)	IP: 7.2 W: 1 L: 1 BF: 30 H: 1 R: 1 ER: 0 SO: 0 BB: 2 IBB: 2 HBP: 0 BLK: 0 WP: 0 HR: 0 S: 29 P: 38 ERA: 3.52 WHIP: 1.043																					

Chicago White Sox @ Oakland Athletics
Oakland-Alameda County Coliseum, Oakland, CA

AB 31
R 4
H 7
RBI 3
BB 6
SO 1
LOB 14



WP: 0 PA: 41
PB: 0
SB: 1
CS: 1

Batter	1	2	3	4	5	6	7	8	9	AB	R	H	RBI	BB	SO	LOB	TOP			
Mike Squires, L (1, 3) OBP: 0.335, SLG: 0.342	0-0 G6-3 1B		0-0 F8		0-0 CS 1B		0-3 K			4	0	1	0	0	1	1	Chicago White Sox @ Oakland Athletics Oakland-Alameda County Coliseum, Oakland, CA Sat Sep 08 1979, 3:33 AM PDT Att: 1,596 - Unknown			
Alan Bannister, R (1, 7) OBP: 0.349, SLG: 0.389	0-0 G6-3		0-0 1B 2B		0-3 K			0-0 F9		4	1	1	0	0	0	2				
Thad Bosley, L (9, 7) OBP: 0.395, SLG: 0.281	1-2									0	0	0	0	0	0	0				
Claudell Washington, L (1, 9) OBP: 0.321, SLG: 0.451	4-0 S BB		0-0 S 1B		0-0 F5			0-0 6-3		3	0	1	1	1	0	0				
Lamar Johnson, R (1, 10) OBP: 0.358, SLG: 0.447	0-0 F9		0-0 S		0-0 CS	0-0 F6		0-0 F9		5	0	0	0	0	0	2				
Chet Lemon, R (1, 8) OBP: 0.381, SLG: 0.499		0-3 K		0-0 F5		0-0 F8			0-0 4-3	3	0	1	0	1	1	0				
Milt May, L (1, 2) OBP: 0.307, SLG: 0.423		0-0		0-0		4-0			0-0 F9	3	0	1	0	0	0	2				
Mike Colbern, R (9, PH) OBP: 0.294, SLG: 0.306				S 4-3 1B		S BB				1	0	1	0	0	0	0				
Jim Morrison, R (1, 4) OBP: 0.299, SLG: 0.467		0-3 K		0-0 4-3 1B		0-0 G3				3	0	0	0	1	1	2				
Greg Pryor, R (1, 6) OBP: 0.329, SLG: 0.354		0-3 K		4-0				0-0 F7		3	0	1	0	0	1	3				
Kevin Bell, R (1, 5) OBP: 0.299, SLG: 0.399			0-3 K		0-0 1-3		0-0 CS 1B			3	0	1	0	0	2	1				
Inning Stats	R: 0 E: 0 K: 0 S: 3	H: 1 LOB: 1 BB: 1 P: 7	R: 0 E: 0 K: 3 S: 10	H: 1 LOB: 1 BB: 0 P: 10	R: 1 E: 0 K: 1 S: 6	H: 2 LOB: 1 BB: 0 P: 6	R: 0 E: 0 K: 0 S: 4	H: 1 LOB: 2 BB: 1 P: 8	R: 0 E: 0 K: 1 S: 5	H: 0 LOB: 0 BB: 0 P: 5	R: 0 E: 0 K: 0 S: 3	H: 1 LOB: 1 BB: 0 P: 7	R: 0 E: 0 K: 1 S: 5	H: 0 LOB: 0 BB: 0 P: 5	R: 0 E: 0 K: 0 S: 3	H: 1 LOB: 1 BB: 0 P: 4	1B: 7 2B: 2 3B: 0 HR: 0	SF: 0 SAC: 0 DP: 2 HBP: 0	WP: 0 PB: 0 SB: 4 CS: 2	PA: 36
PITCHER Steve McCatty, R (1, 1) ERA: 3.85	IP: 9.0 WLS: W BF: 35	H: 8 R: 1 ER: 1 SO: 6	BB: 3 IBB: 0 HBP: 0 BLK: 0	WP: 0 HR: 0 S: 43 P: 55	ERA: 1.00 WHIP: 1.222	PITCHER										IP: 9.0 WLS: W BF: 35	H: 8 R: 1 ER: 1 SO: 6	BB: 3 IBB: 0 HBP: 0 BLK: 0	WP: 0 HR: 0 S: 43 P: 55	ERA: 1.00 WHIP: 1.222

Batter	1	2	3	4	5	6	7	8	9	AB	R	H	RBI	BB	SO	LOB	BOTTOM								
Rickey Henderson, R (1, 7) OBP: 0.333, SLG: 0.324	0-0 1-3		0-0 FC6-4 1B		0-0 5-3			0-0 B1-6 BB 1B	4-0 1-2 2-3 3-H BB	4	0	2	1	1	0	0	Chicago White Sox @ Oakland Athletics Oakland-Alameda County Coliseum, Oakland, CA Sat Sep 08 1979, 3:33 AM PDT Att: 1,596 - Unknown								
Dwayne Murphy, L (1, 8) OBP: 0.406, SLG: 0.404	0-3 K		0-0 F6			0-0 SH3-4 1B		4-0 1B 1-2 BB		3	1	1	0	1	1	2									
Mike Heath, R (1, 9) OBP: 0.317, SLG: 0.350	4-0 BB		0-0 FC6-4		0-0 1-2 2-3	0-0 SH3-4		0-0 B1-6		2	0	0	0	1	0	4									
Dave Revering, L (1, 10) OBP: 0.338, SLG: 0.473	0-0 F7		0-0 F6			0-0 F8		0-0 1B 1-3 1B		4	0	1	0	0	0	4									
Larry Murray, S (9, PR) OBP: 0.292, SLG: 0.282										0	0	0	0	0	0	0									
Jim Essian, R (1, 2) OBP: 0.316, SLG: 0.408		0-0 6-3		0-0 5-3		0-0 F7		0-0 1-3 3-H 1B		4	0	1	1	0	0	1									
Mike Edwards, R (1, 4) OBP: 0.271, SLG: 0.290		0-0 5-3		0-0 F8			0-0 FC3-6 1B	0-0 F4		4	0	1	0	0	0	3									
Jeff Newman, R (1, 3) OBP: 0.265, SLG: 0.408		4-0		0-0 6-3			0-0 FC3-6		0-0 E5 1B BB	3	0	0	0	1	0	1									
Derek Bryant, R (9, PR) OBP: 0.237, SLG: 0.214										0	1	0	0	0	0	0									
Wayne Gross, L (1, 5) OBP: 0.326, SLG: 0.363		0-0 F9				0-0 1-3		0-0 F9		4	0	1	0	0	0	2									
Rob Picciolo, R (1, 6) OBP: 0.285, SLG: 0.354			0-0 FC6-4 1B		0-0 G3		0-0 F8		4-0 BB 1B	3	0	1	0	1	0	1									
Inning Stats	R: 0 E: 0 K: 1 S: 5	H: 0 LOB: 1 BB: 1 P: 9	R: 0 E: 0 K: 0 S: 3	H: 0 LOB: 1 BB: 1 P: 7	R: 0 E: 0 K: 0 S: 5	H: 2 LOB: 2 BB: 0 P: 5	R: 0 E: 0 K: 0 S: 3	H: 0 LOB: 0 BB: 0 P: 3	R: 0 E: 0 K: 0 S: 4	H: 1 LOB: 1 BB: 0 P: 4	R: 0 E: 0 K: 0 S: 4	H: 1 LOB: 1 BB: 0 P: 4	R: 1 E: 0 K: 0 S: 5	H: 3 LOB: 3 BB: 1 P: 9	R: 1 E: 1 K: 0 S: 2	H: 1 LOB: 3 BB: 2 P: 10	1B: 8 2B: 1 3B: 0 HR: 0	SF: 0 SAC: 1 DP: 1 HBP: 0	WP: 0 PB: 0 SB: 0 CS: 0	PA: 37					
PITCHER Ross Baumgarten, L (1, 1) ERA: 3.68	IP: 7.2 WLS: L BF: 5	H: 7 R: 1 ER: 1 SO: 1	BB: 3 IBB: 0 HBP: 0 BLK: 0	WP: 0 HR: 0 S: 31 P: 43	ERA: 1.17 WHIP: 1.304	PITCHER										IP: 7.2 WLS: L BF: 5	H: 7 R: 1 ER: 1 SO: 1	BB: 3 IBB: 0 HBP: 0 BLK: 0	WP: 0 HR: 0 S: 31 P: 43	ERA: 1.17 WHIP: 1.304					
Mike Prolly, R (8, 1) ERA: 4.35	0.1		1	1	0	0	1	1	0	0	0	3	11	0.00	6.000										


Batter	1	2	3	4	5	6	7	8	9	AB	R	H	RBI	BB	SO	LOB	TOP
Thad Bosley, L OBP: 0.428, SLG: 0.314 (1, 7)	0-0 WP 1B		0-0 6-3		4-0 S BB			0-0 1B		3	0	2	0	1	0	0	Chicago White Sox @ Oakland Athletics Oakland-Alameda County Coliseum, Oakland, CA Sun Sep 09 1979, 3:33 AM PDT Unknown
Jim Morrison, R OBP: 0.298, SLG: 0.462 (1, 4)	0-0 6-3		0-0 FC6 1B		0-0 F6			0-0 F7		4	0	1	0	0	0	3	
Claudell Washington, L OBP: 0.320, SLG: 0.448 (1, 9)	4-0 S BB		0-0 FC6 1-2		0-0 F8			0-0 4-3		3	0	0	0	1	0	2	
Lamar Johnson, R OBP: 0.355, SLG: 0.443 (1, 3)	0-0 F8			0-0 F8				0-0 F8		4	0	0	0	0	0	2	
Chet Lemon, R OBP: 0.382, SLG: 0.498 (1, 8)	0-3 K 1-2			1-0 FC4-6 HBP				0-0 6-3		3	0	1	0	0	1	2	
Ralph Garr, L OBP: 0.316, SLG: 0.413 (1, 10)		0-0 F9		0-0 FC4-6 1-2				0-0 F8		4	0	0	0	0	0	2	
Greg Pryor, R OBP: 0.327, SLG: 0.351 (1, 6)		0-0 F3		0-0 G3				0-0 F8		3	0	0	0	0	1	1	
Mike Squires, L OBP: 0.333, SLG: 0.340 (0, PH)							0-3 K		0-0 F8	1	0	0	0	0	0	1	
Bill Nahorodny, R OBP: 0.322, SLG: 0.413 (1, 2)		0-0 F4			0-0 F3			0-0 6-3		3	0	0	0	0	0	0	
Kevin Bell, R OBP: 0.293, SLG: 0.390 (1, 5)			0-0 1-3		0-0 F7			0-0 G2		3	0	0	0	0	0	0	
Inning Stats	R: 0 E: 0 K: 1 S: 6	H: 1 LOB: 2 BB: 1 P: 10	R: 0 E: 0 K: 0 S: 3	H: 0 LOB: 0 BB: 0 P: 3	R: 0 E: 0 K: 0 S: 4	H: 1 LOB: 1 BB: 0 P: 4	R: 0 E: 0 K: 0 S: 3	H: 0 LOB: 1 BB: 0 P: 4	R: 0 E: 0 K: 1 S: 5	H: 0 LOB: 0 BB: 0 P: 5	R: 0 E: 0 K: 0 S: 4	H: 1 LOB: 1 BB: 0 P: 4	R: 0 E: 0 K: 0 S: 4	H: 1 LOB: 1 BB: 0 P: 4	1B: 4 2B: 0 3B: 0 HR: 0	SF: 0 SAC: 0 DP: 0 HBP: 1	WP: 1 PA: 34 CS: 0
PITCHER Brian Kingman, R ERA: 3.95 (1, 1)	IP: 9.0 WLS: W BF: 34 H: 4 R: 0 ER: 0 SO: 2 BB: 2 IBB: 0 HBP: 1 BLK: 0 WP: 1 HR: 0 S: 35 P: 44 ERA: 0.00 WHIP: 0.667																

Batter	1	2	3	4	5	6	7	8	9	AB	R	H	RBI	BB	SO	LOB	BOTTOM		
Rickey Henderson, R OBP: 0.338, SLG: 0.324 (1, 7)	0-0 S SH2-4 1B		0-0 F3			0-0 5-3		1-0 1B E HBP		3	2	1	0	0	0	0	Chicago White Sox @ Oakland Athletics Oakland-Alameda County Coliseum, Oakland, CA Sun Sep 09 1979, 3:33 AM PDT Unknown		
Dwayne Murphy, L OBP: 0.405, SLG: 0.404 (1, 8)	0-0 SH2-4 1-2		0-3 K			0-0 B1-3		0-0 E9 SF8 1B		3	1	1	0	0	1	0			
Mike Heath, R OBP: 0.320, SLG: 0.351 (1, 9)	4-0 1B BB		0-3 K			0-0 1B		0-0 SF8 3-H		2	0	1	1	1	1	0			
Larry Murray, S OBP: 0.282, SLG: 0.282 (0, 9)						0-0 1B				0	0	0	0	0	0	0			
Jeff Newman, R OBP: 0.269, SLG: 0.411 (1, 3)	0-0 1-2 2H 1B			0-0 G5-4-3 1B		0-0 F7		0-0 1B		4	0	3	1	0	0	1			
Jim Essian, R OBP: 0.312, SLG: 0.401 (1, 2)	0-0 F7			0-0 G5-4-3 1-2				0-0 F7		4	0	0	0	0	0	4			
Mitchell Page, L OBP: 0.324, SLG: 0.339 (1, 10)	0-3 K		0-3 K					0-0 E4 S HBP		4	0	0	0	0	2	3			
Mike Edwards, R OBP: 0.274, SLG: 0.291 (1, 4)		0-0 F9			0-0 L4 SH1-4 1B			1-0 S HBP		2	0	1	0	0	0	0			
Wayne Gross, L OBP: 0.327, SLG: 0.362 (1, 5)		0-0 F5			0-0 SH1-4 1-2			4-0 G6-4-3 BB		1	0	0	0	1	0	0			
Rob Picciolo, R OBP: 0.282, SLG: 0.351 (1, 6)		0-0 6-3			0-0 L4 2-3			0-0 G6-4-3 1-2		3	0	0	0	0	0	4			
Inning Stats	R: 1 E: 0 K: 1 S: 7	H: 2 LOB: 2 BB: 1 P: 11	R: 0 E: 0 K: 0 S: 3	H: 0 LOB: 0 BB: 0 P: 3	R: 0 E: 0 K: 2 S: 7	H: 0 LOB: 0 BB: 0 P: 7	R: 0 E: 0 K: 1 S: 5	H: 1 LOB: 0 BB: 0 P: 5	R: 0 E: 0 K: 0 S: 3	H: 1 LOB: 0 BB: 0 P: 3	R: 0 E: 0 K: 0 S: 4	H: 1 LOB: 1 BB: 0 P: 4	R: 0 E: 1 K: 0 S: 3	H: 0 LOB: 2 BB: 1 P: 8	R: 2 E: 1 K: 0 S: 5	H: 2 LOB: 1 BB: 0 P: 6	1B: 7 2B: 1 3B: 0 HR: 0	SF: 1 SAC: 2 DP: 3 HBP: 2	WP: 0 PA: 33 CS: 0
PITCHER Steve Trout, L ERA: 4.31 (1, 1)	IP: 7.1 WLS: L BF: 31 H: 7 R: 3 ER: 2 SO: 4 BB: 2 IBB: 2 HBP: 0 BLK: 0 WP: 0 HR: 0 S: 35 P: 45 ERA: 2.46 WHIP: 1.227																		
Randy Scarbery, R ERA: 4.49 (0, 1)	IP: 0.2 WLS: L BF: 2 H: 0 R: 0 ER: 0 SO: 0 BB: 0 IBB: 0 HBP: 0 BLK: 0 WP: 0 HR: 0 S: 2 P: 2 ERA: 0.00 WHIP: 0.000																		

Batter	1	2	3	4	5	6	7	8	9	AB	R	H	RBI	BB	SO	LOB	TOP		
Rickey Henderson, R OBP: 0.333, SLG: 0.319	0-3 K			0-0 5-3		0-0 4-3		0-0 5-3		4	0	0	0	0	1	1			
Dwayne Murphy, L OBP: 0.396, SLG: 0.394	0-0 4-3			0-0 4-3			0-3 K		0-0 1-3	4	0	0	0	0	1	0			
Mike Heath, R OBP: 0.322, SLG: 0.352	0-0 1-3			0-0 1B			0-0 4-3		0-0 F9	4	0	1	0	0	0	0			
Dave Revering, L OBP: 0.339, SLG: 0.475		0-0 G4-3 1B		0-0 F7			0-0 2B		0-0 F4	4	0	2	0	0	0	1			
Wayne Gross, L OBP: 0.326, SLG: 0.359		0-0 G4-3 1-2			0-0 3-1		4-0 BB			2	0	0	0	1	0	1			
Mitchell Page, L OBP: 0.322, SLG: 0.336	0-3 K				0-0 F8		0-0 F8			3	0	0	0	0	1	2			
Jim Essian, R OBP: 0.312, SLG: 0.404			0-0 6-3		0-0 6-3			0-0 1B 2B		3	0	1	0	0	0	0			
Dave Chalk, R OBP: 0.317, SLG: 0.260			0-0 F6		0-0 L6			0-0 5-3		3	0	0	0	0	0	1			
Rob Picciolo, R OBP: 0.279, SLG: 0.347			0-3 K		0-3 K			0-0 2-3 1B		3	0	1	0	0	2	0			
Inning Stats	R: 0 E: 0 K: 1 S: 5	H: 0 LOB: 0 BB: 0 P: 5	R: 0 E: 0 K: 1 S: 5	H: 1 LOB: 0 BB: 0 P: 5	R: 0 E: 0 K: 1 S: 5	H: 0 LOB: 0 BB: 0 P: 5	R: 0 E: 0 K: 0 S: 4	H: 1 LOB: 1 BB: 0 P: 4	R: 0 E: 0 K: 0 S: 3	H: 0 LOB: 2 BB: 0 P: 3	R: 0 E: 0 K: 1 S: 6	H: 1 LOB: 2 BB: 1 P: 10	R: 0 E: 0 K: 0 S: 4	H: 2 LOB: 1 BB: 0 P: 4	R: 0 E: 0 K: 0 S: 3	H: 0 LOB: 0 BB: 0 P: 3	1B: 3 2B: 2 3B: 0 HR: 0	SF: 0 SAC: 0 DP: 1 HBP: 0	WP: 0 PA: 31 CS: 0
PITCHER Jim Slaton, R ERA: 3.44	IP: 9.0 WLS: W BF: 31 H: 5 R: 0 ER: 0 SO: 5 BB: 1 IBB: 0 HBP: 0 BLK: 0 WP: 0 HR: 0 S: 40 P: 44 ERA: 0.00 WHIP: 0.667															PITCHER			

Oakland Athletics @ Milwaukee Brewers
 Milwaukee County Stadium, Milwaukee, WI
 Tue Sep 11 1979, 8:05 PM EDT
 Att. 7,527 - Unknown - 74 F


AB 30
 R 0
 H 5
 RBI 0
 BB 1
 SO 5
 LOB 6



Batter	1	2	3	4	5	6	7	8	9	AB	R	H	RBI	BB	SO	LOB	BOTTOM		
Paul Moltor, R OBP: 0.369, SLG: 0.466	0-0 6-3		0-0 2B		0-0 1B		4-0 2B SF7 BB	4-0 1-2 BB		3	1	2	0	2	0	0			
Don Money, R OBP: 0.314, SLG: 0.362	0-0 F7		0-3 K		4-0 1-2 BB		0-0 SF7	0-0 F8		3	0	0	1	1	1	3			
Cecil Cooper, L OBP: 0.364, SLG: 0.508	0-0 HR			0-0 F2	0-0 SF7		0-0 3-H 2B			3	1	2	2	0	0	0			
Gorman Thomas, R OBP: 0.350, SLG: 0.531	0-3 K			0-0 6-3	0-0 F3		4-0 IBB			3	0	0	0	1	1	2			
Ben Oglivie, L OBP: 0.320, SLG: 0.487		0-0 F6		0-0 2B		0-0 F4	0-0 SF7			3	0	1	1	0	0	0			
Sixto Lezcano, R OBP: 0.417, SLG: 0.574		0-0 F9		4-0 FC6-4 BB		0-0 F4	0-0 L4			3	0	0	0	1	0	2			
Dick Davis, R OBP: 0.297, SLG: 0.425	0-3 K			0-0 FC6-4 1-2		0-0 6-3		0-3 K		4	0	0	0	0	2	2			
Jim Gantner, L OBP: 0.330, SLG: 0.381			0-3 K		0-0 CS 1B		0-0 3B 3B	0-0 F6		4	1	2	0	0	1	0			
Charlie Moore, R OBP: 0.365, SLG: 0.423			4-0 2B BB		0-0 1B SF7 1B		0-0 3B SF7 3B	4-0 BB		2	2	2	1	2	0	0			
Inning Stats	R: 1 E: 0 K: 1 S: 6	H: 1 LOB: 0 BB: 0 P: 6	R: 0 E: 0 K: 1 S: 5	H: 0 LOB: 0 BB: 0 P: 5	R: 0 E: 0 K: 2 S: 7	H: 1 LOB: 1 BB: 1 P: 11	R: 0 E: 0 K: 0 S: 4	H: 1 LOB: 2 BB: 1 P: 8	R: 1 E: 0 K: 0 S: 5	H: 3 LOB: 2 BB: 1 P: 9	R: 0 E: 0 K: 0 S: 3	H: 0 LOB: 0 BB: 0 P: 3	R: 3 E: 0 K: 0 S: 6	H: 3 LOB: 2 BB: 2 P: 14	R: 0 E: 0 K: 1 S: 5	H: 0 LOB: 2 BB: 2 P: 13	1B: 3 2B: 3 3B: 2 HR: 1	SF: 3 SAC: 0 DP: 0 HBP: 0	WP: 0 PA: 38 CS: 1
PITCHER Matt Keough, R ERA: 5.42 Jim Todd, R ERA: 6.75 Craig Minetto, L ERA: 5.67	IP: 6.0 WLS: L BF: 27 H: 8 R: 4 ER: 4 SO: 4 BB: 3 IBB: 0 HBP: 0 BLK: 0 WP: 0 HR: 1 S: 32 P: 44 ERA: 6.00 WHIP: 1.833															PITCHER			

Oakland Athletics @ Milwaukee Brewers
 Milwaukee County Stadium, Milwaukee, WI
 Tue Sep 11 1979, 8:05 PM EDT
 Att. 7,527 - Unknown - 74 F

AB 28
 R 5
 H 9
 RBI 5
 BB 7
 SO 5
 LOB 9



Batter	1	2	3	4	5	6	7	8	9	AB	R	H	RBI	BB	SO	LOB	TOP			
Rickey Henderson, R OBP: 0.329, SLG: 0.315 (1, 7)	0-3 K		0-0 6-3			0-0 F8		0-0 F9		4	0	0	0	0	1	1				
Dwayne Murphy, L OBP: 0.396, SLG: 0.390 (1, 8)	4-0 BB 6-3		0-0 B1-3			0-0 F9			0-0 4-3	3	0	0	0	1	0	0				
Mike Heath, R OBP: 0.317, SLG: 0.345 (1, 9) (7, 2)	0-0 6-3 1-2		0-0 F4			0-0 F7			0-0 1-3	4	0	0	0	0	0	1				
Dave Revering, L OBP: 0.339, SLG: 0.472 (1, 3)	4-0 BB			0-3 K					0-0 4-3	3	0	0	0	1	1	0				
Jim Essian, R OBP: 0.309, SLG: 0.400 Larry Murray, S OBP: 0.282, SLG: 0.282 (1, 5) (7, 9)	0-3 K			0-0 6-3					0-0 4-3	3	0	0	0	0	1	2				
Jeff Newman, R OBP: 0.285, SLG: 0.405 (1, 2) (7, 5)		0-0 5-3		0-0 6-3						3	0	0	0	0	0	0				
Mitchell Page, L OBP: 0.324, SLG: 0.337 (1, 10)		0-0 F7 1B			0-0 L6			1-0 G6-3 HBP		2	0	1	0	0	0	0				
Dave Chalk, R OBP: 0.315, SLG: 0.257 Mike Edwards, R OBP: 0.273, SLG: 0.290 (1, 4) (6, 4)		0-0 F7			0-0 F4			0-0 G6-3 1-2		2	0	0	0	0	0	1				
Rob Picciolo, R OBP: 0.280, SLG: 0.347 (1, 6)		0-3 K			0-0 F8				0-0 1B	3	0	1	0	0	1	1				
Inning Stats	R: 0 E: 0 K: 2 S: 7	H: 0 LOB: 2 BB: 2 P: 15	R: 0 E: 0 K: 1 S: 6	H: 1 LOB: 1 BB: 0 P: 6	R: 0 E: 0 K: 0 S: 3	H: 0 LOB: 0 BB: 0 P: 3	R: 0 E: 0 K: 1 S: 5	H: 0 LOB: 0 BB: 0 P: 5	R: 0 E: 0 K: 0 S: 3	H: 0 LOB: 0 BB: 0 P: 3	R: 0 E: 0 K: 0 S: 3	H: 0 LOB: 0 BB: 0 P: 3	R: 0 E: 0 K: 0 S: 3	H: 1 LOB: 1 BB: 0 P: 4	R: 0 E: 0 K: 0 S: 3	H: 0 LOB: 0 BB: 0 P: 3	1B: 2 2B: 0 3B: 0 HR: 0	SF: 0 SAC: 0 DP: 1 HBP: 1	WP: 0 PB: 0 SB: 1 CS: 0	PA: 31
PITCHER Mike Caldwell, L ERA: 3.12 (1, 1)	IP: 9.0 WLS: W BF: 31 H: 2 R: 0 ER: 0 SO: 4 BB: 2 IBB: 0 HBP: 1 BLK: 0 WP: 0 HR: 0 S: 36 P: 45 ERA: 0.00 WHIP: 0.444															PITCHER				

Oakland Athletics @ Milwaukee Brewers
Milwaukee County Stadium, Milwaukee, WI
Wed Sep 12 1979, 8:05 PM EDT
Att. 7,412 - Unknown - 78 F

AB 28
R 0
H 2
RBI 0
BB 2
SO 4
LOB 7



Batter	1	2	3	4	5	6	7	8	9	AB	R	H	RBI	BB	SO	LOB	BOTTOM		
Paul Moltor, R OBP: 0.367, SLG: 0.465 (1, 4)	0-3 K		0-0 6-3	0-0 WP 1-3 2B		0-0 F8		0-0 FC4		5	0	1	0	0	1	3			
Charlie Moore, R OBP: 0.393, SLG: 0.419 (1, 2)	0-3 K		4-0 1B WP BB	0-0 6-3			0-0 L3			3	0	0	0	1	1	1			
Cecil Cooper, L OBP: 0.365, SLG: 0.513 (1, 3)	0-0 4-3		0-0 1-3 3H 1B		0-0 HR		0-0 F7			4	1	2	1	0	0	0			
Gorman Thomas, R OBP: 0.348, SLG: 0.526 (1, 8)		0-3 K	0-3 K		0-0 F3			0-0 6-3		4	0	0	0	0	2	2			
Ben Oglivie, L OBP: 0.321, SLG: 0.496 (1, 9)		0-0 4-1		0-3 K	0-0 HR			0-0 1B 2B		4	2	2	1	0	1	0			
Dick Davis, R OBP: 0.299, SLG: 0.428 (1, 7)		4-0 BB		0-0 WP 1B 2B	0-0 L8			0-0 6-3		3	1	1	0	1	0	1			
Larry Hisle, R OBP: 0.352, SLG: 0.448 (1, 10)		0-3 K		0-0 1B FC4-6 1B	0-0 6-3			0-3 K		4	1	1	1	0	2	2			
Robin Yount, R OBP: 0.301, SLG: 0.371 (1, 6)			0-0 6-3 WP 1B	0-0 FC4-6 1B		0-0 5-3		0-0 1B		4	1	3	1	0	0	0			
Jim Gantner, L OBP: 0.328, SLG: 0.374 (1, 5)			0-0 F8	0-0 FC4-6 2B WP	0-0 F5			4-0 FC4 BB		3	1	0	1	1	0	2			
Inning Stats	R: 0 E: 0 K: 2 S: 7	H: 0 LOB: 0 BB: 0 P: 7	R: 0 E: 0 K: 2 S: 7	H: 0 LOB: 1 BB: 1 P: 11	R: 1 E: 0 K: 1 S: 7	H: 2 LOB: 2 BB: 1 P: 11	R: 3 E: 0 K: 1 S: 9	H: 4 LOB: 1 BB: 0 P: 9	R: 2 E: 0 K: 0 S: 5	H: 2 LOB: 0 BB: 0 P: 5	R: 0 E: 0 K: 0 S: 3	H: 0 LOB: 0 BB: 0 P: 3	R: 0 E: 0 K: 0 S: 3	R: 1 E: 0 K: 1 S: 7	H: 2 LOB: 2 BB: 1 P: 11	1B: 5 2B: 3 3B: 0 HR: 2	SF: 0 SAC: 0 DP: 0 HBP: 0	WP: 3 PB: 0 SB: 1 CS: 0	PA: 37
PITCHER Mike Morgan, R ERA: 5.59 Craig Minetto, L ERA: 5.59 Dave Heaverlo, R ERA: 4.16 (1, 1) (5, 1) (7, 1)	IP: 4.1 WLS: L BF: 23 H: 8 R: 6 ER: 6 SO: 6 BB: 2 IBB: 0 HBP: 0 BLK: 0 WP: 3 HR: 2 S: 33 P: 41 ERA: 12.46 WHIP: 2.308															PITCHER			

Oakland Athletics @ Milwaukee Brewers
Milwaukee County Stadium, Milwaukee, WI
Wed Sep 12 1979, 8:05 PM EDT
Att. 7,412 - Unknown - 78 F

AB 34
R 7
H 10
RBI 5
BB 3
SO 7
LOB 11



Batter	1	2	3	4	5	6	7	8	9	AB	R	H	RBI	BB	SO	LOB	TOP			
Rickey Henderson, R OBP: 0.336, SLG: 0.328 Larry Murray, S OBP: 0.279, SLG: 0.279	0-3 K		0-0 F7		0-3 K			0-0 F6		1	0	0	0	0	1	0				
Dwayne Murphy, L OBP: 0.394, SLG: 0.383	0-3 K		0-0 B3				0-0 1-3	0-3 K		4	0	0	0	0	2	0				
Jim Essian, R OBP: 0.305, SLG: 0.392	0-0 E5			0-0 FC4-6 1B			0-0 F7	0-0 F9		4	0	1	0	0	0	0				
Dave Revering, L OBP: 0.346, SLG: 0.488	0-0 L5			0-0 FC4-6 1B			0-0 BB 1B		0-0 4-3	4	0	2	0	0	0	1				
Jeff Newman, R OBP: 0.264, SLG: 0.400		0-0 E5 4-3 SH2-3		0-0 FC4-6 G4-3 1B			4-0 FC6-4 BB 1B		0-0 L3-6 E 1B	3	0	1	0	1	0	2				
Mike Edwards, R OBP: 0.271, SLG: 0.287		0-0 SH2-3		0-0 G4-3			0-0 FC6-4		0-0 E6	3	0	0	0	0	0	5				
Wayne Gross, L OBP: 0.329, SLG: 0.368		0-0 4-3			0-0 4-3 SH1-4 1B			4-0 G4-3 BB	0-0 L3-6	3	0	1	0	1	0	3				
Mike Heath, R OBP: 0.317, SLG: 0.342	0-3 K				0-0 SH1-4			0-0 G4-3		2	0	0	0	0	1	2				
Rob Picciolo, R OBP: 0.277, SLG: 0.339			0-0 G3		0-0 4-3			0-0 F9		3	0	0	0	0	0	1				
Inning Stats	R: 0 E: 1 K: 2 S: 8	H: 0 LOB: 1 BB: 0 P: 8	R: 0 E: 1 K: 1 S: 6	H: 0 LOB: 1 BB: 0 P: 6	R: 0 E: 0 K: 0 S: 3	H: 2 LOB: 1 BB: 0 P: 4	R: 0 E: 0 K: 1 S: 4	H: 1 LOB: 1 BB: 0 P: 6	R: 0 E: 0 K: 0 S: 4	H: 1 LOB: 2 BB: 1 P: 8	R: 0 E: 0 K: 0 S: 2	H: 0 LOB: 0 BB: 1 P: 6	R: 0 E: 0 K: 1 S: 5	H: 0 LOB: 0 BB: 0 P: 5	R: 0 E: 1 K: 0 S: 4	H: 1 LOB: 1 BB: 0 P: 4	1B: 5 2B: 1 3B: 0 HR: 0	SF: 0 SAC: 2 DP: 3 HBP: 0	WP: 0 PB: 0 CS: 0	PA: 34
PITCHER Steve Trout, L ERA: 4.03	IP: 9.0 WLS: W BF: 34	H: 5 R: 0 ER: 0 SO: 5	BB: 2 IBB: 0 HBP: 0 BLK: 0	WP: 0 HR: 0 S: 42 P: 50	ERA: 0.00 WHIP: 0.778	PITCHER IP: WLS: BF: H: R: ER: SO: BB: IBB: HBP: BLK: WP: HR: S: P: ERA: WHIP														

Oakland Athletics @ Chicago White Sox
Comiskey Park, Chicago, IL
Sat Sep 15 1979, 4:33 AM EDT
Att: 6,551 - Unknown

AB 30
R 0
H 5
RBI 0
BB 2
SO 5
LOB 15



Batter	1	2	3	4	5	6	7	8	9	AB	R	H	RBI	BB	SO	LOB	BOTTOM			
Mike Squires, L OBP: 0.325, SLG: 0.328	0-0 FC4-6 1B		0-0 4-3		0-3 K		0-0 F8	0-0 F7		5	0	1	0	0	1	3				
Alan Bannister, R OBP: 0.348, SLG: 0.390	0-0 F8		0-0 F9		0-0 2H 1B		0-0 3B 2B			4	1	2	1	0	0	1				
Thad Bosley, L OBP: 0.390, SLG: 0.423	0-0 FC4-6		0-3 K		0-3 K		0-0 2H FC5-2 3B			4	0	1	1	0	2	2				
Lamar Johnson, R OBP: 0.356, SLG: 0.441	0-0 5-3			0-0 1B		0-0 SH5-4 FC3-6 1B	0-0 FC5-2			4	1	2	0	0	0	2				
Chet Lemon, R OBP: 0.383, SLG: 0.497		0-0 F7		0-0 F7		0-0 FC3-6 SH5-4 1B	0-0 4-3			4	0	1	0	0	0	1				
Jim Morrison, R OBP: 0.321, SLG: 0.510		0-0 1B FC5-2 1B		0-0 2B		0-0 SH5-4		0-0 1B SH1-4 1B		3	0	3	0	0	0	0				
Mary Foley, L OBP: 0.313, SLG: 0.338		0-0 FC5-2 1B		0-0 F6		4-0 FC3-6 IBB		0-0 SH1-4		2	0	1	0	1	0	1				
Greg Pryor, R OBP: 0.326, SLG: 0.353 Claudell Washington, L OBP: 0.323, SLG: 0.455 Harry Chappas, S OBP: 0.327, SLG: 0.326		0-0 FC5-2		4-0 SH3 1B BB		0-0 FC3-6		0-0 F3		1	1	0	0	1	0	2				
Kevin Bell, R OBP: 0.310, SLG: 0.381	0-0 FC6-4		0-0 SH3		0-0 K		0-0 2-3 1B			1	0	0	0	0	1	4				
Inning Stats	R: 0 E: 0 K: 0 S: 4	H: 1 LOB: 1 BB: 0 P: 4	R: 0 E: 0 K: 0 S: 5	H: 2 LOB: 2 BB: 0 P: 5	R: 0 E: 0 K: 1 S: 5	H: 2 LOB: 1 BB: 0 P: 4	R: 1 E: 0 K: 2 S: 8	H: 1 LOB: 1 BB: 1 P: 12	R: 1 E: 0 K: 1 S: 7	H: 2 LOB: 2 BB: 1 P: 11	R: 1 E: 0 K: 0 S: 5	H: 2 LOB: 1 BB: 0 P: 5	R: 0 E: 0 K: 0 S: 5	H: 2 LOB: 2 BB: 0 P: 5	R: 0 E: 0 K: 0 S: 5	H: 2 LOB: 2 BB: 0 P: 5	1B: 9 2B: 2 3B: 1 HR: 0	SF: 0 SAC: 3 DP: 0 HBP: 0	WP: 0 PB: 0 CS: 0	PA: 37
PITCHER Rick Langford, R ERA: 4.05	IP: 8.0 WLS: L BF: 37	H: 12 R: 3 ER: 3 SO: 4	BB: 1 IBB: 1 HBP: 0 BLK: 0	WP: 0 HR: 0 S: 43 P: 51	ERA: 3.38 WHIP: 1.625	PITCHER IP: WLS: BF: H: R: ER: SO: BB: IBB: HBP: BLK: WP: HR: S: P: ERA: WHIP														

Oakland Athletics @ Chicago White Sox
Comiskey Park, Chicago, IL
Sat Sep 15 1979, 4:33 AM EDT
Att: 6,551 - Unknown


AB 32
R 3
H 12
RBI 3
BB 2
SO 4
LOB 19



Batter	1	2	3	4	5	6	7	8	9	AB	R	H	RBI	BB	SO	LOB	TOP								
Rickey Henderson, R OBP: 0.335, SLG: 0.327 (1, 7)	6-3		F7			F3		FC3-5 1B		4	0	1	0	0	0	0									
Dwayne Murphy, L OBP: 0.391, SLG: 0.379 (1, 8)	G3			K		K		FC3-5 1-3		4	0	0	0	0	2	1									
Dave Revering, L OBP: 0.343, SLG: 0.484 (1, 10)	F7			F8		F9		F3		4	0	0	0	0	0	1									
Jeff Newman, R OBP: 0.264, SLG: 0.397 (1, 5)		BB		E8			E6 SH5-4 SF	F8		3	1	0	0	1	0	1									
Wayne Gross, L OBP: 0.328, SLG: 0.365 (1, 3)	F7			K			SH5-4 SF BB	G3		3	1	0	0	1	1	2									
Mike Edwards, R OBP: 0.289, SLG: 0.285 (1, 4)	F8				F2		SH5-4	K		3	0	0	0	0	1	1									
Larry Murray, S OBP: 0.276, SLG: 0.276 (7, PH)					F8		SF			2	0	0	0	0	1	1									
Jim Essian, R OBP: 0.304, SLG: 0.392 (7, PR)							5-3	BB		0	0	0	1	0	0	0									
Derek Bryant, R OBP: 0.237, SLG: 0.214 (7, 9)							2-H 3-H	1B		1	0	1	0	0	0	0									
Dave Chalk, R OBP: 0.318, SLG: 0.261 (9, PH)										3	0	1	0	1	0	1									
Mike Heath, R OBP: 0.320, SLG: 0.342 (1, 2)			6-3				5-3			3	0	1	0	1	0	1									
Rob Picciolo, R OBP: 0.273, SLG: 0.334 (1, 6)			6-3				F8			4	0	0	0	0	1	5									
Inning Stats	R: 0 E: 0 K: 0 S: 3	H: 0 LOB: 0 BB: 0 P: 3	R: 0 E: 0 K: 1 S: 5	H: 0 LOB: 1 BB: 1 P: 9	R: 0 E: 0 K: 0 S: 3	H: 0 LOB: 0 BB: 0 P: 3	R: 0 E: 1 K: 2 S: 8	H: 0 LOB: 1 BB: 0 P: 8	R: 0 E: 0 K: 0 S: 4	H: 1 LOB: 1 BB: 0 P: 4	R: 0 E: 0 K: 1 S: 5	H: 0 LOB: 0 BB: 0 P: 5	R: 2 E: 2 K: 0 S: 5	H: 0 LOB: 2 BB: 1 P: 9	R: 0 E: 0 K: 0 S: 4	H: 1 LOB: 2 BB: 1 P: 4	R: 0 E: 0 K: 2 S: 8	H: 1 LOB: 2 BB: 1 P: 12	1B: 3 2B: 0 3B: 0 HR: 0	SF: 1 SAC: 1 DP: 0 HBP: 0	WP: 0 PB: 0 SB: 1 CS: 0	PA: 36			
PITCHER	IP	WLS	BF	H	R	ER	SO	BB	IBB	HBP	BLK	WP	HR	S	P	ERA	WHIP								
Richard Dotson, R ERA: 2.6 (1, 1)	7.0	W	28	2	2	0	4	2	0	0	0	0	0	34	42	0.00	0.571								
Guy Hoffman, L ERA: 5.79 (8, 1)	0.2		2	0	0	0	0	0	0	0	0	0	0	2	2	0.00	0.000								
Mike Proly, R ERA: 4.12 (8, 1)	1.1	S	6	1	0	0	2	1	0	0	0	0	0	9	13	0.00	1.500								

Oakland Athletics @ Chicago White Sox
Comiskey Park, Chicago, IL
Sun Sep 16 1979, 4:33 AM EDT
Att: 11,849 - Unknown


AB	31
R	2
H	3
RBI	1
BB	3
SO	6
LOB	13



Batter	1	2	3	4	5	6	7	8	9	AB	R	H	RBI	BB	SO	LOB	BOTTOM								
Mike Squires, L OBP: 0.330, SLG: 0.342 (1, 3)	WP HR 1B	F8		1-2 2-3 BB			HR	F7		4	2	2	1	1	0	2									
Alan Bannister, R OBP: 0.345, SLG: 0.386 (1, 7)	F6		4-3	F3			F7	FC6-4 1-2		5	0	0	0	0	0	6									
Claudell Washington, L OBP: 0.323, SLG: 0.460 (1, 9)	1-H HR		4-3		3-1		F9			4	1	1	2	0	0	0									
Lamar Johnson, R OBP: 0.359, SLG: 0.444 (1, 10)	FC5-4 BB 1B						K			4	0	3	0	0	1	0									
Chet Lemon, R OBP: 0.386, SLG: 0.500 (1, 8)	FC5-4 BB		F4		G5-4-3 1B			BB 1B 2B		3	1	2	0	1	0	1									
Jim Morrison, R OBP: 0.319, SLG: 0.503 (1, 4) (9, 5)	FC5-4			F9	G5-4-3			BB 1B HBP		3	1	0	0	0	0	4									
Mike Colbern, R OBP: 0.304, SLG: 0.338 (1, 2)								BB 1B BB		3	0	0	0	0	2	2									
Thad Bosley, L OBP: 0.400, SLG: 0.423 (8, PH)	K						F5			0	0	0	0	1	0	0									
Mary Foley, L OBP: 0.313, SLG: 0.338 (9, 2)								1-2 2-3 BB		0	0	0	0	0	0	0									
Kevin Bell, R OBP: 0.322, SLG: 0.385 (1, 5)										1	0	1	0	2	0	0									
Jorge Orta, L OBP: 0.344, SLG: 0.431 (9, 4)		G1-6-3 BB		WP 1B 1B			CS BB	F6		1	0	0	0	0	0	3									
Harry Chappas, S OBP: 0.327, SLG: 0.327 (1, 6)										3	0	1	0	0	0	2									
Ralph Garr, L OBP: 0.320, SLG: 0.416 (8, PH)		G1-6-3					F8			1	0	1	2	0	0	0									
Greg Pryor, R OBP: 0.326, SLG: 0.353 (9, 6)								FC6-4 1B		0	0	0	0	0	0	0									
Inning Stats	R: 2 E: 0 K: 1 S: 8	H: 3 LOB: 2 BB: 1 P: 12	R: 0 E: 0 K: 0 S: 2	H: 0 LOB: 0 BB: 1 P: 6	R: 0 E: 0 K: 0 S: 4	H: 1 LOB: 1 BB: 0 P: 4	R: 0 E: 0 K: 1 S: 7	H: 2 LOB: 3 BB: 1 P: 11	R: 0 E: 0 K: 0 S: 4	H: 2 LOB: 1 BB: 0 P: 4	R: 0 E: 0 K: 0 S: 2	H: 0 LOB: 0 BB: 1 P: 6	R: 1 E: 0 K: 1 S: 6	H: 1 LOB: 0 BB: 0 P: 6	R: 2 E: 0 K: 0 S: 5	H: 2 LOB: 2 BB: 1 P: 10	1B: 8 2B: 1 3B: 0 HR: 2	SF: 0 SAC: 0 DP: 2 HBP: 1	WP: 3 PB: 0 SB: 0 CS: 1	PA: 38					
PITCHER	IP	WLS	BF	H	R	ER	SO	BB	IBB	HBP	BLK	WP	HR	S	P	ERA	WHIP								
Matt Keough, R ERA: 5.47 (1, 1)	7.0	L	33	10	5	5	3	4	0	1	0	0	0	34	51	6.43	2.000								
Dave Heaverlo, R ERA: 4.15 (8, 1)	0.1		3	1	0	0	0	1	0	0	0	0	0	2	6	0.00	6.000								
Dave Hamilton, L ERA: 3.57 (8, 1)	0.2		2	0	0	0	0	0	0	0	0	0	0	2	2	0.00	0.000								

Oakland Athletics @ Chicago White Sox
Comiskey Park, Chicago, IL
Sun Sep 16 1979, 4:33 AM EDT
Att: 11,849 - Unknown

AB	32
R	5
H	11
RBI	5
BB	5
SO	3
LOB	20



Batter	1	2	3	4	5	6	7	8	9	AB	R	H	RBI	BB	SO	LOB	TOP		
Mickey Rivers, L OBP: 0.312, SLG: 0.420										5	1	1	0	0	0	3			
Bump Wills, S OBP: 0.336, SLG: 0.339										3	2	1	1	1	0	0			
Al Oliver, L OBP: 0.368, SLG: 0.478										4	1	2	1	1	0	2			
Buddy Bell, R OBP: 0.328, SLG: 0.458										3	0	1	2	2	1	3			
Willie Montanez, L OBP: 0.288, SLG: 0.358										4	0	1	0	1	1	3			
Richie Zisk, R OBP: 0.342, SLG: 0.427										4	0	0	0	0	1	5			
Pat Putnam, L OBP: 0.325, SLG: 0.477										4	1	2	2	0	1	0			
Jim Sundberg, R OBP: 0.336, SLG: 0.370										4	0	2	0	0	0	2			
Nelson Norman, S OBP: 0.251, SLG: 0.256										3	1	1	0	0	0	1			
Inning Stats	R: 2 E: 0 K: 0 S: 5	H: 3 LOB: 1 BB: 1 P: 9	R: 1 E: 0 K: 0 S: 5	H: 2 LOB: 3 BB: 2 P: 13	R: 0 E: 0 K: 0 S: 3	H: 1 LOB: 0 BB: 0 P: 3	R: 0 E: 0 K: 0 S: 3	H: 0 LOB: 0 BB: 0 P: 3	R: 2 E: 1 K: 1 S: 8	H: 2 LOB: 2 BB: 1 P: 12	R: 0 E: 0 K: 2 S: 7	H: 0 LOB: 0 BB: 0 P: 7	R: 0 E: 0 K: 1 S: 6	H: 1 LOB: 1 BB: 0 P: 6	R: 0 E: 0 K: 0 S: 3	H: 1 LOB: 1 BB: 1 P: 7	1B: 8 2B: 2 3B: 0 HR: 1	SF: 1 SAC: 1 DP: 2 HBP: 0	WP: 0 PA: 41 PB: 0 SB: 0 CS: 0
PITCHER	IP WLS BF H R ER SO BB IBB HBP BLK WP HR S P ERA WHIP	IP WLS BF H R ER SO BB IBB HBP BLK WP HR S P ERA WHIP																	
Mike Morgan, R ERA: 5.84	(1, 1)	1.2	L	11	5	3	3	0	2	0	0	0	0	0	1	9	17	16.20	4.200
Craig Minetto, L ERA: 5.42	(2, 1)	3.0		14	3	2	0	1	2	0	0	0	0	0	0	14	22	0.00	1.667
Mike Norris, R ERA: 4.9	(5, 1)	4.1		16	3	1	1	3	1	0	0	0	0	0	0	21	25	2.08	0.923

Texas Rangers @ Oakland Athletics
Oakland-Alameda County Coliseum, Oakland, CA
Mon Sep 17 1979, 7:05 PM PDT
Att: 2,636 - Unknown

AB	34
R	6
H	11
RBI	6
BB	5
SO	4
LOB	19



Batter	1	2	3	4	5	6	7	8	9	AB	R	H	RBI	BB	SO	LOB	BOTTOM		
Rickey Henderson, R OBP: 0.342, SLG: 0.342										4	2	3	1	1	0	1			
Dwayne Murphy, L OBP: 0.386, SLG: 0.373										5	0	0	0	0	2	4			
Dave Revering, L OBP: 0.347, SLG: 0.486										2	0	1	1	2	1	0			
Jeff Newman, R OBP: 0.264, SLG: 0.396										4	0	1	0	0	1	3			
Wayne Gross, L OBP: 0.328, SLG: 0.363										3	0	0	0	1	0	3			
Jim Essian, R OBP: 0.303, SLG: 0.388										3	1	0	0	1	0	3			
Mike Heath, R OBP: 0.315, SLG: 0.336										4	0	0	0	0	0	1			
Dave Chalk, R OBP: 0.321, SLG: 0.271										4	0	2	1	0	0	0			
Rob Picciolo, R OBP: 0.270, SLG: 0.330										4	0	0	0	0	1	2			
Inning Stats	R: 1 E: 0 K: 1 S: 6	H: 1 LOB: 1 BB: 1 P: 10	R: 0 E: 0 K: 0 S: 3	H: 0 LOB: 0 BB: 0 P: 3	R: 0 E: 0 K: 1 S: 5	H: 0 LOB: 1 BB: 1 P: 9	R: 0 E: 0 K: 0 S: 5	H: 0 LOB: 0 BB: 0 P: 3	R: 1 E: 0 K: 0 S: 4	H: 2 LOB: 2 BB: 1 P: 9	R: 0 E: 0 K: 2 S: 8	H: 1 LOB: 1 BB: 0 P: 8	R: 0 E: 0 K: 1 S: 6	H: 1 LOB: 2 BB: 2 P: 14	1B: 4 2B: 2 3B: 0 HR: 1	SF: 0 SAC: 0 DP: 0 HBP: 0	WP: 0 PA: 38 PB: 0 SB: 0 CS: 1		
PITCHER	IP WLS BF H R ER SO BB IBB HBP BLK WP HR S P ERA WHIP	IP WLS BF H R ER SO BB IBB HBP BLK WP HR S P ERA WHIP																	
Steve Comer, R ERA: 3.69	(1, 1)	6.0	W	24	4	2	2	2	3	0	0	0	0	0	0	0	37	3.00	1.167
Jim Kern, R ERA: 1.6	(7, 1)	3.0	S	14	3	1	1	3	2	0	0	0	0	0	0	18	26	3.00	1.667

Texas Rangers @ Oakland Athletics
Oakland-Alameda County Coliseum, Oakland, CA
Mon Sep 17 1979, 7:05 PM PDT
Att: 2,636 - Unknown

AB	33
R	3
H	7
RBI	3
BB	5
SO	5
LOB	17



Batter	1	2	3	4	5	6	7	8	9	AB	R	H	RBI	BB	SO	LOB	TOP																			
Mickey Rivers, L OBP: 0.314, SLG: 0.422	F9		2B		SH1-3 1B	FC5 2B		F8	F7	5	2	1	1	0	5		Texas Rangers @ Oakland Athletics Oakland-Alameda County Coliseum, Oakland, CA Tue Sep 18 1979, 7:05 PM PDT Att: 750 - Unknown livebaseballscorecards.com																			
Bump Willis, S OBP: 0.336, SLG: 0.341	F7		K		SH1-3	FC5			1B	4	1	1	0	0	1	3																				
Al Oliver, L OBP: 0.372, SLG: 0.484	K		E		4-3 1B				E FC4	5	2	4	3	0	1	0																				
Buddy Bell, R OBP: 0.327, SLG: 0.456		G3	E1		4-3				E9	5	1	1	1	0	0	3																				
Willie Montanez, L OBP: 0.287, SLG: 0.356	F8		F7						FC4	5	0	1	2	0	0	3																				
Richie Zisk, R OBP: 0.342, SLG: 0.424	F9			5-3 BB	K				HBP	3	0	0	0	2	1	1																				
Pat Putnam, L OBP: 0.326, SLG: 0.475			3B		F8			K		4	1	1	1	0	2	1																				
Jim Sundberg, R OBP: 0.337, SLG: 0.373			2B		5-3	F3			K	4	1	1	1	1	1	4																				
Nelson Norman, S OBP: 0.253, SLG: 0.259			K		4-3				F7	5	1	2	0	0	1	5																				
Inning Stats	R: 0 E: 0 K: 1 S: 5	H: 0 LOB: 0 BB: 0 P: 5	R: 0 E: 0 K: 0 S: 3	H: 0 LOB: 0 BB: 0 P: 3	R: 3 E: 1 K: 2 S: 11	H: 3 LOB: 2 BB: 1 P: 15	R: 0 E: 0 K: 0 S: 3	H: 0 LOB: 1 BB: 1 P: 7	R: 2 E: 0 K: 1 S: 8	H: 3 LOB: 1 BB: 0 P: 8	R: 1 E: 0 K: 0 S: 7	H: 2 LOB: 1 BB: 0 P: 7	R: 0 E: 0 K: 0 S: 3	H: 1 LOB: 0 BB: 0 P: 3	R: 0 E: 0 K: 1 S: 6	H: 1 LOB: 2 BB: 1 P: 10	R: 3 E: 1 K: 1 S: 9	H: 3 LOB: 3 BB: 1 P: 14	1B: 9 2B: 3 3B: 1 HR: 0	SF: 0 SAC: 1 DP: 0 HBP: 1	WP: 0 PB: 1 SB: 1 CS: 1	PA: 46														
PITCHER	IP	WLS	BF	H	R	ER	SO	BB	IBB	HBP	BLK	WP	HR	S	P	ERA	WHIP	PITCHER		IP	WLS	BF	H	R	ER	SO	BB	IBB	HBP	BLK	WP	HR	S	P	ERA	WHIP
Steve McCatty, R ERA: 4.04	8.0	L	39	12	8	8	6	3	0	0	0	0	0	48	60	9.00	1.875																			
Dave Heaverlo, R ERA: 4.2	1.0		7	1	1	1	1	1	0	1	0	0	0	7	12	9.00	2.000																			

Batter	1	2	3	4	5	6	7	8	9	AB	R	H	RBI	BB	SO	LOB	BOTTOM																			
Rickey Henderson, R OBP: 0.343, SLG: 0.349	HR		F9		F8		5-3			5	1	2	2	0	0	1	Texas Rangers @ Oakland Athletics Oakland-Alameda County Coliseum, Oakland, CA Tue Sep 18 1979, 7:05 PM PDT Att: 750 - Unknown livebaseballscorecards.com																			
Dwayne Murphy, L OBP: 0.382, SLG: 0.368	K		F8			G3		1-3	3-1	5	0	0	0	0	1	2																				
Dave Revering, L OBP: 0.348, SLG: 0.493	HR		F9			BB		4-3		4	1	2	2	0	0	0																				
Jeff Newman, R OBP: 0.264, SLG: 0.395	K				1B	F8		F5		4	0	1	0	0	1	1																				
Wayne Gross, L OBP: 0.331, SLG: 0.365	G3				1B				1B	3	1	2	0	1	0	0																				
Dave Chalk, R OBP: 0.315, SLG: 0.265			1-3		L1-3	F7			F5	4	0	0	0	0	5																					
Mitchell Page, L OBP: 0.326, SLG: 0.338			FC6-4		G3			F7		3	1	1	0	1	0	1																				
Mike Heath, R OBP: 0.313, SLG: 0.333			FC6-4			K			F7	2	0	0	0	0	1	1																				
Larry Murray, S OBP: 0.275, SLG: 0.275						K				1	0	0	0	0	1	0																				
Jim Essian, R OBP: 0.302, SLG: 0.386										1	0	0	0	0	2																					
Rob Picciolo, R OBP: 0.272, SLG: 0.335			K		L6					4	1	2	1	0	1	1																				
Inning Stats	R: 2 E: 0 K: 2 S: 9	H: 2 LOB: 0 BB: 0 P: 9	R: 0 E: 0 K: 1 S: 5	H: 0 LOB: 1 BB: 1 P: 9	R: 0 E: 0 K: 0 S: 3	H: 0 LOB: 0 BB: 0 P: 3	R: 0 E: 0 K: 0 S: 4	H: 2 LOB: 1 BB: 0 P: 4	R: 0 E: 0 K: 1 S: 5	H: 0 LOB: 0 BB: 0 P: 5	R: 0 E: 0 K: 0 S: 4	H: 1 LOB: 2 BB: 1 P: 8	R: 0 E: 0 K: 1 S: 6	H: 1 LOB: 0 BB: 0 P: 6	R: 0 E: 0 K: 0 S: 3	R: 0 E: 0 K: 0 S: 7	H: 4 LOB: 1 BB: 0 P: 7	1B: 7 2B: 2 3B: 1 HR: 1	SF: 0 SAC: 0 DP: 1 HBP: 0	WP: 0 PB: 0 SB: 0 CS: 0	PA: 38															
PITCHER	IP	WLS	BF	H	R	ER	SO	BB	IBB	HBP	BLK	WP	HR	S	P	ERA	WHIP	PITCHER		IP	WLS	BF	H	R	ER	SO	BB	IBB	HBP	BLK	WP	HR	S	P	ERA	WHIP
Fergie Jenkins, R ERA: 4.1	8.2	W	37	10	5	5	5	2	0	0	0	0	0	45	53	5.19	1.385																			
Sparky Lyle, L ERA: 3.05	0.1		1	0	0	0	0	0	0	0	0	0	0	1	1	0.00	0.000																			

AB 40
R 9
H 13
RBI 9
BB 4
SO 7
LOB 25



AB 36
R 5
H 10
RBI 5
BB 2
SO 5
LOB 14



Batter	1	2	3	4	5	6	7	8	9	AB	R	H	RBI	BB	SO	LOB	TOP					
Willie Wilson, S (1, 8) OBP: 0.391, SLG: 0.426	1-0 CS HBP		0-0 G3		0-0 FC6-4 1B			0-0 4-3		3	0	1	0	0	0	1	Kansas City Royals @ Oakland Athletics Oakland-Alameda County Coliseum, Oakland, CA Sat Sep 22 1979, 3:33 AM PDT Att: 2,111 - Unknown livebaseballscorecards.com					
Hal McRae, R (1, 10) OBP: 0.354, SLG: 0.477	0-3 K			0-0 2B	0-0 FC6-4			0-0 1B		4	0	2	0	0	1	3						
George Brett, L (1, 5) OBP: 0.379, SLG: 0.564	0-0 G3			0-0 F8		0-0 G3		0-0 F5		4	0	0	0	0	0	2						
Darrell Porter, L (1, 2) OBP: 0.418, SLG: 0.494		0-3 K		4-0 BB		0-0 G3		0-0 G4-6-3 1B		3	0	1	0	1	1	0						
Ralph LaCock, L (1, 3) OBP: 0.339, SLG: 0.387	0-0 L9			0-3 K		0-0 4-3		0-0 G4-6-3		4	0	0	0	0	1	3						
Al Cowens, R (1, 9) OBP: 0.348, SLG: 0.416	0-0 L7			0-3 K			0-0 FC1-6 1B		0-0 F3	4	0	1	0	0	1	2						
Clint Hurdle, L (1, 7) OBP: 0.328, SLG: 0.371			0-0 P6		0-0 L8		0-0 FC1-6 G4-6-3 1B			3	0	0	0	0	0	1						
Frank White, R (1, 4) OBP: 0.295, SLG: 0.391			0-0 E1 FC3-2-5 1B		0-0 F7		0-0 G4-6-3			3	0	1	0	0	0	1						
U L Washington, S (1, 6) OBP: 0.294, SLG: 0.359			0-0 FC3-2-5 3H		0-0 1B			0-3 K		3	0	1	0	0	1	1						
Inning Stats	R: 0 E: 0 K: 1 S: 4	H: 0 LOB: 0 BB: 0 P: 5	R: 0 E: 0 K: 1 S: 5	H: 0 LOB: 0 BB: 0 P: 5	R: 0 E: 2 K: 0 S: 4	H: 1 LOB: 1 BB: 0 P: 4	R: 0 E: 0 K: 2 S: 8	H: 1 LOB: 2 BB: 1 P: 12	R: 0 E: 0 K: 0 S: 5	H: 2 LOB: 2 BB: 0 P: 5	R: 0 E: 0 K: 0 S: 3	H: 0 LOB: 0 BB: 0 P: 3	R: 0 E: 0 K: 0 S: 3	H: 1 LOB: 0 BB: 0 P: 3	R: 0 E: 0 K: 0 S: 6	H: 1 LOB: 0 BB: 0 P: 6	R: 0 E: 0 K: 0 S: 3	H: 1 LOB: 0 BB: 0 P: 3	1B: 6 2B: 1 3B: 0 HR: 0	SF: 0 SAC: 0 DP: 2 HBP: 1	WP: 0 PB: 0 SB: 0 CS: 1	PA: 33
PITCHER Matt Keough, R (1, 1) ERA: 5.18	IP: 9.0 WLS: W BF: 33 H: 7 R: 0 ER: 0 SO: 5 BB: 1 IBB: 0 HBP: 1 BLK: 0 WP: 0 HR: 0 S: 41 P: 46 ERA: 0.00 WHIP: 0.889															PITCHER						

Batter	1	2	3	4	5	6	7	8	9	AB	R	H	RBI	BB	SO	LOB	BOTTOM				
Rickey Henderson, R (1, 7) OBP: 0.346, SLG: 0.349	0-0 5-3			0-0 SH3-4 1B		0-0 CS 1B		0-0 1B		4	0	3	1	0	0	0	Kansas City Royals @ Oakland Athletics Oakland-Alameda County Coliseum, Oakland, CA Sat Sep 22 1979, 3:33 AM PDT Att: 2,111 - Unknown livebaseballscorecards.com				
Larry Murray, S (1, 8) OBP: 0.275, SLG: 0.279	0-0 6-3			0-0 SH3-4 1-2		0-0 P4		0-3 3H K		3	0	0	0	0	1	2					
Dave Revering, L (1, 10) OBP: 0.342, SLG: 0.486	0-3 K			0-0 L9		0-0 CS 1-2		0-3 K		3	0	0	0	0	2	1					
Jeff Newman, R (1, 3) OBP: 0.264, SLG: 0.396		0-0 5-3		0-0 L8			0-0 G3-6-3 1B			3	0	1	0	0	0	1					
Wayne Gross, L (1, 5) OBP: 0.331, SLG: 0.361		0-0 G3		4-0 FC4-6 BB		0-0 G3-6-3				2	0	0	0	1	0	1					
Jim Essian, R (1, 2) OBP: 0.301, SLG: 0.383		0-0 L5		0-3 K		0-0 WP SF8 1B		0-0 SF8 WP 1B		3	1	1	0	0	1	1					
Mike Edwards, R (1, 4) OBP: 0.271, SLG: 0.287			0-0 F8		0-0 FC4-6 1-2		0-0 SF8 WP 1B		0-0 SF8	3	1	1	0	0	0	1					
Mike Heath, R (1, 9) OBP: 0.308, SLG: 0.328			0-0 4-3		0-0 F3		0-0 SF8		1-3 2H P3	2	0	0	1	0	0	1					
Rob Picciolo, R (1, 6) OBP: 0.272, SLG: 0.342			0-0 6-3			0-0 P4				3	0	0	0	0	0	1					
Inning Stats	R: 0 E: 0 K: 1 S: 5	H: 0 LOB: 0 BB: 0 P: 5	R: 0 E: 0 K: 0 S: 3	H: 0 LOB: 0 BB: 0 P: 3	R: 0 E: 0 K: 0 S: 4	H: 1 LOB: 1 BB: 0 P: 4	R: 0 E: 0 K: 0 S: 5	H: 0 LOB: 0 BB: 0 P: 3	R: 0 E: 0 K: 1 S: 8	H: 3 LOB: 1 BB: 0 P: 8	R: 2 E: 0 K: 1 S: 8	H: 3 LOB: 1 BB: 0 P: 8	R: 0 E: 0 K: 0 S: 5	H: 1 LOB: 0 BB: 0 P: 5	R: 0 E: 0 K: 1 S: 8	H: 3 LOB: 1 BB: 0 P: 8		1B: 6 2B: 0 3B: 0 HR: 0	SF: 1 SAC: 1 DP: 1 HBP: 0	WP: 1 PB: 0 SB: 0 CS: 1	PA: 30
PITCHER Dennis Leonard, R (1, 1) ERA: 4.17	IP: 8.0 WLS: L BF: 29 H: 6 R: 2 ER: 2 SO: 4 BB: 1 IBB: 0 HBP: 0 BLK: 0 WP: 1 HR: 0 S: 36 P: 40 ERA: 2.25 WHIP: 0.875															PITCHER					

Batter	1	2	3	4	5	6	7	8	9	AB	R	H	RBI	BB	SO	LOB	TOP								
Willie Wilson, S OBP: 0.391, SLG: 0.426 (1, 7)										5	0	2	1	0	0	2									
Hal McRae, R OBP: 0.354, SLG: 0.475 (1, 10)										4	0	1	0	1	0	1									
George Brett, L OBP: 0.378, SLG: 0.566 (1, 5)										5	1	1	1	0	1	5									
Darrell Porter, L OBP: 0.420, SLG: 0.492 (1, 2)										2	0	0	0	3	1	1									
Ralph LaCock, L OBP: 0.337, SLG: 0.384 (1, 3)										5	1	1	0	0	0	6									
Amos Otis, R OBP: 0.365, SLG: 0.444 (1, 8)										4	1	1	0	0	1	0									
Al Cowens, R OBP: 0.345, SLG: 0.413 (1, 9)										4	0	0	0	0	0	2									
Frank White, R OBP: 0.297, SLG: 0.392 (1, 4)										4	1	2	0	0	0	0									
U L Washington, S OBP: 0.300, SLG: 0.360 (1, 6)										2	0	1	0	2	0	0									
Inning Stats	R: 0 E: 0 K: 1 S: 6	H: 1 LOB: 2 BB: 1 P: 10	R: 0 E: 0 K: 0 S: 3	H: 1 LOB: 0 BB: 0 P: 3	R: 0 E: 0 K: 0 S: 3	H: 0 LOB: 0 BB: 0 P: 3	R: 4 E: 1 K: 1 S: 10	H: 4 LOB: 3 BB: 2 P: 18	R: 0 E: 0 K: 0 S: 2	H: 0 LOB: 0 BB: 1 P: 6	R: 0 E: 0 K: 0 S: 3	H: 1 LOB: 2 BB: 1 P: 3	R: 0 E: 0 K: 1 S: 4	H: 1 LOB: 2 BB: 1 P: 8	R: 0 E: 0 K: 1 S: 6	H: 1 LOB: 1 BB: 1 P: 10	R: 0 E: 1 K: 0 S: 4	H: 0 LOB: 1 BB: 0 P: 4	1B: 7 2B: 1 3B: 0 HR: 1	SF: 0 SAC: 0 DP: 1 HBP: 0	WP: 0 PB: 0 SB: 3 CS: 2	PA: 43			
PITCHER Steve McCatty, R ERA: 3.89 (1, 1)	IP: 9.0 WLS: L BF: 41	H: 9 R: 4 ER: 1 SO: 3	BB: 6 IBB: 0 HBP: 0 BLK: 0	WP: 0 HR: 1 S: 41 P: 65	ERA: 1.00 WHIP: 1.667																				

Kansas City Royals @ Oakland Athletics
Oakland-Alameda County Coliseum, Oakland, CA
Sun Sep 23 1979, 3:33 AM PDT
Att: 2,583 - Unknown

livebaseballscores.com
AB 35
R 4
H 9
RBI 2
BB 6
SO 3
LOB 17



Batter	1	2	3	4	5	6	7	8	9	AB	R	H	RBI	BB	SO	LOB	BOTTOM								
Rickey Henderson, R OBP: 0.345, SLG: 0.346 (1, 7)										3	0	0	0	1	2	0									
Dwayne Murphy, L OBP: 0.381, SLG: 0.368 (1, 8)										4	0	1	0	0	1	1									
Dave Revering, L OBP: 0.341, SLG: 0.491 (1, 10)										4	1	1	1	0	0	1									
Jeff Newman, R OBP: 0.266, SLG: 0.397 (1, 3)										3	1	1	0	1	0	0									
Larry Murray, S OBP: 0.275, SLG: 0.279 (9, PR)										0	0	0	0	0	0	0									
Wayne Gross, L OBP: 0.331, SLG: 0.360 (1, 5)										4	0	1	0	0	0	1									
Jim Essian, R OBP: 0.300, SLG: 0.380 (1, 2)										2	0	0	1	1	0	2									
Mike Edwards, R OBP: 0.272, SLG: 0.290 (1, 4)										3	0	1	0	0	0	0									
Mike Heath, R OBP: 0.305, SLG: 0.324 (1, 9)										3	0	0	0	0	2	2									
Rob Picciolo, R OBP: 0.270, SLG: 0.339 (1, 6)										3	0	0	0	0	2	2									
Inning Stats	R: 0 E: 0 K: 0 S: 2	H: 0 LOB: 0 BB: 1 P: 6	R: 1 E: 0 K: 0 S: 4	H: 1 LOB: 0 BB: 0 P: 4	R: 0 E: 0 K: 3 S: 9	H: 0 LOB: 0 BB: 0 P: 9	R: 0 E: 0 K: 0 S: 3	H: 1 LOB: 0 BB: 0 P: 3	R: 0 E: 0 K: 0 S: 4	H: 1 LOB: 2 BB: 1 P: 8	R: 1 E: 0 K: 0 S: 4	H: 1 LOB: 0 BB: 0 P: 4	R: 0 E: 0 K: 0 S: 3	H: 0 LOB: 0 BB: 0 P: 3	R: 0 E: 0 K: 3 S: 9	H: 0 LOB: 0 BB: 0 P: 9	R: 0 E: 0 K: 1 S: 6	H: 1 LOB: 2 BB: 1 P: 10	1B: 2 2B: 2 3B: 0 HR: 1	SF: 1 SAC: 0 DP: 1 HBP: 0	WP: 0 PB: 0 SB: 0 CS: 1	PA: 33			
PITCHER Marty Pattin, R ERA: 4.58 (1, 1)	IP: 7.0 WLS: W BF: 25	H: 4 R: 2 ER: 2 SO: 3	BB: 2 IBB: 0 HBP: 0 BLK: 0	WP: 0 HR: 1 S: 29 P: 37	ERA: 2.57 WHIP: 0.857																				
Rene Martin, R ERA: 8.14 (8, 1)	1.2	0	0	0	4	1	0	0	0	0	0	13	17	0.00	0.600										
Al Hrabosky, L ERA: 3.74 (9, 1)	0.0	1	1	0	0	0	0	0	0	0	1	1	∞	∞											
Dan Quisenberry, R ERA: 3.38 (9, 1)	0.1	S	1	0	0	0	0	0	0	0	1	1	0.00	0.000											

Kansas City Royals @ Oakland Athletics
Oakland-Alameda County Coliseum, Oakland, CA
Sun Sep 23 1979, 3:33 AM PDT
Att: 2,583 - Unknown

livebaseballscores.com
AB 29
R 2
H 5
RBI 2
BB 3
SO 7
LOB 9



Batter	1	2	3	4	5	6	7	8	9	AB	R	H	RBI	BB	SO	LOB	TOP										
Rickey Henderson, R OBP: 0.344, SLG: 0.344 (1, 7)										4	1	1	0	0	0	0											
Dwayne Murphy, L OBP: 0.380, SLG: 0.369 (1, 8)										4	1	1	1	0	2	0											
Dave Revering, L OBP: 0.342, SLG: 0.491 (1, 10)										4	0	2	1	0	0	0											
Jeff Newman, R OBP: 0.270, SLG: 0.400 (1, 3)										4	1	3	0	0	0	1											
Wayne Gross, L OBP: 0.330, SLG: 0.359 (1, 5)										4	0	1	0	0	0	2											
Joe Wallis, S OBP: 0.229, SLG: 0.117 (1, 9)										4	0	0	0	0	0	4											
Jim Essian, R OBP: 0.300, SLG: 0.376 (1, 2)										3	0	0	0	1	1	2											
Mike Edwards, R OBP: 0.272, SLG: 0.290 (1, 4)										3	0	1	1	0	0	0											
Rob Picciolo, R OBP: 0.268, SLG: 0.336 (1, 6)										3	0	0	0	0	1	0											
Inning Stats	R: 2 E: 0 K: 0 S: 5	H: 3 LOB: 0 BB: 0 P: 5	R: 0 E: 0 K: 1 S: 5	H: 0 LOB: 0 BB: 0 P: 5	R: 0 E: 0 K: 1 S: 5	H: 2 LOB: 1 BB: 0 P: 4	R: 0 E: 0 K: 0 S: 3	H: 0 LOB: 0 BB: 0 P: 3	R: 0 E: 0 K: 0 S: 3	H: 0 LOB: 0 BB: 0 P: 3	R: 1 E: 0 K: 0 S: 4	H: 2 LOB: 2 BB: 1 P: 8	R: 0 E: 0 K: 2 S: 7	H: 0 LOB: 0 BB: 0 P: 7	R: 0 E: 0 K: 0 S: 5	H: 2 LOB: 2 BB: 0 P: 5	1B: 8 2B: 1 3B: 0 HR: 0	SF: 0 SAC: 0 DP: 1 HBP: 0	WP: 0 PB: 0 SB: 1 CS: 0	PA: 34							
PITCHER	IP	WLS	BF	H	R	ER	SO	BB	IBB	HBP	BLK	WP	HR	S	P	ERA	WHIP										
Doc Medich, R ERA: 4.08 (1, 1)	6.2		25	6	3	3	2	1	0	0	0	0	0	28	32	4.05	1.050										
Jim Kern, R ERA: 1.99 (7, 1)	2.1	W	9	3	0	0	2	0	0	0	0	0	0	13	13	0.00	1.286										

Oakland Athletics @ Texas Rangers
Arlington Stadium, Arlington, TX
Tue Sep 25 1979, 8:05 PM EDT
Att: 6,322 - Unknown

AB	33
R	3
H	9
RBI	3
BB	1
SO	4
LOB	9



Batter	1	2	3	4	5	6	7	8	9	AB	R	H	RBI	BB	SO	LOB	BOTTOM										
Mickey Rivers, L OBP: 0.319, SLG: 0.421 (1, 8)										4	1	1	1	0	0	3											
Bump Willis, S OBP: 0.340, SLG: 0.345 (1, 4)										3	0	0	0	1	0	2											
Al Oliver, L OBP: 0.370, SLG: 0.474 (1, 7)										4	0	0	0	0	0	1											
Willie Montanez, L OBP: 0.288, SLG: 0.363 (1, 3)										4	0	0	0	0	1	0											
Richie Zisk, R OBP: 0.342, SLG: 0.419 (8, PR)										3	1	1	0	1	0	0											
Bill Sample, R OBP: 0.362, SLG: 0.413 (9, 9)										0	1	0	0	0	0	0											
Pat Putnam, L OBP: 0.327, SLG: 0.468 (8, PH)										3	1	1	0	0	0	0											
John Ellis, R OBP: 0.318, SLG: 0.437 (8, PH)										1	0	0	0	0	1	1											
Eric Soderholm, R OBP: 0.317, SLG: 0.394 (1, 5)										4	0	2	1	0	0	2											
La Rue Washington, R OBP: 0.316, SLG: 0.278 (8, PR)										0	0	0	0	0	0	0											
Buddy Bell, R OBP: 0.328, SLG: 0.454 (9, 5)										0	0	0	0	0	0	0											
Jim Sundberg, R OBP: 0.338, SLG: 0.365 (1, 2)										2	1	1	1	2	1	1											
Nelson Norman, S OBP: 0.258, SLG: 0.267 (1, 6)										4	0	3	1	0	1	2											
Inning Stats	R: 0 E: 0 K: 0 S: 3	H: 0 LOB: 0 BB: 0 P: 3	R: 3 E: 0 K: 0 S: 7	H: 4 LOB: 2 BB: 1 P: 11	R: 0 E: 0 K: 0 S: 3	H: 0 LOB: 0 BB: 0 P: 3	R: 0 E: 0 K: 0 S: 4	H: 1 LOB: 2 BB: 1 P: 8	R: 0 E: 0 K: 1 S: 5	H: 0 LOB: 0 BB: 0 P: 5	R: 0 E: 0 K: 1 S: 6	H: 1 LOB: 1 BB: 0 P: 6	R: 1 E: 1 K: 0 S: 3	H: 1 LOB: 0 BB: 1 P: 7	R: 1 E: 0 K: 2 S: 9	H: 2 LOB: 2 BB: 1 P: 13	1B: 9 2B: 0 3B: 0 HR: 0	SF: 0 SAC: 0 DP: 1 HBP: 0	WP: 1 PB: 0 SB: 1 CS: 0	PA: 36							
PITCHER	IP	WLS	BF	H	R	ER	SO	BB	IBB	HBP	BLK	WP	HR	S	P	ERA	WHIP										
Brian Kingman, R ERA: 4.3 (1, 1)	6.1	L	29	7	4	3	2	3	0	0	0	0	0	30	42	4.26	1.579										
Craig Minetto, L ERA: 5.59 (7, 1)	1.1		4	1	1	1	1	0	0	0	0	0	0	6	6	6.75	0.750										
Mike Norris, R ERA: 4.8 (8, 1)	0.1		3	1	0	0	1	0	1	0	0	0	0	4	8	0.00	3.000										

Oakland Athletics @ Texas Rangers
Arlington Stadium, Arlington, TX
Tue Sep 25 1979, 8:05 PM EDT
Att: 6,322 - Unknown

AB	32
R	5
H	9
RBI	4
BB	4
SO	4
LOB	12



Batter	1	2	3	4	5	6	7	8	9	AB	R	H	RBI	BB	SO	LOB	TOP			
Rickey Henderson, R OBP: 0.340, SLG: 0.340 (1.7)	L9		4-3		F7			4-3		4	0	0	0	0	0	1				
Dwayne Murphy, L OBP: 0.381, SLG: 0.367 (1.8)	E4		BB			L9-3 BB		G3		2	0	0	0	2	0	0				
Dave Revering, L OBP: 0.339, SLG: 0.487 (1.10)	F5		F4		F9			4-3		4	0	0	0	0	0	3				
Jeff Newman, R OBP: 0.270, SLG: 0.405 (1.3)	4-3				F7		L9-3 1-2		HR	4	1	1	1	0	0	2				
Wayne Gross, L OBP: 0.331, SLG: 0.367 (1.5)		HR			1-3			F5		4	1	2	1	0	0	0				
Joe Wallis, S OBP: 0.216, SLG: 0.109 (1.9)	4-3				F7			F2		4	0	0	0	0	0	1				
Mike Heath, R OBP: 0.305, SLG: 0.324 (1.2)		F7				F3			1B	3	0	1	0	0	0	0				
Mike Edwards, R OBP: 0.270, SLG: 0.288 (1.4)		K			5-3				K	3	0	0	0	0	2	1				
Rob Picciolo, R OBP: 0.268, SLG: 0.336 (1.6)			F2					4-3		3	0	1	0	0	0	0				
Inning Stats	R: 0 E: 1 K: 0 S: 4	H: 0 LOB: 1 BB: 0 P: 4	R: 1 E: 0 K: 1 S: 6	H: 1 LOB: 0 BB: 0 P: 6	R: 0 E: 0 K: 0 S: 3	H: 0 LOB: 1 BB: 1 P: 7	R: 0 E: 0 K: 0 S: 3	H: 0 LOB: 0 BB: 0 P: 3	R: 0 E: 0 K: 0 S: 2	H: 1 LOB: 1 BB: 1 P: 4	R: 0 E: 0 K: 1 S: 6	H: 1 LOB: 1 BB: 0 P: 6	R: 0 E: 0 K: 0 S: 3	H: 0 LOB: 0 BB: 0 P: 3	R: 1 E: 0 K: 0 S: 4	H: 2 LOB: 0 BB: 0 P: 4	1B: 3 2B: 1 3B: 0 HR: 2	SF: 0 SAC: 0 DP: 2 HBP: 0	WP: 0 PB: 0 SB: 0 CS: 0	PA: 33
PITCHER Steve Comer, R ERA: 3.57 (1.1)	IP: 9.0 WLS: W BF: 33	H: 5 R: 2 ER: 2 SO: 2	BB: 2 IBB: 0 HBP: 0 BLK: 0	WP: 0 HR: 2 S: 35 P: 43	ERA: 2.00 WHIP: 0.778															

Oakland Athletics @ Texas Rangers
Arlington Stadium, Arlington, TX
Wed Sep 26 1979, 8:05 PM EDT
Att: 6,369 - Unknown

AB	31
R	2
H	5
RBI	2
BB	2
SO	2
LOB	8



Batter	1	2	3	4	5	6	7	8	9	AB	R	H	RBI	BB	SO	LOB	BOTTOM			
Mickey Rivers, L OBP: 0.319, SLG: 0.425 (1.8)	K		FC3-6 1-2 2-3			3-1	HR			4	1	1	2	0	1	2				
Bump Willis, S OBP: 0.338, SLG: 0.343 (1.4)	L4		4-3			K	4-3			4	0	0	0	0	1	2				
Al Oliver, L OBP: 0.367, SLG: 0.470 (1.7)	1-4-3				L9	4-3		4-3		4	0	0	0	0	0	0				
Buddy Bell, R OBP: 0.327, SLG: 0.453 (1.5)		F6			F8	BB 1B	F4			4	1	1	0	0	0	0				
Willie Montanez, L OBP: 0.288, SLG: 0.361 (1.3)		F8			1-6-3	G3 1B BB	F8			3	1	0	0	1	0	0				
Richie Zisk, R OBP: 0.342, SLG: 0.418 (1.9)		L9			F8	1B G3 SF8	1B			3	1	1	1	0	0	0				
Pat Putnam, L OBP: 0.327, SLG: 0.467 (1.10)			FC1-5 1B		5-3	G3				3	0	1	0	0	0	2				
Jim Sundberg, R OBP: 0.341, SLG: 0.368 (1.2)			FC3-6 FC1-5 1B			HR	1B			2	1	2	1	1	0	0				
Nelson Norman, S OBP: 0.256, SLG: 0.265 (1.6)			FC1-5 FC3-6		L7	SF8				2	0	0	1	0	0	3				
Inning Stats	R: 0 E: 0 K: 1 S: 5	H: 0 LOB: 0 BB: 0 P: 5	R: 0 E: 0 K: 0 S: 3	H: 0 LOB: 0 BB: 0 P: 3	R: 0 E: 0 K: 0 S: 3	H: 0 LOB: 2 BB: 0 P: 5	R: 0 E: 0 K: 0 S: 5	H: 0 LOB: 0 BB: 0 P: 3	R: 0 E: 0 K: 0 S: 3	H: 0 LOB: 0 BB: 0 P: 3	R: 5 E: 0 K: 0 S: 7	H: 4 LOB: 0 BB: 1 P: 11	R: 0 E: 0 K: 0 S: 3	H: 0 LOB: 0 BB: 0 P: 3	R: 0 E: 0 K: 0 S: 4	H: 0 LOB: 0 BB: 0 P: 4	1B: 5 2B: 0 3B: 0 HR: 1	SF: 1 SAC: 0 DP: 0 HBP: 0	WP: 0 PB: 0 SB: 0 CS: 0	PA: 32
PITCHER Rick Langford, R ERA: 4.28 (1.1)	IP: 8.0 WLS: L BF: 32	H: 6 R: 5 ER: 5 SO: 2	BB: 2 IBB: 0 HBP: 0 BLK: 0	WP: 0 HR: 1 S: 34 P: 42	ERA: 5.62 WHIP: 1.000															

Oakland Athletics @ Texas Rangers
Arlington Stadium, Arlington, TX
Wed Sep 26 1979, 8:05 PM EDT
Att: 6,369 - Unknown

AB	29
R	5
H	6
RBI	5
BB	2
SO	2
LOB	9



Batter	1	2	3	4	5	6	7	8	9	AB	R	H	RBI	BB	SO	LOB	TOP			
Rickey Henderson, R OBP: 0.340, SLG: 0.339	F3		F7			G1-6-3 1B		6-3		4	0	1	0	0	0	0				
Dwayne Murphy, L OBP: 0.380, SLG: 0.366	4-3		4-3			G1-6-3 1-2		G3-6 1B		4	0	1	0	0	0	1				
Dave Revering, L OBP: 0.339, SLG: 0.485	F8			F9		FC5-4 1B		G3-6 1-2		4	0	1	0	0	0	1				
Jeff Newman, R OBP: 0.268, SLG: 0.402		F9		4-3		FC5-4 1-2		F9		4	0	0	0	0	0	1				
Wayne Gross, L OBP: 0.337, SLG: 0.372		2B BB						1B 2B		2	2	0	2	0	0	0				
Joe Wallis, S OBP: 0.218, SLG: 0.162		K		F7				6-3		4	1	1	2	0	1	3				
Jim Essian, R OBP: 0.299, SLG: 0.378		1-3 2B			F7			6-3		4	0	1	0	0	0	1				
Dave Chalk, R OBP: 0.312, SLG: 0.263		F8			5-3			F8		4	0	1	1	0	0	2				
Rob Picciolo, R OBP: 0.266, SLG: 0.333			K			F9		L9		3	0	0	0	0	1	1				
Inning Stats	R: 0 E: 0 K: 0 S: 3	H: 0 LOB: 0 BB: 0 P: 3	R: 0 E: 0 K: 1 S: 6	H: 1 LOB: 2 BB: 1 P: 10	R: 0 E: 0 K: 1 S: 5	H: 0 LOB: 0 BB: 0 P: 5	R: 0 E: 0 K: 0 S: 3	H: 0 LOB: 1 BB: 1 P: 7	R: 0 E: 0 K: 0 S: 4	H: 2 LOB: 1 BB: 0 P: 4	R: 1 E: 0 K: 0 S: 5	H: 2 LOB: 1 BB: 0 P: 5	R: 0 E: 0 K: 0 S: 3	H: 1 LOB: 0 BB: 0 P: 3	R: 2 E: 0 K: 0 S: 5	H: 2 LOB: 0 BB: 0 P: 5	1B: 5 2B: 2 3B: 0 HR: 1	SF: 0 SAC: 0 DP: 2 HBP: 0	WP: 0 PB: 0 SB: 0 CS: 0	PA: 35
PITCHER	IP	WLS	BF	H	R	ER	SO	BB	IBB	HBP	BLK	WP	HR	S	P	ERA	WHIP			
Larry McCall, R ERA: 2.16	7.1	W	29	6	1	1	2	2	0	0	0	0	0	31	39	1.23	1.091			
Sparky Lyle, L ERA: 3.13	8.1	S	6	2	2	2	0	0	0	0	0	0	1	6	6	10.80	1.200			

Oakland Athletics @ Texas Rangers
Arlington Stadium, Arlington, TX
Thu Sep 27 1979, 8:05 PM EDT
Att: 6,360 - Unknown

AB 33
R 3
H 8
RBI 3
BB 2
SO 2
LOB 10



Batter	1	2	3	4	5	6	7	8	9	AB	R	H	RBI	BB	SO	LOB	BOTTOM			
Mickey Rivers, L OBP: 0.320, SLG: 0.426	G3		FC6-4 S 1B		L4		SH1 1B			4	0	2	0	0	0	0				
Bump Willis, S OBP: 0.340, SLG: 0.343			FC6-4 1-2 BB		K		SH1			2	0	1	0	1	1	0				
Al Oliver, L OBP: 0.366, SLG: 0.467		F8	FC6-4 1-2 2-3			1B S E BB	2-3			3	1	0	0	1	0	4				
Buddy Bell, R OBP: 0.327, SLG: 0.451		F6	F3			1B E 1B	F8			4	1	1	0	0	0	4				
Willie Montanez, L OBP: 0.290, SLG: 0.362				F7		E4 3-1 1B E				4	1	2	1	0	0	1				
Richie Ziek, R OBP: 0.341, SLG: 0.423		K				E6 1-2 2-H 3-H 1B		K		4	1	1	1	0	2	3				
Pat Putnam, L OBP: 0.324, SLG: 0.462		K				3-1		F6		4	0	0	0	0	2	4				
Jim Sundberg, R OBP: 0.341, SLG: 0.367		F9		5-3				1-3		4	0	1	1	0	0	2				
Nelson Norman, S OBP: 0.254, SLG: 0.263			3-1		1-3		2-H 3-H 1B	4-3		3	0	0	0	0	0	1				
Inning Stats	R: 0 E: 0 K: 0 S: 4	H: 1 LOB: 1 BB: 0 P: 4	R: 0 E: 0 K: 2 S: 8	H: 1 LOB: 1 BB: 0 P: 8	R: 0 E: 0 K: 0 S: 4	H: 1 LOB: 2 BB: 1 P: 8	R: 1 E: 0 K: 1 S: 6	H: 1 LOB: 0 BB: 0 P: 6	R: 0 E: 0 K: 1 S: 5	H: 0 LOB: 0 BB: 0 P: 5	R: 3 E: 2 K: 0 S: 6	H: 2 LOB: 1 BB: 1 P: 10	R: 0 E: 0 K: 0 S: 4	H: 1 LOB: 1 BB: 0 P: 4	R: 0 E: 0 K: 1 S: 6	H: 1 LOB: 1 BB: 0 P: 6	1B: 7 2B: 0 3B: 0 HR: 1	SF: 0 SAC: 1 DP: 0 HBP: 0	WP: 0 PB: 0 SB: 2 CS: 0	PA: 35
PITCHER	IP	WLS	BF	H	R	ER	SO	BB	IBB	HBP	BLK	WP	HR	S	P	ERA	WHIP			
Matt Keough, R ERA: 5.04	8.0	L	35	8	4	2	5	2	0	0	0	0	1	43	51	2.25	1.250			

Oakland Athletics @ Texas Rangers
Arlington Stadium, Arlington, TX
Thu Sep 27 1979, 8:05 PM EDT
Att: 6,360 - Unknown

AB 32
R 4
H 8
RBI 3
BB 2
SO 5
LOB 19



Batter	1	2	3	4	5	6	7	8	9	AB	R	H	RBI	BB	SO	LOB	TOP			
Rickey Henderson, R OBP: 0.339, SLG: 0.336 (1, 7)	F8		L7			2B BB		3-1		3	1	0	0	1	0	0	Oakland Athletics @ Kansas City Royals Royals Stadium, Kansas City, MO Fri Sep 28 1979, 8:05 PM EDT Att: 20,908 - Unknown - 83 F livebaseballscorecards.com			
Dwayne Murphy, L OBP: 0.379, SLG: 0.367 (1, 8)	F8		L4			E 2B 1-H		K		4	0	1	1	0	1	0				
Dave Revering, L OBP: 0.336, SLG: 0.481 (1, 10)	F7			3-1					F7	4	0	0	0	0	0	1				
Jeff Newman, R OBP: 0.267, SLG: 0.400 (1, 3)		2B 1B		5-3		E2 FC5-4 2-3			F9	4	0	1	0	0	0	1				
Mike Heath, R OBP: 0.301, SLG: 0.319 (1, 2)	F8			F7		FC5-4 1-2			6-3	4	0	0	0	0	0	3				
Joe Wallis, S OBP: 0.222, SLG: 0.183 (1, 9)					P6					3	0	1	0	0	0	0				
Wayne Gross, L OBP: 0.335, SLG: 0.370 (1, 5)		2B K			F7					3	0	0	0	0	1	2				
Mike Edwards, R OBP: 0.268, SLG: 0.286 (1, 4)	F8				6-3				L5	3	0	0	0	0	0	2				
Rob Picciolo, R OBP: 0.264, SLG: 0.330 (1, 6)			F9						5-3	3	0	0	0	0	1	0				
Inning Stats	R: 0 E: 0 K: 0 S: 3	H: 0 LOB: 0 BB: 0 P: 3	R: 0 E: 0 K: 1 S: 7	H: 2 LOB: 2 BB: 0 P: 7	R: 0 E: 0 K: 0 S: 3	H: 0 LOB: 0 BB: 0 P: 3	R: 0 E: 0 K: 0 S: 3	H: 0 LOB: 0 BB: 0 P: 3	R: 1 E: 1 K: 1 S: 7	H: 1 LOB: 2 BB: 1 P: 11	R: 0 E: 0 K: 0 S: 3	H: 0 LOB: 0 BB: 0 P: 3	R: 0 E: 0 K: 1 S: 5	H: 0 LOB: 0 BB: 0 P: 5	R: 0 E: 0 K: 0 S: 3	H: 0 LOB: 0 BB: 0 P: 3	1B: 1 2B: 2 3B: 0 HR: 0	SF: 0 SAC: 0 DP: 0 HBP: 0	WP: 0 PB: 0 SB: 0 CS: 0	PA: 32
PITCHER	IP WLS BF H R ER SO BB IBB HBP BLK WP HR S P ERA WHIP																			
Larry Gura, L ERA: 4.47 (1, 1)	7.0 W 26 3 1 1 2 1 0 0 0 0 0 29 33 1.29 0.571																			
Craig Eaton, R ERA: 2.7 (8, 1)	2.0 6 0 0 0 1 0 0 0 0 0 0 8 8 0.00 0.000																			

Batter	1	2	3	4	5	6	7	8	9	AB	R	H	RBI	BB	SO	LOB	BOTTOM			
Willie Wilson, S OBP: 0.348, SLG: 0.420 (1, 8)	E FC5-4 BB	1B	F9		K	FC6 1-2		1B		5	2	0	1	1	1	Oakland Athletics @ Kansas City Royals Royals Stadium, Kansas City, MO Fri Sep 28 1979, 8:05 PM EDT Att: 20,908 - Unknown - 83 F livebaseballscorecards.com				
Darrell Porter, L OBP: 0.417, SLG: 0.484 (1, 10)	E4 FC5-4 1-3	E 2B 1B 1-H		HBP 1B BB	E8 HR 2B		BB 1B BB	F9		4	3	2	1	2	0		2			
Frank White, R OBP: 0.301, SLG: 0.405 (1, 4)	FC5-4 1B 1-2 3-H	E6 2B S		1B HBP E 1B	F9		L6		5	3	1	1	0	0	4					
Jamie Quirk, L OBP: 0.358, SLG: 0.440 (1, 2)	1B 1B 1-2 BB			E 1B 1-2 2-3 3-H			F9		3	3	2	4	1	0	1					
Ralph LaCock, L OBP: 0.338, SLG: 0.384 (1, 3)	1B 1B 1-3 2-H	K		E4 FC4-6 1B SF7 1B 1-3 2-H 3-H			BB 1B		5	1	4	2	0	1	1					
Clint Hurdle, L OBP: 0.343, SLG: 0.376 (1, 9)		K		E 1B 1-2 2-3 3-H			BB 1B		4	0	2	2	1	1	2					
Jim Nettles, L OBP: 0.190, SLG: 0.105 (1, 7)	F8		K	FC4-6 1B 1-2 2-3			P5 F5		5	0	0	0	0	1	7					
U L Washington, S OBP: 0.299, SLG: 0.361 (1, 6)	4-3		SF7 3B		SF7		6-3	F7	4	1	1	1	0	0	2					
Todd Cruz, R OBP: 0.225, SLG: 0.319 (1, 5)		5-3	SF7	F2		FC6 1B		5-3	4	0	1	1	0	0	1					
Inning Stats	R: 3 E: 1 K: 0 S: 6	H: 2 LOB: 2 BB: 2 P: 14	R: 3 E: 1 K: 2 S: 11	H: 3 LOB: 1 BB: 0 P: 11	R: 1 E: 0 K: 1 S: 6	H: 1 LOB: 0 BB: 0 P: 6	R: 4 E: 1 K: 0 S: 6	H: 3 LOB: 1 BB: 1 P: 11	R: 2 E: 1 K: 1 S: 8	H: 3 LOB: 1 BB: 0 P: 8	R: 0 E: 0 K: 0 S: 4	H: 1 LOB: 1 BB: 0 P: 4	R: 0 E: 0 K: 0 S: 4	H: 1 LOB: 3 BB: 2 P: 12	R: 0 E: 0 K: 0 S: 4	H: 1 LOB: 1 BB: 0 P: 4	1B: 11 2B: 2 3B: 1 HR: 1	SF: 2 SAC: 0 DP: 0 HBP: 1	WP: 1 PB: 0 SB: 4 CS: 0	PA: 47
PITCHER	IP WLS BF H R ER SO BB IBB HBP BLK WP HR S P ERA WHIP																			
Steve McCatty, R ERA: 4.22 (1, 1)	3.0 L 22 7 10 8 3 3 0 0 0 0 1 1 25 33 5.40 2.000																			
Jim Todd, R ERA: 6.56 (4, 1)	5.0 25 8 3 3 1 2 0 0 0 0 1 1 25 33 5.40 2.000																			

Batter	1	2	3	4	5	6	7	8	9	AB	R	H	RBI	BB	SO	LOB	TOP							
Rickey Henderson, R OBP: 0.338, SLG: 0.335										4	1	1	0	0	0	1	Oakland Athletics @ Kansas City Royals Royals Stadium, Kansas City, MO Sat Sep 29 1979, 8:05 PM EDT Att: 24,856 - Unknown - 83 F							
Dwayne Murphy, L OBP: 0.382, SLG: 0.375										3	1	2	1	1	0	1								
Dave Revering, L OBP: 0.333, SLG: 0.478										3	0	0	1	0	2	2								
Jeff Newman, R OBP: 0.267, SLG: 0.399										4	0	1	0	0	0	1								
Jim Essian, R OBP: 0.299, SLG: 0.374										3	0	0	0	1	0	2								
Joe Wallis, S OBP: 0.235, SLG: 0.189										3	0	1	0	1	1	0								
Mike Edwards, R OBP: 0.266, SLG: 0.283										4	0	0	0	0	0	5								
Mike Heath, R OBP: 0.301, SLG: 0.319										3	0	1	0	0	0	0								
Rob Picciolo, R OBP: 0.261, SLG: 0.328										3	0	0	0	0	0	1								
Inning Stats	R: 2 E: 0 K: 0 S: 5	H: 2 LOB: 0 BB: 0 P: 5	R: 0 E: 0 K: 1 S: 5	H: 0 LOB: 0 BB: 0 P: 5	R: 0 E: 1 K: 0 S: 3	H: 0 LOB: 0 BB: 0 P: 3	R: 0 E: 0 K: 1 S: 6	H: 1 LOB: 2 BB: 1 P: 10	R: 0 E: 0 K: 0 S: 3	H: 0 LOB: 0 BB: 0 P: 3	R: 0 E: 0 K: 0 S: 4	H: 1 LOB: 3 BB: 2 P: 12	R: 0 E: 0 K: 0 S: 3	H: 1 LOB: 0 BB: 0 P: 3	R: 0 E: 0 K: 0 S: 3	H: 0 LOB: 0 BB: 0 P: 3	1B: 5 2B: 0 3B: 1 HR: 0	SF: 1 SAC: 0 DP: 3 HBP: 0	WP: 0 PB: 0 SB: 1 CS: 0	PA: 34				
PITCHER	IP WLS BF H R ER SO BB IBB HBP BLK WP HR S P ERA WHIP	IP WLS BF H R ER SO BB IBB HBP BLK WP HR S P ERA WHIP																						
Paul Splittorf, L ERA: 4.24	(1, 1)	5.2	W	24	4	2	2	2	3	0	0	0	0	0	0	0	0	0	0	0	25	37	3.18	1.235
Renie Martin, R ERA: 5.19	(6, 1)	3.1	S	10	2	0	0	1	0	0	0	0	0	0	0	0	0	0	0	0	12	12	0.00	0.600

AB	30
R	2
H	6
RBI	2
BB	3
SO	3
LOB	13



Batter	1	2	3	4	5	6	7	8	9	AB	R	H	RBI	BB	SO	LOB	BOTTOM						
Willie Wilson, S OBP: 0.352, SLG: 0.422										4	1	3	0	1	0	1	Oakland Athletics @ Kansas City Royals Royals Stadium, Kansas City, MO Sat Sep 29 1979, 8:05 PM EDT Att: 24,856 - Unknown - 83 F						
Darrell Porter, L OBP: 0.416, SLG: 0.485										3	1	2	3	2	0	1							
Ralph LaCock, L OBP: 0.334, SLG: 0.380										4	0	0	1	0	0	5							
Jamie Quirk, L OBP: 0.353, SLG: 0.443										4	0	1	1	0	0	3							
Clint Hurdle, L OBP: 0.342, SLG: 0.373										4	0	1	0	0	2	1							
Jim Nettles, L OBP: 0.200, SLG: 0.091										3	0	0	0	1	1	1							
U L Washington, S OBP: 0.301, SLG: 0.361										3	1	1	0	1	0	2							
Todd Cruz, R OBP: 0.218, SLG: 0.308										4	0	0	0	0	0	2							
German Barrañca, L OBP: 0.600, SLG: 0.800										4	3	3	0	0	0	0							
Inning Stats	R: 0 E: 0 K: 0 S: 4	H: 1 LOB: 1 BB: 0 P: 4	R: 0 E: 0 K: 1 S: 5	H: 1 LOB: 0 BB: 0 P: 5	R: 1 E: 0 K: 0 S: 5	H: 2 LOB: 2 BB: 1 P: 9	R: 0 E: 0 K: 1 S: 6	H: 1 LOB: 1 BB: 0 P: 6	R: 2 E: 0 K: 1 S: 7	H: 2 LOB: 1 BB: 1 P: 11	R: 2 E: 0 K: 0 S: 5	H: 2 LOB: 2 BB: 2 P: 13	R: 0 E: 0 K: 0 S: 3	H: 0 LOB: 1 BB: 1 P: 7	R: 1 E: 0 K: 0 S: 5	H: 2 LOB: 1 BB: 0 P: 5	1B: 9 2B: 2 3B: 0 HR: 0	SF: 1 SAC: 0 DP: 0 HBP: 0	WP: 1 PB: 0 SB: 3 CS: 1	PA: 40			
PITCHER	IP WLS BF H R ER SO BB IBB HBP BLK WP HR S P ERA WHIP	IP WLS BF H R ER SO BB IBB HBP BLK WP HR S P ERA WHIP																					
Mike Morgan, R ERA: 5.94	(1, 1)	8.0	L	39	11	6	6	3	5	0	0	0	0	0	0	0	1	0	0	40	60	6.75	2.000

AB	33
R	6
H	11
RBI	5
BB	5
SO	3
LOB	16



Batter	1	2	3	4	5	6	7	8	9	AB	R	H	RBI	BB	SO	LOB	TOP					
Rickey Henderson, R OBP: 0.338, SLG: 0.336 (1, 7)										5	1	2	0	0	0	0						
Dwayne Murphy, L OBP: 0.387, SLG: 0.387 (1, 8)										4	3	3	1	1	0	0						
Dave Revering, L OBP: 0.334, SLG: 0.483 (1, 10)										5	1	2	3	0	2	1						
Wayne Gross, L OBP: 0.332, SLG: 0.367 (1, 3)										4	0	0	0	0	2	2						
Jim Essian, R OBP: 0.295, SLG: 0.371 (1, 5)										3	0	0	1	0	0	0						
Joe Wallis, S OBP: 0.247, SLG: 0.205 (1, 9)										4	0	2	0	0	2	0						
Mike Heath, R OBP: 0.304, SLG: 0.322 (1, 2)										4	0	2	0	0	0	1						
Dave Chalk, R OBP: 0.315, SLG: 0.277 (1, 6)										3	1	1	1	1	0	2						
Mike Edwards, R OBP: 0.263, SLG: 0.280 (1, 4)										4	0	0	0	0	0	2						
Inning Stats	R: 0 E: 0 K: 1 S: 6	H: 2 LOB: 1 BB: 0 P: 6	R: 0 E: 0 K: 1 S: 6	H: 1 LOB: 2 BB: 1 P: 10	R: 0 E: 0 K: 0 S: 3	H: 0 LOB: 0 BB: 0 P: 3	R: 0 E: 0 K: 1 S: 5	H: 0 LOB: 0 BB: 0 P: 5	R: 1 E: 0 K: 0 S: 4	H: 1 LOB: 0 BB: 0 P: 4	R: 2 E: 1 K: 1 S: 9	H: 4 LOB: 2 BB: 0 P: 9	R: 1 E: 0 K: 1 S: 6	H: 1 LOB: 1 BB: 0 P: 6	R: 0 E: 0 K: 1 S: 6	H: 1 LOB: 1 BB: 0 P: 6	R: 2 E: 0 K: 0 S: 4	H: 2 LOB: 1 BB: 1 P: 8	1B: 8 2B: 1 3B: 1 HR: 2	SF: 1 SAC: 0 DP: 0 HBP: 0	WP: 0 PB: 0 SB: 3 CS: 0	PA: 39
PITCHER Dennis Leonard, R ERA: 4.08 (1, 1)	IP: 9.0 WLS: L BF: 39	H: 12 R: 6 ER: 6 SO: 6	BB: 2 IBB: 0 HBP: 0 BLK: 0	WP: 0 HR: 2 S: 49 P: 57	ERA: 6.00 WHIP: 1.556	PITCHER										IP: 9.0 WLS: L BF: 39	H: 12 R: 6 ER: 6 SO: 6	BB: 2 IBB: 0 HBP: 0 BLK: 0	WP: 0 HR: 2 S: 49 P: 57	ERA: 6.00 WHIP: 1.556		

Oakland Athletics @ Kansas City Royals
Royals Stadium, Kansas City, MO
Sun Sep 30 1979, 4:33 AM EDT
Att: 23,842 - Unknown - 83 F

AB 36
R 6
H 12
RBI 6
BB 2
SO 6
LOB 8



Batter	1	2	3	4	5	6	7	8	9	AB	R	H	RBI	BB	SO	LOB	BOTTOM					
Willie Wilson, S OBP: 0.351, SLG: 0.420 (1, 7) (5, 8)										5	1	1	0	0	1	1						
Frank White, R OBP: 0.300, SLG: 0.403 (1, 4)										5	1	1	0	0	0	3						
Al Cowens, R OBP: 0.345, SLG: 0.409 (1, 9)										5	1	1	0	0	2	4						
Amos Otis, R OBP: 0.369, SLG: 0.444 (1, 8)										2	0	1	1	0	0	0						
Jim Nettles, L OBP: 0.192, SLG: 0.087 (5, 7)										1	0	0	0	0	0	0						
Clint Hurdle, L OBP: 0.343, SLG: 0.386 (8, 7)										2	0	1	1	0	1	1						
Darrell Porter, L OBP: 0.421, SLG: 0.484 (1, 10)										3	1	1	0	2	0	2						
John Wathan, R OBP: 0.227, SLG: 0.302 (1, 3)										4	1	2	2	0	0	1						
U L Washington, S OBP: 0.299, SLG: 0.358 (1, 6)										2	0	0	0	0	0	2						
Todd Cruz, R OBP: 0.224, SLG: 0.314 (6, 6)										1	0	1	0	0	0	0						
Steve Braun, L OBP: 0.384, SLG: 0.388 (8, PR)										1	0	0	1	0	0	0						
German Barranca, L OBP: 0.600, SLG: 0.800 (8, PR)										0	0	0	0	0	0	0						
Jerry Terrell, R OBP: 0.317, SLG: 0.450 (1, 5) (9, 6)										4	0	2	0	0	0	2						
Jim Gaudet, R OBP: 0.167, SLG: 0.167 (1, 2)										4	0	0	0	0	0	2						
Inning Stats	R: 1 E: 0 K: 0 S: 5	H: 2 LOB: 1 BB: 0 P: 5	R: 0 E: 0 K: 0 S: 3	H: 0 LOB: 0 BB: 0 P: 3	R: 0 E: 1 K: 0 S: 3	H: 0 LOB: 0 BB: 0 P: 3	R: 0 E: 0 K: 1 S: 7	H: 2 LOB: 2 BB: 0 P: 7	R: 0 E: 0 K: 1 S: 7	H: 1 LOB: 2 BB: 0 P: 7	R: 0 E: 0 K: 0 S: 4	H: 1 LOB: 2 BB: 1 P: 8	R: 0 E: 0 K: 1 S: 5	H: 0 LOB: 0 BB: 0 P: 5	R: 3 E: 1 K: 1 S: 8	H: 3 LOB: 2 BB: 1 P: 12	R: 1 E: 0 K: 0 S: 5	H: 2 LOB: 1 BB: 0 P: 5	1B: 8 2B: 1 3B: 2 HR: 0	SF: 0 SAC: 0 DP: 0 HBP: 0	WP: 0 PB: 0 SB: 1 CS: 2	PA: 42
PITCHER Craig Minetto, L ERA: 5.55 (1, 1)	IP: 7.1 WLS: W BF: 33	H: 8 R: 4 ER: 4 SO: 4	BB: 2 IBB: 0 HBP: 0 BLK: 0	WP: 0 HR: 0 S: 39 P: 47	ERA: 4.91 WHIP: 1.364	PITCHER										IP: 1.2 WLS: W BF: 8	H: 3 R: 1 ER: 1 SO: 0	BB: 0 IBB: 0 HBP: 0 BLK: 0	WP: 0 HR: 0 S: 8 P: 12	ERA: 5.40 WHIP: 1.800		

Oakland Athletics @ Kansas City Royals
Royals Stadium, Kansas City, MO
Sun Sep 30 1979, 4:33 AM EDT
Att: 23,842 - Unknown - 83 F

AB 39
R 5
H 11
RBI 5
BB 2
SO 4
LOB 18

