Oakland Athletics - 1980

Batter	1	2	3	4	5	6	7	8	9	10	11	12	AB	R	H	RBI	BB	SO	LOB
Mike Cubbage, L (1, 3) OBP: 0.333, SLG: 0.333 Ron Jackson, R (7, PH) (7, 3)	F2	3-1		1-2 3-H 1B			F4		K		HBP		3	0	1	1	0	0	1
													2	0	0	0	0	1	3
Rob Wilfong, L (1, 4) Willie Norwood, R (9, PH) OBP: 1.000, SLG: 1.000 Sal Butera, R (9, 2)	K		F5	L8			F9		2-H 3-H 1B		K		4	0	0	0	0	1	2
													1	0	1	2	0	0	0
													1	0	0	0	0	1	2
Roy Smalley, S (1, 6) OBP: 0.167, SLG: 0.667	L3		K		K		F6		F7			HR	6	1	1	1	0	2	1
Ken Landreaux, L (1, 7) OBP: 0.333, SLG: 0.200		BB	1B CS 1B		G3			1-3	F7			4-3	5	1	1	0	1	0	0
Danny Goodwin, L (1, 10) Jose Morales, R (8, PH) Glenn Adams, L (12, PH)	F8	CS 1-2	F9	K				F3	F8			4-3	3	0	0	0	0	1	1
													2	0	0	0	0	0	0
													1	0	0	0	0	0	0
Rick Sofield, L (1, 8) OBP: 0.500, SLG: 1.000	1B 3B 1B 1-2			1B 1B 1B		F8		K2-3	F7			HR	6	3	3	1	0	1	0
Butch Wynegar, S (1, 2) OBP: 0.500, SLG: 0.500 Bombo Rivera, R (9, PR) (9, 9)	K			1B FC6-2 1B 1-2		5-3			SH1-3 1B 1B 1B		5-3	F8	4	0	2	0	0	1	2
													2	1	0	0	0	0	0
Hosken Powell, L (1, 9) OBP: 1.000, SLG: 1.000 Pete Mackanin, R (9, PH) OBP: 0.500, SLG: 0.500 (9, 4)	3B 1-3 2-H 1B			FC6-2 1B 1-3 2-H 1B		BB			SH1-3 1B 1-2 1B		F6		2	2	2	2	1	0	0
													2	1	1	0	0	0	0
John Castino, R (1, 5) OBP: 0.500, SLG: 1.250		3B 1-H 3-H		FC6-2 1B 2-3 3-H		F9			SH1-3 1-2 2-3			2B	4	0	2	2	0	0	3

Inning Stats	1	2	3	4	5	6	7	8	9	10	11	12
	R: 0 H: 0 E: 0 LOB: 0 K: 1 BB: 0 S: 5 P: 5	R: 3 H: 3 E: 0 LOB: 1 K: 1 BB: 1 S: 8 P: 12	R: 0 H: 1 E: 0 LOB: 0 K: 1 BB: 0 S: 5 P: 5	R: 2 H: 4 E: 0 LOB: 2 K: 0 BB: 0 S: 7 P: 7	R: 0 H: 0 E: 0 LOB: 0 K: 2 BB: 0 S: 7 P: 7	R: 0 H: 0 E: 0 LOB: 1 K: 0 BB: 1 S: 3 P: 7	R: 0 H: 0 E: 0 LOB: 0 K: 0 BB: 0 S: 3 P: 3	R: 0 H: 0 E: 0 LOB: 0 K: 1 BB: 0 S: 5 P: 5	R: 2 H: 3 E: 0 LOB: 1 K: 1 BB: 0 S: 8 P: 8	R: 0 H: 0 E: 0 LOB: 0 K: 0 BB: 0 S: 3 P: 3	R: 0 H: 1 E: 0 LOB: 2 K: 1 BB: 0 S: 6 P: 7	R: 2 H: 2 E: 0 LOB: 0 K: 0 BB: 0 S: 5 P: 5

PITCHER		IP	WLS	BF	H	R	ER	SO	BB	IBB	HBP	BLK	WP	HR	S	P	ERA	WHIP
Rick Langford, R ERA: 12.27	(1, 1)	3.2		19	8	5	5	3	1	0	0	0	0	0	24	28	12.27	2.455
Dave Hamilton, L ERA: 4.15	(4, 1)	4.1		16	2	2	2	3	1	0	0	0	0	0	21	25	4.15	0.692
Jeff Jones, R ERA:	(9, 1)	0.2		2	0	0	0	1	0	0	0	0	0	0	4	4	0.00	0.000
Bob Lacey, L ERA:	(9, 1)	2.0		8	2	0	0	0	0	0	0	0	0	0	8	8	0.00	1.000
Steve McCatty, R ERA: 13.5	(11, 1)	1.1	L	7	2	2	2	1	0	0	1	0	0	2	8	9	13.50	1.500

PITCHER	IP	WLS	BF	H	R	ER	SO	BB	IBB	HBP	BLK	WP	HR	S	P	ERA	WHIP

TOP

Minnesota Twins @ Oakland Athletics

Oakland-Alameda County Coliseum, Oakland, CA

Thu Apr 10 1980, 6:05 PM PST

Att. 24,415 - Unknown - 59 F

livebaseballscorecards.com

AB	48
R	9
H	14
RBI	9
BB	2
SO	8
LOB	15

1B: 10	SF: 0	WP: 0	PA: 53
2B: 1	SAC: 1	PB: 0	
3B: 1	DP: 0	SB: 0	
HR: 2	HBP: 1	CS: 1	

Batter	1	2	3	4	5	6	7	8	9	10	11	12	AB	R	H	RBI	BB	SO	LOB
Rickey Henderson, R (1, 7) OBP: 0.200, SLG: 0.800	F8			F7		K	1-H, 2-H, HR			6-3			5	1	1	3	0	1	0
Dwayne Murphy, L (1, 8) OBP: 0.400, SLG: 0.400	G5-4-3, 1B			F6			WP, 5-3, 2B, 1B			4-3			5	1	2	0	0	0	1
Mike Heath, R (1, 2) Dave Revering, L (11, PH) (12, 3)	G5-4-3, 1-2f			2-3			3-1						4 1	0 0	0 0	0 0	0 0	1 1	2 0
Jeff Newman, R (1, 3) (12, 2)	F8				G5-4-3, BB		5-3, 1-2	K			K		4	0	0	0	1	2	1
Jim Essian, R (1, 10) OBP: 0.400, SLG: 0.600	4-3				G5-4-3, 1-2f		K, 2-3	4-3			K		5	1	2	1	0	0	1
Tony Armas, R (1, 9) OBP: 0.667, SLG: 0.667 Mike Davis, L (9, PH) (10, 9)	K				FC5-4, 1B		1B, 1B, 2-H, 1B	6-3					3 2	1 0	2 0	1 0	0 0	1 1	0 1
Mario Guerrero, R (1, 6) OBP: 0.200, SLG: 0.200	F9				FC5-4, 1-2f		BB, 1B, 1-3, 1B	1-3					5	1	1	0	0	1	1
Mickey Klutts, R (1, 5) OBP: 0.500, SLG: 0.500 Wayne Gross, L (7, PH) Mike Edwards, R (7, PR) (8, 4)	F9					G6-4-3, 1B	HR, 1B, 1-2, BB						2 0 2	0 0 1	1 0 0	0 0 0	0 1 0	0 0 1	0 0 0
Rob Picciolo, R (1, 4) Mitchell Page, L (7, PH) OBP: 1.000, SLG: 1.000 Dave McKay, S (8, 5)	K					G6-4-3, 1-2f	HR, 1B, 1-2, 2-H, 3-H			G3		G3	2 1 2	0 1 0	0 1 0	0 2 0	0 0 0	1 0 0	1 0 0
Inning Stats	R: 0 E: 0 K: 0 S: 3 H: 1 LOB: 0 BB: 0 P: 3	R: 0 E: 0 K: 1 S: 5 H: 0 LOB: 0 BB: 0 P: 5	R: 0 E: 0 K: 1 S: 5 H: 0 LOB: 0 BB: 0 P: 5	R: 0 E: 0 K: 0 S: 3 H: 0 LOB: 0 BB: 0 P: 3	R: 0 E: 0 K: 0 S: 3 H: 1 LOB: 1 BB: 1 P: 7	R: 0 E: 0 K: 1 S: 5 H: 1 LOB: 0 BB: 0 P: 5	R: 7 E: 0 K: 1 S: 11 H: 6 LOB: 1 BB: 1 P: 15	R: 0 E: 0 K: 1 S: 5 H: 0 LOB: 0 BB: 0 P: 5	R: 0 E: 0 K: 2 S: 7 H: 0 LOB: 0 BB: 0 P: 7	R: 0 E: 0 K: 0 S: 3 H: 0 LOB: 0 BB: 0 P: 3	R: 0 E: 0 K: 3 S: 10 H: 1 LOB: 1 BB: 0 P: 10	R: 0 E: 0 K: 0 S: 3 H: 0 LOB: 0 BB: 0 P: 3	1B: 8 2B: 1 3B: 0 HR: 1	SF: 0 SAC: 0 DP: 3 HBP: 0	WP: 1 PB: 0 SB: 0 CS: 0	PA: 45		

PITCHER		IP	WLS	BF	H	R	ER	SO	BB	IBB	HBP	BLK	WP	HR	S	P	ERA	WHIP
Jerry Koosman, L ERA: 5.4	(1, 1)	6.2		25	7	4	4	4	1	0	0	0	1	0	32	36	5.40	1.200
Mike Marshall, R ERA: 81.0	(7, 1)	0.1		4	2	3	3	0	1	0	0	0	0	1	3	7	81.00	9.000
Doug Corbett, R ERA:	(8, 1)	5.0	W	16	1	0	0	6	0	0	0	0	0	0	28	28	0.00	0.200

PITCHER	IP	WLS	BF	H	R	ER	SO	BB	IBB	HBP	BLK	WP	HR	S	P	ERA	WHIP

BOTTOM

Minnesota Twins @ Oakland Athletics

Oakland-Alameda County Coliseum, Oakland, CA

Thu Apr 10 1980, 6:05 PM PST
Att. 24,415 - Unknown - 59 F

livebaseballscorecards.com

AB	43
R	7
H	10
RBI	7
BB	2
SO	10
LOB	8

Batter	1	2	3	4	5	6	7	8	9	AB	R	H	RBI	BB	SO	LOB
Mike Cubbage, L (1, 3) OBP: 0.286, SLG: 0.286	F8		1B		1-3 1-2			3-1		4	0	1	0	0	0	1
Rob Wilfong, L (1, 4)	K		K		3-1			K		4	0	0	0	0	3	2
Roy Smalley, S (1, 6) OBP: 0.300, SLG: 0.600	1B		1-3 1B			F7		K		4	0	2	0	0	1	0
Ken Landreaux, L (1, 7) OBP: 0.200, SLG: 0.111	F5		5-3			4-3			F8	4	0	0	0	0	0	3
Butch Wynegar, S (1, 2) OBP: 0.375, SLG: 0.375		G1		G3		F6			S 1B	4	0	1	0	0	0	0
Danny Goodwin, L (1, 10)		E3 FC4		K			3-1		K 1-2	4	0	0	0	0	2	1
Rick Sofield, L (1, 8) OBP: 0.300, SLG: 0.600		FC4 1-2f		F7			G3		4-3	4	0	0	0	0	0	2
Hosken Powell, L (1, 9) OBP: 0.667, SLG: 0.500		F5			1-3		BB			2	0	0	0	1	0	1
John Castino, R (1, 5) OBP: 0.429, SLG: 0.833			6-3		PB BB		4-3			2	0	0	0	1	0	1
Inning Stats	R: 0 E: 0 K: 1 S: 6 H: 1 LOB: 1 BB: 0 P: 6	R: 0 E: 1 K: 0 S: 4 H: 0 LOB: 1 BB: 0 P: 4	R: 0 E: 0 K: 1 S: 7 H: 2 LOB: 2 BB: 0 P: 7	R: 0 E: 0 K: 1 S: 5 H: 0 LOB: 0 BB: 0 P: 5	R: 0 E: 0 K: 0 S: 3 H: 0 LOB: 1 BB: 1 P: 7	R: 0 E: 0 K: 0 S: 3 H: 0 LOB: 0 BB: 0 P: 3	R: 0 E: 0 K: 0 S: 3 H: 0 LOB: 1 BB: 1 P: 7	R: 0 E: 0 K: 2 S: 7 H: 0 LOB: 0 BB: 0 P: 7	R: 0 E: 0 K: 1 S: 6 H: 1 LOB: 1 BB: 0 P: 6	1B: 4 2B: 0 3B: 0 HR: 0 SF: 0 SAC: 0 DP: 0 HBP: 0						

TOP

Minnesota Twins @ Oakland Athletics

Oakland-Alameda County Coliseum, Oakland, CA

Fri Apr 11 1980, 6:05 PM PST
Att. 5,729 - Unknown - 65 F

livebaseballscorecards.com

AB	32
R	0
H	4
RBI	0
BB	2
SO	6
LOB	11

WP: 0 PB: 1 SB: 1 CS: 0 PA: 34

PITCHER	IP	WLS	BF	H	R	ER	SO	BB	IBB	HBP	BLK	WP	HR	S	P	ERA	WHIP
Matt Keough, R (1, 1) ERA:	9.0	W	34	4	0	0	6	2	0	0	0	0	0	44	52	0.00	0.667

PITCHER	IP	WLS	BF	H	R	ER	SO	BB	IBB	HBP	BLK	WP	HR	S	P	ERA	WHIP

Batter	1	2	3	4	5	6	7	8	9	AB	R	H	RBI	BB	SO	LOB
Rickey Henderson, R (1, 7) OBP: 0.222, SLG: 0.778	4-3			F8		F3			1-H 3B	4	0	1	1	0	0	0
Dwayne Murphy, L (1, 8) OBP: 0.250, SLG: 0.250	F8			1-3			K			3	0	0	0	0	1	0
Mitchell Page, L (1, 10) OBP: 0.500, SLG: 0.500	K			CS 1B			4-3			3	0	1	0	0	1	0
Dave Revering, L (1, 3)		L8		CS 1-2	F8		F8			3	0	0	0	0	0	0
Wayne Gross, L (1, 5) OBP: 0.500, SLG: 0.333		L3			3-1			SH1-3 1B		3	0	1	0	0	0	0
Mike Edwards, R (8, PR)										0	0	0	0	0	0	0
Mickey Klutts, R (9, 5) OBP: 0.500, SLG: 0.500										0	0	0	0	0	0	0
Mike Davis, L (1, 9)		L5			E6 FC5-4			SH1-3 1-2		2	0	0	0	0	0	0
Jeff Newman, R (1, 2)			6-3		FC5-4 1-2f			K		3	0	0	0	0	1	3
Mario Guerrero, R (1, 6) OBP: 0.125, SLG: 0.125			F3			5-3		K		3	0	0	0	0	1	2
Rob Picciolo, R (1, 4) OBP: 0.200, SLG: 0.200			6-3			K			3B 1B	3	1	1	0	0	1	0
Inning Stats	R: 0 E: 0 K: 1 S: 5 H: 0 LOB: 0 BB: 0 P: 5	R: 0 E: 0 K: 0 S: 3 H: 0 LOB: 0 BB: 0 P: 3	R: 0 E: 0 K: 0 S: 3 H: 0 LOB: 0 BB: 0 P: 3	R: 0 E: 0 K: 0 S: 3 H: 1 LOB: 0 BB: 0 P: 3	R: 0 E: 1 K: 0 S: 4 H: 0 LOB: 1 BB: 0 P: 4	R: 0 E: 0 K: 1 S: 5 H: 0 LOB: 0 BB: 0 P: 5	R: 0 E: 0 K: 1 S: 5 H: 0 LOB: 0 BB: 0 P: 5	R: 0 E: 0 K: 2 S: 8 H: 1 LOB: 2 BB: 0 P: 8	R: 1 E: 0 K: 0 S: 2 H: 2 LOB: 1 BB: 0 P: 2	1B: 3 2B: 0 3B: 1 HR: 0 SF: 0 SAC: 1 DP: 0 HBP: 0							

PITCHER	IP	WLS	BF	H	R	ER	SO	BB	IBB	HBP	BLK	WP	HR	S	P	ERA	WHIP
Pete Redfern, R (1, 1) ERA: 1.13	8.0	L	28	4	1	1	5	0	0	0	0	0	0	38	38	1.12	0.500

PITCHER	IP	WLS	BF	H	R	ER	SO	BB	IBB	HBP	BLK	WP	HR	S	P	ERA	WHIP

BOTTOM

Minnesota Twins @ Oakland Athletics

Oakland-Alameda County Coliseum, Oakland, CA

Fri Apr 11 1980, 6:05 PM PST

Att. 5,729 - Unknown - 65 F

livebaseballscorecards.com

AB	27
R	1
H	4
RBI	1
BB	0
SO	5
LOB	5

1B: 3
2B: 0
3B: 1
HR: 0
SF: 0
SAC: 1
DP: 0
HBP: 0

WP: 0
PB: 0
SB: 0
CS: 1
PA: 29

Batter	1	2	3	4	5	6	7	8	9	AB	R	H	RBI	BB	SO	LOB
Ron Jackson, R (1, 3)	F5		6-3		L6-4 2-3		FC5-4 1-2f		F2	5	0	0	0	0	0	3
Ken Landreaux, L (1, 7) OBP: 0.400, SLG: 0.714	F9			1B 2B	F9 1B 2B			HR	1B	5	3	4	1	0	0	0
Roy Smalley, S (1, 6) OBP: 0.267, SLG: 0.429	K			SH4-1 1B G3 BB	F9 2-3			F9	F7	4	1	0	0	1	1	2
Glenn Adams, L (1, 10) OBP: 0.500, SLG: 0.500 Jose Morales, R (8, PH) OBP: 0.333, SLG: 0.333 Bombo Rivera, R (8, PR)		4-3		G3 SH4-1 1-2 2-H 1B		FC6-4 3-H 1B		G3 1B 3B 1B		3 1 0	0 0 1	2 1 0	2 0 0	0 0 0	0 0 0	0 0 0
Rick Sofield, L (1, 8) OBP: 0.308, SLG: 0.538		K		SH4-1 1-2 2-3		F9		G3 1-2 3B 1B		3	1	1	0	0	1	1
Butch Wynegar, S (1, 2) OBP: 0.250, SLG: 0.250		4-3		G3 2-3 3-H		FC6-4 1-2f		G3 1-2 2-3		4	0	0	1	0	0	4
Hosken Powell, L (1, 9) OBP: 0.500, SLG: 0.625			F8	6-3			G3	2-H 3-H 3B		4	0	1	2	0	0	1
Rob Wilfong, L (1, 4) OBP: 0.250, SLG: 0.100			4-3 S BB		L6-4 SH1-4 1B		FC5-4 HBP	F8		2	0	1	0	1	0	2
John Castino, R (1, 5) OBP: 0.300, SLG: 0.556			4-3 1-3		SH1-4 1-2		F8		1-3	3	0	0	0	0	0	2
Inning Stats	R: 0 E: 0 K: 1 S: 5 H: 0 LOB: 0 BB: 0 P: 5	R: 0 E: 0 K: 1 S: 5 H: 0 LOB: 0 BB: 0 P: 5	R: 0 E: 0 K: 0 S: 3 H: 0 LOB: 1 BB: 1 P: 7	R: 2 E: 0 K: 0 S: 5 H: 2 LOB: 1 BB: 1 P: 9	R: 0 E: 0 K: 0 S: 3 H: 1 LOB: 0 BB: 0 P: 3	R: 1 E: 0 K: 0 S: 5 H: 2 LOB: 1 BB: 0 P: 5	R: 0 E: 0 K: 0 S: 3 H: 0 LOB: 1 BB: 0 P: 4	R: 3 E: 0 K: 0 S: 7 H: 4 LOB: 2 BB: 0 P: 7	R: 0 E: 0 K: 0 S: 4 H: 1 LOB: 1 BB: 0 P: 4	1B: 6 2B: 3 3B: 1 HR: 1 SF: 0 SAC: 2 DP: 1 HBP: 1						

PITCHER		IP	WLS	BF	H	R	ER	SO	BB	IBB	HBP	BLK	WP	HR	S	P	ERA	WHIP
Brian Kingman, R ERA: 5.06	(1, 1)	5.1	L	22	5	3	3	2	2	0	0	0	0	0	24	32	5.06	1.312
Bob Lacey, L ERA: 6.75	(6, 1)	2.0		10	3	3	3	0	0	0	1	0	0	1	9	10	13.50	1.500
Rick Lysander, R ERA:	(8, 1)	1.2		7	2	0	0	0	0	0	0	0	0	0	7	7	0.00	1.200

PITCHER	IP	WLS	BF	H	R	ER	SO	BB	IBB	HBP	BLK	WP	HR	S	P	ERA	WHIP

TOP

Minnesota Twins @ Oakland Athletics

Oakland-Alameda County Coliseum, Oakland, CA

Sat Apr 12 1980, 3:33 AM PST

Att. 5,783 - Sunny - 72 F

livebaseballscorecards.com

AB	34
R	6
H	10
RBI	6
BB	2
SO	2
LOB	15

WP: 0	PA: 39		
PB: 0			
SB: 1			
CS: 0			

Batter	1	2	3	4	5	6	7	8	9	AB	R	H	RBI	BB	SO	LOB
Rickey Henderson, R (1, 7) OBP: 0.154, SLG: 0.538	5-3		5-3			L1			F3	4	0	0	0	0	0	0
Dwayne Murphy, L (1, 8) OBP: 0.250, SLG: 0.250	1B			G3		6-3			L4	4	0	1	0	0	0	0
Jim Essian, R (1, 10) OBP: 0.444, SLG: 0.556	F8			1B		F3			1B	4	0	2	0	0	0	1
Jeff Newman, R (1, 2)	L8			L8			5-3		F9	4	0	0	0	0	0	3
Mike Heath, R (1, 9)		6-3		G2			4-3			3	0	0	0	0	0	1
Dave Revering, L (1, 3)		F7			E5		G3			3	0	0	0	0	0	0
Mickey Klutts, R (1, 5) OBP: 0.200, SLG: 0.200		1-3			6-3			K		3	0	0	0	0	1	1
Mario Guerrero, R (1, 6) OBP: 0.091, SLG: 0.091			L7		F7			1-3		3	0	0	0	0	0	1
Rob Picciolo, R (1, 4) OBP: 0.125, SLG: 0.125			L9		5-3			6-3		3	0	0	0	0	0	1
Inning Stats	R: 0 E: 0 K: 0 S: 4 H: 1 LOB: 1 BB: 0 P: 4	R: 0 E: 0 K: 0 S: 3 H: 0 LOB: 0 BB: 0 P: 3	R: 0 E: 0 K: 0 S: 3 H: 0 LOB: 0 BB: 0 P: 3	R: 0 E: 0 K: 0 S: 4 H: 1 LOB: 1 BB: 0 P: 4	R: 0 E: 1 K: 0 S: 4 H: 0 LOB: 1 BB: 0 P: 4	R: 0 E: 0 K: 0 S: 3 H: 0 LOB: 0 BB: 0 P: 3	R: 0 E: 0 K: 0 S: 3 H: 0 LOB: 0 BB: 0 P: 3	R: 0 E: 0 K: 1 S: 5 H: 0 LOB: 0 BB: 0 P: 5	R: 0 E: 0 K: 0 S: 4 H: 1 LOB: 1 BB: 0 P: 4	1B: 3 2B: 0 3B: 0 HR: 0 SF: 0 SAC: 0 DP: 0 HBP: 0						

PITCHER	IP	WLS	BF	H	R	ER	SO	BB	IBB	HBP	BLK	WP	HR	S	P	ERA	WHIP
Geoff Zahn, L (1, 1) ERA:	9.0	W	31	3	0	0	1	0	0	0	0	0	0	33	33	0.00	0.333

PITCHER	IP	WLS	BF	H	R	ER	SO	BB	IBB	HBP	BLK	WP	HR	S	P	ERA	WHIP

BOTTOM

Minnesota Twins @ Oakland Athletics

Oakland-Alameda County Coliseum, Oakland, CA

Sat Apr 12 1980, 3:33 AM PST

Att. 5,783 - Sunny - 72 F

livebaseballscorecards.com

AB	31
R	0
H	3
RBI	0
BB	0
SO	1
LOB	8

WP: 0 PA: 31
PB: 0
SB: 0
CS: 0

Batter	1	2	3	4	5	6	7	8	9	AB	R	H	RBI	BB	SO	LOB
Mike Cubbage, L (1, 3) OBP: 0.182, SLG: 0.182	S S S 0-3 ① K	0-0 ③ CS 1-2	x 0-0 ① 3-1	x 0-0 ③ 4-3				x 0-0 ① FC3-6 1-2f		4	0	0	0	0	1	2
Ken Landreaux, L (1, 7) OBP: 0.421, SLG: 0.706	B B B B 4-0 HBP BB		x 0-0 ② 3-1			x 0-0 4-3 2B		x 0-0 ② F8		3	0	1	0	1	0	1
Roy Smalley, S (1, 6) OBP: 0.263, SLG: 0.353	H 1-0 1-2 HBP		S S S 0-3 ③ K			S S S 0-3 ① K		x 0-0 ③ F5		3	0	0	0	0	2	2
Glenn Adams, L (1, 10) OBP: 0.250, SLG: 0.250	S S S 0-3 ② K			x 0-0 ① 3-1		x 0-0 ② 4-3 2-3			x 0-0 ① 3-1	4	0	0	0	0	1	3
Rick Sofield, L (1, 8) OBP: 0.235, SLG: 0.412	S S S 0-3 ③ K			x 0-0 ② L8		S S S 0-3 ③ K			S S S 0-3 ② K	4	0	0	0	0	3	3
Butch Wynegar, S (1, 2) OBP: 0.188, SLG: 0.188		x 0-0 E6 G3 E		x 0-0 ③ 4-3			S S S 0-3 ① K		x 0-0 ③ F5	4	1	0	0	0	1	0
Hosken Powell, L (1, 9) OBP: 0.385, SLG: 0.455		x 0-0 ① G3 2-3			x 0-0 ① L9		S S S 0-3 ② K			3	0	0	0	0	1	1
Rob Wilfong, L (1, 4) OBP: 0.200, SLG: 0.077		x 0-0 E3 CS 3-H			S S S 0-3 ② K		x 0-0 ③ 4-3			3	0	0	1	0	1	0
John Castino, R (1, 5) OBP: 0.385, SLG: 0.750		S S S 0-3 ② K			x 0-0 3B			x 0-0 FC3-6 1B		3	0	2	0	0	1	1
Inning Stats	R: 0 H: 0 E: 0 LOB: 2 K: 3 BB: 1 S: 9 P: 14	R: 1 H: 0 E: 2 LOB: 0 K: 1 BB: 0 S: 6 P: 6	R: 0 H: 0 E: 0 LOB: 0 K: 1 BB: 0 S: 5 P: 5	R: 0 H: 0 E: 0 LOB: 0 K: 0 BB: 0 S: 3 P: 3	R: 0 H: 1 E: 0 LOB: 1 K: 1 BB: 0 S: 6 P: 6	R: 0 H: 1 E: 0 LOB: 1 K: 2 BB: 0 S: 8 P: 8	R: 0 H: 0 E: 0 LOB: 0 K: 2 BB: 0 S: 7 P: 7	R: 0 H: 1 E: 0 LOB: 1 K: 0 BB: 0 S: 4 P: 4	R: 0 H: 0 E: 0 LOB: 0 K: 1 BB: 0 S: 5 P: 5	1B: 1 SF: 0 2B: 1 SAC: 0 3B: 1 DP: 0 HR: 0 HBP: 1						

TOP

Minnesota Twins @ Oakland Athletics

Oakland-Alameda County Coliseum, Oakland, CA

Sun Apr 13 1980, 3:33 AM PST
Att. 6,300 - Sunny - 70 F

livebaseballscorecards.com

AB	31
R	1
H	3
RBI	1
BB	1
SO	11
LOB	13

PITCHER	IP	WLS	BF	H	R	ER	SO	BB	IBB	HBP	BLK	WP	HR	S	P	ERA	WHIP
Mike Norris, R (1, 1) ERA:	9.0	W	33	3	1	0	11	1	0	1	0	0	0	53	58	0.00	0.444

PITCHER	IP	WLS	BF	H	R	ER	SO	BB	IBB	HBP	BLK	WP	HR	S	P	ERA	WHIP

Batter	1	2	3	4	5	6	7	8	9	AB	R	H	RBI	BB	SO	LOB
Rickey Henderson, R (1, 7) OBP: 0.235, SLG: 0.500	1B BB 2B 1B		CS S BB		6-3			1-3		3	1	1	0	1	0	0
Dwayne Murphy, L (1, 8) OBP: 0.313, SLG: 0.267	L7		1-2 CS BB		6-3			1B 1B		3	1	1	0	1	0	1
Mitchell Page, L (1, 10) OBP: 0.500, SLG: 0.333	1B 1-2 2B BB		K			SH1-3 BB		F7		2	1	0	0	2	1	3
Dave Revering, L (1, 3) OBP: 0.300, SLG: 0.222	2B 1-2 2-3 SH5-3-2 1B		1-2 2-3 BB			SH1-3 1-2		1B 1-2 1B		2	1	2	0	1	0	0
Wayne Gross, L (1, 5) OBP: 0.500, SLG: 0.571 Mickey Klutts, R (8, PR) OBP: 0.200, SLG: 0.200 (9, 5)	1-3 2-H 3-H SH5-3-2 2B		F7			F9		1-3 2-H 1B		4 0	0 0	2 0	3 0	0 0	0 0	3 0
Mike Davis, L (1, 9) OBP: 0.167, SLG: 0.167 Tony Armas, R (7, 9) OBP: 0.500, SLG: 0.500	SH5-3-2 2-Hf 3-H			CS 1B		K		K		2 1	0 0	1 0	1 0	0 0	1 1	1 2
Jim Essian, R (1, 2) OBP: 0.333, SLG: 0.417		F4		5-3 1-2			F8			3	0	0	0	0	0	1
Mario Guerrero, R (1, 6) OBP: 0.071, SLG: 0.071		6-3		6-3			F9			3	0	0	0	0	0	0
Rob Picciolo, R (1, 4) OBP: 0.091, SLG: 0.091		6-3			6-3		F4			3	0	0	0	0	0	0
Inning Stats	R: 3 H: 3 E: 0 LOB: 0 K: 0 BB: 1 S: 5 P: 9	R: 0 H: 0 E: 0 LOB: 0 K: 0 BB: 0 S: 3 P: 3	R: 0 H: 0 E: 0 LOB: 2 K: 1 BB: 3 S: 4 P: 16	R: 0 H: 1 E: 0 LOB: 0 K: 0 BB: 0 S: 3 P: 3	R: 0 H: 0 E: 0 LOB: 0 K: 0 BB: 0 S: 3 P: 3	R: 0 H: 0 E: 0 LOB: 1 K: 1 BB: 1 S: 5 P: 9	R: 0 H: 0 E: 0 LOB: 0 K: 0 BB: 0 S: 3 P: 3	R: 1 H: 3 E: 0 LOB: 2 K: 1 BB: 0 S: 8 P: 8		1B: 6 SF: 0 2B: 2 SAC: 2 3B: 0 DP: 1 HR: 0 HBP: 0						

BOTTOM

Minnesota Twins @ Oakland Athletics

Oakland-Alameda County Coliseum, Oakland, CA

Sun Apr 13 1980, 3:33 AM PST
Att. 6,300 - Sunny - 70 F

livebaseballscorecards.com

AB	26
R	4
H	7
RBI	4
BB	5
SO	3
LOB	11

PITCHER		IP	WLS	BF	H	R	ER	SO	BB	IBB	HBP	BLK	WP	HR	S	P	ERA	WHIP
Roger Erickson, R ERA: 13.5	(1, 1)	2.0	L	11	3	3	3	0	3	0	0	0	0	0	8	20	13.50	3.000
Darrell Jackson, L ERA: 1.59	(3, 1)	5.2		21	4	1	1	2	2	0	0	0	0	0	23	31	1.59	1.059
John Verhoeven, R ERA:	(8, 1)	0.1		1	0	0	0	1	0	0	0	0	0	0	3	3	0.00	0.000

PITCHER	IP	WLS	BF	H	R	ER	SO	BB	IBB	HBP	BLK	WP	HR	S	P	ERA	WHIP

Seattle Mariners @ Oakland Athletics

Oakland-Alameda County Coliseum, Oakland, CA

Mon Apr 14 1980, 6:05 PM PST
Att. 5,260 - Unknown - 60 F

TOP

livebaseballscorecards.com

Batter	1	2	3	4	5	6	7	8	9	AB	R	H	RBI	BB	SO	LOB
Julio Cruz, S (1, 4) OBP: 0.292, SLG: 0.150	F8	F7	K		E6		FC4-6 1-2f			5	0	0	0	0	1	3
Rod Craig, S (1, 8) OBP: 0.440, SLG: 0.739	K	1B 3B HBP 1-2 2-3		HR	G3			3-1		4	2	1	1	0	1	1
Dan Meyer, L (1, 7) OBP: 0.500, SLG: 0.529	BB BB 1B	3B 1B 1-3 2-H 3-H		F2		BB G4-6-3		4-3		4	1	2	2	1	0	0
Bruce Bochte, L (1, 3) OBP: 0.500, SLG: 0.632	BB 1-2 BB	WP 3B 1-H 3-H		K		G4-6-3 1-2f		F8		4	1	1	2	1	1	1
Willie Horton, R (1, 10) OBP: 0.364, SLG: 0.125	BB 1-2 2-3 BB	HBP 1B 3-H		BB BB		K			G6-3 1B	3	0	2	0	2	1	0
Joe Simpson, L (1, 9) OBP: 0.500, SLG: 0.818	L6	HBP 1-2		BB 1-2			FC6-4 1B FC4-6 1B		G6-3 1-2f	3	1	1	0	1	0	4
Bill Stein, R (1, 5) OBP: 0.444, SLG: 0.444		HBP BB 1B 1B F7		F9			FC6-4 1-2 1B		5-3	5	1	2	0	0	0	4
Jim Anderson, R (1, 6) OBP: 0.400, SLG: 0.333		K CS 1B			F9		FC6-4 FC4-6 1-2f 2-3			4	0	1	0	0	1	3
Larry Cox, R (1, 2)		HBP BB 1B 1-2 K 1-2			G3		FC4-6 FC4-6 1-2f 3-H			3	1	0	1	1	1	2
Inning Stats	R: 0 E: 0 K: 1 S: 6 H: 1 LOB: 3 BB: 2 P: 14	R: 5 E: 0 K: 1 S: 9 H: 4 LOB: 2 BB: 1 P: 15	R: 0 E: 0 K: 2 S: 7 H: 1 LOB: 0 BB: 0 P: 7	R: 1 E: 0 K: 1 S: 6 H: 1 LOB: 2 BB: 2 P: 14	R: 0 E: 1 K: 0 S: 4 H: 0 LOB: 1 BB: 0 P: 4	R: 0 E: 0 K: 1 S: 4 H: 0 LOB: 0 BB: 1 P: 8	R: 1 E: 0 K: 0 S: 5 H: 2 LOB: 1 BB: 0 P: 5	R: 0 E: 0 K: 0 S: 3 H: 0 LOB: 0 BB: 0 P: 3	R: 0 E: 0 K: 0 S: 3 H: 1 LOB: 0 BB: 0 P: 3	1B: 8 2B: 0 3B: 1 HR: 1	SF: 0 SAC: 0 DP: 2 HBP: 2						

AB	35
R	7
H	10
RBI	6
BB	6
SO	6
LOB	18

WP: 1 PB: 0 SB: 0 CS: 1 PA: 43

PITCHER		IP	WLS	BF	H	R	ER	SO	BB	IBB	HBP	BLK	WP	HR	S	P	ERA	WHIP
Steve McCatty, R ERA: 21.0	(1, 1)	1.2	L	14	5	5	5	2	3	0	1	0	1	0	14	27	27.00	4.800
Dave Hamilton, L ERA: 4.05	(2, 1)	2.1		11	2	1	1	3	2	0	1	0	0	1	14	23	3.86	1.714
Rick Lysander, R ERA: 1.35	(5, 1)	5.0		18	3	1	1	1	1	0	0	0	0	0	19	23	1.80	0.800

PITCHER	IP	WLS	BF	H	R	ER	SO	BB	IBB	HBP	BLK	WP	HR	S	P	ERA	WHIP

Batter	1	2	3	4	5	6	7	8	9	AB	R	H	RBI	BB	SO	LOB
Rickey Henderson, R (1, 7) OBP: 0.190, SLG: 0.400	S S S 0-3 ① K		x 0-0 ① F4			x 0-0 ① 3-1			x 0-0 ① F3	4	0	0	0	0	1	0
Dwayne Murphy, L (1, 8) OBP: 0.300, SLG: 0.263	x 0-0 ② 1-3		x 0-0 ② 1-3			x 0-0 G4-3 1B			x 0-0 ② G1	4	0	1	0	0	0	0
Mitchell Page, L (1, 10) OBP: 0.500, SLG: 0.333	B B B B 4-0 S 1B BB		x 0-0 ③ F7			x 0-0 ②③ G4-3 1-2f			x 0-0 1B	3	1	1	0	1	0	1
Dave Revering, L (1, 3) OBP: 0.286, SLG: 0.231	x 0-0 1-H 1B			x 0-0 ① F8			x 0-0 ① 4-3		x 0-0 ③ F5	4	0	1	1	0	0	1
Wayne Gross, L (1, 5) OBP: 0.364, SLG: 0.400	x 0-0 ③ F2			x 0-0 ② 3-1			x 0-0 ② F5			3	0	0	0	0	0	1
Mike Davis, L (1, 9) OBP: 0.111, SLG: 0.111		x 0-0 ① B1-3		S S S 0-3 ③ K			x 0-0 ③ 1-3			3	0	0	0	0	1	0
Jeff Newman, R (1, 2)		S S S 0-3 ② K			x 0-0 ① 5-3			x 0-0 ① F8		3	0	0	0	0	1	0
Mario Guerrero, R (1, 6) OBP: 0.118, SLG: 0.118		x 0-0 1B			x 0-0 ② 3-1			x 0-0 ② F3		3	0	1	0	0	0	0
Rob Picciolo, R (1, 4) OBP: 0.083, SLG: 0.083 Ray Cosey, L (5, PH) Mike Edwards, R (6, 4)		S S S 0-3 ③ K			x 0-0 ③ 5-3			x 0-0 ③ F9		1 1 1	0 0 0	0 0 0	0 0 0	0 0 0	1 0 0	1 0 0
Inning Stats	R: 1 H: 1 E: 0 LOB: 1 K: 1 BB: 1 S: 6 P: 10	R: 0 H: 1 E: 0 LOB: 1 K: 2 BB: 0 S: 8 P: 8	R: 0 H: 0 E: 0 LOB: 0 K: 0 BB: 0 S: 3 P: 3	R: 0 H: 0 E: 0 LOB: 0 K: 1 BB: 0 S: 5 P: 5	R: 0 H: 0 E: 0 LOB: 0 K: 0 BB: 0 S: 3 P: 3	R: 0 H: 1 E: 0 LOB: 0 K: 0 BB: 0 S: 3 P: 3	R: 0 H: 0 E: 0 LOB: 0 K: 0 BB: 0 S: 3 P: 3	R: 0 H: 0 E: 0 LOB: 0 K: 0 BB: 0 S: 3 P: 3	R: 0 H: 1 E: 0 LOB: 1 K: 0 BB: 0 S: 4 P: 4	1B: 4 SF: 0 2B: 0 SAC: 0 3B: 0 DP: 1 HR: 0 HBP: 0						

PITCHER	IP	WLS	BF	H	R	ER	SO	BB	IBB	HBP	BLK	WP	HR	S	P	ERA	WHIP
Glenn Abbott, R (1, 1) ERA: 1.0	9.0	W	31	4	1	1	4	1	0	0	0	0	0	38	42	1.00	0.556

PITCHER	IP	WLS	BF	H	R	ER	SO	BB	IBB	HBP	BLK	WP	HR	S	P	ERA	WHIP

BOTTOM

Seattle Mariners @ Oakland Athletics

Oakland-Alameda County Coliseum, Oakland, CA

Mon Apr 14 1980, 6:05 PM PST

Att. 5,260 - Unknown - 60 F

livebaseballscorecards.com

AB	30
R	1
H	4
RBI	1
BB	1
SO	4
LOB	4



Seattle Mariners @ Oakland Athletics

Oakland-Alameda County Coliseum, Oakland, CA

Tue Apr 15 1980, 6:05 PM PST

Att. 2,140 - Unknown

TOP

livebaseballscorecards.com

Batter	1	2	3	4	5	6	7	8	9	AB	R	H	RBI	BB	SO	LOB
Julio Cruz, S (1, 4) OBP: 0.286, SLG: 0.167	4-3		F7			4-1			2B 1B	4	1	1	0	0	0	2
Rod Craig, S (1, 8) OBP: 0.414, SLG: 0.704	4-3			F6		G3			WP 1-H 1B 2B	4	1	1	1	0	0	1
Dan Meyer, L (1, 7) OBP: 0.455, SLG: 0.476	F9			1-3			4-3		BB 1B SF8 2-H 1B	4	1	1	1	0	0	0
Bruce Bochte, L (1, 3) OBP: 0.435, SLG: 0.545 Tom Paciorek, R (7, 3)		K		4-3			4-3		K	3 1	0 0	0 0	0 0	0 0	1 1	0 1
Willie Horton, R (1, 10) OBP: 0.385, SLG: 0.200		6-3			5-3		1B		E BB 1-2 1B	4	0	2	0	0	0	0
Joe Simpson, L (1, 9) OBP: 0.444, SLG: 0.643		F8			K		F7		E 1-2 2-3 BB	3	0	0	0	1	1	1
Bill Stein, R (1, 5) OBP: 0.308, SLG: 0.333			F9		K			4-3	SF8 3-H	3	0	0	1	0	1	0
Jim Anderson, R (1, 6) OBP: 0.357, SLG: 0.308			F8			4-1 1B		F9	E5 1-2 2-3	4	0	1	0	0	0	2
Larry Cox, R (1, 2) OBP: 0.385, SLG: 0.111 Bob Stinson, S (8, PH) OBP: 0.200, SLG: 0.200 (8, 2)			1B			K		F7	4-3	2 2	0 0	1 0	0 0	0 0	1 0	1 3
Inning Stats	R: 0 E: 0 K: 0 S: 3 H: 0 LOB: 0 BB: 0 P: 3	R: 0 E: 0 K: 1 S: 5 H: 0 LOB: 0 BB: 0 P: 5	R: 0 E: 0 K: 0 S: 4 H: 1 LOB: 1 BB: 0 P: 4	R: 0 E: 0 K: 0 S: 3 H: 0 LOB: 0 BB: 0 P: 3	R: 0 E: 0 K: 2 S: 7 H: 0 LOB: 0 BB: 0 P: 7	R: 0 E: 0 K: 1 S: 6 H: 1 LOB: 1 BB: 0 P: 6	R: 0 E: 0 K: 0 S: 4 H: 1 LOB: 1 BB: 0 P: 4	R: 0 E: 0 K: 0 S: 3 H: 0 LOB: 0 BB: 0 P: 3	R: 3 E: 1 K: 1 S: 10 H: 4 LOB: 3 BB: 1 P: 14	1B: 6 2B: 1 3B: 0 HR: 0 SF: 1 SAC: 0 DP: 0 HBP: 0	WP: 1 PB: 0 SB: 0 CS: 0 PA: 36					

PITCHER	IP	WLS	BF	H	R	ER	SO	BB	IBB	HBP	BLK	WP	HR	S	P	ERA	WHIP
Steve McCatty, R (1, 1) ERA: 7.94	8.1	W	33	7	3	3	5	1	0	0	0	1	0	42	46	3.24	0.960
Jeff Jones, R (9, 1) ERA:	0.2		3	0	0	0	0	0	0	0	0	0	0	3	3	0.00	0.000

PITCHER	IP	WLS	BF	H	R	ER	SO	BB	IBB	HBP	BLK	WP	HR	S	P	ERA	WHIP

AB	34
R	3
H	7
RBI	3
BB	1
SO	5
LOB	11

Batter	1	2	3	4	5	6	7	8	9	AB	R	H	RBI	BB	SO	LOB
Rickey Henderson, R (1, 7) OBP: 0.269, SLG: 0.500	1-3 2B		1-3 ①	F8 ③		HR 2B		BB HR BB		4	2	2	0	1	0	2
Dwayne Murphy, L (1, 8) OBP: 0.360, SLG: 0.435	K ①		CS BB		2B SF9 1B	2-H HR		F8 ①		4	2	2	2	1	1	2
Mitchell Page, L (1, 10) OBP: 0.588, SLG: 0.455	1-3 BB		CS 1B ② 1-2 BB		SF9 1-3 2B 2B	K ①		HR 1-2 BB		2	2	1	0	3	1	0
Dave Revering, L (1, 3) OBP: 0.368, SLG: 0.471	1-3 ② 1-2 2-3		1-2 1B		SF9 2B IBB	F8 ②		1-H 2-H HR		4	2	2	3	1	0	2
Wayne Gross, L (1, 5) OBP: 0.375, SLG: 0.615	BB		CS ③ 2-3	F7 ①	SF9 ① 1-2 2-3 3-H	HR		F2 ②		3	1	1	2	1	0	0
Mike Heath, R (1, 2) OBP: 0.167, SLG: 0.091	F8 ③			FC6-4 1B 1B 1B	2B IBB	6-3 ③		F7 ③		4	2	1	0	1	0	3
Tony Armas, R (1, 9) OBP: 0.500, SLG: 0.625		6-3 ①		FC6-4 1-2 1B	SH3 1-H 2-H 3-H 2B		K ①			4	1	2	3	0	1	0
Mario Guerrero, R (1, 6) OBP: 0.100, SLG: 0.100		4-3 ②		FC6-4 ② 1B 1-2f 2-3	SH3 ② 3-H		F4 ②			3	0	0	1	0	0	2
Rob Picciolo, R (1, 4) OBP: 0.125, SLG: 0.125		1-3 ③		1-3 3-H 1B	F8 ③		K ③			4	0	1	1	0	1	0
Inning Stats	R: 0 H: 1 E: 0 LOB: 3 K: 1 BB: 2 S: 6 P: 14	R: 0 H: 0 E: 0 LOB: 0 K: 0 BB: 0 S: 3 P: 3	R: 0 H: 1 E: 0 LOB: 1 K: 0 BB: 2 S: 2 P: 10	R: 1 H: 3 E: 0 LOB: 2 K: 0 BB: 0 S: 6 P: 6	R: 5 H: 3 E: 0 LOB: 0 K: 0 BB: 2 S: 6 P: 14	R: 3 H: 3 E: 0 LOB: 0 K: 1 BB: 0 S: 8 P: 8	R: 0 H: 0 E: 0 LOB: 0 K: 2 BB: 0 S: 7 P: 7	R: 3 H: 1 E: 0 LOB: 0 K: 0 BB: 2 S: 4 P: 12		1B: 5 SF: 1 2B: 4 SAC: 1 3B: 0 DP: 0 HR: 3 HBP: 0						

PITCHER		IP	WLS	BF	H	R	ER	SO	BB	IBB	HBP	BLK	WP	HR	S	P	ERA	WHIP
Mike Parrott, R ERA: 7.59	(1, 1)	4.1	L	25	8	6	6	1	4	2	0	0	0	0	21	45	12.46	2.769
Dave Heaverlo, R ERA: 6.75	(5, 1)	0.2		2	0	0	0	0	0	0	0	0	0	0	2	2	0.00	0.000
Rob Dressler, R ERA: 12.46	(6, 1)	2.0		9	3	3	3	3	0	0	0	0	0	2	15	15	13.50	1.500
Byron McLaughlin, R ERA: 23.63	(8, 1)	1.0		6	1	3	3	0	2	0	0	0	0	1	4	12	27.00	3.000

PITCHER	IP	WLS	BF	H	R	ER	SO	BB	IBB	HBP	BLK	WP	HR	S	P	ERA	WHIP

BOTTOM

Seattle Mariners @ Oakland Athletics

Oakland-Alameda County Coliseum, Oakland, CA

Tue Apr 15 1980, 6:05 PM PST

Att. 2,140 - Unknown

livebaseballscorecards.com

AB	32
R	12
H	12
RBI	12
BB	8
SO	4
LOB	11

WP: 0 PA: 43
PB: 0
SB: 0
CS: 2

Batter	1	2	3	4	5	6	7	8	9	AB	R	H	RBI	BB	SO	LOB
Julio Cruz, S (1, 4) OBP: 0.313, SLG: 0.250	F7			4-3		3-1 S 1B		4-3 1B 2B		4	1	2	0	0	0	0
Rod Craig, S (1, 8) OBP: 0.364, SLG: 0.613	K			K		F8 1-2		F5		4	0	0	0	0	2	2
Dan Meyer, L (1, 7) OBP: 0.423, SLG: 0.440	4-3			BB 1B		3-1 2-3		4-3 2-3		4	0	1	0	0	0	2
Bruce Bochte, L (1, 3) OBP: 0.481, SLG: 0.542		F9		1-2 BB		BB		3-H 1B		2	0	1	1	2	0	0
Willie Horton, R (1, 10) OBP: 0.333, SLG: 0.167		K		F7		F8		F8		4	0	0	0	0	1	5
Joe Simpson, L (1, 9) OBP: 0.455, SLG: 0.611		1-3			FC1-6 1B		1B		F8	4	0	2	0	0	0	0
Ted Cox, R (1, 5) OBP: 0.235, SLG: 0.143			P2		FC1-6 FC6 1-2f		F9		F8	4	0	0	0	0	0	2
Bob Stinson, S (1, 2) OBP: 0.143, SLG: 0.143			F7		FC6 1-2f		K		F8	4	0	0	0	0	1	2
Mario Mendoza, R (1, 6) OBP: 0.200, SLG: 0.111			K		4-3		F5			2	0	0	0	0	1	1
Larry Milbourne, S (7, PH) (7, 6)										1	0	0	0	0	0	1

TOP

Seattle Mariners @ Oakland Athletics

Oakland-Alameda County Coliseum, Oakland, CA

Wed Apr 16 1980, 3:33 AM PST

Att. 2,418 - Unknown

livebaseballscorecards.com

AB	33
R	1
H	6
RBI	1
BB	2
SO	5
LOB	15

Inning Stats	1	2	3	4	5	6	7	8	9
R	0	0	0	0	0	0	0	1	0
E	0	0	0	0	0	0	0	0	0
K	1	1	1	1	0	0	1	0	0
S	5	5	5	6	4	4	6	5	3
H	0	0	0	1	1	1	1	2	0
LOB	0	0	0	2	1	2	1	1	0
BB	0	0	0	1	0	1	0	0	0
P	5	5	5	10	4	8	6	5	3

1B	5
2B	1
3B	0
HR	0
SF	0
SAC	0
DP	0
HBP	0

WP	0
PB	0
SB	1
CS	0
PA	35

PITCHER	IP	WLS	BF	H	R	ER	SO	BB	IBB	HBP	BLK	WP	HR	S	P	ERA	WHIP
Matt Keough, R (1, 1) ERA: 0.5	9.0	W	35	6	1	1	5	2	0	0	0	0	0	43	51	1.00	0.889

PITCHER	IP	WLS	BF	H	R	ER	SO	BB	IBB	HBP	BLK	WP	HR	S	P	ERA	WHIP

BOTTOM

Seattle Mariners @ Oakland Athletics

Oakland-Alameda County Coliseum, Oakland, CA

Wed Apr 16 1980, 3:33 AM PST

Att. 2,418 - Unknown

livebaseballscorecards.com

Batter	1	2	3	4	5	6	7	8	9	AB	R	H	RBI	BB	SO	LOB
Rickey Henderson, R (1, 7) OBP: 0.290, SLG: 0.444	G3		5-3		1B 3B BB 1-2	BB		4-3		3	1	0	0	2	0	1
Dwayne Murphy, L (1, 8) OBP: 0.379, SLG: 0.423	BB 1B			4-3	3B 1B 1-2 2-H	F5				3	1	1	1	1	0	1
Mitchell Page, L (1, 10) OBP: 0.524, SLG: 0.400	G6-3 1-3 1B			6-3	K	F6				4	0	1	0	0	1	3
Dave Revering, L (1, 3) OBP: 0.391, SLG: 0.619	G6-3 1-2f			2B	1B 3B 1-H 2-H		6-3			4	1	2	2	0	0	2
Wayne Gross, L (1, 5) OBP: 0.474, SLG: 0.643		G6-4-3 1B		FC6-4 HBP	1B 1B IBB		K			1	0	1	0	1	0	0
Mike Edwards, R (5, PR)										0	1	0	0	0	0	0
Mickey Klutts, R (6, 5) OBP: 0.167, SLG: 0.167										1	0	0	0	0	1	0
Jim Essian, R (1, 2) OBP: 0.313, SLG: 0.375		G6-4-3 1-2f		FC6-4 1-2f	1B 1B 1-2 3-H		F7			4	0	1	1	0	0	3
Tony Armas, R (1, 9) OBP: 0.417, SLG: 0.500		F3			K 1B			F8		4	0	1	1	0	1	0
Mario Guerrero, R (1, 6) OBP: 0.167, SLG: 0.208			1-3		2B 6-3			1B		4	1	2	0	0	0	3
Rob Picciolo, R (1, 4) OBP: 0.150, SLG: 0.150			5-3		BB 1B 1B 2-H	K		K		4	1	1	1	0	2	1
Inning Stats	R: 0 H: 1 E: 0 LOB: 1 K: 0 BB: 1 S: 3 P: 7	R: 0 H: 1 E: 0 LOB: 0 K: 0 BB: 0 S: 3 P: 3	R: 0 H: 0 E: 0 LOB: 0 K: 0 BB: 0 S: 3 P: 3	R: 0 H: 1 E: 0 LOB: 2 K: 0 BB: 0 S: 4 P: 5	R: 6 H: 6 E: 0 LOB: 3 K: 2 BB: 2 S: 13 P: 21	R: 0 H: 0 E: 0 LOB: 1 K: 1 BB: 1 S: 5 P: 9	R: 0 H: 0 E: 0 LOB: 0 K: 1 BB: 0 S: 5 P: 5	R: 0 H: 1 E: 0 LOB: 1 K: 1 BB: 0 S: 6 P: 6		1B: 7 SF: 0 2B: 2 SAC: 0 3B: 1 DP: 2 HR: 0 HBP: 1						

	AB	32
	R	6
	H	10
	RBI	6
	BB	4
	SO	5
	LOB	14

WP: 0 PA: 37
PB: 0
SB: 0
CS: 0

PITCHER		IP	WLS	BF	H	R	ER	SO	BB	IBB	HBP	BLK	WP	HR	S	P	ERA	WHIP
Jim Beattie, R ERA: 6.17	(1, 1)	4.2	L	24	8	6	6	2	2	1	1	0	0	0	24	37	11.57	2.143
Dave Heaverlo, R ERA: 4.5	(5, 1)	1.1		6	1	0	0	1	1	0	0	0	0	0	7	11	0.00	1.500
Byron McLaughlin, R ERA: 13.5	(7, 1)	2.0		7	1	0	0	2	0	0	0	0	0	0	11	11	0.00	0.500

PITCHER	IP	WLS	BF	H	R	ER	SO	BB	IBB	HBP	BLK	WP	HR	S	P	ERA	WHIP

Batter	1	2	3	4	5	6	7	8	9	AB	R	H	RBI	BB	SO	LOB
Al Cowens, R (1, 8) (4, 9) OBP: 0.258, SLG: 0.179	6-3	1B; 1-3 2-H 3-H 1B		F9			L9			4	0	1	2	0	0	2
Carney Lansford, R (1, 5) OBP: 0.433, SLG: 0.429	6-3 1B	CS 1B; 1-2 3-H			BBBB 4-0 CS BB		F8			3	0	2	1	1	0	1
Dan Ford, R (1, 9) OBP: 0.304, SLG: 0.524	6-3; 1-2	CS; 1-2	F7		F5			3-1		2	0	0	0	0	0	1
Rick Miller, L (4, 8) OBP: 0.375, SLG: 0.286										2	0	0	0	0	0	1
Don Baylor, R (1, 10) OBP: 0.400, SLG: 0.385	5-3		BBBB BB		SSS K; 1-2			SSS K		3	0	0	0	1	2	2
Rod Carew, L (1, 3) OBP: 0.379, SLG: 0.385		F7	F8			3-1		2B		4	0	1	0	0	0	1
Brian Downing, R (1, 2) OBP: 0.217, SLG: 0.250		SSS K	F7			F3		5-3		4	0	0	0	0	1	2
Joe Rudi, R (1, 7) OBP: 0.321, SLG: 0.600		1B BB 1B 1B		G3 HBP		F8			F8	3	1	1	0	0	0	0
Bobby Grich, R (1, 4) OBP: 0.333, SLG: 0.435		BBBB 1B 1B; 1-2 BB		G3; 1-2			F9		SSS K	3	1	0	0	1	1	1
Freddie Patek, R (1, 6) OBP: 0.292, SLG: 0.364		1B 1B; 1-2 2-3		P5			1B		4-3	4	1	2	0	0	0	1
Inning Stats	R: 0 E: 0 K: 0 S: 4 H: 1 LOB: 1 BB: 0 P: 4	R: 3 E: 0 K: 1 S: 8 H: 4 LOB: 1 BB: 1 P: 12	R: 0 E: 0 K: 0 S: 3 H: 0 LOB: 1 BB: 1 P: 7	R: 0 E: 0 K: 0 S: 3 H: 0 LOB: 1 BB: 0 P: 4	R: 0 E: 0 K: 1 S: 4 H: 0 LOB: 0 BB: 1 P: 8	R: 0 E: 0 K: 0 S: 3 H: 0 LOB: 0 BB: 0 P: 3	R: 0 E: 0 K: 0 S: 4 H: 1 LOB: 1 BB: 0 P: 4	R: 0 E: 0 K: 1 S: 6 H: 1 LOB: 1 BB: 0 P: 6	R: 0 E: 0 K: 1 S: 5 H: 0 LOB: 0 BB: 0 P: 5	1B: 6 2B: 1 3B: 0 HR: 0 SF: 0 SAC: 0 DP: 0 HBP: 1						

California Angels @ Oakland Athletics

Oakland-Alameda County Coliseum, Oakland, CA

Fri Apr 18 1980, 6:05 PM PST
Att. 6,570 - Unknown - 57 F

TOP

livebaseballscorecards.com

AB	32
R	3
H	7
RBI	3
BB	3
SO	4
LOB	12

PITCHER	IP	WLS	BF	H	R	ER	SO	BB	IBB	HBP	BLK	WP	HR	S	P	ERA	WHIP
Brian Kingman, R (1, 1) ERA: 3.77	9.0	W	36	7	3	3	4	3	0	1	0	0	0	40	53	3.00	1.111

PITCHER	IP	WLS	BF	H	R	ER	SO	BB	IBB	HBP	BLK	WP	HR	S	P	ERA	WHIP

WP: 0 PB: 0 SB: 0 CS: 2 PA: 37

Batter	1	2	3	4	5	6	7	8	9	AB	R	H	RBI	BB	SO	LOB
Rickey Henderson, R (1, 7) OBP: 0.286, SLG: 0.400	SSS 0-3 ① K		x 0-0 E5 SH3 S SF8		BBBB 4-0 1B 1B BB	SSS 0-3 ③ K 1-3				3	2	0	0	1	2	1
Dwayne Murphy, L (1, 8) OBP: 0.375, SLG: 0.414	SSS 0-3 ② K		x 0-0 ① SH3 1-3		x 0-0 1B 1B 1-2 3-H 1B		x 0-0 ① F7			3	1	1	1	0	1	0
Mitchell Page, L (1, 10) OBP: 0.520, SLG: 0.412	x 0-0 ③ F7		x 0-0 ② SF8 3-H		x 0-0 1B 1B 1-3 2-H 1B		BBBB 4-0 S BB			2	1	1	2	1	0	0
Dave Revering, L (1, 3) OBP: 0.370, SLG: 0.560		x 0-0 ① F7	x 0-0 ③ F9		x 0-0 1B 1-3 3-H 1B		x 0-0 ② F7			4	0	1	1	0	0	1
Wayne Gross, L (1, 5) OBP: 0.522, SLG: 0.824		x 0-0 HR		x 0-0 ① G3	x 0-0 G6-4-3 1-2 3-H 1B		BBBB 4-0 FC6-4 1-2 BB			3	1	2	2	1	0	0
Mickey Klutts, R (9, 5) OBP: 0.167, SLG: 0.167										0	0	0	0	0	0	0
Jeff Newman, R (1, 2) OBP: 0.105, SLG: 0.056		x 0-0 2B 1B		x 0-0 ② P6	x 0-0 ② ③ G6-4-3 1-2f		x 0-0 ③ FC6-4 1-2f			4	0	1	0	0	0	4
Tony Armas, R (1, 9) OBP: 0.313, SLG: 0.375		x 0-0 ② F8		x 0-0 ③ 5-3		x 0-0 ① F8		SSS 0-3 ① K		4	0	0	0	0	1	1
Mario Guerrero, R (1, 6) OBP: 0.214, SLG: 0.321		x 0-0 1-3 2B			x 0-0 SH5-4 1B 2B	x 0-0 ② 4-3		x 0-0 ② F3		4	1	2	0	0	0	0
Rob Picciolo, R (1, 4) OBP: 0.174, SLG: 0.174		x 0-0 ③ L4			x 0-0 ① SH5-4 2-3	x 0-0 E 1B		x 0-0 ③ F7		3	0	1	0	0	0	2
Inning Stats	R: 0 E: 0 K: 2 S: 7 H: 0 LOB: 0 BB: 0 P: 7	R: 1 E: 0 K: 0 S: 6 H: 3 LOB: 2 BB: 0 P: 6	R: 1 E: 1 K: 0 S: 4 H: 0 LOB: 0 BB: 0 P: 4	R: 0 E: 0 K: 0 S: 3 H: 0 LOB: 0 BB: 0 P: 3	R: 4 E: 0 K: 0 S: 7 H: 5 LOB: 1 BB: 1 P: 11	R: 0 E: 1 K: 1 S: 6 H: 1 LOB: 1 BB: 0 P: 6	R: 0 E: 0 K: 0 S: 3 H: 0 LOB: 2 BB: 2 P: 11	R: 0 E: 0 K: 1 S: 5 H: 0 LOB: 0 BB: 0 P: 5		1B: 6 2B: 2 3B: 0 HR: 1	SF: 1 SAC: 2 DP: 1 HBP: 0					

BOTTOM

California Angels @ Oakland Athletics

Oakland-Alameda County Coliseum, Oakland, CA

Fri Apr 18 1980, 6:05 PM PST

Att. 6,570 - Unknown - 57 F

livebaseballscorecards.com

AB	30
R	6
H	9
RBI	6
BB	3
SO	4
LOB	9

WP: 0 PB: 0 SB: 2 CS: 0 PA: 36

PITCHER		IP	WLS	BF	H	R	ER	SO	BB	IBB	HBP	BLK	WP	HR	S	P	ERA	WHIP
Bruce Kison, R ERA: 3.97	(1, 1)	4.1	L	21	6	6	5	2	1	0	0	0	0	1	24	28	10.38	1.615
Jim Barr, R ERA:	(5, 1)	3.2		15	3	0	0	2	2	0	0	0	0	0	17	25	0.00	1.364

PITCHER	IP	WLS	BF	H	R	ER	SO	BB	IBB	HBP	BLK	WP	HR	S	P	ERA	WHIP

California Angels @ Oakland Athletics

Oakland-Alameda County Coliseum, Oakland, CA

Sat Apr 19 1980, 3:33 AM PST

Att. 5,239 - Sunny - 64 F

TOP

livebaseballscorecards.com

Batter	1	2	3	4	5	6	7	8	9	AB	R	H	RBI	BB	SO	LOB
Rick Miller, L (1, 8) OBP: 0.417, SLG: 0.364	BB BB 1B		FC5-4 1B		4-3			4-3 1-2		4	0	2	0	0	0	1
Al Cowens, R (1, 9) OBP: 0.286, SLG: 0.226	B B B B 4-0 BB 1-2 BB		FC5-4 G6-4-3 1-2f			5-3		0-0 2-H 2B		3	0	1	1	1	0	1
Carney Lansford, R (1, 5) OBP: 0.382, SLG: 0.375	S S S 0-3 K		G6-4-3 1-2f			6-3		F7		4	0	0	0	0	1	4
Don Baylor, R (1, 10) OBP: 0.353, SLG: 0.333	F7			P5		F7			6-3	4	0	0	0	0	0	2
Rod Carew, L (1, 3) OBP: 0.394, SLG: 0.357	B B B B 4-0 1-2 2-3 BB			4-3			F8		B B B B 4-0 4-3 BB	2	0	0	0	2	0	0
Joe Rudi, R (1, 7) OBP: 0.313, SLG: 0.536	F3			B B B B 4-0 FC6-4 BB			F7		4-3 1-2	3	0	0	0	1	0	4
Bobby Grich, R (1, 4) OBP: 0.290, SLG: 0.370		4-3	FC6-4 1-2f				6-3	S S S 0-3 K		4	0	0	0	0	1	2
Freddie Patek, R (1, 6) OBP: 0.296, SLG: 0.360		F9			S S S 0-3 K			4-3 2B 1B		3	1	1	0	0	1	0
Tom Donohue, R (1, 2) OBP: 0.167, SLG: 0.167		S S S 0-3 K			F8			P4		2	0	0	0	0	1	0
Brian Downing, R (8, PH) OBP: 0.208, SLG: 0.238 (8, 2)										1	0	0	0	0	0	1
Inning Stats	R: 0 H: 1 E: 0 LOB: 3 K: 1 BB: 2 S: 6 P: 14	R: 0 H: 0 E: 0 LOB: 0 K: 1 BB: 0 S: 5 P: 5	R: 0 H: 1 E: 0 LOB: 0 K: 0 BB: 0 S: 3 P: 3	R: 0 H: 0 E: 0 LOB: 1 K: 0 BB: 1 S: 3 P: 7	R: 0 H: 0 E: 0 LOB: 0 K: 1 BB: 0 S: 5 P: 5	R: 0 H: 0 E: 0 LOB: 0 K: 0 BB: 0 S: 3 P: 3	R: 0 H: 0 E: 0 LOB: 0 K: 0 BB: 0 S: 3 P: 3	R: 1 H: 2 E: 0 LOB: 1 K: 0 BB: 0 S: 5 P: 5	R: 0 H: 0 E: 0 LOB: 1 K: 1 BB: 1 S: 5 P: 9	1B: 3 SF: 0 2B: 1 SAC: 0 3B: 0 DP: 1 HR: 0 HBP: 0						

	AB	30
	R	1
	H	4
	RBI	1
	BB	4
	SO	4
	LOB	15

WP: 0 PA: 34
PB: 0
SB: 0
CS: 0

PITCHER		IP	WLS	BF	H	R	ER	SO	BB	IBB	HBP	BLK	WP	HR	S	P	ERA	WHIP
Mike Norris, R ERA: 0.52	(1, 1)	8.1	W	31	4	1	1	3	3	0	0	0	0	0	34	46	1.08	0.840
Dave Hamilton, L ERA: 4.05	(9, 1)	0.0		1	0	0	0	0	1	0	0	0	0	0	0	4	∞	∞
Jeff Jones, R ERA:	(9, 1)	0.2	S	2	0	0	0	1	0	0	0	0	0	0	4	4	0.00	0.000

PITCHER	IP	WLS	BF	H	R	ER	SO	BB	IBB	HBP	BLK	WP	HR	S	P	ERA	WHIP

BOTTOM

California Angels @ Oakland Athletics

Oakland-Alameda County Coliseum, Oakland, CA

Sat Apr 19 1980, 3:33 AM PST

Att. 5,239 - Sunny - 64 F

livebaseballscorecards.com

Batter	1	2	3	4	5	6	7	8	9	AB	R	H	RBI	BB	SO	LOB
Rickey Henderson, R (1, 7) OBP: 0.308, SLG: 0.394	4-3		BB		1B		K			3	0	1	0	1	1	0
Dwayne Murphy, L (1, 8) OBP: 0.333, SLG: 0.364	F7		F5		G3		F8			4	0	0	0	0	0	3
Mitchell Page, L (1, 10) OBP: 0.517, SLG: 0.400	2B BB			F7		6-3		SH5-4 1B		3	1	1	0	1	0	0
Dave Revering, L (1, 3) OBP: 0.400, SLG: 0.643	1-H 2B			6-3		2B 2B		SH5-4 1-2		3	1	2	1	0	0	0
Wayne Gross, L (1, 5) OBP: 0.500, SLG: 0.800 Mike Edwards, R (6, PR) Mickey Klutts, R (7, 5) OBP: 0.143, SLG: 0.143		F8		4-3		2-H 2B		F7		3 0 1	0 0 0	1 0 0	1 0 0	0 0 0	0 0 0	0 0 1
Jim Essian, R (1, 2) OBP: 0.294, SLG: 0.353 Mike Heath, R (4, 2) OBP: 0.200, SLG: 0.143		6-3			1-3 1B	F9		F7		1 3	0 1	0 1	0 0	0 0	0 0	0 2
Tony Armas, R (1, 9) OBP: 0.316, SLG: 0.333		6-3			K	BB				2	0	0	0	1	1	1
Mario Guerrero, R (1, 6) OBP: 0.194, SLG: 0.290			K		1-3 1-2	F8				3	0	0	0	0	1	3
Rob Picciolo, R (1, 4) OBP: 0.192, SLG: 0.192			K		2-H 1B		K			3	0	1	1	0	2	0
Inning Stats	R: 1 H: 1 E: 0 LOB: 1 K: 0 BB: 1 S: 3 P: 7	R: 0 H: 0 E: 0 LOB: 0 K: 0 BB: 0 S: 3 P: 3	R: 0 H: 0 E: 0 LOB: 1 K: 2 BB: 1 S: 7 P: 11	R: 0 H: 0 E: 0 LOB: 0 K: 0 BB: 0 S: 3 P: 3	R: 1 H: 3 E: 0 LOB: 2 K: 1 BB: 0 S: 8 P: 8	R: 1 H: 2 E: 0 LOB: 2 K: 0 BB: 1 S: 5 P: 9	R: 0 H: 0 E: 0 LOB: 0 K: 2 BB: 0 S: 7 P: 7	R: 0 H: 1 E: 0 LOB: 1 K: 0 BB: 0 S: 4 P: 4		1B: 4 SF: 0 2B: 3 SAC: 1 3B: 0 DP: 0 HR: 0 HBP: 0						WP: 0 PA: 33 PB: 0 SB: 0 CS: 0

	AB	29
	R	3
	H	7
	RBI	3
	BB	3
	SO	5
	LOB	10

PITCHER	IP	WLS	BF	H	R	ER	SO	BB	IBB	HBP	BLK	WP	HR	S	P	ERA	WHIP
Don Aase, R (1, 1) ERA: 4.22	5.1	L	23	6	3	3	3	2	0	0	0	0	0	27	35	5.06	1.500
Mark Clear, R (6, 1) ERA: 9.82	1.2		6	0	0	0	2	1	0	0	0	0	0	9	13	0.00	0.600
Dave LaRoche, L (8, 1) ERA: 2.45	1.0		4	1	0	0	0	0	0	0	0	0	0	4	4	0.00	1.000

PITCHER	IP	WLS	BF	H	R	ER	SO	BB	IBB	HBP	BLK	WP	HR	S	P	ERA	WHIP

Batter	1	2	3	4	5	6	7	8	9	AB	R	H	RBI	BB	SO	LOB
Al Cowens, R (1, 8) (2, 9) OBP: 0.282, SLG: 0.206	BBBB 4-0 BB		x 0-0 ②③ L3 1-2			SSS 0-3 ① K		x 0-0 ① P8		3	0	0	0	1	1	1
Carney Lansford, R (1, 5) OBP: 0.395, SLG: 0.417	x 0-0 ① P6			x 0-0 1B 4-3 2B		x 0-0 ② 5-3		x 0-0 1B 1B		4	1	2	0	0	0	1
Dan Ford, R (1, 9) OBP: 0.292, SLG: 0.500	SSS 0-3 ② K			x 0-0 2-3 4-3 1B		x 0-0 ③ 3-1		x 0-0 ② F7		1	0	0	0	0	1	1
Larry Harlow, L (2, 8) OBP: 0.333, SLG: 0.333										3	0	1	0	0	0	1
Don Baylor, R (1, 10) OBP: 0.368, SLG: 0.333	x 0-0 ③ L8			x 0-0 ① 1-2 3-H 4-3			H 1-0 2B HBP	x 0-0 1-2 FC6-4 1B		3	0	1	1	0	0	2
Rod Carew, L (1, 3) OBP: 0.405, SLG: 0.387		x 0-0 ① 4-3		BBBB 4-0 G6-4-3 BB			x 0-0 1-3 2B	x 0-0 ③ FC6-4 1-2f		3	0	1	0	1	0	2
Brian Downing, R (1, 2) OBP: 0.179, SLG: 0.200		x 0-0 ② F8		x 0-0 ②③ G6-4-3 1-2f			SSS 0-3 ① K		x 0-0 ① 4-3	4	0	0	0	0	1	4
Joe Rudi, R (1, 7) OBP: 0.278, SLG: 0.469		x 0-0 ③ F7			x 0-0 ① 5-3		x 0-0 ② F7		x 0-0 ② 6-3	4	0	0	0	0	0	2
Bobby Grich, R (1, 4) OBP: 0.314, SLG: 0.345			BBBB 4-0 FC4-6 BB		x 0-0 ② 5-3		BBBB 4-0 BB		SSS 0-3 ③ K	2	0	0	0	2	1	0
Freddie Patek, R (1, 6) OBP: 0.276, SLG: 0.333			x 0-0 ① FC4-6 L3 1-2f		x 0-0 ③ F8		x 0-0 ③ F7			2	0	0	0	0	0	1
Ralph Garr, L (7, PH)										1	0	0	0	0	0	3
Todd Cruz, R (7, 6)										0	0	0	0	0	0	0
Inning Stats	R: 0 H: 0 E: 0 LOB: 1 K: 1 BB: 1 S: 5 P: 9	R: 0 H: 0 E: 0 LOB: 0 K: 0 BB: 0 S: 3 P: 3	R: 0 H: 0 E: 0 LOB: 0 K: 0 BB: 1 S: 2 P: 6	R: 1 H: 2 E: 0 LOB: 1 K: 0 BB: 1 S: 4 P: 8	R: 0 H: 0 E: 0 LOB: 0 K: 0 BB: 0 S: 3 P: 3	R: 0 H: 0 E: 0 LOB: 0 K: 1 BB: 0 S: 5 P: 5	R: 0 H: 1 E: 0 LOB: 3 K: 1 BB: 1 S: 6 P: 11	R: 0 H: 2 E: 0 LOB: 2 K: 0 BB: 0 S: 5 P: 5	R: 0 H: 0 E: 0 LOB: 0 K: 1 BB: 0 S: 5 P: 5							

TOP

California Angels @ Oakland Athletics

Oakland-Alameda County Coliseum, Oakland, CA

Sun Apr 20 1980, 3:33 AM PST

Unknown - 54 F

livebaseballscorecards.com

AB	30
R	1
H	5
RBI	1
BB	4
SO	4
LOB	18

1B: 3	SF: 0	WP: 0	PA: 35
2B: 3	SAC: 0	PB: 0	
3B: 0	DP: 2	SB: 0	
HR: 0	HBP: 1	CS: 0	

PITCHER	IP	WLS	BF	H	R	ER	SO	BB	IBB	HBP	BLK	WP	HR	S	P	ERA	WHIP
Matt Keough, R (1, 1) ERA: 0.67	9.0	W	35	5	1	1	4	4	0	1	0	0	0	38	55	1.00	1.000

PITCHER	IP	WLS	BF	H	R	ER	SO	BB	IBB	HBP	BLK	WP	HR	S	P	ERA	WHIP

Batter	1	2	3	4	5	6	7	8	9	AB	R	H	RBI	BB	SO	LOB
Rickey Henderson, R (1, 7) OBP: 0.364, SLG: 0.382	5-3	1B 1-2 BB	BB 1-2 2-3 BB		S BB		 1-3 BB			1	0	0	0	4	0	0
Dwayne Murphy, L (1, 8) OBP: 0.366, SLG: 0.405	2B 2B	 1-3 2-H 1B	PO 1-2 2-3 3-H BB		G3 1-2		K			4	1	2	2	1	1	3
Mitchell Page, L (1, 10) OBP: 0.471, SLG: 0.333	K	F7	PO 1-2	4-3		FC1-6 BB		K 1B		4	0	0	0	1	2	3
Dave Revering, L (1, 3) OBP: 0.429, SLG: 0.656	E 2-H 2B		P6 1B	1B BB		FC1-6 FC4-6 1-2f		1B		4	1	2	1	1	0	1
Wayne Gross, L (1, 5) OBP: 0.500, SLG: 0.750 Mickey Klutts, R (6, PR) OBP: 0.125, SLG: 0.125 (7, 5)	E9 2-H		2-3 E 1B	 1-2 1B		FC4-6 1-2f		F8		4 1	1 0	2 0	0 0	0 0	0 0	1 1
Jeff Newman, R (1, 2) OBP: 0.083, SLG: 0.043	K		2-3 1-2	K		G3		1-3		5	0	0	0	0	2	6
Tony Armas, R (1, 9) OBP: 0.348, SLG: 0.364		K	E7 1B 2-H 1B	L8			E 1B			4	1	2	1	0	1	2
Mario Guerrero, R (1, 6) OBP: 0.229, SLG: 0.294		BB 1B 1B	BB 1B BB BB		6-3		F9			3	2	1	0	1	0	1
Rob Picciolo, R (1, 4) OBP: 0.200, SLG: 0.200		P6	BB BB 1-2 2-H 1B		F8		F7			4	0	1	1	0	0	2
Inning Stats	R: 2 E: 1 K: 2 S: 10 H: 2 LOB: 1 BB: 0 P: 10	R: 1 E: 0 K: 1 S: 7 H: 2 LOB: 2 BB: 1 P: 11	R: 3 E: 1 K: 0 S: 5 H: 3 LOB: 2 BB: 3 P: 17	R: 0 E: 0 K: 1 S: 6 H: 1 LOB: 2 BB: 1 P: 10	R: 0 E: 0 K: 0 S: 3 H: 0 LOB: 1 BB: 1 P: 7	R: 0 E: 0 K: 0 S: 3 H: 0 LOB: 1 BB: 1 P: 7	R: 0 E: 1 K: 1 S: 6 H: 1 LOB: 2 BB: 1 P: 10	R: 0 E: 0 K: 1 S: 6 H: 1 LOB: 1 BB: 0 P: 6		1B: 8 2B: 2 3B: 0 HR: 0 SF: 0 SAC: 0 DP: 0 HBP: 0						

PITCHER		IP	WLS	BF	H	R	ER	SO	BB	IBB	HBP	BLK	WP	HR	S	P	ERA	WHIP
Chris Knapp, R ERA: 4.66	(1, 1)	2.2	L	18	7	6	5	3	2	0	0	0	0	0	22	30	16.88	3.375
Freddie Martinez, R ERA:	(3, 1)	3.1		15	1	0	0	1	5	0	0	0	0	0	12	32	0.00	1.800
Dave LaRoche, L ERA: 1.93	(7, 1)	1.0		5	1	0	0	1	1	0	0	0	0	0	6	10	0.00	2.000
John Montague, R ERA: 1.93	(8, 1)	1.0		4	1	0	0	1	0	0	0	0	0	0	6	6	0.00	1.000

PITCHER	IP	WLS	BF	H	R	ER	SO	BB	IBB	HBP	BLK	WP	HR	S	P	ERA	WHIP

BOTTOM

California Angels @ Oakland Athletics

Oakland-Alameda County Coliseum, Oakland, CA

Sun Apr 20 1980, 3:33 AM PST

Unknown - 54 F

livebaseballscorecards.com

AB	34
R	6
H	10
RBI	5
BB	8
SO	6
LOB	20

WP: 0 PA: 43
PB: 0
SB: 1
CS: 0

California Angels @ Oakland Athletics

Oakland-Alameda County Coliseum, Oakland, CA

Sun Apr 20 1980, 6:05 PM PST

Att. 9,014 - Unknown

TOP

livebaseballscorecards.com

Batter	1	2	3	4	5	6	7	8	9	AB	R	H	RBI	BB	SO	LOB
Rick Miller, L (1, 8) OBP: 0.438, SLG: 0.357	0-0 5-3 1B 1B		BBB 4-0 FC1-4 BB		0-0 F8			0-0 F8		3	1	1	0	1	0	2
Al Cowens, R (1, 9) OBP: 0.256, SLG: 0.184	0-0 5-3 1-2		0-0 FC1-4 1-2f		0-0 F3			0-0 5-3		4	0	0	0	0	0	4
Carney Lansford, R (1, 5) OBP: 0.381, SLG: 0.400	0-0 6-3		0-0 F3		0-0 1-2 2-H 1B			SSS 0-3 K		4	0	1	0	0	1	2
Don Baylor, R (1, 7) OBP: 0.381, SLG: 0.333	0-0 2-H 1B			BBB 4-0 4-3 BB		0-0 P4			0-0 P5	3	0	1	1	1	0	0
Rod Carew, L (1, 3) OBP: 0.366, SLG: 0.343	0-0 F9			0-0 L8		0-0 G3			0-0 L6	4	0	0	0	0	0	2
Ralph Garr, L (1, 10) OBP: 0.143, SLG: 0.286		0-0 F8		0-0 4-3 1-2		0-0 F8			0-0 1B 2B	4	1	1	0	0	0	1
Brian Downing, R (1, 2) OBP: 0.172, SLG: 0.192		0-0 4-3		SSS 0-3 K			0-0 F3		0-0 2-H 1B	1	0	0	0	0	0	0
Tom Donohue, R (2, 2) OBP: 0.125, SLG: 0.125										2	0	0	0	0	1	1
Larry Harlow, L (9, PH) OBP: 0.500, SLG: 0.500										1	0	1	1	0	0	0
Bert Campaneris, R (1, 6) OBP: 0.250, SLG: 0.250		0-0 F8			0-0 1B 1B 1B		0-0 6-3		0-0 4-3	4	0	1	0	0	0	1
Todd Cruz, R (1, 4) OBP: 0.333, SLG: 0.333			SSS 0-3 K		0-0 1-2 1B 1B		0-0 5-3			3	0	1	0	0	1	0

AB	33
R	2
H	7
RBI	2
BB	2
SO	3
LOB	13

Inning Stats	1	2	3	4	5	6	7	8	9
	R: 1 E: 0 K: 0 S: 5	R: 0 E: 0 K: 0 S: 3	R: 0 E: 1 K: 1 S: 5	R: 0 E: 0 K: 1 S: 5	R: 0 E: 0 K: 0 S: 5	R: 0 E: 0 K: 0 S: 3	R: 0 E: 0 K: 0 S: 3	R: 0 E: 0 K: 1 S: 5	R: 1 E: 0 K: 0 S: 5
	H: 2 LOB: 1 BB: 0 P: 5	H: 0 LOB: 0 BB: 0 P: 3	H: 0 LOB: 1 BB: 1 P: 9	H: 0 LOB: 1 BB: 1 P: 9	H: 3 LOB: 2 BB: 0 P: 5	H: 0 LOB: 0 BB: 0 P: 3	H: 0 LOB: 0 BB: 0 P: 3	H: 0 LOB: 0 BB: 0 P: 5	H: 2 LOB: 1 BB: 0 P: 5

1B: 6	SF: 0
2B: 1	SAC: 0
3B: 0	DP: 0
HR: 0	HBP: 0

WP: 0	PA: 35
PB: 0	
SB: 0	
CS: 0	

PITCHER	IP	WLS	BF	H	R	ER	SO	BB	IBB	HBP	BLK	WP	HR	S	P	ERA	WHIP
Steve McCatty, R (1, 1) ERA: 5.31	9.0	W	35	7	2	2	3	2	0	0	0	0	0	39	47	2.00	1.000

PITCHER	IP	WLS	BF	H	R	ER	SO	BB	IBB	HBP	BLK	WP	HR	S	P	ERA	WHIP

BOTTOM

California Angels @ Oakland Athletics

Oakland-Alameda County Coliseum, Oakland, CA

Sun Apr 20 1980, 6:05 PM PST

Att. 9,014 - Unknown

livebaseballscorecards.com

Batter	1	2	3	4	5	6	7	8	9	AB	R	H	RBI	BB	SO	LOB
Rickey Henderson, R (1, 7) OBP: 0.388, SLG: 0.462	SH5-3 S 1B		1B 3B 1-H 2-H	FC6-4 1B 1-2	F8 ②		1-3 ③			5	2	3	2	0	0	3
Dwayne Murphy, L (1, 8) OBP: 0.356, SLG: 0.390	SH5-3 ① 1-3		2B 2B 1B 3-H	FC6-4 S 1B SF8 ① 1-2f 2-3	S S S K ③			3-1 ①		4	2	1	1	0	1	4
Mike Heath, R (1, 2) OBP: 0.250, SLG: 0.263	S S S K ②		2B 2B 1-3	S 1B 1-2 3-H		F8 ①		5-3 ②		5	1	2	1	0	1	1
Jeff Newman, R (1, 3) OBP: 0.103, SLG: 0.111	5-3 ③ 3-H		2B 2-H 3-H	SF8 ② 1-2 2-H		5-3 ②		F7 ③		4	0	1	3	0	0	0
Tony Armas, R (1, 9) OBP: 0.333, SLG: 0.320		S S S S K ①	5-3 ① H	FC6-4 HBP 1-0		E6				3	0	0	0	0	1	1
Mickey Klutts, R (1, 5) OBP: 0.182, SLG: 0.273		2B ②	P6 ②	FC6-4 ③ 1-2f		F8 ③				3	0	1	0	0	0	3
Wayne Gross, L (6, PH) OBP: 0.484, SLG: 0.720 (7, 5)										1	0	0	0	0	0	1
Dave McKay, S (1, 4) OBP: 0.333, SLG: 0.200		5-3 ③	HBP H 1-0		BB 1B		S S S K ①			3	0	1	0	0	1	0
Mike Edwards, R (1, 10)			E4 3B 1B							1	1	0	0	0	0	0
Mitchell Page, L (3, PH) OBP: 0.486, SLG: 0.346			F8		B B B B BB 1B 1-2		1B			2	0	1	0	1	0	2
Rob Picciolo, R (1, 6) OBP: 0.235, SLG: 0.235			3B 1B 1-2	FC6-4 1B 1B	F7 ①		P5 ②			4	2	2	0	0	0	3

Inning Stats																								
	R: 1	H: 1	R: 0	H: 1	R: 5	H: 5	R: 2	H: 3	R: 0	H: 1	R: 0	H: 0	R: 0	H: 1	R: 0	H: 0	1B: 8	SF: 1	WP: 0	PA: 40
	E: 0	LOB: 0	E: 0	LOB: 0	E: 1	LOB: 2	E: 0	LOB: 2	E: 0	LOB: 2	E: 1	LOB: 1	E: 0	LOB: 1	E: 0	LOB: 0	2B: 3	SAC: 1	PB: 0	
	K: 1	BB: 0	K: 1	BB: 0	K: 0	BB: 0	K: 0	BB: 0	K: 1	BB: 1	K: 0	BB: 0	K: 1	BB: 0	K: 0	BB: 0	3B: 1	DP: 0	SB: 3	
	S: 6	P: 6	S: 5	P: 5	S: 9	P: 10	S: 6	P: 7	S: 6	P: 10	S: 4	P: 4	S: 6	P: 6	S: 3	P: 3	HR: 0	HBP: 2	CS: 0	

PITCHER		IP	WLS	BF	H	R	ER	SO	BB	IBB	HBP	BLK	WP	HR	S	P	ERA	WHIP
Frank Tanana, L ERA: 4.63	(1, 1)	2.2	L	16	7	6	5	2	0	0	1	0	0	0	19	20	16.88	2.625
Jim Barr, R ERA: 2.25	(3, 1)	4.1		21	5	2	2	2	1	0	1	0	0	0	23	28	4.15	1.385
Mark Clear, R ERA: 7.71	(8, 1)	1.0		3	0	0	0	0	0	0	0	0	0	0	3	3	0.00	0.000

PITCHER	IP	WLS	BF	H	R	ER	SO	BB	IBB	HBP	BLK	WP	HR	S	P	ERA	WHIP

Batter	1	2	3	4	5	6	7	8	9	AB	R	H	RBI	BB	SO	LOB
Rickey Henderson, R (1, 7) OBP: 0.407, SLG: 0.452	0-0 F8 1B PO 1B		0-0 F9 ②			B B B B 4-0 E S BB	4-0 IBB		0-0 4-3 ②	3	0	1	0	2	0	0
Dwayne Murphy, L (1, 8) OBP: 0.380, SLG: 0.400	0-0 1-2 1B		0-0 F8 ③			B B B B 4-0 1-3 BB BB	0-0 F4 ②		0-0 1B 2B 1B	4	1	2	0	1	0	3
Mitchell Page, L (1, 10) OBP: 0.476, SLG: 0.333	S S S 0-3 K ①			S S S 0-3 K ①		B B B B 4-0 1-2 BB	0-0 FC1-2 ③ 3-Hf		0-0 1-2 2B 1B	4	1	1	0	1	2	5
Dave Revering, L (1, 3) OBP: 0.436, SLG: 0.714 Jeff Newman, R (9, PH) OBP: 0.133, SLG: 0.179 (9, 3)	0-0 F8 ② 2-3			B B B 4-0 FC5-4 BB		0-0 F5 ①		0-0 HR	0-0 FC5 1-H 2-H 2B	3 1	1 0	1 1	1 2	1 0	0 0	5 0
Wayne Gross, L (1, 5) OBP: 0.444, SLG: 0.621	0-0 PO ③ 3-H	S S S 0-3 K ①		0-0 F4 ②		S S S 0-3 K ②		0-0 G3 ①	4-0 IBB	4	0	0	0	1	2	4
Mike Heath, R (1, 2) OBP: 0.200, SLG: 0.208		0-0 6-3 ②		0-0 FC5-4 ③ 1-2f		0-0 F9 ③		0-0 6-3 ②	0-0 FC5 ③ 2-3f	5	0	0	0	0	0	6
Tony Armas, R (1, 9) OBP: 0.419, SLG: 0.481		0-0 HR			0-0 L4-3 1B		B B B B 4-0 2B FC1-2 BB	B B B B 4-0 BB		2	1	2	1	2	0	0
Mario Guerrero, R (1, 6) OBP: 0.205, SLG: 0.263		0-0 5-3 ③			0-0 ① ② L4-3 1-2		0-0 F9 ①	0-0 F9 ③		4	0	0	0	0	0	3
Rob Picciolo, R (1, 4) OBP: 0.237, SLG: 0.263			S S S 0-3 K ①		0-0 F3 ③		0-0 1-3 2B		0-0 4-3 ①	4	0	1	0	0	1	0
Inning Stats	R: 0 E: 0 K: 1 S: 6 H: 2 LOB: 1 BB: 0 P: 6	R: 1 E: 0 K: 1 S: 6 H: 1 LOB: 0 BB: 0 P: 6	R: 0 E: 0 K: 1 S: 5 H: 0 LOB: 0 BB: 0 P: 5	R: 0 E: 0 K: 1 S: 5 H: 0 LOB: 1 BB: 1 P: 9	R: 0 E: 0 K: 0 S: 3 H: 1 LOB: 0 BB: 0 P: 3	R: 0 E: 0 K: 1 S: 5 H: 0 LOB: 3 BB: 3 P: 17	R: 0 E: 0 K: 0 S: 4 H: 1 LOB: 3 BB: 2 P: 12	R: 1 E: 0 K: 0 S: 4 H: 1 LOB: 1 BB: 1 P: 8	R: 2 E: 0 K: 0 S: 6 H: 3 LOB: 2 BB: 1 P: 10	1B: 5 2B: 3 3B: 0 HR: 2	SF: 0 SAC: 0 DP: 1 HBP: 0						

TOP

Oakland Athletics @ Seattle Mariners

The Kingdome, Seattle, WA

Mon Apr 21 1980, 9:05 PM EST

Att. 4,466 - Dome

livebaseballscorecards.com

AB	34
R	4
H	9
RBI	4
BB	8
SO	5
LOB	26

WP: 0 PB: 0 SB: 1 CS: 0 PA: 43

PITCHER		IP	WLS	BF	H	R	ER	SO	BB	IBB	HBP	BLK	WP	HR	S	P	ERA	WHIP
Jim Beattie, R ERA: 4.86	(1, 1)	5.0		20	4	1	1	4	3	0	0	0	0	1	25	37	1.80	1.400
Shane Rawley, L ERA: 7.11	(6, 1)	3.2	L	19	4	3	3	1	3	1	0	0	0	1	17	33	7.36	1.909
Dave Heaverlo, R ERA: 5.06	(9, 1)	0.1		3	1	0	0	0	0	1	0	0	0	0	2	6	0.00	3.000

PITCHER	IP	WLS	BF	H	R	ER	SO	BB	IBB	HBP	BLK	WP	HR	S	P	ERA	WHIP

Batter	1	2	3	4	5	6	7	8	9	AB	R	H	RBI	BB	SO	LOB
Larry Milbourne, S (1, 4) OBP: 0.048, SLG: 0.048	5-3		SH1-4		F9		F7			3	0	0	0	0	0	1
Rod Craig, S (1, 8) OBP: 0.298, SLG: 0.434	2B		K2-3		BB			F4		3	0	1	0	1	1	1
Leon Roberts, R (1, 9) OBP: 0.375, SLG: 0.810	1-3		HR		K			5-3		4	1	2	2	0	1	2
Willie Horton, R (1, 10) OBP: 0.321, SLG: 0.167	L7		5-3			BB		5-3		3	0	0	0	1	0	2
Bruce Bochte, L (1, 3) OBP: 0.500, SLG: 0.705		F8		G3		F7		IBB		3	0	0	0	1	0	1
Bill Stein, R (1, 5) OBP: 0.333, SLG: 0.391		1B		1B		K		F9		4	0	2	0	0	1	3
Tom Paciorek, R (1, 7) Joe Simpson, L (7, 7) OBP: 0.452, SLG: 0.538		BB		F8			SH1-4		4-3	1 2	0 0	0 1	0 0	1 0	0 0	1 0
Larry Cox, R (1, 2) OBP: 0.261, SLG: 0.105 Bob Stinson, S (9, PH) OBP: 0.091, SLG: 0.091		F6		F8			SH1-4		F7	2 1	0 0	0 0	0 0	0 0	0 0	2 0
Mario Mendoza, R (1, 6) OBP: 0.222, SLG: 0.353 Jim Anderson, R (9, PH) OBP: 0.320, SLG: 0.292			SH1-4 HR 1B		6-3		K		F9	3 1	1 0	1 0	0 0	0 0	1 0	1 0
Inning Stats	R: 0 E: 0 K: 0 S: 4 H: 1 LOB: 1 BB: 0 P: 4	R: 0 E: 0 K: 0 S: 3 H: 1 LOB: 1 BB: 1 P: 7	R: 2 E: 0 K: 1 S: 7 H: 2 LOB: 0 BB: 0 P: 7	R: 0 E: 0 K: 0 S: 4 H: 1 LOB: 1 BB: 0 P: 4	R: 0 E: 0 K: 1 S: 5 H: 0 LOB: 1 BB: 1 P: 9	R: 0 E: 0 K: 1 S: 4 H: 0 LOB: 1 BB: 1 P: 8	R: 0 E: 0 K: 1 S: 6 H: 1 LOB: 1 BB: 0 P: 6	R: 0 E: 0 K: 0 S: 4 H: 1 LOB: 2 BB: 1 P: 8	R: 0 E: 0 K: 0 S: 3 H: 0 LOB: 0 BB: 0 P: 3	1B: 5 2B: 2 3B: 0 HR: 1 SF: 0 SAC: 2 DP: 1 HBP: 0				WP: 0 PB: 0 SB: 1 CS: 2		PA: 36

PITCHER		IP	WLS	BF	H	R	ER	SO	BB	IBB	HBP	BLK	WP	HR	S	P	ERA	WHIP
Dave Hamilton, L ERA: 3.97	(1, 1)	4.2		20	5	2	2	1	2	0	0	0	0	1	20	28	3.86	1.500
Jeff Jones, R ERA:	(5, 1)	4.1	W	16	2	0	0	3	1	1	0	0	0	0	20	28	0.00	0.692

PITCHER	IP	WLS	BF	H	R	ER	SO	BB	IBB	HBP	BLK	WP	HR	S	P	ERA	WHIP

BOTTOM

Oakland Athletics @ Seattle Mariners

The Kingdome, Seattle, WA

Mon Apr 21 1980, 9:05 PM EST

Att. 4,466 - Dome

livebaseballscorecards.com

AB	30
R	2
H	7
RBI	2
BB	4
SO	4
LOB	14

Batter	1	2	3	4	5	6	7	8	9	AB	R	H	RBI	BB	SO	LOB
Rickey Henderson, R (1, 7) OBP: 0.441, SLG: 0.467	L5	IBB			S SH1-3 1B	1-2 1B		IBB		3	0	2	0	2	0	0
Dwayne Murphy, L (1, 8) OBP: 0.352, SLG: 0.375	K2-3	K			SH1-3 1-2	F3		SF8 2-3 3-H		3	0	0	1	0	2	5
Mike Heath, R (1, 2) OBP: 0.200, SLG: 0.179	HR BB	F9			F9		5-3	1-3		4	1	0	0	1	0	6
Jeff Newman, R (1, 3) OBP: 0.229, SLG: 0.344	1-H HR		F7		S BB		FC6-4 1B		BB 1B	4	1	3	2	1	0	0
Tony Armas, R (1, 9) OBP: 0.400, SLG: 0.433 Dave Revering, L (9, PH) OBP: 0.450, SLG: 0.714 Dave McKay, S (9, PR) OBP: 0.333, SLG: 0.200	F2		K		FC4-6 1-2 2-3 BB		FC6-4 1-2f		G6-3 1-2 BB	3 0 0	0 0 0	0 0 0	0 0 0	1 1 0	1 0 0	1 0 0
Mickey Klutts, R (1, 5) OBP: 0.200, SLG: 0.214 Mitchell Page, L (9, PH) OBP: 0.465, SLG: 0.323		FC1 1B E BB	6-3		FC4-6 1-2f		K		K	3 1	1 0	0 0	0 0	1 0	1 1	4 2
Mario Guerrero, R (1, 6) OBP: 0.250, SLG: 0.326		E 1-2 1B		1B		SH3-4 FC6-2 2B		L8	G6-3 1-2f	5	0	3	0	0	0	2
Mike Edwards, R (1, 10) OBP: 0.143, SLG: 0.143		FC1 1-3 2-H		L4		SH3-4 2-3		2B SF8 1B		3	1	1	0	0	0	1
Rob Picciolo, R (1, 4) OBP: 0.238, SLG: 0.286		K		6-3		FC6-2 1B 3-H		SF8 1-3 2B		4	0	1	0	0	1	3
Inning Stats	R: 2 E: 0 K: 1 S: 6 H: 1 LOB: 0 BB: 1 P: 10	R: 1 E: 1 K: 2 S: 9 H: 1 LOB: 3 BB: 2 P: 17	R: 0 E: 0 K: 1 S: 5 H: 0 LOB: 0 BB: 0 P: 5	R: 0 E: 0 K: 0 S: 3 H: 1 LOB: 0 BB: 0 P: 3	R: 0 E: 0 K: 0 S: 4 H: 1 LOB: 3 BB: 2 P: 12	R: 0 E: 0 K: 0 S: 5 H: 2 LOB: 2 BB: 0 P: 5	R: 0 E: 0 K: 1 S: 6 H: 1 LOB: 1 BB: 0 P: 6	R: 1 E: 0 K: 0 S: 5 H: 2 LOB: 2 BB: 1 P: 9	R: 0 E: 0 K: 1 S: 5 H: 1 LOB: 2 BB: 1 P: 9	1B: 7 2B: 2 3B: 0 HR: 1 SF: 1 SAC: 2 DP: 1 HBP: 0							

TOP

Oakland Athletics @ Seattle Mariners

The Kingdome, Seattle, WA

Tue Apr 22 1980, 9:05 PM EST

Att. 4,059 - Dome

livebaseballscorecards.com

AB	33
R	4
H	10
RBI	3
BB	7
SO	6
LOB	24

WP: 0 PB: 0 SB: 2 CS: 0 PA: 43

PITCHER		IP	WLS	BF	H	R	ER	SO	BB	IBB	HBP	BLK	WP	HR	S	P	ERA	WHIP
Rick Honeycutt, L ERA: 2.67	(1, 1)	8.0	W	40	10	4	3	5	4	2	0	0	0	1	44	68	3.38	1.750
Byron McLaughlin, R ERA: 6.52	(9, 1)	1.0	S	3	0	0	0	1	1	0	0	0	0	0	4	8	0.00	1.000

PITCHER		IP	WLS	BF	H	R	ER	SO	BB	IBB	HBP	BLK	WP	HR	S	P	ERA	WHIP

Oakland Athletics @ Seattle Mariners

The Kingdome, Seattle, WA

Tue Apr 22 1980, 9:05 PM EST

Att. 4,059 - Dome

livebaseballscorecards.com

Batter	1	2	3	4	5	6	7	8	9	AB	R	H	RBI	BB	SO	LOB
Julio Cruz, S (1, 4) OBP: 0.341, SLG: 0.257	F7		K		2B 1B 1-2		BB			3	0	1	0	1	1	0
Rod Craig, S (1, 8) OBP: 0.295, SLG: 0.439	B5-3		G3		2B 1-3 2-H		K			4	0	1	1	0	1	1
Dan Meyer, L (1, 7) OBP: 0.375, SLG: 0.426	2B		F9		F8		F8			4	0	1	0	0	0	3
Bruce Bochte, L (1, 3) OBP: 0.500, SLG: 0.745 Larry Milbourne, S (8, PR) OBP: 0.048, SLG: 0.048 Tom Paciorek, R (9, 3)	6-3			F8		HR		HR BB		3 0 0	1 1 0	1 0 0	1 0 0	1 0 0	0 0 0	1 0 0
Willie Horton, R (1, 10) OBP: 0.298, SLG: 0.152		6-3		6-3		5-3		K		4	0	0	0	0	1	1
Bill Stein, R (1, 5) OBP: 0.357, SLG: 0.500		2B 1B		5-3		F6		HR 1-H		3	1	1	2	0	0	0
Joe Simpson, L (1, 9) OBP: 0.457, SLG: 0.552		HBP 1B			6-3	F5		BB 5-3		3	0	1	0	1	0	0
Larry Cox, R (1, 2) OBP: 0.259, SLG: 0.130		1B G6-4-3 1-2 2-3			F9		6-3	5-3 1-2		4	0	1	0	0	0	1
Mario Mendoza, R (1, 6) OBP: 0.222, SLG: 0.353 Leon Roberts, R (2, PH) OBP: 0.360, SLG: 0.773 Jim Anderson, R (3, 6) OBP: 0.357, SLG: 0.444		G6-4-3 1-2f			1B 2B 1B		HR	F8		0 1 3	0 0 2	0 0 2	0 0 1	0 0 0	0 0 0	0 3 2
Inning Stats	R: 0 E: 0 K: 0 S: 4 H: 1 LOB: 1 BB: 0 P: 4	R: 0 E: 0 K: 0 S: 4 H: 2 LOB: 2 BB: 0 P: 5	R: 0 E: 0 K: 1 S: 5 H: 0 LOB: 0 BB: 0 P: 5	R: 0 E: 0 K: 0 S: 3 H: 0 LOB: 0 BB: 0 P: 3	R: 1 E: 0 K: 0 S: 6 H: 3 LOB: 2 BB: 0 P: 6	R: 1 E: 0 K: 0 S: 4 H: 1 LOB: 0 BB: 0 P: 4	R: 1 E: 0 K: 1 S: 6 H: 1 LOB: 1 BB: 1 P: 10	R: 2 E: 0 K: 1 S: 6 H: 1 LOB: 2 BB: 2 P: 14		1B: 3 2B: 3 3B: 0 HR: 3	SF: 0 SAC: 0 DP: 1 HBP: 1						

	AB	32
	R	5
	H	9
	RBI	5
	BB	3
	SO	3
	LOB	12

WP: 0 PB: 0 SB: 0 CS: 0 PA: 36

PITCHER		IP	WLS	BF	H	R	ER	SO	BB	IBB	HBP	BLK	WP	HR	S	P	ERA	WHIP
Brian Kingman, R ERA: 4.57	(1, 1)	7.1	L	33	9	5	5	3	2	0	1	0	0	3	36	45	6.14	1.500
Mark Souza, L ERA:	(8, 1)	0.1		2	0	0	0	0	1	0	0	0	0	0	1	5	0.00	3.000
Rick Langford, R ERA: 11.25	(8, 1)	0.1		1	0	0	0	0	0	0	0	0	0	0	1	1	0.00	0.000

PITCHER	IP	WLS	BF	H	R	ER	SO	BB	IBB	HBP	BLK	WP	HR	S	P	ERA	WHIP

Batter	1	2	3	4	5	6	7	8	9	AB	R	H	RBI	BB	SO	LOB
Rickey Henderson, R (1, 7) OBP: 0.469, SLG: 0.468	F9		BB 1B		B1 BB	1-2 BB			BB SH3-4 1B	2	1	1	0	3	0	0
Dwayne Murphy, L (1, 8) OBP: 0.362, SLG: 0.373	WP 1B		1-2 BB		B1 1-3	4-3			SH3-4 1-2	3	0	1	0	1	0	4
Jeff Newman, R (1, 3) OBP: 0.225, SLG: 0.306	K2-3 1-2		F5		BB		K		K	4	0	0	0	1	3	4
Dave Revering, L (1, 10) OBP: 0.444, SLG: 0.658	K		F8		FC4-6 1-2 BB		F9		1B IBB	3	1	0	0	2	1	3
Tony Armas, R (1, 9) OBP: 0.400, SLG: 0.429		K	1B 1B	FC4-6 1-2f		F8			1B 2B 1B 1-3 2-H	5	2	2	1	0	1	2
Mario Guerrero, R (1, 6) OBP: 0.306, SLG: 0.396		2B 1B	S SH1-3 1-H 1B			F9		4-3 2B	2B 1-3 3-H 1B	5	1	4	2	0	0	0
Mike Heath, R (1, 2) OBP: 0.235, SLG: 0.281		1-H 2B	SH1-3 1-2			4-3		4-3 2-3	1-3 3-H 2B	4	0	2	2	0	0	1
Mickey Klutts, R (1, 5) OBP: 0.222, SLG: 0.235 Wayne Gross, L (8, PH) OBP: 0.447, SLG: 0.600 (8, 5)	6-3		K 2-3			E 1B		F3	IBB	3 1	0 0	1 0	0 0	0 1	1 0	1 1
Rob Picciolo, R (1, 4) OBP: 0.222, SLG: 0.267 Mitchell Page, L (8, PH) OBP: 0.455, SLG: 0.313 Dave McKay, S (8, 4) OBP: 0.286, SLG: 0.167			6-3	6-3		E5 1-3 BB		K	K	3 1 1	0 0 0	0 0 0	0 0 0	0 0 0	0 1 1	2 1 3
Inning Stats	R: 0 H: 1 E: 0 LOB: 1 K: 2 BB: 0 S: 8 P: 8	R: 1 H: 2 E: 0 LOB: 0 K: 1 BB: 0 S: 6 P: 6	R: 0 H: 1 E: 0 LOB: 2 K: 0 BB: 1 S: 4 P: 8	R: 1 H: 2 E: 0 LOB: 1 K: 1 BB: 0 S: 7 P: 7	R: 0 H: 0 E: 1 LOB: 2 K: 0 BB: 3 S: 2 P: 14	R: 0 H: 1 E: 1 LOB: 3 K: 0 BB: 1 S: 5 P: 9	R: 0 H: 0 E: 0 LOB: 0 K: 1 BB: 0 S: 5 P: 5	R: 0 H: 1 E: 0 LOB: 1 K: 1 BB: 0 S: 6 P: 6	R: 3 H: 3 E: 0 LOB: 3 K: 2 BB: 3 S: 10 P: 22	1B: 8 SF: 0 2B: 3 SAC: 2 3B: 0 DP: 0 HR: 0 HBP: 0						

PITCHER		IP	WLS	BF	H	R	ER	SO	BB	IBB	HBP	BLK	WP	HR	S	P	ERA	WHIP
Floyd Bannister, L ERA: 1.59	(1, 1)	4.2		22	6	2	2	4	4	0	0	0	1	0	26	42	3.86	2.143
Rob Dressler, R ERA: 5.54	(5, 1)	2.2		12	2	0	0	1	1	0	0	0	0	0	13	17	0.00	1.125
Byron McLaughlin, R ERA: 8.18	(8, 1)	1.1	L	10	3	3	3	2	1	2	0	0	0	0	11	23	20.25	3.000
Dave Heaverlo, R ERA: 4.76	(9, 1)	0.1		1	0	0	0	1	0	0	0	0	0	0	3	3	0.00	0.000

PITCHER	IP	WLS	BF	H	R	ER	SO	BB	IBB	HBP	BLK	WP	HR	S	P	ERA	WHIP

TOP

Oakland Athletics @ Seattle Mariners

The Kingdome, Seattle, WA

Wed Apr 23 1980, 9:05 PM EST

Att. 4,075 - Dome

livebaseballscorecards.com

AB	35
R	5
H	11
RBI	5
BB	8
SO	8
LOB	22

1B: 8 SF: 0
2B: 3 SAC: 2
3B: 0 DP: 0
HR: 0 HBP: 0

WP: 1 PA: 45
PB: 0
SB: 1
CS: 0

Oakland Athletics @ Seattle Mariners

The Kingdome, Seattle, WA

Wed Apr 23 1980, 9:05 PM EST

Att. 4,075 - Dome

livebaseballscorecards.com

BOTTOM

Batter	1	2	3	4	5	6	7	8	9	AB	R	H	RBI	BB	SO	LOB
Julio Cruz, S (1, 4) OBP: 0.349, SLG: 0.250	BBBB 4-0 BB		x 0-0 ① SH2-4 1-2		SSS 0-3 ② K		x 0-0 SH 3-1 1B ① 1-2 2-3		x 0-0 ③ 6-3	1	0	0	0	1	1	1
Larry Milbourne, S (7, 4) OBP: 0.045, SLG: 0.045										1	0	0	0	0	0	0
Rod Craig, S (1, 8) OBP: 0.277, SLG: 0.410	SSS 0-3 ① K		SSS 0-3 ② K 2-3		x 0-0 ③ F9		SSS 0-3 ① K			4	0	0	0	0	3	6
Dan Meyer, L (1, 7) OBP: 0.346, SLG: 0.392	x 0-0 ② F6		x 0-0 ③ 6-3			x 0-0 ① 4-3	x 0-0 ② 3-1 1-2 2-3 3-H			4	0	0	1	0	0	4
Bruce Bochte, L (1, 3) OBP: 0.483, SLG: 0.706	x 0-0 ③ F8			x 0-0 ① 4-3		x 0-0 ② 4-3	x 0-0 ③ 2-H 3-H 1B			4	0	1	1	0	0	1
Willie Horton, R (1, 10) OBP: 0.311, SLG: 0.163		SSS 0-3 ① K		x 0-0 1B		BBBB 4-0 BB BB		SSS 0-3 ① K		3	0	1	0	1	2	0
Bill Stein, R (1, 5) OBP: 0.375, SLG: 0.464		BBBB 4-0 G3 BB		x 0-0 ② L6		BBBB 4-0 1-2 BB		SSS 0-3 ② K		2	0	0	0	2	1	1
Joe Simpson, L (1, 9) OBP: 0.432, SLG: 0.516	x 0-0 ② G3 1-2			SSS 0-3 ③ K		x 0-0 ③ F9		x 0-0 ③ 6-3		2	0	0	0	0	1	2
Leon Roberts, R (6, PH) OBP: 0.333, SLG: 0.708 (7, 9)										2	0	0	0	0	0	2
Jim Anderson, R (1, 6) OBP: 0.344, SLG: 0.400	x 0-0 ③ F9				x 0-0 ① 5-3		BBBB 4-0 SH 1B 3-1 BB		x 0-0 ① F9	3	1	0	0	1	0	1
Larry Cox, R (1, 2) OBP: 0.333, SLG: 0.200			x 0-0 BLK SH2-4 1B		BBBB 4-0 BB		x 0-0 3-1 SH 1B 1-2 1B		x 0-0 ② F2	2	1	2	0	1	0	0
Bob Stinson, S (9, PH) OBP: 0.087, SLG: 0.087										1	0	0	0	0	0	0

	AB	R	H	RBI	BB	SO	LOB
	29	2	4	2	6	8	18

Inning Stats	1	2	3	4	5	6	7	8	9	1B	SF	WP	PA
R	0	0	0	0	0	0	2	0	0	4	0	0	37
E	0	0	0	0	0	0	0	0	0	2B 0	SAC 2	PB 0	
K	1	1	1	1	1	1	1	2	0	3B 0	DP 0	SB 0	
BB	1	0	0	1	1	2	2	1	0	HR 0	HBP 0	CS 0	
LOB	1	1	1	1	1	2	2	0	0				
P	9	9	6	6	9	11	11	7	3				
S	5	5	6	6	5	3	7	7	3				
H	0	0	1	1	0	0	2	0	0				

PITCHER		IP	WLS	BF	H	R	ER	SO	BB	IBB	HBP	BLK	WP	HR	S	P	ERA	WHIP
Mike Norris, R ERA: 0.39	(1, 1)	5.2		24	2	0	0	5	5	0	0	1	0	0	29	49	0.00	1.235
Dave Hamilton, L ERA: 5.4	(6, 1)	0.1		4	1	2	2	0	1	0	0	0	0	0	3	7	54.00	6.000
Jeff Jones, R ERA:	(7, 1)	0.1		1	0	0	0	1	0	0	0	0	0	0	3	3	0.00	0.000
Mark Souza, L ERA:	(7, 1)	0.2		2	1	0	0	0	0	0	0	0	0	0	2	2	0.00	1.500
Rick Langford, R ERA: 7.5	(8, 1)	2.0	W	6	0	0	0	2	0	0	0	0	0	0	10	10	0.00	0.000

PITCHER		IP	WLS	BF	H	R	ER	SO	BB	IBB	HBP	BLK	WP	HR	S	P	ERA	WHIP

Batter	1	2	3	4	5	6	7	8	9	AB	R	H	RBI	BB	SO	LOB
Rickey Henderson, R (1, 7) OBP: 0.435, SLG: 0.423	F9		F8		F8		FC3-6 1-2f		1-3 1-2	5	0	0	0	0	0	2
Dwayne Murphy, L (1, 8) OBP: 0.349, SLG: 0.357	1-3		1-6-3		BB 1B		K		4-3 2-3	5	0	1	0	0	1	2
Jeff Newman, R (1, 2) OBP: 0.244, SLG: 0.375	K		6-3		BB 1-2			HR	6-3	4	1	1	1	1	1	1
Dave Revering, L (1, 3) OBP: 0.429, SLG: 0.619		F9 BB 1B		G3	F5			K		4	0	1	0	0	1	2
Tony Armas, R (1, 9) OBP: 0.409, SLG: 0.421		BB 1-2 BB		1B		L8		F8		3	0	1	0	1	0	0
Mario Guerrero, R (1, 6) OBP: 0.288, SLG: 0.373 Mike Edwards, R (6, 4) OBP: 0.250, SLG: 0.250		F9 2-3		F9		L5		1B		3 1	0 0	0 1	0 0	0 0	0 0	3 0
Mike Heath, R (1, 10) OBP: 0.216, SLG: 0.257 Mitchell Page, L (8, PH) OBP: 0.444, SLG: 0.303		K		K		F8		4-3		3 1	0 0	0 0	0 0	0 0	2 0	3 1
Mickey Klutts, R (1, 5) OBP: 0.238, SLG: 0.211 Wayne Gross, L (9, PH) OBP: 0.462, SLG: 0.710		BB 1-2			F8		F7		HR	2 1	0 1	0 1	0 1	1 0	0 0	0 0
Rob Picciolo, R (1, 4) OBP: 0.250, SLG: 0.354 (6, 6) Ray Cosey, L (9, PH) OBP: 0.500, SLG: 0.500		1-3			HR		FC3-6 1B		4-3 1-3 1B	3 1	1 0	2 1	1 0	0 0	0 0	3 0
Inning Stats	R: 0 E: 0 K: 1 S: 5 H: 0 LOB: 0 BB: 0 P: 5	R: 0 E: 0 K: 1 S: 6 H: 1 LOB: 3 BB: 2 P: 14	R: 0 E: 0 K: 0 S: 3 H: 0 LOB: 0 BB: 0 P: 3	R: 0 E: 0 K: 1 S: 6 H: 1 LOB: 1 BB: 0 P: 6	R: 1 E: 0 K: 0 S: 5 H: 2 LOB: 2 BB: 1 P: 9	R: 0 E: 0 K: 0 S: 3 H: 0 LOB: 0 BB: 0 P: 3	R: 0 E: 0 K: 1 S: 6 H: 1 LOB: 1 BB: 0 P: 6	R: 1 E: 0 K: 1 S: 7 H: 2 LOB: 1 BB: 0 P: 7	R: 1 E: 0 K: 0 S: 5 H: 2 LOB: 0 BB: 0 P: 5	1B: 6 2B: 0 3B: 0 HR: 3	SF: 0 SAC: 0 DP: 0 HBP: 0					

PITCHER	IP	WLS	BF	H	R	ER	SO	BB	IBB	HBP	BLK	WP	HR	S	P	ERA	WHIP
Jerry Koosman, L (1, 1) ERA: 3.67	7.2	W	33	7	2	2	5	3	0	0	0	0	2	40	52	2.35	1.304
Doug Corbett, R (8, 1) ERA: 0.75	1.1		6	2	1	1	0	0	0	0	0	0	1	6	6	6.75	1.500

PITCHER	IP	WLS	BF	H	R	ER	SO	BB	IBB	HBP	BLK	WP	HR	S	P	ERA	WHIP

Oakland Athletics @ Minnesota Twins

Metropolitan Stadium, Bloomington , MI

Fri Apr 25 1980, 4:33 AM EST

Att. 2,664 - Cloudy - 50 F

TOP

livebaseballscorecards.com

AB	36
R	3
H	9
RBI	3
BB	3
SO	5
LOB	17

Batter	1	2	3	4	5	6	7	8	9	AB	R	H	RBI	BB	SO	LOB
Hosken Powell, L (1, 9) OBP: 0.447, SLG: 0.564	BBB 4-0 G3 BB 4-3 BB	BBB 4-0 1B S FC4-6 BB		x 0-0 ② 1-3	x 0-0 1-2 1B	SSS 0-3 ③ K				3	2	1	0	2	1	0
Rob Wilfong, L (1, 4) OBP: 0.259, SLG: 0.392	BBBB 4-0 4-3 G3 1-2 2B BB	x 0-0 FC4-6 BB 1-3 1B		x 0-0 ③ L9	x 0-0 ② F8 2-3			SSS 0-3 ① K2-3		4	1	1	0	1	1	2
Roy Smalley, S (1, 6) OBP: 0.358, SLG: 0.509	x 0-0 ① G3 1-2 2-3	BBB 4-0 FC4-6 1-2 BB			x 0-0 G3			BBB 4-0 E BB		3	0	0	0	2	0	4
Ken Landreaux, L (1, 7) OBP: 0.323, SLG: 0.417	BBBB 4-0 4-3 2B BB	x 0-0 ② FC4-6 FC6-4 1-2f 2-3 3-H			x 0-0 HR 1B	x 0-0 ① F5		SSS 0-3 ② K		4	2	1	1	1	1	3
Glenn Adams, L (1, 10) OBP: 0.240, SLG: 0.240 Jose Morales, R (2, PH) OBP: 0.368, SLG: 0.471 Danny Goodwin, L (6, PH) OBP: 0.188, SLG: 0.200 Pete Mackanin, R (8, PH) OBP: 0.250, SLG: 0.182	x 0-0 ② 4-3 1-2 2-3 3-H	x 0-0 ③ FC6-4 1-2f			x 0-0 1-H HR	x 0-0 2B		x 0-0 E5 1-3		1 2 1 1	0 1 0 0	0 1 1 0	1 2 0 0	0 0 0 0	0 0 0 0	2 2 0 1
Butch Wynegar, S (1, 2) OBP: 0.291, SLG: 0.288	x 0-0 1B 2-H 3-H 2B	x 0-0 ① F7			x 0-0 2B HR 1B	SSS 0-3 ② K		SSS 0-3 ③ K		5	2	2	2	0	2	3
Mike Cubbage, L (1, 3) OBP: 0.378, SLG: 0.412 Ron Jackson, R (3, PH) OBP: 0.148, SLG: 0.240 (4, 3)	x 0-0 2-H 1B	x 0-0 ② 6-3			x 0-0 1-3 HR 2B	x 0-0 ③ 6-3				1 3	0 1	1 1	1 0	0 0	0 0	0 1
Rick Sofield, L (1, 8) OBP: 0.146, SLG: 0.292	SSS 0-3 ③ K	x 0-0 ③ 6-3			x 0-0 2-H 3-H HR	x 0-0 ① F7				4	1	1	3	0	1	1
John Castino, R (1, 5) OBP: 0.241, SLG: 0.306		x 0-0 ① F9		x 0-0 ① 5-3	x 0-0 F8 1B 1B	x 0-0 ② F8				4	0	1	0	0	0	0
Inning Stats	R: 4 E: 0 K: 1 S: 7 H: 2 LOB: 1 BB: 3 P: 19	R: 1 E: 0 K: 0 S: 4 H: 1 LOB: 2 BB: 2 P: 12	R: 0 E: 0 K: 0 S: 3 H: 0 LOB: 0 BB: 0 P: 3	R: 0 E: 0 K: 0 S: 3 H: 0 LOB: 0 BB: 0 P: 3	R: 5 E: 0 K: 0 S: 10 H: 7 LOB: 2 BB: 0 P: 10	R: 0 E: 0 K: 1 S: 6 H: 1 LOB: 1 BB: 0 P: 6	R: 0 E: 0 K: 1 S: 5 H: 0 LOB: 0 BB: 0 P: 5	R: 0 E: 1 K: 3 S: 10 H: 0 LOB: 2 BB: 1 P: 14		1B: 6 2B: 3 3B: 0 HR: 2 SF: 0 SAC: 0 DP: 0 HBP: 0					

PITCHER		IP	WLS	BF	H	R	ER	SO	BB	IBB	HBP	BLK	WP	HR	S	P	ERA	WHIP
Matt Keough, R ERA: 1.95	(1, 1)	0.2	L	7	2	4	4	0	3	0	0	0	0	0	4	16	54.00	7.500
Mark Souza, L ERA: 7.71	(1, 1)	3.2		17	4	4	4	1	2	0	0	0	0	1	17	25	9.82	1.636
Rick Lysander, R ERA: 3.24	(5, 1)	1.2		10	5	2	2	1	0	0	0	0	0	1	12	12	10.80	3.000
Bob Lacey, L ERA: 4.5	(7, 1)	2.0		8	0	0	0	4	1	0	0	0	0	0	15	19	0.00	0.500

PITCHER	IP	WLS	BF	H	R	ER	SO	BB	IBB	HBP	BLK	WP	HR	S	P	ERA	WHIP

BOTTOM

Oakland Athletics @ Minnesota Twins

Metropolitan Stadium, Bloomington , MI

Fri Apr 25 1980, 4:33 AM EST

Att. 2,664 - Cloudy - 50 F

livebaseballscorecards.com

AB	36
R	10
H	11
RBI	10
BB	6
SO	6
LOB	19

WP: 0 PA: 42
PB: 0
SB: 1
CS: 0

Batter	1	2	3	4	5	6	7	8	9	AB	R	H	RBI	BB	SO	LOB
Rickey Henderson, R (1, 7) OBP: 0.425, SLG: 0.411	0-0 FC3-6 WP 6-3 1B		0-0 5-3		0-3 K			0-3 K		4	1	1	0	0	2	1
Dwayne Murphy, L (1, 8) OBP: 0.388, SLG: 0.379	4-0 FC3-6 1-2 BB		4-0 BB			0-0 L4-3 1B			0-0 1B	2	0	2	0	2	0	0
Mitchell Page, L (1, 10) OBP: 0.408, SLG: 0.270	0-0 FC3-6 6-3 1-2f 2-3		0-3 K			0-3 K			0-0 F8	4	0	0	0	0	2	5
Dave Revering, L (1, 3) OBP: 0.396, SLG: 0.565	0-0 6-3 1-2 3-H			0-0 F9		0-0 L4-3 1-2			0-0 F9	4	0	0	1	0	0	3
Wayne Gross, L (1, 5) OBP: 0.419, SLG: 0.629	0-3 K			0-0 6-3			0-0 L4		0-0 L1	4	0	0	0	0	1	2
Jeff Newman, R (1, 2) OBP: 0.229, SLG: 0.349		0-0 F7		0-0 6-3			0-0 F7			3	0	0	0	0	0	0
Tony Armas, R (1, 9) OBP: 0.383, SLG: 0.390		0-0 5-3			0-0 F9		0-3 K			3	0	0	0	0	1	0
Mario Guerrero, R (1, 6) OBP: 0.291, SLG: 0.370		0-0 5-3			0-0 1B			0-0 F9		3	0	1	0	0	0	0
Rob Picciolo, R (1, 4) OBP: 0.240, SLG: 0.340			0-3 K		0-0 F8			0-0 4-3		2	0	0	0	0	1	1
Ray Cosey, L (8, PH) OBP: 0.333, SLG: 0.333										1	0	0	0	0	0	0
Dave McKay, S (8, 4) OBP: 0.286, SLG: 0.167										0	0	0	0	0	0	0

TOP

Oakland Athletics @ Minnesota Twins

Metropolitan Stadium, Bloomington , MI

Sat Apr 26 1980, 4:33 AM EST

Att. 6,325 - Cloudy - 55 F

livebaseballscorecards.com

	AB	30
	R	1
	H	4
	RBI	1
	BB	2
	SO	7
	LOB	12

Inning Stats	1	2	3	4	5	6	7	8	9
	R: 1 E: 0 K: 1 S: 6	H: 1 LOB: 1 BB: 1 P: 10	R: 0 E: 0 K: 0 S: 3	H: 0 LOB: 0 BB: 0 P: 3	R: 0 E: 0 K: 2 S: 7	H: 0 LOB: 1 BB: 1 P: 11	R: 0 E: 0 K: 0 S: 3	H: 0 LOB: 0 BB: 0 P: 3	R: 0 E: 0 K: 1 S: 6	H: 1 LOB: 1 BB: 0 P: 6	R: 0 E: 0 K: 1 S: 5	H: 1 LOB: 0 BB: 0 P: 5	R: 0 E: 0 K: 1 S: 5	H: 0 LOB: 0 BB: 0 P: 5	R: 0 E: 0 K: 1 S: 5	H: 0 LOB: 0 BB: 0 P: 5	R: 0 E: 0 K: 0 S: 4	H: 1 LOB: 1 BB: 0 P: 4

	1B: 4	SF: 0	WP: 1	PA: 32
	2B: 1	SAC: 0	PB: 0	
	3B: 0	DP: 1	SB: 0	
	HR: 0	HBP: 0	CS: 0	

PITCHER		IP	WLS	BF	H	R	ER	SO	BB	IBB	HBP	BLK	WP	HR	S	P	ERA	WHIP
Pete Redfern, R ERA: 1.29	(1, 1)	7.0	W	25	3	1	1	6	2	0	0	0	1	0	35	43	1.29	0.714
John Verhoeven, R ERA: 2.45	(8, 1)	1.0		3	0	0	0	1	0	0	0	0	0	0	5	5	0.00	0.000
Mike Marshall, R ERA: 8.59	(9, 1)	1.0		4	1	0	0	0	0	0	0	0	0	0	4	4	0.00	1.000

PITCHER	IP	WLS	BF	H	R	ER	SO	BB	IBB	HBP	BLK	WP	HR	S	P	ERA	WHIP

BOTTOM

Oakland Athletics @ Minnesota Twins

Metropolitan Stadium, Bloomington , MI

Sat Apr 26 1980, 4:33 AM EST
Att. 6,325 - Cloudy - 55 F

livebaseballscorecards.com

Batter	1	2	3	4	5	6	7	8	9	AB	R	H	RBI	BB	SO	LOB
Hosken Powell, L (1, 9) OBP: 0.431, SLG: 0.535	F8 S 1B		G4-6-3 1-2f		4-3 1-2	FC6-4 1-2f 2-3 3-H				4	0	1	1	0	0	4
Rob Wilfong, L (1, 4) OBP: 0.276, SLG: 0.418	F9 1-2		E 2B		1B 2-H	K				4	1	2	1	0	1	3
Roy Smalley, S (1, 6) OBP: 0.366, SLG: 0.491	BB		WP BB		6-3		5-3			2	0	0	0	2	0	1
Ken Landreaux, L (1, 7) OBP: 0.319, SLG: 0.406	F8 2-3		F9 1-3 2-H			1B SH1-4 1B 1B	F8			4	1	1	0	0	0	3
Glenn Adams, L (1, 10) OBP: 0.222, SLG: 0.222 Jose Morales, R (7, PH) OBP: 0.350, SLG: 0.444	F9			F9		SH1-4 1-2	F9			2 1	0 0	0 0	0 0	0 0	0 0	2 0
Butch Wynegar, S (1, 2) OBP: 0.288, SLG: 0.286		K		L4		1B 1B 2-3 1B		6-3		4	1	1	0	0	1	0
Mike Cubbage, L (1, 3) OBP: 0.375, SLG: 0.389 Ron Jackson, R (8, PH) OBP: 0.143, SLG: 0.231 (9, 3)		G3		1-3		1B 1B FC6-4 IBB		F8		2 1	1 0	0 0	0 0	1 0	0 0	0 0
Rick Sofield, L (1, 8) OBP: 0.154, SLG: 0.288		F7			F9	FC6-4 1B 1-2 2-3 3-H 1B		F7		4	0	1	1	0	0	0
John Castino, R (1, 5) OBP: 0.281, SLG: 0.333			G4-6-3 1B		4-3 1B BB	FC6-4 1-2 2-3 3-H 1B				2	1	2	1	1	0	0
Inning Stats	R: 0 H: 1 E: 0 LOB: 2 K: 0 BB: 1 S: 4 P: 8	R: 0 H: 0 E: 0 LOB: 0 K: 1 BB: 0 S: 5 P: 5	R: 1 H: 2 E: 0 LOB: 1 K: 0 BB: 1 S: 4 P: 8	R: 0 H: 0 E: 0 LOB: 0 K: 0 BB: 0 S: 3 P: 3	R: 1 H: 1 E: 0 LOB: 1 K: 0 BB: 1 S: 4 P: 8	R: 3 H: 4 E: 0 LOB: 2 K: 1 BB: 1 S: 9 P: 13	R: 0 H: 0 E: 0 LOB: 0 K: 0 BB: 0 S: 3 P: 3	R: 0 H: 0 E: 0 LOB: 0 K: 0 BB: 0 S: 3 P: 3		1B: 7 SF: 0 2B: 1 SAC: 1 3B: 0 DP: 1 HR: 0 HBP: 0					WP: 2 PA: 35 PB: 0 SB: 1 CS: 0	

	AB	30
	R	5
	H	8
	RBI	4
	BB	4
	SO	2
	LOB	13

PITCHER		IP	WLS	BF	H	R	ER	SO	BB	IBB	HBP	BLK	WP	HR	S	P	ERA	WHIP
Steve McCatty, R ERA: 5.61	(1, 1)	5.1	L	27	8	5	4	1	3	1	0	0	1	0	25	41	6.75	2.062
Bob Lacey, L ERA: 3.12	(6, 1)	2.2		8	0	0	0	1	0	0	0	0	0	0	10	10	0.00	0.000

PITCHER	IP	WLS	BF	H	R	ER	SO	BB	IBB	HBP	BLK	WP	HR	S	P	ERA	WHIP

Batter	1	2	3	4	5	6	7	8	9	AB	R	H	RBI	BB	SO	LOB
Rickey Henderson, R (1, 7) OBP: 0.430, SLG: 0.419	G4-6-3 1B		S 1B 3-H 1B		1B 1B L4		5-3 ②		5-3 ②	6	1	3	1	0	0	3
Dwayne Murphy, L (1, 8) OBP: 0.397, SLG: 0.391	G4-6-3 ①② 1-2f		K ① 1-2		1B BB BB 1-3 1B ①	2B 1B	4-3 ③		FC4-6 1B	6	2	3	0	0	1	2
Jim Essian, R (1, 10) OBP: 0.300, SLG: 0.316	5-3 ③		K ② S S S		BB 1B 1B 1-2 BB B B B B	K ① S S S		F7 ①	FC4-6 ③ 1-2f	2	1	0	0	1	1	1
Mitchell Page, L (6, PH) OBP: 0.385, SLG: 0.250										3	0	0	0	0	1	2
Jeff Newman, R (1, 3) OBP: 0.283, SLG: 0.417 (8, 4)		L7 ① 5-3 ②	FC5-4 2-H 1B		1B BB 1B 1-2 2-3 1B	1B 1B 1-H 2B		FC5 1B 1B		5	2	4	2	0	0	0
Tony Armas, R (1, 9) OBP: 0.385, SLG: 0.378			FC5-4 1-2f		1B 1B 1-2 2-3 3-H BB B B B B	1B 2-3 1B		F7 ②		4	1	1	1	1	0	2
Mario Guerrero, R (1, 6) OBP: 0.316, SLG: 0.411	2B 1B			1B 2B	1B 1B 1-2 2-3 3-H 1B	S S S K ②		1-2 1B		2	1	2	0	0	0	0
Mike Edwards, R (4, PR) OBP: 0.300, SLG: 0.300 (4, 4)										2	1	1	1	0	1	2
Dave Revering, L (8, PH) OBP: 0.407, SLG: 0.574 (8, 3)										1	0	1	0	0	0	0
Mike Heath, R (1, 2) OBP: 0.262, SLG: 0.325	1-H 2B			5-3 ①	1B 1-2 2-H 3-H 1B	1-2 3-H 1B		FC5 ③ 2-3f		5	0	3	4	0	0	3
Mickey Klutts, R (1, 5) OBP: 0.292, SLG: 0.273 (5, 6)	6-3 ③			G4-6-3 2-H 1B	1-2 2-3 1B	4-3 ③			HR	3	0	2	1	0	0	1
Ray Cosey, L (6, PH) OBP: 0.250, SLG: 0.250										1	0	0	0	0	0	2
Dave McKay, S (6, 6) OBP: 0.375, SLG: 0.714										1	1	1	1	0	0	0
Rob Picciolo, R (1, 4) OBP: 0.250, SLG: 0.385 (4, 6)			1B 3B	G4-6-3 ②③ 1-2f	F5 ②		1-3 ①		F8 ①	2	1	1	0	0	0	2
Wayne Gross, L (5, PH) OBP: 0.391, SLG: 0.579 (5, 5)										3	0	0	0	0	0	3
Inning Stats	R: 0 H: 1 E: 0 LOB: 0 K: 0 BB: 0 S: 3 P: 3	R: 1 H: 2 E: 0 LOB: 1 K: 0 BB: 0 S: 5 P: 5	R: 2 H: 3 E: 0 LOB: 1 K: 2 BB: 0 S: 10 P: 10	R: 1 H: 2 E: 0 LOB: 1 K: 0 BB: 0 S: 4 P: 4	R: 4 H: 6 E: 0 LOB: 3 K: 0 BB: 2 S: 8 P: 16	R: 2 H: 4 E: 0 LOB: 2 K: 2 BB: 0 S: 11 P: 11	R: 0 H: 0 E: 0 LOB: 0 K: 0 BB: 0 S: 3 P: 3	R: 0 H: 2 E: 0 LOB: 2 K: 0 BB: 0 S: 5 P: 5	R: 1 H: 2 E: 0 LOB: 1 K: 0 BB: 0 S: 5 P: 5	1B: 17 SF: 0 2B: 3 SAC: 0 3B: 1 DP: 2 HR: 1 HBP: 0						

TOP

Oakland Athletics @ Minnesota Twins

Metropolitan Stadium, Bloomington , MI

Sun Apr 27 1980, 4:33 AM EDT

Att. 19,859 - Unknown - 68 F

livebaseballscorecards.com

AB	46
R	11
H	22
RBI	11
BB	2
SO	4
LOB	23

WP: 0 PA: 48
PB: 0
SB: 1
CS: 0

PITCHER		IP	WLS	BF	H	R	ER	SO	BB	IBB	HBP	BLK	WP	HR	S	P	ERA	WHIP
Geoff Zahn, L ERA: 3.52	(1, 1)	4.1		26	14	8	8	2	2	0	0	0	0	0	28	36	16.61	3.692
Doug Corbett, R ERA: 2.16	(5, 1)	4.2	W	22	8	3	3	2	0	0	0	0	0	1	26	26	5.79	1.714

PITCHER		IP	WLS	BF	H	R	ER	SO	BB	IBB	HBP	BLK	WP	HR	S	P	ERA	WHIP

BOTTOM

Oakland Athletics @ Minnesota Twins

Metropolitan Stadium, Bloomington , MI

Sun Apr 27 1980, 4:33 AM EDT

Att. 19,859 - Unknown - 68 F

livebaseballscorecards.com

Batter	1	2	3	4	5	6	7	8	9	AB	R	H	RBI	BB	SO	LOB
Hosken Powell, L (1, 9) OBP: 0.456, SLG: 0.542	E6 BB BB 1B BB 1B 1B 3-H	BB 1-2	G6-3 1-2f		1B 1B		G4-6-3 1-2 2-H 1B			5	2	3	2	1	0	1
Rob Wilfong, L (1, 4) OBP: 0.313, SLG: 0.424	BB 1-2 BB HBP 1B 1-2 BB	L4		BB 1B 1B	1-3 1B		G4-6-3 1-2f			4	3	2	0	2	0	4
Roy Smalley, S (1, 6) OBP: 0.390, SLG: 0.492	BB 1B BB 1-2 2-3 BB HBP 1-2 2-H 1B		3B 1B	FC4-6 1B FC3-6 1-2 BB	G3			F7		4	4	2	1	2	0	2
Ken Landreaux, L (1, 7) OBP: 0.351, SLG: 0.456 Bombo Rivera, R (8, PH) OBP: 0.400, SLG: 0.667 (9, 7)	K 1B 1-2 2-3 HBP		1B 1-H 3B	FC4-6 1-2 2-H 1B		CS 1B		1B E 2B		4 1	1 1	3 1	2 0	0 0	1 0	3 0
Glenn Adams, L (1, 10) OBP: 0.250, SLG: 0.250 Jose Morales, R (1, PH) OBP: 0.381, SLG: 0.474 Danny Goodwin, L (3, PH) OBP: 0.211, SLG: 0.222 Pete Mackanin, R (8, PH) OBP: 0.308, SLG: 0.250	BB BB 1-2 2-H 3-H SF8 1B 1B 1-3 2-H 3-H		BB 1B 3-H 1B	FC4-6 FC3-6 1-2f 2-3		K 1-2		E SF8 2-3 1B		1 1 3 1	1 0 1 1	1 1 1 1	2 2 1 0	0 0 0 0	0 0 1 0	0 0 3 0
Butch Wynegar, S (1, 2) OBP: 0.292, SLG: 0.271	BB 3B 1-2 2-3 BB F9		F8 1B 1B 1-2 BB	FC3-6 1-2f 3-H		F9		SF8 1-H 3-H		3	2	0	2	2	0	3
Mike Cubbage, L (1, 3) OBP: 0.375, SLG: 0.389 Ron Jackson, R (1, PH) OBP: 0.176, SLG: 0.226 (2, 3)	3B 1-2 2-3 3-H BB	K	F8 1B 1-2 2-H 1B	F2			L7	F6		0 5	0 2	0 1	0 2	0 1	0 1	0 1
Rick Sofield, L (1, 8) OBP: 0.140, SLG: 0.268	SF8 3-H	L7	F8 1-2 2-3		K		E3 1B 1B			4	1	0	1	0	1	2
John Castino, R (1, 5) OBP: 0.323, SLG: 0.411	1B 1-H 2-H 3B	BB 1B	G6-3 2-H 3-H 1B		K		1B 1-2 1B			5	1	4	4	0	1	0
Inning Stats	R: 10 E: 1 K: 1 S: 11 H: 5 LOB: 2 BB: 5 P: 32	R: 0 E: 0 K: 1 S: 6 H: 1 LOB: 2 BB: 1 P: 10	R: 5 E: 0 K: 0 S: 7 H: 5 LOB: 0 BB: 1 P: 11	R: 2 E: 0 K: 0 S: 5 H: 2 LOB: 1 BB: 1 P: 9	R: 0 E: 0 K: 2 S: 9 H: 2 LOB: 2 BB: 0 P: 9	R: 0 E: 0 K: 1 S: 5 H: 1 LOB: 0 BB: 0 P: 5	R: 1 E: 1 K: 0 S: 5 H: 2 LOB: 1 BB: 0 P: 5	R: 2 E: 1 K: 0 S: 5 H: 2 LOB: 0 BB: 0 P: 5		1B: 17 2B: 1 3B: 2 HR: 0 SF: 2 SAC: 0 DP: 2 HBP: 1				WP: 0 PB: 0 SB: 0 CS: 1		PA: 52

	AB	41
	R	20
	H	20
	RBI	19
	BB	8
	SO	5
	LOB	19

PITCHER		IP	WLS	BF	H	R	ER	SO	BB	IBB	HBP	BLK	WP	HR	S	P	ERA	WHIP
Brian Kingman, R ERA: 5.32	(1, 1)	0.1	L	6	1	5	4	1	3	0	0	0	0	0	5	17	108.00	12.000
Dave Hamilton, L ERA: 9.0	(1, 1)	0.1		8	4	5	3	0	2	0	1	0	0	0	5	14	81.00	18.000
Mark Souza, L ERA: 9.0	(1, 1)	1.1		8	3	2	2	1	1	0	0	0	0	0	9	13	13.50	3.000
Rick Lysander, R ERA: 5.68	(3, 1)	4.1		23	9	6	5	3	2	0	0	0	0	0	27	35	10.38	2.538
Bob Lacey, L ERA: 3.48	(7, 1)	1.2		7	3	2	1	0	0	0	0	0	0	0	7	7	5.40	1.800

PITCHER	IP	WLS	BF	H	R	ER	SO	BB	IBB	HBP	BLK	WP	HR	S	P	ERA	WHIP

Oakland Athletics @ California Angels

Anaheim Stadium, Anaheim, CA

Mon Apr 28 1980, 10:05 PM EDT

Att. 30,889 - Unknown

TOP

livebaseballscorecards.com

Batter	1	2	3	4	5	6	7	8	9	AB	R	H	RBI	BB	SO	LOB
Rickey Henderson, R (1, 7) OBP: 0.429, SLG: 0.424	2B		BB		B5	FC1-5-6		F9		4	1	1	0	1	0	3
Dwayne Murphy, L (1, 8) OBP: 0.410, SLG: 0.433	P5		BB		HR	F9			BB	3	2	1	2	2	0	2
Mitchell Page, L (1, 10) OBP: 0.404, SLG: 0.256	BB		1B		BB		K		K	3	1	1	1	2	2	1
Dave Revering, L (1, 3) OBP: 0.407, SLG: 0.635	P6		P6		2B		HR		F8	5	2	2	2	0	0	5
Wayne Gross, L (1, 5) OBP: 0.380, SLG: 0.571	F8		G3		2B		K		F8	4	0	1	2	0	1	3
Mickey Klutts, R (7, 5) OBP: 0.280, SLG: 0.261										1	0	0	0	0	0	1
Mike Heath, R (1, 2) OBP: 0.239, SLG: 0.295		5-3	2-5	5-3	P4		F3			4	0	0	0	0	0	1
Tony Armas, R (1, 9) OBP: 0.375, SLG: 0.429		HR		F9	F8			F8		4	1	1	1	0	0	1
Mario Guerrero, R (1, 6) OBP: 0.295, SLG: 0.383		4-3		6-3		F9		F9		4	0	0	0	0	0	0
Rob Picciolo, R (1, 4) OBP: 0.286, SLG: 0.429		6-3			HR	FC1-5-6				4	1	3	0	0	0	0
Inning Stats	R: 0 E: 0 K: 0 S: 4 H: 1 LOB: 2 BB: 1 P: 8	R: 1 E: 0 K: 0 S: 4 H: 1 LOB: 0 BB: 0 P: 4	R: 2 E: 0 K: 0 S: 3 H: 1 LOB: 1 BB: 2 P: 11	R: 0 E: 0 K: 0 S: 3 H: 0 LOB: 0 BB: 0 P: 3	R: 4 E: 0 K: 0 S: 7 H: 4 LOB: 1 BB: 1 P: 11	R: 0 E: 0 K: 0 S: 4 H: 1 LOB: 1 BB: 0 P: 4	R: 1 E: 0 K: 2 S: 8 H: 1 LOB: 0 BB: 0 P: 8	R: 0 E: 0 K: 0 S: 4 H: 1 LOB: 1 BB: 0 P: 4	R: 0 E: 0 K: 1 S: 5 H: 0 LOB: 1 BB: 1 P: 9	1B: 3 2B: 4 3B: 0 HR: 3	SF: 0 SAC: 0 DP: 0 HBP: 0						

AB	36
R	8
H	10
RBI	8
BB	5
SO	3
LOB	17

WP: 0 PB: 0 SB: 0 CS: 0 PA: 41

PITCHER	IP	WLS	BF	H	R	ER	SO	BB	IBB	HBP	BLK	WP	HR	S	P	ERA	WHIP
Bruce Kison, R (1, 1) ERA: 4.01	4.1	L	22	5	6	6	0	4	0	0	1	0	2	17	33	12.46	2.077
Jim Barr, R (5, 1) ERA: 4.05	3.2		16	5	2	2	2	0	0	0	0	0	1	20	20	4.91	1.364
Dave LaRoche, L (9, 1) ERA: 1.54	1.0		4	0	0	0	1	1	0	0	0	0	0	5	9	0.00	1.000

Oakland Athletics @ California Angels

Anaheim Stadium, Anaheim, CA

Mon Apr 28 1980, 10:05 PM EDT

Att. 30,889 - Unknown

BOTTOM

Batter	1	2	3	4	5	6	7	8	9	AB	R	H	RBI	BB	SO	LOB
Rick Miller, L (1, 8) OBP: 0.400, SLG: 0.314	L7		FC5-4 1B		L6		F7		F8	5	0	1	0	0	0	2
Freddie Patek, R (1, 6) OBP: 0.339, SLG: 0.404	4-3		FC5-4 1-2f		F8		E9 1B			4	0	1	0	0	0	3
Carney Lansford, R (1, 5) OBP: 0.339, SLG: 0.339	P9		4-3			BB 1B 1B	F8			4	0	1	0	0	0	2
Don Baylor, R (1, 10) OBP: 0.391, SLG: 0.345		K		P6		K		F7		4	0	0	0	0	2	1
Rod Carew, L (1, 3) OBP: 0.388, SLG: 0.357		FC5-4 1B		4-3		F8		FC6-4 BB		3	0	1	0	1	0	1
Joe Rudi, R (1, 7) OBP: 0.300, SLG: 0.564		FC5-4 BB 1-2f		P6		BB 1-2 1B		F7		4	0	1	0	0	0	2
Bobby Grich, R (1, 4) OBP: 0.367, SLG: 0.420		BBBB 1-2 BB			1B 1B	BBBB FC6-4 1-2 2-3 BB		FC6-4 1-2f		2	0	1	0	2	0	1
Al Cowens, R (1, 9) OBP: 0.243, SLG: 0.215		F9			1-2 1B	FC6-4 1-2f			K	4	0	1	0	0	1	5
Tom Donohue, R (1, 2) OBP: 0.207, SLG: 0.179 Larry Harlow, L (9, PH) OBP: 0.400, SLG: 0.400			L7		K		5-3		F7	3 1	0 0	0 0	0 0	0 0	1 0	2 0
Inning Stats	R: 0 E: 0 K: 0 S: 3 H: 0 LOB: 0 BB: 0 P: 3	R: 0 E: 0 K: 1 S: 6 H: 1 LOB: 2 BB: 1 P: 10	R: 0 E: 0 K: 0 S: 4 H: 1 LOB: 1 BB: 0 P: 4	R: 0 E: 0 K: 0 S: 3 H: 0 LOB: 0 BB: 0 P: 3	R: 0 E: 0 K: 1 S: 7 H: 2 LOB: 2 BB: 0 P: 7	R: 0 E: 0 K: 1 S: 7 H: 2 LOB: 3 BB: 1 P: 11	R: 0 E: 1 K: 0 S: 4 H: 1 LOB: 1 BB: 0 P: 4	R: 0 E: 0 K: 0 S: 3 H: 0 LOB: 1 BB: 1 P: 7	R: 0 E: 0 K: 1 S: 5 H: 0 LOB: 0 BB: 0 P: 5	1B: 7 2B: 0 3B: 0 HR: 0	SF: 0 SAC: 0 DP: 0 HBP: 0			WP: 0 PB: 0 SB: 0 CS: 0		PA: 37	

livebaseballscorecards.com

	AB	34
	R	0
	H	7
	RBI	0
	BB	3
	SO	4
	LOB	19

PITCHER		IP	WLS	BF	H	R	ER	SO	BB	IBB	HBP	BLK	WP	HR	S	P	ERA	WHIP
Rick Langford, R ERA: 3.0	(1, 1)	9.0	W	37	7	0	0	4	3	0	0	0	0	0	42	54	0.00	1.111

PITCHER		IP	WLS	BF	H	R	ER	SO	BB	IBB	HBP	BLK	WP	HR	S	P	ERA	WHIP

Batter	1	2	3	4	5	6	7	8	9	AB	R	H	RBI	BB	SO	LOB
Rickey Henderson, R (1, 7) OBP: 0.443, SLG: 0.435	FC4-6 1B		BBBB 4-0 1B 1B BB		F7		CS 1B			3	1	2	0	1	0	0
Dwayne Murphy, L (1, 8) OBP: 0.402, SLG: 0.423	FC4-6 G3 1-2f		1-H 1B		F8		SSS 0-3 K 1-2			4	0	1	1	0	1	2
Jim Essian, R (1, 10) OBP: 0.261, SLG: 0.273 Mitchell Page, L (8, PH) OBP: 0.397, SLG: 0.250	G3 1-2		P4			F8	SSS 0-3 K			3 1	0 0	0 0	0 0	0 0	0 1	2 0
Jeff Newman, R (1, 3) OBP: 0.281, SLG: 0.404	F8		P3			1B 1B 1B	F8			4	1	1	0	0	0	2
Tony Armas, R (1, 9) OBP: 0.367, SLG: 0.415		2B SF7 1B		F9		F9		5-3		4	1	1	0	0	0	1
Mario Guerrero, R (1, 6) OBP: 0.308, SLG: 0.406		CS 1-3 2B		F2		1B 1-2 1B			F8	4	1	2	0	0	0	0
Mike Heath, R (1, 2) OBP: 0.280, SLG: 0.326		SF7 3-H	BBB 4-0 BB			1B CS 1-2 2-3 1B			1B	2	0	2	1	1	0	0
Mickey Klutts, R (1, 5) OBP: 0.286, SLG: 0.269 Dave McKay, S (8, 5) OBP: 0.333, SLG: 0.625	SSS 0-3 K 2-3		F7			1-3 2-H 3-H 1B	SSS 0-3 K			3 1	0 0	1 0	2 0	0 0	1 1	2 1
Rob Picciolo, R (1, 4) OBP: 0.267, SLG: 0.400			6-3	1-3	1-3	CS 3-H	1-3		SSS 0-3 K	4	0	0	0	0	1	1
Inning Stats	R: 0 E: 0 K: 0 S: 4 H: 1 LOB: 1 BB: 0 P: 4	R: 1 E: 0 K: 1 S: 6 H: 2 LOB: 0 BB: 0 P: 6	R: 1 E: 0 K: 0 S: 4 H: 1 LOB: 1 BB: 1 P: 8	R: 0 E: 0 K: 0 S: 3 H: 0 LOB: 1 BB: 1 P: 7	R: 0 E: 0 K: 0 S: 3 H: 0 LOB: 0 BB: 0 P: 3	R: 2 E: 0 K: 0 S: 6 H: 4 LOB: 1 BB: 0 P: 6	R: 0 E: 0 K: 1 S: 5 H: 1 LOB: 0 BB: 0 P: 5	R: 0 E: 0 K: 1 S: 5 H: 0 LOB: 0 BB: 0 P: 5	R: 0 E: 0 K: 2 S: 8 H: 1 LOB: 1 BB: 0 P: 8	1B: 9 2B: 1 3B: 0 HR: 0 SF: 1 SAC: 0 DP: 0 HBP: 0						

PITCHER		IP	WLS	BF	H	R	ER	SO	BB	IBB	HBP	BLK	WP	HR	S	P	ERA	WHIP
Frank Tanana, L ERA: 5.19	(1, 1)	5.2	L	26	8	4	4	1	2	0	0	0	0	0	26	34	6.35	1.765
Mark Clear, R ERA: 3.48	(6, 1)	3.1		10	2	0	0	4	0	0	0	0	0	0	18	18	0.00	0.600

PITCHER	IP	WLS	BF	H	R	ER	SO	BB	IBB	HBP	BLK	WP	HR	S	P	ERA	WHIP

TOP

Oakland Athletics @ California Angels

Anaheim Stadium, Anaheim, CA

Tue Apr 29 1980, 10:05 PM EDT

Att. 32,334 - Unknown

livebaseballscorecards.com

AB	33
R	4
H	10
RBI	4
BB	2
SO	5
LOB	11

PA: 37

WP: 0
PB: 0
SB: 0
CS: 3

BOTTOM

Oakland Athletics @ California Angels

Anaheim Stadium, Anaheim, CA

Tue Apr 29 1980, 10:05 PM EDT

Att. 32,334 - Unknown

Batter	1	2	3	4	5	6	7	8	9	AB	R	H	RBI	BB	SO	LOB
Rick Miller, L (1, 8) OBP: 0.356, SLG: 0.275	4-3		K		F2		K 1-2		F7	5	0	0	0	0	2	2
Carney Lansford, R (1, 5) OBP: 0.344, SLG: 0.344	K		S 1B		F9		E5 2-H 1B		5-3	5	0	2	0	0	1	1
Rod Carew, L (1, 3) OBP: 0.380, SLG: 0.339	PB S BB		K 1-2		3-1 1-2		6-3			3	0	0	0	1	1	3
Don Baylor, R (1, 7) OBP: 0.397, SLG: 0.361	PB 1-2 BB			4-3 1B 2B		P6		6-3		3	1	1	0	1	0	0
Dan Ford, R (1, 9) OBP: 0.313, SLG: 0.448	L5 1-2 2-3			K		FC4 BB		BB 1B		3	0	1	0	1	1	3
Ralph Garr, L (1, 10) OBP: 0.083, SLG: 0.167		4-3		4-3 2-3		FC4 1-2f		F9		4	0	0	0	0	0	3
Bobby Grich, R (1, 4) OBP: 0.375, SLG: 0.415		F9		1B 3-H		F9		BB 1-2		3	0	1	1	1	0	1
Freddie Patek, R (1, 6) OBP: 0.333, SLG: 0.382		5-3		F7			S E BB	F8		3	1	0	0	1	0	3
Tom Donohue, R (1, 2) OBP: 0.188, SLG: 0.161 Larry Harlow, L (9, PH) OBP: 0.333, SLG: 0.333			1-3		E6 S		F9		K	3 1	0 0	0 0	0 0	0 1	0 0	1 0
Inning Stats	R: 0 E: 0 K: 1 S: 5 H: 0 LOB: 2 BB: 2 P: 13	R: 0 E: 0 K: 0 S: 3 H: 0 LOB: 0 BB: 0 P: 3	R: 0 E: 0 K: 2 S: 8 H: 1 LOB: 1 BB: 0 P: 8	R: 1 E: 0 K: 1 S: 7 H: 2 LOB: 1 BB: 0 P: 7	R: 0 E: 1 K: 0 S: 4 H: 0 LOB: 1 BB: 0 P: 4	R: 0 E: 0 K: 0 S: 3 H: 0 LOB: 1 BB: 1 P: 7	R: 1 E: 1 K: 1 S: 6 H: 1 LOB: 1 BB: 1 P: 10	R: 0 E: 0 K: 0 S: 4 H: 1 LOB: 2 BB: 1 P: 8	R: 0 E: 0 K: 1 S: 5 H: 0 LOB: 0 BB: 0 P: 5	1B: 4 2B: 1 3B: 0 HR: 0	SF: 0 SAC: 0 DP: 0 HBP: 0						

	AB	33
	R	2
	H	5
	RBI	1
	BB	5
	SO	6
	LOB	17

WP: 0 PB: 1 SB: 4 CS: 0 PA: 38

livebaseballscorecards.com

PITCHER	IP	WLS	BF	H	R	ER	SO	BB	IBB	HBP	BLK	WP	HR	S	P	ERA	WHIP
Mike Norris, R (1, 1) ERA: 0.56	9.0	W	38	5	2	1	6	5	0	0	0	0	0	45	65	1.00	1.111

PITCHER	IP	WLS	BF	H	R	ER	SO	BB	IBB	HBP	BLK	WP	HR	S	P	ERA	WHIP

Oakland Athletics @ California Angels

Anaheim Stadium, Anaheim, CA

Wed Apr 30 1980, 10:05 PM EDT

Att. 22,551 - Unknown

livebaseballscorecards.com

Batter	1	2	3	4	5	6	7	8	9	AB	R	H	RBI	BB	SO	LOB
Rickey Henderson, R (1, 7) OBP: 0.435, SLG: 0.425	x 0-0 CS 1B		x 0-0 1-3 ③		x 0-0 4-3 ③			x 0-0 P4 ②		4	0	1	0	0	0	1
Dwayne Murphy, L (1, 8) OBP: 0.419, SLG: 0.417	B B B B 4-0 1-2 BB ①			x 0-0 G3 ①		B B B B 4-0 F8 SH3 BB		B B B B 4-0 BB		1	0	0	0	3	0	0
Mitchell Page, L (1, 10) OBP: 0.377, SLG: 0.234	S S S 0-3 K ②			S S S 0-3 K ②		x 0-0 SH3 1-2 ①		x 0-0 F7 ③		3	0	0	0	0	2	2
Dave Revering, L (1, 3) OBP: 0.397, SLG: 0.607	x 0-0 F7 ③			x 0-0 1B		x 0-0 F8 2-3 ②			x 0-0 1-3 ①	4	0	1	0	0	0	2
Wayne Gross, L (1, 5) OBP: 0.358, SLG: 0.533		x 0-0 F7 ①		x 0-0 P4 ③		x 0-0 G3 ③			S S S 0-3 K ②	3	0	0	0	0	0	2
Dave McKay, S (7, 5) OBP: 0.300, SLG: 0.556										1	0	0	0	0	1	0
Jeff Newman, R (1, 2) OBP: 0.262, SLG: 0.375		x 0-0 6-3 ②			x 0-0 F9 ①		S S S 0-3 K ①		x 0-0 F9 ③	4	0	0	0	0	1	0
Tony Armas, R (1, 9) OBP: 0.365, SLG: 0.411		x 0-0 6-3 ③			x 0-0 1B E 1B		x 0-0 6-3 ②			3	1	1	0	0	0	0
Mario Guerrero, R (1, 6) OBP: 0.294, SLG: 0.388			x 0-0 4-3 ①		x 0-0 F9 ②		x 0-0 4-3 ③			3	0	0	0	0	0	1
Rob Picciolo, R (1, 4) OBP: 0.274, SLG: 0.403			S S S 0-3 K ②		x 0-0 E8 1-H 1B			x 0-0 4-3 ①		2	0	1	0	0	1	0
Ray Cosey, L (8, PH) OBP: 0.200, SLG: 0.200										1	0	0	0	0	0	0
Mike Edwards, R (8, 4) OBP: 0.300, SLG: 0.300										0	0	0	0	0	0	0

Inning Stats	1	2	3	4	5	6	7	8	9	1B	SF	WP	PA
	R: 0 H: 1 E: 0 LOB: 1 K: 1 BB: 1 S: 5 P: 9	R: 0 H: 0 E: 0 LOB: 0 K: 0 BB: 0 S: 3 P: 3	R: 0 H: 0 E: 0 LOB: 0 K: 1 BB: 0 S: 5 P: 5	R: 0 H: 1 E: 0 LOB: 1 K: 1 BB: 0 S: 6 P: 6	R: 1 H: 2 E: 1 LOB: 1 K: 0 BB: 0 S: 5 P: 5	R: 0 H: 0 E: 0 LOB: 1 K: 0 BB: 1 S: 3 P: 7	R: 0 H: 0 E: 0 LOB: 0 K: 1 BB: 0 S: 5 P: 5	R: 0 H: 0 E: 0 LOB: 1 K: 0 BB: 1 S: 3 P: 7	R: 0 H: 0 E: 0 LOB: 0 K: 1 BB: 0 S: 5 P: 5	1B: 4 2B: 0 3B: 0 HR: 0	SF: 0 SAC: 1 DP: 0 HBP: 0	WP: 0 PB: 0 SB: 0 CS: 1	PA: 33

PITCHER	IP	WLS	BF	H	R	ER	SO	BB	IBB	HBP	BLK	WP	HR	S	P	ERA	WHIP
Don Aase, R (1, 1) ERA: 2.25	9.0	W	33	4	1	0	5	3	0	0	0	0	0	40	52	0.00	0.778

PITCHER	IP	WLS	BF	H	R	ER	SO	BB	IBB	HBP	BLK	WP	HR	S	P	ERA	WHIP

AB	29
R	1
H	4
RBI	0
BB	3
SO	5
LOB	8

Batter	1	2	3	4	5	6	7	8	9	AB	R	H	RBI	BB	SO	LOB
Rick Miller, L (1, 8) OBP: 0.347, SLG: 0.262	F7		SF7 3-H		1-2 2-3 BB		K 1-2			2	0	0	1	1	1	1
Carney Lansford, R (1, 5) OBP: 0.338, SLG: 0.338	F9		5-3		F8			FC4-6 1B		4	0	1	0	0	0	4
Rod Carew, L (1, 3) OBP: 0.373, SLG: 0.323	CS BB			L8		F9		FC4-6 FC4-6 1-2f		3	0	0	0	1	0	1
Don Baylor, R (1, 10) OBP: 0.390, SLG: 0.344	CS 1-2	K		P4		F7		FC4-6 IBB		3	0	0	0	1	1	0
Dan Ford, R (1, 9) OBP: 0.278, SLG: 0.394		4-3		F8		F8		FC4-6 BB 1-2f 2-3		4	0	0	0	0	0	2
Bobby Grich, R (1, 4) OBP: 0.382, SLG: 0.400		5-3			BB HBP BB		K 1-2	1-2 BB		2	0	0	0	2	1	0
Larry Harlow, L (1, 7) OBP: 0.300, SLG: 0.300			2B SF7 1B		F8		2-3	F8		4	1	1	0	0	0	4
Freddie Patek, R (1, 6) OBP: 0.333, SLG: 0.414			F8		F8		1B 3B			3	1	1	0	0	0	2
Tom Donohue, R (1, 2) OBP: 0.257, SLG: 0.242			1-3 2B		BB 1-2 HBP		S 3-H 1B			2	0	2	1	0	0	0
Inning Stats	R: 0 E: 0 K: 0 S: 2 H: 0 LOB: 0 BB: 1 P: 6	R: 0 E: 0 K: 1 S: 5 H: 0 LOB: 0 BB: 0 P: 5	R: 1 E: 0 K: 0 S: 5 H: 2 LOB: 1 BB: 0 P: 5	R: 0 E: 0 K: 0 S: 3 H: 0 LOB: 0 BB: 0 P: 3	R: 0 E: 0 K: 0 S: 3 H: 0 LOB: 3 BB: 2 P: 12	R: 0 E: 0 K: 0 S: 3 H: 0 LOB: 0 BB: 0 P: 3	R: 1 E: 0 K: 2 S: 9 H: 2 LOB: 1 BB: 0 P: 9	R: 0 E: 1 K: 0 S: 4 H: 1 LOB: 3 BB: 2 P: 12		1B: 3 2B: 1 3B: 1 HR: 0 SF: 1 SAC: 0 DP: 0 HBP: 1						

PITCHER	IP	WLS	BF	H	R	ER	SO	BB	IBB	HBP	BLK	WP	HR	S	P	ERA	WHIP
Matt Keough, R (1, 1) ERA: 2.02	8.0	L	34	5	2	2	3	4	1	1	0	0	0	34	55	2.25	1.125

PITCHER	IP	WLS	BF	H	R	ER	SO	BB	IBB	HBP	BLK	WP	HR	S	P	ERA	WHIP

BOTTOM

Oakland Athletics @ California Angels

Anaheim Stadium, Anaheim, CA

Wed Apr 30 1980, 10:05 PM EDT

Att. 22,551 - Unknown

livebaseballscorecards.com

AB	27
R	2
H	5
RBI	2
BB	5
SO	3
LOB	14

WP: 0 PB: 0 SB: 1 CS: 1 PA: 35

Detroit Tigers @ Oakland Athletics

Oakland-Alameda County Coliseum, Oakland, CA

Fri May 02 1980, 7:05 PM PDT

Att. 8,636 - Unknown - 63 F

TOP

livebaseballscorecards.com

Batter	1	2	3	4	5	6	7	8	9	AB	R	H	RBI	BB	SO	LOB
Lou Whitaker, L (1, 4) OBP: 0.378, SLG: 0.262	6-3 1B	K			BB FC6-4	BB 1-2 2-3		BB FC1-6 FC3-6 1B	1B 1-2 1B	4	1	3	0	2	1	3
Alan Trammell, R (1, 6) OBP: 0.439, SLG: 0.479	6-3 1-2		F4		K	SF8 3-H		BB FC1-6 1-2 BB	1B 1-2 2-H 1B	4	0	1	1	1	1	2
Steve Kemp, L (1, 10) OBP: 0.326, SLG: 0.473	4-3		BB		FC6-4 1-2f	F7		FC1-6 FC3-6 1-2f 2-3		4	0	0	0	1	0	6
Richie Hebner, L (1, 5) OBP: 0.339, SLG: 0.362	K		F7		4-3	F8		FC3-6 1B 1-2f 3-H		5	0	0	1	0	1	6
Champ Summers, L (1, 9) OBP: 0.509, SLG: 0.592		F7	K			2B 1B	F7	FC6-4 1-2 1B		5	1	2	0	0	1	1
Lance Parrish, R (1, 2) OBP: 0.377, SLG: 0.595		6-3		FC6-4 1B		1-H HR 2B	K	FC6-4 1-2f		5	1	2	1	0	1	2
Jason Thompson, L (1, 3) OBP: 0.329, SLG: 0.455		BB 1B BB		F9		2-H HR	BB		FC6-4 1B	3	1	2	2	2	0	1
Kirk Gibson, L (1, 8) OBP: 0.239, SLG: 0.365		BB 1-2 1B		FC6-4 1-2f		BB SF8 2B	K		FC6-4 1B 1-2f 1B	4	1	2	0	0	1	2
Dave Stegman, R (9, PH) OBP: 0.429, SLG: 0.412										1	0	0	0	0	0	1
Rick Peters, S (1, 7) OBP: 0.273, SLG: 0.214				1-3		BB		HR	K	1	0	0	0	1	0	1
John Wockenfuss, R (6, PH) OBP: 0.302, SLG: 0.342 (6, 7)		BB 1-2 2-3								2	1	1	1	1	1	1

	AB	38
	R	6
	H	13
	RBI	6
	BB	8
	SO	7
	LOB	26

Inning Stats	1	2	3	4	5	6	7	8	9		
	R: 0 E: 0 K: 1 S: 6	R: 0 E: 0 K: 1 S: 6	R: 0 E: 0 K: 1 S: 5	R: 0 E: 0 K: 0 S: 4	R: 0 E: 0 K: 1 S: 5	R: 4 E: 0 K: 0 S: 7	R: 0 E: 0 K: 2 S: 7	R: 2 E: 0 K: 0 S: 6	R: 0 E: 0 K: 1 S: 7	1B: 9 2B: 2 3B: 0 HR: 2	SF: 1 SAC: 0 DP: 0 HBP: 0
	H: 1 LOB: 1 BB: 0 P: 6	H: 1 LOB: 3 BB: 2 P: 14	H: 0 LOB: 1 BB: 1 P: 9	H: 1 LOB: 1 BB: 0 P: 4	H: 0 LOB: 1 BB: 1 P: 9	H: 4 LOB: 2 BB: 2 P: 15	H: 0 LOB: 1 BB: 1 P: 11	H: 3 LOB: 2 BB: 1 P: 10	H: 3 LOB: 2 BB: 0 P: 7	WP: 0 PB: 0 SB: 0 CS: 0	PA: 47

PITCHER		IP	WLS	BF	H	R	ER	SO	BB	IBB	HBP	BLK	WP	HR	S	P	ERA	WHIP
Steve McCatty, R ERA: 5.87	(1, 1)	5.0	W	26	7	4	4	4	4	0	0	0	0	1	30	46	7.20	2.200
Dave Hamilton, L ERA: 9.0	(6, 1)	2.0		11	2	2	2	2	3	0	0	0	0	1	12	24	9.00	2.500
Bob Lacey, L ERA: 2.92	(8, 1)	2.0		10	4	0	0	1	1	0	0	0	0	0	11	15	0.00	2.500

PITCHER	IP	WLS	BF	H	R	ER	SO	BB	IBB	HBP	BLK	WP	HR	S	P	ERA	WHIP

Batter	1	2	3	4	5	6	7	8	9	AB	R	H	RBI	BB	SO	LOB
Rickey Henderson, R (1, 7) OBP: 0.443, SLG: 0.436	S S S 0-3 ① K	x 0-0 ③ 6-3 6-3 1-3 1B	x 0-0 ③ 6-3			x 0-0 G4-6-3 1B	x 0-0 2-H 3-H 1B			5	0	3	2	0	1	2
Dwayne Murphy, L (1, 8) OBP: 0.396, SLG: 0.390	x 0-0 ② F9	x 0-0 ② 6-3 2-3 3-H		x 0-0 ① 4-3		x 0-0 ② G4-6-3 ③ 1-2f	x 0-0 ③ 3-1			5	0	0	1	0	0	3
Mitchell Page, L (1, 10) OBP: 0.379, SLG: 0.269	x 0-0 2B 2B	x 0-0 ③ F9		x 0-0 1B			S S S 0-3 ① K	S S S 0-3 ① K		5	1	2	0	0	2	1
Dave Revering, L (1, 3) OBP: 0.412, SLG: 0.586	B B B B 4-0 2B BB		B B B B 4-0 1B 1B BB	x 0-0 ② F7			B B B B 4-0 BB HR BB	x 0-0 ② F9		2	2	0	0	3	0	1
Wayne Gross, L (1, 5) OBP: 0.386, SLG: 0.563 Dave McKay, S (7, PR) OBP: 0.273, SLG: 0.500 (8, 5)	x 0-0 1-3 2-H 2B	x 0-0 1B WP 1-3 1B 1B	x 0-0 ③ F3				B B B B 4-0 1-2 HR BB	S S S 0-3 ③ K		3 1	1 1	2 0	1 0	1 0	0 1	1 0
Tony Armas, R (1, 9) OBP: 0.373, SLG: 0.467	x 0-0 ③ 5-3	x 0-0 4-3 1B 1-3 3-H 1B			x 0-0 ① 5-3		x 0-0 1-H 2-H HR			4	1	2	4	0	0	2
Mike Heath, R (1, 2) OBP: 0.296, SLG: 0.340		x 0-0 S 1B 1B	x 0-0 4-3 1-2 3-H 1B		x 0-0 ② F7		x 0-0 ② F3			4	1	2	1	0	0	1
Mario Guerrero, R (1, 6) OBP: 0.292, SLG: 0.380		x 0-0 ① 6-3 1-2	x 0-0 ① F4		x 0-0 ③ F9		x 0-0 2B 1B 1B			4	1	1	0	0	0	3
Rob Picciolo, R (1, 4) OBP: 0.288, SLG: 0.424		x 0-0 1B 2-H 6-3 1B	x 0-0 ② 4-3 1-2 2-3			S S S 0-3 ① K	x 0-0 1-3 1B 2B			4	2	2	1	0	1	2
Inning Stats	R: 1 H: 2 E: 0 LOB: 2 K: 1 BB: 1 S: 7 P: 11	R: 2 H: 3 E: 0 LOB: 1 K: 0 BB: 0 S: 6 P: 6	R: 2 H: 3 E: 0 LOB: 2 K: 0 BB: 1 S: 6 P: 10	R: 0 H: 1 E: 0 LOB: 1 K: 0 BB: 0 S: 4 P: 4	R: 0 H: 0 E: 0 LOB: 0 K: 0 BB: 0 S: 3 P: 3	R: 0 H: 1 E: 0 LOB: 0 K: 1 BB: 0 S: 5 P: 5	R: 5 H: 4 E: 0 LOB: 1 K: 1 BB: 2 S: 9 P: 17	R: 0 H: 0 E: 0 LOB: 0 K: 2 BB: 0 S: 7 P: 7		1B: 10 SF: 0 2B: 3 SAC: 0 3B: 0 DP: 1 HR: 1 HBP: 0						

PITCHER		IP	WLS	BF	H	R	ER	SO	BB	IBB	HBP	BLK	WP	HR	S	P	ERA	WHIP
Dave Rozema, R ERA: 4.66	(1, 1)	2.0	L	15	7	5	5	1	2	0	0	0	1	0	15	23	22.50	4.500
Dan Petry, R ERA:	(3, 1)	3.0		11	2	0	0	0	0	0	0	0	0	0	11	11	0.00	0.667
Dave Tobik, R ERA: 4.97	(6, 1)	1.1		6	1	2	2	2	2	0	0	0	0	0	8	16	13.50	2.250
Jack Billingham, R ERA: 6.14	(7, 1)	0.1		5	4	3	3	0	0	0	0	0	0	1	5	5	81.00	12.000
Pat Underwood, L ERA: 4.91	(7, 1)	1.1		4	0	0	0	2	0	0	0	0	0	0	8	8	0.00	0.000

PITCHER	IP	WLS	BF	H	R	ER	SO	BB	IBB	HBP	BLK	WP	HR	S	P	ERA	WHIP

BOTTOM

Detroit Tigers @ Oakland Athletics

Oakland-Alameda County Coliseum, Oakland, CA

Fri May 02 1980, 7:05 PM PDT

Att. 8,636 - Unknown - 63 F

livebaseballscorecards.com

AB	37
R	10
H	14
RBI	10
BB	4
SO	5
LOB	16

Batter	1	2	3	4	5	6	7	8	9	AB	R	H	RBI	BB	SO	LOB
Lou Whitaker, L (1, 4) OBP: 0.379, SLG: 0.250	BBBB 4-0 1B 1B BB	BBB 4-0 ② 1-2 BB			x 0-0 ① F8	x 0-0 ③ 1-3			x 0-0 ② 6-3	3	1	0	0	2	0	2
Alan Trammell, R (1, 6) OBP: 0.452, SLG: 0.491	x 0-0 FC3-6 1B 1-3 1B	x 0-0 ③ F9			x 0-0 BB 1B 1B		x 0-0 G3 S 1B		SSS 0-3 ③ K	5	1	3	0	0	1	1
Richie Hebner, L (1, 10) OBP: 0.354, SLG: 0.367 John Wockenfuss, R (7, PH) OBP: 0.295, SLG: 0.333	x 0-0 FC3-6 1-2 3-H 1B		x 0-0 ① G3		BBBB 4-0 1B 1-2 BB		SSS 0-3 ① K 1-2			2 1	0 0	1 0	1 0	1 0	0 1	0 1
Champ Summers, L (1, 9) OBP: 0.492, SLG: 0.566	x 0-0 ① FC3-6 1-2f 2-3		x 0-0 ② F8		x 0-0 1-2 2-H 1B		x 0-0 ② G3 2-3			4	0	1	1	0	0	3
Lance Parrish, R (1, 2) OBP: 0.358, SLG: 0.564	SSS 0-3 ② K		x 0-0 ③ F9		x 0-0 ② F7		SSS 0-3 ③ K			4	0	0	0	0	2	5
Jason Thompson, L (1, 3) OBP: 0.325, SLG: 0.435	SSS 0-3 ③ K			BBBB 4-0 1B BB	x 0-0 ③ F9			SSS 0-3 ① K		3	0	0	0	1	2	4
Tim Corcoran, L (1, 7) OBP: 0.357, SLG: 0.182 Rick Peters, S (6, PR) OBP: 0.265, SLG: 0.207 (6, 7)		x 0-0 ① F3		x 0-0 ① F8		x 0-0 4-3 1B		SSS 0-3 ② K		3 1	0 0	1 0	0 0	0 0	0 1	1 0
Kirk Gibson, L (1, 8) OBP: 0.254, SLG: 0.373		x 0-0 E S 1B 1B		x 0-0 G4-6-3 1-2 1B		SSS 0-3 ① K		x 0-0 ③ F5		4	1	2	0	0	1	1
Tom Brookens, R (1, 5) OBP: 0.306, SLG: 0.353		x 0-0 CS 1-H 1B		x 0-0 ②③ G4-6-3 1-2f		x 0-0 ② 4-3 1-2			x 0-0 ① F1	4	0	1	1	0	0	3
Inning Stats	R: 1 E: 0 K: 2 S: 9 H: 2 LOB: 2 BB: 1 P: 13	R: 1 E: 0 K: 0 S: 4 H: 2 LOB: 1 BB: 1 P: 8	R: 0 E: 0 K: 0 S: 3 H: 0 LOB: 0 BB: 0 P: 3	R: 0 E: 0 K: 0 S: 3 H: 1 LOB: 1 BB: 1 P: 7	R: 1 E: 0 K: 0 S: 5 H: 2 LOB: 2 BB: 1 P: 9	R: 0 E: 0 K: 1 S: 6 H: 1 LOB: 2 BB: 0 P: 6	R: 0 E: 0 K: 2 S: 8 H: 1 LOB: 1 BB: 0 P: 8	R: 0 E: 0 K: 2 S: 7 H: 0 LOB: 0 BB: 0 P: 7	R: 0 E: 0 K: 1 S: 5 H: 0 LOB: 0 BB: 0 P: 5	1B: 9 2B: 0 3B: 0 HR: 0	SF: 0 SAC: 0 DP: 1 HBP: 0						

PITCHER	IP	WLS	BF	H	R	ER	SO	BB	IBB	HBP	BLK	WP	HR	S	P	ERA	WHIP
Brian Kingman, R (1, 1) ERA: 5.0	5.0	W	24	7	3	2	2	4	0	0	0	0	0	0	24	40	3.60	2.200
Dave Hamilton, L (6, 1) ERA: 8.4	1.0		5	2	0	0	1	0	0	0	0	0	0	0	7	7	0.00	2.000
Jeff Jones, R (7, 1) ERA:	3.0	S	9	0	0	0	5	0	0	0	0	0	0	0	19	19	0.00	0.000

PITCHER	IP	WLS	BF	H	R	ER	SO	BB	IBB	HBP	BLK	WP	HR	S	P	ERA	WHIP

TOP

Detroit Tigers @ Oakland Athletics

Oakland-Alameda County Coliseum, Oakland, CA

Sat May 03 1980, 3:33 AM PDT
Att. 7,062 - Unknown - 65 F

livebaseballscorecards.com

AB	34
R	3
H	9
RBI	3
BB	4
SO	8
LOB	21

1B: 9	SF: 0	WP: 0	PA: 38
2B: 0	SAC: 0	PB: 0	
3B: 0	DP: 1	SB: 2	
HR: 0	HBP: 0	CS: 1	

Batter	1	2	3	4	5	6	7	8	9	AB	R	H	RBI	BB	SO	LOB
Rickey Henderson, R (1, 7) OBP: 0.426, SLG: 0.415	F4		F4		1-3		5-3			4	0	0	0	0	0	1
Dwayne Murphy, L (1, 8) OBP: 0.400, SLG: 0.395	K		1B S 1B 2-3 1B		K			CS 1B		4	1	2	0	0	2	0
Mitchell Page, L (1, 10) OBP: 0.371, SLG: 0.268	3-1		S 1B 2-1 1-2 3-H 1B		F6			K 1-2		4	0	1	1	0	1	1
Dave Revering, L (1, 3) OBP: 0.403, SLG: 0.565		E 1B 6-3 1B	K			F7				4	1	1	0	0	1	2
Wayne Gross, L (1, 5) OBP: 0.400, SLG: 0.569		E9 6-3 S 1-3 1B	S 1-2 2-3 1B			4-3				3	1	2	0	0	0	0
Tony Armas, R (1, 9) OBP: 0.386, SLG: 0.524		1-3	2-1 1-2 2-H 3-H	G4-6-3 SH 1B						3	1	2	1	0	0	2
Jeff Newman, R (1, 2) OBP: 0.254, SLG: 0.362		6-3 2-3 3-H		SH G4-6-3 1-2						2	0	0	1	0	0	1
Mario Guerrero, R (1, 6) OBP: 0.280, SLG: 0.365		F4 3-H		G4-6-3 1-2f 2-3						3	0	0	0	0	0	2
Rob Picciolo, R (1, 4) OBP: 0.290, SLG: 0.435			1B 1B 2B	5-3						3	1	1	0	0	0	1
Inning Stats	R: 0 H: 0 E: 0 LOB: 0 K: 1 BB: 0 S: 5 P: 5	R: 2 H: 2 E: 1 LOB: 0 K: 0 BB: 0 S: 5 P: 5	R: 2 H: 4 E: 0 LOB: 2 K: 1 BB: 0 S: 8 P: 8	R: 0 H: 1 E: 1 LOB: 1 K: 0 BB: 0 S: 4 P: 4	R: 0 H: 0 E: 0 LOB: 0 K: 1 BB: 0 S: 5 P: 5	R: 1 H: 1 E: 0 LOB: 0 K: 0 BB: 0 S: 4 P: 4	R: 0 H: 0 E: 0 LOB: 0 K: 0 BB: 0 S: 3 P: 3	R: 0 H: 1 E: 0 LOB: 0 K: 1 BB: 0 S: 5 P: 5		1B: 7 SF: 0 2B: 1 SAC: 1 3B: 0 DP: 1 HR: 1 HBP: 0						

BOTTOM

Detroit Tigers @ Oakland Athletics

Oakland-Alameda County Coliseum, Oakland, CA

Sat May 03 1980, 3:33 AM PDT

Att. 7,062 - Unknown - 65 F

livebaseballscorecards.com

AB	30
R	5
H	9
RBI	3
BB	0
SO	4
LOB	10

PITCHER		IP	WLS	BF	H	R	ER	SO	BB	IBB	HBP	BLK	WP	HR	S	P	ERA	WHIP
Jack Morris, R ERA: 5.21	(1, 1)	3.0	L	15	6	4	4	2	0	0	0	0	0	0	18	18	12.00	2.000
Pat Underwood, L ERA: 3.65	(4, 1)	5.0		17	3	1	1	2	0	0	0	0	0	1	21	21	1.80	0.600

PITCHER	IP	WLS	BF	H	R	ER	SO	BB	IBB	HBP	BLK	WP	HR	S	P	ERA	WHIP

Batter	1	2	3	4	5	6	7	8	9	AB	R	H	RBI	BB	SO	LOB
Lou Whitaker, L (1, 4) OBP: 0.402, SLG: 0.278	0-0 CS 1B		0-3 K		4-0 1-2 2-3 3-H BB		0-0 1B		0-0 FC6-4 1B	4	0	3	1	1	1	0
Alan Trammell, R (1, 6) OBP: 0.433, SLG: 0.466	0-0 F9 1-2			0-0 G3-6 1B	0-0 F9		0-0 F7		0-0 FC6-4 1-2f	5	0	1	0	0	0	6
Richie Hebner, L (1, 5) OBP: 0.348, SLG: 0.359	0-0 E7			0-0 G3-6 1-2f		0-0 E FC3 6-3 1B	0-0 F8			4	1	1	0	0	0	2
Champ Summers, L (1, 10) OBP: 0.477, SLG: 0.544	0-0 F4			0-0 G3		0-0 FC3 6-3 1-3 E		0-0 G4-6-3 1B		4	1	1	0	0	0	2
Lance Parrish, R (1, 2) OBP: 0.341, SLG: 0.537		0-0 F8			0-0 F5	0-3 K		0-3 K		4	0	0	0	0	2	3
Jason Thompson, L (1, 3) OBP: 0.309, SLG: 0.411		0-3 K			0-0 F9	0-0 6-3 1-2 3-H		0-0 G4-6-3 1-2f		4	0	0	1	0	1	2
Tim Corcoran, L (1, 9) OBP: 0.389, SLG: 0.267		0-3 K			0-0 BB 1B BB 1B	0-0 E9 1B CS 2-H 1B			0-0 G3	4	1	2	1	0	1	0
Kirk Gibson, L (1, 8) OBP: 0.293, SLG: 0.443			4-0 CS BB		0-0 BB BB 1-2 1B	0-0 2-3 1B			0-0 HR	3	1	3	1	1	0	0
Dave Stegman, R (1, 7) OBP: 0.400, SLG: 0.350			0-0 5-3 1-2		4-0 1-2 2-3 BB	0-0 CS 3-H	0-3 K		0-0 F4	3	0	0	0	1	1	1
Inning Stats	R: 0 E: 1 K: 0 S: 4 H: 1 LOB: 1 BB: 0 P: 4	R: 0 E: 0 K: 2 S: 7 H: 0 LOB: 0 BB: 0 P: 7	R: 0 E: 0 K: 1 S: 4 H: 0 LOB: 0 BB: 1 P: 8	R: 0 E: 0 K: 0 S: 3 H: 1 LOB: 0 BB: 0 P: 3	R: 1 E: 0 K: 0 S: 5 H: 2 LOB: 3 BB: 2 P: 13	R: 2 E: 2 K: 1 S: 8 H: 3 LOB: 1 BB: 0 P: 8	R: 0 E: 0 K: 1 S: 6 H: 1 LOB: 1 BB: 0 P: 6	R: 0 E: 0 K: 1 S: 5 H: 1 LOB: 0 BB: 0 P: 5	R: 1 E: 0 K: 0 S: 5 H: 2 LOB: 1 BB: 0 P: 5	1B: 10 2B: 0 3B: 0 HR: 1 SF: 0 SAC: 0 DP: 2 HBP: 0							

PITCHER	IP	WLS	BF	H	R	ER	SO	BB	IBB	HBP	BLK	WP	HR	S	P	ERA	WHIP
Rick Langford, R (1, 1) ERA: 2.63	9.0	L	38	11	4	2	6	3	0	0	0	0	1	47	59	2.00	1.556

PITCHER	IP	WLS	BF	H	R	ER	SO	BB	IBB	HBP	BLK	WP	HR	S	P	ERA	WHIP

TOP

Detroit Tigers @ Oakland Athletics

Oakland-Alameda County Coliseum, Oakland, CA

Sun May 04 1980, 3:33 AM PDT

Sunny - 60 F

livebaseballscorecards.com

AB	35
R	4
H	11
RBI	4
BB	3
SO	6
LOB	16

WP: 0 PB: 0 SB: 0 CS: 3 PA: 39

Detroit Tigers @ Oakland Athletics

Oakland-Alameda County Coliseum, Oakland, CA

Sun May 04 1980, 3:33 AM PDT

Sunny - 60 F

livebaseballscorecards.com

BOTTOM

Batter	1	2	3	4	5	6	7	8	9	AB	R	H	RBI	BB	SO	LOB
Rickey Henderson, R (1, 7) OBP: 0.419, SLG: 0.400	B B B B 4-0 S BB		x 0-0 6-3 ①			S S S 0-3 K ①		x 0-0 F8 ②		3	0	0	0	1	1	0
Dwayne Murphy, L (1, 8) OBP: 0.394, SLG: 0.381	S S S 0-3 K ① 1-2		S S S 0-3 K ②			B B B B 4-0 4-3 1B BB		x 0-0 F1 ③		3	0	0	0	1	2	1
Mitchell Page, L (1, 10) OBP: 0.365, SLG: 0.267	x 0-0 F6 ②		x 0-0 F7 ③			x 0-0 4-3 1B 1-2			x 0-0 F8 ①	4	0	1	0	0	0	1
Dave Revering, L (1, 3) OBP: 0.395, SLG: 0.538	I I I I 4-0 IBB			x 0-0 F9 ①		x 0-0 4-3 ② 1-2 2-3			x 0-0 F8 ②	3	0	0	0	1	0	2
Wayne Gross, L (1, 5) OBP: 0.391, SLG: 0.545	x 0-0 F5 ③			S S S 0-3 K ②		x 0-0 F9 ③			x 0-0 1B 1B	4	0	1	0	0	1	4
Tony Armas, R (1, 9) OBP: 0.378, SLG: 0.507		x 0-0 F9 ①		x 0-0 F7 ③			x 0-0 F9 ①		x 0-0 1-2 1B	4	0	1	0	0	0	0
Jim Essian, R (1, 2) OBP: 0.259, SLG: 0.269		x 0-0 FC5-4 1B			x 0-0 1-3 ①		x 0-0 3-1 ②		x 0-0 F1 ③	4	0	1	0	0	0	2
Mario Guerrero, R (1, 6) OBP: 0.269, SLG: 0.351		x 0-0 F7 ②			x 0-0 6-3 ②		x 0-0 F7 ③			3	0	0	0	0	0	1
Rob Picciolo, R (1, 4) OBP: 0.282, SLG: 0.423		x 0-0 FC5-4 ③ 1-2f			x 0-0 6-3 ③			x 0-0 F7 ①		2	0	0	0	0	0	1
Ray Cosey, L (8, PH) OBP: 0.167, SLG: 0.167										1	0	0	0	0	0	0
Dave McKay, S (9, 4) OBP: 0.273, SLG: 0.500										0	0	0	0	0	0	0
Inning Stats	R: 0 E: 0 K: 1 S: 5 H: 0 LOB: 2 BB: 2 P: 13	R: 0 E: 0 K: 0 S: 4 H: 1 LOB: 1 BB: 0 P: 4	R: 0 E: 0 K: 1 S: 5 H: 0 LOB: 0 BB: 0 P: 5	R: 0 E: 0 K: 1 S: 5 H: 0 LOB: 0 BB: 0 P: 5	R: 0 E: 0 K: 0 S: 3 H: 0 LOB: 0 BB: 0 P: 3	R: 0 E: 0 K: 1 S: 6 H: 1 LOB: 2 BB: 1 P: 10	R: 0 E: 0 K: 0 S: 3 H: 0 LOB: 0 BB: 0 P: 3	R: 0 E: 0 K: 0 S: 3 H: 0 LOB: 0 BB: 0 P: 3	R: 0 E: 0 K: 0 S: 5 H: 2 LOB: 2 BB: 0 P: 5	1B: 4 2B: 0 3B: 0 HR: 0	SF: 0 SAC: 0 DP: 0 HBP: 0						

	AB	31
	R	0
	H	4
	RBI	0
	BB	3
	SO	4
	LOB	12

WP: 0 PB: 0 SB: 1 CS: 0 PA: 34

PITCHER	IP	WLS	BF	H	R	ER	SO	BB	IBB	HBP	BLK	WP	HR	S	P	ERA	WHIP
Milt Wilcox, R (1, 1) ERA: 5.34	9.0	W	34	4	0	0	4	2	1	0	0	0	0	39	51	0.00	0.667

PITCHER	IP	WLS	BF	H	R	ER	SO	BB	IBB	HBP	BLK	WP	HR	S	P	ERA	WHIP

Batter	1	2	3	4	5	6	7	8	9	AB	R	H	RBI	BB	SO	LOB
Lou Whitaker, L (1, 4) OBP: 0.385, SLG: 0.263	SSS 0-3 ① K		SSS 0-3 ① K		x 0-0 ③ G3			x 0-0 ② 4-3		4	0	0	0	0	2	0
Alan Trammell, R (1, 6) OBP: 0.437, SLG: 0.450	BBBB 4-0 E 1B BB		BBBB 4-0 CS BB			x 0-0 ① G3		x 0-0 ③ F8		2	0	0	0	2	0	0
Richie Hebner, L (1, 5) OBP: 0.329, SLG: 0.338	x 0-0 ② F8		SSS 0-3 ②③ K 1-2			x 0-0 ② G3			x 0-0 ① 4-3	4	0	0	0	0	1	2
Champ Summers, L (1, 10) OBP: 0.464, SLG: 0.525	x 0-0 E 1B 1-2			x 0-0 ① 4-3		x 0-0 ③ F8			SSS 0-3 ② K	4	0	1	0	0	1	0
Jason Thompson, L (1, 3) OBP: 0.318, SLG: 0.416 Tom Brookens, R (9, PR) OBP: 0.306, SLG: 0.353	x 0-0 E3 1-2 2-3			x 0-0 1B			SSS 0-3 ① K		x 0-0 1B	4 0	0 0	2 0	0 0	0 0	1 0	2 0
Tim Corcoran, L (1, 9) OBP: 0.318, SLG: 0.211	x 0-0 ③ F9			x 0-0 ② F8			SSS 0-3 ② K		x 0-0 ③ G3	4	0	0	0	0	1	5
Kirk Gibson, L (1, 8) OBP: 0.295, SLG: 0.438		x 0-0 ① 5-3		x 0-0 ③ F8			x 0-0 1B			3	0	1	0	0	0	1
Dave Stegman, R (1, 7) OBP: 0.357, SLG: 0.304		x 0-0 ② F8			x 0-0 ① 5-3		x 0-0 ③ 5-3			3	0	0	0	0	0	1
Duffy Dyer, R (1, 2) Rick Peters, S (8, PH) OBP: 0.257, SLG: 0.200 Lance Parrish, R (8, 2) OBP: 0.341, SLG: 0.537		SSS 0-3 ③ K			SSS 0-3 ② K			x 0-0 ① 1-3		2 1 0	0 0 0	0 0 0	0 0 0	0 0 0	2 0 0	0 0 0
Inning Stats	R: 0 E: 1 K: 1 S: 7 H: 1 LOB: 3 BB: 1 P: 11	R: 0 E: 0 K: 1 S: 5 H: 0 LOB: 0 BB: 0 P: 5	R: 0 E: 0 K: 2 S: 6 H: 0 LOB: 0 BB: 1 P: 10	R: 0 E: 0 K: 0 S: 4 H: 1 LOB: 1 BB: 0 P: 4	R: 0 E: 0 K: 1 S: 5 H: 0 LOB: 0 BB: 0 P: 5	R: 0 E: 0 K: 0 S: 3 H: 0 LOB: 0 BB: 0 P: 3	R: 0 E: 0 K: 2 S: 8 H: 1 LOB: 1 BB: 0 P: 8	R: 0 E: 0 K: 0 S: 3 H: 0 LOB: 0 BB: 0 P: 3	R: 0 E: 0 K: 1 S: 6 H: 1 LOB: 1 BB: 0 P: 6	1B: 4 2B: 0 3B: 0 HR: 0	SF: 0 SAC: 0 DP: 0 HBP: 0						

PITCHER		IP	WLS	BF	H	R	ER	SO	BB	IBB	HBP	BLK	WP	HR	S	P	ERA	WHIP
Mike Norris, R ERA: 0.44	(1, 1)	9.0	W	33	4	0	0	8	2	0	0	0	0	0	47	55	0.00	0.667

PITCHER	IP	WLS	BF	H	R	ER	SO	BB	IBB	HBP	BLK	WP	HR	S	P	ERA	WHIP

TOP

Detroit Tigers @ Oakland Athletics

Oakland-Alameda County Coliseum, Oakland, CA

Sun May 04 1980, 3:38 AM PDT

Att. 18,217 - Unknown

livebaseballscorecards.com

AB	31
R	0
H	4
RBI	0
BB	2
SO	8
LOB	11

WP: 0 PB: 0 SB: 0 CS: 1 PA: 33

BOTTOM

Detroit Tigers @ Oakland Athletics

Oakland-Alameda County Coliseum, Oakland, CA

Sun May 04 1980, 3:38 AM PDT

Att. 18,217 - Unknown

livebaseballscorecards.com

Batter	1	2	3	4	5	6	7	8	9	AB	R	H	RBI	BB	SO	LOB
Rickey Henderson, R (1, 7) OBP: 0.404, SLG: 0.382	G1		F9		F8		F8			4	0	0	0	0	0	1
Dwayne Murphy, L (1, 8) OBP: 0.408, SLG: 0.384	G3 BB BB		BB		F7		1B			2	0	1	0	2	0	1
Jim Essian, R (1, 10) OBP: 0.258, SLG: 0.241	G3 1-2 BB		K			K	F2			3	0	0	0	1	2	2
Jeff Newman, R (1, 3) OBP: 0.269, SLG: 0.419	G3 1-2 2-3			1-3		HR		1B		4	1	2	1	0	0	2
Tony Armas, R (1, 9) OBP: 0.359, SLG: 0.479	4-3			6-3		K2-3		F8		4	0	0	0	0	1	3
Mario Guerrero, R (1, 6) OBP: 0.280, SLG: 0.350		F8		BB		1B 1B		F9		3	0	1	0	1	0	1
Mike Heath, R (1, 2) OBP: 0.293, SLG: 0.333		F7		F3		1-2 1B		F9		4	0	1	0	0	0	2
Mike Edwards, R (1, 4) OBP: 0.231, SLG: 0.231		5-3			F9	F7				3	0	0	0	0	0	2
Dave McKay, S (1, 5) OBP: 0.214, SLG: 0.385			F2		E6		F3			3	0	0	0	0	0	0
Inning Stats	R: 0 H: 0 E: 0 LOB: 2 K: 0 BB: 2 S: 3 P: 11	R: 0 H: 0 E: 0 LOB: 0 K: 0 BB: 0 S: 3 P: 3	R: 0 H: 0 E: 0 LOB: 1 K: 1 BB: 1 S: 5 P: 9	R: 0 H: 0 E: 0 LOB: 1 K: 0 BB: 1 S: 3 P: 7	R: 0 H: 0 E: 1 LOB: 1 K: 0 BB: 0 S: 4 P: 4	R: 1 H: 3 E: 0 LOB: 2 K: 2 BB: 0 S: 10 P: 10	R: 0 H: 1 E: 0 LOB: 1 K: 0 BB: 0 S: 4 P: 4	R: 0 H: 1 E: 0 LOB: 1 K: 0 BB: 0 S: 4 P: 4		1B: 4 SF: 0 2B: 0 SAC: 0 3B: 0 DP: 0 HR: 1 HBP: 0						

	AB	30
	R	1
	H	5
	RBI	1
	BB	4
	SO	3
	LOB	14

WP: 0 PA: 34
PB: 0
SB: 0
CS: 0

PITCHER		IP	WLS	BF	H	R	ER	SO	BB	IBB	HBP	BLK	WP	HR	S	P	ERA	WHIP
Dan Schatzeder, L ERA: 6.21	(1, 1)	7.0	L	30	4	1	1	3	4	0	0	0	0	1	32	48	1.29	1.143
Aurelio Lopez, R ERA: 7.5	(8, 1)	1.0		4	1	0	0	0	0	0	0	0	0	0	4	4	0.00	1.000

PITCHER	IP	WLS	BF	H	R	ER	SO	BB	IBB	HBP	BLK	WP	HR	S	P	ERA	WHIP

Cleveland Indians @ Oakland Athletics

Oakland-Alameda County Coliseum, Oakland, CA

Mon May 05 1980, 7:05 PM PDT

Att. 12,605 - Unknown - 62 F

livebaseballscorecards.com

TOP

Batter	1	2	3	4	5	6	7	8	9	AB	R	H	RBI	BB	SO	LOB
Jorge Orta, L (1, 9) OBP: 0.409, SLG: 0.408	F7		CS 1B		F7		K			4	0	1	0	0	1	2
Duane Kuiper, L (1, 4) OBP: 0.345, SLG: 0.325	F7		F6 1-2		1-3			F8		4	0	0	0	0	0	2
Mike Hargrove, L (1, 3) OBP: 0.443, SLG: 0.481	HBP BB			WP 1B 1B		3-1		F7		3	0	1	0	1	0	0
Toby Harrah, R (1, 5) OBP: 0.330, SLG: 0.304	1-2 HBP			F5		F5		6-3		3	0	0	0	0	0	1
Ron Hassey, L (1, 2) OBP: 0.355, SLG: 0.482 Jerry Dybzinski, R (9, PR) OBP: 0.444, SLG: 0.750	F1			1-2 WP 1B		1B			E4 E 4-3	4 0	0 1	2 0	0 0	0 0	0 0	2 0
Cliff Johnson, R (1, 10) OBP: 0.236, SLG: 0.254		K		F6 1-2 2-3		K			F7	4	0	0	0	0	2	4
Joe Charboneau, R (1, 7) OBP: 0.386, SLG: 0.429		F7	K				K		E5 4-3 1-3	4	0	0	0	0	2	3
Dell Alston, L (1, 8)		F8			L1 1B		F6 1B		4-3 2-3 3-H	4	0	0	1	0	0	2
Tom Veryzer, R (1, 6) OBP: 0.383, SLG: 0.382 Gary Alexander, R (9, PH) OBP: 0.250, SLG: 0.292			6-3		1B		1B		K	3 1	0 0	2 0	0 0	0 0	0 1	0 2
Inning Stats	R: 0 E: 0 K: 0 S: 3 H: 0 LOB: 2 BB: 1 P: 8	R: 0 E: 0 K: 1 S: 5 H: 0 LOB: 0 BB: 0 P: 5	R: 0 E: 0 K: 0 S: 3 H: 1 LOB: 0 BB: 0 P: 3	R: 0 E: 0 K: 1 S: 7 H: 2 LOB: 2 BB: 0 P: 7	R: 0 E: 0 K: 0 S: 4 H: 1 LOB: 1 BB: 0 P: 4	R: 0 E: 0 K: 1 S: 6 H: 1 LOB: 1 BB: 0 P: 6	R: 0 E: 0 K: 2 S: 8 H: 1 LOB: 1 BB: 0 P: 8	R: 0 E: 0 K: 0 S: 3 H: 0 LOB: 0 BB: 0 P: 3	R: 1 E: 2 K: 1 S: 7 H: 0 LOB: 2 BB: 0 P: 7	1B: 6 2B: 0 3B: 0 HR: 0 SF: 0 SAC: 0 DP: 0 HBP: 1						

	AB	34
	R	1
	H	6
	RBI	1
	BB	1
	SO	6
	LOB	18

WP: 1 PA: 36
PB: 0
SB: 0
CS: 1

PITCHER	IP	WLS	BF	H	R	ER	SO	BB	IBB	HBP	BLK	WP	HR	S	P	ERA	WHIP
Matt Keough, R (1, 1) ERA: 1.61	9.0	W	36	6	1	0	6	1	0	1	0	1	0	46	51	0.00	0.778

PITCHER	IP	WLS	BF	H	R	ER	SO	BB	IBB	HBP	BLK	WP	HR	S	P	ERA	WHIP

Batter	1	2	3	4	5	6	7	8	9	AB	R	H	RBI	BB	SO	LOB
Rickey Henderson, R (1, 7) OBP: 0.398, SLG: 0.376	F6		F8		S 1B		6-3			4	0	1	0	0	0	1
Dwayne Murphy, L (1, 8) OBP: 0.411, SLG: 0.389	F8		S 1B 3-H		F9		1B 1B 1B			4	1	2	1	0	0	1
Mitchell Page, L (1, 10) OBP: 0.372, SLG: 0.281	1B 1B		S S S K 1-2		4-1 1-2		1B E 1B 1-2			4	1	2	0	0	1	2
Dave Revering, L (1, 3) OBP: 0.425, SLG: 0.603	1-3 1B		I I I IBB			HR	E4 1B 1-H 2-H			3	1	3	2	1	0	0
Wayne Gross, L (1, 5) OBP: 0.382, SLG: 0.576	G3		F6			HR	F9			4	1	1	1	0	0	5
Jeff Newman, R (1, 2) OBP: 0.268, SLG: 0.400		F9	B B B B G6-4-3 BB			F4	F8			3	0	0	0	1	0	1
Tony Armas, R (1, 9) OBP: 0.341, SLG: 0.453		6-3	F9			S S S K	F7			4	0	0	0	0	1	1
Mario Guerrero, R (1, 6) OBP: 0.279, SLG: 0.345		F8	G6-4-3 1-2f			1B	F8			4	0	1	0	0	0	1
Dave McKay, S (1, 4) OBP: 0.222, SLG: 0.471			1B 3B		S S S K	F5	F7			4	1	1	0	0	1	1
Inning Stats	R: 0 E: 0 K: 0 S: 5 H: 2 LOB: 2 BB: 0 P: 5	R: 0 E: 0 K: 0 S: 3 H: 0 LOB: 0 BB: 0 P: 3	R: 1 E: 0 K: 1 S: 7 H: 2 LOB: 2 BB: 1 P: 11	R: 0 E: 0 K: 0 S: 2 H: 0 LOB: 0 BB: 1 P: 6	R: 0 E: 0 K: 1 S: 6 H: 1 LOB: 1 BB: 0 P: 6	R: 2 E: 0 K: 1 S: 8 H: 3 LOB: 1 BB: 0 P: 8	R: 2 E: 1 K: 0 S: 6 H: 3 LOB: 1 BB: 0 P: 6	R: 0 E: 0 K: 0 S: 3 H: 0 LOB: 0 BB: 0 P: 3		1B: 8 2B: 0 3B: 1 HR: 2 SF: 0 SAC: 0 DP: 1 HBP: 0						

PITCHER		IP	WLS	BF	H	R	ER	SO	BB	IBB	HBP	BLK	WP	HR	S	P	ERA	WHIP
John Denny, R ERA: 6.34	(1, 1)	6.1	L	30	10	5	5	3	1	1	0	0	0	2	34	42	7.11	1.737
Sid Monge, L ERA: 3.86	(7, 1)	1.2		6	1	0	0	0	0	0	0	0	0	0	6	6	0.00	0.600

PITCHER	IP	WLS	BF	H	R	ER	SO	BB	IBB	HBP	BLK	WP	HR	S	P	ERA	WHIP

BOTTOM

Cleveland Indians @ Oakland Athletics

Oakland-Alameda County Coliseum, Oakland, CA

Mon May 05 1980, 7:05 PM PDT

Att. 12,605 - Unknown - 62 F

livebaseballscorecards.com

AB	34
R	5
H	11
RBI	4
BB	2
SO	3
LOB	13

WP: 0	PB: 0	SB: 2	CS: 0
PA: 36			

Batter	1	2	3	4	5	6	7	8	9	AB	R	H	RBI	BB	SO	LOB
Jorge Orta, L (1, 9) OBP: 0.398, SLG: 0.395	S S S 0-3 ① K		S S S 0-3 ① K		S S S 0-3 ② K		x 0-0 ③ F7		x 0-0 SH1-4 1B 1-3 G3-2-4 1B	5	0	1	0	0	3	1
Duane Kuiper, L (1, 4) OBP: 0.348, SLG: 0.321	B B B B 4-0 WP BB		x 0-0 ② 5-3 1-2		x 0-0 ③ F7			x 0-0 ① F6	x 0-0 SH1-4 1-2 3-H 1B	4	0	1	1	1	0	1
Mike Hargrove, L (1, 3) OBP: 0.455, SLG: 0.481	x 0-0 ② F8 1-2		x 0-0 1B 2-3 1B			H 1-0 G1 1B HBP		B B B B 4-0 1B 1B BB	x 0-0 ① SH1-4 1-2 2-3	2	1	1	0	1	0	1
Toby Harrah, R (1, 5) OBP: 0.354, SLG: 0.325	x 0-0 ③ 6-3		x 0-0 FC6-4 1-2 3-H 1B			x 0-0 G1 1-2 1B		x 0-0 1B 1-2 1B 1B	4-0 IBB	4	1	3	1	1	0	1
Ron Hassey, L (1, 2) OBP: 0.358, SLG: 0.467		B B B B 4-0 BB	x 0-0 ③ FC6-4 1-2f			x 0-0 ① F8		x 0-0 1B 1-2 2-H 1B	x 0-0 ② ③ G3-2-4 3-Hf	4	0	1	1	1	0	7
Andres Mora, R (1, 7) OBP: 0.111, SLG: 0.111		x 0-0 ① F8		x 0-0 ① F3		x 0-0 ② G1 1-2 2-3		x 0-0 ② F7		4	0	0	0	0	0	5
Gary Alexander, R (1, 10) OBP: 0.250, SLG: 0.286		S S S 0-3 ② K		x 0-0 ② 5-3		S S S 0-3 ③ K		x 0-0 1-2 2-H 1B		4	0	1	1	0	2	3
Dell Alston, L (1, 8)		x 0-0 ③ F5		S S S 0-3 ③ K			x 0-0 ① F8	x 0-0 ③ F9		4	0	0	0	0	1	3
Tom Veryzer, R (1, 6) OBP: 0.375, SLG: 0.373			x 0-0 E5 1B 5-3 1B		x 0-0 ① 6-3		x 0-0 ② F2		x 0-0 1B 1B 1B	4	2	1	0	0	0	0
Inning Stats	R: 0 H: 0 E: 0 LOB: 1 K: 1 BB: 1 S: 5 P: 9	R: 0 H: 0 E: 0 LOB: 1 K: 1 BB: 1 S: 5 P: 9	R: 1 H: 2 E: 1 LOB: 2 K: 1 BB: 0 S: 8 P: 8	R: 0 H: 0 E: 0 LOB: 0 K: 1 BB: 0 S: 5 P: 5	R: 0 H: 0 E: 0 LOB: 0 K: 1 BB: 0 S: 5 P: 5	R: 0 H: 1 E: 0 LOB: 2 K: 1 BB: 0 S: 6 P: 7	R: 0 H: 0 E: 0 LOB: 0 K: 0 BB: 0 S: 3 P: 3	R: 2 H: 3 E: 0 LOB: 2 K: 0 BB: 1 S: 6 P: 10	R: 1 H: 3 E: 0 LOB: 2 K: 0 BB: 1 S: 5 P: 9	1B: 9 SF: 0 2B: 0 SAC: 1 3B: 0 DP: 1 HR: 0 HBP: 1						WP: 1 PA: 41 PB: 0 SB: 0 CS: 0	

PITCHER		IP	WLS	BF	H	R	ER	SO	BB	IBB	HBP	BLK	WP	HR	S	P	ERA	WHIP
Steve McCatty, R ERA: 5.35	(1, 1)	8.0	L	37	8	4	3	6	3	0	1	0	1	0	45	58	3.38	1.375
Bob Lacey, L ERA: 2.7	(9, 1)	1.0		4	1	0	0	0	0	1	0	0	0	0	3	7	0.00	1.000

PITCHER	IP	WLS	BF	H	R	ER	SO	BB	IBB	HBP	BLK	WP	HR	S	P	ERA	WHIP

TOP

Cleveland Indians @ Oakland Athletics

Oakland-Alameda County Coliseum, Oakland, CA

Tue May 06 1980, 7:05 PM PDT
Att. 24,309 - Unknown - 59 F

livebaseballscorecards.com

AB	35
R	4
H	9
RBI	4
BB	4
SO	6
LOB	22

Batter	1	2	3	4	5	6	7	8	9	AB	R	H	RBI	BB	SO	LOB
Rickey Henderson, R (1, 7) OBP: 0.402, SLG: 0.368	4-3		CS, BB		6-3			BB		2	0	0	0	2	0	1
Dwayne Murphy, L (1, 8) OBP: 0.405, SLG: 0.376	S, 1B, BB		K 1-2		K			F8		3	1	0	0	1	2	3
Mitchell Page, L (1, 10) OBP: 0.366, SLG: 0.269	K 1-2		BB			1-3		K		3	0	0	0	1	2	2
Dave Revering, L (1, 3) OBP: 0.417, SLG: 0.583	1B, 1B 2-H		F8			F8			F8	4	0	1	1	0	0	1
Wayne Gross, L (1, 5) OBP: 0.389, SLG: 0.571	1B 1-2			3-1		F6			2B, 1B	4	1	2	0	0	0	0
Tony Armas, R (1, 9) OBP: 0.326, SLG: 0.430	K			F7			5-3		F8	4	0	0	0	0	1	3
Mike Heath, R (1, 2) OBP: 0.306, SLG: 0.362		F3		F3			G6-4-3, 1B		1-H, 1B, 2B	4	1	2	1	0	0	0
Mario Guerrero, R (1, 6) OBP: 0.289, SLG: 0.352 Mike Edwards, R (9, PR) OBP: 0.231, SLG: 0.231		F4			SH5-4, WP, 1B		G6-4-3 1-2f		2-H, 1B	4 0	0 0	2 0	1 0	0 0	0 0	1 0
Rob Picciolo, R (1, 4) OBP: 0.274, SLG: 0.411 Ray Cosey, L (9, PH) OBP: 0.143, SLG: 0.143		F3			SH5-4 1-3			K	1-3	2 1	0 0	0 0	0 0	0 0	1 0	0 1
Inning Stats	R: 1 H: 2 E: 0 LOB: 2 K: 2 BB: 1 S: 9 P: 13	R: 0 H: 0 E: 0 LOB: 0 K: 0 BB: 0 S: 3 P: 3	R: 0 H: 0 E: 0 LOB: 1 K: 1 BB: 2 S: 4 P: 12	R: 0 H: 0 E: 0 LOB: 0 K: 0 BB: 0 S: 3 P: 3	R: 0 H: 1 E: 0 LOB: 1 K: 1 BB: 0 S: 6 P: 6	R: 0 H: 0 E: 0 LOB: 0 K: 0 BB: 0 S: 3 P: 3	R: 0 H: 1 E: 0 LOB: 0 K: 0 BB: 0 S: 3 P: 3	R: 0 H: 0 E: 0 LOB: 1 K: 2 BB: 1 S: 7 P: 11	R: 2 H: 3 E: 0 LOB: 1 K: 0 BB: 0 S: 6 P: 6	1B: 6 SF: 0 2B: 1 SAC: 1 3B: 0 DP: 1 HR: 0 HBP: 0						

PITCHER	IP	WLS	BF	H	R	ER	SO	BB	IBB	HBP	BLK	WP	HR	S	P	ERA	WHIP
Len Barker, R (1, 1) ERA: 3.27	9.0	W	36	7	3	3	6	4	0	0	0	1	0	44	60	3.00	1.222

PITCHER	IP	WLS	BF	H	R	ER	SO	BB	IBB	HBP	BLK	WP	HR	S	P	ERA	WHIP

BOTTOM

Cleveland Indians @ Oakland Athletics

Oakland-Alameda County Coliseum, Oakland, CA

Tue May 06 1980, 7:05 PM PDT

Att. 24,309 - Unknown - 59 F

livebaseballscorecards.com

AB	31
R	3
H	7
RBI	3
BB	4
SO	6
LOB	12

Batter	1	2	3	4	5	6	7	8	9	AB	R	H	RBI	BB	SO	LOB
Jorge Orta, L (1, 9) OBP: 0.392, SLG: 0.388	F8			4-3		2B, 1B, 1B		FC6-4, CS, 1-2f		4	1	1	0	0	0	1
Duane Kuiper, L (1, 4) OBP: 0.344, SLG: 0.329	F9			5-3		1-3, 1B, 2B		CS, 1-2	G3	4	1	1	0	0	0	0
Mike Hargrove, L (1, 3) OBP: 0.448, SLG: 0.470	F7			F9		CS, 2-H, 3-H, 1B			F7	4	0	1	2	0	0	0
Toby Harrah, R (1, 5) OBP: 0.340, SLG: 0.310		F2			F8, SSS	K, 1-2			K, SSS	4	0	0	0	0	2	1
Ron Hassey, L (1, 2) OBP: 0.357, SLG: 0.452		4-3			BBBB, 1B, BB		4-3			2	0	0	0	1	0	0
Joe Charboneau, R (1, 7) OBP: 0.372, SLG: 0.411		K, SSS			K, SSS		F2			3	0	0	0	0	2	1
Gary Alexander, R (1, 10) OBP: 0.286, SLG: 0.300			K, SSS		1-3, 1B		BBBB, CS, BB			2	0	1	0	1	1	0
Dell Alston, L (1, 8)			E4, G4-6-3		F9		CS, 1-2	F8		3	0	0	0	0	0	2
Tom Veryzer, R (1, 6) OBP: 0.373, SLG: 0.371			G4-6-3, 1-2f			F9		FC6-4, 1B		3	0	1	0	0	0	1
Inning Stats	R: 0 E: 0 K: 0 S: 3 H: 0 LOB: 0 BB: 0 P: 3	R: 0 E: 0 K: 1 S: 5 H: 0 LOB: 0 BB: 0 P: 5	R: 0 E: 1 K: 1 S: 5 H: 0 LOB: 0 BB: 0 P: 5	R: 0 E: 0 K: 0 S: 3 H: 0 LOB: 0 BB: 0 P: 3	R: 0 E: 0 K: 1 S: 6 H: 1 LOB: 2 BB: 1 P: 10	R: 2 E: 0 K: 1 S: 7 H: 3 LOB: 0 BB: 0 P: 7	R: 0 E: 0 K: 0 S: 2 H: 0 LOB: 0 BB: 1 P: 6	R: 0 E: 0 K: 0 S: 3 H: 1 LOB: 0 BB: 0 P: 3	R: 0 E: 0 K: 1 S: 5 H: 0 LOB: 0 BB: 0 P: 5	1B: 4 2B: 1 3B: 0 HR: 0 SF: 0 SAC: 0 DP: 1 HBP: 0						

PITCHER		IP	WLS	BF	H	R	ER	SO	BB	IBB	HBP	BLK	WP	HR	S	P	ERA	WHIP
Brian Kingman, R ERA: 4.73	(1, 1)	5.1	L	21	4	2	2	3	1	0	0	0	0	0	26	30	3.38	0.938
Jeff Jones, R ERA:	(6, 1)	3.2		10	1	0	0	2	1	0	0	0	0	0	13	17	0.00	0.545

PITCHER	IP	WLS	BF	H	R	ER	SO	BB	IBB	HBP	BLK	WP	HR	S	P	ERA	WHIP

TOP

Cleveland Indians @ Oakland Athletics

Oakland-Alameda County Coliseum, Oakland, CA

Wed May 07 1980, 3:33 AM PDT
Att. 4,731 - Sunny - 63 F

livebaseballscorecards.com

AB	29
R	2
H	5
RBI	2
BB	2
SO	5
LOB	6

WP: 0 PB: 0 SB: 0 CS: 3 PA: 33

Batter	1	2	3	4	5	6	7	8	9	AB	R	H	RBI	BB	SO	LOB
Rickey Henderson, R (1, 7) OBP: 0.397, SLG: 0.364	G4-3 S 1B		5-3 ②			F9 ①		F8 ③		4	0	1	0	0	0	0
Mike Heath, R (1, 9) OBP: 0.303, SLG: 0.344	BBBB G4-3 BB 1-2		6-3 ③			F8 ②			5-3 ①	3	0	0	0	1	0	0
Jeff Newman, R (1, 3) OBP: 0.267, SLG: 0.391 Dwayne Murphy, L (9, PR) OBP: 0.405, SLG: 0.376	G4-3 ①② 1-2f 2-3			6-3 ①		F8 ③			1B	4 0	0 0	1 0	0 0	0 0	0 0	2 0
Tony Armas, R (1, 8) OBP: 0.333, SLG: 0.427	SSS K ③			BBBB FC6-4 BB			5-3 1B		F9 ②	3	0	1	0	1	1	2
Jim Essian, R (1, 2) OBP: 0.229, SLG: 0.212		F5 ①		F5 ②			5-3 ① 1-2		G3 ③	4	0	0	0	0	0	3
Mario Guerrero, R (1, 6) OBP: 0.280, SLG: 0.341		6-3 ②		FC6-4 ③ 1-2f			F7 ②			3	0	0	0	0	0	2
Mike Edwards, R (1, 10) OBP: 0.188, SLG: 0.188		5-3 ③			6-3 ①		4-3 ③			3	0	0	0	0	0	1
Rob Picciolo, R (1, 4) OBP: 0.276, SLG: 0.408			E 1B		4-3 ②			1-3 ①		3	1	1	0	0	0	0
Dave McKay, S (1, 5) OBP: 0.200, SLG: 0.421			SH2-3 ① 1-H		F8 ③			F7 ②		2	0	0	0	0	0	0
Inning Stats	R: 0 H: 1 E: 0 LOB: 1 K: 1 BB: 1 S: 5 P: 9	R: 0 H: 0 E: 0 LOB: 0 K: 0 BB: 0 S: 3 P: 3	R: 1 H: 1 E: 1 LOB: 0 K: 0 BB: 0 S: 4 P: 4	R: 0 H: 0 E: 0 LOB: 1 K: 0 BB: 1 S: 3 P: 7	R: 0 H: 0 E: 0 LOB: 0 K: 0 BB: 0 S: 3 P: 3	R: 0 H: 0 E: 0 LOB: 0 K: 0 BB: 0 S: 3 P: 3	R: 0 H: 1 E: 0 LOB: 1 K: 0 BB: 0 S: 4 P: 4	R: 0 H: 0 E: 0 LOB: 0 K: 0 BB: 0 S: 3 P: 3	R: 0 H: 1 E: 0 LOB: 1 K: 0 BB: 0 S: 4 P: 4	1B: 4 SF: 0 2B: 0 SAC: 1 3B: 0 DP: 1 HR: 0 HBP: 0						

PITCHER	IP	WLS	BF	H	R	ER	SO	BB	IBB	HBP	BLK	WP	HR	S	P	ERA	WHIP
Rick Waits, L (1, 1) ERA: 3.62	9.0	W	32	4	1	0	1	2	0	0	0	0	0	32	40	0.00	0.667

PITCHER	IP	WLS	BF	H	R	ER	SO	BB	IBB	HBP	BLK	WP	HR	S	P	ERA	WHIP

BOTTOM

Cleveland Indians @ Oakland Athletics

Oakland-Alameda County Coliseum, Oakland, CA

Wed May 07 1980, 3:33 AM PDT

Att. 4,731 - Sunny - 63 F

livebaseballscorecards.com

AB	29
R	1
H	4
RBI	0
BB	2
SO	1
LOB	10

WP: 0	PA: 32		
PB: 0			
SB: 1			
CS: 0			

Toronto Blue Jays @ Oakland Athletics

Oakland-Alameda County Coliseum, Oakland, CA

Sat May 10 1980, 3:33 AM PDT

Att. 4,925 - Sunny

livebaseballscorecards.com

TOP

Batter	1	2	3	4	5	6	7	8	9	AB	R	H	RBI	BB	SO	LOB
Rick Bosetti, R (1, 8) OBP: 0.267, SLG: 0.358	F6	6-3			F7	CS 3-H	6-3		F8	5	0	0	0	0	0	0
Domingo Ramos, R (1, 6)	6-3		K		BB		1-3		F4	4	0	0	0	1	1	0
Al Woods, L (1, 7) OBP: 0.423, SLG: 0.688	2B		HR		F8		1B HBP		5-3	3	1	2	1	0	0	1
Bob Bailor, R (7, PR) OBP: 0.256, SLG: 0.162 (7, 7)										1	0	0	0	0	0	0
Otto Velez, R (1, 10) OBP: 0.426, SLG: 0.643	BB		FC4-6 1B		1-2 BB		1-2 1B			2	0	2	0	2	0	0
Joe Cannon, L (7, PR)										0	0	0	0	0	0	0
Roy Howell, L (1, 5) OBP: 0.326, SLG: 0.373	K		FC4-6 1-2f		G3		F7			4	0	0	0	0	1	7
John Mayberry, L (1, 3) OBP: 0.371, SLG: 0.512		HR 1B	K			K		3-1		4	1	1	0	0	2	1
Barry Bonnell, R (1, 9) OBP: 0.283, SLG: 0.461		K		F6		5-3		F7		4	0	0	0	0	1	1
Damaso Garcia, R (1, 4) OBP: 0.292, SLG: 0.484		1-H HR		1-3		CS 3B		2B		4	1	3	2	0	0	0
Ernie Whitt, L (1, 2) OBP: 0.326, SLG: 0.225		3-1		F9		BB		F9		3	0	0	0	1	0	1
Inning Stats	R: 0 E: 0 K: 1 S: 6 H: 1 LOB: 2 BB: 1 P: 10	R: 2 E: 0 K: 1 S: 7 H: 2 LOB: 0 BB: 0 P: 7	R: 1 E: 0 K: 2 S: 9 H: 2 LOB: 1 BB: 0 P: 9	R: 0 E: 0 K: 0 S: 3 H: 0 LOB: 0 BB: 0 P: 3	R: 0 E: 0 K: 0 S: 3 H: 0 LOB: 2 BB: 2 P: 11	R: 0 E: 0 K: 1 S: 5 H: 1 LOB: 1 BB: 1 P: 9	R: 0 E: 0 K: 0 S: 4 H: 1 LOB: 2 BB: 0 P: 5	R: 0 E: 0 K: 0 S: 4 H: 1 LOB: 1 BB: 0 P: 4	R: 0 E: 0 K: 0 S: 3 H: 0 LOB: 0 BB: 0 P: 3	1B: 3 2B: 2 3B: 1 HR: 2 SF: 0 SAC: 0 DP: 0 HBP: 1	WP: 0 PB: 0 SB: 0 CS: 1 PA: 40					

	AB	34
	R	3
	H	8
	RBI	3
	BB	4
	SO	5
	LOB	11

PITCHER	IP	WLS	BF	H	R	ER	SO	BB	IBB	HBP	BLK	WP	HR	S	P	ERA	WHIP
Rick Langford, R (1, 1) ERA: 2.73	9.0	W	39	8	3	3	5	4	0	1	0	0	2	44	61	3.00	1.333

PITCHER	IP	WLS	BF	H	R	ER	SO	BB	IBB	HBP	BLK	WP	HR	S	P	ERA	WHIP

BOTTOM

Toronto Blue Jays @ Oakland Athletics

Oakland-Alameda County Coliseum, Oakland, CA

Sat May 10 1980, 3:33 AM PDT

Att. 4,925 - Sunny

livebaseballscorecards.com

Batter	1	2	3	4	5	6	7	8	9	AB	R	H	RBI	BB	SO	LOB
Rickey Henderson, R (1, 7) OBP: 0.384, SLG: 0.350	F9		F4		4-3			5-3		4	0	0	0	0	0	1
Dwayne Murphy, L (1, 8) OBP: 0.417, SLG: 0.392	BB, 1B		CS, 1B			4-3		CS, 1B		4	1	3	0	0	0	0
Mitchell Page, L (1, 10) OBP: 0.360, SLG: 0.257	BB, 1B		K, 1-2			K, 1-2		K, 1-2		3	0	0	0	1	3	2
Dave Revering, L (1, 3) OBP: 0.409, SLG: 0.566	F7			F7		4-3			SH1-4, 1B	4	0	1	0	0	0	2
Mike Edwards, R (9, PR) OBP: 0.188, SLG: 0.188										0	1	0	0	0	0	0
Wayne Gross, L (1, 5) OBP: 0.400, SLG: 0.569	S, 1-3, 2-H, 1B			F9			HR, BB		SH1-4, 1-2	2	1	1	1	1	0	0
Jeff Newman, R (1, 2) OBP: 0.266, SLG: 0.375	K, 1-2			K			K		IBB	3	0	0	0	1	3	3
Tony Armas, R (1, 9) OBP: 0.340, SLG: 0.465		F7			K		HR, 1-H		1B, 1-2, 2-H	4	1	2	3	0	1	0
Mario Guerrero, R (1, 6) OBP: 0.271, SLG: 0.330		6-3			4-3		F8			3	0	0	0	0	0	0
Rob Picciolo, R (1, 4) OBP: 0.278, SLG: 0.405		K			1B		6-3			3	0	1	0	0	1	0

	AB	30
	R	4
	H	8
	RBI	4
	BB	3
	SO	8
	LOB	8

Inning Stats	1	2	3	4	5	6	7	8	9	1B: 7	SF: 0	WP: 0	PA: 34
R	1	0	0	0	0	0	2	0	1	2B: 2	SAC: 1	PB: 0	
E	0	0	0	0	0	0	0	0	0	3B: 0	DP: 2	SB: 1	
K	1	1	1	1	1	1	1	1	0	HR: 1	HBP: 0	CS: 2	
S	7	5	5	5	6	5	6	5	3				
H	2	0	1	0	1	0	1	1	2				
LOB	2	0	1	0	1	0	0	1	0				
BB	1	0	0	0	0	0	1	0	1				
P	11	5	5	5	6	5	10	5	7				

PITCHER		IP	WLS	BF	H	R	ER	SO	BB	IBB	HBP	BLK	WP	HR	S	P	ERA	WHIP
Jim Clancy, R ERA: 3.78	(1, 1)	8.0		30	6	3	3	8	2	0	0	0	0	1	44	52	3.38	1.000
Jerry Garvin, L ERA: 4.7	(9, 1)	0.1	L	2	1	1	1	0	0	0	0	0	0	0	2	2	27.00	3.000
Tom Buskey, R ERA: 1.42	(9, 1)	0.0		2	1	0	0	0	0	1	0	0	0	0	1	5	∞	∞

PITCHER	IP	WLS	BF	H	R	ER	SO	BB	IBB	HBP	BLK	WP	HR	S	P	ERA	WHIP

Batter	1	2	3	4	5	6	7	8	9	AB	R	H	RBI	BB	SO	LOB
Rick Bosetti, R (1, 8) OBP: 0.274, SLG: 0.354	B B B B 4-0 CS BB		x 0-0 ① F7		x 0-0 ② F7		x 0-0 1-2 1B		x 0-0 ③ F9	4	0	1	0	1	0	2
Domingo Ramos, R (1, 6)	x 0-0 ①② 6-3 1-2		B B B B 4-0 FC4-6 BB		x 0-0 ③ F3		S S S 0-3 ③ K			3	0	0	0	1	1	4
Al Woods, L (1, 7) OBP: 0.436, SLG: 0.680 Joe Cannon, L (6, 7)	B B B B 4-0 BB		x 0-0 ② FC4-6 1-2f			x 0-0 1B		S S S 0-3 ① K		2	0	1	0	1	0	1
										1	0	0	0	0	1	0
Roy Howell, L (1, 5) OBP: 0.316, SLG: 0.360 Danny Ainge, R (6, 5) OBP: 0.346, SLG: 0.400	x 0-0 ③ F9		x 0-0 ③ 1-3			S S S 0-3 ① K		x 0-0 4-1 1B		3	0	0	0	0	1	3
										1	0	1	0	0	0	0
John Mayberry, L (1, 3) OBP: 0.356, SLG: 0.488		x 0-0 E3 1B 1B E		x 0-0 ① 3-1		x 0-0 ② F6		x 0-0 ② 4-1 1-2		4	1	0	0	0	0	2
Willie Upshaw, L (1, 10) OBP: 0.269, SLG: 0.333		S S S 0-3 ① K		x 0-0 ② F9		S S S 0-3 ③ K		S S S 0-3 ③ K		4	0	0	0	0	3	3
Barry Bonnell, R (1, 9) OBP: 0.275, SLG: 0.446 Bob Bailor, R (7, 9) OBP: 0.273, SLG: 0.184		x 0-0 ② F8		x 0-0 ③ 6-3			S S S 0-3 ① K		x 0-0 1B	3	0	0	0	0	1	1
										1	0	1	0	0	0	0
Damaso Garcia, R (1, 4) OBP: 0.290, SLG: 0.474		x 0-0 1-2 E 1B 1B			x 0-0 ① 6-3		x 0-0 ② 4-3		S S S 0-3 ① K	4	0	1	0	0	1	1
Ernie Whitt, L (1, 2) OBP: 0.360, SLG: 0.256		x 0-0 ③ E2 1-H 2-H 1B			x 0-0 1B		B B B B 4-0 1B BB		x 0-0 ② F9	3	0	2	0	1	0	1
Inning Stats	R: 0 H: 0 E: 0 LOB: 1 K: 0 BB: 2 S: 2 P: 10	R: 1 H: 2 E: 2 LOB: 2 K: 1 BB: 0 S: 7 P: 7	R: 0 H: 0 E: 0 LOB: 1 K: 0 BB: 1 S: 3 P: 7	R: 0 H: 0 E: 0 LOB: 0 K: 0 BB: 0 S: 3 P: 3	R: 0 H: 1 E: 0 LOB: 1 K: 0 BB: 0 S: 4 P: 4	R: 0 H: 1 E: 0 LOB: 1 K: 2 BB: 0 S: 8 P: 8	R: 0 H: 1 E: 0 LOB: 2 K: 2 BB: 1 S: 8 P: 12	R: 0 H: 1 E: 0 LOB: 1 K: 2 BB: 0 S: 8 P: 8	R: 0 H: 1 E: 0 LOB: 1 K: 1 BB: 0 S: 6 P: 6	1B: 7 SF: 0 2B: 0 SAC: 0 3B: 0 DP: 0 HR: 0 HBP: 0						

PITCHER	IP	WLS	BF	H	R	ER	SO	BB	IBB	HBP	BLK	WP	HR	S	P	ERA	WHIP
Mike Norris, R (1, 1) ERA: 0.36	9.0	W	37	7	1	0	8	4	0	0	0	0	0	49	65	0.00	1.222

PITCHER	IP	WLS	BF	H	R	ER	SO	BB	IBB	HBP	BLK	WP	HR	S	P	ERA	WHIP

TOP

Toronto Blue Jays @ Oakland Athletics

Oakland-Alameda County Coliseum, Oakland, CA

Sun May 11 1980, 3:33 AM PDT

Att. 7,843 - Unknown

livebaseballscorecards.com

AB	33
R	1
H	7
RBI	0
BB	4
SO	8
LOB	18

WP: 0 PA: 37
PB: 0
SB: 0
CS: 1

Batter	1	2	3	4	5	6	7	8	9	AB	R	H	RBI	BB	SO	LOB
Rickey Henderson, R (1, 7) OBP: 0.400, SLG: 0.358	0-0 1B 1B SF8 1B	4-0 BLK S BB		0-0 1B 1-2 2-H 1B	4-0 1B 1-2 2-3 3-H SF9 BB		0-0 ① 4-3			3	3	2	2	2	0	0
Dwayne Murphy, L (1, 8) OBP: 0.433, SLG: 0.406	0-0 SF8 1B 1-2 SF8 1B	0-3 ③ K 1-3		0-0 1B 1-2 2-H 1B	0-0 SF9 1-3 2-H 3-H 1B		4-0 BB BB			4	1	3	3	1	1	1
Mitchell Page, L (1, 10) OBP: 0.364, SLG: 0.264 Jeff Newman, R (4, PH) OBP: 0.256, SLG: 0.365	0-0 SF8 E 1-2 2-3 1B 1B		0-3 ① K	0-0 ② F7	0-0 ② SF9 1-2 3-H		0-3 ② K			2 2	1 0	1 0	0 1	0 0	1 1	0 3
Dave Revering, L (1, 3) OBP: 0.418, SLG: 0.577 Mickey Klutts, R (5, PH) OBP: 0.300, SLG: 0.259 (6, 5)	0-0 ① SF8 1-2 2-3 3-H		0-0 E5 4-3 1B	0-0 S 1-3 2-H 1B	0-0 ③ 6-3		4-0 1-2 BB			2 1	0 0	2 0	2 0	0 1	0 0	0 1
Wayne Gross, L (1, 5) OBP: 0.375, SLG: 0.536 (6, 3)	0-0 ② SF8 2-3 3-H		0-0 ② 4-3 2-3	0-0 ③ 4-3 1-2		0-0 ① 5-3	0-0 ③ F9			4	0	0	1	0	0	5
Tony Armas, R (1, 9) OBP: 0.354, SLG: 0.473	0-0 3-H 1B		0-0 ③ F3		0-0 1B 1B BB 1B	0-0 HR 1B		0-0 ① 5-3		5	2	3	1	0	0	1
Mike Heath, R (1, 2) OBP: 0.310, SLG: 0.394	0-0 ③ 1-3			0-0 ① F9	0-0 BB 1B 1-2 1B	0-0 1-H HR		0-0 ② F9		5	2	2	2	0	0	1
Mario Guerrero, R (1, 6) OBP: 0.267, SLG: 0.323		0-0 ① 1-6-3		0-0 1B 1B 1B	0-0 ① F8	0-3 ② K		0-0 ③ F8		5	1	1	0	0	1	2
Rob Picciolo, R (1, 4) OBP: 0.289, SLG: 0.410		0-0 ② 5-3		0-0 1B 1-2 1B 1B	0-0 BB 1-2 2-3 1B 1B	0-0 ③ F6				4	2	2	0	0	0	0
Inning Stats	R: 3 E: 1 K: 0 S: 7 H: 4 LOB: 1 BB: 0 P: 7	R: 0 E: 0 K: 1 S: 5 H: 0 LOB: 1 BB: 1 P: 9	R: 0 E: 1 K: 1 S: 6 H: 1 LOB: 1 BB: 0 P: 6	R: 3 E: 0 K: 0 S: 8 H: 5 LOB: 2 BB: 0 P: 8	R: 4 E: 0 K: 0 S: 7 H: 4 LOB: 1 BB: 1 P: 11	R: 2 E: 0 K: 1 S: 7 H: 2 LOB: 0 BB: 0 P: 7	R: 0 E: 0 K: 1 S: 5 H: 0 LOB: 2 BB: 2 P: 13	R: 0 E: 0 K: 0 S: 3 H: 0 LOB: 0 BB: 0 P: 3		1B: 15 2B: 0 3B: 0 HR: 1	SF: 3 SAC: 0 DP: 0 HBP: 0					

PITCHER		IP	WLS	BF	H	R	ER	SO	BB	IBB	HBP	BLK	WP	HR	S	P	ERA	WHIP
Dave Lemanczyk, R ERA: 5.19	(1, 1)	3.1	L	19	8	6	5	2	1	0	0	1	0	0	22	26	13.50	2.700
Balor Moore, L ERA: 5.87	(4, 1)	1.0		8	5	3	3	0	0	0	0	0	0	0	8	8	27.00	5.000
Jesse Jefferson, R ERA: 6.05	(5, 1)	1.2		9	3	3	3	1	1	0	0	0	0	1	10	14	16.20	2.400
Joey McLaughlin, R ERA: 4.15	(7, 1)	2.0		8	0	0	0	1	2	0	0	0	0	0	8	16	0.00	1.000

PITCHER	IP	WLS	BF	H	R	ER	SO	BB	IBB	HBP	BLK	WP	HR	S	P	ERA	WHIP

BOTTOM

Toronto Blue Jays @ Oakland Athletics

Oakland-Alameda County Coliseum, Oakland, CA

Sun May 11 1980, 3:33 AM PDT

Att. 7,843 - Unknown

livebaseballscorecards.com

AB	37
R	12
H	16
RBI	12
BB	4
SO	4
LOB	14

Oakland Athletics @ Detroit Tigers

Tiger Stadium, Detroit, MI

Tue May 13 1980, 7:05 PM EDT

Att. 13,332 - Unknown - 58 F

TOP

livebaseballscorecards.com

Batter	1	2	3	4	5	6	7	8	9	AB	R	H	RBI	BB	SO	LOB
Rickey Henderson, R (1, 7) OBP: 0.400, SLG: 0.360	F8		1B		1-3		6-3		E S 1B	5	0	2	0	0	0	1
Dwayne Murphy, L (1, 8) OBP: 0.424, SLG: 0.396	G3		G3		G1			1B 1B 1B	K 1-3	5	1	1	0	0	1	3
Mitchell Page, L (1, 10) OBP: 0.363, SLG: 0.257 Jeff Newman, R (8, PH) OBP: 0.265, SLG: 0.373	G3			2B SF8 BB		K		PB 1B 1-3 1B		2 1	1 0	0 1	0 0	1 0	1 0	0 0
Dave Revering, L (1, 3) OBP: 0.432, SLG: 0.634		K		1-3 2B		HR		1-2 3-H 1B		4	1	3	2	0	1	0
Wayne Gross, L (1, 5) OBP: 0.369, SLG: 0.528		G3		SF8 3-H		1B 1B		K 2-3		3	0	1	1	0	1	2
Tony Armas, R (1, 9) OBP: 0.359, SLG: 0.474		1B		1-3		G5-4-3 1-2 1B		F4		4	0	2	0	0	0	3
Mike Heath, R (1, 2) OBP: 0.293, SLG: 0.371		F6		K		G5-4-3 1-2f		F8		4	0	0	0	0	1	6
Mario Guerrero, R (1, 6) OBP: 0.267, SLG: 0.320			6-3		PB 1B		F6		K	4	0	1	0	0	1	0
Rob Picciolo, R (1, 4) OBP: 0.282, SLG: 0.400 Ray Cosey, L (7, PH) OBP: 0.125, SLG: 0.125 Dave McKay, S (7, 4) OBP: 0.190, SLG: 0.400			K2-3		K 1-2		F8		F8	2 1 1	0 0 0	0 0 0	0 0 0	0 0 0	2 0 0	1 0 0
Inning Stats	R: 0 E: 0 K: 0 S: 3 H: 0 LOB: 0 BB: 0 P: 3	R: 0 E: 0 K: 1 S: 6 H: 1 LOB: 1 BB: 0 P: 6	R: 0 E: 0 K: 1 S: 6 H: 1 LOB: 1 BB: 0 P: 6	R: 1 E: 0 K: 1 S: 6 H: 1 LOB: 1 BB: 1 P: 10	R: 0 E: 0 K: 1 S: 6 H: 1 LOB: 1 BB: 0 P: 6	R: 1 E: 0 K: 1 S: 7 H: 3 LOB: 1 BB: 0 P: 7	R: 0 E: 0 K: 0 S: 3 H: 0 LOB: 0 BB: 0 P: 3	R: 1 E: 0 K: 1 S: 8 H: 3 LOB: 2 BB: 0 P: 8	R: 0 E: 0 K: 2 S: 8 H: 1 LOB: 1 BB: 0 P: 8	1B: 9 2B: 1 3B: 0 HR: 1	SF: 1 SAC: 0 DP: 1 HBP: 0					

	AB	36
	R	3
	H	11
	RBI	3
	BB	1
	SO	8
	LOB	16

WP: 0 PB: 2 SB: 1 CS: 0 PA: 38

PITCHER		IP	WLS	BF	H	R	ER	SO	BB	IBB	HBP	BLK	WP	HR	S	P	ERA	WHIP
Jack Morris, R ERA: 4.73	(1, 1)	7.0	W	29	8	3	3	5	1	0	0	0	0	1	38	42	3.86	1.286
Pat Underwood, L ERA: 3.86	(8, 1)	0.1		3	2	0	0	1	0	0	0	0	0	0	5	5	0.00	6.000
Aurelio Lopez, R ERA: 5.3	(8, 1)	1.2	S	6	1	0	0	2	0	0	0	0	0	0	10	10	0.00	0.600

PITCHER		IP	WLS	BF	H	R	ER	SO	BB	IBB	HBP	BLK	WP	HR	S	P	ERA	WHIP

Oakland Athletics @ Detroit Tigers

Tiger Stadium, Detroit, MI

Tue May 13 1980, 7:05 PM EDT

Att. 13,332 - Unknown - 58 F

BOTTOM

Batter	1	2	3	4	5	6	7	8	9	AB	R	H	RBI	BB	SO	LOB
Lou Whitaker, L (1, 4) OBP: 0.408, SLG: 0.271	F7	1-3		K		K				4	0	0	0	0	2	3
Alan Trammell, R (1, 6) OBP: 0.419, SLG: 0.409	1B		F9		6-3		1B			4	1	2	0	0	0	0
Steve Kemp, L (1, 10) OBP: 0.351, SLG: 0.476	1-2 3B 1B		K		1B		K			4	1	2	0	0	2	1
Richie Hebner, L (1, 5) OBP: 0.366, SLG: 0.381	1-H 2-H WP 3B		BB		F7		F7			3	1	1	2	1	0	2
Champ Summers, L (1, 9) OBP: 0.402, SLG: 0.464	K		F8		F5		K			4	0	0	0	0	2	4
Jason Thompson, L (1, 3) OBP: 0.315, SLG: 0.414	IBB			K		K FC6-4		F5		3	0	0	0	1	2	0
Lance Parrish, R (1, 2) OBP: 0.325, SLG: 0.473	F9 3-H			K	FC6-4 1B 1-2f			5-3		4	0	0	0	0	1	2
Kirk Gibson, L (1, 8) OBP: 0.314, SLG: 0.485		4-3		HR	1B 1-2			6-3		4	1	2	1	0	0	0
Dave Stegman, R (1, 7) OBP: 0.348, SLG: 0.385		F8		BB		F7				2	0	0	0	1	0	2
Inning Stats	R: 3 H: 3 E: 0 LOB: 1 K: 1 BB: 1 S: 8 P: 12	R: 0 H: 0 E: 0 LOB: 0 K: 0 BB: 0 S: 3 P: 3	R: 0 H: 0 E: 0 LOB: 1 K: 1 BB: 1 S: 5 P: 9	R: 1 H: 1 E: 0 LOB: 1 K: 3 BB: 1 S: 10 P: 14	R: 0 H: 1 E: 0 LOB: 1 K: 0 BB: 0 S: 4 P: 4	R: 0 H: 1 E: 0 LOB: 2 K: 2 BB: 0 S: 9 P: 9	R: 0 H: 1 E: 0 LOB: 1 K: 2 BB: 0 S: 8 P: 8	R: 0 H: 0 E: 0 LOB: 0 K: 0 BB: 0 S: 3 P: 3		1B: 5 SF: 0 2B: 0 SAC: 0 3B: 1 DP: 0 HR: 1 HBP: 0						

livebaseballscorecards.com

AB	32
R	4
H	7
RBI	3
BB	3
SO	9
LOB	14

PITCHER	IP	WLS	BF	H	R	ER	SO	BB	IBB	HBP	BLK	WP	HR	S	P	ERA	WHIP
Matt Keough, R (1, 1) ERA: 2.05	8.0	L	35	7	4	4	9	2	1	0	0	2	1	50	62	4.50	1.125

PITCHER	IP	WLS	BF	H	R	ER	SO	BB	IBB	HBP	BLK	WP	HR	S	P	ERA	WHIP

Oakland Athletics @ Detroit Tigers

Tiger Stadium, Detroit, MI

Wed May 14 1980, 7:05 PM EDT

Att. 16,694 - Unknown

TOP

livebaseballscorecards.com

Batter	1	2	3	4	5	6	7	8	9	AB	R	H	RBI	BB	SO	LOB
Rickey Henderson, R (1, 7) OBP: 0.407, SLG: 0.368	BBBB 4-0 K BB		x 0-0 1-3 ②		x 0-0 E1 BLK S		BBBB 4-0 L4-3 BB		x 0-0 1-H 2B	3	0	1	1	2	0	0
Dwayne Murphy, L (1, 8) OBP: 0.408, SLG: 0.378	SSS 0-3 ①② K 1-2		x 0-0 ③ G3		SSS 0-3 ② K 1-2		x 0-0 ②③ L4-3 1-2		x 0-0 ③ F3	5	0	0	0	0	2	5
Mitchell Page, L (1, 10) OBP: 0.358, SLG: 0.247	x 0-0 ③ F6			x 0-0 ① 1-3	BBBB 4-0 BLK BB			x 0-0 ① F5		3	0	0	0	1	0	0
Dave Revering, L (1, 3) OBP: 0.444, SLG: 0.671		x 0-0 HR		x 0-0 BB HR 1B	BBBB 4-0 1-2 2-3 BB			x 0-0 ② 1-3		3	2	2	1	1	0	0
Wayne Gross, L (1, 5) OBP: 0.375, SLG: 0.520		x 0-0 ① 4-3		BBBB 4-0 1-2 HR BB	x 0-0 ③ 1-3			x 0-0 1B		3	1	1	0	1	0	3
Tony Armas, R (1, 9) OBP: 0.364, SLG: 0.505		x 0-0 1B		x 0-0 1-H 2-H HR		SSS 0-3 ① K		SSS 0-3 ③ K		4	1	2	3	0	2	1
Jim Essian, R (1, 2) OBP: 0.231, SLG: 0.243 Mike Edwards, R (9, PR) OBP: 0.188, SLG: 0.188 Mike Heath, R (9, 2) OBP: 0.293, SLG: 0.371		x 0-0 ② F9		x 0-0 ② F4		x 0-0 ② F7			x 0-0 B5-4-6 2B	4 0 0	0 0 0	1 0 0	0 0 0	0 0 0	0 0 0	1 0 0
Mario Guerrero, R (1, 6) OBP: 0.257, SLG: 0.308		x 0-0 ③ F6		x 0-0 ③ 4-3		SSS 0-3 ③ K			x 0-0 ①② B5-4-6 2-Hf	4	0	0	0	0	1	2
Rob Picciolo, R (1, 4) OBP: 0.281, SLG: 0.393			x 0-0 ① F3		x 0-0 ① F6		x 0-0 ① F8		x 0-0 2B 1B	4	1	1	0	0	0	0
Inning Stats	R: 0 E: 0 K: 1 S: 4 H: 0 LOB: 0 BB: 1 P: 8	R: 1 E: 0 K: 0 S: 5 H: 2 LOB: 1 BB: 0 P: 5	R: 0 E: 0 K: 0 S: 3 H: 0 LOB: 0 BB: 0 P: 3	R: 3 E: 0 K: 0 S: 5 H: 2 LOB: 0 BB: 1 P: 9	R: 0 E: 1 K: 1 S: 6 H: 0 LOB: 3 BB: 2 P: 14	R: 0 E: 0 K: 2 S: 7 H: 0 LOB: 0 BB: 0 P: 7	R: 0 E: 0 K: 0 S: 2 H: 0 LOB: 0 BB: 1 P: 6	R: 0 E: 0 K: 1 S: 6 H: 1 LOB: 1 BB: 0 P: 6	R: 1 E: 0 K: 0 S: 5 H: 3 LOB: 2 BB: 0 P: 5	1B: 4 2B: 4 3B: 0 HR: 2 SF: 0 SAC: 0 DP: 2 HBP: 0						

	AB	33
	R	5
	H	8
	RBI	5
	BB	5
	SO	5
	LOB	12

WP: 0 PB: 0 SB: 1 CS: 0 PA: 38

PITCHER		IP	WLS	BF	H	R	ER	SO	BB	IBB	HBP	BLK	WP	HR	S	P	ERA	WHIP
Milt Wilcox, R ERA: 5.95	(1, 1)	4.0		17	4	4	4	1	2	0	0	0	0	2	17	25	9.00	1.500
John Hiller, L ERA: 2.7	(5, 1)	4.0		16	1	0	0	4	3	0	0	1	0	0	21	33	0.00	1.000
Aurelio Lopez, R ERA: 5.49	(9, 1)	1.0	W	5	3	1	1	0	0	0	0	0	0	0	5	5	9.00	3.000

PITCHER	IP	WLS	BF	H	R	ER	SO	BB	IBB	HBP	BLK	WP	HR	S	P	ERA	WHIP

Oakland Athletics @ Detroit Tigers

Tiger Stadium, Detroit, MI

Wed May 14 1980, 7:05 PM EDT

Att. 16,694 - Unknown

livebaseballscorecards.com

BOTTOM

Batter	1	2	3	4	5	6	7	8	9	AB	R	H	RBI	BB	SO	LOB
Lou Whitaker, L (1, 4) OBP: 0.400, SLG: 0.260	F3		F8		1-3		K		BB	4	0	0	0	1	1	0
Alan Trammell, R (1, 6) OBP: 0.445, SLG: 0.446	3B BB 1B		1B SF8 1B		2B BB			2B	1B	4	3	4	2	1	0	0
Steve Kemp, L (1, 10) OBP: 0.366, SLG: 0.494	1-2 3B BB		1-3 1B		1-H 2B			F2		3	1	2	1	1	0	1
Richie Hebner, L (1, 5) OBP: 0.361, SLG: 0.402	1-H 2-H 3B		SF8 3-H		F8			K		3	0	1	3	0	1	2
Champ Summers, L (1, 9) OBP: 0.385, SLG: 0.443	F5		F8			F9		4-3		4	0	0	0	0	0	3
Jason Thompson, L (1, 3) OBP: 0.325, SLG: 0.416	F9			G5-4-3 1B		G6-3 BB			BB BB 1B BB	2	0	1	0	1	0	1
John Wockenfuss, R (9, PH) OBP: 0.345, SLG: 0.404										0	0	0	0	1	0	0
Rick Peters, S (9, PR) OBP: 0.298, SLG: 0.208										0	1	0	0	0	0	0
Lance Parrish, R (1, 2) OBP: 0.322, SLG: 0.461		F9		G5-4-3 1-2f		G6-3 1-2f			1-2 BB 1B BB	3	1	0	0	1	0	2
Kirk Gibson, L (1, 8) OBP: 0.302, SLG: 0.465		K		4-3			1-3		K	4	0	0	0	0	2	2
Dave Stegman, R (1, 7) OBP: 0.327, SLG: 0.357		F3			6-3		6-3		K	3	0	0	0	0	0	0
Tim Corcoran, L (9, PH) OBP: 0.333, SLG: 0.200										0	0	0	0	0	0	0
Tom Brookens, R (9, PH) OBP: 0.255, SLG: 0.289										1	0	0	0	0	1	2
Inning Stats	R: 2 E: 0 K: 0 S: 5 H: 2 LOB: 1 BB: 1 P: 9	R: 0 E: 0 K: 1 S: 5 H: 0 LOB: 0 BB: 0 P: 5	R: 1 E: 0 K: 0 S: 5 H: 2 LOB: 1 BB: 0 P: 5	R: 0 E: 0 K: 0 S: 3 H: 1 LOB: 0 BB: 0 P: 3	R: 1 E: 0 K: 0 S: 4 H: 1 LOB: 1 BB: 1 P: 8	R: 0 E: 0 K: 0 S: 2 H: 0 LOB: 0 BB: 1 P: 6	R: 0 E: 0 K: 1 S: 5 H: 0 LOB: 0 BB: 0 P: 5	R: 0 E: 0 K: 1 S: 6 H: 1 LOB: 1 BB: 0 P: 6	R: 2 E: 0 K: 2 S: 7 H: 1 LOB: 2 BB: 3 P: 19	1B: 5 2B: 2 3B: 1 HR: 0	SF: 1 SAC: 0 DP: 2 HBP: 0					

	AB	31
	R	6
	H	8
	RBI	6
	BB	6
	SO	5
	LOB	13

WP: 0 PB: 0 SB: 0 CS: 0 PA: 38

PITCHER		IP	WLS	BF	H	R	ER	SO	BB	IBB	HBP	BLK	WP	HR	S	P	ERA	WHIP
Rick Langford, R ERA: 3.15	(1, 1)	7.0		29	7	4	4	2	3	0	0	0	0	0	30	42	5.14	1.429
Bob Lacey, L ERA: 2.51	(8, 1)	1.0		3	0	0	0	1	0	0	0	0	0	0	5	5	0.00	0.000
Jeff Jones, R ERA: 1.32	(9, 1)	0.1	L	3	0	2	2	1	2	0	0	0	0	0	3	11	54.00	6.000
Dave Hamilton, L ERA: 8.22	(9, 1)	0.1		1	0	0	0	1	0	0	0	0	0	0	3	3	0.00	0.000
Steve McCatty, R ERA: 5.35	(9, 1)	0.0		2	1	0	0	0	1	0	0	0	0	0	1	5	∞	∞

PITCHER		IP	WLS	BF	H	R	ER	SO	BB	IBB	HBP	BLK	WP	HR	S	P	ERA	WHIP

Batter	1	2	3	4	5	6	7	8	9	10	11	AB	R	H	RBI	BB	SO	LOB
Rickey Henderson, R (1, 7) OBP: 0.400, SLG: 0.356	K		F8		F9		F9			BB		4	0	0	0	1	1	3
Dwayne Murphy, L (1, 8) OBP: 0.400, SLG: 0.365	K		4-3			S SH5-3 BB		F9		F3		4	0	0	0	1	1	2
Mitchell Page, L (1, 10) OBP: 0.354, SLG: 0.247	1B			P6		SH5-3 1-2		F7			6-3	4	0	1	0	0	0	0
Dave Revering, L (1, 3) OBP: 0.433, SLG: 0.640	F7			BB		F7		F5			F8	4	0	0	0	1	0	2
Wayne Gross, L (1, 5) OBP: 0.366, SLG: 0.494		P6		F9		S BB			K		F9	4	0	0	0	1	1	1
Tony Armas, R (1, 9) OBP: 0.351, SLG: 0.485		K		K		K 1-2 2-3			F8			4	0	0	0	0	3	3
Jeff Newman, R (1, 2) OBP: 0.264, SLG: 0.380		K	2-3 2B		K		P3					4	0	1	0	0	2	0
Mario Guerrero, R (1, 6) OBP: 0.257, SLG: 0.306			1B	2-3 2-3			F9			P3		4	0	1	0	0	0	1
Rob Picciolo, R (1, 4) OBP: 0.280, SLG: 0.387			P5		K		1B			K		4	0	1	0	0	2	2
Inning Stats	R: 0 E: 0 K: 2 S: 8	H: 1 LOB: 1 BB: 0 P: 8	R: 0 E: 0 K: 2 S: 7	H: 0 LOB: 0 BB: 0 P: 7	R: 0 E: 0 K: 0 S: 4	H: 1 LOB: 1 BB: 0 P: 4	R: 0 E: 0 K: 1 S: 5	H: 0 LOB: 1 BB: 1 P: 9	R: 0 E: 0 K: 1 S: 6	H: 0 LOB: 1 BB: 0 P: 6	R: 0 E: 0 K: 1 S: 5	H: 0 LOB: 2 BB: 2 P: 13	R: 0 E: 0 K: 1 S: 6	H: 1 LOB: 1 BB: 0 P: 6	R: 0 E: 0 K: 0 S: 3	H: 0 LOB: 0 BB: 0 P: 3	R: 0 E: 0 K: 1 S: 5	H: 0 LOB: 0 BB: 0 P: 5	R: 0 E: 0 K: 1 S: 5	H: 0 LOB: 1 BB: 1 P: 9	R: 0 E: 0 K: 0 S: 3	H: 0 LOB: 0 BB: 0 P: 3	1B: 3 2B: 1 3B: 0 HR: 0	SF: 0 SAC: 1 DP: 0 HBP: 0	WP: 0 PB: 0 SB: 2 CS: 0	PA: 41

PITCHER	IP	WLS	BF	H	R	ER	SO	BB	IBB	HBP	BLK	WP	HR	S	P	ERA	WHIP
Jesse Jefferson, R (1, 1) ERA: 3.86	11.0	W	41	4	0	0	10	4	0	0	0	0	0	57	73	0.00	0.727

PITCHER	IP	WLS	BF	H	R	ER	SO	BB	IBB	HBP	BLK	WP	HR	S	P	ERA	WHIP

TOP

Oakland Athletics @ Toronto Blue Jays

Exhibition Stadium, Toronto, ON

Fri May 16 1980, 7:05 PM EDT

Att. 16,138 - Unknown - 64 F

livebaseballscorecards.com

AB	36
R	0
H	4
RBI	0
BB	4
SO	10
LOB	14

Batter	1	2	3	4	5	6	7	8	9	10	11	AB	R	H	RBI	BB	SO	LOB
Alfredo Griffin, S (1, 6) OBP: 0.261, SLG: 0.348	P4		F8			L4		F8			SH1 1-2	4	0	0	0	0	0	0
Rick Bosetti, R (1, 8) OBP: 0.293, SLG: 0.349	BB		1B			F8			4-3		1B 4-3 BB	3	0	1	0	2	0	0
Al Woods, L (1, 7) OBP: 0.417, SLG: 0.655	F8		P6			2B			1-3		4-3 1-2 2-3	5	0	1	0	0	0	4
Roy Howell, L (1, 5) OBP: 0.324, SLG: 0.364	F8			4-3		1-3			1B		2-3 3-H 1B	5	0	2	1	0	0	2
John Mayberry, L (1, 3) OBP: 0.348, SLG: 0.447		FC6-4 BB		K			F8		K			3	0	0	0	1	2	1
Willie Upshaw, L (1, 10) OBP: 0.233, SLG: 0.286		F7		K			G3			F9		4	0	0	0	0	1	1
Damaso Garcia, R (1, 4) OBP: 0.279, SLG: 0.444		FC6-4 1-2f		P4			K			L4		4	0	0	0	0	1	1
Barry Bonnell, R (1, 9) OBP: 0.257, SLG: 0.408		4-3		P6				F8		6-3		4	0	0	0	0	0	1
Ernie Whitt, L (1, 2) OBP: 0.321, SLG: 0.224			F7	1-6-3				4-3			BB 4-3 SH1 1B	3	0	0	0	0	0	0
Bob Bailor, R (11, PH) OBP: 0.283, SLG: 0.159												0	1	0	0	1	0	0
Inning Stats	R: 0 H: 0 E: 0 LOB: 1 K: 0 BB: 1 S: 3 P: 7	R: 0 H: 0 E: 0 LOB: 1 K: 0 BB: 1 S: 3 P: 7	R: 0 H: 1 E: 0 LOB: 1 K: 0 BB: 0 S: 4 P: 4	R: 0 H: 0 E: 0 LOB: 0 K: 2 BB: 0 S: 7 P: 7	R: 0 H: 0 E: 0 LOB: 0 K: 0 BB: 0 S: 3 P: 3	R: 0 H: 1 E: 0 LOB: 1 K: 0 BB: 0 S: 4 P: 4	R: 0 H: 0 E: 0 LOB: 0 K: 1 BB: 0 S: 5 P: 5	R: 0 H: 0 E: 0 LOB: 0 K: 0 BB: 0 S: 3 P: 3	R: 0 H: 1 E: 0 LOB: 1 K: 1 BB: 0 S: 6 P: 6	R: 0 H: 0 E: 0 LOB: 0 K: 0 BB: 0 S: 3 P: 3	R: 1 H: 1 E: 0 LOB: 2 K: 0 BB: 2 S: 3 P: 11	1B: 3 SF: 0 2B: 1 SAC: 1 3B: 0 DP: 0 HR: 0 HBP: 0						

PITCHER	IP	WLS	BF	H	R	ER	SO	BB	IBB	HBP	BLK	WP	HR	S	P	ERA	WHIP
Mike Norris, R (1, 1) ERA: 0.45	10.2	L	40	4	1	1	4	4	0	0	0	0	0	44	60	0.84	0.750

PITCHER	IP	WLS	BF	H	R	ER	SO	BB	IBB	HBP	BLK	WP	HR	S	P	ERA	WHIP

BOTTOM

Oakland Athletics @ Toronto Blue Jays

Exhibition Stadium, Toronto, ON

Fri May 16 1980, 7:05 PM EDT

Att. 16,138 - Unknown - 64 F

livebaseballscorecards.com

AB	35
R	1
H	4
RBI	1
BB	4
SO	4
LOB	10

WP: 0 PA: 40
PB: 0
SB: 0
CS: 0

Oakland Athletics @ Toronto Blue Jays

Exhibition Stadium, Toronto, ON

Sat May 17 1980, 3:33 AM EDT

Att. 23,074 - Sunny - 65 F

TOP

livebaseballscorecards.com

Batter	1	2	3	4	5	6	7	8	9	10	11	12	13	14	AB	R	H	RBI	BB	SO	LOB
Rickey Henderson, R (1, 7) OBP: 0.395, SLG: 0.347	K		BB		6-3		6-3		F8			SH1 1B		K	6	1	1	0	1	2	1
Dwayne Murphy, L (1, 8) OBP: 0.411, SLG: 0.373	1-3		1-H 1B 2B		BB		1B BB		K			SH1 1-2		1B 2B IBB	3	2	1	1	3	1	0
Dave Revering, L (1, 3) OBP: 0.450, SLG: 0.649	1B		2-H 1B		F9		1-3 1B			FC1-5 5-3 1B		G1-6-3 IBB		1-2 2-H 2B 1B	5	0	4	1	0	0	1
Mike Edwards, R (10, PR) OBP: 0.188, SLG: 0.188															0	0	0	0	0	0	0
Jeff Newman, R (10, 3) OBP: 0.281, SLG: 0.388															1	0	1	1	1	0	0
Wayne Gross, L (1, 5) OBP: 0.351, SLG: 0.470	G3		4-3		F4		F5			5-3 1-2		G1-6-3 1-2f		1-H 2-H 2B	4	0	0	0	0	0	5
Mickey Klutts, R (9, 5) OBP: 0.303, SLG: 0.300															3	0	1	1	0	0	3
Tony Armas, R (1, 9) OBP: 0.342, SLG: 0.468		6-3		1B 1B 1B		4-3		1-3		FC1-5 2-3			4-3		6	0	1	0	0	0	2
Mitchell Page, L (1, 10) OBP: 0.352, SLG: 0.253		3-1		1B 1-2 1B		F8		S 1B		G3			K		6	0	2	0	0	1	1
Mike Heath, R (1, 2) OBP: 0.284, SLG: 0.347		6-3		F4		BB		5-3 1-2			F8		F8		5	0	0	0	1	0	3
Mario Guerrero, R (1, 6) OBP: 0.252, SLG: 0.299			5-3	G6-4-3 1-2 2-3 1B		1-3		F8			5-3			F9	6	0	1	0	0	0	2
Rob Picciolo, R (1, 4) OBP: 0.268, SLG: 0.371			5-3	G6-4-3 1-2f			F4		F4		F8			E4 1B	4	0	0	0	0	0	3
Ray Cosey, L (11, PH) OBP: 0.111, SLG: 0.111															1	0	0	0	0	0	0
Dave McKay, S (11, 4) OBP: 0.227, SLG: 0.429															1	1	1	0	0	0	0
Inning Stats	R: 0 E: 0 K: 1 S: 6 H: 1 LOB: 1 BB: 0 P: 6	R: 0 E: 0 K: 0 S: 3 H: 0 LOB: 0 BB: 0 P: 3	R: 2 E: 0 K: 0 S: 5 H: 2 LOB: 1 BB: 1 P: 9	R: 0 E: 0 K: 0 S: 5 H: 3 LOB: 2 BB: 0 P: 5	R: 0 E: 0 K: 0 S: 3 H: 0 LOB: 1 BB: 1 P: 7	R: 0 E: 0 K: 0 S: 3 H: 0 LOB: 1 BB: 1 P: 7	R: 0 E: 0 K: 0 S: 4 H: 1 LOB: 2 BB: 1 P: 8	R: 0 E: 0 K: 0 S: 4 H: 1 LOB: 1 BB: 0 P: 4	R: 0 E: 0 K: 1 S: 5 H: 0 LOB: 0 BB: 0 P: 5	R: 0 E: 0 K: 0 S: 4 H: 1 LOB: 1 BB: 0 P: 4	R: 0 E: 0 K: 0 S: 3 H: 0 LOB: 0 BB: 0 P: 3	R: 0 E: 0 K: 0 S: 3 H: 1 LOB: 1 BB: 1 P: 7	R: 0 E: 0 K: 1 S: 5 H: 0 LOB: 0 BB: 0 P: 5	R: 2 E: 1 K: 1 S: 7 H: 3 LOB: 2 BB: 1 P: 11	1B: 11 2B: 2 3B: 0 HR: 0	SF: 0 SAC: 1 DP: 2 HBP: 0					

	AB	51
	R	4
	H	13
	RBI	4
	BB	6
	SO	4
	LOB	21

WP: 0 PB: 0 SB: 2 CS: 0 PA: 58

PITCHER	IP	WLS	BF	H	R	ER	SO	BB	IBB	HBP	BLK	WP	HR	S	P	ERA	WHIP
Dave Stieb, R (1, 1) ERA: 2.09	12.0		49	10	2	2	2	4	1	0	0	0	0	48	68	1.50	1.167
Joey McLaughlin, R (13, 1) ERA: 4.74	2.0	L	9	3	2	2	2	0	1	0	0	0	0	12	16	9.00	1.500

PITCHER	IP	WLS	BF	H	R	ER	SO	BB	IBB	HBP	BLK	WP	HR	S	P	ERA	WHIP

Oakland Athletics @ Toronto Blue Jays

Exhibition Stadium, Toronto, ON

Sat May 17 1980, 3:33 AM EDT

Att. 23,074 - Sunny - 65 F

livebaseballscorecards.com

BOTTOM

Batter	1	2	3	4	5	6	7	8	9	10	11	12	13	14	AB	R	H	RBI	BB	SO	LOB
Alfredo Griffin, S (1, 6) OBP: 0.256, SLG: 0.339	F4		G4-3 1-2f			G3		K			1B			5-3	6	0	1	0	0	1	2
Bob Bailor, R (1, 9) OBP: 0.288, SLG: 0.146	G3			CS BB			FC9-3 BB		F7		F5			F8	4	0	0	0	2	0	1
Al Woods, L (1, 7) OBP: 0.379, SLG: 0.590	L4			F8			FC9-3 G3 BB 1-1		F5		4-3			F8	6	0	0	0	0	0	3
Otto Velez, R (1, 10) OBP: 0.423, SLG: 0.628		K		K 1-2			G3 BB 1-2		E3 3B			4-3			2	0	0	0	1	2	1
Joe Cannon, L (7, PR)															0	0	0	0	0	0	0
Willie Upshaw, L (9, PH) OBP: 0.219, SLG: 0.267															2	1	0	0	0	0	0
Roy Howell, L (1, 5) OBP: 0.319, SLG: 0.375		K			K		G3 1-2 2-3		3B 1-H			3-1			5	0	1	1	0	2	2
John Mayberry, L (1, 3) OBP: 0.342, SLG: 0.455		1B 3B			G3		4-3			K		F5			5	1	1	0	0	1	3
Rick Bosetti, R (1, 8) OBP: 0.306, SLG: 0.349		CS 1B 3-H			K			5-3		G6-4-3 BB			L4-3 BB		3	0	1	1	2	1	0
Damaso Garcia, R (1, 4) OBP: 0.267, SLG: 0.425		CS 1-2	6-3			F7		F8		G6-4-3 1-2f			L4-3 1-2		5	0	0	0	0	0	2
Bob Davis, R (1, 2) OBP: 0.268, SLG: 0.237											6-3				2	0	1	0	0	0	0
Barry Bonnell, R (8, PH) OBP: 0.263, SLG: 0.408															0	0	0	0	1	0	0
Ernie Whitt, L (9, 2) OBP: 0.310, SLG: 0.216			G4-3 1B			F4		BB					K		2	0	0	0	0	1	0

Inning Stats	1	2	3	4	5	6	7	8	9	10	11	12	13	14
	R: 0 E: 0 K: 0 S: 3	H: 0 LOB: 0 BB: 0 P: 3	R: 1 E: 0 K: 2 S: 8	H: 2 LOB: 0 BB: 0 P: 8	R: 0 E: 0 K: 0 S: 3	H: 1 LOB: 0 BB: 0 P: 3	R: 0 E: 0 K: 1 S: 4	H: 0 LOB: 1 BB: 1 P: 8	R: 0 E: 0 K: 2 S: 7	H: 0 LOB: 0 BB: 0 P: 7	R: 0 E: 0 K: 0 S: 3	H: 0 LOB: 0 BB: 0 P: 3	R: 0 E: 0 K: 0 S: 3	H: 0 LOB: 3 BB: 2 P: 11	R: 0 E: 0 K: 1 S: 5	H: 0 LOB: 1 BB: 1 P: 9	R: 1 E: 1 K: 0 S: 4	H: 1 LOB: 1 BB: 0 P: 4	R: 0 E: 0 K: 1 S: 4	H: 0 LOB: 0 BB: 1 P: 8	R: 0 E: 0 K: 0 S: 4	H: 1 LOB: 1 BB: 0 P: 4	R: 0 E: 0 K: 0 S: 3	H: 0 LOB: 0 BB: 0 P: 3	R: 0 E: 0 K: 1 S: 4	H: 0 LOB: 0 BB: 1 P: 8	R: 0 E: 0 K: 0 S: 3	H: 0 LOB: 0 BB: 0 P: 3

PITCHER	IP	WLS	BF	H	R	ER	SO	BB	IBB	HBP	BLK	WP	HR	S	P	ERA	WHIP
Matt Keough, R (1, 1) ERA: 1.76	14.0	W	48	5	2	1	8	6	0	0	0	0	0	58	82	0.64	0.786

PITCHER	IP	WLS	BF	H	R	ER	SO	BB	IBB	HBP	BLK	WP	HR	S	P	ERA	WHIP

1B: 3	SF: 0	WP: 0	PA: 49
2B: 2	SAC: 0	PB: 0	
3B: 2	DP: 4	SB: 0	
HR: 0	HBP: 0	CS: 2	

AB	42
R	2
H	5
RBI	2
BB	6
SO	8
LOB	14

Batter	1	2	3	4	5	6	7	8	9	AB	R	H	RBI	BB	SO	LOB
Rickey Henderson, R (1, 7) OBP: 0.391, SLG: 0.344	5-3		FC5-4 1B		F8			6-3		4	0	1	0	0	0	1
Dwayne Murphy, L (1, 8) OBP: 0.414, SLG: 0.410	2B		FC5-4 1-2f			K		HR		4	1	2	1	0	1	1
Jeff Newman, R (1, 3) OBP: 0.280, SLG: 0.381	F9		5-3			G6-4-3 1B		5-3		4	0	1	0	0	0	2
Tony Armas, R (1, 9) OBP: 0.339, SLG: 0.469	F9			F8		G6-4-3 1-2f		1B 2B		4	0	1	0	0	0	2
Mickey Klutts, R (1, 5) OBP: 0.297, SLG: 0.294		F8		6-3			6-3	2-3 1B		4	0	1	0	0	0	0
Mario Guerrero, R (1, 6) OBP: 0.252, SLG: 0.298		K		5-3			1B 1B	F9		4	0	1	0	0	1	2
Jim Essian, R (1, 10) OBP: 0.256, SLG: 0.268		FC5-4 1B			F8		1-2 1B		F9	4	0	2	0	0	0	0
Mike Heath, R (1, 2) OBP: 0.282, SLG: 0.342		FC5-4 1-2f			1-3 1B		F4		F8	4	0	1	0	0	0	3
Dave McKay, S (1, 4) OBP: 0.192, SLG: 0.360			F9		1-3 1-2		1-3		F8	4	0	0	0	0	0	3
Inning Stats	R: 0 H: 1 E: 0 LOB: 1 K: 0 BB: 0 S: 4 P: 4	R: 0 H: 1 E: 0 LOB: 1 K: 1 BB: 0 S: 6 P: 6	R: 0 H: 1 E: 0 LOB: 1 K: 0 BB: 0 S: 4 P: 4	R: 0 H: 0 E: 0 LOB: 0 K: 0 BB: 0 S: 3 P: 3	R: 0 H: 1 E: 0 LOB: 0 K: 0 BB: 0 S: 4 P: 4	R: 0 H: 1 E: 0 LOB: 0 K: 1 BB: 0 S: 5 P: 5	R: 0 H: 2 E: 0 LOB: 2 K: 0 BB: 0 S: 5 P: 5	R: 1 H: 3 E: 0 LOB: 2 K: 0 BB: 0 S: 6 P: 6	R: 0 H: 0 E: 0 LOB: 0 K: 0 BB: 0 S: 3 P: 3	1B: 7 SF: 0 2B: 2 SAC: 0 3B: 0 DP: 1 HR: 1 HBP: 0						

TOP

Oakland Athletics @ Toronto Blue Jays

Exhibition Stadium, Toronto, ON

Sun May 18 1980, 3:33 AM EDT

Att. 14,414 - Overcast - 55 F

livebaseballscorecards.com

AB	36
R	1
H	10
RBI	1
BB	0
SO	2
LOB	14

WP: 0 PA: 36
PB: 0
SB: 0
CS: 0

PITCHER	IP	WLS	BF	H	R	ER	SO	BB	IBB	HBP	BLK	WP	HR	S	P	ERA	WHIP
Paul Mirabella, L (1, 1) ERA: 2.28	9.0	W	36	10	1	1	2	0	0	0	0	0	1	40	40	1.00	1.111

PITCHER	IP	WLS	BF	H	R	ER	SO	BB	IBB	HBP	BLK	WP	HR	S	P	ERA	WHIP

Batter	1	2	3	4	5	6	7	8	9	AB	R	H	RBI	BB	SO	LOB
Alfredo Griffin, S (1, 6) OBP: 0.269, SLG: 0.373	6-3 3B		4-3		1B 2B 1-3 2-H	BB 1B 1B 1-2		4-3		5	3	3	1	0	0	0
Bob Bailor, R (1, 9) OBP: 0.313, SLG: 0.157	5-3			5-3	BB 1B BB BBBB	1B BB BBBB 1-2 2-3		HR 1B		3	1	1	0	2	0	1
Al Woods, L (1, 7) OBP: 0.394, SLG: 0.636	6-3 3-H			3B 1B	F4	1B 1-2 2-H 3-H		1-H HR		5	2	3	5	0	0	3
Otto Velez, R (1, 10) OBP: 0.431, SLG: 0.659	F4			SF7 3B 1-H	BB 1B 1-2 2-H 3-H	F9		HR 2B		5	2	3	3	0	0	2
Roy Howell, L (1, 5) OBP: 0.331, SLG: 0.406		F5		SF7 3-H	BB BBBB 1-2 2-3		FC4-6 BB BBBB	2-H HR		2	1	1	3	2	0	0
John Mayberry, L (1, 3) OBP: 0.336, SLG: 0.437		K SSS		F5	G3		FC4-6 2B 1-2f BBBB	3-1 1B BB		4	0	0	0	1	1	4
Rick Bosetti, R (1, 8) OBP: 0.310, SLG: 0.360		F9			K SSS	6-3	2B 1-3	3-1 1-2 1B		5	0	2	0	0	1	0
Damaso Garcia, R (1, 4) OBP: 0.273, SLG: 0.424			F7		1B 2B 1B	BB 1B 1B	F5	3-1 1-2 2-3		5	2	2	0	0	0	4
Bob Davis, R (1, 2) OBP: 0.261, SLG: 0.233			P3		2B 1B 1-2 1B	F8	F9	4-3		5	1	1	0	0	0	5
Inning Stats	R: 1 H: 1 E: 0 LOB: 0 K: 0 BB: 0 S: 4 P: 4	R: 0 H: 0 E: 0 LOB: 0 K: 1 BB: 0 S: 5 P: 5	R: 0 H: 0 E: 0 LOB: 0 K: 0 BB: 0 S: 3 P: 3	R: 2 H: 2 E: 0 LOB: 0 K: 0 BB: 0 S: 5 P: 5	R: 3 H: 4 E: 0 LOB: 3 K: 1 BB: 2 S: 9 P: 17	R: 2 H: 3 E: 0 LOB: 2 K: 0 BB: 1 S: 6 P: 10	R: 0 H: 1 E: 0 LOB: 2 K: 0 BB: 1 S: 4 P: 8	R: 4 H: 5 E: 0 LOB: 2 K: 0 BB: 1 S: 8 P: 12		1B: 9 SF: 1 2B: 3 SAC: 0 3B: 2 DP: 0 HR: 2 HBP: 0				WP: 0 PA: 45 PB: 0 SB: 0 CS: 0		

BOTTOM

Oakland Athletics @ Toronto Blue Jays

Exhibition Stadium, Toronto, ON

Sun May 18 1980, 3:33 AM EDT

Att. 14,414 - Overcast - 55 F

livebaseballscorecards.com

AB	39
R	12
H	16
RBI	12
BB	5
SO	2
LOB	19

PITCHER		IP	WLS	BF	H	R	ER	SO	BB	IBB	HBP	BLK	WP	HR	S	P	ERA	WHIP
Rick Langford, R ERA: 4.03	(1, 1)	4.2	L	22	7	6	6	2	1	0	0	0	0	0	25	29	11.57	1.714
Dave Hamilton, L ERA: 8.64	(5, 1)	1.1		9	3	2	2	0	2	0	0	0	0	0	7	15	13.50	3.750
Mark Souza, L ERA: 7.71	(7, 1)	1.0		5	1	0	0	0	1	0	0	0	0	0	4	8	0.00	2.000
Rick Lysander, R ERA: 7.9	(8, 1)	1.0		9	5	4	4	0	1	0	0	0	0	2	8	12	36.00	6.000

PITCHER	IP	WLS	BF	H	R	ER	SO	BB	IBB	HBP	BLK	WP	HR	S	P	ERA	WHIP

Batter	1	2	3	4	5	6	7	8	9	10	11	AB	R	H	RBI	BB	SO	LOB
Rickey Henderson, R (1, 7) OBP: 0.389, SLG: 0.338	BBBB 4-0 SH5-3-2 BB		x 0-0 ③ 4-3			x 0-0 1B 2B 1B	x 0-0 ② FC4-6 S 1-2f	x 0-0 ③ 6-3			x 0-0 ③ F8	5	1	1	0	1	0	3
Dwayne Murphy, L (1, 8) OBP: 0.416, SLG: 0.408	x 0-0 ① ② SH5-3-2 1-3f			x 0-0 E3		x 0-0 S 1-3 2B 1B	4-0 1-2 IBB		x 0-0 ① F9			3	1	1	0	1	0	0
Dave Revering, L (1, 3) OBP: 0.447, SLG: 0.646	x 0-0 2B			SSS 0-3 ① K		x 0-0 ① F4 1-2	x 0-0 ③ F8		x 0-0 G6-3 1B			5	0	2	0	0	1	5
Wayne Gross, L (1, 5) OBP: 0.350, SLG: 0.477 Mickey Klutts, R (8, PH) OBP: 0.282, SLG: 0.278 (8, 5)	SSS 0-3 ③ K			x 0-0 ② F8		x 0-0 1B 2-H 3-H 2B		x 0-0 ① F4	x 0-0 ② ③ G6-3 1-2f			3 2	1 0	1 0	2 0	0 0	1 0	2 1
Mitchell Page, L (1, 10) OBP: 0.355, SLG: 0.264		x 0-0 CS 2B		SSS 0-3 ③ K		x 0-0 ② 6-3		BBBB 4-0 S E BB		x 0-0 ① F9		4	1	1	0	1	1	2
Tony Armas, R (1, 9) OBP: 0.349, SLG: 0.475		x 0-0 ① ② F8 2-3			x 0-0 ① F8	x 0-0 1B 3-H		x 0-0 E3 1B 1-H 1B		x 0-0 G5-4-3 1B		5	1	3	2	0	0	1
Jim Essian, R (1, 2) OBP: 0.271, SLG: 0.283		x 0-0 ③ F4			x 0-0 1B	x 0-0 ③ F7		x 0-0 2B 3-H 1B		x 0-0 ② ③ G5-4-3 1-2f		5	0	2	1	0	0	2
Mario Guerrero, R (1, 6) OBP: 0.250, SLG: 0.302			x 0-0 ① F8		x 0-0 ② F7		x 0-0 ① F9	x 0-0 1-3 2B			x 0-0 ① 6-3	5	0	1	0	0	0	1
Rob Picciolo, R (1, 4) OBP: 0.265, SLG: 0.363			x 0-0 ② F4		x 0-0 ③ F8		x 0-0 FC4-6 1B	x 0-0 ② G3			x 0-0 ② 4-3	5	0	1	0	0	0	3
Inning Stats	R: 0 H: 1 E: 0 LOB: 1 K: 1 BB: 1 S: 5 P: 9	R: 0 H: 1 E: 0 LOB: 0 K: 0 BB: 0 S: 3 P: 3	R: 0 H: 0 E: 0 LOB: 0 K: 0 BB: 0 S: 3 P: 3	R: 0 H: 0 E: 1 LOB: 1 K: 2 BB: 0 S: 8 P: 8	R: 0 H: 1 E: 0 LOB: 1 K: 0 BB: 0 S: 4 P: 4	R: 3 H: 4 E: 0 LOB: 1 K: 0 BB: 0 S: 7 P: 7	R: 0 H: 1 E: 0 LOB: 2 K: 0 BB: 1 S: 4 P: 8	R: 2 H: 3 E: 1 LOB: 2 K: 0 BB: 1 S: 6 P: 10	R: 0 H: 1 E: 0 LOB: 0 K: 0 BB: 0 S: 3 P: 3	R: 0 H: 1 E: 0 LOB: 0 K: 0 BB: 0 S: 3 P: 3	R: 0 H: 0 E: 0 LOB: 0 K: 0 BB: 0 S: 3 P: 3	1B: 9 SF: 0 2B: 5 SAC: 1 3B: 0 DP: 3 HR: 0 HBP: 0						

PITCHER		IP	WLS	BF	H	R	ER	SO	BB	IBB	HBP	BLK	WP	HR	S	P	ERA	WHIP
Dennis Leonard, R ERA: 6.46	(1, 1)	5.2		24	7	3	3	3	1	0	0	0	0	0	29	33	4.76	1.412
Marty Pattin, R ERA: 3.42	(6, 1)	1.0		5	1	0	0	0	0	1	0	0	0	0	4	8	0.00	1.000
Gary Christenson, L ERA: 4.76	(7, 1)	0.2		3	0	1	1	0	1	0	0	0	0	0	2	6	13.50	1.500
Dan Quisenberry, R ERA: 1.84	(8, 1)	3.2	W	14	5	1	1	0	0	0	0	0	0	0	14	14	2.46	1.364

PITCHER		IP	WLS	BF	H	R	ER	SO	BB	IBB	HBP	BLK	WP	HR	S	P	ERA	WHIP

TOP

Oakland Athletics @ Kansas City Royals

Royals Stadium, Kansas City, MO

Mon May 19 1980, 8:05 PM EDT

Att. 28,889 - Unknown

livebaseballscorecards.com

AB	42
R	5
H	13
RBI	5
BB	3
SO	3
LOB	20

WP: 0 PA: 46
PB: 0
SB: 3
CS: 1

Batter	1	2	3	4	5	6	7	8	9	10	11	AB	R	H	RBI	BB	SO	LOB
Willie Wilson, S (1, 8) OBP: 0.333, SLG: 0.411	4-3 S 2B 1B	FC6-4 1-2f			F5		5-3		1B FC4-2 2-H 1B		SH3-4 1-2	5	1	2	1	0	0	1
U L Washington, S (1, 6) OBP: 0.357, SLG: 0.392	4-3 1-3	K			L8			BBB 1-3 WP BB	BB FC4-2 1-3 1B		F8	5	0	1	0	1	1	3
George Brett, L (1, 5) OBP: 0.371, SLG: 0.512	1B 3-H 2B		F9		F8			SSS K	FC4-2 BB 1-2 3-H		1B IBB	5	1	1	1	1	1	4
Darrell Porter, L (1, 10) OBP: 0.333, SLG: 0.500	L4		F7			E4 G4-6-3		1-3	BBB 1-2 2-3 BB		1-2 2-H 1B	5	0	1	1	1	0	2
Willie Aikens, L (1, 3) OBP: 0.338, SLG: 0.330	1B 2-H 1B		L9			G4-6-3 1-2f		SSS K	SSS K			5	0	1	1	0	2	5
John Wathan, R (1, 2) OBP: 0.420, SLG: 0.434	1-2 1B			S 1B		1B			1B 2B 1B	5-3		5	1	4	0	0	0	0
Ralph LaCock, L (1, 7) OBP: 0.143, SLG: 0.165	F6			F4 1-2		SSS K			L8	5-3		3	0	0	0	0	1	4
Frank White, R (9, PH) OBP: 0.323, SLG: 0.370 (10, 4)												2	0	0	0	0	0	1
Clint Hurdle, L (1, 9) OBP: 0.330, SLG: 0.494		F6		F6			F8		1-2 2B 1B	F6		3	0	0	0	0	0	1
Jerry Terrell, R (9, PH) OBP: 0.100, SLG: 0.100 (10, 7)												2	1	1	0	0	0	0
Dave Chalk, R (1, 4) OBP: 0.295, SLG: 0.316		H 1-0 FC6-4 HBP		SSS K			SSS K		1-H 2-H 1B 2B		SH3-4 1B 1B	3	0	1	2	0	2	1
Rusty Torres, S (9, PR) OBP: 0.333, SLG: 0.200 (10, 9)												1	2	1	0	0	0	0
Inning Stats	R: 2 E: 0 K: 0 S: 7 H: 4 LOB: 2 BB: 0 P: 7	R: 0 E: 0 K: 1 S: 5 H: 0 LOB: 1 BB: 0 P: 6	R: 0 E: 0 K: 0 S: 3 H: 0 LOB: 0 BB: 0 P: 3	R: 0 E: 0 K: 1 S: 6 H: 1 LOB: 1 BB: 0 P: 6	R: 0 E: 0 K: 0 S: 3 H: 0 LOB: 0 BB: 0 P: 3	R: 0 E: 1 K: 1 S: 6 H: 1 LOB: 1 BB: 0 P: 6	R: 0 E: 0 K: 1 S: 5 H: 0 LOB: 0 BB: 0 P: 5	R: 0 E: 0 K: 2 S: 7 H: 0 LOB: 1 BB: 1 P: 11	R: 3 E: 0 K: 1 S: 10 H: 5 LOB: 3 BB: 1 P: 14	R: 0 E: 0 K: 0 S: 3 H: 0 LOB: 0 BB: 0 P: 3	R: 1 E: 0 K: 0 S: 4 H: 2 LOB: 2 BB: 1 P: 8	1B: 11 2B: 2 3B: 0 HR: 0 SF: 0 SAC: 1 DP: 1 HBP: 1						

PITCHER	IP	WLS	BF	H	R	ER	SO	BB	IBB	HBP	BLK	WP	HR	S	P	ERA	WHIP
Steve McCatty, R (1, 1) ERA: 5.15	5.0		22	5	2	2	2	0	0	1	0	0	0	25	26	3.60	1.000
Bob Lacey, L (6, 1) ERA: 3.57	3.1		14	4	3	3	4	1	0	0	0	1	0	21	25	8.10	1.500
Jeff Jones, R (9, 1) ERA: 1.32	0.0		2	2	0	0	0	0	0	0	0	0	0	2	2	∞	∞
Dave Hamilton, L (9, 1) ERA: 8.05	2.1	L	11	2	1	1	1	1	1	0	0	0	0	11	19	3.86	1.286

PITCHER	IP	WLS	BF	H	R	ER	SO	BB	IBB	HBP	BLK	WP	HR	S	P	ERA	WHIP

BOTTOM

Oakland Athletics @ Kansas City Royals

Royals Stadium, Kansas City, MO

Mon May 19 1980, 8:05 PM EDT

Att. 28,889 - Unknown

livebaseballscorecards.com

AB	44
R	6
H	13
RBI	6
BB	3
SO	7
LOB	22

WP: 1 PB: 0 SB: 2 CS: 0 PA: 49

Oakland Athletics @ Kansas City Royals

Royals Stadium, Kansas City, MO

Tue May 20 1980, 8:05 PM EDT

Att. 23,698 - Unknown - 75 F

TOP

livebaseballscorecards.com

Batter	1	2	3	4	5	6	7	8	9	AB	R	H	RBI	BB	SO	LOB
Rickey Henderson, R (1, 7) OBP: 0.392, SLG: 0.350	4-3		1B		L8			2B		4	0	2	0	0	0	1
Dwayne Murphy, L (1, 8) OBP: 0.425, SLG: 0.422	2B		BB			1B		F9		3	0	2	0	1	0	1
Mitchell Page, L (1, 10) OBP: 0.363, SLG: 0.261	BB		1-3			BB		6-3		1	0	0	0	2	0	2
Randy Elliott, R (8, PH)	G6-4-3									1	0	0	0	0	0	1
Dave Revering, L (1, 3) OBP: 0.432, SLG: 0.621	G6-4-3			L8		F8		K		4	0	0	0	0	1	5
Wayne Gross, L (1, 5) OBP: 0.340, SLG: 0.461		L5		6-3		K			L8	3	0	0	0	0	1	2
Mickey Klutts, R (9, PH) OBP: 0.275, SLG: 0.270										1	0	0	0	0	0	0
Tony Armas, R (1, 9) OBP: 0.338, SLG: 0.459		6-3		K		F9			5-3	4	0	0	0	0	1	2
Jeff Newman, R (1, 2) OBP: 0.271, SLG: 0.368		F9			F5		K		F7	3	0	0	0	0	1	0
Mike Davis, L (9, PH) OBP: 0.100, SLG: 0.100										1	0	0	0	0	0	0
Mario Guerrero, R (1, 6) OBP: 0.244, SLG: 0.295			K		6-3		4-3			3	0	0	0	0	1	0
Rob Picciolo, R (1, 4) OBP: 0.267, SLG: 0.362			F9		1B		K			3	0	1	0	0	1	0

AB	31
R	0
H	5
RBI	0
BB	3
SO	6
LOB	14

Inning Stats	1	2	3	4	5	6	7	8	9
	R: 0 H: 1 E: 0 LOB: 1 K: 0 BB: 1 S: 3 P: 7	R: 0 H: 0 E: 0 LOB: 0 K: 0 BB: 0 S: 3 P: 3	R: 0 H: 1 E: 0 LOB: 2 K: 1 BB: 1 S: 6 P: 10	R: 0 H: 0 E: 0 LOB: 0 K: 1 BB: 0 S: 5 P: 5	R: 0 H: 1 E: 0 LOB: 1 K: 0 BB: 0 S: 4 P: 4	R: 0 H: 1 E: 0 LOB: 2 K: 1 BB: 1 S: 6 P: 10	R: 0 H: 0 E: 0 LOB: 0 K: 2 BB: 0 S: 7 P: 7	R: 0 H: 1 E: 0 LOB: 1 K: 1 BB: 0 S: 6 P: 6	R: 0 H: 0 E: 0 LOB: 0 K: 0 BB: 0 S: 3 P: 3

1B: 3	SF: 0
2B: 2	SAC: 0
3B: 0	DP: 1
HR: 0	HBP: 0

WP: 0	PA: 34
PB: 0	
SB: 5	
CS: 0	

PITCHER		IP	WLS	BF	H	R	ER	SO	BB	IBB	HBP	BLK	WP	HR	S	P	ERA	WHIP
Rich Gale, R ERA: 6.02	(1, 1)	7.0	W	28	5	0	0	5	3	0	0	0	0	0	35	47	0.00	1.143
Gary Christenson, L ERA: 4.5	(8, 1)	1.0		3	0	0	0	1	0	0	0	0	0	0	5	5	0.00	0.000
Dan Quisenberry, R ERA: 1.78	(9, 1)	1.0	S	3	0	0	0	0	0	0	0	0	0	0	3	3	0.00	0.000

PITCHER		IP	WLS	BF	H	R	ER	SO	BB	IBB	HBP	BLK	WP	HR	S	P	ERA	WHIP

Batter	1	2	3	4	5	6	7	8	9	AB	R	H	RBI	BB	SO	LOB
Willie Wilson, S (1, 8) OBP: 0.331, SLG: 0.407	CS 1B			F8		K		K		4	0	1	0	0	2	0
U L Washington, S (1, 6) OBP: 0.365, SLG: 0.400	4-3 1-2			G3 1B		4-3 1B				3	1	2	0	0	0	1
George Brett, L (1, 5) OBP: 0.360, SLG: 0.494	F9			G3 1-2		4-3 1-2				3	0	0	0	0	0	2
Darrell Porter, L (1, 10) OBP: 0.333, SLG: 0.483		3-1		BB 1B		F7				2	0	0	0	1	0	1
Willie Aikens, L (1, 3) Rusty Torres, S (8, 7) OBP: 0.333, SLG: 0.200		3-1		1-2 2-H 1B			F9			3 0	0 0	1 0	1 0	0 0	0 0	0 0
John Wathan, R (1, 2) OBP: 0.409, SLG: 0.422	F9			F8			1-4-3			3	0	0	0	0	0	2
Frank White, R (1, 4) OBP: 0.316, SLG: 0.362			F8		5-3		5-3			3	0	0	0	0	0	0
Ralph LaCock, L (1, 7) (8, 3) OBP: 0.138, SLG: 0.159			G3		F7			K		3	0	0	0	0	1	0
Clint Hurdle, L (1, 9) OBP: 0.319, SLG: 0.476			F8		K			F7		3	0	0	0	0	1	0
Inning Stats	R: 0 E: 0 K: 0 S: 3 H: 1 LOB: 0 BB: 0 P: 3	R: 0 E: 0 K: 0 S: 3 H: 0 LOB: 0 BB: 0 P: 3	R: 0 E: 0 K: 0 S: 3 H: 0 LOB: 0 BB: 0 P: 3	R: 1 E: 0 K: 0 S: 5 H: 2 LOB: 2 BB: 1 P: 9	R: 0 E: 0 K: 1 S: 5 H: 0 LOB: 0 BB: 0 P: 5	R: 0 E: 0 K: 1 S: 6 H: 1 LOB: 1 BB: 0 P: 6	R: 0 E: 0 K: 0 S: 3 H: 0 LOB: 0 BB: 0 P: 3	R: 0 E: 0 K: 2 S: 7 H: 0 LOB: 0 BB: 0 P: 7		1B: 4 2B: 0 3B: 0 HR: 0	SF: 0 SAC: 0 DP: 0 HBP: 0					

PITCHER	IP	WLS	BF	H	R	ER	SO	BB	IBB	HBP	BLK	WP	HR	S	P	ERA	WHIP
Mike Norris, R (1, 1) ERA: 0.52	8.0	L	28	4	1	1	4	1	0	0	0	0	0	35	39	1.12	0.625

PITCHER	IP	WLS	BF	H	R	ER	SO	BB	IBB	HBP	BLK	WP	HR	S	P	ERA	WHIP

Oakland Athletics @ Kansas City Royals

Royals Stadium, Kansas City, MO

Tue May 20 1980, 8:05 PM EDT

Att. 23,698 - Unknown - 75 F

BOTTOM

livebaseballscorecards.com

AB	27
R	1
H	4
RBI	1
BB	1
SO	4
LOB	6

PB: 0 SB: 0 CS: 1 PA: 28

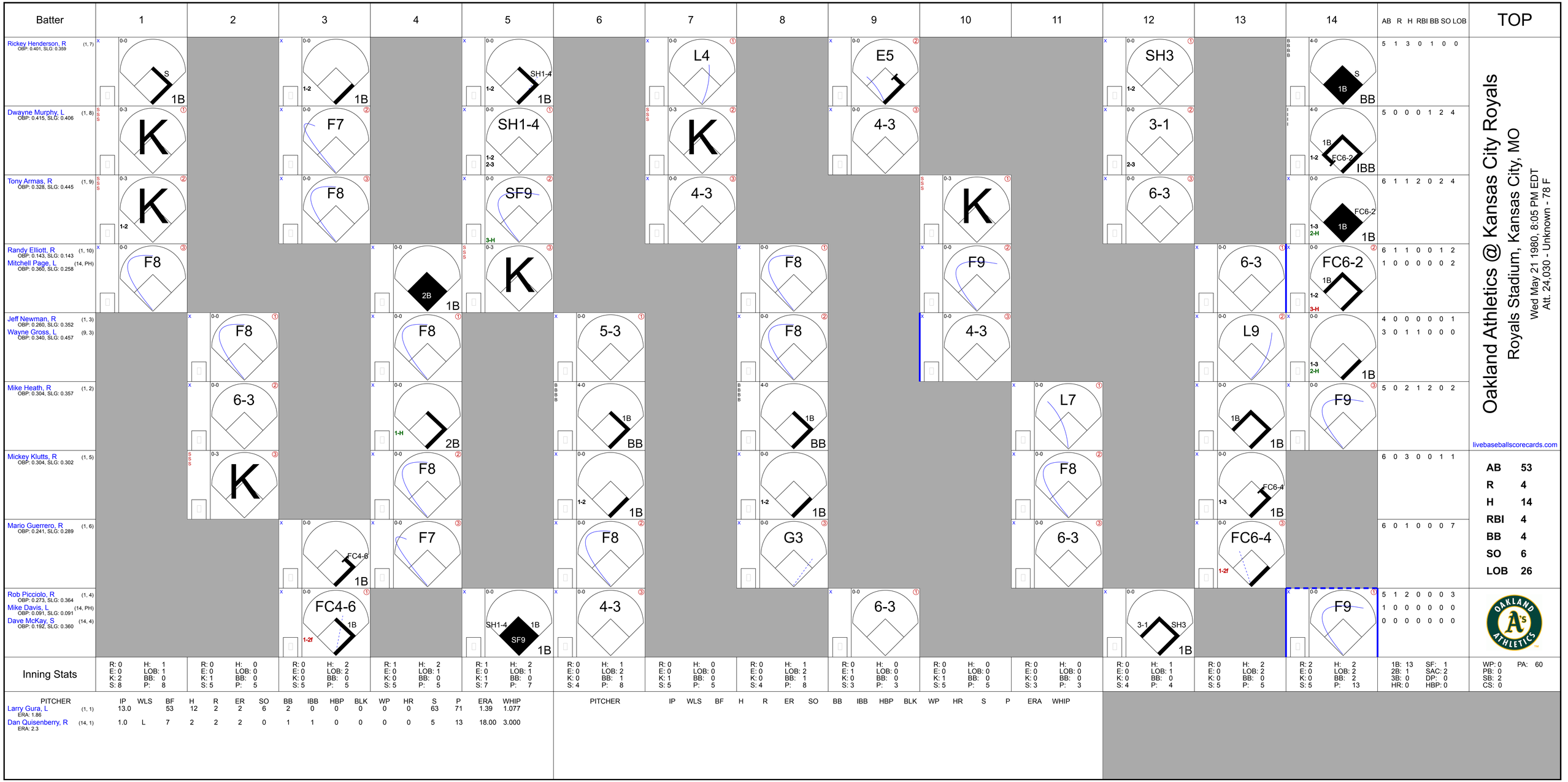
Batter
1
2
3
4
5
6
7
8
9
10
11
12
13
14
AB R H RBI BB SO LOB
TOP
Rickey Henderson, R (1, 7) OBP: 0.401, SLG: 0.359
Dwayne Murphy, L (1, 8) OBP: 0.415, SLG: 0.406
Tony Armas, R (1, 9) OBP: 0.328, SLG: 0.445
Randy Elliott, R (1, 10) OBP: 0.143, SLG: 0.143
Mitchell Page, L (14, PH) OBP: 0.360, SLG: 0.258
Jeff Newman, R (1, 3) OBP: 0.260, SLG: 0.352
Wayne Gross, L (9, 3) OBP: 0.340, SLG: 0.457
Mike Heath, R (1, 2) OBP: 0.304, SLG: 0.357
Mickey Klutts, R (1, 5) OBP: 0.304, SLG: 0.302
Mario Guerrero, R (1, 6) OBP: 0.241, SLG: 0.289
Rob Picciolo, R (1, 4) OBP: 0.273, SLG: 0.364
Mike Davis, L (14, PH) OBP: 0.091, SLG: 0.091
Dave McKay, S (14, 4) OBP: 0.192, SLG: 0.360
Oakland Athletics @ Kansas City Royals
Royals Stadium, Kansas City, MO
Wed May 21 1980, 8:05 PM EDT
Att. 24,030 - Unknown - 78 F
livebaseballscorecards.com
AB 53
R 4
H 14
RBI 4
BB 4
SO 6
LOB 26
Inning Stats
PITCHER IP WLS BF H R ER SO BB IBB HBP BLK WP HR S P ERA WHIP
Larry Gura, L (1, 1) ERA: 1.86
Dan Quisenberry, R (14, 1) ERA: 2.3
1B: 13 SF: 1
2B: 1 SAC: 2
3B: 0 DP: 0
HR: 0 HBP: 0
WP: 0 PA: 60
PB: 0
SB: 2
CS: 0

Oakland Athletics @ Kansas City Royals

Royals Stadium, Kansas City, MO

Wed May 21 1980, 8:05 PM EDT

Att. 24,030 - Unknown - 78 F

livebaseballscorecards.com

BOTTOM

Batter	1	2	3	4	5	6	7	8	9	10	11	12	13	14	AB	R	H	RBI	BB	SO	LOB
Willie Wilson, S (1, 8) OBP: 0.323, SLG: 0.391	G3		K		5-3			BB	L4		5-3			5-3	6	0	0	0	1	1	5
U L Washington, S (1, 6) OBP: 0.361, SLG: 0.387	F7		BB			1B		F7	F8			F5		6-3	6	0	1	0	1	0	4
George Brett, L (1, 5) OBP: 0.340, SLG: 0.462	F8		L8			F8		F8		F7		G3			6	0	0	0	0	0	4
Darrell Porter, L (1, 10) OBP: 0.333, SLG: 0.470		F8		FC5-4 1B		F8		F8 1-2		F7		1B			6	0	2	0	0	0	2
Willie Aikens, L (1, 3) OBP: 0.354, SLG: 0.361		2B	K			BB 1-2			1B 2B 2B	1B		F6			4	1	3	0	1	1	1
Jerry Terrell, R (10, PR) OBP: 0.091, SLG: 0.091 (11, 7)															1	0	0	0	0	0	1
John Wathan, R (1, 2) OBP: 0.397, SLG: 0.407		L4		FC5-4 1-2f		4-3			SH 2-3 2B 1B	F2			5-3		6	1	1	0	0	0	5
Jamie Quirk, L (1, 7) OBP: 0.208, SLG: 0.288		6-3		6-3			F6		SH 2B 1-2		BB		5-3		3	0	0	0	0	0	2
Rusty Torres, S (9, PR) OBP: 0.357, SLG: 0.182 (10, 7) (11, 9)											5-3				1	0	0	0	1	0	0
Frank White, R (1, 4) OBP: 0.310, SLG: 0.353			SH1-3 1B		F8		K		K		5-3 1-2		F7		6	0	1	0	0	2	4
Clint Hurdle, L (1, 9) OBP: 0.312, SLG: 0.464			SH1-3 1-2		4-3		G3		1-3 2-H 3-H 2B		F9			F8	2	0	0	0	0	0	0
Dave Chalk, R (9, PH) OBP: 0.311, SLG: 0.359															1	0	1	2	0	0	0
Ralph LaCock, L (10, 9) OBP: 0.135, SLG: 0.155 (11, 3)															2	0	0	0	0	0	1
Inning Stats	R: 0 E: 0 K: 0 S: 3 H: 0 LOB: 0 BB: 0 P: 3	R: 0 E: 0 K: 0 S: 4 H: 1 LOB: 1 BB: 0 P: 4	R: 0 E: 0 K: 1 S: 6 H: 1 LOB: 2 BB: 1 P: 10	R: 0 E: 0 K: 1 S: 6 H: 1 LOB: 1 BB: 0 P: 6	R: 0 E: 0 K: 0 S: 3 H: 0 LOB: 0 BB: 0 P: 3	R: 0 E: 0 K: 0 S: 4 H: 1 LOB: 2 BB: 1 P: 8	R: 0 E: 0 K: 1 S: 5 H: 0 LOB: 0 BB: 0 P: 5	R: 0 E: 0 K: 0 S: 3 H: 0 LOB: 1 BB: 1 P: 7	R: 2 E: 1 K: 1 S: 9 H: 3 LOB: 3 BB: 0 P: 9	R: 0 E: 0 K: 0 S: 4 H: 1 LOB: 1 BB: 0 P: 4	R: 0 E: 0 K: 0 S: 3 H: 0 LOB: 1 BB: 1 P: 7	R: 0 E: 0 K: 0 S: 4 H: 1 LOB: 1 BB: 0 P: 4	R: 0 E: 0 K: 0 S: 3 H: 0 LOB: 0 BB: 0 P: 3	R: 0 E: 0 K: 0 S: 3 H: 0 LOB: 0 BB: 0 P: 3	1B: 6 2B: 3 3B: 0 HR: 0	SF: 0 SAC: 2 DP: 0 HBP: 0					

PITCHER		IP	WLS	BF	H	R	ER	SO	BB	IBB	HBP	BLK	WP	HR	S	P	ERA	WHIP
Brian Kingman, R ERA: 4.02	(1, 1)	8.0		32	5	1	1	3	3	0	0	0	0	0	35	47	1.12	1.000
Jeff Jones, R ERA: 1.93	(9, 1)	0.1		3	1	0	0	1	0	0	0	0	0	0	5	5	0.00	3.000
Bob Lacey, L ERA: 2.7	(9, 1)	5.2	W	21	3	1	1	0	1	0	0	0	0	0	20	24	1.59	0.706

PITCHER	IP	WLS	BF	H	R	ER	SO	BB	IBB	HBP	BLK	WP	HR	S	P	ERA	WHIP

AB	50
R	2
H	9
RBI	2
BB	4
SO	4
LOB	29

WP: 0 PB: 0 SB: 1 CS: 0 PA: 56

Batter	1	2	3	4	5	6	7	8	9	AB	R	H	RBI	BB	SO	LOB
Rickey Henderson, R (1, 7) OBP: 0.392, SLG: 0.349	F9		6-3			G3 1-2		K		4	0	0	0	0	1	2
Dwayne Murphy, L (1, 8) OBP: 0.407, SLG: 0.397	F8			F8		K		F7		3	0	0	0	0	1	1
Mike Davis, L (6, 9) OBP: 0.083, SLG: 0.083										1	0	0	0	0	0	1
Mitchell Page, L (1, 10) OBP: 0.364, SLG: 0.289	F8			CS 1B		4-3			6-3 3B	4	1	2	0	0	0	1
Dave Revering, L (1, 3) OBP: 0.418, SLG: 0.598		F5		F5			F8		6-3 3-H	4	0	0	1	0	0	1
Wayne Gross, L (1, 5) OBP: 0.336, SLG: 0.479		K		CS 1-2	3-1		HR		F9	4	1	1	1	0	1	0
Tony Armas, R (1, 9) OBP: 0.333, SLG: 0.470 (6, 8)		1B			HR		K		6-3	4	1	2	1	0	1	0
Mike Heath, R (1, 2) OBP: 0.295, SLG: 0.345		5-3			F5		F8			3	0	0	0	0	0	1
Mario Guerrero, R (1, 6) OBP: 0.236, SLG: 0.283			F9		F9			F8		3	0	0	0	0	0	0
Rob Picciolo, R (1, 4) OBP: 0.283, SLG: 0.372			F3			G3 1B		1B		3	0	2	0	0	0	0

TOP

Oakland Athletics @ Kansas City Royals

Royals Stadium, Kansas City, MO

Thu May 22 1980, 8:05 PM EDT
Att. 23,124 - Unknown - 76 F

livebaseballscorecards.com

AB	33
R	3
H	7
RBI	3
BB	0
SO	4
LOB	7

Inning Stats	1	2	3	4	5	6	7	8	9
R	0	0	0	0	1	0	1	0	1
E	0	0	0	0	0	0	0	0	0
K	0	1	0	0	0	1	1	1	0
S	3	6	3	3	4	6	6	6	4
H	0	1	0	1	1	1	1	1	1
LOB	0	1	0	0	0	1	0	1	0
BB	0	0	0	0	0	0	0	0	0
P	3	6	3	3	4	6	6	6	4

1B	4
2B	0
3B	1
HR	2
SF	0
SAC	0
DP	0
HBP	0
WP	0
PB	0
SB	0
CS	1
PA	34

PITCHER	IP	WLS	BF	H	R	ER	SO	BB	IBB	HBP	BLK	WP	HR	S	P	ERA	WHIP
Renie Martin, R (1, 1) ERA: 3.19	9.0	W	33	7	3	3	4	0	0	0	0	0	2	41	41	3.00	0.778

PITCHER	IP	WLS	BF	H	R	ER	SO	BB	IBB	HBP	BLK	WP	HR	S	P	ERA	WHIP

Batter	1	2	3	4	5	6	7	8	9	AB	R	H	RBI	BB	SO	LOB
Willie Wilson, S (1, 8) OBP: 0.329, SLG: 0.395	2B 1B	E9 E 1B	F2	1B 1B 1B 1-2 3-H		K	K			6	3	3	1	0	2	3
Frank White, R (1, 4) OBP: 0.311, SLG: 0.359	1B 2B 1-H	G3	F8 1B 1B 1-2 2-H			F4	K			6	1	2	2	0	1	3
George Brett, L (1, 5) OBP: 0.348, SLG: 0.480	1B WP 1B 2-H	E BB	1B 3B K			4-3		3-1		5	2	2	1	1	1	2
Darrell Porter, L (1, 10) OBP: 0.346, SLG: 0.472	F8	E6 G5-3 BB 1-3 2-H	HR 1B 3-H 1B 1-3 2-H				2B 6-3 1B	4-3		6	2	3	2	0	0	2
Willie Aikens, L (1, 3) OBP: 0.373, SLG: 0.382 Rusty Torres, S (8, PR) (9, 7) OBP: 0.357, SLG: 0.182	1B WP SF9 1B 1-3	BB 1-2	HR 1B 1-2 4-3				1B 1B 2B 1-3	FC4-6 HBP		4 0	3 0	3 0	0 0	1 0	0 0	2 0
John Wathan, R (1, 2) OBP: 0.402, SLG: 0.442	SF9 1B BB 1-2 3-H	G5-3 2-3f	1-H HR 2-H	2B			6-3 3-H	FC4-6 1-2f		5	1	2	4	1	0	5
Ralph LaCock, L (1, 7) OBP: 0.160, SLG: 0.161 (9, 3)	1-2 2-3 1B	4-3	2B BB	F7			1B 1B BB			3	2	1	0	2	0	1
Clint Hurdle, L (1, 9) OBP: 0.327, SLG: 0.489	SF9 2-3 3-H	FC6 1B	1B 1B 2B 1-H	K			1B 1-2 2-3 1B			4	1	3	2	0	1	1
U L Washington, S (1, 6) OBP: 0.362, SLG: 0.388	1-4-3	FC6 1-2f	1B 1B 2-3	6-3			1-2 2-H 3-H 1B			5	1	2	2	0	0	4
Inning Stats	R: 4 H: 5 E: 0 LOB: 2 K: 0 BB: 1 S: 8 P: 12	R: 1 H: 1 E: 2 LOB: 2 K: 0 BB: 2 S: 4 P: 12	R: 0 H: 1 E: 0 LOB: 1 K: 0 BB: 0 S: 4 P: 4	R: 8 H: 9 E: 0 LOB: 2 K: 1 BB: 1 S: 14 P: 18	R: 0 H: 1 E: 0 LOB: 1 K: 1 BB: 0 S: 6 P: 6	R: 0 H: 0 E: 0 LOB: 0 K: 1 BB: 0 S: 5 P: 5	R: 3 H: 4 E: 0 LOB: 2 K: 2 BB: 1 S: 11 P: 15	R: 0 H: 0 E: 0 LOB: 1 K: 0 BB: 0 S: 3 P: 4		1B: 15 SF: 1 2B: 4 SAC: 0 3B: 1 DP: 1 HR: 1 HBP: 1						

PITCHER		IP	WLS	BF	H	R	ER	SO	BB	IBB	HBP	BLK	WP	HR	S	P	ERA	WHIP
Matt Keough, R ERA: 2.44	(1, 1)	3.1	L	22	9	7	6	0	3	0	0	0	1	0	19	31	16.20	3.600
Dave Hamilton, L ERA: 10.89	(4, 1)	0.0		6	5	4	4	0	1	0	0	0	0	1	5	9	∞	∞
Ernie Camacho, R ERA: 7.36	(4, 1)	3.2		19	7	5	5	5	1	0	0	0	0	0	28	32	12.27	2.182
Jeff Jones, R ERA: 1.8	(8, 1)	1.0		4	0	0	0	0	0	0	1	0	0	0	3	4	0.00	0.000

PITCHER	IP	WLS	BF	H	R	ER	SO	BB	IBB	HBP	BLK	WP	HR	S	P	ERA	WHIP

BOTTOM

Oakland Athletics @ Kansas City Royals

Royals Stadium, Kansas City, MO

Thu May 22 1980, 8:05 PM EDT

Att. 23,124 - Unknown - 76 F

livebaseballscorecards.com

AB	44
R	16
H	21
RBI	14
BB	5
SO	5
LOB	23

Batter	1	2	3	4	5	6	7	8	9	AB	R	H	RBI	BB	SO	LOB
Mickey Rivers, L (1, 8) OBP: 0.324, SLG: 0.385	6-3			FC6-4 1B		E 1-2 1B		F8		4	1	2	0	0	0	0
Bump Wills, S (1, 4) OBP: 0.349, SLG: 0.383	F9			FC6-4 CS 1-2f		E6 1-3 2-H 1B		F8		4	1	0	0	0	0	2
Al Oliver, L (1, 7) OBP: 0.339, SLG: 0.446	G3			F7 1-2		2-H 3-H 1B			L9	4	0	1	2	0	0	1
Buddy Bell, R (1, 5) OBP: 0.401, SLG: 0.528		6-3			F8	5-3			WP 1B	4	0	1	0	0	0	1
John Ellis, R (1, 10) OBP: 0.333, SLG: 0.304		1-3			F9		F4		6-3 1-2	4	0	0	0	0	0	1
Johnny Grubb, L (1, 9) OBP: 0.344, SLG: 0.291		4-3			F7		4-3		FC6-4 IBB	3	0	0	0	1	0	0
Jim Sundberg, R (1, 2) OBP: 0.388, SLG: 0.509			5-3			F8	1B		FC6-4 1-2f	4	0	1	0	0	0	2
Pat Putnam, L (1, 3) OBP: 0.304, SLG: 0.324			L3			L4	F6			3	0	0	0	0	0	1
Pepe Frias, R (1, 6) OBP: 0.261, SLG: 0.299			4-3			1B E 1B		1-3		3	1	1	0	0	0	0
Inning Stats	R: 0 E: 0 K: 0 S: 3 H: 0 LOB: 0 BB: 0 P: 3	R: 0 E: 0 K: 0 S: 3 H: 0 LOB: 0 BB: 0 P: 3	R: 0 E: 0 K: 0 S: 3 H: 0 LOB: 0 BB: 0 P: 3	R: 0 E: 0 K: 0 S: 3 H: 1 LOB: 0 BB: 0 P: 3	R: 0 E: 0 K: 0 S: 3 H: 0 LOB: 0 BB: 0 P: 3	R: 3 E: 1 K: 0 S: 7 H: 3 LOB: 1 BB: 0 P: 7	R: 0 E: 0 K: 0 S: 4 H: 1 LOB: 1 BB: 0 P: 4	R: 0 E: 0 K: 0 S: 3 H: 0 LOB: 0 BB: 0 P: 3	R: 0 E: 0 K: 0 S: 4 H: 1 LOB: 2 BB: 1 P: 8	1B: 6 2B: 0 3B: 0 HR: 0 SF: 0 SAC: 0 DP: 0 HBP: 0						

TOP

Texas Rangers @ Oakland Athletics

Oakland-Alameda County Coliseum, Oakland, CA

Fri May 23 1980, 7:05 PM PDT
Att. 4,141 - Unknown - 56 F

livebaseballscorecards.com

AB	33
R	3
H	6
RBI	2
BB	1
SO	0
LOB	8

WP: 1 PB: 0 SB: 0 CS: 1 PA: 34

PITCHER	IP	WLS	BF	H	R	ER	SO	BB	IBB	HBP	BLK	WP	HR	S	P	ERA	WHIP
Rick Langford, R (1, 1) ERA: 3.35	9.0	L	34	6	3	0	0	0	1	0	0	1	0	33	37	0.00	0.667

PITCHER	IP	WLS	BF	H	R	ER	SO	BB	IBB	HBP	BLK	WP	HR	S	P	ERA	WHIP

BOTTOM

Texas Rangers @ Oakland Athletics

Oakland-Alameda County Coliseum, Oakland, CA

Fri May 23 1980, 7:05 PM PDT

Att. 4,141 - Unknown - 56 F

livebaseballscorecards.com

Batter	1	2	3	4	5	6	7	8	9	AB	R	H	RBI	BB	SO	LOB
Rickey Henderson, R (1, 7) OBP: 0.383, SLG: 0.340	4-3		K		F9			F9		4	0	0	0	0	1	1
Dwayne Murphy, L (1, 8) OBP: 0.398, SLG: 0.386	4-3			E6 G3-6-3 BB 1B		K		K		4	1	0	0	0	2	0
Mitchell Page, L (1, 10) OBP: 0.361, SLG: 0.280	F7			G3-6-3 1-2 BB		4-3			4-3	3	0	0	0	1	0	0
Dave Revering, L (1, 3) OBP: 0.405, SLG: 0.577		F7		G3-6-3 1-2f 2-3		K			F8	4	0	0	0	0	1	2
Wayne Gross, L (1, 5) OBP: 0.333, SLG: 0.465		4-3		1B BB			F7		K	3	0	0	0	1	1	0
Tony Armas, R (1, 9) OBP: 0.333, SLG: 0.467		K		1B 1-2 3-H			F6			3	0	1	1	0	1	0
Jim Essian, R (1, 2) OBP: 0.275, SLG: 0.271			F3	L9			BB			2	0	0	0	1	0	2
Mario Guerrero, R (1, 6) OBP: 0.231, SLG: 0.277			K		F9		L9			3	0	0	0	0	1	1
Rob Picciolo, R (1, 4) OBP: 0.287, SLG: 0.383			2B		K			1-4-3		2	0	1	0	0	1	0
Mike Davis, L (8, PH) OBP: 0.077, SLG: 0.077										1	0	0	0	0	0	0
Dave McKay, S (9, 4) OBP: 0.192, SLG: 0.360										0	0	0	0	0	0	0

Inning Stats										
	R: 0 E: 0 K: 0 S: 3	H: 0 LOB: 0 BB: 0 P: 3	R: 0 E: 0 K: 1 S: 5	H: 0 LOB: 0 BB: 0 P: 5	R: 0 E: 0 K: 2 S: 8	H: 1 LOB: 1 BB: 0 P: 8	R: 1 E: 1 K: 0 S: 4	H: 1 LOB: 2 BB: 2 P: 12	R: 0 E: 0 K: 1 S: 5	H: 0 LOB: 0 BB: 0 P: 5
	R: 0 E: 0 K: 2 S: 7	H: 0 LOB: 0 BB: 0 P: 7	R: 0 E: 0 K: 0 S: 3	H: 0 LOB: 1 BB: 1 P: 7	R: 0 E: 0 K: 1 S: 5	H: 0 LOB: 0 BB: 0 P: 5	R: 0 E: 0 K: 1 S: 5	H: 0 LOB: 0 BB: 0 P: 5	1B: 1 2B: 1 3B: 0 HR: 0	SF: 0 SAC: 0 DP: 1 HBP: 0
	WP: 0 PB: 0 SB: 0 CS: 0	PA: 32								

PITCHER	IP	WLS	BF	H	R	ER	SO	BB	IBB	HBP	BLK	WP	HR	S	P	ERA	WHIP
Fergie Jenkins, R (1, 1) ERA: 3.6	9.0	W	32	2	1	0	8	3	0	0	0	0	0	45	57	0.00	0.556

PITCHER	IP	WLS	BF	H	R	ER	SO	BB	IBB	HBP	BLK	WP	HR	S	P	ERA	WHIP

AB	29
R	1
H	2
RBI	1
BB	3
SO	8
LOB	6

Texas Rangers @ Oakland Athletics

Oakland-Alameda County Coliseum, Oakland, CA

Sat May 24 1980, 3:33 AM PDT
Att. 5,061 - Unknown - 60 F

TOP

livebaseballscorecards.com

Batter	1	2	3	4	5	6	7	8	9	AB	R	H	RBI	BB	SO	LOB
Mickey Rivers, L (1, 8) OBP: 0.326, SLG: 0.385	F4		1-3			F7		BB, 1B	1B	5	1	2	1	0	0	1
Bump Wills, S (1, 4) OBP: 0.343, SLG: 0.375	6-3			L9		F8		BB		3	0	0	0	0	0	1
Bud Harrelson, S (7, 4) (8, 6)										0	1	0	1	2	0	0
Al Oliver, L (1, 7) OBP: 0.347, SLG: 0.444	BB			4-3		FC6-4, BB		BB, 1B	K	3	1	1	1	2	1	3
Buddy Bell, R (1, 5) OBP: 0.401, SLG: 0.520	L9			S, 1B		FC6-4 1-2f		BB, 1B 1-2	F9	4	1	1	0	1	0	3
John Ellis, R (1, 10) OBP: 0.357, SLG: 0.353		6-3		K 1-2			1B, 2B	BB, BB, 1B 1-2 2-H 3-H	FC6, 1B	5	2	3	2	0	1	1
Johnny Grubb, L (1, 9) OBP: 0.324, SLG: 0.271		L7			L7		4-3	F7	FC6 1-2f	4	0	0	0	0	0	3
Bill Sample, R (9, PH) OBP: 0.308, SLG: 0.273									FC6-4	1	0	0	0	0	0	1
Pat Putnam, L (1, 3) OBP: 0.294, SLG: 0.312		4-3			F7		F4	L9	FC6-4 1-2f	4	0	0	0	0	0	3
Jim Sundberg, R (8, 2) OBP: 0.385, SLG: 0.504										1	0	0	0	0	0	1
Dave Roberts, R (1, 2) OBP: 0.324, SLG: 0.323			F3		F3		2-H, 1B	BB, 1B, BB 1-2 2-3		3	1	1	1	1	0	0
Pepe Frias, R (1, 6) OBP: 0.250, SLG: 0.286			6-3			E6	F4	BB, 1B 1-2 2-3 3-H		3	0	0	0	0	0	1
Jim Norris, L (8, PH) (8, 3) OBP: 0.244, SLG: 0.244										0	0	0	1	1	0	0

	AB	36
	R	7
	H	8
	RBI	7
	BB	7
	SO	2
	LOB	18

Inning Stats	1	2	3	4	5	6	7	8	9	1B: 7	SF: 0	WP: 0	PA: 43
R	0	0	0	0	0	0	1	6	0	2B: 1	SAC: 0	PB: 0	
E	0	0	0	0	0	1	0	0	0	3B: 0	DP: 0	SB: 1	
K	0	0	0	1	0	2	0	1	0	HR: 0	HBP: 0	CS: 0	
S	3	3	3	6	3	4	5	9	4				
H	0	0	0	1	0	0	2	4	1				
LOB	1	0	0	1	0	1	1	5	0				
BB	1	0	0	0	0	1	0	5	0				
P	7	3	3	6	3	8	5	29	4				

PITCHER		IP	WLS	BF	H	R	ER	SO	BB	IBB	HBP	BLK	WP	HR	S	P	ERA	WHIP
Steve McCatty, R ERA: 5.33	(1, 1)	7.0	W	31	5	5	5	1	4	0	0	0	0	0	29	45	6.43	1.286
Jeff Jones, R ERA: 2.87	(8, 1)	0.2		7	2	2	2	0	3	0	0	0	0	0	4	16	27.00	7.500
Bob Lacey, L ERA: 2.55	(8, 1)	1.1		5	1	0	0	1	0	0	0	0	0	0	7	7	0.00	0.750

PITCHER	IP	WLS	BF	H	R	ER	SO	BB	IBB	HBP	BLK	WP	HR	S	P	ERA	WHIP

Batter	1	2	3	4	5	6	7	8	9	AB	R	H	RBI	BB	SO	LOB
Rickey Henderson, R (1, 7) OBP: 0.382, SLG: 0.335	BBBB 4-0 FC4-6 BB		x 0-0 ① 6-3	x 0-0 E4 SH1-3 1-3 2-H 3-H	x 0-0 ② F5		x 0-0 F8 1B 1B 1B	x 0-0 ① 5-3		5	1	1	1	1	0	3
Dwayne Murphy, L (1, 8)	x 0-0 ① FC4-6 BB 1-2f		BBBB 4-0 G4-6-3 BB	x 0-0 ② SH1-3 1-2 3-H	x 0-0 ③ 3-1		x 0-0 4-3 1B 1-2 1B 1B	x 0-0 ② F8		4	1	1	1	1	0	3
Dave Revering, L (1, 3) OBP: 0.394, SLG: 0.564	SSS 0-3 ② K		x 0-0 ② ③ G4-6-3 1-2f	x 0-0 ③ 4-3		x 0-0 HR 2B	x 0-0 ① F8 2-3	x 0-0 ③ F9		6	1	1	0	0	1	5
Mitchell Page, L (1, 10) OBP: 0.386, SLG: 0.301	BBBB 4-0 1-2 BB			x 0-0 1B 1B 1B	x 0-0 F3 2B 1B	BBBB 4-0 HR BB	x 0-0 1B 4-3 1-2 3-H 1B 1B			3	4	3	1	2	0	0
Wayne Gross, L (1, 5) OBP: 0.333, SLG: 0.461	x 0-0 ③ 1-3			x 0-0 F9 1B 1-2 1B 1B	x 0-0 ① F3 1-3	x 0-0 1-H 2-H HR	x 0-0 ② 4-3 1-2 2-3			3	1	1	0	0	0	3
Mickey Klutts, R (6, 5) OBP: 0.313, SLG: 0.378										2	1	1	3	0	0	2
Tony Armas, R (1, 9) OBP: 0.345, SLG: 0.478		x 0-0 1B 2B	x 0-0	x 0-0 1B F9 E 1-2 2-H 1B	BBBB 4-0 2B BB	x 0-0 ① 4-3	x 0-0 HBP 1B 2-3 3-H 1B			3	3	2	1	1	0	0
Mike Davis, L (7, PH) OBP: 0.143, SLG: 0.143										1	0	1	1	0	0	0
(8, 9)																
Jeff Newman, R (1, 2) OBP: 0.276, SLG: 0.375	x 0-0 CS 2-H 1B			x 0-0 ① F9 1-2 2-3	x 0-0 E 1-H 3-H 2B	x 0-0 ② L4	x 0-0 HBP 1-2 3-H 1B			5	1	3	4	0	0	2
Mario Guerrero, R (1, 6) OBP: 0.233, SLG: 0.273	x 0-0 ① L6			4-0 1B E IBB	x 0-0 E6 1B 2-H	x 0-0 1B	H 1-0 1-2 2-3 HBP			2	1	0	0	1	0	1
Dave McKay, S (6, PH) OBP: 0.250, SLG: 0.385										1	0	1	0	0	0	0
(7, 4)																
Rob Picciolo, R (1, 4) OBP: 0.292, SLG: 0.383	SSS 0-3 ②③ K 1-2			x 0-0 E SH1-3 1-2 2-3 3-H 1B	x 0-0 1-2 1B	SSS 0-3 ③ K	SSS 0-3 ③ K			5	1	2	1	0	3	5
(7, 6)																
Inning Stats	R: 0 E: 0 K: 1 S: 5 H: 0 LOB: 2 BB: 2 P: 13	R: 1 E: 0 K: 1 S: 6 H: 2 LOB: 1 BB: 0 P: 6	R: 0 E: 0 K: 0 S: 2 H: 0 LOB: 0 BB: 1 P: 6	R: 5 E: 1 K: 0 S: 8 H: 4 LOB: 1 BB: 1 P: 12	R: 3 E: 1 K: 0 S: 7 H: 3 LOB: 2 BB: 1 P: 11	R: 3 E: 0 K: 1 S: 8 H: 3 LOB: 1 BB: 1 P: 12	R: 3 E: 0 K: 1 S: 10 H: 5 LOB: 3 BB: 0 P: 11	R: 0 E: 0 K: 0 S: 3 H: 0 LOB: 0 BB: 0 P: 3								

PITCHER		IP	WLS	BF	H	R	ER	SO	BB	IBB	HBP	BLK	WP	HR	S	P	ERA	WHIP
Gaylord Perry, R ERA: 3.58	(1, 1)	3.1	L	19	6	6	4	2	3	1	0	0	0	0	19	35	10.80	2.700
Dave Rajsich, L ERA: 5.82	(4, 1)	1.0		6	2	3	1	0	1	0	0	0	0	0	5	9	9.00	3.000
Steve Comer, R ERA: 9.39	(5, 1)	0.2		4	1	0	0	0	0	0	0	0	0	0	4	4	0.00	1.500
Adrian Devine, R ERA: 4.91	(6, 1)	2.0		16	8	6	6	2	1	0	1	0	0	1	18	23	27.00	4.500
Sparky Lyle, L ERA: 2.79	(8, 1)	1.0		3	0	0	0	0	0	0	0	0	0	0	3	3	0.00	0.000

PITCHER	IP	WLS	BF	H	R	ER	SO	BB	IBB	HBP	BLK	WP	HR	S	P	ERA	WHIP

BOTTOM

Texas Rangers @ Oakland Athletics

Oakland-Alameda County Coliseum, Oakland, CA

Sat May 24 1980, 3:33 AM PDT

Att. 5,061 - Unknown - 60 F

livebaseballscorecards.com

AB	40
R	15
H	17
RBI	13
BB	6
SO	4
LOB	24

1B: 13	SF: 0	WP: 0	PA: 48
2B: 4	SAC: 1	PB: 0	
3B: 0	DP: 2	SB: 0	
HR: 1	HBP: 1	CS: 1	

Batter	1	2	3	4	5	6	7	8	9	AB	R	H	RBI	BB	SO	LOB
Mickey Rivers, L (1, 8) OBP: 0.324, SLG: 0.388	S S S 0-3 ① K	x 0-0 ③ 1-3			x 0-0 ① SH2-4 1-2 2-3	x 0-0 3-H 2B		S S S 0-3 ③ K		4	0	1	1	0	2	3
Bump Wills, S (1, 4) OBP: 0.344, SLG: 0.372	x 0-0 ② 1-4-3		x 0-0 ① F7		x 0-0 ③ E3 2-3 3-H 1B	x 0-0 1-3			B B B B 4-0 WP BLK 4-3 BB	4	1	1	1	1	0	1
Al Oliver, L (1, 7) OBP: 0.354, SLG: 0.442	x 0-0 2B 1B 1B		x 0-0 ② F7		4-0 IBB		H 1-0 G5-4-3 HBP		S S S 0-3 ① K 1-2	3	1	1	0	1	1	1
Buddy Bell, R (1, 5) OBP: 0.395, SLG: 0.510	x 0-0 1-2 2B 1B		x 0-0 ③ 6-3		S S S 0-3 ② ③ K 3-H	x 0-0 ① ② G5-4-3 1-2f			x 0-0 ② 4-3 2-H	5	1	1	1	0	1	4
John Ellis, R (1, 10) OBP: 0.377, SLG: 0.382 Bill Sample, R (9, PR) OBP: 0.308, SLG: 0.273	x 0-0 1-H 2-H 2B			x 0-0 ① 6-3		x 0-0 1B 1B	x 0-0 ③ F7		B B B B 4-0 BB	4 0	1 0	2 0	2 0	1 0	0 0	0 0
Johnny Grubb, L (1, 9) OBP: 0.324, SLG: 0.274 Danny Walton, R (8, PH) OBP: 0.273, SLG: 0.111 Pat Putnam, L (8, 3) OBP: 0.292, SLG: 0.309	S S S 0-3 ③ K			S S S 0-3 ② K		x 0-0 1-3 1B 1B		S S S 0-3 ① K	x 0-0 ③ F5	3 1 1	1 0 0	1 0 0	0 0 0	0 0 0	2 1 0	1 0 1
Jim Sundberg, R (1, 2) OBP: 0.388, SLG: 0.500		x 0-0 ① F9		x 0-0 ③ F9		x 0-0 B1-3 SH3 2-H 3-H 2B 1B		B B B B 4-0 1B BB		3	1	1	2	1	0	0
Jim Norris, L (1, 3) (8, 9) OBP: 0.271, SLG: 0.273		x 0-0 ② 4-3			x 0-0 SH2-4 BB E 1B	x 0-0 ① SH3 1-2		x 0-0 1-2 1B		3	1	2	0	0	0	0
Bud Harrelson, S (1, 6) OBP: 0.385, SLG: 0.111		x 0-0 1B			B B B B 4-0 E SH2-4 1-2 CS BB	x 0-0 ② B1-3 2-3		S S S 0-3 ② K		3	0	1	0	1	1	3
Inning Stats	R: 2 E: 0 K: 2 S: 10 H: 3 LOB: 1 BB: 0 P: 10	R: 0 E: 0 K: 0 S: 4 H: 1 LOB: 1 BB: 0 P: 4	R: 0 E: 0 K: 0 S: 3 H: 0 LOB: 0 BB: 0 P: 3	R: 0 E: 0 K: 1 S: 5 H: 0 LOB: 0 BB: 0 P: 5	R: 1 E: 1 K: 1 S: 6 H: 2 LOB: 3 BB: 2 P: 14	R: 3 E: 0 K: 0 S: 7 H: 4 LOB: 1 BB: 0 P: 7	R: 0 E: 0 K: 0 S: 2 H: 0 LOB: 0 BB: 0 P: 3	R: 0 E: 0 K: 3 S: 10 H: 1 LOB: 2 BB: 1 P: 14	R: 1 E: 0 K: 1 S: 5 H: 0 LOB: 1 BB: 2 P: 13	1B: 9 2B: 3 3B: 0 HR: 0	SF: 0 SAC: 2 DP: 2 HBP: 1						

Texas Rangers @ Oakland Athletics

Oakland-Alameda County Coliseum, Oakland, CA

Sun May 25 1980, 3:33 AM PDT

Att. 10,549 - Sunny

TOP

livebaseballscorecards.com

AB	34
R	7
H	11
RBI	7
BB	5
SO	8
LOB	14

WP: 1 PB: 0 SB: 0 CS: 1 PA: 42

PITCHER		IP	WLS	BF	H	R	ER	SO	BB	IBB	HBP	BLK	WP	HR	S	P	ERA	WHIP
Mike Norris, R ERA: 1.21	(1, 1)	6.0	L	29	10	6	6	4	1	1	0	0	0	0	35	43	9.00	1.833
Dave Hamilton, L ERA: 10.13	(7, 1)	2.1		10	1	1	1	4	2	0	1	1	0	0	15	24	3.86	1.286
Ernie Camacho, R ERA: 6.23	(9, 1)	0.2		3	0	0	0	0	1	0	0	0	1	0	2	6	0.00	1.500

PITCHER	IP	WLS	BF	H	R	ER	SO	BB	IBB	HBP	BLK	WP	HR	S	P	ERA	WHIP

Batter	1	2	3	4	5	6	7	8	9	AB	R	H	RBI	BB	SO	LOB
Rickey Henderson, R (1, 7) OBP: 0.382, SLG: 0.338	S S S 0-3 K ①		x 0-0 S 1B 1B		x 0-0 L7 ①		x 0-0 HR 1B		x 0-0 F8 ②	5	2	2	0	0	1	0
Dwayne Murphy, L (1, 8) OBP: 0.403, SLG: 0.405	x 0-0 1-3 1B		S S S 0-3 K ① 1-2		B B B 4-0 1B BB		x 0-0 1-H HR		S S S 0-3 K ③	4	1	2	2	1	2	1
Dave Revering, L (1, 3) OBP: 0.397, SLG: 0.558	x 0-0 1-3 ② 1-2		B B B 4-0 1B BB		x 0-0 1-2 1B		x 0-0 F6 ②			3	0	1	0	1	0	1
Mitchell Page, L (1, 10) OBP: 0.389, SLG: 0.302	x 0-0 4-3 ③		x 0-0 1-2 2-H 1B		S S S 0-3 K ②		B B B 4-0 BB			3	0	1	1	1	1	3
Wayne Gross, L (1, 5) OBP: 0.331, SLG: 0.453		x 0-0 BB 1B	x 0-0 L9 ②		x 0-0 F2 ③		x 0-0 F5 ③			4	0	1	0	0	0	5
Tony Armas, R (1, 9) OBP: 0.342, SLG: 0.468		B B B 4-0 1-2 BB	x 0-0 F3 ③			x 0-0 F7 ①		S S S 0-3 K ①		3	0	0	0	1	1	2
Mike Heath, R (1, 2) OBP: 0.283, SLG: 0.330		x 0-0 F8 ①		x 0-0 6-3 ①		x 0-0 6-3 ②		x 0-0 F9 ②		4	0	0	0	0	0	2
Mario Guerrero, R (1, 6) OBP: 0.228, SLG: 0.267 Jeff Newman, R (8, PH) OBP: 0.274, SLG: 0.371 Dave McKay, S (9, 4) OBP: 0.250, SLG: 0.385		x 0-0 F9 ②		x 0-0 L3 ②		S S S 0-3 K ③		x 0-0 F9 ③		3 1 0	0 0 0	0 0 0	0 0 0	0 0 0	1 0 0	2 0 0
Rob Picciolo, R (1, 4) OBP: 0.287, SLG: 0.377 Mike Davis, L (7, PH) OBP: 0.133, SLG: 0.133 Mickey Klutts, R (8, 4) OBP: 0.306, SLG: 0.370 (9, 6)		S S S 0-3 K ③		x 0-0 L3 ③			S S S 0-3 K ①		x 0-0 6-3 ①	2 1 1	0 0 0	0 0 0	0 0 0	0 0 0	1 1 0	2 0 0
Inning Stats	R: 0 E: 0 K: 1 S: 6 H: 1 LOB: 1 BB: 0 P: 6	R: 0 E: 0 K: 1 S: 6 H: 1 LOB: 2 BB: 1 P: 10	R: 1 E: 0 K: 1 S: 7 H: 2 LOB: 2 BB: 1 P: 11	R: 0 E: 0 K: 0 S: 3 H: 0 LOB: 0 BB: 0 P: 3	R: 0 E: 0 K: 1 S: 6 H: 1 LOB: 2 BB: 1 P: 10	R: 0 E: 0 K: 1 S: 5 H: 0 LOB: 0 BB: 0 P: 5	R: 2 E: 0 K: 1 S: 7 H: 2 LOB: 1 BB: 1 P: 11	R: 0 E: 0 K: 1 S: 5 H: 0 LOB: 0 BB: 0 P: 5	R: 0 E: 0 K: 1 S: 5 H: 0 LOB: 0 BB: 0 P: 5	1B: 6 2B: 0 3B: 0 HR: 1	SF: 0 SAC: 0 DP: 0 HBP: 0				WP: 0 PB: 0 SB: 1 CS: 0	PA: 38	

PITCHER		IP	WLS	BF	H	R	ER	SO	BB	IBB	HBP	BLK	WP	HR	S	P	ERA	WHIP
Doc Medich, R ERA: 4.79	(1, 1)	6.1	W	29	7	3	3	6	3	0	0	0	0	1	38	50	4.26	1.579
Jim Kern, R ERA: 3.22	(7, 1)	2.2	S	9	0	0	0	2	1	0	0	0	0	0	12	16	0.00	0.375

PITCHER	IP	WLS	BF	H	R	ER	SO	BB	IBB	HBP	BLK	WP	HR	S	P	ERA	WHIP

BOTTOM

Texas Rangers @ Oakland Athletics

Oakland-Alameda County Coliseum, Oakland, CA

Sun May 25 1980, 3:33 AM PDT

Att. 10,549 - Sunny

livebaseballscorecards.com

AB	34
R	3
H	7
RBI	3
BB	4
SO	8
LOB	18

Batter	1	2	3	4	5	6	7	8	9	AB	R	H	RBI	BB	SO	LOB
Willie Wilson, S (1, 7) OBP: 0.342, SLG: 0.394	F4		6-3			S 1B			4-3	4	0	1	0	0	0	0
Frank White, R (1, 4) OBP: 0.317, SLG: 0.366	K			G6-3 1B		G3 1-2			K	4	0	1	0	0	2	1
George Brett, L (1, 5) OBP: 0.356, SLG: 0.509	F8			G6-3 1-2f			BB		F7	3	0	0	0	1	0	1
Willie Aikens, L (1, 10) OBP: 0.353, SLG: 0.353		4-3		K			K			3	0	0	0	0	2	1
John Wathan, R (1, 2) OBP: 0.404, SLG: 0.443		5-3			5-3		F7			3	0	0	0	0	0	1
Amos Otis, R (1, 8) OBP: 0.125, SLG: 0.125		4-3			F9		L9			3	0	0	0	0	0	1
Ralph LaCock, L (1, 3) OBP: 0.184, SLG: 0.179			F7		F8			3-1		3	0	0	0	0	0	0
Clint Hurdle, L (1, 9) OBP: 0.333, SLG: 0.500			L9			4-3		K		3	0	0	0	0	1	0
U L Washington, S (1, 6) OBP: 0.345, SLG: 0.386			HR			K		F5		3	1	1	1	0	1	0
Inning Stats	R: 0 E: 0 K: 1 S: 5 H: 0 LOB: 0 BB: 0 P: 5	R: 0 E: 0 K: 0 S: 3 H: 0 LOB: 0 BB: 0 P: 3	R: 1 E: 0 K: 0 S: 4 H: 1 LOB: 0 BB: 0 P: 4	R: 0 E: 0 K: 1 S: 5 H: 1 LOB: 0 BB: 0 P: 5	R: 0 E: 0 K: 0 S: 3 H: 0 LOB: 0 BB: 0 P: 3	R: 0 E: 0 K: 1 S: 6 H: 1 LOB: 1 BB: 0 P: 6	R: 0 E: 0 K: 1 S: 5 H: 0 LOB: 1 BB: 1 P: 9	R: 0 E: 0 K: 1 S: 5 H: 0 LOB: 0 BB: 0 P: 5	R: 0 E: 0 K: 1 S: 5 H: 0 LOB: 0 BB: 0 P: 5	1B: 2 2B: 0 3B: 0 HR: 1 SF: 0 SAC: 0 DP: 1 HBP: 0	WP: 0 PB: 0 SB: 1 CS: 0 PA: 30					

PITCHER	IP	WLS	BF	H	R	ER	SO	BB	IBB	HBP	BLK	WP	HR	S	P	ERA	WHIP
Matt Keough, R (1, 1) ERA: 2.28	9.0	W	30	3	1	1	6	1	0	0	0	0	1	41	45	1.00	0.444

PITCHER	IP	WLS	BF	H	R	ER	SO	BB	IBB	HBP	BLK	WP	HR	S	P	ERA	WHIP

TOP

Kansas City Royals @ Oakland Athletics

Oakland-Alameda County Coliseum, Oakland, CA

Mon May 26 1980, 3:33 AM PDT

Att. 21,882 - Sunny - 60 F

livebaseballscorecards.com

AB	29
R	1
H	3
RBI	1
BB	1
SO	6
LOB	5

BOTTOM

Kansas City Royals @ Oakland Athletics

Oakland-Alameda County Coliseum, Oakland, CA

Mon May 26 1980, 3:33 AM PDT

Att. 21,882 - Sunny - 60 F

livebaseballscorecards.com

Batter	1	2	3	4	5	6	7	8	9	AB	R	H	RBI	BB	SO	LOB
Rickey Henderson, R (1, 7) OBP: 0.379, SLG: 0.331	x 0-0 F8 ①			x 0-0 F8 ①	SSS 0-3 K ③		BBBB 4-0 G4-6-3 BB			3	0	0	0	1	1	1
Dwayne Murphy, L (1, 8) OBP: 0.406, SLG: 0.408	x 0-0 F7 ②			x 0-0 HR 1B		x 0-0 1B 1B 1B	x 0-0 ②③ G4-6-3 1-2f			4	2	2	0	0	0	1
Dave Revering, L (1, 3) OBP: 0.407, SLG: 0.589	x 0-0 L9 ③			x 0-0 1-H HR		x 0-0 1B BB 1-3 1B		x 0-0 FC6-5 SH5-4 1B		4	2	3	2	0	0	0
Wayne Gross, L (1, 5) OBP: 0.347, SLG: 0.458		BBBB 4-0 G4-6-3 BB		BBBB 4-0 BB		x 0-0 BB BB 1-3 3-H 1B		x 0-0 ① SH5-4 1-2		1	0	1	1	2	0	0
Mitchell Page, L (1, 10) OBP: 0.388, SLG: 0.296 Randy Elliott, R (8, PH) OBP: 0.143, SLG: 0.143 Mike Davis, L (8, PH) OBP: 0.125, SLG: 0.125		x 0-0 ①② G4-6-3 1-2f		x 0-0 ② F8		BBBB 4-0 BB 1-2		x 0-0 ② FC6-5 1B 2-3		2 0 1	0 0 0	0 0 0	0 0 0	1 0 0	0 0 0	2 0 1
Tony Armas, R (1, 9) OBP: 0.340, SLG: 0.462		SSS 0-3 K ③		x 0-0 ③ F9		SSS 0-3 K ①		x 0-0 1-2 1B		4	0	1	0	0	2	4
Jim Essian, R (1, 2) OBP: 0.291, SLG: 0.275		x 0-0 ① F3			x 0-0 4-3 1B	BBBB 4-0 G5-4-3 1-2 2-3 3-H BB		x 0-0 ③ 5-3		3	0	1	1	1	0	2
Mickey Klutts, R (1, 6) OBP: 0.288, SLG: 0.347		SSS 0-3 ② K			SSS 0-3 ① K	x 0-0 ②③ G5-4-3 1-2f				3	0	0	0	0	2	4
Mike Edwards, R (1, 4) OBP: 0.158, SLG: 0.158 Dave McKay, S (8, 4) OBP: 0.250, SLG: 0.385		x 0-0 ③ F9			x 0-0 ② 4-3 1-2		x 0-0 ① 4-3			3 0	0 0	0 0	0 0	0 0	0 0	1 0
Inning Stats	R: 0 E: 0 K: 0 S: 3 H: 0 LOB: 0 BB: 0 P: 3	R: 0 E: 0 K: 1 S: 4 H: 0 LOB: 0 BB: 1 P: 8	R: 0 E: 0 K: 1 S: 5 H: 0 LOB: 0 BB: 0 P: 5	R: 2 E: 0 K: 0 S: 5 H: 2 LOB: 1 BB: 1 P: 9	R: 0 E: 0 K: 2 S: 8 H: 1 LOB: 1 BB: 0 P: 8	R: 2 E: 0 K: 1 S: 7 H: 3 LOB: 2 BB: 2 P: 15	R: 0 E: 0 K: 0 S: 2 H: 0 LOB: 0 BB: 1 P: 6	R: 0 E: 0 K: 0 S: 5 H: 2 LOB: 2 BB: 0 P: 5		1B: 7 2B: 0 3B: 0 HR: 1	SF: 0 SAC: 1 DP: 3 HBP: 0					

	AB	28
	R	4
	H	8
	RBI	4
	BB	5
	SO	5
	LOB	16

WP: 0 PB: 0 SB: 0 CS: 0 PA: 34

PITCHER		IP	WLS	BF	H	R	ER	SO	BB	IBB	HBP	BLK	WP	HR	S	P	ERA	WHIP
Renie Martin, R ERA: 3.67	(1, 1)	5.0	L	22	6	4	4	4	2	0	0	0	0	1	28	36	7.20	1.600
Gary Christenson, L ERA: 5.4	(6, 1)	0.0		1	0	0	0	0	1	0	0	0	0	0	0	4	∞	∞
Marty Pattin, R ERA: 3.96	(6, 1)	0.1		2	0	0	0	1	1	0	0	0	0	0	3	7	0.00	3.000
Paul Splittorff, L ERA: 3.55	(6, 1)	2.0		6	1	0	0	0	1	0	0	0	0	0	5	9	0.00	1.000
Dan Quisenberry, R ERA: 2.52	(8, 1)	0.2		3	1	0	0	0	0	0	0	0	0	0	3	3	0.00	1.500

PITCHER	IP	WLS	BF	H	R	ER	SO	BB	IBB	HBP	BLK	WP	HR	S	P	ERA	WHIP

Batter	1	2	3	4	5	6	7	8	9	AB	R	H	RBI	BB	SO	LOB
Willie Wilson, S (1, 7) OBP: 0.338, SLG: 0.389	F7		1-3		CS 1-2	4-3	G3 2-3 3-H		E 1B	5	1	1	1	0	0	1
Frank White, R (1, 4) OBP: 0.308, SLG: 0.355	K			F9		F7	L7		E7 1-H	5	0	0	0	0	1	1
George Brett, L (1, 5) OBP: 0.365, SLG: 0.512	1B			E7		1B 1B		2B 1B	L9	5	1	3	0	0	0	1
Darrell Porter, L (1, 10) OBP: 0.341, SLG: 0.461	F8			F7		1-2 1B		F7		4	0	1	0	0	0	3
Willie Aikens, L (1, 3) OBP: 0.357, SLG: 0.348 Ralph LaCock, L (8, 3) OBP: 0.184, SLG: 0.179		BBBB G6-4-3 BB		BBBB BB		K		K		2 0	0 0	0 0	0 0	2 0	2 0	3 0
Amos Otis, R (1, 8) OBP: 0.250, SLG: 0.273		G6-4-3 1-2f		F8			BBBB 1B 1B BB	1-H 2B		3	1	1	1	1	0	3
John Wathan, R (1, 2) OBP: 0.407, SLG: 0.444		6-3			G4-6-3 1B		1B G3 1-3 1B	4-3		4	1	2	0	0	0	1
Clint Hurdle, L (1, 9) OBP: 0.330, SLG: 0.490			F7		G4-6-3 1-2f		G3 6-3 1-3 3-H 1B		G3	4	0	1	1	0	0	1
U L Washington, S (1, 6) OBP: 0.342, SLG: 0.382			F7		CS 1B		6-3 1-2		L9	4	0	1	0	0	0	2
Inning Stats	R: 0 E: 0 K: 1 S: 6 H: 1 LOB: 1 BB: 0 P: 6	R: 0 E: 0 K: 0 S: 2 H: 0 LOB: 0 BB: 1 P: 6	R: 0 E: 0 K: 0 S: 3 H: 0 LOB: 0 BB: 0 P: 3	R: 0 E: 1 K: 0 S: 4 H: 0 LOB: 2 BB: 1 P: 8	R: 0 E: 0 K: 0 S: 3 H: 2 LOB: 0 BB: 0 P: 3	R: 0 E: 0 K: 1 S: 7 H: 2 LOB: 2 BB: 0 P: 7	R: 2 E: 0 K: 0 S: 5 H: 2 LOB: 1 BB: 1 P: 9	R: 1 E: 0 K: 1 S: 7 H: 2 LOB: 1 BB: 0 P: 7	R: 1 E: 1 K: 0 S: 5 H: 1 LOB: 1 BB: 0 P: 5	1B: 9 2B: 1 3B: 0 HR: 0 SF: 0 SAC: 0 DP: 2 HBP: 0						

TOP

Kansas City Royals @ Oakland Athletics

Oakland-Alameda County Coliseum, Oakland, CA

Tue May 27 1980, 7:05 PM PDT

Att. 4,488 - Unknown - 57 F

livebaseballscorecards.com

AB	36
R	4
H	10
RBI	3
BB	3
SO	3
LOB	16

PITCHER		IP	WLS	BF	H	R	ER	SO	BB	IBB	HBP	BLK	WP	HR	S	P	ERA	WHIP
Brian Kingman, R ERA: 3.94	(1, 1)	7.2	L	33	9	3	3	3	3	0	0	0	0	0	36	48	3.52	1.565
Jeff Jones, R ERA: 2.7	(8, 1)	1.0		5	1	1	0	0	0	0	0	0	0	0	5	5	0.00	1.000
Bob Lacey, L ERA: 2.52	(9, 1)	0.1		1	0	0	0	0	0	0	0	0	0	0	1	1	0.00	0.000

PITCHER	IP	WLS	BF	H	R	ER	SO	BB	IBB	HBP	BLK	WP	HR	S	P	ERA	WHIP

BOTTOM

Batter	1	2	3	4	5	6	7	8	9	AB	R	H	RBI	BB	SO	LOB
Rickey Henderson, R (1, 7) OBP: 0.385, SLG: 0.339	S S S 0-3 K ①		x 0-0 F9 ②		x 0-0 S 2-3 1B		x 0-0 BB 1B		x 0-0 S 1-3 1B ②	5	0	3	0	0	1	1
Dwayne Murphy, L (1, 8) OBP: 0.400, SLG: 0.397	x 0-0 4-3 ②		x 0-0 4-3 ③		x 0-0 F6 1-2 ②		B B B B 4-0 BB 1-2		S S S 0-3 K 1-2 ③	4	0	0	0	1	1	4
Dave Revering, L (1, 3) OBP: 0.403, SLG: 0.578 Dave McKay, S (8, 5) OBP: 0.250, SLG: 0.385	x 0-0 G3 ③			x 0-0 1B SF8 1B	x 0-0 1-3 ③		S S S 0-3 K ③			4 0	1 0	1 0	0 0	0 0	1 0	4 0
Wayne Gross, L (1, 5) OBP: 0.359, SLG: 0.473 (8, 3)		x 0-0 1B CS 2B		x 0-0 WP 1-3 1B		B B B B 4-0 G6-4-3 BB		x 0-0 F4 ①		3	0	2	0	1	0	0
Mitchell Page, L (1, 10) OBP: 0.377, SLG: 0.288		x 0-0 L7 ①		x 0-0 SF8 3-H ①		x 0-0 F6 ①		x 0-0 E8 S		3	0	0	1	0	0	2
Tony Armas, R (1, 9) OBP: 0.338, SLG: 0.456		x 0-0 CS 2-3 1B		S S S 0-3 K 1-2 ②		x 0-0 G6-4-3 1-2f ② ③		S S S 0-3 K 1-2 ②		4	0	1	0	0	2	3
Jeff Newman, R (1, 2) OBP: 0.273, SLG: 0.396		x 0-0 F5 1-2 3-H ② ③		x 0-0 1-3 ③			x 0-0 HR	x 0-0 4-3 ③		4	1	1	1	0	0	4
Mickey Klutts, R (1, 6) OBP: 0.304, SLG: 0.358			x 0-0 L7 ①		x 0-0 1B SH3-4 1B		S S S 0-3 K ①		x 0-0 1B 1B	4	0	2	0	0	1	0
Mike Edwards, R (1, 4) OBP: 0.190, SLG: 0.190 Mike Davis, L (9, PH) OBP: 0.118, SLG: 0.118			x 0-0 1B		x 0-0 SH3-4 1-2 ①		S S S 0-3 K ②		x 0-0 F7 ①	2 1	0 0	1 0	0 0	0 0	1 0	0 1
Inning Stats	R: 0 H: 0 E: 0 LOB: 0 K: 1 BB: 0 S: 5 P: 5	R: 0 H: 2 E: 0 LOB: 1 K: 0 BB: 0 S: 4 P: 4	R: 0 H: 1 E: 0 LOB: 1 K: 0 BB: 0 S: 4 P: 4	R: 1 H: 2 E: 0 LOB: 1 K: 1 BB: 0 S: 7 P: 7	R: 0 H: 2 E: 0 LOB: 2 K: 0 BB: 0 S: 5 P: 5	R: 0 H: 0 E: 0 LOB: 0 K: 0 BB: 1 S: 2 P: 6	R: 1 H: 2 E: 0 LOB: 2 K: 3 BB: 1 S: 11 P: 15	R: 0 H: 0 E: 1 LOB: 1 K: 1 BB: 0 S: 6 P: 6	R: 0 H: 2 E: 0 LOB: 1 K: 1 BB: 0 S: 6 P: 6	1B: 9 SF: 1 2B: 1 SAC: 1 3B: 0 DP: 1 HR: 1 HBP: 0						

PITCHER	IP	WLS	BF	H	R	ER	SO	BB	IBB	HBP	BLK	WP	HR	S	P	ERA	WHIP
Dennis Leonard, R (1, 1) ERA: 5.89	9.0	W	38	11	2	2	7	2	0	0	0	1	1	50	58	2.00	1.444

PITCHER	IP	WLS	BF	H	R	ER	SO	BB	IBB	HBP	BLK	WP	HR	S	P	ERA	WHIP

Kansas City Royals @ Oakland Athletics

Oakland-Alameda County Coliseum, Oakland, CA

Tue May 27 1980, 7:05 PM PDT

Att. 4,488 - Unknown - 57 F

livebaseballscorecards.com

AB	34
R	2
H	11
RBI	2
BB	2
SO	7
LOB	19

WP: 1		PA:	38
PB: 0			
SB: 3			
CS: 2			

Kansas City Royals @ Oakland Athletics

Oakland-Alameda County Coliseum, Oakland, CA

Wed May 28 1980, 3:33 AM PDT

Att. 4,094 - Unknown

TOP

livebaseballscorecards.com

Batter	1	2	3	4	5	6	7	8	9	AB	R	H	RBI	BB	SO	LOB
Willie Wilson, S (1, 7) OBP: 0.340, SLG: 0.395	1B		4-3		4-3 3-1 2B		4-3		1-3	5	2	2	0	0	0	2
Frank White, R (1, 4) OBP: 0.313, SLG: 0.359	1B 1-2 1B		FC4-6 1B		4-3 2-3		P6			4	1	2	0	0	0	1
George Brett, L (1, 5) OBP: 0.362, SLG: 0.504	1B 1-3 2-H 1B		FC4-6 BB 1-2f		3-1 3-H			F9		4	0	1	2	0	0	1
Darrell Porter, L (1, 10) OBP: 0.348, SLG: 0.456	FC4-6 1-3 3-H 1B		B B B B 4-0 1-2 BB		L9			L8		3	0	1	1	1	0	0
Amos Otis, R (1, 8) OBP: 0.188, SLG: 0.200	L4		S S S K			5-3		5-3		4	0	0	0	0	1	3
John Wathan, R (1, 2) OBP: 0.409, SLG: 0.442	FC4-6 1-2f			B B B B 4-0 WP S BB		1B			L8	3	0	1	0	1	0	1
Willie Aikens, L (1, 3) OBP: 0.351, SLG: 0.340		G3		F8		F8			1B 1B	3	0	0	0	0	0	2
Ralph LaCock, L (9, PH) OBP: 0.192, SLG: 0.188										1	0	1	0	0	0	0
Clint Hurdle, L (1, 9) OBP: 0.322, SLG: 0.476		F9		F7 1-3		P6			P3	3	0	0	0	0	0	2
Steve Braun, L (9, PH) OBP: 0.125, SLG: 0.045										1	0	0	0	0	0	1
U L Washington, S (1, 6) OBP: 0.340, SLG: 0.379		4-3		F5			F5		1-2 1B	4	0	1	0	0	0	1

AB	35
R	3
H	9
RBI	3
BB	2
SO	1
LOB	14

Inning Stats	1	2	3	4	5	6	7	8	9	1B: 8	SF: 0	WP: 1	PA: 37
R	2	0	0	0	1	0	0	0	0	2B: 1	SAC: 0	PB: 0	
E	0	0	0	0	0	0	0	0	0	3B: 0	DP: 0	SB: 1	
K	0	0	1	0	0	0	0	0	0	HR: 0	HBP: 0	CS: 0	
S	6	3	6	3	4	4	3	3	5				
H	4	0	1	0	1	1	0	0	2				
LOB	1	0	2	1	0	1	0	0	2				
BB	0	0	1	1	0	0	0	0	0				
P	6	3	10	7	4	4	3	3	5				

PITCHER	IP	WLS	BF	H	R	ER	SO	BB	IBB	HBP	BLK	WP	HR	S	P	ERA	WHIP
Rick Langford, R (1, 1) ERA: 3.3	9.0	W	37	9	3	3	1	2	0	0	0	1	0	37	45	3.00	1.222

Batter	1	2	3	4	5	6	7	8	9	AB	R	H	RBI	BB	SO	LOB
Rickey Henderson, R (1, 7) OBP: 0.380, SLG: 0.331	6-3	CS BB	K			F8		1-3		4	0	0	0	1	1	1
Dwayne Murphy, L (1, 8) OBP: 0.407, SLG: 0.403	1B S 1B	1B 1B BB 1-2		S 1B		F8				3	2	2	0	1	0	0
Mitchell Page, L (1, 10) OBP: 0.380, SLG: 0.296	E S PB 1B 1-3	1B 1B 1B 1-3		F8		L8				4	2	2	0	0	0	1
Wayne Gross, L (1, 3) OBP: 0.364, SLG: 0.469	F9 WP S BB 1-H 3-H	L9 1B 1B 1-2 3-H		K 1-2			L3			3	1	1	1	1	1	1
Tony Armas, R (1, 9) OBP: 0.335, SLG: 0.451	F9 1-3	S 1B 1-2 2-H		F8			F8			4	0	1	1	0	0	2
Jeff Newman, R (1, 2) OBP: 0.272, SLG: 0.385	S 1B BB	L9 2-3			F5		F7			3	1	0	0	1	0	2
Mickey Klutts, R (1, 6) OBP: 0.317, SLG: 0.368	E 1B 1-H 3-H	K 1-2			FC1-6 1B			F8		4	0	2	1	0	1	2
Mike Edwards, R (1, 4) OBP: 0.200, SLG: 0.200	E6 1-3		F8		FC1-6 S 1-2f			FC3-6 1B		4	0	1	0	0	0	2
Dave McKay, S (1, 5) OBP: 0.219, SLG: 0.333	F7		F9		F8 1-2			FC3-6 1-2f		4	0	0	0	0	0	4
Inning Stats	R: 4 E: 1 K: 0 S: 7 H: 3 LOB: 2 BB: 2 P: 15	R: 2 E: 0 K: 1 S: 7 H: 3 LOB: 2 BB: 2 P: 15	R: 0 E: 0 K: 1 S: 5 H: 0 LOB: 0 BB: 0 P: 5	R: 0 E: 0 K: 1 S: 6 H: 1 LOB: 1 BB: 0 P: 6	R: 0 E: 0 K: 0 S: 4 H: 1 LOB: 1 BB: 0 P: 4	R: 0 E: 0 K: 0 S: 3 H: 0 LOB: 0 BB: 0 P: 3	R: 0 E: 0 K: 0 S: 3 H: 0 LOB: 0 BB: 0 P: 3	R: 0 E: 0 K: 0 S: 4 H: 1 LOB: 1 BB: 0 P: 4		1B: 9 2B: 0 3B: 0 HR: 0 SF: 0 SAC: 0 DP: 0 HBP: 0						

PITCHER		IP	WLS	BF	H	R	ER	SO	BB	IBB	HBP	BLK	WP	HR	S	P	ERA	WHIP
Rich Gale, R ERA: 6.29	(1, 1)	0.2	L	7	3	4	4	0	2	0	0	0	1	0	5	13	54.00	7.500
Marty Pattin, R ERA: 3.62	(1, 1)	7.1		30	6	2	2	3	2	0	0	0	0	0	34	42	2.46	1.091

PITCHER		IP	WLS	BF	H	R	ER	SO	BB	IBB	HBP	BLK	WP	HR	S	P	ERA	WHIP

BOTTOM

Kansas City Royals @ Oakland Athletics

Oakland-Alameda County Coliseum, Oakland, CA

Wed May 28 1980, 3:33 AM PDT

Att. 4,094 - Unknown

livebaseballscorecards.com

AB	33
R	6
H	9
RBI	3
BB	4
SO	3
LOB	15

Batter	1	2	3	4	5	6	7	8	9	AB	R	H	RBI	BB	SO	LOB
Rickey Henderson, R (1, 7) OBP: 0.386, SLG: 0.335	S S S 0-3 ① K			B B B B 4-0 HR BB	x 0-0 ③ F8		x 0-0 ② 1-3 2-H 1B 1B		x 0-0 ② S 1-3 2-H 1B	4	2	2	2	1	1	1
Dwayne Murphy, L (1, 8) OBP: 0.412, SLG: 0.427	S S S 0-3 ② K			x 0-0 1-H HR		x 0-0 1B 3-1 1B	x 0-0 ③ 2-H 1B		S S S 0-3 ③ K 1-2	5	1	3	3	0	2	1
Mitchell Page, L (1, 10) OBP: 0.384, SLG: 0.328	S S S 0-3 ③ K			x 0-0 HR		x 0-0 ① L7		x 0-0 FC6-4 1B		4	1	2	1	0	1	1
Wayne Gross, L (1, 3) OBP: 0.353, SLG: 0.453		x 0-0 ① 4-3		x 0-0 ① L7		x 0-0 ② 3-1 1-2		x 0-0 ① F5		4	0	0	0	0	0	2
Tony Armas, R (1, 9) OBP: 0.333, SLG: 0.446		S S S 0-3 ② K		S S S 0-3 ② K		x 0-0 2-3 1B		x 0-0 ② F9		4	0	1	0	0	2	1
Jeff Newman, R (1, 2) OBP: 0.263, SLG: 0.370		x 0-0 ③ 1-3		S S S 0-3 ③ K		x 0-0 ③ L9		x 0-0 ③ FC6-4 1-2f		4	0	0	0	0	1	3
Mickey Klutts, R (1, 5) OBP: 0.313, SLG: 0.361 (9, 6)		x 0-0 E6 G6-4-3			x 0-0 ① 1-3		x 0-0 SH3-4 1B 1B		S S S 0-3 ① K	4	1	1	0	0	1	0
Mario Guerrero, R (1, 6) OBP: 0.230, SLG: 0.268 Dave McKay, S (9, PR) OBP: 0.219, SLG: 0.333 (9, 5)		x 0-0 ① ② G6-4-3 1-2f			x 0-0 ② 5-3		x 0-0 ① SH3-4 1-2		x 0-0 1B 1B 1B	3 0	0 1	1 0	0 0	0 0	0 0	1 0
Mike Edwards, R (1, 4) OBP: 0.241, SLG: 0.241		S S S 0-3 ③ K			x 0-0 1B		x 0-0 FC1 1B		x 0-0 1B 1-2 1B	4	0	2	0	0	1	1
Inning Stats	R: 0 H: 0 E: 0 LOB: 0 K: 3 BB: 0 S: 9 P: 9	R: 0 H: 0 E: 0 LOB: 0 K: 1 BB: 0 S: 5 P: 5	R: 0 H: 0 E: 1 LOB: 0 K: 1 BB: 0 S: 5 P: 5	R: 3 H: 2 E: 0 LOB: 0 K: 2 BB: 1 S: 9 P: 13	R: 0 H: 1 E: 0 LOB: 1 K: 0 BB: 0 S: 4 P: 4	R: 0 H: 2 E: 0 LOB: 2 K: 0 BB: 0 S: 5 P: 5	R: 2 H: 3 E: 0 LOB: 1 K: 0 BB: 0 S: 5 P: 5	R: 0 H: 1 E: 0 LOB: 1 K: 0 BB: 0 S: 4 P: 4	R: 1 H: 3 E: 0 LOB: 2 K: 2 BB: 0 S: 9 P: 9	1B: 10 SF: 0 2B: 0 SAC: 1 3B: 0 DP: 1 HR: 2 HBP: 0						WP: 0 PA: 38 PB: 0 SB: 1 CS: 0	

PITCHER		IP	WLS	BF	H	R	ER	SO	BB	IBB	HBP	BLK	WP	HR	S	P	ERA	WHIP
Gaylord Perry, R ERA: 3.79	(1, 1)	6.1	L	26	6	4	4	7	1	0	0	0	0	2	39	43	5.68	1.105
Jim Kern, R ERA: 4.56	(7, 1)	0.1		2	1	0	0	0	0	0	0	0	0	0	2	2	0.00	3.000
Sparky Lyle, L ERA: 3.24	(7, 1)	2.1		10	5	2	2	2	0	0	0	0	0	0	14	14	7.71	2.143

PITCHER	IP	WLS	BF	H	R	ER	SO	BB	IBB	HBP	BLK	WP	HR	S	P	ERA	WHIP

TOP

Oakland Athletics @ Texas Rangers

Arlington Stadium, Arlington, TX

Fri May 30 1980, 8:05 PM EDT

Att. 26,613 - Unknown

livebaseballscorecards.com

AB	36
R	6
H	12
RBI	6
BB	1
SO	9
LOB	11

Oakland Athletics @ Texas Rangers

Arlington Stadium, Arlington, TX

Fri May 30 1980, 8:05 PM EDT

Att. 26,613 - Unknown

BOTTOM

Batter	1	2	3	4	5	6	7	8	9	AB	R	H	RBI	BB	SO	LOB
Mickey Rivers, L (1, 8) OBP: 0.322, SLG: 0.390	1-3			F8		E 1B 2B 1B 1-2f FC6				4	1	1	0	0	0	2
Bump Wills, S (1, 4) OBP: 0.340, SLG: 0.363	L3			G3		1-3 E5 2B 1B		L5		4	1	1	0	0	0	0
Al Oliver, L (1, 7) OBP: 0.343, SLG: 0.438	G3			L7		F9 2-H 3-H 2B		G3		4	0	1	2	0	0	0
Buddy Bell, R (1, 5) OBP: 0.377, SLG: 0.479		SSS K			F8	F9 2-3		5-3		4	0	0	0	0	1	1
Richie Zisk, R (1, 10) OBP: 0.322, SLG: 0.511		BBBB L9-3 BB			E 1B	F9			HR	3	1	2	1	1	0	1
Pat Putnam, L (1, 3) OBP: 0.292, SLG: 0.305		L9-3 1-2			F7	2B			L7	4	0	1	0	0	0	2
Jim Sundberg, R (1, 2) OBP: 0.394, SLG: 0.485		SSS K			E4 1-2	F9			L9	4	0	0	0	0	1	2
Jim Norris, L (1, 9) OBP: 0.302, SLG: 0.286		3-1			L8	BBBB FC6 BB			L7	3	0	0	0	1	0	2
Bud Harrelson, S (1, 6) OBP: 0.300, SLG: 0.188 Bill Sample, R (7, PH) OBP: 0.302, SLG: 0.267 Pepe Frias, R (8, 6) OBP: 0.247, SLG: 0.282		F6				F9	SSS K			2 1 0	0 0 0	0 0 0	0 0 0	0 0 0	0 1 0	0 2 0

Inning Stats										
	R: 0 E: 0 K: 0 S: 3	H: 0 LOB: 0 BB: 0 P: 3	R: 0 E: 0 K: 1 S: 4	H: 0 LOB: 0 BB: 1 P: 8	R: 0 E: 0 K: 1 S: 5	H: 0 LOB: 0 BB: 0 P: 5	R: 0 E: 0 K: 0 S: 3	H: 0 LOB: 0 BB: 0 P: 3	R: 0 E: 1 K: 0 S: 5	H: 1 LOB: 2 BB: 0 P: 5
	R: 2 E: 1 K: 0 S: 6	H: 3 LOB: 1 BB: 0 P: 6	R: 0 E: 0 K: 1 S: 6	H: 1 LOB: 2 BB: 1 P: 10	R: 0 E: 0 K: 0 S: 3	H: 0 LOB: 0 BB: 0 P: 3	R: 1 E: 0 K: 0 S: 4	H: 1 LOB: 0 BB: 0 P: 4	1B: 3 2B: 3 3B: 0 HR: 1	SF: 0 SAC: 0 DP: 1 HBP: 0
	WP: 0 PB: 0 SB: 0 CS: 0	PA: 35								

livebaseballscorecards.com

	AB	33
	R	3
	H	6
	RBI	3
	BB	2
	SO	3
	LOB	12

PITCHER	IP	WLS	BF	H	R	ER	SO	BB	IBB	HBP	BLK	WP	HR	S	P	ERA	WHIP
Steve McCatty, R (1, 1) ERA: 4.83	9.0	W	35	6	3	2	3	2	0	0	0	0	1	39	47	2.00	0.889

PITCHER	IP	WLS	BF	H	R	ER	SO	BB	IBB	HBP	BLK	WP	HR	S	P	ERA	WHIP

Batter	1	2	3	4	5	6	7	8	9	AB	R	H	RBI	BB	SO	LOB
Rickey Henderson, R (1, 7) OBP: 0.393, SLG: 0.346	F8		BBBB 4-0 FC4-6 BB			0-0 SH5-3 1B 1B		0-0 1B FC3-6 2B		3	2	2	0	1	0	0
Dwayne Murphy, L (1, 8) OBP: 0.411, SLG: 0.425	F8		0-0 FC4-6 1-2f			0-0 SH5-3 1-2		0-0 FC3-6 2-3 1B		3	0	1	0	0	0	2
Mitchell Page, L (1, 10) OBP: 0.380, SLG: 0.325	4-3			0-0 4-3		0-0 S 3B 2-H 1B		0-0 FC3-6 3B 1-2f 3-H		4	2	1	2	0	0	1
Wayne Gross, L (1, 3) OBP: 0.357, SLG: 0.479		0-0 K 2B		0-0 6-3		0-0 F9 1-2		0-0 3B 1-H		4	0	2	1	0	0	1
Tony Armas, R (1, 9) OBP: 0.331, SLG: 0.453		SSS 0-3 K 2-3		0-0 6-3		0-0 3B 2-H		SSS 0-3 K		4	0	1	1	0	2	2
Jeff Newman, R (1, 2) OBP: 0.254, SLG: 0.357		0-0 F8			0-0 6-3	0-0 6-3		0-0 F8		4	0	0	0	0	0	2
Mickey Klutts, R (1, 5) OBP: 0.309, SLG: 0.354			0-0 SH3 1B		0-0 6-3		0-0 6-3		SSS 0-3 K	4	0	1	0	0	1	0
Mario Guerrero, R (1, 6) OBP: 0.232, SLG: 0.265			0-0 SH3 1-2		BBBB 4-0 FC6-4 BB		0-0 1-4-3	0-0 F7		2	0	0	0	1	0	0
Mike Edwards, R (1, 4) OBP: 0.212, SLG: 0.212			0-0 4-3		0-0 FC6-4 1-2f		SSS 0-3 K	0-0 4-3		4	0	0	0	0	1	2
Inning Stats	R: 0 E: 0 K: 0 S: 3 H: 0 LOB: 0 BB: 0 P: 3	R: 0 E: 0 K: 1 S: 5 H: 1 LOB: 0 BB: 0 P: 5	R: 0 E: 0 K: 0 S: 4 H: 1 LOB: 2 BB: 1 P: 8	R: 0 E: 0 K: 0 S: 3 H: 0 LOB: 0 BB: 0 P: 3	R: 0 E: 0 K: 0 S: 3 H: 0 LOB: 1 BB: 1 P: 7	R: 2 E: 0 K: 0 S: 6 H: 3 LOB: 1 BB: 0 P: 6	R: 0 E: 0 K: 1 S: 5 H: 0 LOB: 0 BB: 0 P: 5	R: 2 E: 0 K: 1 S: 8 H: 3 LOB: 1 BB: 0 P: 8	R: 0 E: 0 K: 1 S: 5 H: 0 LOB: 0 BB: 0 P: 5	1B: 4 2B: 2 3B: 2 HR: 0	SF: 0 SAC: 2 DP: 0 HBP: 0						

Oakland Athletics @ Texas Rangers

Arlington Stadium, Arlington, TX

Sat May 31 1980, 8:05 PM EDT

Att. 24,305 - Unknown

TOP

livebaseballscorecards.com

AB	32
R	4
H	8
RBI	4
BB	2
SO	4
LOB	10

WP: 0 PB: 0 SB: 1 CS: 0 PA: 36

PITCHER		IP	WLS	BF	H	R	ER	SO	BB	IBB	HBP	BLK	WP	HR	S	P	ERA	WHIP
Doc Medich, R ERA: 4.81	(1, 1)	7.1	L	31	8	4	4	2	2	0	0	0	0	0	33	41	4.91	1.364
Bob Babcock, R ERA: 1.93	(8, 1)	1.2		5	0	0	0	2	0	0	0	0	0	0	9	9	0.00	0.000

PITCHER	IP	WLS	BF	H	R	ER	SO	BB	IBB	HBP	BLK	WP	HR	S	P	ERA	WHIP

Oakland Athletics @ Texas Rangers

Arlington Stadium, Arlington, TX

Sat May 31 1980, 8:05 PM EDT

Att. 24,305 - Unknown

livebaseballscorecards.com

Batter	1	2	3	4	5	6	7	8	9	AB	R	H	RBI	BB	SO	LOB
Mickey Rivers, L (1, 8) OBP: 0.324, SLG: 0.387	BBBB 4-0 1B G3 SF8 BB	x 0-0 ③ F7			x 0-0 E1 S			x 0-0 FC3-6 1B 1-2	x 0-0 ③ FC5 2-3f	4	1	1	0	1	0	3
Bump Wills, S (1, 4) OBP: 0.333, SLG: 0.354	x 0-0 ① G3 1-2		x 0-0 ① 5-3		x 0-0 ③ 4-3 1-2			x 0-0 ① FC3-6 S 1-2f 2-3		4	0	0	0	0	0	4
Al Oliver, L (1, 7) OBP: 0.347, SLG: 0.439	BBBB 4-0 WP 1B BB		x 0-0 CS 1B			x 0-0 ① F7		x 0-0 ② SF8 1-2 3-H		2	0	1	1	1	0	0
Buddy Bell, R (1, 5) OBP: 0.374, SLG: 0.474	x 0-0 WP 1-2 2-3 1B		x 0-0 ② ③ F8 1-2			x 0-0 ② 6-3		x 0-0 ③ F9		4	0	1	0	0	0	2
John Ellis, R (1, 10) OBP: 0.356, SLG: 0.344 Johnny Grubb, L (9, PR) OBP: 0.333, SLG: 0.274	x 0-0 ② SF8 3-H			x 0-0 ① 5-3		x 0-0 ③ F7			BBBB 4-0 1B 1B BB	2 0	0 1	0 0	1 0	1 0	0 0	0 0
Richie Zisk, R (1, 9) OBP: 0.313, SLG: 0.496	SSS 0-3 ③ K 1-2 2-3			x 0-0 ② F9			SSS 0-3 ① K		x 0-0 ① F9	4	0	0	0	0	2	3
Pat Putnam, L (1, 3) OBP: 0.299, SLG: 0.311		x 0-0 FC5-4 1B		SSS 0-3 ③ K			x 0-0 ② 1-3		x 0-0 1B 1B 1-2 1B	4	0	2	0	0	1	0
Jim Sundberg, R (1, 2) OBP: 0.390, SLG: 0.478		x 0-0 ① FC5-4 SH1-4 1-2f			x 0-0 ① 1-3		x 0-0 ③ F3		x 0-0 FC5 1B 1-2 2-H 1B	4	0	1	1	0	0	1
Bud Harrelson, S (1, 6) OBP: 0.286, SLG: 0.176 Bill Sample, R (8, PH) OBP: 0.315, SLG: 0.267 Pepe Frias, R (9, 6) OBP: 0.247, SLG: 0.282 Jim Norris, L (9, PH) OBP: 0.302, SLG: 0.286 Dave Roberts, R (9, PH) OBP: 0.333, SLG: 0.333		x 0-0 ② SH1-4 1-2			x 0-0 ② G3			BBBB 4-0 FC3-6 1B SF8 BB	x 0-0 ② 1-2 2-H 1B	1 0 0 0 1	0 1 0 0 0	0 0 0 0 1	0 0 0 0 0	0 1 0 0 0	0 0 0 0 0	0 0 0 0 0
Inning Stats	R: 1 H: 1 E: 0 LOB: 2 K: 1 BB: 2 S: 6 P: 14	R: 0 H: 1 E: 0 LOB: 1 K: 0 BB: 0 S: 4 P: 4	R: 0 H: 1 E: 0 LOB: 0 K: 0 BB: 0 S: 3 P: 3	R: 0 H: 0 E: 0 LOB: 0 K: 1 BB: 0 S: 5 P: 5	R: 0 H: 0 E: 1 LOB: 1 K: 0 BB: 0 S: 4 P: 4	R: 0 H: 0 E: 0 LOB: 0 K: 0 BB: 0 S: 3 P: 3	R: 0 H: 0 E: 0 LOB: 0 K: 1 BB: 0 S: 5 P: 5	R: 1 H: 1 E: 0 LOB: 1 K: 0 BB: 1 S: 4 P: 8	R: 1 H: 3 E: 0 LOB: 2 K: 0 BB: 1 S: 5 P: 9	1B: 7 2B: 0 3B: 0 HR: 0	SF: 2 SAC: 1 DP: 0 HBP: 0						

	AB	30
	R	3
	H	7
	RBI	3
	BB	4
	SO	3
	LOB	13

WP: 1 PA: 37
PB: 0
SB: 2
CS: 1

PITCHER		IP	WLS	BF	H	R	ER	SO	BB	IBB	HBP	BLK	WP	HR	S	P	ERA	WHIP
Mike Norris, R ERA: 1.41	(1, 1)	8.1	W	35	6	3	3	3	4	0	0	0	1	0	37	53	3.24	1.200
Bob Lacey, L ERA: 2.45	(9, 1)	0.2	S	2	1	0	0	0	0	0	0	0	0	0	2	2	0.00	1.500

PITCHER	IP	WLS	BF	H	R	ER	SO	BB	IBB	HBP	BLK	WP	HR	S	P	ERA	WHIP

Oakland Athletics @ Texas Rangers

Arlington Stadium, Arlington, TX

Sun Jun 01 1980, 8:05 PM EDT

Att. 17,892 - Unknown

TOP

livebaseballscorecards.com

Batter	1	2	3	4	5	6	7	8	9	AB	R	H	RBI	BB	SO	LOB
Rickey Henderson, R (1, 7) OBP: 0.397, SLG: 0.353	CS S 1B		L4-3 1B		FC4-6 1-2f			1B SF8 1B	5-3	5	1	3	0	0	0	2
Dwayne Murphy, L (1, 8) OBP: 0.413, SLG: 0.424	B B B B F8 CS 1-2 BB		L4-3 1-2		S S S K			1B 1-3 1B		3	0	1	0	1	1	2
Mitchell Page, L (1, 10) OBP: 0.377, SLG: 0.333	F8 1-3 2-3		5-3			G3 1B 2B		SF8 3-H		3	1	1	1	0	0	2
Wayne Gross, L (1, 3) (5, 5) OBP: 0.361, SLG: 0.476	4-3			B B B B 31-4-6-3 BB		G3 2-3		G5-4-3 1-2 1B		3	0	1	0	1	0	2
Tony Armas, R (1, 9) OBP: 0.335, SLG: 0.455		1B 1B		G1-4-6-3 1-2f		G6-4-3 3-H 1B		G5-4-3 1-2f		4	0	2	1	0	0	3
Jeff Newman, R (1, 2) OBP: 0.252, SLG: 0.354 Mike Heath, R (3, 2) OBP: 0.284, SLG: 0.330		S S S K		1B		G6-4-3 1-2f			1-3	1 3	0 0	0 1	0 0	0 0	1 0	1 1
Mickey Klutts, R (1, 5) (5, 4) OBP: 0.306, SLG: 0.348		1-3 1B	S S S K				5-3		F9	4	0	1	0	0	1	1
Mario Guerrero, R (1, 6) OBP: 0.239, SLG: 0.266		B B B B BB			FC4-6 1B		6-3		E4 2B	3	1	1	0	1	0	0
Mike Edwards, R (1, 4) OBP: 0.206, SLG: 0.206 Dave Revering, L (5, PH) OBP: 0.401, SLG: 0.580 (5, 3)		G3			S S S K		F9		1-H 2B	1 3	0 0	0 1	0 1	0 0	0 1	2 1
Inning Stats	R: 0 H: 1 E: 0 LOB: 1 K: 0 BB: 1 S: 3 P: 7	R: 0 H: 2 E: 0 LOB: 2 K: 1 BB: 1 S: 6 P: 10	R: 0 H: 1 E: 0 LOB: 0 K: 0 BB: 0 S: 3 P: 3	R: 0 H: 1 E: 0 LOB: 1 K: 1 BB: 1 S: 5 P: 9	R: 0 H: 1 E: 0 LOB: 1 K: 2 BB: 0 S: 8 P: 8	R: 1 H: 2 E: 0 LOB: 0 K: 0 BB: 0 S: 4 P: 4	R: 0 H: 0 E: 0 LOB: 0 K: 0 BB: 0 S: 3 P: 3	R: 1 H: 3 E: 0 LOB: 1 K: 0 BB: 0 S: 5 P: 5	R: 1 H: 1 E: 1 LOB: 1 K: 0 BB: 0 S: 5 P: 5	1B: 10 SF: 1 2B: 3 SAC: 0 3B: 0 DP: 4 HR: 0 HBP: 0						WP: 0 PA: 37 PB: 0 SB: 1 CS: 2	

	AB	33
	R	3
	H	12
	RBI	3
	BB	3
	SO	4
	LOB	17

PITCHER		IP	WLS	BF	H	R	ER	SO	BB	IBB	HBP	BLK	WP	HR	S	P	ERA	WHIP
Danny Darwin, R ERA: 2.13	(1, 1)	8.2	W	36	12	3	2	4	3	0	0	0	0	0	41	53	2.08	1.731
Sparky Lyle, L ERA: 3.21	(9, 1)	0.1		1	0	0	0	0	0	0	0	0	0	0	1	1	0.00	0.000

PITCHER	IP	WLS	BF	H	R	ER	SO	BB	IBB	HBP	BLK	WP	HR	S	P	ERA	WHIP

Batter	1	2	3	4	5	6	7	8	9	AB	R	H	RBI	BB	SO	LOB
Mickey Rivers, L (1, 8) OBP: 0.318, SLG: 0.379	G3		SH, 1B, FC6-4	6-3		FC8-5		K		4	1	0	0	0	1	3
Bump Wills, S (1, 4) OBP: 0.330, SLG: 0.350	1-3		FC6-4, HR, 1B		F8	4-3		1-3		5	1	1	0	0	0	3
Al Oliver, L (1, 7) OBP: 0.353, SLG: 0.459	HR		FC6-4		K		BB, 1B	G3		5	1	3	2	0	1	1
Buddy Bell, R (1, 5) OBP: 0.372, SLG: 0.469	6-3		FC6-4, HR		WP		F7			4	1	1	1	0	0	3
Pat Putnam, L (1, 3) OBP: 0.319, SLG: 0.376		HR	HR		BB		BB			3	2	3	4	1	0	0
Richie Zisk, R (1, 10) OBP: 0.305, SLG: 0.482		K	6-3		4-3		F2			4	0	0	0	0	1	4
Jim Norris, L (1, 9) OBP: 0.313, SLG: 0.288		4-3	6-3			FC8-5, 1B	BB			3	0	1	0	1	0	0
Jim Sundberg, R (1, 2) OBP: 0.387, SLG: 0.472		F3		F9		FC8-5	G3			4	0	1	0	0	0	3
Bud Harrelson, S (1, 6) OBP: 0.320, SLG: 0.200			1B, SH, 1B	K		F2		BB		3	1	1	0	1	1	2
Inning Stats	R: 1 E: 0 K: 0 S: 4 H: 1 LOB: 0 BB: 0 P: 4	R: 1 E: 0 K: 1 S: 6 H: 1 LOB: 0 BB: 0 P: 6	R: 5 E: 1 K: 0 S: 8 H: 4 LOB: 0 BB: 0 P: 8	R: 0 E: 0 K: 1 S: 5 H: 0 LOB: 0 BB: 0 P: 5	R: 0 E: 0 K: 1 S: 6 H: 1 LOB: 2 BB: 1 P: 10	R: 0 E: 0 K: 0 S: 5 H: 2 LOB: 2 BB: 0 P: 5	R: 0 E: 0 K: 0 S: 5 H: 2 LOB: 3 BB: 1 P: 9	R: 0 E: 0 K: 1 S: 5 H: 0 LOB: 1 BB: 1 P: 9		1B: 8 2B: 0 3B: 0 HR: 3	SF: 0 SAC: 1 DP: 0 HBP: 0						

PITCHER		IP	WLS	BF	H	R	ER	SO	BB	IBB	HBP	BLK	WP	HR	S	P	ERA	WHIP
Matt Keough, R ERA: 2.88	(1, 1)	2.1	L	14	6	7	6	1	0	0	0	0	0	3	16	16	23.14	2.571
Ernie Camacho, R ERA: 3.38	(3, 1)	3.2		16	4	0	0	2	1	0	0	0	1	0	19	23	0.00	1.364
Jeff Jones, R ERA: 2.41	(7, 1)	2.0		9	1	0	0	1	2	0	0	0	0	0	9	17	0.00	1.500

PITCHER	IP	WLS	BF	H	R	ER	SO	BB	IBB	HBP	BLK	WP	HR	S	P	ERA	WHIP

BOTTOM

Oakland Athletics @ Texas Rangers

Arlington Stadium, Arlington, TX

Sun Jun 01 1980, 8:05 PM EDT

Att. 17,892 - Unknown

livebaseballscorecards.com

AB	35
R	7
H	11
RBI	7
BB	3
SO	4
LOB	19

WP: 1 PB: 0 SB: 1 CS: 0 PA: 39

Batter	1	2	3	4	5	6	7	8	9	AB	R	H	RBI	BB	SO	LOB
Rickey Henderson, R (1, 7) OBP: 0.411, SLG: 0.367	0-0 1B		0-0 4-3 1-3		4-0 SH1-3 S BB		0-0 1B		0-0 HR	4	1	4	0	1	0	0
Dwayne Murphy, L (1, 8) OBP: 0.420, SLG: 0.448	0-0 G4-6-3 1-2		0-0 4-3 1-2 3-H		0-0 SH1-3 1-3		0-0 1-2		0-0 1-H	4	1	3	3	0	0	1
Dave Revering, L (1, 3) OBP: 0.388, SLG: 0.559	0-0 F7		0-0 F4		0-0 F9		0-3 K		0-0 F7	5	0	0	0	0	1	6
Mitchell Page, L (1, 10) OBP: 0.371, SLG: 0.351	0-0 G4-6-3 1-2f			0-0 HR		0-0 4-3	0-3 K		0-0 F7	5	1	1	1	0	1	4
Wayne Gross, L (1, 5) OBP: 0.369, SLG: 0.480		0-3 K		4-0 G5-4-3 BB		0-0 2B		4-0 FC4 1B BB	0-0 G3	3	1	1	0	2	1	0
Tony Armas, R (1, 9) OBP: 0.328, SLG: 0.444		0-3 K		0-0 G5-4-3 1-2f		0-0 6-3		0-3 K		4	0	0	0	0	2	3
Jeff Newman, R (1, 2) OBP: 0.268, SLG: 0.385		0-0 5-3		0-0 2B		0-0 2B 2-H		0-0 FC4 1-2 1B		4	0	3	1	0	0	0
Mickey Klutts, R (1, 4) OBP: 0.289, SLG: 0.329			0-3 K	0-0 F9		0-0 F7		0-0 FC4 1-2f 2-3		4	0	0	0	0	1	4
Mario Guerrero, R (1, 6) OBP: 0.239, SLG: 0.266			0-0 1B 4-3		0-0 5-3		0-3 K	0-3 K		4	1	1	0	0	2	2
Inning Stats	R: 0 E: 0 K: 0 S: 4 H: 2 LOB: 1 BB: 0 P: 4	R: 0 E: 0 K: 2 S: 7 H: 0 LOB: 0 BB: 0 P: 7	R: 1 E: 0 K: 1 S: 7 H: 2 LOB: 1 BB: 0 P: 7	R: 1 E: 0 K: 0 S: 4 H: 2 LOB: 1 BB: 1 P: 8	R: 0 E: 0 K: 0 S: 3 H: 0 LOB: 1 BB: 1 P: 7	R: 1 E: 0 K: 0 S: 5 H: 2 LOB: 1 BB: 0 P: 5	R: 0 E: 0 K: 3 S: 11 H: 2 LOB: 2 BB: 0 P: 11	R: 0 E: 0 K: 2 S: 8 H: 1 LOB: 2 BB: 1 P: 12	R: 2 E: 0 K: 0 S: 5 H: 2 LOB: 0 BB: 0 P: 5	1B: 8 2B: 3 3B: 0 HR: 2 SF: 0 SAC: 1 DP: 2 HBP: 0							

TOP

Oakland Athletics @ Cleveland Indians

Cleveland Municipal Stadium, Cleveland, OH

Mon Jun 02 1980, 7:05 PM EDT

Att. 4,445 - Unknown - 77 F

livebaseballscorecards.com

AB	37
R	5
H	13
RBI	5
BB	3
SO	8
LOB	20

PITCHER		IP	WLS	BF	H	R	ER	SO	BB	IBB	HBP	BLK	WP	HR	S	P	ERA	WHIP
Wayne Garland, R ERA: 5.19	(1, 1)	6.0	W	26	8	3	3	3	2	0	0	0	0	1	30	38	4.50	1.667
Mike Stanton, R ERA: 4.28	(7, 1)	2.0		10	3	0	0	5	1	0	0	0	0	0	19	23	0.00	2.000
Victor Cruz, R ERA: 4.37	(9, 1)	1.0		5	2	2	2	0	0	0	0	0	0	1	5	5	18.00	2.000

PITCHER	IP	WLS	BF	H	R	ER	SO	BB	IBB	HBP	BLK	WP	HR	S	P	ERA	WHIP

Batter	1	2	3	4	5	6	7	8	9	AB	R	H	RBI	BB	SO	LOB
Miguel Dilone, S (1, 7) OBP: 0.372, SLG: 0.446	0-0 ① 6-3		4-0 1B S G3 BB	0-3 ① K 1-2 2-3	0-0 ③ F7		0-0 1B 4-3-5 1B			4	2	1	0	1	1	2
Jorge Orta, L (1, 9) OBP: 0.404, SLG: 0.416 Dell Alston, L (7, PR) OBP: 0.273, SLG: 0.310 (8, 9)	0-0 ② 5-3		0-0 G3 1-3 1B 1B	4-0 BB		0-0 1B 2B	0-0 4-3-5 1-3 1B			4 0	2 0	3 0	0 0	1 0	0 0	0 0
Mike Hargrove, L (1, 3) OBP: 0.407, SLG: 0.380	4-0 BB		0-0 ① G3 2-3 3-H	0-3 ② K		0-0 ① F8	0-0 ① ② 4-3-5 1-3f 3-H			4	0	0	2	1	1	6
Cliff Johnson, R (1, 10) OBP: 0.331, SLG: 0.394	0-0 ③ 5-3		0-3 ② K	0-0 ③ F8		4-0 1B 1B BB IBB	0-0 ③ F3			4	1	0	0	1	1	6
Ron Hassey, L (1, 2) OBP: 0.367, SLG: 0.439		0-0 ① G3	0-0 CS 3-H 1B		0-3 ① K	0-0 BB 1B 1-2 2-H 1B		4-0 FC6-4 BB		4	0	2	2	1	1	0
Toby Harrah, R (1, 5) OBP: 0.323, SLG: 0.292		0-0 F8 BB 1B	0-0 ③ CS 1-2	4-0 WP BB 1B BB	4-0 S 1B BB	0-0 FC5 BB 1-2 2-3 1B		0-0 ① F7		3	2	2	0	2	0	1
Rick Manning, L (1, 8) OBP: 0.362, SLG: 0.272	4-0 F8 1-2 BB			4-0 WP 1B 1-2 BB	0-0 1-H HR 1B	4-0 1-2 2-3 3-H BB		0-0 ② FC6-4 WP 1-2f		2	2	1	2	3	0	1
Dave Rosello, R (1, 4) OBP: 0.300, SLG: 0.611		0-0 ② F8 1-2 2-3		4-0 WP 1B 1-2 2-3 BB	0-0 1-H HR	0-3 ② K		0-0 ③ F9 1-2		4	1	1	2	1	1	6
Jerry Dybzinski, R (1, 6) OBP: 0.273, SLG: 0.355		0-0 ③ F7		0-0 ② WP 1-2 2-H 3-H 1B	0-0 ② F9	0-0 ③ FC5 2-3f				4	0	1	2	0	0	5
Inning Stats	R: 0 E: 0 K: 0 S: 3 H: 0 LOB: 1 BB: 1 P: 7	R: 0 E: 0 K: 0 S: 4 H: 1 LOB: 2 BB: 1 P: 8	R: 2 E: 0 K: 1 S: 6 H: 2 LOB: 0 BB: 1 P: 10	R: 2 E: 0 K: 2 S: 8 H: 1 LOB: 3 BB: 4 P: 24	R: 3 E: 0 K: 1 S: 7 H: 2 LOB: 0 BB: 1 P: 11	R: 2 E: 0 K: 1 S: 8 H: 3 LOB: 3 BB: 2 P: 16	R: 1 E: 0 K: 0 S: 4 H: 2 LOB: 1 BB: 0 P: 4	R: 0 E: 0 K: 0 S: 3 H: 0 LOB: 1 BB: 1 P: 7		1B: 9 2B: 2 3B: 0 HR: 1	SF: 0 SAC: 0 DP: 1 HBP: 0					

PITCHER		IP	WLS	BF	H	R	ER	SO	BB	IBB	HBP	BLK	WP	HR	S	P	ERA	WHIP
Brian Kingman, R ERA: 4.41	(1, 1)	3.0	L	16	3	4	4	1	5	0	0	0	0	0	13	33	12.00	2.667
Matt Keough, R ERA: 3.13	(4, 1)	2.0		12	3	3	3	3	3	0	0	0	2	1	15	27	13.50	3.000
Dave Hamilton, L ERA: 10.8	(6, 1)	0.1		4	2	2	2	0	0	1	0	0	0	0	3	7	54.00	6.000
Jeff Jones, R ERA: 2.66	(6, 1)	1.2		8	3	1	1	1	1	0	0	0	0	0	9	13	5.40	2.400
Bob Lacey, L ERA: 2.36	(8, 1)	1.0		4	0	0	0	0	1	0	0	0	1	0	3	7	0.00	1.000

PITCHER	IP	WLS	BF	H	R	ER	SO	BB	IBB	HBP	BLK	WP	HR	S	P	ERA	WHIP

BOTTOM

Oakland Athletics @ Cleveland Indians

Cleveland Municipal Stadium, Cleveland, OH

Mon Jun 02 1980, 7:05 PM EDT

Att. 4,445 - Unknown - 77 F

livebaseballscorecards.com

AB	33
R	10
H	11
RBI	10
BB	11
SO	5
LOB	27

1B: 9	SF: 0	WP: 3	PA: 45
2B: 2	SAC: 0	PB: 0	
3B: 0	DP: 1	SB: 2	
HR: 1	HBP: 0	CS: 1	

Batter	1	2	3	4	5	6	7	8	9	10	AB	R	H	RBI	BB	SO	LOB
Rickey Henderson, R (1, 7) OBP: 0.406, SLG: 0.363	E7 SF8 1B		6-3		6-3			F9	CS 1-2	6-3	5	1	1	0	0	0	0
Dwayne Murphy, L (1, 8) OBP: 0.414, SLG: 0.438	F8		3-1		K			BB		K	4	0	0	0	1	2	1
Wayne Gross, L (1, 5) OBP: 0.364, SLG: 0.469	SF8 3-H		BB			L4		F8		F9	3	0	0	1	1	0	1
Dave Revering, L (1, 3) OBP: 0.391, SLG: 0.579	1B 1B		L3			F8			HR		4	1	2	1	0	0	1
Mitchell Page, L (1, 10) OBP: 0.374, SLG: 0.378	1-3 1B			L3		3-1			HR		4	1	2	1	0	0	0
Tony Armas, R (1, 9) OBP: 0.326, SLG: 0.457	L6			K			K		HR		4	1	1	1	0	2	2
Jeff Newman, R (1, 2) OBP: 0.275, SLG: 0.388		F9		1B			G6-4-3 1B		F9		4	0	2	0	0	0	0
Mario Guerrero, R (1, 6) OBP: 0.236, SLG: 0.263 Mike Davis, L (7, PH) OBP: 0.111, SLG: 0.111 Dave McKay, S (7, 6) OBP: 0.212, SLG: 0.323		4-3		K			G6-4-3 1-2f		K		2 1 1	0 0 0	0 0 0	0 0 0	0 0 0	1 0 1	1 1 0
Rob Picciolo, R (1, 4) OBP: 0.282, SLG: 0.371 Randy Elliott, R (8, PH) OBP: 0.125, SLG: 0.125 Mike Edwards, R (8, 4) OBP: 0.229, SLG: 0.229		K			K			K	CS 1B		2 1 1	0 0 0	0 0 1	0 0 0	0 1 0	2 0 0	0 0 0
Inning Stats	R: 1 H: 3 E: 1 LOB: 2 K: 0 BB: 0 S: 6 P: 6	R: 0 H: 0 E: 0 LOB: 0 K: 1 BB: 0 S: 5 P: 5	R: 0 H: 0 E: 0 LOB: 1 K: 0 BB: 1 S: 3 P: 7	R: 0 H: 1 E: 0 LOB: 1 K: 2 BB: 0 S: 8 P: 8	R: 0 H: 0 E: 0 LOB: 0 K: 2 BB: 0 S: 7 P: 7	R: 0 H: 0 E: 0 LOB: 0 K: 0 BB: 0 S: 3 P: 3	R: 0 H: 1 E: 0 LOB: 0 K: 1 BB: 0 S: 5 P: 5	R: 0 H: 0 E: 0 LOB: 1 K: 1 BB: 1 S: 5 P: 9	R: 3 H: 4 E: 0 LOB: 0 K: 1 BB: 0 S: 8 P: 8	R: 0 H: 0 E: 0 LOB: 0 K: 1 BB: 0 S: 5 P: 5	1B: 6 SF: 1 2B: 0 SAC: 0 3B: 0 DP: 1 HR: 3 HBP: 0						

PITCHER		IP	WLS	BF	H	R	ER	SO	BB	IBB	HBP	BLK	WP	HR	S	P	ERA	WHIP
Len Barker, R ERA: 4.1	(1, 1)	8.0		30	5	1	1	7	2	0	0	0	0	0	42	50	1.12	0.875
Sid Monge, L ERA: 4.3	(9, 1)	0.0		2	2	2	2	0	0	0	0	0	0	2	2	2	∞	∞
Victor Cruz, R ERA: 4.38	(9, 1)	2.0	W	7	2	1	1	2	0	0	0	0	0	1	11	11	4.50	1.000

PITCHER	IP	WLS	BF	H	R	ER	SO	BB	IBB	HBP	BLK	WP	HR	S	P	ERA	WHIP

TOP

Oakland Athletics @ Cleveland Indians

Cleveland Municipal Stadium, Cleveland, OH

Tue Jun 03 1980, 7:05 PM EDT
Att. 4,597 - Unknown - 62 F

livebaseballscorecards.com

AB	36
R	4
H	9
RBI	4
BB	2
SO	9
LOB	7

WP: 0 PA: 40
PB: 0
SB: 0
CS: 1

Batter	1	2	3	4	5	6	7	8	9	10	AB	R	H	RBI	BB	SO	LOB
Miguel Dilone, S (1, 7) (2, 9) OBP: 0.361, SLG: 0.443	1B 2B	F7			6-3		L4-3 1-2			1-3	5	1	1	0	0	0	2
Jorge Orta, L (1, 9) OBP: 0.407, SLG: 0.416	1B HR BB	K			F4			4-3		F6	0	0	0	0	1	0	0
Joe Charboneau, R (1, PR) (2, 7) OBP: 0.331, SLG: 0.472											4	1	0	0	0	1	1
Mike Hargrove, L (1, 3) OBP: 0.402, SLG: 0.374	L3		F7			G3		F7		HR 1B	5	1	1	0	0	0	2
Cliff Johnson, R (1, 10) OBP: 0.340, SLG: 0.419	HR 1B 1-3 2-H		G4-6-3 BB			F9		4-3		1-H HR	4	2	2	3	1	0	0
Ron Hassey, L (1, 2) OBP: 0.371, SLG: 0.449	F5		G4-6-3 1-2f			2B			SH3-4 1B		4	0	2	0	0	0	3
Dell Alston, L (9, PR) OBP: 0.273, SLG: 0.310											0	0	0	0	0	0	0
Bo Diaz, R (10, 2) OBP: 0.296, SLG: 0.280											0	0	0	0	0	0	0
Toby Harrah, R (1, 5) OBP: 0.328, SLG: 0.312	HR 1-H 3-H			F8		BB			SH3-4 1-2		2	1	1	3	1	0	0
Rick Manning, L (1, 8) OBP: 0.359, SLG: 0.264	6-3			4-3		F8			IBB		3	0	0	0	1	0	3
Dave Rosello, R (1, 4) OBP: 0.250, SLG: 0.500		6-3		5-3			F3		K		4	0	0	0	0	1	2
Jerry Dybzinski, R (1, 6) OBP: 0.270, SLG: 0.343		1B			K		K L4-3			F4	4	0	1	0	0	2	2
Inning Stats	R: 4 H: 3 E: 0 LOB: 1 K: 0 BB: 1 S: 6 P: 10	R: 0 H: 1 E: 0 LOB: 1 K: 1 BB: 0 S: 6 P: 6	R: 0 H: 0 E: 0 LOB: 0 K: 0 BB: 1 S: 2 P: 6	R: 0 H: 0 E: 0 LOB: 0 K: 0 BB: 0 S: 3 P: 3	R: 0 H: 0 E: 0 LOB: 0 K: 1 BB: 0 S: 5 P: 5	R: 0 H: 1 E: 0 LOB: 2 K: 0 BB: 1 S: 4 P: 8	R: 0 H: 0 E: 0 LOB: 0 K: 1 BB: 0 S: 5 P: 5	R: 0 H: 0 E: 0 LOB: 0 K: 0 BB: 0 S: 3 P: 3	R: 0 H: 1 E: 0 LOB: 2 K: 1 BB: 1 S: 6 P: 10	R: 2 H: 2 E: 0 LOB: 0 K: 0 BB: 0 S: 4 P: 4	1B: 4 SF: 0 2B: 3 SAC: 1 3B: 0 DP: 2 HR: 2 HBP: 0						

PITCHER	IP	WLS	BF	H	R	ER	SO	BB	IBB	HBP	BLK	WP	HR	S	P	ERA	WHIP
Rick Langford, R (1, 1) ERA: 3.61	9.2	L	40	8	6	6	4	3	1	0	0	1	2	44	60	5.59	1.138

PITCHER	IP	WLS	BF	H	R	ER	SO	BB	IBB	HBP	BLK	WP	HR	S	P	ERA	WHIP

BOTTOM

Oakland Athletics @ Cleveland Indians

Cleveland Municipal Stadium, Cleveland, OH

Tue Jun 03 1980, 7:05 PM EDT

Att. 4,597 - Unknown - 62 F

livebaseballscorecards.com

AB	35
R	6
H	8
RBI	6
BB	4
SO	4
LOB	15

WP: 1 PA: 40
PB: 0
SB: 0
CS: 0

Batter	1	2	3	4	5	6	7	8	9	AB	R	H	RBI	BB	SO	LOB
Rickey Henderson, R (1, 7) OBP: 0.402, SLG: 0.355	6-3		5-3		E6 1B			BBB 4-0 1B BB	F9	4	2	0	0	1	0	0
Dwayne Murphy, L (1, 8) OBP: 0.421, SLG: 0.442	G3		BBB 4-0 BB		1-H 1B			0-0 1-2 1B 1B		3	1	2	1	1	0	0
Wayne Gross, L (1, 5) OBP: 0.361, SLG: 0.463	5-3		F5		F8			0-0 1B 1-2 2-H 1B		4	0	1	1	0	0	2
Dave Revering, L (1, 3) OBP: 0.394, SLG: 0.573		F8		4-3		BBB 4-0 G6-3 BB		0-0 1-3 2-H 1B		3	0	1	1	1	0	0
Mitchell Page, L (1, 10) OBP: 0.371, SLG: 0.370		F7		BBB 4-0 BB		F8		SSS 0-3 K		3	0	0	0	1	1	3
Tony Armas, R (1, 9) OBP: 0.324, SLG: 0.452		1B 1B		F9		G6-3 1-2f		SSS 0-3 K		4	0	1	0	0	1	4
Jeff Newman, R (1, 2) OBP: 0.274, SLG: 0.384		1-3 1B		6-3			6-3	SSS 0-3 K		4	0	1	0	0	1	3
Mario Guerrero, R (1, 6) OBP: 0.234, SLG: 0.259		F8			L4		4-3		F4	2	0	0	0	0	0	2
Mike Davis, L (7, PH) OBP: 0.105, SLG: 0.105										1	0	0	0	0	0	0
Mickey Klutts, R (7, 6) OBP: 0.286, SLG: 0.324										1	0	0	0	0	0	0
Rob Picciolo, R (1, 4) OBP: 0.276, SLG: 0.362			F4		F8		6-3	SSS 0-3 K		3	0	0	0	0	0	0
Mike Heath, R (9, PH) OBP: 0.282, SLG: 0.326										1	0	0	0	0	1	0
Inning Stats	R: 0 E: 0 K: 0 S: 3 H: 0 LOB: 0 BB: 0 P: 3	R: 0 E: 0 K: 0 S: 5 H: 2 LOB: 2 BB: 0 P: 5	R: 0 E: 0 K: 0 S: 3 H: 0 LOB: 1 BB: 1 P: 7	R: 0 E: 0 K: 0 S: 3 H: 0 LOB: 1 BB: 1 P: 7	R: 1 E: 1 K: 0 S: 5 H: 1 LOB: 1 BB: 0 P: 5	R: 0 E: 0 K: 0 S: 2 H: 0 LOB: 0 BB: 1 P: 6	R: 0 E: 0 K: 0 S: 3 H: 0 LOB: 0 BB: 0 P: 3	R: 2 E: 0 K: 3 S: 12 H: 3 LOB: 2 BB: 1 P: 16	R: 0 E: 0 K: 1 S: 5 H: 0 LOB: 0 BB: 0 P: 5	1B: 6 2B: 0 3B: 0 HR: 0 SF: 0 SAC: 0 DP: 1 HBP: 0						

PITCHER	IP	WLS	BF	H	R	ER	SO	BB	IBB	HBP	BLK	WP	HR	S	P	ERA	WHIP
Dan Spillner, R (1, 1) ERA: 4.81	7.0	W	30	5	3	2	0	4	0	0	0	0	0	26	42	2.57	1.286
Bob Owchinko, L (8, 1) ERA: 5.77	0.1		2	1	0	0	1	0	0	0	0	0	0	4	4	0.00	3.000
Victor Cruz, R (8, 1) ERA: 4.1	1.2	S	5	0	0	0	3	0	0	0	0	0	0	11	11	0.00	0.000

PITCHER	IP	WLS	BF	H	R	ER	SO	BB	IBB	HBP	BLK	WP	HR	S	P	ERA	WHIP

TOP

Oakland Athletics @ Cleveland Indians

Cleveland Municipal Stadium, Cleveland, OH

Wed Jun 04 1980, 7:05 PM EDT

Att. 8,608 - Unknown

livebaseballscorecards.com

AB	33
R	3
H	6
RBI	3
BB	4
SO	4
LOB	14

WP: 0 PA: 37
PB: 0
SB: 0
CS: 0

BOTTOM

Oakland Athletics @ Cleveland Indians

Cleveland Municipal Stadium, Cleveland, OH

Wed Jun 04 1980, 7:05 PM EDT

Att. 8,608 - Unknown

livebaseballscorecards.com

Batter	1	2	3	4	5	6	7	8	9	AB	R	H	RBI	BB	SO	LOB
Miguel Dilone, S (1, 9) OBP: 0.372, SLG: 0.444	BBBB 4-0 PB S SF8 BB		x 0-0 ① F7		x 0-0 S 1B 1B		x 0-0 ① SH1-4 2-3			2	1	1	0	1	0	0
Rick Manning, L (1, 8) OBP: 0.356, SLG: 0.264	x 0-0 ① F6 1-3		x 0-0 ② F7		x 0-0 ③ 1-H 1B		SSS 0-3 ② K			4	0	1	0	0	1	2
Mike Hargrove, L (1, 3) OBP: 0.408, SLG: 0.397	BBBB 4-0 SF8 BB		x 0-0 1B			x 0-0 HR	x 0-0 E6 WP 3-H			3	1	2	1	1	0	0
Cliff Johnson, R (1, 10) OBP: 0.344, SLG: 0.442	x 0-0 ② SF8 1-2 3-H		x 0-0 ③ F6			x 0-0 HR	BBBB 4-0 1-2 BB			2	1	1	2	1	0	1
Ron Hassey, L (1, 2) OBP: 0.368, SLG: 0.443	x 0-0 ③ F8			SSS 0-3 ① K		x 0-0 1B	x 0-0 ③ 3-1			4	0	1	0	0	1	3
Toby Harrah, R (1, 5) OBP: 0.337, SLG: 0.339		x 0-0 HR		x 0-0 G6-4-3 1B		x 0-0 ① F8		x 0-0 SH3 1B		4	1	3	1	0	0	1
Joe Charboneau, R (1, 7) OBP: 0.325, SLG: 0.463 Dell Alston, L (8, PH) (9, 7) OBP: 0.273, SLG: 0.310		x 0-0 ① F7		x 0-0 ② ③ G6-4-3 1-2f		x 0-0 ② F7		x 0-0 ① SH3 1-2		3 0	0 0	0 0	0 0	0 0	0 0	2 0
Dave Rosello, R (1, 4) OBP: 0.214, SLG: 0.423		x 0-0 ② F8			x 0-0 ① 6-3	x 0-0 ③ F8		x 0-0 ② F7		4	0	0	0	0	0	2
Jerry Dybzinski, R (1, 6) OBP: 0.268, SLG: 0.359		x 0-0 ③ F8			x 0-0 ② F8		x 0-0 SH1-4 E 2B	x 0-0 ③ F7		4	1	1	0	0	0	1
Inning Stats	R: 1 E: 0 K: 0 S: 3 H: 0 LOB: 1 BB: 2 P: 11	R: 1 E: 0 K: 0 S: 4 H: 1 LOB: 0 BB: 0 P: 4	R: 0 E: 0 K: 0 S: 4 H: 1 LOB: 1 BB: 0 P: 4	R: 0 E: 0 K: 1 S: 5 H: 1 LOB: 0 BB: 0 P: 5	R: 0 E: 0 K: 0 S: 4 H: 2 LOB: 2 BB: 0 P: 4	R: 2 E: 0 K: 0 S: 6 H: 3 LOB: 1 BB: 0 P: 6	R: 1 E: 1 K: 1 S: 7 H: 1 LOB: 2 BB: 1 P: 11	R: 0 E: 0 K: 0 S: 4 H: 1 LOB: 1 BB: 0 P: 4		1B: 6 2B: 1 3B: 0 HR: 3	SF: 1 SAC: 2 DP: 1 HBP: 0						

	AB	30
	R	5
	H	10
	RBI	4
	BB	3
	SO	2
	LOB	12

WP: 1 PB: 1 SB: 2 CS: 0 PA: 36

PITCHER		IP	WLS	BF	H	R	ER	SO	BB	IBB	HBP	BLK	WP	HR	S	P	ERA	WHIP
Steve McCatty, R ERA: 4.8	(1, 1)	6.0	L	27	9	5	3	1	2	0	0	0	0	3	27	35	4.50	1.833
Bob Lacey, L ERA: 2.3	(7, 1)	0.2		3	0	0	0	1	0	0	0	0	0	0	5	5	0.00	0.000
Jeff Jones, R ERA: 2.49	(7, 1)	1.1		6	1	0	0	0	1	0	0	0	1	0	5	9	0.00	1.500

PITCHER	IP	WLS	BF	H	R	ER	SO	BB	IBB	HBP	BLK	WP	HR	S	P	ERA	WHIP

Batter	1	2	3	4	5	6	7	8	9	AB	R	H	RBI	BB	SO	LOB
Rick Burleson, R (1, 6) OBP: 0.333, SLG: 0.393	1B	1B 2B		SF8 3B	BB 1B HR 1B	FC4		1B		6	3	5	3	0	0	1
Jerry Remy, L (1, 4) OBP: 0.373, SLG: 0.430	1B	FC4-6 1B		SF8	HR BB 1B		1B	F4		4	1	4	4	0	0	0
Dave Stapleton, R (7, PR) (7, 4) (8, 9) OBP: 0.250, SLG: 0.583										1	0	0	0	0	0	1
Fred Lynn, L (1, 8) OBP: 0.367, SLG: 0.455	P7	FC4-6 FC6-4		E4 1B	BBB HR BB		F8	K		4	1	0	0	1	0	4
Gary Allenson, R (8, PH) (8, 5) OBP: 0.364, SLG: 0.444										1	0	0	0	0	1	1
Tony Perez, R (1, 3) OBP: 0.330, SLG: 0.484	P7	FC6-4		1B	HR		1B		F7	4	1	2	4	0	0	3
Dwight Evans, R (5, 9) (8, 8) OBP: 0.318, SLG: 0.405										2	0	1	0	0	0	0
Carl Yastrzemski, L (1, 10) OBP: 0.341, SLG: 0.432	G3		G3	K	K		F7		F7	4	0	0	0	0	2	4
Jack Brohamer, L (7, PH) OBP: 0.367, SLG: 0.411										2	0	0	0	0	0	2
Carlton Fisk, R (1, 2) OBP: 0.378, SLG: 0.562		FC1-4 HBP	6-3		K 6-3		L9		K	3	0	0	0	0	1	0
Dave Rader, L (5, 2) OBP: 0.351, SLG: 0.444										2	0	0	0	0	1	2
Jim Rice, R (1, 7) OBP: 0.280, SLG: 0.398		FC1-4 E BB 2B	1B		HR	K		G3		5	2	2	1	0	1	1
Jim Dwyer, L (1, 9) (5, 3) OBP: 0.438, SLG: 0.618		BB E 2B	F8		1B 1B	F7		HR 1B		4	3	2	0	1	0	1
Butch Hobson, R (1, 5) OBP: 0.278, SLG: 0.391		FC2 2B 1B		K	1B 1B	FC4 1B		HR		3	2	1	0	0	1	2
Glenn Hoffman, R (5, 5) (8, 4) OBP: 0.250, SLG: 0.429										2	1	2	2	0	0	0
Inning Stats	R: 0 E: 0 K: 0 S: 5 H: 2 LOB: 2 BB: 0 P: 5	R: 4 E: 1 K: 0 S: 6 H: 2 LOB: 1 BB: 1 P: 11	R: 0 E: 0 K: 0 S: 4 H: 1 LOB: 1 BB: 0 P: 4	R: 1 E: 1 K: 2 S: 10 H: 2 LOB: 2 BB: 0 P: 10	R: 7 E: 0 K: 2 S: 13 H: 6 LOB: 0 BB: 1 P: 17	R: 0 E: 0 K: 1 S: 6 H: 1 LOB: 1 BB: 0 P: 6	R: 0 E: 0 K: 0 S: 5 H: 2 LOB: 2 BB: 0 P: 5	R: 2 E: 0 K: 1 S: 8 H: 3 LOB: 1 BB: 0 P: 8	R: 0 E: 0 K: 1 S: 5 H: 0 LOB: 0 BB: 0 P: 5	1B: 14 2B: 1 3B: 1 HR: 3	SF: 1 SAC: 0 DP: 0 HBP: 1						

TOP

Boston Red Sox @ Oakland Athletics

Oakland-Alameda County Coliseum, Oakland, CA

Fri Jun 06 1980, 7:05 PM PDT

Att. 15,947 - Unknown - 50 F

livebaseballscorecards.com

AB	47
R	14
H	19
RBI	14
BB	2
SO	7
LOB	22

PITCHER		IP	WLS	BF	H	R	ER	SO	BB	IBB	HBP	BLK	WP	HR	S	P	ERA	WHIP
Mike Norris, R ERA: 2.06	(1, 1)	4.1	L	27	10	8	7	3	1	0	1	0	0	1	31	36	14.54	2.538
Ernie Camacho, R ERA: 7.36	(5, 1)	3.0		19	9	6	6	2	1	0	0	0	0	2	22	26	18.00	3.333
Dave Hamilton, L ERA: 10.03	(8, 1)	1.2		5	0	0	0	2	0	0	0	0	0	0	9	9	0.00	0.000

PITCHER	IP	WLS	BF	H	R	ER	SO	BB	IBB	HBP	BLK	WP	HR	S	P	ERA	WHIP

BOTTOM

Boston Red Sox @ Oakland Athletics

Oakland-Alameda County Coliseum, Oakland, CA

Fri Jun 06 1980, 7:05 PM PDT

Att. 15,947 - Unknown - 50 F

livebaseballscorecards.com

Batter	1	2	3	4	5	6	7	8	9	AB	R	H	RBI	BB	SO	LOB
Rickey Henderson, R (1, 7) OBP: 0.410, SLG: 0.360	S, 1B		1-3 ①		BBB 4-0 1B 1-2 2B BB		BBB 4-0 6-3 HR BB	0-0 2-H 1B		3	2	2	1	2	0	0
Dwayne Murphy, L (1, 8) OBP: 0.421, SLG: 0.443	4-3 ① 1-2		0-0 1B		0-0 1-2 2-3 2B 1B		6-3 ① 1-2	F7 ③		2	0	1	0	0	0	1
Mike Davis, L (5, 9) OBP: 0.136, SLG: 0.136										3	1	1	0	0	0	2
Mitchell Page, L (1, 10) OBP: 0.372, SLG: 0.399	F5 ②		F8 ②		E 1-H 2-H 3-H 2B		2-H HR		F3 ①	5	1	2	5	0	0	2
Dave Revering, L (1, 3) OBP: 0.388, SLG: 0.568	4-3 ③		4-3 ③		F7 ①		2B		S S S K ②	5	0	1	0	0	1	3
Wayne Gross, L (1, 5) OBP: 0.362, SLG: 0.457		FC6-4 1B 1B		6-3 ①	E3 G4-6-3 2-3		F2 ②		BBB 4-0 HR BB	4	1	1	0	1	0	2
Tony Armas, R (1, 9) OBP: 0.326, SLG: 0.467 (5, 8)		FC6-4 1-2 1B		E6 FC6-4	G4-6-3 ②③ 1-2f		F8 ③		1-H HR	5	1	2	2	0	0	3
Mike Heath, R (1, 2) OBP: 0.269, SLG: 0.310		P8 ①		FC6-4 ② 1-2f		L6 ①		F3 ①	S S S K ③	5	0	0	0	0	1	3
Mickey Klutts, R (1, 4) OBP: 0.272, SLG: 0.308		FC6-4 ② 1-2f 2-3		F8 ③		5-3 ②		F4 ②		4	0	0	0	0	0	3
Mario Guerrero, R (1, 6) OBP: 0.240, SLG: 0.267		5-3 ③			BBB 4-0 1B BB 2B BB	5-3 ③		1B 2B		3	2	1	0	1	0	2

	AB	39
	R	8
	H	11
	RBI	8
	BB	4
	SO	2
	LOB	21

Inning Stats	1	2	3	4	5	6	7	8	9
	R: 0 E: 0 K: 0 S: 4	H: 1 LOB: 1 BB: 0 P: 4	R: 0 E: 0 K: 0 S: 5	H: 2 LOB: 2 BB: 0 P: 5	R: 0 E: 0 K: 0 S: 4	H: 1 LOB: 1 BB: 0 P: 4	R: 0 E: 1 K: 0 S: 4	H: 0 LOB: 1 BB: 0 P: 4	R: 3 E: 1 K: 0 S: 5	H: 2 LOB: 1 BB: 2 P: 13	R: 0 E: 0 K: 0 S: 3	H: 0 LOB: 0 BB: 0 P: 3	R: 2 E: 0 K: 0 S: 5	H: 2 LOB: 1 BB: 1 P: 9	R: 1 E: 0 K: 0 S: 5	H: 2 LOB: 1 BB: 0 P: 5	R: 2 E: 0 K: 2 S: 8	H: 1 LOB: 0 BB: 1 P: 12

1B: 6	SF: 0	WP: 0	PA: 43
2B: 3	SAC: 0	PB: 0	
3B: 0	DP: 1	SB: 1	
HR: 2	HBP: 0	CS: 0	

PITCHER		IP	WLS	BF	H	R	ER	SO	BB	IBB	HBP	BLK	WP	HR	S	P	ERA	WHIP
Chuck Rainey, R ERA: 4.29	(1, 1)	7.0	W	33	8	5	5	0	3	0	0	0	0	1	30	42	6.43	1.571
Skip Lockwood, R ERA: 6.43	(8, 1)	2.0		10	3	3	3	2	1	0	0	0	0	1	13	17	13.50	2.000

PITCHER	IP	WLS	BF	H	R	ER	SO	BB	IBB	HBP	BLK	WP	HR	S	P	ERA	WHIP

Boston Red Sox @ Oakland Athletics

Oakland-Alameda County Coliseum, Oakland, CA

Sat Jun 07 1980, 3:33 AM PDT

Att. 13,005 - Sunny - 66 F

TOP

livebaseballscorecards.com

Batter	1	2	3	4	5	6	7	8	9	AB	R	H	RBI	BB	SO	LOB
Rick Burleson, R (1, 6) OBP: 0.332, SLG: 0.395	F9 2B		4-3		FC6-4 1-2f 3-H			F7		4	0	1	1	0	0	1
Jerry Remy, L (1, 4) OBP: 0.370, SLG: 0.426	F7			F7	6-3			1B		4	0	1	0	0	0	2
Jim Rice, R (1, 7) OBP: 0.280, SLG: 0.395	F9 2-3			F9 BB 1B		F3		F7		4	0	1	0	0	0	2
Tony Perez, R (1, 3) OBP: 0.329, SLG: 0.477	F4			B B B 4-0 1-2 BB		F2			4-3	3	0	0	0	1	0	1
Carl Yastrzemski, L (1, 10) OBP: 0.333, SLG: 0.420		G3		F9 2-3		1-3			F9	4	0	0	0	0	0	2
Jim Dwyer, L (1, 8) OBP: 0.429, SLG: 0.597		3-1		6-3			F7		1B	4	0	1	0	0	0	2
Butch Hobson, R (1, 5) OBP: 0.271, SLG: 0.380		K			K		F9		K	4	0	0	0	0	3	1
Dwight Evans, R (1, 9) OBP: 0.318, SLG: 0.411			F8		1B FC6-4 2B		F7			3	1	1	0	0	0	0
Dave Rader, L (1, 2) OBP: 0.350, SLG: 0.436			F5		FC6-4 2-3 1B			F8		3	0	1	0	0	0	0
Inning Stats	R: 0 E: 0 K: 0 S: 4 H: 1 LOB: 1 BB: 0 P: 4	R: 0 E: 0 K: 1 S: 5 H: 0 LOB: 0 BB: 0 P: 5	R: 0 E: 0 K: 0 S: 3 H: 0 LOB: 0 BB: 0 P: 3	R: 0 E: 0 K: 0 S: 4 H: 1 LOB: 2 BB: 1 P: 8	R: 1 E: 0 K: 1 S: 7 H: 2 LOB: 1 BB: 0 P: 7	R: 0 E: 0 K: 0 S: 3 H: 0 LOB: 0 BB: 0 P: 3	R: 0 E: 0 K: 0 S: 3 H: 0 LOB: 0 BB: 0 P: 3	R: 0 E: 0 K: 0 S: 4 H: 1 LOB: 1 BB: 0 P: 4	R: 0 E: 0 K: 1 S: 6 H: 1 LOB: 1 BB: 0 P: 6	1B: 4 2B: 2 3B: 0 HR: 0	SF: 0 SAC: 0 DP: 0 HBP: 0						

	AB	33
	R	1
	H	6
	RBI	1
	BB	1
	SO	3
	LOB	11

WP: 0 PB: 0 SB: 0 CS: 0 PA: 34

PITCHER	IP	WLS	BF	H	R	ER	SO	BB	IBB	HBP	BLK	WP	HR	S	P	ERA	WHIP
Matt Keough, R (1, 1) ERA: 2.92	9.0	W	34	6	1	1	3	1	0	0	0	0	0	39	43	1.00	0.778

PITCHER	IP	WLS	BF	H	R	ER	SO	BB	IBB	HBP	BLK	WP	HR	S	P	ERA	WHIP

BOTTOM

Boston Red Sox @ Oakland Athletics

Oakland-Alameda County Coliseum, Oakland, CA

Sat Jun 07 1980, 3:33 AM PDT

Att. 13,005 - Sunny - 66 F

livebaseballscorecards.com

Batter	1	2	3	4	5	6	7	8	9	AB	R	H	RBI	BB	SO	LOB
Rickey Henderson, R (1, 7) OBP: 0.412, SLG: 0.363	S S S 0-3 K ①	x 0-0 F8 ③			x 0-0 CS S 1B 3-H		x 0-0 CS 1B			4	0	2	1	0	1	1
Mitchell Page, L (1, 10) OBP: 0.369, SLG: 0.390	x 0-0 F7 ②		x 0-0 4-3 ①		B B B 4-0 PB CS BB 1-2		S S S 0-3 K ① ② 1-2			3	0	0	0	1	1	1
Dave Revering, L (1, 3) OBP: 0.385, SLG: 0.556	B B B B 4-0 WP BB		x 0-0 F8 ②		x 0-0 F4 ①		x 0-0 4-3 ③			3	0	0	0	1	0	2
Wayne Gross, L (1, 5) OBP: 0.371, SLG: 0.457 Dave McKay, S (8, PR) (9, 5) OBP: 0.212, SLG: 0.323	B B B B 4-0 1-2 BB		B B B B 4-0 CS BB		x 0-0 4-3 ② ③ 1-3 2-3			x 0-0 4-3 SH1-3 1B		2 0	0 0	1 0	0 0	2 0	0 0	2 0
Tony Armas, R (1, 8) OBP: 0.332, SLG: 0.467	S S S 0-3 K ③		0-0 CS ③ 1-2	x 0-0 SH3-4 1B		B B B 4-0 FC5-6 BB		x 0-0 SH1-3 ① 1-2		2	0	1	0	1	1	2
Jeff Newman, R (1, 2) OBP: 0.268, SLG: 0.375		S S S 0-3 K ①		x 0-0 SH3-4 ① 1-2		x 0-0 FC5-6 ① 1-2f HR		x 0-0 4-3 ② 2-3		3	1	0	0	0	1	3
Mike Davis, L (1, 9) OBP: 0.192, SLG: 0.308		x 0-0 E BLK 1B		x 0-0 F8 ②		x 0-0 1-H HR		x 0-0 1-3 ③		4	2	2	2	0	0	3
Mickey Klutts, R (1, 4) OBP: 0.262, SLG: 0.296		S S S 0-3 K ② 1-H		S S S 0-3 K ③		x 0-0 6-3 ②				3	0	0	0	0	2	1
Mario Guerrero, R (1, 6) OBP: 0.247, SLG: 0.274		x 0-0 1B			x 0-0 E4 1B 1B	x 0-0 5-3 ③				3	1	2	0	0	0	0
Inning Stats	R: 0 H: 0 E: 0 LOB: 2 K: 2 BB: 2 S: 7 P: 15	R: 1 H: 2 E: 1 LOB: 1 K: 2 BB: 0 S: 9 P: 9	R: 0 H: 0 E: 0 LOB: 0 K: 0 BB: 1 S: 2 P: 6	R: 0 H: 1 E: 0 LOB: 1 K: 1 BB: 0 S: 6 P: 6	R: 1 H: 2 E: 1 LOB: 1 K: 0 BB: 1 S: 4 P: 8	R: 2 H: 1 E: 0 LOB: 0 K: 0 BB: 1 S: 4 P: 8	R: 0 H: 1 E: 0 LOB: 0 K: 1 BB: 0 S: 5 P: 5	R: 0 H: 1 E: 0 LOB: 2 K: 0 BB: 0 S: 4 P: 4		1B: 7 SF: 0 2B: 0 SAC: 2 3B: 0 DP: 0 HR: 1 HBP: 0						

PITCHER	IP	WLS	BF	H	R	ER	SO	BB	IBB	HBP	BLK	WP	HR	S	P	ERA	WHIP
Mike Torrez, R (1, 1) ERA: 4.5	8.0	L	34	8	4	4	6	5	0	0	1	1	1	41	61	4.50	1.625

PITCHER	IP	WLS	BF	H	R	ER	SO	BB	IBB	HBP	BLK	WP	HR	S	P	ERA	WHIP

AB	27
R	4
H	8
RBI	3
BB	5
SO	6
LOB	15

WP: 1 PA: 35
PB: 1
SB: 1
CS: 4

Batter	1	2	3	4	5	6	7	8	9	AB	R	H	RBI	BB	SO	LOB
Rick Burleson, R (1, 6) OBP: 0.338, SLG: 0.394	L8			BBBB 4-0 1B 1B BB	6-3			0-0 BB FC6 1-2 1B	BBBB 4-0 S E E BB	3	1	1	0	2	0	2
Jerry Remy, L (1, 4) OBP: 0.370, SLG: 0.424	6-3			0-0 1B 1-2 1B		4-3		P9	E6 S 1-2 1B	3	0	1	0	0	0	0
Dave Stapleton, R (8, PH) OBP: 0.231, SLG: 0.538 (8, 4)										2	1	0	0	0	0	3
Fred Lynn, L (1, 8) OBP: 0.363, SLG: 0.447	SSS 0-3 K			0-0 F5		SSS 0-3 K		0-0 FC6 BB 1-2 2-3	0-0 HBP BB 1-H 2-H 1B	5	0	1	1	0	2	4
Tony Perez, R (1, 3) OBP: 0.330, SLG: 0.472		0-0 4-3		0-0 G4-6-3 1-2 2-3 1B		SSS 0-3 K		BBBB 4-0 1-2 2-3 3-H BB	0-0 P9	4	0	1	1	1	1	1
Carl Yastrzemski, L (1, 10) OBP: 0.330, SLG: 0.409		0-0 1-6-3		0-0 G4-6-3 1-2f			0-0 F4	0-0 4-3	BBBB 4-0 HBP 1-2 BB	4	0	0	0	1	0	6
Carlton Fisk, R (1, 2) OBP: 0.373, SLG: 0.546		0-0 F7			0-0 5-3		0-0 F7		0-0 F6 1-2 2-3 HBP	4	0	0	0	0	0	0
Jim Rice, R (1, 7) OBP: 0.283, SLG: 0.392			SSS 0-3 K		0-0 2B 1B		0-0 F9		BBBB 4-0 BB HR BB 0-0 F7	4	1	1	0	1	1	3
Jim Dwyer, L (1, 9) OBP: 0.414, SLG: 0.573			0-0 F7		0-0 P8			0-0 L9	BBBB 4-0 1-2 HR BB	3	0	0	0	0	0	1
Dwight Evans, R (9, PH) OBP: 0.322, SLG: 0.411 (9, 9)										0	1	0	0	1	0	0
Butch Hobson, R (1, 5) OBP: 0.283, SLG: 0.418			SSS 0-3 K		0-0 1-3 2B			0-0 FC6 1B BB 1B	0-0 1-H 2-H HR	4	2	3	3	0	1	0
Inning Stats	R: 0 E: 0 K: 1 S: 5 H: 0 LOB: 0 BB: 0 P: 5	R: 0 E: 0 K: 0 S: 3 H: 0 LOB: 0 BB: 0 P: 3	R: 0 E: 0 K: 2 S: 7 H: 0 LOB: 0 BB: 0 P: 7	R: 0 E: 0 K: 0 S: 4 H: 2 LOB: 2 BB: 1 P: 8	R: 0 E: 0 K: 0 S: 5 H: 2 LOB: 2 BB: 0 P: 5	R: 0 E: 0 K: 2 S: 7 H: 0 LOB: 0 BB: 0 P: 7	R: 0 E: 0 K: 0 S: 3 H: 0 LOB: 0 BB: 0 P: 3	R: 1 E: 0 K: 0 S: 6 H: 2 LOB: 3 BB: 1 P: 10	R: 5 E: 1 K: 0 S: 6 H: 2 LOB: 3 BB: 4 P: 23	1B: 6 2B: 1 3B: 0 HR: 1	SF: 0 SAC: 0 DP: 1 HBP: 1						

TOP

Boston Red Sox @ Oakland Athletics

Oakland-Alameda County Coliseum, Oakland, CA

Sun Jun 08 1980, 3:33 AM PDT

Att. 18,738 - Sunny - 70 F

livebaseballscorecards.com

AB	36
R	6
H	8
RBI	5
BB	6
SO	5
LOB	20

PITCHER		IP	WLS	BF	H	R	ER	SO	BB	IBB	HBP	BLK	WP	HR	S	P	ERA	WHIP
Brian Kingman, R ERA: 4.01	(1, 1)	7.1		28	6	1	1	5	1	0	0	0	0	0	37	41	1.23	0.955
Bob Lacey, L ERA: 2.28	(8, 1)	0.1		2	0	0	0	0	0	0	0	0	0	0	2	2	0.00	0.000
Jeff Jones, R ERA: 2.49	(8, 1)	0.0		1	0	0	0	0	1	0	0	0	0	0	0	4	∞	∞
Dave Hamilton, L ERA: 11.25	(8, 1)	0.2	L	8	2	5	4	0	3	0	0	0	0	1	5	17	54.00	7.500
Ernie Camacho, R ERA: 6.94	(9, 1)	0.2		4	0	0	0	0	1	0	1	0	0	0	2	7	0.00	1.500

PITCHER	IP	WLS	BF	H	R	ER	SO	BB	IBB	HBP	BLK	WP	HR	S	P	ERA	WHIP

WP: 0	PB: 0	SB: 3	CS: 0
PA: 43			

BOTTOM

Boston Red Sox @ Oakland Athletics

Oakland-Alameda County Coliseum, Oakland, CA

Sun Jun 08 1980, 3:33 AM PDT

Att. 18,738 - Sunny - 70 F

livebaseballscorecards.com

Batter	1	2	3	4	5	6	7	8	9	AB	R	H	RBI	BB	SO	LOB
Rickey Henderson, R (1, 7) OBP: 0.407, SLG: 0.357	L1		L6			1-3		SH3 1-2		3	0	0	0	0	0	1
Mitchell Page, L (1, 10) OBP: 0.361, SLG: 0.380	1-3		K			K		F2		4	0	0	0	0	2	2
Dave Revering, L (1, 3) OBP: 0.382, SLG: 0.545	F6			6-3		BB		FC5 2-3		3	0	0	0	1	0	1
Wayne Gross, L (1, 5) OBP: 0.365, SLG: 0.448		F8		F5		6-3			F9	3	0	0	0	0	0	1
Randy Elliott, R (9, PH) OBP: 0.111, SLG: 0.111										1	0	0	0	0	0	0
Tony Armas, R (1, 8) OBP: 0.325, SLG: 0.457		K		K			F4		1-3	4	0	0	0	0	2	0
Jeff Newman, R (1, 2) OBP: 0.282, SLG: 0.394		K				SH3-4 1B	2B		1B 1B	4	0	3	0	0	1	0
Mike Davis, L (1, 9) OBP: 0.207, SLG: 0.310			K			SH3-4 1-2	F7		1B 1-2 1B	3	0	1	0	0	1	1
Mickey Klutts, R (1, 4) OBP: 0.261, SLG: 0.294			E5 2B			K	F9		1-2 2-3 1B	4	1	1	0	0	1	2
Mario Guerrero, R (1, 6) OBP: 0.253, SLG: 0.285			1-H 2B			6-3		FC5 SH3 1B	4-3	4	0	2	1	0	0	4

	AB	33
	R	1
	H	7
	RBI	1
	BB	1
	SO	7
	LOB	12

Inning Stats	1	2	3	4	5	6	7	8	9
	R: 0 E: 0 K: 0 S: 3	H: 0 LOB: 0 BB: 0 P: 3	R: 0 E: 0 K: 2 S: 7	H: 0 LOB: 0 BB: 0 P: 7	R: 1 E: 1 K: 2 S: 9	H: 1 LOB: 1 BB: 0 P: 9	R: 0 E: 0 K: 1 S: 5	H: 0 LOB: 0 BB: 0 P: 5	R: 0 E: 0 K: 1 S: 6	H: 1 LOB: 1 BB: 0 P: 6
	R: 0 E: 0 K: 1 S: 5	H: 0 LOB: 1 BB: 0 P: 9	R: 0 E: 0 K: 0 S: 4	H: 1 LOB: 1 BB: 0 P: 4	R: 0 E: 0 K: 0 S: 4	H: 1 LOB: 1 BB: 0 P: 4	R: 0 E: 0 K: 0 S: 6	H: 3 LOB: 3 BB: 0 P: 6		

	1B: 5	SF: 0	WP: 0	PA: 36
	2B: 2	SAC: 2	PB: 0	
	3B: 0	DP: 0	SB: 0	
	HR: 0	HBP: 0	CS: 0	

PITCHER		IP	WLS	BF	H	R	ER	SO	BB	IBB	HBP	BLK	WP	HR	S	P	ERA	WHIP
Dennis Eckersley, R ERA: 6.21	(1, 1)	5.0		18	2	1	0	6	0	0	0	0	0	0	30	30	0.00	0.400
Dick Drago, R ERA: 4.59	(6, 1)	2.1		10	2	0	0	1	1	0	0	0	0	0	11	15	0.00	1.286
Tom Burgmeier, L ERA: 3.07	(8, 1)	1.2	W	8	3	0	0	0	0	0	0	0	0	0	8	8	0.00	1.800

PITCHER	IP	WLS	BF	H	R	ER	SO	BB	IBB	HBP	BLK	WP	HR	S	P	ERA	WHIP

Baltimore Orioles @ Oakland Athletics

Oakland-Alameda County Coliseum, Oakland, CA

Mon Jun 09 1980, 7:05 PM PDT

Att. 20,162 - Unknown

TOP

livebaseballscorecards.com

Batter	1	2	3	4	5	6	7	8	9	AB	R	H	RBI	BB	SO	LOB
Al Bumbry, L (1, 8) OBP: 0.430, SLG: 0.465	4-3		F7			F7			F8	4	0	0	0	0	0	0
Lenn Sakata, R (1, 4) OBP: 0.273, SLG: 0.400	F3		K			6-3			1B SF9 BB	3	0	0	0	0	1	0
Pat Kelly, L (9, PH) OBP: 0.380, SLG: 0.381										0	1	0	0	1	0	0
Rich Dauer, R (9, 4) OBP: 0.344, SLG: 0.317										0	0	0	0	0	0	0
Ken Singleton, S (1, 9) OBP: 0.316, SLG: 0.416	F7		F3			4-3			E 1-3 1B	4	0	1	0	0	0	0
Rick Dempsey, R (9, PR) OBP: 0.333, SLG: 0.455										0	0	0	0	0	0	0
(9, 9)																
Eddie Murray, S (1, 3) OBP: 0.343, SLG: 0.452		HR 1B		G3			4-3		SF9 1-3 3-H	3	1	1	1	0	0	0
Terry Crowley, L (1, 10) OBP: 0.477, SLG: 0.630		1-H HR		4-3			F8		IBB	3	1	1	2	1	0	0
Dan Graham, L (1, 2) OBP: 0.329, SLG: 0.414		1B		4-3			1B		L6	4	0	2	0	0	0	2
Doug DeCinces, R (1, 5) OBP: 0.326, SLG: 0.407		K			P4			P6		3	0	0	0	0	1	1
Gary Roenicke, R (1, 7) OBP: 0.338, SLG: 0.346		F5			F8			G4-6-3 1B		3	0	1	0	0	0	1
Kiko Garcia, R (1, 6) OBP: 0.271, SLG: 0.213		F9			1-3			G4-6-3 1-2f		3	0	0	0	0	0	2

	AB	30
	R	3
	H	6
	RBI	3
	BB	2
	SO	2
	LOB	6

Inning Stats										
	R: 0	H: 0	R: 2	H: 3	R: 0	H: 0	R: 0	H: 0	R: 0	H: 0
	E: 0	LOB: 0	E: 0	LOB: 1	E: 0	LOB: 0	E: 0	LOB: 0	E: 0	LOB: 0
	K: 0	BB: 0	K: 1	BB: 0	K: 1	BB: 0	K: 0	BB: 0	K: 0	BB: 0
	S: 3	P: 3	S: 8	P: 8	S: 5	P: 5	S: 3	P: 3	S: 3	P: 3

Inning Stats										
	R: 0	H: 0	R: 0	H: 1	R: 0	H: 1	R: 1	H: 1	1B: 5	SF: 1
	E: 0	LOB: 0	E: 0	LOB: 1	E: 0	LOB: 2	E: 1	LOB: 2	2B: 0	SAC: 0
	K: 0	BB: 0	K: 0	BB: 0	K: 0	BB: 2	K: 0	BB: 2	3B: 0	DP: 1
	S: 3	P: 3	S: 3	P: 3	S: 4	P: 12			HR: 1	HBP: 0

WP: 0 PA: 33
PB: 0
SB: 0
CS: 0

PITCHER	IP	WLS	BF	H	R	ER	SO	BB	IBB	HBP	BLK	WP	HR	S	P	ERA	WHIP
Rick Langford, R (1, 1) ERA: 3.54	9.0	L	33	6	3	3	2	1	1	0	0	0	1	35	43	3.00	0.778

PITCHER	IP	WLS	BF	H	R	ER	SO	BB	IBB	HBP	BLK	WP	HR	S	P	ERA	WHIP

BOTTOM

Baltimore Orioles @ Oakland Athletics

Oakland-Alameda County Coliseum, Oakland, CA

Mon Jun 09 1980, 7:05 PM PDT

Att. 20,162 - Unknown

livebaseballscorecards.com

Batter	1	2	3	4	5	6	7	8	9	AB	R	H	RBI	BB	SO	LOB
Rickey Henderson, R (1, 7) OBP: 0.412, SLG: 0.367	6-3 SF7 2B	1-3 1B			BBBB 4-0 K BB		4-3			3	1	2	0	1	0	1
Dwayne Murphy, L (1, 8) OBP: 0.418, SLG: 0.439	6-3 2-3	G3			SSS 0-3 K 1-2			4-3 SH1-3 1B		4	0	1	0	0	1	4
Tony Armas, R (1, 9) OBP: 0.320, SLG: 0.453	SF7 3-H		6-3					SH1-3 1-2		2	0	0	1	0	0	0
Jeff Newman, R (1, 3) OBP: 0.281, SLG: 0.397	2B		K			F7		4-3 2-3		4	0	1	0	0	1	1
Randy Elliott, R (1, 10) OBP: 0.154, SLG: 0.154	F8		FC5-4 1B			K		F3		4	0	1	0	0	1	2
Mickey Klutts, R (1, 5) OBP: 0.261, SLG: 0.292		G4-6-3 S 1B 1B	FC5-4 1-2f			K			6-3	4	1	1	0	0	1	1
Jim Essian, R (1, 2) OBP: 0.288, SLG: 0.259		BBBB 4-0 G4-6-3 1-2 BB		F7			P5		SSS 0-3 K	3	0	0	0	1	1	0
Mario Guerrero, R (1, 6) OBP: 0.253, SLG: 0.284		G4-6-3 1-2f 2-3		5-3			1B		P6	4	0	1	0	0	0	2
Dave McKay, S (1, 4) OBP: 0.222, SLG: 0.324		1B 3-H 1B		F8			SSS 0-3 K			3	0	1	1	0	1	1

	AB	31
	R	2
	H	8
	RBI	2
	BB	2
	SO	6
	LOB	12

Inning Stats										
	R: 1 H: 2 E: 0 LOB: 1 K: 0 BB: 0 S: 5 P: 5	R: 1 H: 3 E: 0 LOB: 2 K: 0 BB: 1 S: 5 P: 9	R: 0 H: 1 E: 0 LOB: 1 K: 1 BB: 0 S: 6 P: 6	R: 0 H: 0 E: 0 LOB: 0 K: 0 BB: 0 S: 3 P: 3	R: 0 H: 0 E: 0 LOB: 0 K: 1 BB: 1 S: 4 P: 8	R: 0 H: 0 E: 0 LOB: 0 K: 2 BB: 0 S: 7 P: 7	R: 0 H: 1 E: 0 LOB: 1 K: 1 BB: 0 S: 6 P: 6	R: 0 H: 1 E: 0 LOB: 1 K: 0 BB: 0 S: 4 P: 4	R: 0 H: 0 E: 0 LOB: 0 K: 1 BB: 0 S: 5 P: 5	1B: 6 SF: 1 2B: 2 SAC: 1 3B: 0 DP: 1 HR: 0 HBP: 0	WP: 0 PA: 35 PB: 0 SB: 1 CS: 0

PITCHER	IP	WLS	BF	H	R	ER	SO	BB	IBB	HBP	BLK	WP	HR	S	P	ERA	WHIP
Mike Flanagan, L (1, 1) ERA: 3.45	9.0	W	35	8	2	2	6	2	0	0	0	0	0	45	53	2.00	1.111

PITCHER	IP	WLS	BF	H	R	ER	SO	BB	IBB	HBP	BLK	WP	HR	S	P	ERA	WHIP

Batter	1	2	3	4	5	6	7	8	9	AB	R	H	RBI	BB	SO	LOB
Al Bumbry, L (1, 8) OBP: 0.426, SLG: 0.463	SSS 0-3 ① K	x 0-0 ③ 6-3		x 0-0 ③ 6-3 1-2			x 0-0 ② 6-3		x 0-0 PB 2B 2B	5	1	1	0	0	1	2
Rich Dauer, R (1, 4) (7, 5) OBP: 0.351, SLG: 0.331	x 0-0 ② F8		x 0-0 G1-4-3 1B		x 0-0 1B		x 0-0 ③ 5-3		x 0-0 2-H 2B	5	0	3	1	0	0	0
Ken Singleton, S (1, 9) OBP: 0.318, SLG: 0.432	x 0-0 HR		x 0-0 ① ② G1-4-3 1-2f		x 0-0 ① F8			x 0-0 2B 1B	SSS 0-3 ③ K	5	2	2	1	0	1	3
Eddie Murray, S (1, 3) OBP: 0.346, SLG: 0.465	x 0-0 HR		BBBB 4-0 BB		SSS 0-3 ② K			x 0-0 ① F7		3	1	1	1	1	1	2
Pat Kelly, L (1, 7) OBP: 0.378, SLG: 0.369 Benny Ayala, R (8, PH) (8, 7) OBP: 0.400, SLG: 0.645	BBBB 4-0 S BB		x 0-0 ③ 4-3		x 0-0 ③ 4-3			x 0-0 ② F8		2 1	0 0	0 0	0 0	1 0	0 0	2 1
Doug DeCinces, R (1, 5) OBP: 0.326, SLG: 0.402 Wayne Krenchicki, L (7, 4) OBP: 0.154, SLG: 0.083 Lenn Sakata, R (8, PH) (8, 4) OBP: 0.304, SLG: 0.476	BBBB 4-0 1-2 BB			x 0-0 ① F7		x 0-0 ① F8		x 0-0 1-H 2B		2 0 1	0 0 0	0 0 1	0 0 1	1 0 0	0 0 0	0 0 0
Lee May, R (1, 10) OBP: 0.274, SLG: 0.409	x 0-0 ③ F3			x 0-0 FC6-4 1B 1B		x 0-0 ② F8		x 0-0 ③ F7		4	0	1	0	0	0	3
Rick Dempsey, R (1, 2) OBP: 0.331, SLG: 0.449		x 0-0 ① F8		x 0-0 FC6-4 1-2 1B		x 0-0 ③ F8			x 0-0 ① F7	4	0	1	0	0	0	0
Kiko Garcia, R (1, 6) OBP: 0.258, SLG: 0.203		SSS 0-3 ② K		x 0-0 ② FC6-4 S 1-2f 2-3			x 0-0 ① 6-3		SSS 0-3 ② K	4	0	0	0	0	2	2
Inning Stats	R: 2 E: 0 K: 1 S: 7 H: 2 LOB: 2 BB: 2 P: 15	R: 0 E: 0 K: 1 S: 5 H: 0 LOB: 0 BB: 0 P: 5	R: 0 E: 0 K: 0 S: 3 H: 1 LOB: 1 BB: 1 P: 7	R: 0 E: 0 K: 0 S: 5 H: 2 LOB: 2 BB: 0 P: 5	R: 0 E: 0 K: 1 S: 6 H: 1 LOB: 1 BB: 0 P: 6	R: 0 E: 0 K: 0 S: 3 H: 0 LOB: 0 BB: 0 P: 3	R: 0 E: 0 K: 0 S: 3 H: 0 LOB: 0 BB: 0 P: 3	R: 1 E: 0 K: 0 S: 5 H: 2 LOB: 1 BB: 0 P: 5	R: 1 E: 0 K: 2 S: 9 H: 2 LOB: 1 BB: 0 P: 9	1B: 5 2B: 3 3B: 0 HR: 2 SF: 0 SAC: 0 DP: 1 HBP: 0							

PITCHER		IP	WLS	BF	H	R	ER	SO	BB	IBB	HBP	BLK	WP	HR	S	P	ERA	WHIP
Steve McCatty, R ERA: 4.71	(1, 1)	7.0	W	30	7	3	3	3	3	0	0	0	0	2	33	45	3.86	1.429
Bob Lacey, L ERA: 2.43	(8, 1)	2.0		9	3	1	1	2	0	0	0	0	0	0	13	13	4.50	1.500

PITCHER	IP	WLS	BF	H	R	ER	SO	BB	IBB	HBP	BLK	WP	HR	S	P	ERA	WHIP

TOP

Baltimore Orioles @ Oakland Athletics

Oakland-Alameda County Coliseum, Oakland, CA

Tue Jun 10 1980, 7:05 PM PDT

Att. 3,873 - Unknown

livebaseballscorecards.com

AB	36
R	4
H	10
RBI	4
BB	3
SO	5
LOB	15

1B: 5	SF: 0	WP: 0	PA: 39
2B: 3	SAC: 0	PB: 1	
3B: 0	DP: 1	SB: 2	
HR: 2	HBP: 0	CS: 0	

Batter	1	2	3	4	5	6	7	8	9	AB	R	H	RBI	BB	SO	LOB
Rickey Henderson, R (1, 7) OBP: 0.417, SLG: 0.383	0-0 1B SF7 1B		0-0 CS 1B		0-0 ① B1-3	0-0 2B 3B				4	2	3	0	0	0	0
Dwayne Murphy, L (1, 8) OBP: 0.429, SLG: 0.455	0-0 1-3 1B		0-0 ① 1-2 1B		0-0 2B 1B	0-0 3-H 2B				4	1	4	1	0	0	0
Jeff Newman, R (1, 3) OBP: 0.280, SLG: 0.403	0-0 ① SF7 3-H		S S S 0-3 ② K		0-0 1-H 2B	0-0 ③ 4-3				3	1	1	2	0	1	2
Randy Elliott, R (1, 10) OBP: 0.188, SLG: 0.250 Mitchell Page, L (5, PR) OBP: 0.359, SLG: 0.377	S S S 0-3 ② K		S S S 0-3 ③ K		0-0 ① 1B 2-H 2B		0-0 ① 4-3			3 1	0 1	1 0	1 0	0 0	2 0	2 0
Tony Armas, R (1, 9) OBP: 0.319, SLG: 0.448	0-0 ③ 6-3			0-0 2B 1B	0-0 ② 6-4-3		0-0 ② F9			4	1	1	0	0	0	2
Mike Heath, R (1, 2) OBP: 0.277, SLG: 0.317		0-0 E5 SF8 1B	S S S 0-3 ① K		0-0 2-H 1B		0-0 ③ G3			4	1	2	1	0	1	1
Mickey Klutts, R (1, 5) OBP: 0.271, SLG: 0.293		B B B 4-0 CS BB	S S S 0-3 ② K		0-0 ③ L4			0-0 G5-4-3 1B		3	0	1	0	1	1	3
Mario Guerrero, R (1, 6) OBP: 0.253, SLG: 0.291		0-0 ① SF8 3-H	0-0 1-H 2B			0-0 ① 6-3		0-0 ① ② G5-4-3 1-2f		3	0	1	2	0	0	1
Dave McKay, S (1, 4) OBP: 0.200, SLG: 0.289		S S S 0-3 ② ③ K 1-2	0-0 ③ F7			0-0 ② 1-3		0-0 ③ 4-3		4	0	0	0	0	1	2
Inning Stats	R: 1 H: 2 E: 0 LOB: 1 K: 1 BB: 0 S: 7 P: 7	R: 1 H: 1 E: 1 LOB: 0 K: 1 BB: 1 S: 5 P: 9	R: 0 H: 2 E: 0 LOB: 1 K: 2 BB: 0 S: 8 P: 8	R: 1 H: 2 E: 0 LOB: 1 K: 2 BB: 0 S: 9 P: 9	R: 3 H: 4 E: 0 LOB: 2 K: 0 BB: 0 S: 7 P: 7	R: 1 H: 2 E: 0 LOB: 1 K: 0 BB: 0 S: 5 P: 5	R: 0 H: 0 E: 0 LOB: 0 K: 0 BB: 0 S: 3 P: 3	R: 0 H: 1 E: 0 LOB: 0 K: 0 BB: 0 S: 3 P: 3		1B: 9 SF: 2 2B: 4 SAC: 0 3B: 1 DP: 1 HR: 0 HBP: 0						

PITCHER		IP	WLS	BF	H	R	ER	SO	BB	IBB	HBP	BLK	WP	HR	S	P	ERA	WHIP
Scott McGregor, L ERA: 3.3	(1, 1)	4.1	L	22	10	6	5	6	1	0	0	0	0	0	33	37	10.38	2.538
Paul Hartzell, R ERA: 5.19	(5, 1)	3.2		14	4	1	1	0	0	0	0	0	0	0	14	14	2.46	1.091

PITCHER	IP	WLS	BF	H	R	ER	SO	BB	IBB	HBP	BLK	WP	HR	S	P	ERA	WHIP

BOTTOM

Baltimore Orioles @ Oakland Athletics

Oakland-Alameda County Coliseum, Oakland, CA

Tue Jun 10 1980, 7:05 PM PDT

Att. 3,873 - Unknown

livebaseballscorecards.com

AB	33
R	7
H	14
RBI	7
BB	1
SO	6
LOB	13

WP: 0 PA: 36
PB: 0
SB: 0
CS: 2

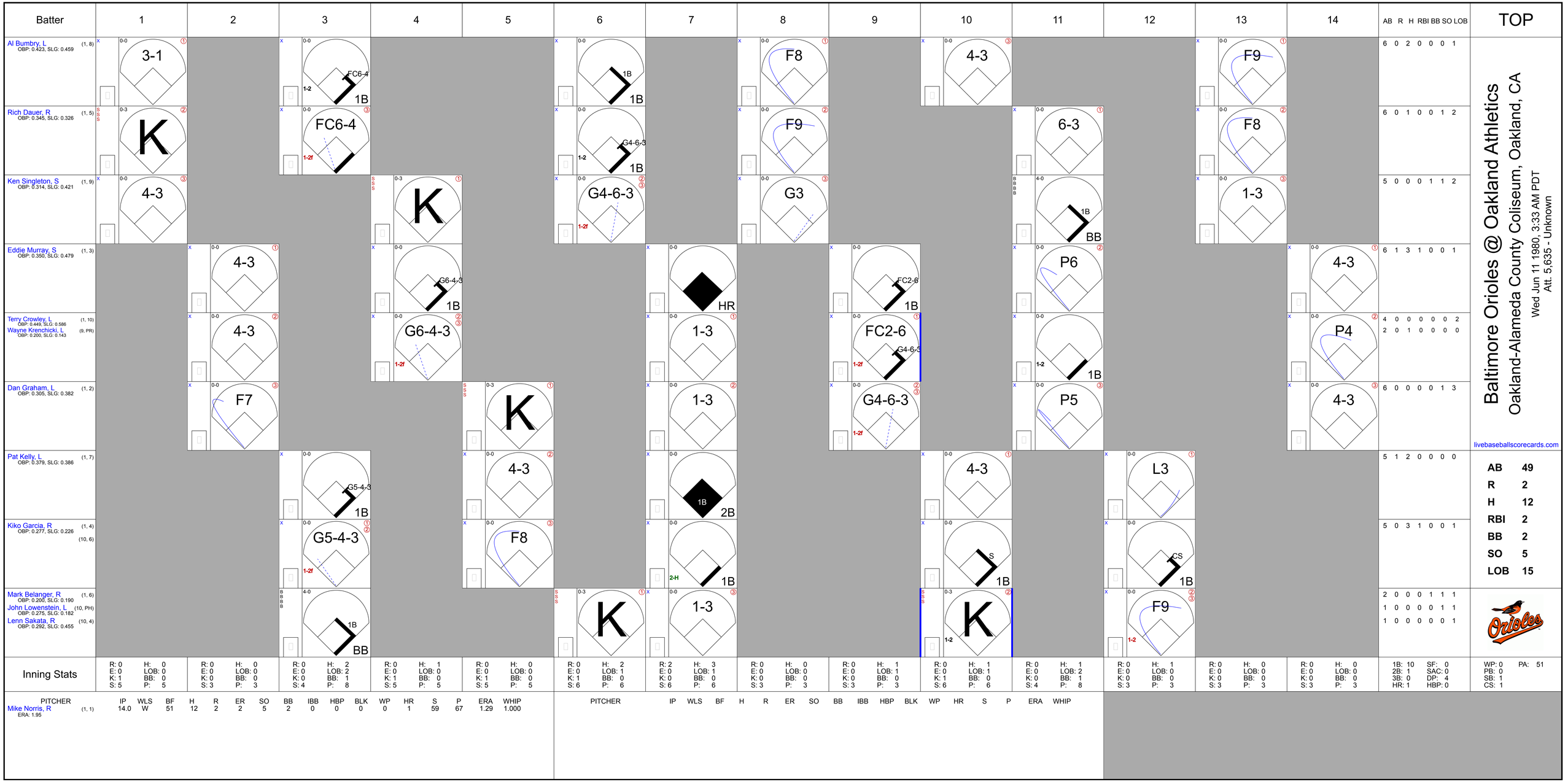
Batter
1
2
3
4
5
6
7
8
9
10
11
12
13
14
AB R H RBI BB SO LOB
TOP
Al Bumbry, L (1, 8)
OBP: 0.423, SLG: 0.459
3-1
6 0 2 0 0 0 1
Rich Dauer, R (1, 5)
OBP: 0.345, SLG: 0.326
K
FC6-4
F8
F9
6-3
F9
F8
6 0 1 0 0 1 2
Ken Singleton, S (1, 9)
OBP: 0.314, SLG: 0.421
4-3
K
G4-6-3
G3
1-3
5 0 0 0 1 1 2
Eddie Murray, S (1, 3)
OBP: 0.350, SLG: 0.479
4-3
G6-4-3
HR
FC2-6
P6
4-3
6 1 3 1 0 0 1
Terry Crowley, L (1, 10)
OBP: 0.449, SLG: 0.586
Wayne Krenchicki, L (9, PR)
OBP: 0.200, SLG: 0.143
4-3
G6-4-3
1-3
FC2-6
G4-6-3
P4
4 0 0 0 0 0 2
2 0 1 0 0 0 0
Dan Graham, L (1, 2)
OBP: 0.305, SLG: 0.382
F7
K
1-3
G4-6-3
P5
4-3
6 0 0 0 0 1 3
Pat Kelly, L (1, 7)
OBP: 0.379, SLG: 0.386
G5-4-3
4-3
1B
L3
5 1 2 0 0 0 0
Kiko Garcia, R (1, 4)
OBP: 0.277, SLG: 0.226
(10, 6)
G5-4-3
F8
2-H
S
CS
5 0 3 1 0 0 1
Mark Belanger, R (1, 6)
OBP: 0.200, SLG: 0.190
John Lowenstein, L (10, PH)
OBP: 0.275, SLG: 0.182
Lenn Sakata, R (10, 4)
OBP: 0.292, SLG: 0.455
BB
K
1-3
K
F9
2 0 0 0 1 1 1
1 0 0 0 0 1 1
1 0 0 0 0 0 1
Inning Stats
R: 0 H: 0 E: 0 LOB: 0 K: 1 BB: 0 S: 5 P: 5
R: 0 H: 0 E: 0 LOB: 0 K: 0 BB: 0 S: 3 P: 3
R: 0 H: 2 E: 0 LOB: 2 K: 0 BB: 1 S: 4 P: 8
R: 0 H: 1 E: 0 LOB: 0 K: 1 BB: 0 S: 5 P: 5
R: 0 H: 0 E: 0 LOB: 0 K: 1 BB: 0 S: 5 P: 5
R: 0 H: 2 E: 0 LOB: 1 K: 1 BB: 0 S: 6 P: 6
R: 2 H: 3 E: 0 LOB: 1 K: 0 BB: 0 S: 6 P: 6
R: 0 H: 0 E: 0 LOB: 0 K: 0 BB: 0 S: 3 P: 3
R: 0 H: 1 E: 0 LOB: 1 K: 0 BB: 0 S: 3 P: 3
R: 0 H: 1 E: 0 LOB: 1 K: 1 BB: 0 S: 6 P: 6
R: 0 H: 1 E: 0 LOB: 2 K: 0 BB: 1 S: 4 P: 8
R: 0 H: 1 E: 0 LOB: 0 K: 0 BB: 0 S: 3 P: 3
R: 0 H: 0 E: 0 LOB: 0 K: 0 BB: 0 S: 3 P: 3
R: 0 H: 0 E: 0 LOB: 0 K: 0 BB: 0 S: 3 P: 3
1B: 10 SF: 0 2B: 1 SAC: 0 3B: 0 DP: 4 HR: 1 HBP: 0
PA: 51
PITCHER IP WLS BF H R ER SO BB IBB HBP BLK WP HR S P ERA WHIP
Mike Norris, R (1, 1)
ERA: 1.95
14.0 W 51 12 2 2 5 2 0 0 0 0 1 59 67 1.29 1.000
PITCHER IP WLS BF H R ER SO BB IBB HBP BLK WP HR S P ERA WHIP
Baltimore Orioles @ Oakland Athletics
Oakland-Alameda County Coliseum, Oakland, CA
Wed Jun 11 1980, 3:33 AM PDT
Att. 5,635 - Unknown
livebaseballscorecards.com
AB 49
R 2
H 12
RBI 2
BB 2
SO 5
LOB 15
WP: 0
PB: 0
SB: 1
CS: 1

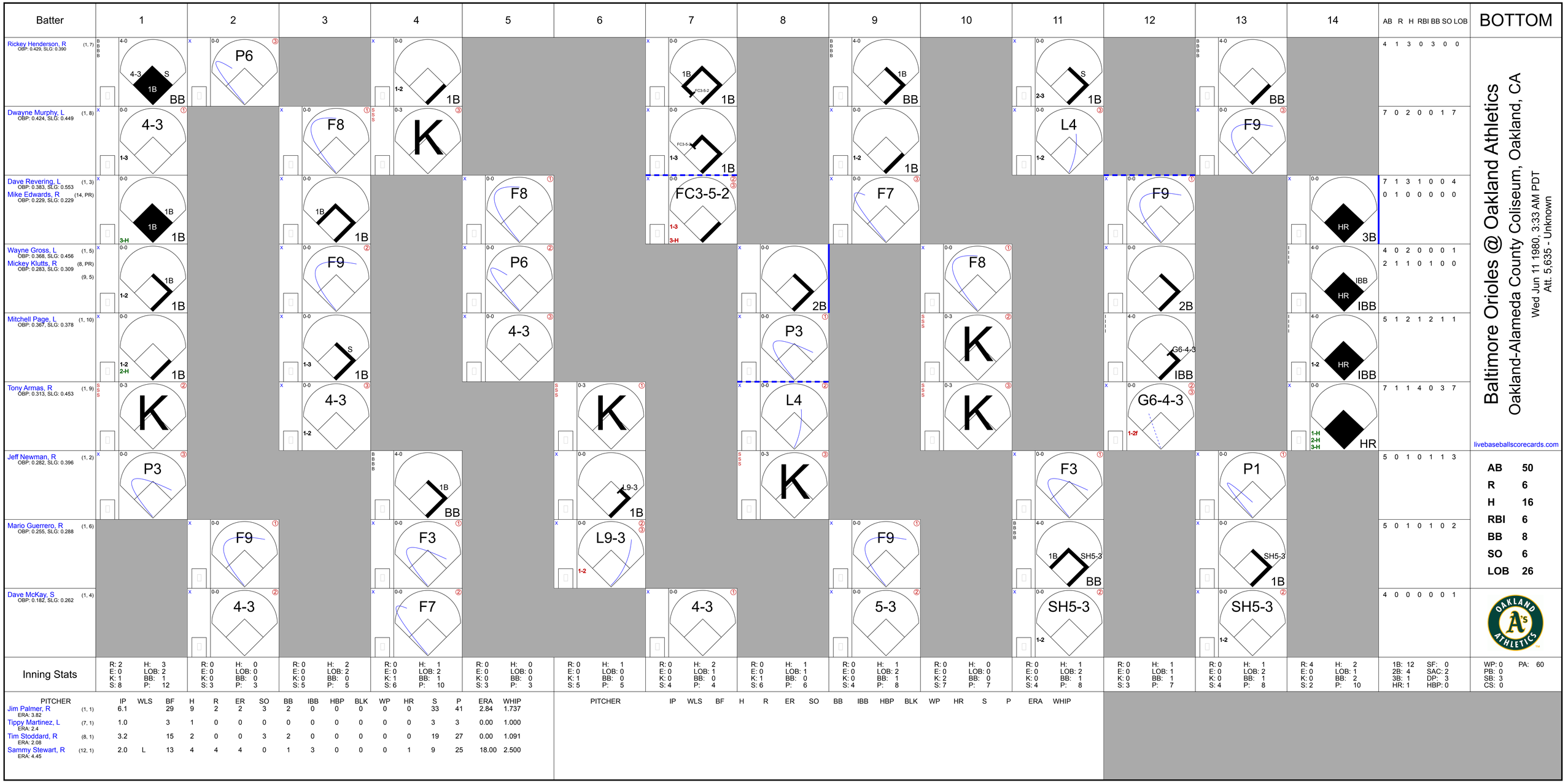
Batter
1
2
3
4
5
6
7
8
9
10
11
12
13
14
AB R H RBI BB SO LOB
BOTTOM
Rickey Henderson, R (1, 7) OBP: 0.429, SLG: 0.390
4-0 4-3 S 1B BB
P6
0-0 1-2 1B
0-0 1B FC3-5-2 1B
4-0 1B BB
0-0 2-3 S 1B
4-0 BB
4 1 3 0 3 0 0
Dwayne Murphy, L (1, 8) OBP: 0.424, SLG: 0.449
0-0 4-3 1-3
F8
0-3 K
0-0 1-3 FC3-5-2 1B
0-0 1-2 1B
0-0 L4 1-2
0-0 F9
7 0 2 0 0 1 7
Dave Revering, L (1, 3) OBP: 0.383, SLG: 0.553
Mike Edwards, R (14, PR) OBP: 0.229, SLG: 0.229
0-0 1B 1B 1B 3-H
1B 1B
F8
0-0 FC3-5-2 1-3 3-H
0-0 F7
F9 2B
0-0 HR 3B
7 1 3 1 0 0 4
0 1 0 0 0 0 0
Wayne Gross, L (1, 5) OBP: 0.368, SLG: 0.456
Mickey Klutts, R (8, PR) (9, 5) OBP: 0.283, SLG: 0.309
0-0 1B 1-2 1B
F9
P6
0-0 2B
0-0 F8
0-0 2B
4-0 IBB HR IBB
4 0 2 0 0 0 1
2 1 1 0 1 0 0
Mitchell Page, L (1, 10) OBP: 0.367, SLG: 0.378
0-0 1-2 2-H 1B
S 1-3 1B
4-3
P3
0-3 K
G6-4-3 IBB
0-0 HR 1-2 IBB
5 1 2 1 2 1 1
Tony Armas, R (1, 9) OBP: 0.313, SLG: 0.453
0-3 K
4-3 1-2
K
L4
0-3 K
G6-4-3 1-2f
0-0 HR 1-H 2-H 3-H
7 1 1 4 0 3 7
Jeff Newman, R (1, 2) OBP: 0.282, SLG: 0.396
0-0 P3
4-0 1B BB
0-0 L9-3 1B
0-3 K
F3
0-0 P1
5 0 1 0 1 1 3
Mario Guerrero, R (1, 6) OBP: 0.255, SLG: 0.288
F9
0-0 F3
0-0 L9-3 1-2
F9
4-0 1B SH5-3 BB
0-0 SH5-3 1B
5 0 1 0 1 0 2
Dave McKay, S (1, 4) OBP: 0.182, SLG: 0.262
4-3
F7
4-3
5-3
SH5-3 1-2
SH5-3 1-2
4 0 0 0 0 0 1
livebaseballscorecards.com
Baltimore Orioles @ Oakland Athletics
Oakland-Alameda County Coliseum, Oakland, CA
Wed Jun 11 1980, 3:33 AM PDT
Att. 5,635 - Unknown
AB 50
R 6
H 16
RBI 6
BB 8
SO 6
LOB 26
Inning Stats
R: 2 E: 0 K: 1 S: 8 H: 3 LOB: 2 BB: 1 P: 12
R: 0 E: 0 K: 0 S: 3 H: 0 LOB: 0 BB: 0 P: 3
R: 0 E: 0 K: 0 S: 5 H: 2 LOB: 2 BB: 0 P: 5
R: 0 E: 0 K: 1 S: 6 H: 1 LOB: 2 BB: 1 P: 10
R: 0 E: 0 K: 0 S: 3 H: 0 LOB: 0 BB: 0 P: 3
R: 0 E: 0 K: 1 S: 5 H: 1 LOB: 0 BB: 0 P: 5
R: 0 E: 0 K: 0 S: 4 H: 2 LOB: 1 BB: 0 P: 4
R: 0 E: 0 K: 1 S: 6 H: 1 LOB: 1 BB: 0 P: 6
R: 0 E: 0 K: 0 S: 4 H: 1 LOB: 2 BB: 1 P: 8
R: 0 E: 0 K: 2 S: 7 H: 0 LOB: 0 BB: 0 P: 7
R: 0 E: 0 K: 0 S: 4 H: 1 LOB: 2 BB: 1 P: 8
R: 0 E: 0 K: 0 S: 3 H: 1 LOB: 1 BB: 1 P: 7
R: 0 E: 0 K: 0 S: 4 H: 1 LOB: 2 BB: 1 P: 8
R: 4 E: 0 K: 0 S: 2 H: 2 LOB: 1 BB: 2 P: 10
1B: 12 2B: 4 3B: 1 HR: 1
SF: 0 SAC: 2 DP: 3 HBP: 0
WP: 0 PB: 0 SB: 3 CS: 0
PA: 60
PITCHER IP WLS BF H R ER SO BB IBB HBP BLK WP HR S P ERA WHIP
Jim Palmer, R (1, 1) ERA: 3.82 6.1 29 9 2 2 3 2 0 0 0 0 0 33 41 2.84 1.737
Tippy Martinez, L (7, 1) ERA: 2.4 1.0 3 1 0 0 0 0 0 0 0 0 0 3 3 0.00 1.000
Tim Stoddard, R (8, 1) ERA: 2.08 3.2 15 2 0 0 3 2 0 0 0 0 0 19 27 0.00 1.091
Sammy Stewart, R (12, 1) ERA: 4.45 2.0 L 13 4 4 4 0 1 3 0 0 0 1 9 25 18.00 2.500
PITCHER IP WLS BF H R ER SO BB IBB HBP BLK WP HR S P ERA WHIP

Batter	1	2	3	4	5	6	7	8	9	AB	R	H	RBI	BB	SO	LOB
Willie Randolph, R (1, 4) OBP: 0.444, SLG: 0.462	E6 F9' 2B 1B		P4 ①		4-3 ②		F8 ②		F8 ③	5	1	1	0	0	0	3
Joe Lefebvre, L (1, 7) OBP: 0.403, SLG: 0.526	F7 ①		L7 ②		BBBB 4-0 BB		1-2 2-H 1B			3	0	1	1	1	0	2
Bob Watson, R (1, 10) OBP: 0.355, SLG: 0.429	F9 ② 2-3		L5 ③		SSS 0-3 ③ K		F9 ③			4	0	0	0	0	1	5
Reggie Jackson, L (1, 9) OBP: 0.331, SLG: 0.534	3-H 2B			G3 ①		F7 ①		P4 ①		4	0	1	1	0	0	0
Graig Nettles, L (1, 5) OBP: 0.353, SLG: 0.398	4-3 ③			2B	BBBB 4-0 G6-4-3 BB			F9 ②		3	0	1	0	1	0	1
Jim Spencer, L (1, 3) OBP: 0.310, SLG: 0.345		F7 ①		BBBB 4-0 BB		0-0 ②③ G6-4-3 1-2f		F8 ③		3	0	0	0	1	0	1
Bobby Brown, S (1, 8) OBP: 0.315, SLG: 0.493		F9 ②		SSS 0-3 ② K			SSS 0-3 ① K		HR	4	1	1	1	0	2	2
Rick Cerone, R (1, 2) OBP: 0.271, SLG: 0.381		F8 ③		6-3 ③			E 1B 1B		L5 ①	4	1	1	0	0	0	2
Bucky Dent, R (1, 6) OBP: 0.327, SLG: 0.379			1B		SSS 0-3 ① K		E1 1-2 1B		P5 ②	4	0	1	0	0	1	1
Inning Stats	R: 1 E: 1 K: 0 S: 5 H: 2 LOB: 1 BB: 0 P: 5	R: 0 E: 0 K: 0 S: 3 H: 0 LOB: 0 BB: 0 P: 3	R: 0 E: 0 K: 0 S: 4 H: 1 LOB: 1 BB: 0 P: 4	R: 0 E: 0 K: 1 S: 6 H: 1 LOB: 2 BB: 1 P: 10	R: 0 E: 0 K: 2 S: 7 H: 0 LOB: 1 BB: 1 P: 11	R: 0 E: 0 K: 0 S: 2 H: 0 LOB: 0 BB: 1 P: 6	R: 1 E: 1 K: 1 S: 8 H: 2 LOB: 2 BB: 0 P: 8	R: 0 E: 0 K: 0 S: 3 H: 0 LOB: 0 BB: 0 P: 3	R: 1 E: 0 K: 0 S: 4 H: 1 LOB: 0 BB: 0 P: 4	1B: 4 2B: 2 3B: 0 HR: 1 SF: 0 SAC: 0 DP: 1 HBP: 0						

PITCHER	IP	WLS	BF	H	R	ER	SO	BB	IBB	HBP	BLK	WP	HR	S	P	ERA	WHIP
Brian Kingman, R (1, 1) ERA: 3.61	9.0	W	37	7	3	1	4	3	0	0	0	0	1	42	54	1.00	1.111

PITCHER	IP	WLS	BF	H	R	ER	SO	BB	IBB	HBP	BLK	WP	HR	S	P	ERA	WHIP

TOP

New York Yankees @ Oakland Athletics

Oakland-Alameda County Coliseum, Oakland, CA

Fri Jun 13 1980, 7:05 PM PDT

Unknown - 63 F

livebaseballscorecards.com

AB	34
R	3
H	7
RBI	3
BB	3
SO	4
LOB	17

WP: 0 PB: 0 SB: 0 CS: 0 PA: 37

Batter	1	2	3	4	5	6	7	8	9	AB	R	H	RBI	BB	SO	LOB
Rickey Henderson, R (1, 7) OBP: 0.430, SLG: 0.386	BBBB 4-0 1B G5-4-3 BB		x 0-0 ② 5-3			BBBB 4-0 G3-6-3 BB	x 0-0 ③ F5			2	1	0	0	2	0	2
Dwayne Murphy, L (1, 8) OBP: 0.426, SLG: 0.448	x 0-0 G5-4-3 1-3 1B		BBBB 4-0 BB			x 0-0 ①② G3-6-3 1-2f		SSS 0-3 ① K		3	0	1	0	1	1	1
Randy Elliott, R (1, 10) OBP: 0.200, SLG: 0.300	x 0-0 ①② G5-4-3 1-2f 3-H		x 0-0 ③ F9			x 0-0 1B 2B		SSS 0-3 ② K		4	1	1	0	0	1	2
Dave Revering, L (1, 3) OBP: 0.386, SLG: 0.549	SSS 0-3 ③ K			x 0-0 ① 4-3		x 0-0 2-H 1B		BBBB 4-0 3B BB		3	1	1	1	1	1	0
Tony Armas, R (1, 9) OBP: 0.312, SLG: 0.459		x 0-0 ① P3		x 0-0 ② F8		SSS 0-3 ③ K		x 0-0 1-H 3B		4	0	1	1	0	1	1
Mike Heath, R (1, 2) OBP: 0.267, SLG: 0.306		SSS 0-3 ② K		x 0-0 ③ 6-3			x 0-0 ① F8	x 0-0 ③ F9		4	0	0	0	0	1	1
Mickey Klutts, R (1, 5) OBP: 0.311, SLG: 0.371		BBBB 4-0 FC5-4 BB			x 0-0 SH3-4 CS 2B		x 0-0 1B 1B		x 0-0 HR	3	1	3	1	1	0	0
Mario Guerrero, R (1, 6) OBP: 0.258, SLG: 0.290		x 0-0 ③ FC5-4 1-2f			x 0-0 ① SH3-4 2-3		x 0-0 1-2 1B			2	0	1	0	0	0	1
Dave McKay, S (1, 4) OBP: 0.170, SLG: 0.244			x 0-0 ① F8		SSS 0-3 ②③ K 3-H		SSS 0-3 ② K			3	0	0	0	0	2	3
Inning Stats	R: 1 E: 0 K: 1 S: 5 H: 1 LOB: 0 BB: 1 P: 9	R: 0 E: 0 K: 1 S: 5 H: 0 LOB: 1 BB: 1 P: 9	R: 0 E: 0 K: 0 S: 3 H: 0 LOB: 1 BB: 1 P: 7	R: 0 E: 0 K: 0 S: 3 H: 0 LOB: 0 BB: 0 P: 3	R: 0 E: 0 K: 1 S: 5 H: 1 LOB: 0 BB: 0 P: 5	R: 1 E: 0 K: 1 S: 6 H: 2 LOB: 1 BB: 1 P: 10	R: 0 E: 0 K: 1 S: 7 H: 2 LOB: 2 BB: 0 P: 7	R: 1 E: 0 K: 2 S: 8 H: 1 LOB: 1 BB: 1 P: 12	R: 1 E: 0 K: 0 S: 1 H: 1 LOB: 0 BB: 0 P: 1	1B: 4 2B: 2 3B: 1 HR: 1	SF: 0 SAC: 1 DP: 2 HBP: 0						

PITCHER	IP	WLS	BF	H	R	ER	SO	BB	IBB	HBP	BLK	WP	HR	S	P	ERA	WHIP
Ron Guidry, L (1, 1) ERA: 3.51	8.0	L	34	8	4	4	7	5	0	0	0	0	1	43	63	4.50	1.625

PITCHER	IP	WLS	BF	H	R	ER	SO	BB	IBB	HBP	BLK	WP	HR	S	P	ERA	WHIP

BOTTOM

New York Yankees @ Oakland Athletics

Oakland-Alameda County Coliseum, Oakland, CA

Fri Jun 13 1980, 7:05 PM PDT

Unknown - 63 F

livebaseballscorecards.com

AB	28
R	4
H	8
RBI	3
BB	5
SO	7
LOB	11

1B: 4	SF: 0	WP: 0	PA: 34
2B: 2	SAC: 1	PB: 0	
3B: 1	DP: 2	SB: 0	
HR: 1	HBP: 0	CS: 1	

Batter	1	2	3	4	5	6	7	8	9	AB	R	H	RBI	BB	SO	LOB
Willie Randolph, R (1, 4) OBP: 0.439, SLG: 0.455	1-3		G4-6-3 1B	K			FC6-4 BB 1B HR 1-2f	FC6-4 1-2f		5	1	1	0	0	1	3
Joe Lefebvre, L (1, 9) OBP: 0.403, SLG: 0.516	1B 1B		G4-6-3 1-2f		K		BB HR 1B 1-2		F8	5	1	2	0	0	1	1
Bob Watson, R (1, 3) OBP: 0.356, SLG: 0.424	F7		S 1B		6-3		HR BB 1-2 2-3		K	4	1	1	0	1	1	1
Reggie Jackson, L (1, 10) OBP: 0.344, SLG: 0.563	1B 1-3		BB 1-2		K		HR 1-H 2-H 3-H		2B	4	1	3	4	1	1	0
Graig Nettles, L (1, 5) OBP: 0.349, SLG: 0.389	G3		K			K	BB		4-3	4	0	0	0	1	2	5
Bobby Murcer, L (1, 7) OBP: 0.316, SLG: 0.493 Paul Blair, R (7, 7)		HR		1B SF7 BB		K	K			3 0	2 0	1 0	1 0	1 0	2 0	1 0
Bobby Brown, S (1, 8) OBP: 0.313, SLG: 0.486		L4	WP 1B 1-3			4-3		4-3		4	0	1	0	0	0	0
Bucky Dent, R (1, 6) OBP: 0.325, SLG: 0.378		F8	SF7 1-2 3-H				F7	FC6-4 1B		3	0	1	1	0	0	0
Johnny Oates, L (1, 2) OBP: 0.067, SLG: 0.067		K	P4				E3 FC6-4	FC6-4 FC6-4 1-2f		4	0	0	0	0	1	2
Inning Stats	R: 0 E: 0 K: 0 S: 5 H: 2 LOB: 2 BB: 0 P: 5	R: 1 E: 0 K: 1 S: 6 H: 1 LOB: 0 BB: 0 P: 6	R: 0 E: 0 K: 1 S: 6 H: 2 LOB: 2 BB: 1 P: 10	R: 1 E: 0 K: 1 S: 6 H: 1 LOB: 1 BB: 1 P: 10	R: 0 E: 0 K: 2 S: 7 H: 0 LOB: 0 BB: 0 P: 7	R: 0 E: 0 K: 2 S: 7 H: 0 LOB: 0 BB: 0 P: 7	R: 4 E: 1 K: 1 S: 8 H: 2 LOB: 1 BB: 2 P: 16	R: 0 E: 0 K: 0 S: 4 H: 1 LOB: 1 BB: 0 P: 4	R: 0 E: 0 K: 1 S: 6 H: 1 LOB: 1 BB: 0 P: 6	1B: 7 2B: 1 3B: 0 HR: 2 SF: 1 SAC: 0 DP: 1 HBP: 0							

PITCHER	IP	WLS	BF	H	R	ER	SO	BB	IBB	HBP	BLK	WP	HR	S	P	ERA	WHIP
Matt Keough, R (1, 1) ERA: 2.84	9.0	L	41	10	6	2	9	4	0	0	0	1	2	55	71	2.00	1.556

PITCHER	IP	WLS	BF	H	R	ER	SO	BB	IBB	HBP	BLK	WP	HR	S	P	ERA	WHIP

TOP

New York Yankees @ Oakland Athletics

Oakland-Alameda County Coliseum, Oakland, CA

Fri Jun 13 1980, 7:05 PM PDT

Att. 47,768 - Unknown

livebaseballscorecards.com

AB	36
R	6
H	10
RBI	6
BB	4
SO	9
LOB	13

WP: 1 PB: 0 SB: 1 CS: 0 PA: 41

BOTTOM

New York Yankees @ Oakland Athletics

Oakland-Alameda County Coliseum, Oakland, CA

Fri Jun 13 1980, 7:05 PM PDT

Att. 47,768 - Unknown

livebaseballscorecards.com

Batter	1	2	3	4	5	6	7	8	9	AB	R	H	RBI	BB	SO	LOB
Rickey Henderson, R (1, 7) OBP: 0.435, SLG: 0.392	CS 2B		F9			HR SH3-4 BB	1-2 BB			2	1	1	0	2	0	0
Dwayne Murphy, L (1, 8) OBP: 0.424, SLG: 0.443	P3		K			1-2 SH3-4	1-2 2-3 BB			2	0	0	0	1	1	1
Jeff Newman, R (1, 3) OBP: 0.289, SLG: 0.422 Dave Revering, L (7, PH) OBP: 0.384, SLG: 0.545 (8, 3)	2-3 1B			K		2-H HR	K			3 1	1 0	2 0	2 0	0 0	1 1	0 3
Randy Elliott, R (1, 10) OBP: 0.174, SLG: 0.261 Mitchell Page, L (8, PH) OBP: 0.365, SLG: 0.376	K			F8		K		K		3 1	0 0	0 0	0 0	0 0	2 1	1 0
Tony Armas, R (1, 9) OBP: 0.311, SLG: 0.452		K		F8		BB				3	0	0	0	1	2	0
Mickey Klutts, R (1, 5) OBP: 0.308, SLG: 0.360 (8, 6)		6-3			1B SF8 BB	K		K		3	1	0	0	1	2	1
Jim Essian, R (1, 2) OBP: 0.302, SLG: 0.328		HR			SF8 1-3 1B		6-3		4-3	4	1	2	1	0	0	0
Mario Guerrero, R (1, 6) OBP: 0.255, SLG: 0.289 Mike Davis, L (7, PH) OBP: 0.233, SLG: 0.333 Rob Picciolo, R (8, 4) OBP: 0.273, SLG: 0.359		P6			SF8 1-1 3-H		BB WP 1B		K	1 1 1	0 0 0	0 1 0	1 0 0	0 0 0	0 0 1	0 0 0
Dave McKay, S (1, 4) OBP: 0.163, SLG: 0.234 Wayne Gross, L (7, PH) OBP: 0.364, SLG: 0.450 (8, 5)			K		5-3		K		P4	2 2	0 0	0 0	0 0	0 0	1 1	0 1
Inning Stats	R: 0 H: 2 E: 0 LOB: 1 K: 1 BB: 0 S: 6 P: 6	R: 1 H: 1 E: 0 LOB: 0 K: 1 BB: 0 S: 6 P: 6	R: 0 H: 0 E: 0 LOB: 0 K: 2 BB: 0 S: 7 P: 7	R: 0 H: 0 E: 0 LOB: 0 K: 1 BB: 0 S: 5 P: 5	R: 1 H: 1 E: 0 LOB: 0 K: 0 BB: 1 S: 3 P: 7	R: 2 H: 1 E: 0 LOB: 1 K: 2 BB: 2 S: 8 P: 16	R: 0 H: 1 E: 0 LOB: 3 K: 2 BB: 2 S: 8 P: 16	R: 0 H: 0 E: 0 LOB: 0 K: 3 BB: 0 S: 9 P: 9	R: 0 H: 0 E: 0 LOB: 0 K: 1 BB: 0 S: 5 P: 5	1B: 3 SF: 1 2B: 1 SAC: 1 3B: 0 DP: 0 HR: 2 HBP: 0						WP: 1 PA: 36 PB: 0 SB: 0 CS: 1	

	AB	29
	R	4
	H	6
	RBI	4
	BB	5
	SO	13
	LOB	7

PITCHER		IP	WLS	BF	H	R	ER	SO	BB	IBB	HBP	BLK	WP	HR	S	P	ERA	WHIP
Tom Underwood, L ERA: 2.99	(1, 1)	5.2		23	5	4	4	6	3	0	0	0	0	2	32	44	6.35	1.412
Ron Davis, R ERA: 2.77	(6, 1)	0.2	W	3	1	0	0	1	0	0	0	0	0	0	5	5	0.00	1.500
Rudy May, L ERA: 2.79	(7, 1)	0.1		3	0	0	0	1	2	0	0	0	1	0	3	11	0.00	6.000
Rich Gossage, R ERA: 3.38	(7, 1)	2.1	S	7	0	0	0	5	0	0	0	0	0	0	17	17	0.00	0.000

PITCHER	IP	WLS	BF	H	R	ER	SO	BB	IBB	HBP	BLK	WP	HR	S	P	ERA	WHIP

Batter	1	2	3	4	5	6	7	8	9	AB	R	H	RBI	BB	SO	LOB
Willie Randolph, R (1, 4) OBP: 0.440, SLG: 0.456	BB 1B		2-3			F9		1B		4	0	2	0	0	0	0
Joe Lefebvre, L (1, 9) OBP: 0.382, SLG: 0.485	F9		K			F7		K		4	0	0	0	0	2	2
Bob Watson, R (1, 3) OBP: 0.354, SLG: 0.417	FC4-6 1-2 BB		K			F8			L7	3	0	0	0	1	1	0
Reggie Jackson, L (1, 10) OBP: 0.342, SLG: 0.556 Paul Blair, R (9, PR) (9, 7)	F7			K			K		HR 1B	4 0	0 1	1 0	0 0	0 0	2 0	2 0
Graig Nettles, L (1, 5) OBP: 0.343, SLG: 0.380	FC4-6 1-2f			F8			F9		F7	4	0	0	0	0	0	3
Bobby Murcer, L (1, 7) OBP: 0.338, SLG: 0.543 Ed Figueroa, R (9, 1) Rudy May, L (9, 1) Rich Gossage, R (9, 1)		WP 1B		K			BB		HR 1-H	3 0 0 0	1 0 0 0	2 0 0 0	2 0 0 0	1 0 0 0	1 0 0 0	0 0 0 0
Bobby Brown, S (1, 8) OBP: 0.305, SLG: 0.472		F8			3-1		F9		6-3	4	0	0	0	0	0	3
Rick Cerone, R (1, 2) OBP: 0.267, SLG: 0.375		F8			F8			F9		3	0	0	0	0	0	1
Bucky Dent, R (1, 6) OBP: 0.324, SLG: 0.376 Fred Stanley, R (2, 6) OBP: 0.321, SLG: 0.360		F8 1-2			6-3			6-3		1 2	0 0	0 0	0 0	0 0	0 0	1 0
Inning Stats	R: 0 E: 0 K: 0 S: 4 H: 1 LOB: 2 BB: 1 P: 8	R: 0 E: 0 K: 0 S: 4 H: 1 LOB: 1 BB: 0 P: 4	R: 0 E: 0 K: 2 S: 7 H: 0 LOB: 0 BB: 0 P: 7	R: 0 E: 0 K: 2 S: 7 H: 0 LOB: 0 BB: 0 P: 7	R: 0 E: 0 K: 0 S: 3 H: 0 LOB: 0 BB: 0 P: 3	R: 0 E: 0 K: 0 S: 3 H: 0 LOB: 0 BB: 0 P: 3	R: 0 E: 0 K: 1 S: 5 H: 0 LOB: 1 BB: 1 P: 9	R: 0 E: 0 K: 1 S: 6 H: 1 LOB: 1 BB: 0 P: 6	R: 2 E: 0 K: 0 S: 5 H: 2 LOB: 1 BB: 0 P: 5	1B: 4 2B: 0 3B: 0 HR: 1 SF: 0 SAC: 0 DP: 0 HBP: 0						

PITCHER	IP	WLS	BF	H	R	ER	SO	BB	IBB	HBP	BLK	WP	HR	S	P	ERA	WHIP
Rick Langford, R (1, 1) ERA: 3.39	9.0	L	34	5	2	2	6	2	0	0	0	1	1	44	52	2.00	0.778

PITCHER	IP	WLS	BF	H	R	ER	SO	BB	IBB	HBP	BLK	WP	HR	S	P	ERA	WHIP

TOP

New York Yankees @ Oakland Athletics

Oakland-Alameda County Coliseum, Oakland, CA

Sat Jun 14 1980, 3:33 AM PDT

Att. 26,410 - Sunny - 70 F

livebaseballscorecards.com

AB	32
R	2
H	5
RBI	2
BB	2
SO	6
LOB	12

WP: 1 PA: 34
PB: 0
SB: 0
CS: 0

Batter	1	2	3	4	5	6	7	8	9	AB	R	H	RBI	BB	SO	LOB
Rickey Henderson, R (1, 7) OBP: 0.432, SLG: 0.389	6-3		K			F8			BB, 1B	4	0	1	0	0	1	0
Dwayne Murphy, L (1, 8) OBP: 0.426, SLG: 0.439	BB, 2B		F8			4-3			BB, L5-3, 1-2	2	1	0	0	2	0	0
Mitchell Page, L (1, 10) OBP: 0.363, SLG: 0.379	2B, 1-H			F8		G3			L5-3, 1-2	4	0	1	1	0	0	2
Dave Revering, L (1, 3) OBP: 0.386, SLG: 0.542	F7			1B			6-3		BB	3	0	1	0	1	0	1
Wayne Gross, L (1, 5) OBP: 0.356, SLG: 0.438	F9			F7			4-3		K	4	0	0	0	0	1	4
Tony Armas, R (1, 9) OBP: 0.311, SLG: 0.450		G1-6-3, 1B		F9			P3			3	0	1	0	0	0	1
Jeff Newman, R (1, 2) OBP: 0.284, SLG: 0.413		G1-6-3, 1-2f			F8			5-3		3	0	0	0	0	0	1
Mario Guerrero, R (1, 6) OBP: 0.251, SLG: 0.284		6-3			F9			F7		3	0	0	0	0	0	0
Dave McKay, S (1, 4) OBP: 0.154, SLG: 0.220			K		4-3			F8		3	0	0	0	0	1	0
Inning Stats	R: 1 E: 0 K: 0 S: 4 H: 1 LOB: 1 BB: 1 P: 8	R: 0 E: 0 K: 0 S: 3 H: 1 LOB: 0 BB: 0 P: 3	R: 0 E: 0 K: 2 S: 7 H: 0 LOB: 0 BB: 0 P: 7	R: 0 E: 0 K: 0 S: 4 H: 1 LOB: 1 BB: 0 P: 4	R: 0 E: 0 K: 0 S: 3 H: 0 LOB: 0 BB: 0 P: 3	R: 0 E: 0 K: 0 S: 3 H: 0 LOB: 0 BB: 0 P: 3	R: 0 E: 0 K: 0 S: 3 H: 0 LOB: 0 BB: 0 P: 3	R: 0 E: 0 K: 0 S: 3 H: 0 LOB: 0 BB: 0 P: 3	R: 0 E: 0 K: 1 S: 5 H: 1 LOB: 2 BB: 2 P: 13	1B: 3 2B: 2 3B: 0 HR: 0	SF: 0 SAC: 0 DP: 2 HBP: 0						

PITCHER		IP	WLS	BF	H	R	ER	SO	BB	IBB	HBP	BLK	WP	HR	S	P	ERA	WHIP
Ed Figueroa, R ERA: 4.37	(1, 1)	8.0	W	28	4	1	1	2	1	0	0	0	0	0	31	35	1.12	0.625
Ed Figueroa, R ERA: 4.37	(9, 1)	8.0	W	28	4	1	1	2	1	0	0	0	0	0	31	35	1.12	0.625
Rudy May, L ERA: 2.74	(9, 1)	0.2		3	0	0	0	0	2	0	0	0	0	0	1	9	0.00	3.000
Rich Gossage, R ERA: 3.34	(9, 1)	0.1	S	1	0	0	0	1	0	0	0	0	0	0	3	3	0.00	0.000

PITCHER	IP	WLS	BF	H	R	ER	SO	BB	IBB	HBP	BLK	WP	HR	S	P	ERA	WHIP

BOTTOM

New York Yankees @ Oakland Athletics

Oakland-Alameda County Coliseum, Oakland, CA

Sat Jun 14 1980, 3:33 AM PDT
Att. 26,410 - Sunny - 70 F

livebaseballscorecards.com

AB	29
R	1
H	4
RBI	1
BB	3
SO	3
LOB	9

1B: 3	SF: 0	WP: 0	PA: 32
2B: 2	SAC: 0	PB: 0	
3B: 0	DP: 2	SB: 0	
HR: 0	HBP: 0	CS: 0	

Batter	1	2	3	4	5	6	7	8	9	AB	R	H	RBI	BB	SO	LOB
Willie Randolph, R (1, 4) OBP: 0.443, SLG: 0.455	0-0 BB 6-3 1B	4-0 1-2 2-3 BB		4-0 1-2 1B BB	0-3 ② K			0-0 ② 1-3		3	1	1	0	2	1	1
Joe Lefebvre, L (1, 9) OBP: 0.370, SLG: 0.457	0-0 ① 6-3 1-2	0-0 ③ P4		4-0 1B 1B 1-2 2-3 BB BB	0-0 ③ F7			0-0 ③ 4-3		4	1	0	0	1	0	5
Bob Watson, R (1, 3) OBP: 0.360, SLG: 0.425	4-0 ② HR 2-3 BB		0-0 1B 2B	0-0 BB 1B SF8 1-2 2-H 3-H 1B		0-3 ① K			0-3 ① K	4	3	2	2	1	2	0
Reggie Jackson, L (1, 10) OBP: 0.354, SLG: 0.594	0-0 1-H HR		4-0 L4-6 1B BB	0-0 BB 1-2 2-3 1B		0-0 ② 4-3			0-0 HR	4	2	3	3	1	0	0
Graig Nettles, L (1, 5) OBP: 0.344, SLG: 0.378	0-3 ③ K		0-0 FC6 1-2 2-H 1B	4-0 FC4-6 1-2 2-3 3-H BB		0-0 ③ F8			0-0 ② P3	4	0	1	2	1	1	0
Bobby Murcer, L (1, 7) OBP: 0.346, SLG: 0.543 Lou Piniella, R (3, PH) (3, 7) OBP: 0.300, SLG: 0.316		4-0 BB 1B BB	0-0 ① ② L4-6 2-3	0-0 ② SF8 3-H			0-0 ① 5-3		0-0 ③ F7	0 3	0 0	0 0	0 1	1 0	0 0	0 2
Bobby Brown, S (1, 8) OBP: 0.304, SLG: 0.466	0-0 BB 1-2 1B	0-0 ③ FC6 1-2f	0-0 ③ FC4-6 1-2f				0-0 ② F9			4	0	1	0	0	0	3
Rick Cerone, R (1, 2) OBP: 0.267, SLG: 0.372	0-0 ① F9		0-0 ① F7	0-0 6-3 1B			0-0 ③ F9			4	0	1	0	0	0	2
Fred Stanley, R (1, 6) OBP: 0.313, SLG: 0.345	0-0 ② F8		0-0 BB BB 1B 1B	0-0 ① 6-3 1-2				0-0 ① F9		4	1	1	0	0	0	3
Inning Stats	R: 2 E: 0 K: 1 S: 6 H: 2 LOB: 0 BB: 1 P: 10	R: 0 E: 0 K: 0 S: 4 H: 1 LOB: 3 BB: 2 P: 12	R: 1 E: 0 K: 0 S: 4 H: 2 LOB: 1 BB: 1 P: 8	R: 4 E: 0 K: 0 S: 6 H: 3 LOB: 2 BB: 3 P: 18	R: 0 E: 0 K: 1 S: 6 H: 1 LOB: 1 BB: 0 P: 6	R: 0 E: 0 K: 1 S: 5 H: 0 LOB: 0 BB: 0 P: 5	R: 0 E: 0 K: 0 S: 3 H: 0 LOB: 0 BB: 0 P: 3	R: 0 E: 0 K: 0 S: 3 H: 0 LOB: 0 BB: 0 P: 3	R: 1 E: 0 K: 1 S: 6 H: 1 LOB: 0 BB: 0 P: 6	1B: 7 2B: 2 3B: 0 HR: 2	SF: 1 SAC: 0 DP: 1 HBP: 0						

TOP

New York Yankees @ Oakland Athletics

Oakland-Alameda County Coliseum, Oakland, CA

Sun Jun 15 1980, 3:33 AM PDT

Att. 47,186 - Sunny - 70 F

livebaseballscorecards.com

AB	34
R	8
H	10
RBI	8
BB	7
SO	4
LOB	16

WP: 0 PB: 0 SB: 0 CS: 0 PA: 42

PITCHER		IP	WLS	BF	H	R	ER	SO	BB	IBB	HBP	BLK	WP	HR	S	P	ERA	WHIP
Steve McCatty, R ERA: 4.94	(1, 1)	2.0	L	13	4	3	3	1	4	0	0	0	0	1	11	27	13.50	4.000
Bob Lacey, L ERA: 3.48	(3, 1)	1.1		10	4	4	4	0	3	0	0	0	0	0	7	19	27.00	5.250
Jeff Jones, R ERA: 2.3	(4, 1)	5.2		19	2	1	1	3	0	0	0	0	0	1	25	25	1.59	0.353

PITCHER	IP	WLS	BF	H	R	ER	SO	BB	IBB	HBP	BLK	WP	HR	S	P	ERA	WHIP

BOTTOM

New York Yankees @ Oakland Athletics

Oakland-Alameda County Coliseum, Oakland, CA

Sun Jun 15 1980, 3:33 AM PDT

Att. 47,186 - Sunny - 70 F

livebaseballscorecards.com

Batter	1	2	3	4	5	6	7	8	9	AB	R	H	RBI	BB	SO	LOB
Rickey Henderson, R (1, 7) OBP: 0.430, SLG: 0.384	F7			F3		E6		BB		3	0	0	0	1	0	0
Dwayne Murphy, L (1, 8) OBP: 0.423, SLG: 0.435	F5			6-3		F9		1B		4	0	1	0	0	0	1
Mitchell Page, L (1, 10) OBP: 0.355, SLG: 0.370	5-3			K		K		K		4	0	0	0	0	3	3
Dave Revering, L (1, 3) OBP: 0.389, SLG: 0.547		3-1			HR		2B		F8	4	1	2	0	0	0	0
Wayne Gross, L (1, 5) OBP: 0.348, SLG: 0.427		P4			P4		K		3-1	4	0	0	0	0	1	2
Tony Armas, R (1, 9) OBP: 0.310, SLG: 0.460		K			1-H HR		K		F9	4	1	1	2	0	2	1
Mike Heath, R (1, 2) OBP: 0.265, SLG: 0.303			6-3		1-6-3		K			1	0	0	0	0	0	0
Jeff Newman, R (5, 2) OBP: 0.280, SLG: 0.408										2	0	0	0	0	1	1
Mario Guerrero, R (1, 6) OBP: 0.249, SLG: 0.281			P6		K			4-3		2	0	0	0	0	1	0
Mike Davis, L (8, PH) OBP: 0.226, SLG: 0.323										1	0	0	0	0	0	0
Mickey Klutts, R (9, 4) OBP: 0.308, SLG: 0.360										0	0	0	0	0	0	0
Dave McKay, S (1, 4) OBP: 0.148, SLG: 0.212			K			F7		F2		2	0	0	0	0	1	0
Jim Essian, R (8, PH) OBP: 0.297, SLG: 0.322										1	0	0	0	0	0	0
Rob Picciolo, R (9, 6) OBP: 0.273, SLG: 0.359										0	0	0	0	0	0	0

	AB	32
	R	2
	H	4
	RBI	2
	BB	1
	SO	9
	LOB	8

Inning Stats	1	2	3	4	5	6	7	8	9
	R: 0 E: 0 K: 0 S: 3	H: 0 LOB: 0 BB: 0 P: 3	R: 0 E: 0 K: 1 S: 5	H: 0 LOB: 0 BB: 0 P: 5	R: 0 E: 0 K: 1 S: 5	H: 0 LOB: 0 BB: 0 P: 5	R: 0 E: 0 K: 1 S: 5	H: 0 LOB: 0 BB: 0 P: 5	R: 2 E: 0 K: 1 S: 7	H: 2 LOB: 0 BB: 0 P: 7	R: 0 E: 1 K: 1 S: 6	H: 0 LOB: 1 BB: 0 P: 6	R: 0 E: 0 K: 3 S: 10	H: 1 LOB: 1 BB: 0 P: 10	R: 0 E: 0 K: 1 S: 6	H: 1 LOB: 2 BB: 1 P: 10	R: 0 E: 0 K: 0 S: 3	H: 0 LOB: 0 BB: 0 P: 3

	1B: 2	SF: 0	WP: 0	PA: 33
	2B: 1	SAC: 0	PB: 0	
	3B: 0	DP: 0	SB: 0	
	HR: 1	HBP: 0	CS: 0	

PITCHER	IP	WLS	BF	H	R	ER	SO	BB	IBB	HBP	BLK	WP	HR	S	P	ERA	WHIP
Luis Tiant, R (1, 1) ERA: 5.46	9.0	W	33	4	2	2	9	1	0	0	0	0	1	50	54	2.00	0.556

PITCHER	IP	WLS	BF	H	R	ER	SO	BB	IBB	HBP	BLK	WP	HR	S	P	ERA	WHIP

Batter	1	2	3	4	5	6	7	8	9	AB	R	H	RBI	BB	SO	LOB
Rickey Henderson, R (1, 7) OBP: 0.435, SLG: 0.392	3B	E6		K	S, HBP		E, BB		F9, 4-3, BB	3	3	1	0	2	1	0
Dwayne Murphy, L (1, 8) OBP: 0.429, SLG: 0.449	WP, 3B	BB		1B	4-3		E1		4-3	5	2	3	1	1	0	4
Dave Revering, L (1, 3) OBP: 0.392, SLG: 0.542	FC3-6, BB	F9		1B			K		F9	5	2	2	2	1	1	7
Wayne Gross, L (1, 5) OBP: 0.353, SLG: 0.426	FC3-6, BB		E1, FC5-2	1B	F6		7-2		4-3	5	0	2	2	1	0	5
Tony Armas, R (1, 9) OBP: 0.315, SLG: 0.459	FC3-6		FC5-2, BB	1B		F8		2B, BB	5-3	5	1	2	1	1	0	3
Mitchell Page, L (1, 10) OBP: 0.355, SLG: 0.367	1B		FC5-2, BB	F9		4-3		F8		4	0	1	1	1	0	3
Jim Essian, R (1, 2) OBP: 0.290, SLG: 0.328	G5-3		FC5-2		2B	5-3		K		5	1	1	0	0	1	6
Mickey Klutts, R (1, 6) OBP: 0.321, SLG: 0.400		F8	8-2		WP, 1B		1B	1B		5	2	3	2	0	0	3
Dave McKay, S (1, 4) OBP: 0.153, SLG: 0.211		K		K	B1-3		E, BB, 7-2	K		5	0	1	1	0	3	2

TOP

Oakland Athletics @ Boston Red Sox

Fenway Park, Boston, MA

Mon Jun 16 1980, 7:05 PM EDT

Att. 25,026 - Unknown - 78 F

livebaseballscorecards.com

AB	42
R	11
H	16
RBI	10
BB	7
SO	6
LOB	33

Inning Stats	1	2	3	4	5	6	7	8	9
	R: 3 E: 0 K: 0 S: 5	R: 0 E: 1 K: 1 S: 6	R: 0 E: 1 K: 0 S: 4	R: 2 E: 0 K: 2 S: 11	R: 3 E: 0 K: 0 S: 6	R: 0 E: 0 K: 0 S: 3	R: 1 E: 1 K: 1 S: 7	R: 1 E: 0 K: 2 S: 8	R: 1 E: 0 K: 0 S: 4
	H: 3 LOB: 1 BB: 2 P: 13	H: 0 LOB: 2 BB: 1 P: 10	H: 2 LOB: 2 BB: 1 P: 8	H: 4 LOB: 2 BB: 0 P: 11	H: 3 LOB: 1 BB: 0 P: 7	H: 0 LOB: 0 BB: 0 P: 3	H: 2 LOB: 2 BB: 1 P: 11	H: 1 LOB: 1 BB: 1 P: 12	H: 1 LOB: 1 BB: 1 P: 8

1B: 10	SF: 0
2B: 6	SAC: 0
3B: 2	DP: 3
HR: 0	HBP: 1

WP: 2	PA: 50
PB: 0	
SB: 2	
CS: 0	

PITCHER		IP	WLS	BF	H	R	ER	SO	BB	IBB	HBP	BLK	WP	HR	S	P	ERA	WHIP
Chuck Rainey, R ERA: 4.88	(1, 1)	3.2	L	23	9	5	5	3	4	0	0	0	1	0	25	41	12.27	3.545
Jack Billingham, R ERA: 8.89	(4, 1)	2.1		13	5	4	4	0	0	0	1	0	1	0	12	13	15.43	2.143
Keith MacWhorter, R ERA: 8.82	(7, 1)	3.0		14	2	2	2	3	3	0	0	0	0	0	17	29	6.00	1.667

PITCHER	IP	WLS	BF	H	R	ER	SO	BB	IBB	HBP	BLK	WP	HR	S	P	ERA	WHIP

Oakland Athletics @ Boston Red Sox

Fenway Park, Boston, MA

Mon Jun 16 1980, 7:05 PM EDT

Att. 25,026 - Unknown - 78 F

BOTTOM

Batter	1	2	3	4	5	6	7	8	9	AB	R	H	RBI	BB	SO	LOB
Rick Burleson, R (1, 6) OBP: 0.353, SLG: 0.415	6-3		5-3		F8 G3 2B		6-3		FC4-6 1B	5	1	2	0	0	0	0
Jerry Remy, L (1, 4) OBP: 0.347, SLG: 0.389	1B 1B		6-3		F8 2-3		4-3		FC4-6 HR 1-2f 2-3	5	1	1	0	0	0	3
Fred Lynn, L (1, 8) OBP: 0.356, SLG: 0.472	1-3 1B		1-3		G3 3-H		F8		1-H 3-H HR	5	1	2	4	0	0	0
Tony Perez, R (1, 3) OBP: 0.336, SLG: 0.474	K			HR 2B	F8			1-3	L6	5	1	1	0	0	1	2
Jim Rice, R (1, 7) OBP: 0.305, SLG: 0.469	K			2-H HR		HR		BB G3 1B	6-3	4	3	2	3	1	1	2
Carl Yastrzemski, L (1, 10) OBP: 0.340, SLG: 0.449		4-3		FC6-4 BB		G3		G3 1-2		3	0	0	0	1	0	1
Jim Dwyer, L (1, 9) OBP: 0.383, SLG: 0.510		4-3		K		F8		FC6-4 1B 2-H		4	0	1	1	0	1	1
Butch Hobson, R (1, 5) OBP: 0.316, SLG: 0.472		1B		FC6-4 1-2f		1B		FC6-4 1-2f		4	0	2	0	0	0	2
Dave Rader, L (1, 2) OBP: 0.375, SLG: 0.457		G3		4-3		1-3			FC4-6 HR 2B	4	1	1	0	0	0	3

livebaseballscorecards.com

AB	39
R	8
H	12
RBI	8
BB	2
SO	3
LOB	14

Inning Stats	1	2	3	4	5	6	7	8	9
	R: 0 E: 0 K: 2 S: 9	H: 2 LOB: 2 BB: 0 P: 9	R: 0 E: 0 K: 0 S: 4	H: 1 LOB: 1 BB: 0 P: 4	R: 0 E: 0 K: 0 S: 3	H: 0 LOB: 0 BB: 0 P: 3	R: 2 E: 0 K: 1 S: 7	H: 2 LOB: 1 BB: 1 P: 11	R: 1 E: 0 K: 0 S: 4	H: 1 LOB: 0 BB: 0 P: 4
	R: 1 E: 0 K: 0 S: 5	H: 2 LOB: 1 BB: 0 P: 5	R: 0 E: 0 K: 0 S: 3	H: 0 LOB: 0 BB: 0 P: 3	R: 1 E: 0 K: 0 S: 4	H: 1 LOB: 1 BB: 1 P: 8	R: 3 E: 0 K: 0 S: 6	H: 3 LOB: 0 BB: 0 P: 6	1B: 6 2B: 3 3B: 0 HR: 3	SF: 0 SAC: 0 DP: 0 HBP: 0	WP: 0 PB: 0 SB: 0 CS: 0	PA: 41

PITCHER	IP	WLS	BF	H	R	ER	SO	BB	IBB	HBP	BLK	WP	HR	S	P	ERA	WHIP
Mike Norris, R (1, 1) ERA: 2.45	9.0	W	41	12	8	8	3	2	0	0	0	0	3	45	53	8.00	1.556

PITCHER	IP	WLS	BF	H	R	ER	SO	BB	IBB	HBP	BLK	WP	HR	S	P	ERA	WHIP

Oakland Athletics @ Boston Red Sox

Fenway Park, Boston, MA

Tue Jun 17 1980, 7:05 PM EDT

Att. 24,722 - Unknown - 74 F

TOP

livebaseballscorecards.com

Batter	1	2	3	4	5	6	7	8	9	AB	R	H	RBI	BB	SO	LOB
Rickey Henderson, R (1, 7) OBP: 0.434, SLG: 0.391	4-3 1B		K			F3		1-2 2-3 G4-6-3 1B		3	0	1	0	0	1	0
Mike Davis, L (7, 7) OBP: 0.250, SLG: 0.344										1	0	1	0	0	0	0
Dwayne Murphy, L (1, 8) OBP: 0.422, SLG: 0.440	4-3 1-2			K		G3		K		4	0	0	0	0	2	4
Dave Revering, L (1, 3) OBP: 0.384, SLG: 0.530	F5			3-1			F9	G4-6-3 1-2f		4	0	0	0	0	0	4
Tony Armas, R (1, 9) OBP: 0.314, SLG: 0.455	5-3			K			BLK 1B		5-3	4	0	1	0	0	1	1
Mitchell Page, L (1, 10) OBP: 0.354, SLG: 0.360		G3			G3		K		1B BB	3	0	0	0	1	1	1
Jeff Newman, R (1, 2) OBP: 0.286, SLG: 0.429		6-3			HR		4-3 1-2		FC6-4 1-2 1B	4	1	2	1	0	0	1
Mickey Klutts, R (1, 5) OBP: 0.319, SLG: 0.404		6-3			F2			1B E 2B	F8	4	1	1	0	0	0	2
Rob Picciolo, R (1, 6) OBP: 0.269, SLG: 0.354			5-3		K			1B E 2-3 1B	FC6-4 1-2f	2	0	0	0	0	1	0
Jim Essian, R (8, PH) OBP: 0.300, SLG: 0.338										1	0	1	0	0	0	0
Mike Edwards, R (8, 4) OBP: 0.222, SLG: 0.222										1	0	0	0	0	0	2
Dave McKay, S (1, 4) OBP: 0.148, SLG: 0.203			K			4-3		E3 1B 1-2 3-H		2	0	0	0	0	1	0
Wayne Gross, L (8, PH) OBP: 0.351, SLG: 0.423										1	0	0	1	0	0	1
Mario Guerrero, R (8, PR) OBP: 0.249, SLG: 0.281										0	0	0	0	0	0	0
(8, 6)																

	AB	34
	R	2
	H	7
	RBI	2
	BB	1
	SO	7
	LOB	16

Inning Stats	1	2	3	4	5	6	7	8	9
	R: 0 H: 1 E: 0 LOB: 1 K: 0 BB: 0 S: 4 P: 4	R: 0 H: 0 E: 0 LOB: 0 K: 0 BB: 0 S: 3 P: 3	R: 0 H: 0 E: 0 LOB: 0 K: 2 BB: 0 S: 7 P: 7	R: 0 H: 0 E: 0 LOB: 0 K: 2 BB: 0 S: 7 P: 7	R: 1 H: 1 E: 0 LOB: 0 K: 1 BB: 0 S: 6 P: 6	R: 0 H: 0 E: 0 LOB: 0 K: 0 BB: 0 S: 3 P: 3	R: 0 H: 1 E: 0 LOB: 1 K: 1 BB: 0 S: 6 P: 6	R: 1 H: 3 E: 1 LOB: 3 K: 1 BB: 0 S: 8 P: 8	R: 0 H: 1 E: 0 LOB: 2 K: 0 BB: 1 S: 4 P: 8

1B: 5	SF: 0	WP: 0	PA: 35
2B: 1	SAC: 0	PB: 0	
3B: 0	DP: 1	SB: 0	
HR: 1	HBP: 0	CS: 0	

PITCHER		IP	WLS	BF	H	R	ER	SO	BB	IBB	HBP	BLK	WP	HR	S	P	ERA	WHIP
Mike Torrez, R ERA: 4.12	(1, 1)	9.0	W	35	7	2	2	7	1	0	0	1	0	1	48	52	2.00	0.889

PITCHER	IP	WLS	BF	H	R	ER	SO	BB	IBB	HBP	BLK	WP	HR	S	P	ERA	WHIP

BOTTOM

Oakland Athletics @ Boston Red Sox

Fenway Park, Boston, MA

Tue Jun 17 1980, 7:05 PM EDT

Att. 24,722 - Unknown - 74 F

Batter	1	2	3	4	5	6	7	8	9	AB	R	H	RBI	BB	SO	LOB
Rick Burleson, R (1, 6) OBP: 0.354, SLG: 0.415	L4-6 5-3 1B		F8	F7		FC5-4 1B		6-3		5	0	2	0	0	0	2
Jerry Remy, L (1, 4) OBP: 0.343, SLG: 0.384	5-3 1-2		G3		BB 1B 1B	FC5-4 S 3B 1-2f		L8		5	2	1	0	0	0	2
Fred Lynn, L (1, 8) OBP: 0.363, SLG: 0.485	L4-6 2-3		1B		BBB E 1B 1B BB 1-2	1-H 3B				3	1	2	1	1	0	1
Tony Perez, R (1, 3) OBP: 0.335, SLG: 0.470		SSS K	F8		E9 1B 2B 1B 1-3 2-H	SSS K				4	1	1	1	0	2	2
Jim Rice, R (1, 7) OBP: 0.312, SLG: 0.476		BB 2B		BBB E S 1B BB	WP 2B 1B 1-3 3-H	P1				3	2	2	1	1	0	1
Carlton Fisk, R (1, 2) OBP: 0.373, SLG: 0.541		SSS K		F2 1-3	F9 1-H 3-H 2B		F7			4	0	1	2	0	1	2
Carl Yastrzemski, L (1, 10) OBP: 0.338, SLG: 0.442		BBBB BB BB		G3	F9 2-3		F9			3	0	0	0	1	0	2
Jim Dwyer, L (1, 9) OBP: 0.387, SLG: 0.500 Dwight Evans, R (8, 9) OBP: 0.301, SLG: 0.373		BBBB 1-2 2-3 BB		BBBB 1B BB	P7		F4			2 0	0 0	0 0	0 0	2 0	0 0	1 0
Butch Hobson, R (1, 5) OBP: 0.316, SLG: 0.470 Glenn Hoffman, R (8, 5) OBP: 0.232, SLG: 0.365		SSS K		1-2 3-H 1B	SSS K			5-3		3 1	0 0	1 0	1 0	0 0	2 0	4 0
Inning Stats	R: 0 H: 1 E: 0 LOB: 0 K: 0 BB: 0 S: 3 P: 3	R: 0 H: 1 E: 0 LOB: 3 K: 3 BB: 2 S: 10 P: 18	R: 0 H: 1 E: 0 LOB: 1 K: 0 BB: 0 S: 4 P: 4	R: 1 H: 1 E: 0 LOB: 2 K: 0 BB: 2 S: 4 P: 12	R: 4 H: 4 E: 1 LOB: 1 K: 1 BB: 1 S: 9 P: 13	R: 1 H: 2 E: 0 LOB: 1 K: 1 BB: 0 S: 7 P: 7	R: 0 H: 0 E: 0 LOB: 0 K: 0 BB: 0 S: 3 P: 3	R: 0 H: 0 E: 0 LOB: 0 K: 0 BB: 0 S: 3 P: 3		1B: 7 SF: 0 2B: 3 SAC: 0 3B: 1 DP: 1 HR: 0 HBP: 0						

livebaseballscorecards.com

AB	33
R	6
H	10
RBI	6
BB	5
SO	5
LOB	17

WP: 1 PA: 38
PB: 0
SB: 2
CS: 0

PITCHER	IP	WLS	BF	H	R	ER	SO	BB	IBB	HBP	BLK	WP	HR	S	P	ERA	WHIP
Matt Keough, R (1, 1) ERA: 3.13	8.0	L	38	10	6	6	5	5	0	0	0	1	0	43	63	6.75	1.875

PITCHER	IP	WLS	BF	H	R	ER	SO	BB	IBB	HBP	BLK	WP	HR	S	P	ERA	WHIP

Batter	1	2	3	4	5	6	7	8	9	AB	R	H	RBI	BB	SO	LOB
Rickey Henderson, R (1, 7) OBP: 0.431, SLG: 0.389	F8		5-3		F8			WP SH3 1B		4	0	1	0	0	0	2
Dwayne Murphy, L (1, 8) OBP: 0.421, SLG: 0.436	3-1		BB		K			SH3		2	0	0	0	1	1	1
Jeff Newman, R (1, 3) OBP: 0.279, SLG: 0.419	F8		F8			F7		K		4	0	0	0	0	1	3
Randy Elliott, R (1, 10) OBP: 0.185, SLG: 0.296		1B 2B		F8		P3		K		4	1	1	0	0	1	1
Tony Armas, R (1, 9) OBP: 0.309, SLG: 0.447		F3		G3		F8			E5 F9	4	0	0	0	0	0	1
Mike Heath, R (1, 2) OBP: 0.273, SLG: 0.319		G5-4-3 2-H 1B		2B			F8		K	4	0	2	1	0	1	1
Mario Guerrero, R (1, 6) OBP: 0.249, SLG: 0.296		G5-4-3 1-2f		5-3			HR		F9 2-H	4	1	1	1	0	0	3
Rob Picciolo, R (1, 4) OBP: 0.271, SLG: 0.353			5-3		1B		1-3			3	0	1	0	0	0	0
Dave McKay, S (1, 5) OBP: 0.156, SLG: 0.226			2B		K		5-3			3	0	1	0	0	1	1
Inning Stats	R: 0 E: 0 K: 0 S: 3 H: 0 LOB: 0 BB: 0 P: 3	R: 1 E: 0 K: 0 S: 4 H: 2 LOB: 0 BB: 0 P: 4	R: 0 E: 0 K: 0 S: 4 H: 1 LOB: 2 BB: 1 P: 8	R: 0 E: 0 K: 0 S: 4 H: 1 LOB: 1 BB: 0 P: 4	R: 0 E: 0 K: 2 S: 8 H: 1 LOB: 1 BB: 0 P: 8	R: 0 E: 0 K: 0 S: 3 H: 0 LOB: 0 BB: 0 P: 3	R: 1 E: 0 K: 0 S: 4 H: 1 LOB: 0 BB: 0 P: 4	R: 0 E: 0 K: 2 S: 8 H: 1 LOB: 1 BB: 0 P: 8	R: 0 E: 1 K: 1 S: 5 H: 0 LOB: 1 BB: 0 P: 5	1B: 3 2B: 3 3B: 0 HR: 1	SF: 0 SAC: 1 DP: 1 HBP: 0						

TOP

Oakland Athletics @ Baltimore Orioles

Memorial Stadium, Baltimore, MD

Wed Jun 18 1980, 7:05 PM EDT

Att. 17,436 - Unknown - 74 F

livebaseballscorecards.com

AB	32
R	2
H	7
RBI	2
BB	1
SO	5
LOB	13

WP: 1 PB: 0 SB: 0 CS: 0 PA: 34

PITCHER	IP	WLS	BF	H	R	ER	SO	BB	IBB	HBP	BLK	WP	HR	S	P	ERA	WHIP
Mike Flanagan, L (1, 1) ERA: 3.57	9.0	W	34	7	2	2	5	1	0	0	0	1	1	43	47	2.00	0.889

PITCHER	IP	WLS	BF	H	R	ER	SO	BB	IBB	HBP	BLK	WP	HR	S	P	ERA	WHIP

Batter	1	2	3	4	5	6	7	8	9	AB	R	H	RBI	BB	SO	LOB
Al Bumbry, L (1, 8) OBP: 0.411, SLG: 0.454	F8	1-3		BB		IBB		F7		3	0	0	0	2	0	2
Kiko Garcia, R (1, 6) OBP: 0.285, SLG: 0.252	F2	5-3		BB		F8		1-3		4	0	0	0	1	0	4
Ken Singleton, S (1, 9) OBP: 0.349, SLG: 0.468	BB BB 1B		2B	K			F5		FC1-6 WP	5	1	3	0	0	1	2
Eddie Murray, S (1, 3) OBP: 0.349, SLG: 0.480	BB		K		4-3		BB		FC1-6	3	2	1	0	2	1	1
Pat Kelly, L (1, 7) OBP: 0.392, SLG: 0.410	BB		FC6-4		K		FC5-4		FC1-6	1	0	0	0	2	1	0
Mark Corey, R (7, PH) OBP: 0.308, SLG: 0.273										1	0	0	0	1	0	2
(8, 7)																
Terry Crowley, L (1, 10) OBP: 0.420, SLG: 0.543	1B		F7		4-3		K			3	0	1	2	0	0	2
Benny Ayala, R (7, PH) OBP: 0.429, SLG: 0.791										0	0	0	0	0	0	0
Dan Graham, L (7, PH) OBP: 0.291, SLG: 0.363										1	0	0	0	0	1	2
Lenn Sakata, R (9, PH) OBP: 0.320, SLG: 0.478									1B	1	0	1	1	0	0	0
Doug DeCinces, R (1, 5) OBP: 0.319, SLG: 0.376	K		FC6-4			2B	FC5-4			4	0	1	0	0	1	6
Rick Dempsey, R (1, 2) OBP: 0.315, SLG: 0.428		F7		F7		5-3		K		4	0	0	0	0	1	1
Rich Dauer, R (1, 4) OBP: 0.326, SLG: 0.305		1-3		6-3		F8		BB		3	0	1	0	1	0	1
Inning Stats	R: 2 E: 0 K: 1 S: 7 H: 2 LOB: 2 BB: 2 P: 15	R: 0 E: 0 K: 0 S: 4 H: 1 LOB: 1 BB: 0 P: 4	R: 0 E: 0 K: 1 S: 6 H: 1 LOB: 2 BB: 1 P: 10	R: 0 E: 0 K: 1 S: 5 H: 0 LOB: 2 BB: 2 P: 13	R: 0 E: 0 K: 1 S: 5 H: 0 LOB: 0 BB: 0 P: 5	R: 0 E: 0 K: 0 S: 4 H: 1 LOB: 2 BB: 1 P: 8	R: 0 E: 0 K: 1 S: 6 H: 1 LOB: 2 BB: 1 P: 10	R: 0 E: 0 K: 1 S: 5 H: 0 LOB: 1 BB: 1 P: 9	R: 1 E: 0 K: 0 S: 3 H: 2 LOB: 2 BB: 1 P: 7	1B: 6 2B: 2 3B: 0 HR: 0	SF: 0 SAC: 0 DP: 0 HBP: 0					

PITCHER		IP	WLS	BF	H	R	ER	SO	BB	IBB	HBP	BLK	WP	HR	S	P	ERA	WHIP
Brian Kingman, R ERA: 3.54	(1, 1)	6.1		31	6	2	2	4	5	1	0	0	0	0	33	57	2.84	1.737
Dave Hamilton, L ERA: 11.25	(7, 1)	0.0		1	0	0	0	0	1	0	0	0	0	0	0	4	∞	∞
Jeff Jones, R ERA: 2.45	(7, 1)	2.0	L	9	1	1	1	2	1	1	0	0	1	0	11	19	4.50	1.000
Bob Lacey, L ERA: 3.48	(9, 1)	0.0		1	1	0	0	0	0	0	0	0	0	0	1	1	∞	∞

PITCHER	IP	WLS	BF	H	R	ER	SO	BB	IBB	HBP	BLK	WP	HR	S	P	ERA	WHIP

BOTTOM

Oakland Athletics @ Baltimore Orioles

Memorial Stadium, Baltimore, MD

Wed Jun 18 1980, 7:05 PM EDT
Att. 17,436 - Unknown - 74 F

livebaseballscorecards.com

AB	33
R	3
H	8
RBI	3
BB	9
SO	6
LOB	23

WP: 1 PA: 42
PB: 0
SB: 0
CS: 0

Batter	1	2	3	4	5	6	7	8	9	AB	R	H	RBI	BB	SO	LOB
Rickey Henderson, R (1, 7) OBP: 0.429, SLG: 0.399	HR		1-3		F8			G3		4	1	1	1	0	0	1
Dwayne Murphy, L (1, 8) OBP: 0.418, SLG: 0.433	SH5-3 1B		K			K		4-3		4	0	1	0	0	2	0
Mike Heath, R (1, 2) OBP: 0.282, SLG: 0.336	SH5-3 1-2			2B		HR 1B		3-1		3	1	2	0	0	0	0
Tony Armas, R (1, 9) OBP: 0.308, SLG: 0.457	F9			1-3		HR 1-H			4-3	4	1	1	2	0	0	2
Randy Elliott, R (1, 10) OBP: 0.161, SLG: 0.258	6-3			K		F9			F7	4	0	0	0	0	1	2
Jeff Newman, R (1, 3) OBP: 0.273, SLG: 0.409		5-3		6-3		K			F8	4	0	0	0	0	1	1
Mario Guerrero, R (1, 6) OBP: 0.245, SLG: 0.291		4-3			5-3		4-3			3	0	0	0	0	0	0
Rob Picciolo, R (1, 4) OBP: 0.272, SLG: 0.353		F9			1B		K			3	0	1	0	0	1	0
Dave McKay, S (1, 5) OBP: 0.149, SLG: 0.215			5-3		K		6-3			3	0	0	0	0	1	1
Inning Stats	R: 1 E: 0 K: 0 S: 5 H: 2 LOB: 1 BB: 0 P: 5	R: 0 E: 0 K: 0 S: 3 H: 0 LOB: 0 BB: 0 P: 3	R: 0 E: 0 K: 1 S: 5 H: 0 LOB: 0 BB: 0 P: 5	R: 0 E: 0 K: 1 S: 6 H: 1 LOB: 1 BB: 0 P: 6	R: 0 E: 0 K: 1 S: 6 H: 1 LOB: 1 BB: 0 P: 6	R: 2 E: 0 K: 2 S: 9 H: 2 LOB: 0 BB: 0 P: 9	R: 0 E: 0 K: 1 S: 5 H: 0 LOB: 0 BB: 0 P: 5	R: 0 E: 0 K: 0 S: 3 H: 0 LOB: 0 BB: 0 P: 3	R: 0 E: 0 K: 0 S: 3 H: 0 LOB: 0 BB: 0 P: 3	1B: 3 2B: 1 3B: 0 HR: 2 SF: 0 SAC: 1 DP: 0 HBP: 0						

PITCHER	IP	WLS	BF	H	R	ER	SO	BB	IBB	HBP	BLK	WP	HR	S	P	ERA	WHIP
Scott McGregor, L (1, 1) ERA: 3.74	9.0	W	33	6	3	3	6	0	0	0	0	0	2	45	45	3.00	0.667

PITCHER	IP	WLS	BF	H	R	ER	SO	BB	IBB	HBP	BLK	WP	HR	S	P	ERA	WHIP

TOP

Oakland Athletics @ Baltimore Orioles

Memorial Stadium, Baltimore, MD

Thu Jun 19 1980, 7:05 PM EDT

Att. 15,491 - Unknown - 75 F

livebaseballscorecards.com

AB	32
R	3
H	6
RBI	3
BB	0
SO	6
LOB	7

BOTTOM

Oakland Athletics @ Baltimore Orioles

Memorial Stadium, Baltimore, MD

Thu Jun 19 1980, 7:05 PM EDT

Att. 15,491 - Unknown - 75 F

livebaseballscorecards.com

Batter	1	2	3	4	5	6	7	8	9	AB	R	H	RBI	BB	SO	LOB
Al Bumbry, L (1, 8) OBP: 0.409, SLG: 0.451	F7		4-3		K		E E 1B 3-H			4	1	1	0	0	1	0
Lenn Sakata, R (1, 4) OBP: 0.321, SLG: 0.440	BB 1B		5-3			K	E3 1B 1-H 2-H			2	0	0	0	1	1	0
John Lowenstein, L (7, PH) OBP: 0.333, SLG: 0.220										1	0	1	1	0	0	0
Rich Dauer, R (7, PR) (8, 4) OBP: 0.326, SLG: 0.305										0	0	0	0	0	0	0
Ken Singleton, S (1, 9) OBP: 0.352, SLG: 0.469	1B 1-2			L9 BLK 1B 1B		F7	F7			4	1	2	0	0	0	1
Eddie Murray, S (1, 3) OBP: 0.348, SLG: 0.488	F9			L9 1-3		HR		1-4-3		4	1	1	1	0	0	2
Terry Crowley, L (1, 10) OBP: 0.412, SLG: 0.527		3-1		P3		1B		F7		4	0	1	0	0	0	1
Dan Graham, L (1, 2) OBP: 0.300, SLG: 0.369		1B		1B 3-H		F8		3-1		4	0	2	1	0	0	1
Doug DeCinces, R (1, 5) OBP: 0.320, SLG: 0.376		K		F8			F8 1B 1B			3	0	1	0	0	1	2
Mark Corey, R (1, 7) OBP: 0.313, SLG: 0.286		F9			5-3		F8 E 1B 1-2			3	1	1	0	0	0	1
Kiko Garcia, R (1, 6) OBP: 0.278, SLG: 0.246			K		F9		F8 1-2 2-3			3	0	0	0	0	1	2
Inning Stats	R: 0 E: 0 K: 0 S: 3 H: 1 LOB: 1 BB: 1 P: 7	R: 0 E: 0 K: 1 S: 6 H: 1 LOB: 1 BB: 0 P: 6	R: 0 E: 0 K: 1 S: 5 H: 0 LOB: 0 BB: 0 P: 5	R: 1 E: 0 K: 0 S: 5 H: 2 LOB: 1 BB: 0 P: 5	R: 0 E: 0 K: 1 S: 5 H: 0 LOB: 0 BB: 0 P: 5	R: 1 E: 0 K: 1 S: 7 H: 2 LOB: 1 BB: 0 P: 7	R: 2 E: 1 K: 0 S: 6 H: 4 LOB: 1 BB: 0 P: 6	R: 0 E: 0 K: 0 S: 3 H: 0 LOB: 0 BB: 0 P: 3		1B: 9 2B: 0 3B: 0 HR: 1	SF: 0 SAC: 0 DP: 0 HBP: 0						

PITCHER	IP	WLS	BF	H	R	ER	SO	BB	IBB	HBP	BLK	WP	HR	S	P	ERA	WHIP
Rick Langford, R (1, 1) ERA: 3.39	8.0	L	33	10	4	3	4	1	0	0	1	0	1	40	44	3.38	1.375

PITCHER	IP	WLS	BF	H	R	ER	SO	BB	IBB	HBP	BLK	WP	HR	S	P	ERA	WHIP

AB	32
R	4
H	10
RBI	3
BB	1
SO	4
LOB	10

WP: 0 PA: 33
PB: 0
SB: 0
CS: 0

Batter	1	2	3	4	5	6	7	8	9	AB	R	H	RBI	BB	SO	LOB
Rickey Henderson, R (1, 7) OBP: 0.428, SLG: 0.401	F8		E 2B		BB 5-3		FC6-4 S 1-2f	FC1-4-6 1-2f		4	1	1	0	1	0	3
Dwayne Murphy, L (1, 8) OBP: 0.414, SLG: 0.428	1-3		E8 1B 2-H		5-3 1-2		K		G3	5	0	1	1	0	1	2
Mitchell Page, L (1, 10) OBP: 0.351, SLG: 0.362	F7		F9		K		6-3 1-2		HR 2B	5	1	1	0	0	1	3
Dave Revering, L (1, 3) OBP: 0.389, SLG: 0.559		F5		1B 1B		K		SF7 3B	HR 2-H	5	2	3	2	0	1	0
Wayne Gross, L (1, 5) OBP: 0.357, SLG: 0.437		1B		F8		E 2B		SF7 3-H	WP 1B FC6-5 1B	4	2	3	1	0	0	1
Tony Armas, R (1, 9) OBP: 0.306, SLG: 0.451		K		K		F2		E6 BB 1B	FC6-5 WP 1-2 1B	5	1	1	0	0	2	3
Mike Heath, R (1, 2) OBP: 0.279, SLG: 0.331		1-3		1-3 1B		E3 2-H		F4	FC6-5 1-3 2-H	5	0	1	1	0	0	3
Mario Guerrero, R (1, 6) OBP: 0.243, SLG: 0.289			F9	K		1-3		BB 1B 1-2	6-3	2	0	0	0	0	1	2
Rob Picciolo, R (4, 6) OBP: 0.270, SLG: 0.350										1	0	0	0	0	0	1
Mike Davis, L (8, PH) OBP: 0.273, SLG: 0.344										0	0	0	0	1	0	0
Mike Edwards, R (8, 4) OBP: 0.216, SLG: 0.216										1	0	0	0	0	0	1
Dave McKay, S (1, 4) OBP: 0.169, SLG: 0.232 (8, 6)			4-3		F9		FC6-4 1B	FC1-4-6 1B 1-2 2-H		4	0	2	1	0	0	0
Inning Stats	R: 0 E: 0 K: 0 S: 3 H: 0 LOB: 0 BB: 0 P: 3	R: 0 E: 0 K: 1 S: 6 H: 1 LOB: 1 BB: 0 P: 6	R: 1 E: 1 K: 0 S: 5 H: 2 LOB: 1 BB: 0 P: 5	R: 0 E: 0 K: 2 S: 9 H: 2 LOB: 2 BB: 0 P: 9	R: 0 E: 0 K: 1 S: 5 H: 0 LOB: 1 BB: 1 P: 9	R: 1 E: 1 K: 1 S: 7 H: 1 LOB: 1 BB: 0 P: 7	R: 0 E: 0 K: 1 S: 6 H: 1 LOB: 1 BB: 0 P: 6	R: 2 E: 1 K: 0 S: 6 H: 2 LOB: 2 BB: 1 P: 10	R: 3 E: 0 K: 0 S: 7 H: 4 LOB: 1 BB: 0 P: 7	1B: 8 2B: 3 3B: 1 HR: 1 SF: 1 SAC: 0 DP: 0 HBP: 0						

PITCHER		IP	WLS	BF	H	R	ER	SO	BB	IBB	HBP	BLK	WP	HR	S	P	ERA	WHIP
Luis Tiant, R ERA: 5.11	(1, 1)	5.2	W	24	6	2	1	5	1	0	0	0	0	0	33	37	1.59	1.235
Ron Davis, R ERA: 3.11	(6, 1)	3.1	S	20	7	5	4	1	1	0	0	0	1	1	21	25	10.80	2.400

PITCHER	IP	WLS	BF	H	R	ER	SO	BB	IBB	HBP	BLK	WP	HR	S	P	ERA	WHIP

TOP

Oakland Athletics @ New York Yankees

Yankee Stadium, Bronx, NY

Fri Jun 20 1980, 7:05 PM EDT

Att. 45,935 - Unknown - 66 F

livebaseballscorecards.com

AB	41
R	7
H	13
RBI	6
BB	2
SO	6
LOB	19

WP: 1	PA: 44		
PB: 0			
SB: 1			
CS: 0			

Batter	1	2	3	4	5	6	7	8	9	AB	R	H	RBI	BB	SO	LOB
Willie Randolph, R (1, 4) OBP: 0.444, SLG: 0.443	x 0-0 ① F8		x 0-0 ① FC5-4 S 1B 1-2f		BBB 4-0 4-3 HR BB		x 0-0 FC4-6 BB 1B 1B	x 0-0 ① F8		4	3	1	0	1	0	2
Bobby Murcer, L (1, 10) OBP: 0.361, SLG: 0.512 Eric Soderholm, R (7, PH) OBP: 0.419, SLG: 0.565	x 0-0 ② 6-3		x 0-0 G3 HR 1B 1-H		x 0-0 ① F2		BBB 4-0 FC4-6 1-2 BB	x 0-0 ② F8		3 1	1 0	1 0	1 0	0 1	0 0	1 1
Graig Nettles, L (1, 5) OBP: 0.349, SLG: 0.430	x 0-0 ③ 4-3		x 0-0 ② G3 1-2		x 0-0 ② 4-3 1-2		x 0-0 ① F8	x 0-0 BB 1B 1B 1-2		5	1	1	0	0	0	4
Reggie Jackson, L (1, 9) OBP: 0.371, SLG: 0.608 Paul Blair, R (8, PR) (9, 9)		BBB 4-0 E 3B BB	BBB 4-0 HR BB		x 0-0 2-H HR		x 0-0 ② FC4-6 BB 1B 1-2f 2-3	BBB 4-0 1B 1B BB 1-2 2-3		2 0	4 1	1 0	2 0	3 0	0 0	2 0
Jim Spencer, L (1, 3) OBP: 0.313, SLG: 0.363	x 0-0 ① F5 1-2		x 0-0 1-H 2-H HR		BBB 4-0 BB		BBB 4-0 1B BB 1-2	x 0-0 1B 1B 1B 1-2 2-H 3-H		3	2	2	5	2	0	1
Joe Lefebvre, L (1, 7) OBP: 0.383, SLG: 0.463	x 0-0 1B 3B 2-H	x 0-0 ③ 6-3			x 0-0 ③ F7		x 0-0 1B 1-2 2-H 3-H	x 0-0 1B 1B 1-3 2-H		5	1	3	4	0	0	1
Bobby Brown, S (1, 8) OBP: 0.303, SLG: 0.458	x 0-0 CS 1B 3-H		SSS 0-3 ① K		SSS 0-3 ① K		SSS 0-3 ③ K	x 0-0 1-2 1B 3-H		5	0	2	2	0	3	2
Rick Cerone, R (1, 2) OBP: 0.268, SLG: 0.378 Johnny Oates, L (7, 2) OBP: 0.143, SLG: 0.286	x 0-0 ② ③ 5-3 1-2		x 0-0 ② F3		SSS 0-3 ② K		x 0-0 HR x 0-0 4-1 ③			3 2	0 1	0 1	0 1	0 0	1 0	1 2
Brian Doyle, L (1, 6) OBP: 0.308, SLG: 0.308		x 0-0 FC5-4 1B	x 0-0 ③ F9		SSS 0-3 ③ K			x 0-0 BB 1B 1B 1B		4	1	2	0	0	1	0
Inning Stats	R: 0 H: 0 E: 0 LOB: 0 K: 0 BB: 0 S: 3 P: 3	R: 2 H: 2 E: 1 LOB: 0 K: 0 BB: 1 S: 4 P: 8	R: 4 H: 3 E: 0 LOB: 0 K: 0 BB: 1 S: 6 P: 10	R: 0 H: 0 E: 0 LOB: 0 K: 1 BB: 0 S: 5 P: 5	R: 2 H: 1 E: 0 LOB: 1 K: 0 BB: 2 S: 4 P: 12	R: 0 H: 0 E: 0 LOB: 0 K: 3 BB: 0 S: 9 P: 9	R: 2 H: 2 E: 0 LOB: 2 K: 1 BB: 2 S: 7 P: 15	R: 5 H: 6 E: 0 LOB: 2 K: 0 BB: 1 S: 9 P: 13		1B: 10 SF: 0 2B: 0 SAC: 0 3B: 1 DP: 0 HR: 3 HBP: 0						

PITCHER		IP	WLS	BF	H	R	ER	SO	BB	IBB	HBP	BLK	WP	HR	S	P	ERA	WHIP
Steve McCatty, R ERA: 5.56	(1, 1)	4.2	L	23	6	8	8	1	4	0	0	0	0	2	21	37	15.43	2.143
Dave Hamilton, L ERA: 12.18	(5, 1)	3.1		21	8	7	7	4	3	0	0	0	0	1	26	38	18.90	3.300

PITCHER	IP	WLS	BF	H	R	ER	SO	BB	IBB	HBP	BLK	WP	HR	S	P	ERA	WHIP

BOTTOM

Oakland Athletics @ New York Yankees

Yankee Stadium, Bronx, NY

Fri Jun 20 1980, 7:05 PM EDT

Att. 45,935 - Unknown - 66 F

livebaseballscorecards.com

AB	37
R	15
H	14
RBI	15
BB	7
SO	5
LOB	17

Batter	1	2	3	4	5	6	7	8	9	AB	R	H	RBI	BB	SO	LOB
Rickey Henderson, R (1, 7) OBP: 0.431, SLG: 0.409	PB SH1-3 2B		1B SH5-3 1B		5-3 FC4-2 2-3 1B		6-3		S S S K	5	2	3	0	0	1	0
Dwayne Murphy, L (1, 8) OBP: 0.413, SLG: 0.427	SH1-3 2-H		SH5-3 1-3 3-H 1B		FC4-2 5-3 1-2 3-H		F4			3	0	1	2	0	0	2
Mike Heath, R (1, 2) OBP: 0.273, SLG: 0.323	F7		SH5-3 1-2 3-H		5-3 1-2 2-3			E6 FC6-4		3	0	0	1	0	0	2
Randy Elliott, R (1, 10) OBP: 0.143, SLG: 0.229 Mike Edwards, R (8, PR) OBP: 0.216, SLG: 0.216	6-3		S S S K		F7			FC6-4 1B 1-2f		4 0	0 0	0 0	0 0	0 0	1 0	4 0
Tony Armas, R (1, 9) OBP: 0.305, SLG: 0.448		F8		5-3		S S S K2-3		1-2 1B		4	0	1	0	0	1	0
Jeff Newman, R (1, 3) OBP: 0.279, SLG: 0.413 Dave Revering, L (8, PH) OBP: 0.388, SLG: 0.556 (8, 3)		F9		1B		4-3 1B		F9		3 1	0 0	2 0	0 0	0 0	0 0	0 2
Mickey Klutts, R (1, 5) OBP: 0.311, SLG: 0.393 Wayne Gross, L (8, PH) OBP: 0.355, SLG: 0.435 (8, 5)		5-3		F8		4-3 1-2		F2		3 1	0 0	0 0	0 0	0 0	0 0	2 2
Mario Guerrero, R (1, 6) OBP: 0.243, SLG: 0.298			1B 3B	F3		F8			F9	4	1	1	0	0	0	2
Dave McKay, S (1, 4) OBP: 0.178, SLG: 0.254 Jim Essian, R (7, PH) OBP: 0.296, SLG: 0.333 Rob Picciolo, R (7, 4) OBP: 0.270, SLG: 0.350 Mike Davis, L (9, PH) OBP: 0.265, SLG: 0.333			S S S K		1B FC4-2 2B		F8		S S S K	2 1 0 1	0 0 0 0	1 0 0 0	0 0 0 0	0 0 0 0	1 0 0 1	1 0 0 0
Inning Stats	R: 1 H: 1 E: 0 LOB: 0 K: 0 BB: 0 S: 4 P: 4	R: 0 H: 0 E: 0 LOB: 0 K: 0 BB: 0 S: 3 P: 3	R: 2 H: 3 E: 0 LOB: 1 K: 2 BB: 0 S: 10 P: 10	R: 0 H: 1 E: 0 LOB: 1 K: 0 BB: 0 S: 4 P: 4	R: 0 H: 2 E: 0 LOB: 2 K: 0 BB: 0 S: 5 P: 5	R: 0 H: 1 E: 0 LOB: 1 K: 1 BB: 0 S: 6 P: 6	R: 0 H: 0 E: 0 LOB: 0 K: 0 BB: 0 S: 3 P: 3	R: 0 H: 1 E: 1 LOB: 2 K: 0 BB: 0 S: 5 P: 5	R: 0 H: 0 E: 0 LOB: 0 K: 2 BB: 0 S: 7 P: 7	1B: 6 SF: 0 2B: 2 SAC: 2 3B: 1 DP: 0 HR: 0 HBP: 0						

PITCHER	IP	WLS	BF	H	R	ER	SO	BB	IBB	HBP	BLK	WP	HR	S	P	ERA	WHIP
Tommy John, L (1, 1) ERA: 3.11	7.1	W	32	9	3	3	3	0	0	0	0	0	0	38	38	3.68	1.227
Rich Gossage, R (8, 1) ERA: 3.11	1.2	S	5	0	0	0	2	0	0	0	0	0	0	9	9	0.00	0.000

PITCHER	IP	WLS	BF	H	R	ER	SO	BB	IBB	HBP	BLK	WP	HR	S	P	ERA	WHIP

TOP

Oakland Athletics @ New York Yankees

Yankee Stadium, Bronx, NY

Sat Jun 21 1980, 3:33 AM EDT

Att. 51,598 - Unknown - 76 F

livebaseballscorecards.com

AB	35
R	3
H	9
RBI	3
BB	0
SO	5
LOB	17

WP: 0 PA: 37
PB: 1
SB: 0
CS: 0

Oakland Athletics @ New York Yankees

Yankee Stadium, Bronx, NY

Sat Jun 21 1980, 3:33 AM EDT

Att. 51,598 - Unknown - 76 F

livebaseballscorecards.com

BOTTOM

Batter	1	2	3	4	5	6	7	8	9	AB	R	H	RBI	BB	SO	LOB
Willie Randolph, R (1, 4) OBP: 0.445, SLG: 0.439	4-3	1B, BB		FC4-6, BB			K			2	0	0	0	2	1	0
Bobby Murcer, L (1, 10) OBP: 0.356, SLG: 0.500	F8	1B		FC4-6			K			4	0	1	1	0	1	2
Graig Nettles, L (1, 5) OBP: 0.351, SLG: 0.445	HR, BB, 1B	F8			F5			HR		4	2	2	1	0	0	2
Reggie Jackson, L (1, 9) OBP: 0.369, SLG: 0.599	HR, BB		F7		5-3			F9		3	1	0	0	1	0	0
Jim Spencer, L (1, 3) OBP: 0.318, SLG: 0.398	HR		F8		K			4-3, 2B		4	1	2	3	0	1	0
Joe Lefebvre, L (1, 7) OBP: 0.367, SLG: 0.440	K		K			K		4-3		4	0	0	0	0	3	1
Bobby Brown, S (1, 8) OBP: 0.302, SLG: 0.450		FC6-4, BB		F9		F4		F6		3	0	0	0	1	0	1
Rick Cerone, R (1, 2) OBP: 0.264, SLG: 0.373		FC6-4, BB, 1B		E5, BB		5-3				3	1	0	0	0	0	1
Brian Doyle, L (1, 6) OBP: 0.250, SLG: 0.250		K		F9			1-3			3	0	0	0	0	1	2

	AB	30
	R	5
	H	5
	RBI	5
	BB	4
	SO	7
	LOB	9

Inning Stats									
	R: 3 E: 0 K: 1 S: 7	H: 2 LOB: 0 BB: 1 P: 11	R: 1 E: 0 K: 1 S: 6	H: 1 LOB: 2 BB: 2 P: 14	R: 0 E: 0 K: 1 S: 5	H: 0 LOB: 0 BB: 0 P: 5	R: 0 E: 1 K: 0 S: 4	H: 0 LOB: 2 BB: 1 P: 8	R: 0 E: 0 K: 1 S: 5	H: 0 LOB: 0 BB: 0 P: 5	R: 0 E: 0 K: 1 S: 5	H: 0 LOB: 0 BB: 0 P: 5	R: 0 E: 0 K: 2 S: 7	H: 0 LOB: 0 BB: 0 P: 7	R: 1 E: 0 K: 0 S: 5	H: 2 LOB: 1 BB: 0 P: 5

	1B: 2	SF: 0	WP: 0	PA: 34
	2B: 1	SAC: 0	PB: 0	
	3B: 0	DP: 0	SB: 0	
	HR: 2	HBP: 0	CS: 0	

PITCHER	IP	WLS	BF	H	R	ER	SO	BB	IBB	HBP	BLK	WP	HR	S	P	ERA	WHIP
Mike Norris, R (1, 1) ERA: 2.66	8.0	L	34	5	5	5	7	4	0	0	0	0	2	44	60	5.62	1.125

PITCHER	IP	WLS	BF	H	R	ER	SO	BB	IBB	HBP	BLK	WP	HR	S	P	ERA	WHIP

Batter	1	2	3	4	5	6	7	8	9	AB	R	H	RBI	BB	SO	LOB
Rickey Henderson, R (1, 7) OBP: 0.427, SLG: 0.409	6-3	1-3		F8			SF7; 1-3 CS; 2B		F8	5	0	1	0	0	0	4
Dwayne Murphy, L (1, 8) OBP: 0.409, SLG: 0.424	K		F3		1-3		SF7; 2-3 3-H		CS; 1B	4	0	1	1	0	1	0
Mike Heath, R (1, 10) OBP: 0.277, SLG: 0.326	HR; 1B		K		F8		3-H 1B		K	5	1	2	0	0	2	1
Jeff Newman, R (1, 3) OBP: 0.279, SLG: 0.427	1-H HR		K		5-3		4-3		CS; 1-2	4	1	1	2	0	1	1
Tony Armas, R (1, 9) OBP: 0.312, SLG: 0.469	F8			E; 2B		FC6-4; 1B		HR		4	2	3	1	0	0	0
Mickey Klutts, R (1, 5) OBP: 0.301, SLG: 0.379		K		F7; 2-H		F2		K		4	0	0	0	0	2	1
Jim Essian, R (1, 2) OBP: 0.307, SLG: 0.343		L5		1B; 1B		F4		1B		4	0	2	0	0	0	1
Mario Guerrero, R (1, 6) OBP: 0.243, SLG: 0.297		HBP; 1B		F8		FC6-4; 1-2f		K		4	0	1	0	0	1	3
Dave McKay, S (1, 4) OBP: 0.208, SLG: 0.270		1-2 HBP		1-3 1B			2B; SF7 1B		F7	3	1	2	0	0	0	1
Inning Stats	R: 2 E: 0 K: 1 S: 7 H: 2 LOB: 0 BB: 0 P: 7	R: 0 E: 0 K: 1 S: 6 H: 1 LOB: 2 BB: 0 P: 7	R: 0 E: 0 K: 2 S: 7 H: 0 LOB: 0 BB: 0 P: 7	R: 1 E: 1 K: 0 S: 6 H: 3 LOB: 2 BB: 0 P: 6	R: 0 E: 0 K: 0 S: 3 H: 0 LOB: 0 BB: 0 P: 3	R: 0 E: 0 K: 0 S: 4 H: 1 LOB: 1 BB: 0 P: 4	R: 1 E: 0 K: 0 S: 5 H: 3 LOB: 1 BB: 0 P: 5	R: 1 E: 0 K: 2 S: 9 H: 2 LOB: 1 BB: 0 P: 9	R: 0 E: 0 K: 1 S: 5 H: 1 LOB: 0 BB: 0 P: 5	1B: 9 2B: 2 3B: 0 HR: 2 SF: 1 SAC: 0 DP: 0 HBP: 1						

PITCHER	IP	WLS	BF	H	R	ER	SO	BB	IBB	HBP	BLK	WP	HR	S	P	ERA	WHIP
Tom Underwood, L (1, 1) ERA: 3.15	7.0	L	31	10	4	4	4	0	0	1	0	0	1	38	39	5.14	1.429
Mike Griffin, R (8, 1) ERA: 4.4	2.0		8	3	1	1	3	0	0	0	0	0	1	14	14	4.50	1.500

PITCHER	IP	WLS	BF	H	R	ER	SO	BB	IBB	HBP	BLK	WP	HR	S	P	ERA	WHIP

TOP

Oakland Athletics @ New York Yankees

Yankee Stadium, Bronx, NY

Sun Jun 22 1980, 3:33 AM EDT

Att. 45,745 - Sunny - 80 F

livebaseballscorecards.com

AB	37
R	5
H	13
RBI	4
BB	0
SO	7
LOB	12

WP: 0	PA: 40
PB: 0	
SB: 0	
CS: 2	

Oakland Athletics @ New York Yankees

Yankee Stadium, Bronx, NY

Sun Jun 22 1980, 3:33 AM EDT

Att. 45,745 - Sunny - 80 F

BOTTOM

livebaseballscorecards.com

Batter	1	2	3	4	5	6	7	8	9	AB	R	H	RBI	BB	SO	LOB
Bobby Brown, S (1, 8) OBP: 0.316, SLG: 0.457	F9 5-3 1B		CS 1B		BB BB		F9		1B	4	0	3	0	1	0	2
Joe Lefebvre, L (1, 7) OBP: 0.369, SLG: 0.425	5-3 1-2		1-2 BB		1-2 BB		1-3		L4	3	0	0	0	2	0	4
Graig Nettles, L (1, 5) OBP: 0.348, SLG: 0.440	F9 2-3		F8		F5			FC4-6 1B	K	5	0	1	0	0	1	5
Reggie Jackson, L (1, 9) OBP: 0.362, SLG: 0.587	L8			4-3		4-3		FC4-6 1B 1-2f 1B		4	1	0	0	0	0	2
Jim Spencer, L (1, 3) OBP: 0.316, SLG: 0.394		F2		F7		K		1B 1-2 1B		4	0	1	0	0	1	0
Eric Soderholm, R (1, 10) OBP: 0.413, SLG: 0.552		5-4-3 1B		F9		5-3		F8		4	0	1	0	0	0	2
Rick Cerone, R (1, 2) OBP: 0.268, SLG: 0.389		5-4-3 1-2			HR		F9	1-2 2-H 1B		4	1	2	2	0	0	1
Brian Doyle, L (1, 6) OBP: 0.300, SLG: 0.263		F9			G6-3 BB		1B	K		3	0	1	0	1	1	3
Dennis Sherrill, R (1, 4) OBP: 0.250, SLG: 0.250			F7		G6-3 1-2f		1-2 1B		K	4	0	1	0	0	1	1
Inning Stats	R: 0 E: 0 K: 0 S: 4 H: 1 LOB: 1 BB: 0 P: 4	R: 0 E: 0 K: 0 S: 4 H: 1 LOB: 1 BB: 0 P: 4	R: 0 E: 0 K: 0 S: 3 H: 1 LOB: 1 BB: 1 P: 7	R: 0 E: 0 K: 0 S: 3 H: 0 LOB: 0 BB: 0 P: 3	R: 1 E: 0 K: 0 S: 3 H: 1 LOB: 2 BB: 3 P: 15	R: 0 E: 0 K: 1 S: 5 H: 0 LOB: 0 BB: 0 P: 5	R: 0 E: 0 K: 0 S: 5 H: 2 LOB: 2 BB: 0 P: 5	R: 1 E: 0 K: 1 S: 8 H: 3 LOB: 2 BB: 0 P: 8	R: 0 E: 0 K: 2 S: 8 H: 1 LOB: 1 BB: 0 P: 8	1B: 9 2B: 0 3B: 0 HR: 1 SF: 0 SAC: 0 DP: 1 HBP: 0							

	AB	35
	R	2
	H	10
	RBI	2
	BB	4
	SO	4
	LOB	20

WP: 0 PB: 0 SB: 0 CS: 1 PA: 39

PITCHER	IP	WLS	BF	H	R	ER	SO	BB	IBB	HBP	BLK	WP	HR	S	P	ERA	WHIP
Matt Keough, R (1, 1) ERA: 3.04	9.0	W	39	10	2	2	4	4	0	0	0	0	1	43	59	2.00	1.556

PITCHER	IP	WLS	BF	H	R	ER	SO	BB	IBB	HBP	BLK	WP	HR	S	P	ERA	WHIP

Milwaukee Brewers @ Oakland Athletics

Oakland-Alameda County Coliseum, Oakland, CA

Mon Jun 23 1980, 7:05 PM PDT

Att. 17,666 - Unknown

TOP

livebaseballscorecards.com

Batter	1	2	3	4	5	6	7	8	9	AB	R	H	RBI	BB	SO	LOB
Charlie Moore, R (1, 2) OBP: 0.317, SLG: 0.326	F7		4-3		F8	K			5-3	5	0	0	0	0	1	0
Sal Bando, R (1, 5) OBP: 0.299, SLG: 0.300	F4		WP, BB			F8	1-4-3		F5	4	0	0	0	1	0	0
Cecil Cooper, L (1, 3) OBP: 0.361, SLG: 0.513	1B		K, 1-2			2B, BB, 1B	G3		F7	5	1	2	0	0	1	1
Gorman Thomas, R (1, 8) OBP: 0.284, SLG: 0.407	K		F8			BB, 1-3, 1B, 2B	F3			4	1	1	0	0	1	2
Ben Oglivie, L (1, 7) OBP: 0.397, SLG: 0.616		BB, 1B, 5-3		5-3		IBB, 1B, HR, BB		K		2	2	0	0	2	1	0
Sixto Lezcano, R (1, 9) OBP: 0.319, SLG: 0.422		5-3, 1-2		K		BB, 1-2, 2-3, 3-H, 1B, HR		E, 2B		3	2	1	1	1	1	1
Mark Brouhard, R (1, 10) OBP: 0.280, SLG: 0.375		K		F8		1B, 1-2, 2-3, 3-H, HR		4-3		4	1	1	1	0	1	2
Jim Gantner, L (1, 4) OBP: 0.296, SLG: 0.333		1B, 2-H			F7	HR, 1-H, 2-H, 3-H		1B, 2-H, E9		4	1	3	6	0	0	0
Ed Romero, R (1, 6) OBP: 0.289, SLG: 0.333		F9			F9	5-3		5-3		4	0	0	0	0	0	2

	AB	35
	R	8
	H	8
	RBI	8
	BB	4
	SO	6
	LOB	8

Inning Stats	1	2	3	4	5	6	7	8	9	1B: 5	SF: 0	WP: 1	PA: 39
	R: 0 E: 0 K: 1 S: 6	R: 1 E: 0 K: 1 S: 6	R: 0 E: 0 K: 1 S: 5	R: 0 E: 0 K: 1 S: 5	R: 0 E: 0 K: 0 S: 3	R: 6 E: 0 K: 1 S: 9	R: 0 E: 0 K: 0 S: 3	R: 1 E: 1 K: 1 S: 7	R: 0 E: 0 K: 0 S: 3	2B: 2 3B: 0 HR: 1	SAC: 0 DP: 0 HBP: 0	PB: 0 SB: 0 CS: 0	
	H: 1 LOB: 1 BB: 0 P: 6	H: 1 LOB: 1 BB: 1 P: 10	H: 0 LOB: 1 BB: 1 P: 9	H: 0 LOB: 0 BB: 0 P: 5	H: 0 LOB: 0 BB: 0 P: 3	H: 4 LOB: 0 BB: 2 P: 17	H: 0 LOB: 0 BB: 0 P: 3	H: 2 LOB: 1 BB: 0 P: 7	H: 0 LOB: 0 BB: 0 P: 3				

PITCHER		IP	WLS	BF	H	R	ER	SO	BB	IBB	HBP	BLK	WP	HR	S	P	ERA	WHIP
Brian Kingman, R ERA: 4.1	(1, 1)	5.1	L	26	6	7	7	4	3	1	0	0	1	1	30	46	11.81	1.688
Jeff Jones, R ERA: 2.32	(6, 1)	1.2		5	0	0	0	1	0	0	0	0	0	0	7	7	0.00	0.000
Alan Wirth, R ERA: 4.5	(8, 1)	2.0		8	2	1	1	1	0	0	0	0	0	0	10	10	4.50	1.000

PITCHER	IP	WLS	BF	H	R	ER	SO	BB	IBB	HBP	BLK	WP	HR	S	P	ERA	WHIP

BOTTOM

Milwaukee Brewers @ Oakland Athletics

Oakland-Alameda County Coliseum, Oakland, CA

Mon Jun 23 1980, 7:05 PM PDT

Att. 17,666 - Unknown

livebaseballscorecards.com

Batter	1	2	3	4	5	6	7	8	9	AB	R	H	RBI	BB	SO	LOB
Rickey Henderson, R (1, 7) OBP: 0.425, SLG: 0.406	G3-6-3 1B		6-3			L4		E6 F8	F6 1-2 2-3	4	0	1	0	0	0	0
Mike Edwards, R (8, PR) OBP: 0.216, SLG: 0.216										0	0	0	0	0	0	0
Rob Picciolo, R (9, 4) OBP: 0.268, SLG: 0.348										1	0	0	0	0	0	2
Dwayne Murphy, L (1, 8) OBP: 0.407, SLG: 0.418	G3-6-3 1-2f		B5			4-3		BBBB BB		3	0	0	0	1	0	1
Dave Revering, L (1, 3) OBP: 0.385, SLG: 0.550	E6 1B			G3		3-1		F8 2-3		4	0	1	0	0	0	2
Wayne Gross, L (1, 5) OBP: 0.353, SLG: 0.427	4-3			F2			F8	BBBB 1-2 BB		3	0	0	0	1	0	1
Tony Armas, R (1, 9) OBP: 0.311, SLG: 0.466		1-3		F8			1B 1B	SSS K		4	0	1	0	0	1	3
Mike Davis, L (1, 10) OBP: 0.263, SLG: 0.324		G3			G3		1-2 1B		E4 WP 1B	4	0	1	0	0	0	0
Jeff Newman, R (1, 2) OBP: 0.273, SLG: 0.417		E5			6-3		L8		F9	4	0	0	0	0	0	3
Mario Guerrero, R (1, 6) OBP: 0.248, SLG: 0.300		F7			1B		L5		1-2 WP 1B	4	0	2	0	0	0	3
Dave McKay, S (1, 4) OBP: 0.203, SLG: 0.263			4-3		G3			F6	F8	2	0	0	0	0	0	1
Mike Heath, R (8, PH) (9, 7) OBP: 0.273, SLG: 0.321										2	0	0	0	0	0	2
Inning Stats	R: 0 E: 1 K: 0 S: 4 H: 2 LOB: 1 BB: 0 P: 4	R: 0 E: 1 K: 0 S: 4 H: 0 LOB: 1 BB: 0 P: 4	R: 0 E: 0 K: 0 S: 3 H: 0 LOB: 0 BB: 0 P: 3	R: 0 E: 0 K: 0 S: 3 H: 0 LOB: 0 BB: 0 P: 3	R: 0 E: 0 K: 0 S: 4 H: 1 LOB: 1 BB: 0 P: 4	R: 0 E: 0 K: 0 S: 3 H: 0 LOB: 0 BB: 0 P: 3	R: 0 E: 0 K: 0 S: 5 H: 2 LOB: 2 BB: 0 P: 5	R: 0 E: 1 K: 1 S: 6 H: 0 LOB: 3 BB: 2 P: 14	R: 0 E: 1 K: 0 S: 5 H: 1 LOB: 2 BB: 0 P: 5	1B: 6 2B: 0 3B: 0 HR: 0	SF: 0 SAC: 0 DP: 1 HBP: 0						

PITCHER	IP	WLS	BF	H	R	ER	SO	BB	IBB	HBP	BLK	WP	HR	S	P	ERA	WHIP
Reggie Cleveland, R (1, 1) ERA: 3.6	9.0	W	37	6	0	0	1	2	0	0	0	1	0	37	45	0.00	0.889

PITCHER	IP	WLS	BF	H	R	ER	SO	BB	IBB	HBP	BLK	WP	HR	S	P	ERA	WHIP

AB	35
R	0
H	6
RBI	0
BB	2
SO	1
LOB	18

WP: 1 PB: 0 SB: 0 CS: 0 PA: 37

Batter	1	2	3	4	5	6	7	8	9	AB	R	H	RBI	BB	SO	LOB
Charlie Moore, R (1, 2) OBP: 0.313, SLG: 0.317	6-3		G6-4-3 1-2f		6-3		BB	F8		4	0	0	0	1	0	4
Sal Bando, R (1, 5) OBP: 0.289, SLG: 0.289	F7		5-3			F7	5-3		F5	5	0	0	0	0	0	1
Cecil Cooper, L (1, 3) OBP: 0.366, SLG: 0.515	FC5-4 1B			E 1B 1B		1B S SF8 1B		3-1	4-3	5	1	3	0	0	0	0
Gorman Thomas, R (1, 8) OBP: 0.286, SLG: 0.410	FC5-4 1-2f			S S S K		FC6-4 1-3 1B		F7	2B	5	0	2	0	0	1	2
Ben Oglivie, L (1, 7) OBP: 0.397, SLG: 0.614		L7		E 1-2 1B		SF8 3-H		BB 2B 1B	F9	4	1	2	1	0	0	1
Sixto Lezcano, R (1, 9) OBP: 0.322, SLG: 0.434		HR		E6 G6-4-3 1-2 2-3		FC6-4 1-2f		2B E 1-2 BB		3	2	1	1	1	0	3
Mark Brouhard, R (1, 10) OBP: 0.296, SLG: 0.462		L7		G6-4-3 1-2f			HR	E 1-3 2-H 2B		4	1	2	2	0	0	3
Jim Gantner, L (1, 4) OBP: 0.301, SLG: 0.333		CS 1B			F7		F2	E IBB		3	0	1	0	1	0	0
Ed Romero, R (1, 6) OBP: 0.286, SLG: 0.308		CS 1-2			F9		F5	E5 1-2 2-3 3-H		3	0	0	0	1	0	2
Inning Stats	R: 0 H: 1 E: 0 LOB: 1 K: 0 BB: 0 S: 4 P: 4	R: 1 H: 2 E: 0 LOB: 0 K: 0 BB: 0 S: 4 P: 4	R: 0 H: 0 E: 0 LOB: 0 K: 0 BB: 1 S: 2 P: 6	R: 0 H: 2 E: 1 LOB: 2 K: 1 BB: 0 S: 7 P: 7	R: 0 H: 0 E: 0 LOB: 0 K: 0 BB: 0 S: 3 P: 3	R: 1 H: 2 E: 0 LOB: 1 K: 0 BB: 0 S: 5 P: 5	R: 1 H: 1 E: 0 LOB: 1 K: 0 BB: 1 S: 4 P: 8	R: 2 H: 2 E: 1 LOB: 3 K: 0 BB: 2 S: 6 P: 14	R: 0 H: 1 E: 0 LOB: 1 K: 0 BB: 0 S: 4 P: 4	1B: 7 SF: 1 2B: 2 SAC: 0 3B: 0 DP: 2 HR: 2 HBP: 0						

PITCHER	IP	WLS	BF	H	R	ER	SO	BB	IBB	HBP	BLK	WP	HR	S	P	ERA	WHIP
Rick Langford, R (1, 1) ERA: 3.44	9.0	L	41	11	5	4	1	3	1	0	0	0	2	39	55	4.00	1.556

PITCHER	IP	WLS	BF	H	R	ER	SO	BB	IBB	HBP	BLK	WP	HR	S	P	ERA	WHIP

TOP

Milwaukee Brewers @ Oakland Athletics

Oakland-Alameda County Coliseum, Oakland, CA

Tue Jun 24 1980, 7:05 PM PDT
Att. 4,899 - Unknown - 65 F

livebaseballscorecards.com

AB	36
R	5
H	11
RBI	4
BB	4
SO	1
LOB	16

Milwaukee Brewers @ Oakland Athletics

Oakland-Alameda County Coliseum, Oakland, CA

Tue Jun 24 1980, 7:05 PM PDT

Att. 4,899 - Unknown - 65 F

livebaseballscorecards.com

BOTTOM

Batter	1	2	3	4	5	6	7	8	9	AB	R	H	RBI	BB	SO	LOB
Mickey Klutts, R (1, 5) OBP: 0.299, SLG: 0.383	SH3 1-4-3 2B		F5		F8			3-1		4	1	1	0	0	0	1
Dwayne Murphy, L (1, 8) OBP: 0.406, SLG: 0.415	SH3 2-3		K			CS BB		F7		2	0	0	0	1	1	0
Mike Heath, R (1, 7) OBP: 0.266, SLG: 0.311	1-4-3 3-H			F4		F8 1-2			4-3	4	0	0	1	0	0	1
Randy Elliott, R (1, 10) OBP: 0.154, SLG: 0.211	K			E6		F7			HR BB	3	1	0	0	1	1	0
Tony Armas, R (1, 9) OBP: 0.313, SLG: 0.478		1B		F8			F8		HR 1-H	4	1	2	2	0	0	1
Jeff Newman, R (1, 3) OBP: 0.277, SLG: 0.419		F8		F5			1B		1B	4	0	2	0	0	0	2
Jim Essian, R (1, 2) OBP: 0.291, SLG: 0.324		F9			F8		F3		F7	4	0	0	0	0	0	3
Mario Guerrero, R (1, 6) OBP: 0.243, SLG: 0.295		L5			F3		F7		6-3	4	0	0	0	0	0	3
Mike Edwards, R (1, 4) OBP: 0.225, SLG: 0.225			F8		1B			F8		3	0	1	0	0	0	0
Inning Stats	R: 1 H: 1 E: 0 LOB: 0 K: 1 BB: 0 S: 6 P: 6	R: 0 H: 1 E: 0 LOB: 1 K: 0 BB: 0 S: 4 P: 4	R: 0 H: 0 E: 0 LOB: 0 K: 1 BB: 0 S: 5 P: 5	R: 0 H: 0 E: 1 LOB: 1 K: 0 BB: 0 S: 4 P: 4	R: 0 H: 1 E: 0 LOB: 1 K: 0 BB: 0 S: 4 P: 4	R: 0 H: 0 E: 0 LOB: 0 K: 0 BB: 1 S: 2 P: 6	R: 0 H: 1 E: 0 LOB: 1 K: 0 BB: 0 S: 4 P: 4	R: 0 H: 0 E: 0 LOB: 0 K: 0 BB: 0 S: 3 P: 3	R: 2 H: 2 E: 0 LOB: 1 K: 0 BB: 1 S: 5 P: 9	1B: 4 SF: 0 2B: 1 SAC: 1 3B: 0 DP: 0 HR: 1 HBP: 0							

	AB	32
	R	3
	H	6
	RBI	3
	BB	2
	SO	2
	LOB	11

WP: 0 PA: 35
PB: 0
SB: 0
CS: 1

PITCHER		IP	WLS	BF	H	R	ER	SO	BB	IBB	HBP	BLK	WP	HR	S	P	ERA	WHIP
Bill Travers, L ERA: 3.38	(1, 1)	8.1	W	33	6	3	3	2	2	0	0	0	0	1	35	43	3.24	0.960
Bob McClure, L ERA: 2.45	(9, 1)	0.2	S	2	0	0	0	0	0	0	0	0	0	0	2	2	0.00	0.000

PITCHER	IP	WLS	BF	H	R	ER	SO	BB	IBB	HBP	BLK	WP	HR	S	P	ERA	WHIP

Batter	1	2	3	4	5	6	7	8	9	AB	R	H	RBI	BB	SO	LOB
Jim Gantner, L (1, 4) OBP: 0.305, SLG: 0.336	0-0 1B 1B SF8 1B		0-0 ① 4-3		0-0 ② G3			0-0 ① F7	0-0 WP 1B 1B	5	2	2	0	0	0	0
Vic Harris, S (1, 5) OBP: 0.400, SLG: 0.250	0-0 SF8 1B 1-2 1B		0-0 ② F9		0-0 ③ 6-3			B B B B 4-0 FC1-5 1B BB	0-0 ② F9 1-2	4	0	1	0	1	0	1
Cecil Cooper, L (1, 3) OBP: 0.370, SLG: 0.520	S S S 0-3 ① K		0-0 2B			0-0 ① F8		0-0 1-2 1B	0-0 2-H 1B	5	0	3	1	0	1	2
Gorman Thomas, R (1, 8) OBP: 0.284, SLG: 0.406	0-0 1-2 2-3 1B		S S S 0-3 ③ K			S S S 0-3 ② K		0-0 ② F7	0-0 ③ 5-3	5	0	1	0	0	2	4
Ben Oglivie, L (1, 7) OBP: 0.391, SLG: 0.607	0-0 ② SF8 2-3 3-H			0-0 ① 3-1		0-0 ③ F2		0-0 ③ FC1-5 2-3f		3	0	0	1	0	0	2
Sixto Lezcano, R (1, 9) OBP: 0.324, SLG: 0.449	0-0 ③ F3			0-0 1B			S S S 0-3 ① K		0-0 HR	4	1	2	1	0	1	2
Mark Brouhard, R (1, 10) OBP: 0.293, SLG: 0.500		0-0 ① F2		0-0 ② F7			0-0 ② 6-3		0-0 HR	4	1	1	1	0	0	1
Ed Romero, R (1, 6) OBP: 0.283, SLG: 0.286		0-0 ② F2		0-0 ③ F7			B B B B 4-0 1B BB		0-0 ① F9	3	0	0	0	1	0	1
Buck Martinez, R (1, 2) OBP: 0.260, SLG: 0.309		0-0 ③ F8			0-0 ① 6-3		0-0 ③ 1-3 1B		0-0 HR	4	1	2	1	0	0	0
Inning Stats	R: 1 H: 3 E: 0 LOB: 2 K: 1 BB: 0 S: 8 P: 8	R: 0 H: 0 E: 0 LOB: 0 K: 0 BB: 0 S: 3 P: 3	R: 0 H: 1 E: 0 LOB: 1 K: 1 BB: 0 S: 6 P: 6	R: 0 H: 1 E: 0 LOB: 1 K: 0 BB: 0 S: 4 P: 4	R: 0 H: 0 E: 0 LOB: 0 K: 0 BB: 0 S: 3 P: 3	R: 0 H: 0 E: 0 LOB: 0 K: 1 BB: 0 S: 5 P: 5	R: 0 H: 1 E: 0 LOB: 2 K: 1 BB: 1 S: 5 P: 9	R: 0 H: 1 E: 0 LOB: 2 K: 0 BB: 1 S: 4 P: 8	R: 4 H: 5 E: 0 LOB: 1 K: 0 BB: 0 S: 8 P: 8	1B: 8 SF: 1 2B: 1 SAC: 0 3B: 0 DP: 0 HR: 3 HBP: 0						WP: 1 PA: 40 PB: 0 SB: 0 CS: 0	

TOP

Milwaukee Brewers @ Oakland Athletics

Oakland-Alameda County Coliseum, Oakland, CA

Wed Jun 25 1980, 3:33 AM PDT
Att. 6,856 - Unknown - 65 F

livebaseballscorecards.com

AB	37
R	5
H	12
RBI	5
BB	2
SO	4
LOB	13

PITCHER		IP	WLS	BF	H	R	ER	SO	BB	IBB	HBP	BLK	WP	HR	S	P	ERA	WHIP
Steve McCatty, R ERA: 5.44	(1, 1)	8.1	L	36	10	4	4	4	2	0	0	0	0	3	42	50	4.32	1.440
Bob Lacey, L ERA: 3.69	(9, 1)	0.2		4	2	1	1	0	0	0	0	0	1	0	4	4	13.50	3.000

PITCHER	IP	WLS	BF	H	R	ER	SO	BB	IBB	HBP	BLK	WP	HR	S	P	ERA	WHIP

BOTTOM

Milwaukee Brewers @ Oakland Athletics

Oakland-Alameda County Coliseum, Oakland, CA

Wed Jun 25 1980, 3:33 AM PDT

Att. 6,856 - Unknown - 65 F

livebaseballscorecards.com

Batter	1	2	3	4	5	6	7	8	9	AB	R	H	RBI	BB	SO	LOB
Dwayne Murphy, L (1, 8) OBP: 0.411, SLG: 0.430	x 0-0 E 1B E 1B		B B B B 4-0 BLK BB		x 0-0 ② F7			x 0-0 HR		3	2	2	1	1	0	1
Mike Davis, L (1, 7) OBP: 0.238, SLG: 0.293	x 0-0 ① B1		x 0-0 ① F8 1-2		x 0-0 ③ F9			x 0-0 ② 6-3		4	0	0	0	0	0	3
Mitchell Page, L (1, 10) OBP: 0.344, SLG: 0.354	x 0-0 ② F4		S S S 0-3 ② K			S S S 0-3 ① K		S S S 0-3 ③ K		4	0	0	0	0	3	2
Dave Revering, L (1, 3) OBP: 0.387, SLG: 0.549	x 0-0 E 1-2 1B		x 0-0 ③ F7			x 0-0 L4-3 1B			x 0-0 ① G3	4	0	2	0	0	0	1
Tony Armas, R (1, 9) OBP: 0.309, SLG: 0.471	x 0-0 E6 1-3 2-H			x 0-0 ① 5-3		x 0-0 ② ③ L4-3 1-2			S S S 0-3 ② K	4	0	0	0	0	1	2
Mike Heath, R (1, 2) OBP: 0.259, SLG: 0.302	S S S 0-3 ③ K			S S S 0-3 ② K			x 0-0 ① 4-3		S S S 0-3 ③ K	4	0	0	0	0	3	2
Mickey Klutts, R (1, 5) OBP: 0.292, SLG: 0.374		S S S 0-3 ① K		S S S 0-3 ③ K			S S S 0-3 ② K			3	0	0	0	0	3	0
Mario Guerrero, R (1, 6) OBP: 0.245, SLG: 0.292		x 0-0 ② 5-3			B B B B 4-0 BB		S S S 0-3 ③ K			2	0	0	0	1	1	0
Rob Picciolo, R (1, 4) OBP: 0.264, SLG: 0.343 Jim Essian, R (8, PH) OBP: 0.288, SLG: 0.320 Mike Edwards, R (9, 4) OBP: 0.225, SLG: 0.225		S S S 0-3 ③ K			x 0-0 ① F8			x 0-0 ① 6-3		2 1 0	0 0 0	0 0 0	0 0 0	0 0 0	1 0 0	1 0 0

	AB	31
	R	2
	H	4
	RBI	1
	BB	2
	SO	12
	LOB	12

Inning Stats	1	2	3	4	5	6	7	8	9	1B: 3	SF: 0	WP: 0	PA: 33
	R: 1 H: 2 E: 2 LOB: 2 K: 1 BB: 0 S: 8 P: 8	R: 0 H: 0 E: 0 LOB: 0 K: 2 BB: 0 S: 7 P: 7	R: 0 H: 0 E: 0 LOB: 1 K: 1 BB: 1 S: 5 P: 9	R: 0 H: 0 E: 0 LOB: 0 K: 2 BB: 0 S: 7 P: 7	R: 0 H: 0 E: 0 LOB: 1 K: 0 BB: 1 S: 3 P: 7	R: 0 H: 1 E: 0 LOB: 0 K: 1 BB: 0 S: 5 P: 5	R: 0 H: 0 E: 0 LOB: 0 K: 2 BB: 0 S: 7 P: 7	R: 1 H: 1 E: 0 LOB: 0 K: 1 BB: 0 S: 6 P: 6	R: 0 H: 0 E: 0 LOB: 0 K: 2 BB: 0 S: 7 P: 7	2B: 1 SAC: 0 3B: 0 DP: 1 HR: 1 HBP: 0		PB: 0 SB: 0 CS: 0	

PITCHER		IP	WLS	BF	H	R	ER	SO	BB	IBB	HBP	BLK	WP	HR	S	P	ERA	WHIP
Moose Haas, R ERA: 3.11	(1, 1)	9.0	W	33	4	2	1	12	2	0	0	1	0	1	55	63	1.00	0.667

PITCHER	IP	WLS	BF	H	R	ER	SO	BB	IBB	HBP	BLK	WP	HR	S	P	ERA	WHIP

Batter	1	2	3	4	5	6	7	8	9	AB	R	H	RBI	BB	SO	LOB
Thad Bosley, L (1, 7) OBP: 0.284, SLG: 0.303	F9		6-3			K2-3		K		4	0	0	0	0	2	0
Todd Cruz, R (1, 6) OBP: 0.337, SLG: 0.372	2B SF7 BB		6-3			K			1B	3	1	1	0	1	1	0
Harold Baines, L (1, 9) OBP: 0.302, SLG: 0.422	SF7 1-3 2B		3-1			L4			K	4	0	1	0	0	1	1
Lamar Johnson, R (1, 3) OBP: 0.315, SLG: 0.429	SF7 2-3 3-H			P4			P5		P6	3	0	0	1	0	0	1
Wayne Nordhagen, R (1, 10) OBP: 0.343, SLG: 0.564	G3			F9			K		F9	4	0	0	0	0	1	2
Chet Lemon, R (1, 8) OBP: 0.347, SLG: 0.426		6-3		F8			2B			3	0	1	0	0	0	0
Jim Morrison, R (1, 4) OBP: 0.319, SLG: 0.427		1B BB			F7		6-3			2	0	0	0	1	0	1
Bruce Kimm, R (1, 2) OBP: 0.335, SLG: 0.340		G6-4-3 1-2 1B			K			F8		2	0	1	0	0	1	0
Mike Squires, L (8, PH) OBP: 0.347, SLG: 0.352										1	0	0	0	0	0	0
Marv Foley, L (8, 2) OBP: 0.260, SLG: 0.359										0	0	0	0	0	0	0
Greg Pryor, R (1, 5) OBP: 0.271, SLG: 0.337		G6-4-3 1-2f			P3			4-3		2	0	0	0	0	0	2
Bob Molinaro, L (8, PH) OBP: 0.361, SLG: 0.413										1	0	0	0	0	0	0
Kevin Bell, R (8, 5) OBP: 0.246, SLG: 0.125										0	0	0	0	0	0	0
Inning Stats	R: 1 H: 1 E: 0 LOB: 1 K: 0 BB: 1 S: 4 P: 8	R: 0 H: 1 E: 0 LOB: 1 K: 0 BB: 1 S: 3 P: 7	R: 0 H: 0 E: 0 LOB: 0 K: 0 BB: 0 S: 3 P: 3	R: 0 H: 0 E: 0 LOB: 0 K: 0 BB: 0 S: 3 P: 3	R: 0 H: 0 E: 0 LOB: 0 K: 1 BB: 0 S: 5 P: 5	R: 0 H: 0 E: 0 LOB: 0 K: 2 BB: 0 S: 7 P: 7	R: 0 H: 1 E: 0 LOB: 1 K: 1 BB: 0 S: 6 P: 6	R: 0 H: 0 E: 0 LOB: 0 K: 1 BB: 0 S: 5 P: 5	R: 0 H: 1 E: 0 LOB: 1 K: 1 BB: 0 S: 6 P: 6	1B: 2 SF: 1 2B: 2 SAC: 0 3B: 0 DP: 1 HR: 0 HBP: 0						

TOP

Chicago White Sox @ Oakland Athletics

Oakland-Alameda County Coliseum, Oakland, CA

Fri Jun 27 1980, 7:05 PM PDT
Att. 8,482 - Unknown - 78 F

livebaseballscorecards.com

AB	29
R	1
H	4
RBI	1
BB	2
SO	6
LOB	7

PITCHER	IP	WLS	BF	H	R	ER	SO	BB	IBB	HBP	BLK	WP	HR	S	P	ERA	WHIP
Mike Norris, R (1, 1) ERA: 2.54	9.0	W	32	4	1	1	6	2	0	0	0	0	0	42	50	1.00	0.667

PITCHER	IP	WLS	BF	H	R	ER	SO	BB	IBB	HBP	BLK	WP	HR	S	P	ERA	WHIP

Batter	1	2	3	4	5	6	7	8	9	AB	R	H	RBI	BB	SO	LOB
Rickey Henderson, R (1, 7) OBP: 0.426, SLG: 0.405	BBBB 4-0 BB		x 0-0 ① 6-3		x 0-0 SF8 BB 1-2 1B		x 0-0 ③ 5-3			3	0	1	0	1	0	0
Dwayne Murphy, L (1, 8) OBP: 0.412, SLG: 0.427	x 0-0 ① F8		x 0-0 ② 3-1		BBBB 4-0 SF8 1-2 2-3 BB			BBBB 4-0 S 1B WP BB		2	1	0	0	2	0	1
Jeff Newman, R (1, 10) OBP: 0.282, SLG: 0.420	SSS 0-3 ② K		BBBB 4-0 BB		x 0-0 ② SF8 1-2 2-3 3-H			x 0-0 WP S 1-2 CS 1B		2	0	1	1	1	1	1
Dave Revering, L (1, 3) OBP: 0.380, SLG: 0.538	x 0-0 ③ F7		x 0-0 ③ 6-3		x 0-0 ③ P5			SSS 0-3 ① K		4	0	0	0	0	1	6
Tony Armas, R (1, 9) OBP: 0.312, SLG: 0.469		x 0-0 E G4-6-3 1B		x 0-0 ① 4-3		x 0-0 ① 6-3		I I I 4-0 CS WP 1-2 2-3 IBB		3	1	1	0	1	0	0
Mike Heath, R (1, 2) OBP: 0.260, SLG: 0.303		x 0-0 E9 G4-6-3 1-3 1B		x 0-0 ② F8		x 0-0 ② 5-3		0-0 ②③ CS 1-3 2-H 3-H		3	0	1	0	0	0	0
Mickey Klutts, R (1, 5) OBP: 0.293, SLG: 0.368		BBBB 4-0 G4-6-3 BB		x 0-0 ③ G3		x 0-0 ③ 5-3				2	0	0	0	1	0	0
Mario Guerrero, R (1, 6) OBP: 0.246, SLG: 0.290		x 0-0 ① ② G4-6-3 1-2f 2-3 3-H			BBBB 4-0 FC1-6 BB		x 0-0 ① F9			2	0	0	0	1	0	2
Rob Picciolo, R (1, 4) OBP: 0.259, SLG: 0.336		x 0-0 ③ F9			x 0-0 ① FC1-6 BB 1B 1-2f SF8		SSS 0-3 ② K			3	1	0	0	0	1	2
Inning Stats	R: 0 H: 0 E: 0 LOB: 1 K: 1 BB: 1 S: 5 P: 9	R: 1 H: 2 E: 1 LOB: 1 K: 0 BB: 1 S: 4 P: 8	R: 0 H: 0 E: 0 LOB: 1 K: 0 BB: 1 S: 3 P: 7	R: 0 H: 0 E: 0 LOB: 0 K: 0 BB: 0 S: 3 P: 3	R: 1 H: 1 E: 0 LOB: 2 K: 0 BB: 2 S: 4 P: 12	R: 0 H: 0 E: 0 LOB: 0 K: 0 BB: 0 S: 3 P: 3	R: 0 H: 0 E: 0 LOB: 0 K: 1 BB: 0 S: 5 P: 5	R: 1 H: 1 E: 0 LOB: 0 K: 1 BB: 2 S: 4 P: 12		1B: 4 SF: 1 2B: 1 SAC: 0 3B: 0 DP: 2 HR: 0 HBP: 0				WP: 1 PA: 33 PB: 0 SB: 2 CS: 2		

BOTTOM

Chicago White Sox @ Oakland Athletics

Oakland-Alameda County Coliseum, Oakland, CA

Fri Jun 27 1980, 7:05 PM PDT

Att. 8,482 - Unknown - 78 F

livebaseballscorecards.com

AB	24
R	3
H	4
RBI	1
BB	7
SO	3
LOB	12

PITCHER		IP	WLS	BF	H	R	ER	SO	BB	IBB	HBP	BLK	WP	HR	S	P	ERA	WHIP
Ross Baumgarten, L ERA: 3.49	(1, 1)	7.0	L	28	3	2	2	2	5	0	0	0	0	0	27	47	2.57	1.143
Guy Hoffman, L ERA: 5.4	(8, 1)	0.1		3	1	1	1	1	1	0	0	0	0	0	4	8	27.00	6.000
Mike Proly, R ERA: 2.63	(8, 1)	0.2		1	0	0	0	0	0	1	0	0	1	0	0	4	0.00	0.000

PITCHER	IP	WLS	BF	H	R	ER	SO	BB	IBB	HBP	BLK	WP	HR	S	P	ERA	WHIP

Batter	1	2	3	4	5	6	7	8	9	AB	R	H	RBI	BB	SO	LOB
Thad Bosley, L (1, 7) (4, 8) OBP: 0.270, SLG: 0.287	K		K		6-3		G3		K	5	0	0	0	0	3	1
Todd Cruz, R (1, 6) OBP: 0.333, SLG: 0.367	F8		S 1B 1B		K		K			4	1	1	0	0	2	0
Harold Baines, L (1, 9) OBP: 0.305, SLG: 0.423	K		E 1-H 1B		1B 1B			3-1		4	0	2	1	0	1	0
Lamar Johnson, R (1, 3) OBP: 0.318, SLG: 0.443		HR	E5 1-2		1-2 1B			P6		4	1	2	1	0	0	1
Mike Squires, L (8, 3) OBP: 0.347, SLG: 0.352										0	0	0	0	0	0	0
Wayne Nordhagen, R (1, 10) OBP: 0.335, SLG: 0.550		F7	4-3		5-3			F8		4	0	0	0	0	0	4
Chet Lemon, R (1, 8) OBP: 0.349, SLG: 0.426		FC6-5 BLK HBP		F7		F8			S 6-3 SF9 1B	0	0	0	0	0	0	0
Bob Molinaro, L (4, PH) (4, 7) OBP: 0.361, SLG: 0.411										3	1	1	0	0	0	0
Jim Morrison, R (1, 4) OBP: 0.318, SLG: 0.424		FC6-5 1-3		G3 1B		K			6-3 1-2	4	0	1	0	0	1	2
Marv Foley, L (1, 2) OBP: 0.247, SLG: 0.343		K		G3 1-2		P4			SF9 2-H	3	0	0	1	0	1	2
Greg Pryor, R (1, 5) OBP: 0.270, SLG: 0.335			F8	6-3			F9		1B	4	0	1	0	0	0	1
Inning Stats	R: 0 E: 0 K: 2 S: 7 H: 0 LOB: 0 BB: 0 P: 7	R: 1 E: 0 K: 1 S: 6 H: 1 LOB: 1 BB: 0 P: 7	R: 1 E: 1 K: 1 S: 8 H: 2 LOB: 2 BB: 0 P: 8	R: 0 E: 0 K: 0 S: 4 H: 1 LOB: 1 BB: 0 P: 4	R: 0 E: 0 K: 1 S: 7 H: 2 LOB: 2 BB: 0 P: 7	R: 0 E: 0 K: 1 S: 5 H: 0 LOB: 0 BB: 0 P: 5	R: 0 E: 0 K: 1 S: 5 H: 0 LOB: 0 BB: 0 P: 5	R: 0 E: 0 K: 0 S: 3 H: 0 LOB: 0 BB: 0 P: 3	R: 1 E: 0 K: 1 S: 7 H: 2 LOB: 1 BB: 0 P: 7	1B: 7 2B: 0 3B: 0 HR: 1 SF: 1 SAC: 0 DP: 0 HBP: 1							

PITCHER	IP	WLS	BF	H	R	ER	SO	BB	IBB	HBP	BLK	WP	HR	S	P	ERA	WHIP
Matt Keough, R (1, 1) ERA: 3.04	9.0	L	37	8	3	3	8	0	0	1	1	0	1	52	53	3.00	0.889

PITCHER	IP	WLS	BF	H	R	ER	SO	BB	IBB	HBP	BLK	WP	HR	S	P	ERA	WHIP

Chicago White Sox @ Oakland Athletics

Oakland-Alameda County Coliseum, Oakland, CA

Sat Jun 28 1980, 3:33 AM PDT

Att. 5,204 - Sunny - 80 F

TOP

livebaseballscorecards.com

AB	35
R	3
H	8
RBI	3
BB	0
SO	8
LOB	11

Batter	1	2	3	4	5	6	7	8	9	AB	R	H	RBI	BB	SO	LOB
Rickey Henderson, R (1, 7) OBP: 0.425, SLG: 0.403	F9		5-3		1B		FC6		FC4-6 BB	4	0	1	0	1	0	1
Dwayne Murphy, L (1, 8) OBP: 0.409, SLG: 0.420	E1 1-3		P2		P3			1B BB	FC4-6	4	0	0	0	1	0	4
Mike Heath, R (1, 10) OBP: 0.260, SLG: 0.301	1-3			F9		F8		1B		4	0	1	0	0	0	1
Dave Revering, L (1, 3) OBP: 0.373, SLG: 0.527	P2			1-3		F9		P2		4	0	0	0	0	0	3
Tony Armas, R (1, 9) OBP: 0.314, SLG: 0.473		1B		E4 FC5-4		2B		K		4	0	2	0	0	1	2
Jeff Newman, R (1, 2) OBP: 0.276, SLG: 0.411		F7		FC5-4		5-3		K		4	0	0	0	0	1	5
Mickey Klutts, R (1, 5) OBP: 0.294, SLG: 0.362 Mitchell Page, L (9, PH) OBP: 0.343, SLG: 0.352		F8			CS BB BB		5-3		4-3	2 1	0 0	0 0	0 0	1 0	0 0	1 0
Mario Guerrero, R (1, 6) OBP: 0.254, SLG: 0.288		P4			1B BB		FC6 BB		BB	1	0	0	0	3	0	1
Mike Edwards, R (1, 4) OBP: 0.214, SLG: 0.214 Randy Elliott, R (7, PH) OBP: 0.150, SLG: 0.205 Dave McKay, S (8, 4) OBP: 0.203, SLG: 0.263 Mike Davis, L (9, PH) OBP: 0.233, SLG: 0.286			F9		P4		K		F7	2 1 0 1	0 0 0 0	0 0 0 0	0 0 0 0	0 1 0 0	2 1 0 0	2 1 0 1
Inning Stats	R: 0 E: 1 K: 0 S: 4 H: 0 LOB: 1 BB: 0 P: 4	R: 0 E: 0 K: 0 S: 4 H: 1 LOB: 1 BB: 0 P: 4	R: 0 E: 0 K: 0 S: 3 H: 0 LOB: 0 BB: 0 P: 3	R: 0 E: 1 K: 0 S: 4 H: 0 LOB: 1 BB: 0 P: 4	R: 0 E: 0 K: 0 S: 3 H: 1 LOB: 2 BB: 2 P: 11	R: 0 E: 0 K: 0 S: 4 H: 1 LOB: 1 BB: 0 P: 4	R: 0 E: 0 K: 1 S: 5 H: 0 LOB: 1 BB: 1 P: 9	R: 0 E: 0 K: 2 S: 8 H: 1 LOB: 2 BB: 1 P: 12	R: 0 E: 0 K: 0 S: 3 H: 0 LOB: 2 BB: 2 P: 11	1B: 3 2B: 1 3B: 0 HR: 0	SF: 0 SAC: 0 DP: 0 HBP: 0					

PITCHER		IP	WLS	BF	H	R	ER	SO	BB	IBB	HBP	BLK	WP	HR	S	P	ERA	WHIP
Rich Wortham, L ERA: 4.27	(1, 1)	7.1	W	31	4	0	0	1	4	0	0	0	0	0	29	45	0.00	1.091
Ed Farmer, R ERA: 2.47	(8, 1)	1.2	S	7	0	0	0	2	2	0	0	0	0	0	9	17	0.00	1.200

PITCHER	IP	WLS	BF	H	R	ER	SO	BB	IBB	HBP	BLK	WP	HR	S	P	ERA	WHIP

BOTTOM

Chicago White Sox @ Oakland Athletics

Oakland-Alameda County Coliseum, Oakland, CA

Sat Jun 28 1980, 3:33 AM PDT

Att. 5,204 - Sunny - 80 F

livebaseballscorecards.com

AB	32
R	0
H	4
RBI	0
BB	6
SO	3
LOB	22

1B: 3	SF: 0	WP: 0	PA: 38
2B: 1	SAC: 0	PB: 0	
3B: 0	DP: 0	SB: 0	
HR: 0	HBP: 0	CS: 1	

Chicago White Sox @ Oakland Athletics

Oakland-Alameda County Coliseum, Oakland, CA

Sun Jun 29 1980, 3:33 AM PDT

Att. 7,369 - Overcast

TOP

livebaseballscorecards.com

Batter	1	2	3	4	5	6	7	8	9	AB	R	H	RBI	BB	SO	LOB
Bob Molinaro, L (1, 7) OBP: 0.368, SLG: 0.418	P3		1-2 1B	2-H 3-H 1B		F9			K 1B	5	0	3	2	0	0	0
Todd Cruz, R (1, 6) OBP: 0.318, SLG: 0.350	6-3		K	P4			F9		K 1-2	5	0	0	0	0	2	4
Harold Baines, L (1, 9) OBP: 0.304, SLG: 0.420	F7		F7		PB 5-3 1B		1-3			4	0	1	0	0	0	2
Lamar Johnson, R (1, 3) OBP: 0.321, SLG: 0.444 Mike Squires, L (7, PR) OBP: 0.347, SLG: 0.352 (7, 3)		WP 1B FC6-2 1B	F7		5-3 1-2		1B			4 0	0 0	2 0	0 0	0 0	0 0	3 0
Wayne Nordhagen, R (1, 10) OBP: 0.333, SLG: 0.543		FC6-2 WP 1-2 1B		5-3	F9		P4			4	0	1	0	0	0	2
Jim Morrison, R (1, 4) OBP: 0.317, SLG: 0.419		K	P5		2-3 BB			P5		3	0	0	0	1	1	2
Thad Bosley, L (1, 8) OBP: 0.269, SLG: 0.286		FC6-2 1-3 2-H	1B 2B 1B		F8			F7		4	1	1	0	0	0	4
Bruce Kimm, R (1, 2) OBP: 0.339, SLG: 0.343		F8	2B 1-2 1B 1B			6-3		CS 1B		4	1	2	0	0	0	2
Greg Pryor, R (1, 5) OBP: 0.275, SLG: 0.344			1B 1B	1-3 2-H 1B 2B		5-3		CS 1-2	F9	4	1	2	1	0	0	0

	AB	37
	R	3
	H	12
	RBI	3
	BB	1
	SO	3
	LOB	19

Inning Stats																				
	R: 0	H: 0	R: 0	H: 2	R: 0	H: 2	R: 3	H: 4	R: 0	H: 1	R: 0	H: 0	R: 0	H: 1	R: 0	H: 1	1B: 11	SF: 0	WP: 1	PA: 39
	E: 0	LOB: 0	E: 0	LOB: 2	E: 0	LOB: 2	E: 0	LOB: 1	E: 0	LOB: 2	E: 0	LOB: 0	E: 0	LOB: 1	E: 0	LOB: 0	2B: 1	SAC: 0	PB: 1	
	K: 0	BB: 0	K: 1	BB: 0	K: 1	BB: 0	K: 0	BB: 0	K: 0	BB: 1	K: 0	BB: 0	K: 0	BB: 0	K: 1	BB: 0	3B: 0	DP: 0	SB: 0	
	S: 3	P: 3	S: 7	P: 7	S: 7	P: 7	S: 7	P: 7	S: 4	P: 8	S: 3	P: 3	S: 4	P: 4	S: 3	P: 3	HR: 0	HBP: 0	CS: 1	

PITCHER	IP	WLS	BF	H	R	ER	SO	BB	IBB	HBP	BLK	WP	HR	S	P	ERA	WHIP
Brian Kingman, R (1, 1) ERA: 3.99	9.0	L	38	12	3	3	3	1	0	0	0	1	0	43	47	3.00	1.444

PITCHER	IP	WLS	BF	H	R	ER	SO	BB	IBB	HBP	BLK	WP	HR	S	P	ERA	WHIP

Batter	1	2	3	4	5	6	7	8	9	AB	R	H	RBI	BB	SO	LOB
Rickey Henderson, R (1, 7) OBP: 0.420, SLG: 0.397	4-3		FC6-5 1-2 2-3f			F8		5-3		4	0	0	0	0	0	2
Dwayne Murphy, L (1, 8) OBP: 0.407, SLG: 0.417	E7		K			1B		F9		4	0	1	0	0	1	2
Tony Armas, R (1, 9) OBP: 0.310, SLG: 0.466	P6		6-3			F9			K	4	0	0	0	0	1	4
Dave Revering, L (1, 3) OBP: 0.367, SLG: 0.517	F8			F7		F8			P4	4	0	0	0	0	0	2
Mike Heath, R (1, 2) OBP: 0.261, SLG: 0.302 Jim Essian, R (8, 2) OBP: 0.284, SLG: 0.316		P4		G6-4-3 1B			4-3		F8	3 1	0 0	1 0	0 0	0 0	0 0	0 0
Jeff Newman, R (1, 10) OBP: 0.274, SLG: 0.406 Mitchell Page, L (7, PH) OBP: 0.346, SLG: 0.355	K			G6-4-3 1-2f			1B			2 1	0 0	0 1	0 0	0 0	1 0	1 0
Mickey Klutts, R (1, 5) OBP: 0.288, SLG: 0.354	K				P2		K			3	0	0	0	0	2	1
Mario Guerrero, R (1, 6) OBP: 0.256, SLG: 0.290 Mike Davis, L (7, PH) OBP: 0.227, SLG: 0.279 Rob Picciolo, R (8, 6) OBP: 0.259, SLG: 0.336			FC6-5 HBP 1B		K		P5			2 1 0	0 0 0	1 0 0	0 0 0	0 0 0	1 0 0	0 1 0
Dave McKay, S (1, 4) OBP: 0.207, SLG: 0.256			1-2 FC6-5 HBP		L6			G3		2	0	0	0	0	0	0
Inning Stats	R: 0 E: 1 K: 0 S: 4 H: 0 LOB: 1 BB: 0 P: 4	R: 0 E: 0 K: 2 S: 7 H: 0 LOB: 0 BB: 0 P: 7	R: 0 E: 0 K: 1 S: 6 H: 1 LOB: 2 BB: 0 P: 7	R: 0 E: 0 K: 0 S: 3 H: 1 LOB: 0 BB: 0 P: 3	R: 0 E: 0 K: 1 S: 5 H: 0 LOB: 0 BB: 0 P: 5	R: 0 E: 0 K: 0 S: 4 H: 1 LOB: 1 BB: 0 P: 4	R: 0 E: 0 K: 1 S: 6 H: 1 LOB: 1 BB: 0 P: 6	R: 0 E: 0 K: 0 S: 3 H: 0 LOB: 0 BB: 0 P: 3	R: 0 E: 0 K: 1 S: 5 H: 0 LOB: 0 BB: 0 P: 5	1B: 4 2B: 0 3B: 0 HR: 0	SF: 0 SAC: 0 DP: 1 HBP: 1	WP: 0 PB: 0 SB: 0 CS: 0	PA: 32			

PITCHER		IP	WLS	BF	H	R	ER	SO	BB	IBB	HBP	BLK	WP	HR	S	P	ERA	WHIP
Britt Burns, L ERA: 2.06	(1, 1)	5.0	W	18	2	0	0	4	0	0	1	0	0	0	25	26	0.00	0.400
Mike Proly, R ERA: 2.47	(6, 1)	4.0	S	14	2	0	0	2	0	0	0	0	0	0	18	18	0.00	0.500

PITCHER	IP	WLS	BF	H	R	ER	SO	BB	IBB	HBP	BLK	WP	HR	S	P	ERA	WHIP

BOTTOM

Chicago White Sox @ Oakland Athletics

Oakland-Alameda County Coliseum, Oakland, CA

Sun Jun 29 1980, 3:33 AM PDT

Att. 7,369 - Overcast

livebaseballscorecards.com

AB	31
R	0
H	4
RBI	0
BB	0
SO	6
LOB	13

Batter	1	2	3	4	5	6	7	8	9	AB	R	H	RBI	BB	SO	LOB
Rickey Henderson, R (1, 7) OBP: 0.418, SLG: 0.406	5-3		E6 S 1-2			HR		F9		4	1	1	1	0	0	1
Dwayne Murphy, L (1, 8) OBP: 0.405, SLG: 0.412	4-0 B B B B 5-3 BB		0-3 S S S K 1-3 2-H			F7		0-3 S S S K		3	0	0	0	1	2	1
Tony Armas, R (1, 9) OBP: 0.306, SLG: 0.460	5-3 1-2		1-3			F9		F9		4	0	0	0	0	0	2
Dave Revering, L (1, 3) OBP: 0.365, SLG: 0.517	0-3 S S S K			F6		2B			E9 G1-4-3	4	0	1	0	0	1	1
Jeff Newman, R (1, 2) OBP: 0.268, SLG: 0.398		F9		0-3 S S S K		1-3			G1-4-3 1-2f	4	0	0	0	0	1	2
Jim Essian, R (1, 10) OBP: 0.271, SLG: 0.300		F8		F9			F9		F8	4	0	0	0	0	0	0
Mike Edwards, R (1, 4) OBP: 0.222, SLG: 0.222		6-3			F2		1B			3	0	1	0	0	0	0
Rob Picciolo, R (1, 6) OBP: 0.253, SLG: 0.329			6-3		F9		0-3 S S S K			3	0	0	0	0	1	1
Dave McKay, S (1, 5) OBP: 0.212, SLG: 0.259			S E E 1B		F3		F3			3	1	1	0	0	0	1

TOP

Oakland Athletics @ Milwaukee Brewers

Milwaukee County Stadium, Milwaukee, WI

Mon Jun 30 1980, 8:05 PM EDT

Att. 19,725 - Unknown - 65 F

livebaseballscorecards.com

AB	32
R	2
H	4
RBI	1
BB	1
SO	5
LOB	9

Inning Stats	1	2	3	4	5	6	7	8	9
	R: 0 E: 0 K: 1 S: 5	H: 0 LOB: 1 BB: 1 P: 9	R: 0 E: 0 K: 0 S: 3	H: 0 LOB: 0 BB: 0 P: 3	R: 1 E: 1 K: 1 S: 7	H: 1 LOB: 1 BB: 0 P: 7	R: 0 E: 0 K: 1 S: 5	H: 0 LOB: 0 BB: 0 P: 5	R: 0 E: 0 K: 0 S: 3	H: 0 LOB: 0 BB: 0 P: 3	R: 1 E: 0 K: 0 S: 5	H: 2 LOB: 1 BB: 0 P: 5	R: 0 E: 0 K: 1 S: 6	H: 1 LOB: 1 BB: 0 P: 6	R: 0 E: 0 K: 1 S: 5	H: 0 LOB: 0 BB: 0 P: 5	R: 0 E: 1 K: 0 S: 3	H: 0 LOB: 0 BB: 0 P: 3

PITCHER		IP	WLS	BF	H	R	ER	SO	BB	IBB	HBP	BLK	WP	HR	S	P	ERA	WHIP	PITCHER		IP	WLS	BF	H	R	ER	SO	BB	IBB	HBP	BLK	WP	HR	S	P	ERA	WHIP
Bill Travers, L (1, 1) ERA: 3.08		9.0	W	33	4	2	1	5	1	0	0	0	0	1	42	46	1.00	0.556																		

1B: 2	SF: 0	WP: 0	PA: 33
2B: 1	SAC: 0	PB: 0	
3B: 0	DP: 1	SB: 3	
HR: 1	HBP: 0	CS: 0	

Oakland Athletics @ Milwaukee Brewers

Milwaukee County Stadium, Milwaukee, WI

Mon Jun 30 1980, 8:05 PM EDT

Att. 19,725 - Unknown - 65 F

livebaseballscorecards.com

BOTTOM

Batter	1	2	3	4	5	6	7	8	9	AB	R	H	RBI	BB	SO	LOB
Robin Yount, R (1, 6) OBP: 0.356, SLG: 0.575	F8	G5-4-3 1-2f		5-3			F9			4	0	0	0	0	0	3
Don Money, R (1, 5) OBP: 0.369, SLG: 0.574	FC4-6 1B		2B 2B	F3			F9			4	1	2	0	0	0	1
Cecil Cooper, L (1, 3) OBP: 0.374, SLG: 0.515	FC4-6 1-2f		1B 1B 2-H 2B		4-3		1-2 1B			4	1	2	1	0	0	1
Gorman Thomas, R (1, 8) OBP: 0.289, SLG: 0.440	K		1B SF8 2-3 1B		K		K			4	1	1	0	0	3	3
Ben Oglivie, L (1, 7) OBP: 0.401, SLG: 0.644		HR	1-3 3-H 1B		L9			1-3		4	1	2	2	0	0	0
Sixto Lezcano, R (1, 9) OBP: 0.316, SLG: 0.451		F9	SF8 3-H			K		6-3		3	0	0	1	0	1	0
Mark Brouhard, R (1, 10) OBP: 0.303, SLG: 0.473		1B 1B 1B	K			F5		1-3		4	1	1	0	0	1	1
Jim Gantner, L (1, 4) OBP: 0.315, SLG: 0.350		1B 1-2 1B	1-3			3-1				3	0	1	0	0	0	1
Charlie Moore, R (1, 2) OBP: 0.309, SLG: 0.318		G5-4-3 1-3 2-H 1B		6-3			1B 1B			3	0	2	1	0	0	0

	AB	33
	R	5
	H	11
	RBI	5
	BB	0
	SO	5
	LOB	10

Inning Stats	1	2	3	4	5	6	7	8	9
	R: 0 E: 0 K: 1 S: 6	H: 1 LOB: 1 BB: 0 P: 6	R: 2 E: 0 K: 0 S: 6	H: 4 LOB: 1 BB: 0 P: 6	R: 3 E: 0 K: 1 S: 9	H: 4 LOB: 1 BB: 0 P: 9	R: 0 E: 0 K: 0 S: 3	H: 0 LOB: 0 BB: 0 P: 3	R: 0 E: 0 K: 1 S: 5	H: 0 LOB: 0 BB: 0 P: 5	R: 0 E: 0 K: 1 S: 5	H: 0 LOB: 0 BB: 0 P: 5	R: 0 E: 0 K: 1 S: 7	H: 2 LOB: 2 BB: 0 P: 7	R: 0 E: 0 K: 0 S: 3	H: 0 LOB: 0 BB: 0 P: 3

	1B	8	SF	1	WP	0	PA	34
	2B	2	SAC	0	PB	0		
	3B	0	DP	1	SB	0		
	HR	1	HBP	0	CS	0		

PITCHER	IP	WLS	BF	H	R	ER	SO	BB	IBB	HBP	BLK	WP	HR	S	P	ERA	WHIP
Rick Langford, R (1, 1) ERA: 3.59	8.0	L	34	11	5	5	5	0	0	0	0	0	1	44	44	5.62	1.375

PITCHER	IP	WLS	BF	H	R	ER	SO	BB	IBB	HBP	BLK	WP	HR	S	P	ERA	WHIP

Batter	1	2	3	4	5	6	7	8	9	AB	R	H	RBI	BB	SO	LOB
Rickey Henderson, R (1, 7) OBP: 0.413, SLG: 0.400	F3		K		G6-3 1-2f		K			4	0	0	0	0	2	2
Dwayne Murphy, L (1, 8) OBP: 0.403, SLG: 0.414	F7			1B 2B	F6			F3		4	1	1	0	0	0	0
Mitchell Page, L (1, 10) OBP: 0.344, SLG: 0.353	K			1B 1B 2-H 1B		F5		K		4	1	1	1	0	2	0
Dave Revering, L (1, 3) OBP: 0.363, SLG: 0.512		6-3		F8		1B		F6		4	0	1	0	0	0	1
Wayne Gross, L (1, 5) OBP: 0.351, SLG: 0.423		5-3		2-3 1B 1-3 1B		F8			F2	4	0	1	0	0	0	1
Tony Armas, R (1, 9) OBP: 0.308, SLG: 0.460		FC5-4 1B		2-3 1-2 3-H 1B		F4			4-3	4	0	2	1	0	0	1
Jeff Newman, R (1, 2) OBP: 0.268, SLG: 0.395		FC5-4 1-2f		2-3 1-2 2-3			2B 1B		4-3	4	0	1	0	0	0	3
Jeff Cox, R (1, 4)			K	F8			F8			3	0	0	0	0	1	3
Dave McKay, S (1, 6) OBP: 0.227, SLG: 0.286			F7		G6-3 1B		1-H 2B			3	0	2	0	0	0	0

TOP

Oakland Athletics @ Milwaukee Brewers

Milwaukee County Stadium, Milwaukee, WI

Tue Jul 01 1980, 8:05 PM EDT

Att. 20,769 - Unknown - 74 F

livebaseballscorecards.com

AB	34
R	2
H	9
RBI	2
BB	0
SO	5
LOB	11

Inning Stats	1	2	3	4	5	6	7	8	9
R	0	0	0	2	0	0	0	0	0
E	0	0	0	0	0	0	0	0	0
K	1	0	2	0	0	0	1	1	0
S	5	4	7	7	3	4	6	5	3
H	0	1	0	4	1	1	2	0	0
LOB	0	1	0	2	0	1	1	0	0
BB	0	0	0	0	0	0	0	0	0
P	5	4	7	7	3	4	6	5	3

1B	7
2B	2
3B	0
HR	0
SF	0
SAC	0
DP	1
HBP	0
WP	0
PB	0
SB	0
CS	0
PA	34

PITCHER	IP	WLS	BF	H	R	ER	SO	BB	IBB	HBP	BLK	WP	HR	S	P	ERA	WHIP
Moose Haas, R (1, 1) ERA: 3.03	9.0	W	34	9	2	2	5	0	0	0	0	0	0	44	44	2.00	1.000

PITCHER	IP	WLS	BF	H	R	ER	SO	BB	IBB	HBP	BLK	WP	HR	S	P	ERA	WHIP

Batter	1	2	3	4	5	6	7	8	9	AB	R	H	RBI	BB	SO	LOB
Robin Yount, R (1, 6) OBP: 0.360, SLG: 0.602	4-3		HR		HR		2B	F9		5	3	3	2	0	0	1
Don Money, R (1, 5) OBP: 0.366, SLG: 0.560	F2		F8		BB		5-3			3	0	0	0	1	0	1
Cecil Cooper, L (1, 3) OBP: 0.375, SLG: 0.513	1B			1-3	FC6-4		BB			3	0	1	0	1	0	1
Gorman Thomas, R (1, 8) OBP: 0.292, SLG: 0.457	K			2B		HR	SF7			3	1	2	2	0	1	1
Ben Oglivie, L (1, 7) OBP: 0.399, SLG: 0.637		F7		K		BB	F6			3	0	0	0	1	1	2
Sixto Lezcano, R (1, 9) OBP: 0.315, SLG: 0.446		F4		BB		F1		K		3	0	0	0	1	1	1
Mark Brouhard, R (1, 10) OBP: 0.313, SLG: 0.513		6-3		6-3		1B		HR		4	1	2	1	0	0	2
Jim Gantner, L (1, 4) OBP: 0.308, SLG: 0.342			K		F8	K		G3		4	0	0	0	0	2	2
Buck Martinez, R (1, 2) OBP: 0.252, SLG: 0.298			F6		K	F6		1B		4	0	1	0	0	1	2
Inning Stats	R: 0 E: 0 K: 1 S: 6 H: 1 LOB: 1 BB: 0 P: 6	R: 0 E: 0 K: 0 S: 3 H: 0 LOB: 0 BB: 0 P: 3	R: 1 E: 0 K: 1 S: 6 H: 1 LOB: 0 BB: 0 P: 6	R: 0 E: 0 K: 1 S: 6 H: 1 LOB: 2 BB: 1 P: 10	R: 1 E: 0 K: 1 S: 6 H: 1 LOB: 1 BB: 1 P: 10	R: 1 E: 0 K: 1 S: 7 H: 2 LOB: 2 BB: 1 P: 11	R: 1 E: 0 K: 0 S: 4 H: 1 LOB: 1 BB: 1 P: 8	R: 1 E: 0 K: 1 S: 7 H: 2 LOB: 1 BB: 0 P: 7		1B: 3 2B: 2 3B: 0 HR: 4 SF: 1 SAC: 0 DP: 0 HBP: 0						

BOTTOM

Oakland Athletics @ Milwaukee Brewers

Milwaukee County Stadium, Milwaukee, WI

Tue Jul 01 1980, 8:05 PM EDT

Att. 20,769 - Unknown - 74 F

livebaseballscorecards.com

AB	32
R	5
H	9
RBI	5
BB	4
SO	6
LOB	13

WP: 0 PB: 0 SB: 3 CS: 0 PA: 37

PITCHER		IP	WLS	BF	H	R	ER	SO	BB	IBB	HBP	BLK	WP	HR	S	P	ERA	WHIP
Steve McCatty, R ERA: 5.44	(1, 1)	6.2	L	31	7	4	4	5	4	0	0	0	0	3	37	53	5.40	1.650
Bob Lacey, L ERA: 3.82	(7, 1)	1.1		6	2	1	1	1	0	0	0	0	0	1	8	8	6.75	1.500

PITCHER	IP	WLS	BF	H	R	ER	SO	BB	IBB	HBP	BLK	WP	HR	S	P	ERA	WHIP

Batter	1	2	3	4	5	6	7	8	9	10	AB	R	H	RBI	BB	SO	LOB
Dwayne Murphy, L (1, 8) OBP: 0.406, SLG: 0.426	F9 ①		BB			1-H HR	F7 ③			1B 1B	4	2	2	2	1	0	1
Mike Davis, L (1, 7) OBP: 0.265, SLG: 0.333	1-3 ②		F7 ③			1B 2B		F9 SH1-3 PO 1B		F9 1B 1B 1-2	5	2	3	0	0	0	1
Mitchell Page, L (1, 10) OBP: 0.344, SLG: 0.353 Jeff Newman, R (10, PH) OBP: 0.271, SLG: 0.398	F8 ③			G3-6-1 1B		K ①		SH1-3 ① 1-2		1B 1-2 2-H	3 1	0 0	1 1	0 1	0 0	1 0	1 0
Dave Revering, L (1, 3) OBP: 0.364, SLG: 0.514		4-3 2B		F8 ①		FC4-6 1B 2-H		F9 ② 2-3		F9 ② 2-3	5	0	2	1	0	0	4
Wayne Gross, L (1, 5) OBP: 0.352, SLG: 0.419		4-3 ① 2-3		G3-6-1 ②③ 1-2f		FC4-6 ② 1-2f		IBB 3-H		1B 1-2 3-H	4	0	1	1	1	0	3
Tony Armas, R (1, 9) OBP: 0.303, SLG: 0.452		F6 ②	F8 ①			F2 ③		PO ③ 3-H	F9 ①	F8 ③	5	0	0	0	0	0	4
Mike Heath, R (1, 2) OBP: 0.255, SLG: 0.294		4-3 ③	F8 ②				F1 ①		F9 ②		4	0	0	0	0	0	1
Jeff Cox, R (1, 4) OBP: 0.143, SLG: 0.143			F6 ①		CS 1B		F7 ②		5-3 ③		4	0	1	0	0	0	0
Dave McKay, S (1, 6) OBP: 0.250, SLG: 0.307			1B ②		CS ③ 1-2	HR 1B	1B			F8 ①	4	1	3	0	0	0	0
Inning Stats	R: 0 E: 0 K: 0 S: 3 H: 0 LOB: 0 BB: 0 P: 3	R: 0 E: 0 K: 0 S: 4 H: 1 LOB: 1 BB: 0 P: 4	R: 0 E: 0 K: 0 S: 3 H: 1 LOB: 1 BB: 1 P: 7	R: 0 E: 0 K: 0 S: 3 H: 1 LOB: 0 BB: 0 P: 3	R: 0 E: 0 K: 0 S: 3 H: 1 LOB: 0 BB: 0 P: 3	R: 3 E: 0 K: 1 S: 9 H: 4 LOB: 1 BB: 0 P: 9	R: 0 E: 0 K: 0 S: 4 H: 1 LOB: 1 BB: 0 P: 4	R: 0 E: 0 K: 0 S: 3 H: 1 LOB: 1 BB: 1 P: 7	R: 0 E: 0 K: 0 S: 3 H: 0 LOB: 0 BB: 0 P: 3	R: 2 E: 0 K: 0 S: 7 H: 4 LOB: 2 BB: 0 P: 7	1B: 11 2B: 2 3B: 0 HR: 1 SF: 0 SAC: 1 DP: 1 HBP: 0						

TOP

Oakland Athletics @ Milwaukee Brewers

Milwaukee County Stadium, Milwaukee, WI

Wed Jul 02 1980, 8:05 PM EDT

Att. 18,494 - Unknown - 65 F

livebaseballscorecards.com

AB	39
R	5
H	14
RBI	5
BB	2
SO	1
LOB	15

WP: 0 PA: 44
PB: 0
SB: 0
CS: 1

PITCHER		IP	WLS	BF	H	R	ER	SO	BB	IBB	HBP	BLK	WP	HR	S	P	ERA	WHIP
Lary Sorensen, R ERA: 3.57	(1, 1)	9.0		35	10	3	3	1	1	1	0	0	0	1	35	43	3.00	1.222
Bob McClure, L ERA: 3.04	(10, 1)	0.2	L	6	4	2	2	0	0	0	0	0	0	0	6	6	27.00	6.000
Bill Castro, R ERA: 2.31	(10, 1)	0.1		1	0	0	0	0	0	0	0	0	0	0	1	1	0.00	0.000

PITCHER		IP	WLS	BF	H	R	ER	SO	BB	IBB	HBP	BLK	WP	HR	S	P	ERA	WHIP

Batter	1	2	3	4	5	6	7	8	9	10	AB	R	H	RBI	BB	SO	LOB
Robin Yount, R (1, 6) OBP: 0.357, SLG: 0.595	SH BLK G4-6-3 1B	K			1-3		F7			G5-4-3 1-2f	5	1	1	0	0	1	4
Don Money, R (1, 5) OBP: 0.356, SLG: 0.543	SH G4-6-3 1-3		K		F7			6-3		K	4	0	0	0	0	2	1
Cecil Cooper, L (1, 3) OBP: 0.370, SLG: 0.506	G4-6-3 1-2f 3-H		F9		4-3			G3			4	0	0	0	0	0	1
Gorman Thomas, R (1, 8) OBP: 0.292, SLG: 0.464	K		K			F9		HR			4	1	1	1	0	2	0
Ben Oglivie, L (1, 7) OBP: 0.403, SLG: 0.637 Vic Harris, S (4, PR) OBP: 0.467, SLG: 0.455 (5, 7)		F8 BB		FC6-4 HBP		K		4-3			0 2	0 0	0 0	0 0	1 0	0 1	0 0
Sixto Lezcano, R (1, 9) OBP: 0.311, SLG: 0.439		F8 1-2		FC6-4 1B 1-2f		6-3				F8	4	0	0	0	0	0	2
Mark Brouhard, R (1, 10) OBP: 0.321, SLG: 0.500		BB 1B BB		K				G6-3-2 BB		K	2	1	0	0	2	2	1
Jim Gantner, L (1, 4) OBP: 0.313, SLG: 0.341		1B 1-2 BB		1-3 1B				G6-3-2 1-2f		G3	3	0	1	0	1	0	1
Buck Martinez, R (1, 2) OBP: 0.270, SLG: 0.308 Charlie Moore, R (10, PR) OBP: 0.309, SLG: 0.318		1-2 2-H 1B		5-3				1B		G5-4-3 BB	3 0	0 0	2 0	1 0	1 0	0 0	2 0
Inning Stats	R: 1 H: 1 E: 1 LOB: 0 K: 1 BB: 0 S: 6 P: 6	R: 1 H: 1 E: 0 LOB: 2 K: 1 BB: 3 S: 5 P: 17	R: 0 H: 0 E: 0 LOB: 0 K: 2 BB: 0 S: 7 P: 7	R: 0 H: 1 E: 0 LOB: 2 K: 1 BB: 0 S: 6 P: 7	R: 0 H: 0 E: 0 LOB: 0 K: 0 BB: 0 S: 3 P: 3	R: 0 H: 0 E: 0 LOB: 0 K: 1 BB: 0 S: 5 P: 5	R: 0 H: 1 E: 0 LOB: 1 K: 0 BB: 1 S: 3 P: 7	R: 1 H: 1 E: 0 LOB: 0 K: 0 BB: 0 S: 4 P: 4	R: 0 H: 0 E: 0 LOB: 0 K: 1 BB: 0 S: 5 P: 5	R: 0 H: 0 E: 0 LOB: 1 K: 1 BB: 1 S: 4 P: 8	1B: 4 SF: 0 2B: 0 SAC: 1 3B: 0 DP: 3 HR: 1 HBP: 1						

PITCHER	IP	WLS	BF	H	R	ER	SO	BB	IBB	HBP	BLK	WP	HR	S	P	ERA	WHIP
Mike Norris, R (1, 1) ERA: 2.56	10.0	W	38	5	3	3	8	5	0	1	1	0	1	48	69	2.70	1.000

PITCHER	IP	WLS	BF	H	R	ER	SO	BB	IBB	HBP	BLK	WP	HR	S	P	ERA	WHIP

BOTTOM

Oakland Athletics @ Milwaukee Brewers

Milwaukee County Stadium, Milwaukee, WI

Wed Jul 02 1980, 8:05 PM EDT

Att. 18,494 - Unknown - 65 F

livebaseballscorecards.com

AB	31
R	3
H	5
RBI	2
BB	5
SO	8
LOB	12

Batter	1	2	3	4	5	6	7	8	9	AB	R	H	RBI	BB	SO	LOB
Jeff Cox, R (1, 4) OBP: 0.333, SLG: 0.333	4-3		1B		1B		1B	F6		5	2	3	0	0	0	1
Dwayne Murphy, L (1, 8) OBP: 0.406, SLG: 0.424	BBBB G4-6-3 BB		1-2-7-3-4-8 3-Hf		1B		K		F9	4	1	1	1	1	1	3
Tony Armas, R (1, 9) OBP: 0.311, SLG: 0.458	G4-6-3 1-2f			G5-4-3 1B	SH1-3 3-H		1B 2-3		1B	5	1	4	1	0	0	1
Dave Revering, L (1, 3) OBP: 0.362, SLG: 0.511 Jim Essian, R (2, 3) OBP: 0.267, SLG: 0.296 Wayne Gross, L (5, PH) OBP: 0.357, SLG: 0.423 (5, 3)		1-3		G5-4-3 1-2f	SH1-3 1-3 2-H		1B 1-3 3-H		F7	1 1 3	0 0 0	0 0 2	0 0 2	0 0 0	0 0 0	0 1 1
Jeff Newman, R (1, 10) OBP: 0.266, SLG: 0.390		F9		F8	SH1-3 1-2 3-H		K		F9	4	0	0	1	0	1	3
Mike Heath, R (1, 2) OBP: 0.255, SLG: 0.293		1B			4-3 6-3		6-3			4	0	1	0	0	0	3
Dave McKay, S (1, 5) OBP: 0.250, SLG: 0.304		K			1B	F7		F7		4	1	1	0	0	1	1
Mike Davis, L (1, 7) OBP: 0.264, SLG: 0.327			F7		1-3 1B	F2		K		4	1	1	0	0	1	0
Rob Picciolo, R (1, 6) OBP: 0.267, SLG: 0.347			1B 1-2-7-3-4-8 2B		1B 2-H 3-H	5-3		1B		4	1	3	2	0	0	0
Inning Stats	R: 0 E: 0 K: 0 S: 2 H: 0 LOB: 0 BB: 1 P: 6	R: 0 E: 0 K: 1 S: 6 H: 1 LOB: 1 BB: 0 P: 6	R: 0 E: 0 K: 0 S: 4 H: 2 LOB: 1 BB: 0 P: 4	R: 0 E: 0 K: 0 S: 3 H: 1 LOB: 0 BB: 0 P: 3	R: 6 E: 0 K: 0 S: 10 H: 7 LOB: 1 BB: 0 P: 10	R: 0 E: 0 K: 0 S: 3 H: 0 LOB: 0 BB: 0 P: 3	R: 1 E: 0 K: 2 S: 10 H: 3 LOB: 2 BB: 0 P: 10	R: 0 E: 0 K: 1 S: 6 H: 1 LOB: 1 BB: 0 P: 6	R: 0 E: 0 K: 0 S: 4 H: 1 LOB: 1 BB: 0 P: 4	1B: 15 2B: 2 3B: 0 HR: 0 SF: 0 SAC: 1 DP: 3 HBP: 0						

PITCHER		IP	WLS	BF	H	R	ER	SO	BB	IBB	HBP	BLK	WP	HR	S	P	ERA	WHIP
Mike Caldwell, L ERA: 3.99	(1, 1)	4.1	L	21	10	6	6	1	1	0	0	0	0	0	22	26	12.46	2.538
Paul Mitchell, R ERA: 2.57	(5, 1)	2.0		9	3	1	1	1	0	0	0	0	0	0	11	11	4.50	1.500
Jerry Augustine, L ERA: 5.83	(7, 1)	0.0		1	1	0	0	0	0	0	0	0	0	0	1	1	∞	∞
John Flinn, R ERA: 2.16	(7, 1)	2.2		10	2	0	0	2	0	0	0	0	0	0	14	14	0.00	0.750

PITCHER	IP	WLS	BF	H	R	ER	SO	BB	IBB	HBP	BLK	WP	HR	S	P	ERA	WHIP

TOP

Oakland Athletics @ Milwaukee Brewers

Milwaukee County Stadium, Milwaukee, WI

Thu Jul 03 1980, 8:05 PM EDT
Att. 15,298 - Unknown - 75 F

livebaseballscorecards.com

AB	39
R	7
H	16
RBI	7
BB	1
SO	4
LOB	14

WP: 0	PA: 41		
PB: 0			
SB: 1			
CS: 0			

Batter	1	2	3	4	5	6	7	8	9	AB	R	H	RBI	BB	SO	LOB
Robin Yount, R (1, 6) OBP: 0.358, SLG: 0.591	0-0 SH1-3 2B 1B	0-0 6-3 ②		0-3 K ①		0-0 1B 1-2 1B		0-0 5-3 ③		5	1	2	0	0	1	3
Vic Harris, S (1, 7) OBP: 0.421, SLG: 0.400	0-0 ① SH1-3 1-2	0-0 F9 ③		0-0 F9 ②		0-0 1-2 2-3 1B			0-3 K ①	4	0	1	0	0	1	2
Cecil Cooper, L (1, 3) OBP: 0.367, SLG: 0.500	0-3 K ②		0-0 SH1-3 HR 1B	0-0 G3 ③		0-0 G3 ③			0-3 K ②	5	1	1	0	0	2	6
Gorman Thomas, R (1, 8) OBP: 0.291, SLG: 0.465	0-0 HR 2-H 2B		0-0 SH1-3 ① 1-2		0-0 5-3 ①		0-3 K ①		0-3 K ③	4	1	1	1	0	2	0
Sixto Lezcano, R (1, 9) OBP: 0.310, SLG: 0.448	0-0 2-H HR		0-0 6-3 ②		0-0 F4 ②		0-3 K ②			4	1	1	2	0	1	1
Don Money, R (1, 5) OBP: 0.366, SLG: 0.571	0-0 1B 1B		0-0 2-H HR		0-0 ③ 1B		0-0 1-3 ③			4	1	3	2	0	0	0
Mark Brouhard, R (1, 10) OBP: 0.318, SLG: 0.488	0-0 1-3 1B		0-0 5-3 ③			0-0 F8 ①		0-0 F5 ①		4	0	1	0	0	0	0
Jim Gantner, L (1, 4) OBP: 0.313, SLG: 0.341 Dick Davis, R (8, PH) OBP: 0.321, SLG: 0.419 Ed Romero, R (9, 4) OBP: 0.314, SLG: 0.289	0-0 4-3 ③			0-0 1B 1B		0-0 6-3 ②		0-0 6-3 ②		3 1 0	0 0 0	1 0 0	0 0 0	0 0 0	0 0 0	2 0 0
Charlie Moore, R (1, 2) OBP: 0.319, SLG: 0.325		0-0 6-3 ①		0-0 1-2 1B		0-0 1B 1B 1B		B B B B 4-0 BB		3	0	2	0	1	0	0
Inning Stats	R: 3 E: 0 K: 1 S: 10 H: 5 LOB: 2 BB: 0 P: 10	R: 0 E: 0 K: 0 S: 3 H: 0 LOB: 0 BB: 0 P: 3	R: 2 E: 0 K: 0 S: 5 H: 2 LOB: 0 BB: 0 P: 5	R: 0 E: 0 K: 1 S: 7 H: 2 LOB: 2 BB: 0 P: 7	R: 0 E: 0 K: 0 S: 3 H: 1 LOB: 1 BB: 0 P: 3	R: 0 E: 0 K: 0 S: 6 H: 3 LOB: 3 BB: 0 P: 6	R: 0 E: 0 K: 2 S: 7 H: 0 LOB: 0 BB: 0 P: 7	R: 0 E: 0 K: 0 S: 3 H: 0 LOB: 1 BB: 1 P: 7	R: 0 E: 0 K: 3 S: 9 H: 0 LOB: 0 BB: 0 P: 9	1B: 10 2B: 1 3B: 0 HR: 2		SF: 0 SAC: 2 DP: 0 HBP: 0		WP: 0 PB: 0 SB: 0 CS: 0		PA: 40	

PITCHER	IP	WLS	BF	H	R	ER	SO	BB	IBB	HBP	BLK	WP	HR	S	P	ERA	WHIP
Matt Keough, R (1, 1) ERA: 3.25	5.2	W	29	13	5	5	2	0	0	0	0	0	2	33	33	7.94	2.294
Bob Lacey, L (6, 1) ERA: 3.47	3.1	S	11	0	0	0	5	1	0	0	0	0	0	20	24	0.00	0.300

PITCHER	IP	WLS	BF	H	R	ER	SO	BB	IBB	HBP	BLK	WP	HR	S	P	ERA	WHIP

BOTTOM

Oakland Athletics @ Milwaukee Brewers

Milwaukee County Stadium, Milwaukee, WI

Thu Jul 03 1980, 8:05 PM EDT
Att. 15,298 - Unknown - 75 F

livebaseballscorecards.com

AB	37
R	5
H	13
RBI	5
BB	1
SO	7
LOB	14

Batter	1	2	3	4	5	6	7	8	9	AB	R	H	RBI	BB	SO	LOB
Rickey Henderson, R (1, 7) OBP: 0.414, SLG: 0.403	2B		6-3		S BLK IBB			4-3		3	0	1	0	1	0	0
Dwayne Murphy, L (1, 8) OBP: 0.401, SLG: 0.418	F8		G3		F9 1-3 2-H 3-H			4-3		4	0	0	0	0	0	2
Tony Armas, R (1, 9) OBP: 0.310, SLG: 0.455	K			1-3		G5-4-3 1B		F9		4	0	1	0	0	1	1
Dave Revering, L (1, 10) OBP: 0.356, SLG: 0.502	3-1			F8		K			F6	4	0	0	0	0	1	2
Jeff Newman, R (1, 3) OBP: 0.266, SLG: 0.397		K		K		G5-4-3 1-2f			CS 3B	4	0	1	0	0	2	1
Mike Heath, R (1, 2) OBP: 0.260, SLG: 0.298		FC6-4 1B			SH1-4 BLK 1B		F6		6-3 3-H	4	1	2	0	0	0	1
Jeff Cox, R (1, 4) OBP: 0.400, SLG: 0.400		FC6-4 1-2f			BLK SH1-4 S 1-2 1B		1-3 1B			3	1	2	0	0	0	1
Dave McKay, S (1, 5) OBP: 0.245, SLG: 0.298		K			SH1-4 1-2 2-3		1-3 1-2			2	0	0	0	0	1	2
Rob Picciolo, R (1, 6) OBP: 0.261, SLG: 0.340			6-3		F7		F9			3	0	0	0	0	0	3
Inning Stats	R: 0 E: 0 K: 1 S: 6	H: 1 LOB: 1 BB: 0 P: 6	R: 0 E: 0 K: 2 S: 8	H: 1 LOB: 1 BB: 0 P: 8	R: 0 E: 0 K: 0 S: 3	H: 0 LOB: 0 BB: 0 P: 3	R: 0 E: 0 K: 1 S: 5	H: 0 LOB: 0 BB: 0 P: 5	R: 2 E: 0 K: 0 S: 5	H: 2 LOB: 1 BB: 1 P: 9	R: 0 E: 0 K: 1 S: 5	H: 1 LOB: 0 BB: 0 P: 5	R: 0 E: 0 K: 0 S: 4	H: 1 LOB: 1 BB: 0 P: 4	R: 0 E: 0 K: 0 S: 3	H: 0 LOB: 0 BB: 0 P: 3	R: 0 E: 0 K: 0 S: 3	H: 1 LOB: 0 BB: 0 P: 3	1B: 5 2B: 1 3B: 1 HR: 0	SF: 0 SAC: 1 DP: 1 HBP: 0	WP: 0 PB: 0 SB: 2 CS: 1	PA: 33

PITCHER		IP	WLS	BF	H	R	ER	SO	BB	IBB	HBP	BLK	WP	HR	S	P	ERA	WHIP
Britt Burns, L ERA: 2.06	(1, 1)	9.0	L	33	7	2	2	5	0	1	0	1	0	0	42	46	2.00	0.778

PITCHER	IP	WLS	BF	H	R	ER	SO	BB	IBB	HBP	BLK	WP	HR	S	P	ERA	WHIP

TOP

Oakland Athletics @ Chicago White Sox

Comiskey Park, Chicago, IL

Fri Jul 04 1980, 4:33 AM EDT

Att. 11,428 - Sunny - 70 F

livebaseballscorecards.com

AB	31
R	2
H	7
RBI	0
BB	1
SO	5
LOB	13

Batter	1	2	3	4	5	6	7	8	9	AB	R	H	RBI	BB	SO	LOB
Bob Molinaro, L (1, 10) OBP: 0.381, SLG: 0.446	BBBB 4-0 F6 BB		0-0 CS 1-2	x 0-0 G3		x 0-0 5-3		x 0-0 F4		3	0	0	0	1	0	2
Bruce Kimm, R (1, 2) OBP: 0.335, SLG: 0.339	x 0-0 F6 1-2			x 0-0 1-3		x 0-0 F6			x 0-0 1B	4	0	1	0	0	0	1
Harold Baines, L (1, 9) OBP: 0.294, SLG: 0.411	SSS 0-3 K			x 0-0 1B			SSS 0-3 K		x 0-0 F5	4	0	1	0	0	2	1
Wayne Nordhagen, R (1, 7) OBP: 0.322, SLG: 0.545		BBBB 4-0 FC6-4 BB		x 0-0 F9			x 0-0 1-3		x 0-0 F8	3	0	0	0	1	0	2
Lamar Johnson, R (1, 3) OBP: 0.316, SLG: 0.436		x 0-0 FC6-4 G6-4-3 1-2f	x 0-0 F7				SSS 0-3 K		x 0-0 F9	4	0	0	0	0	1	2
Jim Morrison, R (1, 4) OBP: 0.306, SLG: 0.405		x 0-0 G6-4-3 1-2f	x 0-0 1B					x 0-0 F8		3	0	1	0	0	0	1
Thad Bosley, L (1, 8) OBP: 0.265, SLG: 0.267			x 0-0 5-3	x 0-0 F6				BBBB 4-0 1B BB		2	0	0	0	1	0	1
Kevin Bell, R (1, 5) OBP: 0.265, SLG: 0.172			x 0-0 6-3	x 0-0 F8				x 0-0 1-2 1B		3	0	1	0	0	0	1
Todd Cruz, R (1, 6) OBP: 0.310, SLG: 0.331 Mike Squires, L (8, PH) OBP: 0.347, SLG: 0.345 Greg Pryor, R (9, 6) OBP: 0.274, SLG: 0.340			x 0-0 CS 1B			x 0-0 F7		SSS 0-3 K		2 1 0	0 0 0	1 0 0	0 0 0	0 1 0	0 2 0	0 2 0
Inning Stats	R: 0 H: 0 E: 0 LOB: 0 K: 1 BB: 1 S: 4 P: 8	R: 0 H: 0 E: 0 LOB: 0 K: 0 BB: 1 S: 2 P: 6	R: 0 H: 1 E: 0 LOB: 0 K: 0 BB: 0 S: 3 P: 3	R: 0 H: 1 E: 0 LOB: 1 K: 0 BB: 0 S: 4 P: 4	R: 0 H: 1 E: 0 LOB: 1 K: 0 BB: 0 S: 4 P: 4	R: 0 H: 0 E: 0 LOB: 0 K: 0 BB: 0 S: 3 P: 3	R: 0 H: 0 E: 0 LOB: 0 K: 2 BB: 0 S: 7 P: 7	R: 0 H: 1 E: 0 LOB: 2 K: 1 BB: 1 S: 6 P: 10	R: 0 H: 1 E: 0 LOB: 1 K: 0 BB: 0 S: 4 P: 4	1B: 5 2B: 0 3B: 0 HR: 0	SF: 0 SAC: 0 DP: 1 HBP: 0						

PITCHER	IP	WLS	BF	H	R	ER	SO	BB	IBB	HBP	BLK	WP	HR	S	P	ERA	WHIP
Brian Kingman, R (1, 1) ERA: 3.62	9.0	W	32	5	0	0	4	3	0	0	0	0	0	37	49	0.00	0.889

PITCHER	IP	WLS	BF	H	R	ER	SO	BB	IBB	HBP	BLK	WP	HR	S	P	ERA	WHIP

BOTTOM

Oakland Athletics @ Chicago White Sox

Comiskey Park, Chicago, IL

Fri Jul 04 1980, 4:33 AM EDT

Att. 11,428 - Sunny - 70 F

livebaseballscorecards.com

AB	29
R	0
H	5
RBI	0
BB	3
SO	4
LOB	13

PA: 33

Batter	1	2	3	4	5	6	7	8	9	AB	R	H	RBI	BB	SO	LOB
Rickey Henderson, R (1, 7) OBP: 0.417, SLG: 0.415	0-0 1B 4-3 1B	0-0 ③ CS 2-3	0-0 ① G3	4-0 BB 1-2 2-3 BB		0-0 ② 5-3		0-0 2-H 3-H HR		4	2	2	3	1	0	1
Dwayne Murphy, L (1, 8) OBP: 0.404, SLG: 0.422	0-0 G3 4-3 1-3 1B		0-0 2B	4-0 1-2 2-3 3-H BB		0-0 ③ G3		0-0 ② 5-3		4	0	2	1	1	0	1
Mitchell Page, L (1, 10) OBP: 0.336, SLG: 0.344	0-0 ① 4-3 1-2 3-H	0-0 ② 4-3		0-0 ③ F9			0-0 ① F8	0-0 ③ 4-3		5	0	0	1	0	0	5
Dave Revering, L (1, 3) OBP: 0.353, SLG: 0.493	0-0 ② G3 2-3		4-0 BB		0-0 ① 4-3		0-0 ② F9		0-0 ① 4-3	4	0	0	0	1	0	1
Wayne Gross, L (1, 5) OBP: 0.353, SLG: 0.417	0-0 ③ 4-3		0-3 ③ K		0-3 ② K		0-0 1B		0-0 ② 4-3	5	0	1	0	0	2	3
Tony Armas, R (1, 9) OBP: 0.309, SLG: 0.451		0-0 ① 6-3		0-0 E5 BB S BB	0-0 FC6-4 1B		0-0 ③ 6-3		0-0 ③ L6	5	1	1	0	0	0	1
Mike Heath, R (1, 2) OBP: 0.266, SLG: 0.299		0-0 1B FC3-2 1B		0-3 ① K 1-2	0-0 ③ FC6-4 1-2f			4-0 SH1-4 1B HR BB		3	1	1	0	1	1	2
Jeff Cox, R (1, 4) OBP: 0.526, SLG: 0.500		0-0 CS FC3-2 1-3 1B		4-0 BB BB BB		0-0 SH2-3 1B		0-0 SH1-4 1-2 HR 1B		3	1	3	0	1	0	0
Dave McKay, S (1, 6) OBP: 0.240, SLG: 0.292		0-0 ② FC3-2 1-2 3-H		0-0 ② F7		0-0 ① SH2-3 1-2		0-0 ① SH1-4 1-2 2-3		2	0	0	0	0	0	4
Inning Stats	R: 1 E: 0 K: 0 S: 5 H: 2 LOB: 1 BB: 0 P: 5	R: 0 E: 0 K: 0 S: 4 H: 2 LOB: 1 BB: 0 P: 4	R: 0 E: 0 K: 1 S: 6 H: 1 LOB: 2 BB: 1 P: 10	R: 1 E: 1 K: 1 S: 6 H: 0 LOB: 3 BB: 3 P: 18	R: 0 E: 0 K: 1 S: 6 H: 1 LOB: 1 BB: 0 P: 6	R: 0 E: 0 K: 0 S: 4 H: 1 LOB: 1 BB: 0 P: 4	R: 0 E: 0 K: 0 S: 4 H: 1 LOB: 1 BB: 0 P: 4	R: 3 E: 0 K: 0 S: 5 H: 2 LOB: 0 BB: 1 P: 9	R: 0 E: 0 K: 0 S: 3 H: 0 LOB: 0 BB: 0 P: 3	1B: 8 2B: 1 3B: 0 HR: 1	SF: 0 SAC: 2 DP: 0 HBP: 0						

Oakland Athletics @ Chicago White Sox

Comiskey Park, Chicago, IL

Sat Jul 05 1980, 4:33 AM EDT

Att. 20,559 - Sunny - 85 F

TOP

livebaseballscorecards.com

AB	35
R	5
H	10
RBI	5
BB	5
SO	3
LOB	18

WP: 0 PB: 0 SB: 1 CS: 1 PA: 43

PITCHER	IP	WLS	BF	H	R	ER	SO	BB	IBB	HBP	BLK	WP	HR	S	P	ERA	WHIP
Richard Dotson, R (1, 1) ERA: 3.76	8.0	L	39	10	5	4	3	5	0	0	0	0	1	40	60	4.50	1.875
Guy Hoffman, L (9, 1) ERA: 3.0	1.0		3	0	0	0	0	0	0	0	0	0	0	3	3	0.00	0.000

PITCHER	IP	WLS	BF	H	R	ER	SO	BB	IBB	HBP	BLK	WP	HR	S	P	ERA	WHIP

BOTTOM

Oakland Athletics @ Chicago White Sox

Comiskey Park, Chicago, IL

Sat Jul 05 1980, 4:33 AM EDT

Att. 20,559 - Sunny - 85 F

livebaseballscorecards.com

Batter	1	2	3	4	5	6	7	8	9	AB	R	H	RBI	BB	SO	LOB
Mike Squires, L (1, 3) OBP: 0.336, SLG: 0.333	4-3		F3			F9		F9		4	0	0	0	0	0	1
Bruce Kimm, R (1, 2) OBP: 0.330, SLG: 0.333	K			F9		1-3		3-1		3	0	0	0	0	1	0
Bob Molinaro, L (8, PH) OBP: 0.379, SLG: 0.443										1	0	0	0	0	0	1
Ricky Seilheimer, L (9, 2)										0	0	0	0	0	0	0
Harold Baines, L (1, 9) OBP: 0.294, SLG: 0.408	F8			G6-4-3 1B			F5		F8	4	0	1	0	0	0	0
Wayne Nordhagen, R (1, 7) OBP: 0.320, SLG: 0.538		FC6-4 1B		G6-4-3 1-2f			5-3		K	4	0	1	0	0	1	1
Randy Johnson, L (1, 10) OBP: 0.250, SLG: 0.250		F5			F7		BB 1B		F8	4	0	1	0	0	0	1
Chet Lemon, R (1, 8) OBP: 0.356, SLG: 0.425		FC6-4 1-2f			6-3		BBBB 4-0 1-2 BB			2	0	0	0	1	0	1
Jim Morrison, R (1, 4) OBP: 0.307, SLG: 0.402		5-3			BBBB 4-0 BB		F5			2	0	0	0	1	0	3
Kevin Bell, R (1, 5) OBP: 0.254, SLG: 0.164			6-3		F4			5-3		3	0	0	0	0	0	1
Todd Cruz, R (1, 6) OBP: 0.310, SLG: 0.331			K			5-3		1B		3	0	1	0	0	1	0
Inning Stats	R: 0 H: 0 E: 0 LOB: 0 K: 1 BB: 0 S: 5 P: 5	R: 0 H: 1 E: 0 LOB: 1 K: 0 BB: 0 S: 4 P: 4	R: 0 H: 0 E: 0 LOB: 0 K: 1 BB: 0 S: 5 P: 5	R: 0 H: 1 E: 0 LOB: 0 K: 0 BB: 0 S: 3 P: 3	R: 0 H: 0 E: 0 LOB: 1 K: 0 BB: 1 S: 3 P: 7	R: 0 H: 0 E: 0 LOB: 0 K: 0 BB: 0 S: 3 P: 3	R: 0 H: 1 E: 0 LOB: 2 K: 0 BB: 1 S: 4 P: 8	R: 0 H: 1 E: 0 LOB: 1 K: 0 BB: 0 S: 4 P: 4	R: 0 H: 0 E: 0 LOB: 0 K: 1 BB: 0 S: 5 P: 5	1B: 4 SF: 0 2B: 0 SAC: 0 3B: 0 DP: 1 HR: 0 HBP: 0						

	AB	30
	R	0
	H	4
	RBI	0
	BB	2
	SO	3
	LOB	9

WP: 0 PA: 32
PB: 0
SB: 0
CS: 0

PITCHER	IP	WLS	BF	H	R	ER	SO	BB	IBB	HBP	BLK	WP	HR	S	P	ERA	WHIP
Rick Langford, R (1, 1) ERA: 3.33	9.0	W	32	4	0	0	3	2	0	0	0	0	0	36	44	0.00	0.667

PITCHER	IP	WLS	BF	H	R	ER	SO	BB	IBB	HBP	BLK	WP	HR	S	P	ERA	WHIP

Batter	1	2	3	4	5	6	7	8	9	AB	R	H	RBI	BB	SO	LOB
Rickey Henderson, R (1, 7) OBP: 0.415, SLG: 0.410	5-3			K	PO 2-3	P6		HBP		3	0	0	0	0	1	0
Dwayne Murphy, L (1, 8) OBP: 0.405, SLG: 0.421	P6			1B		G5-4-3 BB		5-3		3	0	1	0	1	0	1
Mike Heath, R (1, 2) OBP: 0.260, SLG: 0.292	4-3			F8		G5-4-3 1-2f			F7	4	0	0	0	0	0	2
Tony Armas, R (1, 9) OBP: 0.308, SLG: 0.448		K		FC6-4 1-2 1B			F9		F8	4	0	1	0	0	1	0
Jeff Newman, R (1, 3) OBP: 0.261, SLG: 0.389		F8		FC6-4 1-2f			P4		F8	4	0	0	0	0	0	2
Jim Essian, R (1, 10) OBP: 0.281, SLG: 0.310		1B			F8		1B			3	0	2	0	0	0	0
Jeff Cox, R (1, 4) OBP: 0.500, SLG: 0.450			6-3		PO 1B BB		F9			2	0	0	0	1	0	1
Dave McKay, S (1, 5) OBP: 0.243, SLG: 0.286			G5-4-3 BB		F9			F9		2	0	0	0	1	0	1
Rob Picciolo, R (1, 6) OBP: 0.263, SLG: 0.340			G5-4-3 1-2f		1B 1-2			4-6-3		3	0	1	0	0	0	1

Oakland Athletics @ Chicago White Sox

Comiskey Park, Chicago, IL

Sun Jul 06 1980, 4:33 AM EDT

Sunny - 64 F

TOP

livebaseballscorecards.com

AB	28
R	0
H	5
RBI	0
BB	3
SO	2
LOB	8

Inning Stats	1	2	3	4	5	6	7	8	9
R	0	0	0	0	0	0	0	0	0
E	0	0	0	0	0	0	0	0	0
K	0	1	0	1	0	0	0	0	0
S	3	5	2	7	3	2	4	3	3
H	0	1	0	2	1	0	1	0	0
LOB	0	1	0	2	1	0	1	1	0
BB	0	0	1	0	1	1	0	0	0
P	3	5	6	7	7	6	4	4	3

1B	5
2B	0
3B	0
HR	0
SF	0
SAC	0
DP	2
HBP	1
WP	0
PB	0
SB	0
CS	0
PA	33

PITCHER	IP	WLS	BF	H	R	ER	SO	BB	IBB	HBP	BLK	WP	HR	S	P	ERA	WHIP
Steve Trout, L (1, 1) ERA: 3.52	9.0	W	32	5	0	0	2	3	0	1	0	0	0	32	45	0.00	0.889

Batter	1	2	3	4	5	6	7	8	9	AB	R	H	RBI	BB	SO	LOB
Bob Molinaro, L (1, 7) OBP: 0.370, SLG: 0.432	S S S 0-3 ① K	S S S 0-3 ③ K			S S S 0-3 ③ K			x 0-0 ② G3 2-3		4	0	0	0	0	3	2
Thad Bosley, L (1, 8) OBP: 0.265, SLG: 0.266	x 0-0 F9 BB 1B 1B		S S S 0-3 ① K			x 0-0 ① 4-3		x 0-0 ③ 4-3		4	1	1	0	0	1	1
Lamar Johnson, R (1, 3) OBP: 0.316, SLG: 0.433 Mike Squires, L (8, 3) OBP: 0.336, SLG: 0.333	B B B B 4-0 1B 1B 1-2 BB		x 0-0 ② 4-3			x 0-0 ② P3				2 0	1 0	0 0	0 0	1 0	0 0	0 0
Randy Johnson, L (1, 10) OBP: 0.143, SLG: 0.143	x 0-0 ② F9 2-3		x 0-0 ③ F7			S S S 0-3 ③ K				3	0	0	0	0	1	2
Jim Morrison, R (1, 4) OBP: 0.307, SLG: 0.401	x 0-0 1B 1-3 3-H 1B			x 0-0 ① F8			x 0-0 ① P4			3	0	1	1	0	0	0
Harold Baines, L (1, 9) OBP: 0.294, SLG: 0.407	x 0-0 ③ 1-3 3-H 1B			x 0-0 ② F7			x 0-0 ② G3			3	0	1	1	0	0	0
Kevin Bell, R (1, 5) OBP: 0.243, SLG: 0.156		S S S 0-3 ① K		x 0-0 ③ L5			x 0-0 ③ F9			3	0	0	0	0	1	0
Ricky Seilheimer, L (1, 2) OBP: 0.667, SLG: 1.000		B B B B 4-0 S BB			S S S 0-3 ① K			x 0-0 G3 2B		2	0	1	0	1	1	0
Todd Cruz, R (1, 6) OBP: 0.303, SLG: 0.323		x 0-0 ② F7 1-2			x 0-0 ② 6-3			x 0-0 ① F9		3	0	0	0	0	0	2
Inning Stats	R: 2 E: 0 K: 1 S: 7 H: 3 LOB: 2 BB: 1 P: 11	R: 0 E: 0 K: 2 S: 7 H: 0 LOB: 1 BB: 1 P: 11	R: 0 E: 0 K: 1 S: 5 H: 0 LOB: 0 BB: 0 P: 5	R: 0 E: 0 K: 0 S: 3 H: 0 LOB: 0 BB: 0 P: 3	R: 0 E: 0 K: 2 S: 7 H: 0 LOB: 0 BB: 0 P: 7	R: 0 E: 0 K: 1 S: 5 H: 0 LOB: 0 BB: 0 P: 5	R: 0 E: 0 K: 0 S: 3 H: 0 LOB: 0 BB: 0 P: 3	R: 0 E: 0 K: 0 S: 4 H: 1 LOB: 1 BB: 0 P: 4		1B: 3 2B: 1 3B: 0 HR: 0	SF: 0 SAC: 0 DP: 0 HBP: 0					

PITCHER	IP	WLS	BF	H	R	ER	SO	BB	IBB	HBP	BLK	WP	HR	S	P	ERA	WHIP
Mike Norris, R (1, 1) ERA: 2.54	8.0	L	29	4	2	2	7	2	0	0	0	0	0	41	49	2.25	0.750

PITCHER	IP	WLS	BF	H	R	ER	SO	BB	IBB	HBP	BLK	WP	HR	S	P	ERA	WHIP

BOTTOM

Oakland Athletics @ Chicago White Sox

Comiskey Park, Chicago, IL

Sun Jul 06 1980, 4:33 AM EDT

Sunny - 64 F

livebaseballscorecards.com

AB	27
R	2
H	4
RBI	2
BB	2
SO	7
LOB	7

PB: 0 SB: 1 CS: 0 PA: 29

Batter	1	2	3	4	5	6	7	8	9	AB	R	H	RBI	BB	SO	LOB
Rickey Henderson, R (1, 7) OBP: 0.415, SLG: 0.418	G3		IHR	BB (1-2, 2-3)			6-3		4-3	4	1	1	1	1	0	0
Dwayne Murphy, L (1, 8) OBP: 0.408, SLG: 0.433	BB (S, WP)		1B (2B)	2-3			HR		4-3	4	2	2	1	1	0	3
Tony Armas, R (1, 9) OBP: 0.307, SLG: 0.446	K (1-3)		F8		5-3		1B			4	0	1	0	0	1	2
Jeff Newman, R (1, 3) OBP: 0.265, SLG: 0.393	5-3		2B (1-H)		BB (FC6-4)		F7			3	0	1	1	1	0	2
Mike Heath, R (1, 2) OBP: 0.254, SLG: 0.285		F7	K		FC6-4 (1-2f)		F7			4	0	0	0	0	1	3
Jim Essian, R (1, 10) OBP: 0.272, SLG: 0.299 Mike Davis, L (8, PH) OBP: 0.259, SLG: 0.321		P3		F7	P2			4-3		3 1	0 0	0 0	0 0	0 0	0 0	1 0
Jeff Cox, R (1, 4) OBP: 0.423, SLG: 0.375		F9		F8		F9		6-3		4	0	0	0	0	0	0
Rob Picciolo, R (1, 6) OBP: 0.269, SLG: 0.363			HR	1B (BB, BB)		6-3		K		4	1	2	1	0	1	0
Dave McKay, S (1, 5) OBP: 0.243, SLG: 0.277			K	BB (1-2)		P4			6-3	3	0	0	0	1	1	0

TOP

Oakland Athletics @ Chicago White Sox

Comiskey Park, Chicago, IL

Sun Jul 06 1980, 4:38 AM EDT

Att. 16,436 - Unknown

livebaseballscorecards.com

AB	34
R	4
H	7
RBI	4
BB	4
SO	4
LOB	11

Inning Stats	1	2	3	4	5	6	7	8	9
	R: 0 E: 0 K: 1 S: 5	H: 0 LOB: 1 BB: 1 P: 9	R: 0 E: 0 K: 0 S: 3	H: 0 LOB: 0 BB: 0 P: 3	R: 3 E: 0 K: 2 S: 11	H: 4 LOB: 1 BB: 0 P: 11	R: 0 E: 0 K: 0 S: 4	H: 1 LOB: 3 BB: 2 P: 12	R: 0 E: 0 K: 0 S: 3	H: 0 LOB: 1 BB: 1 P: 7
	R: 0 E: 0 K: 0 S: 3	H: 0 LOB: 1 BB: 0 P: 3	R: 1 E: 0 K: 0 S: 5	H: 2 LOB: 1 BB: 0 P: 5	R: 0 E: 0 K: 1 S: 5	H: 0 LOB: 0 BB: 0 P: 5	R: 0 E: 0 K: 0 S: 3	H: 0 LOB: 0 BB: 0 P: 3		

PITCHER		IP	WLS	BF	H	R	ER	SO	BB	IBB	HBP	BLK	WP	HR	S	P	ERA	WHIP	PITCHER	IP	WLS	BF	H	R	ER	SO	BB	IBB	HBP	BLK	WP	HR	S	P	ERA	WHIP
Ken Kravec, L ERA: 6.19	(1, 1)	7.0		32	7	4	4	3	4	0	0	0	1	2	34	50	5.14	1.571																	
Ed Farmer, R ERA: 3.0	(8, 1)	2.0	W	6	0	0	0	1	0	0	0	0	0	0	8	8	0.00	0.000																	

1B: 3	SF: 0		WP: 1	PA: 38		
2B: 1	SAC: 0		PB: 0			
3B: 0	DP: 0		SB: 1			
HR: 3	HBP: 0		CS: 0			

Batter	1	2	3	4	5	6	7	8	9	AB	R	H	RBI	BB	SO	LOB
Bob Molinaro, L (1, 7) OBP: 0.362, SLG: 0.422	F8		F9		K		G3		HR	4	0	0	0	0	1	0
Greg Pryor, R (9, PH) OBP: 0.278, SLG: 0.359										1	1	1	2	0	0	0
Thad Bosley, L (1, 8) OBP: 0.281, SLG: 0.304	1B		BB		5-3			HR		3	1	2	1	1	0	0
Mike Squires, L (1, 3) OBP: 0.344, SLG: 0.336	F7		1B			BB		HR		2	0	1	0	1	0	0
Lamar Johnson, R (8, PH) OBP: 0.318, SLG: 0.447										1	1	1	1	0	0	0
(9, 3)																
Randy Johnson, L (1, 10) OBP: 0.200, SLG: 0.111		BB HBP	K			K		F8		2	0	0	0	0	2	3
Wayne Nordhagen, R (8, PH) OBP: 0.319, SLG: 0.536										1	0	0	0	0	0	0
Jim Morrison, R (1, 4) OBP: 0.303, SLG: 0.396		K		P5		K		L5		4	0	0	0	0	2	2
Harold Baines, L (1, 9) OBP: 0.290, SLG: 0.401		F8		P2		4-3		4-3		4	0	0	0	0	0	2
Kevin Bell, R (1, 5) OBP: 0.256, SLG: 0.164		FC4-6 BB		1B			5-3		F8	3	0	1	0	1	0	0
Ricky Seilheimer, L (1, 2) OBP: 0.333, SLG: 0.400		FC4-6		P4			K		4-3	3	0	0	0	0	1	3
Ron Pruitt, R (9, PH) OBP: 0.314, SLG: 0.283										1	0	0	0	0	0	0
Todd Cruz, R (1, 6) OBP: 0.309, SLG: 0.352			K		P3		HR		HR 1B	4	2	2	1	0	1	0
Inning Stats	R: 0 E: 0 K: 0 S: 3 H: 1 LOB: 0 BB: 0 P: 3	R: 0 E: 0 K: 1 S: 5 H: 0 LOB: 2 BB: 1 P: 10	R: 0 E: 0 K: 2 S: 8 H: 1 LOB: 2 BB: 1 P: 12	R: 0 E: 0 K: 0 S: 4 H: 1 LOB: 1 BB: 0 P: 4	R: 0 E: 0 K: 1 S: 5 H: 0 LOB: 0 BB: 0 P: 5	R: 0 E: 0 K: 2 S: 7 H: 0 LOB: 1 BB: 1 P: 11	R: 1 E: 0 K: 1 S: 6 H: 1 LOB: 0 BB: 0 P: 6	R: 2 E: 0 K: 0 S: 5 H: 2 LOB: 0 BB: 0 P: 5	R: 2 E: 0 K: 0 S: 4 H: 2 LOB: 0 BB: 0 P: 4	1B: 4 2B: 0 3B: 0 HR: 4	SF: 0 SAC: 0 DP: 0 HBP: 1			WP: 0 PB: 0 SB: 0 CS: 0	PA: 37		

PITCHER		IP	WLS	BF	H	R	ER	SO	BB	IBB	HBP	BLK	WP	HR	S	P	ERA	WHIP
Steve McCatty, R ERA: 5.24	(1, 1)	7.0		29	5	2	2	7	3	0	1	0	0	2	39	52	2.57	1.143
Bob Lacey, L ERA: 4.03	(8, 1)	1.2	L	8	3	3	3	0	0	0	0	0	0	2	8	8	16.20	1.800

PITCHER	IP	WLS	BF	H	R	ER	SO	BB	IBB	HBP	BLK	WP	HR	S	P	ERA	WHIP

BOTTOM

Oakland Athletics @ Chicago White Sox

Comiskey Park, Chicago, IL

Sun Jul 06 1980, 4:38 AM EDT

Att. 16,436 - Unknown

livebaseballscorecards.com

AB	33
R	5
H	8
RBI	5
BB	3
SO	7
LOB	10

Batter	1	2	3	4	5	6	7	8	9	AB	R	H	RBI	BB	SO	LOB
Rick Miller, L (1, 8) OBP: 0.339, SLG: 0.318	F7		3-1			SH3-4 1-2		BB 1B 1B		2	1	0	0	1	0	0
Carney Lansford, R (1, 5) OBP: 0.332, SLG: 0.426	BB CS			F3		CS 2-H 1B		1B E 1-2 1B		3	1	2	1	1	0	0
Rod Carew, L (1, 10) OBP: 0.409, SLG: 0.443	F8 1-2			BB		K 1-2		E8 HR 1-H 2-H 1B		3	1	1	1	1	1	2
Don Baylor, R (1, 9) OBP: 0.350, SLG: 0.341		F9		F6			SH1-4 FC5-2 BB	HR 3-H		3	1	1	2	1	0	1
Larry Harlow, L (8, 9) OBP: 0.371, SLG: 0.424										0	0	0	0	0	0	0
Jason Thompson, L (1, 3) OBP: 0.348, SLG: 0.383		6-3		K			FC5-2 SH1-4 1-2 BB	F8		3	0	0	0	1	1	1
Joe Rudi, R (1, 7) OBP: 0.290, SLG: 0.458		FC6-4 1B			F7		SH1-4 1-2 2-3	F7		3	0	1	0	0	0	0
Bobby Grich, R (1, 4) OBP: 0.371, SLG: 0.362		FC6-4 1-2f			CS BB		FC5-2 2-3 3-H		F8	3	0	0	0	1	0	3
Freddie Patek, R (1, 6) OBP: 0.315, SLG: 0.413			F9		6-3 1-2		P4		F8	4	0	0	0	0	0	3
Tom Donohue, R (1, 2) OBP: 0.212, SLG: 0.250			5-3			E5 SH3-4 1B		K	K	4	1	0	0	0	2	0
Inning Stats	R: 0 E: 0 K: 0 S: 2 H: 0 LOB: 0 BB: 1 P: 6	R: 0 E: 0 K: 0 S: 4 H: 1 LOB: 1 BB: 0 P: 4	R: 0 E: 0 K: 0 S: 3 H: 0 LOB: 0 BB: 0 P: 3	R: 0 E: 0 K: 1 S: 5 H: 0 LOB: 1 BB: 1 P: 9	R: 0 E: 0 K: 0 S: 2 H: 0 LOB: 0 BB: 1 P: 6	R: 1 E: 1 K: 1 S: 6 H: 1 LOB: 0 BB: 0 P: 6	R: 0 E: 0 K: 0 S: 3 H: 0 LOB: 2 BB: 2 P: 11	R: 4 E: 1 K: 1 S: 8 H: 3 LOB: 0 BB: 1 P: 12	R: 0 E: 0 K: 1 S: 5 H: 0 LOB: 0 BB: 0 P: 5	1B: 4 2B: 0 3B: 0 HR: 1 SF: 0 SAC: 2 DP: 0 HBP: 0				WP: 0 PB: 0 SB: 0 CS: 3		PA: 36

PITCHER	IP	WLS	BF	H	R	ER	SO	BB	IBB	HBP	BLK	WP	HR	S	P	ERA	WHIP
Matt Keough, R (1, 1) ERA: 3.3	9.0	L	36	5	5	4	4	6	0	0	0	0	1	38	62	4.00	1.222

PITCHER	IP	WLS	BF	H	R	ER	SO	BB	IBB	HBP	BLK	WP	HR	S	P	ERA	WHIP

TOP

California Angels @ Oakland Athletics

Oakland-Alameda County Coliseum, Oakland, CA

Thu Jul 10 1980, 7:05 PM PDT

Unknown

livebaseballscorecards.com

AB	28
R	5
H	5
RBI	4
BB	6
SO	4
LOB	10

Batter	1	2	3	4	5	6	7	8	9	AB	R	H	RBI	BB	SO	LOB
Rickey Henderson, R (1, 7) OBP: 0.410, SLG: 0.413	F9		K			5-3		P3		4	0	0	0	0	1	0
Dwayne Murphy, L (1, 8) OBP: 0.406, SLG: 0.431	K		4-3			1B			4-3	4	0	1	0	0	1	0
Tony Armas, R (1, 9) OBP: 0.310, SLG: 0.456	1B			5-3		K2-3			HR	4	1	2	1	0	1	1
Dave Revering, L (1, 3) OBP: 0.348, SLG: 0.485	F5			K			K		4-3	4	0	0	0	0	2	1
Jeff Newman, R (1, 10) OBP: 0.265, SLG: 0.391		E9		P1			1B 1B		L7	4	0	1	0	0	0	0
Mike Heath, R (1, 2) OBP: 0.255, SLG: 0.286		5-3			F7		G6-4-3 1-2 1B			3	0	1	0	0	0	1
Jeff Cox, R (1, 4) OBP: 0.379, SLG: 0.333		F8			K		G6-4-3 1-2f			3	0	0	0	0	1	3
Dave McKay, S (1, 5) OBP: 0.236, SLG: 0.269		F3			K			P9		3	0	0	0	0	1	1
Rob Picciolo, R (1, 6) OBP: 0.264, SLG: 0.356			6-3			6-3		3-1		3	0	0	0	0	0	0
Inning Stats	R: 0 E: 0 K: 1 S: 6 H: 1 LOB: 1 BB: 0 P: 6	R: 0 E: 1 K: 0 S: 4 H: 0 LOB: 1 BB: 0 P: 4	R: 0 E: 0 K: 1 S: 5 H: 0 LOB: 0 BB: 0 P: 5	R: 0 E: 0 K: 1 S: 5 H: 0 LOB: 0 BB: 0 P: 5	R: 0 E: 0 K: 2 S: 7 H: 0 LOB: 0 BB: 0 P: 7	R: 0 E: 0 K: 1 S: 6 H: 1 LOB: 1 BB: 0 P: 6	R: 0 E: 0 K: 1 S: 6 H: 2 LOB: 1 BB: 0 P: 6	R: 0 E: 0 K: 0 S: 3 H: 0 LOB: 0 BB: 0 P: 3	R: 1 E: 0 K: 0 S: 4 H: 1 LOB: 0 BB: 0 P: 4	1B: 4 2B: 0 3B: 0 HR: 1 SF: 0 SAC: 0 DP: 1 HBP: 0						

PITCHER	IP	WLS	BF	H	R	ER	SO	BB	IBB	HBP	BLK	WP	HR	S	P	ERA	WHIP
Frank Tanana, L (1, 1) ERA: 4.7	9.0	W	32	5	1	1	7	0	0	0	0	0	1	46	46	1.00	0.556

PITCHER	IP	WLS	BF	H	R	ER	SO	BB	IBB	HBP	BLK	WP	HR	S	P	ERA	WHIP

BOTTOM

California Angels @ Oakland Athletics

Oakland-Alameda County Coliseum, Oakland, CA

Thu Jul 10 1980, 7:05 PM PDT

Unknown

livebaseballscorecards.com

AB	32
R	1
H	5
RBI	1
BB	0
SO	7
LOB	7

WP: 0 PA: 32
PB: 0
SB: 0
CS: 0

California Angels @ Oakland Athletics

Oakland-Alameda County Coliseum, Oakland, CA

Thu Jul 10 1980, 7:05 PM PDT

Att. 11,337 - Unknown

TOP

livebaseballscorecards.com

Batter	1	2	3	4	5	6	7	8	9	AB	R	H	RBI	BB	SO	LOB
Rick Miller, L (1, 8) OBP: 0.338, SLG: 0.316	S S S 0-3 ① K		x 0-0 ③ F8			x 0-0 FC8-5 1-2 1B	x 0-0 ③ 6-3		x 0-0 ③ 5-3	4	0	1	0	0	1	2
Tom Donohue, R (7, 2) OBP: 0.212, SLG: 0.250										0	0	0	0	0	0	0
Dickie Thon, R (9, PH) OBP: 0.311, SLG: 0.356										1	0	0	0	0	0	1
Carney Lansford, R (1, 5) OBP: 0.331, SLG: 0.423	x 0-0 ② F7			x 0-0 L4 G3 1B		x 0-0 ② FC8-5 1-2 2-3f		x 0-0 ① P3		4	0	1	0	0	0	2
Rod Carew, L (1, 3) OBP: 0.404, SLG: 0.437	x 0-0 ③ 6-3			x 0-0 ① G3 1-2		S S S 0-3 ③ K2-3		x 0-0 ② F7		4	0	0	0	0	1	3
Don Baylor, R (1, 9) OBP: 0.354, SLG: 0.348		x 0-0 ① 4-3		x 0-0 ② ③ L4 2-3			B B B B 4-0 F9 1B 1B BB	x 0-0 1B 2B		3	2	1	0	1	0	1
Jason Thompson, L (1, 10) OBP: 0.350, SLG: 0.385		x 0-0 ② 4-3			x 0-0 ① 4-3		x 0-0 1B 1-2 2B 1B	x 0-0 2-H 1B		4	1	2	1	0	0	0
Bert Campaneris, R (8, PR) OBP: 0.216, SLG: 0.250										0	0	0	0	0	0	0
Joe Rudi, R (1, 7) OBP: 0.286, SLG: 0.451		x 0-0 ③ F9			x 0-0 ② 6-3		x 0-0 ① P6	x 0-0 ③ F7		4	0	0	0	0	0	3
Bobby Grich, R (1, 4) OBP: 0.369, SLG: 0.365			x 0-0 2B		x 0-0 ③ F9		x 0-0 ② F9 2-3		x 0-0 ① 1-3	4	0	1	0	0	0	2
Freddie Patek, R (1, 6) OBP: 0.319, SLG: 0.415			x 0-0 ① 2-3			x 0-0 FC6-4 1B	x 0-0 1-2 2B 1B 3-H		x 0-0 ② F7	4	1	2	1	0	0	1
Stan Cliburn, R (1, 2) OBP: 0.167, SLG: 0.229			x 0-0 ② F9			x 0-0 ① FC6-4 FC8-5 1B 1-2f	x 0-0 1-H 2-H 2B		B B B B 4-0 BB	2	0	0	0	0	0	2
Larry Harlow, L (7, PH) OBP: 0.378, SLG: 0.434 (7, 8)										1	0	1	2	1	0	0

	AB	35
	R	4
	H	9
	RBI	4
	BB	2
	SO	2
	LOB	17

Inning Stats																				
	R: 0	H: 0	R: 0	H: 0	R: 0	H: 1	R: 0	H: 1	R: 0	H: 0	R: 0	H: 2	R: 3	H: 3	R: 1	H: 2	R: 0	H: 0	1B: 6	SF: 0	WP: 0	PA: 37
	E: 0	LOB: 0	E: 0	LOB: 0	E: 0	LOB: 1	E: 0	LOB: 0	E: 0	LOB: 0	E: 0	LOB: 2	E: 0	LOB: 1	E: 0	LOB: 1	E: 0	LOB: 1	2B: 4	SAC: 0	PB: 0	
	K: 1	BB: 0	K: 0	BB: 0	K: 0	BB: 0	K: 0	BB: 0	K: 0	BB: 0	K: 1	BB: 0	K: 0	BB: 1	K: 0	BB: 0	K: 0	BB: 1	3B: 0	DP: 1	SB: 0	
	S: 5	P: 5	S: 3	P: 3	S: 4	P: 4	S: 3	P: 3	S: 3	P: 3	S: 7	P: 7	S: 6	P: 10	S: 5	P: 5	S: 3	P: 7	HR: 0	HBP: 0	CS: 0	

PITCHER	IP	WLS	BF	H	R	ER	SO	BB	IBB	HBP	BLK	WP	HR	S	P	ERA	WHIP
Rick Langford, R (1, 1) ERA: 3.38	9.0	W	37	9	4	4	2	2	0	0	0	0	0	39	47	4.00	1.222

PITCHER	IP	WLS	BF	H	R	ER	SO	BB	IBB	HBP	BLK	WP	HR	S	P	ERA	WHIP

Batter	1	2	3	4	5	6	7	8	9	AB	R	H	RBI	BB	SO	LOB
Rickey Henderson, R (1, 7) OBP: 0.411, SLG: 0.410	BBBB 4-0 S 2B BB	BBBB 4-0 E S SH5-4 BB		x 0-0 ② ③ G6-4-3 1-2f		x 0-0 ② 1-3				2	2	0	0	2	0	1
Dwayne Murphy, L (1, 8) OBP: 0.404, SLG: 0.426	x 0-0 ① P6 1-2	BBBB 4-0 SH5-4 1-3 BB			x 0-0 ① F8	x 0-0 ③ F9				3	0	0	0	1	0	1
Mike Davis, L (1, 9) OBP: 0.263, SLG: 0.339	x 0-0 1B 2-H 2B	x 0-0 ② SH5-4 1-2 3-H			x 0-0 ② F8		x 0-0 ① F9			3	1	1	2	0	0	0
Dave Revering, L (1, 3) OBP: 0.350, SLG: 0.483	x 0-0 ③ 2B 2-H 1B	x 0-0 ③ 3-1			BBBB 4-0 1B 1B BB		x 0-0 ② 4-3			3	1	1	1	1	0	1
Wayne Gross, L (1, 5) OBP: 0.356, SLG: 0.424	x 0-0 1-3 2B		x 0-0 ① G3		x 0-0 1B 1-3 1B		x 0-0 ③ P6			4	1	2	0	0	0	0
Mitchell Page, L (1, 10) OBP: 0.339, SLG: 0.343	H 1-0 HBP		SSS 0-3 ② K		x 0-0 1B 1-3 3-H 1B			SSS 0-3 ① K		3	0	1	1	0	2	0
Jim Essian, R (1, 2) OBP: 0.271, SLG: 0.297	x 0-0 ② F9		x 0-0 ③ 5-3		x 0-0 1-3 3-H 1B			x 0-0 ② L7		4	0	1	1	0	0	3
Dave McKay, S (1, 6) OBP: 0.237, SLG: 0.269	SSS 0-3 ③ K			x 0-0 G6-4-3 1B	SSS 0-3 ③ K			SSS 0-3 ③ K		4	0	1	0	0	3	5
Jeff Cox, R (1, 4) OBP: 0.344, SLG: 0.300		x 0-0 ① 4-3		SSS 0-3 ① K		x 0-0 ① P4				3	0	0	0	0	1	1
Inning Stats	R: 2 E: 0 K: 1 S: 8 H: 3 LOB: 3 BB: 1 P: 13	R: 1 E: 0 K: 0 S: 3 H: 0 LOB: 1 BB: 2 P: 11	R: 0 E: 0 K: 1 S: 5 H: 0 LOB: 0 BB: 0 P: 5	R: 0 E: 0 K: 1 S: 5 H: 1 LOB: 0 BB: 0 P: 5	R: 2 E: 0 K: 1 S: 8 H: 3 LOB: 2 BB: 1 P: 12	R: 0 E: 0 K: 0 S: 3 H: 0 LOB: 0 BB: 0 P: 3	R: 0 E: 0 K: 0 S: 3 H: 0 LOB: 0 BB: 0 P: 3	R: 0 E: 0 K: 2 S: 7 H: 0 LOB: 0 BB: 0 P: 7		1B: 5 2B: 2 3B: 0 HR: 0 SF: 0 SAC: 1 DP: 1 HBP: 1						

PITCHER		IP	WLS	BF	H	R	ER	SO	BB	IBB	HBP	BLK	WP	HR	S	P	ERA	WHIP
Don Aase, R ERA: 3.85	(1, 1)	4.2	L	25	7	5	4	3	4	0	1	0	0	0	26	43	7.71	2.357
John Montague, R ERA: 3.43	(5, 1)	1.1		4	0	0	0	1	0	0	0	0	0	0	6	6	0.00	0.000
Dave LaRoche, L ERA: 3.07	(7, 1)	2.0		6	0	0	0	2	0	0	0	0	0	0	10	10	0.00	0.000

PITCHER	IP	WLS	BF	H	R	ER	SO	BB	IBB	HBP	BLK	WP	HR	S	P	ERA	WHIP

BOTTOM

California Angels @ Oakland Athletics

Oakland-Alameda County Coliseum, Oakland, CA

Thu Jul 10 1980, 7:05 PM PDT

Att. 11,337 - Unknown

livebaseballscorecards.com

AB	29
R	5
H	7
RBI	5
BB	4
SO	6
LOB	12

1B: 5	SF: 0	WP: 0	PA: 35
2B: 2	SAC: 1	PB: 0	
3B: 0	DP: 1	SB: 2	
HR: 0	HBP: 1	CS: 0	

Batter	1	2	3	4	5	6	7	8	9	AB	R	H	RBI	BB	SO	LOB
Rick Miller, L (1, 8) OBP: 0.335, SLG: 0.313	x 0-0 1B		SSS 0-3 ③ K		x 0-0 ③ 4-3		x 0-0 ③ 4-3		x 0-0 ③ 3-1	5	0	1	0	0	1	3
Carney Lansford, R (1, 5) OBP: 0.330, SLG: 0.421	SSS 0-3 ① K			SSS 0-3 ① K		SSS 0-3 ① K		x 0-0 FC4-6 1B		4	0	1	0	0	3	1
Rod Carew, L (1, 3) OBP: 0.402, SLG: 0.433	x 0-0 ② F7			x 0-0 ② L6		BBBB 4-0 BB		x 0-0 ① FC4-6 BB 1B 1-2f		3	0	0	0	1	0	2
Don Baylor, R (1, 9) OBP: 0.351, SLG: 0.345	x 0-0 ③ P4			x 0-0 ③ F9		SSS 0-3 ② K		x 0-0 BB 1B 1-2		4	0	1	0	0	1	2
Jason Thompson, L (1, 10) OBP: 0.349, SLG: 0.380		x 0-0 ① G3			x 0-0 ① 4-3	x 0-0 ③ F7		BBBB 4-0 1-2 2-3 BB		3	0	0	0	1	0	1
Joe Rudi, R (1, 7) OBP: 0.289, SLG: 0.459		SSS 0-3 ② K			x 0-0 F8 1B 2B		x 0-0 1B 2B	SSS 0-3 ② K		4	2	2	0	0	2	3
Bobby Grich, R (1, 4) OBP: 0.367, SLG: 0.363		SSS 0-3 ③ K			x 0-0 ② F8 2-3		x 0-0 2-H 1B	SSS 0-3 ③ K		4	0	1	1	0	2	4
Freddie Patek, R (1, 6) OBP: 0.317, SLG: 0.412			x 0-0 ① F2		x 0-0 1B 3-H 1B		x 0-0 ① F3		SSS 0-3 ① K	4	0	1	1	0	1	1
Tom Donohue, R (1, 2) OBP: 0.214, SLG: 0.251 Larry Harlow, L (9, PH) OBP: 0.376, SLG: 0.431			SSS 0-3 ② K		x 0-0 1-2 1B		SSS 0-3 ② K		SSS 0-3 ② K	3 1	0 0	1 0	0 0	0 0	2 1	1 0
Inning Stats	R: 0 E: 0 K: 1 S: 6 H: 1 LOB: 1 BB: 0 P: 6	R: 0 E: 0 K: 2 S: 7 H: 0 LOB: 0 BB: 0 P: 7	R: 0 E: 0 K: 2 S: 7 H: 0 LOB: 0 BB: 0 P: 7	R: 0 E: 0 K: 1 S: 5 H: 0 LOB: 0 BB: 0 P: 5	R: 1 E: 0 K: 0 S: 6 H: 3 LOB: 2 BB: 0 P: 6	R: 0 E: 0 K: 2 S: 7 H: 0 LOB: 1 BB: 1 P: 11	R: 1 E: 0 K: 1 S: 7 H: 2 LOB: 1 BB: 0 P: 7	R: 0 E: 0 K: 2 S: 9 H: 2 LOB: 3 BB: 1 P: 13	R: 0 E: 0 K: 2 S: 7 H: 0 LOB: 0 BB: 0 P: 7	1B: 6 2B: 2 3B: 0 HR: 0 SF: 0 SAC: 0 DP: 0 HBP: 0						

PITCHER	IP	WLS	BF	H	R	ER	SO	BB	IBB	HBP	BLK	WP	HR	S	P	ERA	WHIP
Brian Kingman, R (1, 1) ERA: 3.54	7.1	W	32	8	2	2	9	2	0	0	0	0	0	48	56	2.46	1.364
Jeff Jones, R (8, 1) ERA: 2.2	1.2	S	5	0	0	0	4	0	0	0	0	0	0	13	13	0.00	0.000

PITCHER	IP	WLS	BF	H	R	ER	SO	BB	IBB	HBP	BLK	WP	HR	S	P	ERA	WHIP

California Angels @ Oakland Athletics

Oakland-Alameda County Coliseum, Oakland, CA

Fri Jul 11 1980, 7:05 PM PDT

Att. 7,696 - Unknown

TOP

livebaseballscorecards.com

AB	35
R	2
H	8
RBI	2
BB	2
SO	13
LOB	18

WP: 0 PB: 0 SB: 0 CS: 0 PA: 37

Batter	1	2	3	4	5	6	7	8	9	AB	R	H	RBI	BB	SO	LOB
Rickey Henderson, R (1, 7) OBP: 0.415, SLG: 0.411	BBBB 4-0 FC3-6 BB	BBBB 4-0 S 2B BB		x 0-0 ③ 6-3 1-2			x 0-0 CS 1B			2	1	1	0	2	0	1
Dwayne Murphy, L (1, 8) OBP: 0.405, SLG: 0.431	x 0-0 ① FC3-6 1-2f 3B	x 0-0 1-H 2B			x 0-0 ① F7		x 0-0 ① S 1-2 1B			4	1	2	1	0	0	1
Mike Davis, L (1, 10) OBP: 0.246, SLG: 0.317	x 0-0 ② F9	SSS 0-3 ③ K			x 0-0 ② F9		SSS 0-3 ② K 1-2			4	0	0	0	0	2	3
Dave Revering, L (1, 3) OBP: 0.352, SLG: 0.490	x 0-0 1-H 1B 3B		SSS 0-3 ① K		BBB 4-0 2B BB		x 0-0 ③ F8			3	2	1	1	1	1	1
Wayne Gross, L (1, 5) Dave McKay, S (9, 5) OBP: 0.358, SLG: 0.431 OBP: 0.237, SLG: 0.269	x 0-0 HR 3-H 1B		SSS 0-3 ② K		x 0-0 1-H 2B			x 0-0 ① 4-3		4 0	1 0	2 0	2 0	0 0	1 0	0 0
Tony Armas, R (1, 9) OBP: 0.309, SLG: 0.463	x 0-0 1-H HR		x 0-0 ③ 6-3		x 0-0 ③ 6-3			x 0-0 ② F2		4	1	1	2	0	0	1
Mike Heath, R (1, 2) OBP: 0.255, SLG: 0.285	x 0-0 ③ 4-3			SSS 0-3 ① K		x 0-0 ① 6-3		x 0-0 FC6-4 1B		4	0	1	0	0	1	0
Rob Picciolo, R (1, 6) OBP: 0.257, SLG: 0.347		x 0-0 ① F9		x 0-0 ② 5-3		x 0-0 ② 6-3		x 0-0 ③ FC6-4 1-2f		4	0	0	0	0	0	1
Jeff Cox, R (1, 4) OBP: 0.343, SLG: 0.303		x 0-0 ② F8		x 0-0 S 1B		x 0-0 ③ 6-3				3	0	1	0	0	0	0
Inning Stats	R: 4 H: 3 E: 0 LOB: 0 K: 0 BB: 1 S: 6 P: 10	R: 1 H: 1 E: 0 LOB: 1 K: 1 BB: 1 S: 6 P: 10	R: 0 H: 0 E: 0 LOB: 0 K: 2 BB: 0 S: 7 P: 7	R: 0 H: 1 E: 0 LOB: 1 K: 1 BB: 1 S: 6 P: 6	R: 1 H: 1 E: 0 LOB: 1 K: 0 BB: 1 S: 4 P: 8	R: 0 H: 0 E: 0 LOB: 0 K: 0 BB: 0 S: 3 P: 3	R: 0 H: 2 E: 0 LOB: 1 K: 1 BB: 0 S: 6 P: 6	R: 0 H: 1 E: 0 LOB: 1 K: 0 BB: 0 S: 4 P: 4		1B: 5 SF: 0 2B: 2 SAC: 0 3B: 1 DP: 0 HR: 1 HBP: 0						

PITCHER		IP	WLS	BF	H	R	ER	SO	BB	IBB	HBP	BLK	WP	HR	S	P	ERA	WHIP
Chris Knapp, R ERA: 6.27	(1, 1)	1.2	L	11	4	5	5	0	2	0	0	0	0	1	9	17	27.00	3.600
Freddie Martinez, R ERA: 5.48	(2, 1)	3.1		13	2	1	1	4	1	0	0	0	0	0	20	24	2.70	0.900
John Montague, R ERA: 3.32	(6, 1)	1.1		5	2	0	0	0	0	0	0	0	0	0	5	5	0.00	1.500
Andy Hassler, L ERA: 4.55	(7, 1)	1.2		6	1	0	0	1	0	0	0	0	0	0	8	8	0.00	0.600

PITCHER	IP	WLS	BF	H	R	ER	SO	BB	IBB	HBP	BLK	WP	HR	S	P	ERA	WHIP

BOTTOM

California Angels @ Oakland Athletics

Oakland-Alameda County Coliseum, Oakland, CA

Fri Jul 11 1980, 7:05 PM PDT

Att. 7,696 - Unknown

livebaseballscorecards.com

AB	32
R	6
H	9
RBI	6
BB	3
SO	5
LOB	8

Batter	1	2	3	4	5	6	7	8	9	AB	R	H	RBI	BB	SO	LOB
Rickey Henderson, R (1, 7) OBP: 0.420, SLG: 0.413	BBBB 4-0 FC4-5-6-4-1 S BB		BBBB 4-0 S 1B BB		x 0-0 ① FC3-6 FC3-6 1-2f		x 0-0 1B S 4-3 1B		x 0-0 1B 1B	3	2	2	0	2	0	1
Dwayne Murphy, L (1, 8) OBP: 0.405, SLG: 0.428	x 0-0 ① FC4-5-6-4-1 4-3 1-3		BBBB 4-0 1B 1-2 8-2 BB		x 0-0 ② FC3-6 1-2f		x 0-0 4-3 1-3 1B 1B		x 0-0 ① F7	4	1	1	0	1	0	3
Dave Revering, L (1, 3) OBP: 0.353, SLG: 0.488	x 0-0 ② 4-3 2-3		x 0-0 1-3 2-H 1B		x 0-0 ③ F8		x 0-0 ② 4-3 1-2 3-H		x 0-0 FC6-4 1-2 1B	5	0	2	2	0	0	3
Wayne Gross, L (1, 5) OBP: 0.361, SLG: 0.429 Dave McKay, S (7, PR) OBP: 0.235, SLG: 0.266 (7, 5)	x 0-0 ③ 4-3		x 0-0 ② ③ 8-2 3-Hf			BBBB 4-0 HR BB	x 0-0 FC6-4 2-H 1B		SSS 0-3 ② K	3 1	1 0	1 0	1 0	1 0	0 1	3 2
Tony Armas, R (1, 9) OBP: 0.307, SLG: 0.468		SSS 0-3 ① K		x 0-0 ① F8		x 0-0 1-H HR	x 0-0 ③ FC6-4 1-2f		x 0-0 ③ FC6-4 1-2f	5	1	1	2	0	1	3
Mitchell Page, L (1, 10) OBP: 0.342, SLG: 0.356		x 0-0 ② P5		x 0-0 1B		x 0-0 ① P5		x 0-0 3B		4	0	2	0	0	0	0
Jeff Newman, R (1, 2) OBP: 0.265, SLG: 0.393		x 0-0 2B		SSS 0-3 ② K		x 0-0 ② P6		x 0-0 ① P5		4	0	1	0	0	1	2
Mario Guerrero, R (1, 6) OBP: 0.252, SLG: 0.285		x 0-0 ③ 4-3		x 0-0 ③ L9		x 0-0 ③ F9		x 0-0 ② P6		4	0	0	0	0	0	3
Jeff Cox, R (1, 4) OBP: 0.308, SLG: 0.270			x 0-0 ① 6-3		x 0-0 E6 FC3-6		SSS 0-3 ① K	x 0-0 ③ 6-3		4	0	0	0	0	1	1
Inning Stats	R: 0 E: 0 K: 0 S: 3 H: 0 LOB: 1 BB: 1 P: 7	R: 0 E: 0 K: 1 S: 6 H: 1 LOB: 1 BB: 0 P: 6	R: 1 E: 0 K: 0 S: 3 H: 1 LOB: 1 BB: 2 P: 11	R: 0 E: 0 K: 1 S: 6 H: 1 LOB: 1 BB: 0 P: 6	R: 0 E: 1 K: 0 S: 4 H: 0 LOB: 1 BB: 0 P: 4	R: 2 E: 0 K: 0 S: 4 H: 1 LOB: 0 BB: 1 P: 8	R: 2 E: 0 K: 1 S: 8 H: 3 LOB: 1 BB: 0 P: 8	R: 0 E: 0 K: 0 S: 4 H: 1 LOB: 1 BB: 0 P: 4	R: 0 E: 0 K: 1 S: 7 H: 2 LOB: 2 BB: 0 P: 7	1B: 7 2B: 2 3B: 1 HR: 1 SF: 0 SAC: 0 DP: 1 HBP: 0						

PITCHER		IP	WLS	BF	H	R	ER	SO	BB	IBB	HBP	BLK	WP	HR	S	P	ERA	WHIP
Dave Lemanczyk, R ERA: 5.09	(1, 1)	5.0	L	23	4	3	3	2	4	0	0	0	0	1	23	39	5.40	1.600
Dave LaRoche, L ERA: 3.3	(6, 1)	1.2		8	3	2	2	1	0	0	0	0	0	0	10	10	10.80	1.800
John Montague, R ERA: 3.22	(7, 1)	1.1		5	1	0	0	0	0	0	0	0	0	0	5	5	0.00	0.750
Mark Clear, R ERA: 3.81	(9, 1)	1.0		5	2	0	0	1	0	0	0	0	0	0	7	7	0.00	2.000

PITCHER	IP	WLS	BF	H	R	ER	SO	BB	IBB	HBP	BLK	WP	HR	S	P	ERA	WHIP

TOP

Oakland Athletics @ California Angels

Anaheim Stadium, Anaheim, CA

Sat Jul 12 1980, 10:05 PM EDT

Att. 32,186 - Unknown

livebaseballscorecards.com

AB	37
R	5
H	10
RBI	5
BB	4
SO	4
LOB	21

PA: 41

WP: 0
PB: 0
SB: 3
CS: 0

Batter	1	2	3	4	5	6	7	8	9	AB	R	H	RBI	BB	SO	LOB
Larry Harlow, L (1, 8) OBP: 0.371, SLG: 0.424	L4		1-3		3-1		F8		FC6-4 1B	5	0	1	0	0	0	1
Carney Lansford, R (1, 5) OBP: 0.328, SLG: 0.415	BBBB 4-3 1B BB		5-3		6-3		K		FC6-4 1-2f	4	1	0	0	1	1	2
Rod Carew, L (1, 3) OBP: 0.396, SLG: 0.425	4-3 1-2		F8		F7			E3 2B	K	5	1	0	0	0	1	2
Don Baylor, R (1, 9) OBP: 0.349, SLG: 0.342	2-H 1B			L8		5-3		6-3		4	0	1	1	0	0	1
Jason Thompson, L (1, 10) OBP: 0.358, SLG: 0.407		2B 1B		HR		1B 1B		2-H 1B 2B		4	2	4	2	0	0	0
Joe Rudi, R (1, 7) OBP: 0.289, SLG: 0.456		K		K		G5-4-3 1-2 1B		P6		4	0	1	0	0	2	2
Bobby Grich, R (1, 4) OBP: 0.369, SLG: 0.369		P4		1B 2B		G5-4-3 1-2f		2-H 1B		4	0	2	1	0	0	3
Freddie Patek, R (1, 6) OBP: 0.321, SLG: 0.418		1-3 2B		2-3 1B			4-3	F8		4	0	2	0	0	0	1
Tom Donohue, R (1, 2) OBP: 0.211, SLG: 0.247 Dickie Thon, R (9, PH) OBP: 0.308, SLG: 0.353		6-3		K			E5		6-3	3 1	0 0	0 0	0 0	0 0	1 0	4 0
Inning Stats	R: 1 H: 1 E: 0 LOB: 1 K: 0 BB: 1 S: 3 P: 7	R: 0 H: 2 E: 0 LOB: 2 K: 1 BB: 0 S: 7 P: 7	R: 0 H: 0 E: 0 LOB: 0 K: 0 BB: 0 S: 3 P: 3	R: 1 H: 3 E: 0 LOB: 2 K: 2 BB: 0 S: 10 P: 10	R: 0 H: 0 E: 0 LOB: 0 K: 0 BB: 0 S: 3 P: 3	R: 0 H: 2 E: 0 LOB: 1 K: 0 BB: 0 S: 4 P: 4	R: 0 H: 0 E: 1 LOB: 1 K: 1 BB: 0 S: 6 P: 6	R: 2 H: 2 E: 1 LOB: 1 K: 0 BB: 0 S: 6 P: 6	R: 0 H: 1 E: 0 LOB: 1 K: 1 BB: 0 S: 6 P: 6	1B: 7 SF: 0 2B: 3 SAC: 0 3B: 0 DP: 1 HR: 1 HBP: 0						WP: 0 PA: 39 PB: 0 SB: 0 CS: 0	

PITCHER		IP	WLS	BF	H	R	ER	SO	BB	IBB	HBP	BLK	WP	HR	S	P	ERA	WHIP
Mike Norris, R ERA: 2.53	(1, 1)	7.2	W	34	10	4	2	4	1	0	0	0	0	1	41	45	2.35	1.435
Jeff Jones, R ERA: 2.14	(8, 1)	1.0		4	1	0	0	0	0	0	0	0	0	0	4	4	0.00	1.000
Craig Minetto, L ERA:	(9, 1)	0.1	S	1	0	0	0	1	0	0	0	0	0	0	3	3	0.00	0.000

PITCHER	IP	WLS	BF	H	R	ER	SO	BB	IBB	HBP	BLK	WP	HR	S	P	ERA	WHIP

BOTTOM

Oakland Athletics @ California Angels

Anaheim Stadium, Anaheim, CA

Sat Jul 12 1980, 10:05 PM EDT

Att. 32,186 - Unknown

livebaseballscorecards.com

AB	38
R	4
H	11
RBI	4
BB	1
SO	5
LOB	16

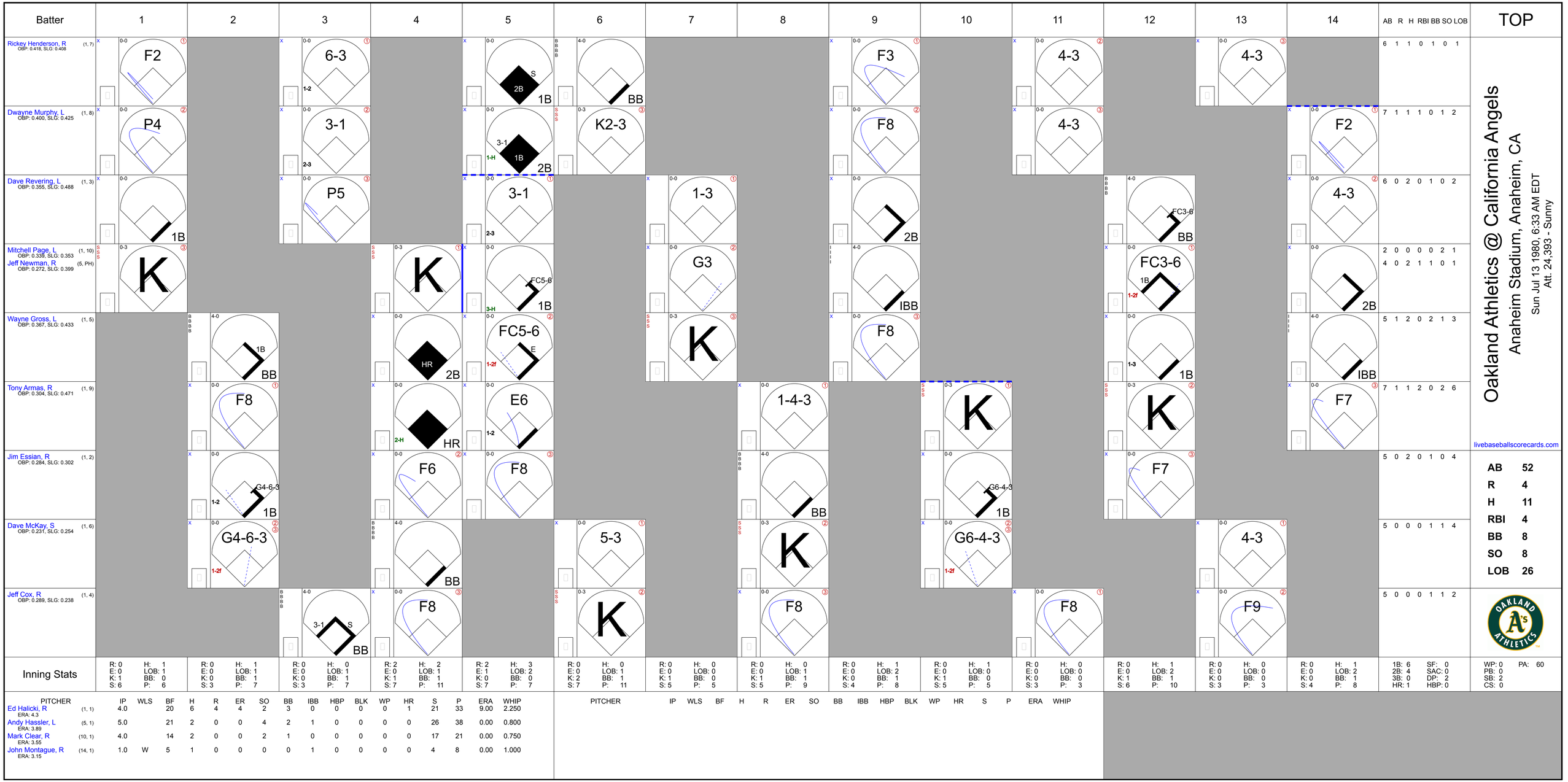
Batter
1
2
3
4
5
6
7
8
9
10
11
12
13
14
AB R H RBI BB SO LOB
TOP
Rickey Henderson, R (1, 7) OBP: 0.418, SLG: 0.408
F2
6-3
1-2
S
2B
1B
F3
4-3
4-3
6 1 1 0 1 0 1
Dwayne Murphy, L (1, 8) OBP: 0.400, SLG: 0.425
P4
3-1
2-3
3-1
1-H
1B
2B
K2-3
F8
4-3
F2
7 1 1 1 0 1 2
Dave Revering, L (1, 3) OBP: 0.355, SLG: 0.488
1B
P5
3-1
2-3
1-3
2B
4-3
6 0 2 0 1 0 2
Mitchell Page, L (1, 10) OBP: 0.339, SLG: 0.353
Jeff Newman, R (5, PH) OBP: 0.272, SLG: 0.399
K
K
FC5-6
1B
3-H
G3
IBB
FC3-6
BB
FC3-6
1B
1-2f
2B
2 0 0 0 0 2 1
4 0 2 1 1 0 1
Wayne Gross, L (1, 5) OBP: 0.367, SLG: 0.433
1B
BB
HR
2B
FC5-6
E
1-2f
K
F8
1B
1-3
IBB
5 1 2 0 2 1 3
Tony Armas, R (1, 9) OBP: 0.304, SLG: 0.471
F8
HR
2-H
E6
1-2
1-4-3
K
G6-4-3
1B
K
F7
7 1 1 2 0 2 6
Jim Essian, R (1, 2) OBP: 0.284, SLG: 0.302
G4-6-3
1-2
1B
F6
F8
BB
G6-4-3
1-2f
F7
5 0 2 0 1 0 4
Dave McKay, S (1, 6) OBP: 0.231, SLG: 0.254
G4-6-3
1-2f
BB
5-3
K
K
4-3
5 0 0 0 1 1 4
Jeff Cox, R (1, 4) OBP: 0.289, SLG: 0.238
3-1
S
BB
F8
K
F8
F8
F9
5 0 0 0 1 1 2
Inning Stats
R: 0 H: 1 E: 0 LOB: 1 K: 1 BB: 0 S: 6 P: 6
R: 0 H: 1 E: 0 LOB: 1 K: 0 BB: 1 S: 3 P: 7
R: 0 H: 0 E: 0 LOB: 1 K: 0 BB: 1 S: 3 P: 7
R: 2 H: 2 E: 0 LOB: 1 K: 1 BB: 1 S: 7 P: 11
R: 2 H: 3 E: 1 LOB: 2 K: 0 BB: 0 S: 7 P: 7
R: 0 H: 0 E: 0 LOB: 1 K: 2 BB: 1 S: 7 P: 11
R: 0 H: 0 E: 0 LOB: 0 K: 1 BB: 0 S: 5 P: 5
R: 0 H: 0 E: 0 LOB: 1 K: 1 BB: 1 S: 5 P: 9
R: 0 H: 1 E: 0 LOB: 2 K: 0 BB: 1 S: 4 P: 8
R: 0 H: 1 E: 0 LOB: 0 K: 1 BB: 0 S: 5 P: 5
R: 0 H: 0 E: 0 LOB: 0 K: 0 BB: 0 S: 3 P: 3
R: 0 H: 1 E: 0 LOB: 2 K: 1 BB: 1 S: 6 P: 10
R: 0 H: 0 E: 0 LOB: 0 K: 0 BB: 0 S: 3 P: 3
R: 0 H: 1 E: 0 LOB: 2 K: 0 BB: 1 S: 4 P: 8
1B: 6 SF: 0 2B: 4 SAC: 0 3B: 0 DP: 2 HR: 1 HBP: 0
WP: 0 PA: 60 PB: 0 SB: 2 CS: 0
Oakland Athletics @ California Angels
Anaheim Stadium, Anaheim, CA
Sun Jul 13 1980, 6:33 AM EDT
Att. 24,393 - Sunny
livebaseballscorecards.com
AB 52
R 4
H 11
RBI 4
BB 8
SO 8
LOB 26
PITCHER IP WLS BF H R ER SO BB IBB HBP BLK WP HR S P ERA WHIP
Ed Halicki, R (1, 1) ERA: 4.3 4.0 W 5 1 0 0 0 0 1 0 0 0 0 0 4 8 0.00 1.000
Andy Hassler, L (5, 1) ERA: 3.89 5.0 21 2 0 0 4 2 1 0 0 0 0 26 38 0.00 0.800
Mark Clear, R (10, 1) ERA: 3.55 4.0 14 2 0 0 2 1 0 0 0 0 0 17 21 0.00 0.750
John Montague, R (14, 1) ERA: 3.15 1.0 W 5 1 0 0 0 0 1 0 0 0 0 0 4 8 0.00 1.000

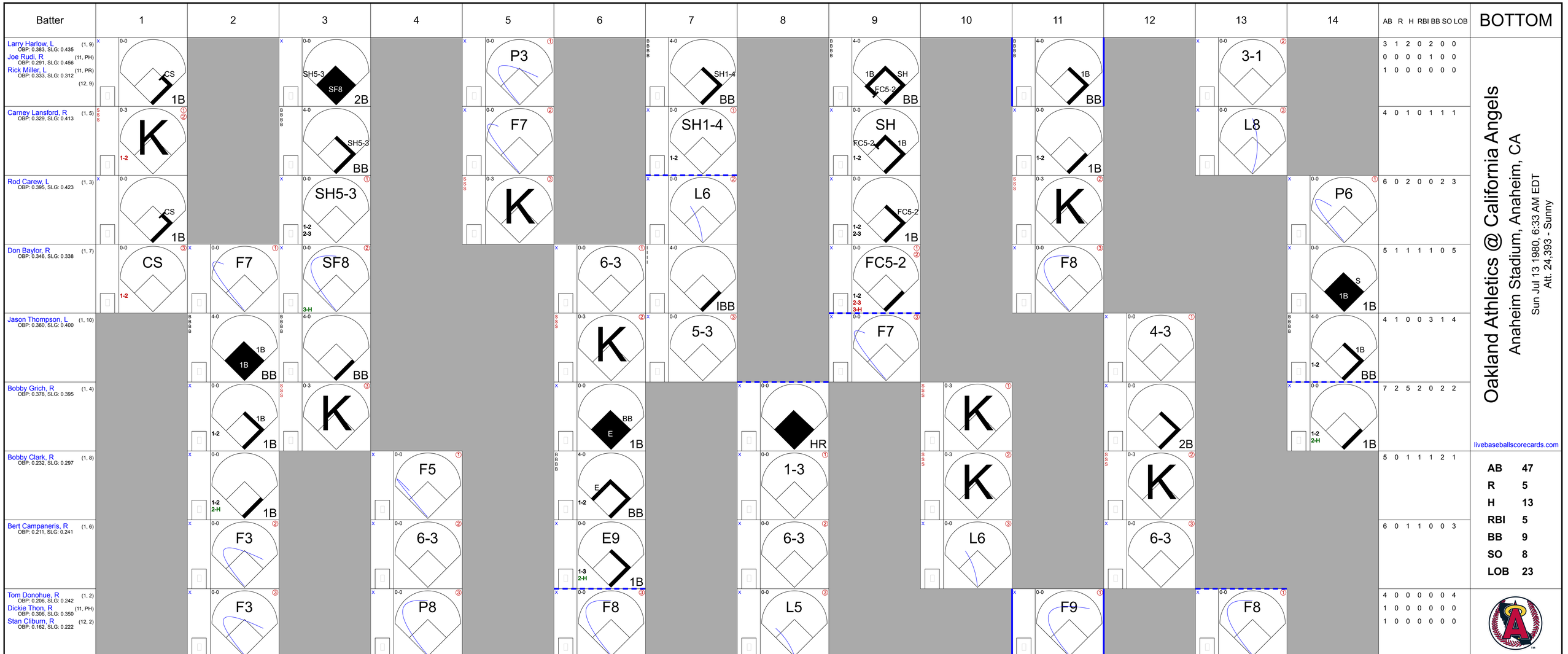
Batter
1
2
3
4
5
6
7
8
9
10
11
12
13
14
AB R H RBI BB SO LOB
BOTTOM
Larry Harlow, L (1, 9)
OBP: 0.383, SLG: 0.435
Joe Rudi, R (11, PH)
OBP: 0.291, SLG: 0.456
Rick Miller, L (11, PR) (12, 9)
OBP: 0.333, SLG: 0.312
3 1 2 0 2 0 0
0 0 0 0 1 0 0
1 0 0 0 0 0 0
Carney Lansford, R (1, 5)
OBP: 0.329, SLG: 0.413
4 0 1 0 1 1 1
Rod Carew, L (1, 3)
OBP: 0.395, SLG: 0.423
6 0 2 0 0 2 3
Don Baylor, R (1, 7)
OBP: 0.346, SLG: 0.338
5 1 1 1 1 0 5
Jason Thompson, L (1, 10)
OBP: 0.360, SLG: 0.400
4 1 0 0 3 1 4
Bobby Grich, R (1, 4)
OBP: 0.378, SLG: 0.395
7 2 5 2 0 2 2
Bobby Clark, R (1, 8)
OBP: 0.232, SLG: 0.297
5 0 1 1 1 2 1
Bert Campaneris, R (1, 6)
OBP: 0.211, SLG: 0.241
6 0 1 1 0 0 3
Tom Donohue, R (1, 2)
OBP: 0.206, SLG: 0.242
Dickie Thon, R (11, PH)
OBP: 0.306, SLG: 0.350
Stan Cliburn, R (12, 2)
OBP: 0.162, SLG: 0.222
4 0 0 0 0 0 4
1 0 0 0 0 0 0
1 0 0 0 0 0 0
Oakland Athletics @ California Angels
Anaheim Stadium, Anaheim, CA
Sun Jul 13 1980, 6:33 AM EDT
Att. 24,393 - Sunny
livebaseballscorecards.com
AB 47
R 5
H 13
RBI 5
BB 9
SO 8
LOB 23
Inning Stats
R: 0 E: 0 K: 1 S: 5 H: 2 LOB: 0 BB: 0 P: 5
R: 1 E: 0 K: 0 S: 5 H: 2 LOB: 2 BB: 1 P: 9
R: 1 E: 0 K: 1 S: 6 H: 1 LOB: 2 BB: 2 P: 14
R: 0 E: 0 K: 0 S: 3 H: 0 LOB: 0 BB: 0 P: 3
R: 0 E: 0 K: 1 S: 5 H: 0 LOB: 0 BB: 0 P: 5
R: 1 E: 1 K: 1 S: 7 H: 2 LOB: 2 BB: 1 P: 11
R: 0 E: 0 K: 0 S: 3 H: 0 LOB: 2 BB: 2 P: 11
R: 1 E: 0 K: 0 S: 4 H: 1 LOB: 0 BB: 0 P: 4
R: 0 E: 1 K: 0 S: 4 H: 1 LOB: 2 BB: 1 P: 8
R: 0 E: 0 K: 2 S: 7 H: 0 LOB: 0 BB: 0 P: 7
R: 0 E: 0 K: 1 S: 6 H: 1 LOB: 2 BB: 1 P: 10
R: 0 E: 0 K: 1 S: 6 H: 1 LOB: 1 BB: 0 P: 6
R: 0 E: 0 K: 0 S: 3 H: 0 LOB: 0 BB: 0 P: 3
R: 1 E: 0 K: 0 S: 3 H: 2 LOB: 2 BB: 1 P: 7
1B: 10 2B: 3 3B: 0 HR: 1 SF: 1 SAC: 3 DP: 1 HBP: 0
WP: 0 PB: 0 SB: 1 CS: 2 PA: 61
PITCHER IP WLS BF H R ER SO BB IBB HBP BLK WP HR S P ERA WHIP
Steve McCatty, R (1, 1) ERA: 5.21 5.2 26 7 3 3 4 4 0 0 0 0 0 30 46 4.76 1.941
Jeff Jones, R (6, 1) ERA: 2.1 0.2 3 0 0 0 0 1 0 0 0 0 0 2 6 0.00 1.500
Craig Minetto, L (7, 1) ERA: 0.2 3 0 0 0 0 1 0 0 0 0 0 2 6 0.00 0.000
Matt Keough, R (8, 1) ERA: 3.32 1.2 8 2 1 1 0 1 0 0 0 0 1 7 11 5.40 1.800
Bob Lacey, L (9, 1) ERA: 3.7 3.1 13 2 0 0 4 1 0 0 0 0 0 20 24 0.00 0.900
PITCHER IP WLS BF H R ER SO BB IBB HBP BLK WP HR S P ERA WHIP
Dave Hamilton, L (13, 1) ERA: 11.93 1.1 L 6 1 1 1 0 1 0 0 0 0 0 0 5 9 6.75 1.500
Alan Wirth, R (14, 1) ERA: 4.5 0.0 1 1 0 0 0 0 0 0 0 0 0 1 1 ∞ ∞

Batter	1	2	3	4	5	6	7	8	9	AB	R	H	RBI	BB	SO	LOB
Rickey Henderson, R (1, 7) OBP: 0.421, SLG: 0.420	x 0-0 ① P6		B B B 4-0 2B BB		x 0-0 2-H 3-H HR		x 0-0 S 1B			3	2	2	3	1	0	0
Dwayne Murphy, L (1, 8) OBP: 0.398, SLG: 0.426	x 0-0 ② 4-3		x 0-0 1-H 2-H 2B		x 0-0 ① F8		x 0-0 ③ L8 1-2			4	0	1	2	0	0	1
Dave Revering, L (1, 3) OBP: 0.350, SLG: 0.480	x 0-0 ③ G3		x 0-0 ③ F8		S S S 0-3 ② K			S S S 0-3 ① K		4	0	0	0	0	2	1
Wayne Gross, L (1, 5) OBP: 0.361, SLG: 0.425 Dave McKay, S (8, 5) OBP: 0.231, SLG: 0.254		x 0-0 ① L3		x 0-0 ① F9	x 0-0 ③ F2			x 0-0 ② F9		4 0	0 0	0 0	0 0	0 0	0 0	0 0
Mitchell Page, L (1, 10) OBP: 0.333, SLG: 0.346		x 0-0 ② 6-3		x 0-0 ② 4-3		S S S 0-3 ① K		x 0-0 ③ F5		4	0	0	0	0	1	0
Tony Armas, R (1, 9) OBP: 0.300, SLG: 0.465		S S S 0-3 ③ K		x 0-0 ③ F8		S S S 0-3 ② K			x 0-0 ① F9	4	0	0	0	0	2	0
Jeff Newman, R (1, 2) OBP: 0.272, SLG: 0.396			x 0-0 ① 5-3		x 0-0 1B SH 1B	x 0-0 ③ F9			x 0-0 ② F8	4	1	1	0	0	0	0
Rob Picciolo, R (1, 6) OBP: 0.257, SLG: 0.345			x 0-0 ② P6		x 0-0 SH HR 1-2 1B		x 0-0 ① F9		S S S 0-3 ③ K	4	1	1	0	0	1	0
Jeff Cox, R (1, 4) OBP: 0.298, SLG: 0.273			x 0-0 2B 2B		x 0-0 SH 1-3 2-H HR		x 0-0 ② F8			2	2	1	0	0	0	0
Inning Stats	R: 0 E: 0 K: 0 S: 3 H: 0 LOB: 0 BB: 0 P: 3	R: 0 E: 0 K: 1 S: 5 H: 0 LOB: 0 BB: 0 P: 5	R: 2 E: 0 K: 0 S: 5 H: 2 LOB: 1 BB: 1 P: 9	R: 0 E: 0 K: 0 S: 3 H: 0 LOB: 0 BB: 0 P: 3	R: 4 E: 1 K: 1 S: 9 H: 3 LOB: 0 BB: 0 P: 9	R: 0 E: 0 K: 2 S: 7 H: 0 LOB: 0 BB: 0 P: 7	R: 0 E: 0 K: 0 S: 4 H: 1 LOB: 1 BB: 0 P: 4	R: 0 E: 0 K: 1 S: 5 H: 0 LOB: 0 BB: 0 P: 5	R: 0 E: 0 K: 1 S: 5 H: 0 LOB: 0 BB: 0 P: 5	1B: 3 2B: 2 3B: 0 HR: 1	SF: 0 SAC: 1 DP: 0 HBP: 0						

TOP

Oakland Athletics @ California Angels

Anaheim Stadium, Anaheim, CA

Mon Jul 14 1980, 10:05 PM EDT

Att. 31,375 - Unknown

livebaseballscorecards.com

AB	33
R	6
H	6
RBI	5
BB	1
SO	6
LOB	2

WP: 0 PB: 0 SB: 1 CS: 0 PA: 35

PITCHER		IP	WLS	BF	H	R	ER	SO	BB	IBB	HBP	BLK	WP	HR	S	P	ERA	WHIP
Bruce Kison, R ERA: 4.91	(1, 1)	4.0	L	19	5	6	6	1	1	0	0	0	0	1	20	24	13.50	1.500
Dave LaRoche, L ERA: 3.08	(5, 1)	4.0		13	1	0	0	4	0	0	0	0	0	0	21	21	0.00	0.250
Freddie Martinez, R ERA: 5.36	(9, 1)	1.0		3	0	0	0	1	0	0	0	0	0	0	5	5	0.00	0.000

PITCHER		IP	WLS	BF	H	R	ER	SO	BB	IBB	HBP	BLK	WP	HR	S	P	ERA	WHIP

Oakland Athletics @ California Angels

Anaheim Stadium, Anaheim, CA

Mon Jul 14 1980, 10:05 PM EDT

Att. 31,375 - Unknown

livebaseballscorecards.com

Batter	1	2	3	4	5	6	7	8	9	AB	R	H	RBI	BB	SO	LOB
Larry Harlow, L (1, 8) OBP: 0.388, SLG: 0.433	x 0-0 HR 1B 1B	B B B B 4-0 BB		B B B B 4-0 BB BB		x 0-0 G6-4-3 1-2f		x 0-0 4-3		3	1	1	0	2	0	2
Stan Cliburn, R (9, 2) OBP: 0.162, SLG: 0.222										0	0	0	0	0	0	0
Carney Lansford, R (1, 5) OBP: 0.327, SLG: 0.407	x 0-0 F5	x 0-0 6-3		B B B B 4-0 1-2 2-3 3-H BB		x 0-0 F9			x 0-0 F7	4	0	0	1	1	0	2
Rod Carew, L (1, 3) OBP: 0.395, SLG: 0.423	x 0-0 1-2 HR 1B		x 0-0 G6-3 1B	x 0-0 4-3			x 0-0 F7		x 0-0 3-1	5	1	2	0	0	0	3
Don Baylor, R (1, 9) OBP: 0.337, SLG: 0.327	x 0-0 F7		x 0-0 F9		x 0-0 1-3		x 0-0 6-3		S S S 0-3 K	5	0	0	0	0	1	3
Jason Thompson, L (1, 10) OBP: 0.365, SLG: 0.418	x 0-0 1-H 2-H HR		x 0-0 G6-3 1-2f		x 0-0 5-3 1B		x 0-0 1B			4	1	3	3	0	0	1
Joe Rudi, R (1, 7) OBP: 0.290, SLG: 0.453	x 0-0 1B			x 0-0 P3	x 0-0 5-3 1-2		x 0-0 5-3			4	0	1	0	0	0	2
Bobby Grich, R (1, 4) OBP: 0.383, SLG: 0.396	x 0-0 5-3			x 0-0 4-3 1B BB 1B	B B B B 4-0 BB			B B B B 4-0 BB		2	1	1	0	2	0	1
Bert Campaneris, R (1, 6) OBP: 0.217, SLG: 0.246		x 0-0 5-3		x 0-0 BB 4-3 1-2 1B	S S S 0-3 K			S S S 0-3 K		3	0	1	0	0	1	2
Rick Miller, L (8, PH) OBP: 0.332, SLG: 0.310 (9, 8)										1	0	0	0	0	1	1
Tom Donohue, R (1, 2) OBP: 0.208, SLG: 0.243		x 0-0 6-3		x 0-0 4-3 1-2 2-3		x 0-0 G6-4-3 1B		x 0-0 P3		3	0	1	0	0	0	2
Freddie Patek, R (8, PH) OBP: 0.319, SLG: 0.416 (9, 6)										1	0	0	0	0	0	1

Inning Stats	1	2	3	4	5	6	7	8	9		
	R: 3 H: 4 E: 0 LOB: 1 K: 0 BB: 0 S: 7 P: 7	R: 0 H: 0 E: 0 LOB: 1 K: 0 BB: 1 S: 3 P: 7	R: 0 H: 1 E: 0 LOB: 0 K: 0 BB: 0 S: 3 P: 3	R: 1 H: 2 E: 0 LOB: 3 K: 0 BB: 2 S: 5 P: 13	R: 0 H: 1 E: 0 LOB: 2 K: 1 BB: 1 S: 6 P: 10	R: 0 H: 1 E: 0 LOB: 0 K: 0 BB: 0 S: 3 P: 3	R: 0 H: 1 E: 0 LOB: 1 K: 0 BB: 0 S: 4 P: 4	R: 0 H: 0 E: 0 LOB: 1 K: 1 BB: 1 S: 5 P: 9	R: 0 H: 0 E: 0 LOB: 0 K: 1 BB: 0 S: 5 P: 5	1B: 9 SF: 0 2B: 0 SAC: 0 3B: 0 DP: 2 HR: 1 HBP: 0	WP: 0 PA: 40 PB: 0 SB: 0 CS: 0

PITCHER	IP	WLS	BF	H	R	ER	SO	BB	IBB	HBP	BLK	WP	HR	S	P	ERA	WHIP
Rick Langford, R (1, 1) ERA: 3.41	9.0	W	40	10	4	4	3	5	0	0	0	0	1	41	61	4.00	1.667

PITCHER	IP	WLS	BF	H	R	ER	SO	BB	IBB	HBP	BLK	WP	HR	S	P	ERA	WHIP

Detroit Tigers @ Oakland Athletics

Oakland-Alameda County Coliseum, Oakland, CA

Wed Jul 16 1980, 7:05 PM PDT

Att. 7,413 - Unknown

TOP

livebaseballscorecards.com

Batter	1	2	3	4	5	6	7	8	9	AB	R	H	RBI	BB	SO	LOB
Rick Peters, S (1, 8) OBP: 0.385, SLG: 0.399	F9			E 1B 1B		WP 1B 1B	FC4-6 2B		F5	5	2	3	0	0	0	0
Alan Trammell, R (1, 6) OBP: 0.389, SLG: 0.428	K			K 1-3		1B 1-2 1B	FC4-6 1B		F8	5	1	2	0	0	2	1
Steve Kemp, L (1, 7) OBP: 0.391, SLG: 0.423	F7			F7		1B HR 1-2 2-H 1B	FC4-6 1-2f 2-3		K	5	1	1	1	0	1	3
Richie Hebner, L (1, 3) OBP: 0.372, SLG: 0.495		F4		1B 3-H		HR 1-2 2-H 1B	4-3			4	1	2	2	0	0	2
Champ Summers, L (1, 10) OBP: 0.411, SLG: 0.503 Lance Parrish, R (6, PH) OBP: 0.303, SLG: 0.467		K		K		HR 1-H 2-H		4-3 1B 2B		2	0	0	0	0	2	1
										2	2	2	3	0	0	0
Al Cowens, R (1, 9) OBP: 0.315, SLG: 0.341		F8			F9	F4		4-3 2-3		4	0	0	0	0	0	1
John Wockenfuss, R (1, 2) OBP: 0.410, SLG: 0.494			K		F5	2B		6-3		4	0	1	0	0	1	1
Tom Brookens, R (1, 5) OBP: 0.340, SLG: 0.415			K		F8	F3		FC6-4 3-H 1B		4	0	1	1	0	1	1
Lou Whitaker, L (1, 4) OBP: 0.342, SLG: 0.256			K			F7	F5	FC6-4 1-2f		4	0	0	0	0	1	1

	AB	39
	R	7
	H	12
	RBI	7
	BB	0
	SO	8
	LOB	11

Inning Stats	1	2	3	4	5	6	7	8	9
	R: 0 H: 0	R: 0 H: 0	R: 0 H: 0	R: 1 H: 2	R: 0 H: 0	R: 5 H: 6	R: 0 H: 2	R: 1 H: 2	R: 0 H: 0
	E: 0 LOB: 0	E: 0 LOB: 0	E: 0 LOB: 0	E: 1 LOB: 1	E: 0 LOB: 0	E: 0 LOB: 1	E: 0 LOB: 2	E: 0 LOB: 1	E: 0 LOB: 0
	K: 1 BB: 0	K: 1 BB: 0	K: 3 BB: 0	K: 2 BB: 0	K: 0 BB: 0	K: 0 BB: 0	K: 0 BB: 0	K: 0 BB: 0	K: 1 BB: 0
	S: 5 P: 5	S: 5 P: 5	S: 9 P: 9	S: 9 P: 9	S: 3 P: 3	S: 9 P: 9	S: 5 P: 5	S: 5 P: 5	S: 5 P: 5

	1B: 8	SF: 0	WP: 1	PA: 39
	2B: 3	SAC: 0	PB: 0	
	3B: 0	DP: 0	SB: 0	
	HR: 1	HBP: 0	CS: 0	

PITCHER		IP	WLS	BF	H	R	ER	SO	BB	IBB	HBP	BLK	WP	HR	S	P	ERA	WHIP
Brian Kingman, R ERA: 3.61	(1, 1)	5.1	L	21	5	4	3	7	0	0	0	0	1	0	35	35	5.06	0.938
Craig Minetto, L ERA: 9.0	(6, 1)	0.0		1	1	0	0	0	0	0	0	0	0	0	1	1	∞	∞
Jeff Jones, R ERA: 2.31	(6, 1)	0.2		4	2	2	2	0	0	0	0	0	0	1	4	4	27.00	3.000
Rich Bordi, R ERA: 4.5	(7, 1)	2.0		10	4	1	1	0	0	0	0	0	0	0	10	10	4.50	2.000
Dave Beard, R ERA:	(9, 1)	1.0		3	0	0	0	1	0	0	0	0	0	0	5	5	0.00	0.000

PITCHER		IP	WLS	BF	H	R	ER	SO	BB	IBB	HBP	BLK	WP	HR	S	P	ERA	WHIP

Batter	1	2	3	4	5	6	7	8	9	AB	R	H	RBI	BB	SO	LOB
Rickey Henderson, R (1, 7) OBP: 0.419, SLG: 0.418	2-3		F9			5-3		1-2 1B		4	0	1	0	0	0	0
Dwayne Murphy, L (1, 8) OBP: 0.394, SLG: 0.420	F7		K			F9		K		4	0	0	0	0	2	2
Wayne Gross, L (1, 5) OBP: 0.355, SLG: 0.417	4-3		K			4-3			G3	4	0	0	0	0	1	0
Tony Armas, R (1, 9) OBP: 0.300, SLG: 0.461		BBBB 4-0 SH1-3 1B BB		K			K		F8	3	1	0	0	1	2	0
Mitchell Page, L (1, 10) OBP: 0.328, SLG: 0.340		F8		F4			4-3		F8	4	0	0	0	0	0	1
Jeff Newman, R (1, 3) OBP: 0.272, SLG: 0.393		BBBB 4-0 1-2 1B SH1-3 BB		K			F9			2	1	0	0	1	1	0
Mike Heath, R (1, 2) OBP: 0.253, SLG: 0.282		SH1-3 1-2 2-3			5-3			F9		2	0	0	0	0	0	0
Mario Guerrero, R (1, 6) OBP: 0.257, SLG: 0.290		FC4 2-H 3-H 1B			5-3			1B		3	0	2	2	0	0	0
Jeff Cox, R (1, 4) OBP: 0.286, SLG: 0.261		FC4 1-2f			F4			F6		2	0	0	0	0	0	1
Mike Davis, L (8, PH) OBP: 0.242, SLG: 0.311										1	0	0	0	0	0	1
Dave McKay, S (9, 4) OBP: 0.231, SLG: 0.254										0	0	0	0	0	0	0
Inning Stats	R: 0 H: 0 E: 0 LOB: 0 K: 0 BB: 0 S: 3 P: 3	R: 2 H: 1 E: 0 LOB: 1 K: 0 BB: 2 S: 4 P: 12	R: 0 H: 0 E: 0 LOB: 0 K: 2 BB: 0 S: 7 P: 7	R: 0 H: 0 E: 0 LOB: 0 K: 2 BB: 0 S: 7 P: 7	R: 0 H: 0 E: 0 LOB: 0 K: 0 BB: 0 S: 3 P: 3	R: 0 H: 0 E: 0 LOB: 0 K: 0 BB: 0 S: 3 P: 3	R: 0 H: 0 E: 0 LOB: 0 K: 1 BB: 0 S: 5 P: 5	R: 0 H: 2 E: 0 LOB: 2 K: 1 BB: 0 S: 7 P: 7	R: 0 H: 0 E: 0 LOB: 0 K: 0 BB: 0 S: 3 P: 3	1B: 3 SF: 0 2B: 0 SAC: 1 3B: 0 DP: 0 HR: 0 HBP: 0						WP: 0 PA: 32 PB: 0 SB: 0 CS: 0	

PITCHER	IP	WLS	BF	H	R	ER	SO	BB	IBB	HBP	BLK	WP	HR	S	P	ERA	WHIP
Milt Wilcox, R (1, 1) ERA: 3.69	3.0		12	1	2	2	2	2	0	0	0	0	0	14	22	6.00	1.000
Roger Weaver, R (4, 1) ERA: 1.35	6.0	W	20	2	0	0	4	0	0	0	0	0	0	28	28	0.00	0.333

PITCHER	IP	WLS	BF	H	R	ER	SO	BB	IBB	HBP	BLK	WP	HR	S	P	ERA	WHIP

BOTTOM

Detroit Tigers @ Oakland Athletics

Oakland-Alameda County Coliseum, Oakland, CA

Wed Jul 16 1980, 7:05 PM PDT

Att. 7,413 - Unknown

livebaseballscorecards.com

AB	29
R	2
H	3
RBI	2
BB	2
SO	6
LOB	5

Batter	1	2	3	4	5	6	7	8	9	AB	R	H	RBI	BB	SO	LOB
Rick Peters, S (1, 8) OBP: 0.391, SLG: 0.398	BBBB 4-0 1B BB		BBBB 4-0 FC9-6 BB	x 0-0 ② F9			x 0-0 SH3 1B		x 0-0 ① F7	3	0	1	0	2	0	3
Alan Trammell, R (1, 6) OBP: 0.385, SLG: 0.422	x 0-0 ① F9		x 0-0 ① FC9-6 1B 1-2f	x 0-0 ③ F8			x 0-0 ① SH3 1-2		x 0-0 ②③ G6-4-3 1-2f	4	0	0	0	0	0	5
Steve Kemp, L (1, 7) OBP: 0.389, SLG: 0.420	x 0-0 ② F7		x 0-0 1-3 1B		x 0-0 ① 5-3		x 0-0 ② F6			4	0	1	0	0	0	2
Richie Hebner, L (1, 3) OBP: 0.370, SLG: 0.491	x 0-0 1-2 1B		SSS 0-3 ② K		x 0-0 ② F8		x 0-0 ③ 4-3			4	0	1	0	0	1	3
Champ Summers, L (1, 10) OBP: 0.403, SLG: 0.492	x 0-0 ③ 4-3		x 0-0 ③ 4-3		x 0-0 ③ F8			SSS 0-3 ① K		4	0	0	0	0	1	4
Al Cowens, R (1, 9) OBP: 0.318, SLG: 0.339		BBBB 4-0 G3 BB		BBBB 4-0 6-3 2B BB		x 0-0 ① F3		x 0-0 ② F8		2	1	0	0	2	0	0
John Wockenfuss, R (1, 2) OBP: 0.407, SLG: 0.485		x 0-0 ① G3 1-2		x 0-0 ① 6-3 1-2		BBBB 4-0 BB		x 0-0 ③ F8		3	0	0	0	1	0	2
Tom Brookens, R (1, 5) OBP: 0.343, SLG: 0.421		x 0-0 ② F8		x 0-0 2-H 1B 2B		x 0-0 ② F7			x 0-0 1B 1B	4	1	2	1	0	0	2
Lou Whitaker, L (1, 4) OBP: 0.344, SLG: 0.260		x 0-0 ③ 4-3		x 0-0 2-H 1B		SSS 0-3 ③ K			x 0-0 1-2 G6-4-3 1B	4	0	2	1	0	1	2
Inning Stats	R: 0 H: 1 E: 0 LOB: 2 K: 0 BB: 1 S: 4 P: 8	R: 0 H: 0 E: 0 LOB: 1 K: 0 BB: 1 S: 3 P: 7	R: 0 H: 1 E: 0 LOB: 2 K: 1 BB: 1 S: 6 P: 10	R: 2 H: 2 E: 0 LOB: 1 K: 0 BB: 1 S: 5 P: 9	R: 0 H: 0 E: 0 LOB: 0 K: 0 BB: 0 S: 3 P: 3	R: 0 H: 0 E: 0 LOB: 1 K: 1 BB: 1 S: 5 P: 9	R: 0 H: 1 E: 0 LOB: 1 K: 0 BB: 0 S: 4 P: 4	R: 0 H: 0 E: 0 LOB: 0 K: 1 BB: 0 S: 5 P: 5	R: 0 H: 2 E: 0 LOB: 1 K: 0 BB: 0 S: 4 P: 4	1B: 6 SF: 0 2B: 1 SAC: 1 3B: 0 DP: 1 HR: 0 HBP: 0							

TOP

Detroit Tigers @ Oakland Athletics

Oakland-Alameda County Coliseum, Oakland, CA

Thu Jul 17 1980, 3:33 AM PDT

Att. 6,370 - Unknown

livebaseballscorecards.com

AB	32
R	2
H	7
RBI	2
BB	5
SO	3
LOB	23

WP: 0 PA: 38
PB: 0
SB: 0
CS: 0

PITCHER	IP	WLS	BF	H	R	ER	SO	BB	IBB	HBP	BLK	WP	HR	S	P	ERA	WHIP
Matt Keough, R (1, 1) ERA: 3.24	9.0	W	38	7	2	2	3	5	0	0	0	0	0	39	59	2.00	1.333

PITCHER	IP	WLS	BF	H	R	ER	SO	BB	IBB	HBP	BLK	WP	HR	S	P	ERA	WHIP

BOTTOM

Detroit Tigers @ Oakland Athletics

Oakland-Alameda County Coliseum, Oakland, CA

Thu Jul 17 1980, 3:33 AM PDT

Att. 6,370 - Unknown

livebaseballscorecards.com

Batter	1	2	3	4	5	6	7	8	9	AB	R	H	RBI	BB	SO	LOB
Rickey Henderson, R (1, 7) OBP: 0.415, SLG: 0.413	1-3		6-3		1-3		5-3			4	0	0	0	0	0	0
Dwayne Murphy, L (1, 8) OBP: 0.392, SLG: 0.418	E S 3B 1B		K		G3			K		4	1	1	0	0	2	0
Mike Davis, L (1, 10) OBP: 0.242, SLG: 0.297	BB 1-3 S 3B BB		K		4-3			3-1		3	1	0	0	1	1	0
Wayne Gross, L (1, 5) OBP: 0.357, SLG: 0.419 Mike Edwards, R (8, PR) OBP: 0.222, SLG: 0.222 Dave McKay, S (9, 5) OBP: 0.231, SLG: 0.254	F4 1-2			1B 1B		K		HR 1B		4 0 0	1 1 0	2 0 0	0 0 0	0 0 0	1 0 0	2 0 0
Tony Armas, R (1, 9) OBP: 0.302, SLG: 0.476	2-H 3-H 3B			F9		F5		1-H HR		4	1	2	4	0	0	1
Jeff Newman, R (1, 3) OBP: 0.272, SLG: 0.391	F4			F7		1B		F3		4	0	1	0	0	0	3
Mike Heath, R (1, 2) OBP: 0.254, SLG: 0.283		6-3		1B 1-2 1B		F1				3	0	1	0	0	0	1
Mario Guerrero, R (1, 6) OBP: 0.258, SLG: 0.291		K		FC6-4 1-3 2-H 1B			K			3	0	1	1	0	2	0
Jeff Cox, R (1, 4) OBP: 0.269, SLG: 0.245		4-3		FC6-4 1-2f			3-1			3	0	0	0	0	0	2

AB	32
R	5
H	8
RBI	5
BB	1
SO	6
LOB	9

Inning Stats	1	2	3	4	5	6	7	8	9
	R: 2 E: 0 K: 0 S: 5	H: 2 LOB: 1 BB: 1 P: 9	R: 0 E: 0 K: 1 S: 5	H: 0 LOB: 0 BB: 0 P: 5	R: 0 E: 0 K: 2 S: 7	H: 0 LOB: 0 BB: 0 P: 7	R: 1 E: 0 K: 0 S: 6	H: 3 LOB: 2 BB: 0 P: 6	R: 0 E: 0 K: 0 S: 3	H: 0 LOB: 0 BB: 0 P: 3	R: 0 E: 0 K: 1 S: 6	H: 1 LOB: 1 BB: 0 P: 6	R: 0 E: 0 K: 1 S: 5	H: 0 LOB: 0 BB: 0 P: 5	R: 2 E: 0 K: 1 S: 7	H: 2 LOB: 1 BB: 0 P: 7

| | | | |

Cleveland Indians @ Oakland Athletics

Oakland-Alameda County Coliseum, Oakland, CA

Fri Jul 18 1980, 7:05 PM PDT

Att. 5,912 - Unknown

TOP

livebaseballscorecards.com

Batter	1	2	3	4	5	6	7	8	9	AB	R	H	RBI	BB	SO	LOB
Miguel Dilone, S (1, 7) (6, 9) OBP: 0.385, SLG: 0.427	F4		G1 1-2			F7		4-3		4	0	0	0	0	0	2
Jorge Orta, L (1, 9) OBP: 0.415, SLG: 0.410	K			3-1		4-3 1-2			F8	3	0	0	0	0	1	1
Dave Rosello, R (6, 5) OBP: 0.258, SLG: 0.321										1	0	0	0	0	0	0
Mike Hargrove, L (1, 3) OBP: 0.406, SLG: 0.413	F6			4-3		2-H 1B			3-1	4	0	1	1	0	0	0
Toby Harrah, R (1, 5) OBP: 0.385, SLG: 0.375		F5		K		K			F2	3	0	0	0	0	2	1
Joe Charboneau, R (6, 7) OBP: 0.351, SLG: 0.446										1	0	0	0	0	0	0
Ron Hassey, L (1, 2) OBP: 0.366, SLG: 0.407		E4 G5-4-3			4-3		G3-6-1 1B			3	0	1	0	0	0	0
Gary Alexander, R (7, 2) OBP: 0.272, SLG: 0.389										0	0	0	0	0	0	0
Gary Gray, R (1, 10) OBP: 0.429, SLG: 0.833		G5-4-3 1-2f			E5		K			3	0	0	0	0	1	2
Jack Brohamer, L (1, 4) OBP: 0.328, SLG: 0.333			4-3		F8		G3-6-1 1-2f			3	0	0	0	0	0	2
Rick Manning, L (1, 8) OBP: 0.326, SLG: 0.246			F8		F4			1-3		3	0	0	0	0	0	1
Jerry Dybzinski, R (1, 6) OBP: 0.250, SLG: 0.295			S 1B			4-3 1B		F4		3	1	2	0	0	0	0
Inning Stats	R: 0 E: 0 K: 1 S: 5 H: 0 LOB: 0 BB: 0 P: 5	R: 0 E: 1 K: 0 S: 3 H: 0 LOB: 0 BB: 0 P: 3	R: 0 E: 0 K: 0 S: 4 H: 1 LOB: 1 BB: 0 P: 4	R: 0 E: 0 K: 1 S: 5 H: 0 LOB: 0 BB: 0 P: 5	R: 0 E: 1 K: 0 S: 4 H: 0 LOB: 1 BB: 0 P: 4	R: 1 E: 0 K: 1 S: 7 H: 2 LOB: 1 BB: 0 P: 7	R: 0 E: 0 K: 1 S: 5 H: 1 LOB: 0 BB: 0 P: 5	R: 0 E: 0 K: 0 S: 3 H: 0 LOB: 0 BB: 0 P: 3	R: 0 E: 0 K: 0 S: 3 H: 0 LOB: 0 BB: 0 P: 3	1B: 4 2B: 0 3B: 0 HR: 0 SF: 0 SAC: 0 DP: 2 HBP: 0						

	AB	31
	R	1
	H	4
	RBI	1
	BB	0
	SO	4
	LOB	9

WP: 0 PB: 0 SB: 1 CS: 0 PA: 31

PITCHER	IP	WLS	BF	H	R	ER	SO	BB	IBB	HBP	BLK	WP	HR	S	P	ERA	WHIP
Mike Norris, R (1, 1) ERA: 2.44	9.0	W	31	4	1	1	4	0	0	0	0	0	0	39	39	1.00	0.444

PITCHER	IP	WLS	BF	H	R	ER	SO	BB	IBB	HBP	BLK	WP	HR	S	P	ERA	WHIP

BOTTOM

Cleveland Indians @ Oakland Athletics

Oakland-Alameda County Coliseum, Oakland, CA

Fri Jul 18 1980, 7:05 PM PDT

Att. 5,912 - Unknown

livebaseballscorecards.com

Batter	1	2	3	4	5	6	7	8	9	AB	R	H	RBI	BB	SO	LOB
Rickey Henderson, R (1, 7) OBP: 0.411, SLG: 0.408	F9		K		F7	F8 1-2				4	0	0	0	0	1	1
Dwayne Murphy, L (1, 8) OBP: 0.394, SLG: 0.427	F6		WP BB		HR		K			3	1	1	1	1	1	0
Mike Davis, L (1, 3) OBP: 0.235, SLG: 0.288	6-3		6-3 1-2		HR 1B		5-3 BB			2	0	0	0	0	0	1
Jeff Newman, R (5, PH) OBP: 0.278, SLG: 0.393 (6, 3)										1	1	1	0	1	0	0
Tony Armas, R (1, 9) OBP: 0.304, SLG: 0.494		6-3		HR	HR 1-H		5-3 1-2			4	2	2	3	0	0	1
Wayne Gross, L (1, 5) OBP: 0.357, SLG: 0.417		HR 1B		F8	L4		K			3	1	1	0	0	0	0
Dave McKay, S (6, 5) OBP: 0.230, SLG: 0.252										1	0	0	0	0	1	1
Mitchell Page, L (1, 10) OBP: 0.335, SLG: 0.375		K		S 1B	HR			HR		4	3	3	2	0	1	1
Jim Essian, R (1, 2) OBP: 0.292, SLG: 0.340		HR 1-H		4-3 1B 1-H	5-3			F3		4	1	2	3	0	0	0
Mario Guerrero, R (1, 6) OBP: 0.254, SLG: 0.286		F8		4-3 1-2		5-3		4-3		4	0	0	0	0	0	1
Jeff Cox, R (1, 4) OBP: 0.268, SLG: 0.245			5-3	6-3		CS 1B		F8		4	0	1	0	0	0	1
Inning Stats	R: 0 E: 0 K: 0 S: 3 H: 0 LOB: 0 BB: 0 P: 3	R: 2 E: 0 K: 1 S: 7 H: 2 LOB: 0 BB: 0 P: 7	R: 0 E: 0 K: 1 S: 5 H: 0 LOB: 1 BB: 1 P: 9	R: 2 E: 0 K: 0 S: 6 H: 3 LOB: 1 BB: 0 P: 6	R: 4 E: 0 K: 0 S: 7 H: 4 LOB: 0 BB: 0 P: 7	R: 0 E: 0 K: 0 S: 3 H: 1 LOB: 0 BB: 0 P: 3	R: 0 E: 0 K: 2 S: 7 H: 0 LOB: 1 BB: 1 P: 11	R: 1 E: 0 K: 0 S: 4 H: 1 LOB: 0 BB: 0 P: 4		1B: 5 2B: 0 3B: 0 HR: 6 SF: 0 SAC: 0 DP: 0 HBP: 0					

	AB	34
	R	9
	H	11
	RBI	9
	BB	2
	SO	4
	LOB	7

WP: 1 PA: 36
PB: 0
SB: 1
CS: 1

PITCHER		IP	WLS	BF	H	R	ER	SO	BB	IBB	HBP	BLK	WP	HR	S	P	ERA	WHIP
Dan Spillner, R ERA: 5.7	(1, 1)	4.1	L	20	6	5	5	2	1	0	0	0	1	3	23	27	10.38	1.615
Bob Owchinko, L ERA: 5.85	(5, 1)	1.2		8	4	3	3	0	0	0	0	0	0	2	8	8	16.20	2.400
Sandy Wihtol, R ERA: 4.5	(7, 1)	2.0		8	1	1	1	2	1	0	0	0	0	1	11	15	4.50	1.000

PITCHER	IP	WLS	BF	H	R	ER	SO	BB	IBB	HBP	BLK	WP	HR	S	P	ERA	WHIP

Cleveland Indians @ Oakland Athletics

Oakland-Alameda County Coliseum, Oakland, CA

Sat Jul 19 1980, 3:33 AM PDT
Att. 6,506 - Unknown - 68 F

livebaseballscorecards.com

Batter	1	2	3	4	5	6	7	8	9	AB	R	H	RBI	BB	SO	LOB
Miguel Dilone, S (1, 7) OBP: 0.378, SLG: 0.419	x 0-0 ① 1-3		x 0-0 ② 4-3 2-3		x 0-0 ③ 6-3			x 0-0 ① F7		4	0	0	0	0	0	1
Jorge Orta, L (1, 9) OBP: 0.410, SLG: 0.404	S S S 0-3 ② K		x 0-0 ③ F8			x 0-0 ① F6		x 0-0 ② F9		4	0	0	0	0	1	1
Mike Hargrove, L (1, 3) OBP: 0.407, SLG: 0.412	B B B B 4-0 BB			x 0-0 1B 1B		x 0-0 ② F5		x 0-0 ③ F7		3	0	1	0	1	0	0
Toby Harrah, R (1, 5) OBP: 0.380, SLG: 0.370	S S S 0-3 ③ K			x 0-0 ① F2		x 0-0 ③ 5-3			x 0-0 ① F5	4	0	0	0	0	1	2
Ron Hassey, L (1, 2) OBP: 0.364, SLG: 0.404		x 0-0 ① F8		x 0-0 1-2 1B			x 0-0 ① F7		x 0-0 ② F8	4	0	1	0	0	0	0
Gary Gray, R (1, 10) OBP: 0.364, SLG: 0.600		x 0-0 ② F9		S S S 0-3 ② K			x 0-0 WP BB 1B		x 0-0 ③ F9	4	0	1	0	0	1	2
Jack Brohamer, L (1, 4) OBP: 0.320, SLG: 0.324		x 0-0 ③ 4-3		x 0-0 ③ F8			x 0-0 ② F8			3	0	0	0	0	0	3
Rick Manning, L (1, 8) OBP: 0.326, SLG: 0.244			x 0-0 ① 4-3		x 0-0 E8 L1-4		B B B B 4-0 WP 1-2 BB			2	0	0	0	1	0	0
Jerry Dybzinski, R (1, 6) OBP: 0.252, SLG: 0.303			x 0-0 4-3 2B		x 0-0 ① ② L1-4 2-3		x 0-0 ③ F6 1-2 2-3			3	0	1	0	0	0	3

Inning Stats	1	2	3	4	5	6	7	8	9		
	R: 0 H: 0 E: 0 LOB: 1 K: 2 BB: 1 S: 7 P: 11	R: 0 H: 0 E: 0 LOB: 0 K: 0 BB: 0 S: 3 P: 3	R: 0 H: 1 E: 0 LOB: 1 K: 0 BB: 0 S: 4 P: 4	R: 0 H: 2 E: 0 LOB: 2 K: 1 BB: 0 S: 7 P: 7	R: 0 H: 0 E: 1 LOB: 0 K: 0 BB: 0 S: 3 P: 3	R: 0 H: 0 E: 0 LOB: 0 K: 0 BB: 0 S: 3 P: 3	R: 0 H: 1 E: 0 LOB: 2 K: 0 BB: 1 S: 4 P: 8	R: 0 H: 0 E: 0 LOB: 0 K: 0 BB: 0 S: 3 P: 3	R: 0 H: 0 E: 0 LOB: 0 K: 0 BB: 0 S: 3 P: 3	1B: 3 SF: 0 2B: 2 SAC: 0 3B: 0 DP: 1 HR: 0 HBP: 0	WP: 1 PA: 33 PB: 0 SB: 0 CS: 0

PITCHER	IP	WLS	BF	H	R	ER	SO	BB	IBB	HBP	BLK	WP	HR	S	P	ERA	WHIP
Steve McCatty, R (1, 1) ERA: 4.81	9.0	W	33	4	0	0	3	2	0	0	0	1	0	37	45	0.00	0.667

PITCHER	IP	WLS	BF	H	R	ER	SO	BB	IBB	HBP	BLK	WP	HR	S	P	ERA	WHIP

AB	31
R	0
H	4
RBI	0
BB	2
SO	3
LOB	12

Batter	1	2	3	4	5	6	7	8	9	AB	R	H	RBI	BB	SO	LOB
Rickey Henderson, R (1, 7) OBP: 0.412, SLG: 0.412	CS 1B		F8			F7		SF8 1-3 S 2B		4	1	2	0	0	0	1
Dwayne Murphy, L (1, 8) OBP: 0.397, SLG: 0.425	BBBB G6-4-3 1-2 BB			F9		BBBB FC5-4 BB		BBBB S 1B BB		1	1	0	0	3	0	0
Jim Essian, R (1, 2) OBP: 0.282, SLG: 0.330	G6-4-3 1-2f			6-3		FC5-4 1-2f		SF8 2-3 3-H		3	0	0	1	0	0	2
Tony Armas, R (1, 9) OBP: 0.306, SLG: 0.493		4-3		BBBB FC5-4 BB			1-3	1-H 3-H 1B		3	0	1	1	1	0	0
Jeff Newman, R (1, 3) OBP: 0.278, SLG: 0.392		6-3		FC5-4 1-2f			1B			3	0	1	0	0	0	1
Mike Heath, R (1, 10) OBP: 0.250, SLG: 0.278		F3			4-3		F9			3	0	0	0	0	0	1
Mario Guerrero, R (1, 6) OBP: 0.251, SLG: 0.282			5-3		F4		F9			3	0	0	0	0	0	1
Dave McKay, S (1, 5) OBP: 0.232, SLG: 0.254			1B		6-3			F8		3	0	1	0	0	0	0
Jeff Cox, R (1, 4) OBP: 0.271, SLG: 0.236			F7			6-3		BBBB 2B SF8 BB		2	1	0	0	1	0	1
Inning Stats	R: 0 E: 0 K: 0 S: 2 H: 1 LOB: 0 BB: 1 P: 6	R: 0 E: 0 K: 0 S: 3 H: 0 LOB: 0 BB: 0 P: 3	R: 0 E: 0 K: 0 S: 4 H: 1 LOB: 1 BB: 0 P: 4	R: 0 E: 0 K: 0 S: 3 H: 0 LOB: 1 BB: 1 P: 7	R: 0 E: 0 K: 0 S: 3 H: 0 LOB: 0 BB: 0 P: 3	R: 0 E: 0 K: 0 S: 3 H: 0 LOB: 1 BB: 1 P: 7	R: 0 E: 0 K: 0 S: 4 H: 1 LOB: 1 BB: 0 P: 4	R: 3 E: 0 K: 0 S: 4 H: 2 LOB: 1 BB: 2 P: 12		1B: 4 2B: 1 3B: 0 HR: 0 SF: 1 SAC: 0 DP: 1 HBP: 0						

PITCHER	IP	WLS	BF	H	R	ER	SO	BB	IBB	HBP	BLK	WP	HR	S	P	ERA	WHIP
Rick Waits, L (1, 1) ERA: 4.86	8.0	L	31	5	3	3	0	5	0	0	0	0	0	26	46	3.38	1.250

PITCHER	IP	WLS	BF	H	R	ER	SO	BB	IBB	HBP	BLK	WP	HR	S	P	ERA	WHIP

BOTTOM

Cleveland Indians @ Oakland Athletics

Oakland-Alameda County Coliseum, Oakland, CA

Sat Jul 19 1980, 3:33 AM PDT

Att. 6,506 - Unknown - 68 F

livebaseballscorecards.com

AB	25
R	3
H	5
RBI	2
BB	5
SO	0
LOB	7

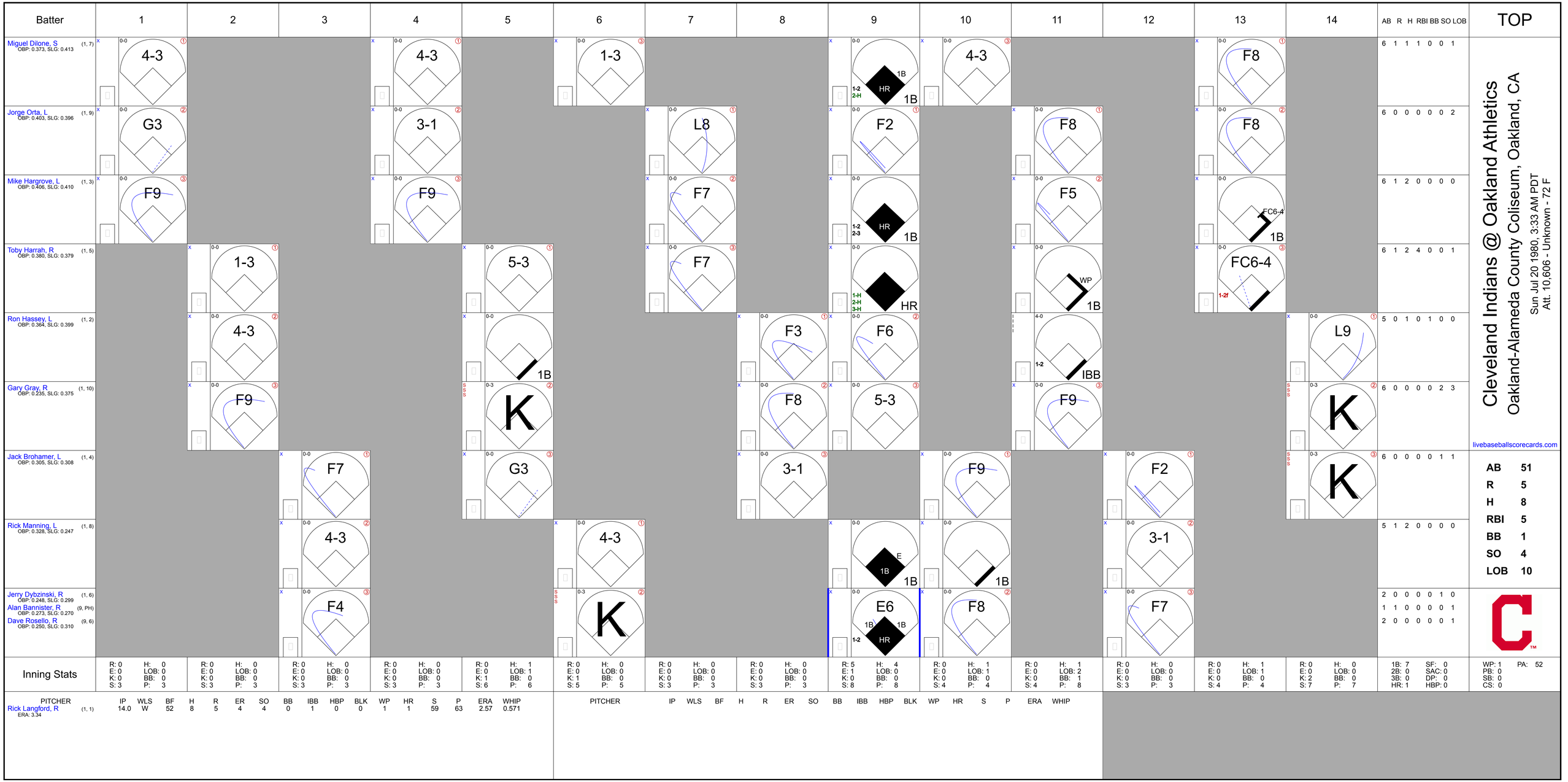
Batter
1
2
3
4
5
6
7
8
9
10
11
12
13
14
AB R H RBI BB SO LOB
TOP
Miguel Dilone, S (1, 7)
OBP: 0.373, SLG: 0.413
4-3
4-3
1-3
HR
1B
4-3
F8
6 1 1 1 0 0 1
Jorge Orta, L (1, 9)
OBP: 0.403, SLG: 0.396
G3
3-1
L8
F2
F8
F8
6 0 0 0 0 0 2
Mike Hargrove, L (1, 3)
OBP: 0.406, SLG: 0.410
F9
F9
F7
HR
F5
FC6-4
1B
6 1 2 0 0 0 0
Toby Harrah, R (1, 5)
OBP: 0.380, SLG: 0.379
1-3
5-3
F7
HR
WP
1B
FC6-4
1-2f
6 1 2 4 0 0 1
Ron Hassey, L (1, 2)
OBP: 0.364, SLG: 0.399
4-3
1B
F3
F6
IBB
L9
5 0 1 0 1 0 0
Gary Gray, R (1, 10)
OBP: 0.235, SLG: 0.375
F9
K
F8
5-3
F9
K
6 0 0 0 0 2 3
Jack Brohamer, L (1, 4)
OBP: 0.305, SLG: 0.308
F7
G3
3-1
F9
F2
K
6 0 0 0 0 1 1
Rick Manning, L (1, 8)
OBP: 0.328, SLG: 0.247
4-3
E
1B
1B
3-1
5 1 2 0 0 0 0
Jerry Dybzinski, R (1, 6)
OBP: 0.248, SLG: 0.299
Alan Bannister, R (9, PH)
OBP: 0.273, SLG: 0.270
Dave Rosello, R (9, 6)
OBP: 0.250, SLG: 0.310
F4
K
E6
F8
F7
2 0 0 0 0 1 0
1 1 0 0 0 0 1
2 0 0 0 0 0 1
Cleveland Indians @ Oakland Athletics
Oakland-Alameda County Coliseum, Oakland, CA
Sun Jul 20 1980, 3:33 AM PDT
Att. 10,606 - Unknown - 72 F
livebaseballscorecards.com
AB 51
R 5
H 8
RBI 5
BB 1
SO 4
LOB 10
Inning Stats
R: 0 H: 0 E: 0 LOB: 0 K: 0 BB: 0 S: 3 P: 3
R: 0 H: 0 E: 0 LOB: 0 K: 0 BB: 0 S: 3 P: 3
R: 0 H: 0 E: 0 LOB: 0 K: 0 BB: 0 S: 3 P: 3
R: 0 H: 0 E: 0 LOB: 0 K: 0 BB: 0 S: 3 P: 3
R: 0 H: 1 E: 0 LOB: 1 K: 1 BB: 0 S: 6 P: 6
R: 0 H: 0 E: 0 LOB: 0 K: 1 BB: 0 S: 5 P: 5
R: 0 H: 0 E: 0 LOB: 0 K: 0 BB: 0 S: 3 P: 3
R: 0 H: 0 E: 0 LOB: 0 K: 0 BB: 0 S: 3 P: 3
R: 5 H: 4 E: 1 LOB: 0 K: 0 BB: 0 S: 8 P: 8
R: 0 H: 1 E: 0 LOB: 1 K: 0 BB: 0 S: 4 P: 4
R: 0 H: 1 E: 0 LOB: 2 K: 0 BB: 1 S: 4 P: 8
R: 0 H: 0 E: 0 LOB: 0 K: 0 BB: 0 S: 3 P: 3
R: 0 H: 1 E: 0 LOB: 1 K: 0 BB: 0 S: 4 P: 4
R: 0 H: 0 E: 0 LOB: 0 K: 2 BB: 0 S: 7 P: 7
1B: 7 SF: 0 2B: 0 SAC: 0 3B: 0 DP: 0 HR: 1 HBP: 0
WP: 1 PA: 52 PB: 0 SB: 0 CS: 0
PITCHER IP WLS BF H R ER SO BB IBB HBP BLK WP HR S P ERA WHIP
Rick Langford, R (1, 1)
ERA: 3.34
14.0 W 52 8 5 4 4 0 1 0 0 1 1 59 63 2.57 0.571
PITCHER IP WLS BF H R ER SO BB IBB HBP BLK WP HR S P ERA WHIP

BOTTOM

Cleveland Indians @ Oakland Athletics

Oakland-Alameda County Coliseum, Oakland, CA

Sun Jul 20 1980, 3:33 AM PDT

Att. 10,606 - Unknown - 72 F

livebaseballscorecards.com

Batter	1	2	3	4	5	6	7	8	9	10	11	12	13	14	AB	R	H	RBI	BB	SO	LOB
Rickey Henderson, R (1, 7) OBP: 0.413, SLG: 0.421	F2		HR		1B		4-3			BB HBP		F7			5	1	2	2	0	0	0
Dwayne Murphy, L (1, 8) OBP: 0.394, SLG: 0.419	1-3		5-3		G3			1-3				K			5	0	0	0	1	1	1
Jim Essian, R (1, 2) OBP: 0.276, SLG: 0.349	F9			HR		6-3		F7		F4			F8		6	1	1	1	0	0	3
Tony Armas, R (1, 9) OBP: 0.304, SLG: 0.486		5-3		K		HR BB		6-3		K			K		5	1	0	0	1	3	3
Jeff Newman, R (1, 3) OBP: 0.280, SLG: 0.403		F9		F5		HR			SH5-4 1B	K			K		6	1	2	2	0	2	3
Mike Heath, R (1, 10) Mitchell Page, L (14, PH) OBP: 0.337, SLG: 0.375		1B		5-3		G6-4-3 1B			SH5-4 1B		K			G3 1B BB	4 0	0 1	2 0	0 0	1 1	0 0	0 0
Mario Guerrero, R (1, 6) Wayne Gross, L (9, PH) OBP: 0.353, SLG: 0.412 (10, 5)		K			SH5-3 1B 2B	G6-4-3			F8		K			G3	3 3	1 0	1 0	0 0	0 0	1 1	2 2
Dave McKay, S (1, 5) OBP: 0.231, SLG: 0.252 (10, 6)			F4		SH5-3		4-3		K		F9			1B	5	0	1	1	0	1	1
Jeff Cox, R (1, 4) OBP: 0.266, SLG: 0.220			F9		1-3		F9			BB HBP BB		K			4	0	0	0	1	1	1
Inning Stats	R: 0 E: 0 K: 0 S: 3 H: 0 LOB: 0 BB: 0 P: 3	R: 0 E: 0 K: 1 S: 6 H: 1 LOB: 1 BB: 0 P: 6	R: 1 E: 0 K: 0 S: 4 H: 1 LOB: 0 BB: 0 P: 4	R: 1 E: 0 K: 1 S: 6 H: 1 LOB: 0 BB: 0 P: 6	R: 1 E: 0 K: 0 S: 5 H: 2 LOB: 1 BB: 0 P: 5	R: 2 E: 0 K: 0 S: 4 H: 2 LOB: 0 BB: 1 P: 8	R: 0 E: 0 K: 0 S: 3 H: 0 LOB: 0 BB: 0 P: 3	R: 0 E: 0 K: 0 S: 3 H: 0 LOB: 0 BB: 0 P: 3	R: 0 E: 0 K: 1 S: 6 H: 1 LOB: 1 BB: 0 P: 6	R: 0 E: 0 K: 2 S: 7 H: 0 LOB: 3 BB: 2 P: 16	R: 0 E: 0 K: 2 S: 7 H: 0 LOB: 0 BB: 0 P: 7	R: 0 E: 0 K: 2 S: 7 H: 0 LOB: 0 BB: 0 P: 7	R: 0 E: 0 K: 2 S: 7 H: 0 LOB: 0 BB: 0 P: 7	R: 1 E: 0 K: 0 S: 2 H: 1 LOB: 1 BB: 1 P: 6	1B: 5 2B: 1 3B: 0 HR: 3 SF: 0 SAC: 2 DP: 1 HBP: 1						

	AB	46
	R	6
	H	9
	RBI	6
	BB	4
	SO	11
	LOB	16

WP: 0 PB: 0 SB: 0 CS: 0 PA: 53

PITCHER		IP	WLS	BF	H	R	ER	SO	BB	IBB	HBP	BLK	WP	HR	S	P	ERA	WHIP
Ross Grimsley, L ERA: 6.93	(1, 1)	6.0		25	7	5	5	2	1	0	0	0	0	3	28	32	7.50	1.333
Mike Stanton, R ERA: 5.22	(7, 1)	1.0		3	0	0	0	0	0	0	0	0	0	0	3	3	0.00	0.000
Sandy Wihtol, R ERA: 2.7	(8, 1)	1.1		5	1	0	0	0	0	0	0	0	0	0	5	5	0.00	0.750
Victor Cruz, R ERA: 3.94	(9, 1)	5.0	L	20	1	1	1	9	3	0	1	0	0	0	34	47	1.80	0.800

PITCHER	IP	WLS	BF	H	R	ER	SO	BB	IBB	HBP	BLK	WP	HR	S	P	ERA	WHIP

Batter	1	2	3	4	5	6	7	8	9	AB	R	H	RBI	BB	SO	LOB
Alfredo Griffin, S (1, 6) OBP: 0.277, SLG: 0.339	6-3	G3		G3		CS 1B			6-3	5	0	1	0	0	0	4
Al Woods, L (1, 7) OBP: 0.369, SLG: 0.498	S 1B		E 1B		HR	CS 1-2	F9		G3	5	1	3	1	0	0	0
John Mayberry, L (1, 3) OBP: 0.356, SLG: 0.467	K 1-2		FC4 1-2		4-3 E 1B		F5			4	0	1	0	0	1	2
Otto Velez, R (1, 10) OBP: 0.381, SLG: 0.522	K		F3		F8		6-3			4	0	0	0	0	1	4
Roy Howell, L (1, 5) OBP: 0.322, SLG: 0.384		BBBB FC5-4 BB	K		E5 4-3 1-2			1B 1B		3	0	1	0	1	1	3
Barry Bonnell, R (1, 8) OBP: 0.313, SLG: 0.423		FC5-4 BB 1B 1-2f	K		4-3 1-2 2-3			K		4	0	0	0	0	2	6
Damaso Garcia, R (1, 4) OBP: 0.296, SLG: 0.415		F6		FC4-6 1B	K			G4-6-3 1-2 1B		3	0	1	0	0	1	3
Garth Iorg, R (5, 4) OBP: 0.293, SLG: 0.382										1	0	1	0	0	0	0
Lloyd Moseby, L (1, 9) OBP: 0.268, SLG: 0.357		BB 1-2 1B		FC4-6 S 1-2f	K			G4-6-3 1-2f		4	0	1	0	0	1	3
Bob Bailor, R (8, 9) OBP: 0.294, SLG: 0.257										0	0	0	0	0	0	0
Ernie Whitt, L (1, 2) OBP: 0.295, SLG: 0.325		BBBB 1-2 2-3 BB		F4 1-2		K			F6	3	0	0	0	1	1	1

TOP

Toronto Blue Jays @ Oakland Athletics

Oakland-Alameda County Coliseum, Oakland, CA

Mon Jul 21 1980, 7:05 PM PDT

Att. 14,588 - Unknown

livebaseballscorecards.com

AB	36
R	1
H	9
RBI	1
BB	2
SO	8
LOB	26

Inning Stats	1	2	3	4	5	6	7	8	9
R	0	0	0	0	1	0	0	0	0
E	0	0	1	0	1	0	0	0	0
K	2	0	2	0	1	2	0	1	0
S	8	4	9	4	8	7	3	6	3
H	1	1	1	1	2	1	0	2	0
LOB	1	3	2	1	2	0	0	1	0
BB	0	2	0	0	0	0	0	0	0
P	8	12	9	4	8	7	3	6	3

1B	8
2B	0
3B	0
HR	1
SF	0
SAC	0
DP	1
HBP	0
WP	0
PB	0
SB	2
CS	1
PA	39

PITCHER	IP	WLS	BF	H	R	ER	SO	BB	IBB	HBP	BLK	WP	HR	S	P	ERA	WHIP
Brian Kingman, R (1, 1) ERA: 3.41	9.0	L	38	9	1	1	8	2	0	0	0	0	1	52	60	1.00	1.222

PITCHER	IP	WLS	BF	H	R	ER	SO	BB	IBB	HBP	BLK	WP	HR	S	P	ERA	WHIP

BOTTOM

Toronto Blue Jays @ Oakland Athletics

Oakland-Alameda County Coliseum, Oakland, CA

Mon Jul 21 1980, 7:05 PM PDT

Att. 14,588 - Unknown

livebaseballscorecards.com

Batter	1	2	3	4	5	6	7	8	9	AB	R	H	RBI	BB	SO	LOB
Rickey Henderson, R (1, 7) OBP: 0.414, SLG: 0.422	FC4-6 1B		CS 1B			G4-3 1-2f			4-3	4	0	2	0	0	0	1
Dwayne Murphy, L (1, 8) OBP: 0.390, SLG: 0.414	FC4-6 CS 1-2f		CS 1-2	K			4-3		F8	4	0	0	0	0	1	1
Mike Davis, L (1, 3) OBP: 0.236, SLG: 0.286	F6 1-2			G4-3 1B			F4		F7	4	0	1	0	0	0	1
Tony Armas, R (1, 9) OBP: 0.304, SLG: 0.487		4-3 2B		G4-3 1-2f			5-3			3	0	1	0	0	0	1
Wayne Gross, L (1, 5) OBP: 0.353, SLG: 0.408		K			F7			G1-6-4 BB		2	0	0	0	1	1	1
Mitchell Page, L (1, 10) OBP: 0.333, SLG: 0.370		4-3 2-3			K			G1-6-4 1-2f		3	0	0	0	0	1	2
Jim Essian, R (1, 2) OBP: 0.277, SLG: 0.348		F8			G3			1B 1B		3	0	1	0	0	0	1
Mario Guerrero, R (1, 6) OBP: 0.254, SLG: 0.286			CS BB			6-3		1-3 1B		1	0	0	0	1	0	0
Jeff Newman, R (8, PH) OBP: 0.282, SLG: 0.406										1	0	1	0	0	0	0
Dave McKay, S (9, 4) OBP: 0.231, SLG: 0.252										0	0	0	0	0	0	0
Jeff Cox, R (1, 4) OBP: 0.273, SLG: 0.230			K 1-2			G4-3 1B		4-3		2	0	1	0	0	1	1
Mike Heath, R (8, PH) OBP: 0.255, SLG: 0.283										0	0	0	0	0	0	0
Dave Revering, L (8, PH) OBP: 0.349, SLG: 0.478										1	0	0	0	0	0	2
Rob Picciolo, R (9, 6) OBP: 0.257, SLG: 0.345										0	0	0	0	0	0	0
Inning Stats	R: 0 E: 0 K: 0 S: 3 H: 1 LOB: 0 BB: 0 P: 3	R: 0 E: 0 K: 1 S: 6 H: 1 LOB: 1 BB: 0 P: 6	R: 0 E: 0 K: 1 S: 4 H: 1 LOB: 0 BB: 1 P: 8	R: 0 E: 0 K: 1 S: 5 H: 1 LOB: 0 BB: 0 P: 5	R: 0 E: 0 K: 1 S: 5 H: 0 LOB: 0 BB: 0 P: 5	R: 0 E: 0 K: 0 S: 3 H: 1 LOB: 0 BB: 0 P: 3	R: 0 E: 0 K: 0 S: 3 H: 0 LOB: 0 BB: 0 P: 3	R: 0 E: 0 K: 0 S: 4 H: 2 LOB: 2 BB: 1 P: 8	R: 0 E: 0 K: 0 S: 3 H: 0 LOB: 0 BB: 0 P: 3	1B: 6 2B: 2 3B: 0 HR: 0 SF: 0 SAC: 0 DP: 4 HBP: 0						

	AB	28
	R	0
	H	7
	RBI	0
	BB	2
	SO	4
	LOB	11

WP: 0 PA: 31
PB: 0
SB: 0
CS: 3

PITCHER	IP	WLS	BF	H	R	ER	SO	BB	IBB	HBP	BLK	WP	HR	S	P	ERA	WHIP
Dave Stieb, R (1, 1) ERA: 2.61	9.0	W	30	7	0	0	4	2	0	0	0	0	0	36	44	0.00	1.000

PITCHER	IP	WLS	BF	H	R	ER	SO	BB	IBB	HBP	BLK	WP	HR	S	P	ERA	WHIP

Batter	1	2	3	4	5	6	7	8	9	AB	R	H	RBI	BB	SO	LOB
Alfredo Griffin, S (1, 6) OBP: 0.274, SLG: 0.334	G3	F7			F9		K		E3 2-H	5	0	0	0	0	1	1
Al Woods, L (1, 7) OBP: 0.363, SLG: 0.488	1-3		F7		F8		4-3 2-3		G3	5	0	0	0	0	0	2
John Mayberry, L (1, 3) OBP: 0.357, SLG: 0.464	K		HBP 1B		BB		F9			2	1	0	0	2	1	1
Otto Velez, R (1, 10) OBP: 0.383, SLG: 0.532		HR	1B 1-2 HBP		F8			K		3	1	1	1	0	1	1
Roy Howell, L (1, 5) OBP: 0.324, SLG: 0.395		HR	G6-4-3 1-2 2-H 1B			1-3		3-1		4	1	2	2	0	0	0
Barry Bonnell, R (1, 8) OBP: 0.309, SLG: 0.417		K	G6-4-3 1-2f			6-3		F7		4	0	0	0	0	1	2
Damaso Garcia, R (1, 4) OBP: 0.302, SLG: 0.422		1B 2B		F9		E S 1B			SH2-4 E 1B	4	2	3	0	0	0	0
Lloyd Moseby, L (1, 9) OBP: 0.269, SLG: 0.356		E E WP 2-H 1B		F7		K 1-3			SH2-4 1-2	3	1	1	1	0	1	1
Ernie Whitt, L (1, 2) OBP: 0.293, SLG: 0.331		K 1-H		F8			4-3 2B		F8	4	0	1	0	0	1	1
Inning Stats	R: 0 E: 0 K: 1 S: 5 H: 0 LOB: 0 BB: 0 P: 5	R: 4 E: 2 K: 2 S: 11 H: 4 LOB: 0 BB: 0 P: 11	R: 1 E: 0 K: 0 S: 3 H: 1 LOB: 1 BB: 1 P: 8	R: 0 E: 0 K: 0 S: 3 H: 0 LOB: 0 BB: 0 P: 3	R: 0 E: 0 K: 0 S: 3 H: 0 LOB: 1 BB: 1 P: 7	R: 0 E: 0 K: 1 S: 6 H: 1 LOB: 1 BB: 0 P: 6	R: 0 E: 0 K: 1 S: 6 H: 1 LOB: 1 BB: 0 P: 6	R: 0 E: 0 K: 1 S: 5 H: 0 LOB: 0 BB: 0 P: 5	R: 1 E: 1 K: 0 S: 5 H: 1 LOB: 1 BB: 0 P: 5	1B: 4 2B: 2 3B: 0 HR: 2 SF: 0 SAC: 1 DP: 1 HBP: 1							

TOP

Toronto Blue Jays @ Oakland Athletics

Oakland-Alameda County Coliseum, Oakland, CA

Tue Jul 22 1980, 7:05 PM PDT

Unknown

livebaseballscorecards.com

AB	34
R	6
H	8
RBI	4
BB	2
SO	6
LOB	9

WP: 1 PB: 0 SB: 1 CS: 0 PA: 38

PITCHER	IP	WLS	BF	H	R	ER	SO	BB	IBB	HBP	BLK	WP	HR	S	P	ERA	WHIP
Matt Keough, R (1, 1) ERA: 3.28	9.0	L	38	8	6	4	6	2	0	1	0	1	2	47	56	4.00	1.111

PITCHER	IP	WLS	BF	H	R	ER	SO	BB	IBB	HBP	BLK	WP	HR	S	P	ERA	WHIP

BOTTOM

Toronto Blue Jays @ Oakland Athletics

Oakland-Alameda County Coliseum, Oakland, CA

Tue Jul 22 1980, 7:05 PM PDT

Unknown

livebaseballscorecards.com

Batter	1	2	3	4	5	6	7	8	9	AB	R	H	RBI	BB	SO	LOB
Rickey Henderson, R (1, 7) OBP: 0.415, SLG: 0.421	BBBB 4-0 1B SF8 BB	x 0-0 1-3 1B			x 0-0 ① FC1-6 F8 S 1-2f		x 0-0 ② F6			3	1	1	0	1	0	2
Dwayne Murphy, L (1, 8) OBP: 0.388, SLG: 0.412	x 0-0 S 1-3 1B	x 0-0 ③ 4-3			x 0-0 ② F8 1-3		x 0-0 ③ F8			4	0	1	0	0	0	4
Mike Davis, L (1, 3) OBP: 0.240, SLG: 0.282 Jim Essian, R (8, PH) (9, 2) OBP: 0.275, SLG: 0.345	x 0-0 ① SF8 1-2 3-H		BBBB 4-0 G6-3 BB		x 0-0 ③ F6			x 0-0 ① F5		1 1	0 0	0 0	1 0	1 0	0 0	1 0
Tony Armas, R (1, 9) OBP: 0.301, SLG: 0.482	SSS 0-3 ② K		x 0-0 ①② G6-3 1-2f			x 0-0 ① F8		x 0-0 ② F7		4	0	0	0	0	1	2
Wayne Gross, L (1, 5) OBP: 0.355, SLG: 0.407	BBBB 4-0 BB		x 0-0 ③ 6-3			x 0-0 ② F8		x 0-0 1B		3	0	1	0	1	0	0
Mitchell Page, L (1, 10) OBP: 0.329, SLG: 0.365 Mike Heath, R (8, PH) OBP: 0.254, SLG: 0.281	SSS 0-3 ③ K			x 0-0 ① F6		SSS 0-3 ③ K		x 0-0 ③ 5-3		3 1	0 0	0 0	0 0	0 0	2 0	2 1
Jeff Newman, R (1, 2) OBP: 0.282, SLG: 0.415 (9, 3)		SSS 0-3 ① K		x 0-0 ② 5-3			x 0-0 HR		x 0-0 ① F9	4	1	1	1	0	1	0
Mario Guerrero, R (1, 6) OBP: 0.254, SLG: 0.285		x 0-0 FC5-4 1B		x 0-0 ③ F4			x 0-0 ① 6-3		x 0-0 ② F8	4	0	1	0	0	0	0
Jeff Cox, R (1, 4) OBP: 0.286, SLG: 0.234		x 0-0 ② FC5-4 1B 1-2f			BBBB 4-0 FC1-6 BB		x 0-0 1B		x 0-0 ③ 5-3	3	0	1	0	1	0	1
Inning Stats	R: 1 E: 0 K: 2 S: 8 H: 1 LOB: 2 BB: 2 P: 16	R: 0 E: 0 K: 1 S: 7 H: 2 LOB: 2 BB: 0 P: 7	R: 0 E: 0 K: 0 S: 2 H: 0 LOB: 0 BB: 1 P: 6	R: 0 E: 0 K: 0 S: 3 H: 0 LOB: 0 BB: 0 P: 3	R: 0 E: 0 K: 0 S: 3 H: 0 LOB: 1 BB: 1 P: 7	R: 0 E: 0 K: 1 S: 5 H: 0 LOB: 0 BB: 0 P: 5	R: 1 E: 0 K: 0 S: 5 H: 2 LOB: 1 BB: 0 P: 5	R: 0 E: 0 K: 0 S: 4 H: 1 LOB: 1 BB: 0 P: 4	R: 0 E: 0 K: 0 S: 3 H: 0 LOB: 0 BB: 0 P: 3	1B: 5 2B: 0 3B: 0 HR: 1 SF: 1 SAC: 0 DP: 1 HBP: 0						

	AB	31
	R	2
	H	6
	RBI	2
	BB	4
	SO	4
	LOB	13

WP: 0 PB: 0 SB: 2 CS: 0 PA: 36

PITCHER		IP	WLS	BF	H	R	ER	SO	BB	IBB	HBP	BLK	WP	HR	S	P	ERA	WHIP
Jesse Jefferson, R ERA: 4.67	(1, 1)	6.1	W	27	5	2	2	4	4	0	0	0	0	1	31	47	2.84	1.421
Jerry Garvin, L ERA: 2.15	(7, 1)	2.2	S	9	1	0	0	0	0	0	0	0	0	0	9	9	0.00	0.375

PITCHER	IP	WLS	BF	H	R	ER	SO	BB	IBB	HBP	BLK	WP	HR	S	P	ERA	WHIP

Toronto Blue Jays @ Oakland Athletics

Oakland-Alameda County Coliseum, Oakland, CA

Tue Jul 22 1980, 7:10 PM PDT

Att. 8,645 - Unknown

livebaseballscorecards.com

TOP

Batter	1	2	3	4	5	6	7	8	9	AB	R	H	RBI	BB	SO	LOB
Alfredo Griffin, S (1, 6) OBP: 0.273, SLG: 0.339	F8		F6			3B		F9		4	0	1	0	0	0	0
Al Woods, L (1, 7) OBP: 0.357, SLG: 0.480	F7			F8		F7			F7	4	0	0	0	0	0	1
John Mayberry, L (1, 10) OBP: 0.353, SLG: 0.458	E4			G3			F9		F8	4	0	0	0	0	0	0
Barry Bonnell, R (1, 8) OBP: 0.311, SLG: 0.418	F7			F8			2B WP 1B		1B	4	1	2	0	0	0	1
Lloyd Moseby, L (1, 9) OBP: 0.269, SLG: 0.360		K			K		1-3 2B		F7	4	0	1	0	0	2	1
Damaso Garcia, R (1, 4) OBP: 0.302, SLG: 0.419		CS BB			4-3		3-H K			2	0	0	0	1	1	1
Doug Ault, R (1, 3) OBP: 0.264, SLG: 0.229		F9 1-2			K		5-3			3	0	0	0	0	1	2
Garth Iorg, R (1, 5) OBP: 0.279, SLG: 0.362			K			5-3		K		3	0	0	0	0	2	0
Bob Davis, R (1, 2) OBP: 0.258, SLG: 0.327			F9			F2		6-3		3	0	0	0	0	0	0
Inning Stats	R: 0 E: 1 K: 0 S: 4 H: 0 LOB: 1 BB: 0 P: 4	R: 0 E: 0 K: 1 S: 4 H: 0 LOB: 0 BB: 1 P: 8	R: 0 E: 0 K: 1 S: 5 H: 0 LOB: 0 BB: 0 P: 5	R: 0 E: 0 K: 0 S: 3 H: 0 LOB: 0 BB: 0 P: 3	R: 0 E: 0 K: 2 S: 7 H: 0 LOB: 0 BB: 0 P: 7	R: 0 E: 0 K: 0 S: 4 H: 1 LOB: 1 BB: 0 P: 4	R: 1 E: 0 K: 1 S: 7 H: 2 LOB: 1 BB: 0 P: 7	R: 0 E: 0 K: 1 S: 5 H: 0 LOB: 0 BB: 0 P: 5	R: 0 E: 0 K: 0 S: 4 H: 1 LOB: 1 BB: 0 P: 4	1B: 2 2B: 1 3B: 1 HR: 0	SF: 0 SAC: 0 DP: 0 HBP: 0						

	AB	31
	R	1
	H	4
	RBI	0
	BB	1
	SO	6
	LOB	6

WP: 1 PB: 0 SB: 0 CS: 1 PA: 32

PITCHER	IP	WLS	BF	H	R	ER	SO	BB	IBB	HBP	BLK	WP	HR	S	P	ERA	WHIP
Mike Norris, R (1, 1) ERA: 2.37	9.0	W	32	4	1	1	6	1	0	0	0	1	0	43	47	1.00	0.556

PITCHER	IP	WLS	BF	H	R	ER	SO	BB	IBB	HBP	BLK	WP	HR	S	P	ERA	WHIP

BOTTOM

Toronto Blue Jays @ Oakland Athletics

Oakland-Alameda County Coliseum, Oakland, CA

Tue Jul 22 1980, 7:10 PM PDT

Att. 8,645 - Unknown

livebaseballscorecards.com

Batter	1	2	3	4	5	6	7	8	9	AB	R	H	RBI	BB	SO	LOB
Rickey Henderson, R (1, 7) OBP: 0.416, SLG: 0.422	F8	1B		SH1-3			S 1B BB			2	1	1	1	1	0	0
Dwayne Murphy, L (1, 8) OBP: 0.389, SLG: 0.409	F3		1B BB	CS BB			K			2	0	0	0	2	1	1
Jim Essian, R (1, 2) OBP: 0.274, SLG: 0.342	5-3		1B	5-3			F4			4	0	1	0	0	0	3
Tony Armas, R (1, 9) OBP: 0.303, SLG: 0.482		E 1B	K		K		E 1B			4	1	2	1	0	2	2
Jeff Newman, R (1, 3) OBP: 0.281, SLG: 0.410		E4 BB 1B 1B	F5		G5-4-3 BB		K			3	1	0	0	1	1	4
Mike Heath, R (1, 10) OBP: 0.254, SLG: 0.281		BB 1B 1B	G3		G5-4-3			6-3		4	0	1	1	0	0	3
Dave McKay, S (1, 5) OBP: 0.239, SLG: 0.254		1B BB		BB SH 1B	K			F5		3	1	1	0	1	1	0
Jeff Cox, R (1, 4) OBP: 0.284, SLG: 0.224		F7		SH BB	3-1			F7		3	1	0	0	1	0	3
Rob Picciolo, R (1, 6) OBP: 0.254, SLG: 0.341		K		SH SH1-3 CS	K					2	0	0	0	0	2	3
Inning Stats	R: 0 E: 0 K: 0 S: 3 H: 0 LOB: 0 BB: 0 P: 3	R: 2 E: 1 K: 1 S: 8 H: 3 LOB: 2 BB: 1 P: 12	R: 0 E: 0 K: 1 S: 6 H: 1 LOB: 2 BB: 1 P: 10	R: 2 E: 1 K: 0 S: 4 H: 1 LOB: 1 BB: 2 P: 12	R: 0 E: 0 K: 1 S: 4 H: 0 LOB: 0 BB: 1 P: 8	R: 0 E: 0 K: 2 S: 7 H: 0 LOB: 0 BB: 0 P: 7	R: 1 E: 0 K: 2 S: 8 H: 1 LOB: 1 BB: 1 P: 12	R: 0 E: 0 K: 0 S: 3 H: 0 LOB: 0 BB: 0 P: 3		1B: 6 2B: 0 3B: 0 HR: 0	SF: 0 SAC: 2 DP: 1 HBP: 0						

	AB	27
	R	5
	H	6
	RBI	3
	BB	6
	SO	7
	LOB	19

WP: 0 PB: 0 SB: 1 CS: 2 PA: 35

PITCHER		IP	WLS	BF	H	R	ER	SO	BB	IBB	HBP	BLK	WP	HR	S	P	ERA	WHIP
Paul Mirabella, L ERA: 4.39	(1, 1)	3.1	L	20	5	4	1	2	4	0	0	0	0	0	20	36	2.70	2.700
Mike Barlow, R ERA: 3.98	(4, 1)	3.2		12	1	1	1	5	2	0	0	0	0	0	20	28	2.46	0.818
Tom Buskey, R ERA: 3.81	(8, 1)	1.0		3	0	0	0	0	0	0	0	0	0	0	3	3	0.00	0.000

PITCHER	IP	WLS	BF	H	R	ER	SO	BB	IBB	HBP	BLK	WP	HR	S	P	ERA	WHIP

Batter	1	2	3	4	5	6	7	8	9	AB	R	H	RBI	BB	SO	LOB
Alfredo Griffin, S (1, 6) OBP: 0.276, SLG: 0.340	x 0-0 E 4-3 1B		x 0-0 ① 4-3		B B B 4-0 4-3 BB	x 0-0 ③ F7			x 0-0 2B	2	0	1	0	1	0	0
Bob Bailor, R (6, PH) OBP: 0.297, SLG: 0.267 (6, 6)										2	0	1	0	0	0	1
Al Woods, L (1, 7) OBP: 0.354, SLG: 0.475	x 0-0 ① 4-3 1-2		x 0-0 ② 3-1		x 0-0 ① 4-3 1-2		x 0-0 ① 4-3		S S S 0-3 ③ K	3	0	0	0	0	0	2
Joe Cannon, L (6, 7) OBP: 0.074, SLG: 0.074										2	0	0	0	0	1	1
John Mayberry, L (1, 3) OBP: 0.358, SLG: 0.456	B B B B 4-0 BB 2-3 BB		B B B B 4-0 BB		x 0-0 ② F7		B B B B 4-0 G4-6-3 BB			1	0	0	0	3	0	1
Otto Velez, R (1, 10) OBP: 0.379, SLG: 0.525	S S S 0-3 ② K		S S S 0-3 ③ K		x 0-0 ③ F4		x 0-0 ② ③ G4-6-3 1-2f			3	0	0	0	0	2	4
Steve Braun, L (7, PH) OBP: 0.133, SLG: 0.071										1	0	0	0	0	0	1
Roy Howell, L (1, 5) OBP: 0.327, SLG: 0.394	B B B B 4-0 BB 1-2			x 0-0 ① 4-3		x 0-0 E E 1B		S S S 0-3 ① K		3	1	1	0	1	1	0
Barry Bonnell, R (1, 8) OBP: 0.310, SLG: 0.416	x 0-0 ③ F9			x 0-0 1B 1B		x 0-0 E5 3-4-1 E 1-3 SF9		x 0-0 ② F5		4	1	1	0	0	0	4
Damaso Garcia, R (1, 4) OBP: 0.302, SLG: 0.418		x 0-0 ① F8		x 0-0 1-2 1B		x 0-0 E6 3-4-1 1-2 3-H		x 0-0 ③ F9		3	0	1	1	0	0	1
Garth Iorg, R (6, 4) OBP: 0.274, SLG: 0.356										1	0	0	0	0	0	0
Lloyd Moseby, L (1, 9) OBP: 0.262, SLG: 0.351		x 0-0 ② 4-3		x 0-0 ② F9		x 0-0 ① 3-4-1 1-2 2-3			x 0-0 ① F9	4	0	0	0	0	0	4
Ernie Whitt, L (1, 2) OBP: 0.285, SLG: 0.323		S S S 0-3 ③ K		x 0-0 ③ G3		x 0-0 ② SF9 3-H			S S S 0-3 ② K	3	0	0	1	0	2	2
Inning Stats	R: 0 H: 1 E: 1 LOB: 3 K: 1 BB: 2 S: 6 P: 14	R: 0 H: 0 E: 0 LOB: 0 K: 1 BB: 0 S: 5 P: 5	R: 0 H: 0 E: 0 LOB: 1 K: 1 BB: 1 S: 5 P: 9	R: 0 H: 2 E: 0 LOB: 2 K: 0 BB: 0 S: 5 P: 5	R: 0 H: 0 E: 0 LOB: 1 K: 0 BB: 1 S: 3 P: 7	R: 2 H: 1 E: 2 LOB: 1 K: 0 BB: 0 S: 6 P: 6	R: 0 H: 0 E: 0 LOB: 0 K: 0 BB: 1 S: 2 P: 6	R: 0 H: 0 E: 0 LOB: 0 K: 1 BB: 0 S: 5 P: 5	R: 0 H: 1 E: 0 LOB: 1 K: 2 BB: 0 S: 8 P: 8	1B: 4 SF: 1 2B: 1 SAC: 0 3B: 0 DP: 1 HR: 0 HBP: 0						

PITCHER		IP	WLS	BF	H	R	ER	SO	BB	IBB	HBP	BLK	WP	HR	S	P	ERA	WHIP
Steve McCatty, R ERA: 4.56	(1, 1)	6.1	W	30	4	2	0	3	5	0	0	0	0	0	31	51	0.00	1.421
Bob Lacey, L ERA: 3.48	(7, 1)	2.2		8	1	0	0	3	0	0	0	0	0	0	14	14	0.00	0.375

PITCHER	IP	WLS	BF	H	R	ER	SO	BB	IBB	HBP	BLK	WP	HR	S	P	ERA	WHIP

TOP

Toronto Blue Jays @ Oakland Athletics

Oakland-Alameda County Coliseum, Oakland, CA

Wed Jul 23 1980, 3:33 AM PDT

Att. 4,765 - Unknown

livebaseballscorecards.com

AB	32
R	2
H	5
RBI	2
BB	5
SO	6
LOB	21

Batter	1	2	3	4	5	6	7	8	9	AB	R	H	RBI	BB	SO	LOB
Rickey Henderson, R (1, 7) OBP: 0.415, SLG: 0.418	B B B B 4-0 CS BB		x 0-0 1-3 ① 2-H	x 0-0 FC6-4 ③ 1-2f		x 0-0 G5-4-3 ②③ 1-2f				3	0	0	0	1	0	3
Dwayne Murphy, L (1, 8) OBP: 0.388, SLG: 0.406	S S S 0-3 K ①② 1-2		x 0-0 F9 ②		x 0-0 F7 ①		B B B B 4-0 G6-3 BB			3	0	0	0	1	1	1
Wayne Gross, L (1, 5) OBP: 0.350, SLG: 0.400	x 0-0 G3 ③		S S S 0-3 K ③		x 0-0 4-3 ②		x 0-0 F5 ①			4	0	0	0	0	1	1
Dave McKay, S (8, 5) OBP: 0.239, SLG: 0.254										0	0	0	0	0	0	0
Tony Armas, R (1, 9) OBP: 0.305, SLG: 0.493		S S 0-3 K ①		x 0-0 HR	x 0-0 2B 2B		x 0-0 G6-3 ②③ 1-2f			4	2	2	1	0	1	1
Mitchell Page, L (1, 10) OBP: 0.332, SLG: 0.372		S S S 0-3 K ②		x 0-0 2B 1B	x 0-0 2-H 2B			x 0-0 5-3 ①		4	1	2	1	0	1	0
Mike Davis, L (1, 3) OBP: 0.241, SLG: 0.270		B B B B 4-0 S BB		x 0-0 F8 ①	x 0-0 1-3 ③			x 0-0 6-3 ②		3	0	0	0	1	0	2
Jim Essian, R (1, 2) OBP: 0.266, SLG: 0.331		x 0-0 F7 ③ 1-2		x 0-0 F7 ②		x 0-0 F7 ①		x 0-0 F7 ③		4	0	0	0	0	0	2
Rob Picciolo, R (1, 6) OBP: 0.267, SLG: 0.358			x 0-0 2B 1B	x 0-0 1-H 1B 2B		x 0-0 1B 1B				3	2	3	1	0	0	0
Jeff Cox, R (1, 4) OBP: 0.312, SLG: 0.271			x 0-0 E 1-H WP 2B	x 0-0 FC6-4 2-H 1B		x 0-0 G5-4-3 1-2 1B				3	1	3	2	0	0	0
Inning Stats	R: 0 E: 0 K: 1 S: 4 H: 0 LOB: 0 BB: 1 P: 8	R: 0 E: 0 K: 2 S: 7 H: 0 LOB: 1 BB: 1 P: 11	R: 2 E: 1 K: 1 S: 7 H: 2 LOB: 0 BB: 0 P: 7	R: 3 E: 0 K: 0 S: 7 H: 4 LOB: 1 BB: 0 P: 7	R: 1 E: 0 K: 0 S: 5 H: 2 LOB: 1 BB: 0 P: 5	R: 0 E: 0 K: 0 S: 4 H: 2 LOB: 1 BB: 0 P: 4	R: 0 E: 0 K: 0 S: 2 H: 0 LOB: 0 BB: 1 P: 6	R: 0 E: 0 K: 0 S: 3 H: 0 LOB: 0 BB: 0 P: 3		1B: 5 2B: 5 3B: 0 HR: 1	SF: 0 SAC: 0 DP: 3 HBP: 0					

PITCHER		IP	WLS	BF	H	R	ER	SO	BB	IBB	HBP	BLK	WP	HR	S	P	ERA	WHIP
Jack Kucek, R ERA: 5.01	(1, 1)	3.0	L	14	4	4	4	4	2	0	0	0	1	1	20	28	12.00	2.000
Balor Moore, L ERA: 5.83	(4, 1)	0.2		4	2	1	1	0	0	0	0	0	0	0	4	4	13.50	3.000
Tom Buskey, R ERA: 3.88	(4, 1)	1.1		6	2	1	1	0	0	0	0	0	0	0	6	6	6.75	1.500
Joey McLaughlin, R ERA: 4.39	(6, 1)	1.0		4	2	0	0	0	0	0	0	0	0	0	4	4	0.00	2.000
Mike Barlow, R ERA: 3.63	(7, 1)	2.0		6	0	0	0	0	1	0	0	0	0	0	5	9	0.00	0.500

PITCHER	IP	WLS	BF	H	R	ER	SO	BB	IBB	HBP	BLK	WP	HR	S	P	ERA	WHIP

BOTTOM

Toronto Blue Jays @ Oakland Athletics

Oakland-Alameda County Coliseum, Oakland, CA

Wed Jul 23 1980, 3:33 AM PDT

Att. 4,765 - Unknown

livebaseballscorecards.com

AB	31
R	6
H	10
RBI	5
BB	3
SO	4
LOB	10

1B: 5	SF: 0	WP: 1	PA: 34
2B: 5	SAC: 0	PB: 0	
3B: 0	DP: 3	SB: 1	
HR: 1	HBP: 0	CS: 1	

Oakland Athletics @ Detroit Tigers

Tiger Stadium, Detroit, MI

Fri Jul 25 1980, 7:05 PM EDT

Att. 41,229 - Unknown

TOP

livebaseballscorecards.com

Batter	1	2	3	4	5	6	7	8	9	AB	R	H	RBI	BB	SO	LOB
Rickey Henderson, R (1, 7) OBP: 0.417, SLG: 0.423	0-0 CS 1B	0-0 G3			0-0 HR 2B	0-0 F7 1-2			0-0 G5-3 S 1-3 1B	5	1	3	0	0	0	3
Dwayne Murphy, L (1, 8) OBP: 0.386, SLG: 0.401	0-3 K 1-2		0-0 F7		0-0 F7		0-3 K		4-0 1-2 IBB	4	0	0	0	1	2	2
Jim Essian, R (1, 2) OBP: 0.263, SLG: 0.320	0-0 F7		0-3 K		4-0 HR BB		0-3 K		0-0 G5-3 2-3f	4	1	0	0	1	2	3
Tony Armas, R (1, 9) OBP: 0.305, SLG: 0.499		0-3 K	0-0 F8		0-0 1-H 2-H HR		0-0 1-3			4	1	1	3	0	1	0
Jeff Newman, R (1, 3) OBP: 0.285, SLG: 0.416		0-0 2B 2B		0-0 F9 1B 1B	0-0 5-3			0-0 5-3		4	1	2	0	0	0	0
Mike Heath, R (1, 10) OBP: 0.255, SLG: 0.286 Mitchell Page, L (8, PH) OBP: 0.331, SLG: 0.370		0-0 1B 2-H 2B		0-0 F7	0-0 1-3			0-3 K		3 1	1 0	1 0	1 0	0 0	0 1	1 0
Dave McKay, S (1, 5) OBP: 0.246, SLG: 0.262		0-0 SH1-3 1B 2-H 1B		0-0 1-2 1B		0-0 1-3		0-3 K		4	0	2	1	0	1	0
Rob Picciolo, R (1, 6) OBP: 0.267, SLG: 0.356		0-0 SH1-3 1-2 1B		0-0 F9 2-3		0-3 K			0-0 F8	4	0	1	0	0	1	2
Jeff Cox, R (1, 4) OBP: 0.325, SLG: 0.288		0-0 SH1-3 1-2 2-3		0-0 4-3		0-0 S 1B			0-0 1B 1B	3	0	2	0	0	0	2

Inning Stats																		
	R: 0	H: 1	R: 2	H: 4	R: 0	H: 0	R: 0	H: 2	R: 3	H: 2	R: 0	H: 1	R: 0	H: 0	R: 0	H: 0	R: 0	H: 2
	E: 0	LOB: 0	E: 0	LOB: 2	E: 0	LOB: 0	E: 0	LOB: 2	E: 0	LOB: 0	E: 0	LOB: 1	E: 0	LOB: 0	E: 0	LOB: 0	E: 0	LOB: 2
	K: 1	BB: 0	K: 1	BB: 0	K: 1	BB: 0	K: 0	BB: 0	K: 0	BB: 1	K: 1	BB: 0	K: 2	BB: 0	K: 2	BB: 0	K: 0	BB: 1
	S: 5	P: 5	S: 9	P: 9	S: 5	P: 5	S: 5	P: 5	S: 5	P: 9	S: 6	P: 6	S: 7	P: 7	S: 7	P: 7	S: 4	P: 8

PITCHER		IP	WLS	BF	H	R	ER	SO	BB	IBB	HBP	BLK	WP	HR	S	P	ERA	WHIP	PITCHER	IP	WLS	BF	H	R	ER	SO	BB	IBB	HBP	BLK	WP	HR	S	P	ERA	WHIP
Bruce Robbins, L ERA: 5.19	(1, 1)	4.1	L	21	8	4	4	3	1	0	0	0	0	0	26	30	8.31	2.077																	
Dave Rozema, R ERA: 4.67	(5, 1)	4.2		18	4	1	1	5	0	1	0	0	0	1	27	31	1.93	0.857																	

AB	36					
R	5					
H	12					
RBI	5					
BB	2					
SO	8					
LOB	13					

1B: 8	SF: 0	WP: 0	PA: 39
2B: 3	SAC: 1	PB: 0	
3B: 0	DP: 1	SB: 2	
HR: 1	HBP: 0	CS: 1	

Oakland Athletics @ Detroit Tigers

Tiger Stadium, Detroit, MI

Fri Jul 25 1980, 7:05 PM EDT

Att. 41,229 - Unknown

BOTTOM

Batter	1	2	3	4	5	6	7	8	9	AB	R	H	RBI	BB	SO	LOB
Rick Peters, S (1, 8) OBP: 0.383, SLG: 0.404	FC4-6 SH 1B		4-3 1-2		F6			G3		4	0	1	0	0	0	1
Alan Trammell, R (1, 6) OBP: 0.390, SLG: 0.433	SH FC4-6 1-2		2-H 1B			1-3		HR		3	1	2	2	0	0	0
Steve Kemp, L (1, 7) OBP: 0.381, SLG: 0.436	FC4-6 G4-6-3 1-2f 2-3		4-3			4-3		4-3		4	0	0	0	0	0	2
Richie Hebner, L (1, 3) OBP: 0.365, SLG: 0.476	G4-6-3 1-2f			K		1B			F2	2	0	0	0	0	1	2
Tim Corcoran, L (5, 3) OBP: 0.271, SLG: 0.197										2	0	1	0	0	0	0
Champ Summers, L (1, 10) OBP: 0.408, SLG: 0.510		F8		HR		3-1			F6	4	1	1	1	0	0	1
Al Cowens, R (1, 9) OBP: 0.323, SLG: 0.337		1B		G5-4-3 1B			4-3		5-3	4	0	2	0	0	0	0
Lance Parrish, R (1, 2) OBP: 0.327, SLG: 0.519		F4		G5-4-3 1-2f			F8			3	0	0	0	0	0	2
Duffy Dyer, R (9, 2) OBP: 0.232, SLG: 0.308										0	0	0	0	0	0	0
Tom Brookens, R (1, 5) OBP: 0.315, SLG: 0.385		F7			F7		F8			3	0	0	0	0	0	1
Lou Whitaker, L (1, 4) OBP: 0.344, SLG: 0.270			4-3 1B 1B		F7			3-1		3	1	1	0	0	0	0
										32	3	8	3	0	1	9

Inning Stats									
	R: 0 H: 1 E: 0 LOB: 1 K: 0 BB: 0 S: 4 P: 4	R: 0 H: 1 E: 0 LOB: 1 K: 0 BB: 0 S: 4 P: 4	R: 1 H: 2 E: 0 LOB: 0 K: 0 BB: 0 S: 4 P: 4	R: 1 H: 2 E: 0 LOB: 0 K: 1 BB: 0 S: 6 P: 6	R: 0 H: 0 E: 0 LOB: 0 K: 0 BB: 0 S: 3 P: 3	R: 0 H: 1 E: 0 LOB: 1 K: 0 BB: 0 S: 4 P: 4	R: 0 H: 0 E: 0 LOB: 0 K: 0 BB: 0 S: 3 P: 3	R: 1 H: 1 E: 0 LOB: 0 K: 0 BB: 0 S: 4 P: 4	R: 0 H: 0 E: 0 LOB: 0 K: 0 BB: 0 S: 3 P: 3

PITCHER	IP	WLS	BF	H	R	ER	SO	BB	IBB	HBP	BLK	WP	HR	S	P	ERA	WHIP
Rick Langford, R (1, 1) ERA: 3.32	9.0	W	33	8	3	3	1	0	0	0	0	0	2	35	35	3.00	0.889

PITCHER	IP	WLS	BF	H	R	ER	SO	BB	IBB	HBP	BLK	WP	HR	S	P	ERA	WHIP

1B: 6	SF: 0	WP: 0	PA: 33
2B: 0	SAC: 1	PB: 0	
3B: 0	DP: 2	SB: 0	
HR: 2	HBP: 0	CS: 0	

livebaseballscorecards.com

Batter	1	2	3	4	5	6	7	8	9	AB	R	H	RBI	BB	SO	LOB
Rickey Henderson, R (1, 7) OBP: 0.413, SLG: 0.419	S S S 0-3 ① K		x 0-0 ② F7			x 0-0 ① F7		x 0-0 ② F4		4	0	0	0	0	1	2
Dwayne Murphy, L (1, 8) OBP: 0.382, SLG: 0.397	x 0-0 ② F3		x 0-0 ③ F2			x 0-0 ② G3		x 0-0 ③ F8		4	0	0	0	0	0	2
Jim Essian, R (1, 2) OBP: 0.255, SLG: 0.310	x 0-0 ③ F8			x 0-0 ① 5-3		x 0-0 ③ F7			x 0-0 ① F2	4	0	0	0	0	0	0
Tony Armas, R (1, 9) OBP: 0.304, SLG: 0.496		x 0-0 1B 1B		x 0-0 ② F9			x 0-0 ① F9		S S S 0-3 ② K	4	0	1	0	0	1	0
Jeff Newman, R (1, 3) OBP: 0.281, SLG: 0.409		x 0-0 ① F3		S S S 0-3 ③ K			S S S 0-3 ② K		x 0-0 ③ F4	4	0	0	0	0	2	1
Mike Heath, R (1, 10) OBP: 0.251, SLG: 0.282		x 0-0 ② F9			x 0-0 ① F8		x 0-0 ③ 6-3			3	0	0	0	0	0	1
Mario Guerrero, R (1, 6) OBP: 0.262, SLG: 0.294		x 0-0 1-2 1B			x 0-0 1B			x 0-0 1B		3	0	3	0	0	0	0
Dave McKay, S (1, 5) OBP: 0.241, SLG: 0.256		x 0-0 ③ 1-3			S S S 0-3 ② K			x 0-0 ① F7		3	0	0	0	0	1	4
Jeff Cox, R (1, 4) OBP: 0.317, SLG: 0.280 Mike Edwards, R (8, PH) OBP: 0.239, SLG: 0.239 (8, 4)			S S S 0-3 ① K		x 0-0 ③ 4-3			x 0-0 1-2 1B		2 1	0 0	0 1	0 0	0 0	1 0	1 0
Inning Stats	R: 0 E: 0 K: 1 S: 5 H: 0 LOB: 0 BB: 0 P: 5	R: 0 E: 0 K: 0 S: 5 H: 2 LOB: 2 BB: 0 P: 5	R: 0 E: 0 K: 1 S: 5 H: 0 LOB: 0 BB: 0 P: 5	R: 0 E: 0 K: 1 S: 5 H: 0 LOB: 0 BB: 0 P: 5	R: 0 E: 0 K: 1 S: 6 H: 1 LOB: 1 BB: 0 P: 6	R: 0 E: 0 K: 0 S: 3 H: 0 LOB: 0 BB: 0 P: 3	R: 0 E: 0 K: 1 S: 5 H: 0 LOB: 0 BB: 0 P: 5	R: 0 E: 0 K: 0 S: 5 H: 2 LOB: 2 BB: 0 P: 5	R: 0 E: 0 K: 1 S: 5 H: 0 LOB: 0 BB: 0 P: 5	1B: 5 2B: 0 3B: 0 HR: 0	SF: 0 SAC: 0 DP: 0 HBP: 0						

PITCHER	IP	WLS	BF	H	R	ER	SO	BB	IBB	HBP	BLK	WP	HR	S	P	ERA	WHIP
Dan Schatzeder, L (1, 1) ERA: 4.38	9.0	W	32	5	0	0	6	0	0	0	0	0	0	44	44	0.00	0.556

PITCHER	IP	WLS	BF	H	R	ER	SO	BB	IBB	HBP	BLK	WP	HR	S	P	ERA	WHIP

TOP

Oakland Athletics @ Detroit Tigers

Tiger Stadium, Detroit, MI

Sat Jul 26 1980, 3:33 AM EDT

Att. 39,758 - Unknown

livebaseballscorecards.com

AB	32
R	0
H	5
RBI	0
BB	0
SO	6
LOB	11

WP: 0 PA: 32
PB: 0
SB: 0
CS: 0

Oakland Athletics @ Detroit Tigers

Tiger Stadium, Detroit, MI

Sat Jul 26 1980, 3:33 AM EDT

Att. 39,758 - Unknown

livebaseballscorecards.com

Batter	1	2	3	4	5	6	7	8	9	AB	R	H	RBI	BB	SO	LOB
Rick Peters, S (1, 8) OBP: 0.379, SLG: 0.396	H 1-0 2B E HBP	x 0-0 ② F7		x 0-0 ③ 4-3		x 0-0 ③ F8		x 0-0 ② 4-3		4	1	0	0	0	0	3
Alan Trammell, R (1, 6) OBP: 0.387, SLG: 0.433	x 0-0 E2 1-H 2B	x 0-0 ③ F8			S S S 0-3 ① K		S S S 0-3 ① K	x 0-0 ③ F3		5	1	1	0	0	2	1
Steve Kemp, L (1, 7) OBP: 0.379, SLG: 0.434	x 0-0 ① 1-3		x 0-0 ① F7		x 0-0 ② G3		x 0-0 BB 1B 1B 1B			4	1	1	0	0	0	0
Richie Hebner, L (1, 3) OBP: 0.367, SLG: 0.476 Tim Corcoran, L (8, 3) OBP: 0.271, SLG: 0.197	x 0-0 ② F7		x 0-0 CS 1B		x 0-0 ③ F5		x 0-0 BB 1-2 1B 1B			4 0	1 0	2 0	0 0	0 0	0 0	0 0
Champ Summers, L (1, 10) OBP: 0.414, SLG: 0.507	B B B B 4-0 BB		B B B B 4-0 ② 1-2 BB			x 0-0 ① F8	B B B B 4-0 1B 1-2 2-3 BB			1	0	0	0	3	0	0
Al Cowens, R (1, 9) OBP: 0.326, SLG: 0.337	x 0-0 ③ F7		x 0-0 ③ F8			B B B B 4-0 1B FC4 BB	x 0-0 1-3 2-H 3-H 1B			3	1	1	2	1	0	2
John Wockenfuss, R (1, 2) OBP: 0.400, SLG: 0.475		B B B B 4-0 2B BB		x 0-0 ① F4		x 0-0 E FC4 1-3 SF8 1B	S S S 0-3 ② K			3	2	1	0	1	1	2
Tom Brookens, R (1, 5) OBP: 0.318, SLG: 0.390		x 0-0 F8 1-H 2B		x 0-0 FC4-6 1B		x 0-0 FC4 1-3 3-H	x 0-0 ③ F8			4	0	2	2	0	0	3
Lou Whitaker, L (1, 4) OBP: 0.340, SLG: 0.267		x 0-0 ① F8 2-3		x 0-0 ② FC4-6 1-2f		x 0-0 ② SF8 3-H		x 0-0 ① F7		3	0	0	1	0	0	2
Inning Stats	R: 2 E: 1 K: 0 S: 4 H: 1 LOB: 1 BB: 1 P: 9	R: 1 E: 0 K: 0 S: 4 H: 1 LOB: 1 BB: 1 P: 8	R: 0 E: 0 K: 0 S: 3 H: 1 LOB: 1 BB: 1 P: 7	R: 0 E: 0 K: 0 S: 4 H: 1 LOB: 1 BB: 0 P: 4	R: 0 E: 0 K: 1 S: 5 H: 0 LOB: 0 BB: 0 P: 5	R: 2 E: 1 K: 0 S: 5 H: 1 LOB: 1 BB: 1 P: 9	R: 2 E: 0 K: 2 S: 10 H: 3 LOB: 2 BB: 1 P: 14	R: 0 E: 0 K: 0 S: 3 H: 0 LOB: 0 BB: 0 P: 3		1B: 6 2B: 2 3B: 0 HR: 0	SF: 1 SAC: 0 DP: 0 HBP: 1					

AB	31
R	7
H	8
RBI	5
BB	5
SO	3
LOB	13

WP: 0 PB: 0 SB: 0 CS: 1 PA: 38

PITCHER		IP	WLS	BF	H	R	ER	SO	BB	IBB	HBP	BLK	WP	HR	S	P	ERA	WHIP
Brian Kingman, R ERA: 3.6	(1, 1)	6.1	L	33	8	7	5	2	5	0	1	0	0	0	31	52	7.11	2.053
Dave Beard, R ERA:	(7, 1)	1.2		5	0	0	0	1	0	0	0	0	0	0	7	7	0.00	0.000

PITCHER	IP	WLS	BF	H	R	ER	SO	BB	IBB	HBP	BLK	WP	HR	S	P	ERA	WHIP

Batter	1	2	3	4	5	6	7	8	9	AB	R	H	RBI	BB	SO	LOB
Rickey Henderson, R (1, 7) OBP: 0.409, SLG: 0.414	5-3		6-3 2-3		6-3 1-2			F7		4	0	0	0	0	0	2
Dwayne Murphy, L (1, 8) OBP: 0.378, SLG: 0.393	4-3		SF8 3-H		F6			K		3	0	0	1	0	1	1
Dave Revering, L (1, 3) OBP: 0.344, SLG: 0.471	F8		4-3			G3		4-3		4	0	0	0	0	0	0
Wayne Gross, L (1, 5) OBP: 0.352, SLG: 0.415		4-3		G3		1B			HR	4	1	2	1	0	0	0
Tony Armas, R (1, 9) OBP: 0.304, SLG: 0.492		E5 F7 1B		BBBB BB		F4			F7	3	0	0	0	1	0	1
Orlando Gonzalez, L (1, 10) OBP: 0.250, SLG: 0.250		1-2 1B		F7		F8			F6	4	0	1	0	0	0	2
Mike Heath, R (1, 2) OBP: 0.247, SLG: 0.277		F7 2-3		F7			F9		F3	4	0	0	0	0	0	3
Mario Guerrero, R (1, 6) OBP: 0.259, SLG: 0.290		6-3			F7		F3			3	0	0	0	0	0	2
Jeff Cox, R (1, 4) OBP: 0.329, SLG: 0.295			E5 6-3 SF8 1B		6-3 1B		SSS K			3	1	2	0	0	1	0
Inning Stats	R: 0 E: 0 K: 0 S: 3 H: 0 LOB: 0 BB: 0 P: 3	R: 0 E: 1 K: 0 S: 5 H: 1 LOB: 2 BB: 0 P: 5	R: 1 E: 1 K: 0 S: 4 H: 1 LOB: 0 BB: 0 P: 4	R: 0 E: 0 K: 0 S: 3 H: 0 LOB: 1 BB: 1 P: 7	R: 0 E: 0 K: 0 S: 4 H: 1 LOB: 1 BB: 0 P: 4	R: 0 E: 0 K: 0 S: 4 H: 1 LOB: 1 BB: 0 P: 4	R: 0 E: 0 K: 1 S: 5 H: 0 LOB: 0 BB: 0 P: 5	R: 0 E: 0 K: 1 S: 5 H: 0 LOB: 0 BB: 0 P: 5	R: 1 E: 0 K: 0 S: 4 H: 1 LOB: 0 BB: 0 P: 4	1B: 4 2B: 0 3B: 0 HR: 1 SF: 1 SAC: 0 DP: 0 HBP: 0						

PITCHER	IP	WLS	BF	H	R	ER	SO	BB	IBB	HBP	BLK	WP	HR	S	P	ERA	WHIP
Milt Wilcox, R (1, 1) ERA: 3.58	9.0	W	34	5	2	1	2	1	0	0	0	0	1	37	41	1.00	0.667

PITCHER	IP	WLS	BF	H	R	ER	SO	BB	IBB	HBP	BLK	WP	HR	S	P	ERA	WHIP

TOP

Oakland Athletics @ Detroit Tigers

Tiger Stadium, Detroit, MI

Sun Jul 27 1980, 3:33 AM EDT

Unknown

livebaseballscorecards.com

AB	32
R	2
H	5
RBI	2
BB	1
SO	2
LOB	11

Oakland Athletics @ Detroit Tigers

Tiger Stadium, Detroit, MI

Sun Jul 27 1980, 3:33 AM EDT

Unknown

BOTTOM

livebaseballscorecards.com

Batter	1	2	3	4	5	6	7	8	9	AB	R	H	RBI	BB	SO	LOB
Rick Peters, S (1, 8) OBP: 0.381, SLG: 0.408	SF7 3B		FC6-4 1B	F8		3-1				4	1	2	0	0	0	1
Alan Trammell, R (1, 6) OBP: 0.383, SLG: 0.429	SF7 3-H		FC6-4 1B 1-2f		F9		F8			3	0	0	1	0	0	1
Al Cowens, R (1, 9) OBP: 0.328, SLG: 0.343	5-3		1B 1-2		1B 2B		F9			4	0	2	0	0	0	0
Lance Parrish, R (1, 2) OBP: 0.323, SLG: 0.512	F5		K SSS		F6		5-3			4	0	0	0	0	1	3
John Wockenfuss, R (1, 3) OBP: 0.402, SLG: 0.492		F7		HR	1B 2-3			4-3		4	1	2	1	0	0	0
Tom Brookens, R (1, 5) OBP: 0.317, SLG: 0.388		FC5-4 1B		F8	F5			F8		4	0	1	0	0	0	2
Jim Lentine, R (1, 7) OBP: 0.353, SLG: 0.324		F7		HR 1B		S BB BBB		F8		3	1	1	0	1	0	1
Stan Papi, R (1, 4) OBP: 0.306, SLG: 0.456		FC5-4 1-2f		F7		F9 1-2				2	0	0	0	0	0	2
Lou Whitaker, L (6, PH) OBP: 0.339, SLG: 0.266 (7, 4)										1	0	0	0	0	0	1
Duffy Dyer, R (1, 10) OBP: 0.241, SLG: 0.370			5-3	HR 1-H		K SSS				2	1	1	2	0	0	0
Champ Summers, L (6, PH) OBP: 0.412, SLG: 0.505										1	0	0	0	0	1	1
Inning Stats	R: 1 E: 0 K: 0 S: 4 H: 1 LOB: 0 BB: 0 P: 4	R: 0 E: 0 K: 0 S: 4 H: 1 LOB: 1 BB: 0 P: 4	R: 0 E: 0 K: 1 S: 7 H: 2 LOB: 2 BB: 0 P: 7	R: 3 E: 0 K: 0 S: 6 H: 3 LOB: 0 BB: 0 P: 6	R: 0 E: 0 K: 0 S: 5 H: 2 LOB: 2 BB: 0 P: 5	R: 0 E: 0 K: 1 S: 5 H: 0 LOB: 1 BB: 1 P: 9	R: 0 E: 0 K: 0 S: 3 H: 0 LOB: 0 BB: 0 P: 3	R: 0 E: 0 K: 0 S: 3 H: 0 LOB: 0 BB: 0 P: 3		1B: 5 2B: 1 3B: 1 HR: 2 SF: 1 SAC: 0 DP: 0 HBP: 0					WP: 0 PB: 0 SB: 1 CS: 0 PA: 34	

	AB	32
	R	4
	H	9
	RBI	4
	BB	1
	SO	2
	LOB	12

PITCHER		IP	WLS	BF	H	R	ER	SO	BB	IBB	HBP	BLK	WP	HR	S	P	ERA	WHIP
Craig Minetto, L ERA: 8.44	(1, 1)	4.1	L	21	8	4	4	1	0	0	0	0	0	2	23	23	8.31	1.846
Jeff Jones, R ERA: 2.25	(5, 1)	1.0		5	1	0	0	0	1	0	0	0	0	0	4	8	0.00	2.000
Bob Lacey, L ERA: 3.28	(6, 1)	2.2		8	0	0	0	1	0	0	0	0	0	0	10	10	0.00	0.000

PITCHER	IP	WLS	BF	H	R	ER	SO	BB	IBB	HBP	BLK	WP	HR	S	P	ERA	WHIP

Oakland Athletics @ Detroit Tigers

Tiger Stadium, Detroit, MI

Sun Jul 27 1980, 3:38 AM EDT

Att. 44,093 - Unknown

Batter	1	2	3	4	5	6	7	8	9	AB	R	H	RBI	BB	SO	LOB
Rickey Henderson, R (1, 7) OBP: 0.411, SLG: 0.416	x 0-0 F8 S 1B 1B	x 0-0 S S 1B		x 0-0 1-3 ③		x 0-0 5-3 ③ 1-3			x 0-0 1B S 3B 1B	5	2	3	0	0	0	2
Dwayne Murphy, L (1, 8) OBP: 0.379, SLG: 0.392	S S S 0-3 K ① 1-2	B B B B 4-0 S 1-2 BB			x 0-0 E6 4-3		x 0-0 6-3 ①		x 0-0 1-3 3B 1B	4	1	1	0	1	1	1
Tony Armas, R (1, 9) OBP: 0.300, SLG: 0.485	x 0-0 F8 ② 2-3	x 0-0 6-3 ③ 1-2 2-3			x 0-0 F5 ①		S S S 0-3 K ②		x 0-0 F5 ②	5	0	0	0	0	1	6
Dave Revering, L (1, 3) OBP: 0.345, SLG: 0.477	x 0-0 E 1B 1B 3-H		x 0-0 F8 ①		x 0-0 4-3 ② 2-3		x 0-0 F7 ③		x 0-0 1-H 3-H 3B	5	0	2	3	0	0	1
Wayne Gross, L (1, 5) OBP: 0.356, SLG: 0.429	x 0-0 E 1B 1-2		x 0-0 F8 ②		B B B B 4-0 BB			x 0-0 HR	x 0-0 F8 ③	4	1	2	1	1	0	1
Dave McKay, S (9, 5) OBP: 0.241, SLG: 0.256										0	0	0	0	0	0	0
Orlando Gonzalez, L (1, 10) OBP: 0.125, SLG: 0.125	x 0-0 E6 1-2 2-3		x 0-0 F8 ③		x 0-0 F5 ③			x 0-0 F7 ①		4	0	0	0	0	0	4
Jeff Newman, R (1, 2) OBP: 0.280, SLG: 0.411	x 0-0 6-3 ③			x 0-0 SH2-3 FC1-2-5-1 2B		x 0-0 F7 ①		x 0-0 6-3 ②		4	0	1	0	0	0	3
Rob Picciolo, R (1, 6) OBP: 0.262, SLG: 0.350		x 0-0 6-3 ①		x 0-0 SH2-3 ① 2-3		x 0-0 F8 ②		S S S 0-3 K ③		3	0	0	0	0	1	0
Jeff Cox, R (1, 4) OBP: 0.326, SLG: 0.293		x 0-0 F4 ②		x 0-0 FC1-2-5-1 ② 3-H		x 0-0 E S 1B			x 0-0 6-3 ①	4	0	1	0	0	0	1

Inning Stats	1	2	3	4	5	6	7	8	9		
	R: 1 H: 3	R: 0 H: 1	R: 0 H: 0	R: 0 H: 1	R: 0 H: 0	R: 0 H: 1	R: 0 H: 0	R: 1 H: 1	R: 2 H: 3	1B: 7 SF: 0	WP: 0 PA: 41
	E: 1 LOB: 3	E: 0 LOB: 2	E: 0 LOB: 0	E: 0 LOB: 1	E: 1 LOB: 2	E: 0 LOB: 1	E: 0 LOB: 0	E: 0 LOB: 0	E: 0 LOB: 1	2B: 1 SAC: 1	PB: 0
	K: 1 BB: 0	K: 0 BB: 1	K: 0 BB: 0	K: 0 BB: 0	K: 0 BB: 1	K: 0 BB: 0	K: 1 BB: 0	K: 1 BB: 0	K: 0 BB: 0	3B: 1 DP: 0	SB: 6
	S: 9 P: 9	S: 4 P: 8	S: 3 P: 3	S: 4 P: 4	S: 4 P: 8	S: 4 P: 4	S: 5 P: 5	S: 6 P: 6	S: 6 P: 6	HR: 1 HBP: 0	CS: 0

PITCHER		IP	WLS	BF	H	R	ER	SO	BB	IBB	HBP	BLK	WP	HR	S	P	ERA	WHIP
Jack Morris, R (1, 1) ERA: 4.55		8.2	L	40	10	4	4	3	2	0	0	0	0	1	44	52	4.15	1.385
Pat Underwood, L (9, 1) ERA: 4.36		0.1		1	0	0	0	0	0	0	0	0	0	0	1	1	0.00	0.000

PITCHER	IP	WLS	BF	H	R	ER	SO	BB	IBB	HBP	BLK	WP	HR	S	P	ERA	WHIP

livebaseballscorecards.com

AB	38
R	4
H	10
RBI	4
BB	2
SO	3
LOB	19

Oakland Athletics @ Detroit Tigers

Tiger Stadium, Detroit, MI

Sun Jul 27 1980, 3:38 AM EDT

Att. 44,093 - Unknown

BOTTOM

Batter	1	2	3	4	5	6	7	8	9	AB	R	H	RBI	BB	SO	LOB
Rick Peters, S (1, 8) OBP: 0.379, SLG: 0.402	F8			F8			BBBB 4-0 FC1-6 BB		6-3	3	0	0	0	1	0	0
Lou Whitaker, L (1, 4) OBP: 0.338, SLG: 0.265	F8			CS 1B			FC1-6 1-2f		F9	4	0	1	0	0	0	1
Steve Kemp, L (1, 7) OBP: 0.378, SLG: 0.429	F8			4-3 1-2			F7		BBBB 4-0 BB BB	3	0	0	0	1	0	2
Richie Hebner, L (1, 3) OBP: 0.366, SLG: 0.471		G3			F2		F7		BBBB 4-0 1-2 BB	3	0	0	0	1	0	1
Champ Summers, L (1, 10) OBP: 0.407, SLG: 0.498		F8			F8			F2	F7	3	0	0	0	0	0	0
Al Cowens, R (9, PH) OBP: 0.327, SLG: 0.342										1	0	0	0	0	0	2
John Wockenfuss, R (1, 2) OBP: 0.401, SLG: 0.486		F8			F3			BBBB 4-0 WP 1B BB		2	0	0	0	1	0	0
Tim Corcoran, L (1, 9) OBP: 0.274, SLG: 0.203			F4			F4			WP 1-2 1B	3	0	1	0	0	0	0
Dave Stegman, R (8, PR) (9, 9) OBP: 0.270, SLG: 0.291										0	0	0	0	0	0	0
Tom Brookens, R (1, 5) OBP: 0.313, SLG: 0.384			F6			5-3			F6 1-2 2-3	3	0	0	0	0	0	2
Mark Wagner, R (1, 6) OBP: 0.231, SLG: 0.167			F9			F8			F7	2	0	0	0	0	0	0
Lance Parrish, R (8, PH) OBP: 0.322, SLG: 0.511										1	0	0	0	0	0	3
Stan Papi, R (9, 6) OBP: 0.306, SLG: 0.456										0	0	0	0	0	0	0
Inning Stats	R: 0 H: 0 E: 0 LOB: 0 K: 0 BB: 0 S: 3 P: 3	R: 0 H: 0 E: 0 LOB: 0 K: 0 BB: 0 S: 3 P: 3	R: 0 H: 0 E: 0 LOB: 0 K: 0 BB: 0 S: 3 P: 3	R: 0 H: 1 E: 0 LOB: 0 K: 0 BB: 0 S: 3 P: 3	R: 0 H: 0 E: 0 LOB: 0 K: 0 BB: 0 S: 3 P: 3	R: 0 H: 0 E: 0 LOB: 0 K: 0 BB: 0 S: 3 P: 3	R: 0 H: 0 E: 0 LOB: 1 K: 0 BB: 1 S: 3 P: 7	R: 0 H: 1 E: 0 LOB: 3 K: 0 BB: 1 S: 4 P: 8	R: 0 H: 0 E: 0 LOB: 2 K: 0 BB: 2 S: 3 P: 11	1B: 2 SF: 0 2B: 0 SAC: 0 3B: 0 DP: 0 HR: 0 HBP: 0						

livebaseballscorecards.com

AB	28
R	0
H	2
RBI	0
BB	4
SO	0
LOB	11

PITCHER	IP	WLS	BF	H	R	ER	SO	BB	IBB	HBP	BLK	WP	HR	S	P	ERA	WHIP
Matt Keough, R (1, 1) ERA: 3.12	8.2	W	31	2	0	0	0	4	0	0	0	1	0	27	43	0.00	0.692
Bob Lacey, L (9, 1) ERA: 3.26	0.1	S	1	0	0	0	0	0	0	0	0	0	0	1	1	0.00	0.000

PITCHER	IP	WLS	BF	H	R	ER	SO	BB	IBB	HBP	BLK	WP	HR	S	P	ERA	WHIP

Batter	1	2	3	4	5	6	7	8	9	AB	R	H	RBI	BB	SO	LOB
Rickey Henderson, R (1, 7) OBP: 0.412, SLG: 0.418	F3		2B		1B 1-2 BB		E5 FC1-2 2B	PB 2-3		4	1	1	0	1	0	3
Dwayne Murphy, L (1, 8) OBP: 0.380, SLG: 0.393	WP 1B 1B		F8		BB 1-3 2-H 1B		FC1-2 2B 1-2 3-H			4	1	2	1	0	0	3
Jim Essian, R (1, 2) OBP: 0.277, SLG: 0.356	G4-3 1-H 1B			HR	FC6-4 1-2 BB		1-3 2-H 2B			3	1	3	3	1	0	0
Tony Armas, R (1, 9) OBP: 0.297, SLG: 0.480	G4-3 1-2f			L3	FC6-4 1-2f		F9			4	0	0	0	0	0	6
Mike Heath, R (1, 10) OBP: 0.242, SLG: 0.271		K		L5		6-3		F9		4	0	0	0	0	1	0
Mario Guerrero, R (1, 6) OBP: 0.259, SLG: 0.287		K		F7		6-3		1B CS HBP		3	0	0	0	0	1	0
Wayne Gross, L (1, 3) OBP: 0.355, SLG: 0.426		F4			4-3	6-3		1B CS 1-3 1B		4	1	1	0	0	0	0
Dave McKay, S (1, 5) OBP: 0.248, SLG: 0.270			F9		4-3		SH3 FC1-2 2B	PB 1B 1-3 3-H		4	0	2	0	0	0	0
Jeff Cox, R (1, 4) OBP: 0.337, SLG: 0.298			K		BB 1B BB		SH3 2-3	1-2 3-H 1B		2	1	1	1	1	1	0
Inning Stats	R: 1 E: 0 K: 0 S: 4 H: 2 LOB: 0 BB: 0 P: 4	R: 0 E: 0 K: 2 S: 7 H: 0 LOB: 0 BB: 0 P: 7	R: 0 E: 0 K: 1 S: 6 H: 1 LOB: 1 BB: 0 P: 6	R: 1 E: 0 K: 0 S: 4 H: 1 LOB: 0 BB: 0 P: 4	R: 1 E: 0 K: 0 S: 4 H: 1 LOB: 3 BB: 3 P: 16	R: 0 E: 0 K: 0 S: 3 H: 0 LOB: 0 BB: 0 P: 3	R: 1 E: 1 K: 0 S: 6 H: 2 LOB: 2 BB: 0 P: 6	R: 1 E: 0 K: 0 S: 4 H: 3 LOB: 2 BB: 0 P: 5		1B: 6 2B: 3 3B: 0 HR: 1 SF: 0 SAC: 1 DP: 1 HBP: 1						

PITCHER	IP	WLS	BF	H	R	ER	SO	BB	IBB	HBP	BLK	WP	HR	S	P	ERA	WHIP
Paul Mirabella, L (1, 1) ERA: 4.46	4.2		21	5	3	3	3	3	0	0	0	1	1	24	36	5.79	1.714
Mike Barlow, R (5, 1) ERA: 2.83	1.2	L	7	1	1	0	0	0	0	0	0	0	0	7	7	0.00	0.600
Jerry Garvin, L (7, 1) ERA: 2.03	0.1		2	1	0	0	0	0	0	0	0	0	0	2	2	0.00	3.000
Joey McLaughlin, R (7, 1) ERA: 4.46	1.0		7	3	1	1	0	0	0	1	0	0	0	5	6	9.00	3.000

Oakland Athletics @ Toronto Blue Jays

Exhibition Stadium, Toronto, ON

Mon Jul 28 1980, 7:05 PM EDT

Att. 14,457 - Unknown - 72 F

TOP

livebaseballscorecards.com

AB	32
R	5
H	10
RBI	5
BB	3
SO	3
LOB	12

WP: 1 PB: 1 SB: 0 CS: 2 PA: 37

Batter	1	2	3	4	5	6	7	8	9	AB	R	H	RBI	BB	SO	LOB
Alfredo Griffin, S (1, 6) OBP: 0.281, SLG: 0.352	BBBB 4-0 S 1B BB		x 0-0 ① F9		x 0-0 CS 3-H 1B					2	1	1	1	1	0	0
Damaso Garcia, R (1, 4) OBP: 0.302, SLG: 0.415	x 0-0 ① 1-H 1B		x 0-0 ② F9		0-0 ③ CS 1-2	x 0-0 ① F8				3	0	1	1	0	0	0
Al Woods, L (1, 7) OBP: 0.368, SLG: 0.509	SSS 0-3 ② K		x 0-0 ③ F3			x 0-0 ② 4-3				3	0	0	0	0	1	0
Otto Velez, R (1, 10) OBP: 0.388, SLG: 0.542	x 0-0 1B 3B			BBBB 4-0 G3-6-1 BB		SSS 0-3 ③ K				2	1	1	0	1	1	0
John Mayberry, L (1, 3) OBP: 0.348, SLG: 0.448	x 0-0 3-H 1B			x 0-0 ①② G3-6-1 1-2f			x 0-0 ① F9			3	0	1	1	0	0	1
Roy Howell, L (1, 5) OBP: 0.323, SLG: 0.398	SSS 0-3 ③ K			x 0-0 ③ F8			x 0-0 ② G3			3	0	0	0	0	1	1
Barry Bonnell, R (1, 8) OBP: 0.309, SLG: 0.407		x 0-0 ① F7			x 0-0 3-1 SH3 1B		x 0-0 1B			3	1	2	0	0	0	0
Lloyd Moseby, L (1, 9) OBP: 0.267, SLG: 0.379		x 0-0 ② G3			x 0-0 ① SH3 1-2		SSS 0-3 ③ K			2	0	0	0	0	1	1
Ernie Whitt, L (1, 2) OBP: 0.282, SLG: 0.318		x 0-0 ③ 4-3			x 0-0 ② 3-1 2-3					2	0	0	0	0	0	1
Inning Stats	R: 2 H: 3 E: 0 LOB: 1 K: 2 BB: 1 S: 9 P: 13	R: 0 H: 0 E: 0 LOB: 0 K: 0 BB: 0 S: 3 P: 3	R: 0 H: 0 E: 0 LOB: 0 K: 0 BB: 0 S: 3 P: 3	R: 0 H: 0 E: 0 LOB: 0 K: 0 BB: 1 S: 2 P: 6	R: 1 H: 2 E: 0 LOB: 0 K: 0 BB: 0 S: 4 P: 4	R: 0 H: 0 E: 0 LOB: 0 K: 1 BB: 0 S: 5 P: 5	R: 0 H: 1 E: 0 LOB: 1 K: 1 BB: 0 S: 6 P: 6			1B: 5 SF: 0 2B: 0 SAC: 1 3B: 1 DP: 1 HR: 0 HBP: 0				WP: 0 PA: 27 PB: 0 SB: 1 CS: 1		

PITCHER	IP	WLS	BF	H	R	ER	SO	BB	IBB	HBP	BLK	WP	HR	S	P	ERA	WHIP
Mike Norris, R (1, 1) ERA: 2.43	7.0	W	26	6	3	3	4	2	0	0	0	0	0	32	40	3.86	1.143

PITCHER	IP	WLS	BF	H	R	ER	SO	BB	IBB	HBP	BLK	WP	HR	S	P	ERA	WHIP

BOTTOM

Oakland Athletics @ Toronto Blue Jays

Exhibition Stadium, Toronto, ON

Mon Jul 28 1980, 7:05 PM EDT

Att. 14,457 - Unknown - 72 F

livebaseballscorecards.com

AB	23
R	3
H	6
RBI	3
BB	2
SO	4
LOB	4

Oakland Athletics @ Toronto Blue Jays

Exhibition Stadium, Toronto, ON

Tue Jul 29 1980, 7:05 PM EDT

Att. 16,704 - Unknown - 68 F

livebaseballscorecards.com

TOP

Batter	1	2	3	4	5	6	7	8	9	10	11	12	AB	R	H	RBI	BB	SO	LOB
Rickey Henderson, R (1, 7) OBP: 0.411, SLG: 0.418	6-3		6-3		6-3			BB 2B	5-3			1B 2B	5	2	1	0	1	0	0
Dwayne Murphy, L (1, 8) OBP: 0.384, SLG: 0.397	BBBB G4-6-3 BB		BBBB 1B 2B BB		4-3			4-3 WP 1-H 2B		3-1		2-H CS 1B	4	2	2	2	2	0	0
Wayne Gross, L (1, 5) OBP: 0.356, SLG: 0.429	G4-6-3 1-2f		2B 1-3 1B			F9		4-3 2-3		2B		CS 1-2	5	0	2	0	0	0	2
Dave Revering, L (1, 3) OBP: 0.346, SLG: 0.480		1B 5-3 1B	1-H 3-H 2B			F9		SSS K 3-H		P6			5	1	2	1	0	1	0
Tony Armas, R (1, 9) OBP: 0.296, SLG: 0.477		5-3 1-2	G3			SSS K		1B 1B			5-3		5	0	1	0	0	1	2
Orlando Gonzalez, L (1, 10) OBP: 0.333, SLG: 0.333 Jeff Newman, R (11, PH) OBP: 0.279, SLG: 0.409	1B 2-3 1B			L6			E 1B G4-6-3 1B	1-3 1B			6-3		4 1	1 0	3 0	0 0	0 0	0 0	0 0
Jim Essian, R (1, 2) OBP: 0.274, SLG: 0.350	P3			5-3			E6 G4-6-3 1-3 1B	F8			P4		5	0	1	0	0	0	4
Mario Guerrero, R (1, 6) OBP: 0.261, SLG: 0.288 Mike Davis, L (7, PH) OBP: 0.238, SLG: 0.267 Dave McKay, S (7, 4) OBP: 0.245, SLG: 0.266	1-3 3-H 1B			F7			G4-6-3 1-2f 3-H		1-3			L6	2 1 2	0 0 0	1 0 0	1 0 0	0 0 0	0 1 0	0 1 0
Jeff Cox, R (1, 4) OBP: 0.330, SLG: 0.291 Mitchell Page, L (7, PH) OBP: 0.330, SLG: 0.368 Rob Picciolo, R (7, 6) OBP: 0.259, SLG: 0.346	SSS K				F9		4-3		5-3			F9	2 1 2	0 0 0	0 0 0	0 0 0	1 0 0	2 0 0	0 0 0
Inning Stats	R: 0 H: 0 E: 0 LOB: 0 K: 0 BB: 1 S: 2 P: 6	R: 1 H: 3 E: 0 LOB: 2 K: 1 BB: 0 S: 8 P: 8	R: 1 H: 2 E: 0 LOB: 1 K: 0 BB: 1 S: 4 P: 8	R: 0 H: 0 E: 0 LOB: 0 K: 0 BB: 0 S: 3 P: 3	R: 0 H: 0 E: 0 LOB: 0 K: 0 BB: 0 S: 3 P: 3	R: 0 H: 0 E: 0 LOB: 0 K: 1 BB: 0 S: 5 P: 5	R: 1 H: 2 E: 1 LOB: 0 K: 0 BB: 0 S: 4 P: 4	R: 2 H: 3 E: 0 LOB: 2 K: 1 BB: 1 S: 8 P: 12	R: 0 H: 0 E: 0 LOB: 0 K: 0 BB: 0 S: 3 P: 3	R: 0 H: 1 E: 0 LOB: 0 K: 0 BB: 0 S: 3 P: 3	R: 0 H: 0 E: 0 LOB: 0 K: 0 BB: 0 S: 3 P: 3	R: 1 H: 2 E: 0 LOB: 0 K: 0 BB: 0 S: 4 P: 4	1B: 9 2B: 4 3B: 0 HR: 0	SF: 0 SAC: 0 DP: 2 HBP: 0	WP: 1 PA: 48 PB: 0 SB: 0 CS: 1					

PITCHER		IP	WLS	BF	H	R	ER	SO	BB	IBB	HBP	BLK	WP	HR	S	P	ERA	WHIP
Jim Clancy, R ERA: 3.1	(1, 1)	7.2		33	10	5	4	3	3	0	0	0	1	0	36	48	4.70	1.696
Joey McLaughlin, R ERA: 4.38	(8, 1)	1.1		4	0	0	0	0	0	0	0	0	0	0	4	4	0.00	0.000
Jerry Garvin, L ERA: 2.09	(10, 1)	3.0	L	10	3	1	1	0	0	0	0	0	0	0	10	10	3.00	1.000

PITCHER	IP	WLS	BF	H	R	ER	SO	BB	IBB	HBP	BLK	WP	HR	S	P	ERA	WHIP

AB	44
R	6
H	13
RBI	4
BB	3
SO	3
LOB	11

Batter	1	2	3	4	5	6	7	8	9	10	11	12	AB	R	H	RBI	BB	SO	LOB
Alfredo Griffin, S (1, 6) OBP: 0.279, SLG: 0.352	5-3		F8		4-3		P4		2B		F7		6	0	1	0	0	0	2
Damaso Garcia, R (1, 4) OBP: 0.308, SLG: 0.416	6-3		HR S 1B		5-3			BBBB 4-0 G3 SH1-4 BB	4-0 IBB			0-0 FC4-6 1B	4	1	2	0	2	0	0
Al Woods, L (1, 7) OBP: 0.365, SLG: 0.504	E S 1B		F9		P6			0-0 SH1-4 1-2	F7			0-0 FC4-6 FC5-4 1-2f	5	1	1	0	0	0	4
Otto Velez, R (1, 10) OBP: 0.393, SLG: 0.555 Joe Cannon, L (8, PR) OBP: 0.069, SLG: 0.069 Garth Iorg, R (12, PH) OBP: 0.273, SLG: 0.339	E7 1-H 1B		1-H HR			F8		4-0 G3 IBB		4-3		0-0 FC5-4 1-2f	3 1 1	1 0 0	2 0 0	3 0 0	1 0 0	0 0 0	0 0 1
John Mayberry, L (1, 3) OBP: 0.342, SLG: 0.440	K		P4			F8		G3 1-2 2-3		K		F8	6	0	0	0	0	2	4
Roy Howell, L (1, 5) OBP: 0.318, SLG: 0.392		K		L6		K		K		1-3			5	0	0	0	0	3	3
Barry Bonnell, R (1, 8) OBP: 0.313, SLG: 0.427		S 1B		3-1 3B			F8		HR		F8		5	2	3	1	0	0	0
Lloyd Moseby, L (1, 9) OBP: 0.262, SLG: 0.372 Doug Ault, R (9, PH) OBP: 0.259, SLG: 0.224 Bob Bailor, R (10, 9) OBP: 0.291, SLG: 0.261		K		3-1 3-H			F9		K		1B		3 1 1	0 0 0	0 0 1	1 0 0	0 1 0	1 0 0	1 0 0
Ernie Whitt, L (1, 2) OBP: 0.281, SLG: 0.311 Bob Davis, R (11, PH) OBP: 0.254, SLG: 0.311 (12, 2)		G3 1-2		4-3			BBBB 4-0 BB		F9		P4		3 1	0 0	0 0	0 0	1 0	0 0	1 1
Inning Stats	R: 1 H: 2 E: 1 LOB: 1 K: 1 BB: 0 S: 7 P: 7	R: 0 H: 1 E: 0 LOB: 1 K: 2 BB: 0 S: 8 P: 8	R: 2 H: 2 E: 0 LOB: 0 K: 0 BB: 0 S: 5 P: 5	R: 1 H: 1 E: 0 LOB: 0 K: 0 BB: 0 S: 4 P: 4	R: 0 H: 0 E: 0 LOB: 0 K: 0 BB: 0 S: 3 P: 3	R: 0 H: 0 E: 0 LOB: 0 K: 1 BB: 0 S: 5 P: 5	R: 0 H: 0 E: 0 LOB: 1 K: 0 BB: 1 S: 3 P: 7	R: 0 H: 0 E: 0 LOB: 3 K: 1 BB: 2 S: 5 P: 13	R: 1 H: 2 E: 0 LOB: 2 K: 1 BB: 1 S: 7 P: 11	R: 0 H: 0 E: 0 LOB: 0 K: 1 BB: 0 S: 5 P: 5	R: 0 H: 1 E: 0 LOB: 1 K: 0 BB: 0 S: 4 P: 4	R: 0 H: 1 E: 0 LOB: 1 K: 0 BB: 0 S: 4 P: 4	1B: 6 SF: 0 2B: 1 SAC: 1 3B: 1 DP: 0 HR: 2 HBP: 0						

PITCHER	IP	WLS	BF	H	R	ER	SO	BB	IBB	HBP	BLK	WP	HR	S	P	ERA	WHIP
Steve McCatty, R (1, 1) ERA: 4.59	7.0		28	6	4	4	4	1	0	0	0	0	1	35	39	5.14	1.000
Bob Lacey, L (8, 1) ERA: 3.12	5.0	W	22	4	1	1	3	1	2	0	0	0	1	25	37	1.80	1.000

PITCHER	IP	WLS	BF	H	R	ER	SO	BB	IBB	HBP	BLK	WP	HR	S	P	ERA	WHIP

BOTTOM

Oakland Athletics @ Toronto Blue Jays

Exhibition Stadium, Toronto, ON

Tue Jul 29 1980, 7:05 PM EDT

Att. 16,704 - Unknown - 68 F

livebaseballscorecards.com

AB	45
R	5
H	10
RBI	5
BB	4
SO	7
LOB	17

1B: 6	SF: 0	WP: 0	PA: 50
2B: 1	SAC: 1	PB: 0	
3B: 1	DP: 0	SB: 3	
HR: 2	HBP: 0	CS: 0	

Batter	1	2	3	4	5	6	7	8	9	AB	R	H	RBI	BB	SO	LOB
Rickey Henderson, R (1, 7) OBP: 0.411, SLG: 0.418	0-0 2B 1B		0-0 4-3 1-3 ①		0-0 S E 1B	0-3 K ②			0-0 F9 ①	5	2	2	0	0	1	3
Dwayne Murphy, L (1, 8) OBP: 0.383, SLG: 0.396 Mike Davis, L (6, 9) OBP: 0.235, SLG: 0.263	0-0 F8 ①		0-0 SH1-3 3-H ②		0-0 E1 1-H HR 1B	0-0 4-3 ③			0-0 F7 ②	3	1	1	1	0	0	2
										1	0	0	0	0	0	1
Wayne Gross, L (1, 5) OBP: 0.356, SLG: 0.452	0-0 F7 ②		0-0 4-3 ③		0-0 1-H HR		0-0 4-3 ①		0-0 1-H HR	5	2	2	4	0	0	1
Dave Revering, L (1, 3) OBP: 0.347, SLG: 0.493	0-0 1-H 2B ③			0-0 HR	0-0 F9 ②		0-0 F9 ②		0-0 P6 ③	5	1	2	2	0	0	0
Tony Armas, R (1, 9) OBP: 0.295, SLG: 0.474 (6, 8)		0-0 1B G4-3 1B		S S S 0-3 K ①	0-0 5-3 ③		0-0 F9 ③			4	1	1	0	0	1	0
Orlando Gonzalez, L (1, 10) OBP: 0.438, SLG: 0.400		0-0 1-3 G4-3 1B		0-0 1B		B B B B 4-0 HR BB		S S S 0-3 K ①		3	1	2	0	1	1	0
Jeff Newman, R (1, 2) OBP: 0.279, SLG: 0.418		0-0 G4-3 1-2f 3-H ① ②		0-0 P6 ②		0-0 1-H HR		0-0 6-3 ②		4	1	1	2	0	0	2
Rob Picciolo, R (1, 6) OBP: 0.254, SLG: 0.339		0-0 5-3 ③		0-0 F9 ③		0-0 5-3 ①		0-0 5-3 ③		4	0	0	0	0	0	1
Jeff Cox, R (1, 4) OBP: 0.347, SLG: 0.315			0-0 4-3 S SH1-3 1B		S S S 0-3 K ①	0-0 2B			B B B B 4-0 HR BB	3	2	2	0	1	1	0
Inning Stats	R: 1 E: 0 K: 0 S: 4 H: 2 LOB: 1 BB: 0 P: 4	R: 1 E: 0 K: 0 S: 4 H: 2 LOB: 0 BB: 0 P: 4	R: 1 E: 0 K: 0 S: 4 H: 1 LOB: 0 BB: 0 P: 4	R: 1 E: 0 K: 1 S: 7 H: 2 LOB: 1 BB: 0 P: 7	R: 3 E: 1 K: 1 S: 8 H: 3 LOB: 0 BB: 0 P: 8	R: 2 E: 0 K: 1 S: 7 H: 2 LOB: 1 BB: 1 P: 11	R: 0 E: 0 K: 0 S: 3 H: 0 LOB: 0 BB: 0 P: 3	R: 0 E: 0 K: 1 S: 5 H: 0 LOB: 0 BB: 0 P: 5	R: 2 E: 0 K: 0 S: 4 H: 1 LOB: 0 BB: 1 P: 8	1B: 7 2B: 2 3B: 0 HR: 4	SF: 0 SAC: 1 DP: 1 HBP: 0						

TOP

Oakland Athletics @ Toronto Blue Jays

Exhibition Stadium, Toronto, ON

Wed Jul 30 1980, 7:05 PM EDT

Att. 17,654 - Unknown - 77 F

livebaseballscorecards.com

AB	37
R	11
H	13
RBI	9
BB	2
SO	4
LOB	10

WP: 0 PB: 0 SB: 2 CS: 0 PA: 40

PITCHER		IP	WLS	BF	H	R	ER	SO	BB	IBB	HBP	BLK	WP	HR	S	P	ERA	WHIP
Dave Stieb, R ERA: 3.09	(1, 1)	4.0	L	17	7	4	4	1	0	0	0	0	0	1	19	19	9.00	1.750
Jack Kucek, R ERA: 5.92	(5, 1)	1.0		8	4	5	5	1	1	0	0	0	0	2	9	13	45.00	5.000
Tom Buskey, R ERA: 3.92	(6, 1)	4.0		15	2	2	2	2	1	0	0	0	0	1	18	22	4.50	0.750

PITCHER	IP	WLS	BF	H	R	ER	SO	BB	IBB	HBP	BLK	WP	HR	S	P	ERA	WHIP

Oakland Athletics @ Toronto Blue Jays

Exhibition Stadium, Toronto, ON

Wed Jul 30 1980, 7:05 PM EDT

Att. 17,654 - Unknown - 77 F

livebaseballscorecards.com

BOTTOM

Batter	1	2	3	4	5	6	7	8	9	AB	R	H	RBI	BB	SO	LOB
Alfredo Griffin, S (1, 6) OBP: 0.279, SLG: 0.358	6-3			G3			HR		6-3	4	1	1	1	0	0	0
Damaso Garcia, R (1, 4) OBP: 0.306, SLG: 0.413	1-3			6-3			5-3			3	0	0	0	0	0	0
Al Woods, L (1, 7) OBP: 0.363, SLG: 0.500	G3			P4			3-1			2	0	0	0	0	0	0
Lloyd Moseby, L (6, 9) OBP: 0.261, SLG: 0.370										1	0	0	0	0	0	0
Otto Velez, R (1, 10) OBP: 0.389, SLG: 0.548		6-3			K		5-3			3	0	0	0	0	1	0
John Mayberry, L (1, 3) OBP: 0.340, SLG: 0.437		K			F9			G6-3 1B		2	0	0	0	0	1	0
Doug Ault, R (7, 3) OBP: 0.273, SLG: 0.240										1	0	1	0	0	0	0
Roy Howell, L (1, 5) OBP: 0.317, SLG: 0.390		F7			K			G6-3 1-2f		2	0	0	0	0	1	0
Garth Iorg, R (7, 5) OBP: 0.269, SLG: 0.333										1	0	0	0	0	0	1
Barry Bonnell, R (1, 8) OBP: 0.311, SLG: 0.424			5-3			6-3		K		2	0	0	0	0	0	0
Joe Cannon, L (7, 8) OBP: 0.067, SLG: 0.067										1	0	0	0	0	1	0
Bob Bailor, R (1, 9) (6, 7)			F7			4-3			5-3	3	0	0	0	0	0	0
Ernie Whitt, L (1, 2) OBP: 0.275, SLG: 0.304			G3			F8			3-1	3	0	0	0	0	0	0

	AB	28
	R	1
	H	2
	RBI	1
	BB	0
	SO	4
	LOB	1

Inning Stats	1	2	3	4	5	6	7	8	9	1B: 1	SF: 0	WP: 0	PA: 28
R	0	0	0	0	0	0	1	0	0	2B: 0	SAC: 0	PB: 0	
E	0	0	0	0	0	0	0	0	0	3B: 0	DP: 1	SB: 0	
K	0	1	0	0	2	0	0	1	0	HR: 1	HBP: 0	CS: 0	
S	3	5	3	3	7	3	4	5	3				
H	0	0	0	0	0	0	1	1	0				
LOB	0	0	0	0	0	0	0	0	0				
BB	0	0	0	0	0	0	0	0	0				
P	3	5	3	3	7	3	4	5	3				

PITCHER	IP	WLS	BF	H	R	ER	SO	BB	IBB	HBP	BLK	WP	HR	S	P	ERA	WHIP
Rick Langford, R (1, 1) ERA: 3.2	9.0	W	28	2	1	1	4	0	0	0	0	0	1	36	36	1.00	0.222

PITCHER	IP	WLS	BF	H	R	ER	SO	BB	IBB	HBP	BLK	WP	HR	S	P	ERA	WHIP

Oakland Athletics @ Cleveland Indians

Cleveland Municipal Stadium, Cleveland, OH

Fri Aug 01 1980, 7:05 PM EDT

Att. 16,439 - Unknown - 86 F

TOP

livebaseballscorecards.com

Batter	1	2	3	4	5	6	7	8	9	AB	R	H	RBI	BB	SO	LOB
Rickey Henderson, R (1, 7) OBP: 0.413, SLG: 0.420	S S S 0-3 ① K		x 0-0 1B		x 0-0 FC6-5 SH5-4 1-2 1B		x 0-0 ② SH1-3 1-2			3	0	2	0	0	1	0
Dwayne Murphy, L (1, 8) OBP: 0.383, SLG: 0.394	B B B B 4-0 G5-4-3 BB		x 0-0 ③ F9		x 0-0 ① SH5-4 1-2 2-3		x 0-0 ③ 6-3			2	0	0	0	1	0	2
Jim Essian, R (1, 2) OBP: 0.273, SLG: 0.343	x 0-0 ② ③ G5-4-3 1-2f			B B B B 4-0 F9 1B FC6 BB	x 0-0 ② FC6-5 2-3 3-H			x 0-0 ① 5-3		3	1	0	1	1	0	2
Tony Armas, R (1, 9) OBP: 0.295, SLG: 0.472		S S S 0-3 ① K		x 0-0 FC6 F9 1-2 1B	x 0-0 ③ 4-3			x 0-0 ② L6		4	0	1	0	0	1	1
Jeff Newman, R (1, 3) OBP: 0.275, SLG: 0.412		x 0-0 ② F7		x 0-0 ① F9 1-2 2-3		x 0-0 ① F7		S S S 0-3 ③ K		4	0	0	0	0	1	2
Mike Heath, R (1, 10) OBP: 0.247, SLG: 0.276		x 0-0 1B		x 0-0 ② FC6 1B 2-3 3-H		x 0-0 ② 6-3			x 0-0 SH3-4 1B	4	0	2	1	0	0	1
Mario Guerrero, R (1, 6) OBP: 0.262, SLG: 0.289		x 0-0 ③ 6-3		x 0-0 1-2 1B		x 0-0 ③ 6-3			x 0-0 ① SH3-4 1-2	3	0	1	0	0	0	1
Dave McKay, S (1, 5) OBP: 0.245, SLG: 0.266			x 0-0 ① F7	x 0-0 ③ F9			x 0-0 FC5-4 1B		x 0-0 ② F3	4	0	1	0	0	0	3
Jeff Cox, R (1, 4) OBP: 0.343, SLG: 0.304			x 0-0 ② F8		B B B B 4-0 SH5-4 1B FC6-5 BB		x 0-0 ① FC5-4 SH1-3 1-2f		S S S 0-3 ③ K	3	1	0	0	1	1	2
Inning Stats	R: 0 H: 0 E: 0 LOB: 0 K: 1 BB: 1 S: 4 P: 8	R: 0 H: 1 E: 0 LOB: 1 K: 1 BB: 0 S: 6 P: 6	R: 0 H: 1 E: 0 LOB: 1 K: 0 BB: 0 S: 4 P: 4	R: 1 H: 2 E: 0 LOB: 2 K: 0 BB: 1 S: 5 P: 9	R: 1 H: 1 E: 0 LOB: 1 K: 0 BB: 1 S: 4 P: 8	R: 0 H: 0 E: 0 LOB: 0 K: 0 BB: 0 S: 3 P: 3	R: 0 H: 1 E: 0 LOB: 1 K: 0 BB: 0 S: 4 P: 4	R: 0 H: 0 E: 0 LOB: 0 K: 1 BB: 0 S: 5 P: 5	R: 0 H: 1 E: 0 LOB: 1 K: 1 BB: 0 S: 6 P: 6	1B: 7 SF: 0 2B: 0 SAC: 3 3B: 0 DP: 1 HR: 0 HBP: 0						

AB	30
R	2
H	7
RBI	2
BB	3
SO	4
LOB	14

WP: 0 PA: 36
PB: 0
SB: 0
CS: 0

PITCHER		IP	WLS	BF	H	R	ER	SO	BB	IBB	HBP	BLK	WP	HR	S	P	ERA	WHIP
Rick Waits, L ERA: 4.78	(1, 1)	8.1	L	34	7	2	2	3	3	0	0	0	0	0	37	49	2.16	1.200
Sid Monge, L ERA: 2.83	(9, 1)	0.2		2	0	0	0	1	0	0	0	0	0	0	4	4	0.00	0.000

PITCHER	IP	WLS	BF	H	R	ER	SO	BB	IBB	HBP	BLK	WP	HR	S	P	ERA	WHIP

BOTTOM

Batter	1	2	3	4	5	6	7	8	9	AB	R	H	RBI	BB	SO	LOB
Miguel Dilone, S (1, 7) (9, 8) OBP: 0.368, SLG: 0.419	F5 1B		6-3			4-3			6-3	4	0	1	0	0	0	0
Jorge Orta, L (1, 9) OBP: 0.405, SLG: 0.401	F5 1-2			1-5-3		F9			G3	4	0	0	0	0	0	1
Mike Hargrove, L (1, 3) OBP: 0.412, SLG: 0.427	BB			2B		F9			BB 1B	3	0	2	0	1	0	0
Toby Harrah, R (1, 5) OBP: 0.379, SLG: 0.375	5-3			F7			L7		1-2 BB	3	0	0	0	1	0	2
Joe Charboneau, R (1, 10) OBP: 0.364, SLG: 0.480		F9		5-3			K		L7	4	0	0	0	0	1	3
Ron Hassey, L (1, 2) OBP: 0.367, SLG: 0.428		L7			HR		F9			2	1	1	1	0	0	0
Gary Alexander, R (7, PH) OBP: 0.313, SLG: 0.437										1	0	0	0	0	0	0
Bo Diaz, R (8, 2) OBP: 0.328, SLG: 0.441										0	0	0	0	0	0	0
Jack Brohamer, L (1, 4) OBP: 0.304, SLG: 0.308		L6			F9			G3		2	0	0	0	0	0	0
Alan Bannister, R (8, PH) (9, 7) OBP: 0.287, SLG: 0.287										1	0	0	0	0	0	0
Rick Manning, L (1, 8) OBP: 0.328, SLG: 0.281			K		F8			K		2	0	0	0	0	1	0
Gary Gray, R (8, PH) OBP: 0.211, SLG: 0.333										1	0	0	0	0	1	0
Dave Rosello, R (9, 4) OBP: 0.242, SLG: 0.300										0	0	0	0	0	0	0
Jerry Dybzinski, R (1, 6) OBP: 0.241, SLG: 0.277			F7		K			6-3		3	0	0	0	0	1	0

Inning Stats	1	2	3	4	5	6	7	8	9
	R: 0 H: 1 E: 0 LOB: 1 K: 0 BB: 1 S: 3 P: 7	R: 0 H: 0 E: 0 LOB: 0 K: 0 BB: 0 S: 3 P: 3	R: 0 H: 0 E: 0 LOB: 0 K: 1 BB: 0 S: 5 P: 5	R: 0 H: 1 E: 0 LOB: 1 K: 0 BB: 0 S: 4 P: 4	R: 1 H: 1 E: 0 LOB: 0 K: 1 BB: 0 S: 6 P: 6	R: 0 H: 0 E: 0 LOB: 0 K: 0 BB: 0 S: 3 P: 3	R: 0 H: 0 E: 0 LOB: 0 K: 1 BB: 0 S: 5 P: 5	R: 0 H: 0 E: 0 LOB: 0 K: 1 BB: 0 S: 5 P: 5	R: 0 H: 1 E: 0 LOB: 2 K: 0 BB: 1 S: 4 P: 8

1B: 2 SF: 0
2B: 1 SAC: 0
3B: 0 DP: 0
HR: 1 HBP: 0

WP: 0 PA: 32
PB: 0
SB: 0
CS: 0

PITCHER		IP	WLS	BF	H	R	ER	SO	BB	IBB	HBP	BLK	WP	HR	S	P	ERA	WHIP
Brian Kingman, R ERA: 3.5	(1, 1)	6.0	W	21	3	1	1	2	1	0	0	0	0	1	24	28	1.50	0.667
Jeff Jones, R ERA: 2.21	(7, 1)	0.2		2	0	0	0	1	0	0	0	0	0	0	4	4	0.00	0.000
Bob Lacey, L ERA: 3.0	(7, 1)	2.0		8	1	0	0	1	1	0	0	0	0	0	9	13	0.00	1.000
Dave Beard, R ERA:	(9, 1)	0.1	S	1	0	0	0	0	0	0	0	0	0	0	1	1	0.00	0.000

PITCHER	IP	WLS	BF	H	R	ER	SO	BB	IBB	HBP	BLK	WP	HR	S	P	ERA	WHIP

Oakland Athletics @ Cleveland Indians

Cleveland Municipal Stadium, Cleveland, OH

Fri Aug 01 1980, 7:05 PM EDT
Att. 16,439 - Unknown - 86 F

livebaseballscorecards.com

AB	30
R	1
H	4
RBI	1
BB	2
SO	4
LOB	6

Oakland Athletics @ Cleveland Indians

Cleveland Municipal Stadium, Cleveland, OH

Sun Aug 03 1980, 3:33 AM EDT

Unknown

TOP

livebaseballscorecards.com

Batter	1	2	3	4	5	6	7	8	9	AB	R	H	RBI	BB	SO	LOB
Rickey Henderson, R (1, 7) OBP: 0.415, SLG: 0.423	BBBB 4-0 SH3 S CS BB		0-0 2B 1B		0-0 ① SH5-3 1-2	0-0 ② FC5-2 1-2 2-3 3-Hf		SSS 0-3 ① K 1-2	0-0 HR 2-H 2B	4	1	2	1	1	1	4
Dwayne Murphy, L (1, 8) OBP: 0.386, SLG: 0.400 Jim Essian, R (6, PH) OBP: 0.272, SLG: 0.340 Mike Davis, L (6, 9) OBP: 0.253, SLG: 0.273	0-0 ① SH3 1-3		0-0 ② 1-2 2B		0-0 ③ F5 2-3 1B	0-0 ③ F8		0-0 HR 2-H 1B	BBBB 4-0 HR BB	2 1 1	0 0 2	2 0 1	0 0 1	0 0 1	0 3 0	0 3 0
Wayne Gross, L (1, 5) OBP: 0.359, SLG: 0.469 Dave McKay, S (9, 5) OBP: 0.245, SLG: 0.266	0-0 ② 1B 3-H 1B	0-0 ③ 6-3			0-0 ② F5 1-2		0-0 WP 1B 2B	0-0 ② F8	0-0 1-H 2-H HR	6 0	2 0	3 0	3 0	0 0	0 0	4 0
Dave Revering, L (1, 3) OBP: 0.356, SLG: 0.520	0-0 1-2 1B			0-0 HR	4-0 IBB		0-0 ① F5 2-3	0-0 1-H HR	0-0 PB 1B	5	2	4	3	1	0	1
Tony Armas, R (1, 9) OBP: 0.293, SLG: 0.468 (6, 8)	0-0 ③ F9			0-0 ① 5-3	0-0 ③ G3		0-0 1B 3-H 1B	SSS 0-3 ③ K	0-0 ③ 6-3 1-2	6	0	1	1	0	1	6
Orlando Gonzalez, L (1, 10) OBP: 0.429, SLG: 0.368		0-0 ① 3-1		0-0 ② 4-3		0-0 ① L3	0-0 1-2 1B	BBBB 4-0 1B 1-4-3 SH1-4 BB		4	1	1	0	1	0	0
Jeff Newman, R (1, 2) OBP: 0.277, SLG: 0.426		0-0 ② F7		0-0 HR		0-0 1B FC5-2 2B	SSS 0-3 ② K	0-0 ① 1-4-3 1-2	5	1	2	1	0	1	3
Rob Picciolo, R (1, 6) OBP: 0.258, SLG: 0.340	SSS 0-3 ③ K		0-0 ③ 1-3		0-0 FC5-2 1B 1B	SSS 0-3 ③ K		0-0 WP SH1-4 2B 2-3 1B	5	1	2	0	0	2	2
Jeff Cox, R (1, 4) OBP: 0.358, SLG: 0.316		0-0 ① F3		0-0 1B SH5-3 1B		0-0 FC5-2 1-2 2-3 1B		BBBB 4-0 S 1B BB	0-0 ② SH1-4 1-2 3-H	3	1	2	1	1	0	0
Inning Stats	R: 0 H: 2 E: 0 LOB: 2 K: 0 BB: 1 S: 4 P: 8	R: 0 H: 0 E: 0 LOB: 0 K: 1 BB: 0 S: 5 P: 5	R: 0 H: 2 E: 0 LOB: 1 K: 0 BB: 0 S: 4 P: 4	R: 2 H: 2 E: 0 LOB: 0 K: 0 BB: 0 S: 5 P: 5	R: 0 H: 2 E: 0 LOB: 3 K: 0 BB: 1 S: 5 P: 9	R: 0 H: 3 E: 0 LOB: 3 K: 0 BB: 0 S: 6 P: 6	R: 1 H: 3 E: 0 LOB: 2 K: 2 BB: 0 S: 10 P: 10	R: 3 H: 2 E: 0 LOB: 0 K: 2 BB: 1 S: 9 P: 13	R: 5 H: 4 E: 0 LOB: 1 K: 0 BB: 2 S: 7 P: 15	1B: 12 SF: 0 2B: 4 SAC: 3 3B: 0 DP: 0 HR: 4 HBP: 0						

AB	42
R	11
H	20
RBI	11
BB	5
SO	5
LOB	23

WP: 2	PA: 50
PB: 1	
SB: 2	
CS: 1	

PITCHER		IP	WLS	BF	H	R	ER	SO	BB	IBB	HBP	BLK	WP	HR	S	P	ERA	WHIP
Wayne Garland, R ERA: 3.94	(1, 1)	5.2	L	28	11	2	2	1	1	1	0	0	0	2	28	36	3.18	2.118
Sid Monge, L ERA: 2.95	(6, 1)	0.2		5	3	1	1	0	0	0	0	0	1	0	5	5	13.50	4.500
Victor Cruz, R ERA: 3.88	(7, 1)	1.2		8	2	3	3	4	1	0	0	0	0	1	15	19	16.20	1.800
Mike Stanton, R ERA: 5.89	(9, 1)	0.2		6	2	4	4	0	2	0	0	0	1	0	4	12	54.00	6.000
Sandy Wihtol, R ERA: 3.38	(9, 1)	0.1		3	2	1	1	0	0	0	0	0	0	1	3	3	27.00	6.000

PITCHER	IP	WLS	BF	H	R	ER	SO	BB	IBB	HBP	BLK	WP	HR	S	P	ERA	WHIP

BOTTOM

Oakland Athletics @ Cleveland Indians

Cleveland Municipal Stadium, Cleveland, OH

Sun Aug 03 1980, 3:33 AM EDT

Unknown

livebaseballscorecards.com

Batter	1	2	3	4	5	6	7	8	9	AB	R	H	RBI	BB	SO	LOB
Miguel Dilone, S (1, 7) (8, 8) OBP: 0.376, SLG: 0.429	0-0 ① 2B		0-0 ① 1B		0-0 ③ 2-H 1B			0-0 FC4-6 SF8 BB 1B	0-3 ③ K	5	1	4	0	0	1	1
Jorge Orta, L (1, 9) OBP: 0.406, SLG: 0.400	0-0 ② F8		0-0 ② 1-3 1B			0-0 ① F7		BBBB 4-0 1-2 FC4-6 BB		3	0	1	0	1	0	0
Mike Hargrove, L (1, 3) OBP: 0.408, SLG: 0.422	0-0 ③ 4-3		0-0 ③ 4-3			SSS 0-3 ② K		0-0 ① FC4-6 SF8 1-2f 2-3		4	0	0	0	0	1	3
Toby Harrah, R (1, 5) OBP: 0.376, SLG: 0.371		0-0 ① F7		0-0 ① F2		0-0 ③ F7		0-0 ② SF8 1-2 3-H		3	0	0	1	0	0	0
Joe Charboneau, R (1, 10) OBP: 0.369, SLG: 0.490		0-0 HR		0-0 ② 5-3			BBBB 4-0 2B BB	BBBB 4-0 BB		2	2	1	1	2	0	0
Ron Hassey, L (1, 2) OBP: 0.366, SLG: 0.427 Bo Diaz, R (8, PH) (9, 2) OBP: 0.325, SLG: 0.438		0-0 FC4-6 1B		0-0 ③ L9			SSS 0-3 ① K	SSS 0-3 ③ K		3	0	1	0	0	1	1
										1	0	0	0	0	1	2
Jack Brohamer, L (1, 4) OBP: 0.309, SLG: 0.321		0-0 ② F9			0-0 SH2-3 1B 1B		0-0 FC1-6-3 1-H 2B		0-0 ① F8	4	0	2	1	0	0	1
Rick Manning, L (1, 8) OBP: 0.326, SLG: 0.279 Alan Bannister, R (7, PH) (8, 7) OBP: 0.289, SLG: 0.286		0-0 ③ FC4-6 1-2f			0-0 ① F8		0-0 ② FC1-6-5 2-3		BBBB 4-0 BB	2	0	0	0	0	0	2
										1	0	0	0	1	0	1
Jerry Dybzinski, R (1, 6) OBP: 0.240, SLG: 0.275 Gary Alexander, R (7, PH) OBP: 0.310, SLG: 0.432 Dave Rosello, R (8, 6) OBP: 0.242, SLG: 0.300 Gary Gray, R (9, PH) OBP: 0.200, SLG: 0.316			0-0 ① 6-3		0-0 ② SH2-3 1-2		0-0 ③ 5-3		0-0 ② F9	1	0	0	0	0	0	0
										1	0	0	0	0	0	1
										0	0	0	0	0	0	0
										1	0	0	0	0	0	1

	AB	31
	R	3
	H	9
	RBI	3
	BB	4
	SO	4
	LOB	13

Inning Stats	1	2	3	4	5	6	7	8	9
	R: 0 E: 0 K: 0 S: 3	H: 1 LOB: 0 BB: 0 P: 3	R: 1 E: 0 K: 0 S: 5	H: 2 LOB: 1 BB: 0 P: 5	R: 0 E: 0 K: 0 S: 4	H: 2 LOB: 1 BB: 0 P: 4	R: 0 E: 0 K: 0 S: 3	H: 0 LOB: 0 BB: 0 P: 3	R: 0 E: 0 K: 0 S: 4	H: 2 LOB: 2 BB: 0 P: 4	R: 0 E: 0 K: 1 S: 5	H: 0 LOB: 0 BB: 0 P: 5	R: 1 E: 0 K: 1 S: 6	H: 1 LOB: 1 BB: 1 P: 10	R: 1 E: 0 K: 1 S: 6	H: 1 LOB: 2 BB: 2 P: 14	R: 0 E: 0 K: 1 S: 5	H: 0 LOB: 1 BB: 1 P: 9

	1B: 6	SF: 1
	2B: 2	SAC: 1
	3B: 0	DP: 0
	HR: 1	HBP: 0

	WP: 0	PA: 37
	PB: 0	
	SB: 0	
	CS: 0	

PITCHER		IP	WLS	BF	H	R	ER	SO	BB	IBB	HBP	BLK	WP	HR	S	P	ERA	WHIP
Matt Keough, R ERA: 3.11	(1, 1)	6.1	W	25	8	2	2	2	1	0	0	0	0	1	28	32	2.84	1.421
Bob Lacey, L ERA: 3.09	(7, 1)	1.1		7	1	1	1	0	2	0	0	0	0	0	5	13	6.75	2.250
Jeff Jones, R ERA: 2.13	(8, 1)	1.1	S	5	0	0	0	2	1	0	0	0	0	0	8	12	0.00	0.750

PITCHER	IP	WLS	BF	H	R	ER	SO	BB	IBB	HBP	BLK	WP	HR	S	P	ERA	WHIP

Oakland Athletics @ Cleveland Indians

Cleveland Municipal Stadium, Cleveland, OH

Sun Aug 03 1980, 3:38 AM EDT

Att. 17,587 - Unknown

TOP

livebaseballscorecards.com

Batter	1	2	3	4	5	6	7	8	9	AB	R	H	RBI	BB	SO	LOB
Rickey Henderson, R (1, 7) OBP: 0.413, SLG: 0.422	F3		S WP 1B		4-3		F9			4	0	1	0	0	0	0
Mike Davis, L (1, 9) OBP: 0.241, SLG: 0.259	F7		K 1-3		F8		4-3			4	0	0	0	0	1	1
Wayne Gross, L (1, 5) OBP: 0.361, SLG: 0.471	1B 2B		F4		E BB		K			3	1	1	0	1	1	1
Dave Revering, L (1, 3) OBP: 0.361, SLG: 0.521	2-H 1B			BB E BB	E4 1-2			G6-3 1B		3	1	2	1	1	0	1
Tony Armas, R (1, 8) OBP: 0.290, SLG: 0.463	K			K	5-3			G6-3 1-2f		4	0	0	0	0	2	5
Orlando Gonzalez, L (1, 10) OBP: 0.400, SLG: 0.318		K		E 1-2 BB		4-3		F8		3	0	0	0	1	1	0
Jim Essian, R (1, 2) OBP: 0.265, SLG: 0.331		F9		L5		K			L6	4	0	0	0	0	1	2
Mario Guerrero, R (1, 6) OBP: 0.262, SLG: 0.289		F5		E4 1-3 2-H		1B			F8	3	0	1	0	0	0	1
Mitchell Page, L (9, PH) OBP: 0.328, SLG: 0.367										1	0	0	0	0	0	0
Jeff Cox, R (1, 4) OBP: 0.349, SLG: 0.306			F9	K		4-3			F8	3	0	0	0	0	1	3
Jeff Newman, R (9, PH) OBP: 0.276, SLG: 0.424										1	0	0	0	0	0	0

AB	33
R	2
H	5
RBI	1
BB	3
SO	7
LOB	14

Inning Stats	1	2	3	4	5	6	7	8	9
	R: 1 E: 0 K: 1 S: 7	H: 2 LOB: 1 BB: 0 P: 7	R: 0 E: 0 K: 1 S: 5	H: 0 LOB: 0 BB: 0 P: 5	R: 0 E: 0 K: 1 S: 6	H: 1 LOB: 1 BB: 0 P: 6	R: 1 E: 1 K: 2 S: 8	H: 0 LOB: 2 BB: 2 P: 16	R: 0 E: 1 K: 0 S: 4	H: 0 LOB: 2 BB: 1 P: 8
	R: 0 E: 0 K: 1 S: 6	H: 1 LOB: 1 BB: 0 P: 6	R: 0 E: 0 K: 1 S: 5	H: 0 LOB: 0 BB: 0 P: 5	R: 0 E: 0 K: 0 S: 3	H: 1 LOB: 0 BB: 0 P: 3	R: 0 E: 0 K: 0 S: 3	H: 0 LOB: 0 BB: 0 P: 3		

1B: 4 SF: 0
2B: 1 SAC: 0
3B: 0 DP: 1
HR: 0 HBP: 0

WP: 1 PA: 36
PB: 0
SB: 1
CS: 0

PITCHER	IP	WLS	BF	H	R	ER	SO	BB	IBB	HBP	BLK	WP	HR	S	P	ERA	WHIP
Len Barker, R (1, 1) ERA: 4.19	9.0	W	36	5	2	1	7	3	0	0	0	1	0	47	59	1.00	0.889

PITCHER	IP	WLS	BF	H	R	ER	SO	BB	IBB	HBP	BLK	WP	HR	S	P	ERA	WHIP

BOTTOM

Oakland Athletics @ Cleveland Indians

Cleveland Municipal Stadium, Cleveland, OH

Sun Aug 03 1980, 3:38 AM EDT

Att. 17,587 - Unknown

livebaseballscorecards.com

Batter	1	2	3	4	5	6	7	8	9	AB	R	H	RBI	BB	SO	LOB
Miguel Dilone, S (1, 9) OBP: 0.379, SLG: 0.432	6-3		FC4-6, 1B		WP, S, 1-3, 1B		SH1-3, 1-2			3	0	2	0	0	0	0
Jorge Orta, L (1, 10) OBP: 0.401, SLG: 0.395	F6		FC4-6, G3-6, 1-2f		F5, 1-3, 3-H		F9, 2-3			4	0	0	0	0	0	3
Mike Hargrove, L (1, 3) OBP: 0.407, SLG: 0.418	F9		G3-6, 1-2f			BBBB, 1B, 2B, BB	3-1			3	1	0	0	1	0	2
Toby Harrah, R (1, 5) OBP: 0.379, SLG: 0.374		1B, 1B		E3, FC5-4		1-2, 2B, 1B		H, G6-4-3, HBP		3	2	2	0	0	0	0
Joe Charboneau, R (1, 7) OBP: 0.367, SLG: 0.490		F2		FC5-4, CS, 1-2f		G3, 1-H, 2-H, 2B		F7		4	0	1	2	0	0	3
Bo Diaz, R (1, 2) OBP: 0.322, SLG: 0.431		1B, 1-2, 1B		SSS, K		SSS, K		G6-4-3, 1-2f		4	0	1	0	0	2	3
Jack Brohamer, L (1, 4) OBP: 0.303, SLG: 0.314		F3		CS, 1-2	F9	G3, 2-3				3	0	0	0	0	0	3
Rick Manning, L (1, 8) OBP: 0.326, SLG: 0.279		1-2, 2-H, 1B			4-3	F8				3	0	1	1	0	0	1
Jerry Dybzinski, R (1, 6) OBP: 0.247, SLG: 0.278		1-3			1B, WP, 1B		BBBB, F9, SH1-3, BB			2	1	1	0	1	0	2

	AB	29
	R	4
	H	8
	RBI	3
	BB	2
	SO	2
	LOB	17

Inning Stats	1	2	3	4	5	6	7	8	9
	R: 0 H: 0	R: 1 H: 3	R: 0 H: 1	R: 0 H: 0	R: 1 H: 2	R: 2 H: 2	R: 0 H: 0	R: 0 H: 0	
	E: 0 LOB: 0	E: 0 LOB: 2	E: 0 LOB: 0	E: 1 LOB: 0	E: 0 LOB: 1	E: 0 LOB: 1	E: 0 LOB: 1	E: 0 LOB: 0	
	K: 0 BB: 0	K: 0 BB: 0	K: 0 BB: 0	K: 1 BB: 0	K: 0 BB: 0	K: 1 BB: 1	K: 0 BB: 1	K: 0 BB: 0	
	S: 3 P: 3	S: 6 P: 6	S: 3 P: 3	S: 5 P: 5	S: 5 P: 5	S: 7 P: 11	S: 3 P: 7	S: 2 P: 3	

	1B: 7	SF: 0	WP: 1	PA: 34
	2B: 1	SAC: 1	PB: 0	
	3B: 0	DP: 2	SB: 1	
	HR: 0	HBP: 1	CS: 1	

PITCHER	IP	WLS	BF	H	R	ER	SO	BB	IBB	HBP	BLK	WP	HR	S	P	ERA	WHIP
Mike Norris, R (1, 1) ERA: 2.52	8.0	L	33	8	4	4	2	2	0	1	0	1	0	34	43	4.50	1.250

PITCHER	IP	WLS	BF	H	R	ER	SO	BB	IBB	HBP	BLK	WP	HR	S	P	ERA	WHIP

Batter	1	2	3	4	5	6	7	8	9	AB	R	H	RBI	BB	SO	LOB
Roy Smalley, S (1, 6) OBP: 0.348, SLG: 0.405	L7	BB			BB	1B			F7	3	0	1	1	2	0	0
Rob Wilfong, L (1, 4) OBP: 0.309, SLG: 0.343	HBP, 1B	F5			BB	F5			K	4	0	1	0	1	1	4
Hosken Powell, L (1, 9) OBP: 0.310, SLG: 0.360	HBP		F7		K		4-3		1B	4	0	1	0	0	1	2
Ken Landreaux, L (1, 8) OBP: 0.328, SLG: 0.409	F8		F9		L7		4-3		F8	5	0	0	0	0	0	5
Rick Sofield, L (1, 7) OBP: 0.291, SLG: 0.411	K		F8		1-3		F7			4	0	0	0	0	1	4
Danny Goodwin, L (1, 10) OBP: 0.302, SLG: 0.275		F5		F7		FC7-4, BB		1B, 1B		3	0	1	0	1	0	0
Butch Wynegar, S (1, 2) OBP: 0.329, SLG: 0.341		F7		L8		FC7-4, F9, 1B, 1B		F8		4	1	0	0	0	0	2
John Castino, R (1, 5) OBP: 0.349, SLG: 0.451		2B, 1B		1B		1B, 1B		G4-6-3, 1B		4	1	4	0	0	0	0
Ron Jackson, R (1, 3) OBP: 0.296, SLG: 0.373		1-H, 2B		L7		F9		G4-6-3		4	0	1	1	0	0	5
Inning Stats	R: 0 E: 0 K: 1 S: 6 H: 1 LOB: 2 BB: 0 P: 7	R: 1 E: 0 K: 0 S: 5 H: 2 LOB: 2 BB: 1 P: 9	R: 0 E: 0 K: 0 S: 3 H: 0 LOB: 0 BB: 0 P: 3	R: 0 E: 0 K: 0 S: 4 H: 1 LOB: 1 BB: 0 P: 4	R: 0 E: 0 K: 1 S: 5 H: 0 LOB: 2 BB: 2 P: 13	R: 1 E: 0 K: 0 S: 5 H: 2 LOB: 2 BB: 1 P: 9	R: 0 E: 0 K: 0 S: 3 H: 0 LOB: 0 BB: 0 P: 3	R: 0 E: 0 K: 0 S: 4 H: 2 LOB: 1 BB: 0 P: 4	R: 0 E: 0 K: 1 S: 6 H: 1 LOB: 1 BB: 0 P: 6	1B: 8 2B: 1 3B: 0 HR: 0	SF: 0 SAC: 0 DP: 1 HBP: 1					

PITCHER	IP	WLS	BF	H	R	ER	SO	BB	IBB	HBP	BLK	WP	HR	S	P	ERA	WHIP
Steve McCatty, R (1, 1) ERA: 4.42	9.0	W	40	9	2	2	3	4	0	1	0	0	0	41	58	2.00	1.444

PITCHER	IP	WLS	BF	H	R	ER	SO	BB	IBB	HBP	BLK	WP	HR	S	P	ERA	WHIP

TOP

Minnesota Twins @ Oakland Athletics

Oakland-Alameda County Coliseum, Oakland, CA

Mon Aug 04 1980, 7:05 PM PDT
Att. 16,741 - Unknown - 64 F

livebaseballscorecards.com

AB	35
R	2
H	9
RBI	2
BB	4
SO	3
LOB	22

WP: 0 PB: 0 SB: 0 CS: 0 PA: 40

BOTTOM

Minnesota Twins @ Oakland Athletics

Oakland-Alameda County Coliseum, Oakland, CA

Mon Aug 04 1980, 7:05 PM PDT

Att. 16,741 - Unknown - 64 F

livebaseballscorecards.com

Batter	1	2	3	4	5	6	7	8	9	AB	R	H	RBI	BB	SO	LOB
Rickey Henderson, R (1, 7) OBP: 0.414, SLG: 0.430	S 1B 1B		6-3 2-3			L9		L7		4	2	2	2	0	0	1
Mike Davis, L (7, 7) OBP: 0.239, SLG: 0.256	HR 1-H									1	0	0	0	0	0	0
Jim Essian, R (1, 2) OBP: 0.275, SLG: 0.347	S 1B 1B 1-2		1B 3-H			6-3		2B		5	1	3	1	0	0	0
	F7															
Tony Armas, R (1, 8) OBP: 0.289, SLG: 0.460	F8	1-6-3	F9			1B		K		5	0	1	0	0	1	4
Dwayne Murphy, L (9, 8) OBP: 0.386, SLG: 0.400										0	0	0	0	0	0	0
Jeff Newman, R (1, 3) OBP: 0.278, SLG: 0.433	FC4-6 1B 2B IBB 1-2 2-3	HR		F9		F9		4-3		4	2	1	1	1	0	2
Mike Heath, R (1, 9) OBP: 0.247, SLG: 0.275	FC4-6 1B 1-2 2-H 3-H	K		F3			1-3			4	0	1	2	0	1	0
Mike Edwards, R (1, 10) OBP: 0.234, SLG: 0.234	FC4-6 BB 2B 1-2f 2-3	BB		P3			3-1			1	1	0	0	0	0	2
Dave Revering, L (2, PH) OBP: 0.361, SLG: 0.518										2	0	0	0	1	0	0
Mario Guerrero, R (1, 6) OBP: 0.266, SLG: 0.290	2B 1B BB 1-2	L9			P4		2B 1B			3	2	1	0	1	0	1
Dave McKay, S (1, 5) OBP: 0.258, SLG: 0.293	1B 2B 1-3 2-H 3-H		6-3 5-3 1B 1B		K		1-H 2B			4	2	3	3	0	1	0
Jeff Cox, R (1, 4) OBP: 0.345, SLG: 0.304	HR 1B 2-H 3-H		5-3 1-2		1-3		K			4	1	1	2	0	1	2
Inning Stats	R: 8 E: 0 K: 0 S: 9 H: 6 LOB: 0 BB: 2 P: 17	R: 1 E: 0 K: 1 S: 6 H: 1 LOB: 1 BB: 1 P: 10	R: 1 E: 0 K: 0 S: 5 H: 2 LOB: 1 BB: 0 P: 5	R: 0 E: 0 K: 0 S: 3 H: 0 LOB: 0 BB: 0 P: 3	R: 0 E: 0 K: 1 S: 5 H: 0 LOB: 0 BB: 0 P: 5	R: 0 E: 0 K: 0 S: 4 H: 1 LOB: 1 BB: 0 P: 4	R: 1 E: 0 K: 1 S: 7 H: 2 LOB: 1 BB: 0 P: 7	R: 0 E: 0 K: 1 S: 6 H: 1 LOB: 1 BB: 0 P: 6		1B: 8 2B: 3 3B: 0 HR: 2	SF: 0 SAC: 0 DP: 0 HBP: 0						

	AB	37
	R	11
	H	13
	RBI	11
	BB	3
	SO	4
	LOB	12

WP: 0 PB: 0 SB: 2 CS: 0 PA: 40

PITCHER		IP	WLS	BF	H	R	ER	SO	BB	IBB	HBP	BLK	WP	HR	S	P	ERA	WHIP
Geoff Zahn, L ERA: 4.64	(1, 1)	0.2	L	10	6	8	8	0	1	1	0	0	0	1	8	16	108.00	10.500
John Verhoeven, R ERA: 3.91	(1, 1)	0.2		2	0	0	0	0	0	0	0	0	0	0	2	2	0.00	0.000
Mike Bacsik, R ERA: 3.74	(2, 1)	6.2		28	7	3	3	4	1	0	0	0	0	1	35	39	4.05	1.200

PITCHER	IP	WLS	BF	H	R	ER	SO	BB	IBB	HBP	BLK	WP	HR	S	P	ERA	WHIP

Minnesota Twins @ Oakland Athletics

Oakland-Alameda County Coliseum, Oakland, CA

Tue Aug 05 1980, 7:05 PM PDT
Att. 4,651 - Unknown - 65 F

livebaseballscorecards.com

Batter	1	2	3	4	5	6	7	8	9	AB	R	H	RBI	BB	SO	LOB
Roy Smalley, S (1, 6) OBP: 0.344, SLG: 0.400	1-6-3			L4	CS 1-2	K			G3	4	0	0	0	0	1	0
John Castino, R (1, 5) OBP: 0.345, SLG: 0.446	F9			1-3		L9			1-3	4	0	0	0	0	0	0
Hosken Powell, L (1, 9) OBP: 0.310, SLG: 0.359	F5			1B		4-3			G3	4	0	1	0	0	0	0
Ken Landreaux, L (1, 8) OBP: 0.325, SLG: 0.406		L8		L8			F8			3	0	0	0	0	0	1
Rick Sofield, L (1, 7) OBP: 0.292, SLG: 0.408		G3			2B 3-1 BB		4-3			2	1	0	0	1	0	0
Rob Wilfong, L (1, 4) OBP: 0.306, SLG: 0.339		F9			F8		P5			3	0	0	0	0	0	1
Danny Goodwin, L (1, 10) OBP: 0.303, SLG: 0.287			4-3		3-1 1-3 1B 2B			K		3	1	1	0	0	1	0
Butch Wynegar, S (1, 2) OBP: 0.326, SLG: 0.338			L4		3-1 2-3 3-H			L8		3	0	0	1	0	0	1
Ron Jackson, R (1, 3) OBP: 0.296, SLG: 0.372			F8		CS 3-H 1B			K		3	0	1	1	0	1	0

Inning Stats	1	2	3	4	5	6	7	8	9		
	R: 0 H: 0	R: 0 H: 0	R: 0 H: 0	R: 0 H: 1	R: 2 H: 2	R: 0 H: 0	R: 0 H: 0	R: 0 H: 0	R: 0 H: 0	1B: 2 SF: 0	WP: 0 PA: 31
	E: 0 LOB: 0	E: 0 LOB: 0	E: 0 LOB: 0	E: 0 LOB: 1	E: 0 LOB: 0	E: 0 LOB: 0	E: 0 LOB: 0	E: 0 LOB: 0	E: 0 LOB: 0	2B: 1 SAC: 0	PB: 0
	K: 0 BB: 0	K: 0 BB: 0	K: 0 BB: 0	K: 0 BB: 0	K: 0 BB: 1	K: 1 BB: 0	K: 0 BB: 0	K: 2 BB: 0	K: 0 BB: 0	3B: 0 DP: 0	SB: 0
	S: 3 P: 3	S: 3 P: 3	S: 3 P: 3	S: 4 P: 4	S: 4 P: 8	S: 5 P: 5	S: 3 P: 3	S: 7 P: 7	S: 3 P: 3	HR: 0 HBP: 0	CS: 1

PITCHER	IP	WLS	BF	H	R	ER	SO	BB	IBB	HBP	BLK	WP	HR	S	P	ERA	WHIP
Rick Langford, R (1, 1) ERA: 3.14	9.0	W	30	3	2	2	3	1	0	0	0	0	0	35	39	2.00	0.444

PITCHER	IP	WLS	BF	H	R	ER	SO	BB	IBB	HBP	BLK	WP	HR	S	P	ERA	WHIP

AB	29
R	2
H	3
RBI	2
BB	1
SO	3
LOB	3

BOTTOM

Minnesota Twins @ Oakland Athletics

Oakland-Alameda County Coliseum, Oakland, CA

Tue Aug 05 1980, 7:05 PM PDT

Att. 4,651 - Unknown - 65 F

livebaseballscorecards.com

Batter	1	2	3	4	5	6	7	8	9	AB	R	H	RBI	BB	SO	LOB
Rickey Henderson, R (1, 7) OBP: 0.415, SLG: 0.429	6-3 S 1B	FC4-6 1-2f			L9		1B HBP			3	0	1	0	0	0	2
Jim Essian, R (1, 2) OBP: 0.287, SLG: 0.357	6-3 1-3		G6-4-3 1B			4-3 1B	1-2 3-H 1B			4	0	3	1	0	0	1
Tony Armas, R (1, 8) (8, 9) OBP: 0.286, SLG: 0.455	K		G6-4-3 1-2f			F9	1-3			4	0	0	0	0	1	5
Jeff Newman, R (1, 3) OBP: 0.275, SLG: 0.427	F7		4-3			4-3 1-2		6-3		4	0	0	0	0	0	2
Mike Heath, R (1, 9) OBP: 0.248, SLG: 0.276 Dwayne Murphy, L (8, 8) OBP: 0.385, SLG: 0.399		E5 SH1-3 1B 1B		K		P5		1-3		3 1	1 0	1 0	0 0	0 0	1 0	1 0
Mario Guerrero, R (1, 6) OBP: 0.270, SLG: 0.289		SH1-3 2-3		G4-6-3 BB			4-0 1B SH1-4 SH1-4 BB	K		1	1	0	0	2	1	0
Mike Edwards, R (1, 10) OBP: 0.245, SLG: 0.229		4-0 1B BB		G4-6-3 1-2f			SH1-4 1-2			1	0	0	0	1	0	1
Dave McKay, S (1, 5) OBP: 0.272, SLG: 0.302		1B 1-3 3-H 1B			4-0 CS BB		SH1-4 1B 2-3 1B			2	1	2	1	1	0	0
Jeff Cox, R (1, 4) OBP: 0.348, SLG: 0.308		FC4-6 2-3 1B			K 1-2		SH1-4 2-3 3-H			2	0	1	1	0	1	1
Inning Stats	R: 0 H: 1 E: 0 LOB: 1 K: 1 BB: 0 S: 6 P: 6	R: 1 H: 3 E: 1 LOB: 2 K: 0 BB: 1 S: 5 P: 9	R: 0 H: 1 E: 0 LOB: 0 K: 0 BB: 0 S: 3 P: 3	R: 0 H: 0 E: 0 LOB: 0 K: 1 BB: 1 S: 4 P: 8	R: 0 H: 0 E: 0 LOB: 0 K: 1 BB: 1 S: 4 P: 8	R: 0 H: 1 E: 0 LOB: 1 K: 0 BB: 0 S: 4 P: 4	R: 2 H: 2 E: 0 LOB: 2 K: 0 BB: 1 S: 5 P: 10	R: 0 H: 0 E: 0 LOB: 0 K: 1 BB: 0 S: 5 P: 5		1B: 8 SF: 0 2B: 0 SAC: 3 3B: 0 DP: 2 HR: 0 HBP: 1				WP: 0 PA: 33 PB: 0 SB: 1 CS: 1		

	AB	25
	R	3
	H	8
	RBI	3
	BB	4
	SO	4
	LOB	13

PITCHER		IP	WLS	BF	H	R	ER	SO	BB	IBB	HBP	BLK	WP	HR	S	P	ERA	WHIP
Jerry Koosman, L ERA: 4.46	(1, 1)	6.2	L	29	8	3	3	3	4	0	1	0	0	0	30	47	4.05	1.800
Doug Corbett, R ERA: 2.09	(7, 1)	1.1		4	0	0	0	1	0	0	0	0	0	0	6	6	0.00	0.000

PITCHER	IP	WLS	BF	H	R	ER	SO	BB	IBB	HBP	BLK	WP	HR	S	P	ERA	WHIP

Batter	1	2	3	4	5	6	7	8	9	AB	R	H	RBI	BB	SO	LOB
Butch Wynegar, S (1, 2) OBP: 0.328, SLG: 0.338	P4		BBBB 4-0 1B WP 1-2 BB		0-0 1B		0-0 L4			3	0	1	0	1	0	2
Roy Smalley, S (1, 6) OBP: 0.343, SLG: 0.398	0-0 L9		0-0 1-3 2-H 1B		0-0 F8			0-0 F9		4	0	1	0	0	0	1
Ken Landreaux, L (1, 8) OBP: 0.322, SLG: 0.402	0-0 P5		0-0 4-3			0-0 4-3		0-0 3-1		4	0	0	0	0	0	2
Glenn Adams, L (1, 7) OBP: 0.338, SLG: 0.364		0-0 F7		0-0 4-3		0-0 3-1		0-0 1B		4	0	1	0	0	0	0
Rob Wilfong, L (1, 4) OBP: 0.305, SLG: 0.338		0-0 CS 1B		0-0 6-3		0-0 F8		0-0 F8		4	0	1	0	0	0	1
Hosken Powell, L (1, 9) OBP: 0.312, SLG: 0.361		SSS 0-3 K 1-2		0-0 1B			0-0 BB 1B		0-0 6-3	4	0	2	0	0	1	1
Danny Goodwin, L (1, 10) OBP: 0.292, SLG: 0.276			0-0 4-3 SSS 0-3 K				SSS 0-3 K		0-0 4-3	4	0	0	0	0	2	2
John Castino, R (1, 5) OBP: 0.347, SLG: 0.445			0-0 FC5-4 1B		SSS 0-3 K		BBBB 4-0 1-2 BB		SSS 0-3 K	3	0	1	0	1	2	0
Ron Jackson, R (1, 3) OBP: 0.293, SLG: 0.368			0-0 FC5-4 WP S PB 1-2f		SSS 0-3 K		0-0 F7			3	1	0	0	0	1	3
Inning Stats	R: 0 E: 0 K: 0 S: 3 H: 0 LOB: 0 BB: 0 P: 3	R: 0 E: 0 K: 1 S: 5 H: 1 LOB: 0 BB: 0 P: 5	R: 1 E: 0 K: 0 S: 5 H: 2 LOB: 2 BB: 1 P: 9	R: 0 E: 0 K: 1 S: 6 H: 1 LOB: 1 BB: 0 P: 6	R: 0 E: 0 K: 2 S: 8 H: 1 LOB: 1 BB: 0 P: 8	R: 0 E: 0 K: 0 S: 3 H: 0 LOB: 0 BB: 0 P: 3	R: 0 E: 0 K: 1 S: 6 H: 1 LOB: 2 BB: 1 P: 10	R: 0 E: 0 K: 0 S: 4 H: 1 LOB: 1 BB: 0 P: 4	R: 0 E: 0 K: 1 S: 5 H: 0 LOB: 0 BB: 0 P: 5	1B: 7 2B: 0 3B: 0 HR: 0 SF: 0 SAC: 0 DP: 0 HBP: 0						

TOP

Minnesota Twins @ Oakland Athletics

Oakland-Alameda County Coliseum, Oakland, CA

Wed Aug 06 1980, 3:33 AM PDT

Att. 6,697 - Unknown - 66 F

livebaseballscorecards.com

AB	33
R	1
H	7
RBI	0
BB	2
SO	6
LOB	12

WP: 1 PB: 1 SB: 1 CS: 1 PA: 35

PITCHER	IP	WLS	BF	H	R	ER	SO	BB	IBB	HBP	BLK	WP	HR	S	P	ERA	WHIP
Brian Kingman, R (1, 1) ERA: 3.34	9.0	W	35	7	1	1	6	2	0	0	0	1	0	45	53	1.00	1.000

PITCHER	IP	WLS	BF	H	R	ER	SO	BB	IBB	HBP	BLK	WP	HR	S	P	ERA	WHIP

Batter	1	2	3	4	5	6	7	8	9	AB	R	H	RBI	BB	SO	LOB
Rickey Henderson, R (1, 7) OBP: 0.414, SLG: 0.428	x 0-0 S 1B		x 0-0 5-3 ②			x 0-0 5-3 ①	x 0-0 FC5-3 ② 1-2 2-3 3-Hf			4	0	1	0	0	0	3
Dwayne Murphy, L (1, 8) OBP: 0.384, SLG: 0.396	S S S 0-3 K ① 1-2		x 0-0 F7 ③			x 0-0 F8 ② B B B B	4-0 BB 1-2 2-3 3-H			3	0	0	0	1	1	1
Dave Revering, L (1, 3) OBP: 0.356, SLG: 0.510	S S S 0-3 K ②			x 0-0 5-3 ①		x 0-0 F7 ③	x 0-0 4-3 ③			4	0	0	0	0	1	4
Wayne Gross, L (1, 5) OBP: 0.363, SLG: 0.470 Dave McKay, S (9, 5) OBP: 0.272, SLG: 0.302	B B B B 4-0 BB			S S S 0-3 K ②			x 0-0 SH3-4 1B 1B	x 0-0 G3 ①		3 0	1 0	1 0	0 0	1 0	1 0	0 0
Orlando Gonzalez, L (1, 10) OBP: 0.357, SLG: 0.280	S S S 0-3 K ③			x 0-0 P6 ③			x 0-0 SH3-4 ① 1-2	x 0-0 4-3 ②		3	0	0	0	0	1	2
Tony Armas, R (1, 9) OBP: 0.286, SLG: 0.452		x 0-0 L9 ①			x 0-0 F9 ①		B B B B 4-0 1B 1B BB	S S S 0-3 K ③		3	1	0	0	1	1	0
Jim Essian, R (1, 2) OBP: 0.293, SLG: 0.363		x 0-0 5-3 ②			x 0-0 1B 1B		x 0-0 BB 1B FC5-3 1-2 2-H 1B			3	0	2	1	0	0	0
Mario Guerrero, R (1, 6) OBP: 0.274, SLG: 0.293		x 0-0 L9 ③			x 0-0 1-3 ② 1B		x 0-0 FC5-3 BB E 1-2 2-H 1B			3	1	2	1	0	0	0
Jeff Cox, R (1, 4) OBP: 0.347, SLG: 0.302			x 0-0 F9 ①		x 0-0 F3 ③		B B B B 4-0 E FC5-3 BB 1-2 2-3			2	0	0	0	1	0	1
Inning Stats	R: 0 H: 1 E: 0 LOB: 2 K: 3 BB: 1 S: 10 P: 14	R: 0 H: 0 E: 0 LOB: 0 K: 0 BB: 0 S: 3 P: 3	R: 0 H: 0 E: 0 LOB: 0 K: 0 BB: 0 S: 3 P: 3	R: 0 H: 0 E: 0 LOB: 0 K: 1 BB: 0 S: 5 P: 5	R: 0 H: 2 E: 0 LOB: 1 K: 0 BB: 0 S: 4 P: 4	R: 0 H: 0 E: 0 LOB: 0 K: 0 BB: 0 S: 3 P: 3	R: 3 H: 3 E: 1 LOB: 3 K: 0 BB: 3 S: 6 P: 18	R: 0 H: 0 E: 0 LOB: 0 K: 1 BB: 0 S: 5 P: 5		1B: 6 SF: 0 2B: 0 SAC: 1 3B: 0 DP: 0 HR: 0 HBP: 0				WP: 0 PA: 33 PB: 0 SB: 2 CS: 0		

PITCHER		IP	WLS	BF	H	R	ER	SO	BB	IBB	HBP	BLK	WP	HR	S	P	ERA	WHIP
Roger Erickson, R ERA: 3.55	(1, 1)	6.1	L	27	6	3	3	4	3	0	0	0	0	0	32	44	4.26	1.421
Doug Corbett, R ERA: 2.05	(7, 1)	1.2		6	0	0	0	1	1	0	0	0	0	0	7	11	0.00	0.600

PITCHER	IP	WLS	BF	H	R	ER	SO	BB	IBB	HBP	BLK	WP	HR	S	P	ERA	WHIP

BOTTOM

Minnesota Twins @ Oakland Athletics

Oakland-Alameda County Coliseum, Oakland, CA

Wed Aug 06 1980, 3:33 AM PDT
Att. 6,697 - Unknown - 66 F

livebaseballscorecards.com

AB	28
R	3
H	6
RBI	2
BB	4
SO	5
LOB	11

Batter	1	2	3	4	5	6	7	8	9	10	AB	R	H	RBI	BB	SO	LOB
Julio Cruz, S (1, 4) OBP: 0.332, SLG: 0.260	P4			L5		F7		S, 2-H, 1B		S, SH3-4, BB, 1B	5	1	2	0	0	0	0
Joe Simpson, L (1, 9) OBP: 0.320, SLG: 0.351	F9			E, S, 1B			HR	FC6-4, 1-2, BB		SH3-4, 1-2	3	1	2	1	1	0	0
Dan Meyer, L (1, 7) OBP: 0.325, SLG: 0.401	3-1			F8			3-1, 1B	FC6-4, 1-2f		5-3, 2-3	4	0	1	0	0	0	3
Juan Beniquez, R (8, 8) OBP: 0.275, SLG: 0.384											1	0	0	0	0	0	1
Willie Horton, R (1, 10) OBP: 0.315, SLG: 0.308		F8		P4, 1-3			3-1, 1-2		L6, BB	BB, BB, BB	4	0	0	0	1	0	2
Leon Roberts, R (1, 8) OBP: 0.334, SLG: 0.440 (8, 7)		F3			5-3		K		1B, S, 1B	BB, 1-2, BB	4	0	1	0	1	1	1
Bill Stein, R (1, 3) OBP: 0.374, SLG: 0.448		F8			5-3		BB		6-3, 1-2	FC5-4, 1-2, 2-3, 3-H, BB	3	0	0	1	2	0	1
Ted Cox, R (1, 5) OBP: 0.298, SLG: 0.311			F9		6-3		F3		1B, IBB	FC5-4, 1-2f	3	0	0	0	0	0	2
Larry Milbourne, S (9, PH) OBP: 0.303, SLG: 0.336 (9, 5)											1	0	0	0	1	0	3
Larry Cox, R (1, 2) OBP: 0.257, SLG: 0.294			5-3			CS, 1B		BLK, SH1-4, CS, BB	1-2, 2-3, 1B		2	0	1	0	1	0	0
Bruce Bochte, L (9, PH) OBP: 0.357, SLG: 0.432											1	0	1	0	0	0	0
Marc Hill, R (9, PR) OBP: 0.200, SLG: 0.260 (9, 2)											0	0	0	0	0	0	0
Mario Mendoza, R (1, 6) OBP: 0.302, SLG: 0.313			6-3			K, 1-2		SH1-4, 1-2	4-3		3	0	0	0	0	1	4
Inning Stats	R: 0 E: 0 K: 0 S: 3 / H: 0 LOB: 0 BB: 0 P: 3	R: 0 E: 0 K: 0 S: 3 / H: 0 LOB: 0 BB: 0 P: 3	R: 0 E: 0 K: 0 S: 3 / H: 0 LOB: 0 BB: 0 P: 3	R: 0 E: 0 K: 0 S: 4 / H: 1 LOB: 1 BB: 0 P: 4	R: 0 E: 0 K: 0 S: 3 / H: 0 LOB: 0 BB: 0 P: 3	R: 0 E: 0 K: 1 S: 5 / H: 1 LOB: 0 BB: 0 P: 5	R: 1 E: 0 K: 1 S: 7 / H: 2 LOB: 2 BB: 1 P: 11	R: 0 E: 0 K: 0 S: 3 / H: 1 LOB: 2 BB: 2 P: 11	R: 0 E: 0 K: 0 S: 5 / H: 2 LOB: 3 BB: 1 P: 9	R: 1 E: 0 K: 0 S: 4 / H: 1 LOB: 3 BB: 3 P: 16	1B: 7 2B: 1 3B: 0 HR: 1 / SF: 0 SAC: 2 DP: 1 HBP: 0						

PITCHER	IP	WLS	BF	H	R	ER	SO	BB	IBB	HBP	BLK	WP	HR	S	P	ERA	WHIP
Matt Keough, R (1, 1) ERA: 3.04	9.2	L	41	8	2	2	2	5	1	0	1	0	1	39	63	1.86	1.345
Jeff Jones, R (10, 1) ERA: 2.13	0.0		1	0	0	0	0	1	0	0	0	0	0	0	4	∞	∞
Bob Lacey, L (10, 1) ERA: 3.07	0.1		1	0	0	0	0	0	0	0	0	0	0	1	1	0.00	0.000

PITCHER	IP	WLS	BF	H	R	ER	SO	BB	IBB	HBP	BLK	WP	HR	S	P	ERA	WHIP

TOP

Seattle Mariners @ Oakland Athletics

Oakland-Alameda County Coliseum, Oakland, CA

Fri Aug 08 1980, 7:05 PM PDT

Att. 6,283 - Unknown

livebaseballscorecards.com

AB	34
R	2
H	8
RBI	2
BB	7
SO	2
LOB	17

1B: 7	SF: 0	WP: 0	PA: 43
2B: 1	SAC: 2	PB: 0	
3B: 0	DP: 1	SB: 4	
HR: 1	HBP: 0	CS: 2	

Batter	1	2	3	4	5	6	7	8	9	10	AB	R	H	RBI	BB	SO	LOB
Rickey Henderson, R (1, 7) OBP: 0.418, SLG: 0.429	0-0 CS 1B		BBBB 4-0 F9 1B BB		0-0 K 1B			BBBB 4-0 SH5-4 1B BB		0-0 ① 4-3	3	1	2	0	2	0	0
Dwayne Murphy, L (1, 8) OBP: 0.383, SLG: 0.394	0-0 ①② L5 1-2		0-0 BB 1-2 1B		SSS 0-3 ②③ K 1-2			0-0 ① SH5-4 1-2		0-0 ② G3	4	0	1	0	0	1	2
Wayne Gross, L (1, 5) OBP: 0.360, SLG: 0.465	0-0 ③ G3		0-0 ② F9 2-3			0-0 ① F9		0-0 ② G1		0-0 BB 1B	5	0	1	0	0	0	3
Mike Edwards, R (10, PR) OBP: 0.245, SLG: 0.229											0	0	0	0	0	0	0
Dave Revering, L (1, 3) OBP: 0.358, SLG: 0.509		0-0 ① 4-3	BBBB 4-0 1-2 BB			0-0 ② F7		0-0 2-H 1B		BBBB 4-0 FC4 1-2 BB	3	0	1	1	1	0	0
Mike Heath, R (10, PH) OBP: 0.248, SLG: 0.276											0	0	0	0	0	0	0
Mike Davis, L (10, PH) OBP: 0.247, SLG: 0.256											0	0	0	0	1	0	0
Orlando Gonzalez, L (1, 10) OBP: 0.303, SLG: 0.233		0-0 ② 6-3	0-0 ③ 1-3			0-0 ③ 6-3		0-0 ③ 6-3		0-0 ③ FC4 1-2f	5	0	0	0	0	0	6
Tony Armas, R (1, 9) OBP: 0.290, SLG: 0.453		0-0 BB 1B		0-0 ① 6-3			BBBB 4-0 E 1B CS BB		0-0 1B		3	0	2	0	1	0	0
Jim Essian, R (1, 2) OBP: 0.298, SLG: 0.363	BBBB 4-0 1-2 BB			0-0 ② F8			0-0 E7 CS 1-3 1B		0-0 ① P3		3	0	1	0	1	0	1
Mario Guerrero, R (1, 6) OBP: 0.272, SLG: 0.291	0-0 ③ 5-3			SSS 0-3 ③ K			0-0 ① 6-3		SSS 0-3 ② K		2	0	0	0	0	1	2
Mitchell Page, L (7, PH) OBP: 0.328, SLG: 0.367											0	0	0	0	0	0	0
Jeff Newman, R (7, PH) OBP: 0.274, SLG: 0.425											1	0	0	0	0	0	2
Rob Picciolo, R (8, 6) OBP: 0.256, SLG: 0.338											1	0	0	0	0	1	1
Jeff Cox, R (1, 4) OBP: 0.336, SLG: 0.291			0-0 ① 4-3		0-0 ① 1-3		0-0 ②③ 1-3 2-3 3-H		SSS 0-3 ③ K		4	0	0	0	0	1	3
Inning Stats	R: 0 H: 1 E: 0 LOB: 0 K: 0 BB: 0 S: 3 P: 3	R: 0 H: 1 E: 0 LOB: 2 K: 0 BB: 1 S: 4 P: 8	R: 0 H: 1 E: 0 LOB: 3 K: 0 BB: 2 S: 4 P: 12	R: 0 H: 0 E: 0 LOB: 0 K: 1 BB: 0 S: 5 P: 5	R: 0 H: 1 E: 0 LOB: 0 K: 1 BB: 0 S: 5 P: 5	R: 0 H: 0 E: 0 LOB: 0 K: 0 BB: 0 S: 3 P: 3	R: 0 H: 1 E: 1 LOB: 1 K: 0 BB: 1 S: 3 P: 7	R: 1 H: 1 E: 0 LOB: 1 K: 0 BB: 1 S: 4 P: 8	R: 0 H: 1 E: 0 LOB: 1 K: 2 BB: 0 S: 8 P: 8	R: 0 H: 1 E: 0 LOB: 2 K: 0 BB: 1 S: 4 P: 8	1B: 8 SF: 0 2B: 0 SAC: 1 3B: 0 DP: 0 HR: 0 HBP: 0						WP: 0 PA: 41 PB: 0 SB: 0 CS: 3

PITCHER		IP	WLS	BF	H	R	ER	SO	BB	IBB	HBP	BLK	WP	HR	S	P	ERA	WHIP
Jim Beattie, R ERA: 5.32	(1, 1)	6.0		25	5	0	0	2	4	0	0	0	0	0	25	41	0.00	1.500
Shane Rawley, L ERA: 3.27	(7, 1)	3.2	W	14	3	1	1	2	1	0	0	0	0	0	17	21	2.46	1.091
Dave Heaverlo, R ERA: 3.69	(10, 1)	0.0		1	0	0	0	0	1	0	0	0	0	0	0	4	∞	∞
Dave Roberts, L ERA: 4.5	(10, 1)	0.1	S	1	0	0	0	0	0	0	0	0	0	0	1	1	0.00	0.000

PITCHER	IP	WLS	BF	H	R	ER	SO	BB	IBB	HBP	BLK	WP	HR	S	P	ERA	WHIP

BOTTOM

Seattle Mariners @ Oakland Athletics

Oakland-Alameda County Coliseum, Oakland, CA

Fri Aug 08 1980, 7:05 PM PDT

Att. 6,283 - Unknown

livebaseballscorecards.com

AB	34
R	1
H	8
RBI	1
BB	6
SO	4
LOB	20

Seattle Mariners @ Oakland Athletics

Oakland-Alameda County Coliseum, Oakland, CA

Sat Aug 09 1980, 3:33 AM PDT

Att. 13,629 - Unknown

livebaseballscorecards.com

Batter	1	2	3	4	5	6	7	8	9	AB	R	H	RBI	BB	SO	LOB
Julio Cruz, S (1, 4) OBP: 0.331, SLG: 0.257	1-3		BB			E4 S 1-2			1-3	3	0	0	0	1	0	1
Joe Simpson, L (1, 9) OBP: 0.319, SLG: 0.349	4-3		F9			K 1-2 2-3			1B SF8 1B	4	1	1	0	0	1	3
Dan Meyer, L (1, 7) (8, 3) OBP: 0.324, SLG: 0.399	E3 FC6-4			4-3		F9			1-3 1B	4	0	1	0	0	0	1
Willie Horton, R (1, 10) OBP: 0.310, SLG: 0.305	FC6-4 1-2f			6-3			K		SF8 3-H	3	0	0	1	0	1	1
Leon Roberts, R (1, 8) (8, 7) OBP: 0.330, SLG: 0.433		K		5-3			K		F8	4	0	0	0	0	2	1
Bill Stein, R (1, 3) (8, 5) OBP: 0.367, SLG: 0.439		6-3			F9		5-3			3	0	0	0	0	0	0
Ted Cox, R (1, 5) OBP: 0.296, SLG: 0.308		1-3			F8			1-3		2	0	0	0	0	0	0
Larry Milbourne, S (8, PH) (8, 6) OBP: 0.301, SLG: 0.333										1	0	0	0	0	0	0
Larry Cox, R (1, 2) OBP: 0.255, SLG: 0.291			6-3		K			K		2	0	0	0	0	1	0
Jerry Narron, L (8, PH) (8, 2) OBP: 0.167, SLG: 0.091										1	0	0	0	0	1	0
Mario Mendoza, R (1, 6) OBP: 0.304, SLG: 0.315			K			CS E 1B		F8		2	0	1	0	0	1	0
Juan Beniquez, R (8, PH) (8, 8) OBP: 0.273, SLG: 0.382										1	0	0	0	0	0	0

Inning Stats										
	R: 0 E: 1 K: 0 S: 4	H: 0 LOB: 1 BB: 0 P: 4	R: 0 E: 0 K: 1 S: 5	H: 0 LOB: 0 BB: 0 P: 5	R: 0 E: 0 K: 1 S: 5	H: 0 LOB: 1 BB: 1 P: 9	R: 0 E: 0 K: 0 S: 3	H: 0 LOB: 0 BB: 0 P: 3	R: 0 E: 0 K: 1 S: 5	H: 0 LOB: 0 BB: 0 P: 5
	R: 0 E: 1 K: 1 S: 6	H: 1 LOB: 1 BB: 0 P: 6	R: 0 E: 0 K: 2 S: 7	H: 0 LOB: 0 BB: 0 P: 7	R: 0 E: 0 K: 1 S: 5	H: 0 LOB: 0 BB: 0 P: 5	R: 1 E: 0 K: 0 S: 5	H: 2 LOB: 1 BB: 0 P: 5	1B: 3 2B: 0 3B: 0 HR: 0	SF: 1 SAC: 0 DP: 0 HBP: 0

	WP: 0	PA: 32
	PB: 0	
	SB: 1	
	CS: 1	

	AB	30
	R	1
	H	3
	RBI	1
	BB	1
	SO	7
	LOB	7

PITCHER	IP	WLS	BF	H	R	ER	SO	BB	IBB	HBP	BLK	WP	HR	S	P	ERA	WHIP
Mike Norris, R (1, 1) ERA: 2.45	9.0	W	32	3	1	1	7	1	0	0	0	0	0	45	49	1.00	0.444

PITCHER	IP	WLS	BF	H	R	ER	SO	BB	IBB	HBP	BLK	WP	HR	S	P	ERA	WHIP

Batter	1	2	3	4	5	6	7	8	9	AB	R	H	RBI	BB	SO	LOB
Rickey Henderson, R (1, 7) OBP: 0.418, SLG: 0.429	F9		3-1 3-H		BBB 4-0 FC5-4 1-2 2-3 BB		S 1B			3	0	1	1	1	0	0
Dwayne Murphy, L (1, 8) OBP: 0.379, SLG: 0.390	6-3		SSS K		SSS K		SSS K 1-2			4	0	0	0	0	3	4
Jim Essian, R (1, 2) OBP: 0.297, SLG: 0.356	6-3			E5	FC5-4 1-2f		BBB 4-0 FC6-4 BB			3	0	0	0	1	0	3
Tony Armas, R (1, 9) OBP: 0.288, SLG: 0.449		SSS K		6-3		P3	FC6-4 1-2f			4	0	0	0	0	1	3
Jeff Newman, R (1, 3) OBP: 0.277, SLG: 0.424		6-3		G5-4-3 IBB		FC6-4 1B		4-3		3	0	1	0	1	0	0
Mike Heath, R (1, 10) OBP: 0.244, SLG: 0.271		1-3		G5-4-3 1-2f		FC6-4 1B 1-2f		6-3		4	0	0	0	0	0	3
Mario Guerrero, R (1, 6) OBP: 0.279, SLG: 0.297			2B SH4-3 1B		FC3-6 1B	1-3 1B		E6 1B		4	1	3	0	0	0	0
Dave McKay, S (1, 5) OBP: 0.278, SLG: 0.314			SH4-3 1-3 3-1 2B		FC3-6 BB 1B 1-2f	SSS K		2-H 1B		4	1	2	0	0	1	3
Jeff Cox, R (1, 4) OBP: 0.339, SLG: 0.295			SH4-3 2-3 3-H		BB 1-2 1B		6-3			2	0	1	1	0	0	0
Inning Stats	R: 0 E: 0 K: 0 S: 3 H: 0 LOB: 0 BB: 0 P: 3	R: 0 E: 0 K: 1 S: 5 H: 0 LOB: 0 BB: 0 P: 5	R: 2 E: 0 K: 1 S: 7 H: 2 LOB: 0 BB: 0 P: 7	R: 0 E: 1 K: 0 S: 3 H: 0 LOB: 1 BB: 1 P: 7	R: 0 E: 0 K: 1 S: 7 H: 2 LOB: 3 BB: 1 P: 11	R: 0 E: 0 K: 1 S: 7 H: 2 LOB: 2 BB: 0 P: 7	R: 0 E: 0 K: 1 S: 6 H: 1 LOB: 2 BB: 1 P: 10	R: 0 E: 1 K: 0 S: 4 H: 1 LOB: 2 BB: 0 P: 4		1B: 7 2B: 1 3B: 0 HR: 0 SF: 0 SAC: 1 DP: 1 HBP: 0						

PITCHER		IP	WLS	BF	H	R	ER	SO	BB	IBB	HBP	BLK	WP	HR	S	P	ERA	WHIP
Rick Honeycutt, L ERA: 3.69	(1, 1)	6.2	L	29	7	2	2	5	1	1	0	0	0	0	37	45	2.70	1.200
Dave Heaverlo, R ERA: 3.6	(7, 1)	1.1		6	1	0	0	0	1	0	0	0	0	0	5	9	0.00	1.500

PITCHER	IP	WLS	BF	H	R	ER	SO	BB	IBB	HBP	BLK	WP	HR	S	P	ERA	WHIP

BOTTOM

Seattle Mariners @ Oakland Athletics

Oakland-Alameda County Coliseum, Oakland, CA

Sat Aug 09 1980, 3:33 AM PDT

Att. 13,629 - Unknown

livebaseballscorecards.com

AB	31
R	2
H	8
RBI	2
BB	3
SO	5
LOB	16

WP: 0 PB: 0 SB: 1 CS: 0 PA: 35

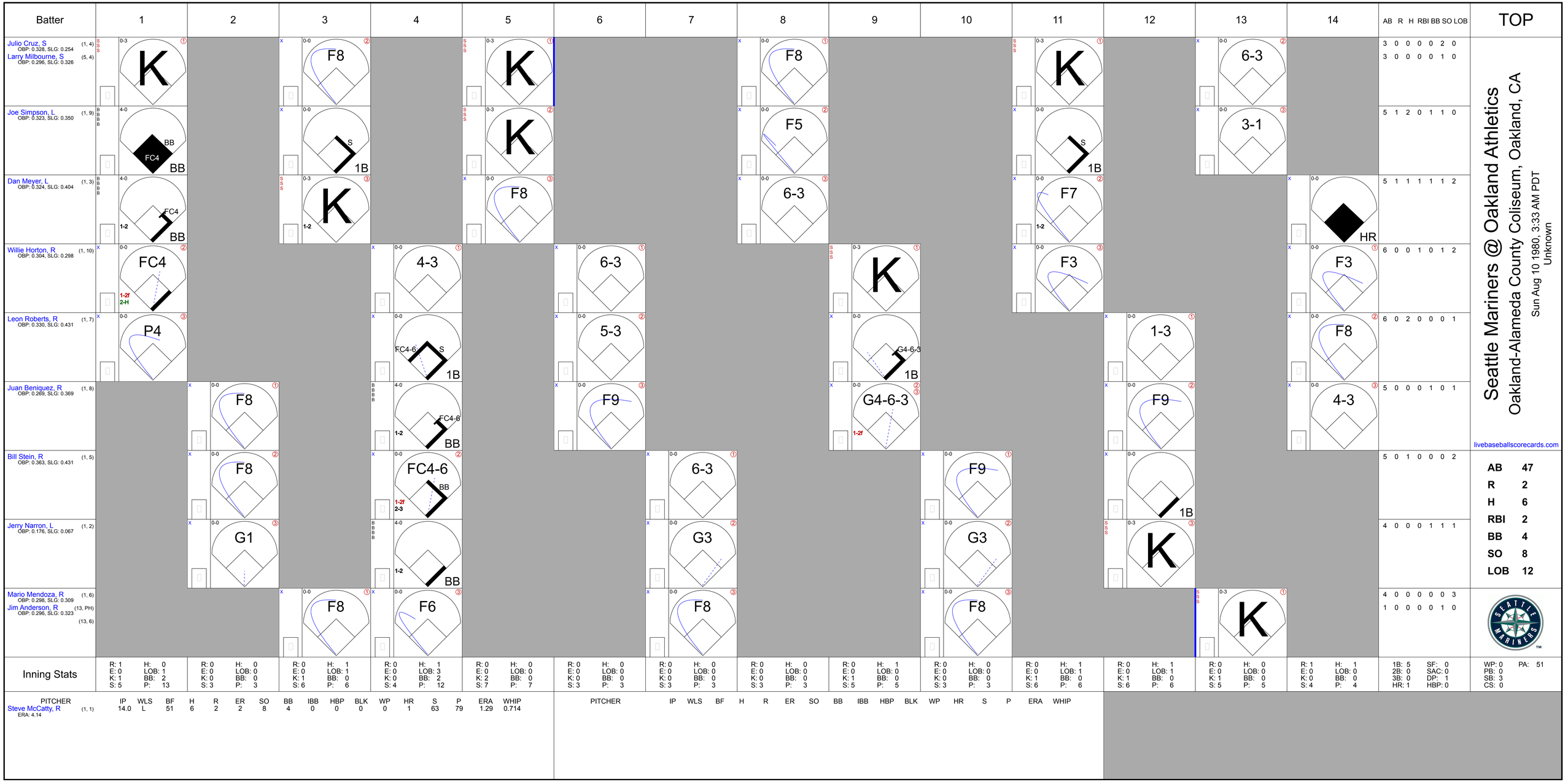
Batter
1
2
3
4
5
6
7
8
9
10
11
12
13
14
AB R H RBI BB SO LOB
TOP
Julio Cruz, S (1, 4) OBP: 0.328, SLG: 0.254
Larry Milbourne, S (5, 4) OBP: 0.296, SLG: 0.326
Joe Simpson, L (1, 9) OBP: 0.323, SLG: 0.350
Dan Meyer, L (1, 3) OBP: 0.324, SLG: 0.404
Willie Horton, R (1, 10) OBP: 0.304, SLG: 0.298
Leon Roberts, R (1, 7) OBP: 0.330, SLG: 0.431
Juan Beniquez, R (1, 8) OBP: 0.269, SLG: 0.369
Bill Stein, R (1, 5) OBP: 0.363, SLG: 0.431
Jerry Narron, L (1, 2) OBP: 0.176, SLG: 0.067
Mario Mendoza, R (1, 6) OBP: 0.298, SLG: 0.309
Jim Anderson, R (13, PH) (13, 6) OBP: 0.296, SLG: 0.323
Seattle Mariners @ Oakland Athletics
Oakland-Alameda County Coliseum, Oakland, CA
Sun Aug 10 1980, 3:33 AM PDT
Unknown
livebaseballscorecards.com
AB 47
R 2
H 6
RBI 2
BB 4
SO 8
LOB 12
Inning Stats
PITCHER
Steve McCatty, R (1, 1) ERA: 4.14
IP WLS BF H R ER SO BB IBB HBP BLK WP HR S P ERA WHIP
14.0 L 51 6 2 2 8 4 0 0 0 0 1 63 79 1.29 0.714
1B: 5 SF: 0
2B: 0 SAC: 0
3B: 0 DP: 1
HR: 1 HBP: 0
PA: 51
WP: 0
PB: 0
SB: 3
CS: 0

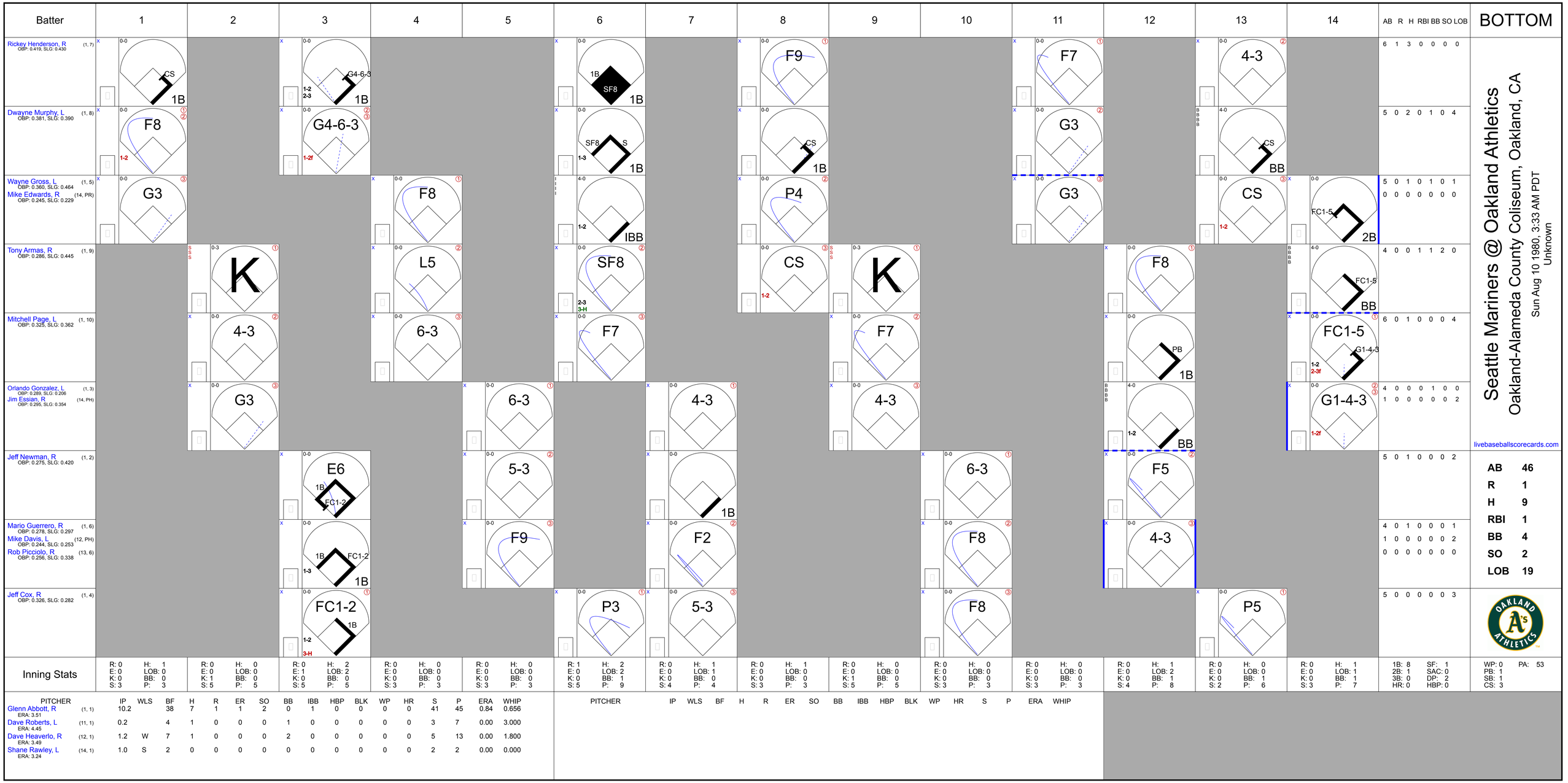
Batter
1
2
3
4
5
6
7
8
9
10
11
12
13
14
AB R H RBI BB SO LOB
BOTTOM
Rickey Henderson, R (1, 7)
OBP: 0.419, SLG: 0.430
6 1 3 0 0 0 0
Dwayne Murphy, L (1, 8)
OBP: 0.381, SLG: 0.390
5 0 2 0 1 0 4
Wayne Gross, L (1, 5)
OBP: 0.360, SLG: 0.464
Mike Edwards, R (14, PR)
OBP: 0.245, SLG: 0.229
5 0 1 0 1 0 1
0 0 0 0 0 0 0
Tony Armas, R (1, 9)
OBP: 0.286, SLG: 0.445
4 0 0 1 1 2 0
Mitchell Page, L (1, 10)
OBP: 0.325, SLG: 0.362
6 0 1 0 0 0 4
Orlando Gonzalez, L (1, 3)
OBP: 0.289, SLG: 0.206
Jim Essian, R (14, PH)
OBP: 0.295, SLG: 0.354
4 0 0 0 1 0 0
1 0 0 0 0 0 2
Jeff Newman, R (1, 2)
OBP: 0.275, SLG: 0.420
5 0 1 0 0 0 2
Mario Guerrero, R (1, 6)
OBP: 0.278, SLG: 0.297
Mike Davis, L (12, PH)
OBP: 0.244, SLG: 0.253
Rob Picciolo, R (13, 6)
OBP: 0.256, SLG: 0.338
4 0 1 0 0 0 1
1 0 0 0 0 0 2
0 0 0 0 0 0 0
Jeff Cox, R (1, 4)
OBP: 0.326, SLG: 0.282
5 0 0 0 0 0 3
Seattle Mariners @ Oakland Athletics
Oakland-Alameda County Coliseum, Oakland, CA
Sun Aug 10 1980, 3:33 AM PDT
Unknown
livebaseballscorecards.com
AB 46
R 1
H 9
RBI 1
BB 4
SO 2
LOB 19
Inning Stats
R: 0 H: 1 E: 0 LOB: 0 K: 0 BB: 0 S: 3 P: 3
R: 0 H: 0 E: 0 LOB: 0 K: 1 BB: 0 S: 5 P: 5
R: 0 H: 2 E: 1 LOB: 2 K: 0 BB: 0 S: 5 P: 5
R: 0 H: 0 E: 0 LOB: 0 K: 0 BB: 0 S: 3 P: 3
R: 0 H: 0 E: 0 LOB: 0 K: 0 BB: 0 S: 3 P: 3
R: 1 H: 2 E: 0 LOB: 2 K: 0 BB: 1 S: 5 P: 9
R: 0 H: 1 E: 0 LOB: 1 K: 0 BB: 0 S: 4 P: 4
R: 0 H: 1 E: 0 LOB: 0 K: 0 BB: 0 S: 3 P: 3
R: 0 H: 0 E: 0 LOB: 0 K: 1 BB: 0 S: 5 P: 5
R: 0 H: 0 E: 0 LOB: 0 K: 0 BB: 0 S: 3 P: 3
R: 0 H: 0 E: 0 LOB: 0 K: 0 BB: 0 S: 3 P: 3
R: 0 H: 1 E: 0 LOB: 2 K: 0 BB: 1 S: 4 P: 8
R: 0 H: 0 E: 0 LOB: 0 K: 0 BB: 1 S: 2 P: 6
R: 0 H: 1 E: 0 LOB: 1 K: 0 BB: 1 S: 3 P: 7
1B: 8 SF: 1 2B: 1 SAC: 0 3B: 0 DP: 2 HR: 0 HBP: 0
WP: 0 PA: 53 PB: 1 SB: 1 CS: 3
PITCHER IP WLS BF H R ER SO BB IBB HBP BLK WP HR S P ERA WHIP
Glenn Abbott, R (1, 1) ERA: 3.51 10.2 38 7 1 1 2 0 1 0 0 0 0 41 45 0.84 0.656
Dave Roberts, L (11, 1) ERA: 4.45 0.2 4 1 0 0 0 1 0 0 0 0 0 3 7 0.00 3.000
Dave Heaverlo, R (12, 1) ERA: 3.49 1.2 W 7 1 0 0 0 2 0 0 0 0 0 5 13 0.00 1.800
Shane Rawley, L (14, 1) ERA: 3.24 1.0 S 2 0 0 0 0 0 0 0 0 0 0 2 2 0.00 0.000
PITCHER IP WLS BF H R ER SO BB IBB HBP BLK WP HR S P ERA WHIP

Batter	1	2	3	4	5	6	7	8	9	AB	R	H	RBI	BB	SO	LOB
Julio Cruz, S (1, 4) OBP: 0.330, SLG: 0.258	G3			6-3		3-1		CS		4	0	2	0	0	0	0
Joe Simpson, L (1, 9) OBP: 0.318, SLG: 0.345	G3 1-2			4-3			4-3	CS 1-2	G3	4	0	0	0	0	0	1
Dan Meyer, L (1, 3) (4, 7) OBP: 0.324, SLG: 0.405	P6			K			F7		G1	4	0	1	0	0	1	0
Tom Paciorek, R (1, 10) OBP: 0.316, SLG: 0.466		F2			G6-4-3		1B		G1 2-3	4	1	2	0	0	0	1
Leon Roberts, R (1, 7) (4, 8) OBP: 0.332, SLG: 0.432		6-3			G6-4-3 1-2		1B 1-2		P4	4	0	2	0	0	0	1
Juan Beniquez, R (1, 8) OBP: 0.268, SLG: 0.367 Bill Stein, R (4, 3) OBP: 0.364, SLG: 0.432		K			G6-4-3 1-2f 2-3		1B 1-2 2-H			1 2	0 0	0 1	0 1	0 0	1 0	0 2
Larry Milbourne, S (1, 5) OBP: 0.290, SLG: 0.320			E3 CS		5-3		4-3			3	0	0	0	0	0	3
Jerry Narron, L (1, 2) OBP: 0.158, SLG: 0.059 Larry Cox, R (6, 2) OBP: 0.253, SLG: 0.290			6-3 1-2			3-1		F3		2 1	0 0	0 0	0 0	0 0	0 0	1 0
Jim Anderson, R (1, 6) OBP: 0.293, SLG: 0.320			F7			6-3		F9		3	0	0	0	0	0	0
Inning Stats	R: 0 E: 0 K: 0 S: 3 H: 1 LOB: 0 BB: 0 P: 3	R: 0 E: 0 K: 1 S: 5 H: 0 LOB: 0 BB: 0 P: 5	R: 0 E: 1 K: 0 S: 3 H: 0 LOB: 0 BB: 0 P: 3	R: 0 E: 0 K: 1 S: 5 H: 0 LOB: 0 BB: 0 P: 5	R: 0 E: 0 K: 0 S: 4 H: 2 LOB: 1 BB: 0 P: 4	R: 0 E: 0 K: 0 S: 3 H: 0 LOB: 0 BB: 0 P: 3	R: 1 E: 0 K: 0 S: 6 H: 3 LOB: 2 BB: 0 P: 6	R: 0 E: 0 K: 0 S: 3 H: 1 LOB: 0 BB: 0 P: 3	R: 0 E: 0 K: 0 S: 4 H: 1 LOB: 1 BB: 0 P: 4	1B: 7 2B: 1 3B: 0 HR: 0 SF: 0 SAC: 0 DP: 1 HBP: 0						

PITCHER	IP	WLS	BF	H	R	ER	SO	BB	IBB	HBP	BLK	WP	HR	S	P	ERA	WHIP
Rick Langford, R (1, 1) ERA: 3.04	9.0	W	32	8	1	1	2	0	0	0	0	0	0	36	36	1.00	0.889

PITCHER	IP	WLS	BF	H	R	ER	SO	BB	IBB	HBP	BLK	WP	HR	S	P	ERA	WHIP

TOP

Seattle Mariners @ Oakland Athletics

Oakland-Alameda County Coliseum, Oakland, CA

Sun Aug 10 1980, 3:38 AM PDT

Att. 13,062 - Unknown

livebaseballscorecards.com

AB	32
R	1
H	8
RBI	1
BB	0
SO	2
LOB	9

WP: 0 PA: 33
PB: 0
SB: 0
CS: 2

Batter	1	2	3	4	5	6	7	8	9	AB	R	H	RBI	BB	SO	LOB
Rickey Henderson, R (1, 7) OBP: 0.418, SLG: 0.428	6-3		5-3	E8 1B 3-H		4-3 1-3				4	1	1	1	0	0	2
Dwayne Murphy, L (1, 8) OBP: 0.382, SLG: 0.390	K		BBBB 4-0 CS 1B BB	2-H 1B		F7				3	1	1	1	1	1	1
Mitchell Page, L (1, 10) OBP: 0.324, SLG: 0.360	P3		1-H 3-H 1B	K			K			4	0	1	1	0	2	1
Wayne Gross, L (1, 5) OBP: 0.358, SLG: 0.460 Dave McKay, S (8, 5) OBP: 0.278, SLG: 0.314		G5-4-3 1B	F9		3-1		P4			4 0	0 0	1 0	0 0	0 0	0 0	1 0
Tony Armas, R (1, 9) OBP: 0.286, SLG: 0.450		G5-4-3 1-2f	F7		E6 FC5-4		HR			4	1	1	1	0	0	1
Orlando Gonzalez, L (1, 3) OBP: 0.333, SLG: 0.222		BBBB 4-0 1B BB	BBBB 4-0 2B BB		F8		CS 1B			2	1	1	0	2	0	1
Jim Essian, R (1, 2) OBP: 0.306, SLG: 0.369		1-3 1B	SH 1-H SH1-4 2B		FC5-4 1-2f		CS 1-2	K 1B		4	1	3	1	0	0	1
Rob Picciolo, R (1, 6) OBP: 0.253, SLG: 0.333		K	SH SH1-4 E 2-3			K		K 1-2		3	1	0	0	0	3	3
Jeff Cox, R (1, 4) OBP: 0.333, SLG: 0.292			E9 CS 1B	SH1-4 1-3 3-H		E 1B		6-3		3	0	2	1	0	0	0
Inning Stats	R: 0 E: 0 K: 1 S: 5 H: 0 LOB: 0 BB: 0 P: 5	R: 0 E: 0 K: 1 S: 6 H: 2 LOB: 2 BB: 1 P: 10	R: 1 E: 1 K: 0 S: 4 H: 2 LOB: 1 BB: 1 P: 8	R: 4 E: 2 K: 1 S: 9 H: 3 LOB: 1 BB: 1 P: 13	R: 0 E: 1 K: 0 S: 4 H: 0 LOB: 1 BB: 0 P: 4	R: 0 E: 1 K: 1 S: 6 H: 1 LOB: 1 BB: 0 P: 6	R: 1 E: 0 K: 1 S: 6 H: 2 LOB: 0 BB: 0 P: 6	R: 0 E: 0 K: 1 S: 5 H: 1 LOB: 0 BB: 0 P: 5		1B: 9 2B: 1 3B: 0 HR: 1	SF: 0 SAC: 2 DP: 1 HBP: 0					

BOTTOM

Seattle Mariners @ Oakland Athletics

Oakland-Alameda County Coliseum, Oakland, CA

Sun Aug 10 1980, 3:38 AM PDT

Att. 13,062 - Unknown

livebaseballscorecards.com

AB	31
R	6
H	11
RBI	6
BB	3
SO	6
LOB	11

PITCHER		IP	WLS	BF	H	R	ER	SO	BB	IBB	HBP	BLK	WP	HR	S	P	ERA	WHIP	PITCHER	IP	WLS	BF	H	R	ER	SO	BB	IBB	HBP	BLK	WP	HR	S	P	ERA	WHIP
Byron McLaughlin, R ERA: 7.01	(1, 1)	3.2	L	20	7	5	2	2	3	0	0	0	0	0	21	33	4.91	2.727																	
Dave Roberts, L ERA: 4.29	(4, 1)	2.1		9	1	0	0	2	0	0	0	0	0	0	13	13	0.00	0.429																	
Shane Rawley, L ERA: 3.3	(7, 1)	1.0		4	2	1	1	1	0	0	0	0	0	1	6	6	9.00	2.000																	
Dave Heaverlo, R ERA: 3.43	(8, 1)	1.0		3	1	0	0	1	0	0	0	0	0	0	5	5	0.00	1.000																	

Batter	1	2	3	4	5	6	7	8	9	AB	R	H	RBI	BB	SO	LOB
Rickey Henderson, R (1, 7) OBP: 0.414, SLG: 0.423	x 0-0 ① 6-3		x 0-0 ② FC5-4 1-2f			S S S 0-3 ① K		x 0-0 ① F7	x 0-0 ③ 6-3	5	0	0	0	0	1	3
Dwayne Murphy, L (1, 8) OBP: 0.381, SLG: 0.387	x 0-0 ② 6-3		x 0-0 ③ G1			B B B B 4-0 FC7-4 1B 2B BB		S S S 0-3 ② K		3	1	0	0	1	1	1
Wayne Gross, L (1, 5) OBP: 0.363, SLG: 0.475	x 0-0 ③ 5-3			x 0-0 1B		x 0-0 FC7-4 1-2 1B		x 0-0 HR		4	1	3	1	0	0	0
Dave Revering, L (1, 10) OBP: 0.360, SLG: 0.508		x 0-0 5-3 1B		x 0-0 ① F8		x 0-0 ② FC7-4 1-2f 2-3 2B		x 0-0 1B		4	0	2	0	0	0	3
Tony Armas, R (1, 9) OBP: 0.285, SLG: 0.451		x 0-0 ① 5-3 1-2		x 0-0 ② F8		x 0-0 ③ 2B 1-H 3-H		x 0-0 ③ F9		4	0	1	1	0	0	3
Orlando Gonzalez, L (1, 3) OBP: 0.304, SLG: 0.200		S S S 0-3 ② K		x 0-0 ③ G3			x 0-0 ① 5-3		x 0-0 ① 6-3	4	0	0	0	0	1	2
Jim Essian, R (1, 2) OBP: 0.304, SLG: 0.372		x 0-0 ③ 4-3			S S S 0-3 ① K		x 0-0 ② 6-3		x 0-0 1B 2B	4	0	1	0	0	1	1
Mario Guerrero, R (1, 6) OBP: 0.284, SLG: 0.303			x 0-0 FC5-4 1B		x 0-0 ② 6-3		x 0-0 1B		x 0-0 2-3 1B	4	0	3	0	0	0	0
Jeff Cox, R (1, 4) OBP: 0.328, SLG: 0.287			x 0-0 ① F9		x 0-0 ③ P4		x 0-0 ③ L5		x 0-0 ② 4-3	2	0	0	0	0	0	1
Mitchell Page, L (7, PH) OBP: 0.322, SLG: 0.358										1	0	0	0	0	0	1
Dave McKay, S (7, 4) OBP: 0.276, SLG: 0.312										1	0	0	0	0	0	2
Inning Stats	R: 0 E: 0 K: 0 S: 3 H: 0 LOB: 0 BB: 0 P: 3	R: 0 E: 0 K: 1 S: 6 H: 1 LOB: 1 BB: 0 P: 6	R: 0 E: 0 K: 0 S: 4 H: 1 LOB: 1 BB: 0 P: 4	R: 0 E: 0 K: 0 S: 4 H: 1 LOB: 1 BB: 0 P: 4	R: 0 E: 0 K: 1 S: 5 H: 0 LOB: 0 BB: 0 P: 5	R: 1 E: 0 K: 1 S: 6 H: 2 LOB: 2 BB: 1 P: 10	R: 0 E: 0 K: 0 S: 4 H: 1 LOB: 1 BB: 0 P: 4	R: 1 E: 0 K: 1 S: 7 H: 2 LOB: 1 BB: 0 P: 7	R: 0 E: 0 K: 0 S: 5 H: 2 LOB: 2 BB: 0 P: 5	1B: 7 2B: 2 3B: 0 HR: 1	SF: 0 SAC: 0 DP: 0 HBP: 0						

TOP

Oakland Athletics @ Minnesota Twins

Metropolitan Stadium, Bloomington , MI

Tue Aug 12 1980, 8:05 PM EDT

Att. 13,181 - Unknown - 74 F

livebaseballscorecards.com

AB	36
R	2
H	10
RBI	2
BB	1
SO	4
LOB	17

PITCHER		IP	WLS	BF	H	R	ER	SO	BB	IBB	HBP	BLK	WP	HR	S	P	ERA	WHIP
Roger Erickson, R ERA: 3.46	(1, 1)	8.1		34	9	2	2	4	1	0	0	0	0	1	41	45	2.16	1.200
Doug Corbett, R ERA: 1.88	(9, 1)	0.2	W	3	1	0	0	0	0	0	0	0	0	0	3	3	0.00	1.500

PITCHER	IP	WLS	BF	H	R	ER	SO	BB	IBB	HBP	BLK	WP	HR	S	P	ERA	WHIP

Batter	1	2	3	4	5	6	7	8	9	AB	R	H	RBI	BB	SO	LOB
Hosken Powell, L (1, 9) OBP: 0.309, SLG: 0.362	L8		4-3 2-3		5-4 1-2f			6-3		4	0	0	0	0	0	2
Rob Wilfong, L (1, 8) OBP: 0.300, SLG: 0.328	K		3-H 1B		G3			4-3		4	0	1	1	0	1	0
Roy Smalley, S (1, 6) OBP: 0.350, SLG: 0.409	K		F9			7-3 1B			F9	4	0	1	0	0	1	1
Glenn Adams, L (1, 10) OBP: 0.344, SLG: 0.411		G3 SH3-4 1B		P6		7-3 1-2f			HR	4	1	2	1	0	0	1
John Castino, R (1, 5) OBP: 0.336, SLG: 0.436		SH3-4 1-2		HR		F8				2	1	1	1	0	0	0
Butch Wynegar, S (1, 2) OBP: 0.326, SLG: 0.333		G3 2-3		G3			L3			3	0	0	0	0	0	1
Pete Mackanin, R (1, 4) OBP: 0.319, SLG: 0.363		K		E5			F7			3	0	0	0	0	1	1
Rick Sofield, L (1, 7) OBP: 0.293, SLG: 0.408			4-3 1B 2B	K			G3			3	1	1	0	0	1	1
Ron Jackson, R (1, 3) OBP: 0.298, SLG: 0.363			6-3		5-4 1B			4-3		3	0	1	0	0	0	1
Inning Stats	R: 0 E: 0 K: 2 S: 7 H: 0 LOB: 0 BB: 0 P: 7	R: 0 E: 0 K: 1 S: 6 H: 1 LOB: 1 BB: 0 P: 6	R: 1 E: 0 K: 0 S: 5 H: 2 LOB: 1 BB: 0 P: 5	R: 1 E: 1 K: 1 S: 7 H: 1 LOB: 1 BB: 0 P: 7	R: 0 E: 0 K: 0 S: 3 H: 1 LOB: 0 BB: 0 P: 3	R: 0 E: 0 K: 0 S: 3 H: 1 LOB: 0 BB: 0 P: 3	R: 0 E: 0 K: 0 S: 3 H: 0 LOB: 0 BB: 0 P: 3	R: 0 E: 0 K: 0 S: 3 H: 0 LOB: 0 BB: 0 P: 3	R: 1 E: 0 K: 0 S: 2 H: 1 LOB: 0 BB: 0 P: 2	1B: 4 2B: 3 3B: 0 HR: 2 SF: 0 SAC: 1 DP: 2 HBP: 0						

PITCHER	IP	WLS	BF	H	R	ER	SO	BB	IBB	HBP	BLK	WP	HR	S	P	ERA	WHIP
Brian Kingman, R (1, 1) ERA: 3.34	8.1	L	31	7	3	3	4	0	0	0	0	0	2	39	39	3.24	0.840

PITCHER	IP	WLS	BF	H	R	ER	SO	BB	IBB	HBP	BLK	WP	HR	S	P	ERA	WHIP

BOTTOM

Oakland Athletics @ Minnesota Twins

Metropolitan Stadium, Bloomington , MI

Tue Aug 12 1980, 8:05 PM EDT

Att. 13,181 - Unknown - 74 F

livebaseballscorecards.com

AB	30
R	3
H	7
RBI	3
BB	0
SO	4
LOB	8

Oakland Athletics @ Minnesota Twins

Metropolitan Stadium, Bloomington , MI

Wed Aug 13 1980, 8:05 PM EDT

Att. 11,615 - Unknown - 76 F

TOP

livebaseballscorecards.com

Batter	1	2	3	4	5	6	7	8	9	AB	R	H	RBI	BB	SO	LOB
Rickey Henderson, R (1, 7) OBP: 0.416, SLG: 0.424	6-3		5-3			S 1B 1B		BB S	PO 1B 2-H	4	1	2	1	1	0	0
Dwayne Murphy, L (1, 8) OBP: 0.380, SLG: 0.385	4-3		5-3			1B HR 1B 1-H		G2 PO 1-2	1-2	4	1	1	1	0	0	1
Mitchell Page, L (1, 10) OBP: 0.329, SLG: 0.362	CS 1B			FC4-6 BB		HR 1B 1-2		F5		3	1	2	0	1	0	1
Wayne Gross, L (1, 5) OBP: 0.365, SLG: 0.484 Dave McKay, S (8, 5) OBP: 0.276, SLG: 0.312	CS 1-2	6-3		FC4-6 F9 CS 1-2f		HR 1-H 2-H		FC4 IBB		3 0	1 0	1 0	3 0	1 0	0 0	1 0
Tony Armas, R (1, 9) OBP: 0.283, SLG: 0.446		1-3		F9 2-3		K		FC4 1-2f		4	0	0	0	0	1	3
Jim Essian, R (1, 2) OBP: 0.303, SLG: 0.375		2B		CS 3-H	5-3	L1			5-3	4	0	1	0	0	0	0
Orlando Gonzalez, L (1, 3) OBP: 0.320, SLG: 0.190		BB			F7		F7		BB 1B E	2	1	0	0	2	0	0
Mario Guerrero, R (1, 6) OBP: 0.284, SLG: 0.302 Rob Picciolo, R (9, 6) OBP: 0.253, SLG: 0.333	6-3				6-3		L9		FC4-6 1-2	4 0	0 0	1 0	0 0	0 0	0 0	2 0
Jeff Cox, R (1, 4) OBP: 0.319, SLG: 0.278			5-3			K	L7		FC4-6 1B 1-2f 2-H	4	1	0	0	0	1	1

Inning Stats	R: 0 E: 0 K: 0 S: 3	H: 1 LOB: 0 BB: 0 P: 3	R: 0 E: 0 K: 0 S: 4	H: 1 LOB: 2 BB: 1 P: 8	R: 0 E: 0 K: 0 S: 3	H: 0 LOB: 0 BB: 0 P: 3	R: 0 E: 1 K: 0 S: 2	H: 0 LOB: 0 BB: 1 P: 6	R: 0 E: 0 K: 0 S: 3	H: 0 LOB: 0 BB: 0 P: 3	R: 4 E: 0 K: 2 S: 11	H: 4 LOB: 0 BB: 0 P: 11	R: 0 E: 0 K: 0 S: 3	H: 0 LOB: 0 BB: 0 P: 3	R: 0 E: 0 K: 0 S: 3	H: 0 LOB: 2 BB: 2 P: 11	R: 2 E: 1 K: 0 S: 4	H: 2 LOB: 0 BB: 1 P: 8	1B: 6 2B: 1 3B: 0 HR: 1	SF: 0 SAC: 0 DP: 0 HBP: 0	WP: 0 PB: 0 SB: 2 CS: 2	PA: 40

PITCHER		IP	WLS	BF	H	R	ER	SO	BB	IBB	HBP	BLK	WP	HR	S	P	ERA	WHIP
Fernando Arroyo, R ERA: 5.19	(1, 1)	5.1	L	22	6	4	4	1	2	0	0	0	0	1	22	30	6.75	1.500
John Verhoeven, R ERA: 4.21	(6, 1)	3.1		15	2	2	1	1	2	1	0	0	0	0	14	26	2.70	1.200
Mike Kinnunen, L ERA: 4.91	(9, 1)	0.1		0	0	0	0	0	0	0	0	0	0	0	0	0	0.00	0.000

PITCHER	IP	WLS	BF	H	R	ER	SO	BB	IBB	HBP	BLK	WP	HR	S	P	ERA	WHIP

AB	32
R	6
H	8
RBI	5
BB	5
SO	2
LOB	9

BOTTOM

Oakland Athletics @ Minnesota Twins

Metropolitan Stadium, Bloomington , MI

Wed Aug 13 1980, 8:05 PM EDT

Att. 11,615 - Unknown - 76 F

livebaseballscorecards.com

Batter	1	2	3	4	5	6	7	8	9	AB	R	H	RBI	BB	SO	LOB
Hosken Powell, L (1, 9) OBP: 0.305, SLG: 0.357	F9		K 1-2		6-3		F7		1-3	5	0	0	0	0	1	6
Rob Wilfong, L (1, 8) OBP: 0.299, SLG: 0.327	F9		G3			F9		FC6-4 1B		4	0	1	0	0	0	1
Roy Smalley, S (1, 6) OBP: 0.349, SLG: 0.407	1B		F7			F8		FC6-4 FC4-6 1-2f		4	0	1	0	0	0	2
Glenn Adams, L (1, 10) OBP: 0.335, SLG: 0.400	F8			K		F8		FC4-6 1-2f		4	0	0	0	0	1	2
Ken Landreaux, L (8, PR) OBP: 0.320, SLG: 0.400										0	0	0	0	0	0	0
John Castino, R (1, 5) OBP: 0.335, SLG: 0.434		K		CS 1B			F9	F7		4	0	1	0	0	1	1
Butch Wynegar, S (1, 2) OBP: 0.325, SLG: 0.332		F9		F9 1-2			6-3		1B	4	0	1	0	0	0	1
Pete Mackanin, R (1, 4) OBP: 0.326, SLG: 0.384		HR			FC6-4		E 1B		F8	4	2	3	1	0	0	1
Rick Sofield, L (1, 7) OBP: 0.295, SLG: 0.409		K			K		E6 BB 1-H		1-3	4	0	2	0	0	2	1
Ron Jackson, R (1, 3) OBP: 0.301, SLG: 0.360			PB BB		FC6-4 1-2f		BB 1-2		F9	2	0	0	0	2	0	3
Inning Stats	R: 0 E: 0 K: 0 S: 4 H: 1 LOB: 1 BB: 0 P: 4	R: 1 E: 0 K: 2 S: 8 H: 1 LOB: 0 BB: 0 P: 8	R: 0 E: 0 K: 1 S: 5 H: 0 LOB: 1 BB: 1 P: 9	R: 0 E: 0 K: 1 S: 5 H: 1 LOB: 0 BB: 0 P: 5	R: 0 E: 0 K: 1 S: 6 H: 1 LOB: 1 BB: 0 P: 6	R: 0 E: 0 K: 0 S: 3 H: 0 LOB: 0 BB: 0 P: 3	R: 1 E: 1 K: 0 S: 5 H: 2 LOB: 2 BB: 1 P: 9	R: 0 E: 0 K: 0 S: 4 H: 1 LOB: 1 BB: 0 P: 4	R: 0 E: 0 K: 0 S: 5 H: 2 LOB: 2 BB: 0 P: 5	1B: 8 2B: 0 3B: 0 HR: 1	SF: 0 SAC: 0 DP: 0 HBP: 0						

	AB	35
	R	2
	H	9
	RBI	1
	BB	2
	SO	5
	LOB	18

WP: 0 PB: 1 SB: 0 CS: 1 PA: 37

PITCHER	IP	WLS	BF	H	R	ER	SO	BB	IBB	HBP	BLK	WP	HR	S	P	ERA	WHIP
Matt Keough, R (1, 1) ERA: 2.95	9.0	W	37	9	2	1	5	2	0	0	0	0	1	45	53	1.00	1.222

PITCHER	IP	WLS	BF	H	R	ER	SO	BB	IBB	HBP	BLK	WP	HR	S	P	ERA	WHIP

Batter	1	2	3	4	5	6	7	8	9	10	11	AB	R	H	RBI	BB	SO	LOB
Rickey Henderson, R (1, 7) OBP: 0.411, SLG: 0.419	F7		F4		6-3			F9		5-3		5	0	0	0	0	0	0
Dwayne Murphy, L (1, 8) OBP: 0.378, SLG: 0.382	6-3		S, BB			F7		K		F8		4	0	0	0	1	1	0
Jim Essian, R (1, 2) OBP: 0.311, SLG: 0.378	FC5-4, 1B		F8, 1-2			FC5, 1B, BB		3B, 1B			F9	4	1	2	0	1	0	1
Tony Armas, R (1, 9) OBP: 0.284, SLG: 0.450	FC5-4, 1-2f			5-3		1-2, 1B		1-H, 3B			K	5	0	2	1	0	1	1
Jeff Newman, R (1, 3) OBP: 0.272, SLG: 0.415 Dave Revering, L (11, PH) OBP: 0.362, SLG: 0.520 Orlando Gonzalez, L (11, 3) OBP: 0.320, SLG: 0.190		K		F8		K		F7			HR	4 1 0	0 1 0	0 1 0	0 1 0	0 0 0	2 0 0	3 0 0
Mike Heath, R (1, 10) OBP: 0.247, SLG: 0.275		2B		BB, CS, 1B		FC5, 2-3f			6-3		6-3	4	0	1	0	1	0	2
Mario Guerrero, R (1, 6) OBP: 0.283, SLG: 0.302		F8		1B, 1-2			5-3		5-3			4	0	1	0	0	0	1
Dave McKay, S (1, 5) OBP: 0.269, SLG: 0.304		3-1		CS, 2-3	L6		E6, G6-3		K			4	0	0	0	0	1	1
Jeff Cox, R (1, 4) OBP: 0.310, SLG: 0.269			3-1		F4		G6-3, 1-2f			6-3		4	0	0	0	0	0	1
Inning Stats	R: 0 E: 0 K: 0 S: 4 H: 1 LOB: 1 BB: 0 P: 4	R: 0 E: 0 K: 1 S: 6 H: 1 LOB: 1 BB: 0 P: 6	R: 0 E: 0 K: 0 S: 3 H: 0 LOB: 1 BB: 1 P: 7	R: 0 E: 0 K: 0 S: 3 H: 1 LOB: 1 BB: 1 P: 7	R: 0 E: 0 K: 0 S: 3 H: 0 LOB: 0 BB: 0 P: 3	R: 0 E: 0 K: 1 S: 6 H: 1 LOB: 2 BB: 1 P: 10	R: 0 E: 1 K: 0 S: 3 H: 0 LOB: 0 BB: 0 P: 3	R: 1 E: 0 K: 1 S: 7 H: 2 LOB: 1 BB: 0 P: 7	R: 0 E: 0 K: 1 S: 5 H: 0 LOB: 0 BB: 0 P: 5	R: 0 E: 0 K: 0 S: 3 H: 0 LOB: 0 BB: 0 P: 3	R: 1 E: 0 K: 1 S: 6 H: 1 LOB: 0 BB: 0 P: 6	1B: 4 2B: 1 3B: 1 HR: 1	SF: 0 SAC: 0 DP: 1 HBP: 0			WP: 0 PB: 0 SB: 1 CS: 1	PA: 43		

PITCHER	IP	WLS	BF	H	R	ER	SO	BB	IBB	HBP	BLK	WP	HR	S	P	ERA	WHIP
Darrell Jackson, L (1, 1) ERA: 4.04	10.0		38	6	1	1	4	3	0	0	0	0	0	43	55	0.90	0.900
Doug Corbett, R (11, 1) ERA: 1.95	1.0	L	4	1	1	1	1	0	0	0	0	0	1	6	6	9.00	1.000

PITCHER	IP	WLS	BF	H	R	ER	SO	BB	IBB	HBP	BLK	WP	HR	S	P	ERA	WHIP

TOP

Oakland Athletics @ Minnesota Twins

Metropolitan Stadium, Bloomington , MI

Thu Aug 14 1980, 4:33 AM EDT

Att. 13,077 - Sunny - 78 F

livebaseballscorecards.com

AB	39
R	2
H	7
RBI	2
BB	3
SO	5
LOB	10

Oakland Athletics @ Minnesota Twins

Metropolitan Stadium, Bloomington , MI

Thu Aug 14 1980, 4:33 AM EDT

Att. 13,077 - Sunny - 78 F

livebaseballscorecards.com

Batter	1	2	3	4	5	6	7	8	9	10	11	AB	R	H	RBI	BB	SO	LOB
Rob Wilfong, L (1, 8) OBP: 0.300, SLG: 0.328	K		G1-6-3 1B			F9		K		1-3		2	0	1	0	0	1	0
Mike Cubbage, L (4, 3) OBP: 0.310, SLG: 0.382												3	0	0	0	0	1	0
John Castino, R (1, 5) OBP: 0.333, SLG: 0.430	1B 1B		G1-6-3			5-3		5-3			K	5	0	1	0	0	1	2
Roy Smalley, S (1, 6) OBP: 0.349, SLG: 0.407	S 1B		F7			1-3			FC5-4 1B		4-3	5	0	2	0	0	0	1
Jose Morales, R (1, 10) OBP: 0.399, SLG: 0.528	K			5-3			G3		FC5-4 E SF9		K	4	0	0	0	0	1	3
Dave Edwards, R (9, PR) OBP: 0.287, SLG: 0.331												0	1	0	0	0	0	0
Danny Goodwin, L (11, PH) OBP: 0.289, SLG: 0.273												1	0	0	0	0	1	0
Pete Mackanin, R (1, 4) OBP: 0.325, SLG: 0.381	5-3			F7			BB 1B		E6			4	0	1	0	0	0	3
Rick Sofield, L (1, 7) OBP: 0.292, SLG: 0.405		F5		F9			F8		SF9			3	0	0	1	0	0	1
(4, 8)									3-H									
Ron Jackson, R (1, 3) OBP: 0.303, SLG: 0.360		1B			6-3		BB 1-2 BB		K			3	0	1	0	1	1	1
(4, 7)																		
Hosken Powell, L (1, 9) OBP: 0.302, SLG: 0.353	F8				G3		F5			5-3		4	0	0	0	0	0	2
Sal Butera, R (1, 2) OBP: 0.316, SLG: 0.283			G1-6-3 1B HBP		5-3			4-3		F5		1	0	0	0	0	0	0
Glenn Adams, L (8, PH) OBP: 0.333, SLG: 0.397												1	0	0	0	0	0	0
Butch Wynegar, S (9, 2) OBP: 0.324, SLG: 0.331												1	0	0	0	0	0	0
Inning Stats	R: 0 E: 0 K: 2 S: 9 H: 2 LOB: 2 BB: 0 P: 9	R: 0 E: 0 K: 0 S: 3 H: 1 LOB: 0 BB: 0 P: 3	R: 0 E: 0 K: 0 S: 3 H: 1 LOB: 1 BB: 0 P: 4	R: 0 E: 0 K: 0 S: 3 H: 0 LOB: 0 BB: 0 P: 3	R: 0 E: 0 K: 0 S: 3 H: 0 LOB: 0 BB: 0 P: 3	R: 0 E: 0 K: 0 S: 3 H: 0 LOB: 0 BB: 0 P: 3	R: 0 E: 0 K: 0 S: 4 H: 1 LOB: 2 BB: 1 P: 8	R: 0 E: 0 K: 1 S: 5 H: 0 LOB: 0 BB: 0 P: 5	R: 1 E: 1 K: 1 S: 7 H: 1 LOB: 1 BB: 0 P: 7	R: 0 E: 0 K: 0 S: 3 H: 0 LOB: 0 BB: 0 P: 3	R: 0 E: 0 K: 2 S: 7 H: 0 LOB: 0 BB: 0 P: 7	1B: 6 2B: 0 3B: 0 HR: 0	SF: 1 SAC: 0 DP: 1 HBP: 1		WP: 0 PB: 0 SB: 1 CS: 0	PA: 40		

	AB	37
	R	1
	H	6
	RBI	1
	BB	1
	SO	6
	LOB	13

PITCHER	IP	WLS	BF	H	R	ER	SO	BB	IBB	HBP	BLK	WP	HR	S	P	ERA	WHIP
Mike Norris, R (1, 1) ERA: 2.32	11.0	W	40	6	1	0	6	1	0	1	0	0	0	50	55	0.00	0.636

PITCHER	IP	WLS	BF	H	R	ER	SO	BB	IBB	HBP	BLK	WP	HR	S	P	ERA	WHIP

Oakland Athletics @ Seattle Mariners

The Kingdome, Seattle, WA

Fri Aug 15 1980, 10:05 PM EDT

Att. 6,238 - Dome

TOP

livebaseballscorecards.com

Batter	1	2	3	4	5	6	7	8	9	AB	R	H	RBI	BB	SO	LOB
Rickey Henderson, R (1, 7) OBP: 0.416, SLG: 0.425	1B	BB		G4-6-3 1B		2B			F9	3	2	3	2	1	0	0
Orlando Gonzalez, L (6, 3) OBP: 0.314, SLG: 0.186										1	0	0	0	0	0	0
Dwayne Murphy, L (1, 8) OBP: 0.378, SLG: 0.382	1B	1B		G4-6-3 1-2f		F8			4-3	5	2	2	0	0	0	2
Mitchell Page, L (1, 10) OBP: 0.326, SLG: 0.363	E4 1B HR	K			6-3	F5			1B 2B	5	2	1	0	0	1	2
Dave Revering, L (1, 3) OBP: 0.362, SLG: 0.518	HR 1B	K			F7	1-3			1B	3	1	1	2	0	1	0
Mike Heath, R (6, 7) OBP: 0.249, SLG: 0.277										2	0	1	1	0	0	0
Wayne Gross, L (1, 5) OBP: 0.361, SLG: 0.478	K	4-3			G3	E3				4	0	0	0	0	1	2
Dave McKay, S (9, 5) OBP: 0.269, SLG: 0.304										0	0	0	0	0	0	0
Tony Armas, R (1, 9) OBP: 0.286, SLG: 0.464	HR	HR				F9	F8			4	2	2	4	0	0	1
Jeff Newman, R (1, 2) OBP: 0.269, SLG: 0.409	K	1-3				F7		K		4	0	0	0	0	2	0
Mario Guerrero, R (1, 6) OBP: 0.283, SLG: 0.301	F3	F8				BB 2B 1B		F9		4	1	1	0	0	0	0
Jeff Cox, R (1, 4) OBP: 0.308, SLG: 0.263		1-3		6-3		BB 2B		F9		3	1	0	0	1	0	0

AB	38
R	11
H	11
RBI	9
BB	2
SO	5
LOB	7

Inning Stats																								
	R: 5	H: 4	R: 2	H: 1	R: 1	H: 1	R: 0	H: 1	R: 0	H: 0	R: 2	H: 2	R: 0	H: 0	R: 0	H: 0	R: 1	H: 2	1B: 7	SF: 0	WP: 0	PA: 40
	E: 1	LOB: 0	E: 0	LOB: 0	E: 0	LOB: 0	E: 0	LOB: 0	E: 0	LOB: 0	E: 0	LOB: 1	E: 1	LOB: 1	E: 0	LOB: 1	E: 0	LOB: 1	2B: 2	SAC: 0	PB: 0	
	K: 2	BB: 0	K: 2	BB: 1	K: 0	BB: 0	K: 0	BB: 0	K: 0	BB: 0	K: 0	BB: 1	K: 4	BB: 0	K: 1	BB: 0	K: 0	BB: 0	3B: 0	DP: 1	SB: 3	
	S: 12	P: 12	S: 8	P: 12	S: 4	P: 4	S: 3	P: 3	S: 3	P: 3	S: 5	P: 9	S: 4	P: 4	S: 5	P: 5	S: 4	P: 4	HR: 2	HBP: 0	CS: 0	

PITCHER		IP	WLS	BF	H	R	ER	SO	BB	IBB	HBP	BLK	WP	HR	S	P	ERA	WHIP
Glenn Abbott, R ERA: 3.78	(1, 1)	6.0	L	29	9	10	7	4	2	0	0	0	0	2	35	43	10.50	1.833
Dave Roberts, L ERA: 4.12	(7, 1)	3.0		11	2	1	1	1	0	0	0	0	0	0	13	13	3.00	0.667

PITCHER	IP	WLS	BF	H	R	ER	SO	BB	IBB	HBP	BLK	WP	HR	S	P	ERA	WHIP

Batter	1	2	3	4	5	6	7	8	9	AB	R	H	RBI	BB	SO	LOB
Julio Cruz, S (1, 4) OBP: 0.322, SLG: 0.247	E6 G3		6-3			4-3	FC4-6 1-2f			4	0	0	0	0	0	1
Joe Simpson, L (1, 9) OBP: 0.320, SLG: 0.359	F8		G3			HR	F3			4	1	1	1	0	0	2
Dan Meyer, L (1, 7) OBP: 0.315, SLG: 0.392	G3 2-3			K		K		6-3		4	0	0	0	0	2	1
Bruce Bochte, L (1, 10) OBP: 0.360, SLG: 0.439	BB			F6		FC6-4 1B		F4		3	0	1	0	1	0	0
Juan Beniquez, R (1, 8) OBP: 0.270, SLG: 0.368	F8			6-3		FC6-4 1-2f		F9		4	0	0	0	0	0	3
Tom Paciorek, R (1, 3) OBP: 0.309, SLG: 0.463		F9			K		FC1-6 1B		5-3	4	0	1	0	0	1	0
Larry Milbourne, S (1, 5) OBP: 0.287, SLG: 0.316		6-3			1B		FC1-6 1-2f HR		4-3	4	1	1	0	0	0	1
Mario Mendoza, R (1, 6) OBP: 0.294, SLG: 0.304 Willie Horton, R (7, PH) OBP: 0.309, SLG: 0.312 Jim Anderson, R (8, 6) OBP: 0.296, SLG: 0.329		K			F5		1-H HR		F7	2 1 1	0 1 0	0 1 0	0 2 0	0 0 0	1 0 0	1 0 0
Larry Cox, R (1, 2) OBP: 0.256, SLG: 0.291 Jerry Narron, L (6, 2) OBP: 0.192, SLG: 0.087			F7		F8		FC4-6 1B			2 1	0 0	0 1	0 0	0 0	0 0	1 0
Inning Stats	R: 0 E: 1 K: 0 S: 4 H: 0 LOB: 2 BB: 1 P: 8	R: 0 E: 0 K: 1 S: 5 H: 0 LOB: 0 BB: 0 P: 5	R: 0 E: 0 K: 0 S: 3 H: 0 LOB: 0 BB: 0 P: 3	R: 0 E: 0 K: 1 S: 5 H: 0 LOB: 0 BB: 0 P: 5	R: 0 E: 0 K: 1 S: 6 H: 1 LOB: 1 BB: 0 P: 6	R: 1 E: 0 K: 1 S: 7 H: 2 LOB: 1 BB: 0 P: 7	R: 2 E: 0 K: 0 S: 6 H: 3 LOB: 1 BB: 0 P: 6	R: 0 E: 0 K: 0 S: 3 H: 0 LOB: 0 BB: 0 P: 3	R: 0 E: 0 K: 0 S: 3 H: 0 LOB: 0 BB: 0 P: 3	1B: 4 2B: 0 3B: 0 HR: 2	SF: 0 SAC: 0 DP: 0 HBP: 0			WP: 0 PB: 0 SB: 0 CS: 0	PA: 35		

PITCHER	IP	WLS	BF	H	R	ER	SO	BB	IBB	HBP	BLK	WP	HR	S	P	ERA	WHIP
Rick Langford, R (1, 1) ERA: 3.04	9.0	W	35	6	3	3	4	1	0	0	0	0	2	42	46	3.00	0.778

PITCHER	IP	WLS	BF	H	R	ER	SO	BB	IBB	HBP	BLK	WP	HR	S	P	ERA	WHIP

BOTTOM

Oakland Athletics @ Seattle Mariners

The Kingdome, Seattle, WA

Fri Aug 15 1980, 10:05 PM EDT

Att. 6,238 - Dome

livebaseballscorecards.com

AB	34
R	3
H	6
RBI	3
BB	1
SO	4
LOB	10

Batter	1	2	3	4	5	6	7	8	9	AB	R	H	RBI	BB	SO	LOB
Rickey Henderson, R (1, 7) OBP: 0.414, SLG: 0.421	F7	F8		4-3 BB		5-3		F3		4	0	0	0	1	0	0
Dwayne Murphy, L (1, 8) OBP: 0.376, SLG: 0.378	HR 1B BB	F8		4-3 1-2		F5			5-3	4	1	0	0	1	0	1
Mitchell Page, L (1, 10) OBP: 0.334, SLG: 0.381	1-2 HR 1B	F6		BB		HR			1B	4	2	3	1	1	0	0
Dave Revering, L (1, 3) OBP: 0.365, SLG: 0.533	1-H 2-H HR		3-1 2B 2B	F8		F8			1-3 1B	5	2	3	3	0	0	2
Wayne Gross, L (1, 5) OBP: 0.358, SLG: 0.480	1B 3B		3-1 2-3		L9		F8		4-3	5	1	1	0	0	0	2
Dave McKay, S (9, 5) OBP: 0.269, SLG: 0.304										0	0	0	0	0	0	0
Tony Armas, R (1, 9) OBP: 0.290, SLG: 0.468	F9 1B IBB		3-H 2B		HR 1B		K			3	1	2	1	1	1	0
Jeff Newman, R (1, 2) OBP: 0.274, SLG: 0.422	1-2 3-H 1B		G6-3 IBB		1-H HR		F8			3	1	2	3	1	0	0
Mario Guerrero, R (1, 6) OBP: 0.280, SLG: 0.297	F9 2-3		G6-3 1-2f		K			F7		4	0	0	0	0	1	4
Jeff Cox, R (1, 4) OBP: 0.300, SLG: 0.255	F7			F8	6-3			6-3		4	0	0	0	0	0	2
Inning Stats	R: 4 E: 0 K: 0 S: 7 H: 4 LOB: 2 BB: 2 P: 15	R: 0 E: 0 K: 0 S: 3 H: 0 LOB: 0 BB: 0 P: 3	R: 1 E: 0 K: 0 S: 4 H: 2 LOB: 1 BB: 1 P: 8	R: 0 E: 0 K: 0 S: 3 H: 0 LOB: 2 BB: 2 P: 11	R: 2 E: 0 K: 1 S: 7 H: 2 LOB: 0 BB: 0 P: 7	R: 1 E: 0 K: 0 S: 4 H: 1 LOB: 0 BB: 0 P: 4	R: 0 E: 0 K: 1 S: 5 H: 0 LOB: 0 BB: 0 P: 5	R: 0 E: 0 K: 0 S: 3 H: 0 LOB: 0 BB: 0 P: 3	R: 0 E: 0 K: 0 S: 4 H: 2 LOB: 1 BB: 0 P: 4	1B: 5 2B: 2 3B: 1 HR: 3	SF: 0 SAC: 0 DP: 1 HBP: 0						

PITCHER	IP	WLS	BF	H	R	ER	SO	BB	IBB	HBP	BLK	WP	HR	S	P	ERA	WHIP
Byron McLaughlin, R (1, 1) ERA: 7.23	8.0	L	37	9	8	8	2	3	2	0	0	0	3	36	56	9.00	1.500
Jim Beattie, R (9, 1) ERA: 5.28	1.0		4	2	0	0	0	0	0	0	0	0	0	4	4	0.00	2.000

PITCHER	IP	WLS	BF	H	R	ER	SO	BB	IBB	HBP	BLK	WP	HR	S	P	ERA	WHIP

TOP

Oakland Athletics @ Seattle Mariners

The Kingdome, Seattle, WA

Sat Aug 16 1980, 10:05 PM EDT

Att. 17,111 - Dome

livebaseballscorecards.com

AB	36
R	8
H	11
RBI	8
BB	5
SO	2
LOB	11

1B: 5	SF: 0	WP: 0	PA: 41
2B: 2	SAC: 0	PB: 0	
3B: 1	DP: 1	SB: 0	
HR: 3	HBP: 0	CS: 0	

Oakland Athletics @ Seattle Mariners

The Kingdome, Seattle, WA

Sat Aug 16 1980, 10:05 PM EDT

Att. 17,111 - Dome

livebaseballscorecards.com

BOTTOM

Batter	1	2	3	4	5	6	7	8	9	AB	R	H	RBI	BB	SO	LOB
Julio Cruz, S (1, 4) OBP: 0.323, SLG: 0.250	4-3		FC6-4 1B		S 1B 1B		4-3		3-1	5	1	2	0	0	0	0
Joe Simpson, L (1, 9) OBP: 0.314, SLG: 0.352	F7		FC6-4 PB 1-2f		F7 1-2		L7		F7	5	0	0	0	0	0	2
Dan Meyer, L (1, 7) OBP: 0.314, SLG: 0.391	5-3		SSS K 1-2		BB 2-H 1B		F9			4	0	1	1	0	1	1
Bruce Bochte, L (1, 10) OBP: 0.364, SLG: 0.449		SSS K		4-3 1B 1B	BBBB 1-2 BB			HR		3	2	2	1	1	1	0
Juan Beniquez, R (1, 8) OBP: 0.265, SLG: 0.360		F9		4-3 1-2	4-3			F8		4	0	0	0	0	0	3
Tom Paciorek, R (1, 3) OBP: 0.314, SLG: 0.466		1B 1B		2-H 1B		5-3		1B		4	0	3	1	0	0	0
Bill Stein, R (1, 5) OBP: 0.360, SLG: 0.434		1-2 1B		F9		BBBB BB		F8		3	0	1	0	1	0	2
Jerry Narron, L (1, 2) OBP: 0.167, SLG: 0.074		F8		L9		F9		F3		4	0	0	0	0	0	5
Mario Mendoza, R (1, 6) OBP: 0.290, SLG: 0.300 Willie Horton, R (9, PH) OBP: 0.308, SLG: 0.310			6-3		F9	F9			SSS K	3 1	0 0	0 0	0 0	0 1	0 0	1 0
Inning Stats	R: 0 E: 0 K: 0 S: 3 H: 0 LOB: 0 BB: 0 P: 3	R: 0 E: 0 K: 1 S: 7 H: 2 LOB: 2 BB: 0 P: 7	R: 0 E: 0 K: 1 S: 6 H: 1 LOB: 1 BB: 0 P: 6	R: 1 E: 0 K: 0 S: 5 H: 2 LOB: 1 BB: 0 P: 5	R: 1 E: 0 K: 0 S: 5 H: 2 LOB: 2 BB: 1 P: 9	R: 0 E: 0 K: 0 S: 3 H: 0 LOB: 1 BB: 1 P: 7	R: 0 E: 0 K: 0 S: 3 H: 0 LOB: 0 BB: 0 P: 3	R: 1 E: 0 K: 0 S: 5 H: 2 LOB: 1 BB: 0 P: 5	R: 0 E: 0 K: 1 S: 5 H: 0 LOB: 0 BB: 0 P: 5	1B: 8 2B: 0 3B: 0 HR: 1 SF: 0 SAC: 0 DP: 0 HBP: 0				WP: 0 PB: 1 SB: 1 CS: 0	PA: 38	

PITCHER	IP	WLS	BF	H	R	ER	SO	BB	IBB	HBP	BLK	WP	HR	S	P	ERA	WHIP
Steve McCatty, R (1, 1) ERA: 4.07	9.0	W	38	9	3	3	3	2	0	0	0	0	1	42	50	3.00	1.222

PITCHER	IP	WLS	BF	H	R	ER	SO	BB	IBB	HBP	BLK	WP	HR	S	P	ERA	WHIP

Batter	1	2	3	4	5	6	7	8	9	AB	R	H	RBI	BB	SO	LOB
Rickey Henderson, R (1, 7) OBP: 0.413, SLG: 0.418	1-3		BBBB 4-0 PO 1-2 BB		FC5-4 1-2f			4-3		3	0	0	0	1	0	1
Dwayne Murphy, L (1, 8) OBP: 0.377, SLG: 0.378	4-3		0-0 PO 1-2	BBBB 4-0 G3 BB		0-0 G4-6-3 1B		1-3		3	0	1	0	1	0	0
Mitchell Page, L (1, 10) OBP: 0.333, SLG: 0.391	HR			0-0 F7		0-0 F8		0-0 G3		4	1	1	1	0	0	2
Dave Revering, L (1, 3) OBP: 0.364, SLG: 0.539	6-3			0-0 G3 1-2		0-0 G4-6-3 1-2f			0-0 HR	4	1	1	1	0	0	2
Wayne Gross, L (1, 5) OBP: 0.354, SLG: 0.473		0-0 F8		0-0 F7			0-0 F9		0-0 F9	4	0	0	0	0	0	1
Tony Armas, R (1, 9) OBP: 0.292, SLG: 0.468		0-0 F1			0-0 1B SF9 1B		0-0 FC6-4 1B 1B		0-3 K	4	1	2	0	0	1	0
Jeff Newman, R (1, 2) OBP: 0.277, SLG: 0.423		0-0 6-3			0-0 FC1-6 1-3 1B		0-0 FC6-4 1-2 1B		0-3 K	4	0	2	0	0	1	0
Mario Guerrero, R (1, 6) OBP: 0.277, SLG: 0.295			0-0 5-3		0-0 SF9 3-H		0-0 FC6-4 1-2f 2-3			2	0	0	1	0	0	2
Jeff Cox, R (1, 4) OBP: 0.303, SLG: 0.259 Orlando Gonzalez, L (7, PH) OBP: 0.308, SLG: 0.182 Dave McKay, S (7, 4) OBP: 0.269, SLG: 0.304			0-0 CS 1B		0-0 FC1-6 FC5-4 1-2f		0-0 6-3			2	0	1	0	0	0	1
										1	0	0	0	0	0	2
										0	0	0	0	0	0	0
Inning Stats	R: 1 E: 0 K: 0 S: 4 H: 1 LOB: 0 BB: 0 P: 4	R: 0 E: 0 K: 0 S: 3 H: 0 LOB: 0 BB: 0 P: 3	R: 0 E: 0 K: 0 S: 2 H: 1 LOB: 0 BB: 1 P: 6	R: 0 E: 0 K: 0 S: 3 H: 0 LOB: 1 BB: 1 P: 7	R: 1 E: 0 K: 0 S: 5 H: 2 LOB: 1 BB: 0 P: 5	R: 0 E: 0 K: 0 S: 3 H: 1 LOB: 0 BB: 0 P: 3	R: 0 E: 0 K: 0 S: 5 H: 2 LOB: 2 BB: 0 P: 5	R: 0 E: 0 K: 0 S: 3 H: 0 LOB: 0 BB: 0 P: 3	R: 1 E: 0 K: 2 S: 8 H: 1 LOB: 0 BB: 0 P: 8	1B: 6 2B: 0 3B: 0 HR: 2	SF: 1 SAC: 0 DP: 1 HBP: 0						

PITCHER	IP	WLS	BF	H	R	ER	SO	BB	IBB	HBP	BLK	WP	HR	S	P	ERA	WHIP
Rob Dressler, R (1, 1) ERA: 4.71	8.0	W	31	8	3	3	0	2	0	0	0	0	2	29	37	3.38	1.250
Shane Rawley, L (9, 1) ERA: 3.65	1.0	S	3	0	0	0	2	0	0	0	0	0	0	7	7	0.00	0.000

PITCHER	IP	WLS	BF	H	R	ER	SO	BB	IBB	HBP	BLK	WP	HR	S	P	ERA	WHIP

TOP

Oakland Athletics @ Seattle Mariners

The Kingdome, Seattle, WA

Sun Aug 17 1980, 10:05 PM EDT

Att. 5,484 - Dome

livebaseballscorecards.com

AB	31
R	3
H	8
RBI	3
BB	2
SO	2
LOB	11

1B: 6	SF: 1	WP: 0	PA: 35
2B: 0	SAC: 0	PB: 0	
3B: 0	DP: 1	SB: 0	
HR: 2	HBP: 0	CS: 1	

Batter	1	2	3	4	5	6	7	8	9	AB	R	H	RBI	BB	SO	LOB
Julio Cruz, S (1, 4) OBP: 0.322, SLG: 0.250	4-3		6-3		1-3		1-3 2-H 1B			4	0	1	1	0	0	0
Joe Simpson, L (1, 9) OBP: 0.310, SLG: 0.346	4-3		F9			6-3	1-3			4	0	0	0	0	0	2
Dan Meyer, L (1, 7) OBP: 0.314, SLG: 0.397	F8		4-3			HR		4-3		4	1	1	1	0	0	0
Bruce Bochte, L (1, 10) OBP: 0.365, SLG: 0.449 Larry Milbourne, S (8, PR) OBP: 0.287, SLG: 0.316		4-3		1-3		G5-4-3 1B		BB 1B		4 0	0 0	2 0	0 0	0 0	0 0	0 0
Juan Beniquez, R (1, 8) OBP: 0.269, SLG: 0.359		E5 HR		6-3 1B		G5-4-3 1-2f		BBBB 4-0 FC6-4 1-2 BB		3	1	1	0	1	0	1
Tom Paciorek, R (1, 3) OBP: 0.313, SLG: 0.473		2-H HR		6-3 1-2			SSS F9	0-3 K		4	1	1	2	0	1	3
Bill Stein, R (1, 5) OBP: 0.358, SLG: 0.429		1B		F9			F9	FC6-4 1-2f		4	0	1	0	0	0	3
Jerry Narron, L (1, 2) OBP: 0.182, SLG: 0.100 Jim Anderson, R (7, PR) OBP: 0.296, SLG: 0.329 Larry Cox, R (8, 2) OBP: 0.256, SLG: 0.291		SSS K			G3		1B 1B 1B			3 0 0	0 1 0	1 0 0	0 0 0	0 0 0	1 0 0	1 0 0
Mario Mendoza, R (1, 6) OBP: 0.291, SLG: 0.300		SSS K			SSS K		1B 1-2 1B			3	0	1	0	0	2	1
Inning Stats	R: 0 E: 0 K: 0 S: 3 H: 0 LOB: 0 BB: 0 P: 3	R: 2 E: 1 K: 2 S: 10 H: 2 LOB: 1 BB: 0 P: 10	R: 0 E: 0 K: 0 S: 3 H: 0 LOB: 0 BB: 0 P: 3	R: 0 E: 0 K: 0 S: 4 H: 1 LOB: 1 BB: 0 P: 4	R: 0 E: 0 K: 1 S: 5 H: 0 LOB: 0 BB: 0 P: 5	R: 1 E: 0 K: 0 S: 4 H: 2 LOB: 0 BB: 0 P: 4	R: 1 E: 0 K: 0 S: 6 H: 3 LOB: 2 BB: 0 P: 6	R: 0 E: 0 K: 1 S: 6 H: 1 LOB: 2 BB: 1 P: 10		1B: 7 2B: 0 3B: 0 HR: 2	SF: 0 SAC: 0 DP: 1 HBP: 0						

PITCHER	IP	WLS	BF	H	R	ER	SO	BB	IBB	HBP	BLK	WP	HR	S	P	ERA	WHIP
Brian Kingman, R (1, 1) ERA: 3.34	8.0	L	34	9	4	3	4	1	0	0	0	0	2	41	45	3.38	1.250

PITCHER	IP	WLS	BF	H	R	ER	SO	BB	IBB	HBP	BLK	WP	HR	S	P	ERA	WHIP

BOTTOM

Oakland Athletics @ Seattle Mariners

The Kingdome, Seattle, WA

Sun Aug 17 1980, 10:05 PM EDT

Att. 5,484 - Dome

livebaseballscorecards.com

AB	33
R	4
H	9
RBI	4
BB	1
SO	4
LOB	11

WP: 0	PB: 0	SB: 0	CS: 0
PA: 34			

Boston Red Sox @ Oakland Athletics

Oakland-Alameda County Coliseum, Oakland, CA

Tue Aug 19 1980, 7:05 PM PDT

Att. 11,934 - Unknown

TOP

livebaseballscorecards.com

Batter	1	2	3	4	5	6	7	8	9	AB	R	H	RBI	BB	SO	LOB
Rick Burleson, R (1, 6) OBP: 0.347, SLG: 0.374	E5 FC1-6		BBB 4-0 FC3-6 1B BB	0-0 ② SF7 1-2 2-H		0-0 ② FC5-2 FC4-6 2-3 3-H		BBB 4-0 1-2 BB	BBB 4-0 1-2 2-3 3-H BB	2	0	0	2	3	0	2
Dave Stapleton, R (1, 4) OBP: 0.318, SLG: 0.459	0-0 ① L8		0-0 FC3-6 1-2 1B	0-0 ③ F8		0-0 ③ FC4-6 1-2f		SSS 0-3 ② K	SSS 0-3 ③ K	6	0	1	0	0	2	9
Fred Lynn, L (1, 8) OBP: 0.389, SLG: 0.495	0-0 ② FC1-6 FC5 1B 1-2f		0-0 ① FC3-6 1-2f 2-3		SSS 0-3 ① K		0-0 ① F5	SSS 0-3 ③ K		5	0	0	0	0	2	5
Tony Perez, R (1, 3) OBP: 0.324, SLG: 0.492	0-0 1-2 1B		0-0 ② P9		BBB 4-0 L6-4 BB BB		0-0 HR		0-0 WP 1B 2B	4	2	3	1	1	0	2
Carlton Fisk, R (1, 2) OBP: 0.358, SLG: 0.482	0-0 ③ FC5 2-3f		0-0 ③ P9		BBB 4-0 1-2 BB		SSS 0-3 ② K		BBB 4-0 CS 1B 2-3 BB	3	0	0	0	2	1	4
Carl Yastrzemski, L (1, 7) OBP: 0.351, SLG: 0.457		0-0 E8 4-3 1B		0-0 ① 4-3	0-0 ② ③ L6-4 2-3		0-0 ③ 4-3		0-0 HBP CS 1-2 BB 3-H 1B	5	2	2	1	0	0	2
Jim Rice, R (1, 10) OBP: 0.307, SLG: 0.457		SSS 0-3 ① K	BBB 4-0 1B WP 1B BB			0-0 1B FC5-2 2B		0-0 3-1 WP 2B	BBB 4-0 ① BB HBP 1-2 2-3 BB	3	2	2	0	2	1	1
Dwight Evans, R (1, 9) OBP: 0.339, SLG: 0.464		0-0 ② 4-3 3-H	0-0 WP 1B SF7 1-3 1B			0-0 FC5-2 SH1-4 2-3 1B		0-0 ① 3-1 2-3	H 1-0 BB 1-2 2-3 HBP	4	1	2	1	0	0	1
Glenn Hoffman, R (1, 5) OBP: 0.326, SLG: 0.416		SSS 0-3 ③ K	0-0 WP 1-2 3-H 1B			0-0 ① SH1-4 1-2		BBB 4-0 BB 3-H BB	SSS 0-3 ② K	2	0	1	1	0	1	0
Jim Dwyer, L (8, PH) OBP: 0.373, SLG: 0.454										0	0	0	0	0	0	0
Butch Hobson, R (8, PH) OBP: 0.283, SLG: 0.359 (8, 5)										1	0	0	0	1	1	3
Inning Stats	R: 0 E: 1 K: 0 S: 5 H: 1 LOB: 2 BB: 0 P: 5	R: 1 E: 1 K: 2 S: 8 H: 1 LOB: 0 BB: 0 P: 8	R: 0 E: 0 K: 0 S: 4 H: 1 LOB: 2 BB: 1 P: 8	R: 2 E: 0 K: 0 S: 5 H: 2 LOB: 1 BB: 1 P: 9	R: 0 E: 0 K: 1 S: 4 H: 0 LOB: 1 BB: 2 P: 12	R: 0 E: 0 K: 0 S: 5 H: 2 LOB: 2 BB: 0 P: 5	R: 1 E: 0 K: 1 S: 6 H: 1 LOB: 0 BB: 0 P: 6	R: 1 E: 0 K: 2 S: 8 H: 1 LOB: 2 BB: 2 P: 16	R: 2 E: 0 K: 2 S: 8 H: 2 LOB: 3 BB: 3 P: 21	1B: 7 2B: 4 3B: 0 HR: 1 SF: 1 SAC: 1 DP: 1 HBP: 1						

	AB	35
	R	7
	H	11
	RBI	6
	BB	9
	SO	8
	LOB	29

WP: 4 PB: 0 SB: 0 CS: 2 PA: 47

PITCHER		IP	WLS	BF	H	R	ER	SO	BB	IBB	HBP	BLK	WP	HR	S	P	ERA	WHIP
Matt Keough, R ERA: 3.02	(1, 1)	7.1		35	9	5	4	4	4	0	0	0	2	1	39	55	4.91	1.773
Bob Lacey, L ERA: 3.07	(8, 1)	0.0		1	0	0	0	0	1	0	0	0	1	0	0	4	∞	∞
Jeff Jones, R ERA: 2.11	(8, 1)	0.1		2	0	0	0	1	1	0	0	0	0	0	3	7	0.00	3.000
Craig Minetto, L ERA: 11.12	(8, 1)	0.1	L	4	2	2	2	1	1	0	0	0	1	0	5	9	54.00	9.000
Dave Beard, R ERA:	(9, 1)	1.0		5	0	0	0	2	2	0	1	0	0	0	6	15	0.00	2.000

PITCHER	IP	WLS	BF	H	R	ER	SO	BB	IBB	HBP	BLK	WP	HR	S	P	ERA	WHIP

BOTTOM

Batter	1	2	3	4	5	6	7	8	9	AB	R	H	RBI	BB	SO	LOB
Rickey Henderson, R (1, 7) OBP: 0.414, SLG: 0.418	E6 1-3		1B SF7 BB	CS 1-3 2-H 3-H 1B		6-3 1-2 3-H			1B BB	3	1	1	3	2	0	1
Dwayne Murphy, L (1, 8) OBP: 0.377, SLG: 0.378	1-3 2-3		CS 1-3 1B	CS 1-2	L8	F7			1B 1-2	5	0	2	0	0	0	2
Mitchell Page, L (1, 10) OBP: 0.329, SLG: 0.386 Mike Heath, R (9, PH) OBP: 0.248, SLG: 0.276	K		SF7 1-2 3-H		K		F7		K	3 1	0 0	0 0	1 0	0 0	2 1	1 2
Dave Revering, L (1, 3) OBP: 0.362, SLG: 0.532	K		3-1		2B BB		F7		G3	4	1	0	0	1	1	3
Wayne Gross, L (1, 5) OBP: 0.356, SLG: 0.477 Dave McKay, S (8, 5) OBP: 0.269, SLG: 0.304		1B 1B		F8	1-H 2B		F4			4 0	0 0	2 0	1 0	0 0	0 0	0 0
Tony Armas, R (1, 9) OBP: 0.289, SLG: 0.464		K		K	6-3			6-3		4	0	0	0	0	2	2
Jeff Newman, R (1, 2) OBP: 0.280, SLG: 0.424		1-2 1B		BB 1B 1B		6-3		1-3		4	1	2	0	0	0	0
Mario Guerrero, R (1, 6) OBP: 0.280, SLG: 0.298		F8		1-2 BB 1B 1B		1B 6-3 1B		5-3		4	2	2	0	0	0	2
Jeff Cox, R (1, 4) OBP: 0.310, SLG: 0.262 Orlando Gonzalez, L (9, PH) OBP: 0.302, SLG: 0.178		6-3		1B 1-2 2-3 BB		6-3 1-3 1B			6-3	2 1	0 0	1 0	0 0	1 0	0 0	2 0
Inning Stats	R: 0 E: 1 K: 2 S: 8 H: 0 LOB: 1 BB: 0 P: 8	R: 0 E: 0 K: 1 S: 7 H: 2 LOB: 2 BB: 0 P: 7	R: 1 E: 0 K: 0 S: 3 H: 1 LOB: 0 BB: 1 P: 7	R: 2 E: 0 K: 1 S: 7 H: 3 LOB: 1 BB: 1 P: 11	R: 1 E: 0 K: 1 S: 6 H: 1 LOB: 1 BB: 1 P: 10	R: 1 E: 0 K: 0 S: 5 H: 2 LOB: 1 BB: 0 P: 5	R: 0 E: 0 K: 0 S: 3 H: 0 LOB: 0 BB: 0 P: 3	R: 0 E: 0 K: 0 S: 3 H: 0 LOB: 0 BB: 0 P: 3	R: 0 E: 0 K: 1 S: 6 H: 1 LOB: 2 BB: 1 P: 10	1B: 9 2B: 1 3B: 0 HR: 0	SF: 1 SAC: 0 DP: 0 HBP: 0					

PITCHER		IP	WLS	BF	H	R	ER	SO	BB	IBB	HBP	BLK	WP	HR	S	P	ERA	WHIP
Mike Torrez, R ERA: 4.6	(1, 1)	5.0		24	7	4	4	5	3	0	0	0	0	0	31	43	7.20	2.000
Dick Drago, R ERA: 4.7	(6, 1)	2.0		8	2	1	1	0	0	0	0	0	0	0	8	8	4.50	1.000
Bob Stanley, R ERA: 3.6	(8, 1)	1.1	W	6	1	0	0	0	1	0	0	0	0	0	5	9	0.00	1.500
Tom Burgmeier, L ERA: 2.08	(9, 1)	0.2	S	2	0	0	0	1	0	0	0	0	0	0	4	4	0.00	0.000

PITCHER	IP	WLS	BF	H	R	ER	SO	BB	IBB	HBP	BLK	WP	HR	S	P	ERA	WHIP

Boston Red Sox @ Oakland Athletics

Oakland-Alameda County Coliseum, Oakland, CA

Tue Aug 19 1980, 7:05 PM PDT

Att. 11,934 - Unknown

livebaseballscorecards.com

AB	35
R	5
H	10
RBI	5
BB	4
SO	6
LOB	15

WP: 0	PB: 0	SB: 0	CS: 2
PA: 41			

Batter	1	2	3	4	5	6	7	8	9	AB	R	H	RBI	BB	SO	LOB
Rick Burleson, R (1, 6) OBP: 0.346, SLG: 0.373	5-3		WP 1B 1-3			5-3		F9 1-2		4	0	1	0	0	0	1
Dave Stapleton, R (1, 4) OBP: 0.317, SLG: 0.456	6-3		F7 1-2			G6-3 1B		F8 2-3		4	0	1	0	0	0	2
Fred Lynn, L (1, 8) OBP: 0.390, SLG: 0.496	5-3			BBBB G6-4-3 BB		G6-3 1-2f			2B	3	0	1	0	1	0	1
Tony Perez, R (1, 3) OBP: 0.322, SLG: 0.488		SSS K		G6-4-3 1-2f			SSS K		6-3	4	0	0	0	0	2	2
Jim Rice, R (1, 10) OBP: 0.312, SLG: 0.461		BLK 1B 1B		1B			G3 1B		F6	4	1	3	0	0	0	1
Carl Yastrzemski, L (1, 7) OBP: 0.349, SLG: 0.455		G6-4-3 1-H 1B		G3			G3 1-2		P7	4	0	1	1	0	0	3
Carlton Fisk, R (1, 2) OBP: 0.355, SLG: 0.477		G6-4-3 1-2f	5-3				F8			3	0	0	0	0	0	2
Dwight Evans, R (1, 9) OBP: 0.339, SLG: 0.463			1B 1B		SSS K			6-3		3	0	1	0	0	1	0
Glenn Hoffman, R (1, 5) OBP: 0.331, SLG: 0.421			1B 1-3 1B		5-3			WP BLK 1B		3	0	2	0	0	0	0
Inning Stats	R: 0 H: 0 E: 0 LOB: 0 K: 0 BB: 0 S: 3 P: 3	R: 1 H: 2 E: 0 LOB: 0 K: 1 BB: 0 S: 6 P: 6	R: 0 H: 3 E: 0 LOB: 1 K: 0 BB: 0 S: 4 P: 4	R: 0 H: 1 E: 0 LOB: 1 K: 0 BB: 1 S: 3 P: 7	R: 0 H: 0 E: 0 LOB: 0 K: 1 BB: 0 S: 5 P: 5	R: 0 H: 1 E: 0 LOB: 0 K: 0 BB: 0 S: 3 P: 3	R: 0 H: 1 E: 0 LOB: 1 K: 1 BB: 0 S: 6 P: 6	R: 0 H: 1 E: 0 LOB: 1 K: 0 BB: 0 S: 4 P: 4	R: 0 H: 1 E: 0 LOB: 1 K: 0 BB: 0 S: 4 P: 4	1B: 9 SF: 0 2B: 1 SAC: 0 3B: 0 DP: 3 HR: 0 HBP: 0						

TOP

Boston Red Sox @ Oakland Athletics

Oakland-Alameda County Coliseum, Oakland, CA

Wed Aug 20 1980, 7:05 PM PDT

Att. 7,569 - Unknown

livebaseballscorecards.com

AB	32
R	1
H	10
RBI	1
BB	1
SO	3
LOB	12

WP: 2 PA: 33
PB: 0
SB: 0
CS: 0

PITCHER		IP	WLS	BF	H	R	ER	SO	BB	IBB	HBP	BLK	WP	HR	S	P	ERA	WHIP
Mike Norris, R ERA: 2.26	(1, 1)	8.2	W	32	10	1	1	3	1	0	0	2	2	0	37	41	1.04	1.269
Bob Lacey, L ERA: 3.05	(9, 1)	0.1	S	1	0	0	0	0	0	0	0	0	0	0	1	1	0.00	0.000

PITCHER		IP	WLS	BF	H	R	ER	SO	BB	IBB	HBP	BLK	WP	HR	S	P	ERA	WHIP

BOTTOM

Boston Red Sox @ Oakland Athletics

Oakland-Alameda County Coliseum, Oakland, CA

Wed Aug 20 1980, 7:05 PM PDT

Att. 7,569 - Unknown

livebaseballscorecards.com

Batter	1	2	3	4	5	6	7	8	9	AB	R	H	RBI	BB	SO	LOB
Rickey Henderson, R (1, 7) OBP: 0.413, SLG: 0.415	K		F8			1-3		BB		3	0	0	0	1	1	1
Dwayne Murphy, L (1, 8) OBP: 0.374, SLG: 0.374	F9			1-3		F6		4-3		4	0	0	0	0	0	1
Mitchell Page, L (1, 10) OBP: 0.329, SLG: 0.385	F2			K			E S SF8 1B			3	1	1	0	0	1	0
Dave Revering, L (1, 3) OBP: 0.358, SLG: 0.527		F8		E9			K 1-3			3	0	0	0	0	1	1
Wayne Gross, L (1, 5) OBP: 0.353, SLG: 0.474		4-3		K			SF8 3-H			2	0	0	1	0	1	1
Tony Armas, R (1, 9) OBP: 0.287, SLG: 0.461		K			F5		F5			3	0	0	0	0	1	0
Jim Essian, R (1, 2) OBP: 0.311, SLG: 0.374			BB		5-3			K		2	0	0	0	1	1	0
Mario Guerrero, R (1, 6) OBP: 0.280, SLG: 0.308			F7		K			HR		3	1	1	1	0	1	1
Jeff Cox, R (1, 4) OBP: 0.304, SLG: 0.257			K			K		F7		3	0	0	0	0	2	1
Inning Stats	R: 0 E: 0 K: 1 S: 5 H: 0 LOB: 0 BB: 0 P: 5	R: 0 E: 0 K: 1 S: 5 H: 0 LOB: 0 BB: 0 P: 5	R: 0 E: 0 K: 1 S: 5 H: 0 LOB: 1 BB: 1 P: 9	R: 0 E: 1 K: 2 S: 8 H: 0 LOB: 1 BB: 0 P: 8	R: 0 E: 0 K: 1 S: 5 H: 0 LOB: 0 BB: 0 P: 5	R: 0 E: 0 K: 1 S: 5 H: 0 LOB: 0 BB: 0 P: 5	R: 1 E: 1 K: 1 S: 6 H: 1 LOB: 0 BB: 0 P: 6	R: 1 E: 0 K: 1 S: 6 H: 1 LOB: 1 BB: 1 P: 10		1B: 1 2B: 0 3B: 0 HR: 1 SF: 1 SAC: 0 DP: 0 HBP: 0						

	AB	26
	R	2
	H	2
	RBI	2
	BB	2
	SO	9
	LOB	6

WP: 0 PA: 29
PB: 0
SB: 2
CS: 0

PITCHER		IP	WLS	BF	H	R	ER	SO	BB	IBB	HBP	BLK	WP	HR	S	P	ERA	WHIP
Dennis Eckersley, R ERA: 4.15	(1, 1)	8.0	L	29	2	2	1	9	2	0	0	0	0	1	45	53	1.12	0.500

PITCHER	IP	WLS	BF	H	R	ER	SO	BB	IBB	HBP	BLK	WP	HR	S	P	ERA	WHIP

Boston Red Sox @ Oakland Athletics

Oakland-Alameda County Coliseum, Oakland, CA

Thu Aug 21 1980, 3:33 AM PDT

Att. 11,357 - Sunny

TOP

livebaseballscorecards.com

Batter	1	2	3	4	5	6	7	8	9	AB	R	H	RBI	BB	SO	LOB
Rick Burleson, R (1, 6) OBP: 0.346, SLG: 0.374	0-0 CS 1B		0-0 ② 6-3 1-2	0-0 FC6-4 1B 1-2 3-H			0-0 ① F7		0-0 ② 5-3	5	0	2	1	0	0	1
Dave Stapleton, R (1, 4) OBP: 0.322, SLG: 0.462	0-0 ① L4		0-0 ③ 2-H 1B	0-0 ③ FC6-4 1-2f			0-0 FC4-6 1B		0-0 2B	5	0	3	0	0	0	3
Fred Lynn, L (1, 8) OBP: 0.388, SLG: 0.491	0-0 ②③ F7 1-2			0-0 ① F8	0-0 ① 4-3		0-0 ② FC4-6 1-2f		B B B B 4-0 FC6-4 BB	4	0	0	0	1	0	2
Tony Perez, R (1, 3) OBP: 0.318, SLG: 0.482		0-0 ① F9		0-0 E5 1B 1B WP	S S S 0-3 ② K		0-0 ③ F8		0-0 ③ FC6-4 1-2f	5	1	0	0	0	1	3
Jim Rice, R (1, 10) OBP: 0.314, SLG: 0.470		0-0 HR		0-0 WP 1B 1B 1-2	0-0 ③ 4-3			0-0 ① P9		4	2	2	1	0	0	0
Carl Yastrzemski, L (1, 7) OBP: 0.351, SLG: 0.453		B B B B 4-0 PO 6-3 BB		0-0 WP 1B 1-2 2-3		0-0 ① 4-3		0-0 ② 1-3		3	1	1	0	1	0	0
Carlton Fisk, R (1, 2) OBP: 0.357, SLG: 0.476		0-0 ② 6-3 1-2		4-0 1B 1B IBB 1-2 2-3 3-H		0-0 ② F7		0-0 1B		3	1	1	0	1	0	1
Dwight Evans, R (1, 9) OBP: 0.338, SLG: 0.460		0-0 ③ PO 2-3	0-0 ① S S S F9	0-3 ② K		0-0 1B		0-0 ③ F7		4	0	1	0	0	1	4
Glenn Hoffman, R (1, 5) OBP: 0.335, SLG: 0.423			0-0 6-3 1B 1B	0-0 1B 1B 1-3 2-H 3-H		0-0 ③ 5-3			0-0 ① F7	4	0	2	2	0	0	1
Inning Stats	R: 0 E: 0 K: 0 S: 3 H: 1 LOB: 0 BB: 0 P: 3	R: 1 E: 0 K: 0 S: 3 H: 1 LOB: 0 BB: 1 P: 7	R: 0 E: 0 K: 0 S: 4 H: 2 LOB: 2 BB: 0 P: 4	R: 4 E: 1 K: 1 S: 10 H: 4 LOB: 2 BB: 1 P: 14	R: 0 E: 0 K: 1 S: 5 H: 0 LOB: 0 BB: 0 P: 5	R: 0 E: 0 K: 0 S: 4 H: 1 LOB: 1 BB: 0 P: 4	R: 0 E: 0 K: 0 S: 4 H: 1 LOB: 1 BB: 0 P: 4	R: 0 E: 0 K: 0 S: 4 H: 1 LOB: 1 BB: 0 P: 4	R: 0 E: 0 K: 0 S: 4 H: 1 LOB: 2 BB: 1 P: 8	1B: 10 2B: 1 3B: 0 HR: 1 SF: 0 SAC: 0 DP: 0 HBP: 0							

	AB	37
	R	5
	H	12
	RBI	4
	BB	3
	SO	2
	LOB	15

WP: 1 PB: 0 SB: 0 CS: 1 PA: 41

PITCHER	IP	WLS	BF	H	R	ER	SO	BB	IBB	HBP	BLK	WP	HR	S	P	ERA	WHIP
Rick Langford, R (1, 1) ERA: 2.95	9.0	L	40	12	5	1	2	2	1	0	0	1	1	41	53	1.00	1.556

PITCHER	IP	WLS	BF	H	R	ER	SO	BB	IBB	HBP	BLK	WP	HR	S	P	ERA	WHIP

Batter	1	2	3	4	5	6	7	8	9	AB	R	H	RBI	BB	SO	LOB
Rickey Henderson, R (1, 7) OBP: 0.414, SLG: 0.414	1-3		BB FC6		1B BB 2-H		6-3			3	0	1	1	1	0	1
Dwayne Murphy, L (1, 8) OBP: 0.373, SLG: 0.372	K		FC6 1-2f		BB 1-2			B1-3		3	0	0	0	1	1	2
Jim Essian, R (1, 2) OBP: 0.310, SLG: 0.376	5-3			2B	4-3			5-3		4	0	1	0	0	0	2
Tony Armas, R (1, 9) OBP: 0.289, SLG: 0.466		3B		K		F9		1B		4	0	2	0	0	1	1
Jeff Newman, R (1, 3) OBP: 0.276, SLG: 0.418		K		K		K		F9		4	0	0	0	0	3	2
Mike Heath, R (1, 10) OBP: 0.244, SLG: 0.271		L5		F4		L3			F9	4	0	0	0	0	0	1
Dave McKay, S (1, 5) OBP: 0.269, SLG: 0.298			6-3		6-3		F8		BB FC6-4	3	0	0	0	1	0	0
Mario Guerrero, R (1, 6) OBP: 0.286, SLG: 0.317			1B 6-3 E		BB SH1-3 1B		3B		L7	3	1	2	0	1	0	1
Jeff Cox, R (1, 4) OBP: 0.300, SLG: 0.253			6-3 1-3		SH1-3 1-2		5-3		FC6-4 1-2f	2	0	0	0	0	0	2
Mike Edwards, R (9, PH) OBP: 0.240, SLG: 0.224										1	0	0	0	0	0	1
Inning Stats	R: 0 H: 0 E: 0 LOB: 0 K: 1 BB: 0 S: 5 P: 5	R: 0 H: 1 E: 0 LOB: 0 K: 1 BB: 0 S: 5 P: 5	R: 0 H: 1 E: 1 LOB: 2 K: 0 BB: 1 S: 4 P: 8	R: 0 H: 1 E: 0 LOB: 1 K: 2 BB: 0 S: 8 P: 8	R: 1 H: 1 E: 0 LOB: 2 K: 0 BB: 2 S: 4 P: 12	R: 0 H: 0 E: 0 LOB: 0 K: 1 BB: 0 S: 5 P: 5	R: 0 H: 1 E: 0 LOB: 1 K: 0 BB: 0 S: 4 P: 4	R: 0 H: 1 E: 0 LOB: 1 K: 0 BB: 0 S: 4 P: 4	R: 0 H: 0 E: 0 LOB: 1 K: 0 BB: 1 S: 3 P: 7	1B: 3 SF: 0 2B: 1 SAC: 1 3B: 2 DP: 0 HR: 0 HBP: 0						

PITCHER	IP	WLS	BF	H	R	ER	SO	BB	IBB	HBP	BLK	WP	HR	S	P	ERA	WHIP
John Tudor, L (1, 1) ERA: 2.01	9.0	W	36	6	1	1	5	4	0	0	0	0	0	42	58	1.00	1.111

PITCHER	IP	WLS	BF	H	R	ER	SO	BB	IBB	HBP	BLK	WP	HR	S	P	ERA	WHIP

BOTTOM

Boston Red Sox @ Oakland Athletics

Oakland-Alameda County Coliseum, Oakland, CA

Thu Aug 21 1980, 3:33 AM PDT

Att. 11,357 - Sunny

livebaseballscorecards.com

AB	31
R	1
H	6
RBI	1
BB	4
SO	5
LOB	13

WP: 0		PA:	36
PB: 0			
SB: 0			
CS: 0			

Baltimore Orioles @ Oakland Athletics

Oakland-Alameda County Coliseum, Oakland, CA

Fri Aug 22 1980, 7:05 PM PDT

Att. 11,115 - Unknown

TOP

livebaseballscorecards.com

Batter	1	2	3	4	5	6	7	8	9	AB	R	H	RBI	BB	SO	LOB
Al Bumbry, L (1, 8) OBP: 0.392, SLG: 0.417	4-3	F7			6-3 S 4-3 1B		F7			4	1	1	0	0	0	2
Rich Dauer, R (1, 4) OBP: 0.334, SLG: 0.348	F9		4-3 2B		6-3 1-3			G3-6-3 1B		4	0	2	0	0	0	1
Ken Singleton, S (1, 9) OBP: 0.384, SLG: 0.452 John Lowenstein, L (9, 7) OBP: 0.375, SLG: 0.370	BB		K		4-3 3-H			F8		3 0	0 0	0 0	1 0	1 0	1 0	2 0
Eddie Murray, S (1, 3) OBP: 0.345, SLG: 0.495	K		4-3 2-3		F5			G3-6-3 1-2f		4	0	0	0	0	1	3
Terry Crowley, L (1, 10) OBP: 0.395, SLG: 0.482 Lenn Sakata, R (9, PR) OBP: 0.239, SLG: 0.365		1B SF9 2B	6-3			1-3			G6-4-3 BB	3 0	1 0	1 0	0 0	1 0	0 0	1 0
Doug DeCinces, R (1, 5) OBP: 0.316, SLG: 0.383		1B 2-3 1B		CS 1B		5-3			G6-4-3 1-2f	4	0	2	0	0	0	1
Gary Roenicke, R (1, 7) OBP: 0.352, SLG: 0.395 (9, 9)	SF9 3-H			F6 1-2		F7			HR	3	1	1	2	0	0	1
Rick Dempsey, R (1, 2) OBP: 0.328, SLG: 0.424	F7			BB			5-3		F9	3	0	0	0	1	0	2
Mark Belanger, R (1, 6) OBP: 0.251, SLG: 0.267	1-2 1B			F4			F4			3	0	1	0	0	0	1
Inning Stats	R: 0 E: 0 K: 1 S: 5 H: 0 LOB: 1 BB: 1 P: 9	R: 1 E: 0 K: 0 S: 6 H: 3 LOB: 2 BB: 0 P: 6	R: 0 E: 0 K: 1 S: 6 H: 1 LOB: 1 BB: 0 P: 6	R: 0 E: 0 K: 0 S: 3 H: 1 LOB: 1 BB: 1 P: 7	R: 1 E: 0 K: 0 S: 4 H: 1 LOB: 0 BB: 0 P: 4	R: 0 E: 0 K: 0 S: 3 H: 0 LOB: 0 BB: 0 P: 3	R: 0 E: 0 K: 0 S: 3 H: 0 LOB: 0 BB: 0 P: 3	R: 0 E: 0 K: 0 S: 3 H: 1 LOB: 0 BB: 0 P: 3	R: 1 E: 0 K: 0 S: 3 H: 1 LOB: 1 BB: 1 P: 7	1B: 5 2B: 2 3B: 0 HR: 1 SF: 1 SAC: 0 DP: 2 HBP: 0						

	AB	31
	R	3
	H	8
	RBI	3
	BB	3
	SO	2
	LOB	14

PITCHER	IP	WLS	BF	H	R	ER	SO	BB	IBB	HBP	BLK	WP	HR	S	P	ERA	WHIP
Steve McCatty, R (1, 1) ERA: 4.02	9.0	L	35	8	3	3	2	3	0	0	0	0	1	36	48	3.00	1.222

PITCHER	IP	WLS	BF	H	R	ER	SO	BB	IBB	HBP	BLK	WP	HR	S	P	ERA	WHIP

WP: 0 PA: 35
PB: 0
SB: 1
CS: 1

BOTTOM

Baltimore Orioles @ Oakland Athletics

Oakland-Alameda County Coliseum, Oakland, CA

Fri Aug 22 1980, 7:05 PM PDT

Att. 11,115 - Unknown

livebaseballscorecards.com

Batter	1	2	3	4	5	6	7	8	9	AB	R	H	RBI	BB	SO	LOB
Rickey Henderson, R (1, 7) OBP: 0.416, SLG: 0.415	BBBB 4-0 G5-4-3 BB		x 0-0 G4-6-3 1B		BBBB 4-0 BB BB		x 0-0 ① SH3-4 1-2		SSS 0-3 ② K	2	0	1	0	2	1	1
Dwayne Murphy, L (1, 8) OBP: 0.372, SLG: 0.368	x 0-0 ①② G5-4-3 1-2f		x 0-0 ②③ G4-6-3 1-2f		BBBB 4-0 1-2 2-3 BB		SSS 0-3 ② K		x 0-0 ③ 4-3	4	0	0	0	1	1	4
Mitchell Page, L (1, 10) OBP: 0.325, SLG: 0.380	x 0-0 ③ 5-3			x 0-0 ① 4-3	x 0-0 ③ F5		SSS 0-3 ③ K			4	0	0	0	0	1	4
Dave Revering, L (1, 3) OBP: 0.357, SLG: 0.527		x 0-0 ① F7		x 0-0 ② 4-3		x 0-0 2B		x 0-0 ① F8		4	0	1	0	0	0	0
Wayne Gross, L (1, 5) OBP: 0.351, SLG: 0.471		x 0-0 PB 1B 1B		x 0-0 ③ G3		x 0-0 ① F6		SSS 0-3 ② K		4	1	1	0	0	1	1
Tony Armas, R (1, 9) OBP: 0.291, SLG: 0.470		SSS 0-3 ② K 1-2			x 0-0 SH1-3 2B 2B	SSS 0-3 ② K		x 0-0 2B		4	1	2	0	0	2	2
Jim Essian, R (1, 2) OBP: 0.315, SLG: 0.378		x 0-0 2-H 1B			x 0-0 ① SH1-3 2-3	BBBB 4-0 FC6-4 BB		x 0-0 ③ F8		2	0	1	1	1	0	1
Mario Guerrero, R (1, 6) OBP: 0.286, SLG: 0.321 Rob Picciolo, R (9, 6) OBP: 0.253, SLG: 0.333 Mike Davis, L (9, PH) OBP: 0.253, SLG: 0.286		SSS 0-3 ③ K			x 0-0 BB 3-H 2B	x 0-0 ③ FC6-4 1-2f			x 0-0 3B	3	0	1	1	0	1	3
										0	0	0	0	0	0	0
										1	0	1	0	0	0	0
Jeff Cox, R (1, 4) OBP: 0.301, SLG: 0.255 Orlando Gonzalez, L (9, PH) OBP: 0.296, SLG: 0.174			x 0-0 ① F4		SSS 0-3 ② K		x 0-0 SH3-4 1B		SSS 0-3 ① K	3	0	1	0	0	1	1
										1	0	0	0	0	1	1

Inning Stats	1	2	3	4	5	6	7	8	9
	R: 0 H: 0 E: 0 LOB: 0 K: 0 BB: 1 S: 2 P: 6	R: 1 H: 2 E: 0 LOB: 1 K: 2 BB: 0 S: 9 P: 9	R: 0 H: 1 E: 0 LOB: 0 K: 0 BB: 0 S: 3 P: 3	R: 0 H: 0 E: 0 LOB: 0 K: 0 BB: 0 S: 3 P: 3	R: 1 H: 2 E: 0 LOB: 3 K: 1 BB: 2 S: 7 P: 15	R: 0 H: 1 E: 0 LOB: 2 K: 1 BB: 1 S: 6 P: 10	R: 0 H: 1 E: 0 LOB: 1 K: 2 BB: 0 S: 8 P: 8	R: 0 H: 1 E: 0 LOB: 1 K: 1 BB: 0 S: 6 P: 6	R: 0 H: 1 E: 0 LOB: 1 K: 2 BB: 0 S: 8 P: 8

1B: 4	SF: 0
2B: 4	SAC: 2
3B: 1	DP: 2
HR: 0	HBP: 0
WP: 0	PA: 38
PB: 1	
SB: 0	
CS: 0	

AB	32
R	2
H	9
RBI	2
BB	4
SO	9
LOB	18

PITCHER		IP	WLS	BF	H	R	ER	SO	BB	IBB	HBP	BLK	WP	HR	S	P	ERA	WHIP
Jim Palmer, R ERA: 3.68	(1, 1)	5.0		21	5	2	1	3	3	0	0	0	0	0	24	36	1.80	1.600
Sammy Stewart, R ERA: 3.97	(6, 1)	4.0	W	17	4	0	0	6	1	0	0	0	0	0	28	32	0.00	1.250

PITCHER	IP	WLS	BF	H	R	ER	SO	BB	IBB	HBP	BLK	WP	HR	S	P	ERA	WHIP

Baltimore Orioles @ Oakland Athletics

Oakland-Alameda County Coliseum, Oakland, CA

Sat Aug 23 1980, 3:33 AM PDT

Att. 10,578 - Unknown

TOP

livebaseballscorecards.com

Batter	1	2	3	4	5	6	7	8	9	AB	R	H	RBI	BB	SO	LOB
Al Bumbry, L (1, 8) OBP: 0.391, SLG: 0.416	CS 1B		6-3		4-3		F5			4	0	1	0	0	0	0
Rich Dauer, R (1, 4) OBP: 0.336, SLG: 0.349	F4 1-2		5-3		1B			FC4-6 1B		4	0	2	0	0	0	1
Ken Singleton, S (1, 9) OBP: 0.381, SLG: 0.448	K		E6		K			FC4-6 6-3 1-2f		4	0	0	0	0	2	2
John Lowenstein, L (8, PR) OBP: 0.375, SLG: 0.370										0	0	0	0	0	0	0
(8, 7)																
Eddie Murray, S (1, 3) OBP: 0.347, SLG: 0.492		1B HR BB	4-3			WP 4-3 BB		6-3 1-2		2	1	0	0	2	0	2
Terry Crowley, L (1, 10) OBP: 0.391, SLG: 0.475		1-2 HR 1B		K		4-3 1-2		4-3		4	1	1	0	0	1	3
Dan Graham, L (1, 2) OBP: 0.302, SLG: 0.455		1-H 2-H HR		BB		G3 2-3			HR	3	2	2	4	1	0	1
Doug DeCinces, R (1, 5) OBP: 0.313, SLG: 0.379		6-3		K		F5			F4	4	0	0	0	0	1	2
Gary Roenicke, R (1, 7) OBP: 0.350, SLG: 0.392		K		K			1B		F8	4	0	1	0	0	2	1
(8, 9)																
Kiko Garcia, R (1, 6) OBP: 0.266, SLG: 0.249		F5			F9		F9		K	3	0	0	0	0	0	0
Pat Kelly, L (9, PH) OBP: 0.354, SLG: 0.336										1	0	0	0	0	1	0
Mark Belanger, R (9, 6) OBP: 0.251, SLG: 0.267										0	0	0	0	0	0	0

Inning Stats	1	2	3	4	5	6	7	8	9
	R: 0 H: 1 E: 0 LOB: 0 K: 1 BB: 0 S: 5 P: 5	R: 3 H: 2 E: 0 LOB: 0 K: 1 BB: 1 S: 7 P: 11	R: 0 H: 0 E: 1 LOB: 1 K: 0 BB: 0 S: 4 P: 4	R: 0 H: 0 E: 0 LOB: 1 K: 3 BB: 1 S: 9 P: 13	R: 0 H: 1 E: 0 LOB: 1 K: 1 BB: 0 S: 6 P: 6	R: 0 H: 0 E: 0 LOB: 1 K: 0 BB: 1 S: 3 P: 7	R: 0 H: 1 E: 0 LOB: 0 K: 0 BB: 0 S: 3 P: 3	R: 0 H: 1 E: 0 LOB: 2 K: 0 BB: 0 S: 4 P: 4	R: 1 H: 1 E: 0 LOB: 0 K: 1 BB: 0 S: 6 P: 6

AB	33
R	4
H	7
RBI	4
BB	3
SO	7
LOB	12

1B: 5 SF: 0
2B: 0 SAC: 0
3B: 0 DP: 0
HR: 2 HBP: 0

WP: 1 PA: 36
PB: 0
SB: 0
CS: 1

PITCHER	IP	WLS	BF	H	R	ER	SO	BB	IBB	HBP	BLK	WP	HR	S	P	ERA	WHIP
Brian Kingman, R (1, 1) ERA: 3.38	9.0	L	36	7	4	4	7	3	0	0	0	1	2	47	59	4.00	1.111

PITCHER	IP	WLS	BF	H	R	ER	SO	BB	IBB	HBP	BLK	WP	HR	S	P	ERA	WHIP

BOTTOM

Batter	1	2	3	4	5	6	7	8	9	AB	R	H	RBI	BB	SO	LOB
Rickey Henderson, R (1, 7) OBP: 0.417, SLG: 0.413	K		6-3			BB	IBB			2	0	0	0	2	1	0
Dwayne Murphy, L (1, 8) OBP: 0.369, SLG: 0.365	K		K			G3	PO	4-3		4	0	0	0	0	2	1
Dave Revering, L (1, 3) OBP: 0.353, SLG: 0.520	F4			4-3		3-1		E8		4	0	0	0	0	0	1
Tony Armas, R (1, 9) OBP: 0.289, SLG: 0.466		K		K			F2	K		4	0	0	0	0	3	1
Mitchell Page, L (1, 10) OBP: 0.327, SLG: 0.393		FC5, S, 1B		4-3			HR	K		4	1	2	1	0	1	1
Jim Essian, R (1, 2) OBP: 0.314, SLG: 0.375		K 1-2			F7		BB, HBP, WP, 1B		K	4	1	1	0	0	2	1
Dave McKay, S (1, 5) (8, 4) OBP: 0.280, SLG: 0.301		BB			F8		WP, BB, HBP 1-2		1B	2	0	1	0	1	0	0
Mario Guerrero, R (1, 6) OBP: 0.284, SLG: 0.319 Wayne Gross, L (7, PH) OBP: 0.351, SLG: 0.471 Jeff Newman, R (7, PH) OBP: 0.275, SLG: 0.416 (8, 5)		FC5 2-3f			F7		K		K	2	0	0	0	0	0	2
										0	0	0	0	0	0	0
										2	0	0	0	0	2	3
Jeff Cox, R (1, 4) OBP: 0.297, SLG: 0.252 Mike Heath, R (7, PH) OBP: 0.247, SLG: 0.271 Rob Picciolo, R (8, 6) OBP: 0.253, SLG: 0.333 Mike Davis, L (9, PH) OBP: 0.250, SLG: 0.282			5-3			4-3	WP 1-2 2-3		K	2	0	0	0	0	0	0
							BB			0	0	0	0	1	0	0
										0	0	0	0	0	0	0
										1	0	0	0	0	1	1
Inning Stats	R: 0 E: 0 K: 2 S: 7 H: 0 LOB: 0 BB: 0 P: 7	R: 0 E: 0 K: 2 S: 8 H: 1 LOB: 2 BB: 1 P: 12	R: 0 E: 0 K: 1 S: 5 H: 0 LOB: 0 BB: 0 P: 5	R: 0 E: 0 K: 1 S: 5 H: 0 LOB: 0 BB: 0 P: 5	R: 0 E: 0 K: 0 S: 3 H: 0 LOB: 0 BB: 0 P: 3	R: 0 E: 0 K: 0 S: 3 H: 0 LOB: 1 BB: 1 P: 7	R: 2 E: 0 K: 1 S: 6 H: 2 LOB: 2 BB: 2 P: 15	R: 0 E: 1 K: 2 S: 8 H: 0 LOB: 1 BB: 0 P: 8	R: 0 E: 0 K: 3 S: 10 H: 1 LOB: 1 BB: 0 P: 10	1B: 3 2B: 0 3B: 0 HR: 1 SF: 0 SAC: 0 DP: 0 HBP: 1			WP: 1 PB: 0 SB: 2 CS: 0	PA: 37		

PITCHER		IP	WLS	BF	H	R	ER	SO	BB	IBB	HBP	BLK	WP	HR	S	P	ERA	WHIP
Steve Stone, R ERA: 2.94	(1, 1)	6.1	W	25	3	2	2	6	2	0	1	0	0	1	34	43	2.84	0.789
Tippy Martinez, L ERA: 2.72	(7, 1)	1.0		5	0	0	0	1	1	1	0	0	1	0	5	13	0.00	1.000
Tim Stoddard, R ERA: 2.13	(8, 1)	1.2	S	6	1	0	0	5	0	0	0	0	0	0	16	16	0.00	0.600

PITCHER	IP	WLS	BF	H	R	ER	SO	BB	IBB	HBP	BLK	WP	HR	S	P	ERA	WHIP

Baltimore Orioles @ Oakland Athletics

Oakland-Alameda County Coliseum, Oakland, CA

Sat Aug 23 1980, 3:33 AM PDT

Att. 10,578 - Unknown

livebaseballscorecards.com

AB	31
R	2
H	4
RBI	1
BB	4
SO	12
LOB	11

Batter	1	2	3	4	5	6	7	8	9	AB	R	H	RBI	BB	SO	LOB
Al Bumbry, L (1, 8) OBP: 0.393, SLG: 0.418	0-0 2B SF8 1B		0-0 FC5 1B 1B	0-0 1-2 2-3 1B		0-0 5-3			0-0 4-3	5	1	3	0	0	0	2
Rich Dauer, R (1, 4) OBP: 0.334, SLG: 0.347	0-0 F8		0-0 1-2 1B	0-0 G1-2-3 3-Hf			0-0 F7		0-0 F8	5	0	1	0	0	0	4
Mark Belanger, R (9, 6) OBP: 0.251, SLG: 0.267										0	0	0	0	0	0	0
Ken Singleton, S (1, 9) OBP: 0.380, SLG: 0.448	0-0 1-3 2B		S S S 0-3 K		0-0 F8		0-0 5-3			4	0	1	0	0	1	2
John Lowenstein, L (9, 7) OBP: 0.375, SLG: 0.370										0	0	0	0	0	0	0
Eddie Murray, S (1, 3) OBP: 0.344, SLG: 0.489	0-0 SF8 3-H		0-0 FC5 2-3f		0-0 F8		S S S 0-3 K			3	0	0	1	0	1	2
Terry Crowley, L (1, 10) OBP: 0.384, SLG: 0.465	0-0 F7			0-0 3-4-1	S S S 0-3 K			0-0 SH 1B		3	0	0	0	0	1	1
Lee May, R (8, PH) OBP: 0.285, SLG: 0.398										1	0	1	0	0	0	0
Dan Graham, L (1, 2) OBP: 0.308, SLG: 0.456		0-0 F3		B B B B 4-0 2B 1B BB		0-0 BB 1B		0-0 SH G5-4-3 1-2		2	1	1	0	1	0	0
Gary Roenicke, R (1, 7) OBP: 0.352, SLG: 0.396		0-0 5-3		0-0 1-3 1B 2B		B B B B 4-0 1-2 BB		0-0 F9		3	1	1	0	1	0	2
(9, 9)																
Doug DeCinces, R (1, 5) OBP: 0.312, SLG: 0.377		0-0 5-3		0-0 1B 1B G1-2-3 2-H 3-H 1B		0-0 F9		0-0 G5-4-3 1-2f		4	0	1	2	0	0	4
Kiko Garcia, R (1, 6) OBP: 0.266, SLG: 0.249			0-0 6-3	0-0 1B 1-2 1B		0-0 F8			0-0 3-1	4	0	1	0	0	0	2
(9, 4)																
Inning Stats	R: 1 E: 0 K: 0 S: 5 H: 2 LOB: 1 BB: 0 P: 5	R: 0 E: 0 K: 0 S: 3 H: 0 LOB: 0 BB: 0 P: 3	R: 0 E: 0 K: 1 S: 7 H: 2 LOB: 2 BB: 0 P: 7	R: 2 E: 0 K: 0 S: 6 H: 4 LOB: 2 BB: 1 P: 10	R: 0 E: 0 K: 1 S: 5 H: 0 LOB: 0 BB: 0 P: 5	R: 0 E: 0 K: 0 S: 4 H: 1 LOB: 2 BB: 1 P: 8	R: 0 E: 0 K: 1 S: 5 H: 0 LOB: 0 BB: 0 P: 5	R: 0 E: 1 K: 0 S: 4 H: 1 LOB: 1 BB: 0 P: 4	R: 0 E: 0 K: 0 S: 3 H: 0 LOB: 0 BB: 0 P: 3	1B: 8 2B: 2 3B: 0 HR: 0	SF: 1 SAC: 1 DP: 2 HBP: 0						

TOP

Baltimore Orioles @ Oakland Athletics

Oakland-Alameda County Coliseum, Oakland, CA

Sun Aug 24 1980, 3:33 AM PDT

Att. 18,160 - Sunny

livebaseballscorecards.com

AB	34
R	3
H	10
RBI	3
BB	2
SO	3
LOB	19

PITCHER		IP	WLS	BF	H	R	ER	SO	BB	IBB	HBP	BLK	WP	HR	S	P	ERA	WHIP
Matt Keough, R ERA: 3.08	(1, 1)	5.0	L	25	9	3	3	2	2	0	0	0	0	0	27	35	5.40	2.200
Dave Beard, R ERA:	(6, 1)	0.2		2	0	0	0	0	0	0	0	0	0	0	2	2	0.00	0.000
Craig Minetto, L ERA: 9.0	(6, 1)	1.1		4	0	0	0	1	0	0	0	0	0	0	6	6	0.00	0.000
Bob Lacey, L ERA: 2.95	(8, 1)	2.0		7	1	0	0	0	0	0	0	0	0	0	7	7	0.00	0.500

PITCHER	IP	WLS	BF	H	R	ER	SO	BB	IBB	HBP	BLK	WP	HR	S	P	ERA	WHIP

WP: 0 PB: 0 SB: 0 CS: 0 PA: 38

Batter	1	2	3	4	5	6	7	8	9	AB	R	H	RBI	BB	SO	LOB
Rickey Henderson, R (1, 7) OBP: 0.416, SLG: 0.411	5-6-3		F8			1B			F3	4	0	1	0	0	0	0
Dwayne Murphy, L (1, 8) OBP: 0.372, SLG: 0.368	F9			1B		G6-4-3			BB	4	0	3	0	0	0	0
Jim Essian, R (1, 2) OBP: 0.318, SLG: 0.371	BB			F7		G6-4-3			FC5-4	2	0	0	0	2	0	3
Tony Armas, R (1, 9) OBP: 0.288, SLG: 0.464	F9			G5-4-3			K		F5	4	0	1	0	0	1	3
Jeff Newman, R (1, 3) OBP: 0.272, SLG: 0.410		F9		G5-4-3			5-3		FC5-4	4	0	0	0	0	0	4
Mike Heath, R (1, 10) OBP: 0.252, SLG: 0.276		CS 1B			G5-4-3 1B		F3			3	0	2	0	0	0	0
Dave McKay, S (1, 5) OBP: 0.275, SLG: 0.295		K			K			F9		3	0	0	0	0	2	2
Mario Guerrero, R (1, 6) OBP: 0.282, SLG: 0.316			6-3		G5-4-3			F3		3	0	0	0	0	0	1
Jeff Cox, R (1, 4) OBP: 0.292, SLG: 0.247			F9			B5-3		6-3		3	0	0	0	0	0	0
Inning Stats	R: 0 E: 0 K: 0 S: 3 H: 0 LOB: 1 BB: 1 P: 7	R: 0 E: 0 K: 1 S: 5 H: 1 LOB: 0 BB: 0 P: 5	R: 0 E: 0 K: 0 S: 3 H: 0 LOB: 0 BB: 0 P: 3	R: 0 E: 0 K: 0 S: 4 H: 2 LOB: 1 BB: 0 P: 4	R: 0 E: 0 K: 1 S: 5 H: 1 LOB: 0 BB: 0 P: 5	R: 0 E: 0 K: 0 S: 4 H: 2 LOB: 1 BB: 0 P: 4	R: 0 E: 0 K: 1 S: 5 H: 0 LOB: 0 BB: 0 P: 5	R: 0 E: 0 K: 0 S: 3 H: 0 LOB: 0 BB: 0 P: 3	R: 0 E: 0 K: 0 S: 4 H: 1 LOB: 2 BB: 1 P: 8	1B: 7 2B: 0 3B: 0 HR: 0	SF: 0 SAC: 0 DP: 3 HBP: 0						

PITCHER	IP	WLS	BF	H	R	ER	SO	BB	IBB	HBP	BLK	WP	HR	S	P	ERA	WHIP
Mike Flanagan, L (1, 1) ERA: 3.78	9.0	W	32	7	0	0	3	2	0	0	0	0	0	36	44	0.00	1.000

PITCHER	IP	WLS	BF	H	R	ER	SO	BB	IBB	HBP	BLK	WP	HR	S	P	ERA	WHIP

BOTTOM

Baltimore Orioles @ Oakland Athletics

Oakland-Alameda County Coliseum, Oakland, CA

Sun Aug 24 1980, 3:33 AM PDT

Att. 18,160 - Sunny

livebaseballscorecards.com

AB	30
R	0
H	7
RBI	0
BB	2
SO	3
LOB	13

1B: 7	SF: 0	WP: 0	PA: 32
2B: 0	SAC: 0	PB: 0	
3B: 0	DP: 3	SB: 0	
HR: 0	HBP: 0	CS: 1	

Batter	1	2	3	4	5	6	7	8	9	AB	R	H	RBI	BB	SO	LOB
Ruppert Jones, L (1, 8) OBP: 0.299, SLG: 0.357	S S S 0-3 ① K		S S S 0-3 ① K		B B B 4-0 BB		x 0-0 ③ 4-3		x 0-0 ③ F5	1	0	0	0	0	1	0
Bobby Brown, S (1, 8) OBP: 0.311, SLG: 0.408										3	0	0	0	1	1	2
Bobby Murcer, L (1, 9) OBP: 0.348, SLG: 0.467	x 0-0 1B 1B		x 0-0 ② F8		S S S 0-3 ③ K			x 0-0 ① 3-1		4	0	1	0	0	1	2
Bob Watson, R (1, 3) OBP: 0.356, SLG: 0.458	x 0-0 FC6-4 1-2 1B		x 0-0 ③ F8			S S S 0-3 ① K		x 0-0 HR		4	1	2	1	0	1	0
Reggie Jackson, L (1, 10) OBP: 0.399, SLG: 0.602	S S S 0-3 ② K			B B B 4-0 G6-4-3 BB		B B B 4-0 BB		x 0-0 F9 2B		2	0	1	0	2	1	2
Lou Piniella, R (1, 7) OBP: 0.344, SLG: 0.355	x 0-0 ③ FC6-4 1-2f			x 0-0 ①② G6-4-3 1-2f		S S S 0-3 ② K		x 0-0 ② F9 2-3		4	0	0	0	0	1	5
Rick Cerone, R (1, 2) OBP: 0.308, SLG: 0.421		B B B B 4-0 SH1-3 BB		x 0-0 ③ 1-3		x 0-0 ③ F9		x 0-0 ③ 5-3		3	0	0	0	1	0	2
Bucky Dent, R (1, 6) OBP: 0.313, SLG: 0.347		x 0-0 ① F8			x 0-0 2B		x 0-0 ① F8		x 0-0 3-1 2B	4	0	2	0	0	0	1
Aurelio Rodriguez, R (1, 5) OBP: 0.235, SLG: 0.309		x 0-0 ② SH1-3 1-2			x 0-0 ① 5-3		x 0-0 1B		S S S 0-3 ① K	3	0	1	0	0	1	2
Brian Doyle, L (1, 4) OBP: 0.233, SLG: 0.250		x 0-0 ③ P3			x 0-0 ② F6		x 0-0 ② L7		x 0-0 ② 3-1 2-3	4	0	0	0	0	0	4
Inning Stats	R: 0 H: 2 E: 0 LOB: 2 K: 2 BB: 0 S: 9 P: 9	R: 0 H: 0 E: 0 LOB: 1 K: 0 BB: 1 S: 3 P: 7	R: 0 H: 0 E: 0 LOB: 0 K: 1 BB: 0 S: 5 P: 5	R: 0 H: 0 E: 0 LOB: 0 K: 0 BB: 1 S: 2 P: 6	R: 0 H: 1 E: 0 LOB: 2 K: 1 BB: 1 S: 6 P: 10	R: 0 H: 0 E: 0 LOB: 1 K: 2 BB: 1 S: 7 P: 11	R: 0 H: 1 E: 0 LOB: 1 K: 0 BB: 0 S: 4 P: 4	R: 1 H: 2 E: 0 LOB: 1 K: 0 BB: 0 S: 5 P: 5	R: 0 H: 1 E: 0 LOB: 1 K: 1 BB: 0 S: 6 P: 6	1B: 3 SF: 0 2B: 3 SAC: 1 3B: 0 DP: 1 HR: 1 HBP: 0						

TOP

New York Yankees @ Oakland Athletics

Oakland-Alameda County Coliseum, Oakland, CA

Mon Aug 25 1980, 7:05 PM PDT

Att. 49,300 - Unknown - 61 F

livebaseballscorecards.com

AB	32
R	1
H	7
RBI	1
BB	4
SO	7
LOB	20

PITCHER	IP	WLS	BF	H	R	ER	SO	BB	IBB	HBP	BLK	WP	HR	S	P	ERA	WHIP
Mike Norris, R (1, 1) ERA: 2.21	9.0	W	37	7	1	1	7	4	0	0	0	0	1	47	63	1.00	1.222

PITCHER	IP	WLS	BF	H	R	ER	SO	BB	IBB	HBP	BLK	WP	HR	S	P	ERA	WHIP

WP: 0 PA: 37
PB: 0
SB: 0
CS: 0

BOTTOM

New York Yankees @ Oakland Athletics

Oakland-Alameda County Coliseum, Oakland, CA

Mon Aug 25 1980, 7:05 PM PDT

Att. 49,300 - Unknown - 61 F

livebaseballscorecards.com

Batter	1	2	3	4	5	6	7	8	9	AB	R	H	RBI	BB	SO	LOB
Rickey Henderson, R (1, 7) OBP: 0.421, SLG: 0.416	0-0 BB 3B 1B	0-0 BB SH5-4 1-2 3-H 1B		0-0 5-3-6 1-3 1B		BBBB 4-0 FC1-5-6-2 S BB	0-0 FC6-4 1-3 1B			4	1	4	1	1	0	0
Dwayne Murphy, L (1, 8) OBP: 0.371, SLG: 0.366	BBBB 4-0 1-2 3B BB	0-0 ① SH5-4 1-2 2-3		0-0 ①② 5-3-6 1-3f 3-H		0-0 ② FC1-5-6-2 1-3	0-0 ③ FC6-4 1-2f			3	1	0	1	1	0	4
Tony Armas, R (1, 9) OBP: 0.291, SLG: 0.469	0-0 1-H 2-H 1B 3B	IIII 4-0 G5-3 BB IBB		0-0 1B		0-0 ③ F3		0-0 ① F9		4	1	2	2	1	0	1
Dave Revering, L (1, 10) OBP: 0.354, SLG: 0.517	0-0 ① G3	BBBB 4-0 1-2 2-3 3-H BB		0-0 ③ G3			0-0 BB 1B SF9 1B	0-0 ② P5		4	1	1	1	1	0	2
Jeff Newman, R (1, 3) OBP: 0.271, SLG: 0.407	0-0 ② 1-3	0-0 ②③ G5-3 2-3f			0-0 ① P3		0-0 SF9 BB 1-2 1B	0-0 ③ F7		5	1	1	0	0	0	4
Jim Essian, R (1, 2) OBP: 0.321, SLG: 0.371	0-0 FC6-4 3-H 1B		0-0 ① F8		0-0 E5 4-3	BBBB 4-0 SF9 1-2 2-3 1B BB				3	1	1	1	1	0	0
Mario Guerrero, R (1, 6) OBP: 0.279, SLG: 0.313	0-0 ③ FC6-4 1-2f		0-0 ② P3		0-0 ② 4-3 1-2		0-0 ① SF9 1-2 2-3 3-H			3	0	0	1	0	0	2
Dave McKay, S (1, 5) OBP: 0.280, SLG: 0.306		0-0 1B 1B 2B	0-0 ③ F9		0-0 ③ F9		0-0 1B 2-H 3-H 1B			4	1	2	2	0	0	1
Jeff Cox, R (1, 4) OBP: 0.291, SLG: 0.247		0-0 SH5-4 1B BB 2-3 1B		0-0 E6 1B 5-3-6		0-0 ① 4-3	0-0 ② F9			4	2	1	0	0	0	1

	AB	34
	R	9
	H	12
	RBI	9
	BB	5
	SO	0
	LOB	15

Inning Stats	1	2	3	4	5	6	7	8	9
	R: 3 E: 0 K: 0 S: 6 H: 3 LOB: 1 BB: 1 P: 10	R: 2 E: 0 K: 0 S: 5 H: 3 LOB: 2 BB: 2 P: 13	R: 0 E: 0 K: 0 S: 3 H: 0 LOB: 0 BB: 0 P: 3	R: 1 E: 1 K: 0 S: 5 H: 2 LOB: 1 BB: 0 P: 5	R: 0 E: 1 K: 0 S: 4 H: 0 LOB: 1 BB: 0 P: 4	R: 0 E: 0 K: 0 S: 3 H: 0 LOB: 1 BB: 1 P: 7	R: 3 E: 0 K: 0 S: 7 H: 4 LOB: 2 BB: 1 P: 11	R: 0 E: 0 K: 0 S: 3 H: 0 LOB: 0 BB: 0 P: 3	

	1B: 10	SF: 1	WP: 0	PA: 41
	2B: 2	SAC: 1	PB: 0	
	3B: 1	DP: 2	SB: 1	
	HR: 0	HBP: 0	CS: 0	

PITCHER		IP	WLS	BF	H	R	ER	SO	BB	IBB	HBP	BLK	WP	HR	S	P	ERA	WHIP
Tommy John, L ERA: 3.65	(1, 1)	4.0	L	22	8	6	5	0	2	1	0	0	0	0	19	31	11.25	2.500
Gaylord Perry, R ERA: 3.35	(5, 1)	4.0		19	4	3	3	0	2	0	0	0	0	0	17	25	6.75	1.500

PITCHER	IP	WLS	BF	H	R	ER	SO	BB	IBB	HBP	BLK	WP	HR	S	P	ERA	WHIP

Batter	1	2	3	4	5	6	7	8	9	AB	R	H	RBI	BB	SO	LOB
Bobby Brown, S (1, 8) OBP: 0.313, SLG: 0.409	BB 1B 1B		1B		4-3			F9		4	1	2	0	0	0	0
Bobby Murcer, L (1, 10) OBP: 0.347, SLG: 0.460	1B 1-2 BB		P6			F8		F7		3	0	0	0	1	0	1
Bob Watson, R (1, 3) OBP: 0.355, SLG: 0.455	F8			F8		2B BB		6-3		3	0	0	0	1	0	2
Reggie Jackson, L (1, 9) OBP: 0.397, SLG: 0.598	CS 1-3 2-H 1B			K		F7			K	4	0	1	1	0	2	1
Lou Piniella, R (1, 7) OBP: 0.350, SLG: 0.366	CS 1-2	G1-4-3 1B		1B 1B		1-3 2B			1-3	4	0	3	0	0	0	0
Rick Cerone, R (1, 2) OBP: 0.308, SLG: 0.420		G1-4-3 1-2f		FC5-4 1-2 1B		F3			P6	4	0	1	0	0	0	3
Eric Soderholm, R (1, 5) OBP: 0.347, SLG: 0.433		6-3	FC5-4 1-2f				1-3			3	0	0	0	0	0	2
Bucky Dent, R (1, 6) OBP: 0.311, SLG: 0.344			F8		F7		4-3			3	0	0	0	0	0	0
Brian Doyle, L (1, 4) OBP: 0.226, SLG: 0.241			F7		F3		F8			2	0	0	0	0	0	0
Jim Spencer, L (7, PH) OBP: 0.306, SLG: 0.407										1	0	0	0	0	0	0
Aurelio Rodriguez, R (7, 4) OBP: 0.235, SLG: 0.309										0	0	0	0	0	0	0

TOP

New York Yankees @ Oakland Athletics

Oakland-Alameda County Coliseum, Oakland, CA

Tue Aug 26 1980, 7:05 PM PDT

Att. 32,146 - Overcast - 57 F

livebaseballscorecards.com

AB	31
R	1
H	7
RBI	1
BB	2
SO	2
LOB	9

Inning Stats	1	2	3	4	5	6	7	8	9
R	1	0	0	0	0	0	0	0	0
E	0	0	0	0	0	0	0	0	0
K	0	0	0	1	0	0	0	0	1
S	3	3	4	7	3	4	3	3	5
H	2	1	1	2	0	1	0	0	0
LOB	0	0	1	0	0	2	0	0	0
BB	1	0	0	0	0	1	0	0	0
P	7	3	4	7	3	8	3	3	5

	1B	SF	WP	PA
	2B	SAC	PB	
	3B	DP	SB	
	HR	HBP	CS	
	6	0	0	34
	1	0	0	
	0	0	0	
	0	0	1	

PITCHER	IP	WLS	BF	H	R	ER	SO	BB	IBB	HBP	BLK	WP	HR	S	P	ERA	WHIP
Rick Langford, R (1, 1) ERA: 2.87	9.0	W	33	7	1	1	2	2	0	0	0	0	0	35	43	1.00	1.000

PITCHER	IP	WLS	BF	H	R	ER	SO	BB	IBB	HBP	BLK	WP	HR	S	P	ERA	WHIP

Batter	1	2	3	4	5	6	7	8	9	AB	R	H	RBI	BB	SO	LOB
Rickey Henderson, R (1, 7) OBP: 0.418, SLG: 0.413	F3			4-3		L5		K		4	0	0	0	0	1	0
Dwayne Murphy, L (1, 8) OBP: 0.368, SLG: 0.363	F7			G3		3-1		F8		4	0	0	0	0	0	0
Wayne Gross, L (1, 5) OBP: 0.351, SLG: 0.468 Mike Edwards, R (6, PR) OBP: 0.240, SLG: 0.224 Dave McKay, S (7, 5) OBP: 0.279, SLG: 0.304	5-3			G3		BB		6-3		2 0 1	0 0 0	0 0 0	0 0 0	1 0 0	0 0 0	0 0 0
Dave Revering, L (1, 3) OBP: 0.351, SLG: 0.512		F2			F7	F5				3	0	0	0	0	0	1
Tony Armas, R (1, 9) OBP: 0.294, SLG: 0.474		P4			3B 1B		SF7 3B			3	2	2	0	0	0	0
Mitchell Page, L (1, 10) OBP: 0.327, SLG: 0.399		1-3			1-H E 3B		4-3			3	1	1	1	0	0	1
Jim Essian, R (1, 2) OBP: 0.321, SLG: 0.369			P3		BB E		SF7 3-H			1	0	0	1	1	0	0
Mario Guerrero, R (1, 6) OBP: 0.279, SLG: 0.313			F8		1-3 1-3 3-H		1B			3	0	1	0	0	0	1
Jeff Cox, R (1, 4) OBP: 0.286, SLG: 0.242			5-3		K		4-3			3	0	0	0	0	1	2
Inning Stats	R: 0 E: 0 K: 0 S: 3 H: 0 LOB: 0 BB: 0 P: 3	R: 0 E: 0 K: 0 S: 3 H: 0 LOB: 0 BB: 0 P: 3	R: 0 E: 0 K: 0 S: 3 H: 0 LOB: 0 BB: 0 P: 3	R: 0 E: 0 K: 0 S: 3 H: 0 LOB: 0 BB: 0 P: 3	R: 2 E: 1 K: 1 S: 7 H: 2 LOB: 1 BB: 1 P: 11	R: 0 E: 0 K: 0 S: 3 H: 0 LOB: 1 BB: 1 P: 7	R: 1 E: 0 K: 0 S: 5 H: 2 LOB: 1 BB: 0 P: 5	R: 0 E: 0 K: 1 S: 5 H: 0 LOB: 0 BB: 0 P: 5		1B: 2 2B: 0 3B: 2 HR: 0 SF: 1 SAC: 0 DP: 0 HBP: 0				WP: 0 PB: 0 SB: 0 CS: 0 PA: 30		

PITCHER		IP	WLS	BF	H	R	ER	SO	BB	IBB	HBP	BLK	WP	HR	S	P	ERA	WHIP
Luis Tiant, R ERA: 4.92	(1, 1)	6.1	L	24	3	3	2	1	2	0	0	0	0	0	24	32	2.84	0.789
Rich Gossage, R ERA: 2.19	(7, 1)	1.2		6	1	0	0	1	0	0	0	0	0	0	8	8	0.00	0.600

PITCHER	IP	WLS	BF	H	R	ER	SO	BB	IBB	HBP	BLK	WP	HR	S	P	ERA	WHIP

BOTTOM

New York Yankees @ Oakland Athletics

Oakland-Alameda County Coliseum, Oakland, CA

Tue Aug 26 1980, 7:05 PM PDT

Att. 32,146 - Overcast - 57 F

livebaseballscorecards.com

AB	27
R	3
H	4
RBI	2
BB	2
SO	2
LOB	5

Batter	1	2	3	4	5	6	7	8	9	AB	R	H	RBI	BB	SO	LOB
Rickey Henderson, R (1, 7) OBP: 0.419, SLG: 0.416	0-0 1B S SF8 1B		S S S 0-3 ② K		x 0-0 1B 2B			x 0-0 ② 6-3		4	2	2	0	0	1	0
Dwayne Murphy, L (1, 8) OBP: 0.371, SLG: 0.366	x 0-0 G3 1-3 1B		x 0-0 ③ F7		x 0-0 ③ 2-H 1B			x 0-0 1B		4	0	3	1	0	0	0
Mitchell Page, L (1, 10) OBP: 0.323, SLG: 0.395	x 0-0 ① SF8 3-H			S S S 0-3 K 1B		x 0-0 ① L7		S S S 0-3 ③ K		3	0	0	1	0	2	1
Dave Revering, L (1, 3) OBP: 0.350, SLG: 0.509	x 0-0 ② G3 1-2			x 0-0 5-3 1-3 1B		x 0-0 ② 6-3			x 0-0 ① G3	4	0	1	0	0	0	1
Tony Armas, R (1, 9) OBP: 0.293, SLG: 0.474	x 0-0 ③ 5-3			x 0-0 ① 5-3 1-2		x 0-0 ③ F8			x 0-0 2B	4	0	1	0	0	0	3
Wayne Gross, L (1, 5) OBP: 0.350, SLG: 0.463		x 0-0 ① 4-3		4-0 31-4-6-3 IBB			x 0-0 ① F9		x 0-0 ② 1-3	3	0	0	0	1	0	1
Jim Essian, R (1, 2) OBP: 0.320, SLG: 0.363		S S S 0-3 ② K		x 0-0 ② ③ G1-4-6-3 1-2f			B B B 4-0 G4-6-3 BB		x 0-0 ③ 6-3	3	0	0	0	1	1	4
Mario Guerrero, R (1, 6) OBP: 0.277, SLG: 0.310		x 0-0 ③ 5-3			x 0-0 ① F8		x 0-0 ② ③ G4-6-3 1-2f			3	0	0	0	0	0	1
Jeff Cox, R (1, 4) OBP: 0.281, SLG: 0.238			S S S 0-3 ① K		x 0-0 ② F9			x 0-0 ① B3		3	0	0	0	0	1	0
Inning Stats	R: 1 H: 2 E: 0 LOB: 1 K: 0 BB: 0 S: 5 P: 5	R: 0 H: 0 E: 0 LOB: 0 K: 1 BB: 0 S: 5 P: 5	R: 0 H: 0 E: 0 LOB: 0 K: 2 BB: 0 S: 7 P: 7	R: 0 H: 1 E: 0 LOB: 2 K: 1 BB: 1 S: 6 P: 10	R: 1 H: 2 E: 0 LOB: 1 K: 0 BB: 0 S: 4 P: 4	R: 0 H: 0 E: 0 LOB: 0 K: 0 BB: 0 S: 3 P: 3	R: 0 H: 0 E: 0 LOB: 0 K: 0 BB: 1 S: 2 P: 6	R: 0 H: 1 E: 0 LOB: 1 K: 1 BB: 0 S: 6 P: 6	R: 0 H: 1 E: 0 LOB: 1 K: 0 BB: 0 S: 4 P: 4	1B: 5 SF: 1 2B: 2 SAC: 0 3B: 0 DP: 2 HR: 0 HBP: 0						WP: 1 PA: 34 PB: 0 SB: 1 CS: 0	

TOP

Oakland Athletics @ Boston Red Sox

Fenway Park, Boston, MA

Thu Aug 28 1980, 7:05 PM EDT

Att. 28,262 - Unknown - 70 F

livebaseballscorecards.com

AB	31
R	2
H	7
RBI	2
BB	2
SO	5
LOB	11

PITCHER		IP	WLS	BF	H	R	ER	SO	BB	IBB	HBP	BLK	WP	HR	S	P	ERA	WHIP
Steve Renko, R ERA: 3.33	(1, 1)	7.2		28	5	2	2	4	1	1	0	0	1	0	34	42	2.35	0.783
Tom Burgmeier, L ERA: 2.06	(8, 1)	0.2	W	3	1	0	0	1	0	0	0	0	0	0	5	5	0.00	1.500
Bob Stanley, R ERA: 3.46	(9, 1)	0.2	S	3	1	0	0	0	0	0	0	0	0	0	3	3	0.00	1.500

PITCHER	IP	WLS	BF	H	R	ER	SO	BB	IBB	HBP	BLK	WP	HR	S	P	ERA	WHIP

BOTTOM

Oakland Athletics @ Boston Red Sox

Fenway Park, Boston, MA

Thu Aug 28 1980, 7:05 PM EDT

Att. 28,262 - Unknown - 70 F

Batter	1	2	3	4	5	6	7	8	9	AB	R	H	RBI	BB	SO	LOB
Rick Burleson, R (1, 6) OBP: 0.350, SLG: 0.372	S S S 0-3 ① K		x 0-0 ① F9		x 0-0 1B		B B B B 4-0 BB			3	0	1	0	1	1	0
Dave Stapleton, R (1, 4) OBP: 0.317, SLG: 0.457	S S S 0-3 ② K		x 0-0 ② 1-3		x 0-0 ③ 4-3		x 0-0 ③ F8			4	0	0	0	0	1	3
Fred Lynn, L (1, 8) OBP: 0.383, SLG: 0.480 Jim Dwyer, L (2, 8) OBP: 0.377, SLG: 0.471	x 0-0 1B 2B		x 0-0 ③ L8			x 0-0 ① F9		x 0-0 G3 4-3 2B		1 3	0 1	1 1	0 0	0 0	0 0	0 0
Tony Perez, R (1, 3) OBP: 0.313, SLG: 0.466	B B B B 4-0 1B BB			x 0-0 ① F9		x 0-0 ② F9		x 0-0 ① G3 2-3		3	0	0	0	1	0	1
Jim Rice, R (1, 10) OBP: 0.315, SLG: 0.468	x 0-0 1-2 2-3 1B			x 0-0 HR		x 0-0 ③ F8		4-0 S 4-3 IBB		3	1	2	1	1	0	0
Carl Yastrzemski, L (1, 7) OBP: 0.349, SLG: 0.453	x 0-0 ③ G3			x 0-0 ② L9			x 0-0 ① P7	x 0-0 ② 4-3 1-2 3-H		4	0	0	1	0	0	4
Carlton Fisk, R (1, 2) OBP: 0.354, SLG: 0.466		x 0-0 ① L5		S S S 0-3 ③ K			x 0-0 ② 5-3	x 0-0 ③ F7 2-3		4	0	0	0	0	1	1
Dwight Evans, R (1, 9) OBP: 0.342, SLG: 0.462		S S S 0-3 ② K			x 0-0 ① F3		B B B B 4-0 S 1B BB			2	1	0	0	1	1	0
Glenn Hoffman, R (1, 5) OBP: 0.323, SLG: 0.413		x 0-0 ③ F4			x 0-0 ② 5-3		x 0-0 1-H 1B			3	0	1	1	0	0	0
Inning Stats	R: 0 E: 0 K: 2 S: 9 H: 2 LOB: 3 BB: 1 P: 13	R: 0 E: 0 K: 1 S: 5 H: 0 LOB: 0 BB: 0 P: 5	R: 0 E: 0 K: 0 S: 3 H: 0 LOB: 0 BB: 0 P: 3	R: 1 E: 0 K: 1 S: 6 H: 1 LOB: 0 BB: 0 P: 6	R: 0 E: 0 K: 0 S: 4 H: 1 LOB: 1 BB: 0 P: 4	R: 0 E: 0 K: 0 S: 3 H: 0 LOB: 0 BB: 0 P: 3	R: 1 E: 0 K: 0 S: 4 H: 1 LOB: 2 BB: 2 P: 12	R: 1 E: 0 K: 0 S: 4 H: 1 LOB: 1 BB: 1 P: 8		1B: 3 2B: 2 3B: 0 HR: 1 SF: 0 SAC: 0 DP: 0 HBP: 0						

livebaseballscorecards.com

AB	30
R	3
H	6
RBI	3
BB	4
SO	4
LOB	9

PITCHER		IP	WLS	BF	H	R	ER	SO	BB	IBB	HBP	BLK	WP	HR	S	P	ERA	WHIP
Steve McCatty, R ERA: 4.0	(1, 1)	7.1	L	32	6	3	3	4	3	1	0	0	0	1	36	52	3.68	1.227
Bob Lacey, L ERA: 2.91	(8, 1)	0.2		2	0	0	0	0	0	0	0	0	0	0	2	2	0.00	0.000

PITCHER	IP	WLS	BF	H	R	ER	SO	BB	IBB	HBP	BLK	WP	HR	S	P	ERA	WHIP

Batter	1	2	3	4	5	6	7	8	9	AB	R	H	RBI	BB	SO	LOB
Rickey Henderson, R (1, 7) OBP: 0.419, SLG: 0.415	6-3		6-3			BBBB S 1B BB		P6-4 FC2-5 1-2 1B		3	1	1	0	1	0	0
Dwayne Murphy, L (1, 8) OBP: 0.372, SLG: 0.367	1B		P7			1-H 1B		FC2-5 1-2 2-3f		4	0	2	1	0	0	2
Mitchell Page, L (1, 10) OBP: 0.322, SLG: 0.404	F9			HR		F5		P6-4 2-3f		4	1	1	1	0	0	4
Dave Revering, L (1, 3) OBP: 0.346, SLG: 0.503	F9			4-3		F6			S S S K	4	0	0	0	0	1	2
Tony Armas, R (1, 9) OBP: 0.293, SLG: 0.473		1B		F6		F9			S S S K	4	0	1	0	0	1	1
Wayne Gross, L (1, 5) OBP: 0.348, SLG: 0.460		F8		6-3			E4 FC6-4		2B 1B	2	0	0	0	0	0	1
Mike Heath, R (7, PH) OBP: 0.254, SLG: 0.278 (7, 2)										2	1	1	0	0	0	0
Jeff Newman, R (1, 2) OBP: 0.270, SLG: 0.408 (7, 5)		F6			S S S K		FC6-4 1-2f G6-4-3		1-H 2B	4	0	1	1	0	1	2
Dave McKay, S (1, 4) OBP: 0.273, SLG: 0.297		S S S K			F6		G6-4-3 1-2f		1-3	4	0	0	0	0	1	3
Rob Picciolo, R (1, 6) OBP: 0.249, SLG: 0.328			G3		S S S K			E6 FC2-5 1B		3	0	0	0	0	1	0
Inning Stats	R: 0 H: 1 E: 0 LOB: 1 K: 0 BB: 0 S: 4 P: 4	R: 0 H: 1 E: 0 LOB: 1 K: 1 BB: 0 S: 6 P: 6	R: 0 H: 0 E: 0 LOB: 0 K: 0 BB: 0 S: 3 P: 3	R: 1 H: 1 E: 0 LOB: 0 K: 0 BB: 0 S: 4 P: 4	R: 0 H: 0 E: 0 LOB: 0 K: 2 BB: 0 S: 7 P: 7	R: 1 H: 1 E: 0 LOB: 1 K: 0 BB: 1 S: 4 P: 8	R: 0 H: 0 E: 1 LOB: 0 K: 0 BB: 0 S: 3 P: 3	R: 0 H: 1 E: 1 LOB: 1 K: 0 BB: 0 S: 4 P: 4	R: 1 H: 2 E: 0 LOB: 1 K: 2 BB: 0 S: 9 P: 9	1B: 5 SF: 0 2B: 2 SAC: 0 3B: 0 DP: 2 HR: 1 HBP: 0						WP: 0 PA: 35 PB: 0 SB: 1 CS: 0

PITCHER		IP	WLS	BF	H	R	ER	SO	BB	IBB	HBP	BLK	WP	HR	S	P	ERA	WHIP
Mike Torrez, R ERA: 4.76	(1, 1)	5.0	W	20	4	2	2	3	1	0	0	0	0	1	25	29	3.60	1.000
Tom Burgmeier, L ERA: 2.07	(6, 1)	4.0	S	15	3	1	1	2	0	0	0	0	0	0	19	19	2.25	0.750

PITCHER	IP	WLS	BF	H	R	ER	SO	BB	IBB	HBP	BLK	WP	HR	S	P	ERA	WHIP

TOP

Oakland Athletics @ Boston Red Sox

Fenway Park, Boston, MA

Fri Aug 29 1980, 7:05 PM EDT
Att. 28,666 - Unknown - 77 F

livebaseballscorecards.com

AB	34
R	3
H	7
RBI	3
BB	1
SO	5
LOB	15

Batter	1	2	3	4	5	6	7	8	9	AB	R	H	RBI	BB	SO	LOB
Rick Burleson, R (1, 6) OBP: 0.353, SLG: 0.374	F7		FC1-6 1B		F3	2B 1B 2-H 3-H		1B 1-2		5	0	3	2	0	0	0
Dave Stapleton, R (1, 4) OBP: 0.318, SLG: 0.470	F8		FC1-6 1B G3 1-2f		HR	2B 1-3		F8		5	1	2	1	0	0	3
Jim Dwyer, L (1, 8) OBP: 0.369, SLG: 0.459	K		G3 1-2		4-3	G3		F2		5	0	0	0	0	1	5
Tony Perez, R (1, 3) OBP: 0.317, SLG: 0.466		4-3	1B 2-3		BB		BB			2	0	1	0	2	0	0
Jim Rice, R (1, 10) OBP: 0.315, SLG: 0.466		HR 1B	1-3		K		K			4	1	1	0	0	2	4
Carl Yastrzemski, L (1, 7) OBP: 0.350, SLG: 0.462		HR 1-H		4-3		2B 1B 1B	F8			4	2	2	2	0	0	1
Carlton Fisk, R (1, 2) OBP: 0.356, SLG: 0.474		BB		HR		F7	F4			3	1	1	1	1	0	2
Dwight Evans, R (1, 9) OBP: 0.341, SLG: 0.458		K		F6		F8		BB 1B		3	0	0	0	1	1	2
Glenn Hoffman, R (1, 5) OBP: 0.322, SLG: 0.415		4-3		6-3		1-3 1B 2B		K		4	1	1	0	0	1	2
Inning Stats	R: 0 E: 0 K: 1 S: 5 H: 0 LOB: 0 BB: 0 P: 5	R: 2 E: 0 K: 1 S: 7 H: 2 LOB: 1 BB: 1 P: 11	R: 0 E: 0 K: 0 S: 5 H: 2 LOB: 2 BB: 0 P: 5	R: 1 E: 0 K: 0 S: 4 H: 1 LOB: 0 BB: 0 P: 4	R: 1 E: 0 K: 1 S: 6 H: 1 LOB: 1 BB: 1 P: 10	R: 2 E: 0 K: 0 S: 7 H: 4 LOB: 2 BB: 0 P: 7	R: 0 E: 0 K: 1 S: 5 H: 0 LOB: 1 BB: 1 P: 9	R: 0 E: 0 K: 1 S: 6 H: 1 LOB: 2 BB: 1 P: 10		1B: 6 2B: 2 3B: 0 HR: 3 SF: 0 SAC: 0 DP: 0 HBP: 0						

PITCHER		IP	WLS	BF	H	R	ER	SO	BB	IBB	HBP	BLK	WP	HR	S	P	ERA	WHIP
Brian Kingman, R ERA: 3.58	(1, 1)	5.2	L	28	9	6	6	3	2	0	0	0	0	3	32	40	9.53	1.941
Jeff Jones, R ERA: 2.11	(6, 1)	0.0		1	1	0	0	0	0	0	0	0	0	0	1	1	∞	∞
Craig Minetto, L ERA: 7.88	(6, 1)	1.0		4	0	0	0	1	1	0	0	0	0	0	5	9	0.00	1.000
Dave Beard, R ERA:	(7, 1)	1.0		5	1	0	0	1	1	0	0	0	0	0	6	10	0.00	2.000
Bob Lacey, L ERA: 2.9	(8, 1)	0.1		1	0	0	0	0	0	0	0	0	0	0	1	1	0.00	0.000

PITCHER	IP	WLS	BF	H	R	ER	SO	BB	IBB	HBP	BLK	WP	HR	S	P	ERA	WHIP

BOTTOM

Oakland Athletics @ Boston Red Sox

Fenway Park, Boston, MA

Fri Aug 29 1980, 7:05 PM EDT
Att. 28,666 - Unknown - 77 F

livebaseballscorecards.com

AB	35
R	6
H	11
RBI	6
BB	4
SO	5
LOB	19

WP: 0 PB: 0 SB: 0 CS: 0 PA: 39

Batter	1	2	3	4	5	6	7	8	9	10	AB	R	H	RBI	BB	SO	LOB
Rickey Henderson, R (1, 7) OBP: 0.415, SLG: 0.411	5-3		F8		F8		FC6-4 1-2f		K		5	0	0	0	0	1	3
Dwayne Murphy, L (1, 8) OBP: 0.372, SLG: 0.368	F8		4-3			1B S 1B		F8		E S 1B	5	1	2	0	0	0	1
Mitchell Page, L (1, 10) OBP: 0.323, SLG: 0.414	K			HR		1B FC4-6 1-H 1B		F7		K 1-3	5	2	2	2	0	2	1
Dave Revering, L (1, 3) OBP: 0.347, SLG: 0.504		F6		G3		FC4-6 1-3 1B		HR 2B		F5	5	1	2	0	0	0	1
Wayne Gross, L (1, 5) OBP: 0.353, SLG: 0.462		1B		G6-4-3 1B		FC4-6 G5-4-3 1-2f 3-H		HR IBB		G3	3	0	2	1	1	0	1
Dave McKay, S (8, PR) (8, 5) OBP: 0.271, SLG: 0.295											1	1	0	0	0	0	1
Tony Armas, R (1, 9) OBP: 0.293, SLG: 0.477		F4		G6-4-3 1-2f		G5-4-3 1-2f		1-H 2-H HR			4	1	1	3	0	0	3
Jim Essian, R (1, 2) OBP: 0.319, SLG: 0.361		F8			SH1-4 1B		L7	6-3			4	0	1	0	0	0	2
Mario Guerrero, R (1, 6) OBP: 0.279, SLG: 0.313			S 1B		F3		FC6-4 1B		F9		4	0	2	0	0	0	1
Jeff Cox, R (1, 4) OBP: 0.276, SLG: 0.234			F6 1-2		SH1-4 1-2		B1		4-3		3	0	0	0	0	0	2
Inning Stats	R: 0 E: 0 K: 1 S: 5 H: 0 LOB: 0 BB: 0 P: 5	R: 0 E: 0 K: 0 S: 4 H: 1 LOB: 1 BB: 0 P: 4	R: 0 E: 0 K: 0 S: 4 H: 1 LOB: 1 BB: 0 P: 4	R: 1 E: 0 K: 0 S: 4 H: 2 LOB: 0 BB: 0 P: 4	R: 0 E: 0 K: 0 S: 4 H: 1 LOB: 1 BB: 0 P: 4	R: 2 E: 0 K: 0 S: 5 H: 3 LOB: 0 BB: 0 P: 5	R: 0 E: 0 K: 0 S: 4 H: 1 LOB: 1 BB: 0 P: 4	R: 3 E: 0 K: 0 S: 5 H: 2 LOB: 1 BB: 1 P: 9	R: 0 E: 0 K: 1 S: 5 H: 0 LOB: 0 BB: 0 P: 5	R: 0 E: 0 K: 1 S: 6 H: 1 LOB: 1 BB: 0 P: 6	1B: 9 2B: 1 3B: 0 HR: 2	SF: 0 SAC: 1 DP: 2 HBP: 0					

PITCHER	IP	WLS	BF	H	R	ER	SO	BB	IBB	HBP	BLK	WP	HR	S	P	ERA	WHIP
Dennis Eckersley, R (1, 1) ERA: 4.11	7.2		33	11	6	6	1	0	1	0	0	0	2	34	38	7.04	1.435
Bill Campbell, R (8, 1) ERA: 4.44	2.1	W	8	1	0	0	2	0	0	0	0	0	0	12	12	0.00	0.429

PITCHER	IP	WLS	BF	H	R	ER	SO	BB	IBB	HBP	BLK	WP	HR	S	P	ERA	WHIP

TOP

Oakland Athletics @ Boston Red Sox

Fenway Park, Boston, MA

Sat Aug 30 1980, 3:33 AM EDT

Att. 27,146 - Unknown - 85 F

livebaseballscorecards.com

AB	39
R	6
H	12
RBI	6
BB	1
SO	3
LOB	16

WP: 0 PB: 0 SB: 3 CS: 0

PA: 41

Batter	1	2	3	4	5	6	7	8	9	10	AB	R	H	RBI	BB	SO	LOB
Rick Burleson, R (1, 6) OBP: 0.355, SLG: 0.382	F6			1B		HR		1B	L6		5	1	3	1	0	0	1
Dave Stapleton, R (1, 4) OBP: 0.323, SLG: 0.470	1B			P7		F4		1-2 1B	IBB		4	0	2	0	1	0	1
Jim Dwyer, L (1, 8) OBP: 0.366, SLG: 0.451	L9			F8		BBBB 4-0 G3-6 BB		F9	4-3		4	0	0	0	1	0	5
Jim Rice, R (1, 10) OBP: 0.316, SLG: 0.481		F6		F8		G3-6 1-2f			HR	HR	5	2	2	2	0	0	2
Carl Yastrzemski, L (1, 7) OBP: 0.354, SLG: 0.472 Garry Hancock, L (10, 7) OBP: 0.190, SLG: 0.220		BBBB 4-0 CS BB			HR		F9		1B WP SF8 1B		3 0	2 0	2 0	1 0	1 0	0 0	0 0
Tony Perez, R (1, 3) OBP: 0.316, SLG: 0.465		F9			F9		G1		BB 1-3 3B 1B		4	1	1	0	0	0	1
Carlton Fisk, R (1, 2) OBP: 0.355, SLG: 0.470		CS 1-2	F8		F5		5-3		BBBB 4-0 1-2 3B BB		3	1	0	0	1	0	0
Dwight Evans, R (1, 9) OBP: 0.340, SLG: 0.460			SSS 0-3 K		2B			F9	SF8 3-H		3	0	1	1	0	1	0
Glenn Hoffman, R (1, 5) OBP: 0.321, SLG: 0.421			5-3		L7			P7	1-H 2-H 3B		4	0	1	2	0	0	1
Inning Stats	R: 0 H: 1 E: 0 LOB: 0 K: 0 BB: 0 S: 3 P: 3	R: 0 H: 0 E: 0 LOB: 0 K: 0 BB: 1 S: 2 P: 6	R: 0 H: 0 E: 0 LOB: 0 K: 1 BB: 0 S: 5 P: 5	R: 0 H: 1 E: 0 LOB: 1 K: 0 BB: 0 S: 4 P: 4	R: 1 H: 2 E: 0 LOB: 1 K: 0 BB: 0 S: 5 P: 5	R: 1 H: 1 E: 0 LOB: 0 K: 0 BB: 1 S: 3 P: 7	R: 0 H: 0 E: 0 LOB: 0 K: 0 BB: 0 S: 3 P: 3	R: 0 H: 2 E: 0 LOB: 2 K: 0 BB: 0 S: 5 P: 5	R: 4 H: 4 E: 0 LOB: 2 K: 0 BB: 2 S: 7 P: 15	R: 1 H: 1 E: 0 LOB: 0 K: 0 BB: 0 S: 1 P: 1	1B: 6 SF: 1 2B: 1 SAC: 0 3B: 1 DP: 1 HR: 4 HBP: 0						

PITCHER		IP	WLS	BF	H	R	ER	SO	BB	IBB	HBP	BLK	WP	HR	S	P	ERA	WHIP
Matt Keough, R ERA: 3.17	(1, 1)	8.0		33	10	5	5	1	2	0	0	0	1	3	33	41	5.62	1.500
Dave Beard, R ERA: 1.59	(9, 1)	0.0		1	0	0	0	0	1	0	0	0	0	0	0	4	∞	∞
Bob Lacey, L ERA: 3.0	(9, 1)	1.0	L	6	2	2	2	0	0	1	0	0	0	1	5	9	18.00	2.000

PITCHER		IP	WLS	BF	H	R	ER	SO	BB	IBB	HBP	BLK	WP	HR	S	P	ERA	WHIP

BOTTOM

Oakland Athletics @ Boston Red Sox

Fenway Park, Boston, MA

Sat Aug 30 1980, 3:33 AM EDT

Att. 27,146 - Unknown - 85 F

livebaseballscorecards.com

AB	35
R	7
H	12
RBI	7
BB	4
SO	1
LOB	11

WP: 1 PA: 41
PB: 0
SB: 0
CS: 1

Oakland Athletics @ Boston Red Sox

Fenway Park, Boston, MA

Sun Aug 31 1980, 3:33 AM EDT

Att. 32,022 - Unknown - 90 F

TOP

livebaseballscorecards.com

Batter	1	2	3	4	5	6	7	8	9	AB	R	H	RBI	BB	SO	LOB
Rickey Henderson, R (1, 7) OBP: 0.416, SLG: 0.410	1-3		G3-6-3 2-H 1B		5-3			BBBB 4-0 FC1-6 BB		3	0	1	1	1	0	1
Dwayne Murphy, L (1, 8) OBP: 0.371, SLG: 0.365	BBBB 4-0 6-3 BB		G3-6-3 1-2f			SSS 0-3 K		0-0 FC1-6 1B 1-2f		3	0	0	0	1	1	2
Jim Essian, R (1, 2) OBP: 0.317, SLG: 0.359	0-0 6-3 1-2			0-0 F3		0-0 F8		0-0 G4-6-3 1B 1-2		4	0	1	0	0	0	1
Tony Armas, R (1, 9) OBP: 0.294, SLG: 0.481	0-0 6-3			0-0 2B		0-0 2B		0-0 G4-6-3 1-2f		4	0	2	0	0	0	3
Jeff Newman, R (1, 3) OBP: 0.268, SLG: 0.405 Dave Revering, L (9, PH) OBP: 0.346, SLG: 0.503		SSS 0-3 K		SSS 0-3 K		SSS 0-3 K			0-0 4-3	3 1	0 0	0 0	0 0	0 0	3 0	2 0
Mike Heath, R (1, 10) OBP: 0.255, SLG: 0.279 Mitchell Page, L (9, PH) OBP: 0.322, SLG: 0.413		0-0 6-3		0-0 F9			0-0 1B		0-0 6-3	3 1	0 0	1 0	0 0	0 0	0 0	1 0
Mario Guerrero, R (1, 6) OBP: 0.280, SLG: 0.316 Wayne Gross, L (9, PH) OBP: 0.352, SLG: 0.461		0-0 L4			0-0 5-3 2B		0-0 F4		SSS 0-3 K	3 1	0 0	1 0	0 0	0 1	0 0	1 0
Dave McKay, S (1, 5) OBP: 0.272, SLG: 0.296			0-0 SH1-4 1B 1B		0-0 5-3 2-3		0-0 F4			3	1	1	0	0	0	2
Jeff Cox, R (1, 4) OBP: 0.276, SLG: 0.234 Rob Picciolo, R (5, PH) OBP: 0.246, SLG: 0.325 (5, 4)			0-0 SH1-4 1-2		0-0 1-3		0-0 1-3			0 2	0 0	0 0	0 0	0 0	0 0	0 2

Inning Stats																		
	R: 0 E: 0 K: 0 S: 3	H: 0 LOB: 1 BB: 1 P: 7	R: 0 E: 0 K: 1 S: 5	H: 0 LOB: 0 BB: 0 P: 5	R: 1 E: 0 K: 0 S: 4	H: 2 LOB: 0 BB: 0 P: 4	R: 0 E: 0 K: 1 S: 6	H: 1 LOB: 1 BB: 0 P: 6	R: 0 E: 0 K: 0 S: 4	H: 1 LOB: 1 BB: 0 P: 4	R: 0 E: 0 K: 2 S: 8	H: 1 LOB: 1 BB: 0 P: 8	R: 0 E: 0 K: 0 S: 4	H: 1 LOB: 1 BB: 0 P: 4	R: 0 E: 0 K: 0 S: 3	H: 1 LOB: 1 BB: 1 P: 7	R: 0 E: 0 K: 1 S: 5	H: 0 LOB: 0 BB: 0 P: 5

	1B: 4 2B: 3 3B: 0 HR: 0	SF: 0 SAC: 1 DP: 2 HBP: 0	WP: 0 PB: 0 SB: 0 CS: 0	PA: 34

	AB	31
	R	1
	H	7
	RBI	1
	BB	2
	SO	5
	LOB	15

PITCHER		IP	WLS	BF	H	R	ER	SO	BB	IBB	HBP	BLK	WP	HR	S	P	ERA	WHIP
John Tudor, L ERA: 1.83	(1, 1)	7.1	W	30	7	1	1	4	2	0	0	0	0	0	36	44	1.23	1.227
Bob Stanley, R ERA: 3.42	(8, 1)	1.2	S	4	0	0	0	1	0	0	0	0	0	0	6	6	0.00	0.000

PITCHER		IP	WLS	BF	H	R	ER	SO	BB	IBB	HBP	BLK	WP	HR	S	P	ERA	WHIP

BOTTOM

Oakland Athletics @ Boston Red Sox

Fenway Park, Boston, MA

Sun Aug 31 1980, 3:33 AM EDT

Att. 32,022 - Unknown - 90 F

Batter	1	2	3	4	5	6	7	8	9	AB	R	H	RBI	BB	SO	LOB
Rick Burleson, R (1, 6) OBP: 0.353, SLG: 0.380	0-0 CS BB 1B		0-3 K ②	0-3 K ③		0-0 F8 ③		0-0 4-3 ③		5	0	1	0	0	2	4
Dave Stapleton, R (1, 4) OBP: 0.322, SLG: 0.470	0-0 F8 ①		0-0 1B 1B 1-H 2B		0-3 K ①		0-0 6-3 ①			4	1	1	1	0	1	1
Jim Dwyer, L (1, 8) OBP: 0.372, SLG: 0.451	4-0 1-2 BB		0-0 1B 2-3 1B		0-0 6-3 ②		4-0 1B 1B BB			2	1	1	0	2	0	0
Jim Rice, R (1, 7) OBP: 0.315, SLG: 0.479	0-3 K ②③ 2-3		0-0 1-2 3-H 1B		0-0 F6 ③		0-3 K ②			4	0	1	1	0	2	3
Tony Perez, R (1, 3) OBP: 0.316, SLG: 0.463		0-3 K ①	0-0 F8 ③			0-3 K ①	0-0 1B 1-3 1B			4	0	1	0	0	2	2
Carlton Fisk, R (1, 2) OBP: 0.359, SLG: 0.471		0-3 K ②		0-0 FC1-6 1B		1-0 BB G3 HBP	0-0 1-2 3-H 1B			3	0	2	1	0	1	0
Dave Rader, L (1, 10) OBP: 0.402, SLG: 0.489 Larry Wolfe, R (7, PH) OBP: 0.100, SLG: 0.158		0-3 K ③		0-0 FC1-6 ① 1-2f HR		0-0 G3 ② 1-2	0-3 K ③			3 1	1 0	0 0	0 0	0 0	1 1	2 2
Dwight Evans, R (1, 9) OBP: 0.339, SLG: 0.456			0-3 K ①	0-3 K ②		4-0 BB BB		0-0 F4 ①		3	0	0	0	1	2	1
Glenn Hoffman, R (1, 5) OBP: 0.329, SLG: 0.437			4-0 2B BB	0-0 1-H HR		4-0 1-2 2-3 BB		0-0 F9 ②		2	2	1	2	2	0	0
Inning Stats	R: 0 E: 0 K: 1 S: 5 H: 1 LOB: 2 BB: 1 P: 9	R: 0 E: 0 K: 3 S: 9 H: 0 LOB: 0 BB: 0 P: 9	R: 2 E: 0 K: 2 S: 10 H: 3 LOB: 2 BB: 1 P: 14	R: 2 E: 0 K: 2 S: 9 H: 2 LOB: 0 BB: 0 P: 9	R: 0 E: 0 K: 1 S: 5 H: 0 LOB: 0 BB: 0 P: 5	R: 0 E: 0 K: 1 S: 5 H: 0 LOB: 3 BB: 2 P: 14	R: 1 E: 0 K: 2 S: 9 H: 2 LOB: 2 BB: 1 P: 13	R: 0 E: 0 K: 0 S: 3 H: 0 LOB: 0 BB: 0 P: 3		1B: 6 2B: 2 3B: 0 HR: 1		SF: 0 SAC: 0 DP: 1 HBP: 1		WP: 0 PB: 0 SB: 0 CS: 1		PA: 37

livebaseballscorecards.com

AB	31
R	5
H	8
RBI	5
BB	5
SO	12
LOB	15

PITCHER		IP	WLS	BF	H	R	ER	SO	BB	IBB	HBP	BLK	WP	HR	S	P	ERA	WHIP
Mike Norris, R ERA: 2.34	(1, 1)	6.2	L	33	8	5	5	11	5	0	1	0	0	1	49	70	6.75	1.950
Bob Lacey, L ERA: 2.98	(7, 1)	0.1		1	0	0	0	1	0	0	0	0	0	0	3	3	0.00	0.000
Dave Beard, R ERA: 1.35	(8, 1)	1.0		3	0	0	0	0	0	0	0	0	0	0	3	3	0.00	0.000

PITCHER	IP	WLS	BF	H	R	ER	SO	BB	IBB	HBP	BLK	WP	HR	S	P	ERA	WHIP

Batter	1	2	3	4	5	6	7	8	9	AB	R	H	RBI	BB	SO	LOB
Rickey Henderson, R (1, 7) OBP: 0.418, SLG: 0.413	BBBB 4-0 CS BB		BBBB 4-0 BB			x 0-0 4-3 2B		x 0-0 ③ 1-6-3		2	0	1	0	2	0	0
Dwayne Murphy, L (1, 8) OBP: 0.370, SLG: 0.366	SSS 0-3 ① K		x 0-0 ③ G3			x 0-0 ① 4-3 2-3			x 0-0 2B	4	0	1	0	0	1	3
Jim Essian, R (1, 10) OBP: 0.312, SLG: 0.352	x 0-0 ② F8			x 0-0 ① F7		x 0-0 ② F4			SSS 0-3 ① K	4	0	0	0	0	1	3
Tony Armas, R (1, 9) OBP: 0.292, SLG: 0.477	0-0 ③ CS 1-2	x 0-0 ① F4		SSS 0-3 ② K		x 0-0 ③ F7			x 0-0 ② F7	4	0	0	0	0	1	2
Mike Heath, R (1, 2) OBP: 0.251, SLG: 0.274		x 0-0 ② 5-3		x 0-0 ③ 5-3			x 0-0 ① F9		SSS 0-3 ③ K	4	0	0	0	0	1	1
Jeff Newman, R (1, 3) OBP: 0.269, SLG: 0.404		x 0-0 1B			x 0-0 ① 6-3		x 0-0 ② F7			3	0	1	0	0	0	0
Dave McKay, S (1, 5) OBP: 0.268, SLG: 0.291 (8, 4)		SSS 0-3 ③ K			x 0-0 ② G3		x 0-0 ③ 5-3			3	0	0	0	0	1	1
Rob Picciolo, R (1, 6) OBP: 0.248, SLG: 0.330			SSS 0-3 ① K		x 0-0 2B			x 0-0 ① 5-3		3	0	1	0	0	1	0
Jeff Cox, R (1, 4) OBP: 0.273, SLG: 0.231			x 0-0 ② 5-3		x 0-0 ③ 4-3			x 0-0 ② F2		2	0	0	0	0	0	1
Mickey Klutts, R (8, PH) OBP: 0.286, SLG: 0.351 (8, 5)										1	0	0	0	0	0	0
Inning Stats	R: 0 E: 0 K: 1 S: 4 H: 0 LOB: 0 BB: 1 P: 8	R: 0 E: 0 K: 1 S: 6 H: 1 LOB: 1 BB: 0 P: 6	R: 0 E: 0 K: 1 S: 5 H: 0 LOB: 1 BB: 1 P: 9	R: 0 E: 0 K: 1 S: 5 H: 0 LOB: 0 BB: 0 P: 5	R: 0 E: 0 K: 0 S: 4 H: 1 LOB: 1 BB: 0 P: 4	R: 0 E: 0 K: 0 S: 4 H: 1 LOB: 1 BB: 0 P: 4	R: 0 E: 0 K: 0 S: 3 H: 0 LOB: 0 BB: 0 P: 3	R: 0 E: 0 K: 0 S: 3 H: 0 LOB: 0 BB: 0 P: 3	R: 0 E: 0 K: 2 S: 8 H: 1 LOB: 1 BB: 0 P: 8	1B: 1 2B: 3 3B: 0 HR: 0	SF: 0 SAC: 0 DP: 0 HBP: 0						

PITCHER		IP	WLS	BF	H	R	ER	SO	BB	IBB	HBP	BLK	WP	HR	S	P	ERA	WHIP
Tom Underwood, L ERA: 3.93	(1, 1)	9.0	W	32	4	0	0	6	2	0	0	0	0	0	42	50	0.00	0.667

PITCHER	IP	WLS	BF	H	R	ER	SO	BB	IBB	HBP	BLK	WP	HR	S	P	ERA	WHIP

TOP

Oakland Athletics @ New York Yankees

Yankee Stadium, Bronx, NY

Mon Sep 01 1980, 3:33 AM EDT

Att. 31,103 - Unknown - 87 F

livebaseballscorecards.com

AB	30
R	0
H	4
RBI	0
BB	2
SO	6
LOB	11

WP: 0	PB: 0	SB: 0	CS: 1	PA:	33

Batter	1	2	3	4	5	6	7	8	9	AB	R	H	RBI	BB	SO	LOB
Willie Randolph, R (1, 4) OBP: 0.420, SLG: 0.411	S S S 0-3 K ①			x 0-0 G3 2B 2B	S S S 0-3 K ③			x 0-0 4-3 1B		4	1	2	0	0	2	0
Brian Doyle, L (9, 4) OBP: 0.229, SLG: 0.242										0	0	0	0	0	0	0
Bobby Brown, S (1, 8) OBP: 0.302, SLG: 0.391	x 0-0 F7 ②			x 0-0 G3 ① 2-3		x 0-0 F8 ①		x 0-0 4-3 ① 1-2		4	0	0	0	0	0	2
Oscar Gamble, L (1, 10) OBP: 0.324, SLG: 0.528	x 0-0 6-3 ③			x 0-0 2B 2B 3-H		x 0-0 HR		x 0-0 F8 ②		4	2	2	2	0	0	1
Reggie Jackson, L (1, 9) OBP: 0.401, SLG: 0.601		x 0-0 F8 ①		B B B B 4-0 2B SF9 BB		x 0-0 HR		x 0-0 F2 ③		3	2	1	1	1	0	1
Joe Lefebvre, L (9, 9) OBP: 0.356, SLG: 0.452										0	0	0	0	0	0	0
Lou Piniella, R (1, 7) OBP: 0.360, SLG: 0.395		x 0-0 6-3 ②		x 0-0 SF9 1-3 2-H 2B		x 0-0 6-3 ②				3	0	1	1	0	0	0
Jim Spencer, L (1, 3) OBP: 0.307, SLG: 0.404		x 0-0 F9 ③		x 0-0 SF9 ② 2-3 3-H		x 0-0 F9 ③				2	0	0	1	0	0	0
Rick Cerone, R (1, 2) OBP: 0.307, SLG: 0.413			x 0-0 F9 ①	x 0-0 F9 ③			x 0-0 5-3 ①			3	0	0	0	0	0	1
Bucky Dent, R (1, 6) OBP: 0.310, SLG: 0.345			x 0-0 F7 ②		x 0-0 F4 ①		x 0-0 F4 ②			3	0	0	0	0	0	0
Aurelio Rodriguez, R (1, 5) OBP: 0.237, SLG: 0.306			x 0-0 6-3 ③		x 0-0 5-3 ②		x 0-0 F7 ③			3	0	0	0	0	0	0
Inning Stats	R: 0 H: 0 E: 0 LOB: 0 K: 1 BB: 0 S: 5 P: 5	R: 0 H: 0 E: 0 LOB: 0 K: 0 BB: 0 S: 3 P: 3	R: 0 H: 0 E: 0 LOB: 0 K: 0 BB: 0 S: 3 P: 3	R: 3 H: 3 E: 0 LOB: 1 K: 0 BB: 1 S: 6 P: 10	R: 0 H: 0 E: 0 LOB: 0 K: 1 BB: 0 S: 5 P: 5	R: 2 H: 2 E: 0 LOB: 0 K: 0 BB: 0 S: 5 P: 5	R: 0 H: 0 E: 0 LOB: 0 K: 0 BB: 0 S: 3 P: 3	R: 0 H: 1 E: 0 LOB: 1 K: 0 BB: 0 S: 4 P: 4		1B: 1 SF: 1 2B: 3 SAC: 0 3B: 0 DP: 0 HR: 2 HBP: 0						

PITCHER	IP	WLS	BF	H	R	ER	SO	BB	IBB	HBP	BLK	WP	HR	S	P	ERA	WHIP
Rick Langford, R (1, 1) ERA: 2.97	8.0	L	31	6	5	5	2	1	0	0	0	0	2	34	38	5.62	0.875

PITCHER	IP	WLS	BF	H	R	ER	SO	BB	IBB	HBP	BLK	WP	HR	S	P	ERA	WHIP

BOTTOM

Oakland Athletics @ New York Yankees

Yankee Stadium, Bronx, NY

Mon Sep 01 1980, 3:33 AM EDT

Att. 31,103 - Unknown - 87 F

livebaseballscorecards.com

AB	29
R	5
H	6
RBI	5
BB	1
SO	2
LOB	5

Batter	1	2	3	4	5	6	7	8	9	AB	R	H	RBI	BB	SO	LOB
Rickey Henderson, R (1, 7) OBP: 0.419, SLG: 0.412	SSS 0-3 ① K			BBBB 4-0 G4-3 BB		SSS 0-3 ② K		x 0-0 2B 1B		3	0	1	0	1	2	0
Dwayne Murphy, L (1, 8) OBP: 0.371, SLG: 0.370	x 0-0 ② 4-3			x 0-0 ①② G4-3 1-2f		x 0-0 1B		x 0-0 ③ 1-H 2B		4	0	2	0	0	0	1
Jeff Newman, R (1, 3) OBP: 0.266, SLG: 0.401 Wayne Gross, L (9, PH) OBP: 0.351, SLG: 0.459	x 0-0 ③ 6-3			SSS 0-3 ③ K		x 0-0 ③ F8			SSS 0-3 ① K	3 1	0 0	0 0	0 0	0 0	1 1	1 0
Tony Armas, R (1, 9) OBP: 0.293, SLG: 0.483		x 0-0 ① F9			x 0-0 WP 6-3 1B		x 0-0 HR		x 0-0 ② 5-3	4	1	2	1	0	0	0
Jim Essian, R (1, 2) OBP: 0.307, SLG: 0.346		x 0-0 ② F7			x 0-0 ① 6-3 1-2		x 0-0 ① F7		SSS 0-3 ③ K	4	0	0	0	0	1	1
Mickey Klutts, R (1, 5) OBP: 0.280, SLG: 0.343		SSS 0-3 ③ K			SSS 0-3 ② K 2-3		x 0-0 ② 4-3			3	0	0	0	0	2	1
Mike Heath, R (1, 10) OBP: 0.252, SLG: 0.272			x 0-0 ① 5-3		BBBB 4-0 BB		x 0-0 ③ F2			2	0	0	0	1	0	0
Dave McKay, S (1, 4) OBP: 0.269, SLG: 0.292			x 0-0 ② L5		SSS 0-3 ③ K			x 0-0 G4-6-3 1B		3	0	1	0	0	1	2
Rob Picciolo, R (1, 6) OBP: 0.244, SLG: 0.325			SSS 0-3 ③ K			SSS 0-3 ① K		x 0-0 ①② G4-6-3 1-2f		3	0	0	0	0	2	1
Inning Stats	R: 0 E: 0 K: 1 S: 5 H: 0 LOB: 0 BB: 0 P: 5	R: 0 E: 0 K: 1 S: 5 H: 0 LOB: 0 BB: 0 P: 5	R: 0 E: 0 K: 1 S: 5 H: 0 LOB: 0 BB: 0 P: 5	R: 0 E: 0 K: 1 S: 4 H: 0 LOB: 0 BB: 1 P: 8	R: 0 E: 0 K: 2 S: 8 H: 1 LOB: 2 BB: 1 P: 12	R: 0 E: 0 K: 2 S: 8 H: 1 LOB: 1 BB: 0 P: 8	R: 1 E: 0 K: 0 S: 4 H: 1 LOB: 0 BB: 0 P: 4	R: 0 E: 0 K: 0 S: 4 H: 3 LOB: 2 BB: 0 P: 4	R: 0 E: 0 K: 2 S: 7 H: 0 LOB: 0 BB: 0 P: 7	1B: 4 2B: 1 3B: 0 HR: 1	SF: 0 SAC: 0 DP: 2 HBP: 0						

TOP

Oakland Athletics @ New York Yankees

Yankee Stadium, Bronx, NY

Tue Sep 02 1980, 7:05 PM EDT

Att. 23,516 - Unknown - 86 F

livebaseballscorecards.com

AB	30
R	1
H	6
RBI	1
BB	2
SO	10
LOB	7

WP: 1 PB: 0 SB: 0 CS: 0 PA: 32

PITCHER	IP	W/L/S	BF	H	R	ER	SO	BB	IBB	HBP	BLK	WP	HR	S	P	ERA	WHIP
Rudy May, L (1, 1) ERA: 2.4	8.0	W	29	6	1	1	8	2	0	0	0	1	1	43	51	1.12	1.000
Rich Gossage, R (9, 1) ERA: 2.16	1.0		3	0	0	0	2	0	0	0	0	0	0	7	7	0.00	0.000

PITCHER	IP	W/L/S	BF	H	R	ER	SO	BB	IBB	HBP	BLK	WP	HR	S	P	ERA	WHIP

Batter	1	2	3	4	5	6	7	8	9	AB	R	H	RBI	BB	SO	LOB
Willie Randolph, R (1, 4) OBP: 0.419, SLG: 0.410 Brian Doyle, L (9, 4) OBP: 0.229, SLG: 0.242	F8 1B		K		4-3		HR BB	4-3		4 0	1 0	1 0	0 0	1 0	1 0	0 0
Bobby Brown, S (1, 8) OBP: 0.308, SLG: 0.403	F8 1-2		1B		S 1B BB		1-H HR			3	2	2	2	1	0	1
Oscar Gamble, L (1, 10) OBP: 0.329, SLG: 0.528	F6		F5		BB 1B-H 1B		G4-6-3 1B			4	1	2	1	0	0	2
Reggie Jackson, L (1, 9) OBP: 0.402, SLG: 0.601 Joe Lefebvre, L (8, 9) OBP: 0.356, SLG: 0.452	K			2B 2B	1B 1-2 BB		G4-6-3 1-2f			3 0	1 0	1 0	0 0	1 0	1 0	2 0
Lou Piniella, R (1, 7) OBP: 0.362, SLG: 0.400		F5		2-H 2B	1-3 2-H 1B		E9			4	0	2	2	0	0	0
Jim Spencer, L (1, 3) OBP: 0.306, SLG: 0.398		BB BB		K	G3		K			3	0	0	0	1	2	4
Rick Cerone, R (1, 2) OBP: 0.306, SLG: 0.410 Johnny Oates, L (9, 2) OBP: 0.224, SLG: 0.319		L3-6 1-2 BB		G3	F8			5-3		3 0	0 0	0 0	0 0	1 0	0 0	1 0
Bucky Dent, R (1, 6) OBP: 0.310, SLG: 0.344		L3-6 1-2		K	6-3			E6 1B 1B		4	1	1	0	0	1	3
Aurelio Rodriguez, R (1, 5) OBP: 0.237, SLG: 0.305			G3		F7		K	2-H 1B		4	0	1	1	0	1	0
Inning Stats	R: 0 E: 0 K: 1 S: 6 H: 1 LOB: 1 BB: 0 P: 6	R: 0 E: 0 K: 0 S: 2 H: 0 LOB: 1 BB: 2 P: 10	R: 0 E: 0 K: 1 S: 6 H: 1 LOB: 1 BB: 0 P: 6	R: 1 E: 0 K: 2 S: 9 H: 2 LOB: 1 BB: 0 P: 9	R: 2 E: 0 K: 0 S: 5 H: 2 LOB: 2 BB: 2 P: 13	R: 0 E: 0 K: 1 S: 5 H: 0 LOB: 0 BB: 0 P: 5	R: 2 E: 1 K: 1 S: 7 H: 2 LOB: 1 BB: 1 P: 11	R: 1 E: 1 K: 0 S: 4 H: 2 LOB: 0 BB: 0 P: 4		1B: 7 2B: 3 3B: 0 HR: 1 SF: 0 SAC: 0 DP: 2 HBP: 0				WP: 0 PB: 0 SB: 1 CS: 0 PA: 37		

PITCHER	IP	WLS	BF	H	R	ER	SO	BB	IBB	HBP	BLK	WP	HR	S	P	ERA	WHIP
Steve McCatty, R (1, 1) ERA: 4.12	6.0	L	29	7	5	5	5	5	0	0	0	0	1	34	54	7.50	2.000
Bob Lacey, L (7, 1) ERA: 2.89	2.0		8	3	1	0	1	0	0	0	0	0	0	10	10	0.00	1.500

PITCHER	IP	WLS	BF	H	R	ER	SO	BB	IBB	HBP	BLK	WP	HR	S	P	ERA	WHIP

BOTTOM

Oakland Athletics @ New York Yankees

Yankee Stadium, Bronx, NY

Tue Sep 02 1980, 7:05 PM EDT
Att. 23,516 - Unknown - 86 F

livebaseballscorecards.com

AB	32
R	6
H	10
RBI	6
BB	5
SO	6
LOB	13

Batter	1	2	3	4	5	6	7	8	9	AB	R	H	RBI	BB	SO	LOB
Rickey Henderson, R (1, 7) OBP: 0.418, SLG: 0.411	B B B B 4-0 CS BB		x 0-0 ② SF8 3-H			x 0-0 ① F8		x 0-0 ② ③ G6-4-3 1-2f		2	0	0	1	1	0	2
Dwayne Murphy, L (1, 8) OBP: 0.368, SLG: 0.367	x 0-0 ① ② F6 1-2		S S S 0-3 ③ K			x 0-0 ② 4-3 1-2			x 0-0 ① 4-3	4	0	0	0	0	1	2
Tony Armas, R (1, 9) OBP: 0.293, SLG: 0.481	x 0-0 ③ 6-3			x 0-0 ① F9		x 0-0 2-H 1B			x 0-0 ② 5-3	4	0	1	1	0	0	0
Dave Revering, L (1, 3) OBP: 0.342, SLG: 0.497		x 0-0 ① F6		S S S 0-3 ② K		S S S 0-3 ③ K			S S S 0-3 ③ K	4	0	0	0	0	3	1
Jim Essian, R (1, 2) OBP: 0.303, SLG: 0.341		x 0-0 ② F7		x 0-0 ③ 5-3			x 0-0 ① F6			3	0	0	0	0	0	0
Mitchell Page, L (1, 10) OBP: 0.322, SLG: 0.422		x 0-0 HR			x 0-0 ① 1-3		x 0-0 ② F8			3	1	1	1	0	0	0
Wayne Gross, L (1, 5) OBP: 0.348, SLG: 0.455		S S S 0-3 ③ K			S S S 0-3 ② K		S S S 0-3 ③ K			3	0	0	0	0	3	0
Dave McKay, S (1, 6) OBP: 0.275, SLG: 0.303			x 0-0 SH1-4 SF8 2B		x 0-0 ③ 4-3			x 0-0 G6-4-3 1B		3	1	2	0	0	0	0
Jeff Cox, R (1, 4) OBP: 0.273, SLG: 0.231			x 0-0 ① SH1-4 2-3			x 0-0 4-3 1B 1B		x 0-0 ① F8		0	0	0	0	0	0	0
Mike Heath, R (6, PH) OBP: 0.255, SLG: 0.275										1	1	1	0	0	0	0
Mike Edwards, R (6, 4) OBP: 0.235, SLG: 0.220										1	0	0	0	0	0	1
Inning Stats	R: 0 H: 0 E: 0 LOB: 0 K: 0 BB: 1 S: 2 P: 6	R: 1 H: 1 E: 0 LOB: 0 K: 1 BB: 0 S: 6 P: 6	R: 1 H: 1 E: 0 LOB: 0 K: 1 BB: 0 S: 6 P: 6	R: 0 H: 0 E: 0 LOB: 0 K: 1 BB: 0 S: 5 P: 5	R: 0 H: 0 E: 0 LOB: 0 K: 1 BB: 0 S: 5 P: 5	R: 1 H: 2 E: 0 LOB: 1 K: 1 BB: 0 S: 7 P: 7	R: 0 H: 0 E: 0 LOB: 0 K: 1 BB: 0 S: 5 P: 5	R: 0 H: 1 E: 0 LOB: 0 K: 0 BB: 0 S: 3 P: 3	R: 0 H: 0 E: 0 LOB: 0 K: 1 BB: 0 S: 5 P: 5	1B: 3 SF: 1 2B: 1 SAC: 1 3B: 0 DP: 1 HR: 1 HBP: 0						WP: 0 PA: 31 PB: 0 SB: 0 CS: 1	

PITCHER	IP	WLS	BF	H	R	ER	SO	BB	IBB	HBP	BLK	WP	HR	S	P	ERA	WHIP
Tommy John, L (1, 1) ERA: 3.51	9.0	W	31	5	3	3	7	1	0	0	0	0	1	44	48	3.00	0.667

PITCHER	IP	WLS	BF	H	R	ER	SO	BB	IBB	HBP	BLK	WP	HR	S	P	ERA	WHIP

TOP

Oakland Athletics @ New York Yankees

Yankee Stadium, Bronx, NY

Wed Sep 03 1980, 7:05 PM EDT

Att. 27,091 - Unknown - 83 F

livebaseballscorecards.com

AB	28
R	3
H	5
RBI	3
BB	1
SO	7
LOB	6

BOTTOM

Oakland Athletics @ New York Yankees

Yankee Stadium, Bronx, NY

Wed Sep 03 1980, 7:05 PM EDT
Att. 27,091 - Unknown - 83 F

livebaseballscorecards.com

Batter	1	2	3	4	5	6	7	8	9	AB	R	H	RBI	BB	SO	LOB
Willie Randolph, R (1, 4) OBP: 0.420, SLG: 0.415 Brian Doyle, L (8, PH) (9, 4) OBP: 0.225, SLG: 0.239	E 3B	6-3			G3		FC4-6 1B	K		4 1	1 0	2 0	0 0	0 0	0 1	0 2
Bobby Brown, S (1, 8) OBP: 0.304, SLG: 0.398	L3	6-3			K		FC4-6 1-2f			4	0	0	0	0	1	2
Oscar Gamble, L (1, 9) OBP: 0.333, SLG: 0.546 Joe Lefebvre, L (9, 9) OBP: 0.356, SLG: 0.452	BB E 3B BB		F9		HR		K 1-2			3 0	2 0	1 0	1 0	1 0	1 0	1 0
Reggie Jackson, L (1, 10) OBP: 0.398, SLG: 0.596	E4 BB 3B 1-2 3-H		4-3		K			F7		4	1	0	1	0	1	1
Lou Piniella, R (1, 7) OBP: 0.361, SLG: 0.398	F6		K			F7		BB 2B 1B		4	1	1	0	0	1	2
Jim Spencer, L (1, 3) OBP: 0.313, SLG: 0.413	3B BB 1-2 2-3			4-3		HR		BB 2B 1-2		2	3	1	1	2	0	0
Bucky Dent, R (1, 6) OBP: 0.314, SLG: 0.356	3B 1-H 2-H 3-H			3-1 1B		5-3		2B 1-H 2-H		4	0	3	5	0	0	0
Johnny Oates, L (1, 2) OBP: 0.226, SLG: 0.300	K			3-1 1-2		4-3		BB		3	0	0	0	1	1	2
Aurelio Rodriguez, R (1, 5) OBP: 0.233, SLG: 0.300		F7		F9			F6	F7		4	0	0	0	0	0	3
Inning Stats	R: 4 E: 1 K: 1 S: 8 H: 2 LOB: 1 BB: 2 P: 16	R: 0 E: 0 K: 0 S: 3 H: 0 LOB: 0 BB: 0 P: 3	R: 0 E: 0 K: 1 S: 5 H: 0 LOB: 0 BB: 0 P: 5	R: 0 E: 0 K: 0 S: 4 H: 1 LOB: 1 BB: 0 P: 4	R: 1 E: 0 K: 2 S: 8 H: 1 LOB: 0 BB: 0 P: 8	R: 1 E: 0 K: 0 S: 4 H: 1 LOB: 0 BB: 0 P: 4	R: 0 E: 0 K: 1 S: 6 H: 1 LOB: 1 BB: 0 P: 6	R: 2 E: 0 K: 1 S: 7 H: 2 LOB: 2 BB: 2 P: 15		1B: 3 2B: 1 3B: 2 HR: 2 SF: 0 SAC: 0 DP: 0 HBP: 0						

	AB	33
	R	8
	H	8
	RBI	8
	BB	4
	SO	6
	LOB	13

WP: 0 PA: 37
PB: 0
SB: 1
CS: 0

PITCHER		IP	WLS	BF	H	R	ER	SO	BB	IBB	HBP	BLK	WP	HR	S	P	ERA	WHIP
Brian Kingman, R ERA: 3.68	(1, 1)	7.1	L	35	8	8	5	5	4	0	0	0	0	2	41	57	6.14	1.636
Dave Beard, R ERA: 1.23	(8, 1)	0.2		2	0	0	0	1	0	0	0	0	0	0	4	4	0.00	0.000

PITCHER	IP	WLS	BF	H	R	ER	SO	BB	IBB	HBP	BLK	WP	HR	S	P	ERA	WHIP

Oakland Athletics @ Baltimore Orioles

Memorial Stadium, Baltimore, MD

Thu Sep 04 1980, 7:05 PM EDT

Att. 12,249 - Unknown - 83 F

livebaseballscorecards.com

TOP

Batter	1	2	3	4	5	6	7	8	9	AB	R	H	RBI	BB	SO	LOB
Rickey Henderson, R (1, 7) OBP: 0.418, SLG: 0.408	K		BB	F9		FC4-6		BB		3	1	0	0	2	1	4
Dwayne Murphy, L (1, 8) OBP: 0.372, SLG: 0.375	HR		FC4 1B		BB	F5		G5-4-3 BB		3	2	2	2	2	0	1
Jim Essian, R (1, 2) OBP: 0.305, SLG: 0.342	G4-3 1B		FC4		CS 1B	K		G5-4-3		5	0	2	0	0	1	4
Tony Armas, R (1, 9) OBP: 0.294, SLG: 0.486	G4-3			4-3	CS 1B	HR			4-3	5	2	2	2	0	0	1
Jeff Newman, R (1, 3) OBP: 0.268, SLG: 0.401		F8		1B 1B 1B	P4	1B			F8	5	1	2	0	0	0	2
Mike Heath, R (1, 10) OBP: 0.260, SLG: 0.281		K 1B		1B 1B	IBB	K			1-3	2	0	2	0	0	0	0
Mitchell Page, L (5, PH) OBP: 0.322, SLG: 0.419										2	1	0	0	1	1	1
Dave McKay, S (1, 5) OBP: 0.279, SLG: 0.307		K		1B	PO 1B	F8				4	0	2	1	0	1	2
Mike Edwards, R (1, 4) OBP: 0.255, SLG: 0.241			6-3			G3				4	0	2	2	0	0	1
Rob Picciolo, R (1, 6) OBP: 0.244, SLG: 0.324			F8	K	PO	FC4-6		6-3		4	0	1	0	0	1	3
Inning Stats	R: 1 E: 0 K: 1 S: 6 H: 2 LOB: 0 BB: 0 P: 6	R: 0 E: 0 K: 1 S: 5 H: 1 LOB: 0 BB: 0 P: 5	R: 1 E: 0 K: 0 S: 4 H: 1 LOB: 1 BB: 1 P: 8	R: 1 E: 0 K: 1 S: 9 H: 4 LOB: 3 BB: 0 P: 9	R: 3 E: 0 K: 0 S: 5 H: 4 LOB: 1 BB: 2 P: 13	R: 0 E: 0 K: 1 S: 6 H: 1 LOB: 1 BB: 0 P: 6	R: 1 E: 0 K: 1 S: 7 H: 2 LOB: 1 BB: 0 P: 7	R: 0 E: 0 K: 0 S: 2 H: 0 LOB: 1 BB: 2 P: 10	R: 0 E: 0 K: 0 S: 3 H: 0 LOB: 0 BB: 0 P: 3	1B: 13 2B: 0 3B: 0 HR: 2	SF: 0 SAC: 0 DP: 2 HBP: 0						

AB	37
R	7
H	15
RBI	7
BB	5
SO	5
LOB	19

WP: 0 PB: 0 SB: 3 CS: 2 PA: 43

PITCHER		IP	WLS	BF	H	R	ER	SO	BB	IBB	HBP	BLK	WP	HR	S	P	ERA	WHIP
Mike Flanagan, L	(1, 1)	4.0	L	21	9	5	5	3	2	0	0	0	0	1	25	33	11.25	2.750
ERA: 4.03																		
Sammy Stewart, R	(5, 1)	5.0		21	6	2	2	2	2	1	0	0	0	1	22	34	3.60	1.600
ERA: 4.13																		

PITCHER	IP	WLS	BF	H	R	ER	SO	BB	IBB	HBP	BLK	WP	HR	S	P	ERA	WHIP

BOTTOM

Oakland Athletics @ Baltimore Orioles

Memorial Stadium, Baltimore, MD

Thu Sep 04 1980, 7:05 PM EDT
Att. 12,249 - Unknown - 83 F

livebaseballscorecards.com

Batter	1	2	3	4	5	6	7	8	9	AB	R	H	RBI	BB	SO	LOB
Al Bumbry, L (1, 8) OBP: 0.395, SLG: 0.420	F7		4-3			1B 2B		F8		4	1	1	0	0	0	1
Rich Dauer, R (1, 4) OBP: 0.338, SLG: 0.353	F9			4-3		2-H 1B			6-3	4	0	1	1	0	0	0
Ken Singleton, S (1, 9) OBP: 0.384, SLG: 0.469	1B			F7		S S S 0-3 K			4-3	4	0	1	0	0	1	1
Eddie Murray, S (1, 3) OBP: 0.349, SLG: 0.500	P2			L7			6-3		1B	4	0	1	0	0	0	1
Terry Crowley, L (1, 10) OBP: 0.371, SLG: 0.461		4-3			F9		F8		3-1	4	0	0	0	0	0	1
Dan Graham, L (1, 5) OBP: 0.305, SLG: 0.456		P4			F5		6-3			3	0	0	0	0	0	0
Gary Roenicke, R (1, 7) OBP: 0.359, SLG: 0.418		1B			5-3			F7		3	0	1	0	0	0	0
Rick Dempsey, R (1, 2) OBP: 0.337, SLG: 0.436			6-3			F7		5-3		3	0	0	0	0	0	0
Kiko Garcia, R (1, 6) OBP: 0.258, SLG: 0.238			L9			F9		1B		2	0	0	0	0	0	0
Pat Kelly, L (8, PH) OBP: 0.353, SLG: 0.335										1	0	1	0	0	0	0
Lenn Sakata, R (9, 6) OBP: 0.237, SLG: 0.347										0	0	0	0	0	0	0

	AB	32
	R	1
	H	6
	RBI	1
	BB	0
	SO	1
	LOB	4

Inning Stats	1	2	3	4	5	6	7	8	9
	R: 0 E: 0 K: 0 S: 4	H: 1 LOB: 1 BB: 0 P: 4	R: 0 E: 0 K: 0 S: 3	H: 1 LOB: 1 BB: 0 P: 3	R: 0 E: 0 K: 0 S: 3	H: 0 LOB: 0 BB: 0 P: 3	R: 0 E: 0 K: 0 S: 3	H: 0 LOB: 0 BB: 0 P: 3	R: 1 E: 0 K: 1 S: 7	H: 2 LOB: 1 BB: 0 P: 7	R: 0 E: 0 K: 0 S: 3	H: 0 LOB: 0 BB: 0 P: 3	R: 0 E: 0 K: 0 S: 4	H: 1 LOB: 1 BB: 0 P: 4	R: 0 E: 0 K: 0 S: 4	H: 1 LOB: 1 BB: 0 P: 4

	1B	5	SF	0	WP	0	PA	32
	2B	1	SAC	0	PB	0		
	3B	0	DP	0	SB	0		
	HR	0	HBP	0	CS	0		

PITCHER		IP	WLS	BF	H	R	ER	SO	BB	IBB	HBP	BLK	WP	HR	S	P	ERA	WHIP
Matt Keough, R ERA: 3.08	(1, 1)	9.0	W	32	6	1	1	1	0	0	0	0	0	0	34	34	1.00	0.667

PITCHER	IP	WLS	BF	H	R	ER	SO	BB	IBB	HBP	BLK	WP	HR	S	P	ERA	WHIP

Batter	1	2	3	4	5	6	7	8	9	AB	R	H	RBI	BB	SO	LOB
Rickey Henderson, R (1, 7) OBP: 0.418, SLG: 0.407	0-0 1B S G3 1B		4-0 1B BB		0-0 ② F8		0-0 FC5 E 1-2 3-H		0-3 ② K	4	1	1	0	1	1	1
Dwayne Murphy, L (1, 8) OBP: 0.374, SLG: 0.374	0-0 G3 BB 1-3 1B 1B		0-0 ① F5		0-0 ③ 4-3		4-0 1-2 2-3 IBB		4-0 S 1B BB	3	2	1	0	2	0	1
Jim Essian, R (1, 2) OBP: 0.307, SLG: 0.341	4-0 G3 1-2 1B BB		0-0 ② F7			0-0 ① 6-3	0-0 ②③ L5 3-H		0-0 1-H 1B	4	1	1	1	1	0	4
Tony Armas, R (1, 9) OBP: 0.297, SLG: 0.493	0-0 ① G3 1-2 2-3 3-H		0-0 FC6-4 1-3 1B			0-0 HR		0-0 SH3-4 2B 1B	0-3 ③ K	5	2	3	2	0	1	3
Jeff Newman, R (1, 3) OBP: 0.266, SLG: 0.397	0-3 ② K		0-0 ③ FC6-4 1-2f			0-0 ② 6-3		0-0 ① SH3-4 1-2		3	0	0	0	0	1	4
Mike Heath, R (1, 10) OBP: 0.260, SLG: 0.280	0-0 ③ 2-H 3-H 1B			0-0 ① 6-3		0-3 ③ K		0-0 ② 5-3		4	0	1	2	0	1	1
Dave McKay, S (1, 5) OBP: 0.284, SLG: 0.316		0-3 ① K		0-0 ② 1-3			0-0 1B WP E 1B	0-0 2-H 2B		4	1	2	1	0	1	0
Mike Edwards, R (1, 4) OBP: 0.254, SLG: 0.241		0-0 ② F8		0-0 ③ 6-3			0-0 E E 1-3 L5 1B	0-0 ③ 4-3		4	0	1	0	0	0	1
Rob Picciolo, R (1, 6) OBP: 0.240, SLG: 0.318		0-3 ③ K			0-0 ① 2-3		0-0 ① P4		0-3 ① K	4	0	0	0	0	2	2
Inning Stats	R: 3 H: 3 E: 0 LOB: 1 K: 1 BB: 1 S: 7 P: 11	R: 0 H: 0 E: 0 LOB: 0 K: 2 BB: 0 S: 7 P: 7	R: 0 H: 1 E: 0 LOB: 2 K: 0 BB: 1 S: 4 P: 8	R: 0 H: 0 E: 0 LOB: 0 K: 0 BB: 0 S: 3 P: 3	R: 0 H: 0 E: 0 LOB: 0 K: 0 BB: 0 S: 3 P: 3	R: 1 H: 1 E: 0 LOB: 0 K: 1 BB: 0 S: 6 P: 6	R: 1 H: 2 E: 2 LOB: 2 K: 0 BB: 1 S: 5 P: 9	R: 1 H: 2 E: 0 LOB: 1 K: 0 BB: 0 S: 5 P: 5	R: 1 H: 1 E: 0 LOB: 1 K: 3 BB: 1 S: 10 P: 14	1B: 8 SF: 0 2B: 2 SAC: 1 3B: 0 DP: 1 HR: 1 HBP: 0						

PITCHER		IP	WLS	BF	H	R	ER	SO	BB	IBB	HBP	BLK	WP	HR	S	P	ERA	WHIP
Scott McGregor, L ERA: 3.13	(1, 1)	7.2		34	9	6	5	4	2	1	0	0	1	1	39	51	5.87	1.435
Tim Stoddard, R ERA: 3.06	(8, 1)	1.1	W	6	1	1	1	3	1	0	0	0	0	0	11	15	6.75	1.500

PITCHER	IP	WLS	BF	H	R	ER	SO	BB	IBB	HBP	BLK	WP	HR	S	P	ERA	WHIP

TOP

Oakland Athletics @ Baltimore Orioles

Memorial Stadium, Baltimore, MD

Fri Sep 05 1980, 7:05 PM EDT

Att. 24,587 - Unknown

livebaseballscorecards.com

AB	35
R	7
H	10
RBI	6
BB	4
SO	7
LOB	17

WP: 1	PA: 40
PB: 0	
SB: 2	
CS: 0	

Batter	1	2	3	4	5	6	7	8	9	AB	R	H	RBI	BB	SO	LOB
Al Bumbry, L (1, 8) OBP: 0.393, SLG: 0.417	x 0-0 ① 4-3			x 0-0 ① 6-3	x 0-0 ③ 4-3 1-2			BBBB 4-0 2B HR BB	x 0-0 E4 1-3 2-H 2B	4	2	0	0	1	0	2
Rich Dauer, R (1, 4) OBP: 0.337, SLG: 0.354	x 0-0 ② 6-3			x 0-0 E5 HR		x 0-0 ① 5-3		x 0-0 1-3 HR 2B	x 0-0 ② SF7 3-H	4	2	1	1	0	0	0
Ken Singleton, S (1, 9) OBP: 0.386, SLG: 0.478	x 0-0 ③ 1-4-3			x 0-0 1-H HR		BBBB 4-0 E3 BB		SSS 0-3 ① K	x 0-0 1-H 2B	4	1	2	3	1	1	2
Eddie Murray, S (1, 3) OBP: 0.346, SLG: 0.496		x 0-0 ① 1-3		x 0-0 ② L3		x 0-0 ② E3 1-3		x 0-0 ② P2		4	0	0	0	0	0	3
Pat Kelly, L (1, 10) OBP: 0.352, SLG: 0.331 Benny Ayala, R (8, PH) OBP: 0.358, SLG: 0.567		SSS 0-3 ② K		BBBB 4-0 E BB		SSS 0-3 ③ K		x 0-0 2-H 3-H HR		2 1	0 1	0 1	0 3	1 0	2 0	1 0
Dan Graham, L (1, 2) OBP: 0.300, SLG: 0.449 Rick Dempsey, R (8, PH) OBP: 0.336, SLG: 0.434 (9, 2)		SSS 0-3 ③ K		x 0-0 ③ 4-3 1-2			SSS 0-3 ① K	x 0-0 ③ 6-3		3 1	0 0	0 0	0 0	0 0	2 0	1 0
Doug DeCinces, R (1, 5) OBP: 0.307, SLG: 0.368			SSS 0-3 ① K		x 0-0 ① 6-3		x 0-0 ② P6		x 0-0 BB E 1B	4	1	1	0	0	1	0
Gary Roenicke, R (1, 7) OBP: 0.357, SLG: 0.413			x 0-0 ② 5-3		x 0-0 ② P5		BBBB 4-0 BB		SSS 0-3 ① K	3	0	0	0	1	1	1
Kiko Garcia, R (1, 6) OBP: 0.260, SLG: 0.237 Terry Crowley, L (7, PH) OBP: 0.369, SLG: 0.458 Lenn Sakata, R (8, 6) OBP: 0.237, SLG: 0.347 John Lowenstein, L (9, PH) OBP: 0.387, SLG: 0.390			x 0-0 ③ 5-3		BBBB 4-0 E BB		x 0-0 ③ L7		BBBB 4-0 E 1-2 SF7 BB	1 1 0 0	0 0 0 1	0 0 0 0	0 0 0 1	1 0 0 0	0 0 0 1	0 1 0 0
Inning Stats	R: 0 E: 0 K: 0 S: 3 H: 0 LOB: 0 BB: 0 P: 3	R: 0 E: 0 K: 2 S: 7 H: 0 LOB: 0 BB: 0 P: 7	R: 0 E: 0 K: 1 S: 5 H: 0 LOB: 0 BB: 0 P: 5	R: 2 E: 2 K: 0 S: 5 H: 1 LOB: 1 BB: 1 P: 9	R: 0 E: 1 K: 0 S: 3 H: 0 LOB: 1 BB: 1 P: 7	R: 0 E: 1 K: 1 S: 5 H: 0 LOB: 1 BB: 1 P: 9	R: 0 E: 0 K: 1 S: 5 H: 0 LOB: 1 BB: 1 P: 9	R: 3 E: 0 K: 1 S: 7 H: 2 LOB: 0 BB: 1 P: 11	R: 3 E: 1 K: 1 S: 7 H: 2 LOB: 1 BB: 1 P: 11	1B: 1 2B: 2 3B: 0 HR: 2 SF: 1 SAC: 0 DP: 0 HBP: 0							WP: 0 PB: 0 SB: 0 CS: 0 PA: 39

PITCHER		IP	WLS	BF	H	R	ER	SO	BB	IBB	HBP	BLK	WP	HR	S	P	ERA	WHIP
Mike Norris, R ERA: 2.31	(1, 1)	7.0		27	1	2	1	5	4	0	0	0	0	1	33	49	1.29	0.714
Bob Lacey, L ERA: 3.27	(8, 1)	1.0		7	3	4	3	1	1	0	0	0	0	1	8	12	27.00	4.000
Jeff Jones, R ERA: 2.08	(9, 1)	0.2	L	5	1	2	0	1	1	0	0	0	0	0	6	10	0.00	3.000

PITCHER	IP	WLS	BF	H	R	ER	SO	BB	IBB	HBP	BLK	WP	HR	S	P	ERA	WHIP

BOTTOM

Oakland Athletics @ Baltimore Orioles

Memorial Stadium, Baltimore, MD

Fri Sep 05 1980, 7:05 PM EDT

Att. 24,587 - Unknown

livebaseballscorecards.com

AB	32
R	8
H	5
RBI	7
BB	6
SO	7
LOB	11

Oakland Athletics @ Baltimore Orioles

Memorial Stadium, Baltimore, MD

Sat Sep 06 1980, 7:05 PM EDT

Att. 33,472 - Unknown

TOP

livebaseballscorecards.com

Batter	1	2	3	4	5	6	7	8	9	AB	R	H	RBI	BB	SO	LOB
Rickey Henderson, R (1, 7) OBP: 0.418, SLG: 0.406	F7 1B SF7 1B		F9		BBB 4-3 S BB			F9		3	1	1	0	1	0	0
Dwayne Murphy, L (1, 8) OBP: 0.377, SLG: 0.380	0-0 FC6-4 1-2 1B		S 1B		4-3 1-3			1B 2B		4	1	3	0	0	0	1
Mitchell Page, L (1, 10) OBP: 0.318, SLG: 0.414	F7 2-3		SSS K 1-2		F5			F7		4	0	0	0	0	1	5
Dave Revering, L (1, 3) OBP: 0.341, SLG: 0.496	SF7 3-H		F8			F8		2-H 1B		3	0	1	2	0	0	1
Tony Armas, R (1, 9) OBP: 0.297, SLG: 0.491	FC6-4 1-2f			S 1B		F8		SSS K		4	0	1	0	0	1	2
Wayne Gross, L (1, 5) OBP: 0.347, SLG: 0.453 Mike Edwards, R (9, PR) OBP: 0.254, SLG: 0.241 Mickey Klutts, R (9, 5) OBP: 0.280, SLG: 0.343		F8		P4		F9			FC3-6 1B	4 0 0	0 0 0	1 0 0	0 0 0	0 0 0	0 0 0	1 0 0
Jeff Newman, R (1, 2) OBP: 0.266, SLG: 0.404		HR		F8			SSS K		FC3-6 2B CS 1-2f	4	1	1	1	0	1	2
Dave McKay, S (1, 4) OBP: 0.283, SLG: 0.320		4-3		SSS K2-3 1-2			SSS K		CS 1-3 2B	4	0	1	0	0	2	1
Rob Picciolo, R (1, 6) OBP: 0.235, SLG: 0.312		F7				F8		B1-3	SSS K 2-3 3-H	4	0	0	0	0	1	3

Inning Stats	1	2	3	4	5	6	7	8	9
	R: 1 E: 0 K: 0 S: 5	H: 2 LOB: 1 BB: 0 P: 5	R: 1 E: 0 K: 0 S: 4	H: 1 LOB: 0 BB: 0 P: 4	R: 0 E: 0 K: 1 S: 6	H: 1 LOB: 1 BB: 0 P: 6	R: 0 E: 0 K: 1 S: 6	H: 1 LOB: 1 BB: 0 P: 6	R: 0 E: 0 K: 0 S: 3	H: 0 LOB: 1 BB: 1 P: 7	R: 0 E: 0 K: 0 S: 3	H: 0 LOB: 0 BB: 0 P: 3	R: 0 E: 0 K: 2 S: 7	H: 0 LOB: 0 BB: 0 P: 7	R: 1 E: 0 K: 1 S: 7	H: 2 LOB: 1 BB: 0 P: 7	R: 0 E: 0 K: 1 S: 6	H: 2 LOB: 2 BB: 0 P: 6

AB	34	
R	3	
H	9	
RBI	3	
BB	1	
SO	6	
LOB	16	

PITCHER		IP	WLS	BF	H	R	ER	SO	BB	IBB	HBP	BLK	WP	HR	S	P	ERA	WHIP	PITCHER	IP	WLS	BF	H	R	ER	SO	BB	IBB	HBP	BLK	WP	HR	S	P	ERA	WHIP
Jim Palmer, R ERA: 3.84	(1, 1)	8.1	L	35	9	3	3	5	1	0	0	0	0	1	44	48	3.24	1.200																	
Tim Stoddard, R ERA: 3.03	(9, 1)	0.2		1	0	0	0	1	0	0	0	0	0	0	3	3	0.00	0.000																	

WP: 0	PA: 36
PB: 0	
SB: 3	
CS: 2	

Batter	1	2	3	4	5	6	7	8	9	AB	R	H	RBI	BB	SO	LOB
Al Bumbry, L (1, 8) OBP: 0.392, SLG: 0.415	6-3		4-3		L7			F7 1B 1B		4	0	1	0	0	0	2
John Lowenstein, L (1, 7) OBP: 0.384, SLG: 0.386	L3		3-1			3-1		F7 1-2 1B		4	0	1	0	0	0	0
Ken Singleton, S (1, 9) OBP: 0.386, SLG: 0.477	1B			F7		BBBB 4-0 L4-3 BB		F7 1-2 2-3		3	0	1	0	1	0	2
Eddie Murray, S (1, 3) OBP: 0.345, SLG: 0.493	L3			SSS 0-3 K		L4-3 1-2		BBBB 4-0 FC4-6 BB		3	0	0	0	1	1	2
Terry Crowley, L (1, 10) OBP: 0.372, SLG: 0.476		G3-6-3 1B		4-3			HR	FC4-6 1-2f		4	1	2	1	0	0	3
Dan Graham, L (1, 2) OBP: 0.295, SLG: 0.441		G3-6-3 1-2f			F9		L3		L3	4	0	0	0	0	0	1
Doug DeCinces, R (1, 5) OBP: 0.306, SLG: 0.369		2B			F7		F8		1-3	4	0	1	0	0	0	0
Rich Dauer, R (1, 4) OBP: 0.337, SLG: 0.353 Pat Kelly, L (9, PH) OBP: 0.356, SLG: 0.341		F8			BBBB 4-0 BB BB		6-3		1B 2B	2 1	0 1	0 1	0 1	1 0	0 0	1 0
Kiko Garcia, R (1, 6) OBP: 0.260, SLG: 0.235 Benny Ayala, R (9, PH) OBP: 0.363, SLG: 0.570			1-3		BBBB 4-0 1-2 BB			6-3	2-H 1B	2 1	0 0	0 1	0 1	1 0	0 0	0 0
Inning Stats	R: 0 H: 1 E: 0 LOB: 1 K: 0 BB: 0 S: 4 P: 4	R: 0 H: 2 E: 0 LOB: 1 K: 0 BB: 0 S: 4 P: 4	R: 0 H: 0 E: 0 LOB: 0 K: 0 BB: 0 S: 3 P: 3	R: 0 H: 0 E: 0 LOB: 0 K: 1 BB: 0 S: 5 P: 5	R: 0 H: 0 E: 0 LOB: 2 K: 0 BB: 2 S: 3 P: 11	R: 0 H: 0 E: 0 LOB: 0 K: 0 BB: 1 S: 2 P: 6	R: 1 H: 1 E: 0 LOB: 0 K: 0 BB: 0 S: 4 P: 4	R: 0 H: 2 E: 0 LOB: 3 K: 0 BB: 1 S: 5 P: 9	R: 1 H: 2 E: 0 LOB: 1 K: 0 BB: 0 S: 4 P: 4	1B: 5 SF: 0 2B: 3 SAC: 0 3B: 0 DP: 2 HR: 1 HBP: 0						

PITCHER	IP	WLS	BF	H	R	ER	SO	BB	IBB	HBP	BLK	WP	HR	S	P	ERA	WHIP
Rick Langford, R (1, 1) ERA: 2.93	9.0	W	36	8	2	2	1	4	0	0	0	0	1	34	50	2.00	1.333

PITCHER	IP	WLS	BF	H	R	ER	SO	BB	IBB	HBP	BLK	WP	HR	S	P	ERA	WHIP

BOTTOM

Oakland Athletics @ Baltimore Orioles

Memorial Stadium, Baltimore, MD

Sat Sep 06 1980, 7:05 PM EDT

Att. 33,472 - Unknown

livebaseballscorecards.com

AB	32
R	2
H	8
RBI	2
BB	4
SO	1
LOB	11

WP: 0 PA: 36
PB: 0
SB: 0
CS: 0

Batter	1	2	3	4	5	6	7	8	9	AB	R	H	RBI	BB	SO	LOB
Rickey Henderson, R (1, 7) OBP: 0.417, SLG: 0.404	B B B B 4-0 S 1B BB	x 0-0 ③ F8		S S S 0-3 ② K			x 0-0 ① P6			3	1	0	0	1	1	2
Dwayne Murphy, L (1, 8) OBP: 0.378, SLG: 0.381	x 0-0 4-3 1-H 2B 1B	x 0-0 G1-6-3 1B		x 0-0 ③ P4			x 0-0 ② 4-3			4	1	2	1	0	0	2
Mitchell Page, L (1, 10) OBP: 0.315, SLG: 0.408	x 0-0 ① 4-3 2-3	x 0-0 ① ② G1-6-3 1-2f			x 0-0 ① F8		x 0-0 ③ G3			4	0	0	0	0	0	2
Dave Revering, L (1, 3) OBP: 0.343, SLG: 0.499	x 0-0 1B 3-H 2B	x 0-0 ③ 4-3			x 0-0 2-5 E 1B			x 0-0 ① F5		4	1	2	1	0	0	0
Tony Armas, R (1, 9) OBP: 0.296, SLG: 0.489	x 0-0 ② 5-3			B B B B 4-0 2B E BB	S S S 0-3 ② K			S S S 0-3 ② K		3	1	0	0	1	2	2
Wayne Gross, L (1, 5) OBP: 0.348, SLG: 0.456 Mickey Klutts, R (8, 5) OBP: 0.280, SLG: 0.343	x 0-0 2-H 1B			x 0-0 E6 1B 1-H SH2-3 2B	x 0-0 E3 1-2			x 0-0 ③ G3		4 0	1 0	2 0	1 0	0 0	0 0	1 0
Jeff Newman, R (1, 2) OBP: 0.266, SLG: 0.402	x 0-0 ③ 5-3			x 0-0 1B SH2-3 2-3 1B	x 0-0 ③ 2-5 2-3	x 0-0 ① 6-3			x 0-0 ① F8	4	0	1	0	0	0	1
Dave McKay, S (1, 4) OBP: 0.279, SLG: 0.315		x 0-0 ① 4-3		x 0-0 ① SH2-3 1-2 3-H		S S S 0-3 ② K			x 0-0 ② G3	3	0	0	1	0	1	0
Rob Picciolo, R (1, 6) OBP: 0.236, SLG: 0.311		S S S 0-3 ② K		x 0-0 2-3 1B		x 0-0 ③ 6-3			x 0-0 ③ 6-3	4	0	1	0	0	1	0
Inning Stats	R: 3 H: 3 E: 0 LOB: 1 K: 0 BB: 1 S: 6 P: 10	R: 0 H: 0 E: 0 LOB: 0 K: 1 BB: 0 S: 5 P: 5	R: 0 H: 1 E: 0 LOB: 0 K: 0 BB: 0 S: 3 P: 3	R: 2 H: 3 E: 1 LOB: 2 K: 1 BB: 1 S: 8 P: 12	R: 0 H: 1 E: 1 LOB: 2 K: 1 BB: 0 S: 6 P: 6	R: 0 H: 0 E: 0 LOB: 0 K: 1 BB: 0 S: 5 P: 5	R: 0 H: 0 E: 0 LOB: 0 K: 0 BB: 0 S: 3 P: 3	R: 0 H: 0 E: 0 LOB: 0 K: 1 BB: 0 S: 5 P: 5	R: 0 H: 0 E: 0 LOB: 0 K: 0 BB: 0 S: 3 P: 3	1B: 6 SF: 0 2B: 2 SAC: 1 3B: 0 DP: 1 HR: 0 HBP: 0						

PITCHER		IP	WLS	BF	H	R	ER	SO	BB	IBB	HBP	BLK	WP	HR	S	P	ERA	WHIP
Steve Stone, R ERA: 3.05	(1, 1)	9.0	L	37	8	5	5	5	2	0	0	0	0	0	44	52	5.00	1.111

PITCHER	IP	WLS	BF	H	R	ER	SO	BB	IBB	HBP	BLK	WP	HR	S	P	ERA	WHIP

TOP

Oakland Athletics @ Baltimore Orioles

Memorial Stadium, Baltimore, MD

Sun Sep 07 1980, 3:33 AM EDT
Att. 22,529 - Sunny - 78 F

livebaseballscorecards.com

AB	33
R	5
H	8
RBI	4
BB	2
SO	5
LOB	10

WP: 0	PA: 36		
PB: 0			
SB: 1			
CS: 0			

Oakland Athletics @ Baltimore Orioles

Memorial Stadium, Baltimore, MD

Sun Sep 07 1980, 3:33 AM EDT
Att. 22,529 - Sunny - 78 F

livebaseballscorecards.com

Batter	1	2	3	4	5	6	7	8	9	AB	R	H	RBI	BB	SO	LOB
Al Bumbry, L (1, 8) OBP: 0.390, SLG: 0.413	L8		E BB SF7 1-2 1B	K			P6		1-3	5	1	1	0	0	1	1
Rich Dauer, R (1, 4) OBP: 0.338, SLG: 0.353	G6-4-3 1B		E BB 1-2 2-3		1-3		F8			3	0	1	0	1	0	0
Ken Singleton, S (1, 9) OBP: 0.384, SLG: 0.473	G6-4-3 1-2f		E4 1-2 2-3 3-H		1-3		K			4	0	0	1	0	1	3
Eddie Murray, S (1, 3) OBP: 0.345, SLG: 0.492		K	SF7 3-H		K			G3 G3 1B		3	0	1	1	0	2	0
Terry Crowley, L (1, 10) OBP: 0.369, SLG: 0.471		E8 FC6-4	P5			FC4-6 1B		G3 1-2		4	0	1	0	0	0	3
Dan Graham, L (1, 2) OBP: 0.294, SLG: 0.434		FC6-4 BB	G3			F9		G3 2-3		3	0	0	0	1	0	4
Doug DeCinces, R (1, 5) OBP: 0.304, SLG: 0.365		FC6-4 FC6-4 1-2f 2-3		4-3		FC4-6 BB 1-2f		G3		4	0	0	0	0	0	4
Gary Roenicke, R (1, 7) OBP: 0.357, SLG: 0.409		FC6-4 1-2f		P4		BB 1-2			F8	2	0	0	0	1	0	2
Pat Kelly, L (9, PH) OBP: 0.354, SLG: 0.339										1	0	0	0	0	0	0
Kiko Garcia, R (1, 6) OBP: 0.264, SLG: 0.243			BB 1B E 1B	2B		F8			K	3	1	2	0	0	0	2
John Lowenstein, L (9, PH) OBP: 0.382, SLG: 0.384										1	0	0	0	0	1	0

Inning Stats	1	2	3	4	5	6	7	8	9	1B	SF	WP	PA
	R: 0 H: 1 E: 0 LOB: 0 K: 0 BB: 0 S: 3 P: 3	R: 0 H: 0 E: 1 LOB: 2 K: 1 BB: 1 S: 6 P: 10	R: 2 H: 2 E: 1 LOB: 2 K: 0 BB: 1 S: 6 P: 10	R: 0 H: 1 E: 0 LOB: 1 K: 1 BB: 0 S: 6 P: 6	R: 0 H: 0 E: 0 LOB: 0 K: 1 BB: 0 S: 5 P: 5	R: 0 H: 1 E: 0 LOB: 2 K: 0 BB: 1 S: 4 P: 8	R: 0 H: 0 E: 0 LOB: 0 K: 1 BB: 0 S: 5 P: 5	R: 0 H: 1 E: 0 LOB: 1 K: 0 BB: 0 S: 4 P: 4	R: 0 H: 0 E: 0 LOB: 0 K: 1 BB: 0 S: 5 P: 5	1B: 5 2B: 1 3B: 0 HR: 0	SF: 1 SAC: 0 DP: 1 HBP: 0	WP: 0 PB: 0 SB: 0 CS: 0	PA: 37

PITCHER	IP	WLS	BF	H	R	ER	SO	BB	IBB	HBP	BLK	WP	HR	S	P	ERA	WHIP
Steve McCatty, R (1, 1) ERA: 4.02	9.0	W	37	6	2	2	5	3	0	0	0	0	0	44	56	2.00	1.000

PITCHER	IP	WLS	BF	H	R	ER	SO	BB	IBB	HBP	BLK	WP	HR	S	P	ERA	WHIP

AB	33
R	2
H	6
RBI	2
BB	3
SO	5
LOB	19

Texas Rangers @ Oakland Athletics

Oakland-Alameda County Coliseum, Oakland, CA

Mon Sep 08 1980, 7:05 PM PDT

Att. 9,731 - Unknown

TOP

livebaseballscorecards.com

Batter	1	2	3	4	5	6	7	8	9	AB	R	H	RBI	BB	SO	LOB
Mickey Rivers, L (1, 8) OBP: 0.351, SLG: 0.443	0-0 1B SF8 1B	0-0 F7			0-0 F7		0-0 FC4-6 1B 1-2	0-0 1-3		5	1	2	0	0	0	3
Johnny Grubb, L (1, 9) OBP: 0.403, SLG: 0.448	B B B B 4-0 1-3 1B 1-2 BB		0-0 6-3		0-0 HR 2-H		0-0 FC4-6 1-2f 2-3		S S S 0-3 K	4	1	1	2	1	1	2
Al Oliver, L (1, 7) OBP: 0.345, SLG: 0.464	0-0 1-3 1-2 2-3 1B		0-0 F9		0-0 F8		0-0 F7		0-0 F7	5	0	1	0	0	0	2
Rusty Staub, L (1, 10) OBP: 0.369, SLG: 0.463 Richie Zisk, R (9, PH) OBP: 0.339, SLG: 0.474	0-0 SF8 3-H		S S S 0-3 K			0-0 HR		0-0 F8	0-0 1-3	3 1	1 0	1 0	2 0	0 0	1 0	0 0
Pat Putnam, L (1, 3) OBP: 0.331, SLG: 0.427	0-0 1-3 1-2 2-3			0-0 F9		0-0 6-3		B B B B 4-0 BB 1B 1B BB		3	1	0	0	1	0	2
Jim Sundberg, R (1, 2) OBP: 0.356, SLG: 0.396	I I I I 4-0 IBB			0-0 5-3		0-0 F4		0-0 BB 1B 1-2 1B		3	1	1	0	1	0	0
Pepe Frias, R (1, 5) OBP: 0.260, SLG: 0.281	0-0 F8			0-0 F8		0-0 F8		0-0 F8		4	0	0	0	0	0	5
Bud Harrelson, S (1, 6) OBP: 0.338, SLG: 0.279		0-0 6-3			0-0 6-3		0-0 4-3	B B B B 4-0 1B 1-2 2-3 BB		3	0	0	0	1	0	0
Mike Richardt, R (1, 4) OBP: 0.294, SLG: 0.353		0-0 F6			0-0 HR 2B		FC4-6 1B 1B	0-0 1-2 2-H 3-H 1B		4	1	3	2	0	0	0
Inning Stats	R: 1 H: 2 E: 0 LOB: 3 K: 0 BB: 2 S: 5 P: 13	R: 0 H: 0 E: 0 LOB: 0 K: 0 BB: 0 S: 3 P: 3	R: 0 H: 0 E: 0 LOB: 0 K: 1 BB: 0 S: 5 P: 5	R: 0 H: 0 E: 0 LOB: 0 K: 0 BB: 0 S: 3 P: 3	R: 2 H: 2 E: 0 LOB: 0 K: 0 BB: 0 S: 5 P: 5	R: 1 H: 1 E: 0 LOB: 0 K: 0 BB: 0 S: 4 P: 4	R: 0 H: 2 E: 0 LOB: 2 K: 0 BB: 0 S: 5 P: 5	R: 2 H: 2 E: 0 LOB: 2 K: 0 BB: 2 S: 5 P: 13	R: 0 H: 0 E: 0 LOB: 0 K: 1 BB: 0 S: 5 P: 5	1B: 6 SF: 1 2B: 1 SAC: 0 3B: 0 DP: 0 HR: 2 HBP: 0						WP: 0 PA: 40 PB: 0 SB: 0 CS: 0	

PITCHER		IP	WLS	BF	H	R	ER	SO	BB	IBB	HBP	BLK	WP	HR	S	P	ERA	WHIP
Brian Kingman, R ERA: 3.82	(1, 1)	7.2	L	36	9	6	6	1	3	1	0	0	0	2	34	50	7.04	1.565
Bob Lacey, L ERA: 3.2	(8, 1)	1.1		4	0	0	0	1	0	0	0	0	0	0	6	6	0.00	0.000

PITCHER	IP	WLS	BF	H	R	ER	SO	BB	IBB	HBP	BLK	WP	HR	S	P	ERA	WHIP

AB	35
R	6
H	9
RBI	6
BB	4
SO	2
LOB	14

BOTTOM

Texas Rangers @ Oakland Athletics

Oakland-Alameda County Coliseum, Oakland, CA

Mon Sep 08 1980, 7:05 PM PDT

Att. 9,731 - Unknown

livebaseballscorecards.com

Batter	1	2	3	4	5	6	7	8	9	AB	R	H	RBI	BB	SO	LOB
Rickey Henderson, R (1, 7) OBP: 0.415, SLG: 0.401	BBBB 4-0 4-3 S 1B BB	x 0-0 ① B1		x 0-0 ③ 6-3			x 0-0 ① 5-3		x 0-0 ③ F8	4	1	0	0	1	0	2
Dwayne Murphy, L (1, 8) OBP: 0.377, SLG: 0.380	x 0-0 ① 4-3 1-3	x 0-0 ② F5			x 0-0 ① 4-3		x 0-0 1B			4	0	1	0	0	0	3
Mitchell Page, L (1, 10) OBP: 0.316, SLG: 0.409 Mike Davis, L (5, PH) OBP: 0.255, SLG: 0.279	x 0-0 FC4-6 3-H 1B	SSS 0-3 ③ K			BBBB 4-0 1B BB		x 0-0 ② F7			2 1	0 0	1 0	1 0	0 1	1 0	2 1
Dave Revering, L (1, 3) OBP: 0.339, SLG: 0.493	x 0-0 ② FC4-6 1B 1-2f 1B	SSS 0-3 ① K			x 0-0 ② F8		x 0-0 ③ 4-3			4	1	0	0	0	1	3
Tony Armas, R (1, 9) OBP: 0.298, SLG: 0.489	x 0-0 1B 1-3 1B	x 0-0 ② F7			x 0-0 1-2 1B			x 0-0 ① 5-3		4	0	2	0	0	0	0
Wayne Gross, L (1, 5) OBP: 0.350, SLG: 0.457	x 0-0 1-2 3-H 1B	x 0-0 1B			x 0-0 ③ 1-3			x 0-0 ② 4-3		4	0	2	1	0	0	2
Jeff Newman, R (1, 2) OBP: 0.263, SLG: 0.398	x 0-0 ③ F7		SSS 0-3 ③ K			x 0-0 ① 6-3		SSS 0-3 ③ K		4	0	0	0	0	2	3
Dave McKay, S (1, 4) OBP: 0.279, SLG: 0.311		BBBB 4-0 SH BB		x 0-0 ① 1-3		x 0-0 ② F6			x 0-0 ① 4-3	3	0	0	0	1	0	0
Rob Picciolo, R (1, 6) OBP: 0.233, SLG: 0.308 Orlando Gonzalez, L (9, PH) OBP: 0.291, SLG: 0.170		x 0-0 SH 1-2		SSS 0-3 ② K		x 0-0 4-3			x 0-0 ② F7	2 1	0 0	0 0	0 0	0 0	1 0	0 0
Inning Stats	R: 2 H: 3 E: 0 LOB: 2 K: 0 BB: 1 S: 6 P: 10	R: 0 H: 0 E: 1 LOB: 2 K: 1 BB: 1 S: 6 P: 10	R: 0 H: 1 E: 0 LOB: 1 K: 2 BB: 0 S: 8 P: 8	R: 0 H: 0 E: 0 LOB: 0 K: 1 BB: 0 S: 5 P: 5	R: 0 H: 1 E: 0 LOB: 2 K: 0 BB: 1 S: 4 P: 8	R: 0 H: 0 E: 0 LOB: 0 K: 0 BB: 0 S: 3 P: 3	R: 0 H: 1 E: 0 LOB: 1 K: 0 BB: 0 S: 4 P: 4	R: 0 H: 0 E: 0 LOB: 0 K: 1 BB: 0 S: 5 P: 5	R: 0 H: 0 E: 0 LOB: 0 K: 0 BB: 0 S: 3 P: 3	1B: 6 SF: 0 2B: 0 SAC: 1 3B: 0 DP: 0 HR: 0 HBP: 0						

	AB	33
	R	2
	H	6
	RBI	2
	BB	3
	SO	5
	LOB	16

WP: 0 PA: 37
PB: 0
SB: 1
CS: 0

PITCHER	IP	WLS	BF	H	R	ER	SO	BB	IBB	HBP	BLK	WP	HR	S	P	ERA	WHIP
John Butcher, R (1, 1) ERA: 2.0	9.0	W	37	6	2	2	5	3	0	0	0	0	0	44	56	2.00	1.000

PITCHER	IP	WLS	BF	H	R	ER	SO	BB	IBB	HBP	BLK	WP	HR	S	P	ERA	WHIP

Batter	1	2	3	4	5	6	7	8	9	AB	R	H	RBI	BB	SO	LOB
Mickey Rivers, L (1, 8) OBP: 0.351, SLG: 0.443	G1-6-3		FC3-2, BB 1-3		F8		F7		4-3	5	0	2	0	0	0	2
Johnny Grubb, L (1, 9) OBP: 0.403, SLG: 0.441	F9		FC3-2 1-2		K			F9	1B, BB	3	0	0	0	2	1	2
Al Oliver, L (1, 7) (8, 3) OBP: 0.346, SLG: 0.468	G1-6-3 1-2f		FC3-2, G4-6-3 1-2 2-3 3-Hf			L7		HR	1-2 1B	5	1	2	1	0	0	4
Rusty Staub, L (1, 10) OBP: 0.373, SLG: 0.464		E 1B	G4-6-3 1-2f			S 1B		BB 2B	F9	4	1	2	0	1	0	5
Pat Putnam, L (1, 3) OBP: 0.328, SLG: 0.424		E3 1-2		4-3		K 1-2		2B 1-2		3	0	0	0	0	1	2
Bill Sample, R (8, PH) OBP: 0.320, SLG: 0.325										0	1	0	0	1	0	0
Jim Sundberg, R (1, 2) OBP: 0.355, SLG: 0.397		F2		F4		6-3		1-H 2-H 2B		4	0	1	2	0	0	3
Pepe Frias, R (1, 5) OBP: 0.257, SLG: 0.277		F7		F8			F7	4-3		3	0	0	0	0	0	2
Richie Zisk, R (8, PH) OBP: 0.338, SLG: 0.473										1	0	0	0	0	0	1
Odie Davis, R (8, 5) OBP: 1.000, SLG: 1.000										0	0	0	0	0	0	0
Bud Harrelson, S (1, 6) OBP: 0.342, SLG: 0.280		4-3			FC5-4 BB		1B	K		3	0	1	0	1	1	3
Mike Richardt, R (1, 4) OBP: 0.289, SLG: 0.324			1B FC3-2 BB		FC5-4 1-2f		F6		F7	3	0	0	0	1	0	2
Inning Stats	R: 0 E: 0 K: 0 S: 3 H: 1 LOB: 0 BB: 0 P: 3	R: 0 E: 1 K: 0 S: 5 H: 1 LOB: 2 BB: 0 P: 5	R: 0 E: 0 K: 0 S: 3 H: 1 LOB: 2 BB: 2 P: 11	R: 0 E: 0 K: 0 S: 3 H: 0 LOB: 0 BB: 0 P: 3	R: 0 E: 0 K: 1 S: 5 H: 0 LOB: 1 BB: 1 P: 9	R: 0 E: 0 K: 1 S: 6 H: 1 LOB: 1 BB: 0 P: 6	R: 0 E: 0 K: 0 S: 4 H: 1 LOB: 1 BB: 0 P: 4	R: 3 E: 0 K: 1 S: 7 H: 2 LOB: 1 BB: 2 P: 15	R: 0 E: 0 K: 0 S: 4 H: 1 LOB: 2 BB: 1 P: 8	1B: 6 2B: 1 3B: 0 HR: 1 SF: 0 SAC: 0 DP: 2 HBP: 0	WP: 0 PB: 0 SB: 1 CS: 0 PA: 40					

PITCHER		IP	WLS	BF	H	R	ER	SO	BB	IBB	HBP	BLK	WP	HR	S	P	ERA	WHIP
Matt Keough, R ERA: 3.06	(1, 1)	7.1	W	31	6	2	2	2	4	0	0	0	0	1	31	47	2.46	1.364
Bob Lacey, L ERA: 3.34	(8, 1)	0.0		2	1	1	1	0	1	0	0	0	0	0	1	5	∞	∞
Jeff Jones, R ERA: 1.99	(8, 1)	1.2	S	7	1	0	0	1	1	0	0	0	0	0	8	12	0.00	1.200

PITCHER	IP	WLS	BF	H	R	ER	SO	BB	IBB	HBP	BLK	WP	HR	S	P	ERA	WHIP

TOP

Texas Rangers @ Oakland Athletics

Oakland-Alameda County Coliseum, Oakland, CA

Tue Sep 09 1980, 3:33 AM PDT
Att. 2,443 - Sunny

livebaseballscorecards.com

AB	34
R	3
H	8
RBI	3
BB	6
SO	3
LOB	26

BOTTOM

Texas Rangers @ Oakland Athletics

Oakland-Alameda County Coliseum, Oakland, CA

Tue Sep 09 1980, 3:33 AM PDT

Att. 2,443 - Sunny

livebaseballscorecards.com

Batter	1	2	3	4	5	6	7	8	9	AB	R	H	RBI	BB	SO	LOB
Rickey Henderson, R (1, 7) OBP: 0.417, SLG: 0.400	BBBB 4-0 F8 BB			BBBB 4-0 1-3 E BB	x 0-0 ① L6		BBBB 4-0 S BLK HR BB			1	2	0	0	3	0	0
Dwayne Murphy, L (1, 8) OBP: 0.376, SLG: 0.379	x 0-0 ①② F8 1-2			x 0-0 ① 1-3 1-2	x 0-0 G4-6-3 1B		SSS 0-3 ② K 1-3			4	0	1	0	0	1	3
Mitchell Page, L (1, 10) OBP: 0.318, SLG: 0.430	x 0-0 ③ 6-3			x 0-0 2-H HR	x 0-0 ②③ G4-6-3 1-2f		x 0-0 3-H HR			4	2	2	3	0	0	1
Tony Armas, R (1, 9) OBP: 0.297, SLG: 0.487		x 0-0 ① F7		x 0-0 FC4-6 1B 2B 1B		SSS 0-3 ① K	SSS 0-3 ③ K			4	1	1	0	0	2	0
Wayne Gross, L (1, 5) OBP: 0.352, SLG: 0.456 Mickey Klutts, R (9, 5) OBP: 0.280, SLG: 0.343		x 0-0 ② L4		x 0-0 FC4-6 1-2 1B		BBBB 4-0 FC5 1B BB		x 0-0 ① G3		3 0	0 0	1 0	0 0	1 0	0 0	0 0
Mike Davis, L (1, 3) OBP: 0.258, SLG: 0.281 Jeff Newman, R (8, PH) OBP: 0.262, SLG: 0.397 (9, 3)		x 0-0 ③ 5-3		x 0-0 ② FC4-6 BB 1-2f 2-3 2B		x 0-0 1-2 1B		x 0-0 ② F7		3 1	1 0	1 0	0 0	0 0	0 0	2 0
Jim Essian, R (1, 2) OBP: 0.306, SLG: 0.336			x 0-0 ① 5-3	BBBB 4-0 2B 1-2 BB		x 0-0 ② F2		x 0-0 ③ F2		3	0	0	0	1	0	2
Dave McKay, S (1, 4) OBP: 0.279, SLG: 0.316			SSS 0-3 ② K	x 0-0 1-3 2-H 3-H 2B		x 0-0 ③ FC5 2-3f				3	0	1	2	0	1	2
Rob Picciolo, R (1, 6) OBP: 0.230, SLG: 0.304			x 0-0 ③ L9	x 0-0 ③ L4			SSS 0-3 ① K			3	0	0	0	0	1	2

	AB	29
	R	6
	H	7
	RBI	5
	BB	5
	SO	5
	LOB	12

Inning Stats	1	2	3	4	5	6	7	8	9
	R: 0 E: 0 K: 0 S: 2	H: 0 LOB: 0 BB: 1 P: 6	R: 0 E: 0 K: 0 S: 3	H: 0 LOB: 0 BB: 0 P: 3	R: 0 E: 0 K: 1 S: 5	H: 0 LOB: 0 BB: 0 P: 5	R: 4 E: 1 K: 0 S: 7	H: 4 LOB: 2 BB: 2 P: 15	R: 0 E: 0 K: 0 S: 3	H: 1 LOB: 0 BB: 0 P: 3
	R: 0 E: 0 K: 1 S: 6	H: 1 LOB: 2 BB: 1 P: 10	R: 2 E: 0 K: 3 S: 10	H: 1 LOB: 0 BB: 1 P: 14	R: 0 E: 0 K: 0 S: 3	H: 0 LOB: 0 BB: 0 P: 3				

	1B: 4	SF: 0	WP: 0	PA: 34
	2B: 1	SAC: 0	PB: 0	
	3B: 0	DP: 1	SB: 1	
	HR: 2	HBP: 0	CS: 0	

PITCHER		IP	WLS	BF	H	R	ER	SO	BB	IBB	HBP	BLK	WP	HR	S	P	ERA	WHIP
Ed Figueroa, R ERA: 6.54	(1, 1)	3.1	L	13	2	3	3	1	2	0	0	0	0	1	13	21	8.10	1.200
Dave Rajsich, L ERA: 5.94	(4, 1)	0.1		4	2	1	1	0	1	0	0	0	0	0	3	7	27.00	9.000
Bob Babcock, R ERA: 4.67	(4, 1)	2.1		9	2	0	0	1	1	0	0	0	0	0	10	14	0.00	1.286
Sparky Lyle, L ERA: 4.69	(7, 1)	2.0		8	1	2	2	3	1	0	0	1	0	1	13	17	9.00	1.000

PITCHER	IP	WLS	BF	H	R	ER	SO	BB	IBB	HBP	BLK	WP	HR	S	P	ERA	WHIP

Batter	1	2	3	4	5	6	7	8	9	AB	R	H	RBI	BB	SO	LOB
Mickey Rivers, L (1, 8) OBP: 0.349, SLG: 0.440	6-3		6-3		1-3		FC5-4 1-2f			4	0	0	0	0	0	2
Johnny Grubb, L (1, 9) OBP: 0.401, SLG: 0.435	BB FC3-6		1-3			F8		4-3		3	0	0	0	1	0	0
Al Oliver, L (1, 7) OBP: 0.344, SLG: 0.465	FC3-6 1-2f		F9			6-3		L7		4	0	0	0	0	0	1
Rusty Staub, L (1, 10) OBP: 0.371, SLG: 0.459	K			2-3		BB		F9		3	0	0	0	1	1	1
Pat Putnam, L (1, 3) OBP: 0.325, SLG: 0.419		6-3		K		1-3			L7	4	0	0	0	0	1	1
Jim Sundberg, R (1, 2) OBP: 0.358, SLG: 0.399		BB 1B 1B		FC5-4 1B			4-3		BB	3	1	2	0	1	0	0
Pepe Frias, R (1, 5) OBP: 0.258, SLG: 0.274 Richie Zisk, R (9, PH) OBP: 0.337, SLG: 0.471		BB 1B 1-2		FC5-4 1-2f			F3		L7	2 1	0 0	0 0	0 0	1 0	0 0	1 1
Bud Harrelson, S (1, 6) OBP: 0.342, SLG: 0.281 John Ellis, R (9, PH) OBP: 0.287, SLG: 0.319	K				L6		1B		K	3 1	0 0	1 0	0 0	0 0	1 1	2 1
Mike Richardt, R (1, 4) OBP: 0.317, SLG: 0.350		1-3 2-H 1B			5-3		FC5-4 1-2 1B			3	0	2	1	0	0	0

TOP

Texas Rangers @ Oakland Athletics

Oakland-Alameda County Coliseum, Oakland, CA

Wed Sep 10 1980, 3:33 AM PDT

Att. 3,598 - Unknown

livebaseballscorecards.com

AB	31
R	1
H	5
RBI	1
BB	4
SO	4
LOB	10

Inning Stats	1	2	3	4	5	6	7	8	9
R	0	1	0	0	0	0	0	0	0
E	1	0	0	0	0	0	0	0	0
K	1	1	0	1	0	0	0	0	1
S	5	6	3	6	3	3	5	3	5
H	0	2	0	1	0	0	2	0	0
LOB	1	2	0	1	0	1	2	0	1
BB	1	1	0	0	0	1	0	0	1
P	9	10	3	6	3	7	5	3	9

1B	5
2B	0
3B	0
HR	0
SF	0
SAC	0
DP	0
HBP	0
WP	0
PB	0
SB	0
CS	0
PA	35

PITCHER	IP	WLS	BF	H	R	ER	SO	BB	IBB	HBP	BLK	WP	HR	S	P	ERA	WHIP
Mike Norris, R (1, 1) ERA: 2.27	9.0	W	35	5	1	1	4	4	0	0	0	0	0	39	55	1.00	1.000

PITCHER	IP	WLS	BF	H	R	ER	SO	BB	IBB	HBP	BLK	WP	HR	S	P	ERA	WHIP

BOTTOM

Texas Rangers @ Oakland Athletics

Oakland-Alameda County Coliseum, Oakland, CA

Wed Sep 10 1980, 3:33 AM PDT

Att. 3,598 - Unknown

livebaseballscorecards.com

Batter	1	2	3	4	5	6	7	8	9	AB	R	H	RBI	BB	SO	LOB
Rickey Henderson, R (1, 7) OBP: 0.416, SLG: 0.399	6-3		1B		E6		5-3			4	1	1	0	0	0	1
Dwayne Murphy, L (1, 8) OBP: 0.375, SLG: 0.376	G3		K		F7		BB			3	0	0	0	1	1	3
Jim Essian, R (1, 2) OBP: 0.305, SLG: 0.332	6-3		BB		5-3		F5			3	0	0	0	1	0	3
Tony Armas, R (1, 9) OBP: 0.299, SLG: 0.493		F9	1B		F9			HR		4	1	2	3	0	0	1
Mike Heath, R (1, 10) OBP: 0.264, SLG: 0.284		1B	F8			F8		1B		4	0	2	0	0	0	2
Jeff Newman, R (1, 3) OBP: 0.260, SLG: 0.392		K		F7		6-3		K		4	0	0	0	0	2	2
Dave McKay, S (1, 4) OBP: 0.274, SLG: 0.310		6-3		F3		5-3		K		4	0	0	0	0	1	2
Mickey Klutts, R (1, 5) OBP: 0.286, SLG: 0.343			F8	FC5-4			BB	6-3		3	0	1	0	1	0	1
Rob Picciolo, R (1, 6) OBP: 0.232, SLG: 0.305			1B	FC5-4			K			3	1	1	0	0	1	2

	AB	32
	R	3
	H	7
	RBI	3
	BB	3
	SO	5
	LOB	17

Inning Stats	1	2	3	4	5	6	7	8	9
	R: 0 H: 0 E: 0 LOB: 0 K: 0 BB: 0 S: 3 P: 3	R: 0 H: 1 E: 0 LOB: 1 K: 1 BB: 0 S: 6 P: 6	R: 2 H: 3 E: 0 LOB: 2 K: 1 BB: 1 S: 8 P: 12	R: 0 H: 1 E: 0 LOB: 1 K: 0 BB: 0 S: 4 P: 4	R: 0 H: 0 E: 1 LOB: 1 K: 0 BB: 0 S: 4 P: 4	R: 0 H: 0 E: 0 LOB: 0 K: 0 BB: 0 S: 3 P: 3	R: 0 H: 0 E: 0 LOB: 2 K: 1 BB: 2 S: 5 P: 13	R: 1 H: 2 E: 0 LOB: 1 K: 2 BB: 0 S: 9 P: 9	

	1B: 6	SF: 0	WP: 1	PA: 35
	2B: 0	SAC: 0	PB: 0	
	3B: 0	DP: 0	SB: 2	
	HR: 1	HBP: 0	CS: 0	

PITCHER	IP	WLS	BF	H	R	ER	SO	BB	IBB	HBP	BLK	WP	HR	S	P	ERA	WHIP
Jon Matlack, L (1, 1) ERA: 3.53	8.0	L	35	7	3	3	5	3	0	0	0	1	1	42	54	3.38	1.250

PITCHER	IP	WLS	BF	H	R	ER	SO	BB	IBB	HBP	BLK	WP	HR	S	P	ERA	WHIP

Batter	1	2	3	4	5	6	7	8	9	AB	R	H	RBI	BB	SO	LOB
Willie Wilson, S (1, 7) OBP: 0.358, SLG: 0.431	SSS 0-3 ① K		x 0-0 E 1B 1B		SSS 0-3 ① K		x 0-0 S 1B		x 0-0 SF7 1B 1-2 1B	5	1	3	0	0	2	0
U L Washington, S (1, 6) OBP: 0.329, SLG: 0.381	x 0-0 ② 4-3		x 0-0 E 1-2 1B		SSS 0-3 ② K		x 0-0 ② L8		x 0-0 ① F7	5	0	1	0	0	1	3
Hal McRae, R (1, 10) OBP: 0.346, SLG: 0.482	x 0-0 ③ F9		x 0-0 E5 1-3 2-H		x 0-0 ③ G3		SSS 0-3 ③ K 1-2		x 0-0 1-2 2-3 1B	5	0	1	0	0	1	2
Willie Aikens, L (1, 3) OBP: 0.365, SLG: 0.449		x 0-0 HR	SSS 0-3 ② K			x 0-0 ① 1-3		x 0-0 G4-6-3 1B	x 0-0 ② SF7 2-3 3-H	4	1	2	2	0	1	2
Darrell Porter, L (1, 2) OBP: 0.366, SLG: 0.367		x 0-0 SH1-3 SF7 2B	x 0-0 ③ L8			x 0-0 BB 1B 1B		x 0-0 ① ② G4-6-3 1-2f	x 0-0 ③ F7	5	2	2	0	0	0	5
Amos Otis, R (1, 8) OBP: 0.327, SLG: 0.398		x 0-0 ① SH1-3 2-3		x 0-0 S 1B		BBBB 4-0 1B 1-2 BB		BBBB 4-0 1B BB		1	0	1	0	2	0	0
Clint Hurdle, L (1, 9) OBP: 0.354, SLG: 0.471		x 0-0 ② SF7 3-H		SSS 0-3 ① K 1-2		x 0-0 ② 1-3 2-H 1B		x 0-0 1-3 1B		3	0	2	2	0	1	1
Jamie Quirk, L (1, 5) OBP: 0.299, SLG: 0.414		x 0-0 ③ F8		x 0-0 ② F7		x 0-0 ③ F8		SSS 0-3 ③ K		4	0	0	0	0	1	4
Rance Mulliniks, L (1, 4) OBP: 0.293, SLG: 0.278 Ralph LaCock, L (9, PH) OBP: 0.274, SLG: 0.236			x 0-0 ① 4-3	SSS 0-3 ③ K			x 0-0 ① 1B		x 0-0 1B 1B SF7 1B	3 1	0 1	1 1	0 0	0 0	1 0	1 0
Inning Stats	R: 0 H: 0 E: 0 LOB: 0 K: 1 BB: 0 S: 5 P: 5	R: 2 H: 2 E: 0 LOB: 0 K: 0 BB: 0 S: 5 P: 5	R: 1 H: 2 E: 1 LOB: 2 K: 1 BB: 0 S: 8 P: 8	R: 0 H: 1 E: 0 LOB: 1 K: 2 BB: 0 S: 8 P: 8	R: 0 H: 0 E: 0 LOB: 0 K: 2 BB: 0 S: 7 P: 7	R: 1 H: 2 E: 0 LOB: 1 K: 0 BB: 1 S: 4 P: 8	R: 0 H: 2 E: 0 LOB: 1 K: 1 BB: 0 S: 6 P: 6	R: 0 H: 2 E: 0 LOB: 2 K: 1 BB: 1 S: 6 P: 10	R: 1 H: 3 E: 0 LOB: 2 K: 0 BB: 0 S: 6 P: 6	1B: 12 SF: 2 2B: 1 SAC: 1 3B: 0 DP: 1 HR: 1 HBP: 0						

PITCHER	IP	WLS	BF	H	R	ER	SO	BB	IBB	HBP	BLK	WP	HR	S	P	ERA	WHIP
Rick Langford, R (1, 1) ERA: 2.97	9.0	W	41	14	5	4	8	2	0	0	0	0	1	55	63	4.00	1.778

PITCHER	IP	WLS	BF	H	R	ER	SO	BB	IBB	HBP	BLK	WP	HR	S	P	ERA	WHIP

TOP

Kansas City Royals @ Oakland Athletics

Oakland-Alameda County Coliseum, Oakland, CA

Fri Sep 12 1980, 7:05 PM PDT

Att. 17,440 - Unknown - 62 F

livebaseballscorecards.com

AB	36
R	5
H	14
RBI	4
BB	2
SO	8
LOB	18

Batter	1	2	3	4	5	6	7	8	9	AB	R	H	RBI	BB	SO	LOB
Rickey Henderson, R (1, 7) OBP: 0.416, SLG: 0.396	F7		BB PB, S 1-2 1B	6-3		F9		BB 1B, S SF9		3	2	0	0	2	0	3
Dwayne Murphy, L (1, 8) OBP: 0.375, SLG: 0.376	F8		K 1-3 2-H		FC6-4 1B	G3		3B 1-3 1B		5	1	2	0	0	1	3
Mitchell Page, L (1, 10) OBP: 0.322, SLG: 0.452	HR		E 3-H 1B		F5		HR	F7		5	2	3	3	0	0	3
Tony Armas, R (1, 9) OBP: 0.298, SLG: 0.490	G1		E5 1-2		FC6-4 PB 1-2f		FC5-6 BB	SF9 3-H		3	0	0	1	1	0	2
Wayne Gross, L (1, 5) (8, 3) OBP: 0.355, SLG: 0.462		1B 1B	F3		BB 1-2		FC5-6 FC6-4, IBB 1-2f 2B	2B 1-H 3B		4	2	2	1	1	0	3
Mike Davis, L (1, 3) OBP: 0.260, SLG: 0.283 Mike Heath, R (7, PH) OBP: 0.266, SLG: 0.284 Mickey Klutts, R (8, 5) OBP: 0.291, SLG: 0.355	G6-4-3 1-2 1B	K	F5				FC6-4 1-2 IBB	2B 3-H		3 0 1	0 0 0	1 0 1	0 0 1	0 1 0	1 0 0	4 0 0
Jeff Newman, R (1, 2) OBP: 0.259, SLG: 0.390	F9			E 1B		F3	FC6-4 1-2f 2-3 2B	F8		5	1	1	0	0	0	5
Dave McKay, S (1, 4) OBP: 0.279, SLG: 0.319	G6-4-3 1-2f			SH5-3 1-3		1B 1B	1-H 3-H 2B			3	0	2	2	0	0	2
Rob Picciolo, R (1, 6) OBP: 0.236, SLG: 0.308			S, BB PB 1B	K		1-2 1B	3-1			4	1	2	0	0	1	2
Inning Stats	R: 1 E: 0 K: 0 S: 4 H: 1 LOB: 0 BB: 0 P: 4	R: 0 E: 0 K: 0 S: 4 H: 2 LOB: 1 BB: 0 P: 4	R: 2 E: 1 K: 2 S: 10 H: 2 LOB: 2 BB: 1 P: 14	R: 0 E: 1 K: 1 S: 6 H: 1 LOB: 1 BB: 0 P: 6	R: 0 E: 0 K: 0 S: 4 H: 1 LOB: 2 BB: 1 P: 8	R: 0 E: 0 K: 0 S: 5 H: 2 LOB: 2 BB: 0 P: 5	R: 3 E: 0 K: 0 S: 5 H: 2 LOB: 1 BB: 2 P: 13	R: 3 E: 0 K: 0 S: 6 H: 3 LOB: 1 BB: 1 P: 10		1B: 9 2B: 2 3B: 1 HR: 2 SF: 1 SAC: 1 DP: 1 HBP: 0						

PITCHER		IP	WLS	BF	H	R	ER	SO	BB	IBB	HBP	BLK	WP	HR	S	P	ERA	WHIP
Rich Gale, R ERA: 3.93	(1, 1)	2.1		11	4	3	3	1	1	0	0	0	0	1	12	16	11.57	2.143
Ken Brett, L ERA:	(3, 1)	3.0		16	5	0	0	2	1	0	0	0	0	0	19	23	0.00	2.000
Craig Chamberlain, R ERA: 21.6	(6, 1)	0.2	L	4	1	2	2	0	1	0	0	0	0	1	3	7	27.00	3.000
Mike Jones, L ERA: 2.7	(7, 1)	0.1		2	0	0	0	0	0	1	0	0	0	0	1	5	0.00	0.000
Dan Quisenberry, R ERA: 3.17	(7, 1)	1.2		10	4	4	4	0	1	0	0	0	0	0	9	13	21.60	3.000

PITCHER	IP	WLS	BF	H	R	ER	SO	BB	IBB	HBP	BLK	WP	HR	S	P	ERA	WHIP

BOTTOM

Kansas City Royals @ Oakland Athletics

Oakland-Alameda County Coliseum, Oakland, CA

Fri Sep 12 1980, 7:05 PM PDT

Att. 17,440 - Unknown - 62 F

livebaseballscorecards.com

AB	36
R	9
H	14
RBI	8
BB	5
SO	3
LOB	27

Batter	1	2	3	4	5	6	7	8	9	AB	R	H	RBI	BB	SO	LOB
Willie Wilson, S (1, 7) OBP: 0.359, SLG: 0.431	x 0-0 S 1B 1B		S S S 0-3 K ②		x 0-0 S 2-3 1B		x 0-0 F8 ①		x 0-0 4-3 ③	5	0	2	0	0	1	1
Frank White, R (1, 4) OBP: 0.294, SLG: 0.354	x 0-0 S 1-2 1B		x 0-0 L7 ③		x 0-0 F9 ③ 1-2		x 0-0 5-3 ②			4	0	1	0	0	0	2
John Wathan, R (1, 2) OBP: 0.370, SLG: 0.398	S S S 0-3 K ① 1-2 2-3			x 0-0 4-3 ①		x 0-0 HR	S S S 0-3 K ③			4	1	1	1	0	2	2
Willie Aikens, L (1, 3) OBP: 0.366, SLG: 0.448	S S S 0-3 K ②			x 0-0 1B		B B B B 4-0 BB HBP FC6-4 BB		x 0-0 F7 ①		3	1	1	0	1	1	2
Hal McRae, R (1, 10) OBP: 0.345, SLG: 0.479	x 0-0 F3 ③			x 0-0 P4 ②		H 1-0 FC6-4 BB 1-2 HBP		S S S 0-3 K ②		3	0	0	0	0	1	3
Amos Otis, R (1, 8) OBP: 0.326, SLG: 0.395		S S S 0-3 K ①		x 0-0 F9 ③		B B B B 4-0 FC6-4 1-2 2-3 BB		x 0-0 5-3 ③		3	0	0	0	1	1	1
Clint Hurdle, L (1, 9) OBP: 0.350, SLG: 0.466		x 0-0 1-3 ②			x 0-0 F9 ①	x 0-0 F8 ①			x 0-0 F7 ①	4	0	0	0	0	0	3
U L Washington, S (1, 6) OBP: 0.330, SLG: 0.382		x 0-0 CS 1B			x 0-0 1B S 1B	x 0-0 FC6-4 S 1-2f 2-3 3-H ②			x 0-0 F7 ②	4	0	2	1	0	0	2
Dave Chalk, R (1, 5) OBP: 0.326, SLG: 0.344 Jamie Quirk, L (6, PH) OBP: 0.301, SLG: 0.415 (6, 5)		0-0 CS ③ 1-2	S S S 0-3 K ①		S S S 0-3 K ② 1-2	S S S 0-3 K ③ 1-2			x 0-0 1B ①	2	0	0	0	0	2	1
										2	0	1	0	0	1	2
Inning Stats	R: 0 E: 0 K: 2 S: 9 H: 2 LOB: 2 BB: 0 P: 9	R: 0 E: 0 K: 1 S: 5 H: 1 LOB: 0 BB: 0 P: 5	R: 0 E: 0 K: 2 S: 7 H: 0 LOB: 0 BB: 0 P: 7	R: 0 E: 0 K: 0 S: 4 H: 1 LOB: 1 BB: 0 P: 4	R: 0 E: 0 K: 1 S: 7 H: 2 LOB: 2 BB: 0 P: 7	R: 2 E: 0 K: 1 S: 6 H: 1 LOB: 2 BB: 2 P: 15	R: 0 E: 0 K: 1 S: 5 H: 0 LOB: 0 BB: 0 P: 5	R: 0 E: 0 K: 1 S: 5 H: 0 LOB: 0 BB: 0 P: 5	R: 0 E: 0 K: 0 S: 4 H: 1 LOB: 1 BB: 0 P: 4	1B: 7 2B: 0 3B: 0 HR: 1 SF: 0 SAC: 0 DP: 0 HBP: 1							

TOP

Kansas City Royals @ Oakland Athletics

Oakland-Alameda County Coliseum, Oakland, CA

Sat Sep 13 1980, 3:33 AM PDT

Att. 11,253 - Unknown

livebaseballscorecards.com

AB	34
R	2
H	8
RBI	2
BB	2
SO	9
LOB	19

WP: 0 PB: 0 SB: 5 CS: 1 PA: 38

PITCHER	IP	WLS	BF	H	R	ER	SO	BB	IBB	HBP	BLK	WP	HR	S	P	ERA	WHIP
Steve McCatty, R (1, 1) ERA: 3.93	9.0	W	37	8	2	2	9	2	0	1	0	0	1	52	61	2.00	1.111

PITCHER	IP	WLS	BF	H	R	ER	SO	BB	IBB	HBP	BLK	WP	HR	S	P	ERA	WHIP

Batter	1	2	3	4	5	6	7	8	9	AB	R	H	RBI	BB	SO	LOB
Rickey Henderson, R (1, 7) OBP: 0.419, SLG: 0.398	BBBB 4-0 HR BB	x 0-0 4-3 1B		x 0-0 ① P4		x 0-0 S SH1-3 2-H 1B		III 4-0 FC6-4 IBB		3	2	2	1	2	0	1
Dwayne Murphy, L (1, 8) OBP: 0.376, SLG: 0.383	x 0-0 1-H HR	x 0-0 ② 4-3 1-2		x 0-0 G4-6-3 1-3 1B		x 0-0 ② SH1-3 1-H		SSS 0-3 ② K		4	1	2	3	0	1	3
Mitchell Page, L (1, 10) OBP: 0.317, SLG: 0.444	x 0-0 ① G3	x 0-0 ③ 4-3		x 0-0 ②③ G4-6-3 1-2f		SSS 0-3 ③ K		x 0-0 ③ FC6-4 1-2f		5	0	0	0	0	1	5
Tony Armas, R (1, 9) OBP: 0.296, SLG: 0.486	x 0-0 ② 6-3		x 0-0 ① 6-3		x 0-0 ① 6-3		x 0-0 ① F9			4	0	0	0	0	0	0
Jim Essian, R (1, 2) OBP: 0.308, SLG: 0.329	BBBB 4-0 BB		BBBB 4-0 BB		x 0-0 ② 5-3		x 0-0 ② P6			2	0	0	0	2	0	0
Jeff Newman, R (1, 3) OBP: 0.264, SLG: 0.390	x 0-0 ③ 5-3		BBBB 4-0 1-2 BB		x 0-0 1B		BBBB 4-0 BB			2	0	1	0	2	0	1
Mickey Klutts, R (1, 5) OBP: 0.283, SLG: 0.345		x 0-0 ① P6	x 0-0 ② F9		x 0-0 ③ F8		x 0-0 ③ 5-3			4	0	0	0	0	0	4
Dave McKay, S (1, 4) OBP: 0.288, SLG: 0.329		x 0-0 HR 2B	SSS 0-3 ③ K			x 0-0 SH5-4 1B 1B		H 1-0 SH2-4 HBP		3	2	2	0	0	1	2
Rob Picciolo, R (1, 6) OBP: 0.243, SLG: 0.326		x 0-0 2-H HR		x 0-0 1B 1B		x 0-0 ① SH5-4 1-2		x 0-0 ① SH2-4 1-2		2	1	2	2	0	0	0
Inning Stats	R: 2 E: 0 K: 0 S: 4 H: 1 LOB: 1 BB: 2 P: 12	R: 2 E: 0 K: 0 S: 6 H: 3 LOB: 1 BB: 0 P: 6	R: 0 E: 0 K: 1 S: 5 H: 0 LOB: 2 BB: 2 P: 13	R: 0 E: 0 K: 0 S: 4 H: 2 LOB: 1 BB: 0 P: 4	R: 0 E: 0 K: 0 S: 4 H: 1 LOB: 1 BB: 0 P: 4	R: 2 E: 0 K: 1 S: 7 H: 2 LOB: 0 BB: 0 P: 7	R: 0 E: 0 K: 0 S: 3 H: 0 LOB: 1 BB: 1 P: 7	R: 0 E: 0 K: 1 S: 5 H: 0 LOB: 2 BB: 1 P: 10		1B: 6 2B: 1 3B: 0 HR: 2		SF: 0 SAC: 3 DP: 1 HBP: 1		WP: 0 PB: 0 SB: 2 CS: 0	PA: 39	

PITCHER	IP	WLS	BF	H	R	ER	SO	BB	IBB	HBP	BLK	WP	HR	S	P	ERA	WHIP
Larry Gura, L (1, 1) ERA: 2.65	8.0	L	39	9	6	6	3	5	1	1	0	0	2	38	63	6.75	1.750

PITCHER	IP	WLS	BF	H	R	ER	SO	BB	IBB	HBP	BLK	WP	HR	S	P	ERA	WHIP

BOTTOM

Kansas City Royals @ Oakland Athletics

Oakland-Alameda County Coliseum, Oakland, CA

Sat Sep 13 1980, 3:33 AM PDT

Att. 11,253 - Unknown

livebaseballscorecards.com

AB	29
R	6
H	9
RBI	6
BB	6
SO	3
LOB	16

Batter	1	2	3	4	5	6	7	8	9	AB	R	H	RBI	BB	SO	LOB
Willie Wilson, S (1, 8) OBP: 0.356, SLG: 0.427	L6		FC6-5 PB 1B 1-2 2-3f	K			K		F9	5	1	0	0	0	2	3
Frank White, R (1, 4) OBP: 0.293, SLG: 0.354	L8		K 1-2 2-3		5-3 2B		F8		F9	5	0	1	0	0	1	2
John Wathan, R (1, 7) OBP: 0.370, SLG: 0.395	S BB		1B BB		5-3 2-3		6-3		F8	3	0	0	0	2	0	1
Willie Aikens, L (1, 10) OBP: 0.367, SLG: 0.449 Onix Concepcion, R (8, PR) OBP: 1.000, SLG: 1.000	6-3 1-2		1B 1-3 2-H 3-H		1-3			FC3-6 1B		4 0	0 0	2 0	2 0	0 0	0 0	2 0
Darrell Porter, L (1, 2) OBP: 0.363, SLG: 0.364		G3	1-3		G3			FC3-6 1B 1-2f		4	0	0	0	0	0	4
Jamie Quirk, L (1, 5) OBP: 0.294, SLG: 0.404		K		4-3		E3 G1-6-4		L8		4	0	0	0	0	1	1
Clint Hurdle, L (1, 9) OBP: 0.352, SLG: 0.469		F8		4-3 E 2B		G1-6-4 1-2f		1-3 1B		4	1	2	0	0	0	1
Ralph LaCock, L (1, 3) OBP: 0.286, SLG: 0.266			FC6-5 1B 1B	4-3 2-3		HR		BB FC6		3	1	2	1	1	0	1
U L Washington, S (1, 6) OBP: 0.330, SLG: 0.381			PB FC6-5 1B 1-2 1B	E4 3-H		F8		FC6 1-2f		4	1	1	0	0	0	3
Inning Stats	R: 0 H: 0 E: 0 LOB: 1 K: 0 BB: 1 S: 3 P: 7	R: 0 H: 0 E: 0 LOB: 0 K: 1 BB: 0 S: 5 P: 5	R: 2 H: 3 E: 0 LOB: 2 K: 1 BB: 1 S: 8 P: 12	R: 1 H: 1 E: 1 LOB: 1 K: 1 BB: 0 S: 7 P: 7	R: 0 H: 1 E: 0 LOB: 1 K: 0 BB: 0 S: 4 P: 4	R: 1 H: 1 E: 1 LOB: 0 K: 0 BB: 0 S: 4 P: 4	R: 0 H: 0 E: 0 LOB: 0 K: 1 BB: 0 S: 5 P: 5	R: 0 H: 2 E: 0 LOB: 3 K: 0 BB: 1 S: 5 P: 9	R: 0 H: 0 E: 0 LOB: 0 K: 0 BB: 0 S: 3 P: 3	1B: 5 SF: 0 2B: 2 SAC: 0 3B: 0 DP: 1 HR: 1 HBP: 0						

PITCHER	IP	WLS	BF	H	R	ER	SO	BB	IBB	HBP	BLK	WP	HR	S	P	ERA	WHIP
Brian Kingman, R (1, 1) ERA: 3.78	9.0	L	39	8	4	3	4	3	0	0	0	0	1	44	56	3.00	1.222

PITCHER	IP	WLS	BF	H	R	ER	SO	BB	IBB	HBP	BLK	WP	HR	S	P	ERA	WHIP

TOP

Kansas City Royals @ Oakland Athletics

Oakland-Alameda County Coliseum, Oakland, CA

Sun Sep 14 1980, 3:33 AM PDT

Att. 10,756 - Unknown

livebaseballscorecards.com

AB	36
R	4
H	8
RBI	3
BB	3
SO	4
LOB	18

Batter	1	2	3	4	5	6	7	8	9	AB	R	H	RBI	BB	SO	LOB
Rickey Henderson, R (1, 7) OBP: 0.421, SLG: 0.400	1-3, 1B	F9			CS, 1B			5-3, 1B	K	5	2	3	0	0	1	2
Dwayne Murphy, L (1, 8) OBP: 0.374, SLG: 0.380	F5		F7		CS, 1-2	4-3		5-3, 1-2		4	0	0	0	0	0	2
Mike Heath, R (1, 10) OBP: 0.264, SLG: 0.280 Wayne Gross, L (8, PH) OBP: 0.356, SLG: 0.464	1-3, 1-2		L5			B2-3		1B, 2-H		3 1	0 0	0 1	0 1	0 0	0 0	1 0
Tony Armas, R (1, 9) OBP: 0.297, SLG: 0.486	2-H, 1B		K			4-3		1-2, 1B		4	0	2	1	0	1	0
Jim Essian, R (1, 2) OBP: 0.303, SLG: 0.324	F2			P6			6-3	L8		4	0	0	0	0	0	3
Jeff Newman, R (1, 3) OBP: 0.261, SLG: 0.386		6-3		5-3			B5-3	F9		4	0	0	0	0	0	2
Mickey Klutts, R (1, 5) OBP: 0.288, SLG: 0.349		2B, E, 1B		L5			1B		6-3	4	1	2	0	0	0	0
Dave McKay, S (1, 4) OBP: 0.291, SLG: 0.336		E9, 1-H, 2B			L1		1-2, 1B		4-3	4	0	2	0	0	0	0
Rob Picciolo, R (1, 6) OBP: 0.240, SLG: 0.322 Mike Davis, L (9, PH) OBP: 0.267, SLG: 0.290		B1			F8		F9		1B	3 1	0 0	0 1	0 0	0 0	0 0	3 0
Inning Stats	R: 1 E: 0 K: 0 S: 5 H: 2 LOB: 1 BB: 0 P: 5	R: 1 E: 1 K: 0 S: 5 H: 2 LOB: 1 BB: 0 P: 5	R: 0 E: 0 K: 1 S: 5 H: 0 LOB: 0 BB: 0 P: 5	R: 0 E: 0 K: 0 S: 3 H: 0 LOB: 0 BB: 0 P: 3	R: 0 E: 0 K: 0 S: 3 H: 1 LOB: 0 BB: 0 P: 3	R: 0 E: 0 K: 0 S: 3 H: 0 LOB: 0 BB: 0 P: 3	R: 0 E: 0 K: 0 S: 5 H: 2 LOB: 2 BB: 0 P: 5	R: 1 E: 0 K: 0 S: 6 H: 3 LOB: 2 BB: 0 P: 6	R: 0 E: 0 K: 1 S: 6 H: 1 LOB: 1 BB: 0 P: 6	1B: 10 2B: 1 3B: 0 HR: 0 SF: 0 SAC: 0 DP: 0 HBP: 0							

PITCHER		IP	WLS	BF	H	R	ER	SO	BB	IBB	HBP	BLK	WP	HR	S	P	ERA	WHIP
Paul Splittorff, L ERA: 4.16	(1, 1)	7.0	W	27	7	2	1	1	0	0	0	0	0	0	29	29	1.29	1.000
Dan Quisenberry, R ERA: 3.19	(8, 1)	2.0	S	10	4	1	1	1	0	0	0	0	0	0	12	12	4.50	2.000

PITCHER	IP	WLS	BF	H	R	ER	SO	BB	IBB	HBP	BLK	WP	HR	S	P	ERA	WHIP

BOTTOM

Kansas City Royals @ Oakland Athletics

Oakland-Alameda County Coliseum, Oakland, CA

Sun Sep 14 1980, 3:33 AM PDT

Att. 10,756 - Unknown

livebaseballscorecards.com

AB	37
R	3
H	11
RBI	2
BB	0
SO	2
LOB	13

Batter	1	2	3	4	5	6	7	8	9	AB	R	H	RBI	BB	SO	LOB
Rickey Henderson, R (1, 7) OBP: 0.420, SLG: 0.402	x 0-0 SH3 2B		SSS 0-3 ② K		x 0-0 4-3 S 1B		x 0-0 ① F8 2-3		SSS 0-3 ② K	5	0	2	0	0	2	3
Dwayne Murphy, L (1, 8) OBP: 0.373, SLG: 0.381	x 0-0 ① SH3 2-3		x 0-0 2B		x 0-0 ② 4-3 1-3		SSS 0-3 ② K		SSS 0-3 ③ K	4	0	1	0	0	2	4
Mike Heath, R (1, 10) OBP: 0.260, SLG: 0.276	x 0-0 ② F8		x 0-0 ③ F9		x 0-0 ③ 5-3		x 0-0 ③ 6-3			4	0	0	0	0	0	5
Tony Armas, R (1, 9) OBP: 0.300, SLG: 0.487	BBBB 4-0 S BB			x 0-0 ① L9		x 0-0 FC6-4 1B		x 0-0 CS 1B 1B		3	0	2	0	1	0	0
Jeff Newman, R (1, 3) OBP: 0.259, SLG: 0.382	SSS 0-3 ③ K 1-2			x 0-0 ② 4-3		SSS 0-3 ① K		SSS 0-3 ① K		4	0	0	0	0	3	4
Mickey Klutts, R (1, 5) OBP: 0.294, SLG: 0.353		x 0-0 ① F7		x 0-0 1B 1B		x 0-0 ② FC6-4 1-2f		x 0-0 1-2 1B		4	0	2	0	0	0	1
Jim Essian, R (1, 2) OBP: 0.303, SLG: 0.322		x 0-0 ② F8		x 0-0 1-3 1B		x 0-0 ③ 5-3		x 0-0 ②③ F8 2-3		4	0	1	0	0	0	3
Dave McKay, S (1, 4) OBP: 0.295, SLG: 0.339		x 0-0 ③ 5-3		x 0-0 ③ L4			x 0-0 F8 1B 1B		x 0-0 1B	4	0	2	0	0	0	2
Mario Guerrero, R (1, 6) OBP: 0.279, SLG: 0.315			x 0-0 ① F7		x 0-0 ① 6-3		x 0-0 1-2 1B		SSS 0-3 ① K	4	0	1	0	0	1	1

Inning Stats	1	2	3	4	5	6	7	8	9
	R: 0 E: 0 K: 1 S: 6	R: 0 E: 0 K: 0 S: 3	R: 0 E: 0 K: 1 S: 6	R: 0 E: 0 K: 0 S: 5	R: 0 E: 0 K: 0 S: 4	R: 0 E: 0 K: 1 S: 6	R: 0 E: 0 K: 1 S: 7	R: 0 E: 0 K: 1 S: 6	R: 0 E: 0 K: 3 S: 10
	H: 1 LOB: 2 BB: 1 P: 10	H: 0 LOB: 0 BB: 0 P: 3	H: 1 LOB: 1 BB: 0 P: 6	H: 2 LOB: 2 BB: 0 P: 5	H: 1 LOB: 1 BB: 0 P: 4	H: 1 LOB: 1 BB: 0 P: 6	H: 2 LOB: 2 BB: 0 P: 7	H: 2 LOB: 1 BB: 0 P: 6	H: 1 LOB: 1 BB: 0 P: 10

1B: 9 SF: 0
2B: 2 SAC: 1
3B: 0 DP: 0
HR: 0 HBP: 0

WP: 0 PA: 38
PB: 0
SB: 2
CS: 1

PITCHER		IP	WLS	BF	H	R	ER	SO	BB	IBB	HBP	BLK	WP	HR	S	P	ERA	WHIP
Jon Matlack, L ERA: 3.43	(1, 1)	6.1	W	28	8	0	0	3	1	0	0	0	0	0	33	37	0.00	1.421
John Henry Johnson, L ERA: 2.45	(7, 1)	2.2	S	10	3	0	0	5	0	0	0	0	0	0	20	20	0.00	1.125

PITCHER	IP	WLS	BF	H	R	ER	SO	BB	IBB	HBP	BLK	WP	HR	S	P	ERA	WHIP

Oakland Athletics @ Texas Rangers

Arlington Stadium, Arlington, TX

Mon Sep 15 1980, 8:05 PM EDT

Att. 6,941 - Unknown

TOP

livebaseballscorecards.com

AB	36
R	0
H	11
RBI	0
BB	1
SO	8
LOB	23

Oakland Athletics @ Texas Rangers

Arlington Stadium, Arlington, TX

Mon Sep 15 1980, 8:05 PM EDT

Att. 6,941 - Unknown

livebaseballscorecards.com

BOTTOM

Batter	1	2	3	4	5	6	7	8	9	AB	R	H	RBI	BB	SO	LOB
Mickey Rivers, L (1, 8) OBP: 0.348, SLG: 0.437	F3			4-3		BB, 1B 1B	1B 1-2			4	1	2	0	0	0	0
Johnny Grubb, L (1, 9) OBP: 0.396, SLG: 0.424	F8			F8		BBBB BB, 1B 1-2	BB 1-3 2-H			3	0	1	1	1	0	0
Al Oliver, L (1, 7) OBP: 0.347, SLG: 0.463	L7			4-3		BB 1-2 2-H	BBBB 1-2			3	0	1	1	1	0	0
Richie Zisk, R (1, 10) OBP: 0.339, SLG: 0.471		F4			BBBB 1-4-3, BB	BBBB FC6-4 1-2 2-3	SSS K			2	0	0	0	2	1	3
Rusty Staub, L (1, 3) OBP: 0.367, SLG: 0.450 Pat Putnam, L (9, 3) OBP: 0.325, SLG: 0.415		L3 1B			BBBB 1-4-3 1-2	F7		SSS K		3 0	0 0	1 0	0 0	1 0	1 0	3 0
Dave Roberts, R (1, 5) OBP: 0.302, SLG: 0.400		L3 1-2			1-4-3 1-2 2-3	FC6-4 1-2f		F7		4	0	0	0	0	0	6
Jim Sundberg, R (1, 2) OBP: 0.350, SLG: 0.388			F7		5-3		SSS K	F7		4	0	0	0	0	1	2
Mike Richardt, R (1, 4) OBP: 0.268, SLG: 0.291			F8		5-3		F7			3	0	0	0	0	0	2
Bud Harrelson, S (1, 6) OBP: 0.344, SLG: 0.287			4-3			F4	1B 1B			3	1	1	0	0	0	0
Inning Stats	R: 0 E: 0 K: 0 S: 3 H: 0 LOB: 0 BB: 0 P: 3	R: 0 E: 0 K: 0 S: 3 H: 1 LOB: 0 BB: 0 P: 3	R: 0 E: 0 K: 0 S: 3 H: 0 LOB: 0 BB: 0 P: 3	R: 0 E: 0 K: 0 S: 3 H: 0 LOB: 0 BB: 0 P: 3	R: 0 E: 0 K: 0 S: 3 H: 0 LOB: 2 BB: 2 P: 11	R: 1 E: 0 K: 2 S: 10 H: 2 LOB: 3 BB: 2 P: 13	R: 1 E: 0 K: 2 S: 10 H: 3 LOB: 3 BB: 1 P: 14	R: 0 E: 0 K: 1 S: 5 H: 0 LOB: 0 BB: 0 P: 5		1B: 6 2B: 1 3B: 0 HR: 0 SF: 0 SAC: 0 DP: 1 HBP: 0					

	AB	29
	R	2
	H	6
	RBI	2
	BB	5
	SO	3
	LOB	16

WP: 0 PB: 0 SB: 0 CS: 0 PA: 34

PITCHER	IP	WLS	BF	H	R	ER	SO	BB	IBB	HBP	BLK	WP	HR	S	P	ERA	WHIP
Matt Keough, R (1, 1) ERA: 3.04	8.0	L	34	6	2	2	3	5	0	0	0	0	0	35	55	2.25	1.375

PITCHER	IP	WLS	BF	H	R	ER	SO	BB	IBB	HBP	BLK	WP	HR	S	P	ERA	WHIP

Oakland Athletics @ Texas Rangers

Arlington Stadium, Arlington, TX

Tue Sep 16 1980, 8:05 PM EDT

Att. 7,295 - Unknown

TOP

livebaseballscorecards.com

Batter	1	2	3	4	5	6	7	8	9	10	11	AB	R	H	RBI	BB	SO	LOB
Rickey Henderson, R (1, 7) OBP: 0.418, SLG: 0.399	G3		1-3			S 1B		F9		F3	F9	6	0	1	0	0	0	3
Dwayne Murphy, L (1, 8) OBP: 0.375, SLG: 0.383	1B 2B			F9		BBBB 1-2 BB			E1 HR	BBBB 1-2 BB		3	1	1	0	2	0	0
Mitchell Page, L (1, 10) OBP: 0.319, SLG: 0.447	2-H 1B			L3-6 2B		SSS K			SSS K	F6		5	0	2	0	0	2	5
Wayne Gross, L (1, 5) OBP: 0.354, SLG: 0.460	SSS K			L3-6 2-3			G3		1-H HR		1B 1B	3	0	0	0	0	1	2
Mickey Klutts, R (9, PH) OBP: 0.302, SLG: 0.382 (9, 5)							BBBB E BB					2	2	2	2	0	0	0
Tony Armas, R (1, 9) OBP: 0.299, SLG: 0.484		5-3			SSS K				6-3		SSS K	4	0	0	0	1	2	1
Mike Davis, L (1, 3) OBP: 0.262, SLG: 0.284		SSS K			1-3		FC4 L1-3 1-2		1B		1-2 1B SF9 1B	2	0	0	0	0	1	0
Orlando Gonzalez, L (5, 3) OBP: 0.310, SLG: 0.200												3	1	2	0	0	0	1
Dave McKay, S (1, 4) OBP: 0.293, SLG: 0.336		4-3			4-3		L1-3 1-2		F8		SF9 1-3 2-H 1B	5	0	1	1	0	0	3
Jeff Newman, R (1, 2) OBP: 0.260, SLG: 0.381			SSS K			SSS K		G6-3 1B		4-3	IBB	4	0	1	0	1	2	0
Mario Guerrero, R (1, 6) OBP: 0.278, SLG: 0.312			4-3			6-3		G6-3 1-2f		BBBB BB BB	SF9 2-3 3-H	3	0	0	1	1	0	1
Inning Stats	R: 0 E: 0 K: 1 S: 6 H: 2 LOB: 1 BB: 0 P: 6	R: 0 E: 0 K: 1 S: 5 H: 0 LOB: 0 BB: 0 P: 5	R: 0 E: 0 K: 1 S: 5 H: 0 LOB: 0 BB: 0 P: 5	R: 0 E: 0 K: 0 S: 3 H: 1 LOB: 0 BB: 0 P: 3	R: 0 E: 0 K: 1 S: 5 H: 0 LOB: 0 BB: 0 P: 5	R: 0 E: 0 K: 2 S: 8 H: 1 LOB: 2 BB: 1 P: 12	R: 0 E: 1 K: 0 S: 3 H: 0 LOB: 1 BB: 1 P: 7	R: 0 E: 0 K: 0 S: 3 H: 1 LOB: 0 BB: 0 P: 3	R: 2 E: 1 K: 1 S: 8 H: 2 LOB: 1 BB: 0 P: 8	R: 0 E: 0 K: 0 S: 3 H: 0 LOB: 2 BB: 2 P: 11	R: 2 E: 0 K: 1 S: 8 H: 3 LOB: 2 BB: 1 P: 12							

AB	40
R	4
H	10
RBI	4
BB	5
SO	8
LOB	16

1B: 7	SF: 1	WP: 0	PA: 46
2B: 4	SAC: 0	PB: 0	
3B: 0	DP: 3	SB: 1	
HR: 1	HBP: 0	CS: 0	

PITCHER		IP	WLS	BF	H	R	ER	SO	BB	IBB	HBP	BLK	WP	HR	S	P	ERA	WHIP
Doc Medich, R ERA: 3.98	(1, 1)	8.0		29	5	1	1	6	2	0	0	0	0	0	39	47	1.12	0.875
John Henry Johnson, L ERA: 2.65	(9, 1)	1.0		5	2	1	0	1	0	0	0	0	0	1	7	7	0.00	2.000
Danny Darwin, R ERA: 2.45	(10, 1)	2.0	L	12	3	2	2	1	2	1	0	0	0	0	11	23	9.00	2.500

PITCHER	IP	WLS	BF	H	R	ER	SO	BB	IBB	HBP	BLK	WP	HR	S	P	ERA	WHIP

Batter	1	2	3	4	5	6	7	8	9	10	11	AB	R	H	RBI	BB	SO	LOB
Mickey Rivers, L (1, 8) OBP: 0.345, SLG: 0.433	G3		4-3		1-3		5-3		G3 1-2 2-3			5	0	0	0	0	0	4
Johnny Grubb, L (1, 9) OBP: 0.392, SLG: 0.419 Odie Davis, R (10, 6) OBP: 0.250, SLG: 0.250	P7			4-3		F8		6-3 1B 1B	4-3			5 0	1 0	1 0	0 0	0 0	0 0	2 0
Al Oliver, L (1, 7) OBP: 0.347, SLG: 0.465	6-3			1B 1B 1B		2B		F9		L4		5	1	2	0	0	0	1
Rusty Staub, L (1, 3) OBP: 0.369, SLG: 0.449 Pat Putnam, L (9, 3) OBP: 0.324, SLG: 0.414		G3		1B 1-3 1B		BB		6-3 1-2		6-3		3 1	0 0	1 0	0 0	1 0	0 0	1 0
Richie Zisk, R (1, 10) OBP: 0.342, SLG: 0.471		5-3		1B 1-2 3-H 1B		F8		IBB		FC5-4 1B		4	0	2	1	1	0	2
Dave Roberts, R (1, 5) OBP: 0.299, SLG: 0.395	K			F8		F5		1-3 2-H 1B		FC5-4 1-2f		5	0	1	1	0	1	5
Jim Sundberg, R (1, 2) OBP: 0.348, SLG: 0.384			6-3	F9			F9		BB G3 1B		F9	4	0	0	0	1	0	2
Mike Richardt, R (1, 4) OBP: 0.250, SLG: 0.271 Buddy Bell, R (11, PH) OBP: 0.382, SLG: 0.492			F9		1-4-3		5-3		B2		F8	4 1	0 0	0 0	0 0	0 0	0 0	1 0
Bud Harrelson, S (1, 6) OBP: 0.350, SLG: 0.295 Jim Norris, L (9, PH) OBP: 0.321, SLG: 0.261 (10, 9)			1B		5-3		1B		G3 1-2 1B		1-3	3 2	0 0	2 1	0 0	0 0	0 0	0 0
Inning Stats	R: 0 H: 0 E: 0 LOB: 0 K: 0 BB: 0 S: 3 P: 3	R: 0 H: 0 E: 0 LOB: 0 K: 1 BB: 0 S: 5 P: 5	R: 0 H: 1 E: 0 LOB: 1 K: 0 BB: 0 S: 4 P: 4	R: 1 H: 3 E: 0 LOB: 2 K: 0 BB: 0 S: 6 P: 6	R: 0 H: 0 E: 0 LOB: 0 K: 0 BB: 0 S: 3 P: 3	R: 0 H: 1 E: 0 LOB: 2 K: 0 BB: 1 S: 4 P: 8	R: 0 H: 1 E: 0 LOB: 1 K: 0 BB: 0 S: 4 P: 4	R: 1 H: 2 E: 0 LOB: 2 K: 0 BB: 1 S: 4 P: 8	R: 0 H: 1 E: 0 LOB: 2 K: 0 BB: 1 S: 4 P: 8	R: 0 H: 1 E: 0 LOB: 1 K: 0 BB: 0 S: 4 P: 4	R: 0 H: 0 E: 0 LOB: 0 K: 0 BB: 0 S: 3 P: 3	1B: 9 SF: 0 2B: 1 SAC: 0 3B: 0 DP: 0 HR: 0 HBP: 0						

PITCHER	IP	WLS	BF	H	R	ER	SO	BB	IBB	HBP	BLK	WP	HR	S	P	ERA	WHIP
Mike Norris, R (1, 1) ERA: 2.24	11.0	W	45	10	2	2	1	2	1	0	0	0	0	44	56	1.64	1.091

PITCHER	IP	WLS	BF	H	R	ER	SO	BB	IBB	HBP	BLK	WP	HR	S	P	ERA	WHIP

BOTTOM

Oakland Athletics @ Texas Rangers

Arlington Stadium, Arlington, TX

Tue Sep 16 1980, 8:05 PM EDT

Att. 7,295 - Unknown

livebaseballscorecards.com

AB	42
R	2
H	10
RBI	2
BB	3
SO	1
LOB	18

WP: 0	PA: 45		
PB: 0			
SB: 0			
CS: 0			

Oakland Athletics @ Texas Rangers

Arlington Stadium, Arlington, TX

Wed Sep 17 1980, 8:05 PM EDT

Att. 7,255 - Unknown

TOP

livebaseballscorecards.com

Batter	1	2	3	4	5	6	7	8	9	AB	R	H	RBI	BB	SO	LOB
Rickey Henderson, R (1, 7) OBP: 0.420, SLG: 0.398	5-3	4-3		WP, 1B, 1-2, BB		S, BB		G4-6-3, BB		2	0	0	0	3	0	2
Dwayne Murphy, L (1, 8) OBP: 0.375, SLG: 0.385	K		1B, 2B	WP, 1-2, 2-H, 1B		6-3, 1-2		G4-6-3, 1-2f		5	1	2	1	0	1	2
Mitchell Page, L (1, 10) OBP: 0.317, SLG: 0.443	4-3		CS, 2-H, 1B	K, 1-2, 2-3			G3		K	5	0	1	1	0	2	2
Tony Armas, R (1, 9) OBP: 0.300, SLG: 0.485		K	2B, 1-2	6-3			1B, 1B		5-3	5	2	2	0	0	1	2
Wayne Gross, L (1, 5) OBP: 0.358, SLG: 0.466 Mickey Klutts, R (9, PH) OBP: 0.307, SLG: 0.386 (9, 5)	BB, BB, 2B, 1B	2-H, 2B	L8		1B, 1-3, 1B		1B	4	1	3	1	0	0	0		
Orlando Gonzalez, L (1, 3) OBP: 0.286, SLG: 0.182	L8	K	F6		K		1B	5	0	0	0	0	2	5		
Dave McKay, S (1, 4) OBP: 0.296, SLG: 0.336	BB, 1-2, 2B, BB	5-3	F9		FC6-4, 1-3, 3-H, 1B			3	1	1	1	1	0	1		
Jeff Newman, R (1, 2) OBP: 0.263, SLG: 0.380	2B, 1-2, 2-3, BB		BB, 1B, 1B	6-3	FC6-4, 1-2f			3	1	1	0	1	0	2		
Mario Guerrero, R (1, 6) OBP: 0.278, SLG: 0.314	1-3, 2-H, 3-H, 2B		L7	1-3		F9		4	0	1	2	0	0	1		

	AB	37
	R	6
	H	12
	RBI	6
	BB	5
	SO	6
	LOB	17

Inning Stats																														
	R: 0	E: 0	K: 1	S: 5	H: 0	LOB: 0	BB: 0	P: 5	R: 2	E: 0	K: 1	S: 7	H: 2	LOB: 2	BB: 2	P: 15	R: 2	E: 0	K: 1	S: 8	H: 4	LOB: 1	BB: 0	P: 8	R: 1	E: 0	K: 1	S: 7	H: 2	LOB: 2	BB: 1	P: 11
	R: 0	E: 0	K: 0	S: 3	H: 0	LOB: 0	BB: 0	P: 3	R: 0	E: 0	K: 0	S: 3	H: 0	LOB: 1	BB: 1	P: 7	R: 1	E: 0	K: 1	S: 8	H: 3	LOB: 2	BB: 0	P: 8	R: 0	E: 0	K: 0	S: 2	H: 0	LOB: 0	BB: 1	P: 6
	R: 0	E: 0	K: 1	S: 6	H: 1	LOB: 1	BB: 0	P: 6	1B: 8	2B: 4	3B: 0	HR: 0	SF: 0	SAC: 0	DP: 1	HBP: 0	WP: 1	PB: 0	SB: 1	CS: 1	PA: 42										

PITCHER		IP	WLS	BF	H	R	ER	SO	BB	IBB	HBP	BLK	WP	HR	S	P	ERA	WHIP
John Butcher, R ERA: 5.87	(1, 1)	2.1	L	13	5	4	4	2	2	0	0	0	0	0	15	23	15.43	3.000
Dave Rajsich, L ERA: 5.96	(3, 1)	1.1		8	3	1	1	2	1	0	0	0	1	0	11	15	6.75	3.000
Dennis Lewallyn, R ERA: 3.38	(4, 1)	2.2		11	2	1	1	0	1	0	0	0	0	0	10	14	3.38	1.125
Jerry Don Gleaton, L ERA:	(7, 1)	2.2		10	2	0	0	2	1	0	0	0	0	0	13	17	0.00	1.125

PITCHER	IP	WLS	BF	H	R	ER	SO	BB	IBB	HBP	BLK	WP	HR	S	P	ERA	WHIP

Oakland Athletics @ Texas Rangers

Arlington Stadium, Arlington, TX

Wed Sep 17 1980, 8:05 PM EDT

Att. 7,255 - Unknown

BOTTOM

Batter	1	2	3	4	5	6	7	8	9	AB	R	H	RBI	BB	SO	LOB
Mickey Rivers, L (1, 8) OBP: 0.346, SLG: 0.434	F9		L8			G4-6-3 1B		1-3 2-H 1B		4	0	2	1	0	0	1
Johnny Grubb, L (1, 9) OBP: 0.387, SLG: 0.412	4-3			L9		G4-6-3 1-2f		L4		4	0	0	0	0	0	3
Odie Davis, R (9, 6) OBP: 0.250, SLG: 0.250										0	0	0	0	0	0	0
Al Oliver, L (1, 7) OBP: 0.347, SLG: 0.465	L9			1B 2B			F8		4-3	4	1	1	0	0	0	0
Richie Zisk, R (1, 10) OBP: 0.346, SLG: 0.474		G4-6-3 1B		2-H 1B			F9		HR 1B	4	1	3	1	0	0	0
Pat Putnam, L (1, 3) OBP: 0.321, SLG: 0.409		G4-6-3 1-2f		F7			F7		F5	4	0	0	0	0	0	2
Dave Roberts, R (1, 5) OBP: 0.295, SLG: 0.389		K			F9			6-3	1-H HR	3	0	0	0	0	1	0
Rusty Staub, L (9, PH) OBP: 0.371, SLG: 0.461										1	1	1	2	0	0	0
Bump Wills, S (1, 4) OBP: 0.322, SLG: 0.356			4-3		F7			F8	BB 1B	4	0	1	0	0	0	0
Jim Sundberg, R (1, 2) OBP: 0.349, SLG: 0.384			6-3		6-3			1B 1B	1-2 BB	3	1	1	0	1	0	0
Bud Harrelson, S (1, 6) OBP: 0.352, SLG: 0.305			2B			1-3		1B 1-2 1B	6-3	2	0	1	0	0	0	0
Jim Norris, L (8, PH) OBP: 0.325, SLG: 0.266										1	0	1	0	0	0	0
(9, 9)																
Buddy Bell, R (9, PH) OBP: 0.381, SLG: 0.491										1	0	0	0	0	0	2
Inning Stats	R: 0 E: 0 K: 0 S: 3 H: 0 LOB: 0 BB: 0 P: 3	R: 0 E: 0 K: 1 S: 5 H: 1 LOB: 0 BB: 0 P: 5	R: 0 E: 0 K: 0 S: 4 H: 1 LOB: 1 BB: 0 P: 4	R: 1 E: 0 K: 0 S: 4 H: 2 LOB: 0 BB: 0 P: 4	R: 0 E: 0 K: 0 S: 3 H: 0 LOB: 0 BB: 0 P: 3	R: 0 E: 0 K: 0 S: 3 H: 1 LOB: 0 BB: 0 P: 3	R: 0 E: 0 K: 0 S: 3 H: 0 LOB: 0 BB: 0 P: 3	R: 1 E: 0 K: 0 S: 6 H: 3 LOB: 2 BB: 0 P: 6	R: 2 E: 0 K: 0 S: 6 H: 3 LOB: 2 BB: 1 P: 10	1B: 8 2B: 2 3B: 0 HR: 1	SF: 0 SAC: 0 DP: 2 HBP: 0						

livebaseballscorecards.com

AB	35
R	4
H	11
RBI	4
BB	1
SO	1
LOB	8

PITCHER	IP	WLS	BF	H	R	ER	SO	BB	IBB	HBP	BLK	WP	HR	S	P	ERA	WHIP
Rick Langford, R (1, 1) ERA: 3.01	8.2	W	35	11	4	4	1	1	0	0	0	0	1	36	40	4.15	1.385
Bob Lacey, L (9, 1) ERA: 3.32	0.1	S	1	0	0	0	0	0	0	0	0	0	0	1	1	0.00	0.000

PITCHER	IP	WLS	BF	H	R	ER	SO	BB	IBB	HBP	BLK	WP	HR	S	P	ERA	WHIP

WP: 0 PB: 0 SB: 0 CS: 0 PA: 36

Oakland Athletics @ Texas Rangers

Arlington Stadium, Arlington, TX

Thu Sep 18 1980, 8:05 PM EDT

Att. 7,560 - Unknown

TOP

livebaseballscorecards.com

Batter	1	2	3	4	5	6	7	8	9	AB	R	H	RBI	BB	SO	LOB
Rickey Henderson, R (1, 7) OBP: 0.419, SLG: 0.396	6-3	FC6-4 1-2f		BB FC6-4			6-3	HBP 1-2 2-3		3	0	0	0	1	0	1
Dwayne Murphy, L (1, 8) OBP: 0.374, SLG: 0.382	BB FC4-6		4-3	K			F6	F4		4	0	0	0	1	1	4
Mitchell Page, L (1, 10) OBP: 0.316, SLG: 0.450 Mickey Klutts, R (9, PH) OBP: 0.311, SLG: 0.390	FC4-6 1-2f		HR	FC6-4 1-2f			K		1B	4 1	1 0	1 1	1 0	0 0	1 0	2 0
Tony Armas, R (1, 9) OBP: 0.298, SLG: 0.481	F3		K		F7			6-3	F4	5	0	0	0	0	1	2
Wayne Gross, L (1, 5) OBP: 0.358, SLG: 0.462		6-3	BB 1B		P1			BB E 1B	K	3	2	0	0	2	1	1
Orlando Gonzalez, L (1, 3) OBP: 0.299, SLG: 0.203 Jim Essian, R (9, PH) OBP: 0.301, SLG: 0.321		1B 1B	1B 1-3		K			E6 1-3	F8	4 1	2 0	2 0	0 0	0 0	1 0	1 1
Dave McKay, S (1, 4) OBP: 0.303, SLG: 0.343		1B SF7 1-3	1B 1-2 3-H			3-1		HBP 1B 2-H 3-H		4	1	3	3	0	0	0
Jeff Newman, R (1, 2) OBP: 0.265, SLG: 0.382		FC6-4 1-3 3-H	F4			K		HBP 1-2		4	0	2	1	0	1	2
Mario Guerrero, R (1, 6) OBP: 0.275, SLG: 0.312		SF7 3-H		F7		6-3		F9		3	0	0	1	0	0	2
Inning Stats	R: 0 E: 0 K: 0 S: 3 H: 0 LOB: 1 BB: 1 P: 7	R: 2 E: 0 K: 0 S: 6 H: 3 LOB: 1 BB: 0 P: 6	R: 2 E: 0 K: 1 S: 8 H: 3 LOB: 2 BB: 1 P: 12	R: 0 E: 0 K: 1 S: 5 H: 0 LOB: 1 BB: 1 P: 9	R: 0 E: 0 K: 1 S: 5 H: 0 LOB: 0 BB: 0 P: 5	R: 0 E: 0 K: 1 S: 5 H: 0 LOB: 0 BB: 0 P: 5	R: 0 E: 0 K: 1 S: 5 H: 0 LOB: 0 BB: 0 P: 5	R: 2 E: 1 K: 0 S: 6 H: 2 LOB: 3 BB: 1 P: 11	R: 0 E: 0 K: 1 S: 6 H: 1 LOB: 1 BB: 0 P: 6	1B: 8 2B: 0 3B: 0 HR: 1 SF: 1 SAC: 0 DP: 0 HBP: 1						

	AB	36
	R	6
	H	9
	RBI	6
	BB	4
	SO	6
	LOB	16

WP: 0 PB: 0 SB: 0 CS: 0 PA: 42

PITCHER		IP	WLS	BF	H	R	ER	SO	BB	IBB	HBP	BLK	WP	HR	S	P	ERA	WHIP
Ken Clay, R ERA: 4.17	(1, 1)	2.2		16	6	4	4	1	2	0	0	0	0	1	16	24	13.50	3.000
Danny Darwin, R ERA: 2.42	(3, 1)	5.0	W	21	2	2	1	4	2	0	1	0	0	0	26	35	1.80	0.800
John Henry Johnson, L ERA: 2.55	(8, 1)	1.1	S	5	1	0	0	1	0	0	0	0	0	0	7	7	0.00	0.750

PITCHER	IP	WLS	BF	H	R	ER	SO	BB	IBB	HBP	BLK	WP	HR	S	P	ERA	WHIP

BOTTOM

Oakland Athletics @ Texas Rangers

Arlington Stadium, Arlington, TX

Thu Sep 18 1980, 8:05 PM EDT

Att. 7,560 - Unknown

Batter	1	2	3	4	5	6	7	8	9	AB	R	H	RBI	BB	SO	LOB
Mickey Rivers, L (1, 8) OBP: 0.349, SLG: 0.436	E7	K	FC5 1B	1-3		1-2		1B		6	1	4	2	0	1	1
Johnny Grubb, L (1, 9) OBP: 0.391, SLG: 0.412 Bill Sample, R (3, PH) OBP: 0.321, SLG: 0.340 (4, 9) Rusty Staub, L (8, PH) OBP: 0.371, SLG: 0.461 Buddy Bell, R (8, PH) OBP: 0.382, SLG: 0.492 Jim Norris, L (8, PR) OBP: 0.325, SLG: 0.266 (9, 9)	2B BB	BB BB	SF8		G3 FC3-6 2B	F3		1-2 2-H 3-H 1B		0 2 0 1 0	1 1 0 0 0	0 1 0 1 0	0 1 0 2 0	2 0 0 0 0	0 0 0 0 0	0 2 0 0 0
Al Oliver, L (1, 7) OBP: 0.348, SLG: 0.466	1B 2B	BB BB	FC5 1B		G3		G3	F7		5	1	2	2	1	0	3
Richie Zisk, R (1, 10) OBP: 0.345, SLG: 0.471	F8	F7	FC5		FC3-6 IBB		3-1 WP 1B	K		5	0	1	0	1	1	7
Pat Putnam, L (1, 3) OBP: 0.322, SLG: 0.408	BB 1B 1B	FC4-6 BB	K		FC3-6		3-1			4	0	1	2	1	1	4
Bump Wills, S (1, 4) OBP: 0.321, SLG: 0.357	F6	FC4-6		2B	4-3		F8			5	1	1	0	0	0	6
Dave Roberts, R (1, 5) OBP: 0.297, SLG: 0.389	BB 1B	1B 1B	K			F7		1-3		5	1	2	0	0	1	1
Jim Sundberg, R (1, 2) OBP: 0.354, SLG: 0.388	BB	BB 1B	2B			1-3		1B 1B 1B BB		3	2	2	1	2	0	0
Bud Harrelson, S (1, 6) OBP: 0.359, SLG: 0.306	F9	SF8 BB	F7			1B BB		1B 1B 1B		3	2	1	0	2	0	4
Inning Stats	R: 3 E: 1 K: 0 S: 7 H: 4 LOB: 3 BB: 2 P: 15	R: 0 E: 0 K: 1 S: 5 H: 0 LOB: 3 BB: 3 P: 17	R: 3 E: 0 K: 1 S: 9 H: 4 LOB: 2 BB: 1 P: 13	R: 1 E: 0 K: 1 S: 7 H: 2 LOB: 1 BB: 0 P: 7	R: 1 E: 0 K: 0 S: 4 H: 1 LOB: 1 BB: 1 P: 8	R: 0 E: 0 K: 0 S: 4 H: 1 LOB: 2 BB: 1 P: 8	R: 0 E: 0 K: 0 S: 4 H: 1 LOB: 1 BB: 0 P: 4	R: 2 E: 0 K: 1 S: 8 H: 3 LOB: 2 BB: 1 P: 12		1B: 12 2B: 4 3B: 0 HR: 0 SF: 1 SAC: 0 DP: 0 HBP: 0						

livebaseballscorecards.com

AB	39
R	10
H	16
RBI	10
BB	9
SO	4
LOB	28

WP: 1 PA: 49
PB: 0
SB: 0
CS: 0

PITCHER		IP	WLS	BF	H	R	ER	SO	BB	IBB	HBP	BLK	WP	HR	S	P	ERA	WHIP
Steve McCatty, R ERA: 4.15	(1, 1)	2.0	L	18	6	6	6	1	6	0	0	0	0	0	14	38	27.00	6.000
Bob Lacey, L ERA: 3.44	(3, 1)	3.0		15	5	2	2	2	0	1	0	0	0	0	18	22	6.00	1.667
Jeff Jones, R ERA: 2.3	(6, 1)	2.1		13	4	2	2	0	2	0	0	0	1	0	11	19	7.71	2.571
Dave Hamilton, L ERA: 11.79	(8, 1)	0.1		2	1	0	0	0	0	0	0	0	0	0	2	2	0.00	3.000
Dave Beard, R ERA: 1.17	(8, 1)	0.1		1	0	0	0	1	0	0	0	0	0	0	3	3	0.00	0.000

PITCHER	IP	WLS	BF	H	R	ER	SO	BB	IBB	HBP	BLK	WP	HR	S	P	ERA	WHIP

Batter	1	2	3	4	5	6	7	8	9	AB	R	H	RBI	BB	SO	LOB
Rickey Henderson, R (1, 7) OBP: 0.419, SLG: 0.395	G5-4-3 1B	P4	G4-3-6 1-2f	6-3	K					3	0	1	0	0	0	2
Rob Picciolo, R (6, 7) OBP: 0.238, SLG: 0.320										2	0	0	0	0	1	1
Dwayne Murphy, L (1, 8) OBP: 0.374, SLG: 0.381	L4	F7	5-3 BB	BB HBP	FC4-6 1-2f					2	0	0	0	1	0	1
Mike Edwards, R (8, 9) OBP: 0.250, SLG: 0.237										1	0	0	0	0	0	1
Jim Essian, R (1, 10) OBP: 0.304, SLG: 0.321	G5-4-3 1-2f	1B	5-3 1-2	FC6-4 1-2 BB						3	0	1	0	1	0	2
Tony Armas, R (1, 9) OBP: 0.298, SLG: 0.479	1-3	1-2 1B	F2	FC6-4 1-2f						4	0	1	0	0	0	3
Mickey Klutts, R (1, 5) OBP: 0.310, SLG: 0.382	K	F9	F8					1B 2B BB		3	1	0	0	1	1	3
Mike Heath, R (1, 2) OBP: 0.263, SLG: 0.279	FC4 1B	F9				6-3		1-2 2B 1B		4	1	2	0	0	0	2
Jeff Newman, R (1, 3) OBP: 0.265, SLG: 0.383	FC4 1-2f		B1 1B			3-1		WP 1-H 2-H 1B 2B		4	1	1	2	0	0	1
Dave McKay, S (1, 4) OBP: 0.302, SLG: 0.342		F3	1B			6-3			F2 2-3	4	0	1	0	0	0	1
Mario Guerrero, R (1, 6) OBP: 0.277, SLG: 0.314		4-3	G4-3-6 1-2 1B					F3	FC4-6 3-H 1B	4	0	2	1	0	0	0
Inning Stats	R: 0 H: 1 E: 0 LOB: 0 K: 0 BB: 0 S: 3 P: 3	R: 0 H: 1 E: 0 LOB: 1 K: 1 BB: 0 S: 6 P: 6	R: 0 H: 0 E: 0 LOB: 0 K: 0 BB: 0 S: 3 P: 3	R: 0 H: 2 E: 0 LOB: 2 K: 0 BB: 0 S: 5 P: 5	R: 0 H: 2 E: 0 LOB: 1 K: 0 BB: 0 S: 4 P: 4	R: 0 H: 0 E: 0 LOB: 1 K: 0 BB: 1 S: 3 P: 7	R: 0 H: 0 E: 0 LOB: 0 K: 0 BB: 0 S: 3 P: 3	R: 0 H: 0 E: 0 LOB: 2 K: 0 BB: 1 S: 3 P: 8	R: 3 H: 3 E: 0 LOB: 1 K: 1 BB: 1 S: 8 P: 12	1B: 8 SF: 0 2B: 1 SAC: 0 3B: 0 DP: 2 HR: 0 HBP: 1						

TOP

Oakland Athletics @ Kansas City Royals

Royals Stadium, Kansas City, MO

Fri Sep 19 1980, 8:05 PM EDT
Att. 29,493 - Unknown - 90 F

livebaseballscorecards.com

AB	34
R	3
H	9
RBI	3
BB	3
SO	2
LOB	17

PITCHER	IP	WLS	BF	H	R	ER	SO	BB	IBB	HBP	BLK	WP	HR	S	P	ERA	WHIP
Paul Splittorff, L (1, 1) ERA: 4.1	9.0	W	38	9	3	3	2	3	0	1	0	1	0	38	51	3.00	1.333

PITCHER	IP	WLS	BF	H	R	ER	SO	BB	IBB	HBP	BLK	WP	HR	S	P	ERA	WHIP

1B: 8 SF: 0
2B: 1 SAC: 0
3B: 0 DP: 2
HR: 0 HBP: 1

WP: 1 PA: 38
PB: 0
SB: 0
CS: 0

Batter	1	2	3	4	5	6	7	8	9	AB	R	H	RBI	BB	SO	LOB
Willie Wilson, S (1, 7) OBP: 0.356, SLG: 0.425	E6		3B 1B	K	F8		6-3			5	2	1	0	0	1	1
Jose Cardenal, R (8, 7) OBP: 0.348, SLG: 0.303										0	0	0	0	0	0	0
Hal McRae, R (1, 10) OBP: 0.343, SLG: 0.481	L7		1B 3B	P3		K	1B			4	1	1	1	0	1	1
Manny Castillo, S (7, PH) OBP: 1.000, SLG: 1.000										1	0	1	0	0	0	0
George Brett, L (1, 5) OBP: 0.464, SLG: 0.663	SF8		1B 1B		1B SF8 1B	F8	K			4	2	2	2	0	1	1
Willie Aikens, L (1, 3) OBP: 0.368, SLG: 0.445	F7		3B 1B		BB 1-3 2B 1B	1B 3B 1B		F7		4	3	3	1	0	0	0
Ralph LaCock, L (8, PH) OBP: 0.277, SLG: 0.257 (9, 3)										1	0	0	0	0	0	0
Amos Otis, R (1, 8) OBP: 0.330, SLG: 0.399		F8	1B 3B		SF8 3-H	1-2 3B 1B		F8		4	2	2	2	0	0	0
John Wathan, R (1, 2) OBP: 0.376, SLG: 0.405		K	3-H 1B		1-2 2B BB	1-H 2-H 1B 3B		6-3		4	2	2	3	1	1	0
Clint Hurdle, L (1, 9) OBP: 0.360, SLG: 0.476		1B	L8		1-H 2-H 1B 2B	FC6-4 3-H 1B				4	1	3	3	0	0	1
Frank White, R (1, 4) OBP: 0.292, SLG: 0.353		K	F7		F8	FC6-4 1-2f				4	0	0	0	0	1	4
Rance Mulliniks, L (7, 4) OBP: 0.319, SLG: 0.317										0	0	0	0	0	0	0
Onix Concepcion, R (1, 6) OBP: 0.400, SLG: 0.400			P5	P5	2-H 1B		F8			4	0	1	1	0	0	0
Inning Stats	R: 1 H: 0 E: 2 LOB: 0 K: 0 BB: 0 S: 4 P: 4	R: 0 H: 1 E: 0 LOB: 1 K: 2 BB: 0 S: 8 P: 8	R: 5 H: 6 E: 1 LOB: 1 K: 0 BB: 0 S: 9 P: 9	R: 0 H: 0 E: 0 LOB: 0 K: 1 BB: 0 S: 5 P: 5	R: 4 H: 4 E: 0 LOB: 1 K: 0 BB: 1 S: 7 P: 11	R: 3 H: 4 E: 0 LOB: 1 K: 1 BB: 0 S: 9 P: 9	R: 0 H: 1 E: 0 LOB: 1 K: 1 BB: 0 S: 6 P: 6	R: 0 H: 0 E: 0 LOB: 0 K: 0 BB: 0 S: 3 P: 3		1B: 12 SF: 2 2B: 1 SAC: 0 3B: 3 DP: 0 HR: 0 HBP: 0						

PITCHER		IP	WLS	BF	H	R	ER	SO	BB	IBB	HBP	BLK	WP	HR	S	P	ERA	WHIP
Brian Kingman, R ERA: 3.97	(1, 1)	2.1	L	15	7	6	5	2	0	0	0	0	0	0	19	19	19.29	3.000
Dave Beard, R ERA: 4.35	(3, 1)	2.2		13	4	4	4	1	1	0	0	0	0	0	14	18	13.50	1.875
Jeff Jones, R ERA: 2.86	(6, 1)	1.0		7	4	3	3	1	0	0	0	0	0	0	9	9	27.00	4.000
Dave Hamilton, L ERA: 11.4	(7, 1)	1.0		4	1	0	0	1	0	0	0	0	0	0	6	6	0.00	1.000
Bob Lacey, L ERA: 3.39	(8, 1)	1.0		3	0	0	0	0	0	0	0	0	0	0	3	3	0.00	0.000

PITCHER	IP	WLS	BF	H	R	ER	SO	BB	IBB	HBP	BLK	WP	HR	S	P	ERA	WHIP

BOTTOM

Oakland Athletics @ Kansas City Royals

Royals Stadium, Kansas City, MO

Fri Sep 19 1980, 8:05 PM EDT

Att. 29,493 - Unknown - 90 F

livebaseballscorecards.com

AB	39
R	13
H	16
RBI	13
BB	1
SO	5
LOB	8

WP: 0 PA: 42
PB: 0
SB: 2
CS: 0

Batter	1	2	3	4	5	6	7	8	9	AB	R	H	RBI	BB	SO	LOB
Rickey Henderson, R (1, 7) OBP: 0.422, SLG: 0.396	0-0 SH3 S 1B 1B	4-0 S 1B BB	4-0 BB			0-0 ① F4		4-0 1-3 1B BB		2	2	1	0	3	0	0
Dwayne Murphy, L (1, 8) OBP: 0.377, SLG: 0.382	0-0 ① SH3 1-3	0-0 E 1-H 2B 1B	0-0 ③ 4-3			4-0 HR BB		0-0 1-3 1-2 1B		3	2	2	1	1	0	2
Mike Heath, R (1, 10) OBP: 0.262, SLG: 0.278	0-0 2B 1B 1B 3-H	0-0 E9 1-2 2B		0-0 ① F3		0-0 ② F8		0-0 ① 1-3 1-2 2-3		5	2	1	1	0	0	4
Tony Armas, R (1, 9) OBP: 0.303, SLG: 0.497	0-0 1-3 1B 2B	0-0 S 1-H 2-H 2B		0-0 HR		0-0 1-H HR		4-0 G6-4-3 IBB		4	3	4	5	1	0	0
Mickey Klutts, R (1, 5) OBP: 0.306, SLG: 0.377	0-0 ② F6	0-3 ② K 2-3		0-3 ② K		0-0 1B		0-0 ② ③ G6-4-3 1-2f		5	0	1	0	0	2	6
Jeff Newman, R (1, 3) OBP: 0.264, SLG: 0.381	0-0 ③ BB 2-H 3-H 1B	0-0 ③ 6-3		0-3 ③ K		0-0 ③ 5-3			0-0 ① 6-3	5	0	1	2	0	1	2
Dave McKay, S (1, 4) OBP: 0.300, SLG: 0.336	4-0 1-2 BB		0-0 ① F8		0-0 ① 1-3		0-0 ① 5-3		0-0 ② 5-3	4	0	0	0	1	0	0
Jim Essian, R (1, 2) OBP: 0.302, SLG: 0.319	0-3 ③ K		0-0 WP 1B		0-0 ② F6		0-0 ② F7		0-0 ③ F4	5	0	1	0	0	1	2
Rob Picciolo, R (1, 6) OBP: 0.234, SLG: 0.315		0-0 ① F9	0-0 ② 1-3 1-2		0-0 ③ 5-3		0-0 ③ 6-3			4	0	0	0	0	0	1
Inning Stats	R: 3 E: 0 K: 1 S: 9 / H: 4 LOB: 2 BB: 1 P: 13	R: 3 E: 1 K: 1 S: 8 / H: 2 LOB: 1 BB: 1 P: 12	R: 0 E: 0 K: 0 S: 4 / H: 1 LOB: 2 BB: 1 P: 8	R: 1 E: 0 K: 2 S: 8 / H: 1 LOB: 0 BB: 0 P: 8	R: 0 E: 0 K: 0 S: 3 / H: 0 LOB: 0 BB: 0 P: 3	R: 2 E: 0 K: 0 S: 5 / H: 2 LOB: 1 BB: 1 P: 9	R: 0 E: 0 K: 0 S: 3 / H: 0 LOB: 0 BB: 0 P: 3	R: 0 E: 0 K: 0 S: 3 / H: 1 LOB: 2 BB: 2 P: 11	R: 0 E: 0 K: 0 S: 3 / H: 0 LOB: 0 BB: 0 P: 3	1B: 7 2B: 2 3B: 0 HR: 2 / SF: 0 SAC: 1 DP: 1 HBP: 0							

TOP

Oakland Athletics @ Kansas City Royals

Royals Stadium, Kansas City, MO

Sat Sep 20 1980, 8:05 PM EDT

Att. 37,523 - Unknown

livebaseballscorecards.com

AB	37
R	9
H	11
RBI	9
BB	6
SO	4
LOB	17

WP: 1 PB: 0 SB: 3 CS: 0 / PA: 44

PITCHER		IP	WLS	BF	H	R	ER	SO	BB	IBB	HBP	BLK	WP	HR	S	P	ERA	WHIP
Mike Jones, L ERA: 11.57	(1, 1)	1.1	L	11	5	5	5	1	2	0	0	0	0	0	11	19	33.75	5.250
Craig Chamberlain, R ERA: 9.95	(2, 1)	4.2		22	5	4	3	3	2	0	0	0	1	2	26	34	5.79	1.500
Jeff Twitty, L ERA: 6.86	(7, 1)	2.0		8	1	0	0	0	1	1	0	0	0	0	6	14	0.00	1.000
Ken Brett, L ERA:	(9, 1)	1.0		3	0	0	0	0	0	0	0	0	0	0	3	3	0.00	0.000

PITCHER	IP	WLS	BF	H	R	ER	SO	BB	IBB	HBP	BLK	WP	HR	S	P	ERA	WHIP

BOTTOM

Batter	1	2	3	4	5	6	7	8	9	AB	R	H	RBI	BB	SO	LOB
Willie Wilson, S (1, 7) OBP: 0.357, SLG: 0.425	K		1-2 1B			F7		1B		4	0	2	0	0	1	0
Hal McRae, R (1, 10) OBP: 0.345, SLG: 0.482	G3 1B		9-6 2-3f			FC3-6 1B		F7		3	0	2	0	0	0	2
Manny Castillo, S (8, PH) OBP: 0.500, SLG: 0.500										1	0	0	0	0	0	1
George Brett, L (1, 5) OBP: 0.460, SLG: 0.656	G3 1-2			F5		FC3-6 1-2f			4-3	4	0	0	0	0	0	2
Willie Aikens, L (1, 3) OBP: 0.368, SLG: 0.444	F7			1B		G3			4-3	3	0	1	0	0	0	2
Ken Phelps, L (7, 3)										1	0	0	0	0	0	0
Amos Otis, R (1, 8) OBP: 0.327, SLG: 0.394		F8		F2			6-3		F9	4	0	0	0	0	0	1
Darrell Porter, L (1, 2) OBP: 0.359, SLG: 0.357		4-3		K			K			3	0	0	0	0	2	1
Clint Hurdle, L (1, 9) OBP: 0.358, SLG: 0.472		F7			F8		G3			3	0	0	0	0	0	0
Frank White, R (1, 4) OBP: 0.291, SLG: 0.352			K		6-3			F7		2	0	0	0	0	1	0
Jerry Terrell, R (7, 4) OBP: 0.083, SLG: 0.083										1	0	0	0	0	0	0
U L Washington, S (1, 6) OBP: 0.333, SLG: 0.379			9-6 1B BB		4-3			4-3		2	0	0	0	1	0	0
Inning Stats	R: 0 E: 0 K: 1 S: 6	R: 0 E: 0 K: 0 S: 3	R: 0 E: 0 K: 1 S: 5	R: 0 E: 0 K: 1 S: 6	R: 0 E: 0 K: 0 S: 3	R: 0 E: 0 K: 0 S: 4	R: 0 E: 0 K: 1 S: 5	R: 0 E: 0 K: 0 S: 4	R: 0 E: 0 K: 0 S: 3	1B: 5 2B: 1 3B: 0 HR: 0	SF: 0 SAC: 0 DP: 1 HBP: 0					
	H: 1 LOB: 1 BB: 0 P: 6	H: 0 LOB: 0 BB: 0 P: 3	H: 1 LOB: 1 BB: 1 P: 9	H: 1 LOB: 1 BB: 0 P: 6	H: 0 LOB: 0 BB: 0 P: 3	H: 1 LOB: 1 BB: 0 P: 4	H: 0 LOB: 0 BB: 0 P: 5	H: 1 LOB: 1 BB: 0 P: 4	H: 0 LOB: 0 BB: 0 P: 3							

PITCHER	IP	WLS	BF	H	R	ER	SO	BB	IBB	HBP	BLK	WP	HR	S	P	ERA	WHIP
Matt Keough, R (1, 1) ERA: 2.93	9.0	W	32	5	0	0	4	1	0	0	0	0	0	39	43	0.00	0.667

PITCHER	IP	WLS	BF	H	R	ER	SO	BB	IBB	HBP	BLK	WP	HR	S	P	ERA	WHIP

Oakland Athletics @ Kansas City Royals

Royals Stadium, Kansas City, MO

Sat Sep 20 1980, 8:05 PM EDT

Att. 37,523 - Unknown

livebaseballscorecards.com

AB	31
R	0
H	5
RBI	0
BB	1
SO	4
LOB	9

WP: 0 PB: 0 SB: 0 CS: 0 PA: 32

Batter	1	2	3	4	5	6	7	8	9	AB	R	H	RBI	BB	SO	LOB
Rickey Henderson, R (1, 7) OBP: 0.422, SLG: 0.394	BBBB 4-0 F8 S 3B BB	x 0-0 S 1B			SSS 0-3 ① K	x 0-0 E6 S E		x 0-0 ③ 5-3		4	2	1	0	1	1	0
Dwayne Murphy, L (1, 8) OBP: 0.379, SLG: 0.388	x 0-0 ① F8 1-3	BBBB 4-0 1-3 BB			BBBB 4-0 1B S HR BB	x 0-0 ③ 6-3 2-H			x 0-0 HR	3	2	1	1	2	0	1
Mitchell Page, L (1, 10) OBP: 0.317, SLG: 0.455	x 0-0 WP 3B 3-H	x 0-0 ③ F7			SSS 0-3 ② K 1-2		x 0-0 ① F8		x 0-0 3-1 WP 1B	5	1	2	1	0	1	3
Tony Armas, R (1, 9) OBP: 0.304, SLG: 0.496	SSS 0-3 ② K 3-H		x 0-0 ① 6-3		x 0-0 HR 1B 2-3		x 0-0 HR 1B		x 0-0 ① P3 1-2	5	2	2	0	0	1	1
Wayne Gross, L (1, 5) OBP: 0.361, SLG: 0.479 Mickey Klutts, R (9, 5) OBP: 0.306, SLG: 0.377	BBBB 4-0 1B BB		SSS 0-3 ② K		x 0-0 1-H 3-H HR		x 0-0 1-H HR		x 0-0 ② 3-1 2-3	4 0	2 0	2 0	5 0	1 0	1 0	1 0
Orlando Gonzalez, L (1, 3) OBP: 0.306, SLG: 0.219	x 0-0 1-2 1B		x 0-0 ③ F7		x 0-0 1B		x 0-0 ② 6-3		x 0-0 ③ L5	5	0	2	0	0	0	1
Dave McKay, S (1, 4) OBP: 0.296, SLG: 0.331	SSS 0-3 ③ K			x 0-0 ① 4-3	x 0-0 ③ 4-3		x 0-0 ③ 4-3			4	0	0	0	0	1	3
Jeff Newman, R (1, 2) OBP: 0.264, SLG: 0.379		x 0-0 ① 5-3		x 0-0 ② 1-3		SSS 0-3 ① K		x 0-0 G4-6-3 1B		4	0	1	0	0	1	0
Mario Guerrero, R (1, 6) OBP: 0.275, SLG: 0.310		SSS 0-3 ② K		SSS 0-3 ③ K		x 0-0 ② P4		x 0-0 ①② G4-6-3 1-2f		4	0	0	0	0	2	1
Inning Stats	R: 2 E: 0 K: 2 S: 9 H: 2 LOB: 2 BB: 2 P: 17	R: 0 E: 0 K: 1 S: 6 H: 1 LOB: 2 BB: 1 P: 10	R: 0 E: 0 K: 1 S: 5 H: 0 LOB: 0 BB: 0 P: 5	R: 0 E: 0 K: 1 S: 5 H: 0 LOB: 0 BB: 0 P: 5	R: 3 E: 0 K: 2 S: 10 H: 3 LOB: 1 BB: 1 P: 14	R: 1 E: 1 K: 1 S: 6 H: 0 LOB: 0 BB: 0 P: 6	R: 2 E: 0 K: 0 S: 5 H: 2 LOB: 0 BB: 0 P: 5	R: 0 E: 0 K: 0 S: 3 H: 1 LOB: 0 BB: 0 P: 3	R: 1 E: 0 K: 0 S: 5 H: 2 LOB: 1 BB: 0 P: 5	1B: 7 2B: 0 3B: 1 HR: 3	SF: 0 SAC: 0 DP: 1 HBP: 0						

PITCHER	IP	WLS	BF	H	R	ER	SO	BB	IBB	HBP	BLK	WP	HR	S	P	ERA	WHIP
Dennis Leonard, R (1, 1) ERA: 3.89	7.0	L	34	8	8	7	8	4	0	0	0	1	2	46	62	9.00	1.714
Marty Pattin, R (8, 1) ERA: 3.67	2.0		8	3	1	1	0	0	0	0	0	1	1	8	8	4.50	1.500

PITCHER	IP	WLS	BF	H	R	ER	SO	BB	IBB	HBP	BLK	WP	HR	S	P	ERA	WHIP

TOP

Oakland Athletics @ Kansas City Royals

Royals Stadium, Kansas City, MO

Sun Sep 21 1980, 4:33 AM EDT

Att. 41,329 - Unknown - 91 F

livebaseballscorecards.com

AB	38
R	9
H	11
RBI	7
BB	4
SO	8
LOB	11

WP: 2	PA: 42		
PB: 0			
SB: 5			
CS: 0			

Batter	1	2	3	4	5	6	7	8	9	AB	R	H	RBI	BB	SO	LOB
Willie Wilson, S (1, 7) OBP: 0.356, SLG: 0.424	S HR 1B	K			F7		F8			4	1	1	0	0	1	3
U L Washington, S (1, 6) OBP: 0.331, SLG: 0.376	K 1-2		F7			L9		4-3		4	0	0	0	0	1	1
George Brett, L (1, 5) OBP: 0.458, SLG: 0.659	2-H HR		1-3			3-1		F8		4	1	1	2	0	0	0
Willie Aikens, L (1, 3) OBP: 0.369, SLG: 0.444	6-3		F8			FC5-4 1B		BB		3	0	1	0	1	0	0
Hal McRae, R (1, 10) OBP: 0.342, SLG: 0.477	K			6-3		FC5-4 1-2f		F8		4	0	0	0	0	1	2
John Wathan, R (1, 2) OBP: 0.375, SLG: 0.411		HR		5-3			F7		L5	4	1	1	1	0	0	0
Amos Otis, R (1, 8) OBP: 0.326, SLG: 0.395		L6		6-3			F9 2B		6-3	4	0	1	0	0	0	0
Clint Hurdle, L (1, 9) OBP: 0.354, SLG: 0.467		K			5-3		F9 2-3		5-3	4	0	0	0	0	1	1
Frank White, R (1, 4) OBP: 0.291, SLG: 0.354 Ralph LaCock, L (7, PH) OBP: 0.281, SLG: 0.257 Rance Mulliniks, L (7, PR) OBP: 0.319, SLG: 0.317 (8, 4)		2B			K		BB			2 0 0	0 0 0	1 0 0	0 1 0	0 0 0	1 0 0	0 0 0
Inning Stats	R: 2 E: 0 K: 2 S: 9 H: 2 LOB: 0 BB: 0 P: 9	R: 1 E: 0 K: 2 S: 9 H: 2 LOB: 1 BB: 0 P: 9	R: 0 E: 0 K: 0 S: 3 H: 0 LOB: 0 BB: 0 P: 3	R: 0 E: 0 K: 0 S: 3 H: 0 LOB: 0 BB: 0 P: 3	R: 0 E: 0 K: 1 S: 5 H: 0 LOB: 0 BB: 0 P: 5	R: 0 E: 0 K: 0 S: 4 H: 1 LOB: 1 BB: 0 P: 4	R: 0 E: 0 K: 0 S: 4 H: 1 LOB: 2 BB: 1 P: 8	R: 0 E: 0 K: 0 S: 3 H: 0 LOB: 1 BB: 1 P: 7	R: 0 E: 0 K: 0 S: 3 H: 0 LOB: 0 BB: 0 P: 3	1B: 2 2B: 2 3B: 0 HR: 2	SF: 0 SAC: 0 DP: 0 HBP: 0					WP: 0 PB: 0 SB: 1 CS: 0	PA: 35

PITCHER	IP	WLS	BF	H	R	ER	SO	BB	IBB	HBP	BLK	WP	HR	S	P	ERA	WHIP
Mike Norris, R (1, 1) ERA: 2.26	9.0	W	35	6	3	3	5	2	0	0	0	0	2	43	51	3.00	0.889

PITCHER	IP	WLS	BF	H	R	ER	SO	BB	IBB	HBP	BLK	WP	HR	S	P	ERA	WHIP

BOTTOM

Oakland Athletics @ Kansas City Royals

Royals Stadium, Kansas City, MO

Sun Sep 21 1980, 4:33 AM EDT

Att. 41,329 - Unknown - 91 F

livebaseballscorecards.com

AB	33
R	3
H	6
RBI	3
BB	2
SO	5
LOB	7

Batter	1	2	3	4	5	6	7	8	9	AB	R	H	RBI	BB	SO	LOB
Chet Lemon, R (1, 8) OBP: 0.389, SLG: 0.447	SSS 0-3 ① K		x 0-0 WP 2B		x 0-0 ②③ G5-4-3 1-2f		x 0-0 1B 1-3 1B		x 0-0 ② F8	5	0	2	0	0	1	2
Mike Squires, L (1, 3) OBP: 0.344, SLG: 0.348	x 0-0 ② F7		x 0-0 ① F9 2-3			x 0-0 SH5-3 1B 1B	x 0-0 ② 1-3 3-H 1B		x 0-0 ③ 6-3	5	1	2	1	0	0	2
Harold Baines, L (1, 9) OBP: 0.277, SLG: 0.404	x 0-0 ③ G3		x 0-0 ② F6			x 0-0 ① SH5-3 1-2	x 0-0 ③ 4-3			3	0	0	0	0	0	2
Lamar Johnson, R (1, 10) OBP: 0.336, SLG: 0.415 Junior Moore, R (8, PR) OBP: 0.295, SLG: 0.331		x 0-0 3-1 1B 1B 1B	SSS 0-3 ③ K			BBB 4-0 1B BB		x 0-0 FC1-5 1B 1B		3 0	1 0	2 0	0 0	1 0	1 0	1 0
Bob Molinaro, L (1, 7) OBP: 0.347, SLG: 0.407		x 0-0 ① F8		x 0-0 ① 4-3		x 0-0 ② 1-3 2-H 1B		x 0-0 CS FC1-5 1-2 1B		4	0	2	1	0	0	1
Jim Morrison, R (1, 4) OBP: 0.323, SLG: 0.413		x 0-0 1B 3-1 1-2 1B		BBB 4-0 CS BB		x 0-0 ③ F7		x 0-0 ① FC1-5 CS 1-2 2-3f		3	0	1	0	1	0	3
Marv Foley, L (1, 2) OBP: 0.268, SLG: 0.374		x 0-0 ② 3-1 1-2 2-3		x 0-0 ②③ F8 1-2			x 0-0 HR	SSS 0-3 ②③ K 1-2 2-3		4	1	1	1	0	1	5
Fran Mullins, R (1, 5) OBP: 0.325, SLG: 0.324		x 0-0 2-3 3-H 1B			x 0-0 ① F8		x 0-0 1B 1B 1B		x 0-0 ① F7	4	1	2	1	0	0	0
Todd Cruz, R (1, 6) OBP: 0.275, SLG: 0.316 Leo Sutherland, L (9, PH) OBP: 0.267, SLG: 0.295		x 0-0 ③ 1-3			x 0-0 G5-4-3 1B		SSS 0-3 ① K		x 0-0 2B	3 1	0 0	1 1	0 0	0 0	1 0	3 0
Inning Stats	R: 0 H: 0 E: 0 LOB: 0 K: 1 BB: 0 S: 5 P: 5	R: 1 H: 3 E: 0 LOB: 2 K: 0 BB: 0 S: 6 P: 6	R: 0 H: 1 E: 0 LOB: 1 K: 1 BB: 0 S: 6 P: 6	R: 0 H: 0 E: 0 LOB: 0 K: 0 BB: 1 S: 2 P: 6	R: 0 H: 1 E: 0 LOB: 0 K: 0 BB: 0 S: 3 P: 3	R: 1 H: 2 E: 0 LOB: 1 K: 0 BB: 1 S: 4 P: 8	R: 2 H: 4 E: 0 LOB: 1 K: 1 BB: 0 S: 8 P: 8	R: 0 H: 2 E: 0 LOB: 2 K: 1 BB: 0 S: 6 P: 6	R: 0 H: 1 E: 0 LOB: 1 K: 0 BB: 0 S: 4 P: 4	1B: 11 SF: 0 2B: 2 SAC: 1 3B: 0 DP: 1 HR: 1 HBP: 0						WP: 1 PA: 38 PB: 0 SB: 0 CS: 3	

TOP

Chicago White Sox @ Oakland Athletics

Oakland-Alameda County Coliseum, Oakland, CA

Tue Sep 23 1980, 7:05 PM PDT

Att. 3,069 - Unknown

livebaseballscorecards.com

AB	35
R	4
H	14
RBI	4
BB	2
SO	4
LOB	19

PITCHER	IP	WLS	BF	H	R	ER	SO	BB	IBB	HBP	BLK	WP	HR	S	P	ERA	WHIP
Rick Langford, R (1, 1) ERA: 3.05	9.0	W	38	14	4	4	4	2	0	0	0	1	1	44	52	4.00	1.778

PITCHER	IP	WLS	BF	H	R	ER	SO	BB	IBB	HBP	BLK	WP	HR	S	P	ERA	WHIP

BOTTOM

Chicago White Sox @ Oakland Athletics

Oakland-Alameda County Coliseum, Oakland, CA

Tue Sep 23 1980, 7:05 PM PDT

Att. 3,069 - Unknown

livebaseballscorecards.com

Batter	1	2	3	4	5	6	7	8	9	AB	R	H	RBI	BB	SO	LOB
Rickey Henderson, R (1, 7) OBP: 0.422, SLG: 0.395	F8	1B		K			SH1-4 S HR 1B	SF8		4	1	2	2	0	1	0
Dwayne Murphy, L (1, 8) OBP: 0.380, SLG: 0.386	1B BB	K			F3		HR SH1-4 BB	FC5-4 BB		2	1	0	0	3	1	2
Mike Heath, R (1, 10) OBP: 0.265, SLG: 0.281	S 1B		PB 1B		K		SH1-4	FC5-4		4	0	2	0	0	1	2
Tony Armas, R (1, 9) OBP: 0.304, SLG: 0.499	K		F3		F9		HR			4	1	1	3	0	1	3
Mickey Klutts, R (1, 5) OBP: 0.305, SLG: 0.370	F9		F8			F8	FC4-6 BB			3	0	0	0	1	0	3
Jeff Newman, R (1, 3) OBP: 0.266, SLG: 0.381 Orlando Gonzalez, L (2, PR) OBP: 0.320, SLG: 0.227 (3, 3)		1-3 1B 1B	BB			1B 1B	FC4-6 CS			1 2	0 2	1 1	0 0	0 1	0 0	0 1
Dave McKay, S (1, 4) OBP: 0.299, SLG: 0.333		1-3	F8			CS 1B 1B	CS	SH5-4 PB SF8 1B		4	1	2	0	0	0	3
Jim Essian, R (1, 2) OBP: 0.309, SLG: 0.320		1B BB		F8		CS		SH5-4 BB		2	0	1	1	2	0	0
Mario Guerrero, R (1, 6) OBP: 0.272, SLG: 0.308		K		F8		F2		SH5-4		3	0	0	0	0	1	4
Inning Stats	R: 0 E: 0 K: 1 S: 6 H: 1 LOB: 2 BB: 1 P: 10	R: 1 E: 0 K: 2 S: 9 H: 2 LOB: 2 BB: 1 P: 13	R: 0 E: 0 K: 0 S: 4 H: 1 LOB: 2 BB: 1 P: 8	R: 0 E: 0 K: 1 S: 5 H: 0 LOB: 0 BB: 0 P: 5	R: 0 E: 0 K: 1 S: 5 H: 0 LOB: 0 BB: 0 P: 5	R: 1 E: 0 K: 0 S: 5 H: 3 LOB: 1 BB: 0 P: 5	R: 3 E: 0 K: 0 S: 4 H: 2 LOB: 0 BB: 2 P: 12	R: 1 E: 0 K: 0 S: 4 H: 1 LOB: 2 BB: 2 P: 12		1B: 9 2B: 0 3B: 0 HR: 1	SF: 1 SAC: 2 DP: 0 HBP: 0						

	AB	29
	R	6
	H	10
	RBI	6
	BB	7
	SO	5
	LOB	18

WP: 0 PB: 2 SB: 2 CS: 3 PA: 40

PITCHER		IP	WLS	BF	H	R	ER	SO	BB	IBB	HBP	BLK	WP	HR	S	P	ERA	WHIP
Britt Burns, L ERA: 2.96	(1, 1)	6.1		30	8	4	4	5	4	0	0	0	0	0	36	52	5.68	1.895
Mike Proly, R ERA: 3.27	(7, 1)	1.1	L	7	2	2	2	0	2	0	0	0	0	1	5	13	13.50	3.000
Rich Wortham, L ERA: 5.66	(8, 1)	0.1		2	0	0	0	0	1	0	0	0	0	0	1	5	0.00	3.000

PITCHER	IP	WLS	BF	H	R	ER	SO	BB	IBB	HBP	BLK	WP	HR	S	P	ERA	WHIP

Batter	1	2	3	4	5	6	7	8	9	AB	R	H	RBI	BB	SO	LOB
Chet Lemon, R (1, 8) OBP: 0.392, SLG: 0.446	BBBB 4-0 BB		BBBB 4-0 2B BB			x 0-0 ① 5-3			BBBB 4-0 BB	1	1	0	0	3	0	0
Mike Squires, L (1, 3) OBP: 0.343, SLG: 0.350	SSS 0-3 ① K		x 0-0 1-H 2B			x 0-0 ② F8			SSS 0-3 ① K	4	0	1	1	0	2	2
Harold Baines, L (1, 9) OBP: 0.275, SLG: 0.400	x 0-0 ② F6		x 0-0 ③ 6-3			x 0-0 ③ F5			x 0-0 ② F8	4	0	0	0	0	0	3
Wayne Nordhagen, R (1, 7) OBP: 0.289, SLG: 0.458	SSS 0-3 ③ K			SSS 0-3 ① K			x 0-0 ① 5-3		x 0-0 ③ F4	4	0	0	0	0	2	2
Bob Molinaro, L (1, 10) OBP: 0.347, SLG: 0.406		x 0-0 ① F7		x 0-0 CS 1B			x 0-0 ② 3-1			3	0	1	0	0	0	0
Jim Morrison, R (1, 4) OBP: 0.322, SLG: 0.411		x 0-0 ② F5		x 0-0 ② ③ F9 1-2			x 0-0 ③ 5-3			3	0	0	0	0	0	1
Marv Foley, L (1, 2) OBP: 0.271, SLG: 0.371		x 0-0 ③ F9			H 1-0 G5-4-3 HBP			x 0-0 ① 6-3		1	0	0	0	0	0	0
Glenn Borgmann, R (5, 2) OBP: 0.326, SLG: 0.342										1	0	0	0	0	0	0
Fran Mullins, R (1, 5) OBP: 0.302, SLG: 0.297			SSS 0-3 ① K		x 0-0 ① ② G5-4-3 1-2f			x 0-0 ② F8		3	0	0	0	0	1	1
Todd Cruz, R (1, 6) OBP: 0.273, SLG: 0.313			x 0-0 ② F6		x 0-0 ③ F8			x 0-0 ③ 5-3		3	0	0	0	0	0	0
Inning Stats	R: 0 H: 0 E: 0 LOB: 1 K: 2 BB: 1 S: 7 P: 11	R: 0 H: 0 E: 0 LOB: 0 K: 0 BB: 0 S: 3 P: 3	R: 1 H: 1 E: 0 LOB: 1 K: 1 BB: 1 S: 6 P: 10	R: 0 H: 1 E: 0 LOB: 0 K: 1 BB: 0 S: 5 P: 5	R: 0 H: 0 E: 0 LOB: 0 K: 0 BB: 0 S: 2 P: 3	R: 0 H: 0 E: 0 LOB: 0 K: 0 BB: 0 S: 3 P: 3	R: 0 H: 0 E: 0 LOB: 0 K: 0 BB: 0 S: 3 P: 3	R: 0 H: 0 E: 0 LOB: 0 K: 0 BB: 0 S: 3 P: 3	R: 0 H: 0 E: 0 LOB: 1 K: 1 BB: 1 S: 5 P: 9	1B: 1 SF: 0 2B: 1 SAC: 0 3B: 0 DP: 1 HR: 0 HBP: 1						

TOP

Chicago White Sox @ Oakland Athletics

Oakland-Alameda County Coliseum, Oakland, CA

Wed Sep 24 1980, 7:05 PM PDT
Att. 2,836 - Unknown - 69 F

livebaseballscorecards.com

AB	27
R	1
H	2
RBI	1
BB	3
SO	5
LOB	9

WP: 0 PA: 31
PB: 0
SB: 0
CS: 1

PITCHER	IP	WLS	BF	H	R	ER	SO	BB	IBB	HBP	BLK	WP	HR	S	P	ERA	WHIP
Steve McCatty, R (1, 1) ERA: 4.02	9.0	W	31	2	1	1	5	3	0	1	0	0	0	37	50	1.00	0.556

PITCHER	IP	WLS	BF	H	R	ER	SO	BB	IBB	HBP	BLK	WP	HR	S	P	ERA	WHIP

BOTTOM

Chicago White Sox @ Oakland Athletics

Oakland-Alameda County Coliseum, Oakland, CA

Wed Sep 24 1980, 7:05 PM PDT

Att. 2,836 - Unknown - 69 F

livebaseballscorecards.com

Batter	1	2	3	4	5	6	7	8	9	AB	R	H	RBI	BB	SO	LOB
Rickey Henderson, R (1, 7) OBP: 0.422, SLG: 0.398	F8	5-3			CS 1B		CS 1-H 2B			4	0	2	1	0	0	1
Dwayne Murphy, L (1, 8) OBP: 0.380, SLG: 0.385	4-3		4-3		SH2-3 1-2 1B		K 2-3			4	0	1	0	0	1	1
Mike Heath, R (1, 10) OBP: 0.269, SLG: 0.283	5-3		HR BB		SH2-3 1-2			BB 1B		2	2	1	0	1	0	0
Tony Armas, R (1, 9) OBP: 0.307, SLG: 0.505		SH2-3 PB 2B 1B	1-H HR		K			1-2 BB		3	2	2	2	1	1	1
Mickey Klutts, R (1, 5) OBP: 0.300, SLG: 0.363		SH2-3 1-3	K			G3		K		3	0	0	0	0	2	2
Jeff Newman, R (1, 3) OBP: 0.268, SLG: 0.384		HR 3-H 2B	K			F8		BB 1-2 2-H 1B		4	1	2	2	0	1	0
Dave McKay, S (1, 4) OBP: 0.295, SLG: 0.328		6-3	K			K		F7		4	0	0	0	0	2	3
Jim Essian, R (1, 2) OBP: 0.311, SLG: 0.332		HR 2-H	6-3				5-3	BB 1-2 2-3		3	1	1	2	1	0	0
Mario Guerrero, R (1, 6) OBP: 0.272, SLG: 0.310		2B	K				E4 2B	4-3		4	1	1	0	0	1	3
Inning Stats	R: 0 E: 0 K: 0 S: 3 H: 0 LOB: 0 BB: 0 P: 3	R: 3 E: 0 K: 0 S: 7 H: 4 LOB: 1 BB: 0 P: 7	R: 2 E: 0 K: 2 S: 8 H: 1 LOB: 0 BB: 1 P: 12	R: 0 E: 0 K: 2 S: 7 H: 0 LOB: 0 BB: 0 P: 7	R: 0 E: 0 K: 1 S: 6 H: 2 LOB: 1 BB: 0 P: 6	R: 0 E: 0 K: 1 S: 5 H: 0 LOB: 0 BB: 0 P: 5	R: 1 E: 1 K: 1 S: 6 H: 1 LOB: 0 BB: 0 P: 6	R: 1 E: 0 K: 1 S: 7 H: 2 LOB: 3 BB: 2 P: 15		1B: 5 2B: 3 3B: 0 HR: 2	SF: 0 SAC: 2 DP: 0 HBP: 0						

	AB	31
	R	7
	H	10
	RBI	7
	BB	3
	SO	8
	LOB	11

PITCHER		IP	WLS	BF	H	R	ER	SO	BB	IBB	HBP	BLK	WP	HR	S	P	ERA	WHIP
Steve Trout, L ERA: 3.57	(1, 1)	4.1	L	20	7	5	5	4	1	0	0	0	0	2	27	31	10.38	1.846
Dewey Robinson, R ERA: 3.71	(5, 1)	2.0		8	1	1	0	2	0	0	0	0	0	0	12	12	0.00	0.500
Guy Hoffman, L ERA: 3.06	(7, 1)	0.2		1	0	0	0	1	0	0	0	0	0	0	3	3	0.00	0.000
Nardi Contreras, R ERA: 6.75	(8, 1)	1.0		7	2	1	1	1	2	0	0	0	0	0	7	15	9.00	4.000

PITCHER	IP	WLS	BF	H	R	ER	SO	BB	IBB	HBP	BLK	WP	HR	S	P	ERA	WHIP

WP: 0 PB: 1 SB: 0 CS: 2 PA: 36

Batter	1	2	3	4	5	6	7	8	9	AB	R	H	RBI	BB	SO	LOB
Chet Lemon, R (1, 8) OBP: 0.392, SLG: 0.444	F6	E4 FC4-6 1-3 2-H		CI 1B		2-6 BB B B B		K S S S		4	0	1	0	1	1	4
Mike Squires, L (1, 3) OBP: 0.345, SLG: 0.350	1-3 BB B B B B	FC4-6 1-2f 3-H		CI FC6 1-2		2-6 1-2	4-3	G6-4-3 1-2 2-H 3-H 1B		3	0	1	3	1	0	1
Harold Baines, L (1, 9) OBP: 0.274, SLG: 0.397	1-3 1-2	6-3		FC6 1-2f			5-3 BB B B B B	G6-4-3 1-2f		4	0	0	0	1	0	6
Lamar Johnson, R (1, 10) OBP: 0.335, SLG: 0.415 Leo Sutherland, L (9, PR) OBP: 0.267, SLG: 0.295	5-3		F7		F8		5-3 1-2		1B 2B	5 0	0 0	1 0	0 0	0 0	0 0	2 0
Bob Molinaro, L (1, 7) OBP: 0.349, SLG: 0.405 Rusty Kuntz, R (7, 7) OBP: 0.283, SLG: 0.306		G3	S 1B		F8		IBB I I I I		G5-4-3 2-3 1B	3 1	0 0	1 1	0 0	1 0	0 0	0 0
Jim Morrison, R (1, 4) OBP: 0.323, SLG: 0.409		BB E BB B B B B	F7 1-2		1B		K S S S		G5-4-3 1-2f	4	1	1	0	1	1	5
Glenn Borgmann, R (1, 2) OBP: 0.344, SLG: 0.338 Junior Moore, R (8, PR) OBP: 0.295, SLG: 0.331 Ron Pruitt, R (8, 2) OBP: 0.370, SLG: 0.387		E FC5 WP BB B B B B 1-2	PO BB B B B B		F6			BB 1B 1B BB B B B B		1 0 0	1 1 0	0 0 0	0 0 0	3 0 0	0 0 0	1 0 0
Fran Mullins, R (1, 5) OBP: 0.298, SLG: 0.293		FC5 WP E 1-3 2-H	PO 1-2	K S S S		F7		BB 1B 1B		4	2	1	0	0	1	1
Greg Pryor, R (1, 6) OBP: 0.266, SLG: 0.326		E FC4-6 BB B B B B 1-2 3-H		6-3		4-3		1B BB B B B B 1-2 2-3		2	1	0	0	2	0	0
Inning Stats	R: 0 H: 0 E: 0 LOB: 1 K: 0 BB: 1 S: 3 P: 7	R: 4 H: 0 E: 2 LOB: 1 K: 0 BB: 3 S: 5 P: 17	R: 0 H: 1 E: 0 LOB: 1 K: 0 BB: 1 S: 3 P: 7	R: 0 H: 1 E: 1 LOB: 2 K: 1 BB: 0 S: 7 P: 7	R: 0 H: 1 E: 0 LOB: 1 K: 0 BB: 0 S: 4 P: 4	R: 0 H: 0 E: 0 LOB: 1 K: 0 BB: 1 S: 2 P: 6	R: 0 H: 0 E: 0 LOB: 2 K: 1 BB: 2 S: 5 P: 13	R: 2 H: 2 E: 0 LOB: 2 K: 1 BB: 2 S: 6 P: 14	R: 0 H: 2 E: 0 LOB: 1 K: 0 BB: 0 S: 3 P: 3	1B: 6 SF: 0 2B: 1 SAC: 0 3B: 0 DP: 2 HR: 0 HBP: 0						

PITCHER		IP	WLS	BF	H	R	ER	SO	BB	IBB	HBP	BLK	WP	HR	S	P	ERA	WHIP
Matt Keough, R ERA: 2.92	(1, 1)	1.0		4	0	0	0	0	1	0	0	0	0	0	3	7	0.00	1.000
Jeff Jones, R ERA: 2.84	(2, 1)	0.1		5	0	4	0	0	3	0	0	0	1	0	2	14	0.00	9.000
Brian Kingman, R ERA: 3.95	(2, 1)	5.2	L	28	4	2	2	2	5	1	0	0	0	0	25	49	3.18	1.588
Dave Beard, R ERA: 3.65	(8, 1)	2.0		6	3	0	0	1	0	0	0	0	0	0	8	8	0.00	1.500

PITCHER	IP	WLS	BF	H	R	ER	SO	BB	IBB	HBP	BLK	WP	HR	S	P	ERA	WHIP

TOP

Chicago White Sox @ Oakland Athletics

Oakland-Alameda County Coliseum, Oakland, CA

Thu Sep 25 1980, 3:33 AM PDT

Att. 3,180 - Sunny - 68 F

livebaseballscorecards.com

AB	31
R	6
H	7
RBI	3
BB	10
SO	3
LOB	20

WP: 1 PA: 43
PB: 0
SB: 1
CS: 0

BOTTOM

Batter	1	2	3	4	5	6	7	8	9	AB	R	H	RBI	BB	SO	LOB
Rickey Henderson, R (1, 7) OBP: 0.420, SLG: 0.396	F8		5-3		SF8 3-H		E3 S 2-H		FC3-6 1-2 BB	3	0	0	1	1	0	0
Dwayne Murphy, L (1, 8) OBP: 0.378, SLG: 0.382	K			1B 2B BB	K		4-3 1-3		FC3-6 1-2f 2-3	4	1	0	0	1	2	4
Mike Heath, R (1, 10) OBP: 0.277, SLG: 0.288 Mitchell Page, L (8, PH) OBP: 0.316, SLG: 0.452	1B			2B E 1-2 1B		BB BB		F8	F7	2 2	1 0	2 0	0 0	1 0	0 0	0 2
Tony Armas, R (1, 9) OBP: 0.306, SLG: 0.503	K			F9		F9		1B 1B		4	0	1	0	0	1	4
Mickey Klutts, R (1, 5) OBP: 0.302, SLG: 0.371 Wayne Gross, L (6, PH) OBP: 0.362, SLG: 0.478 (7, 5)		K		E7 CS 1-H 2-H 2B		G5-4-3 1-2 BB		F4		2 1	0 0	1 0	1 0	0 1	1 0	0 1
Jeff Newman, R (1, 3) OBP: 0.266, SLG: 0.382 Dave Revering, L (8, PH) OBP: 0.341, SLG: 0.494 (9, 3)		F3		F7 2-3		G5-4-3 1-2f		1B 1-2		3 1	0 0	0 1	0 0	0 0	0 0	3 0
Dave McKay, S (1, 4) OBP: 0.294, SLG: 0.327		6-3			5-3		SH5-4 E 1B	G3		4	1	1	0	0	0	2
Jim Essian, R (1, 2) OBP: 0.315, SLG: 0.337			F5 2B		E SF8 BB		SH5-4 1-2		F5	2	1	1	0	1	0	0
Mario Guerrero, R (1, 6) OBP: 0.272, SLG: 0.309			F5 2-3		E6 1-3		F8		FC3-6 WP 1B	4	0	1	0	0	0	3
Inning Stats	R: 0 E: 0 K: 2 S: 8 H: 1 LOB: 1 BB: 0 P: 8	R: 0 E: 0 K: 1 S: 5 H: 0 LOB: 0 BB: 0 P: 5	R: 0 E: 0 K: 0 S: 3 H: 1 LOB: 0 BB: 0 P: 3	R: 2 E: 1 K: 0 S: 4 H: 2 LOB: 0 BB: 1 P: 8	R: 1 E: 1 K: 1 S: 6 H: 0 LOB: 1 BB: 1 P: 10	R: 0 E: 0 K: 0 S: 2 H: 0 LOB: 1 BB: 2 P: 10	R: 1 E: 1 K: 0 S: 5 H: 1 LOB: 1 BB: 0 P: 5	R: 0 E: 0 K: 0 S: 5 H: 2 LOB: 2 BB: 0 P: 5	R: 0 E: 0 K: 0 S: 4 H: 1 LOB: 2 BB: 1 P: 8	1B: 6 2B: 2 3B: 0 HR: 0 SF: 1 SAC: 1 DP: 1 HBP: 0						

PITCHER		IP	WLS	BF	H	R	ER	SO	BB	IBB	HBP	BLK	WP	HR	S	P	ERA	WHIP
Ross Baumgarten, L ERA: 3.16	(1, 1)	5.1		22	4	3	1	4	3	0	0	0	0	0	27	39	1.69	1.312
Mike Proly, R ERA: 3.22	(6, 1)	2.0	W	9	2	1	0	0	1	0	0	0	0	0	8	12	0.00	1.500
Guy Hoffman, L ERA: 3.03	(8, 1)	0.1		1	0	0	0	0	0	0	0	0	0	0	1	1	0.00	0.000
Ed Farmer, R ERA: 3.41	(8, 1)	1.1	S	7	2	0	0	0	1	0	0	0	1	0	6	10	0.00	2.250

PITCHER	IP	WLS	BF	H	R	ER	SO	BB	IBB	HBP	BLK	WP	HR	S	P	ERA	WHIP

Chicago White Sox @ Oakland Athletics

Oakland-Alameda County Coliseum, Oakland, CA

Thu Sep 25 1980, 3:33 AM PDT

Att. 3,180 - Sunny - 68 F

livebaseballscorecards.com

AB	32
R	4
H	8
RBI	2
BB	5
SO	4
LOB	19

Milwaukee Brewers @ Oakland Athletics

Oakland-Alameda County Coliseum, Oakland, CA

Fri Sep 26 1980, 7:05 PM PDT

Att. 5,099 - Unknown

livebaseballscorecards.com

Batter	1	2	3	4	5	6	7	8	9	AB	R	H	RBI	BB	SO	LOB
Paul Molitor, R (1, 4) OBP: 0.366, SLG: 0.419	L8		2-H 2B		F9		K		FC6-4 1B 1B 1-2f IHR	5	1	1	1	0	1	2
Robin Yount, R (1, 6) OBP: 0.324, SLG: 0.531	5-3		F7		HR		K		1-2 IHR 1B 1B	5	2	2	1	0	1	2
Cecil Cooper, L (1, 3) OBP: 0.394, SLG: 0.549	4-3			4-3 1B 2B	HR			WP 1B 1B	1-2 2-3 IHR 1B	5	4	4	1	0	0	0
Ben Oglivie, L (1, 7) OBP: 0.358, SLG: 0.552		6-3		4-3 2-3	K			K	1-H 2-H 3-H IHR	5	1	1	4	0	2	2
Gorman Thomas, R (1, 8) OBP: 0.307, SLG: 0.478		K		F7		K		1B 1-2 BB	HR	4	1	1	1	1	2	1
Vic Harris, S (1, 9) OBP: 0.300, SLG: 0.319		4-3		1B 3-H 1B		F8		F8	K	5	0	1	1	0	1	2
John Poff, L (1, 10) OBP: 0.271, SLG: 0.333			L3	1-3 1B		3-1		1-2 2-H 1B	1B 1B	5	0	3	1	0	0	0
Jim Gantner, L (1, 5) OBP: 0.331, SLG: 0.379			2B 2B	K			3-1	1-3	1-2 1B	5	1	2	0	0	1	4
Ned Yost, R (1, 2) OBP: 0.174, SLG: 0.174			K		F9		1B		FC6-4 1B	2	0	0	0	0	1	1
Charlie Moore, R (7, PH) OBP: 0.333, SLG: 0.338										3	0	2	0	0	0	2
(7, 2)																
Buck Martinez, R (9, 2) OBP: 0.265, SLG: 0.309									G3	0	0	0	0	0	0	0

Inning Stats	1	2	3	4	5	6	7	8	9		
	R: 0 H: 0 E: 0 LOB: 0 K: 0 BB: 0 S: 3 P: 3	R: 0 H: 0 E: 0 LOB: 0 K: 1 BB: 0 S: 5 P: 5	R: 1 H: 2 E: 0 LOB: 1 K: 1 BB: 0 S: 7 P: 7	R: 1 H: 3 E: 0 LOB: 2 K: 1 BB: 0 S: 8 P: 8	R: 2 H: 2 E: 0 LOB: 0 K: 1 BB: 0 S: 7 P: 7	R: 0 H: 0 E: 0 LOB: 0 K: 1 BB: 0 S: 5 P: 5	R: 0 H: 1 E: 0 LOB: 1 K: 2 BB: 0 S: 8 P: 8	R: 1 H: 2 E: 0 LOB: 2 K: 1 BB: 1 S: 7 P: 11	R: 5 H: 7 E: 0 LOB: 2 K: 1 BB: 0 S: 12 P: 12	1B: 10 SF: 0 2B: 3 SAC: 0 3B: 0 DP: 0 HR: 4 HBP: 0	WP: 1 PA: 45 PB: 0 SB: 0 CS: 0

PITCHER	IP	WLS	BF	H	R	ER	SO	BB	IBB	HBP	BLK	WP	HR	S	P	ERA	WHIP
Mike Norris, R (1, 1) ERA: 2.52	9.0	L	45	17	10	10	9	1	0	0	0	1	3	62	66	10.00	2.000

PITCHER	IP	WLS	BF	H	R	ER	SO	BB	IBB	HBP	BLK	WP	HR	S	P	ERA	WHIP

AB	R	H	RBI	BB	SO	LOB
5	1	1	1	0	1	2
5	2	2	1	0	1	2
5	4	4	1	0	0	0
5	1	1	4	0	2	2
4	1	1	1	1	2	1
5	0	1	1	0	1	2
5	0	3	1	0	0	0
5	1	2	0	0	1	4
2	0	0	0	0	1	1
3	0	2	0	0	0	2
0	0	0	0	0	0	0

AB	44
R	10
H	17
RBI	10
BB	1
SO	9
LOB	16

BOTTOM

Milwaukee Brewers @ Oakland Athletics

Oakland-Alameda County Coliseum, Oakland, CA

Fri Sep 26 1980, 7:05 PM PDT

Att. 5,099 - Unknown

livebaseballscorecards.com

Batter	1	2	3	4	5	6	7	8	9	AB	R	H	RBI	BB	SO	LOB
Rickey Henderson, R (1, 7) OBP: 0.423, SLG: 0.398	1B SF9 1B	5-3		E S 1B 2-3 BB	CS 1B			CS BB 1B		4	2	3	0	1	0	1
Dwayne Murphy, L (1, 8) OBP: 0.380, SLG: 0.382	SF9 1B SF7 1-2 1B		G3	E6 1B 1-3 3-H	CS 1-2	L8 6-3 CS BB		CS 1B 1-2 BB		3	2	1	1	2	0	1
Mike Heath, R (1, 10) OBP: 0.279, SLG: 0.290	SF9 1-2 2-3 1B		F4	BLK HR 2-H 3-H 1B		6-3 1-2		3-1 1-2 2-3		5	1	2	2	0	0	3
Tony Armas, R (1, 9) OBP: 0.307, SLG: 0.503	SF9 1-2 2-3 3-H		2B 1B	K		L8 2-3			1B BB	3	0	1	1	1	1	2
Mickey Klutts, R (1, 5) OBP: 0.305, SLG: 0.397	SF7 3-H		2B 1-3	HR 1-H		CS 3-H	F8		F7	4	1	2	3	0	0	1
Jeff Newman, R (1, 3) OBP: 0.268, SLG: 0.381 Dave Revering, L (9, PH) OBP: 0.343, SLG: 0.496	F4		IBB	FC6-4 1B			F7		1-2 1B	3 1	0 0	1 1	0 0	1 0	0 0	1 0
Jim Essian, R (1, 2) OBP: 0.311, SLG: 0.332 Wayne Gross, L (9, PH) OBP: 0.361, SLG: 0.476		6-3	F4	FC6-4 1-2f			5-3		K	4 1	0 0	0 0	0 0	0 1	0 2	4 2
Mario Guerrero, R (1, 6) OBP: 0.274, SLG: 0.310		SH5-3 1B		S SH2-3 E 1B	6-3			F8	F7	5	1	2	0	0	0	2
Dave McKay, S (1, 4) OBP: 0.292, SLG: 0.325		SH5-3 1-2		SH2-3 1-2	5-3			4-3		2	0	0	0	0	0	0
Inning Stats	R: 2 E: 0 K: 0 S: 6 H: 3 LOB: 1 BB: 0 P: 6	R: 0 E: 0 K: 0 S: 4 H: 1 LOB: 1 BB: 0 P: 4	R: 0 E: 0 K: 0 S: 5 H: 2 LOB: 3 BB: 1 P: 9	R: 5 E: 1 K: 1 S: 10 H: 4 LOB: 1 BB: 1 P: 14	R: 0 E: 0 K: 0 S: 3 H: 1 LOB: 0 BB: 0 P: 3	R: 0 E: 0 K: 0 S: 2 H: 0 LOB: 0 BB: 1 P: 6	R: 0 E: 0 K: 0 S: 3 H: 0 LOB: 0 BB: 0 P: 3	R: 0 E: 0 K: 0 S: 4 H: 1 LOB: 2 BB: 1 P: 8	R: 0 E: 0 K: 1 S: 6 H: 1 LOB: 2 BB: 1 P: 10	1B: 11 2B: 1 3B: 0 HR: 1	SF: 2 SAC: 2 DP: 0 HBP: 0						

	AB	35
	R	7
	H	13
	RBI	7
	BB	5
	SO	2
	LOB	17

PITCHER		IP	WLS	BF	H	R	ER	SO	BB	IBB	HBP	BLK	WP	HR	S	P	ERA	WHIP
Dave LaPoint, L ERA: 4.3	(1, 1)	3.2		24	10	7	4	1	1	1	0	1	0	1	24	32	9.82	3.000
Reggie Cleveland, R ERA: 3.93	(4, 1)	4.2	W	18	3	0	0	0	3	0	0	0	0	0	15	27	0.00	1.286
Bob McClure, L ERA: 3.25	(9, 1)	0.2	S	2	0	0	0	1	0	0	0	0	0	0	4	4	0.00	0.000

PITCHER	IP	WLS	BF	H	R	ER	SO	BB	IBB	HBP	BLK	WP	HR	S	P	ERA	WHIP

Batter	1	2	3	4	5	6	7	8	9	AB	R	H	RBI	BB	SO	LOB
Paul Molitor, R (1, 4) OBP: 0.366, SLG: 0.421	G3 SF7 2B		5-3		1B 1B 1B		F8		6-3 1-2	5	2	2	0	0	0	2
Robin Yount, R (1, 6) OBP: 0.323, SLG: 0.528	G3 2-3		F9		1B 1-2 1B		F8		F8	5	0	1	0	0	0	3
Cecil Cooper, L (1, 3) OBP: 0.395, SLG: 0.549	SF7 3-H		F8		BB 1-3 2-H 1B		2-H 1B			3	0	2	3	0	0	0
Ben Oglivie, L (1, 7) OBP: 0.359, SLG: 0.553	2B			G3 3B	BBB FC5-4 1-2 BB		F7			3	0	1	0	1	0	1
Gorman Thomas, R (1, 8) OBP: 0.306, SLG: 0.480	2-3			1-3	FC5-4 1-2f			F7		4	0	1	0	0	0	4
Vic Harris, S (1, 9) OBP: 0.298, SLG: 0.306		F8		4-3		F7		BBBB G4-6-3 BB		3	0	0	0	1	0	1
John Poff, L (1, 10) OBP: 0.269, SLG: 0.385		HR		4-3		F7		G4-6-3 1-2f		4	1	1	1	0	0	2
Jim Gantner, L (1, 5) OBP: 0.330, SLG: 0.378		SSS K			3-1	4-3			FC5-4 1B	4	0	1	0	0	1	0
Buck Martinez, R (1, 2) OBP: 0.263, SLG: 0.306		F3			5-3		1B 2B		FC5-4 6-3 1-2f	2	0	0	0	0	0	0
Charlie Moore, R (7, PH) OBP: 0.334, SLG: 0.342 (7, 2)										2	1	1	0	0	0	1
Inning Stats	R: 1 H: 2 E: 0 LOB: 1 K: 0 BB: 0 S: 5 P: 5	R: 1 H: 1 E: 0 LOB: 0 K: 1 BB: 0 S: 6 P: 6	R: 0 H: 0 E: 0 LOB: 0 K: 0 BB: 0 S: 3 P: 3	R: 0 H: 1 E: 0 LOB: 1 K: 0 BB: 0 S: 4 P: 4	R: 1 H: 3 E: 0 LOB: 3 K: 0 BB: 1 S: 6 P: 10	R: 0 H: 0 E: 0 LOB: 0 K: 0 BB: 0 S: 3 P: 3	R: 1 H: 2 E: 0 LOB: 1 K: 0 BB: 0 S: 5 P: 5	R: 0 H: 0 E: 0 LOB: 0 K: 0 BB: 1 S: 2 P: 6	R: 0 H: 1 E: 0 LOB: 1 K: 0 BB: 0 S: 4 P: 4	1B: 5 SF: 1 2B: 3 SAC: 0 3B: 1 DP: 1 HR: 1 HBP: 0						

PITCHER	IP	WLS	BF	H	R	ER	SO	BB	IBB	HBP	BLK	WP	HR	S	P	ERA	WHIP
Rick Langford, R (1, 1) ERA: 3.08	9.0	W	38	10	4	4	1	2	0	0	0	0	1	38	46	4.00	1.333

PITCHER	IP	WLS	BF	H	R	ER	SO	BB	IBB	HBP	BLK	WP	HR	S	P	ERA	WHIP

Milwaukee Brewers @ Oakland Athletics

Oakland-Alameda County Coliseum, Oakland, CA

Sat Sep 27 1980, 3:33 AM PDT

Att. 4,581 - Unknown - 62 F

TOP

livebaseballscorecards.com

AB	35
R	4
H	10
RBI	4
BB	2
SO	1
LOB	14

WP: 0 PA: 38
PB: 0
SB: 0
CS: 0

BOTTOM

Milwaukee Brewers @ Oakland Athletics

Oakland-Alameda County Coliseum, Oakland, CA

Sat Sep 27 1980, 3:33 AM PDT

Att. 4,581 - Unknown - 62 F

livebaseballscorecards.com

Batter	1	2	3	4	5	6	7	8	9	AB	R	H	RBI	BB	SO	LOB
Rickey Henderson, R (1, 7) OBP: 0.426, SLG: 0.401	6-3		S 3B 1B 1-3		S 1B 3-H	S 1B		IBB		4	1	3	1	1	0	0
Dwayne Murphy, L (1, 8) OBP: 0.380, SLG: 0.385	F8		3B 1-H 3-H		IBB 1-2	F6 1-3		F5		4	0	1	2	1	0	4
Mitchell Page, L (1, 10) OBP: 0.312, SLG: 0.447	K		F8		F6		1-3			4	0	0	0	0	1	3
Dave Revering, L (1, 3) OBP: 0.344, SLG: 0.496		4-3		G5-4-3 1B		1-3 1B 2B S S S	K			4	1	2	0	0	1	0
Tony Armas, R (1, 9) OBP: 0.307, SLG: 0.501		5-3		G5-4-3 1-2f		1-3 2B 1-2 1B	F7			4	1	1	0	0	0	1
Wayne Gross, L (1, 5) OBP: 0.358, SLG: 0.472		1-3		1-3		F8		K		3	0	0	0	0	0	2
Mickey Klutts, R (8, 5) OBP: 0.303, SLG: 0.394										1	0	0	0	0	1	0
Jeff Newman, R (1, 2) OBP: 0.270, SLG: 0.381			K		E7 1B G5-4-3	1-3 1-2 2-3		E 1B HBP H		3	1	1	0	0	1	2
Dave McKay, S (1, 4) OBP: 0.295, SLG: 0.331			G3		G5-4-3 1B	HR 2B 2-H 3-H		F9		4	1	2	2	0	0	1
Rob Picciolo, R (1, 6) OBP: 0.238, SLG: 0.329			E1 1B 3B		G5-4-3 1-2f 2-3	HR 2-H		E1 1-3 1B		4	2	2	2	0	0	2

	AB	35
	R	7
	H	12
	RBI	7
	BB	2
	SO	4
	LOB	15

Inning Stats	1	2	3	4	5	6	7	8	9
	R: 0 H: 0 E: 0 LOB: 0 K: 1 BB: 0 S: 5 P: 5	R: 0 H: 0 E: 0 LOB: 0 K: 0 BB: 0 S: 3 P: 3	R: 2 H: 2 E: 1 LOB: 1 K: 1 BB: 0 S: 8 P: 8	R: 0 H: 1 E: 0 LOB: 0 K: 0 BB: 0 S: 3 P: 3	R: 1 H: 3 E: 1 LOB: 2 K: 0 BB: 1 S: 5 P: 9	R: 4 H: 5 E: 0 LOB: 1 K: 0 BB: 0 S: 8 P: 8	R: 0 H: 0 E: 0 LOB: 0 K: 1 BB: 0 S: 5 P: 5	R: 0 H: 1 E: 1 LOB: 3 K: 1 BB: 1 S: 6 P: 11	

	1B: 9	SF: 0	WP: 0	PA: 38
	2B: 1	SAC: 0	PB: 0	
	3B: 1	DP: 2	SB: 4	
	HR: 1	HBP: 1	CS: 0	

PITCHER		IP	WLS	BF	H	R	ER	SO	BB	IBB	HBP	BLK	WP	HR	S	P	ERA	WHIP
Moose Haas, R ERA: 3.12	(1, 1)	5.2	L	28	11	7	5	2	0	1	0	0	0	1	31	35	7.94	1.941
Bill Travers, L ERA: 3.77	(6, 1)	2.1		10	1	0	0	2	0	1	1	0	0	0	12	17	0.00	0.429

PITCHER	IP	WLS	BF	H	R	ER	SO	BB	IBB	HBP	BLK	WP	HR	S	P	ERA	WHIP

Batter	1	2	3	4	5	6	7	8	9	AB	R	H	RBI	BB	SO	LOB
Paul Molitor, R (1, 4) OBP: 0.365, SLG: 0.420	F9		E SF7 1B		F8		F9			4	1	1	0	0	0	0
Robin Yount, R (1, 6) OBP: 0.323, SLG: 0.526	6-3 S 1B		E5 SF7 1-3		F4			K		4	0	1	0	0	1	1
Cecil Cooper, L (1, 3) OBP: 0.394, SLG: 0.548	BBBB 6-3 1-2 BB		SF7 2-3 3-H		K			F8		2	0	0	1	1	1	0
Ben Oglivie, L (1, 7) OBP: 0.360, SLG: 0.551	6-3 1-2 2-3		BBBB BB			F9		BBBB BB		2	0	0	0	2	0	2
Gorman Thomas, R (1, 8) OBP: 0.304, SLG: 0.477	K		F7			1-3		K		4	0	0	0	0	2	5
Dick Davis, R (1, 10) OBP: 0.300, SLG: 0.391		1-3		5-3		5-3			F8	4	0	0	0	0	0	0
John Poff, L (1, 9) OBP: 0.286, SLG: 0.429		K		1B			E8		F7	4	1	2	0	0	1	0
Jim Gantner, L (1, 5) OBP: 0.329, SLG: 0.377		CS 1B		F5			G3		F8	4	0	1	0	0	0	1
Charlie Moore, R (1, 2) OBP: 0.331, SLG: 0.339		CS 1-2	5-3	1-3			5-3			3	0	0	0	0	0	1
Inning Stats	R: 0 E: 0 K: 1 S: 6 H: 1 LOB: 2 BB: 1 P: 10	R: 0 E: 0 K: 1 S: 5 H: 1 LOB: 0 BB: 0 P: 5	R: 1 E: 1 K: 0 S: 5 H: 1 LOB: 2 BB: 1 P: 9	R: 0 E: 0 K: 0 S: 4 H: 1 LOB: 1 BB: 0 P: 4	R: 0 E: 0 K: 1 S: 5 H: 0 LOB: 0 BB: 0 P: 5	R: 0 E: 0 K: 0 S: 3 H: 0 LOB: 0 BB: 0 P: 3	R: 1 E: 1 K: 0 S: 4 H: 1 LOB: 0 BB: 0 P: 4	R: 0 E: 0 K: 2 S: 7 H: 0 LOB: 1 BB: 1 P: 11	R: 0 E: 0 K: 0 S: 3 H: 0 LOB: 0 BB: 0 P: 3	1B: 4 2B: 0 3B: 1 HR: 0	SF: 1 SAC: 0 DP: 0 HBP: 0						

TOP

Milwaukee Brewers @ Oakland Athletics

Oakland-Alameda County Coliseum, Oakland, CA

Sun Sep 28 1980, 3:33 AM PDT

Att. 10,662 - Unknown - 69 F

livebaseballscorecards.com

AB	31
R	2
H	5
RBI	1
BB	3
SO	5
LOB	10

PITCHER		IP	WLS	BF	H	R	ER	SO	BB	IBB	HBP	BLK	WP	HR	S	P	ERA	WHIP
Steve McCatty, R ERA: 3.86	(1, 1)	9.0	W	35	5	2	0	5	3	0	0	0	0	0	42	54	0.00	0.889

PITCHER	IP	WLS	BF	H	R	ER	SO	BB	IBB	HBP	BLK	WP	HR	S	P	ERA	WHIP

Batter	1	2	3	4	5	6	7	8	9	AB	R	H	RBI	BB	SO	LOB
Rickey Henderson, R (1, 7) OBP: 0.424, SLG: 0.398	6-3		BB			5-3	F9		E6 1B	4	0	0	0	1	0	3
Dwayne Murphy, L (1, 8) OBP: 0.385, SLG: 0.388	G6-4-3 1B		CS	G5-4-3 E HBP		BB		1B	1B	3	0	3	1	1	0	0
Mike Heath, R (1, 10) OBP: 0.278, SLG: 0.287	G6-4-3			E4 G5-4-3		BB		K		3	0	0	0	1	1	3
Tony Armas, R (1, 9) OBP: 0.305, SLG: 0.498		6-3		G5-4-3		F7		K		4	0	0	0	0	1	5
Mickey Klutts, R (1, 5) OBP: 0.302, SLG: 0.391		F9		F9			HR 1B	F8		4	1	1	0	0	0	2
Jeff Newman, R (1, 3) OBP: 0.272, SLG: 0.389 Mike Edwards, R (9, PR) OBP: 0.250, SLG: 0.237		4-3			5-3		1-H HR		E SH1-4 1B	4 0	1 1	2 0	2 0	0 0	0 0	0 0
Jim Essian, R (1, 2) OBP: 0.311, SLG: 0.332			CS BB 1B		F7		4-3		SH1-4	3	0	1	0	0	0	0
Dave McKay, S (1, 4) OBP: 0.291, SLG: 0.326			F8		F7		K		F7	4	0	0	0	0	1	3
Rob Picciolo, R (1, 6) OBP: 0.235, SLG: 0.325 Dave Revering, L (9, PH) OBP: 0.346, SLG: 0.496			F8			5-3	E6		1B E IBB	3 0	0 0	0 0	0 0	0 1	0 0	1 0
Inning Stats	R: 0 H: 1 E: 0 LOB: 0 K: 0 BB: 0 S: 3 P: 3	R: 0 H: 0 E: 0 LOB: 0 K: 0 BB: 0 S: 3 P: 3	R: 0 H: 1 E: 0 LOB: 1 K: 0 BB: 1 S: 3 P: 7	R: 0 H: 0 E: 1 LOB: 1 K: 0 BB: 0 S: 3 P: 4	R: 0 H: 0 E: 0 LOB: 0 K: 0 BB: 0 S: 3 P: 3	R: 0 H: 0 E: 0 LOB: 2 K: 0 BB: 2 S: 3 P: 11	R: 2 H: 2 E: 1 LOB: 1 K: 1 BB: 0 S: 8 P: 8	R: 0 H: 1 E: 0 LOB: 1 K: 2 BB: 0 S: 8 P: 8	R: 1 H: 2 E: 1 LOB: 3 K: 0 BB: 1 S: 5 P: 9	1B: 6 SF: 0 2B: 0 SAC: 1 3B: 0 DP: 2 HR: 1 HBP: 1						

PITCHER		IP	WLS	BF	H	R	ER	SO	BB	IBB	HBP	BLK	WP	HR	S	P	ERA	WHIP
Mike Caldwell, L ERA: 4.04	(1, 1)	7.0		29	5	2	2	1	3	0	1	0	0	1	27	40	2.57	1.143
Reggie Cleveland, R ERA: 3.88	(8, 1)	1.2	L	9	2	1	0	2	0	1	0	0	0	0	12	16	0.00	1.200

PITCHER	IP	WLS	BF	H	R	ER	SO	BB	IBB	HBP	BLK	WP	HR	S	P	ERA	WHIP

BOTTOM

Milwaukee Brewers @ Oakland Athletics

Oakland-Alameda County Coliseum, Oakland, CA

Sun Sep 28 1980, 3:33 AM PDT

Att. 10,662 - Unknown - 69 F

livebaseballscorecards.com

AB	32
R	3
H	7
RBI	3
BB	4
SO	3
LOB	17

Batter	1	2	3	4	5	6	7	8	9	AB	R	H	RBI	BB	SO	LOB
Rickey Henderson, R (1, 7) OBP: 0.423, SLG: 0.396	SSS 0-3 ① K		x 0-0 ③ 1-3			x 0-0 S 3B 1B	x 0-0 ② F5		x 0-0 ③ F9	5	1	1	0	0	1	1
Dwayne Murphy, L (1, 8) OBP: 0.385, SLG: 0.387	x 0-0 ② G1			x 0-0 ① F9		BBBB 4-0 1-2 3B BB	BBBB 4-0 CS BB			2	1	0	0	2	0	0
Mike Heath, R (1, 10) OBP: 0.278, SLG: 0.293	x 0-0 ③ 4-3			SSS 0-3 ② K		x 0-0 1-H 2-H 1B 3B	0-0 ③ CS 1-2	x 0-0 ① F7		4	1	1	2	0	1	0
Tony Armas, R (1, 9) OBP: 0.306, SLG: 0.498		x 0-0 1B 5-3 1B		x 0-0 2B 1B		SSS 0-3 ① K		x 0-0 ② F7		4	2	2	0	0	1	1
Mickey Klutts, R (1, 5) OBP: 0.311, SLG: 0.404		x 0-0 ① 1-3 1B		x 0-0 1-H 2B		x 0-0 ② F3		x 0-0 1B		4	0	3	1	0	0	1
Jeff Newman, R (1, 3) OBP: 0.272, SLG: 0.386		x 0-0 ② 5-3 3-H		x 0-0 ③ 5-3		BBBB 4-0 1B BB		x 0-0 ③ 1-3		3	0	0	1	1	0	2
Jim Essian, R (1, 2) OBP: 0.310, SLG: 0.331		x 0-0 ③ F7			x 0-0 ① 5-3	x 0-0 1-3 3-H 1B			x 0-0 ① F7	4	0	1	1	0	0	0
Dave McKay, S (1, 4) OBP: 0.287, SLG: 0.321			x 0-0 ① 6-3		x 0-0 ② F4	x 0-0 ③ G3			x 0-0 ② F7	4	0	0	0	0	0	2
Rob Picciolo, R (1, 6) OBP: 0.236, SLG: 0.324			SSS 0-3 ② K		SSS 0-3 ③ K		x 0-0 ① L4		x 0-0 1B	4	0	1	0	0	2	0
Inning Stats	R: 0 H: 0 E: 0 LOB: 0 K: 1 BB: 0 S: 5 P: 5	R: 1 H: 2 E: 0 LOB: 0 K: 0 BB: 0 S: 4 P: 4	R: 0 H: 0 E: 0 LOB: 0 K: 1 BB: 0 S: 5 P: 5	R: 1 H: 2 E: 0 LOB: 1 K: 1 BB: 0 S: 7 P: 7	R: 0 H: 0 E: 0 LOB: 0 K: 1 BB: 0 S: 5 P: 5	R: 3 H: 3 E: 0 LOB: 2 K: 1 BB: 2 S: 8 P: 16	R: 0 H: 0 E: 0 LOB: 0 K: 0 BB: 1 S: 2 P: 6	R: 0 H: 1 E: 0 LOB: 1 K: 0 BB: 0 S: 4 P: 4	R: 0 H: 1 E: 0 LOB: 1 K: 0 BB: 0 S: 4 P: 4	1B: 7 SF: 0 2B: 1 SAC: 0 3B: 1 DP: 0 HR: 0 HBP: 0						WP: 0 PA: 38 PB: 0 SB: 1 CS: 1	

TOP

Oakland Athletics @ Chicago White Sox

Comiskey Park, Chicago, IL

Tue Sep 30 1980, 8:05 PM EDT

Att. 18,903 - Unknown - 72 F

livebaseballscorecards.com

AB	34
R	5
H	9
RBI	5
BB	3
SO	5
LOB	7

PITCHER		IP	WLS	BF	H	R	ER	SO	BB	IBB	HBP	BLK	WP	HR	S	P	ERA	WHIP
Steve Trout, L ERA: 3.71	(1, 1)	5.0	L	21	6	5	5	4	1	0	0	0	0	0	28	32	9.00	1.400
Dewey Robinson, R ERA: 3.09	(6, 1)	4.0		16	3	0	0	1	2	0	0	0	0	0	16	24	0.00	1.250

PITCHER	IP	WLS	BF	H	R	ER	SO	BB	IBB	HBP	BLK	WP	HR	S	P	ERA	WHIP

Batter	1	2	3	4	5	6	7	8	9	AB	R	H	RBI	BB	SO	LOB
Chet Lemon, R (1, 8) OBP: 0.391, SLG: 0.446	F6		2B		F9 2-3		F2			4	0	1	0	0	0	2
Mike Squires, L (1, 3) OBP: 0.342, SLG: 0.344	F7		4-3		4-3			F9		4	0	0	0	0	0	2
Harold Baines, L (1, 9) OBP: 0.279, SLG: 0.403	1B			6-3 3B		BB		1B HBP		2	1	2	0	1	0	0
Lamar Johnson, R (1, 10) OBP: 0.333, SLG: 0.411	K			6-3 3-H		F8		FC4-6 1-3 1B		4	0	1	1	0	1	2
Bob Molinaro, L (1, 7) OBP: 0.349, SLG: 0.405 Wayne Nordhagen, R (8, PH) OBP: 0.288, SLG: 0.458 (9, 7)		L3 1B		F3		F9		F2		3 1	0 0	1 0	0 0	0 0	0 0	1 2
Jim Morrison, R (1, 4) OBP: 0.325, SLG: 0.415	L3 1-2		1B		K			FC4-6 1-2f		4	0	1	0	0	1	4
Marv Foley, L (1, 2) OBP: 0.271, SLG: 0.349 Greg Pryor, R (9, PH) OBP: 0.265, SLG: 0.325	3-1		G3			1B			F4	3 1	0 0	1 0	0 0	0 0	0 0	1 0
Fran Mullins, R (1, 5) OBP: 0.290, SLG: 0.245		F9			WP SH5-4 1B	F7			5-3	4	0	1	0	0	0	1
Todd Cruz, R (1, 6) OBP: 0.272, SLG: 0.311		K			SH5-4 1-2	K			K	3	0	0	0	0	3	1
Inning Stats	R: 0 H: 1 E: 0 LOB: 1 K: 1 BB: 0 S: 6 P: 6	R: 0 H: 1 E: 0 LOB: 0 K: 0 BB: 0 S: 3 P: 3	R: 0 H: 1 E: 0 LOB: 1 K: 1 BB: 0 S: 6 P: 6	R: 1 H: 2 E: 0 LOB: 1 K: 0 BB: 0 S: 5 P: 5	R: 0 H: 1 E: 0 LOB: 1 K: 0 BB: 0 S: 4 P: 4	R: 0 H: 0 E: 0 LOB: 1 K: 1 BB: 1 S: 5 P: 9	R: 0 H: 1 E: 0 LOB: 1 K: 1 BB: 0 S: 6 P: 6	R: 0 H: 1 E: 0 LOB: 2 K: 0 BB: 0 S: 4 P: 5	R: 0 H: 0 E: 0 LOB: 0 K: 1 BB: 0 S: 5 P: 5	1B: 6 SF: 0 2B: 2 SAC: 1 3B: 1 DP: 1 HR: 0 HBP: 1						WP: 1 PA: 36 PB: 0 SB: 0 CS: 0	

PITCHER	IP	WLS	BF	H	R	ER	SO	BB	IBB	HBP	BLK	WP	HR	S	P	ERA	WHIP
Brian Kingman, R (1, 1) ERA: 3.85	7.1	W	31	8	1	1	4	1	0	1	0	1	0	37	42	1.23	1.227
Bob Lacey, L (8, 1) ERA: 3.31	1.2	S	5	0	0	0	1	0	0	0	0	0	0	7	7	0.00	0.000

PITCHER	IP	WLS	BF	H	R	ER	SO	BB	IBB	HBP	BLK	WP	HR	S	P	ERA	WHIP

BOTTOM

Oakland Athletics @ Chicago White Sox

Comiskey Park, Chicago, IL

Tue Sep 30 1980, 8:05 PM EDT

Att. 18,903 - Unknown - 72 F

livebaseballscorecards.com

AB	33
R	1
H	8
RBI	1
BB	1
SO	5
LOB	16

Batter	1	2	3	4	5	6	7	8	9	AB	R	H	RBI	BB	SO	LOB
Rickey Henderson, R (1, 7) OBP: 0.423, SLG: 0.397	4-3		E3 S 3B 1B		3-1		1B 1B	E 2-3 3-H 1B		2	1	1	0	0	0	0
Orlando Gonzalez, L (4, 7) OBP: 0.333, SLG: 0.246										3	0	2	1	0	0	0
Dwayne Murphy, L (1, 8) OBP: 0.386, SLG: 0.386	G3		BBBB 4-0 3B 2-3 BB		G3		BB 1-2 1B	F5		4	1	1	0	1	0	2
Mike Heath, R (1, 10) OBP: 0.280, SLG: 0.299	5-3		1B 1-H 3-H 3B		F4		BBBB 4-0 FC6-4 1-2 BB	L4		4	1	1	2	1	0	2
Tony Armas, R (1, 9) OBP: 0.308, SLG: 0.502		2B 1B	6-3 3-H 1B			SF8 3B	FC6-4 1-2f	E6 1-3 3-H		5	2	3	1	0	0	3
Mickey Klutts, R (1, 5) OBP: 0.318, SLG: 0.412		SH3 1-H SF7 2B	6-3 1-2			BBBB 4-0 BB		BB 2B 1B K		4	2	2	1	1	1	3
Jeff Newman, R (1, 3) OBP: 0.272, SLG: 0.385		SH3 2-3	F7			SF8 3-H		BBBB 4-0 2B 1-2 BB	SSS 0-3 K	2	1	0	1	1	1	1
Jim Essian, R (1, 2) OBP: 0.308, SLG: 0.333		SF7 3-H	F8			F7		0-0 1B 1-3 2-H 2B	6-3	4	1	1	2	0	0	1
Mario Guerrero, R (1, 6) OBP: 0.273, SLG: 0.307		5-3	1-3			F9		4-0 1B 1B IBB	F9	4	1	0	0	1	0	1
Dave McKay, S (1, 4) OBP: 0.286, SLG: 0.320			4-3	6-3			SSS 0-3 K2-3	1B E 1-3 2-H 3-H 1B		4	1	1	2	0	1	0

TOP

Oakland Athletics @ Chicago White Sox

Comiskey Park, Chicago, IL

Wed Oct 01 1980, 4:33 AM EDT

Att. 2,258 - Sunny - 76 F

livebaseballscorecards.com

AB	36
R	11
H	12
RBI	10
BB	5
SO	3
LOB	13

Inning Stats	1	2	3	4	5	6	7	8	9
	R: 0 E: 0 K: 0 S: 3	R: 2 E: 0 K: 0 S: 5	R: 3 E: 1 K: 0 S: 6	R: 0 E: 0 K: 0 S: 3	R: 0 E: 0 K: 0 S: 3	R: 1 E: 0 K: 0 S: 4	R: 0 E: 0 K: 1 S: 6	R: 5 E: 1 K: 1 S: 10	R: 0 E: 0 K: 1 S: 5
	H: 0 LOB: 0 BB: 0 P: 3	H: 2 LOB: 0 BB: 0 P: 5	H: 3 LOB: 1 BB: 1 P: 10	H: 0 LOB: 0 BB: 0 P: 3	H: 0 LOB: 0 BB: 0 P: 3	H: 1 LOB: 1 BB: 1 P: 8	H: 2 LOB: 2 BB: 1 P: 10	H: 4 LOB: 2 BB: 2 P: 18	H: 0 LOB: 0 BB: 0 P: 5

1B: 8	SF: 2	WP: 0
2B: 2	SAC: 1	PB: 0
3B: 2	DP: 0	SB: 1
HR: 0	HBP: 0	CS: 0
		PA: 44

PITCHER		IP	WLS	BF	H	R	ER	SO	BB	IBB	HBP	BLK	WP	HR	S	P	ERA	WHIP
Ross Baumgarten, L ERA: 3.44	(1, 1)	2.1	L	13	5	5	5	0	1	0	0	0	0	0	12	16	19.29	2.571
Mike Proly, R ERA: 3.15	(3, 1)	3.2		13	1	1	1	0	1	0	0	0	0	0	12	16	2.46	0.545
Rich Wortham, L ERA: 5.97	(7, 1)	1.1		12	6	5	4	1	2	1	0	0	0	0	11	23	27.00	6.000
Nardi Contreras, R ERA: 5.93	(8, 1)	1.2		6	0	0	0	2	0	0	0	0	0	0	10	10	0.00	0.000

PITCHER	IP	WLS	BF	H	R	ER	SO	BB	IBB	HBP	BLK	WP	HR	S	P	ERA	WHIP

Oakland Athletics @ Chicago White Sox

Comiskey Park, Chicago, IL

Wed Oct 01 1980, 4:33 AM EDT

Att. 2,258 - Sunny - 76 F

BOTTOM

livebaseballscorecards.com

Batter	1	2	3	4	5	6	7	8	9	AB	R	H	RBI	BB	SO	LOB
Chet Lemon, R (1, 8) OBP: 0.390, SLG: 0.444	0-0 1B		0-3 K		0-0 4-3		0-0 FC5-4 1-2f		0-0 6-3 2-3	4	0	1	0	0	1	3
Rusty Kuntz, R (9, 8) OBP: 0.283, SLG: 0.304										1	0	0	0	0	0	1
Mike Squires, L (1, 3) OBP: 0.343, SLG: 0.344	0-3 K		0-0 G3			0-0 S 3B 1B		0-0 WP E 1B	0-0 F7	5	2	2	0	0	1	2
Harold Baines, L (1, 9) OBP: 0.279, SLG: 0.405	0-3 K			0-0 4-3		0-0 1-H SF8 3B		0-0 F9 1-2		4	1	1	1	0	1	2
Lamar Johnson, R (1, 10) OBP: 0.332, SLG: 0.410	0-0 3-1			0-0 F7		0-0 SF8 3-H		0-0 E9 WP 1B 2-H 1B		3	0	1	1	0	0	1
Wayne Nordhagen, R (1, 7) OBP: 0.290, SLG: 0.458		0-0 FC1-4 1B		0-0 F7		0-0 1-3		0-0 WP 1-2 1B		4	0	2	0	0	0	0
Jim Morrison, R (1, 4) OBP: 0.324, SLG: 0.414		0-0 FC1-4 1-2f			0-0 FC6-4 S 1B	0-0 F9		0-0 F9 1-2 2-3		4	0	1	0	0	0	3
Marv Foley, L (1, 2) OBP: 0.267, SLG: 0.344	0-3 K		0-3 K 1-2				0-0 G3	0-3 K		2	0	0	0	0	2	2
Glenn Borgmann, R (7, 2) OBP: 0.337, SLG: 0.329										2	0	0	0	0	1	2
Fran Mullins, R (1, 5) OBP: 0.288, SLG: 0.232	0-3 K		4-0 FC6-4 BB				0-0 F7		0-0 6-3	3	0	0	0	1	1	1
Todd Cruz, R (1, 6) OBP: 0.275, SLG: 0.315			0-0 F8		0-0 FC6-4 1-2f 2-3		4-0 FC5-4 BB		0-0 WP 2B	3	0	1	0	1	0	2

Inning Stats	R: 0	H: 1		R: 0	H: 1		R: 0	H: 0		R: 0	H: 0		R: 0	H: 1		R: 2	H: 2		R: 0	H: 0		R: 1	H: 3		R: 0	H: 1		1B: 7	SF: 1		WP: 3	PA: 38	
	E: 0	LOB: 1		E: 0	LOB: 1		E: 0	LOB: 0		E: 0	LOB: 0		E: 0	LOB: 2		E: 0	LOB: 0		E: 0	LOB: 1		E: 1	LOB: 2		E: 0	LOB: 1		2B: 1	SAC: 0		PB: 0		
	K: 2	BB: 0		K: 2	BB: 0		K: 1	BB: 0		K: 1	BB: 1		K: 1	BB: 1		K: 0	BB: 0		K: 0	BB: 1		K: 1	BB: 0		K: 0	BB: 0		3B: 1	DP: 0		SB: 2		
	S: 8	P: 8		S: 8	P: 8		S: 5	P: 3		S: 3	P: 3		S: 6	P: 10		S: 5	P: 5		S: 3	P: 7		S: 8	P: 8		S: 4	P: 4		HR: 0	HBP: 0		CS: 0		

PITCHER		IP	WLS	BF	H	R	ER	SO	BB	IBB	HBP	BLK	WP	HR	S	P	ERA	WHIP
Mike Norris, R ERA: 2.53	(1, 1)	9.0	W	38	9	3	3	7	2	0	0	0	3	0	50	58	3.00	1.222

PITCHER	IP	WLS	BF	H	R	ER	SO	BB	IBB	HBP	BLK	WP	HR	S	P	ERA	WHIP

AB	35
R	3
H	9
RBI	2
BB	2
SO	7
LOB	19

Batter	1	2	3	4	5	6	7	8	9	AB	R	H	RBI	BB	SO	LOB
Rickey Henderson, R (1, 7) OBP: 0.423, SLG: 0.402	F9		1B 1-2 2-H 1B		1-H HR	F9			F9	5	1	2	3	0	0	2
Dwayne Murphy, L (1, 8) OBP: 0.386, SLG: 0.387	K		G4-6-3 1-2 2-3 1B		SH3-4 1B		F9			4	0	2	0	0	1	0
Mitchell Page, L (1, 10) OBP: 0.310, SLG: 0.443	G3		G4-6-3 1-2f		SH3-4 1-2		K			3	0	0	0	0	1	3
Tony Armas, R (1, 9) OBP: 0.308, SLG: 0.500		F9		WP 1B 1B	2-3		K			4	1	1	0	0	1	1
Dave Revering, L (1, 3) OBP: 0.342, SLG: 0.491		F7		F7 1-2	K			F4		4	0	0	0	0	1	2
Wayne Gross, L (1, 5) OBP: 0.355, SLG: 0.467		F6		F8		L6		3-1		4	0	0	0	0	0	1
Jeff Newman, R (1, 2) OBP: 0.274, SLG: 0.386			6-3	2-H 1B		1B 1B		F4		4	0	2	1	0	0	0
Dave McKay, S (1, 4) OBP: 0.286, SLG: 0.319			1B 1B 1B	1-3		F8			K	4	1	1	0	0	1	2
Rob Picciolo, R (1, 6) OBP: 0.243, SLG: 0.328			1B 1B 1-2 1B		HR BB	1-2 1B			1-3	3	1	2	0	1	0	0
Inning Stats	R: 0 E: 0 K: 1 S: 5 H: 0 LOB: 0 BB: 0 P: 5	R: 0 E: 0 K: 0 S: 3 H: 0 LOB: 0 BB: 0 P: 3	R: 1 E: 0 K: 0 S: 6 H: 4 LOB: 2 BB: 0 P: 6	R: 1 E: 0 K: 0 S: 5 H: 2 LOB: 1 BB: 0 P: 5	R: 2 E: 0 K: 1 S: 7 H: 2 LOB: 1 BB: 1 P: 11	R: 0 E: 0 K: 0 S: 5 H: 2 LOB: 2 BB: 0 P: 5	R: 0 E: 0 K: 2 S: 7 H: 0 LOB: 0 BB: 0 P: 7	R: 0 E: 0 K: 0 S: 3 H: 0 LOB: 0 BB: 0 P: 3	R: 0 E: 0 K: 1 S: 5 H: 0 LOB: 0 BB: 0 P: 5	1B: 9 2B: 0 3B: 0 HR: 1 SF: 0 SAC: 1 DP: 1 HBP: 0						

PITCHER	IP	WLS	BF	H	R	ER	SO	BB	IBB	HBP	BLK	WP	HR	S	P	ERA	WHIP
Richard Dotson, R (1, 1) ERA: 4.27	4.0		20	8	4	4	1	1	0	0	0	1	1	21	25	9.00	2.250
Guy Hoffman, L (5, 1) ERA: 2.63	5.0	W	17	2	0	0	4	0	0	0	0	0	0	25	25	0.00	0.400

PITCHER	IP	WLS	BF	H	R	ER	SO	BB	IBB	HBP	BLK	WP	HR	S	P	ERA	WHIP

TOP

Oakland Athletics @ Chicago White Sox

Comiskey Park, Chicago, IL

Thu Oct 02 1980, 4:33 AM EDT

Att. 2,202 - Sunny - 65 F

livebaseballscorecards.com

AB	35
R	4
H	10
RBI	4
BB	1
SO	5
LOB	11

WP: 1 PA: 37
PB: 0
SB: 0
CS: 0

BOTTOM

Oakland Athletics @ Chicago White Sox

Comiskey Park, Chicago, IL

Thu Oct 02 1980, 4:33 AM EDT

Att. 2,202 - Sunny - 65 F

livebaseballscorecards.com

Batter	1	2	3	4	5	6	7	8	9	AB	R	H	RBI	BB	SO	LOB
Chet Lemon, R (1, 8) OBP: 0.392, SLG: 0.446	0-0 1B 1B 1B 1B	0-0 ② 1-3 1B 1B		0-0 E1 3-H SF7 1B	0-0 ② SF9 3-H			0-0 ① F5		4	3	3	2	0	0	0
Mike Squires, L (1, 3) OBP: 0.346, SLG: 0.346	0-0 1B 1B 1-2 1B 1B	0-0 2-H 1B		B B B B 4-0 1B BB	0-0 ③ FC4-6 1-2f			0-0 ② 4-3		4	1	2	1	1	0	1
Harold Baines, L (1, 9) OBP: 0.278, SLG: 0.404	0-0 1B 1-2 SF8 2-3 1B	0-0 ③ 4-3		0-0 ② SF7 3-H		0-0 ① 4-3		0-0 ③ 1-3		4	1	1	1	0	0	1
Lamar Johnson, R (1, 10) OBP: 0.333, SLG: 0.411	0-0 1B 1-3 2-H 3-H 1B		0-0 ① 6-3	0-0 1-3 1B		0-0 ② 4-3				4	0	2	2	0	0	0
Bob Molinaro, L (1, 7) OBP: 0.348, SLG: 0.405 Rusty Kuntz, R (7, 7) OBP: 0.283, SLG: 0.304	0-0 ① SF8 3-H		0-0 4-3 1B	0-0 ③ F8		0-0 ③ 3-1				3 0	0 0	1 0	1 0	0 0	0 0	2 0
Jim Morrison, R (1, 4) OBP: 0.327, SLG: 0.421	0-0 L3-6 1-2 1B	0-0 ② 4-3 1-2			0-0 1B 1B 1B		0-0 HR			4	2	3	1	0	0	1
Marv Foley, L (1, 2) OBP: 0.267, SLG: 0.341	0-0 ② ③ L3-6 1-2		0-0 ③ F8		0-0 1B 1-3 SF9 1B		0-0 ① G3			4	1	1	0	0	0	3
Fran Mullins, R (1, 5) OBP: 0.300, SLG: 0.267		0-0 E6 1B		0-0 SH1-4 E 2B	0-0 FC4-6 1-3 3-H 1B		0-0 ② 6-3			4	1	2	1	0	0	0
Todd Cruz, R (1, 6) OBP: 0.273, SLG: 0.312		S S S 0-3 ① K		0-0 ① SH1-4 2-3	0-0 ① F8		S S S 0-3 ③ K			3	0	0	0	0	2	3

Inning Stats									
	R: 3 E: 0 K: 0 S: 7	H: 5 LOB: 1 BB: 0 P: 7	R: 1 E: 1 K: 1 S: 7	H: 2 LOB: 1 BB: 0 P: 7	R: 0 E: 0 K: 0 S: 4	H: 1 LOB: 1 BB: 0 P: 4	R: 2 E: 1 K: 0 S: 6	H: 3 LOB: 2 BB: 1 P: 10	R: 2 E: 0 K: 0 S: 6	H: 3 LOB: 1 BB: 0 P: 6	R: 0 E: 0 K: 0 S: 3	H: 0 LOB: 0 BB: 0 P: 3	R: 1 E: 0 K: 1 S: 6	H: 1 LOB: 0 BB: 0 P: 6	R: 0 E: 0 K: 0 S: 3	H: 0 LOB: 0 BB: 0 P: 3

	1B: 13 2B: 2 3B: 0 HR: 1	SF: 3 SAC: 1 DP: 1 HBP: 0	WP: 0 PB: 0 SB: 0 CS: 0	PA: 39

PITCHER	IP	WLS	BF	H	R	ER	SO	BB	IBB	HBP	BLK	WP	HR	S	P	ERA	WHIP
Rick Langford, R (1, 1) ERA: 3.25	8.0	L	39	15	9	8	2	1	0	0	0	0	1	42	46	9.00	2.000

PITCHER	IP	WLS	BF	H	R	ER	SO	BB	IBB	HBP	BLK	WP	HR	S	P	ERA	WHIP

Batter	1	2	3	4	5	6	7	8	9	AB	R	H	RBI	BB	SO	LOB
Rickey Henderson, R (1, 7) OBP: 0.421, SLG: 0.400	S S S 0-3 ① K		S S S 0-3 ② K		x 0-0 ② FC1-6 S E 1-3		x 0-0 1B		x 0-0 ② 5-3	5	1	1	0	0	2	2
Dwayne Murphy, L (1, 8) OBP: 0.386, SLG: 0.384	B B B B 4-0 G4-6-3 BB		B B B B 4-0 1B BB		x 0-0 E3 CS 1-H		x 0-0 ③ F7		x 0-0 ③ F9	3	0	0	0	2	0	1
Mitchell Page, L (1, 10) OBP: 0.312, SLG: 0.444	x 0-0 ② ③ G4-6-3 1-2f		x 0-0 S 1-3 3-H 1B		0-0 ③ CS 1-2	x 0-0 CS HBP 1B		x 0-0 E3 1B 2B		4	1	2	1	0	0	1
Tony Armas, R (1, 9) OBP: 0.309, SLG: 0.499		x 0-0 ① 6-3	x 0-0 ③ 6-3 1-2			H 1-0 4-3 CS 1B 1-2 HBP		x 0-0 2B FC6-2 1-2 1B		3	1	1	0	0	0	2
Dave Revering, L (1, 3) OBP: 0.344, SLG: 0.493		x 0-0 1B		x 0-0 ① F5		x 0-0 ① ② 4-3 1-3 2-3		x 0-0 1-3 2-H 2B		4	0	2	1	0	0	2
Mickey Klutts, R (1, 5) OBP: 0.317, SLG: 0.408		S S S 0-3 ② K		S S S 0-3 ② K		x 0-0 3-H 1B		x 0-0 ① 5-3		4	0	1	1	0	2	3
Jim Essian, R (1, 2) OBP: 0.304, SLG: 0.329		S S S 0-3 ③ K		x 0-0 ③ F8		x 0-0 ③ F5		x 0-0 ② FC6-2 3-H		4	0	0	0	0	1	4
Dave McKay, S (1, 4) OBP: 0.282, SLG: 0.315			x 0-0 ① B5		x 0-0 ① 6-3		x 0-0 ① 3-1	x 0-0 ③ 3-1		4	0	0	0	0	0	2
Rob Picciolo, R (1, 6) OBP: 0.243, SLG: 0.335			x 0-0 1B 3B		x 0-0 E6 FC1-6 WP		x 0-0 ② 2-3		x 0-0 ① 6-3	4	1	1	0	0	0	0

TOP

Oakland Athletics @ Milwaukee Brewers

Milwaukee County Stadium, Milwaukee, WI

Sat Oct 04 1980, 4:33 AM EDT
Att. 9,116 - Unknown - 45 F

livebaseballscorecards.com

AB	35
R	4
H	8
RBI	3
BB	2
SO	5
LOB	17

Inning Stats	1	2	3	4	5	6	7	8	9
	R: 0 E: 0 K: 1 S: 4 H: 0 LOB: 0 BB: 1 P: 8	R: 0 E: 0 K: 2 S: 8 H: 1 LOB: 1 BB: 0 P: 8	R: 1 E: 0 K: 1 S: 7 H: 2 LOB: 2 BB: 1 P: 11	R: 0 E: 0 K: 1 S: 5 H: 0 LOB: 0 BB: 0 P: 5	R: 1 E: 2 K: 0 S: 4 H: 0 LOB: 0 BB: 0 P: 4	R: 1 E: 0 K: 0 S: 4 H: 2 LOB: 1 BB: 0 P: 5	R: 0 E: 0 K: 0 S: 4 H: 1 LOB: 1 BB: 0 P: 4	R: 1 E: 1 K: 0 S: 6 H: 2 LOB: 2 BB: 0 P: 6	R: 0 E: 0 K: 0 S: 3 H: 0 LOB: 0 BB: 0 P: 3

| | | |

Batter	1	2	3	4	5	6	7	8	9	AB	R	H	RBI	BB	SO	LOB
Paul Molitor, R (1, 4) OBP: 0.371, SLG: 0.440	G5-4-3 1B		5-3		1-2 2-H 1B			5-3		4	0	2	0	0	0	2
Robin Yount, R (1, 6) OBP: 0.322, SLG: 0.522	G5-4-3 1-2f		F8		K			6-3		4	0	0	0	0	1	5
Ed Romero, R (9, 6) OBP: 0.327, SLG: 0.337										0	0	0	0	0	0	0
Cecil Cooper, L (1, 3) OBP: 0.390, SLG: 0.541	F8			6-3		F9		F6		4	0	0	0	0	0	0
Gorman Thomas, R (1, 8) OBP: 0.301, SLG: 0.473		CS 1B		6-3		K			F4	4	0	1	0	0	1	0
Ben Oglivie, L (1, 7) OBP: 0.361, SLG: 0.559		K		2B		F9			F7	4	0	1	0	0	1	1
Sal Bando, R (1, 10) OBP: 0.278, SLG: 0.311		K		F9			F7		5-3	4	0	0	0	0	1	2
Vic Harris, S (1, 9) OBP: 0.295, SLG: 0.313		CS 1-2	SH1-4 1B 1B		K		E7			3	0	1	0	0	1	0
Jim Gantner, L (1, 5) OBP: 0.330, SLG: 0.376			SH1-4 1-2 1B		BB 1B 1B		F8			3	0	2	0	0	0	1
Buck Martinez, R (1, 2) OBP: 0.266, SLG: 0.306			SH1-4 1-2 2-3		1B BB 1-2		F7			0	0	0	0	1	0	0
Charlie Moore, R (7, PH) (8, 2) OBP: 0.337, SLG: 0.364										1	0	0	0	0	0	1
Inning Stats	R: 0 E: 0 K: 0 S: 3 H: 1 LOB: 0 BB: 0 P: 3	R: 0 E: 0 K: 2 S: 7 H: 1 LOB: 0 BB: 0 P: 7	R: 0 E: 0 K: 0 S: 5 H: 2 LOB: 2 BB: 0 P: 5	R: 0 E: 0 K: 0 S: 4 H: 1 LOB: 1 BB: 0 P: 4	R: 0 E: 0 K: 2 S: 8 H: 2 LOB: 2 BB: 1 P: 12	R: 0 E: 0 K: 1 S: 5 H: 0 LOB: 0 BB: 0 P: 5	R: 0 E: 1 K: 0 S: 4 H: 0 LOB: 1 BB: 0 P: 4	R: 0 E: 0 K: 0 S: 3 H: 0 LOB: 0 BB: 0 P: 3	R: 0 E: 0 K: 0 S: 3 H: 0 LOB: 0 BB: 0 P: 3	1B: 6 2B: 1 3B: 0 HR: 0	SF: 0 SAC: 1 DP: 1 HBP: 0						

PITCHER	IP	WLS	BF	H	R	ER	SO	BB	IBB	HBP	BLK	WP	HR	S	P	ERA	WHIP
Bob Lacey, L (1, 1) ERA: 2.94	9.0	W	33	7	0	0	5	1	0	0	0	0	0	42	46	0.00	0.889

PITCHER	IP	WLS	BF	H	R	ER	SO	BB	IBB	HBP	BLK	WP	HR	S	P	ERA	WHIP

BOTTOM

Oakland Athletics @ Milwaukee Brewers

Milwaukee County Stadium, Milwaukee, WI

Sat Oct 04 1980, 4:33 AM EDT

Att. 9,116 - Unknown - 45 F

livebaseballscorecards.com

AB	31
R	0
H	7
RBI	0
BB	1
SO	5
LOB	12

WP: 0	PB: 0	SB: 0	CS: 1
PA: 34			

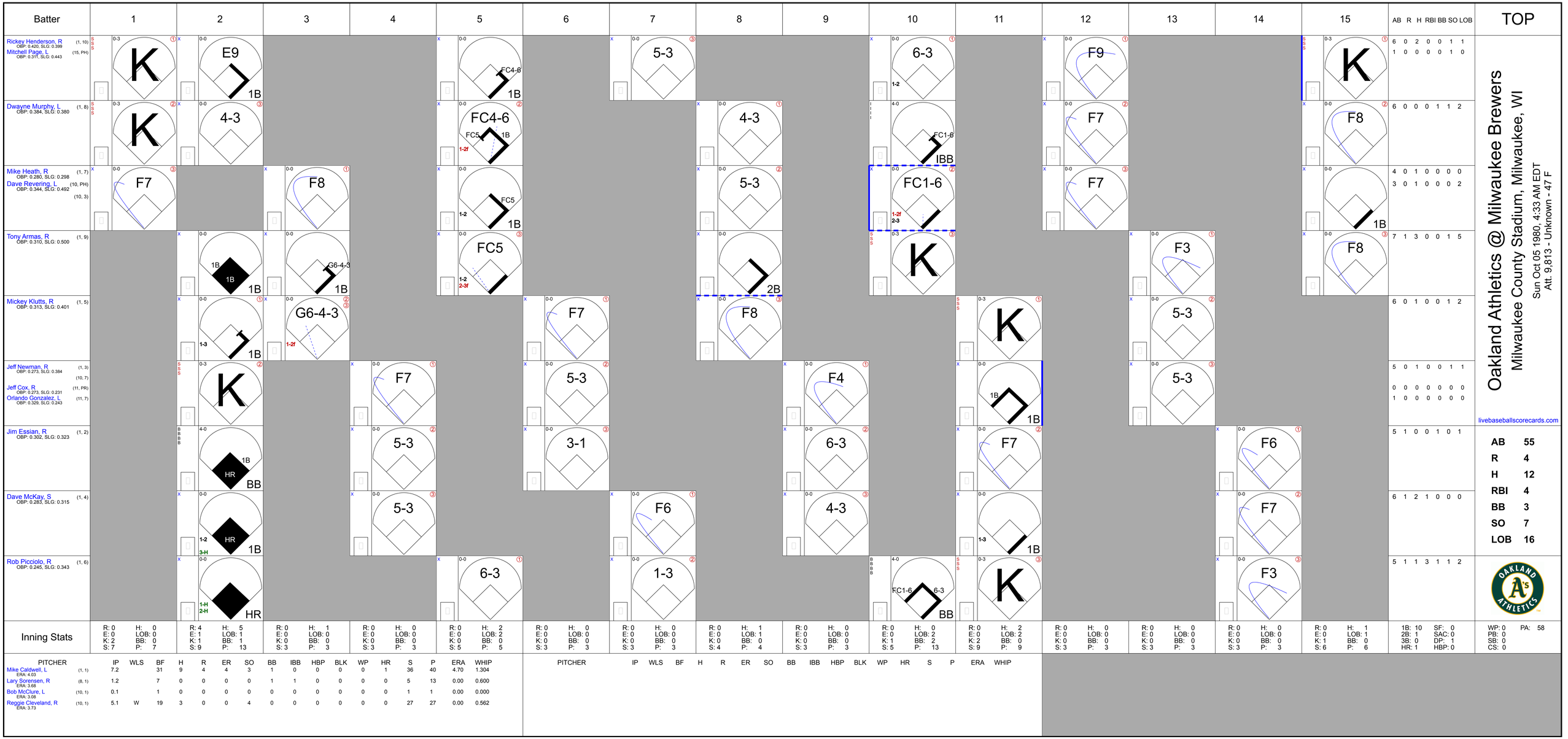
Batter
1
2
3
4
5
6
7
8
9
10
11
12
13
14
15
AB R H RBI BB SO LOB
TOP
Rickey Henderson, R (1, 10)
OBP: 0.420, SLG: 0.399
Mitchell Page, L (15, PH)
OBP: 0.311, SLG: 0.443
Dwayne Murphy, L (1, 8)
OBP: 0.384, SLG: 0.380
Mike Heath, R (1, 7)
OBP: 0.280, SLG: 0.298
Dave Revering, L (10, PH) (10, 3)
OBP: 0.344, SLG: 0.492
Tony Armas, R (1, 9)
OBP: 0.310, SLG: 0.500
Mickey Klutts, R (1, 5)
OBP: 0.313, SLG: 0.401
Jeff Newman, R (1, 3) (10, 7)
OBP: 0.273, SLG: 0.384
Jeff Cox, R (11, PR)
OBP: 0.273, SLG: 0.231
Orlando Gonzalez, L (11, 7)
OBP: 0.329, SLG: 0.243
Jim Essian, R (1, 2)
OBP: 0.302, SLG: 0.323
Dave McKay, S (1, 4)
OBP: 0.283, SLG: 0.315
Rob Picciolo, R (1, 6)
OBP: 0.245, SLG: 0.343
Oakland Athletics @ Milwaukee Brewers
Milwaukee County Stadium, Milwaukee, WI
Sun Oct 05 1980, 4:33 AM EDT
Att. 9,813 - Unknown - 47 F
livebaseballscorecards.com
AB 55
R 4
H 12
RBI 4
BB 3
SO 7
LOB 16
Inning Stats
PITCHER IP WLS BF H R ER SO BB IBB HBP BLK WP HR S P ERA WHIP
Mike Caldwell, L (1, 1) ERA: 4.03
Lary Sorensen, R (8, 1) ERA: 3.68
Bob McClure, L (10, 1) ERA: 3.08
Reggie Cleveland, R (10, 1) ERA: 3.73
1B: 10 2B: 1 3B: 0 HR: 1
SF: 0 SAC: 0 DP: 1 HBP: 0
WP: 0 PB: 0 SB: 0 CS: 0
PA: 58

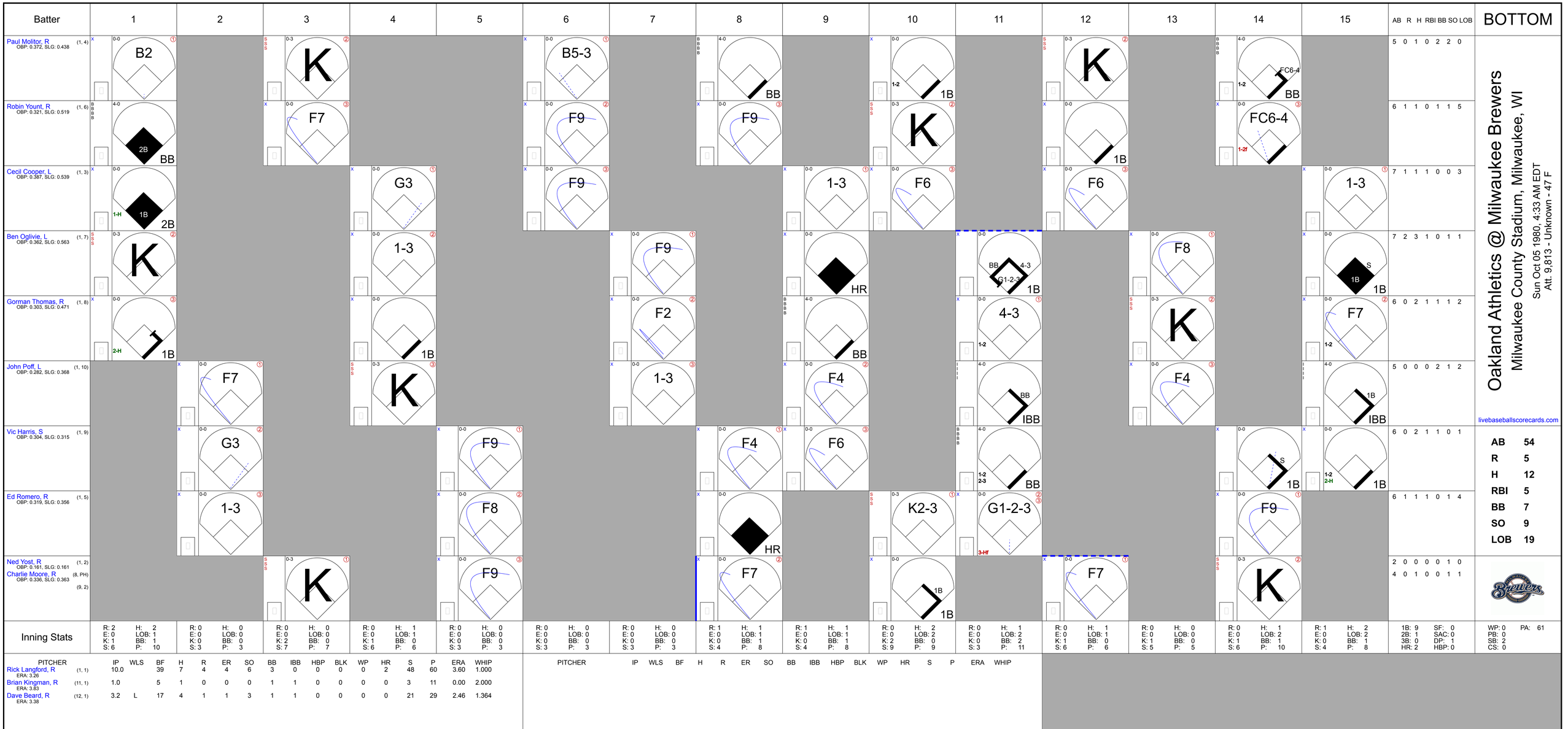
Batter
1
2
3
4
5
6
7
8
9
10
11
12
13
14
15
AB R H RBI BB SO LOB
BOTTOM
Paul Molitor, R (1, 4)
OBP: 0.372, SLG: 0.438
B2
K
B5-3
BB
1B
FC6-4
BB
5 0 1 0 2 2 0
Robin Yount, R (1, 6)
OBP: 0.321, SLG: 0.519
2B
BB
F7
F9
F9
K
1B
FC6-4
1-2f
6 1 1 0 1 1 5
Cecil Cooper, L (1, 3)
OBP: 0.387, SLG: 0.539
1-H
1B
2B
G3
F9
1-3
F6
F6
1-3
7 1 1 1 0 0 3
Ben Oglivie, L (1, 7)
OBP: 0.362, SLG: 0.563
K
1-3
F9
HR
BB
4-3
G1-2-3
1B
F8
S
1B
7 2 3 1 0 1 1
Gorman Thomas, R (1, 8)
OBP: 0.303, SLG: 0.471
2-H
1B
1B
F2
BB
4-3
1-2
K
F7
1-2
6 0 2 1 1 1 2
John Poff, L (1, 10)
OBP: 0.282, SLG: 0.368
F7
K
1-3
F4
BB
IBB
F4
1B
IBB
5 0 0 0 2 1 2
Vic Harris, S (1, 9)
OBP: 0.304, SLG: 0.315
G3
F9
F4
F6
1-2
2-3
BB
S
1B
1-2
2-H
1B
6 0 2 1 1 0 1
Ed Romero, R (1, 5)
OBP: 0.319, SLG: 0.356
1-3
F8
HR
K2-3
G1-2-3
3-Hf
F9
6 1 1 1 0 1 4
Ned Yost, R (1, 2)
OBP: 0.161, SLG: 0.161
Charlie Moore, R (8, PH) (9, 2)
OBP: 0.336, SLG: 0.363
K
F9
F7
1B
F7
K
2 0 0 0 0 1 0
4 0 1 0 0 1 1
Oakland Athletics @ Milwaukee Brewers
Milwaukee County Stadium, Milwaukee, WI
Sun Oct 05 1980, 4:33 AM EDT
Att. 9,813 - Unknown - 47 F
livebaseballscorecards.com
AB 54
R 5
H 12
RBI 5
BB 7
SO 9
LOB 19
Inning Stats
R: 2 E: 0 K: 1 S: 6 H: 2 LOB: 1 BB: 1 P: 10
R: 0 E: 0 K: 0 S: 3 H: 0 LOB: 0 BB: 0 P: 3
R: 0 E: 0 K: 2 S: 7 H: 0 LOB: 0 BB: 0 P: 7
R: 0 E: 0 K: 1 S: 6 H: 1 LOB: 1 BB: 0 P: 6
R: 0 E: 0 K: 0 S: 3 H: 0 LOB: 0 BB: 0 P: 3
R: 0 E: 0 K: 0 S: 3 H: 0 LOB: 0 BB: 0 P: 3
R: 0 E: 0 K: 0 S: 3 H: 0 LOB: 0 BB: 0 P: 3
R: 1 E: 0 K: 0 S: 4 H: 1 LOB: 1 BB: 1 P: 8
R: 1 E: 0 K: 0 S: 4 H: 1 LOB: 1 BB: 1 P: 8
R: 0 E: 0 K: 2 S: 9 H: 2 LOB: 2 BB: 0 P: 9
R: 0 E: 0 K: 0 S: 3 H: 1 LOB: 2 BB: 2 P: 11
R: 0 E: 0 K: 1 S: 6 H: 1 LOB: 1 BB: 0 P: 6
R: 0 E: 0 K: 1 S: 5 H: 0 LOB: 0 BB: 0 P: 5
R: 0 E: 0 K: 1 S: 6 H: 1 LOB: 2 BB: 1 P: 10
R: 1 E: 0 K: 0 S: 4 H: 2 LOB: 2 BB: 1 P: 8
1B: 9 2B: 1 3B: 0 HR: 2
SF: 0 SAC: 0 DP: 1 HBP: 0
WP: 0 PB: 0 SB: 2 CS: 0
PA: 61
PITCHER IP WLS BF H R ER SO BB IBB HBP BLK WP HR S P ERA WHIP
Rick Langford, R (1, 1) ERA: 3.26 10.0 39 7 4 4 6 3 0 0 0 0 2 48 60 3.60 1.000
Brian Kingman, R (11, 1) ERA: 3.83 1.0 5 1 0 0 0 1 1 0 0 0 0 3 11 0.00 2.000
Dave Beard, R (12, 1) ERA: 3.38 3.2 L 17 4 1 1 3 1 1 0 0 0 0 21 29 2.46 1.364
PITCHER IP WLS BF H R ER SO BB IBB HBP BLK WP HR S P ERA WHIP