

Oakland Athletics - 1980

Batter	1	2	3	4	5	6	7	8	9	10	11	12	AB	R	H	RBI	BB	SO	LOB	
Mike Cabbage, L OBP: 0.333, SLG: 0.333 Ron Jackson, R (7, PH) (7, 3)	F2	3-1					F4		K				3 0 1 1 0 0 1 2 0 0 0 0 1 3							
Rob Wilfong, L (1, 4)	K						F9				HBP		4 0 0 0 0 1 2 1 0 1 2 0 0 0 1 0 0 0 0 1 2							
Willie Norwood, R OBP: 1.000, SLG: 1.000 Sal Butera, R (9, PH) (9, 2)			F5	L8							K		6 1 1 1 1 0 2 1							
Roy Smalley, S OBP: 0.167, SLG: 0.667 (1, 6)	L3		K				F6		F7			HR	5 1 1 1 0 1 0 0							
Ken Landreaux, L OBP: 0.333, SLG: 0.200 (1, 7)								1-3		F7			3 0 0 0 0 1 1 2 0 0 0 0 0 0 1 0 0 0 0 0 0							
Danny Goodwin, L (1, 10)													6 3 3 1 0 1 0							
Jose Morales, R (8, PH) Glenn Adams, L (12, PH)													4 0 2 0 0 1 2 2 1 0 0 0 0 0							
Rick Saffield, L OBP: 0.600, SLG: 1.000 (1, 8)													2 2 2 2 1 0 0 2 1 1 0 0 0 0							
Butch Wynegar, S OBP: 0.500, SLG: 0.500 Bombo Rivera, R (9, PR) (9, 9)													4 0 2 2 0 0 3							
Hosken Powell, L OBP: 1.000, SLG: 1.000 Pete Mackanin, R OBP: 0.500, SLG: 0.500 (9, PH) (9, 4)													4 0 2 2 0 0 3							
John Castino, R OBP: 0.500, SLG: 1.250 (1, 5)													4 0 2 2 0 0 3							
Inning Stats	R: 0 E: 0 K: 1 S: 5	H: 0 LOB: 0 BB: 0 P: 5	R: 3 E: 0 K: 1 S: 8	H: 3 LOB: 1 BB: 12	R: 0 E: 0 K: 1 S: 5	H: 1 LOB: 0 BB: 0 P: 5	R: 0 E: 0 K: 0 S: 7	H: 0 LOB: 0 BB: 0 P: 7	R: 0 E: 0 K: 0 S: 3	H: 0 LOB: 0 BB: 0 P: 3	R: 0 E: 0 K: 1 S: 6	H: 0 LOB: 0 BB: 0 P: 3	R: 0 E: 0 K: 0 S: 6	H: 1 LOB: 2 BB: 0 P: 7	R: 2 E: 0 K: 0 S: 5	H: 2 LOB: 0 BB: 0 P: 6	1B: 10 2B: 1 3B: 1 HR: 2	SF: 0 SAC: 1 DP: 0 HBP: 1	WP: 0 PB: 0 SB: 0 CS: 1	PA: 53
PITCHER	IP WLS BF H R ER SO BB IBB HBP BLK WP HR S P ERA WHIP	IP WLS BF H R ER SO BB IBB HBP BLK WP HR S P ERA WHIP	IP WLS BF H R ER SO BB IBB HBP BLK WP HR S P ERA WHIP	IP WLS BF H R ER SO BB IBB HBP BLK WP HR S P ERA WHIP	IP WLS BF H R ER SO BB IBB HBP BLK WP HR S P ERA WHIP	IP WLS BF H R ER SO BB IBB HBP BLK WP HR S P ERA WHIP	IP WLS BF H R ER SO BB IBB HBP BLK WP HR S P ERA WHIP	IP WLS BF H R ER SO BB IBB HBP BLK WP HR S P ERA WHIP	IP WLS BF H R ER SO BB IBB HBP BLK WP HR S P ERA WHIP	IP WLS BF H R ER SO BB IBB HBP BLK WP HR S P ERA WHIP	IP WLS BF H R ER SO BB IBB HBP BLK WP HR S P ERA WHIP	IP WLS BF H R ER SO BB IBB HBP BLK WP HR S P ERA WHIP	IP WLS BF H R ER SO BB IBB HBP BLK WP HR S P ERA WHIP	IP WLS BF H R ER SO BB IBB HBP BLK WP HR S P ERA WHIP	IP WLS BF H R ER SO BB IBB HBP BLK WP HR S P ERA WHIP	IP WLS BF H R ER SO BB IBB HBP BLK WP HR S P ERA WHIP	IP WLS BF H R ER SO BB IBB HBP BLK WP HR S P ERA WHIP	IP WLS BF H R ER SO BB IBB HBP BLK WP HR S P ERA WHIP	IP WLS BF H R ER SO BB IBB HBP BLK WP HR S P ERA WHIP	


TOP

Minnesota Twins @ Oakland Athletics
Oakland-Alameda County Coliseum, Oakland, CA

Thu Apr 10 1980, 6:05 PM PST
Att. 24,415 - Unknown - 59 F

livebaseballscorecards.com

AB 48
R 9
H 14
RBI 9
BB 2
SO 8
LOB 15



Batter	1	2	3	4	5	6	7	8	9	10	11	12	AB	R	H	RBI	BB	SO	LOB			
Rickey Henderson, R OBP: 0.200, SLG: 0.300 (1, 7)	F8												5 1 1 3 0 1 0									
Dwayne Murphy, L OBP: 0.400, SLG: 0.400 (1, 8)													5 1 2 0 0 0 1									
Mike Heath, R Dave Revering, L (11, PH) (12, 3)													4 0 0 0 0 1 2 1 0 0 0 0 1 0									
Jeff Newman, R (1, 3) (12, 2)													4 0 0 0 1 2 1									
Jim Essian, R OBP: 0.400, SLG: 0.600 (1, 10)													5 1 2 1 0 0 1									
Tony Armas, R OBP: 0.667, SLG: 0.667 Mike Davis, L (9, PH) (10, 9)													3 1 2 1 0 1 0 2 0 0 0 0 1 1									
Mario Guerrero, R OBP: 0.200, SLG: 0.200 (1, 6)													5 1 1 0 0 1 1									
Mickey Klutts, R OBP: 0.500, SLG: 0.500 Wayne Gross, L (7, PH) Mike Edwards, R (7, PR) (8, 4)													2 0 1 0 0 0 0 0 0 0 0 1 0 0 2 1 0 0 0 1 0									
Rob Picciolo, R Mitchell Page, L OBP: 1.000, SLG: 1.000 Dave McKay, S (8, 5)													2 0 0 0 0 1 1 1 1 1 2 0 0 0 2 0 0 0 0 0 0									
Inning Stats	R: 0 E: 0 K: 0 S: 3	H: 1 LOB: 0 BB: 0 P: 3	R: 0 E: 0 K: 1 S: 5	H: 0 LOB: 0 BB: 0 P: 5	R: 0 E: 0 K: 1 S: 5	H: 0 LOB: 0 BB: 0 P: 5	R: 0 E: 0 K: 0 S: 3	H: 0 LOB: 0 BB: 0 P: 3	R: 0 E: 0 K: 1 S: 11	H: 6 LOB: 1 BB: 1 P: 15	R: 0 E: 0 K: 1 S: 5	H: 0 LOB: 0 BB: 0 P: 5	R: 0 E: 0 K: 0 S: 3	H: 0 LOB: 0 BB: 0 P: 3	R: 0 E: 0 K: 0 S: 10	H: 1 LOB: 1 BB: 0 P: 10	R: 0 E: 0 K: 0 S: 3	H: 0 LOB: 0 BB: 0 P: 3	1B: 8 2B: 1 3B: 0 HR: 1	SF: 0 SAC: 0 DP: 3 HBP: 0	WP: 1 PB: 0 SB: 0 CS: 0	PA: 45
PITCHER	IP WLS BF H R ER SO BB IBB HBP BLK WP HR S P ERA WHIP	IP WLS BF H R ER SO BB IBB HBP BLK WP HR S P ERA WHIP	IP WLS BF H R ER SO BB IBB HBP BLK WP HR S P ERA WHIP	IP WLS BF H R ER SO BB IBB HBP BLK WP HR S P ERA WHIP	IP WLS BF H R ER SO BB IBB HBP BLK WP HR S P ERA WHIP	IP WLS BF H R ER SO BB IBB HBP BLK WP HR S P ERA WHIP	IP WLS BF H R ER SO BB IBB HBP BLK WP HR S P ERA WHIP	IP WLS BF H R ER SO BB IBB HBP BLK WP HR S P ERA WHIP	IP WLS BF H R ER SO BB IBB HBP BLK WP HR S P ERA WHIP	IP WLS BF H R ER SO BB IBB HBP BLK WP HR S P ERA WHIP	IP WLS BF H R ER SO BB IBB HBP BLK WP HR S P ERA WHIP	IP WLS BF H R ER SO BB IBB HBP BLK WP HR S P ERA WHIP	IP WLS BF H R ER SO BB IBB HBP BLK WP HR S P ERA WHIP	IP WLS BF H R ER SO BB IBB HBP BLK WP HR S P ERA WHIP	IP WLS BF H R ER SO BB IBB HBP BLK WP HR S P ERA WHIP	IP WLS BF H R ER SO BB IBB HBP BLK WP HR S P ERA WHIP	IP WLS BF H R ER SO BB IBB HBP BLK WP HR S P ERA WHIP	IP WLS BF H R ER SO BB IBB HBP BLK WP HR S P ERA WHIP	IP WLS BF H R ER SO BB IBB HBP BLK WP HR S P ERA WHIP			


BOTTOM

Minnesota Twins @ Oakland Athletics
Oakland-Alameda County Coliseum, Oakland, CA

Thu Apr 10 1980, 6:05 PM PST
Att. 24,415 - Unknown - 59 F

livebaseballscorecards.com

AB 43
R 7
H 10
RBI 7
BB 2
SO 10
LOB 8



Batter	1	2	3	4	5	6	7	8	9	AB	R	H	RBI	BB	SO	LOB	TOP			
Mike Cabbage, L (1,3) OBP: 0.286, SLG: 0.286	F8		1B		1-3			3-1		4	0	1	0	0	0	1	Minnesota Twins @ Oakland Athletics Oakland-Alameda County Coliseum, Oakland, CA Fri Apr 11 1980, 6:05 PM PST Att: 5,729 - Unknown - 65 F			
Rob Wilfong, L (1,4)	K		K		3-1			K		4	0	0	0	0	3	2				
Roy Smalley, S (1,6) OBP: 0.300, SLG: 0.600	1B		1B					K		4	0	2	0	0	1	0				
Ken Landreaux, L (1,7) OBP: 0.200, SLG: 0.111	F5		5-3					K		4	0	0	0	0	0	3				
Butch Wynegar, S (1,2) OBP: 0.375, SLG: 0.375		G1						F8		4	0	1	0	0	0	0				
Danny Goodwin, L (1,10)		E3						K		4	0	0	0	0	2	1				
Rick Sofield, L (1,8) OBP: 0.300, SLG: 0.600		FC4						G3		4	0	0	0	0	0	2				
Hosken Powell, L (1,9) OBP: 0.667, SLG: 0.500		F5						4-3		2	0	0	0	1	0	1				
John Castino, R (1,5) OBP: 0.429, SLG: 0.833			6-3					4-3		2	0	0	0	1	0	1				
Inning Stats	R: 0 E: 0 K: 1 S: 6	H: 1 LOB: 1 BB: 0 P: 6	R: 0 E: 1 K: 0 S: 4	H: 0 LOB: 1 BB: 0 P: 4	R: 0 E: 0 K: 1 S: 7	H: 2 LOB: 2 BB: 0 P: 7	R: 0 E: 0 K: 1 S: 5	H: 0 LOB: 0 BB: 0 P: 5	R: 0 E: 0 K: 0 S: 3	H: 0 LOB: 1 BB: 1 P: 7	R: 0 E: 0 K: 0 S: 3	H: 0 LOB: 0 BB: 0 P: 3	R: 0 E: 0 K: 0 S: 3	H: 0 LOB: 1 BB: 1 P: 7	R: 0 E: 0 K: 1 S: 6	H: 1 LOB: 1 BB: 0 P: 6		1B: 4 2B: 0 3B: 0 HR: 0	SF: 0 SAC: 0 DP: 0 HBP: 0	WP: 0 PB: 1 SB: 1 CS: 0
PITCHER Matt Keough, R (1,1) ERA: 0.00	IP: 9.0 WLS: W BF: 34 H: 4 R: 0 ER: 0 SO: 6 BB: 2 IBB: 0 HBP: 0 BLK: 0 WP: 0 HR: 0 S: 44 P: 52 ERA: 0.00 WHIP: 0.667															PITCHER				

AB	32
R	0
H	4
RBI	0
BB	2
SO	6
LOB	11



Batter	1	2	3	4	5	6	7	8	9	AB	R	H	RBI	BB	SO	LOB	BOTTOM			
Rickey Henderson, R (1,7) OBP: 0.222, SLG: 0.778	4-3				F8			F3		4	0	1	1	0	0	0	Minnesota Twins @ Oakland Athletics Oakland-Alameda County Coliseum, Oakland, CA Fri Apr 11 1980, 6:05 PM PST Att: 5,729 - Unknown - 65 F			
Dwayne Murphy, L (1,8) OBP: 0.250, SLG: 0.250	F8				1-3			K		3	0	0	0	0	1	0				
Mitchell Page, L (1,10)	K				CS			4-3		3	0	1	0	0	1	0				
Dave Revering, L (1,3)		L8			CS			F8		3	0	0	0	0	0	0				
Wayne Gross, L (1,5) OBP: 0.500, SLG: 0.333		L3						3-1		3	0	1	0	0	0	0				
Mike Edwards, R (8, PR)										0	0	0	0	0	0	0				
Mickey Klutts, R (9, 5)								SH1-3		0	0	0	0	0	0	0				
Mike Davis, L (1,9)		L5			E6			SH1-3		2	0	0	0	0	0	0				
Jeff Newman, R (1,2)					6-3			FC5-4		3	0	0	0	0	1	3				
Mario Guerrero, R (1,6) OBP: 0.125, SLG: 0.125					F3			K		3	0	0	0	0	1	2				
Rob Picciolo, R (1,4) OBP: 0.200, SLG: 0.200					6-3			K		3	1	1	0	0	1	0				
Inning Stats	R: 0 E: 0 K: 1 S: 5	H: 0 LOB: 0 BB: 0 P: 5	R: 0 E: 0 K: 0 S: 3	H: 0 LOB: 0 BB: 0 P: 3	R: 0 E: 0 K: 0 S: 3	H: 1 LOB: 0 BB: 0 P: 3	R: 0 E: 0 K: 0 S: 3	H: 0 LOB: 0 BB: 0 P: 3	R: 0 E: 0 K: 1 S: 5	H: 0 LOB: 0 BB: 0 P: 5	R: 0 E: 0 K: 1 S: 5	H: 0 LOB: 0 BB: 0 P: 5	R: 0 E: 0 K: 2 S: 8	H: 1 LOB: 2 BB: 0 P: 8	R: 1 E: 0 K: 0 S: 2	H: 2 LOB: 1 BB: 0 P: 2	1B: 3 2B: 0 3B: 1 HR: 0	SF: 0 SAC: 1 DP: 0 HBP: 0	WP: 0 PB: 0 SB: 0 CS: 1	PA: 29
PITCHER Pete Redfern, R (1,1) ERA: 1.13	IP: 8.0 WLS: L BF: 28 H: 4 R: 1 ER: 1 SO: 5 BB: 0 IBB: 0 HBP: 0 BLK: 0 WP: 0 HR: 0 S: 38 P: 38 ERA: 1.12 WHIP: 0.500															PITCHER				



Batter	1	2	3	4	5	6	7	8	9	AB	R	H	RBI	BB	SO	LOB	TOP					
Ron Jackson, R (1.3)	F5		6-3		L6-4		FC5-4		F2	5	0	0	0	0	0	3						
Ken Landreaux, L (1.7) OBP: 0.490, SLG: 0.714	F9			1B		F9				5	3	4	1	0	0	0						
Roy Smalley, S (1.6) OBP: 0.267, SLG: 0.429	K			SH4-1		F9		F9	F7	4	1	0	0	1	1	2						
Glenn Adams, L (1.10) OBP: 0.500, SLG: 0.500 Jose Morales, R (8, PH) OBP: 0.333, SLG: 0.333 Bombo Rivera, R (8, FR)		4-3		G3		FC6-4		G3		3	0	2	2	0	0	0						
Rick Sofield, L (1.8) OBP: 0.308, SLG: 0.538	K			SH4-1		F9		G3		1	0	1	0	0	0	0						
Butch Wynegar, S (1.2) OBP: 0.250, SLG: 0.250	4-3			G3		FC6-4		G3		0	1	0	0	0	4							
Hosken Powell, L (1.9) OBP: 0.500, SLG: 0.625			F8		6-3			G3		4	0	1	2	0	0	1						
Rob Wilfong, L (1.4) OBP: 0.250, SLG: 0.100			4-3			L6-4		F8		2	0	1	0	1	0	2						
John Castino, R (1.5) OBP: 0.300, SLG: 0.556			4-3		SH1-4		F8		1-3	3	0	0	0	0	2							
Inning Stats	R: 0 E: 0 K: 1 S: 5	H: 0 LOB: 0 BB: 0 P: 5	R: 0 E: 0 K: 1 S: 5	H: 0 LOB: 0 BB: 0 P: 5	R: 0 E: 0 K: 0 S: 3	H: 0 LOB: 1 BB: 1 P: 7	R: 2 E: 0 K: 0 S: 5	H: 2 LOB: 1 BB: 1 P: 9	R: 0 E: 0 K: 0 S: 3	H: 1 LOB: 0 BB: 0 P: 3	R: 1 E: 0 K: 0 S: 5	H: 2 LOB: 1 BB: 0 P: 5	R: 0 E: 0 K: 0 S: 3	H: 0 LOB: 1 BB: 0 P: 4	R: 3 E: 0 K: 0 S: 7	H: 4 LOB: 2 BB: 0 P: 7	R: 0 E: 0 K: 0 S: 4	H: 1 LOB: 1 BB: 0 P: 4	1B: 6 2B: 3 3B: 1 HR: 1	SF: 0 SAC: 2 DP: 1 HBP: 1	WP: 0 PB: 0 SB: 1 CS: 0	PA: 39
PITCHER	IP	WLS	BF	H	R	ER	SO	BB	IBB	HBP	BLK	WP	HR	S	P	ERA	WHIP					
Brian Kingman, R (1.1) ERA: 5.06	5.1	L	22	5	3	3	2	2	0	0	0	0	0	24	32	5.06	1.312					
Bob Lacey, L (6.1) ERA: 6.75	2.0		10	3	3	3	0	0	0	1	0	0	1	9	10	13.50	1.500					
Rick Lysander, R (8.1) ERA:	1.2		7	2	0	0	0	0	0	0	0	0	0	7	7	0.00	1.200					

Minnesota Twins @ Oakland Athletics
Oakland-Alameda County Coliseum, Oakland, CA
Sat Apr 12 1980, 3:33 AM PST
Att: 5,783 - Sunny - 72 F

AB	34
R	6
H	10
RBI	6
BB	2
SO	2
LOB	15



Batter	1	2	3	4	5	6	7	8	9	AB	R	H	RBI	BB	SO	LOB	BOTTOM					
Rickey Henderson, R (1.7) OBP: 0.154, SLG: 0.538	5-3		5-3			L1			F3	4	0	0	0	0	0	0						
Dwayne Murphy, L (1.8) OBP: 0.250, SLG: 0.250				G3		6-3			L4	4	0	1	0	0	0	0						
Jim Essian, R (1.10) OBP: 0.444, SLG: 0.556	F8					F3				4	0	2	0	0	0	1						
Jeff Newman, R (1.2) OBP: 0.444, SLG: 0.556	L8			L8					F9	4	0	0	0	0	3							
Mike Heath, R (1.9) OBP: 0.444, SLG: 0.556		6-3		G2						3	0	0	0	0	1							
Dave Revering, L (1.3) OBP: 0.200, SLG: 0.200		F7				E5				3	0	0	0	0	0							
Mickey Klutts, R (1.5) OBP: 0.200, SLG: 0.200		1-3				6-3			K	3	0	0	0	0	1							
Mario Guerrero, R (1.6) OBP: 0.091, SLG: 0.091			L7			F7			1-3	3	0	0	0	0	1							
Rob Picciolo, R (1.4) OBP: 0.125, SLG: 0.125			L9			5-3			6-3	3	0	0	0	0	1							
Inning Stats	R: 0 E: 0 K: 0 S: 4	H: 1 LOB: 1 BB: 0 P: 4	R: 0 E: 0 K: 0 S: 3	H: 0 LOB: 0 BB: 0 P: 3	R: 0 E: 0 K: 0 S: 3	H: 0 LOB: 0 BB: 0 P: 3	R: 0 E: 0 K: 0 S: 4	H: 1 LOB: 1 BB: 0 P: 4	R: 0 E: 0 K: 0 S: 4	H: 0 LOB: 0 BB: 0 P: 4	R: 0 E: 0 K: 0 S: 3	H: 0 LOB: 0 BB: 0 P: 3	R: 0 E: 0 K: 0 S: 3	H: 0 LOB: 0 BB: 0 P: 3	R: 0 E: 0 K: 1 S: 5	H: 0 LOB: 0 BB: 0 P: 5	R: 0 E: 0 K: 0 S: 4	H: 1 LOB: 1 BB: 0 P: 4	1B: 3 2B: 0 3B: 0 HR: 0	SF: 0 SAC: 0 DP: 0 HBP: 0	WP: 0 PB: 0 SB: 0 CS: 0	PA: 31
PITCHER	IP	WLS	BF	H	R	ER	SO	BB	IBB	HBP	BLK	WP	HR	S	P	ERA	WHIP					
Geoff Zahn, L (1.1) ERA:	9.0	W	31	3	0	0	1	0	0	0	0	0	0	33	33	0.00	0.333					

Minnesota Twins @ Oakland Athletics
Oakland-Alameda County Coliseum, Oakland, CA
Sat Apr 12 1980, 3:33 AM PST
Att: 5,783 - Sunny - 72 F

AB	31
R	0
H	3
RBI	0
BB	0
SO	1
LOB	8




Batter	1	2	3	4	5	6	7	8	9	AB	R	H	RBI	BB	SO	LOB	TOP					
Mike Cabbage, L (1, 3) OBP: 0.182, SLG: 0.182	0-3 K	0-0 CS	0-0 3-1		0-0 4-3			0-0 FC3-6		4	0	0	0	0	1	2						
Ken Landreaux, L (1, 7) OBP: 0.421, SLG: 0.706	4-0 HBP BB		0-0 3-1			0-0 4-3 2B		0-0 F8		3	0	1	0	1	0	1						
Roy Smalley, S (1, 6) OBP: 0.263, SLG: 0.353	1-0 HBP		0-3 K			0-3 K		0-0 F5		3	0	0	0	0	2	2						
Glenn Adams, L (1, 10) OBP: 0.250, SLG: 0.250	0-3 K			0-0 3-1		0-0 4-3			0-0 3-1	4	0	0	0	0	1	3						
Rick Sofield, L (1, 8) OBP: 0.235, SLG: 0.412	0-3 K			0-0 L8		0-3 K			0-3 K	4	0	0	0	0	3	3						
Butch Wynegar, S (1, 2) OBP: 0.188, SLG: 0.188		0-0 E6 G3 E		0-0 4-3			0-3 K		0-0 F5	4	1	0	0	0	1	0						
Hosken Powell, L (1, 9) OBP: 0.385, SLG: 0.455		0-0 G3			0-0 L9		0-3 K			3	0	0	0	0	1	1	AB 31					
Rob Wilfong, L (1, 4) OBP: 0.200, SLG: 0.077		0-0 E3 CS			0-3 K		0-0 4-3			3	0	0	1	0	1	0	R 1					
John Castino, R (1, 5) OBP: 0.385, SLG: 0.750		0-3 K						0-0 FC3-6 1B		3	0	2	0	0	1	1	H 3					
Inning Stats	R: 0 E: 0 K: 3 S: 9	H: 0 LOB: 2 BB: 1 P: 14	R: 1 E: 2 K: 1 S: 6	H: 0 LOB: 0 BB: 0 P: 6	R: 0 E: 0 K: 1 S: 5	H: 0 LOB: 0 BB: 0 P: 5	R: 0 E: 0 K: 0 S: 3	H: 1 LOB: 0 BB: 0 P: 3	R: 0 E: 0 K: 1 S: 6	H: 1 LOB: 1 BB: 0 P: 6	R: 0 E: 0 K: 2 S: 8	H: 0 LOB: 0 BB: 0 P: 8	R: 0 E: 0 K: 0 S: 7	H: 0 LOB: 0 BB: 0 P: 7	R: 0 E: 0 K: 0 S: 4	H: 1 LOB: 1 BB: 0 P: 4	R: 0 E: 0 K: 1 S: 5	H: 0 LOB: 0 BB: 0 P: 5	1B: 1 2B: 1 3B: 1 HR: 0	SF: 0 SAC: 0 DP: 0 HBP: 1	WP: 0 PB: 0 SB: 0 CS: 1	PA: 34
PITCHER Mike Norris, R (1, 1) ERA:	IP: 9.0 WLS: W BF: 33 H: 3 R: 1 ER: 0 SO: 11 BB: 1 IBB: 0 HBP: 1 BLK: 0 WP: 0 HR: 0 S: 53 P: 58 ERA: 0.00 WHIP: 0.444															PITCHER	IP: 9.0 WLS: W BF: 33 H: 3 R: 1 ER: 0 SO: 11 BB: 1 IBB: 0 HBP: 1 BLK: 0 WP: 0 HR: 0 S: 53 P: 58 ERA: 0.00 WHIP: 0.444					

Minnesota Twins @ Oakland Athletics
Oakland-Alameda County Coliseum, Oakland, CA
Sun Apr 13 1980, 3:33 AM PST
Att: 6,300 - Sunny - 70 F

livebaseballscores.com

AB 31
R 1
H 3
RBI 1
BB 1
SO 11
LOB 13




Batter	1	2	3	4	5	6	7	8	9	AB	R	H	RBI	BB	SO	LOB	BOTTOM					
Rickey Henderson, R (1, 7) OBP: 0.235, SLG: 0.500	0-0 1B 2B 1B		4-0 CS S BB		0-0 6-3			0-0 1-3		3	1	1	0	1	0	0						
Dwayne Murphy, L (1, 8) OBP: 0.313, SLG: 0.267	0-0 L7		4-0 CS BB		0-0 6-3			0-0 1B 1B		3	1	1	0	1	0	1						
Mitchell Page, L (1, 10) OBP: 0.500, SLG: 0.333	4-0 1B 2B BB		0-3 K			4-0 SH1-3 BB		0-0 F7		2	1	0	0	2	1	3						
Dave Revering, L (1, 3) OBP: 0.300, SLG: 0.222	0-0 2B SHS-3-2 1B		4-0 BB		0-0 SH1-3			0-0 1B 1B		2	1	2	0	1	0	0						
Wayne Gross, L (1, 5) OBP: 0.500, SLG: 0.571 Mickey Klutts, R (8, PR) (9, 5) OBP: 0.200, SLG: 0.200	0-0 1B 2B		0-0 F7		0-0 F9			0-0 1B 1B		4	0	2	3	0	0	3						
Mike Davis, L (1, 9) OBP: 0.167, SLG: 0.167 Tony Armas, R (7, 9) OBP: 0.500, SLG: 0.500	1-3 2-H 3-H 2B			0-0 CS 1B		0-3 K		1-3 2-H 1B		0	0	0	0	0	0	0						
Jim Essian, R (1, 2) OBP: 0.333, SLG: 0.417		0-0 F4		0-0 5-3			0-0 F8			3	0	0	0	0	0	1	AB 26					
Mario Guerrero, R (1, 6) OBP: 0.071, SLG: 0.071		0-0 6-3		0-0 6-3			0-0 F9			3	0	0	0	0	0	0	R 4					
Rob Picciolo, R (1, 4) OBP: 0.091, SLG: 0.091		0-0 6-3			0-0 6-3		0-0 F4			3	0	0	0	0	0	0	H 7					
Inning Stats	R: 3 E: 0 K: 0 S: 5	H: 3 LOB: 0 BB: 1 P: 9	R: 0 E: 0 K: 0 S: 3	H: 0 LOB: 0 BB: 0 P: 3	R: 0 E: 0 K: 1 S: 4	H: 0 LOB: 2 BB: 3 P: 16	R: 0 E: 0 K: 0 S: 3	H: 1 LOB: 0 BB: 0 P: 3	R: 0 E: 0 K: 0 S: 3	H: 0 LOB: 0 BB: 0 P: 3	R: 0 E: 0 K: 1 S: 5	H: 0 LOB: 1 BB: 1 P: 9	R: 0 E: 0 K: 0 S: 3	H: 0 LOB: 0 BB: 0 P: 3	R: 0 E: 0 K: 0 S: 8	H: 3 LOB: 2 BB: 0 P: 8	R: 1 E: 0 K: 1 S: 8	H: 3 LOB: 2 BB: 0 P: 8	1B: 6 2B: 2 3B: 0 HR: 0	SF: 0 SAC: 2 DP: 1 HBP: 0	WP: 0 PB: 0 SB: 1 CS: 3	PA: 33
PITCHER Roger Erickson, R (1, 1) ERA: 13.5 Darrell Jackson, L (3, 1) ERA: 1.59 John Verhoeven, R (8, 1) ERA:	IP: 2.0 WLS: L BF: 11 H: 3 R: 3 ER: 3 SO: 3 BB: 3 IBB: 0 HBP: 0 BLK: 0 WP: 0 HR: 0 S: 8 P: 20 ERA: 13.50 WHIP: 3.000															PITCHER	IP: 2.0 WLS: L BF: 11 H: 3 R: 3 ER: 3 SO: 3 BB: 3 IBB: 0 HBP: 0 BLK: 0 WP: 0 HR: 0 S: 8 P: 20 ERA: 13.50 WHIP: 3.000					

Minnesota Twins @ Oakland Athletics
Oakland-Alameda County Coliseum, Oakland, CA
Sun Apr 13 1980, 3:33 AM PST
Att: 6,300 - Sunny - 70 F

livebaseballscores.com

AB 26
R 4
H 7
RBI 4
BB 5
SO 3
LOB 11




Batter	1	2	3	4	5	6	7	8	9	AB	R	H	RBI	BB	SO	LOB	TOP										
Julio Cruz, S OBP: 0.292, SLG: 0.150 (1,4)	F8	F7	K		E6		FC4-6			5	0	0	0	0	1	3	Seattle Mariners @ Oakland Athletics Oakland-Alameda County Coliseum, Oakland, CA Mon Apr 14 1980, 6:05 PM PST Att: 5,260 - Unknown - 60 F										
Rod Craig, S OBP: 0.340, SLG: 0.739 (1,8)	K	1B 3B HBP		HR	G3			3-1		4	2	1	1	0	1	1											
Dan Meyer, L OBP: 0.500, SLG: 0.529 (1,7)	BB 1B	3B 1B		F2		G4-6-3 BB		4-3		4	1	2	2	1	0	0											
Bruce Bochte, L OBP: 0.500, SLG: 0.632 (1,3)	BB 1-2	WP 3B		K		G4-6-3 1-2		F8		4	1	1	2	1	1	1											
Willie Horton, R OBP: 0.364, SLG: 0.125 (1,10)	BB 1-2	HBP 1B		BB BB		K			G6-3 1B	3	0	2	0	2	1	0											
Joe Simpson, L OBP: 0.500, SLG: 0.818 (1,9)	L6	HBP		BB 1-2			FC6-4 FC4-6 1B	G6-3	1-2	3	1	1	0	1	0	4											
Bill Stein, R OBP: 0.444, SLG: 0.444 (1,5)		HBP 1B		F9			FC6-4 1B	5-3		5	1	2	0	0	0	4											
Jim Anderson, R OBP: 0.400, SLG: 0.333 (1,6)		K CS 1B		F9			FC6-4 FC4-6 1-2 2-3			4	0	1	0	0	1	3											
Larry Cox, R (1,2)	HBP 1B BB	K		G3			FC4-6 FC4-6 1-2 3-H			3	1	0	1	1	1	2											
Inning Stats	R: 0 E: 0 K: 1 S: 6	H: 1 LOB: 3 BB: 2 P: 14	R: 5 E: 0 K: 1 S: 9	H: 4 LOB: 2 BB: 1 P: 15	R: 0 E: 0 K: 2 S: 7	H: 1 LOB: 0 BB: 0 P: 7	R: 1 E: 0 K: 1 S: 6	H: 1 LOB: 2 BB: 2 P: 14	R: 0 E: 0 K: 0 S: 4	H: 0 LOB: 1 BB: 0 P: 4	R: 0 E: 0 K: 0 S: 4	H: 0 LOB: 0 BB: 0 P: 8	R: 1 E: 0 K: 0 S: 5	H: 2 LOB: 1 BB: 0 P: 5	R: 0 E: 0 K: 0 S: 3	H: 0 LOB: 0 BB: 0 P: 3		R: 0 E: 0 K: 0 S: 3	H: 1 LOB: 0 BB: 0 P: 3	1B: 8 2B: 0 3B: 1 HR: 1	SF: 0 SAC: 0 DP: 2 HBP: 2	WP: 1 PB: 1 SB: 0 CS: 1	PA: 43				
PITCHER	IP	WLS	BF	H	R	ER	SO	BB	IBB	HBP	BLK	WP	HR	S	P	ERA	WHIP										
Steve McCatty, R ERA: 21.0 (1,1)	1.2	L	14	5	5	5	2	3	0	1	0	1	0	14	27	27.00	4.800										
Dave Hamilton, L ERA: 4.05 (2,1)	2.1		11	2	1	1	3	2	0	1	0	0	1	14	23	3.86	1.714										
Rick Lysander, R ERA: 1.35 (5,1)	5.0		18	3	1	1	1	1	0	0	0	0	0	19	23	1.80	0.800										


AB	35
R	7
H	10
RBI	6
BB	6
SO	6
LOB	18





Batter	1	2	3	4	5	6	7	8	9	AB	R	H	RBI	BB	SO	LOB	BOTTOM										
Rickey Henderson, R OBP: 0.190, SLG: 0.400 (1,7)	K		F4			3-1			F3	4	0	0	0	0	1	0	Seattle Mariners @ Oakland Athletics Oakland-Alameda County Coliseum, Oakland, CA Mon Apr 14 1980, 6:05 PM PST Att: 5,260 - Unknown - 60 F										
Dwayne Murphy, L OBP: 0.300, SLG: 0.263 (1,8)	1-3		1-3			G4-3 1B			G1	4	0	1	0	0	0	0											
Mitchell Page, L OBP: 0.500, SLG: 0.333 (1,10)	S 1B BB		F7			G4-3 1-2			1B	3	1	1	0	1	0	1											
Dave Revering, L OBP: 0.286, SLG: 0.231 (1,3)	1-2 1B		F8			4-3			F5	4	0	1	1	0	0	1											
Wayne Gross, L OBP: 0.364, SLG: 0.400 (1,5)	F2		3-1			F5				3	0	0	0	0	0	1											
Mike Davis, L OBP: 0.111, SLG: 0.111 (1,9)		B1-3		K		1-3				3	0	0	0	0	1	0											
Jeff Newman, R (1,2)		K				5-3			F8	3	0	0	0	0	1	0											
Mario Guerrero, R OBP: 0.118, SLG: 0.118 (1,6)						3-1			F3	3	0	1	0	0	0	0											
Rob Picciolo, R OBP: 0.083, SLG: 0.083 (1,4)						5-3			F9	1	0	0	0	0	1	1											
Ray Cosey, L (5,PH)										1	0	0	0	0	0	0											
Mike Edwards, R (6,4)										1	0	0	0	0	0	0											
Inning Stats	R: 1 E: 0 K: 1 S: 6	H: 1 LOB: 1 BB: 1 P: 10	R: 0 E: 0 K: 2 S: 8	H: 1 LOB: 1 BB: 0 P: 8	R: 0 E: 0 K: 0 S: 3	H: 0 LOB: 0 BB: 0 P: 3	R: 0 E: 0 K: 1 S: 5	H: 0 LOB: 0 BB: 0 P: 5	R: 0 E: 0 K: 0 S: 3	H: 0 LOB: 0 BB: 0 P: 3	R: 0 E: 0 K: 0 S: 3	H: 1 LOB: 0 BB: 0 P: 3	R: 0 E: 0 K: 0 S: 3	H: 0 LOB: 0 BB: 0 P: 3	R: 0 E: 0 K: 0 S: 3	H: 0 LOB: 1 BB: 0 P: 3	R: 0 E: 0 K: 0 S: 4	H: 1 LOB: 1 BB: 0 P: 4	1B: 4 2B: 0 3B: 0 HR: 0	SF: 0 SAC: 0 DP: 1 HBP: 0	WP: 0 PB: 0 SB: 1 CS: 0	PA: 31					
PITCHER	IP	WLS	BF	H	R	ER	SO	BB	IBB	HBP	BLK	WP	HR	S	P	ERA	WHIP										
Glenn Abbott, R ERA: 1.0 (1,1)	9.0	W	31	4	1	1	4	1	0	0	0	0	0	38	42	1.00	0.556										



Batter	1	2	3	4	5	6	7	8	9	AB	R	H	RBI	BB	SO	LOB	TOP								
Julio Cruz, S OBP: 0.286, SLG: 0.167 (1,4)	4-3		F7			4-1			2B	4	1	1	0	0	0	2	Seattle Mariners @ Oakland Athletics Oakland-Alameda County Coliseum, Oakland, CA Tue Apr 15 1980, 6:05 PM PST Att: 2,140 - Unknown 								
Rod Craig, S OBP: 0.314, SLG: 0.704 (1,8)	4-3			F6		G3			1B	4	1	1	1	0	0	1									
Dan Meyer, L OBP: 0.455, SLG: 0.476 (1,7)	F9			1-3			4-3		1B	4	1	1	1	0	0	0									
Bruce Bochte, L OBP: 0.435, SLG: 0.545 Tom Paciorek, R (7,3)		K		4-3			4-3		K	3	0	0	0	0	1	0									
Willie Horton, R OBP: 0.385, SLG: 0.200 (1,10)		6-3				5-3			E BB	4	0	2	0	0	0	0									
Joe Simpson, L OBP: 0.444, SLG: 0.643 (1,9)		F8				K			E	3	0	0	0	1	1	1									
Bill Stein, R OBP: 0.308, SLG: 0.333 (1,5)			F9			K			SF8	3	0	0	1	0	1	0									
Jim Anderson, R OBP: 0.357, SLG: 0.308 (1,6)			F8			4-1			E5	4	0	1	0	0	0	2									
Larry Cox, R OBP: 0.385, SLG: 0.111 Bob Stinson, S OBP: 0.200, SLG: 0.200 (8,PH) (8,2)						K			4-3	2	0	1	0	0	1	1									
									F7	2	0	0	0	0	0	3									
Inning Stats	R: 0 E: 0 K: 0 S: 3	H: 0 LOB: 0 BB: 0 P: 3	R: 0 E: 0 K: 1 S: 5	H: 0 LOB: 0 BB: 0 P: 5	R: 0 E: 0 K: 0 S: 4	H: 1 LOB: 1 BB: 0 P: 4	R: 0 E: 0 K: 0 S: 3	H: 0 LOB: 0 BB: 0 P: 3	R: 0 E: 0 K: 2 S: 7	H: 0 LOB: 0 BB: 0 P: 7	R: 0 E: 0 K: 1 S: 6	H: 1 LOB: 1 BB: 0 P: 6	R: 0 E: 0 K: 0 S: 4	H: 1 LOB: 1 BB: 0 P: 4	R: 0 E: 0 K: 0 S: 3	H: 0 LOB: 0 BB: 0 P: 3	R: 3 E: 1 K: 1 S: 10	H: 4 LOB: 3 BB: 1 P: 14	1B: 6 2B: 1 3B: 0 HR: 0	SF: 1 SAC: 0 DP: 0 HBP: 0	WP: 1 PB: 0 SB: 0 CS: 0	PA: 36			
PITCHER	IP	WLS	BF	H	R	ER	SO	BB	IBB	HBP	BLK	WP	HR	S	P	ERA	WHIP								
Steve McCatty, R ERA: 7.94 (1,1)	8.1	W	33	7	3	3	5	1	0	0	0	1	0	42	46	3.24	0.960								
Jeff Jones, R ERA: (9,1)	0.2		3	0	0	0	0	0	0	0	0	0	0	3	3	0.00	0.000								

Batter	1	2	3	4	5	6	7	8	9	AB	R	H	RBI	BB	SO	LOB	BOTTOM								
Rickey Henderson, R OBP: 0.289, SLG: 0.500 (1,7)	1-3		1-3	F8		HR				4	2	2	0	1	0	2	Seattle Mariners @ Oakland Athletics Oakland-Alameda County Coliseum, Oakland, CA Tue Apr 15 1980, 6:05 PM PST Att: 2,140 - Unknown 								
Dwayne Murphy, L OBP: 0.360, SLG: 0.435 (1,8)	K		CS		2B			F8		4	2	2	2	1	1	2									
Mitchell Page, L OBP: 0.588, SLG: 0.455 (1,10)	1-3		CS		SF9			HR		2	2	1	0	3	1	0									
Dave Revering, L OBP: 0.368, SLG: 0.471 (1,3)	1-3		CS		SF9			HR		4	2	2	3	1	0	2									
Wayne Gross, L OBP: 0.375, SLG: 0.615 (1,5)			CS		SF9			HR		3	1	1	2	1	0	0									
Mike Heath, R OBP: 0.167, SLG: 0.091 (1,2)	F8				FC6-4			F7		4	2	1	0	1	0	3									
Tony Armas, R OBP: 0.500, SLG: 0.625 (1,9)		6-3		FC6-4		SH3				4	1	2	3	0	1	0									
Mario Guerrero, R OBP: 0.100, SLG: 0.100 (1,6)		4-3		FC6-4		SH3		F4		3	0	0	1	0	0	2									
Rob Picciolo, R OBP: 0.125, SLG: 0.125 (1,4)		1-3		FC6-4		F8				4	0	1	1	0	1	0									
Inning Stats	R: 0 E: 0 K: 1 S: 6	H: 1 LOB: 3 BB: 2 P: 14	R: 0 E: 0 K: 0 S: 3	H: 0 LOB: 0 BB: 0 P: 3	R: 0 E: 0 K: 0 S: 2	H: 1 LOB: 1 BB: 2 P: 10	R: 1 E: 0 K: 0 S: 6	H: 3 LOB: 2 BB: 0 P: 6	R: 5 E: 0 K: 0 S: 6	H: 3 LOB: 0 BB: 2 P: 14	R: 3 E: 0 K: 1 S: 8	H: 3 LOB: 0 BB: 0 P: 8	R: 0 E: 0 K: 2 S: 7	H: 0 LOB: 0 BB: 0 P: 7	R: 3 E: 0 K: 0 S: 4	H: 1 LOB: 0 BB: 2 P: 12	1B: 5 2B: 4 3B: 0 HR: 3	SF: 1 SAC: 1 DP: 0 HBP: 0	WP: 0 PB: 0 SB: 0 CS: 2	PA: 43					
PITCHER	IP	WLS	BF	H	R	ER	SO	BB	IBB	HBP	BLK	WP	HR	S	P	ERA	WHIP								
Mike Parrott, R ERA: 7.99 (1,1)	4.1	L	25	8	6	6	1	4	2	0	0	0	0	21	45	12.46	2.769								
Dave Heaverlo, R ERA: 6.75 (5,1)	0.2		2	0	0	0	0	0	0	0	0	0	0	2	2	0.00	0.000								
Rob Dressler, R ERA: 12.46 (6,1)	2.0		9	3	3	3	3	0	0	0	0	0	2	15	15	13.50	1.500								
Byron McLaughlin, R ERA: 23.63 (8,1)	1.0		6	1	3	3	0	2	0	0	0	0	1	4	12	27.00	3.000								

Batter	1	2	3	4	5	6	7	8	9	AB	R	H	RBI	BB	SO	LOB	TOP		
Julio Cruz, S OBP: 0.313, SLG: 0.250 (1, 4)	F7			4-3		3-1 S 1B		4-3 1B 2B		4	1	2	0	0	0	0	Seattle Mariners @ Oakland Athletics Oakland-Alameda County Coliseum, Oakland, CA Wed Apr 16 1980, 3:33 AM PST Att: 2,418 - Unknown livebaseballscorecards.com		
Rod Craig, S OBP: 0.364, SLG: 0.613 (1, 8)	K			K		F8 1-2		F5		4	0	0	0	0	2	2			
Dan Meyer, L OBP: 0.423, SLG: 0.440 (1, 7)	4-3			BB 1B		3-1 2-3		4-3 2-3		4	0	1	0	0	0	2			
Bruce Bochte, L OBP: 0.481, SLG: 0.542 (1, 3)		F9		4-0 1-2 BB		4-0 BB		4-0 BB 1B		2	0	1	1	2	0	0			
Willie Horton, R OBP: 0.333, SLG: 0.167 (1, 10)	K			F7		F8		F8 3-H		4	0	0	0	0	1	5			
Joe Simpson, L OBP: 0.455, SLG: 0.611 (1, 9)	1-3				FC1-6 1B				F8	4	0	2	0	0	0	0			
Ted Cox, R OBP: 0.235, SLG: 0.143 (1, 5)			P2		FC1-6 FC6 1-2		F9		F8	4	0	0	0	0	0	2			
Bob Stinson, S OBP: 0.143, SLG: 0.143 (1, 2)			F7		FC6 1-2		K		F8	4	0	0	0	0	1	2			
Mario Mendoza, R OBP: 0.200, SLG: 0.111 Larry Milbourne, S (7, PH) (7, 6)			K		4-3		F5			2	0	0	0	0	1	1			
										1	0	0	0	0	0	1			
Inning Stats	R: 0 E: 0 K: 1 S: 5	H: 0 LOB: 0 BB: 0 P: 5	R: 0 E: 0 K: 1 S: 5	H: 0 LOB: 0 BB: 0 P: 5	R: 0 E: 0 K: 1 S: 5	H: 1 LOB: 2 BB: 1 P: 10	R: 0 E: 0 K: 0 S: 4	H: 1 LOB: 1 BB: 0 P: 4	R: 0 E: 0 K: 0 S: 4	H: 1 LOB: 2 BB: 1 P: 8	R: 0 E: 0 K: 1 S: 6	H: 1 LOB: 1 BB: 0 P: 6	R: 1 E: 0 K: 0 S: 5	H: 2 LOB: 1 BB: 0 P: 5	R: 0 E: 0 K: 0 S: 3	H: 0 LOB: 0 BB: 0 P: 3	1B: 5 2B: 1 3B: 0 HR: 0	SF: 0 SAC: 0 DP: 0 HBP: 0	WP: 0 PA: 35 PB: 0 SB: 1 CS: 0
PITCHER Matt Keough, R ERA: 0.5 (1, 1)	IP: 9.0 WLS: W BF: 35 H: 6 R: 1 ER: 1 SO: 5 BB: 2 IBB: 0 HBP: 0 BLK: 0 WP: 0 HR: 0 S: 43 P: 51 ERA: 1.00 WHIP: 0.889											PITCHER	IP: 9.0 WLS: W BF: 35 H: 6 R: 1 ER: 1 SO: 5 BB: 2 IBB: 0 HBP: 0 BLK: 0 WP: 0 HR: 0 S: 43 P: 51 ERA: 1.00 WHIP: 0.889						

Batter	1	2	3	4	5	6	7	8	9	AB	R	H	RBI	BB	SO	LOB	BOTTOM		
Rickey Henderson, R OBP: 0.290, SLG: 0.444 (1, 7)	G3		5-3		4-0 1-2 BB 3B	4-0 BB		4-3		3	1	0	0	2	0	1	Seattle Mariners @ Oakland Athletics Oakland-Alameda County Coliseum, Oakland, CA Wed Apr 16 1980, 3:33 AM PST Att: 2,418 - Unknown livebaseballscorecards.com		
Dwayne Murphy, L OBP: 0.379, SLG: 0.423 (1, 8)	1B BB			4-3	1-2 2-H 3B 1B	F5				3	1	1	1	1	0	1			
Mitchell Page, L OBP: 0.524, SLG: 0.400 (1, 10)	G6-3 1-3 1B			6-3	K	F6				4	0	1	0	0	1	3			
Dave Revering, L OBP: 0.391, SLG: 0.619 (1, 3)	G6-3 1-2			2B	1-2 2-H 1B 3B		6-3			4	1	2	2	0	0	2			
Wayne Gross, L OBP: 0.474, SLG: 0.643 Mike Edwards, R (5, PR)				1-0 2B	4-0 1-2 2-H 1B 3B		K			1	0	1	0	1	0	0			
Mickey Klutts, R OBP: 0.167, SLG: 0.167 (6, 5)			G6-4-3 1B	FC6-4 HBP	1B 1B IBB		K			0	1	0	0	0	0	0			
Jim Essian, R OBP: 0.313, SLG: 0.375 (1, 2)			G6-4-3 1-2	FC6-4 1-2	1B 1-2 3-H 1B		F7			4	0	1	1	0	0	3			
Tony Armas, R OBP: 0.417, SLG: 0.500 (1, 9)			F3		K			F8		4	0	1	1	0	1	0			
Mario Guerrero, R OBP: 0.167, SLG: 0.208 (1, 6)			1-3		1B 2B 6-3					4	1	2	0	0	0	3			
Rob Picciolo, R OBP: 0.150, SLG: 0.150 (1, 4)			5-3		2-H 1B 1B		K			4	1	1	1	0	2	1			
																			
Inning Stats	R: 0 E: 0 K: 0 S: 3	H: 1 LOB: 1 BB: 1 P: 7	R: 0 E: 0 K: 0 S: 3	H: 1 LOB: 0 BB: 0 P: 3	R: 0 E: 0 K: 0 S: 3	H: 0 LOB: 0 BB: 0 P: 3	R: 0 E: 0 K: 0 S: 4	H: 1 LOB: 2 BB: 0 P: 5	R: 6 E: 0 K: 2 S: 13	H: 6 LOB: 3 BB: 2 P: 21	R: 0 E: 0 K: 1 S: 5	H: 0 LOB: 1 BB: 1 P: 9	R: 0 E: 0 K: 1 S: 5	H: 0 LOB: 0 BB: 0 P: 5	R: 0 E: 0 K: 1 S: 6	H: 1 LOB: 1 BB: 0 P: 6	1B: 7 2B: 2 3B: 1 HR: 0	SF: 0 SAC: 0 DP: 2 HBP: 1	WP: 0 PA: 37 PB: 0 SB: 0 CS: 0
PITCHER Jim Beattie, R ERA: 6.17 Dave Heaverlo, R ERA: 4.5 Byron McLaughlin, R ERA: 13.5	IP: 4.2 WLS: L BF: 24 H: 8 R: 6 ER: 6 SO: 2 BB: 1 IBB: 0 HBP: 0 BLK: 0 WP: 0 HR: 0 S: 24 P: 37 ERA: 11.57 WHIP: 2.143											PITCHER	IP: 4.2 WLS: L BF: 24 H: 8 R: 6 ER: 6 SO: 2 BB: 1 IBB: 0 HBP: 0 BLK: 0 WP: 0 HR: 0 S: 24 P: 37 ERA: 11.57 WHIP: 2.143						

Batter	1	2	3	4	5	6	7	8	9	AB	R	H	RBI	BB	SO	LOB	TOP			
Al Cowens, R OBP: 0.258, SLG: 0.179 (1, 8)	0-0 6-3	0-0 1B		0-0 F9			0-0 L9			4	0	1	2	0	0	2	California Angels @ Oakland Athletics Oakland-Alameda County Coliseum, Oakland, CA Fri Apr 18 1980, 6:05 PM PST Att: 6,570 - Unknown - 57 F AB 32 R 3 H 7 RBI 3 BB 3 SO 4 LOB 12			
Carney Lansford, R OBP: 0.433, SLG: 0.429 (1, 5)	0-0 6-3	0-0 1B			4-0 CS		0-0 F8			3	0	2	1	1	0	1				
Dan Ford, R OBP: 0.304, SLG: 0.524 Rick Miller, L OBP: 0.375, SLG: 0.286 (1, 9) (4, 8)	0-0 6-3	0-0 CS	0-0 F7		0-0 F5			0-0 3-1		2	0	0	0	0	0	1				
Don Baylor, R OBP: 0.400, SLG: 0.385 (1, 10)	0-0 5-3		4-0 BB		0-3 K			0-3 K		3	0	0	0	1	2	2				
Rod Carew, L OBP: 0.379, SLG: 0.385 (1, 3)		0-0 F7	0-0 F8			0-0 3-1		0-0 2B		4	0	1	0	0	0	1				
Brian Downing, R OBP: 0.217, SLG: 0.250 (1, 2)		0-3 K	0-0 F7			0-0 F3		0-0 5-3		4	0	0	0	0	1	2				
Joe Rudi, R OBP: 0.321, SLG: 0.600 (1, 7)		0-0 1B		1-0 G3		0-0 F8		0-0 F8		3	1	1	0	0	0	0				
Bobby Grich, R OBP: 0.333, SLG: 0.435 (1, 4)		4-0 1B		0-0 G3			0-0 F9	0-3 K		3	1	0	0	1	1	1				
Freddie Patek, R OBP: 0.292, SLG: 0.364 (1, 6)		0-0 1B		0-0 P5				0-0 4-3		4	1	2	0	0	0	1				
Inning Stats	R: 0 E: 0 K: 0 S: 4	H: 1 LOB: 1 BB: 0 P: 4	R: 3 E: 0 K: 1 S: 8	H: 4 LOB: 1 BB: 1 P: 12	R: 0 E: 0 K: 0 S: 3	H: 0 LOB: 1 BB: 0 P: 7	R: 0 E: 0 K: 0 S: 3	H: 0 LOB: 1 BB: 0 P: 4	R: 0 E: 0 K: 0 S: 4	H: 0 LOB: 0 BB: 1 P: 8	R: 0 E: 0 K: 0 S: 3	H: 0 LOB: 0 BB: 0 P: 3	R: 0 E: 0 K: 0 S: 6	H: 1 LOB: 1 BB: 0 P: 4	R: 0 E: 0 K: 1 S: 5	H: 0 LOB: 0 BB: 0 P: 5		1B: 6 2B: 1 3B: 0 HR: 0	SF: 0 SAC: 0 DP: 0 HBP: 1	WP: 0 PB: 0 SB: 0 CS: 2
PITCHER Brian Kingman, R ERA: 3.77 (1, 1)	IP: 9.0 WLS: W BF: 36 H: 7 R: 3 ER: 3 SO: 4 BB: 3 IBB: 0 HBP: 1 BLK: 0 WP: 0 HR: 0 S: 40 P: 53 ERA: 3.00 WHIP: 1.111															PITCHER IP: WLS: BF: H: R: ER: SO: BB: IBB: HBP: BLK: WP: HR: S: P: ERA: WHIP:				

Batter	1	2	3	4	5	6	7	8	9	AB	R	H	RBI	BB	SO	LOB	BOTTOM			
Rickey Henderson, R OBP: 0.286, SLG: 0.400 (1, 7)	0-3 K		0-0 E5		4-0 1B	0-3 K				3	2	0	0	1	2	1	California Angels @ Oakland Athletics Oakland-Alameda County Coliseum, Oakland, CA Fri Apr 18 1980, 6:05 PM PST Att: 6,570 - Unknown - 57 F AB 30 R 6 H 9 RBI 6 BB 3 SO 4 LOB 9			
Dwayne Murphy, L OBP: 0.375, SLG: 0.414 (1, 8)	0-3 K		0-0 SH3		0-0 1B	0-0 F7				3	1	1	1	0	1	0				
Mitchell Page, L OBP: 0.520, SLG: 0.412 (1, 10)	0-0 F7		0-0 SF8		0-0 1B	4-0 S				2	1	1	2	1	0	0				
Dave Revering, L OBP: 0.370, SLG: 0.560 (1, 3)		0-0 F7	0-0 F9		0-0 1B	0-0 F7				4	0	1	1	0	0	1				
Wayne Gross, L OBP: 0.522, SLG: 0.824 Mickey Klutts, R OBP: 0.167, SLG: 0.167 (1, 5) (9, 5)		0-0 HR		0-0 G3	0-0 G6-4-3	4-0 FC6-4				3	1	2	2	1	0	0				
Jeff Newman, R OBP: 0.105, SLG: 0.056 (1, 2)		0-0 2B		0-0 P6	0-0 G6-4-3	0-0 FC6-4				4	0	1	0	0	0	4				
Tony Armas, R OBP: 0.313, SLG: 0.375 (1, 9)		0-0 F8		0-0 5-3		0-0 F8		0-3 K		4	0	0	0	0	1	1				
Mario Guerrero, R OBP: 0.214, SLG: 0.321 (1, 6)		0-0 2B		0-0 SH5-4		0-0 4-3		0-0 F3		4	1	2	0	0	0	0				
Rob Piccolo, R OBP: 0.174, SLG: 0.174 (1, 4)		0-0 L4		0-0 SH5-4		0-0 1B		0-0 F7		3	0	1	0	0	0	2				
Inning Stats	R: 0 E: 0 K: 2 S: 7	H: 0 LOB: 0 BB: 0 P: 7	R: 1 E: 0 K: 0 S: 6	H: 3 LOB: 2 BB: 0 P: 6	R: 1 E: 1 K: 0 S: 4	H: 0 LOB: 0 BB: 0 P: 4	R: 0 E: 0 K: 0 S: 3	H: 0 LOB: 0 BB: 0 P: 3	R: 4 E: 0 K: 0 S: 7	H: 5 LOB: 1 BB: 1 P: 11	R: 0 E: 1 K: 1 S: 6	H: 1 LOB: 1 BB: 0 P: 6	R: 0 E: 0 K: 0 S: 3	H: 0 LOB: 2 BB: 2 P: 11	R: 0 E: 0 K: 1 S: 5	H: 0 LOB: 0 BB: 0 P: 5		1B: 6 2B: 2 3B: 0 HR: 1	SF: 1 SAC: 2 DP: 1 HBP: 0	WP: 0 PB: 0 SB: 2 CS: 0
PITCHER Bruce Kison, R ERA: 3.97 Jim Barr, R ERA: (1, 1) (5, 1)	IP: 4.1 WLS: L BF: 21 H: 6 R: 6 ER: 5 SO: 2 BB: 1 IBB: 0 HBP: 0 BLK: 0 WP: 0 HR: 1 S: 24 P: 28 ERA: 10.38 WHIP: 1.615															PITCHER IP: WLS: BF: H: R: ER: SO: BB: IBB: HBP: BLK: WP: HR: S: P: ERA: WHIP:				

Batter	1	2	3	4	5	6	7	8	9	AB	R	H	RBI	BB	SO	LOB	TOP			
Al Cowens, R OBP: 0.282, SLG: 0.206 (1, 8)	4-0 BB		0-0 L3			0-3 K		0-0 P8		3	0	0	0	1	1	1	California Angels @ Oakland Athletics Oakland-Alameda County Coliseum, Oakland, CA Sun Apr 20 1980, 3:33 AM PST Unknown - 54 F			
Carney Lansford, R OBP: 0.395, SLG: 0.417 (1, 5)	0-0 P6			0-0 1B 4-3 2B		0-0 5-3		0-0 1B		4	1	2	0	0	0	1				
Dan Ford, R OBP: 0.292, SLG: 0.500 Larry Hartow, L OBP: 0.333, SLG: 0.333 (1, 9) (2, 8)	0-3 K			0-0 4-3 1B		0-0 3-1		0-0 F7		1	0	0	0	0	1	1				
Don Baylor, R OBP: 0.368, SLG: 0.333 (1, 10)	0-0 L8			0-0 4-3			1-0 2B HBP	0-0 FC6-4 1B		3	0	1	1	0	0	2				
Rod Carew, L OBP: 0.405, SLG: 0.387 (1, 3)		0-0 4-3		0-0 G6-4-3 BB			0-0 HBP	0-0 FC6-4 1B		3	0	1	0	1	0	2				
Brian Downing, R OBP: 0.179, SLG: 0.200 (1, 2)	0-0 F8			0-0 G6-4-3			0-3 K		0-0 4-3	4	0	0	0	0	1	4				
Joe Rudi, R OBP: 0.278, SLG: 0.469 (1, 7)	0-0 F7				0-0 5-3		0-0 F7		0-0 6-3	4	0	0	0	0	0	2				
Bobby Grich, R OBP: 0.314, SLG: 0.345 (1, 4)			4-0 FC4-6 BB		0-0 5-3		4-0 BB		0-3 K	2	0	0	0	2	1	0				
Freddie Patek, R OBP: 0.276, SLG: 0.333 Ralph Garr, L (7, PH) Todd Cruz, R (7, 6)			0-0 FC4-6 L3		0-0 F8		0-0 F8			2	0	0	0	0	0	1				
Inning Stats	R: 0 E: 0 K: 1 S: 5	H: 0 LOB: 1 BB: 1 P: 9	R: 0 E: 0 K: 0 S: 3	H: 0 LOB: 0 BB: 0 P: 3	R: 0 E: 0 K: 0 S: 2	H: 0 LOB: 0 BB: 1 P: 6	R: 1 E: 0 K: 0 S: 4	H: 2 LOB: 1 BB: 1 P: 8	R: 0 E: 0 K: 0 S: 3	H: 0 LOB: 0 BB: 0 P: 3	R: 0 E: 0 K: 1 S: 6	H: 1 LOB: 3 BB: 1 P: 11	R: 0 E: 0 K: 0 S: 5	H: 2 LOB: 2 BB: 0 P: 5	R: 0 E: 0 K: 1 S: 5	H: 0 LOB: 0 BB: 0 P: 5		1B: 3 2B: 3 3B: 0 HR: 0	SF: 0 SAC: 0 DP: 2 HBP: 1	WP: 0 PB: 0 SB: 0 CS: 0
PITCHER Matt Keough, R ERA: 0.67 (1, 1)	IP: 9.0 WLS: W BF: 35 H: 5 R: 1 ER: 1 SO: 4 BB: 4 IBB: 0 HBP: 1 BLK: 0 WP: 0 HR: 0 S: 38 P: 55 ERA: 1.00 WHIP: 1.000																			

Batter	1	2	3	4	5	6	7	8	9	AB	R	H	RBI	BB	SO	LOB	BOTTOM			
Rickey Henderson, R OBP: 0.364, SLG: 0.382 (1, 7)	0-0 5-3		4-0 1B BB				4-0 S BB			1	0	0	0	4	0	0	California Angels @ Oakland Athletics Oakland-Alameda County Coliseum, Oakland, CA Sun Apr 20 1980, 3:33 AM PST Unknown - 54 F			
Dwayne Murphy, L OBP: 0.366, SLG: 0.405 (1, 8)	0-0 2B		4-0 1B BB		0-0 G3		0-3 K			4	1	2	2	1	1	3				
Mitchell Page, L OBP: 0.471, SLG: 0.333 (1, 10)	0-3 K		0-0 F7		0-0 PO		4-0 4-3		0-3 K	4	0	0	0	1	2	3				
Dave Revering, L OBP: 0.429, SLG: 0.656 (1, 3)	0-0 E 2B		0-0 P6		4-0 1B BB		0-0 FC1-6 FC4-6		0-0 1B	4	1	2	1	1	0	1				
Wayne Gross, L OBP: 0.500, SLG: 0.750 Mickey Klutts, R OBP: 0.125, SLG: 0.125 (6, PR) (7, 5)	0-0 E9 2H		0-0 E 1B		0-0 2-3 1B		0-0 FC4-6		0-0 F8	4	1	2	0	0	0	1				
Jeff Newman, R OBP: 0.083, SLG: 0.043 (1, 2)	0-3 K		0-0 2-3		0-3 K		0-0 G3		0-0 1-3	5	0	0	0	0	2	6				
Tony Armas, R OBP: 0.348, SLG: 0.364 (1, 9)		0-3 K		0-0 E7 1B		0-0 L8			0-0 E 1B	4	1	2	1	0	1	2				
Mario Guerrero, R OBP: 0.229, SLG: 0.294 (1, 6)		0-0 BB 1B		4-0 BB 1B BB		0-0 6-3		0-0 F9		3	2	1	0	1	0	1				
Rob Picciolo, R OBP: 0.200, SLG: 0.200 (1, 4)	0-0 P6		0-0 BB 1B		0-0 F8		0-0 F7			4	0	1	1	0	0	2				
Inning Stats	R: 2 E: 1 K: 2 S: 10	H: 2 LOB: 1 BB: 0 P: 10	R: 1 E: 0 K: 1 S: 7	H: 2 LOB: 2 BB: 1 P: 11	R: 3 E: 1 K: 0 S: 5	H: 3 LOB: 2 BB: 3 P: 17	R: 0 E: 0 K: 1 S: 6	H: 1 LOB: 2 BB: 1 P: 10	R: 0 E: 0 K: 0 S: 3	H: 0 LOB: 1 BB: 1 P: 7	R: 0 E: 0 K: 1 S: 6	H: 1 LOB: 2 BB: 1 P: 10	R: 0 E: 0 K: 1 S: 6	H: 1 LOB: 1 BB: 0 P: 6	R: 0 E: 0 K: 1 S: 6	H: 0 LOB: 0 BB: 0 P: 6		1B: 8 2B: 2 3B: 0 HR: 0	SF: 0 SAC: 0 DP: 0 HBP: 0	WP: 0 PB: 0 SB: 1 CS: 0
PITCHER Chris Knapp, R ERA: 4.88 Freddie Martinez, R ERA: Dave LaRoche, L ERA: 1.93 John Montague, R ERA: 1.93 (1, 1) (3, 1) (7, 1) (8, 1)	IP: 2.2 WLS: L BF: 18 H: 7 R: 6 ER: 5 SO: 3 BB: 2 IBB: 0 HBP: 0 BLK: 0 WP: 0 HR: 0 S: 22 P: 30 ERA: 16.88 WHIP: 3.375																			

AB 30
R 1
H 5
RBI 1
BB 4
SO 4
LOB 18



AB 34
R 6
H 10
RBI 5
BB 8
SO 6
LOB 20



Batter	1	2	3	4	5	6	7	8	9	AB	R	H	RBI	BB	SO	LOB	TOP
Rick Miller, L (1, 8) OBP: 0.438, SLG: 0.357	0-0 5-3 1B		4-0 FC1-4 BB		0-0 F8			0-0 F8		3	1	1	0	1	0	2	
Al Cowens, R (1, 9) OBP: 0.256, SLG: 0.184	0-0 5-3		0-0 FC1-4 1-2		0-0 F3			0-0 5-3		4	0	0	0	0	0	4	
Carney Lansford, R (1, 5) OBP: 0.381, SLG: 0.490	0-0 6-3		0-0 F3		0-0 F3			0-3 K		4	0	1	0	0	1	2	
Don Baylor, R (1, 7) OBP: 0.381, SLG: 0.333	0-0 2H 1B		4-0 BB		0-0 P4			0-0 P5		3	0	1	1	1	0	0	
Rod Carew, L (1, 3) OBP: 0.366, SLG: 0.343	0-0 F9		0-0 L8		0-0 G3			0-0 L6		4	0	0	0	0	0	2	
Ralph Garr, L (1, 10) OBP: 0.143, SLG: 0.286		0-0 F8		4-3 1-2				0-0 F8		4	1	1	0	0	0	1	
Brian Downing, R (1, 2) OBP: 0.172, SLG: 0.192		0-0 4-3		0-3 K				0-0 F3		1	0	0	0	0	0	0	
Tom Donohue, R (2, 2) OBP: 0.125, SLG: 0.125										2	0	0	0	0	1	1	
Larry Harlow, L (9, PH) OBP: 0.500, SLG: 0.500										1	0	1	1	0	0	0	
Bert Campaneris, R (1, 6) OBP: 0.250, SLG: 0.250		0-0 F8						0-0 6-3		4	0	1	0	0	0	1	
Todd Cruz, R (1, 4) OBP: 0.333, SLG: 0.333			0-3 K		0-0 1B			0-0 4-3		3	0	1	0	0	1	0	
Inning Stats	R: 1 E: 0 K: 0 S: 5	H: 2 LOB: 1 BB: 0 P: 5	R: 0 E: 0 K: 0 S: 3	H: 0 LOB: 0 BB: 0 P: 3	R: 0 E: 1 K: 1 S: 5	H: 0 LOB: 1 BB: 1 P: 9	R: 0 E: 0 K: 1 S: 5	H: 0 LOB: 0 BB: 0 P: 3	R: 0 E: 0 K: 1 S: 3	H: 0 LOB: 0 BB: 0 P: 3	R: 0 E: 0 K: 1 S: 5	H: 0 LOB: 1 BB: 0 P: 5	R: 1 E: 0 K: 0 S: 5	H: 2 LOB: 1 BB: 0 P: 5	1B: 6 2B: 1 3B: 0 HR: 0	SF: 0 SAC: 0 DP: 0 HBP: 0	WP: 0 PA: 35
PITCHER Steve McCatty, R (1, 1) ERA: 5.31	IP: 9.0 WLS: W BF: 35 H: 7 R: 2 ER: 2 SO: 3 BB: 2 IBB: 0 HBP: 0 BLK: 0 WP: 0 HR: 0 S: 39 P: 47 ERA: 2.00 WHIP: 1.000																

California Angels @ Oakland Athletics
Oakland-Alameda County Coliseum, Oakland, CA

Sun Apr 20 1980, 6:05 PM PST
Att: 9,014 - Unknown

AB 33
R 2
H 7
RBI 2
BB 2
SO 3
LOB 13



Batter	1	2	3	4	5	6	7	8	9	AB	R	H	RBI	BB	SO	LOB	BOTTOM		
Rickey Henderson, R (1, 7) OBP: 0.388, SLG: 0.462	0-0 SH5-3 S 1B		0-0 1B 3B	0-0 FC6-4 1B	0-0 F8			0-0 1-3		5	2	3	2	0	0	3			
Dwayne Murphy, L (1, 8) OBP: 0.356, SLG: 0.390	0-0 SH5-3 1-3		0-0 2B 1B	0-0 FC6-4 S SF8 1B	0-3 K			0-0 3-1		4	2	1	1	0	1	4			
Mike Heath, R (1, 2) OBP: 0.250, SLG: 0.263	0-3 K		0-0 2B	0-0 S 1B				0-0 5-3		5	1	2	1	0	1	1			
Jeff Newman, R (1, 3) OBP: 0.103, SLG: 0.111	0-0 5-3 3H		0-0 2B	0-0 SF8 1B				0-0 F7		4	0	1	3	0	0	0			
Tony Armas, R (1, 9) OBP: 0.333, SLG: 0.320		0-3 K	0-0 5-3	1-0 FC6-4 HBP				0-0 E6		3	0	0	0	0	1	1			
Mickey Klutts, R (1, 5) OBP: 0.182, SLG: 0.273		0-0 2B	0-0 P6	0-0 FC6-4				0-0 F8		3	0	1	0	0	0	3			
Wayne Gross, L (6, PH) OBP: 0.484, SLG: 0.720				1-2 1B						1	0	0	0	0	0	1			
Dave McKay, S (1, 4) OBP: 0.333, SLG: 0.200		0-0 5-3	1-0 HBP		0-0 BB 1B			0-3 K		3	0	1	0	0	1	0			
Mike Edwards, R (1, 10)			0-0 E4 1B		4-0 BB 1B					1	1	0	0	0	0	0			
Mitchell Page, L (3, PH) OBP: 0.486, SLG: 0.346			0-0 F8		1-2 BB					2	0	1	0	1	0	2			
Rob Picciolo, R (1, 6) OBP: 0.235, SLG: 0.235			0-0 3B 1B	0-0 FC6-4 1B 1B	0-0 F7			0-0 P5		4	2	2	0	0	0	3			
Inning Stats	R: 1 E: 0 K: 1 S: 6	H: 1 LOB: 0 BB: 0 P: 6	R: 0 E: 0 K: 1 S: 5	H: 1 LOB: 0 BB: 0 P: 5	R: 5 E: 1 K: 0 S: 9	H: 5 LOB: 2 BB: 0 P: 10	R: 2 E: 0 K: 0 S: 6	H: 3 LOB: 2 BB: 0 P: 7	R: 0 E: 0 K: 1 S: 6	H: 1 LOB: 1 BB: 0 P: 10	R: 0 E: 1 K: 0 S: 4	H: 0 LOB: 1 BB: 0 P: 4	R: 0 E: 0 K: 1 S: 6	H: 1 LOB: 1 BB: 0 P: 6	R: 0 E: 0 K: 0 S: 3	H: 0 LOB: 0 BB: 0 P: 3	1B: 8 2B: 3 3B: 1 HR: 0	SF: 1 SAC: 1 DP: 0 HBP: 2	WP: 0 PA: 40
PITCHER Frank Tanana, L (1, 1) ERA: 4.63	IP: 2.2 WLS: L BF: 16 H: 7 R: 6 ER: 5 SO: 2 BB: 0 IBB: 0 HBP: 1 BLK: 0 WP: 0 HR: 0 S: 19 P: 20 ERA: 16.88 WHIP: 2.625																		
Jim Barr, R (3, 1) ERA: 2.25	IP: 4.1 WLS: L BF: 21 H: 5 R: 2 ER: 2 SO: 2 BB: 1 IBB: 0 HBP: 1 BLK: 0 WP: 0 HR: 0 S: 23 P: 28 ERA: 4.15 WHIP: 1.385																		
Mark Clear, R (8, 1) ERA: 7.71	IP: 1.0 WLS: L BF: 3 H: 0 R: 0 ER: 0 SO: 0 BB: 0 IBB: 0 HBP: 0 BLK: 0 WP: 0 HR: 0 S: 3 P: 3 ERA: 0.00 WHIP: 0.000																		

California Angels @ Oakland Athletics
Oakland-Alameda County Coliseum, Oakland, CA

Sun Apr 20 1980, 6:05 PM PST
Att: 9,014 - Unknown

AB 35
R 8
H 12
RBI 7
BB 1
SO 4
LOB 18



Batter	1	2	3	4	5	6	7	8	9	AB	R	H	RBI	BB	SO	LOB	TOP					
Rickey Henderson, R OBP: 0.407, SLG: 0.452										3	0	1	0	2	0	0	Oakland Athletics @ Seattle Mariners The Kingdome, Seattle, WA Mon Apr 21 1980, 9:05 PM EST Att: 4,466 - Dome					
Dwayne Murphy, L OBP: 0.380, SLG: 0.400										4	1	2	0	1	0	3						
Mitchell Page, L OBP: 0.476, SLG: 0.333										4	1	1	0	1	2	5						
Dave Revering, L OBP: 0.436, SLG: 0.714 Jeff Newman, R OBP: 0.133, SLG: 0.179										3	1	1	1	1	0	5						
Wayne Gross, L OBP: 0.444, SLG: 0.621										4	0	0	0	1	2	4						
Mike Heath, R OBP: 0.200, SLG: 0.208										5	0	0	0	0	0	6						
Tony Armas, R OBP: 0.419, SLG: 0.481										2	1	2	1	2	0	0						
Mario Guerrero, R OBP: 0.205, SLG: 0.263										4	0	0	0	0	0	3						
Rob Picciolo, R OBP: 0.237, SLG: 0.263										4	0	1	0	0	1	0						
Inning Stats	R: 0 E: 0 K: 1 S: 6	H: 2 LOB: 1 BB: 0 P: 6	R: 1 E: 0 K: 1 S: 6	H: 1 LOB: 0 BB: 0 P: 6	R: 0 E: 0 K: 1 S: 5	H: 0 LOB: 0 BB: 0 P: 5	R: 0 E: 0 K: 1 S: 5	H: 0 LOB: 1 BB: 0 P: 9	R: 0 E: 0 K: 0 S: 3	H: 1 LOB: 0 BB: 0 P: 3	R: 0 E: 0 K: 1 S: 5	H: 0 LOB: 3 BB: 2 P: 17	R: 0 E: 0 K: 0 S: 4	H: 1 LOB: 3 BB: 2 P: 12	R: 1 E: 0 K: 0 S: 4	H: 1 LOB: 1 BB: 1 P: 8	R: 2 E: 0 K: 0 S: 6	H: 3 LOB: 2 BB: 1 P: 10	1B: 5 2B: 3 3B: 0 HR: 2	SF: 0 SAC: 0 DP: 1 HBP: 0	WP: 0 PB: 0 SB: 1 CS: 0	PA: 43
PITCHER	IP	WLS	BF	H	R	ER	SO	BB	IBB	HBP	BLK	WP	HR	S	P	ERA	WHIP					
Jim Beattie, R ERA: 4.86	5.0		20	4	1	1	4	3	0	0	0	0	1	25	37	1.80	1.400					
Shane Rawley, L ERA: 7.11	3.2	L	19	4	3	3	1	3	1	0	0	0	1	17	33	7.36	1.909					
Dave Heaverlo, R ERA: 5.06	0.1		3	1	0	0	0	0	1	0	0	0	0	2	6	0.00	3.000					

AB	34
R	4
H	9
RBI	4
BB	8
SO	5
LOB	26



Batter	1	2	3	4	5	6	7	8	9	AB	R	H	RBI	BB	SO	LOB	BOTTOM				
Larry Milbourne, S OBP: 0.048, SLG: 0.048										3	0	0	0	0	0	1	Oakland Athletics @ Seattle Mariners The Kingdome, Seattle, WA Mon Apr 21 1980, 9:05 PM EST Att: 4,466 - Dome				
Rod Craig, S OBP: 0.298, SLG: 0.434										3	0	1	0	1	1	1					
Leon Roberts, R OBP: 0.375, SLG: 0.810										4	1	2	2	0	1	2					
Willie Horton, R OBP: 0.321, SLG: 0.167										3	0	0	0	1	0	2					
Bruce Bochte, L OBP: 0.500, SLG: 0.705										3	0	0	0	1	0	1					
Bill Stein, R OBP: 0.333, SLG: 0.391										4	0	2	0	0	1	3					
Tom Paciorek, R										1	0	0	0	1	0	1					
Joe Simpson, L OBP: 0.452, SLG: 0.538										2	0	0	0	0	0	2					
Larry Cox, R OBP: 0.261, SLG: 0.105 Bob Stinson, S OBP: 0.091, SLG: 0.091										1	0	0	0	0	0	0					
Mario Mendoza, R OBP: 0.222, SLG: 0.353 Jim Anderson, R OBP: 0.320, SLG: 0.292										3	1	1	0	0	1	1					
Inning Stats	R: 0 E: 0 K: 0 S: 4	H: 1 LOB: 1 BB: 0 P: 4	R: 0 E: 0 K: 0 S: 3	H: 1 LOB: 1 BB: 1 P: 7	R: 2 E: 0 K: 1 S: 7	H: 2 LOB: 0 BB: 0 P: 7	R: 0 E: 0 K: 0 S: 4	H: 1 LOB: 1 BB: 0 P: 4	R: 0 E: 0 K: 0 S: 4	H: 0 LOB: 1 BB: 0 P: 8	R: 0 E: 0 K: 1 S: 6	H: 1 LOB: 1 BB: 0 P: 6	R: 0 E: 0 K: 0 S: 4	H: 1 LOB: 2 BB: 1 P: 8	R: 0 E: 0 K: 0 S: 3	H: 0 LOB: 0 BB: 0 P: 3	1B: 5 2B: 2 3B: 0 HR: 1	SF: 0 SAC: 2 DP: 1 HBP: 0	WP: 0 PB: 0 SB: 1 CS: 2	PA: 36	
PITCHER	IP	WLS	BF	H	R	ER	SO	BB	IBB	HBP	BLK	WP	HR	S	P	ERA	WHIP				
Dave Hamilton, L ERA: 3.97	4.2		20	5	2	2	1	2	0	0	0	0	1	20	28	3.86	1.500				
Jeff Jones, R ERA:	4.1	W	16	2	0	0	3	1	1	0	0	0	0	20	28	0.00	0.692				

AB	30
R	2
H	7
RBI	2
BB	4
SO	4
LOB	14



Batter	1	2	3	4	5	6	7	8	9	AB	R	H	RBI	BB	SO	LOB	TOP										
Rickey Henderson, R OBP: 0.425, SLG: 0.411 (1, 7)	0-0 FC3-6 WP 6-3 1B		0-0 5-3		0-3 K			0-3 K		4	1	1	0	0	2	1											
Dwayne Murphy, L OBP: 0.386, SLG: 0.379 (1, 8)	4-0 FC3-6 1-2 BB		4-0 BB			4-0 L4-3 1B			0-0 1B	2	0	2	0	2	0	0											
Mitchell Page, L OBP: 0.408, SLG: 0.270 (1, 10)	0-0 FC3-6 6-3 1-2 2-3		0-3 K			0-3 K			0-0 F8	4	0	0	0	0	2	5											
Dave Revering, L OBP: 0.396, SLG: 0.565 (1, 3)	0-0 6-3 1-2 3-H			0-0 F9		0-0 L4-3			0-0 F9	4	0	0	1	0	0	3											
Wayne Gross, L OBP: 0.419, SLG: 0.629 (1, 5)	0-3 K			0-0 6-3					0-0 L4	4	0	0	0	0	1	2											
Jeff Newman, R OBP: 0.229, SLG: 0.349 (1, 2)		0-0 F7		0-0 6-3					0-0 F7	3	0	0	0	0	0	0											
Tony Armas, R OBP: 0.383, SLG: 0.390 (1, 9)		0-0 5-3			0-0 F9			0-3 K		3	0	0	0	0	1	0											
Mario Guerrero, R OBP: 0.291, SLG: 0.370 (1, 6)		0-0 5-3			0-0 1B				0-0 F9	3	0	1	0	0	0	0											
Rob Picciolo, R OBP: 0.240, SLG: 0.340 (1, 4)			0-3 K			0-0 F8			0-0 4-3	2	0	0	0	0	1	1											
Ray Cooney, L OBP: 0.333, SLG: 0.333 (8, PH)										1	0	0	0	0	0	0											
Dave McKay, S OBP: 0.286, SLG: 0.167 (8, 4)										0	0	0	0	0	0	0											
Inning Stats	R: 1 E: 0 K: 1 S: 6	H: 1 LOB: 1 BB: 1 P: 10	R: 0 E: 0 K: 0 S: 3	H: 0 LOB: 0 BB: 0 P: 3	R: 0 E: 0 K: 2 S: 7	H: 0 LOB: 1 BB: 1 P: 11	R: 0 E: 0 K: 0 S: 3	H: 0 LOB: 0 BB: 0 P: 3	R: 0 E: 0 K: 1 S: 6	H: 1 LOB: 1 BB: 0 P: 6	R: 0 E: 0 K: 1 S: 5	H: 1 LOB: 0 BB: 0 P: 5	R: 0 E: 0 K: 1 S: 5	H: 0 LOB: 0 BB: 0 P: 5	R: 0 E: 0 K: 1 S: 5	H: 0 LOB: 0 BB: 0 P: 5	R: 0 E: 0 K: 0 S: 4	H: 1 LOB: 1 BB: 0 P: 4	1B: 4 2B: 1 3B: 0 HR: 0	SF: 0 SAC: 0 DP: 1 HBP: 0	WP: 1 PB: 0 SB: 0 CS: 0	PA: 32					
PITCHER	IP	WLS	BF	H	R	ER	SO	BB	IBB	HBP	BLK	WP	HR	S	P	ERA	WHIP										
Pete Redfern, R ERA: 1.29 (1, 1)	7.0	W	25	3	1	1	6	2	0	0	0	1	0	35	43	1.29	0.714										
John Verhoeven, R ERA: 2.45 (8, 1)	1.0		3	0	0	0	1	0	0	0	0	0	0	5	5	0.00	0.000										
Mike Marshall, R ERA: 8.59 (9, 1)	1.0		4	1	0	0	0	0	0	0	0	0	0	4	4	0.00	1.000										

Oakland Athletics @ Minnesota Twins
Metropolitan Stadium, Bloomington, MI
Sat Apr 26 1980, 4:33 AM EST
Att: 6,325 - Cloudy - 55 F

AB	30
R	1
H	4
RBI	1
BB	2
SO	7
LOB	12



Batter	1	2	3	4	5	6	7	8	9	AB	R	H	RBI	BB	SO	LOB	BOTTOM										
Hosken Powell, L OBP: 0.431, SLG: 0.535 (1, 9)	0-0 F8 S 1B		0-0 G4-6-3 1-2		0-0 4-3	0-0 FC6-4 1-2 2-3 3-H				4	0	1	1	0	0	4											
Rob Wilfong, L OBP: 0.276, SLG: 0.418 (1, 4)	0-0 F9 1-2		0-0 E 2B		0-0 1B 2-H	0-3 K				4	1	2	1	0	1	3											
Roy Smalley, S OBP: 0.366, SLG: 0.491 (1, 6)	4-0 BB		4-0 WP BB		0-0 6-3				0-0 5-3	2	0	0	0	2	0	1											
Ken Landreaux, L OBP: 0.319, SLG: 0.406 (1, 7)	0-0 F8 2-3		0-0 F9 1-3 2-H			0-0 1B SH1-4 1B			0-0 F8	4	1	1	0	0	0	3											
Glenn Adams, L OBP: 0.222, SLG: 0.222 (1, 10)	0-0 F9			0-0 F9		0-0 SH1-4			0-0 F9	2	0	0	0	0	0	2											
Jose Morales, R OBP: 0.350, SLG: 0.444 (7, PH)						1-2 1B				1	0	0	0	0	0	0											
Butch Wynegar, S OBP: 0.288, SLG: 0.286 (1, 2)		0-3 K		0-0 L4		0-0 1B 2-3 1B			0-0 6-3	4	1	1	0	0	1	0											
Mike Cabbage, L OBP: 0.389 (1, 3)		0-0 G3		0-0 1-3		4-0 1B FC6-4 1B			0-0 F8	2	1	0	0	1	0	0											
Ron Jackson, R OBP: 0.143, SLG: 0.231 (8, PH)						1B FC6-4 1B				1	0	0	0	0	0	0											
Rick Sofield, L OBP: 0.154, SLG: 0.288 (1, 8)		0-0 F7			0-0 F9	0-0 FC6-4 1B 1-2 2-3 3-H 1B			0-0 F7	4	0	1	1	0	0	0											
John Castillo, R OBP: 0.281, SLG: 0.333 (1, 5)			0-0 G4-6-3 1B		4-0 1B BB	0-0 FC6-4 1B				2	1	2	1	1	0	0											
Inning Stats	R: 0 E: 0 K: 0 S: 4	H: 1 LOB: 2 BB: 1 P: 8	R: 0 E: 0 K: 1 S: 5	H: 0 LOB: 0 BB: 0 P: 5	R: 1 E: 0 K: 0 S: 4	H: 2 LOB: 1 BB: 1 P: 8	R: 0 E: 0 K: 0 S: 3	H: 0 LOB: 0 BB: 0 P: 3	R: 1 E: 0 K: 0 S: 4	H: 1 LOB: 1 BB: 1 P: 8	R: 3 E: 0 K: 1 S: 9	H: 4 LOB: 2 BB: 1 P: 13	R: 0 E: 0 K: 0 S: 3	H: 0 LOB: 0 BB: 0 P: 3	R: 0 E: 0 K: 0 S: 3	H: 0 LOB: 0 BB: 0 P: 3	R: 0 E: 0 K: 0 S: 3	H: 0 LOB: 0 BB: 0 P: 3	1B: 7 2B: 1 3B: 0 HR: 0	SF: 0 SAC: 1 DP: 1 HBP: 0	WP: 2 PB: 0 SB: 1 CS: 0	PA: 35					
PITCHER	IP	WLS	BF	H	R	ER	SO	BB	IBB	HBP	BLK	WP	HR	S	P	ERA	WHIP										
Steve McCatty, R ERA: 5.61 (1, 1)	5.1	L	27	5	4	4	1	3	0	0	0	0	0	25	41	6.75	2.062										
Bob Lacey, L ERA: 3.12 (6, 1)	2.2		8	0	0	0	1	0	0	0	0	0	0	10	10	0.00	0.000										

Oakland Athletics @ Minnesota Twins
Metropolitan Stadium, Bloomington, MI
Sat Apr 26 1980, 4:33 AM EST
Att: 6,325 - Cloudy - 55 F

AB	30
R	5
H	8
RBI	4
BB	4
SO	2
LOB	13



Batter	1	2	3	4	5	6	7	8	9	AB	R	H	RBI	BB	SO	LOB	TOP									
Rickey Henderson, R OBP: 0.429, SLG: 0.424 (1, 7)	0-0 2B		4-0 1B BB		0-0 B5	0-0 FC1-5-6		0-0 F9		4	1	1	0	1	0	3										
Dwayne Murphy, L OBP: 0.410, SLG: 0.433 (1, 8)	0-0 P5		4-0 1B G3 BB		0-0 HR	0-0 F9			4-0 BB	3	2	1	2	2	0	2										
Mitchell Page, L OBP: 0.404, SLG: 0.256 (1, 10)	4-0 BB		0-0 2-5 G3 1-3 2-H 1B		4-0 2B BB		0-3 K		0-3 K	3	1	1	1	2	2	1										
Dave Revering, L OBP: 0.407, SLG: 0.635 (1, 3)	0-0 P6		0-0 P6		0-0 2B 2B		0-0 HR		0-0 F8	5	2	2	2	0	0	5										
Wayne Gross, L OBP: 0.380, SLG: 0.571 (1, 5)	0-0 F8		0-0 G3		0-0 2B		0-3 K		0-0 F8	4	0	1	2	0	1	3										
Mickey Klutts, R OBP: 0.280, SLG: 0.261 (7, 5)			1-2 3-H 2B		0-0 2B		0-0 F3			1	0	0	0	0	0	1										
Mike Heath, R OBP: 0.236, SLG: 0.295 (1, 2)		0-0 5-3	0-0 2-5	0-0 5-3	0-0 P4					4	0	0	0	0	0	1										
Tony Armas, R OBP: 0.375, SLG: 0.429 (1, 9)		0-0 HR		0-0 F9	0-0 F8				0-0 F8	4	1	1	1	0	0	1										
Mario Guerrero, R OBP: 0.295, SLG: 0.383 (1, 6)		0-0 4-3		0-0 6-3		0-0 F9			0-0 F9	4	0	0	0	0	0	0										
Rob Picciolo, R OBP: 0.286, SLG: 0.429 (1, 4)		0-0 6-3			0-0 HR 1B	0-0 FC1-5 2B				4	1	3	0	0	0	0										
Inning Stats	R: 0 E: 0 K: 0 S: 4	H: 1 LOB: 2 BB: 1 P: 8	R: 1 E: 0 K: 0 S: 4	H: 1 LOB: 0 BB: 0 P: 4	R: 2 E: 0 K: 0 S: 3	H: 1 LOB: 1 BB: 2 P: 11	R: 0 E: 0 K: 0 S: 3	H: 0 LOB: 0 BB: 0 P: 3	R: 4 E: 0 K: 0 S: 7	H: 4 LOB: 1 BB: 1 P: 11	R: 0 E: 0 K: 0 S: 4	H: 1 LOB: 1 BB: 0 P: 4	R: 1 E: 0 K: 2 S: 8	H: 1 LOB: 0 BB: 0 P: 8	R: 0 E: 0 K: 0 S: 4	H: 1 LOB: 1 BB: 0 P: 4	R: 0 E: 0 K: 1 S: 5	H: 0 LOB: 1 BB: 1 P: 9	1B: 3 2B: 4 3B: 0 HR: 3	SF: 0 SAC: 0 DP: 0 HBP: 0	WP: 0 PB: 0 SB: 0 CS: 0	PA: 41				
PITCHER	IP WLS BF H R ER SO BB IBB HBP BLK WP HR S P ERA WHIP	4.1 L 22 5 6 6 0 4 0 0 0 0 2 17 33 12.46 2.077	3.2 16 5 2 2 2 0 0 0 0 0 1 20 20 4.91 1.364	1.0 4 0 0 0 0 1 1 0 0 0 0 0 5 9 0.00 1.000																						

Oakland Athletics @ California Angels
Anaheim Stadium, Anaheim, CA
Mon Apr 28 1980, 10:05 PM EDT
Att: 30,889 - Unknown


AB	36
R	8
H	10
RBI	8
BB	5
SO	3
LOB	17



Batter	1	2	3	4	5	6	7	8	9	AB	R	H	RBI	BB	SO	LOB	BOTTOM								
Rick Miller, L OBP: 0.400, SLG: 0.314 (1, 8)	0-0 L7		0-0 FC5-4 1B		0-0 L6		0-0 F7		0-0 F8	5	0	1	0	0	0	2									
Freddie Patek, R OBP: 0.339, SLG: 0.404 (1, 6)	0-0 4-3		0-0 FC5-4 1-2		0-0 F8		0-0 E9 1B			4	0	1	0	0	0	3									
Carney Lansford, R OBP: 0.339, SLG: 0.339 (1, 5)	0-0 P9		0-0 4-3			0-0 BB 1B 1B	0-0 F8			4	0	1	0	0	0	2									
Don Baylor, R OBP: 0.391, SLG: 0.345 (1, 10)		0-3 K		0-0 P6		0-3 K		0-0 F7		4	0	0	0	0	2	1									
Rod Carew, L OBP: 0.388, SLG: 0.357 (1, 3)		0-0 FC5-4 1B		0-0 4-3		0-0 F8		4-0 FC6-4 BB		3	0	1	0	1	0	1									
Joe Rudi, R OBP: 0.300, SLG: 0.564 (1, 7)		0-0 FC5-4 BB 1-2		0-0 P6		0-0 BB 1B		0-0 F7		4	0	1	0	0	0	2									
Bobby Grich, R OBP: 0.367, SLG: 0.420 (1, 4)	4-0 BB		0-0 BB 1B		0-0 1B 1B	4-0 FC6-4 BB 1-2 2-3		0-0 FC6-4 1-2		2	0	1	0	2	0	1									
Al Cowens, R OBP: 0.243, SLG: 0.215 (1, 9)	0-0 F9		0-0 F9		0-0 1B 1B	0-0 FC6-4 1-2		0-3 K		4	0	1	0	0	1	5									
Tom Donohue, R OBP: 0.207, SLG: 0.179 (1, 2)			0-0 L7		0-3 K		0-0 5-3		0-0 F7	3	0	0	0	0	1	2									
Larry Harlow, L OBP: 0.400, SLG: 0.400 (9, PH)										1	0	0	0	0	0	0									
Inning Stats	R: 0 E: 0 K: 0 S: 3	H: 0 LOB: 0 BB: 0 P: 3	R: 0 E: 0 K: 1 S: 6	H: 1 LOB: 2 BB: 1 P: 10	R: 0 E: 0 K: 0 S: 4	H: 1 LOB: 1 BB: 0 P: 4	R: 0 E: 0 K: 0 S: 3	H: 0 LOB: 0 BB: 0 P: 3	R: 0 E: 0 K: 1 S: 7	H: 2 LOB: 2 BB: 0 P: 7	R: 0 E: 0 K: 1 S: 7	H: 2 LOB: 3 BB: 1 P: 11	R: 0 E: 1 K: 0 S: 4	H: 1 LOB: 1 BB: 0 P: 4	R: 0 E: 0 K: 0 S: 3	H: 0 LOB: 0 BB: 1 P: 7	R: 0 E: 0 K: 1 S: 5	H: 0 LOB: 0 BB: 0 P: 5	1B: 7 2B: 0 3B: 0 HR: 0	SF: 0 SAC: 0 DP: 0 HBP: 0	WP: 0 PB: 0 SB: 0 CS: 0	PA: 37			
PITCHER	IP WLS BF H R ER SO BB IBB HBP BLK WP HR S P ERA WHIP	9.0 W 37 7 0 0 0 4 3 0 0 0 0 0 42 54 0.00 1.111																							

Oakland Athletics @ California Angels
Anaheim Stadium, Anaheim, CA
Mon Apr 28 1980, 10:05 PM EDT
Att: 30,889 - Unknown

AB	34
R	0
H	7
RBI	0
BB	3
SO	4
LOB	19



Batter	1	2	3	4	5	6	7	8	9	AB	R	H	RBI	BB	SO	LOB	TOP					
Rickey Henderson, R (1.7) OBP: 0.435, SLG: 0.425	0-0 CS 1B		0-0 1-3		0-0 4-3			0-0 P4		4	0	1	0	0	0	1						
Dwayne Murphy, L (1.8) OBP: 0.419, SLG: 0.417	4-0 BB			0-0 G3		4-0 F8 SH3 BB		4-0 BB		1	0	0	0	3	0	0						
Mitchell Page, L (1.10) OBP: 0.377, SLG: 0.234	0-3 K			0-3 K		0-0 SH3		0-0 F7		3	0	0	0	0	2	2						
Dave Revering, L (1.3) OBP: 0.397, SLG: 0.607	0-0 F7			0-0 1B		0-0 F8			0-0 1-3	4	0	1	0	0	0	2						
Wayne Gross, L (1.5) OBP: 0.358, SLG: 0.533		0-0 F7		0-0 P4		0-0 G3			0-3 K	3	0	0	0	0	0	2						
Dave McKay, S (7.5) OBP: 0.300, SLG: 0.556										1	0	0	0	0	1	0						
Jeff Newman, R (1.2) OBP: 0.282, SLG: 0.375		0-0 6-3				0-0 F9			0-0 F9	4	0	0	0	0	1	0						
Tony Armas, R (1.9) OBP: 0.365, SLG: 0.411		0-0 6-3				0-0 1B E 1B			0-0 6-3	3	1	1	0	0	0	0						
Mario Guerrero, R (1.6) OBP: 0.294, SLG: 0.388			0-0 4-3			0-0 F9			0-0 4-3	3	0	0	0	0	0	1						
Rob Picciolo, R (1.4) OBP: 0.274, SLG: 0.403			0-3 K			0-0 E8			0-0 4-3	2	0	1	0	0	1	0						
Ray Cooley, L (8, PH) OBP: 0.200, SLG: 0.200						1-H 1B				1	0	0	0	0	0	0						
Mike Edwards, R (8.4) OBP: 0.300, SLG: 0.300										0	0	0	0	0	0	0						
Inning Stats	R: 0 E: 0 K: 1 S: 5	H: 1 LOB: 1 BB: 1 P: 9	R: 0 E: 0 K: 0 S: 3	H: 0 LOB: 0 BB: 0 P: 3	R: 0 E: 0 K: 1 S: 5	H: 0 LOB: 0 BB: 0 P: 5	R: 0 E: 0 K: 1 S: 6	H: 1 LOB: 1 BB: 0 P: 6	R: 1 E: 1 K: 0 S: 5	H: 2 LOB: 1 BB: 0 P: 5	R: 0 E: 0 K: 0 S: 3	H: 0 LOB: 1 BB: 1 P: 7	R: 0 E: 0 K: 1 S: 5	H: 0 LOB: 0 BB: 0 P: 5	R: 0 E: 0 K: 0 S: 3	H: 0 LOB: 0 BB: 0 P: 7	R: 0 E: 0 K: 0 S: 5	H: 0 LOB: 0 BB: 0 P: 5	1B: 4 2B: 0 3B: 0 HR: 0	SF: 0 SAC: 1 DP: 0 HBP: 0	WP: 0 PB: 0 SB: 0 CS: 1	PA: 33
PITCHER Don Aase, R (1.1) ERA: 2.25	IP: 9.0 WLS: W BF: 33 H: 4 R: 1 ER: 0 SO: 5 BB: 3 IBB: 0 HBP: 0 BLK: 0 WP: 0 HR: 0 S: 40 P: 52 ERA: 0.00 WHIP: 0.778															PITCHER	IP: 9.0 WLS: W BF: 33 H: 4 R: 1 ER: 0 SO: 5 BB: 3 IBB: 0 HBP: 0 BLK: 0 WP: 0 HR: 0 S: 40 P: 52 ERA: 0.00 WHIP: 0.778					

Oakland Athletics @ California Angels
Anaheim Stadium, Anaheim, CA
Wed Apr 30 1980, 10:05 PM EDT
Att: 22,551 - Unknown

AB 29
R 1
H 4
RBI 0
BB 3
SO 5
LOB 8



Batter	1	2	3	4	5	6	7	8	9	AB	R	H	RBI	BB	SO	LOB	BOTTOM			
Rick Miller, L (1.8) OBP: 0.347, SLG: 0.262	0-0 F7		0-0 SF7		4-0 1-2 2-3 BB		0-3 K			2	0	0	1	1	1	1				
Carney Lansford, R (1.5) OBP: 0.338, SLG: 0.338	0-0 F9		0-0 3-H 5-3		0-0 F8			0-0 FC4-6 1B		4	0	1	0	0	0	4				
Rod Carew, L (1.3) OBP: 0.373, SLG: 0.323	4-0 CS BB			0-0 L8		0-0 F9		0-0 FC4-6 FC4-6 1-2 1B		3	0	0	0	1	0	1				
Don Baylor, R (1.10) OBP: 0.390, SLG: 0.344	0-0 CS	0-3 K		0-0 P4		0-0 F7		4-0 FC4-6 IBB		3	0	0	0	1	1	0				
Dan Ford, R (1.9) OBP: 0.278, SLG: 0.394		0-0 4-3		0-0 F8		0-0 F8		0-0 FC4-6 BB		4	0	0	0	0	0	2				
Bobby Grich, R (1.4) OBP: 0.382, SLG: 0.400		0-0 5-3			4-0 BB HBP BB		0-3 K	4-0 1-2 BB		2	0	0	0	2	1	0				
Larry Harlow, L (1.7) OBP: 0.300, SLG: 0.300			0-0 2B SF7 1B		0-0 F8		0-0 2-3	0-0 F8		4	1	1	0	0	0	4				
Freddie Patek, R (1.6) OBP: 0.333, SLG: 0.414			0-0 F8		0-0 F8		0-0 1B 3B			3	1	1	0	0	0	2				
Tom Donohue, R (1.2) OBP: 0.257, SLG: 0.242			0-0 1-3 2B		1-0 BB HBP		0-0 S 1B			2	0	2	1	0	0	0				
Inning Stats	R: 0 E: 0 K: 0 S: 2	H: 0 LOB: 0 BB: 1 P: 6	R: 0 E: 0 K: 1 S: 5	H: 0 LOB: 0 BB: 0 P: 5	R: 1 E: 0 K: 0 S: 5	H: 2 LOB: 1 BB: 0 P: 5	R: 0 E: 0 K: 0 S: 3	H: 0 LOB: 0 BB: 0 P: 3	R: 1 E: 0 K: 2 S: 9	H: 2 LOB: 1 BB: 0 P: 9	R: 0 E: 1 K: 0 S: 4	H: 1 LOB: 3 BB: 2 P: 12	R: 0 E: 1 K: 0 S: 4	H: 1 LOB: 3 BB: 2 P: 12	R: 0 E: 0 K: 0 S: 5	H: 0 LOB: 0 BB: 0 P: 5	1B: 3 2B: 1 3B: 1 HR: 0	SF: 1 SAC: 0 DP: 0 HBP: 1	WP: 0 PB: 0 SB: 1 CS: 1	PA: 35
PITCHER Matt Keough, R (1.1) ERA: 2.02	IP: 8.0 WLS: L BF: 34 H: 5 R: 2 ER: 2 SO: 3 BB: 4 IBB: 1 HBP: 1 BLK: 0 WP: 0 HR: 0 S: 34 P: 55 ERA: 2.25 WHIP: 1.125															PITCHER	IP: 8.0 WLS: L BF: 34 H: 5 R: 2 ER: 2 SO: 3 BB: 4 IBB: 1 HBP: 1 BLK: 0 WP: 0 HR: 0 S: 34 P: 55 ERA: 2.25 WHIP: 1.125			

Oakland Athletics @ California Angels
Anaheim Stadium, Anaheim, CA
Wed Apr 30 1980, 10:05 PM EDT
Att: 22,551 - Unknown

AB 27
R 2
H 5
RBI 2
BB 5
SO 3
LOB 14



Batter	1	2	3	4	5	6	7	8	9	AB	R	H	RBI	BB	SO	LOB	TOP		
Lou Whitaker, L (1, 4) OBP: 0.378, SLG: 0.262	0-0 6-3 1B	0-3 K			4-0 FC6-4 BB	4-0 1-2 2-3 BB		0-0 FC1-6 FC3-6 1B	0-0 1-2 1B	4	1	3	0	2	1	3			
Alan Trammell, R (1, 6) OBP: 0.439, SLG: 0.479	0-0 6-3 1-2		0-0 F4		0-3 K	0-0 SF8		4-0 FC1-6 BB	0-0 1-2 2-H 1B	4	0	1	1	1	1	2			
Steve Kemp, L (1, 10) OBP: 0.326, SLG: 0.473	0-0 4-3		4-0 BB		0-0 FC6-4 1-2	3-H 0-0 F7		0-0 FC1-6 FC3-6		4	0	0	0	1	0	6			
Richie Hebner, L (1, 5) OBP: 0.339, SLG: 0.362	0-3 K		0-0 F7		0-0 4-3	0-0 F8		0-0 FC3-6 1B		5	0	0	1	0	1	6			
Champ Summers, L (1, 9) OBP: 0.509, SLG: 0.592		0-0 F7	0-3 K			0-0 2B 1B		0-0 F7	0-0 FC6-4 1B	5	1	2	0	0	1	1			
Lance Parrish, R (1, 2) OBP: 0.377, SLG: 0.595		0-0 6-3		0-0 FC6-4 1B		0-0 1-H 2B		0-3 K	0-0 FC6-4	5	1	2	1	0	1	2			
Jason Thompson, L (1, 3) OBP: 0.329, SLG: 0.455		4-0 BB 1B BB		0-0 F9		0-0 2-H HR		4-0 BB	0-0 FC6-4 1B	3	1	2	2	2	0	1			
Kirk Gibson, L (1, 8) OBP: 0.239, SLG: 0.365 (9, PH)		0-0 BB		0-0 FC6-4		0-0 BB SF8 2B		0-3 K	0-0 FC6-4 1B	4	1	2	0	0	1	2			
Dave Stegman, R (9, PH) OBP: 0.429, SLG: 0.412		1-2 1B		1-2 1B					1-2 1B	1	0	0	0	0	0	1			
Rick Peters, S (1, 7) OBP: 0.273, SLG: 0.214 (6, PH)		4-0 1-2 2-3 BB		0-0 1-3		4-0 BB BB			0-0 K	2	1	1	1	1	1	1			
John Wockenfuss, R (6, PH) OBP: 0.302, SLG: 0.342 (6, 7)																			
Inning Stats	R: 0 E: 0 K: 1 S: 6	H: 1 LOB: 1 BB: 0 P: 6	R: 0 E: 0 K: 1 S: 6	H: 1 LOB: 3 BB: 2 P: 14	R: 0 E: 0 K: 1 S: 5	H: 0 LOB: 1 BB: 1 P: 9	R: 0 E: 0 K: 0 S: 4	H: 1 LOB: 1 BB: 0 P: 4	R: 0 E: 0 K: 1 S: 5	H: 0 LOB: 1 BB: 1 P: 9	R: 0 E: 0 K: 2 S: 7	H: 0 LOB: 1 BB: 1 P: 11	R: 2 E: 0 K: 0 S: 6	H: 3 LOB: 2 BB: 1 P: 10	R: 0 E: 0 K: 1 S: 7	H: 3 LOB: 2 BB: 0 P: 7	1B: 9 2B: 2 3B: 0 HR: 2	SF: 1 SAC: 0 DP: 0 HBP: 0	WP: 0 PA: 47 PB: 0 SB: 0 CS: 0
PITCHER	IP WLS BF H R ER SO BB IBB HBP BLK WP HR S P ERA WHIP	IP WLS BF H R ER SO BB IBB HBP BLK WP HR S P ERA WHIP	IP WLS BF H R ER SO BB IBB HBP BLK WP HR S P ERA WHIP	IP WLS BF H R ER SO BB IBB HBP BLK WP HR S P ERA WHIP	IP WLS BF H R ER SO BB IBB HBP BLK WP HR S P ERA WHIP	IP WLS BF H R ER SO BB IBB HBP BLK WP HR S P ERA WHIP	IP WLS BF H R ER SO BB IBB HBP BLK WP HR S P ERA WHIP	IP WLS BF H R ER SO BB IBB HBP BLK WP HR S P ERA WHIP	IP WLS BF H R ER SO BB IBB HBP BLK WP HR S P ERA WHIP	IP WLS BF H R ER SO BB IBB HBP BLK WP HR S P ERA WHIP	IP WLS BF H R ER SO BB IBB HBP BLK WP HR S P ERA WHIP	IP WLS BF H R ER SO BB IBB HBP BLK WP HR S P ERA WHIP	IP WLS BF H R ER SO BB IBB HBP BLK WP HR S P ERA WHIP	IP WLS BF H R ER SO BB IBB HBP BLK WP HR S P ERA WHIP	IP WLS BF H R ER SO BB IBB HBP BLK WP HR S P ERA WHIP	IP WLS BF H R ER SO BB IBB HBP BLK WP HR S P ERA WHIP	IP WLS BF H R ER SO BB IBB HBP BLK WP HR S P ERA WHIP	IP WLS BF H R ER SO BB IBB HBP BLK WP HR S P ERA WHIP	IP WLS BF H R ER SO BB IBB HBP BLK WP HR S P ERA WHIP
Steve McCatty, R (1, 1) ERA: 5.87	5.0 W	26 7	4 4	4 4	4 4	4 4	0 0	0 0	0 0	0 0	0 0	1 30	46	7.20	2.200				
Dave Hamilton, L (6, 1) ERA: 9.0	2.0	11 2	2 2	2 2	2 2	3 0	0 0	0 0	0 0	0 0	1 12	24	9.00	2.500					
Bob Lacey, L (8, 1) ERA: 2.92	2.0	10 4	0 0	0 0	1 1	1 0	0 0	0 0	0 0	0 0	11 15	15	0.00	2.500					

Detroit Tigers @ Oakland Athletics
Oakland-Alameda County Coliseum, Oakland, CA
Fri May 02 1980, 7:05 PM PDT
Att. 8,636 - Unknown - 63 F

AB 38
R 6
H 13
RBI 6
BB 8
SO 7
LOB 26



Batter	1	2	3	4	5	6	7	8	9	AB	R	H	RBI	BB	SO	LOB	BOTTOM		
Rickey Henderson, R (1, 7) OBP: 0.443, SLG: 0.436	0-3 K	0-0 6-3 1B	0-0 6-3			0-0 G4-6-3 1B	0-0 2-H 3-H 1B			5	0	3	2	0	1	2			
Dwayne Murphy, L (1, 8) OBP: 0.396, SLG: 0.390	0-0 F9	0-0 6-3		0-0 4-3		0-0 G4-6-3 1-2	0-0 3-1			5	0	0	1	0	0	3			
Mitchell Page, L (1, 10) OBP: 0.379, SLG: 0.269	0-0 2B	0-0 F9		0-0 1B			0-3 K	0-3 K		5	1	2	0	0	2	1			
Dave Revering, L (1, 3) OBP: 0.412, SLG: 0.586	4-0 2B BB		4-0 1B 1B BB	0-0 F7		4-0 BB HR BB	0-0 F9			2	2	0	0	3	0	1			
Wayne Gross, L (1, 5) OBP: 0.386, SLG: 0.563 (7, PR)	0-0 1-3 2-H 2B		0-0 1B WP 1B 1B	0-0 F3		4-0 1-2 HR BB	0-3 K			3	1	2	1	1	0	1			
Dave McKay, S (7, PR) OBP: 0.273, SLG: 0.500										1	1	0	0	0	1	0			
Tony Armas, R (1, 9) OBP: 0.373, SLG: 0.467	0-0 5-3		0-0 4-3 1B 1-3 3-H 1B		0-0 5-3		0-0 1-H 2-H HR			4	1	2	4	0	0	2			
Mike Heath, R (1, 2) OBP: 0.296, SLG: 0.340		0-0 1B 1B	0-0 4-3 1B		0-0 F7		0-0 F3			4	1	2	1	0	0	1			
Mario Guerrero, R (1, 6) OBP: 0.292, SLG: 0.380		0-0 6-3	0-0 F4		0-0 F9		0-0 2B 1B 1B			4	1	1	0	0	0	3			
Rob Piccolo, R (1, 4) OBP: 0.288, SLG: 0.424		0-0 1B 6-3 1B	0-0 4-3		0-3 K		0-0 1-3 1B 2B			4	2	2	1	0	1	2			
Inning Stats	R: 1 E: 0 K: 1 S: 7	H: 2 LOB: 2 BB: 1 P: 11	R: 2 E: 0 K: 0 S: 6	H: 3 LOB: 1 BB: 0 P: 6	R: 2 E: 0 K: 0 S: 6	H: 3 LOB: 2 BB: 1 P: 10	R: 0 E: 0 K: 0 S: 4	H: 1 LOB: 1 BB: 0 P: 4	R: 0 E: 0 K: 1 S: 5	H: 0 LOB: 0 BB: 0 P: 3	R: 0 E: 0 K: 1 S: 5	H: 1 LOB: 0 BB: 0 P: 5	R: 5 E: 0 K: 1 S: 9	H: 4 LOB: 1 BB: 2 P: 17	R: 0 E: 0 K: 2 S: 7	H: 0 LOB: 0 BB: 0 P: 7	1B: 10 2B: 3 3B: 0 HR: 1	SF: 0 SAC: 0 DP: 1 HBP: 0	WP: 1 PA: 41 PB: 0 SB: 1 CS: 0
PITCHER	IP WLS BF H R ER SO BB IBB HBP BLK WP HR S P ERA WHIP	IP WLS BF H R ER SO BB IBB HBP BLK WP HR S P ERA WHIP	IP WLS BF H R ER SO BB IBB HBP BLK WP HR S P ERA WHIP	IP WLS BF H R ER SO BB IBB HBP BLK WP HR S P ERA WHIP	IP WLS BF H R ER SO BB IBB HBP BLK WP HR S P ERA WHIP	IP WLS BF H R ER SO BB IBB HBP BLK WP HR S P ERA WHIP	IP WLS BF H R ER SO BB IBB HBP BLK WP HR S P ERA WHIP	IP WLS BF H R ER SO BB IBB HBP BLK WP HR S P ERA WHIP	IP WLS BF H R ER SO BB IBB HBP BLK WP HR S P ERA WHIP	IP WLS BF H R ER SO BB IBB HBP BLK WP HR S P ERA WHIP	IP WLS BF H R ER SO BB IBB HBP BLK WP HR S P ERA WHIP	IP WLS BF H R ER SO BB IBB HBP BLK WP HR S P ERA WHIP	IP WLS BF H R ER SO BB IBB HBP BLK WP HR S P ERA WHIP	IP WLS BF H R ER SO BB IBB HBP BLK WP HR S P ERA WHIP	IP WLS BF H R ER SO BB IBB HBP BLK WP HR S P ERA WHIP	IP WLS BF H R ER SO BB IBB HBP BLK WP HR S P ERA WHIP	IP WLS BF H R ER SO BB IBB HBP BLK WP HR S P ERA WHIP	IP WLS BF H R ER SO BB IBB HBP BLK WP HR S P ERA WHIP	IP WLS BF H R ER SO BB IBB HBP BLK WP HR S P ERA WHIP
Dave Rozema, R (1, 1) ERA: 4.66	2.0 L	15 7	5 5	1 1	2 0	0 0	0 0	0 0	0 0	0 0	0 0	11 11	11	0.00	0.667				
Dan Petry, R (3, 1) ERA: 4.97	1.1	6 1	2 2	2 2	2 2	0 0	0 0	0 0	0 0	0 0	8 16	16	13.50	2.250					
Dave Tobik, R (6, 1) ERA: 6.14	0.1	5 4	3 3	0 0	0 0	0 0	0 0	0 0	0 0	1 5	5	81.00	12.000						
Jack Billingham, R (7, 1) ERA: 4.91	1.1	4 0	0 0	0 2	0 0	0 0	0 0	0 0	0 0	0 8	8	0.00	0.000						

Detroit Tigers @ Oakland Athletics
Oakland-Alameda County Coliseum, Oakland, CA
Fri May 02 1980, 7:05 PM PDT
Att. 8,636 - Unknown - 63 F

AB 37
R 10
H 14
RBI 10
BB 4
SO 5
LOB 16



Batter	1	2	3	4	5	6	7	8	9	AB	R	H	RBI	BB	SO	LOB	TOP			
Lou Whitaker, L (1,4) OBP: 0.379, SLG: 0.250										3	1	0	0	2	0	2	Detroit Tigers @ Oakland Athletics Oakland-Alameda County Coliseum, Oakland, CA Sat May 03 1980, 3:33 AM PDT Att. 7,062 - Unknown - 65 F			
Alan Trammell, R (1,6) OBP: 0.452, SLG: 0.491										5	1	3	0	0	1	1				
Richie Hebner, L (1,10) John Wockenfuss, R (7,PH) OBP: 0.357, SLG: 0.367 OBP: 0.295, SLG: 0.333										2	0	1	1	1	0	0				
Champ Summers, L (1,9) OBP: 0.492, SLG: 0.566										4	0	1	1	0	0	3				
Lance Parrish, R (1,2) OBP: 0.358, SLG: 0.564										4	0	0	0	0	2	5				
Jason Thompson, L (1,3) OBP: 0.325, SLG: 0.435										3	0	0	0	1	2	4				
Tim Corcoran, L (1,7) Rick Peters, S (6,PR) OBP: 0.357, SLG: 0.182 OBP: 0.265, SLG: 0.207										3	0	1	0	0	0	1				
Kirk Gibson, L (1,8) OBP: 0.254, SLG: 0.373										4	1	2	0	0	1	1				
Tom Brookens, R (1,5) OBP: 0.306, SLG: 0.353										4	0	1	1	0	0	3				
Inning Stats	R: 1 E: 0 K: 2 S: 9	H: 2 LOB: 2 BB: 1 P: 13	R: 1 E: 0 K: 0 S: 4	H: 2 LOB: 1 BB: 1 P: 8	R: 0 E: 0 K: 0 S: 3	H: 0 LOB: 0 BB: 0 P: 3	R: 0 E: 0 K: 0 S: 3	H: 1 LOB: 1 BB: 1 P: 7	R: 1 E: 0 K: 0 S: 5	H: 2 LOB: 2 BB: 1 P: 9	R: 0 E: 0 K: 2 S: 8	H: 1 LOB: 1 BB: 0 P: 8	R: 0 E: 0 K: 2 S: 7	H: 0 LOB: 0 BB: 0 P: 7	R: 0 E: 0 K: 1 S: 5	H: 0 LOB: 0 BB: 0 P: 5		1B: 9 2B: 0 3B: 0 HR: 0	SF: 0 SAC: 0 DP: 1 HBP: 0	WP: 0 PB: 0 SB: 2 CS: 1
PITCHER	IP WLS BF H R ER SO BB IBB HBP BLK WP HR S P ERA WHIP																			
Brian Kingman, R (1,1) ERA: 5.0	5.0 W 24 7 3 2 2 4 0 0 0 0 0 0 24 40 3.60 2.200																			
Dave Hamilton, L (6,1) ERA: 8.4	1.0 5 2 0 0 1 0 0 0 0 0 0 0 7 7 0.00 2.000																			
Jeff Jones, R (7,1) ERA:	3.0 S 9 0 0 0 5 0 0 0 0 0 0 0 19 19 0.00 0.000																			

Batter	1	2	3	4	5	6	7	8	9	AB	R	H	RBI	BB	SO	LOB	BOTTOM			
Rickey Henderson, R (1,7) OBP: 0.426, SLG: 0.415										4	0	0	0	0	0	1	Detroit Tigers @ Oakland Athletics Oakland-Alameda County Coliseum, Oakland, CA Sat May 03 1980, 3:33 AM PDT Att. 7,062 - Unknown - 65 F			
Dwayne Murphy, L (1,8) OBP: 0.400, SLG: 0.395										4	1	2	0	0	2	0				
Mitchell Page, L (1,10) OBP: 0.371, SLG: 0.268										4	0	1	1	0	1	1				
Dave Revering, L (1,3) OBP: 0.403, SLG: 0.565										4	1	1	0	0	1	2				
Wayne Gross, L (1,5) OBP: 0.400, SLG: 0.569										3	1	2	0	0	0	0				
Tony Armas, R (1,9) OBP: 0.386, SLG: 0.524										3	1	2	1	0	0	2				
Jeff Newman, R (1,2) OBP: 0.254, SLG: 0.362										2	0	0	1	0	0	1				
Mario Guerrero, R (1,6) OBP: 0.280, SLG: 0.365										3	0	0	0	0	2	0				
Rob Picciolo, R (1,4) OBP: 0.290, SLG: 0.435										3	1	1	0	0	0	1				
Inning Stats	R: 0 E: 0 K: 1 S: 5	H: 0 LOB: 0 BB: 0 P: 5	R: 2 E: 1 K: 0 S: 5	H: 2 LOB: 0 BB: 0 P: 5	R: 2 E: 0 K: 1 S: 8	H: 4 LOB: 2 BB: 0 P: 8	R: 0 E: 1 K: 0 S: 4	H: 1 LOB: 1 BB: 0 P: 4	R: 0 E: 0 K: 1 S: 5	H: 0 LOB: 0 BB: 0 P: 5	R: 1 E: 0 K: 0 S: 4	H: 1 LOB: 0 BB: 0 P: 4	R: 0 E: 0 K: 0 S: 3	H: 0 LOB: 0 BB: 0 P: 3	R: 0 E: 0 K: 1 S: 5	H: 1 LOB: 0 BB: 0 P: 5		1B: 7 2B: 1 3B: 0 HR: 1	SF: 0 SAC: 1 DP: 1 HBP: 0	WP: 0 PB: 0 SB: 4 CS: 1
PITCHER	IP WLS BF H R ER SO BB IBB HBP BLK WP HR S P ERA WHIP																			
Jack Morris, R (1,1) ERA: 5.21	3.0 L 15 6 4 4 2 2 0 0 0 0 0 0 18 18 12.00 2.000																			
Pat Underwood, L (4,1) ERA: 3.65	5.0 17 3 1 1 2 0 0 0 0 0 0 1 21 21 1.80 0.600																			



Batter	1	2	3	4	5	6	7	8	9	AB	R	H	RBI	BB	SO	LOB	TOP					
Lou Whitaker, L (1,4) OBP: 0.402, SLG: 0.278										4	0	3	1	1	1	0	Detroit Tigers @ Oakland Athletics Oakland-Alameda County Coliseum, Oakland, CA Sun May 04 1980, 3:33 AM PDT Sunny - 60 F livebaseballscorecards.com					
Alan Trammell, R (1,6) OBP: 0.433, SLG: 0.466										5	0	1	0	0	0	6						
Richie Hebner, L (1,5) OBP: 0.348, SLG: 0.359										4	1	1	0	0	0	2						
Champ Summers, L (1,10) OBP: 0.477, SLG: 0.544										4	1	1	0	0	0	2						
Lance Parrish, R (1,2) OBP: 0.341, SLG: 0.537										4	0	0	0	0	2	3						
Jason Thompson, L (1,3) OBP: 0.309, SLG: 0.411										4	0	0	1	0	1	2						
Tim Corcoran, L (1,9) OBP: 0.389, SLG: 0.267										4	1	2	1	0	1	0						
Kirk Gibson, L (1,8) OBP: 0.293, SLG: 0.443										3	1	3	1	1	0	0						
Dave Stegman, R (1,7) OBP: 0.300, SLG: 0.350										3	0	0	0	1	1	1						
Inning Stats	R: 0 E: 1 K: 0 S: 4	H: 1 LOB: 1 BB: 0 P: 4	R: 0 E: 0 K: 2 S: 7	H: 0 LOB: 0 BB: 0 P: 7	R: 0 E: 0 K: 1 S: 4	H: 0 LOB: 0 BB: 1 P: 8	R: 0 E: 0 K: 0 S: 3	H: 1 LOB: 0 BB: 0 P: 3	R: 1 E: 0 K: 0 S: 5	H: 2 LOB: 3 BB: 2 P: 13	R: 2 E: 2 K: 1 S: 8	H: 3 LOB: 1 BB: 0 P: 8	R: 0 E: 0 K: 1 S: 6	H: 1 LOB: 1 BB: 0 P: 6	R: 0 E: 0 K: 1 S: 5	H: 1 LOB: 0 BB: 0 P: 5	R: 1 E: 0 K: 0 S: 5	H: 2 LOB: 1 BB: 0 P: 5	1B: 10 2B: 0 3B: 0 HR: 1	SF: 0 SAC: 0 DP: 2 HBP: 0	WP: 0 PB: 0 SB: 0 CS: 3	PA: 39
PITCHER Rick Langford, R (1,1) ERA: 2.83	IP: 9.0 WLS: L BF: 38	H: 11 R: 4 ER: 2 SO: 6	BB: 3 IBB: 0 HBP: 0 BLK: 0	WP: 0 HR: 1 S: 47 P: 59	ERA: 2.00 WHIP: 1.556	PITCHER IP: WLS: BF: H: R: ER: SO: BB: IBB: HBP: BLK: WP: HR: S: P: ERA: WHIP																


Batter	1	2	3	4	5	6	7	8	9	AB	R	H	RBI	BB	SO	LOB	BOTTOM					
Rickey Henderson, R (1,7) OBP: 0.419, SLG: 0.400										3	0	0	0	1	1	0	Detroit Tigers @ Oakland Athletics Oakland-Alameda County Coliseum, Oakland, CA Sun May 04 1980, 3:33 AM PDT Sunny - 60 F livebaseballscorecards.com					
Dwayne Murphy, L (1,8) OBP: 0.394, SLG: 0.381										3	0	0	0	1	2	1						
Mitchell Page, L (1,10) OBP: 0.365, SLG: 0.267										4	0	1	0	0	0	1						
Dave Revering, L (1,3) OBP: 0.395, SLG: 0.538										3	0	0	0	1	0	2						
Wayne Gross, L (1,5) OBP: 0.391, SLG: 0.545										4	0	1	0	0	1	4						
Tony Armas, R (1,9) OBP: 0.376, SLG: 0.507										4	0	1	0	0	0	0						
Jim Essian, R (1,2) OBP: 0.259, SLG: 0.269										4	0	1	0	0	0	2						
Mario Guerrero, R (1,6) OBP: 0.269, SLG: 0.351										3	0	0	0	0	0	1						
Rob Picciolo, R (1,4) OBP: 0.282, SLG: 0.423 Ray Cooney, L (8, PH) OBP: 0.167, SLG: 0.167 Dave McKay, S (9, 4) OBP: 0.273, SLG: 0.500										2 1 0 0	0 0 0 0	0 0 0 0	0 0 0 0	0 0 0 0	0 0 0 0	0 0 0 0						
Inning Stats	R: 0 E: 0 K: 1 S: 5	H: 0 LOB: 2 BB: 2 P: 13	R: 0 E: 0 K: 0 S: 4	H: 1 LOB: 1 BB: 0 P: 4	R: 0 E: 0 K: 1 S: 5	H: 0 LOB: 0 BB: 0 P: 5	R: 0 E: 0 K: 1 S: 5	H: 0 LOB: 0 BB: 0 P: 5	R: 0 E: 0 K: 0 S: 3	H: 0 LOB: 0 BB: 0 P: 3	R: 0 E: 0 K: 1 S: 6	H: 1 LOB: 2 BB: 1 P: 10	R: 0 E: 0 K: 0 S: 3	H: 0 LOB: 0 BB: 0 P: 3	R: 0 E: 0 K: 0 S: 3	H: 0 LOB: 0 BB: 0 P: 3	R: 0 E: 0 K: 0 S: 5	H: 2 LOB: 2 BB: 0 P: 5	1B: 4 2B: 0 3B: 0 HR: 0	SF: 0 SAC: 0 DP: 0 HBP: 0	WP: 0 PB: 0 SB: 1 CS: 0	PA: 34
PITCHER Milt Wilcox, R (1,1) ERA: 5.34	IP: 9.0 WLS: W BF: 34	H: 4 R: 0 ER: 0 SO: 4	BB: 2 IBB: 1 HBP: 0 BLK: 0	WP: 0 HR: 0 S: 39 P: 51	ERA: 0.00 WHIP: 0.667	PITCHER IP: WLS: BF: H: R: ER: SO: BB: IBB: HBP: BLK: WP: HR: S: P: ERA: WHIP																



Batter	1	2	3	4	5	6	7	8	9	AB	R	H	RBI	BB	SO	LOB	TOP					
Lou Whitaker, L (1, 4) OBP: 0.395, SLG: 0.263										4	0	0	0	0	2	0						
Alan Trammell, R (1, 6) OBP: 0.437, SLG: 0.450										2	0	0	0	2	0	0						
Richie Hebner, L (1, 5) OBP: 0.329, SLG: 0.338										4	0	0	0	0	1	2						
Champ Summers, L (1, 10) OBP: 0.464, SLG: 0.525										4	0	1	0	0	1	0						
Jason Thompson, L (1, 3) OBP: 0.318, SLG: 0.416										4	0	2	0	0	1	2						
Tom Brookens, R (9, PR) OBP: 0.306, SLG: 0.353										0	0	0	0	0	0	0						
Tim Corcoran, L (1, 9) OBP: 0.318, SLG: 0.211										4	0	0	0	0	1	5						
Kirk Gibson, L (1, 8) OBP: 0.295, SLG: 0.438										3	0	1	0	0	0	1						
Dave Stegman, R (1, 7) OBP: 0.357, SLG: 0.304										3	0	0	0	0	0	1						
Duffy Dyer, R (1, 2) OBP: 0.257, SLG: 0.200										2	0	0	0	0	2	0						
Rick Peters, S (8, PH) OBP: 0.257, SLG: 0.200										1	0	0	0	0	0	0						
Lance Parrish, R (8, 2) OBP: 0.341, SLG: 0.537										0	0	0	0	0	0	0						
Inning Stats	R: 0 E: 1 K: 1 S: 7	H: 1 LOB: 3 BB: 1 P: 11	R: 0 E: 0 K: 1 S: 5	H: 0 LOB: 0 BB: 0 P: 5	R: 0 E: 0 K: 2 S: 6	H: 0 LOB: 1 BB: 1 P: 10	R: 0 E: 0 K: 0 S: 4	H: 1 LOB: 1 BB: 0 P: 4	R: 0 E: 0 K: 1 S: 5	H: 0 LOB: 0 BB: 0 P: 5	R: 0 E: 0 K: 0 S: 3	H: 0 LOB: 0 BB: 0 P: 3	R: 0 E: 0 K: 2 S: 8	H: 1 LOB: 1 BB: 0 P: 8	R: 0 E: 0 K: 0 S: 3	H: 0 LOB: 0 BB: 0 P: 3	R: 0 E: 0 K: 1 S: 6	H: 1 LOB: 1 BB: 0 P: 6	1B: 4 2B: 0 3B: 0 HR: 0	SF: 0 SAC: 0 DP: 0 HBP: 0	WP: 0 PB: 0 SB: 0 CS: 1	PA: 33
PITCHER Mike Norris, R (1, 1) ERA: 0.44	IP: 9.0 WLS: W BF: 33 H: 4 R: 0 ER: 0 SO: 8 BB: 2 IBB: 0 HBP: 0 BLK: 0 WP: 0 HR: 0 S: 47 P: 55 ERA: 0.00 WHIP: 0.667															PITCHER	IP: 9.0 WLS: W BF: 33 H: 4 R: 0 ER: 0 SO: 8 BB: 2 IBB: 0 HBP: 0 BLK: 0 WP: 0 HR: 0 S: 47 P: 55 ERA: 0.00 WHIP: 0.667					

Detroit Tigers @ Oakland Athletics
Oakland-Alameda County Coliseum, Oakland, CA
Sun May 04 1980, 3:38 AM PDT
Att: 18,217 - Unknown


AB	31
R	0
H	4
RBI	0
BB	2
SO	8
LOB	11



Batter	1	2	3	4	5	6	7	8	9	AB	R	H	RBI	BB	SO	LOB	BOTTOM			
Rickey Henderson, R (1, 7) OBP: 0.404, SLG: 0.382										4	0	0	0	0	0	1				
Dwayne Murphy, L (1, 8) OBP: 0.406, SLG: 0.384										2	0	1	0	2	0	1				
Jim Essian, R (1, 10) OBP: 0.258, SLG: 0.241										3	0	0	0	1	2	2				
Jeff Newman, R (1, 3) OBP: 0.269, SLG: 0.419										4	1	2	1	0	0	2				
Tony Armas, R (1, 9) OBP: 0.359, SLG: 0.479										4	0	0	0	0	1	3				
Mario Guerrero, R (1, 6) OBP: 0.280, SLG: 0.350										3	0	1	0	1	0	1				
Mike Heath, R (1, 2) OBP: 0.293, SLG: 0.333										4	0	1	0	0	0	2				
Mike Edwards, R (1, 4) OBP: 0.231, SLG: 0.231										3	0	0	0	0	2					
Dave McKay, S (1, 5) OBP: 0.214, SLG: 0.385										3	0	0	0	0	0					
Inning Stats	R: 0 E: 0 K: 0 S: 3	H: 0 LOB: 2 BB: 2 P: 11	R: 0 E: 0 K: 0 S: 3	H: 0 LOB: 0 BB: 0 P: 3	R: 0 E: 0 K: 1 S: 5	H: 0 LOB: 1 BB: 1 P: 9	R: 0 E: 0 K: 0 S: 3	H: 0 LOB: 1 BB: 1 P: 7	R: 0 E: 0 K: 0 S: 4	H: 0 LOB: 1 BB: 0 P: 4	R: 1 E: 0 K: 2 S: 10	H: 3 LOB: 2 BB: 0 P: 10	R: 0 E: 0 K: 0 S: 4	H: 1 LOB: 1 BB: 0 P: 4	R: 0 E: 0 K: 0 S: 4	H: 1 LOB: 1 BB: 0 P: 4	1B: 4 2B: 0 3B: 0 HR: 1	SF: 0 SAC: 0 DP: 0 HBP: 0	WP: 0 PB: 0 SB: 0 CS: 0	PA: 34
PITCHER Dan Schatzeder, L (1, 1) ERA: 6.21	IP: 7.0 WLS: L BF: 30 H: 4 R: 1 ER: 1 SO: 3 BB: 4 IBB: 0 HBP: 0 BLK: 0 WP: 0 HR: 1 S: 32 P: 48 ERA: 1.29 WHIP: 1.143															PITCHER Aurelio Lopez, R (8, 1) ERA: 7.5	IP: 1.0 WLS: L BF: 4 H: 1 R: 0 ER: 0 SO: 0 BB: 0 IBB: 0 HBP: 0 BLK: 0 WP: 0 HR: 0 S: 4 P: 4 ERA: 0.00 WHIP: 1.000			

Detroit Tigers @ Oakland Athletics
Oakland-Alameda County Coliseum, Oakland, CA
Sun May 04 1980, 3:38 AM PDT
Att: 18,217 - Unknown

AB	30
R	1
H	5
RBI	1
BB	4
SO	3
LOB	14



Batter	1	2	3	4	5	6	7	8	9	AB	R	H	RBI	BB	SO	LOB	TOP					
Jorge Orta, L OBP: 0.409, SLG: 0.408 (1, 9)	F7		CS 1B		F7		K			4	0	1	0	0	1	2						
Duane Kuiper, L OBP: 0.345, SLG: 0.325 (1, 4)	F7		F6		1-3			F8		4	0	0	0	0	0	2						
Mike Hargrove, L OBP: 0.343, SLG: 0.481 (1, 3)	HBP BB			WP 1B 1B		3-1		F7		3	0	1	0	1	0	0						
Toby Harrah, R OBP: 0.330, SLG: 0.304 (1, 5)	HBP			F5		F5		6-3		3	0	0	0	0	0	1						
Ron Hassey, L OBP: 0.355, SLG: 0.482 (1, 2)	F1			WP 1B					E4 E 4-3	4	0	2	0	0	0	2						
Jerry Dybzinski, R OBP: 0.444, SLG: 0.750 (9, PR)				1-2						0	1	0	0	0	0	0						
Cliff Johnson, R OBP: 0.236, SLG: 0.254 (1, 10)		K		F6		K		F7		4	0	0	0	0	2	4						
Joe Charboneau, R OBP: 0.386, SLG: 0.429 (1, 7)	F7			K				E5 4-3		4	0	0	0	0	2	3						
Dell Alston, L (1, 8)	F8				L1		F6	4-3		4	0	0	1	0	0	2						
Tom Verzyer, R OBP: 0.383, SLG: 0.382 (1, 6)			6-3						2-3 3-H	3	0	2	0	0	0	0						
Gary Alexander, R OBP: 0.250, SLG: 0.292 (9, PH)					1B			K		1	0	0	0	0	1	2						
Inning Stats	R: 0 E: 0 K: 0 S: 3	H: 0 LOB: 2 BB: 1 P: 8	R: 0 E: 0 K: 1 S: 5	H: 0 LOB: 0 BB: 0 P: 5	R: 0 E: 0 K: 0 S: 3	H: 1 LOB: 0 BB: 0 P: 3	R: 0 E: 0 K: 1 S: 7	H: 2 LOB: 2 BB: 0 P: 7	R: 0 E: 0 K: 0 S: 4	H: 1 LOB: 1 BB: 0 P: 4	R: 0 E: 0 K: 1 S: 6	H: 1 LOB: 1 BB: 0 P: 6	R: 0 E: 0 K: 2 S: 8	H: 1 LOB: 0 BB: 0 P: 8	R: 0 E: 0 K: 0 S: 3	H: 0 LOB: 0 BB: 0 P: 3	R: 1 E: 2 K: 1 S: 7	H: 0 LOB: 2 BB: 0 P: 7	1B: 6 2B: 0 3B: 0 HR: 0	SF: 0 SAC: 0 DP: 0 HBP: 1	WP: 1 PB: 0 SB: 0 CS: 1	PA: 36
PITCHER Matt Keough, R ERA: 1.61 (1, 1)	IP: 9.0 WLS: W BF: 36 H: 6 R: 1 ER: 0 SO: 6 BB: 1 IBB: 0 HBP: 1 BLK: 0 WP: 1 HR: 0 S: 46 P: 51 ERA: 0.00 WHIP: 0.778															PITCHER						

Cleveland Indians @ Oakland Athletics
Oakland-Alameda County Coliseum, Oakland, CA

AB 34
R 1
H 6
RBI 1
BB 1
SO 6
LOB 18



Mon May 05 1980, 7:05 PM PDT
Att: 12,605 - Unknown - 62 F

Batter	1	2	3	4	5	6	7	8	9	AB	R	H	RBI	BB	SO	LOB	BOTTOM					
Rickey Henderson, R OBP: 0.398, SLG: 0.376 (1, 7)	F6		F8		S 1B		6-3			4	0	1	0	0	0	1						
Dwayne Murphy, L OBP: 0.411, SLG: 0.389 (1, 8)	F8		S 1B		F9		1B 1B			4	1	2	1	0	0	1						
Mitchell Page, L OBP: 0.372, SLG: 0.281 (1, 10)	1B		3-H K		4-1		E 1B			4	1	2	0	0	1	2						
Dave Revering, L OBP: 0.425, SLG: 0.603 (1, 3)	1B		4-0 1B			HR	E4 1B			3	1	3	2	1	0	0						
Wayne Gross, L OBP: 0.382, SLG: 0.576 (1, 5)	G3		F6		HR	HR	F9			4	1	1	1	0	0	5						
Jeff Newman, R OBP: 0.288, SLG: 0.400 (1, 2)		F9		G6-4-3 BB		F4	F8			3	0	0	0	1	0	1						
Tony Armas, R OBP: 0.341, SLG: 0.453 (1, 9)	6-3		F9		K		F7			4	0	0	0	0	1	1						
Mario Guerrero, R OBP: 0.279, SLG: 0.345 (1, 6)	F8		G6-4-3		1B		F8			4	0	1	0	0	0	1						
Dave McKay, S OBP: 0.222, SLG: 0.471 (1, 4)			1B 3B		K		F7			4	1	1	0	0	1	1						
Inning Stats	R: 0 E: 0 K: 0 S: 5	H: 2 LOB: 2 BB: 0 P: 5	R: 0 E: 0 K: 0 S: 3	H: 0 LOB: 0 BB: 0 P: 3	R: 1 E: 0 K: 1 S: 7	H: 2 LOB: 2 BB: 1 P: 11	R: 0 E: 0 K: 0 S: 2	H: 0 LOB: 0 BB: 1 P: 6	R: 0 E: 0 K: 1 S: 6	H: 1 LOB: 1 BB: 0 P: 6	R: 2 E: 0 K: 1 S: 8	H: 3 LOB: 1 BB: 0 P: 8	R: 2 E: 1 K: 0 S: 6	H: 3 LOB: 1 BB: 0 P: 6	R: 0 E: 0 K: 0 S: 3	H: 0 LOB: 0 BB: 0 P: 3	R: 0 E: 0 K: 1 S: 7	H: 0 LOB: 0 BB: 0 P: 7	1B: 8 2B: 0 3B: 1 HR: 2	SF: 0 SAC: 0 DP: 1 HBP: 0	WP: 0 PB: 0 SB: 2 CS: 0	PA: 36
PITCHER John Denny, R ERA: 6.34 (1, 1)	IP: 6.1 WLS: L BF: 30 H: 10 R: 5 ER: 5 SO: 3 BB: 1 IBB: 1 HBP: 0 BLK: 0 WP: 0 HR: 2 S: 34 P: 42 ERA: 7.11 WHIP: 1.737															PITCHER						
Sid Minge, L ERA: 3.66 (7, 1)	IP: 1.2 WLS: L BF: 6 H: 1 R: 0 ER: 0 SO: 0 BB: 0 IBB: 0 HBP: 0 BLK: 0 WP: 0 HR: 0 S: 6 P: 6 ERA: 0.00 WHIP: 0.600															PITCHER						

Cleveland Indians @ Oakland Athletics
Oakland-Alameda County Coliseum, Oakland, CA

AB 34
R 5
H 11
RBI 4
BB 2
SO 3
LOB 13



Mon May 05 1980, 7:05 PM PDT
Att: 12,605 - Unknown - 62 F

Batter	1	2	3	4	5	6	7	8	9	AB	R	H	RBI	BB	SO	LOB	TOP		
Jorge Orta, L OBP: 0.398, SLG: 0.395 (1, 9)	0-3 K		0-3 K		0-3 K		0-0 F7		0-0 SH1-4 G3-2-4 1B	5	0	1	0	0	3	1			
Duane Kujner, L OBP: 0.348, SLG: 0.321 (1, 4)	4-0 WP BB		0-0 5-3		0-0 F7			0-0 F6	0-0 SH1-4 1B	4	0	1	1	1	0	1			
Mike Hargrove, L OBP: 0.355, SLG: 0.481 (1, 3)	0-0 F8		0-0 1B		1-0 G1 1B HBP			4-0 1B BB	0-0 SH1-4	2	1	1	0	1	0	1			
Toby Harrah, R OBP: 0.354, SLG: 0.325 (1, 5)	0-0 6-3		0-0 1B		0-0 G1 1B			0-0 1B BB	4-0 1B	4	1	3	1	1	0	1			
Ron Hassey, L OBP: 0.358, SLG: 0.467 (1, 2)		4-0 BB	0-0 FC6-4 1B		0-0 F8			0-0 1B	0-0 G3-2-4	4	0	1	1	1	0	7			
Andres Mora, R OBP: 0.111, SLG: 0.111 (1, 7)		0-0 F8		0-0 F3		0-0 G1		0-0 F7		4	0	0	0	0	0	5			
Gary Alexander, R OBP: 0.299, SLG: 0.286 (1, 10)		0-3 K		0-3 5-3		0-3 K		0-0 1B		4	0	1	1	0	2	3			
Dell Alston, L (1, 8)		0-0 F5		0-3 K			0-0 F8	0-0 F9		4	0	0	0	0	1	3			
Tom Verzyer, R OBP: 0.375, SLG: 0.373 (1, 6)			0-0 E5 1B 5-3 1B		0-0 6-3		0-0 F2		0-0 1B	4	2	1	0	0	0	0			
Inning Stats	R: 0 E: 0 K: 1 S: 5	H: 0 LOB: 1 BB: 1 P: 9	R: 0 E: 0 K: 1 S: 5	H: 0 LOB: 1 BB: 1 P: 9	R: 1 E: 1 K: 1 S: 8	H: 2 LOB: 2 BB: 0 P: 8	R: 0 E: 0 K: 1 S: 5	H: 0 LOB: 0 BB: 0 P: 5	R: 0 E: 0 K: 1 S: 6	H: 1 LOB: 2 BB: 0 P: 7	R: 0 E: 0 K: 0 S: 3	H: 0 LOB: 0 BB: 0 P: 3	R: 2 E: 0 K: 0 S: 6	H: 3 LOB: 2 BB: 1 P: 10	R: 1 E: 0 K: 0 S: 5	H: 3 LOB: 2 BB: 1 P: 9	1B: 9 2B: 0 3B: 0 HR: 0	SF: 0 SAC: 1 DP: 1 HBP: 1	WP: 1 PA: 41 SB: 0 CS: 0
PITCHER	IP	WLS	BF	H	R	ER	SO	BB	IBB	HBP	BLK	WP	HR	S	P	ERA	WHIP		
Steve McCatty, R ERA: 5.35 (1, 1)	8.0	L	37	8	4	3	6	3	0	1	0	1	0	45	58	3.38	1.375		
Bob Lacey, L ERA: 2.7 (9, 1)	1.0		4	1	0	0	0	0	1	0	0	0	0	3	7	0.00	1.000		

Cleveland Indians @ Oakland Athletics
Oakland-Alameda County Coliseum, Oakland, CA

AB 35
R 4
H 9
RBI 4
BB 4
SO 6
LOB 22



WP: 1 PA: 41
SB: 0 CS: 0

Cleveland Indians @ Oakland Athletics
Oakland-Alameda County Coliseum, Oakland, CA


AB 31
R 3
H 7
RBI 3
BB 4
SO 6
LOB 12



WP: 1 PA: 36
SB: 0 CS: 1

Batter	1	2	3	4	5	6	7	8	9	AB	R	H	RBI	BB	SO	LOB	BOTTOM		
Rickey Henderson, R OBP: 0.402, SLG: 0.388 (1, 7)	0-0 4-3		4-0 CS BB		0-0 6-3			4-0 BB		2	0	0	0	2	0	1			
Dwayne Murphy, L OBP: 0.405, SLG: 0.376 (1, 8)	4-0 S 1B BB		0-3 K		0-3 K			0-0 F8		3	1	0	0	1	2	3			
Mitchell Page, L OBP: 0.366, SLG: 0.269 (1, 10)	0-3 K		4-0 BB		0-0 1-3			0-3 K		3	0	0	0	1	2	2			
Dave Revering, L OBP: 0.417, SLG: 0.583 (1, 3)	0-0 1B		0-0 F8		0-0 F8			0-0 F8		4	0	1	1	0	0	1			
Wayne Gross, L OBP: 0.389, SLG: 0.571 (1, 5)	0-0 1B			0-0 3-1		0-0 F6		0-0 2B 1B		4	1	2	0	0	0	0			
Tony Armas, R OBP: 0.326, SLG: 0.430 (1, 9)	0-3 K			0-0 F7			0-0 5-3		0-0 F8	4	0	0	0	0	1	3			
Mike Heath, R OBP: 0.306, SLG: 0.362 (1, 2)		0-0 F3		0-0 F3			0-0 G6-4-3 1B		0-0 1B 2B	4	1	2	1	0	0	0			
Mario Guerrero, R OBP: 0.289, SLG: 0.352 Mike Edwards, R OBP: 0.231, SLG: 0.231 (9, PR)		0-0 F4			0-0 SH5-4 WP 1B		0-0 G6-4-3		0-0 1B	4	0	2	1	0	0	1			
Rob Picciolo, R OBP: 0.274, SLG: 0.411 Ray Cosey, L OBP: 0.143, SLG: 0.143 (9, PH)		0-0 F3			0-0 SH5-4			0-3 K	0-0 1-3	2	0	0	0	0	1	0			
Inning Stats	R: 1 E: 0 K: 2 S: 9	H: 2 LOB: 2 BB: 1 P: 13	R: 0 E: 0 K: 0 S: 3	H: 0 LOB: 0 BB: 0 P: 3	R: 0 E: 0 K: 1 S: 4	H: 0 LOB: 1 BB: 2 P: 12	R: 0 E: 0 K: 0 S: 3	H: 0 LOB: 0 BB: 0 P: 3	R: 0 E: 0 K: 0 S: 3	H: 1 LOB: 1 BB: 0 P: 3	R: 0 E: 0 K: 0 S: 3	H: 0 LOB: 0 BB: 0 P: 3	R: 0 E: 0 K: 2 S: 7	H: 1 LOB: 1 BB: 1 P: 11	R: 2 E: 0 K: 0 S: 6	H: 3 LOB: 1 BB: 0 P: 6	1B: 6 2B: 1 3B: 0 HR: 0	SF: 0 SAC: 1 DP: 1 HBP: 0	WP: 1 PA: 36 SB: 0 CS: 1
PITCHER	IP	WLS	BF	H	R	ER	SO	BB	IBB	HBP	BLK	WP	HR	S	P	ERA	WHIP		
Len Barker, R ERA: 3.27 (1, 1)	9.0	W	36	7	3	3	6	4	0	0	0	1	0	44	60	3.00	1.222		

AB 31
R 3
H 7
RBI 3
BB 4
SO 6
LOB 12



WP: 1 PA: 36
SB: 0 CS: 1

Tue May 06 1980, 7:05 PM PDT
Att: 24,309 - Unknown - 59 F

livebaseballscores.com

Batter	1	2	3	4	5	6	7	8	9	AB	R	H	RBI	BB	SO	LOB	TOP								
Jorge Orta, L (1, 9) OBP: 0.392, SLG: 0.388	F8			4-3		2B 1B		FC6-4		4	1	1	0	0	0	1									
Duane Kuiper, L (1, 4) OBP: 0.344, SLG: 0.329	F9			5-3		1B		CS	G3	4	1	1	0	0	0	0									
Mike Hargrove, L (1, 3) OBP: 0.348, SLG: 0.470	F7			F9		1B			F7	4	0	1	2	0	0	0									
Toby Harrah, R (1, 5) OBP: 0.340, SLG: 0.310		F2			F8	K			K	4	0	0	0	0	2	1									
Ron Hassey, L (1, 2) OBP: 0.357, SLG: 0.452		4-3			1B BB				4-3	2	0	0	0	1	0	0									
Joe Charboneau, R (1, 7) OBP: 0.372, SLG: 0.411				K		K		F2		3	0	0	0	0	2	1									
Gary Alexander, R (1, 10) OBP: 0.286, SLG: 0.300				K		1B		CS BB		2	0	1	0	1	1	0									
Dell Alston, L (1, 8) OBP: 0.373, SLG: 0.371				E4		F9		CS	F8	3	0	0	0	0	0	2									
Tom Verzyer, R (1, 6) OBP: 0.373, SLG: 0.371				G4-6-3		F9			FC6-4 1B	3	0	1	0	0	0	1									
Inning Stats	R: 0 E: 0 K: 0 S: 3	H: 0 LOB: 0 BB: 0 P: 3	R: 0 E: 0 K: 1 S: 5	H: 0 LOB: 0 BB: 0 P: 5	R: 0 E: 1 K: 1 S: 5	H: 0 LOB: 0 BB: 0 P: 5	R: 0 E: 0 K: 0 S: 3	H: 0 LOB: 0 BB: 0 P: 3	R: 0 E: 0 K: 1 S: 6	H: 1 LOB: 2 BB: 1 P: 10	R: 2 E: 0 K: 1 S: 7	H: 3 LOB: 0 BB: 0 P: 7	R: 0 E: 0 K: 0 S: 2	H: 0 LOB: 0 BB: 1 P: 6	R: 0 E: 0 K: 0 S: 3	H: 1 LOB: 0 BB: 0 P: 3	R: 0 E: 0 K: 1 S: 5	H: 0 LOB: 0 BB: 0 P: 5	1B: 4 2B: 1 3B: 0 HR: 0	SF: 0 SAC: 0 DP: 1 HBP: 0	WP: 0 PB: 0 SB: 0 CS: 3	PA: 33			
PITCHER	IP	WLS	BF	H	R	ER	SO	BB	IBB	HBP	BLK	WP	HR	S	P	ERA	WHIP								
Brian Kingman, R (1, 1) ERA: 4.73	5.1	L	21	4	2	2	3	1	0	0	0	0	0	26	30	3.38	0.938								
Jeff Jones, R (6, 1) ERA:	3.2		10	1	0	0	2	1	0	0	0	0	0	13	17	0.00	0.545								

Cleveland Indians @ Oakland Athletics
Oakland-Alameda County Coliseum, Oakland, CA

AB 29
R 2
H 5
RBI 2
BB 2
SO 5
LOB 6



Wed May 07 1980, 3:33 AM PDT
Att: 4,731 - Sunny - 63 F

Batter	1	2	3	4	5	6	7	8	9	AB	R	H	RBI	BB	SO	LOB	BOTTOM								
Rickey Henderson, R (1, 7) OBP: 0.397, SLG: 0.364	G4-3 1B		5-3			F9		F8		4	0	1	0	0	0	0									
Mike Heath, R (1, 9) OBP: 0.303, SLG: 0.344	G4-3 1-2 BB		6-3			F8			5-3	3	0	0	0	1	0	0									
Jeff Newman, R (1, 3) OBP: 0.267, SLG: 0.391	G4-3			6-3		F8				4	0	1	0	0	0	2									
Dwayne Murphy, L (9, PR) OBP: 0.405, SLG: 0.376	1-2 2-3								1B	0	0	0	0	0	0	0									
Tony Armas, R (1, 8) OBP: 0.333, SLG: 0.427	K			FC6-4 BB					F9	3	0	1	0	1	1	2									
Jim Essian, R (1, 2) OBP: 0.229, SLG: 0.212		F5			F5				G3	4	0	0	0	0	0	3									
Mario Guerrero, R (1, 6) OBP: 0.280, SLG: 0.341		6-3		FC6-4 1-2						3	0	0	0	0	0	2									
Mike Edwards, R (1, 10) OBP: 0.188, SLG: 0.188		5-3				6-3				3	0	0	0	0	0	1									
Rob Picciolo, R (1, 4) OBP: 0.276, SLG: 0.408				E 1B		4-3			1-3	3	1	1	0	0	0	0									
Dave McKay, S (1, 5) OBP: 0.200, SLG: 0.421				SH2-3					F7	2	0	0	0	0	0	0									
Inning Stats	R: 0 E: 0 K: 1 S: 5	H: 1 LOB: 1 BB: 1 P: 9	R: 0 E: 0 K: 0 S: 3	H: 0 LOB: 0 BB: 0 P: 3	R: 1 E: 1 K: 0 S: 4	H: 1 LOB: 0 BB: 0 P: 4	R: 0 E: 0 K: 0 S: 3	H: 0 LOB: 1 BB: 1 P: 7	R: 0 E: 0 K: 0 S: 3	H: 0 LOB: 0 BB: 0 P: 3	R: 0 E: 0 K: 0 S: 4	H: 1 LOB: 1 BB: 0 P: 4	R: 0 E: 0 K: 0 S: 3	H: 0 LOB: 0 BB: 0 P: 3	R: 0 E: 0 K: 0 S: 4	H: 1 LOB: 1 BB: 0 P: 4	R: 0 E: 0 K: 0 S: 4	H: 1 LOB: 0 BB: 0 P: 4	1B: 4 2B: 0 3B: 0 HR: 0	SF: 0 SAC: 1 DP: 1 HBP: 0	WP: 0 PB: 0 SB: 1 CS: 0	PA: 32			
PITCHER	IP	WLS	BF	H	R	ER	SO	BB	IBB	HBP	BLK	WP	HR	S	P	ERA	WHIP								
Rick Waits, L (1, 1) ERA: 3.62	9.0	W	32	4	1	0	1	2	0	0	0	0	0	32	40	0.00	0.667								

Cleveland Indians @ Oakland Athletics
Oakland-Alameda County Coliseum, Oakland, CA

AB 29
R 1
H 4
RBI 0
BB 2
SO 1
LOB 10



Wed May 07 1980, 3:33 AM PDT
Att: 4,731 - Sunny - 63 F

Batter	1	2	3	4	5	6	7	8	9	AB	R	H	RBI	BB	SO	LOB	TOP			
Rick Bosetti, R OBP: 0.267, SLG: 0.358 (1, 8)	F6	6-3			F7	CS	6-3		F8	5	0	0	0	0	0	0				
Domingo Ramos, R (1, 6)	6-3		K		BB		1-3		F4	4	0	0	0	1	1	0				
Al Woods, L OBP: 0.423, SLG: 0.688 (7, PR)					F8		1B		5-3	3	1	2	1	0	0	1				
Bob Bailor, R OBP: 0.256, SLG: 0.162 (7, 7)	2B		HR				HBP			1	0	0	0	0	0	0				
Otto Velez, R OBP: 0.426, SLG: 0.643 (7, PR)			FC4-6				1B			2	0	2	0	2	0	0				
Joe Cannon, L (7, PR)	BB		1B							0	0	0	0	0	0	0				
Roy Howell, L OBP: 0.326, SLG: 0.373 (1, 5)	K		FC4-6				1B			4	0	0	0	0	1	7				
John Mayberry, L OBP: 0.371, SLG: 0.512 (1, 3)		HR	K							4	1	1	0	0	2	1				
Barry Bonnell, R OBP: 0.283, SLG: 0.461 (1, 9)		1B	K		F6		5-3		F7	4	0	0	0	0	1	1				
Damaso Garcia, R OBP: 0.292, SLG: 0.484 (1, 4)					1-3		CS			4	1	3	2	0	0	0				
Ernie Whitt, L OBP: 0.326, SLG: 0.225 (1, 2)		HR					3B		2B											
Ernie Whitt, L OBP: 0.326, SLG: 0.225 (1, 2)		3-1			F9		BB		F9	3	0	0	0	1	0	1				
Inning Stats	R: 0 E: 0 K: 1 S: 6	H: 1 LOB: 2 BB: 1 P: 10	R: 2 E: 0 K: 1 S: 7	H: 2 LOB: 0 BB: 0 P: 7	R: 1 E: 0 K: 2 S: 9	H: 2 LOB: 1 BB: 0 P: 9	R: 0 E: 0 K: 0 S: 3	H: 0 LOB: 0 BB: 2 P: 3	R: 0 E: 0 K: 1 S: 5	H: 1 LOB: 2 BB: 1 P: 9	R: 0 E: 0 K: 0 S: 4	H: 1 LOB: 2 BB: 0 P: 5	R: 0 E: 0 K: 0 S: 4	H: 1 LOB: 1 BB: 0 P: 4	R: 0 E: 0 K: 0 S: 3	H: 0 LOB: 0 BB: 3 P: 3	1B: 3 2B: 2 3B: 1 HR: 2	SF: 0 SAC: 0 DP: 0 HBP: 1	WP: 0 PB: 0 SB: 0 CS: 1	PA: 40
PITCHER Rick Langford, R ERA: 2.73 (1, 1)	IP: 9.0 WLS: W BF: 39 H: 8 R: 3 ER: 3 SO: 5 BB: 4 IBB: 0 HBP: 1 BLK: 0 WP: 0 HR: 2 S: 44 P: 61 ERA: 3.00 WHIP: 1.333															PITCHER				

Toronto Blue Jays @ Oakland Athletics
Oakland-Alameda County Coliseum, Oakland, CA

AB 34
R 3
H 8
RBI 3
BB 4
SO 5
LOB 11



Sat May 10 1980, 3:33 AM PDT
Att: 4,925 - Sunny

Batter	1	2	3	4	5	6	7	8	9	AB	R	H	RBI	BB	SO	LOB	BOTTOM	
Rickey Henderson, R OBP: 0.384, SLG: 0.350 (1, 7)	F9		F4		4-3			5-3		4	0	0	0	0	0	1		
Dwayne Murphy, L OBP: 0.417, SLG: 0.392 (1, 8)	BB		CS			4-3		CS		4	1	3	0	0	0	0		
Mitchell Page, L OBP: 0.360, SLG: 0.257 (1, 10)	1B		1B			K		K		3	0	0	0	1	3	2		
Dave Revering, L OBP: 0.409, SLG: 0.566 (9, PR)	F7				F7					4	0	1	0	0	0	2		
Mike Edwards, R OBP: 0.188, SLG: 0.188 (9, PR)						4-3				0	1	0	0	0	0	0		
Wayne Gross, L OBP: 0.400, SLG: 0.569 (1, 5)	S				F9		HR		SH1-4	2	1	1	1	1	0	0		
Jeff Newman, R OBP: 0.286, SLG: 0.375 (1, 2)	1B						BB		SH1-4	3	0	0	0	1	3	3		
Tony Armas, R OBP: 0.340, SLG: 0.465 (1, 9)			K							4	1	2	3	0	1	0		
Mario Guerrero, R OBP: 0.271, SLG: 0.330 (1, 6)		6-3			4-3			F8		3	0	0	0	0	0	0		
Rob Picciolo, R OBP: 0.278, SLG: 0.405 (1, 4)								6-3		3	0	1	0	0	1	0		
Inning Stats	R: 1 E: 0 K: 1 S: 7	H: 2 LOB: 2 BB: 1 P: 11	R: 0 E: 0 K: 1 S: 5	H: 0 LOB: 0 BB: 0 P: 5	R: 0 E: 0 K: 1 S: 5	H: 1 LOB: 1 BB: 0 P: 5	R: 0 E: 0 K: 1 S: 5	H: 0 LOB: 0 BB: 0 P: 5	R: 0 E: 0 K: 1 S: 5	H: 1 LOB: 1 BB: 1 P: 10	R: 0 E: 0 K: 1 S: 5	H: 1 LOB: 2 BB: 0 P: 5	R: 1 E: 0 K: 0 S: 3	H: 2 LOB: 2 BB: 1 P: 7	1B: 7 2B: 2 3B: 0 HR: 1	SF: 0 SAC: 1 DP: 2 HBP: 0	WP: 0 PB: 0 SB: 1 CS: 2	PA: 34
PITCHER Jim Clancy, R ERA: 3.78 (1, 1)	IP: 8.0 WLS: L BF: 2 H: 1 R: 1 ER: 1 SO: 0 BB: 0 IBB: 0 HBP: 0 BLK: 0 WP: 0 HR: 0 S: 2 P: 2 ERA: 27.00 WHIP: 3.000															PITCHER		
Jerry Garvin, L ERA: 4.7 (9, 1)	0.1	L	2	1	1	1	0	0	0	0	0	2	2	27.00	3.000			
Tom Buskey, R ERA: 1.42 (9, 1)	0.0	2	1	0	0	0	0	0	1	0	0	1	5	∞	∞			

Toronto Blue Jays @ Oakland Athletics
Oakland-Alameda County Coliseum, Oakland, CA

AB 30
R 4
H 8
RBI 4
BB 3
SO 8
LOB 8



Sat May 10 1980, 3:33 AM PDT
Att: 4,925 - Sunny

Batter	1	2	3	4	5	6	7	8	9	AB	R	H	RBI	BB	SO	LOB	TOP	
Rick Bosetti, R OBP: 0.274, SLG: 0.354 (1, 8)	4-0 CS BB		0-0 F7		0-0 F7		0-0 1B		0-0 F9	4	0	1	0	1	0	2	Toronto Blue Jays @ Oakland Athletics Oakland-Alameda County Coliseum, Oakland, CA Sun May 11 1980, 3:33 AM PDT Att: 7,843 - Unknown livebaseballscorecards.com	
Domingo Ramos, R (1, 6)	0-0 6-3 1-2		4-0 FC4-6 BB		0-0 F3		0-3 K			3	0	0	0	1	1	4		
Al Woods, L OBP: 0.316, SLG: 0.680 Joe Cannon, L (6, 7)	4-0 BB		0-0 FC4-6 1-2		0-0 1B		0-3 K		0-3 K	2	0	1	0	1	0	1		
Roy Howell, L OBP: 0.316, SLG: 0.360 Danny Ainge, R OBP: 0.346, SLG: 0.400 (1, 5) (6, 5)	0-0 F9		0-0 1-3		0-3 K		0-0 4-1 1B		0-0 4-1 1B	3	0	0	0	0	1	3		
John Mayberry, L OBP: 0.356, SLG: 0.488 (1, 3)		0-0 E3 1B E		0-0 3-1		0-0 F6		0-0 4-1 1B		4	1	0	0	0	0	2		
Willie Upshaw, L OBP: 0.269, SLG: 0.333 (1, 10)		0-3 K		0-0 F9		0-3 K		0-3 K		4	0	0	0	0	3	3		
Barry Bonnell, R OBP: 0.273, SLG: 0.184 Bob Bailor, R (1, 9) (7, 9)		0-0 F8		0-0 6-3		0-3 K		0-0 1B		3	0	0	0	0	1	1		
Damaso Garcia, R OBP: 0.290, SLG: 0.474 (1, 4)		0-0 E 1B 1B		0-0 6-3		0-0 4-3		0-3 K		4	0	1	0	0	1	1		
Ernie Whitt, L OBP: 0.360, SLG: 0.256 (1, 2)		0-0 E2 1B		0-0 1B		4-0 1B BB		0-0 F9		3	0	2	0	1	0	1		
Inning Stats	R: 0 E: 0 K: 0 S: 2	H: 0 LOB: 1 BB: 2 P: 10	R: 1 E: 2 K: 1 S: 7	H: 2 LOB: 2 BB: 0 P: 7	R: 0 E: 0 K: 0 S: 3	H: 0 LOB: 1 BB: 0 P: 7	R: 0 E: 0 K: 0 S: 4	H: 1 LOB: 2 BB: 0 P: 4	R: 0 E: 0 K: 2 S: 8	H: 1 LOB: 1 BB: 0 P: 8	R: 0 E: 0 K: 1 S: 8	H: 1 LOB: 1 BB: 0 P: 8	R: 0 E: 0 K: 1 S: 6	H: 1 LOB: 1 BB: 0 P: 6	1B: 7 2B: 0 3B: 0 HR: 0	SF: 0 SAC: 0 DP: 0 HBP: 0		WP: 0 PB: 0 SB: 0 CS: 1
PITCHER Mike Norris, R ERA: 0.36 (1, 1)	IP 9.0	WLS W	BF 37	H 7	R 1	ER 0	SO 8	BB 4	IBB 0	HBP 0	BLK 0	WP 0	HR 0	S 49	P 65	ERA 0.00	WHIP 1.222	PITCHER IP WLS BF H R ER SO BB IBB HBP BLK WP HR S P ERA WHIP

Batter	1	2	3	4	5	6	7	8	9	AB	R	H	RBI	BB	SO	LOB	BOTTOM			
Rickey Henderson, R OBP: 0.400, SLG: 0.358 (1, 7)	0-0 1B SF8 1B		4-0 BLK S BB		0-0 1-2 2-H 1B 1B		4-0 1-2 2-3 3-H SF9 BB		0-0 4-3	3	3	2	2	2	0	0	Toronto Blue Jays @ Oakland Athletics Oakland-Alameda County Coliseum, Oakland, CA Sun May 11 1980, 3:33 AM PDT Att: 7,843 - Unknown livebaseballscorecards.com			
Dwayne Murphy, L OBP: 0.433, SLG: 0.406 (1, 8)	0-0 SF8 1B SF8 1B		0-3 K		0-0 1-2 2-H 1B 1B		0-0 1-3 2-H 3-H 1B		4-0 BB BB	4	1	3	3	1	1	1				
Mitchell Page, L OBP: 0.364, SLG: 0.264 Jeff Newman, R OBP: 0.256, SLG: 0.365 (1, 10) (4, PH)	0-0 SF8 1B 1-2 2-3		0-3 K		0-0 F7		0-0 SF9		0-3 K	2	1	1	0	0	1	0				
Dave Revering, L OBP: 0.418, SLG: 0.577 Mickey Klutts, R OBP: 0.300, SLG: 0.259 (1, 3) (6, PH) (6, 5)	0-0 SF8		0-0 E5 4-3 1B		0-0 S 1-3 2-H 1B		0-0 6-3		4-0 BB	2	0	2	2	0	0	0				
Wayne Gross, L OBP: 0.375, SLG: 0.536 (1, 5) (6, 3)	0-0 SF8		0-0 4-3		0-0 4-3		0-0 5-3		0-0 F9	4	0	0	1	0	0	5				
Tony Armas, R OBP: 0.354, SLG: 0.473 (1, 9)	0-0 1B 3-H		0-0 F3		0-0 1B 1B BB		0-0 HR 1B		0-0 5-3	5	2	3	1	0	0	1				
Mike Heath, R OBP: 0.310, SLG: 0.394 (1, 2)	0-0 1-3		0-0 F9		0-0 BB 1B 1B		0-0 HR		0-0 F9	5	2	2	2	0	0	1				
Mario Guerrero, R OBP: 0.267, SLG: 0.323 (1, 6)		0-0 1-6-3		0-0 1B 1B		0-0 F8		0-3 K		5	1	1	0	0	1	2				
Rob Piccolo, R OBP: 0.289, SLG: 0.410 (1, 4)		0-0 5-3		0-0 1B 1B		0-0 1B BB		0-0 F6		4	2	2	0	0	0	0				
Inning Stats	R: 3 E: 1 K: 0 S: 7	H: 4 LOB: 1 BB: 0 P: 7	R: 0 E: 0 K: 1 S: 5	H: 0 LOB: 1 BB: 1 P: 9	R: 0 E: 1 K: 1 S: 6	H: 1 LOB: 1 BB: 0 P: 6	R: 3 E: 0 K: 0 S: 8	H: 5 LOB: 2 BB: 0 P: 8	R: 4 E: 0 K: 0 S: 7	H: 4 LOB: 1 BB: 1 P: 11	R: 2 E: 0 K: 1 S: 7	H: 2 LOB: 0 BB: 0 P: 7	R: 0 E: 0 K: 1 S: 5	H: 0 LOB: 2 BB: 2 P: 13	R: 0 E: 0 K: 0 S: 3	H: 0 LOB: 0 BB: 0 P: 3		1B: 15 2B: 0 3B: 0 HR: 1	SF: 3 SAC: 0 DP: 0 HBP: 0	WP: 0 PB: 0 SB: 2 CS: 0
PITCHER Dave Lemanczyk, R ERA: 5.19 Balor Moore, L ERA: 5.87 Jesse Jefferson, R ERA: 6.05 Joey McLaughlin, R ERA: 4.15 (1, 1) (4, 1) (5, 1) (7, 1)	IP 3.1	WLS L	BF 19	H 5	R 3	ER 5	SO 2	BB 1	IBB 0	HBP 0	BLK 0	WP 0	HR 0	S 22	P 26	ERA 27.00	WHIP 5.000	PITCHER IP WLS BF H R ER SO BB IBB HBP BLK WP HR S P ERA WHIP		

AB 33
R 1
H 7
RBI 0
BB 4
SO 8
LOB 18



AB 37
R 12
H 16
RBI 12
BB 4
SO 4
LOB 14



Batter	1	2	3	4	5	6	7	8	9	AB	R	H	RBI	BB	SO	LOB	TOP			
Rickey Henderson, R OBP: 0.400, SLG: 0.360 (1, 7)										5	0	2	0	0	0	1				
Dwayne Murphy, L OBP: 0.424, SLG: 0.396 (1, 8)										5	1	1	0	0	1	3				
Mitchell Page, L OBP: 0.257, SLG: 0.257 (1, 10)										2	1	0	0	1	1	0				
Jeff Newman, R OBP: 0.265, SLG: 0.373 (6, PH)										1	0	1	0	0	0	0				
Dave Revering, L OBP: 0.432, SLG: 0.634 (1, 3)										4	1	3	2	0	1	0				
Wayne Gross, L OBP: 0.369, SLG: 0.528 (1, 5)										3	0	1	1	0	1	2				
Tony Armas, R OBP: 0.359, SLG: 0.474 (1, 9)										4	0	2	0	0	0	3				
Mike Heath, R OBP: 0.293, SLG: 0.371 (1, 2)										4	0	0	0	0	1	6				
Mario Guerrero, R OBP: 0.267, SLG: 0.320 (1, 6)										4	0	1	0	0	1	0				
Rob Picciolo, R OBP: 0.282, SLG: 0.400 (1, 4)										2	0	0	0	0	2	1				
Ray Cooney, L OBP: 0.125, SLG: 0.125 (7, PH)										1	0	0	0	0	0	0				
Dave McKay, S OBP: 0.190, SLG: 0.400 (7, 4)										1	0	0	0	0	0	0				
Inning Stats	R: 0 E: 0 K: 0 S: 3	H: 0 LOB: 0 BB: 0 P: 3	R: 0 E: 0 K: 1 S: 6	H: 1 LOB: 1 BB: 0 P: 6	R: 0 E: 0 K: 1 S: 6	H: 1 LOB: 1 BB: 0 P: 6	R: 1 E: 0 K: 1 S: 6	H: 1 LOB: 1 BB: 0 P: 10	R: 0 E: 0 K: 1 S: 7	H: 3 LOB: 1 BB: 0 P: 7	R: 0 E: 0 K: 0 S: 3	H: 0 LOB: 0 BB: 0 P: 3	R: 1 E: 0 K: 1 S: 8	H: 3 LOB: 2 BB: 0 P: 8	R: 0 E: 0 K: 2 S: 8	H: 1 LOB: 1 BB: 0 P: 8	1B: 9 2B: 1 3B: 0 HR: 1	SF: 1 SAC: 0 DP: 1 HBP: 0	WP: 0 PB: 2 SB: 1 CS: 0	PA: 38
PITCHER	IP	WLS	BF	H	R	ER	SO	BB	IBB	HBP	BLK	WP	HR	S	P	ERA	WHIP			
Jack Morris, R ERA: 4.73 (1, 1)	7.0	W	29	8	3	3	5	1	0	0	0	0	1	38	42	3.86	1.286			
Pat Underwood, L ERA: 3.85 (8, 1)	0.1		3	2	0	0	1	0	0	0	0	0	0	5	5	0.00	6.000			
Aurelio Lopez, R ERA: 5.3 (8, 1)	1.2	S	6	1	0	0	2	0	0	0	0	0	0	10	10	0.00	0.600			

Oakland Athletics @ Detroit Tigers
Tiger Stadium, Detroit, MI
Tue May 13 1980, 7:05 PM EDT
Att: 13,332 - Unknown - 58 F

AB 36
R 3
H 11
RBI 3
BB 1
SO 8
LOB 16



Batter	1	2	3	4	5	6	7	8	9	AB	R	H	RBI	BB	SO	LOB	BOTTOM			
Lou Whitaker, L OBP: 0.408, SLG: 0.271 (1, 4)										4	0	0	0	0	2	3				
Alan Trammell, R OBP: 0.419, SLG: 0.409 (1, 6)										4	1	2	0	0	0	0				
Steve Kemp, L OBP: 0.351, SLG: 0.476 (1, 10)										4	1	2	0	0	2	1				
Richie Hebner, L OBP: 0.366, SLG: 0.381 (1, 5)										3	1	1	2	1	0	2				
Champ Summers, L OBP: 0.402, SLG: 0.464 (1, 9)										4	0	0	0	0	2	4				
Jason Thompson, L OBP: 0.315, SLG: 0.414 (1, 3)										3	0	0	0	1	2	0				
Lance Parrish, R OBP: 0.325, SLG: 0.473 (1, 2)										4	0	0	0	0	1	2				
Kirk Gibson, L OBP: 0.314, SLG: 0.485 (1, 8)										4	1	2	1	0	0	0				
Dave Stegman, R OBP: 0.348, SLG: 0.385 (1, 7)										2	0	0	0	1	0	2				
Inning Stats	R: 3 E: 0 K: 1 S: 8	H: 3 LOB: 1 BB: 1 P: 12	R: 0 E: 0 K: 0 S: 3	H: 0 LOB: 0 BB: 0 P: 3	R: 0 E: 0 K: 1 S: 5	H: 0 LOB: 1 BB: 1 P: 9	R: 1 E: 0 K: 3 S: 10	H: 1 LOB: 1 BB: 1 P: 14	R: 0 E: 0 K: 0 S: 4	H: 1 LOB: 2 BB: 0 P: 4	R: 0 E: 0 K: 2 S: 8	H: 1 LOB: 1 BB: 0 P: 8	R: 0 E: 0 K: 0 S: 3	H: 0 LOB: 0 BB: 0 P: 3	1B: 5 2B: 0 3B: 1 HR: 1	SF: 0 SAC: 0 DP: 0 HBP: 0	WP: 2 PB: 0 SB: 0 CS: 0	PA: 35		
PITCHER	IP	WLS	BF	H	R	ER	SO	BB	IBB	HBP	BLK	WP	HR	S	P	ERA	WHIP			
Matt Keough, R ERA: 2.05 (1, 1)	8.0	L	35	7	4	4	9	2	1	0	0	2	1	50	62	4.50	1.125			

Oakland Athletics @ Detroit Tigers
Tiger Stadium, Detroit, MI
Tue May 13 1980, 7:05 PM EDT
Att: 13,332 - Unknown - 58 F

AB 32
R 4
H 7
RBI 3
BB 3
SO 9
LOB 14



Batter	1	2	3	4	5	6	7	8	9	AB	R	H	RBI	BB	SO	LOB	TOP										
Rickey Henderson, R OBP: 0.407, SLG: 0.388	4-0 BB		1-3		E1 BLK		4-0 BB		0-0 2B	3	0	1	1	2	0	0	<p>Oakland Athletics @ Detroit Tigers</p> <p>Tiger Stadium, Detroit, MI</p> <p>Wed May 14 1980, 7:05 PM EDT</p> <p>Att: 16,694 - Unknown</p>										
Dwayne Murphy, L OBP: 0.406, SLG: 0.378	0-3 K		G3		K		0-0 L4-3		0-0 F3	5	0	0	0	0	2	5											
Mitchell Page, L OBP: 0.358, SLG: 0.247	0-0 F6			1-3	BLK				0-0 F5	3	0	0	0	1	0	0											
Dave Revering, L OBP: 0.444, SLG: 0.671		0-0 HR		0-0 HR	1B				0-0 1-3	3	2	2	1	1	0	0											
Wayne Gross, L OBP: 0.375, SLG: 0.520		0-0 4-3		4-0 HR	1B				0-0 1B	3	1	1	0	1	0	3											
Tony Armas, R OBP: 0.364, SLG: 0.505		0-0 1B		0-0 HR		0-3 K			0-3 K	4	1	2	3	0	2	1											
Jim Essian, R OBP: 0.231, SLG: 0.243		0-0 F9		0-0 F4		0-0 F7			0-0 B5-4-6	4	0	1	0	0	0	1											
Mike Edwards, R OBP: 0.188, SLG: 0.188										0	0	0	0	0	0	0											
Mike Heath, R OBP: 0.293, SLG: 0.371										0	0	0	0	0	0	0											
Mario Guerrero, R OBP: 0.257, SLG: 0.308		0-0 F6		0-0 4-3		0-3 K			0-0 B5-4-6	4	0	0	0	0	1	2											
Rob Picciolo, R OBP: 0.281, SLG: 0.393			0-0 F3		0-0 F6		0-0 F8		0-0 2B	4	1	1	0	0	0	0											
Inning Stats	R: 0 E: 0 K: 1 S: 4	H: 0 LOB: 0 BB: 1 P: 8	R: 1 E: 0 K: 0 S: 5	H: 2 LOB: 1 BB: 0 P: 5	R: 0 E: 0 K: 0 S: 3	H: 0 LOB: 0 BB: 0 P: 3	R: 3 E: 0 K: 0 S: 5	H: 2 LOB: 0 BB: 1 P: 9	R: 0 E: 1 K: 1 S: 6	H: 0 LOB: 3 BB: 2 P: 14	R: 0 E: 0 K: 2 S: 7	H: 0 LOB: 0 BB: 0 P: 7	R: 0 E: 0 K: 0 S: 2	H: 0 LOB: 0 BB: 1 P: 6	R: 0 E: 0 K: 1 S: 6	H: 1 LOB: 1 BB: 0 P: 6	R: 1 E: 0 K: 0 S: 5	H: 3 LOB: 2 BB: 0 P: 5	1B: 4 2B: 4 3B: 0 HR: 2	SF: 0 SAC: 0 DP: 2 HBP: 0	WP: 0 PB: 0 SB: 1 CS: 0	PA: 38					
PITCHER	IP	WLS	BF	H	R	ER	SO	BB	IBB	HBP	BLK	WP	HR	S	P	ERA	WHIP										
Milt Wilcox, R ERA: 5.95	4.0		17	4	4	4	1	2	0	0	0	0	2	17	25	9.00	1.500										
John Hiller, L ERA: 2.7	4.0		16	1	0	0	4	3	0	0	1	0	0	21	33	0.00	1.000										
Aurelio Lopez, R ERA: 5.49	1.0	W	5	3	1	1	0	0	0	0	0	0	0	5	5	9.00	3.000										

AB	33
R	5
H	8
RBI	5
BB	5
SO	5
LOB	12



Batter	1	2	3	4	5	6	7	8	9	AB	R	H	RBI	BB	SO	LOB	BOTTOM										
Lou Whitaker, L OBP: 0.400, SLG: 0.260	0-0 F3		0-0 F8		1-3		0-3 K		4-0 1B	4	0	0	0	1	1	0	<p>Oakland Athletics @ Detroit Tigers</p> <p>Tiger Stadium, Detroit, MI</p> <p>Wed May 14 1980, 7:05 PM EDT</p> <p>Att: 16,694 - Unknown</p>										
Alan Trammell, R OBP: 0.445, SLG: 0.446	0-0 BB		0-0 1B		4-0 2B				0-0 1B	4	3	4	2	1	0	0											
Steve Kemp, L OBP: 0.366, SLG: 0.494	4-0 BB		0-0 1B		0-0 2B				0-0 F2	3	1	2	1	1	0	1											
Richie Hebner, L OBP: 0.361, SLG: 0.402	0-0 3B		0-0 SF8		0-0 F8				0-3 K	3	0	1	3	0	1	2											
Champ Summers, L OBP: 0.385, SLG: 0.443	0-0 F5		0-0 F8		0-0 F9				0-0 4-3	4	0	0	0	0	0	3											
Jason Thompson, L OBP: 0.325, SLG: 0.416	0-0 F9			0-0 G5-4-3		4-0 G6-3			4-0 BB	2	0	1	0	1	0	1											
John Wockenfuss, R OBP: 0.345, SLG: 0.404										0	0	0	0	1	0	0											
Rick Peters, S OBP: 0.296, SLG: 0.206										0	1	0	0	0	0	0											
Lance Parrish, R OBP: 0.322, SLG: 0.461		0-0 F9		0-0 G5-4-3		0-0 G6-3			4-0 BB	3	1	0	0	1	0	2											
Kirk Gibson, L OBP: 0.302, SLG: 0.465		0-3 K		0-0 4-3					0-3 K	4	0	0	0	0	2	2											
Dave Stegman, R OBP: 0.327, SLG: 0.357		0-0 F3			0-0 6-3				0-3 K	3	0	0	0	0	0	0											
Tim Corcoran, L OBP: 0.333, SLG: 0.200										0	0	0	0	0	0	0											
Tom Brookens, R OBP: 0.255, SLG: 0.289										1	0	0	0	0	1	2											
Inning Stats	R: 2 E: 0 K: 0 S: 5	H: 2 LOB: 1 BB: 1 P: 9	R: 0 E: 0 K: 1 S: 5	H: 0 LOB: 0 BB: 0 P: 5	R: 1 E: 0 K: 0 S: 3	H: 1 LOB: 0 BB: 0 P: 3	R: 0 E: 0 K: 0 S: 3	H: 1 LOB: 0 BB: 0 P: 3	R: 1 E: 0 K: 0 S: 4	H: 1 LOB: 1 BB: 1 P: 8	R: 0 E: 0 K: 0 S: 2	H: 0 LOB: 0 BB: 1 P: 6	R: 0 E: 0 K: 1 S: 5	H: 0 LOB: 0 BB: 0 P: 5	R: 0 E: 0 K: 1 S: 6	H: 1 LOB: 1 BB: 0 P: 6	R: 2 E: 0 K: 2 S: 7	H: 1 LOB: 2 BB: 3 P: 19	1B: 5 2B: 2 3B: 1 HR: 0	SF: 1 SAC: 0 DP: 2 HBP: 0	WP: 0 PB: 0 SB: 0 CS: 0	PA: 38					
PITCHER	IP	WLS	BF	H	R	ER	SO	BB	IBB	HBP	BLK	WP	HR	S	P	ERA	WHIP										
Rick Langford, R ERA: 3.15	7.0		29	7	4	4	2	3	0	0	0	0	0	30	42	5.14	1.429										
Bob Lacey, L ERA: 2.51	1.0		3	0	0	0	1	0	0	0	0	0	0	5	5	0.00	0.000										
Jeff Jones, R ERA: 1.32	0.1	L	3	0	2	2	1	2	0	0	0	0	0	3	11	54.00	6.000										
Dave Hamilton, L ERA: 8.22	0.1		1	0	0	0	1	0	0	0	0	0	0	3	3	0.00	0.000										
Steve McCatty, R ERA: 5.35	0.0		2	1	0	0	0	1	0	0	0	0	0	1	5	∞	∞										



Batter	1	2	3	4	5	6	7	8	9	10	11	AB	R	H	RBI	BB	SO	LOB				
Rickey Henderson, R OBP: 0.400, SLG: 0.356	K		F8		F9		F9			BB		4	0	0	0	1	1	3				
Dwayne Murphy, L OBP: 0.400, SLG: 0.365	K		4-3			SH5-3 BB		F9		F3		4	0	0	0	1	1	2				
Mitchell Page, L OBP: 0.354, SLG: 0.247	1B				P6		SH5-3		F7			4	0	1	0	0	0	0				
Dave Revere, L OBP: 0.433, SLG: 0.640	F7				BB		F7		F5			4	0	0	0	1	0	2				
Wayne Gross, L OBP: 0.360, SLG: 0.494		P6			F9		BB				F9	4	0	0	0	1	1	1				
Tony Armas, R OBP: 0.451, SLG: 0.485	K				K		K		F8			4	0	0	0	0	3	3				
Jeff Newman, R OBP: 0.284, SLG: 0.380	K				2-3 2B		K		P3			4	0	1	0	0	2	0				
Mario Guerrero, R OBP: 0.257, SLG: 0.306					2-3		F9			P3		4	0	1	0	0	0	1				
Rob Picciolo, R OBP: 0.260, SLG: 0.387					K					K		4	0	1	0	0	2	2				
Inning Stats	R: 0 E: 0 K: 2 S: 8	H: 1 LOB: 1 BB: 0 P: 8	R: 0 E: 0 K: 2 S: 7	H: 0 LOB: 0 BB: 0 P: 7	R: 0 E: 0 K: 0 S: 4	H: 1 LOB: 1 BB: 0 P: 4	R: 0 E: 0 K: 1 S: 5	H: 0 LOB: 1 BB: 1 P: 9	R: 0 E: 0 K: 1 S: 5	H: 0 LOB: 2 BB: 0 P: 13	R: 0 E: 0 K: 1 S: 6	H: 1 LOB: 1 BB: 0 P: 6	R: 0 E: 0 K: 0 S: 3	H: 0 LOB: 0 BB: 0 P: 3	R: 0 E: 0 K: 1 S: 5	H: 0 LOB: 1 BB: 1 P: 9	R: 0 E: 0 K: 0 S: 3	H: 0 LOB: 0 BB: 0 P: 3	1B: 3 2B: 1 3B: 0 HR: 0	SF: 0 SAC: 1 DP: 0 HBP: 0	WP: 0 PB: 0 SB: 2 CS: 0	PA: 41
PITCHER Jesse Jefferson, R ERA: 3.86	(1, 1)	IP: 11.0 WLS: 7 BF: 41 H: 4 R: 0 ER: 0 SO: 10 BB: 4 IBB: 0 HBP: 0 BLK: 0 WP: 0 HR: 0 S: 57 P: 73 ERA: 3.86 WHIP: 0.727	PITCHER										IP: 11.0 WLS: 7 BF: 41 H: 4 R: 0 ER: 0 SO: 10 BB: 4 IBB: 0 HBP: 0 BLK: 0 WP: 0 HR: 0 S: 57 P: 73 ERA: 3.86 WHIP: 0.727									

Oakland Athletics @ Toronto Blue Jays
Exhibition Stadium, Toronto, ON
Fri May 16 1980, 7:05 PM EDT
Att. 16,138 - Unknown - 64 F


AB 36
R 0
H 4
RBI 0
BB 4
SO 10
LOB 14



Batter	1	2	3	4	5	6	7	8	9	10	11	AB	R	H	RBI	BB	SO	LOB				
Alfredo Griffin, S OBP: 0.261, SLG: 0.348	P4		F8			L4		F8			SH1	4	0	0	0	0	0	0				
Rick Bosetti, R OBP: 0.293, SLG: 0.349	BB		1B			F8			4-3		1B 4-3 BB	3	0	1	0	2	0	0				
Al Woods, L OBP: 0.417, SLG: 0.655	F8		P6						1-3		4-3	5	0	1	0	0	0	4				
Roy Howell, L OBP: 0.324, SLG: 0.364	F8			4-3		1-3					1B	5	0	2	1	0	0	2				
John Mayberry, L OBP: 0.348, SLG: 0.447		FC6-4 BB		K		F8		K				3	0	0	0	1	2	1				
Willie Upshaw, L OBP: 0.233, SLG: 0.286		F7		K		G3				F9		4	0	0	0	0	1	1				
Damaso Garcia, R OBP: 0.279, SLG: 0.444		FC6-4				P4		K		L4		4	0	0	0	0	1	1				
Barry Bonnell, R OBP: 0.257, SLG: 0.408		4-3				P6				F8		4	0	0	0	0	0	1				
Ernie Whitt, L OBP: 0.321, SLG: 0.224										4-3		3	0	0	0	0	0	0				
Bob Bailor, R OBP: 0.283, SLG: 0.159			F7			1-6-3				4-3		0	1	0	0	1	0	0				
Inning Stats	R: 0 E: 0 K: 0 S: 3	H: 0 LOB: 1 BB: 1 P: 7	R: 0 E: 0 K: 0 S: 3	H: 0 LOB: 1 BB: 1 P: 7	R: 0 E: 0 K: 0 S: 4	H: 1 LOB: 1 BB: 0 P: 4	R: 0 E: 0 K: 2 S: 7	H: 0 LOB: 0 BB: 0 P: 7	R: 0 E: 0 K: 0 S: 3	H: 1 LOB: 0 BB: 0 P: 3	R: 0 E: 0 K: 0 S: 3	H: 0 LOB: 0 BB: 0 P: 3	R: 0 E: 0 K: 1 S: 6	H: 1 LOB: 1 BB: 0 P: 6	R: 0 E: 0 K: 0 S: 3	H: 0 LOB: 0 BB: 0 P: 3	R: 1 E: 0 K: 0 S: 3	H: 1 LOB: 2 BB: 2 P: 11	1B: 3 2B: 1 3B: 0 HR: 0	SF: 0 SAC: 1 DP: 0 HBP: 0	WP: 0 PB: 0 SB: 0 CS: 0	PA: 40
PITCHER Mike Norris, R ERA: 0.45	(1, 1)	IP: 10.2 WLS: 7 BF: 40 H: 4 R: 1 ER: 1 SO: 4 BB: 4 IBB: 0 HBP: 0 BLK: 0 WP: 0 HR: 0 S: 44 P: 60 ERA: 0.45 WHIP: 0.750	PITCHER										IP: 10.2 WLS: 7 BF: 40 H: 4 R: 1 ER: 1 SO: 4 BB: 4 IBB: 0 HBP: 0 BLK: 0 WP: 0 HR: 0 S: 44 P: 60 ERA: 0.45 WHIP: 0.750									

Oakland Athletics @ Toronto Blue Jays
Exhibition Stadium, Toronto, ON
Fri May 16 1980, 7:05 PM EDT
Att. 16,138 - Unknown - 64 F


AB 35
R 1
H 4
RBI 1
BB 4
SO 4
LOB 10



Batter	1	2	3	4	5	6	7	8	9	10	11	12	13	14	AB	R	H	RBI	BB	SO	LOB	TOP						
Rickey Henderson, R OBP: 0.396, SLG: 0.347	K		S 2B BB		6-3		6-3		F8			SH1 1B		K	6	1	1	0	1	2	1							
Dwayne Murphy, L OBP: 0.411, SLG: 0.373	1-3		1B 2B				1B BB		K			SH1		1B 2B IBB	3	2	1	1	3	1	0							
Dave Revering, L OBP: 0.450, SLG: 0.649															5	0	4	1	0	0	1							
Mike Edwards, R OBP: 0.188, SLG: 0.188															0	0	0	0	0	0	0							
Jeff Newman, R OBP: 0.281, SLG: 0.388	1B														1	0	1	1	1	0	0							
Wayne Gross, L OBP: 0.351, SLG: 0.470	G3														4	0	0	0	0	0	5							
Mickey Klutts, R OBP: 0.353, SLG: 0.300															3	0	1	1	0	0	3							
Tony Armas, R OBP: 0.342, SLG: 0.468		6-3													6	0	1	0	0	0	2							
Mitchell Page, L OBP: 0.352, SLG: 0.253		3-1													6	0	2	0	0	1	1							
Mike Heath, R OBP: 0.284, SLG: 0.347		6-3													5	0	0	0	1	0	3							
Mario Guerrero, R OBP: 0.252, SLG: 0.299			5-3												6	0	1	0	0	0	2							
Rob Picciolo, R OBP: 0.268, SLG: 0.371															4	0	0	0	0	0	3							
Ray Cooney, L OBP: 0.111, SLG: 0.111															1	0	0	0	0	0	0							
Dave McKay, S OBP: 0.227, SLG: 0.429															1	1	1	0	0	0	0							
Inning Stats	R: 0 E: 0 K: 1 S: 6	H: 1 LOB: 1 BB: 0 P: 6	R: 0 E: 0 K: 0 S: 3	H: 0 LOB: 0 BB: 0 P: 3	R: 2 E: 0 K: 0 S: 5	H: 2 LOB: 1 BB: 1 P: 9	R: 0 E: 0 K: 0 S: 5	H: 3 LOB: 2 BB: 0 P: 5	R: 0 E: 0 K: 0 S: 3	H: 0 LOB: 1 BB: 1 P: 7	R: 0 E: 0 K: 0 S: 3	H: 0 LOB: 2 BB: 1 P: 8	R: 0 E: 0 K: 0 S: 4	H: 1 LOB: 1 BB: 0 P: 4	R: 0 E: 0 K: 0 S: 3	H: 0 LOB: 0 BB: 0 P: 3	R: 0 E: 0 K: 1 S: 5	H: 1 LOB: 1 BB: 0 P: 5	R: 0 E: 0 K: 0 S: 3	H: 0 LOB: 0 BB: 0 P: 7	R: 0 E: 0 K: 1 S: 5	H: 0 LOB: 0 BB: 0 P: 5	R: 2 E: 1 K: 1 S: 7	H: 3 LOB: 2 BB: 1 P: 11	1B: 11 2B: 2 3B: 0 HR: 0	SF: 0 SAC: 1 DP: 2 HBP: 0	WP: 0 PB: 0 SB: 2 CS: 0	PA: 58
PITCHER	IP 12.0	WLS 49	H 10	R 2	ER 2	SO 2	BB 4	IBB 1	HBP 0	BLK 0	WP 0	HR 0	S 48	P 68	ERA 2.09	WHIP 1.167												
Dave Steib, R ERA: 2.09																												
Joey McLaughlin, R ERA: 4.74																												

Oakland Athletics @ Toronto Blue Jays
Exhibition Stadium, Toronto, ON
Sat May 17 1980, 3:33 AM EDT
Att. 23,074 - Sunny - 65 F


AB 51
R 4
H 13
RBI 4
BB 6
SO 4
LOB 21



Batter	1	2	3	4	5	6	7	8	9	10	11	12	13	14	AB	R	H	RBI	BB	SO	LOB	BOTTOM								
Alfredo Griffin, S OBP: 0.256, SLG: 0.339	F4		G4-3			G3		K							6	0	1	0	0	1	2									
Bob Bailor, R OBP: 0.288, SLG: 0.146	G3														4	0	0	0	2	0	1									
Al Woods, L OBP: 0.379, SLG: 0.590	L4														6	0	0	0	0	0	3									
Otto Velez, R OBP: 0.423, SLG: 0.628	K														2	0	0	0	1	2	1									
Joe Cannon, L (7, PR)															0	0	0	0	0	0	0									
Willie Upshaw, L OBP: 0.219, SLG: 0.267	K														2	1	0	0	0	0	0									
Roy Howell, L OBP: 0.319, SLG: 0.375	K														5	0	1	1	0	2	2									
John Mayberry, L OBP: 0.342, SLG: 0.455															5	1	1	0	0	1	3									
Rick Bosetti, R OBP: 0.306, SLG: 0.349															3	0	1	1	2	1	0									
Damaso Garcia, R OBP: 0.287, SLG: 0.425															5	0	0	0	0	0	2									
Bob Davis, R OBP: 0.288, SLG: 0.237															2	0	1	0	0	0	0									
Barry Bonnell, R OBP: 0.263, SLG: 0.408															0	0	0	0	1	0	0									
Ernie Whitt, L OBP: 0.310, SLG: 0.216															2	0	0	0	0	1	0									
Inning Stats	R: 0 E: 0 K: 0 S: 3	H: 0 LOB: 0 BB: 0 P: 3	R: 1 E: 0 K: 2 S: 8	H: 2 LOB: 0 BB: 0 P: 8	R: 0 E: 0 K: 0 S: 3	H: 1 LOB: 0 BB: 0 P: 3	R: 0 E: 0 K: 0 S: 3	H: 0 LOB: 1 BB: 1 P: 8	R: 0 E: 0 K: 0 S: 7	H: 0 LOB: 0 BB: 0 P: 7	R: 0 E: 0 K: 0 S: 3	H: 0 LOB: 0 BB: 0 P: 3	R: 0 E: 0 K: 0 S: 3	H: 0 LOB: 0 BB: 0 P: 3	R: 0 E: 0 K: 1 S: 4	H: 0 LOB: 0 BB: 0 P: 8	R: 0 E: 0 K: 1 S: 4	H: 1 LOB: 1 BB: 1 P: 8	R: 0 E: 0 K: 0 S: 4	H: 0 LOB: 0 BB: 0 P: 4	R: 0 E: 0 K: 0 S: 3	H: 0 LOB: 0 BB: 0 P: 3	R: 0 E: 0 K: 1 S: 4	H: 0 LOB: 0 BB: 1 P: 8	R: 0 E: 0 K: 0 S: 3	H: 0 LOB: 0 BB: 0 P: 3	1B: 3 2B: 2 3B: 2 HR: 0	SF: 0 SAC: 0 DP: 4 HBP: 0	WP: 0 PB: 0 SB: 0 CS: 2	PA: 49
PITCHER	IP 14.0	WLS 48	H 5	R 2	ER 1	SO 8	BB 6	IBB 0	HBP 0	BLK 0	WP 0	HR 0	S 58	P 82	ERA 0.64	WHIP 0.786														
Matt Keough, R ERA: 1.76																														

Oakland Athletics @ Toronto Blue Jays
Exhibition Stadium, Toronto, ON
Sat May 17 1980, 3:33 AM EDT
Att. 23,074 - Sunny - 65 F

AB 42
R 2
H 5
RBI 2
BB 6
SO 8
LOB 14



Batter	1	2	3	4	5	6	7	8	9	AB	R	H	RBI	BB	SO	LOB	TOP			
Rickey Henderson, R OBP: 0.391, SLG: 0.344	5-3		FC5-4 1B		F8			6-3		4	0	1	0	0	0	1	Oakland Athletics @ Toronto Blue Jays Exhibition Stadium, Toronto, ON Sun May 18 1980, 3:33 AM EDT Att: 14,414 - Overcast - 55 F			
Dwayne Murphy, L OBP: 0.414, SLG: 0.410			FC5-4 1-2			K		HR		4	1	2	1	0	1					
Jeff Newman, R OBP: 0.280, SLG: 0.381	F9		5-3				G6-4-3 1B	5-3		4	0	1	0	0	0	2				
Tony Armas, R OBP: 0.339, SLG: 0.469	F9				F8		G6-4-3 1-2	1B 2B		4	0	1	0	0	0	2				
Mickey Klutts, R OBP: 0.297, SLG: 0.294		F8			6-3			6-3		4	0	1	0	0	0	0				
Mario Guerrero, R OBP: 0.252, SLG: 0.298		K			5-3			2-3 1B F9		4	0	1	0	0	1	2				
Jim Essian, R OBP: 0.256, SLG: 0.268			FC5-4 1B			F8		1-2 1B		4	0	2	0	0	0	0				
Mike Heath, R OBP: 0.282, SLG: 0.342		FC5-4 1-2				1-3 1B		F4		4	0	1	0	0	0	3				
Dave McKay, S OBP: 0.192, SLG: 0.360			F9		1-3			1-3		4	0	0	0	0	0	3				
Inning Stats	R: 0 E: 0 K: 0 S: 4	H: 1 LOB: 1 BB: 0 P: 4	R: 0 E: 0 K: 1 S: 6	H: 1 LOB: 1 BB: 0 P: 6	R: 0 E: 0 K: 0 S: 4	H: 1 LOB: 1 BB: 0 P: 4	R: 0 E: 0 K: 0 S: 3	H: 0 LOB: 0 BB: 0 P: 3	R: 0 E: 0 K: 1 S: 5	H: 1 LOB: 0 BB: 0 P: 4	R: 0 E: 0 K: 0 S: 5	H: 2 LOB: 2 BB: 0 P: 5	R: 0 E: 0 K: 0 S: 6	H: 3 LOB: 2 BB: 0 P: 6	R: 0 E: 0 K: 0 S: 3	H: 0 LOB: 0 BB: 0 P: 3	1B: 7 2B: 2 3B: 0 HR: 1	SF: 0 SAC: 0 DP: 1 HBP: 0	WP: 0 PB: 0 SB: 0 CS: 0	PA: 36
PITCHER Paul Mirabella, L ERA: 2.28	IP: 9.0 WLS: W BF: 36 H: 10 R: 1 ER: 1 SO: 2 BB: 0 IBB: 0 HBP: 0 BLK: 0 WP: 0 HR: 1 S: 40 P: 40 ERA: 1.00 WHIP: 1.111															PITCHER				

AB	36
R	1
H	10
RBI	1
BB	0
SO	2
LOB	14



Batter	1	2	3	4	5	6	7	8	9	AB	R	H	RBI	BB	SO	LOB	BOTTOM			
Alfredo Griffin, S OBP: 0.269, SLG: 0.373	6-3 3B		4-3			1-3 2-H 1B 2B		4-3		5	3	3	1	0	0	0	Oakland Athletics @ Toronto Blue Jays Exhibition Stadium, Toronto, ON Sun May 18 1980, 3:33 AM EDT Att: 14,414 - Overcast - 55 F			
Bob Bailor, R OBP: 0.313, SLG: 0.157	5-3			5-3	BB 1B	BB 1B		HR 1B		3	1	1	0	2	0	1				
Al Woods, L OBP: 0.394, SLG: 0.636	6-3			3B 1B		1-2 2-3 BB		1-H HR		5	2	3	5	0	0	3				
Otto Velez, R OBP: 0.431, SLG: 0.659	F4			1-H SF7 3B	1-2 2-H 3-H 4-0 1B			HR 2B		5	2	3	3	0	0	2				
Roy Howell, L OBP: 0.331, SLG: 0.406		F5		SF7	1-2 2-3 BB		FC4-6 BB	2-H HR		2	1	1	3	2	0	0				
John Mayberry, L OBP: 0.336, SLG: 0.437		K		F5	G3		FC4-6 2B 1-2	3-1 1B BB		4	0	0	0	1	1	4				
Rick Bosetti, R OBP: 0.310, SLG: 0.360		F9			K		6-3	1-3 2B		5	0	2	0	0	1	0				
Damaso Garcia, R OBP: 0.273, SLG: 0.424			F7		1B 2B		BB 1B	F5 1-2 2-3		5	2	2	0	0	0	4				
Bob Davis, R OBP: 0.281, SLG: 0.233			P3		2B 1B		F8	F9		5	1	1	0	0	0	5				
Inning Stats	R: 1 E: 0 K: 0 S: 4	H: 1 LOB: 0 BB: 0 P: 4	R: 0 E: 0 K: 1 S: 5	H: 0 LOB: 0 BB: 0 P: 5	R: 0 E: 0 K: 0 S: 3	H: 0 LOB: 0 BB: 0 P: 3	R: 2 E: 0 K: 0 S: 5	H: 2 LOB: 0 BB: 0 P: 5	R: 3 E: 0 K: 1 S: 9	H: 4 LOB: 3 BB: 2 P: 17	R: 2 E: 0 K: 0 S: 6	H: 3 LOB: 2 BB: 1 P: 10	R: 0 E: 0 K: 0 S: 4	H: 1 LOB: 2 BB: 1 P: 8	R: 4 E: 0 K: 0 S: 8	H: 5 LOB: 2 BB: 1 P: 12	1B: 9 2B: 3 3B: 2 HR: 2	SF: 1 SAC: 0 DP: 0 HBP: 0	WP: 0 PB: 0 SB: 0 CS: 0	PA: 45
PITCHER Rick Langford, R ERA: 4.03 Dave Hamilton, L ERA: 8.64 Mark Souza, L ERA: 7.71 Rick Lysander, R ERA: 7.9	IP: 4.2 WLS: L BF: 22 H: 7 R: 6 ER: 6 SO: 2 BB: 1 IBB: 0 HBP: 0 BLK: 0 WP: 0 HR: 0 S: 25 P: 29 ERA: 11.57 WHIP: 1.714															PITCHER				

AB	39
R	12
H	16
RBI	12
BB	5
SO	2
LOB	19



Batter	1	2	3	4	5	6	7	8	9	10	11	AB	R	H	RBI	BB	SO	LOB	TOP																																																																																													
Rickey Henderson, R OBP: 0.389, SLG: 0.338	4-0 BB		4-3			1B	FC4-6	6-3			F8	5	1	1	0	1	0	3																																																																																														
Dwayne Murphy, L OBP: 0.416, SLG: 0.408	SH5-3-2			E3		1B					F9	3	1	1	0	1	0	0																																																																																														
Dave Revering, L OBP: 0.447, SLG: 0.646				K			F4	F8				5	0	2	0	0	1	5																																																																																														
Wayne Gross, L OBP: 0.350, SLG: 0.477				F8							F4	3	1	1	2	0	1	2																																																																																														
Mickey Klutts, R OBP: 0.252, SLG: 0.278	K					1B					G6-3	2	0	0	0	0	0	1																																																																																														
Mitchell Page, L OBP: 0.355, SLG: 0.284				K							F9	4	1	1	0	1	1	2																																																																																														
Tony Amas, R OBP: 0.349, SLG: 0.475							F8				E3	5	1	3	2	0	0	1																																																																																														
Jim Essian, R OBP: 0.271, SLG: 0.283				F4							G5-4-3	5	0	2	1	0	0	2																																																																																														
Mario Guerrero, R OBP: 0.250, SLG: 0.302				F8							6-3	5	0	1	0	0	0	1																																																																																														
Rob Picciolo, R OBP: 0.265, SLG: 0.363				F4							4-3	5	0	1	0	0	0	3																																																																																														
Inning Stats	R: 0 E: 0 K: 1 S: 5	H: 1 LOB: 1 BB: 1 P: 9	R: 0 E: 0 K: 0 S: 3	H: 1 LOB: 0 BB: 0 P: 3	R: 0 E: 0 K: 0 S: 3	H: 0 LOB: 0 BB: 0 P: 3	R: 0 E: 1 K: 2 S: 8	H: 0 LOB: 1 BB: 0 P: 8	R: 0 E: 0 K: 0 S: 4	H: 1 LOB: 1 BB: 0 P: 4	R: 3 E: 0 K: 0 S: 7	H: 4 LOB: 1 BB: 0 P: 7	R: 0 E: 1 K: 0 S: 6	H: 3 LOB: 2 BB: 1 P: 10	R: 0 E: 0 K: 0 S: 3	H: 1 LOB: 0 BB: 0 P: 3	R: 0 E: 0 K: 0 S: 3	H: 0 LOB: 0 BB: 0 P: 3	1B: 9 2B: 5 3B: 0 HR: 0	SF: 0 SAC: 1 DP: 3 HBP: 0	WP: 0 PB: 0 SB: 3 CS: 1	PA: 46																																																																																										
PITCHER	<table border="1"> <thead> <tr> <th>PITCHER</th> <th>IP</th> <th>WLS</th> <th>BF</th> <th>H</th> <th>R</th> <th>ER</th> <th>SO</th> <th>BB</th> <th>IBB</th> <th>HBP</th> <th>BLK</th> <th>WP</th> <th>HR</th> <th>S</th> <th>P</th> <th>ERA</th> <th>WHIP</th> </tr> </thead> <tbody> <tr> <td>Dennis Leonard, R</td> <td>5.2</td> <td>24</td> <td>7</td> <td>3</td> <td>3</td> <td>3</td> <td>3</td> <td>1</td> <td>0</td> <td>0</td> <td>0</td> <td>0</td> <td>0</td> <td>4</td> <td>8</td> <td>4.76</td> <td>1.412</td> </tr> <tr> <td>Marty Pattin, R</td> <td>1.0</td> <td>5</td> <td>1</td> <td>0</td> <td>0</td> <td>0</td> <td>0</td> <td>0</td> <td>1</td> <td>0</td> <td>0</td> <td>0</td> <td>0</td> <td>4</td> <td>8</td> <td>0.00</td> <td>1.000</td> </tr> <tr> <td>Gary Christenson, L</td> <td>0.2</td> <td>3</td> <td>0</td> <td>1</td> <td>1</td> <td>0</td> <td>0</td> <td>1</td> <td>0</td> <td>0</td> <td>0</td> <td>0</td> <td>0</td> <td>2</td> <td>6</td> <td>13.50</td> <td>1.500</td> </tr> <tr> <td>Dan Quisenberry, R</td> <td>3.2</td> <td>W</td> <td>14</td> <td>5</td> <td>1</td> <td>1</td> <td>0</td> <td>0</td> <td>0</td> <td>0</td> <td>0</td> <td>0</td> <td>0</td> <td>14</td> <td>14</td> <td>2.46</td> <td>1.364</td> </tr> </tbody> </table>											PITCHER	IP	WLS	BF	H	R	ER	SO	BB	IBB	HBP	BLK	WP	HR	S	P	ERA	WHIP	Dennis Leonard, R	5.2	24	7	3	3	3	3	1	0	0	0	0	0	4	8	4.76	1.412	Marty Pattin, R	1.0	5	1	0	0	0	0	0	1	0	0	0	0	4	8	0.00	1.000	Gary Christenson, L	0.2	3	0	1	1	0	0	1	0	0	0	0	0	2	6	13.50	1.500	Dan Quisenberry, R	3.2	W	14	5	1	1	0	0	0	0	0	0	0	14	14	2.46	1.364											
PITCHER	IP	WLS	BF	H	R	ER	SO	BB	IBB	HBP	BLK	WP	HR	S	P	ERA	WHIP																																																																																															
Dennis Leonard, R	5.2	24	7	3	3	3	3	1	0	0	0	0	0	4	8	4.76	1.412																																																																																															
Marty Pattin, R	1.0	5	1	0	0	0	0	0	1	0	0	0	0	4	8	0.00	1.000																																																																																															
Gary Christenson, L	0.2	3	0	1	1	0	0	1	0	0	0	0	0	2	6	13.50	1.500																																																																																															
Dan Quisenberry, R	3.2	W	14	5	1	1	0	0	0	0	0	0	0	14	14	2.46	1.364																																																																																															

Oakland Athletics @ Kansas City Royals
Royals Stadium, Kansas City, MO
Mon May 19 1990, 8:05 PM EDT
Att: 28,869 - Unknown

AB 42
R 5
H 13
RBI 5
BB 3
SO 3
LOB 20



Batter	1	2	3	4	5	6	7	8	9	10	11	AB	R	H	RBI	BB	SO	LOB	BOTTOM																																																																																													
Willie Wilson, S OBP: 0.333, SLG: 0.411	4-3 2B	FC6-4			F5		5-3		1B		SH3-4	5	1	2	1	0	0	1																																																																																														
U L Washington, S OBP: 0.357, SLG: 0.392	4-3	K			L8				1B		F8	5	0	1	0	1	1	3																																																																																														
George Brett, L OBP: 0.371, SLG: 0.512					F9				1B		FC4-2	5	1	1	1	1	1	4																																																																																														
Darrell Porter, L OBP: 0.333, SLG: 0.500	L4				F7				1B		1B	5	0	1	1	1	0	2																																																																																														
Willie Aikens, L OBP: 0.338, SLG: 0.330					L9				1B		1B	5	0	1	1	0	2	5																																																																																														
John Wathan, R OBP: 0.420, SLG: 0.434									1B		5-3	5	1	4	0	0	0	0																																																																																														
Ralph LaCock, L OBP: 0.143, SLG: 0.165					F4				1B		5-3	3	0	0	0	0	1	4																																																																																														
Frank White, R OBP: 0.323, SLG: 0.370	F6								L8			2	0	0	0	0	0	1																																																																																														
Clint Hurdle, L OBP: 0.330, SLG: 0.494					F6				1B		F6	3	0	0	0	0	0	1																																																																																														
Jerry Terrell, R OBP: 0.100, SLG: 0.100									2B			2	1	1	0	0	0	0																																																																																														
Dave Chalk, R OBP: 0.333, SLG: 0.200					K				1B		SH3-4	3	0	1	2	0	2	1																																																																																														
Rusty Torres, S									1B		1B	1	2	1	0	0	0	0																																																																																														
Inning Stats	R: 2 E: 0 K: 0 S: 7	H: 4 LOB: 2 BB: 0 P: 7	R: 0 E: 0 K: 1 S: 5	H: 0 LOB: 1 BB: 0 P: 6	R: 0 E: 0 K: 0 S: 3	H: 0 LOB: 0 BB: 0 P: 3	R: 0 E: 0 K: 1 S: 6	H: 1 LOB: 1 BB: 0 P: 6	R: 0 E: 1 K: 1 S: 6	H: 0 LOB: 0 BB: 0 P: 5	R: 0 E: 0 K: 2 S: 7	H: 0 LOB: 1 BB: 1 P: 11	R: 3 E: 0 K: 1 S: 10	H: 5 LOB: 3 BB: 1 P: 14	R: 0 E: 0 K: 0 S: 3	H: 0 LOB: 0 BB: 0 P: 3	R: 1 E: 0 K: 0 S: 4	H: 2 LOB: 2 BB: 1 P: 8	1B: 11 2B: 2 3B: 0 HR: 0	SF: 0 SAC: 1 DP: 1 HBP: 1	WP: 1 PB: 0 SB: 2 CS: 0	PA: 49																																																																																										
PITCHER	<table border="1"> <thead> <tr> <th>PITCHER</th> <th>IP</th> <th>WLS</th> <th>BF</th> <th>H</th> <th>R</th> <th>ER</th> <th>SO</th> <th>BB</th> <th>IBB</th> <th>HBP</th> <th>BLK</th> <th>WP</th> <th>HR</th> <th>S</th> <th>P</th> <th>ERA</th> <th>WHIP</th> </tr> </thead> <tbody> <tr> <td>Steve McCatty, R</td> <td>5.0</td> <td>4</td> <td>22</td> <td>5</td> <td>4</td> <td>2</td> <td>2</td> <td>0</td> <td>0</td> <td>0</td> <td>0</td> <td>0</td> <td>0</td> <td>25</td> <td>26</td> <td>3.60</td> <td>1.000</td> </tr> <tr> <td>Bob Lacey, L</td> <td>3.1</td> <td>14</td> <td>4</td> <td>3</td> <td>3</td> <td>4</td> <td>1</td> <td>0</td> <td>0</td> <td>1</td> <td>0</td> <td>0</td> <td>0</td> <td>21</td> <td>25</td> <td>8.10</td> <td>1.500</td> </tr> <tr> <td>Jeff Jones, R</td> <td>0.0</td> <td>2</td> <td>2</td> <td>0</td> <td>0</td> <td>0</td> <td>0</td> <td>0</td> <td>0</td> <td>0</td> <td>0</td> <td>0</td> <td>0</td> <td>2</td> <td>2</td> <td>=</td> <td>=</td> </tr> <tr> <td>Dave Hamilton, L</td> <td>2.1</td> <td>L</td> <td>11</td> <td>2</td> <td>1</td> <td>1</td> <td>1</td> <td>1</td> <td>1</td> <td>0</td> <td>0</td> <td>0</td> <td>0</td> <td>11</td> <td>19</td> <td>3.86</td> <td>1.286</td> </tr> </tbody> </table>											PITCHER	IP	WLS	BF	H	R	ER	SO	BB	IBB	HBP	BLK	WP	HR	S	P	ERA	WHIP	Steve McCatty, R	5.0	4	22	5	4	2	2	0	0	0	0	0	0	25	26	3.60	1.000	Bob Lacey, L	3.1	14	4	3	3	4	1	0	0	1	0	0	0	21	25	8.10	1.500	Jeff Jones, R	0.0	2	2	0	0	0	0	0	0	0	0	0	0	2	2	=	=	Dave Hamilton, L	2.1	L	11	2	1	1	1	1	1	0	0	0	0	11	19	3.86	1.286											
PITCHER	IP	WLS	BF	H	R	ER	SO	BB	IBB	HBP	BLK	WP	HR	S	P	ERA	WHIP																																																																																															
Steve McCatty, R	5.0	4	22	5	4	2	2	0	0	0	0	0	0	25	26	3.60	1.000																																																																																															
Bob Lacey, L	3.1	14	4	3	3	4	1	0	0	1	0	0	0	21	25	8.10	1.500																																																																																															
Jeff Jones, R	0.0	2	2	0	0	0	0	0	0	0	0	0	0	2	2	=	=																																																																																															
Dave Hamilton, L	2.1	L	11	2	1	1	1	1	1	0	0	0	0	11	19	3.86	1.286																																																																																															

Oakland Athletics @ Kansas City Royals
Royals Stadium, Kansas City, MO
Mon May 19 1990, 8:05 PM EDT
Att: 28,869 - Unknown

AB 44
R 6
H 13
RBI 6
BB 3
SO 7
LOB 22



Batter	1	2	3	4	5	6	7	8	9	10	11	12	13	14	AB	R	H	RBI	BB	SO	LOB	TOP				
Rickey Henderson, R OBP: 0.401, SLG: 0.359 (1, 7)															5	1	3	0	1	0	0					
Dwayne Murphy, L OBP: 0.415, SLG: 0.406 (1, 8)															5	0	0	0	1	2	4					
Tony Armas, R OBP: 0.328, SLG: 0.445 (1, 9)															6	1	1	2	0	2	4					
Randy Elliott, R OBP: 0.143, SLG: 0.143 (1, 10)															6	1	1	0	0	1	2					
Mitchell Page, L OBP: 0.360, SLG: 0.258 (14, PH)															1	0	0	0	0	0	2					
Jeff Newman, R OBP: 0.260, SLG: 0.352 (1, 3)															4	0	0	0	0	0	1					
Wayne Gross, L OBP: 0.340, SLG: 0.457 (9, 3)														3	0	1	1	0	0	0						
Mike Heath, R OBP: 0.304, SLG: 0.357 (1, 2)															5	0	2	1	2	0	2					
Mickey Klutts, R OBP: 0.304, SLG: 0.302 (1, 5)															6	0	3	0	0	1						
Mario Guerrero, R OBP: 0.241, SLG: 0.289 (1, 6)															6	0	1	0	0	0	7					
Rob Picciotto, R OBP: 0.273, SLG: 0.364 (1, 4)															5	1	2	0	0	0	3					
Mike Davis, L OBP: 0.091, SLG: 0.091 (14, PH)															1	0	0	0	0	0						
Dave McKay, S OBP: 0.192, SLG: 0.360 (14, 4)															0	0	0	0	0	0						
Inning Stats	R: 0 E: 0 K: 2 S: 8	H: 1 LOB: 1 BB: 0 P: 8	R: 0 E: 0 K: 1 S: 5	H: 0 LOB: 0 BB: 0 P: 5	R: 0 E: 0 K: 0 S: 5	H: 2 LOB: 2 BB: 0 P: 5	R: 1 E: 0 K: 0 S: 5	H: 1 LOB: 1 BB: 0 P: 5	R: 0 E: 0 K: 1 S: 5	H: 0 LOB: 0 BB: 0 P: 5	R: 0 E: 0 K: 1 S: 5	H: 0 LOB: 0 BB: 0 P: 3	R: 0 E: 0 K: 0 S: 4	H: 1 LOB: 1 BB: 0 P: 4	R: 0 E: 0 K: 0 S: 5	H: 2 LOB: 2 BB: 2 P: 13	R: 2 E: 0 K: 0 S: 5	H: 2 LOB: 2 BB: 2 P: 13	1B: 13 2B: 1 3B: 0 HR: 0	SF: 1 SAC: 2 DP: 0 HBP: 0	WP: 0 PB: 0 CS: 0	PA: 60				
PITCHER	IP 13.0	WLS 53	H 12	R 2	ER 2	SO 6	BB 2	IBB 0	HBP 0	BLK 0	WP 0	HR 0	S 63	P 71	ERA 1.86	WHIP 1.077										
Larry Gura, L ERA: 1.86 (1, 1)																										
Dan Quisenberry, R ERA: 2.3 (14, 1)	1.0	L	7	2	2	2	0	1	1	0	0	0	5	13	18.00	3.000										

Oakland Athletics @ Kansas City Royals
Royals Stadium, Kansas City, MO
Wed May 21 1980, 8:05 PM EDT
Att. 24,030 - Unknown - 78 F

AB	53
R	4
H	14
RBI	4
BB	4
SO	6
LOB	26



Batter	1	2	3	4	5	6	7	8	9	10	11	12	13	14	AB	R	H	RBI	BB	SO	LOB	BOTTOM				
Willie Wilson, S OBP: 0.323, SLG: 0.391 (1, 8)															6	0	0	0	1	1	5					
U L Washington, S OBP: 0.367, SLG: 0.387 (1, 6)															6	0	1	0	1	0	4					
George Brett, L OBP: 0.340, SLG: 0.462 (1, 5)															6	0	0	0	0	0	4					
Darrell Porter, L OBP: 0.333, SLG: 0.470 (1, 10)															6	0	2	0	0	0	2					
Willie Aikens, L OBP: 0.354, SLG: 0.361 (1, 3)															4	1	3	0	1	1	1					
Jerry Tennell, S OBP: 0.091, SLG: 0.091 (10, PR) (11, 7)															1	0	0	0	0	0	1					
John Wathan, R OBP: 0.397, SLG: 0.407 (1, 2)															6	1	1	0	0	0	5					
Jamie Quirk, L OBP: 0.208, SLG: 0.288 (9, PR) (10, 7) (11, 9)															3	0	0	0	0	0	2					
Frank White, R OBP: 0.310, SLG: 0.353 (1, 4)															6	0	1	0	0	2	4					
Clint Hurdle, L OBP: 0.208, SLG: 0.464 (1, 9)															2	0	0	0	0	0	0					
Dave Chalk, R OBP: 0.311, SLG: 0.359 (9, PH)															1	0	1	2	0	0	0					
Ralph LaCook, L OBP: 0.135, SLG: 0.155 (11, 3)															2	0	0	0	0	0	1					
Inning Stats	R: 0 E: 0 K: 0 S: 3	H: 0 LOB: 0 BB: 0 P: 3	R: 0 E: 0 K: 0 S: 4	H: 1 LOB: 1 BB: 0 P: 4	R: 0 E: 0 K: 1 S: 6	H: 1 LOB: 2 BB: 1 P: 10	R: 0 E: 0 K: 1 S: 6	H: 0 LOB: 0 BB: 0 P: 6	R: 0 E: 0 K: 0 S: 4	H: 1 LOB: 1 BB: 1 P: 8	R: 0 E: 0 K: 1 S: 5	H: 0 LOB: 0 BB: 0 P: 5	R: 0 E: 0 K: 0 S: 3	H: 0 LOB: 0 BB: 0 P: 4	R: 0 E: 0 K: 0 S: 4	H: 1 LOB: 1 BB: 0 P: 4	R: 0 E: 0 K: 0 S: 3	H: 0 LOB: 0 BB: 0 P: 3	R: 0 E: 0 K: 0 S: 3	H: 0 LOB: 0 BB: 0 P: 3	1B: 6 2B: 3 3B: 0 HR: 0	SF: 0 SAC: 2 DP: 0 HBP: 0	WP: 0 PB: 0 CS: 0	PA: 56		
PITCHER	IP 8.0	WLS 32	H 5	R 1	ER 0	SO 3	BB 3	IBB 0	HBP 0	BLK 0	WP 0	HR 0	S 35	P 47	ERA 1.12	WHIP 1.000										
Brian Kingman, R ERA: 4.02 (1, 1)																										
Jeff Jones, R ERA: 1.93 (9, 1)	0.1	3	1	0	0	1	0	0	0	0	0	0	5	5	0.00	3.000										
Bob Lacey, L ERA: 2.7 (9, 1)	5.2	W	21	3	1	1	0	0	0	0	0	0	20	24	1.59	0.706										

Oakland Athletics @ Kansas City Royals
Royals Stadium, Kansas City, MO
Wed May 21 1980, 8:05 PM EDT
Att. 24,030 - Unknown - 78 F

AB	50
R	2
H	9
RBI	2
BB	4
SO	4
LOB	29



Batter	1	2	3	4	5	6	7	8	9	AB	R	H	RBI	BB	SO	LOB	TOP					
Rickey Henderson, R OBP: 0.392, SLG: 0.349 (1, 7)	F9		6-3			G3		K		4	0	0	0	0	1	2						
Dwayne Murphy, L OBP: 0.407, SLG: 0.397 Mike Davis, L OBP: 0.083, SLG: 0.083 (1, 8) (6, 9)	F8			F8		K		F7		3	0	0	0	0	1	1						
Mitchell Page, L OBP: 0.364, SLG: 0.289 (1, 10)	F8			CS 1B		4-3			6-3 3B	4	1	2	0	0	0	1						
Dave Revering, L OBP: 0.418, SLG: 0.598 (1, 3)		F5		F5			F8		6-3	4	0	0	1	0	0	1						
Wayne Gross, L OBP: 0.336, SLG: 0.479 (1, 5)	K			CS 1-2	3-1		HR	F9	3-H 0-0	4	1	1	1	0	1	0						
Tony Armas, R OBP: 0.333, SLG: 0.470 (1, 9) (6, 8)					HR		K		6-3	4	1	2	1	0	1	0						
Mike Heath, R OBP: 0.295, SLG: 0.345 (1, 2)		5-3			F5		F8			3	0	0	0	0	0	1						
Mario Guerrero, R OBP: 0.236, SLG: 0.283 (1, 6)			F9		F9			F8		3	0	0	0	0	0	0						
Rob Picciolo, R OBP: 0.283, SLG: 0.372 (1, 4)			F3			G3 1B				3	0	2	0	0	0	0						
Inning Stats	R: 0 E: 0 K: 0 S: 3	H: 0 LOB: 0 BB: 0 P: 3	R: 0 E: 0 K: 1 S: 6	H: 1 LOB: 1 BB: 0 P: 6	R: 0 E: 0 K: 0 S: 3	H: 0 LOB: 0 BB: 0 P: 3	R: 0 E: 0 K: 0 S: 3	H: 1 LOB: 0 BB: 0 P: 3	R: 1 E: 0 K: 1 S: 4	H: 1 LOB: 0 BB: 0 P: 4	R: 0 E: 0 K: 1 S: 6	H: 1 LOB: 1 BB: 0 P: 6	R: 1 E: 0 K: 1 S: 6	H: 1 LOB: 0 BB: 0 P: 6	R: 0 E: 0 K: 1 S: 6	H: 1 LOB: 1 BB: 0 P: 6	R: 1 E: 0 K: 0 S: 4	H: 1 LOB: 0 BB: 0 P: 4	1B: 4 2B: 0 3B: 1 HR: 2	SF: 0 SAC: 0 DP: 0 HBP: 0	WP: 0 PB: 0 SB: 0 CS: 1	PA: 34
PITCHER Rene Martin, R ERA: 3.19 (1, 1)	IP: 9.0 WLS: W BF: 33 H: 7 R: 3 ER: 3 SO: 4 BB: 0 IBB: 0 HBP: 0 BLK: 0 WP: 0 HR: 2 S: 41 P: 41 ERA: 3.00 WHIP: 0.778															PITCHER						

Oakland Athletics @ Kansas City Royals
Royals Stadium, Kansas City, MO
Thu May 22 1980, 8:05 PM EDT
Att: 23,124 - Unknown - 76 F

AB	33
R	3
H	7
RBI	3
BB	0
SO	4
LOB	7



Batter	1	2	3	4	5	6	7	8	9	AB	R	H	RBI	BB	SO	LOB	BOTTOM			
Willie Wilson, S OBP: 0.329, SLG: 0.395 (1, 8)	2B 1B	E9 E 1B	F2	1B 1-2 1B 1B		K	K			6	3	3	1	0	2	3				
Frank White, R OBP: 0.311, SLG: 0.359 (1, 4)	1B 1-H 2B	G3		F8 1B 1B		F4	K			6	1	2	2	0	1	3				
George Brett, L OBP: 0.348, SLG: 0.480 (1, 5)	1B 2-H WP 1B	E BB BB		1B 3B K		4-3		3-1		5	2	2	1	1	1	2				
Darrell Porter, L OBP: 0.346, SLG: 0.472 (1, 10)	F8	E6 G5-3 BB 2-H		1B HR 1B 1B			2B 6-3 1B	4-3		6	2	3	2	0	0	2				
Willie Aikens, L OBP: 0.373, SLG: 0.382 Rusty Torres, S OBP: 0.357, SLG: 0.182 (8, PR) (9, 7)	1B SF9 1B			1B 4-3 1B			1B 1B 2B	FC4-6 HBP		4	3	3	0	1	0	2				
John Wathan, R OBP: 0.402, SLG: 0.442 (1, 2)	SF9 1B 1-2 BB 3-H	G5-3		HR 1-H 2-H 2B			6-3	FC4-6 1-2		5	1	2	4	1	0	5				
Ralph LaCock, L OBP: 0.160, SLG: 0.161 (9, 3)	1B 1-2 2-3		4-3	2B BB		F7	1B 1B BB			3	2	1	0	2	0	1				
Clint Hurdle, L OBP: 0.327, SLG: 0.489 (1, 9)	SF9			1B 1B 2B		K	1B 1B 1B			4	1	3	2	0	1	1				
U L Washington, S OBP: 0.362, SLG: 0.388 (1, 6)	1-4-3		FC6	1B 1B 1B		6-3				5	1	2	2	0	0	4				
Inning Stats	R: 4 E: 0 K: 0 S: 8	H: 5 LOB: 2 BB: 1 P: 12	R: 1 E: 2 K: 0 S: 4	H: 1 LOB: 2 BB: 2 P: 12	R: 0 E: 0 K: 0 S: 4	H: 1 LOB: 1 BB: 0 P: 4	R: 8 E: 0 K: 1 S: 14	H: 9 LOB: 2 BB: 1 P: 18	R: 0 E: 0 K: 1 S: 6	H: 1 LOB: 1 BB: 0 P: 6	R: 0 E: 0 K: 1 S: 5	H: 0 LOB: 0 BB: 0 P: 5	R: 3 E: 0 K: 2 S: 11	H: 4 LOB: 2 BB: 1 P: 15	R: 0 E: 0 K: 0 S: 3	H: 0 LOB: 1 BB: 0 P: 4	1B: 15 2B: 4 3B: 1 HR: 1	SF: 1 SAC: 0 DP: 1 HBP: 1	WP: 1 PB: 0 SB: 0 CS: 0	PA: 51
PITCHER Matt Keough, R ERA: 2.44 Dave Hamilton, L ERA: 10.89 Ernie Camacho, R ERA: 7.36 Jeff Jones, R ERA: 1.8 (1, 1) (4, 1) (4, 1) (8, 1)	IP: 3.1 WLS: L BF: 22 H: 9 R: 7 ER: 6 SO: 0 BB: 3 IBB: 0 HBP: 0 BLK: 0 WP: 0 HR: 1 S: 19 P: 31 ERA: 16.20 WHIP: 3.600															PITCHER				

Oakland Athletics @ Kansas City Royals
Royals Stadium, Kansas City, MO
Thu May 22 1980, 8:05 PM EDT
Att: 23,124 - Unknown - 76 F

AB	44
R	16
H	21
RBI	14
BB	5
SO	5
LOB	23



Batter	1	2	3	4	5	6	7	8	9	AB	R	H	RBI	BB	SO	LOB	TOP
Mickey Rivers, L OBP: 0.326, SLG: 0.385	F4		1-3			F7		BB		5	1	2	1	0	0	1	Texas Rangers @ Oakland Athletics Oakland-Alameda County Coliseum, Oakland, CA Sat May 24 1980, 3:33 AM PDT Att: 5,061 - Unknown - 60 F
Bump Wills, S OBP: 0.343, SLG: 0.375 Bud Harrelson, S	6-3			L9		F8		BB		3	0	0	0	0	0	1	
Al Oliver, L OBP: 0.347, SLG: 0.444	BB			4-3		FC6-4 BB		BB		3	1	1	1	2	1	3	
Buddy Bell, R OBP: 0.401, SLG: 0.520	L9			S 1B		FC6-4 1-2		BB 1B BB		4	1	1	0	1	0	3	
John Ellis, R OBP: 0.357, SLG: 0.353	6-3			K				BB 1B BB		5	2	3	2	0	1	1	
Johnny Grubb, L OBP: 0.324, SLG: 0.271 Bill Sample, R OBP: 0.308, SLG: 0.273	L7					L7		BB 1B		4	0	0	0	0	0	3	
Pat Putnam, L OBP: 0.312 Jim Sundberg, R OBP: 0.385, SLG: 0.504	4-3					F7		FC6 1B		4	0	0	0	0	0	3	
Dave Roberts, R OBP: 0.324, SLG: 0.323						F3		BB 1B BB		3	1	1	1	1	0	0	
Pepe Frias, R OBP: 0.250, SLG: 0.286 Jim Norris, L OBP: 0.244, SLG: 0.244	6-3					E6		BB 1B BB		3	0	0	0	0	0	1	
Inning Stats	R: 0 E: 0 K: 0 S: 3	H: 0 LOB: 1 BB: 1 P: 7	R: 0 E: 0 K: 0 S: 3	H: 0 LOB: 0 BB: 0 P: 3	R: 0 E: 0 K: 0 S: 3	H: 1 LOB: 1 BB: 0 P: 6	R: 0 E: 0 K: 0 S: 3	H: 0 LOB: 2 BB: 1 P: 3	R: 1 E: 0 K: 0 S: 5	H: 2 LOB: 1 BB: 0 P: 5	R: 6 E: 0 K: 1 S: 9	H: 4 LOB: 3 BB: 5 P: 29	R: 0 E: 0 K: 0 S: 4	H: 1 LOB: 1 BB: 0 P: 4	1B: 7 2B: 1 3B: 0 HR: 0	SF: 0 SAC: 0 DP: 0 HBP: 0	
PITCHER	IP WLS BF H R ER SO BB IBB HBP BLK WP HR S P ERA WHIP	7.0 W 31 5 5 5 1 4 0 0 0 0 0 29 45 6.43 1.286	0.2 7 2 2 2 0 3 0 0 0 0 0 4 16 27.00 7.500	1.1 5 1 0 0 1 0 0 0 0 0 0 7 7 0.00 0.750	PITCHER												

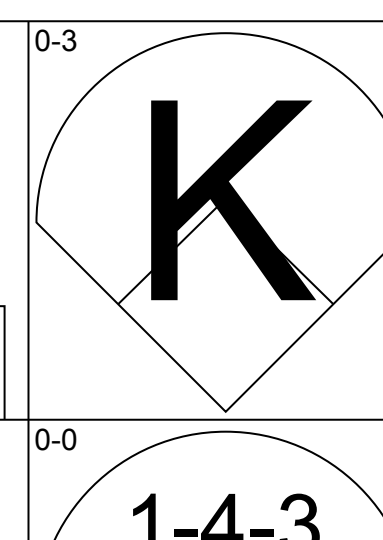
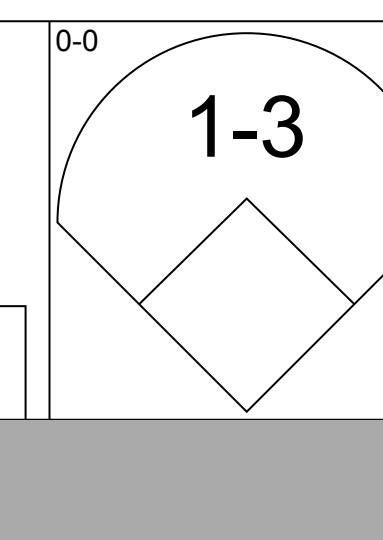
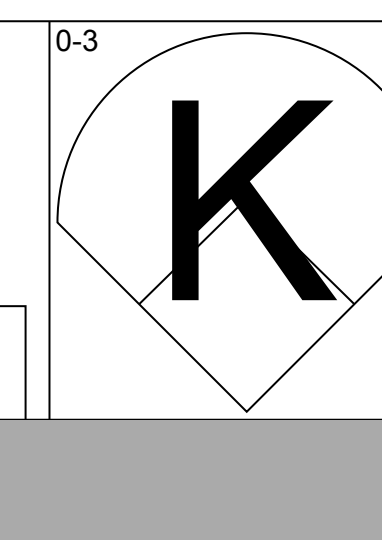
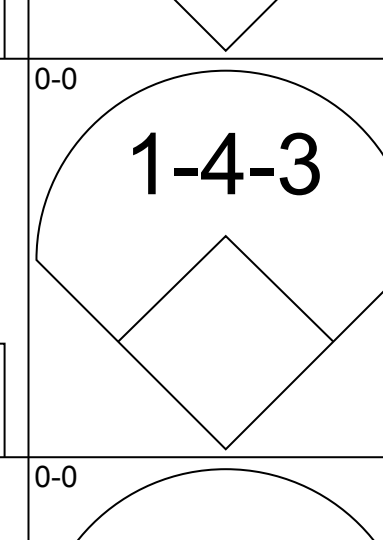
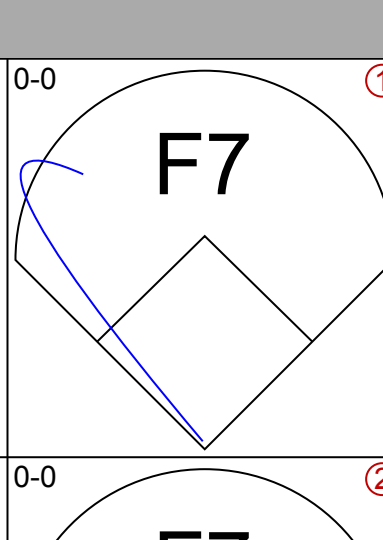
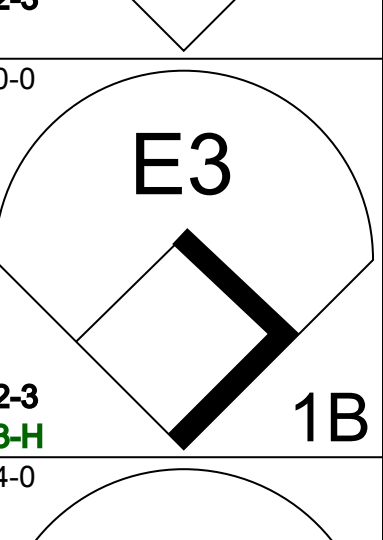
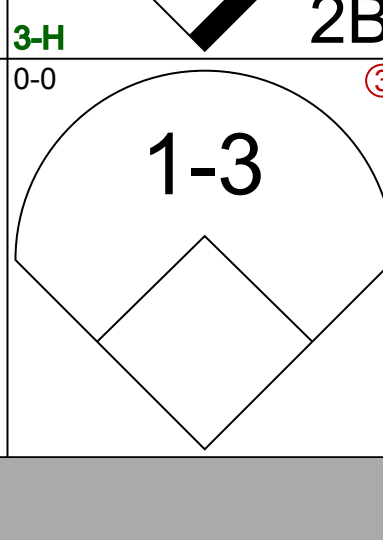
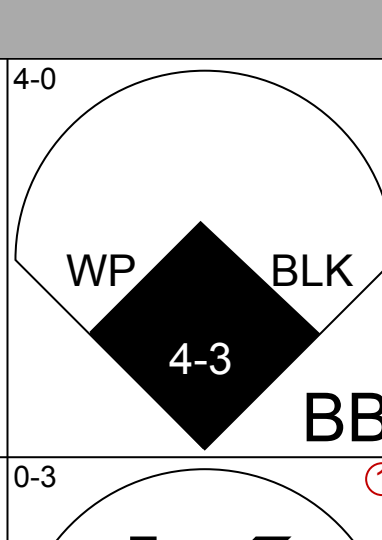
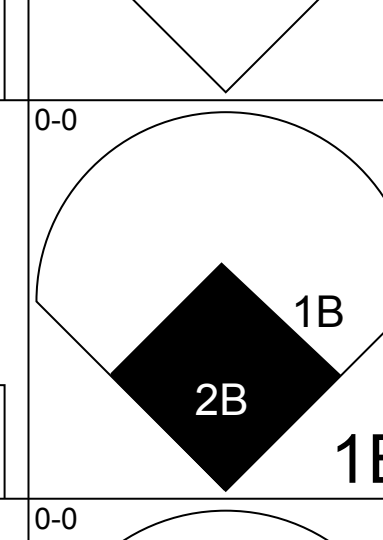
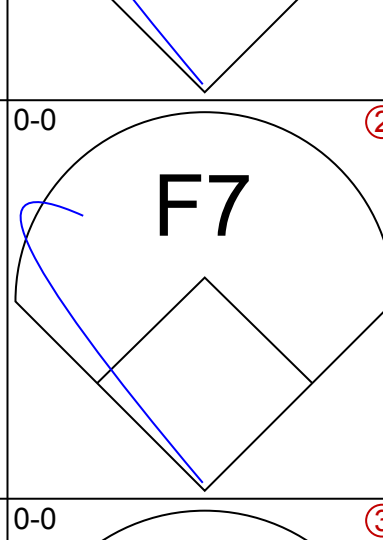
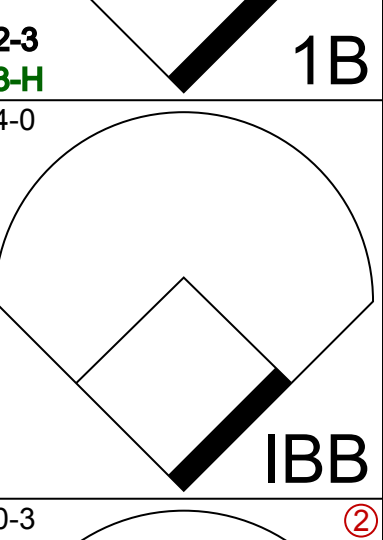
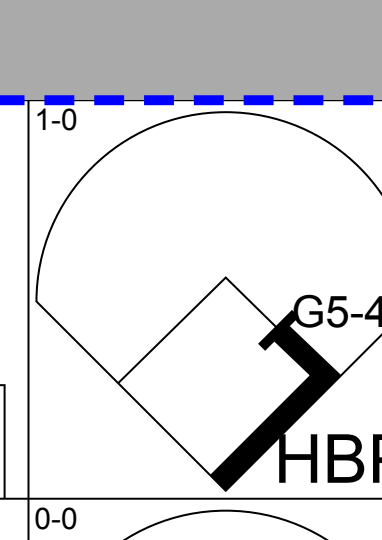
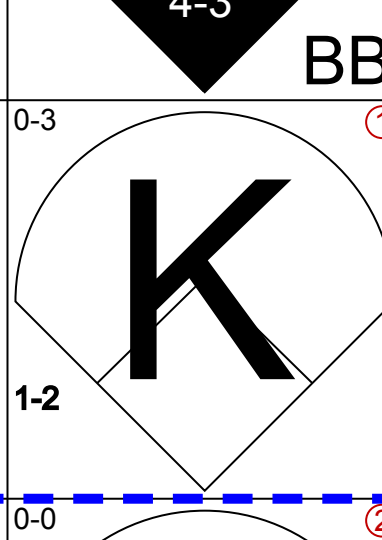
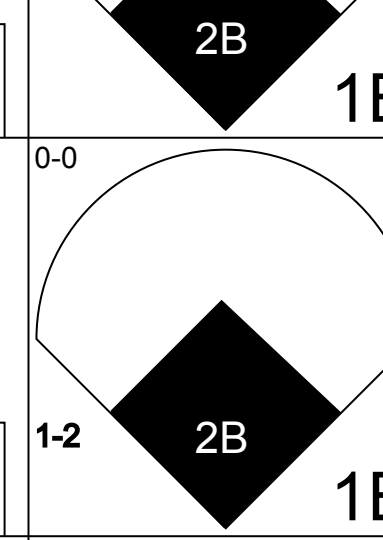
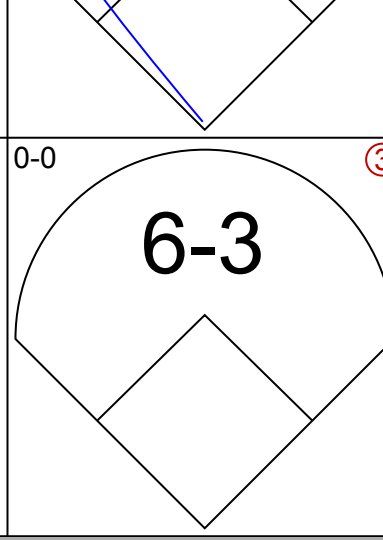
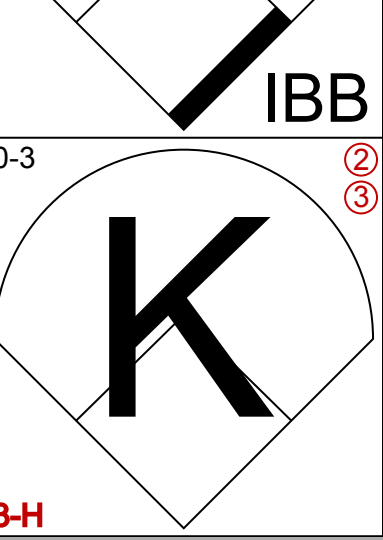
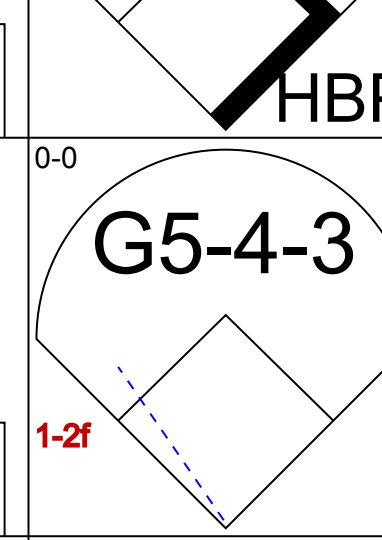
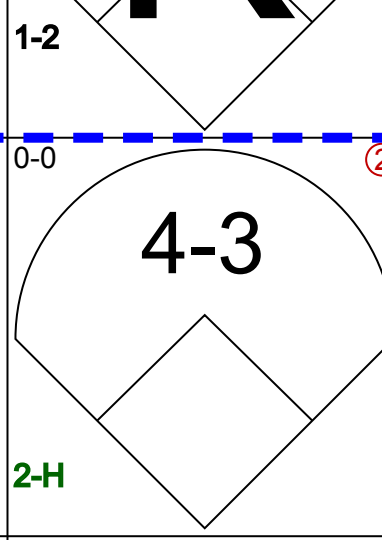
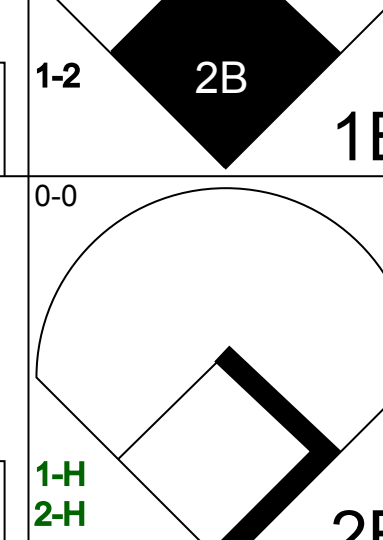
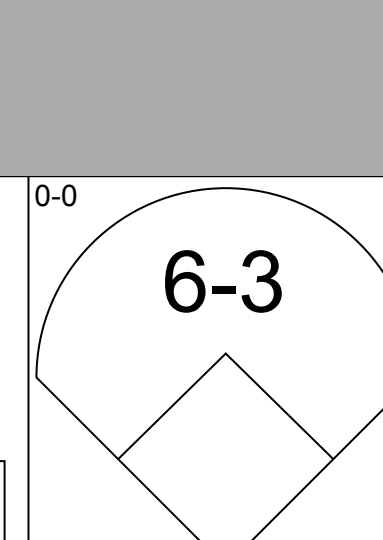
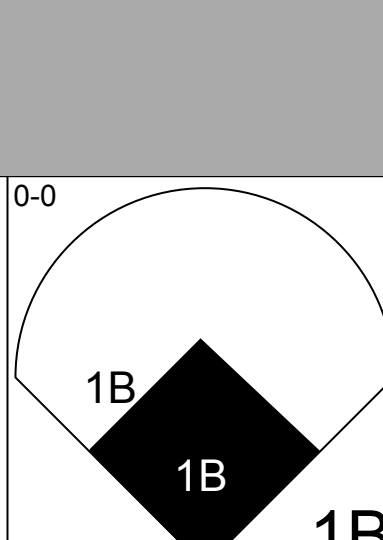
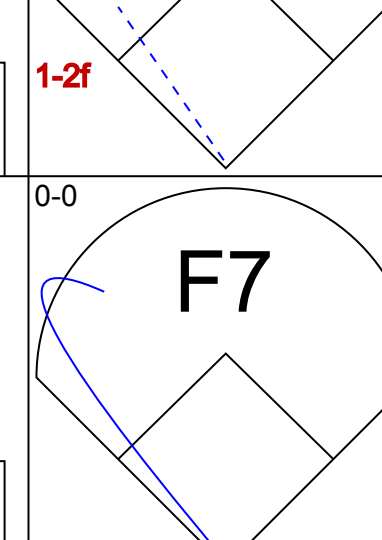
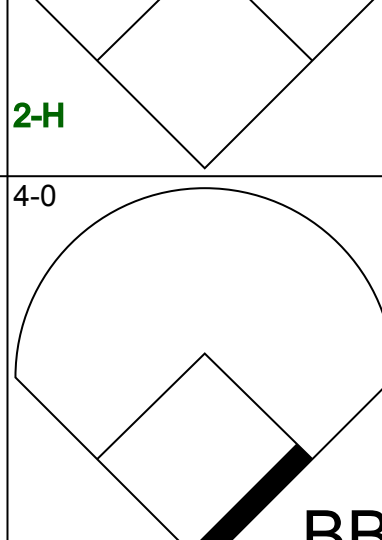
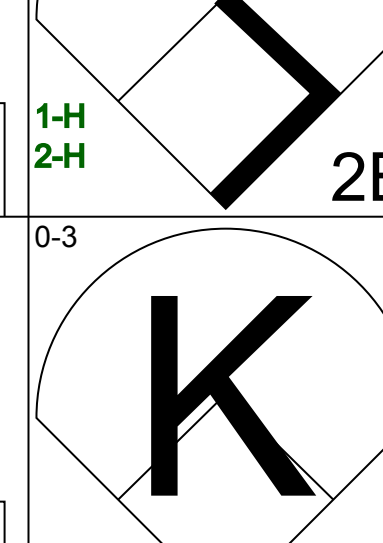
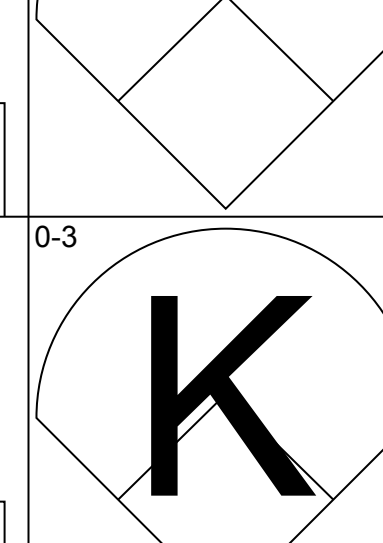
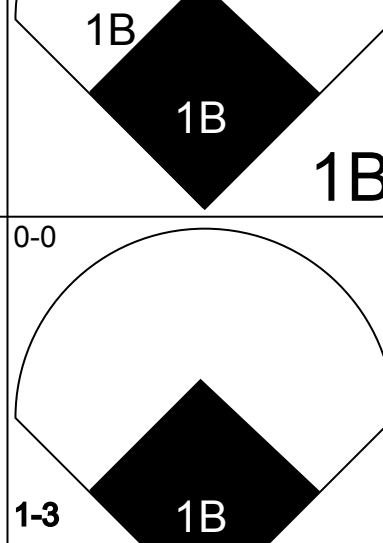
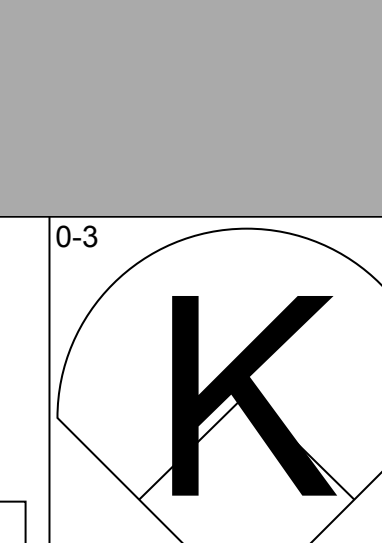
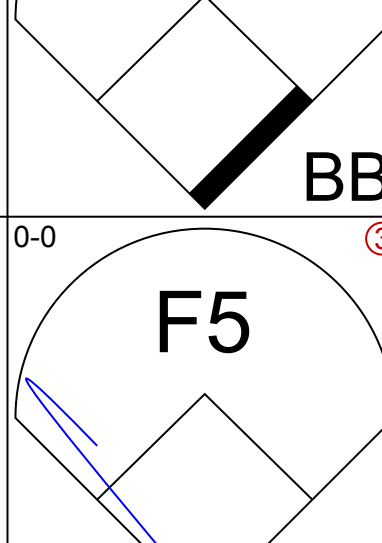
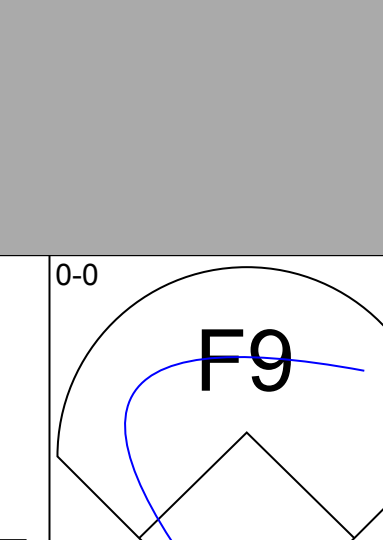
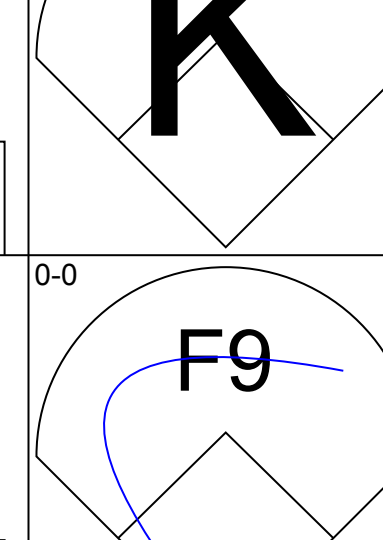
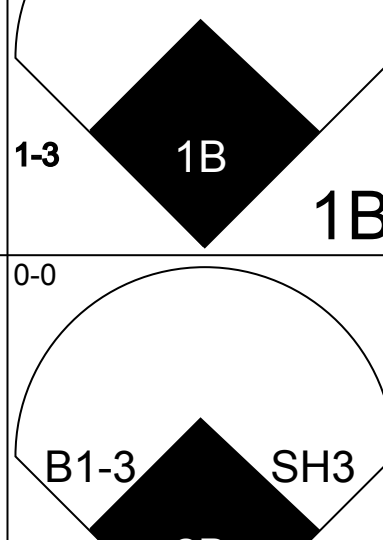
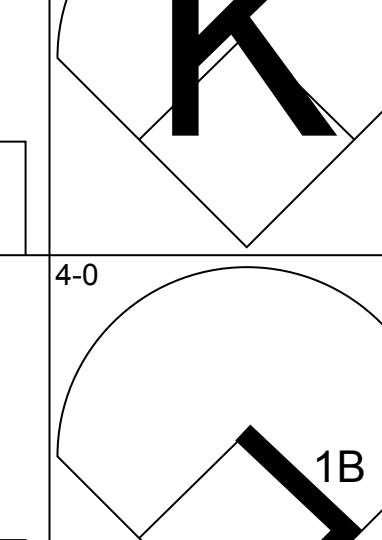
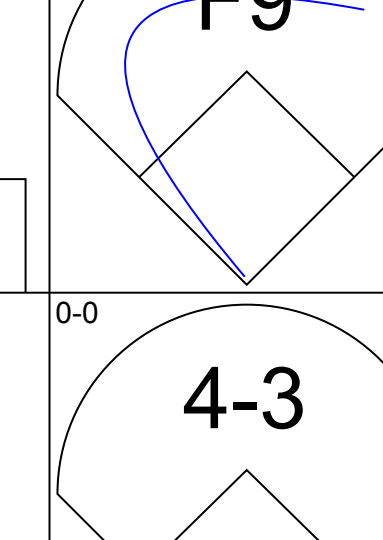
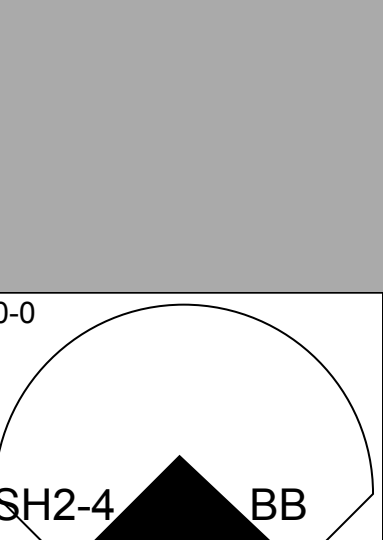
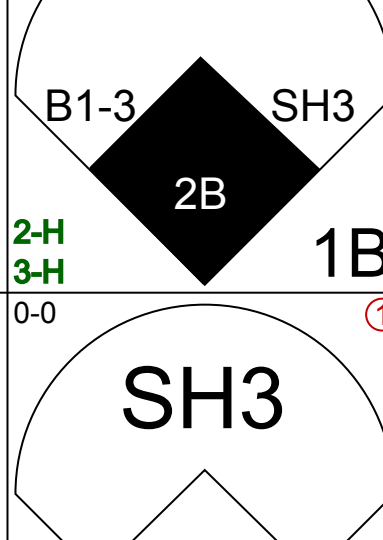
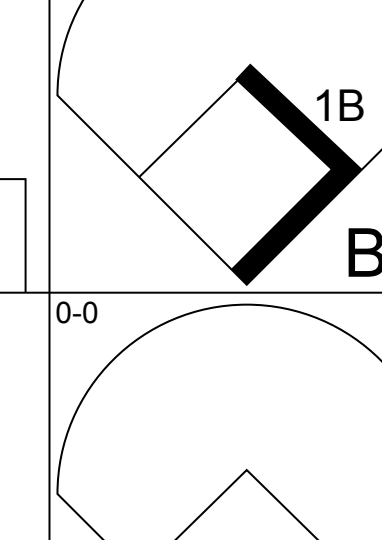
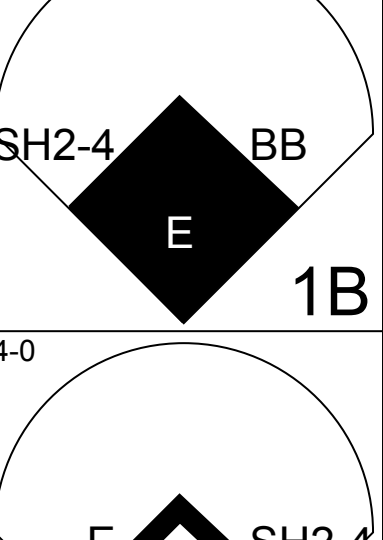
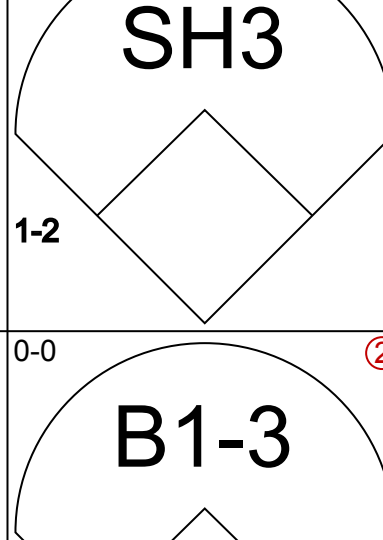
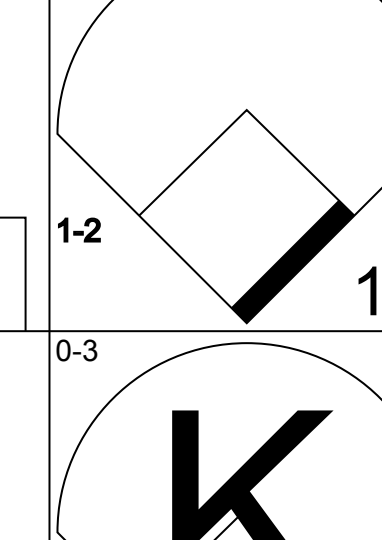
AB 36
R 7
H 8
RBI 7
BB 7
SO 2
LOB 18



Batter	1	2	3	4	5	6	7	8	9	AB	R	H	RBI	BB	SO	LOB	BOTTOM	
Rickey Henderson, R OBP: 0.382, SLG: 0.335	FC4-6 BB		6-3	E4 SH1-3	F5		F8 1B	5-3		5	1	1	1	1	0	3	Texas Rangers @ Oakland Athletics Oakland-Alameda County Coliseum, Oakland, CA Sat May 24 1980, 3:33 AM PDT Att: 5,061 - Unknown - 60 F	
Dwayne Murphy, L OBP: 0.395, SLG: 0.382	FC4-6 BB			SH1-3	3-1		4-3 1B	F8		4	1	1	1	1	0	3		
Dave Revering, L OBP: 0.394, SLG: 0.564	K		G4-6-3 BB	4-3		HR 2B	F8	F9		6	1	1	0	0	1	5		
Mitchell Page, L OBP: 0.386, SLG: 0.301	BB			1B 1B	F3 2B 1B	HR BB	1B 4-3 1B			3	4	3	1	2	0	0		
Wayne Gross, L OBP: 0.333, SLG: 0.461 Mickey Klutts, R OBP: 0.313, SLG: 0.378	1-3			F9 1B 1B	F3	HR	4-3			3	1	1	0	0	0	3		
Tony Armas, R OBP: 0.345, SLG: 0.478 Mike Davis, L OBP: 0.143, SLG: 0.143				1B E 1B	2B BB	4-3	HBP 1B			3	3	2	1	1	0	0		
Jeff Newman, R OBP: 0.276, SLG: 0.375				F9	L4		HBP 1B			5	1	3	4	0	0	2		
Mario Guerrero, R OBP: 0.233, SLG: 0.273 Dave McKay, S OBP: 0.255, SLG: 0.385	L6			E 1B IBB	E6		1B HBP			2	1	0	0	1	0	1		
Rob Picciolo, R OBP: 0.292, SLG: 0.383	K			E SH1-3 1B			K			5	1	2	1	0	3	5		
Inning Stats	R: 0 E: 0 K: 1 S: 5	H: 2 LOB: 1 BB: 2 P: 13	R: 1 E: 0 K: 1 S: 6	H: 2 LOB: 0 BB: 0 P: 6	R: 0 E: 0 K: 0 S: 2	H: 0 LOB: 1 BB: 1 P: 6	R: 5 E: 1 K: 0 S: 8	H: 4 LOB: 1 BB: 1 P: 12	R: 3 E: 0 K: 1 S: 8	H: 3 LOB: 1 BB: 1 P: 11	R: 3 E: 0 K: 1 S: 10	H: 5 LOB: 3 BB: 0 P: 11	R: 0 E: 0 K: 0 S: 3	H: 0 LOB: 0 BB: 0 P: 3	1B: 13 2B: 4 3B: 0 HR: 1	SF: 0 SAC: 1 DP: 2 HBP: 1		WP: 0 PA: 48 PB: 0 SB: 0 CS: 1
PITCHER	IP WLS BF H R ER SO BB IBB HBP BLK WP HR S P ERA WHIP	3.1 L 19 6 6 4 2 3 1 0 0 0 0 5 9 9.00 3.000	1.0 6 2 3 1 0 1 0 0 0 0 0 4 4 0.00 1.500	0.2 4 1 0 0 0 0 0 0 0 0 0 1 18 23 27.00 4.500	2.0 16 8 6 6 2 1 0 1 0 0 0 1 3 3 0.00 0.000	PITCHER												

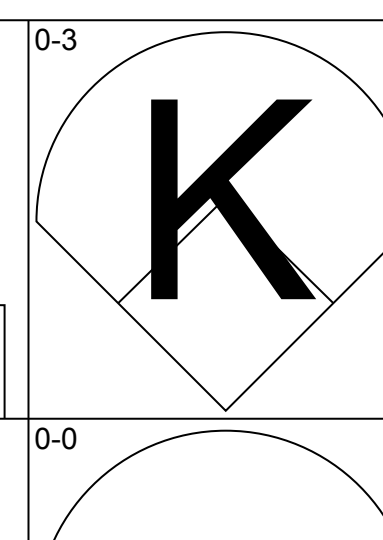
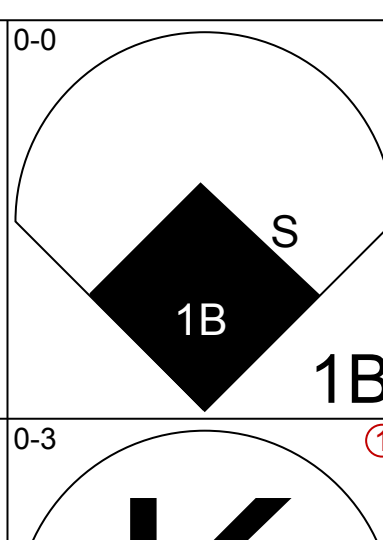
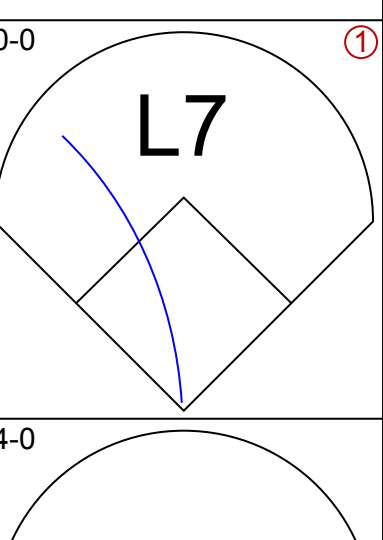
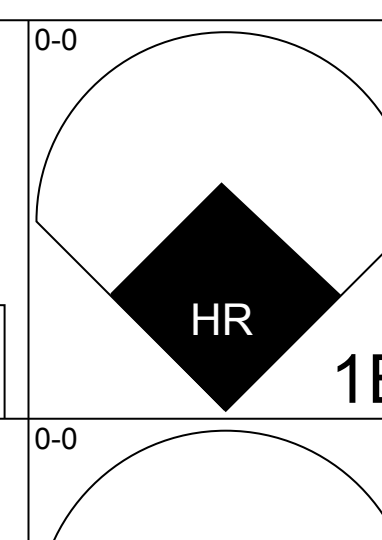
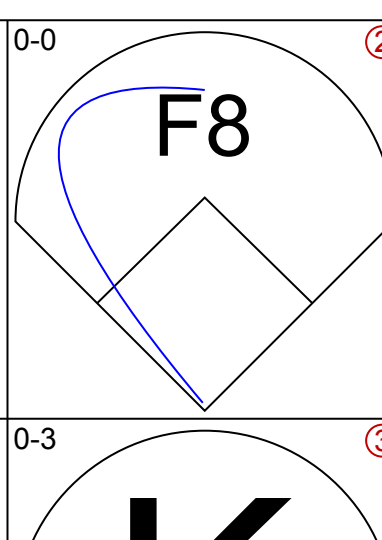
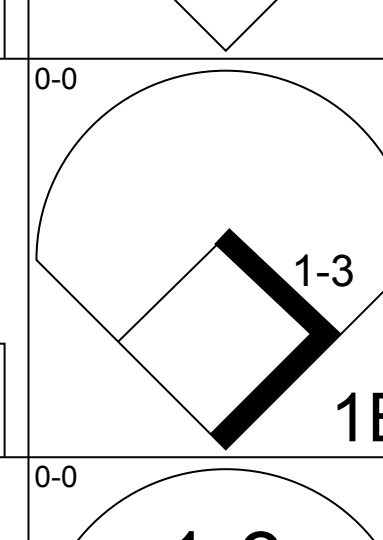
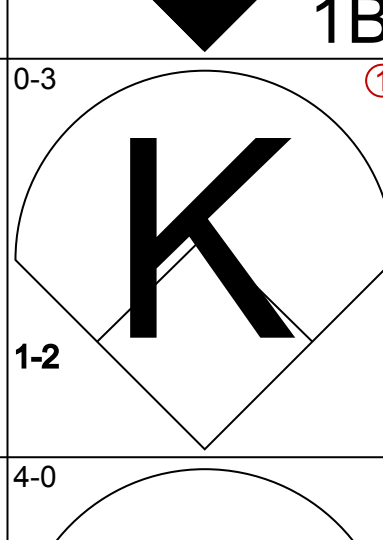
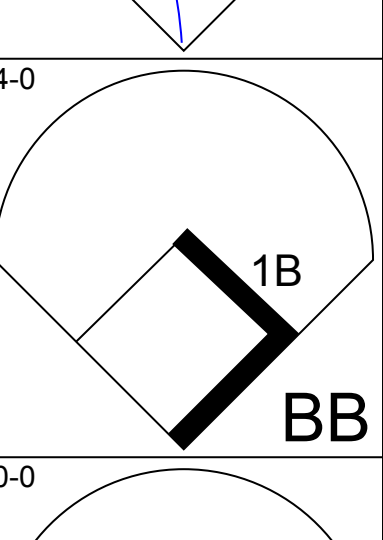
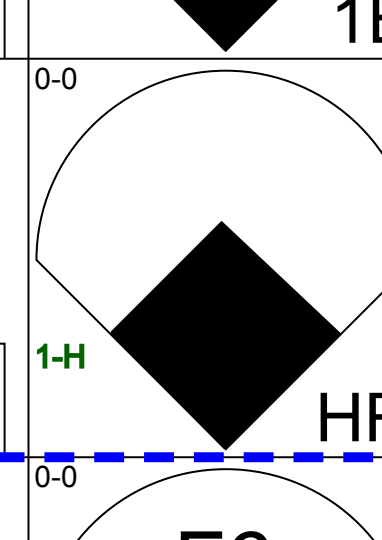
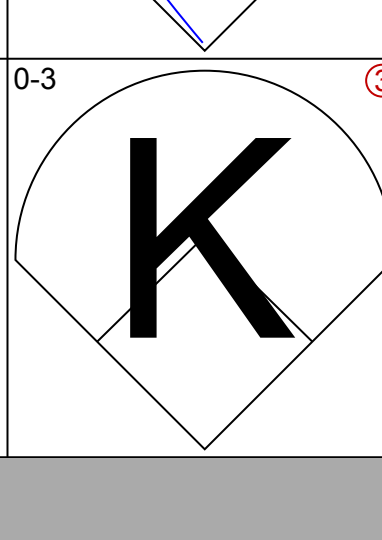
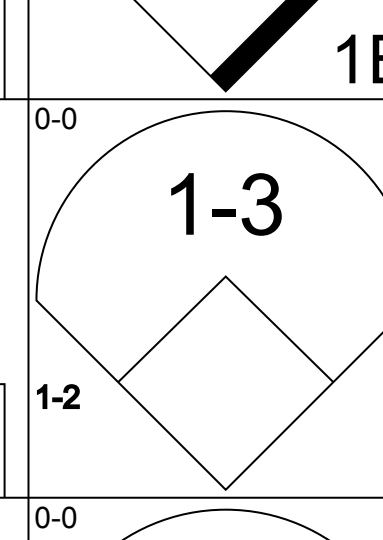
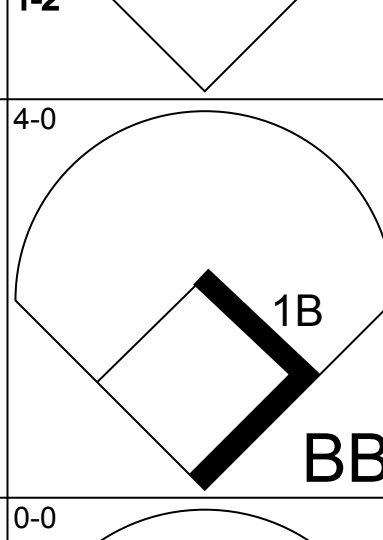
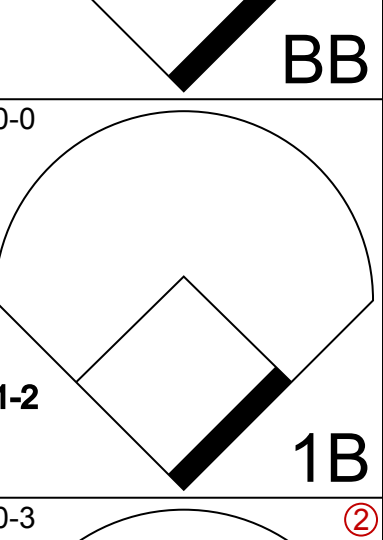
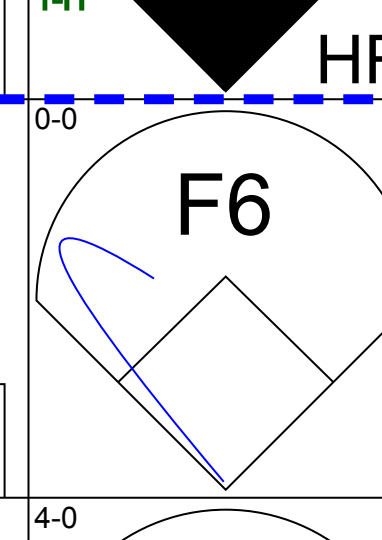
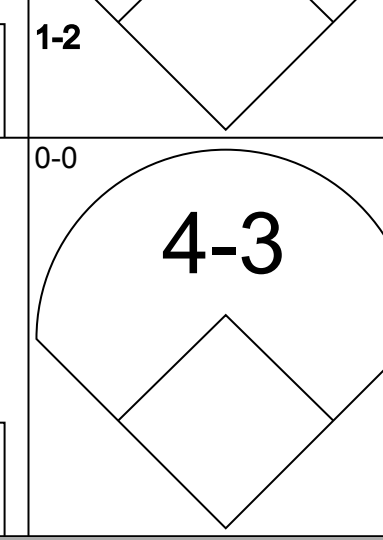
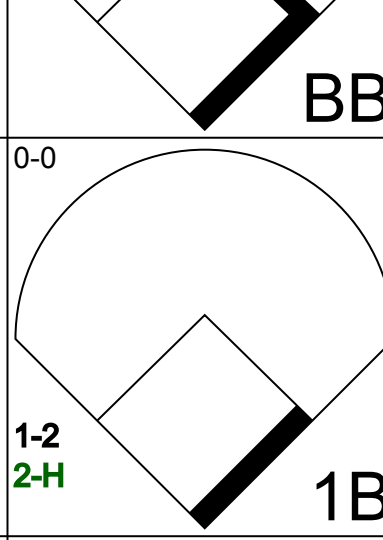
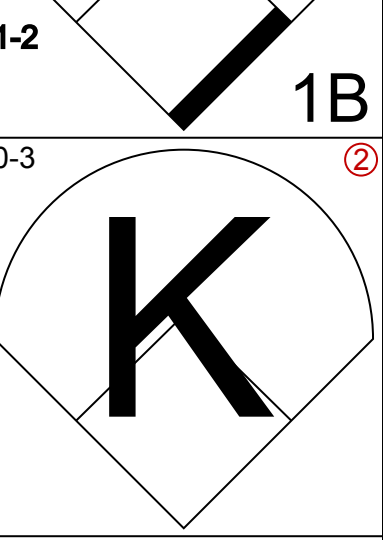
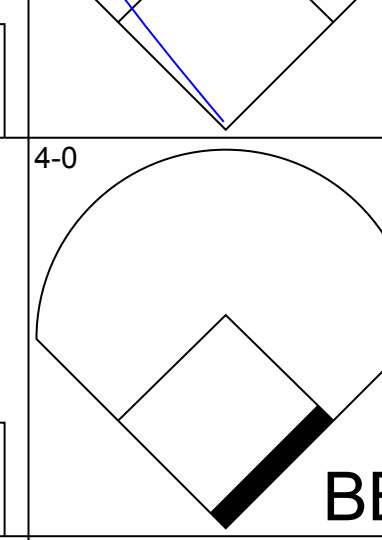
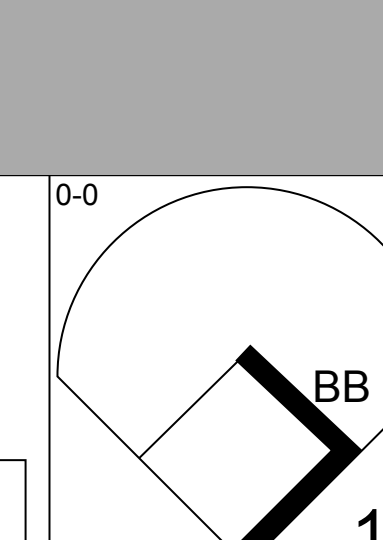
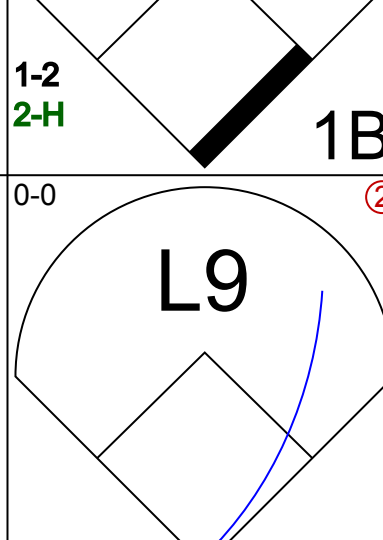
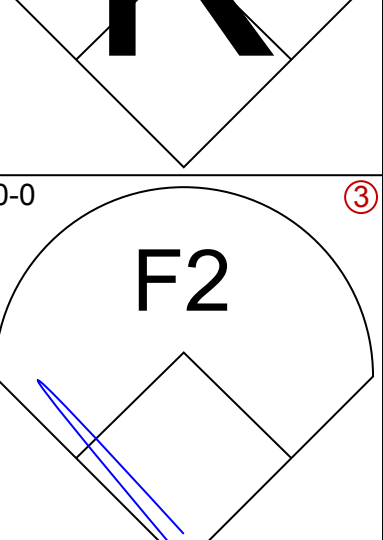
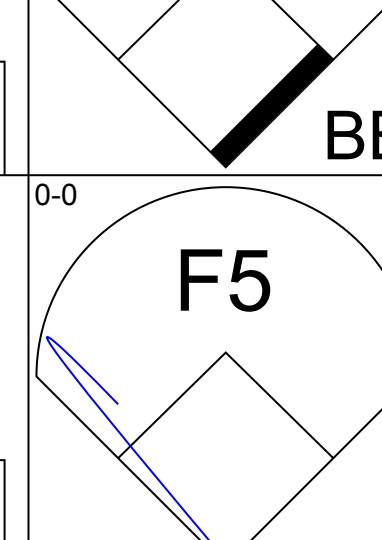
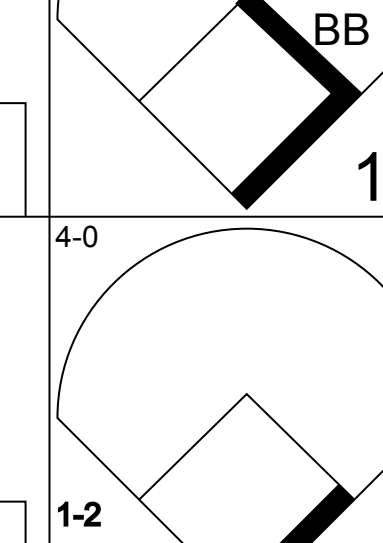
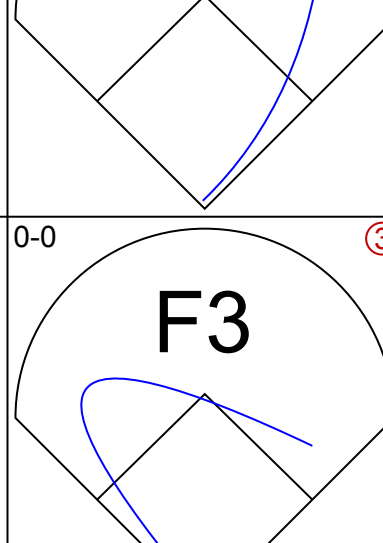
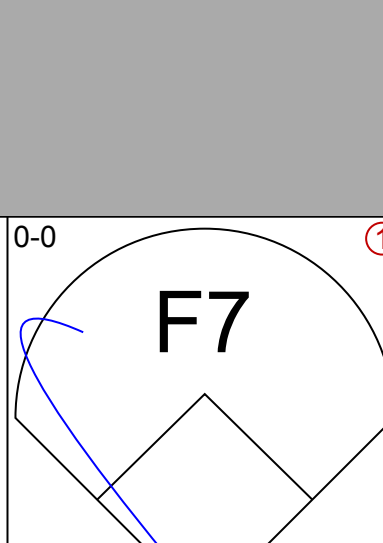
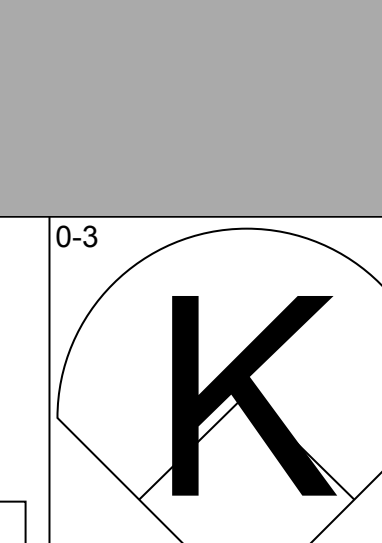
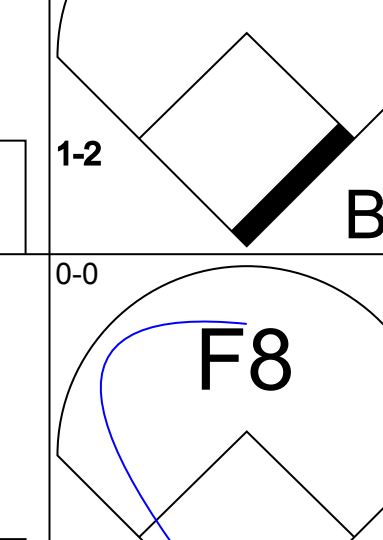
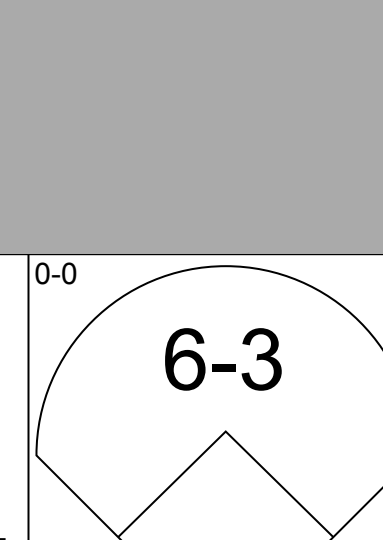
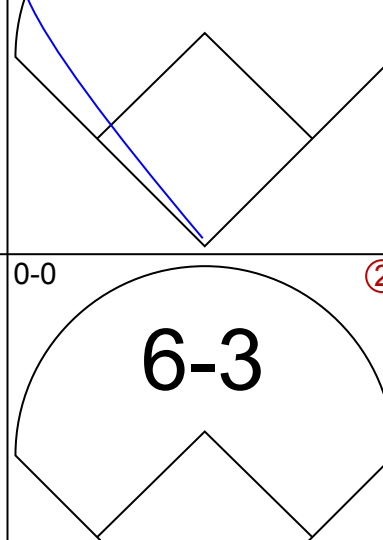
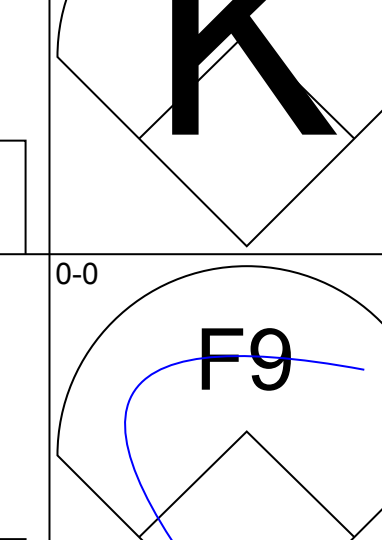
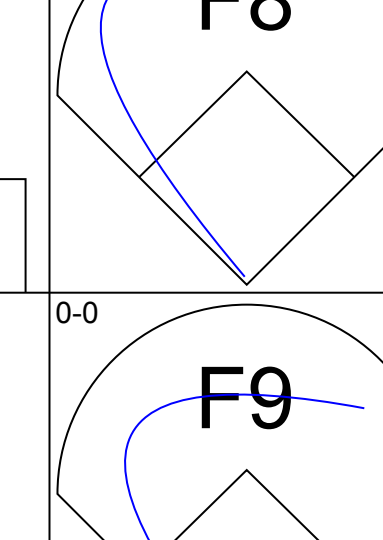
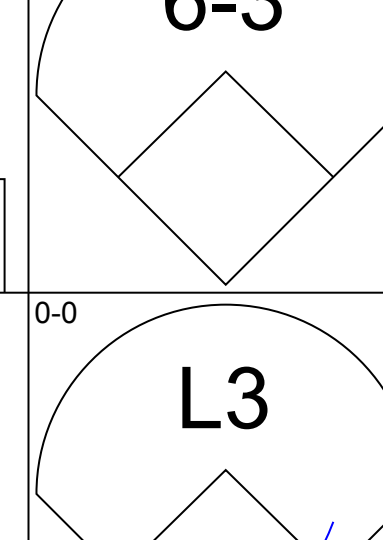
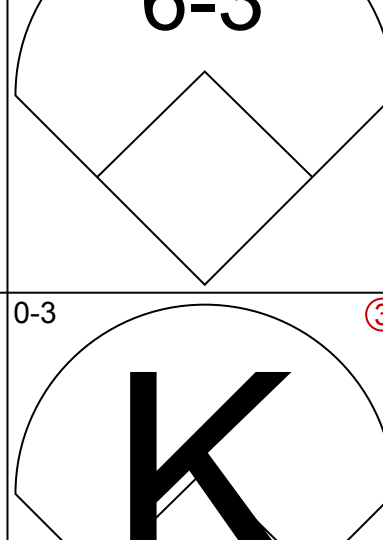
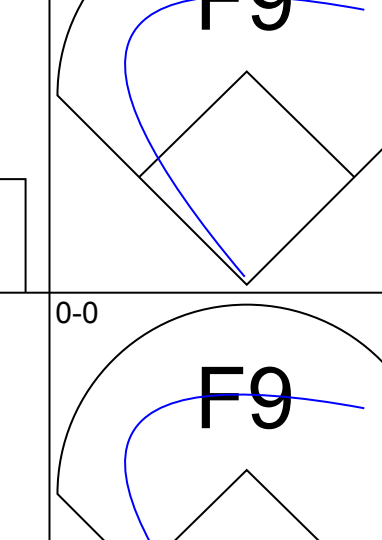

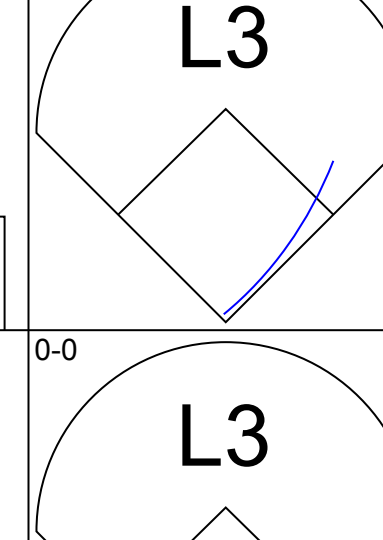
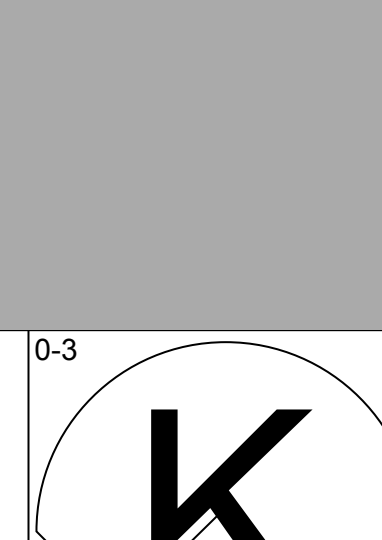
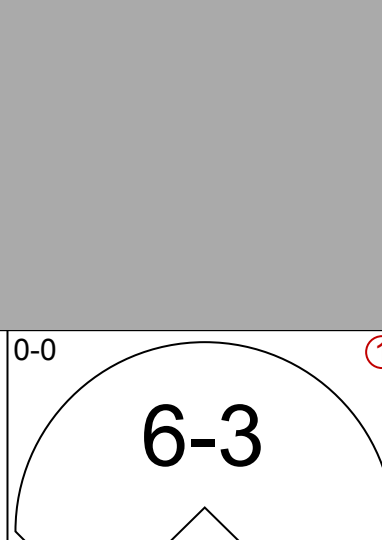
AB 40
R 15
H 17
RBI 13
BB 6
SO 4
LOB 24



Batter	1	2	3	4	5	6	7	8	9	AB	R	H	RBI	BB	SO	LOB	TOP					
Mickey Rivers, L OBP: 0.324, SLG: 0.388 (1, 8)										4	0	1	1	0	2	3	Texas Rangers @ Oakland Athletics Oakland-Alameda County Coliseum, Oakland, CA Sun May 25 1980, 3:33 AM PDT Att: 10,549 - Sunny					
Bump Willis, S OBP: 0.344, SLG: 0.372 (1, 4)									4	1	1	1	1	0	1							
Al Oliver, L OBP: 0.354, SLG: 0.442 (1, 7)									3	1	1	0	1	1	1							
Buddy Bell, R OBP: 0.395, SLG: 0.510 (1, 5)									5	1	1	1	0	1	4							
John Ellis, R OBP: 0.377, SLG: 0.382 Bill Sample, R OBP: 0.308, SLG: 0.273 (9, PR)									4	1	2	2	1	0	0	0						
Johnny Grubb, L OBP: 0.377, SLG: 0.274 Danny Walton, R OBP: 0.273, SLG: 0.111 Pat Putnam, L OBP: 0.292, SLG: 0.309 (8, 3)									3	1	1	0	0	2	1							
Jim Sundberg, R OBP: 0.388, SLG: 0.500 (1, 2)									3	1	1	2	1	0	0							
Jim Norris, L OBP: 0.271, SLG: 0.273 (8, 9)									3	1	2	0	0	0	0							
Bud Harrelson, S OBP: 0.385, SLG: 0.111 (1, 6)									3	0	1	0	1	1	3							
Inning Stats	R: 2 E: 0 K: 2 S: 10	H: 3 LOB: 1 BB: 0 P: 10	R: 0 E: 0 K: 0 S: 4	H: 1 LOB: 1 BB: 0 P: 4	R: 0 E: 0 K: 0 S: 3	H: 0 LOB: 0 BB: 0 P: 3	R: 0 E: 0 K: 1 S: 5	H: 0 LOB: 0 BB: 0 P: 5	R: 1 E: 1 K: 1 S: 6	H: 2 LOB: 3 BB: 2 P: 14	R: 3 E: 0 K: 0 S: 7	H: 4 LOB: 1 BB: 0 P: 7	R: 0 E: 0 K: 0 S: 2	H: 0 LOB: 0 BB: 0 P: 3	R: 0 E: 0 K: 3 S: 10	H: 1 LOB: 2 BB: 1 P: 14		R: 1 E: 0 K: 1 S: 5	H: 0 LOB: 1 BB: 2 P: 13	1B: 9 2B: 3 3B: 0 HR: 0	SF: 0 SAC: 2 DP: 2 HBP: 1	WP: 1 PB: 0 SB: 0 CS: 1
PITCHER	IP WLS BF H R ER SO BB IBB HBP BLK WP HR S P ERA WHIP																					
Mike Norris, R ERA: 1.21	(1, 1) 6.0 L 29 10 6 6 4 1 1 0 0 0 0 0 35 43 9.00 1.833																					
Dave Hamilton, L ERA: 10.13	(7, 1) 2.1 10 1 1 1 4 2 0 1 1 0 0 0 15 24 3.86 1.286																					
Ernie Camacho, R ERA: 6.23	(9, 1) 0.2 3 0 0 0 0 1 0 0 0 0 1 0 2 6 0.00 1.500																					

AB	34
R	7
H	11
RBI	7
BB	5
SO	8
LOB	14



Batter	1	2	3	4	5	6	7	8	9	AB	R	H	RBI	BB	SO	LOB	BOTTOM					
Rickey Henderson, R OBP: 0.338, SLG: 0.338 (1, 7)										5	2	2	0	0	1	0	Texas Rangers @ Oakland Athletics Oakland-Alameda County Coliseum, Oakland, CA Sun May 25 1980, 3:33 AM PDT Att: 10,549 - Sunny					
Dwayne Murphy, L OBP: 0.403, SLG: 0.405 (1, 8)									4	1	2	2	1	2	1							
Dave Revere, L OBP: 0.397, SLG: 0.558 (1, 3)									3	0	1	0	1	0	1							
Mitchell Page, L OBP: 0.389, SLG: 0.302 (1, 10)									3	0	1	1	1	1	3							
Wayne Gross, L OBP: 0.331, SLG: 0.453 (1, 5)									4	0	1	0	0	0	5							
Tony Armas, R OBP: 0.342, SLG: 0.468 (1, 9)									3	0	0	0	1	1	2							
Mike Heath, R OBP: 0.283, SLG: 0.330 (1, 2)									4	0	0	0	0	0	2							
Mario Guerrero, R OBP: 0.228, SLG: 0.267 Jeff Newman, R OBP: 0.274, SLG: 0.371 Dave McKay, S OBP: 0.250, SLG: 0.385 (8, PH)									3	0	0	0	0	1	2							
Rob Piccolo, R OBP: 0.287, SLG: 0.377 Mike Davis, L OBP: 0.133, SLG: 0.133 Mickey Klutts, R OBP: 0.306, SLG: 0.370 (7, PH)										2	0	0	0	0	1	2						
Inning Stats	R: 0 E: 0 K: 1 S: 6	H: 1 LOB: 1 BB: 0 P: 6	R: 0 E: 0 K: 1 S: 6	H: 1 LOB: 1 BB: 1 P: 10	R: 1 E: 0 K: 1 S: 7	H: 2 LOB: 2 BB: 1 P: 11	R: 0 E: 0 K: 0 S: 3	H: 0 LOB: 0 BB: 0 P: 3	R: 0 E: 0 K: 1 S: 6	H: 1 LOB: 2 BB: 1 P: 10	R: 0 E: 0 K: 1 S: 5	H: 0 LOB: 0 BB: 0 P: 5	R: 2 E: 0 K: 1 S: 7	H: 2 LOB: 1 BB: 1 P: 11	R: 0 E: 0 K: 1 S: 5	H: 0 LOB: 0 BB: 0 P: 5		R: 0 E: 0 K: 1 S: 5	H: 0 LOB: 0 BB: 0 P: 5	1B: 6 2B: 0 3B: 0 HR: 1	SF: 0 SAC: 0 DP: 0 HBP: 0	WP: 0 PB: 0 SB: 1 CS: 0
PITCHER	IP WLS BF H R ER SO BB IBB HBP BLK WP HR S P ERA WHIP																					
Doc Medich, R ERA: 4.79	(1, 1) 6.1 W 29 7 3 3 6 3 0 0 0 0 0 0 1 38 50 4.26 1.579																					
Jim Kern, R ERA: 3.22	(7, 1) 2.2 S 9 0 0 0 2 1 0 0 0 0 0 0 0 12 16 0.00 0.375																					



Batter	1	2	3	4	5	6	7	8	9	AB	R	H	RBI	BB	SO	LOB	TOP					
Willie Wilson, S OBP: 0.342, SLG: 0.394 (1, 7)	F4		6-3						4-3	4	0	1	0	0	0	0						
Frank White, R OBP: 0.317, SLG: 0.366 (1, 4)	K								K	4	0	1	0	0	2	1						
George Brett, L OBP: 0.356, SLG: 0.509 (1, 5)	F8								F7	3	0	0	0	1	0	1						
Willie Aikens, L OBP: 0.353, SLG: 0.353 (1, 10)		4-3								3	0	0	0	0	2	1						
John Wathan, R OBP: 0.404, SLG: 0.443 (1, 2)		5-3								3	0	0	0	0	0	1						
Amos Otis, R OBP: 0.125, SLG: 0.125 (1, 8)		4-3								3	0	0	0	0	0	1						
Ralph LaCock, L OBP: 0.184, SLG: 0.179 (1, 3)			F7						3-1	3	0	0	0	0	0	0						
Clint Hurdle, L OBP: 0.333, SLG: 0.500 (1, 9)			L9						K	3	0	0	0	0	1	0						
U L Washington, S OBP: 0.345, SLG: 0.386 (1, 6)									F5	3	1	1	1	0	1	0						
Inning Stats	R: 0 E: 0 K: 1 S: 5	H: 0 LOB: 0 BB: 0 P: 5	R: 0 E: 0 K: 0 S: 3	H: 0 LOB: 0 BB: 0 P: 3	R: 1 E: 0 K: 0 S: 4	H: 1 LOB: 0 BB: 0 P: 4	R: 0 E: 0 K: 1 S: 5	H: 1 LOB: 0 BB: 0 P: 5	R: 0 E: 0 K: 0 S: 3	H: 0 LOB: 0 BB: 0 P: 3	R: 0 E: 0 K: 1 S: 6	H: 1 LOB: 1 BB: 0 P: 6	R: 0 E: 0 K: 1 S: 5	H: 0 LOB: 0 BB: 0 P: 9	R: 0 E: 0 K: 1 S: 5	H: 0 LOB: 0 BB: 0 P: 5	R: 0 E: 0 K: 1 S: 5	H: 0 LOB: 0 BB: 0 P: 5	1B: 2 2B: 0 3B: 0 HR: 1	SF: 0 SAC: 0 DP: 1 HBP: 0	WP: 0 PB: 0 SB: 1 CS: 0	PA: 30
PITCHER Matt Keough, R ERA: 2.28 (1, 1)	IP: 9.0 WLS: W BF: 30 H: 3 R: 1 ER: 1 SO: 6 BB: 1 IBB: 0 HBP: 0 BLK: 0 WP: 0 HR: 1 S: 41 P: 45 ERA: 1.00 WHIP: 0.444															PITCHER						

Kansas City Royals @ Oakland Athletics
Oakland-Alameda County Coliseum, Oakland, CA
Mon May 26 1980, 3:33 AM PDT
Att: 21,882 - Sunny - 60 F

AB	29
R	1
H	3
RBI	1
BB	1
SO	6
LOB	5



Batter	1	2	3	4	5	6	7	8	9	AB	R	H	RBI	BB	SO	LOB	BOTTOM			
Rickey Henderson, R OBP: 0.379, SLG: 0.331 (1, 7)	F8			F8	K					3	0	0	0	1	1	1				
Dwayne Murphy, L OBP: 0.406, SLG: 0.408 (1, 8)	F7									4	2	2	0	0	0	1				
Dave Revering, L OBP: 0.407, SLG: 0.589 (1, 3)	L9									4	2	3	2	0	0	0				
Wayne Gross, L OBP: 0.347, SLG: 0.458 (1, 5)										1	0	1	1	2	0	0				
Mitchell Page, L OBP: 0.388, SLG: 0.296 (8, PH)										2	0	0	0	1	0	2				
Randy Elliott, R OBP: 0.143, SLG: 0.143 (8, PH)										0	0	0	0	0	0	0				
Mike Davis, L OBP: 0.125, SLG: 0.125 (8, PH)										1	0	0	0	0	0	1				
Tony Armas, R OBP: 0.340, SLG: 0.462 (1, 9)	K									4	0	1	0	0	2	4				
Jim Essian, R OBP: 0.291, SLG: 0.275 (1, 2)				F3						3	0	1	1	1	0	2				
Mickey Klutts, R OBP: 0.288, SLG: 0.347 (1, 6)				K						3	0	0	0	0	2	4				
Mike Edwards, R OBP: 0.158, SLG: 0.158 (8, 4)				F9						3	0	0	0	0	0	1				
Dave McKay, S OBP: 0.250, SLG: 0.385 (8, 4)					4-3					0	0	0	0	0	0	0				
Inning Stats	R: 0 E: 0 K: 0 S: 3	H: 0 LOB: 0 BB: 0 P: 3	R: 0 E: 0 K: 1 S: 4	H: 0 LOB: 0 BB: 1 P: 8	R: 0 E: 0 K: 1 S: 5	H: 0 LOB: 0 BB: 0 P: 5	R: 2 E: 0 K: 0 S: 5	H: 2 LOB: 1 BB: 1 P: 9	R: 0 E: 0 K: 2 S: 8	H: 1 LOB: 0 BB: 0 P: 8	R: 2 E: 0 K: 1 S: 7	H: 3 LOB: 2 BB: 2 P: 15	R: 0 E: 0 K: 0 S: 2	H: 0 LOB: 0 BB: 1 P: 6	R: 0 E: 0 K: 0 S: 5	H: 2 LOB: 2 BB: 0 P: 5	1B: 7 2B: 0 3B: 0 HR: 1	SF: 0 SAC: 1 DP: 3 HBP: 0	WP: 0 PB: 0 SB: 0 CS: 0	PA: 34
PITCHER Renie Martin, R ERA: 3.67 Gary Christenson, L ERA: 5.4 Marty Pattin, R ERA: 3.96 Paul Spitttorff, L ERA: 3.55 Dan Quisenberry, R ERA: 2.52	IP: 5.0 WLS: L BF: 22 H: 6 R: 4 ER: 4 SO: 4 BB: 2 IBB: 0 HBP: 0 BLK: 0 WP: 0 HR: 1 S: 28 P: 36 ERA: 7.20 WHIP: 1.600															PITCHER				

Kansas City Royals @ Oakland Athletics
Oakland-Alameda County Coliseum, Oakland, CA
Mon May 26 1980, 3:33 AM PDT
Att: 21,882 - Sunny - 60 F

AB	28
R	4
H	8
RBI	4
BB	5
SO	5
LOB	16



Batter	1	2	3	4	5	6	7	8	9	AB	R	H	RBI	BB	SO	LOB	TOP								
Willie Wilson, S (1, 7) OBP: 0.338, SLG: 0.389	F7		1-3		CS	4-3	G3		E	5	1	1	1	0	0	1	Kansas City Royals @ Oakland Athletics Oakland-Alameda County Coliseum, Oakland, CA Tue May 27 1980, 7:05 PM PDT Att. 4,488 - Unknown - 57 F livebaseballscorecards.com								
Frank White, R (1, 4) OBP: 0.308, SLG: 0.355	K			F9		F7	L7		E7	5	0	0	0	0	1										
George Brett, L (1, 5) OBP: 0.365, SLG: 0.512				E7					L9	5	1	3	0	0	0										
Darrell Porter, L (1, 10) OBP: 0.341, SLG: 0.461	F8			F7					F7	4	0	1	0	0	0										
Willie Aikens, L (1, 3) OBP: 0.357, SLG: 0.348 Ralph LaCock, L (8, 3) OBP: 0.184, SLG: 0.179		G6-4-3 BB				K			K	2	0	0	0	2	2										
Amos Otis, R (1, 8) OBP: 0.250, SLG: 0.273		G6-4-3		F8						3	1	1	1	1	0										
John Wathan, R (1, 2) OBP: 0.407, SLG: 0.444		6-3								4	1	2	0	0	0										
Clint Hurdle, L (1, 9) OBP: 0.330, SLG: 0.490			F7		G4-6-3				G3	4	0	1	1	0	0										
U L Washington, S (1, 6) OBP: 0.342, SLG: 0.382			F7						L9	4	0	1	0	0	0										
Inning Stats	R: 0 E: 0 K: 1 S: 6	H: 1 LOB: 1 BB: 0 P: 6	R: 0 E: 0 K: 0 S: 2	H: 0 LOB: 0 BB: 1 P: 6	R: 0 E: 0 K: 0 S: 3	H: 0 LOB: 0 BB: 0 P: 3	R: 0 E: 1 K: 0 S: 4	H: 0 LOB: 2 BB: 1 P: 8	R: 0 E: 0 K: 0 S: 3	H: 2 LOB: 0 BB: 0 P: 3	R: 0 E: 0 K: 1 S: 7	H: 2 LOB: 2 BB: 0 P: 7	R: 2 E: 0 K: 0 S: 5	H: 2 LOB: 1 BB: 1 P: 9	R: 1 E: 0 K: 1 S: 7	H: 2 LOB: 1 BB: 0 P: 7		R: 1 E: 1 K: 0 S: 5	H: 1 LOB: 1 BB: 0 P: 5	1B: 9 2B: 1 3B: 0 HR: 0	SF: 0 SAC: 0 DP: 2 HBP: 0	WP: 0 PB: 0 SB: 0 CS: 1	PA: 40		
PITCHER	IP	WLS	BF	H	R	ER	SO	BB	IBB	HBP	BLK	WP	HR	S	P	ERA	WHIP								
Brian Kingman, R (1, 1) ERA: 3.94	7.2	L	33	9	3	3	3	3	0	0	0	0	0	36	48	3.52	1.565								
Jeff Jones, R (8, 1) ERA: 2.7	1.0		5	1	1	0	0	0	0	0	0	0	0	5	5	0.00	1.000								
Bob Lacey, L (9, 1) ERA: 2.52	0.1		1	0	0	0	0	0	0	0	0	0	0	1	1	0.00	0.000								

Batter	1	2	3	4	5	6	7	8	9	AB	R	H	RBI	BB	SO	LOB	BOTTOM								
Rickey Henderson, R (1, 7) OBP: 0.385, SLG: 0.339	K		F9		S				S	5	0	3	0	0	1	1	Kansas City Royals @ Oakland Athletics Oakland-Alameda County Coliseum, Oakland, CA Tue May 27 1980, 7:05 PM PDT Att. 4,488 - Unknown - 57 F livebaseballscorecards.com								
Dwayne Murphy, L (1, 8) OBP: 0.400, SLG: 0.397	4-3		4-3		F6				K	4	0	0	0	1	1										
Dave Revering, L (1, 3) OBP: 0.403, SLG: 0.578 Dave McKay, S (8, 5) OBP: 0.250, SLG: 0.385					1-3					4	1	1	0	0	1										
Wayne Gross, L (1, 5) OBP: 0.359, SLG: 0.473										3	0	2	0	1	0										
Mitchell Page, L (1, 10) OBP: 0.377, SLG: 0.288		L7		SF8		F6			E8	3	0	0	1	0	0										
Tony Armas, R (1, 9) OBP: 0.338, SLG: 0.456					K				K	4	0	1	0	0	2										
Jeff Newman, R (1, 2) OBP: 0.273, SLG: 0.396					1-3				4-3	4	1	1	1	0	0										
Mickey Klutts, R (1, 6) OBP: 0.304, SLG: 0.358										4	0	2	0	0	1										
Mike Edwards, R (1, 4) OBP: 0.190, SLG: 0.190 Mike Davis, L (9, PH) OBP: 0.118, SLG: 0.118										2	0	1	0	0	1										
Inning Stats	R: 0 E: 0 K: 1 S: 5	H: 0 LOB: 0 BB: 0 P: 5	R: 0 E: 0 K: 0 S: 4	H: 2 LOB: 1 BB: 0 P: 4	R: 0 E: 0 K: 0 S: 4	H: 1 LOB: 1 BB: 0 P: 4	R: 1 E: 0 K: 1 S: 7	H: 2 LOB: 1 BB: 0 P: 7	R: 0 E: 0 K: 0 S: 5	H: 2 LOB: 2 BB: 0 P: 5	R: 0 E: 0 K: 0 S: 2	H: 0 LOB: 0 BB: 1 P: 6	R: 1 E: 0 K: 3 S: 11	H: 2 LOB: 2 BB: 1 P: 15	R: 0 E: 1 K: 1 S: 6	H: 0 LOB: 1 BB: 0 P: 6		R: 0 E: 0 K: 1 S: 6	H: 2 LOB: 1 BB: 0 P: 6	1B: 9 2B: 1 3B: 0 HR: 1	SF: 1 SAC: 1 DP: 1 HBP: 0	WP: 1 PB: 0 SB: 3 CS: 2	PA: 38		
PITCHER	IP	WLS	BF	H	R	ER	SO	BB	IBB	HBP	BLK	WP	HR	S	P	ERA	WHIP								
Dennis Leonard, R (1, 1) ERA: 5.89	9.0	W	38	11	2	2	7	2	0	0	0	1	1	50	58	2.00	1.444								

AB 36
R 4
H 10
RBI 3
BB 3
SO 3
LOB 16



AB 34
R 2
H 11
RBI 2
BB 2
SO 7
LOB 19




Batter	1	2	3	4	5	6	7	8	9	AB	R	H	RBI	BB	SO	LOB	TOP			
Willie Wilson, S (1,7) OBP: 0.340, SLG: 0.395	0-0 1B 1B		0-0 4-3		0-0 4-3 3-1 2B		0-0 4-3		0-0 1-3	5	2	2	0	0	0	2				
Frank White, R (1,4) OBP: 0.313, SLG: 0.359	0-0 1B 1B		0-0 FC4-6 1B		0-0 4-3 2-3		0-0 P6			4	1	2	0	0	0	1				
George Brett, L (1,5) OBP: 0.362, SLG: 0.504	0-0 1B 1B		0-0 FC4-6 1-2 BB		0-0 3-1			0-0 F9		4	0	1	2	0	0	1				
Darrell Porter, L (1,10) OBP: 0.348, SLG: 0.456	0-0 1B 1B		0-0 FC4-6 1-3 3-H BB		0-0 L9			0-0 L8		3	0	1	1	1	0	0				
Amos Otis, R (1,8) OBP: 0.188, SLG: 0.200	0-0 L4		0-0 K		0-0 5-3			0-0 5-3		4	0	0	0	0	1	3				
John Wathan, R (1,2) OBP: 0.409, SLG: 0.442	0-0 FC4-6 1-2			0-0 WP S BB		0-0 1B			0-0 L8	3	0	1	0	1	0	1				
Willie Aikens, L (1,3) OBP: 0.351, SLG: 0.340		0-0 G3		0-0 F8		0-0 F8			0-0 1B 1B	3	0	0	0	0	0	2	AB 35			
Ralph LaCock, L (9, PH) OBP: 0.192, SLG: 0.188										1	0	1	0	0	0	0	R 3			
Clint Hurdle, L (1,9) OBP: 0.322, SLG: 0.476		0-0 F9		0-0 F7		0-0 P6			0-0 P3	3	0	0	0	0	0	2	H 9			
Steve Braun, L (9, PH) OBP: 0.125, SLG: 0.045				0-0 1-3						1	0	0	0	0	0	1	RBI 3			
U L Washington, S (1,6) OBP: 0.340, SLG: 0.379		0-0 4-3		0-0 F5		0-0 F5			0-0 1B	4	0	1	0	0	0	1	BB 2			
																	SO 1			
																	LOB 14			
Inning Stats	R: 2 E: 0 K: 0 S: 6	H: 4 LOB: 1 BB: 0 P: 6	R: 0 E: 0 K: 0 S: 3	H: 0 LOB: 0 BB: 0 P: 3	R: 0 E: 0 K: 1 S: 6	H: 1 LOB: 2 BB: 1 P: 10	R: 0 E: 0 K: 0 S: 3	H: 0 LOB: 1 BB: 1 P: 7	R: 1 E: 0 K: 0 S: 4	H: 1 LOB: 0 BB: 0 P: 4	R: 0 E: 0 K: 0 S: 3	H: 0 LOB: 0 BB: 0 P: 3	R: 0 E: 0 K: 0 S: 3	H: 0 LOB: 0 BB: 0 P: 3	R: 0 E: 0 K: 0 S: 5	H: 2 LOB: 2 BB: 0 P: 5	1B: 8 2B: 1 3B: 0 HR: 0	SF: 0 SAC: 0 DP: 0 HBP: 0	WP: 1 PB: 1 SB: 0 CS: 1	PA: 37
PITCHER Rick Langford, R (1,1) ERA: 3.3	IP: 9.0 WLS: W BF: 37 H: 9 R: 3 ER: 3 SO: 1 BB: 2 IBB: 0 HBP: 0 BLK: 0 WP: 1 HR: 0 S: 37 P: 45 ERA: 3.00 WHIP: 1.222																			

Kansas City Royals @ Oakland Athletics
Oakland-Alameda County Coliseum, Oakland, CA
Wed May 28 1980, 3:33 AM PDT
Att: 4,094 - Unknown

livebaseballscorecards.com

AB 35
R 3
H 9
RBI 3
BB 2
SO 1
LOB 14




Batter	1	2	3	4	5	6	7	8	9	AB	R	H	RBI	BB	SO	LOB	BOTTOM			
Rickey Henderson, R (1,7) OBP: 0.380, SLG: 0.331	0-0 6-3	0-0 CS BB	0-3 K			0-0 F8		0-0 1-3		4	0	0	0	1	1	1				
Dwayne Murphy, L (1,8) OBP: 0.407, SLG: 0.403	0-0 1B S	0-0 1B BB		0-0 S 1B		0-0 F8				3	2	2	0	1	0	0				
Mitchell Page, L (1,10) OBP: 0.380, SLG: 0.296	0-0 E S PB 1B	0-0 1B 1B		0-0 F8		0-0 L8				4	2	2	0	0	0	1				
Wayne Gross, L (1,3) OBP: 0.364, SLG: 0.469	0-0 F9 S WP BB	0-0 L9 1B 1B		0-3 K		0-0 L3				3	1	1	1	1	1	1				
Tony Armas, R (1,9) OBP: 0.335, SLG: 0.451	0-0 F9	0-0 S 1B		0-0 F8		0-0 F8				4	0	1	1	0	0	2				
Jeff Newman, R (1,2) OBP: 0.272, SLG: 0.385	0-0 S 1B BB	0-0 L9		0-0 F5		0-0 F7				3	1	0	0	1	0	2				
Mickey Klutts, R (1,6) OBP: 0.317, SLG: 0.368	0-0 E 1B	0-3 K		0-0 FC1-6 1B		0-0 F8				4	0	2	1	0	1	2	AB 33			
Mike Edwards, R (1,4) OBP: 0.200, SLG: 0.200	0-0 E6		0-0 F8		0-0 FC1-6 S		0-0 FC3-6 1B			4	0	1	0	0	0	2	R 6			
Dave McKay, S (1,5) OBP: 0.219, SLG: 0.333	0-0 F7		0-0 F9		0-0 F8		0-0 FC3-6			4	0	0	0	0	0	4	H 9			
																	RBI 3			
																	BB 4			
																	SO 3			
																	LOB 15			
Inning Stats	R: 4 E: 1 K: 0 S: 7	H: 3 LOB: 2 BB: 2 P: 15	R: 2 E: 0 K: 1 S: 7	H: 3 LOB: 2 BB: 2 P: 15	R: 0 E: 0 K: 1 S: 5	H: 0 LOB: 0 BB: 0 P: 5	R: 0 E: 0 K: 1 S: 6	H: 1 LOB: 1 BB: 0 P: 6	R: 0 E: 0 K: 0 S: 4	H: 1 LOB: 1 BB: 0 P: 4	R: 0 E: 0 K: 0 S: 3	H: 0 LOB: 0 BB: 0 P: 3	R: 0 E: 0 K: 0 S: 3	H: 0 LOB: 0 BB: 0 P: 3	R: 0 E: 0 K: 0 S: 4	H: 1 LOB: 1 BB: 0 P: 4	1B: 9 2B: 0 3B: 0 HR: 0	SF: 0 SAC: 0 DP: 0 HBP: 0	WP: 1 PB: 1 SB: 7 CS: 1	PA: 37
PITCHER Rich Gale, R (1,1) ERA: 6.29	IP: 0.2 WLS: L BF: 7 H: 3 R: 4 ER: 4 SO: 0 BB: 2 IBB: 0 HBP: 0 BLK: 0 WP: 0 HR: 0 S: 13 P: 13 ERA: 54.00 WHIP: 7.500																			
PITCHER Marty Pattin, R (1,1) ERA: 3.62	IP: 7.1 WLS: 30 BF: 6 H: 2 R: 2 ER: 2 SO: 3 BB: 2 IBB: 0 HBP: 0 BLK: 0 WP: 0 HR: 0 S: 34 P: 42 ERA: 2.46 WHIP: 1.091																			

Kansas City Royals @ Oakland Athletics
Oakland-Alameda County Coliseum, Oakland, CA
Wed May 28 1980, 3:33 AM PDT
Att: 4,094 - Unknown

livebaseballscorecards.com

AB 33
R 6
H 9
RBI 3
BB 4
SO 3
LOB 15



Batter	1	2	3	4	5	6	7	8	9	AB	R	H	RBI	BB	SO	LOB	TOP					
Rickey Henderson, R OBP: 0.393, SLG: 0.346 (1, 7)	F8		FC4-6 BB			SH5-3 1B		1B FC3-6 2B		3	2	2	0	1	0	0						
Dwayne Murphy, L OBP: 0.411, SLG: 0.425 (1, 8)	F8		FC4-6			SH5-3		FC3-6 1B		3	0	1	0	0	0	2						
Mitchell Page, L OBP: 0.380, SLG: 0.325 (1, 10)	4-3			4-3		S 3B 1B		FC3-6 3B		4	2	1	2	0	0	1						
Wayne Gross, L OBP: 0.357, SLG: 0.479 (1, 3)		K 2B		6-3		F9		3B		4	0	2	1	0	0	1						
Tony Armas, R OBP: 0.331, SLG: 0.453 (1, 9)		K 2-3		6-3		3B		K		4	0	1	1	0	2	2						
Jeff Newman, R OBP: 0.254, SLG: 0.357 (1, 2)	F8				6-3	6-3		F8		4	0	0	0	0	0	2						
Mickey Klutts, R OBP: 0.309, SLG: 0.354 (1, 5)			SH3 1B		6-3				K	4	0	1	0	0	1	0						
Mario Guerrero, R OBP: 0.232, SLG: 0.265 (1, 6)			SH3		FC6-4 BB		1-4-3		F7	2	0	0	0	1	0	0						
Mike Edwards, R OBP: 0.212, SLG: 0.212 (1, 4)			4-3		FC6-4		K		4-3	4	0	0	0	0	1	2						
Inning Stats	R: 0 E: 0 K: 0 S: 3	H: 0 LOB: 0 BB: 0 P: 3	R: 0 E: 0 K: 1 S: 5	H: 1 LOB: 0 BB: 0 P: 5	R: 0 E: 0 K: 0 S: 4	H: 1 LOB: 2 BB: 1 P: 8	R: 0 E: 0 K: 0 S: 3	H: 0 LOB: 0 BB: 0 P: 3	R: 0 E: 0 K: 0 S: 3	H: 0 LOB: 1 BB: 1 P: 7	R: 2 E: 0 K: 0 S: 6	H: 3 LOB: 1 BB: 0 P: 6	R: 0 E: 0 K: 1 S: 5	H: 0 LOB: 0 BB: 0 P: 5	R: 2 E: 0 K: 1 S: 8	H: 3 LOB: 1 BB: 0 P: 8	R: 0 E: 0 K: 1 S: 5	H: 0 LOB: 0 BB: 0 P: 5	1B: 4 2B: 2 3B: 2 HR: 0	SF: 0 SAC: 2 DP: 0 HBP: 0	WP: 0 PB: 0 SB: 1 CS: 0	PA: 36
PITCHER	IP	WLS	BF	H	R	ER	SO	BB	IBB	HBP	BLK	WP	HR	S	P	ERA	WHIP					
Doc Medich, R ERA: 4.81 (1, 1)	7.1	L	31	8	4	4	2	2	0	0	0	0	0	33	41	4.91	1.364					
Bob Babcock, R ERA: 1.93 (8, 1)	1.2	S	5	0	0	0	2	0	0	0	0	0	0	9	9	0.00	0.000					

Oakland Athletics @ Texas Rangers
Arlington Stadium, Arlington, TX
Sat May 31 1980, 8:05 PM EDT
Att: 24,305 - Unknown

AB	32
R	4
H	8
RBI	4
BB	2
SO	4
LOB	10



Batter	1	2	3	4	5	6	7	8	9	AB	R	H	RBI	BB	SO	LOB	BOTTOM				
Mickey Rivers, L OBP: 0.324, SLG: 0.387 (1, 8)	1B G3 SF8 BB	F7			E1 S			FC3-6 1B	FC5	4	1	1	0	1	0	3					
Bump Wills, S OBP: 0.333, SLG: 0.354 (1, 4)	G3		5-3		4-3			FC3-6 S		4	0	0	0	0	0	4					
Al Oliver, L OBP: 0.347, SLG: 0.439 (1, 7)	WP 1B BB		CS 1B			F7		SF8		2	0	1	1	1	0	0					
Buddy Bell, R OBP: 0.374, SLG: 0.474 (1, 5)	WP 1B		F8		6-3			F9		4	0	1	0	0	0	2					
John Ellis, R OBP: 0.356, SLG: 0.344 (1, 10)	SF8		5-3		F7				1B BB	2	0	0	1	1	0	0					
Johnny Grubb, L OBP: 0.315, SLG: 0.274 (9, PR)										0	1	0	0	0	0	0					
Richie Zisk, R OBP: 0.313, SLG: 0.496 (1, 9)	K		F9		K		K		F9	4	0	0	0	0	2	3					
Pat Putnam, L OBP: 0.299, SLG: 0.311 (1, 3)			FC5-4 1B		K		1-3			4	0	2	0	0	1	0					
Jim Sundberg, R OBP: 0.390, SLG: 0.478 (1, 2)		FC5-4 SH1-4			1-3		F3		FC5 1B	4	0	1	1	0	0	1					
Bud Harrelson, S OBP: 0.286, SLG: 0.176 (1, 6)		SH1-4			G3					1	0	0	0	0	0	0					
Bill Sample, R OBP: 0.315, SLG: 0.267 (8, PH)										0	1	0	0	1	0	0					
Pepe Frias, R OBP: 0.247, SLG: 0.282 (9, PH)										0	0	0	0	0	0	0					
Jim Norris, L OBP: 0.302, SLG: 0.286 (9, PH)										0	0	0	0	0	0	0					
Dave Roberts, R OBP: 0.333, SLG: 0.333 (9, PH)								FC3-6 1B SF8 BB	1B	1	0	1	0	0	0	0					
Inning Stats	R: 1 E: 0 K: 1 S: 6	H: 1 LOB: 2 BB: 2 P: 14	R: 0 E: 0 K: 0 S: 4	H: 1 LOB: 0 BB: 0 P: 4	R: 0 E: 0 K: 1 S: 5	H: 0 LOB: 0 BB: 0 P: 5	R: 0 E: 0 K: 0 S: 4	H: 0 LOB: 0 BB: 0 P: 4	R: 0 E: 0 K: 0 S: 3	H: 0 LOB: 0 BB: 0 P: 3	R: 0 E: 0 K: 1 S: 5	H: 0 LOB: 0 BB: 0 P: 5	R: 1 E: 0 K: 0 S: 4	H: 1 LOB: 1 BB: 1 P: 8	R: 0 E: 0 K: 0 S: 5	H: 3 LOB: 2 BB: 1 P: 9	1B: 7 2B: 0 3B: 0 HR: 0	SF: 2 SAC: 1 DP: 0 HBP: 0	WP: 1 PB: 0 SB: 2 CS: 1	PA: 37	
PITCHER	IP	WLS	BF	H	R	ER	SO	BB	IBB	HBP	BLK	WP	HR	S	P	ERA	WHIP				
Mike Norris, R ERA: 1.41 (1, 1)	8.1	W	35	6	3	3	3	4	0	0	0	0	0	37	53	3.24	1.200				
Bob Lacey, L ERA: 2.45 (9, 1)	0.2	S	2	1	0	0	0	0	0	0	0	0	0	2	2	0.00	1.500				

Oakland Athletics @ Texas Rangers
Arlington Stadium, Arlington, TX
Sat May 31 1980, 8:05 PM EDT
Att: 24,305 - Unknown

AB	30
R	3
H	7
RBI	3
BB	4
SO	3
LOB	13



Batter	1	2	3	4	5	6	7	8	9	AB	R	H	RBI	BB	SO	LOB	TOP										
Rickey Henderson, R OBP: 0.411, SLG: 0.367 (1, 7)										4	1	4	0	1	0	0	Oakland Athletics @ Cleveland Indians Cleveland Municipal Stadium, Cleveland, OH Mon Jun 02 1980, 7:05 PM EDT Att. 4,445 - Unknown - 77 F										
Dwayne Murphy, L OBP: 0.420, SLG: 0.448 (1, 8)										4	1	3	3	0	0	1											
Dave Revering, L OBP: 0.388, SLG: 0.559 (1, 3)										5	0	0	0	0	1	6											
Mitchell Page, L OBP: 0.371, SLG: 0.351 (1, 10)										5	1	1	1	0	1	4											
Wayne Gross, L OBP: 0.369, SLG: 0.480 (1, 5)										3	1	1	0	2	1	0											
Tony Armas, R OBP: 0.328, SLG: 0.444 (1, 9)										4	0	0	0	0	2	3											
Jeff Newman, R OBP: 0.268, SLG: 0.385 (1, 2)										4	0	3	1	0	0	0											
Mickey Klutts, R OBP: 0.289, SLG: 0.329 (1, 4)										4	0	0	0	0	1	4											
Mario Guerrero, R OBP: 0.239, SLG: 0.266 (1, 6)										4	1	1	0	0	2	2											
Inning Stats	R: 0 E: 0 K: 0 S: 4	H: 2 LOB: 1 BB: 0 P: 4	R: 0 E: 0 K: 2 S: 7	H: 0 LOB: 0 BB: 0 P: 7	R: 1 E: 0 K: 1 S: 7	H: 2 LOB: 1 BB: 0 P: 7	R: 1 E: 0 K: 0 S: 4	H: 2 LOB: 1 BB: 1 P: 8	R: 0 E: 0 K: 0 S: 3	H: 0 LOB: 1 BB: 1 P: 7	R: 1 E: 0 K: 0 S: 5	H: 2 LOB: 2 BB: 0 P: 5	R: 0 E: 0 K: 3 S: 11	H: 2 LOB: 2 BB: 0 P: 11	R: 0 E: 0 K: 2 S: 8	H: 1 LOB: 2 BB: 1 P: 12	R: 2 E: 0 K: 0 S: 5	H: 2 LOB: 0 BB: 0 P: 5	1B: 8 2B: 3 3B: 0 HR: 2	SF: 0 SAC: 1 DP: 2 HBP: 0	WP: 0 PB: 0 SB: 1 CS: 0	PA: 41					
PITCHER	IP	WLS	BF	H	R	ER	SO	BB	IBB	HBP	BLK	WP	HR	S	P	ERA	WHIP										
Wayne Garland, R ERA: 5.19 (1, 1)	6.0	W	26	8	3	3	3	2	0	0	0	0	1	30	38	4.50	1.667										
Mike Stanton, R ERA: 4.29 (7, 1)	2.0		10	3	0	0	5	1	0	0	0	0	0	19	23	0.00	2.000										
Victor Cruz, R ERA: 4.37 (9, 1)	1.0		5	2	2	2	0	0	0	0	0	0	1	5	5	18.00	2.000										

AB	37
R	5
H	13
RBI	5
BB	3
SO	8
LOB	20



Batter	1	2	3	4	5	6	7	8	9	AB	R	H	RBI	BB	SO	LOB	BOTTOM										
Miguel Dilone, S OBP: 0.372, SLG: 0.446 (1, 7)										4	2	1	0	1	1	2	Oakland Athletics @ Cleveland Indians Cleveland Municipal Stadium, Cleveland, OH Mon Jun 02 1980, 7:05 PM EDT Att. 4,445 - Unknown - 77 F										
Jorge Orta, L OBP: 0.404, SLG: 0.416 (1, 9)										4	2	3	0	1	0	0											
Dell Alston, L OBP: 0.273, SLG: 0.310 (7, PR) (8, 9)										0	0	0	0	0	0	0											
Mike Hargrove, L OBP: 0.307, SLG: 0.380 (1, 3)										4	0	0	2	1	1	6											
Cliff Johnson, R OBP: 0.331, SLG: 0.394 (1, 10)										4	1	0	0	1	1	6											
Ron Hassey, L OBP: 0.367, SLG: 0.439 (1, 2)										4	0	2	2	1	1	0											
Toby Harrah, R OBP: 0.323, SLG: 0.292 (1, 5)										3	2	2	0	2	0	1											
Rick Manning, L OBP: 0.362, SLG: 0.272 (1, 8)										2	2	1	2	3	0	1											
Dave Rosello, R OBP: 0.300, SLG: 0.611 (1, 4)										4	1	1	2	1	1	6											
Jerry Dybzinski, R OBP: 0.273, SLG: 0.355 (1, 6)										4	0	1	2	0	0	5											
Inning Stats	R: 0 E: 0 K: 0 S: 3	H: 0 LOB: 1 BB: 1 P: 7	R: 0 E: 0 K: 0 S: 4	H: 1 LOB: 2 BB: 1 P: 8	R: 2 E: 0 K: 1 S: 6	H: 2 LOB: 0 BB: 1 P: 10	R: 2 E: 0 K: 2 S: 8	H: 1 LOB: 3 BB: 4 P: 24	R: 3 E: 0 K: 1 S: 7	H: 2 LOB: 0 BB: 1 P: 11	R: 2 E: 0 K: 1 S: 8	H: 3 LOB: 2 BB: 2 P: 16	R: 1 E: 0 K: 0 S: 4	H: 2 LOB: 1 BB: 0 P: 4	R: 0 E: 0 K: 0 S: 3	H: 0 LOB: 1 BB: 1 P: 7	R: 0 E: 0 K: 0 S: 3	H: 0 LOB: 1 BB: 1 P: 7	1B: 9 2B: 2 3B: 0 HR: 1	SF: 0 SAC: 0 DP: 1 HBP: 0	WP: 3 PB: 0 SB: 2 CS: 1	PA: 45					
PITCHER	IP	WLS	BF	H	R	ER	SO	BB	IBB	HBP	BLK	WP	HR	S	P	ERA	WHIP										
Brian Kingman, R ERA: 4.41 (1, 1)	3.0	L	16	3	4	4	1	5	0	0	0	0	0	13	33	12.00	2.667										
Matt Keough, R ERA: 3.13 (4, 1)	2.0		12	3	3	3	3	3	0	0	0	2	1	15	27	13.50	3.000										
Dave Hamilton, L ERA: 10.8 (6, 1)	0.1		4	2	2	2	0	0	1	0	0	0	0	3	7	54.00	6.000										
Jeff Jones, R ERA: 2.66 (6, 1)	1.2		8	3	1	1	1	1	0	0	0	0	0	9	13	5.40	2.400										
Bob Lacey, L ERA: 2.39 (8, 1)	1.0		4	0	0	0	0	1	0	0	0	1	0	3	7	0.00	1.000										

AB	33
R	10
H	11
RBI	10
BB	11
SO	5
LOB	27



Batter	1	2	3	4	5	6	7	8	9	AB	R	H	RBI	BB	SO	LOB	TOP								
Rickey Henderson, R OBP: 0.402, SLG: 0.355 (1, 7)	0-0 6-3		0-0 5-3		0-0 E6 1B			4-0 1B BB	0-0 F9	4	2	0	0	1	0	0	Oakland Athletics @ Cleveland Indians Cleveland Municipal Stadium, Cleveland, OH Wed Jun 04 1980, 7:05 PM EDT Att: 8,608 - Unknown livebaseballscorecards.com								
Dwayne Murphy, L OBP: 0.421, SLG: 0.442 (1, 8)	0-0 G3		4-0 BB		0-0 1B 1-H			0-0 1B 1-2		3	1	2	1	1	0	0									
Wayne Gross, L OBP: 0.361, SLG: 0.463 (1, 5)	0-0 5-3		0-0 F5		0-0 F8			0-0 1B 1-2 2-H		4	0	1	1	0	0	2									
Dave Revering, L OBP: 0.394, SLG: 0.573 (1, 3)		0-0 F8		0-0 4-3		4-0 G6-3 BB		0-0 1B 1-3 2-H		3	0	1	1	1	0	0									
Mitchell Page, L OBP: 0.371, SLG: 0.370 (1, 10)		0-0 F7		4-0 BB		0-0 F8		0-3 K		3	0	0	0	1	1	3									
Tony Armas, R OBP: 0.324, SLG: 0.452 (1, 9)		0-0 1B		0-0 F9		0-0 G6-3 1-2		0-3 K		4	0	1	0	0	1	4									
Jeff Newman, R OBP: 0.274, SLG: 0.384 (1, 2)		0-0 1B		0-0 6-3			0-0 6-3	0-3 K		4	0	1	0	0	1	3									
Mario Guerrero, R OBP: 0.234, SLG: 0.259 (1, 6)		0-0 F8			0-0 L4		0-0 4-3		0-0 F4	2	0	0	0	0	0	2									
Mike Davis, L OBP: 0.105, SLG: 0.105 (7, PH)										1	0	0	0	0	0	0									
Mickey Klutts, R OBP: 0.286, SLG: 0.324 (7, 6)										1	0	0	0	0	0	0									
Rob Picciolo, R OBP: 0.276, SLG: 0.362 (1, 4)			0-0 F4		0-0 F8		0-0 6-3		0-3 K	3	0	0	0	0	0	0									
Mike Heath, R OBP: 0.282, SLG: 0.326 (9, PH)										1	0	0	0	0	1	0									
Inning Stats	R: 0 E: 0 K: 0 S: 3	H: 0 LOB: 0 BB: 0 P: 3	R: 0 E: 0 K: 0 S: 5	H: 2 LOB: 2 BB: 0 P: 5	R: 0 E: 0 K: 0 S: 3	H: 0 LOB: 1 BB: 1 P: 7	R: 0 E: 0 K: 0 S: 3	H: 0 LOB: 1 BB: 1 P: 7	R: 1 E: 1 K: 0 S: 5	H: 1 LOB: 1 BB: 0 P: 5	R: 0 E: 0 K: 0 S: 2	H: 0 LOB: 0 BB: 1 P: 6	R: 0 E: 0 K: 0 S: 3	H: 0 LOB: 0 BB: 0 P: 3	R: 2 E: 0 K: 3 S: 12	H: 3 LOB: 2 BB: 1 P: 16	R: 0 E: 0 K: 1 S: 5	H: 0 LOB: 0 BB: 0 P: 5	1B: 6 2B: 0 3B: 0 HR: 0	SF: 0 SAC: 0 DP: 1 HBP: 0	WP: 0 PB: 0 SB: 0 CS: 0	PA: 37			
PITCHER	IP	WLS	BF	H	R	ER	SO	BB	IBB	HBP	BLK	WP	HR	S	P	ERA	WHIP								
Dan Spillner, R ERA: 4.81 (1, 1)	7.0	W	30	5	3	2	0	4	0	0	0	0	0	26	42	2.57	1.286								
Bob Ojwachinko, L ERA: 5.77 (8, 1)	0.1		2	1	0	0	1	0	0	0	0	0	0	4	4	0.00	3.000								
Victor Cruz, R ERA: 4.1 (8, 1)	1.2	S	5	0	0	0	3	0	0	0	0	0	0	11	11	0.00	0.000								

Batter	1	2	3	4	5	6	7	8	9	AB	R	H	RBI	BB	SO	LOB	BOTTOM									
Miguel Dilone, S OBP: 0.372, SLG: 0.444 (1, 9)	4-0 PB SF8 BB		0-0 F7		0-0 S 1B		0-0 SH1-4			2	1	1	0	1	0	0	Oakland Athletics @ Cleveland Indians Cleveland Municipal Stadium, Cleveland, OH Wed Jun 04 1980, 7:05 PM EDT Att: 8,608 - Unknown livebaseballscorecards.com									
Rick Manning, L OBP: 0.356, SLG: 0.264 (1, 8)	0-0 F6 1-3		0-0 F7		0-0 1B 1-H		0-3 K			4	0	1	0	0	1	2										
Mike Hargrove, L OBP: 0.308, SLG: 0.397 (1, 3)	4-0 SF8 BB		0-0 1B		0-0 HR		0-0 E6 WP			3	1	2	1	1	0	0										
Cliff Johnson, R OBP: 0.344, SLG: 0.442 (1, 10)	0-0 SF8 1-2 3-H		0-0 F6		0-0 HR		0-0 3-H BB			2	1	1	2	1	0	1										
Ron Hassey, L OBP: 0.368, SLG: 0.443 (1, 2)	0-0 F8			0-3 K		0-0 1B		0-0 3-1		4	0	1	0	0	1	3										
Toby Harrah, R OBP: 0.337, SLG: 0.339 (1, 5)		0-0 HR		0-0 G6-4-3 1B		0-0 F8		0-0 SH3 1B		4	1	3	1	0	0	1										
Joe Charboneau, R OBP: 0.325, SLG: 0.463 (1, 7)			0-0 F7		0-0 G6-4-3 1-2		0-0 F7		0-0 SH3	3	0	0	0	0	0	2										
Dell Alston, L OBP: 0.273, SLG: 0.310 (6, PH) (9, 7)								1-2		0	0	0	0	0	0	0										
Dave Rosello, R OBP: 0.214, SLG: 0.423 (1, 4)		0-0 F8			0-0 6-3		0-0 F8		0-0 F7	4	0	0	0	0	0	2										
Jerry Dybzinski, R OBP: 0.268, SLG: 0.359 (1, 6)		0-0 F8			0-0 F8		0-0 SH1-4 E 2B		0-0 F7	4	1	1	0	0	0	1										
Inning Stats	R: 1 E: 0 K: 0 S: 3	H: 0 LOB: 1 BB: 2 P: 11	R: 1 E: 0 K: 0 S: 4	H: 1 LOB: 0 BB: 0 P: 4	R: 0 E: 0 K: 1 S: 5	H: 1 LOB: 0 BB: 0 P: 5	R: 0 E: 0 K: 0 S: 4	H: 2 LOB: 2 BB: 0 P: 4	R: 2 E: 0 K: 0 S: 6	H: 3 LOB: 1 BB: 0 P: 6	R: 1 E: 1 K: 1 S: 7	H: 1 LOB: 2 BB: 1 P: 11	R: 0 E: 0 K: 0 S: 4	H: 1 LOB: 1 BB: 0 P: 4	1B: 6 2B: 1 3B: 0 HR: 3	SF: 1 SAC: 2 DP: 1 HBP: 0	WP: 1 PB: 1 SB: 2 CS: 0	PA: 36								
PITCHER	IP	WLS	BF	H	R	ER	SO	BB	IBB	HBP	BLK	WP	HR	S	P	ERA	WHIP									
Steve McCatty, R ERA: 4.8 (1, 1)	6.0	L	27	9	5	3	1	2	0	0	0	0	0	3	27	35	4.50	1.833								
Bob Lacey, L ERA: 2.3 (7, 1)	0.2		3	0	0	0	1	0	0	0	0	0	0	5	5	0.00	0.000									
Jeff Jones, R ERA: 2.49 (7, 1)	1.1		6	1	0	0	0	1	0	0	0	1	0	5	9	0.00	1.500									

Batter	1	2	3	4	5	6	7	8	9	AB	R	H	RBI	BB	SO	LOB	TOP										
Rick Burleson, R OBP: 0.333, SLG: 0.393 (1, 6)	0-0 1B	0-0 1B		0-0 SF8 3B	0-0 BB HR 1B	FC4		0-0 1B		6	3	5	3	0	0	1	Boston Red Sox @ Oakland Athletics Oakland-Alameda County Coliseum, Oakland, CA Fri Jun 06 1980, 7:05 PM PDT Att: 15,947 - Unknown - 50 F										
Jerry Remy, L OBP: 0.373, SLG: 0.430 Dave Stapleton, R OBP: 0.250, SLG: 0.583 (7, FR) (7, 4) (8, 9)	0-0 1B	0-0 1-3 2-H 3-H 2B		SF8	0-0 BB HR 1B		0-0 1B	0-0 F4		4	1	4	4	0	0	0											
Fred Lynn, L OBP: 0.367, SLG: 0.455 Gary Allenson, R OBP: 0.364, SLG: 0.444 (6, PH) (8, 5)	0-0 P7	0-0 FC4-6 1B		E4 1B	0-0 HR BB		0-0 F8	0-3 K		4	1	0	0	1	0	4											
Tony Perez, R OBP: 0.330, SLG: 0.484 Dwight Evans, R OBP: 0.316, SLG: 0.405 (1, 3) (5, 9) (8, 8)	0-0 P7	0-0 FC6-4		1B	0-0 HR		0-0 1B		0-0 F7	4	1	2	4	0	0	3											
Carl Yastrzemski, L OBP: 0.341, SLG: 0.432 Jack Brohamer, L OBP: 0.367, SLG: 0.411 (7, PH)	0-0 G3		0-0 G3	K	K		0-0 F7	0-3 F7		4	0	0	0	0	2	4											
Carlton Fisk, R OBP: 0.376, SLG: 0.562 Dave Rader, L OBP: 0.351, SLG: 0.444 (1, 2) (5, 2)		1-0 FC1-4 HBP	0-0 6-3		K		0-0 L9	0-3 K		3	0	0	0	0	1	0											
Jim Rice, R OBP: 0.280, SLG: 0.398 (1, 7)		0-0 FC1-4 2B	0-0 1B		HR	0-3 K		0-0 G3		5	2	2	1	0	1	1											
Jim Dwyer, L OBP: 0.436, SLG: 0.618 (1, 9) (5, 3)		4-0 2B	0-0 F8		1B 1B	0-0 F7		0-0 HR 1B		4	3	2	0	1	0	1											
Butch Hobson, R OBP: 0.278, SLG: 0.391 Glenn Hoffman, R OBP: 0.250, SLG: 0.429 (1, 5) (5, 5) (6, 4)		0-0 FC2 2B		0-3 K	0-0 1B	0-0 FC4 1B		0-0 HR		3	2	1	0	0	1	2											
Inning Stats	R: 0 E: 0 K: 0 S: 5	H: 2 LOB: 2 BB: 0 P: 5	R: 4 E: 1 K: 0 S: 6	H: 2 LOB: 1 BB: 1 P: 11	R: 0 E: 0 K: 0 S: 4	H: 1 LOB: 1 BB: 0 P: 4	R: 1 E: 1 K: 2 S: 10	H: 2 LOB: 2 BB: 0 P: 10	R: 7 E: 0 K: 2 S: 13	H: 6 LOB: 0 BB: 1 P: 17	R: 0 E: 0 K: 1 S: 6	H: 1 LOB: 1 BB: 0 P: 6	R: 0 E: 0 K: 0 S: 5	H: 2 LOB: 2 BB: 0 P: 5	R: 2 E: 0 K: 1 S: 8	H: 3 LOB: 1 BB: 0 P: 8		R: 0 E: 0 K: 1 S: 5	H: 0 LOB: 0 BB: 0 P: 5	1B: 14 2B: 1 3B: 1 HR: 3	SF: 1 SAC: 0 DP: 0 HBP: 1	WP: 0 PB: 0 SB: 0 CS: 0	PA: 51				
PITCHER	IP	WLS	BF	H	R	ER	SO	BB	IBB	HBP	BLK	WP	HR	S	P	ERA	WHIP										
Mike Norris, R ERA: 2.06 (1, 1)	4.1	L	27	10	8	7	3	1	0	1	0	0	1	31	36	14.54	2.538										
Ernie Camacho, R ERA: 7.35 (5, 1)	3.0		19	9	6	6	2	1	0	0	0	0	2	22	26	18.00	3.333										
Dave Hamilton, L ERA: 10.03 (8, 1)	1.2		5	0	0	0	2	0	0	0	0	0	0	9	9	0.00	0.000										

AB	47
R	14
H	19
RBI	14
BB	2
SO	7
LOB	22




Batter	1	2	3	4	5	6	7	8	9	AB	R	H	RBI	BB	SO	LOB	BOTTOM										
Rickey Henderson, R OBP: 0.410, SLG: 0.380 (1, 7)	0-0 S 1B		0-0 1-3		4-0 1B 2B BB		4-0 6-3 HR BB	0-0 2-H 1B		3	2	2	1	2	0	0	Boston Red Sox @ Oakland Athletics Oakland-Alameda County Coliseum, Oakland, CA Fri Jun 06 1980, 7:05 PM PDT Att: 15,947 - Unknown - 50 F										
Dwayne Murphy, L OBP: 0.421, SLG: 0.443 Mike Davis, L OBP: 0.136, SLG: 0.136 (1, 8) (5, 9)	0-0 4-3		0-0 1B		0-0 2B 1B		0-0 6-3	0-0 F7		2	0	1	0	0	0	1											
Mitchell Page, L OBP: 0.372, SLG: 0.399 (1, 10)	0-0 F5		0-0 F8		0-0 E 2B		0-0 HR		0-0 F3	5	1	2	5	0	0	2											
Dave Revering, L OBP: 0.388, SLG: 0.568 (1, 3)	0-0 4-3		0-0 4-3		0-0 F7		0-0 2B		0-3 K	5	0	1	0	0	1	3											
Wayne Gross, L OBP: 0.362, SLG: 0.457 (1, 5)		0-0 FC6-4 1B		0-0 6-3	0-0 E3 G4-6-3		0-0 F2	4-0 HR BB		4	1	1	0	1	0	2											
Tony Armas, R OBP: 0.326, SLG: 0.467 (1, 9) (5, 8)		0-0 FC6-4 1B		0-0 E6 FC6-4	0-0 G4-6-3		0-0 F8	0-0 HR		5	1	2	2	0	0	3											
Mike Heath, R OBP: 0.269, SLG: 0.310 (1, 2)	0-0 P8		0-0 FC6-4		0-0 L6		0-0 F3	0-3 K		5	0	0	0	0	1	3											
Mickey Klutts, R OBP: 0.272, SLG: 0.308 (1, 4)	0-0 FC6-4		0-0 F8		0-0 5-3		0-0 F4			4	0	0	0	0	0	3											
Mario Guerrero, R OBP: 0.240, SLG: 0.267 (1, 6)	0-0 5-3				4-0 1B BB 2B BB		0-0 5-3	0-0 1B 2B		3	2	1	0	1	0	2											
Inning Stats	R: 0 E: 0 K: 0 S: 4	H: 1 LOB: 1 BB: 0 P: 4	R: 0 E: 0 K: 0 S: 5	H: 2 LOB: 2 BB: 0 P: 5	R: 0 E: 1 K: 0 S: 4	H: 0 LOB: 1 BB: 0 P: 4	R: 3 E: 1 K: 0 S: 5	H: 2 LOB: 1 BB: 2 P: 13	R: 0 E: 0 K: 0 S: 3	H: 0 LOB: 0 BB: 0 P: 3	R: 2 E: 0 K: 0 S: 5	H: 2 LOB: 1 BB: 1 P: 9	R: 1 E: 0 K: 0 S: 5	H: 2 LOB: 1 BB: 0 P: 5	R: 2 E: 0 K: 2 S: 8	H: 1 LOB: 0 BB: 1 P: 12		1B: 6 2B: 3 3B: 0 HR: 2	SF: 0 SAC: 0 DP: 1 HBP: 0	WP: 0 PB: 0 SB: 1 CS: 0	PA: 43						
PITCHER	IP	WLS	BF	H	R	ER	SO	BB	IBB	HBP	BLK	WP	HR	S	P	ERA	WHIP										
Chuck Rainey, R ERA: 4.29 (1, 1)	7.0	W	33	8	5	5	0	3	0	0	0	0	1	30	42	6.43	1.571										
Skip Lockwood, R ERA: 6.43 (8, 1)	2.0		10	3	3	3	2	1	0	0	0	0	1	13	17	13.50	2.000										




Batter	1	2	3	4	5	6	7	8	9	AB	R	H	RBI	BB	SO	LOB	TOP					
Rick Burleson, R OBP: 0.332, SLG: 0.395 (1, 6)	F9 2B		4-3		FC6-4			F7		4	0	1	1	0	0	1	Boston Red Sox @ Oakland Athletics Oakland-Alameda County Coliseum, Oakland, CA Sat Jun 07 1980, 3:33 AM PDT Att: 13,005 - Sunny - 66 F					
Jerry Remy, L OBP: 0.370, SLG: 0.426 (1, 4)	F7			F7	6-3					4	0	1	0	0	0	2						
Jim Rice, R OBP: 0.280, SLG: 0.395 (1, 7)	F9 2-3			F9 BB 1B		F3		F7		4	0	1	0	0	0	2						
Tony Perez, R OBP: 0.329, SLG: 0.477 (1, 3)	F4			4-0 1-2 BB		F2			4-3	3	0	0	0	1	0	1						
Carl Yastrzemski, L OBP: 0.333, SLG: 0.420 (1, 10)		G3		F9 2-3		1-3			F9	4	0	0	0	0	0	2						
Jim Dwyer, L OBP: 0.429, SLG: 0.597 (1, 8)		3-1		6-3			F7			4	0	1	0	0	0	2						
Butch Hobson, R OBP: 0.271, SLG: 0.380 (1, 5)			K			K	F9		K	4	0	0	0	0	3	1						
Dwight Evans, R OBP: 0.318, SLG: 0.411 (1, 9)				F8		1B FC6-4 2B	F7			3	1	1	0	0	0	0						
Dave Rader, L OBP: 0.350, SLG: 0.436 (1, 2)				F5		FC6-4 2-3 1B		F8		3	0	1	0	0	0	0						
Inning Stats	R: 0 E: 0 K: 0 S: 4	H: 1 LOB: 1 BB: 0 P: 4	R: 0 E: 0 K: 1 S: 5	H: 0 LOB: 0 BB: 0 P: 5	R: 0 E: 0 K: 0 S: 3	H: 0 LOB: 0 BB: 0 P: 3	R: 0 E: 0 K: 0 S: 4	H: 1 LOB: 2 BB: 1 P: 8	R: 1 E: 0 K: 1 S: 7	H: 2 LOB: 1 BB: 0 P: 7	R: 0 E: 0 K: 0 S: 3	H: 0 LOB: 0 BB: 0 P: 3	R: 0 E: 0 K: 0 S: 3	H: 0 LOB: 0 BB: 0 P: 3	R: 0 E: 0 K: 0 S: 4	H: 1 LOB: 1 BB: 0 P: 4	R: 0 E: 0 K: 1 S: 6	H: 1 LOB: 1 BB: 0 P: 6	1B: 4 2B: 2 3B: 0 HR: 0	SF: 0 SAC: 0 DP: 0 HBP: 0	WP: 0 PB: 0 SB: 0 CS: 0	PA: 34
PITCHER Matt Keough, R ERA: 2.92 (1, 1)	IP: 9.0 WLS: W BF: 34 H: 6 R: 1 ER: 1 SO: 3 BB: 1 IBB: 0 HBP: 0 BLK: 0 WP: 0 HR: 0 S: 39 P: 43 ERA: 1.00 WHIP: 0.778															PITCHER						

AB	33
R	1
H	6
RBI	1
BB	1
SO	3
LOB	11



Batter	1	2	3	4	5	6	7	8	9	AB	R	H	RBI	BB	SO	LOB	BOTTOM					
Rickey Henderson, R OBP: 0.412, SLG: 0.383 (1, 7)	K	F8			CS S 1B		CS 1B			4	0	2	1	0	1	1	Boston Red Sox @ Oakland Athletics Oakland-Alameda County Coliseum, Oakland, CA Sat Jun 07 1980, 3:33 AM PDT Att: 13,005 - Sunny - 66 F					
Mitchell Page, L OBP: 0.368, SLG: 0.390 (1, 10)	F7		4-3		PB CS BB 1-2		K			3	0	0	0	1	1	1						
Dave Revering, L OBP: 0.385, SLG: 0.556 (1, 3)	WP BB		F8		F4		4-3			3	0	0	0	1	0	2						
Wayne Gross, L OBP: 0.371, SLG: 0.457 (1, 5)					4-3					2	0	1	0	2	0	2						
Dave McKay, S OBP: 0.212, SLG: 0.323 (8, PR) (9, 5)	1-2 BB		CS BB		4-3			4-3 SH1-3 1B		0	0	0	0	0	0	0						
Tony Armas, R OBP: 0.332, SLG: 0.467 (1, 8)	K		CS	SH3-4 1B		FC5-6 BB		SH1-3		2	0	1	0	1	1	2						
Jeff Newman, R OBP: 0.288, SLG: 0.375 (1, 2)		K		SH3-4		FC5-6 HR		4-3		3	1	0	0	0	1	3						
Mike Davis, L OBP: 0.192, SLG: 0.308 (1, 9)		E BLK 1B		F8		HR		1-3		4	2	2	2	0	0	3						
Mickey Klutts, R OBP: 0.262, SLG: 0.296 (1, 4)		K		K		6-3				3	0	0	0	0	2	1						
Mario Guerrero, R OBP: 0.247, SLG: 0.274 (1, 6)					E4 1B		5-3			3	1	2	0	0	0	0						
Inning Stats	R: 0 E: 0 K: 2 S: 7	H: 0 LOB: 2 BB: 2 P: 15	R: 1 E: 1 K: 2 S: 9	H: 2 LOB: 1 BB: 0 P: 9	R: 0 E: 0 K: 0 S: 2	H: 0 LOB: 0 BB: 1 P: 6	R: 0 E: 0 K: 1 S: 6	H: 1 LOB: 1 BB: 0 P: 6	R: 1 E: 1 K: 0 S: 4	H: 2 LOB: 1 BB: 1 P: 8	R: 2 E: 0 K: 0 S: 4	H: 1 LOB: 0 BB: 1 P: 8	R: 0 E: 0 K: 1 S: 5	H: 1 LOB: 0 BB: 0 P: 5	R: 0 E: 0 K: 0 S: 4	H: 1 LOB: 2 BB: 0 P: 4	R: 0 E: 0 K: 0 S: 4	H: 1 LOB: 2 BB: 0 P: 4	1B: 7 2B: 0 3B: 0 HR: 1	SF: 0 SAC: 2 DP: 0 HBP: 0	WP: 1 PB: 1 SB: 1 CS: 4	PA: 35
PITCHER Mike Torrez, R ERA: 4.5 (1, 1)	IP: 8.0 WLS: L BF: 34 H: 8 R: 4 ER: 4 SO: 6 BB: 5 IBB: 0 HBP: 0 BLK: 1 WP: 1 HR: 1 S: 41 P: 61 ERA: 4.50 WHIP: 1.625															PITCHER						


AB	27
R	4
H	8
RBI	3
BB	5
SO	6
LOB	15



Batter	1	2	3	4	5	6	7	8	9	AB	R	H	RBI	BB	SO	LOB	TOP											
Rick Burleson, R OBP: 0.338, SLG: 0.394 (1, 6)	L8			1B BB	6-3			BB FC6 1-2	S E E BB	3	1	1	0	2	0	2	Boston Red Sox @ Oakland Athletics Oakland-Alameda County Coliseum, Oakland, CA Sun Jun 08 1980, 3:33 AM PDT Att: 18,738 - Sunny - 70 F											
Jerry Remy, L OBP: 0.370, SLG: 0.424 Dave Stapleton, R OBP: 0.231, SLG: 0.538 (8, PH) (8, 4)	6-3			1B		4-3		P9	S 1B	3	0	1	0	0	0	0												
Fred Lynn, L OBP: 0.363, SLG: 0.447 (1, 8)	K			F5		K		FC6 1-2 2-3	HBP BB 1-H 2-H	5	0	1	1	0	2	4												
Tony Perez, R OBP: 0.330, SLG: 0.472 (1, 3)		4-3		G4-6-3 1B		K			P9	4	0	1	1	1	1	1												
Carl Yastrzemski, L OBP: 0.330, SLG: 0.409 (1, 10)	1-6-3			G4-6-3 1B				F4	4-3	4	0	0	0	1	0	6												
Carlton Fisk, R OBP: 0.373, SLG: 0.546 (1, 2)	F7				5-3			F7	F6	4	0	0	0	0	0	0												
Jim Rice, R OBP: 0.283, SLG: 0.392 (1, 7)			K		2B 1B			F9	HR BB	4	1	1	0	1	1	3												
Jim Dwyer, L OBP: 0.414, SLG: 0.573 Dwight Evans, R OBP: 0.322, SLG: 0.411 (9, PH) (9, 9)			F7		P8			L9	HR BB	3	0	0	0	0	0	1												
Butch Hobson, R OBP: 0.283, SLG: 0.418 (1, 5)			K					FC6 BB 1B	1-H 2-H HR	4	2	3	3	0	1	0												
Inning Stats	R: 0 E: 0 K: 1 S: 5	H: 0 LOB: 0 BB: 0 P: 5	R: 0 E: 0 K: 0 S: 3	H: 0 LOB: 0 BB: 0 P: 3	R: 0 E: 0 K: 2 S: 7	H: 0 LOB: 0 BB: 0 P: 7	R: 0 E: 0 K: 0 S: 4	H: 2 LOB: 2 BB: 1 P: 8	R: 0 E: 0 K: 0 S: 5	H: 0 LOB: 0 BB: 0 P: 5	R: 0 E: 0 K: 0 S: 7	H: 0 LOB: 0 BB: 0 P: 7	R: 0 E: 0 K: 0 S: 3	H: 0 LOB: 0 BB: 0 P: 3	R: 1 E: 0 K: 0 S: 6	H: 2 LOB: 3 BB: 1 P: 10		R: 5 E: 1 K: 0 S: 6	H: 2 LOB: 3 BB: 4 P: 23	1B: 6 2B: 1 3B: 0 HR: 1	SF: 0 SAC: 0 DP: 1 HBP: 1	WP: 0 PB: 0 SB: 3 CS: 0	PA: 43					
PITCHER	IP	WLS	BF	H	R	ER	SO	BB	IBB	HBP	BLK	WP	HR	S	P	ERA	WHIP											
Brian Kingman, R ERA: 4.01 (1, 1)	7.1		28	6	1	1	5	1	0	0	0	0	0	0	37	41	1.23	0.955										
Bob Lacey, L ERA: 2.59 (8, 1)	0.1		2	0	0	0	0	0	0	0	0	0	0	2	2	0.00	0.000											
Jeff Jones, R ERA: 2.49 (8, 1)	0.0		1	0	0	0	0	1	0	0	0	0	0	0	4	∞	∞											
Dave Hamilton, L ERA: 11.25 (8, 1)	0.2	L	8	2	5	4	0	3	0	0	0	0	1	5	17	54.00	7.500											
Ernie Camacho, R ERA: 6.94 (9, 1)	0.2		4	0	0	0	0	1	0	1	0	0	0	2	7	0.00	1.500											

Batter	1	2	3	4	5	6	7	8	9	AB	R	H	RBI	BB	SO	LOB	BOTTOM										
Rickey Henderson, R OBP: 0.407, SLG: 0.357 (1, 7)	L1		L6			1-3		SH3		3	0	0	0	0	0	1	Boston Red Sox @ Oakland Athletics Oakland-Alameda County Coliseum, Oakland, CA Sun Jun 08 1980, 3:33 AM PDT Att: 18,738 - Sunny - 70 F										
Mitchell Page, L OBP: 0.361, SLG: 0.380 (1, 10)	1-3		K			K		F2		4	0	0	0	0	2	2											
Dave Revering, L OBP: 0.382, SLG: 0.545 (1, 3)	F6				6-3			FC5		3	0	0	0	1	0	1											
Wayne Gross, L OBP: 0.365, SLG: 0.448 Randy Elliott, R OBP: 0.111, SLG: 0.111 (9, PH) (9, 9)	F8				F5			F9		3	0	0	0	0	0	1											
Tony Armas, R OBP: 0.325, SLG: 0.457 (1, 8)	K				K			1-3		4	0	0	0	0	2	0											
Jeff Newman, R OBP: 0.282, SLG: 0.394 (1, 2)	K				SH3-4 1B			2B		4	0	3	0	0	1	0											
Mike Davis, L OBP: 0.207, SLG: 0.310 (1, 9)			K		SH3-4 1B			F7		3	0	1	0	0	1	1											
Mickey Klutts, R OBP: 0.261, SLG: 0.294 (1, 4)			E5 2B		K			F9		4	1	1	0	0	1	2											
Mario Guerrero, R OBP: 0.253, SLG: 0.285 (1, 6)					6-3			FC5 SH3 1B		4	0	2	1	0	0	4											
Inning Stats	R: 0 E: 0 K: 0 S: 3	H: 0 LOB: 0 BB: 0 P: 3	R: 0 E: 0 K: 2 S: 7	H: 0 LOB: 0 BB: 0 P: 7	R: 1 E: 1 K: 2 S: 9	H: 1 LOB: 1 BB: 0 P: 9	R: 0 E: 0 K: 1 S: 5	H: 0 LOB: 0 BB: 0 P: 5	R: 0 E: 0 K: 0 S: 6	H: 1 LOB: 1 BB: 0 P: 6	R: 0 E: 0 K: 1 S: 5	H: 0 LOB: 1 BB: 1 P: 9	R: 0 E: 0 K: 0 S: 4	H: 1 LOB: 1 BB: 0 P: 4	R: 0 E: 0 K: 0 S: 4	H: 1 LOB: 1 BB: 0 P: 4		R: 0 E: 0 K: 0 S: 6	H: 3 LOB: 3 BB: 0 P: 6	1B: 5 2B: 2 3B: 0 HR: 0	SF: 0 SAC: 2 DP: 0 HBP: 0	WP: 0 PB: 0 SB: 0 CS: 0	PA: 36				
PITCHER	IP	WLS	BF	H	R	ER	SO	BB	IBB	HBP	BLK	WP	HR	S	P	ERA	WHIP										
Dennis Eckersley, R ERA: 6.21 (1, 1)	5.0		18	2	1	0	6	0	0	0	0	0	0	30	30	0.00	0.400										
Dick Drago, R ERA: 4.59 (8, 1)	2.1		10	2	0	0	1	1	0	0	0	0	0	11	15	0.00	1.286										
Tom Burgmeier, L ERA: 3.07 (8, 1)	1.2	W	8	3	0	0	0	0	0	0	0	0	0	8	8	0.00	1.800										



Batter	1	2	3	4	5	6	7	8	9	AB	R	H	RBI	BB	SO	LOB	TOP			
Al Bumby, L OBP: 0.430, SLG: 0.465 (1, 8)	0-0 4-3		0-0 F7			0-0 F7		0-0 F8	0-0 F8	4	0	0	0	0	0	0				
Lenn Sakata, R OBP: 0.273, SLG: 0.400 (1, 4)	0-0 F3		0-3 K			0-0 6-3		4-0 1B SF9 BB	3	0	0	0	0	1	0					
Pat Kelly, L OBP: 0.380, SLG: 0.381 (9, PH)									0	1	0	0	1	0	0					
Rich Dauer, R OBP: 0.344, SLG: 0.317 (9, 4)									0	0	0	0	0	0	0					
Ken Singleton, S OBP: 0.316, SLG: 0.416 (9, PR)	0-0 F7		0-0 F3			0-0 4-3		0-0 1-3 1B	4	0	1	0	0	0	0					
Rick Dempsey, R OBP: 0.333, SLG: 0.455 (9, 9)									0	0	0	0	0	0	0					
Eddie Murray, S OBP: 0.343, SLG: 0.452 (1, 3)		0-0 HR 1B		0-0 G3		0-0 4-3		0-0 4-3 SF9	3	1	1	1	0	0	0					
Terry Crowley, L OBP: 0.477, SLG: 0.630 (1, 10)		0-0 1-H HR		0-0 4-3		0-0 4-3 F8		0-0 1-3 3-H 4-0	3	1	1	2	1	0	0					
Dan Graham, L OBP: 0.329, SLG: 0.414 (1, 2)		0-0 1B		0-0 4-3		0-0 4-3 1B		0-0 1B	4	0	2	0	0	0	2					
Doug DeCinces, R OBP: 0.326, SLG: 0.407 (1, 5)		0-3 K		0-0 P4		0-0 P6		0-0 P6	3	0	0	0	0	1	1					
Gary Roenicke, R OBP: 0.338, SLG: 0.346 (1, 7)		0-0 F5		0-0 F8		0-0 F8		0-0 G4-6-3 1B	3	0	1	0	0	0	1					
Kiko Garcia, R OBP: 0.271, SLG: 0.213 (1, 6)		0-0 F9		0-0 1-3		0-0 1-3		0-0 G4-6-3 1-2	3	0	0	0	0	0	2					
Inning Stats	R: 0 E: 0 K: 0 S: 3	H: 0 LOB: 0 BB: 0 P: 3	R: 2 E: 0 K: 1 S: 8	H: 3 LOB: 1 BB: 0 P: 8	R: 0 E: 0 K: 1 S: 5	H: 0 LOB: 0 BB: 0 P: 5	R: 0 E: 0 K: 0 S: 3	H: 0 LOB: 0 BB: 0 P: 3	R: 0 E: 0 K: 0 S: 3	H: 0 LOB: 0 BB: 0 P: 3	R: 0 E: 0 K: 0 S: 3	H: 1 LOB: 1 BB: 0 P: 3	R: 0 E: 0 K: 0 S: 3	H: 1 LOB: 0 BB: 0 P: 3	R: 1 E: 1 K: 0 S: 4	H: 1 LOB: 2 BB: 2 P: 12	1B: 5 2B: 0 3B: 0 HR: 1	SF: 1 SAC: 0 DP: 1 HBP: 0	WP: 0 PB: 0 SB: 0 CS: 0	PA: 33
PITCHER Rick Langford, R ERA: 3.54 (1, 1)	IP: 9.0 WLS: L BF: 33	H: 6 R: 3 ER: 3 SO: 2	BB: 1 IBB: 1 HBP: 0 BLK: 0	WP: 0 HR: 1 S: 35 P: 43	ERA: 3.00 WHIP: 0.778															

Baltimore Orioles @ Oakland Athletics
Oakland-Alameda County Coliseum, Oakland, CA
Mon Jun 09 1980, 7:05 PM PDT
Att: 20,162 - Unknown

AB 30
R 3
H 6
RBI 3
BB 2
SO 2
LOB 6



Batter	1	2	3	4	5	6	7	8	9	AB	R	H	RBI	BB	SO	LOB	BOTTOM					
Rickey Henderson, R OBP: 0.412, SLG: 0.387 (1, 7)	0-0 6-3 SF7 2B	0-0 1-3 1B			4-0 K BB		0-0 4-3		3	1	2	0	1	0	1							
Dwayne Murphy, L OBP: 0.418, SLG: 0.439 (1, 8)	0-0 6-3 2-3	0-0 G3			0-3 K 1-2		0-0 K		4	0	1	0	0	1	4							
Tony Armas, R OBP: 0.320, SLG: 0.453 (1, 9)	0-0 SF7 3-H		0-0 6-3		0-0 F9		0-0 F9		2	0	0	1	0	0	0							
Jeff Newman, R OBP: 0.281, SLG: 0.397 (1, 3)	0-0 2B		0-3 K		0-0 F7		0-0 4-3		4	0	1	0	0	1	1							
Randy Elliott, R OBP: 0.154, SLG: 0.154 (1, 10)	0-0 F8		0-0 FC5-4 1B		0-3 K		0-0 F3		4	0	1	0	0	1	2							
Mickey Klutts, R OBP: 0.261, SLG: 0.292 (1, 5)		0-0 G4-6-3 1B 1B	0-0 FC5-4		0-3 K		0-0 6-3		4	1	1	0	0	1	1							
Jim Essian, R OBP: 0.288, SLG: 0.259 (1, 2)		4-0 G4-6-3 BB		0-0 F7		0-0 P5		0-3 K	3	0	0	0	1	1	0							
Mario Guerrero, R OBP: 0.253, SLG: 0.284 (1, 6)		0-0 G4-6-3 1-2 2-3		0-0 5-3		0-0 K		0-0 P6	4	0	1	0	0	0	2							
Dave McKay, S OBP: 0.222, SLG: 0.324 (1, 4)		0-0 1B 3-H 1B		0-0 F8		0-3 K			3	0	1	1	0	1	1							
Inning Stats	R: 1 E: 0 K: 0 S: 5	H: 2 LOB: 1 BB: 0 P: 5	R: 1 E: 0 K: 0 S: 5	H: 3 LOB: 2 BB: 1 P: 9	R: 0 E: 0 K: 1 S: 6	H: 1 LOB: 1 BB: 0 P: 6	R: 0 E: 0 K: 0 S: 3	H: 0 LOB: 0 BB: 0 P: 3	R: 0 E: 0 K: 1 S: 4	H: 0 LOB: 0 BB: 1 P: 8	R: 0 E: 0 K: 2 S: 7	H: 0 LOB: 0 BB: 0 P: 7	R: 0 E: 0 K: 1 S: 6	H: 1 LOB: 1 BB: 0 P: 6	R: 0 E: 0 K: 0 S: 4	H: 1 LOB: 1 BB: 0 P: 4	R: 0 E: 0 K: 1 S: 5	H: 0 LOB: 0 BB: 0 P: 5	1B: 6 2B: 2 3B: 0 HR: 0	SF: 1 SAC: 1 DP: 1 HBP: 0	WP: 0 PB: 0 SB: 1 CS: 0	PA: 35
PITCHER Mike Flanagan, L ERA: 3.45 (1, 1)	IP: 9.0 WLS: W BF: 35	H: 8 R: 2 ER: 2 SO: 6	BB: 2 IBB: 0 HBP: 0 BLK: 0	WP: 0 HR: 0 S: 45 P: 53	ERA: 2.00 WHIP: 1.111																	

Baltimore Orioles @ Oakland Athletics
Oakland-Alameda County Coliseum, Oakland, CA
Mon Jun 09 1980, 7:05 PM PDT
Att: 20,162 - Unknown

AB 31
R 2
H 8
RBI 2
BB 2
SO 6
LOB 12



Batter	1	2	3	4	5	6	7	8	9	AB	R	H	RBI	BB	SO	LOB	TOP								
Al Bumby, L OBP: 0.326, SLG: 0.463 (1, 8)	 0-3 1	 0-0 3		 0-0 3 1-2			 0-0 2		 0-0 2B	5	1	1	0	0	1	2	Baltimore Orioles @ Oakland Athletics Oakland-Alameda County Coliseum, Oakland, CA Tue Jun 10 1980, 7:05 PM PDT Att: 3,873 - Unknown livebaseballscorecards.com								
Rich Dauer, R OBP: 0.351, SLG: 0.331 (1, 4) (7, 5)	 0-0 2		 0-0 1B		 0-0 1B		 0-0 3		 0-0 2B	5	0	3	1	0	0	0									
Ken Singleton, S OBP: 0.318, SLG: 0.432 (1, 9)	 0-0 HR		 0-0 1B 1-2		 0-0 F8			 0-0 2B	 0-3 K	5	2	2	1	0	1	3									
Eddie Murray, S OBP: 0.346, SLG: 0.465 (1, 3)	 0-0 HR		 4-0 BB		 0-3 K			 0-0 F7		3	1	1	1	1	1	2									
Pat Kelly, L OBP: 0.378, SLG: 0.369 (8, PH) Benny Ayala, R OBP: 0.400, SLG: 0.645 (8, 7)	 4-0 BB		 0-0 4-3		 0-0 4-3			 0-0 F8		2	0	0	0	1	0	2									
Doug DeCinces, R OBP: 0.328, SLG: 0.402 (7, 4) Wayne Krenchicki, L OBP: 0.154, SLG: 0.083 (8, PH) Lenn Sakata, R OBP: 0.304, SLG: 0.476 (8, 4)	 4-0 BB		 1-2 BB		 0-0 F7			 0-0 F8		2	0	0	0	1	0	0									
Lee May, R OBP: 0.274, SLG: 0.409 (1, 10)	 0-0 F3		 0-0 FC6-4 1B		 0-0 F8			 0-0 F7		4	0	1	0	0	0	3									
Rick Dempsey, R OBP: 0.331, SLG: 0.449 (1, 2)		 0-0 F8		 0-0 FC6-4 1B			 0-0 F8		 0-0 F7	4	0	1	0	0	0	0									
Kiko Garcia, R OBP: 0.258, SLG: 0.203 (1, 6)	 0-3 K		 0-0 FC6-4 1-2 2-3				 0-0 6-3		 0-3 K	4	0	0	0	0	2	2									
Inning Stats	R: 2 E: 0 K: 1 S: 7	H: 2 LOB: 2 BB: 2 P: 15	R: 0 E: 0 K: 1 S: 5	H: 0 LOB: 0 BB: 0 P: 5	R: 0 E: 0 K: 0 S: 3	H: 1 LOB: 1 BB: 1 P: 7	R: 0 E: 0 K: 0 S: 5	H: 2 LOB: 2 BB: 0 P: 5	R: 0 E: 0 K: 1 S: 6	H: 1 LOB: 1 BB: 0 P: 6	R: 0 E: 0 K: 0 S: 3	H: 0 LOB: 0 BB: 0 P: 3	R: 0 E: 0 K: 0 S: 3	H: 0 LOB: 0 BB: 0 P: 3	R: 1 E: 0 K: 2 S: 5	H: 2 LOB: 1 BB: 0 P: 5		R: 1 E: 0 K: 2 S: 9	H: 2 LOB: 1 BB: 0 P: 9	1B: 5 2B: 3 3B: 0 HR: 2	SF: 0 SAC: 0 DP: 1 HBP: 0	WP: 0 PB: 1 SB: 2 CS: 0	PA: 39		
PITCHER	IP	WLS	BF	H	R	ER	SO	BB	IBB	HBP	BLK	WP	HR	S	P	ERA	WHIP								
Steve McCatty, R ERA: 4.71	(1, 1)	7.0	W	30	7	3	3	3	0	0	0	0	2	33	45	3.86	1.429								
Bob Lacey, L ERA: 2.43	(8, 1)	2.0		9	3	1	1	2	0	0	0	0	0	13	13	4.50	1.500								



Batter	1	2	3	4	5	6	7	8	9	AB	R	H	RBI	BB	SO	LOB	BOTTOM								
Rickey Henderson, R OBP: 0.417, SLG: 0.383 (1, 7)	 0-0 1B SF7		 0-0 CS 1B		 0-0 B1-3	 0-0 2B				4	2	3	0	0	0	0	Baltimore Orioles @ Oakland Athletics Oakland-Alameda County Coliseum, Oakland, CA Tue Jun 10 1980, 7:05 PM PDT Att: 3,873 - Unknown livebaseballscorecards.com								
Dwayne Murphy, L OBP: 0.426, SLG: 0.455 (1, 8)	 0-0 1B		 0-0 1B		 0-0 2B	 0-0 2B				4	1	4	1	0	0	0									
Jeff Newman, R OBP: 0.280, SLG: 0.403 (1, 3)	 0-0 SF7		 0-3 K		 0-0 2B	 0-0 4-3				3	1	1	2	0	1	2									
Randy Elliott, R OBP: 0.188, SLG: 0.250 Mitchell Page, L OBP: 0.305, SLG: 0.377 (6, PR)	 0-3 K		 0-3 K		 0-0 2B	 0-0 1B		 0-0 4-3		3	0	1	1	0	2	2									
Tony Armas, R OBP: 0.319, SLG: 0.448 (1, 9)	 0-0 6-3			 0-0 2B 1B	 0-0 6-4-3		 0-0 F9			4	1	1	0	0	0	2									
Mike Heath, R OBP: 0.277, SLG: 0.317 (1, 2)		 0-0 E5 SF8 1B		 0-3 K	 0-0 1B		 0-0 G3			4	1	2	1	0	1	1									
Mickey Klutts, R OBP: 0.271, SLG: 0.293 (1, 5)		 4-0 CS BB		 0-3 K	 0-0 L4		 0-0 G5-4-3 1B			3	0	1	0	1	1	3									
Mario Guerrero, R OBP: 0.253, SLG: 0.291 (1, 6)		 0-0 SF8		 0-0 2B		 0-0 6-3		 0-0 G5-4-3		3	0	1	2	0	0	1									
Dave McKay, S OBP: 0.200, SLG: 0.289 (1, 4)	 0-3 K			 0-0 2B	 0-0 F7		 0-0 1-3		 0-0 4-3	4	0	0	0	0	1	2									
Inning Stats	R: 1 E: 0 K: 1 S: 7	H: 2 LOB: 1 BB: 0 P: 7	R: 1 E: 1 K: 1 S: 5	H: 1 LOB: 0 BB: 1 P: 9	R: 0 E: 0 K: 2 S: 8	H: 2 LOB: 1 BB: 0 P: 8	R: 1 E: 0 K: 2 S: 9	H: 2 LOB: 1 BB: 0 P: 9	R: 3 E: 0 K: 0 S: 7	H: 4 LOB: 2 BB: 0 P: 7	R: 1 E: 0 K: 0 S: 5	H: 2 LOB: 0 BB: 0 P: 5	R: 0 E: 0 K: 0 S: 3	H: 0 LOB: 0 BB: 0 P: 3	R: 0 E: 0 K: 0 S: 3	H: 1 LOB: 0 BB: 0 P: 3		1B: 9 2B: 4 3B: 1 HR: 0	SF: 2 SAC: 0 DP: 1 HBP: 0	WP: 0 PB: 0 SB: 0 CS: 2	PA: 36				
PITCHER	IP	WLS	BF	H	R	ER	SO	BB	IBB	HBP	BLK	WP	HR	S	P	ERA	WHIP								
Scott McGregor, L ERA: 3.3	(1, 1)	4.1	L	22	10	6	5	6	1	0	0	0	0	33	37	10.38	2.538								
Paul Hartzell, R ERA: 5.19	(5, 1)	3.2		14	4	1	1	0	0	0	0	0	0	14	14	2.46	1.091								



Batter	1	2	3	4	5	6	7	8	9	AB	R	H	RBI	BB	SO	LOB	TOP					
Willie Randolph, R (1.4) OBP: 0.444, SLG: 0.462										5	1	1	0	0	0	3	New York Yankees @ Oakland Athletics Oakland-Alameda County Coliseum, Oakland, CA Fri Jun 13 1980, 7:05 PM PDT Unknown - 63 F					
Joe Lefebvre, L (1.7) OBP: 0.403, SLG: 0.526										3	0	1	1	1	0	2						
Bob Watson, R (1.10) OBP: 0.355, SLG: 0.429										4	0	0	0	0	1	5						
Reggie Jackson, L (1.9) OBP: 0.331, SLG: 0.534										4	0	1	1	0	0	0						
Graig Nettles, L (1.5) OBP: 0.353, SLG: 0.398										3	0	1	0	1	0	1						
Jim Spencer, L (1.3) OBP: 0.310, SLG: 0.345										3	0	0	0	1	0	1						
Bobby Brown, S (1.8) OBP: 0.315, SLG: 0.493										4	1	1	1	0	2	2						
Rick Cerone, R (1.2) OBP: 0.271, SLG: 0.381										4	1	1	0	0	0	2						
Bucky Dent, R (1.6) OBP: 0.327, SLG: 0.379										4	0	1	0	0	1	1						
Inning Stats	R: 1 E: 1 K: 0 S: 5	H: 2 LOB: 1 BB: 0 P: 5	R: 0 E: 0 K: 0 S: 3	H: 0 LOB: 0 BB: 0 P: 3	R: 0 E: 0 K: 0 S: 4	H: 1 LOB: 1 BB: 0 P: 4	R: 0 E: 0 K: 1 S: 6	H: 1 LOB: 2 BB: 1 P: 10	R: 0 E: 0 K: 2 S: 7	H: 0 LOB: 1 BB: 1 P: 11	R: 0 E: 0 K: 0 S: 2	H: 0 LOB: 0 BB: 0 P: 6	R: 1 E: 1 K: 1 S: 8	H: 2 LOB: 2 BB: 0 P: 8	R: 0 E: 0 K: 0 S: 3	H: 0 LOB: 0 BB: 0 P: 3	R: 1 E: 0 K: 0 S: 4	H: 1 LOB: 0 BB: 0 P: 4	1B: 4 2B: 2 3B: 0 HR: 1	SF: 0 SAC: 0 DP: 1 HBP: 0	WP: 0 PB: 0 SB: 0 CS: 0	PA: 37
PITCHER Brian Kingman, R (1.1) ERA: 3.61	IP: 9.0 WLS: W BF: 37 H: 7 R: 3 ER: 1 SO: 4 BB: 3 IBB: 0 HBP: 0 BLK: 0 WP: 0 HR: 1 S: 42 P: 54 ERA: 1.00 WHIP: 1.11															PITCHER						

Batter	1	2	3	4	5	6	7	8	9	AB	R	H	RBI	BB	SO	LOB	BOTTOM					
Rickey Henderson, R (1.7) OBP: 0.430, SLG: 0.386										2	1	0	0	2	0	2	New York Yankees @ Oakland Athletics Oakland-Alameda County Coliseum, Oakland, CA Fri Jun 13 1980, 7:05 PM PDT Unknown - 63 F					
Dwayne Murphy, L (1.8) OBP: 0.426, SLG: 0.448										3	0	1	0	1	1	1						
Randy Elliott, R (1.10) OBP: 0.200, SLG: 0.300										4	1	1	0	0	1	2						
Dave Revering, L (1.3) OBP: 0.386, SLG: 0.549										3	1	1	1	1	1	0						
Tony Armas, R (1.9) OBP: 0.312, SLG: 0.459										4	0	1	1	0	1	1						
Mike Heath, R (1.2) OBP: 0.267, SLG: 0.306										4	0	0	0	0	1	1						
Mickey Klutts, R (1.5) OBP: 0.311, SLG: 0.371										3	1	3	1	1	0	0						
Mario Guerrero, R (1.6) OBP: 0.258, SLG: 0.290										2	0	1	0	0	0	1						
Dave McKay, S (1.4) OBP: 0.170, SLG: 0.244										3	0	0	0	0	2	3						
Inning Stats	R: 1 E: 0 K: 1 S: 5	H: 1 LOB: 0 BB: 1 P: 9	R: 0 E: 0 K: 1 S: 5	H: 0 LOB: 1 BB: 1 P: 9	R: 0 E: 0 K: 0 S: 3	H: 0 LOB: 0 BB: 1 P: 7	R: 0 E: 0 K: 0 S: 3	H: 0 LOB: 0 BB: 0 P: 3	R: 0 E: 0 K: 1 S: 5	H: 1 LOB: 0 BB: 0 P: 5	R: 1 E: 0 K: 1 S: 6	H: 2 LOB: 1 BB: 1 P: 10	R: 0 E: 0 K: 1 S: 7	H: 2 LOB: 2 BB: 0 P: 7	R: 1 E: 0 K: 2 S: 8	H: 1 LOB: 1 BB: 1 P: 12	R: 1 E: 0 K: 0 S: 1	H: 1 LOB: 0 BB: 0 P: 1	1B: 4 2B: 2 3B: 1 HR: 1	SF: 0 SAC: 1 DP: 2 HBP: 0	WP: 0 PB: 0 SB: 0 CS: 1	PA: 34
PITCHER Ron Guidry, L (1.1) ERA: 3.51	IP: 8.0 WLS: L BF: 34 H: 8 R: 4 ER: 4 SO: 7 BB: 5 IBB: 0 HBP: 0 BLK: 0 WP: 0 HR: 1 S: 43 P: 63 ERA: 4.50 WHIP: 1.625															PITCHER						



Batter	1	2	3	4	5	6	7	8	9	AB	R	H	RBI	BB	SO	LOB	TOP					
Willie Randolph, R OBP: 0.439, SLG: 0.455 (1, 4)	1-3		G4-6-3 1B	K			FC6-4 BB 1B 1-2 HR	FC6-4		5	1	1	0	0	1	3						
Joe Lefebvre, L OBP: 0.403, SLG: 0.516 (1, 9)	1B		G4-6-3 1-2		K		BB HR 1B	F8		5	1	2	0	0	1	1						
Bob Watson, R OBP: 0.356, SLG: 0.424 (1, 3)	F7		S 1B		6-3		HR BB	K		4	1	1	0	1	1	1						
Reggie Jackson, L OBP: 0.344, SLG: 0.563 (1, 10)	1-3 1B		1-2 BB		K		HR			4	1	3	4	1	1	0						
Graig Nettles, L OBP: 0.349, SLG: 0.389 (1, 5)	G3		K			K				4	0	0	0	1	2	5						
Bobby Murcer, L OBP: 0.316, SLG: 0.493 Paul Blair, R (7, 7)		HR		1B SF7 BB		K	K			3	2	1	1	1	2	1						
Bobby Brown, S OBP: 0.313, SLG: 0.486 (1, 8)	L4			WP 1B		4-3		4-3		4	0	1	0	0	0	0						
Bucky Dent, R OBP: 0.325, SLG: 0.378 (1, 6)	F8		SF7				F7	FC6-4 1B		3	0	1	1	0	0	0						
Johnny Oates, L OBP: 0.067, SLG: 0.067 (1, 2)	K		P4				E3 FC6-4	FC6-4 1-2		4	0	0	0	0	1	2						
Inning Stats	R: 0 E: 0 K: 0 S: 5	H: 2 LOB: 2 BB: 0 P: 5	R: 1 E: 0 K: 1 S: 6	H: 1 LOB: 0 BB: 0 P: 6	R: 0 E: 0 K: 1 S: 6	H: 2 LOB: 2 BB: 1 P: 10	R: 1 E: 0 K: 1 S: 6	H: 1 LOB: 1 BB: 1 P: 10	R: 0 E: 0 K: 2 S: 7	H: 0 LOB: 0 BB: 0 P: 7	R: 0 E: 0 K: 2 S: 7	H: 0 LOB: 0 BB: 0 P: 7	R: 4 E: 1 K: 1 S: 8	H: 2 LOB: 1 BB: 2 P: 16	R: 0 E: 0 K: 0 S: 4	H: 1 LOB: 1 BB: 0 P: 4	R: 0 E: 0 K: 1 S: 6	H: 1 LOB: 1 BB: 0 P: 6	1B: 7 2B: 1 3B: 0 HR: 2	SF: 1 SAC: 0 DP: 1 HBP: 0	WP: 1 PB: 0 SB: 1 CS: 0	PA: 41
PITCHER Matt Keough, R ERA: 2.84 (1, 1)	IP: 9.0 WLS: L BF: 41	H: 10 R: 6 ER: 2 SO: 9	BB: 4 IBB: 0 HBP: 0 BLK: 0	WP: 1 HR: 2 S: 55 P: 71	ERA: 2.00 WHIP: 1.556	PITCHER	IP: 9.0 WLS: L BF: 41	H: 10 R: 6 ER: 2 SO: 9	BB: 4 IBB: 0 HBP: 0 BLK: 0	WP: 1 HR: 2 S: 55 P: 71	ERA: 2.00 WHIP: 1.556	PITCHER	IP: 9.0 WLS: L BF: 41	H: 10 R: 6 ER: 2 SO: 9	BB: 4 IBB: 0 HBP: 0 BLK: 0	WP: 1 HR: 2 S: 55 P: 71	ERA: 2.00 WHIP: 1.556					

New York Yankees @ Oakland Athletics
Oakland-Alameda County Coliseum, Oakland, CA

AB 36
R 6
H 10
RBI 6
BB 4
SO 9
LOB 13



WP: 1 PA: 41
PB: 0
SB: 1
CS: 0

Fri Jun 13 1980, 7:05 PM PDT
Att: 47,768 - Unknown

Batter	1	2	3	4	5	6	7	8	9	AB	R	H	RBI	BB	SO	LOB	BOTTOM			
Rickey Henderson, R OBP: 0.435, SLG: 0.392 (1, 7)	CS 2B		F9			SH3-4 HR BB	BB			2	1	1	0	2	0	0				
Dwayne Murphy, L OBP: 0.424, SLG: 0.443 (1, 8)	P3		K			SH3-4	BB			2	0	0	0	1	1	1				
Jeff Newman, R OBP: 0.289, SLG: 0.422 Dave Revering, L OBP: 0.384, SLG: 0.545 (7, PH) (8, 3)	2-3 1B			K			HR			3	1	2	2	0	1	0				
Randy Elliott, R OBP: 0.174, SLG: 0.261 Mitchell Page, L OBP: 0.305, SLG: 0.376 (8, PH)	K		F8			K		K		3	0	0	0	0	2	1				
Tony Armas, R OBP: 0.311, SLG: 0.452 (1, 9)		K		F8				K		3	0	0	0	1	2	0				
Mickey Klutts, R OBP: 0.308, SLG: 0.360 (8, 6)	6-3				1B SF8 BB	K		K		3	1	0	0	1	2	1				
Jim Essian, R OBP: 0.302, SLG: 0.328 (1, 2)		HR				6-3		4-3		4	1	2	1	0	0	0				
Mario Guerrero, R OBP: 0.255, SLG: 0.289 Mike Davis, L OBP: 0.233, SLG: 0.333 Rob Picciolo, R OBP: 0.273, SLG: 0.359 (8, 4)		P6					BB WP 1B	K		1	0	0	1	0	0	0				
Dave McKay, S OBP: 0.163, SLG: 0.234 Wayne Gross, L OBP: 0.364, SLG: 0.450 (8, 5)			K			5-3		P4		2	0	0	0	0	1	0				
Inning Stats	R: 0 E: 0 K: 1 S: 6	H: 2 LOB: 1 BB: 0 P: 6	R: 1 E: 0 K: 1 S: 6	H: 1 LOB: 0 BB: 0 P: 6	R: 0 E: 0 K: 2 S: 7	H: 0 LOB: 0 BB: 0 P: 7	R: 0 E: 0 K: 1 S: 5	H: 0 LOB: 0 BB: 0 P: 5	R: 1 E: 0 K: 0 S: 3	H: 1 LOB: 0 BB: 1 P: 7	R: 2 E: 0 K: 2 S: 8	H: 1 LOB: 1 BB: 2 P: 16	R: 0 E: 0 K: 3 S: 9	H: 0 LOB: 0 BB: 0 P: 9	R: 0 E: 0 K: 1 S: 5	H: 0 LOB: 0 BB: 0 P: 5	1B: 3 2B: 1 3B: 0 HR: 2	SF: 1 SAC: 1 DP: 0 HBP: 0	WP: 1 PB: 0 SB: 0 CS: 1	PA: 36
PITCHER Tom Underwood, L ERA: 2.99 Ron Davis, R ERA: 2.77 Rudy May, L ERA: 2.79 Rich Gossage, R ERA: 3.38 (1, 1)	IP: 5.2 WLS: W BF: 23	H: 5 R: 4 ER: 4 SO: 6	BB: 3 IBB: 0 HBP: 0 BLK: 0	WP: 0 HR: 2 S: 32 P: 44	ERA: 6.35 WHIP: 1.412	PITCHER	IP: 5.2 WLS: W BF: 23	H: 5 R: 4 ER: 4 SO: 6	BB: 3 IBB: 0 HBP: 0 BLK: 0	WP: 0 HR: 2 S: 32 P: 44	ERA: 6.35 WHIP: 1.412	PITCHER	IP: 5.2 WLS: W BF: 23	H: 5 R: 4 ER: 4 SO: 6	BB: 3 IBB: 0 HBP: 0 BLK: 0	WP: 0 HR: 2 S: 32 P: 44	ERA: 6.35 WHIP: 1.412			

New York Yankees @ Oakland Athletics
Oakland-Alameda County Coliseum, Oakland, CA

AB 29
R 4
H 6
RBI 4
BB 5
SO 13
LOB 7



WP: 1 PA: 36
PB: 0
SB: 0
CS: 1

Fri Jun 13 1980, 7:05 PM PDT
Att: 47,768 - Unknown

Batter	1	2	3	4	5	6	7	8	9	AB	R	H	RBI	BB	SO	LOB	TOP
Willie Randolph, R (1,4) OBP: 0.440, SLG: 0.456										4	0	2	0	0	0	0	
Joe Lefebvre, L (1,9) OBP: 0.382, SLG: 0.485										4	0	0	0	0	0	2	
Bob Watson, R (1,3) OBP: 0.354, SLG: 0.417										3	0	0	0	1	1	0	
Reggie Jackson, L (1,10) OBP: 0.342, SLG: 0.556										4	0	1	0	0	2	2	
Paul Blair, R (9,7)										0	1	0	0	0	0	0	
Graig Nettles, L (1,5) OBP: 0.343, SLG: 0.380										4	0	0	0	0	0	3	
Bobby Murcer, L (1,7) OBP: 0.338, SLG: 0.543										3	1	2	2	1	1	0	
Ed Figueroa, R (9,1)										0	0	0	0	0	0	0	
Rudy May, L (9,1)										0	0	0	0	0	0	0	
Rich Gossage, R (9,1)										0	0	0	0	0	0	0	
Bobby Brown, S (1,8) OBP: 0.305, SLG: 0.472										4	0	0	0	0	0	3	
Rick Cerone, R (1,2) OBP: 0.267, SLG: 0.375										3	0	0	0	0	0	1	
Bucky Dent, R (1,6) OBP: 0.324, SLG: 0.376										1	0	0	0	0	0	1	
Fred Stanley, R (2,6) OBP: 0.321, SLG: 0.360										2	0	0	0	0	0	0	
Inning Stats	R: 0, H: 1, E: 0, LOB: 2, K: 0, BB: 1, S: 4	R: 0, H: 1, E: 0, LOB: 1, K: 0, BB: 0, S: 4	R: 0, H: 0, E: 0, LOB: 0, K: 2, BB: 0, S: 7	R: 0, H: 0, E: 0, LOB: 0, K: 2, BB: 0, S: 7	R: 0, H: 0, E: 0, LOB: 0, K: 0, BB: 0, S: 3	R: 0, H: 0, E: 0, LOB: 0, K: 0, BB: 0, S: 3	R: 0, H: 0, E: 0, LOB: 1, K: 1, BB: 1, S: 5	R: 0, H: 0, E: 0, LOB: 1, K: 1, BB: 1, S: 9	R: 0, H: 1, E: 0, LOB: 1, K: 1, BB: 0, S: 6	R: 2, H: 2, E: 0, LOB: 2, K: 0, BB: 0, S: 5	1B: 4, SF: 0, 2B: 0, SAC: 0, 3B: 0, DP: 0, HR: 1, HBP: 0	WP: 1, PA: 34, FB: 0, SB: 0, CS: 0					
PITCHER Rick Langford, R (1,1) ERA: 3.39	IP: 9.0, WLS: L, BF: 34, H: 5, R: 2, ER: 2, SO: 6, BB: 2, IBB: 0, HBP: 0, BLK: 0, WP: 1, HR: 1, S: 44, P: 52, ERA: 2.00, WHIP: 0.778																

New York Yankees @ Oakland Athletics
Oakland-Alameda County Coliseum, Oakland, CA

AB 32
R 2
H 5
RBI 2
BB 2
SO 6
LOB 12



Sat Jun 14 1980, 3:33 AM PDT
Att: 26,410 - Sunny - 70 F

Batter	1	2	3	4	5	6	7	8	9	AB	R	H	RBI	BB	SO	LOB	BOTTOM
Rickey Henderson, R (1,7) OBP: 0.432, SLG: 0.389										4	0	1	0	0	1	0	
Dwayne Murphy, L (1,8) OBP: 0.426, SLG: 0.439										2	1	0	0	2	0	0	
Mitchell Page, L (1,10) OBP: 0.363, SLG: 0.379										4	0	1	1	0	0	2	
Dave Revering, L (1,3) OBP: 0.386, SLG: 0.542										3	0	1	0	1	0	1	
Wayne Gross, L (1,5) OBP: 0.356, SLG: 0.438										4	0	0	0	0	1	4	
Tony Armas, R (1,9) OBP: 0.311, SLG: 0.450										3	0	1	0	0	0	1	
Jeff Newman, R (1,2) OBP: 0.284, SLG: 0.413										3	0	0	0	0	0	1	
Mario Guerrero, R (1,6) OBP: 0.251, SLG: 0.284										3	0	0	0	0	0	0	
Dave McKay, S (1,4) OBP: 0.154, SLG: 0.220										3	0	0	0	0	1	0	
Inning Stats	R: 1, H: 1, E: 0, LOB: 1, K: 0, BB: 1, S: 4	R: 0, H: 1, E: 0, LOB: 0, K: 0, BB: 0, S: 3	R: 0, H: 0, E: 0, LOB: 0, K: 2, BB: 0, S: 7	R: 0, H: 1, E: 0, LOB: 1, K: 0, BB: 0, S: 4	R: 0, H: 0, E: 0, LOB: 0, K: 0, BB: 0, S: 3	R: 0, H: 0, E: 0, LOB: 0, K: 0, BB: 0, S: 3	R: 0, H: 0, E: 0, LOB: 0, K: 0, BB: 0, S: 3	R: 0, H: 0, E: 0, LOB: 0, K: 0, BB: 0, S: 3	R: 0, H: 0, E: 0, LOB: 0, K: 0, BB: 0, S: 3	R: 0, H: 1, E: 0, LOB: 2, K: 1, BB: 2, S: 5	1B: 3, SF: 0, 2B: 2, SAC: 0, 3B: 0, DP: 2, HR: 0, HBP: 0	WP: 0, PA: 32, FB: 0, SB: 0, CS: 0					
PITCHER Ed Figueroa, R (1,1) ERA: 4.37	IP: 8.0, WLS: W, BF: 28, H: 4, R: 1, ER: 1, SO: 2, BB: 1, IBB: 0, HBP: 0, BLK: 0, WP: 0, HR: 0, S: 31, P: 35, ERA: 1.12, WHIP: 0.625																
Ed Figueroa, R (9,1) ERA: 4.37	8.0, W, 28, 4, 1, 1, 2, 1, 0, 0, 0, 0, 0, 0, 31, 35, 1.12, 0.625																
Rudy May, L (9,1) ERA: 2.74	0.2, 3, 0, 0, 0, 0, 2, 0, 0, 0, 0, 0, 0, 1, 9, 0.00, 3.000																
Rich Gossage, R (9,1) ERA: 3.34	0.1, S, 1, 0, 0, 0, 0, 0, 0, 0, 0, 0, 0, 0, 3, 3, 0.00, 0.000																

New York Yankees @ Oakland Athletics
Oakland-Alameda County Coliseum, Oakland, CA

AB 29
R 1
H 4
RBI 1
BB 3
SO 3
LOB 9



Sat Jun 14 1980, 3:33 AM PDT
Att: 26,410 - Sunny - 70 F

Batter	1	2	3	4	5	6	7	8	9	AB	R	H	RBI	BB	SO	LOB	TOP			
Rickey Henderson, R (1, 7) Mike Davis, L (7, 7) OBP: 0.434, SLG: 0.391 OBP: 0.250, SLG: 0.344	0-0 4-3 1B		0-3 K			0-0 F3		0-0 1B		3	0	1	0	0	1	0	Oakland Athletics @ Boston Red Sox Fenway Park, Boston, MA Tue Jun 17 1980, 7:05 PM EDT Att: 24,722 - Unknown - 74 F			
Dwayne Murphy, L (1, 8) OBP: 0.422, SLG: 0.440	0-0 4-3 1-2			0-3 K		0-0 G3		0-3 K		4	0	0	0	0	2	4				
Dave Revere, L (1, 3) OBP: 0.384, SLG: 0.530	0-0 F5			0-0 3-1			0-0 F9	0-0 G4-6-3		4	0	0	0	0	0	4				
Tony Armas, R (1, 9) OBP: 0.314, SLG: 0.455	0-0 5-3			0-3 K			0-0 1B		0-0 5-3	4	0	1	0	0	1	1				
Mitchell Page, L (1, 10) OBP: 0.354, SLG: 0.360		0-0 G3			0-0 G3		0-3 K		4-0 1B	3	0	0	0	1	1	1				
Jeff Newman, R (1, 2) OBP: 0.286, SLG: 0.429		0-0 6-3			0-0 HR		0-0 4-3		0-0 FC6-4	4	1	2	1	0	0	1				
Mickey Klutts, R (1, 5) OBP: 0.319, SLG: 0.404		0-0 6-3			0-0 F2			0-0 1B	0-0 F8	4	1	1	0	0	0	2				
Rob Picciolo, R (1, 6) OBP: 0.269, SLG: 0.354			0-0 5-3		0-3 K			0-0 1B	0-0 FC6-4	2	0	0	0	0	1	0				
Jim Essian, R (8, PH) OBP: 0.300, SLG: 0.338					0-0 K			0-0 1B	0-0 FC6-4	1	0	1	0	0	0	0				
Mike Edwards, R (8, 4) OBP: 0.222, SLG: 0.222						0-0 4-3		0-0 E3		1	0	0	1	0	0	1				
Dave McKay, S (1, 4) OBP: 0.148, SLG: 0.203								0-0 1B		0	0	0	0	0	0	0				
Wayne Gross, L (8, PH) OBP: 0.351, SLG: 0.423								0-0 1B		0	0	0	0	0	0	0				
Mario Guerrero, R (8, PH) OBP: 0.249, SLG: 0.281								0-0 1B		0	0	0	0	0	0	0				
Inning Stats	R: 0 E: 0 K: 0 S: 4	H: 1 LOB: 1 BB: 0 P: 4	R: 0 E: 0 K: 0 S: 3	H: 0 LOB: 0 BB: 0 P: 3	R: 0 E: 0 K: 2 S: 7	H: 0 LOB: 0 BB: 0 P: 7	R: 0 E: 0 K: 2 S: 7	H: 0 LOB: 0 BB: 0 P: 7	R: 1 E: 0 K: 1 S: 6	H: 1 LOB: 0 BB: 0 P: 6	R: 0 E: 0 K: 0 S: 3	H: 1 LOB: 1 BB: 0 P: 6	R: 0 E: 0 K: 1 S: 8	H: 3 LOB: 3 BB: 0 P: 8	R: 0 E: 0 K: 0 S: 4	H: 1 LOB: 2 BB: 1 P: 8	1B: 5 2B: 1 3B: 0 HR: 1	SF: 0 SAC: 0 DP: 1 HBP: 0	WP: 0 PB: 0 SB: 0 CS: 0	PA: 35
PITCHER Mike Torrez, R (1, 1) ERA: 4.12	IP: 9.0 WLS: W BF: 35	H: 7 R: 2 ER: 2 SO: 7	BB: 1 IBB: 0 HBP: 0 BLK: 1	WP: 0 HR: 1 S: 48 P: 52	ERA: 2.00 WHIP: 0.889	PITCHER										IP: 9.0 WLS: W BF: 35	H: 7 R: 2 ER: 2 SO: 7	BB: 1 IBB: 0 HBP: 0 BLK: 1	WP: 0 HR: 1 S: 48 P: 52	ERA: 2.00 WHIP: 0.889

AB	34
R	2
H	7
RBI	2
BB	1
SO	7
LOB	16



Batter	1	2	3	4	5	6	7	8	9	AB	R	H	RBI	BB	SO	LOB	BOTTOM			
Rick Burleson, R (1, 6) OBP: 0.354, SLG: 0.415	0-0 L4-6 5-3 1B		0-0 F8	0-0 F7		0-0 FC5-4		0-0 6-3		5	0	2	0	0	0	2	Oakland Athletics @ Boston Red Sox Fenway Park, Boston, MA Tue Jun 17 1980, 7:05 PM EDT Att: 24,722 - Unknown - 74 F			
Jerry Remy, L (1, 4) OBP: 0.343, SLG: 0.384	0-0 5-3 1-2		0-0 G3		0-0 1B	0-0 FC5-4		0-0 L8		5	2	1	0	0	0	2				
Fred Lynn, L (1, 8) OBP: 0.383, SLG: 0.485	0-0 L4-6 2-3		0-0 1B		4-0 1B	0-0 1B	0-0 3B			3	1	2	1	1	0	1				
Tony Perez, R (1, 3) OBP: 0.335, SLG: 0.470		0-3 K	0-0 F8		0-0 1B	0-0 E9	0-3 K			4	1	1	1	0	2	2				
Jim Rice, R (1, 7) OBP: 0.312, SLG: 0.476		0-0 BB		4-0 E	0-0 WP	0-0 P1				3	2	2	1	1	0	1				
Carlton Fisk, R (1, 2) OBP: 0.373, SLG: 0.541		0-3 K		0-0 F2	0-0 F9		0-0 F7			4	0	1	2	0	1	2				
Carl Yastrzemski, L (1, 10) OBP: 0.338, SLG: 0.442		4-0 BB		0-0 G3	0-0 F9		0-0 F9			3	0	0	0	1	0	2				
Jim Dwyer, L (1, 9) OBP: 0.387, SLG: 0.500		4-0 BB		4-0 1B	0-0 P7		0-0 F4			2	0	0	0	2	0	1				
Dwight Evans, R (8, 9) OBP: 0.301, SLG: 0.373		1-2 2-3 BB		0-0 1B						0	0	0	0	0	0	0				
Butch Hobson, R (1, 5) OBP: 0.316, SLG: 0.470		0-3 K		0-0 1B	0-3 K			0-0 5-3		3	0	1	1	0	2	4				
Glenn Hoffman, R (8, 5) OBP: 0.232, SLG: 0.365				1-2 3H 1B						1	0	0	0	0	0	0				
Inning Stats	R: 0 E: 0 K: 0 S: 3	H: 1 LOB: 3 BB: 2 P: 18	R: 0 E: 0 K: 0 S: 4	H: 1 LOB: 1 BB: 0 P: 4	R: 0 E: 0 K: 0 S: 4	H: 1 LOB: 2 BB: 2 P: 12	R: 4 E: 0 K: 1 S: 9	H: 4 LOB: 1 BB: 1 P: 13	R: 1 E: 0 K: 1 S: 7	H: 2 LOB: 1 BB: 0 P: 7	R: 0 E: 0 K: 0 S: 3	H: 0 LOB: 0 BB: 0 P: 3	R: 0 E: 0 K: 0 S: 3	H: 0 LOB: 0 BB: 0 P: 3	1B: 7 2B: 3 3B: 1 HR: 0	SF: 0 SAC: 0 DP: 1 HBP: 0	WP: 1 PB: 0 SB: 2 CS: 0	PA: 38		
PITCHER Matt Keough, R (1, 1) ERA: 3.13	IP: 8.0 WLS: L BF: 38	H: 10 R: 6 ER: 6 SO: 5	BB: 5 IBB: 0 HBP: 0 BLK: 0	WP: 1 HR: 0 S: 43 P: 63	ERA: 6.75 WHIP: 1.875	PITCHER										IP: 8.0 WLS: L BF: 38	H: 10 R: 6 ER: 6 SO: 5	BB: 5 IBB: 0 HBP: 0 BLK: 0	WP: 1 HR: 0 S: 43 P: 63	ERA: 6.75 WHIP: 1.875

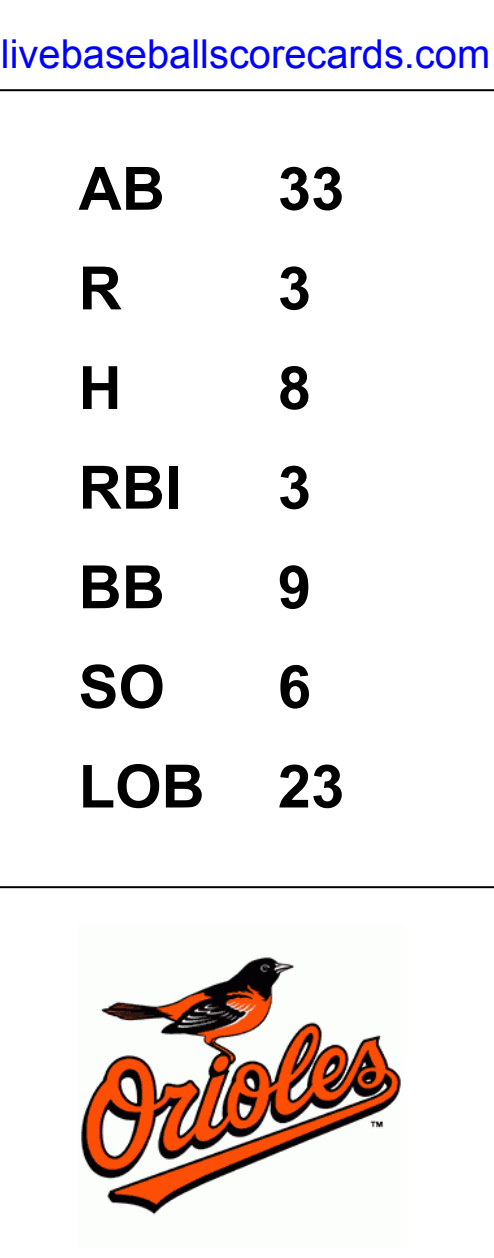


Batter	1	2	3	4	5	6	7	8	9	AB	R	H	RBI	BB	SO	LOB	TOP			
Rickey Henderson, R OBP: 0.431, SLG: 0.389 (1, 7)										4	0	1	0	0	0	2	Oakland Athletics @ Baltimore Orioles Memorial Stadium, Baltimore, MD Wed Jun 18 1980, 7:05 PM EDT Att: 17,436 - Unknown - 74 F			
Dwayne Murphy, L OBP: 0.421, SLG: 0.436 (1, 8)										2	0	0	0	1	1					
Jeff Newman, R OBP: 0.279, SLG: 0.419 (1, 3)										4	0	0	0	0	1	3				
Randy Elliott, R OBP: 0.185, SLG: 0.296 (1, 10)										4	1	1	0	0	1	1				
Tony Armas, R OBP: 0.309, SLG: 0.447 (1, 9)										4	0	0	0	0	0	1				
Mike Heath, R OBP: 0.273, SLG: 0.319 (1, 2)										4	0	2	1	0	1	1				
Mario Guerrero, R OBP: 0.249, SLG: 0.296 (1, 6)										4	1	1	1	0	0	3				
Rob Picciolo, R OBP: 0.271, SLG: 0.353 (1, 4)										3	0	1	0	0	0	0				
Dave McKay, S OBP: 0.156, SLG: 0.226 (1, 5)										3	0	1	0	0	1	1				
Inning Stats	R: 0 E: 0 K: 0 S: 3	H: 0 LOB: 0 BB: 0 P: 3	R: 1 E: 0 K: 0 S: 4	H: 2 LOB: 0 BB: 0 P: 4	R: 0 E: 0 K: 0 S: 4	H: 1 LOB: 2 BB: 1 P: 8	R: 0 E: 0 K: 0 S: 4	H: 1 LOB: 1 BB: 0 P: 4	R: 0 E: 0 K: 2 S: 8	H: 0 LOB: 0 BB: 0 P: 3	R: 1 E: 0 K: 0 S: 4	H: 1 LOB: 0 BB: 0 P: 4	R: 0 E: 0 K: 2 S: 8	H: 1 LOB: 1 BB: 0 P: 8	R: 0 E: 1 K: 1 S: 5	H: 0 LOB: 1 BB: 0 P: 5	1B: 3 2B: 3 3B: 0 HR: 1	SF: 0 SAC: 1 DP: 1 HBP: 0	WP: 1 PB: 0 SB: 0 CS: 0	PA: 34
PITCHER Mike Flanagan, L ERA: 3.57 (1, 1)	IP: 9.0 WLS: W BF: 34 H: 7 R: 2 ER: 2 SO: 5 BB: 1 IBB: 0 HBP: 0 BLK: 0 WP: 1 HR: 1 S: 43 P: 47 ERA: 2.00 WHIP: 0.889																			

livebaseballscores.com



Batter	1	2	3	4	5	6	7	8	9	AB	R	H	RBI	BB	SO	LOB	BOTTOM			
Al Bumbry, L OBP: 0.411, SLG: 0.454 (1, 8)										3	0	0	0	2	0	2	Oakland Athletics @ Baltimore Orioles Memorial Stadium, Baltimore, MD Wed Jun 18 1980, 7:05 PM EDT Att: 17,436 - Unknown - 74 F			
Kiko Garcia, R OBP: 0.285, SLG: 0.252 (1, 6)										4	0	0	0	1	0	4				
Ken Singleton, S OBP: 0.349, SLG: 0.468 (1, 9)										5	1	3	0	0	1	2				
Eddie Murray, S OBP: 0.349, SLG: 0.480 (1, 3)										3	2	1	0	2	1	1				
Pat Kelly, L OBP: 0.392, SLG: 0.410 Mark Corey, R OBP: 0.308, SLG: 0.273 (7, PH) (8, 7)										1	0	0	0	2	1	0				
Terry Crowley, L OBP: 0.420, SLG: 0.543 Benny Ayala, R OBP: 0.429, SLG: 0.791 Dan Graham, L OBP: 0.291, SLG: 0.363 Lenn Sakata, R OBP: 0.320, SLG: 0.478 (9, PH)										3	0	1	2	0	0	2				
Doug DeCinces, R OBP: 0.319, SLG: 0.376 (1, 5)										4	0	1	0	0	1	6				
Rick Dempsey, R OBP: 0.315, SLG: 0.428 (1, 2)										4	0	0	0	0	1	1				
Rich Dauer, R OBP: 0.326, SLG: 0.305 (1, 4)										3	0	1	0	1	0	1				
Inning Stats	R: 2 E: 0 K: 1 S: 7	H: 2 LOB: 2 BB: 2 P: 15	R: 0 E: 0 K: 0 S: 4	H: 1 LOB: 1 BB: 0 P: 4	R: 0 E: 0 K: 1 S: 6	H: 1 LOB: 2 BB: 1 P: 10	R: 0 E: 0 K: 1 S: 5	H: 0 LOB: 2 BB: 2 P: 13	R: 0 E: 0 K: 0 S: 5	H: 0 LOB: 0 BB: 0 P: 5	R: 0 E: 0 K: 1 S: 6	H: 1 LOB: 2 BB: 1 P: 10	R: 0 E: 0 K: 1 S: 5	H: 0 LOB: 1 BB: 1 P: 9	R: 1 E: 0 K: 0 S: 3	H: 2 LOB: 2 BB: 1 P: 7	1B: 6 2B: 2 3B: 0 HR: 0	SF: 0 SAC: 0 DP: 0 HBP: 0	WP: 1 PB: 0 SB: 0 CS: 0	PA: 42
PITCHER Brian Kingman, R ERA: 3.54 Dave Hamilton, L ERA: 11.25 Jeff Jones, R ERA: 2.45 Bob Lacey, L ERA: 3.48 (1, 1) (7, 1) (7, 1) (9, 1)	IP: 6.1 WLS: 1 BF: 31 H: 6 R: 2 ER: 2 SO: 4 BB: 5 IBB: 1 HBP: 0 BLK: 0 WP: 0 HR: 0 S: 33 P: 57 ERA: 2.84 WHIP: 1.737																			



Batter	1	2	3	4	5	6	7	8	9	AB	R	H	RBI	BB	SO	LOB	TOP					
Rickey Henderson, R OBP: 0.429, SLG: 0.399 (1, 7)	0-0 HR		0-0 1-3		0-0 F8			0-0 G3		4	1	1	1	0	0	1						
Dwayne Murphy, L OBP: 0.418, SLG: 0.433 (1, 8)	0-0 SH5-3 1B		0-3 K			0-3 K		0-0 4-3		4	0	1	0	0	2	0						
Mike Heath, R OBP: 0.282, SLG: 0.336 (1, 2)	0-0 SH5-3 1-2			0-0 2B		0-0 HR 1B		0-0 3-1		3	1	2	0	0	0	0						
Tony Armas, R OBP: 0.308, SLG: 0.457 (1, 9)	0-0 F9			0-0 1-3		0-0 HR 1B			0-0 4-3	4	1	1	2	0	0	2						
Randy Elliott, R OBP: 0.161, SLG: 0.258 (1, 10)	0-0 6-3			0-3 K		0-0 F9			0-0 F7	4	0	0	0	0	1	2						
Jeff Newman, R OBP: 0.273, SLG: 0.409 (1, 3)		0-0 5-3		0-0 6-3		0-3 K			0-0 F8	4	0	0	0	0	1	1						
Mario Guerrero, R OBP: 0.245, SLG: 0.291 (1, 6)		0-0 4-3			0-0 5-3				0-0 4-3	3	0	0	0	0	0	0						
Rob Picciolo, R OBP: 0.272, SLG: 0.353 (1, 4)		0-0 F9			0-0 1B			0-3 K		3	0	1	0	0	1	0						
Dave McKay, S OBP: 0.149, SLG: 0.215 (1, 5)			0-0 5-3		0-3 K			0-0 6-3		3	0	0	0	0	1	1						
Inning Stats	R: 1 E: 0 K: 0 S: 5	H: 2 LOB: 1 BB: 0 P: 5	R: 0 E: 0 K: 0 S: 3	H: 0 LOB: 0 BB: 0 P: 3	R: 0 E: 0 K: 1 S: 5	H: 0 LOB: 0 BB: 0 P: 5	R: 0 E: 0 K: 1 S: 6	H: 1 LOB: 1 BB: 0 P: 6	R: 0 E: 0 K: 1 S: 6	H: 1 LOB: 1 BB: 0 P: 6	R: 2 E: 0 K: 2 S: 9	H: 2 LOB: 0 BB: 0 P: 9	R: 0 E: 0 K: 1 S: 5	H: 0 LOB: 0 BB: 0 P: 5	R: 0 E: 0 K: 0 S: 3	H: 0 LOB: 0 BB: 0 P: 3	R: 0 E: 0 K: 0 S: 3	H: 0 LOB: 0 BB: 0 P: 3	1B: 3 2B: 1 3B: 0 HR: 2	SF: 0 SAC: 1 DP: 0 HBP: 0	WP: 0 PB: 0 SB: 0 CS: 0	PA: 33
PITCHER Scott McGregor, L ERA: 3.74 (1, 1)	IP: 9.0 WLS: W BF: 33 H: 6 R: 3 ER: 3 SO: 6 BB: 0 IBB: 0 HBP: 0 BLK: 0 WP: 0 HR: 2 S: 45 P: 45 ERA: 3.00 WHIP: 0.667															PITCHER						

Oakland Athletics @ Baltimore Orioles
Memorial Stadium, Baltimore, MD
Thu Jun 19 1980, 7:05 PM EDT
Att: 15,491 - Unknown - 75 F

AB 32
R 3
H 6
RBI 3
BB 0
SO 6
LOB 7



Batter	1	2	3	4	5	6	7	8	9	AB	R	H	RBI	BB	SO	LOB	BOTTOM					
Al Bumbry, L OBP: 0.309, SLG: 0.451 (1, 8)	0-0 F7		0-0 4-3		0-3 K		0-0 E 1B			4	1	1	0	0	1	0						
Lenn Sakata, R OBP: 0.321, SLG: 0.440 John Lowenstein, L (7, PH) OBP: 0.333, SLG: 0.220 Rich Dauer, R (7, PR) OBP: 0.326, SLG: 0.305 (8, 4)	4-0 1B BB		0-0 5-3		0-3 K		0-0 E3 1B			2	0	0	0	1	1	0						
Ken Singleton, S OBP: 0.352, SLG: 0.469 (1, 9)	0-0 1-2 1B			0-0 L9 BLK 1B		0-0 F7		0-0 F7		4	1	2	0	0	0	1						
Eddie Murray, S OBP: 0.348, SLG: 0.488 (1, 3)	0-0 F9			0-0 L9		0-0 HR		0-0 1-4-3		4	1	1	1	0	0	2						
Terry Crowley, L OBP: 0.412, SLG: 0.527 (1, 10)		0-0 3-1		0-0 P3		0-0 1B		0-0 F7		4	0	1	0	0	0	1						
Dan Graham, L OBP: 0.300, SLG: 0.369 (1, 2)		0-0 1B		0-0 1B		0-0 F8		0-0 3-1		4	0	2	1	0	0	1						
Doug DeCinces, R OBP: 0.320, SLG: 0.376 (1, 5)		0-3 K		0-3 F8			0-0 F8 1B 1B			3	0	1	0	0	1	2						
Mark Corey, R OBP: 0.313, SLG: 0.286 (1, 7)		0-0 F9			0-0 5-3		0-0 F8 E 1B			3	1	1	0	0	0	1						
Kiko Garcia, R OBP: 0.278, SLG: 0.246 (1, 6)			0-3 K		0-0 F9		0-0 F8			3	0	0	0	0	1	2						
Inning Stats	R: 0 E: 0 K: 0 S: 3	H: 1 LOB: 1 BB: 1 P: 7	R: 0 E: 0 K: 1 S: 6	H: 1 LOB: 0 BB: 0 P: 6	R: 0 E: 0 K: 1 S: 5	H: 0 LOB: 0 BB: 0 P: 5	R: 1 E: 0 K: 0 S: 5	H: 2 LOB: 1 BB: 0 P: 5	R: 0 E: 0 K: 1 S: 5	H: 0 LOB: 0 BB: 0 P: 5	R: 1 E: 0 K: 1 S: 7	H: 2 LOB: 1 BB: 0 P: 7	R: 2 E: 1 K: 0 S: 6	H: 4 LOB: 1 BB: 0 P: 6	R: 0 E: 0 K: 0 S: 3	H: 0 LOB: 0 BB: 0 P: 3	R: 0 E: 0 K: 0 S: 3	H: 0 LOB: 0 BB: 0 P: 3	1B: 9 2B: 0 3B: 0 HR: 1	SF: 0 SAC: 0 DP: 0 HBP: 0	WP: 0 PB: 0 SB: 0 CS: 0	PA: 33
PITCHER Rick Langford, R ERA: 3.39 (1, 1)	IP: 8.0 WLS: L BF: 33 H: 10 R: 4 ER: 3 SO: 4 BB: 1 IBB: 0 HBP: 0 BLK: 1 WP: 0 HR: 1 S: 40 P: 44 ERA: 3.38 WHIP: 1.375															PITCHER						

Oakland Athletics @ Baltimore Orioles
Memorial Stadium, Baltimore, MD
Thu Jun 19 1980, 7:05 PM EDT
Att: 15,491 - Unknown - 75 F

AB 32
R 4
H 10
RBI 3
BB 1
SO 4
LOB 10



Batter	1	2	3	4	5	6	7	8	9	AB	R	H	RBI	BB	SO	LOB	TOP								
Rickey Henderson, R OBP: 0.428, SLG: 0.401 (1, 7)										4	1	1	0	1	0	3									
Dwayne Murphy, L OBP: 0.414, SLG: 0.428 (1, 8)										5	0	1	1	0	1	2									
Mitchell Page, L OBP: 0.351, SLG: 0.362 (1, 10)										5	1	1	0	0	1	3									
Dave Revering, L OBP: 0.389, SLG: 0.559 (1, 3)										5	2	3	2	0	1	0									
Wayne Gross, L OBP: 0.357, SLG: 0.437 (1, 5)										4	2	3	1	0	0	1									
Tony Armas, R OBP: 0.306, SLG: 0.451 (1, 9)										5	1	1	0	0	2	3									
Mike Heath, R OBP: 0.279, SLG: 0.331 (1, 2)										5	0	1	1	0	0	3									
Mario Guerrero, R OBP: 0.243, SLG: 0.289 (1, 6)										2	0	0	0	0	1	2									
Rob Piccolo, R OBP: 0.270, SLG: 0.350 (4, 6)										1	0	0	0	0	1	0									
Mike Davis, L OBP: 0.273, SLG: 0.344 (8, PH)										0	0	0	0	1	0	0									
Mike Edwards, R OBP: 0.216, SLG: 0.216 (8, 4)										1	0	0	0	0	0	1									
Dave McKay, S OBP: 0.169, SLG: 0.232 (8, 6)										4	0	2	1	0	0	0									
Inning Stats	R: 0 E: 0 K: 0 S: 3	H: 0 LOB: 0 BB: 0 P: 3	R: 0 E: 0 K: 1 S: 6	H: 1 LOB: 1 BB: 0 P: 6	R: 1 E: 1 K: 0 S: 5	H: 2 LOB: 1 BB: 0 P: 5	R: 0 E: 0 K: 2 S: 9	H: 2 LOB: 2 BB: 0 P: 9	R: 0 E: 0 K: 1 S: 5	H: 0 LOB: 1 BB: 1 P: 9	R: 1 E: 1 K: 1 S: 7	H: 1 LOB: 1 BB: 0 P: 7	R: 0 E: 0 K: 1 S: 6	H: 1 LOB: 1 BB: 0 P: 6	R: 2 E: 1 K: 0 S: 6	H: 2 LOB: 2 BB: 1 P: 10	R: 3 E: 0 K: 0 S: 7	H: 4 LOB: 1 BB: 0 P: 7	1B: 8 2B: 3 3B: 1 HR: 1	SF: 1 SAC: 0 DP: 0 HBP: 0	WP: 1 PB: 0 SB: 1 CS: 0	PA: 44			
PITCHER	IP	WLS	BF	H	R	ER	SO	BB	IBB	HBP	BLK	WP	HR	S	P	ERA	WHIP								
Luis Tiant, R ERA: 5.11 (1, 1)	5.2	W	24	6	2	1	5	1	0	0	0	0	0	33	37	1.59	1.235								
Ron Davis, R ERA: 3.11 (6, 1)	3.1	S	20	7	5	4	1	1	0	0	0	1	1	21	25	10.80	2.400								

Oakland Athletics @ New York Yankees
Yankee Stadium, Bronx, NY
Fri Jun 20 1980, 7:05 PM EDT
Att: 45,935 - Unknown - 66 F

AB 41
R 7
H 13
RBI 6
BB 2
SO 6
LOB 19



Batter	1	2	3	4	5	6	7	8	9	AB	R	H	RBI	BB	SO	LOB	BOTTOM								
Willie Randolph, R OBP: 0.444, SLG: 0.443 (1, 4)										4	3	1	0	1	0	2									
Bobby Murcer, L OBP: 0.361, SLG: 0.512 (1, 10)										3	1	1	1	0	0	1									
Eric Soderholm, R OBP: 0.419, SLG: 0.565 (7, PH)										1	0	0	0	1	0	1									
Graig Nettles, L OBP: 0.349, SLG: 0.430 (1, 5)										5	1	1	0	0	0	4									
Reggie Jackson, L OBP: 0.371, SLG: 0.608 (8, PR)										2	4	1	2	3	0	2									
Paul Blair, R (9, 9)										0	1	0	0	0	0	0									
Jim Spencer, L OBP: 0.313, SLG: 0.363 (1, 3)										3	2	2	5	2	0	1									
Joe Lefebvre, L OBP: 0.383, SLG: 0.463 (1, 7)										5	1	3	4	0	0	1									
Bobby Brown, S OBP: 0.303, SLG: 0.458 (1, 8)										5	0	2	2	0	3	2									
Rick Cerone, R OBP: 0.268, SLG: 0.378 (1, 2)										3	0	0	0	0	1	1									
Johnny Gates, L OBP: 0.145, SLG: 0.286 (7, 2)										2	1	1	1	0	0	2									
Brian Doyle, L OBP: 0.308, SLG: 0.308 (1, 6)										4	1	2	0	0	1	0									
Inning Stats	R: 0 E: 0 K: 0 S: 3	H: 2 LOB: 0 BB: 1 P: 8	R: 2 E: 1 K: 0 S: 4	H: 2 LOB: 0 BB: 1 P: 8	R: 4 E: 0 K: 0 S: 6	H: 3 LOB: 0 BB: 1 P: 10	R: 0 E: 0 K: 1 S: 5	H: 0 LOB: 0 BB: 0 P: 5	R: 2 E: 0 K: 0 S: 4	H: 1 LOB: 0 BB: 2 P: 12	R: 0 E: 0 K: 3 S: 9	H: 0 LOB: 0 BB: 0 P: 9	R: 2 E: 0 K: 1 S: 7	H: 2 LOB: 2 BB: 2 P: 15	R: 5 E: 0 K: 0 S: 9	H: 6 LOB: 2 BB: 1 P: 13	1B: 10 2B: 0 3B: 1 HR: 3	SF: 0 SAC: 0 DP: 0 HBP: 0	WP: 0 PB: 0 SB: 1 CS: 1	PA: 44					
PITCHER	IP	WLS	BF	H	R	ER	SO	BB	IBB	HBP	BLK	WP	HR	S	P	ERA	WHIP								
Steve McCatty, R ERA: 5.56 (1, 1)	4.2	L	23	8	8	8	1	4	0	0	0	0	2	21	37	15.43	2.143								
Dave Hamilton, L ERA: 12.16 (5, 1)	3.1		21	8	7	7	4	3	0	0	0	0	1	26	38	18.90	3.300								

Oakland Athletics @ New York Yankees
Yankee Stadium, Bronx, NY
Fri Jun 20 1980, 7:05 PM EDT
Att: 45,935 - Unknown - 66 F

AB 37
R 15
H 14
RBI 15
BB 7
SO 5
LOB 17



Batter	1	2	3	4	5	6	7	8	9	AB	R	H	RBI	BB	SO	LOB	TOP										
Rickey Henderson, R OBP: 0.431, SLG: 0.409	0-0 PB SH1-3 2B		0-0 1B SH5-3 1B		0-0 5-3 FC4-2 1B		0-0 6-3		0-3 K	5	2	3	0	0	1	0											
Dwayne Murphy, L OBP: 0.413, SLG: 0.427	0-0 SH1-3 2H		0-0 1-3 3H 1B		0-0 FC4-2 5-3 1-2 3H 1B		0-0 F4			3	0	1	2	0	0	2											
Mike Heath, R OBP: 0.273, SLG: 0.323	0-0 F7		0-0 SH5-3 1-2 1B		0-0 5-3 1-2 2-3			0-0 E6 FC6-4		3	0	0	1	0	0	2											
Randy Elliott, R OBP: 0.143, SLG: 0.229	0-0 6-3		0-0 K		0-0 F7			0-0 FC6-4 1B		4	0	0	0	0	1	4											
Mike Edwards, R OBP: 0.216, SLG: 0.216								1-2		0	0	0	0	0	0	0											
Tony Armas, R OBP: 0.305, SLG: 0.448		0-0 F8		0-0 5-3		0-3 K2-3		0-0 1-2 1B		4	0	1	0	0	1	0											
Jeff Newman, R OBP: 0.279, SLG: 0.413		0-0 F9		0-0 1B		0-0 4-3 1B		0-0 F9		3	0	2	0	0	0	0											
Dave Revere, L OBP: 0.388, SLG: 0.556										1	0	0	0	0	0	2											
Mickey Klutts, R OBP: 0.311, SLG: 0.393		0-0 5-3		0-0 F8		0-0 4-3		0-0 F2		3	0	0	0	0	0	2											
Wayne Gross, L OBP: 0.355, SLG: 0.435										1	0	0	0	0	0	2											
Mario Guerrero, R OBP: 0.243, SLG: 0.298			0-0 1B 3B	0-0 F3		0-0 F8			0-0 F9	4	1	1	0	0	0	2											
Dave McKay, S OBP: 0.178, SLG: 0.254			0-3 K		0-0 1B FC4-2 2B		0-0 F8		0-3 K	2	0	1	0	0	1	1											
Jim Essian, R OBP: 0.296, SLG: 0.333										1	0	0	0	0	0	0											
Rob Piccolo, R OBP: 0.270, SLG: 0.350										0	0	0	0	0	0	0											
Mike Davis, L OBP: 0.265, SLG: 0.333										1	0	0	0	0	1	0											
Inning Stats	R: 1 E: 0 K: 0 S: 4	H: 1 LOB: 0 BB: 0 P: 4	R: 0 E: 0 K: 0 S: 3	H: 0 LOB: 0 BB: 0 P: 3	R: 2 E: 0 K: 2 S: 10	H: 3 LOB: 1 BB: 0 P: 10	R: 0 E: 0 K: 0 S: 4	H: 1 LOB: 1 BB: 0 P: 4	R: 0 E: 0 K: 1 S: 5	H: 2 LOB: 2 BB: 0 P: 5	R: 0 E: 0 K: 1 S: 6	H: 1 LOB: 1 BB: 0 P: 6	R: 0 E: 0 K: 0 S: 3	H: 0 LOB: 0 BB: 0 P: 3	R: 0 E: 1 K: 0 S: 5	H: 1 LOB: 2 BB: 0 P: 5	R: 0 E: 0 K: 2 S: 7	H: 0 LOB: 0 BB: 0 P: 7	R: 0 E: 0 K: 2 S: 7	H: 0 LOB: 0 BB: 0 P: 7	1B: 6 2B: 2 3B: 1 HR: 0	SF: 0 SAC: 2 DP: 0 HBP: 0	WP: 0 PB: 1 SB: 0 CS: 0	PA: 37			
PITCHER	IP	WLS	BF	H	R	ER	SO	BB	IBB	HBP	BLK	WP	HR	S	P	ERA	WHIP										
Tommy John, L ERA: 3.11	(1, 1)	7.1	W	32	9	3	3	3	0	0	0	0	0	38	38	3.68	1.227										
Rich Gossage, R ERA: 3.11	(8, 1)	1.2	S	5	0	0	0	2	0	0	0	0	0	9	9	0.00	0.000										

Oakland Athletics @ New York Yankees
Yankee Stadium, Bronx, NY
Sat Jun 21 1980, 3:33 AM EDT
Att: 51,598 - Unknown - 76 F

AB 35
R 3
H 9
RBI 3
BB 0
SO 5
LOB 17





Batter	1	2	3	4	5	6	7	8	9	AB	R	H	RBI	BB	SO	LOB	BOTTOM										
Willie Randolph, R OBP: 0.445, SLG: 0.439	0-0 4-3	4-0 1B BB		4-0 FC4-6 BB		0-3 K				2	0	0	0	2	1	0											
Bobby Murcer, L OBP: 0.356, SLG: 0.500	0-0 F8	0-0 1-3 2H 1B		0-0 FC4-6 1-2		0-3 K				4	0	1	1	0	1	2											
Graig Nettles, L OBP: 0.351, SLG: 0.445	0-0 HR 1B	0-0 F8		0-0 F5				0-0 HR		4	2	2	1	0	0	2											
Reggie Jackson, L OBP: 0.369, SLG: 0.599	4-0 HR BB		0-0 F7		0-0 5-3			0-0 F9		3	1	0	0	1	0	0											
Jim Spencer, L OBP: 0.318, SLG: 0.398	0-0 1H 2H HR		0-0 F8		0-3 K			0-0 4-3 2B		4	1	2	3	0	1	0											
Joe Lefebvre, L OBP: 0.367, SLG: 0.440	0-3 K		0-3 K			0-3 K		0-0 4-3		4	0	0	0	0	3	1											
Bobby Brown, S OBP: 0.302, SLG: 0.450		4-0 FC6-4 BB		0-0 F9		0-0 F4		0-0 F6		3	0	0	0	1	0	1											
Rick Cerone, R OBP: 0.264, SLG: 0.373		0-0 FC6-4 BB 1-2 1B		0-0 E5 BB		0-0 5-3				3	1	0	0	0	0	1											
Brian Doyle, L OBP: 0.250, SLG: 0.250		0-3 K		0-0 F9				0-0 1-3		3	0	0	0	0	1	2											
Inning Stats	R: 3 E: 0 K: 1 S: 7	H: 2 LOB: 0 BB: 1 P: 11	R: 1 E: 0 K: 1 S: 6	H: 1 LOB: 2 BB: 2 P: 14	R: 0 E: 0 K: 1 S: 5	H: 0 LOB: 0 BB: 0 P: 5	R: 0 E: 1 K: 0 S: 4	H: 0 LOB: 2 BB: 1 P: 8	R: 0 E: 0 K: 1 S: 5	H: 0 LOB: 0 BB: 0 P: 5	R: 0 E: 0 K: 2 S: 7	H: 0 LOB: 0 BB: 0 P: 7	R: 0 E: 0 K: 0 S: 5	H: 2 LOB: 1 BB: 0 P: 5	R: 1 E: 0 K: 0 S: 5	H: 2 LOB: 1 BB: 0 P: 5	1B: 2 2B: 1 3B: 0 HR: 2	SF: 0 SAC: 0 DP: 0 HBP: 0	WP: 0 PB: 0 SB: 0 CS: 0	PA: 34							
PITCHER	IP	WLS	BF	H	R	ER	SO	BB	IBB	HBP	BLK	WP	HR	S	P	ERA	WHIP										
Mike Norris, R ERA: 2.66	(1, 1)	8.0	L	34	5	5	5	7	4	0	0	0	2	44	60	5.62	1.125										

Oakland Athletics @ New York Yankees
Yankee Stadium, Bronx, NY
Sat Jun 21 1980, 3:33 AM EDT
Att: 51,598 - Unknown - 76 F

AB 30
R 5
H 5
RBI 5
BB 4
SO 7
LOB 9



Batter	1	2	3	4	5	6	7	8	9	AB	R	H	RBI	BB	SO	LOB	TOP			
Rickey Henderson, R OBP: 0.427, SLG: 0.409 (1, 7)	6-3	1-3		F8			SF7 1-3 CS 2B		F8	5	0	1	0	0	0	4	<p>Oakland Athletics @ New York Yankees Yankee Stadium, Bronx, NY Sun Jun 22 1980, 3:33 AM EDT Att: 45,745 - Sunny - 80 F</p> <p>livebaseballscorecards.com</p> <p>AB 37 R 5 H 13 RBI 4 BB 0 SO 7 LOB 12</p> 			
Dwayne Murphy, L OBP: 0.405, SLG: 0.424 (1, 8)	K		F3		1-3		SF7		CS 1B	4	0	1	1	0	1	0				
Mike Heath, R OBP: 0.277, SLG: 0.326 (1, 10)	HR 1B		K		F8				K	5	1	2	0	0	2	1				
Jeff Newman, R OBP: 0.279, SLG: 0.427 (1, 3)	HR 1B		K		5-3		4-3		CS	4	1	1	2	0	1	1				
Tony Armas, R OBP: 0.312, SLG: 0.469 (1, 9)	F8			E 2B		FC6-4 1B			HR	4	2	3	1	0	0	0				
Mickey Klutts, R OBP: 0.301, SLG: 0.379 (1, 5)		K		F7		F2			K	4	0	0	0	0	2	1				
Jim Essian, R OBP: 0.307, SLG: 0.343 (1, 2)		L5		2H 1B		F4			1B	4	0	2	0	0	0	1				
Mario Guerrero, R OBP: 0.243, SLG: 0.297 (1, 6)				F8		FC6-4 1-2			K	4	0	1	0	0	1	3				
Dave McKay, S OBP: 0.208, SLG: 0.270 (1, 4)									F7	3	1	2	0	0	0	1				
Inning Stats	R: 2 E: 0 K: 1 S: 7	H: 2 LOB: 0 BB: 0 P: 7	R: 0 E: 0 K: 1 S: 6	H: 1 LOB: 2 BB: 0 P: 7	R: 0 E: 0 K: 2 S: 7	H: 0 LOB: 0 BB: 0 P: 7	R: 1 E: 1 K: 0 S: 6	H: 3 LOB: 2 BB: 0 P: 6	R: 0 E: 0 K: 0 S: 3	H: 1 LOB: 1 BB: 0 P: 4	R: 1 E: 0 K: 0 S: 5	H: 3 LOB: 1 BB: 0 P: 5	R: 1 E: 0 K: 2 S: 9	H: 2 LOB: 1 BB: 0 P: 9	R: 0 E: 0 K: 1 S: 5	H: 1 LOB: 0 BB: 0 P: 5	1B: 9 2B: 2 3B: 0 HR: 2	SF: 1 SAC: 0 DP: 0 HBP: 1	WP: 0 PB: 0 SB: 0 CS: 2	PA: 40
PITCHER	IP WLS BF H R ER SO BB IBB HBP BLK WP HR S P ERA WHIP	7.0 L 31 10 4 4 4 4 0 0 1 0 0 1 38 39 5.14 1.429	2.0 8 3 1 1 3 0 0 0 0 0 1 14 14 4.50 1.500																	

Batter	1	2	3	4	5	6	7	8	9	AB	R	H	RBI	BB	SO	LOB	BOTTOM					
Bobby Brown, S OBP: 0.316, SLG: 0.457 (1, 8)	F9 5-3 1B		CS 1B		BB		F9			4	0	3	0	1	0	2	<p>Oakland Athletics @ New York Yankees Yankee Stadium, Bronx, NY Sun Jun 22 1980, 3:33 AM EDT Att: 45,745 - Sunny - 80 F</p> <p>livebaseballscorecards.com</p> <p>AB 35 R 2 H 10 RBI 2 BB 4 SO 4 LOB 20</p> 					
Joe Lefebvre, L OBP: 0.365, SLG: 0.425 (1, 7)	5-3 1-2		BB		BB		1-3		L4	3	0	0	0	2	0	4						
Graig Nettles, L OBP: 0.348, SLG: 0.440 (1, 5)	F9 2-3		F8		F5				K	5	0	1	0	0	1	5						
Reggie Jackson, L OBP: 0.362, SLG: 0.587 (1, 9)	L8				4-3		4-3		FC4-6 1B 1-2	4	1	0	0	0	0	2						
Jim Spencer, L OBP: 0.316, SLG: 0.394 (1, 3)			F2		F7		K		1B 1-2	4	0	1	0	0	1	0						
Eric Soderholm, R OBP: 0.413, SLG: 0.552 (1, 10)					F9		5-3		F8	4	0	1	0	0	0	2						
Rick Cerone, R OBP: 0.288, SLG: 0.389 (1, 2)	5-4-3 1-2				HR				F9 1-2 2H 1B	4	1	2	2	0	0	1						
Brian Doyle, L OBP: 0.300, SLG: 0.263 (1, 6)	F9				G6-3 BB		1B		K	3	0	1	0	1	1	3						
Dennis Sherrill, R OBP: 0.250, SLG: 0.250 (1, 4)			F7		G6-3 1-2		1B		K	4	0	1	0	0	1	1						
Inning Stats	R: 0 E: 0 K: 0 S: 4	H: 1 LOB: 1 BB: 0 P: 4	R: 0 E: 0 K: 0 S: 4	H: 1 LOB: 1 BB: 0 P: 4	R: 0 E: 0 K: 0 S: 3	H: 1 LOB: 0 BB: 1 P: 7	R: 0 E: 0 K: 0 S: 3	H: 0 LOB: 0 BB: 0 P: 3	R: 1 E: 0 K: 0 S: 3	H: 1 LOB: 2 BB: 3 P: 15	R: 0 E: 0 K: 1 S: 5	H: 0 LOB: 0 BB: 0 P: 5	R: 0 E: 0 K: 0 S: 5	H: 2 LOB: 2 BB: 0 P: 5	R: 1 E: 0 K: 1 S: 8	H: 3 LOB: 2 BB: 0 P: 8	R: 0 E: 0 K: 2 S: 8	H: 1 LOB: 1 BB: 0 P: 8	1B: 9 2B: 0 3B: 0 HR: 1	SF: 0 SAC: 0 DP: 1 HBP: 0	WP: 0 PB: 0 SB: 0 CS: 1	PA: 39
PITCHER	IP WLS BF H R ER SO BB IBB HBP BLK WP HR S P ERA WHIP	9.0 W 39 10 2 2 4 4 0 0 0 0 1 43 59 2.00 1.556																				

Batter	1	2	3	4	5	6	7	8	9	AB	R	H	RBI	BB	SO	LOB	TOP					
Charlie Moore, R OBP: 0.317, SLG: 0.326 (1, 2)	F7		4-3		F8	K			5-3	5	0	0	0	0	1	0						
Sal Bando, R OBP: 0.295, SLG: 0.300 (1, 5)	F4		WP BB		F8	1-4-3			F5	4	0	0	0	1	0	0						
Cecil Cooper, L OBP: 0.361, SLG: 0.513 (1, 3)	1B		K		2B BB	1B			F7	5	1	2	0	0	1	1						
Gorman Thomas, R OBP: 0.284, SLG: 0.407 (1, 8)	K		F8		BB 1B	1B			F3	4	1	1	0	0	1	2						
Ben Ogilvie, L OBP: 0.397, SLG: 0.616 (1, 7)		5-3 1B BB			5-3	1B BB HR IBB			K	2	2	0	0	2	1	0						
Sixto Lezcano, R OBP: 0.319, SLG: 0.422 (1, 9)	5-3		K		1-2 2-3 3-H	1B BB			E	3	2	1	1	1	1	1						
Mark Brouhard, R OBP: 0.280, SLG: 0.375 (1, 10)	K		F8		1-2 2-3 3-H	HR 1B			4-3	4	1	1	1	0	1	2						
Jim Gantner, L OBP: 0.296, SLG: 0.333 (1, 4)	2H 1B				F7	HR			E9	4	1	3	6	0	0	0						
Ed Romero, R OBP: 0.289, SLG: 0.333 (1, 6)	F9		F9		F9	5-3			5-3	4	0	0	0	0	0	2						
Inning Stats	R: 0 E: 0 K: 1 S: 6	H: 1 LOB: 1 BB: 0 P: 6	R: 1 E: 0 K: 1 S: 6	H: 1 LOB: 1 BB: 1 P: 10	R: 0 E: 0 K: 1 S: 5	H: 0 LOB: 0 BB: 1 P: 9	R: 0 E: 0 K: 1 S: 5	H: 0 LOB: 0 BB: 0 P: 5	R: 0 E: 0 K: 0 S: 3	H: 0 LOB: 0 BB: 0 P: 3	R: 6 E: 0 K: 1 S: 9	H: 4 LOB: 0 BB: 2 P: 17	R: 0 E: 0 K: 0 S: 3	H: 0 LOB: 0 BB: 0 P: 3	R: 1 E: 1 K: 1 S: 7	H: 2 LOB: 1 BB: 0 P: 7	R: 0 E: 0 K: 0 S: 3	H: 0 LOB: 0 BB: 0 P: 3	1B: 5 2B: 2 3B: 0 HR: 1	SF: 0 SAC: 0 DP: 0 HBP: 0	WP: 1 PB: 0 CS: 0	PA: 39
PITCHER	IP	WLS	BF	H	R	ER	SO	BB	IBB	HBP	BLK	WP	HR	S	P	ERA	WHIP					
Brian Kingman, R ERA: 4.1 (1, 1)	5.1	L	26	6	7	7	4	3	1	0	0	1	1	30	46	11.81	1.688					
Jeff Jones, R ERA: 2.32 (6, 1)	1.2		5	0	0	0	1	0	0	0	0	0	0	7	7	0.00	0.000					
Alan Wirth, R ERA: 4.5 (8, 1)	2.0		8	2	1	1	1	0	0	0	0	0	0	10	10	4.50	1.000					

Milwaukee Brewers @ Oakland Athletics
Oakland-Alameda County Coliseum, Oakland, CA
Mon Jun 23 1980, 7:05 PM PDT
Att: 17,666 - Unknown

AB	35
R	8
H	8
RBI	8
BB	4
SO	6
LOB	8



Batter	1	2	3	4	5	6	7	8	9	AB	R	H	RBI	BB	SO	LOB	BOTTOM					
Rickey Henderson, R OBP: 0.425, SLG: 0.406 (1, 7)	G3-6-3 1B		6-3			L4			E6	4	0	1	0	0	0	0						
Mike Edwards, R OBP: 0.216, SLG: 0.216 (8, PH)									F6	0	0	0	0	0	0	0						
Rob Picciolo, R OBP: 0.268, SLG: 0.348 (9, 4)									1-2 2-3	1	0	0	0	0	0	2						
Dwayne Murphy, L OBP: 0.407, SLG: 0.418 (1, 8)	G3-6-3 1-2		B5			4-3			BB BB	3	0	0	0	1	0	1						
Dave Revering, L OBP: 0.385, SLG: 0.550 (1, 3)	E6 1B					3-1			F8	4	0	1	0	0	0	2						
Wayne Gross, L OBP: 0.353, SLG: 0.427 (1, 5)	4-3					F2			2-3 BB	3	0	0	0	1	0	1						
Tony Armas, R OBP: 0.311, SLG: 0.466 (1, 9)			1-3			F8			1B K	4	0	1	0	0	1	3						
Mike Davis, L OBP: 0.283, SLG: 0.324 (1, 10)			G3			G3			E4 WP 1B	4	0	1	0	0	0	0						
Jeff Newman, R OBP: 0.273, SLG: 0.417 (1, 2)			E5			6-3			F9	4	0	0	0	0	0	3						
Mario Guerrero, R OBP: 0.248, SLG: 0.300 (1, 6)			F7			L5			WP 1B	4	0	2	0	0	0	3						
Dave McKay, S OBP: 0.203, SLG: 0.263 (1, 4)						G3			F8	2	0	0	0	0	0	1						
Mike Heath, R OBP: 0.273, SLG: 0.321 (8, PH) (9, 7)			4-3			G3			F6	2	0	0	0	0	0	2						
Inning Stats	R: 0 E: 1 K: 0 S: 4	H: 2 LOB: 1 BB: 0 P: 4	R: 0 E: 1 K: 0 S: 4	H: 0 LOB: 0 BB: 0 P: 4	R: 0 E: 0 K: 0 S: 3	H: 0 LOB: 0 BB: 0 P: 3	R: 0 E: 0 K: 0 S: 3	H: 0 LOB: 0 BB: 0 P: 3	R: 0 E: 0 K: 0 S: 4	H: 1 LOB: 1 BB: 0 P: 4	R: 0 E: 0 K: 0 S: 3	H: 0 LOB: 2 BB: 0 P: 5	R: 0 E: 1 K: 1 S: 6	H: 0 LOB: 3 BB: 2 P: 14	R: 0 E: 1 K: 0 S: 5	H: 1 LOB: 2 BB: 0 P: 5	1B: 6 2B: 0 3B: 0 HR: 0	SF: 0 SAC: 0 DP: 1 HBP: 0	WP: 1 PB: 0 CS: 0	PA: 37		
PITCHER	IP	WLS	BF	H	R	ER	SO	BB	IBB	HBP	BLK	WP	HR	S	P	ERA	WHIP					
Reggie Cleveland, R ERA: 3.6 (1, 1)	9.0	W	37	6	0	0	1	2	0	0	0	1	0	37	45	0.00	0.889					

Milwaukee Brewers @ Oakland Athletics
Oakland-Alameda County Coliseum, Oakland, CA
Mon Jun 23 1980, 7:05 PM PDT
Att: 17,666 - Unknown

AB	35
R	0
H	6
RBI	0
BB	2
SO	1
LOB	18



Batter	1	2	3	4	5	6	7	8	9	AB	R	H	RBI	BB	SO	LOB	TOP								
Charlie Moore, R OBP: 0.313, SLG: 0.317	6-3		G6-4-3		6-3			F8		4	0	0	0	1	0	4	Milwaukee Brewers @ Oakland Athletics Oakland-Alameda County Coliseum, Oakland, CA Tue Jun 24 1980, 7:05 PM PDT Att: 4,899 - Unknown - 65 F livebaseballscorecards.com								
Sal Bando, R OBP: 0.285, SLG: 0.289	F7		5-3			F7	5-3		F5	5	0	0	0	0	0	1									
Cecil Cooper, L OBP: 0.366, SLG: 0.515								3-1	4-3	5	1	3	0	0	0	0									
Gorman Thomas, R OBP: 0.286, SLG: 0.410	FC5-4							F7		5	0	2	0	0	1	2									
Ben Oglivie, L OBP: 0.397, SLG: 0.614		L7							F9	4	1	2	1	0	0	1									
Sixto Lezcano, R OBP: 0.322, SLG: 0.434										3	2	1	1	1	0	3									
Mark Brouhard, R OBP: 0.296, SLG: 0.462										4	1	2	2	0	0	3									
Jim Gantner, L OBP: 0.301, SLG: 0.333										3	0	1	0	1	0	0									
Ed Romero, R OBP: 0.286, SLG: 0.308										3	0	0	0	1	0	2									
Inning Stats	R: 0 E: 0 K: 0 S: 4	H: 1 LOB: 1 BB: 0 P: 4	R: 1 E: 0 K: 0 S: 4	H: 2 LOB: 0 BB: 0 P: 4	R: 0 E: 0 K: 1 S: 2	H: 0 LOB: 0 BB: 1 P: 6	R: 0 E: 1 K: 1 S: 7	H: 2 LOB: 2 BB: 0 P: 7	R: 0 E: 0 K: 0 S: 3	H: 0 LOB: 0 BB: 0 P: 3	R: 1 E: 0 K: 0 S: 5	H: 2 LOB: 1 BB: 0 P: 5	R: 1 E: 0 K: 0 S: 4	H: 1 LOB: 1 BB: 1 P: 8	R: 2 E: 1 K: 0 S: 6	H: 2 LOB: 2 BB: 2 P: 14		R: 0 E: 0 K: 0 S: 4	H: 1 LOB: 1 BB: 0 P: 4	1B: 7 2B: 2 3B: 0 HR: 2	SF: 1 SAC: 0 DP: 2 HBP: 0	WP: 0 PB: 0 SB: 1 CS: 1	PA: 42		
PITCHER Rick Langford, R ERA: 3.44	IP: 9.0 WLS: L BF: 41	H: 11 R: 5 ER: 4 SO: 1	BB: 3 IBB: 1 HBP: 0 BLK: 0	WP: 0 HR: 2 S: 39 P: 55	ERA: 4.00 WHIP: 1.556																				

Batter	1	2	3	4	5	6	7	8	9	AB	R	H	RBI	BB	SO	LOB	BOTTOM								
Mickey Klutts, R OBP: 0.299, SLG: 0.383	SH3		F5					3-1		4	1	1	0	0	0	1	Milwaukee Brewers @ Oakland Athletics Oakland-Alameda County Coliseum, Oakland, CA Tue Jun 24 1980, 7:05 PM PDT Att: 4,899 - Unknown - 65 F livebaseballscorecards.com								
Dwayne Murphy, L OBP: 0.406, SLG: 0.415	SH3		K					F7		2	0	0	0	1	1	0									
Mike Heath, R OBP: 0.266, SLG: 0.311	1-4-3								4-3	4	0	0	1	0	0	1									
Randy Elliott, R OBP: 0.154, SLG: 0.211	K								HR	3	1	0	0	1	1	0									
Tony Armas, R OBP: 0.313, SLG: 0.478										4	1	2	2	0	0	1									
Jeff Newman, R OBP: 0.277, SLG: 0.419	F8									4	0	2	0	0	0	2									
Jim Essian, R OBP: 0.291, SLG: 0.324	F9									4	0	0	0	0	0	3									
Mario Guerrero, R OBP: 0.243, SLG: 0.295	L5									4	0	0	0	0	0	3									
Mike Edwards, R OBP: 0.225, SLG: 0.225										3	0	1	0	0	0	0									
Inning Stats	R: 1 E: 0 K: 1 S: 6	H: 1 LOB: 0 BB: 0 P: 6	R: 0 E: 0 K: 0 S: 4	H: 1 LOB: 0 BB: 0 P: 4	R: 0 E: 0 K: 1 S: 5	H: 0 LOB: 0 BB: 0 P: 5	R: 0 E: 1 K: 0 S: 4	H: 0 LOB: 1 BB: 0 P: 4	R: 0 E: 0 K: 0 S: 3	H: 1 LOB: 0 BB: 0 P: 4	R: 0 E: 0 K: 0 S: 2	H: 0 LOB: 0 BB: 1 P: 6	R: 0 E: 0 K: 0 S: 4	H: 1 LOB: 1 BB: 0 P: 4	R: 0 E: 0 K: 0 S: 3	H: 0 LOB: 0 BB: 0 P: 3		R: 2 E: 0 K: 0 S: 5	H: 2 LOB: 1 BB: 1 P: 9	1B: 4 2B: 1 3B: 0 HR: 1	SF: 0 SAC: 1 DP: 0 HBP: 0	WP: 0 PB: 0 SB: 0 CS: 1	PA: 35		
PITCHER Bill Travers, L ERA: 3.38 Bob McClure, L ERA: 2.45	IP: 8.1 WLS: W BF: 33	H: 6 R: 3 ER: 3 SO: 2	BB: 2 IBB: 0 HBP: 0 BLK: 0	WP: 0 HR: 1 S: 35 P: 43	ERA: 3.24 WHIP: 0.960																				

Batter	1	2	3	4	5	6	7	8	9	AB	R	H	RBI	BB	SO	LOB	TOP										
Jim Gantner, L OBP: 0.305, SLG: 0.336 (1, 4)										5	2	2	0	0	0	0											
Vic Harris, S OBP: 0.400, SLG: 0.250 (1, 5)										4	0	1	0	1	0	1											
Cecil Cooper, L OBP: 0.370, SLG: 0.520 (1, 3)										5	0	3	1	0	1	2											
Gorman Thomas, R OBP: 0.284, SLG: 0.406 (1, 8)										5	0	1	0	0	2	4											
Ben Oglivie, L OBP: 0.391, SLG: 0.607 (1, 7)										3	0	0	1	0	0	2											
Sixto Lezcano, R OBP: 0.324, SLG: 0.449 (1, 9)										4	1	2	1	0	1	2											
Mark Brouhard, R OBP: 0.293, SLG: 0.500 (1, 10)										4	1	1	1	0	0	1											
Ed Romero, R OBP: 0.283, SLG: 0.286 (1, 6)										3	0	0	0	1	0	1											
Buck Martinez, R OBP: 0.260, SLG: 0.309 (1, 2)										4	1	2	1	0	0	0											
Inning Stats	R: 1 E: 0 K: 1 S: 8	H: 3 LOB: 2 BB: 0 P: 8	R: 0 E: 0 K: 0 S: 3	H: 0 LOB: 0 BB: 0 P: 3	R: 0 E: 0 K: 1 S: 6	H: 1 LOB: 1 BB: 0 P: 6	R: 0 E: 0 K: 0 S: 4	H: 1 LOB: 1 BB: 0 P: 4	R: 0 E: 0 K: 0 S: 3	H: 0 LOB: 0 BB: 0 P: 3	R: 0 E: 0 K: 1 S: 5	H: 0 LOB: 0 BB: 0 P: 5	R: 0 E: 0 K: 1 S: 5	H: 1 LOB: 2 BB: 1 P: 9	R: 0 E: 0 K: 0 S: 4	H: 1 LOB: 2 BB: 0 P: 8	R: 4 E: 0 K: 0 S: 8	H: 5 LOB: 1 BB: 0 P: 8	1B: 8 2B: 1 3B: 0 HR: 3	SF: 1 SAC: 0 DP: 0 HBP: 0	WP: 1 PB: 0 SB: 0 CS: 0	PA: 40					
PITCHER	IP	WLS	BF	H	R	ER	SO	BB	IBB	HBP	BLK	WP	HR	S	P	ERA	WHIP										
Steve McCatty, R ERA: 5.44 (1, 1)	8.1	L	36	10	4	4	4	2	0	0	0	0	3	42	50	4.32	1.440										
Bob Lacey, L ERA: 3.69 (9, 1)	0.2		4	2	1	1	0	0	0	0	0	1	0	4	4	13.50	3.000										

Milwaukee Brewers @ Oakland Athletics
Oakland-Alameda County Coliseum, Oakland, CA
Wed Jun 25 1980, 3:33 AM PDT
Att: 6,856 - Unknown - 65 F

AB 37
R 5
H 12
RBI 5
BB 2
SO 4
LOB 13



Batter	1	2	3	4	5	6	7	8	9	AB	R	H	RBI	BB	SO	LOB	BOTTOM										
Dwayne Murphy, L OBP: 0.411, SLG: 0.430 (1, 8)										3	2	2	1	1	0	1											
Mike Davis, L OBP: 0.238, SLG: 0.293 (1, 7)										4	0	0	0	0	0	3											
Mitchell Page, L OBP: 0.344, SLG: 0.354 (1, 10)										4	0	0	0	0	3	2											
Dave Revering, L OBP: 0.387, SLG: 0.549 (1, 3)										4	0	2	0	0	0	1											
Tony Armas, R OBP: 0.309, SLG: 0.471 (1, 9)										4	0	0	0	0	1	2											
Mike Heath, R OBP: 0.255, SLG: 0.302 (1, 2)										4	0	0	0	0	3	2											
Mickey Klutts, R OBP: 0.292, SLG: 0.374 (1, 5)										3	0	0	0	0	3	0											
Mario Guerrero, R OBP: 0.245, SLG: 0.292 (1, 6)										2	0	0	0	1	1	0											
Rob Piccolo, R OBP: 0.264, SLG: 0.343 (1, 4)										2	0	0	0	0	1	1											
Jim Essian, R OBP: 0.288, SLG: 0.320 (8, PH)										1	0	0	0	0	0	0											
Mike Edwards, R OBP: 0.225, SLG: 0.225 (9, 4)										0	0	0	0	0	0	0											
Inning Stats	R: 1 E: 2 K: 1 S: 8	H: 2 LOB: 2 BB: 0 P: 8	R: 0 E: 0 K: 2 S: 7	H: 0 LOB: 0 BB: 0 P: 7	R: 0 E: 0 K: 1 S: 5	H: 0 LOB: 1 BB: 1 P: 9	R: 0 E: 0 K: 2 S: 7	H: 0 LOB: 0 BB: 0 P: 7	R: 0 E: 0 K: 0 S: 3	H: 0 LOB: 1 BB: 1 P: 7	R: 0 E: 0 K: 0 S: 5	H: 1 LOB: 0 BB: 0 P: 5	R: 0 E: 0 K: 2 S: 7	H: 0 LOB: 0 BB: 0 P: 7	R: 1 E: 0 K: 1 S: 6	H: 1 LOB: 0 BB: 0 P: 6	R: 0 E: 0 K: 2 S: 7	H: 0 LOB: 0 BB: 0 P: 7	1B: 3 2B: 1 3B: 0 HR: 1	SF: 0 SAC: 0 DP: 1 HBP: 0	WP: 0 PB: 0 SB: 0 CS: 0	PA: 33					
PITCHER	IP	WLS	BF	H	R	ER	SO	BB	IBB	HBP	BLK	WP	HR	S	P	ERA	WHIP										
Moose Haas, R ERA: 3.11 (1, 1)	9.0	W	33	4	2	1	12	2	0	0	1	0	1	55	63	1.00	0.667										

Milwaukee Brewers @ Oakland Athletics
Oakland-Alameda County Coliseum, Oakland, CA
Wed Jun 25 1980, 3:33 AM PDT
Att: 6,856 - Unknown - 65 F

AB 31
R 2
H 4
RBI 1
BB 2
SO 12
LOB 12



Batter	1	2	3	4	5	6	7	8	9	AB	R	H	RBI	BB	SO	LOB	TOP								
Thad Bosley, L (1, 7) OBP: 0.284, SLG: 0.303	F9		6-3			K2-3		K		4	0	0	0	0	2	0									
Todd Cruz, R (1, 6) OBP: 0.337, SLG: 0.372	2B SF7 BB		6-3			K			1B	3	1	1	0	1	1	0									
Harold Baines, L (1, 9) OBP: 0.302, SLG: 0.422	SF7 1-3 2B		3-1			L4		K		4	0	1	0	0	1	1									
Lamar Johnson, R (1, 3) OBP: 0.315, SLG: 0.429	SF7			P4			P5		P6	3	0	0	1	0	0	1									
Wayne Nordhagen, R (1, 10) OBP: 0.343, SLG: 0.564	G3			F9			K		F9	4	0	0	0	0	1	2									
Chet Lemon, R (1, 8) OBP: 0.347, SLG: 0.426		6-3		F8						3	0	1	0	0	0	0									
Jim Morrison, R (1, 4) OBP: 0.319, SLG: 0.427					F7				6-3	2	0	0	0	1	0	1									
Bruce Kimm, R (1, 2) OBP: 0.335, SLG: 0.340										2	0	1	0	0	1	0									
Mike Squires, L (8, PH) OBP: 0.347, SLG: 0.352										1	0	0	0	0	0	0									
Mary Foley, L (8, 2) OBP: 0.280, SLG: 0.359										0	0	0	0	0	0	0									
Greg Pryor, R (1, 5) OBP: 0.271, SLG: 0.337										2	0	0	0	0	0	2									
Bob Molinaro, L (8, PH) OBP: 0.361, SLG: 0.413										1	0	0	0	0	0	0									
Kevin Bell, R (8, 5) OBP: 0.246, SLG: 0.125										0	0	0	0	0	0	0									
Inning Stats	R: 1 E: 0 K: 0 S: 4	H: 1 LOB: 1 BB: 1 P: 8	R: 0 E: 0 K: 0 S: 3	H: 1 LOB: 1 BB: 1 P: 7	R: 0 E: 0 K: 0 S: 3	H: 0 LOB: 0 BB: 0 P: 3	R: 0 E: 0 K: 1 S: 5	H: 0 LOB: 0 BB: 0 P: 5	R: 0 E: 0 K: 2 S: 7	H: 0 LOB: 0 BB: 0 P: 7	R: 0 E: 0 K: 1 S: 6	H: 1 LOB: 1 BB: 0 P: 6	R: 0 E: 0 K: 1 S: 5	H: 0 LOB: 0 BB: 0 P: 5	R: 0 E: 0 K: 1 S: 6	H: 1 LOB: 1 BB: 0 P: 6	1B: 2 2B: 2 3B: 0 HR: 0	SF: 1 SAC: 0 DP: 1 HBP: 0	WP: 0 PB: 0 CS: 0	PA: 32					
PITCHER Mike Norris, R (1, 1) ERA: 2.54	IP: 9.0 WLS: W BF: 32	H: 4 R: 1 ER: 1 SO: 6	BB: 2 IBB: 0 HBP: 0 BLK: 0	WP: 0 HR: 0 S: 42 P: 50	ERA: 1.00 WHIP: 0.667																				

Chicago White Sox @ Oakland Athletics
Oakland-Alameda County Coliseum, Oakland, CA
Fri Jun 27 1980, 7:05 PM PDT
Alt. 8,482 - Unknown - 78 F

AB	29
R	1
H	4
RBI	1
BB	2
SO	6
LOB	7



Batter	1	2	3	4	5	6	7	8	9	AB	R	H	RBI	BB	SO	LOB	BOTTOM								
Rickey Henderson, R (1, 7) OBP: 0.426, SLG: 0.405			6-3						5-3	3	0	1	0	1	0	0									
Dwayne Murphy, L (1, 8) OBP: 0.412, SLG: 0.427	F8		3-1							2	1	0	0	2	0	1									
Jeff Newman, R (1, 10) OBP: 0.282, SLG: 0.420	K									2	0	1	1	1	1	1									
Dave Revering, L (1, 3) OBP: 0.380, SLG: 0.538	F7		6-3							4	0	0	0	0	1	6									
Tony Armas, R (1, 9) OBP: 0.312, SLG: 0.469				4-3						3	1	1	0	1	0	0									
Mike Heath, R (1, 2) OBP: 0.260, SLG: 0.303					F8					3	0	1	0	0	0	0									
Mickey Klutts, R (1, 5) OBP: 0.293, SLG: 0.368					G3					2	0	0	0	1	0	0									
Mario Guerrero, R (1, 6) OBP: 0.246, SLG: 0.290										2	0	0	0	1	0	2									
Rob Piccolo, R (1, 4) OBP: 0.259, SLG: 0.336										3	1	0	0	0	1	2									
Inning Stats	R: 0 E: 0 K: 1 S: 5	H: 0 LOB: 1 BB: 1 P: 9	R: 1 E: 1 K: 0 S: 4	H: 2 LOB: 1 BB: 1 P: 8	R: 0 E: 0 K: 0 S: 3	H: 0 LOB: 0 BB: 1 P: 7	R: 0 E: 0 K: 0 S: 3	H: 0 LOB: 0 BB: 0 P: 3	R: 1 E: 0 K: 0 S: 4	H: 1 LOB: 2 BB: 2 P: 12	R: 0 E: 0 K: 1 S: 5	H: 0 LOB: 0 BB: 0 P: 5	R: 0 E: 0 K: 1 S: 4	H: 1 LOB: 0 BB: 2 P: 12	R: 1 E: 0 K: 1 S: 4	H: 1 LOB: 0 BB: 0 P: 12	1B: 4 2B: 1 3B: 0 HR: 0	SF: 1 SAC: 0 DP: 2 HBP: 0	WP: 1 PB: 0 CS: 2	PA: 33					
PITCHER Ross Baumgarten, L (1, 1) ERA: 3.49	IP: 7.0 WLS: L BF: 28	H: 3 R: 2 ER: 2 SO: 2	BB: 5 IBB: 0 HBP: 0 BLK: 0	WP: 0 HR: 0 S: 27 P: 47	ERA: 2.57 WHIP: 1.143																				
Guy Hoffman, L (8, 1) ERA: 5.4	0.1	3	1	1	1	1	1	0	0	0	0	4	8	27.00	6.000										
Mike Proly, R (8, 1) ERA: 2.63	0.2	1	0	0	0	0	0	1	0	0	4	0.00	0.000												

Chicago White Sox @ Oakland Athletics
Oakland-Alameda County Coliseum, Oakland, CA
Fri Jun 27 1980, 7:05 PM PDT
Alt. 8,482 - Unknown - 78 F

AB	24
R	3
H	4
RBI	1
BB	7
SO	3
LOB	12



Batter	1	2	3	4	5	6	7	8	9	AB	R	H	RBI	BB	SO	LOB	TOP					
Thad Bosley, L (1, 7) OBP: 0.270, SLG: 0.287	0-3 K		0-3 K		0-0 6-3		0-0 G3		0-3 K	5	0	0	0	0	3	1	Chicago White Sox @ Oakland Athletics Oakland-Alameda County Coliseum, Oakland, CA Sat Jun 28 1980, 3:33 AM PDT Att: 5,204 - Sunny - 80 F livebaseballscorecards.com					
Todd Cruz, R (1, 6) OBP: 0.333, SLG: 0.367	0-0 F8		0-0 S 1B		0-3 K		0-3 K			4	1	1	0	0	2	0						
Harold Baines, L (1, 9) OBP: 0.305, SLG: 0.423	0-3 K		0-0 E 1B		0-0 1B 1B				0-0 3-1	4	0	2	1	0	1	0						
Lamar Johnson, R (1, 3) OBP: 0.318, SLG: 0.443		0-0 HR	0-0 E5		0-0 1B				0-0 P6	4	1	2	1	0	0	1						
Mike Squires, L (8, 3) OBP: 0.347, SLG: 0.352			1-2 1B		1-2 1B					0	0	0	0	0	0	0						
Wayne Nordhagen, R (1, 10) OBP: 0.335, SLG: 0.550		0-0 F7	0-0 4-3		0-0 5-3				0-0 F8	4	0	0	0	0	0	4						
Chet Lemon, R (1, 8) OBP: 0.349, SLG: 0.426		1-0 FC6-5 BLK HBP		0-0 F7		0-0 F8			0-0 S 6-3 SF9 1B	0	0	0	0	0	0	0						
Bob Molinaro, L (4, FH) OBP: 0.361, SLG: 0.411				0-0 F7		0-0 F8			0-0 S 6-3 SF9 1B	3	1	1	0	0	0	0						
Jim Morrison, R (1, 4) OBP: 0.318, SLG: 0.424		0-0 FC6-5		0-0 G3 1B		0-3 K			0-0 6-3	4	0	1	0	0	1	2						
Mary Foley, L (1, 2) OBP: 0.247, SLG: 0.343		0-3 K		0-0 G3		0-0 P4			0-0 SF9	3	0	0	1	0	1	2						
Greg Pryor, R (1, 5) OBP: 0.270, SLG: 0.335			0-0 F8		0-0 6-3		0-0 F9		0-0 1B	4	0	1	0	0	0	1						
Inning Stats	R: 0 E: 0 K: 2 S: 7	H: 0 LOB: 0 BB: 0 P: 7	R: 1 E: 0 K: 1 S: 6	H: 1 LOB: 1 BB: 0 P: 7	R: 1 E: 1 K: 1 S: 8	H: 2 LOB: 2 BB: 0 P: 8	R: 0 E: 0 K: 0 S: 4	H: 1 LOB: 1 BB: 0 P: 4	R: 0 E: 0 K: 1 S: 7	H: 2 LOB: 2 BB: 0 P: 7	R: 0 E: 0 K: 1 S: 5	H: 0 LOB: 0 BB: 0 P: 5	R: 0 E: 0 K: 1 S: 5	H: 0 LOB: 0 BB: 0 P: 5	R: 0 E: 0 K: 0 S: 3	H: 0 LOB: 0 BB: 0 P: 3	R: 1 E: 0 K: 1 S: 7	H: 2 LOB: 1 BB: 0 P: 7	1B: 7 2B: 0 3B: 0 HR: 1	SF: 1 SAC: 0 DP: 0 HBP: 1	WP: 0 PB: 0 SB: 2 CS: 0	PA: 37
PITCHER Matt Keough, R (1, 1) ERA: 3.04	IP: 9.0 WLS: L BF: 37 H: 8 R: 3 ER: 3 SO: 8 BB: 0 IBB: 0 HBP: 1 BLK: 1 WP: 0 HR: 1 S: 52 P: 53 ERA: 3.00 WHIP: 0.889															PITCHER	IP: 9.0 WLS: L BF: 37 H: 8 R: 3 ER: 3 SO: 8 BB: 0 IBB: 0 HBP: 1 BLK: 1 WP: 0 HR: 1 S: 52 P: 53 ERA: 3.00 WHIP: 0.889					

Batter	1	2	3	4	5	6	7	8	9	AB	R	H	RBI	BB	SO	LOB	BOTTOM	
Rickey Henderson, R (1, 7) OBP: 0.425, SLG: 0.403	0-0 F9		0-0 5-3		0-0 1B		0-0 FC6		4-0 FC4-6 BB	4	0	1	0	1	0	1	Chicago White Sox @ Oakland Athletics Oakland-Alameda County Coliseum, Oakland, CA Sat Jun 28 1980, 3:33 AM PDT Att: 5,204 - Sunny - 80 F livebaseballscorecards.com	
Dwayne Murphy, L (1, 8) OBP: 0.405, SLG: 0.420	0-0 E1 1-3		0-0 P2		0-0 P3			4-0 1B BB	4	0	0	0	1	0	4			
Mike Heath, R (1, 10) OBP: 0.260, SLG: 0.301	0-0 1-3			0-0 F9		0-0 F8		0-0 1B	4	0	1	0	0	0	1			
Dave Revering, L (1, 3) OBP: 0.373, SLG: 0.527	0-0 P2			0-0 1-3		0-0 F9		0-0 P2	4	0	0	0	0	0	3			
Tony Armas, R (1, 9) OBP: 0.314, SLG: 0.473		0-0 1B		0-0 E4 FC5-4		0-0 2B		0-3 K	4	0	2	0	0	1	2			
Jeff Newman, R (1, 2) OBP: 0.276, SLG: 0.411		0-0 F7		0-0 FC5-4		0-0 5-3		0-3 K	4	0	0	0	0	1	5			
Mickey Klutts, R (1, 5) OBP: 0.294, SLG: 0.362		0-0 F8			4-0 CS BB BB		0-0 5-3		0-0 4-3	2	0	0	0	1	0			
Mitchell Page, L (9, PH) OBP: 0.343, SLG: 0.352									0-0 4-3	1	0	0	0	0	0			
Mario Guerrero, R (1, 6) OBP: 0.254, SLG: 0.288		0-0 P4			4-0 1B BB		4-0 FC6 BB		4-0 BB BB	1	0	0	0	3	0			
Mike Edwards, R (1, 4) OBP: 0.214, SLG: 0.214			0-0 F9		0-0 P4		0-3 K		0-0 F7	2	0	0	0	0	2			
Randy Elliott, R (7, PH) OBP: 0.150, SLG: 0.205										1	0	0	0	0	1			
Dave McKay, S (8, 4) OBP: 0.203, SLG: 0.263										0	0	0	0	0	0			
Mike Davis, L (9, PH) OBP: 0.233, SLG: 0.286					2-3					1	0	0	0	0	1			
Inning Stats	R: 0 E: 1 K: 0 S: 4	H: 0 LOB: 1 BB: 0 P: 4	R: 0 E: 0 K: 0 S: 4	H: 1 LOB: 0 BB: 0 P: 4	R: 0 E: 1 K: 0 S: 4	H: 0 LOB: 1 BB: 0 P: 4	R: 0 E: 0 K: 0 S: 3	H: 1 LOB: 2 BB: 2 P: 11	R: 0 E: 0 K: 1 S: 5	H: 0 LOB: 1 BB: 1 P: 9	R: 0 E: 0 K: 2 S: 8	H: 1 LOB: 2 BB: 1 P: 12	R: 0 E: 0 K: 0 S: 3	H: 0 LOB: 2 BB: 2 P: 11	1B: 3 2B: 1 3B: 0 HR: 0	SF: 0 SAC: 0 DP: 0 HBP: 0	WP: 0 PB: 0 SB: 0 CS: 1	PA: 38
PITCHER Rich Wortham, L (1, 1) ERA: 4.27	IP: 7.1 WLS: W BF: 31 H: 4 R: 0 ER: 0 SO: 1 BB: 4 IBB: 0 HBP: 0 BLK: 0 WP: 0 HR: 0 S: 29 P: 45 ERA: 0.00 WHIP: 1.091															PITCHER Ed Farmer, R (8, 1) ERA: 2.47	IP: 1.2 WLS: S BF: 7 H: 0 R: 0 ER: 0 SO: 2 BB: 2 IBB: 0 HBP: 0 BLK: 0 WP: 0 HR: 0 S: 9 P: 17 ERA: 0.00 WHIP: 1.200	

Batter	1	2	3	4	5	6	7	8	9	AB	R	H	RBI	BB	SO	LOB	TOP					
Bob Molinaro, L (1,7) OBP: 0.368, SLG: 0.418	P3		1-2 1B	2-H 3-H 1B		F9			1B	5	0	3	2	0	0	0	Chicago White Sox @ Oakland Athletics Oakland-Alameda County Coliseum, Oakland, CA Sun Jun 29 1980, 3:33 AM PDT Att: 7,369 - Overcast					
Todd Cruz, R (1,6) OBP: 0.316, SLG: 0.350	6-3		K	P4			F9		K	5	0	0	0	0	2	4						
Harold Baines, L (1,9) OBP: 0.304, SLG: 0.420	F7		F7				1-3			4	0	1	0	0	0	2						
Lamar Johnson, R (1,3) OBP: 0.321, SLG: 0.444 Mike Squires, L (7, PR) OBP: 0.347, SLG: 0.352		WP FC6-2 1B	F7		5-3					4	0	2	0	0	0	3						
Wayne Nordhagen, R (1,10) OBP: 0.333, SLG: 0.543		FC6-2 WP 1-2 1B		5-3	F9					0	0	0	0	0	0	0						
Jim Morrison, R (1,4) OBP: 0.317, SLG: 0.419			K	P5	4-0 BB				P5	4	0	1	0	0	2							
Thad Bosley, L (1,8) OBP: 0.269, SLG: 0.286		FC6-2 1-3 2-H		1B 2B 1B		F8			F7	4	1	1	0	0	4							
Bruce Kimm, R (1,2) OBP: 0.339, SLG: 0.343			F8	2B 1-2 1B 1B			6-3			4	1	2	0	0	2							
Greg Pryor, R (1,5) OBP: 0.275, SLG: 0.344				1B 1-3 2-H 1B 2B		5-3			CS 1B	4	1	2	1	0	0							
Inning Stats	R: 0 E: 0 K: 0 S: 3	H: 0 LOB: 0 BB: 0 P: 3	R: 0 E: 0 K: 1 S: 7	H: 2 LOB: 2 BB: 0 P: 7	R: 0 E: 0 K: 1 S: 7	H: 2 LOB: 2 BB: 0 P: 7	R: 3 E: 0 K: 0 S: 7	H: 4 LOB: 1 BB: 0 P: 7	R: 0 E: 0 K: 0 S: 4	H: 1 LOB: 2 BB: 1 P: 8	R: 0 E: 0 K: 0 S: 3	H: 0 LOB: 1 BB: 0 P: 3	R: 0 E: 0 K: 0 S: 4	H: 1 LOB: 1 BB: 0 P: 4	R: 0 E: 0 K: 0 S: 3	H: 1 LOB: 0 BB: 0 P: 3	R: 0 E: 0 K: 1 S: 5	H: 1 LOB: 0 BB: 0 P: 5	1B: 11 2B: 1 3B: 0 HR: 0	SF: 0 SAC: 0 DP: 0 HBP: 0	WP: 1 PB: 1 CS: 0	PA: 39
PITCHER Brian Kingman, R (1,1) ERA: 3.99	IP: 9.0 WLS: L BF: 38	H: 12 R: 3 ER: 3 SO: 3	BB: 1 IBB: 0 HBP: 0 BLK: 0	WP: 1 HR: 0 S: 43 P: 47	ERA: 3.00 WHIP: 1.444	PITCHER																

Batter	1	2	3	4	5	6	7	8	9	AB	R	H	RBI	BB	SO	LOB	BOTTOM					
Rickey Henderson, R (1,7) OBP: 0.420, SLG: 0.397	4-3		FC6-5 1-2 2-3F			F8			5-3	4	0	0	0	0	0	2	Chicago White Sox @ Oakland Athletics Oakland-Alameda County Coliseum, Oakland, CA Sun Jun 29 1980, 3:33 AM PDT Att: 7,369 - Overcast					
Dwayne Murphy, L (1,8) OBP: 0.407, SLG: 0.417	E7		K						F9	4	0	1	0	0	1	2						
Tony Armas, R (1,9) OBP: 0.310, SLG: 0.466	P6		6-3			F9				4	0	0	0	0	1	4						
Dave Revering, L (1,3) OBP: 0.367, SLG: 0.517	F8				F7				F8	4	0	0	0	0	0	2						
Mike Heath, R (1,2) OBP: 0.261, SLG: 0.302 Jim Essian, R (8,2) OBP: 0.284, SLG: 0.316		P4		G6-4-3 1B			4-3		F8	3	0	1	0	0	0	0						
Jeff Newman, R (1,10) OBP: 0.274, SLG: 0.406 Mitchell Page, L (7, PH) OBP: 0.346, SLG: 0.355			K	G6-4-3 1-2						2	0	0	0	0	1	1						
Mickey Klutts, R (1,5) OBP: 0.288, SLG: 0.354			K			P2				3	0	0	0	0	2	1						
Mario Guerrero, R (1,6) OBP: 0.256, SLG: 0.290 Mike Davis, L (7, PH) OBP: 0.227, SLG: 0.279 Rob Picciolo, R (8,6) OBP: 0.259, SLG: 0.336				FC6-5 HBP 1B						2	0	1	0	0	1	0						
Dave McKay, S (1,4) OBP: 0.207, SLG: 0.256				FC6-5 HBP		L6			G3	2	0	0	0	0	0	0						
Inning Stats	R: 0 E: 1 K: 0 S: 4	H: 0 LOB: 1 BB: 0 P: 4	R: 0 E: 0 K: 2 S: 7	H: 0 LOB: 0 BB: 0 P: 7	R: 0 E: 0 K: 1 S: 6	H: 1 LOB: 2 BB: 0 P: 7	R: 0 E: 0 K: 0 S: 3	H: 1 LOB: 0 BB: 0 P: 3	R: 0 E: 0 K: 1 S: 5	H: 0 LOB: 0 BB: 0 P: 5	R: 0 E: 0 K: 0 S: 4	H: 1 LOB: 1 BB: 0 P: 4	R: 0 E: 0 K: 1 S: 6	H: 1 LOB: 1 BB: 0 P: 6	R: 0 E: 0 K: 0 S: 3	H: 0 LOB: 0 BB: 0 P: 3	R: 0 E: 0 K: 1 S: 5	H: 0 LOB: 0 BB: 0 P: 5	1B: 4 2B: 0 3B: 0 HR: 0	SF: 0 SAC: 0 DP: 1 HBP: 1	WP: 0 PB: 0 CS: 0	PA: 32
PITCHER Britt Burns, L (1,1) ERA: 2.06 Mike Proby, R (6,1) ERA: 2.47	IP: 5.0 WLS: W BF: 18	H: 2 R: 0 ER: 0 SO: 4	BB: 0 IBB: 0 HBP: 0 BLK: 0	WP: 0 HR: 0 S: 25 P: 26	ERA: 0.00 WHIP: 0.400	PITCHER																


AB	37
R	3
H	12
RBI	3
BB	1
SO	3
LOB	19

AB	31
R	0
H	4
RBI	0
BB	0
SO	6
LOB	13



Batter	1	2	3	4	5	6	7	8	9	AB	R	H	RBI	BB	SO	LOB	TOP			
Rickey Henderson, R OBP: 0.418, SLG: 0.406 (1, 7)	5-3		E6			HR		F9		4	1	1	1	0	0	1	Oakland Athletics @ Milwaukee Brewers Milwaukee County Stadium, Milwaukee, WI Mon Jun 30 1980, 8:05 PM EDT Att: 19,725 - Unknown - 65 F			
Dwayne Murphy, L OBP: 0.405, SLG: 0.412 (1, 8)	5-3 BB		K			F7		K		3	0	0	0	1	2	1				
Tony Armas, R OBP: 0.306, SLG: 0.460 (1, 9)	5-3		1-3			F9		F9		4	0	0	0	0	0	2				
Dave Revering, L OBP: 0.365, SLG: 0.517 (1, 3)	K					F6		2B		4	0	1	0	0	1	1				
Jeff Newman, R OBP: 0.268, SLG: 0.398 (1, 2)						K		1-3		4	0	0	0	0	1	2				
Jim Essian, R OBP: 0.271, SLG: 0.300 (1, 10)						F9				4	0	0	0	0	0	0				
Mike Edwards, R OBP: 0.222, SLG: 0.222 (1, 4)						F2		1B		3	0	1	0	0	0	0				
Rob Picciolo, R OBP: 0.253, SLG: 0.329 (1, 6)			6-3			F9		K		3	0	0	0	0	1	1				
Dave McKay, S OBP: 0.212, SLG: 0.259 (1, 5)			S E E 1B			F3		F3		3	1	1	0	0	0	1				
Inning Stats	R: 0 E: 0 K: 1 S: 5	H: 0 LOB: 1 BB: 1 P: 9	R: 0 E: 0 K: 0 S: 3	H: 0 LOB: 0 BB: 0 P: 3	R: 1 E: 1 K: 1 S: 7	H: 1 LOB: 1 BB: 0 P: 7	R: 0 E: 0 K: 1 S: 5	H: 0 LOB: 0 BB: 0 P: 5	R: 0 E: 0 K: 0 S: 3	H: 0 LOB: 0 BB: 0 P: 3	R: 1 E: 0 K: 0 S: 5	H: 2 LOB: 1 BB: 0 P: 5	R: 0 E: 0 K: 1 S: 6	H: 1 LOB: 1 BB: 0 P: 6	R: 0 E: 1 K: 0 S: 3	H: 0 LOB: 0 BB: 0 P: 3	1B: 2 2B: 1 3B: 0 HR: 1	SF: 0 SAC: 0 DP: 1 HBP: 0	WP: 0 PB: 0 SB: 3 CS: 0	PA: 33
PITCHER Bill Travers, L ERA: 3.08 (1, 1)	IP: 9.0 WLS: W BF: 33 H: 4 R: 2 ER: 1 SO: 5 BB: 1 IBB: 0 HBP: 0 BLK: 0 WP: 0 HR: 1 S: 42 P: 46 ERA: 1.00 WHIP: 0.556															PITCHER				

Batter	1	2	3	4	5	6	7	8	9	AB	R	H	RBI	BB	SO	LOB	BOTTOM			
Robin Yount, R OBP: 0.356, SLG: 0.575 (1, 6)	F8	G5-4-3		5-3			F9			4	0	0	0	0	0	3	Oakland Athletics @ Milwaukee Brewers Milwaukee County Stadium, Milwaukee, WI Mon Jun 30 1980, 8:05 PM EDT Att: 19,725 - Unknown - 65 F			
Don Money, R OBP: 0.369, SLG: 0.574 (1, 5)	FC4-6 1B		2B	F3		F9				4	1	2	0	0	0	1				
Cecil Cooper, L OBP: 0.374, SLG: 0.515 (1, 3)	FC4-6		1B 2B			4-3		1-2 1B		4	1	2	1	0	0	1				
Gorman Thomas, R OBP: 0.289, SLG: 0.440 (1, 8)	K		1B SF8 1B			K		K		4	1	1	0	0	3	3				
Ben Oglivie, L OBP: 0.401, SLG: 0.644 (1, 7)			HR			L9		1-3		4	1	2	2	0	0	0				
Sixto Lezcano, R OBP: 0.316, SLG: 0.451 (1, 9)			F9	SF8		K		6-3		3	0	0	1	0	1	0				
Mark Brouhard, R OBP: 0.303, SLG: 0.473 (1, 10)			1B 1B	K		F5		1-3		4	1	1	0	0	1	1				
Jim Gantner, L OBP: 0.315, SLG: 0.350 (1, 4)			1B 1-2 1B	1-3		3-1				3	0	1	0	0	0	1				
Charlie Moore, R OBP: 0.309, SLG: 0.318 (1, 2)			G5-4-3 1-3 2H 1B	6-3				1B		3	0	2	1	0	0	0				
Inning Stats	R: 0 E: 0 K: 1 S: 6	H: 1 LOB: 1 BB: 0 P: 6	R: 2 E: 0 K: 0 S: 6	H: 4 LOB: 1 BB: 0 P: 6	R: 3 E: 0 K: 1 S: 9	H: 4 LOB: 1 BB: 0 P: 9	R: 0 E: 0 K: 0 S: 3	H: 0 LOB: 0 BB: 0 P: 3	R: 0 E: 0 K: 1 S: 5	H: 0 LOB: 0 BB: 0 P: 5	R: 0 E: 0 K: 1 S: 7	H: 2 LOB: 2 BB: 0 P: 7	R: 0 E: 0 K: 0 S: 3	H: 0 LOB: 0 BB: 0 P: 3	R: 0 E: 0 K: 0 S: 3	H: 0 LOB: 0 BB: 0 P: 3	1B: 8 2B: 2 3B: 0 HR: 1	SF: 1 SAC: 0 DP: 1 HBP: 0	WP: 0 PB: 0 SB: 0 CS: 0	PA: 34
PITCHER Rick Langford, R ERA: 3.59 (1, 1)	IP: 8.0 WLS: L BF: 34 H: 11 R: 5 ER: 5 SO: 5 BB: 0 IBB: 0 HBP: 0 BLK: 0 WP: 0 HR: 1 S: 44 P: 44 ERA: 5.62 WHIP: 1.375															PITCHER				



Batter	1	2	3	4	5	6	7	8	9	AB	R	H	RBI	BB	SO	LOB	TOP			
Rickey Henderson, R OBP: 0.413, SLG: 0.400	F3		K		G6-3		K			4	0	0	0	0	2	2	Oakland Athletics @ Milwaukee Brewers Milwaukee County Stadium, Milwaukee, WI Tue Jul 01 1980, 8:05 PM EDT Att: 20,769 - Unknown - 74 F livebaseballscorecards.com			
Dwayne Murphy, L OBP: 0.403, SLG: 0.414	F7			1B	F6			F3		4	1	1	0	0	0	0				
Mitchell Page, L OBP: 0.344, SLG: 0.353	K			1B	F5			K		4	1	1	1	0	2	0				
Dave Revering, L OBP: 0.363, SLG: 0.512		6-3		F8				F6		4	0	1	0	0	0	1				
Wayne Gross, L OBP: 0.351, SLG: 0.423		5-3		2-3 1B	F8			F2		4	0	1	0	0	0	1				
Tony Armas, R OBP: 0.308, SLG: 0.460				2-3 1B	F4			4-3		4	0	2	1	0	0	1				
Jeff Newman, R OBP: 0.268, SLG: 0.395				2-3 1B				4-3		4	0	1	0	0	0	3				
Jeff Cox, R OBP: 0.227, SLG: 0.286			K		F8			F8		3	0	0	0	0	1	3				
Dave McKay, S OBP: 0.227, SLG: 0.286			F7							3	0	2	0	0	0	0				
Inning Stats	R: 0 E: 0 K: 1 S: 5	H: 0 LOB: 0 BB: 0 P: 5	R: 0 E: 0 K: 0 S: 4	H: 1 LOB: 1 BB: 0 P: 4	R: 0 E: 0 K: 2 S: 7	H: 0 LOB: 0 BB: 0 P: 7	R: 2 E: 0 K: 0 S: 7	H: 4 LOB: 2 BB: 0 P: 7	R: 0 E: 0 K: 0 S: 3	H: 1 LOB: 1 BB: 0 P: 4	R: 0 E: 0 K: 1 S: 6	H: 2 LOB: 1 BB: 0 P: 6	R: 0 E: 0 K: 1 S: 5	H: 0 LOB: 0 BB: 0 P: 5	R: 0 E: 0 K: 0 S: 3	H: 0 LOB: 0 BB: 0 P: 3		1B: 7 2B: 2 3B: 0 HR: 0	SF: 0 SAC: 0 DP: 1 HBP: 0	WP: 0 PB: 0 SB: 0 CS: 0
PITCHER Moose Haas, R ERA: 3.03	IP: 9.0 WLS: W BF: 34 H: 9 R: 2 ER: 2 SO: 5 BB: 0 IBB: 0 HBP: 0 BLK: 0 WP: 0 HR: 0 S: 44 P: 44 ERA: 2.00 WHIP: 1.000															PITCHER				

Batter	1	2	3	4	5	6	7	8	9	AB	R	H	RBI	BB	SO	LOB	BOTTOM			
Robin Yount, R OBP: 0.360, SLG: 0.602	4-3		HR		HR		SF7	F9		5	3	3	2	0	0	1	Oakland Athletics @ Milwaukee Brewers Milwaukee County Stadium, Milwaukee, WI Tue Jul 01 1980, 8:05 PM EDT Att: 20,769 - Unknown - 74 F livebaseballscorecards.com			
Don Money, R OBP: 0.366, SLG: 0.560	F2		F8		FC6-4		5-3			3	0	0	0	1	0	1				
Cecil Cooper, L OBP: 0.375, SLG: 0.513				1-3	FC6-4					3	0	1	0	1	0	1				
Gorman Thomas, R OBP: 0.292, SLG: 0.457							SF7			3	1	2	2	0	1	1				
Ben Oglivie, L OBP: 0.399, SLG: 0.637		F7		K		HR	F6			3	0	0	0	1	1	2				
Sixto Lezcano, R OBP: 0.315, SLG: 0.446		F4								3	0	0	0	1	1	1				
Mark Brouhard, R OBP: 0.313, SLG: 0.513		6-3		6-3						4	1	2	1	0	0	2				
Jim Gantner, L OBP: 0.308, SLG: 0.342			K		F8		K	G3		4	0	0	0	0	2	2				
Buck Martinez, R OBP: 0.252, SLG: 0.298		F6			K		F6			4	0	1	0	0	1	2				
Inning Stats	R: 0 E: 0 K: 1 S: 6	H: 1 LOB: 1 BB: 0 P: 6	R: 0 E: 0 K: 0 S: 3	H: 0 LOB: 0 BB: 0 P: 3	R: 1 E: 0 K: 1 S: 6	H: 1 LOB: 0 BB: 0 P: 6	R: 0 E: 0 K: 1 S: 6	H: 1 LOB: 2 BB: 1 P: 10	R: 1 E: 0 K: 1 S: 7	H: 1 LOB: 1 BB: 1 P: 10	R: 1 E: 0 K: 0 S: 4	H: 2 LOB: 2 BB: 1 P: 11	R: 1 E: 0 K: 1 S: 7	H: 1 LOB: 1 BB: 0 P: 7	R: 1 E: 0 K: 1 S: 7	H: 2 LOB: 1 BB: 0 P: 7		1B: 3 2B: 2 3B: 0 HR: 4	SF: 1 SAC: 0 DP: 0 HBP: 0	WP: 0 PB: 0 SB: 3 CS: 0
PITCHER Steve McCatty, R ERA: 5.44 Bob Lacey, L ERA: 3.82	IP: 6.2 WLS: L BF: 31 H: 7 R: 4 ER: 4 SO: 5 BB: 4 IBB: 0 HBP: 0 BLK: 0 WP: 0 HR: 3 S: 37 P: 53 ERA: 5.40 WHIP: 1.650															PITCHER				

Batter	1	2	3	4	5	6	7	8	9	10	AB	R	H	RBI	BB	SO	LOB	TOP
Dwayne Murphy, L OBP: 0.406, SLG: 0.426 (1, 8)	F9						F7					4	2	2	2	1	0	1
Mike Davis, L OBP: 0.265, SLG: 0.333 (1, 7)	1-3											5	2	3	0	0	0	1
Mitchell Page, L OBP: 0.344, SLG: 0.353 Jeff Newman, R OBP: 0.271, SLG: 0.398 (1, 10) (10, PH)	F8											3	0	1	0	0	1	1
Dave Revering, L OBP: 0.364, SLG: 0.514 (1, 3)												5	0	2	1	0	0	4
Wayne Gross, L OBP: 0.332, SLG: 0.419 (1, 5)												4	0	1	1	1	0	3
Tony Armas, R OBP: 0.303, SLG: 0.452 (1, 9)												5	0	0	0	0	0	4
Mike Heath, R OBP: 0.255, SLG: 0.294 (1, 2)												4	0	0	0	0	0	1
Jeff Cox, R OBP: 0.143, SLG: 0.143 (1, 4)												4	0	1	0	0	0	0
Dave McKay, S OBP: 0.250, SLG: 0.307 (1, 6)												4	1	3	0	0	0	0
Inning Stats	R: 0 E: 0 K: 0 S: 3	H: 0 LOB: 0 BB: 0 P: 3	R: 0 E: 0 K: 0 S: 4	H: 1 LOB: 1 BB: 0 P: 4	R: 0 E: 0 K: 0 S: 3	H: 1 LOB: 1 BB: 1 P: 7	R: 0 E: 0 K: 1 S: 3	H: 4 LOB: 1 BB: 0 P: 9	R: 0 E: 0 K: 0 S: 4	H: 1 LOB: 1 BB: 0 P: 4	R: 0 E: 0 K: 0 S: 3	H: 0 LOB: 0 BB: 0 P: 3	R: 2 E: 0 K: 0 S: 7	H: 4 LOB: 2 BB: 0 P: 7	1B: 11 2B: 2 3B: 0 HR: 1	SF: 0 SAC: 1 DP: 1 HBP: 0	WP: 0 PA: 44	
PITCHER	IP WLS BF H R ER SO BB IBB HBP BLK WP HR S P ERA WHIP	IP WLS BF H R ER SO BB IBB HBP BLK WP HR S P ERA WHIP	IP WLS BF H R ER SO BB IBB HBP BLK WP HR S P ERA WHIP	IP WLS BF H R ER SO BB IBB HBP BLK WP HR S P ERA WHIP	IP WLS BF H R ER SO BB IBB HBP BLK WP HR S P ERA WHIP	IP WLS BF H R ER SO BB IBB HBP BLK WP HR S P ERA WHIP	IP WLS BF H R ER SO BB IBB HBP BLK WP HR S P ERA WHIP	IP WLS BF H R ER SO BB IBB HBP BLK WP HR S P ERA WHIP	IP WLS BF H R ER SO BB IBB HBP BLK WP HR S P ERA WHIP	IP WLS BF H R ER SO BB IBB HBP BLK WP HR S P ERA WHIP	IP WLS BF H R ER SO BB IBB HBP BLK WP HR S P ERA WHIP	IP WLS BF H R ER SO BB IBB HBP BLK WP HR S P ERA WHIP	IP WLS BF H R ER SO BB IBB HBP BLK WP HR S P ERA WHIP	IP WLS BF H R ER SO BB IBB HBP BLK WP HR S P ERA WHIP	IP WLS BF H R ER SO BB IBB HBP BLK WP HR S P ERA WHIP	IP WLS BF H R ER SO BB IBB HBP BLK WP HR S P ERA WHIP	IP WLS BF H R ER SO BB IBB HBP BLK WP HR S P ERA WHIP	IP WLS BF H R ER SO BB IBB HBP BLK WP HR S P ERA WHIP
Lary Sorensen, R ERA: 3.57 (1, 1)	9.0	35	10	3	3	1	1	1	0	0	0	0	0	0	0	0	0	0
Bob McClure, L ERA: 3.04 (10, 1)	0.2	6	4	2	2	0	0	0	0	0	0	0	0	0	0	0	0	0
Bill Castro, R ERA: 2.31 (10, 1)	0.1	1	0	0	0	0	0	0	0	0	0	0	0	0	0	0	0	0

Oakland Athletics @ Milwaukee Brewers
Milwaukee County Stadium, Milwaukee, WI
Wed Jul 02 1980, 8:05 PM EDT
Att: 18,494 - Unknown - 65 F

AB 39
R 5
H 14
RBI 5
BB 2
SO 1
LOB 15



Batter	1	2	3	4	5	6	7	8	9	10	AB	R	H	RBI	BB	SO	LOB	BOTTOM			
Robin Yount, R OBP: 0.357, SLG: 0.595 (1, 6)	SH BLK G4-6-3 1B											5	1	1	0	0	1	4			
Don Money, R OBP: 0.358, SLG: 0.543 (1, 5)	SH G4-6-3											4	0	0	0	0	2	1			
Cecil Cooper, L OBP: 0.370, SLG: 0.506 (1, 3)	G4-6-3											4	0	0	0	0	0	1			
Gorman Thomas, R OBP: 0.292, SLG: 0.464 (1, 8)	K											4	1	1	1	0	2	0			
Ben Oglivie, L OBP: 0.403, SLG: 0.637 Vic Harris, S OBP: 0.467, SLG: 0.455 (1, 7) (4, PR) (5, 7)												0	0	0	0	1	0	0			
Sixto Lezcano, R OBP: 0.311, SLG: 0.439 (1, 9)												2	0	0	0	0	1	0			
Mark Brouhard, R OBP: 0.321, SLG: 0.500 (1, 10)												4	0	0	0	0	0	2			
Jim Gantner, L OBP: 0.313, SLG: 0.341 (1, 4)												2	1	0	0	2	2	1			
Buck Martinez, R OBP: 0.270, SLG: 0.308 Charlie Moore, R OBP: 0.309, SLG: 0.318 (1, 2) (10, PR)												3	0	2	1	1	0	2			
Inning Stats	R: 1 E: 1 K: 1 S: 6	H: 1 LOB: 1 BB: 0 P: 6	R: 1 E: 0 K: 1 S: 5	H: 1 LOB: 2 BB: 3 P: 17	R: 0 E: 0 K: 2 S: 7	H: 0 LOB: 0 BB: 0 P: 7	R: 0 E: 0 K: 1 S: 6	H: 1 LOB: 2 BB: 0 P: 7	R: 0 E: 0 K: 0 S: 3	H: 1 LOB: 1 BB: 1 P: 7	R: 1 E: 0 K: 0 S: 4	H: 1 LOB: 0 BB: 0 P: 4	R: 0 E: 0 K: 1 S: 5	H: 0 LOB: 0 BB: 0 P: 5	R: 0 E: 0 K: 1 S: 4	H: 0 LOB: 0 BB: 0 P: 5	R: 0 E: 0 K: 1 S: 4	H: 0 LOB: 1 BB: 1 P: 8	1B: 4 2B: 0 3B: 0 HR: 1	SF: 0 SAC: 1 DP: 3 HBP: 1	WP: 0 PA: 38
PITCHER	IP WLS BF H R ER SO BB IBB HBP BLK WP HR S P ERA WHIP	IP WLS BF H R ER SO BB IBB HBP BLK WP HR S P ERA WHIP	IP WLS BF H R ER SO BB IBB HBP BLK WP HR S P ERA WHIP	IP WLS BF H R ER SO BB IBB HBP BLK WP HR S P ERA WHIP	IP WLS BF H R ER SO BB IBB HBP BLK WP HR S P ERA WHIP	IP WLS BF H R ER SO BB IBB HBP BLK WP HR S P ERA WHIP	IP WLS BF H R ER SO BB IBB HBP BLK WP HR S P ERA WHIP	IP WLS BF H R ER SO BB IBB HBP BLK WP HR S P ERA WHIP	IP WLS BF H R ER SO BB IBB HBP BLK WP HR S P ERA WHIP	IP WLS BF H R ER SO BB IBB HBP BLK WP HR S P ERA WHIP	IP WLS BF H R ER SO BB IBB HBP BLK WP HR S P ERA WHIP	IP WLS BF H R ER SO BB IBB HBP BLK WP HR S P ERA WHIP	IP WLS BF H R ER SO BB IBB HBP BLK WP HR S P ERA WHIP	IP WLS BF H R ER SO BB IBB HBP BLK WP HR S P ERA WHIP	IP WLS BF H R ER SO BB IBB HBP BLK WP HR S P ERA WHIP	IP WLS BF H R ER SO BB IBB HBP BLK WP HR S P ERA WHIP	IP WLS BF H R ER SO BB IBB HBP BLK WP HR S P ERA WHIP	IP WLS BF H R ER SO BB IBB HBP BLK WP HR S P ERA WHIP			
Mike Norris, R ERA: 2.56 (1, 1)	10.0	38	5	3	3	8	5	0	0	0	0	0	0	0	0	0	0	0			

Oakland Athletics @ Milwaukee Brewers
Milwaukee County Stadium, Milwaukee, WI
Wed Jul 02 1980, 8:05 PM EDT
Att: 18,494 - Unknown - 65 F

AB 31
R 3
H 5
RBI 2
BB 5
SO 8
LOB 12



Batter	1	2	3	4	5	6	7	8	9	AB	R	H	RBI	BB	SO	LOB	TOP								
Jeff Cox, R OBP: 0.333, SLG: 0.333 (1,4)	4-3		2-3 1B		1-2 1B		1B S 1B	F6		5	2	3	0	0	0	1									
Dwayne Murphy, L OBP: 0.406, SLG: 0.424 (1,8)	G4-6-3 BB		1-2-7-3-4-8 3-H		1-3 2-H 1B		K		F9	4	1	1	1	1	1	3									
Tony Armas, R OBP: 0.311, SLG: 0.458 (1,9)	G4-6-3 1-2			G5-4-3 1B	1-2 SH1-3 1B		1B 2-3 1B		1B	5	1	4	1	0	0	1									
Dave Revering, L OBP: 0.362, SLG: 0.511 (1,3)			1-3		G5-4-3 1-2		1-3 2-H 1B		F7	1	0	0	0	0	0	0									
Jim Essian, R OBP: 0.297, SLG: 0.296 (2,3)							1-3 2-H 1B			1	0	0	0	0	0	1									
Wayne Gross, L OBP: 0.357, SLG: 0.423 (5,PH) (5,3)							1-3 2-H 1B			3	0	2	2	0	0	1									
Jeff Newman, R OBP: 0.266, SLG: 0.390 (1,10)			F9		F8		K		F9	4	0	0	1	0	1	3									
Mike Heath, R OBP: 0.255, SLG: 0.293 (1,2)					4-3		6-3			4	0	1	0	0	0	3									
Dave McKay, S OBP: 0.250, SLG: 0.304 (1,5)							1B 1B		F7	4	1	1	0	0	1	1									
Mike Davis, L OBP: 0.264, SLG: 0.327 (1,7)					F7		1B 1B		F2	4	1	1	0	0	1	0									
Rob Picciolo, R OBP: 0.267, SLG: 0.347 (1,6)					1B 2B		1B 1B		5-3	4	1	3	2	0	0	0									
Inning Stats	R: 0 E: 0 K: 0 S: 2	H: 0 LOB: 0 BB: 1 P: 6	R: 0 E: 0 K: 1 S: 6	H: 1 LOB: 1 BB: 0 P: 6	R: 0 E: 0 K: 0 S: 4	H: 2 LOB: 1 BB: 0 P: 4	R: 0 E: 0 K: 0 S: 3	H: 1 LOB: 2 BB: 0 P: 3	R: 6 E: 0 K: 0 S: 10	H: 7 LOB: 1 BB: 0 P: 10	R: 0 E: 0 K: 0 S: 3	H: 0 LOB: 0 BB: 0 P: 3	R: 1 E: 0 K: 2 S: 10	H: 3 LOB: 2 BB: 0 P: 10	R: 0 E: 0 K: 1 S: 6	H: 1 LOB: 1 BB: 0 P: 6	R: 0 E: 0 K: 0 S: 4	H: 1 LOB: 1 BB: 0 P: 4	1B: 15 2B: 2 3B: 0 HR: 0	SF: 0 SAC: 1 DP: 3 HBP: 0	WP: 0 PB: 0 SB: 1 CS: 0	PA: 41			
PITCHER	IP	WLS	BF	H	R	ER	SO	BB	IBB	HBP	BLK	WP	HR	S	P	ERA	WHIP								
Mike Caldwell, L ERA: 3.99 (1,1)	4.1	L	21	10	6	6	1	1	0	0	0	0	0	22	26	12.46	2.538								
Paul Mitchell, R ERA: 2.57 (5,1)	2.0		9	3	1	1	1	0	0	0	0	0	0	11	11	4.50	1.500								
Jerry Augustine, L ERA: 5.83 (7,1)	0.0		1	1	0	0	0	0	0	0	0	0	0	1	1	∞	∞								
John Flinn, R ERA: 2.16 (7,1)	2.2		10	2	0	0	2	0	0	0	0	0	0	14	14	0.00	0.750								

Oakland Athletics @ Milwaukee Brewers
Milwaukee County Stadium, Milwaukee, WI
Thu Jul 03 1980, 8:05 PM EDT
Att: 15,298 - Unknown - 75 F

AB 39
R 7
H 16
RBI 7
BB 1
SO 4
LOB 14



Batter	1	2	3	4	5	6	7	8	9	AB	R	H	RBI	BB	SO	LOB	BOTTOM								
Robin Yount, R OBP: 0.358, SLG: 0.591 (1,6)	SH1-3 2B	6-3		K		1B 1B		5-3		5	1	2	0	0	1	3									
Vic Harris, S OBP: 0.421, SLG: 0.400 (1,7)	SH1-3 1-2	F9		F9		1B 2-3 1B			K	4	0	1	0	0	1	2									
Cecil Cooper, L OBP: 0.367, SLG: 0.500 (1,3)	K			SH1-3 HR	G3		G3		K	5	1	1	0	0	2	6									
Gorman Thomas, R OBP: 0.291, SLG: 0.465 (1,8)	HR 2B			SH1-3		5-3			K	4	1	1	1	0	2	0									
Sixto Lezcano, R OBP: 0.310, SLG: 0.448 (1,9)	HR			6-3		F4			K	4	1	1	2	0	1	1									
Don Money, R OBP: 0.366, SLG: 0.571 (1,5)	1B			HR		1B			1-3	4	1	3	2	0	0	0									
Mark Brouhard, R OBP: 0.318, SLG: 0.488 (1,10)	1B			5-3		F8			F5	4	0	1	0	0	0	0									
Jim Gantner, L OBP: 0.313, SLG: 0.341 (1,4)						6-3			6-3	3	0	1	0	0	0	2									
Dick Davis, R OBP: 0.321, SLG: 0.419 (8,PH) Ed Romero, R OBP: 0.314, SLG: 0.289 (9,4)	4-3			1B		6-3			6-3	1	0	0	0	0	0	0									
Charlie Moore, R OBP: 0.319, SLG: 0.325 (1,2)						1B 1B			BB	3	0	2	0	1	0	0									
Inning Stats	R: 3 E: 0 K: 1 S: 10	H: 5 LOB: 2 BB: 0 P: 10	R: 0 E: 0 K: 0 S: 3	H: 0 LOB: 0 BB: 0 P: 3	R: 2 E: 0 K: 0 S: 5	H: 2 LOB: 0 BB: 0 P: 5	R: 0 E: 0 K: 1 S: 7	H: 2 LOB: 2 BB: 0 P: 7	R: 0 E: 0 K: 0 S: 3	H: 1 LOB: 1 BB: 0 P: 3	R: 0 E: 0 K: 0 S: 6	H: 3 LOB: 3 BB: 0 P: 6	R: 0 E: 0 K: 2 S: 7	H: 0 LOB: 0 BB: 0 P: 7	R: 0 E: 0 K: 0 S: 3	H: 0 LOB: 1 BB: 1 P: 7	R: 0 E: 0 K: 3 S: 9	H: 0 LOB: 0 BB: 0 P: 9	1B: 10 2B: 1 3B: 0 HR: 2	SF: 0 SAC: 2 DP: 0 HBP: 0	WP: 0 PB: 0 SB: 0 CS: 0	PA: 40			
PITCHER	IP	WLS	BF	H	R	ER	SO	BB	IBB	HBP	BLK	WP	HR	S	P	ERA	WHIP								
Matt Keough, R ERA: 3.25 (1,1)	5.2	W	29	13	5	5	2	0	0	0	0	0	0	20	33	3.33	2.294								
Bob Lacey, L ERA: 3.47 (6,1)	3.1	S	11	0	0	0	5	1	0	0	0	0	0	20	24	0.00	0.300								

Oakland Athletics @ Milwaukee Brewers
Milwaukee County Stadium, Milwaukee, WI
Thu Jul 03 1980, 8:05 PM EDT
Att: 15,298 - Unknown - 75 F

AB 37
R 5
H 13
RBI 5
BB 1
SO 7
LOB 14




Batter	1	2	3	4	5	6	7	8	9	AB	R	H	RBI	BB	SO	LOB	TOP																				
Rickey Henderson, R OBP: 0.414, SLG: 0.403 (1, 7)	0-0 2B		0-0 6-3		4-0 S BLK IBB			0-0 4-3		3	0	1	0	1	0	0																					
Dwayne Murphy, L OBP: 0.401, SLG: 0.418 (1, 8)	0-0 F8		0-0 G3		0-0 F9 1-3 2-H 3-H			0-0 4-3		4	0	0	0	0	0	2																					
Tony Armas, R OBP: 0.310, SLG: 0.455 (1, 9)	0-3 K			0-0 1-3		0-0 G5-4-3 1B		0-0 F9		4	0	1	0	0	1	1																					
Dave Revering, L OBP: 0.356, SLG: 0.502 (1, 10)	0-0 3-1			0-0 F8		0-3 K			0-0 F6	4	0	0	0	0	1	2																					
Jeff Newman, R OBP: 0.266, SLG: 0.397 (1, 3)		0-3 K		0-3 K		0-0 G5-4-3 1-2			0-0 CS 3B	4	0	1	0	0	2	1																					
Mike Heath, R OBP: 0.260, SLG: 0.298 (1, 2)		0-0 FC6-4 1B			0-0 SH1-4 BLK 1B			0-0 F6		4	1	2	0	0	0	1																					
Jeff Cox, R OBP: 0.400, SLG: 0.400 (1, 4)		0-0 FC6-4 1-2			0-0 BLK SH1-4 S 1B			0-0 1-3 1B		3	1	2	0	0	0	1																					
Dave McKay, S OBP: 0.245, SLG: 0.298 (1, 5)		0-3 K			0-0 SH1-4 1-2 2-3			0-0 1-3		2	0	0	0	0	1	2																					
Rob Picciolo, R OBP: 0.261, SLG: 0.340 (1, 6)			0-0 6-3		0-0 F7			0-0 F9		3	0	0	0	0	0	3																					
Inning Stats	R: 0 E: 0 K: 1 S: 6	H: 1 LOB: 1 BB: 0 P: 6	R: 0 E: 0 K: 2 S: 8	H: 1 LOB: 1 BB: 0 P: 8	R: 0 E: 0 K: 0 S: 3	H: 0 LOB: 0 BB: 0 P: 3	R: 0 E: 0 K: 1 S: 5	H: 0 LOB: 0 BB: 0 P: 5	R: 2 E: 0 K: 0 S: 5	H: 2 LOB: 1 BB: 1 P: 9	R: 0 E: 0 K: 1 S: 5	H: 1 LOB: 1 BB: 0 P: 5	R: 0 E: 0 K: 0 S: 4	H: 1 LOB: 1 BB: 0 P: 4	R: 0 E: 0 K: 0 S: 3	H: 0 LOB: 0 BB: 0 P: 3	R: 0 E: 0 K: 0 S: 3	H: 1 LOB: 0 BB: 0 P: 3	1B: 5 2B: 1 3B: 1 HR: 0	SF: 0 SAC: 1 DP: 1 HBP: 0	WP: 0 PB: 0 SB: 2 CS: 1	PA: 33															
PITCHER Britt Burns, L ERA: 2.06 (1, 1)	IP: 9.0 WLS: L BF: 33	H: 7 R: 2 ER: 2 SO: 5	BB: 0 IBB: 1 HBP: 0 BLK: 1	WP: 0 HR: 0 S: 42 P: 46	ERA: 2.00 WHIP: 0.778											PITCHER	IP: 9.0 WLS: W BF: 32	H: 5 R: 0 ER: 0 SO: 4	BB: 3 IBB: 0 HBP: 0 BLK: 0	WP: 0 HR: 0 S: 37 P: 49	ERA: 0.00 WHIP: 0.889											PITCHER	IP: 9.0 WLS: W BF: 32	H: 5 R: 0 ER: 0 SO: 4	BB: 3 IBB: 0 HBP: 0 BLK: 0	WP: 0 HR: 0 S: 37 P: 49	ERA: 0.00 WHIP: 0.889

Oakland Athletics @ Chicago White Sox
Comiskey Park, Chicago, IL
Fri Jul 04 1980, 4:33 AM EDT
Att: 11,428 - Sunny - 70 F

livebaseballscores.com

AB 31
R 2
H 7
RBI 0
BB 1
SO 5
LOB 13




Batter	1	2	3	4	5	6	7	8	9	AB	R	H	RBI	BB	SO	LOB	BOTTOM				
Bob Molinaro, L OBP: 0.381, SLG: 0.446 (1, 10)	4-0 F6 BB		0-0 CS 1-2	0-0 G3		0-0 5-3		0-0 F4		3	0	0	0	1	0	2					
Bruce Kimm, R OBP: 0.335, SLG: 0.339 (1, 2)	0-0 F6 1-2			0-0 1-3		0-0 F6			0-0 1B	4	0	1	0	0	0	1					
Harold Baines, L OBP: 0.294, SLG: 0.411 (1, 9)	0-3 K			0-0 1B		0-3 K			0-0 F5	4	0	1	0	0	2	1					
Wayne Nordhagen, R OBP: 0.322, SLG: 0.545 (1, 7)		4-0 FC6-4 BB		0-0 F9		0-0 1-3			0-0 F8	3	0	0	0	1	0	2					
Lamar Johnson, R OBP: 0.316, SLG: 0.436 (1, 3)		0-0 FC6-4 1-2		0-0 G6-4-3		0-0 F7		0-3 K		4	0	0	0	0	1	2					
Jim Morrison, R OBP: 0.306, SLG: 0.405 (1, 4)		0-0 G6-4-3 1-2			0-0 1B			0-0 F8		3	0	1	0	0	0	1					
Thad Bosley, L OBP: 0.265, SLG: 0.267 (1, 8)			0-0 5-3		0-0 F6			4-0 1B BB		2	0	0	0	1	0	1					
Kevin Bell, R OBP: 0.265, SLG: 0.172 (1, 5)			0-0 6-3		0-0 F8			0-0 1B		3	0	1	0	0	0	1					
Todd Cruz, R OBP: 0.310, SLG: 0.331 (1, 6)					0-0 1B			0-3 F8		2	0	1	0	0	0	0					
Mike Squires, L OBP: 0.347, SLG: 0.345 (8, PH)						0-0 F7				1	0	0	0	0	1	2					
Greg Pryor, R OBP: 0.274, SLG: 0.340 (9, 6)								0-0 K		0	0	0	0	0	0	0					
Inning Stats	R: 0 E: 0 K: 1 S: 4	H: 0 LOB: 0 BB: 1 P: 8	R: 0 E: 0 K: 0 S: 2	H: 0 LOB: 0 BB: 1 P: 6	R: 0 E: 0 K: 0 S: 3	H: 1 LOB: 0 BB: 0 P: 3	R: 0 E: 0 K: 0 S: 4	H: 1 LOB: 1 BB: 0 P: 4	R: 0 E: 0 K: 0 S: 3	H: 0 LOB: 0 BB: 0 P: 3	R: 0 E: 0 K: 2 S: 7	H: 0 LOB: 0 BB: 0 P: 7	R: 0 E: 0 K: 1 S: 6	H: 1 LOB: 2 BB: 1 P: 10	R: 0 E: 0 K: 0 S: 4	H: 1 LOB: 1 BB: 0 P: 4	1B: 5 2B: 0 3B: 0 HR: 0	SF: 0 SAC: 0 DP: 1 HBP: 0	WP: 0 PB: 0 SB: 0 CS: 1	PA: 33	
PITCHER Brian Kingman, R ERA: 3.82 (1, 1)	IP: 9.0 WLS: W BF: 32	H: 5 R: 0 ER: 0 SO: 4	BB: 3 IBB: 0 HBP: 0 BLK: 0	WP: 0 HR: 0 S: 37 P: 49	ERA: 0.00 WHIP: 0.889											PITCHER	IP: 9.0 WLS: W BF: 32	H: 5 R: 0 ER: 0 SO: 4	BB: 3 IBB: 0 HBP: 0 BLK: 0	WP: 0 HR: 0 S: 37 P: 49	ERA: 0.00 WHIP: 0.889

Oakland Athletics @ Chicago White Sox
Comiskey Park, Chicago, IL
Fri Jul 04 1980, 4:33 AM EDT
Att: 11,428 - Sunny - 70 F

livebaseballscores.com

AB 29
R 0
H 5
RBI 0
BB 3
SO 4
LOB 13



Batter	1	2	3	4	5	6	7	8	9	AB	R	H	RBI	BB	SO	LOB	TOP										
Rickey Henderson, R OBP: 0.417, SLG: 0.415 (1.7)										4	2	2	3	1	0	1											
Dwayne Murphy, L OBP: 0.404, SLG: 0.422 (1.8)										4	0	2	1	1	0	1											
Mitchell Page, L OBP: 0.336, SLG: 0.344 (1.10)										5	0	0	1	0	0	5											
Dave Revering, L OBP: 0.353, SLG: 0.493 (1.3)										4	0	0	0	1	0	1											
Wayne Gross, L OBP: 0.353, SLG: 0.417 (1.5)										5	0	1	0	0	2	3											
Tony Armas, R OBP: 0.309, SLG: 0.451 (1.9)										5	1	1	0	0	0	1											
Mike Heath, R OBP: 0.266, SLG: 0.299 (1.2)										3	1	1	0	1	1	2											
Jeff Cox, R OBP: 0.526, SLG: 0.500 (1.4)										3	1	3	0	1	0	0											
Dave McKay, S OBP: 0.240, SLG: 0.292 (1.6)										2	0	0	0	0	0	4											
Inning Stats	R: 1 E: 0 K: 0 S: 5	H: 2 LOB: 1 BB: 0 P: 5	R: 0 E: 0 K: 0 S: 4	H: 2 LOB: 1 BB: 0 P: 4	R: 0 E: 0 K: 1 S: 6	H: 1 LOB: 2 BB: 1 P: 10	R: 1 E: 1 K: 1 S: 6	H: 0 LOB: 3 BB: 3 P: 18	R: 0 E: 0 K: 0 S: 4	H: 1 LOB: 1 BB: 0 P: 4	R: 0 E: 0 K: 0 S: 4	H: 1 LOB: 1 BB: 0 P: 4	R: 0 E: 0 K: 0 S: 4	H: 1 LOB: 1 BB: 0 P: 4	R: 3 E: 0 K: 0 S: 5	H: 2 LOB: 2 BB: 1 P: 9	R: 0 E: 0 K: 0 S: 3	H: 0 LOB: 0 BB: 0 P: 3	1B: 8 2B: 1 3B: 0 HR: 1	SF: 0 SAC: 2 DP: 0 HBP: 0	WP: 0 PB: 0 SB: 1 CS: 1	PA: 43					
PITCHER	IP	WLS	BF	H	R	ER	SO	BB	IBB	HBP	BLK	WP	HR	S	P	ERA	WHIP										
Richard Dotson, R ERA: 3.76 (1.1)	8.0	L	39	10	5	4	3	5	0	0	0	0	1	40	60	4.50	1.875										
Guy Hoffman, L ERA: 3.0 (9.1)	1.0		3	0	0	0	0	0	0	0	0	0	0	3	3	0.00	0.000										

Oakland Athletics @ Chicago White Sox
Comiskey Park, Chicago, IL
Sat Jul 05 1980, 4:33 AM EDT
Att: 20,559 - Sunny - 85 F

AB 35
R 5
H 10
RBI 5
BB 5
SO 3
LOB 18





Batter	1	2	3	4	5	6	7	8	9	AB	R	H	RBI	BB	SO	LOB	BOTTOM										
Mike Squires, L OBP: 0.336, SLG: 0.333 (1.3)										4	0	0	0	0	0	1											
Bruce Kimm, R OBP: 0.330, SLG: 0.333 (1.2)										3	0	0	0	0	1	0											
Bob Molinaro, L OBP: 0.379, SLG: 0.443 (8. PH)										1	0	0	0	0	0	1											
Ricky Seilheimer, L (9.2)										0	0	0	0	0	0	0											
Harold Baines, L OBP: 0.294, SLG: 0.408 (1.9)										4	0	1	0	0	0	0											
Wayne Nordhagen, R OBP: 0.320, SLG: 0.538 (1.7)										4	0	1	0	0	1	1											
Randy Johnson, L OBP: 0.250, SLG: 0.250 (1.10)										4	0	1	0	0	0	1											
Chet Lemon, R OBP: 0.396, SLG: 0.425 (1.8)										2	0	0	0	1	0	1											
Jim Morrison, R OBP: 0.307, SLG: 0.402 (1.4)										2	0	0	0	1	0	3											
Kevin Bell, R OBP: 0.254, SLG: 0.164 (1.5)										3	0	0	0	0	0	1											
Todd Cruz, R OBP: 0.310, SLG: 0.331 (1.6)										3	0	1	0	0	1	0											
Inning Stats	R: 0 E: 0 K: 1 S: 5	H: 0 LOB: 0 BB: 0 P: 5	R: 0 E: 0 K: 0 S: 4	H: 1 LOB: 1 BB: 0 P: 4	R: 0 E: 0 K: 1 S: 5	H: 0 LOB: 0 BB: 0 P: 5	R: 0 E: 0 K: 0 S: 3	H: 1 LOB: 0 BB: 0 P: 3	R: 0 E: 0 K: 0 S: 3	H: 0 LOB: 0 BB: 0 P: 3	R: 0 E: 0 K: 0 S: 4	H: 1 LOB: 1 BB: 0 P: 4	R: 0 E: 0 K: 0 S: 4	H: 1 LOB: 1 BB: 0 P: 4	R: 0 E: 0 K: 1 S: 5	H: 0 LOB: 0 BB: 0 P: 5	1B: 4 2B: 0 3B: 0 HR: 0	SF: 0 SAC: 0 DP: 1 HBP: 0	WP: 0 PB: 0 SB: 0 CS: 0	PA: 32							
PITCHER	IP	WLS	BF	H	R	ER	SO	BB	IBB	HBP	BLK	WP	HR	S	P	ERA	WHIP										
Rick Langford, R ERA: 3.33 (1.1)	9.0	W	32	4	0	0	3	2	0	0	0	0	0	36	44	0.00	0.667										

Oakland Athletics @ Chicago White Sox
Comiskey Park, Chicago, IL
Sat Jul 05 1980, 4:33 AM EDT
Att: 20,559 - Sunny - 85 F

AB 30
R 0
H 4
RBI 0
BB 2
SO 3
LOB 9



Batter	1	2	3	4	5	6	7	8	9	AB	R	H	RBI	BB	SO	LOB	TOP			
Rickey Henderson, R OBP: 0.415, SLG: 0.410 (1, 7) X	0-0 5-3 ①			0-3 K ①	0-0 PO ③	0-0 P6 ①		1-0 HBP ③		3	0	0	0	0	1	0	Oakland Athletics @ Chicago White Sox Comiskey Park, Chicago, IL Sun Jul 06 1980, 4:33 AM EDT Sunny - 64 F livebaseballscorecards.com			
Dwayne Murphy, L OBP: 0.405, SLG: 0.421 (1, 8) X	0-0 P6 ②			0-0 1B ①		4-0 G5-4-3 BB ②		0-0 5-3 ③		3	0	1	0	1	0					
Mike Heath, R OBP: 0.260, SLG: 0.292 (1, 2) X	0-0 4-3 ③			0-0 F8 ②		0-0 G5-4-3 ②			0-0 F7 ①	4	0	0	0	0	2					
Tony Armas, R OBP: 0.308, SLG: 0.448 (1, 9)		0-3 K ①		0-0 FC6-4 1B ②					0-0 F8 ②	4	0	1	0	0	1	0				
Jeff Newman, R OBP: 0.261, SLG: 0.389 (1, 3)		0-0 F8 ②		0-0 FC6-4 ③					0-0 F8 ③	4	0	0	0	0	2					
Jim Essian, R OBP: 0.281, SLG: 0.310 (1, 10)		0-0 1B ③			0-0 F8 ①				0-0 1B ③	3	0	2	0	0	0	0				
Jeff Cox, R OBP: 0.500, SLG: 0.450 (1, 4)			0-0 6-3 ①		4-0 PO 1B BB ②				0-0 F9 ③	2	0	0	0	1	0	1				
Dave McKay, S OBP: 0.243, SLG: 0.286 (1, 5)			4-0 G5-4-3 BB ②		0-0 F9 ②				0-0 F9 ①	2	0	0	0	1	0	1				
Rob Picciolo, R OBP: 0.263, SLG: 0.340 (1, 6)			0-0 G5-4-3 ②		0-0 1B ②				0-0 4-6-3 ②	3	0	1	0	0	0	1				
Inning Stats	R: 0 E: 0 K: 0 S: 3	H: 0 LOB: 0 BB: 0 P: 3	R: 0 E: 0 K: 1 S: 5	H: 1 LOB: 1 BB: 0 P: 5	R: 0 E: 0 K: 0 S: 2	H: 0 LOB: 0 BB: 1 P: 6	R: 0 E: 0 K: 1 S: 7	H: 2 LOB: 2 BB: 0 P: 7	R: 0 E: 0 K: 0 S: 3	H: 1 LOB: 1 BB: 1 P: 7	R: 0 E: 0 K: 0 S: 2	H: 0 LOB: 0 BB: 1 P: 6	R: 0 E: 0 K: 0 S: 4	H: 1 LOB: 1 BB: 0 P: 4	R: 0 E: 0 K: 0 S: 3	H: 0 LOB: 0 BB: 0 P: 3	1B: 5 2B: 0 3B: 0 HR: 0	SF: 0 SAC: 0 DP: 2 HBP: 1	WP: 0 PB: 0 CS: 0	PA: 33
PITCHER Steve Trout, L ERA: 3.52 (1, 1)	IP: 9.0 WLS: W BF: 32 H: 5 R: 0 ER: 0 SO: 2 BB: 3 IBB: 0 HBP: 1 BLK: 0 WP: 0 HR: 0 S: 32 P: 45 ERA: 0.00 WHIP: 0.889															PITCHER				


Batter	1	2	3	4	5	6	7	8	9	AB	R	H	RBI	BB	SO	LOB	BOTTOM			
Bob Molinaro, L OBP: 0.370, SLG: 0.432 (1, 7) S	0-3 K ①	0-3 K ③			0-3 K ③			0-0 G3 ②		4	0	0	0	0	3	2	Oakland Athletics @ Chicago White Sox Comiskey Park, Chicago, IL Sun Jul 06 1980, 4:33 AM EDT Sunny - 64 F livebaseballscorecards.com			
Thad Bosley, L OBP: 0.285, SLG: 0.266 (1, 8) X	0-0 F9 BB 1B ①		0-3 K ①		0-0 4-3 ②		0-0 4-3 ③			4	1	1	0	0	1	1				
Lamar Johnson, R OBP: 0.316, SLG: 0.433 Mike Squires, L OBP: 0.336, SLG: 0.333 (8, 3)	4-0 1B BB ①		0-0 4-3 ②		0-0 P3 ②					2	1	0	0	1	0	0				
Randy Johnson, L OBP: 0.143, SLG: 0.143 (1, 10) X	0-0 F9 ②		0-0 F7 ③		0-3 K ③					3	0	0	0	0	1	2				
Jim Morrison, R OBP: 0.307, SLG: 0.401 (1, 4) X	0-0 1B ①		0-0 F8 ①		0-0 P4 ①					3	0	1	1	0	0	0				
Harold Baines, L OBP: 0.294, SLG: 0.407 (1, 9) X	0-0 1B ③		0-0 F7 ②		0-0 G3 ②					3	0	1	1	0	0	0				
Kevin Bell, R OBP: 0.243, SLG: 0.156 (1, 5)		0-3 K ①		0-0 L5 ③				0-0 F9 ③		3	0	0	0	0	1	0				
Ricky Seilheimer, L OBP: 0.667, SLG: 1.000 (1, 2)		4-0 S BB ①		0-3 K ①				0-0 G3 2B ①		2	0	1	0	1	1	0				
Todd Cruz, R OBP: 0.303, SLG: 0.323 (1, 6)		0-0 F7 ②		0-0 6-3 ②				0-0 F9 ①		3	0	0	0	0	0	2				
Inning Stats	R: 2 E: 0 K: 1 S: 7	H: 3 LOB: 2 BB: 1 P: 11	R: 0 E: 0 K: 2 S: 7	H: 0 LOB: 1 BB: 1 P: 11	R: 0 E: 0 K: 1 S: 5	H: 0 LOB: 0 BB: 0 P: 5	R: 0 E: 0 K: 0 S: 3	H: 0 LOB: 0 BB: 0 P: 3	R: 0 E: 0 K: 2 S: 7	H: 0 LOB: 0 BB: 0 P: 7	R: 0 E: 0 K: 1 S: 5	H: 0 LOB: 0 BB: 0 P: 5	R: 0 E: 0 K: 0 S: 3	H: 0 LOB: 0 BB: 0 P: 3	R: 0 E: 0 K: 0 S: 4	H: 1 LOB: 1 BB: 0 P: 4	1B: 3 2B: 1 3B: 0 HR: 0	SF: 0 SAC: 0 DP: 0 HBP: 0	WP: 0 PB: 0 CS: 0	PA: 29
PITCHER Mike Norris, R ERA: 2.54 (1, 1)	IP: 8.0 WLS: L BF: 29 H: 4 R: 2 ER: 2 SO: 7 BB: 2 IBB: 0 HBP: 0 BLK: 0 WP: 0 HR: 0 S: 41 P: 49 ERA: 2.25 WHIP: 0.750															PITCHER				

Batter	1	2	3	4	5	6	7	8	9	AB	R	H	RBI	BB	SO	LOB	TOP				
Rickey Henderson, R OBP: 0.415, SLG: 0.418 (1, 7)	G3		IHR	BB			6-3		4-3	4	1	1	1	1	0	0					
Dwayne Murphy, L OBP: 0.408, SLG: 0.433 (1, 8)	WP BB		2B	1B			HR		4-3	4	2	2	1	1	0	3					
Tony Armas, R OBP: 0.307, SLG: 0.446 (1, 9)	K		F8		5-3					4	0	1	0	0	1	2					
Jeff Newman, R OBP: 0.265, SLG: 0.393 (1, 3)	5-3		1-H 2B		FC6-4 BB		F7		F7	3	0	1	1	1	0	2					
Mike Heath, R OBP: 0.254, SLG: 0.285 (1, 2)		F7	K		FC6-4 BB		F7			4	0	0	0	0	1	3					
Jim Essian, R OBP: 0.272, SLG: 0.299 Mike Davis, L OBP: 0.259, SLG: 0.321 (8, PH)	P3				F7	P2			4-3	3	0	0	0	0	1						
Jeff Cox, R OBP: 0.423, SLG: 0.375 (1, 4)	F9				F8		F9		6-3	4	0	0	0	0	0	0					
Rob Picciolo, R OBP: 0.269, SLG: 0.363 (1, 6)			HR	1B			6-3		K	4	1	2	1	0	1	0					
Dave McKay, S OBP: 0.243, SLG: 0.277 (1, 5)			K	BB		P4			6-3	3	0	0	0	1	1	0					
Inning Stats	R: 0 E: 0 K: 1 S: 5	H: 0 LOB: 1 BB: 1 P: 9	R: 0 E: 0 K: 0 S: 3	H: 0 LOB: 0 BB: 0 P: 3	R: 3 E: 0 K: 2 S: 11	H: 4 LOB: 1 BB: 0 P: 11	R: 0 E: 0 K: 0 S: 4	H: 1 LOB: 3 BB: 2 P: 12	R: 0 E: 0 K: 0 S: 3	H: 0 LOB: 0 BB: 0 P: 3	R: 1 E: 0 K: 0 S: 5	H: 2 LOB: 1 BB: 0 P: 5	R: 0 E: 0 K: 1 S: 5	H: 0 LOB: 0 BB: 0 P: 5	R: 0 E: 0 K: 0 S: 3	H: 0 LOB: 0 BB: 0 P: 3	1B: 3 2B: 1 3B: 0 HR: 3	SF: 0 SAC: 0 DP: 0 HBP: 0	WP: 1 PB: 0 CS: 1	PA: 38	
PITCHER	IP	WLS	BF	H	R	ER	SO	BB	IBB	HBP	BLK	WP	HR	S	P	ERA	WHIP				
Ken Kravec, L ERA: 6.19 Ed Farmer, R ERA: 3.0	(1, 1)	7.0	32	7	4	4	3	4	0	0	0	1	2	34	50	5.14	1.571				
(8, 1)	2.0	W	6	0	0	0	1	0	0	0	0	0	0	8	8	0.00	0.000				

Oakland Athletics @ Chicago White Sox
Comiskey Park, Chicago, IL
Sun Jul 06 1980, 4:38 AM EDT
Att: 16,436 - Unknown

livebaseballscorecards.com

AB 34
R 4
H 7
RBI 4
BB 4
SO 4
LOB 11




Batter	1	2	3	4	5	6	7	8	9	AB	R	H	RBI	BB	SO	LOB	BOTTOM					
Bob Molinaro, L OBP: 0.362, SLG: 0.422 Greg Pryor, R OBP: 0.278, SLG: 0.359 (9, PH)	F8		F9		K		G3		HR	4	0	0	0	0	1	0						
Thad Bosley, L OBP: 0.281, SLG: 0.304 (1, 8)	1B		1B BB		5-3					3	1	2	1	1	0	0						
Mike Squires, L OBP: 0.344, SLG: 0.336 Lamar Johnson, R OBP: 0.318, SLG: 0.447 (9, 3)	F7		1-2 1B			BB			HR	2	0	1	0	1	0	0						
Randy Johnson, L OBP: 0.200, SLG: 0.111 Wayne Nordhagen, R OBP: 0.319, SLG: 0.536 (8, PH)		BB HBP	K			K		F8		2	0	0	0	0	2	3						
Jim Morrison, R OBP: 0.303, SLG: 0.396 (1, 4)	K				P5		K		L5	4	0	0	0	0	2	2						
Harold Baines, L OBP: 0.290, SLG: 0.401 (1, 9)	F8				P2		4-3		4-3	4	0	0	0	0	0	2						
Kevin Bell, R OBP: 0.256, SLG: 0.164 (1, 5)		FC4-6 BB			1B				F8	3	0	1	0	1	0	0						
Ricky Seelheimer, L OBP: 0.333, SLG: 0.400 Ron Pruitt, R OBP: 0.314, SLG: 0.283 (9, PH)	FC4-6		1-2		P4		K		4-3	3	0	0	0	0	1	3						
Todd Cruz, R OBP: 0.309, SLG: 0.352 (1, 6)			K				HR		HR	4	2	2	1	0	1	0						
Inning Stats	R: 0 E: 0 K: 0 S: 3	H: 1 LOB: 0 BB: 0 P: 3	R: 0 E: 0 K: 1 S: 5	H: 0 LOB: 2 BB: 1 P: 10	R: 0 E: 0 K: 2 S: 8	H: 1 LOB: 1 BB: 1 P: 12	R: 0 E: 0 K: 0 S: 4	H: 1 LOB: 0 BB: 0 P: 4	R: 0 E: 0 K: 1 S: 5	H: 0 LOB: 0 BB: 0 P: 5	R: 0 E: 0 K: 2 S: 7	H: 0 LOB: 1 BB: 1 P: 11	R: 1 E: 0 K: 1 S: 6	H: 1 LOB: 0 BB: 0 P: 6	R: 2 E: 0 K: 0 S: 5	H: 2 LOB: 0 BB: 0 P: 5	R: 2 E: 0 K: 0 S: 4	H: 2 LOB: 0 BB: 0 P: 4	1B: 4 2B: 0 3B: 0 HR: 4	SF: 0 SAC: 0 DP: 0 HBP: 1	WP: 0 PB: 0 CS: 0	PA: 37
PITCHER	IP	WLS	BF	H	R	ER	SO	BB	IBB	HBP	BLK	WP	HR	S	P	ERA	WHIP					
Steve McCatty, R ERA: 5.24 Bob Lacey, L ERA: 4.03	(1, 1)	7.0	29	5	2	2	7	3	0	1	0	0	2	39	52	2.57	1.143					
(8, 1)	1.2	L	8	3	3	3	0	0	0	0	0	0	2	8	8	16.20	1.800					

Oakland Athletics @ Chicago White Sox
Comiskey Park, Chicago, IL
Sun Jul 06 1980, 4:38 AM EDT
Att: 16,436 - Unknown


livebaseballscorecards.com

AB 33
R 5
H 8
RBI 5
BB 3
SO 7
LOB 10




Batter	1	2	3	4	5	6	7	8	9	AB	R	H	RBI	BB	SO	LOB	TOP					
Rick Miller, L OBP: 0.339, SLG: 0.318 (1, 8)	F7		3-1			SH3-4		1B BB		2	1	0	0	1	0	0	California Angels @ Oakland Athletics Oakland-Alameda County Coliseum, Oakland, CA Thu Jul 10 1980, 7:05 PM PDT Unknown livebaseballscorecards.com					
Carney Lansford, R OBP: 0.332, SLG: 0.426 (1, 5)	CS BB			F3		CS 1B		1B E 1B		3	1	2	1	1	0	0						
Rod Carew, L OBP: 0.409, SLG: 0.443 (1, 10)	F8			BB		K		E8 HR 1B		3	1	1	1	1	1	2						
Don Baylor, R OBP: 0.350, SLG: 0.341 Larry Harlow, L OBP: 0.371, SLG: 0.424 (8, 9)		F9		F6			SH1-4 FC5-2 BB	HR		3	1	1	2	1	0	1						
Jason Thompson, L OBP: 0.348, SLG: 0.383 (1, 3)	6-3			K			FC5-2 SH1-4 BB	F8		3	0	0	0	1	1	1						
Joe Rudi, R OBP: 0.290, SLG: 0.458 (1, 7)	FC6-4 1B				F7		SH1-4	F7		3	0	1	0	0	0	0						
Bobby Grich, R OBP: 0.371, SLG: 0.362 (1, 4)	FC6-4 1-2			CS BB		FC5-2		F8		3	0	0	0	1	0	3						
Freddie Patek, R OBP: 0.315, SLG: 0.413 (1, 6)			F9		6-3		2-3 3-H	P4		4	0	0	0	0	0	3						
Tom Donohue, R OBP: 0.212, SLG: 0.250 (1, 2)			5-3			E5 SH3-4 1B		K	K	4	1	0	0	0	2	0						
Inning Stats	R: 0 E: 0 K: 0 S: 2	H: 0 LOB: 0 BB: 1 P: 6	R: 0 E: 0 K: 0 S: 4	H: 1 LOB: 1 BB: 0 P: 4	R: 0 E: 0 K: 0 S: 3	H: 0 LOB: 0 BB: 0 P: 3	R: 0 E: 0 K: 1 S: 5	H: 0 LOB: 1 BB: 1 P: 9	R: 0 E: 0 K: 0 S: 2	H: 0 LOB: 0 BB: 1 P: 6	R: 1 E: 1 K: 1 S: 6	H: 1 LOB: 0 BB: 0 P: 6	R: 0 E: 0 K: 0 S: 3	H: 0 LOB: 2 BB: 2 P: 11	R: 4 E: 1 K: 1 S: 8	H: 3 LOB: 0 BB: 1 P: 12	R: 0 E: 0 K: 1 S: 5	H: 0 LOB: 0 BB: 0 P: 5	1B: 4 2B: 0 3B: 0 HR: 1	SF: 0 SAC: 2 DP: 0 HBP: 0	WP: 0 PB: 0 SB: 0 CS: 3	PA: 36
PITCHER Matt Keough, R ERA: 3.3 (1, 1)	IP: 9.0 WLS: L BF: 36	H: 5 R: 5 ER: 4 SO: 4	BB: 6 IBB: 0 HBP: 0 BLK: 0	WP: 0 HR: 1 S: 38 P: 62	ERA: 4.00 WHIP: 1.222																	

Batter	1	2	3	4	5	6	7	8	9	AB	R	H	RBI	BB	SO	LOB	BOTTOM					
Rickey Henderson, R OBP: 0.410, SLG: 0.413 (1, 7)	F9		K			5-3		P3		4	0	0	0	0	1	0	California Angels @ Oakland Athletics Oakland-Alameda County Coliseum, Oakland, CA Thu Jul 10 1980, 7:05 PM PDT Unknown livebaseballscorecards.com					
Dwayne Murphy, L OBP: 0.406, SLG: 0.431 (1, 8)	K		4-3			1B		4-3		4	0	1	0	0	1	0						
Tony Armas, R OBP: 0.310, SLG: 0.456 (1, 9)	1B			5-3		K2-3		HR		4	1	2	1	0	1	1						
Dave Revering, L OBP: 0.348, SLG: 0.485 (1, 3)	F5			K			K	4-3		4	0	0	0	0	2	1						
Jeff Newman, R OBP: 0.265, SLG: 0.391 (1, 10)		E9		P1		1B 1B		L7		4	0	1	0	0	0	0						
Mike Heath, R OBP: 0.255, SLG: 0.286 (1, 2)	5-3				F7		G6-4-3 1B			3	0	1	0	0	0	1						
Jeff Cox, R OBP: 0.379, SLG: 0.333 (1, 4)	F8			K		G6-4-3				3	0	0	0	0	1	3						
Dave McKay, S OBP: 0.236, SLG: 0.269 (1, 5)	F3			K				P9		3	0	0	0	0	1	1						
Rob Piccolo, R OBP: 0.264, SLG: 0.356 (1, 6)			6-3			6-3		3-1		3	0	0	0	0	0	0						
Inning Stats	R: 0 E: 0 K: 1 S: 6	H: 1 LOB: 1 BB: 0 P: 6	R: 0 E: 1 K: 0 S: 4	H: 0 LOB: 1 BB: 0 P: 4	R: 0 E: 0 K: 1 S: 5	H: 0 LOB: 0 BB: 0 P: 5	R: 0 E: 0 K: 1 S: 5	H: 0 LOB: 0 BB: 0 P: 5	R: 0 E: 0 K: 2 S: 7	H: 0 LOB: 0 BB: 0 P: 7	R: 0 E: 0 K: 1 S: 6	H: 1 LOB: 1 BB: 0 P: 6	R: 0 E: 0 K: 1 S: 6	H: 2 LOB: 1 BB: 0 P: 6	R: 0 E: 0 K: 0 S: 3	H: 0 LOB: 0 BB: 0 P: 3	R: 1 E: 0 K: 0 S: 4	H: 1 LOB: 0 BB: 0 P: 4	1B: 4 2B: 0 3B: 0 HR: 1	SF: 0 SAC: 0 DP: 1 HBP: 0	WP: 0 PB: 0 SB: 0 CS: 0	PA: 32
PITCHER Frank Tanana, L ERA: 4.7 (1, 1)	IP: 9.0 WLS: W BF: 32	H: 5 R: 1 ER: 1 SO: 7	BB: 0 IBB: 0 HBP: 0 BLK: 0	WP: 0 HR: 1 S: 46 P: 46	ERA: 1.00 WHIP: 0.556																	

Batter	1	2	3	4	5	6	7	8	9	AB	R	H	RBI	BB	SO	LOB	TOP			
Rick Miller, L OBP: 0.338, SLG: 0.316 Tom Donohue, R OBP: 0.212, SLG: 0.250 Dickie Thon, R OBP: 0.311, SLG: 0.356	0-3 K		0-0 F8			0-0 FC8-5 1B	0-0 6-3		0-0 5-3	4	0	1	0	0	1	2				
Carney Lansford, R OBP: 0.331, SLG: 0.423	0-0 F7			0-0 L4 G3 1B		0-0 FC8-5 1-2 2-3f		0-0 P3		4	0	1	0	0	0	2				
Rod Carew, L OBP: 0.404, SLG: 0.437	0-0 6-3			0-0 G3 1-2		0-3 K2-3		0-0 F7		4	0	0	0	0	1	3				
Don Baylor, R OBP: 0.354, SLG: 0.348		0-0 4-3		0-0 L4 2-3			4-0 F9 1B BB	0-0 1B 2B		3	2	1	0	1	0	1				
Jason Thompson, L OBP: 0.350, SLG: 0.385 Bert Campaneris, R OBP: 0.216, SLG: 0.250		0-0 4-3			0-0 4-3		0-0 1B BB	0-0 1B 2B		4	1	2	1	0	0	0				
Joe Rudi, R OBP: 0.286, SLG: 0.451		0-0 F9			0-0 6-3		0-0 1B 2B	0-0 2H 1B		4	0	0	0	0	0	3				
Bobby Grich, R OBP: 0.369, SLG: 0.365			0-0 2B		0-0 F9		0-0 F9 2-3		0-0 1-3	4	0	1	0	0	0	2	AB 35 R 4 H 9 RBI 4 BB 2 SO 2 LOB 17			
Freddie Patek, R OBP: 0.319, SLG: 0.415			0-0 2-3			0-0 FC6-4 1B	0-0 1-2 3-H 2B 1B	0-0 F7		4	1	2	1	0	0	1				
Stan Cibum, R OBP: 0.167, SLG: 0.229 Larry Harlow, L OBP: 0.378, SLG: 0.434			0-0 F9		0-0 F9	0-0 FC6-4 FC8-5 1B 1-2f	0-0 1-1 2-H 2B	4-0 BB		2	0	0	0	0	0	2				
Inning Stats	R: 0 E: 0 K: 1 S: 5	H: 0 LOB: 0 BB: 0 P: 5	R: 0 E: 0 K: 0 S: 3	H: 0 LOB: 0 BB: 0 P: 3	R: 0 E: 0 K: 0 S: 4	H: 1 LOB: 1 BB: 0 P: 4	R: 0 E: 0 K: 0 S: 3	H: 1 LOB: 0 BB: 0 P: 3	R: 0 E: 0 K: 1 S: 7	H: 2 LOB: 2 BB: 0 P: 7	R: 3 E: 0 K: 0 S: 6	H: 3 LOB: 1 BB: 1 P: 10	R: 1 E: 0 K: 0 S: 5	H: 2 LOB: 1 BB: 0 P: 5	R: 0 E: 0 K: 0 S: 3	H: 0 LOB: 1 BB: 1 P: 7	1B: 6 2B: 4 3B: 0 HR: 0	SF: 0 SAC: 0 DP: 1 HBP: 0	WP: 0 PB: 0 SB: 0 CS: 0	PA: 37
PITCHER Rick Langford, R ERA: 3.38	IP: 9.0 WLS: W BF: 37 H: 9 R: 4 ER: 4 SO: 2 BB: 2 IBB: 0 HBP: 0 BLK: 0 WP: 0 HR: 0 S: 39 P: 47 ERA: 4.00 WHIP: 1.222															PITCHER				

California Angels @ Oakland Athletics
Oakland-Alameda County Coliseum, Oakland, CA
Thu Jul 10 1980, 7:05 PM PDT
Att: 11,337 - Unknown

Batter	1	2	3	4	5	6	7	8	9	AB	R	H	RBI	BB	SO	LOB	BOTTOM			
Rickey Henderson, R OBP: 0.411, SLG: 0.410	4-0 S 2B	4-0 E S SH5-4 BB		0-0 G6-4-3 1-2f		0-0 1-3				2	2	0	0	2	0	1				
Dwayne Murphy, L OBP: 0.404, SLG: 0.426	0-0 P6 1-2	0-0 SH5-4 BB			0-0 F8	0-0 F9				3	0	0	0	1	0	1				
Mike Davis, L OBP: 0.263, SLG: 0.339	0-0 2H 1B 2B	0-0 SH5-4			0-0 F8		0-0 F9			3	1	1	2	0	0	0				
Dave Revering, L OBP: 0.350, SLG: 0.483	0-0 2B 2H 1B	0-0 3-1			4-0 1B BB		0-0 4-3			3	1	1	1	1	0	1				
Wayne Gross, L OBP: 0.356, SLG: 0.424	0-0 2B		0-0 G3		0-0 1B 1B		0-0 P6			4	1	2	0	0	0	0				
Mitchell Page, L OBP: 0.338, SLG: 0.343	1-0 HBP		0-3 K		0-0 1B 1B			0-3 K		3	0	1	1	0	2	0				
Jim Essian, R OBP: 0.271, SLG: 0.297	0-0 F9		0-0 5-3		1-3 3-H 1B			0-0 L7		4	0	1	1	0	0	3	AB 29 R 5 H 7 RBI 5 BB 4 SO 6 LOB 12			
Dave McKay, S OBP: 0.237, SLG: 0.269	0-3 K			0-0 G6-4-3 1B		0-0 K		0-3 K		4	0	1	0	0	3	5				
Jeff Cox, R OBP: 0.344, SLG: 0.300		0-0 4-3		0-3 K		0-0 P4				3	0	0	0	0	1	1				
Inning Stats	R: 2 E: 0 K: 1 S: 8	H: 3 LOB: 3 BB: 1 P: 13	R: 1 E: 0 K: 0 S: 3	H: 0 LOB: 1 BB: 2 P: 11	R: 0 E: 0 K: 1 S: 5	H: 0 LOB: 0 BB: 0 P: 5	R: 0 E: 0 K: 1 S: 5	H: 1 LOB: 0 BB: 0 P: 5	R: 2 E: 0 K: 1 S: 8	H: 3 LOB: 2 BB: 1 P: 12	R: 0 E: 0 K: 0 S: 3	H: 0 LOB: 0 BB: 0 P: 3	R: 0 E: 0 K: 2 S: 7	H: 0 LOB: 0 BB: 0 P: 7	R: 0 E: 0 K: 0 S: 3	H: 0 LOB: 0 BB: 0 P: 7	1B: 5 2B: 2 3B: 0 HR: 0	SF: 0 SAC: 1 DP: 1 HBP: 1	WP: 0 PB: 0 SB: 2 CS: 0	PA: 35
PITCHER Don Aase, R ERA: 3.85 John Montague, R ERA: 3.43 Dave LaRoche, L ERA: 3.07	IP: 4.2 WLS: L BF: 25 H: 7 R: 5 ER: 4 SO: 3 BB: 4 IBB: 0 HBP: 1 BLK: 0 WP: 0 HR: 0 S: 26 P: 43 ERA: 7.71 WHIP: 2.357															PITCHER				

California Angels @ Oakland Athletics
Oakland-Alameda County Coliseum, Oakland, CA
Thu Jul 10 1980, 7:05 PM PDT
Att: 11,337 - Unknown

Batter	1	2	3	4	5	6	7	8	9	AB	R	H	RBI	BB	SO	LOB	TOP										
Rick Miller, L OBP: 0.335, SLG: 0.313 (1, 8)										5	0	1	0	0	1	3	California Angels @ Oakland Athletics Oakland-Alameda County Coliseum, Oakland, CA Fri Jul 11 1980, 7:05 PM PDT Att: 7,696 - Unknown										
Carney Lansford, R OBP: 0.330, SLG: 0.421 (1, 5)										4	0	1	0	0	3	1											
Rod Carew, L OBP: 0.402, SLG: 0.433 (1, 3)										3	0	0	0	1	0	2											
Don Baylor, R OBP: 0.351, SLG: 0.345 (1, 9)										4	0	1	0	0	1	2											
Jason Thompson, L OBP: 0.349, SLG: 0.380 (1, 10)										3	0	0	0	1	0	1											
Joe Rudi, R OBP: 0.289, SLG: 0.459 (1, 7)										4	2	2	0	0	2	3											
Bobby Grich, R OBP: 0.367, SLG: 0.363 (1, 4)										4	0	1	1	0	2	4											
Freddie Patek, R OBP: 0.317, SLG: 0.412 (1, 6)										4	0	1	1	0	1	1											
Tom Donohue, R OBP: 0.214, SLG: 0.251 Larry Harlow, L OBP: 0.376, SLG: 0.431 (9, PH)										3	0	1	0	0	2	1											
Inning Stats	R: 0 E: 0 K: 1 S: 6	H: 1 LOB: 1 BB: 0 P: 6	R: 0 E: 0 K: 2 S: 7	H: 0 LOB: 0 BB: 0 P: 7	R: 0 E: 0 K: 1 S: 5	H: 0 LOB: 0 BB: 0 P: 5	R: 1 E: 0 K: 0 S: 6	H: 3 LOB: 2 BB: 0 P: 6	R: 0 E: 0 K: 2 S: 7	H: 0 LOB: 1 BB: 1 P: 11	R: 1 E: 0 K: 1 S: 7	H: 2 LOB: 1 BB: 0 P: 7	R: 0 E: 0 K: 2 S: 9	H: 2 LOB: 3 BB: 1 P: 13	R: 0 E: 0 K: 2 S: 7	H: 0 LOB: 0 BB: 0 P: 7	1B: 6 2B: 2 3B: 0 HR: 0	SF: 0 SAC: 0 DP: 0 HBP: 0	WP: 0 PB: 0 SB: 0 CS: 0	PA: 37							
PITCHER	IP	WLS	BF	H	R	ER	SO	BB	IBB	HBP	BLK	WP	HR	S	P	ERA	WHIP										
Brian Kingman, R ERA: 3.54 Jeff Jones, R ERA: 2.2	(1, 1)	7.1	W	32	8	2	2	9	2	0	0	0	0	48	56	2.46	1.364										


AB	35
R	2
H	8
RBI	2
BB	2
SO	13
LOB	18




Batter	1	2	3	4	5	6	7	8	9	AB	R	H	RBI	BB	SO	LOB	BOTTOM											
Rickey Henderson, R OBP: 0.415, SLG: 0.411 (1, 7)										2	1	1	0	2	0	1	California Angels @ Oakland Athletics Oakland-Alameda County Coliseum, Oakland, CA Fri Jul 11 1980, 7:05 PM PDT Att: 7,696 - Unknown											
Dwayne Murphy, L OBP: 0.405, SLG: 0.431 (1, 8)										4	1	2	1	0	0	1												
Mike Davis, L OBP: 0.246, SLG: 0.317 (1, 10)										4	0	0	0	0	2	3												
Dave Revering, L OBP: 0.352, SLG: 0.490 (1, 3)										3	2	1	1	1	1	1												
Wayne Gross, L OBP: 0.358, SLG: 0.431 Dave McKay, S OBP: 0.237, SLG: 0.269 (9, 5)										4	1	2	2	0	1	0												
Tony Armas, R OBP: 0.309, SLG: 0.463 (1, 9)										4	1	1	2	0	0	1												
Mike Heath, R OBP: 0.255, SLG: 0.285 (1, 2)										4	0	1	0	0	1	0												
Rob Picciolo, R OBP: 0.257, SLG: 0.347 (1, 6)										4	0	0	0	0	0	1												
Jeff Cox, R OBP: 0.343, SLG: 0.303 (1, 4)										3	0	1	0	0	0	0												
Inning Stats	R: 4 E: 0 K: 0 S: 6	H: 3 LOB: 0 BB: 1 P: 10	R: 1 E: 0 K: 1 S: 6	H: 1 LOB: 1 BB: 1 P: 10	R: 0 E: 0 K: 2 S: 7	H: 0 LOB: 0 BB: 0 P: 7	R: 0 E: 0 K: 1 S: 6	H: 1 LOB: 1 BB: 0 P: 6	R: 1 E: 0 K: 0 S: 4	H: 1 LOB: 1 BB: 1 P: 8	R: 0 E: 0 K: 0 S: 3	H: 0 LOB: 0 BB: 0 P: 3	R: 0 E: 0 K: 1 S: 6	H: 2 LOB: 1 BB: 0 P: 6	R: 0 E: 0 K: 0 S: 4	H: 1 LOB: 1 BB: 0 P: 4	1B: 5 2B: 2 3B: 1 HR: 1	SF: 0 SAC: 0 DP: 0 HBP: 0	WP: 0 PB: 0 SB: 3 CS: 1	PA: 35								
PITCHER	IP	WLS	BF	H	R	ER	SO	BB	IBB	HBP	BLK	WP	HR	S	P	ERA	WHIP											
Chris Knapp, R ERA: 6.27 Freddie Martinez, R ERA: 5.48 John Montague, R ERA: 3.35 Andy Hassler, L ERA: 4.55	(1, 1)	3.1	L	11	4	5	5	0	2	0	0	0	0	0	20	24	2.70	0.900										

AB	32
R	6
H	9
RBI	6
BB	3
SO	5
LOB	8



Batter	1	2	3	4	5	6	7	8	9	AB R H RBI BB SO LOB	TOP											
Rickey Henderson, R OBP: 0.420, SLG: 0.413 (1, 7)	4-0 FC4-5-6-4 S BB		4-0 S 1B BB		0-0 FC3-6 1-2 BB		0-0 1B S 4-3 1B		0-0 S 1B	3 2 2 0 2 0 1	<p>Oakland Athletics @ California Angels Anaheim Stadium, Anaheim, CA</p> <p>Sat Jul 12 1980, 10:05 PM EDT Att: 32,186 - Unknown</p> <p>livebaseballscores.com</p> <p>AB 37 R 5 H 10 RBI 5 BB 4 SO 4 LOB 21</p> 											
Dwayne Murphy, L OBP: 0.405, SLG: 0.428 (1, 8)	0-0 FC4-5-6-4-1 4-3 1-3 BB		4-0 S 1B 8-2 BB		0-0 FC3-6 1-2 BB		0-0 S 4-3 1B		0-0 S F7	4 1 1 0 1 0 3												
Dave Revering, L OBP: 0.353, SLG: 0.488 (1, 3)	0-0 4-3 2-3 BB		0-0 S 1B 1-3 2-H		0-0 F8		0-0 S 4-3		0-0 FC6-4 1-2 1B	5 0 2 2 0 0 3												
Wayne Gross, L OBP: 0.361, SLG: 0.429 Dave McKay, S OBP: 0.342, SLG: 0.266 (7, PR) (7, 5)	0-0 4-3		0-0 S 8-2			4-0 S HR BB		0-0 FC6-4 2-H 1B		0-3 K		3 1 1 1 1 0 3 1 0 0 0 0 1 2										
Tony Armas, R OBP: 0.307, SLG: 0.468 (1, 9)		0-3 S K		0-0 F8		0-0 S HR BB		0-0 FC6-4 1-2 1B		0-0 FC6-4		5 1 1 2 0 1 3										
Mitchell Page, L OBP: 0.342, SLG: 0.356 (1, 10)		0-0 P5		0-0 1B		0-0 P5				0-0 3B		4 0 2 0 0 0 0										
Jeff Newman, R OBP: 0.265, SLG: 0.393 (1, 2)		0-0 2B		0-3 K		0-0 P6				0-0 P5		4 0 1 0 0 1 2										
Mario Guerrero, R OBP: 0.252, SLG: 0.285 (1, 6)		0-0 4-3		0-0 L9		0-0 F9				0-0 P6		4 0 0 0 0 0 3										
Jeff Cox, R OBP: 0.308, SLG: 0.270 (1, 4)			0-0 6-3		0-0 E6 FC3-6					0-3 K		4 0 0 0 0 1 1										
Inning Stats	R: 0 E: 0 K: 0 S: 3	H: 0 LOB: 1 BB: 1 P: 7	R: 0 E: 0 K: 1 S: 6	H: 1 LOB: 1 BB: 0 P: 6	R: 1 E: 0 K: 0 S: 3	H: 1 LOB: 1 BB: 2 P: 11	R: 0 E: 0 K: 1 S: 6	H: 1 LOB: 1 BB: 0 P: 6	R: 0 E: 1 K: 0 S: 4	H: 0 LOB: 1 BB: 0 P: 4		R: 2 E: 0 K: 0 S: 4	H: 1 LOB: 0 BB: 1 P: 8	R: 2 E: 0 K: 1 S: 8	H: 3 LOB: 1 BB: 0 P: 8	R: 0 E: 0 K: 0 S: 4	H: 1 LOB: 1 BB: 0 P: 4	R: 0 E: 0 K: 1 S: 7	H: 2 LOB: 2 BB: 0 P: 7	1B: 7 2B: 2 3B: 1 HR: 1	SF: 0 SAC: 0 DP: 1 HBP: 0	WP: 0 PB: 0 SB: 3 CS: 0
PITCHER	IP WLS BF H R ER SO BB IBB HBP BLK WP HR S P ERA WHIP											IP WLS BF H R ER SO BB IBB HBP BLK WP HR S P ERA WHIP										
Dave Lemanczyk, R ERA: 5.09 (1, 1)	5.0 L 23 4 3 3 2 4 0 0 0 0 0 1 23 39 5.40 1.600																					
Dave LaRoche, L ERA: 3.3 (6, 1)	1.2 8 3 2 2 1 0 0 0 0 0 0 0 10 10 10.80 1.800																					
John Montague, R ERA: 3.22 (7, 1)	1.1 5 1 0 0 0 0 0 0 0 0 0 0 5 5 0.00 0.750																					
Mark Clear, R ERA: 3.81 (9, 1)	1.0 5 2 0 0 1 0 0 0 0 0 0 0 7 7 0.00 2.000																					

Batter	1	2	3	4	5	6	7	8	9	AB R H RBI BB SO LOB	BOTTOM											
Larry Harlow, L OBP: 0.371, SLG: 0.424 (1, 8)	0-0 L4		0-0 1-3		0-0 3-1		0-0 F8		0-0 FC6-4 1B	5 0 1 0 0 0 1	<p>Oakland Athletics @ California Angels Anaheim Stadium, Anaheim, CA</p> <p>Sat Jul 12 1980, 10:05 PM EDT Att: 32,186 - Unknown</p> <p>livebaseballscores.com</p> <p>AB 38 R 4 H 11 RBI 4 BB 1 SO 5 LOB 16</p> 											
Carney Lansford, R OBP: 0.328, SLG: 0.415 (1, 5)	4-0 S 4-3 1B BB		0-0 5-3		0-0 6-3		0-3 K		0-0 FC6-4 1-2 1B	4 1 0 0 1 1 2												
Rod Carew, L OBP: 0.396, SLG: 0.425 (1, 3)	0-0 4-3 1-2 BB		0-0 F8		0-0 F7				0-3 E3 2B	5 1 0 0 0 1 2												
Don Baylor, R OBP: 0.349, SLG: 0.342 (1, 9)	0-0 S 2-H 1B		0-0 L8		0-0 5-3		0-0 6-3		0-0 6-3	4 0 1 1 0 0 1												
Jason Thompson, L OBP: 0.358, SLG: 0.407 (1, 10)		0-0 2B 1B		0-0 HR		0-0 1B		0-0 2-H 1B 2B		0-0 P6		4 2 4 2 0 0 0										
Joe Rudi, R OBP: 0.289, SLG: 0.456 (1, 7)		0-3 K		0-3 K		0-0 G5-4-3 1B		0-0 P6		0-0 P6		4 0 1 0 0 2 2										
Bobby Grich, R OBP: 0.369, SLG: 0.369 (1, 4)		0-0 P4		0-0 1B 2B		0-0 G5-4-3 1-2 1B		0-0 2-H 1B		0-0 P6		4 0 2 1 0 0 3										
Freddie Patek, R OBP: 0.321, SLG: 0.418 (1, 6)		0-0 1-3 2B		0-0 2-3 1B			0-0 4-3		0-0 F8	4 0 2 0 0 0 1												
Tom Donohue, R OBP: 0.211, SLG: 0.247 Dickie Thon, R OBP: 0.308, SLG: 0.353 (9, PH)		0-0 6-3		0-3 K		0-0 E5		0-0 6-3		0-0 6-3		3 0 0 0 0 1 4 1 0 0 0 0 0 0										
Inning Stats	R: 1 E: 0 K: 0 S: 3	H: 1 LOB: 1 BB: 1 P: 7	R: 0 E: 0 K: 1 S: 7	H: 2 LOB: 2 BB: 0 P: 7	R: 0 E: 0 K: 0 S: 3	H: 0 LOB: 0 BB: 0 P: 3	R: 1 E: 0 K: 2 S: 10	H: 3 LOB: 2 BB: 0 P: 10	R: 0 E: 0 K: 0 S: 3	H: 0 LOB: 0 BB: 0 P: 3		R: 0 E: 0 K: 0 S: 4	H: 2 LOB: 1 BB: 0 P: 4	R: 0 E: 1 K: 1 S: 6	H: 0 LOB: 1 BB: 0 P: 6	R: 2 E: 1 K: 0 S: 6	H: 2 LOB: 1 BB: 0 P: 6	R: 0 E: 0 K: 1 S: 6	H: 1 LOB: 1 BB: 0 P: 6	1B: 7 2B: 3 3B: 0 HR: 1	SF: 0 SAC: 0 DP: 1 HBP: 0	WP: 0 PB: 0 SB: 0 CS: 0
PITCHER	IP WLS BF H R ER SO BB IBB HBP BLK WP HR S P ERA WHIP											IP WLS BF H R ER SO BB IBB HBP BLK WP HR S P ERA WHIP										
Mike Norris, R ERA: 2.53 (1, 1)	7.2 W 34 10 4 2 4 1 0 0 0 0 0 1 41 45 2.35 1.435																					
Jeff Jones, R ERA: 2.14 (8, 1)	1.0 4 1 0 0 0 0 0 0 0 0 0 0 4 4 0.00 1.000																					
Craig Minetto, L ERA: (9, 1)	0.1 S 1 0 0 0 1 0 0 0 0 0 0 0 3 3 0.00 0.000																					

Batter	1	2	3	4	5	6	7	8	9	10	11	12	13	14	AB	R	H	RBI	BB	SO	LOB									
Rickey Henderson, R OBP: 0.418, SLG: 0.468 (1, 7)	F2		6-3		2B 1B				F3		4-3		4-3		6	1	1	0	1	0	1									
Dwayne Murphy, L OBP: 0.400, SLG: 0.425 (1, 8)	P4		3-1		3-1 1B 2B	K2-3			F8		4-3			F2	7	1	1	1	0	1	2									
Dave Revering, L OBP: 0.355, SLG: 0.488 (1, 3)	1B		P5		3-1		1-3		2B			FC3-6 BB		4-3	6	0	2	0	1	0	2									
Mitchell Page, L OBP: 0.338, SLG: 0.353 Jeff Newman, R OBP: 0.272, SLG: 0.399 (5, PH)	K			K	FC5-6 1B		G3		IBB		FC3-6 1B 1-2			2B	2	0	0	0	0	2	1									
Wayne Gross, L OBP: 0.367, SLG: 0.433 (1, 5)		1B BB			HR 2B	FC5-6 E 1-2			F8			1B			5	1	2	0	2	1	3									
Tony Armas, R OBP: 0.304, SLG: 0.471 (1, 9)	F8				E6			1-4-3				K		F7	7	1	1	2	0	2	6									
Jim Essian, R OBP: 0.284, SLG: 0.302 (1, 2)			G4-6-3 1B		F6	F8			BB		G6-4-3 1B		F7		5	0	2	0	1	0	4									
Dave McKay, S OBP: 0.231, SLG: 0.254 (1, 6)	G4-6-3 1-2						5-3		K		G6-4-3 1-2			4-3	5	0	0	0	1	1	4									
Jeff Cox, R OBP: 0.289, SLG: 0.238 (1, 4)			3-1 S BB		F8				F8				F9		5	0	0	0	1	1	2									
Inning Stats	R: 0 E: 0 K: 1 S: 6	H: 1 LOB: 1 BB: 0 P: 6	R: 0 E: 0 K: 0 S: 3	H: 1 LOB: 1 BB: 1 P: 7	R: 0 E: 0 K: 0 S: 3	H: 0 LOB: 1 BB: 1 P: 7	R: 2 E: 0 K: 1 S: 7	H: 2 LOB: 1 BB: 1 P: 11	R: 2 E: 0 K: 0 S: 7	H: 3 LOB: 2 BB: 0 P: 7	R: 0 E: 0 K: 2 S: 5	H: 0 LOB: 0 BB: 1 P: 11	R: 0 E: 0 K: 1 S: 5	H: 0 LOB: 0 BB: 0 P: 5	R: 0 E: 0 K: 1 S: 5	H: 1 LOB: 0 BB: 0 P: 8	R: 0 E: 0 K: 1 S: 3	H: 0 LOB: 0 BB: 0 P: 3	R: 0 E: 0 K: 0 S: 3	H: 1 LOB: 1 BB: 1 P: 10	R: 0 E: 0 K: 0 S: 3	H: 0 LOB: 0 BB: 0 P: 3	R: 0 E: 0 K: 0 S: 4	H: 1 LOB: 2 BB: 1 P: 8	R: 0 E: 0 K: 0 S: 4	H: 1 LOB: 2 BB: 1 P: 8	1B: 6 2B: 4 3B: 0 HR: 1	SF: 0 SAC: 0 DP: 2 HBP: 0	WP: 0 PB: 0 SB: 2 CS: 0	PA: 60

PITCHER	IP	WLS	BF	H	R	ER	SO	BB	IBB	HBP	BLK	WP	HR	S	P	ERA	WHIP
Ed Halicki, R ERA: 4.3	4.0		20	6	4	4	2	0	0	0	0	0	0	21	33	9.00	2.250
Andy Hassler, L ERA: 3.95	5.0		21	2	0	0	4	2	1	0	0	0	0	26	38	0.00	0.800
Mark Clear, R ERA: 3.85	4.0		14	2	0	0	2	1	0	0	0	0	0	17	21	0.00	0.750
John Montague, R ERA: 3.15	1.0	W	5	1	0	0	0	0	1	0	0	0	0	4	8	0.00	1.000

Batter	1	2	3	4	5	6	7	8	9	10	11	12	13	14	AB	R	H	RBI	BB	SO	LOB	
Larry Harlow, L OBP: 0.383, SLG: 0.435 (1, 9)					P3										3	1	2	0	2	0	0	
Joe Rudi, R OBP: 0.291, SLG: 0.456 (11, PH)			SH5-3 SF8 2B				SH1-4 BB		FC5-2 BB						0	0	0	0	1	0	0	
Rick Miller, L OBP: 0.333, SLG: 0.312 (12, 9)	CS 1B						SH1-4		SH 1B						1	0	0	0	0	0	0	
Carney Lansford, R OBP: 0.329, SLG: 0.413 (1, 5)	K 1-2		SH5-3 BB		F7				FC5-2 1B						4	0	1	0	1	1	1	
Rod Carew, L OBP: 0.395, SLG: 0.423 (1, 3)	CS 1B		SH5-3				L6		FC5-2 1B						6	0	2	0	0	2	3	
Don Baylor, R OBP: 0.346, SLG: 0.338 (1, 7)	CS 1-2		SH5-3 SF8				6-3		FC5-2						5	1	1	1	1	0	5	
Jason Thompson, L OBP: 0.360, SLG: 0.400 (1, 10)		1B BB					5-3		F7						4	1	0	0	3	1	4	
Bobby Grich, R OBP: 0.378, SLG: 0.395 (1, 4)		1B BB													7	2	5	2	0	2	2	
Bobby Clark, R OBP: 0.232, SLG: 0.297 (1, 8)		1B BB													5	0	1	1	1	2	1	
Bert Campaneris, R OBP: 0.211, SLG: 0.241 (1, 6)		1B BB													6	0	1	1	0	0	3	
Tom Donohue, R OBP: 0.206, SLG: 0.242 Dickie Thorn, R OBP: 0.306, SLG: 0.350 Stan Citum, R OBP: 0.162, SLG: 0.222 (12, 2)		1B BB													4	0	0	0	0	0	4	
Inning Stats	R: 0 E: 0 K: 1 S: 5	H: 2 LOB: 0 BB: 0 P: 5	R: 1 E: 0 K: 0 S: 5	H: 2 LOB: 2 BB: 1 P: 9	R: 1 E: 0 K: 1 S: 6	H: 1 LOB: 2 BB: 2 P: 14	R: 0 E: 0 K: 0 S: 7	H: 0 LOB: 0 BB: 0 P: 3	R: 0 E: 0 K: 0 S: 5	H: 0 LOB: 2 BB: 2 P: 11	R: 1 E: 1 K: 1 S: 4	H: 1 LOB: 0 BB: 0 P: 4	R: 0 E: 0 K: 2 S: 6	H: 1 LOB: 1 BB: 1 P: 10	R: 0 E: 0 K: 1 S: 3	H: 0 LOB: 0 BB: 0 P: 3	R: 1 E: 0 K: 0 S: 3	H: 2 LOB: 2 BB: 1 P: 7	1B: 10 2B: 3 3B: 0 HR: 1	SF: 1 SAC: 3 DP: 1 HBP: 0	WP: 0 PB: 0 SB: 1 CS: 2	PA: 61

PITCHER	IP	WLS	BF	H	R	ER	SO	BB	IBB	HBP	BLK	WP	HR	S	P	ERA	WHIP
Steve McCatty, R ERA: 5.21	5.2		26	7	3	3	4	4	0	0	0	0	0	30	46	4.76	1.941
Jeff Jones, R ERA: 2.1	0.2		3	0	0	0	0	1	0	0	0	0	0	2	6	0.00	1.500
Craig Minetto, L ERA: 3.32	0.2		3	0	0	0	0	1	0	0	0	0	0	2	6	0.00	0.000
Matt Keough, R ERA: 3.32	1.2		8	2	1	1	0	1	0	0	0	0	1	7	11	5.40	1.800
Bob Lacey, L ERA: 3.7	3.1		13	2	0	0	4	1	0	0	0	0	0	20	24	0.00	0.900
Dave Hamilton, L ERA: 11.93	1.1															6.75	1.500
Alan Wirth, R ERA: 4.5	0.0															∞	∞

Oakland Athletics @ California Angels
 Anaheim Stadium, Anaheim, CA
 Sun Jul 13 1980, 6:33 AM EDT
 Att. 24,393 - Sunny

livebaseballscorecards.com

AB 52
 R 4
 H 11
 RBI 4
 BB 8
 SO 8
 LOB 26



Oakland Athletics @ California Angels
 Anaheim Stadium, Anaheim, CA
 Sun Jul 13 1980, 6:33 AM EDT
 Att. 24,393 - Sunny

livebaseballscorecards.com

AB 47
 R 5
 H 13
 RBI 5
 BB 9
 SO 8
 LOB 23



Batter	1	2	3	4	5	6	7	8	9	AB	R	H	RBI	BB	SO	LOB	TOP								
Rickey Henderson, R OBP: 0.421, SLG: 0.420 (1,7)										3	2	2	3	1	0	0	Oakland Athletics @ California Angels Anaheim Stadium, Anaheim, CA Mon Jul 14 1980, 10:05 PM EDT Att: 31,375 - Unknown livebaseballscorecards.com								
Dwayne Murphy, L OBP: 0.396, SLG: 0.426 (1,8)										4	0	1	2	0	0	1									
Dave Revere, L OBP: 0.350, SLG: 0.480 (1,3)										4	0	0	0	0	2	1									
Wayne Gross, L OBP: 0.361, SLG: 0.425 Dave McKay, S OBP: 0.231, SLG: 0.254 (8,5)										4	0	0	0	0	0	0									
Mitchell Page, L OBP: 0.333, SLG: 0.346 (1,10)										4	0	0	0	0	1	0									
Tony Armas, R OBP: 0.300, SLG: 0.465 (1,9)										4	0	0	0	0	2	0									
Jeff Newman, R OBP: 0.272, SLG: 0.396 (1,2)										4	1	1	0	0	0	0									
Rob Picciolo, R OBP: 0.257, SLG: 0.345 (1,6)										4	1	1	0	0	1	0									
Jeff Cox, R OBP: 0.298, SLG: 0.273 (1,4)										2	2	1	0	0	0	0									
Inning Stats	R: 0 E: 0 K: 0 S: 3	H: 0 LOB: 0 BB: 0 P: 3	R: 0 E: 0 K: 1 S: 5	H: 0 LOB: 0 BB: 0 P: 5	R: 2 E: 0 K: 0 S: 5	H: 2 LOB: 1 BB: 1 P: 9	R: 0 E: 0 K: 0 S: 3	H: 0 LOB: 0 BB: 0 P: 3	R: 4 E: 1 K: 1 S: 9	H: 3 LOB: 0 BB: 0 P: 9	R: 0 E: 0 K: 2 S: 7	H: 0 LOB: 0 BB: 0 P: 7	R: 0 E: 0 K: 0 S: 4	H: 1 LOB: 1 BB: 0 P: 4	R: 0 E: 0 K: 1 S: 5	H: 0 LOB: 0 BB: 0 P: 5		R: 0 E: 0 K: 1 S: 5	H: 0 LOB: 0 BB: 0 P: 5	1B: 3 2B: 2 3B: 0 HR: 1	SF: 0 SAC: 1 DP: 0 HBP: 0	WP: 0 PB: 0 SB: 1 CS: 0	PA: 35		
PITCHER	IP	WLS	BF	H	R	ER	SO	BB	IBB	HBP	BLK	WP	HR	S	P	ERA	WHIP								
Bruce Kison, R ERA: 4.91 (1,1)	4.0	L	19	5	6	6	1	1	0	0	0	0	1	20	24	13.50	1.500								
Dave LaRoche, L ERA: 3.08 (5,1)	4.0		13	1	0	0	4	0	0	0	0	0	0	21	21	0.00	0.250								
Freddie Martinez, R ERA: 5.36 (9,1)	1.0		3	0	0	0	1	0	0	0	0	0	0	5	5	0.00	0.000								

Batter	1	2	3	4	5	6	7	8	9	AB	R	H	RBI	BB	SO	LOB	BOTTOM								
Larry Harlow, L OBP: 0.388, SLG: 0.433 Stan Cliburn, R OBP: 0.162, SLG: 0.222 (1,8)										3	1	1	0	2	0	2	Oakland Athletics @ California Angels Anaheim Stadium, Anaheim, CA Mon Jul 14 1980, 10:05 PM EDT Att: 31,375 - Unknown livebaseballscorecards.com								
Carney Lansford, R OBP: 0.327, SLG: 0.407 (1,5)										4	0	0	1	1	0	2									
Rod Carew, L OBP: 0.395, SLG: 0.423 (1,3)										5	1	2	0	0	0	3									
Don Baylor, R OBP: 0.337, SLG: 0.327 (1,9)										5	0	0	0	0	1	3									
Jason Thompson, L OBP: 0.365, SLG: 0.418 (1,10)										4	1	3	3	0	0	1									
Joe Rudi, R OBP: 0.290, SLG: 0.453 (1,7)										4	0	1	0	0	0	2									
Bobby Grich, R OBP: 0.383, SLG: 0.396 (1,4)										2	1	1	0	2	0	1									
Bert Campaneris, R OBP: 0.217, SLG: 0.246 Rick Miller, L OBP: 0.332, SLG: 0.310 (8, PH)										3	0	1	0	0	1	2									
Tom Donohue, R OBP: 0.208, SLG: 0.243 Freddie Patek, R OBP: 0.319, SLG: 0.416 (8, PH)										3	0	1	0	0	0	2									
Inning Stats	R: 3 E: 0 K: 0 S: 7	H: 4 LOB: 1 BB: 0 P: 7	R: 0 E: 0 K: 0 S: 3	H: 0 LOB: 1 BB: 1 P: 7	R: 0 E: 0 K: 0 S: 3	H: 1 LOB: 0 BB: 0 P: 3	R: 1 E: 0 K: 0 S: 5	H: 2 LOB: 3 BB: 2 P: 13	R: 0 E: 0 K: 1 S: 6	H: 1 LOB: 2 BB: 1 P: 10	R: 0 E: 0 K: 0 S: 3	H: 1 LOB: 1 BB: 0 P: 3	R: 0 E: 0 K: 0 S: 4	H: 1 LOB: 1 BB: 0 P: 4	R: 0 E: 0 K: 1 S: 5	H: 0 LOB: 1 BB: 1 P: 9		R: 0 E: 0 K: 1 S: 5	H: 0 LOB: 0 BB: 0 P: 5	1B: 9 2B: 0 3B: 0 HR: 1	SF: 0 SAC: 0 DP: 2 HBP: 0	WP: 0 PB: 0 SB: 0 CS: 0	PA: 40		
PITCHER	IP	WLS	BF	H	R	ER	SO	BB	IBB	HBP	BLK	WP	HR	S	P	ERA	WHIP								
Rick Langford, R ERA: 3.41 (1,1)	9.0	W	40	10	4	4	3	5	0	0	0	0	1	41	61	4.00	1.667								

Batter	1	2	3	4	5	6	7	8	9	AB	R	H	RBI	BB	SO	LOB	TOP										
Rick Peters, S (1, 8) OBP: 0.385, SLG: 0.399	F9			E 1B		WP 1B	FC4-6 2B		F5	5	2	3	0	0	0	0											
Alan Trammell, R (1, 6) OBP: 0.388, SLG: 0.428	K			K		1B	FC4-6 1B		F8	5	1	2	0	0	2	1											
Steve Kemp, L (1, 7) OBP: 0.391, SLG: 0.423	F7			F7		1B	FC4-6		K	5	1	1	1	0	1	3											
Richie Hebner, L (1, 3) OBP: 0.372, SLG: 0.495		F4				HR 1B	4-3			4	1	2	2	0	0	2											
Champ Summers, L (1, 10) OBP: 0.411, SLG: 0.503										2	0	0	0	0	2	1											
Lance Parrish, R (6, PH) OBP: 0.303, SLG: 0.467	K			K		HR				2	2	2	3	0	0	0											
Al Cowens, R (1, 9) OBP: 0.315, SLG: 0.341	F8					F9	F4		4-3 2B	4	0	0	0	0	0	1											
John Wockenfuss, R (1, 2) OBP: 0.410, SLG: 0.494			K			F5	2B		6-3	4	0	1	0	0	1	1											
Tom Brookens, R (1, 5) OBP: 0.340, SLG: 0.415			K			F8	F3		FC6-4 1B	4	0	1	1	0	1	1											
Lou Whitaker, L (1, 4) OBP: 0.342, SLG: 0.256			K			F7	F5		FC6-4	4	0	0	0	0	1	1											
Inning Stats	R: 0 E: 0 K: 1 S: 5	H: 0 LOB: 0 BB: 0 P: 5	R: 0 E: 0 K: 1 S: 5	H: 0 LOB: 0 BB: 0 P: 5	R: 0 E: 0 K: 3 S: 9	H: 0 LOB: 0 BB: 0 P: 9	R: 1 E: 1 K: 2 S: 9	H: 2 LOB: 1 BB: 0 P: 9	R: 0 E: 0 K: 0 S: 3	H: 0 LOB: 0 BB: 0 P: 3	R: 5 E: 0 K: 0 S: 9	H: 6 LOB: 1 BB: 0 P: 9	R: 0 E: 0 K: 0 S: 5	H: 2 LOB: 2 BB: 0 P: 5	R: 1 E: 0 K: 0 S: 5	H: 2 LOB: 1 BB: 0 P: 5	R: 0 E: 0 K: 1 S: 5	H: 0 LOB: 0 BB: 0 P: 5	1B: 8 2B: 3 3B: 0 HR: 1	SF: 0 SAC: 0 DP: 0 HBP: 0	WP: 1 PA: 39						
PITCHER	IP	WLS	BF	H	R	ER	SO	BB	IBB	HBP	BLK	WP	HR	S	P	ERA	WHIP										
Brian Kingman, R (1, 1) ERA: 3.61	5.1	L	21	5	4	3	7	0	0	0	0	1	0	35	35	5.06	0.938										
Craig Minetto, L (6, 1) ERA: 9.0	0.0		1	1	0	0	0	0	0	0	0	0	0	1	1	∞	∞										
Jeff Jones, R (6, 1) ERA: 2.31	0.2		4	2	2	2	0	0	0	0	0	0	1	4	4	27.00	3.000										
Rich Bordi, R (7, 1) ERA: 4.5	2.0		10	4	1	1	0	0	0	0	0	0	0	10	10	4.50	2.000										
Dave Beard, R (9, 1) ERA:	1.0		3	0	0	0	1	0	0	0	0	0	0	5	5	0.00	0.000										

Detroit Tigers @ Oakland Athletics
Oakland-Alameda County Coliseum, Oakland, CA

Wed Jul 16 1980, 7:05 PM PDT
Att: 7,413 - Unknown

AB 39
R 7
H 12
RBI 7
BB 0
SO 8
LOB 11



Batter	1	2	3	4	5	6	7	8	9	AB	R	H	RBI	BB	SO	LOB	BOTTOM										
Rickey Henderson, R (1, 7) OBP: 0.419, SLG: 0.418	2-3		F9			5-3		1-2 1B		4	0	1	0	0	0	0											
Dwayne Murphy, L (1, 8) OBP: 0.394, SLG: 0.420	F7		K			F9		K		4	0	0	0	0	2	2											
Wayne Gross, L (1, 5) OBP: 0.355, SLG: 0.417	4-3		K			4-3			G3	4	0	0	0	0	1	0											
Tony Armas, R (1, 9) OBP: 0.300, SLG: 0.461		SH1-3 1B BB		K				K	F8	3	1	0	0	1	2	0											
Mitchell Page, L (1, 10) OBP: 0.328, SLG: 0.340		F8		F4		4-3			F8	4	0	0	0	0	0	1											
Jeff Newman, R (1, 3) OBP: 0.272, SLG: 0.393		SH1-3 1B BB		K				F9		2	1	0	0	1	1	0											
Mike Heath, R (1, 2) OBP: 0.253, SLG: 0.282		SH1-3				5-3		F9		2	0	0	0	0	0	0											
Mario Guerrero, R (1, 6) OBP: 0.257, SLG: 0.290		FC4 1B				5-3		1B 1B		3	0	2	2	0	0	0											
Jeff Cox, R (1, 4) OBP: 0.286, SLG: 0.261		FC4				F4		F6		2	0	0	0	0	0	1											
Mike Davis, L (8, PH) OBP: 0.242, SLG: 0.311										1	0	0	0	0	0	1											
Dave McKay, S (9, 4) OBP: 0.231, SLG: 0.254										0	0	0	0	0	0	0											
Inning Stats	R: 0 E: 0 K: 0 S: 3	H: 0 LOB: 0 BB: 0 P: 3	R: 2 E: 0 K: 0 S: 4	H: 1 LOB: 1 BB: 2 P: 12	R: 0 E: 0 K: 2 S: 7	H: 0 LOB: 0 BB: 0 P: 7	R: 0 E: 0 K: 2 S: 7	H: 0 LOB: 0 BB: 0 P: 7	R: 0 E: 0 K: 0 S: 3	H: 0 LOB: 0 BB: 0 P: 3	R: 0 E: 0 K: 0 S: 3	H: 0 LOB: 0 BB: 0 P: 3	R: 0 E: 0 K: 1 S: 5	H: 0 LOB: 0 BB: 0 P: 5	R: 0 E: 0 K: 1 S: 7	H: 2 LOB: 2 BB: 0 P: 7	R: 0 E: 0 K: 0 S: 3	H: 0 LOB: 0 BB: 0 P: 3	1B: 3 2B: 0 3B: 0 HR: 0	SF: 0 SAC: 1 DP: 0 HBP: 0	WP: 0 PA: 32						
PITCHER	IP	WLS	BF	H	R	ER	SO	BB	IBB	HBP	BLK	WP	HR	S	P	ERA	WHIP										
Milt Wilcox, R (1, 1) ERA: 3.69	3.0		12	1	2	2	2	2	0	0	0	0	0	14	22	6.00	1.000										
Roger Weaver, R (4, 1) ERA: 1.35	6.0	W	20	2	0	0	4	0	0	0	0	0	0	28	28	0.00	0.333										

Detroit Tigers @ Oakland Athletics
Oakland-Alameda County Coliseum, Oakland, CA

Wed Jul 16 1980, 7:05 PM PDT
Att: 7,413 - Unknown

AB 29
R 2
H 3
RBI 2
BB 2
SO 6
LOB 5



Batter	1	2	3	4	5	6	7	8	9	AB	R	H	RBI	BB	SO	LOB	TOP					
Miguel Dilone, S OBP: 0.385, SLG: 0.427 (1, 7)	F4		G1			F7		4-3		4	0	0	0	0	0	2						
Jorge Orta, L OBP: 0.415, SLG: 0.410 Dave Rosello, R OBP: 0.258, SLG: 0.321 (1, 9)	K			3-1		4-3		F8		3	0	0	0	0	1	1						
Mike Hargrove, L OBP: 0.306, SLG: 0.413 (1, 3)	F6			4-3				3-1		4	0	1	1	0	0	0						
Toby Harrah, R OBP: 0.385, SLG: 0.375 Joe Charboneau, R OBP: 0.351, SLG: 0.446 (1, 5)		F5		K		K		F2		3	0	0	0	0	2	1						
Ron Hassey, L OBP: 0.366, SLG: 0.407 Gary Alexander, R OBP: 0.272, SLG: 0.389 (1, 2)	E4					4-3				3	0	1	0	0	0	0						
Gary Gray, R OBP: 0.429, SLG: 0.833 (1, 10)	G5-4-3					E5		K		3	0	0	0	0	1	2						
Jack Brohamer, L OBP: 0.328, SLG: 0.333 (1, 4)			4-3			F8		G3-6-1		3	0	0	0	0	0	2						
Rick Manning, L OBP: 0.326, SLG: 0.246 (1, 8)			F8			F4		1-3		3	0	0	0	0	0	1						
Jerry Dybzinski, R OBP: 0.250, SLG: 0.295 (1, 6)								F4		3	1	2	0	0	0	0						
Inning Stats	R: 0 E: 0 K: 1 S: 5	H: 0 LOB: 0 BB: 0 P: 5	R: 0 E: 1 K: 0 S: 3	H: 0 LOB: 0 BB: 0 P: 3	R: 0 E: 0 K: 0 S: 4	H: 1 LOB: 1 BB: 0 P: 4	R: 0 E: 0 K: 1 S: 5	H: 0 LOB: 0 BB: 0 P: 5	R: 0 E: 1 K: 0 S: 4	H: 0 LOB: 1 BB: 0 P: 4	R: 1 E: 0 K: 1 S: 7	H: 2 LOB: 1 BB: 0 P: 7	R: 0 E: 0 K: 1 S: 5	H: 1 LOB: 0 BB: 0 P: 5	R: 0 E: 0 K: 0 S: 3	H: 0 LOB: 0 BB: 0 P: 3	R: 0 E: 0 K: 0 S: 3	H: 0 LOB: 0 BB: 0 P: 3	1B: 4 2B: 0 3B: 0 HR: 0	SF: 0 SAC: 0 DP: 2 HBP: 0	WP: 0 PB: 0 SB: 1 CS: 0	PA: 31
PITCHER Mike Norris, R ERA: 2.44 (1, 1)	IP: 9.0 WLS: W BF: 31 H: 4 R: 1 ER: 1 SO: 4 BB: 0 IBB: 0 HBP: 0 BLK: 0 WP: 0 HR: 0 S: 39 P: 39 ERA: 1.00 WHIP: 0.444															PITCHER						

Cleveland Indians @ Oakland Athletics
Oakland-Alameda County Coliseum, Oakland, CA
Fri Jul 18, 1980, 7:05 PM PDT
Att: 5,912 - Unknown

AB 31
R 1
H 4
RBI 1
BB 0
SO 4
LOB 9



Batter	1	2	3	4	5	6	7	8	9	AB	R	H	RBI	BB	SO	LOB	BOTTOM			
Rickey Henderson, R OBP: 0.411, SLG: 0.408 (1, 7)	F9		K			F7		F8		4	0	0	0	0	1	1				
Dwayne Murphy, L OBP: 0.394, SLG: 0.427 (1, 8)	F6		WP BB			HR		K		3	1	1	1	1	1	0				
Mike Davis, L OBP: 0.235, SLG: 0.288 Jeff Newman, R OBP: 0.278, SLG: 0.393 (1, 3)	6-3		6-3			HR		5-3 BB		2	0	0	0	0	0	1				
Tony Armas, R OBP: 0.304, SLG: 0.494 (1, 9)		6-3				HR		5-3		4	2	2	3	0	0	1				
Wayne Gross, L OBP: 0.357, SLG: 0.417 Dave McKay, S OBP: 0.230, SLG: 0.252 (1, 5)		HR				F8		L4		3	1	1	0	0	0	0				
Mitchell Page, L OBP: 0.335, SLG: 0.375 (1, 10)		K				S		HR		4	3	3	2	0	1	1				
Jim Essian, R OBP: 0.292, SLG: 0.340 (1, 2)		HR				1B		HR		4	1	2	3	0	0	0				
Mario Guerrero, R OBP: 0.254, SLG: 0.286 (1, 6)		HR				4-3		5-3		4	0	0	0	0	0	1				
Jeff Cox, R OBP: 0.268, SLG: 0.245 (1, 4)		F8				4-3		5-3		4	0	1	0	0	0	1				
Inning Stats	R: 0 E: 0 K: 0 S: 3	H: 0 LOB: 0 BB: 0 P: 3	R: 2 E: 0 K: 1 S: 7	H: 2 LOB: 0 BB: 0 P: 7	R: 0 E: 0 K: 1 S: 5	H: 0 LOB: 1 BB: 1 P: 9	R: 2 E: 0 K: 0 S: 6	H: 3 LOB: 1 BB: 0 P: 6	R: 4 E: 0 K: 0 S: 7	H: 4 LOB: 0 BB: 0 P: 7	R: 0 E: 0 K: 0 S: 3	H: 1 LOB: 0 BB: 0 P: 3	R: 0 E: 0 K: 2 S: 7	H: 0 LOB: 1 BB: 1 P: 11	R: 1 E: 0 K: 0 S: 4	H: 1 LOB: 0 BB: 0 P: 4	1B: 5 2B: 0 3B: 0 HR: 6	SF: 0 SAC: 0 DP: 0 HBP: 0	WP: 1 PB: 0 SB: 1 CS: 1	PA: 36
PITCHER Dan Spillner, R ERA: 5.7 Bob Ovchinko, L ERA: 5.85 Sandy Whitel, R ERA: 4.5 (1, 1)	IP: 4.1 WLS: L BF: 20 H: 4 R: 3 ER: 3 SO: 2 BB: 1 IBB: 0 HBP: 0 BLK: 0 WP: 1 HR: 3 S: 23 P: 27 ERA: 10.38 WHIP: 1.615															PITCHER				

Cleveland Indians @ Oakland Athletics
Oakland-Alameda County Coliseum, Oakland, CA
Fri Jul 18, 1980, 7:05 PM PDT
Att: 5,912 - Unknown

AB 34
R 9
H 11
RBI 9
BB 2
SO 4
LOB 7



Batter	1	2	3	4	5	6	7	8	9	AB	R	H	RBI	BB	SO	LOB	TOP		
Miguel Dilone, S OBP: 0.378, SLG: 0.419	1-3		4-3		6-3			F7		4	0	0	0	0	0	1	Cleveland Indians @ Oakland Athletics Oakland-Alameda County Coliseum, Oakland, CA Sat Jul 19 1980, 3:33 AM PDT Att. 6,506 - Unknown - 68 F		
Jorge Orta, L OBP: 0.410, SLG: 0.404	K		F8			F6		F9		4	0	0	0	0	1				
Mike Hargrove, L OBP: 0.307, SLG: 0.412	BB			1B		F5		F7		3	0	1	0	1	0	0			
Toby Harrah, R OBP: 0.380, SLG: 0.370	K			F2		5-3			F5	4	0	0	0	0	1	2			
Ron Hassey, L OBP: 0.364, SLG: 0.404		F8					F7		F8	4	0	1	0	0	0	0			
Gary Gray, R OBP: 0.384, SLG: 0.600		F9		K			WP BB		F9	4	0	1	0	0	1	2			
Jack Brohamer, L OBP: 0.320, SLG: 0.324			4-3				F8			3	0	0	0	0	0	3			
Rick Manning, L OBP: 0.326, SLG: 0.244			4-3		E8			WP		2	0	0	0	1	0	0			
Jerry Dybzinski, R OBP: 0.252, SLG: 0.303			4-3		L1-4			BB		3	0	1	0	0	0	3			
Inning Stats	R: 0 E: 0 K: 2 S: 7	H: 0 LOB: 1 BB: 1 P: 11	R: 0 E: 0 K: 0 S: 3	H: 0 LOB: 0 BB: 0 P: 3	R: 0 E: 0 K: 0 S: 4	H: 1 LOB: 1 BB: 0 P: 4	R: 0 E: 0 K: 1 S: 7	H: 2 LOB: 2 BB: 0 P: 7	R: 0 E: 1 K: 0 S: 3	H: 0 LOB: 0 BB: 0 P: 3	R: 0 E: 0 K: 0 S: 4	H: 1 LOB: 2 BB: 1 P: 8	R: 0 E: 0 K: 0 S: 3	H: 0 LOB: 0 BB: 0 P: 3	R: 0 E: 0 K: 0 S: 3	H: 0 LOB: 0 BB: 0 P: 3	1B: 3 2B: 2 3B: 0 HR: 0	SF: 0 SAC: 0 DP: 1 HBP: 0	WP: 1 PA: 33 PB: 0 SB: 0 CS: 0
PITCHER Steve McCatty, R ERA: 4.81	IP: 9.0 WLS: W BF: 33 H: 4 R: 0 ER: 0 SO: 3 BB: 2 IBB: 0 HBP: 0 BLK: 0 WP: 1 HR: 0 S: 37 P: 45 ERA: 0.00 WHIP: 0.667																		

Batter	1	2	3	4	5	6	7	8	9	AB	R	H	RBI	BB	SO	LOB	BOTTOM		
Rickey Henderson, R OBP: 0.412, SLG: 0.412	CS		F8			F7		SF8		4	1	2	0	0	0	1	Cleveland Indians @ Oakland Athletics Oakland-Alameda County Coliseum, Oakland, CA Sat Jul 19 1980, 3:33 AM PDT Att. 6,506 - Unknown - 68 F		
Dwayne Murphy, L OBP: 0.397, SLG: 0.425	G6-4-3			F9		FC5-4		S		1	1	0	0	3	0	0			
Jim Essian, R OBP: 0.282, SLG: 0.330	G6-4-3			6-3		FC5-4		S		3	0	0	1	0	0	2			
Tony Armas, R OBP: 0.306, SLG: 0.493		4-3		FC5-4		1-3		2-3 3-H		3	0	1	1	1	0	0			
Jeff Newman, R OBP: 0.278, SLG: 0.392		6-3		FC5-4				1-H 3-H		3	0	1	0	0	0	1			
Mike Heath, R OBP: 0.250, SLG: 0.278		F3			4-3		F9			3	0	0	0	0	0	1			
Mario Guerrero, R OBP: 0.251, SLG: 0.282			5-3		F4		F9			3	0	0	0	0	0	1			
Dave McKay, S OBP: 0.232, SLG: 0.254					6-3			F8		3	0	1	0	0	0	0			
Jeff Cox, R OBP: 0.271, SLG: 0.236			F7			6-3		2B		2	1	0	0	1	0	1			
Inning Stats	R: 0 E: 0 K: 0 S: 2	H: 1 LOB: 0 BB: 1 P: 6	R: 0 E: 0 K: 0 S: 3	H: 0 LOB: 0 BB: 0 P: 3	R: 0 E: 0 K: 0 S: 4	H: 1 LOB: 1 BB: 0 P: 4	R: 0 E: 0 K: 0 S: 3	H: 0 LOB: 1 BB: 1 P: 7	R: 0 E: 0 K: 0 S: 4	H: 0 LOB: 0 BB: 0 P: 3	R: 0 E: 0 K: 0 S: 3	H: 1 LOB: 1 BB: 0 P: 4	R: 3 E: 0 K: 0 S: 4	H: 2 LOB: 1 BB: 2 P: 12	R: 0 E: 0 K: 0 S: 4	H: 0 LOB: 0 BB: 0 P: 3	1B: 4 2B: 1 3B: 0 HR: 0	SF: 1 SAC: 0 DP: 1 HBP: 0	WP: 0 PA: 31 PB: 0 SB: 2 CS: 1
PITCHER Rick Waits, L ERA: 4.86	IP: 8.0 WLS: L BF: 31 H: 5 R: 3 ER: 3 SO: 0 BB: 5 IBB: 0 HBP: 0 BLK: 0 WP: 0 HR: 0 S: 26 P: 46 ERA: 3.38 WHIP: 1.250																		

Batter	1	2	3	4	5	6	7	8	9	10	11	12	13	14	AB	R	H	RBI	BB	SO	LOB	TOP
Miguel Dilone, S OBP: 0.373, SLG: 0.413 (1, 7)	4-3			4-3		1-3			1B HR	4-3			F8		6	1	1	1	0	0	1	
Jorge Orta, L OBP: 0.403, SLG: 0.396 (1, 9)	G3			3-1			L8		F2			F8	F8		6	0	0	0	0	0	2	
Mike Hargrove, L OBP: 0.406, SLG: 0.410 (1, 3)	F9			F9			F7		HR			F5	FC6-4 1B		6	1	2	0	0	0	0	
Toby Harrah, R OBP: 0.380, SLG: 0.379 (1, 5)		1-3			5-3				HR			WP 1B	FC6-4 1B		6	1	2	4	0	0	1	
Ron Hassey, L OBP: 0.364, SLG: 0.399 (1, 2)	4-3								HR			1B			5	0	1	0	1	0	0	
Gary Gray, R OBP: 0.235, SLG: 0.375 (1, 10)	F9				1B				F3	F6		1B			6	0	0	0	0	2	3	
Jack Brohamer, L OBP: 0.305, SLG: 0.308 (1, 4)			F7		G3				F8	5-3		F9			6	0	0	0	0	1	1	
Rick Manning, L OBP: 0.328, SLG: 0.247 (1, 8)	4-3			4-3					1B			3-1			5	1	2	0	0	0	0	
Jerry Dybzinski, R OBP: 0.248, SLG: 0.299 Alan Bannister, R OBP: 0.273, SLG: 0.270 Dave Rosello, R OBP: 0.250, SLG: 0.310 (1, 6)	F4				K				E6 1B HR	F8		F7			2	0	0	0	0	1	0	
Inning Stats	R: 0 H: 0 E: 0 LOB: 0 K: 0 BB: 0 S: 3 P: 3	R: 0 H: 0 E: 0 LOB: 0 K: 0 BB: 0 S: 3 P: 3	R: 0 H: 0 E: 0 LOB: 0 K: 0 BB: 0 S: 3 P: 3	R: 0 H: 0 E: 0 LOB: 0 K: 0 BB: 0 S: 3 P: 3	R: 0 H: 1 E: 0 LOB: 1 K: 1 BB: 0 S: 6 P: 6	R: 0 H: 0 E: 0 LOB: 0 K: 1 BB: 0 S: 5 P: 5	R: 0 H: 0 E: 0 LOB: 0 K: 0 BB: 0 S: 3 P: 3	R: 0 H: 0 E: 0 LOB: 0 K: 0 BB: 0 S: 3 P: 3	R: 5 H: 4 E: 1 LOB: 0 K: 0 BB: 0 S: 8 P: 8	R: 0 H: 1 E: 0 LOB: 1 K: 0 BB: 0 S: 4 P: 4	R: 0 H: 1 E: 0 LOB: 2 K: 0 BB: 1 S: 4 P: 8	R: 0 H: 0 E: 0 LOB: 0 K: 0 BB: 0 S: 3 P: 3	R: 0 H: 1 E: 0 LOB: 1 K: 0 BB: 0 S: 4 P: 4	R: 0 H: 0 E: 0 LOB: 0 K: 2 BB: 0 S: 7 P: 7	1B: 7 SF: 0 2B: 0 SAC: 0 3B: 0 DP: 0 HR: 1 HBP: 0	WP: 1 PA: 52 PB: 0 SB: 0 CS: 0						
PITCHER Rick Langford, R ERA: 3.34 (1, 1)	IP 14.0 WLS 52 BF 8 H 5 ER 4 SO 4 BB 0 IBB 1 HBP 0 BLK 0 WP 1 HR 1 S 59 P 63 ERA 2.57 WHIP 0.571	PITCHER IP WLS BF H R ER SO BB IBB HBP BLK WP HR S P ERA WHIP																				

Cleveland Indians @ Oakland Athletics
Oakland-Alameda County Coliseum, Oakland, CA
Sun Jul 20 1980, 3:33 AM PDT
Att: 10,606 - Unknown - 72 F

AB	51
R	5
H	8
RBI	5
BB	1
SO	4
LOB	10



Batter	1	2	3	4	5	6	7	8	9	10	11	12	13	14	AB	R	H	RBI	BB	SO	LOB	BOTTOM
Rickey Henderson, R OBP: 0.413, SLG: 0.421 (1, 7)	F2			HR			4-3			BB HBP		F7			5	1	2	2	0	0	0	
Dwayne Murphy, L OBP: 0.394, SLG: 0.419 (1, 8)	1-3		5-3		G3		1-3			BB HBP		K			5	0	0	0	1	1	1	
Jim Essian, R OBP: 0.276, SLG: 0.349 (1, 2)	F9					6-3	F7			BB		F4			6	1	1	1	0	0	3	
Tony Armas, R OBP: 0.304, SLG: 0.486 (1, 9)		5-3		HR		HR	6-3			K		K			5	1	0	0	1	3	3	
Jeff Newman, R OBP: 0.280, SLG: 0.403 (1, 3)	F9			F5		BB	6-3			K		K			6	1	2	2	0	2	3	
Mike Heath, R OBP: 0.295, SLG: 0.283 Michell Page, L OBP: 0.337, SLG: 0.375 (1, 10)	1B			5-3		HR			SH5-4 1B			K			4	0	2	0	0	1	0	
Mario Guerrero, R OBP: 0.252, SLG: 0.287 Wayne Gross, L OBP: 0.353, SLG: 0.412 (1, 6)	K					SH5-3 1B	G6-4-3 1B		SH5-4 1B			K			0	1	0	0	1	0	0	
Dave McKay, S OBP: 0.237, SLG: 0.252 (10, 6)	F4				SH5-3		4-3			K		F9			5	0	1	1	0	1	1	
Jeff Cox, R OBP: 0.268, SLG: 0.220 (1, 4)	F9				1-3		F9			BB HBP		K			4	0	0	0	1	1	1	
Inning Stats	R: 0 H: 0 E: 0 LOB: 0 K: 0 BB: 0 S: 3 P: 3	R: 0 H: 1 E: 0 LOB: 1 K: 1 BB: 0 S: 6 P: 6	R: 1 H: 1 E: 0 LOB: 0 K: 0 BB: 0 S: 4 P: 4	R: 1 H: 1 E: 0 LOB: 0 K: 1 BB: 0 S: 6 P: 6	R: 1 H: 2 E: 0 LOB: 1 K: 0 BB: 0 S: 5 P: 5	R: 2 H: 2 E: 0 LOB: 0 K: 0 BB: 1 S: 4 P: 8	R: 0 H: 0 E: 0 LOB: 0 K: 0 BB: 0 S: 3 P: 3	R: 0 H: 0 E: 0 LOB: 0 K: 0 BB: 0 S: 3 P: 3	R: 0 H: 1 E: 0 LOB: 1 K: 1 BB: 0 S: 6 P: 6	R: 0 H: 0 E: 0 LOB: 3 K: 2 BB: 2 S: 7 P: 16	R: 0 H: 0 E: 0 LOB: 0 K: 2 BB: 0 S: 7 P: 7	R: 0 H: 0 E: 0 LOB: 0 K: 2 BB: 0 S: 7 P: 7	R: 0 H: 0 E: 0 LOB: 0 K: 2 BB: 0 S: 7 P: 7	R: 0 H: 0 E: 0 LOB: 0 K: 2 BB: 0 S: 7 P: 7	1B: 5 SF: 0 2B: 1 SAC: 2 3B: 0 DP: 1 HR: 3 HBP: 1	WP: 0 PA: 53 PB: 0 SB: 0 CS: 0						
PITCHER Ross Grimsley, L ERA: 6.93 Mike Stanton, R ERA: 5.22 Sandy Wintol, R ERA: 2.7 Victor Cruz, R ERA: 3.94 (7, 1)	IP 6.0 WLS 25 BF 7 H 5 ER 5 SO 2 BB 1 IBB 0 HBP 0 BLK 0 WP 0 HR 3 S 28 P 32 ERA 7.50 WHIP 1.333	PITCHER IP WLS BF H R ER SO BB IBB HBP BLK WP HR S P ERA WHIP																				

Cleveland Indians @ Oakland Athletics
Oakland-Alameda County Coliseum, Oakland, CA
Sun Jul 20 1980, 3:33 AM PDT
Att: 10,606 - Unknown - 72 F

AB	46
R	9
H	9
RBI	6
BB	4
SO	11
LOB	16



Batter	1	2	3	4	5	6	7	8	9	AB	R	H	RBI	BB	SO	LOB	TOP			
Alfredo Griffin, S OBP: 0.277, SLG: 0.339 (1, 6)	0-0 6-3	0-0 G3		0-0 G3		0-0 CS 1B			0-0 6-3	5	0	1	0	0	0	4				
Al Woods, L OBP: 0.369, SLG: 0.498 (1, 7)	0-0 1B		0-0 1B		0-0 HR	0-0 CS 1-2	0-0 F9		0-0 G3	5	1	3	1	0	0	0				
John Mayberry, L OBP: 0.356, SLG: 0.467 (1, 3)	0-3 K		0-0 FC4		0-0 4-3 1B		0-0 F5			4	0	1	0	0	1	2				
Otto Velez, R OBP: 0.381, SLG: 0.522 (1, 10)	0-3 K		0-0 F3		0-0 F8		0-0 6-3			4	0	0	0	0	1	4				
Roy Howell, L OBP: 0.322, SLG: 0.384 (1, 5)		4-0 FC5-4 BB	0-3 K		0-0 E5 4-3			0-0 1B 1B		3	0	1	0	1	1	3				
Barry Bonnell, R OBP: 0.313, SLG: 0.423 (1, 8)		0-0 FC5-4 BB 1-2	0-3 K		0-0 4-3			0-3 K		4	0	0	0	0	2	6				
Damaso Garcia, R OBP: 0.296, SLG: 0.415 (1, 4)				0-0 FC4-6 1B					0-0 G4-6-3 1B	3	0	1	0	0	1	3				
Garth Iorg, R OBP: 0.293, SLG: 0.382 (5, 4)					0-3 K					1	0	1	0	0	0	0				
Lloyd Moseby, L OBP: 0.268, SLG: 0.357 (1, 9)				0-0 FC4-6				0-0 G4-6-3		4	0	1	0	0	1	3				
Bob Ballor, R OBP: 0.294, SLG: 0.257 (8, 9)	1-2 BB 1B			1-2 S				1-2 1B		0	0	0	0	0	0	0				
Ernie Whitt, L OBP: 0.295, SLG: 0.325 (1, 2)		4-0 BB		0-0 F4					0-0 F6	3	0	0	0	1	1	1				
Inning Stats	R: 0 E: 0 K: 2 S: 8	H: 1 LOB: 1 BB: 0 P: 8	R: 0 E: 0 K: 0 S: 4	H: 1 LOB: 3 BB: 2 P: 12	R: 0 E: 1 K: 2 S: 9	H: 1 LOB: 2 BB: 0 P: 9	R: 0 E: 0 K: 0 S: 4	H: 1 LOB: 1 BB: 0 P: 4	R: 1 E: 1 K: 1 S: 8	H: 2 LOB: 2 BB: 0 P: 8	R: 0 E: 0 K: 0 S: 3	H: 0 LOB: 0 BB: 0 P: 3	R: 0 E: 0 K: 1 S: 6	H: 2 LOB: 1 BB: 0 P: 6	R: 0 E: 0 K: 0 S: 3	H: 0 LOB: 0 BB: 0 P: 3	1B: 8 2B: 0 3B: 0 HR: 1	SF: 0 SAC: 0 DP: 1 HBP: 0	WP: 0 PB: 0 SB: 2 CS: 1	PA: 39
PITCHER Brian Kingman, R ERA: 3.41 (1, 1)	IP: 9.0 WLS: L BF: 38	H: 9 R: 1 ER: 1 SO: 8	BB: 2 IBB: 0 HBP: 0 BLK: 0	WP: 0 HR: 1 S: 52 P: 60	ERA: 1.00 WHIP: 1.222	PITCHER														

Toronto Blue Jays @ Oakland Athletics
Oakland-Alameda County Coliseum, Oakland, CA
Mon Jul 21 1980, 7:05 PM PDT
Att: 14,588 - Unknown

AB	36
R	1
H	9
RBI	1
BB	2
SO	8
LOB	26



Batter	1	2	3	4	5	6	7	8	9	AB	R	H	RBI	BB	SO	LOB	BOTTOM			
Rickey Henderson, R OBP: 0.414, SLG: 0.422 (1, 7)	0-0 FC4-6 1B		0-0 CS 1B			0-0 G4-3 1-2			0-0 4-3	4	0	2	0	0	0	1				
Dwayne Murphy, L OBP: 0.290, SLG: 0.414 (1, 8)	0-0 FC4-6 1-2		0-0 CS 1-2	0-3 K			0-0 4-3		0-0 F8	4	0	0	0	0	1	1				
Mike Davis, L OBP: 0.236, SLG: 0.286 (1, 3)	0-0 F6 1-2			0-0 G4-3 1B			0-0 F4		0-0 F7	4	0	1	0	0	0	1				
Tony Armas, R OBP: 0.304, SLG: 0.487 (1, 9)		0-0 4-3 2B		0-0 G4-3 1-2			0-0 5-3			3	0	1	0	0	0	1				
Wayne Gross, L OBP: 0.353, SLG: 0.408 (1, 5)		0-3 K			0-0 F7			4-0 G1-6-4 BB		2	0	0	0	1	1	1				
Mitchell Page, L OBP: 0.333, SLG: 0.370 (1, 10)		0-0 4-3 2-3			0-3 K			0-0 G1-6-4 1-2		3	0	0	0	0	1	2				
Jim Essian, R OBP: 0.277, SLG: 0.348 (1, 2)		0-0 F8			0-0 G3			0-0 1B 1B		3	0	1	0	0	0	1				
Mario Guerrero, R OBP: 0.254, SLG: 0.286 (1, 6)			4-0 CS BB			0-0 6-3		0-0 1B 1-3		1	0	0	0	1	0	0				
Jeff Newman, R OBP: 0.282, SLG: 0.406 (8, PH)								0-0 1B		1	0	1	0	0	0	0				
Dave McKay, S OBP: 0.231, SLG: 0.252 (9, 4)								0-0 4-3		0	0	0	0	0	0	0				
Jeff Cox, R OBP: 0.273, SLG: 0.230 (1, 4)			0-3 K					0-0 4-3		2	0	1	0	0	1	1				
Mike Heath, R OBP: 0.255, SLG: 0.283 (8, PH)										0	0	0	0	0	0	0				
Dave Revere, L OBP: 0.349, SLG: 0.478 (8, PH)										1	0	0	0	0	0	2				
Rob Picciolo, R OBP: 0.257, SLG: 0.345 (9, 6)										0	0	0	0	0	0	0				
Inning Stats	R: 0 E: 0 K: 0 S: 3	H: 1 LOB: 0 BB: 0 P: 3	R: 0 E: 0 K: 1 S: 6	H: 1 LOB: 1 BB: 0 P: 6	R: 0 E: 0 K: 1 S: 4	H: 1 LOB: 0 BB: 1 P: 8	R: 0 E: 0 K: 1 S: 5	H: 1 LOB: 0 BB: 0 P: 5	R: 0 E: 0 K: 0 S: 3	H: 0 LOB: 0 BB: 0 P: 3	R: 0 E: 0 K: 0 S: 3	H: 0 LOB: 0 BB: 0 P: 3	R: 0 E: 0 K: 0 S: 4	H: 2 LOB: 2 BB: 1 P: 8	R: 0 E: 0 K: 0 S: 3	H: 0 LOB: 0 BB: 0 P: 3	1B: 6 2B: 2 3B: 0 HR: 0	SF: 0 SAC: 0 DP: 4 HBP: 0	WP: 0 PB: 0 SB: 0 CS: 3	PA: 31
PITCHER Dave Stieb, R ERA: 2.61 (1, 1)	IP: 9.0 WLS: W BF: 30	H: 7 R: 0 ER: 0 SO: 4	BB: 2 IBB: 0 HBP: 0 BLK: 0	WP: 0 HR: 0 S: 36 P: 44	ERA: 0.00 WHIP: 1.000	PITCHER														

Toronto Blue Jays @ Oakland Athletics
Oakland-Alameda County Coliseum, Oakland, CA
Mon Jul 21 1980, 7:05 PM PDT
Att: 14,588 - Unknown

AB	28
R	0
H	7
RBI	0
BB	2
SO	4
LOB	11



Batter	1	2	3	4	5	6	7	8	9	AB	R	H	RBI	BB	SO	LOB	TOP			
Alfredo Griffin, S OBP: 0.274, SLG: 0.334 (1, 6)	G3	F7			F9		K		E3	5	0	0	0	0	1	1				
Al Woods, L OBP: 0.363, SLG: 0.488 (1, 7)	1-3		F7		F8		4-3		G3	5	0	0	0	0	0	2				
John Mayberry, L OBP: 0.357, SLG: 0.464 (1, 3)	K		HBP 1B BB				F9			2	1	0	0	2	1	1				
Otto Velez, R OBP: 0.383, SLG: 0.532 (1, 10)		HR	1B HBP		F8				K	3	1	1	1	0	1	1				
Roy Howell, L OBP: 0.324, SLG: 0.395 (1, 5)	HR		G6-4-3 1B		1-3		3-1			4	1	2	2	0	0	0				
Barry Bonnell, R OBP: 0.305, SLG: 0.417 (1, 8)	K		G6-4-3 1B		6-3		F7			4	0	0	0	0	1	2				
Damaso Garcia, R OBP: 0.302, SLG: 0.422 (1, 4)	1B 2B				F9		E S 1B		SH2-4 1B	4	2	3	0	0	0	0				
Lloyd Moseby, L OBP: 0.269, SLG: 0.356 (1, 9)	E E WP 1B				F7		K		SH2-4	3	1	1	1	0	1	1				
Ernie Whitt, L OBP: 0.293, SLG: 0.331 (1, 2)	K				F8		4-3 2B		F8	4	0	1	0	0	1	1				
Inning Stats	R: 0 E: 0 K: 1 S: 5	H: 0 LOB: 0 BB: 0 P: 5	R: 4 E: 2 K: 2 S: 11	H: 4 LOB: 0 BB: 0 P: 11	R: 1 E: 0 K: 0 S: 3	H: 1 LOB: 1 BB: 1 P: 8	R: 0 E: 0 K: 0 S: 3	H: 0 LOB: 0 BB: 0 P: 3	R: 0 E: 0 K: 1 S: 6	H: 1 LOB: 1 BB: 0 P: 6	R: 0 E: 0 K: 1 S: 6	H: 1 LOB: 0 BB: 0 P: 6	R: 0 E: 0 K: 1 S: 5	H: 0 LOB: 0 BB: 0 P: 5	R: 1 E: 1 K: 0 S: 5	H: 1 LOB: 1 BB: 0 P: 5	1B: 4 2B: 2 3B: 0 HR: 2	SF: 0 SAC: 1 DP: 1 HBP: 1	WP: 1 PB: 0 SB: 1 CS: 0	PA: 38
PITCHER Matt Keough, R ERA: 3.28 (1, 1)	IP: 9.0 WLS: L BF: 38 H: 8 R: 6 ER: 4 SO: 6 BB: 2 IBB: 0 HBP: 1 BLK: 0 WP: 1 HR: 2 S: 47 P: 56 ERA: 4.00 WHIP: 1.111															PITCHER				

Toronto Blue Jays @ Oakland Athletics
Oakland-Alameda County Coliseum, Oakland, CA
Tue Jul 22 1980, 7:05 PM PDT
Unknown

AB	34
R	6
H	8
RBI	4
BB	2
SO	6
LOB	9



Batter	1	2	3	4	5	6	7	8	9	AB	R	H	RBI	BB	SO	LOB	BOTTOM					
Rickey Henderson, R OBP: 0.415, SLG: 0.421 (1, 7)	1B SF8 BB				FC1-6 F8 S		F6			3	1	1	0	1	0	2						
Dwayne Murphy, L OBP: 0.386, SLG: 0.412 (1, 8)	S 1B	4-3			F8		F8			4	0	1	0	0	0	4						
Mike Davis, L OBP: 0.240, SLG: 0.282 (6, PH)	SF8				F6				F5	1	0	0	1	1	0	1						
Jim Essian, R OBP: 0.275, SLG: 0.345 (9, 2)	1-2 3-H		G6-3 BB							1	0	0	0	0	0	0						
Tony Armas, R OBP: 0.301, SLG: 0.482 (1, 9)	K		G6-3				F8		F7	4	0	0	0	0	1	2						
Wayne Gross, L OBP: 0.355, SLG: 0.407 (1, 5)	BB		6-3				F8			3	0	1	0	1	0	0						
Mitchell Page, L OBP: 0.325, SLG: 0.365 (8, PH)	K				F6		K		5-3	3	0	0	0	0	2	2						
Mike Heath, R OBP: 0.254, SLG: 0.281 (8, PH)										1	0	0	0	0	0	1						
Jeff Newman, R OBP: 0.282, SLG: 0.415 (9, 3)		K			5-3				F9	4	1	1	1	0	1	0						
Mario Guerrero, R OBP: 0.254, SLG: 0.285 (1, 6)			FC5-4 1B		F4		6-3		F8	4	0	1	0	0	0	0						
Jeff Cox, R OBP: 0.286, SLG: 0.234 (1, 4)	FC5-4 1B				FC1-6 BB				5-3	3	0	1	0	1	0	1						
Inning Stats	R: 1 E: 0 K: 2 S: 8	H: 1 LOB: 2 BB: 2 P: 16	R: 0 E: 0 K: 1 S: 7	H: 2 LOB: 2 BB: 0 P: 7	R: 0 E: 0 K: 0 S: 2	H: 0 LOB: 0 BB: 1 P: 6	R: 0 E: 0 K: 0 S: 3	H: 0 LOB: 0 BB: 0 P: 3	R: 0 E: 0 K: 0 S: 3	H: 0 LOB: 1 BB: 1 P: 7	R: 0 E: 0 K: 1 S: 5	H: 0 LOB: 0 BB: 0 P: 5	R: 1 E: 0 K: 0 S: 5	H: 2 LOB: 1 BB: 0 P: 5	R: 0 E: 0 K: 0 S: 4	H: 1 LOB: 1 BB: 0 P: 4	R: 0 E: 0 K: 0 S: 3	H: 0 LOB: 0 BB: 0 P: 3	1B: 5 2B: 0 3B: 0 HR: 1	SF: 1 SAC: 0 DP: 1 HBP: 0	WP: 0 PB: 0 SB: 2 CS: 0	PA: 36
PITCHER Jesse Jefferson, R ERA: 4.67 Jerry Garvin, L ERA: 2.15 (7, 1)	IP: 6.1 WLS: W BF: 27 H: 5 R: 2 ER: 2 SO: 4 BB: 4 IBB: 0 HBP: 0 BLK: 0 WP: 0 HR: 1 S: 31 P: 47 ERA: 2.84 WHIP: 1.421															PITCHER						

Toronto Blue Jays @ Oakland Athletics
Oakland-Alameda County Coliseum, Oakland, CA
Tue Jul 22 1980, 7:05 PM PDT
Unknown

AB	31
R	2
H	6
RBI	2
BB	4
SO	4
LOB	13



Batter	1	2	3	4	5	6	7	8	9	AB	R	H	RBI	BB	SO	LOB	TOP			
Alfredo Griffin, S OBP: 0.273, SLG: 0.339 (1, 6)										4	0	1	0	0	0	0	<p>Toronto Blue Jays @ Oakland Athletics Oakland-Alameda County Coliseum, Oakland, CA</p> <p>Tue Jul 22 1980, 7:10 PM PDT Att: 8,645 - Unknown</p> <p>livebaseballscorecards.com</p> <p>AB 31 R 1 H 4 RBI 0 BB 1 SO 6 LOB 6</p>			
Al Woods, L OBP: 0.357, SLG: 0.480 (1, 7)										4	0	0	0	0	0	1				
John Mayberry, L OBP: 0.353, SLG: 0.458 (1, 10)										4	0	0	0	0	0	0				
Barry Bonnell, R OBP: 0.311, SLG: 0.418 (1, 8)										4	1	2	0	0	0	1				
Lloyd Moseby, L OBP: 0.269, SLG: 0.360 (1, 9)										4	0	1	0	0	2	1				
Damaso Garcia, R OBP: 0.302, SLG: 0.419 (1, 4)										2	0	0	0	1	1	1				
Doug Ault, R OBP: 0.264, SLG: 0.229 (1, 3)										3	0	0	0	0	1	2				
Garth Iorg, R OBP: 0.279, SLG: 0.362 (1, 5)										3	0	0	0	0	2	0				
Bob Davis, R OBP: 0.258, SLG: 0.327 (1, 2)										3	0	0	0	0	0	0				
Inning Stats	R: 0 E: 1 K: 0 S: 4	H: 0 LOB: 1 BB: 0 P: 4	R: 0 E: 0 K: 1 S: 4	H: 0 LOB: 0 BB: 1 P: 8	R: 0 E: 0 K: 1 S: 5	H: 0 LOB: 0 BB: 0 P: 5	R: 0 E: 0 K: 0 S: 3	H: 0 LOB: 0 BB: 0 P: 3	R: 0 E: 0 K: 2 S: 7	H: 1 LOB: 1 BB: 0 P: 4	R: 1 E: 0 K: 1 S: 7	H: 2 LOB: 1 BB: 0 P: 7	R: 0 E: 0 K: 1 S: 5	H: 0 LOB: 0 BB: 0 P: 5	R: 0 E: 0 K: 0 S: 4	H: 1 LOB: 1 BB: 0 P: 4	1B: 2 2B: 1 3B: 1 HR: 0	SF: 0 SAC: 0 DP: 0 HBP: 0	WP: 1 PB: 0 SB: 0 CS: 1	PA: 32
PITCHER Mike Norris, R ERA: 2.37 (1, 1)	IP: 9.0 WLS: W BF: 32 H: 4 R: 1 ER: 1 SO: 6 BB: 1 IBB: 0 HBP: 0 BLK: 0 WP: 1 HR: 0 S: 43 P: 47 ERA: 1.00 WHIP: 0.556															PITCHER				

Batter	1	2	3	4	5	6	7	8	9	AB	R	H	RBI	BB	SO	LOB	BOTTOM			
Rickey Henderson, R OBP: 0.416, SLG: 0.422 (1, 7)										2	1	1	1	1	0	0	<p>Toronto Blue Jays @ Oakland Athletics Oakland-Alameda County Coliseum, Oakland, CA</p> <p>Tue Jul 22 1980, 7:10 PM PDT Att: 8,645 - Unknown</p> <p>livebaseballscorecards.com</p> <p>AB 27 R 5 H 6 RBI 3 BB 6 SO 7 LOB 19</p>			
Dwayne Murphy, L OBP: 0.385, SLG: 0.409 (1, 8)										2	0	0	0	2	1	1				
Jim Essian, R OBP: 0.274, SLG: 0.342 (1, 2)										4	0	1	0	0	0	3				
Tony Armas, R OBP: 0.303, SLG: 0.482 (1, 9)										4	1	2	1	0	2	2				
Jeff Newman, R OBP: 0.281, SLG: 0.410 (1, 3)										3	1	0	0	1	1	4				
Mike Heath, R OBP: 0.254, SLG: 0.281 (1, 10)										4	0	1	1	0	0	3				
Dave McKay, S OBP: 0.239, SLG: 0.254 (1, 5)										3	1	1	0	1	1	0				
Jeff Cox, R OBP: 0.284, SLG: 0.224 (1, 4)										3	1	0	0	1	0	3				
Rob Picciolo, R OBP: 0.254, SLG: 0.341 (1, 6)										2	0	0	0	0	2	3				
Inning Stats	R: 0 E: 0 K: 0 S: 3	H: 0 LOB: 0 BB: 0 P: 3	R: 2 E: 1 K: 1 S: 8	H: 3 LOB: 2 BB: 1 P: 12	R: 0 E: 0 K: 1 S: 6	H: 1 LOB: 2 BB: 1 P: 10	R: 2 E: 1 K: 0 S: 4	H: 1 LOB: 1 BB: 2 P: 12	R: 0 E: 0 K: 1 S: 4	H: 0 LOB: 0 BB: 1 P: 8	R: 0 E: 0 K: 2 S: 7	H: 0 LOB: 0 BB: 0 P: 7	R: 1 E: 0 K: 2 S: 8	H: 1 LOB: 1 BB: 1 P: 12	R: 0 E: 0 K: 0 S: 3	H: 0 LOB: 0 BB: 0 P: 3	1B: 6 2B: 0 3B: 0 HR: 0	SF: 0 SAC: 2 DP: 1 HBP: 0	WP: 0 PB: 0 SB: 1 CS: 2	PA: 35
PITCHER Paul Mirabella, L ERA: 4.39 Mike Barlow, R ERA: 3.99 Tom Buskey, R ERA: 3.81	IP: 3.1 WLS: L BF: 20 H: 5 R: 4 ER: 1 SO: 2 BB: 4 IBB: 0 HBP: 0 BLK: 0 WP: 0 HR: 0 S: 20 P: 28 ERA: 2.70 WHIP: 2.700	IP: 4.1 WLS: L BF: 12 H: 1 R: 1 ER: 1 SO: 5 BB: 2 IBB: 0 HBP: 0 BLK: 0 WP: 0 HR: 0 S: 20 P: 28 ERA: 2.46 WHIP: 0.818	IP: 8.1 WLS: L BF: 3 H: 0 R: 0 ER: 0 SO: 0 BB: 0 IBB: 0 HBP: 0 BLK: 0 WP: 0 HR: 0 S: 3 P: 3 ERA: 0.00 WHIP: 0.000															PITCHER		

Batter	1	2	3	4	5	6	7	8	9	AB	R	H	RBI	BB	SO	LOB	TOP			
Alfredo Griffin, S OBP: 0.276, SLG: 0.340 Bob Bailor, R OBP: 0.297, SLG: 0.267	0-0 E 4-3 1B		0-0 4-3		4-0 4-3 BB	0-0 F7		0-0 2B	2 0 1 0 1 0 0 2 0 1 0 0 0 1								Toronto Blue Jays @ Oakland Athletics Oakland-Alameda County Coliseum, Oakland, CA Wed Jul 23 1980, 3:33 AM PDT Att: 4,765 - Unknown			
Al Woods, L OBP: 0.379, SLG: 0.475 Joe Cannon, L OBP: 0.074, SLG: 0.074	0-0 4-3 1-2		0-0 3-1		0-0 4-3 1-2		0-0 4-3	0-3 K	3 0 0 0 0 0 2 2 0 0 0 0 1 1											
John Mayberry, L OBP: 0.358, SLG: 0.456	4-0 BB 2-3 BB		4-0 BB		0-0 F7		4-0 G4-6-3 BB		1 0 0 0 3 0 1											
Otto Velez, R OBP: 0.379, SLG: 0.525 Steve Braun, L OBP: 0.133, SLG: 0.071	0-3 K		0-3 K		0-0 F4		0-0 G4-6-3	1-2	3 0 0 0 0 2 4 1 0 0 0 0 0 1											
Roy Howell, L OBP: 0.327, SLG: 0.394	4-0 1-2 BB		0-0 4-3		0-0 4-3		0-0 E E 1B	0-3 K	3 1 1 0 1 1 0											
Barry Bonnell, R OBP: 0.310, SLG: 0.416	0-0 F9		0-0 1B		0-0 1B		0-0 E5 3-4-1 E SF9	0-0 F5	4 1 1 0 0 0 4											
Damaso Garcia, R OBP: 0.302, SLG: 0.418 Garth Iorg, R OBP: 0.274, SLG: 0.356		0-0 F8		0-0 1-2 1B		0-0 E6 3-4-1 1-2 3-H		0-0 F9	3 0 1 1 0 0 1 1 0 0 0 0 0 0											
Lloyd Moseby, L OBP: 0.262, SLG: 0.351	0-0 4-3		0-0 F9		0-0 3-4-1 1-2 2-3		0-0 F9	0-0 F9	4 0 0 0 0 0 4											
Ernie Whitt, L OBP: 0.285, SLG: 0.323	0-3 K		0-0 G3		0-0 SF9 3-H		0-3 K		3 0 0 1 0 2 2											
Inning Stats	R: 0 E: 1 K: 1 S: 6	H: 1 LOB: 3 BB: 2 P: 14	R: 0 E: 0 K: 1 S: 5	H: 0 LOB: 0 BB: 0 P: 5	R: 0 E: 0 K: 0 S: 5	H: 2 LOB: 2 BB: 1 P: 5	R: 0 E: 0 K: 0 S: 3	H: 0 LOB: 1 BB: 1 P: 7	R: 2 E: 2 K: 0 S: 6	H: 1 LOB: 1 BB: 0 P: 6	R: 0 E: 0 K: 0 S: 2	H: 0 LOB: 0 BB: 1 P: 6	R: 0 E: 0 K: 1 S: 5	H: 0 LOB: 0 BB: 0 P: 5	R: 0 E: 0 K: 2 S: 8	H: 1 LOB: 1 BB: 0 P: 8		1B: 4 2B: 1 3B: 0 HR: 0	SF: 1 SAC: 0 DP: 1 HBP: 0	WP: 0 PB: 0 SB: 0 CS: 0
PITCHER	IP WLS BF H R ER SO BB IBB HBP BLK WP HR S P ERA WHIP	6.1 W 30 4 2 0 3 5 0 0 0 0 0 0 31 51 0.00 1.421	2.2 8 1 0 0 3 0 0 0 0 0 0 0 0 14 14 0.00 0.375	PITCHER																

AB	32
R	2
H	5
RBI	2
BB	5
SO	6
LOB	21



Batter	1	2	3	4	5	6	7	8	9	AB	R	H	RBI	BB	SO	LOB	BOTTOM					
Rickey Henderson, R OBP: 0.415, SLG: 0.418	4-0 CS BB		0-0 1-3	0-0 FC6-4 1-2		0-0 G5-4-3			3 0 0 0 1 0 3								Toronto Blue Jays @ Oakland Athletics Oakland-Alameda County Coliseum, Oakland, CA Wed Jul 23 1980, 3:33 AM PDT Att: 4,765 - Unknown					
Dwayne Murphy, L OBP: 0.386, SLG: 0.406	0-3 K 1-2		0-0 F9		0-0 F7		4-0 G6-3 BB		3 0 0 0 1 1 1													
Wayne Cross, L OBP: 0.350, SLG: 0.400 Dave McKay, S OBP: 0.239, SLG: 0.254	0-0 G3		0-3 K		0-0 4-3		0-0 F5		4 0 0 0 0 1 1 0 0 0 0 0 0 0													
Tony Armas, R OBP: 0.305, SLG: 0.493		0-3 K		0-0 HR	0-0 2B		0-0 G6-3	1-2	4 2 2 1 0 1 1													
Mitchell Page, L OBP: 0.332, SLG: 0.372		0-3 K		0-0 2B	0-0 1B	2-H	0-0 5-3		4 1 2 1 0 1 0													
Mike Davis, L OBP: 0.241, SLG: 0.270	4-0 S BB		0-0 F8		0-0 1-3		0-0 6-3		3 0 0 0 1 0 2													
Jim Essian, R OBP: 0.266, SLG: 0.331	0-0 F7 1-2		0-0 F7		0-0 F7		0-0 F7		4 0 0 0 0 0 2													
Rob Picciolo, R OBP: 0.267, SLG: 0.358			0-0 2B	0-0 1B	1-H 1B		0-0 1B		3 2 3 1 0 0 0													
Jeff Cox, R OBP: 0.312, SLG: 0.271			0-0 E WP	0-0 FC6-4		0-0 G5-4-3			3 1 3 2 0 0 0													
Inning Stats	R: 0 E: 0 K: 1 S: 4	H: 0 LOB: 1 BB: 1 P: 8	R: 0 E: 0 K: 2 S: 7	H: 0 LOB: 1 BB: 1 P: 11	R: 2 E: 1 K: 1 S: 7	H: 2 LOB: 0 BB: 0 P: 7	R: 3 E: 0 K: 0 S: 7	H: 4 LOB: 1 BB: 0 P: 7	R: 1 E: 0 K: 0 S: 5	H: 2 LOB: 1 BB: 0 P: 5	R: 0 E: 0 K: 0 S: 4	H: 2 LOB: 1 BB: 0 P: 4	R: 0 E: 0 K: 0 S: 2	H: 0 LOB: 0 BB: 1 P: 6	R: 0 E: 0 K: 0 S: 3	H: 0 LOB: 0 BB: 0 P: 3		1B: 5 2B: 5 3B: 0 HR: 1	SF: 0 SAC: 0 DP: 3 HBP: 0	WP: 1 PB: 0 SB: 1 CS: 1	PA: 34	
PITCHER	IP WLS BF H R ER SO BB IBB HBP BLK WP HR S P ERA WHIP	3.0 L 14 4 4 4 4 4	0.2 4 2 1 1 0 0 0	1.1 6 2 1 1 0 0 0	1.0 4 2 0 0 0 0 0	4.39 6 0 0 0 0 1 0	2.0 6 0 0 0 0 0 0	0.5 5 9 0 0 0 0 0	PITCHER													



Batter	1	2	3	4	5	6	7	8	9	AB	R	H	RBI	BB	SO	LOB	TOP								
Rickey Henderson, R OBP: 0.417, SLG: 0.423									5	1	3	0	0	0	0	3									
Dwayne Murphy, L OBP: 0.386, SLG: 0.401									4	0	0	0	1	2	2										
Jim Essian, R OBP: 0.283, SLG: 0.320									4	1	0	0	1	2	3										
Tony Armas, R OBP: 0.305, SLG: 0.499									4	1	1	3	0	1	0										
Jeff Newman, R OBP: 0.285, SLG: 0.416									4	1	2	0	0	0	0										
Mike Heath, R OBP: 0.255, SLG: 0.286									3	1	1	1	0	0	1										
Mitchell Page, L OBP: 0.331, SLG: 0.370									1	0	0	0	0	1	0										
Dave McKay, S OBP: 0.246, SLG: 0.262									4	0	2	1	0	1	0										
Rob Picciolo, R OBP: 0.267, SLG: 0.356									4	0	1	0	0	1	2										
Jeff Cox, R OBP: 0.325, SLG: 0.288									3	0	2	0	0	0	2										
Inning Stats	R: 0 E: 0 K: 1 S: 5	H: 1 LOB: 0 BB: 0 P: 5	R: 2 E: 0 K: 1 S: 9	H: 4 LOB: 2 BB: 0 P: 9	R: 0 E: 0 K: 1 S: 5	H: 0 LOB: 0 BB: 0 P: 5	R: 0 E: 0 K: 0 S: 5	H: 2 LOB: 2 BB: 0 P: 5	R: 3 E: 0 K: 0 S: 5	H: 2 LOB: 0 BB: 1 P: 9	R: 0 E: 0 K: 1 S: 6	H: 1 LOB: 1 BB: 0 P: 6	R: 0 E: 0 K: 2 S: 7	H: 0 LOB: 0 BB: 0 P: 7	R: 0 E: 0 K: 2 S: 7	H: 0 LOB: 0 BB: 0 P: 7	R: 0 E: 0 K: 0 S: 4	H: 2 LOB: 2 BB: 1 P: 8	1B: 8 2B: 3 3B: 0 HR: 1	SF: 0 SAC: 1 DP: 1 HBP: 0	WP: 0 PB: 0 SB: 2 CS: 1	PA: 39			
PITCHER	IP	WLS	BF	H	R	ER	SO	BB	IBB	HBP	BLK	WP	HR	S	P	ERA	WHIP								
Bruce Robbins, L ERA: 5.19	4.1	L	21	8	4	4	3	1	0	0	0	0	0	26	30	8.31	2.077								
Dave Rozema, R ERA: 4.67	5.1		18	4	1	1	5	0	1	0	0	0	1	27	31	1.93	0.857								

Oakland Athletics @ Detroit Tigers
Tiger Stadium, Detroit, MI
Fri Jul 25 1980, 7:05 PM EDT
Att: 41,229 - Unknown

AB	36
R	5
H	12
RBI	5
BB	2
SO	8
LOB	13



Batter	1	2	3	4	5	6	7	8	9	AB	R	H	RBI	BB	SO	LOB	BOTTOM								
Rick Peters, S OBP: 0.383, SLG: 0.404									4	0	1	0	0	0	1										
Alan Trammell, R OBP: 0.390, SLG: 0.433									3	1	2	2	0	0	0										
Steve Kemp, L OBP: 0.381, SLG: 0.436									4	0	0	0	0	0	2										
Richie Hebner, L OBP: 0.365, SLG: 0.476									2	0	0	0	0	1	2										
Tim Corcoran, L OBP: 0.271, SLG: 0.197									2	0	1	0	0	0	0										
Champ Summers, L OBP: 0.408, SLG: 0.510									4	1	1	1	0	0	1										
Al Cowens, R OBP: 0.323, SLG: 0.337									4	0	2	0	0	0	0										
Lance Parrish, R OBP: 0.327, SLG: 0.519									3	0	0	0	0	0	2										
Duffy Dyer, R OBP: 0.232, SLG: 0.308									0	0	0	0	0	0	0										
Tom Brookens, R OBP: 0.315, SLG: 0.385									3	0	0	0	0	0	1										
Lou Whitaker, L OBP: 0.344, SLG: 0.270									3	1	1	0	0	0	0										
Inning Stats	R: 0 E: 0 K: 0 S: 4	H: 1 LOB: 1 BB: 0 P: 4	R: 0 E: 0 K: 0 S: 4	H: 1 LOB: 1 BB: 0 P: 4	R: 1 E: 0 K: 0 S: 4	H: 2 LOB: 0 BB: 0 P: 4	R: 1 E: 0 K: 1 S: 6	H: 2 LOB: 0 BB: 0 P: 6	R: 0 E: 0 K: 0 S: 3	H: 0 LOB: 0 BB: 0 P: 3	R: 0 E: 0 K: 0 S: 4	H: 1 LOB: 1 BB: 0 P: 4	R: 0 E: 0 K: 0 S: 3	H: 0 LOB: 0 BB: 0 P: 3	R: 1 E: 0 K: 0 S: 4	H: 1 LOB: 0 BB: 0 P: 4	R: 0 E: 0 K: 0 S: 3	H: 0 LOB: 0 BB: 0 P: 3	1B: 6 2B: 0 3B: 0 HR: 2	SF: 0 SAC: 1 DP: 2 HBP: 0	WP: 0 PB: 0 SB: 0 CS: 0	PA: 33			
PITCHER	IP	WLS	BF	H	R	ER	SO	BB	IBB	HBP	BLK	WP	HR	S	P	ERA	WHIP								
Rick Langford, R ERA: 3.32	9.0	W	33	8	3	3	1	0	0	0	0	0	0	2	35	3.00	0.889								

Oakland Athletics @ Detroit Tigers
Tiger Stadium, Detroit, MI
Fri Jul 25 1980, 7:05 PM EDT
Att: 41,229 - Unknown

AB	32
R	3
H	8
RBI	3
BB	0
SO	1
LOB	9



Batter	1	2	3	4	5	6	7	8	9	AB	R	H	RBI	BB	SO	LOB	TOP			
Rickey Henderson, R OBP: 0.413, SLG: 0.419 (1, 7)										4	0	0	0	0	1	2				
Dwayne Murphy, L OBP: 0.382, SLG: 0.397 (1, 8)										4	0	0	0	0	0	2				
Jim Essian, R OBP: 0.295, SLG: 0.310 (1, 2)										4	0	0	0	0	0	0				
Tony Armas, R OBP: 0.304, SLG: 0.496 (1, 9)										4	0	1	0	0	1	0				
Jeff Newman, R OBP: 0.281, SLG: 0.409 (1, 3)										4	0	0	0	0	2	1				
Mike Heath, R OBP: 0.251, SLG: 0.282 (1, 10)										3	0	0	0	0	0	1				
Mario Guerrero, R OBP: 0.262, SLG: 0.294 (1, 6)										3	0	3	0	0	0	0				
Dave McKay, S OBP: 0.241, SLG: 0.256 (1, 5)										3	0	0	0	0	1	4				
Jeff Cox, R OBP: 0.317, SLG: 0.280 (8, PH)										2	0	0	0	0	1	1				
Mike Edwards, R OBP: 0.239, SLG: 0.239 (8, 4)									1	0	1	0	0	0	0	0				
Inning Stats	R: 0 E: 0 K: 1 S: 5	H: 0 LOB: 0 BB: 0 P: 5	R: 0 E: 0 K: 0 S: 5	H: 2 LOB: 2 BB: 0 P: 5	R: 0 E: 0 K: 1 S: 5	H: 0 LOB: 0 BB: 0 P: 5	R: 0 E: 0 K: 1 S: 5	H: 0 LOB: 0 BB: 0 P: 5	R: 0 E: 0 K: 1 S: 3	H: 0 LOB: 0 BB: 0 P: 3	R: 0 E: 0 K: 1 S: 5	H: 0 LOB: 0 BB: 0 P: 5	R: 0 E: 0 K: 0 S: 5	H: 2 LOB: 2 BB: 0 P: 5	R: 0 E: 0 K: 1 S: 5	H: 0 LOB: 0 BB: 0 P: 5	1B: 5 2B: 0 3B: 0 HR: 0	SF: 0 SAC: 0 DP: 0 HBP: 0	WP: 0 PB: 0 SB: 0 CS: 0	PA: 32
PITCHER Dan Schatzeder, L ERA: 4.38 (1, 1)	IP: 9.0 WLS: W BF: 32 H: 5 R: 0 ER: 0 SO: 6 BB: 0 IBB: 0 HBP: 0 BLK: 0 WP: 0 HR: 0 S: 44 P: 44 ERA: 0.00 WHIP: 0.556																			

Oakland Athletics @ Detroit Tigers
Tiger Stadium, Detroit, MI
Sat Jul 26 1980, 3:33 AM EDT
Att: 39,758 - Unknown

AB 32
R 0
H 5
RBI 0
BB 0
SO 6
LOB 11

Batter	1	2	3	4	5	6	7	8	9	AB	R	H	RBI	BB	SO	LOB	BOTTOM	
Rick Peters, S OBP: 0.379, SLG: 0.396 (1, 8)										4	1	0	0	0	0	3		
Alan Trammell, R OBP: 0.387, SLG: 0.433 (1, 6)										5	1	1	0	0	2	1		
Steve Kemp, L OBP: 0.379, SLG: 0.434 (1, 7)										4	1	1	0	0	0	0		
Richie Hebner, L OBP: 0.367, SLG: 0.476 (8, 3)										4	1	2	0	0	0	0		
Tim Corcoran, L OBP: 0.271, SLG: 0.197 (8, 3)										0	0	0	0	0	0	0		
Champ Summers, L OBP: 0.414, SLG: 0.507 (1, 10)										1	0	0	0	3	0	0		
Al Cowens, R OBP: 0.326, SLG: 0.337 (1, 9)										3	1	1	2	1	0	2		
John Wockenfuss, R OBP: 0.400, SLG: 0.475 (1, 2)										3	2	1	0	1	1	2		
Tom Brookens, R OBP: 0.318, SLG: 0.390 (1, 5)										4	0	2	2	0	0	3		
Lou Whitaker, L OBP: 0.340, SLG: 0.267 (1, 4)										3	0	0	1	0	0	2		
Inning Stats	R: 2 E: 1 K: 0 S: 4	H: 1 LOB: 1 BB: 1 P: 9	R: 1 E: 0 K: 0 S: 4	H: 1 LOB: 1 BB: 1 P: 8	R: 0 E: 0 K: 0 S: 3	H: 1 LOB: 1 BB: 1 P: 7	R: 0 E: 0 K: 0 S: 4	H: 1 LOB: 0 BB: 0 P: 4	R: 0 E: 0 K: 1 S: 5	H: 0 LOB: 0 BB: 0 P: 5	R: 2 E: 1 K: 2 S: 10	H: 3 LOB: 2 BB: 1 P: 14	R: 0 E: 0 K: 0 S: 3	H: 0 LOB: 0 BB: 0 P: 3	1B: 6 2B: 2 3B: 0 HR: 0	SF: 1 SAC: 0 DP: 0 HBP: 1	WP: 0 PB: 0 SB: 0 CS: 1	PA: 38
PITCHER Brian Kingman, R ERA: 3.8 (1, 1)	IP: 6.1 WLS: L BF: 33 H: 8 R: 7 ER: 5 SO: 2 BB: 5 IBB: 0 HBP: 1 BLK: 0 WP: 0 HR: 0 S: 31 P: 52 ERA: 7.11 WHIP: 2.053																	
PITCHER Dave Beard, R ERA: (7, 1)	IP: 1.2 WLS: BF: 5 H: 0 R: 0 ER: 0 SO: 1 BB: 0 IBB: 0 HBP: 0 BLK: 0 WP: 0 HR: 0 S: 7 P: 7 ERA: 0.00 WHIP: 0.000																	

Oakland Athletics @ Detroit Tigers
Tiger Stadium, Detroit, MI
Sat Jul 26 1980, 3:33 AM EDT
Att: 39,758 - Unknown

AB 31
R 7
H 8
RBI 5
BB 5
SO 3
LOB 13

Batter	1	2	3	4	5	6	7	8	9	AB	R	H	RBI	BB	SO	LOB	TOP			
Rickey Henderson, R OBP: 0.409, SLG: 0.414 (1, 7)	5-3		6-3		6-3			F7		4	0	0	0	0	0	2	Oakland Athletics @ Detroit Tigers Tiger Stadium, Detroit, MI Sun Jul 27 1980, 3:33 AM EDT Unknown			
Dwayne Murphy, L OBP: 0.376, SLG: 0.393 (1, 8)	4-3		SF8		F6			K		3	0	0	1	0	1					
Dave Revering, L OBP: 0.344, SLG: 0.471 (1, 3)	F8		4-3					4-3		4	0	0	0	0	0					
Wayne Gross, L OBP: 0.352, SLG: 0.415 (1, 5)		4-3			G3					4	1	2	1	0	0					
Tony Armas, R OBP: 0.304, SLG: 0.492 (1, 9)		E5 F7 1B				1B		F7		3	0	0	0	1	0	1				
Orlando Gonzalez, L OBP: 0.250, SLG: 0.250 (1, 10)					F7			F6		4	0	1	0	0	0	2				
Mike Heath, R OBP: 0.247, SLG: 0.277 (1, 2)		F7			F7			F9		4	0	0	0	0	0	3				
Mario Guerrero, R OBP: 0.259, SLG: 0.290 (1, 6)		6-3			F7			F3		3	0	0	0	0	0	2				
Jeff Cox, R OBP: 0.329, SLG: 0.295 (1, 4)					E5 6-3 SF8 1B			K		3	1	2	0	0	1	0				
Inning Stats	R: 0 E: 0 K: 0 S: 3	H: 0 LOB: 0 BB: 0 P: 3	R: 0 E: 1 K: 0 S: 5	H: 1 LOB: 2 BB: 0 P: 5	R: 1 E: 1 K: 0 S: 4	H: 1 LOB: 0 BB: 0 P: 4	R: 0 E: 0 K: 0 S: 3	H: 0 LOB: 1 BB: 1 P: 7	R: 0 E: 0 K: 1 S: 4	H: 1 LOB: 1 BB: 0 P: 4	R: 0 E: 0 K: 1 S: 5	H: 0 LOB: 0 BB: 0 P: 5	R: 0 E: 0 K: 1 S: 5	H: 0 LOB: 0 BB: 0 P: 5	R: 1 E: 0 K: 0 S: 4	H: 1 LOB: 0 BB: 0 P: 4	1B: 4 2B: 0 3B: 0 HR: 1	SF: 1 SAC: 0 DP: 0 HBP: 0	WP: 0 PB: 0 SB: 0 CS: 0	PA: 34
PITCHER Milt Wilcox, R ERA: 3.58 (1, 1)	IP: 9.0 WLS: W BF: 34 H: 5 R: 2 ER: 1 SO: 2 BB: 1 IBB: 0 HBP: 0 BLK: 0 WP: 0 HR: 1 S: 37 P: 41 ERA: 1.00 WHIP: 0.667																			

Batter	1	2	3	4	5	6	7	8	9	AB	R	H	RBI	BB	SO	LOB	BOTTOM			
Rick Peters, S OBP: 0.381, SLG: 0.408 (1, 8)	SF7 3B		FC6-4 1B		F8			3-1		4	1	2	0	0	0	1	Oakland Athletics @ Detroit Tigers Tiger Stadium, Detroit, MI Sun Jul 27 1980, 3:33 AM EDT Unknown			
Alan Trammell, R OBP: 0.383, SLG: 0.429 (1, 6)	SF7		FC6-4 1B		F9			F8		3	0	0	1	0	0	1				
Al Cowens, R OBP: 0.328, SLG: 0.343 (1, 9)	5-3		1-2 1B		1B			F9		4	0	2	0	0	0	0				
Lance Parrish, R OBP: 0.323, SLG: 0.512 (1, 2)	F5		K		F6			5-3		4	0	0	0	0	1	3				
John Wockenfuss, R OBP: 0.402, SLG: 0.492 (1, 3)		F7			HR			4-3		4	1	2	1	0	0	0				
Tom Brookens, R OBP: 0.317, SLG: 0.388 (1, 5)		FC5-4 1B			F8			F8		4	0	1	0	0	0	2				
Jim Lentine, R OBP: 0.353, SLG: 0.324 (1, 7)		F7			HR			F8		3	1	1	0	1	0	1				
Stan Papi, R OBP: 0.306, SLG: 0.456 (6, PH) Lou Whitaker, L OBP: 0.339, SLG: 0.266 (7, 4)	FC5-4		1-2		F7			F9		2	0	0	0	0	0	2				
Duffy Dyer, R OBP: 0.241, SLG: 0.370 Champ Summers, L OBP: 0.412, SLG: 0.505 (6, PH)					5-3			K		1	0	0	0	0	1	1				
Inning Stats	R: 1 E: 0 K: 0 S: 4	H: 1 LOB: 1 BB: 0 P: 4	R: 0 E: 0 K: 0 S: 4	H: 1 LOB: 1 BB: 0 P: 4	R: 0 E: 1 K: 1 S: 7	H: 2 LOB: 0 BB: 0 P: 7	R: 3 E: 0 K: 0 S: 6	H: 3 LOB: 0 BB: 0 P: 6	R: 0 E: 0 K: 1 S: 5	H: 0 LOB: 1 BB: 1 P: 9	R: 0 E: 0 K: 0 S: 3	H: 0 LOB: 0 BB: 0 P: 3	R: 0 E: 0 K: 0 S: 3	H: 0 LOB: 0 BB: 0 P: 3	R: 0 E: 0 K: 0 S: 3	H: 0 LOB: 0 BB: 0 P: 3	1B: 5 2B: 1 3B: 1 HR: 2	SF: 1 SAC: 0 DP: 0 HBP: 0	WP: 0 PB: 0 SB: 1 CS: 0	PA: 34
PITCHER Craig Minetto, L ERA: 8.44 Jeff Jones, R ERA: 2.25 Bob Lacey, L ERA: 3.28	IP: 4.1 WLS: L BF: 21 H: 8 R: 4 ER: 4 SO: 1 BB: 0 IBB: 0 HBP: 0 BLK: 0 WP: 0 HR: 2 S: 23 P: 23 ERA: 8.31 WHIP: 1.846																			

AB	32
R	2
H	5
RBI	2
BB	1
SO	2
LOB	11



Batter	1	2	3	4	5	6	7	8	9	AB	R	H	RBI	BB	SO	LOB	TOP			
Rickey Henderson, R OBP: 0.411, SLG: 0.416 (1, 7)										5	2	3	0	0	0	2				
Dwayne Murphy, L OBP: 0.379, SLG: 0.392 (1, 8)										4	1	1	0	1	1	1				
Tony Armas, R OBP: 0.300, SLG: 0.485 (1, 9)										5	0	0	0	0	1	6				
Dave Revering, L OBP: 0.345, SLG: 0.477 (1, 3)										5	0	2	3	0	0	1				
Wayne Gross, L OBP: 0.356, SLG: 0.429 Dave McKay, S OBP: 0.241, SLG: 0.256 (1, 5) (9, 5)										4	1	2	1	1	0	1				
Orlando Gonzalez, L OBP: 0.125, SLG: 0.125 (1, 10)										4	0	0	0	0	0	4				
Jeff Newman, R OBP: 0.280, SLG: 0.411 (1, 2)										4	0	1	0	0	0	3				
Rob Picciolo, R OBP: 0.262, SLG: 0.350 (1, 6)										3	0	0	0	0	1	0				
Jeff Cox, R OBP: 0.326, SLG: 0.293 (1, 4)										4	0	1	0	0	0	1				
Inning Stats	R: 1 E: 1 K: 1 S: 9	H: 3 LOB: 3 BB: 0 P: 9	R: 0 E: 0 K: 0 S: 4	H: 1 LOB: 2 BB: 1 P: 8	R: 0 E: 0 K: 0 S: 3	H: 0 LOB: 0 BB: 0 P: 3	R: 0 E: 0 K: 0 S: 4	H: 1 LOB: 1 BB: 0 P: 4	R: 0 E: 1 K: 0 S: 4	H: 0 LOB: 2 BB: 1 P: 8	R: 0 E: 0 K: 0 S: 5	H: 0 LOB: 0 BB: 0 P: 5	R: 1 E: 0 K: 1 S: 6	H: 1 LOB: 0 BB: 0 P: 6	R: 2 E: 0 K: 0 S: 6	H: 3 LOB: 1 BB: 0 P: 6	1B: 7 2B: 1 3B: 1 HR: 1	SF: 0 SAC: 1 DP: 0 HBP: 0	WP: 0 PB: 0 SB: 6 CS: 0	PA: 41
PITCHER	IP WLS BF H R ER SO BB IBB HBP BLK WP HR S P ERA WHIP																			
Jack Morris, R ERA: 4.55 Pat Underwood, L ERA: 4.36 (1, 1) (9, 1)	8.2 L 40 10 4 4 3 2 0 0 0 0 0 0 1 44 52 4.15 1.385																			
0.1 1 0 0 0 0 0 0 0 0 0 0 0 0 1 1 0.00 0.000																				

Oakland Athletics @ Detroit Tigers
Tiger Stadium, Detroit, MI
Sun Jul 27 1980, 3:38 AM EDT
Att: 44,093 - Unknown

AB	38
R	4
H	10
RBI	4
BB	2
SO	3
LOB	19





Batter	1	2	3	4	5	6	7	8	9	AB	R	H	RBI	BB	SO	LOB	BOTTOM			
Rick Peters, S OBP: 0.379, SLG: 0.402 (1, 8)										3	0	0	0	1	0	0				
Lou Whitaker, L OBP: 0.338, SLG: 0.265 (1, 4)										4	0	1	0	0	0	1				
Steve Kemp, L OBP: 0.378, SLG: 0.429 (1, 7)										3	0	0	0	1	0	2				
Richie Hebner, L OBP: 0.366, SLG: 0.471 (1, 3)										3	0	0	0	1	0	1				
Champ Summers, L OBP: 0.407, SLG: 0.498 Al Cowens, R OBP: 0.327, SLG: 0.342 (1, 10) (9, PH)										3	0	0	0	0	0	0				
1 0 0 0 0 0 2																				
John Wockenfuss, R OBP: 0.401, SLG: 0.486 (1, 2)										2	0	0	0	1	0	0				
Tim Corcoran, L OBP: 0.274, SLG: 0.203 Dave Stegman, R OBP: 0.270, SLG: 0.291 (1, 9) (9, PR) (9, 9)										3	0	1	0	0	0	0				
0 0 0 0 0 0 0																				
Tom Brookens, R OBP: 0.313, SLG: 0.384 (1, 5)										3	0	0	0	0	0	2				
Mark Wagner, R OBP: 0.231, SLG: 0.167 Lance Parrish, R OBP: 0.322, SLG: 0.511 Stan Paol, R OBP: 0.306, SLG: 0.456 (1, 6) (8, PH) (9, 6)										2	0	0	0	0	0	0				
1 0 0 0 0 0 3																				
0 0 0 0 0 0 0																				
Inning Stats	R: 0 E: 0 K: 0 S: 3	H: 0 LOB: 0 BB: 0 P: 3	R: 0 E: 0 K: 0 S: 3	H: 0 LOB: 0 BB: 0 P: 3	R: 0 E: 0 K: 0 S: 3	H: 0 LOB: 0 BB: 0 P: 3	R: 0 E: 0 K: 0 S: 3	H: 1 LOB: 0 BB: 0 P: 3	R: 0 E: 0 K: 0 S: 3	H: 0 LOB: 0 BB: 0 P: 3	R: 0 E: 0 K: 0 S: 3	H: 0 LOB: 0 BB: 0 P: 3	R: 0 E: 0 K: 0 S: 4	H: 1 LOB: 3 BB: 1 P: 8	R: 0 E: 0 K: 0 S: 3	H: 0 LOB: 2 BB: 2 P: 11	1B: 2 2B: 0 3B: 0 HR: 0	SF: 0 SAC: 0 DP: 0 HBP: 0	WP: 1 PB: 0 SB: 0 CS: 1	PA: 32
PITCHER	IP WLS BF H R ER SO BB IBB HBP BLK WP HR S P ERA WHIP																			
Matt Keough, R ERA: 3.12 Bob Lacey, L ERA: 3.26 (1, 1) (9, 1)	8.2 W 31 2 0 0 0 4 0 0 0 0 0 0 1 27 43 0.00 0.692																			
0.1 S 1 0 0 0 0 0 0 0 0 0 0 0 1 1 0.00 0.000																				

Oakland Athletics @ Detroit Tigers
Tiger Stadium, Detroit, MI
Sun Jul 27 1980, 3:38 AM EDT
Att: 44,093 - Unknown

AB	28
R	0
H	2
RBI	0
BB	4
SO	0
LOB	11



Batter	1	2	3	4	5	6	7	8	9	AB	R	H	RBI	BB	SO	LOB	TOP
Rickey Henderson, R OBP: 0.412, SLG: 0.418 (1, 7)	F3		2B		1B		E5 FC1-2 2B	PB		4	1	1	0	1	0	3	Oakland Athletics @ Toronto Blue Jays Exhibition Stadium, Toronto, ON Mon Jul 28 1980, 7:05 PM EDT Att: 14,457 - Unknown - 72 F livebaseballscores.com AB 32 R 5 H 10 RBI 5 BB 3 SO 3 LOB 12 
Dwayne Murphy, L OBP: 0.380, SLG: 0.393 (1, 8)	WP 1B		F8		BB		FC1-2 2B			4	1	2	1	0	0	3	
Jim Essian, R OBP: 0.277, SLG: 0.356 (1, 2)	G4-3 1B			HR	BB		FC6-4 BB			3	1	3	3	1	0	0	
Tony Armas, R OBP: 0.297, SLG: 0.480 (1, 9)	G4-3			L3	FC6-4		F9			4	0	0	0	0	6		
Mike Heath, R OBP: 0.242, SLG: 0.271 (1, 10)		K		L5			6-3	F9		4	0	0	0	0	1	0	
Mario Guerrero, R OBP: 0.259, SLG: 0.287 (1, 6)		K		F7			6-3	1B CS HBP		3	0	0	0	0	1	0	
Wayne Gross, L OBP: 0.355, SLG: 0.426 (1, 3)		F4			4-3		6-3	1B CS 1B		4	1	1	0	0	0	0	
Dave McKay, S OBP: 0.248, SLG: 0.270 (1, 5)				F9	4-3		SH3 FC1-2 2B	PB 1B 1B		4	0	2	0	0	0	0	
Jeff Cox, R OBP: 0.337, SLG: 0.298 (1, 4)			K		BB 1B BB		SH3	1B		2	1	1	1	1	1	0	
Inning Stats	R: 1 E: 0 K: 0 S: 4	H: 2 LOB: 0 BB: 0 P: 4	R: 0 E: 0 K: 2 S: 7	H: 0 LOB: 0 BB: 0 P: 7	R: 0 E: 0 K: 1 S: 6	H: 1 LOB: 1 BB: 0 P: 6	R: 1 E: 0 K: 0 S: 4	H: 1 LOB: 0 BB: 0 P: 4	R: 1 E: 0 K: 0 S: 4	H: 1 LOB: 3 BB: 3 P: 16	R: 0 E: 0 K: 0 S: 3	H: 0 LOB: 0 BB: 0 P: 3	R: 1 E: 1 K: 0 S: 6	H: 2 LOB: 2 BB: 0 P: 6	R: 1 E: 0 K: 0 S: 4	H: 3 LOB: 2 BB: 0 P: 5	1B: 6 SF: 0 2B: 3 SAC: 1 3B: 0 DP: 1 HR: 1 HBP: 1 WP: 1 PA: 37 PB: 1 SB: 0 CS: 2
PITCHER	IP WLS BF H R ER SO BB IBB HBP BLK WP HR S P ERA WHIP																
Paul Mirabella, L ERA: 4.46 (1, 1)	4.2	21	5	3	3	3	3	0	0	0	0	1	1	24	36	5.79	1.714
Mike Barlow, R ERA: 2.53 (5, 1)	1.2	L	7	1	1	0	0	0	0	0	0	0	0	7	7	0.00	0.600
Jerry Garvin, L ERA: 2.03 (7, 1)	0.1		2	1	0	0	0	0	0	0	0	0	0	2	2	0.00	3.000
Joey McLaughlin, R ERA: 4.46 (7, 1)	1.0		7	3	1	1	0	0	0	1	0	0	0	5	6	9.00	3.000

Batter	1	2	3	4	5	6	7	8	9	AB	R	H	RBI	BB	SO	LOB	BOTTOM
Alfredo Griffin, S OBP: 0.281, SLG: 0.352 (1, 6)	S 1B BB		F9		CS 1B					2	1	1	1	1	0	0	Oakland Athletics @ Toronto Blue Jays Exhibition Stadium, Toronto, ON Mon Jul 28 1980, 7:05 PM EDT Att: 14,457 - Unknown - 72 F livebaseballscores.com AB 23 R 3 H 6 RBI 3 BB 2 SO 4 LOB 4 
Damaso Garcia, R OBP: 0.302, SLG: 0.415 (1, 4)	1B		F9		CS	F8				3	0	1	1	0	0	0	
Al Woods, L OBP: 0.368, SLG: 0.509 (1, 7)	K		F3		4-3					3	0	0	0	0	1	0	
Otto Velez, R OBP: 0.388, SLG: 0.542 (1, 10)	1B 3B			G3-6-1 BB	K					2	1	1	0	1	1	0	
John Mayberry, L OBP: 0.348, SLG: 0.448 (1, 3)	1B		G3-6-1		F9					3	0	1	1	0	0	1	
Roy Howell, L OBP: 0.323, SLG: 0.398 (1, 5)	K		F8		G3					3	0	0	0	0	1	1	
Barry Bonnell, R OBP: 0.309, SLG: 0.407 (1, 8)		F7		3-1 SH3 1B	1B					3	1	2	0	0	0	0	
Lloyd Moseby, L OBP: 0.267, SLG: 0.379 (1, 9)	G3			SH3	K					2	0	0	0	0	1	1	
Ernie Whitt, L OBP: 0.282, SLG: 0.318 (1, 2)	4-3			3-1						2	0	0	0	0	0	1	
Inning Stats	R: 2 E: 0 K: 2 S: 9	H: 3 LOB: 1 BB: 1 P: 13	R: 0 E: 0 K: 0 S: 3	H: 0 LOB: 0 BB: 0 P: 3	R: 0 E: 0 K: 0 S: 3	H: 0 LOB: 0 BB: 0 P: 3	R: 0 E: 0 K: 0 S: 2	H: 0 LOB: 1 BB: 1 P: 6	R: 1 E: 0 K: 0 S: 4	H: 2 LOB: 0 BB: 0 P: 4	R: 0 E: 0 K: 1 S: 5	H: 0 LOB: 0 BB: 0 P: 5	R: 0 E: 0 K: 1 S: 6	H: 1 LOB: 1 BB: 0 P: 6	R: 0 E: 0 K: 0 S: 6	H: 0 LOB: 0 BB: 0 P: 6	1B: 5 SF: 0 2B: 0 SAC: 1 3B: 1 DP: 1 HR: 0 HBP: 0 WP: 0 PA: 27 PB: 0 SB: 1 CS: 1
PITCHER	IP WLS BF H R ER SO BB IBB HBP BLK WP HR S P ERA WHIP																
Mike Norris, R ERA: 2.43 (1, 1)	7.0	W	26	6	3	3	4	2	0	0	0	0	0	32	40	3.86	1.143

Batter	1	2	3	4	5	6	7	8	9	10	11	12	AB	R	H	RBI	BB	SO	LOB	TOP										
Rickey Henderson, R OBP: 0.411, SLG: 0.418	0-0 6-3		0-0 6-3		0-0 6-3			4-0 2B	0-0 5-3			0-0 1B	5	2	1	0	1	0	0											
Dwayne Murphy, L OBP: 0.384, SLG: 0.397	4-0 G4-6-3 BB		4-0 1B 2B		0-0 4-3			0-0 4-3 1H WP 2B		0-0 3-1		0-0 2B CS	4	2	2	2	2	0	0											
Wayne Gross, L OBP: 0.356, SLG: 0.429	0-0 G4-6-3 1-2r		0-0 2B 1B					0-0 4-3		0-0 2B		0-0 CS	5	0	2	0	0	0	2											
Dave Revering, L OBP: 0.346, SLG: 0.480		0-0 1B 1B	0-0 1B 2B		0-0 F9			0-3 K		0-0 P6			5	1	2	1	0	1	0											
Tony Armas, R OBP: 0.266, SLG: 0.477		0-0 5-3	0-0 G3					0-0 K		0-0 1B		0-0 5-3	5	0	1	0	0	1	2											
Orlando Gonzalez, L OBP: 0.333, SLG: 0.333 Jeff Newman, R OBP: 0.276, SLG: 0.409		0-0 1B 1B			0-0 L6			0-0 E G4-6-3 1B		0-0 1B		0-0 6-3	4	1	3	0	0	0	0											
Jim Essian, R OBP: 0.274, SLG: 0.350		0-0 P3			0-0 5-3			0-0 E6 G4-6-3 1B		0-0 F8		0-0 P4	5	0	1	0	0	0	4											
Mario Guerrero, R OBP: 0.261, SLG: 0.288 Mike Davis, L OBP: 0.236, SLG: 0.267 Dave McKay, S OBP: 0.245, SLG: 0.266		0-0			0-0 F7			0-0 G4-6-3 1B		0-0 1-3		0-0 L6	2	0	1	1	0	0	0											
Jeff Cox, R OBP: 0.330, SLG: 0.291 Mitchell Page, L OBP: 0.330, SLG: 0.368 Rob Piccolo, R OBP: 0.259, SLG: 0.346		0-0 1B			0-0 K			0-0 F9		0-0 4-3		0-0 F9	2	0	0	0	0	1	2											
Inning Stats	R: 0 E: 0 K: 0 S: 2	H: 0 LOB: 0 BB: 1 P: 6	R: 1 E: 0 K: 1 S: 8	H: 3 LOB: 2 BB: 0 P: 8	R: 1 E: 0 K: 0 S: 4	H: 2 LOB: 1 BB: 0 P: 8	R: 0 E: 0 K: 0 S: 3	H: 0 LOB: 0 BB: 0 P: 3	R: 0 E: 0 K: 0 S: 3	H: 0 LOB: 0 BB: 0 P: 3	R: 0 E: 0 K: 1 S: 5	H: 0 LOB: 0 BB: 0 P: 5	R: 1 E: 1 K: 0 S: 4	H: 2 LOB: 0 BB: 0 P: 4	R: 2 E: 0 K: 1 S: 8	H: 3 LOB: 2 BB: 1 P: 12	R: 0 E: 0 K: 0 S: 3	H: 1 LOB: 0 BB: 0 P: 3	R: 0 E: 0 K: 0 S: 3	H: 0 LOB: 0 BB: 0 P: 3	R: 1 E: 0 K: 0 S: 4	H: 2 LOB: 0 BB: 0 P: 4	1B: 9 2B: 4 3B: 0 HR: 0	SF: 0 SAC: 0 DP: 2 HBP: 0	WP: 1 PB: 0 SB: 0 CS: 1	PA: 48				
PITCHER	IP WLS BF H R ER SO BB IBB HBP BLK WP HR S P ERA WHIP	7.2 1.1 3.0	33 4 10	3 0 3	3 0 1	3 0 0	4 0 4	4 0 10	4 0 10	4.70 0.00 3.00	1.696																			

Oakland Athletics @ Toronto Blue Jays
Exhibition Stadium, Toronto, ON
Tue Jul 29 1980, 7:05 PM EDT
Att. 16,704 - Unknown - 68 F

AB 44
R 6
H 13
RBI 4
BB 3
SO 3
LOB 11



Batter	1	2	3	4	5	6	7	8	9	10	11	12	AB	R	H	RBI	BB	SO	LOB	BOTTOM										
Alfredo Griffin, S OBP: 0.279, SLG: 0.352	0-0 5-3		0-0 F8		0-0 4-3			0-0 P4		0-0		0-0 F7	6	0	1	0	0	0	2											
Damaso Garcia, R OBP: 0.308, SLG: 0.416	0-0 6-3		0-0 S HR 1B		0-0 5-3			4-0 G3 SH1-4 BB		4-0		0-0 FC4-6 1B	4	1	2	0	2	0												
Al Woods, L OBP: 0.365, SLG: 0.504	0-0 S E 1B		0-0 F9		0-0 P6			0-0 SH1-4		0-0 F7		0-0 FC4-6 FC5-4	5	1	1	0	0	0	4											
Otto Velez, R OBP: 0.393, SLG: 0.555 Joe Cannon, L OBP: 0.069, SLG: 0.069 Garth Iorg, R OBP: 0.273, SLG: 0.339	0-0 E7 1H 1B		0-0 HR		0-0 F8			4-0 G3 IBB		0-0 4-3		0-0 FC5-4	3	1	2	3	1	0	0											
John Mayberry, L OBP: 0.342, SLG: 0.440	0-3 K		0-0 P4		0-0 F8			0-0 G3		0-3 K		0-0 F8	6	0	0	0	0	2	4											
Roy Howell, L OBP: 0.318, SLG: 0.392		0-3 K			0-0 L6			0-3 K		0-3 K		0-0 1-3	5	0	0	0	0	3	3											
Barry Bonnell, R OBP: 0.313, SLG: 0.427		0-0 S 1B			0-0 F8			0-0 F8		0-0		0-0 F8	5	2	3	1	0	0	0											
Lloyd Moseby, L OBP: 0.262, SLG: 0.372 Doug Ault, R OBP: 0.259, SLG: 0.224 Bob Bailor, R OBP: 0.291, SLG: 0.261		0-3 K			0-0 3-1			0-0 F9		0-3 K		0-0	3	0	0	1	0	1	1											
Ernie Whit, L OBP: 0.291, SLG: 0.311 Bob Davis, R OBP: 0.254, SLG: 0.311		0-0 G3			0-0 4-3			4-0 BB		0-0 F9		0-0 P4	3	0	0	0	1	0	1											
Inning Stats	R: 1 E: 1 K: 1 S: 7	H: 2 LOB: 1 BB: 0 P: 7	R: 0 E: 0 K: 2 S: 8	H: 1 LOB: 1 BB: 0 P: 8	R: 2 E: 0 K: 0 S: 5	H: 2 LOB: 0 BB: 0 P: 5	R: 1 E: 0 K: 0 S: 4	H: 1 LOB: 0 BB: 0 P: 4	R: 0 E: 0 K: 0 S: 3	H: 0 LOB: 0 BB: 0 P: 3	R: 0 E: 0 K: 1 S: 5	H: 0 LOB: 3 BB: 2 P: 5	R: 1 E: 0 K: 1 S: 7	H: 2 LOB: 2 BB: 1 P: 11	R: 0 E: 0 K: 0 S: 5	H: 0 LOB: 0 BB: 0 P: 5	R: 0 E: 0 K: 0 S: 4	H: 1 LOB: 1 BB: 0 P: 4	R: 0 E: 0 K: 0 S: 4	H: 1 LOB: 1 BB: 0 P: 4	1B: 6 2B: 1 3B: 1 HR: 2	SF: 0 SAC: 1 DP: 0 HBP: 0	WP: 0 PB: 0 SB: 3 CS: 0	PA: 50						
PITCHER	IP WLS BF H R ER SO BB IBB HBP BLK WP HR S P ERA WHIP	7.0 5.0	28 22	6 4	4 1	4 1	4 3	4 1	35 25	5.14 1.80	1.000																			

Oakland Athletics @ Toronto Blue Jays
Exhibition Stadium, Toronto, ON
Tue Jul 29 1980, 7:05 PM EDT
Att. 16,704 - Unknown - 68 F

AB 45
R 5
H 10
RBI 5
BB 4
SO 7
LOB 17



Batter	1	2	3	4	5	6	7	8	9	AB	R	H	RBI	BB	SO	LOB	TOP							
Rickey Henderson, R OBP: 0.411, SLG: 0.418 (1, 7)										5	2	2	0	0	1	3								
Dwayne Murphy, L OBP: 0.383, SLG: 0.396 Mike Davis, L OBP: 0.235, SLG: 0.263 (1, 8) (6, 9)										3	1	1	1	0	0	2								
Wayne Gross, L OBP: 0.356, SLG: 0.452 (1, 5)										5	2	2	4	0	0	1								
Dave Revering, L OBP: 0.347, SLG: 0.493 (1, 3)										5	1	2	2	0	0	0								
Tony Armas, R OBP: 0.295, SLG: 0.474 (1, 9) (6, 8)										4	1	1	0	0	1	0								
Orlando Gonzalez, L OBP: 0.438, SLG: 0.400 (1, 10)										3	1	2	0	1	1	0								
Jeff Newman, R OBP: 0.279, SLG: 0.418 (1, 2)										4	1	1	2	0	0	2								
Rob Picciolo, R OBP: 0.254, SLG: 0.339 (1, 6)										4	0	0	0	0	0	1								
Jeff Cox, R OBP: 0.347, SLG: 0.315 (1, 4)										3	2	2	0	1	1	0								
Inning Stats	R: 1 E: 0 K: 0 S: 4	H: 2 LOB: 1 BB: 0 P: 4	R: 1 E: 0 K: 0 S: 4	H: 2 LOB: 0 BB: 0 P: 4	R: 1 E: 0 K: 0 S: 4	H: 1 LOB: 0 BB: 0 P: 4	R: 1 E: 0 K: 1 S: 7	H: 2 LOB: 1 BB: 0 P: 7	R: 3 E: 1 K: 1 S: 8	H: 3 LOB: 0 BB: 0 P: 8	R: 2 E: 0 K: 1 S: 7	H: 2 LOB: 1 BB: 1 P: 11	R: 0 E: 0 K: 0 S: 3	H: 0 LOB: 0 BB: 0 P: 3	R: 0 E: 0 K: 1 S: 5	H: 0 LOB: 0 BB: 0 P: 5	R: 2 E: 0 K: 0 S: 4	H: 1 LOB: 0 BB: 1 P: 8	1B: 7 2B: 2 3B: 0 HR: 4	SF: 0 SAC: 1 DP: 1 HBP: 0	WP: 0 PB: 0 SB: 2 CS: 0	PA: 40		
PITCHER	IP	WLS	BF	H	R	ER	SO	BB	IBB	HBP	BLK	WP	HR	S	P	ERA	WHIP							
Dave Stieb, R ERA: 3.09 Jack Kucek, R ERA: 5.92 Tom Buskey, R ERA: 3.92	(1, 1)	4.0	L	17	7	4	4	1	0	0	0	0	1	19	19	9.00	1.750							
	(5, 1)	1.0		8	4	5	5	1	1	0	0	0	2	9	13	45.00	5.000							
	(6, 1)	4.0		15	2	2	2	2	1	0	0	0	1	18	22	4.50	0.750							

Oakland Athletics @ Toronto Blue Jays
Exhibition Stadium, Toronto, ON
Wed Jul 30 1980, 7:05 PM EDT
Att: 17,654 - Unknown - 77 F

AB 37
R 11
H 13
RBI 9
BB 2
SO 4
LOB 10



Batter	1	2	3	4	5	6	7	8	9	AB	R	H	RBI	BB	SO	LOB	BOTTOM							
Alfredo Griffin, S OBP: 0.279, SLG: 0.358 (1, 6)										4	1	1	1	0	0	0								
Damaso Garcia, R OBP: 0.306, SLG: 0.413 (1, 4)										3	0	0	0	0	0	0								
Al Woods, L OBP: 0.363, SLG: 0.500 Lloyd Moseby, L OBP: 0.261, SLG: 0.370 (1, 7) (6, 9)										2	0	0	0	0	0	0								
Otto Velez, R OBP: 0.389, SLG: 0.548 (1, 10)										3	0	0	0	0	1	0								
John Mayberry, L OBP: 0.340, SLG: 0.437 Doug Ault, R OBP: 0.273, SLG: 0.240 (1, 3) (7, 3)										2	0	0	0	0	1	0								
Roy Howell, L OBP: 0.317, SLG: 0.390 Garth Iorg, R OBP: 0.269, SLG: 0.333 (1, 5) (7, 5)										2	0	0	0	0	1	0								
Barry Bonnell, R OBP: 0.311, SLG: 0.424 Joe Cannon, L OBP: 0.097, SLG: 0.067 (1, 8) (7, 8)										2	0	0	0	0	0	0								
Bob Bailor, R OBP: 0.286, SLG: 0.256 (1, 9) (6, 7)										3	0	0	0	0	0	0								
Ernie Whitt, L OBP: 0.275, SLG: 0.304 (1, 2)										3	0	0	0	0	0	0								
Inning Stats	R: 0 E: 0 K: 0 S: 3	H: 0 LOB: 0 BB: 0 P: 3	R: 0 E: 0 K: 1 S: 5	H: 0 LOB: 0 BB: 0 P: 5	R: 0 E: 0 K: 0 S: 3	H: 0 LOB: 0 BB: 0 P: 3	R: 0 E: 0 K: 2 S: 7	H: 0 LOB: 0 BB: 0 P: 7	R: 0 E: 0 K: 0 S: 3	H: 0 LOB: 0 BB: 0 P: 3	R: 1 E: 0 K: 0 S: 4	H: 1 LOB: 0 BB: 0 P: 4	R: 0 E: 0 K: 1 S: 5	H: 1 LOB: 0 BB: 0 P: 5	R: 0 E: 0 K: 0 S: 3	H: 0 LOB: 0 BB: 0 P: 3	1B: 1 2B: 0 3B: 0 HR: 1	SF: 0 SAC: 0 DP: 1 HBP: 0	WP: 0 PB: 0 SB: 0 CS: 0	PA: 28				
PITCHER	IP	WLS	BF	H	R	ER	SO	BB	IBB	HBP	BLK	WP	HR	S	P	ERA	WHIP							
Rick Langford, R ERA: 3.2	(1, 1)	9.0	W	28	2	1	1	4	0	0	0	0	1	36	36	1.00	0.222							

Oakland Athletics @ Toronto Blue Jays
Exhibition Stadium, Toronto, ON
Wed Jul 30 1980, 7:05 PM EDT
Att: 17,654 - Unknown - 77 F

AB 28
R 1
H 2
RBI 1
BB 0
SO 4
LOB 1



Batter	1	2	3	4	5	6	7	8	9	AB	R	H	RBI	BB	SO	LOB	TOP							
Rickey Henderson, R OBP: 0.413, SLG: 0.420 (1, 7)										3	0	2	0	0	1	0	Oakland Athletics @ Cleveland Indians Cleveland Municipal Stadium, Cleveland, OH Fri Aug 01 1980, 7:05 PM EDT Att: 16,439 - Unknown - 86 F							
Dwayne Murphy, L OBP: 0.383, SLG: 0.394 (1, 8)										2	0	0	0	1	0	2								
Jim Essian, R OBP: 0.273, SLG: 0.343 (1, 2)										3	1	0	1	1	0	2								
Tony Armas, R OBP: 0.295, SLG: 0.472 (1, 9)										4	0	1	0	0	1	1								
Jeff Newman, R OBP: 0.275, SLG: 0.412 (1, 3)										4	0	0	0	0	1	2								
Mike Heath, R OBP: 0.247, SLG: 0.276 (1, 10)										4	0	2	1	0	0	1								
Mario Guerrero, R OBP: 0.262, SLG: 0.289 (1, 6)										3	0	1	0	0	0	1								
Dave McKay, S OBP: 0.245, SLG: 0.266 (1, 5)										4	0	1	0	0	0	3								
Jeff Cox, R OBP: 0.343, SLG: 0.304 (1, 4)										3	1	0	0	1	1	2								
Inning Stats	R: 0 E: 0 K: 1 S: 4	H: 0 LOB: 0 BB: 1 P: 8	R: 0 E: 0 K: 1 S: 6	H: 1 LOB: 1 BB: 0 P: 6	R: 0 E: 0 K: 0 S: 4	H: 1 LOB: 1 BB: 0 P: 4	R: 1 E: 0 K: 0 S: 5	H: 2 LOB: 2 BB: 1 P: 9	R: 1 E: 0 K: 0 S: 4	H: 1 LOB: 1 BB: 1 P: 8	R: 0 E: 0 K: 0 S: 3	H: 0 LOB: 0 BB: 0 P: 3	R: 0 E: 0 K: 1 S: 4	H: 1 LOB: 1 BB: 0 P: 4	R: 0 E: 0 K: 1 S: 5	H: 0 LOB: 0 BB: 0 P: 5	R: 0 E: 0 K: 1 S: 6	H: 1 LOB: 1 BB: 0 P: 6	1B: 7 2B: 0 3B: 0 HR: 0	SF: 0 SAC: 3 DP: 1 HBP: 0	WP: 0 PB: 0 SB: 0 CS: 0	PA: 36		
PITCHER	IP WLS BF H R ER SO BB IBB HBP BLK WP HR S P ERA WHIP	8.1 L 34 7 2 2 3 3 0 0 0 0 0 0 37 49 2.16 1.200	0.2 2 0 0 0 1 0 0 0 0 0 0 0 4 4 0.00 0.000																					

AB	30
R	2
H	7
RBI	2
BB	3
SO	4
LOB	14



Batter	1	2	3	4	5	6	7	8	9	AB	R	H	RBI	BB	SO	LOB	BOTTOM						
Miguel Dilone, S OBP: 0.368, SLG: 0.419 (1, 7)										4	0	1	0	0	0	0	Oakland Athletics @ Cleveland Indians Cleveland Municipal Stadium, Cleveland, OH Fri Aug 01 1980, 7:05 PM EDT Att: 16,439 - Unknown - 86 F						
Jorge Orta, L OBP: 0.405, SLG: 0.401 (1, 9)										4	0	0	0	0	0	1							
Mike Hargrove, L OBP: 0.312, SLG: 0.427 (1, 3)										3	0	2	0	1	0	0							
Toby Harrah, R OBP: 0.379, SLG: 0.375 (1, 5)										3	0	0	0	1	0	2							
Joe Charboneau, R OBP: 0.364, SLG: 0.480 (1, 10)										4	0	0	0	0	1	3							
Ron Hassey, L OBP: 0.367, SLG: 0.428 Gary Alexander, R OBP: 0.313, SLG: 0.437 Bo Diaz, R OBP: 0.326, SLG: 0.441 (1, 2)										2	1	1	1	0	0	0							
Jack Brohamer, L OBP: 0.304, SLG: 0.308 Alan Bannister, R OBP: 0.287, SLG: 0.287 (1, 4)										2	0	0	0	0	0	0							
Rick Manning, L OBP: 0.328, SLG: 0.281 Gary Gray, R OBP: 0.311, SLG: 0.333 Dave Rosello, R OBP: 0.242, SLG: 0.300 (8, PH)										1	0	0	0	0	0	0							
Jerry Dybzinski, R OBP: 0.241, SLG: 0.277 (1, 6)										3	0	0	0	0	1	0							
Inning Stats	R: 0 E: 0 K: 0 S: 3	H: 1 LOB: 1 BB: 1 P: 7	R: 0 E: 0 K: 0 S: 3	H: 0 LOB: 0 BB: 0 P: 3	R: 0 E: 0 K: 1 S: 5	H: 0 LOB: 0 BB: 0 P: 5	R: 0 E: 0 K: 0 S: 4	H: 1 LOB: 1 BB: 0 P: 4	R: 1 E: 0 K: 1 S: 6	H: 1 LOB: 0 BB: 0 P: 6	R: 0 E: 0 K: 0 S: 3	H: 0 LOB: 0 BB: 0 P: 3	R: 0 E: 0 K: 1 S: 5	H: 0 LOB: 0 BB: 0 P: 5	R: 0 E: 0 K: 1 S: 5	H: 0 LOB: 0 BB: 0 P: 5	R: 0 E: 0 K: 0 S: 4	H: 1 LOB: 2 BB: 1 P: 8	1B: 2 2B: 1 3B: 0 HR: 1	SF: 0 SAC: 0 DP: 0 HBP: 0	WP: 0 PB: 0 SB: 0 CS: 0	PA: 32	
PITCHER	IP WLS BF H R ER SO BB IBB HBP BLK WP HR S P ERA WHIP	6.0 W 21 3 1 1 2 1 0 0 0 0 1 24 28 1.50 0.667	0.2 2 0 0 0 1 0 0 0 0 0 0 4 4 0.00 0.000	2.0 8 1 0 0 1 1 0 0 0 0 0 9 13 0.00 1.000	0.1 S 1 0 0 0 0 0 0 0 0 0 1 1 0.00 0.000																		

AB	30
R	1
H	4
RBI	1
BB	2
SO	4
LOB	6



Batter	1	2	3	4	5	6	7	8	9	AB	R	H	RBI	BB	SO	LOB	TOP					
Rickey Henderson, R OBP: 0.415, SLG: 0.423 (1, 7)	4-0 SH3 CS BB		0-0 2B 1B		0-0 SH5-3	0-0 FC5-2		0-3 K	0-0 HR 2B	4	1	2	1	1	1	4						
Dwayne Murphy, L OBP: 0.386, SLG: 0.400 Jim Essian, R OBP: 0.272, SLG: 0.340 Mike Davis, L OBP: 0.253, SLG: 0.273 (1, 8)	0-0 SH3		0-0 2B		0-0 F5	0-0 F8		0-0 HR 1B	4-0 HR 2B	2	0	2	0	0	0	0						
Wayne Gross, L OBP: 0.359, SLG: 0.469 Dave McKay, S OBP: 0.245, SLG: 0.266 (1, 5)	0-0 1B		0-0 6-3		0-0 F5		0-0 WP 1B	0-0 F8	0-0 HR	6	2	3	3	0	0	4						
Dave Revering, L OBP: 0.356, SLG: 0.520 (1, 3)	0-0 1B				0-0 HR		0-0 F5	0-0 HR	0-0 PB 1B	5	2	4	3	1	0	1						
Tony Armas, R OBP: 0.293, SLG: 0.468 (1, 9)	0-0 F9				0-0 5-3	0-0 G3		0-0 1B	0-0 K	6	0	1	1	0	1	6						
Orlando Gonzalez, L OBP: 0.429, SLG: 0.368 (1, 10)		0-0 3-1		0-0 4-3		0-0 L3		0-0 1B	0-0 1B 14-3 SH1-4 BB	4	1	1	0	1	0	0						
Jeff Newman, R OBP: 0.277, SLG: 0.426 (1, 2)	0-0 F7				0-0 HR	0-0 1B FC5-2 2B		0-3 K	0-0 1-4-3	5	1	2	1	0	1	3						
Rob Picciolo, R OBP: 0.258, SLG: 0.340 (1, 6)	0-3 K				0-0 1-3	0-0 FC5-2 1B		0-3 K	0-0 WP SH1-4 2B 1B	5	1	2	0	0	2	2						
Jeff Cox, R OBP: 0.358, SLG: 0.316 (1, 4)			0-0 F3		0-0 1B SH5-3 1B	0-0 FC5-2 1B		4-0 S 1B BB	0-0 SH1-4	3	1	2	1	1	0	0						
Inning Stats	R: 0 E: 0 K: 0 S: 4	H: 2 LOB: 2 BB: 1 P: 8	R: 0 E: 0 K: 1 S: 5	H: 0 LOB: 0 BB: 0 P: 5	R: 0 E: 0 K: 0 S: 4	H: 2 LOB: 1 BB: 0 P: 4	R: 2 E: 0 K: 0 S: 5	H: 2 LOB: 0 BB: 0 P: 5	R: 0 E: 0 K: 0 S: 5	H: 3 LOB: 3 BB: 0 P: 6	R: 1 E: 0 K: 2 S: 10	H: 3 LOB: 2 BB: 0 P: 10	R: 3 E: 0 K: 2 S: 9	H: 2 LOB: 1 BB: 2 P: 13	R: 5 E: 0 K: 0 S: 7	H: 4 LOB: 1 BB: 2 P: 15	1B: 12 2B: 4 3B: 0 HR: 4	SF: 0 SAC: 3 DP: 0 HBP: 0	WP: 2 PB: 1 SB: 2 CS: 1	PA: 50		
PITCHER	IP WLS BF H R ER SO BB IBB HBP BLK WP HR S P ERA WHIP	5.2 L 28 11 2 2 1 0 1 1 0 0 0 2 28 36 3.18 2.118	0.2 5 3 1 1 0 0 0 0 0 0 0 1 0 5 5 13.50 4.500	1.2 8 2 3 3 4 1 0 0 0 0 1 0 15 19 16.20 1.800	0.2 6 2 4 4 0 2 0 0 0 0 1 0 4 12 54.00 6.000	0.1 3 2 1 1 0 0 0 0 0 0 0 1 3 3 27.00 6.000																

Oakland Athletics @ Cleveland Indians
Cleveland Municipal Stadium, Cleveland, OH
Sun Aug 03 1980, 3:33 AM EDT
Unknown

AB 42
R 11
H 20
RBI 11
BB 5
SO 5
LOB 23



Batter	1	2	3	4	5	6	7	8	9	AB	R	H	RBI	BB	SO	LOB	BOTTOM				
Miguel Dilone, S OBP: 0.376, SLG: 0.429 (1, 7)	0-0 2B		0-0 1B 1B		0-0 2H 1B			0-0 FC4-6 BB SF8 1B	0-3 K	5	1	4	0	0	1	1					
Jorge Orta, L OBP: 0.406, SLG: 0.400 (1, 9)	0-0 F8		0-0 1B			0-0 F7		4-0 FC4-6 BB		3	0	1	0	1	0	0					
Mike Hargrove, L OBP: 0.308, SLG: 0.422 (1, 3)	0-0 4-3		0-0 4-3			0-3 K		0-0 FC4-6 SF8		4	0	0	0	0	1	3					
Toby Harrah, R OBP: 0.376, SLG: 0.371 (1, 5)		0-0 F7		0-0 F2		0-0 F7		0-0 SF8		3	0	0	1	0	0	0					
Joe Charboneau, R OBP: 0.369, SLG: 0.490 (1, 10)		0-0 HR		0-0 5-3		4-0 2B BB		4-0 BB BB		2	2	1	1	2	0	0					
Ron Hassey, L OBP: 0.386, SLG: 0.427 Bo Diaz, R OBP: 0.325, SLG: 0.438 (1, 2)		0-0 FC4-6 1B		0-0 L9		0-3 K		0-3 K		3	0	1	0	0	1	1					
Jack Brohamer, L OBP: 0.309, SLG: 0.321 (1, 4)		0-0 F9			0-0 SH2-3 1B 1B		0-0 FC1-6 1H 2B		0-0 F8	4	0	2	1	0	0	1					
Rick Manning, L OBP: 0.326, SLG: 0.279 Alan Bannister, R OBP: 0.289, SLG: 0.286 (1, 8)		0-0 FC4-6			0-0 F8		0-0 FC1-6-5		4-0 BB	2	0	0	0	0	0	2					
Jerry Dybzinski, R OBP: 0.240, SLG: 0.275 Gary Alexander, R OBP: 0.310, SLG: 0.432 Dave Rosello, R OBP: 0.242, SLG: 0.300 Gary Gray, R OBP: 0.200, SLG: 0.316 (1, 6)			0-0 6-3		0-0 SH2-3		0-0 5-3		0-0 F9	1	0	0	0	0	0	0					
Inning Stats	R: 0 E: 0 K: 0 S: 3	H: 1 LOB: 0 BB: 0 P: 3	R: 1 E: 0 K: 0 S: 5	H: 2 LOB: 1 BB: 0 P: 5	R: 0 E: 0 K: 0 S: 4	H: 2 LOB: 1 BB: 0 P: 4	R: 0 E: 0 K: 0 S: 3	H: 0 LOB: 0 BB: 0 P: 3	R: 0 E: 0 K: 1 S: 5	H: 0 LOB: 0 BB: 0 P: 5	R: 1 E: 0 K: 1 S: 6	H: 1 LOB: 1 BB: 1 P: 10	R: 1 E: 0 K: 1 S: 6	H: 1 LOB: 2 BB: 2 P: 14	R: 0 E: 0 K: 1 S: 5	H: 0 LOB: 1 BB: 1 P: 9	1B: 6 2B: 2 3B: 0 HR: 1	SF: 1 SAC: 1 DP: 0 HBP: 0	WP: 0 PB: 0 SB: 0 CS: 0	PA: 37	
PITCHER	IP WLS BF H R ER SO BB IBB HBP BLK WP HR S P ERA WHIP	6.1 W 25 8 2 2 2 0 1 0 0 0 0 5 13 6.75 2.250	1.1 S 5 0 0 0 2 1 0 0 0 0 0 8 12 0.00 0.750																		

Oakland Athletics @ Cleveland Indians
Cleveland Municipal Stadium, Cleveland, OH
Sun Aug 03 1980, 3:33 AM EDT
Unknown

AB 31
R 3
H 9
RBI 3
BB 4
SO 4
LOB 13




Batter	1	2	3	4	5	6	7	8	9	AB	R	H	RBI	BB	SO	LOB	TOP			
Rickey Henderson, R OBP: 0.413, SLG: 0.422 (1, 7)	F3		WP 1B		4-3		F9			4	0	1	0	0	0	0	Oakland Athletics @ Cleveland Indians Cleveland Municipal Stadium, Cleveland, OH Sun Aug 03 1980, 3:38 AM EDT Att: 17,587 - Unknown livebaseballscorecards.com			
Mike Davis, L OBP: 0.241, SLG: 0.259 (1, 9)	F7		K		F8		4-3			4	0	0	0	0	1	1				
Wayne Gross, L OBP: 0.361, SLG: 0.471 (1, 5)	1B 2B		F4		E BB		K			3	1	1	0	1	1	1				
Dave Revering, L OBP: 0.361, SLG: 0.521 (1, 3)	2H 1B			BB E BB	E4		G6-3 1B			3	1	2	1	1	0	1				
Tony Armas, R OBP: 0.290, SLG: 0.463 (1, 8)	K			K	5-3		G6-3 1-2F			4	0	0	0	0	2	5				
Orlando Gonzalez, L OBP: 0.400, SLG: 0.318 (1, 10)		K		E BB	4-3		F8			3	0	0	0	1	1	0				
Jim Essian, R OBP: 0.265, SLG: 0.331 (1, 2)	F9			L5	K		L6			4	0	0	0	0	1	2				
Mario Guerrero, R OBP: 0.262, SLG: 0.289 (9, PH)	F5			E4			F8			3	0	1	0	0	0	1				
Mitchell Page, L OBP: 0.326, SLG: 0.367 (9, PH)				1-3 2H			1B			1	0	0	0	0	0	0				
Jeff Cox, R OBP: 0.349, SLG: 0.306 (1, 4)	F9			F9	4-3		F8			3	0	0	0	0	1	3				
Jeff Newman, R OBP: 0.276, SLG: 0.424 (9, PH)				K			F8			1	0	0	0	0	0	0				
Inning Stats	R: 1 E: 0 K: 1 S: 7	H: 2 LOB: 1 BB: 0 P: 7	R: 0 E: 0 K: 1 S: 5	H: 0 LOB: 0 BB: 0 P: 5	R: 0 E: 0 K: 1 S: 6	H: 1 LOB: 1 BB: 0 P: 6	R: 1 E: 1 K: 2 S: 8	H: 0 LOB: 2 BB: 2 P: 16	R: 0 E: 1 K: 0 S: 4	H: 0 LOB: 1 BB: 0 P: 8	R: 0 E: 0 K: 1 S: 5	H: 0 LOB: 0 BB: 0 P: 5	R: 0 E: 0 K: 0 S: 3	H: 1 LOB: 0 BB: 0 P: 3	R: 0 E: 0 K: 0 S: 3	H: 0 LOB: 0 BB: 0 P: 3	1B: 4 2B: 1 3B: 0 HR: 0	SF: 0 SAC: 0 DP: 1 HBP: 0	WP: 1 PB: 0 SB: 1 CS: 0	PA: 36
PITCHER Len Barker, R ERA: 4.19 (1, 1)	IP: 9.0 WLS: W BF: 36 H: 5 R: 2 ER: 1 SO: 7 BB: 3 IBB: 0 HBP: 0 BLK: 0 WP: 1 HR: 0 S: 47 P: 59 ERA: 1.00 WHIP: 0.889																			

Batter	1	2	3	4	5	6	7	8	9	AB	R	H	RBI	BB	SO	LOB	BOTTOM	
Miguel Dilone, S OBP: 0.379, SLG: 0.432 (1, 9)	6-3		FC4-6 1B		WP S 1-3 1B		SH1-3			3	0	2	0	0	0	0	Oakland Athletics @ Cleveland Indians Cleveland Municipal Stadium, Cleveland, OH Sun Aug 03 1980, 3:38 AM EDT Att: 17,587 - Unknown livebaseballscorecards.com	
Jorge Orta, L OBP: 0.401, SLG: 0.395 (1, 10)	F6		FC4-6 G3-6		F5		F9			4	0	0	0	0	3	3		
Mike Hargrove, L OBP: 0.307, SLG: 0.418 (1, 3)	F9		G3-6		3H		3-1			3	1	0	0	1	0	2		
Toby Harrah, R OBP: 0.379, SLG: 0.374 (1, 5)		1B 1B		E3 FC5-4		1B BB		G6-4-3 HBP		3	2	2	0	0	0	0		
Joe Charboneau, R OBP: 0.367, SLG: 0.490 (1, 7)	F2		FC5-4 CS		G3 1H 2H		F7			4	0	1	2	0	0	3		
Bo Diaz, R OBP: 0.322, SLG: 0.431 (1, 2)	1B 1B		K		1-1H 2H		G6-4-3			4	0	1	0	0	2	3		
Jack Brohamer, L OBP: 0.303, SLG: 0.314 (1, 4)	F3		CS		2-3		G3			3	0	0	0	0	3	3		
Rick Manning, L OBP: 0.326, SLG: 0.279 (1, 8)					4-3		F8			3	0	1	1	0	0	1		
Jerry Dybzinski, R OBP: 0.247, SLG: 0.278 (1, 6)	1-3 1B			1B WP			F9 SH1-3 BB			2	1	1	0	1	0	2		
Inning Stats	R: 0 E: 0 K: 0 S: 3	H: 0 LOB: 0 BB: 0 P: 3	R: 1 E: 0 K: 0 S: 6	H: 3 LOB: 2 BB: 0 P: 6	R: 0 E: 0 K: 1 S: 5	H: 0 LOB: 0 BB: 0 P: 5	R: 1 E: 0 K: 0 S: 5	H: 2 LOB: 1 BB: 0 P: 5	R: 2 E: 0 K: 1 S: 7	H: 2 LOB: 1 BB: 1 P: 11	R: 0 E: 0 K: 0 S: 3	H: 0 LOB: 1 BB: 1 P: 7	R: 0 E: 0 K: 0 S: 2	H: 0 LOB: 0 BB: 0 P: 3	1B: 7 2B: 1 3B: 0 HR: 0	SF: 0 SAC: 1 DP: 2 HBP: 1		WP: 1 PB: 0 SB: 1 CS: 1
PITCHER Mike Norris, R ERA: 2.52 (1, 1)	IP: 8.0 WLS: L BF: 33 H: 8 R: 4 ER: 4 SO: 2 BB: 2 IBB: 0 HBP: 1 BLK: 0 WP: 1 HR: 0 S: 34 P: 43 ERA: 4.50 WHIP: 1.250																	

Batter	1	2	3	4	5	6	7	8	9	AB	R	H	RBI	BB	SO	LOB	TOP					
Roy Smalley, S OBP: 0.348, SLG: 0.405 (1, 6)	L7	BB				BB			F7	3	0	1	1	2	0	0	Minnesota Twins @ Oakland Athletics Oakland-Alameda County Coliseum, Oakland, CA Mon Aug 04 1980, 7:05 PM PDT Att: 16,741 - Unknown - 64 F					
Rob Wilfong, L OBP: 0.305, SLG: 0.343 (1, 4)	HBP	F5				BB			K	4	0	1	0	1	1	4						
Hosken Powell, L OBP: 0.310, SLG: 0.360 (1, 9)	HBP								1B	4	0	1	0	0	1	2						
Ken Landreaux, L OBP: 0.328, SLG: 0.409 (1, 8)	F8								F8	5	0	0	0	0	5							
Rick Sofield, L OBP: 0.291, SLG: 0.411 (1, 7)	K								F8	4	0	0	0	0	1	4						
Danny Goodwin, L OBP: 0.302, SLG: 0.275 (1, 10)		F5								3	0	1	0	1	0	0						
Butch Wynegar, S OBP: 0.329, SLG: 0.341 (1, 2)	F7									4	1	0	0	0	2							
John Castino, R OBP: 0.349, SLG: 0.451 (1, 5)		2B								4	1	4	0	0	0	0						
Ron Jackson, R OBP: 0.296, SLG: 0.373 (1, 3)	1-H	2B							G4-6-3	4	0	1	1	0	5							
Inning Stats	R: 0 E: 0 K: 1 S: 6	H: 1 LOB: 2 BB: 0 P: 7	R: 1 E: 0 K: 0 S: 5	H: 2 LOB: 2 BB: 1 P: 9	R: 0 E: 0 K: 0 S: 3	H: 0 LOB: 0 BB: 0 P: 3	R: 0 E: 0 K: 0 S: 4	H: 1 LOB: 1 BB: 0 P: 4	R: 0 E: 0 K: 1 S: 5	H: 0 LOB: 2 BB: 2 P: 13	R: 1 E: 0 K: 0 S: 5	H: 2 LOB: 2 BB: 1 P: 9	R: 0 E: 0 K: 0 S: 3	H: 0 LOB: 0 BB: 0 P: 3	R: 0 E: 0 K: 0 S: 4	H: 2 LOB: 1 BB: 0 P: 4	R: 0 E: 0 K: 1 S: 6	H: 1 LOB: 1 BB: 0 P: 6	1B: 8 2B: 1 3B: 0 HR: 0	SF: 0 SAC: 0 DP: 1 HBP: 1	WP: 0 PB: 0 SB: 0 CS: 0	PA: 40
PITCHER Steve McCatty, R ERA: 4.42 (1, 1)	IP: 9.0 WLS: W BF: 40 H: 9 R: 2 ER: 2 SO: 3 BB: 4 IBB: 0 HBP: 1 BLK: 0 WP: 0 HR: 0 S: 41 P: 58 ERA: 2.00 WHIP: 1.444															PITCHER						


Batter	1	2	3	4	5	6	7	8	9	AB	R	H	RBI	BB	SO	LOB	BOTTOM			
Rickey Henderson, R OBP: 0.414, SLG: 0.430 Mike Davis, L OBP: 0.239, SLG: 0.256 (7, 7)			6-3			L9			L7	4	2	2	2	0	0	1	Minnesota Twins @ Oakland Athletics Oakland-Alameda County Coliseum, Oakland, CA Mon Aug 04 1980, 7:05 PM PDT Att: 16,741 - Unknown - 64 F			
Jim Essian, R OBP: 0.275, SLG: 0.347 (1, 2)						6-3				5	1	3	1	0	0	0				
Tony Armas, R OBP: 0.289, SLG: 0.460 Dwayne Murphy, L OBP: 0.386, SLG: 0.400 (8, 8)	F8	1-6-3	F9						K	5	0	1	0	0	1	4				
Jeff Newman, R OBP: 0.278, SLG: 0.433 (1, 3)	FC4-6					F9			4-3	4	2	1	1	1	0	2				
Mike Heath, R OBP: 0.247, SLG: 0.275 (1, 9)	FC4-6	K				F3			1-3	4	0	1	2	0	1	0				
Mike Edwards, R OBP: 0.234, SLG: 0.234 Dave Revering, L OBP: 0.361, SLG: 0.518 (2, FH)	FC4-6					P3			3-1	1	1	0	0	0	2					
Mario Guerrero, R OBP: 0.266, SLG: 0.290 (1, 6)	2B					P4			2B	3	2	1	0	1	0	1				
Dave McKay, S OBP: 0.258, SLG: 0.293 (1, 5)						K				4	2	3	3	0	1	0				
Jeff Cox, R OBP: 0.345, SLG: 0.304 (1, 4)	HR		5-3			1-3			K	4	1	1	2	0	1	2				
Inning Stats	R: 8 E: 0 K: 0 S: 9	H: 6 LOB: 0 BB: 2 P: 17	R: 1 E: 0 K: 1 S: 6	H: 1 LOB: 1 BB: 1 P: 10	R: 1 E: 0 K: 0 S: 5	H: 2 LOB: 1 BB: 0 P: 5	R: 0 E: 0 K: 0 S: 3	H: 0 LOB: 0 BB: 0 P: 3	R: 0 E: 0 K: 1 S: 5	H: 0 LOB: 0 BB: 0 P: 5	R: 0 E: 0 K: 0 S: 4	H: 1 LOB: 1 BB: 0 P: 4	R: 1 E: 0 K: 1 S: 7	H: 2 LOB: 1 BB: 0 P: 7	R: 0 E: 0 K: 1 S: 6	H: 1 LOB: 1 BB: 0 P: 6	1B: 8 2B: 3 3B: 0 HR: 2	SF: 0 SAC: 0 DP: 0 HBP: 0	WP: 0 PB: 0 SB: 0 CS: 0	PA: 40
PITCHER Geoff Zahn, L ERA: 4.64 John Verhoeven, R ERA: 3.91 Mike Bacsik, R ERA: 3.74 (1, 1)	IP: 0.2 WLS: L BF: 10 H: 6 R: 0 ER: 0 SO: 0 BB: 1 IBB: 1 HBP: 0 BLK: 0 WP: 0 HR: 1 S: 18 P: 16 ERA: 108.00 WHIP: 10.500															PITCHER				


AB 35
R 2
H 9
RBI 2
BB 4
SO 3
LOB 22



AB 37
R 11
H 13
RBI 11
BB 3
SO 4
LOB 12



Batter	1	2	3	4	5	6	7	8	9	AB	R	H	RBI	BB	SO	LOB	TOP					
Roy Smalley, S OBP: 0.344, SLG: 0.400 (1, 6)	1-6-3			L4	CS	K			G3	4	0	0	0	0	1	0	Minnesota Twins @ Oakland Athletics Oakland-Alameda County Coliseum, Oakland, CA Tue Aug 05 1980, 7:05 PM PDT Att. 4,651 - Unknown - 65 F AB 29 R 2 H 3 RBI 2 BB 1 SO 3 LOB 3 					
John Castino, R OBP: 0.345, SLG: 0.446 (1, 5)	F9			1-3		L9			1-3	4	0	0	0	0	0							
Hosken Powell, L OBP: 0.310, SLG: 0.359 (1, 9)	F5					4-3			G3	4	0	1	0	0	0							
Ken Landreaux, L OBP: 0.325, SLG: 0.406 (1, 8)		L8		L8					F8	3	0	0	0	0	1							
Rick Sofield, L OBP: 0.292, SLG: 0.408 (1, 7)		G3				2B 3-1 BB			4-3	2	1	0	0	1	0							
Rob Wilfong, L OBP: 0.306, SLG: 0.339 (1, 4)		F9				F8			P5	3	0	0	0	0	1							
Danny Goodwin, L OBP: 0.303, SLG: 0.287 (1, 10)				4-3		3-1 1B 2B			K	3	1	1	0	0	1							
Butch Wynegar, S OBP: 0.326, SLG: 0.338 (1, 2)				L4		3-1			L8	3	0	0	1	0	1							
Ron Jackson, R OBP: 0.296, SLG: 0.372 (1, 3)				F8		2-3 3-H 1B CS			K	3	0	1	1	0	1							
Inning Stats	R: 0 E: 0 K: 0 S: 3	H: 0 LOB: 0 BB: 0 P: 3	R: 0 E: 0 K: 0 S: 3	H: 0 LOB: 0 BB: 0 P: 3	R: 0 E: 0 K: 0 S: 3	H: 0 LOB: 0 BB: 0 P: 3	R: 0 E: 0 K: 0 S: 4	H: 1 LOB: 1 BB: 0 P: 4	R: 2 E: 0 K: 0 S: 4	H: 2 LOB: 0 BB: 1 P: 8	R: 0 E: 0 K: 1 S: 5	H: 0 LOB: 0 BB: 0 P: 5	R: 0 E: 0 K: 0 S: 3	H: 0 LOB: 0 BB: 0 P: 3	R: 0 E: 0 K: 2 S: 7	H: 0 LOB: 0 BB: 0 P: 7	R: 0 E: 0 K: 0 S: 3	H: 0 LOB: 0 BB: 0 P: 3	1B: 2 2B: 1 3B: 0 HR: 0	SF: 0 SAC: 0 DP: 0 HBP: 0	WP: 0 PB: 0 SB: 0 CS: 1	PA: 31
PITCHER Rick Langford, R ERA: 3.14 (1, 1)	IP: 9.0 WLS: W BF: 30 H: 3 R: 2 ER: 2 SO: 3 BB: 1 IBB: 0 HBP: 0 BLK: 0 WP: 0 HR: 0 S: 35 P: 39 ERA: 2.00 WHIP: 0.444															PITCHER	IP: 9.0 WLS: W BF: 30 H: 3 R: 2 ER: 2 SO: 3 BB: 1 IBB: 0 HBP: 0 BLK: 0 WP: 0 HR: 0 S: 35 P: 39 ERA: 2.00 WHIP: 0.444					

Batter	1	2	3	4	5	6	7	8	9	AB	R	H	RBI	BB	SO	LOB	BOTTOM				
Rickey Henderson, R OBP: 0.415, SLG: 0.429 (1, 7)	6-3 1B	FC4-6			L9					3	0	1	0	0	0	2	Minnesota Twins @ Oakland Athletics Oakland-Alameda County Coliseum, Oakland, CA Tue Aug 05 1980, 7:05 PM PDT Att. 4,651 - Unknown - 65 F AB 25 R 3 H 8 RBI 3 BB 4 SO 4 LOB 13 				
Jim Essian, R OBP: 0.287, SLG: 0.357 (1, 2)	6-3 1-3			G6-4-3 1B		4-3 1B				4	0	3	1	0	1						
Tony Armas, R OBP: 0.286, SLG: 0.455 (1, 8) (8, 9)	K			G6-4-3 1-2		F9	1-3			4	0	0	0	0	1	5					
Jeff Newman, R OBP: 0.275, SLG: 0.427 (1, 3)	F7			4-3		4-3			6-3	4	0	0	0	0	2						
Mike Heath, R OBP: 0.248, SLG: 0.276 Dwayne Murphy, L OBP: 0.385, SLG: 0.399 (1, 9) (8, 8)		E5 SH1-3 1B			K				1-3	3	1	1	0	0	1	1					
Mario Guerrero, R OBP: 0.270, SLG: 0.289 (1, 6)		SH1-3			G4-6-3 BB				1B SH1-4 BB	1	1	0	0	2	1						
Mike Edwards, R OBP: 0.245, SLG: 0.229 (1, 10)		1B BB			G4-6-3 1-2				SH1-4	1	0	0	0	1	1						
Dave McKay, S OBP: 0.272, SLG: 0.302 (1, 5)		1B 1-3							SH1-4 1B	2	1	2	1	1	0	0					
Jeff Cox, R OBP: 0.348, SLG: 0.308 (1, 4)		FC4-6 2-3							SH1-4	2	0	1	1	0	1	1					
Inning Stats	R: 0 E: 0 K: 1 S: 6	H: 1 LOB: 1 BB: 0 P: 6	R: 1 E: 1 K: 0 S: 5	H: 3 LOB: 2 BB: 1 P: 9	R: 0 E: 0 K: 0 S: 3	H: 1 LOB: 0 BB: 0 P: 3	R: 0 E: 0 K: 1 S: 4	H: 0 LOB: 0 BB: 1 P: 8	R: 0 E: 0 K: 1 S: 4	H: 0 LOB: 0 BB: 1 P: 8	R: 0 E: 0 K: 0 S: 4	H: 1 LOB: 1 BB: 0 P: 4	R: 2 E: 0 K: 0 S: 5	H: 2 LOB: 2 BB: 1 P: 10	R: 0 E: 0 K: 1 S: 5	H: 0 LOB: 0 BB: 0 P: 5		1B: 8 2B: 0 3B: 0 HR: 0	SF: 0 SAC: 3 DP: 2 HBP: 1	WP: 0 PB: 0 SB: 1 CS: 1	PA: 33
PITCHER Jerry Koosman, L ERA: 4.46 Doug Corbett, R ERA: 2.09 (1, 1) (7, 1)	IP: 6.2 WLS: L BF: 29 H: 8 R: 3 ER: 3 SO: 3 BB: 4 IBB: 0 HBP: 1 BLK: 0 WP: 0 HR: 0 S: 30 P: 47 ERA: 4.05 WHIP: 1.800															PITCHER		IP: 1.1 WLS: L BF: 4 H: 0 R: 0 ER: 0 SO: 1 BB: 0 IBB: 0 HBP: 0 BLK: 0 WP: 0 HR: 0 S: 6 P: 6 ERA: 0.00 WHIP: 0.000			

Batter	1	2	3	4	5	6	7	8	9	AB	R	H	RBI	BB	SO	LOB	TOP			
Butch Wynegar, S (1, 2) OBP: 0.328, SLG: 0.338										3	0	1	0	1	0	2				
Roy Smalley, S (1, 6) OBP: 0.343, SLG: 0.398										4	0	1	0	0	0	1				
Ken Landreaux, L (1, 8) OBP: 0.322, SLG: 0.402										4	0	0	0	0	0	2				
Glenn Adams, L (1, 7) OBP: 0.338, SLG: 0.364										4	0	1	0	0	0	0				
Rob Wilfong, L (1, 4) OBP: 0.305, SLG: 0.338										4	0	1	0	0	0	1				
Hosken Powell, L (1, 9) OBP: 0.312, SLG: 0.361										4	0	2	0	0	1	1				
Danny Goodwin, L (1, 10) OBP: 0.292, SLG: 0.276										4	0	0	0	0	2	2				
John Castino, R (1, 5) OBP: 0.347, SLG: 0.445										3	0	1	0	1	2	0				
Ron Jackson, R (1, 3) OBP: 0.293, SLG: 0.368										3	1	0	0	0	1	3				
Inning Stats	R: 0 E: 0 K: 0 S: 3	H: 0 LOB: 0 BB: 0 P: 3	R: 0 E: 0 K: 1 S: 5	H: 1 LOB: 0 BB: 0 P: 5	R: 1 E: 0 K: 0 S: 5	H: 2 LOB: 2 BB: 1 P: 9	R: 0 E: 0 K: 1 S: 6	H: 1 LOB: 1 BB: 0 P: 6	R: 0 E: 0 K: 2 S: 8	H: 0 LOB: 0 BB: 0 P: 3	R: 0 E: 0 K: 1 S: 6	H: 1 LOB: 2 BB: 1 P: 10	R: 0 E: 0 K: 0 S: 4	H: 1 LOB: 1 BB: 0 P: 4	R: 0 E: 0 K: 1 S: 5	H: 0 LOB: 0 BB: 0 P: 5	1B: 7 2B: 0 3B: 0 HR: 0	SF: 0 SAC: 0 DP: 0 HBP: 0	WP: 1 PB: 1 SB: 1 CS: 1	PA: 35
PITCHER Brian Kingman, R (1, 1) ERA: 3.34	IP: 9.0 WLS: W BF: 35 H: 7 R: 1 ER: 1 SO: 6 BB: 2 IBB: 0 HBP: 0 BLK: 0 WP: 1 HR: 0 S: 45 P: 53 ERA: 1.00 WHIP: 1.000															PITCHER				

Minnesota Twins @ Oakland Athletics
Oakland-Alameda County Coliseum, Oakland, CA
Wed Aug 06 1980, 3:33 AM PDT
Att: 6,697 - Unknown - 66 F

AB	33
R	1
H	7
RBI	0
BB	2
SO	6
LOB	12



Batter	1	2	3	4	5	6	7	8	9	AB	R	H	RBI	BB	SO	LOB	BOTTOM			
Rickey Henderson, R (1, 7) OBP: 0.414, SLG: 0.428										4	0	1	0	0	0	3				
Dwayne Murphy, L (1, 8) OBP: 0.384, SLG: 0.396										3	0	0	0	1	1	1				
Dave Revering, L (1, 3) OBP: 0.356, SLG: 0.510										4	0	0	0	0	1	4				
Wayne Gross, L (1, 5) OBP: 0.363, SLG: 0.470										3	1	1	0	1	1	0				
Dave McKay, S (9, 5) OBP: 0.272, SLG: 0.302										0	0	0	0	0	0	0				
Orlando Gonzalez, L (1, 10) OBP: 0.357, SLG: 0.280										3	0	0	0	0	1	2				
Tony Armas, R (1, 9) OBP: 0.286, SLG: 0.452										3	1	0	0	1	1	0				
Jim Essian, R (1, 2) OBP: 0.293, SLG: 0.363										3	0	2	1	0	0	0				
Mario Guerrero, R (1, 6) OBP: 0.274, SLG: 0.293										3	1	2	1	0	0	0				
Jeff Cox, R (1, 4) OBP: 0.347, SLG: 0.302										2	0	0	0	1	0	1				
Inning Stats	R: 0 E: 0 K: 3 S: 10	H: 1 LOB: 2 BB: 1 P: 14	R: 0 E: 0 K: 0 S: 3	H: 0 LOB: 0 BB: 0 P: 3	R: 0 E: 0 K: 0 S: 3	H: 0 LOB: 0 BB: 0 P: 3	R: 0 E: 0 K: 1 S: 5	H: 0 LOB: 0 BB: 0 P: 5	R: 0 E: 0 K: 0 S: 4	H: 2 LOB: 1 BB: 0 P: 4	R: 0 E: 0 K: 0 S: 3	H: 0 LOB: 0 BB: 0 P: 3	R: 3 E: 1 K: 0 S: 6	H: 3 LOB: 3 BB: 3 P: 18	R: 0 E: 0 K: 1 S: 5	H: 0 LOB: 0 BB: 0 P: 5	1B: 6 2B: 0 3B: 0 HR: 0	SF: 0 SAC: 1 DP: 0 HBP: 0	WP: 0 PB: 0 SB: 2 CS: 0	PA: 33
PITCHER Roger Erickson, R (1, 1) ERA: 3.55	IP: 6.1 WLS: L BF: 27 H: 6 R: 3 ER: 3 SO: 4 BB: 3 IBB: 0 HBP: 0 BLK: 0 WP: 0 HR: 0 S: 32 P: 44 ERA: 4.26 WHIP: 1.421															PITCHER				
Doug Corbett, R (7, 1) ERA: 2.05	IP: 1.2 WLS: L BF: 6 H: 0 R: 0 ER: 0 SO: 1 BB: 1 IBB: 0 HBP: 0 BLK: 0 WP: 0 HR: 0 S: 7 P: 11 ERA: 0.00 WHIP: 0.600															PITCHER				

Minnesota Twins @ Oakland Athletics
Oakland-Alameda County Coliseum, Oakland, CA
Wed Aug 06 1980, 3:33 AM PDT
Att: 6,697 - Unknown - 66 F

AB	28
R	3
H	6
RBI	2
BB	4
SO	5
LOB	11



Batter	1	2	3	4	5	6	7	8	9	10	AB	R	H	RBI	BB	SO	LOB	TOP		
Julio Cruz, S OBP: 0.332, SLG: 0.260 (1, 4)	P4			L5		F7		1B		SH3-4 BB	5	1	2	0	0	0	0			
Joe Simpson, L OBP: 0.320, SLG: 0.351 (1, 9)	F9			E S 1B			HR	FC6-4 BB		SH3-4	3	1	2	1	1	0	0			
Dan Meyer, L OBP: 0.325, SLG: 0.401 Juan Benitez, R OBP: 0.275, SLG: 0.384 (1, 7) (8, 8)	3-1			F8		F8	3-1 1B	FC6-4 1-2		5-3	4	0	1	0	0	0	0	3		
Willie Horton, R OBP: 0.315, SLG: 0.308 (1, 10)		F8		P4			3-1 1-2		L6	BB BB BB	4	0	0	0	1	0	2			
Leon Roberts, R OBP: 0.257, SLG: 0.311 (1, 8) (8, 7)		F3			5-3			K	1B S 1B	BB BB	4	0	1	0	1	1	1			
Bill Stein, R OBP: 0.374, SLG: 0.448 (1, 3)		F8			5-3			BB	6-3	FC5-4 BB	3	0	0	1	2	0	1			
Ted Cox, R OBP: 0.298, SLG: 0.311 Larry Milbourne, S OBP: 0.303, SLG: 0.336 (1, 5) (9, PH) (9, 5)			F9		6-3			F3	1B IBB	FC5-4 1-2	3	0	0	0	0	2	3			
Larry Cox, R OBP: 0.257, SLG: 0.294 Bruce Bochte, L OBP: 0.357, SLG: 0.432 Marc Hill, R OBP: 0.200, SLG: 0.260 (1, 2) (9, PH) (9, PR) (9, 2)			5-3					CS 1B	BLK SH1-4 CS BB	1-2 2-3 3-4	2	0	1	0	1	0	0			
Mario Mendoza, R OBP: 0.302, SLG: 0.313 (1, 6)			6-3			1-2 K		SH1-4	4-3		3	0	0	0	0	1	4			
Inning Stats	R: 0 E: 0 K: 0 S: 3	H: 0 LOB: 0 BB: 0 P: 3	R: 0 E: 0 K: 0 S: 3	H: 0 LOB: 0 BB: 0 P: 3	R: 0 E: 0 K: 0 S: 3	H: 0 LOB: 0 BB: 0 P: 3	R: 0 E: 0 K: 1 S: 5	H: 1 LOB: 0 BB: 0 P: 5	R: 1 E: 0 K: 1 S: 7	H: 2 LOB: 2 BB: 1 P: 11	R: 0 E: 0 K: 0 S: 3	H: 1 LOB: 2 BB: 1 P: 11	R: 0 E: 0 K: 0 S: 5	H: 2 LOB: 3 BB: 1 P: 9	R: 1 E: 0 K: 0 S: 4	H: 1 LOB: 3 BB: 3 P: 16	1B: 7 2B: 1 3B: 0 HR: 1	SF: 0 SAC: 2 DP: 1 HBP: 0	WP: 0 PA: 43 PB: 0 SB: 4 CS: 2	
PITCHER	IP WLS BF H R ER SO BB IBB HBP BLK WP HR S P ERA WHIP	IP WLS BF H R ER SO BB IBB HBP BLK WP HR S P ERA WHIP	IP WLS BF H R ER SO BB IBB HBP BLK WP HR S P ERA WHIP	IP WLS BF H R ER SO BB IBB HBP BLK WP HR S P ERA WHIP	IP WLS BF H R ER SO BB IBB HBP BLK WP HR S P ERA WHIP	IP WLS BF H R ER SO BB IBB HBP BLK WP HR S P ERA WHIP	IP WLS BF H R ER SO BB IBB HBP BLK WP HR S P ERA WHIP	IP WLS BF H R ER SO BB IBB HBP BLK WP HR S P ERA WHIP	IP WLS BF H R ER SO BB IBB HBP BLK WP HR S P ERA WHIP	IP WLS BF H R ER SO BB IBB HBP BLK WP HR S P ERA WHIP	IP WLS BF H R ER SO BB IBB HBP BLK WP HR S P ERA WHIP	IP WLS BF H R ER SO BB IBB HBP BLK WP HR S P ERA WHIP	IP WLS BF H R ER SO BB IBB HBP BLK WP HR S P ERA WHIP	IP WLS BF H R ER SO BB IBB HBP BLK WP HR S P ERA WHIP	IP WLS BF H R ER SO BB IBB HBP BLK WP HR S P ERA WHIP	IP WLS BF H R ER SO BB IBB HBP BLK WP HR S P ERA WHIP	IP WLS BF H R ER SO BB IBB HBP BLK WP HR S P ERA WHIP	IP WLS BF H R ER SO BB IBB HBP BLK WP HR S P ERA WHIP	IP WLS BF H R ER SO BB IBB HBP BLK WP HR S P ERA WHIP	
Matt Keough, R ERA: 3.04 Jeff Jones, R ERA: 2.13 Bob Lacey, L ERA: 3.07 (1, 1) (10, 1) (10, 1)	9.2 0.0 0.1	9.2 1 1	9.2 0 0	9.2 2 0	9.2 2 0	9.2 2 0	9.2 2 0	9.2 2 0	9.2 2 0	9.2 2 0	9.2 2 0	9.2 2 0	9.2 2 0	9.2 2 0	9.2 2 0	9.2 2 0	9.2 2 0	9.2 2 0	9.2 2 0	9.2 2 0

Seattle Mariners @ Oakland Athletics
Oakland-Alameda County Coliseum, Oakland, CA
Fri Aug 08 1980, 7:05 PM PDT
Att: 6,283 - Unknown

livebaseballscorecards.com

AB 34
R 2
H 8
RBI 2
BB 7
SO 2
LOB 17



Batter	1	2	3	4	5	6	7	8	9	10	AB	R	H	RBI	BB	SO	LOB	BOTTOM			
Rickey Henderson, R OBP: 0.418, SLG: 0.429 (1, 7)	CS 1B		F9 1B BB		K 1B			SH5-4 1B BB		4-3	3	1	2	0	2	0	0				
Dwayne Murphy, L OBP: 0.383, SLG: 0.394 (1, 8)	L5		BB 1B		K			SH5-4		G3	4	0	1	0	0	1	2				
Wayne Gross, L OBP: 0.350, SLG: 0.465 Mike Edwards, R OBP: 0.245, SLG: 0.229 (1, 5) (10, PR)	G3		F9					G1		BB 1B	5	0	1	0	0	0	3				
Dave Revering, L OBP: 0.358, SLG: 0.509 Mike Heath, R OBP: 0.248, SLG: 0.276 Mike Davis, L OBP: 0.247, SLG: 0.256 (1, 3) (10, PH) (10, PH)		4-3	BB 1B		F7			1B		FC4 BB	3	0	1	1	1	0	0				
Orlando Gonzalez, L OBP: 0.303, SLG: 0.233 (1, 10)		6-3	1-3		6-3			6-3		FC4	5	0	0	0	0	0	6				
Tony Armas, R OBP: 0.290, SLG: 0.453 (1, 9)		BB 1B			6-3			E CS 1B BB		1B	3	0	2	0	1	0	0				
Jim Essian, R OBP: 0.298, SLG: 0.363 (1, 2)		BB 1B			F8			E7 CS 1B		P3	3	0	1	0	1	0	1				
Mario Guerrero, R OBP: 0.272, SLG: 0.291 Mitchell Page, L OBP: 0.328, SLG: 0.367 Jeff Newman, R OBP: 0.274, SLG: 0.425 Rob Picciolo, R OBP: 0.256, SLG: 0.338 (1, 6) (7, PH) (7, PH) (8, 6)		5-3			K			6-3		K	2	0	0	0	0	0	2				
Jeff Cox, R OBP: 0.336, SLG: 0.291 (1, 4)			4-3		1-3			1-3		K	4	0	0	0	0	1	3				
Inning Stats	R: 0 E: 0 K: 0 S: 3	H: 1 LOB: 1 BB: 0 P: 3	R: 0 E: 0 K: 0 S: 4	H: 1 LOB: 2 BB: 1 P: 8	R: 0 E: 0 K: 0 S: 4	H: 1 LOB: 3 BB: 2 P: 12	R: 0 E: 0 K: 1 S: 5	H: 0 LOB: 0 BB: 0 P: 5	R: 0 E: 0 K: 1 S: 5	H: 0 LOB: 0 BB: 0 P: 3	R: 0 E: 1 K: 0 S: 3	H: 1 LOB: 1 BB: 1 P: 7	R: 1 E: 0 K: 0 S: 4	H: 1 LOB: 1 BB: 1 P: 8	R: 0 E: 0 K: 2 S: 8	H: 1 LOB: 1 BB: 0 P: 8	R: 0 E: 0 K: 0 S: 4	H: 1 LOB: 2 BB: 1 P: 8	1B: 8 2B: 0 3B: 0 HR: 0	SF: 0 SAC: 1 DP: 0 HBP: 0	WP: 0 PA: 41 PB: 0 SB: 0 CS: 3
PITCHER	IP WLS BF H R ER SO BB IBB HBP BLK WP HR S P ERA WHIP	IP WLS BF H R ER SO BB IBB HBP BLK WP HR S P ERA WHIP	IP WLS BF H R ER SO BB IBB HBP BLK WP HR S P ERA WHIP	IP WLS BF H R ER SO BB IBB HBP BLK WP HR S P ERA WHIP	IP WLS BF H R ER SO BB IBB HBP BLK WP HR S P ERA WHIP	IP WLS BF H R ER SO BB IBB HBP BLK WP HR S P ERA WHIP	IP WLS BF H R ER SO BB IBB HBP BLK WP HR S P ERA WHIP	IP WLS BF H R ER SO BB IBB HBP BLK WP HR S P ERA WHIP	IP WLS BF H R ER SO BB IBB HBP BLK WP HR S P ERA WHIP	IP WLS BF H R ER SO BB IBB HBP BLK WP HR S P ERA WHIP	IP WLS BF H R ER SO BB IBB HBP BLK WP HR S P ERA WHIP	IP WLS BF H R ER SO BB IBB HBP BLK WP HR S P ERA WHIP	IP WLS BF H R ER SO BB IBB HBP BLK WP HR S P ERA WHIP	IP WLS BF H R ER SO BB IBB HBP BLK WP HR S P ERA WHIP	IP WLS BF H R ER SO BB IBB HBP BLK WP HR S P ERA WHIP	IP WLS BF H R ER SO BB IBB HBP BLK WP HR S P ERA WHIP	IP WLS BF H R ER SO BB IBB HBP BLK WP HR S P ERA WHIP	IP WLS BF H R ER SO BB IBB HBP BLK WP HR S P ERA WHIP	IP WLS BF H R ER SO BB IBB HBP BLK WP HR S P ERA WHIP		
Jim Beattie, R ERA: 5.32 Shane Rawley, L ERA: 3.27 Dave Heaverlo, R ERA: 3.69 Dave Roberts, L ERA: 4.5 (1, 1) (7, 1) (10, 1) (10, 1)	6.0 3.2 0.0 0.1	6.0 W 1	6.0 14 0	6.0 3 0	6.0 1 0	6.0 2 0	6.0 2 0	6.0 2 0	6.0 2 0	6.0 2 0	6.0 2 0	6.0 2 0	6.0 2 0	6.0 2 0	6.0 2 0	6.0 2 0	6.0 2 0	6.0 2 0	6.0 2 0	6.0 2 0	

Seattle Mariners @ Oakland Athletics
Oakland-Alameda County Coliseum, Oakland, CA
Fri Aug 08 1980, 7:05 PM PDT
Att: 6,283 - Unknown

livebaseballscorecards.com

AB 34
R 1
H 8
RBI 1
BB 6
SO 4
LOB 20



Batter	1	2	3	4	5	6	7	8	9	AB	R	H	RBI	BB	SO	LOB	TOP					
Julio Cruz, S OBP: 0.331, SLG: 0.257 (1, 4)	1-3		BB			E4			1-3	3	0	0	0	1	0	1	Seattle Mariners @ Oakland Athletics Oakland-Alameda County Coliseum, Oakland, CA Sat Aug 09 1980, 3:33 AM PDT Att: 13,629 - Unknown livebaseballscorecards.com					
Joe Simpson, L OBP: 0.319, SLG: 0.349 (1, 9)	4-3		F9			K			1B SF8	4	1	1	0	0	1	3						
Dan Meyer, L OBP: 0.324, SLG: 0.399 (1, 7) (8, 3)	E3			4-3		F9			1B	4	0	1	0	0	0	1						
Willie Horton, R OBP: 0.310, SLG: 0.305 (1, 10)	FC6-4			6-3			K		SF8	3	0	0	1	0	1	1						
Leon Roberts, R OBP: 0.330, SLG: 0.433 (1, 8) (8, 7)		K		5-3			K		F8	4	0	0	0	0	2	1						
Bill Stein, R OBP: 0.367, SLG: 0.439 (1, 3) (8, 5)		6-3				F9				3	0	0	0	0	0	0						
Ted Cox, R OBP: 0.296, SLG: 0.308 (8, PH) Larry Milbourne, S OBP: 0.301, SLG: 0.333 (8, 6)	1-3					F8			1-3	2	0	0	0	0	0	0						
Larry Cox, R OBP: 0.255, SLG: 0.291 (8, PH) Jerry Narron, L OBP: 0.167, SLG: 0.091 (8, 2)			6-3			K			K	2	0	0	0	0	1	0						
Mario Mendoza, R OBP: 0.304, SLG: 0.315 (1, 6) Juan Beniquez, R OBP: 0.273, SLG: 0.382 (8, PH)			K				CS	E	F8	2	0	1	0	0	1	0						
Inning Stats	R: 0 E: 1 K: 0 S: 4	H: 0 LOB: 1 BB: 0 P: 4	R: 0 E: 0 K: 1 S: 5	H: 0 LOB: 0 BB: 0 P: 5	R: 0 E: 0 K: 1 S: 5	H: 0 LOB: 1 BB: 1 P: 9	R: 0 E: 0 K: 0 S: 3	H: 0 LOB: 0 BB: 0 P: 3	R: 0 E: 0 K: 1 S: 5	H: 0 LOB: 0 BB: 0 P: 5	R: 0 E: 0 K: 1 S: 6	H: 1 LOB: 1 BB: 0 P: 6	R: 0 E: 0 K: 2 S: 7	H: 0 LOB: 0 BB: 0 P: 7	R: 0 E: 0 K: 1 S: 5	H: 0 LOB: 0 BB: 0 P: 5		R: 1 E: 0 K: 0 S: 5	H: 2 LOB: 1 BB: 0 P: 5	1B: 3 2B: 0 3B: 0 HR: 0	SF: 1 SAC: 0 DP: 0 HBP: 0	WP: 0 PB: 0 SB: 1 CS: 1
PITCHER Mike Norris, R ERA: 2.45 (1, 1)	IP: 9.0 WLS: W BF: 32 H: 3 R: 1 ER: 1 SO: 7 BB: 1 IBB: 0 HBP: 0 BLK: 0 WP: 0 HR: 0 S: 45 P: 49 ERA: 1.00 WHIP: 0.444															PITCHER						

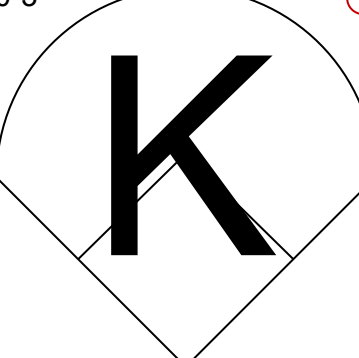
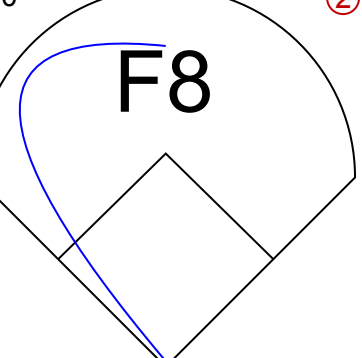
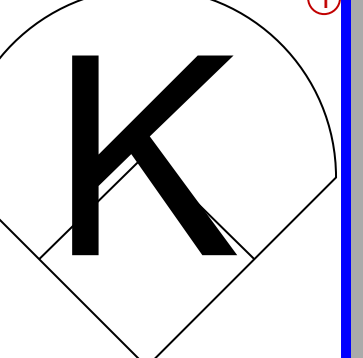
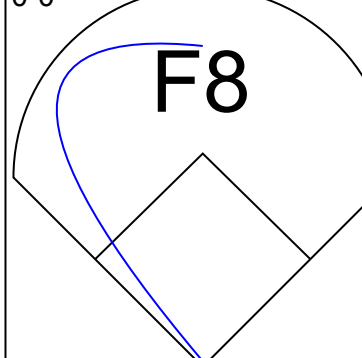
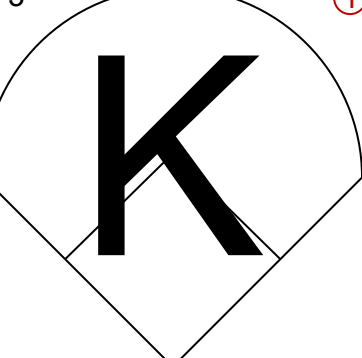
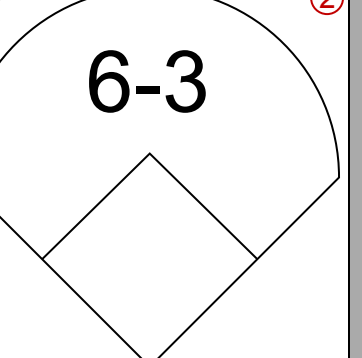
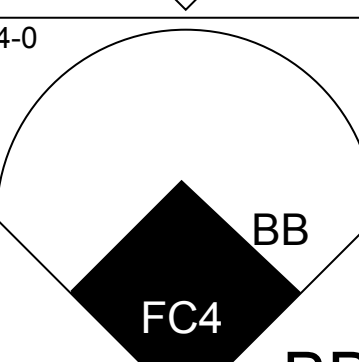
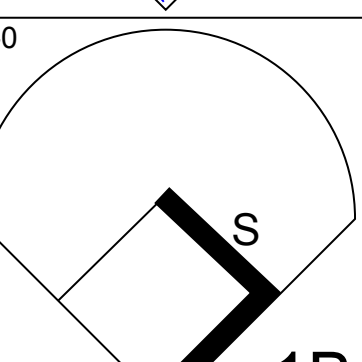
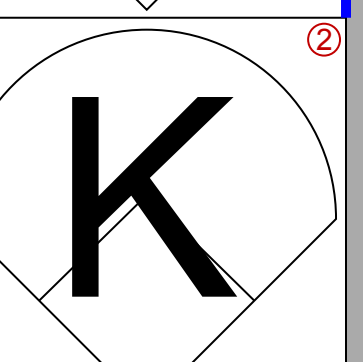
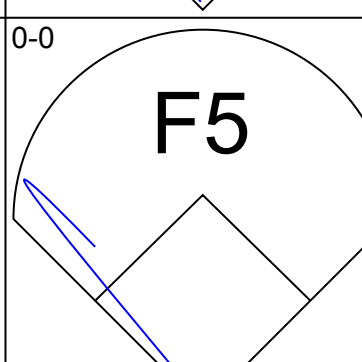
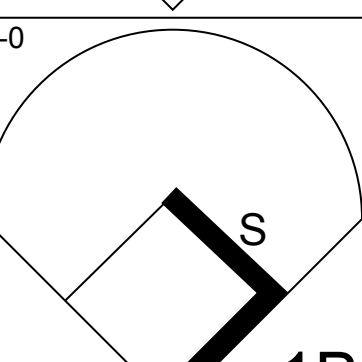
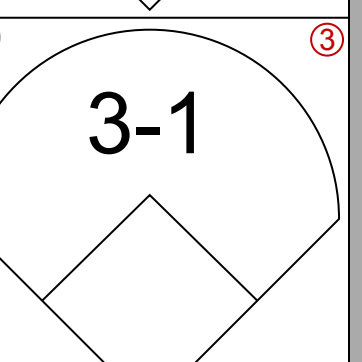
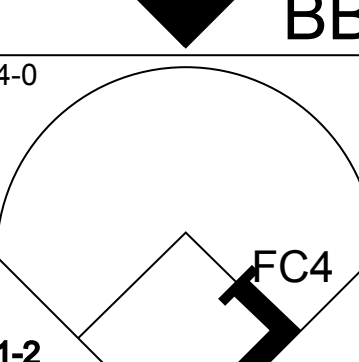
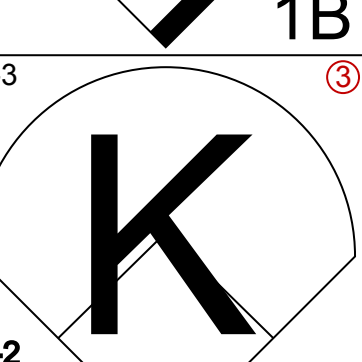
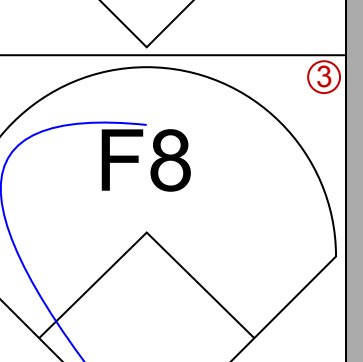
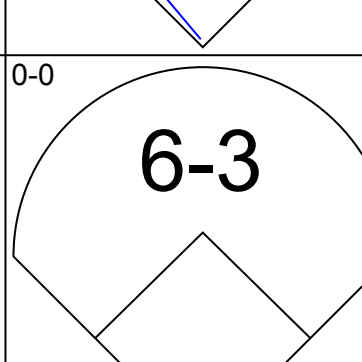
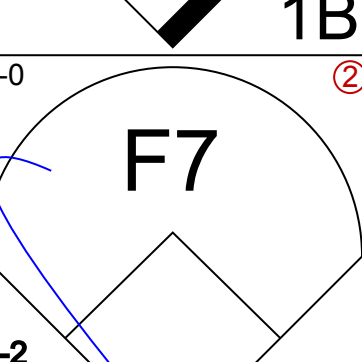
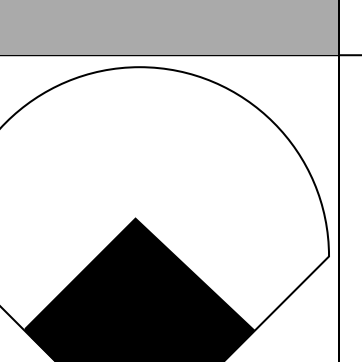
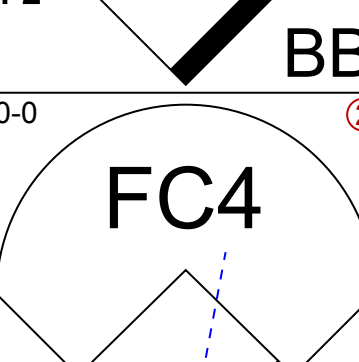
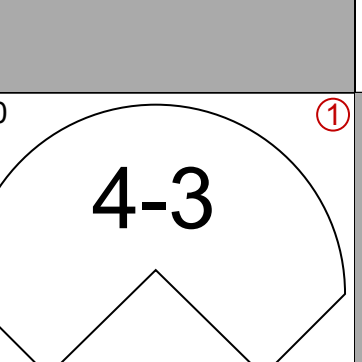
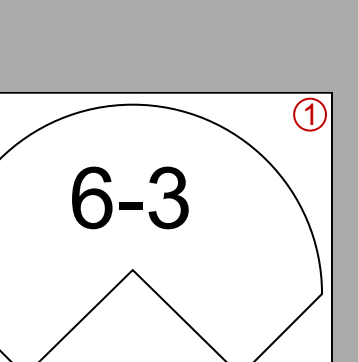

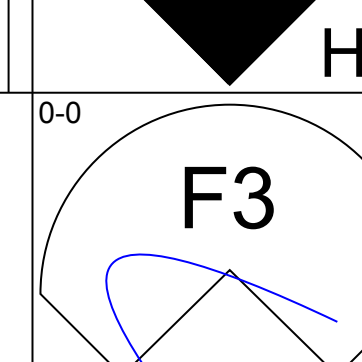
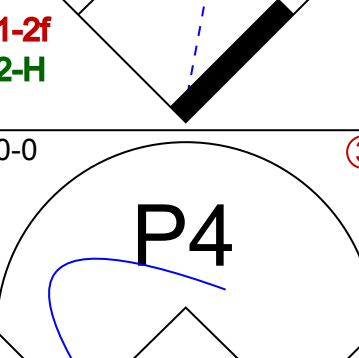
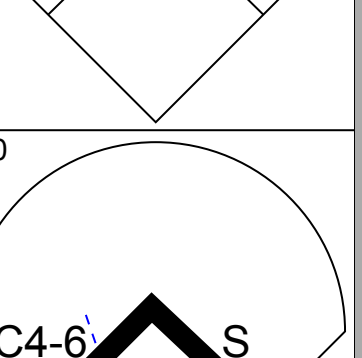
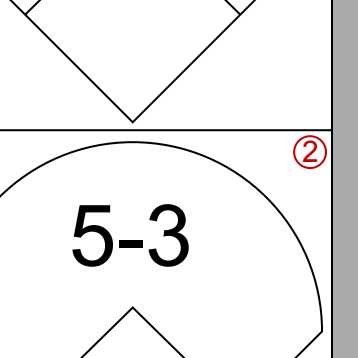
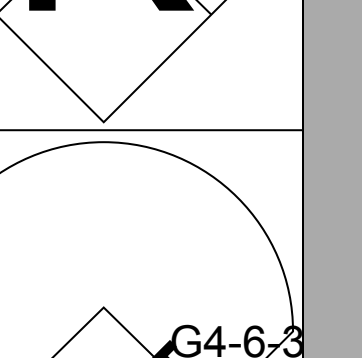
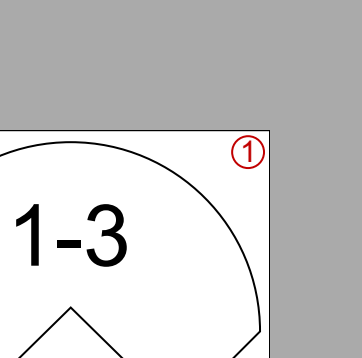
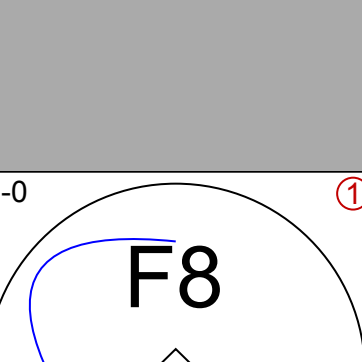
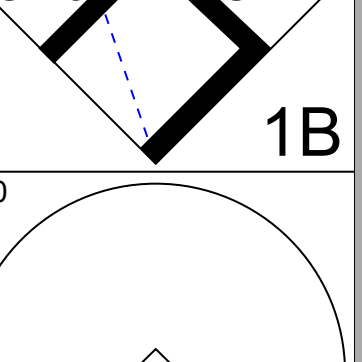
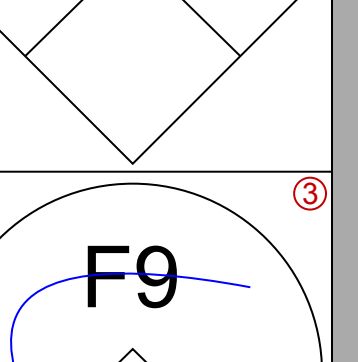
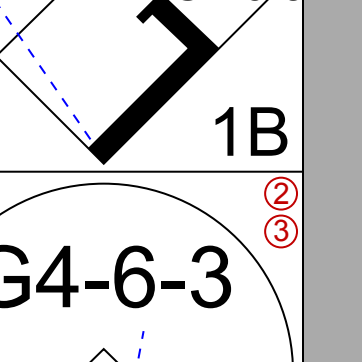
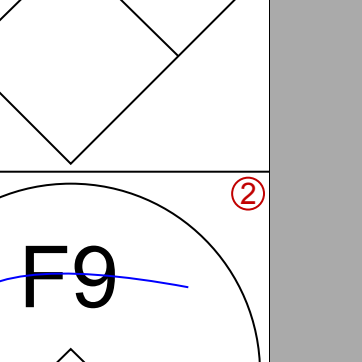
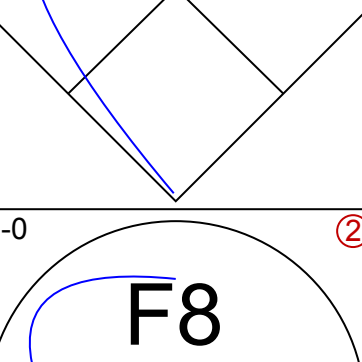
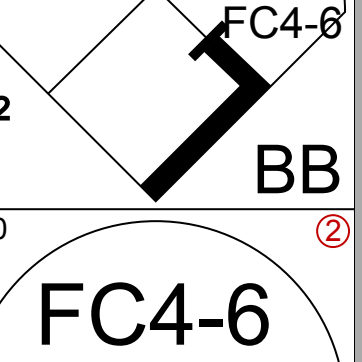
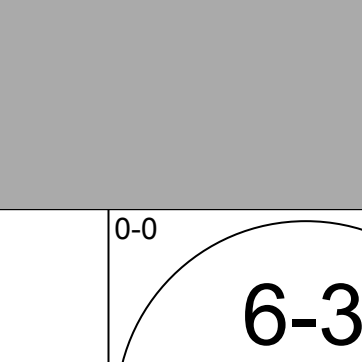
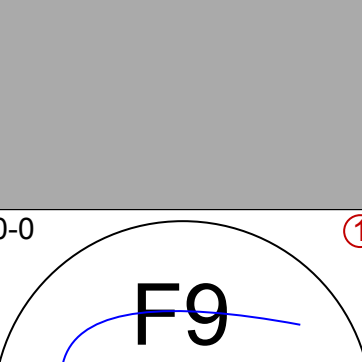
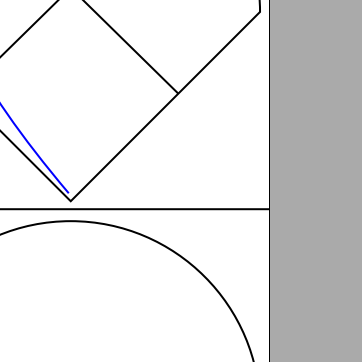
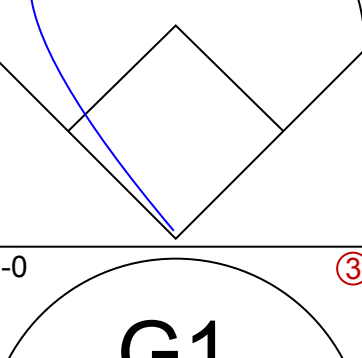
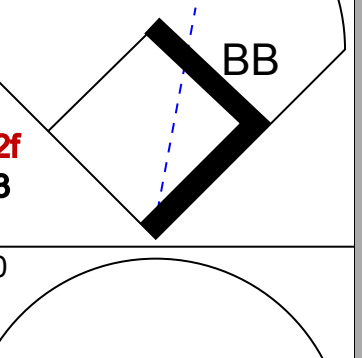
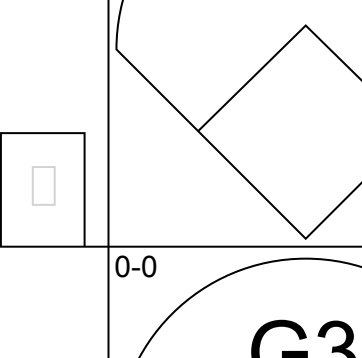
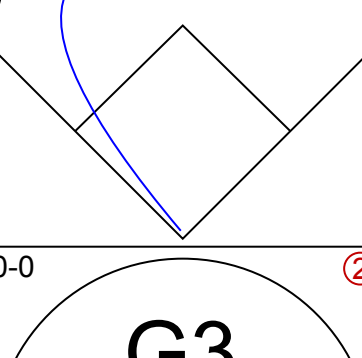

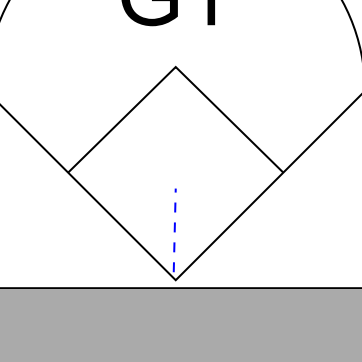
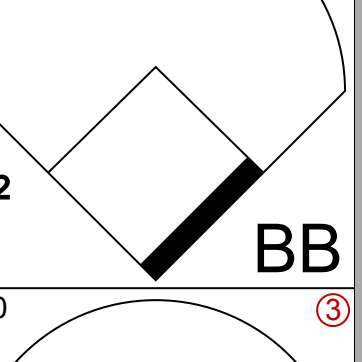
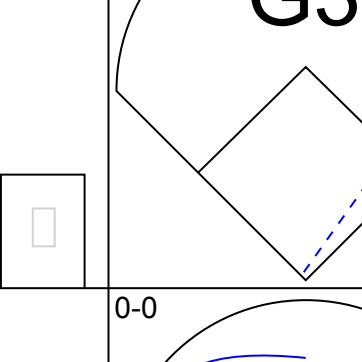
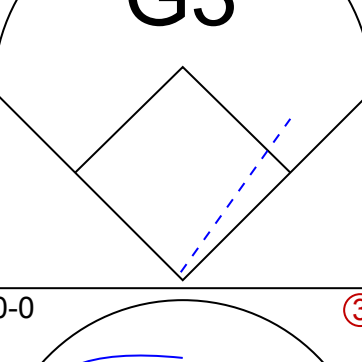
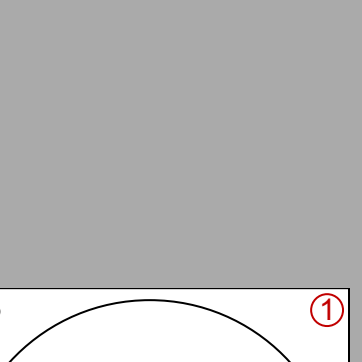
Batter	1	2	3	4	5	6	7	8	9	AB	R	H	RBI	BB	SO	LOB	BOTTOM			
Rickey Henderson, R OBP: 0.418, SLG: 0.429 (1, 7)	F9		3-1			FC5-4				3	0	1	1	1	0	0	Seattle Mariners @ Oakland Athletics Oakland-Alameda County Coliseum, Oakland, CA Sat Aug 09 1980, 3:33 AM PDT Att: 13,629 - Unknown livebaseballscorecards.com			
Dwayne Murphy, L OBP: 0.376, SLG: 0.390 (1, 8)	6-3		K			K				4	0	0	0	0	3	4				
Jim Essian, R OBP: 0.297, SLG: 0.356 (1, 2)	6-3				E5	FC5-4				3	0	0	0	1	0	3				
Tony Armas, R OBP: 0.288, SLG: 0.449 (1, 9)		K			6-3				P3	4	0	0	0	0	1	3				
Jeff Newman, R OBP: 0.277, SLG: 0.424 (1, 3)		6-3							FC6-4	3	0	1	0	1	0	0				
Mike Heath, R OBP: 0.244, SLG: 0.271 (1, 10)		1-3			G5-4-3				FC6-4	4	0	0	0	0	0	3				
Mario Guerrero, R OBP: 0.279, SLG: 0.297 (1, 6)			2B SH4-3						E6	4	1	3	0	0	0	0				
Dave McKay, S OBP: 0.278, SLG: 0.314 (1, 5)			SH4-3			FC3-6				4	1	2	0	0	1	3				
Jeff Cox, R OBP: 0.339, SLG: 0.295 (1, 4)			SH4-3			BB				2	0	1	1	0	0	0				
Inning Stats	R: 0 E: 0 K: 0 S: 3	H: 0 LOB: 0 BB: 0 P: 3	R: 0 E: 0 K: 1 S: 5	H: 0 LOB: 0 BB: 0 P: 5	R: 2 E: 0 K: 1 S: 7	H: 2 LOB: 0 BB: 0 P: 7	R: 0 E: 1 K: 0 S: 3	H: 0 LOB: 1 BB: 1 P: 7	R: 0 E: 0 K: 1 S: 7	H: 2 LOB: 3 BB: 1 P: 11	R: 0 E: 0 K: 1 S: 7	H: 2 LOB: 2 BB: 0 P: 7	R: 0 E: 0 K: 1 S: 6	H: 1 LOB: 1 BB: 1 P: 10	R: 0 E: 1 K: 0 S: 4	H: 1 LOB: 2 BB: 0 P: 4		1B: 7 2B: 1 3B: 0 HR: 0	SF: 0 SAC: 1 DP: 1 HBP: 0	WP: 0 PB: 0 SB: 1 CS: 0
PITCHER Rick Honeycutt, L ERA: 3.69 (1, 1) Dave Heaverlo, R ERA: 3.6 (7, 1)	IP: 6.2 WLS: L BF: 29 H: 7 R: 2 ER: 2 SO: 5 BB: 1 IBB: 1 HBP: 0 BLK: 0 WP: 0 HR: 0 S: 37 P: 45 ERA: 2.70 WHIP: 1.200															PITCHER				

AB 30
R 1
H 3
RBI 1
BB 1
SO 7
LOB 7



AB 31
R 2
H 8
RBI 2
BB 3
SO 5
LOB 16

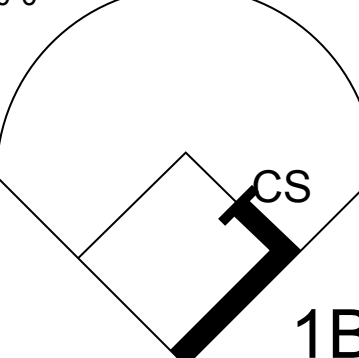
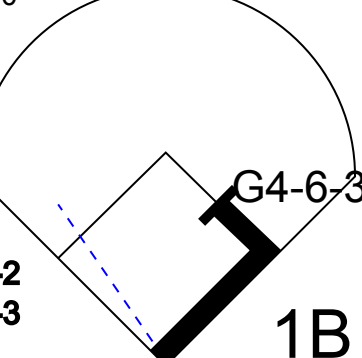
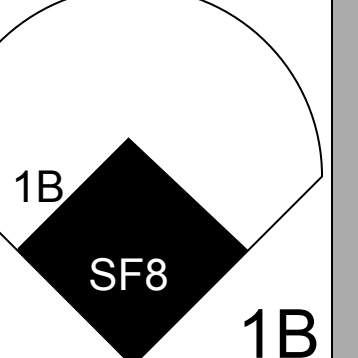
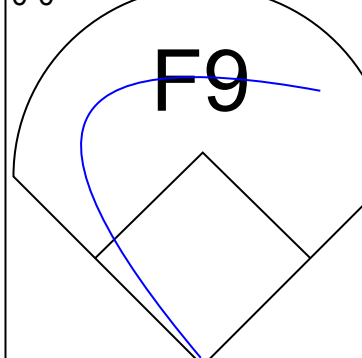
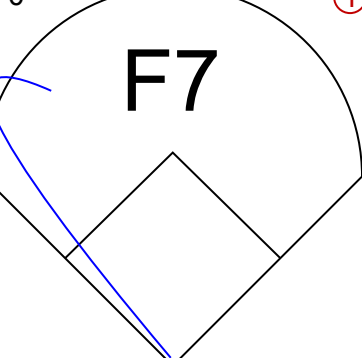
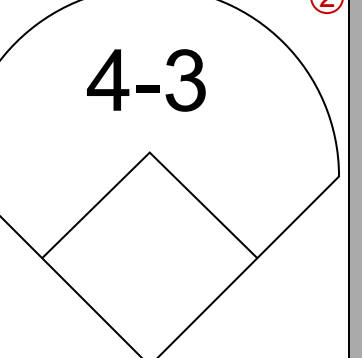
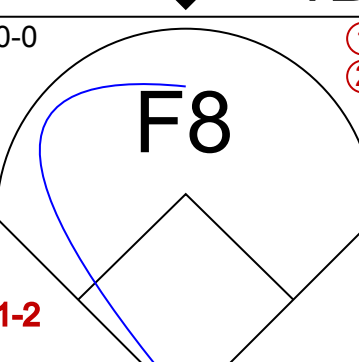
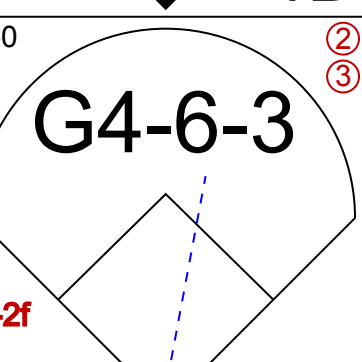
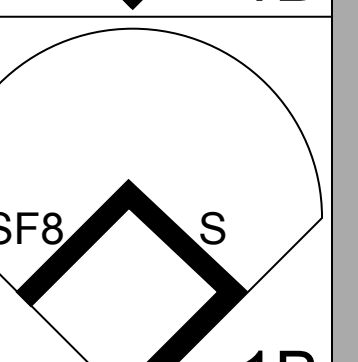
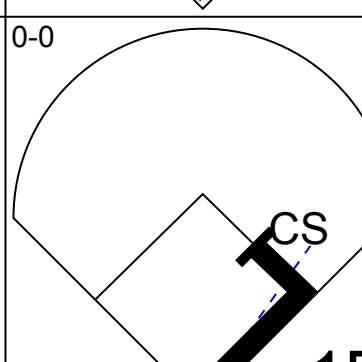
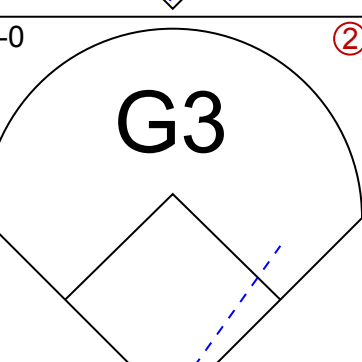
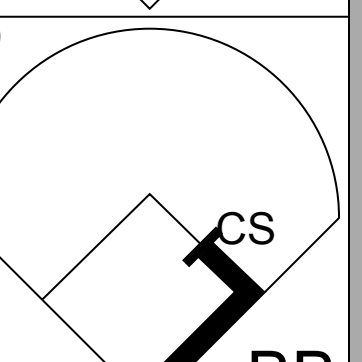
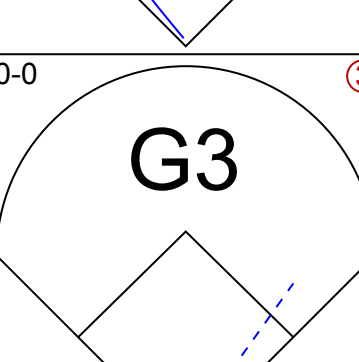
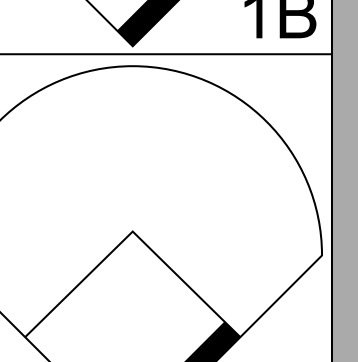
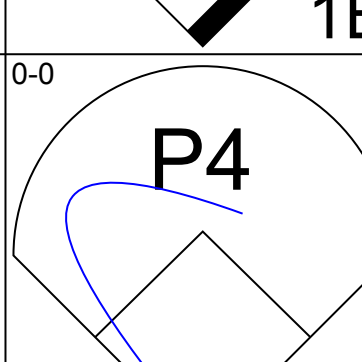
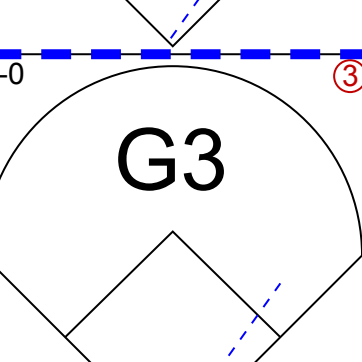
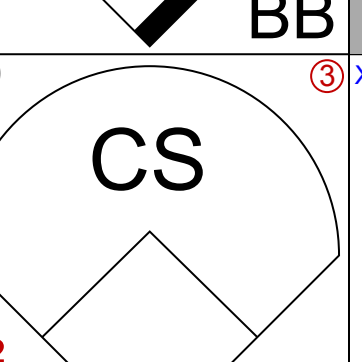
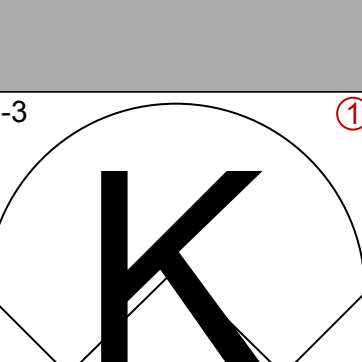
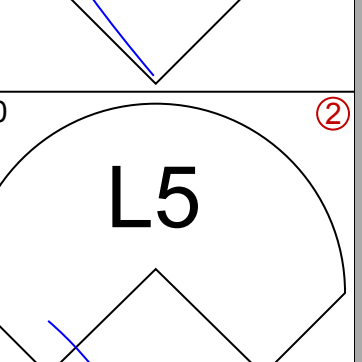
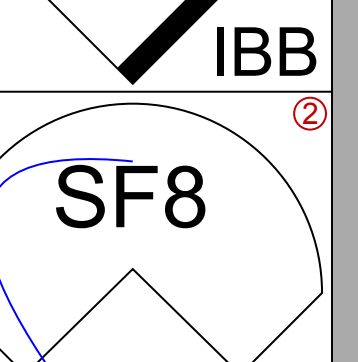
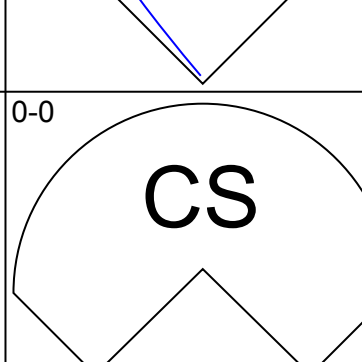

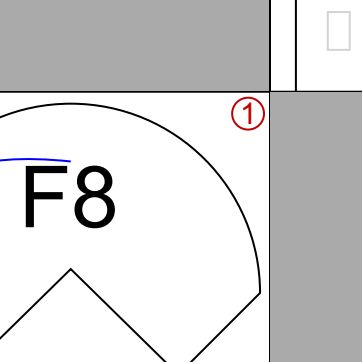
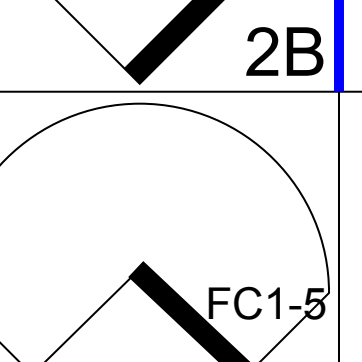
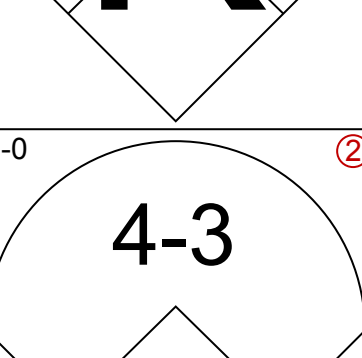
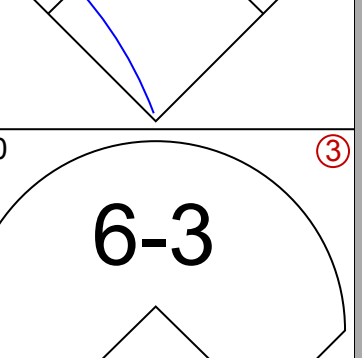
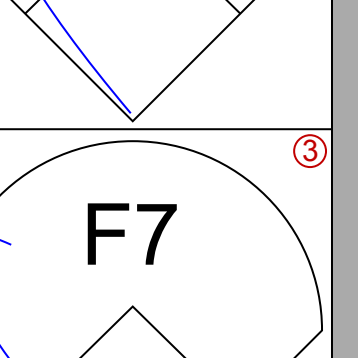
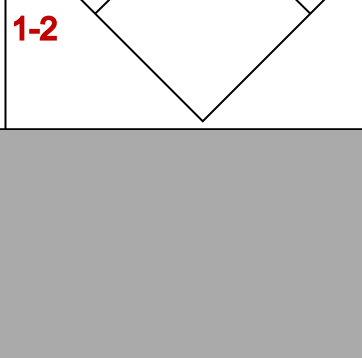

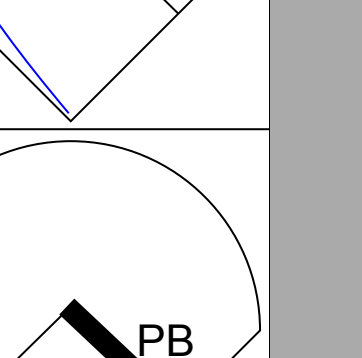
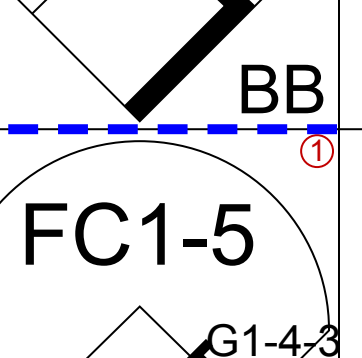
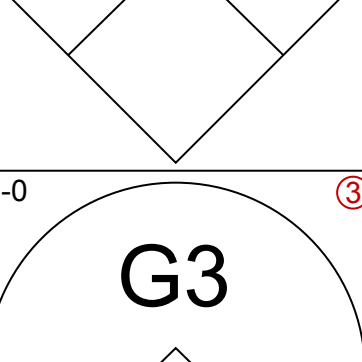
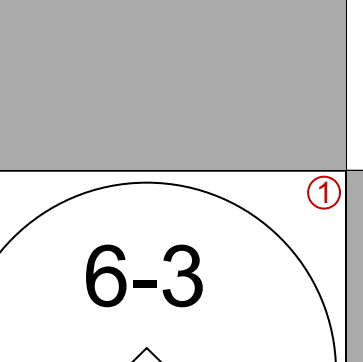

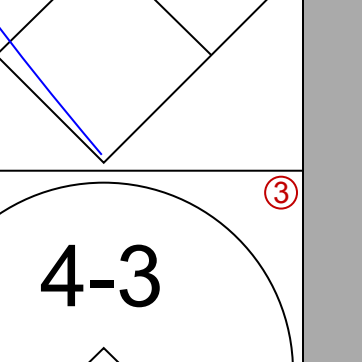
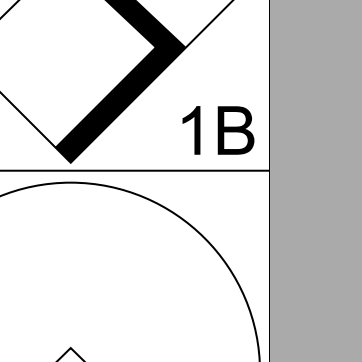
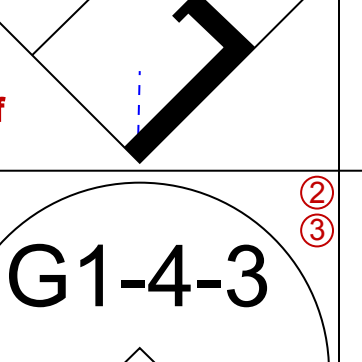
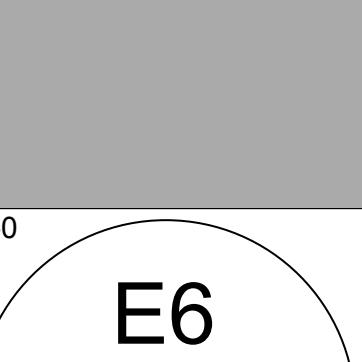
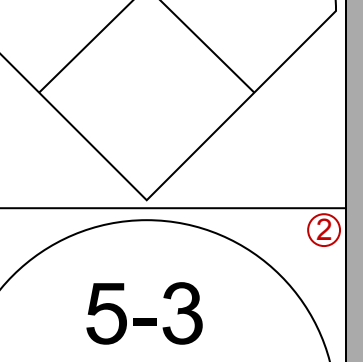
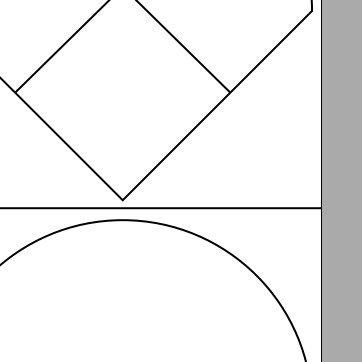
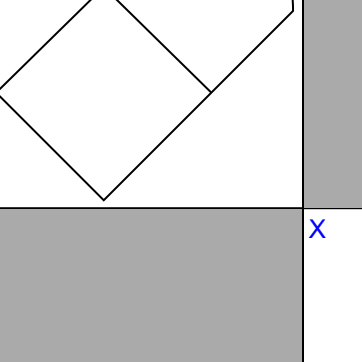
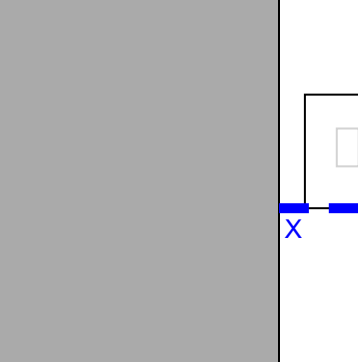
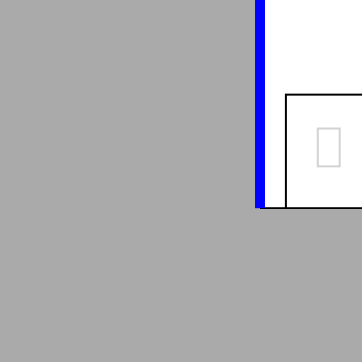
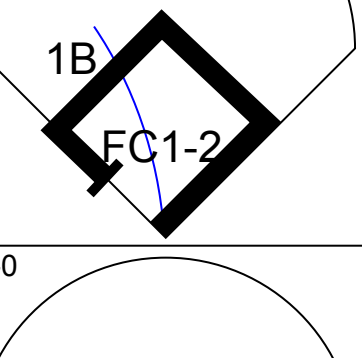
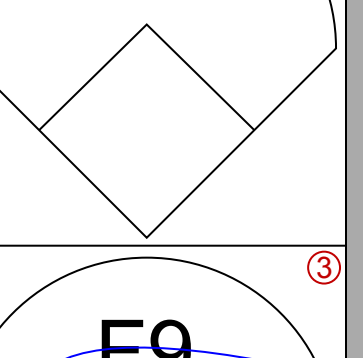
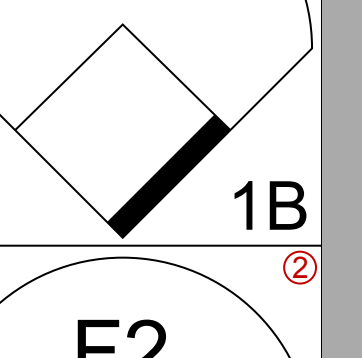
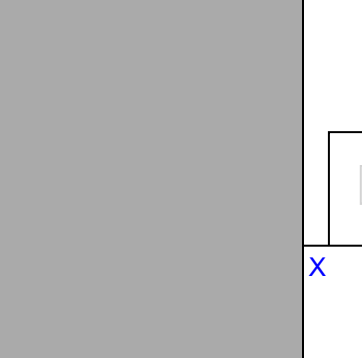
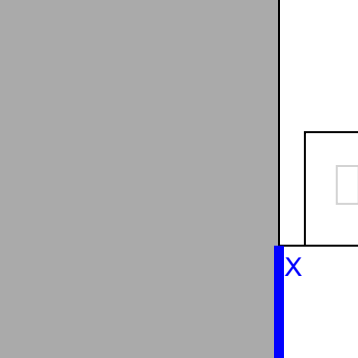

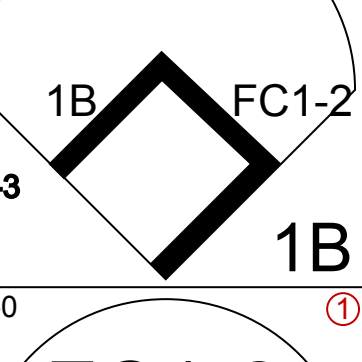
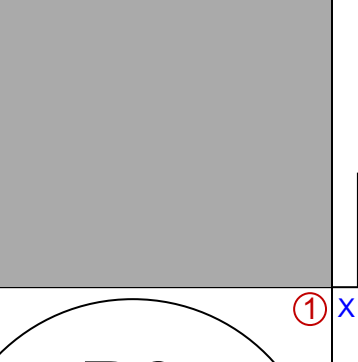
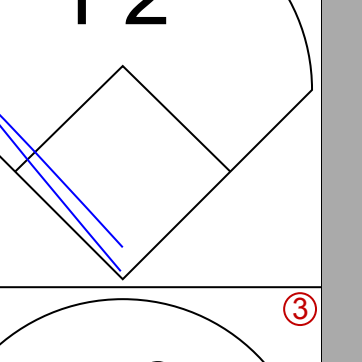
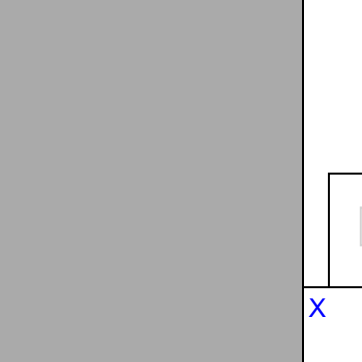
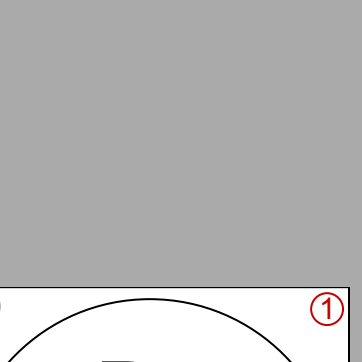


Batter	1	2	3	4	5	6	7	8	9	10	11	12	13	14	AB	R	H	RBI	BB	SO	LOB	TOP						
Julio Cruz, S OBP: 0.328, SLG: 0.254 Larry Milbourne, S OBP: 0.296, SLG: 0.328															3	0	0	0	0	2	0	3	0	0	0	0	2	0
Joe Simpson, L OBP: 0.323, SLG: 0.350															5	1	2	0	1	1	0	5	1	2	0	1	1	0
Dan Meyer, L OBP: 0.324, SLG: 0.404															5	1	1	1	1	1	2	6	0	0	1	0	1	2
Willie Horton, R OBP: 0.304, SLG: 0.288															6	0	0	1	0	1	2	6	0	0	1	0	1	2
Leon Roberts, R OBP: 0.330, SLG: 0.431															6	0	2	0	0	0	1	6	0	2	0	0	0	1
Juan Beniquez, R OBP: 0.265, SLG: 0.369															5	0	0	0	1	0	1	5	0	0	0	1	0	1
Bill Stein, R OBP: 0.363, SLG: 0.431															5	0	1	0	0	0	2	5	0	1	0	0	0	2
Jerry Narron, L OBP: 0.176, SLG: 0.067															4	0	0	0	1	1	1	4	0	0	0	1	1	1
Mario Mendoza, R OBP: 0.298, SLG: 0.309 Jim Anderson, R OBP: 0.296, SLG: 0.323															4	0	0	0	0	0	3	4	0	0	0	0	0	3
Inning Stats	R: 1 E: 0 K: 1 S: 5	H: 0 LOB: 1 BB: 2 P: 13	R: 0 E: 0 K: 0 S: 3	H: 0 LOB: 0 BB: 0 P: 3	R: 0 E: 0 K: 1 S: 6	H: 1 LOB: 3 BB: 0 P: 6	R: 0 E: 0 K: 0 S: 7	H: 0 LOB: 0 BB: 0 P: 7	R: 0 E: 0 K: 0 S: 3	H: 0 LOB: 0 BB: 0 P: 3	R: 0 E: 0 K: 1 S: 5	H: 1 LOB: 0 BB: 0 P: 6	R: 0 E: 0 K: 1 S: 6	H: 1 LOB: 1 BB: 0 P: 6	R: 0 E: 0 K: 1 S: 5	H: 0 LOB: 0 BB: 0 P: 5	R: 0 E: 0 K: 0 S: 4	H: 1 LOB: 0 BB: 0 P: 4	R: 1 E: 0 K: 0 S: 4	H: 1 LOB: 0 BB: 0 P: 4	1B: 5 2B: 0 3B: 0 HR: 1	SF: 0 SAC: 0 DP: 1 HBP: 0	WP: 0 PB: 0 SB: 3 CS: 0	PA: 51				
PITCHER Steve McCatty, R ERA: 4.14	IP: 14.0 WLS: 14 BF: 51 H: 6 R: 2 ER: 2 SO: 6 BB: 4 IBB: 0 HBP: 0 BLK: 0 WP: 0 HR: 1 S: 63 P: 79 ERA: 1.29 WHIP: 0.714	PITCHER												IP: 14.0 WLS: 14 BF: 51 H: 6 R: 2 ER: 2 SO: 6 BB: 4 IBB: 0 HBP: 0 BLK: 0 WP: 0 HR: 1 S: 63 P: 79 ERA: 1.29 WHIP: 0.714	PITCHER													

Seattle Mariners @ Oakland Athletics
Oakland-Alameda County Coliseum, Oakland, CA
Sun Aug 10 1980, 3:33 AM PDT
Unknown

AB 47
R 2
H 6
RBI 2
BB 4
SO 8
LOB 12



Batter	1	2	3	4	5	6	7	8	9	10	11	12	13	14	AB	R	H	RBI	BB	SO	LOB	BOTTOM						
Rickey Henderson, R OBP: 0.419, SLG: 0.430															6	1	3	0	0	0	0	6	1	3	0	0	0	
Dwayne Murphy, L OBP: 0.381, SLG: 0.390															5	0	2	0	1	0	4	5	0	2	0	1	0	4
Wayne Gross, L OBP: 0.360, SLG: 0.464 Mike Edwards, R OBP: 0.245, SLG: 0.229															5	0	1	0	1	0	1	5	0	1	0	1	0	1
Tony Armas, R OBP: 0.286, SLG: 0.445															4	0	0	1	1	2	0	4	0	0	1	1	2	0
Mitchell Page, L OBP: 0.325, SLG: 0.362															6	0	1	0	0	0	4	6	0	1	0	0	0	4
Orlando Gonzalez, L OBP: 0.278, SLG: 0.206 Jim Estian, R OBP: 0.296, SLG: 0.354															4	0	0	0	1	0	0	4	0	0	0	1	0	0
Jeff Newman, R OBP: 0.275, SLG: 0.420															5	0	1	0	0	0	2	5	0	1	0	0	0	2
Mario Guerrero, R OBP: 0.278, SLG: 0.297 Mike Davis, L OBP: 0.244, SLG: 0.253 Rob Picciolo, R OBP: 0.266, SLG: 0.338															4	0	1	0	0	0	1	4	0	1	0	0	0	1
Jeff Cox, R OBP: 0.328, SLG: 0.282															5	0	0	0	0	0	3	5	0	0	0	0	0	3
Inning Stats	R: 0 E: 0 K: 0 S: 3	H: 1 LOB: 0 BB: 0 P: 3	R: 0 E: 0 K: 1 S: 5	H: 0 LOB: 0 BB: 0 P: 5	R: 0 E: 1 K: 0 S: 5	H: 2 LOB: 2 BB: 1 P: 5	R: 0 E: 0 K: 0 S: 3	H: 0 LOB: 0 BB: 0 P: 3	R: 0 E: 0 K: 0 S: 3	H: 1 LOB: 0 BB: 0 P: 3	R: 0 E: 0 K: 0 S: 3	H: 0 LOB: 0 BB: 0 P: 3	R: 0 E: 0 K: 0 S: 4	H: 1 LOB: 2 BB: 1 P: 8	R: 0 E: 0 K: 0 S: 2	H: 0 LOB: 0 BB: 1 P: 6	R: 0 E: 0 K: 0 S: 3	H: 1 LOB: 1 BB: 1 P: 7	1B: 8 2B: 1 3B: 0 HR: 0	SF: 1 SAC: 0 DP: 2 HBP: 0	WP: 0 PB: 1 SB: 1 CS: 3	PA: 53						
PITCHER Glenn Abbott, R ERA: 3.51 Dave Roberts, L ERA: 4.45 Dave Heaverlo, R ERA: 3.49 Shane Rawley, L ERA: 3.24	IP: 10.2 WLS: 10 BF: 38 H: 7 R: 1 ER: 1 SO: 2 BB: 0 IBB: 1 HBP: 0 BLK: 0 WP: 0 HR: 0 S: 41 P: 45 ERA: 0.84 WHIP: 0.656	PITCHER												IP: 10.2 WLS: 10 BF: 38 H: 7 R: 1 ER: 1 SO: 2 BB: 0 IBB: 1 HBP: 0 BLK: 0 WP: 0 HR: 0 S: 41 P: 45 ERA: 0.84 WHIP: 0.656	PITCHER													

Seattle Mariners @ Oakland Athletics
Oakland-Alameda County Coliseum, Oakland, CA
Sun Aug 10 1980, 3:33 AM PDT
Unknown

AB 46
R 1
H 9
RBI 1
BB 4
SO 2
LOB 19



Batter	1	2	3	4	5	6	7	8	9	AB	R	H	RBI	BB	SO	LOB	TOP			
Julio Cruz, S OBP: 0.330, SLG: 0.258 (1, 4)										4	0	2	0	0	0	0	Seattle Mariners @ Oakland Athletics Oakland-Alameda County Coliseum, Oakland, CA Sun Aug 10 1980, 3:38 AM PDT Att: 13,062 - Unknown livebaseballscorecards.com			
Joe Simpson, L OBP: 0.318, SLG: 0.345 (1, 9)										4	0	0	0	0	0	1				
Dan Meyer, L OBP: 0.324, SLG: 0.405 (1, 3) (4, 7)										4	0	1	0	0	1	0				
Tom Paciorek, R OBP: 0.316, SLG: 0.466 (1, 10)										4	1	2	0	0	0	1				
Leon Roberts, R OBP: 0.332, SLG: 0.432 (1, 7) (4, 8)										4	0	2	0	0	0	1				
Juan Beniquez, R OBP: 0.288, SLG: 0.367 Bill Stein, R OBP: 0.364, SLG: 0.432 (1, 8) (4, 3)										1	0	0	0	0	1	0				
Larry Milbourne, S OBP: 0.290, SLG: 0.320 (1, 5)										3	0	0	0	0	0	3				
Jerry Narron, L OBP: 0.156, SLG: 0.059 Larry Cox, R OBP: 0.253, SLG: 0.290 (1, 2) (6, 2)										2	0	0	0	0	0	1				
Jim Anderson, R OBP: 0.293, SLG: 0.320 (1, 6)										3	0	0	0	0	0	0				
Inning Stats	R: 0 E: 0 K: 0 S: 3	H: 1 LOB: 0 BB: 0 P: 3	R: 0 E: 0 K: 1 S: 5	H: 0 LOB: 0 BB: 0 P: 5	R: 0 E: 1 K: 0 S: 3	H: 0 LOB: 0 BB: 0 P: 3	R: 0 E: 0 K: 1 S: 5	H: 0 LOB: 1 BB: 0 P: 5	R: 0 E: 0 K: 0 S: 3	H: 2 LOB: 1 BB: 0 P: 4	R: 0 E: 0 K: 0 S: 3	H: 0 LOB: 2 BB: 0 P: 6	R: 0 E: 0 K: 0 S: 3	H: 1 LOB: 0 BB: 0 P: 3	R: 0 E: 0 K: 0 S: 4	H: 1 LOB: 1 BB: 0 P: 4		1B: 7 2B: 1 3B: 0 HR: 0	SF: 0 SAC: 0 DP: 1 HBP: 0	WP: 0 PB: 0 SB: 0 CS: 2
PITCHER Rick Langford, R ERA: 3.04 (1, 1)	IP: 9.0 WLS: W BF: 32 H: 8 R: 1 ER: 1 SO: 2 BB: 0 IBB: 0 HBP: 0 BLK: 0 WP: 0 HR: 0 S: 36 P: 36 ERA: 1.00 WHIP: 0.889															PITCHER				

Batter	1	2	3	4	5	6	7	8	9	AB	R	H	RBI	BB	SO	LOB	BOTTOM	
Rickey Henderson, R OBP: 0.418, SLG: 0.428 (1, 7)										4	1	1	1	0	0	2	Seattle Mariners @ Oakland Athletics Oakland-Alameda County Coliseum, Oakland, CA Sun Aug 10 1980, 3:38 AM PDT Att: 13,062 - Unknown livebaseballscorecards.com	
Dwayne Murphy, L OBP: 0.382, SLG: 0.390 (1, 8)										3	1	1	1	1	1	1		
Mitchell Page, L OBP: 0.324, SLG: 0.360 (1, 10)										4	0	1	1	0	2	1		
Wayne Gross, L OBP: 0.358, SLG: 0.460 Dave McKay, S OBP: 0.276, SLG: 0.314 (1, 5) (8, 5)										4	0	1	0	0	0	1		
Tony Armas, R OBP: 0.286, SLG: 0.450 (1, 9)										4	1	1	1	0	0	1		
Orlando Gonzalez, L OBP: 0.333, SLG: 0.222 (1, 3)										2	1	1	0	2	0	1		
Jim Essian, R OBP: 0.306, SLG: 0.369 (1, 2)										4	1	3	1	0	0	1		
Rob Piccolo, R OBP: 0.253, SLG: 0.333 (1, 6)										3	1	0	0	0	3	3		
Jeff Cox, R OBP: 0.333, SLG: 0.292 (1, 4)										3	0	2	1	0	0	0		
Inning Stats	R: 0 E: 0 K: 1 S: 5	H: 0 LOB: 2 BB: 1 P: 10	R: 1 E: 1 K: 0 S: 4	H: 2 LOB: 1 BB: 1 P: 8	R: 4 E: 2 K: 1 S: 9	H: 3 LOB: 1 BB: 1 P: 13	R: 0 E: 1 K: 0 S: 4	H: 0 LOB: 1 BB: 0 P: 4	R: 0 E: 1 K: 1 S: 6	H: 1 LOB: 1 BB: 0 P: 6	R: 1 E: 0 K: 1 S: 6	H: 2 LOB: 0 BB: 0 P: 6	R: 0 E: 0 K: 1 S: 5	H: 1 LOB: 0 BB: 0 P: 5	1B: 9 2B: 1 3B: 0 HR: 1	SF: 0 SAC: 2 DP: 1 HBP: 0		WP: 0 PB: 0 SB: 0 CS: 3
PITCHER Byron McLoughlin, R ERA: 7.01 Dave Roberts, L ERA: 4.29 Shane Rawley, L ERA: 3.3 Dave Heaverlo, R ERA: 3.43 (1, 1) (4, 1) (7, 1) (8, 1)	IP: 3.2 WLS: L BF: 20 H: 7 R: 5 ER: 2 SO: 2 BB: 3 IBB: 0 HBP: 0 BLK: 0 WP: 0 HR: 0 S: 21 P: 33 ERA: 4.91 WHIP: 2.727															PITCHER		

AB	32
R	1
H	8
RBI	1
BB	0
SO	2
LOB	9



AB	31
R	6
H	11
RBI	6
BB	3
SO	6
LOB	11



Batter	1	2	3	4	5	6	7	8	9	10	11	AB	R	H	RBI	BB	SO	LOB	TOP			
Rickey Henderson, R OBP: 0.411, SLG: 0.419	F7		F4		6-3			F9		5-3		5	0	0	0	0	0	0				
Dwayne Murphy, L OBP: 0.379, SLG: 0.382	6-3		BB			F7		K		F8		4	0	0	0	1	1	0				
Jim Essian, R OBP: 0.311, SLG: 0.378	FC5-4 1B		F8			FC5 1B BB		3B 1B			F9	4	1	2	0	1	0	1				
Tony Armas, R OBP: 0.284, SLG: 0.450	FC5-4 1-2r				5-3			1B			K	5	0	2	1	0	1	1				
Jeff Newman, R OBP: 0.272, SLG: 0.415																						
Dave Revering, L OBP: 0.362, SLG: 0.520																						
Orlando Gonzalez, L OBP: 0.320, SLG: 0.190																						
Mike Heath, R OBP: 0.247, SLG: 0.275																						
Mario Guerrero, R OBP: 0.283, SLG: 0.302																						
Dave McKay, S OBP: 0.289, SLG: 0.304																						
Jeff Cox, R OBP: 0.310, SLG: 0.289																						
Inning Stats	R: 0 E: 0 K: 4 S: 4	H: 1 LOB: 1 BB: 0 P: 4	R: 0 E: 0 K: 1 S: 6	H: 1 LOB: 1 BB: 0 P: 6	R: 0 E: 0 K: 0 S: 3	H: 0 LOB: 1 BB: 1 P: 7	R: 0 E: 0 K: 0 S: 3	H: 1 LOB: 1 BB: 1 P: 7	R: 0 E: 0 K: 0 S: 3	H: 0 LOB: 0 BB: 0 P: 3	R: 1 E: 0 K: 1 S: 7	H: 2 LOB: 1 BB: 0 P: 7	R: 0 E: 0 K: 1 S: 5	H: 0 LOB: 0 BB: 0 P: 5	R: 0 E: 0 K: 0 S: 3	H: 0 LOB: 0 BB: 0 P: 3	R: 1 E: 0 K: 1 S: 6	H: 1 LOB: 0 BB: 0 P: 6	1B: 4 2B: 1 3B: 1 HR: 1	SF: 0 SAC: 0 DP: 1 HBP: 0	WP: 0 PB: 0 SB: 1 CS: 1	PA: 43
PITCHER	IP 10.0	WLS 10	BF 38	H 6	R 1	ER 1	SO 4	BB 3	IBB 0	HBP 0	BLK 0	WP 0	HR 0	S 43	P 55	ERA 0.90	WHIP 0.90					
Darrell Jackson, L ERA: 4.04	(1, 1)																					
Doug Corbett, R ERA: 1.95	(11, 1)	1.0	L	4	1	1	1	1	0	0	0	0	0	1	6	6	9.00	1.000				

Oakland Athletics @ Minnesota Twins
Metropolitan Stadium, Bloomington, MI
Thu Aug 14 1980, 4:33 AM EDT
Att: 13,077 - Sunny - 78 F

AB 39
R 2
H 7
RBI 2
BB 3
SO 5
LOB 10



Batter	1	2	3	4	5	6	7	8	9	10	11	AB	R	H	RBI	BB	SO	LOB	BOTTOM	
Rob Wilfong, L OBP: 0.300, SLG: 0.328	K											2	0	1	0	0	1	0		
Mike Cabbage, L OBP: 0.310, SLG: 0.382												3	0	0	0	0	1	0		
John Castino, R OBP: 0.333, SLG: 0.430	1B											5	0	1	0	0	1	2		
Roy Smalley, S OBP: 0.349, SLG: 0.407	1B											5	0	2	0	0	0	1		
Jose Morales, R OBP: 0.399, SLG: 0.528												4	0	0	0	0	1	3		
Dave Edwards, R OBP: 0.297, SLG: 0.331												0	1	0	0	0	0	0		
Danny Goodwin, L OBP: 0.289, SLG: 0.273												1	0	0	0	0	1	0		
Pete Mackanin, R OBP: 0.325, SLG: 0.381	5-3											4	0	1	0	0	0	3		
Rick Soffield, L OBP: 0.292, SLG: 0.405												3	0	0	1	0	0	1		
Ron Jackson, R OBP: 0.303, SLG: 0.360												3	0	1	0	1	1	1		
Hosken Powell, L OBP: 0.302, SLG: 0.353												4	0	0	0	0	0	2		
Sal Butera, R OBP: 0.316, SLG: 0.283												1	0	0	0	0	0	0		
Glenn Adams, L OBP: 0.333, SLG: 0.397												1	0	0	0	0	0	0		
Butch Wynegar, S OBP: 0.324, SLG: 0.331												1	0	0	0	0	0	0		
Inning Stats	R: 0 E: 0 K: 2 S: 9	H: 2 LOB: 2 BB: 0 P: 9	R: 0 E: 0 K: 0 S: 3	H: 1 LOB: 0 BB: 0 P: 3	R: 0 E: 0 K: 0 S: 3	H: 1 LOB: 1 BB: 0 P: 4	R: 0 E: 0 K: 0 S: 3	H: 0 LOB: 0 BB: 0 P: 3	R: 0 E: 0 K: 0 S: 3	H: 0 LOB: 0 BB: 0 P: 3	R: 1 E: 1 K: 1 S: 7	H: 1 LOB: 1 BB: 0 P: 7	R: 0 E: 0 K: 0 S: 3	H: 0 LOB: 0 BB: 0 P: 3	R: 0 E: 0 K: 2 S: 7	H: 0 LOB: 0 BB: 0 P: 7	1B: 6 2B: 0 3B: 0 HR: 0	SF: 1 SAC: 0 DP: 1 HBP: 1	WP: 0 PB: 0 SB: 0 CS: 0	PA: 40
PITCHER	IP 11.0	WLS W	BF 40	H 6	R 1	ER 0	SO 6	BB 1	IBB 0	HBP 1	BLK 0	WP 0	HR 0	S 50	P 55	ERA 0.00	WHIP 0.636			
Mike Norris, R ERA: 2.32	(1, 1)																			

Oakland Athletics @ Minnesota Twins
Metropolitan Stadium, Bloomington, MI
Thu Aug 14 1980, 4:33 AM EDT
Att: 13,077 - Sunny - 78 F

AB 37
R 1
H 6
RBI 1
BB 1
SO 6
LOB 13



Batter	1	2	3	4	5	6	7	8	9	AB	R	H	RBI	BB	SO	LOB	TOP					
Rickey Henderson, R OBP: 0.416, SLG: 0.425 Orlando Gonzalez, L OBP: 0.314, SLG: 0.199										3	2	3	2	1	0	0						
Dwayne Murphy, L OBP: 0.376, SLG: 0.382										5	2	2	0	0	0	2						
Mitchell Page, L OBP: 0.326, SLG: 0.363										5	2	1	0	0	1	2						
Dave Revering, L OBP: 0.362, SLG: 0.518 Mike Heath, R OBP: 0.249, SLG: 0.277										3	1	1	2	0	1	0						
Wayne Gross, L OBP: 0.361, SLG: 0.478 Dave McKay, S OBP: 0.269, SLG: 0.304										4	0	0	0	0	1	2						
Tony Armas, R OBP: 0.286, SLG: 0.464										4	2	2	4	0	0	1						
Jeff Newman, R OBP: 0.269, SLG: 0.409										4	0	0	0	0	2	0						
Mario Guerrero, R OBP: 0.283, SLG: 0.301										4	1	1	0	0	0	0						
Jeff Cox, R OBP: 0.308, SLG: 0.263										3	1	0	0	1	0	0						
Inning Stats	R: 5 E: 1 K: 2 S: 12	H: 4 LOB: 0 BB: 0 P: 12	R: 2 E: 0 K: 2 S: 8	H: 1 LOB: 0 BB: 1 P: 12	R: 1 E: 0 K: 0 S: 4	H: 1 LOB: 0 BB: 0 P: 4	R: 0 E: 0 K: 0 S: 3	H: 1 LOB: 0 BB: 0 P: 3	R: 0 E: 0 K: 0 S: 5	H: 0 LOB: 0 BB: 0 P: 3	R: 2 E: 0 K: 0 S: 5	H: 2 LOB: 1 BB: 1 P: 9	R: 0 E: 1 K: 0 S: 4	H: 0 LOB: 0 BB: 0 P: 4	R: 0 E: 0 K: 1 S: 5	H: 0 LOB: 0 BB: 0 P: 5	R: 1 E: 0 K: 0 S: 4	H: 2 LOB: 1 BB: 0 P: 4	1B: 7 2B: 2 3B: 0 HR: 2	SF: 0 SAC: 0 DP: 1 HBP: 0	WP: 0 PB: 0 SB: 3 CS: 0	PA: 40
PITCHER	IP WLS BF H R ER SO BB IBB HBP BLK WP HR S P ERA WHIP																					
Glenn Abbott, R ERA: 3.78	(1, 1) 6.0 L 29 9 10 7 4 2 0 0 0 0 0 2 35 43 10.50 1.833																					
Dave Roberts, L ERA: 4.12	(7, 1) 3.0 11 2 1 1 1 0 0 0 0 0 0 0 13 13 3.00 0.667																					

Oakland Athletics @ Seattle Mariners
The Kingdome, Seattle, WA
Fri Aug 15 1980, 10:05 PM EDT
Att: 6,238 - Dome

livebaseballscores.com

AB 38
R 11
H 11
RBI 9
BB 2
SO 5
LOB 7

Batter	1	2	3	4	5	6	7	8	9	AB	R	H	RBI	BB	SO	LOB	BOTTOM					
Julio Cruz, S OBP: 0.322, SLG: 0.247										4	0	0	0	0	0	1						
Joe Simpson, L OBP: 0.320, SLG: 0.359										4	1	1	1	0	0	2						
Dan Meyer, L OBP: 0.315, SLG: 0.392										4	0	0	0	0	2	1						
Bruce Bochte, L OBP: 0.360, SLG: 0.439										3	0	1	0	1	0	0						
Juan Beniquez, R OBP: 0.270, SLG: 0.368										4	0	0	0	0	0	3						
Tom Paciorek, R OBP: 0.309, SLG: 0.463										4	0	1	0	0	1	0						
Larry Milbourne, S OBP: 0.287, SLG: 0.316										4	1	1	0	0	0	1						
Mario Mendoza, R OBP: 0.294, SLG: 0.304 Willie Horton, R OBP: 0.309, SLG: 0.312 Jim Anderson, R OBP: 0.296, SLG: 0.329										2	0	0	0	0	1	1						
Larry Cox, R OBP: 0.256, SLG: 0.291 Jerry Narron, L OBP: 0.192, SLG: 0.087										2	0	0	0	0	0	1						
Inning Stats	R: 0 E: 1 K: 0 S: 4	H: 0 LOB: 2 BB: 1 P: 8	R: 0 E: 0 K: 1 S: 5	H: 0 LOB: 0 BB: 0 P: 5	R: 0 E: 0 K: 0 S: 3	H: 0 LOB: 0 BB: 0 P: 3	R: 0 E: 0 K: 1 S: 5	H: 0 LOB: 0 BB: 0 P: 5	R: 0 E: 0 K: 1 S: 6	H: 1 LOB: 1 BB: 0 P: 6	R: 1 E: 0 K: 1 S: 7	H: 2 LOB: 1 BB: 0 P: 7	R: 2 E: 0 K: 0 S: 6	H: 3 LOB: 1 BB: 0 P: 6	R: 0 E: 0 K: 0 S: 3	H: 0 LOB: 0 BB: 0 P: 3	R: 0 E: 0 K: 0 S: 3	H: 0 LOB: 0 BB: 0 P: 3	1B: 4 2B: 0 3B: 0 HR: 2	SF: 0 SAC: 0 DP: 0 HBP: 0	WP: 0 PB: 0 SB: 0 CS: 0	PA: 35
PITCHER	IP WLS BF H R ER SO BB IBB HBP BLK WP HR S P ERA WHIP																					
Rick Langford, R ERA: 3.04	(1, 1) 9.0 W 35 6 3 3 4 1 0 0 0 0 0 2 42 46 3.00 0.778																					

Oakland Athletics @ Seattle Mariners
The Kingdome, Seattle, WA
Fri Aug 15 1980, 10:05 PM EDT
Att: 6,238 - Dome

livebaseballscores.com

AB 34
R 3
H 6
RBI 3
BB 1
SO 4
LOB 10

Batter	1	2	3	4	5	6	7	8	9	AB	R	H	RBI	BB	SO	LOB	TOP								
Rickey Henderson, R OBP: 0.413, SLG: 0.418 (1, 7)	1-3		PO BB		FC5-4			4-3		3	0	0	0	1	0	1									
Dwayne Murphy, L OBP: 0.377, SLG: 0.378 (1, 8)	4-3		PO	G3 BB			G4-6-3 1B	1-3		3	0	1	0	1	0	0									
Mitchell Page, L OBP: 0.333, SLG: 0.391 (1, 10)	HR			F7			F8	G3		4	1	1	1	0	0	2									
Dave Revering, L OBP: 0.364, SLG: 0.539 (1, 3)	6-3			G3			G4-6-3		HR	4	1	1	1	0	0	2									
Wayne Gross, L OBP: 0.354, SLG: 0.473 (1, 5)		F8		F7			F9		F9	4	0	0	0	0	0	1									
Tony Armas, R OBP: 0.292, SLG: 0.468 (1, 9)		F1			1B SF9		FC6-4 1B		K	4	1	2	0	0	1	0									
Jeff Newman, R OBP: 0.277, SLG: 0.423 (1, 2)			6-3		FC1-6 1B		FC6-4 1B		K	4	0	2	0	0	1	0									
Mario Guerrero, R OBP: 0.277, SLG: 0.295 (1, 6)			5-3		SF9		FC6-4			2	0	0	1	0	0	2									
Jeff Cox, R OBP: 0.303, SLG: 0.259 (1, 4)					FC1-6		6-3			2	0	1	0	0	0	1									
Orlando Gonzalez, L OBP: 0.306, SLG: 0.182 (7, PH)					CS 1B					1	0	0	0	0	0	2									
Dave McKay, S OBP: 0.289, SLG: 0.304 (7, 4)					FC5-4					0	0	0	0	0	0	0									
Inning Stats	R: 1 E: 0 K: 0 S: 4	H: 1 LOB: 0 BB: 0 P: 4	R: 0 E: 0 K: 0 S: 3	H: 0 LOB: 0 BB: 0 P: 3	R: 0 E: 0 K: 0 S: 2	H: 1 LOB: 0 BB: 1 P: 6	R: 0 E: 0 K: 0 S: 3	H: 0 LOB: 1 BB: 1 P: 7	R: 1 E: 0 K: 0 S: 5	H: 2 LOB: 1 BB: 0 P: 5	R: 0 E: 0 K: 0 S: 3	H: 1 LOB: 0 BB: 0 P: 3	R: 0 E: 0 K: 0 S: 5	H: 2 LOB: 2 BB: 0 P: 5	R: 0 E: 0 K: 0 S: 3	H: 0 LOB: 0 BB: 0 P: 3	R: 1 E: 0 K: 2 S: 8	H: 1 LOB: 0 BB: 0 P: 8	1B: 6 2B: 0 3B: 0 HR: 2	SF: 1 SAC: 0 DP: 1 HBP: 0	WP: 0 PB: 0 SB: 0 CS: 1	PA: 35			
PITCHER	IP	WLS	BF	H	R	ER	SO	BB	IBB	HBP	BLK	WP	HR	S	P	ERA	WHIP								
Rob Dressler, R ERA: 4.71 (1, 1)	8.0	W	31	8	3	3	0	2	0	0	0	0	2	29	37	3.38	1.250								
Shane Rawley, L ERA: 3.65 (9, 1)	1.0	S	3	0	0	0	2	0	0	0	0	0	0	7	7	0.00	0.000								

Oakland Athletics @ Seattle Mariners
The Kingdome, Seattle, WA
Sun Aug 17 1980, 10:05 PM EDT
Att: 5,484 - Dome

AB	31
R	3
H	8
RBI	3
BB	2
SO	2
LOB	11





Batter	1	2	3	4	5	6	7	8	9	AB	R	H	RBI	BB	SO	LOB	BOTTOM								
Julio Cruz, S OBP: 0.322, SLG: 0.250 (1, 4)	4-3		6-3		1-3					4	0	1	1	0	0	0									
Joe Simpson, L OBP: 0.310, SLG: 0.346 (1, 9)	4-3		F9			6-3	1-3 2-H 1B		1-3 1B	4	0	0	0	0	0	2									
Dan Meyer, L OBP: 0.314, SLG: 0.397 (1, 7)	F8		4-3			HR		4-3		4	1	1	1	0	0	0									
Bruce Bochte, L OBP: 0.365, SLG: 0.449 (1, 10)		4-3		1-3						4	0	2	0	0	0	0									
Larry Milbourne, S OBP: 0.297, SLG: 0.316 (8, PR)						G5-4-3 1B		BB 1B		0	0	0	0	0	0	0									
Juan Beniquez, R OBP: 0.269, SLG: 0.359 (1, 8)		E5 HR		6-3 1B		G5-4-3		FC6-4 BB		3	1	1	0	1	0	1									
Tom Paciorek, R OBP: 0.313, SLG: 0.473 (1, 3)		HR		6-3			F9	K		4	1	1	2	0	1	3									
Bill Stein, R OBP: 0.358, SLG: 0.429 (1, 5)				F9			F9	FC6-4		4	0	1	0	0	0	3									
Jerry Narron, L OBP: 0.182, SLG: 0.100 (1, 2)					G3					3	0	1	0	0	1	1									
Jim Anderson, R OBP: 0.296, SLG: 0.329 (7, PR)										0	1	0	0	0	0	0									
Larry Cox, R OBP: 0.256, SLG: 0.291 (8, 2)								1B 1B		0	0	0	0	0	0	0									
Mario Mendoza, R OBP: 0.291, SLG: 0.300 (1, 6)								1B 1B		3	0	1	0	0	2	1									
Inning Stats	R: 0 E: 0 K: 0 S: 3	H: 0 LOB: 0 BB: 0 P: 3	R: 2 E: 1 K: 2 S: 10	H: 2 LOB: 1 BB: 0 P: 10	R: 0 E: 0 K: 0 S: 3	H: 0 LOB: 0 BB: 0 P: 3	R: 0 E: 0 K: 0 S: 4	H: 1 LOB: 1 BB: 0 P: 4	R: 0 E: 0 K: 1 S: 5	H: 0 LOB: 0 BB: 0 P: 5	R: 1 E: 0 K: 0 S: 4	H: 2 LOB: 0 BB: 0 P: 4	R: 1 E: 0 K: 0 S: 6	H: 3 LOB: 3 BB: 0 P: 6	R: 0 E: 0 K: 1 S: 6	H: 1 LOB: 2 BB: 1 P: 10	1B: 7 2B: 0 3B: 0 HR: 2	SF: 0 SAC: 0 DP: 1 HBP: 0	WP: 0 PB: 0 SB: 0 CS: 0	PA: 34					
PITCHER	IP	WLS	BF	H	R	ER	SO	BB	IBB	HBP	BLK	WP	HR	S	P	ERA	WHIP								
Brian Kingman, R ERA: 3.34 (1, 1)	8.0	L	34	9	4	3	4	1	0	0	0	0	2	41	45	3.38	1.250								

Oakland Athletics @ Seattle Mariners
The Kingdome, Seattle, WA
Sun Aug 17 1980, 10:05 PM EDT
Att: 5,484 - Dome

AB	33
R	4
H	9
RBI	4
BB	1
SO	4
LOB	11



Batter	1	2	3	4	5	6	7	8	9	AB	R	H	RBI	BB	SO	LOB	TOP										
Rick Burleson, R OBP: 0.347, SLG: 0.374 (1, 6)	E5 FC1-6		4-0 FC3-6 1B BB	SF7 1-2 2-H		FC5-2 FC4-6		4-0 BB	4-0 BB	2	0	0	2	3	0	2	Boston Red Sox @ Oakland Athletics Oakland-Alameda County Coliseum, Oakland, CA Tue Aug 19 1980, 7:05 PM PDT Att: 11,934 - Unknown 										
Dave Stapleton, R OBP: 0.318, SLG: 0.459 (1, 4)	L8		FC3-6 1B	F8		FC4-6		0-3 BB	0-3 BB	6	0	1	0	0	2	9											
Fred Lynn, L OBP: 0.389, SLG: 0.495 (1, 8)	FC1-6 FC5 1B 1-2		FC3-6 1B 1-2 2-3			K		0-3 K		5	0	0	0	0	2	5											
Tony Perez, R OBP: 0.324, SLG: 0.492 (1, 3)	1B		P9			L6-4 BB BB		HR		4	2	3	1	1	0	2											
Carlton Fisk, R OBP: 0.358, SLG: 0.482 (1, 2)	FC5 2-3		P9			BB		K		3	0	0	0	2	1	4											
Carl Yastrzemski, L OBP: 0.351, SLG: 0.457 (1, 7)		E8 4-3 1B		4-3		L6-4 2-3		4-3		5	2	2	1	0	0	2											
Jim Rice, R OBP: 0.307, SLG: 0.457 (1, 10)		K		1B WP 1B BB		1B FC5-2 2B		3-1 WP 2B		3	2	2	0	2	1	1											
Dwight Evans, R OBP: 0.339, SLG: 0.464 (1, 9)		4-3		WP 1B SF7 1B		FC5-2 SH1-4 1B		3-1		4	1	2	1	0	0	1											
Glenn Hoffman, R OBP: 0.326, SLG: 0.416 (1, 5)				1-2 WP 1B		SH1-4		BB BB		2	0	1	1	0	1	0											
Jim Dwyer, L OBP: 0.373, SLG: 0.454 (8, PH)				1-2 WP 1B						0	0	0	0	0	0	0											
Butch Hobson, R OBP: 0.283, SLG: 0.359 (8, 5)				3-H						1	0	0	0	1	1	3											
Inning Stats	R: 0 E: 1 K: 0 S: 5	H: 1 LOB: 2 BB: 0 P: 5	R: 1 E: 1 K: 2 S: 8	H: 1 LOB: 0 BB: 8 P: 8	R: 0 E: 0 K: 0 S: 4	H: 1 LOB: 2 BB: 1 P: 8	R: 2 E: 0 K: 0 S: 5	H: 2 LOB: 1 BB: 2 P: 12	R: 0 E: 0 K: 0 S: 5	H: 2 LOB: 0 BB: 0 P: 6	R: 1 E: 0 K: 1 S: 6	H: 1 LOB: 0 BB: 0 P: 6	R: 1 E: 0 K: 2 S: 8	H: 1 LOB: 2 BB: 3 P: 16	R: 2 E: 0 K: 2 S: 8	H: 2 LOB: 3 BB: 3 P: 21	1B: 7 2B: 4 3B: 0 HR: 1	SF: 1 SAC: 1 DP: 1 HBP: 1	WP: 4 PA: 47 PB: 0 SB: 0 CS: 2								
PITCHER	IP	WLS	BF	H	R	ER	SO	BB	IBB	HBP	BLK	WP	HR	S	P	ERA	WHIP										
Matt Keough, R ERA: 3.02 (1, 1)	7.1		35	9	5	4	4	4	0	0	0	2	1	39	55	4.91	1.773										
Bob Lacey, L ERA: 3.07 (8, 1)	0.0		1	0	0	0	0	1	0	0	0	1	0	0	4	∞	∞										
Jeff Jones, R ERA: 2.11 (8, 1)	0.1	L	2	0	0	0	1	1	0	0	0	0	0	3	7	0.00	3.000										
Craig Minetto, L ERA: 11.12 (8, 1)	0.1		4	2	2	2	1	1	0	0	0	1	0	5	9	54.00	9.000										
Dave Beard, R ERA: (9, 1)	1.0		5	0	0	0	2	2	0	1	0	0	0	6	15	0.00	2.000										
Batter	1	2	3	4	5	6	7	8	9	AB	R	H	RBI	BB	SO	LOB	BOTTOM										
Rickey Henderson, R OBP: 0.414, SLG: 0.418 (1, 7)	E6 1-3		1B SF7 BB	CS 1B		6-3		4-0 1B BB		3	1	1	3	2	0	1	Boston Red Sox @ Oakland Athletics Oakland-Alameda County Coliseum, Oakland, CA Tue Aug 19 1980, 7:05 PM PDT Att: 11,934 - Unknown 										
Dwayne Murphy, L OBP: 0.377, SLG: 0.378 (1, 8)	1-3		CS 1B	CS		L8		0-0 1B		5	0	2	0	0	0	2											
Mitchell Page, L OBP: 0.329, SLG: 0.386 (1, 10)			SF7			K		0-3 K		3	0	0	1	0	2	1											
Mike Heath, R OBP: 0.248, SLG: 0.276 (9, PH)			1-2 3-H			K		0-3 K		1	0	0	0	0	1	2											
Dave Revering, L OBP: 0.362, SLG: 0.532 (1, 3)			3-1			2B BB		0-0 G3		4	1	0	0	1	1	3											
Wayne Gross, L OBP: 0.356, SLG: 0.477 (1, 5)						F8		4-0 2B BB		4	0	2	1	0	0	0											
Dave McKay, S OBP: 0.269, SLG: 0.304 (8, 5)						1B		0-0 1B		0	0	0	0	0	0	0											
Tony Armas, R OBP: 0.289, SLG: 0.464 (1, 9)						1-2 2-3		0-3 K		4	0	0	0	0	2	2											
Jeff Newman, R OBP: 0.280, SLG: 0.424 (1, 2)						6-3		0-0 1B		4	1	2	0	0	0	0											
Mario Guerrero, R OBP: 0.280, SLG: 0.298 (1, 6)						1B BB 1B		0-0 1B 6-3 1B		4	2	2	0	0	0	2											
Jeff Cox, R OBP: 0.310, SLG: 0.262 (1, 4)						1B 1-2 2-3		0-0 6-3 1B		2	0	1	0	1	0	2											
Orlando Gonzalez, L OBP: 0.302, SLG: 0.178 (9, PH)						1B		1-3 1B		1	0	0	0	0	0	0											
Inning Stats	R: 0 E: 1 K: 2 S: 8	H: 2 LOB: 2 BB: 0 P: 7	R: 1 E: 0 K: 0 S: 3	H: 1 LOB: 0 BB: 1 P: 7	R: 2 E: 0 K: 1 S: 7	H: 3 LOB: 1 BB: 1 P: 11	R: 1 E: 0 K: 0 S: 5	H: 1 LOB: 1 BB: 0 P: 5	R: 0 E: 0 K: 0 S: 3	H: 0 LOB: 0 BB: 0 P: 3	R: 0 E: 0 K: 0 S: 3	H: 0 LOB: 0 BB: 0 P: 3	R: 0 E: 0 K: 1 S: 6	H: 1 LOB: 2 BB: 1 P: 10	R: 0 E: 0 K: 1 S: 6	H: 1 LOB: 2 BB: 1 P: 10	1B: 9 2B: 1 3B: 0 HR: 0	SF: 1 SAC: 0 DP: 0 HBP: 0	WP: 0 PA: 41 PB: 0 SB: 0 CS: 2								
PITCHER	IP	WLS	BF	H	R	ER	SO	BB	IBB	HBP	BLK	WP	HR	S	P	ERA	WHIP										
Mike Torrez, R ERA: 4.6 (1, 1)	5.0		24	7	4	4	5	3	0	0	0	0	0	8	31	4.33	2.000										
Dick Drago, R ERA: 4.7 (8, 1)	2.0		8	2	1	1	0	0	0	0	0	0	0	8	8	4.50	1.000										
Bob Stanley, R ERA: 3.6 (8, 1)	1.1	W	6	1	0	0	0	1	0	0	0	0	0	5	9	0.00	1.500										
Tom Burgmeier, L ERA: 2.08 (9, 1)	0.2	S	2	0	0	0	1	0	0	0	0	0	0	4	4	0.00	0.000										

Batter	1	2	3	4	5	6	7	8	9	AB	R	H	RBI	BB	SO	LOB	TOP										
Rick Burleson, R OBP: 0.346, SLG: 0.373 (1, 6)	0-0 5-3		0-0 WP 1B			0-0 5-3		0-0 F9		4	0	1	0	0	0	1	Boston Red Sox @ Oakland Athletics Oakland-Alameda County Coliseum, Oakland, CA Wed Aug 20 1980, 7:05 PM PDT Att: 7,569 - Unknown livebaseballscorecards.com										
Dave Stapleton, R OBP: 0.317, SLG: 0.456 (1, 4)	0-0 6-3		0-0 F7			0-0 G6-3 1B		0-0 F8		4	0	1	0	0	0	2											
Fred Lynn, L OBP: 0.390, SLG: 0.496 (1, 8)	0-0 5-3			4-0 G6-4-3 BB		0-0 G6-3			0-0 2B	3	0	1	0	1	0	1											
Tony Perez, R OBP: 0.322, SLG: 0.488 (1, 3)		0-3 K		0-0 G6-4-3			0-3 K		0-0 6-3	4	0	0	0	0	2	2											
Jim Rice, R OBP: 0.312, SLG: 0.461 (1, 10)	0-0 BLK 1B		0-0 1B			0-0 G3 1B		0-0 F6		4	1	3	0	0	0	1											
Carl Yastrzemski, L OBP: 0.349, SLG: 0.455 (1, 7)	0-0 G6-4-3 1B		0-0 G3			0-0 G3		0-0 P7		4	0	1	1	0	0	3											
Carlton Fisk, R OBP: 0.355, SLG: 0.477 (1, 2)	0-0 G6-4-3				0-0 5-3			0-0 F8		3	0	0	0	0	0	2											
Dwight Evans, R OBP: 0.339, SLG: 0.463 (1, 9)			0-0 1B 1B		0-3 K			0-0 6-3		3	0	1	0	0	1	0											
Glenn Hoffman, R OBP: 0.331, SLG: 0.421 (1, 5)			0-0 1B 1B		0-0 5-3			0-0 WP BLK 1B		3	0	2	0	0	0	0											
Inning Stats	R: 0 E: 0 K: 0 S: 3	H: 0 LOB: 0 BB: 0 P: 3	R: 1 E: 0 K: 1 S: 6	H: 2 LOB: 0 BB: 0 P: 6	R: 0 E: 0 K: 0 S: 4	H: 3 LOB: 1 BB: 0 P: 4	R: 0 E: 0 K: 0 S: 3	H: 1 LOB: 0 BB: 1 P: 7	R: 0 E: 0 K: 1 S: 5	H: 0 LOB: 0 BB: 0 P: 5	R: 0 E: 0 K: 0 S: 3	H: 1 LOB: 1 BB: 0 P: 3	R: 0 E: 0 K: 1 S: 6	H: 1 LOB: 1 BB: 0 P: 6	R: 0 E: 0 K: 0 S: 4	H: 1 LOB: 1 BB: 0 P: 4		R: 0 E: 0 K: 0 S: 4	H: 1 LOB: 1 BB: 0 P: 4	1B: 9 2B: 1 3B: 0 HR: 0	SF: 0 SAC: 0 DP: 3 HBP: 0	WP: 2 PB: 2 SB: 0 CS: 0	PA: 33				
PITCHER	IP	WLS	BF	H	R	ER	SO	BB	IBB	HBP	BLK	WP	HR	S	P	ERA	WHIP										
Mike Norris, R ERA: 2.26 (1, 1)	8.2	W	32	10	1	1	3	1	0	0	2	2	0	37	41	1.04	1.269										
Bob Lacey, L ERA: 3.05 (9, 1)	0.1	S	1	0	0	0	0	0	0	0	0	0	0	1	1	0.00	0.000										

Batter	1	2	3	4	5	6	7	8	9	AB	R	H	RBI	BB	SO	LOB	BOTTOM										
Rickey Henderson, R OBP: 0.413, SLG: 0.415 (1, 7)	0-3 K		0-0 F8			0-0 1-3		4-0 S BB		3	0	0	0	1	1	1	Boston Red Sox @ Oakland Athletics Oakland-Alameda County Coliseum, Oakland, CA Wed Aug 20 1980, 7:05 PM PDT Att: 7,569 - Unknown livebaseballscorecards.com										
Dwaine Murphy, L OBP: 0.374, SLG: 0.374 (1, 8)	0-0 F9			0-0 1-3		0-0 F6		0-0 4-3		4	0	0	0	0	0	1											
Mitchell Page, L OBP: 0.329, SLG: 0.385 (1, 10)	0-0 F2			0-3 K		0-0 E S SF8 1B				3	1	1	0	0	1	0											
Dave Revering, L OBP: 0.358, SLG: 0.527 (1, 3)		0-0 F8		0-0 E9		0-3 K		1-3 K		3	0	0	0	0	1	1											
Wayne Gross, L OBP: 0.353, SLG: 0.474 (1, 5)	0-0 4-3			0-3 K		0-0 SF8		3-H F5		2	0	0	1	0	1	1											
Tony Armas, R OBP: 0.287, SLG: 0.461 (1, 9)	0-3 K				0-0 F5		0-0 F5			3	0	0	0	0	1	0											
Jim Essian, R OBP: 0.311, SLG: 0.374 (1, 2)			4-0 BB		0-0 5-3			0-3 K		2	0	0	0	1	1	0											
Mario Guerrero, R OBP: 0.280, SLG: 0.308 (1, 6)			0-0 F7		0-3 K			0-0 HR		3	1	1	1	0	1	1											
Jeff Cox, R OBP: 0.304, SLG: 0.257 (1, 4)			0-3 K			0-3 K		0-0 F7		3	0	0	0	0	2	1											
Inning Stats	R: 0 E: 0 K: 1 S: 5	H: 0 LOB: 0 BB: 0 P: 5	R: 0 E: 0 K: 1 S: 5	H: 0 LOB: 0 BB: 0 P: 5	R: 0 E: 0 K: 1 S: 5	H: 0 LOB: 1 BB: 1 P: 9	R: 0 E: 1 K: 2 S: 8	H: 0 LOB: 1 BB: 0 P: 8	R: 0 E: 0 K: 1 S: 5	H: 0 LOB: 0 BB: 0 P: 5	R: 0 E: 0 K: 1 S: 5	H: 0 LOB: 0 BB: 0 P: 5	R: 1 E: 1 K: 1 S: 6	H: 1 LOB: 0 BB: 0 P: 6	R: 1 E: 0 K: 1 S: 6	H: 1 LOB: 1 BB: 1 P: 10		R: 0 E: 0 K: 1 S: 5	H: 0 LOB: 0 BB: 0 P: 5	R: 1 E: 0 K: 1 S: 6	H: 1 LOB: 1 BB: 1 P: 10	1B: 1 2B: 0 3B: 0 HR: 1	SF: 1 SAC: 0 DP: 0 HBP: 0	WP: 0 PB: 0 SB: 2 CS: 0	PA: 29		
PITCHER	IP	WLS	BF	H	R	ER	SO	BB	IBB	HBP	BLK	WP	HR	S	P	ERA	WHIP										
Dennis Eckersley, R ERA: 4.15 (1, 1)	8.0	L	29	2	2	1	9	2	0	0	0	0	1	45	53	1.12	0.500										

Batter	1	2	3	4	5	6	7	8	9	AB	R	H	RBI	BB	SO	LOB	TOP				
Rick Burleson, R OBP: 0.346, SLG: 0.374 (1, 6)	0-0 CS 1B		0-0 1-2 6-3	0-0 1-2 FC6-4 1B			0-0 F7		0-0 5-3	5	0	2	1	0	0	1					
Dave Stapleton, R OBP: 0.322, SLG: 0.462 (1, 4)	0-0 L4		0-0 2-H 1B	0-0 1-2 FC6-4 1B			0-0 FC4-6 1B		0-0 2B	5	0	3	0	0	0	3					
Fred Lynn, L OBP: 0.388, SLG: 0.491 (1, 8)	0-0 F7			0-0 F8	0-0 4-3		0-0 FC4-6 1-2 1B		4-0 FC6-4 BB	4	0	0	0	1	0	2					
Tony Perez, R OBP: 0.318, SLG: 0.482 (1, 3)		0-0 F9		0-0 E5 1B WP	0-3 K		0-0 F8		0-0 FC6-4 1-2 1B	5	1	0	0	0	1	3					
Jim Rice, R OBP: 0.314, SLG: 0.470 (1, 10)		0-0 HR		0-0 WP 1B 1B	0-0 4-3				0-0 P9	4	2	2	1	0	0	0					
Carl Yastrzemski, L OBP: 0.351, SLG: 0.453 (1, 7)	4-0 PO 6-3 BB			0-0 WP 1B			0-0 4-3		0-0 1-3	3	1	1	0	1	0	0					
Carlton Fisk, R OBP: 0.357, SLG: 0.476 (1, 2)	0-0 6-3			4-0 1B 1B IBB			0-0 F7		0-0 1B	3	1	1	0	1	0	1					
Dwight Evans, R OBP: 0.338, SLG: 0.460 (1, 9)	0-0 PO	0-0 F9	0-0 K	0-3 K			0-0 1B		0-0 F7	4	0	1	0	0	1	4					
Glenn Hoffman, R OBP: 0.335, SLG: 0.423 (1, 5)			0-0 6-3 1B 1B	0-0 1-3 2-H 3-H 1B			0-0 5-3		0-0 F7	4	0	2	2	0	0	1					
Inning Stats	R: 0 E: 0 K: 0 S: 3	H: 1 LOB: 0 BB: 0 P: 3	R: 1 E: 0 K: 0 S: 3	H: 1 LOB: 0 BB: 1 P: 7	R: 0 E: 0 K: 0 S: 4	H: 2 LOB: 2 BB: 0 P: 4	R: 4 E: 1 K: 1 S: 10	H: 4 LOB: 2 BB: 1 P: 14	R: 0 E: 0 K: 0 S: 5	H: 0 LOB: 0 BB: 0 P: 5	R: 0 E: 0 K: 0 S: 4	H: 1 LOB: 1 BB: 0 P: 4	R: 0 E: 0 K: 0 S: 4	H: 1 LOB: 1 BB: 0 P: 4	R: 0 E: 0 K: 0 S: 4	H: 1 LOB: 2 BB: 1 P: 8	1B: 10 2B: 1 3B: 0 HR: 1	SF: 0 SAC: 0 DP: 0 HBP: 0	WP: 1 PB: 0 SB: 0 CS: 1	PA: 41	
PITCHER Rick Langford, R ERA: 2.95 (1, 1)	IP: 9.0 WLS: L BF: 40	H: 12 R: 5 ER: 1 SO: 2	BB: 2 IBB: 1 HBP: 0 BLK: 0	WP: 1 HR: 1 S: 41 P: 53	ERA: 1.00 WHIP: 1.556											PITCHER	IP: 9.0 WLS: W BF: 36	H: 6 R: 1 ER: 1 SO: 5	BB: 4 IBB: 0 HBP: 0 BLK: 0	WP: 0 HR: 0 S: 42 P: 58	ERA: 1.00 WHIP: 1.111

Boston Red Sox @ Oakland Athletics
Oakland-Alameda County Coliseum, Oakland, CA

Thu Aug 21 1980, 3:33 AM PDT
Att: 11,357 - Sunny



AB 37
R 5
H 12
RBI 4
BB 3
SO 2
LOB 15

Batter	1	2	3	4	5	6	7	8	9	AB	R	H	RBI	BB	SO	LOB	BOTTOM					
Rickey Henderson, R OBP: 0.414, SLG: 0.414 (1, 7)	0-0 1-3		4-0 FC6 BB		0-0 2-H 1B		0-0 6-3			3	0	1	1	1	0	1						
Dwayne Murphy, L OBP: 0.373, SLG: 0.372 (1, 8)	0-3 K		0-0 FC6 1-2 1B		4-0 1-2 BB			0-0 B1-3		3	0	0	0	1	1	2						
Jim Essian, R OBP: 0.310, SLG: 0.376 (1, 2)	0-0 5-3			0-0 2B	0-0 4-3			0-0 5-3		4	0	1	0	0	0	2						
Tony Armas, R OBP: 0.289, SLG: 0.466 (1, 9)		0-0 3B		0-3 K			0-0 F9		0-0 1B	4	0	2	0	0	1	1						
Jeff Newman, R OBP: 0.276, SLG: 0.418 (1, 3)		0-3 K		0-3 K			0-3 K		0-0 F9	4	0	0	0	0	3	2						
Mike Heath, R OBP: 0.244, SLG: 0.271 (1, 10)		0-0 L5		0-0 F4			0-0 L3		0-0 F9	4	0	0	0	0	0	1						
Dave McKay, S OBP: 0.269, SLG: 0.298 (1, 5)			0-0 6-3		0-0 6-3		0-0 F8		4-0 FC6-4 BB	3	0	0	0	1	0	0						
Mario Guerrero, R OBP: 0.286, SLG: 0.317 (1, 6)			0-0 6-3 E 1B		4-0 SH1-3 1B BB			0-0 3B	0-0 L7	3	1	2	0	1	0	1						
Jeff Cox, R OBP: 0.300, SLG: 0.253 (1, 4)			0-0 6-3		0-0 SH1-3			0-0 3B	0-0 FC6-4	2	0	0	0	0	0	2						
Mike Edwards, R OBP: 0.240, SLG: 0.224 (9, PH)			1-3		1-2				1-2	1	0	0	0	0	0	1						
Inning Stats	R: 0 E: 0 K: 1 S: 5	H: 0 LOB: 0 BB: 0 P: 5	R: 0 E: 0 K: 1 S: 5	H: 1 LOB: 0 BB: 0 P: 5	R: 0 E: 1 K: 0 S: 4	H: 1 LOB: 2 BB: 1 P: 8	R: 0 E: 0 K: 2 S: 8	H: 1 LOB: 0 BB: 0 P: 8	R: 1 E: 0 K: 0 S: 4	H: 1 LOB: 2 BB: 2 P: 12	R: 0 E: 0 K: 1 S: 5	H: 0 LOB: 0 BB: 0 P: 5	R: 0 E: 0 K: 0 S: 4	H: 1 LOB: 1 BB: 0 P: 4	R: 0 E: 0 K: 0 S: 4	H: 1 LOB: 1 BB: 0 P: 4	R: 0 E: 0 K: 0 S: 3	H: 0 LOB: 1 BB: 1 P: 7	1B: 3 2B: 1 3B: 2 HR: 0	SF: 0 SAC: 1 DP: 0 HBP: 0	WP: 0 PB: 0 SB: 0 CS: 0	PA: 36
PITCHER John Tudor, L ERA: 2.01 (1, 1)	IP: 9.0 WLS: W BF: 36	H: 6 R: 1 ER: 1 SO: 5	BB: 4 IBB: 0 HBP: 0 BLK: 0	WP: 0 HR: 0 S: 42 P: 58	ERA: 1.00 WHIP: 1.111											PITCHER	IP: 9.0 WLS: W BF: 36	H: 6 R: 1 ER: 1 SO: 5	BB: 4 IBB: 0 HBP: 0 BLK: 0	WP: 0 HR: 0 S: 42 P: 58	ERA: 1.00 WHIP: 1.111	

Boston Red Sox @ Oakland Athletics
Oakland-Alameda County Coliseum, Oakland, CA

Thu Aug 21 1980, 3:33 AM PDT
Att: 11,357 - Sunny



AB 31
R 1
H 6
RBI 1
BB 4
SO 5
LOB 13

Batter	1	2	3	4	5	6	7	8	9	AB	R	H	RBI	BB	SO	LOB	TOP				
Al Bumby, L OBP: 0.392, SLG: 0.417 (1, 8)	4-3	F7			6-3 S 4-3 1B		F7			4	1	1	0	0	0	2	Baltimore Orioles @ Oakland Athletics Oakland-Alameda County Coliseum, Oakland, CA Fri Aug 22 1980, 7:05 PM PDT Att: 11,115 - Unknown				
Rich Dauer, R OBP: 0.334, SLG: 0.348 (1, 4)	F9		4-3		6-3			G3-6-3 1B		4	0	2	0	0	0	1					
Ken Singleton, S OBP: 0.394, SLG: 0.452 (1, 9)					4-3					3	0	0	1	1	1	2					
John Lowenstein, L OBP: 0.375, SLG: 0.370 (9, 7)			K		4-3			F8		0	0	0	0	0	0	0					
Eddie Murray, S OBP: 0.345, SLG: 0.495 (1, 3)	K		4-3		F5			G3-6-3 1-2		4	0	0	0	0	1	3					
Terry Crowley, L OBP: 0.395, SLG: 0.482 (1, 10)			6-3							3	1	1	0	1	0	1					
Lenn Sakata, R OBP: 0.239, SLG: 0.365 (9, PR)		1B SF9 2B			1-3			G6-4-3 BB		0	0	0	0	0	0	0					
Doug DeCinces, R OBP: 0.316, SLG: 0.383 (1, 5)		1B			5-3			G6-4-3 1-2		4	0	2	0	0	0	1					
Gary Roenicke, R OBP: 0.352, SLG: 0.395 (9, 9)		SF9			F6			F7		3	1	1	2	0	0	1					
Rick Dempsey, R OBP: 0.328, SLG: 0.424 (1, 2)		F7			5-3			F9		3	0	0	0	1	0	2					
Mark Belanger, R OBP: 0.251, SLG: 0.267 (1, 6)		1-2 1B			F4			F4		3	0	1	0	0	0	1					
Inning Stats	R: 0 E: 0 K: 1 S: 5	H: 0 LOB: 1 BB: 1 P: 9	R: 1 E: 0 K: 0 S: 6	H: 3 LOB: 2 BB: 0 P: 6	R: 0 E: 0 K: 1 S: 6	H: 1 LOB: 1 BB: 0 P: 6	R: 0 E: 0 K: 0 S: 3	H: 1 LOB: 0 BB: 0 P: 7	R: 1 E: 0 K: 0 S: 4	H: 1 LOB: 0 BB: 0 P: 4	R: 0 E: 0 K: 0 S: 3	H: 0 LOB: 0 BB: 0 P: 3	R: 0 E: 0 K: 0 S: 3	H: 1 LOB: 0 BB: 0 P: 3	R: 1 E: 0 K: 0 S: 3	H: 1 LOB: 1 BB: 7	1B: 5 2B: 2 3B: 0 HR: 1	SF: 1 SAC: 0 DP: 2 HBP: 0	WP: 0 PB: 0 SB: 1 CS: 1	PA: 35	
PITCHER Steve McCatty, R ERA: 4.02 (1, 1)	IP: 9.0 WLS: L BF: 35	H: 8 R: 3 ER: 3 SO: 2	BB: 3 IBB: 0 HBP: 0 BLK: 0	WP: 0 HR: 1 S: 36 P: 48	ERA: 3.00 WHIP: 1.222											ERA: 3.00 WHIP: 1.222					

Batter	1	2	3	4	5	6	7	8	9	AB	R	H	RBI	BB	SO	LOB	BOTTOM					
Rickey Henderson, R OBP: 0.416, SLG: 0.415 (1, 7)	G5-4-3 BB		G4-6-3 1B		4-0 BB		SH3-4 1-2		K	2	0	1	0	2	1	1	Baltimore Orioles @ Oakland Athletics Oakland-Alameda County Coliseum, Oakland, CA Fri Aug 22 1980, 7:05 PM PDT Att: 11,115 - Unknown					
Dwayne Murphy, L OBP: 0.372, SLG: 0.368 (1, 8)	G5-4-3 1-2		G4-6-3 1-2		4-0 BB		K		4-3	4	0	0	0	1	1	4						
Mitchell Page, L OBP: 0.325, SLG: 0.380 (1, 10)	5-3				4-3		F5		K	4	0	0	0	0	1	4						
Dave Revering, L OBP: 0.357, SLG: 0.527 (1, 3)		F7			4-3			F8		4	0	1	0	0	0	0						
Wayne Gross, L OBP: 0.351, SLG: 0.471 (1, 5)		PB 1B			G3		F6		K	4	1	1	0	0	1	1						
Tony Armas, R OBP: 0.291, SLG: 0.470 (1, 9)		K			SH1-3 2B		K			4	1	2	0	0	2	2						
Jim Essian, R OBP: 0.315, SLG: 0.378 (1, 2)					SH1-3		FC6-4 BB		F8	2	0	1	1	1	0	1						
Mario Guerrero, R OBP: 0.286, SLG: 0.321 (1, 6)					2-3 1B					3	0	1	1	0	1	3						
Rob Piccolo, R OBP: 0.253, SLG: 0.333 (9, 6)					BB		FC6-4			0	0	0	0	0	0	0						
Mike Davis, L OBP: 0.253, SLG: 0.286 (9, PH)		K			3-H 2B		1-2			1	0	1	0	0	0	0						
Jeff Cox, R OBP: 0.301, SLG: 0.255 (1, 4)			F4		K		SH3-4 1B			3	0	1	0	0	1	1						
Orlando Gonzalez, L OBP: 0.256, SLG: 0.174 (9, PH)									K	1	0	0	0	0	1	1						
Inning Stats	R: 0 E: 0 K: 0 S: 2	H: 0 LOB: 0 BB: 1 P: 6	R: 1 E: 0 K: 2 S: 9	H: 2 LOB: 1 BB: 0 P: 9	R: 0 E: 0 K: 0 S: 3	H: 1 LOB: 0 BB: 0 P: 3	R: 0 E: 0 K: 0 S: 3	H: 0 LOB: 0 BB: 0 P: 3	R: 1 E: 0 K: 1 S: 7	H: 2 LOB: 3 BB: 2 P: 15	R: 0 E: 0 K: 1 S: 6	H: 1 LOB: 2 BB: 1 P: 10	R: 0 E: 0 K: 2 S: 8	H: 1 LOB: 1 BB: 0 P: 8	R: 0 E: 0 K: 1 S: 6	H: 1 LOB: 1 BB: 0 P: 6	R: 0 E: 0 K: 2 S: 8	H: 1 LOB: 1 BB: 0 P: 8	1B: 4 2B: 4 3B: 1 HR: 0	SF: 0 SAC: 2 DP: 2 HBP: 0	WP: 0 PB: 1 SB: 0 CS: 0	PA: 38
PITCHER Jim Palmer, R ERA: 3.68 (1, 1)	IP: 5.0 WLS: W BF: 21	H: 5 R: 2 ER: 1 SO: 3	BB: 3 IBB: 0 HBP: 0 BLK: 0	WP: 0 HR: 0 S: 24 P: 36	ERA: 1.80 WHIP: 1.600											ERA: 1.80 WHIP: 1.600						
Sammy Stewart, R ERA: 3.97 (6, 1)	IP: 4.0 WLS: W BF: 17	H: 4 R: 0 ER: 0 SO: 6	BB: 1 IBB: 0 HBP: 0 BLK: 0	WP: 0 HR: 0 S: 28 P: 32	ERA: 0.00 WHIP: 1.250											ERA: 0.00 WHIP: 1.250						



Batter	1	2	3	4	5	6	7	8	9	AB	R	H	RBI	BB	SO	LOB	TOP								
Al Bumby, L OBP: 0.391, SLG: 0.416 (1, 8)										4	0	1	0	0	0	0	Baltimore Orioles @ Oakland Athletics Oakland-Alameda County Coliseum, Oakland, CA Sat Aug 23 1980, 3:33 AM PDT Att: 10,578 - Unknown								
Rich Dauer, R OBP: 0.336, SLG: 0.349 (1, 4)										4	0	2	0	0	0	1									
Ken Singleton, S OBP: 0.448, SLG: 0.448 (8, PR)										4	0	0	0	0	2	2									
John Lowenstein, L OBP: 0.375, SLG: 0.370 (8, 7)										2	1	0	0	2	0	2									
Eddie Murray, S OBP: 0.347, SLG: 0.492 (1, 3)										4	1	1	0	0	1	3									
Terry Crowley, L OBP: 0.391, SLG: 0.475 (1, 10)										3	2	2	4	1	0	1									
Dan Graham, L OBP: 0.302, SLG: 0.455 (1, 2)										4	0	0	0	0	1	2									
Doug DeCinces, R OBP: 0.313, SLG: 0.379 (1, 5)										4	0	1	0	0	2	1									
Gary Roenicke, R OBP: 0.350, SLG: 0.392 (8, 9)										4	0	1	0	0	2	1									
Kiko Garcia, R OBP: 0.266, SLG: 0.249 (1, 6)										3	0	0	0	0	0	0									
Pat Kelly, L OBP: 0.354, SLG: 0.336 (9, PH)										1	0	0	0	0	1	0									
Mark Belanger, R OBP: 0.251, SLG: 0.267 (9, 6)										0	0	0	0	0	0	0									
Inning Stats	R: 0 E: 0 K: 1 S: 5	H: 1 LOB: 0 BB: 0 P: 5	R: 3 E: 0 K: 1 S: 7	H: 2 LOB: 0 BB: 1 P: 11	R: 0 E: 1 K: 0 S: 4	H: 0 LOB: 1 BB: 1 P: 4	R: 0 E: 0 K: 3 S: 9	H: 0 LOB: 1 BB: 1 P: 13	R: 0 E: 0 K: 0 S: 6	H: 1 LOB: 1 BB: 0 P: 6	R: 0 E: 0 K: 0 S: 3	H: 1 LOB: 0 BB: 1 P: 3	R: 0 E: 0 K: 0 S: 4	H: 1 LOB: 2 BB: 0 P: 4	R: 1 E: 0 K: 1 S: 6	H: 1 LOB: 0 BB: 0 P: 6	1B: 5 2B: 0 3B: 0 HR: 2	SF: 0 SAC: 0 DP: 0 HBP: 0	WP: 1 PB: 0 SB: 0 CS: 1	PA: 36					
PITCHER Brian Kingman, R ERA: 3.38 (1, 1)	IP: 9.0 WLS: L BF: 36	H: 7 R: 4 ER: 4 SO: 7	BB: 3 IBB: 0 HBP: 0 BLK: 0	WP: 1 HR: 2 S: 47 P: 59	ERA: 4.00 WHIP: 1.111																				

Batter	1	2	3	4	5	6	7	8	9	AB	R	H	RBI	BB	SO	LOB	BOTTOM								
Rickey Henderson, R OBP: 0.417, SLG: 0.413 (1, 7)										2	0	0	0	2	1	0	Baltimore Orioles @ Oakland Athletics Oakland-Alameda County Coliseum, Oakland, CA Sat Aug 23 1980, 3:33 AM PDT Att: 10,578 - Unknown								
Dwayne Murphy, L OBP: 0.365, SLG: 0.365 (1, 8)										4	0	0	0	0	2	1									
Dave Revering, L OBP: 0.353, SLG: 0.520 (1, 3)										4	0	0	0	0	0	1									
Tony Armas, R OBP: 0.289, SLG: 0.466 (1, 9)										4	0	0	0	0	3	1									
Mitchell Page, L OBP: 0.327, SLG: 0.393 (1, 10)										4	1	2	1	0	1	1									
Jim Essian, R OBP: 0.314, SLG: 0.375 (1, 2)										4	1	1	0	0	2	1									
Dave McKay, S OBP: 0.280, SLG: 0.301 (8, 4)										2	0	1	0	1	0	0									
Mario Guerrero, R OBP: 0.284, SLG: 0.319 (1, 6)										2	0	0	0	0	0	2									
Wayne Gross, L OBP: 0.351, SLG: 0.471 (7, PH)										0	0	0	0	0	0	0									
Jeff Newman, R OBP: 0.275, SLG: 0.416 (8, 5)										2	0	0	0	0	2	3									
Jeff Cox, R OBP: 0.297, SLG: 0.252 (1, 4)										2	0	0	0	0	0	0									
Mike Heath, R OBP: 0.247, SLG: 0.271 (7, PH)										0	0	0	0	1	0	0									
Rob Piccolo, R OBP: 0.253, SLG: 0.333 (8, 6)										0	0	0	0	0	0	0									
Mike Davis, L OBP: 0.250, SLG: 0.282 (9, PH)										1	0	0	0	0	1	1									
Inning Stats	R: 0 E: 0 K: 2 S: 7	H: 0 LOB: 0 BB: 0 P: 7	R: 0 E: 0 K: 2 S: 8	H: 1 LOB: 2 BB: 1 P: 12	R: 0 E: 0 K: 1 S: 5	H: 0 LOB: 0 BB: 0 P: 5	R: 0 E: 0 K: 1 S: 5	H: 0 LOB: 0 BB: 0 P: 5	R: 0 E: 0 K: 0 S: 3	H: 0 LOB: 0 BB: 0 P: 3	R: 0 E: 0 K: 0 S: 3	H: 0 LOB: 1 BB: 1 P: 7	R: 2 E: 0 K: 1 S: 6	H: 2 LOB: 2 BB: 2 P: 15	R: 0 E: 1 K: 2 S: 8	H: 0 LOB: 1 BB: 0 P: 8	R: 0 E: 0 K: 3 S: 10	H: 1 LOB: 1 BB: 0 P: 10	1B: 3 2B: 0 3B: 0 HR: 1	SF: 0 SAC: 0 DP: 0 HBP: 1	WP: 1 PB: 0 SB: 2 CS: 0	PA: 37			
PITCHER Steve Stone, R ERA: 2.94 (1, 1)	IP: 6.1 WLS: W BF: 25	H: 3 R: 2 ER: 2 SO: 6	BB: 2 IBB: 0 HBP: 1 BLK: 0	WP: 0 HR: 1 S: 34 P: 43	ERA: 2.84 WHIP: 0.789																				
Tippy Martinez, L ERA: 2.72 (7, 1)	IP: 1.0 WLS: S BF: 6	H: 0 R: 0 ER: 0 SO: 1	BB: 1 IBB: 0 HBP: 0 BLK: 0	WP: 0 HR: 0 S: 5 P: 13	ERA: 0.00 WHIP: 1.000																				
Tim Stoddard, R ERA: 2.13 (8, 1)	IP: 1.2 WLS: S BF: 6	H: 1 R: 0 ER: 0 SO: 5	BB: 0 IBB: 0 HBP: 0 BLK: 0	WP: 0 HR: 0 S: 16 P: 16	ERA: 0.00 WHIP: 0.600																				

AB 33
R 4
H 7
RBI 4
BB 3
SO 7
LOB 12

AB 31
R 2
H 4
RBI 1
BB 4
SO 12
LOB 11

Batter	1	2	3	4	5	6	7	8	9	AB	R	H	RBI	BB	SO	LOB	TOP			
Al Bumby, L OBP: 0.393, SLG: 0.418 (1, 8)										5	1	3	0	0	0	2	Baltimore Orioles @ Oakland Athletics Oakland-Alameda County Coliseum, Oakland, CA Sun Aug 24 1980, 3:33 AM PDT Att: 18,160 - Sunny			
Rich Dauer, R OBP: 0.334, SLG: 0.347 Mark Belanger, R OBP: 0.251, SLG: 0.267 (9, 6)										5	0	1	0	0	0	4				
Ken Singleton, S OBP: 0.380, SLG: 0.448 John Lowenstein, L OBP: 0.375, SLG: 0.370 (9, 7)			K							4	0	1	0	0	1	2				
Eddie Murray, S OBP: 0.344, SLG: 0.489 (1, 3)							K			3	0	0	1	0	1	2				
Terry Crowley, L OBP: 0.384, SLG: 0.465 Lee May, R OBP: 0.285, SLG: 0.398 (8, PH)					K					3	0	0	0	0	1	1				
Dan Graham, L OBP: 0.308, SLG: 0.456 (1, 2)										2	1	1	0	1	0	0				
Gary Roenicke, R OBP: 0.352, SLG: 0.396 (9, 9)										3	1	1	0	1	0	2				
Doug DeCinces, R OBP: 0.312, SLG: 0.377 (1, 5)										4	0	1	2	0	0	4				
Kiko Garcia, R OBP: 0.266, SLG: 0.249 (9, 4)										4	0	1	0	0	0	2				
Inning Stats	R: 1 E: 0 K: 0 S: 5	H: 2 LOB: 1 BB: 0 P: 5	R: 0 E: 0 K: 0 S: 3	H: 0 LOB: 0 BB: 0 P: 3	R: 0 E: 0 K: 1 S: 7	H: 2 LOB: 2 BB: 0 P: 7	R: 2 E: 0 K: 0 S: 6	H: 4 LOB: 2 BB: 1 P: 10	R: 0 E: 0 K: 1 S: 5	H: 1 LOB: 0 BB: 1 P: 8	R: 0 E: 0 K: 1 S: 5	H: 0 LOB: 0 BB: 0 P: 5	R: 0 E: 1 K: 0 S: 4	H: 1 LOB: 1 BB: 0 P: 4	R: 0 E: 0 K: 0 S: 3	H: 0 LOB: 0 BB: 0 P: 3		1B: 8 2B: 2 3B: 0 HR: 0	SF: 1 SAC: 1 DP: 2 HBP: 0	WP: 0 PB: 0 SB: 0 CS: 0
PITCHER	IP WLS BF H R ER SO BB IBB HBP BLK WP HR S P ERA WHIP																			
Matt Keough, R ERA: 3.08 (1, 1)	5.0 L 25 9 3 3 2 2 0 0 0 0 0 0 0 27 35 5.40 2.200																			
Dave Beard, R ERA: (6, 1)	0.2 2 0 0 0 0 0 0 0 0 0 0 0 0 2 2 0.00 0.000																			
Craig Minetto, L ERA: 9.0 (6, 1)	1.1 4 0 0 0 1 0 0 0 0 0 0 0 0 6 6 0.00 0.000																			
Bob Lacey, L ERA: 2.95 (8, 1)	2.0 7 1 0 0 0 0 0 0 0 0 0 0 0 7 7 0.00 0.500																			

AB	34
R	3
H	10
RBI	3
BB	2
SO	3
LOB	19



Batter	1	2	3	4	5	6	7	8	9	AB	R	H	RBI	BB	SO	LOB	BOTTOM					
Rickey Henderson, R OBP: 0.416, SLG: 0.411 (1, 7)										4	0	1	0	0	0	0	Baltimore Orioles @ Oakland Athletics Oakland-Alameda County Coliseum, Oakland, CA Sun Aug 24 1980, 3:33 AM PDT Att: 18,160 - Sunny					
Dwayne Murphy, L OBP: 0.372, SLG: 0.368 (1, 8)										4	0	3	0	0	0	0						
Jim Essian, R OBP: 0.318, SLG: 0.371 (1, 2)										2	0	0	0	2	0	3						
Tony Armas, R OBP: 0.288, SLG: 0.464 (1, 9)							K			4	0	1	0	0	1	3						
Jeff Newman, R OBP: 0.272, SLG: 0.410 (1, 3)										4	0	0	0	0	0	4						
Mike Heath, R OBP: 0.252, SLG: 0.276 (1, 10)										3	0	2	0	0	0	0						
Dave McKay, S OBP: 0.275, SLG: 0.295 (1, 5)					K					3	0	0	0	0	2	2						
Mario Guerrero, R OBP: 0.282, SLG: 0.316 (1, 6)										3	0	0	0	0	0	1						
Jeff Cox, R OBP: 0.292, SLG: 0.247 (1, 4)										3	0	0	0	0	0	0						
Inning Stats	R: 0 E: 0 K: 0 S: 3	H: 0 LOB: 1 BB: 1 P: 7	R: 0 E: 0 K: 1 S: 5	H: 1 LOB: 0 BB: 0 P: 5	R: 0 E: 0 K: 0 S: 3	H: 0 LOB: 0 BB: 0 P: 3	R: 0 E: 0 K: 0 S: 4	H: 2 LOB: 1 BB: 0 P: 4	R: 0 E: 0 K: 1 S: 5	H: 1 LOB: 0 BB: 0 P: 5	R: 0 E: 0 K: 0 S: 4	H: 2 LOB: 1 BB: 0 P: 4	R: 0 E: 0 K: 1 S: 5	H: 0 LOB: 0 BB: 0 P: 5	R: 0 E: 0 K: 0 S: 3	H: 0 LOB: 0 BB: 0 P: 3		R: 0 E: 0 K: 0 S: 4	H: 1 LOB: 2 BB: 1 P: 8	1B: 7 2B: 0 3B: 0 HR: 0	SF: 0 SAC: 0 DP: 3 HBP: 0	WP: 0 PB: 0 SB: 0 CS: 1
PITCHER	IP WLS BF H R ER SO BB IBB HBP BLK WP HR S P ERA WHIP																					
Mike Flanagan, L ERA: 3.78 (1, 1)	9.0 W 32 7 0 0 3 2 0 0 0 0 0 0 0 36 44 0.00 1.000																					



Batter	1	2	3	4	5	6	7	8	9	AB	R	H	RBI	BB	SO	LOB	TOP					
Ruppert Jones, L OBP: 0.299, SLG: 0.357 Bobby Brown, S OBP: 0.311, SLG: 0.408	K		K				4-3		F5	1	0	0	0	0	1	0	New York Yankees @ Oakland Athletics Oakland-Alameda County Coliseum, Oakland, CA Mon Aug 25 1980, 7:05 PM PDT Att: 49,300 - Unknown - 61 F livebaseballscorecards.com					
Bobby Murcer, L OBP: 0.348, SLG: 0.467	1B		F8						3-1	4	0	1	0	0	1	2						
Bob Watson, R OBP: 0.356, SLG: 0.458	1B		F8						HR	4	1	2	1	0	1	0						
Reggie Jackson, L OBP: 0.399, SLG: 0.602	K								F9	2	0	1	0	2	1	2						
Lou Piniella, R OBP: 0.344, SLG: 0.355	FC6-4								F9	4	0	0	0	0	1	5						
Rick Cerone, R OBP: 0.308, SLG: 0.421									5-3	3	0	0	0	1	0	2						
Bucky Dent, R OBP: 0.313, SLG: 0.347									3-1	4	0	2	0	0	0	1						
Aurelio Rodriguez, R OBP: 0.235, SLG: 0.309	SH1-3								K	3	0	1	0	0	1	2						
Brian Doyle, L OBP: 0.233, SLG: 0.250	P3								3-1	4	0	0	0	0	0	4						
Inning Stats	R: 0 E: 0 K: 2 S: 9	H: 2 LOB: 2 BB: 0 P: 9	R: 0 E: 0 K: 0 S: 3	H: 0 LOB: 1 BB: 1 P: 7	R: 0 E: 0 K: 1 S: 5	H: 0 LOB: 0 BB: 0 P: 5	R: 0 E: 0 K: 0 S: 2	H: 0 LOB: 1 BB: 1 P: 6	R: 0 E: 0 K: 1 S: 6	H: 1 LOB: 2 BB: 1 P: 10	R: 0 E: 0 K: 2 S: 7	H: 0 LOB: 1 BB: 1 P: 11	R: 0 E: 0 K: 0 S: 4	H: 1 LOB: 0 BB: 0 P: 4	R: 1 E: 0 K: 0 S: 5	H: 2 LOB: 1 BB: 0 P: 5	R: 0 E: 0 K: 1 S: 6	H: 1 LOB: 1 BB: 0 P: 6	1B: 3 2B: 3 3B: 0 HR: 1	SF: 0 SAC: 1 DP: 1 HBP: 0	WP: 0 PB: 0 SB: 0 CS: 0	PA: 37
PITCHER Mike Norris, R ERA: 2.21	IP: 9.0 WLS: W BF: 37 H: 7 R: 1 ER: 1 SO: 7 BB: 4 IBB: 0 HBP: 0 BLK: 0 WP: 0 HR: 1 S: 47 P: 63 ERA: 1.00 WHIP: 1.222															PITCHER						

Batter	1	2	3	4	5	6	7	8	9	AB	R	H	RBI	BB	SO	LOB	BOTTOM			
Rickey Henderson, R OBP: 0.421, SLG: 0.416	BB									4	1	4	1	1	0	0	New York Yankees @ Oakland Athletics Oakland-Alameda County Coliseum, Oakland, CA Mon Aug 25 1980, 7:05 PM PDT Att: 49,300 - Unknown - 61 F livebaseballscorecards.com			
Dwaine Murphy, L OBP: 0.371, SLG: 0.366	1B									3	1	0	1	1	0	4				
Tony Armas, R OBP: 0.291, SLG: 0.469	1B								F9	4	1	2	2	1	0	1				
Dave Revering, L OBP: 0.354, SLG: 0.517	G3								P5	4	1	1	1	1	0	2				
Jeff Newman, R OBP: 0.271, SLG: 0.407	1-3								F7	5	1	1	0	0	0	4				
Jim Essian, R OBP: 0.321, SLG: 0.371	1B								SF9	3	1	1	1	1	0	0				
Mario Guerrero, R OBP: 0.279, SLG: 0.313	FC6-4								SF9	3	0	0	1	0	0	2				
Dave McKay, S OBP: 0.280, SLG: 0.306									1B	4	1	2	2	0	0	1				
Jeff Cox, R OBP: 0.291, SLG: 0.247	1B								F9	4	2	1	0	0	0	1				
Inning Stats	R: 3 E: 0 K: 0 S: 6	H: 3 LOB: 1 BB: 1 P: 10	R: 2 E: 0 K: 0 S: 5	H: 3 LOB: 2 BB: 2 P: 13	R: 0 E: 0 K: 0 S: 3	H: 0 LOB: 0 BB: 0 P: 3	R: 1 E: 1 K: 0 S: 5	H: 2 LOB: 1 BB: 0 P: 5	R: 0 E: 0 K: 0 S: 4	H: 0 LOB: 1 BB: 0 P: 4	R: 0 E: 0 K: 0 S: 3	H: 0 LOB: 1 BB: 1 P: 7	R: 3 E: 0 K: 0 S: 7	H: 4 LOB: 2 BB: 1 P: 11	R: 0 E: 0 K: 0 S: 3	H: 0 LOB: 0 BB: 0 P: 3	1B: 10 2B: 2 3B: 1 HR: 0	SF: 1 SAC: 1 DP: 2 HBP: 0	WP: 0 PB: 0 SB: 1 CS: 0	PA: 41
PITCHER Tommy John, L ERA: 3.65 Gaylord Perry, R ERA: 3.35	IP: 4.0 WLS: L BF: 19 H: 4 R: 3 ER: 3 SO: 0 BB: 2 IBB: 0 HBP: 0 BLK: 0 WP: 0 HR: 0 S: 17 P: 25 ERA: 6.75 WHIP: 1.500															PITCHER				

Batter	1	2	3	4	5	6	7	8	9	AB	R	H	RBI	BB	SO	LOB	TOP					
Rickey Henderson, R OBP: 0.419, SLG: 0.416										4	2	2	0	0	1	0						
Dwayne Murphy, L OBP: 0.371, SLG: 0.366										4	0	3	1	0	0	0						
Mitchell Page, L OBP: 0.323, SLG: 0.395										3	0	0	1	0	2	1						
Dave Revering, L OBP: 0.350, SLG: 0.509										4	0	1	0	0	0	1						
Tony Armas, R OBP: 0.293, SLG: 0.474										4	0	1	0	0	0	3						
Wayne Gross, L OBP: 0.350, SLG: 0.463										3	0	0	0	1	0	1						
Jim Essian, R OBP: 0.320, SLG: 0.363										3	0	0	0	1	1	4						
Mario Guerrero, R OBP: 0.277, SLG: 0.310										3	0	0	0	0	0	1						
Jeff Cox, R OBP: 0.281, SLG: 0.238										3	0	0	0	0	1	0						
Inning Stats	R: 1 E: 0 K: 0 S: 5	H: 2 LOB: 1 BB: 0 P: 5	R: 0 E: 0 K: 1 S: 5	H: 0 LOB: 0 BB: 0 P: 5	R: 0 E: 0 K: 2 S: 7	H: 0 LOB: 0 BB: 0 P: 7	R: 0 E: 0 K: 1 S: 6	H: 1 LOB: 2 BB: 1 P: 10	R: 1 E: 0 K: 0 S: 4	H: 2 LOB: 1 BB: 0 P: 4	R: 0 E: 0 K: 0 S: 3	H: 0 LOB: 0 BB: 0 P: 3	R: 0 E: 0 K: 0 S: 2	H: 0 LOB: 0 BB: 1 P: 6	R: 0 E: 0 K: 1 S: 6	H: 1 LOB: 1 BB: 0 P: 6	R: 0 E: 0 K: 0 S: 4	H: 1 LOB: 1 BB: 0 P: 4	1B: 5 2B: 2 3B: 0 HR: 0	SF: 1 SAC: 0 DP: 2 HBP: 0	WP: 1 PB: 0 SB: 1 CS: 0	PA: 34
PITCHER	IP	WLS	BF	H	R	ER	SO	BB	IBB	HBP	BLK	WP	HR	S	P	ERA	WHIP					
Steve Renko, R ERA: 3.33	(1, 1)	7.2	28	5	2	2	4	1	1	0	0	1	0	34	42	2.35	0.783					
Tom Burgmeier, L ERA: 2.09	(8, 1)	0.2	W	3	1	0	0	1	0	0	0	0	0	5	5	0.00	1.500					
Bob Stanley, R ERA: 3.46	(9, 1)	0.2	S	3	1	0	0	0	0	0	0	0	0	3	3	0.00	1.500					

Oakland Athletics @ Boston Red Sox
Fenway Park, Boston, MA
Thu Aug 28 1980, 7:05 PM EDT
Att: 28,262 - Unknown - 70 F

AB 31
R 2
H 7
RBI 2
BB 2
SO 5
LOB 11



Batter	1	2	3	4	5	6	7	8	9	AB	R	H	RBI	BB	SO	LOB	BOTTOM					
Rick Burleson, R OBP: 0.350, SLG: 0.372										3	0	1	0	1	1	0						
Dave Stapleton, R OBP: 0.317, SLG: 0.457										4	0	0	0	0	1	3						
Fred Lynn, L OBP: 0.383, SLG: 0.480										1	0	1	0	0	0	0						
Jim Dwyer, L OBP: 0.377, SLG: 0.471										3	1	1	0	0	0	0						
Tony Perez, R OBP: 0.313, SLG: 0.466										3	0	0	0	1	0	1						
Jim Rice, R OBP: 0.315, SLG: 0.468										3	1	2	1	1	0	0						
Carl Yastrzemski, L OBP: 0.349, SLG: 0.453										4	0	0	1	0	0	4						
Carlton Fisk, R OBP: 0.354, SLG: 0.466										4	0	0	0	0	1	1						
Dwight Evans, R OBP: 0.342, SLG: 0.462										2	1	0	0	1	1	0						
Glenn Hoffman, R OBP: 0.323, SLG: 0.413										3	0	1	1	0	0	0						
Inning Stats	R: 0 E: 0 K: 2 S: 9	H: 2 LOB: 3 BB: 1 P: 13	R: 0 E: 0 K: 1 S: 5	H: 0 LOB: 0 BB: 0 P: 5	R: 0 E: 0 K: 0 S: 3	H: 0 LOB: 0 BB: 0 P: 3	R: 1 E: 0 K: 1 S: 6	H: 1 LOB: 0 BB: 0 P: 6	R: 0 E: 0 K: 0 S: 4	H: 1 LOB: 1 BB: 0 P: 4	R: 0 E: 0 K: 0 S: 3	H: 0 LOB: 0 BB: 0 P: 3	R: 1 E: 0 K: 0 S: 4	H: 1 LOB: 2 BB: 2 P: 12	R: 0 E: 0 K: 0 S: 4	H: 1 LOB: 1 BB: 1 P: 8	1B: 3 2B: 2 3B: 0 HR: 1	SF: 0 SAC: 0 DP: 0 HBP: 0	WP: 0 PB: 0 SB: 2 CS: 0	PA: 34		
PITCHER	IP	WLS	BF	H	R	ER	SO	BB	IBB	HBP	BLK	WP	HR	S	P	ERA	WHIP					
Steve McCatty, R ERA: 4.0	(1, 1)	7.1	L	32	6	3	3	4	3	1	0	0	0	36	52	3.68	1.227					
Bob Lacey, L ERA: 2.91	(8, 1)	0.2		2	0	0	0	0	0	0	0	0	0	2	2	0.00	0.000					

Oakland Athletics @ Boston Red Sox
Fenway Park, Boston, MA
Thu Aug 28 1980, 7:05 PM EDT
Att: 28,262 - Unknown - 70 F

AB 30
R 3
H 6
RBI 3
BB 4
SO 4
LOB 9



Batter	1	2	3	4	5	6	7	8	9	AB	R	H	RBI	BB	SO	LOB	TOP							
Rickey Henderson, R OBP: 0.419, SLG: 0.415 (1, 7)	0-0 6-3		0-0 6-3			4-0 S 1B BB		0-0 P6-4 FC2-5 1-2 1B		3	1	1	0	1	0	0								
Dwayne Murphy, L OBP: 0.372, SLG: 0.367 (1, 8)	0-0 1B		0-0 P7			0-0 1-H 1B		0-0 FC2-5 1-2 2-3f		4	0	2	1	0	0	2								
Mitchell Page, L OBP: 0.322, SLG: 0.404 (1, 10)	0-0 F9			0-0 HR		0-0 F5		0-0 P6-4 2-3f		4	1	1	1	0	0	4								
Dave Revering, L OBP: 0.346, SLG: 0.503 (1, 3)	0-0 F9			0-0 4-3		0-0 F6			0-3 K	4	0	0	0	0	1	2								
Tony Armas, R OBP: 0.293, SLG: 0.473 (1, 9)		0-0 1B		0-0 F6		0-0 F9			0-3 K	4	0	1	0	0	1	1								
Wayne Gross, L OBP: 0.348, SLG: 0.460 Mike Heath, R OBP: 0.254, SLG: 0.278 (7, PH) (7, 2)	0-0 F8			0-0 6-3			0-0 E4 FC6-4		0-0 2B 1B	2	0	0	0	0	0	1								
Jeff Newman, R OBP: 0.270, SLG: 0.408 (7, 5)	0-0 F6				0-3 K		0-0 FC6-4 G6-4-3 1-2f		0-0 1-H 2B 1B	4	0	1	1	0	1	2								
Dave McKay, S OBP: 0.273, SLG: 0.297 (1, 4)	0-3 K				0-0 F6		0-0 G6-4-3 1-2f		0-0 1-3	4	0	0	0	0	1	3								
Rob Picciolo, R OBP: 0.249, SLG: 0.328 (1, 6)			0-0 G3		0-3 K			0-0 E6 FC2-5 1B		3	0	0	0	0	1	0								
Inning Stats	R: 0 E: 0 K: 0 S: 4	H: 1 LOB: 1 BB: 0 P: 4	R: 0 E: 0 K: 1 S: 6	H: 1 LOB: 1 BB: 0 P: 6	R: 0 E: 0 K: 0 S: 3	H: 0 LOB: 0 BB: 0 P: 3	R: 1 E: 0 K: 0 S: 4	H: 1 LOB: 0 BB: 0 P: 4	R: 0 E: 0 K: 0 S: 7	H: 0 LOB: 0 BB: 0 P: 7	R: 1 E: 0 K: 0 S: 4	H: 1 LOB: 1 BB: 1 P: 8	R: 0 E: 1 K: 0 S: 3	H: 0 LOB: 0 BB: 0 P: 3	R: 0 E: 1 K: 0 S: 4	H: 1 LOB: 1 BB: 0 P: 4	R: 1 E: 0 K: 2 S: 9	H: 2 LOB: 1 BB: 0 P: 9	1B: 5 2B: 2 3B: 0 HR: 1	SF: 0 SAC: 0 DP: 2 HBP: 0	WP: 0 PB: 0 SB: 1 CS: 0	PA: 35		
PITCHER	IP WLS BF H R ER SO BB IBB HBP BLK WP HR S P ERA WHIP		IP WLS BF H R ER SO BB IBB HBP BLK WP HR S P ERA WHIP		IP WLS BF H R ER SO BB IBB HBP BLK WP HR S P ERA WHIP		IP WLS BF H R ER SO BB IBB HBP BLK WP HR S P ERA WHIP		IP WLS BF H R ER SO BB IBB HBP BLK WP HR S P ERA WHIP		IP WLS BF H R ER SO BB IBB HBP BLK WP HR S P ERA WHIP		IP WLS BF H R ER SO BB IBB HBP BLK WP HR S P ERA WHIP		IP WLS BF H R ER SO BB IBB HBP BLK WP HR S P ERA WHIP		IP WLS BF H R ER SO BB IBB HBP BLK WP HR S P ERA WHIP		IP WLS BF H R ER SO BB IBB HBP BLK WP HR S P ERA WHIP		IP WLS BF H R ER SO BB IBB HBP BLK WP HR S P ERA WHIP			
Mike Torrez, R ERA: 4.76 Tom Burgmeier, L ERA: 2.07	5.0 W 20 4 2 2 3 1 0 0 0 0 1 25 29 3.60 1.000	4.0 S 15 3 1 1 2 0 0 0 0 0 0 19 19 2.25 0.750																						

Oakland Athletics @ Boston Red Sox
Fenway Park, Boston, MA
Fri Aug 29 1980, 7:05 PM EDT
Att: 28,666 - Unknown - 77 F

AB 34
R 3
H 7
RBI 3
BB 1
SO 5
LOB 15



Batter	1	2	3	4	5	6	7	8	9	AB	R	H	RBI	BB	SO	LOB	BOTTOM						
Rick Burleson, R OBP: 0.353, SLG: 0.374 (1, 6)	0-0 F7		0-0 FC1-6 1B		0-0 F3	0-0 2B 1B		0-0 1-2 1B		5	0	3	2	0	0	0							
Dave Stapleton, R OBP: 0.318, SLG: 0.470 (1, 4)	0-0 F8		0-0 FC1-6 1B G3 1-2f		0-0 HR	0-0 1-3 2B		0-0 F8		5	1	2	1	0	0	3							
Jim Dwyer, L OBP: 0.369, SLG: 0.459 (1, 8)	0-3 K		0-0 G3 1-2		0-0 4-3	0-0 G3		0-0 F2		5	0	0	0	0	1	5							
Tony Perez, R OBP: 0.317, SLG: 0.466 (1, 3)		0-0 4-3	0-0 1B 2-3		4-0 BB	4-0 BB				2	0	1	0	2	0	0							
Jim Rice, R OBP: 0.315, SLG: 0.466 (1, 10)		0-0 HR 1B	0-0 1-3		0-3 K	0-3 K				4	1	1	0	0	2	4							
Carl Yastrzemski, L OBP: 0.350, SLG: 0.462 (1, 7)		0-0 1-H HR		0-0 4-3		0-0 2B 1B		0-0 F8		4	2	2	2	0	0	1							
Carlton Fisk, R OBP: 0.356, SLG: 0.474 (1, 2)		4-0 BB		0-0 HR		0-0 F7		0-0 F4		3	1	1	1	1	0	2							
Dwight Evans, R OBP: 0.341, SLG: 0.458 (1, 9)		0-3 K		0-0 F6		0-0 F8		4-0 1B BB		3	0	0	0	1	1	2							
Glenn Hoffman, R OBP: 0.322, SLG: 0.415 (1, 5)		0-0 4-3		0-0 6-3		0-0 1-3 1B 2B				4	1	1	0	0	1	2							
Inning Stats	R: 0 E: 0 K: 1 S: 5	H: 0 LOB: 0 BB: 0 P: 5	R: 2 E: 0 K: 1 S: 7	H: 2 LOB: 1 BB: 1 P: 11	R: 0 E: 0 K: 0 S: 5	H: 2 LOB: 2 BB: 0 P: 5	R: 1 E: 0 K: 0 S: 4	H: 1 LOB: 0 BB: 0 P: 4	R: 1 E: 0 K: 1 S: 6	H: 1 LOB: 1 BB: 1 P: 10	R: 2 E: 0 K: 0 S: 7	H: 4 LOB: 2 BB: 0 P: 7	R: 0 E: 0 K: 1 S: 5	H: 0 LOB: 1 BB: 1 P: 9	R: 0 E: 0 K: 1 S: 6	H: 1 LOB: 2 BB: 1 P: 10	1B: 6 2B: 2 3B: 0 HR: 3	SF: 0 SAC: 0 DP: 0 HBP: 0	WP: 0 PB: 0 SB: 0 CS: 0	PA: 39			
PITCHER	IP WLS BF H R ER SO BB IBB HBP BLK WP HR S P ERA WHIP		IP WLS BF H R ER SO BB IBB HBP BLK WP HR S P ERA WHIP		IP WLS BF H R ER SO BB IBB HBP BLK WP HR S P ERA WHIP		IP WLS BF H R ER SO BB IBB HBP BLK WP HR S P ERA WHIP		IP WLS BF H R ER SO BB IBB HBP BLK WP HR S P ERA WHIP		IP WLS BF H R ER SO BB IBB HBP BLK WP HR S P ERA WHIP		IP WLS BF H R ER SO BB IBB HBP BLK WP HR S P ERA WHIP		IP WLS BF H R ER SO BB IBB HBP BLK WP HR S P ERA WHIP		IP WLS BF H R ER SO BB IBB HBP BLK WP HR S P ERA WHIP		IP WLS BF H R ER SO BB IBB HBP BLK WP HR S P ERA WHIP		IP WLS BF H R ER SO BB IBB HBP BLK WP HR S P ERA WHIP		
Brian Kingman, R ERA: 3.58 Jeff Jones, R ERA: 2.11 Craig Minetto, L ERA: 7.88 Dave Beard, R ERA: Bob Lacey, L ERA: 2.6	0.0 L 1 1 0 0 0 0 0 0 0 0 0 1 1 ∞ ∞	1.0 4 0 0 0 1 1 0 0 0 0 0 0 5 9 0.00 1.000	1.0 5 1 0 0 1 1 0 0 0 0 0 0 6 10 0.00 2.000	0.1 1 0 0 0 0 0 0 0 0 0 0 0 1 1 0.00 0.000																			

Oakland Athletics @ Boston Red Sox
Fenway Park, Boston, MA
Fri Aug 29 1980, 7:05 PM EDT
Att: 28,666 - Unknown - 77 F

AB 35
R 6
H 11
RBI 6
BB 4
SO 5
LOB 19



Batter	1	2	3	4	5	6	7	8	9	AB	R	H	RBI	BB	SO	LOB	TOP					
Rickey Henderson, R OBP: 0.418, SLG: 0.411	4-0 CS BB		0-0 SF8			0-0 F8		0-0 G6-4-3		2	0	0	1	1	0	2						
Dwayne Murphy, L OBP: 0.386, SLG: 0.367	0-0 F6		0-3 K			0-0 4-3			0-0 4-3	4	0	0	0	0	1	2						
Tony Armas, R OBP: 0.293, SLG: 0.481	0-0 6-3			0-0 F9		0-0 1B			0-0 5-3	4	0	1	1	0	0	0						
Dave Revering, L OBP: 0.342, SLG: 0.497		0-0 F6		0-3 K		0-3 K			0-3 K	4	0	0	0	0	3	1						
Jim Essian, R OBP: 0.303, SLG: 0.341		0-0 F7		0-0 5-3			0-0 F6			3	0	0	0	0	0	0						
Mitchell Page, L OBP: 0.322, SLG: 0.422		0-0 HR			0-0 1-3		0-0 F8			3	1	1	1	0	0	0						
Wayne Gross, L OBP: 0.348, SLG: 0.455		0-3 K			0-3 K		0-3 K			3	0	0	0	0	3	0						
Dave McKay, S OBP: 0.275, SLG: 0.303			0-0 SH1-4 SF8 2B		0-0 4-3			0-0 G6-4-3 1B		3	1	2	0	0	0	0						
Jeff Cox, R OBP: 0.273, SLG: 0.231			0-0 SH1-4			0-0 4-3 1B		0-0 F8		0	0	0	0	0	0	0						
Mike Heath, R OBP: 0.235, SLG: 0.275										1	1	1	0	0	0	0						
Mike Edwards, R OBP: 0.235, SLG: 0.220										1	0	0	0	0	0	1						
Inning Stats	R: 0 E: 0 K: 0 S: 2	H: 0 LOB: 0 BB: 1 P: 6	R: 1 E: 0 K: 1 S: 6	H: 1 LOB: 0 BB: 0 P: 6	R: 1 E: 0 K: 1 S: 6	H: 1 LOB: 0 BB: 0 P: 6	R: 0 E: 0 K: 1 S: 5	H: 0 LOB: 0 BB: 0 P: 5	R: 0 E: 0 K: 1 S: 5	H: 0 LOB: 0 BB: 0 P: 5	R: 1 E: 0 K: 1 S: 7	H: 2 LOB: 1 BB: 0 P: 7	R: 0 E: 0 K: 1 S: 5	H: 0 LOB: 0 BB: 0 P: 5	R: 0 E: 0 K: 0 S: 3	H: 1 LOB: 0 BB: 0 P: 3	R: 0 E: 0 K: 1 S: 5	H: 0 LOB: 0 BB: 0 P: 5	1B: 3 2B: 1 3B: 0 HR: 1	SF: 1 SAC: 1 DP: 1 HBP: 0	WP: 0 PB: 0 SB: 0 CS: 1	PA: 31
PITCHER Tommy John, L ERA: 3.51	IP: 9.0 WLS: W BF: 31 H: 5 R: 3 ER: 3 SO: 7 BB: 1 IBB: 0 HBP: 0 BLK: 0 WP: 0 HR: 1 S: 44 P: 48 ERA: 3.00 WHIP: 0.667															PITCHER	IP: 9.0 WLS: W BF: 31 H: 5 R: 3 ER: 3 SO: 7 BB: 1 IBB: 0 HBP: 0 BLK: 0 WP: 0 HR: 1 S: 44 P: 48 ERA: 3.00 WHIP: 0.667					

Oakland Athletics @ New York Yankees
Yankee Stadium, Bronx, NY
Wed Sep 03 1980, 7:05 PM EDT
Att: 27,091 - Unknown - 83 F

AB 28
R 3
H 5
RBI 3
BB 1
SO 7
LOB 6

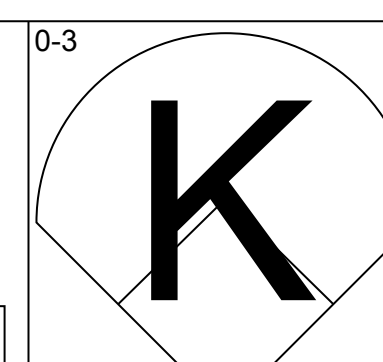
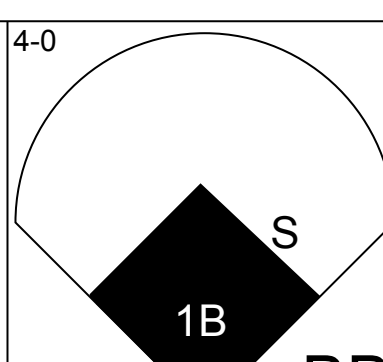
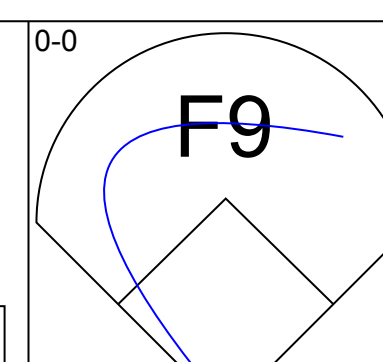
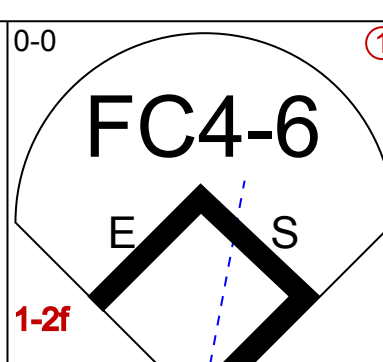
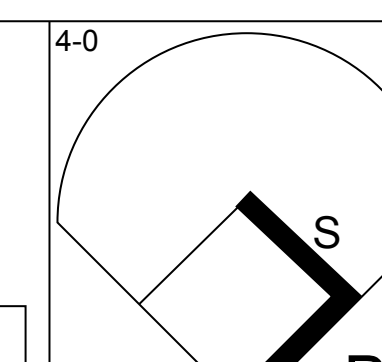
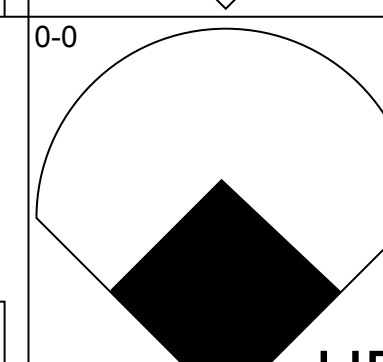
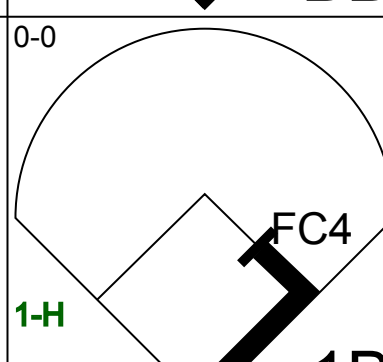
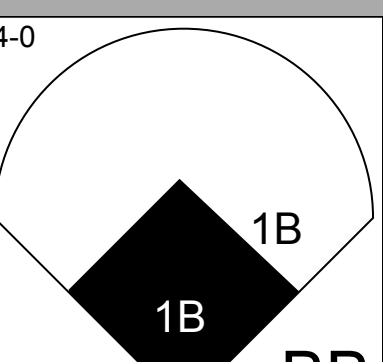
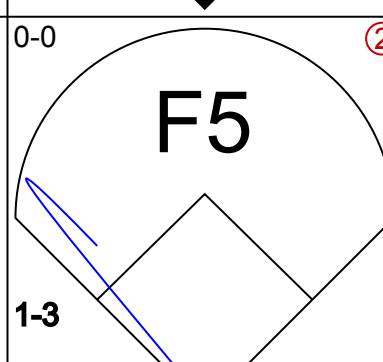
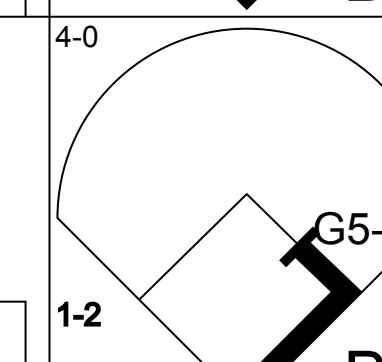
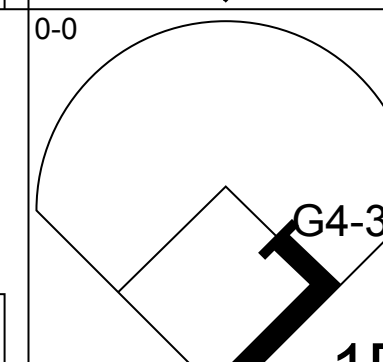
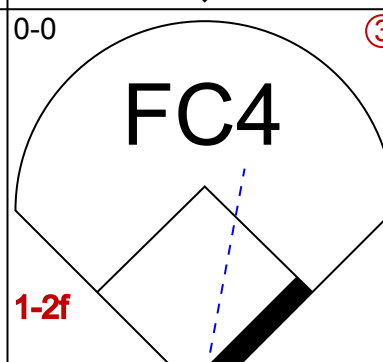
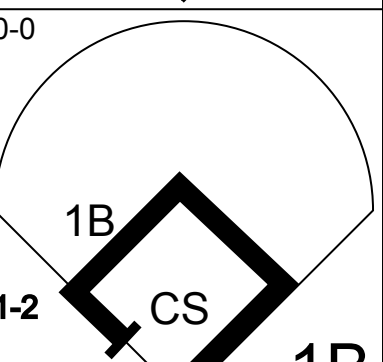
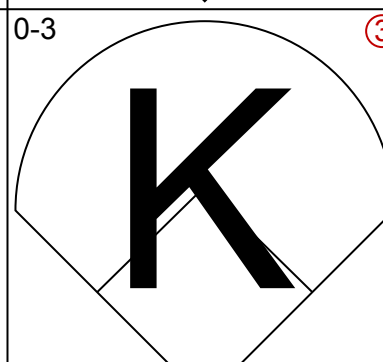
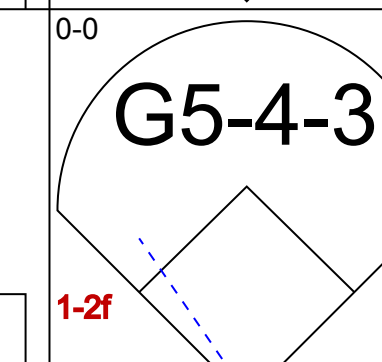
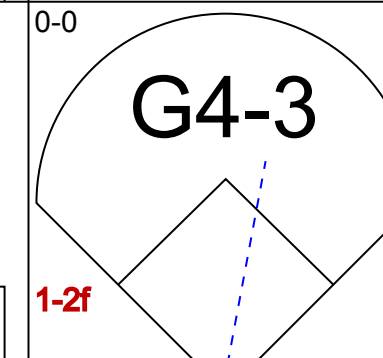
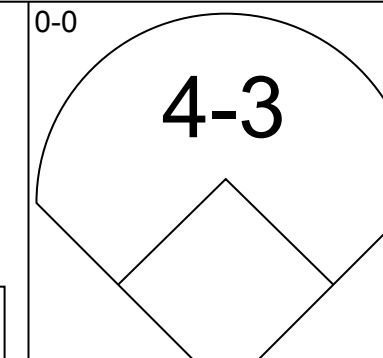
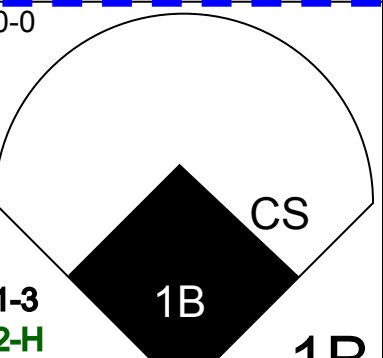
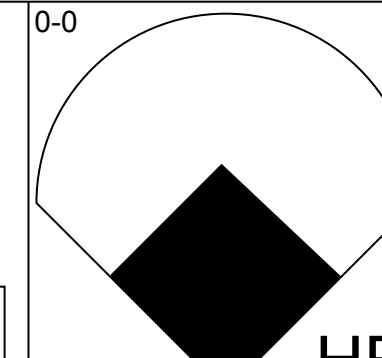
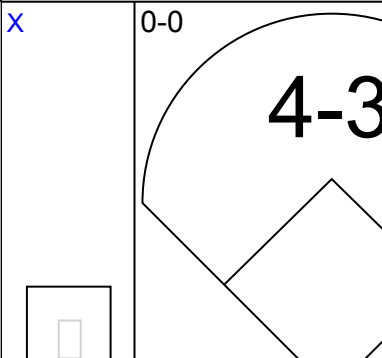
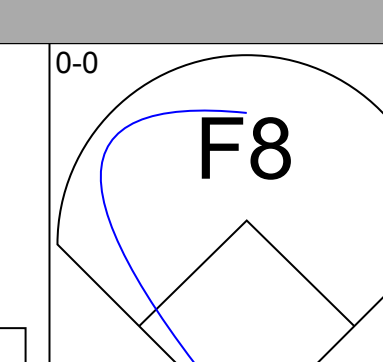
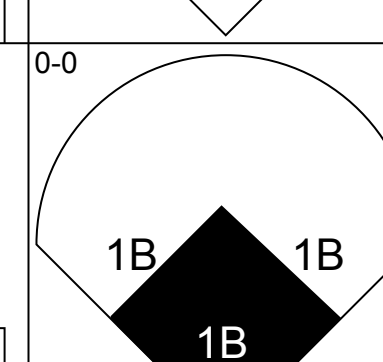
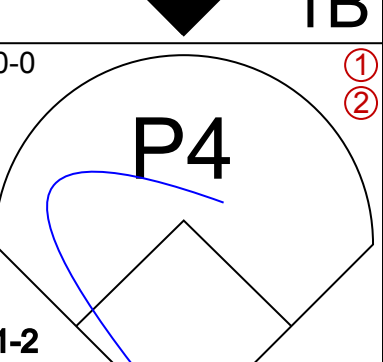
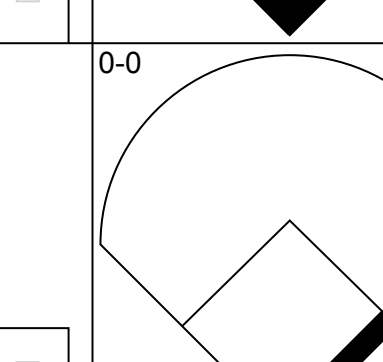
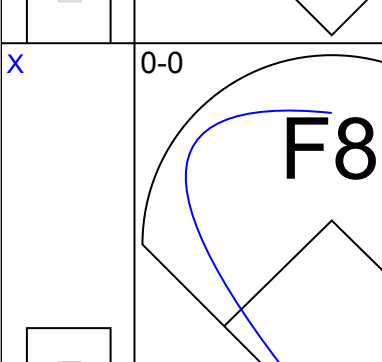
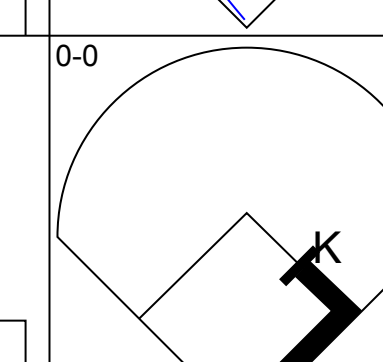
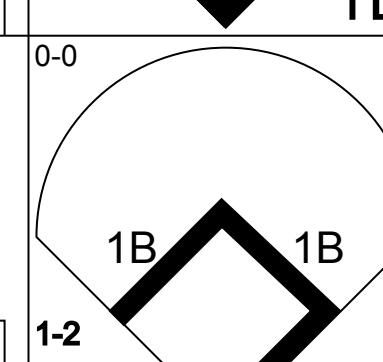
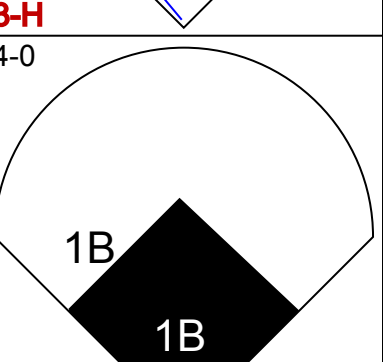
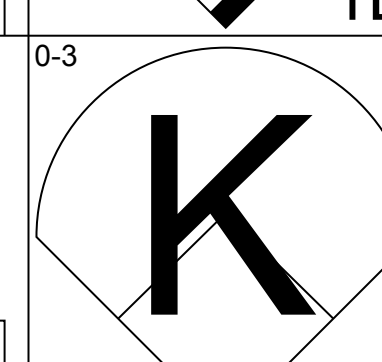
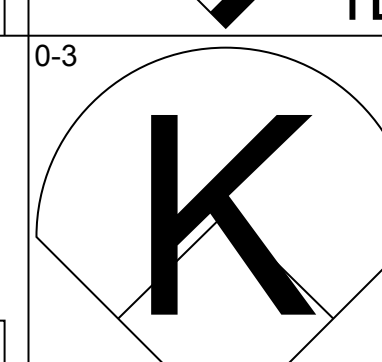
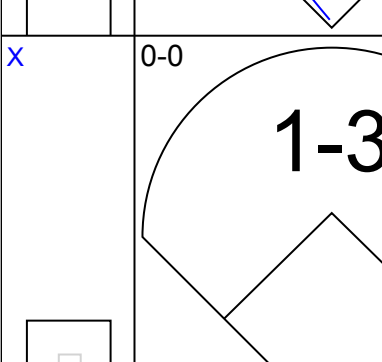
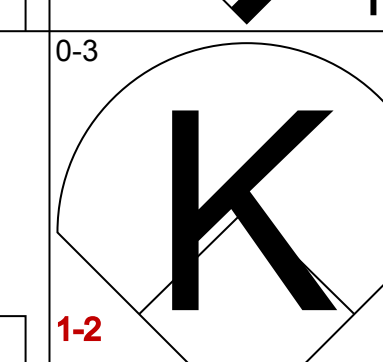
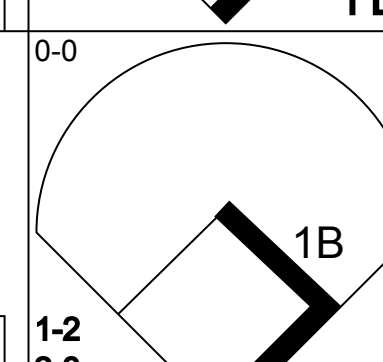
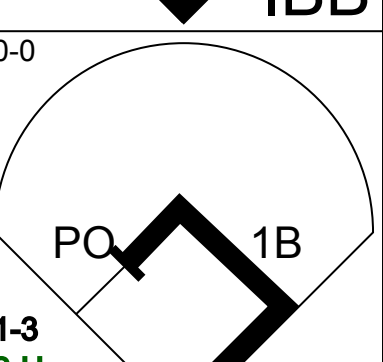
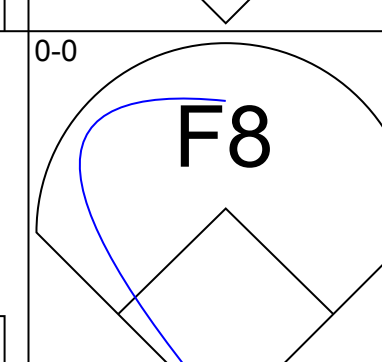
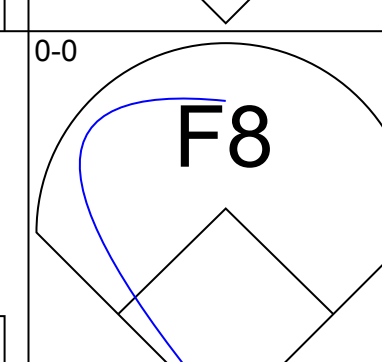
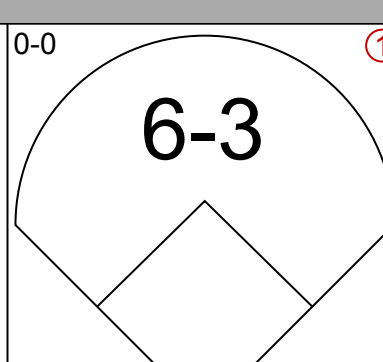

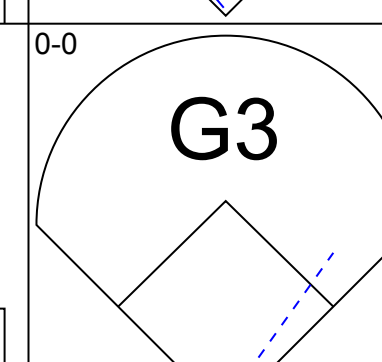
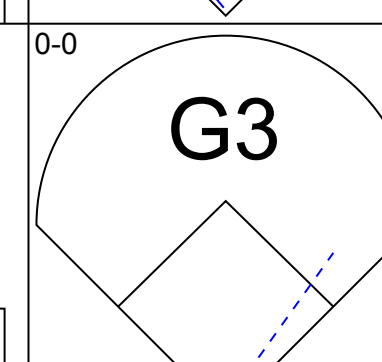
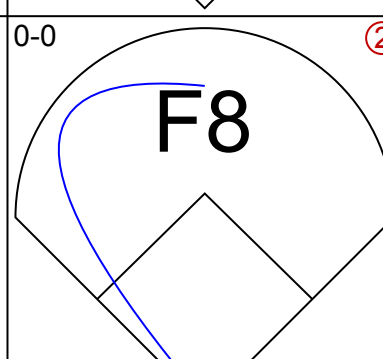
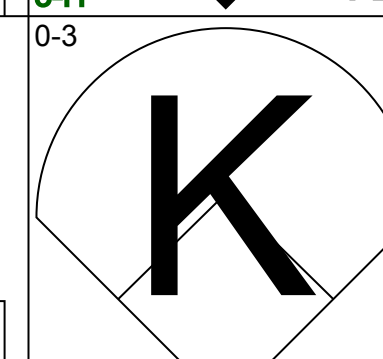
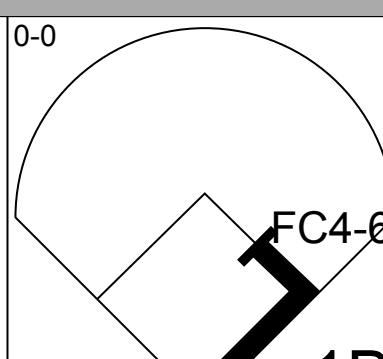
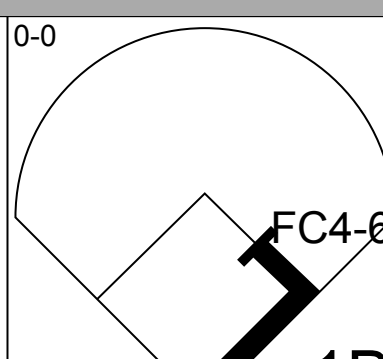


Batter	1	2	3	4	5	6	7	8	9	AB	R	H	RBI	BB	SO	LOB	BOTTOM					
Willie Randolph, R OBP: 0.420, SLG: 0.415	0-0 E 3B		0-0 6-3			0-0 G3		0-3 FC4-6 1B	0-3 K	4	1	2	0	0	0	0						
Brian Doyle, L OBP: 0.225, SLG: 0.239		0-0 6-3				0-3 K		0-0 FC4-6 S		1	0	0	0	0	1	2						
Bobby Brown, S OBP: 0.304, SLG: 0.398	0-0 L3		0-0 6-3			0-3 K		0-0 FC4-6 S		4	0	0	0	0	1	2						
Oscar Gamble, L OBP: 0.333, SLG: 0.546	4-0 BB E 3B BB		0-0 F9			0-0 K		0-3 K		3	2	1	1	1	1	1						
Joe Lefebvre, L OBP: 0.356, SLG: 0.452		0-0 E 3B BB		0-0 F9		0-0 HR		0-3 K		0	0	0	0	0	0	0						
Reggie Jackson, L OBP: 0.398, SLG: 0.596	0-0 E4 3B BB		0-0 4-3		0-3 K		0-0 F7			4	1	0	1	0	1	1						
Lou Piniella, R OBP: 0.361, SLG: 0.398	0-0 F6		0-3 K			0-0 F7		0-0 BB 2B 1B		4	1	1	0	0	1	2						
Jim Spencer, L OBP: 0.313, SLG: 0.413	4-0 3B BB		0-0 4-3		0-0 HR		0-0 BB 2B 1B		4-0 2B BB	2	3	1	1	2	0	0						
Bucky Dent, R OBP: 0.314, SLG: 0.356	0-0 3B		0-0 3-1 1B		0-0 5-3		0-0 2B BB		0-0 2B	4	0	3	5	0	0	0						
Johnny Oates, L OBP: 0.226, SLG: 0.300	0-0 K		0-0 3-1		0-0 4-3		0-0 BB		4-0 BB	3	0	0	0	1	1	2						
Aurelio Rodriguez, R OBP: 0.233, SLG: 0.300		0-0 F7		0-0 F9		0-0 F6		0-0 F7		4	0	0	0	0	0	3						
Inning Stats	R: 4 E: 1 K: 1 S: 8	H: 2 LOB: 1 BB: 2 P: 16	R: 0 E: 0 K: 0 S: 3	H: 0 LOB: 0 BB: 0 P: 3	R: 0 E: 0 K: 1 S: 5	H: 0 LOB: 0 BB: 0 P: 5	R: 0 E: 0 K: 0 S: 4	H: 1 LOB: 1 BB: 0 P: 4	R: 1 E: 0 K: 0 S: 4	H: 1 LOB: 0 BB: 0 P: 4	R: 0 E: 0 K: 1 S: 6	H: 1 LOB: 1 BB: 0 P: 6	R: 2 E: 0 K: 1 S: 7	H: 2 LOB: 2 BB: 2 P: 15	R: 0 E: 0 K: 1 S: 6	H: 0 LOB: 0 BB: 0 P: 6	R: 0 E: 0 K: 1 S: 7	H: 0 LOB: 0 BB: 0 P: 6	1B: 3 2B: 1 3B: 2 HR: 2	SF: 0 SAC: 0 DP: 0 HBP: 0	WP: 0 PB: 0 SB: 1 CS: 0	PA: 37
PITCHER Brian Kingman, R ERA: 3.88	IP: 7.1 WLS: L BF: 35 H: 8 R: 8 ER: 5 SO: 5 BB: 4 IBB: 0 HBP: 0 BLK: 0 WP: 0 HR: 2 S: 41 P: 57 ERA: 6.14 WHIP: 1.636															PITCHER	IP: 7.1 WLS: L BF: 35 H: 8 R: 8 ER: 5 SO: 5 BB: 4 IBB: 0 HBP: 0 BLK: 0 WP: 0 HR: 2 S: 41 P: 57 ERA: 6.14 WHIP: 1.636					
Dave Beard, R ERA: 1.23	0.2 L BF: 2 H: 0 R: 0 ER: 0 SO: 1 BB: 0 IBB: 0 HBP: 0 BLK: 0 WP: 0 HR: 0 S: 4 P: 4 ERA: 0.00 WHIP: 0.000															PITCHER	IP: 0.2 WLS: L BF: 2 H: 0 R: 0 ER: 0 SO: 1 BB: 0 IBB: 0 HBP: 0 BLK: 0 WP: 0 HR: 0 S: 4 P: 4 ERA: 0.00 WHIP: 0.000					

Oakland Athletics @ New York Yankees
Yankee Stadium, Bronx, NY
Wed Sep 03 1980, 7:05 PM EDT
Att: 27,091 - Unknown - 83 F

AB 33
R 8
H 8
RBI 8
BB 4
SO 6
LOB 13

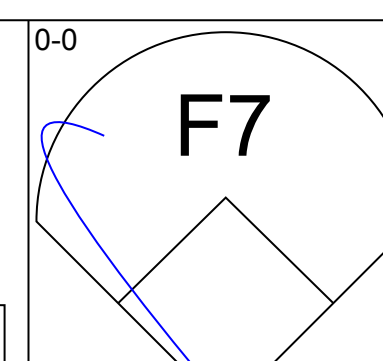
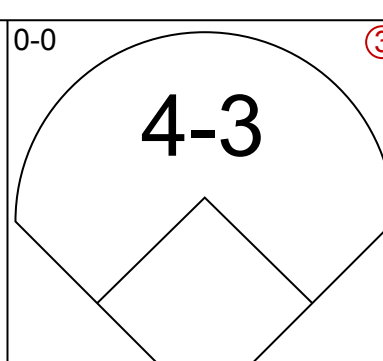
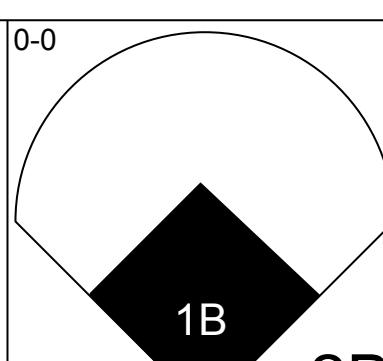
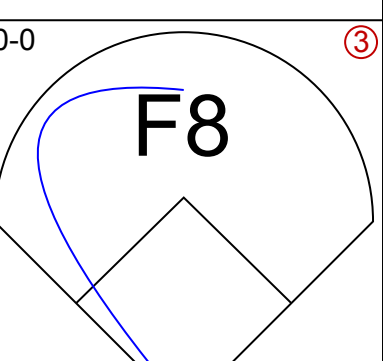
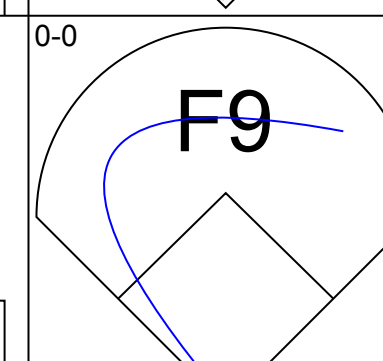
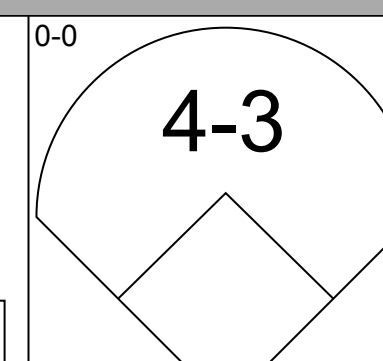
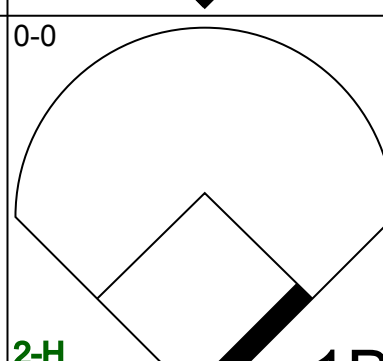
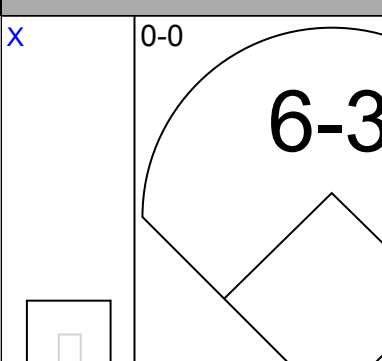
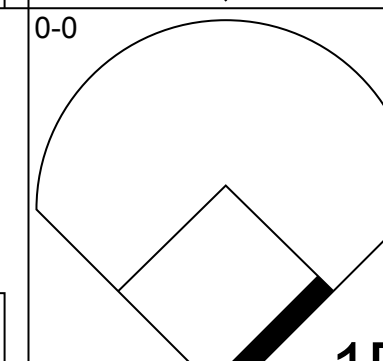
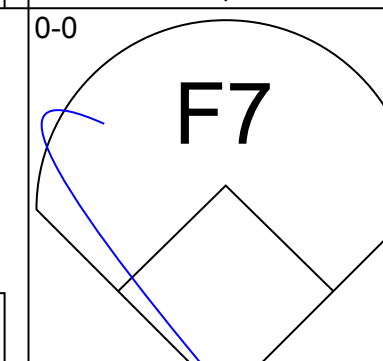
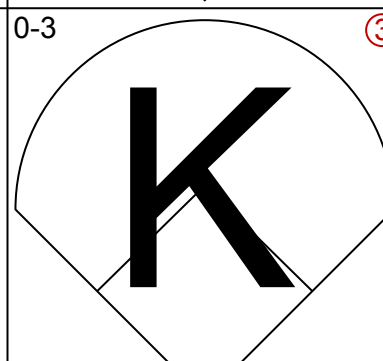
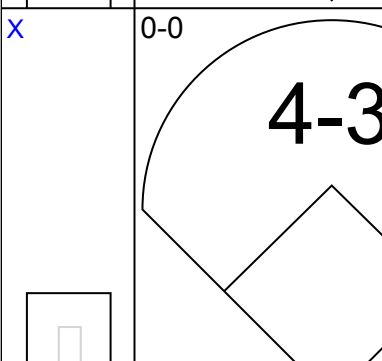
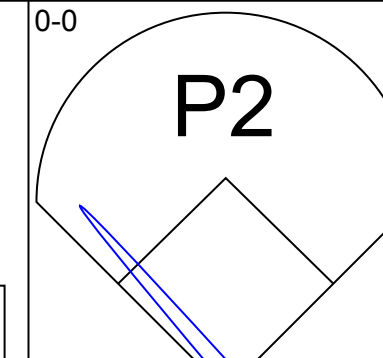
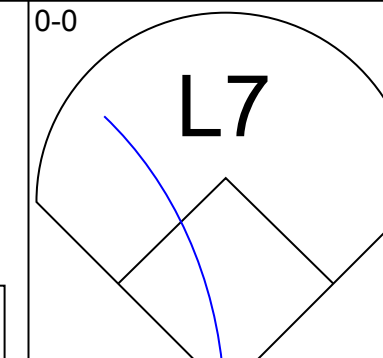
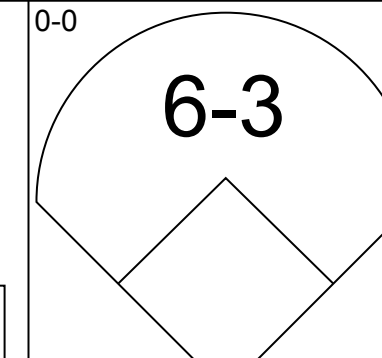
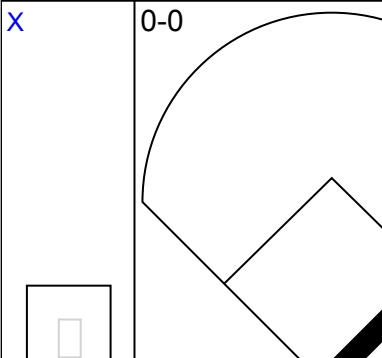
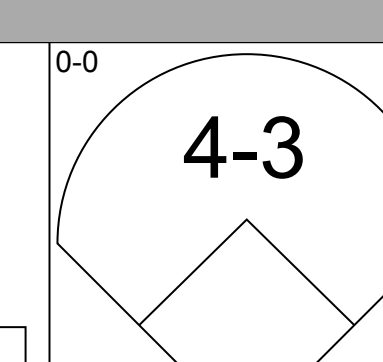
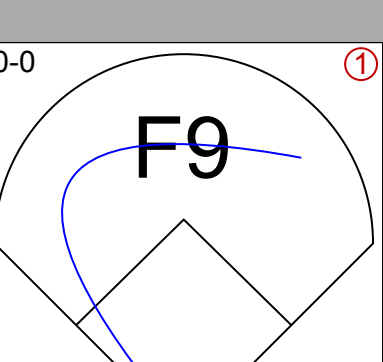
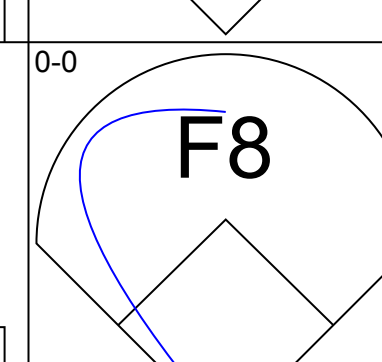
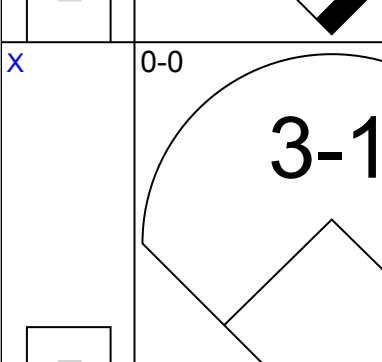
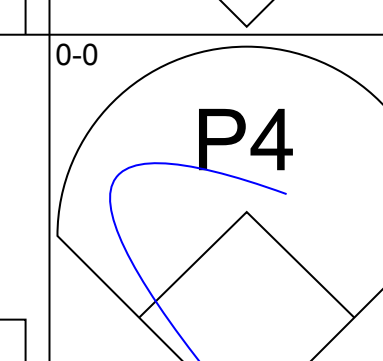
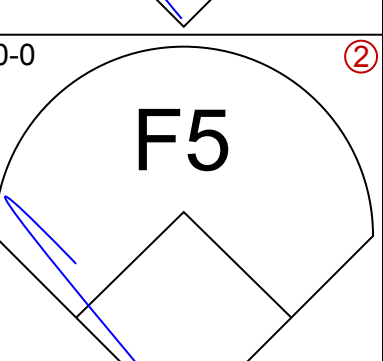
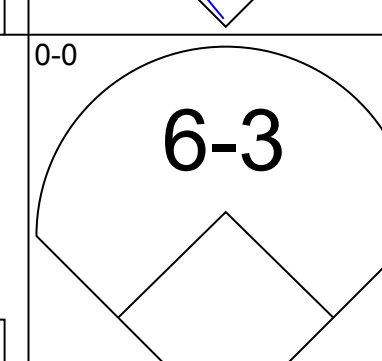
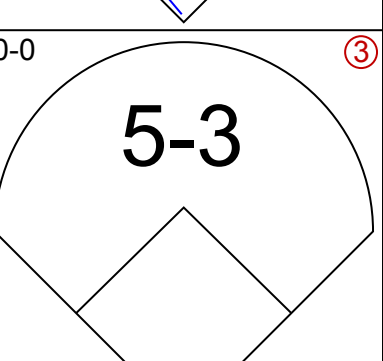
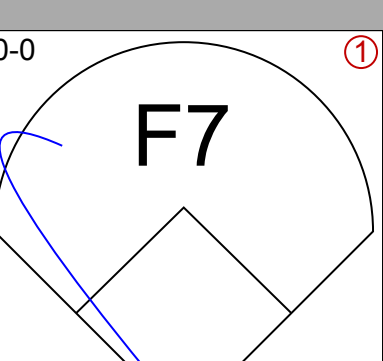
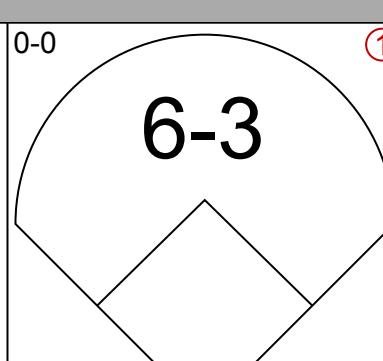
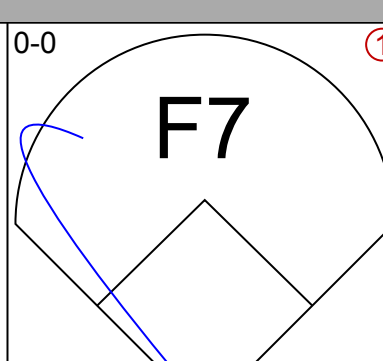
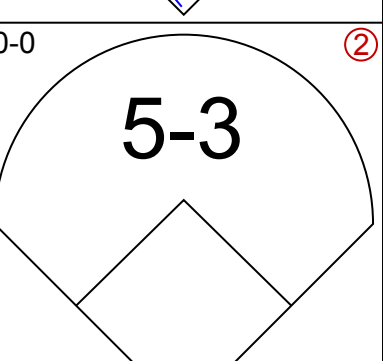
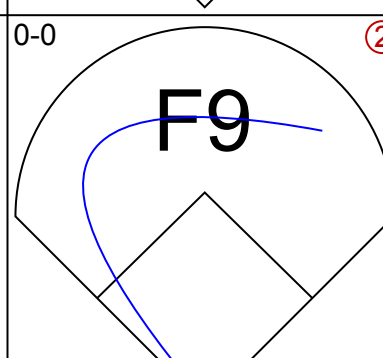
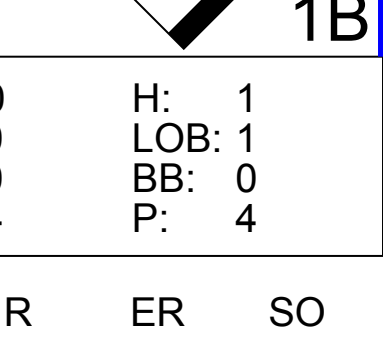


Batter	1	2	3	4	5	6	7	8	9	AB	R	H	RBI	BB	SO	LOB	TOP						
Rickey Henderson, R OBP: 0.419, SLG: 0.408 (1, 7)			 1B BB			 E S 1-2		 BB		3	1	0	0	2	1	4							
Dwayne Murphy, L OBP: 0.372, SLG: 0.375 (1, 8)			 1B 1-H		 BB	 1-3		 BB 1-2		3	2	2	2	2	0	1							
Jim Essian, R OBP: 0.305, SLG: 0.342 (1, 2)	 1B		 1-2		 CS 1-2			 1-2		5	0	2	0	0	1	4							
Tony Armas, R OBP: 0.294, SLG: 0.486 (1, 9)	 1-2				 CS 1-3 2-H					5	2	2	2	0	0	1							
Jeff Newman, R OBP: 0.268, SLG: 0.401 (1, 3)				 1B 1-2	 3-H 4-0					5	1	2	0	0	0	2							
Mike Heath, R OBP: 0.260, SLG: 0.281 (1, 10)		 1B		 1B 1-2	 IBB					2	0	2	0	0	0	0							
Mitchell Page, L OBP: 0.322, SLG: 0.419 (5, PH)				 1-2						2	1	0	0	1	1								
Dave McKay, S OBP: 0.279, SLG: 0.307 (1, 5)	 1-2			 1-2 2-3	 1B 1-3 2-H					4	0	2	1	0	1	2							
Mike Edwards, R OBP: 0.255, SLG: 0.241 (1, 4)					 1-2 2-3 3-H	 1-2 3-H				4	0	2	2	0	0	1							
Rob Picciolo, R OBP: 0.244, SLG: 0.324 (1, 6)					 2-3	 1B				4	0	1	0	0	1	3							
Inning Stats	R: 1 E: 0 K: 1 S: 6	H: 2 LOB: 0 BB: 0 P: 6	R: 0 E: 0 K: 1 S: 5	H: 1 LOB: 0 BB: 0 P: 5	R: 1 E: 0 K: 0 S: 4	H: 1 LOB: 1 BB: 1 P: 8	R: 1 E: 0 K: 1 S: 9	H: 4 LOB: 3 BB: 0 P: 9	R: 3 E: 0 K: 0 S: 5	H: 4 LOB: 1 BB: 2 P: 13	R: 0 E: 0 K: 1 S: 6	H: 1 LOB: 1 BB: 0 P: 6	R: 1 E: 0 K: 1 S: 7	H: 2 LOB: 1 BB: 0 P: 7	R: 0 E: 0 K: 0 S: 2	H: 0 LOB: 1 BB: 2 P: 10	R: 0 E: 0 K: 0 S: 3	H: 0 LOB: 0 BB: 0 P: 3	1B: 13 2B: 0 3B: 0 HR: 2	SF: 0 SAC: 0 DP: 2 HBP: 0	WP: 0 PB: 0 SB: 3 CS: 2	PA: 43	
PITCHER	IP WLS BF H R ER SO BB IBB HBP BLK WP HR S P ERA WHIP	4.0 L 21 9 5 5 3 2 0 0 0 0 1 25 33 11.25 2.750	5.0 L 21 6 2 2 2 2 1 0 0 0 1 22 34 3.60 1.600																				

Oakland Athletics @ Baltimore Orioles
Memorial Stadium, Baltimore, MD
Thu Sep 04 1980, 7:05 PM EDT
Att: 12,249 - Unknown - 83 F

AB	37
R	7
H	15
RBI	7
BB	5
SO	5
LOB	19



Batter	1	2	3	4	5	6	7	8	9	AB	R	H	RBI	BB	SO	LOB	BOTTOM			
Al Bumbry, L OBP: 0.395, SLG: 0.420 (1, 8)						 2B				4	1	1	0	0	0	1				
Rich Dauer, R OBP: 0.338, SLG: 0.353 (1, 4)						 2-H				4	0	1	1	0	0	0				
Ken Singleton, S OBP: 0.384, SLG: 0.469 (1, 9)										4	0	1	0	0	1	1				
Eddie Murray, S OBP: 0.349, SLG: 0.500 (1, 3)										4	0	1	0	0	0	1				
Terry Crowley, L OBP: 0.371, SLG: 0.461 (1, 10)										4	0	0	0	0	0	1				
Dan Graham, L OBP: 0.305, SLG: 0.456 (1, 5)										3	0	0	0	0	0	0				
Gary Roenicke, R OBP: 0.359, SLG: 0.418 (1, 7)										3	0	1	0	0	0	0				
Rick Dempsey, R OBP: 0.337, SLG: 0.436 (1, 2)										3	0	0	0	0	0	0				
Kiko Garcia, R OBP: 0.258, SLG: 0.238 (1, 6)										2	0	0	0	0	0	0				
Pat Kelly, L OBP: 0.353, SLG: 0.335 (8, PH)										1	0	1	0	0	0	0				
Lenn Sakata, R OBP: 0.237, SLG: 0.347 (9, 6)										0	0	0	0	0	0	0				
Inning Stats	R: 0 E: 0 K: 0 S: 4	H: 1 LOB: 1 BB: 0 P: 4	R: 0 E: 0 K: 0 S: 3	H: 1 LOB: 0 BB: 0 P: 3	R: 0 E: 0 K: 0 S: 3	H: 0 LOB: 0 BB: 0 P: 3	R: 0 E: 0 K: 0 S: 3	H: 0 LOB: 0 BB: 0 P: 3	R: 1 E: 0 K: 1 S: 7	H: 2 LOB: 1 BB: 0 P: 7	R: 0 E: 0 K: 0 S: 3	H: 0 LOB: 0 BB: 0 P: 3	R: 0 E: 0 K: 0 S: 4	H: 1 LOB: 1 BB: 0 P: 4	R: 0 E: 0 K: 0 S: 4	H: 1 LOB: 1 BB: 0 P: 4	1B: 5 2B: 1 3B: 0 HR: 0	SF: 0 SAC: 0 DP: 0 HBP: 0	WP: 0 PB: 0 SB: 0 CS: 0	PA: 32
PITCHER	IP WLS BF H R ER SO BB IBB HBP BLK WP HR S P ERA WHIP	9.0 W 32 6 1 1 1 0 0 0 0 0 0 34 34 1.00 0.667																		

Oakland Athletics @ Baltimore Orioles
Memorial Stadium, Baltimore, MD
Thu Sep 04 1980, 7:05 PM EDT
Att: 12,249 - Unknown - 83 F

AB	32
R	1
H	6
RBI	1
BB	0
SO	1
LOB	4



Batter	1	2	3	4	5	6	7	8	9	AB R H RBI BB SO LOB	TOP																									
Rickey Henderson, R OBP: 0.418, SLG: 0.407 (1, 7)										4 1 1 0 1 1 1	Oakland Athletics @ Baltimore Orioles Memorial Stadium, Baltimore, MD Fri Sep 05 1980, 7:05 PM EDT Att: 24,587 - Unknown																									
Dwayne Murphy, L OBP: 0.374, SLG: 0.374 (1, 8)										3 2 1 0 2 0 1																										
Jim Essian, R OBP: 0.307, SLG: 0.341 (1, 2)										4 1 1 1 1 0 4																										
Tony Armas, R OBP: 0.297, SLG: 0.493 (1, 9)										5 2 3 2 0 1 3																										
Jeff Newman, R OBP: 0.266, SLG: 0.397 (1, 3)										3 0 0 0 0 1 4																										
Mike Heath, R OBP: 0.260, SLG: 0.280 (1, 10)										4 0 1 2 0 1 1																										
Dave McKay, S OBP: 0.284, SLG: 0.316 (1, 5)										4 1 2 1 0 1 0																										
Mike Edwards, R OBP: 0.254, SLG: 0.241 (1, 4)										4 0 1 0 0 0 1																										
Rob Picciolo, R OBP: 0.240, SLG: 0.318 (1, 6)										4 0 0 0 0 2 2																										
Inning Stats	R: 3 E: 0 K: 1 S: 7	H: 3 LOB: 1 BB: 1 P: 11	R: 0 E: 0 K: 2 S: 7	H: 0 LOB: 0 BB: 0 P: 7	R: 0 E: 0 K: 0 S: 4	H: 1 LOB: 2 BB: 1 P: 8	R: 0 E: 0 K: 0 S: 3	H: 0 LOB: 0 BB: 0 P: 3	R: 0 E: 0 K: 0 S: 3	H: 0 LOB: 0 BB: 0 P: 3	R: 1 E: 0 K: 1 S: 6	H: 1 LOB: 0 BB: 0 P: 6	R: 1 E: 2 K: 0 S: 5	H: 2 LOB: 2 BB: 1 P: 9	R: 1 E: 0 K: 0 S: 5	H: 2 LOB: 1 BB: 0 P: 5	R: 1 E: 0 K: 3 S: 10	H: 1 LOB: 1 BB: 1 P: 14	1B: 8 2B: 2 3B: 0 HR: 1	SF: 0 SAC: 1 DP: 1 HBP: 0	WP: 1 PB: 0 SB: 2 CS: 0	PA: 40														
PITCHER	IP WLS BF H R ER SO BB IBB HBP BLK WP HR S P ERA WHIP																																			
Scott McGregor, L ERA: 3.13 (1, 1)	7.2	34	9	6	5	4	2	1	0	0	0	1	1	39	51	5.87	1.435																			
Tim Stoddard, R ERA: 3.06 (8, 1)	1.1	W 6	1	1	1	3	1	0	0	0	0	0	0	11	15	6.75	1.500																			

Batter	1	2	3	4	5	6	7	8	9	AB R H RBI BB SO LOB	BOTTOM																									
Al Bumbry, L OBP: 0.393, SLG: 0.417 (1, 8)										4 2 0 0 1 0 2	Oakland Athletics @ Baltimore Orioles Memorial Stadium, Baltimore, MD Fri Sep 05 1980, 7:05 PM EDT Att: 24,587 - Unknown																									
Rich Dauer, R OBP: 0.337, SLG: 0.354 (1, 4)										4 2 1 1 0 0 0																										
Ken Singleton, S OBP: 0.386, SLG: 0.478 (1, 9)										4 1 2 3 1 1 2																										
Eddie Murray, S OBP: 0.346, SLG: 0.496 (1, 3)										4 0 0 0 0 0 3																										
Pat Kelly, L OBP: 0.352, SLG: 0.331 (1, 10)										2 0 0 0 1 2 1																										
Benny Ayala, R OBP: 0.358, SLG: 0.567 (8, PH)										1 1 1 3 0 0 0																										
Dan Graham, L OBP: 0.300, SLG: 0.449 (1, 2)										3 0 0 0 0 2 1																										
Rick Dempsey, R OBP: 0.336, SLG: 0.434 (8, PH)										1 0 0 0 0 0 0																										
Doug DeCinces, R OBP: 0.307, SLG: 0.368 (1, 5)										4 1 1 0 0 1 0																										
Gary Roenicke, R OBP: 0.357, SLG: 0.413 (1, 7)										3 0 0 0 1 1 1																										
Kiko Garcia, R OBP: 0.260, SLG: 0.237 (1, 6)										1 0 0 0 1 0 0																										
Terry Crowley, L OBP: 0.369, SLG: 0.458 (7, PH)										1 0 0 0 0 0 1																										
Lenn Sakata, R OBP: 0.237, SLG: 0.347 (8, 6)										0 0 0 0 0 0 0																										
John Lowenstein, L OBP: 0.387, SLG: 0.390 (8, PH)										0 1 0 0 1 0 0																										
Inning Stats	R: 0 E: 0 K: 0 S: 3	H: 0 LOB: 0 BB: 0 P: 3	R: 0 E: 0 K: 2 S: 7	H: 0 LOB: 0 BB: 0 P: 7	R: 0 E: 0 K: 1 S: 5	H: 0 LOB: 0 BB: 0 P: 5	R: 2 E: 2 K: 0 S: 5	H: 1 LOB: 1 BB: 1 P: 9	R: 0 E: 1 K: 0 S: 3	H: 0 LOB: 1 BB: 1 P: 7	R: 0 E: 1 K: 1 S: 5	H: 0 LOB: 1 BB: 1 P: 9	R: 0 E: 0 K: 1 S: 5	H: 0 LOB: 0 BB: 1 P: 9	R: 3 E: 0 K: 1 S: 7	H: 2 LOB: 0 BB: 1 P: 11	R: 3 E: 1 K: 1 S: 7	H: 2 LOB: 1 BB: 1 P: 11	1B: 1 2B: 2 3B: 0 HR: 2	SF: 1 SAC: 0 DP: 0 HBP: 0	WP: 0 PB: 0 SB: 0 CS: 0	PA: 39														
PITCHER	IP WLS BF H R ER SO BB IBB HBP BLK WP HR S P ERA WHIP																																			
Mike Norris, R ERA: 2.31 (1, 1)	7.0	27	1	2	1	5	4	0	0	0	0	0	1	33	49	1.29	0.714																			
Bob Lacey, L ERA: 3.27 (8, 1)	1.0	7	3	4	3	1	1	0	0	0	0	0	1	8	12	27.00	4.000																			
Jeff Jones, R ERA: 2.08 (9, 1)	0.2	L 5	1	2	0	1	1	0	0	0	0	0	0	6	10	0.00	3.000																			



Batter	1	2	3	4	5	6	7	8	9	AB	R	H	RBI	BB	SO	LOB	TOP			
Rickey Henderson, R OBP: 0.418, SLG: 0.406 (1.7)										3	1	1	0	1	0	0	Oakland Athletics @ Baltimore Orioles Memorial Stadium, Baltimore, MD Sat Sep 06 1980, 7:05 PM EDT Att: 33,472 - Unknown			
Dwayne Murphy, L OBP: 0.377, SLG: 0.380 (1.8)										4	1	3	0	0	0	1				
Mitchell Page, L OBP: 0.318, SLG: 0.414 (1.10)										4	0	0	0	0	1	5				
Dave Revering, L OBP: 0.341, SLG: 0.496 (1.3)										3	0	1	2	0	0	1				
Tony Armas, R OBP: 0.297, SLG: 0.491 (1.9)										4	0	1	0	0	1	2				
Wayne Gross, L OBP: 0.347, SLG: 0.453 (9, PR)										4	0	1	0	0	0	1				
Mike Edwards, R OBP: 0.254, SLG: 0.241 (9, PR)										0	0	0	0	0	0	0				
Mickey Klutts, R OBP: 0.280, SLG: 0.343 (9, 5)										0	0	0	0	0	0	0				
Jeff Newman, R OBP: 0.266, SLG: 0.404 (1.2)										4	1	1	1	0	1	2				
Dave McKay, S OBP: 0.283, SLG: 0.320 (1.4)										4	0	1	0	0	2	1				
Rob Picciolo, R OBP: 0.235, SLG: 0.312 (1.6)										4	0	0	0	0	1	3				
Inning Stats	R: 1 E: 0 K: 0 S: 5	H: 2 LOB: 1 BB: 0 P: 5	R: 1 E: 0 K: 0 S: 4	H: 1 LOB: 0 BB: 0 P: 4	R: 0 E: 0 K: 1 S: 6	H: 1 LOB: 1 BB: 0 P: 6	R: 0 E: 0 K: 1 S: 6	H: 0 LOB: 1 BB: 1 P: 6	R: 0 E: 0 K: 0 S: 3	H: 0 LOB: 0 BB: 0 P: 3	R: 0 E: 0 K: 2 S: 7	H: 0 LOB: 0 BB: 0 P: 7	R: 1 E: 0 K: 1 S: 7	H: 2 LOB: 1 BB: 0 P: 7	R: 0 E: 0 K: 1 S: 6	H: 2 LOB: 2 BB: 0 P: 6	1B: 6 2B: 2 3B: 0 HR: 1	SF: 1 SAC: 0 DP: 0 HBP: 0	WP: 0 PB: 0 CS: 3 SB: 2	PA: 36
PITCHER	IP WLS BF H R ER SO BB IBB HBP BLK WP HR S P ERA WHIP	8.1 L 35 9 3 3 5 1 0 0 0 0 1 44 48 3.24 1.200	0.2 1 0 0 0 1 0 0 0 0 0 0 0 3 3 0.00 0.000	PITCHER																

AB	34
R	3
H	9
RBI	3
BB	1
SO	6
LOB	16



Batter	1	2	3	4	5	6	7	8	9	AB	R	H	RBI	BB	SO	LOB	BOTTOM					
Al Bumbry, L OBP: 0.392, SLG: 0.415 (1.8)										4	0	1	0	0	0	2	Oakland Athletics @ Baltimore Orioles Memorial Stadium, Baltimore, MD Sat Sep 06 1980, 7:05 PM EDT Att: 33,472 - Unknown					
John Lowenstein, L OBP: 0.384, SLG: 0.386 (1.7)										4	0	1	0	0	0	0						
Ken Singleton, S OBP: 0.386, SLG: 0.477 (1.9)										3	0	1	0	1	0	2						
Eddie Murray, S OBP: 0.345, SLG: 0.493 (1.3)										3	0	0	0	1	1	2						
Terry Crowley, L OBP: 0.372, SLG: 0.476 (1.10)										4	1	2	1	0	0	3						
Dan Graham, L OBP: 0.285, SLG: 0.441 (1.2)										4	0	0	0	0	0	1						
Doug DeCinces, R OBP: 0.306, SLG: 0.369 (1.5)										4	0	1	0	0	0	0						
Rich Dauer, R OBP: 0.337, SLG: 0.353 (1.4)										2	0	0	0	1	0	1						
Pat Kelly, L OBP: 0.356, SLG: 0.341 (9, PH)										1	1	1	0	0	0	0						
Kiko Garcia, R OBP: 0.260, SLG: 0.235 (1.6)										2	0	0	0	1	0	0						
Benny Ayala, R OBP: 0.363, SLG: 0.570 (9, PH)										1	0	1	1	0	0	0						
Inning Stats	R: 0 E: 0 K: 0 S: 4	H: 1 LOB: 1 BB: 0 P: 4	R: 0 E: 0 K: 0 S: 4	H: 2 LOB: 0 BB: 0 P: 4	R: 0 E: 0 K: 0 S: 3	H: 0 LOB: 0 BB: 0 P: 3	R: 0 E: 0 K: 1 S: 5	H: 0 LOB: 0 BB: 0 P: 5	R: 0 E: 0 K: 0 S: 3	H: 0 LOB: 2 BB: 2 P: 11	R: 0 E: 0 K: 0 S: 2	H: 0 LOB: 0 BB: 1 P: 6	R: 1 E: 0 K: 0 S: 4	H: 1 LOB: 0 BB: 0 P: 4	R: 0 E: 0 K: 0 S: 5	H: 2 LOB: 3 BB: 1 P: 9	R: 1 E: 0 K: 0 S: 4	H: 2 LOB: 1 BB: 0 P: 4	1B: 5 2B: 3 3B: 0 HR: 1	SF: 0 SAC: 0 DP: 2 HBP: 0	WP: 0 PB: 0 CS: 0	PA: 36
PITCHER	IP WLS BF H R ER SO BB IBB HBP BLK WP HR S P ERA WHIP	9.0 W 36 8 2 2 1 4 0 0 0 0 1 34 50 2.00 1.333	PITCHER																			

AB	32
R	2
H	8
RBI	2
BB	4
SO	1
LOB	11



Batter	1	2	3	4	5	6	7	8	9	AB	R	H	RBI	BB	SO	LOB	TOP			
Rickey Henderson, R OBP: 0.417, SLG: 0.404										3	1	0	0	1	1	2				
Dwayne Murphy, L OBP: 0.376, SLG: 0.381										4	1	2	1	0	0	2				
Mitchell Page, L OBP: 0.315, SLG: 0.408										4	0	0	0	0	0	2				
Dave Revering, L OBP: 0.343, SLG: 0.499										4	1	2	1	0	0	0				
Tony Armas, R OBP: 0.296, SLG: 0.489										3	1	0	0	1	2	2				
Wayne Gross, L OBP: 0.348, SLG: 0.456										4	1	2	1	0	0	1				
Mickey Klutts, R OBP: 0.280, SLG: 0.343										4	0	1	0	0	0	1				
Jeff Newman, R OBP: 0.266, SLG: 0.402										4	0	1	0	0	0	1				
Dave McKay, S OBP: 0.279, SLG: 0.315										3	0	0	1	0	1	0				
Rob Picciolo, R OBP: 0.236, SLG: 0.311										4	0	1	0	0	1	0				
Inning Stats	R: 3 E: 0 K: 0 S: 6	H: 3 LOB: 1 BB: 1 P: 10	R: 0 E: 0 K: 1 S: 5	H: 0 LOB: 0 BB: 0 P: 5	R: 0 E: 0 K: 0 S: 3	H: 1 LOB: 0 BB: 1 P: 3	R: 2 E: 1 K: 1 S: 8	H: 3 LOB: 2 BB: 1 P: 12	R: 0 E: 0 K: 1 S: 6	H: 1 LOB: 2 BB: 0 P: 6	R: 0 E: 0 K: 0 S: 3	H: 0 LOB: 0 BB: 0 P: 3	R: 0 E: 0 K: 1 S: 5	H: 0 LOB: 0 BB: 0 P: 5	R: 0 E: 0 K: 0 S: 3	H: 0 LOB: 0 BB: 0 P: 3	1B: 6 2B: 2 3B: 0 HR: 0	SF: 0 SAC: 1 DP: 1 HBP: 0	WP: 0 PB: 0 SB: 1 CS: 0	PA: 36
PITCHER Steve Stone, R ERA: 3.05	IP: 9.0 WLS: L BF: 37	H: 8 R: 5 ER: 5 SO: 5	BB: 2 IBB: 0 HBP: 0 BLK: 0	WP: 0 HR: 0 S: 44 P: 52	ERA: 5.00 WHIP: 1.111															

Oakland Athletics @ Baltimore Orioles
Memorial Stadium, Baltimore, MD
Sun Sep 07 1980, 3:33 AM EDT
Att: 22,529 - Sunny - 78 F

AB 33
R 5
H 8
RBI 4
BB 2
SO 5
LOB 10



Batter	1	2	3	4	5	6	7	8	9	AB	R	H	RBI	BB	SO	LOB	BOTTOM					
Al Bumbry, L OBP: 0.390, SLG: 0.413										5	1	1	0	0	1	1						
Rich Dauer, R OBP: 0.338, SLG: 0.353										3	0	1	0	1	0	0						
Ken Singleton, S OBP: 0.384, SLG: 0.473										4	0	0	1	0	1	3						
Eddie Murray, S OBP: 0.345, SLG: 0.492										3	0	1	1	0	2	0						
Terry Crowley, L OBP: 0.369, SLG: 0.471										4	0	1	0	0	0	3						
Dan Graham, L OBP: 0.294, SLG: 0.434										3	0	0	0	1	0	4						
Doug DeCinces, R OBP: 0.304, SLG: 0.365										4	0	0	0	0	0	4						
Gary Roenicke, R OBP: 0.357, SLG: 0.409										2	0	0	0	1	0	2						
Pat Kelly, L OBP: 0.354, SLG: 0.339										1	0	0	0	0	0	0						
Kiko Garcia, R OBP: 0.264, SLG: 0.243										3	1	2	0	0	0	2						
John Lowenstein, L OBP: 0.382, SLG: 0.384										1	0	0	0	0	1	0						
Inning Stats	R: 0 E: 0 K: 0 S: 3	H: 1 LOB: 0 BB: 0 P: 3	R: 0 E: 1 K: 1 S: 6	H: 0 LOB: 2 BB: 1 P: 10	R: 2 E: 1 K: 0 S: 6	H: 2 LOB: 1 BB: 1 P: 10	R: 0 E: 0 K: 1 S: 6	H: 1 LOB: 1 BB: 0 P: 6	R: 0 E: 0 K: 1 S: 5	H: 0 LOB: 0 BB: 0 P: 5	R: 0 E: 0 K: 0 S: 4	H: 1 LOB: 2 BB: 1 P: 8	R: 0 E: 0 K: 1 S: 5	H: 0 LOB: 0 BB: 0 P: 5	R: 0 E: 0 K: 0 S: 4	H: 1 LOB: 1 BB: 0 P: 4	R: 0 E: 0 K: 1 S: 5	H: 0 LOB: 0 BB: 0 P: 5	1B: 5 2B: 1 3B: 0 HR: 0	SF: 1 SAC: 0 DP: 1 HBP: 0	WP: 0 PB: 0 SB: 0 CS: 0	PA: 37
PITCHER Steve McCatty, R ERA: 4.02	IP: 9.0 WLS: W BF: 37	H: 6 R: 2 ER: 2 SO: 5	BB: 3 IBB: 0 HBP: 0 BLK: 0	WP: 0 HR: 0 S: 44 P: 56	ERA: 2.00 WHIP: 1.000																	

Oakland Athletics @ Baltimore Orioles
Memorial Stadium, Baltimore, MD
Sun Sep 07 1980, 3:33 AM EDT
Att: 22,529 - Sunny - 78 F

AB 33
R 2
H 6
RBI 2
BB 3
SO 5
LOB 19



Batter	1	2	3	4	5	6	7	8	9	AB	R	H	RBI	BB	SO	LOB	TOP		
Mickey Rivers, L OBP: 0.391, SLG: 0.443	0-0 1B BB SF8	0-0 F7			0-0 F7		0-0 FC4-6 1B	0-0 1-3		5	1	2	0	0	0	3			
Johnny Grubb, L OBP: 0.403, SLG: 0.448	4-0 1-3 1B BB		0-0 6-3		0-0 HR		0-0 FC4-6	0-3 K		4	1	1	2	1	1	2			
Al Oliver, L OBP: 0.345, SLG: 0.464	0-0 1-3 1B		0-0 F9		0-0 F8		0-0 F7	0-0 F7		5	0	1	0	0	0	2			
Rusty Staub, L OBP: 0.369, SLG: 0.463	0-0 SF8		0-3 K					0-0 F8		3	1	1	2	0	1	0			
Richie Zisk, R OBP: 0.339, SLG: 0.474								0-0 1-3		1	0	0	0	0	0	0			
Pat Putnam, L OBP: 0.331, SLG: 0.427	0-0 1-3				0-0 F9		0-0 6-3	4-0 BB 1B 1B BB		3	1	0	0	1	0	2			
Jim Sundberg, R OBP: 0.356, SLG: 0.396	4-0 1B				0-0 5-3		0-0 F4	0-0 BB 1-2 1B		3	1	1	0	1	0	0			
Pepe Frias, R OBP: 0.280, SLG: 0.281	0-0 F8				0-0 F8		0-0 F8	0-0 F8		4	0	0	0	0	0	5			
Bud Harrelson, S OBP: 0.338, SLG: 0.279			0-0 6-3		0-0 6-3		0-0 4-3	4-0 1B 1-2 2-3 BB		3	0	0	0	1	0	0			
Mike Richardt, R OBP: 0.294, SLG: 0.353	0-0 F6				0-0 HR		0-0 FC4-6 1B	0-0 1-2 2-H 1B		4	1	3	2	0	0	0			
Inning Stats	R: 1 E: 0 K: 0 S: 5	H: 2 LOB: 3 BB: 2 P: 13	R: 0 E: 0 K: 0 S: 3	H: 0 LOB: 0 BB: 0 P: 3	R: 0 E: 0 K: 1 S: 5	H: 0 LOB: 0 BB: 0 P: 5	R: 0 E: 0 K: 0 S: 3	H: 0 LOB: 0 BB: 0 P: 3	R: 2 E: 0 K: 0 S: 5	H: 2 LOB: 2 BB: 0 P: 4	R: 0 E: 0 K: 0 S: 5	H: 2 LOB: 2 BB: 2 P: 13	R: 2 E: 0 K: 0 S: 5	H: 2 LOB: 2 BB: 2 P: 13	R: 0 E: 0 K: 1 S: 5	H: 0 LOB: 0 BB: 0 P: 5	1B: 6 2B: 1 3B: 0 HR: 2	SF: 1 SAC: 0 DP: 0 HBP: 0	WP: 0 PA: 40 PB: 0 SB: 0 CS: 0
PITCHER	IP WLS BF H R ER SO BB IBB HBP BLK WP HR S P ERA WHIP																		
Brian Kingman, R ERA: 3.82	(1, 1) 7.2 L 36 9 6 6 1 3 3 1 0 0 0 2 34 50 7.04 1.565																		
Bob Lacey, L ERA: 3.2	(8, 1) 1.1 4 0 0 0 1 0 0 0 0 0 0 6 6 0.00 0.000																		

Texas Rangers @ Oakland Athletics
Oakland-Alameda County Coliseum, Oakland, CA
Mon Sep 08 1980, 7:05 PM PDT
Att: 9,731 - Unknown

AB	35
R	6
H	9
RBI	6
BB	4
SO	2
LOB	14



Batter	1	2	3	4	5	6	7	8	9	AB	R	H	RBI	BB	SO	LOB	BOTTOM		
Rickey Henderson, R OBP: 0.415, SLG: 0.401	4-0 4-3 1B S BB	0-0 B1		0-0 6-3			0-0 5-3		0-0 F8	4	1	0	0	1	0	2			
Dwayne Murphy, L OBP: 0.377, SLG: 0.380	0-0 4-3	0-0 F5			0-0 4-3		0-0 1B			4	0	1	0	0	0	3			
Mitchell Page, L OBP: 0.316, SLG: 0.409	0-0 FC4-6 1B	0-3 K			4-0 1B BB		0-0 F7			2	0	1	1	0	1	2			
Mike Davis, L OBP: 0.255, SLG: 0.279										1	0	0	0	1	0	1			
Dave Revering, L OBP: 0.339, SLG: 0.493	0-0 FC4-6 1B		0-3 K		0-0 F8		0-0 4-3			4	1	0	0	0	1	3			
Tony Armas, R OBP: 0.298, SLG: 0.489	0-0 1B		0-0 F7		0-0 1B		0-0 5-3			4	0	2	0	0	0	0			
Wayne Gross, L OBP: 0.350, SLG: 0.457	0-0 1-2 1B		0-0 1B		0-0 1-3		0-0 4-3			4	0	2	1	0	0	2			
Jeff Newman, R OBP: 0.283, SLG: 0.398	0-0 F7		0-3 K		0-0 6-3		0-3 K			4	0	0	0	0	2	3			
Dave McKay, S OBP: 0.279, SLG: 0.311		4-0 SH BB		0-0 1-3		0-0 F6		0-0 4-3		3	0	0	0	1	0	0			
Rob Picciolo, R OBP: 0.233, SLG: 0.308			0-0 SH		0-3 K		0-0 4-3			2	0	0	0	0	1	0			
Orlando Gonzalez, L OBP: 0.291, SLG: 0.170									0-0 F7	1	0	0	0	0	0	0			
Inning Stats	R: 2 E: 0 K: 0 S: 6	H: 3 LOB: 2 BB: 1 P: 10	R: 0 E: 1 K: 1 S: 6	H: 0 LOB: 2 BB: 1 P: 10	R: 0 E: 0 K: 2 S: 8	H: 1 LOB: 1 BB: 0 P: 8	R: 0 E: 0 K: 1 S: 5	H: 0 LOB: 0 BB: 0 P: 5	R: 0 E: 0 K: 0 S: 4	H: 0 LOB: 0 BB: 0 P: 3	R: 0 E: 0 K: 0 S: 4	H: 1 LOB: 1 BB: 0 P: 4	R: 0 E: 0 K: 1 S: 5	H: 0 LOB: 0 BB: 0 P: 5	R: 0 E: 0 K: 0 S: 3	H: 0 LOB: 0 BB: 0 P: 3	1B: 6 2B: 0 3B: 0 HR: 0	SF: 0 SAC: 1 DP: 0 HBP: 0	WP: 0 PA: 37 PB: 0 SB: 1 CS: 0
PITCHER	IP WLS BF H R ER SO BB IBB HBP BLK WP HR S P ERA WHIP																		
John Butcher, R ERA: 2.0	(1, 1) 9.0 W 37 6 2 2 5 3 0 0 0 0 0 44 56 2.00 1.000																		

Texas Rangers @ Oakland Athletics
Oakland-Alameda County Coliseum, Oakland, CA
Mon Sep 08 1980, 7:05 PM PDT
Att: 9,731 - Unknown

AB	33
R	2
H	6
RBI	2
BB	3
SO	5
LOB	16



Batter	1	2	3	4	5	6	7	8	9	AB	R	H	RBI	BB	SO	LOB	TOP										
Mickey Rivers, L OBP: 0.351, SLG: 0.443										5	0	2	0	0	0	2											
Johnny Grubb, L OBP: 0.403, SLG: 0.441										3	0	0	0	2	1	2											
Al Oliver, L OBP: 0.346, SLG: 0.468										5	1	2	1	0	0	4											
Rusty Staub, L OBP: 0.373, SLG: 0.464										4	1	2	0	1	0	5											
Pat Putnam, L OBP: 0.328, SLG: 0.424										3	0	0	0	0	1	2											
Bill Sample, R OBP: 0.320, SLG: 0.325										0	1	0	0	1	0	0											
Jim Sundberg, R OBP: 0.355, SLG: 0.397										4	0	1	2	0	0	3											
Pepe Frias, R OBP: 0.328, SLG: 0.277										3	0	0	0	0	0	2											
Richie Zisk, R OBP: 0.338, SLG: 0.473										1	0	0	0	0	0	1											
Odie Davis, R OBP: 1.000, SLG: 1.000										0	0	0	0	0	0	0											
Bud Harrelson, S OBP: 0.342, SLG: 0.280										3	0	1	0	1	1	3											
Mike Richardt, R OBP: 0.289, SLG: 0.324										3	0	0	0	1	0	2											
Inning Stats	R: 0 E: 0 K: 0 S: 3	H: 1 LOB: 0 BB: 0 P: 3	R: 0 E: 1 K: 0 S: 5	H: 1 LOB: 2 BB: 0 P: 5	R: 0 E: 0 K: 0 S: 3	H: 1 LOB: 2 BB: 2 P: 11	R: 0 E: 0 K: 0 S: 3	H: 0 LOB: 0 BB: 0 P: 3	R: 0 E: 0 K: 1 S: 5	H: 1 LOB: 1 BB: 0 P: 6	R: 0 E: 0 K: 0 S: 4	H: 1 LOB: 1 BB: 0 P: 4	R: 3 E: 0 K: 1 S: 7	H: 2 LOB: 1 BB: 2 P: 15	R: 0 E: 0 K: 0 S: 4	H: 1 LOB: 2 BB: 1 P: 8	1B: 6 2B: 1 3B: 0 HR: 1	SF: 0 SAC: 0 DP: 2 HBP: 0	WP: 0 PB: 0 SB: 1 CS: 0	PA: 40							
PITCHER	IP	WLS	BF	H	R	ER	SO	BB	IBB	HBP	BLK	WP	HR	S	P	ERA	WHIP										
Matt Keough, R ERA: 3.06	7.1	W	31	6	2	2	2	4	0	0	0	0	1	31	47	2.46	1.364										
Bob Lacey, L ERA: 3.54	0.0		2	1	1	1	0	1	0	0	0	0	0	1	5	∞	∞										
Jeff Jones, R ERA: 1.99	1.2	S	7	1	0	0	1	1	0	0	0	0	0	8	12	0.00	1.200										

Texas Rangers @ Oakland Athletics
Oakland-Alameda County Coliseum, Oakland, CA

AB 34
R 3
H 8
RBI 3
BB 6
SO 3
LOB 26



WP: 0 PA: 40
PB: 0
SB: 1
CS: 0

Tue Sep 09 1980, 3:33 AM PDT
Att: 2,443 - Sunny

Batter	1	2	3	4	5	6	7	8	9	AB	R	H	RBI	BB	SO	LOB	BOTTOM										
Rickey Henderson, R OBP: 0.417, SLG: 0.400										1	2	0	0	3	0	0											
Dwayne Murphy, L OBP: 0.376, SLG: 0.379										4	0	1	0	0	1	3											
Mitchell Page, L OBP: 0.318, SLG: 0.430										4	2	2	3	0	0	1											
Tony Armas, R OBP: 0.297, SLG: 0.487										4	1	1	0	0	2	0											
Wayne Gross, L OBP: 0.352, SLG: 0.456										3	0	1	0	1	0	0											
Mickey Klutts, R OBP: 0.280, SLG: 0.343										0	0	0	0	0	0	0											
Mike Davis, L OBP: 0.258, SLG: 0.281										3	1	1	0	0	0	2											
Jeff Newman, R OBP: 0.262, SLG: 0.397										1	0	0	0	0	0	0											
Jim Essian, R OBP: 0.306, SLG: 0.336										3	0	0	0	1	0	2											
Dave McKay, S OBP: 0.279, SLG: 0.316										3	0	1	2	0	1	2											
Rob Picciolo, R OBP: 0.230, SLG: 0.304										3	0	0	0	1	2												
Inning Stats	R: 0 E: 0 K: 0 S: 2	H: 0 LOB: 0 BB: 1 P: 6	R: 0 E: 0 K: 0 S: 3	H: 0 LOB: 0 BB: 0 P: 3	R: 0 E: 1 K: 0 S: 5	H: 0 LOB: 0 BB: 2 P: 5	R: 4 E: 0 K: 0 S: 7	H: 4 LOB: 2 BB: 2 P: 15	R: 0 E: 0 K: 1 S: 3	H: 1 LOB: 0 BB: 0 P: 3	R: 0 E: 0 K: 3 S: 10	H: 1 LOB: 0 BB: 1 P: 14	R: 0 E: 0 K: 0 S: 3	H: 0 LOB: 0 BB: 0 P: 3	1B: 4 2B: 1 3B: 0 HR: 2	SF: 0 SAC: 0 DP: 1 HBP: 0	WP: 0 PB: 0 SB: 1 CS: 0	PA: 34									
PITCHER	IP	WLS	BF	H	R	ER	SO	BB	IBB	HBP	BLK	WP	HR	S	P	ERA	WHIP										
Ed Figueroa, R ERA: 6.54	3.1	L	13	2	3	3	1	2	0	0	0	0	0	3	7	27.00	9.000										
Dave Rajsich, L ERA: 5.94	0.1		4	2	1	1	0	1	0	0	0	0	0	3	7	27.00	9.000										
Bob Babcock, R ERA: 4.67	2.1		9	2	0	0	1	1	0	0	0	0	0	10	14	0.00	1.286										
Sparky Lyle, L ERA: 4.69	2.0		8	1	2	2	3	1	0	0	1	0	1	13	17	9.00	1.000										


Texas Rangers @ Oakland Athletics
Oakland-Alameda County Coliseum, Oakland, CA


AB 29
R 6
H 7
RBI 5
BB 5
SO 5
LOB 12



WP: 0 PA: 34
PB: 0
SB: 1
CS: 0

Tue Sep 09 1980, 3:33 AM PDT
Att: 2,443 - Sunny

Batter	1	2	3	4	5	6	7	8	9	AB	R	H	RBI	BB	SO	LOB	TOP			
Mickey Rivers, L (1, 8) OBP: 0.348, SLG: 0.440	6-3		6-3		1-3		FC5-4			4	0	0	0	0	0	2	<p>Texas Rangers @ Oakland Athletics Oakland-Alameda County Coliseum, Oakland, CA</p> <p>Wed Sep 10 1980, 3:33 AM PDT Att: 3,598 - Unknown</p> <p>livebaseballscorecards.com</p> <p>AB 31 R 1 H 5 RBI 1 BB 4 SO 4 LOB 10</p> 			
Johnny Grubb, L (1, 9) OBP: 0.401, SLG: 0.435	FC3-6 BB		1-3			F8		4-3		3	0	0	0	1	0					
Al Oliver, L (1, 7) OBP: 0.344, SLG: 0.465	FC3-6 1-2		F9		6-3			L7		4	0	0	0	0	1					
Rusty Staub, L (1, 10) OBP: 0.371, SLG: 0.459	K			2-3				F9		3	0	0	0	1	1					
Pat Putnam, L (1, 3) OBP: 0.325, SLG: 0.419		6-3		K		1-3			L7	4	0	0	0	1	1					
Jim Sundberg, R (1, 2) OBP: 0.358, SLG: 0.399		BB 1B		FC5-4 1B			4-3		BB BB BB	3	1	2	0	1	0	0				
Pepe Frias, R (1, 5) OBP: 0.258, SLG: 0.274 Richie Zisk, R (0, PH) OBP: 0.337, SLG: 0.471	BB BB BB	1B BB		FC5-4 1-2			F3		L7	2	0	0	0	1	0	1				
Bud Harrelson, S (1, 6) OBP: 0.342, SLG: 0.281 John Ellis, R (0, PH) OBP: 0.287, SLG: 0.319		K			L6			1B 1B	K	3	0	1	0	0	1	2				
Mike Richardt, R (1, 4) OBP: 0.317, SLG: 0.350				1-3 2H	5-3			1B FC5-4		3	0	2	1	0	0	0				
Inning Stats	R: 0 E: 1 K: 1 S: 5	H: 0 LOB: 1 BB: 1 P: 9	R: 1 E: 0 K: 1 S: 6	H: 2 LOB: 2 BB: 1 P: 10	R: 0 E: 0 K: 0 S: 3	H: 0 LOB: 0 BB: 0 P: 3	R: 0 E: 0 K: 1 S: 6	H: 1 LOB: 1 BB: 0 P: 6	R: 0 E: 0 K: 0 S: 3	H: 0 LOB: 0 BB: 0 P: 3	R: 0 E: 0 K: 0 S: 3	H: 2 LOB: 2 BB: 0 P: 5	R: 0 E: 0 K: 0 S: 3	H: 0 LOB: 0 BB: 0 P: 3	R: 0 E: 0 K: 1 S: 5	H: 0 LOB: 1 BB: 1 P: 9		1B: 5 2B: 0 3B: 0 HR: 0	SF: 0 SAC: 0 DP: 0 HBP: 0	WP: 0 PB: 0 SB: 0 CS: 0
PITCHER Mike Norris, R (1, 1) ERA: 2.27	IP: 9.0 WLS: W BF: 35 H: 5 R: 1 ER: 1 SO: 4 BB: 4 IBB: 0 HBP: 0 BLK: 0 WP: 0 HR: 0 S: 39 P: 55 ERA: 1.00 WHIP: 1.000																			

Batter	1	2	3	4	5	6	7	8	9	AB	R	H	RBI	BB	SO	LOB	BOTTOM			
Rickey Henderson, R (1, 7) OBP: 0.416, SLG: 0.399	6-3		1B 1B		E6		5-3			4	1	1	0	0	0	1	<p>Texas Rangers @ Oakland Athletics Oakland-Alameda County Coliseum, Oakland, CA</p> <p>Wed Sep 10 1980, 3:33 AM PDT Att: 3,598 - Unknown</p> <p>livebaseballscorecards.com</p> <p>AB 32 R 3 H 7 RBI 3 BB 3 SO 5 LOB 17</p> 			
Dwayne Murphy, L (1, 8) OBP: 0.375, SLG: 0.376	G3		K		F7		BB		BB BB BB	3	0	0	0	1	1	3				
Jim Essian, R (1, 2) OBP: 0.305, SLG: 0.332	6-3		1B BB		5-3		F5		BB BB BB	3	0	0	0	1	0	3				
Tony Armas, R (1, 9) OBP: 0.299, SLG: 0.493		F9			F9			HR		4	1	2	3	0	0	1				
Mike Heath, R (1, 10) OBP: 0.264, SLG: 0.284			F8			F8				4	0	2	0	0	0	2				
Jeff Newman, R (1, 3) OBP: 0.280, SLG: 0.392		K			F7		6-3		BB BB BB	4	0	0	0	0	2	2				
Dave McKay, S (1, 4) OBP: 0.274, SLG: 0.310		6-3			F3		5-3		BB BB BB	4	0	0	0	0	1	2				
Mickey Klutts, R (1, 5) OBP: 0.286, SLG: 0.343			F8		FC5-4 1B		WP 5-3 BB			3	0	1	0	1	0	1				
Rob Picciolo, R (1, 6) OBP: 0.232, SLG: 0.305			1B 1B		FC5-4		K			3	1	1	0	0	1	2				
Inning Stats	R: 0 E: 0 K: 0 S: 3	H: 0 LOB: 0 BB: 0 P: 3	R: 0 E: 0 K: 1 S: 6	H: 1 LOB: 1 BB: 0 P: 6	R: 2 E: 0 K: 1 S: 8	H: 3 LOB: 2 BB: 1 P: 12	R: 0 E: 0 K: 0 S: 4	H: 1 LOB: 1 BB: 0 P: 4	R: 0 E: 0 K: 0 S: 4	H: 0 LOB: 0 BB: 0 P: 4	R: 0 E: 0 K: 0 S: 3	H: 0 LOB: 0 BB: 0 P: 3	R: 0 E: 0 K: 1 S: 5	H: 0 LOB: 2 BB: 2 P: 13	R: 1 E: 0 K: 2 S: 9	H: 2 LOB: 1 BB: 0 P: 9		1B: 6 2B: 0 3B: 0 HR: 1	SF: 0 SAC: 0 DP: 0 HBP: 0	WP: 1 PB: 0 SB: 2 CS: 0
PITCHER Jon Matlack, L (1, 1) ERA: 3.53	IP: 8.0 WLS: L BF: 35 H: 7 R: 3 ER: 3 SO: 5 BB: 3 IBB: 0 HBP: 0 BLK: 0 WP: 1 HR: 1 S: 42 P: 54 ERA: 3.38 WHIP: 1.250																			


Batter	1	2	3	4	5	6	7	8	9	AB	R	H	RBI	BB	SO	LOB	TOP					
Willie Wilson, S (1, 7) OBP: 0.358, SLG: 0.431	0-3 K		0-0 E 1B		0-3 K		0-0 S 1B		0-0 SF7 1B	5	1	3	0	0	2	0	Kansas City Royals @ Oakland Athletics Oakland-Alameda County Coliseum, Oakland, CA Fri Sep 12 1980, 7:05 PM PDT Att: 17,440 - Unknown - 62 F livebaseballscorecards.com					
U L Washington, S (1, 6) OBP: 0.325, SLG: 0.381	0-0 4-3		0-0 E 1B		0-3 K		0-0 L8		0-0 F7	5	0	1	0	0	1	3						
Hal McRae, R (1, 10) OBP: 0.346, SLG: 0.482	0-0 F9		0-0 E5		0-0 G3		0-3 K		0-0 1B	5	0	1	0	0	1	2						
Willie Aikens, L (1, 3) OBP: 0.365, SLG: 0.449		0-0 HR	0-3 K		0-0 1-3		0-0 G4-6-3 1B		0-0 SF7	4	1	2	2	0	1	2						
Darrell Porter, L (1, 2) OBP: 0.366, SLG: 0.367		0-0 SH1-3 SF7 2B	0-0 L8		0-0 BB 1B		0-0 G4-6-3		0-0 F7	5	2	2	0	0	0	5						
Amos Otis, R (1, 8) OBP: 0.327, SLG: 0.398		0-0 SH1-3		0-0 S 1B		0-0 BB 1B		0-0 BB		1	0	1	0	2	0	0						
Clint Hurdle, L (1, 9) OBP: 0.354, SLG: 0.471	0-0 SF7		0-3 K		0-0 1-3 2-H		0-0 1B		0-0 1B	3	0	2	2	0	1	1						
Jamie Quirk, L (1, 5) OBP: 0.299, SLG: 0.414	0-0 F8		0-0 F7		0-0 F8		0-3 K		0-0 1B	4	0	0	0	0	1	4						
Rance Mulliniks, L (1, 4) OBP: 0.293, SLG: 0.278			0-0 4-3		0-3 K		0-0 1B		0-0 1B SF7	3	0	1	0	0	1	1						
Ralph LaCock, L (9, PH) OBP: 0.274, SLG: 0.236										1	1	1	0	0	0	0						
Inning Stats	R: 0 E: 0 K: 1 S: 5	H: 0 LOB: 0 BB: 0 P: 5	R: 2 E: 0 K: 0 S: 5	H: 2 LOB: 0 BB: 0 P: 5	R: 1 E: 1 K: 1 S: 8	H: 2 LOB: 2 BB: 0 P: 8	R: 0 E: 0 K: 2 S: 8	H: 1 LOB: 1 BB: 0 P: 8	R: 0 E: 0 K: 0 S: 7	H: 0 LOB: 0 BB: 0 P: 7	R: 1 E: 0 K: 0 S: 4	H: 2 LOB: 1 BB: 1 P: 8	R: 0 E: 0 K: 1 S: 6	H: 2 LOB: 0 BB: 0 P: 6	R: 0 E: 0 K: 1 S: 6	H: 2 LOB: 2 BB: 1 P: 10	R: 1 E: 0 K: 0 S: 6	H: 3 LOB: 2 BB: 0 P: 6	1B: 12 2B: 1 3B: 0 HR: 1	SF: 2 SAC: 1 DP: 1 HBP: 0	WP: 0 PB: 0 SB: 2 CS: 0	PA: 41
PITCHER Rick Langford, R (1, 1) ERA: 2.97	IP: 9.0 WLS: W BF: 41 H: 14 R: 5 ER: 4 SO: 8 BB: 2 IBB: 0 HBP: 0 BLK: 0 WP: 0 HR: 1 S: 55 P: 63 ERA: 4.00 WHIP: 1.778															PITCHER	IP: 9.0 WLS: W BF: 41 H: 14 R: 5 ER: 4 SO: 8 BB: 2 IBB: 0 HBP: 0 BLK: 0 WP: 0 HR: 1 S: 55 P: 63 ERA: 4.00 WHIP: 1.778					

Batter	1	2	3	4	5	6	7	8	9	AB	R	H	RBI	BB	SO	LOB	BOTTOM			
Rickey Henderson, R (1, 7) OBP: 0.416, SLG: 0.396	0-0 F7		4-0 PB S 1B BB		0-0 6-3		0-0 F9		4-0 1B S SF9 BB	3	2	0	0	2	0	3	Kansas City Royals @ Oakland Athletics Oakland-Alameda County Coliseum, Oakland, CA Fri Sep 12 1980, 7:05 PM PDT Att: 17,440 - Unknown - 62 F livebaseballscorecards.com			
Dwaine Murphy, L (1, 8) OBP: 0.375, SLG: 0.376	0-0 F8		0-3 K		0-0 FC6-4 1B		0-0 G3		0-0 3B 1B	5	1	2	0	0	1	3				
Mitchell Page, L (1, 10) OBP: 0.322, SLG: 0.452	0-0 HR		0-0 E 1B		0-0 F5		0-0 HR		0-0 F7	5	2	3	3	0	0	3				
Tony Armas, R (1, 9) OBP: 0.298, SLG: 0.490	0-0 G1		0-0 E5		0-0 FC6-4 PB		0-0 FC5-6 BB		0-0 SF9	3	0	0	1	1	0	2				
Wayne Gross, L (1, 5) OBP: 0.355, SLG: 0.462 (8, 3)		0-0 1B	0-0 F3		0-0 BB		0-0 FC5-6 FC6-4 2B		0-0 2B 3B	4	2	2	1	1	0	3				
Mike Davis, L (1, 3) OBP: 0.280, SLG: 0.283		0-0 1B	0-3 K		0-0 F5		0-0 FC6-4 IBB		0-0 2B	3	0	1	0	0	1	4				
Mike Heath, R (7, PH) OBP: 0.266, SLG: 0.284										0	0	0	0	1	0	0				
Mickey Klutts, R (8, 5) OBP: 0.291, SLG: 0.355		0-0 G6-4-3 1B	0-0 K		0-0 F5		0-0 FC6-4 IBB		0-0 2B	1	0	1	1	0	0	0				
Jeff Newman, R (1, 2) OBP: 0.259, SLG: 0.390	0-0 F9		0-0 E 1B		0-0 F3		0-0 FC6-4 2B		0-0 F8	5	1	1	0	0	0	5				
Dave McKay, S (1, 4) OBP: 0.279, SLG: 0.319	0-0 G6-4-3		0-0 SH5-3		0-0 1B		0-0 1B		0-0 2B	3	0	2	2	0	0	2				
Rob Picciolo, R (1, 6) OBP: 0.236, SLG: 0.308			0-0 S BB PB 1B		0-3 K		0-0 1B		0-0 3-1	4	1	2	0	0	1	2				
Inning Stats	R: 1 E: 0 K: 0 S: 4	H: 1 LOB: 0 BB: 0 P: 4	R: 0 E: 0 K: 0 S: 4	H: 2 LOB: 1 BB: 0 P: 4	R: 2 E: 1 K: 2 S: 10	H: 2 LOB: 2 BB: 1 P: 14	R: 0 E: 1 K: 1 S: 6	H: 1 LOB: 1 BB: 0 P: 6	R: 0 E: 0 K: 0 S: 4	H: 1 LOB: 2 BB: 1 P: 8	R: 0 E: 0 K: 0 S: 5	H: 2 LOB: 0 BB: 0 P: 5	R: 3 E: 0 K: 0 S: 5	H: 2 LOB: 1 BB: 2 P: 13	R: 3 E: 0 K: 0 S: 6	H: 3 LOB: 1 BB: 1 P: 10	1B: 9 2B: 2 3B: 1 HR: 2	SF: 1 SAC: 1 DP: 1 HBP: 0	WP: 0 PB: 2 SB: 3 CS: 0	PA: 43
PITCHER Rich Gale, R (1, 1) ERA: 3.93 Ken Brett, L (3, 1) ERA: Craig Chamberlain, R (6, 1) ERA: 21.8 Mike Jones, L (7, 1) ERA: 2.7 Dan Quisenberry, R (7, 1) ERA: 3.17	IP: 2.1 WLS: 11 BF: 33 H: 5 R: 3 ER: 3 SO: 1 BB: 0 IBB: 0 HBP: 0 BLK: 0 WP: 0 HR: 1 S: 12 P: 16 ERA: 11.57 WHIP: 2.143															PITCHER	IP: 2.1 WLS: 11 BF: 33 H: 5 R: 3 ER: 3 SO: 1 BB: 0 IBB: 0 HBP: 0 BLK: 0 WP: 0 HR: 1 S: 12 P: 16 ERA: 11.57 WHIP: 2.143			

Batter	1	2	3	4	5	6	7	8	9	AB	R	H	RBI	BB	SO	LOB	TOP					
Willie Wilson, S OBP: 0.359, SLG: 0.431 (1, 7)																	5 0 2 0 0 1 1					
Frank White, R OBP: 0.294, SLG: 0.354 (1, 4)																	4 0 1 0 0 0 2					
John Wathan, R OBP: 0.370, SLG: 0.398 (1, 2)																	4 1 1 1 0 2 2					
Willie Aikens, L OBP: 0.366, SLG: 0.448 (1, 3)																	3 1 1 0 1 1 2					
Hal McRae, R OBP: 0.345, SLG: 0.479 (1, 10)																	3 0 0 0 0 1 3					
Amos Otis, R OBP: 0.326, SLG: 0.395 (1, 8)																	3 0 0 0 1 1 1					
Clint Hurdle, L OBP: 0.350, SLG: 0.466 (1, 9)																	4 0 0 0 0 0 3					
U L Washington, S OBP: 0.330, SLG: 0.382 (1, 6)																	4 0 2 1 0 0 2					
Dave Chalk, R OBP: 0.326, SLG: 0.344 Jamie Quirk, L OBP: 0.301, SLG: 0.415 (6, PH) (6, 5)																	2 0 0 0 0 2 1 2 0 1 0 0 1 2					
Inning Stats	R: 0 E: 0 K: 2 S: 9	H: 2 LOB: 2 BB: 0 P: 9	R: 0 E: 0 K: 1 S: 5	H: 1 LOB: 0 BB: 0 P: 5	R: 0 E: 0 K: 2 S: 7	H: 0 LOB: 0 BB: 0 P: 7	R: 0 E: 0 K: 0 S: 4	H: 1 LOB: 1 BB: 0 P: 4	R: 0 E: 0 K: 1 S: 7	H: 2 LOB: 2 BB: 0 P: 7	R: 2 E: 0 K: 1 S: 6	H: 1 LOB: 2 BB: 2 P: 15	R: 0 E: 0 K: 1 S: 5	H: 0 LOB: 0 BB: 0 P: 5	R: 0 E: 0 K: 1 S: 5	H: 0 LOB: 0 BB: 0 P: 5	R: 0 E: 0 K: 0 S: 4	H: 1 LOB: 1 BB: 0 P: 4	1B: 7 2B: 0 3B: 0 HR: 1	SF: 0 SAC: 0 DP: 0 HBP: 1	WP: 0 PB: 0 SB: 5 CS: 1	PA: 38
PITCHER Steve McCatty, R ERA: 3.93 (1, 1)	IP: 9.0 WLS: W BF: 37 H: 8 R: 2 ER: 2 SO: 9 BB: 2 IBB: 0 HBP: 1 BLK: 0 WP: 0 HR: 1 S: 52 P: 61 ERA: 2.00 WHIP: 1.111															PITCHER	IP: 9.0 WLS: W BF: 37 H: 8 R: 2 ER: 2 SO: 9 BB: 2 IBB: 0 HBP: 1 BLK: 0 WP: 0 HR: 1 S: 52 P: 61 ERA: 2.00 WHIP: 1.111					

Kansas City Royals @ Oakland Athletics
Oakland-Alameda County Coliseum, Oakland, CA
Sat Sep 13 1980, 3:33 AM PDT
Att: 11,253 - Unknown


AB 34
R 2
H 8
RBI 2
BB 2
SO 9
LOB 19



Batter	1	2	3	4	5	6	7	8	9	AB	R	H	RBI	BB	SO	LOB	BOTTOM			
Rickey Henderson, R OBP: 0.419, SLG: 0.398 (1, 7)										3 2 2 1 2 0 1										
Dwayne Murphy, L OBP: 0.376, SLG: 0.383 (1, 8)										4 1 2 3 0 1 3										
Mitchell Page, L OBP: 0.317, SLG: 0.444 (1, 10)										5 0 0 0 0 1 5										
Tony Armas, R OBP: 0.296, SLG: 0.486 (1, 9)										4 0 0 0 0 0 0										
Jim Essian, R OBP: 0.308, SLG: 0.329 (1, 2)										2 0 0 0 2 0 0										
Jeff Newman, R OBP: 0.284, SLG: 0.390 (1, 3)										2 0 1 0 2 0 1										
Mickey Klutts, R OBP: 0.283, SLG: 0.345 (1, 5)										4 0 0 0 0 0 4										
Dave McKay, S OBP: 0.288, SLG: 0.329 (1, 4)										3 2 2 0 0 1 2										
Rob Picciolo, R OBP: 0.243, SLG: 0.326 (1, 6)										2 1 2 2 0 0 0										
Inning Stats	R: 2 E: 0 K: 0 S: 4	H: 1 LOB: 1 BB: 2 P: 12	R: 2 E: 0 K: 0 S: 6	H: 3 LOB: 1 BB: 0 P: 6	R: 0 E: 0 K: 1 S: 5	H: 0 LOB: 2 BB: 2 P: 13	R: 0 E: 0 K: 0 S: 4	H: 2 LOB: 1 BB: 0 P: 4	R: 0 E: 0 K: 1 S: 7	H: 1 LOB: 1 BB: 0 P: 4	R: 2 E: 0 K: 1 S: 3	H: 2 LOB: 0 BB: 0 P: 7	R: 0 E: 0 K: 0 S: 5	H: 0 LOB: 1 BB: 1 P: 7	R: 0 E: 0 K: 1 S: 5	H: 0 LOB: 2 BB: 1 P: 10	1B: 6 2B: 1 3B: 0 HR: 2	SF: 0 SAC: 3 DP: 1 HBP: 1	WP: 0 PB: 0 SB: 2 CS: 0	PA: 39
PITCHER Larry Gura, L ERA: 2.85 (1, 1)	IP: 8.0 WLS: L BF: 39 H: 9 R: 6 ER: 6 SO: 3 BB: 5 IBB: 1 HBP: 1 BLK: 0 WP: 0 HR: 2 S: 38 P: 63 ERA: 6.75 WHIP: 1.750															PITCHER	IP: 8.0 WLS: L BF: 39 H: 9 R: 6 ER: 6 SO: 3 BB: 5 IBB: 1 HBP: 1 BLK: 0 WP: 0 HR: 2 S: 38 P: 63 ERA: 6.75 WHIP: 1.750			

Kansas City Royals @ Oakland Athletics
Oakland-Alameda County Coliseum, Oakland, CA
Sat Sep 13 1980, 3:33 AM PDT
Att: 11,253 - Unknown

AB 29
R 6
H 9
RBI 6
BB 6
SO 3
LOB 16



Batter	1	2	3	4	5	6	7	8	9	AB	R	H	RBI	BB	SO	LOB	TOP			
Willie Wilson, S (1, 8) OBP: 0.356, SLG: 0.427	L6		FC6-5 1B	K			K		F9	5	1	0	0	0	2	3	Kansas City Royals @ Oakland Athletics Oakland-Alameda County Coliseum, Oakland, CA Sun Sep 14 1980, 3:33 AM PDT Att: 10,756 - Unknown livebaseballscorecards.com			
Frank White, R (1, 4) OBP: 0.293, SLG: 0.354	L8		K				F8		F9	5	0	1	0	0	1	2				
John Wathan, R (1, 7) OBP: 0.370, SLG: 0.395			1B				5-3		F8	3	0	0	0	2	0	1				
Willie Aikens, L (1, 10) OBP: 0.367, SLG: 0.449 Onix Concepcion, R (8, PR) OBP: 1.000, SLG: 1.000	6-3		1B				1-3		FC3-6 1B	4	0	2	2	0	0	2				
Darrell Porter, L (1, 2) OBP: 0.363, SLG: 0.364		G3	1-3				G3		FC3-6 1B	4	0	0	0	0	0	4				
Jamie Quirk, L (1, 5) OBP: 0.294, SLG: 0.404	K						E3		L8	4	0	0	0	0	1	1				
Clint Hurdle, L (1, 9) OBP: 0.352, SLG: 0.469	F8						G1-6-4		1B	4	1	2	0	0	0	1				
Ralph LaCock, L (1, 3) OBP: 0.286, SLG: 0.266			FC6-5 1B				4-3		FC6 BB	3	1	2	1	1	0	1				
U L Washington, S (1, 6) OBP: 0.330, SLG: 0.381			PB FC6-5 1B				E4		FC6	4	1	1	0	0	0	3				
Inning Stats	R: 0 E: 0 K: 0 S: 3	H: 0 LOB: 1 BB: 1 P: 7	R: 0 E: 0 K: 1 S: 5	H: 0 LOB: 0 BB: 0 P: 5	R: 2 E: 0 K: 1 S: 8	H: 3 LOB: 2 BB: 1 P: 12	R: 1 E: 1 K: 1 S: 7	H: 1 LOB: 1 BB: 0 P: 7	R: 0 E: 0 K: 0 S: 4	H: 1 LOB: 0 BB: 0 P: 4	R: 0 E: 0 K: 1 S: 5	H: 0 LOB: 0 BB: 0 P: 5	R: 0 E: 0 K: 0 S: 5	H: 2 LOB: 3 BB: 1 P: 9	R: 0 E: 0 K: 0 S: 3	H: 0 LOB: 0 BB: 0 P: 3	1B: 5 2B: 2 3B: 0 HR: 1	SF: 0 SAC: 0 DP: 1 HBP: 0	WP: 0 PB: 1 SB: 1 CS: 0	PA: 39
PITCHER Brian Kingman, R (1, 1) ERA: 3.78	IP: 9.0 WLS: L BF: 39 H: 8 R: 4 ER: 3 SO: 4 BB: 3 IBB: 0 HBP: 0 BLK: 0 WP: 0 HR: 1 S: 44 P: 56 ERA: 3.00 WHIP: 1.222																			

Batter	1	2	3	4	5	6	7	8	9	AB	R	H	RBI	BB	SO	LOB	BOTTOM			
Rickey Henderson, R (1, 7) OBP: 0.421, SLG: 0.400	1-3 1B	F9						5-3 1B	K	5	2	3	0	0	1	2	Kansas City Royals @ Oakland Athletics Oakland-Alameda County Coliseum, Oakland, CA Sun Sep 14 1980, 3:33 AM PDT Att: 10,756 - Unknown livebaseballscorecards.com			
Dwayne Murphy, L (1, 8) OBP: 0.374, SLG: 0.380	F5		F7			CS	4-3	5-3		4	0	0	0	0	0	2				
Mike Heath, R (1, 10) OBP: 0.284, SLG: 0.280 Wayne Gross, L (8, PH) OBP: 0.356, SLG: 0.464	1-3		L5				B2-3	1B		3	0	0	0	0	0	1				
Tony Armas, R (1, 9) OBP: 0.297, SLG: 0.486			K				4-3			4	0	2	1	0	1	0				
Jim Essian, R (1, 2) OBP: 0.303, SLG: 0.324	F2						P6	L8		4	0	0	0	0	0	3				
Jeff Newman, R (1, 3) OBP: 0.281, SLG: 0.386		6-3					5-3	F9		4	0	0	0	0	0	2				
Mickey Klutts, R (1, 5) OBP: 0.288, SLG: 0.349			2B E				L5		6-3	4	1	2	0	0	0	0				
Dave McKay, S (1, 4) OBP: 0.291, SLG: 0.336			E9				L1		4-3	4	0	2	0	0	0	0				
Rob Picciolo, R (1, 6) OBP: 0.240, SLG: 0.322 Mike Davis, L (8, PH) OBP: 0.287, SLG: 0.290			B1				F8			3	0	0	0	0	0	3				
Inning Stats	R: 1 E: 0 K: 0 S: 5	H: 2 LOB: 1 BB: 0 P: 5	R: 1 E: 1 K: 0 S: 5	H: 2 LOB: 1 BB: 0 P: 5	R: 0 E: 0 K: 1 S: 5	H: 0 LOB: 0 BB: 0 P: 5	R: 0 E: 0 K: 0 S: 3	H: 0 LOB: 0 BB: 0 P: 3	R: 0 E: 0 K: 0 S: 3	H: 1 LOB: 0 BB: 0 P: 3	R: 0 E: 0 K: 0 S: 5	H: 0 LOB: 0 BB: 0 P: 5	R: 0 E: 0 K: 0 S: 6	H: 3 LOB: 2 BB: 0 P: 6	R: 0 E: 0 K: 1 S: 6	H: 1 LOB: 1 BB: 0 P: 6	1B: 10 2B: 1 3B: 0 HR: 0	SF: 0 SAC: 0 DP: 0 HBP: 0	WP: 0 PB: 0 SB: 0 CS: 1	PA: 38
PITCHER Paul Splitteroff, L (1, 1) ERA: 4.16 Dan Quisenberry, R (8, 1) ERA: 3.19	IP: 7.0 WLS: W BF: 27 H: 7 R: 2 ER: 1 SO: 7 BB: 0 IBB: 0 HBP: 0 BLK: 0 WP: 0 HR: 0 S: 29 P: 29 ERA: 1.29 WHIP: 1.000																			

Batter	1	2	3	4	5	6	7	8	9	10	11	AB	R	H	RBI	BB	SO	LOB					
Rickey Henderson, R OBP: 0.418, SLG: 0.399 (1, 7)	G3		1-3					F9		F3	F9	6	0	1	0	0	0	3					
Dwayne Murphy, L OBP: 0.375, SLG: 0.383 (1, 8)	1B 2B			F9		1B			E1 HR	BB		3	1	1	0	2	0	0					
Mitchell Page, L OBP: 0.319, SLG: 0.447 (1, 10)	1B			L3-6		K			K	F6		5	0	2	0	0	2	5					
Wayne Gross, L OBP: 0.354, SLG: 0.460 Mickey Klutts, R OBP: 0.302, SLG: 0.382 (9, PH) (9, 5)	K			L3-6			G3		HR		1B 1B	3	0	0	0	0	1	2					
Tony Armas, R OBP: 0.299, SLG: 0.484 (1, 9)		5-3			K				6-3		K	4	0	0	0	1	2	1					
Mike Davis, L OBP: 0.262, SLG: 0.284 Orlando Gonzalez, L OBP: 0.310, SLG: 0.200 (1, 3) (5, 3)	K			1-3				FC4			1B SF9	2	0	0	0	0	1	0					
Dave McKay, S OBP: 0.293, SLG: 0.336 (1, 4)	4-3			4-3				L1-3		F8		5	0	1	1	0	0	3					
Jeff Newman, R OBP: 0.260, SLG: 0.381 (1, 2)			K							4-3		4	0	1	0	1	2	0					
Mario Guerrero, R OBP: 0.278, SLG: 0.312 (1, 6)		4-3			6-3			G6-3			SF9	3	0	0	1	1	0	1					
Inning Stats	R: 0 E: 0 K: 1 S: 6	H: 2 LOB: 1 BB: 0 P: 6	R: 0 E: 0 K: 1 S: 5	H: 0 LOB: 0 BB: 0 P: 5	R: 0 E: 0 K: 1 S: 5	H: 0 LOB: 0 BB: 0 P: 5	R: 0 E: 0 K: 0 S: 3	H: 1 LOB: 0 BB: 0 P: 3	R: 0 E: 0 K: 0 S: 5	H: 0 LOB: 0 BB: 0 P: 5	R: 0 E: 0 K: 0 S: 3	H: 1 LOB: 0 BB: 0 P: 3	R: 2 E: 1 K: 0 S: 8	H: 2 LOB: 1 BB: 0 P: 8	R: 0 E: 0 K: 0 S: 3	H: 0 LOB: 2 BB: 2 P: 11	R: 2 E: 0 K: 1 S: 8	H: 3 LOB: 2 BB: 1 P: 12	1B: 7 2B: 4 3B: 0 HR: 1	SF: 1 SAC: 0 DP: 3 HBP: 0	WP: 0 PB: 0 SB: 1 CS: 0	PA: 46	
PITCHER	IP WLS BF H R ER SO BB IBB HBP BLK WP HR S P ERA WHIP																						
Doc Medich, R ERA: 3.98 (1, 1)	8.0	29	5	1	6	2	0	0	0	0	0	0	0	1	7	7	0.00	2.000					
John Henry Johnson, L ERA: 2.65 (9, 1)	1.0	5	2	1	0	1	0	0	0	0	0	0	0	1	7	7	0.00	2.000					
Danny Darwin, R ERA: 2.45 (10, 1)	2.0	L	12	3	2	2	1	2	1	0	0	0	0	0	11	23	9.00	2.500					

TOP

Oakland Athletics @ Texas Rangers
Arlington Stadium, Arlington, TX
Tue Sep 16 1980, 8:05 PM EDT
Att: 7,295 - Unknown

livebaseballscores.com

AB 40
R 4
H 10
RBI 4
BB 5
SO 8
LOB 16




Batter	1	2	3	4	5	6	7	8	9	10	11	AB	R	H	RBI	BB	SO	LOB						
Mickey Rivers, L OBP: 0.345, SLG: 0.433 (1, 8)	G3		4-3		1-3					G3		5	0	0	0	0	0	4						
Johnny Grubb, L OBP: 0.302, SLG: 0.419 Odie Davis, R OBP: 0.250, SLG: 0.250 (1, 9) (10, 6)	P7			4-3				F8		4-3		5	1	1	0	0	0	2						
Al Oliver, L OBP: 0.347, SLG: 0.465 (1, 7)	6-3			1B 1B					F9		L4	5	1	2	0	0	0	1						
Rusty Staub, L OBP: 0.369, SLG: 0.449 Pat Putnam, R OBP: 0.324, SLG: 0.414 (1, 3) (9, 3)		G3		1B 1B				6-3		6-3		3	0	1	0	1	0	1						
Richie Zisk, R OBP: 0.342, SLG: 0.471 (1, 10)		5-3		1B 1B				F8			FC5-4	4	0	2	1	1	0	2						
Dave Roberts, R OBP: 0.289, SLG: 0.395 (1, 5)		K		1B F8				F5		FC5-4		5	0	1	1	0	1	5						
Jim Sundberg, R OBP: 0.348, SLG: 0.384 (1, 2)			6-3		F9						F9	4	0	0	0	1	0	2						
Mike Richardt, R OBP: 0.250, SLG: 0.271 Buddy Bell, R OBP: 0.382, SLG: 0.492 (1, 4) (11, PH)			F9		1-4-3					B2		4	0	0	0	0	0	1						
Bud Harrelson, S OBP: 0.350, SLG: 0.295 Jim Norris, L OBP: 0.321, SLG: 0.261 (1, 6) (9, PH) (10, 9)				1B		5-3				G3		3	0	2	0	0	0	0						
Inning Stats	R: 0 E: 0 K: 0 S: 3	H: 0 LOB: 0 BB: 0 P: 3	R: 0 E: 0 K: 1 S: 5	H: 0 LOB: 0 BB: 0 P: 5	R: 0 E: 0 K: 0 S: 4	H: 1 LOB: 1 BB: 0 P: 4	R: 1 E: 0 K: 0 S: 6	H: 3 LOB: 2 BB: 0 P: 6	R: 0 E: 0 K: 0 S: 3	H: 0 LOB: 0 BB: 0 P: 3	R: 0 E: 0 K: 0 S: 4	H: 1 LOB: 1 BB: 1 P: 8	R: 1 E: 0 K: 0 S: 4	H: 2 LOB: 2 BB: 1 P: 8	R: 0 E: 0 K: 0 S: 4	H: 1 LOB: 1 BB: 0 P: 8	R: 0 E: 0 K: 0 S: 4	H: 1 LOB: 1 BB: 0 P: 4	R: 0 E: 0 K: 0 S: 3	H: 0 LOB: 0 BB: 0 P: 3	1B: 9 2B: 1 3B: 0 HR: 0	SF: 0 SAC: 0 DP: 0 HBP: 0	WP: 0 PB: 0 SB: 0 CS: 0	PA: 45
PITCHER	IP WLS BF H R ER SO BB IBB HBP BLK WP HR S P ERA WHIP																							
Mike Norris, R ERA: 2.24 (1, 1)	11.0	W	45	10	2	2	1	2	1	0	0	0	0	0	44	56	1.64	1.091						

BOTTOM

Oakland Athletics @ Texas Rangers
Arlington Stadium, Arlington, TX
Tue Sep 16 1980, 8:05 PM EDT
Att: 7,295 - Unknown

livebaseballscores.com

AB 42
R 2
H 10
RBI 2
BB 3
SO 1
LOB 18



Batter	1	2	3	4	5	6	7	8	9	AB	R	H	RBI	BB	SO	LOB	TOP								
Rickey Henderson, R OBP: 0.420, SLG: 0.398 (1, 7)	5-3	4-3		WP 1B 1-2 BB		S BB 4-0 BB		G4-6-3 BB		2	0	0	0	3	0	2									
Dwayne Murphy, L OBP: 0.375, SLG: 0.385 (1, 8)	K		1B 2B	WP 1B		6-3		G4-6-3 1-2		5	1	2	1	0	1	2									
Mitchell Page, L OBP: 0.317, SLG: 0.443 (1, 10)	4-3		CS 1B	K			G3		K	5	0	1	1	0	2	2									
Tony Armas, R OBP: 0.300, SLG: 0.485 (1, 9)		K	1-2 2B	6-3			1B 1B		5-3	5	2	2	0	0	1	2									
Wayne Gross, L OBP: 0.358, SLG: 0.466 Mickey Klutts, R OBP: 0.307, SLG: 0.386 (9, PH) (9, 5)	BB 2B 1B		2B		L8		1B 1-3 1B			4	1	3	1	0	0	0									
Orlando Gonzalez, L OBP: 0.289, SLG: 0.182 (1, 3)	L8		K		F6		K		6-3	5	0	0	0	0	2	5									
Dave McKay, S OBP: 0.296, SLG: 0.336 (1, 4)	BB 2B BB		5-3		F9		FC6-4 1B			3	1	1	1	1	0	1									
Jeff Newman, R OBP: 0.263, SLG: 0.380 (1, 2)	2B 1-2 2-3 BB			BB 1B	6-3		FC6-4 1-2			3	1	1	0	1	0	2									
Mario Guerrero, R OBP: 0.278, SLG: 0.314 (1, 6)	1-3 2-H 3-H 2B			L7	1-3		F9			4	0	1	2	0	0	1									
Inning Stats	R: 0 E: 0 K: 1 S: 5	H: 0 LOB: 0 BB: 0 P: 5	R: 2 E: 0 K: 1 S: 7	H: 2 LOB: 2 BB: 2 P: 15	R: 2 E: 0 K: 1 S: 8	H: 4 LOB: 1 BB: 0 P: 8	R: 1 E: 0 K: 1 S: 7	H: 2 LOB: 2 BB: 1 P: 11	R: 0 E: 0 K: 0 S: 3	H: 0 LOB: 0 BB: 0 P: 3	R: 0 E: 0 K: 0 S: 3	H: 0 LOB: 1 BB: 1 P: 7	R: 1 E: 0 K: 1 S: 8	H: 3 LOB: 2 BB: 0 P: 8	R: 0 E: 0 K: 0 S: 2	H: 0 LOB: 0 BB: 1 P: 6	R: 0 E: 0 K: 1 S: 6	H: 1 LOB: 1 BB: 0 P: 6	1B: 8 2B: 4 3B: 0 HR: 0	SF: 0 SAC: 0 DP: 1 HBP: 0	WP: 1 PB: 0 SB: 1 CS: 1	PA: 42			
PITCHER	IP	WLS	BF	H	R	ER	SO	BB	IBB	HBP	BLK	WP	HR	S	P	ERA	WHIP								
John Butcher, R ERA: 5.97 Dave Raisch, L ERA: 5.96 Dennis Lewallyn, R ERA: 3.38 Jerry Don Gleaton, L ERA:	2.1	L	13	5	4	4	2	2	0	0	0	0	0	15	23	15.43	3.000								
	1.1		8	3	1	1	2	1	0	0	0	1	0	11	15	6.75	3.000								
	2.2		11	2	1	1	0	1	0	0	0	0	0	10	14	3.38	1.125								
	2.2		10	2	0	0	2	1	0	0	0	0	0	13	17	0.00	1.125								

Oakland Athletics @ Texas Rangers
Arlington Stadium, Arlington, TX
Wed Sep 17 1980, 8:05 PM EDT
Att: 7,255 - Unknown

AB 37
R 6
H 12
RBI 6
BB 5
SO 6
LOB 17



Batter	1	2	3	4	5	6	7	8	9	AB	R	H	RBI	BB	SO	LOB	BOTTOM								
Mickey Rivers, L OBP: 0.346, SLG: 0.434 (1, 8)	F9		L8			G4-6-3 1B		1-3 2-H 1B		4	0	2	1	0	0	1									
Johnny Grubb, L OBP: 0.387, SLG: 0.412 Odie Davis, R OBP: 0.250, SLG: 0.250 (9, 6)	4-3			L9		G4-6-3 1-2		L4		4	0	0	0	0	0	3									
Al Oliver, L OBP: 0.347, SLG: 0.465 (1, 7)	L9			1B 2B			F8		4-3	4	1	1	0	0	0	0									
Richie Zisk, R OBP: 0.346, SLG: 0.474 (1, 10)							F9			4	1	3	1	0	0	0									
Pat Putnam, L OBP: 0.321, SLG: 0.409 (1, 3)	G4-6-3 1-2			F7			F7		F5	4	0	0	0	0	0	2									
Dave Roberts, R OBP: 0.285, SLG: 0.389 Rusty Staub, L OBP: 0.371, SLG: 0.481 (9, PH)	K				F9			6-3	HR	3	0	0	0	0	1	0									
Bump Wills, S OBP: 0.322, SLG: 0.356 (1, 4)					F7			F8		4	0	1	0	0	0	0									
Jim Sundberg, R OBP: 0.349, SLG: 0.384 (1, 2)					6-3			1B 1B		3	1	1	0	1	0	0									
Bud Harrelson, S OBP: 0.352, SLG: 0.305 Jim Norris, L OBP: 0.325, SLG: 0.266 (8, PH) (9, 9)								1-3 1B		2	0	1	0	0	0	0									
Buddy Bell, R OBP: 0.381, SLG: 0.491 (9, PH)				2B				1-2 1B		1	0	0	0	0	0	2									
Inning Stats	R: 0 E: 0 K: 0 S: 3	H: 0 LOB: 0 BB: 0 P: 3	R: 0 E: 0 K: 1 S: 5	H: 1 LOB: 0 BB: 0 P: 5	R: 0 E: 0 K: 0 S: 4	H: 1 LOB: 1 BB: 0 P: 4	R: 1 E: 0 K: 0 S: 4	H: 2 LOB: 0 BB: 0 P: 4	R: 0 E: 0 K: 0 S: 3	H: 0 LOB: 0 BB: 0 P: 3	R: 0 E: 0 K: 0 S: 3	H: 1 LOB: 0 BB: 0 P: 3	R: 0 E: 0 K: 0 S: 6	H: 3 LOB: 2 BB: 0 P: 6	R: 2 E: 0 K: 0 S: 6	H: 3 LOB: 2 BB: 1 P: 10	1B: 8 2B: 2 3B: 0 HR: 1	SF: 0 SAC: 0 DP: 2 HBP: 0	WP: 0 PB: 0 SB: 0 CS: 0	PA: 36					
PITCHER	IP	WLS	BF	H	R	ER	SO	BB	IBB	HBP	BLK	WP	HR	S	P	ERA	WHIP								
Rick Langford, R ERA: 3.01 Bob Lacey, L ERA: 3.32	8.2	W	35	11	4	4	4	1	0	0	0	0	0	1	36	4.15	1.385								
	0.1	S	1	0	0	0	0	0	0	0	0	0	0	1	1	0.00	0.000								

Oakland Athletics @ Texas Rangers
Arlington Stadium, Arlington, TX
Wed Sep 17 1980, 8:05 PM EDT
Att: 7,255 - Unknown


AB 35
R 4
H 11
RBI 4
BB 1
SO 1
LOB 8



Batter	1	2	3	4	5	6	7	8	9	AB	R	H	RBI	BB	SO	LOB	TOP		
Rickey Henderson, R OBP: 0.419, SLG: 0.396	0-0 6-3	0-0 FC6-4		4-0 FC6-4 BB			0-0 6-3	1-0 HBP		3	0	0	0	1	0	1			
Dwayne Murphy, L OBP: 0.374, SLG: 0.382	4-0 FC4-6 BB		0-0 4-3	0-3 K			0-0 F6	0-0 F4		4	0	0	0	1	1	4			
Mitchell Page, L OBP: 0.316, SLG: 0.450	0-0 FC4-6		0-0 K	0-0 FC6-4			0-3 K			4	1	1	1	0	1	2			
Mickey Klutts, R OBP: 0.311, SLG: 0.390	0-0 FC4-6		0-0 HR	0-0 FC6-4						1	0	1	0	0	0	0			
Tony Armas, R OBP: 0.298, SLG: 0.481	0-0 F3		0-3 K				0-0 F7			5	0	0	0	0	1	2			
Wayne Gross, L OBP: 0.358, SLG: 0.462		0-0 6-3	4-0 1B 1B BB				0-0 P1	4-0 E 1B BB	0-3 K	3	2	0	0	2	1	1			
Orlando Gonzalez, L OBP: 0.299, SLG: 0.203		0-0 1B	0-0 1B	0-0 1B			0-3 K			4	2	2	0	0	1	1			
Jim Essian, R OBP: 0.301, SLG: 0.321		0-0 1B	1-3 1B	0-0 1B				0-0 E6 1B	0-0 F8	1	0	0	0	0	0	1			
Dave McKay, S OBP: 0.303, SLG: 0.343		0-0 1B SF7	1-3 1B	0-0 1B			0-0 3-1			4	1	3	3	0	0	0			
Jeff Newman, R OBP: 0.265, SLG: 0.382		0-0 1B	0-0 F4	0-3 K				0-0 HBP 1B	0-0 HBP 1B	4	0	2	1	0	1	2			
Mario Guerrero, R OBP: 0.275, SLG: 0.312		0-0 SF7		0-0 F7			0-0 6-3			3	0	0	1	0	0	2			
Inning Stats	R: 0 E: 0 K: 0 S: 3	H: 0 LOB: 1 BB: 1 P: 7	R: 2 E: 0 K: 0 S: 6	H: 3 LOB: 1 BB: 0 P: 6	R: 2 E: 0 K: 1 S: 8	H: 3 LOB: 2 BB: 1 P: 12	R: 0 E: 0 K: 1 S: 5	H: 0 LOB: 0 BB: 0 P: 9	R: 0 E: 0 K: 1 S: 5	H: 0 LOB: 0 BB: 0 P: 5	R: 0 E: 0 K: 1 S: 5	H: 0 LOB: 0 BB: 0 P: 5	R: 0 E: 0 K: 1 S: 6	H: 2 LOB: 2 BB: 1 P: 11	R: 0 E: 0 K: 1 S: 6	H: 1 LOB: 1 BB: 0 P: 6	1B: 8 2B: 0 3B: 0 HR: 1	SF: 1 SAC: 0 DP: 0 HBP: 1	WP: 0 PA: 42 PB: 0 SB: 0 CS: 0
PITCHER	IP WLS BF H R ER SO BB IBB HBP BLK WP HR S P ERA WHIP	IP WLS BF H R ER SO BB IBB HBP BLK WP HR S P ERA WHIP	IP WLS BF H R ER SO BB IBB HBP BLK WP HR S P ERA WHIP	IP WLS BF H R ER SO BB IBB HBP BLK WP HR S P ERA WHIP	IP WLS BF H R ER SO BB IBB HBP BLK WP HR S P ERA WHIP	IP WLS BF H R ER SO BB IBB HBP BLK WP HR S P ERA WHIP	IP WLS BF H R ER SO BB IBB HBP BLK WP HR S P ERA WHIP	IP WLS BF H R ER SO BB IBB HBP BLK WP HR S P ERA WHIP	IP WLS BF H R ER SO BB IBB HBP BLK WP HR S P ERA WHIP	IP WLS BF H R ER SO BB IBB HBP BLK WP HR S P ERA WHIP	IP WLS BF H R ER SO BB IBB HBP BLK WP HR S P ERA WHIP	IP WLS BF H R ER SO BB IBB HBP BLK WP HR S P ERA WHIP	IP WLS BF H R ER SO BB IBB HBP BLK WP HR S P ERA WHIP	IP WLS BF H R ER SO BB IBB HBP BLK WP HR S P ERA WHIP	IP WLS BF H R ER SO BB IBB HBP BLK WP HR S P ERA WHIP	IP WLS BF H R ER SO BB IBB HBP BLK WP HR S P ERA WHIP	IP WLS BF H R ER SO BB IBB HBP BLK WP HR S P ERA WHIP	IP WLS BF H R ER SO BB IBB HBP BLK WP HR S P ERA WHIP	IP WLS BF H R ER SO BB IBB HBP BLK WP HR S P ERA WHIP

Oakland Athletics @ Texas Rangers
Arlington Stadium, Arlington, TX
Thu Sep 18 1980, 8:05 PM EDT
Att: 7,560 - Unknown


AB	36
R	6
H	9
RBI	6
BB	4
SO	6
LOB	16



Batter	1	2	3	4	5	6	7	8	9	AB	R	H	RBI	BB	SO	LOB	BOTTOM		
Mickey Rivers, L OBP: 0.349, SLG: 0.436	0-0 E7 2B	0-3 K	0-0 FC5 1B	0-0 1-3			0-0 1B	0-0 1B		6	1	4	2	0	1	1			
Johnny Grubbs, L OBP: 0.327, SLG: 0.412	4-0 BB	4-0 BB	0-0 SF8				0-0 F3	0-0 1B		0	1	0	0	2	0	0			
Rusty Staub, L OBP: 0.317, SLG: 0.481	0-0 2B	0-0 BB	0-0 SF8				0-0 G3	0-0 1B		0	0	0	0	0	0	0			
Buddy Bell, R OBP: 0.382, SLG: 0.492	0-0 2B	0-0 BB	0-0 SF8				0-0 G3	0-0 1B		1	0	1	2	0	0	0			
Al Oliver, L OBP: 0.348, SLG: 0.466	0-0 1B	4-0 BB	0-0 FC5 1B				0-0 G3	0-0 F7		5	1	2	2	1	0	3			
Richie Zisk, R OBP: 0.345, SLG: 0.471	0-0 F8	0-0 F7	0-0 FC5				4-0 FC3-6 IBB	0-0 K		5	0	1	0	1	1	7			
Pat Putnam, L OBP: 0.322, SLG: 0.408	0-0 BB 1B	4-0 FC4-6 BB	0-3 K				0-0 FC3-6	0-0 3-1		4	0	1	2	1	1	4			
Bump Willis, S OBP: 0.321, SLG: 0.357	0-0 F6	0-0 FC4-6		0-0 2B			0-0 4-3	0-0 F8		5	1	1	0	0	0	6			
Dave Roberts, R OBP: 0.297, SLG: 0.389	0-0 BB 1B		0-0 1B 1B	0-3 K			0-0 F7	0-0 1-3		5	1	2	0	0	1	1			
Jim Sundberg, R OBP: 0.354, SLG: 0.388	4-0 1B BB		0-0 1B 1B	0-0 2B			0-0 1-3	4-0 1B 1B BB		3	2	2	1	2	0	0			
Bud Harrelson, S OBP: 0.359, SLG: 0.306	0-0 F9		4-0 1B SF8 BB	0-0 F7			4-0 1B BB	0-0 1B		3	2	1	0	2	0	4			
Inning Stats	R: 3 E: 1 K: 0 S: 7	H: 4 LOB: 3 BB: 2 P: 15	R: 0 E: 0 K: 1 S: 5	H: 0 LOB: 3 BB: 3 P: 17	R: 3 E: 0 K: 1 S: 9	H: 4 LOB: 2 BB: 1 P: 13	R: 1 E: 0 K: 1 S: 7	H: 2 LOB: 1 BB: 0 P: 7	R: 1 E: 0 K: 0 S: 4	H: 1 LOB: 2 BB: 1 P: 8	R: 0 E: 0 K: 0 S: 4	H: 1 LOB: 1 BB: 1 P: 4	R: 2 E: 0 K: 1 S: 8	H: 3 LOB: 2 BB: 1 P: 12	R: 0 E: 0 K: 1 S: 6	H: 0 LOB: 0 BB: 0 P: 6	1B: 12 2B: 4 3B: 0 HR: 0	SF: 1 SAC: 0 DP: 0 HBP: 0	WP: 1 PA: 49 PB: 0 SB: 0 CS: 0
PITCHER	IP WLS BF H R ER SO BB IBB HBP BLK WP HR S P ERA WHIP	IP WLS BF H R ER SO BB IBB HBP BLK WP HR S P ERA WHIP	IP WLS BF H R ER SO BB IBB HBP BLK WP HR S P ERA WHIP	IP WLS BF H R ER SO BB IBB HBP BLK WP HR S P ERA WHIP	IP WLS BF H R ER SO BB IBB HBP BLK WP HR S P ERA WHIP	IP WLS BF H R ER SO BB IBB HBP BLK WP HR S P ERA WHIP	IP WLS BF H R ER SO BB IBB HBP BLK WP HR S P ERA WHIP	IP WLS BF H R ER SO BB IBB HBP BLK WP HR S P ERA WHIP	IP WLS BF H R ER SO BB IBB HBP BLK WP HR S P ERA WHIP	IP WLS BF H R ER SO BB IBB HBP BLK WP HR S P ERA WHIP	IP WLS BF H R ER SO BB IBB HBP BLK WP HR S P ERA WHIP	IP WLS BF H R ER SO BB IBB HBP BLK WP HR S P ERA WHIP	IP WLS BF H R ER SO BB IBB HBP BLK WP HR S P ERA WHIP	IP WLS BF H R ER SO BB IBB HBP BLK WP HR S P ERA WHIP	IP WLS BF H R ER SO BB IBB HBP BLK WP HR S P ERA WHIP	IP WLS BF H R ER SO BB IBB HBP BLK WP HR S P ERA WHIP	IP WLS BF H R ER SO BB IBB HBP BLK WP HR S P ERA WHIP	IP WLS BF H R ER SO BB IBB HBP BLK WP HR S P ERA WHIP	IP WLS BF H R ER SO BB IBB HBP BLK WP HR S P ERA WHIP

Oakland Athletics @ Texas Rangers
Arlington Stadium, Arlington, TX
Thu Sep 18 1980, 8:05 PM EDT
Att: 7,560 - Unknown

AB	39
R	10
H	16
RBI	10
BB	9
SO	4
LOB	28



Batter	1	2	3	4	5	6	7	8	9	AB	R	H	RBI	BB	SO	LOB	TOP		
Rickey Henderson, R OBP: 0.419, SLG: 0.395 Rob Piccolo, R OBP: 0.239, SLG: 0.320	G5-4-3 1B		P4		G4-3-6			6-3	K	3	0	1	0	0	0	2			
Dwayne Murphy, L OBP: 0.374, SLG: 0.381 Mike Edwards, R OBP: 0.250, SLG: 0.237	L4			F7		5-3 BB		BB HBP	FC4-6	2	0	0	0	1	0	1			
Jim Essian, R OBP: 0.304, SLG: 0.321	G5-4-3			1B		5-3		FC6-4 BB		3	0	1	0	1	0	2			
Tony Armas, R OBP: 0.298, SLG: 0.479		1-3		1B		F2		FC6-4		4	0	1	0	0	0	3			
Mickey Klutts, R OBP: 0.310, SLG: 0.382		K		F9		F8			1B 2B BB	3	1	0	0	1	1	3			
Mike Heath, R OBP: 0.283, SLG: 0.279				F9			6-3		1B 2B	4	1	2	0	0	0	2			
Jeff Newman, R OBP: 0.265, SLG: 0.383	FC4 1B				B1		3-1		1B 2B WP	4	1	1	2	0	0	1			
Dave McKay, S OBP: 0.302, SLG: 0.342			F3		1B		6-3		F2	4	0	1	0	0	0	1			
Mario Guerrero, R OBP: 0.277, SLG: 0.314			4-3			G4-3-6 1B		F3	FC4-6 1B	4	0	2	1	0	0	0			
Inning Stats	R: 0 E: 0 K: 0 S: 3	H: 1 LOB: 0 BB: 0 P: 3	R: 0 E: 0 K: 1 S: 6	H: 1 LOB: 1 BB: 0 P: 6	R: 0 E: 0 K: 0 S: 3	H: 0 LOB: 0 BB: 0 P: 3	R: 0 E: 0 K: 0 S: 5	H: 2 LOB: 2 BB: 0 P: 5	R: 0 E: 0 K: 0 S: 4	H: 2 LOB: 1 BB: 0 P: 4	R: 0 E: 0 K: 0 S: 3	H: 0 LOB: 0 BB: 0 P: 3	R: 0 E: 0 K: 0 S: 3	H: 0 LOB: 2 BB: 1 P: 8	R: 3 E: 0 K: 1 S: 8	H: 3 LOB: 1 BB: 1 P: 12	1B: 8 2B: 1 3B: 0 HR: 0	SF: 0 SAC: 0 DP: 2 HBP: 1	WP: 1 PA: 38 PB: 0 SB: 0 CS: 0
PITCHER Paul Splitteroff, L ERA: 4.1	IP: 9.0 WLS: W BF: 38 H: 9 R: 3 ER: 3 SO: 2 BB: 3 IBB: 0 HBP: 1 BLK: 0 WP: 1 HR: 0 S: 38 P: 51 ERA: 3.00 WHIP: 1.333																		

Oakland Athletics @ Kansas City Royals
Royals Stadium, Kansas City, MO
Fri Sep 19 1980, 8:05 PM EDT
Att: 29,493 - Unknown - 90 F

AB 34
R 3
H 9
RBI 3
BB 3
SO 2
LOB 17



Batter	1	2	3	4	5	6	7	8	9	AB	R	H	RBI	BB	SO	LOB	BOTTOM		
Willie Wilson, S OBP: 0.356, SLG: 0.425 Jose Cardenal, R OBP: 0.348, SLG: 0.303	E6 SF8		E 3B 1B	K	F8		6-3			5	2	1	0	0	1	1			
Hal McRae, R OBP: 0.343, SLG: 0.481 Manny Castillo, S OBP: 1.000, SLG: 1.000	L7		1B 3B	P3		K				4	1	1	1	0	1	1			
George Brett, L OBP: 0.464, SLG: 0.663	SF8		S 1B		F8	1B SF8 1B		K		4	2	2	2	0	1	1			
Willie Aikens, L OBP: 0.368, SLG: 0.445 Ralph LaCock, L OBP: 0.277, SLG: 0.257	F7		3B 1B		2B 1B	3B 1B		F7		4	3	3	1	0	0	0			
Amos Otis, R OBP: 0.330, SLG: 0.399		F8	1B 3B		SF8	3B 1B		F8		4	2	2	2	0	0	0			
John Wathan, R OBP: 0.376, SLG: 0.405		K		1B		2B BB	1B 3B	6-3		4	2	2	3	1	1	0			
Clint Hurdle, L OBP: 0.360, SLG: 0.476			L8		1B	2B	1B			4	1	3	3	0	0	1			
Frank White, R OBP: 0.292, SLG: 0.353 Rance Mulliniks, L OBP: 0.319, SLG: 0.317		K	F7		F8	FC6-4 1B				4	0	0	0	0	1	4			
Onix Concepcion, R OBP: 0.400, SLG: 0.400			P5	P5			F8			4	0	1	1	0	0	0			
Inning Stats	R: 1 E: 2 K: 0 S: 4	H: 0 LOB: 0 BB: 0 P: 4	R: 0 E: 0 K: 2 S: 8	H: 1 LOB: 1 BB: 0 P: 8	R: 5 E: 1 K: 0 S: 9	H: 6 LOB: 1 BB: 0 P: 9	R: 0 E: 0 K: 1 S: 5	H: 0 LOB: 0 BB: 0 P: 5	R: 4 E: 0 K: 0 S: 7	H: 4 LOB: 1 BB: 1 P: 11	R: 3 E: 0 K: 1 S: 9	H: 4 LOB: 1 BB: 0 P: 9	R: 0 E: 0 K: 1 S: 6	H: 1 LOB: 1 BB: 0 P: 6	R: 0 E: 0 K: 0 S: 3	H: 0 LOB: 0 BB: 0 P: 3	1B: 12 2B: 1 3B: 3 HR: 0	SF: 2 SAC: 0 DP: 0 HBP: 0	WP: 0 PA: 42 PB: 0 SB: 2 CS: 0
PITCHER Brian Kingman, R ERA: 3.97 Dave Beard, R ERA: 4.35 Jeff Jones, R ERA: 2.86 Dave Hamilton, L ERA: 11.4 Bob Lacey, L ERA: 3.39	IP: 15 WLS: L BF: 15 H: 7 R: 6 ER: 5 SO: 2 BB: 1 IBB: 0 HBP: 0 BLK: 0 WP: 0 HR: 0 S: 19 P: 19 ERA: 19.29 WHIP: 3.000																		

Oakland Athletics @ Kansas City Royals
Royals Stadium, Kansas City, MO
Fri Sep 19 1980, 8:05 PM EDT
Att: 29,493 - Unknown - 90 F

AB 39
R 13
H 16
RBI 13
BB 1
SO 5
LOB 8



Batter	1	2	3	4	5	6	7	8	9	AB	R	H	RBI	BB	SO	LOB	TOP								
Rickey Henderson, R OBP: 0.422, SLG: 0.394 (1, 7)										4	2	1	0	1	1	0									
Dwayne Murphy, L OBP: 0.379, SLG: 0.388 (1, 8)										3	2	1	1	2	0	1									
Mitchell Page, L OBP: 0.317, SLG: 0.455 (1, 10)										5	1	2	1	0	1	3									
Tony Armas, R OBP: 0.304, SLG: 0.496 (1, 9)										5	2	2	0	0	1	1									
Wayne Gross, L OBP: 0.361, SLG: 0.479 Mickey Klutts, R OBP: 0.306, SLG: 0.377 (1, 5) (9, 5)										4	2	2	5	1	1	1									
Orlando Gonzalez, L OBP: 0.309, SLG: 0.219 (1, 3)										5	0	2	0	0	0	1									
Dave McKay, S OBP: 0.296, SLG: 0.331 (1, 4)										4	0	0	0	0	1	3									
Jeff Newman, R OBP: 0.264, SLG: 0.379 (1, 2)										4	0	1	0	0	1	0									
Mario Guerrero, R OBP: 0.275, SLG: 0.310 (1, 6)										4	0	0	0	0	2	1									
Inning Stats	R: 2 E: 0 K: 2 S: 9	H: 2 LOB: 2 BB: 2 P: 17	R: 0 E: 0 K: 1 S: 6	H: 1 LOB: 2 BB: 1 P: 10	R: 0 E: 0 K: 1 S: 5	H: 0 LOB: 0 BB: 0 P: 5	R: 0 E: 0 K: 1 S: 5	H: 0 LOB: 0 BB: 0 P: 5	R: 3 E: 0 K: 2 S: 10	H: 3 LOB: 1 BB: 1 P: 14	R: 1 E: 1 K: 1 S: 6	H: 0 LOB: 0 BB: 0 P: 6	R: 2 E: 0 K: 0 S: 5	H: 2 LOB: 0 BB: 0 P: 5	R: 0 E: 0 K: 0 S: 3	H: 1 LOB: 1 BB: 0 P: 3	R: 1 E: 0 K: 0 S: 5	H: 2 LOB: 1 BB: 0 P: 5	1B: 7 2B: 0 3B: 1 HR: 3	SF: 0 SAC: 0 DP: 1 HBP: 0	WP: 2 PB: 0 SB: 5 CS: 0	PA: 42			
PITCHER	IP	WLS	BF	H	R	ER	SO	BB	IBB	HBP	BLK	WP	HR	S	P	ERA	WHIP								
Dennis Leonard, R ERA: 3.89 Marty Pattin, R ERA: 3.67 (1, 1) (8, 1)	7.0	L	34	8	8	7	8	4	0	0	0	1	2	46	62	9.00	1.714								

Oakland Athletics @ Kansas City Royals
Royals Stadium, Kansas City, MO
Sun Sep 21 1980, 4:33 AM EDT
Att: 41,329 - Unknown - 91 F

AB	38
R	9
H	11
RBI	7
BB	4
SO	8
LOB	11

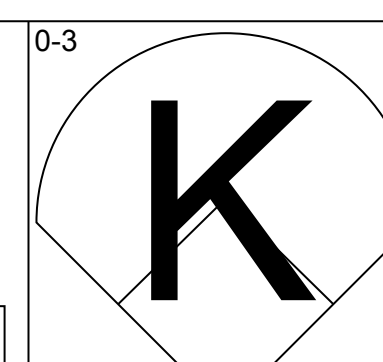
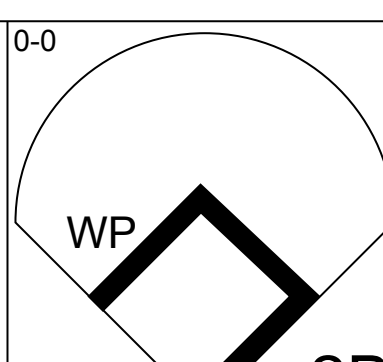
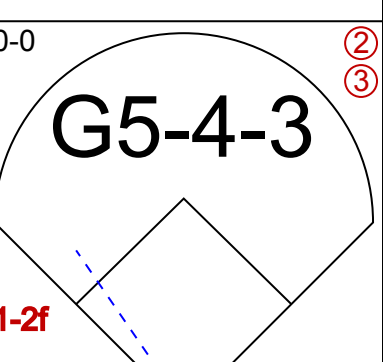
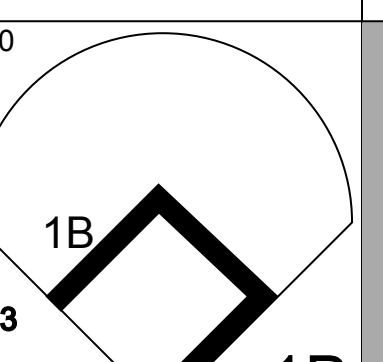
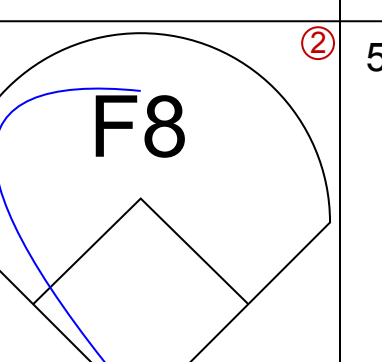
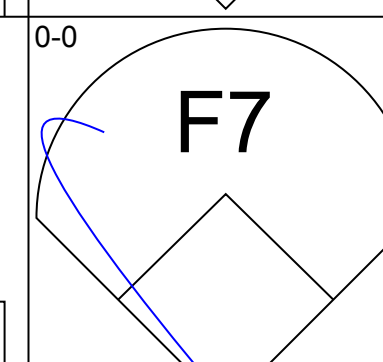
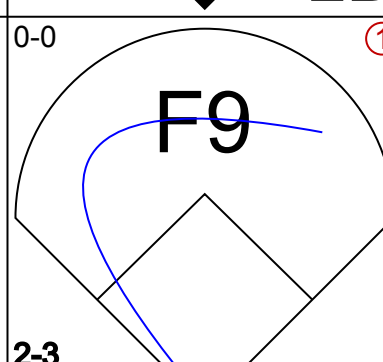
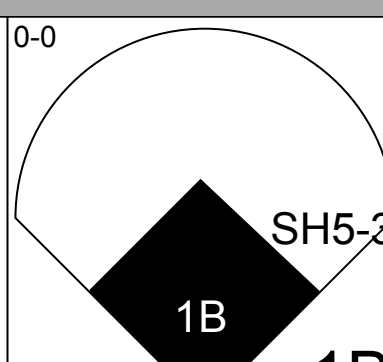
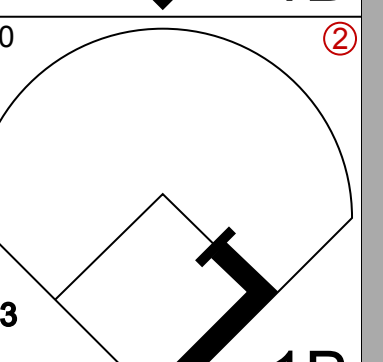

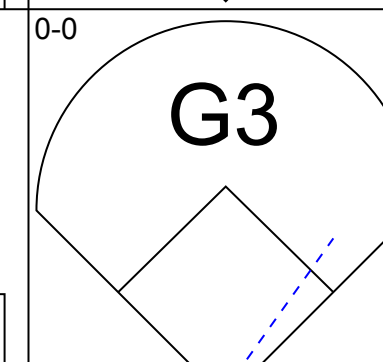
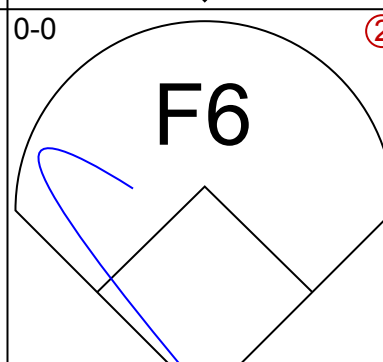
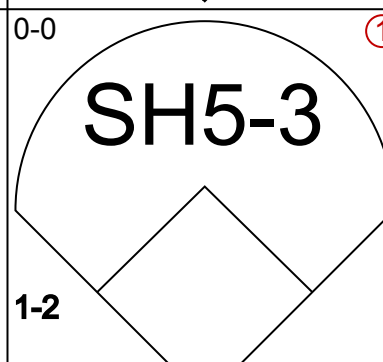
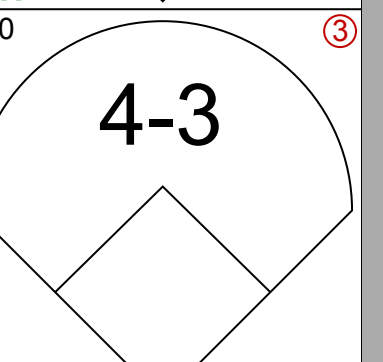
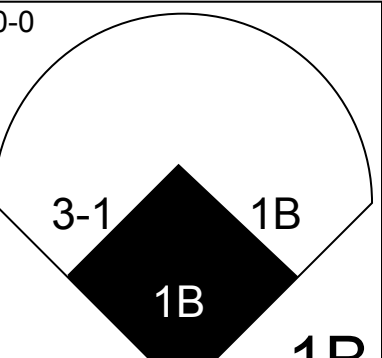
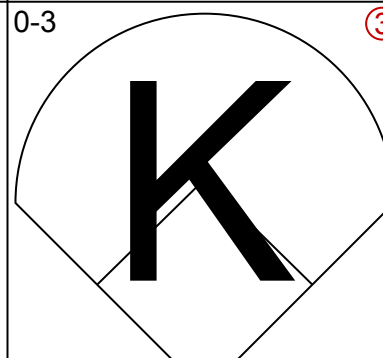
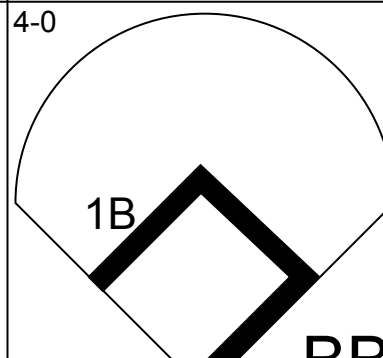
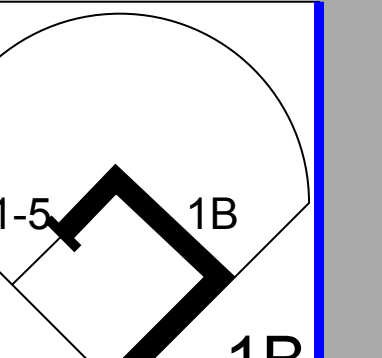

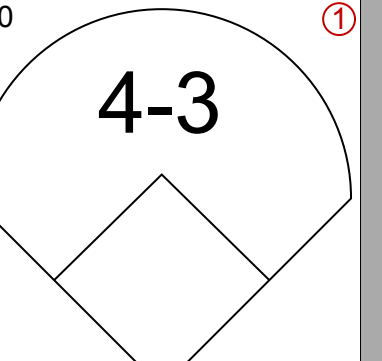
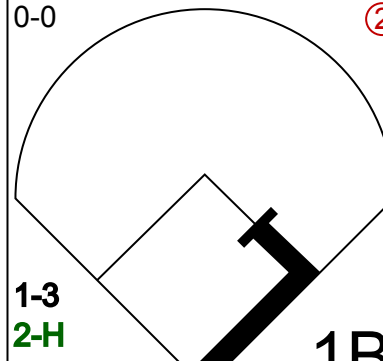
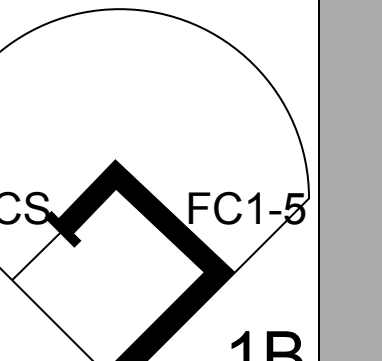
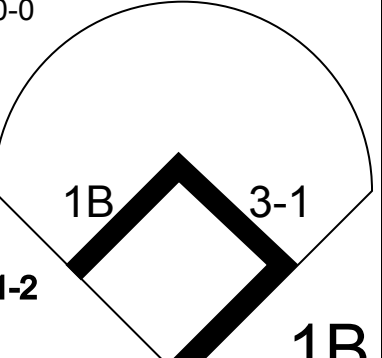
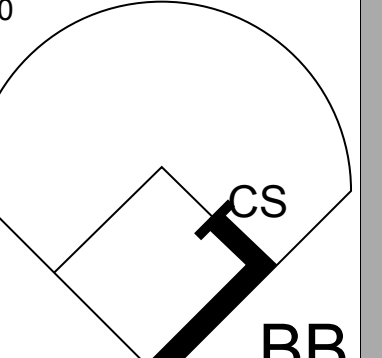
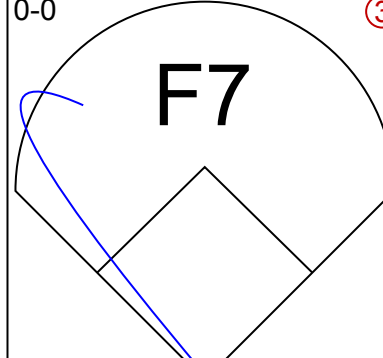
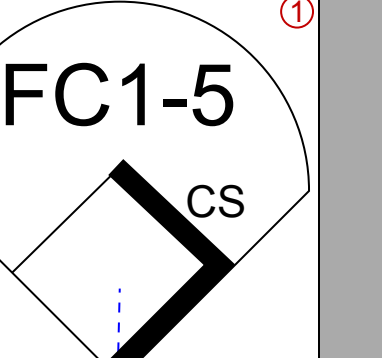

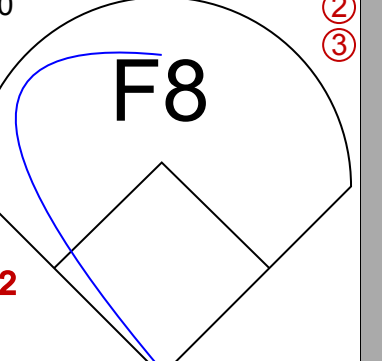
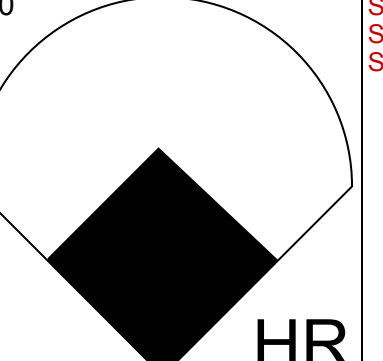

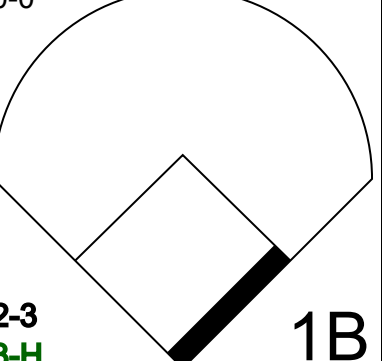
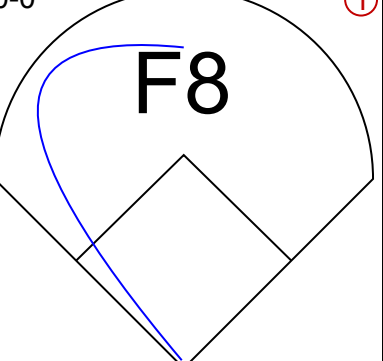
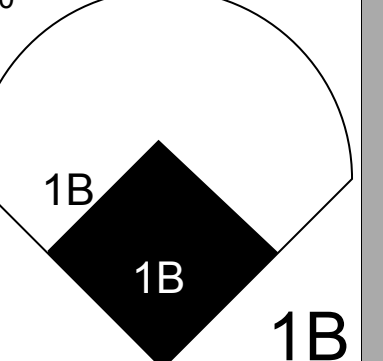
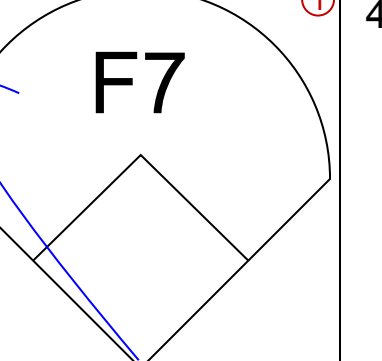

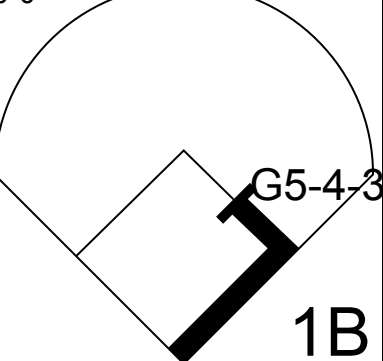

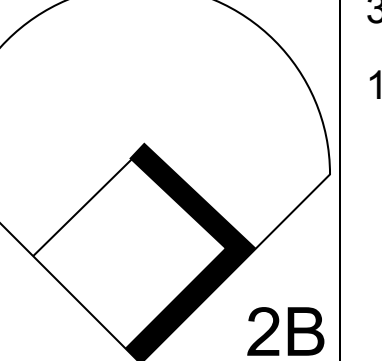


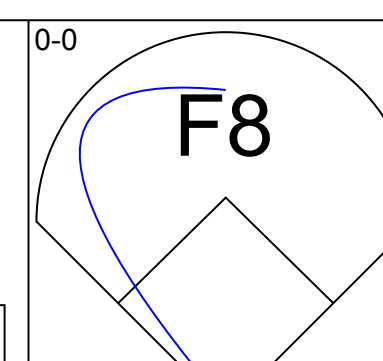
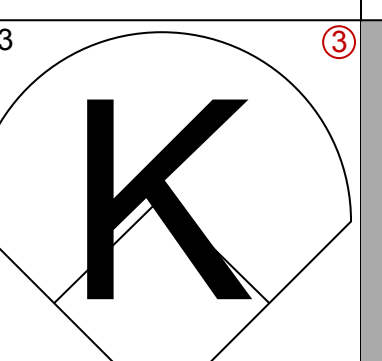
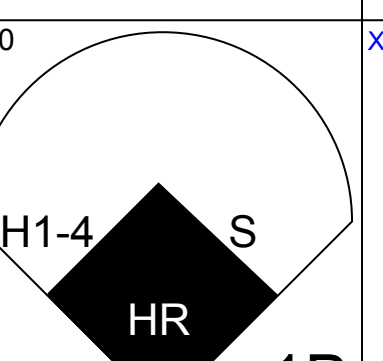
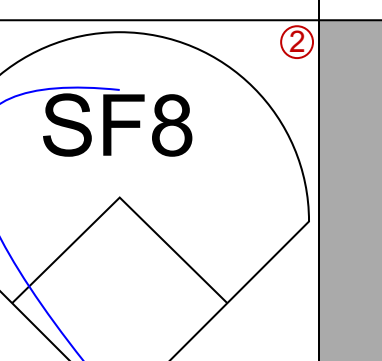
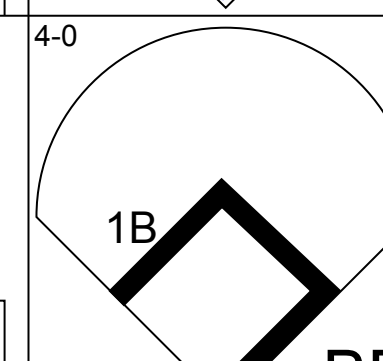
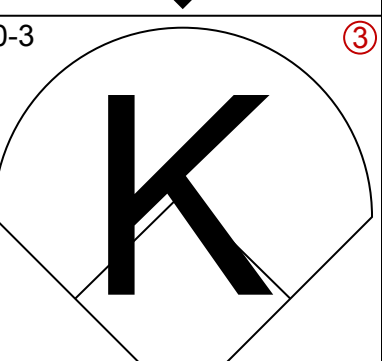

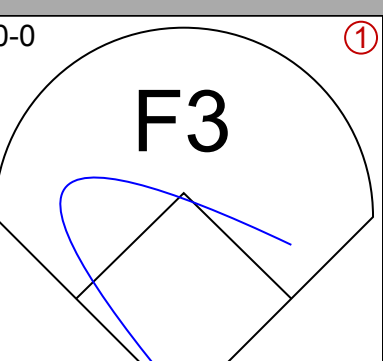
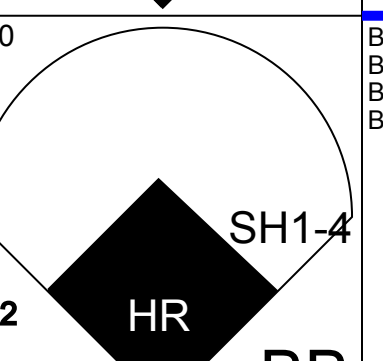
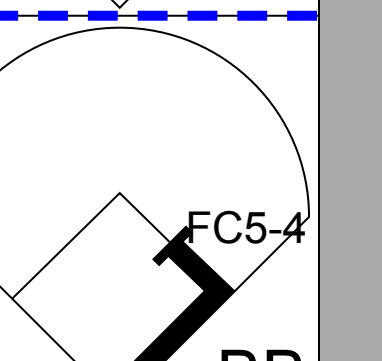
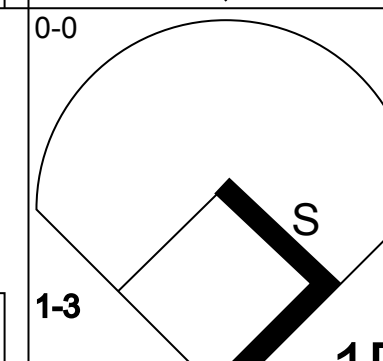
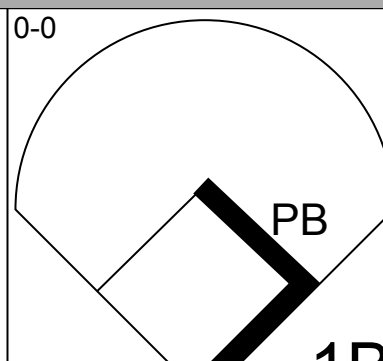
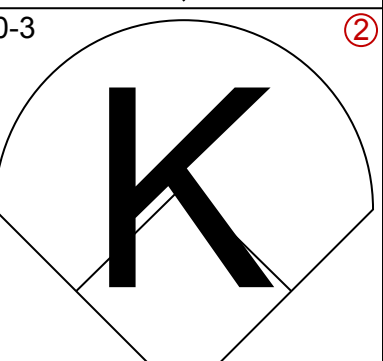
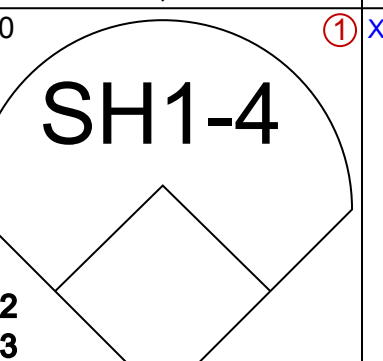
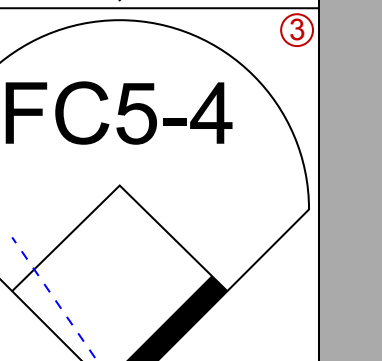
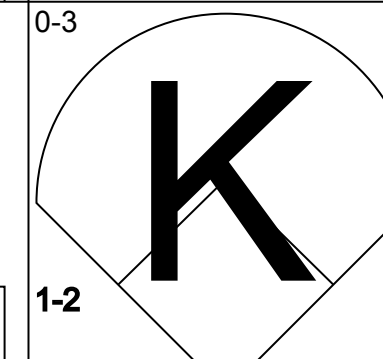
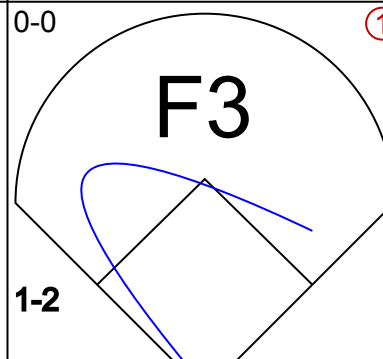
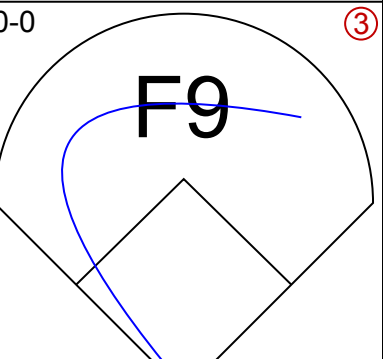
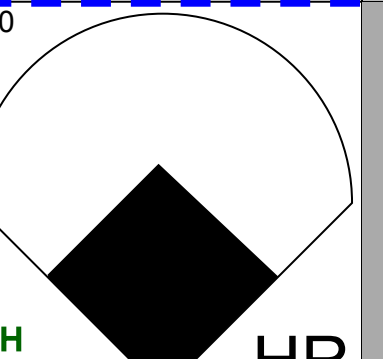
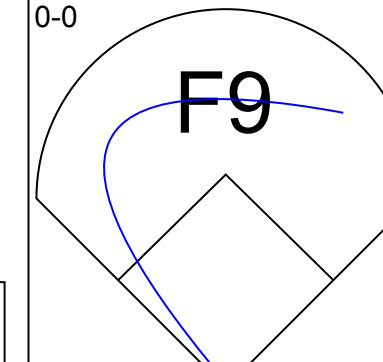
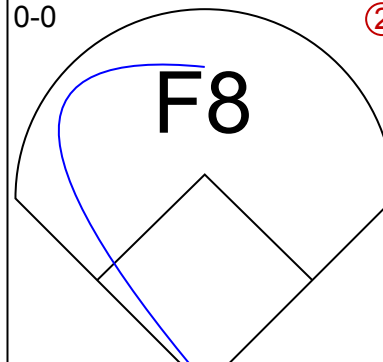

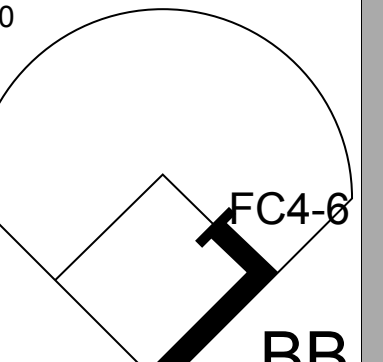
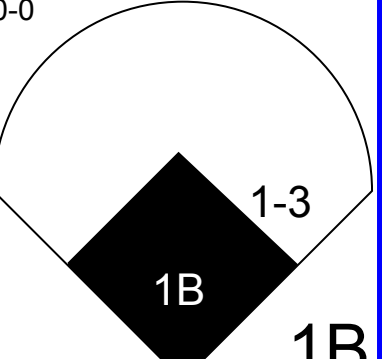
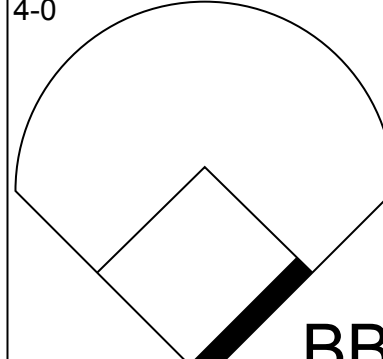

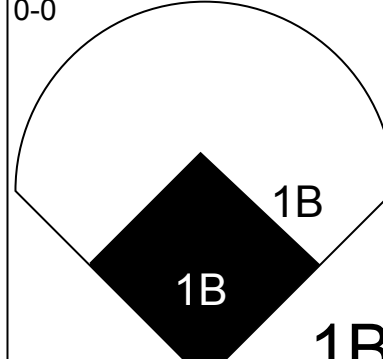


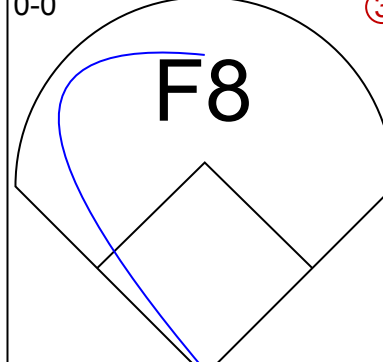
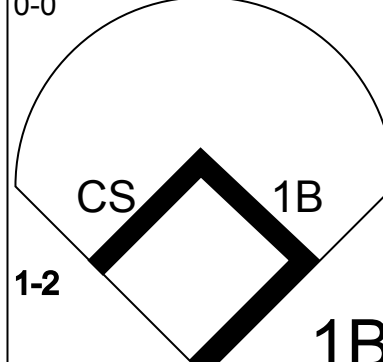
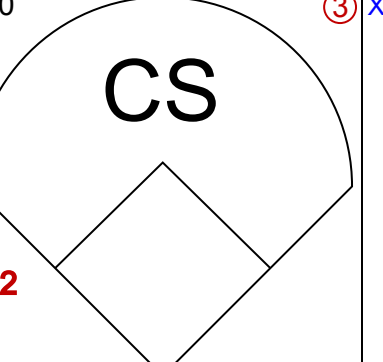
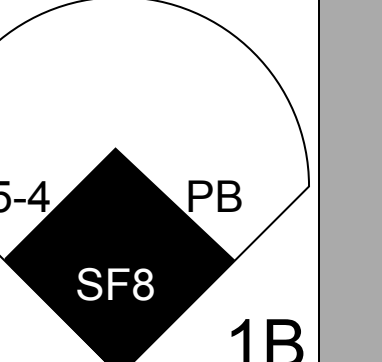

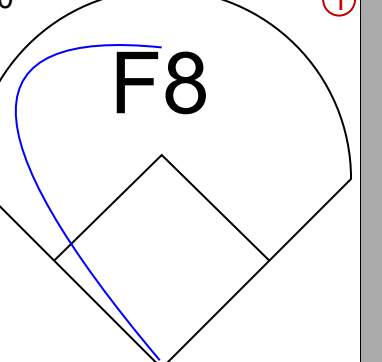
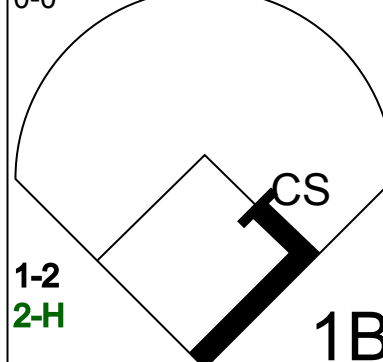
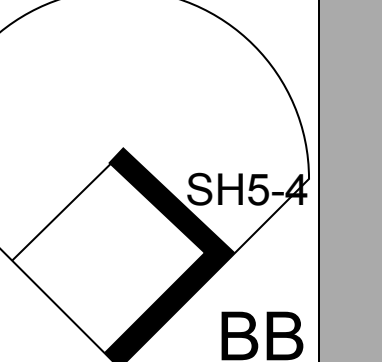



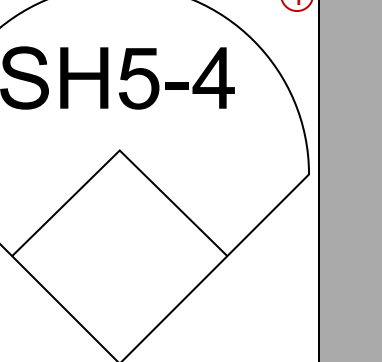
Batter	1	2	3	4	5	6	7	8	9	AB	R	H	RBI	BB	SO	LOB	BOTTOM								
Willie Wilson, S OBP: 0.356, SLG: 0.424 (1, 7)										4	1	1	0	0	1	3									
U L Washington, S OBP: 0.331, SLG: 0.376 (1, 6)										4	0	0	0	0	1	1									
George Brett, L OBP: 0.458, SLG: 0.659 (1, 5)										4	1	1	2	0	0	0									
Willie Aikens, L OBP: 0.369, SLG: 0.444 (1, 3)										3	0	1	0	1	0	0									
Hal McRae, R OBP: 0.342, SLG: 0.477 (1, 10)										4	0	0	0	0	1	2									
John Wathan, R OBP: 0.375, SLG: 0.411 (1, 2)										4	1	1	1	0	0	0									
Amos Otis, R OBP: 0.326, SLG: 0.395 (1, 8)										4	0	1	0	0	0	0									
Clint Hurdle, L OBP: 0.354, SLG: 0.467 (1, 9)										4	0	0	0	0	1	1									
Frank White, R OBP: 0.291, SLG: 0.354 Ralph LaCock, L OBP: 0.281, SLG: 0.257 Rance Mulliniks, L OBP: 0.319, SLG: 0.317 (1, 4) (7, PH) (7, PR) (8, 4)										2	0	1	0	0	1	0									
										0	0	0	0	1	0	0									
										0	0	0	0	0	0	0									
Inning Stats	R: 2 E: 0 K: 2 S: 9	H: 2 LOB: 0 BB: 0 P: 9	R: 1 E: 0 K: 2 S: 9	H: 2 LOB: 1 BB: 0 P: 9	R: 0 E: 0 K: 0 S: 3	H: 0 LOB: 0 BB: 0 P: 3	R: 0 E: 0 K: 0 S: 3	H: 0 LOB: 0 BB: 0 P: 3	R: 0 E: 0 K: 1 S: 5	H: 0 LOB: 0 BB: 0 P: 5	R: 0 E: 0 K: 0 S: 4	H: 1 LOB: 1 BB: 0 P: 4	R: 0 E: 0 K: 0 S: 4	H: 1 LOB: 2 BB: 1 P: 8	R: 0 E: 0 K: 0 S: 3	H: 0 LOB: 1 BB: 1 P: 7	R: 0 E: 0 K: 0 S: 3	H: 0 LOB: 0 BB: 0 P: 3	1B: 2 2B: 2 3B: 0 HR: 2	SF: 0 SAC: 0 DP: 0 HBP: 0	WP: 0 PB: 0 SB: 1 CS: 0	PA: 35			
PITCHER	IP	WLS	BF	H	R	ER	SO	BB	IBB	HBP	BLK	WP	HR	S	P	ERA	WHIP								
Mike Norris, R ERA: 2.26 (1, 1)	9.0	W	35	6	3	3	5	2	0	0	0	0	2	43	51	3.00	0.889								

Oakland Athletics @ Kansas City Royals
Royals Stadium, Kansas City, MO
Sun Sep 21 1980, 4:33 AM EDT
Att: 41,329 - Unknown - 91 F

AB	33
R	3
H	6
RBI	3
BB	2
SO	5
LOB	7



Batter	1	2	3	4	5	6	7	8	9	AB	R	H	RBI	BB	SO	LOB	TOP					
Chet Lemon, R (1, 8) OBP: 0.389, SLG: 0.447										5	0	2	0	0	1	2	<p>Chicago White Sox @ Oakland Athletics Oakland-Alameda County Coliseum, Oakland, CA</p> <p>Tue Sep 23 1980, 7:05 PM PDT Att: 3,069 - Unknown</p> <p>livebaseballscorecards.com</p>					
Mike Squires, L (1, 3) OBP: 0.344, SLG: 0.348										5	1	2	1	0	0	2						
Harold Baines, L (1, 9) OBP: 0.277, SLG: 0.404										3	0	0	0	0	0	2						
Lamar Johnson, R (1, 10) OBP: 0.336, SLG: 0.415 Junior Moore, R (8, PR) OBP: 0.295, SLG: 0.331										3	1	2	0	1	1	1						
Bob Molinaro, L (1, 7) OBP: 0.347, SLG: 0.407										4	0	2	1	0	0	1						
Jim Morrison, R (1, 4) OBP: 0.323, SLG: 0.413										3	0	1	0	1	0	3						
Mary Foley, L (1, 2) OBP: 0.288, SLG: 0.374										4	1	1	1	0	1	5						
Fran Mullins, R (1, 5) OBP: 0.325, SLG: 0.324										4	1	2	1	0	0	0						
Todd Cruz, R (1, 6) OBP: 0.275, SLG: 0.316 Leo Sutherland, L (9, PH) OBP: 0.267, SLG: 0.295										3	0	1	0	0	1	3						
Inning Stats	R: 0 E: 0 K: 1 S: 5	H: 0 LOB: 0 BB: 0 P: 5	R: 1 E: 0 K: 0 S: 6	H: 3 LOB: 2 BB: 0 P: 6	R: 0 E: 0 K: 1 S: 6	H: 1 LOB: 1 BB: 0 P: 6	R: 0 E: 0 K: 0 S: 2	H: 0 LOB: 0 BB: 1 P: 6	R: 0 E: 0 K: 0 S: 3	H: 1 LOB: 0 BB: 0 P: 3	R: 1 E: 0 K: 0 S: 4	H: 2 LOB: 1 BB: 1 P: 8	R: 2 E: 0 K: 1 S: 8	H: 4 LOB: 1 BB: 0 P: 8	R: 0 E: 0 K: 1 S: 6	H: 2 LOB: 2 BB: 0 P: 6		R: 0 E: 0 K: 0 S: 4	H: 1 LOB: 1 BB: 0 P: 4	1B: 11 2B: 2 3B: 0 HR: 1	SF: 0 SAC: 1 DP: 1 HBP: 0	WP: 1 PB: 1 SB: 0 CS: 3
PITCHER Rick Langford, R (1, 1) ERA: 3.05	IP: 9.0 WLS: W BF: 38 H: 14 R: 4 ER: 4 SO: 4 BB: 2 IBB: 0 HBP: 0 BLK: 0 WP: 1 HR: 1 S: 44 P: 52 ERA: 4.00 WHIP: 1.778															PITCHER	IP: 9.0 WLS: W BF: 38 H: 14 R: 4 ER: 4 SO: 4 BB: 2 IBB: 0 HBP: 0 BLK: 0 WP: 1 HR: 1 S: 44 P: 52 ERA: 4.00 WHIP: 1.778					

Batter	1	2	3	4	5	6	7	8	9	AB	R	H	RBI	BB	SO	LOB	BOTTOM			
Rickey Henderson, R (1, 7) OBP: 0.422, SLG: 0.395										4	1	2	2	0	1	0	<p>Chicago White Sox @ Oakland Athletics Oakland-Alameda County Coliseum, Oakland, CA</p> <p>Tue Sep 23 1980, 7:05 PM PDT Att: 3,069 - Unknown</p> <p>livebaseballscorecards.com</p>			
Dwayne Murphy, L (1, 8) OBP: 0.380, SLG: 0.386										2	1	0	0	3	1	2				
Mike Heath, R (1, 10) OBP: 0.265, SLG: 0.281										4	0	2	0	0	1	2				
Tony Armas, R (1, 9) OBP: 0.304, SLG: 0.499										4	1	1	3	0	1	3				
Mickey Klutts, R (1, 5) OBP: 0.305, SLG: 0.370										3	0	0	0	1	0	3				
Jeff Newman, R (1, 3) OBP: 0.286, SLG: 0.381 Orlando Gonzalez, L (2, PR) OBP: 0.320, SLG: 0.227										1	0	1	0	0	0	0				
Dave McKay, S (1, 4) OBP: 0.299, SLG: 0.333										4	1	2	0	0	0	3				
Jim Essian, R (1, 2) OBP: 0.309, SLG: 0.320										2	0	1	1	2	0	0				
Mario Guerrero, R (1, 6) OBP: 0.272, SLG: 0.308										3	0	0	0	0	1	4				
Inning Stats	R: 0 E: 0 K: 1 S: 6	H: 1 LOB: 2 BB: 1 P: 10	R: 1 E: 0 K: 2 S: 9	H: 2 LOB: 1 BB: 1 P: 13	R: 0 E: 0 K: 0 S: 4	H: 1 LOB: 2 BB: 1 P: 8	R: 0 E: 0 K: 1 S: 5	H: 0 LOB: 0 BB: 0 P: 5	R: 0 E: 0 K: 0 S: 5	H: 0 LOB: 0 BB: 0 P: 5	R: 1 E: 0 K: 0 S: 5	H: 3 LOB: 1 BB: 0 P: 5	R: 3 E: 0 K: 0 S: 4	H: 2 LOB: 0 BB: 2 P: 12	R: 1 E: 0 K: 0 S: 4	H: 1 LOB: 2 BB: 2 P: 12		1B: 9 2B: 0 3B: 0 HR: 1	SF: 1 SAC: 2 DP: 0 HBP: 0	WP: 0 PB: 2 SB: 2 CS: 3
PITCHER Britt Burns, L (1, 1) ERA: 2.96 Mike Proby, R (7, 1) ERA: 3.27 Rich Wortham, L (8, 1) ERA: 5.66	IP: 6.1 WLS: L BF: 7 H: 2 R: 2 ER: 2 SO: 0 BB: 2 IBB: 0 HBP: 0 BLK: 0 WP: 0 HR: 1 S: 36 P: 52 ERA: 5.68 WHIP: 1.895															PITCHER	IP: 6.1 WLS: L BF: 7 H: 2 R: 2 ER: 2 SO: 0 BB: 2 IBB: 0 HBP: 0 BLK: 0 WP: 0 HR: 1 S: 36 P: 52 ERA: 5.68 WHIP: 1.895			


Batter	1	2	3	4	5	6	7	8	9	AB	R	H	RBI	BB	SO	LOB	TOP			
Chet Lemon, R (1, 8) OBP: 0.392, SLG: 0.446	4-0 BB		4-0 2B BB			0-0 5-3		4-0 BB		1	1	0	0	3	0	0	Chicago White Sox @ Oakland Athletics Oakland-Alameda County Coliseum, Oakland, CA Wed Sep 24 1980, 7:05 PM PDT Att: 2,836 - Unknown - 69 F livebaseballscorecards.com			
Mike Squires, L (1, 3) OBP: 0.343, SLG: 0.350	0-3 K		0-0 1-H 2B			0-0 F8		0-3 K		4	0	1	1	0	2	2				
Harold Baines, L (1, 9) OBP: 0.275, SLG: 0.400	0-0 F6		0-0 6-3			0-0 F5		0-0 F8		4	0	0	0	0	0	3				
Wayne Nordhagen, R (1, 7) OBP: 0.289, SLG: 0.458	0-3 K					0-0 5-3		0-0 F4		4	0	0	0	0	2	2				
Bob Molinaro, L (1, 10)		0-0 F7				0-0 3-1				3	0	1	0	0	0	0				
Jim Morrison, R (1, 4) OBP: 0.322, SLG: 0.411		0-0 F5				0-0 5-3				3	0	0	0	0	0	1				
Mary Foley, L (1, 2) Glenn Borgmann, R (5, 2) OBP: 0.326, SLG: 0.342		0-0 F9				1-0 G5-4-3 HBP		0-0 6-3		1	0	0	0	0	0	0				
Fran Mullins, R (1, 5) OBP: 0.302, SLG: 0.297			0-3 K			0-0 G5-4-3		0-0 F8		3	0	0	0	0	1	1				
Todd Cruz, R (1, 6) OBP: 0.273, SLG: 0.313			0-0 F6			0-0 F8		0-0 5-3		3	0	0	0	0	0	0				
Inning Stats	R: 0 E: 0 K: 2 S: 7	H: 0 LOB: 1 BB: 1 P: 11	R: 0 E: 0 K: 0 S: 3	H: 0 LOB: 0 BB: 0 P: 3	R: 1 E: 0 K: 1 S: 6	H: 1 LOB: 1 BB: 1 P: 10	R: 0 E: 0 K: 1 S: 5	H: 0 LOB: 0 BB: 0 P: 5	R: 0 E: 0 K: 0 S: 2	H: 0 LOB: 0 BB: 0 P: 3	R: 0 E: 0 K: 0 S: 3	H: 0 LOB: 0 BB: 0 P: 3	R: 0 E: 0 K: 0 S: 3	H: 0 LOB: 0 BB: 0 P: 3	R: 0 E: 0 K: 1 S: 5	H: 0 LOB: 1 BB: 1 P: 9		1B: 1 2B: 1 3B: 0 HR: 0	SF: 0 SAC: 0 DP: 1 HBP: 1	WP: 0 PB: 0 SB: 0 CS: 1
PITCHER Steve McCatty, R (1, 1) ERA: 4.02	IP: 9.0 WLS: W BF: 31 H: 2 R: 1 ER: 1 SO: 5 BB: 3 IBB: 0 HBP: 1 BLK: 0 WP: 0 HR: 0 S: 37 P: 50 ERA: 1.00 WHIP: 0.556																			

Batter	1	2	3	4	5	6	7	8	9	AB	R	H	RBI	BB	SO	LOB	BOTTOM			
Rickey Henderson, R (1, 7) OBP: 0.422, SLG: 0.398	0-0 F8		0-0 5-3							4	0	2	1	0	0	1	Chicago White Sox @ Oakland Athletics Oakland-Alameda County Coliseum, Oakland, CA Wed Sep 24 1980, 7:05 PM PDT Att: 2,836 - Unknown - 69 F livebaseballscorecards.com			
Dwayne Murphy, L (1, 8) OBP: 0.380, SLG: 0.385	0-0 4-3		0-0 4-3							4	0	1	0	0	1	1				
Mike Heath, R (1, 10) OBP: 0.269, SLG: 0.283	0-0 5-3		4-0 HR BB							2	2	1	0	1	0	0				
Tony Armas, R (1, 9) OBP: 0.307, SLG: 0.505		0-0 SH2-3 PB 2B 1B	0-0 1-H HR							3	2	2	2	1	1	1				
Mickey Klutts, R (1, 5) OBP: 0.300, SLG: 0.363		0-0 SH2-3 1-3	0-3 K							3	0	0	0	0	2	2				
Jeff Newman, R (1, 3) OBP: 0.288, SLG: 0.384		0-0 HR 2B	0-3 K							4	1	2	2	0	1	0				
Dave McKay, S (1, 4) OBP: 0.295, SLG: 0.328		0-0 3-H 6-3								4	0	0	0	0	2	3				
Jim Essian, R (1, 2) OBP: 0.311, SLG: 0.332		0-0 2-H HR								3	1	1	2	1	0	0				
Mario Guerrero, R (1, 6) OBP: 0.272, SLG: 0.310		0-0 2B								4	1	1	0	0	1	3				
Inning Stats	R: 0 E: 0 K: 0 S: 3	H: 0 LOB: 0 BB: 0 P: 3	R: 3 E: 0 K: 0 S: 7	H: 4 LOB: 1 BB: 0 P: 7	R: 2 E: 0 K: 2 S: 8	H: 1 LOB: 0 BB: 1 P: 12	R: 0 E: 0 K: 2 S: 7	H: 0 LOB: 0 BB: 0 P: 7	R: 0 E: 0 K: 1 S: 6	H: 2 LOB: 1 BB: 0 P: 6	R: 0 E: 0 K: 1 S: 5	H: 0 LOB: 0 BB: 0 P: 5	R: 1 E: 1 K: 1 S: 6	H: 1 LOB: 0 BB: 0 P: 6	R: 1 E: 0 K: 1 S: 7	H: 2 LOB: 3 BB: 2 P: 15		1B: 5 2B: 3 3B: 0 HR: 2	SF: 0 SAC: 2 DP: 0 HBP: 0	WP: 0 PB: 1 SB: 0 CS: 2
PITCHER Steve Trout, L (1, 1) ERA: 3.57 Dewey Robinson, R (5, 1) ERA: 3.71 Guy Hoffman, L (7, 1) ERA: 3.06 Nardi Contreras, R (8, 1) ERA: 6.75	IP: 4.1 WLS: L BF: 20 H: 7 R: 5 ER: 5 SO: 4 BB: 1 IBB: 0 HBP: 0 BLK: 0 WP: 0 HR: 2 S: 27 P: 31 ERA: 10.38 WHIP: 1.846																			

Batter	1	2	3	4	5	6	7	8	9	AB	R	H	RBI	BB	SO	LOB	TOP			
Chet Lemon, R (1, 8) OBP: 0.392, SLG: 0.444	F6	E4		CI		2-6		K		4	0	1	0	1	1	4				
Mike Squires, L (1, 3) OBP: 0.345, SLG: 0.350	1-3	FC4-6		CI		2-6	4-3	1B		3	0	1	3	1	0	1				
Harold Baines, L (1, 9) OBP: 0.274, SLG: 0.397	1-3	6-3		FC6				G6-4-3		4	0	0	0	1	0	6				
Lamar Johnson, R (1, 10) OBP: 0.335, SLG: 0.415	5-3				F7					5	0	1	0	0	0	2				
Leo Sutherland, L (9, PR) OBP: 0.287, SLG: 0.295						F8				0	0	0	0	0	0	0				
Bob Molinaro, L (1, 7) OBP: 0.349, SLG: 0.405		G3		S		F8				3	0	1	0	1	0	0				
Rusty Kuntz, R (7, 7) OBP: 0.283, SLG: 0.306				1B				G5-4-3		1	0	1	0	0	0	0				
Jim Morrison, R (1, 4) OBP: 0.323, SLG: 0.409					F7					4	1	1	0	1	1	5				
Glenn Borgmann, R (1, 2) OBP: 0.277, SLG: 0.338										1	1	0	0	3	0	1				
Junior Moore, R (8, PR) OBP: 0.295, SLG: 0.331										0	1	0	0	0	0	0				
Ron Pruitt, R (8, 2) OBP: 0.370, SLG: 0.387										0	0	0	0	0	0	0				
Fran Mullins, R (1, 5) OBP: 0.298, SLG: 0.293										4	2	1	0	0	1	1				
Greg Pryor, R (1, 6) OBP: 0.266, SLG: 0.326										2	1	0	0	2	0	0				
Inning Stats	R: 0 E: 0 K: 0 S: 3	H: 0 LOB: 1 BB: 1 P: 7	R: 4 E: 2 K: 0 S: 5	H: 0 LOB: 1 BB: 3 P: 17	R: 0 E: 0 K: 0 S: 3	H: 1 LOB: 1 BB: 1 P: 7	R: 0 E: 1 K: 1 S: 7	H: 1 LOB: 2 BB: 0 P: 7	R: 0 E: 0 K: 0 S: 4	H: 0 LOB: 1 BB: 1 P: 6	R: 0 E: 0 K: 1 S: 5	H: 0 LOB: 2 BB: 2 P: 13	R: 2 E: 0 K: 1 S: 6	H: 2 LOB: 2 BB: 2 P: 14	R: 0 E: 0 K: 0 S: 3	H: 2 LOB: 1 BB: 0 P: 3	1B: 6 2B: 1 3B: 0 HR: 0	SF: 0 SAC: 0 DP: 2 HBP: 0	WP: 1 PB: 0 CS: 1	PA: 43
PITCHER	IP WLS BF H R ER SO BB IBB HBP BLK WP HR S P ERA WHIP																			
Matt Keough, R (1, 1) ERA: 2.92	1.0	4	0	0	0	0	1	0	0	0	0	0	0	3	7	0.00	1.000			
Jeff Jones, R (2, 1) ERA: 2.94	0.1	5	0	4	0	0	3	0	0	0	1	0	2	14	0.00	9.000				
Brian Kingman, R (2, 1) ERA: 3.95	5.2	L	28	4	2	2	5	1	0	0	0	0	25	49	3.18	1.588				
Dave Beard, R (8, 1) ERA: 3.65	2.0	6	3	0	0	1	0	0	0	0	0	0	8	8	0.00	1.500				

Chicago White Sox @ Oakland Athletics
Oakland-Alameda County Coliseum, Oakland, CA
Thu Sep 25 1980, 3:33 AM PDT
Att: 3,180 - Sunny - 68 F


AB 31
R 6
H 7
RBI 3
BB 10
SO 3
LOB 20



Batter	1	2	3	4	5	6	7	8	9	AB	R	H	RBI	BB	SO	LOB	BOTTOM					
Rickey Henderson, R (1, 7) OBP: 0.420, SLG: 0.396	F8		5-3		SF8		E3		FC3-6	3	0	0	1	1	0	0						
Dwayne Murphy, L (1, 8) OBP: 0.378, SLG: 0.382	K			1B	K		4-3		FC3-6	4	1	0	0	1	2	4						
Mike Heath, R (1, 10) OBP: 0.277, SLG: 0.288				2B						2	1	2	0	1	0	0						
Mitchell Page, L (6, PH) OBP: 0.318, SLG: 0.452				E						2	0	0	0	0	0	2						
Tony Armas, R (1, 9) OBP: 0.306, SLG: 0.503	K				F9		F9			4	0	1	0	0	1	4						
Mickey Klutts, R (1, 5) OBP: 0.302, SLG: 0.371										2	0	1	1	0	1	0						
Wayne Gross, L (6, PH) OBP: 0.362, SLG: 0.478				E7						1	0	0	0	1	0	1						
Jeff Newman, R (1, 3) OBP: 0.286, SLG: 0.382				CS						3	0	0	0	0	0	3						
Dave Revering, L (8, PH) OBP: 0.341, SLG: 0.494				2B						1	0	1	0	0	0	0						
Dave McKay, S (1, 4) OBP: 0.294, SLG: 0.327					F7		G5-4-3			4	1	1	0	0	0	2						
Jim Essian, R (1, 2) OBP: 0.315, SLG: 0.337										2	1	1	0	1	0	0						
Mario Guerrero, R (1, 6) OBP: 0.272, SLG: 0.309										4	0	1	0	0	0	3						
Inning Stats	R: 0 E: 0 K: 2 S: 8	H: 1 LOB: 0 BB: 0 P: 8	R: 0 E: 0 K: 1 S: 5	H: 0 LOB: 0 BB: 0 P: 5	R: 0 E: 0 K: 0 S: 3	H: 1 LOB: 0 BB: 0 P: 3	R: 2 E: 1 K: 0 S: 4	H: 2 LOB: 1 BB: 1 P: 8	R: 1 E: 1 K: 1 S: 6	H: 0 LOB: 1 BB: 1 P: 10	R: 0 E: 0 K: 0 S: 2	H: 0 LOB: 1 BB: 2 P: 10	R: 1 E: 1 K: 0 S: 5	H: 1 LOB: 1 BB: 0 P: 5	R: 0 E: 0 K: 0 S: 5	H: 2 LOB: 2 BB: 0 P: 5	R: 0 E: 0 K: 0 S: 4	H: 1 LOB: 2 BB: 1 P: 8	1B: 6 2B: 2 3B: 0 HR: 0	SF: 1 SAC: 1 DP: 1 HBP: 0	WP: 1 PB: 0 CS: 1	PA: 39
PITCHER	IP WLS BF H R ER SO BB IBB HBP BLK WP HR S P ERA WHIP																					
Ross Baumgarten, L (1, 1) ERA: 3.16	5.1	22	4	3	1	4	3	0	0	0	0	27	39	1.69	1.312							
Mike Proby, R (6, 1) ERA: 3.52	2.0	W	9	2	1	0	1	0	0	0	0	8	12	0.00	1.500							
Guy Hoffman, L (8, 1) ERA: 3.03	0.1	1	0	0	0	0	0	0	0	0	0	1	1	0.00	0.000							
Ed Farmer, R (8, 1) ERA: 3.41	1.1	S	7	2	0	0	1	0	0	0	1	6	10	0.00	2.250							

Chicago White Sox @ Oakland Athletics
Oakland-Alameda County Coliseum, Oakland, CA
Thu Sep 25 1980, 3:33 AM PDT
Att: 3,180 - Sunny - 68 F

AB 32
R 4
H 8
RBI 2
BB 5
SO 4
LOB 19



Batter	1	2	3	4	5	6	7	8	9	AB	R	H	RBI	BB	SO	LOB	TOP																					
Paul Moltzer, R OBP: 0.366, SLG: 0.419 (1, 4)	L8		F9		F9		K		FC6-4 1B IHR	5	1	1	1	0	1	2																						
Robin Yount, R OBP: 0.324, SLG: 0.531 (1, 6)	5-3		F7				K		IHR	5	2	2	1	0	1	2																						
Cecil Cooper, L OBP: 0.394, SLG: 0.549 (1, 3)	4-3			4-3 1B					IHR	5	4	4	1	0	0	0																						
Ben Oglivie, L OBP: 0.358, SLG: 0.552 (1, 7)		6-3		4-3 2B			K		IHR	5	1	1	4	0	2	2																						
Gorman Thomas, R OBP: 0.307, SLG: 0.478 (1, 8)		K		F7			K		IHR	4	1	1	1	1	1	2																						
Vic Harris, S OBP: 0.300, SLG: 0.319 (1, 9)	4-3			1B			F8		K	5	0	1	1	0	1	2																						
John Poff, L OBP: 0.271, SLG: 0.333 (1, 10)			L3				3-1		IHR	5	0	3	1	0	0	0																						
Jim Gantner, L OBP: 0.331, SLG: 0.379 (1, 5)				K					IHR	5	1	2	0	0	1	4																						
Ned Yost, R OBP: 0.174, SLG: 0.174 (1, 2)				2B			3-1		IHR	2	0	0	0	0	1	1																						
Charlie Moore, R OBP: 0.333, SLG: 0.338 (7, PH)				K					IHR	3	0	2	0	0	0	2																						
Buck Martinez, R OBP: 0.265, SLG: 0.309 (9, 2)									G3	0	0	0	0	0	0	0																						
Inning Stats	R: 0 E: 0 K: 0 S: 3	H: 0 LOB: 0 BB: 0 P: 3	R: 0 E: 0 K: 1 S: 5	H: 0 LOB: 0 BB: 0 P: 5	R: 1 E: 0 K: 1 S: 7	H: 2 LOB: 1 BB: 0 P: 7	R: 1 E: 0 K: 1 S: 8	H: 3 LOB: 2 BB: 0 P: 8	R: 2 E: 0 K: 1 S: 7	H: 2 LOB: 0 BB: 0 P: 7	R: 0 E: 0 K: 2 S: 5	H: 0 LOB: 0 BB: 0 P: 5	R: 0 E: 0 K: 2 S: 8	H: 1 LOB: 1 BB: 0 P: 8	R: 1 E: 0 K: 1 S: 7	H: 2 LOB: 2 BB: 1 P: 11	R: 5 E: 0 K: 1 S: 12	H: 7 LOB: 2 BB: 0 P: 12	1B: 10 2B: 3 3B: 0 HR: 4	SF: 0 SAC: 0 DP: 0 HBP: 0	WP: 1 PA: 45 CS: 0																	
PITCHER	IP	WLS	BF	H	R	ER	SO	BB	IBB	HBP	BLK	WP	HR	S	P	ERA	WHIP	PITCHER				IP	WLS	BF	H	R	ER	SO	BB	IBB	HBP	BLK	WP	HR	S	P	ERA	WHIP
Mike Norris, R ERA: 2.52 (1, 1)	9.0	L	45	17	10	10	9	1	0	0	0	1	3	62	66	10.00	2.000					9.0	L	45	17	10	10	9	1	0	0	0	1	3	62	66	10.00	2.000

Milwaukee Brewers @ Oakland Athletics
Oakland-Alameda County Coliseum, Oakland, CA

AB 44
R 10
H 17
RBI 10
BB 1
SO 9
LOB 16



Fri Sep 26 1980, 7:05 PM PDT
Att: 5,099 - Unknown

Batter	1	2	3	4	5	6	7	8	9	AB	R	H	RBI	BB	SO	LOB	BOTTOM																					
Rickey Henderson, R OBP: 0.423, SLG: 0.398 (1, 7)	1B SF9	5-3		E S 1B BB	CS			CS BB		4	2	3	0	1	0	1																						
Dwanye Murphy, L OBP: 0.380, SLG: 0.382 (1, 8)	SF9 1B		G3	E6 1B	CS	L8 CS BB		CS BB		3	2	1	1	2	0	1																						
Mike Heath, R OBP: 0.279, SLG: 0.290 (1, 10)	SF9 1B		F4	BLK HR 1B		6-3		3-1		5	1	2	2	0	0	3																						
Tony Armas, R OBP: 0.307, SLG: 0.503 (1, 9)	SF9		2B	K		L8		1B		3	0	1	1	1	1	2																						
Mickey Klutts, R OBP: 0.305, SLG: 0.397 (1, 5)	SF7		2B	HR		CS	F8	F7		4	1	2	3	0	0	1																						
Jeff Newman, R OBP: 0.288, SLG: 0.381 (1, 3)	F4		2B	HR		CS	F7	F7		3	0	1	0	1	0	1																						
Dave Revering, L OBP: 0.343, SLG: 0.496 (9, PH)	F4		IBB	FC6-4 1B		5-3		1B		1	0	1	0	0	0	0																						
Jim Essian, R OBP: 0.311, SLG: 0.332 (1, 2)		6-3		F4	FC6-4 1B		5-3			4	0	0	0	0	0	4																						
Wayne Gross, L OBP: 0.361, SLG: 0.476 (9, PH)								K		1	0	0	0	0	1	2																						
Mario Guerrero, R OBP: 0.274, SLG: 0.310 (1, 6)								F8	F7	5	1	2	0	0	0	2																						
Dave McKay, S OBP: 0.292, SLG: 0.325 (1, 4)		SH5-3 1B		S SH2-3 E 1B				4-3		2	0	0	0	0	0	0																						
Inning Stats	R: 2 E: 0 K: 0 S: 6	H: 3 LOB: 1 BB: 0 P: 6	R: 0 E: 0 K: 0 S: 4	H: 1 LOB: 1 BB: 0 P: 4	R: 0 E: 0 K: 0 S: 5	H: 2 LOB: 3 BB: 1 P: 9	R: 0 E: 0 K: 1 S: 10	H: 4 LOB: 1 BB: 1 P: 14	R: 0 E: 0 K: 0 S: 3	H: 1 LOB: 0 BB: 0 P: 3	R: 0 E: 0 K: 0 S: 2	H: 0 LOB: 0 BB: 1 P: 6	R: 0 E: 0 K: 0 S: 3	H: 0 LOB: 0 BB: 0 P: 3	R: 0 E: 0 K: 0 S: 4	H: 1 LOB: 2 BB: 1 P: 8	R: 0 E: 0 K: 1 S: 6	H: 1 LOB: 2 BB: 1 P: 10	1B: 11 2B: 1 3B: 0 HR: 1	SF: 2 SAC: 2 DP: 0 HBP: 0	WP: 0 PA: 46 CS: 4																	
PITCHER	IP	WLS	BF	H	R	ER	SO	BB	IBB	HBP	BLK	WP	HR	S	P	ERA	WHIP	PITCHER				IP	WLS	BF	H	R	ER	SO	BB	IBB	HBP	BLK	WP	HR	S	P	ERA	WHIP
Dave LaPoint, L ERA: 4.3 (1, 1)	3.2		24	10	7	4	1	1	0	0	0	0	1	24	32	9.82	3.000					3.2		24	10	7	4	1	1	0	0	0	1	24	32	9.82	3.000	
Reggie Cleveland, R ERA: 3.93 (4, 1)	4.2	W	18	3	0	0	0	3	0	0	0	0	0	15	27	0.00	1.286					4.2	W	18	3	0	0	0	3	0	0	0	0	15	27	0.00	1.286	
Bob McClure, L ERA: 3.25 (9, 1)	0.2	S	2	0	0	0	1	0	0	0	0	0	0	4	4	0.00	0.000					0.2	S	2	0	0	0	1	0	0	0	0	4	4	0.00	0.000		

Milwaukee Brewers @ Oakland Athletics
Oakland-Alameda County Coliseum, Oakland, CA

AB 35
R 7
H 13
RBI 7
BB 5
SO 2
LOB 17



Fri Sep 26 1980, 7:05 PM PDT
Att: 5,099 - Unknown

Batter	1	2	3	4	5	6	7	8	9	AB	R	H	RBI	BB	SO	LOB	TOP					
Paul Moltzer, R OBP: 0.366, SLG: 0.421 (1,4)										5	2	2	0	0	0	2						
Robin Yount, R OBP: 0.323, SLG: 0.528 (1,6)										5	0	1	0	0	0	3						
Cecil Cooper, L OBP: 0.395, SLG: 0.549 (1,3)										3	0	2	3	0	0	0						
Ben Oglivie, L OBP: 0.359, SLG: 0.553 (1,7)										3	0	1	0	1	0	1						
Gorman Thomas, R OBP: 0.306, SLG: 0.480 (1,8)										4	0	1	0	0	0	4						
Vic Harris, S OBP: 0.298, SLG: 0.306 (1,9)										3	0	0	0	1	0	1						
John Poff, L OBP: 0.269, SLG: 0.385 (1,10)										4	1	1	1	0	0	2						
Jim Gantner, L OBP: 0.330, SLG: 0.378 (1,5)										4	0	1	0	0	1	0						
Buck Martinez, R OBP: 0.263, SLG: 0.306 (1,2)										2	0	0	0	0	0	0						
Charlie Moore, R OBP: 0.334, SLG: 0.342 (7, PH)										2	1	1	0	0	0	1						
Inning Stats	R: 1 E: 0 K: 0 S: 5	H: 2 LOB: 1 BB: 0 P: 5	R: 1 E: 0 K: 1 S: 6	H: 1 LOB: 0 BB: 0 P: 6	R: 0 E: 0 K: 0 S: 3	H: 0 LOB: 0 BB: 0 P: 3	R: 0 E: 0 K: 0 S: 4	H: 1 LOB: 1 BB: 0 P: 4	R: 1 E: 0 K: 0 S: 6	H: 3 LOB: 3 BB: 1 P: 10	R: 0 E: 0 K: 0 S: 3	H: 0 LOB: 0 BB: 0 P: 3	R: 1 E: 0 K: 0 S: 5	H: 2 LOB: 1 BB: 0 P: 5	R: 0 E: 0 K: 0 S: 2	H: 0 LOB: 0 BB: 1 P: 6	R: 0 E: 0 K: 0 S: 4	H: 1 LOB: 1 BB: 0 P: 4	1B: 5 2B: 3 3B: 1 HR: 1	SF: 1 SAC: 0 DP: 1 HBP: 0	WP: 0 PB: 0 SB: 0 CS: 0	PA: 38
PITCHER Rick Langford, R ERA: 3.08 (1,1)	IP: 9.0 WLS: W BF: 38 H: 10 R: 4 ER: 4 SO: 1	BB: 2 IBB: 0 HBP: 0 BLK: 0	WP: 0 HR: 1 S: 38 P: 46	ERA: 4.00 WHIP: 1.333	PITCHER	IP: 9.0 WLS: W BF: 38 H: 10 R: 4 ER: 4 SO: 1	BB: 2 IBB: 0 HBP: 0 BLK: 0	WP: 0 HR: 1 S: 38 P: 46	ERA: 4.00 WHIP: 1.333													

Milwaukee Brewers @ Oakland Athletics
Oakland-Alameda County Coliseum, Oakland, CA
Sat Sep 27 1980, 3:33 AM PDT
Att. 4,581 - Unknown - 62 F

AB 35
R 4
H 10
RBI 4
BB 2
SO 1
LOB 14



Batter	1	2	3	4	5	6	7	8	9	AB	R	H	RBI	BB	SO	LOB	BOTTOM			
Rickey Henderson, R OBP: 0.426, SLG: 0.401 (1,7)										4	1	3	1	1	0	0				
Dwayne Murphy, L OBP: 0.380, SLG: 0.385 (1,8)										4	0	1	2	1	0	4				
Mitchell Page, L OBP: 0.312, SLG: 0.447 (1,10)										4	0	0	0	0	1	3				
Dave Revering, L OBP: 0.344, SLG: 0.496 (1,3)										4	1	2	0	0	1	0				
Tony Armas, R OBP: 0.307, SLG: 0.501 (1,9)										4	1	1	0	0	0	1				
Wayne Gross, L OBP: 0.358, SLG: 0.472 (1,5)										3	0	0	0	0	0	2				
Mickey Klutts, R OBP: 0.303, SLG: 0.394 (8,5)										1	0	0	0	0	1	0				
Jeff Newman, R OBP: 0.270, SLG: 0.381 (1,2)										3	1	1	0	0	1	2				
Dave McKay, S OBP: 0.295, SLG: 0.331 (1,4)										4	1	2	2	0	0	1				
Rob Picciolo, R OBP: 0.238, SLG: 0.329 (1,6)										4	2	2	2	0	0	2				
Inning Stats	R: 0 E: 0 K: 1 S: 5	H: 0 LOB: 0 BB: 0 P: 5	R: 0 E: 0 K: 0 S: 3	H: 0 LOB: 0 BB: 0 P: 3	R: 2 E: 1 K: 1 S: 8	H: 2 LOB: 1 BB: 0 P: 8	R: 0 E: 0 K: 0 S: 3	H: 1 LOB: 0 BB: 0 P: 3	R: 0 E: 0 K: 0 S: 5	H: 3 LOB: 2 BB: 1 P: 9	R: 4 E: 0 K: 0 S: 8	H: 5 LOB: 1 BB: 0 P: 8	R: 0 E: 0 K: 1 S: 5	H: 0 LOB: 0 BB: 0 P: 5	R: 0 E: 1 K: 1 S: 6	H: 1 LOB: 3 BB: 1 P: 11	1B: 9 2B: 1 3B: 1 HR: 1	SF: 0 SAC: 0 DP: 2 HBP: 1	WP: 0 PB: 0 SB: 4 CS: 0	PA: 38
PITCHER Moose Haas, R ERA: 3.12 (1,1)	IP: 5.2 WLS: L BF: 28 H: 11 R: 7 ER: 5 SO: 2	BB: 0 IBB: 1 HBP: 0 BLK: 0	WP: 0 HR: 1 S: 31 P: 35	ERA: 7.94 WHIP: 1.941	PITCHER	IP: 2.1 WLS: L BF: 10 H: 1 R: 0 ER: 0 SO: 2	BB: 0 IBB: 1 HBP: 1 BLK: 0	WP: 0 HR: 0 S: 12 P: 17	ERA: 0.00 WHIP: 0.429											

Milwaukee Brewers @ Oakland Athletics
Oakland-Alameda County Coliseum, Oakland, CA
Sat Sep 27 1980, 3:33 AM PDT
Att. 4,581 - Unknown - 62 F

AB 35
R 7
H 12
RBI 7
BB 2
SO 4
LOB 15



Batter	1	2	3	4	5	6	7	8	9	AB	R	H	RBI	BB	SO	LOB	TOP		
Paul Moltzer, R OBP: 0.365, SLG: 0.420	F9		SF7 1B		F8		F9			4	1	1	0	0	0	0	Milwaukee Brewers @ Oakland Athletics Oakland-Alameda County Coliseum, Oakland, CA Sun Sep 28 1980, 3:33 AM PDT Att: 10,662 - Unknown - 69 F		
Robin Yount, R OBP: 0.323, SLG: 0.526	6-3 1B		E5 SF7 1-3		F4			K		4	0	1	0	0	1	1			
Cecil Cooper, L OBP: 0.394, SLG: 0.548	6-3 1-2 BB		SF7 2-3 3-H 4-0		K			F8		2	0	0	1	1	1	0			
Ben Oglivie, L OBP: 0.360, SLG: 0.551	6-3 1-2 2-3				F9					2	0	0	0	2	0	2			
Gorman Thomas, R OBP: 0.304, SLG: 0.477	K		F7		1-3					4	0	0	0	0	2	5			
Dick Davis, R OBP: 0.300, SLG: 0.391		1-3		5-3		5-3			F8	4	0	0	0	0	0	0			
John Poff, L OBP: 0.286, SLG: 0.429		K					E8 3B		F7	4	1	2	0	0	1	0			
Jim Gantner, L OBP: 0.329, SLG: 0.377			F5 CS 1B		G3				F8	4	0	1	0	0	0	1			
Charlie Moore, R OBP: 0.331, SLG: 0.339		CS 1-2	5-3	1-3		5-3				3	0	0	0	0	0	1			
Inning Stats	R: 0 E: 0 K: 1 S: 6	H: 1 LOB: 2 BB: 1 P: 10	R: 0 E: 0 K: 1 S: 5	H: 1 LOB: 0 BB: 0 P: 5	R: 1 E: 1 K: 0 S: 5	H: 1 LOB: 2 BB: 1 P: 9	R: 0 E: 0 K: 0 S: 4	H: 1 LOB: 1 BB: 0 P: 4	R: 0 E: 0 K: 0 S: 3	H: 0 LOB: 0 BB: 0 P: 3	R: 1 E: 1 K: 0 S: 4	H: 1 LOB: 0 BB: 0 P: 4	R: 0 E: 0 K: 2 S: 7	H: 0 LOB: 1 BB: 1 P: 11	R: 0 E: 0 K: 0 S: 3	H: 0 LOB: 0 BB: 0 P: 3	1B: 4 2B: 0 3B: 1 HR: 0	SF: 1 SAC: 0 DP: 0 HBP: 0	WP: 0 PA: 36 PB: 0 SB: 1 CS: 1
PITCHER Steve McCatty, R ERA: 3.86	IP: 9.0 WLS: W BF: 35	H: 5 R: 2 ER: 0 SO: 5	BB: 3 IBB: 0 HBP: 0 BLK: 0	WP: 0 HR: 0 S: 42 P: 54	ERA: 0.00 WHIP: 0.889														

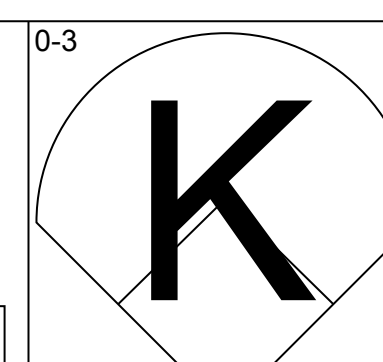
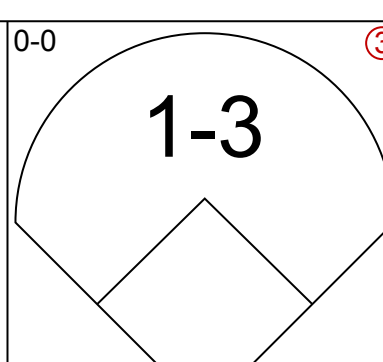
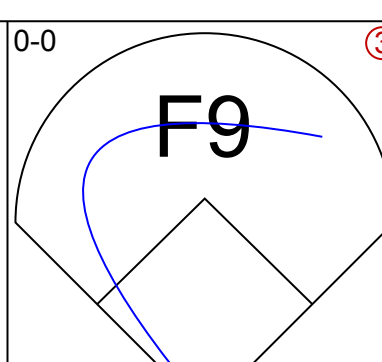
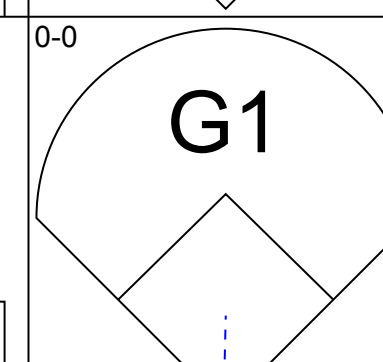
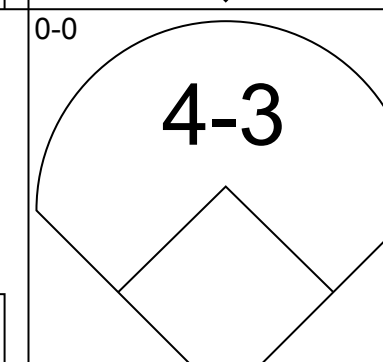
Batter	1	2	3	4	5	6	7	8	9	AB	R	H	RBI	BB	SO	LOB	BOTTOM		
Rickey Henderson, R OBP: 0.424, SLG: 0.398	6-3		1-2 BB		5-3	F9			E6 1B	4	0	0	0	1	0	3	Milwaukee Brewers @ Oakland Athletics Oakland-Alameda County Coliseum, Oakland, CA Sun Sep 28 1980, 3:33 AM PDT Att: 10,662 - Unknown - 69 F		
Dwayne Murphy, L OBP: 0.385, SLG: 0.388	6-4-3 1B		CS 2-3	G5-4-3 E HBP		BB BB				3	0	3	1	1	0	0			
Mike Heath, R OBP: 0.278, SLG: 0.287	G6-4-3 1-2			E4 G5-4-3		BB BB				3	0	0	0	1	1	3			
Tony Armas, R OBP: 0.305, SLG: 0.498		6-3		G5-4-3 1-2 2-3		F7				4	0	0	0	0	1	5			
Mickey Klutts, R OBP: 0.302, SLG: 0.391		F9		F9			HR 1B		F8	4	1	1	0	0	0	2			
Jeff Newman, R OBP: 0.272, SLG: 0.389					5-3					4	1	2	2	0	0	0			
Mike Edwards, R OBP: 0.250, SLG: 0.237		4-3					HR 1B		E SH1-4 1B	0	1	0	0	0	0	0			
Jim Essian, R OBP: 0.311, SLG: 0.332			CS BB 1B		F7				SH1-4 1-2	3	0	1	0	0	0	0			
Dave McKay, S OBP: 0.291, SLG: 0.326				F8		F7			F7	4	0	0	0	0	1	3			
Rob Picciolo, R OBP: 0.235, SLG: 0.325										3	0	0	0	0	0	1			
Dave Revering, L OBP: 0.346, SLG: 0.496			F8			5-3			1B E IBB	0	0	0	0	1	0	0			
Inning Stats	R: 0 E: 0 K: 0 S: 3	H: 1 LOB: 0 BB: 0 P: 3	R: 0 E: 0 K: 0 S: 3	H: 0 LOB: 0 BB: 0 P: 3	R: 0 E: 1 K: 0 S: 3	H: 0 LOB: 1 BB: 0 P: 7	R: 0 E: 1 K: 0 S: 3	H: 0 LOB: 1 BB: 0 P: 4	R: 0 E: 0 K: 0 S: 3	H: 0 LOB: 0 BB: 0 P: 3	R: 2 E: 1 K: 1 S: 8	H: 2 LOB: 1 BB: 0 P: 8	R: 0 E: 0 K: 2 S: 8	H: 1 LOB: 1 BB: 0 P: 8	R: 1 E: 1 K: 0 S: 5	H: 2 LOB: 3 BB: 1 P: 9	1B: 6 2B: 0 3B: 0 HR: 1	SF: 0 SAC: 1 DP: 2 HBP: 1	WP: 0 PA: 39 PB: 0 SB: 0 CS: 1
PITCHER Mike Caldwell, L ERA: 4.04 Reggie Cleveland, R ERA: 3.86	IP: 7.0 WLS: L BF: 9	H: 2 R: 1 ER: 0 SO: 2	BB: 3 IBB: 0 HBP: 0 BLK: 0	WP: 0 HR: 0 S: 12 P: 16	ERA: 0.00 WHIP: 1.200														

AB	31
R	2
H	5
RBI	1
BB	3
SO	5
LOB	10



AB	32
R	3
H	7
RBI	3
BB	4
SO	3
LOB	17

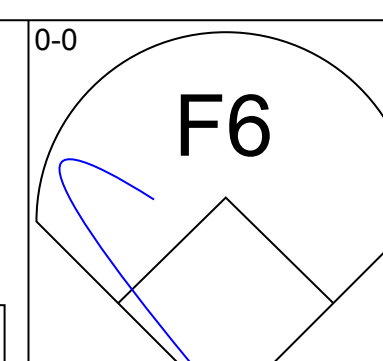
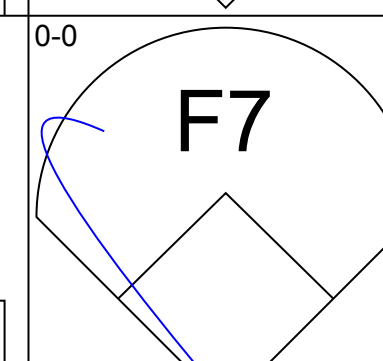


Batter	1	2	3	4	5	6	7	8	9	AB	R	H	RBI	BB	SO	LOB	TOP								
Rickey Henderson, R OBP: 0.423, SLG: 0.396 (1, 7)										5	1	1	0	0	1	1									
Dwayne Murphy, L OBP: 0.385, SLG: 0.387 (1, 8)										2	1	0	0	2	0	0									
Mike Heath, R OBP: 0.278, SLG: 0.293 (1, 10)										4	1	1	2	0	1	0									
Tony Armas, R OBP: 0.306, SLG: 0.498 (1, 9)										4	2	2	0	0	1	1									
Mickey Klutts, R OBP: 0.311, SLG: 0.404 (1, 5)										4	0	3	1	0	0	1									
Jeff Newman, R OBP: 0.272, SLG: 0.386 (1, 3)										3	0	0	1	1	0	2									
Jim Essian, R OBP: 0.310, SLG: 0.331 (1, 2)										4	0	1	1	0	0	0									
Dave McKay, S OBP: 0.287, SLG: 0.321 (1, 4)										4	0	0	0	0	0	2									
Rob Picciolo, R OBP: 0.236, SLG: 0.324 (1, 6)										4	0	1	0	0	2	0									
Inning Stats	R: 0 E: 0 K: 1 S: 5	H: 0 LOB: 0 BB: 0 P: 5	R: 1 E: 0 K: 0 S: 4	H: 2 LOB: 0 BB: 0 P: 4	R: 0 E: 0 K: 1 S: 5	H: 0 LOB: 0 BB: 0 P: 5	R: 1 E: 0 K: 1 S: 7	H: 2 LOB: 1 BB: 0 P: 7	R: 0 E: 0 K: 1 S: 5	H: 0 LOB: 0 BB: 0 P: 5	R: 3 E: 0 K: 1 S: 8	H: 3 LOB: 2 BB: 2 P: 16	R: 0 E: 0 K: 0 S: 2	H: 0 LOB: 0 BB: 1 P: 6	R: 0 E: 0 K: 0 S: 4	H: 1 LOB: 1 BB: 0 P: 4	R: 0 E: 0 K: 0 S: 4	H: 1 LOB: 1 BB: 0 P: 4	1B: 7 2B: 1 3B: 1 HR: 0	SF: 0 SAC: 0 DP: 0 HBP: 0	WP: 0 PB: 0 SB: 1 CS: 1	PA: 38			
PITCHER	IP	WLS	BF	H	R	ER	SO	BB	IBB	HBP	BLK	WP	HR	S	P	ERA	WHIP								
Steve Trout, L ERA: 3.71 (1, 1)	5.0	L	21	6	5	5	4	1	0	0	0	0	0	28	32	9.00	1.400								
Dewey Robinson, R ERA: 3.09 (6, 1)	4.0		16	3	0	0	1	2	0	0	0	0	0	16	24	0.00	1.250								

Oakland Athletics @ Chicago White Sox
Comiskey Park, Chicago, IL
Tue Sep 30 1980, 8:05 PM EDT
Att: 18,903 - Unknown - 72 F

AB	34
R	5
H	9
RBI	5
BB	3
SO	5
LOB	7



Batter	1	2	3	4	5	6	7	8	9	AB	R	H	RBI	BB	SO	LOB	BOTTOM								
Chet Lemon, R OBP: 0.391, SLG: 0.446 (1, 8)										4	0	1	0	0	0	2									
Mike Squires, L OBP: 0.342, SLG: 0.344 (1, 3)										4	0	0	0	0	0	2									
Harold Baines, L OBP: 0.279, SLG: 0.403 (1, 9)										2	1	2	0	1	0	0									
Lamar Johnson, R OBP: 0.333, SLG: 0.411 (1, 10)										4	0	1	1	0	1	2									
Bob Molinaro, L OBP: 0.271, SLG: 0.405 Wayne Nordhagen, R (8, PH) OBP: 0.288, SLG: 0.458 (8, 7)										3	0	1	0	0	0	1									
Jim Morrison, R OBP: 0.325, SLG: 0.415 (1, 4)										4	0	1	0	0	1	4									
Mary Foley, L OBP: 0.271, SLG: 0.349 Greg Pryor, R (9, PH) OBP: 0.265, SLG: 0.325 (9, 7)										3	0	1	0	0	0	1									
Fran Mullins, R OBP: 0.290, SLG: 0.245 (1, 5)										4	0	1	0	0	0	1									
Todd Cruz, R OBP: 0.272, SLG: 0.311 (1, 6)										3	0	0	0	0	3	1									
Inning Stats	R: 0 E: 0 K: 1 S: 6	H: 1 LOB: 1 BB: 0 P: 6	R: 0 E: 0 K: 0 S: 3	H: 1 LOB: 0 BB: 0 P: 3	R: 0 E: 0 K: 1 S: 6	H: 1 LOB: 1 BB: 0 P: 6	R: 1 E: 0 K: 0 S: 5	H: 2 LOB: 1 BB: 0 P: 5	R: 0 E: 0 K: 0 S: 4	H: 1 LOB: 1 BB: 0 P: 4	R: 0 E: 0 K: 1 S: 5	H: 0 LOB: 1 BB: 1 P: 9	R: 0 E: 0 K: 1 S: 6	H: 1 LOB: 1 BB: 0 P: 6	R: 0 E: 0 K: 0 S: 4	H: 1 LOB: 2 BB: 0 P: 5	R: 0 E: 0 K: 1 S: 5	H: 0 LOB: 0 BB: 0 P: 5	1B: 6 2B: 2 3B: 1 HR: 0	SF: 0 SAC: 1 DP: 1 HBP: 1	WP: 1 PB: 0 SB: 0 CS: 0	PA: 36			
PITCHER	IP	WLS	BF	H	R	ER	SO	BB	IBB	HBP	BLK	WP	HR	S	P	ERA	WHIP								
Brian Kingman, R ERA: 3.85 (1, 1)	7.1	W	31	8	1	1	4	1	0	0	0	0	0	7	7	0.00	0.000								
Bob Lacey, L ERA: 3.31 (8, 1)	1.2	S	5	0	0	0	1	0	0	0	0	0	0	7	7	0.00	0.000								

Oakland Athletics @ Chicago White Sox
Comiskey Park, Chicago, IL
Tue Sep 30 1980, 8:05 PM EDT
Att: 18,903 - Unknown - 72 F


AB	33
R	1
H	8
RBI	1
BB	1
SO	5
LOB	16



Batter	1	2	3	4	5	6	7	8	9	AB	R	H	RBI	BB	SO	LOB	TOP								
Rickey Henderson, R OBP: 0.423, SLG: 0.397 Orlando Gonzalez, L OBP: 0.333, SLG: 0.246	0-0 4-3		0-0 E3 S 3B 1B		0-0 3-1		0-0 1B 1B	0-0 E 2-3 3-H 1B		2	1	1	0	0	0	0									
Dwayne Murphy, L OBP: 0.386, SLG: 0.386	0-0 G3		4-0 2-3 3B BB		0-0 G3		0-0 1-2 1B BB	0-0 F5		4	1	1	0	1	0	2									
Mike Heath, R OBP: 0.280, SLG: 0.299	0-0 5-3		0-0 1B 3B		0-0 F4		4-0 1-2 BB FC6-4	0-0 L4		4	1	1	2	1	0	2									
Tony Armas, R OBP: 0.308, SLG: 0.502		0-0 2B 1B	0-0 6-3 1B		0-0 SF8 3B		0-0 1-2 FC6-4 BB	0-0 E6 1-3 3-H		5	2	3	1	0	0	3									
Mickey Klutts, R OBP: 0.318, SLG: 0.412		0-0 SH3 1-H SF7 2B	0-0 6-3 1-2		4-0 BB			0-0 K BB 1B		4	2	2	1	1	1	3									
Jeff Newman, R OBP: 0.272, SLG: 0.385		0-0 SH3 2-3	0-0 F7		0-0 SF8			4-0 2B 1-2 1B BB	0-3 K	2	1	0	1	1	1	1									
Jim Essian, R OBP: 0.308, SLG: 0.333		0-0 SF7 3-H		0-0 F8		0-0 F7		0-0 1-3 2-H 1B 2B	0-0 6-3	4	1	1	2	0	0	1									
Mario Guerrero, R OBP: 0.273, SLG: 0.307		0-0 5-3		0-0 1-3		0-0 F9		4-0 1B 1B IBB	0-0 F9	4	1	0	0	1	0	1									
Dave McKay, S OBP: 0.286, SLG: 0.320			0-0 4-3	0-0 6-3			0-3 K2-3	0-0 1-3 2-H 3-H 1B E 1B		4	1	1	2	0	1	0									
Inning Stats	R: 0 E: 0 K: 0 S: 3	H: 0 LOB: 0 BB: 0 P: 3	R: 2 E: 0 K: 0 S: 5	H: 2 LOB: 0 BB: 0 P: 5	R: 3 E: 1 K: 0 S: 6	H: 3 LOB: 1 BB: 1 P: 10	R: 0 E: 0 K: 0 S: 3	H: 0 LOB: 0 BB: 0 P: 3	R: 0 E: 0 K: 0 S: 4	H: 2 LOB: 2 BB: 1 P: 10	R: 1 E: 0 K: 1 S: 4	H: 1 LOB: 1 BB: 1 P: 8	R: 0 E: 0 K: 1 S: 6	H: 2 LOB: 2 BB: 1 P: 10	R: 5 E: 1 K: 1 S: 10	H: 4 LOB: 2 BB: 2 P: 18	R: 0 E: 0 K: 1 S: 5	H: 0 LOB: 0 BB: 0 P: 5	1B: 8 2B: 2 3B: 2 HR: 0	SF: 2 SAC: 1 DP: 0 HBP: 0	WP: 0 PB: 0 SB: 1 CS: 0	PA: 44			
PITCHER	IP	WLS	BF	H	R	ER	SO	BB	IBB	HBP	BLK	WP	HR	S	P	ERA	WHIP								
Ross Baumgarten, L ERA: 3.44	2.1	L	13	5	5	5	0	1	0	0	0	0	0	12	16	19.29	2.571								
Mike Proly, R ERA: 3.15	3.2		13	1	1	1	0	1	0	0	0	0	0	12	16	2.46	0.545								
Rich Wortham, L ERA: 5.97	1.1		12	6	5	4	1	2	1	0	0	0	0	11	23	27.00	6.000								
Nardi Contreras, R ERA: 5.93	1.2		6	0	0	0	2	0	0	0	0	0	0	10	10	0.00	0.000								

Oakland Athletics @ Chicago White Sox
Comiskey Park, Chicago, IL
Wed Oct 01 1980, 4:33 AM EDT
Att: 2,258 - Sunny - 76 F


AB 36
R 11
H 12
RBI 10
BB 5
SO 3
LOB 13



Batter	1	2	3	4	5	6	7	8	9	AB	R	H	RBI	BB	SO	LOB	BOTTOM								
Chet Lemon, R OBP: 0.390, SLG: 0.444 Rusty Kuntz, R OBP: 0.283, SLG: 0.304	0-0 1B		0-3 K		0-0 4-3		0-0 FC5-4 1-2		0-0 6-3 2-3	4	0	1	0	0	1	3									
Mike Squires, L OBP: 0.343, SLG: 0.344	0-3 K		0-0 G3		0-0 S 3B 1B			0-0 WP E 1B	0-0 F7	5	2	2	0	0	1	2									
Harold Baines, L OBP: 0.279, SLG: 0.405	0-3 K			0-0 4-3		0-0 1-H SF8 3B		0-0 F9 1-2		4	1	1	1	0	1	2									
Lamar Johnson, R OBP: 0.332, SLG: 0.410	0-0 3-1			0-0 F7		0-0 SF8		0-0 E9 WP 1B 1B		3	0	1	1	0	0	1									
Wayne Nordhagen, R OBP: 0.290, SLG: 0.458		0-0 FC1-4 1B		0-0 F7		0-0 1-3		0-0 WP 1B		4	0	2	0	0	0	0									
Jim Morrison, R OBP: 0.324, SLG: 0.414		0-0 FC1-4 1-2			0-0 FC6-4 S 1B		0-0 F9	0-0 F9 1-2 2-3		4	0	1	0	0	0	3									
Mary Foley, L OBP: 0.287, SLG: 0.344 Glenn Borgmann, R OBP: 0.337, SLG: 0.329		0-3 K			0-3 K		0-0 G3	0-3 K		2	0	0	0	0	2	2									
Fran Mullins, R OBP: 0.288, SLG: 0.232		0-3 K			4-0 FC6-4 BB		0-0 F7		0-0 6-3	3	0	0	0	1	1	1									
Todd Cruz, R OBP: 0.275, SLG: 0.315			0-0 F8		0-0 FC6-4 1-2 2-3		4-0 FC5-4 BB		0-0 WP 2B	3	0	1	0	1	0	2									
Inning Stats	R: 0 E: 0 K: 2 S: 8	H: 1 LOB: 1 BB: 0 P: 8	R: 0 E: 0 K: 2 S: 8	H: 1 LOB: 1 BB: 0 P: 8	R: 0 E: 0 K: 1 S: 5	H: 0 LOB: 0 BB: 0 P: 5	R: 0 E: 0 K: 0 S: 3	H: 0 LOB: 0 BB: 0 P: 3	R: 0 E: 0 K: 0 S: 5	H: 2 LOB: 2 BB: 0 P: 5	R: 0 E: 0 K: 0 S: 3	H: 0 LOB: 1 BB: 1 P: 7	R: 1 E: 1 K: 1 S: 8	H: 3 LOB: 2 BB: 0 P: 8	R: 0 E: 0 K: 0 S: 4	H: 1 LOB: 1 BB: 0 P: 4	1B: 7 2B: 1 3B: 1 HR: 0	SF: 1 SAC: 0 DP: 0 HBP: 0	WP: 3 PB: 0 SB: 2 CS: 0	PA: 38					
PITCHER	IP	WLS	BF	H	R	ER	SO	BB	IBB	HBP	BLK	WP	HR	S	P	ERA	WHIP								
Mike Norris, R ERA: 2.53	9.0	W	38	9	3	3	7	2	0	0	0	3	0	50	58	3.00	1.222								

Oakland Athletics @ Chicago White Sox
Comiskey Park, Chicago, IL
Wed Oct 01 1980, 4:33 AM EDT
Att: 2,258 - Sunny - 76 F

AB 35
R 3
H 9
RBI 2
BB 2
SO 7
LOB 19



Batter	1	2	3	4	5	6	7	8	9	AB	R	H	RBI	BB	SO	LOB	TOP		
Rickey Henderson, R OBP: 0.423, SLG: 0.402	F9		1B		HR	F9			F9	5	1	2	3	0	0	2			
Dwayne Murphy, L OBP: 0.386, SLG: 0.387	K		1B		HR				F9	4	0	2	0	0	1	0			
Mitchell Page, L OBP: 0.310, SLG: 0.443	G3		G4-6-3		SH3-4				K	3	0	0	0	0	1	3			
Tony Armas, R OBP: 0.308, SLG: 0.500		F9		WP	2-3				K	4	1	1	0	0	1	1			
Dave Revering, L OBP: 0.342, SLG: 0.491	F7			F7					F4	4	0	0	0	0	1	2			
Wayne Gross, L OBP: 0.355, SLG: 0.467	F6			F8		L6			3-1	4	0	0	0	0	0	1			
Jeff Newman, R OBP: 0.274, SLG: 0.386			6-3						F4	4	0	2	1	0	0	0			
Dave McKay, S OBP: 0.286, SLG: 0.319			1B	1-3					K	4	1	1	0	0	1	2			
Rob Picciolo, R OBP: 0.243, SLG: 0.328			1B						1-3	3	1	2	0	1	0	0			
Inning Stats	R: 0 E: 0 K: 1 S: 5	H: 0 LOB: 0 BB: 0 P: 5	R: 0 E: 0 K: 0 S: 3	H: 0 LOB: 0 BB: 0 P: 3	R: 1 E: 0 K: 0 S: 6	H: 4 LOB: 2 BB: 0 P: 6	R: 1 E: 0 K: 0 S: 5	H: 2 LOB: 1 BB: 0 P: 5	R: 2 E: 0 K: 1 S: 7	H: 2 LOB: 2 BB: 1 P: 11	R: 0 E: 0 K: 2 S: 7	H: 0 LOB: 0 BB: 0 P: 7	R: 0 E: 0 K: 0 S: 3	H: 0 LOB: 0 BB: 0 P: 3	R: 0 E: 0 K: 1 S: 5	H: 0 LOB: 0 BB: 0 P: 5	1B: 9 2B: 2 3B: 0 HR: 1	SF: 0 SAC: 1 DP: 1 HBP: 0	WP: 1 PA: 37
PITCHER	IP	WLS	BF	H	R	ER	SO	BB	IBB	HBP	BLK	WP	HR	S	P	ERA	WHIP		
Richard Dotson, R ERA: 4.27	4.0		20	8	4	4	1	1	0	0	0	1	1	21	25	9.00	2.250		
Guy Hoffman, L ERA: 2.63	5.0	W	17	2	0	0	4	0	0	0	0	0	0	25	25	0.00	0.400		

Oakland Athletics @ Chicago White Sox
Comiskey Park, Chicago, IL
Thu Oct 02 1980, 4:33 AM EDT
Att: 2,202 - Sunny - 65 F

AB	35
R	4
H	10
RBI	4
BB	1
SO	5
LOB	11





Batter	1	2	3	4	5	6	7	8	9	AB	R	H	RBI	BB	SO	LOB	BOTTOM		
Chet Lemon, R OBP: 0.392, SLG: 0.446	1B	1B		E1	SF9			F5		4	3	3	2	0	0	0			
Mike Squires, L OBP: 0.346, SLG: 0.346	1B			1B	FC4-6			4-3		4	1	2	1	1	0	1			
Harold Baines, L OBP: 0.278, SLG: 0.404	1B	4-3		SF7				4-3		4	1	1	1	0	0	1			
Lamar Johnson, R OBP: 0.333, SLG: 0.411	1B		6-3		4-3			4-3		4	0	2	2	0	0	0			
Bob Molinaro, L OBP: 0.348, SLG: 0.405	SF8				F8			3-1		3	0	1	1	0	0	2			
Rusty Kuntz, R OBP: 0.283, SLG: 0.304				4-3						0	0	0	0	0	0	0			
Jim Morrison, R OBP: 0.327, SLG: 0.421			4-3							4	2	3	1	0	0	1			
Mary Foley, L OBP: 0.287, SLG: 0.341	L3-6			F8				G3		4	1	1	0	0	0	3			
Fran Mullins, R OBP: 0.300, SLG: 0.267		E6		SH1-4				6-3		4	1	2	1	0	0	0			
Todd Cruz, R OBP: 0.273, SLG: 0.312	K			SH1-4	F8			K		3	0	0	0	0	2	3			
Inning Stats	R: 3 E: 0 K: 0 S: 7	H: 5 LOB: 1 BB: 0 P: 7	R: 1 E: 1 K: 1 S: 7	H: 2 LOB: 1 BB: 0 P: 7	R: 0 E: 0 K: 0 S: 4	H: 1 LOB: 1 BB: 0 P: 4	R: 2 E: 1 K: 0 S: 6	H: 3 LOB: 2 BB: 1 P: 10	R: 2 E: 0 K: 0 S: 6	H: 3 LOB: 1 BB: 0 P: 6	R: 0 E: 0 K: 0 S: 3	H: 0 LOB: 0 BB: 0 P: 3	R: 1 E: 0 K: 1 S: 6	H: 1 LOB: 0 BB: 0 P: 6	R: 0 E: 0 K: 0 S: 3	H: 0 LOB: 0 BB: 0 P: 3	1B: 13 2B: 2 3B: 0 HR: 1	SF: 3 SAC: 1 DP: 1 HBP: 0	WP: 0 PA: 39
PITCHER	IP	WLS	BF	H	R	ER	SO	BB	IBB	HBP	BLK	WP	HR	S	P	ERA	WHIP		
Rick Langford, R ERA: 3.25	8.0	L	39	15	9	8	2	1	0	0	0	0	1	42	46	9.00	2.000		

Oakland Athletics @ Chicago White Sox
Comiskey Park, Chicago, IL
Thu Oct 02 1980, 4:33 AM EDT
Att: 2,202 - Sunny - 65 F

AB	34
R	9
H	15
RBI	9
BB	1
SO	2
LOB	11




Batter	1	2	3	4	5	6	7	8	9	AB	R	H	RBI	BB	SO	LOB	TOP		
Rickey Henderson, R OBP: 0.421, SLG: 0.400 (1, 7)	0-3 K		0-3 K		X FC1-6 S E		X 1B		X 0-0 5-3	5	1	1	0	0	2	2	Oakland Athletics @ Milwaukee Brewers Milwaukee County Stadium, Milwaukee, WI Sat Oct 04 1980, 4:33 AM EDT Att. 9,116 - Unknown - 45 F AB 35 R 4 H 8 RBI 3 BB 2 SO 5 LOB 17 		
Dwayne Murphy, L OBP: 0.386, SLG: 0.384 (1, 8)	4-0 G4-6-3 BB		4-0 1B BB		X 0-0 E3 1-H CS		X 0-0 F7		X 0-0 F9	3	0	0	0	2	0	1			
Mitchell Page, L OBP: 0.312, SLG: 0.444 (1, 10)	0-0 G4-6-3 1-2		0-0 1-3 1B		X 0-0 CS	X 0-0 CS HBP 1B		X 0-0 E3 1B 2B		4	1	2	1	0	0	1			
Tony Armas, R OBP: 0.309, SLG: 0.499 (1, 9)		X 0-0 6-3	X 0-0 6-3 1-2		X 0-0 4-3 1B HBP		X 0-0 2B FC6-2 1B		X 0-0 2B	3	1	1	0	0	0	2			
Dave Revering, L OBP: 0.344, SLG: 0.493 (1, 3)		X 0-0 1B		X 0-0 F5		X 0-0 4-3		X 0-0 1-3 2-H 2B		4	0	2	1	0	0	2			
Mickey Klutts, R OBP: 0.317, SLG: 0.408 (1, 5)	0-3 K		0-3 K		X 0-0 1B		X 0-0 5-3		X 0-0 FC6-2	4	0	1	1	0	2	3			
Jim Essian, R OBP: 0.304, SLG: 0.329 (1, 2)	0-3 K		0-0 F8		X 0-0 F5		X 0-0 3-1		X 0-0 3-1	4	0	0	0	0	1	4			
Dave McKay, S OBP: 0.282, SLG: 0.315 (1, 4)		X 0-0 B5		X 0-0 6-3		X 0-0 3-1		X 0-0 6-3		4	0	0	0	0	0	2			
Rob Picciolo, R OBP: 0.243, SLG: 0.335 (1, 6)		X 0-0 1B 3B		X 0-0 E6 FC1-6 WP		X 0-0 2-3		X 0-0 6-3		4	1	1	0	0	0	0			
Inning Stats	R: 0 E: 0 K: 1 S: 4	H: 0 LOB: 0 BB: 1 P: 8	R: 0 E: 0 K: 2 S: 8	H: 1 LOB: 1 BB: 0 P: 8	R: 1 E: 0 K: 1 S: 7	H: 2 LOB: 2 BB: 1 P: 11	R: 0 E: 0 K: 1 S: 5	H: 0 LOB: 0 BB: 0 P: 5	R: 1 E: 2 K: 0 S: 4	H: 2 LOB: 1 BB: 0 P: 5	R: 0 E: 0 K: 0 S: 4	H: 1 LOB: 1 BB: 0 P: 4	R: 1 E: 1 K: 0 S: 6	H: 2 LOB: 2 BB: 0 P: 6	R: 0 E: 0 K: 0 S: 3	H: 0 LOB: 0 BB: 0 P: 3		1B: 6 2B: 1 3B: 1 HR: 0	SF: 0 SAC: 0 DP: 1 HBP: 1
PITCHER	IP WLS BF H R ER SO BB IBB HBP BLK WP HR S P ERA WHIP	IP WLS BF H R ER SO BB IBB HBP BLK WP HR S P ERA WHIP	IP WLS BF H R ER SO BB IBB HBP BLK WP HR S P ERA WHIP	IP WLS BF H R ER SO BB IBB HBP BLK WP HR S P ERA WHIP	IP WLS BF H R ER SO BB IBB HBP BLK WP HR S P ERA WHIP	IP WLS BF H R ER SO BB IBB HBP BLK WP HR S P ERA WHIP	IP WLS BF H R ER SO BB IBB HBP BLK WP HR S P ERA WHIP	IP WLS BF H R ER SO BB IBB HBP BLK WP HR S P ERA WHIP	IP WLS BF H R ER SO BB IBB HBP BLK WP HR S P ERA WHIP	IP WLS BF H R ER SO BB IBB HBP BLK WP HR S P ERA WHIP	IP WLS BF H R ER SO BB IBB HBP BLK WP HR S P ERA WHIP	IP WLS BF H R ER SO BB IBB HBP BLK WP HR S P ERA WHIP	IP WLS BF H R ER SO BB IBB HBP BLK WP HR S P ERA WHIP	IP WLS BF H R ER SO BB IBB HBP BLK WP HR S P ERA WHIP	IP WLS BF H R ER SO BB IBB HBP BLK WP HR S P ERA WHIP	IP WLS BF H R ER SO BB IBB HBP BLK WP HR S P ERA WHIP	IP WLS BF H R ER SO BB IBB HBP BLK WP HR S P ERA WHIP		
Moose Haas, R ERA: 3.1 (1, 1)	7.0 L	32 8 4 2 5	2 0 1 0	2 0 0 0	0 0 0 0	0 0 0 0	0 0 0 0	0 0 0 0	0 0 0 0	2.57 1.429	0.00 0.000								
Reggie Cleveland, R ERA: 3.87 (8, 1)	2.0	6 0 0 0 0	0 0 0 0	0 0 0 0	0 0 0 0	0 0 0 0	0 0 0 0	0 0 0 0	0 0 0 0	0.00 0.000									

Batter	1	2	3	4	5	6	7	8	9	AB	R	H	RBI	BB	SO	LOB	BOTTOM		
Paul Moltor, R OBP: 0.371, SLG: 0.440 (1, 4)	0-0 G5-4-3 1B		X 0-0 5-3		X 0-0 1-2 2-H 1B		X 0-0 5-3		X 0-0 6-3	4	0	2	0	0	0	2	Oakland Athletics @ Milwaukee Brewers Milwaukee County Stadium, Milwaukee, WI Sat Oct 04 1980, 4:33 AM EDT Att. 9,116 - Unknown - 45 F AB 31 R 0 H 7 RBI 0 BB 1 SO 5 LOB 12 		
Robin Yount, R OBP: 0.322, SLG: 0.522 (1, 6)	0-0 G5-4-3		X 0-0 F8		X 0-0 6-3		X 0-0 F9		X 0-0 F6	4	0	0	0	0	1	5			
Ed Romero, R OBP: 0.327, SLG: 0.337 (9, 6)	0-0 G5-4-3 1-2		X 0-0 F8		X 0-0 K		X 0-0 6-3		X 0-0 F4	4	0	0	0	0	0	0			
Cecil Cooper, L OBP: 0.390, SLG: 0.541 (1, 3)	0-0 F8		X 0-0 6-3		X 0-0 F9		X 0-0 F6		X 0-0 F4	4	0	1	0	0	1	0			
Gorman Thomas, R OBP: 0.301, SLG: 0.473 (1, 8)		X 0-0 CS 1B		X 0-0 6-3		X 0-3 K		X 0-0 F4		4	0	1	0	0	1	0			
Ben Oglivie, L OBP: 0.361, SLG: 0.559 (1, 7)		X 0-3 K		X 0-0 2B		X 0-0 F9		X 0-0 F7		4	0	1	0	0	1	1			
Sal Bando, R OBP: 0.276, SLG: 0.311 (1, 10)		X 0-3 K		X 0-0 F9		X 0-0 F7		X 0-0 5-3		4	0	0	0	0	1	2			
Vic Harris, S OBP: 0.295, SLG: 0.313 (1, 9)		X 0-0 CS	X 0-0 SH1-4 1B		X 0-3 K		X 0-0 E7		X 0-0 F4	3	0	1	0	0	1	0			
Jim Gantner, L OBP: 0.330, SLG: 0.376 (1, 5)		X 0-0 CS	X 0-0 SH1-4 1B		X 0-0 BB 1B 1B		X 0-0 F8		X 0-0 F4	3	0	2	0	0	0	1			
Buck Martinez, R OBP: 0.266, SLG: 0.306 Charlie Moore, R OBP: 0.337, SLG: 0.364 (7, PH) (8, 2)		X 0-0 CS	X 0-0 SH1-4		X 4-0 1B		X 0-0 F7		X 0-0 F4	0	0	0	0	1	0	0			
Inning Stats	R: 0 E: 0 K: 0 S: 3	H: 1 LOB: 0 BB: 0 P: 3	R: 0 E: 0 K: 2 S: 7	H: 1 LOB: 0 BB: 0 P: 7	R: 0 E: 0 K: 0 S: 5	H: 2 LOB: 2 BB: 0 P: 5	R: 0 E: 0 K: 0 S: 4	H: 1 LOB: 1 BB: 0 P: 4	R: 0 E: 0 K: 1 S: 5	H: 0 LOB: 0 BB: 0 P: 5	R: 0 E: 0 K: 0 S: 4	H: 0 LOB: 1 BB: 0 P: 4	R: 0 E: 1 K: 0 S: 3	H: 0 LOB: 0 BB: 0 P: 3	R: 0 E: 0 K: 0 S: 3	H: 0 LOB: 0 BB: 0 P: 3	1B: 6 2B: 1 3B: 0 HR: 0	SF: 0 SAC: 1 DP: 1 HBP: 0	WP: 0 PA: 34 PB: 0 SB: 0 CS: 1
PITCHER	IP WLS BF H R ER SO BB IBB HBP BLK WP HR S P ERA WHIP	IP WLS BF H R ER SO BB IBB HBP BLK WP HR S P ERA WHIP	IP WLS BF H R ER SO BB IBB HBP BLK WP HR S P ERA WHIP	IP WLS BF H R ER SO BB IBB HBP BLK WP HR S P ERA WHIP	IP WLS BF H R ER SO BB IBB HBP BLK WP HR S P ERA WHIP	IP WLS BF H R ER SO BB IBB HBP BLK WP HR S P ERA WHIP	IP WLS BF H R ER SO BB IBB HBP BLK WP HR S P ERA WHIP	IP WLS BF H R ER SO BB IBB HBP BLK WP HR S P ERA WHIP	IP WLS BF H R ER SO BB IBB HBP BLK WP HR S P ERA WHIP	IP WLS BF H R ER SO BB IBB HBP BLK WP HR S P ERA WHIP	IP WLS BF H R ER SO BB IBB HBP BLK WP HR S P ERA WHIP	IP WLS BF H R ER SO BB IBB HBP BLK WP HR S P ERA WHIP	IP WLS BF H R ER SO BB IBB HBP BLK WP HR S P ERA WHIP	IP WLS BF H R ER SO BB IBB HBP BLK WP HR S P ERA WHIP	IP WLS BF H R ER SO BB IBB HBP BLK WP HR S P ERA WHIP	IP WLS BF H R ER SO BB IBB HBP BLK WP HR S P ERA WHIP	IP WLS BF H R ER SO BB IBB HBP BLK WP HR S P ERA WHIP		
Bob Lacey, L ERA: 2.94 (1, 1)	9.0 W	33 7 0 0 5	1 0 0 0	0 0 0 0	0 0 0 0	0 0 0 0	0 0 0 0	0 0 0 0	0 0 0 0	0.00 0.889									

Batter	1	2	3	4	5	6	7	8	9	10	11	12	13	14	15	AB	R	H	RBI	BB	SO	LOB	TOP				
Rickey Henderson, R OBP: 0.420, SLG: 0.399 Michael Piatek, L OBP: 0.311, SLG: 0.443	K	E9 1B			FC4-6 1B		5-3			6-3		F9			K	6	0	2	0	0	1	1					
Dwayne Murphy, L OBP: 0.384, SLG: 0.380	K	4-3			FC4-6 FC5 1B			4-3		FC1-6 1BB		F7			F8	6	0	0	0	1	1	2					
Mike Heath, R OBP: 0.280, SLG: 0.298 Dave Reverting, L OBP: 0.344, SLG: 0.492	F7				FC5 1B			5-3		FC1-6 1-2 2-3		F7			1B	4	0	1	0	0	0	0					
Tony Armas, R OBP: 0.310, SLG: 0.500		1B 1B			FC5 1-2 2-3					K					F8	7	1	3	0	0	1	5					
Mickey Klutts, R OBP: 0.313, SLG: 0.401		1B			G6-4-3			F7		F8					5-3	6	0	1	0	0	1	2					
Jeff Newman, R OBP: 0.273, SLG: 0.384 Jeff Cox, R OBP: 0.273, SLG: 0.231 Orlando Gonzalez, L OBP: 0.326, SLG: 0.243	K				F7			5-3		F4		1B			5-3	5	0	1	0	0	1	1					
Jim Essian, R OBP: 0.302, SLG: 0.323		1B HR BB			5-3			3-1		6-3		F7			F6	5	1	0	0	1	0	1					
Dave McKay, S OBP: 0.263, SLG: 0.315		1B HR			5-3			F6		4-3					F7	6	1	2	1	0	0	0					
Rob Picciolo, R OBP: 0.245, SLG: 0.343		1B HR						6-3		1-3		FC1-6 6-3 BB			F3	5	1	1	3	1	1	2					
Inning Stats	R: 0 E: 0 K: 7	H: 0 LOB: 0 BB: 0 P: 7	R: 4 E: 1 K: 1	H: 5 LOB: 1 BB: 1 P: 13	R: 0 E: 0 K: 3	H: 1 LOB: 0 BB: 0 P: 3	R: 0 E: 0 K: 3	H: 0 LOB: 0 BB: 0 P: 3	R: 0 E: 0 K: 4	H: 1 LOB: 1 BB: 0 P: 4	R: 0 E: 0 K: 3	H: 0 LOB: 0 BB: 0 P: 3	R: 0 E: 0 K: 2	H: 2 LOB: 2 BB: 0 P: 9	R: 0 E: 0 K: 3	H: 0 LOB: 0 BB: 0 P: 3	R: 0 E: 0 K: 6	H: 1 LOB: 1 BB: 0 P: 6	1B: 10 2B: 1 3B: 0 HR: 1	SF: 0 SAC: 0 DP: 1 HBP: 0	WP: 0 PB: 0 CS: 0	PA: 58					
PITCHER	IP 7.2	WLS 31	BF 9	H 4	R 4	ER 4	SO 3	BB 1	IBB 0	HBP 0	BLK 0	WP 0	HR 1	S 36	P 40	ERA 4.70	WHIP 1.304										
Mike Caldwell, L ERA: 4.03 Lary Sorensen, R ERA: 3.69 Bob McClure, L ERA: 3.68 Reggie Cleveland, R ERA: 3.73	(1, 1) (8, 1) (10, 1) (10, 1)	7.2 1.2 0.1 5.1	31 7 0 19	9 0 0 3	4 0 0 0	4 0 0 0	3 0 0 4	3 0 0 0	1 1 0 0	0 0 0 0	0 0 0 0	0 0 0 0	0 0 0 0	1 5 1 27	27 13 1 27	0.00 0.00 0.00 0.00	1.304 0.600 0.000 0.562										

Oakland Athletics @ Milwaukee Brewers
Milwaukee County Stadium, Milwaukee, WI
 Sun Oct 05 1980, 4:33 AM EDT
 Att: 9,813 - Unknown - 47 F

AB 55
R 4
H 12
RBI 4
BB 3
SO 7
LOB 16



Batter	1	2	3	4	5	6	7	8	9	10	11	12	13	14	15	AB	R	H	RBI	BB	SO	LOB	BOTTOM				
Paul Molitor, R OBP: 0.372, SLG: 0.438	B2		K			B5-3		BB		1B		K				5	0	1	0	2	2	0					
Robin Yount, R OBP: 0.321, SLG: 0.519	2B BB		F7			F9		F9		K				FC6-4 BB		6	1	1	0	1	1	5					
Cecil Cooper, L OBP: 0.387, SLG: 0.539	1B 2B				G3			F9		1-3		F6		F6		7	1	1	1	0	0	3					
Ben Cagwire, L OBP: 0.365, SLG: 0.593	K				1-3			F9								7	2	3	1	0	1	1					
Gorman Thomas, R OBP: 0.303, SLG: 0.471	1B							F2		HR		4-3		K		6	0	2	1	1	1	2					
John Poff, L OBP: 0.282, SLG: 0.368			F7			K		1-3		F4		BB 1BB		F4		5	0	0	0	2	1	2					
Vic Harris, S OBP: 0.304, SLG: 0.315		G3				F9		F4		F6						6	0	2	1	1	0	1					
Ed Romero, R OBP: 0.319, SLG: 0.356		1-3														6	1	1	1	0	1	4					
Ned Yost, R OBP: 0.181, SLG: 0.161 Charlie Moore, R OBP: 0.336, SLG: 0.393																2	0	0	0	0	1	0					
Inning Stats	R: 2 E: 0 K: 1 S: 6	H: 2 LOB: 1 BB: 1 P: 10	R: 0 E: 0 K: 3	H: 0 LOB: 0 BB: 0 P: 3	R: 0 E: 0 K: 7	H: 1 LOB: 1 BB: 0 P: 6	R: 0 E: 0 K: 3	H: 0 LOB: 0 BB: 0 P: 3	R: 1 E: 0 K: 4	H: 1 LOB: 1 BB: 1 P: 8	R: 1 E: 0 K: 4	H: 1 LOB: 1 BB: 1 P: 8	R: 0 E: 0 K: 3	H: 1 LOB: 1 BB: 0 P: 11	R: 0 E: 0 K: 6	H: 0 LOB: 0 BB: 0 P: 5	R: 0 E: 0 K: 6	H: 1 LOB: 2 BB: 1 P: 10	R: 1 E: 0 K: 4	H: 2 LOB: 2 BB: 1 P: 8	1B: 9 2B: 1 3B: 0 HR: 2	SF: 0 SAC: 0 DP: 1 HBP: 0	WP: 0 PB: 0 CS: 0	PA: 61			
PITCHER	IP 10.0	WLS 10	BF 39	H 7	R 4	ER 4	SO 6	BB 3	IBB 0	HBP 0	BLK 0	WP 0	HR 2	S 48	P 60	ERA 3.60	WHIP 1.000										
Rick Langford, R ERA: 3.26 Brian Kingman, R ERA: 3.63 Dave Beard, R ERA: 3.38	(1, 1) (11, 1) (12, 1)	10.0 1.0 3.2	39 5 17	7 1 4	4 0 1	4 0 1	6 0 0	3 1 1	0 1 0	0 0 0	0 0 0	0 0 0	0 3 21	29 11 29	0.00 0.00 2.46	1.000 2.000 1.364											

Oakland Athletics @ Milwaukee Brewers
Milwaukee County Stadium, Milwaukee, WI
 Sun Oct 05 1980, 4:33 AM EDT
 Att: 9,813 - Unknown - 47 F

AB 54
R 5
H 12
RBI 5
BB 7
SO 9
LOB 19

