Oakland Athletics - 1981

Batter	1	2	3	4	5	6	7	8	9	AB	R	H	RBI	BB	SO	LOB
Rickey Henderson, R (1, 7)	S S S 0-3 ① K			x 0-0 ① 6-3	B B B B 4-0 SH5-3 1-2 BB		x 0-0 ① 6-3	B B B B 4-0 1-2 2-3 BB		3	0	0	0	2	1	0
Dwayne Murphy, L (1, 8)	x 0-0 ② 6-3			x 0-0 ② 1-3	x 0-0 ② SH5-3 1-2 2-3		S S S 0-3 ② K	x 0-0 ③ 3-1		4	0	0	0	0	1	3
Cliff Johnson, R (1, 10) OBP: 0.400, SLG: 0.250	S S S 0-3 ③ K			x 0-0 ③ E 1B 1B	x 0-0 ③ F7		B B B B 4-0 BB		x 0-0 ① 5-3	4	1	1	0	1	1	2
Tony Armas, R (1, 9) OBP: 0.600, SLG: 1.200		x 0-0 ① F8		x 0-0 BB 1-H 2B 1B		x 0-0 SH1-3 1B 1B	x 0-0 ③ L1		x 0-0 HR	5	3	3	2	0	0	1
Mike Heath, R (1, 2) OBP: 0.500, SLG: 1.333		x 0-0 ② 1-3		B B B B 4-0 2B 1-2 BB		x 0-0 ① SH1-3 1-2		x 0-0 HR	x 0-0 ② F8	3	1	1	1	1	0	0
Jeff Newman, R (1, 3) OBP: 0.400, SLG: 0.500		x 0-0 ③ 4-3		x 0-0 1-3 2-H 2B		x 0-0 ② L6		x 0-0 ① L7	B B B B 4-0 FC6-4 BB	4	0	1	1	1	0	1
Shooty Babitt, R (1, 4) OBP: 0.400, SLG: 0.250		x 0-0 ① P3	x 0-0 ③ 6-3			x 0-0 1B 2-H 1B		B B B B 4-0 BB S BB	x 0-0 ③ FC6-4 1-2f	4	0	1	1	1	0	3
Dave McKay, S (1, 5) OBP: 0.250, SLG: 0.250		x 0-0 ② F9			x 0-0 ① 6-3	x 0-0 2-3 1B		x 0-0 ② F9 1-2		4	0	1	0	0	0	1
Rob Picciolo, R (1, 6) OBP: 0.500, SLG: 0.333		x 0-0 ③ F9			x 0-0 SH5-3 BB 1B	x 0-0 ③ 1-3		B B B B 4-0 BB BB		3	0	1	0	1	0	2
Inning Stats	R: 0 E: 0 K: 2 S: 7 H: 0 LOB: 0 BB: 0 P: 7	R: 0 E: 0 K: 0 S: 3 H: 0 LOB: 0 BB: 0 P: 3	R: 0 E: 0 K: 0 S: 3 H: 0 LOB: 0 BB: 0 P: 3	R: 2 E: 1 K: 0 S: 6 H: 3 LOB: 2 BB: 1 P: 10	R: 0 E: 0 K: 0 S: 4 H: 1 LOB: 2 BB: 1 P: 8	R: 1 E: 0 K: 0 S: 6 H: 3 LOB: 2 BB: 0 P: 6	R: 0 E: 0 K: 1 S: 5 H: 0 LOB: 1 BB: 1 P: 9	R: 1 E: 0 K: 0 S: 4 H: 1 LOB: 3 BB: 3 P: 16	R: 1 E: 0 K: 0 S: 4 H: 1 LOB: 1 BB: 1 P: 8	1B: 6 2B: 1 3B: 0 HR: 2 SF: 0 SAC: 2 DP: 0 HBP: 0							

TOP

Oakland Athletics @ Minnesota Twins

Metropolitan Stadium, Bloomington , MI

Thu Apr 09 1981, 4:33 AM EST

Att. 42,658 - Unknown - 65 F

livebaseballscorecards.com

AB	34
R	5
H	9
RBI	5
BB	7
SO	3
LOB	13

WP: 0 PB: 0 SB: 1 CS: 0 PA: 43

PITCHER		IP	WLS	BF	H	R	ER	SO	BB	IBB	HBP	BLK	WP	HR	S	P	ERA	WHIP
Jerry Koosman, L	(1, 1)	7.1	L	34	8	4	4	3	4	0	0	0	0	1	36	52	4.91	1.636
ERA: 4.91																		
Don Cooper, R	(8, 1)	0.1		3	0	0	0	0	2	0	0	0	0	0	1	9	0.00	6.000
ERA:																		
Jack O'Connor, L	(8, 1)	1.1		6	1	1	1	0	1	0	0	0	0	1	5	9	6.75	1.500
ERA: 6.75																		

PITCHER	IP	WLS	BF	H	R	ER	SO	BB	IBB	HBP	BLK	WP	HR	S	P	ERA	WHIP

BOTTOM

Oakland Athletics @ Minnesota Twins

Metropolitan Stadium, Bloomington , MI

Thu Apr 09 1981, 4:33 AM EST
Att. 42,658 - Unknown - 65 F

Batter	1	2	3	4	5	6	7	8	9	AB	R	H	RBI	BB	SO	LOB
Hosken Powell, L (1, 9) OBP: 0.400, SLG: 0.250	6-3		G3		1B 1-2 2-H		BB 1-2		K	4	0	1	1	1	1	0
Rob Wilfong, L (1, 4)	BB FC1-6			F8	F9		4-3			3	0	0	0	1	0	5
John Castino, R (1, 5) OBP: 0.250, SLG: 0.250	FC1-6 FC6 1-2f			F8		F8		1B WP BB		4	0	1	0	0	0	1
Roy Smalley, S (1, 6)	FC6 1-2f			BB WP		F8		F8		3	0	0	0	1	0	2
Glenn Adams, L (1, 10)		K		G3 1-2		F7		BB WP 1-2		3	0	0	0	1	1	1
Gary Ward, R (1, 7)		F9			5-3		L7	K 1-2 2-3		4	0	0	0	0	1	2
Mickey Hatcher, R (1, 3) OBP: 0.500, SLG: 0.500		5-3			1B FC5-4		1B FC1-2	F9		4	0	2	0	0	0	2
Greg Johnston, L (1, 8) OBP: 0.250, SLG: 0.250			4-3		FC5-4 1B 1-2f		FC1-2 1-3		1-3	4	1	1	0	0	0	1
Ray Smith, R (1, 2) OBP: 0.500, SLG: 0.500			5-3		1B 1-2		FC1-2 BB 1-3 3-H		F8	2	0	1	0	0	0	0
Danny Goodwin, L (7, PH)										1	0	0	0	0	0	2
Sal Butera, R (8, 2)										0	0	0	0	0	0	0
Rick Sofield, L (9, PH)										1	0	0	0	0	0	0
Inning Stats	R: 0 E: 0 K: 0 S: 3 H: 0 LOB: 1 BB: 1 P: 7	R: 0 E: 0 K: 1 S: 5 H: 0 LOB: 0 BB: 0 P: 5	R: 0 E: 0 K: 0 S: 3 H: 0 LOB: 0 BB: 0 P: 3	R: 0 E: 0 K: 0 S: 3 H: 0 LOB: 1 BB: 1 P: 7	R: 1 E: 0 K: 0 S: 6 H: 3 LOB: 2 BB: 0 P: 6	R: 0 E: 0 K: 0 S: 3 H: 0 LOB: 0 BB: 0 P: 3	R: 0 E: 0 K: 0 S: 5 H: 2 LOB: 3 BB: 1 P: 9	R: 0 E: 0 K: 1 S: 6 H: 1 LOB: 2 BB: 1 P: 10	R: 0 E: 0 K: 1 S: 5 H: 0 LOB: 0 BB: 0 P: 5	1B: 6 2B: 0 3B: 0 HR: 0	SF: 0 SAC: 0 DP: 0 HBP: 0					

livebaseballscorecards.com

AB	33
R	1
H	6
RBI	1
BB	4
SO	3
LOB	16

WP: 2 PB: 0 SB: 0 CS: 0 PA: 37

PITCHER	IP	WLS	BF	H	R	ER	SO	BB	IBB	HBP	BLK	WP	HR	S	P	ERA	WHIP
Mike Norris, R (1, 1) ERA: 1.0	9.0	W	37	6	1	1	3	4	0	0	0	2	0	39	55	1.00	1.111

PITCHER	IP	WLS	BF	H	R	ER	SO	BB	IBB	HBP	BLK	WP	HR	S	P	ERA	WHIP

Batter	1	2	3	4	5	6	7	8	9	AB	R	H	RBI	BB	SO	LOB
Rickey Henderson, R (1, 7) OBP: 0.500, SLG: 0.571	0-0 E BLK 1B	0-0 1-H SH1-3 3B		4-0 BBBB 3B BB		0-0 ② P3		0-0 ②③ L8-3 1-2		4	3	2	1	1	0	2
Dwayne Murphy, L (1, 8) OBP: 0.250, SLG: 0.500	0-0 ① F7 1-2	0-0 ② SH1-3 3-H		0-0 1-H 3B		0-0 ③ 3-1			0-0 G4-6-3 1B	4	0	2	2	0	0	2
Dave Revering, L (1, 3) OBP: 0.200, SLG: 0.200	0-0 E3 BB 1B 2-H	0-0 1B		0-0 ③ F7			0-0 ① P6		0-0 ① P4	5	0	1	0	0	0	2
Wayne Gross, L (1, 5)	0-0 ② F8	0-3 ③ K			0-0 ① 3-1		0-0 ② 3-1		0-0 ②③ G4-6-3 1-2f	5	0	0	0	0	1	3
Tony Armas, R (1, 9) OBP: 0.667, SLG: 1.375	0-0 BB 1-2 1B		0-0 ① 6-3		0-0 HR		4-0 BBBB BB E BB			3	2	2	1	1	0	0
Mitchell Page, L (1, 10)	4-0 BBBB 1-2 2-3 BB		0-0 ② F8		0-0 ② F5		4-0 BBBB E 1-2 CS BB			2	0	0	0	2	0	0
Mike Heath, R (1, 2) OBP: 0.375, SLG: 0.714	0-3 SSS ③ K		0-0 ③ F9		0-0 ③ F7		0-0 E7 1-3 2-H 1B			4	0	1	1	0	1	3
Brian Doyle, L (1, 4)		0-0 ① F7		0-0 ① 1-3		0-0 ① 4-3	0-0 ③ CS 3-H	0-0 ① 3-1		4	0	0	0	0	0	0
Fred Stanley, R (1, 6) OBP: 0.750, SLG: 0.750		0-0 3B 1B		0-0 ② F9		0-0 1B		0-0 L8-3 1B		4	1	3	0	0	0	0
Inning Stats	R: 1 E: 1 K: 1 S: 8 H: 2 LOB: 3 BB: 1 P: 12	R: 2 E: 0 K: 1 S: 8 H: 3 LOB: 1 BB: 0 P: 8	R: 0 E: 0 K: 0 S: 3 H: 0 LOB: 0 BB: 0 P: 3	R: 1 E: 0 K: 0 S: 4 H: 1 LOB: 1 BB: 1 P: 8	R: 1 E: 0 K: 0 S: 4 H: 1 LOB: 0 BB: 0 P: 4	R: 0 E: 0 K: 0 S: 4 H: 1 LOB: 1 BB: 0 P: 4	R: 1 E: 1 K: 0 S: 3 H: 1 LOB: 1 BB: 2 P: 11	R: 0 E: 0 K: 0 S: 3 H: 1 LOB: 0 BB: 0 P: 3	R: 0 E: 0 K: 0 S: 3 H: 1 LOB: 0 BB: 0 P: 3	1B: 8 2B: 1 3B: 2 HR: 1		SF: 0 SAC: 1 DP: 2 HBP: 0		WP: 0 PB: 0 SB: 0 CS: 1		PA: 41

PITCHER		IP	WLS	BF	H	R	ER	SO	BB	IBB	HBP	BLK	WP	HR	S	P	ERA	WHIP
Roger Erickson, R ERA: 6.75	(1, 1)	6.2	L	33	8	6	5	2	4	0	0	1	0	1	33	49	6.75	1.800
Fernando Arroyo, R ERA:	(7, 1)	2.1		7	3	0	0	0	0	0	0	0	0	0	7	7	0.00	1.286

PITCHER	IP	WLS	BF	H	R	ER	SO	BB	IBB	HBP	BLK	WP	HR	S	P	ERA	WHIP

TOP

Oakland Athletics @ Minnesota Twins

Metropolitan Stadium, Bloomington , MI

Fri Apr 10 1981, 4:33 AM EST
Att. 4,552 - Unknown - 70 F

livebaseballscorecards.com

AB	35
R	6
H	11
RBI	5
BB	4
SO	2
LOB	12

Oakland Athletics @ Minnesota Twins

Metropolitan Stadium, Bloomington , MI

Fri Apr 10 1981, 4:33 AM EST
Att. 4,552 - Unknown - 70 F

BOTTOM

Batter	1	2	3	4	5	6	7	8	9	AB	R	H	RBI	BB	SO	LOB
Hosken Powell, L (1, 9) OBP: 0.333, SLG: 0.250	1B 1B 1B	6-3			P5		1-3			4	1	1	0	0	0	0
Rob Wilfong, L (1, 4)	F9		4-3		F9			F9		4	0	0	0	0	0	1
John Castino, R (1, 5) OBP: 0.375, SLG: 0.375	1-2 1B 2B 1B		L8		E 1B			1-3		4	1	2	0	0	0	0
Roy Smalley, S (1, 6) OBP: 0.375, SLG: 0.167	1-2 2-H 2B 6-3 1B		BBBB BB		1-2 F7			3-1		3	1	1	1	1	0	1
Glenn Adams, L (1, 10) OBP: 0.375, SLG: 0.333	1-3 2-H 2B		4-3			BBBB G6-3 E BB			SSS K	3	0	1	1	1	1	1
Gary Ward, R (1, 7)	3-H 6-3			SSS K		E5 G6-3 1-2			6-3	4	0	0	1	0	1	2
Mickey Hatcher, R (1, 3) OBP: 0.250, SLG: 0.250	6-3			5-3		G6-3 1-2f 2-3			F9	4	0	0	0	0	0	3
Greg Johnston, L (1, 8) OBP: 0.286, SLG: 0.167		SSS K		BBBB BB			SSS K			2	0	0	0	1	2	0
Ray Smith, R (1, 2) OBP: 0.200, SLG: 0.200		F7		F8			5-3			3	0	0	0	0	0	1
Inning Stats	R: 3 H: 4 E: 0 LOB: 1 K: 0 BB: 0 S: 7 P: 7	R: 0 H: 0 E: 0 LOB: 0 K: 1 BB: 0 S: 5 P: 5	R: 0 H: 0 E: 0 LOB: 1 K: 0 BB: 1 S: 3 P: 7	R: 0 H: 0 E: 0 LOB: 1 K: 1 BB: 1 S: 5 P: 9	R: 0 H: 1 E: 1 LOB: 1 K: 0 BB: 0 S: 4 P: 4	R: 0 H: 0 E: 1 LOB: 2 K: 0 BB: 1 S: 2 P: 6	R: 0 H: 0 E: 0 LOB: 0 K: 1 BB: 0 S: 5 P: 5	R: 0 H: 0 E: 0 LOB: 0 K: 0 BB: 0 S: 3 P: 3	R: 0 H: 0 E: 0 LOB: 0 K: 1 BB: 0 S: 5 P: 5	1B: 4 SF: 0 2B: 1 SAC: 0 3B: 0 DP: 1 HR: 0 HBP: 0							

PITCHER	IP	WLS	BF	H	R	ER	SO	BB	IBB	HBP	BLK	WP	HR	S	P	ERA	WHIP
Rick Langford, R (1, 1) ERA: 3.0	9.0	W	34	5	3	3	4	3	0	0	0	0	0	39	51	3.00	0.889

PITCHER	IP	WLS	BF	H	R	ER	SO	BB	IBB	HBP	BLK	WP	HR	S	P	ERA	WHIP

AB	31
R	3
H	5
RBI	3
BB	3
SO	4
LOB	9

WP: 0 PA: 34
PB: 0
SB: 0
CS: 0

livebaseballscorecards.com

Batter	1	2	3	4	5	6	7	8	9	AB	R	H	RBI	BB	SO	LOB
Rickey Henderson, R (1, 7) OBP: 0.467, SLG: 0.400	F8		4-3 S 1B BB		5-3		1B PO 1-2 BB		G3	3	1	0	0	2	0	1
Dwayne Murphy, L (1, 8) OBP: 0.333, SLG: 0.455	1B 1B		4-3 1B 1-2 BB		K		F7			3	1	1	0	1	1	2
Dave Revering, L (1, 3) OBP: 0.222, SLG: 0.222	K		4-3 1-2 2-3		K		1B 1-3 2-H			4	0	1	1	0	2	3
Wayne Gross, L (1, 5) OBP: 0.222, SLG: 0.222	FC6-4 1B 1-3		FC5-4 1B 2-H 3-H			3-1	PO 3-H	4-3		4	0	2	2	0	0	0
Dave McKay, S (8, 5) OBP: 0.250, SLG: 0.250										0	0	0	0	0	0	0
Tony Armas, R (1, 9) OBP: 0.615, SLG: 1.083	FC6-4 1-2f		FC5-4 1-2f			1B		G5-4-3 1B		4	0	2	0	0	0	3
Mitchell Page, L (1, 10) OBP: 0.429, SLG: 0.200		P6		FC4-6 1B		F7		G5-4-3 1-2f		3	0	1	0	0	0	1
Cliff Johnson, R (8, PH) OBP: 0.333, SLG: 0.200										1	0	0	0	0	0	1
Jeff Newman, R (1, 2) OBP: 0.222, SLG: 0.250		F8		L8		P4			P6	4	0	0	0	0	0	2
Brian Doyle, L (1, 4)		5-3		FC4-6 FC6-4 1-2f			G3		G3	4	0	0	0	0	0	1
Rob Picciolo, R (1, 6) OBP: 0.500, SLG: 0.429			L6	FC6-4 1-2f			BB 1B 1B		1B	4	1	2	0	0	0	1
Inning Stats	R: 0 E: 0 K: 1 S: 7 H: 2 LOB: 2 BB: 0 P: 7	R: 0 E: 0 K: 0 S: 3 H: 0 LOB: 0 BB: 0 P: 3	R: 2 E: 0 K: 0 S: 4 H: 1 LOB: 1 BB: 2 P: 12	R: 0 E: 0 K: 0 S: 4 H: 1 LOB: 1 BB: 0 P: 4	R: 0 E: 0 K: 2 S: 7 H: 0 LOB: 0 BB: 0 P: 7	R: 0 E: 0 K: 0 S: 4 H: 1 LOB: 1 BB: 0 P: 4	R: 1 E: 0 K: 0 S: 4 H: 2 LOB: 1 BB: 1 P: 8	R: 0 E: 0 K: 0 S: 3 H: 1 LOB: 0 BB: 0 P: 3	R: 0 E: 0 K: 0 S: 4 H: 1 LOB: 1 BB: 0 P: 4	1B: 9 2B: 0 3B: 0 HR: 0 SF: 0 SAC: 0 DP: 1 HBP: 0						

TOP

Oakland Athletics @ Minnesota Twins

Metropolitan Stadium, Bloomington , MI

Sat Apr 11 1981, 4:33 AM EST
Att. 5,536 - Unknown - 52 F

livebaseballscorecards.com

AB	34
R	3
H	9
RBI	3
BB	3
SO	3
LOB	15

WP: 0 PB: 0 SB: 1 CS: 0
PA: 38

PITCHER		IP	WLS	BF	H	R	ER	SO	BB	IBB	HBP	BLK	WP	HR	S	P	ERA	WHIP
Albert Williams, R ERA: 4.05	(1, 1)	6.2	L	30	7	3	3	3	3	0	0	0	0	0	33	45	4.05	1.500
Jack O'Connor, L ERA: 3.38	(7, 1)	1.1		3	1	0	0	0	0	0	0	0	0	0	3	3	0.00	0.750
Doug Corbett, R ERA:	(9, 1)	1.0		4	1	0	0	0	0	0	0	0	0	0	4	4	0.00	1.000

PITCHER	IP	WLS	BF	H	R	ER	SO	BB	IBB	HBP	BLK	WP	HR	S	P	ERA	WHIP

Batter	1	2	3	4	5	6	7	8	9	AB	R	H	RBI	BB	SO	LOB
Hosken Powell, L (1, 9) OBP: 0.231, SLG: 0.167	4-3		6-3		F8		F7			4	0	0	0	0	0	2
Rob Wilfong, L (1, 4) OBP: 0.250, SLG: 0.100	BB		F9		E8		P4			3	0	1	0	1	0	2
Roy Smalley, S (1, 6) OBP: 0.333, SLG: 0.111	G3-6-1 BB		5-3		F7			F8		3	0	0	0	1	0	1
Glenn Adams, L (1, 10) OBP: 0.417, SLG: 0.333	G3-6-1			FC5-4 BB		L4		FC6-4 1B		3	0	1	0	1	0	2
John Castino, R (1, 5) OBP: 0.333, SLG: 0.500		3B		FC5-4 WP 1B		6-3		FC6-4		4	0	1	0	0	0	2
Rick Sofield, L (1, 7) OBP: 0.200, SLG: 0.200		K		WP 1B		K		K		4	0	1	0	0	3	2
Ron Jackson, R (1, 3) OBP: 0.250, SLG: 0.250		F7		F7			1B		F2	4	0	1	0	0	0	3
Greg Johnston, L (1, 8) OBP: 0.300, SLG: 0.125		FC6-4 BB		K			K		G3	2	0	0	0	1	2	3
Pete Mackanin, R (9, PH)										1	0	0	0	0	0	0
Ray Smith, R (1, 2) OBP: 0.250, SLG: 0.250		FC6-4			L3		1B		K	3	0	1	0	0	0	2
Danny Goodwin, L (9, PH)										1	0	0	0	0	1	0
Inning Stats	R: 0 E: 0 K: 0 S: 2 H: 0 LOB: 1 BB: 2 P: 10	R: 0 E: 0 K: 1 S: 6 H: 1 LOB: 2 BB: 1 P: 10	R: 0 E: 0 K: 0 S: 3 H: 0 LOB: 0 BB: 0 P: 3	R: 0 E: 0 K: 1 S: 6 H: 1 LOB: 2 BB: 1 P: 10	R: 0 E: 1 K: 0 S: 4 H: 1 LOB: 1 BB: 0 P: 4	R: 0 E: 0 K: 1 S: 5 H: 0 LOB: 0 BB: 0 P: 5	R: 0 E: 0 K: 1 S: 7 H: 2 LOB: 2 BB: 0 P: 7	R: 0 E: 0 K: 1 S: 6 H: 1 LOB: 1 BB: 0 P: 6	R: 0 E: 0 K: 1 S: 5 H: 0 LOB: 0 BB: 0 P: 5	1B: 5 2B: 0 3B: 1 HR: 0	SF: 0 SAC: 0 DP: 1 HBP: 0			WP: 1 PB: 0 SB: 0 CS: 0	PA: 36		

PITCHER	IP	WLS	BF	H	R	ER	SO	BB	IBB	HBP	BLK	WP	HR	S	P	ERA	WHIP
Matt Keough, R (1, 1) ERA:	9.0	W	36	6	0	0	6	4	0	0	0	1	0	44	60	0.00	1.111

PITCHER	IP	WLS	BF	H	R	ER	SO	BB	IBB	HBP	BLK	WP	HR	S	P	ERA	WHIP

BOTTOM

Oakland Athletics @ Minnesota Twins

Metropolitan Stadium, Bloomington , MI

Sat Apr 11 1981, 4:33 AM EST

Att. 5,536 - Unknown - 52 F

livebaseballscorecards.com

AB	32
R	0
H	6
RBI	0
BB	4
SO	6
LOB	19

Oakland Athletics @ Minnesota Twins

Metropolitan Stadium, Bloomington , MI

Sun Apr 12 1981, 4:33 AM EST

Att. 5,699 - Sunny - 62 F

TOP

livebaseballscorecards.com

Batter	1	2	3	4	5	6	7	8	9	AB	R	H	RBI	BB	SO	LOB
Rickey Henderson, R (1, 7) OBP: 0.450, SLG: 0.467	SH3 1B 2B	FC6-4 1-2 2-3 1B		5-3		F3			5-3	5	1	2	0	0	0	2
Dwayne Murphy, L (1, 8) OBP: 0.333, SLG: 0.429	SH3 2-3	FC6-4 1-2f			E3 4-3 1B		6-3			3	0	1	0	0	0	3
Dave Revering, L (1, 3) OBP: 0.231, SLG: 0.231	3-H 1B		1-3		4-3 2-3		F8			4	0	1	1	0	0	1
Wayne Gross, L (1, 5) OBP: 0.308, SLG: 0.250	P6		1B		B B B 4-0 BB		G3			3	0	1	0	1	0	1
Tony Armas, R (1, 9) OBP: 0.471, SLG: 0.813	S S S 0-3 K		F7		S S S 0-3 K			S S S 0-3 K		4	0	0	0	0	3	4
Mitchell Page, L (1, 10) OBP: 0.273, SLG: 0.111		S S S 0-3 K	4-3		4-3			S S S 0-3 K		4	0	0	0	0	2	3
Mike Heath, R (1, 2) OBP: 0.333, SLG: 0.545		P4		WP SH3-4 1B		1-3		5-3		4	0	1	0	0	0	0
Brian Doyle, L (1, 4) OBP: 0.091, SLG: 0.091		1B BB 1B		SH3-4 1-2		4-3			S S S 0-3 K	3	0	1	0	0	1	0
Fred Stanley, R (1, 6) OBP: 0.625, SLG: 0.500		B B B 4-0 1B 1-2 BB		5-3 2-3		B B B 4-0 BB			S S S 0-3 K	2	0	0	0	2	1	1
Inning Stats	R: 1 E: 0 K: 1 S: 7 H: 2 LOB: 1 BB: 0 P: 7	R: 0 E: 0 K: 1 S: 7 H: 2 LOB: 3 BB: 1 P: 11	R: 0 E: 0 K: 0 S: 4 H: 1 LOB: 1 BB: 0 P: 4	R: 0 E: 0 K: 0 S: 4 H: 1 LOB: 1 BB: 0 P: 4	R: 0 E: 1 K: 1 S: 6 H: 1 LOB: 2 BB: 1 P: 10	R: 0 E: 0 K: 0 S: 3 H: 0 LOB: 1 BB: 1 P: 7	R: 0 E: 0 K: 0 S: 3 H: 0 LOB: 0 BB: 0 P: 3	R: 0 E: 0 K: 2 S: 7 H: 0 LOB: 0 BB: 0 P: 7	R: 0 E: 0 K: 2 S: 7 H: 0 LOB: 0 BB: 0 P: 7	1B: 6 2B: 1 3B: 0 HR: 0	SF: 0 SAC: 2 DP: 0 HBP: 0						

	AB	32
	R	1
	H	7
	RBI	1
	BB	3
	SO	7
	LOB	15

WP: 1 PB: 0 SB: 0 CS: 0 PA: 37

PITCHER		IP	WLS	BF	H	R	ER	SO	BB	IBB	HBP	BLK	WP	HR	S	P	ERA	WHIP
Pete Redfern, R	(1, 1)	7.0	L	31	7	1	1	3	3	0	0	0	1	0	34	46	1.29	1.429
ERA: 1.29																		
Doug Corbett, R	(8, 1)	2.0		6	0	0	0	4	0	0	0	0	0	0	14	14	0.00	0.000
ERA:																		

PITCHER	IP	WLS	BF	H	R	ER	SO	BB	IBB	HBP	BLK	WP	HR	S	P	ERA	WHIP

Batter	1	2	3	4	5	6	7	8	9	AB	R	H	RBI	BB	SO	LOB
Hosken Powell, L (1, 9) OBP: 0.176, SLG: 0.125	G3		F8			L7			G3	4	0	0	0	0	0	0
Rob Wilfong, L (1, 4) OBP: 0.250, SLG: 0.143	1-3			P6			5-3		G1-6-3	4	0	1	0	0	0	0
Roy Smalley, S (1, 6) OBP: 0.250, SLG: 0.077	L7			F9			3-1		G1-6-3	4	0	0	0	0	0	1
Glenn Adams, L (1, 10) OBP: 0.467, SLG: 0.364		BBBB 4-3 BB		SSS K			1B			2	0	1	0	1	1	0
John Castino, R (1, 5) OBP: 0.267, SLG: 0.400		SSS K			F2		L9			3	0	0	0	0	1	2
Rick Sofield, L (1, 7) OBP: 0.125, SLG: 0.125		4-3 1-2			4-3			F9		3	0	0	0	0	0	1
Ron Jackson, R (1, 3) OBP: 0.143, SLG: 0.143		F7			F7			4-3		3	0	0	0	0	0	1
Mickey Hatcher, R (1, 8) OBP: 0.273, SLG: 0.273			6-3			F2		1B		3	0	1	0	0	0	0
Ray Smith, R (1, 2) OBP: 0.200, SLG: 0.200			1-3			SSS K		4-3		2	0	0	0	0	1	0
Danny Goodwin, L (8, PH)										1	0	0	0	0	0	1
Sal Butera, R (9, 2)										0	0	0	0	0	0	0
Inning Stats	R: 0 E: 0 K: 0 S: 3 H: 0 LOB: 0 BB: 0 P: 3	R: 0 E: 0 K: 1 S: 5 H: 0 LOB: 1 BB: 1 P: 9	R: 0 E: 0 K: 0 S: 3 H: 0 LOB: 0 BB: 0 P: 3	R: 0 E: 0 K: 1 S: 5 H: 0 LOB: 0 BB: 0 P: 5	R: 0 E: 0 K: 0 S: 3 H: 0 LOB: 0 BB: 0 P: 3	R: 0 E: 0 K: 1 S: 5 H: 0 LOB: 0 BB: 0 P: 5	R: 0 E: 0 K: 0 S: 4 H: 1 LOB: 1 BB: 0 P: 4	R: 0 E: 0 K: 0 S: 4 H: 1 LOB: 1 BB: 0 P: 4	R: 0 E: 0 K: 0 S: 3 H: 1 LOB: 0 BB: 0 P: 3	1B: 3 2B: 0 3B: 0 HR: 0	SF: 0 SAC: 0 DP: 1 HBP: 0						

PITCHER	IP	WLS	BF	H	R	ER	SO	BB	IBB	HBP	BLK	WP	HR	S	P	ERA	WHIP
Steve McCatty, R (1, 1) ERA:	9.0	W	30	3	0	0	3	1	0	0	0	0	0	35	39	0.00	0.444

PITCHER	IP	WLS	BF	H	R	ER	SO	BB	IBB	HBP	BLK	WP	HR	S	P	ERA	WHIP

BOTTOM

Oakland Athletics @ Minnesota Twins

Metropolitan Stadium, Bloomington , MI

Sun Apr 12 1981, 4:33 AM EST
Att. 5,699 - Sunny - 62 F

livebaseballscorecards.com

AB	29
R	0
H	3
RBI	0
BB	1
SO	3
LOB	6

1B: 3 SF: 0
2B: 0 SAC: 0
3B: 0 DP: 1
HR: 0 HBP: 0

WP: 0 PA: 30
PB: 0
SB: 0
CS: 0

Oakland Athletics @ California Angels

Anaheim Stadium, Anaheim, CA

Mon Apr 13 1981, 9:05 PM EST

Att. 38,076 - Unknown

TOP

livebaseballscorecards.com

Batter	1	2	3	4	5	6	7	8	9	AB	R	H	RBI	BB	SO	LOB
Rickey Henderson, R (1, 7) OBP: 0.440, SLG: 0.474	5-3		K 3-H			F9 2-H 2B		BB 4-3 E HR	FC5-4 1-2f	4	1	1	1	1	1	3
Dwayne Murphy, L (1, 8) OBP: 0.263, SLG: 0.333	P4			G1		F7		4-3 1-3		4	0	0	0	0	0	2
Cliff Johnson, R (1, 10) OBP: 0.200, SLG: 0.111	K			F9		F9 2-3		K		4	0	0	0	0	2	2
Tony Armas, R (1, 9) OBP: 0.476, SLG: 0.895		BB		L5		P5		HR 3-H		3	1	1	2	1	0	1
Mike Heath, R (1, 2) OBP: 0.250, SLG: 0.400		F3			F7		P5	F3		4	0	0	0	0	0	1
Jeff Newman, R (1, 3) OBP: 0.182, SLG: 0.200 Dave Revering, L (7, PH) OBP: 0.267, SLG: 0.214 (7, 3)		F9			K		BB BB		G3	2 1	0 0	0 0	0 0	0 1	1 0	1 0
Shooty Babitt, R (1, 4) OBP: 0.429, SLG: 0.333 Wayne Gross, L (7, PH) OBP: 0.400, SLG: 0.250 (7, 5) Brian Doyle, L (9, PR) OBP: 0.091, SLG: 0.091 (9, 4)		F8			1B		BB 1-2		E BB	2 0 0	0 0 0	1 0 0	0 0 0	0 2 0	0 0 0	1 0 0
Dave McKay, S (1, 5) OBP: 0.250, SLG: 0.375 (7, 4) (9, 5)			F3 K 2B		F7		F7		F8	4	0	1	0	0	0	4
Rob Picciolo, R (1, 6) OBP: 0.417, SLG: 0.455			F3 2-3			2B 2B	G3		E5 FC5-4 1-2	4	1	1	0	0	0	4

	AB	32
	R	3
	H	5
	RBI	3
	BB	5
	SO	4
	LOB	19

Inning Stats	1	2	3	4	5	6	7	8	9
	R: 0 E: 0 K: 1 S: 5	H: 0 LOB: 0 BB: 0 P: 5	R: 0 E: 0 K: 0 S: 3	H: 0 LOB: 1 BB: 1 P: 7	R: 0 E: 0 K: 1 S: 5	H: 1 LOB: 0 BB: 0 P: 5	R: 0 E: 0 K: 0 S: 3	H: 0 LOB: 1 BB: 0 P: 3	R: 0 E: 0 K: 1 S: 6	H: 1 LOB: 1 BB: 0 P: 6
	R: 1 E: 0 K: 0 S: 5	H: 2 LOB: 1 BB: 0 P: 5	R: 0 E: 0 K: 0 S: 3	H: 0 LOB: 2 BB: 2 P: 11	R: 2 E: 1 K: 1 S: 6	H: 1 LOB: 0 BB: 1 P: 10	R: 0 E: 1 K: 0 S: 4	H: 0 LOB: 2 BB: 1 P: 8	1B: 1 2B: 3 3B: 0 HR: 1	SF: 0 SAC: 0 DP: 0 HBP: 0

WP: 0 PA: 37
PB: 0
SB: 0
CS: 0

PITCHER		IP	WLS	BF	H	R	ER	SO	BB	IBB	HBP	BLK	WP	HR	S	P	ERA	WHIP
Bill Travers, L ERA: 1.69	(1, 1)	5.1		20	4	1	1	3	1	0	0	0	0	0	25	29	1.69	0.938
Don Aase, R ERA:	(6, 1)	1.2		7	0	0	0	0	2	0	0	0	0	0	5	13	0.00	1.200
Luis Sanchez, R ERA: 3.0	(8, 1)	1.0	L	5	1	2	2	1	1	0	0	0	0	1	6	10	18.00	2.000
Andy Hassler, L ERA: 3.38	(9, 1)	1.0		5	0	0	0	0	1	0	0	0	0	0	4	8	0.00	1.000

PITCHER	IP	WLS	BF	H	R	ER	SO	BB	IBB	HBP	BLK	WP	HR	S	P	ERA	WHIP

BOTTOM

Oakland Athletics @ California Angels

Anaheim Stadium, Anaheim, CA

Mon Apr 13 1981, 9:05 PM EST

Att. 38,076 - Unknown

Batter	1	2	3	4	5	6	7	8	9	AB	R	H	RBI	BB	SO	LOB
Rod Carew, L (1, 3) OBP: 0.360, SLG: 0.348	6-3		6-3		F8		BB HBP 1B BB	F8		4	1	0	0	1	0	1
Rick Burleson, R (1, 6) OBP: 0.522, SLG: 0.444	L6-3 BB		1B		F8		HBP BB 1-2 1B		P5	4	0	2	0	1	0	0
Fred Lynn, L (1, 8) OBP: 0.375, SLG: 0.600	L6-3 1-2		K		K		HBP 1-2 2-3 BB		6-3 BB	3	0	0	0	2	2	2
Don Baylor, R (1, 10) OBP: 0.261, SLG: 0.158		K	F7			WP SH3-4 HBP	K		6-3 1-2	4	0	0	0	0	2	5
Dan Ford, R (1, 9) Bert Campaneris, R (8, 5) Ed Ott, L (9, PH) OBP: 0.368, SLG: 0.467	BB SF9 2B			S 1B	SH3-4 1-2		1-2 2-3 3-H HBP		3-1	2 0 1	1 0 0	2 0 0	1 0 0	0 0 0	0 0 0	0 0 1
Brian Downing, R (1, 2) OBP: 0.500, SLG: 0.636	BB BB			K		WP BB	K			2	0	0	0	2	2	4
Tom Brunansky, R (1, 7) OBP: 0.400, SLG: 0.600	1-2 2-3 BB			FC5-4 1-2 BB	F7			K		2	0	0	0	2	1	2
Bobby Grich, R (1, 4) OBP: 0.250, SLG: 0.556	SF9 3-H			K	6-3 1-2 2-3			2B		3	0	1	1	0	1	4
Butch Hobson, R (1, 5) Juan Beniquez, R (8, 9) OBP: 0.263, SLG: 0.133	K			FC5-4 1-2f			P9	F3		3 1	0 0	0 0	0 0	0 0	1 0	4 1
Inning Stats	R: 0 H: 0 E: 0 LOB: 0 K: 0 BB: 1 S: 2 P: 6	R: 1 H: 1 E: 0 LOB: 2 K: 2 BB: 2 S: 8 P: 16	R: 0 H: 1 E: 0 LOB: 1 K: 1 BB: 0 S: 6 P: 6	R: 0 H: 1 E: 0 LOB: 2 K: 2 BB: 1 S: 8 P: 12	R: 0 H: 0 E: 0 LOB: 0 K: 1 BB: 0 S: 5 P: 5	R: 0 H: 0 E: 0 LOB: 2 K: 0 BB: 1 S: 3 P: 8	R: 1 H: 1 E: 0 LOB: 3 K: 2 BB: 2 S: 8 P: 17	R: 0 H: 1 E: 0 LOB: 1 K: 1 BB: 0 S: 6 P: 6	R: 0 H: 0 E: 0 LOB: 1 K: 0 BB: 1 S: 3 P: 7	1B: 3 SF: 1 2B: 3 SAC: 1 3B: 0 DP: 1 HR: 0 HBP: 2						WP: 1 PA: 41 PB: 0 SB: 1 CS: 0	

livebaseballscorecards.com

	AB	29
	R	2
	H	5
	RBI	2
	BB	8
	SO	9
	LOB	24

PITCHER		IP	WLS	BF	H	R	ER	SO	BB	IBB	HBP	BLK	WP	HR	S	P	ERA	WHIP
Brian Kingman, R ERA: 1.69	(1, 1)	5.1		24	3	1	1	6	5	0	1	0	0	0	30	51	1.69	1.500
Bo McLaughlin, R ERA: 9.0	(6, 1)	1.0		5	1	1	1	0	1	0	0	0	1	0	4	8	9.00	2.000
Craig Minetto, L ERA:	(7, 1)	0.0		1	0	0	0	0	1	0	0	0	0	0	0	4	∞	∞
Jeff Jones, R ERA:	(7, 1)	2.2	W	11	1	0	0	3	1	0	1	0	0	0	15	20	0.00	0.750

PITCHER	IP	WLS	BF	H	R	ER	SO	BB	IBB	HBP	BLK	WP	HR	S	P	ERA	WHIP

Batter	1	2	3	4	5	6	7	8	9	AB	R	H	RBI	BB	SO	LOB
Rickey Henderson, R (1, 7) OBP: 0.433, SLG: 0.458	x 0-0 F9 BB 1B		x 0-0 ② F9		x 0-0 ③ 5-3		x 0-0 ② F9		x 0-0 BB 1-2 1B	5	1	2	0	0	0	0
Dwayne Murphy, L (1, 8) OBP: 0.375, SLG: 0.381	B B B B 4-0 E S 1-2 BB		x 0-0 ③ F8			x 0-0 1B 1B	x 0-0 FC4-6 1B		B B B B 4-0 1B 1-2 2-3 BB	3	1	2	0	2	0	0
Cliff Johnson, R (1, 10) OBP: 0.267, SLG: 0.214 Mitchell Page, L (9, PR) OBP: 0.273, SLG: 0.111	S S S 0-3 K ①			x 0-0 E5 E 1B FC3-2		x 0-0 1B 1B 1-2 6-3 1B	x 0-0 ③ FC4-6 1-2f		x 0-0 1-3 2-H 3-H 1B	5 0	1 0	2 0	2 0	0 0	1 0	3 0
Tony Armas, R (1, 9) OBP: 0.462, SLG: 0.792	x 0-0 ② ③ F9 1-3 2-3			x 0-0 E7 1-3 1B		x 0-0 6-3 1B 1-2 2-H FC1 1B		S S S 0-3 ① K	S S S 0-3 ③ K	5	1	2	1	0	2	4
Mike Heath, R (1, 2) OBP: 0.300, SLG: 0.421		x 0-0 ① 6-3		x 0-0 ① 5-3		x 0-0 FC1 6-3 1-2 2-3 CS 1B		x 0-0 L5 1B		4	0	2	0	0	0	2
Jeff Newman, R (1, 3) OBP: 0.133, SLG: 0.143		x 0-0 ② 4-3		x 0-0 ② FC3-2 3-H		x 0-0 ① 6-3 1-2 2-3 3-H		x 0-0 ② ③ L5 1-2		4	0	0	1	0	0	5
Shooty Babitt, R (1, 4) OBP: 0.364, SLG: 0.300		x 0-0 1B		x 0-0 ③ P4		x 0-0 FC1 CS 2-3 3-H			x 0-0 ① 6-3	4	0	1	1	0	0	3
Dave McKay, S (1, 5) OBP: 0.250, SLG: 0.333		x 0-0 ③ 1-3			x 0-0 ① F7	x 0-0 ② ③ 6-3 1-2 3-H			x 0-0 BB 1B 1B	4	1	1	0	0	0	3
Fred Stanley, R (1, 6) OBP: 0.417, SLG: 0.300			x 0-0 ① F7		x 0-0 ② 6-3		x 0-0 ① 5-3		S S S 0-3 ② K	4	0	0	0	0	1	1
Inning Stats	R: 0 H: 1 E: 0 LOB: 1 K: 1 BB: 1 S: 5 P: 9	R: 0 H: 1 E: 0 LOB: 1 K: 0 BB: 0 S: 4 P: 4	R: 0 H: 0 E: 0 LOB: 0 K: 0 BB: 0 S: 3 P: 3	R: 0 H: 1 E: 2 LOB: 2 K: 0 BB: 0 S: 5 P: 5	R: 0 H: 0 E: 0 LOB: 0 K: 0 BB: 0 S: 3 P: 3	R: 3 H: 4 E: 0 LOB: 1 K: 0 BB: 0 S: 7 P: 7	R: 0 H: 1 E: 0 LOB: 1 K: 0 BB: 0 S: 4 P: 4	R: 0 H: 1 E: 0 LOB: 1 K: 1 BB: 0 S: 5 P: 5	R: 2 H: 3 E: 0 LOB: 2 K: 2 BB: 1 S: 10 P: 14	1B: 12 SF: 0 2B: 0 SAC: 0 3B: 0 DP: 0 HR: 0 HBP: 0							

PITCHER	IP	WLS	BF	H	R	ER	SO	BB	IBB	HBP	BLK	WP	HR	S	P	ERA	WHIP
Geoff Zahn, L (1, 1) ERA: 4.02	8.2	L	39	12	5	5	3	2	0	0	0	0	0	43	51	5.19	1.615
Steve Renko, R (9, 1) ERA:	0.1		1	0	0	0	1	0	0	0	0	0	0	3	3	0.00	0.000

PITCHER	IP	WLS	BF	H	R	ER	SO	BB	IBB	HBP	BLK	WP	HR	S	P	ERA	WHIP

TOP

Oakland Athletics @ California Angels

Anaheim Stadium, Anaheim, CA

Tue Apr 14 1981, 9:05 PM EST

Att. 26,483 - Unknown

livebaseballscorecards.com

AB	38
R	5
H	12
RBI	5
BB	2
SO	4
LOB	21

PA: 40

WP: 0	PB: 0	SB: 1	CS: 2

Batter	1	2	3	4	5	6	7	8	9	AB	R	H	RBI	BB	SO	LOB
Rod Carew, L (1, 3) OBP: 0.333, SLG: 0.308	S S S 0-3 ① K		B B B B 4-0 CS 3 BB		x 0-0 ② F7		x 0-0 ③ F8		x 0-0 ② SF8 2-3 3-H	3	0	0	1	1	1	0
Rick Burleson, R (1, 6) OBP: 0.500, SLG: 0.409	S S S 0-3 ② K		x 0-0 ② 1-2 1B		B B B B 4-0 BB			x 0-0 ① 6-3	x 0-0 ③ F9	4	0	1	0	1	1	2
Fred Lynn, L (1, 8) OBP: 0.321, SLG: 0.500	x 0-0 ③ P8		x 0-0 ③ 4-3		x 0-0 ③ L4			x 0-0 ② F8		4	0	0	0	0	0	2
Don Baylor, R (1, 10) OBP: 0.222, SLG: 0.130		x 0-0 ① 6-3		x 0-0 ① F7		x 0-0 ① F9		x 0-0 ③ L5		4	0	0	0	0	0	0
Dan Ford, R (1, 9) OBP: 0.348, SLG: 0.421		S S S 0-3 ② K		x 0-0 ② F7		x 0-0 ② F9			x 0-0 BB 1B SF7 1B	4	1	1	0	0	1	0
Brian Downing, R (1, 2) OBP: 0.600, SLG: 0.692		B B B B 4-0 BB 3 BB		x 0-0 FC5 BB 1 1B		B B B B 4-0 BB			x 0-0 BB BB 1-2 SF8 1B	2	1	2	0	2	0	0
Tom Brunansky, R (1, 7) OBP: 0.458, SLG: 0.563		B B B B 4-0 1-2 BB		B B B B 4-0 1-2 BB		x 0-0 ③ F7			B B B B 4-0 SF8 BB 1-2 2-3 BB	1	0	0	0	3	0	1
Bobby Grich, R (1, 4) OBP: 0.208, SLG: 0.476		S S S 0-3 ③ K		x 0-0 ③ FC5 2-3f			x 0-0 ① F8		x 0-0 ① SF7 3-H	3	0	0	1	0	1	4
Butch Hobson, R (1, 5) OBP: 0.261, SLG: 0.111			S S S 0-3 ① K		x 0-0 ① 5-3		S S S 0-3 ② K		B B B B 4-0 1-2 2-3 BB	3	0	0	0	1	2	0
Inning Stats	R: 0 H: 0 E: 0 LOB: 0 K: 2 BB: 0 S: 7 P: 7	R: 0 H: 0 E: 0 LOB: 2 K: 2 BB: 2 S: 7 P: 15	R: 0 H: 1 E: 0 LOB: 1 K: 1 BB: 1 S: 5 P: 9	R: 0 H: 1 E: 0 LOB: 2 K: 0 BB: 1 S: 4 P: 8	R: 0 H: 0 E: 0 LOB: 1 K: 0 BB: 1 S: 3 P: 7	R: 0 H: 0 E: 0 LOB: 1 K: 0 BB: 1 S: 3 P: 7	R: 0 H: 0 E: 0 LOB: 0 K: 1 BB: 0 S: 5 P: 5	R: 0 H: 0 E: 0 LOB: 0 K: 0 BB: 0 S: 3 P: 3	R: 2 H: 2 E: 0 LOB: 2 K: 0 BB: 2 S: 5 P: 13	1B: 4 SF: 2 2B: 0 SAC: 0 3B: 0 DP: 0 HR: 0 HBP: 0						WP: 0 PA: 38 PB: 0 SB: 0 CS: 1	

PITCHER		IP	WLS	BF	H	R	ER	SO	BB	IBB	HBP	BLK	WP	HR	S	P	ERA	WHIP
Mike Norris, R ERA: 1.5	(1, 1)	9.0	W	38	4	2	2	6	8	0	0	0	0	0	42	74	2.00	1.333

PITCHER	IP	WLS	BF	H	R	ER	SO	BB	IBB	HBP	BLK	WP	HR	S	P	ERA	WHIP

BOTTOM

Oakland Athletics @ California Angels

Anaheim Stadium, Anaheim, CA

Tue Apr 14 1981, 9:05 PM EST

Att. 26,483 - Unknown

livebaseballscorecards.com

AB	28
R	2
H	4
RBI	2
BB	8
SO	6
LOB	9

Batter	1	2	3	4	5	6	7	8	9	AB	R	H	RBI	BB	SO	LOB
Rickey Henderson, R (1, 7) OBP: 0.429, SLG: 0.407	5-3		BB		F8			BB, BB, FC3-6	K	3	1	0	0	2	1	3
Dwayne Murphy, L (1, 8) OBP: 0.414, SLG: 0.375	4-3		1-2, 2-3			P5		FC3-6, BB, 1-2, HR	1-3, 2-H, 1B	3	1	1	1	2	0	0
Dave Revering, L (1, 3) OBP: 0.278, SLG: 0.235 Cliff Johnson, R (8, PH) OBP: 0.294, SLG: 0.200 (8, 3)	4-3		FC1-2, 3-Hf			FC5-4, 1B		1-2, 2-3, FC3-6, BB	F7	3 1	0 0	1 0	0 0	0 1	0 0	3 2
Wayne Gross, L (1, 5) OBP: 0.333, SLG: 0.200 Tim Hosley, R (8, PH) Dave McKay, S (8, 5) OBP: 0.250, SLG: 0.333		P6		3-1		F7		FC3-6, 1-2f, 2-3, 3-H, HR		3 1 0	0 1 0	0 1 0	0 0 0	0 0 0	0 0 0	1 2 0
Tony Armas, R (1, 9) OBP: 0.433, SLG: 0.821		K		6-3		FC5-4, 1-2f		1-H, 3-H, HR		4	1	1	3	0	1	1
Mitchell Page, L (1, 10) OBP: 0.200, SLG: 0.077		3-1		4-3			4-3	1-3		4	0	0	0	0	0	0
Mike Heath, R (1, 2) OBP: 0.250, SLG: 0.348			E5, BB, 6-3, FC1-2		B1		3-1		F7	4	0	0	0	0	0	0
Brian Doyle, L (1, 4) OBP: 0.091, SLG: 0.091 Shooty Babitt, R (2, 4) OBP: 0.400, SLG: 0.357			6-3, 1-2		E, E, 1B		4-1		BB, 1B, 1B	0 4	0 1	0 2	0 0	0 0	0 0	0 1
Rob Picciolo, R (1, 6) OBP: 0.357, SLG: 0.385 Mike Patterson, L (8, PH) Fred Stanley, R (8, 6) OBP: 0.462, SLG: 0.300			P5		K, 1-3			G3	1B, 1-2, BB	2 1 0	0 0 0	0 0 0	0 0 0	1 0 1	2 0 0	2 0 0
Inning Stats	R: 0 E: 0 K: 0 S: 3 H: 0 LOB: 0 BB: 0 P: 3	R: 0 E: 0 K: 1 S: 5 H: 0 LOB: 0 BB: 0 P: 5	R: 0 E: 1 K: 0 S: 4 H: 0 LOB: 2 BB: 2 P: 12	R: 0 E: 0 K: 0 S: 3 H: 0 LOB: 0 BB: 0 P: 3	R: 0 E: 2 K: 1 S: 6 H: 1 LOB: 1 BB: 0 P: 6	R: 0 E: 0 K: 0 S: 4 H: 1 LOB: 1 BB: 0 P: 4	R: 0 E: 0 K: 0 S: 3 H: 0 LOB: 0 BB: 0 P: 3	R: 4 E: 0 K: 0 S: 4 H: 1 LOB: 0 BB: 3 P: 16	R: 1 E: 0 K: 1 S: 7 H: 2 LOB: 2 BB: 1 P: 11	1B: 4 2B: 0 3B: 0 HR: 1 SF: 0 SAC: 0 DP: 0 HBP: 0						

PITCHER		IP	WLS	BF	H	R	ER	SO	BB	IBB	HBP	BLK	WP	HR	S	P	ERA	WHIP
Jesse Jefferson, R ERA: 6.0	(1, 1)	7.1		28	2	1	1	2	3	0	0	0	0	0	29	41	1.23	0.682
Andy Hassler, L ERA: 7.11	(8, 1)	1.0	L	8	2	4	4	0	3	0	0	0	0	1	5	17	36.00	5.000
Don Aase, R ERA:	(9, 1)	0.2		3	1	0	0	1	0	0	0	0	0	0	5	5	0.00	1.500

PITCHER	IP	WLS	BF	H	R	ER	SO	BB	IBB	HBP	BLK	WP	HR	S	P	ERA	WHIP

TOP

Oakland Athletics @ California Angels

Anaheim Stadium, Anaheim, CA

Wed Apr 15 1981, 9:05 PM EST

Att. 27,371 - Unknown

livebaseballscorecards.com

AB	33
R	5
H	5
RBI	5
BB	6
SO	3
LOB	15

WP: 0 PB: 0 SB: 0 CS: 0 PA: 39

Batter	1	2	3	4	5	6	7	8	9	AB	R	H	RBI	BB	SO	LOB
Rod Carew, L (1, 3) OBP: 0.324, SLG: 0.300	5-3		SH1-4 1-2 2-3		FC6-4 1-2f		FC3-6 1B 1-2f 3-H		FC4-6 1-2 1B	4	0	1	1	0	0	2
Rick Burleson, R (1, 6) OBP: 0.545, SLG: 0.556	FC6-4 1B		CS 2-3 3-H 1B			SF9 3B	1-2 1B		FC4-6 1-2f	5	1	4	1	0	0	2
Fred Lynn, L (1, 8) OBP: 0.281, SLG: 0.444	K		P9			SF9 3-H	K			3	0	0	1	0	2	5
Don Baylor, R (1, 10) OBP: 0.194, SLG: 0.111	FC6-4 1-2f		CS 1-2	4-3		F3		F2		4	0	0	0	0	0	1
Dan Ford, R (1, 9) OBP: 0.333, SLG: 0.391		F9		F2		1B		K		4	0	1	0	0	1	0
Brian Downing, R (1, 2) OBP: 0.500, SLG: 0.529		F7		P9		K		K		4	0	0	0	0	2	1
Tom Brunansky, R (1, 7) OBP: 0.429, SLG: 0.500		K			K		1B SH2-4 FC3-6 1B		K	4	1	1	0	0	3	0
Bobby Grich, R (1, 4) OBP: 0.259, SLG: 0.478			SH1-4 1B 1B		F8		SH2-4 1-2		FC4-6 BB	2	1	1	0	1	0	0
Butch Hobson, R (1, 5) OBP: 0.346, SLG: 0.200 Bert Campaneris, R (7, PR) (8, 5) Ed Ott, L (9, PH) Freddie Patek, R (9, PR)			1B SH1-4 1-2 1B		FC6-4 BB		FC3-6 2-3 1B		FC4-6 1-2f 1B	2 0 1 0	0 0 0 0	2 0 0 0	0 0 0 0	1 0 0 0	0 0 0 0	0 0 1 0
Inning Stats	R: 0 E: 0 K: 1 S: 6 H: 1 LOB: 1 BB: 0 P: 6	R: 0 E: 0 K: 1 S: 5 H: 0 LOB: 0 BB: 0 P: 5	R: 1 E: 0 K: 0 S: 5 H: 3 LOB: 1 BB: 0 P: 5	R: 0 E: 0 K: 0 S: 3 H: 0 LOB: 0 BB: 0 P: 3	R: 0 E: 0 K: 1 S: 5 H: 0 LOB: 1 BB: 1 P: 9	R: 1 E: 0 K: 1 S: 7 H: 2 LOB: 1 BB: 0 P: 7	R: 1 E: 0 K: 1 S: 8 H: 3 LOB: 2 BB: 0 P: 8	R: 0 E: 0 K: 2 S: 7 H: 0 LOB: 0 BB: 0 P: 7	R: 0 E: 0 K: 1 S: 6 H: 1 LOB: 2 BB: 1 P: 10	1B: 9 2B: 0 3B: 1 HR: 0	SF: 1 SAC: 2 DP: 0 HBP: 0						

PITCHER		IP	WLS	BF	H	R	ER	SO	BB	IBB	HBP	BLK	WP	HR	S	P	ERA	WHIP
Rick Langford, R ERA: 3.0	(1, 1)	9.0	W	38	10	3	3	8	2	0	0	0	0	0	52	60	3.00	1.333

PITCHER		IP	WLS	BF	H	R	ER	SO	BB	IBB	HBP	BLK	WP	HR	S	P	ERA	WHIP

BOTTOM

Oakland Athletics @ California Angels

Anaheim Stadium, Anaheim, CA

Wed Apr 15 1981, 9:05 PM EST

Att. 27,371 - Unknown

livebaseballscorecards.com

AB	33
R	3
H	10
RBI	3
BB	2
SO	8
LOB	12

PA: 39

Oakland Athletics @ California Angels

Anaheim Stadium, Anaheim, CA

Thu Apr 16 1981, 9:05 PM EST

Att. 27,697 - Unknown

TOP

livebaseballscorecards.com

Batter	1	2	3	4	5	6	7	8	9	AB	R	H	RBI	BB	SO	LOB
Rickey Henderson, R (1, 7) OBP: 0.425, SLG: 0.387	K		G6-4-3 1-2f			1B S E 1B	K 1-2		BB CS	4	1	1	0	1	2	2
Dwayne Murphy, L (1, 8) OBP: 0.455, SLG: 0.444	6-3			BB 6-3 1B		E 1-3 2B 1B	2-H 2B		CS 1-2	3	2	2	1	1	0	0
Dave Revering, L (1, 3) OBP: 0.273, SLG: 0.200	BB			6-3 1-2		E3 G3 1-3 2B 3-H	K			3	1	0	0	1	1	3
Wayne Gross, L (1, 5) OBP: 0.318, SLG: 0.211	K			1B 2-H		G3 1-2		F7		4	0	1	1	0	1	3
Tony Armas, R (1, 9) OBP: 0.412, SLG: 0.781		F7		K		2B 2-H 3-H		P3		4	0	1	2	0	1	1
Mitchell Page, L (1, 10) OBP: 0.211, SLG: 0.063		K		4-3		L7		BB		3	0	0	0	1	1	2
Shooty Babitt, R (1, 4) OBP: 0.368, SLG: 0.333		F7			CS 1B	P4		K		4	0	1	0	0	1	2
Jeff Newman, R (1, 2) OBP: 0.158, SLG: 0.167			G6-4-3 1B		F4		1-3		6-3	4	0	1	0	0	0	1
Fred Stanley, R (1, 6) OBP: 0.412, SLG: 0.231			K		5-3 1-2		BB S 2B		P6	3	1	0	0	1	1	2

	AB	32
	R	5
	H	7
	RBI	4
	BB	5
	SO	8
	LOB	16

Inning Stats																		
	R: 0	H: 0	R: 0	H: 0	R: 0	H: 1	R: 1	H: 1	R: 0	H: 1	R: 3	H: 3	R: 1	H: 1	R: 0	H: 0	R: 0	H: 0
	E: 0	LOB: 1	E: 0	LOB: 0	E: 0	LOB: 0	E: 0	LOB: 1	E: 0	LOB: 0	E: 1	LOB: 1	E: 0	LOB: 1	E: 0	LOB: 1	E: 0	LOB: 0
	K: 2	BB: 1	K: 1	BB: 0	K: 1	BB: 0	K: 1	BB: 1	K: 0	BB: 0	K: 0	BB: 0	K: 2	BB: 1	K: 1	BB: 1	K: 0	BB: 1
	S: 7	P: 11	S: 5	P: 5	S: 5	P: 5	S: 6	P: 10	S: 3	P: 3	S: 7	P: 7	S: 8	P: 12	S: 5	P: 9	S: 2	P: 6

	1B: 5	SF: 0
	2B: 2	SAC: 0
	3B: 0	DP: 1
	HR: 0	HBP: 0

	WP: 0	PA: 38
	PB: 0	
	SB: 2	
	CS: 2	

PITCHER		IP	WLS	BF	H	R	ER	SO	BB	IBB	HBP	BLK	WP	HR	S	P	ERA	WHIP
Mike Witt, R	(1, 1)	6.0	L	25	6	4	3	5	2	0	0	0	0	0	33	41	4.50	1.333
ERA: 5.23																		
Steve Renko, R	(7, 1)	3.0		12	1	1	1	3	3	0	0	0	0	0	15	27	3.00	1.333
ERA: 2.7																		

PITCHER	IP	WLS	BF	H	R	ER	SO	BB	IBB	HBP	BLK	WP	HR	S	P	ERA	WHIP

Oakland Athletics @ California Angels

Anaheim Stadium, Anaheim, CA

Thu Apr 16 1981, 9:05 PM EST

Att. 27,697 - Unknown

BOTTOM

Batter	1	2	3	4	5	6	7	8	9	AB	R	H	RBI	BB	SO	LOB
Rod Carew, L (1, 3) OBP: 0.316, SLG: 0.273	BBBB; 4-0; E E 1B; BB		x; 0-0 ①; 1-3		x; 0-0 ③; L6			x; 0-0 ②; 4-3		3	1	0	0	1	0	0
Rick Burleson, R (1, 6) OBP: 0.486, SLG: 0.484	x; 0-0 ①; L3; 1-3		SSS; 0-3 ②; K			x; 0-0 ①; F7		x; 0-0 ③; F7		4	0	0	0	0	1	1
Fred Lynn, L (1, 8) OBP: 0.278, SLG: 0.419	x; 0-0; 1B; 3-H; 1B		x; 0-0 ③; 5-3			x; 0-0 ②; 3-1			x; 0-0 ①; F8	4	0	1	1	0	0	0
Brian Downing, R (1, 10) OBP: 0.429, SLG: 0.429	x; 0-0 ②; F7			x; 0-0 ①; 6-3		x; 0-0 ③; 4-3			x; 0-0 ②; F9	4	0	0	0	0	0	1
Ed Ott, L (1, 2) OBP: 0.300, SLG: 0.300	x; 0-0; 1-2; 1B			x; 0-0; 1B			x; 0-0 ①; 4-3		x; 0-0; FC6-4; 1B	4	0	3	0	0	0	0
Juan Beniquez, R (1, 9) OBP: 0.200, SLG: 0.200	x; 0-0 ③; F8			x; 0-0 ②; F9			x; 0-0; WP; 1B		x; 0-0 ③; FC6-4; 1-2f	4	0	1	0	0	0	4
Tom Brunansky, R (1, 7) OBP: 0.387, SLG: 0.435		x; 0-0 ①; F8		x; 0-0 ③; F7			SSS; 0-3 ②; K			3	0	0	0	0	1	2
Bobby Grich, R (1, 4) OBP: 0.233, SLG: 0.423		SSS; 0-3 ②; K			x; 0-0 ①; 6-3		SSS; 0-3 ③; K; 1-2			3	0	0	0	0	2	1
Butch Hobson, R (1, 5) OBP: 0.310, SLG: 0.174		x; 0-0 ③; F7			x; 0-0 ②; F8			x; 0-0 ①; F8		3	0	0	0	0	0	0

Inning Stats	1	2	3	4	5	6	7	8	9
R	1	0	0	0	0	0	0	0	0
E	1	0	0	0	0	0	0	0	0
K	0	1	1	0	0	0	2	0	0
S	5	5	5	4	3	3	8	3	4
H	2	0	0	1	0	0	1	0	1
LOB	2	0	0	1	0	0	1	0	1
BB	1	0	0	0	0	0	0	0	0
P	9	5	5	4	3	3	8	3	4

1B	5
2B	0
3B	0
HR	0
SF	0
SAC	0
DP	0
HBP	0

WP	1
PB	0
SB	0
CS	0
PA	33

AB	32
R	1
H	5
RBI	1
BB	1
SO	4
LOB	9

livebaseballscorecards.com

PITCHER	IP	WLS	BF	H	R	ER	SO	BB	IBB	HBP	BLK	WP	HR	S	P	ERA	WHIP
Matt Keough, R (1, 1) ERA: 0.5	9.0	W	33	5	1	1	4	1	0	0	0	1	0	40	44	1.00	0.667

PITCHER	IP	WLS	BF	H	R	ER	SO	BB	IBB	HBP	BLK	WP	HR	S	P	ERA	WHIP

Seattle Mariners @ Oakland Athletics

Oakland-Alameda County Coliseum, Oakland, CA

Fri Apr 17 1981, 6:05 PM PST

Att. 50,255 - Unknown

TOP

livebaseballscorecards.com

Batter	1	2	3	4	5	6	7	8	9	AB	R	H	RBI	BB	SO	LOB
Julio Cruz, S (1, 4) OBP: 0.281, SLG: 0.345	4-3		4-3			4-3		4-3		4	0	0	0	0	0	0
Joe Simpson, L (1, 8) OBP: 0.381, SLG: 0.526	1-3		F8			1B		4-3		4	0	1	0	0	0	0
Bruce Bochte, L (1, 3) OBP: 0.290, SLG: 0.370	BB 1B		K			F9			L4	4	0	1	0	0	1	1
Richie Zisk, R (1, 10) OBP: 0.393, SLG: 0.500	1-2 BB			F7		F9			F7	3	0	0	0	1	0	1
Brad Gulden, L (1, 2) OBP: 0.273, SLG: 0.455	F9			K			F4		G3	4	0	0	0	0	1	2
Tom Paciorek, R (1, 7) OBP: 0.357, SLG: 0.481		F9		6-3			1B			3	0	1	0	0	0	0
Dave Henderson, R (1, 9) OBP: 0.167, SLG: 0.364		HR			F9		F9			3	1	1	1	0	0	1
Dave Edler, R (1, 5) OBP: 0.231, SLG: 0.167		F8			6-3		F3			3	0	0	0	0	0	1
Rick Auerbach, R (1, 6) OBP: 0.294, SLG: 0.333		K			F5			F4		3	0	0	0	0	1	0

	AB	31
	R	1
	H	4
	RBI	1
	BB	1
	SO	3
	LOB	6

Inning Stats	1	2	3	4	5	6	7	8	9
	R: 0 E: 0 K: 0 S: 4	R: 1 E: 0 K: 1 S: 6	R: 0 E: 0 K: 1 S: 5	R: 0 E: 0 K: 1 S: 5	R: 0 E: 0 K: 0 S: 3	R: 0 E: 0 K: 0 S: 4	R: 0 E: 0 K: 0 S: 4	R: 0 E: 0 K: 0 S: 3	R: 0 E: 0 K: 0 S: 3
	H: 1 LOB: 2 BB: 1 P: 8	H: 1 LOB: 0 BB: 0 P: 6	H: 0 LOB: 0 BB: 0 P: 5	H: 0 LOB: 0 BB: 0 P: 5	H: 0 LOB: 0 BB: 0 P: 3	H: 1 LOB: 1 BB: 0 P: 4	H: 1 LOB: 1 BB: 0 P: 4	H: 0 LOB: 0 BB: 0 P: 3	H: 0 LOB: 0 BB: 0 P: 3

	1B: 3	SF: 0	WP: 0	PA: 32
	2B: 0	SAC: 0	PB: 0	
	3B: 0	DP: 0	SB: 0	
	HR: 1	HBP: 0	CS: 0	

PITCHER	IP	WLS	BF	H	R	ER	SO	BB	IBB	HBP	BLK	WP	HR	S	P	ERA	WHIP
Steve McCatty, R (1, 1) ERA: 0.5	9.0	W	32	4	1	1	3	1	0	0	0	0	1	37	41	1.00	0.556

PITCHER	IP	WLS	BF	H	R	ER	SO	BB	IBB	HBP	BLK	WP	HR	S	P	ERA	WHIP

Seattle Mariners @ Oakland Athletics

Oakland-Alameda County Coliseum, Oakland, CA

Fri Apr 17 1981, 6:05 PM PST
Att. 50,255 - Unknown

livebaseballscorecards.com

Batter	1	2	3	4	5	6	7	8	9	AB	R	H	RBI	BB	SO	LOB
Rickey Henderson, R (1, 7) OBP: 0.435, SLG: 0.486	HR, S, 1B, K		1-H, HR		6-3		1-2, 3-H, 1B, 1B, 1B	1-3		6	3	3	3	0	1	4
Dwayne Murphy, L (1, 8) OBP: 0.459, SLG: 0.548	1-H, HR	K	4-3			1B	1-2, 2-3, HR, 1B, 1B			4	1	2	2	0	1	0
Mike Patterson, L (7, PH) OBP: 0.500, SLG: 0.500 (8, 9)										1	1	1	0	0	0	0
Cliff Johnson, R (1, 10) OBP: 0.409, SLG: 0.500	HR	2B, SH1-3, 1B		HR, 1B		F7	1-2, 2-H, 3-H, HR, 1B			5	4	4	3	0	0	1
Tony Armas, R (1, 9) OBP: 0.436, SLG: 0.946 (8, 8)	K	SH1-3, 1-3, 2B		1-H, HR		K	1-H, 2-H, HR			5	2	3	5	0	2	1
Mike Heath, R (1, 2) OBP: 0.214, SLG: 0.296	K	SH1-3, 2-3, 3-H		K		F7	K			4	0	0	1	0	3	1
Jeff Newman, R (1, 3) OBP: 0.208, SLG: 0.143	HBP, 1B, 1B, BB	F8		6-3			K	HBP, BB		3	1	0	0	2	1	1
Shooty Babitt, R (1, 4) OBP: 0.375, SLG: 0.348	HBP, 1-2, 1B, 1B		F2	5-3			1B, 1B, 1B	F8		5	2	2	0	0	0	1
Dave McKay, S (1, 5) OBP: 0.294, SLG: 0.313	1B, 1-2, 2-3, HBP		K		F7		1B, 1-3, 1B, 1B, 1B	F8		4	1	1	0	0	1	1
Rob Picciolo, R (1, 6) OBP: 0.421, SLG: 0.412	1-2, 2-H, 3-H, 1B		HR, 1B		6-3		K	1-2, HBP		4	1	2	2	0	1	2

Inning Stats	1	2	3	4	5	6	7	8	9		
	R: 5 H: 5 E: 0 LOB: 2 K: 3 BB: 1 S: 14 P: 19	R: 1 H: 2 E: 0 LOB: 1 K: 1 BB: 0 S: 7 P: 7	R: 2 H: 2 E: 0 LOB: 0 K: 1 BB: 0 S: 7 P: 7	R: 2 H: 2 E: 0 LOB: 0 K: 1 BB: 0 S: 7 P: 7	R: 0 H: 0 E: 0 LOB: 0 K: 0 BB: 0 S: 3 P: 3	R: 0 H: 1 E: 0 LOB: 1 K: 1 BB: 0 S: 6 P: 6	R: 6 H: 6 E: 0 LOB: 0 K: 3 BB: 0 S: 15 P: 15	R: 0 H: 0 E: 0 LOB: 2 K: 0 BB: 1 S: 3 P: 8		1B: 12 SF: 0 2B: 1 SAC: 1 3B: 0 DP: 0 HR: 5 HBP: 2	WP: 0 PA: 46 PB: 0 SB: 1 CS: 0

PITCHER		IP	WLS	BF	H	R	ER	SO	BB	IBB	HBP	BLK	WP	HR	S	P	ERA	WHIP
Floyd Bannister, L ERA: 11.45	(1, 1)	3.0	L	20	9	8	8	5	1	0	1	0	0	3	28	33	24.00	3.333
Dick Drago, R ERA: 5.4	(4, 1)	3.0		12	3	2	2	2	0	0	0	0	0	1	16	16	6.00	1.000
Jim Beattie, R ERA: 27.0	(7, 1)	2.0		14	6	6	6	3	1	0	1	0	0	1	18	23	27.00	3.500

PITCHER	IP	WLS	BF	H	R	ER	SO	BB	IBB	HBP	BLK	WP	HR	S	P	ERA	WHIP

AB	41
R	16
H	18
RBI	16
BB	2
SO	10
LOB	12

Seattle Mariners @ Oakland Athletics

Oakland-Alameda County Coliseum, Oakland, CA

Sat Apr 18 1981, 3:33 AM PST
Att. 20,131 - Unknown

TOP

livebaseballscorecards.com

Batter	1	2	3	4	5	6	7	8	9	AB	R	H	RBI	BB	SO	LOB
Julio Cruz, S (1, 4) OBP: 0.278, SLG: 0.364	0-0 1B 2B		0-0 F9 ②		0-0 FC4-6 ③ 1-2f			0-0 F8 ②		4	0	1	0	0	0	1
Kim Allen, R (8, 4)										0	0	0	0	0	0	0
Joe Simpson, L (1, 8) OBP: 0.320, SLG: 0.435	0-0 F9 ①		0-0 F5 ③			0-0 F7 ①		0-0 F5 ③		4	0	0	0	0	0	1
Bruce Bochte, L (1, 3) OBP: 0.286, SLG: 0.355	0-0 2-3 1B			0-0 F8 ①		S S S 0-3 K ②			0-0 F6 ①	4	0	1	0	0	1	0
Richie Zisk, R (1, 10) OBP: 0.375, SLG: 0.500	S S S 0-3 K ②			0-0 2B		0-0 F8 ③			0-0 F6 ②	4	0	1	0	0	1	2
Jerry Narron, L (1, 2) OBP: 0.385, SLG: 0.500	0-0 F8 ③			S S S 0-3 K ②			0-0 F2 ①		0-0 6-3 ③	3	0	0	0	0	1	3
Bud Bulling, R (8, 2)										1	0	0	0	0	0	0
Tom Paciorek, R (1, 7) OBP: 0.355, SLG: 0.500		0-0 5-3 ①		0-0 6-3 ③			0-0 2B			3	0	1	0	0	0	1
Rick Auerbach, R (8, 6) OBP: 0.294, SLG: 0.333										0	0	0	0	0	0	0
Dave Henderson, R (1, 9) OBP: 0.200, SLG: 0.357		0-0 F9 ②			0-0 CS 1B		0-0 F8 ②			3	0	1	0	0	0	1
Lenny Randle, S (1, 5) OBP: 0.133, SLG: 0.133		S S S 0-3 K ③			0-0 FC4-6 ① 1-2 1B		0-0 F5 ③			3	0	1	0	0	1	1
Jim Anderson, R (1, 6) OBP: 0.375, SLG: 0.667			0-0 F4 ①		0-0 F7 ②			0-0 F8 ①		2	0	0	0	0	0	1
Gary Gray, R (8, PH) OBP: 0.400, SLG: 1.400										1	0	0	0	0	0	0
(8, 7)																

	AB	32
	R	0
	H	6
	RBI	0
	BB	0
	SO	4
	LOB	11

Inning Stats																																		
	R: 0	H: 2		R: 0	H: 0		R: 0	H: 0		R: 0	H: 1		R: 0	H: 2		R: 0	H: 0		R: 0	H: 1		R: 0	H: 0		R: 0	H: 0		1B: 3	SF: 0		WP: 0	PA: 32	
	E: 0	LOB: 2		E: 0	LOB: 0		E: 0	LOB: 0		E: 0	LOB: 1		E: 0	LOB: 1		E: 0	LOB: 0		E: 0	LOB: 1		E: 0	LOB: 0		E: 0	LOB: 0		2B: 3	SAC: 0		PB: 0		
	K: 1	BB: 0		K: 1	BB: 0		K: 0	BB: 0		K: 1	BB: 0		K: 0	BB: 0		S: 5	BB: 0		K: 0	BB: 0		S: 4	BB: 0		K: 0	BB: 0		3B: 0	DP: 0		SB: 0		
	S: 7	P: 7		S: 5	P: 5		S: 3	P: 3		S: 6	P: 6		S: 4	P: 4			P: 5		S: 4	P: 4		S: 3	P: 3		S: 3	P: 3		HR: 0	HBP: 0		CS: 1		

PITCHER		IP	WLS	BF	H	R	ER	SO	BB	IBB	HBP	BLK	WP	HR	S	P	ERA	WHIP
Brian Kingman, R ERA: 0.63	(1, 1)	9.0	W	32	6	0	0	4	0	0	0	0	0	0	40	40	0.00	0.667

PITCHER	IP	WLS	BF	H	R	ER	SO	BB	IBB	HBP	BLK	WP	HR	S	P	ERA	WHIP

BOTTOM

Seattle Mariners @ Oakland Athletics

Oakland-Alameda County Coliseum, Oakland, CA

Sat Apr 18 1981, 3:33 AM PST

Att. 20,131 - Unknown

livebaseballscorecards.com

Batter	1	2	3	4	5	6	7	8	9	AB	R	H	RBI	BB	SO	LOB
Rickey Henderson, R (1, 7) OBP: 0.451, SLG: 0.488	BBBB 4-0 FC3-6 1B WP BB	x 0-0 S 1B 1B		SSS 0-3 ① K	x 0-0 ② L1	x 0-0 1B	x 0-0 1B	4	2	2	0	1	1	0
Dwayne Murphy, L (1, 8) OBP: 0.476, SLG: 0.583	x 0-0 FC3-6 1-2 1B	x 0-0 HBP 1-H E 1B		SSS 0-3 ② K	x 0-0 1B 2B	x 0-0 ② F6		5	2	3	1	0	1	1
Dave Revering, L (1, 3) OBP: 0.333, SLG: 0.250	x 0-0 ① FC3-6 WP 1-2f 2-3 2B	H 1-0 FC3-6 1-2 HBP		x 0-0 CS 1B	x 0-0 2-H 1B	SSS 0-3 ③ K		4	1	2	1	0	1	3
Wayne Gross, L (1, 5) OBP: 0.346, SLG: 0.364	BBBB 4-0 1-2 3-H 2B BB	x 0-0 ② FC3-6 1-2f 2-H		0-0 ③ CS 1-2	x 0-0 HR	SSS 0-3 ③ K		3	2	1	1	1	1	2
Tony Armas, R (1, 9) OBP: 0.395, SLG: 0.854	SSS 0-3 ② K	SSS 0-3 ③ K			x 0-0 ① 1-3		x 0-0 ① 6-3			4	0	0	0	0	2	3
Mitchell Page, L (1, 10) OBP: 0.227, SLG: 0.158	x 0-0 1-H 2-H 1B 2B		SSS 0-3 ① K		x 0-0 ② 1-3		x 0-0 ② 1-3			3	1	1	2	0	1	0
Tim Hosley, R (7, PH)										1	0	0	0	0	0	0
Shooty Babitt, R (1, 4) OBP: 0.429, SLG: 0.360	x 0-0 S 2-H 1B	x 0-0 ② 1-3			BBBB 4-0 BB		BBBB 4-0 FC6-4 BB			2	0	1	1	2	0	0
Mike Heath, R (1, 2) OBP: 0.219, SLG: 0.290	x 0-0 ③ F8 1-2	x 0-0 FC6-4 1B			x 0-0 ③ 5-3		x 0-0 ③ FC6-4 1-2f			4	0	1	0	0	0	3
Fred Stanley, R (1, 6) OBP: 0.333, SLG: 0.176		x 0-0 ① F3	x 0-0 ③ FC6-4 1-2f			SSS 0-3 ① K		SSS 0-3 ① K		4	0	0	0	0	2	1
Inning Stats	R: 4 E: 0 K: 1 S: 8 H: 3 LOB: 1 BB: 2 P: 16	R: 2 E: 1 K: 1 S: 7 H: 2 LOB: 1 BB: 0 P: 8	R: 0 E: 0 K: 1 S: 6 H: 1 LOB: 1 BB: 0 P: 6	R: 0 E: 0 K: 2 S: 7 H: 1 LOB: 0 BB: 0 P: 7	R: 1 E: 0 K: 0 S: 4 H: 1 LOB: 1 BB: 1 P: 8	R: 1 E: 0 K: 2 S: 9 H: 2 LOB: 1 BB: 0 P: 9	R: 0 E: 0 K: 0 S: 3 H: 0 LOB: 1 BB: 1 P: 7	R: 0 E: 0 K: 2 S: 8 H: 1 LOB: 1 BB: 0 P: 8		1B: 8 2B: 2 3B: 0 HR: 1	SF: 0 SAC: 0 DP: 0 HBP: 1			WP: 1 PB: 0 SB: 2 CS: 1	PA: 40	

PITCHER		IP	WLS	BF	H	R	ER	SO	BB	IBB	HBP	BLK	WP	HR	S	P	ERA	WHIP
Ken Clay, R	(1, 1)	5.0	L	26	8	7	6	5	3	0	1	0	1	1	32	45	10.80	2.200
ERA: 7.62																		
Jim Beattie, R	(6, 1)	1.0		5	2	1	1	2	0	0	0	0	0	0	9	9	9.00	2.000
ERA: 21.0																		
Bryan Clark, L	(7, 1)	1.0		4	0	0	0	0	1	0	0	0	0	0	3	7	0.00	1.000
ERA:																		
Larry Andersen, R	(8, 1)	1.0		4	1	0	0	2	0	0	0	0	0	0	8	8	0.00	1.000
ERA: 11.57																		

PITCHER	IP	WLS	BF	H	R	ER	SO	BB	IBB	HBP	BLK	WP	HR	S	P	ERA	WHIP

Seattle Mariners @ Oakland Athletics

Oakland-Alameda County Coliseum, Oakland, CA

Sun Apr 19 1981, 3:33 AM PST

Unknown

TOP

livebaseballscorecards.com

Batter	1	2	3	4	5	6	7	8	9	AB	R	H	RBI	BB	SO	LOB
Julio Cruz, S (1, 4) OBP: 0.268, SLG: 0.342	5-3 S 1B		5-3		K		F7		F7	5	0	1	0	0	1	2
Joe Simpson, L (1, 8) OBP: 0.286, SLG: 0.385	4-3 1-2		K		F9		K			3	0	0	0	0	1	2
Dave Henderson, R (7, PH) (7, 8) OBP: 0.188, SLG: 0.333										1	0	0	0	0	1	1
Bruce Bochte, L (1, 3) OBP: 0.282, SLG: 0.324	FC5 5-3 HBP		F7			1-3	5-3			3	0	0	0	0	0	1
Richie Zisk, R (1, 10) OBP: 0.417, SLG: 0.529	5-3 1-2 2-3			FC6-4 1B		1B 1B SF8 1B		FC6-4 1B		4	1	3	0	0	0	2
Gary Gray, R (1, 7) OBP: 0.333, SLG: 0.889	FC5 2-3			FC6-4 1-2f		1B 1-2 1B		K		4	0	1	0	0	1	4
Tom Paciorek, R (1, 9) OBP: 0.343, SLG: 0.471		6-3		F7		1-2 2-3 1B		K		4	0	1	0	0	1	2
Lenny Randle, S (1, 5) OBP: 0.133, SLG: 0.133		BBBB 4-0 S BB		F5		SF8 3-H		FC6-4 1-2f		0	0	0	0	0	0	0
Dave Edler, R (2, PH) (2, 5) OBP: 0.235, SLG: 0.143										2	0	0	1	1	0	2
Rick Auerbach, R (1, 6) OBP: 0.238, SLG: 0.263		F7			F8	F7			F2	4	0	0	0	0	0	3
Bud Bulling, R (1, 2)		K 1-2			HBP		BB		F8	2	0	0	0	1	1	1
Inning Stats	R: 0 E: 0 K: 0 S: 4 H: 1 LOB: 2 BB: 0 P: 5	R: 0 E: 0 K: 1 S: 5 H: 0 LOB: 1 BB: 1 P: 9	R: 0 E: 0 K: 1 S: 5 H: 0 LOB: 0 BB: 0 P: 5	R: 0 E: 0 K: 0 S: 4 H: 1 LOB: 1 BB: 0 P: 4	R: 0 E: 0 K: 1 S: 5 H: 0 LOB: 1 BB: 0 P: 6	R: 1 E: 0 K: 0 S: 6 H: 3 LOB: 2 BB: 0 P: 6	R: 0 E: 0 K: 1 S: 5 H: 0 LOB: 1 BB: 1 P: 9	R: 0 E: 0 K: 2 S: 8 H: 1 LOB: 1 BB: 0 P: 8	R: 0 E: 0 K: 0 S: 3 H: 0 LOB: 0 BB: 0 P: 3	1B: 6 2B: 0 3B: 0 HR: 0	SF: 1 SAC: 0 DP: 0 HBP: 2						

	AB	32
	R	1
	H	6
	RBI	1
	BB	2
	SO	6
	LOB	20

WP: 0 PB: 0 SB: 2 CS: 0 PA: 37

PITCHER	IP	WLS	BF	H	R	ER	SO	BB	IBB	HBP	BLK	WP	HR	S	P	ERA	WHIP
Mike Norris, R (1, 1) ERA: 1.5	6.0	W	26	5	1	1	3	1	0	2	0	0	0	29	35	1.50	1.000
Craig Minetto, L (7, 1) ERA:	1.0		4	0	0	0	1	1	0	0	0	0	0	5	9	0.00	1.000
Jeff Jones, R (8, 1) ERA:	2.0		7	1	0	0	2	0	0	0	0	0	0	11	11	0.00	0.500

PITCHER	IP	WLS	BF	H	R	ER	SO	BB	IBB	HBP	BLK	WP	HR	S	P	ERA	WHIP

BOTTOM

Seattle Mariners @ Oakland Athletics

Oakland-Alameda County Coliseum, Oakland, CA

Sun Apr 19 1981, 3:33 AM PST

Unknown

livebaseballscorecards.com

Batter	1	2	3	4	5	6	7	8	9	AB	R	H	RBI	BB	SO	LOB
Rickey Henderson, R (1, 7) OBP: 0.455, SLG: 0.556	F8		1-H 2-H 3B	6-3			1B 2B			4	1	2	2	0	0	1
Dwayne Murphy, L (1, 8) OBP: 0.435, SLG: 0.525	F9		F3		4-3		K			4	0	0	0	0	1	2
Dave Revering, L (1, 3) OBP: 0.323, SLG: 0.250	K		G3		G3		BB 2-H 1B			4	0	1	1	0	1	1
Wayne Gross, L (1, 5) OBP: 0.300, SLG: 0.308		F9		5-3	F9		F9			4	0	0	0	0	0	1
Tony Armas, R (1, 9) OBP: 0.426, SLG: 0.864		G4-6-3 1B		E5 BB 2B		SH5-4 FC5-2 2B	1-2 BB			3	1	2	0	1	0	0
Mitchell Page, L (1, 10) OBP: 0.269, SLG: 0.143	G4-6-3 1-2f			1-2 2B BB		FC5-2 SH5-4 BB	F8			2	1	0	0	2	0	3
Shooty Babitt, R (1, 4) OBP: 0.419, SLG: 0.333			E SH FC1-2 BB	F8		SH5-4 1-2 2-3		6-3		2	0	0	0	1	0	2
Jeff Newman, R (1, 2) OBP: 0.222, SLG: 0.208			SH FC1-2 1-3 3B	1-H 2-H E 2B		FC5-2 2-3 3-H		F2		3	2	1	2	0	0	2
Rob Picciolo, R (1, 6) OBP: 0.348, SLG: 0.333			FC1-2 1-2 3-H 3B	E6 2-H		F3		F9		4	1	0	0	0	0	4

AB	30
R	6
H	6
RBI	5
BB	4
SO	2
LOB	16

Inning Stats	1	2	3	4	5	6	7	8	9
	R: 0 E: 0 K: 1 S: 5 H: 0 LOB: 0 BB: 0 P: 5	R: 0 E: 0 K: 0 S: 3 H: 1 LOB: 0 BB: 0 P: 3	R: 2 E: 1 K: 0 S: 5 H: 1 LOB: 1 BB: 1 P: 9	R: 3 E: 2 K: 0 S: 6 H: 1 LOB: 1 BB: 1 P: 10	R: 0 E: 0 K: 0 S: 3 H: 0 LOB: 0 BB: 0 P: 3	R: 0 E: 0 K: 0 S: 4 H: 1 LOB: 2 BB: 1 P: 8	R: 1 E: 0 K: 1 S: 7 H: 2 LOB: 2 BB: 1 P: 11	R: 0 E: 0 K: 0 S: 3 H: 0 LOB: 0 BB: 0 P: 3		

1B: 2	SF: 0	WP: 0
2B: 3	SAC: 2	PB: 0
3B: 1	DP: 1	SB: 0
HR: 0	HBP: 0	CS: 0
		PA: 36

PITCHER		IP	WLS	BF	H	R	ER	SO	BB	IBB	HBP	BLK	WP	HR	S	P	ERA	WHIP
Glenn Abbott, R ERA: 5.56	(1, 1)	7.0	L	33	6	6	3	2	4	0	0	0	0	0	33	49	3.86	1.429
Dick Drago, R ERA: 4.15	(8, 1)	1.0		3	0	0	0	0	0	0	0	0	0	0	3	3	0.00	0.000

PITCHER	IP	WLS	BF	H	R	ER	SO	BB	IBB	HBP	BLK	WP	HR	S	P	ERA	WHIP

Seattle Mariners @ Oakland Athletics

Oakland-Alameda County Coliseum, Oakland, CA

Sun Apr 19 1981, 3:38 AM PST

Att. 29,834 - Unknown

TOP

livebaseballscorecards.com

Batter	1	2	3	4	5	6	7	8	9	AB	R	H	RBI	BB	SO	LOB
Julio Cruz, S (1, 4) OBP: 0.250, SLG: 0.317	4-3		4-3		F7		F8			3	0	0	0	0	0	3
Brad Gulden, L (7, PH) OBP: 0.250, SLG: 0.417										1	0	0	0	0	0	1
Dave Edler, R (7, 5) OBP: 0.235, SLG: 0.143										0	0	0	0	0	0	0
Joe Simpson, L (1, 8) OBP: 0.281, SLG: 0.345	G3			3-1	1B BB			F5		3	0	0	0	1	0	0
Gary Gray, R (1, 3) OBP: 0.308, SLG: 0.692	4-3			5-3	1B			K		4	0	1	1	0	1	0
Richie Zisk, R (1, 10) OBP: 0.425, SLG: 0.605		K		1B		F9		HR		4	1	2	1	0	1	0
Tom Paciorek, R (1, 7) OBP: 0.308, SLG: 0.421		5-3		F9		5-3		4-3		4	0	0	0	0	0	1
Lenny Randle, S (1, 5) OBP: 0.167, SLG: 0.118		F8			1B 1B BB	1-3			6-3	2	1	0	0	1	0	0
Kim Allen, R (7, 4)										1	0	0	0	0	0	0
Dave Henderson, R (1, 9) OBP: 0.200, SLG: 0.278			L6		F9		SH1-4 BB		F9	3	0	0	0	1	0	1
Rick Auerbach, R (1, 6) OBP: 0.250, SLG: 0.273			F8		BB 1B 1B		SH1-4		5-3	3	1	1	0	0	0	0
Bud Bulling, R (1, 2) OBP: 0.385, SLG: 0.200			1B		BB 1B 1B		5-3			3	0	2	1	0	0	1

	AB	31
	R	3
	H	6
	RBI	3
	BB	3
	SO	2
	LOB	7

Inning Stats	1	2	3	4	5	6	7	8	9
	R: 0 E: 0 K: 0 S: 3	H: 0 LOB: 0 BB: 0 P: 3	R: 0 E: 0 K: 1 S: 5	H: 0 LOB: 0 BB: 0 P: 5	R: 0 E: 0 K: 0 S: 4	H: 1 LOB: 1 BB: 0 P: 4	R: 0 E: 0 K: 0 S: 4	H: 1 LOB: 1 BB: 0 P: 4	R: 2 E: 0 K: 0 S: 5	H: 3 LOB: 2 BB: 2 P: 13	R: 0 E: 0 K: 0 S: 3	H: 0 LOB: 0 BB: 0 P: 3	R: 0 E: 0 K: 0 S: 3	H: 0 LOB: 1 BB: 1 P: 7	R: 1 E: 0 K: 1 S: 6	H: 1 LOB: 0 BB: 0 P: 6	R: 0 E: 0 K: 0 S: 3	H: 0 LOB: 0 BB: 0 P: 3

1B: 5	SF: 0	WP: 0	PA: 35
2B: 0	SAC: 1	PB: 0	
3B: 0	DP: 0	SB: 0	
HR: 1	HBP: 0	CS: 0	

PITCHER	IP	WLS	BF	H	R	ER	SO	BB	IBB	HBP	BLK	WP	HR	S	P	ERA	WHIP
Rick Langford, R (1, 1) ERA: 3.0	9.0	L	35	6	3	3	2	3	0	0	0	0	1	36	48	3.00	1.000

PITCHER	IP	WLS	BF	H	R	ER	SO	BB	IBB	HBP	BLK	WP	HR	S	P	ERA	WHIP

BOTTOM

Seattle Mariners @ Oakland Athletics

Oakland-Alameda County Coliseum, Oakland, CA

Sun Apr 19 1981, 3:38 AM PST

Att. 29,834 - Unknown

livebaseballscorecards.com

Batter	1	2	3	4	5	6	7	8	9	AB	R	H	RBI	BB	SO	LOB
Rickey Henderson, R (1, 7) OBP: 0.458, SLG: 0.542	F4		S, 1B		6-3		F9		K	3	0	1	0	1	0	0
Dwayne Murphy, L (1, 8) OBP: 0.420, SLG: 0.488	K		G3 1-3		F4		1-2 2-3 BB			3	0	0	0	1	1	4
Dave Revering, L (1, 3) OBP: 0.314, SLG: 0.281	K			2B, 2B		4-3, BB	F6			4	1	1	0	0	1	1
Wayne Gross, L (1, 5) OBP: 0.324, SLG: 0.286		1-3		2B, 1B, BB		4-3 1-2		F8		2	1	0	0	2	1	0
Tony Armas, R (1, 9) OBP: 0.431, SLG: 0.854		G3, 1B		1B, CS, 2B 1-3 2-H		G6-4-3, BB		K		4	0	2	1	0	1	2
Mitchell Page, L (1, 10) OBP: 0.250, SLG: 0.130		G3 1-2		G3		G6-4-3 1-2f		K		2	0	0	0	0	0	3
Cliff Johnson, R (7, PH) OBP: 0.375, SLG: 0.455										2	0	0	0	0	1	0
Shooty Babitt, R (1, 4) OBP: 0.429, SLG: 0.333		5-3		CS, 1B 2-3 3-H			K		6-3	3	0	1	1	1	1	1
Mike Heath, R (1, 2) OBP: 0.250, SLG: 0.314			K	CS 1-2 3-H			BB, 1B, BB		K	4	0	2	0	0	1	0
Fred Stanley, R (1, 6) OBP: 0.304, SLG: 0.158			5-3		F2		BB 1-2		1B	2	0	0	0	0	0	0
Tim Hosley, R (7, PH)										1	0	0	0	0	0	2
Rob Picciolo, R (8, 6) OBP: 0.348, SLG: 0.333										0	0	0	0	0	0	0
Mike Patterson, L (9, PH) OBP: 0.333, SLG: 0.333										1	0	0	0	0	1	1
Inning Stats	R: 0 E: 0 K: 2 S: 7 H: 0 LOB: 0 BB: 0 P: 7	R: 0 E: 0 K: 0 S: 4 H: 1 LOB: 1 BB: 0 P: 4	R: 0 E: 0 K: 1 S: 6 H: 1 LOB: 1 BB: 0 P: 6	R: 2 E: 0 K: 0 S: 4 H: 3 LOB: 1 BB: 1 P: 8	R: 0 E: 0 K: 0 S: 3 H: 0 LOB: 0 BB: 0 P: 3	R: 0 E: 0 K: 0 S: 2 H: 0 LOB: 1 BB: 2 P: 10	R: 0 E: 0 K: 1 S: 6 H: 1 LOB: 3 BB: 2 P: 14	R: 0 E: 0 K: 2 S: 7 H: 0 LOB: 0 BB: 0 P: 7	R: 0 E: 0 K: 2 S: 8 H: 1 LOB: 1 BB: 0 P: 8	1B: 5 2B: 3 3B: 0 HR: 0 SF: 0 SAC: 0 DP: 2 HBP: 0						

	AB	31
	R	2
	H	7
	RBI	2
	BB	5
	SO	8
	LOB	14

WP: 0 PB: 0 SB: 2 CS: 1 PA: 37

PITCHER		IP	WLS	BF	H	R	ER	SO	BB	IBB	HBP	BLK	WP	HR	S	P	ERA	WHIP
Mike Parrott, R ERA: 4.35	(1, 1)	5.1		21	5	2	2	3	2	0	0	0	0	0	25	33	3.38	1.312
Bryan Clark, L ERA:	(6, 1)	3.1	W	14	2	0	0	4	3	0	0	0	0	0	19	31	0.00	1.500
Dick Drago, R ERA: 3.86	(9, 1)	0.1	S	1	0	0	0	1	0	0	0	0	0	0	3	3	0.00	0.000

PITCHER	IP	WLS	BF	H	R	ER	SO	BB	IBB	HBP	BLK	WP	HR	S	P	ERA	WHIP

Batter	1	2	3	4	5	6	7	8	9	AB	R	H	RBI	BB	SO	LOB
Hosken Powell, L (1, 9) OBP: 0.300, SLG: 0.321	4-3		2B			G3			1B 1-2 1B	4	0	2	0	0	0	0
Rob Wilfong, L (1, 4) OBP: 0.243, SLG: 0.200	WP 1B			G3		G3			K	4	0	1	0	0	1	2
Roy Smalley, S (1, 6) OBP: 0.278, SLG: 0.531	K 1-2			B B B B FC6-4 BB			F7		K	3	0	0	0	1	2	3
Glenn Adams, L (1, 10) OBP: 0.333, SLG: 0.261 Gary Ward, R (9, PR) OBP: 0.176, SLG: 0.125	L4			FC6-4 FC6-4 1-2f			F8		1-2 2-3 1B	4 0	0 0	1 0	0 0	0 0	0 0	2 0
Danny Goodwin, L (1, 3) OBP: 0.111, SLG: 0.111		F8		FC6-4 1-2f			K		K	4	0	0	0	0	2	4
John Castino, R (1, 5) OBP: 0.265, SLG: 0.333		L9			L8			L7		3	0	0	0	0	0	0
Mickey Hatcher, R (1, 8) OBP: 0.276, SLG: 0.250		K			6-3			6-3		3	0	0	0	0	1	0
Rick Sofield, L (1, 7) OBP: 0.111, SLG: 0.111			F7		F5			F8		3	0	0	0	0	0	0
Ray Smith, R (1, 2) OBP: 0.240, SLG: 0.400			L8			F3			1B 1B 1B	3	0	1	0	0	0	0

TOP

Minnesota Twins @ Oakland Athletics

Oakland-Alameda County Coliseum, Oakland, CA

Mon Apr 20 1981, 6:05 PM PST
Att. 22,141 - Unknown

livebaseballscorecards.com

AB	31
R	0
H	5
RBI	0
BB	1
SO	6
LOB	11

Inning Stats	1	2	3	4	5	6	7	8	9
R	0	0	0	0	0	0	0	0	0
E	0	0	0	0	0	0	0	0	0
K	1	1	0	0	0	0	1	0	3
S	6	5	3	3	3	3	5	3	12
H	1	0	1	0	0	0	0	0	3
LOB	1	0	1	1	0	0	0	0	3
BB	0	0	0	1	0	0	0	0	0
P	6	5	3	7	3	3	5	3	12

1B	4	SF: 0
2B	1	SAC: 0
3B	0	DP: 0
HR	0	HBP: 0

WP	1
PB	0
SB	0
CS	0
PA	32

PITCHER	IP	WLS	BF	H	R	ER	SO	BB	IBB	HBP	BLK	WP	HR	S	P	ERA	WHIP
Matt Keough, R (1, 1) ERA: 0.33	9.0	W	32	5	0	0	6	1	0	0	0	1	0	43	47	0.00	0.667

PITCHER	IP	WLS	BF	H	R	ER	SO	BB	IBB	HBP	BLK	WP	HR	S	P	ERA	WHIP

Batter	1	2	3	4	5	6	7	8	9	AB	R	H	RBI	BB	SO	LOB
Rickey Henderson, R (1, 7) OBP: 0.460, SLG: 0.558	K		CS 1B		1-3			S 2B		4	0	2	0	0	1	1
Dwayne Murphy, L (1, 8) OBP: 0.389, SLG: 0.447	K		CS 1-2	K		4-3		4-3 2-3		4	0	0	0	0	2	1
Cliff Johnson, R (1, 10) OBP: 0.429, SLG: 0.458	K			HR BB		1B		BB		2	1	1	0	2	1	0
Tony Armas, R (1, 9) OBP: 0.400, SLG: 0.788		4-3		K		L4		K		4	0	0	0	0	2	4
Mike Heath, R (1, 2) OBP: 0.256, SLG: 0.395		F9		1-H HR		F7				3	1	1	2	0	0	1
Shooty Babitt, R (1, 4) OBP: 0.395, SLG: 0.303		F4		6-3			G3			3	0	0	0	0	0	0
Jeff Newman, R (1, 3) OBP: 0.200, SLG: 0.185			5-3		6-3		5-3			3	0	0	0	0	0	0
Dave McKay, S (1, 5) OBP: 0.300, SLG: 0.316			L9		1B		F8			3	0	1	0	0	0	0
Rob Picciolo, R (1, 6) OBP: 0.346, SLG: 0.458			HR		F8			L8		3	1	1	1	0	0	1
Inning Stats	R: 0 E: 0 K: 3 S: 9 H: 0 LOB: 0 BB: 0 P: 9	R: 0 E: 0 K: 0 S: 3 H: 0 LOB: 0 BB: 0 P: 3	R: 1 E: 0 K: 0 S: 4 H: 2 LOB: 0 BB: 0 P: 4	R: 2 E: 0 K: 2 S: 8 H: 1 LOB: 0 BB: 1 P: 12	R: 0 E: 0 K: 0 S: 4 H: 1 LOB: 1 BB: 0 P: 4	R: 0 E: 0 K: 0 S: 4 H: 1 LOB: 1 BB: 0 P: 4	R: 0 E: 0 K: 0 S: 3 H: 0 LOB: 0 BB: 0 P: 3	R: 0 E: 0 K: 1 S: 6 H: 1 LOB: 2 BB: 1 P: 10		1B: 3 2B: 1 3B: 0 HR: 2 SF: 0 SAC: 0 DP: 0 HBP: 0						

PITCHER	IP	WLS	BF	H	R	ER	SO	BB	IBB	HBP	BLK	WP	HR	S	P	ERA	WHIP
Jerry Koosman, L (1, 1) ERA: 3.92	8.0	L	31	6	3	3	6	2	0	0	0	0	2	41	49	3.38	1.000

PITCHER	IP	WLS	BF	H	R	ER	SO	BB	IBB	HBP	BLK	WP	HR	S	P	ERA	WHIP

BOTTOM

Minnesota Twins @ Oakland Athletics

Oakland-Alameda County Coliseum, Oakland, CA

Mon Apr 20 1981, 6:05 PM PST

Att. 22,141 - Unknown

livebaseballscorecards.com

AB	29
R	3
H	6
RBI	3
BB	2
SO	6
LOB	8

Batter	1	2	3	4	5	6	7	8	9	10	AB	R	H	RBI	BB	SO	LOB
Hosken Powell, L (1, 9) OBP: 0.286, SLG: 0.281	F6	L8	6-3	F7			BB				4	0	0	0	1	0	0
Rob Wilfong, L (1, 4) OBP: 0.214, SLG: 0.175	F8	6-3	G3				F8	F8			5	0	0	0	0	0	1
John Castino, R (1, 5) OBP: 0.263, SLG: 0.324	1B	F7				4-3		K			4	0	1	0	0	1	0
Roy Smalley, S (1, 6) OBP: 0.275, SLG: 0.583	4-3			HR		K		2-3			4	1	1	1	0	1	1
Glenn Adams, L (1, 10) OBP: 0.355, SLG: 0.407		HR		F2		E 1B			3-1		4	2	2	1	0	0	0
Danny Goodwin, L (1, 3) OBP: 0.231, SLG: 0.250		BB		F8		E4 1-H 2B			K		3	0	1	1	1	1	0
Ron Jackson, R (9, 3) OBP: 0.190, SLG: 0.450											0	0	0	0	0	0	0
Rick Sofield, L (1, 7) OBP: 0.136, SLG: 0.136		K		1B		6-3			F8		4	0	1	0	0	1	2
Mickey Hatcher, R (1, 8) OBP: 0.273, SLG: 0.226		1-2 BB		5-3			6-3			F9	3	0	0	0	1	0	1
Ray Smith, R (1, 2) OBP: 0.207, SLG: 0.345		F7			6-3		L6			1-3	4	0	0	0	0	0	1
Inning Stats	R: 0 E: 0 K: 0 S: 4 H: 1 LOB: 1 BB: 0 P: 4	R: 1 E: 0 K: 1 S: 5 H: 1 LOB: 1 BB: 2 P: 13	R: 0 E: 0 K: 0 S: 3 H: 0 LOB: 0 BB: 0 P: 3	R: 1 E: 0 K: 0 S: 5 H: 2 LOB: 1 BB: 0 P: 5	R: 0 E: 0 K: 0 S: 3 H: 0 LOB: 0 BB: 0 P: 3	R: 1 E: 1 K: 1 S: 7 H: 2 LOB: 1 BB: 0 P: 7	R: 0 E: 0 K: 0 S: 3 H: 0 LOB: 0 BB: 0 P: 3	R: 0 E: 0 K: 1 S: 5 H: 0 LOB: 0 BB: 0 P: 5	R: 0 E: 0 K: 1 S: 5 H: 0 LOB: 0 BB: 0 P: 5	R: 0 E: 0 K: 0 S: 3 H: 0 LOB: 1 BB: 1 P: 7	1B: 3 2B: 1 3B: 0 HR: 2 SF: 0 SAC: 0 DP: 0 HBP: 0						

PITCHER	IP	WLS	BF	H	R	ER	SO	BB	IBB	HBP	BLK	WP	HR	S	P	ERA	WHIP
Steve McCatty, R (1, 1) ERA: 1.29	10.0	W	38	6	3	3	4	3	0	0	0	0	2	43	55	2.70	0.900

PITCHER	IP	WLS	BF	H	R	ER	SO	BB	IBB	HBP	BLK	WP	HR	S	P	ERA	WHIP

TOP

Minnesota Twins @ Oakland Athletics

Oakland-Alameda County Coliseum, Oakland, CA

Tue Apr 21 1981, 6:05 PM PST
Att. 10,939 - Unknown - 59 F

livebaseballscorecards.com

AB	35
R	3
H	6
RBI	3
BB	3
SO	4
LOB	6

WP: 0	PA: 38		
PB: 0			
SB: 0			
CS: 1			

Batter	1	2	3	4	5	6	7	8	9	10	AB	R	H	RBI	BB	SO	LOB
Rickey Henderson, R (1, 7) OBP: 0.456, SLG: 0.544	4-3		E6 F8		SH5-3 SF7 1B		L8			BB S 1B 1B	5	2	2	0	0	0	0
Dwayne Murphy, L (1, 8) OBP: 0.379, SLG: 0.420	F9 1B BB		F8 1-2		SH5-3 1-3		K			K 1-2	3	0	0	0	1	2	2
Dave Revering, L (1, 3) OBP: 0.350, SLG: 0.314	1-2 1B			HR 1B	SF7 3-H		4-3			1B BB IBB	3	1	2	1	1	0	0
Wayne Gross, L (1, 5) OBP: 0.333, SLG: 0.258	F9 2-3			F8	BB			F2		1B 1-2 2-3 BB	3	0	0	0	2	0	3
Tony Armas, R (1, 9) OBP: 0.383, SLG: 0.737	L8			K	K			1-3		1-2 2-3 3-H 1B	5	0	1	1	0	2	4
Mitchell Page, L (1, 10) OBP: 0.250, SLG: 0.259		K		1-H HR		4-3		K			4	1	1	2	0	2	0
Mike Heath, R (1, 2) OBP: 0.256, SLG: 0.381		5-3		BLK 1B 1B		E4			K		4	0	1	0	0	1	0
Shooty Babitt, R (1, 4) OBP: 0.405, SLG: 0.324		F9		1-2 BLK 1B		S 1B			4-3		4	0	2	0	0	0	0
Fred Stanley, R (1, 6) OBP: 0.259, SLG: 0.130			F7	1-2 2-3 6-3		1-2 6-3			K		4	0	0	0	0	1	3
Inning Stats	R: 0 H: 1 E: 0 LOB: 2 K: 0 BB: 1 S: 4 P: 8	R: 0 H: 0 E: 0 LOB: 0 K: 1 BB: 0 S: 5 P: 5	R: 0 H: 0 E: 1 LOB: 0 K: 0 BB: 0 S: 3 P: 3	R: 2 H: 4 E: 0 LOB: 2 K: 1 BB: 0 S: 9 P: 9	R: 1 H: 1 E: 0 LOB: 1 K: 1 BB: 1 S: 6 P: 10	R: 0 H: 1 E: 1 LOB: 1 K: 0 BB: 0 S: 4 P: 4	R: 0 H: 0 E: 0 LOB: 0 K: 1 BB: 0 S: 5 P: 5	R: 0 H: 0 E: 0 LOB: 0 K: 1 BB: 0 S: 5 P: 5	R: 0 H: 0 E: 0 LOB: 0 K: 2 BB: 0 S: 7 P: 7	R: 1 H: 2 E: 0 LOB: 3 K: 1 BB: 2 S: 5 P: 13	1B: 8 SF: 1 2B: 0 SAC: 1 3B: 0 DP: 0 HR: 1 HBP: 0						

PITCHER		IP	WLS	BF	H	R	ER	SO	BB	IBB	HBP	BLK	WP	HR	S	P	ERA	WHIP
Roger Erickson, R ERA: 4.91	(1, 1)	8.0		33	7	3	3	5	2	0	0	1	0	1	41	49	3.38	1.125
Doug Corbett, R ERA: 1.64	(9, 1)	1.1	L	8	2	1	1	3	1	1	0	0	0	0	12	20	6.75	2.250

PITCHER	IP	WLS	BF	H	R	ER	SO	BB	IBB	HBP	BLK	WP	HR	S	P	ERA	WHIP

BOTTOM

Minnesota Twins @ Oakland Athletics

Oakland-Alameda County Coliseum, Oakland, CA

Tue Apr 21 1981, 6:05 PM PST
Att. 10,939 - Unknown - 59 F

livebaseballscorecards.com

AB	35
R	4
H	9
RBI	4
BB	4
SO	8
LOB	12

WP: 0 PA: 41
PB: 0
SB: 2
CS: 0

Batter	1	2	3	4	5	6	7	8	9	AB	R	H	RBI	BB	SO	LOB
Hosken Powell, L (1, 9) OBP: 0.282, SLG: 0.278	F9			2B 1B		1-3		K		4	1	1	0	0	1	0
Rob Wilfong, L (1, 4) OBP: 0.217, SLG: 0.182	F7			F8		FC5-4 1B		4-3		4	0	1	0	0	0	1
John Castino, R (1, 5) OBP: 0.262, SLG: 0.341	K			1-H 2B		FC5-4 1-2f		F9		4	0	1	1	0	1	1
Roy Smalley, S (1, 6) OBP: 0.295, SLG: 0.564		BBBB G4-6-3 BB		K		F7			6-3 1B	3	0	1	0	1	1	2
Chuck Baker, R (9, PR)										0	0	0	0	0	0	0
Glenn Adams, L (1, 10) OBP: 0.324, SLG: 0.367		G4-6-3 1-2f		F5			4-3		F7	3	0	0	0	0	0	2
Dave Engle, R (9, PH) OBP: 0.444, SLG: 0.750										1	0	0	0	0	0	1
Danny Goodwin, L (1, 3) OBP: 0.313, SLG: 0.333		3-1			SH5-3 1B		1B 1B		6-3 1-2	3	0	2	0	0	0	0
Greg Johnston, L (7, PR) OBP: 0.300, SLG: 0.125										0	0	0	0	0	0	0
Ron Jackson, R (7, 3) OBP: 0.182, SLG: 0.429										1	0	0	0	0	0	1
Rick Sofield, L (1, 7) OBP: 0.160, SLG: 0.160			K		SH5-3 1-2		1-2 1B		F9	3	0	1	0	0	1	2
Mickey Hatcher, R (1, 8) OBP: 0.250, SLG: 0.206			F9		F8		F8			3	0	0	0	0	0	3
Sal Butera, R (1, 2)			F7		K		5-3			2	0	0	0	0	1	1
Pete Mackanin, R (7, PH)										1	0	0	0	0	0	2
Ray Smith, R (7, 2) OBP: 0.207, SLG: 0.345										0	0	0	0	0	0	0
Inning Stats	R: 0 E: 0 K: 1 S: 5 H: 0 LOB: 0 BB: 0 P: 5	R: 0 E: 0 K: 0 S: 2 H: 0 LOB: 0 BB: 1 P: 6	R: 0 E: 0 K: 1 S: 5 H: 0 LOB: 0 BB: 0 P: 5	R: 1 E: 0 K: 1 S: 7 H: 2 LOB: 1 BB: 0 P: 7	R: 0 E: 0 K: 1 S: 6 H: 1 LOB: 1 BB: 0 P: 6	R: 0 E: 0 K: 0 S: 4 H: 1 LOB: 1 BB: 0 P: 4	R: 0 E: 0 K: 0 S: 5 H: 2 LOB: 2 BB: 0 P: 5	R: 0 E: 0 K: 1 S: 5 H: 0 LOB: 0 BB: 0 P: 5	R: 0 E: 0 K: 0 S: 4 H: 1 LOB: 2 BB: 0 P: 4	1B: 6 2B: 1 3B: 0 HR: 0	SF: 0 SAC: 1 DP: 1 HBP: 0						

PITCHER	IP	WLS	BF	H	R	ER	SO	BB	IBB	HBP	BLK	WP	HR	S	P	ERA	WHIP
Brian Kingman, R (1, 1) ERA: 0.81	8.0	W	31	7	1	1	5	1	0	0	0	0	0	40	44	1.12	1.000
Craig Minetto, L (9, 1) ERA:	0.1		1	0	0	0	0	0	0	0	0	0	0	1	1	0.00	0.000
Jeff Jones, R (9, 1) ERA:	0.2	S	2	0	0	0	0	0	0	0	0	0	0	2	2	0.00	0.000

PITCHER	IP	WLS	BF	H	R	ER	SO	BB	IBB	HBP	BLK	WP	HR	S	P	ERA	WHIP

TOP

Minnesota Twins @ Oakland Athletics

Oakland-Alameda County Coliseum, Oakland, CA

Wed Apr 22 1981, 3:33 AM PST
Att. 16,573 - Sunny - 78 F

livebaseballscorecards.com

AB	32
R	1
H	7
RBI	1
BB	1
SO	5
LOB	16

1B: 6	SF: 0	WP: 0	PA: 34
2B: 1	SAC: 1	PB: 0	
3B: 0	DP: 1	SB: 0	
HR: 0	HBP: 0	CS: 0	

Batter	1	2	3	4	5	6	7	8	9	AB	R	H	RBI	BB	SO	LOB
Rickey Henderson, R (1, 7) OBP: 0.431, SLG: 0.508	K	2-3		F3			K			4	0	0	0	0	2	3
Dwayne Murphy, L (1, 8) OBP: 0.387, SLG: 0.404	E 3B BB		F8 S BB	L3			K			2	1	0	0	2	1	2
Dave Revering, L (1, 3) OBP: 0.386, SLG: 0.395	1-H 2B 3B		1-2 BB		FC6 1B		K			3	1	2	1	1	1	0
Wayne Gross, L (1, 5) OBP: 0.302, SLG: 0.229	F3		F5		F4			F9		4	0	0	0	0	0	4
Dave McKay, S (9, 5) OBP: 0.300, SLG: 0.316										0	0	0	0	0	0	0
Tony Armas, R (1, 9) OBP: 0.375, SLG: 0.721	3-H 2B		F8 2-3		K			6-3		4	0	1	1	0	1	3
Mitchell Page, L (1, 10) OBP: 0.222, SLG: 0.226	4-3		L9		FC6 1-2f			K		4	0	0	0	0	1	4
Mike Heath, R (1, 2) OBP: 0.239, SLG: 0.356		F5		5-3		6-3				3	0	0	0	0	0	0
Shooty Babitt, R (1, 4) OBP: 0.422, SLG: 0.375		F9 2B		S 1B		E5 CS				3	0	2	0	0	0	0
Rob Picciolo, R (1, 6) OBP: 0.345, SLG: 0.423		F9 2-3		1-2 BB		3-1 1-2				2	0	0	0	1	0	2
Inning Stats	R: 2 H: 2 E: 1 LOB: 1 K: 1 BB: 1 S: 7 P: 11	R: 0 H: 1 E: 0 LOB: 1 K: 0 BB: 0 S: 4 P: 4	R: 0 H: 0 E: 0 LOB: 2 K: 0 BB: 2 S: 3 P: 11	R: 0 H: 1 E: 0 LOB: 2 K: 0 BB: 1 S: 4 P: 8	R: 0 H: 1 E: 0 LOB: 1 K: 1 BB: 0 S: 6 P: 6	R: 0 H: 0 E: 1 LOB: 0 K: 0 BB: 0 S: 3 P: 3	R: 0 H: 0 E: 0 LOB: 0 K: 3 BB: 0 S: 9 P: 9	R: 0 H: 0 E: 0 LOB: 0 K: 1 BB: 0 S: 5 P: 5		1B: 2 SF: 0 2B: 2 SAC: 0 3B: 1 DP: 0 HR: 0 HBP: 0						

PITCHER	IP	WLS	BF	H	R	ER	SO	BB	IBB	HBP	BLK	WP	HR	S	P	ERA	WHIP
Albert Williams, R (1, 1) ERA: 3.05	8.0	L	33	5	2	2	6	4	0	0	0	0	0	41	57	2.25	1.125

PITCHER	IP	WLS	BF	H	R	ER	SO	BB	IBB	HBP	BLK	WP	HR	S	P	ERA	WHIP

BOTTOM

Minnesota Twins @ Oakland Athletics

Oakland-Alameda County Coliseum, Oakland, CA

Wed Apr 22 1981, 3:33 AM PST
Att. 16,573 - Sunny - 78 F

livebaseballscorecards.com

AB	29
R	2
H	5
RBI	2
BB	4
SO	6
LOB	18

WP: 0	PA: 33		
PB: 0			
SB: 2			
CS: 1			

Batter	1	2	3	4	5	6	7	8	9	AB	R	H	RBI	BB	SO	LOB
Rickey Henderson, R (1, 7) OBP: 0.442, SLG: 0.530	0-0 1B 2B	0-0 PO 1B		0-0 S S 1B		0-0 ③ 5-3			S S S 0-3 ② K	5	1	3	0	0	1	1
Dwayne Murphy, L (1, 8) OBP: 0.388, SLG: 0.456	0-0 1B 2-H 1B	0-0 ③ PO 1-2	0-0 HR	0-0 ① F8 1-2			0-0 ① 4-3		S S S 0-3 ③ K	5	1	2	2	0	1	2
Dave Revering, L (1, 3) OBP: 0.396, SLG: 0.390	0-0 ① 1B 1-3 1B		B B B B 4-0 BB 2B BB	0-0 E3 G4-6-3 2-3			0-0 ② 1-3			3	2	1	0	1	0	1
Wayne Gross, L (1, 5) OBP: 0.298, SLG: 0.211 Dave McKay, S (9, 5) OBP: 0.300, SLG: 0.316	0-0 ② F8		B B B B 4-0 2B 1-2 1B BB	0-0 ② ③ G4-6-3 1-2f			0-0 ③ F7			3 0	1 0	0 0	0 0	1 0	0 0	3 0
Tony Armas, R (1, 9) OBP: 0.382, SLG: 0.723	0-0 1B 1-2 1B		0-0 1B 1-3 2-H 2B		0-0 ① F9			0-0 ① 1-3		4	1	2	1	0	0	0
Mitchell Page, L (1, 10) OBP: 0.243, SLG: 0.250 Cliff Johnson, R (3, PH) OBP: 0.419, SLG: 0.444	0-0 S 1-3 2-H 1B		0-0 2-H 3-H 1B		S S S 0-3 ② K			S S S 0-3 ② K		1 3	0 0	1 1	1 2	0 0	0 2	0 0
Shooty Babitt, R (1, 4) OBP: 0.388, SLG: 0.341	0-0 ③ 6-3 1-2		0-0 ① F8		0-0 ③ 1-3			0-0 ③ F3		4	0	0	0	0	0	3
Jeff Newman, R (1, 2) OBP: 0.176, SLG: 0.161		0-0 ① 6-3	S S S 0-3 ② K			0-0 ① L6			0-0 ① F8	4	0	0	0	0	1	1
Fred Stanley, R (1, 6) OBP: 0.258, SLG: 0.185		S S S 0-3 ② K	0-0 ③ F3			0-0 ② 4-3			0-0 2B	4	0	1	0	0	1	1
Inning Stats	R: 2 H: 5 E: 0 LOB: 2 K: 0 BB: 0 S: 7 P: 7	R: 0 H: 1 E: 0 LOB: 0 K: 1 BB: 0 S: 5 P: 5	R: 4 H: 3 E: 0 LOB: 1 K: 1 BB: 2 S: 8 P: 16	R: 0 H: 1 E: 1 LOB: 1 K: 0 BB: 0 S: 4 P: 4	R: 0 H: 0 E: 0 LOB: 0 K: 1 BB: 0 S: 5 P: 5	R: 0 H: 0 E: 0 LOB: 0 K: 0 BB: 0 S: 3 P: 3	R: 0 H: 0 E: 0 LOB: 0 K: 0 BB: 0 S: 3 P: 3	R: 0 H: 0 E: 0 LOB: 0 K: 1 BB: 0 S: 5 P: 5	R: 0 H: 1 E: 0 LOB: 1 K: 2 BB: 0 S: 8 P: 8	1B: 7 SF: 0 2B: 3 SAC: 0 3B: 0 DP: 1 HR: 1 HBP: 0						

Oakland Athletics @ Seattle Mariners

The Kingdome, Seattle, WA

Fri Apr 24 1981, 9:05 PM EST

Att. 17,554 - Dome

TOP

livebaseballscorecards.com

AB	36
R	6
H	11
RBI	6
BB	2
SO	6
LOB	12

WP: 0 PA: 39
PB: 0
SB: 3
CS: 0

PITCHER		IP	WLS	BF	H	R	ER	SO	BB	IBB	HBP	BLK	WP	HR	S	P	ERA	WHIP
Glenn Abbott, R ERA: 6.57	(1, 1)	2.0	L	12	7	4	4	1	1	0	0	0	0	1	13	17	18.00	4.000
Bryan Clark, L ERA: 2.13	(3, 1)	5.0		19	3	2	2	2	1	0	0	0	0	0	22	26	3.60	0.800
Larry Andersen, R ERA: 5.4	(8, 1)	1.2		6	1	0	0	2	0	0	0	0	0	0	10	10	0.00	0.600
Shane Rawley, L ERA:	(9, 1)	0.1		1	0	0	0	1	0	0	0	0	0	0	3	3	0.00	0.000

PITCHER	IP	WLS	BF	H	R	ER	SO	BB	IBB	HBP	BLK	WP	HR	S	P	ERA	WHIP

Batter	1	2	3	4	5	6	7	8	9	AB	R	H	RBI	BB	SO	LOB
Julio Cruz, S (1, 4) OBP: 0.246, SLG: 0.268	4-3		WP S BB		F8			F8		3	0	0	0	1	0	0
Joe Simpson, L (1, 8) OBP: 0.279, SLG: 0.350	F6		K 1-2		4-1			4-3		4	0	0	0	0	1	1
Bruce Bochte, L (1, 3) OBP: 0.255, SLG: 0.265	BB		1-3 2-3			4-3		4-3		3	0	0	0	1	0	1
Richie Zisk, R (1, 10) OBP: 0.411, SLG: 0.604	F8		5-3			F7			HR	4	1	1	1	0	0	2
Jeff Burroughs, R (1, 9) OBP: 0.500, SLG: 0.720		BLK 1B BB		K		F9			HR	3	1	1	1	1	1	0
Tom Paciorek, R (1, 7) OBP: 0.382, SLG: 0.491		F8		2B			S BB		FC6-4 1B	3	0	2	0	1	0	1
Jerry Narron, L (1, 2) OBP: 0.318, SLG: 0.381		K		K			F8		K	4	0	0	0	0	3	4
Lenny Randle, S (1, 5) OBP: 0.219, SLG: 0.194		BLK 1-2 1B		4-3			F8 1-2		F8	4	0	1	0	0	0	3
Jim Anderson, R (1, 6) OBP: 0.313, SLG: 0.429		F4 1-2 2-3			L5		F9		FC6-4 1-2f	2	0	0	0	0	0	2
Dan Meyer, L (7, PH)										1	0	0	0	0	0	1
Dave Edler, R (8, 6) OBP: 0.211, SLG: 0.125										1	0	0	0	0	0	1
Inning Stats	R: 0 H: 0 E: 0 LOB: 1 K: 0 BB: 1 S: 3 P: 7	R: 0 H: 1 E: 0 LOB: 2 K: 1 BB: 1 S: 6 P: 10	R: 0 H: 0 E: 0 LOB: 1 K: 1 BB: 1 S: 5 P: 9	R: 0 H: 1 E: 0 LOB: 1 K: 2 BB: 0 S: 8 P: 8	R: 0 H: 0 E: 0 LOB: 0 K: 0 BB: 0 S: 3 P: 3	R: 0 H: 0 E: 0 LOB: 0 K: 0 BB: 0 S: 3 P: 3	R: 0 H: 0 E: 0 LOB: 1 K: 0 BB: 1 S: 3 P: 7	R: 0 H: 0 E: 0 LOB: 0 K: 0 BB: 0 S: 3 P: 3	R: 2 H: 3 E: 0 LOB: 1 K: 1 BB: 0 S: 8 P: 8							

PITCHER	IP	WLS	BF	H	R	ER	SO	BB	IBB	HBP	BLK	WP	HR	S	P	ERA	WHIP
Mike Norris, R (1, 1) ERA: 1.64	9.0	W	36	5	2	2	5	4	0	0	1	1	2	42	58	2.00	1.000

PITCHER	IP	WLS	BF	H	R	ER	SO	BB	IBB	HBP	BLK	WP	HR	S	P	ERA	WHIP

BOTTOM

Oakland Athletics @ Seattle Mariners

The Kingdome, Seattle, WA

Fri Apr 24 1981, 9:05 PM EST

Att. 17,554 - Dome

livebaseballscorecards.com

AB	32
R	2
H	5
RBI	2
BB	4
SO	5
LOB	16

1B: 2	SF: 0	WP: 1	PA: 36
2B: 1	SAC: 0	PB: 0	
3B: 0	DP: 0	SB: 2	
HR: 2	HBP: 0	CS: 0	

Batter	1	2	3	4	5	6	7	8	9	AB	R	H	RBI	BB	SO	LOB
Rickey Henderson, R (1, 7) OBP: 0.451, SLG: 0.586	B B B B 4-0 S S 1B BB	x 0-0 HR	x 0-0 ③ F3			x 0-0 HR 2B		x 0-0 ③ 1-3		4	3	2	1	1	0	1
Dwayne Murphy, L (1, 8) OBP: 0.375, SLG: 0.435	x 0-0 ① F4	x 0-0 1B 1B		x 0-0 ① F2		S S S 0-3 ② K			S S S 0-3 ① K	5	0	1	0	0	2	2
Cliff Johnson, R (1, 10) OBP: 0.444, SLG: 0.548	B B B B 4-0 S 1B 1-2 BB	x 0-0 1-2 1B		x 0-0 ② F3		x 0-0 2-H HR			S S S 0-3 ② K	4	2	2	2	1	1	0
Tony Armas, R (1, 9) OBP: 0.370, SLG: 0.686	S S S 0-3 ② K 1-2 2-3	S S S 0-3 K		x 0-0 ③ 5-3		x 0-0 ③ F7			x 0-0 1B	5	0	1	0	0	2	4
Mike Heath, R (1, 2) OBP: 0.255, SLG: 0.400	x 0-0 E 2-H 3-H 1B		x 0-0 2B 3B		x 0-0 ① F6		x 0-0 ① F7		x 0-0 ③ 5-3	5	1	2	2	0	0	1
Jeff Newman, R (1, 3) OBP: 0.158, SLG: 0.143	x 0-0 E6 1-3		x 0-0 ① 4-3		x 0-0 ② F8		S S S 0-3 ② K			4	0	0	0	0	1	2
Shooty Babitt, R (1, 4) OBP: 0.396, SLG: 0.340	x 0-0 ③ F9		I I I I 4-0 2B IBB		x 0-0 1B		x 0-0 ③ 6-3			3	1	1	0	1	0	2
Dave McKay, S (1, 5) OBP: 0.292, SLG: 0.348		S S S 0-3 ① K	x 0-0 S 1-H 3-H 2B		x 0-0 ③ G3			S S S 0-3 ① K		4	0	1	2	0	2	1
Rob Picciolo, R (1, 6) OBP: 0.303, SLG: 0.367		x 0-0 ② F8	S S S 0-3 ② K 2-3			S S S 0-3 ① K		x 0-0 ② 5-3		4	0	0	0	0	2	1
Inning Stats	R: 2 H: 1 E: 1 LOB: 2 K: 1 BB: 2 S: 7 P: 15	R: 1 H: 3 E: 0 LOB: 2 K: 2 BB: 0 S: 10 P: 10	R: 2 H: 2 E: 0 LOB: 1 K: 1 BB: 1 S: 7 P: 11	R: 0 H: 0 E: 0 LOB: 0 K: 0 BB: 0 S: 3 P: 3	R: 0 H: 1 E: 0 LOB: 1 K: 0 BB: 0 S: 4 P: 4	R: 2 H: 2 E: 0 LOB: 0 K: 2 BB: 0 S: 9 P: 9	R: 0 H: 0 E: 0 LOB: 0 K: 1 BB: 0 S: 5 P: 5	R: 0 H: 0 E: 0 LOB: 0 K: 1 BB: 0 S: 5 P: 5	R: 0 H: 1 E: 0 LOB: 1 K: 2 BB: 0 S: 8 P: 8	1B: 5 SF: 0 2B: 2 SAC: 0 3B: 1 DP: 0 HR: 2 HBP: 0						WP: 0 PA: 41 PB: 0 SB: 4 CS: 0	

TOP

Oakland Athletics @ Seattle Mariners

The Kingdome, Seattle, WA

Sat Apr 25 1981, 10:05 PM EST

Att. 17,388 - Dome

livebaseballscorecards.com

AB	38
R	7
H	10
RBI	7
BB	3
SO	10
LOB	14

PITCHER		IP	WLS	BF	H	R	ER	SO	BB	IBB	HBP	BLK	WP	HR	S	P	ERA	WHIP
Jerry Don Gleaton, L ERA: 5.56	(1, 1)	2.1	L	17	6	5	5	3	2	1	0	0	0	1	20	32	19.29	3.429
Larry Andersen, R ERA: 4.66	(3, 1)	4.2		17	3	2	2	4	0	0	0	0	0	1	25	25	3.86	0.643
Dick Drago, R ERA: 2.7	(8, 1)	2.0		7	1	0	0	3	0	0	0	0	0	0	13	13	0.00	0.500

PITCHER	IP	WLS	BF	H	R	ER	SO	BB	IBB	HBP	BLK	WP	HR	S	P	ERA	WHIP

Batter	1	2	3	4	5	6	7	8	9	AB	R	H	RBI	BB	SO	LOB
Julio Cruz, S (1, 4) OBP: 0.242, SLG: 0.250	F8		6-3		4-3		BBB 4-0 S BB		L4	4	0	0	0	1	0	0
Joe Simpson, L (1, 8) OBP: 0.292, SLG: 0.378	2B		2B 1B		4-3		SSS 0-3 K 1-2		F6	5	1	2	0	0	1	1
Bruce Bochte, L (1, 3) OBP: 0.267, SLG: 0.315	F7		FC5 1-H 2B		F8			F8	2B	5	0	2	1	0	0	1
Richie Zisk, R (1, 10) OBP: 0.410, SLG: 0.632	5-3		BBB 4-0 BB			HR		F8	F7	4	1	1	1	1	0	2
Jeff Burroughs, R (1, 9) OBP: 0.469, SLG: 0.643		5-3	FC5 2-3f			5-3		BBB 4-0 1B 1B 2B BB		3	1	0	0	1	0	2
Tom Paciorek, R (1, 7) OBP: 0.373, SLG: 0.474		5-3		5-3		6-3		0-0 1B 1-2 2B 1B		4	1	1	0	0	0	0
Jerry Narron, L OBP: 0.346, SLG: 0.400 (1, 2)		1B		4-3		SSS 0-3 K		2B 1-2 2-3 1B		4	0	2	0	0	1	0
Dave Edler, R (1, 5) OBP: 0.227, SLG: 0.211		SSS 0-3 K		2B			SSS 0-3 K	1-3 2-H 3-H 2B		3	0	1	0	0	2	1
Dan Meyer, L (8, PH) OBP: 0.333, SLG: 0.667										1	0	1	2	0	0	0
Lenny Randle, S (9, 5) OBP: 0.219, SLG: 0.194										0	0	0	0	0	0	0
Rick Auerbach, R (1, 6) OBP: 0.194, SLG: 0.207			F8	5-3			F8	F7		3	0	0	0	0	0	1
Gary Gray, R (8, PH) OBP: 0.316, SLG: 0.579										1	0	0	0	0	0	2
Jim Anderson, R (9, 6) OBP: 0.313, SLG: 0.429										0	0	0	0	0	0	0
Inning Stats	R: 0 E: 0 K: 0 S: 4 H: 1 LOB: 1 BB: 0 P: 4	R: 0 E: 0 K: 1 S: 6 H: 1 LOB: 1 BB: 0 P: 6	R: 1 E: 0 K: 0 S: 5 H: 2 LOB: 2 BB: 1 P: 9	R: 0 E: 0 K: 0 S: 4 H: 1 LOB: 1 BB: 0 P: 4	R: 0 E: 0 K: 0 S: 3 H: 0 LOB: 0 BB: 0 P: 3	R: 1 E: 0 K: 1 S: 6 H: 1 LOB: 0 BB: 0 P: 6	R: 0 E: 0 K: 2 S: 7 H: 0 LOB: 1 BB: 1 P: 11	R: 2 E: 0 K: 0 S: 6 H: 3 LOB: 2 BB: 1 P: 10	R: 0 E: 0 K: 0 S: 4 H: 1 LOB: 1 BB: 0 P: 4	1B: 4 2B: 5 3B: 0 HR: 1	SF: 0 SAC: 0 DP: 0 HBP: 0						

PITCHER	IP	WLS	BF	H	R	ER	SO	BB	IBB	HBP	BLK	WP	HR	S	P	ERA	WHIP
Rick Langford, R (1, 1) ERA: 3.25	9.0	W	40	10	4	4	4	3	0	0	0	0	1	45	57	4.00	1.444

PITCHER	IP	WLS	BF	H	R	ER	SO	BB	IBB	HBP	BLK	WP	HR	S	P	ERA	WHIP

BOTTOM

Oakland Athletics @ Seattle Mariners

The Kingdome, Seattle, WA

Sat Apr 25 1981, 10:05 PM EST

Att. 17,388 - Dome

livebaseballscorecards.com

AB	37
R	4
H	10
RBI	4
BB	3
SO	4
LOB	10

WP: 0 PB: 0 SB: 1 CS: 0 PA: 40

Batter	1	2	3	4	5	6	7	8	9	AB	R	H	RBI	BB	SO	LOB
Rickey Henderson, R (1, 7) OBP: 0.437, SLG: 0.560	0-0 S 1B 1B	0-0 F8 ③		0-0 F8 ③		0-0 F4 ②		0-3 K ②		5	1	1	0	0	1	4
Dwayne Murphy, L (1, 8) OBP: 0.390, SLG: 0.493	0-0 S 1B 1-H 1B		0-0 G3 1B		0-0 F8 ①	0-2 1-H 2-H HR		0-3 K ③		5	2	3	4	0	1	0
Dave Revering, L (1, 3) OBP: 0.415, SLG: 0.455	0-0 F7 ①		0-0 F5 ①		0-0 HR	4-0 FC4-6 BB			4-0 SH5-3 2B BB	3	2	1	1	2	0	2
Wayne Gross, L (1, 5) OBP: 0.314, SLG: 0.220	4-0 1B 1-2 BB		0-0 G3 ② 1-2		0-0 FC4-6 1B	0-0 FC4-6 ③ 1-2f			0-0 SH5-3 ① 1-2	3	0	1	0	1	0	2
Tony Armas, R (1, 9) OBP: 0.372, SLG: 0.680	0-0 1-2 2-H 1B		0-0 F9 ③		0-0 F3 ②		0-0 4-3 ①		0-0 1B 2-H 2B	5	1	2	2	0	0	2
Mitchell Page, L (1, 10) OBP: 0.225, SLG: 0.229 Cliff Johnson, R (7, PH) OBP: 0.447, SLG: 0.531	0-3 K ②			0-0 F7 ①	0-0 FC4-6 ③ 1-2f		0-0 F8 ②		4-0 1B SF8 IBB	3 1	0 1	0 0	0 0	0 1	1 0	3 0
Mike Heath, R (1, 2) OBP: 0.286, SLG: 0.418	0-0 L5 ③			0-0 SH1-3 E 1B		0-0 BLK HR 1B	0-0 E5		0-0 SF8 1-2 2-H 1B	5	1	3	1	0	0	2
Shooty Babitt, R (1, 4) OBP: 0.382, SLG: 0.327 Dave McKay, S (6, PH) OBP: 0.259, SLG: 0.320 (6, 4)		0-0 1-3 ①		0-0 FC2 SH1-3 1-2		0-3 K ①	0-3 K ③		0-0 SF8 ② 1-3 2-H	2 2	0 0	0 0	0 1	0 0	0 2	1 2
Fred Stanley, R (1, 6) OBP: 0.250, SLG: 0.179 Mike Patterson, L (6, PH) OBP: 0.500, SLG: 0.333 Rob Picciolo, R (6, 6) OBP: 0.286, SLG: 0.344		0-0 G3 ②		0-0 SH1-3 ② 1-2 2-3		4-0 1-2 HR BB		0-3 K ①	0-0 F8 ③	1 0 2	0 1 0	0 0 0	0 0 0	0 1 0	0 0 1	0 0 1
Inning Stats	R: 2 E: 0 K: 1 S: 8 H: 3 LOB: 2 BB: 1 P: 12	R: 0 E: 0 K: 0 S: 3 H: 0 LOB: 0 BB: 0 P: 3	R: 0 E: 0 K: 0 S: 4 H: 1 LOB: 1 BB: 0 P: 4	R: 0 E: 1 K: 0 S: 5 H: 1 LOB: 2 BB: 0 P: 5	R: 1 E: 0 K: 0 S: 5 H: 2 LOB: 1 BB: 0 P: 5	R: 3 E: 0 K: 1 S: 9 H: 2 LOB: 1 BB: 2 P: 17	R: 0 E: 1 K: 1 S: 6 H: 0 LOB: 1 BB: 0 P: 6	R: 0 E: 0 K: 3 S: 9 H: 0 LOB: 0 BB: 0 P: 9	R: 3 E: 0 K: 0 S: 5 H: 2 LOB: 1 BB: 2 P: 13	1B: 8 2B: 1 3B: 0 HR: 2	SF: 1 SAC: 2 DP: 0 HBP: 0						

PITCHER	IP	WLS	BF	H	R	ER	SO	BB	IBB	HBP	BLK	WP	HR	S	P	ERA	WHIP
Mike Parrott, R (1, 1) ERA: 6.19	5.2	L	30	9	6	6	2	3	0	0	1	0	2	33	45	9.53	2.118
Bryan Clark, L (6, 1) ERA: 1.8	2.1		8	0	0	0	4	0	0	0	0	0	0	16	16	0.00	0.000
Shane Rawley, L (9, 1) ERA: 20.25	1.0		7	2	3	3	0	1	1	0	0	0	0	5	13	27.00	3.000

PITCHER	IP	WLS	BF	H	R	ER	SO	BB	IBB	HBP	BLK	WP	HR	S	P	ERA	WHIP

Oakland Athletics @ Seattle Mariners

The Kingdome, Seattle, WA

Sun Apr 26 1981, 6:33 AM EDT

Att. 15,562 - Dome

TOP

livebaseballscorecards.com

AB	37
R	9
H	11
RBI	9
BB	5
SO	6
LOB	19

WP: 0	PA: 45								
PB: 0									
SB: 2									
CS: 0									

Batter	1	2	3	4	5	6	7	8	9	AB	R	H	RBI	BB	SO	LOB
Julio Cruz, S (1, 4) OBP: 0.243, SLG: 0.281	F5		F2		3B 1-H 2-H 3-H		F5			4	0	1	3	0	0	0
Joe Simpson, L (1, 8) OBP: 0.269, SLG: 0.347	K		K		K			4-3		4	0	0	0	0	3	0
Bruce Bochte, L (1, 3) OBP: 0.250, SLG: 0.293	4-3			F9		4-3		F7		4	0	0	0	0	0	0
Richie Zisk, R (1, 10) OBP: 0.415, SLG: 0.672		HR		5-3		1B 1B		F9		4	1	2	1	0	0	0
Jeff Burroughs, R (1, 9) OBP: 0.472, SLG: 0.613		5-3		6-3		1-2 1B			BB FC4-6 1B	3	0	1	0	1	0	0
Kim Allen, R (9, PR)										0	0	0	0	0	0	0
Tom Paciorek, R (1, 7) OBP: 0.349, SLG: 0.443		K			F7	K			F8	4	0	0	0	0	2	3
Jerry Narron, L (1, 2) OBP: 0.367, SLG: 0.414		E4			FC2 BB 3B 1B	F8			FC4-6 1-2 1B	4	1	2	0	0	0	2
Dave Edler, R (1, 5) OBP: 0.240, SLG: 0.190		F8			BB E 1-2 3B	3-1			FC4-6 1-2f 2-3	2	1	0	0	1	0	1
Dan Meyer, L (9, PH) OBP: 0.250, SLG: 0.500										1	0	0	0	0	0	2
Jim Anderson, R (1, 6) OBP: 0.263, SLG: 0.353			K		FC2 1-2 2-3 3B		K		K	3	1	0	0	0	2	2
Gary Gray, R (9, PH) OBP: 0.300, SLG: 0.550										1	0	0	0	0	1	2
Inning Stats	R: 0 E: 0 K: 1 S: 5 H: 0 LOB: 0 BB: 0 P: 5	R: 1 E: 1 K: 1 S: 7 H: 1 LOB: 1 BB: 0 P: 7	R: 0 E: 0 K: 2 S: 7 H: 0 LOB: 0 BB: 0 P: 7	R: 0 E: 0 K: 0 S: 3 H: 0 LOB: 0 BB: 0 P: 3	R: 3 E: 1 K: 1 S: 7 H: 2 LOB: 0 BB: 1 P: 11	R: 0 E: 0 K: 1 S: 7 H: 2 LOB: 2 BB: 0 P: 7	R: 0 E: 0 K: 1 S: 5 H: 0 LOB: 0 BB: 0 P: 5	R: 0 E: 0 K: 0 S: 3 H: 0 LOB: 0 BB: 0 P: 3	R: 0 E: 0 K: 1 S: 6 H: 1 LOB: 2 BB: 1 P: 10	1B: 4 2B: 0 3B: 1 HR: 1 SF: 0 SAC: 0 DP: 0 HBP: 0				WP: 0 PB: 0 SB: 0 CS: 0	PA: 36	

PITCHER	IP	WLS	BF	H	R	ER	SO	BB	IBB	HBP	BLK	WP	HR	S	P	ERA	WHIP
Matt Keough, R (1, 1) ERA: 1.0	9.0	W	36	6	4	3	8	2	0	0	0	0	1	50	58	3.00	0.889

PITCHER	IP	WLS	BF	H	R	ER	SO	BB	IBB	HBP	BLK	WP	HR	S	P	ERA	WHIP

BOTTOM

Oakland Athletics @ Seattle Mariners

The Kingdome, Seattle, WA

Sun Apr 26 1981, 6:33 AM EDT

Att. 15,562 - Dome

livebaseballscorecards.com

AB	34
R	4
H	6
RBI	4
BB	2
SO	8
LOB	12

Batter	1	2	3	4	5	6	7	8	9	AB	R	H	RBI	BB	SO	LOB
Rod Carew, L (1, 3) OBP: 0.381, SLG: 0.375	S S S 0-3 ① K		x 0-0 2B 3-1 1B		x 0-0 ① 4-3		B B B B 4-0 E BB		x 0-0 ③ F8	4	1	1	0	1	1	1
Rick Burleson, R (1, 6) OBP: 0.366, SLG: 0.384	x 0-0 ② F9		x 0-0 ① F8		x 0-0 1B		x 0-0 E6 1-3			4	0	1	0	0	0	2
Dan Ford, R (1, 9) OBP: 0.318, SLG: 0.508	x 0-0 ③ F4		x 0-0 3-1 1-3 2B		x 0-0 ② F6		x 0-0 ③ L6			4	0	1	0	0	0	3
Fred Lynn, L (1, 8) OBP: 0.351, SLG: 0.492		x 0-0 1B SF9 2B	x 0-0 ② 3-1 2-3 3-H		x 0-0 ③ F5			x 0-0 ① F8		4	1	1	1	0	0	2
John Harris, L (1, 7) OBP: 0.250, SLG: 0.250 Juan Beniquez, R (8, 7) OBP: 0.212, SLG: 0.194		x 0-0 ① F7	x 0-0 ③ F9			x 0-0 L6-3 SH 1B		S S S 0-3 ② K		4	0	1	0	0	1	2
										0	0	0	0	0	0	0
Ed Ott, L (1, 2) OBP: 0.294, SLG: 0.250		x 0-0 E S 2-3 1B		x 0-0 ① 4-3		x 0-0 SH L6-3 1-2		x 0-0 ③ 1-3		3	0	1	0	0	0	0
Don Baylor, R (1, 10) OBP: 0.200, SLG: 0.145		x 0-0 ② SF9 3-H		x 0-0 HR		x 0-0 ① ② ③ L6-3 1-2 2-3			x 0-0 ① 6-3	3	1	1	2	0	0	2
Bobby Grich, R (1, 4) OBP: 0.319, SLG: 0.404	B B B B 4-0 1-3 BB		S S S 0-3 ② K				S S S 0-3 ① K		x 0-0 1B	3	0	1	0	1	2	0
Bert Campaneris, R (1, 5) OBP: 0.077, SLG: 0.083		x 0-0 ③ 6-3		x 0-0 ③ F7			x 0-0 ② F7		x 0-0 ② L7	4	0	0	0	0	0	3
Inning Stats	R: 0 E: 0 K: 1 S: 5 H: 0 LOB: 0 BB: 0 P: 5	R: 1 E: 0 K: 0 S: 5 H: 2 LOB: 2 BB: 1 P: 9	R: 1 E: 0 K: 0 S: 5 H: 2 LOB: 1 BB: 0 P: 5	R: 1 E: 0 K: 1 S: 6 H: 1 LOB: 0 BB: 0 P: 6	R: 0 E: 0 K: 0 S: 4 H: 1 LOB: 1 BB: 0 P: 4	R: 0 E: 1 K: 0 S: 3 H: 1 LOB: 0 BB: 0 P: 3	R: 0 E: 1 K: 1 S: 6 H: 0 LOB: 2 BB: 1 P: 10	R: 0 E: 0 K: 1 S: 5 H: 0 LOB: 0 BB: 0 P: 5	R: 0 E: 0 K: 0 S: 4 H: 1 LOB: 1 BB: 0 P: 4	1B: 5 2B: 2 3B: 1 HR: 1 SF: 1 SAC: 1 DP: 0 HBP: 0					WP: 0 PB: 0 SB: 1 CS: 0	PA: 37	

PITCHER	IP	WLS	BF	H	R	ER	SO	BB	IBB	HBP	BLK	WP	HR	S	P	ERA	WHIP
Steve McCatty, R (1, 1) ERA: 1.7	9.0	L	37	8	3	3	4	2	0	0	0	0	1	43	51	3.00	1.111

PITCHER	IP	WLS	BF	H	R	ER	SO	BB	IBB	HBP	BLK	WP	HR	S	P	ERA	WHIP

TOP

California Angels @ Oakland Athletics

Oakland-Alameda County Coliseum, Oakland, CA

Mon Apr 27 1981, 7:05 PM PDT

Att. 41,760 - Unknown

livebaseballscorecards.com

AB	33
R	3
H	8
RBI	3
BB	2
SO	4
LOB	15

BOTTOM

Batter	1	2	3	4	5	6	7	8	9	AB	R	H	RBI	BB	SO	LOB
Rickey Henderson, R (1, 7) OBP: 0.429, SLG: 0.538	H 1-0 G6-4-3 HBP	x 0-0 FC4-6 1-2f ③			x 0-0 FC6-4 S 1-2f ②			x 0-0 F9 ①		3	0	0	0	0	0	3
Mike Heath, R (1, 2) OBP: 0.267, SLG: 0.390	x 0-0 G6-4-3 1-2f ①②		SSS 0-3 K ①		x 0-0 F9 1-2 ③			x 0-0 F7 ②		4	0	0	0	0	1	2
Dave Revering, L (1, 3) OBP: 0.386, SLG: 0.417	x 0-0 G3 ③		x 0-0 F9 ②			x 0-0 F4 ①		x 0-0 G3 ③		4	0	0	0	0	0	0
Wayne Gross, L (1, 5) OBP: 0.309, SLG: 0.205		BBBB 4-0 2B E BB	SSS 0-3 K ③			x 0-0 F2 ②			x 0-0 F8 ①	3	1	0	0	1	1	0
Tony Armas, R (1, 8) OBP: 0.354, SLG: 0.646		x 0-0 F8 ①		x 0-0 5-3 ①		x 0-0 F3 ③			SSS 0-3 K ②	4	0	0	0	0	1	1
Mike Patterson, L (1, 9) OBP: 0.375, SLG: 0.429		x 0-0 E 1B 1-3 2B		x 0-0 1-3 ②			x 0-0 E6 SH1-4		x 0-0 F6 ③	4	1	1	0	0	0	0
Mitchell Page, L (1, 10) OBP: 0.214, SLG: 0.216		x 0-0 E4 1B 2-3 3-H	SSS 0-3 K ③				x 0-0 SH1-4 1-2 ①			2	0	0	1	0	1	1
Shooty Babitt, R (1, 4) OBP: 0.379, SLG: 0.327		x 0-0 FC4-6 1-3 3-H 1B			x 0-0 4-3 ①		x 0-0 F8 ②			3	0	1	1	0	0	1
Rob Picciolo, R (1, 6) OBP: 0.297, SLG: 0.353 Cliff Johnson, R (7, PH) OBP: 0.436, SLG: 0.515 Fred Stanley, R (8, 6) OBP: 0.250, SLG: 0.179		x 0-0 F4 ②			x 0-0 FC6-4 1B		x 0-0 6-3 ③			2 1 0	0 0 0	1 0 0	0 0 0	0 0 0	0 0 0	2 1 0
Inning Stats	R: 0 E: 0 K: 0 S: 2 H: 0 LOB: 0 BB: 0 P: 3	R: 2 E: 1 K: 0 S: 6 H: 2 LOB: 2 BB: 1 P: 10	R: 0 E: 0 K: 2 S: 7 H: 0 LOB: 0 BB: 0 P: 7	R: 0 E: 0 K: 1 S: 5 H: 0 LOB: 0 BB: 0 P: 5	R: 0 E: 0 K: 0 S: 4 H: 1 LOB: 1 BB: 0 P: 4	R: 0 E: 0 K: 0 S: 3 H: 0 LOB: 0 BB: 0 P: 3	R: 0 E: 1 K: 0 S: 4 H: 0 LOB: 1 BB: 0 P: 4	R: 0 E: 0 K: 0 S: 3 H: 0 LOB: 0 BB: 0 P: 3	R: 0 E: 0 K: 1 S: 5 H: 0 LOB: 0 BB: 0 P: 5	1B: 2 2B: 1 3B: 0 HR: 0	SF: 0 SAC: 1 DP: 1 HBP: 1						

PITCHER	IP	WLS	BF	H	R	ER	SO	BB	IBB	HBP	BLK	WP	HR	S	P	ERA	WHIP
Ken Forsch, R (1, 1) ERA: 2.84	9.0	W	33	3	2	2	4	1	0	1	0	0	0	39	44	2.00	0.444

PITCHER	IP	WLS	BF	H	R	ER	SO	BB	IBB	HBP	BLK	WP	HR	S	P	ERA	WHIP

California Angels @ Oakland Athletics

Oakland-Alameda County Coliseum, Oakland, CA

Mon Apr 27 1981, 7:05 PM PDT

Att. 41,760 - Unknown

livebaseballscorecards.com

AB	30
R	2
H	3
RBI	2
BB	1
SO	4
LOB	11

1B: 2	SF: 0	WP: 0	PA: 33
2B: 1	SAC: 1	PB: 0	
3B: 0	DP: 1	SB: 1	
HR: 0	HBP: 1	CS: 0	

Batter	1	2	3	4	5	6	7	8	9	AB	R	H	RBI	BB	SO	LOB
Rod Carew, L (1, 3) OBP: 0.382, SLG: 0.368	F7		BB 1B 1B	G3			F7		1B 2-H	4	1	1	1	1	0	0
Rick Burleson, R (1, 6) OBP: 0.368, SLG: 0.385	F9		1B 1B 1-3		G6-4-3 1B		F9		F9	5	0	2	0	0	0	1
Dan Ford, R (1, 9) OBP: 0.310, SLG: 0.477	BB 1B		F3		G6-4-3 1-2f		F3		P3	4	0	0	0	1	0	4
Fred Lynn, L (1, 8) OBP: 0.359, SLG: 0.493	FC4-6 1-3 1B		1B 1-2 3-H 1B		F9			F7		4	0	2	1	0	0	0
John Harris, L (1, 7) OBP: 0.429, SLG: 0.571 Juan Beniquez, R (8, PH) OBP: 0.206, SLG: 0.188 (8, 7)	FC4-6 1-2f		G4-6-3 1-2 2-3 1B			SH1-3 2B		K		3 1	0 0	2 0	0 0	0 0	0 1	2 0
Ed Ott, L (1, 2) OBP: 0.297, SLG: 0.257		3-1	G4-6-3 1-2f			SH1-3 2-3		1B		3	0	1	0	0	0	3
Don Baylor, R (1, 10) OBP: 0.203, SLG: 0.138		BB		5-3		K		P3		3	0	0	0	1	1	2
Bobby Grich, R (1, 4) OBP: 0.329, SLG: 0.450		F7	HR			FC6-4 IBB			5-3	3	1	1	1	1	0	1
Bert Campaneris, R (1, 5) OBP: 0.118, SLG: 0.188		5-3		6-3		FC6-4 1-2f			1B 2B	4	1	1	0	0	0	3
Inning Stats	R: 0 E: 0 K: 0 S: 4 H: 1 LOB: 2 BB: 1 P: 8	R: 0 E: 0 K: 0 S: 3 H: 0 LOB: 1 BB: 1 P: 7	R: 1 E: 0 K: 0 S: 5 H: 3 LOB: 2 BB: 1 P: 9	R: 1 E: 0 K: 0 S: 4 H: 1 LOB: 0 BB: 0 P: 4	R: 0 E: 0 K: 0 S: 3 H: 1 LOB: 0 BB: 0 P: 3	R: 0 E: 0 K: 1 S: 6 H: 1 LOB: 2 BB: 1 P: 10	R: 0 E: 0 K: 0 S: 3 H: 0 LOB: 0 BB: 0 P: 3	R: 0 E: 0 K: 1 S: 6 H: 1 LOB: 1 BB: 0 P: 6	R: 1 E: 0 K: 0 S: 5 H: 2 LOB: 1 BB: 0 P: 5	1B: 7 2B: 2 3B: 0 HR: 1 SF: 0 SAC: 1 DP: 2 HBP: 0							

PITCHER	IP	WLS	BF	H	R	ER	SO	BB	IBB	HBP	BLK	WP	HR	S	P	ERA	WHIP
Brian Kingman, R (1, 1) ERA: 1.3	5.1	L	24	7	2	2	0	3	0	0	0	0	1	21	33	3.38	1.875
Jeff Jones, R (6, 1) ERA:	1.2		6	0	0	0	1	0	1	0	0	0	0	7	11	0.00	0.000
Craig Minetto, L (8, 1) ERA:	0.2		3	1	0	0	1	0	0	0	0	0	0	5	5	0.00	1.500
Bo McLaughlin, R (8, 1) ERA: 7.71	1.1		6	2	1	1	0	0	0	0	0	0	0	6	6	6.75	1.500

PITCHER	IP	WLS	BF	H	R	ER	SO	BB	IBB	HBP	BLK	WP	HR	S	P	ERA	WHIP

TOP

California Angels @ Oakland Athletics

Oakland-Alameda County Coliseum, Oakland, CA

Tue Apr 28 1981, 7:05 PM PDT

Att. 15,400 - Unknown

livebaseballscorecards.com

AB	34
R	3
H	10
RBI	3
BB	4
SO	2
LOB	16

WP: 0 PB: 0 SB: 0 CS: 0 PA: 39

BOTTOM

California Angels @ Oakland Athletics

Oakland-Alameda County Coliseum, Oakland, CA

Tue Apr 28 1981, 7:05 PM PDT

Att. 15,400 - Unknown

livebaseballscorecards.com

Batter	1	2	3	4	5	6	7	8	9	AB	R	H	RBI	BB	SO	LOB
Rickey Henderson, R (1, 7) OBP: 0.421, SLG: 0.524	0-0 1B S 1B		0-0 6-3 ②			0-0 FC6-4 ① 1-2f S		0-3 K ③		4	0	1	0	0	1	2
Dwayne Murphy, L (1, 8) OBP: 0.383, SLG: 0.521	0-0 F8 ① 1-2		0-3 K ③			0-0 F9 ②			0-0 HR	4	1	1	1	0	1	2
Dave Revering, L (1, 3) OBP: 0.377, SLG: 0.404	0-0 ② 2-3 1B			0-0 4-3 ①		0-0 G3 ③ 1-2			0-0 F9 ①	4	0	1	0	0	0	1
Wayne Gross, L (1, 5) OBP: 0.305, SLG: 0.208	0-0 F7 ③			0-3 K ②			0-0 4-3 ①		0-0 1B ① 1B	4	0	1	0	0	1	1
Tony Armas, R (1, 9) OBP: 0.360, SLG: 0.634		B B B B 4-0 BB		0-0 6-3 ③			0-0 F2 ②		0-0 1-2 1B	3	0	1	0	1	0	0
Mitchell Page, L (1, 10) OBP: 0.200, SLG: 0.200		S S S 0-3 K ①			S S S 0-3 K ①		0-0 F8 ③		0-0 F8 ②	3	0	0	0	0	2	1
Cliff Johnson, R (9, PH) OBP: 0.425, SLG: 0.500										1	0	0	0	0	0	2
Shooty Babitt, R (1, 4) OBP: 0.355, SLG: 0.304		0-0 F3 ②			0-0 6-3 ②			0-0 F8 ①	S S S 0-3 K ③	4	0	0	0	0	1	3
Jeff Newman, R (1, 2) OBP: 0.146, SLG: 0.132		0-0 F6 ③			0-0 1-3 ③			S S S 0-3 K ②		3	0	0	0	0	1	1
Fred Stanley, R (1, 6) OBP: 0.242, SLG: 0.172			S S S 0-3 K ①			B B B 4-0 FC6-4 BB		0-0 1B		1	0	0	0	0	1	0
Tim Hosley, R (6, PH)										0	0	0	0	1	0	0
Rob Picciolo, R (6, PR) OBP: 0.297, SLG: 0.353										0	0	0	0	0	0	0
(7, 6)																
Mike Patterson, L (8, PH) OBP: 0.444, SLG: 0.500										1	0	1	0	0	0	0
Dave McKay, S (9, 6) OBP: 0.259, SLG: 0.320										0	0	0	0	0	0	0
Inning Stats	R: 0 E: 0 K: 0 S: 4 H: 2 LOB: 1 BB: 0 P: 4	R: 0 E: 0 K: 1 S: 5 H: 0 LOB: 1 BB: 1 P: 9	R: 0 E: 0 K: 2 S: 7 H: 0 LOB: 0 BB: 0 P: 7	R: 0 E: 0 K: 1 S: 5 H: 0 LOB: 0 BB: 0 P: 5	R: 0 E: 0 K: 1 S: 5 H: 0 LOB: 0 BB: 0 P: 5	R: 0 E: 0 K: 0 S: 3 H: 0 LOB: 2 BB: 1 P: 7	R: 0 E: 0 K: 0 S: 3 H: 0 LOB: 0 BB: 0 P: 3	R: 0 E: 0 K: 2 S: 8 H: 1 LOB: 1 BB: 0 P: 8	R: 1 E: 0 K: 1 S: 8 H: 3 LOB: 2 BB: 0 P: 8	1B: 5 2B: 0 3B: 0 HR: 1	SF: 0 SAC: 0 DP: 0 HBP: 0						

	AB	32
	R	1
	H	6
	RBI	1
	BB	2
	SO	8
	LOB	13

WP: 0 PB: 0 SB: 2 CS: 0 PA: 34

PITCHER		IP	WLS	BF	H	R	ER	SO	BB	IBB	HBP	BLK	WP	HR	S	P	ERA	WHIP
Steve Renko, R ERA: 0.56	(1, 1)	6.0	W	21	2	0	0	5	2	0	0	0	0	0	29	37	0.00	0.667
Don Aase, R ERA: 0.73	(7, 1)	2.1		11	4	1	1	2	0	0	0	0	0	1	15	15	3.86	1.714
Luis Sanchez, R ERA: 2.38	(9, 1)	0.2	S	2	0	0	0	1	0	0	0	0	0	0	4	4	0.00	0.000

PITCHER	IP	WLS	BF	H	R	ER	SO	BB	IBB	HBP	BLK	WP	HR	S	P	ERA	WHIP

California Angels @ Oakland Athletics

Oakland-Alameda County Coliseum, Oakland, CA

Wed Apr 29 1981, 3:33 AM PDT

Att. 15,220 - Sunny

TOP

livebaseballscorecards.com

Batter	1	2	3	4	5	6	7	8	9	AB	R	H	RBI	BB	SO	LOB
Rod Carew, L (1, 3) OBP: 0.378, SLG: 0.364	4-3		K		G3			HR BB		1	0	0	0	0	0	0
Larry Harlow, L (2, 7) OBP: 0.667, SLG: 0.333										2	1	0	0	1	1	1
Rick Burleson, R (1, 6) OBP: 0.374, SLG: 0.375	S HBP		L7			BLK BB		F4		2	0	0	0	1	0	1
Dan Ford, R (1, 9) OBP: 0.320, SLG: 0.522	F7 1-2			G6-3 1B		6-3 1-2		1-H HR		4	1	2	2	0	0	2
Fred Lynn, L (1, 8) OBP: 0.354, SLG: 0.472	K			G6-3 1-2f		K		FC4-6 BB		3	0	0	0	1	2	3
John Harris, L (1, 7) OBP: 0.364, SLG: 0.727 (2, 3)		HR		1-3		K		FC4-6 1-2f		4	1	1	1	0	1	2
Ed Ott, L (1, 2) OBP: 0.268, SLG: 0.231		K			F2		F6		L3	4	0	0	0	0	1	0
Don Baylor, R (1, 10) OBP: 0.205, SLG: 0.131		F4			F2		6-3		FC5-4 BB	3	0	0	0	1	0	0
Bobby Grich, R (1, 4) OBP: 0.325, SLG: 0.438		F8			WP E 1B		K		FC5-4 1-2f	4	1	1	0	0	1	1
Bert Campaneris, R (1, 5) OBP: 0.150, SLG: 0.211			F7		E7 1-H 1B			1-3	F8	3	0	1	1	0	0	0
Brian Downing, R (9, PH) OBP: 0.333, SLG: 0.310										1	0	0	0	0	0	1

AB	31
R	4
H	5
RBI	4
BB	4
SO	6
LOB	11

Inning Stats	1	2	3	4	5	6	7	8	9
	R: 0 E: 0 K: 1 S: 5	R: 1 E: 0 K: 1 S: 6	R: 0 E: 0 K: 1 S: 5	R: 0 E: 0 K: 0 S: 3	R: 1 E: 1 K: 0 S: 5	R: 0 E: 0 K: 2 S: 7	R: 0 E: 0 K: 1 S: 5	R: 2 E: 0 K: 0 S: 4	R: 0 E: 0 K: 0 S: 3
	H: 0 LOB: 1 BB: 0 P: 6	H: 1 LOB: 0 BB: 0 P: 6	H: 0 LOB: 0 BB: 0 P: 5	H: 1 LOB: 0 BB: 0 P: 3	H: 2 LOB: 1 BB: 0 P: 5	H: 0 LOB: 1 BB: 1 P: 11	H: 0 LOB: 0 BB: 0 P: 5	H: 1 LOB: 1 BB: 2 P: 12	H: 0 LOB: 1 BB: 1 P: 7

1B: 3	SF: 0
2B: 0	SAC: 0
3B: 0	DP: 1
HR: 2	HBP: 1

WP: 1	PA: 36
PB: 0	
SB: 1	
CS: 0	

PITCHER	IP	WLS	BF	H	R	ER	SO	BB	IBB	HBP	BLK	WP	HR	S	P	ERA	WHIP
Mike Norris, R (1, 1) ERA: 2.14	9.0	W	36	5	4	4	6	4	0	1	1	1	2	43	60	4.00	1.000

PITCHER	IP	WLS	BF	H	R	ER	SO	BB	IBB	HBP	BLK	WP	HR	S	P	ERA	WHIP

Batter	1	2	3	4	5	6	7	8	9	AB	R	H	RBI	BB	SO	LOB
Rickey Henderson, R (1, 7) OBP: 0.420, SLG: 0.506	6-3		E BB	CS 1B 1-2		K		L6		3	0	0	0	2	1	1
Dwayne Murphy, L (1, 8) OBP: 0.365, SLG: 0.500	F8		F7	SF8 3-H			F9			3	0	0	1	0	0	1
Cliff Johnson, R (1, 10) OBP: 0.455, SLG: 0.500	F6		E 1-2	1B 1-2 2-H			BB HR BB			2	1	1	1	2	0	0
Tony Armas, R (1, 9) OBP: 0.367, SLG: 0.659		HR	IBB 1-2 2-3	CS 2-3	K		K			3	1	1	1	1	2	1
Mike Heath, R (1, 2) OBP: 0.266, SLG: 0.371		6-3	F9		K		BB HR 1-2 BB			3	1	0	0	1	1	3
Jeff Newman, R (1, 3) OBP: 0.163, SLG: 0.175										2	0	1	0	0	0	3
Dave Revering, L (5, PH) OBP: 0.371, SLG: 0.396		2B	F9		6-3		HR 1-H 2-H			1	0	0	0	0	0	0
(6, 3)																
Tim Hosley, R (7, PH) OBP: 0.400, SLG: 1.000										1	1	1	3	0	0	0
Wayne Gross, L (8, 3) OBP: 0.305, SLG: 0.208										0	0	0	0	0	0	0
Dave McKay, S (1, 5) OBP: 0.290, SLG: 0.345		E5		1B SH1-3 SF8 1B		1B	F7			4	1	2	0	0	0	1
Rob Picciolo, R (1, 6) OBP: 0.275, SLG: 0.324		F8		SH1-3 1-2		B1		4-3		3	0	0	0	0	0	3
Shooty Babitt, R (1, 4) OBP: 0.348, SLG: 0.300		L6		BB 1B 2-3 1B		K		F9		4	1	1	0	0	1	3
Inning Stats	R: 0 E: 0 K: 0 S: 3 H: 0 LOB: 0 BB: 0 P: 3	R: 1 E: 1 K: 0 S: 6 H: 2 LOB: 2 BB: 0 P: 6	R: 0 E: 1 K: 0 S: 3 H: 0 LOB: 3 BB: 3 P: 15	R: 2 E: 0 K: 0 S: 5 H: 3 LOB: 1 BB: 1 P: 9	R: 0 E: 0 K: 2 S: 7 H: 0 LOB: 0 BB: 0 P: 7	R: 0 E: 0 K: 2 S: 8 H: 1 LOB: 1 BB: 0 P: 8	R: 3 E: 0 K: 1 S: 6 H: 1 LOB: 0 BB: 2 P: 14	R: 0 E: 0 K: 0 S: 3 H: 0 LOB: 0 BB: 0 P: 3		1B: 4 2B: 1 3B: 0 HR: 2	SF: 1 SAC: 1 DP: 0 HBP: 0						

PITCHER		IP	WLS	BF	H	R	ER	SO	BB	IBB	HBP	BLK	WP	HR	S	P	ERA	WHIP
Geoff Zahn, L ERA: 2.65	(1, 1)	3.2	L	21	5	3	3	0	3	1	0	0	0	1	17	33	7.36	2.182
John D'Acquisto, R ERA: 10.8	(4, 1)	3.0		11	1	2	2	5	2	0	0	0	0	0	19	27	6.00	1.000
Andy Hassler, L ERA: 6.52	(7, 1)	1.1		5	1	1	1	0	0	0	0	0	0	1	5	5	6.75	0.750

PITCHER	IP	WLS	BF	H	R	ER	SO	BB	IBB	HBP	BLK	WP	HR	S	P	ERA	WHIP

BOTTOM

California Angels @ Oakland Athletics

Oakland-Alameda County Coliseum, Oakland, CA

Wed Apr 29 1981, 3:33 AM PDT

Att. 15,220 - Sunny

livebaseballscorecards.com

AB	29
R	6
H	7
RBI	6
BB	6
SO	5
LOB	16

Batter	1	2	3	4	5	6	7	8	9	AB	R	H	RBI	BB	SO	LOB
Willie Randolph, R (1, 4) OBP: 0.321, SLG: 0.317	BBBB 4-0 FC6-4 BB	x 0-0 ③ FC4-6 1-2f		x 0-0 ③ F7		x 0-0 ② 6-3		x 0-0 4-3 1B 1B	4	1	1	0	1	0	3
Jerry Mumphrey, S (1, 8) OBP: 0.333, SLG: 0.403	x 0-0 ① FC6-4 BB 1B 1-2f G1-2-3		x 0-0 ① F6		x 0-0 ① 4-3		x 0-0 1B	x 0-0 ① 4-3 1-2	5	0	1	0	0	0	2
Dave Winfield, R (1, 7) OBP: 0.408, SLG: 0.439	x 0-0 BB 1-2 1B		x 0-0 ② F9		x 0-0 ② F7		x 0-0 ③ 1-3		x 0-0 HR 2-H 1B	5	1	2	1	0	0	1
Reggie Jackson, L (1, 10) OBP: 0.373, SLG: 0.488	BBBB 4-0 1-2 2-3 BB		BBBB 4-0 HR BB		SSS 0-3 ③ K			x 0-0 1B 2B	SSS 0-3 ② K	3	1	1	0	2	2	1
Oscar Gamble, L (1, 9) OBP: 0.438, SLG: 0.762	x 0-0 ② ③ G1-2-3 3-Hf		x 0-0 1-H HR			x 0-0 ① 6-3		x 0-0 BB 2-3 1B	x 0-0 1-H HR	5	2	3	4	0	0	3
Graig Nettles, L (1, 5) OBP: 0.296, SLG: 0.429		x 0-0 FC4-6 1B	x 0-0 ③ L4			x 0-0 ② G3		BBBB 4-0 1-2 BB	x 0-0 ③ F7	4	0	1	0	1	0	0
Bob Watson, R (1, 3) OBP: 0.333, SLG: 0.200		x 0-0 ① FC4-6 1B 1-2f		x 0-0 ① 6-3		x 0-0 ③ F9		SSS 0-3 ① K		4	0	0	0	0	1	4
Barry Foote, R (1, 2) OBP: 0.189, SLG: 0.281		x 0-0 FC4-6 1-2 1B		BBBB 4-0 FC6-4 BB			x 0-0 HR	x 0-0 ② L4		3	1	2	1	1	0	3
Bucky Dent, R (1, 6) OBP: 0.250, SLG: 0.400 Bobby Murcer, L (8, PH) OBP: 0.412, SLG: 0.462 Larry Milbourne, S (8, 6)		x 0-0 ② F4		x 0-0 ② FC6-4 1-2f			x 0-0 ① F7	x 0-0 ③ F6		3 1 0	0 0 0	0 0 0	0 0 0	0 0 0	0 0 0	3 3 0
Inning Stats	R: 0 E: 0 K: 0 S: 3 H: 1 LOB: 2 BB: 2 P: 11	R: 0 E: 0 K: 0 S: 5 H: 2 LOB: 2 BB: 0 P: 5	R: 2 E: 0 K: 0 S: 4 H: 1 LOB: 0 BB: 1 P: 8	R: 0 E: 0 K: 0 S: 3 H: 0 LOB: 1 BB: 1 P: 7	R: 0 E: 0 K: 1 S: 5 H: 0 LOB: 0 BB: 0 P: 5	R: 0 E: 0 K: 0 S: 3 H: 0 LOB: 0 BB: 0 P: 3	R: 1 E: 0 K: 0 S: 5 H: 2 LOB: 1 BB: 0 P: 5	R: 0 E: 0 K: 1 S: 7 H: 2 LOB: 3 BB: 1 P: 11	R: 3 E: 0 K: 1 S: 8 H: 3 LOB: 0 BB: 0 P: 8	1B: 7 2B: 1 3B: 0 HR: 3 SF: 0 SAC: 0 DP: 1 HBP: 0						

PITCHER		IP	WLS	BF	H	R	ER	SO	BB	IBB	HBP	BLK	WP	HR	S	P	ERA	WHIP
Rick Langford, R ERA: 3.35	(1, 1)	7.0	W	32	8	3	3	1	4	0	0	0	0	2	30	46	3.86	1.714
Craig Minetto, L ERA:	(8, 1)	0.0		1	0	0	0	0	1	0	0	0	0	0	0	4	∞	∞
Jeff Jones, R ERA: 3.0	(8, 1)	2.0	S	9	3	3	3	2	0	0	0	0	0	1	13	13	13.50	1.500

PITCHER	IP	WLS	BF	H	R	ER	SO	BB	IBB	HBP	BLK	WP	HR	S	P	ERA	WHIP

TOP

New York Yankees @ Oakland Athletics

Oakland-Alameda County Coliseum, Oakland, CA

Fri May 01 1981, 7:05 PM PDT

Att. 44,105 - Unknown

livebaseballscorecards.com

AB	37
R	6
H	11
RBI	6
BB	5
SO	3
LOB	23

WP: 0	PB: 0	SB: 0	CS: 0	PA: 42														

BOTTOM

New York Yankees @ Oakland Athletics

Oakland-Alameda County Coliseum, Oakland, CA

Fri May 01 1981, 7:05 PM PDT

Att. 44,105 - Unknown

livebaseballscorecards.com

Batter	1	2	3	4	5	6	7	8	9	AB	R	H	RBI	BB	SO	LOB
Rickey Henderson, R (1, 7) OBP: 0.419, SLG: 0.522	F4		K		FC5-4 CS 1-2f		HR S 1B	1-H 1B 3B		5	2	2	1	0	1	1
Dwayne Murphy, L (1, 8) OBP: 0.389, SLG: 0.526	2B			1B BB G6-4-3 BB	CS 1-2	1B 1B	K	3-H 1B		4	2	3	1	1	1	1
Cliff Johnson, R (1, 10) OBP: 0.469, SLG: 0.575	K			G6-4-3 1B 1-2 BB		1B 1B 1B 1-2 1B	1-H HR	F9		4	2	2	2	1	1	2
Tony Armas, R (1, 9) OBP: 0.372, SLG: 0.652	5-3			G6-4-3 1-2 2-3 1B		K	1B			4	0	2	0	0	1	3
Mike Heath, R (1, 2) OBP: 0.265, SLG: 0.364		F7		G6-4-3 1-2f 2-3 3-H		1B 1-2 2-H 1B	K			4	1	1	1	0	1	3
Shooty Babitt, R (1, 4) OBP: 0.357, SLG: 0.302		F9		BB		1B 1-2 2-3 1B	F9			3	0	1	0	1	0	1
Dave McKay, S (1, 5) OBP: 0.314, SLG: 0.344		4-3		K		1-3 2-H 3-H 1B		3B BB		3	1	1	2	1	1	2
Jeff Newman, R (1, 3) OBP: 0.156, SLG: 0.167			F5		K	K		F5		2	0	0	0	0	1	0
Dave Revering, L (6, PH) (7, 3) OBP: 0.359, SLG: 0.382										2	0	0	0	0	1	3
Fred Stanley, R (1, 6) OBP: 0.243, SLG: 0.182			K		FC5-4 1B	K		F4		4	0	1	0	0	2	3
Inning Stats	R: 0 E: 0 K: 1 S: 6 H: 1 LOB: 1 BB: 0 P: 6	R: 0 E: 0 K: 0 S: 3 H: 0 LOB: 0 BB: 0 P: 3	R: 0 E: 0 K: 2 S: 7 H: 0 LOB: 0 BB: 0 P: 7	R: 1 E: 0 K: 1 S: 5 H: 1 LOB: 2 BB: 3 P: 17	R: 0 E: 0 K: 1 S: 5 H: 1 LOB: 0 BB: 0 P: 5	R: 3 E: 0 K: 3 S: 14 H: 5 LOB: 2 BB: 0 P: 14	R: 2 E: 0 K: 2 S: 10 H: 3 LOB: 1 BB: 0 P: 10	R: 2 E: 0 K: 0 S: 5 H: 2 LOB: 1 BB: 1 P: 9		1B: 10 2B: 1 3B: 1 HR: 1	SF: 0 SAC: 0 DP: 1 HBP: 0						

	AB	35
	R	8
	H	13
	RBI	7
	BB	4
	SO	10
	LOB	19

WP: 0 PB: 0 SB: 1 CS: 1 PA: 40

PITCHER		IP	WLS	BF	H	R	ER	SO	BB	IBB	HBP	BLK	WP	HR	S	P	ERA	WHIP
Tom Underwood, L ERA: 3.15	(1, 1)	5.0	L	21	5	3	3	5	3	0	0	0	0	0	28	40	5.40	1.600
Doug Bird, R ERA: 0.9	(6, 1)	0.1		4	3	1	1	1	0	0	0	0	0	0	6	6	27.00	9.000
Dave LaRoche, L ERA: 3.0	(6, 1)	1.0		4	1	1	1	3	0	0	0	0	0	0	10	10	9.00	1.000
Ron Davis, R ERA: 3.27	(7, 1)	0.2		4	2	1	1	1	0	0	0	0	0	1	6	6	13.50	3.000
Bill Castro, R ERA: 5.68	(8, 1)	1.0		6	2	2	2	0	1	0	0	0	0	0	5	9	18.00	3.000

PITCHER	IP	WLS	BF	H	R	ER	SO	BB	IBB	HBP	BLK	WP	HR	S	P	ERA	WHIP

Batter	1	2	3	4	5	6	7	8	9	AB	R	H	RBI	BB	SO	LOB
Willie Randolph, R (1, 4) OBP: 0.313, SLG: 0.309	SSS 0-3 ① K		x 0-0 1B SH2-4 1-2 1B	x 0-0 ③ 5-3			x 0-0 ① F9		x 0-0 ① F8	5	0	1	0	0	1	0
Jerry Mumphrey, S (1, 8) OBP: 0.341, SLG: 0.421	x 0-0 ② 1-3		x 0-0 ① SH2-4 1-2 2-3		x 0-0 2B		x 0-0 ② F6		x 0-0 BB 1B	4	0	2	0	0	0	0
Dave Winfield, R (1, 7) OBP: 0.407, SLG: 0.429	BBBB 4-0 BB		x 0-0 BB 2-3 3-H 1B		x 0-0 ① P3		x 0-0 ③ F5		x 0-0 ② F8	4	0	1	1	1	0	2
Reggie Jackson, L (1, 10) OBP: 0.375, SLG: 0.457	SSS 0-3 ③ K		BBBB 4-0 1-2 BB		x 0-0 ② F7			x 0-0 ① F8	BBBB 4-0 1-2 BB	3	0	0	0	2	1	2
Oscar Gamble, L (1, 9) OBP: 0.423, SLG: 0.717 Lou Piniella, R (9, PH) OBP: 0.250, SLG: 0.200		x 0-0 ① F3	SSS 0-3 ② K		x 0-0 ③ F9			x 0-0 1B E 1B	x 0-0 ③ F9	4 1	1 0	1 0	0 0	0 0	1 0	4 2
Graig Nettles, L (1, 5) OBP: 0.320, SLG: 0.431		BBBB 4-0 BB	x 0-0 ③ F9			BBBB 4-0 FC1-6 BB		x 0-0 E5 1-H 1B		2	0	1	0	2	0	3
Bob Watson, R (1, 3) OBP: 0.250, SLG: 0.143	x 0-0 ② F5			x 0-0 ① 5-3		SSS 0-3 ① K		x 0-0 ② F8		4	0	0	0	0	1	3
Barry Foote, R (1, 2) OBP: 0.220, SLG: 0.371	x 0-0 ③ 6-3			x 0-0 HR		x 0-0 ② FC1-6 1-2f		BBBB 4-0 BB		3	1	1	1	1	0	2
Bucky Dent, R (1, 6) OBP: 0.254, SLG: 0.386 Bobby Murcer, L (8, PH) OBP: 0.389, SLG: 0.429 Larry Milbourne, S (8, 6)			BBBB 4-0 SH2-4 1B 1B BB	x 0-0 ② F6		x 0-0 ③ F8		SSS 0-3 ③ K		2 1 0	1 0 0	0 0 0	0 0 0	1 0 0	0 1 0	1 2 0
Inning Stats	R: 0 E: 0 K: 2 S: 7 H: 0 LOB: 1 BB: 1 P: 11	R: 0 E: 0 K: 0 S: 3 H: 0 LOB: 1 BB: 1 P: 7	R: 1 E: 0 K: 1 S: 7 H: 2 LOB: 3 BB: 2 P: 15	R: 1 E: 0 K: 0 S: 4 H: 1 LOB: 0 BB: 0 P: 4	R: 0 E: 0 K: 0 S: 4 H: 1 LOB: 1 BB: 0 P: 4	R: 0 E: 0 K: 1 S: 5 H: 0 LOB: 1 BB: 1 P: 9	R: 0 E: 0 K: 0 S: 3 H: 0 LOB: 0 BB: 0 P: 3	R: 1 E: 1 K: 1 S: 7 H: 2 LOB: 2 BB: 1 P: 11	R: 0 E: 0 K: 0 S: 4 H: 1 LOB: 1 BB: 1 P: 8	1B: 5 2B: 1 3B: 0 HR: 1 SF: 0 SAC: 1 DP: 0 HBP: 0						

TOP

New York Yankees @ Oakland Athletics

Oakland-Alameda County Coliseum, Oakland, CA

Sat May 02 1981, 3:33 AM PDT

Att. 48,179 - Unknown

livebaseballscorecards.com

AB	33
R	3
H	7
RBI	2
BB	7
SO	5
LOB	21

WP: 0 PB: 0 SB: 0 CS: 0 PA: 41

PITCHER		IP	WLS	BF	H	R	ER	SO	BB	IBB	HBP	BLK	WP	HR	S	P	ERA	WHIP
Matt Keough, R ERA: 1.21	(1, 1)	8.2	W	40	7	3	2	5	7	0	0	0	0	1	43	71	2.08	1.615
Bob Owchinko, L ERA:	(9, 1)	0.1	S	1	0	0	0	0	0	0	0	0	0	0	1	1	0.00	0.000

PITCHER		IP	WLS	BF	H	R	ER	SO	BB	IBB	HBP	BLK	WP	HR	S	P	ERA	WHIP

BOTTOM

New York Yankees @ Oakland Athletics

Oakland-Alameda County Coliseum, Oakland, CA

Sat May 02 1981, 3:33 AM PDT

Att. 48,179 - Unknown

livebaseballscorecards.com

Batter	1	2	3	4	5	6	7	8	9	AB	R	H	RBI	BB	SO	LOB
Rickey Henderson, R (1, 7) OBP: 0.413, SLG: 0.543	SSS 0-3 K ①		x 0-0 HR		x 0-0 F8 ①		x 0-0 F4 ②			4	1	1	1	0	1	0
Dwayne Murphy, L (1, 8) OBP: 0.383, SLG: 0.512	x 0-0 L9 ②		SSS 0-3 K ②		x 0-0 4-3 ②		x 0-0 S HR 1B			4	1	1	0	0	1	0
Cliff Johnson, R (1, 3) OBP: 0.472, SLG: 0.628	x 0-0 4-3 ③		BBB 4-0 1B 1B BB		SSS 0-3 K ③		x 0-0 1-H HR			3	2	1	2	1	1	0
Tony Armas, R (1, 9) OBP: 0.388, SLG: 0.710		x 0-0 HR	x 0-0 1-2 1B			SSS 0-3 K ①	x 0-0 3B			4	1	3	1	0	1	0
Tim Hosley, R (1, 10) OBP: 0.333, SLG: 0.625		x 0-0 5-3 ①	x 0-0 1-2 2-H 1B			x 0-0 F6 ②	x 0-0 5-3 ③			4	0	1	1	0	0	1
Mike Heath, R (1, 2) OBP: 0.264, SLG: 0.371		x 0-0 F6 ②	x 0-0 F5 ③			x 0-0 2B		x 0-0 6-3 ①		4	0	1	0	0	0	2
Dave McKay, S (1, 5) OBP: 0.308, SLG: 0.314		x 0-0 5-3 ③		x 0-0 F5 ①		BBB 4-0 BB		x 0-0 4-3 ②		3	0	0	0	1	0	0
Shooty Babitt, R (1, 4) OBP: 0.338, SLG: 0.284			x 0-0 F9 ①	x 0-0 F8 ②		x 0-0 4-3 ③		x 0-0 5-3 ③		4	0	0	0	0	0	2
Rob Picciolo, R (1, 6) OBP: 0.279, SLG: 0.400			x 0-0 HR	SSS 0-3 K ③			x 0-0 F3 ①			3	1	1	1	0	1	0
Inning Stats	R: 0 H: 0 E: 0 LOB: 0 K: 1 BB: 0 S: 5 P: 5	R: 1 H: 1 E: 0 LOB: 0 K: 0 BB: 0 S: 4 P: 4	R: 3 H: 4 E: 0 LOB: 2 K: 1 BB: 1 S: 9 P: 13	R: 0 H: 0 E: 0 LOB: 0 K: 1 BB: 0 S: 5 P: 5	R: 0 H: 0 E: 0 LOB: 0 K: 1 BB: 0 S: 5 P: 5	R: 0 H: 1 E: 0 LOB: 2 K: 1 BB: 1 S: 6 P: 10	R: 2 H: 3 E: 0 LOB: 1 K: 0 BB: 0 S: 6 P: 6	R: 0 H: 0 E: 0 LOB: 0 K: 0 BB: 0 S: 3 P: 3		1B: 3 SF: 0 2B: 1 SAC: 0 3B: 1 DP: 0 HR: 4 HBP: 0						WP: 0 PA: 35 PB: 0 SB: 1 CS: 0

	AB	33
	R	6
	H	9
	RBI	6
	BB	2
	SO	5
	LOB	5

PITCHER		IP	WLS	BF	H	R	ER	SO	BB	IBB	HBP	BLK	WP	HR	S	P	ERA	WHIP
Ron Guidry, L ERA: 4.3	(1, 1)	2.2	L	14	5	4	4	2	1	0	0	0	0	3	17	21	13.50	2.250
Doug Bird, R ERA: 1.88	(3, 1)	4.1		18	4	2	2	3	1	0	0	0	0	1	23	27	4.15	1.154
Bill Castro, R ERA: 4.91	(8, 1)	1.0		3	0	0	0	0	0	0	0	0	0	0	3	3	0.00	0.000

PITCHER	IP	WLS	BF	H	R	ER	SO	BB	IBB	HBP	BLK	WP	HR	S	P	ERA	WHIP

Batter	1	2	3	4	5	6	7	8	9	10	AB	R	H	RBI	BB	SO	LOB
Willie Randolph, R (1, 4) OBP: 0.307, SLG: 0.301	6-3		6-3		1B		F8		6-3		5	0	1	0	0	0	0
Jerry Mumphrey, S (1, 8) OBP: 0.356, SLG: 0.463	FC6-4 1B 1B		BB		F9		F8			HR	4	1	2	1	1	0	1
Dave Winfield, R (1, 7) OBP: 0.407, SLG: 0.440	1-2 FC6-4 1B		L4			4-3 FC6 2B		6-3		F5	5	1	2	0	0	0	1
Reggie Jackson, L (1, 10) OBP: 0.361, SLG: 0.420	1-2f 2-3 FC6-4			BB		2-3 4-3		6-3		F7	4	0	0	0	1	0	3
Oscar Gamble, L (1, 9) OBP: 0.439, SLG: 0.688	4-3			F2		FC6 BB		BB		CS BB	2	0	0	0	3	0	3
Graig Nettles, L (1, 5) OBP: 0.316, SLG: 0.412		P5		K		1-2f 3-H FC6 2B		1-2 BB		1-2 CS	3	1	0	1	1	1	2
Jim Spencer, L (1, 3) OBP: 0.244, SLG: 0.179		K		F7		1-H 2B		F9			0	0	0	0	0	0	0
Barry Foote, R (1, 2) OBP: 0.200, SLG: 0.333		K			P6	5-3			F7		4	0	0	0	0	1	1
Bucky Dent, R (1, 6) OBP: 0.239, SLG: 0.361			K		F8		5-3		P4		4	0	0	0	0	1	0
Inning Stats	R: 0 E: 0 K: 0 S: 5 H: 2 LOB: 2 BB: 0 P: 5	R: 0 E: 0 K: 2 S: 7 H: 0 LOB: 0 BB: 0 P: 7	R: 0 E: 0 K: 1 S: 5 H: 0 LOB: 1 BB: 1 P: 9	R: 0 E: 0 K: 1 S: 5 H: 0 LOB: 1 BB: 1 P: 9	R: 0 E: 0 K: 0 S: 4 H: 1 LOB: 1 BB: 0 P: 4	R: 2 E: 0 K: 0 S: 5 H: 2 LOB: 1 BB: 1 P: 9	R: 0 E: 0 K: 0 S: 3 H: 0 LOB: 0 BB: 0 P: 3	R: 0 E: 0 K: 0 S: 3 H: 0 LOB: 2 BB: 2 P: 11	R: 0 E: 0 K: 0 S: 3 H: 0 LOB: 0 BB: 0 P: 3	R: 1 E: 0 K: 0 S: 3 H: 1 LOB: 0 BB: 1 P: 7	1B: 3 2B: 2 3B: 0 HR: 1 SF: 0 SAC: 0 DP: 0 HBP: 0						

PITCHER	IP	WLS	BF	H	R	ER	SO	BB	IBB	HBP	BLK	WP	HR	S	P	ERA	WHIP
Steve McCatty, R (1, 1) ERA: 1.93	9.2	L	41	6	3	3	4	6	0	0	0	0	1	43	67	2.79	1.241
Bob Owchinko, L (10, 1) ERA:	0.1		0	0	0	0	0	0	0	0	0	0	0	0	0	0.00	0.000

PITCHER	IP	WLS	BF	H	R	ER	SO	BB	IBB	HBP	BLK	WP	HR	S	P	ERA	WHIP

TOP

New York Yankees @ Oakland Athletics

Oakland-Alameda County Coliseum, Oakland, CA

Sun May 03 1981, 3:33 AM PDT

Unknown

livebaseballscorecards.com

AB	31
R	3
H	5
RBI	2
BB	6
SO	3
LOB	11

WP: 0 PB: 0 SB: 0 CS: 1 PA: 42

Batter	1	2	3	4	5	6	7	8	9	10	AB	R	H	RBI	BB	SO	LOB
Rickey Henderson, R (1, 7) OBP: 0.412, SLG: 0.535	K		5-3			S 1B	1B		K		5	0	2	2	0	2	2
Dwayne Murphy, L (1, 8) OBP: 0.364, SLG: 0.483	K			3-1		F9	P1			K	5	0	0	0	0	2	3
Cliff Johnson, R (1, 10) OBP: 0.448, SLG: 0.583	6-3			1B 1B		5-3		6-3		K	5	0	1	0	0	1	1
Tony Armas, R (1, 9) OBP: 0.369, SLG: 0.673		F9		K		K		6-3		K	5	0	0	0	0	3	2
Mike Heath, R (1, 2) OBP: 0.276, SLG: 0.378		6-3		1-2 1B			1B 1B 1B	K			4	1	2	0	0	1	0
Jeff Newman, R (1, 3) OBP: 0.163, SLG: 0.174 Wayne Gross, L (10, 5) OBP: 0.305, SLG: 0.208		E6		F5			1-2 1B		K		4	1	1	0	0	1	2
											0	0	0	0	0	0	0
Dave McKay, S (1, 5) OBP: 0.302, SLG: 0.308 (10, 6)		F7			K	K				1B	4	0	1	0	0	2	3
Shooty Babitt, R (1, 4) OBP: 0.346, SLG: 0.296			F9		F3		1-2 2-3 1B			1-2 1B	4	0	2	0	0	0	0
Fred Stanley, R (1, 6) OBP: 0.231, SLG: 0.171			F8		F9		K			K	2	0	0	0	0	0	0
Tim Hosley, R (7, PH) OBP: 0.300, SLG: 0.556											1	0	0	0	0	1	3
Rob Picciolo, R (8, 6) OBP: 0.279, SLG: 0.400											0	0	0	0	0	0	0
Dave Revering, L (9, PH) OBP: 0.354, SLG: 0.375 (10, 3)											1	0	0	0	0	1	2
Inning Stats	R: 0 H: 0 E: 0 LOB: 0 K: 2 BB: 0 S: 7 P: 7	R: 0 H: 0 E: 1 LOB: 1 K: 0 BB: 0 S: 4 P: 4	R: 0 H: 0 E: 0 LOB: 0 K: 0 BB: 0 S: 3 P: 3	R: 0 H: 2 E: 0 LOB: 2 K: 1 BB: 0 S: 7 P: 7	R: 0 H: 0 E: 0 LOB: 0 K: 1 BB: 0 S: 5 P: 5	R: 0 H: 1 E: 0 LOB: 1 K: 1 BB: 0 S: 6 P: 6	R: 2 H: 4 E: 0 LOB: 2 K: 2 BB: 0 S: 11 P: 11	R: 0 H: 0 E: 0 LOB: 0 K: 1 BB: 0 S: 5 P: 5	R: 0 H: 2 E: 0 LOB: 2 K: 3 BB: 0 S: 11 P: 11	R: 0 H: 0 E: 0 LOB: 0 K: 3 BB: 0 S: 9 P: 9	1B: 9 2B: 0 3B: 0 HR: 0	SF: 0 SAC: 0 DP: 0 HBP: 0					

PITCHER		IP	WLS	BF	H	R	ER	SO	BB	IBB	HBP	BLK	WP	HR	S	P	ERA	WHIP
Rudy May, L ERA: 2.35	(1, 1)	8.1		35	9	2	2	9	0	0	0	0	0	0	53	53	2.16	1.080
Ron Davis, R ERA: 2.84	(9, 1)	1.2	W	5	0	0	0	5	0	0	0	0	0	0	15	15	0.00	0.000

PITCHER	IP	WLS	BF	H	R	ER	SO	BB	IBB	HBP	BLK	WP	HR	S	P	ERA	WHIP

BOTTOM

New York Yankees @ Oakland Athletics

Oakland-Alameda County Coliseum, Oakland, CA

Sun May 03 1981, 3:33 AM PDT

Unknown

livebaseballscorecards.com

AB	40
R	2
H	9
RBI	2
BB	0
SO	14
LOB	18

WP: 0	PA: 40		
PB: 0			
SB: 1			
CS: 0			

Batter	1	2	3	4	5	6	7	8	9	AB	R	H	RBI	BB	SO	LOB
Rick Peters, S (1, 10) OBP: 0.330, SLG: 0.377	K	K			1-3		BB		1B	4	0	1	0	1	2	2
Alan Trammell, R (1, 6) OBP: 0.320, SLG: 0.322	1B	F8			K		5-3		F8	5	1	1	0	0	1	5
Steve Kemp, L (1, 7) OBP: 0.418, SLG: 0.470	2B		K			1-3		F7		4	0	1	0	0	1	0
Richie Hebner, L (1, 3) OBP: 0.192, SLG: 0.232	FC1-5-2		F9			F4		F8		4	0	0	0	0	0	2
Kirk Gibson, L (1, 9) OBP: 0.347, SLG: 0.409	1B		K			HBP		G3		3	0	1	1	0	1	0
Al Cowens, R (1, 8) OBP: 0.403, SLG: 0.526	F7			F7		1B			FC4-6	4	1	2	0	0	0	2
Lance Parrish, R (1, 2) OBP: 0.266, SLG: 0.389		6-3		6-3		5-3			F6	4	0	0	0	0	0	3
Tom Brookens, R (1, 5) OBP: 0.500, SLG: 0.500		1B		F8			F8		FC4-6	4	0	2	0	0	0	0
Lou Whitaker, L (1, 4) OBP: 0.341, SLG: 0.403		BB			4-3		F8		FC4-6	3	0	0	1	1	0	1
Inning Stats	R: 1 E: 0 K: 1 S: 8 H: 3 LOB: 2 BB: 0 P: 8	R: 0 E: 0 K: 1 S: 6 H: 1 LOB: 2 BB: 1 P: 10	R: 0 E: 0 K: 2 S: 7 H: 0 LOB: 0 BB: 0 P: 7	R: 0 E: 0 K: 0 S: 3 H: 0 LOB: 0 BB: 0 P: 3	R: 0 E: 0 K: 1 S: 5 H: 0 LOB: 0 BB: 0 P: 5	R: 0 E: 0 K: 0 S: 4 H: 1 LOB: 2 BB: 0 P: 5	R: 0 E: 0 K: 0 S: 3 H: 0 LOB: 1 BB: 1 P: 7	R: 0 E: 0 K: 0 S: 3 H: 0 LOB: 0 BB: 0 P: 3	R: 1 E: 0 K: 0 S: 6 H: 3 LOB: 2 BB: 0 P: 6	1B: 7 2B: 1 3B: 0 HR: 0 SF: 0 SAC: 0 DP: 0 HBP: 1	WP: 0 PB: 0 SB: 1 CS: 0 PA: 38					

PITCHER	IP	WLS	BF	H	R	ER	SO	BB	IBB	HBP	BLK	WP	HR	S	P	ERA	WHIP
Mike Norris, R (1, 1) ERA: 2.12	9.0	W	38	8	2	2	5	2	0	1	0	0	0	45	54	2.00	1.111

PITCHER	IP	WLS	BF	H	R	ER	SO	BB	IBB	HBP	BLK	WP	HR	S	P	ERA	WHIP

TOP

Detroit Tigers @ Oakland Athletics

Oakland-Alameda County Coliseum, Oakland, CA

Tue May 05 1981, 7:05 PM PDT

Att. 18,925 - Unknown

livebaseballscorecards.com

AB	35
R	2
H	8
RBI	2
BB	2
SO	5
LOB	15

BOTTOM

Detroit Tigers @ Oakland Athletics

Oakland-Alameda County Coliseum, Oakland, CA

Tue May 05 1981, 7:05 PM PDT

Att. 18,925 - Unknown

livebaseballscorecards.com

Batter	1	2	3	4	5	6	7	8	9	AB	R	H	RBI	BB	SO	LOB
Rickey Henderson, R (1, 7) OBP: 0.385, SLG: 0.495	K		FC6-4 CS 1-2f		5-3		6-3			4	0	0	0	0	1	1
Dwayne Murphy, L (1, 8) OBP: 0.364, SLG: 0.495	6-3		CS 1-2	BB FC6-4	HR			3-1		3	1	1	1	1	0	0
Dave Revering, L (1, 3) OBP: 0.348, SLG: 0.356	1-3			FC6-4 1B 1-2f 2B	F8			BB 1B 1B		3	2	0	0	1	0	1
Tony Armas, R (1, 9) OBP: 0.378, SLG: 0.660		K		2B 1-2 1B		K		E 1B 1-2 1B		4	1	2	0	0	2	0
Wayne Gross, L (1, 5) OBP: 0.344, SLG: 0.358		2B		2B 1-3 2-H		HR		E9 SH5-3 1-H 2-H 1B		4	2	4	3	0	0	0
Mike Heath, R (1, 2) OBP: 0.253, SLG: 0.346		K		F4		5-3		SH5-3 3-H		3	0	0	1	0	1	3
Mike Patterson, L (1, 10) OBP: 0.385, SLG: 0.364		G3		IBB		6-3		6-3		3	0	0	0	1	0	1
Brian Doyle, L (1, 4) OBP: 0.071, SLG: 0.071			5-3	F4			4-3			3	0	0	0	0	0	3
Fred Stanley, R (1, 6) OBP: 0.238, SLG: 0.184			FC6-4 1B		1-3		K			3	0	1	0	0	1	0

AB	30
R	6
H	8
RBI	5
BB	3
SO	5
LOB	9

Inning Stats	1	2	3	4	5	6	7	8	9
	R: 0 E: 0 K: 1 S: 5 H: 0 LOB: 0 BB: 0 P: 5	R: 0 E: 0 K: 2 S: 8 H: 1 LOB: 1 BB: 0 P: 8	R: 0 E: 0 K: 0 S: 3 H: 1 LOB: 0 BB: 0 P: 3	R: 1 E: 0 K: 0 S: 5 H: 2 LOB: 3 BB: 2 P: 13	R: 1 E: 0 K: 0 S: 4 H: 1 LOB: 0 BB: 0 P: 4	R: 1 E: 0 K: 1 S: 6 H: 1 LOB: 0 BB: 0 P: 6	R: 0 E: 0 K: 1 S: 5 H: 0 LOB: 0 BB: 0 P: 5	R: 3 E: 1 K: 0 S: 5 H: 2 LOB: 0 BB: 1 P: 9	

PITCHER		IP	WLS	BF	H	R	ER	SO	BB	IBB	HBP	BLK	WP	HR	S	P	ERA	WHIP	PITCHER		IP	WLS	BF	H	R	ER	SO	BB	IBB	HBP	BLK	WP	HR	S	P	ERA	WHIP
Dave Rozema, R (1, 1) ERA: 2.84		5.2	L	24	6	3	3	4	1	1	0	0	0	2	30	38	4.76	1.235																			
Howard Bailey, L (6, 1) ERA: 5.88		2.1		10	2	3	2	1	1	0	0	0	0	0	11	15	7.71	1.286																			

1B: 4	SF: 0	WP: 0	PA: 35
2B: 2	SAC: 1	PB: 0	
3B: 0	DP: 0	SB: 0	
HR: 2	HBP: 0	CS: 1	

Detroit Tigers @ Oakland Athletics

Oakland-Alameda County Coliseum, Oakland, CA

Wed May 06 1981, 7:05 PM PDT

Att. 15,763 - Unknown

TOP

livebaseballscorecards.com

Batter	1	2	3	4	5	6	7	8	9	AB	R	H	RBI	BB	SO	LOB
Kirk Gibson, L (1, 9) OBP: 0.333, SLG: 0.388	S S S 0-3 ① K		x 0-0 4-3 5-3 1-3 1B	S S S 0-3 ③ K			x 0-0 ① G3 1-2	x 0-0 ③ F7		5	0	1	0	0	2	5
Alan Trammell, R (1, 6) OBP: 0.305, SLG: 0.305	x 0-0 ② 6-3		x 0-0 ① 5-3 1-2		x 0-0 ① 4-3		x 0-0 ② 4-3 2-3		x 0-0 ① 5-3	5	0	0	0	0	0	3
Steve Kemp, L (1, 7) OBP: 0.408, SLG: 0.455	x 0-0 ③ 4-3		x 0-0 ② 4-3 2-3 3-H		x 0-0 ② F9		x 0-0 BB 3-H 1B		x 0-0 ② F8	5	0	1	2	0	0	1
Richie Hebner, L (1, 10) OBP: 0.218, SLG: 0.225		B B B B 4-0 G6-4-3 BB	x 0-0 ③ 1-3		x 0-0 ③ F4		B B B B 4-0 1-2 BB		B B B B 4-0 BB	2	0	0	0	3	0	1
Lance Parrish, R (1, 2) OBP: 0.253, SLG: 0.368		x 0-0 ① ② G6-4-3 1-2f		x 0-0 ① 6-3		x 0-0 ① 5-3	x 0-0 ③ F9		x 0-0 ③ 5-3	5	0	0	0	0	0	4
Al Cowens, R (1, 8) OBP: 0.394, SLG: 0.508		x 0-0 E6		x 0-0 F9 BB 1B		x 0-0 ② 6-3		x 0-0 E5 E SF9		4	1	1	0	0	0	0
Rick Leach, L (1, 3)		B B B B 4-0 BB		B B B B 4-0 1-2 BB		B B B B 4-0 BB		x 0-0 ① F7 2-3		1	0	0	0	3	0	1
Tom Brookens, R (1, 5) OBP: 0.250, SLG: 0.286 Mick Kelleher, R (8, 5) OBP: 0.294, SLG: 0.241	S S S 0-3 ③ K			x 0-0 ② F9 2-3		x 0-0 ③ 1-3		x 0-0 ② SF9 3-H		3 0	0 0	0 0	1 0	0 0	1 0	5 0
Lou Whitaker, L (1, 4) OBP: 0.371, SLG: 0.418			x 0-0 1B 4-3 1B	B B B B 4-0 1-2 BB		x 0-0 4-3 G3 1B 1B		B B B B 4-0 BB		2	2	2	0	2	0	0
Inning Stats	R: 0 E: 0 K: 1 S: 5 H: 0 LOB: 0 BB: 0 P: 5	R: 0 E: 1 K: 1 S: 5 H: 0 LOB: 2 BB: 2 P: 13	R: 1 E: 0 K: 0 S: 5 H: 2 LOB: 1 BB: 0 P: 5	R: 0 E: 0 K: 1 S: 6 H: 1 LOB: 3 BB: 2 P: 14	R: 0 E: 0 K: 0 S: 3 H: 0 LOB: 0 BB: 0 P: 3	R: 0 E: 0 K: 0 S: 3 H: 0 LOB: 1 BB: 1 P: 7	R: 1 E: 0 K: 0 S: 5 H: 2 LOB: 2 BB: 1 P: 9	R: 1 E: 2 K: 0 S: 4 H: 0 LOB: 1 BB: 1 P: 8	R: 0 E: 0 K: 0 S: 3 H: 0 LOB: 1 BB: 1 P: 7	1B: 5 2B: 0 3B: 0 HR: 0 SF: 1 SAC: 0 DP: 1 HBP: 0						

	AB	32
	R	3
	H	5
	RBI	3
	BB	8
	SO	3
	LOB	20

WP: 0 PB: 0 SB: 0 CS: 0 PA: 41

PITCHER	IP	WLS	BF	H	R	ER	SO	BB	IBB	HBP	BLK	WP	HR	S	P	ERA	WHIP
Rick Langford, R (1, 1) ERA: 3.12	9.0	L	41	5	3	2	3	8	0	0	0	0	0	39	71	2.00	1.444

PITCHER	IP	WLS	BF	H	R	ER	SO	BB	IBB	HBP	BLK	WP	HR	S	P	ERA	WHIP

BOTTOM

Detroit Tigers @ Oakland Athletics

Oakland-Alameda County Coliseum, Oakland, CA

Wed May 06 1981, 7:05 PM PDT

Att. 15,763 - Unknown

livebaseballscorecards.com

Batter	1	2	3	4	5	6	7	8	9	AB	R	H	RBI	BB	SO	LOB
Rickey Henderson, R (1, 7) OBP: 0.389, SLG: 0.495	6-3		G3 1B 1B 1-2		S 1B			K		4	1	2	0	0	1	0
Dwayne Murphy, L (1, 8) OBP: 0.369, SLG: 0.490	1B		G3 1-2 2-3		K 1-2			BB G5-4-3		3	0	1	0	1	1	3
Dave Revering, L (1, 3) OBP: 0.342, SLG: 0.349	F9		1B 2-H 3-H		4-3			G5-4-3 1-2f		4	0	1	2	0	0	3
Tony Armas, R (1, 9) OBP: 0.365, SLG: 0.636	5-3		F6			K			6-3	4	0	0	0	0	1	2
Wayne Gross, L (1, 5) OBP: 0.338, SLG: 0.351		1B FC2-4	K			F9			F4	4	0	1	0	0	1	1
Mike Patterson, L (1, 10) OBP: 0.313, SLG: 0.286 Cliff Johnson, R (9, PH) OBP: 0.413, SLG: 0.528		K		G3		K			F5	3 1	0 0	0 0	0 0	0 0	2 0	1 0
Mike Heath, R (1, 2) OBP: 0.244, SLG: 0.333		FC2-4 CS BB 1-2f		F9			F2			3	0	0	0	0	0	1
Brian Doyle, L (1, 4) OBP: 0.176, SLG: 0.125		BB 1-2		F8			G4-6-3 1B			2	0	1	0	1	0	0
Rob Picciolo, R (1, 6) OBP: 0.286, SLG: 0.391		CS 2-3	1B G3 1B 1B		K		G4-6-3 1-2f			3	1	1	0	0	1	1
Inning Stats	R: 0 E: 0 K: 0 S: 4 H: 1 LOB: 1 BB: 0 P: 4	R: 0 E: 0 K: 1 S: 5 H: 1 LOB: 1 BB: 1 P: 9	R: 2 E: 0 K: 1 S: 8 H: 3 LOB: 1 BB: 0 P: 8	R: 0 E: 0 K: 0 S: 3 H: 0 LOB: 0 BB: 0 P: 3	R: 0 E: 0 K: 2 S: 8 H: 1 LOB: 1 BB: 0 P: 8	R: 0 E: 0 K: 2 S: 7 H: 0 LOB: 0 BB: 0 P: 7	R: 0 E: 0 K: 0 S: 3 H: 1 LOB: 0 BB: 0 P: 3	R: 0 E: 0 K: 1 S: 4 H: 0 LOB: 0 BB: 1 P: 8	R: 0 E: 0 K: 0 S: 3 H: 0 LOB: 0 BB: 0 P: 3	1B: 7 2B: 0 3B: 0 HR: 0	SF: 0 SAC: 0 DP: 2 HBP: 0						

	AB	31
	R	2
	H	7
	RBI	2
	BB	2
	SO	7
	LOB	12

WP: 0 PB: 0 SB: 1 CS: 1 PA: 34

PITCHER	IP	WLS	BF	H	R	ER	SO	BB	IBB	HBP	BLK	WP	HR	S	P	ERA	WHIP
Milt Wilcox, R (1, 1) ERA: 2.3	9.0	W	33	7	2	2	7	2	0	0	0	0	0	45	53	2.00	1.000

PITCHER	IP	WLS	BF	H	R	ER	SO	BB	IBB	HBP	BLK	WP	HR	S	P	ERA	WHIP

Detroit Tigers @ Oakland Athletics

Oakland-Alameda County Coliseum, Oakland, CA

Thu May 07 1981, 3:33 AM PDT

Att. 15,902 - Sunny

TOP

livebaseballscorecards.com

Batter	1	2	3	4	5	6	7	8	9	AB	R	H	RBI	BB	SO	LOB
Kirk Gibson, L (1, 9) OBP: 0.322, SLG: 0.426	HR	FC5 1-2 2-3 3-Hf		K		F6			4-3	5	1	1	1	0	1	4
Alan Trammell, R (1, 6) OBP: 0.318, SLG: 0.306	1B	F4		4-3			F7 BB		1B BB	3	0	1	0	2	0	3
Steve Kemp, L (1, 7) OBP: 0.398, SLG: 0.441	1-2 1B	F7		F7			F7 1-2		F9	5	0	1	0	0	0	5
Champ Summers, L (1, 10) OBP: 0.375, SLG: 0.333 John Wockenfuss, R (7, PH) OBP: 0.286, SLG: 0.310 Richie Hebner, L (7, PH) OBP: 0.238, SLG: 0.236 Rick Peters, S (9, PR) OBP: 0.330, SLG: 0.377	K		SH1-4 1B BB		F9		G5-4-3 IBB		1-3 1B	2 0 1 0	1 0 0 0	0 0 1 0	0 0 1 0	1 0 0 0	1 0 0 0	2 0 0 0
Lance Parrish, R (1, 2) OBP: 0.250, SLG: 0.360	F9		1B SH1-4 1-2 1B 1B		6-3		G5-4-3 1-2f		F5	5	1	1	0	0	0	6
Al Cowens, R (1, 8) OBP: 0.377, SLG: 0.484	F6		SH1-4 1-2 2-3		K			F6		3	0	0	0	0	1	2
Rick Leach, L (1, 3) OBP: 0.667, SLG: 0.400		SH FC5 1B	1B 2-3 3-H 1B			K		BB		3	0	2	1	1	1	0
Tom Brookens, R (1, 5) OBP: 0.417, SLG: 0.400		FC5 SH 1-2 1B	G1-6-3 1-2 3-H 1B			FC3-6 HBP		F2		3	0	2	1	0	0	1
Lou Whitaker, L (1, 4) OBP: 0.359, SLG: 0.402		SH FC5 1-2 2-3	G1-6-3 1-2f			FC3-6 1-2f		K		3	0	0	0	0	1	4

	AB	33
	R	3
	H	9
	RBI	3
	BB	5
	SO	5
	LOB	27

Inning Stats										
	R: 1 E: 0 K: 1 S: 8	H: 3 LOB: 2 BB: 0 P: 8	R: 0 E: 1 K: 0 S: 6	H: 2 LOB: 3 BB: 0 P: 6	R: 2 E: 0 K: 0 S: 5	H: 3 LOB: 1 BB: 1 P: 9	R: 0 E: 0 K: 1 S: 5	H: 0 LOB: 0 BB: 0 P: 5	R: 0 E: 0 K: 1 S: 5	H: 0 LOB: 0 BB: 0 P: 5
	R: 0 E: 0 K: 1 S: 5	H: 0 LOB: 1 BB: 0 P: 6	R: 0 E: 0 K: 0 S: 2	H: 0 LOB: 1 BB: 2 P: 10	R: 0 E: 0 K: 1 S: 5	H: 0 LOB: 1 BB: 1 P: 9	R: 0 E: 0 K: 0 S: 4	H: 1 LOB: 2 BB: 1 P: 8	1B: 8 2B: 0 3B: 0 HR: 1	SF: 0 SAC: 2 DP: 2 HBP: 1
	WP: 0 PB: 0 SB: 0 CS: 0	PA: 41								

PITCHER		IP	WLS	BF	H	R	ER	SO	BB	IBB	HBP	BLK	WP	HR	S	P	ERA	WHIP
Matt Keough, R ERA: 1.72	(1, 1)	2.1		17	8	3	3	1	1	0	0	0	0	1	18	22	11.57	3.857
Bob Owchinko, L ERA:	(3, 1)	4.0		13	0	0	0	3	1	0	1	0	0	0	17	22	0.00	0.250
Jeff Jones, R ERA: 2.13	(7, 1)	2.0	W	8	0	0	0	1	2	1	0	0	0	0	7	19	0.00	1.000
Craig Minetto, L ERA:	(9, 1)	0.1		2	1	0	0	0	0	0	0	0	0	0	2	2	0.00	3.000
Bo McLaughlin, R ERA: 6.75	(9, 1)	0.1	S	1	0	0	0	0	0	0	0	0	0	0	1	1	0.00	0.000

PITCHER	IP	WLS	BF	H	R	ER	SO	BB	IBB	HBP	BLK	WP	HR	S	P	ERA	WHIP

BOTTOM

Detroit Tigers @ Oakland Athletics

Oakland-Alameda County Coliseum, Oakland, CA

Thu May 07 1981, 3:33 AM PDT

Att. 15,902 - Sunny

livebaseballscorecards.com

Batter	1	2	3	4	5	6	7	8	9	AB	R	H	RBI	BB	SO	LOB
Rickey Henderson, R (1, 7) OBP: 0.385, SLG: 0.487	5-3		PO 1B			F9		K		4	0	1	0	0	1	1
Dwayne Murphy, L (1, 8) OBP: 0.357, SLG: 0.470	F4		PO 1-2	4-3		F8		F2		4	0	0	0	0	0	1
Dave Revering, L (1, 3) OBP: 0.325, SLG: 0.328	6-3			F9		F8		K		4	0	0	0	0	1	1
Tony Armas, R (1, 9) OBP: 0.373, SLG: 0.664		E4 G3 SF7 1B		5-3			HR			3	2	2	1	0	0	0
Wayne Gross, L (1, 5) OBP: 0.338, SLG: 0.339		G3 2-3			1-3		BB G2-6-3			2	0	0	0	1	0	1
Cliff Johnson, R (1, 10) OBP: 0.409, SLG: 0.582		SF7 3-H			HR		G2-6-3 1-2f			2	1	1	2	0	0	1
Jeff Newman, R (1, 2) OBP: 0.182, SLG: 0.250		6-3			K		HR			3	1	1	1	0	1	0
Brian Doyle, L (1, 4) OBP: 0.150, SLG: 0.105			F7		K		F7			3	0	0	0	0	1	0
Fred Stanley, R (1, 6) OBP: 0.233, SLG: 0.179 Mitchell Page, L (6, PH) OBP: 0.217, SLG: 0.293 Rob Picciolo, R (7, 6) OBP: 0.300, SLG: 0.404			6-3			HR		1B		1 1 1	0 1 0	0 1 1	0 1 0	0 0 0	0 0 0	0 0 0
Inning Stats	R: 0 E: 0 K: 0 S: 3 H: 0 LOB: 0 BB: 0 P: 3	R: 1 E: 1 K: 0 S: 4 H: 1 LOB: 0 BB: 0 P: 4	R: 0 E: 0 K: 0 S: 3 H: 1 LOB: 0 BB: 0 P: 3	R: 0 E: 0 K: 0 S: 3 H: 0 LOB: 0 BB: 0 P: 3	R: 1 E: 0 K: 2 S: 8 H: 1 LOB: 0 BB: 0 P: 8	R: 1 E: 0 K: 0 S: 4 H: 1 LOB: 0 BB: 0 P: 4	R: 2 E: 0 K: 0 S: 4 H: 2 LOB: 0 BB: 1 P: 8	R: 0 E: 0 K: 2 S: 8 H: 1 LOB: 1 BB: 0 P: 8		1B: 3 2B: 0 3B: 0 HR: 4 SF: 1 SAC: 0 DP: 1 HBP: 0				WP: 0 PB: 0 SB: 0 CS: 0 PA: 31		

	AB	28
	R	5
	H	7
	RBI	5
	BB	1
	SO	4
	LOB	5

PITCHER		IP	WLS	BF	H	R	ER	SO	BB	IBB	HBP	BLK	WP	HR	S	P	ERA	WHIP
Dan Petry, R ERA: 3.24	(1, 1)	6.0	L	23	5	5	4	2	1	0	0	0	0	3	26	30	6.00	1.000
Aurelio Lopez, R ERA: 2.7	(7, 1)	1.1		5	2	0	0	1	0	0	0	0	0	1	7	7	0.00	1.500
Kevin Saucier, L ERA: 2.79	(8, 1)	0.2		2	0	0	0	1	0	0	0	0	0	0	4	4	0.00	0.000

PITCHER	IP	WLS	BF	H	R	ER	SO	BB	IBB	HBP	BLK	WP	HR	S	P	ERA	WHIP

Batter	1	2	3	4	5	6	7	8	9	AB	R	H	RBI	BB	SO	LOB
Jim Gantner, L (1, 4) OBP: 0.325, SLG: 0.347	L8		F8		6-3			6-3		4	0	0	0	0	0	0
Roy Howell, L (1, 3) OBP: 0.297, SLG: 0.281	K		1B BB			F7		P5		3	0	0	0	1	1	0
Larry Hisle, R (1, 10) OBP: 0.333, SLG: 0.493	K		1-2 1B			BB		K		3	0	1	0	1	2	0
Ben Oglivie, L (1, 7) OBP: 0.324, SLG: 0.452		G3	3-1			P5			2B	4	0	1	0	0	0	3
Ted Simmons, S (1, 2) OBP: 0.258, SLG: 0.354		1B BB		4-3		F9			P6	3	0	0	0	1	0	2
Gorman Thomas, R (1, 8) OBP: 0.366, SLG: 0.551		1-3 1B		K			6-3		F7	4	0	1	0	0	1	1
Don Money, R (1, 5) OBP: 0.284, SLG: 0.284		P6		F2			F9		6-3	4	0	0	0	0	0	3
Mark Brouhard, R (1, 9) OBP: 0.267, SLG: 0.333		K			F7		1B			3	0	1	0	0	1	2
Ed Romero, R (1, 6) OBP: 0.267, SLG: 0.154			K		P4		P6			3	0	0	0	0	1	1
Inning Stats	R: 0 H: 0 E: 0 LOB: 0 K: 2 BB: 0 S: 7 P: 7	R: 0 H: 1 E: 0 LOB: 2 K: 1 BB: 1 S: 6 P: 10	R: 0 H: 1 E: 0 LOB: 2 K: 1 BB: 1 S: 6 P: 10	R: 0 H: 0 E: 0 LOB: 0 K: 1 BB: 0 S: 5 P: 5	R: 0 H: 0 E: 0 LOB: 0 K: 0 BB: 0 S: 3 P: 3	R: 0 H: 0 E: 0 LOB: 1 K: 0 BB: 1 S: 3 P: 7	R: 0 H: 1 E: 0 LOB: 1 K: 0 BB: 0 S: 4 P: 4	R: 0 H: 0 E: 0 LOB: 0 K: 1 BB: 0 S: 5 P: 5	R: 0 H: 1 E: 0 LOB: 1 K: 0 BB: 0 S: 4 P: 4	1B: 3 SF: 0 2B: 1 SAC: 0 3B: 0 DP: 0 HR: 0 HBP: 0						WP: 0 PA: 34 PB: 0 SB: 0 CS: 0	

PITCHER	IP	WLS	BF	H	R	ER	SO	BB	IBB	HBP	BLK	WP	HR	S	P	ERA	WHIP
Steve McCatty, R (1, 1) ERA: 1.62	9.0	W	34	4	0	0	6	3	0	0	0	0	0	43	55	0.00	0.778

PITCHER	IP	WLS	BF	H	R	ER	SO	BB	IBB	HBP	BLK	WP	HR	S	P	ERA	WHIP

TOP

Milwaukee Brewers @ Oakland Athletics

Oakland-Alameda County Coliseum, Oakland, CA

Fri May 08 1981, 7:05 PM PDT

Att. 28,708 - Unknown

livebaseballscorecards.com

AB	31
R	0
H	4
RBI	0
BB	3
SO	6
LOB	12

Batter	1	2	3	4	5	6	7	8	9	AB	R	H	RBI	BB	SO	LOB
Rickey Henderson, R (1, 7) OBP: 0.382, SLG: 0.483	F7		4-3		K		P5			1	0	0	0	0	0	0
Tim Hosley, R (3, 3) OBP: 0.250, SLG: 0.455										2	0	0	0	0	1	0
Dave Revering, L (7, 3) OBP: 0.321, SLG: 0.324										1	0	0	0	0	0	1
Dwayne Murphy, L (1, 8) OBP: 0.353, SLG: 0.490	HR		4-3		1-3		E6 2-3			4	1	1	1	0	0	1
Cliff Johnson, R (1, 10) OBP: 0.400, SLG: 0.552	K		P6			BB F8 1B	K			3	0	0	0	1	2	2
Tony Armas, R (1, 9) OBP: 0.377, SLG: 0.667	FC5-4 1B			1B SF9-3-6 2B		K		F8		4	1	2	0	0	1	1
Mike Heath, R (1, 2) (3, 7) OBP: 0.256, SLG: 0.341	FC5-4 1-2f			SF9-3-6 2-3 1B		1-2 1B		L6		4	0	2	0	0	0	1
Jeff Newman, R (1, 3) (3, 2) OBP: 0.186, SLG: 0.255		6-3 1B		SF9-3-6 1-3 3-H		F8 2-3		F7		3	0	1	1	0	0	2
Shooty Babitt, R (1, 4) OBP: 0.357, SLG: 0.312		6-3 1-2		1B		1-3				3	0	1	0	0	0	3
Dave McKay, S (1, 5) OBP: 0.265, SLG: 0.267		F7		K			E6 E SH1-3			3	0	0	0	0	1	2
Rob Picciolo, R (1, 6) OBP: 0.288, SLG: 0.388		F8			F8		SH1-3 1-2			2	0	0	0	0	0	1
Inning Stats	R: 1 H: 2 E: 0 LOB: 1 K: 1 BB: 0 S: 7 P: 7	R: 0 H: 1 E: 0 LOB: 1 K: 0 BB: 0 S: 4 P: 4	R: 0 H: 0 E: 0 LOB: 0 K: 0 BB: 0 S: 3 P: 3	R: 1 H: 3 E: 0 LOB: 1 K: 1 BB: 0 S: 7 P: 7	R: 0 H: 0 E: 0 LOB: 0 K: 1 BB: 0 S: 5 P: 5	R: 0 H: 1 E: 0 LOB: 2 K: 1 BB: 1 S: 6 P: 10	R: 0 H: 0 E: 2 LOB: 2 K: 1 BB: 0 S: 7 P: 7	R: 0 H: 0 E: 0 LOB: 0 K: 0 BB: 0 S: 3 P: 3		1B: 5 SF: 1 2B: 2 SAC: 1 3B: 0 DP: 1 HR: 1 HBP: 0						

PITCHER	IP	WLS	BF	H	R	ER	SO	BB	IBB	HBP	BLK	WP	HR	S	P	ERA	WHIP
Mike Caldwell, L (1, 1) ERA: 3.25	8.0	L	33	7	2	2	5	1	0	0	0	0	1	42	46	2.25	1.000

PITCHER	IP	WLS	BF	H	R	ER	SO	BB	IBB	HBP	BLK	WP	HR	S	P	ERA	WHIP

BOTTOM

Milwaukee Brewers @ Oakland Athletics

Oakland-Alameda County Coliseum, Oakland, CA

Fri May 08 1981, 7:05 PM PDT

Att. 28,708 - Unknown

livebaseballscorecards.com

AB	30
R	2
H	7
RBI	2
BB	1
SO	5
LOB	14

1B: 5	SF: 1	WP: 0	PA: 33
2B: 2	SAC: 1	PB: 0	
3B: 0	DP: 1	SB: 0	
HR: 1	HBP: 0	CS: 0	

Milwaukee Brewers @ Oakland Athletics

Oakland-Alameda County Coliseum, Oakland, CA

Sat May 09 1981, 3:33 AM PDT

Att. 27,308 - Sunny

livebaseballscorecards.com

TOP

Batter	1	2	3	4	5	6	7	8	9	10	11	12	AB	R	H	RBI	BB	SO	LOB
Jim Gantner, L (1, 4) OBP: 0.337, SLG: 0.358	B3		1B			4-3		SH3, 1B	4-3		CS, 1-2	1B, SF8	6	2	3	0	0	0	2
Charlie Moore, R (1, 2) OBP: 0.350, SLG: 0.474	6-3		K			HR		SH3, 1-2	BBBBB			1-3, 1B	4	1	2	0	1	1	1
Ben Oglivie, L (1, 7) OBP: 0.315, SLG: 0.433	F8			P5		P5		F8, 1B, IBB	G3			SF8, 3-H	4	0	0	1	1	0	4
Gorman Thomas, R (1, 8) OBP: 0.384, SLG: 0.631		K		HR		1-H, HR		1-2, 2-H, 1B		G4-6-3, 1B		K	6	2	4	4	0	2	1
Cecil Cooper, L (1, 10) OBP: 0.257, SLG: 0.260		1B		F8		6-3		F8, 2-3		G4-6-3, 1-2f		P4	6	0	1	0	0	0	4
Ted Simmons, S (1, 3) OBP: 0.245, SLG: 0.333		K		P3	K		K	F2		F7			5	0	0	0	0	2	3
Roy Howell, L (1, 5) OBP: 0.300, SLG: 0.286		F7			K		FC6-4, 1B		BBBBB, SH5, 1B, BB		6-3		3	0	1	0	0	1	1
Don Money, R (8, 5) OBP: 0.293, SLG: 0.284													0	0	0	0	1	0	0
Sal Bando, R (11, PH) OBP: 0.200, SLG: 0.400 (11, 5)													1	0	0	0	0	0	0
Mark Brouhard, R (1, 9) OBP: 0.222, SLG: 0.278			F8		K		K		SH5, 1-2, 1B		4-3		3	0	0	0	0	2	1
Marshall Edwards, L (8, 9) OBP: 0.167, SLG: 0.167													2	0	1	0	0	0	0
Ed Romero, R (1, 6) OBP: 0.263, SLG: 0.176			6-3		F7		FC6-4, 1-2f		SH5, 1-2, 2-3		CS, 1B		4	0	1	0	0	0	1
Inning Stats	R: 0 E: 0 K: 0 S: 3 H: 0 LOB: 0 BB: 0 P: 3	R: 0 E: 0 K: 2 S: 8 H: 1 LOB: 1 BB: 0 P: 8	R: 0 E: 0 K: 1 S: 6 H: 1 LOB: 1 BB: 0 P: 6	R: 1 E: 0 K: 0 S: 4 H: 1 LOB: 0 BB: 0 P: 4	R: 0 E: 0 K: 2 S: 7 H: 0 LOB: 0 BB: 0 P: 7	R: 2 E: 0 K: 0 S: 5 H: 2 LOB: 0 BB: 0 P: 5	R: 0 E: 0 K: 2 S: 8 H: 1 LOB: 1 BB: 0 P: 8	R: 1 E: 0 K: 0 S: 5 H: 2 LOB: 2 BB: 1 P: 9	R: 0 E: 0 K: 0 S: 4 H: 1 LOB: 3 BB: 2 P: 12	R: 0 E: 0 K: 0 S: 3 H: 1 LOB: 0 BB: 0 P: 3	R: 0 E: 0 K: 0 S: 3 H: 1 LOB: 0 BB: 0 P: 3	R: 1 E: 0 K: 1 S: 7 H: 2 LOB: 1 BB: 0 P: 7						

	AB	44
	R	5
	H	13
	RBI	5
	BB	3
	SO	8
	LOB	18

1B: 11 SF: 1
2B: 0 SAC: 2
3B: 0 DP: 1
HR: 2 HBP: 0

WP: 0 PA: 51
PB: 0
SB: 0
CS: 1

PITCHER		IP	WLS	BF	H	R	ER	SO	BB	IBB	HBP	BLK	WP	HR	S	P	ERA	WHIP
Brian Kingman, R ERA: 2.14	(1, 1)	7.1		30	7	4	4	7	0	1	0	0	0	2	43	47	4.91	0.955
Jeff Jones, R ERA: 1.98	(8, 1)	1.0		6	2	0	0	0	1	0	0	0	0	0	5	9	0.00	3.000
Bob Owchinko, L ERA: 1.04	(9, 1)	3.2	W	14	4	1	1	1	1	0	0	0	0	0	15	19	2.46	1.364

PITCHER		IP	WLS	BF	H	R	ER	SO	BB	IBB	HBP	BLK	WP	HR	S	P	ERA	WHIP

Batter	1	2	3	4	5	6	7	8	9	10	11	12	AB	R	H	RBI	BB	SO	LOB
Dwayne Murphy, L (1, 8) OBP: 0.355, SLG: 0.477	K	1B BB 3-H			F8		BB		SH2-4 1-2		F2		3	0	0	0	2	1	1
Mitchell Page, L (1, 10) OBP: 0.224, SLG: 0.295 Cliff Johnson, R (7, PH) OBP: 0.397, SLG: 0.533	K	1B 1-2 2-H			P3		F8		G6-4-3 IBB		K		3 2	0 0	1 0	1 0	0 0	1 1	0 2
Dave Revering, L (1, 3) OBP: 0.345, SLG: 0.392 Dave McKay, S (12, PR) OBP: 0.265, SLG: 0.267	FC5-4 1B	F8			1B			HR	G6-4-3 1-2f			1B 1B	6 0	1 1	4 0	1 0	0 0	0 0	4 0
Tony Armas, R (1, 9) OBP: 0.359, SLG: 0.634	FC5-4 1-2f		K		K	K		K		K		K	6	0	0	0	0	5	3
Wayne Gross, L (1, 5) OBP: 0.338, SLG: 0.354		1B 1B 2B	P2			K		F3		4-3		1B WP 1-3 1B	6	2	2	0	0	1	0
Mike Heath, R (1, 2) OBP: 0.281, SLG: 0.372 (11, 7)	1B SH 2-3 1B		K			6-3		1B 1B		2B		FC4 1-3 3-H 1B	6	1	4	1	0	1	0
Mike Patterson, L (1, 7) OBP: 0.400, SLG: 0.389 Rickey Henderson, R (10, PH) OBP: 0.379, SLG: 0.479 Shooty Babitt, R (11, 4) OBP: 0.353, SLG: 0.308	SH3-4 SH CS 1-3 3-H 1B			G6-4-3 1B		3-1		1-2 1B		4-3		FC4 IBB 1-2f	4 1 1	0 0 0	3 0 0	1 0 0	0 0 0	0 1 2	0 1 2
Brian Doyle, L (1, 4) OBP: 0.130, SLG: 0.091 Jeff Newman, R (11, 2) OBP: 0.197, SLG: 0.250	SH SH3-4 1B 1-2 3-H			G6-4-3 1-2f		B1		P4			K	IBB 1-2	3 1	1 0	0 0	1 1	0 1	0 1	3 0
Fred Stanley, R (1, 6) OBP: 0.236, SLG: 0.171 Rob Picciolo, R (9, PR) OBP: 0.302, SLG: 0.400 (10, 6)	SH3-4 1-2 2-3			K		1-3			SH2-4 BB		1B	WP 3-H	2 2	0 0	0 1	0 0	1 0	1 0	0 2
Inning Stats	R: 0 H: 1 E: 0 LOB: 1 K: 2 BB: 0 S: 8 P: 8	R: 3 H: 4 E: 1 LOB: 2 K: 0 BB: 1 S: 7 P: 11	R: 0 H: 0 E: 0 LOB: 0 K: 2 BB: 0 S: 7 P: 7	R: 0 H: 1 E: 0 LOB: 0 K: 1 BB: 0 S: 5 P: 5	R: 0 H: 1 E: 0 LOB: 0 K: 1 BB: 0 S: 6 P: 6	R: 0 H: 0 E: 0 LOB: 0 K: 1 BB: 0 S: 5 P: 5	R: 0 H: 0 E: 0 LOB: 1 K: 0 BB: 1 S: 3 P: 7	R: 1 H: 3 E: 0 LOB: 2 K: 1 BB: 0 S: 8 P: 8	R: 0 H: 0 E: 0 LOB: 2 K: 0 BB: 2 S: 2 P: 10	R: 0 H: 1 E: 0 LOB: 1 K: 1 BB: 0 S: 6 P: 6	R: 0 H: 1 E: 0 LOB: 1 K: 2 BB: 0 S: 8 P: 8	R: 2 H: 3 E: 0 LOB: 2 K: 1 BB: 1 S: 7 P: 11	1B: 12 SF: 0 2B: 2 SAC: 3 3B: 0 DP: 2 HR: 1 HBP: 0						

PITCHER	IP	WLS	BF	H	R	ER	SO	BB	IBB	HBP	BLK	WP	HR	S	P	ERA	WHIP
Jim Slaton, R (1, 1) ERA: 3.16	6.0		25	7	3	2	7	1	0	0	0	0	0	38	42	3.00	1.333
Jamie Easterly, L (7, 1) ERA: 1.83	1.0		4	0	0	0	0	1	0	0	0	0	0	3	7	0.00	1.000
Rollie Fingers, R (8, 1) ERA: 0.89	0.2		5	3	1	1	1	0	0	0	0	0	1	7	7	13.50	4.500
Reggie Cleveland, R (8, 1) ERA: 8.74	0.1		1	0	0	0	0	0	0	0	0	0	0	1	1	0.00	0.000
Randy Lerch, L (9, 1) ERA: 4.63	3.2	L	19	5	2	2	4	1	2	0	0	1	0	23	35	4.91	1.636

PITCHER	IP	WLS	BF	H	R	ER	SO	BB	IBB	HBP	BLK	WP	HR	S	P	ERA	WHIP

BOTTOM

Milwaukee Brewers @ Oakland Athletics

Oakland-Alameda County Coliseum, Oakland, CA

Sat May 09 1981, 3:33 AM PDT

Att. 27,308 - Sunny

livebaseballscorecards.com

AB	46
R	6
H	15
RBI	5
BB	5
SO	12
LOB	18

Batter	1	2	3	4	5	6	7	8	9	AB	R	H	RBI	BB	SO	LOB
Jim Gantner, L (1, 4) OBP: 0.326, SLG: 0.345	1-1 ① 4-3	3-1 ③ 1-3		3-3 ① K	0-1 FC5 1B 1-2 3-H 1B		1-3 ① K		0-0 ① 6-3	6	0	1	1	0	2	1
Charlie Moore, R (1, 2) OBP: 0.423, SLG: 0.600	0-2 BLK 1B		1-2 1B 2B 1B	2-2 ② 6-3	1-1 1-2 2-3 1B		1-2 ② F9		2-0 SF8 3B	6	2	4	0	0	0	1
Ben Oglivie, L (1, 7) OBP: 0.308, SLG: 0.426	1-3 ② K 1-2		3-0 S 2B 1-3 1B	0-0 ③ F9	1-0 ② SF7 3-H		1-2 ③ F9		0-0 ② SF8 3-H	4	1	1	2	0	1	2
Gorman Thomas, R (1, 8) OBP: 0.379, SLG: 0.609 Marshall Edwards, L (5, 8) OBP: 0.150, SLG: 0.150	1-1 ③ F8		4-0 2B 6-3 1-2 BB	3-2 ① F8 1-1 ③ FC5 2-3f				0-0 ① 4-3	0-0 ③ F8	3 2	1 0	0 0	0 0	1 0	0 0	3 0
Roy Howell, L (1, 3) OBP: 0.378, SLG: 0.385		1-0 FC4-6 1B HR 1B	1-2 2B 1-3 2-H 3-H	4-1 BB HBP 1B BB	0-0 G6-3 1B			2-0 HBP 1B 1B		4	3	4	2	1	0	0
Ted Simmons, S (1, 10) OBP: 0.262, SLG: 0.341		0-0 FC4-6 1-2 1B	3-2 ① G3	1-0 BB 1-2 1B HBP	0-0 ①② G6-3 1-2f			1-0 HBP 1-2 1B 1B		4	1	2	0	0	0	3
Sal Bando, R (1, 5) OBP: 0.300, SLG: 0.250		0-0 ① FC4-6 HR 1-2f 2-3	0-1 ② 6-3 3-H	4-2 1B 1-2 1B 2-3 BB	4-0 BB			0-1 ② F8		3	2	0	1	2	0	5
Mark Brouhard, R (1, 9) OBP: 0.348, SLG: 0.476		1-2 HR 1-H 3-H	4-2 BB	1-0 1B 1B 1-2 2-H 3-H 1B	2-3 ③ K			3-2 1B 1-2 2-3 HBP		3	2	2	5	1	1	1
Ed Romero, R (1, 6) OBP: 0.333, SLG: 0.238		1-0 ② 5-3	0-1 ③ F9	1-1 1B 1B SF7 1-3 2-H 1B			4-1 BB	0-0 ③ 1-2 2-H 3-H 1B		4	1	2	2	1	0	2
Inning Stats	R: 0 H: 1 E: 0 LOB: 1 K: 1 BB: 0 S: 10 P: 13	R: 3 H: 3 E: 0 LOB: 0 K: 0 BB: 0 S: 9 P: 15	R: 3 H: 3 E: 0 LOB: 2 K: 0 BB: 2 S: 16 P: 32	R: 0 H: 0 E: 0 LOB: 0 K: 1 BB: 0 S: 7 P: 12	R: 5 H: 4 E: 0 LOB: 2 K: 0 BB: 2 S: 16 P: 33	R: 0 H: 1 E: 0 LOB: 1 K: 1 BB: 1 S: 5 P: 11	R: 0 H: 0 E: 0 LOB: 1 K: 1 BB: 1 S: 10 P: 17	R: 1 H: 3 E: 0 LOB: 2 K: 0 BB: 0 S: 8 P: 14	R: 1 H: 1 E: 0 LOB: 0 K: 0 BB: 0 S: 4 P: 6	1B: 13 SF: 2 2B: 1 SAC: 0 3B: 1 DP: 1 HR: 1 HBP: 2						

PITCHER		IP	WLS	BF	H	R	ER	SO	BB	IBB	HBP	BLK	WP	HR	S	P	ERA	WHIP
Mike Norris, R ERA: 3.06	(1, 1)	2.0	L	14	7	6	6	1	1	0	0	1	0	1	26	44	27.00	4.000
Bo McLaughlin, R ERA: 10.8	(3, 1)	2.1		12	1	4	4	1	3	0	1	0	0	0	23	48	15.43	1.714
Jeff Jones, R ERA: 2.2	(5, 1)	2.2		13	4	1	1	2	2	0	0	0	0	0	24	41	3.38	2.250
Craig Minetto, L ERA: 4.15	(8, 1)	2.0		10	4	2	2	0	0	0	1	0	0	0	12	20	9.00	2.000

PITCHER	IP	WLS	BF	H	R	ER	SO	BB	IBB	HBP	BLK	WP	HR	S	P	ERA	WHIP

TOP

Milwaukee Brewers @ Oakland Athletics

Oakland-Alameda County Coliseum, Oakland, CA

Sun May 10 1981, 3:33 AM PDT

Att. 28,581 - Sunny

livebaseballscorecards.com

AB	39
R	13
H	16
RBI	13
BB	6
SO	4
LOB	18

Batter	1	2	3	4	5	6	7	8	9	AB	R	H	RBI	BB	SO	LOB
Dwayne Murphy, L (1, 8) OBP: 0.357, SLG: 0.482	X 0-0 ① G3		S S B B B X 3-2 E S 2-H 1B		B S X 1-1 ① F9		S S B B B X 3-2 HR 2B	S B S B B S 3-3 ③ K		5	1	2	1	0	1	1
Mitchell Page, L (1, 10) OBP: 0.212, SLG: 0.277 Tim Hosley, R (7, PH) OBP: 0.214, SLG: 0.385	B S B S X 2-2 ② F9		S S S 0-3 ② K		X 0-0 ② 5-3		S S B X 1-2 ① F7		S B S X 1-2 ① F8	3 2	0 0	0 0	0 0	0 0	1 0	1 1
Dave Revering, L (1, 3) OBP: 0.356, SLG: 0.387 Cliff Johnson, R (7, PH) OBP: 0.400, SLG: 0.581 (8, 3)	B X 1-0 ③ 6-3		B B S S S B B B 4-2 1-3 BB		S B B S B B B 4-2 BB		B B X 2-0 2-H HR		B S S S X 1-2 ② 5-3	1 2	0 1	0 1	0 2	2 0	0 0	0 0
Tony Armas, R (1, 9) OBP: 0.353, SLG: 0.625		X 0-0 ① 6-3	S S X 0-2 ③ F9		B X 1-0 ③ 5-3		B X 1-0 WP 2B		B S S S X 1-2 ③ F8	5	0	1	0	0	0	3
Wayne Gross, L (1, 5) OBP: 0.333, SLG: 0.338		B B X 2-0 ② F6		B B B S S B 4-1 G3 1B 4-3 BB		S S B X 1-2 ① 4-3	B S X 1-1 ② F5 2-3			3	1	0	0	1	0	1
Mike Heath, R (1, 2) OBP: 0.280, SLG: 0.367 (9, 7)		S X 0-1 ③ 5-3		S X 0-1 4-3 G3 1-2 1B		X 0-0 ② 6-3	B S B B X 3-1 ③ F7			4	0	1	0	0	0	1
Mike Patterson, L (1, 7) OBP: 0.435, SLG: 0.524 Jeff Newman, R (8, PH) OBP: 0.194, SLG: 0.246 (9, 2)			X 0-0 1B 3B	B X 1-0 ① G3 1-2 2-3		B S S S B X 2-2 E 1B		X 0-0 ① F8		3 1	1 0	2 0	0 0	0 0	0 0	2 0
Brian Doyle, L (1, 4) OBP: 0.154, SLG: 0.120 Shooty Babitt, R (8, PH) OBP: 0.349, SLG: 0.304 (9, 4)			S B B X 2-1 SH2-3 1B 3-H 1B	S S B X 1-2 ② 4-3 2-3 3-H		S S X 0-2 E4 1-2		B S S X 1-1 ② 1-3		3 1	1 0	1 0	2 0	0 0	0 0	2 0
Rob Picciolo, R (1, 6) OBP: 0.304, SLG: 0.396			X 0-0 ① SH2-3 1-2	S B X 1-1 ③ 5-3		S S B C 1-3 ③		B B S S X 2-2 1B		3	0	1	0	0	1	3
Inning Stats	R: 0 H: 0 E: 0 LOB: 0 K: 0 BB: 0 S: 5 P: 8	R: 0 H: 0 E: 0 LOB: 0 K: 0 BB: 0 S: 4 P: 6	R: 2 H: 3 E: 0 LOB: 2 K: 1 BB: 1 S: 15 P: 24	R: 1 H: 1 E: 0 LOB: 1 K: 0 BB: 1 S: 9 P: 16	R: 0 H: 0 E: 0 LOB: 1 K: 0 BB: 1 S: 6 P: 12	R: 0 H: 1 E: 1 LOB: 2 K: 1 BB: 0 S: 13 P: 17	R: 2 H: 3 E: 0 LOB: 1 K: 0 BB: 0 S: 12 P: 23	R: 0 H: 1 E: 0 LOB: 1 K: 1 BB: 0 S: 9 P: 15	R: 0 H: 0 E: 0 LOB: 0 K: 0 BB: 0 S: 9 P: 12	1B: 5 2B: 2 3B: 1 HR: 1	SF: 0 SAC: 1 DP: 0 HBP: 0			WP: 1 PB: 0 SB: 1 CS: 0	PA: 40		

PITCHER	IP	WLS	BF	H	R	ER	SO	BB	IBB	HBP	BLK	WP	HR	S	P	ERA	WHIP
Pete Vuckovich, R (1, 1) ERA: 5.53	6.0	W	27	5	3	3	2	3	0	0	0	0	0	52	83	4.50	1.333
Jerry Augustine, L (7, 1) ERA: 1.0	3.0	S	13	4	2	2	1	0	0	0	0	1	1	30	50	6.00	1.333

PITCHER	IP	WLS	BF	H	R	ER	SO	BB	IBB	HBP	BLK	WP	HR	S	P	ERA	WHIP

BOTTOM

Milwaukee Brewers @ Oakland Athletics

Oakland-Alameda County Coliseum, Oakland, CA

Sun May 10 1981, 3:33 AM PDT

Att. 28,581 - Sunny

livebaseballscorecards.com

AB	36
R	5
H	9
RBI	5
BB	3
SO	3
LOB	15

Oakland Athletics @ New York Yankees

Yankee Stadium, Bronx, NY

Tue May 12 1981, 7:05 PM EDT

Att. 30,959 - Unknown - 61 F

TOP

livebaseballscorecards.com

Batter	1	2	3	4	5	6	7	8	9	AB	R	H	RBI	BB	SO	LOB
Rickey Henderson, R (1, 7) OBP: 0.375, SLG: 0.471	K		G6-4-3 1-2f			5-3		1-3 2-H 1B		4	0	1	1	0	1	1
Dwayne Murphy, L (1, 8) OBP: 0.353, SLG: 0.474	3-1			5-3 1B		L9		1-3 1-2		4	0	1	0	0	0	1
Cliff Johnson, R (1, 10) OBP: 0.380, SLG: 0.545	5-3			5-3 1-2		K		5-3		4	0	0	0	0	1	2
Tony Armas, R (1, 9) OBP: 0.343, SLG: 0.606		F9		F9			5-3		K	4	0	0	0	0	1	1
Mike Heath, R (1, 2) OBP: 0.269, SLG: 0.353		5-3		L9			K		F9	4	0	0	0	0	1	1
Jeff Newman, R (1, 3) OBP: 0.215, SLG: 0.267 Dave Revering, L (9, PH)		FC6-4 1B			F7		FC6-4 1B		K	3 1	0 0	2 0	0 0	0 0	0 1	0 0
Shooty Babitt, R (1, 4) OBP: 0.348, SLG: 0.296		FC6-4 1-2f			4-0 BB		FC6-4 1-2f			2	0	0	0	1	0	2
Dave McKay, S (1, 5) OBP: 0.269, SLG: 0.292			F3		K			1B 2B		3	1	1	0	0	1	1
Rob Picciolo, R (1, 6) OBP: 0.305, SLG: 0.393			G6-4-3 1B		F8			6-3		3	0	1	0	0	0	2

	AB	32
	R	1
	H	6
	RBI	1
	BB	1
	SO	6
	LOB	11

Inning Stats																		
	R: 0	H: 0	R: 0	H: 1	R: 0	H: 1	R: 0	H: 1	R: 0	H: 0	R: 0	H: 0	R: 0	H: 1	R: 1	H: 2	R: 0	H: 0
	E: 0	LOB: 0	E: 0	LOB: 1	E: 0	LOB: 0	E: 0	LOB: 1	E: 0	LOB: 1	E: 0	LOB: 0	E: 0	LOB: 1	E: 0	LOB: 1	E: 0	LOB: 0
	K: 1	BB: 0	K: 0	BB: 0	K: 0	BB: 0	K: 0	BB: 0	K: 1	BB: 1	K: 1	BB: 0	K: 1	BB: 0	K: 0	BB: 0	K: 2	BB: 0
	S: 5	P: 5	S: 4	P: 4	S: 3	P: 3	S: 4	P: 4	S: 5	P: 9	S: 5	P: 5	S: 6	P: 6	S: 5	P: 5	S: 7	P: 7

	1B: 5	SF: 0	WP: 0	PA: 33
	2B: 1	SAC: 0	PB: 0	
	3B: 0	DP: 1	SB: 0	
	HR: 0	HBP: 0	CS: 0	

PITCHER		IP	WLS	BF	H	R	ER	SO	BB	IBB	HBP	BLK	WP	HR	S	P	ERA	WHIP
Ron Guidry, L ERA: 3.64	(1, 1)	7.2	W	29	6	1	1	4	1	0	0	0	0	0	36	40	1.17	0.913
Rich Gossage, R ERA: 0.63	(8, 1)	1.1	S	4	0	0	0	2	0	0	0	0	0	0	8	8	0.00	0.000

PITCHER		IP	WLS	BF	H	R	ER	SO	BB	IBB	HBP	BLK	WP	HR	S	P	ERA	WHIP

Batter	1	2	3	4	5	6	7	8	9	AB	R	H	RBI	BB	SO	LOB
Willie Randolph, R (1, 4) OBP: 0.297, SLG: 0.300	F9		4-3		1-3			2B 3B 3-H		4	1	1	1	0	0	0
Bobby Murcer, L (1, 10) OBP: 0.407, SLG: 0.609	4-3			HR		K		F7		4	1	1	1	0	1	1
Dave Winfield, R (1, 8) OBP: 0.438, SLG: 0.515	5-3			BB F9 4-3 1B		F9		2B 3-H		3	1	1	1	1	0	0
Reggie Jackson, L (1, 9) OBP: 0.293, SLG: 0.365		K		4-3 1-2		F6		4-3		4	0	0	0	0	1	2
Oscar Gamble, L (1, 7) OBP: 0.395, SLG: 0.585		FC3-6 BB		F9 2-3			4-3			2	0	0	0	1	0	1
Graig Nettles, L (1, 5) OBP: 0.303, SLG: 0.365		FC3-6 1-2f		1B 3-H			K			3	0	1	1	0	1	1
Jim Spencer, L (1, 3) OBP: 0.226, SLG: 0.204		K		K			F9			3	0	0	0	0	2	2
Johnny Oates, L (1, 2) OBP: 0.200, SLG: 0.208			1-3		1-3			SH5-4 3B 2B		3	1	1	0	0	0	0
Bucky Dent, R (1, 6) OBP: 0.267, SLG: 0.395			F7		5-3			SH5-4 2-3		2	0	0	0	0	0	0
Inning Stats	R: 0 E: 0 K: 0 S: 3 H: 0 LOB: 0 BB: 0 P: 3	R: 0 E: 0 K: 2 S: 7 H: 0 LOB: 1 BB: 1 P: 11	R: 0 E: 0 K: 0 S: 3 H: 0 LOB: 0 BB: 0 P: 3	R: 2 E: 0 K: 1 S: 7 H: 2 LOB: 1 BB: 1 P: 11	R: 0 E: 0 K: 0 S: 3 H: 0 LOB: 0 BB: 0 P: 3	R: 0 E: 0 K: 1 S: 5 H: 0 LOB: 0 BB: 0 P: 5	R: 0 E: 0 K: 1 S: 5 H: 0 LOB: 0 BB: 0 P: 5	R: 2 E: 0 K: 0 S: 6 H: 3 LOB: 1 BB: 0 P: 6		1B: 1 2B: 2 3B: 1 HR: 1 SF: 0 SAC: 1 DP: 0 HBP: 0						

PITCHER	IP	WLS	BF	H	R	ER	SO	BB	IBB	HBP	BLK	WP	HR	S	P	ERA	WHIP
Rick Langford, R (1, 1) ERA: 3.3	8.0	L	31	5	4	4	5	2	0	0	0	0	1	39	47	4.50	0.875

PITCHER	IP	WLS	BF	H	R	ER	SO	BB	IBB	HBP	BLK	WP	HR	S	P	ERA	WHIP

BOTTOM

Oakland Athletics @ New York Yankees

Yankee Stadium, Bronx, NY

Tue May 12 1981, 7:05 PM EDT
Att. 30,959 - Unknown - 61 F

livebaseballscorecards.com

AB	28
R	4
H	5
RBI	4
BB	2
SO	5
LOB	7

Batter	1	2	3	4	5	6	7	8	9	AB	R	H	RBI	BB	SO	LOB
Rickey Henderson, R (1, 7) OBP: 0.369, SLG: 0.456	6-3	FC5-4 1-2f		IBB		4-3		F7		4	0	0	0	1	0	2
Dwayne Murphy, L (1, 8) OBP: 0.355, SLG: 0.462	BBBB WP 6-3 BLK BB		4-3	F8		L3			BBBB CS BB	3	1	0	0	2	0	3
Cliff Johnson, R (1, 10) OBP: 0.369, SLG: 0.563	6-3 1-2		5-3		HR	K			SSS K	5	1	1	1	0	2	2
Tony Armas, R (1, 9) OBP: 0.338, SLG: 0.591	5-3 2-H		F9		BB SH5-3 SF8 1B		F2		SSS K 1-2	5	1	1	0	0	1	1
Mike Heath, R (1, 2) OBP: 0.290, SLG: 0.371		6-3 S 2B 1B		FC5 1B 1B	SH5-3 1-2		S 1B			3	1	3	0	0	0	0
Jeff Newman, R (1, 3) OBP: 0.209, SLG: 0.258 Dave Revering, L (5, PH) OBP: 0.356, SLG: 0.377 (5, 3)		F2		F8	BB IBB		F7 1-2			2 1	0 0	0 0	0 0	0 1	0 0	2 1
Shooty Babitt, R (1, 4) OBP: 0.355, SLG: 0.298	6-3 1-3			BBB FC5 1-2 1B 1B	1-2 2-3 BB	2-3				3	1	1	0	1	0	2
Dave McKay, S (1, 5) OBP: 0.268, SLG: 0.314	3-H 2B			FC5 1B 1-2 2-3f	3-H SF8			SSS K		3	0	1	2	0	1	2
Fred Stanley, R (1, 6) OBP: 0.260, SLG: 0.182	BBBB FC5-4 BB			1-3 2-H 1B	3-1			F2		3	0	1	1	1	0	2
Inning Stats	R: 1 H: 0 E: 0 LOB: 0 K: 0 BB: 1 S: 3 P: 7	R: 1 H: 2 E: 0 LOB: 2 K: 0 BB: 1 S: 5 P: 9	R: 0 H: 0 E: 0 LOB: 0 K: 0 BB: 0 S: 3 P: 3	R: 1 H: 3 E: 0 LOB: 3 K: 0 BB: 1 S: 6 P: 10	R: 2 H: 2 E: 0 LOB: 2 K: 0 BB: 2 S: 5 P: 13	R: 0 H: 0 E: 0 LOB: 0 K: 1 BB: 0 S: 5 P: 5	R: 0 H: 1 E: 0 LOB: 1 K: 0 BB: 0 S: 4 P: 4	R: 0 H: 0 E: 0 LOB: 0 K: 1 BB: 0 S: 5 P: 5	R: 0 H: 0 E: 0 LOB: 1 K: 2 BB: 1 S: 6 P: 10	1B: 6 SF: 1 2B: 2 SAC: 1 3B: 0 DP: 1 HR: 1 HBP: 0						

TOP

Oakland Athletics @ New York Yankees

Yankee Stadium, Bronx, NY

Wed May 13 1981, 7:05 PM EDT

Att. 35,419 - Unknown - 69 F

livebaseballscorecards.com

AB	32
R	5
H	8
RBI	4
BB	6
SO	4
LOB	17

WP: 1 PA: 40
PB: 0
SB: 2
CS: 1

PITCHER		IP	WLS	BF	H	R	ER	SO	BB	IBB	HBP	BLK	WP	HR	S	P	ERA	WHIP
Tommy John, L ERA: 3.11	(1, 1)	4.0	L	22	7	5	5	0	2	1	0	1	1	1	19	31	11.25	2.250
Doug Bird, R ERA: 2.01	(5, 1)	3.0		12	1	0	0	1	1	1	0	0	0	0	12	20	0.00	0.667
Dave LaRoche, L ERA: 1.8	(8, 1)	1.0		4	0	0	0	1	1	0	0	0	0	0	5	9	0.00	1.000
Ron Davis, R ERA: 3.38	(9, 1)	1.0		2	0	0	0	2	0	0	0	0	0	0	6	6	0.00	0.000

PITCHER	IP	WLS	BF	H	R	ER	SO	BB	IBB	HBP	BLK	WP	HR	S	P	ERA	WHIP

Batter	1	2	3	4	5	6	7	8	9	AB	R	H	RBI	BB	SO	LOB
Willie Randolph, R (1, 4) OBP: 0.295, SLG: 0.307	2-3		F9			2B		F7		4	0	1	0	0	0	2
Bobby Murcer, L (1, 10) OBP: 0.419, SLG: 0.615	BB		F9			F8		1-3 2B		3	1	1	0	1	0	2
Dave Winfield, R (1, 8) OBP: 0.432, SLG: 0.514	F9			F3		F8		2-H 3-H HR		4	1	1	2	0	0	2
Reggie Jackson, L (1, 9) OBP: 0.291, SLG: 0.393	4-3			F5			5-3	2-H HR		4	1	1	2	0	0	1
Oscar Gamble, L (1, 7) OBP: 0.388, SLG: 0.559		F9		F9			F8	BB		3	0	0	0	1	0	0
Graig Nettles, L (1, 5) OBP: 0.301, SLG: 0.354		4-3			F7		BB	K		3	0	0	0	1	1	1
Jim Spencer, L (1, 3) OBP: 0.215, SLG: 0.193 Lou Piniella, R (9, PH) OBP: 0.289, SLG: 0.300		K			K		F7		6-3	3 1	0 0	0 0	0 0	0 0	2 0	1 0
Barry Foote, R (1, 2) OBP: 0.213, SLG: 0.358			E5		F9			F5	F6	4	0	0	0	0	0	0
Bucky Dent, R (1, 6) OBP: 0.266, SLG: 0.388			K			K		2B 2B 1B	2-3	4	1	1	0	0	2	1
Inning Stats	R: 0 E: 0 K: 0 S: 3 H: 0 LOB: 1 BB: 1 P: 7	R: 0 E: 0 K: 1 S: 5 H: 0 LOB: 0 BB: 0 P: 5	R: 0 E: 1 K: 1 S: 6 H: 0 LOB: 1 BB: 0 P: 6	R: 0 E: 0 K: 0 S: 3 H: 0 LOB: 0 BB: 0 P: 3	R: 0 E: 0 K: 1 S: 5 H: 0 LOB: 0 BB: 0 P: 5	R: 0 E: 0 K: 1 S: 6 H: 1 LOB: 1 BB: 0 P: 6	R: 0 E: 0 K: 0 S: 3 H: 0 LOB: 1 BB: 1 P: 7	R: 4 E: 0 K: 1 S: 9 H: 4 LOB: 1 BB: 1 P: 13	R: 0 E: 0 K: 0 S: 3 H: 0 LOB: 0 BB: 0 P: 3	1B: 1 2B: 3 3B: 0 HR: 1 SF: 0 SAC: 0 DP: 0 HBP: 0						

PITCHER		IP	WLS	BF	H	R	ER	SO	BB	IBB	HBP	BLK	WP	HR	S	P	ERA	WHIP
Matt Keough, R ERA: 2.14	(1, 1)	7.2	W	31	5	4	4	4	2	0	0	0	0	1	37	45	4.70	0.913
Bob Owchinko, L ERA: 0.9	(8, 1)	1.1	S	5	0	0	0	1	1	0	0	0	0	0	6	10	0.00	0.750

PITCHER	IP	WLS	BF	H	R	ER	SO	BB	IBB	HBP	BLK	WP	HR	S	P	ERA	WHIP

BOTTOM

Oakland Athletics @ New York Yankees

Yankee Stadium, Bronx, NY

Wed May 13 1981, 7:05 PM EDT

Att. 35,419 - Unknown - 69 F

livebaseballscorecards.com

AB	33
R	4
H	5
RBI	4
BB	3
SO	5
LOB	10

1B: 1	SF: 0	WP: 0	PA: 36
2B: 3	SAC: 0	PB: 0	
3B: 0	DP: 0	SB: 0	
HR: 1	HBP: 0	CS: 0	

Oakland Athletics @ New York Yankees

Yankee Stadium, Bronx, NY

Thu May 14 1981, 7:05 PM EDT

Att. 35,761 - Unknown

TOP

livebaseballscorecards.com

Batter	1	2	3	4	5	6	7	8	9	AB	R	H	RBI	BB	SO	LOB
Rickey Henderson, R (1, 7) OBP: 0.370, SLG: 0.454	F8		CS 1B		FC5-4 1-2f		S 1B 3-H		K	5	1	2	1	0	1	2
Dwayne Murphy, L (1, 8) OBP: 0.352, SLG: 0.455	1-3		K 1-2		K		S 1B 1-H			4	0	1	1	0	2	2
Cliff Johnson, R (1, 10) OBP: 0.368, SLG: 0.554	5-3			FC1-6 BB 1B 1B		K	K 1-2			3	1	1	0	0	1	0
Wayne Gross, L (7, PH) OBP: 0.329, SLG: 0.333										1	0	0	0	0	1	1
Tony Armas, R (1, 9) OBP: 0.342, SLG: 0.593		1B 2B		BBBB FC1-6 1-2 BB		5-3		K		3	1	1	0	1	1	0
Mike Heath, R (1, 2) OBP: 0.279, SLG: 0.358		F9		FC1-6 1B 1-2f 2-3		G3		6-3		4	0	0	0	0	0	3
Jeff Newman, R (1, 3) OBP: 0.229, SLG: 0.292		F7		G6-4-3 1-2 3-H 1B			6-3 3B 2B	K		3	1	2	1	0	0	1
Dave Revering, L (8, PH) OBP: 0.352, SLG: 0.372										1	0	0	0	0	1	0
(8, 3)																
Shooty Babitt, R (1, 4) OBP: 0.351, SLG: 0.295		S 1B 2-H		G6-4-3 1-2f			6-3 2-3		K 1B	4	0	1	1	0	1	3
Dave McKay, S (1, 5) OBP: 0.267, SLG: 0.309		6-3 1-2			F8		K		1B	4	0	1	0	0	1	2
Rob Picciolo, R (1, 6) OBP: 0.302, SLG: 0.417			6-3		E6 FC5-4		1B 3B 3-H		K	4	1	1	1	0	1	1

	AB	36
	R	5
	H	10
	RBI	5
	BB	1
	SO	10
	LOB	15

Inning Stats																																		
	R: 0	H: 0	R: 1	H: 2	R: 0	H: 1	R: 1	H: 2	R: 0	H: 0	R: 0	H: 0	R: 3	H: 4	R: 0	H: 0	R: 0	H: 1	1B: 7	SF: 0	WP: 0	PA: 37
	E: 0	LOB: 0	E: 0	LOB: 1	E: 0	LOB: 0	E: 0	LOB: 1	E: 1	LOB: 1	E: 0	LOB: 0	E: 0	LOB: 1	E: 0	LOB: 0	E: 0	LOB: 1	2B: 2	SAC: 0	PB: 0	
	K: 0	BB: 0	K: 0	BB: 0	K: 1	BB: 0	K: 0	BB: 1	K: 1	BB: 0	K: 1	BB: 0	K: 2	BB: 0	K: 2	BB: 0	K: 3	BB: 0	3B: 1	DP: 1	SB: 3	
	S: 3	P: 3	S: 5	P: 5	S: 5	P: 5	S: 4	P: 8	S: 6	P: 6	S: 5	P: 5	S: 11	P: 11	S: 7	P: 7	S: 10	P: 10	HR: 0	HBP: 0	CS: 1	

PITCHER		IP	WLS	BF	H	R	ER	SO	BB	IBB	HBP	BLK	WP	HR	S	P	ERA	WHIP
Rudy May, L ERA: 2.82	(1, 1)	6.2		27	7	4	4	4	1	0	0	0	0	0	34	38	5.40	1.200
Ron Davis, R ERA: 3.86	(7, 1)	0.0		1	1	0	0	0	0	0	0	0	0	0	1	1	∞	∞
Rich Gossage, R ERA: 0.54	(7, 1)	2.1	W	9	2	1	1	6	0	0	0	0	0	0	21	21	3.86	0.857

PITCHER	IP	WLS	BF	H	R	ER	SO	BB	IBB	HBP	BLK	WP	HR	S	P	ERA	WHIP

Batter	1	2	3	4	5	6	7	8	9	AB	R	H	RBI	BB	SO	LOB
Willie Randolph, R (1, 4) OBP: 0.307, SLG: 0.328	HR 2B	K 1-2		6-3 2-3		1B 2-H		HR FC1-2 1-2 2-3 1B		5	2	3	0	0	1	2
Bobby Murcer, L (1, 10) OBP: 0.389, SLG: 0.645	HR 2-H	K	K	K		L9		FC1-2 HR 1-2 2-3 3-Hf		5	2	1	2	0	2	5
Dave Winfield, R (1, 8) OBP: 0.431, SLG: 0.509	BB 6-3 S	1B BB	1B	5-3		F7		SF8 3-H		3	1	1	1	1	0	0
Reggie Jackson, L (1, 9) OBP: 0.315, SLG: 0.435	K 1-2	1B 1B BB 1-2	FC4-6	BB		E	1B	HR 1-H 2-H		3	2	2	3	2	1	1
Oscar Gamble, L (1, 7) OBP: 0.386, SLG: 0.549	6-3 2-3	1B 1-3 2-H	FC4-6 1-2f			IBB 1-2		F8		3	0	1	1	0	0	2
Lou Piniella, R (7, PH) (8, 7) OBP: 0.298, SLG: 0.293										1	0	0	0	1	0	1
Graig Nettles, L (1, 5) OBP: 0.299, SLG: 0.350	4-3	1B 3-H		4-3		F5				4	0	1	1	0	0	4
Jim Spencer, L (1, 3) OBP: 0.221, SLG: 0.200		L8	F9			1B	F8			3	0	1	0	0	0	1
Dennis Werth, R (7, PH) (8, 3) OBP: 0.167, SLG: 0.048										1	0	0	0	0	0	2
Barry Foote, R (1, 2) OBP: 0.218, SLG: 0.357		5-3		K		SH1-4 1-2		1B SH FC1-2 1B		3	0	1	0	0	1	0
Larry Milbourne, S (8, PR) OBP: 0.273, SLG: 0.300										0	0	0	0	0	0	0
Johnny Oates, L (9, 2) OBP: 0.200, SLG: 0.208										0	0	0	0	0	0	0
Bucky Dent, R (1, 6) OBP: 0.278, SLG: 0.409		E5 WP		6-3 2B		1B 2-H 1B		SH FC1-2 1B 1-2 SF8		3	1	2	1	0	0	0
Inning Stats	R: 2 E: 0 K: 1 S: 7 H: 2 LOB: 1 BB: 1 P: 11	R: 0 E: 1 K: 1 S: 6 H: 0 LOB: 1 BB: 0 P: 6	R: 2 E: 0 K: 1 S: 7 H: 3 LOB: 1 BB: 1 P: 11	R: 0 E: 0 K: 2 S: 8 H: 1 LOB: 1 BB: 0 P: 8	R: 0 E: 0 K: 0 S: 3 H: 0 LOB: 1 BB: 1 P: 7	R: 1 E: 0 K: 0 S: 5 H: 3 LOB: 1 BB: 0 P: 5	R: 0 E: 1 K: 0 S: 4 H: 1 LOB: 2 BB: 1 P: 8	R: 4 E: 0 K: 0 S: 7 H: 3 LOB: 1 BB: 0 P: 7		1B: 9 2B: 2 3B: 0 HR: 2	SF: 1 SAC: 2 DP: 0 HBP: 0						

BOTTOM

Oakland Athletics @ New York Yankees

Yankee Stadium, Bronx, NY

Thu May 14 1981, 7:05 PM EDT

Att. 35,761 - Unknown

livebaseballscorecards.com

AB	34
R	8
H	13
RBI	9
BB	4
SO	5
LOB	18

WP: 1 PB: 0 SB: 1 CS: 0 PA: 41

PITCHER	IP	WLS	BF	H	R	ER	SO	BB	IBB	HBP	BLK	WP	HR	S	P	ERA	WHIP
Mike Norris, R (1, 1) ERA: 3.49	6.1		31	10	5	5	5	3	0	0	0	1	1	38	50	7.11	2.053
Bob Owchinko, L (7, 1) ERA: 0.87	0.1		2	0	0	0	0	0	1	0	0	0	0	1	5	0.00	0.000
Jeff Jones, R (7, 1) ERA: 4.08	1.1	L	8	3	4	4	0	0	0	0	0	0	1	8	8	27.00	2.250

PITCHER	IP	WLS	BF	H	R	ER	SO	BB	IBB	HBP	BLK	WP	HR	S	P	ERA	WHIP

Batter	1	2	3	4	5	6	7	8	9	AB	R	H	RBI	BB	SO	LOB
Rickey Henderson, R (1, 7) OBP: 0.373, SLG: 0.455	S B B X 2-1 CS S 1B		B S S S 1-3 ② K		B X 1-0 ② ③ G1-4-3 1-2f			X 0-0 CS PB 1B		4	0	2	0	0	1	2
Dwayne Murphy, L (1, 8) OBP: 0.356, SLG: 0.448	B S B B B 4-1 CS 1-2 BB		B S B B B 4-1 1-2 BB			X 0-0 ① L3		S X 0-1 ① 5-3 1-2		2	0	0	0	2	0	1
Dave Revering, L (1, 3) OBP: 0.337, SLG: 0.354	B X 1-0 ① F7		B S B X 2-1 ③ F6			B B S B X 3-1 ② F7		S B B S X 2-2 ② E6 2-3		4	0	0	0	0	0	5
Tony Armas, R (1, 9) OBP: 0.340, SLG: 0.583	S B B X 2-1 ② ③ 4-3 1-2 2-3			S B X 1-1 ③ S 1B		B S S B X 2-2 ③ 1-4-3		S B X 1-1 ③ 5-3		4	0	1	0	0	0	3
Wayne Gross, L (1, 5) OBP: 0.326, SLG: 0.329		S B S S B X 2-2 ① F4		B B B S S S 3-3 ① K 1-2			X 0-0 ① 3-1		X 0-0 6-3 1B	4	0	1	0	0	1	1
Mike Heath, R (1, 2) OBP: 0.270, SLG: 0.345		X 0-0 ② F8		B X 1-0 ② F5			B B S S S B X 3-2 E5 1B		B S B X 2-1 ① F6	4	0	0	0	0	0	2
Mitchell Page, L (1, 10) OBP: 0.214, SLG: 0.275		S S B C 1-3 ③ K		B S S X 1-2 ③ 4-3			X 0-0 1-2 1B		X 0-0 ② 6-3 1-2	4	0	1	0	0	1	2
Brian Doyle, L (1, 4) OBP: 0.143, SLG: 0.111 Mike Patterson, L (7, PH) OBP: 0.417, SLG: 0.500 Rob Picciolo, R (7, 6) OBP: 0.297, SLG: 0.410			B X 1-0 ① F6		B S B B S X 3-2 ① L1		S B S S 1-3 ② K		B S S X 1-2 ③ F3	2 1 1	0 0 0	0 0 0	0 0 0	0 1 0	0 2 1	0 2 1
Fred Stanley, R (1, 6) OBP: 0.288, SLG: 0.200 Dave McKay, S (7, PH) OBP: 0.262, SLG: 0.304 (7, 4)			B S B S B X 3-2 BB 1B		B S S B B B 4-2 G1-4-3 BB		X 0-0 ③ L4			1 1	0 0	1 0	0 0	1 0	0 0	0 2
Inning Stats	R: 0 H: 1 E: 0 LOB: 1 K: 0 BB: 1 S: 6 P: 15	R: 0 H: 0 E: 0 LOB: 0 K: 1 BB: 0 S: 7 P: 10	R: 0 H: 1 E: 0 LOB: 2 K: 1 BB: 1 S: 10 P: 21	R: 0 H: 1 E: 0 LOB: 1 K: 1 BB: 0 S: 9 P: 15	R: 0 H: 0 E: 0 LOB: 1 K: 0 BB: 1 S: 6 P: 14	R: 0 H: 0 E: 0 LOB: 0 K: 0 BB: 0 S: 6 P: 11	R: 0 H: 1 E: 1 LOB: 2 K: 1 BB: 0 S: 9 P: 13	R: 0 H: 1 E: 1 LOB: 1 K: 0 BB: 0 S: 8 P: 11	R: 0 H: 1 E: 0 LOB: 1 K: 0 BB: 0 S: 7 P: 10	1B: 6 SF: 0 2B: 0 SAC: 0 3B: 0 DP: 1 HR: 0 HBP: 0						

TOP

Oakland Athletics @ Milwaukee Brewers

Milwaukee County Stadium, Milwaukee, WI

Fri May 15 1981, 8:05 PM EDT

Att. 29,667 - Unknown - 61 F

livebaseballscorecards.com

AB	32
R	0
H	6
RBI	0
BB	3
SO	4
LOB	21

WP: 0 PB: 1 SB: 2 CS: 3 PA: 35

PITCHER		IP	WLS	BF	H	R	ER	SO	BB	IBB	HBP	BLK	WP	HR	S	P	ERA	WHIP
Pete Vuckovich, R ERA: 4.41	(1, 1)	7.0	W	28	5	0	0	4	3	0	0	0	0	0	54	100	0.00	1.143
Jamie Easterly, L ERA: 1.66	(8, 1)	1.0		3	0	0	0	0	0	0	0	0	0	0	7	10	0.00	0.000
Rollie Fingers, R ERA: 1.21	(9, 1)	1.0	S	4	1	0	0	0	0	0	0	0	0	0	7	10	0.00	1.000

PITCHER	IP	WLS	BF	H	R	ER	SO	BB	IBB	HBP	BLK	WP	HR	S	P	ERA	WHIP

Batter	1	2	3	4	5	6	7	8	9	AB	R	H	RBI	BB	SO	LOB
Jim Gantner, L (1, 4) OBP: 0.327, SLG: 0.353	S X 0-1 ① F8	S X 0-1 BB 1-2 1B		X 0-0 ③ F9		B B B S S X 3-2 ③ F8				4	0	1	0	0	0	2
Roy Howell, L (1, 5) OBP: 0.352, SLG: 0.340	S B S X 1-2 BB 1B 1B	B B B S B 4-1 FC6 1-2 2-3 BB			S B B S C 2-3 ① K		S S B B X 2-2 ① 6-3			3	1	1	0	1	1	0
Cecil Cooper, L (1, 3) OBP: 0.274, SLG: 0.296	S X 0-1 ② L7	X 0-0 ③ FC6 1-2f			X 0-0 3B 2B		B X 1-0 2B			4	1	2	0	0	0	4
Gorman Thomas, R (1, 8) OBP: 0.385, SLG: 0.612	B B B S S B 4-2 1B 1-2 BB		B S S X 1-2 1B SF7 2B		B S B S B X 3-2 ② F2		S S B B S 3-3 ② K			3	1	1	0	1	1	2
Ben Oglivie, L (1, 7) OBP: 0.323, SLG: 0.435	B B X 2-0 1-2 2-H 1B		S X 0-1 CS 2-3 1B		S X 0-1 2-H 3B		S B B B B 4-1 BB			3	0	3	2	1	0	0
Ted Simmons, S (1, 2) OBP: 0.271, SLG: 0.350	B B X 2-0 ③ F4		B S X 1-1 ① SF7 3-H		B S B X 2-1 ③ F5		S B S X 1-2 ③ L7			3	0	0	1	0	0	5
Charlie Moore, R (1, 10) OBP: 0.381, SLG: 0.488		S X 0-1 BB 1B 1B	S B S B B X 3-2 ② ③ L9 1-2			B X 1-0 CS 1B		S S B C 1-3 ① K		4	0	2	0	0	1	1
Mark Brouhard, R (1, 9) OBP: 0.286, SLG: 0.364 Marshall Edwards, L (6, PR) (7, 9) OBP: 0.136, SLG: 0.136		B S X 1-1 ① F3		S S B B S 2-3 ① K		B S S X 1-2 ① S 1-2 1B		X 0-0 ② B5-3		3 1	0 0	1 0	0 0	0 0	1 0	1 0
Ed Romero, R (1, 6) OBP: 0.243, SLG: 0.176		S B X 1-1 ② F5		S B X 1-1 ② 1-3		S B S S X 1-2 ② 5-3 1-2		B S S B X 2-2 ③ F7		4	0	0	0	0	0	2
Inning Stats	R: 1 E: 0 K: 0 S: 11 H: 2 LOB: 2 BB: 1 P: 20	R: 0 E: 0 K: 0 S: 10 H: 2 LOB: 3 BB: 1 P: 16	R: 1 E: 0 K: 0 S: 10 H: 2 LOB: 0 BB: 0 P: 15	R: 0 E: 0 K: 1 S: 6 H: 0 LOB: 0 BB: 0 P: 9	R: 1 E: 0 K: 1 S: 11 H: 2 LOB: 1 BB: 0 P: 18	R: 0 E: 0 K: 0 S: 10 H: 2 LOB: 2 BB: 0 P: 16	R: 0 E: 0 K: 1 S: 11 H: 1 LOB: 2 BB: 1 P: 22	R: 0 E: 0 K: 1 S: 7 H: 0 LOB: 0 BB: 0 P: 10		1B: 7 2B: 3 3B: 1 HR: 0 SF: 1 SAC: 0 DP: 0 HBP: 0						

Oakland Athletics @ Milwaukee Brewers

Milwaukee County Stadium, Milwaukee, WI

Fri May 15 1981, 8:05 PM EDT

Att. 29,667 - Unknown - 61 F

livebaseballscorecards.com

BOTTOM

AB	32
R	3
H	11
RBI	3
BB	3
SO	4
LOB	17

WP: 0 PB: 0 SB: 1 CS: 2 PA: 36

PITCHER		IP	WLS	BF	H	R	ER	SO	BB	IBB	HBP	BLK	WP	HR	S	P	ERA	WHIP
Steve McCatty, R ERA: 1.94	(1, 1)	4.2	L	23	8	3	3	2	2	0	0	0	0	0	46	74	5.79	2.143
Bo McLaughlin, R ERA: 9.0	(5, 1)	1.0		4	2	0	0	0	0	0	0	0	0	0	9	14	0.00	2.000
Craig Minetto, L ERA: 2.7	(6, 1)	2.1		9	1	0	0	2	1	0	0	0	0	0	21	38	0.00	0.857

PITCHER	IP	WLS	BF	H	R	ER	SO	BB	IBB	HBP	BLK	WP	HR	S	P	ERA	WHIP

Batter	1	2	3	4	5	6	7	8	9	AB	R	H	RBI	BB	SO	LOB
Rickey Henderson, R (1, 7) OBP: 0.374, SLG: 0.445	B B B B 4-0 S E BB	B B B 4-0 1B SF7 BB	x 0-0 ③ L4			x 0-0 ① FC6-4 CS S 1-2f			S S S 0-3 ② K	3	2	0	0	2	1	3
Dwayne Murphy, L (1, 8) OBP: 0.364, SLG: 0.450	S S S 0-3 ① K 1-2	x 0-0 S 1B E 1-3 1B		x 0-0 E3 1B		x 0-0 ②③ G3 1-3			B B B B 4-0 BB	4	1	2	0	1	1	2
Cliff Johnson, R (1, 10) OBP: 0.348, SLG: 0.526	x 0-0 ② F7	x 0-0 ② SF7 3-H		x 0-0 ① F7			S S S 0-3 ① K		S S S 0-3 ③ K	4	0	0	1	0	2	3
Tony Armas, R (1, 9) OBP: 0.338, SLG: 0.574	x 0-0 E7 1B 1B 2-H	x 0-0 S 1-2 1B		x 0-0 ② F8			x 0-0 ② 5-3			4	1	1	0	0	0	1
Mike Heath, R (1, 2) OBP: 0.269, SLG: 0.342	x 0-0 1B 1B 1-2 1B	x 0-0 ③ 5-3 1-3 2-H		x 0-0 ③ F7			x 0-0 ③ F7			4	1	1	0	0	0	2
Jeff Newman, R (1, 3) OBP: 0.247, SLG: 0.309 Dave Revering, L (8, PH) (8, 3)	x 0-0 1B 1-3 2-H 1B		x 0-0 FC4-6 1B 1B		x 0-0 ① 6-3			x 0-0 ① F9		3 1	0 0	2 0	1 0	0 0	0 0	0 0
Shooty Babitt, R (1, 4) OBP: 0.350, SLG: 0.297 Wayne Gross, L (8, PH) OBP: 0.322, SLG: 0.324 (8, 5)	x 0-0 1-3 3-H 1B	S S S 0-3 ① K		x 0-0 ② 1-3		x 0-0 ② F3			3 1	0 0	1 0	1 0	0 0	1 0	1 0	
Dave McKay, S (1, 5) OBP: 0.262, SLG: 0.300 (8, 4)	x 0-0 ③ F7	x 0-0 FC4-6 1-2 1B		x 0-0 ③ 5-3			S S S 0-3 ③ K		4	0	1	0	0	1	2	
Rob Picciolo, R (1, 6) OBP: 0.299, SLG: 0.397 Mike Patterson, L (9, PH) OBP: 0.400, SLG: 0.478		x 0-0 ① 1-3	x 0-0 ② FC4-6 1-2f 2-3			B B B B 4-0 FC6-4 BB			S S S 0-3 ① K	2 1	0 0	0 0	0 0	1 0	0 1	2 0
Inning Stats	R: 3 H: 3 E: 1 LOB: 2 K: 1 BB: 1 S: 9 P: 13	R: 2 H: 2 E: 0 LOB: 1 K: 0 BB: 1 S: 5 P: 9	R: 0 H: 2 E: 0 LOB: 2 K: 1 BB: 0 S: 7 P: 7	R: 0 H: 1 E: 1 LOB: 1 K: 0 BB: 0 S: 4 P: 4	R: 0 H: 0 E: 0 LOB: 0 K: 0 BB: 0 S: 3 P: 3	R: 0 H: 0 E: 0 LOB: 0 K: 0 BB: 1 S: 2 P: 6	R: 0 H: 0 E: 0 LOB: 0 K: 1 BB: 0 S: 5 P: 5	R: 0 H: 0 E: 0 LOB: 0 K: 1 BB: 0 S: 5 P: 5	R: 0 H: 0 E: 0 LOB: 1 K: 3 BB: 1 S: 9 P: 13	1B: 8 SF: 1 2B: 0 SAC: 0 3B: 0 DP: 0 HR: 0 HBP: 0						

PITCHER		IP	WLS	BF	H	R	ER	SO	BB	IBB	HBP	BLK	WP	HR	S	P	ERA	WHIP
Randy Lerch, L ERA: 4.68	(1, 1)	1.2		13	5	5	1	1	2	0	0	0	0	0	13	21	5.40	4.200
Reggie Cleveland, R ERA: 4.95	(2, 1)	5.1	W	19	3	0	0	2	1	0	0	0	0	0	22	26	0.00	0.750
Rollie Fingers, R ERA: 1.11	(8, 1)	2.0	S	7	0	0	0	4	1	0	0	0	0	0	14	18	0.00	0.500

PITCHER	IP	WLS	BF	H	R	ER	SO	BB	IBB	HBP	BLK	WP	HR	S	P	ERA	WHIP

TOP

Oakland Athletics @ Milwaukee Brewers

Milwaukee County Stadium, Milwaukee, WI

Sat May 16 1981, 8:05 PM EDT
Att. 33,937 - Unknown - 46 F

livebaseballscorecards.com

AB	34
R	5
H	8
RBI	3
BB	4
SO	7
LOB	16

WP: 0 PA: 39
PB: 0
SB: 5
CS: 1

Oakland Athletics @ Milwaukee Brewers

Milwaukee County Stadium, Milwaukee, WI

Sat May 16 1981, 8:05 PM EDT

Att. 33,937 - Unknown - 46 F

BOTTOM

livebaseballscorecards.com

Batter	1	2	3	4	5	6	7	8	9	AB	R	H	RBI	BB	SO	LOB
Jim Gantner, L (1, 4) OBP: 0.325, SLG: 0.349	E4	F7		F7			3B 1B			4	2	1	0	0	0	0
Roy Howell, L (1, 5) OBP: 0.362, SLG: 0.340	2B E 1B 1-2	BBB FC6-4 BB		F9			SSS K			3	1	1	0	1	1	1
Cecil Cooper, L (1, 3) OBP: 0.281, SLG: 0.330 Marshall Edwards, L (7, PR) OBP: 0.136, SLG: 0.136 (8, 8)	E 1B 2B 1-3 2-H	FC6-4 WP BB 1-2f		5-3			FC4-6 3B 1-H			4 0	1 1	2 0	2 0	0 0	0 0	1 0
Gorman Thomas, R (1, 8) OBP: 0.388, SLG: 0.600 Sal Bando, R (8, 3) OBP: 0.273, SLG: 0.222	F6	BBB WP BB 1-2			5-3		FC4-6 IBB			2 0	0 0	0 0	0 0	2 0	0 0	2 0
Ben Oglivie, L (1, 7) OBP: 0.314, SLG: 0.420	E1 1B 1B 2-3 3-H	SSS K 1-2 2-3			F8		FC4-6 1-2f 3-H			4	1	0	2	0	1	4
Ted Simmons, S (1, 10) OBP: 0.262, SLG: 0.336	F5	G3			6-3		F9			4	0	0	0	0	0	4
Charlie Moore, R (1, 2) OBP: 0.391, SLG: 0.489	1B 1B 1-2 3-H	F2				CS 1B		F3		4	0	2	1	0	0	0
Mark Brouhard, R (1, 9) OBP: 0.308, SLG: 0.378	1-3 2-H 1B	1B				F8 1-2		6-3		4	0	2	1	0	0	1
Ed Romero, R (1, 6) OBP: 0.220, SLG: 0.158	SSS K	F7				F6		F4		4	0	0	0	0	1	3
Inning Stats	R: 4 E: 2 K: 1 S: 11 H: 4 LOB: 2 BB: 0 P: 11	R: 0 E: 0 K: 1 S: 5 H: 0 LOB: 2 BB: 2 P: 13	R: 0 E: 0 K: 0 S: 4 H: 1 LOB: 1 BB: 0 P: 4	R: 0 E: 0 K: 0 S: 3 H: 0 LOB: 0 BB: 0 P: 3	R: 0 E: 0 K: 0 S: 3 H: 0 LOB: 0 BB: 0 P: 3	R: 0 E: 0 K: 0 S: 3 H: 1 LOB: 0 BB: 0 P: 3	R: 2 E: 0 K: 1 S: 7 H: 2 LOB: 2 BB: 1 P: 11	R: 0 E: 0 K: 0 S: 3 H: 0 LOB: 0 BB: 0 P: 3		1B: 6 2B: 1 3B: 1 HR: 0 SF: 0 SAC: 0 DP: 0 HBP: 0						

	AB	33
	R	6
	H	8
	RBI	6
	BB	3
	SO	3
	LOB	16

WP: 1 PB: 0 SB: 0 CS: 1 PA: 36

PITCHER		IP	WLS	BF	H	R	ER	SO	BB	IBB	HBP	BLK	WP	HR	S	P	ERA	WHIP
Brian Kingman, R ERA: 2.06	(1, 1)	6.0		28	7	5	1	2	2	0	0	0	1	0	30	38	1.50	1.500
Bob Owchinko, L ERA: 1.46	(7, 1)	2.0	L	8	1	1	1	1	0	1	0	0	0	0	9	13	4.50	0.500

PITCHER	IP	WLS	BF	H	R	ER	SO	BB	IBB	HBP	BLK	WP	HR	S	P	ERA	WHIP

Batter	1	2	3	4	5	6	7	8	9	AB	R	H	RBI	BB	SO	LOB
Rickey Henderson, R (1, 7) OBP: 0.371, SLG: 0.447	S S S 0-3 ① K		x 0-0 S 1-H 2B		x 0-0 ② ③ L3-6 2-3			x 0-0 ③ F9		4	0	1	1	0	1	1
Dwayne Murphy, L (1, 8) OBP: 0.374, SLG: 0.450	x 0-0 ② F9		B B B B 4-0 S BB			x 0-0 G3-6 1B			B B B B 4-0 1B BB	2	0	1	0	2	0	0
Wayne Gross, L (1, 5) OBP: 0.311, SLG: 0.312 Cliff Johnson, R (9, PH) OBP: 0.344, SLG: 0.519	x 0-0 ③ 3-1		x 0-0 ② F6			x 0-0 ① ② G3-6 1-2f			x 0-0 ① F8	3 1	0 0	0 0	0 0	0 0	0 0	3 1
Tony Armas, R (1, 9) OBP: 0.335, SLG: 0.566		x 0-0 ① F8	x 0-0 ③ 6-3 1-2 2-3			x 0-0 ③ F3			x 0-0 1-2 1B	4	0	1	0	0	0	2
Dave Revering, L (1, 3) OBP: 0.320, SLG: 0.333		x 0-0 ② 4-3		x 0-0 ① G3			x 0-0 ① 1-3		x 0-0 ② F6	4	0	0	0	0	0	2
Mike Heath, R (1, 2) OBP: 0.260, SLG: 0.331		x 0-0 ③ F8		x 0-0 ② 6-3			x 0-0 ② F7		x 0-0 ③ 1-3	4	0	0	0	0	0	2
Mitchell Page, L (1, 10) OBP: 0.220, SLG: 0.278			x 0-0 1-3 1B 1B	x 0-0 ③ 6-3			S S S 0-3 ③ K			3	1	1	0	0	1	0
Dave McKay, S (1, 4) OBP: 0.265, SLG: 0.302			x 0-0 ① 1-3 1-2		x 0-0 L3-6 SH1 1B			x 0-0 ① 5-3		3	0	1	0	0	0	1
Fred Stanley, R (1, 6) OBP: 0.302, SLG: 0.217 Tim Hosley, R (8, PH) OBP: 0.200, SLG: 0.357 Rob Picciolo, R (8, 6) OBP: 0.299, SLG: 0.397			x 0-0 2-H 2B 1B		x 0-0 ① SH1 1-2			x 0-0 ② F9		1 1 0	1 0 0	1 0 0	1 0 0	0 0 0	0 0 0	0 0 0
Inning Stats	R: 0 E: 0 K: 1 S: 5 H: 0 LOB: 0 BB: 0 P: 5	R: 0 E: 0 K: 0 S: 3 H: 0 LOB: 0 BB: 0 P: 3	R: 2 E: 0 K: 0 S: 6 H: 3 LOB: 2 BB: 1 P: 10	R: 0 E: 0 K: 0 S: 3 H: 0 LOB: 0 BB: 0 P: 3	R: 0 E: 0 K: 0 S: 3 H: 1 LOB: 0 BB: 0 P: 3	R: 0 E: 0 K: 0 S: 3 H: 1 LOB: 0 BB: 0 P: 3	R: 0 E: 0 K: 1 S: 5 H: 0 LOB: 0 BB: 0 P: 5	R: 0 E: 0 K: 0 S: 3 H: 0 LOB: 0 BB: 0 P: 3	R: 0 E: 0 K: 0 S: 4 H: 1 LOB: 2 BB: 1 P: 8	1B: 5 2B: 3 3B: 0 HR: 0 SF: 0 SAC: 1 DP: 2 HBP: 0						

PITCHER		IP	WLS	BF	H	R	ER	SO	BB	IBB	HBP	BLK	WP	HR	S	P	ERA	WHIP
Moose Haas, R ERA: 4.2	(1, 1)	7.0	W	25	5	2	2	2	1	0	0	0	0	0	28	32	2.57	0.857
Jamie Easterly, L ERA: 1.52	(8, 1)	2.0		8	1	0	0	0	1	0	0	0	0	0	7	11	0.00	1.000

PITCHER	IP	WLS	BF	H	R	ER	SO	BB	IBB	HBP	BLK	WP	HR	S	P	ERA	WHIP

TOP

Oakland Athletics @ Milwaukee Brewers

Milwaukee County Stadium, Milwaukee, WI

Sun May 17 1981, 4:33 AM EDT
Att. 33,142 - Unknown - 45 F

livebaseballscorecards.com

AB	30
R	2
H	6
RBI	2
BB	2
SO	2
LOB	12

WP: 0 PB: 0 SB: 2 CS: 0 PA: 33

Batter	1	2	3	4	5	6	7	8	9	AB	R	H	RBI	BB	SO	LOB
Jim Gantner, L (1, 4) OBP: 0.331, SLG: 0.349	S S S 0-3 ① K			x 0-0 ① G3		B B B B 4-0 BB E BB	x 0-0 G4-6-3 SH 1B			3	1	1	0	1	1	0
Charlie Moore, R (1, 10) OBP: 0.388, SLG: 0.468	x 0-0 ② F3			x 0-0 ② 6-3		B B B B 4-0 E 1-2 SF8 BB	x 0-0 SH G4-6-3 1-2			2	1	0	0	1	0	0
Cecil Cooper, L (1, 3) OBP: 0.280, SLG: 0.328	x 0-0 ③ 6-3			x 0-0 1B		x 0-0 E4 SF8 1-3 2-H 3B	x 0-0 ① ② G4-6-3 1-2f 2-3			4	1	1	0	0	0	3
Ben Oglivie, L (1, 7) OBP: 0.319, SLG: 0.413		x 0-0 ① 3-1		x 0-0 ③ L3		I I I 4-0 SF8 3B IBB	B B B B 4-0 BB			2	1	0	0	2	0	1
Roy Howell, L (1, 5) OBP: 0.355, SLG: 0.358		x 0-0 ② F7			x 0-0 F9 SF8 2B	x 0-0 ② SF8 1-2 2-3 3-H	x 0-0 ③ 4-3			3	1	1	1	0	0	2
Ted Simmons, S (1, 2) OBP: 0.262, SLG: 0.351		x 0-0 ③ F8			x 0-0 ① F9 2-3	x 0-0 1B 2-H 3-H 3B		x 0-0 ① F9		4	1	1	2	0	0	1
Mark Brouhard, R (1, 9) OBP: 0.349, SLG: 0.425			x 0-0 CS 1B		x 0-0 ② SF8 3-H	x 0-0 1B 3-H 1B		x 0-0 FC4-6 1B		3	0	3	2	0	0	0
Marshall Edwards, L (1, 8) OBP: 0.154, SLG: 0.154			x 0-0 ① ② B1-3 1-2		x 0-0 ③ 4-3	x 0-0 1-2 1B		x 0-0 ② FC4-6 S 1-2f		4	0	1	0	0	0	2
Ed Romero, R (1, 6) OBP: 0.200, SLG: 0.143			S S S 0-3 ③ K			x 0-0 ③ 5-3 0-0 F8		x 0-0 ③ F7 1-2		4	0	0	0	0	1	3
Inning Stats	R: 0 H: 0 E: 0 LOB: 0 K: 1 BB: 0 S: 5 P: 5	R: 0 H: 0 E: 0 LOB: 0 K: 0 BB: 0 S: 3 P: 3	R: 0 H: 1 E: 0 LOB: 0 K: 1 BB: 0 S: 5 P: 5	R: 0 H: 1 E: 0 LOB: 1 K: 0 BB: 0 S: 4 P: 4	R: 1 H: 1 E: 0 LOB: 0 K: 0 BB: 0 S: 4 P: 4	R: 5 H: 3 E: 1 LOB: 2 K: 0 BB: 3 S: 7 P: 19	R: 0 H: 1 E: 0 LOB: 2 K: 0 BB: 1 S: 4 P: 8	R: 0 H: 1 E: 0 LOB: 1 K: 0 BB: 0 S: 4 P: 4		1B: 6 SF: 2 2B: 1 SAC: 1 3B: 1 DP: 1 HR: 0 HBP: 0						

BOTTOM

Oakland Athletics @ Milwaukee Brewers

Milwaukee County Stadium, Milwaukee, WI

Sun May 17 1981, 4:33 AM EDT

Att. 33,142 - Unknown - 45 F

livebaseballscorecards.com

AB	29
R	6
H	8
RBI	5
BB	4
SO	2
LOB	12

PITCHER		IP	WLS	BF	H	R	ER	SO	BB	IBB	HBP	BLK	WP	HR	S	P	ERA	WHIP
Rick Langford, R ERA: 3.04	(1, 1)	8.0	L	36	8	6	1	2	3	1	0	0	0	0	36	52	1.12	1.375

PITCHER	IP	WLS	BF	H	R	ER	SO	BB	IBB	HBP	BLK	WP	HR	S	P	ERA	WHIP

Batter	1	2	3	4	5	6	7	8	9	AB	R	H	RBI	BB	SO	LOB
Rickey Henderson, R (1, 7) OBP: 0.380, SLG: 0.469	F8			FC3-6 1B			G3 3-1 2B		2B	4	1	3	0	0	0	0
Dwayne Murphy, L (1, 8) OBP: 0.365, SLG: 0.437	K			FC3-6 G5-4-3 1-2f			G3 2-3		F7	4	0	0	0	0	1	3
Cliff Johnson, R (1, 10) OBP: 0.333, SLG: 0.500	K			G5-4-3 1-2f			3-1 3-H			3	0	0	1	0	1	1
Tony Armas, R (1, 9) OBP: 0.329, SLG: 0.555		F6			6-3		2-3			3	0	0	0	0	0	0
Mike Heath, R (1, 2) OBP: 0.254, SLG: 0.323		K			K			F8		3	0	0	0	0	2	0
Jeff Newman, R (1, 3) OBP: 0.237, SLG: 0.296		F8			F7			F6		3	0	0	0	0	0	0
Shooty Babitt, R (1, 4) OBP: 0.340, SLG: 0.287			K			4-3		K		3	0	0	0	0	2	0
Dave McKay, S (1, 5) OBP: 0.254, SLG: 0.288			6-3			K			F6	3	0	0	0	0	1	0
Rob Picciolo, R (1, 6) OBP: 0.286, SLG: 0.379			6-3			F8			1-3	3	0	0	0	0	0	0
Inning Stats	R: 0 E: 0 K: 2 S: 7 H: 0 LOB: 0 BB: 0 P: 7	R: 0 E: 0 K: 1 S: 5 H: 0 LOB: 0 BB: 0 P: 5	R: 0 E: 0 K: 1 S: 5 H: 0 LOB: 0 BB: 0 P: 5	R: 0 E: 0 K: 0 S: 3 H: 1 LOB: 0 BB: 0 P: 3	R: 0 E: 0 K: 1 S: 5 H: 0 LOB: 0 BB: 0 P: 5	R: 0 E: 0 K: 1 S: 5 H: 0 LOB: 0 BB: 0 P: 5	R: 1 E: 0 K: 0 S: 4 H: 1 LOB: 0 BB: 0 P: 4	R: 0 E: 0 K: 1 S: 5 H: 0 LOB: 0 BB: 0 P: 5	R: 0 E: 0 K: 0 S: 4 H: 1 LOB: 1 BB: 0 P: 4	1B: 1 2B: 2 3B: 0 HR: 0	SF: 0 SAC: 0 DP: 1 HBP: 0	WP: 0 PB: 0 SB: 0 CS: 0	PA: 29				

PITCHER	IP	WLS	BF	H	R	ER	SO	BB	IBB	HBP	BLK	WP	HR	S	P	ERA	WHIP
Scott McGregor, L (1, 1) ERA: 2.13	9.0	W	29	3	1	1	7	0	0	0	0	0	0	43	43	1.00	0.333

PITCHER	IP	WLS	BF	H	R	ER	SO	BB	IBB	HBP	BLK	WP	HR	S	P	ERA	WHIP

TOP

Oakland Athletics @ Baltimore Orioles

Memorial Stadium, Baltimore, MD

Mon May 18 1981, 7:05 PM EDT

Att. 23,428 - Unknown - 55 F

livebaseballscorecards.com

AB	29
R	1
H	3
RBI	1
BB	0
SO	7
LOB	4

BOTTOM

Oakland Athletics @ Baltimore Orioles

Memorial Stadium, Baltimore, MD

Mon May 18 1981, 7:05 PM EDT

Att. 23,428 - Unknown - 55 F

livebaseballscorecards.com

Batter	1	2	3	4	5	6	7	8	9	AB	R	H	RBI	BB	SO	LOB
Al Bumbry, L (1, 8) OBP: 0.352, SLG: 0.339	S S S 0-3 K ①	x 0-0 L7 ③			S S S 0-3 K ②		x 0-0 5-3 ②			4	0	0	0	0	2	4
Rich Dauer, R (1, 4) OBP: 0.347, SLG: 0.359	x 0-0 5-3 ②		S S S 0-3 K ①		x 0-0 5-3 ③		B B B B 4-0 2B BB			3	1	0	0	1	1	1
Ken Singleton, S (1, 10) OBP: 0.450, SLG: 0.655	x 0-0 6-3 ③		x 0-0 2-3 ②			x 0-0 L9 ①	x 0-0 1-H 2-H 2B			4	0	1	2	0	0	0
Eddie Murray, S (1, 3) OBP: 0.273, SLG: 0.375		S S S 0-3 K ①	S S S 0-3 K ③			x 0-0 3-1 ②	x 0-0 L9 ③			1	0	0	0	0	1	0
Terry Crowley, L (3, PH) (4, 3) OBP: 0.393, SLG: 0.353										3	0	0	0	0	1	1
John Lowenstein, L (1, 7) OBP: 0.322, SLG: 0.320		B B B B 4-0 CS BB		x 0-0 F5 ①		B B B B 4-0 1B BB		x 0-0 F7 ①		2	0	0	0	2	0	0
Gary Roenicke, R (1, 9) OBP: 0.424, SLG: 0.440		x 0-0 BB 1B 1-2 1B ②		x 0-0 6-3 ②		x 0-0 1-2 1B		x 0-0 E2 1B		4	2	3	0	0	0	0
Rick Dempsey, R (1, 2) OBP: 0.349, SLG: 0.437		x 0-0 BB 1-2 1B 1B		x 0-0 F3 ③		x 0-0 3-1 ③		x 0-0 L7 ②		4	1	1	0	0	0	3
Doug DeCinces, R (1, 5) OBP: 0.292, SLG: 0.293		B B B B 4-0 1B 1-2 2-3 BB			B B B B 4-0 SH1-4 BB		x 0-0 2B 2B	x 0-0 2-H 1B ③		2	1	2	1	2	0	0
Mark Belanger, R (1, 6) OBP: 0.192, SLG: 0.180		x 0-0 1-3 2-H 3-H 1B			x 0-0 SH1-4 ① 1-2		x 0-0 F4 ①			2	0	1	2	0	0	1

	AB	29
	R	5
	H	8
	RBI	5
	BB	5
	SO	5
	LOB	10

Inning Stats	1	2	3	4	5	6	7	8	9
	R: 0 E: 0 K: 1 S: 5	H: 0 LOB: 0 BB: 0 P: 5	R: 2 E: 0 K: 1 S: 7	H: 3 LOB: 2 BB: 2 P: 15	R: 0 E: 0 K: 2 S: 7	H: 0 LOB: 0 BB: 0 P: 7	R: 0 E: 0 K: 0 S: 3	H: 0 LOB: 0 BB: 0 P: 3	R: 0 E: 0 K: 1 S: 5	H: 0 LOB: 1 BB: 1 P: 9	R: 0 E: 0 K: 0 S: 4	H: 1 LOB: 2 BB: 1 P: 8	R: 2 E: 0 K: 0 S: 5	H: 2 LOB: 1 BB: 1 P: 9	R: 1 E: 1 K: 0 S: 4	H: 2 LOB: 1 BB: 0 P: 4

	1B: 6	SF: 0	WP: 0	PA: 35
	2B: 2	SAC: 1	PB: 0	
	3B: 0	DP: 0	SB: 0	
	HR: 0	HBP: 0	CS: 1	

PITCHER	IP	WLS	BF	H	R	ER	SO	BB	IBB	HBP	BLK	WP	HR	S	P	ERA	WHIP
Matt Keough, R (1, 1) ERA: 2.44	8.0	L	35	8	5	4	5	5	0	0	0	0	0	40	60	4.50	1.625

PITCHER	IP	WLS	BF	H	R	ER	SO	BB	IBB	HBP	BLK	WP	HR	S	P	ERA	WHIP

Batter	1	2	3	4	5	6	7	8	9	AB	R	H	RBI	BB	SO	LOB
Rickey Henderson, R (1, 7) OBP: 0.381, SLG: 0.463	6-3		HR 1B (1-2)	BB			F6		K	4	1	1	0	1	1	0
Dwayne Murphy, L (1, 8) OBP: 0.362, SLG: 0.453	4-3		HR (1-H, 2-H)	K			K			4	1	1	3	0	2	2
Cliff Johnson, R (1, 10) OBP: 0.330, SLG: 0.500	L6		5-3		2B		K			4	0	1	0	0	1	0
Tony Armas, R (1, 9) OBP: 0.327, SLG: 0.553		F9 2B	K		K			K		4	1	1	0	0	3	1
Mike Heath, R (1, 2) OBP: 0.254, SLG: 0.315		F9 (2-3)	BB		5-3			F7		3	0	0	0	1	0	2
Jeff Newman, R (1, 3) OBP: 0.241, SLG: 0.311		2B (3-H)	K		F9			HR		3	0	1	1	0	1	2
Wayne Gross, L (8, PH) OBP: 0.319, SLG: 0.359										1	1	1	1	0	0	0
(8, 3)																
Shooty Babitt, R (1, 4) OBP: 0.340, SLG: 0.281		F9		6-3		CS BB		4-3		2	0	0	0	1	0	1
Dave Revering, L (8, PH) OBP: 0.320, SLG: 0.333										0	0	0	0	0	0	0
Tim Hosley, R (8, PH) OBP: 0.188, SLG: 0.333										1	0	0	0	0	0	0
Brian Doyle, L (8, 4) OBP: 0.143, SLG: 0.111										0	0	0	0	0	0	0
Dave McKay, S (1, 5) OBP: 0.240, SLG: 0.271		F9	K				K (1-2)		F9	4	0	0	0	0	2	2
Fred Stanley, R (1, 6) OBP: 0.316, SLG: 0.240			HR 1B	E5 1B			F9		6-3	4	1	2	0	0	0	0
Inning Stats	R: 0 E: 0 K: 0 S: 3	H: 0 LOB: 0 BB: 0 P: 3	R: 1 E: 0 K: 0 S: 5	H: 2 LOB: 1 BB: 0 P: 5	R: 3 E: 0 K: 2 S: 10	H: 3 LOB: 1 BB: 1 P: 14	R: 0 E: 1 K: 2 S: 8	H: 1 LOB: 2 BB: 1 P: 12	R: 0 E: 0 K: 1 S: 6	H: 1 LOB: 1 BB: 0 P: 6	R: 0 E: 0 K: 1 S: 4	H: 0 LOB: 0 BB: 1 P: 8	R: 0 E: 0 K: 2 S: 7	H: 0 LOB: 0 BB: 0 P: 7	R: 1 E: 0 K: 1 S: 6	H: 1 LOB: 0 BB: 0 P: 6	R: 0 E: 0 K: 1 S: 5	H: 0 LOB: 0 BB: 0 P: 5

1B: 3 SF: 0
2B: 3 SAC: 0
3B: 0 DP: 0
HR: 2 HBP: 0

WP: 0 PA: 37
PB: 0
SB: 0
CS: 1

PITCHER		IP	WLS	BF	H	R	ER	SO	BB	IBB	HBP	BLK	WP	HR	S	P	ERA	WHIP
Mike Flanagan, L ERA: 3.23	(1, 1)	7.0	W	30	7	4	4	8	3	0	0	0	0	1	43	55	5.14	1.429
Tim Stoddard, R ERA: 5.63	(8, 1)	0.2		3	1	1	1	1	0	0	0	0	0	1	5	5	13.50	1.500
Tippy Martinez, L ERA: 1.32	(8, 1)	1.1	S	4	0	0	0	1	0	0	0	0	0	0	6	6	0.00	0.000

PITCHER	IP	WLS	BF	H	R	ER	SO	BB	IBB	HBP	BLK	WP	HR	S	P	ERA	WHIP

TOP

Oakland Athletics @ Baltimore Orioles

Memorial Stadium, Baltimore, MD

Tue May 19 1981, 7:05 PM EDT
Att. 14,689 - Unknown - 51 F

livebaseballscorecards.com

AB	34
R	5
H	8
RBI	5
BB	3
SO	10
LOB	10

Batter	1	2	3	4	5	6	7	8	9	AB	R	H	RBI	BB	SO	LOB
Al Bumbry, L (1, 8) OBP: 0.361, SLG: 0.344	BB S 1B 1B	F5 ②			F7 ①	S 1-3 3-H 1B		E HBP		4	1	2	1	0	0	2
Rich Dauer, R (1, 4) OBP: 0.330, SLG: 0.340	F7 ①	6-3 ③			F9 ②	4-3 1-2		F2 1-2 ②		5	0	0	0	0	0	6
Gary Roenicke, R (1, 9) OBP: 0.433, SLG: 0.443	BB 1-2 1B BB		FC6-4 1B		1B		5-3 ①	F1 ③		4	1	2	0	1	0	1
Eddie Murray, S (1, 3) OBP: 0.272, SLG: 0.398	K ②		F8 ①		K ③		HR			4	1	1	1	0	2	4
John Lowenstein, L (1, 7) OBP: 0.349, SLG: 0.327	1B 1-2 2-3 BB		F9 ②			WP 1B HBP	F8 BLK 1B 1B			2	2	1	0	1	0	1
Jose Morales, R (1, 10) OBP: 0.409, SLG: 0.429	1-3 2-H 3-H 1B ③		FC6-4 1-2f ③			F4 ①	F8 1-3 ②			4	0	1	2	0	0	3
Doug DeCinces, R (1, 5) OBP: 0.299, SLG: 0.294		F8 ①		F9 ①		E 1B 1-2 1B BB	1B 3-H			3	1	1	1	1	0	0
Rick Dempsey, R (1, 2) OBP: 0.345, SLG: 0.427		BB 1B		F8 ②		F7 ②	F7 ③			4	0	1	0	0	0	3
Mark Belanger, R (1, 6) OBP: 0.204, SLG: 0.176 Terry Crowley, L (6, PH) OBP: 0.403, SLG: 0.365 Bobby Bonner, R (6, PR) OBP: 0.333, SLG: 0.409 (7, 6)		1-2 BB		F6 ③		E8 1B 1-3 2-H 1B		F3 ①		1 1 1	0 0 0	0 1 0	0 1 0	1 0 0	0 0 0	0 0 0
Inning Stats	R: 2 E: 0 K: 1 S: 6 H: 2 LOB: 2 BB: 2 P: 14	R: 0 E: 0 K: 0 S: 4 H: 1 LOB: 2 BB: 1 P: 8	R: 0 E: 0 K: 0 S: 4 H: 1 LOB: 1 BB: 0 P: 4	R: 0 E: 0 K: 0 S: 3 H: 0 LOB: 0 BB: 0 P: 3	R: 0 E: 0 K: 1 S: 6 H: 1 LOB: 1 BB: 0 P: 6	R: 2 E: 1 K: 0 S: 5 H: 2 LOB: 3 BB: 1 P: 10	R: 2 E: 0 K: 0 S: 6 H: 3 LOB: 1 BB: 0 P: 6	R: 0 E: 1 K: 0 S: 3 H: 0 LOB: 1 BB: 0 P: 4		1B: 9 2B: 0 3B: 0 HR: 1	SF: 0 SAC: 0 DP: 0 HBP: 2					

PITCHER	IP	WLS	BF	H	R	ER	SO	BB	IBB	HBP	BLK	WP	HR	S	P	ERA	WHIP
Mike Norris, R (1, 1) ERA: 3.88	8.0	L	39	10	6	6	2	4	0	2	1	1	1	37	55	6.75	1.750

PITCHER	IP	WLS	BF	H	R	ER	SO	BB	IBB	HBP	BLK	WP	HR	S	P	ERA	WHIP

BOTTOM

Oakland Athletics @ Baltimore Orioles

Memorial Stadium, Baltimore, MD

Tue May 19 1981, 7:05 PM EDT
Att. 14,689 - Unknown - 51 F

livebaseballscorecards.com

AB	33
R	6
H	10
RBI	6
BB	4
SO	2
LOB	20

WP: 1 PA: 39
PB: 0
SB: 2
CS: 0

Batter	1	2	3	4	5	6	7	8	9	AB	R	H	RBI	BB	SO	LOB
Rickey Henderson, R (1, 7) OBP: 0.378, SLG: 0.454	5-3		5-3			BBBB 4-0 HR BB	F3			3	1	0	0	1	0	2
Dwayne Murphy, L (1, 8) OBP: 0.359, SLG: 0.469	K			SSS 0-3 K		1-H 0-0 HR		1-3		4	1	1	2	0	2	0
Mitchell Page, L (1, 10) OBP: 0.226, SLG: 0.333	4-3			SSS 0-3 K		0-0 HR		F7		3	1	1	1	0	1	0
Tim Hosley, R (8, PH) OBP: 0.176, SLG: 0.313										1	0	0	0	0	0	0
Tony Armas, R (1, 9) OBP: 0.325, SLG: 0.552		2B		SSS 0-3 K		F9		F7		4	0	1	0	0	1	0
Wayne Gross, L (1, 5) OBP: 0.309, SLG: 0.346		F3			G3	F4			F6	3	0	0	0	0	0	1
Jeff Newman, R (9, PH) OBP: 0.238, SLG: 0.307										1	0	0	0	0	0	0
Cliff Johnson, R (1, 3) OBP: 0.327, SLG: 0.483		F7			E6		H 1-0 G1-6-3 HBP		5-3	3	0	0	0	0	0	1
Mike Heath, R (1, 2) OBP: 0.246, SLG: 0.305		5-3			SSS 0-3 K		G1-6-3 1-2f		F4	4	0	0	0	0	1	3
Brian Doyle, L (1, 4) OBP: 0.161, SLG: 0.133			5-3		1-3		1B 1B			3	0	1	0	0	0	1
Rob Picciolo, R (1, 6) OBP: 0.288, SLG: 0.377			5-3			SSS 0-3 K	1-3 1B			3	0	1	0	0	1	0
Inning Stats	R: 0 E: 0 K: 1 S: 5 H: 0 LOB: 0 BB: 0 P: 5	R: 0 E: 0 K: 0 S: 4 H: 1 LOB: 1 BB: 0 P: 4	R: 0 E: 0 K: 0 S: 3 H: 0 LOB: 0 BB: 0 P: 3	R: 0 E: 0 K: 3 S: 9 H: 0 LOB: 0 BB: 0 P: 9	R: 0 E: 1 K: 1 S: 6 H: 0 LOB: 1 BB: 0 P: 6	R: 3 E: 0 K: 1 S: 7 H: 2 LOB: 0 BB: 1 P: 11	R: 0 E: 0 K: 0 S: 4 H: 2 LOB: 2 BB: 0 P: 5	R: 0 E: 0 K: 0 S: 3 H: 0 LOB: 0 BB: 0 P: 3	R: 0 E: 0 K: 0 S: 3 H: 0 LOB: 0 BB: 0 P: 3	1B: 2 2B: 1 3B: 0 HR: 2	SF: 0 SAC: 0 DP: 1 HBP: 1						

PITCHER		IP	WLS	BF	H	R	ER	SO	BB	IBB	HBP	BLK	WP	HR	S	P	ERA	WHIP
Steve Crawford, R ERA: 4.21	(1, 1)	6.0		23	3	3	3	6	1	0	0	0	0	2	34	38	4.50	0.667
Bob Stanley, R ERA: 4.03	(7, 1)	1.0	W	5	2	0	0	0	0	0	1	0	0	0	4	5	0.00	2.000
Tom Burgmeier, L ERA: 3.74	(8, 1)	2.0	S	6	0	0	0	0	0	0	0	0	0	0	6	6	0.00	0.000

PITCHER	IP	WLS	BF	H	R	ER	SO	BB	IBB	HBP	BLK	WP	HR	S	P	ERA	WHIP

TOP

Oakland Athletics @ Boston Red Sox

Fenway Park, Boston, MA

Wed May 20 1981, 7:05 PM EDT

Att. 23,007 - Unknown

livebaseballscorecards.com

AB	32
R	3
H	5
RBI	3
BB	1
SO	6
LOB	8

PA: 34

1B: 2 SF: 0
2B: 1 SAC: 0
3B: 0 DP: 1
HR: 2 HBP: 1

WP: 0
PB: 0
SB: 0
CS: 0

BOTTOM

Oakland Athletics @ Boston Red Sox

Fenway Park, Boston, MA

Wed May 20 1981, 7:05 PM EDT

Att. 23,007 - Unknown

Batter	1	2	3	4	5	6	7	8	9	AB	R	H	RBI	BB	SO	LOB
Jerry Remy, L (1, 4) OBP: 0.431, SLG: 0.391	HR 1B		F8		F7		BB 1B			4	1	2	0	0	0	0
Dwight Evans, R (1, 9) OBP: 0.466, SLG: 0.615	1-H HR		F8			K	1-2 2-3 BB			3	1	1	2	1	1	0
Carl Yastrzemski, L (1, 3) OBP: 0.288, SLG: 0.294	4-3			1B FC4-6 2B		F3	F2			4	1	1	0	0	0	3
Jim Rice, R (1, 7) OBP: 0.299, SLG: 0.390	K			FC4-6 2-3 1B		F2		6-3		4	0	1	0	0	1	0
Tony Perez, R (1, 10) OBP: 0.310, SLG: 0.397 Reid Nichols, R (8, PR) OBP: 0.188, SLG: 0.200	6-3			F4			1-3 BB 1B 1B	FC6-4 BB		3 0	1 0	1 0	0 0	1 0	0 0	2 0
Carney Lansford, R (1, 5) OBP: 0.387, SLG: 0.493		F9	FC4-6 S 1-2f 3-H				F9	FC6-4 FC5-4 1-2f		4	0	0	1	0	0	3
Dave Stapleton, R (1, 6) OBP: 0.317, SLG: 0.370		5-3	F8 1-2				1-3 1-2 1B BB	FC5-4 1-2f		3	1	0	0	1	0	2
Rich Gedman, L (1, 2) OBP: 0.250, SLG: 0.100		F9			F8		1-3 1-2 2-3			3	0	0	0	0	0	2
Rick Miller, L (1, 8) OBP: 0.333, SLG: 0.356			1-3		F7		BB 1B 2-H 3-H 1B			3	0	1	2	0	0	0

	AB	31
	R	5
	H	7
	RBI	5
	BB	3
	SO	2
	LOB	12

livebaseballscorecards.com

Inning Stats	1	2	3	4	5	6	7	8	9
	R: 2 E: 0 K: 1 S: 7 H: 2 LOB: 0 BB: 0 P: 7	R: 0 E: 0 K: 0 S: 3 H: 0 LOB: 0 BB: 0 P: 3	R: 0 E: 0 K: 0 S: 3 H: 0 LOB: 0 BB: 0 P: 3	R: 1 E: 0 K: 0 S: 5 H: 2 LOB: 1 BB: 0 P: 5	R: 0 E: 0 K: 0 S: 3 H: 0 LOB: 0 BB: 0 P: 3	R: 0 E: 0 K: 1 S: 5 H: 0 LOB: 0 BB: 0 P: 5	R: 2 E: 0 K: 0 S: 6 H: 3 LOB: 3 BB: 2 P: 14	R: 0 E: 0 K: 0 S: 3 H: 0 LOB: 1 BB: 1 P: 7	

	1B	5	SF	0	WP	0	PA	34
	2B	1	SAC	0	PB	0		
	3B	0	DP	0	SB	1		
	HR	1	HBP	0	CS	0		

PITCHER		IP	WLS	BF	H	R	ER	SO	BB	IBB	HBP	BLK	WP	HR	S	P	ERA	WHIP
Steve McCatty, R ERA: 2.42	(1, 1)	6.2	L	29	7	5	5	2	2	0	0	0	0	1	31	39	6.75	1.350
Bob Owchinko, L ERA: 1.32	(7, 1)	1.1		5	0	0	0	0	1	0	0	0	0	0	4	8	0.00	0.750

PITCHER	IP	WLS	BF	H	R	ER	SO	BB	IBB	HBP	BLK	WP	HR	S	P	ERA	WHIP

Batter	1	2	3	4	5	6	7	8	9	AB	R	H	RBI	BB	SO	LOB
Rickey Henderson, R (1, 7) OBP: 0.381, SLG: 0.448	4-3		BB			F7		BB		2	0	0	0	2	0	0
Dwayne Murphy, L (1, 8) OBP: 0.357, SLG: 0.459	K		K			3-1		1-3 BB		3	0	0	0	1	2	1
Mitchell Page, L (1, 10) OBP: 0.212, SLG: 0.311	F9			3-1		K		F7		4	0	0	0	0	1	2
Tony Armas, R (1, 9) OBP: 0.324, SLG: 0.551		K		S 2B			K		K	4	0	1	0	0	3	0
Wayne Gross, L (1, 5) OBP: 0.327, SLG: 0.341		HBP		K 2-3			S BB		BB	1	0	0	0	2	1	1
Cliff Johnson, R (1, 3) OBP: 0.315, SLG: 0.462		P3		5-3			K 1-2		F7	4	0	0	0	0	1	4
Jeff Newman, R (1, 2) OBP: 0.226, SLG: 0.291		K			4-3		K		K	4	0	0	0	0	3	3
Brian Doyle, L (1, 4) OBP: 0.176, SLG: 0.152			CS 1B		G3			F7		3	0	1	0	0	0	0
Fred Stanley, R (1, 6) OBP: 0.300, SLG: 0.226			6-3 1-2		K			G1		3	0	0	0	0	1	1
Inning Stats	R: 0 E: 0 K: 1 S: 5 H: 0 LOB: 0 BB: 0 P: 5	R: 0 E: 0 K: 2 S: 7 H: 0 LOB: 1 BB: 0 P: 8	R: 0 E: 0 K: 1 S: 5 H: 1 LOB: 1 BB: 1 P: 9	R: 0 E: 0 K: 1 S: 6 H: 1 LOB: 1 BB: 0 P: 6	R: 0 E: 0 K: 1 S: 5 H: 0 LOB: 0 BB: 0 P: 5	R: 0 E: 0 K: 1 S: 5 H: 0 LOB: 0 BB: 0 P: 5	R: 0 E: 0 K: 3 S: 9 H: 0 LOB: 1 BB: 1 P: 13	R: 0 E: 0 K: 0 S: 3 H: 0 LOB: 2 BB: 2 P: 11	R: 0 E: 0 K: 2 S: 7 H: 0 LOB: 1 BB: 1 P: 11	1B: 1 2B: 1 3B: 0 HR: 0 SF: 0 SAC: 0 DP: 0 HBP: 1						

PITCHER	IP	WLS	BF	H	R	ER	SO	BB	IBB	HBP	BLK	WP	HR	S	P	ERA	WHIP
Dennis Eckersley, R (1, 1) ERA: 5.37	9.0	W	34	2	0	0	12	5	0	1	0	0	0	52	73	0.00	0.778

PITCHER	IP	WLS	BF	H	R	ER	SO	BB	IBB	HBP	BLK	WP	HR	S	P	ERA	WHIP

TOP

Oakland Athletics @ Boston Red Sox

Fenway Park, Boston, MA

Thu May 21 1981, 7:05 PM EDT

Att. 23,145 - Unknown

livebaseballscorecards.com

AB	28
R	0
H	2
RBI	0
BB	5
SO	12
LOB	12

WP: 0	PA: 34
PB: 0	
SB: 4	
CS: 1	

Batter	1	2	3	4	5	6	7	8	9	AB	R	H	RBI	BB	SO	LOB
Jerry Remy, L (1, 4) OBP: 0.425, SLG: 0.385	4-3		1B		F7			4-3 1-2		4	0	1	0	0	0	2
Dwight Evans, R (1, 9) OBP: 0.467, SLG: 0.612	K		1-3 1B			F4			1B HR 1B	4	1	2	0	0	1	0
Carl Yastrzemski, L (1, 10) OBP: 0.287, SLG: 0.292	F5		K			F9			1-2 HR 1B	4	1	1	0	0	1	2
Jim Rice, R (1, 7) OBP: 0.298, SLG: 0.407		5-3		F2		K			1-H 2-H HR	4	1	1	3	0	1	0
Tony Perez, R (1, 3) OBP: 0.311, SLG: 0.396		1B		K			F6			3	0	1	0	0	1	0
Carney Lansford, R (1, 5) OBP: 0.386, SLG: 0.490		P3		K			G6-4-3 1B			3	0	1	0	0	1	1
Dave Stapleton, R (1, 6) OBP: 0.308, SLG: 0.358		4-3			F4		G6-4-3 1-2f			3	0	0	0	0	0	2
Rich Gedman, L (1, 2) OBP: 0.200, SLG: 0.077			K		3-1			6-3		3	0	0	0	0	1	0
Rick Miller, L (1, 8) OBP: 0.342, SLG: 0.359			F8		1B			CS BB		2	0	1	0	1	0	0
Inning Stats	R: 0 E: 0 K: 1 S: 5 H: 0 LOB: 0 BB: 0 P: 5	R: 0 E: 0 K: 0 S: 4 H: 1 LOB: 1 BB: 0 P: 4	R: 0 E: 0 K: 2 S: 9 H: 2 LOB: 2 BB: 0 P: 9	R: 0 E: 0 K: 2 S: 7 H: 0 LOB: 0 BB: 0 P: 7	R: 0 E: 0 K: 0 S: 4 H: 1 LOB: 1 BB: 0 P: 4	R: 0 E: 0 K: 1 S: 5 H: 0 LOB: 0 BB: 0 P: 5	R: 0 E: 0 K: 0 S: 3 H: 1 LOB: 0 BB: 0 P: 3	R: 0 E: 0 K: 0 S: 2 H: 0 LOB: 0 BB: 1 P: 6	R: 3 E: 0 K: 0 S: 3 H: 3 LOB: 0 BB: 0 P: 3	1B: 7 2B: 0 3B: 0 HR: 1 SF: 0 SAC: 0 DP: 1 HBP: 0						

PITCHER	IP	WLS	BF	H	R	ER	SO	BB	IBB	HBP	BLK	WP	HR	S	P	ERA	WHIP
Brian Kingman, R (1, 1) ERA: 2.25	8.0	L	31	8	3	3	6	1	0	0	0	0	1	42	46	3.38	1.125

PITCHER	IP	WLS	BF	H	R	ER	SO	BB	IBB	HBP	BLK	WP	HR	S	P	ERA	WHIP

BOTTOM

Oakland Athletics @ Boston Red Sox

Fenway Park, Boston, MA

Thu May 21 1981, 7:05 PM EDT

Att. 23,145 - Unknown

livebaseballscorecards.com

AB	30
R	3
H	8
RBI	3
BB	1
SO	6
LOB	7

Batter	1	2	3	4	5	6	7	8	9	AB	R	H	RBI	BB	SO	LOB
Alfredo Griffin, S (1, 6) OBP: 0.246, SLG: 0.340	0-0 1B SF8 1B	0-0 ③ F7			0-0 2B			0-0 ① F9		4	1	2	0	0	0	1
Damaso Garcia, R (1, 4) OBP: 0.257, SLG: 0.271	0-0 1-3 1B		0-0 ① F8		0-0 ③ F3			0-0 ② F4		4	0	1	0	0	0	1
Otto Velez, R (1, 10) OBP: 0.360, SLG: 0.368	S S S 0-3 ① K		0-0 ② 5-3			0-0 ① F4		0-0 ③ F3		4	0	0	0	0	1	2
John Mayberry, L (1, 3) OBP: 0.396, SLG: 0.468	0-0 ② SF8 3-H		0-0 ③ 4-3			0-0 ② F4			0-0 ① P2	3	0	0	1	0	0	0
Al Woods, L (1, 7) OBP: 0.248, SLG: 0.253	0-0 ③ 4-3			0-0 ① F6		0-0 1B			0-0 ② F9	4	0	1	0	0	0	1
Lloyd Moseby, L (1, 9) OBP: 0.329, SLG: 0.440		0-0 1B 2B		0-0 ② 4-3		0-0 ③ F7			0-0 1B 1B	4	1	2	0	0	0	1
Barry Bonnell, R (1, 8) OBP: 0.271, SLG: 0.339		0-0 E S 2-H 1B		0-0 ③ F8			0-0 ① F7		0-0 1-2 1B	4	0	2	1	0	0	0
Garth Iorg, R (1, 5) OBP: 0.264, SLG: 0.308 Willie Upshaw, L (9, PH) OBP: 0.269, SLG: 0.410	S S S 0-3 ① K 1-3				0-0 ① F7		S S S 0-3 ② K		0-0 ③ F7	3 1	0 0	0 0	0 0	0 0	2 0	1 2
Buck Martinez, R (1, 2) OBP: 0.226, SLG: 0.296	S S S 0-3 ② K				0-0 ② F9		S S S 0-3 ③ K			3	0	0	0	0	2	1
Inning Stats	R: 1 E: 0 K: 1 S: 7 H: 2 LOB: 1 BB: 0 P: 7	R: 1 E: 0 K: 2 S: 9 H: 2 LOB: 1 BB: 0 P: 9	R: 0 E: 0 K: 0 S: 3 H: 0 LOB: 0 BB: 0 P: 3	R: 0 E: 0 K: 0 S: 3 H: 0 LOB: 0 BB: 0 P: 3	R: 0 E: 0 K: 0 S: 4 H: 1 LOB: 1 BB: 0 P: 4	R: 0 E: 0 K: 0 S: 4 H: 1 LOB: 1 BB: 0 P: 4	R: 0 E: 0 K: 2 S: 7 H: 0 LOB: 0 BB: 0 P: 7	R: 0 E: 0 K: 0 S: 3 H: 0 LOB: 0 BB: 0 P: 3	R: 0 E: 0 K: 0 S: 5 H: 2 LOB: 2 BB: 0 P: 5	1B: 6 2B: 2 3B: 0 HR: 0 SF: 1 SAC: 0 DP: 0 HBP: 0						

PITCHER	IP	WLS	BF	H	R	ER	SO	BB	IBB	HBP	BLK	WP	HR	S	P	ERA	WHIP
Rick Langford, R (1, 1) ERA: 2.92	9.0	W	35	8	2	2	5	0	0	0	0	0	0	45	45	2.00	0.889

PITCHER	IP	WLS	BF	H	R	ER	SO	BB	IBB	HBP	BLK	WP	HR	S	P	ERA	WHIP

Toronto Blue Jays @ Oakland Athletics

Oakland-Alameda County Coliseum, Oakland, CA

Fri May 22 1981, 7:05 PM PDT
Att. 13,426 - Unknown

TOP

livebaseballscorecards.com

AB	34
R	2
H	8
RBI	2
BB	0
SO	5
LOB	10

WP: 0 PA: 35
PB: 0
SB: 1
CS: 0

Batter	1	2	3	4	5	6	7	8	9	AB	R	H	RBI	BB	SO	LOB
Rickey Henderson, R (1, 7) OBP: 0.389, SLG: 0.449	BBBB 4-0 CS 3-1 BB		BBBB 4-0 BB			x 0-0 ① 6-3		x 0-0 S 1B 1B		2	1	1	0	2	0	0
Dwayne Murphy, L (1, 8) OBP: 0.354, SLG: 0.456	x 0-0 ① F7		x 0-0 ② SF9 3-H			x 0-0 ② F3		x 0-0 HBP BB 1-H 1B 1B		3	1	1	2	0	0	1
Jim Spencer, L (1, 3) OBP: 0.250, SLG: 0.258	x 0-0 ② 3-1 1-2		x 0-0 ③ F5			SSS 0-3 ③ K		BBBB 4-0 HBP 1-2 1B BB		3	1	0	0	1	1	2
Wayne Gross, L (1, 5) OBP: 0.333, SLG: 0.333	0-0 ③ CS 2-3	x 0-0 ① F8		x 0-0 ① F5			BBBB 4-0 BB	H 1-0 1B 1-2 2-3 1B HBP		2	1	0	0	1	0	0
Tony Armas, R (1, 9) OBP: 0.322, SLG: 0.544		x 0-0 ② F9		x 0-0 ② L6			SSS 0-3 ① K	x 0-0 FC5 1B 1-3 2-H 3-H 1B		4	0	1	2	0	1	1
Mitchell Page, L (1, 10) OBP: 0.214, SLG: 0.308		SSS 0-3 ③ K		x 0-0 ③ F9			SSS 0-3 ② K	x 0-0 1-2 3-H 1B		4	0	1	1	0	2	1
Mike Heath, R (1, 2) OBP: 0.246, SLG: 0.311			x 0-0 4-3 3B 2B		x 0-0 ① B2-3		x 0-0 ③ F8	x 0-0 ③ FC5 2-3f		4	1	1	0	0	0	3
Brian Doyle, L (1, 4) OBP: 0.162, SLG: 0.139			x 0-0 ① 4-3 2-3		x 0-0 ② 4-3			x 0-0 ① P3		3	0	0	0	0	0	1
Rob Picciolo, R (1, 6) OBP: 0.289, SLG: 0.403			x 0-0 SF9 3-H 3B		x 0-0 ③ F7			x 0-0 ② 1-3		3	1	1	1	0	0	0
Inning Stats	R: 0 H: 0 E: 0 LOB: 0 K: 0 BB: 1 S: 2 P: 6	R: 0 H: 0 E: 0 LOB: 0 K: 1 BB: 0 S: 5 P: 5	R: 2 H: 2 E: 0 LOB: 1 K: 0 BB: 1 S: 5 P: 9	R: 0 H: 0 E: 0 LOB: 0 K: 0 BB: 0 S: 3 P: 3	R: 0 H: 0 E: 0 LOB: 0 K: 0 BB: 0 S: 3 P: 3	R: 0 H: 0 E: 0 LOB: 0 K: 1 BB: 1 S: 5 P: 5	R: 0 H: 0 E: 0 LOB: 1 K: 2 BB: 1 S: 7 P: 11	R: 4 H: 4 E: 0 LOB: 2 K: 0 BB: 1 S: 7 P: 12		1B: 4 SF: 1 2B: 1 SAC: 0 3B: 1 DP: 0 HR: 0 HBP: 1						

PITCHER		IP	WLS	BF	H	R	ER	SO	BB	IBB	HBP	BLK	WP	HR	S	P	ERA	WHIP
Dave Stieb, R ERA: 3.27	(1, 1)	7.2	L	32	5	6	6	4	4	0	1	0	0	0	35	52	7.04	1.174
Jackson Todd, R ERA: 3.8	(8, 1)	0.1		2	1	0	0	0	0	0	0	0	0	0	2	2	0.00	3.000

PITCHER	IP	WLS	BF	H	R	ER	SO	BB	IBB	HBP	BLK	WP	HR	S	P	ERA	WHIP

BOTTOM

Toronto Blue Jays @ Oakland Athletics

Oakland-Alameda County Coliseum, Oakland, CA

Fri May 22 1981, 7:05 PM PDT

Att. 13,426 - Unknown

livebaseballscorecards.com

AB	28
R	6
H	6
RBI	6
BB	4
SO	4
LOB	9

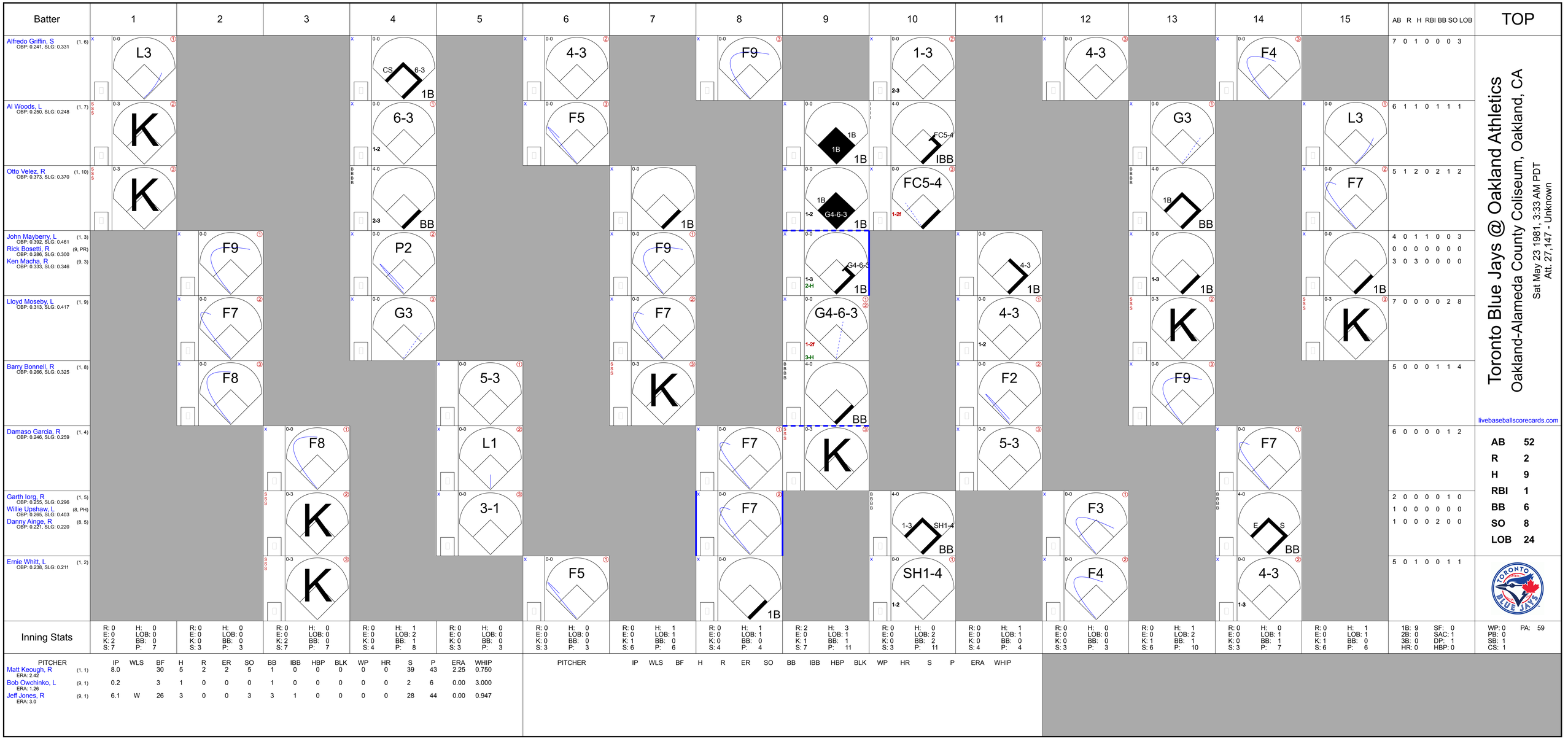
Batter
1
2
3
4
5
6
7
8
9
10
11
12
13
14
15
AB R H RBI BB SO LOB
TOP
Alfredo Griffin, S (1, 6)
OBP: 0.241, SLG: 0.331
L3
K
K
4-3
F5
F9
1-3
4-3
F4
7 0 1 0 0 0 3
Al Woods, L (1, 7)
OBP: 0.250, SLG: 0.248
K
6-3
F5
1B
FC5-4
IBPP
G3
L3
6 1 1 0 1 1 1
Otto Velez, R (1, 10)
OBP: 0.373, SLG: 0.370
K
BB
1B
G4-6-3
FC5-4
BB
F7
5 1 2 0 2 1 2
John Mayberry, L (1, 3)
OBP: 0.392, SLG: 0.461
Rick Bosetti, R (9, PR)
OBP: 0.286, SLG: 0.300
Ken Macha, R (9, 3)
OBP: 0.333, SLG: 0.346
F9
P2
F9
G4-6-3
4-3
1B
4 0 1 1 0 0 3
0 0 0 0 0 0 0
3 0 3 0 0 0 0
Lloyd Moseby, L (1, 9)
OBP: 0.313, SLG: 0.417
F7
G3
F7
G4-6-3
4-3
K
K
7 0 0 0 0 2 8
Barry Bonnell, R (1, 8)
OBP: 0.266, SLG: 0.325
F8
5-3
K
BB
F2
F9
5 0 0 0 1 1 4
Damaso Garcia, R (1, 4)
OBP: 0.246, SLG: 0.259
F8
L1
F7
K
5-3
F7
6 0 0 0 0 1 2
Garth Iorg, R (1, 5)
OBP: 0.255, SLG: 0.296
Willie Upshaw, L (8, PH)
OBP: 0.265, SLG: 0.403
Danny Ainge, R (8, 5)
OBP: 0.221, SLG: 0.220
K
3-1
F7
1-3 SH1-4
BB
F3
E S
BB
2 0 0 0 0 1 0
1 0 0 0 0 0 0
1 0 0 0 2 0 0
Ernie Whitt, L (1, 2)
OBP: 0.238, SLG: 0.211
K
F5
1B
SH1-4
F4
4-3
5 0 1 0 0 1 1
Inning Stats
R: 0 H: 0 E: 0 LOB: 0 K: 2 BB: 0 S: 7 P: 7
R: 0 H: 0 E: 0 LOB: 0 K: 0 BB: 0 S: 3 P: 3
R: 0 H: 0 E: 0 LOB: 0 K: 2 BB: 0 S: 7 P: 7
R: 0 H: 1 E: 0 LOB: 2 K: 0 BB: 1 S: 4 P: 8
R: 0 H: 0 E: 0 LOB: 0 K: 0 BB: 0 S: 3 P: 3
R: 0 H: 0 E: 0 LOB: 0 K: 0 BB: 0 S: 3 P: 3
R: 0 H: 1 E: 0 LOB: 1 K: 1 BB: 0 S: 6 P: 6
R: 0 H: 1 E: 0 LOB: 1 K: 0 BB: 0 S: 4 P: 4
R: 2 H: 3 E: 0 LOB: 1 K: 1 BB: 1 S: 7 P: 11
R: 0 H: 0 E: 0 LOB: 2 K: 0 BB: 2 S: 3 P: 11
R: 0 H: 1 E: 0 LOB: 1 K: 0 BB: 0 S: 4 P: 4
R: 0 H: 0 E: 0 LOB: 0 K: 0 BB: 0 S: 3 P: 3
R: 0 H: 1 E: 0 LOB: 1 K: 0 BB: 1 S: 3 P: 7
R: 0 H: 1 E: 0 LOB: 1 K: 1 BB: 1 S: 6 P: 6
1B: 9 2B: 0 3B: 0 HR: 0
SF: 0 SAC: 1 DP: 1 HBP: 0
WP: 0 PB: 0 SB: 1 CS: 1
PA: 59
Toronto Blue Jays @ Oakland Athletics
Oakland-Alameda County Coliseum, Oakland, CA
Sat May 23 1981, 3:33 AM PDT
Att. 27,147 - Unknown
livebaseballscorecards.com
AB 52
R 2
H 9
RBI 1
BB 6
SO 8
LOB 24
PITCHER IP WLS BF H R ER SO BB IBB HBP BLK WP HR S P ERA WHIP
Matt Keough, R (1, 1) ERA: 2.42 8.0 30 5 2 2 5 1 0 0 0 0 0 0 39 43 2.25 0.750
Bob Owchinko, L (9, 1) ERA: 1.26 0.2 3 1 0 0 0 1 0 0 0 0 0 0 2 6 0.00 3.000
Jeff Jones, R (9, 1) ERA: 3.0 6.1 W 26 3 0 0 3 3 1 0 0 0 0 0 28 44 0.00 0.947

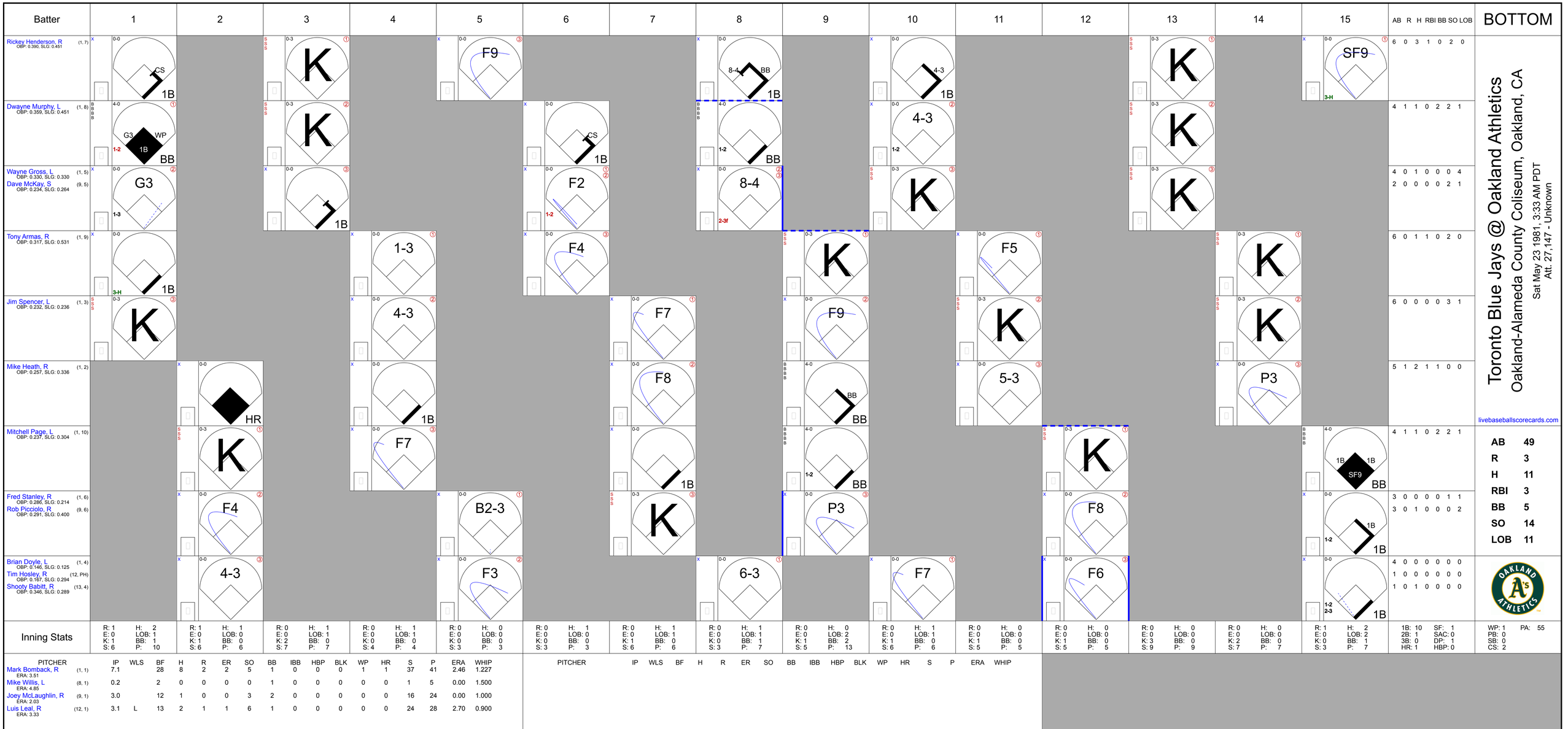
Batter
1
2
3
4
5
6
7
8
9
10
11
12
13
14
15
AB R H RBI BB SO LOB
BOTTOM
Rickey Henderson, R (1, 7) OBP: 0.390, SLG: 0.451
6 0 3 1 0 2 0
Dwayne Murphy, L (1, 8) OBP: 0.359, SLG: 0.451
4 1 1 0 2 2 1
Wayne Gross, L (1, 5) OBP: 0.330, SLG: 0.330
Dave McKay, S (9, 5) OBP: 0.234, SLG: 0.264
4 0 1 0 0 0 4
2 0 0 0 0 2 1
Tony Armas, R (1, 9) OBP: 0.317, SLG: 0.531
6 0 1 1 0 2 0
Jim Spencer, L (1, 3) OBP: 0.232, SLG: 0.236
6 0 0 0 0 3 1
Mike Heath, R (1, 2) OBP: 0.257, SLG: 0.336
5 1 2 1 1 0 0
Mitchell Page, L (1, 10) OBP: 0.237, SLG: 0.304
4 1 1 0 2 2 1
Fred Stanley, R (1, 6) OBP: 0.286, SLG: 0.214
Rob Picciolo, R (9, 6) OBP: 0.291, SLG: 0.400
3 0 0 0 0 1 1
3 0 1 0 0 0 2
Brian Doyle, L (1, 4) OBP: 0.146, SLG: 0.125
Tim Hosley, R (12, PH) OBP: 0.167, SLG: 0.294
Shooty Babitt, R (13, 4) OBP: 0.346, SLG: 0.289
4 0 0 0 0 0 0
1 0 0 0 0 0 0
1 0 1 0 0 0 0
Toronto Blue Jays @ Oakland Athletics
Oakland-Alameda County Coliseum, Oakland, CA
Sat May 23 1981, 3:33 AM PDT
Att. 27,147 - Unknown
livebaseballscorecards.com
AB 49
R 3
H 11
RBI 3
BB 5
SO 14
LOB 11
Inning Stats
PITCHER
Mark Bomback, R (1, 1) ERA: 3.51
Mike Willis, L (8, 1) ERA: 4.85
Joey McLaughlin, R (9, 1) ERA: 2.03
Luis Leal, R (12, 1) ERA: 3.33
IP WLS BF H R ER SO BB IBB HBP BLK WP HR S P ERA WHIP
7.1 28 8 2 2 5 1 0 0 0 1 1 37 41 2.46 1.227
0.2 2 0 0 0 0 1 0 0 0 0 0 1 5 0.00 1.500
3.0 12 1 0 0 3 2 0 0 0 0 0 16 24 0.00 1.000
3.1 L 13 2 1 1 6 1 0 0 0 0 0 24 28 2.70 0.900
1B: 10 SF: 1
2B: 1 SAC: 0
3B: 0 DP: 1
HR: 1 HBP: 0
WP: 1 PA: 55
PB: 0
SB: 0
CS: 2

Batter	1	2	3	4	5	6	7	8	9	10	11	12	AB	R	H	RBI	BB	SO	LOB
Alfredo Griffin, S (1, 6) OBP: 0.244, SLG: 0.327	4-3			K		4-3 HR 1B		F8		BB		P3	5	1	1	0	1	1	0
Damaso Garcia, R (1, 4) OBP: 0.238, SLG: 0.250	F5			B1-3		4-3		4-3		1-3			5	0	0	0	0	0	3
Barry Bonnell, R (1, 9) (9, 7)	F6			G3		HR			5-3 BB		4-3 SH1-4 1B		4	2	2	3	1	0	0
Otto Velez, R (1, 10) OBP: 0.385, SLG: 0.366		G6-4-3 BB			F7	BB			5-3		SH1-4		1	0	0	0	3	0	0
Ken Macha, R (1, 3) Lloyd Moseby, L (9, PH) OBP: 0.309, SLG: 0.410 (9, 9)		G6-4-3			F9	K			B1		4-3		3	0	0	0	0	1	2
George Bell, R (1, 7) Willie Upshaw, L (9, PH) OBP: 0.265, SLG: 0.403 Garth Iorg, R (9, PH) OBP: 0.263, SLG: 0.304 (9, 3)		L3			K		P3		5-3		1B		3	0	0	0	0	1	0
													0	0	0	0	0	0	0
													2	0	1	1	0	0	2
Rick Bosetti, R (1, 8) OBP: 0.277, SLG: 0.289			5-3			5-3 BLK 1B	F7		K		1-3		5	1	1	0	0	1	3
Danny Ainge, R (1, 5) OBP: 0.213, SLG: 0.211			K			5-3	K			4-3		K	5	0	0	0	0	3	1
Buck Martinez, R (1, 2) OBP: 0.222, SLG: 0.281			5-3			4-3 HR 1B		K		K		F8	5	1	1	1	0	2	0
Inning Stats	R: 0 E: 0 K: 0 S: 3 H: 0 LOB: 0 BB: 0 P: 3	R: 0 E: 0 K: 0 S: 2 H: 0 LOB: 0 BB: 1 P: 6	R: 0 E: 0 K: 1 S: 5 H: 0 LOB: 0 BB: 0 P: 5	R: 0 E: 0 K: 1 S: 5 H: 0 LOB: 0 BB: 0 P: 5	R: 0 E: 0 K: 1 S: 5 H: 0 LOB: 0 BB: 0 P: 5	R: 4 E: 0 K: 1 S: 9 H: 4 LOB: 1 BB: 1 P: 13	R: 0 E: 0 K: 1 S: 5 H: 0 LOB: 0 BB: 0 P: 5	R: 0 E: 0 K: 1 S: 5 H: 0 LOB: 0 BB: 0 P: 5	R: 0 E: 0 K: 1 S: 5 H: 0 LOB: 2 BB: 2 P: 13	R: 0 E: 0 K: 1 S: 5 H: 0 LOB: 1 BB: 1 P: 9	R: 1 E: 0 K: 0 S: 5 H: 2 LOB: 1 BB: 0 P: 5	R: 0 E: 0 K: 1 S: 5 H: 0 LOB: 0 BB: 0 P: 5	1B: 5 2B: 0 3B: 0 HR: 1	SF: 0 SAC: 1 DP: 1 HBP: 0					

PITCHER		IP	WLS	BF	H	R	ER	SO	BB	IBB	HBP	BLK	WP	HR	S	P	ERA	WHIP
Tom Underwood, L ERA: 4.43	(1, 1)	8.0		31	4	4	4	6	4	0	0	1	0	1	39	55	4.50	1.000
Bo McLaughlin, R ERA: 8.53	(9, 1)	0.1		1	0	0	0	0	0	0	0	0	0	0	1	1	0.00	0.000
Bob Owchinko, L ERA: 1.5	(9, 1)	3.2	W	14	2	1	1	3	1	0	0	0	0	0	19	23	2.46	0.818

PITCHER	IP	WLS	BF	H	R	ER	SO	BB	IBB	HBP	BLK	WP	HR	S	P	ERA	WHIP

TOP

Toronto Blue Jays @ Oakland Athletics

Oakland-Alameda County Coliseum, Oakland, CA

Sun May 24 1981, 3:33 AM PDT

Unknown

livebaseballscorecards.com

AB	40
R	5
H	6
RBI	5
BB	5
SO	9
LOB	14

WP: 0 PB: 0 SB: 0 CS: 0 PA: 46

Batter	1	2	3	4	5	6	7	8	9	10	11	12	AB	R	H	RBI	BB	SO	LOB
Rickey Henderson, R (1, 7) OBP: 0.407, SLG: 0.461	0-0 S WP 1B 1B		4-0 CS BB		4-0 CS BB	0-0 BB 1-2 1B		0-0 1B HBP 1-2 1B		0-0 F7 ②		0-0 2-H 1B	5	1	4	1	2	0	0
Dwayne Murphy, L (1, 8) OBP: 0.369, SLG: 0.449	0-0 ① F7		4-0 ① FC4-6 1-2 BB		0-0 ① 1B 1-2 1B	4-0 1-2 2-3 BB		1-0 1B 1-2 2-3 HBP		0-0 ③ 4-3			3	0	1	0	2	0	1
Wayne Gross, L (1, 5) OBP: 0.330, SLG: 0.323	4-0 S 1-2 1B BB		0-0 ② FC4-6 1B 1-2f		0-0 BB 1-3 1B	0-0 ③ 2-3 3-H		0-0 ② F2			0-0 ① F9		5	1	1	0	1	0	6
Tony Armas, R (1, 9) OBP: 0.328, SLG: 0.552	0-0 1-H 2-H 1B		0-0 1-2 1B		0-0 ② F4		0-0 ① 1-3	0-0 ③ 1-2 2-3 1B			0-0 HR		6	1	4	3	0	0	2
Jim Spencer, L (1, 3) OBP: 0.239, SLG: 0.234	0-0 ② F9		0-0 ③ 1-3		4-0 FC6-4 1-2 BB		0-0 ② 3-1		0-0 ① F7		0-0 BB 1B		5	0	1	0	1	0	3
Cliff Johnson, R (1, 10) OBP: 0.325, SLG: 0.454	0-3 ③ K			0-0 S 1B 1B	0-0 ③ FC6-4 1-2f		4-0 BB		0-0 ② F7		4-0 G6-4-3 1-2 BB		4	1	1	0	2	1	4
Mike Heath, R (1, 2) OBP: 0.253, SLG: 0.336		0-0 ① 2-3		0-3 ① K 1-2		0-0 ① L5	0-0 ③ 1-3		0-0 2B		0-0 ② ③ G6-4-3 1-2f		6	0	1	0	0	1	4
Fred Stanley, R (1, 6) OBP: 0.299, SLG: 0.220 Tim Hosley, R (9, PH) OBP: 0.158, SLG: 0.278 Rob Picciolo, R (10, 6) OBP: 0.300, SLG: 0.400		0-0 ② 6-3		0-0 G5-6-3 2-H 1B		4-0 BB E 1B BB		0-0 ① F8	0-3 ③ K			4-0 SH3 1B BB	3 1 0	1 0 1	1 0 0	1 0 0	1 1 1	0 1 0	0 1 0
Brian Doyle, L (1, 4) OBP: 0.146, SLG: 0.125 Shooty Babitt, R (2, PH) OBP: 0.339, SLG: 0.284 (3, 4)		0-0 ③ 4-3		0-0 ② ③ G5-6-3 1-2f		0-0 ② F8		0-0 HBP 1B 1B		0-0 ① F3		0-0 ① SH3 1-2	0 5	0 0	0 1	0 0	0 0	0 0	0 2
Inning Stats	R: 2 H: 2 E: 0 LOB: 1 K: 1 BB: 1 S: 7 P: 11	R: 0 H: 0 E: 0 LOB: 0 K: 0 BB: 0 S: 3 P: 3	R: 0 H: 1 E: 0 LOB: 2 K: 0 BB: 2 S: 3 P: 11	R: 1 H: 2 E: 0 LOB: 0 K: 1 BB: 0 S: 6 P: 6	R: 0 H: 2 E: 0 LOB: 3 K: 0 BB: 2 S: 4 P: 12	R: 1 H: 1 E: 1 LOB: 2 K: 0 BB: 2 S: 4 P: 12	R: 0 H: 0 E: 0 LOB: 1 K: 0 BB: 1 S: 3 P: 7	R: 0 H: 3 E: 0 LOB: 3 K: 0 BB: 0 S: 5 P: 6	R: 0 H: 1 E: 0 LOB: 1 K: 1 BB: 0 S: 6 P: 6	R: 0 H: 0 E: 0 LOB: 0 K: 0 BB: 0 S: 3 P: 3	R: 1 H: 2 E: 0 LOB: 1 K: 0 BB: 1 S: 4 P: 8	R: 1 H: 1 E: 0 LOB: 1 K: 0 BB: 1 S: 2 P: 6	1B: 13 SF: 0 2B: 1 SAC: 1 3B: 0 DP: 2 HR: 1 HBP: 1						

PITCHER		IP	WLS	BF	H	R	ER	SO	BB	IBB	HBP	BLK	WP	HR	S	P	ERA	WHIP
Jim Clancy, R ERA: 5.06	(1, 1)	5.2		28	8	4	3	2	6	0	0	0	1	0	26	50	4.76	2.471
Mike Willis, L ERA: 4.5	(6, 1)	2.0		11	2	0	0	0	2	0	1	0	0	0	8	17	0.00	2.000
Roy Lee Jackson, R ERA: 2.83	(8, 1)	2.2		12	4	1	1	1	1	0	0	0	0	1	13	17	3.38	1.875
Joey McLaughlin, R ERA: 2.25	(11, 1)	1.0	L	4	1	1	1	0	1	0	0	0	0	0	3	7	9.00	2.000

PITCHER	IP	WLS	BF	H	R	ER	SO	BB	IBB	HBP	BLK	WP	HR	S	P	ERA	WHIP

BOTTOM

Toronto Blue Jays @ Oakland Athletics

Oakland-Alameda County Coliseum, Oakland, CA

Sun May 24 1981, 3:33 AM PDT

Unknown

livebaseballscorecards.com

AB	43
R	6
H	15
RBI	5
BB	10
SO	3
LOB	23

WP: 1 PA: 55
PB: 0
SB: 3
CS: 2

Batter	1	2	3	4	5	6	7	8	9	AB	R	H	RBI	BB	SO	LOB
Alfredo Griffin, S (1, 6) OBP: 0.239, SLG: 0.320	4-3		F5		F2			K		4	0	0	0	0	1	3
Al Woods, L (1, 7) OBP: 0.241, SLG: 0.239	F9		F5			F2		4-3		4	0	0	0	0	0	1
Otto Velez, R (1, 10) OBP: 0.373, SLG: 0.351	E5			F9		F8			K	4	0	0	0	0	1	0
John Mayberry, L (1, 3) OBP: 0.381, SLG: 0.445	4-3			F8		P3			G3	4	0	0	0	0	0	1
Lloyd Moseby, L (1, 9) OBP: 0.301, SLG: 0.399		F8		F7			4-3		F4	4	0	0	0	0	0	0
Barry Bonnell, R (1, 8) OBP: 0.273, SLG: 0.347		5-3			5-3		F9			3	0	0	0	0	0	0
Ken Macha, R (1, 5) OBP: 0.333, SLG: 0.344		4-3			1B 1B		FC6-4 1B			3	0	2	0	0	0	0
Damaso Garcia, R (1, 4) OBP: 0.240, SLG: 0.252			1-3		1-2 1B		1-2f			3	0	1	0	0	0	1
Ernie Whitt, L (1, 2) OBP: 0.240, SLG: 0.224			2B		K			K		3	0	1	0	0	2	2
Inning Stats	R: 0 E: 1 K: 0 S: 4 H: 0 LOB: 1 BB: 0 P: 4	R: 0 E: 0 K: 0 S: 3 H: 0 LOB: 0 BB: 0 P: 3	R: 0 E: 0 K: 0 S: 4 H: 1 LOB: 1 BB: 0 P: 4	R: 0 E: 0 K: 0 S: 3 H: 0 LOB: 0 BB: 0 P: 3	R: 0 E: 0 K: 1 S: 7 H: 2 LOB: 2 BB: 0 P: 7	R: 0 E: 0 K: 0 S: 3 H: 0 LOB: 0 BB: 0 P: 3	R: 0 E: 0 K: 0 S: 4 H: 1 LOB: 1 BB: 0 P: 4	R: 0 E: 0 K: 2 S: 7 H: 0 LOB: 0 BB: 0 P: 7	R: 0 E: 0 K: 1 S: 5 H: 0 LOB: 0 BB: 0 P: 5	1B: 3 2B: 1 3B: 0 HR: 0 SF: 0 SAC: 0 DP: 0 HBP: 0						WP: 0 PB: 0 SB: 0 CS: 0 PA: 32

PITCHER	IP	WLS	BF	H	R	ER	SO	BB	IBB	HBP	BLK	WP	HR	S	P	ERA	WHIP
Mike Norris, R (1, 1) ERA: 3.42	9.0	W	32	4	0	0	4	0	0	0	0	0	0	40	40	0.00	0.444

PITCHER	IP	WLS	BF	H	R	ER	SO	BB	IBB	HBP	BLK	WP	HR	S	P	ERA	WHIP

TOP

Toronto Blue Jays @ Oakland Athletics

Oakland-Alameda County Coliseum, Oakland, CA

Sun May 24 1981, 7:05 PM PDT

Att. 32,985 - Unknown

livebaseballscorecards.com

AB	32
R	0
H	4
RBI	0
BB	0
SO	4
LOB	8

Batter	1	2	3	4	5	6	7	8	9	AB	R	H	RBI	BB	SO	LOB
Rickey Henderson, R (1, 7) OBP: 0.409, SLG: 0.459	F8		1B HR 1B 1-2	BBBB E BB		F9				3	1	1	0	1	0	0
Dwayne Murphy, L (1, 8) OBP: 0.366, SLG: 0.444	F4		HR 1B 1-3 2-H	E4 BB 1-3			SSS K			4	1	1	1	0	1	1
Cliff Johnson, R (1, 10) OBP: 0.339, SLG: 0.485	BBBB FC6-4 BB		HR 1-H 3-H	BBBB 1-2 BB			F4			2	1	1	3	2	0	0
Tony Armas, R (1, 9) OBP: 0.326, SLG: 0.561	FC6-4 1-2f		HR	F8			6-3			4	1	1	1	0	0	4
Mike Heath, R (1, 2) OBP: 0.247, SLG: 0.327		SSS K	F8		F9			F9		4	0	0	0	0	1	0
Jeff Newman, R (1, 3) OBP: 0.239, SLG: 0.301		F2	FC6-4 1B		G4-3 1B			E5 G5-4-3		4	0	2	0	0	0	0
Shooty Babitt, R (1, 4) OBP: 0.328, SLG: 0.274		6-3	FC6-4 1-2f		G4-3 1-2f			G5-4-3 1-2f		4	0	0	0	0	0	3
Dave McKay, S (1, 5) OBP: 0.225, SLG: 0.253			F7	F8		F8				3	0	0	0	0	0	0
Rob Picciolo, R (1, 6) OBP: 0.301, SLG: 0.397			1B 1B 1B	6-3		4-3				3	1	1	0	0	0	0
Inning Stats	R: 0 H: 0 E: 0 LOB: 1 K: 0 BB: 1 S: 3 P: 7	R: 0 H: 0 E: 0 LOB: 0 K: 1 BB: 0 S: 5 P: 5	R: 5 H: 6 E: 0 LOB: 1 K: 0 BB: 0 S: 9 P: 9	R: 0 H: 0 E: 1 LOB: 3 K: 0 BB: 2 S: 4 P: 12	R: 0 H: 1 E: 0 LOB: 0 K: 0 BB: 0 S: 3 P: 3	R: 0 H: 0 E: 0 LOB: 0 K: 0 BB: 0 S: 3 P: 3	R: 0 H: 0 E: 0 LOB: 0 K: 1 BB: 0 S: 5 P: 5	R: 0 H: 0 E: 1 LOB: 0 K: 0 BB: 0 S: 3 P: 3		1B: 5 SF: 0 2B: 0 SAC: 0 3B: 0 DP: 2 HR: 2 HBP: 0						

PITCHER		IP	WLS	BF	H	R	ER	SO	BB	IBB	HBP	BLK	WP	HR	S	P	ERA	WHIP
Jerry Garvin, L ERA: 3.79	(1, 1)	5.0	L	25	7	5	5	1	3	0	0	0	0	2	24	36	9.00	2.000
Mike Barlow, R ERA: 4.26	(6, 1)	3.0		9	0	0	0	1	0	0	0	0	0	0	11	11	0.00	0.000

PITCHER	IP	WLS	BF	H	R	ER	SO	BB	IBB	HBP	BLK	WP	HR	S	P	ERA	WHIP

BOTTOM

Toronto Blue Jays @ Oakland Athletics

Oakland-Alameda County Coliseum, Oakland, CA

Sun May 24 1981, 7:05 PM PDT

Att. 32,985 - Unknown

livebaseballscorecards.com

AB	31
R	5
H	7
RBI	5
BB	3
SO	2
LOB	8

Batter	1	2	3	4	5	6	7	8	9	AB	R	H	RBI	BB	SO	LOB
Ron LeFlore, R (1, 7) OBP: 0.331, SLG: 0.321	F8		SH1-3, S, 1B		F9 1-2		K			4	0	1	0	0	1	2
Mike Squires, L (1, 3) OBP: 0.373, SLG: 0.380	1B, 1B, 1B		SH1-3 1-3		F8			K		3	1	1	0	0	1	0
Carlton Fisk, R (1, 2) OBP: 0.396, SLG: 0.477	1B 1-2		BBBB, BB			F9		5-3		3	0	1	0	1	0	0
Greg Luzinski, R (1, 10) OBP: 0.402, SLG: 0.474	FC6-5 1-2 2-H		SSS, K			SSS, K		F8		4	0	1	1	0	2	2
Harold Baines, L (1, 9) OBP: 0.321, SLG: 0.408	F5		SSS, K			P3			F8	4	0	0	0	0	1	4
Chet Lemon, R (1, 8) OBP: 0.370, SLG: 0.432	FC6-5 1-2f			L6-3, 1B			F5		L3	4	0	1	0	0	0	2
Tony Bernazard, S (1, 4) OBP: 0.344, SLG: 0.428		F9		L6-3 1-2			F7		SSS, K	4	0	0	0	0	1	1
Jim Morrison, R (1, 5) OBP: 0.261, SLG: 0.365		5-3		5-3			HR			3	1	1	1	0	0	0
Bill Almon, R (1, 6) OBP: 0.387, SLG: 0.372		F4			BBBB, CS, BB		BBBB, BB			1	0	0	0	2	0	0
Inning Stats	R: 1 E: 0 K: 0 S: 6 H: 3 LOB: 2 BB: 0 P: 6	R: 0 E: 0 K: 0 S: 3 H: 0 LOB: 0 BB: 0 P: 3	R: 0 E: 0 K: 2 S: 8 H: 1 LOB: 2 BB: 1 P: 12	R: 0 E: 0 K: 0 S: 3 H: 1 LOB: 0 BB: 0 P: 3	R: 0 E: 0 K: 0 S: 2 H: 0 LOB: 0 BB: 1 P: 6	R: 0 E: 0 K: 1 S: 5 H: 0 LOB: 0 BB: 0 P: 5	R: 1 E: 0 K: 1 S: 6 H: 1 LOB: 1 BB: 1 P: 10	R: 0 E: 0 K: 1 S: 5 H: 0 LOB: 0 BB: 0 P: 5	R: 0 E: 0 K: 1 S: 5 H: 0 LOB: 0 BB: 0 P: 5	1B: 5 2B: 1 3B: 0 HR: 1 SF: 0 SAC: 1 DP: 1 HBP: 0	WP: 0 PB: 0 SB: 1 CS: 1 PA: 34					

PITCHER	IP	WLS	BF	H	R	ER	SO	BB	IBB	HBP	BLK	WP	HR	S	P	ERA	WHIP
Steve McCatty, R (1, 1) ERA: 2.37	9.0	W	34	6	2	2	6	3	0	0	0	0	1	43	55	2.00	1.000

PITCHER	IP	WLS	BF	H	R	ER	SO	BB	IBB	HBP	BLK	WP	HR	S	P	ERA	WHIP

TOP

Chicago White Sox @ Oakland Athletics

Oakland-Alameda County Coliseum, Oakland, CA

Mon May 25 1981, 3:33 AM PDT
Att. 40,689 - Overcast - 65 F

livebaseballscorecards.com

AB	30
R	2
H	6
RBI	2
BB	3
SO	6
LOB	11

BOTTOM

Chicago White Sox @ Oakland Athletics

Oakland-Alameda County Coliseum, Oakland, CA

Mon May 25 1981, 3:33 AM PDT

Att. 40,689 - Overcast - 65 F

livebaseballscorecards.com

Batter	1	2	3	4	5	6	7	8	9	AB	R	H	RBI	BB	SO	LOB
Rickey Henderson, R (1, 7) OBP: 0.416, SLG: 0.474	SF7 3B		BBBB 4-0 1B BB		E7 2B 1B 1-3 2-H		F9			3	2	2	1	1	0	0
Dwayne Murphy, L (1, 8) OBP: 0.369, SLG: 0.442	F5		1-2 1B		H 2B HBP		SSS K			3	1	1	0	0	1	1
Wayne Gross, L (1, 5) OBP: 0.319, SLG: 0.313	SF7 3-H		F8		SSS K			F3		3	0	0	1	0	1	5
Tony Armas, R (1, 9) OBP: 0.325, SLG: 0.560	F7			SSS K	2B 1-H 2-H 3-H			SSS K		4	0	1	3	0	2	0
Jim Spencer, L (1, 3) OBP: 0.228, SLG: 0.222		G3		4-1	4-3			F7		4	0	0	0	0	0	1
Jeff Newman, R (1, 2) OBP: 0.231, SLG: 0.291		4-3		F3		1-3				3	0	0	0	0	0	0
Mitchell Page, L (1, 10) OBP: 0.241, SLG: 0.306		F4			1B 1B 1B	2-3				3	1	1	0	0	0	0
Keith Drumright, L (1, 4) OBP: 0.333, SLG: 0.333			F5		E 1B 2B 1B 1-2	4-3				3	1	1	0	0	0	0
Rob Picciolo, R (1, 6) OBP: 0.291, SLG: 0.383			F7		P1		4-3			3	0	0	0	0	0	2
Inning Stats	R: 1 H: 1 E: 0 LOB: 0 K: 0 BB: 0 S: 4 P: 4	R: 0 H: 0 E: 0 LOB: 0 K: 0 BB: 0 S: 3 P: 3	R: 0 H: 1 E: 0 LOB: 2 K: 0 BB: 1 S: 4 P: 8	R: 0 H: 0 E: 0 LOB: 0 K: 1 BB: 0 S: 5 P: 5	R: 4 H: 4 E: 1 LOB: 1 K: 1 BB: 0 S: 9 P: 10	R: 0 H: 0 E: 0 LOB: 0 K: 0 BB: 0 S: 3 P: 3	R: 0 H: 0 E: 0 LOB: 0 K: 1 BB: 0 S: 5 P: 5	R: 0 H: 0 E: 0 LOB: 0 K: 1 BB: 0 S: 5 P: 5		1B: 4 SF: 1 2B: 1 SAC: 0 3B: 1 DP: 0 HR: 0 HBP: 1						

	AB	29
	R	5
	H	6
	RBI	5
	BB	1
	SO	4
	LOB	9

WP: 0 PB: 0 SB: 0 CS: 0 PA: 32

PITCHER		IP	WLS	BF	H	R	ER	SO	BB	IBB	HBP	BLK	WP	HR	S	P	ERA	WHIP
Richard Dotson, R ERA: 3.71	(1, 1)	4.2	L	22	6	5	5	2	1	0	1	0	0	0	24	29	9.64	1.500
Kevin Hickey, L ERA: 2.63	(5, 1)	3.1		10	0	0	0	2	0	0	0	0	0	0	14	14	0.00	0.000

PITCHER	IP	WLS	BF	H	R	ER	SO	BB	IBB	HBP	BLK	WP	HR	S	P	ERA	WHIP

Batter	1	2	3	4	5	6	7	8	9	AB	R	H	RBI	BB	SO	LOB
Ron LeFlore, R (1, 7) OBP: 0.320, SLG: 0.309	S S S 0-3 ① K		x 0-0 ②③ G5-4-3 1-2f		x 0-0 ② 5-3		x 0-0 ②③ 4-3 2-3			4	0	0	0	0	1	2
Mike Squires, L (1, 3) OBP: 0.377, SLG: 0.385	x 0-0 ② 4-3			x 0-0 WP HBP 2B 1B	x 0-0 S 1B 1B			x 0-0 ① P4		4	2	2	0	0	0	0
Carlton Fisk, R (1, 2) OBP: 0.406, SLG: 0.478	B B B 4-0 BB			H 1-0 WP 1-2 2B HBP	x 0-0 1-H 1B			S S S 0-3 ② K		2	1	1	1	1	1	0
Greg Luzinski, R (1, 10) OBP: 0.393, SLG: 0.460 Rusty Kuntz, R (8, PR) OBP: 0.378, SLG: 0.344	x 0-0 ③ G3			x 0-0 ① F8	x 0-0 ③ L3			x 0-0 E5 1B		4 0	0 0	0 0	0 0	0 0	0 0	4 0
Harold Baines, L (1, 9) OBP: 0.319, SLG: 0.403		S S S 0-3 ① K		S S S 0-3 ② K 1-2 2-3		x 0-0 ① F5		x 0-0 1-2 1B		4	0	1	0	0	2	2
Chet Lemon, R (1, 8) OBP: 0.367, SLG: 0.421		x 0-0 ② F7		B B B 4-0 2B BB		x 0-0 ② F7		S S S 0-3 ③ K		3	1	0	0	1	1	2
Tony Bernazard, S (1, 4) OBP: 0.341, SLG: 0.429		S S S 0-3 ③ K		x 0-0 1-H 2-H 3-H 2B		x 0-0 ③ F8			S S S 0-3 ① K	4	0	1	3	0	2	0
Jim Morrison, R (1, 5) OBP: 0.261, SLG: 0.361		x 0-0 G5-4-3 1B		S S S 0-3 ③ K			x 0-0 ① F8		x 0-0 ② F9	4	0	1	0	0	1	1
Bill Almon, R (1, 6) OBP: 0.383, SLG: 0.376		x 0-0 ① F7			x 0-0 ① F8		x 0-0 CS 2B		S S S 0-3 ③ K	4	0	1	0	0	1	1
Inning Stats	R: 0 H: 0 E: 0 LOB: 1 K: 1 BB: 1 S: 5 P: 9	R: 0 H: 0 E: 0 LOB: 0 K: 2 BB: 0 S: 7 P: 7	R: 0 H: 1 E: 0 LOB: 0 K: 0 BB: 0 S: 3 P: 3	R: 3 H: 2 E: 0 LOB: 1 K: 2 BB: 1 S: 9 P: 14	R: 1 H: 2 E: 0 LOB: 1 K: 0 BB: 0 S: 5 P: 5	R: 0 H: 0 E: 0 LOB: 0 K: 0 BB: 0 S: 3 P: 3	R: 0 H: 1 E: 0 LOB: 0 K: 0 BB: 0 S: 3 P: 3	R: 0 H: 1 E: 1 LOB: 2 K: 2 BB: 0 S: 9 P: 9	R: 0 H: 0 E: 0 LOB: 0 K: 2 BB: 0 S: 7 P: 7	1B: 5 2B: 2 3B: 0 HR: 0	SF: 0 SAC: 0 DP: 1 HBP: 1						

TOP

Chicago White Sox @ Oakland Athletics

Oakland-Alameda County Coliseum, Oakland, CA

Tue May 26 1981, 7:05 PM PDT

Att. 26,371 - Cloudy - 58 F

livebaseballscorecards.com

AB	33
R	4
H	7
RBI	4
BB	2
SO	9
LOB	12

WP: 1 PA: 36
PB: 0
SB: 1
CS: 1

PITCHER		IP	WLS	BF	H	R	ER	SO	BB	IBB	HBP	BLK	WP	HR	S	P	ERA	WHIP
Brian Kingman, R ERA: 2.57	(1, 1)	7.0	L	28	6	4	4	5	2	0	1	0	1	0	35	44	5.14	1.143
Bo McLaughlin, R ERA: 7.71	(8, 1)	0.2		4	1	0	0	1	0	0	0	0	0	0	6	6	0.00	1.500
Jeff Jones, R ERA: 2.84	(8, 1)	1.1		4	0	0	0	3	0	0	0	0	0	0	10	10	0.00	0.000

PITCHER	IP	WLS	BF	H	R	ER	SO	BB	IBB	HBP	BLK	WP	HR	S	P	ERA	WHIP

Batter	1	2	3	4	5	6	7	8	9	AB	R	H	RBI	BB	SO	LOB
Rickey Henderson, R (1, 7) OBP: 0.425, SLG: 0.483	BBBB 4-0 S BB		x 0-0 WP 2B		x 0-0 FC6-4 BB 1B	x 0-0 ③ FC6-4 1-2f			BBBB 4-0 BB	3	0	2	0	2	0	2
Dwayne Murphy, L (1, 8) OBP: 0.365, SLG: 0.431	x 0-0 ① F8 1-2		SSS 0-3 ② K 2-3		BBBB 4-0 FC6-4 1-2 BB		SSS 0-3 ① K		SSS 0-3 ② K	4	0	0	0	1	3	3
Cliff Johnson, R (1, 10) OBP: 0.333, SLG: 0.466	x 0-0 ② 5-3		H 1-0 HBP		x 0-0 ① FC6-4 1-2f 2-3		x 0-0 ② 6-3		x 0-0 ③ L5	4	0	0	0	0	0	4
Tony Armas, R (1, 9) OBP: 0.323, SLG: 0.552	IIII 4-0 IBB		x 0-0 ③ F8		SSS 0-3 ② K		SSS 0-3 ③ K			3	0	0	0	1	2	4
Mike Heath, R (1, 2) OBP: 0.247, SLG: 0.325	x 0-0 ③ 6-3			x 0-0 S 1B 1B	x 0-0 ③ F8			x 0-0 ① 2-3		4	0	1	0	0	0	4
Jeff Newman, R (1, 3) OBP: 0.232, SLG: 0.289		SSS 0-3 ① K		x 0-0 ① L6		x 0-0 FC6-4 1B 1B		x 0-0 ② 4-3		4	0	1	0	0	1	1
Shooty Babitt, R (1, 4) OBP: 0.317, SLG: 0.264		x 0-0 ② F7		x 0-0 ② F8		SSS 0-3 ① K		x 0-0 ③ 5-3		4	0	0	0	0	1	2
Dave McKay, S (1, 5) OBP: 0.250, SLG: 0.316		x 0-0 ③ 5-3		x 0-0 S 1-2 1B		x 0-0 FC6-4 1-2 1B			SX 0-1 HR	4	1	3	1	0	0	0
Rob Picciolo, R (1, 6) OBP: 0.278, SLG: 0.365			x 0-0 ① 6-3	x 0-0 ③ F8 1-2 2-3		x 0-0 ② FC6-4 FC6-4 1-2f 2-3			SSS 0-3 ① K	4	0	0	0	0	1	4
Inning Stats	R: 0 H: 0 E: 0 LOB: 2 K: 0 BB: 2 S: 3 P: 11	R: 0 H: 0 E: 0 LOB: 0 K: 1 BB: 0 S: 5 P: 5	R: 0 H: 1 E: 0 LOB: 2 K: 1 BB: 0 S: 6 P: 7	R: 0 H: 2 E: 0 LOB: 2 K: 0 BB: 0 S: 5 P: 5	R: 0 H: 1 E: 0 LOB: 2 K: 1 BB: 1 S: 6 P: 10	R: 0 H: 2 E: 0 LOB: 2 K: 1 BB: 0 S: 7 P: 7	R: 0 H: 0 E: 0 LOB: 0 K: 2 BB: 0 S: 7 P: 7	R: 0 H: 0 E: 0 LOB: 0 K: 0 BB: 0 S: 3 P: 3	R: 1 H: 1 E: 0 LOB: 1 K: 2 BB: 1 S: 9 P: 13	1B: 5 SF: 0 2B: 1 SAC: 0 3B: 0 DP: 0 HR: 1 HBP: 1						WP: 1 PA: 39 PB: 0 SB: 3 CS: 0	

PITCHER	IP	WLS	BF	H	R	ER	SO	BB	IBB	HBP	BLK	WP	HR	S	P	ERA	WHIP
Britt Burns, L (1, 1) ERA: 2.83	9.0	W	39	7	1	1	8	3	1	1	0	1	1	51	68	1.00	1.111

PITCHER	IP	WLS	BF	H	R	ER	SO	BB	IBB	HBP	BLK	WP	HR	S	P	ERA	WHIP

BOTTOM

Chicago White Sox @ Oakland Athletics

Oakland-Alameda County Coliseum, Oakland, CA

Tue May 26 1981, 7:05 PM PDT
Att. 26,371 - Cloudy - 58 F

livebaseballscorecards.com

AB	34
R	1
H	7
RBI	1
BB	4
SO	8
LOB	24

Batter	1	2	3	4	5	6	7	8	9	AB	R	H	RBI	BB	SO	LOB
Ron LeFlore, R (1, 7) OBP: 0.331, SLG: 0.330	F8	1-2 2-3 3-H 1B		5-3			2-3 G4 1B		2B	5	0	3	1	0	0	1
Mike Squires, L (1, 3) OBP: 0.361, SLG: 0.367	K	L3			F7		1-2 3-H G4		4-1	5	0	0	1	0	1	4
Carlton Fisk, R (1, 2) OBP: 0.401, SLG: 0.466	F7		BBBB FC4-6 BB		6-3		K			3	0	0	0	1	1	1
Greg Luzinski, R (1, 10) OBP: 0.395, SLG: 0.468 Rusty Kuntz, R (8, PR) OBP: 0.378, SLG: 0.344		E 1B 1B	P3		K			1B 2B		4 0	1 0	2 0	0 0	0 0	1 0	1 0
Harold Baines, L (1, 9) OBP: 0.309, SLG: 0.391		E3 1B 1B 1B 1-2	FC4-6 S 1-2f			3-1		P6		4	1	0	0	0	0	3
Chet Lemon, R (1, 8) OBP: 0.371, SLG: 0.424		1B 1B 1-2 2-H 1B	F8 1-2			5-3		FC6-4 2-3 1B		4	0	2	1	0	0	1
Tony Bernazard, S (1, 4) OBP: 0.339, SLG: 0.425 Greg Pryor, R (8, 4) OBP: 0.356, SLG: 0.317		K		G1 SH5-4 1B		K		K		4 0	0 0	1 0	0 0	0 0	3 0	5 0
Jim Morrison, R (1, 5) OBP: 0.254, SLG: 0.351		K		SH5-4 1-2			F8	FC6-4 1-2f		3	0	0	0	0	1	5
Bill Almon, R (1, 6) OBP: 0.386, SLG: 0.386		1B 1-2 2-3 1B		G1 2-3			1B G4 2B		F7	4	1	2	0	0	0	1

| Inning Stats | | |

Batter	1	2	3	4	5	6	7	8	9	AB	R	H	RBI	BB	SO	LOB
Rickey Henderson, R (1, 7) OBP: 0.417, SLG: 0.472	5-3		P4		F7			5-3		4	0	0	0	0	0	2
Dwayne Murphy, L (1, 8) OBP: 0.363, SLG: 0.424	F5		F8			FC5-4, BB, BB		P6		3	0	0	0	1	0	1
Tony Armas, R (1, 9) OBP: 0.317, SLG: 0.540	5-3			6-3		F8		1-3		4	0	0	0	0	0	1
Cliff Johnson, R (1, 10) OBP: 0.339, SLG: 0.462		6-3		4-3, 1B		FC5-4, BB 1-2			K	3	0	1	0	1	1	0
Mike Heath, R (1, 2) OBP: 0.253, SLG: 0.335		2B		4-3 1-2		FC5-4 1-2f 2-3			G5-4-3, 1B	4	0	2	0	0	0	3
Jeff Newman, R (1, 3) OBP: 0.227, SLG: 0.283 Jim Spencer, L (6, PH) OBP: 0.223, SLG: 0.217 (7, 3)		F8		K		P5			G5-4-3 1-2f	2 2	0 0	0 0	0 0	0 0	1 0	2 3
Shooty Babitt, R (1, 4) OBP: 0.320, SLG: 0.268 Keith Drumright, L (7, PH) OBP: 0.500, SLG: 0.333 (8, 4)		1-3			FC5-4, 1B		G3-6, BB			2 0	0 0	1 0	0 0	0 1	0 0	1 0
Dave McKay, S (1, 5) OBP: 0.253, SLG: 0.317 (8, 6)			WP, 1B		FC5-4 1-2f		F8			3	0	1	0	0	0	2
Rob Picciolo, R (1, 6) OBP: 0.272, SLG: 0.356 Wayne Gross, L (7, PH) OBP: 0.316, SLG: 0.309 (8, 5)			F8 1-2		F9		G3-6 1-2f			2 1	0 0	0 0	0 0	0 0	0 0	2 1
Inning Stats	R: 0 H: 0 E: 0 LOB: 0 K: 0 BB: 0 S: 3 P: 3	R: 0 H: 1 E: 0 LOB: 1 K: 0 BB: 0 S: 4 P: 4	R: 0 H: 1 E: 0 LOB: 1 K: 0 BB: 0 S: 4 P: 4	R: 0 H: 1 E: 0 LOB: 1 K: 1 BB: 0 S: 6 P: 6	R: 0 H: 1 E: 0 LOB: 1 K: 0 BB: 0 S: 4 P: 4	R: 0 H: 0 E: 0 LOB: 2 K: 0 BB: 2 S: 3 P: 11	R: 0 H: 0 E: 0 LOB: 0 K: 0 BB: 1 S: 2 P: 6	R: 0 H: 0 E: 0 LOB: 0 K: 0 BB: 0 S: 3 P: 3	R: 0 H: 1 E: 0 LOB: 0 K: 1 BB: 0 S: 5 P: 5	1B: 4 SF: 0 2B: 1 SAC: 0 3B: 0 DP: 2 HR: 0 HBP: 0						

PITCHER	IP	WLS	BF	H	R	ER	SO	BB	IBB	HBP	BLK	WP	HR	S	P	ERA	WHIP
Ross Baumgarten, L (1, 1) ERA: 3.36	5.0	W	20	4	0	0	1	1	0	0	0	1	0	21	25	0.00	1.000
LaMarr Hoyt, R (6, 1) ERA: 2.41	4.0	S	13	1	0	0	1	2	0	0	0	0	0	13	21	0.00	0.750

PITCHER	IP	WLS	BF	H	R	ER	SO	BB	IBB	HBP	BLK	WP	HR	S	P	ERA	WHIP

BOTTOM

Chicago White Sox @ Oakland Athletics

Oakland-Alameda County Coliseum, Oakland, CA

Wed May 27 1981, 3:33 AM PDT

Att. 17,621 - Unknown - 68 F

livebaseballscorecards.com

AB	30
R	0
H	5
RBI	0
BB	3
SO	2
LOB	18

1B: 4	SF: 0	WP: 1	PA: 33
2B: 1	SAC: 0	PB: 0	
3B: 0	DP: 2	SB: 0	
HR: 0	HBP: 0	CS: 0	

Oakland Athletics @ Toronto Blue Jays

Exhibition Stadium, Toronto, ON

Fri May 29 1981, 7:05 PM EDT

Att. 16,509 - Unknown

TOP

livebaseballscorecards.com

Batter	1	2	3	4	5	6	7	8	9	AB	R	H	RBI	BB	SO	LOB
Rickey Henderson, R (1, 7) OBP: 0.414, SLG: 0.467	K		K			2B 1B 1B	F7			4	1	1	0	0	2	1
Dwayne Murphy, L (1, 8) OBP: 0.370, SLG: 0.430	FC6-4 BB			BB		1B 2B		F8		2	1	1	1	2	0	0
Wayne Gross, L (1, 5) OBP: 0.314, SLG: 0.300	F9			F9		1B BB		G3		3	0	0	0	1	0	2
Tony Armas, R (1, 9) OBP: 0.316, SLG: 0.540	FC6-4			P6		P5		2B		4	0	1	0	0	0	5
Jim Spencer, L (1, 3) OBP: 0.224, SLG: 0.218		F8		P6		G6-4-3 1B		P6		4	0	1	2	0	0	2
Mike Heath, R (1, 2) OBP: 0.253, SLG: 0.333		CS 1B			5-3	G6-4-3			P3	4	0	1	0	0	0	2
Mitchell Page, L (1, 10) OBP: 0.229, SLG: 0.289		K			P6	6-3			F9	4	0	0	0	0	1	1
Keith Drumright, L (1, 4) OBP: 0.375, SLG: 0.286			4-3		F8	WP 1B			F8	4	0	1	0	0	0	0
Fred Stanley, R (1, 6) OBP: 0.304, SLG: 0.246			5-3			1B 2B 2B	K			2	1	1	0	0	0	0
Cliff Johnson, R (7, PH) OBP: 0.336, SLG: 0.458										1	0	0	0	0	1	1
Rob Picciolo, R (7, 6) OBP: 0.272, SLG: 0.356										0	0	0	0	0	0	0

Inning Stats	1	2	3	4	5	6	7	8	9
R	0	0	0	0	0	3	0	0	0
E	0	0	0	0	0	0	0	0	0
K	1	1	1	0	0	0	1	0	0
S	5	5	5	3	3	6	6	4	3
H	0	1	0	0	0	4	1	1	0
LOB	1	1	0	1	0	1	1	1	0
BB	1	0	0	1	0	1	0	0	0
P	9	5	5	7	3	10	6	4	3

AB	32
R	3
H	7
RBI	3
BB	3
SO	4
LOB	14

PITCHER		IP	W/L/S	BF	H	R	ER	SO	BB	IBB	HBP	BLK	WP	HR	S	P	ERA	WHIP	PITCHER	IP	W/L/S	BF	H	R	ER	SO	BB	IBB	HBP	BLK	WP	HR	S	P	ERA	WHIP
Jim Clancy, R ERA: 5.06	(1, 1)	5.1	W	23	5	3	3	3	3	0	0	0	0	0	26	38	5.06	1.500																	
Roy Lee Jackson, R ERA: 2.41	(6, 1)	3.2	S	12	2	0	0	1	0	0	0	0	1	0	14	14	0.00	0.545																	

1B:	4
2B:	4
3B:	0
HR:	0
SF:	0
SAC:	0
DP:	2
HBP:	0

WP:	1
PB:	0
SB:	0
CS:	1
PA:	35

BOTTOM

Oakland Athletics @ Toronto Blue Jays

Exhibition Stadium, Toronto, ON

Fri May 29 1981, 7:05 PM EDT

Att. 16,509 - Unknown

livebaseballscorecards.com

Batter	1	2	3	4	5	6	7	8	9	AB	R	H	RBI	BB	SO	LOB
Alfredo Griffin, S (1, 6) OBP: 0.249, SLG: 0.316	F9	F8		1B 1-3 2-H 3-H			1B			4	0	2	2	0	0	1
Damaso Garcia, R (1, 4) OBP: 0.240, SLG: 0.250	4-3 1B		6-3	F2			P3			4	0	1	0	0	0	2
Barry Bonnell, R (1, 8) OBP: 0.291, SLG: 0.421	4-3 1-2		HR		F2		P3			4	1	1	1	0	0	2
John Mayberry, L (1, 3) OBP: 0.377, SLG: 0.450	P6		P5		BB G3-6-3			2B SH1-3 1B		3	1	1	0	1	0	1
Lloyd Moseby, L (1, 9) OBP: 0.296, SLG: 0.386		K	F8		G3-6-3 1-2f			SH1-3 1-3 2B		4	0	1	0	0	1	1
Otto Velez, R (1, 10) OBP: 0.366, SLG: 0.369		K		BB 1B 2B		P4		P5		4	1	1	0	0	1	2
Ken Macha, R (1, 5) OBP: 0.326, SLG: 0.341 Danny Ainge, R (6, 5) OBP: 0.210, SLG: 0.208	BB 2B BB			K		6-3		SH1-3 2-3 3-H		1 1	1 0	0 0	0 1	1 0	1 0	1 0
George Bell, R (1, 7) OBP: 0.263, SLG: 0.370	2B 1-2 BB			BB 1B BB		P5		K		2	2	0	0	2	1	1
Ernie Whitt, L (1, 2) OBP: 0.274, SLG: 0.257		2B 1-H 2-H		1B 1-2 2-3 BB			4-3			2	0	1	2	1	0	0

AB	29
R	6
H	8
RBI	6
BB	5
SO	4
LOB	11

Inning Stats	1	2	3	4	5	6	7	8	9
	R: 0 E: 0 K: 0 S: 4	H: 1 LOB: 1 BB: 0 P: 4	R: 2 E: 0 K: 2 S: 8	H: 1 LOB: 1 BB: 2 P: 16	R: 1 E: 0 K: 0 S: 4	H: 1 LOB: 0 BB: 0 P: 4	R: 2 E: 0 K: 1 S: 6	H: 2 LOB: 1 BB: 2 P: 14	R: 0 E: 0 K: 0 S: 2	H: 0 LOB: 0 BB: 1 P: 6	R: 0 E: 0 K: 0 S: 3	H: 0 LOB: 0 BB: 0 P: 3	R: 0 E: 0 K: 0 S: 4	H: 1 LOB: 1 BB: 0 P: 4	R: 1 E: 0 K: 1 S: 7	H: 2 LOB: 1 BB: 0 P: 7

| | | |

Batter	1	2	3	4	5	6	7	8	9	AB	R	H	RBI	BB	SO	LOB
Rickey Henderson, R (1, 7) OBP: 0.418, SLG: 0.468	0-0 7-6 S 1B		0-3 K ②			BBB 4-0 BLK WP 1B BB		0-0 E7 G3 1B 1B	0-0 4-3 ③	4	2	2	0	1	1	4
Dwayne Murphy, L (1, 8) OBP: 0.373, SLG: 0.438	SSS 0-3 K ① 1-2		0-0 2-H 3-H 2B			0-0 WP BLK 6-3 1-2 1B		0-0 G3 ① 2-3		4	1	2	2	0	1	2
Wayne Gross, L (1, 5) OBP: 0.312, SLG: 0.298	0-0 7-6 ②③ 2-3f		0-0 F6 ③			0-0 F9 ① 1-2 2-3		0-0 WP 3-H 1B		4	0	1	1	0	0	4
Tony Armas, R (1, 9) OBP: 0.319, SLG: 0.534		SSS 0-3 K ①		0-0 F7 ①		BBBB 4-0 6-3 2-3 3-H BB		BBBB 4-0 1-2 BB		2	0	0	0	2	1	0
Jim Spencer, L (1, 3) OBP: 0.216, SLG: 0.209		0-0 4-3 ②		0-0 4-3 ②		0-0 6-3 ② 1-2 3-H		SSS 0-3 K ②		4	0	0	1	0	1	3
Cliff Johnson, R (1, 10) OBP: 0.326, SLG: 0.441		0-0 F8 ③		0-0 5-3 ③		SSS 0-3 K ③		0-0 F6 ③		4	0	0	0	0	1	3
Jeff Newman, R (1, 2) OBP: 0.238, SLG: 0.292 Shooty Babitt, R (9, PR) OBP: 0.320, SLG: 0.268			0-0 1B 2B 1B		0-0 5-3 ①		0-0 6-3 ①		0-0 SH1-4 1B	4 0	1 0	2 0	0 0	0 0	0 0	0 0
Keith Drumright, L (1, 4) OBP: 0.364, SLG: 0.300			0-0 SH1-3 1-3 2B 1B		0-0 1-6-3 ②		0-0 4-3 ②		0-0 SH1-4 ① 1-2	3	1	1	0	0	0	0
Rob Picciolo, R (1, 6) OBP: 0.266, SLG: 0.348 Mitchell Page, L (9, PH) OBP: 0.226, SLG: 0.286			0-0 SH1-3 ① 1-2		0-0 F8 ③		0-0 F2 ③		0-0 F4 ②	2 1	0 0	0 0	0 0	0 0	0 0	0 2
Inning Stats	R: 0 E: 0 K: 1 S: 5 H: 1 LOB: 0 BB: 0 P: 5	R: 0 E: 0 K: 1 S: 5 H: 0 LOB: 0 BB: 0 P: 5	R: 2 E: 0 K: 1 S: 8 H: 3 LOB: 1 BB: 0 P: 8	R: 0 E: 0 K: 0 S: 3 H: 0 LOB: 0 BB: 0 P: 3	R: 0 E: 0 K: 0 S: 3 H: 0 LOB: 0 BB: 0 P: 3	R: 2 E: 0 K: 1 S: 6 H: 1 LOB: 1 BB: 2 P: 14	R: 0 E: 0 K: 0 S: 3 H: 0 LOB: 0 BB: 0 P: 3	R: 1 E: 1 K: 1 S: 7 H: 2 LOB: 2 BB: 1 P: 11	R: 0 E: 0 K: 0 S: 4 H: 1 LOB: 2 BB: 0 P: 4	1B: 7 2B: 2 3B: 0 HR: 0	SF: 0 SAC: 2 DP: 1 HBP: 0						

PITCHER		IP	WLS	BF	H	R	ER	SO	BB	IBB	HBP	BLK	WP	HR	S	P	ERA	WHIP
Mark Bomback, R ERA: 3.68	(1, 1)	7.1		30	7	5	4	4	2	0	0	1	1	0	36	44	4.91	1.227
Luis Leal, R ERA: 3.38	(8, 1)	1.0	W	5	1	0	0	1	1	0	0	0	1	0	6	10	0.00	2.000
Luis Leal, R ERA: 3.38	(9, 1)	1.0	W	5	1	0	0	1	1	0	0	0	1	0	6	10	0.00	2.000
Joey McLaughlin, R ERA: 2.18	(9, 1)	0.2	S	2	0	0	0	0	0	0	0	0	0	0	2	2	0.00	0.000

PITCHER	IP	WLS	BF	H	R	ER	SO	BB	IBB	HBP	BLK	WP	HR	S	P	ERA	WHIP

TOP

Oakland Athletics @ Toronto Blue Jays

Exhibition Stadium, Toronto, ON

Sat May 30 1981, 3:33 AM EDT

Att. 21,046 - Unknown

livebaseballscorecards.com

AB	32
R	5
H	8
RBI	4
BB	3
SO	5
LOB	18

WP: 2	PA: 37		
PB: 0			
SB: 1			
CS: 0			

BOTTOM

Oakland Athletics @ Toronto Blue Jays

Exhibition Stadium, Toronto, ON

Sat May 30 1981, 3:33 AM EDT

Att. 21,046 - Unknown

livebaseballscorecards.com

Batter	1	2	3	4	5	6	7	8	9	AB	R	H	RBI	BB	SO	LOB
Alfredo Griffin, S (1, 6) OBP: 0.244, SLG: 0.309	F8		F8 1-2		4-3			K		4	0	0	0	0	1	2
Damaso Garcia, R (1, 4) OBP: 0.240, SLG: 0.256	WP HR 2B		5-3			F7		FC5-4 S E 1-2f HR		4	2	1	0	0	0	2
Barry Bonnell, R (1, 8) OBP: 0.283, SLG: 0.410	1-3 2-3		K			5-3		E4 1-2 HR		4	1	0	0	0	1	3
John Mayberry, L (1, 3) OBP: 0.387, SLG: 0.500	HR 3-H			SH2-3 BB		F7		HR 1-H 2-H		3	2	2	5	1	0	0
Lloyd Moseby, L (1, 9) OBP: 0.297, SLG: 0.404	F5			SH2-3 1-2			K	HR		3	1	1	1	0	1	0
Otto Velez, R (1, 10) OBP: 0.370, SLG: 0.377 Danny Ainge, R (8, PR) OBP: 0.210, SLG: 0.208 (9, 5)		K		5-3			BB	2B		3 0	0	1	0	1	1	1 0
Ken Macha, R (1, 5) OBP: 0.300, SLG: 0.313 Luis Leal, R (9, 1) Joey McLaughlin, R (9, 1)		F8		F8			F2	F6		4 0 0	0	0	0	0	0	3 0 0
George Bell, R (1, 7) OBP: 0.256, SLG: 0.360 Al Woods, L (7, PH) OBP: 0.239, SLG: 0.236 (8, 7) Rick Bosetti, R (9, 7) OBP: 0.265, SLG: 0.277		K			F7		3-1			2 1 0	0	0	0	0	1	0 1 0
Ernie Whitt, L (1, 2) OBP: 0.283, SLG: 0.255			S BB		4-3			FC5-4 BB		1	0	0	0	2	0	0
Inning Stats	R: 2 E: 0 K: 0 S: 5 H: 2 LOB: 0 BB: 0 P: 5	R: 0 E: 0 K: 2 S: 7 H: 0 LOB: 0 BB: 0 P: 7	R: 0 E: 0 K: 1 S: 5 H: 0 LOB: 1 BB: 1 P: 9	R: 0 E: 0 K: 0 S: 3 H: 0 LOB: 1 BB: 1 P: 7	R: 0 E: 0 K: 0 S: 3 H: 0 LOB: 0 BB: 0 P: 3	R: 0 E: 0 K: 0 S: 3 H: 0 LOB: 0 BB: 0 P: 3	R: 0 E: 0 K: 1 S: 5 H: 0 LOB: 1 BB: 1 P: 9	R: 4 E: 1 K: 1 S: 9 H: 3 LOB: 1 BB: 1 P: 13		1B: 0 2B: 2 3B: 0 HR: 3 SF: 0 SAC: 1 DP: 0 HBP: 0						

	AB	29
	R	6
	H	5
	RBI	6
	BB	4
	SO	5
	LOB	12

WP: 1 PA: 34
PB: 0
SB: 2
CS: 0

PITCHER		IP	WLS	BF	H	R	ER	SO	BB	IBB	HBP	BLK	WP	HR	S	P	ERA	WHIP
Mike Norris, R ERA: 3.31	(1, 1)	8.0	L	34	5	6	2	5	4	0	0	0	1	3	40	56	2.25	1.125

PITCHER	IP	WLS	BF	H	R	ER	SO	BB	IBB	HBP	BLK	WP	HR	S	P	ERA	WHIP

Batter	1	2	3	4	5	6	7	8	9	AB	R	H	RBI	BB	SO	LOB
Rickey Henderson, R (1, 7) OBP: 0.418, SLG: 0.464	BBBB 4-0 4-3 S BB		SSS 0-3 ② K		x 0-0 ② 4-3		x 0-0 ② F7		x 0-0 WP SH3-4 1-2 SF9 1B	4	1	1	0	1	1	1
Dwayne Murphy, L (1, 8) OBP: 0.370, SLG: 0.433	x 0-0 ① 4-3 1-3		x 0-0 HR 1B		SSS 0-3 ③ K		x 0-0 ③ G3		x 0-0 ① SH3-4 1-2 2-3	4	1	1	0	0	1	2
Wayne Gross, L (1, 5) OBP: 0.323, SLG: 0.343	SSS 0-3 ② K		x 0-0 1-H HR			x 0-0 FC5-4 1B		x 0-0 G4-6-3 1B	x 0-0 ② SF9 2-H 3-H	4	1	3	3	0	1	1
Tony Armas, R (1, 9) OBP: 0.316, SLG: 0.529 Mike Heath, R (5, 9) OBP: 0.249, SLG: 0.327	SSS 0-3 ③ K		x 0-0 ③ P4			x 0-0 ① FC5-4 WP 1-2f		x 0-0 ①② G4-6-3 1-2f	SSS 0-3 ③ K	2 3	0 0	0 0	0 0	0 0	1 1	1 3
Jim Spencer, L (1, 3) OBP: 0.236, SLG: 0.223		x 0-0 ① 1-3		x 0-0 1B 1B		BBBB 4-0 1-2 BB		x 0-0 1B 2B 1B		3	1	2	0	1	0	0
Cliff Johnson, R (1, 10) OBP: 0.338, SLG: 0.447		BBBB 4-0 E WP BB		x 0-0 G4-3 1-2 1B		SSS 0-3 ② K		x 0-0 2B 1-2 1B 1B		3	1	2	0	1	1	2
Jeff Newman, R (1, 2) OBP: 0.238, SLG: 0.300	x 0-0 ② F7 1-2		x 0-0 ① F7			x 0-0 ③ 5-3		x 0-0 1-3 2-H 1B 2B		4	0	1	1	0	0	5
Keith Drumright, L (1, 4) OBP: 0.400, SLG: 0.357	SSS 0-3 ③ K 2-3		x 0-0 ②③ G4-3 1-2f				x 0-0 1B	x 0-0 ③ 2-H 3-H 1B		4	0	2	1	0	1	3
Fred Stanley, R (1, 6) OBP: 0.256, SLG: 0.238 Mitchell Page, L (7, PH) OBP: 0.224, SLG: 0.282 Rob Picciolo, R (7, 6) OBP: 0.266, SLG: 0.348 Tim Hosley, R (9, PH) OBP: 0.200, SLG: 0.278 Dave McKay, S (9, PR) OBP: 0.253, SLG: 0.317 (9, 6)			x 0-0 ① 5-3		x 0-0 ① F8		x 0-0 ① F7		BBBB 4-0 SH3-4 1B WP BB	2 1 0 0 0	0 0 0 0 1	0 0 0 0 0	0 0 0 0 0	0 0 0 1 0	0 0 0 0 0	0 1 0 0 0
Inning Stats	R: 0 E: 0 K: 2 S: 7 H: 0 LOB: 1 BB: 1 P: 11	R: 0 E: 1 K: 1 S: 5 H: 0 LOB: 1 BB: 1 P: 9	R: 2 E: 0 K: 1 S: 7 H: 2 LOB: 0 BB: 0 P: 7	R: 0 E: 0 K: 0 S: 4 H: 2 LOB: 1 BB: 0 P: 4	R: 0 E: 0 K: 1 S: 5 H: 0 LOB: 0 BB: 0 P: 5	R: 0 E: 0 K: 1 S: 6 H: 1 LOB: 2 BB: 1 P: 10	R: 0 E: 0 K: 0 S: 4 H: 1 LOB: 1 BB: 0 P: 4	R: 2 E: 0 K: 0 S: 6 H: 5 LOB: 2 BB: 0 P: 6	R: 2 E: 0 K: 1 S: 6 H: 1 LOB: 1 BB: 1 P: 10	1B: 10 2B: 1 3B: 0 HR: 1 SF: 1 SAC: 1 DP: 2 HBP: 0						

PITCHER		IP	WLS	BF	H	R	ER	SO	BB	IBB	HBP	BLK	WP	HR	S	P	ERA	WHIP
Jackson Todd, R ERA: 3.56	(1, 1)	5.1		23	5	2	2	5	3	0	0	0	2	1	30	42	3.38	1.500
Roy Lee Jackson, R ERA: 2.72	(6, 1)	2.1		10	4	2	2	1	0	0	0	0	0	0	12	12	7.71	1.714
Joey McLaughlin, R ERA: 2.7	(8, 1)	0.1	L	4	3	2	2	0	1	0	0	0	0	0	3	7	54.00	12.000
Jerry Garvin, L ERA: 3.68	(9, 1)	1.0		3	0	0	0	1	0	0	0	0	1	0	5	5	0.00	0.000

PITCHER	IP	WLS	BF	H	R	ER	SO	BB	IBB	HBP	BLK	WP	HR	S	P	ERA	WHIP

TOP

Oakland Athletics @ Toronto Blue Jays

Exhibition Stadium, Toronto, ON

Sun May 31 1981, 3:33 AM EDT

Att. 24,079 - Sunny - 61 F

livebaseballscorecards.com

AB	34
R	6
H	12
RBI	5
BB	4
SO	7
LOB	19

WP: 3	PA: 40																	
PB: 0																		
SB: 1																		
CS: 0																		

Batter	1	2	3	4	5	6	7	8	9	AB	R	H	RBI	BB	SO	LOB
Alfredo Griffin, S (1, 6) OBP: 0.249, SLG: 0.309	9-5 S 1B		4-3		SH 1B 1-3	BBBB S BB		F7		3	1	1	0	1	0	1
Damaso Garcia, R (1, 4) OBP: 0.244, SLG: 0.266	SSS K 1-2		2B 2-3		SH1-3 BLK 2B 1B 2-H 3-H	F9 1-2		F8		5	1	2	2	0	1	2
Barry Bonnell, R (1, 8) OBP: 0.282, SLG: 0.401	9-5 2-3f		P9		SH1-3 1-3	BBBB BB			6-3	3	0	0	0	1	0	3
Otto Velez, R (1, 10) OBP: 0.377, SLG: 0.398 Willie Upshaw, L (9, PR) OBP: 0.267, SLG: 0.373		BBBB FC5-4 HBP FC3-6 BB	SSS K		G3 1B 2B 3-H	F8			2B	4 0	2 0	2 0	1 0	1 0	1 0	4 0
John Mayberry, L (1, 3) OBP: 0.386, SLG: 0.493 Danny Ainge, R (7, 5) OBP: 0.209, SLG: 0.206 Garth Iorg, R (9, PH) OBP: 0.254, SLG: 0.290		H FC5-4 HBP 1-2	SSS K		G3 2-3		6-3		5-3	2 1 1	0 0 0	0 0 0	0 0 0	0 0 0	1 0 0	1 0 1
Ken Macha, R (1, 5) OBP: 0.327, SLG: 0.300 (7, 3)		FC5-4 FC3-6 1-2f 2-3	BBBB BB		BBBB 1B BB		BBBB 4-3 BB		F8	2	0	0	0	3	0	3
Lloyd Moseby, L (1, 9) OBP: 0.295, SLG: 0.400		FC3-6 1-2f 3-H	P5		FC6-4 1B 1-2 3-H		4-3 1-2			4	0	1	2	0	0	3
George Bell, R (1, 7) OBP: 0.244, SLG: 0.342		6-3	F9		FC6-4 1-2f		4-3			4	0	0	0	0	0	5
Buck Martinez, R (1, 2) OBP: 0.250, SLG: 0.314		2B 2B			BBBB SH 1B BB	P4		F7		3	1	1	0	1	0	0

BOTTOM

Oakland Athletics @ Toronto Blue Jays

Exhibition Stadium, Toronto, ON

Sun May 31 1981, 3:33 AM EDT
Att. 24,079 - Sunny - 61 F

livebaseballscorecards.com

AB	32
R	5
H	7
RBI	5
BB	7
SO	3
LOB	23

Inning Stats	1	2	3	4	5	6	7	8	9
	R: 0 E: 0 K: 1 S: 5	H: 1 LOB: 0 BB: 0 P: 5	R: 1 E: 1 K: 0 S: 3	H: 0 LOB: 1 BB: 1 P: 8	R: 0 E: 0 K: 1 S: 7	H: 2 LOB: 2 BB: 0 P: 7	R: 0 E: 0 K: 1 S: 5	H: 0 LOB: 1 BB: 1 P: 9	R: 4 E: 1 K: 0 S: 7	H: 3 LOB: 2 BB: 2 P: 15	R: 0 E: 0 K: 0 S: 3	H: 0 LOB: 2 BB: 2 P: 11	R: 0 E: 0 K: 0 S: 3	H: 0 LOB: 1 BB: 1 P: 7	R: 0 E: 0 K: 0 S: 3	H: 0 LOB: 0 BB: 0 P: 3	R: 0 E: 0 K: 0 S: 4	H: 1 LOB: 1 BB: 0 P: 4

1B: 3	SF: 0
2B: 5	SAC: 2
3B: 0	DP: 1
HR: 0	HBP: 1

WP: 0	PA: 42
PB: 0	
SB: 2	
CS: 0	

PITCHER		IP	WLS	BF	H	R	ER	SO	BB	IBB	HBP	BLK	WP	HR	S	P	ERA	WHIP
Tom Underwood, L ERA: 4.57	(1, 1)	4.2		25	6	5	3	3	4	0	1	1	0	0	26	43	5.79	2.143
Jeff Jones, R ERA: 2.7	(5, 1)	1.1		6	0	0	0	0	2	0	0	0	0	0	4	12	0.00	1.500
Bob Owchinko, L ERA: 1.29	(7, 1)	3.0	W	11	1	0	0	0	1	0	0	0	0	0	10	14	0.00	0.667

PITCHER	IP	WLS	BF	H	R	ER	SO	BB	IBB	HBP	BLK	WP	HR	S	P	ERA	WHIP

Oakland Athletics @ Chicago White Sox

Comiskey Park, Chicago, IL

Tue Jun 02 1981, 8:05 PM EDT

Att. 40,045 - Unknown - 67 F

TOP

livebaseballscorecards.com

Batter	1	2	3	4	5	6	7	8	9	AB	R	H	RBI	BB	SO	LOB
Rickey Henderson, R (1, 7) OBP: 0.417, SLG: 0.459	0-0 SF8 1B	4-0 4-3 S BB		0-0 1-3		0-0 5-3			0-0 F9	4	1	1	0	1	0	2
Dwayne Murphy, L (1, 8) OBP: 0.367, SLG: 0.427	0-0 E 1B 1B 1-3	0-0 4-3 1-3		0-0 3-1			0-3 K		0-3 K	5	1	1	0	0	2	2
Cliff Johnson, R (1, 10) OBP: 0.340, SLG: 0.458	0-0 SF8 3-H	0-0 F4			0-0 F7 1B 1B		0-3 K		0-0 2B 1-H	4	0	2	2	0	1	1
Tony Armas, R (1, 9) OBP: 0.323, SLG: 0.526	0-0 E8 E 1B 1B 1-H	0-0 5-3			0-0 F7 1-2		4-0 BB		4-0 IBB	3	1	1	0	2	0	2
Mike Heath, R (1, 2) OBP: 0.241, SLG: 0.318	0-0 E5 1B 3B 1-2		0-0 1-3		0-0 F8		0-0 1-3		0-0 F8	5	1	0	0	0	0	5
Jeff Newman, R (1, 3) OBP: 0.241, SLG: 0.301 Jim Spencer, L (8, PH) OBP: 0.234, SLG: 0.221 (8, 3)	0-3 K		0-0 F8		0-0 2-H			0-0 4-3		3 1	0 0	1 0	0 0	0 0	1 0	2 0
Dave McKay, S (1, 5) OBP: 0.275, SLG: 0.329	0-0 3B 1B 1-2 2-H		4-0 BB			0-0 FC6-5 S 1B		0-0 F7		3	1	2	1	1	0	0
Shooty Babitt, R (1, 4) OBP: 0.317, SLG: 0.284	0-0 3B 1-H 2-H		0-0 5-3			0-3 K 1-2		0-3 K		4	0	1	2	0	2	2
Rob Picciolo, R (1, 6) OBP: 0.265, SLG: 0.337	0-0 5-3			0-0 F7		0-0 FC6-5 2-3			4-0 2B BB	3	1	0	0	1	0	2
Inning Stats	R: 5 E: 2 K: 1 S: 11 H: 5 LOB: 1 BB: 0 P: 11	R: 0 E: 0 K: 0 S: 3 H: 0 LOB: 1 BB: 1 P: 7	R: 0 E: 0 K: 0 S: 3 H: 0 LOB: 1 BB: 1 P: 7	R: 0 E: 0 K: 0 S: 3 H: 0 LOB: 0 BB: 0 P: 3	R: 0 E: 0 K: 0 S: 4 H: 2 LOB: 2 BB: 0 P: 4	R: 0 E: 0 K: 1 S: 6 H: 1 LOB: 1 BB: 0 P: 6	R: 0 E: 0 K: 2 S: 7 H: 0 LOB: 1 BB: 1 P: 11	R: 0 E: 0 K: 1 S: 5 H: 0 LOB: 0 BB: 0 P: 5	R: 1 E: 0 K: 1 S: 6 H: 1 LOB: 2 BB: 2 P: 14	1B: 7 2B: 1 3B: 1 HR: 0 SF: 1 SAC: 0 DP: 0 HBP: 0						

AB	35
R	6
H	9
RBI	5
BB	5
SO	6
LOB	18

WP: 0 PB: 0 SB: 2 CS: 0 PA: 41

PITCHER		IP	WLS	BF	H	R	ER	SO	BB	IBB	HBP	BLK	WP	HR	S	P	ERA	WHIP
Ross Baumgarten, L ERA: 3.47	(1, 1)	0.2	L	8	5	5	1	1	0	0	0	0	0	0	10	10	13.50	7.500
Dennis Lamp, R ERA: 2.51	(1, 1)	4.2		18	3	0	0	1	2	0	0	0	0	0	18	26	0.00	1.071
Ed Farmer, R ERA: 5.82	(6, 1)	3.2		15	1	1	1	4	2	1	0	0	0	0	20	32	2.46	0.818

PITCHER	IP	WLS	BF	H	R	ER	SO	BB	IBB	HBP	BLK	WP	HR	S	P	ERA	WHIP

Batter	1	2	3	4	5	6	7	8	9	AB	R	H	RBI	BB	SO	LOB
Ron LeFlore, R (1, 7) OBP: 0.329, SLG: 0.346	x 0-0 CS 1B		S S S 0-3 ② K		x 0-0 F8 1-3 1B		x 0-0 ② F9		x 0-0 ③ F8	5	0	2	0	0	1	2
Mike Squires, L (1, 3) OBP: 0.350, SLG: 0.333	x 0-0 ① ② F6 1-2		x 0-0 ③ F8		x 0-0 ① 1-3 1-2		x 0-0 ③ F8			4	0	0	0	0	0	2
Carlton Fisk, R (1, 2) OBP: 0.406, SLG: 0.460	x 0-0 ③ 4-3			x 0-0 ① F7	x 0-0 ② F8 2-3			x 0-0 ① F2		4	0	0	0	0	0	1
Greg Luzinski, R (1, 10) OBP: 0.410, SLG: 0.480		x 0-0 ① F7		B B B B 4-0 3B BB	x 0-0 ③ F8			x 0-0 ② F3		3	1	0	0	1	0	1
Harold Baines, L (1, 9) OBP: 0.289, SLG: 0.377		S S S 0-3 ② K		S S S 0-3 ② K		x 0-0 ① F5		x 0-0 ③ F9		4	0	0	0	0	2	1
Chet Lemon, R (1, 8) OBP: 0.381, SLG: 0.437		H 1-0 BB HBP		x 0-0 1-H 1B 3B		x 0-0 1B			x 0-0 1B 1B	3	1	3	1	0	0	0
Tony Bernazard, S (1, 4) OBP: 0.342, SLG: 0.407		B B B B 4-0 1-2 BB		B B B B 4-0 1B BB		S S S 0-3 ② K			x 0-0 1-2 1B	2	0	1	0	2	1	1
Jim Morrison, R (1, 5) OBP: 0.261, SLG: 0.378		x 0-0 ③ F6		x 0-0 FC6 1-2 3-H 1B		x 0-0 ③ 4-3			x 0-0 ① F8	4	0	1	1	0	0	5
Greg Pryor, R (1, 6) OBP: 0.333, SLG: 0.295 Bob Molinaro, L (9, PH) OBP: 0.500, SLG: 0.417			x 0-0 ① 5-3	x 0-0 ③ FC6 1-2f			x 0-0 ① 5-3		S S S 0-3 ② K	3 1	0 0	0 0	0 0	0 0	0 1	2 2
Inning Stats	R: 0 H: 1 E: 0 LOB: 0 K: 0 BB: 0 S: 3 P: 3	R: 0 H: 0 E: 0 LOB: 2 K: 1 BB: 1 S: 5 P: 10	R: 0 H: 0 E: 0 LOB: 0 K: 1 BB: 0 S: 5 P: 5	R: 2 H: 2 E: 0 LOB: 2 K: 1 BB: 2 S: 7 P: 15	R: 0 H: 1 E: 0 LOB: 1 K: 0 BB: 0 S: 4 P: 4	R: 0 H: 1 E: 0 LOB: 1 K: 1 BB: 0 S: 6 P: 6	R: 0 H: 0 E: 0 LOB: 0 K: 0 BB: 0 S: 3 P: 3	R: 0 H: 0 E: 0 LOB: 0 K: 0 BB: 0 S: 3 P: 3	R: 0 H: 2 E: 0 LOB: 2 K: 1 BB: 0 S: 7 P: 7	1B: 6 SF: 0 2B: 0 SAC: 0 3B: 1 DP: 0 HR: 0 HBP: 1						WP: 0 PA: 37 PB: 0 SB: 0 CS: 1	

PITCHER	IP	WLS	BF	H	R	ER	SO	BB	IBB	HBP	BLK	WP	HR	S	P	ERA	WHIP
Steve McCatty, R (1, 1) ERA: 2.33	9.0	W	37	7	2	2	5	3	0	1	0	0	0	43	56	2.00	1.111

PITCHER	IP	WLS	BF	H	R	ER	SO	BB	IBB	HBP	BLK	WP	HR	S	P	ERA	WHIP

BOTTOM

Oakland Athletics @ Chicago White Sox

Comiskey Park, Chicago, IL

Tue Jun 02 1981, 8:05 PM EDT
Att. 40,045 - Unknown - 67 F

livebaseballscorecards.com

AB	33
R	2
H	7
RBI	2
BB	3
SO	5
LOB	17

Batter	1	2	3	4	5	6	7	8	9	AB	R	H	RBI	BB	SO	LOB
Rickey Henderson, R (1, 7) OBP: 0.421, SLG: 0.457	BB, HR, 1B	BB		FC6-4 1-2f 2-3 3-H		F3			1B, HBP 1-2	3	2	1	1	1	0	3
Dwayne Murphy, L (1, 8) OBP: 0.367, SLG: 0.423	HR, BB 1-2	L3		4-3		4-3			1B 1-3 2-H	4	2	1	1	1	0	5
Wayne Gross, L (1, 5) OBP: 0.326, SLG: 0.372	HR 1-H 2-H		3-1		K		G5-4-3		K	5	1	2	3	0	2	2
Tony Armas, R (1, 9) OBP: 0.324, SLG: 0.528	F8		K		G3 2-3		G5-4-3 1-2f		FC4-6 2-H 3-H	5	1	2	2	0	1	1
Jim Spencer, L (1, 3) OBP: 0.223, SLG: 0.210	F8		F7		G3 2-3		4-3		FC4-6 1-2f	5	0	0	0	0	0	2
Cliff Johnson, R (1, 10) OBP: 0.342, SLG: 0.455	F7			FC1-5 1B	FC6-4 3-H 1B			K	F9	5	0	2	1	0	1	1
Mike Heath, R (1, 2) OBP: 0.247, SLG: 0.318		4-3 BB		SH, FC1-5 FC6-4 1-2 1B	FC6-4 1-2f			F9		3	1	1	0	1	0	1
Keith Drumright, L (1, 4) OBP: 0.368, SLG: 0.294		4-3 1-2		FC1-5 FC6-4 SH 1-2 2-3f		BB		4-3		3	0	0	0	1	0	3
Fred Stanley, R (1, 6) OBP: 0.297, SLG: 0.242		6-3		SH FC6-4 1-2 2-3		F9			HBP 1B	3	1	1	0	0	0	2
Inning Stats	R: 3 E: 0 K: 0 S: 5 H: 2 LOB: 0 BB: 1 P: 9	R: 0 E: 0 K: 0 S: 3 H: 0 LOB: 2 BB: 2 P: 11	R: 0 E: 0 K: 1 S: 5 H: 0 LOB: 0 BB: 0 P: 5	R: 1 E: 1 K: 0 S: 6 H: 2 LOB: 2 BB: 0 P: 6	R: 1 E: 0 K: 1 S: 7 H: 2 LOB: 1 BB: 0 P: 7	R: 0 E: 0 K: 0 S: 3 H: 0 LOB: 1 BB: 1 P: 7	R: 0 E: 0 K: 0 S: 3 H: 1 LOB: 0 BB: 0 P: 3	R: 0 E: 0 K: 1 S: 5 H: 0 LOB: 0 BB: 0 P: 5	R: 3 E: 1 K: 1 S: 8 H: 3 LOB: 1 BB: 0 P: 9	1B: 8 2B: 1 3B: 0 HR: 1 SF: 0 SAC: 1 DP: 1 HBP: 1						

PITCHER		IP	WLS	BF	H	R	ER	SO	BB	IBB	HBP	BLK	WP	HR	S	P	ERA	WHIP
Francisco Barrios, R ERA: 3.96	(1, 1)	3.2	L	19	4	4	3	1	3	0	0	0	0	1	18	30	7.36	1.909
Kevin Hickey, L ERA: 2.81	(4, 1)	2.1		11	3	1	1	1	1	0	0	0	0	0	12	16	3.86	1.714
LaMarr Hoyt, R ERA: 2.76	(7, 1)	3.0		12	3	3	3	2	0	0	1	0	0	0	15	16	9.00	1.000

PITCHER	IP	WLS	BF	H	R	ER	SO	BB	IBB	HBP	BLK	WP	HR	S	P	ERA	WHIP

TOP

Oakland Athletics @ Chicago White Sox

Comiskey Park, Chicago, IL

Wed Jun 03 1981, 8:05 PM EDT

Att. 42,358 - Unknown - 79 F

livebaseballscorecards.com

AB	36
R	8
H	10
RBI	8
BB	4
SO	4
LOB	20

1B: 8	SF: 0	WP: 0	PA: 42
2B: 1	SAC: 1	PB: 0	
3B: 0	DP: 1	SB: 0	
HR: 1	HBP: 1	CS: 0	

Batter	1	2	3	4	5	6	7	8	9	AB	R	H	RBI	BB	SO	LOB
Ron LeFlore, R (1, 7) OBP: 0.327, SLG: 0.343	S S S 0-3 ① K		x 0-0 CS 1B		x 0-0 ② F9		x 0-0 ③ F9			4	0	1	0	0	1	0
Mike Squires, L (1, 3) OBP: 0.348, SLG: 0.331	x 0-0 ② F8		x 0-0 ① ② F8 1-2		x 0-0 1B			x 0-0 ① F7		4	0	1	0	0	0	1
Carlton Fisk, R (1, 2) OBP: 0.403, SLG: 0.454	x 0-0 ③ 5-3		x 0-0 1B		x 0-0 ③ F7			x 0-0 ② F8		4	0	1	0	0	0	1
Greg Luzinski, R (1, 10) OBP: 0.401, SLG: 0.468		x 0-0 ① F8	x 0-0 ③ 1-5-3			x 0-0 ① F6		x 0-0 ③ F9		4	0	0	0	0	0	1
Harold Baines, L (1, 9) OBP: 0.295, SLG: 0.396		H 1-0 HR HBP		x 0-0 ① 4-3		x 0-0 ② F5			x 0-0 HR	3	2	1	1	0	0	0
Chet Lemon, R (1, 8) OBP: 0.384, SLG: 0.468		x 0-0 1-H HR		x 0-0 ② 6-3		x 0-0 2B			x 0-0 ① F7	4	1	2	2	0	0	0
Tony Bernazard, S (1, 4) OBP: 0.340, SLG: 0.403		S S S 0-3 ② K		x 0-0 1B		x 0-0 ③ F4			x 0-0 ② 1-3	4	0	1	0	0	1	1
Jim Morrison, R (1, 5) OBP: 0.261, SLG: 0.369		B B B 4-0 BB		x 0-0 ③ F3			x 0-0 ① 1-6-3		x 0-0 ③ F8	3	0	0	0	1	0	1
Bill Almon, R (1, 6) OBP: 0.376, SLG: 0.371		S S S 0-3 ③ K			x 0-0 ① F8		x 0-0 ② F7			3	0	0	0	0	1	1
Inning Stats	R: 0 H: 0 E: 0 LOB: 0 K: 1 BB: 0 S: 5 P: 5	R: 2 H: 1 E: 0 LOB: 1 K: 2 BB: 1 S: 8 P: 13	R: 0 H: 2 E: 0 LOB: 1 K: 0 BB: 0 S: 4 P: 4	R: 0 H: 1 E: 0 LOB: 1 K: 0 BB: 0 S: 4 P: 4	R: 0 H: 1 E: 0 LOB: 1 K: 0 BB: 0 S: 4 P: 4	R: 0 H: 1 E: 0 LOB: 1 K: 0 BB: 0 S: 4 P: 4	R: 0 H: 0 E: 0 LOB: 0 K: 0 BB: 0 S: 3 P: 3	R: 0 H: 0 E: 0 LOB: 0 K: 0 BB: 0 S: 3 P: 3	R: 1 H: 1 E: 0 LOB: 0 K: 0 BB: 0 S: 4 P: 4	1B: 4 SF: 0 2B: 1 SAC: 0 3B: 0 DP: 0 HR: 2 HBP: 1					WP: 0 PA: 35 PB: 0 SB: 0 CS: 1	

PITCHER	IP	WLS	BF	H	R	ER	SO	BB	IBB	HBP	BLK	WP	HR	S	P	ERA	WHIP
Brian Kingman, R (1, 1) ERA: 2.63	9.0	W	35	7	3	3	3	1	0	1	0	0	2	39	44	3.00	0.889

PITCHER	IP	WLS	BF	H	R	ER	SO	BB	IBB	HBP	BLK	WP	HR	S	P	ERA	WHIP

BOTTOM

Oakland Athletics @ Chicago White Sox

Comiskey Park, Chicago, IL

Wed Jun 03 1981, 8:05 PM EDT
Att. 42,358 - Unknown - 79 F

livebaseballscorecards.com

AB	33
R	3
H	7
RBI	3
BB	1
SO	3
LOB	6

Batter	1	2	3	4	5	6	7	8	9	AB	R	H	RBI	BB	SO	LOB
Rickey Henderson, R (1, 7) OBP: 0.423, SLG: 0.455	CS 1B		BBBB E S BB		4-3			6-3		3	0	1	0	1	0	1
Dwayne Murphy, L (1, 8) OBP: 0.365, SLG: 0.420	SSS 0-3 ①② K 1-2		0-0 ② F8			0-0 ① 1-3		0-0 1B		4	0	1	0	0	1	2
Wayne Gross, L (1, 5) OBP: 0.317, SLG: 0.359	SSS 0-3 ③ K		0-0 ③ F7 1-3			0-0 ② 1-3		0-0 ② F8		4	0	0	0	0	1	2
Tony Armas, R (1, 9) OBP: 0.332, SLG: 0.532		0-0 2B 4-3 1B		0-0 G4-3 1B		0-0 1B		0-0 ③ F7		4	0	3	0	0	0	1
Jim Spencer, L (1, 3) OBP: 0.216, SLG: 0.202		0-0 ① 4-3 1-2		0-0 ① F8		0-0 ③ 4-3			0-0 ① F4	4	0	0	0	0	0	3
Jeff Newman, R (1, 2) OBP: 0.259, SLG: 0.327		0-0 ② HR 2-3 2B		0-0 ②③ G4-3 1-2f			0-0 1B 1B		0-0 1B	4	1	3	0	0	0	1
Mitchell Page, L (1, 10) OBP: 0.225, SLG: 0.317		0-0 HR 2-H			SSS 0-3 ① K		SSS 0-3 ① K		SSS 0-3 ② K	4	1	1	2	0	3	2
Keith Drumright, L (1, 4) OBP: 0.304, SLG: 0.238		0-0 ③ 4-3			0-0 ② 4-3		0-0 ② F9		0-0 ③ 1-3	4	0	0	0	0	0	2
Rob Picciolo, R (1, 6) OBP: 0.277, SLG: 0.347			0-0 ① 6-3		0-0 1B		0-0 ③ 1-3 1B			3	0	2	0	0	0	0

TOP

Oakland Athletics @ Chicago White Sox

Comiskey Park, Chicago, IL

Thu Jun 04 1981, 8:05 PM EDT

Att. 37,706 - Unknown - 57 F

livebaseballscorecards.com

AB	34
R	2
H	11
RBI	2
BB	1
SO	5
LOB	14

Inning Stats	1	2	3	4	5	6	7	8	9	1B	SF	WP	PA
R	0	2	0	0	0	0	0	0	0	9	0	0	35
E	0	0	0	0	0	0	0	0	0	2B 1	SAC 0	PB 0	
K	2	0	0	0	0	0	1	0	1	3B 0	DP 1	SB 1	
S	7	5	3	3	6	4	6	4	6	HR 1	HBP 0	CS 1	
H	1	3	0	1	1	1	2	1	1				
LOB	0	0	1	0	1	1	2	1	1				
BB	0	0	1	0	0	0	0	0	0				
P	7	5	7	3	6	4	6	4	6				

PITCHER		IP	WLS	BF	H	R	ER	SO	BB	IBB	HBP	BLK	WP	HR	S	P	ERA	WHIP
Richard Dotson, R ERA: 3.14	(1, 1)	8.1	W	33	11	2	2	4	1	0	0	0	0	1	40	44	2.16	1.440
Ed Farmer, R ERA: 5.64	(9, 1)	0.2	S	2	0	0	0	1	0	0	0	0	0	0	4	4	0.00	0.000

PITCHER	IP	WLS	BF	H	R	ER	SO	BB	IBB	HBP	BLK	WP	HR	S	P	ERA	WHIP

Batter	1	2	3	4	5	6	7	8	9	AB	R	H	RBI	BB	SO	LOB
Ron LeFlore, R (1, 7) OBP: 0.325, SLG: 0.340	6-3		6-3		F9		1B 1-3 2-H 1B			4	0	1	1	0	0	0
Mike Squires, L (1, 3) OBP: 0.345, SLG: 0.328	F8		F7		F5		1-3 3-H 1B			4	0	1	1	0	0	0
Carlton Fisk, R (1, 2) OBP: 0.399, SLG: 0.455	2B		K			K	F7			4	0	1	0	0	2	2
Greg Luzinski, R (1, 10) OBP: 0.398, SLG: 0.463	5-3			5-3		5-3		E7 1B		4	0	1	0	0	0	1
Rusty Kuntz, R (8, PR) OBP: 0.368, SLG: 0.333										0	1	0	0	0	0	0
Harold Baines, L (1, 9) OBP: 0.294, SLG: 0.388		F6		K		4-3		E SF7 IBB		3	1	0	0	1	1	0
Chet Lemon, R (1, 8) OBP: 0.393, SLG: 0.468		BB BB		1B BB			K	E9 FC5-4-6 1-3 3-H 1B		2	0	1	1	2	1	0
Tony Bernazard, S (1, 4) OBP: 0.344, SLG: 0.404		FC6-4 1-2 BB		FC6-4 1-2 1B			F8	SF7 3-H		2	0	1	1	1	0	0
Jim Morrison, R (1, 5) OBP: 0.261, SLG: 0.366		K		FC6-4 1-2f			1B 1B 1B	FC5-4-6 2-3		4	1	1	0	0	1	6
Bill Almon, R (1, 6) OBP: 0.373, SLG: 0.368		FC6-4 1-2f			5-3		1B 1-2 1B	5-3		4	1	1	0	0	0	4
Inning Stats	R: 0 E: 0 K: 0 S: 4 H: 1 LOB: 1 BB: 0 P: 4	R: 0 E: 0 K: 1 S: 5 H: 0 LOB: 2 BB: 2 P: 13	R: 0 E: 0 K: 1 S: 5 H: 0 LOB: 0 BB: 0 P: 5	R: 0 E: 0 K: 1 S: 6 H: 1 LOB: 2 BB: 1 P: 10	R: 0 E: 0 K: 0 S: 3 H: 0 LOB: 0 BB: 0 P: 3	R: 0 E: 0 K: 1 S: 5 H: 0 LOB: 0 BB: 0 P: 5	R: 2 E: 0 K: 1 S: 9 H: 4 LOB: 2 BB: 0 P: 9	R: 2 E: 2 K: 0 S: 5 H: 2 LOB: 2 BB: 1 P: 9		1B: 7 2B: 1 3B: 0 HR: 0 SF: 1 SAC: 0 DP: 0 HBP: 0						

PITCHER	IP	WLS	BF	H	R	ER	SO	BB	IBB	HBP	BLK	WP	HR	S	P	ERA	WHIP
Rick Langford, R (1, 1) ERA: 2.87	8.0	L	36	8	4	3	5	3	1	0	0	0	0	42	58	3.38	1.375

PITCHER	IP	WLS	BF	H	R	ER	SO	BB	IBB	HBP	BLK	WP	HR	S	P	ERA	WHIP

BOTTOM

Oakland Athletics @ Chicago White Sox

Comiskey Park, Chicago, IL

Thu Jun 04 1981, 8:05 PM EDT
Att. 37,706 - Unknown - 57 F

livebaseballscorecards.com

AB	31
R	4
H	8
RBI	4
BB	4
SO	5
LOB	13

PB: 0
SB: 0
CS: 0
PA: 36

Batter	1	2	3	4	5	6	7	8	9	AB	R	H	RBI	BB	SO	LOB
Jerry Remy, L (1, 4) OBP: 0.389, SLG: 0.383	0-0 2B SF9 1B		0-0 ① F8		0-0 ② F7			0-0 ① 1-3	0-0 ③ F5	5	1	1	0	0	0	1
Dwight Evans, R (1, 9) OBP: 0.457, SLG: 0.606	0-0 SF9 1-3 2B		0-0 ② F7		0-0 1B			BBBB 4-0 HR BB		3	1	2	0	1	0	0
Carl Yastrzemski, L (1, 3) OBP: 0.326, SLG: 0.344	SSS 0-3 ① K		0-0 ③ 4-3		0-0 ③ F7			0-0 1-H HR		4	1	1	2	0	1	3
Jim Rice, R (1, 7) OBP: 0.298, SLG: 0.442	0-0 ② SF9 2-3 3-H			0-0 ① F8		0-0 G5-4-3 1B		0-0 HR		3	1	2	2	0	0	0
Carney Lansford, R (1, 10) OBP: 0.381, SLG: 0.470	0-0 ③ F8			0-0 ② 4-3		0-0 ①② G5-4-3 1-2f		SSS 0-3 ② K		4	0	0	0	0	1	2
Dave Stapleton, R (1, 5) OBP: 0.293, SLG: 0.322		0-0 ① F7		0-0 E5 1B WP		0-0 ③ F9		0-0 ③ F4		4	0	0	0	0	0	0
Rich Gedman, L (1, 2) OBP: 0.304, SLG: 0.481		SSS 0-3 ② K		0-0 1-3 1B			0-0 ① 4-3		0-0 ① 4-3	4	0	1	0	0	1	0
Glenn Hoffman, R (1, 6) OBP: 0.260, SLG: 0.246		0-0 1B		0-0 ③ F3			0-0 ② 4-3		0-0 1B 1B	4	0	2	0	0	0	2
Rick Miller, L (1, 8) OBP: 0.348, SLG: 0.403		0-0 ③ F8			0-0 ① F8		SSS 0-3 ③ K		0-0 ② 1-3 1B	4	0	1	0	0	1	1
Inning Stats	R: 1 E: 0 K: 1 S: 7 H: 2 LOB: 1 BB: 0 P: 7	R: 0 E: 0 K: 1 S: 6 H: 1 LOB: 1 BB: 0 P: 6	R: 0 E: 0 K: 0 S: 3 H: 0 LOB: 0 BB: 0 P: 3	R: 0 E: 1 K: 0 S: 5 H: 1 LOB: 2 BB: 0 P: 5	R: 0 E: 0 K: 0 S: 4 H: 1 LOB: 1 BB: 0 P: 4	R: 0 E: 0 K: 0 S: 3 H: 1 LOB: 0 BB: 0 P: 3	R: 0 E: 0 K: 1 S: 5 H: 0 LOB: 0 BB: 0 P: 5	R: 3 E: 0 K: 1 S: 7 H: 2 LOB: 0 BB: 1 P: 11	R: 0 E: 0 K: 0 S: 4 H: 2 LOB: 1 BB: 0 P: 4	1B: 7 2B: 1 3B: 0 HR: 2	SF: 1 SAC: 0 DP: 1 HBP: 0						

PITCHER	IP	WLS	BF	H	R	ER	SO	BB	IBB	HBP	BLK	WP	HR	S	P	ERA	WHIP
Matt Keough, R (1, 1) ERA: 2.98	9.0	L	37	10	4	4	4	1	0	0	0	1	2	44	48	4.00	1.222

PITCHER	IP	WLS	BF	H	R	ER	SO	BB	IBB	HBP	BLK	WP	HR	S	P	ERA	WHIP

Boston Red Sox @ Oakland Athletics

Oakland-Alameda County Coliseum, Oakland, CA

Fri Jun 05 1981, 7:05 PM PDT

Att. 30,251 - Unknown

TOP

livebaseballscorecards.com

AB	35
R	4
H	10
RBI	4
BB	1
SO	4
LOB	9

1B: 7	SF: 1	WP: 1	PA: 37
2B: 1	SAC: 0	PB: 0	
3B: 0	DP: 1	SB: 0	
HR: 2	HBP: 0	CS: 0	

Batter	1	2	3	4	5	6	7	8	9	AB	R	H	RBI	BB	SO	LOB
Rickey Henderson, R (1, 7) OBP: 0.420, SLG: 0.451	S S S 0-3 K ①			x 0-0 F9 ①		x 0-0 6-3 ②			x 0-0 1B 1B	4	0	1	0	0	1	0
Dwayne Murphy, L (1, 8) OBP: 0.363, SLG: 0.416	x 0-0 F4 ②			x 0-0 F5 ②		x 0-0 F7 ③			x 0-0 1-2 1B	4	0	1	0	0	0	0
Cliff Johnson, R (1, 10) OBP: 0.333, SLG: 0.441	x 0-0 5-3 ③			x 0-0 5-3 ③			x 0-0 1-3 ①		S S S 0-3 K ②	4	0	0	0	0	1	2
Tony Armas, R (1, 9) OBP: 0.330, SLG: 0.541		x 0-0 F9 ①			x 0-0 HR		x 0-0 6-3 ②		S S S 0-3 K ③	4	1	1	1	0	1	2
Mike Heath, R (1, 2) OBP: 0.254, SLG: 0.320		x 0-0 G1-6-3 1B			B B B B 4-0 FC6-4 BB		x 0-0 F8 ③			2	0	1	0	1	0	0
Jeff Newman, R (1, 3) OBP: 0.261, SLG: 0.327		x 0-0 ②③ G1-6-3 1-2f			x 0-0 F8 ①			x 0-0 G1-6-3 1B		3	0	1	0	0	0	2
Dave McKay, S (1, 5) OBP: 0.266, SLG: 0.318			x 0-0 F8 ①		x 0-0 F3 ②			x 0-0 F4 ①		3	0	0	0	0	0	2
Shooty Babitt, R (1, 4) OBP: 0.310, SLG: 0.277			x 0-0 F9 ②		x 0-0 FC6-4 ③ 1-2f			x 0-0 ②③ G1-6-3 1-2f		3	0	0	0	0	0	2
Fred Stanley, R (1, 6) OBP: 0.289, SLG: 0.235 Tim Hosley, R (9, PH) OBP: 0.190, SLG: 0.263			x 0-0 6-3 ③			x 0-0 F5 ①			S S S 0-3 K ①	2 1	0 0	0 0	0 0	0 0	0 1	0 0

BOTTOM

Boston Red Sox @ Oakland Athletics

Oakland-Alameda County Coliseum, Oakland, CA

Fri Jun 05 1981, 7:05 PM PDT

Att. 30,251 - Unknown

livebaseballscorecards.com

AB	30
R	1
H	5
RBI	1
BB	1
SO	4
LOB	10

Inning Stats	1	2	3	4	5	6	7	8	9
	R: 0 E: 0 K: 1 S: 5	H: 0 LOB: 0 BB: 0 P: 5	R: 0 E: 0 K: 0 S: 3	H: 1 LOB: 0 BB: 0 P: 3	R: 0 E: 0 K: 0 S: 3	H: 0 LOB: 0 BB: 0 P: 3	R: 0 E: 0 K: 0 S: 3	H: 0 LOB: 0 BB: 0 P: 3	R: 1 E: 0 K: 0 S: 4	H: 1 LOB: 1 BB: 1 P: 8	R: 0 E: 0 K: 0 S: 3	H: 0 LOB: 0 BB: 0 P: 3	R: 0 E: 0 K: 0 S: 3	H: 0 LOB: 0 BB: 0 P: 3	R: 0 E: 0 K: 0 S: 3	H: 1 LOB: 0 BB: 0 P: 3	R: 0 E: 0 K: 3 S: 11	H: 2 LOB: 2 BB: 0 P: 11

	1B: 4	SF: 0	WP: 0	PA: 31
	2B: 0	SAC: 0	PB: 0	
	3B: 0	DP: 2	SB: 0	
	HR: 1	HBP: 0	CS: 0	

PITCHER	IP	WLS	BF	H	R	ER	SO	BB	IBB	HBP	BLK	WP	HR	S	P	ERA	WHIP
Frank Tanana, L (1, 1) ERA: 4.48	8.1	W	29	5	1	1	2	1	0	0	0	0	1	32	36	1.08	0.720
Bill Campbell, R (9, 1) ERA: 2.84	0.2	S	2	0	0	0	2	0	0	0	0	0	0	6	6	0.00	0.000

PITCHER	IP	WLS	BF	H	R	ER	SO	BB	IBB	HBP	BLK	WP	HR	S	P	ERA	WHIP

Batter	1	2	3	4	5	6	7	8	9	AB	R	H	RBI	BB	SO	LOB
Jerry Remy, L (1, 4) OBP: 0.395, SLG: 0.386	BBBB 4-0 S BB		x 0-0 WP 3-1 1-2 1B		x 0-0 F9 1B 1B	x 0-0 ③ F9			x 0-0 ① 1-3	4	0	2	0	1	0	1
Dwight Evans, R (1, 9) OBP: 0.451, SLG: 0.596	x 0-0 ① F5 1-2		SSS 0-3 ① K		x 0-0 BB 1-2 1B		x 0-0 ① 6-3		x 0-0 ② 6-3	5	0	1	0	0	1	3
Carl Yastrzemski, L (1, 3) OBP: 0.328, SLG: 0.342	SSS 0-3 ② K		x 0-0 ② 3-1 1-2 2-3		x 0-0 ② F9 2-3		BBBB 4-0 1B BB		x 0-0 1B	4	0	1	0	1	1	5
Jim Rice, R (1, 7) OBP: 0.304, SLG: 0.441	x 0-0 ③ F9		BBBB 4-0 FC6 BB		BBBB 4-0 1-2 BB		x 0-0 G6-4-3 1-2 1B		SSS 0-3 ③ K	3	0	1	0	2	1	2
Carney Lansford, R (1, 10) OBP: 0.374, SLG: 0.461		x 0-0 ① 6-3	x 0-0 ③ FC6 1-2f 2-3 3-H		x 0-0 ③ F8		x 0-0 ②③ G6-4-3 1-2f			4	0	0	0	0	0	7
Dave Stapleton, R (1, 5) OBP: 0.298, SLG: 0.323		H 1-0 1B HBP		x 0-0 ① F7		x 0-0 FC6-4 1B SF7 1B		x 0-0 ① 6-3		3	1	1	0	0	0	0
Rich Gedman, L (1, 2) OBP: 0.317, SLG: 0.482		x 0-0 G6-4-3 1-3 1B		SSS 0-3 ② K		x 0-0 FC6-4 1-2 1B		x 0-0 ② 4-3		4	0	2	0	0	1	0
Glenn Hoffman, R (1, 6) OBP: 0.260, SLG: 0.240		x 0-0 ②③ G6-4-3 1-2f		x 0-0 ③ F7		x 0-0 ① FC6-4 1-2f 2-3		BBBB 4-0 BB		3	0	0	0	1	0	4
Rick Miller, L (1, 8) OBP: 0.346, SLG: 0.397			BBBB 4-0 3-1 1B WP BB		x 0-0 ① F4	x 0-0 ② SF7 3-H		SSS 0-3 ③ K		2	1	0	1	1	1	1
Inning Stats	R: 0 H: 0 E: 0 LOB: 1 K: 1 BB: 1 S: 5 P: 9	R: 0 H: 1 E: 0 LOB: 1 K: 0 BB: 0 S: 3 P: 4	R: 1 H: 1 E: 0 LOB: 2 K: 1 BB: 2 S: 6 P: 14	R: 0 H: 0 E: 0 LOB: 0 K: 1 BB: 0 S: 5 P: 5	R: 0 H: 2 E: 0 LOB: 3 K: 0 BB: 1 S: 5 P: 9	R: 1 H: 2 E: 0 LOB: 1 K: 0 BB: 0 S: 5 P: 5	R: 0 H: 1 E: 0 LOB: 1 K: 0 BB: 1 S: 3 P: 7	R: 0 H: 0 E: 0 LOB: 1 K: 1 BB: 1 S: 5 P: 9	R: 0 H: 1 E: 0 LOB: 1 K: 1 BB: 0 S: 6 P: 6	1B: 8 SF: 1 2B: 0 SAC: 0 3B: 0 DP: 2 HR: 0 HBP: 1						

TOP

Boston Red Sox @ Oakland Athletics

Oakland-Alameda County Coliseum, Oakland, CA

Sat Jun 06 1981, 3:33 AM PDT

Att. 40,122 - Sunny

livebaseballscorecards.com

AB	32
R	2
H	8
RBI	1
BB	6
SO	5
LOB	23

WP: 1 PA: 40
PB: 0
SB: 1
CS: 0

PITCHER		IP	WLS	BF	H	R	ER	SO	BB	IBB	HBP	BLK	WP	HR	S	P	ERA	WHIP
Mike Norris, R ERA: 3.25	(1, 1)	7.0	W	32	7	2	2	3	5	0	1	0	1	0	32	53	2.57	1.714
Jeff Jones, R ERA: 2.51	(8, 1)	2.0		8	1	0	0	2	1	0	0	0	0	0	11	15	0.00	1.000

PITCHER	IP	WLS	BF	H	R	ER	SO	BB	IBB	HBP	BLK	WP	HR	S	P	ERA	WHIP

Batter	1	2	3	4	5	6	7	8	9	AB	R	H	RBI	BB	SO	LOB
Rickey Henderson, R (1, 7) OBP: 0.427, SLG: 0.464	1-3 2B	2-H 1B			2B SF9 1B	F9 BB 1B		S S S 0-3 K ③		5	1	4	1	0	1	0
Dwayne Murphy, L (1, 8) OBP: 0.366, SLG: 0.420	1-3 ①② 2-3	4-3 ③			SF9 1B 1-3 2B	B B B B F9 1-2 BB				3	1	1	0	1	0	2
Wayne Gross, L (1, 5) OBP: 0.315, SLG: 0.367	2B		F8 ①		SF9 ① 2-3 3-H	F9 ② 1-2 2-3				3	0	1	1	0	0	2
Tony Armas, R (1, 9) OBP: 0.329, SLG: 0.535	5-3 ③		F7 ②		1B 2B 3-H 1B	F5 ③				4	1	1	1	0	0	3
Jim Spencer, L (1, 3) OBP: 0.225, SLG: 0.222		1B 1B 2B	4-3 ③		2B 1-3 1B		S S S 0-3 K ①			4	1	2	0	0	1	0
Mike Heath, R (1, 2) OBP: 0.259, SLG: 0.330		1B SH1 2-3 1B		5-3 ①	1-3 3-H 2B		1-3 ②			4	1	2	1	0	0	0
Mitchell Page, L (1, 10) OBP: 0.215, SLG: 0.302		F2 ①		6-3 ②	S S S K ②		S S S 0-3 K ③			4	0	0	0	0	2	4
Keith Drumright, L (1, 4) OBP: 0.333, SLG: 0.280		SH1 1B 1-3 3-H 1B		1B 1B	4-3 ③			S S S 0-3 K ①		4	1	2	1	0	1	2
Rob Picciolo, R (1, 6) OBP: 0.279, SLG: 0.347		SH1 ② 1-2 3-H		1-3 1B ③		6-3 ①		1-3 ②		3	0	1	1	0	0	0
Inning Stats	R: 0 E: 0 K: 0 S: 4 H: 2 LOB: 1 BB: 0 P: 4	R: 3 E: 0 K: 0 S: 7 H: 4 LOB: 1 BB: 0 P: 7	R: 0 E: 0 K: 0 S: 3 H: 0 LOB: 0 BB: 0 P: 3	R: 0 E: 0 K: 0 S: 4 H: 2 LOB: 2 BB: 0 P: 4	R: 3 E: 0 K: 1 S: 10 H: 5 LOB: 2 BB: 0 P: 10	R: 0 E: 0 K: 0 S: 4 H: 1 LOB: 2 BB: 1 P: 8	R: 0 E: 0 K: 2 S: 7 H: 0 LOB: 0 BB: 0 P: 7	R: 0 E: 0 K: 2 S: 7 H: 0 LOB: 0 BB: 0 P: 7		1B: 9 2B: 5 3B: 0 HR: 0	SF: 1 SAC: 1 DP: 0 HBP: 0					

BOTTOM

Boston Red Sox @ Oakland Athletics

Oakland-Alameda County Coliseum, Oakland, CA

Sat Jun 06 1981, 3:33 AM PDT

Att. 40,122 - Sunny

livebaseballscorecards.com

AB	34
R	6
H	14
RBI	6
BB	1
SO	5
LOB	13

PITCHER		IP	WLS	BF	H	R	ER	SO	BB	IBB	HBP	BLK	WP	HR	S	P	ERA	WHIP
Steve Crawford, R ERA: 4.96	(1, 1)	2.0	L	11	6	3	3	0	0	0	0	0	0	0	11	11	13.50	3.000
Bob Stanley, R ERA: 4.56	(3, 1)	3.0		15	7	3	3	1	0	0	0	0	0	0	17	17	9.00	2.333
Chuck Rainey, R ERA: 2.93	(6, 1)	3.0		11	1	0	0	4	1	0	0	0	0	0	18	22	0.00	0.667

PITCHER	IP	WLS	BF	H	R	ER	SO	BB	IBB	HBP	BLK	WP	HR	S	P	ERA	WHIP

Batter	1	2	3	4	5	6	7	8	9	10	11	AB	R	H	RBI	BB	SO	LOB
Reid Nichols, R (1, 8) OBP: 0.250, SLG: 0.300	6-3		F3		FC FC6-4 1-2 3-H		K		G3			4	0	0	1	0	1	1
Carl Yastrzemski, L (9, PH) OBP: 0.326, SLG: 0.340												1	0	0	0	0	0	0
Rick Miller, L (9, 8) OBP: 0.346, SLG: 0.397												0	0	0	0	0	0	0
Dwight Evans, R (1, 9) OBP: 0.454, SLG: 0.594	BLK 1B 1B		1B		K		BB			4-3		4	1	2	0	1	1	2
Carney Lansford, R (1, 10) OBP: 0.371, SLG: 0.455	6-3 1-2		K		FC6-4 1-2f 2-3		F9			S 1B		5	0	1	0	0	1	5
Jim Rice, R (1, 7) OBP: 0.302, SLG: 0.435	2-H 1B			K	K			K		K 1-2		5	0	1	1	0	4	3
Tony Perez, R (1, 3) OBP: 0.298, SLG: 0.352	F8			F9		FC1-6 1B BB		K		5-3		4	0	0	0	1	1	2
Dave Stapleton, R (1, 5) OBP: 0.301, SLG: 0.321		6-3		BB		FC1-6 1-2 1B		F7			4-3	4	0	1	0	1	0	0
Gary Allenson, R (1, 2) OBP: 0.300, SLG: 0.368		K		F7		FC1-6 1-2f 2-3 G5-4-3			K		E5 FC5-4	5	0	0	0	0	2	3
Glenn Hoffman, R (1, 6) OBP: 0.265, SLG: 0.269		L3			SH FC 1B	G5-4-3 1-2f			HR		FC5-4 1-2f	5	2	2	1	0	0	3
Jerry Remy, L (1, 4) OBP: 0.386, SLG: 0.377			F8		SH FC6-4 FC 1-3		5-3		4-3		2-3	4	0	0	0	0	0	1
Inning Stats	R: 1 E: 0 K: 0 S: 5 H: 2 LOB: 1 BB: 0 P: 5	R: 0 E: 0 K: 1 S: 5 H: 0 LOB: 0 BB: 0 P: 5	R: 0 E: 0 K: 1 S: 6 H: 1 LOB: 1 BB: 0 P: 6	R: 0 E: 0 K: 1 S: 5 H: 0 LOB: 1 BB: 1 P: 9	R: 1 E: 1 K: 2 S: 10 H: 1 LOB: 2 BB: 0 P: 10	R: 0 E: 0 K: 0 S: 3 H: 1 LOB: 1 BB: 1 P: 7	R: 0 E: 0 K: 1 S: 5 H: 0 LOB: 1 BB: 1 P: 9	R: 0 E: 0 K: 2 S: 7 H: 0 LOB: 0 BB: 0 P: 7	R: 1 E: 0 K: 1 S: 6 H: 1 LOB: 0 BB: 0 P: 6	R: 0 E: 0 K: 1 S: 6 H: 1 LOB: 0 BB: 0 P: 6	R: 0 E: 1 K: 0 S: 4 H: 0 LOB: 1 BB: 0 P: 4	1B: 6 2B: 0 3B: 0 HR: 1 SF: 0 SAC: 1 DP: 1 HBP: 0	WP: 0 PB: 0 SB: 1 CS: 0 PA: 45					

PITCHER		IP	WLS	BF	H	R	ER	SO	BB	IBB	HBP	BLK	WP	HR	S	P	ERA	WHIP
Tom Underwood, L ERA: 4.29	(1, 1)	5.0		24	5	2	1	5	2	0	0	1	0	0	32	40	1.80	1.400
Jeff Jones, R ERA: 2.51	(6, 1)	3.2		12	1	1	1	4	1	0	0	0	0	1	19	23	2.46	0.545
Bob Owchinko, L ERA: 1.25	(9, 1)	0.2		3	1	0	0	0	0	0	0	0	0	0	3	3	0.00	1.500
Dave Heaverlo, R ERA:	(10, 1)	1.2	W	6	0	0	0	1	0	0	0	0	0	0	8	8	0.00	0.000

PITCHER	IP	WLS	BF	H	R	ER	SO	BB	IBB	HBP	BLK	WP	HR	S	P	ERA	WHIP

TOP

Boston Red Sox @ Oakland Athletics

Oakland-Alameda County Coliseum, Oakland, CA

Sun Jun 07 1981, 3:33 AM PDT

Att. 27,384 - Sunny

livebaseballscorecards.com

AB	41
R	3
H	7
RBI	3
BB	3
SO	10
LOB	20

Boston Red Sox @ Oakland Athletics

Oakland-Alameda County Coliseum, Oakland, CA

Sun Jun 07 1981, 3:33 AM PDT

Att. 27,384 - Sunny

livebaseballscorecards.com

Batter	1	2	3	4	5	6	7	8	9	10	11	AB	R	H	RBI	BB	SO	LOB
Rickey Henderson, R (1, 7) OBP: 0.423, SLG: 0.456	K		BB F7			K			F9		1-3	4	0	0	0	1	2	0
Dwayne Murphy, L (1, 8) OBP: 0.366, SLG: 0.434	K		F7 1-2			K			HR 1B		HR	5	2	2	1	0	2	1
Wayne Gross, L (1, 5) OBP: 0.306, SLG: 0.355	5-3		F4			6-3			F9			4	0	0	0	0	0	1
Tony Armas, R (1, 9) OBP: 0.332, SLG: 0.548		K		G4-6-3 1B			K		1-H HR			4	1	2	2	0	2	0
Jim Spencer, L (1, 3) OBP: 0.226, SLG: 0.216		BB 1B SF7		G4-6-3 1-2f			F9		K			3	1	0	0	1	1	1
Jeff Newman, R (1, 2) OBP: 0.269, SLG: 0.333				4-3			6-3			L4 1B		4	0	2	0	0	0	0
Shooty Babitt, R (10, PR) OBP: 0.310, SLG: 0.277		1-3 1B										0	0	0	0	0	0	0
Mike Heath, R (11, 2) OBP: 0.259, SLG: 0.330												0	0	0	0	0	0	0
Mitchell Page, L (1, 10) OBP: 0.206, SLG: 0.292		SF7 3-H			F6			K		K		3	0	0	1	0	2	1
Keith Drumright, L (1, 4) OBP: 0.355, SLG: 0.310		1-2			F6			F9		1-2		4	0	2	0	0	0	0
Fred Stanley, R (1, 6) OBP: 0.282, SLG: 0.229		F7			4-3			K		L4 2-3		2	0	0	0	0	0	2
Dave McKay, S (8, PH) OBP: 0.263, SLG: 0.315												1	0	0	0	0	1	0
Rob Picciolo, R (9, 6) OBP: 0.276, SLG: 0.343												1	0	0	0	0	0	2
Inning Stats	R: 0 E: 0 K: 2 S: 7 H: 0 LOB: 0 BB: 0 P: 7	R: 1 E: 0 K: 1 S: 7 H: 2 LOB: 2 BB: 1 P: 11	R: 0 E: 0 K: 0 S: 2 H: 0 LOB: 0 BB: 1 P: 6	R: 0 E: 0 K: 0 S: 3 H: 1 LOB: 0 BB: 0 P: 3	R: 0 E: 0 K: 0 S: 3 H: 0 LOB: 0 BB: 0 P: 3	R: 0 E: 0 K: 2 S: 7 H: 0 LOB: 0 BB: 0 P: 7	R: 0 E: 0 K: 1 S: 5 H: 0 LOB: 0 BB: 0 P: 5	R: 0 E: 0 K: 2 S: 7 H: 0 LOB: 0 BB: 0 P: 7	R: 2 E: 0 K: 1 S: 7 H: 2 LOB: 0 BB: 0 P: 7	R: 0 E: 0 K: 1 S: 6 H: 2 LOB: 1 BB: 0 P: 6	R: 1 E: 0 K: 0 S: 2 H: 1 LOB: 0 BB: 0 P: 2	1B: 6 2B: 1 3B: 0 HR: 2	SF: 1 SAC: 0 DP: 2 HBP: 0			WP: 0 PB: 0 SB: 0 CS: 0	PA: 38		

PITCHER		IP	WLS	BF	H	R	ER	SO	BB	IBB	HBP	BLK	WP	HR	S	P	ERA	WHIP
Dennis Eckersley, R ERA: 4.39	(1, 1)	8.2		31	5	3	3	8	2	0	0	0	0	1	45	53	3.12	0.808
Mark Clear, R ERA: 3.21	(9, 1)	1.2	L	7	3	1	1	2	0	0	0	0	0	1	11	11	5.40	1.800

	AB	35
	R	4
	H	8
	RBI	4
	BB	2
	SO	10
	LOB	8

Baltimore Orioles @ Oakland Athletics

Oakland-Alameda County Coliseum, Oakland, CA

Tue Jun 09 1981, 7:05 PM PDT

Unknown

livebaseballscorecards.com

TOP

Batter	1	2	3	4	5	6	7	8	9	AB	R	H	RBI	BB	SO	LOB
Al Bumbry, L (1, 8) OBP: 0.354, SLG: 0.330	S S S 0-3 ① K		S S S 0-3 ① K			B B B B 4-0 FC3-6 1B 1B BB	x 0-0 ② FC5-2-5-3 3-H		x 0-0 ③ 1-3	4	1	0	0	1	2	1
Rich Dauer, R (1, 4) OBP: 0.337, SLG: 0.359	x 0-0 ② F8		x 0-0 ② F8			x 0-0 ① F9	x 0-0 ③ F8			4	0	0	0	0	0	2
Ken Singleton, S (1, 10) OBP: 0.436, SLG: 0.561	x 0-0 BB 1B		S S S 0-3 ③ K			x 0-0 FC3-6 1-2 1B		x 0-0 ① 4-3		4	0	2	0	0	1	0
Eddie Murray, S (1, 3) OBP: 0.303, SLG: 0.446	B B B B 4-0 1-2 BB			x 0-0 ① F7		x 0-0 ② FC3-6 S 1-2f 2-3 1B		B B B B 4-0 1B BB		2	1	0	0	2	0	2
John Lowenstein, L (1, 9) OBP: 0.361, SLG: 0.410	x 0-0 ③ P6			x 0-0 ② F2		x 0-0 1B 1-H 3-H 1B		x 0-0 1-2 1B		4	0	2	2	0	0	2
Jim Dwyer, L (1, 7) OBP: 0.314, SLG: 0.342		B B B B 4-0 BB		x 0-0 ③ F9		x 0-0 1-2 1B		x 0-0 ② F9		3	0	1	0	1	0	2
Rick Dempsey, R (1, 2) OBP: 0.331, SLG: 0.330 Terry Crowley, L (8, PH) OBP: 0.344, SLG: 0.366 Dan Graham, L (8, 2) OBP: 0.284, SLG: 0.300		x 0-0 ① P3			x 0-0 ① 5-3	x 0-0 ③ L4		x 0-0 ③ F9		3 1 0	0 0 0	0 0 0	0 0 0	0 0 0	0 0 0	3 2 0
Wayne Krenchicki, L (1, 5) OBP: 0.278, SLG: 0.300		x 0-0 ② F8			x 0-0 ② F8		x 0-0 ① 4-3		x 0-0 ① 4-3	4	0	0	0	0	0	1
Mark Belanger, R (1, 6) OBP: 0.248, SLG: 0.280 Jose Morales, R (9, PH) OBP: 0.400, SLG: 0.421		x 0-0 ③ F9			x 0-0 ③ F8		x 0-0 FC5-2-5-3 3B		x 0-0 ② 5-3	3 1	0 0	1 0	0 0	0 0	0 0	1 0
Inning Stats	R: 0 E: 0 K: 1 S: 6 H: 1 LOB: 2 BB: 1 P: 10	R: 0 E: 0 K: 0 S: 3 H: 0 LOB: 1 BB: 1 P: 7	R: 0 E: 0 K: 2 S: 7 H: 0 LOB: 0 BB: 0 P: 7	R: 0 E: 0 K: 0 S: 3 H: 0 LOB: 0 BB: 0 P: 3	R: 0 E: 0 K: 0 S: 3 H: 0 LOB: 0 BB: 0 P: 3	R: 2 E: 0 K: 0 S: 6 H: 3 LOB: 2 BB: 1 P: 10	R: 0 E: 0 K: 0 S: 4 H: 1 LOB: 1 BB: 0 P: 4	R: 0 E: 0 K: 0 S: 4 H: 1 LOB: 2 BB: 1 P: 8	R: 0 E: 0 K: 0 S: 3 H: 0 LOB: 0 BB: 0 P: 3	1B: 5 2B: 0 3B: 1 HR: 0	SF: 0 SAC: 0 DP: 0 HBP: 0					

	AB	33
	R	2
	H	6
	RBI	2
	BB	4
	SO	3
	LOB	16

WP: 0 PB: 0 SB: 1 CS: 0 PA: 37

PITCHER	IP	WLS	BF	H	R	ER	SO	BB	IBB	HBP	BLK	WP	HR	S	P	ERA	WHIP
Steve McCatty, R (1, 1) ERA: 2.3	9.0	W	37	6	2	2	3	4	0	0	0	0	0	39	55	2.00	1.111

PITCHER	IP	WLS	BF	H	R	ER	SO	BB	IBB	HBP	BLK	WP	HR	S	P	ERA	WHIP

Batter	1	2	3	4	5	6	7	8	9	AB	R	H	RBI	BB	SO	LOB
Rickey Henderson, R (1, 7) OBP: 0.424, SLG: 0.454	B B B B 4-0 E 4-3 BB		x 0-0 CS 1B			x 0-0 ① 6-3	S S S 0-3 ① K			3	1	1	0	1	1	3
Dwayne Murphy, L (1, 8) OBP: 0.366, SLG: 0.430	x 0-0 ① SH3-4 1-3		x 0-0 ②③ F7 1-2			B B B B 4-0 BB	S S S 0-3 ② K			2	0	0	0	1	1	4
Wayne Gross, L (1, 5) OBP: 0.298, SLG: 0.344	x 0-0 ② 4-3 3-H			x 0-0 ① P4		x 0-0 ② P6	x 0-0 ③ F8			4	0	0	1	0	0	4
Tony Armas, R (1, 9) OBP: 0.327, SLG: 0.538	S S S 0-3 ③ K			x 0-0 ② F8		x 0-0 ③ F7		x 0-0 ① 6-3		4	0	0	0	0	1	1
Jim Spencer, L (1, 3) OBP: 0.227, SLG: 0.226		x 0-0 ① P6		x 0-0 ③ 1-3			x 0-0 E6 BB 1B BB	x 0-0 2B		4	1	1	0	0	0	0
Mike Heath, R (1, 2) OBP: 0.265, SLG: 0.350		x 0-0 HR			x 0-0 ① 6-3		x 0-0 BB BB BB 1-2 1B	S S S 0-3 ② K2-3		4	2	2	1	0	1	1
Mark Budaska, S (1, 10)		S S S 0-3 ② K			S S S 0-3 ② K		B B B B 4-0 BB BB 1-2 2-3 BB	S S S 0-3 ③ K2-3		3	0	0	0	1	3	1
Keith Drumright, L (1, 4) OBP: 0.382, SLG: 0.323		x 0-0 ③ B1-3			x 0-0 FC6-4 1B		B B B B 4-0 BB 1-2 2-3 3-H BB			2	0	1	1	1	0	0
Fred Stanley, R (1, 6) OBP: 0.284, SLG: 0.222			S S S 0-3 ① K		x 0-0 ③ FC6-4 1-2f		B B B B 4-0 1-2 2-3 3-H BB			2	0	0	1	1	1	1
Inning Stats	R: 1 E: 1 K: 1 S: 5 H: 0 LOB: 0 BB: 1 P: 9	R: 1 E: 0 K: 1 S: 6 H: 1 LOB: 0 BB: 0 P: 6	R: 0 E: 0 K: 1 S: 5 H: 1 LOB: 0 BB: 0 P: 5	R: 0 E: 0 K: 0 S: 3 H: 0 LOB: 0 BB: 0 P: 3	R: 0 E: 0 K: 1 S: 6 H: 1 LOB: 1 BB: 0 P: 6	R: 0 E: 0 K: 0 S: 3 H: 0 LOB: 1 BB: 1 P: 7	R: 2 E: 1 K: 2 S: 9 H: 1 LOB: 3 BB: 3 P: 21	R: 0 E: 0 K: 2 S: 8 H: 1 LOB: 1 BB: 0 P: 8		1B: 3 2B: 1 3B: 0 HR: 1 SF: 0 SAC: 1 DP: 0 HBP: 0						

PITCHER		IP	WLS	BF	H	R	ER	SO	BB	IBB	HBP	BLK	WP	HR	S	P	ERA	WHIP
Jim Palmer, R ERA: 2.94	(1, 1)	6.0	L	26	4	4	2	4	4	0	0	0	0	1	30	46	3.00	1.333
Tim Stoddard, R ERA: 5.25	(7, 1)	0.1		2	0	0	0	1	1	0	0	0	0	0	3	7	0.00	3.000
Tippy Martinez, L ERA: 2.2	(7, 1)	1.2		6	1	0	0	3	0	0	0	0	0	0	12	12	0.00	0.600

PITCHER	IP	WLS	BF	H	R	ER	SO	BB	IBB	HBP	BLK	WP	HR	S	P	ERA	WHIP

BOTTOM

Baltimore Orioles @ Oakland Athletics

Oakland-Alameda County Coliseum, Oakland, CA

Tue Jun 09 1981, 7:05 PM PDT

Unknown

livebaseballscorecards.com

AB	28
R	4
H	5
RBI	4
BB	5
SO	8
LOB	15

WP: 0 PB: 0 SB: 0 CS: 1 PA: 34

Baltimore Orioles @ Oakland Athletics

Oakland-Alameda County Coliseum, Oakland, CA

Tue Jun 09 1981, 7:05 PM PDT

Att. 31,520 - Unknown

TOP

livebaseballscorecards.com

Batter	1	2	3	4	5	6	7	8	9	AB	R	H	RBI	BB	SO	LOB
Al Bumbry, L (1, 8) OBP: 0.365, SLG: 0.335	1B		1B 1-2 1B		1B 1B BB		BB BB		K ①	3	1	2	0	2	1	0
Rich Dauer, R (1, 4) (6, 5) OBP: 0.339, SLG: 0.360	F9 ①		1-2 2-H 1B		1B 1-2 FC6-2 1B		F8 ①		5-3 ②	5	0	2	1	0	0	2
Ken Singleton, S (1, 9) OBP: 0.440, SLG: 0.557	F7 ②		P4 ①		FC6-2 1-3 2-H 1B		1-2 BB		BB	3	0	1	1	2	0	3
Jim Dwyer, L (9, PR) (9, 7) OBP: 0.314, SLG: 0.342										0	0	0	0	0	0	0
Eddie Murray, S (1, 3) OBP: 0.296, SLG: 0.434	4-3 ③		F8 ②		FC6-2 ① FC6-4 1-2 3-H		F7 ②		G3 ③	5	0	0	0	0	0	8
Terry Crowley, L (1, 10) OBP: 0.337, SLG: 0.357		F8 ①	F7 ③		FC6-4 ② 1-2f		L6 ③			2	0	0	0	0	0	2
Jose Morales, R (5, PH) OBP: 0.381, SLG: 0.400										2	0	0	0	0	0	4
John Lowenstein, L (1, 7) (9, 9) OBP: 0.366, SLG: 0.407		S CS 1B		F8 ①	K ③			FC6-4 BB CS BB		3	0	1	0	1	1	2
Dan Graham, L (1, 2) OBP: 0.289, SLG: 0.296		F8 ②		BB BB		F8 ①		FC6-4 1-2 BB		1	0	0	0	1	0	1
Rick Dempsey, R (6, PH) (6, 2) OBP: 0.333, SLG: 0.327										1	0	0	0	1	0	0
Lenn Sakata, R (1, 6) (6, 4) OBP: 0.325, SLG: 0.265		1-H BB ③		F7 ②		6-3 ②		FC6-4 ① 1-2f 2-3		3	0	0	0	1	0	3
Wayne Krenchicki, L (1, 5) OBP: 0.286, SLG: 0.308			1B 1B 1B	K ③		F8 ③		K ②③ 3-H		2	1	1	0	0	1	1
Mark Belanger, R (6, PH) (6, 6) OBP: 0.243, SLG: 0.274										2	0	0	0	0	1	2

AB	32
R	2
H	7
RBI	2
BB	8
SO	4
LOB	28

Inning Stats	1	2	3	4	5	6	7	8	9
	R: 0 E: 0 K: 0 S: 4	H: 1 LOB: 1 BB: 0 P: 4	R: 0 E: 0 K: 0 S: 3	H: 1 LOB: 1 BB: 1 P: 7	R: 1 E: 0 K: 0 S: 6	H: 3 LOB: 2 BB: 0 P: 6	R: 0 E: 0 K: 1 S: 5	H: 0 LOB: 1 BB: 1 P: 9	R: 1 E: 0 K: 1 S: 7	H: 2 LOB: 2 BB: 1 P: 11	R: 0 E: 0 K: 0 S: 3	H: 0 LOB: 0 BB: 0 P: 3	R: 0 E: 0 K: 0 S: 3	H: 0 LOB: 2 BB: 2 P: 11	R: 0 E: 0 K: 1 S: 4	H: 0 LOB: 1 BB: 2 P: 12	R: 0 E: 0 K: 1 S: 5	H: 0 LOB: 1 BB: 1 P: 9

1B: 7 2B: 0 3B: 0 HR: 0	SF: 0 SAC: 0 DP: 0 HBP: 0	WP: 0 PB: 0 SB: 2 CS: 2	PA: 40
---	---	---	---

PITCHER		IP	WLS	BF	H	R	ER	SO	BB	IBB	HBP	BLK	WP	HR	S	P	ERA	WHIP
Brian Kingman, R ERA: 2.72	(1, 1)	4.0		21	7	2	2	1	3	0	0	0	0	0	20	32	4.50	2.500
Bob Owchinko, L ERA: 1.13	(5, 1)	2.1		9	0	0	0	1	2	0	0	0	0	0	9	17	0.00	0.857
Jeff Jones, R ERA: 2.31	(7, 1)	2.2	W	10	0	0	0	2	3	0	0	0	0	0	11	23	0.00	1.125

PITCHER	IP	WLS	BF	H	R	ER	SO	BB	IBB	HBP	BLK	WP	HR	S	P	ERA	WHIP

Baltimore Orioles @ Oakland Athletics

Oakland-Alameda County Coliseum, Oakland, CA

Tue Jun 09 1981, 7:05 PM PDT

Att. 31,520 - Unknown

livebaseballscorecards.com

BOTTOM

Batter	1	2	3	4	5	6	7	8	9	AB	R	H	RBI	BB	SO	LOB
Rickey Henderson, R (1, 7) OBP: 0.425, SLG: 0.452	CS 1B		K			5-3		BB IBB		3	0	1	0	1	1	0
Dwayne Murphy, L (1, 8) OBP: 0.364, SLG: 0.424	P6 1-2			B3		P6		1-2 2-3 BB		3	0	0	0	1	0	1
Cliff Johnson, R (1, 10) OBP: 0.331, SLG: 0.458	F8			HR			F7	6-3		4	1	1	1	0	0	3
Tony Armas, R (1, 9) OBP: 0.325, SLG: 0.534		K		G6-4-3 1B			6-3		F7	4	0	1	0	0	1	0
Mike Heath, R (1, 2) OBP: 0.269, SLG: 0.349		1B		G6-4-3 1-2f			F3		FC3-6 1B 1B BB	3	1	1	0	1	0	1
Jeff Newman, R (1, 3) OBP: 0.276, SLG: 0.339		P4			5-3			SH1-4 2B 1B	FC3-6 1-2 1B	4	1	2	0	0	0	1
Dave McKay, S (1, 5) OBP: 0.258, SLG: 0.308 Wayne Gross, L (9, PH) OBP: 0.296, SLG: 0.341		L6			4-3			SH1-4 1-2	FC3-6 1B 1-2f 2-3	2 1	0 0	0 0	0 0	0 0	0 0	1 2
Shooty Babitt, R (1, 4) OBP: 0.305, SLG: 0.273 Tim Hosley, R (8, PH) OBP: 0.182, SLG: 0.250 Keith Drumright, L (9, 4) OBP: 0.400, SLG: 0.344			F8		1-3			F7	 1-2 3-H 1B	2 1 1	0 0 0	0 0 1	0 0 1	0 0 0	0 0 0	0 1 0
Rob Picciolo, R (1, 6) OBP: 0.278, SLG: 0.353			F8			P4		BB 2-H 2B		3	0	1	1	0	0	0

Inning Stats	1	2	3	4	5	6	7	8	9
R	0	0	0	1	0	0	0	1	1
E	0	0	0	0	0	0	0	0	0
K	0	1	1	0	0	0	0	0	0
S	3	6	5	4	3	3	3	5	4
H	1	1	0	2	0	0	0	2	2
LOB	0	1	0	0	0	0	0	3	2
BB	0	0	0	0	0	0	0	2	1
P	3	6	5	4	3	3	3	13	8

AB	31
R	3
H	8
RBI	3
BB	3
SO	2
LOB	10

PITCHER		IP	WLS	BF	H	R	ER	SO	BB	IBB	HBP	BLK	WP	HR	S	P	ERA	WHIP	PITCHER	IP	WLS	BF	H	R	ER	SO	BB	IBB	HBP	BLK	WP	HR	S	P	ERA	WHIP
Scott McGregor, L ERA: 3.15	(1, 1)	7.2		29	6	2	2	2	1	1	0	0	0	1	31	39	2.35	0.913																	
Sammy Stewart, R ERA: 1.81	(8, 1)	1.0	L	6	2	1	1	0	1	0	0	0	0	0	5	9	9.00	3.000																	

PITCHER		IP	WLS	BF	H	R	ER	SO	BB	IBB	HBP	BLK	WP	HR	S	P	ERA	WHIP	PITCHER	IP	WLS	BF	H	R	ER	SO	BB	IBB	HBP	BLK	WP	HR	S	P	ERA	WHIP
Rob Dressler, R ERA: 4.50	(1, 1)	2.0		8	2	1	1	0	0	0	0	0	0	0	6	8	4.50	1.000																	
Matt Keough, R ERA: 4.50	(8, 1)	1.0		5	1	1	1	0	1	0	0	0	0	0	4	7	9.00	2.000																	
Dave Beard, L ERA: 0.00	(9, 1)	1.0		4	0	0	0	0	0	0	0	0	0	0	3	4	0.00	0.000																	
Steve McCatty, R ERA: 3.86	(9, 2)	5.0		20	5	2	2	2	1	0	0	0	0	0	14	20	3.60	1.200																	

Baltimore Orioles @ Oakland Athletics

Oakland-Alameda County Coliseum, Oakland, CA

Wed Jun 10 1981, 3:33 AM PDT

Att. 18,329 - Unknown

TOP

livebaseballscorecards.com

Batter	1	2	3	4	5	6	7	8	9	AB	R	H	RBI	BB	SO	LOB
Al Bumbry, L (1, 8) OBP: 0.361, SLG: 0.332	G4-6-3 1B 1B		F7	FC4-6 1-2f			3-1		B1	5	1	1	0	0	0	3
Rich Dauer, R (1, 4) OBP: 0.335, SLG: 0.356	G4-6-3 1-2 1B		F8		F7		6-3		F7 1-2	5	0	1	0	0	0	1
Ken Singleton, S (1, 9) OBP: 0.436, SLG: 0.551	G4-6-3 1-2f 2-3		1B		F8		F9		6-3	4	0	1	0	0	0	2
Jim Dwyer, L (7, 7) OBP: 0.310, SLG: 0.338										1	0	0	0	0	0	1
Eddie Murray, S (1, 3) OBP: 0.300, SLG: 0.435	BB 3-H 1B		4-3		F7			1B SH2-3 SF7 1B		4	1	2	1	0	0	1
Terry Crowley, L (1, 10) OBP: 0.356, SLG: 0.365	BB 1-2			G3 1B BB		1B 1B		SH2-3 1-2		1	1	1	0	2	0	0
John Lowenstein, L (1, 7) OBP: 0.371, SLG: 0.411 (7, 9)	F7			G3 1-2		FC6-4 1-2 1B		SF7 2-3 1B		4	0	2	0	0	0	3
Dan Graham, L (1, 2) OBP: 0.298, SLG: 0.301		G3-6 1B		1B BB	K			SF7 1-2 3-H		2	0	1	1	1	1	2
Rick Dempsey, R (8, 2) OBP: 0.333, SLG: 0.327										0	0	0	0	0	0	0
Wayne Krenchicki, L (1, 5) OBP: 0.267, SLG: 0.286		G3-6 1-2f		K		FC6-4 1-2f		G3		4	0	0	0	0	1	6
Mark Belanger, R (1, 6) OBP: 0.252, SLG: 0.276		K		FC4-6 1-3 2-H 1B		5-3			S BB	3	0	1	1	1	1	2

	AB	33
	R	3
	H	10
	RBI	3
	BB	4
	SO	3
	LOB	21

Inning Stats										
	R: 1	H: 3	R: 0	H: 1	R: 0	H: 1	R: 1	H: 1	R: 0	H: 0
	E: 0	LOB: 2	E: 0	LOB: 0	E: 0	LOB: 1	E: 0	LOB: 2	E: 0	LOB: 0
	K: 0	BB: 1	K: 1	BB: 0	K: 0	BB: 0	K: 1	BB: 2	K: 0	BB: 0
	S: 5	P: 9	S: 5	P: 5	S: 4	P: 4	S: 6	P: 14	S: 3	P: 3

Inning Stats										
	R: 0	H: 2	R: 0	H: 0	R: 1	H: 2	R: 0	H: 0	1B: 10	SF: 1
	E: 0	LOB: 2	E: 0	LOB: 0	E: 0	LOB: 1	E: 0	LOB: 1	2B: 0	SAC: 1
	K: 1	BB: 0	K: 0	BB: 0	K: 0	BB: 0	K: 0	BB: 1	3B: 0	DP: 2
	S: 7	P: 7	S: 3	P: 3	S: 5	P: 5	S: 3	P: 7	HR: 0	HBP: 0

	WP: 0	PA: 39
	PB: 0	
	SB: 1	
	CS: 0	

PITCHER	IP	WLS	BF	H	R	ER	SO	BB	IBB	HBP	BLK	WP	HR	S	P	ERA	WHIP
Rick Langford, R (1, 1) ERA: 2.88	9.0	L	39	10	3	3	3	4	0	0	0	0	0	41	57	3.00	1.556

PITCHER	IP	WLS	BF	H	R	ER	SO	BB	IBB	HBP	BLK	WP	HR	S	P	ERA	WHIP

BOTTOM

Baltimore Orioles @ Oakland Athletics

Oakland-Alameda County Coliseum, Oakland, CA

Wed Jun 10 1981, 3:33 AM PDT

Att. 18,329 - Unknown

livebaseballscorecards.com

Batter	1	2	3	4	5	6	7	8	9	AB	R	H	RBI	BB	SO	LOB
Rickey Henderson, R (1, 7) OBP: 0.419, SLG: 0.444	5-3		F9		F8			F8		4	0	0	0	0	0	2
Dwayne Murphy, L (1, 8) OBP: 0.366, SLG: 0.420	K		BB			3-1		FC6-4 1B 1-2 BB		2	0	0	0	2	1	0
Cliff Johnson, R (1, 10) OBP: 0.329, SLG: 0.452 Mark Budaska, S (8, PR)	F3		F5			5-3		FC6-4 1-2 2-H 1B		4 0	0 0	1 0	1 0	0 0	0 0	1 0
Tony Armas, R (1, 9) OBP: 0.320, SLG: 0.525		K		K		6-3		FC6-4 1-2f 2-3 BB		4	0	0	0	0	2	2
Mike Heath, R (1, 2) OBP: 0.279, SLG: 0.351		BB 1B		5-3			BB	1-2 BB		2	0	1	0	2	0	0
Jeff Newman, R (1, 3) OBP: 0.268, SLG: 0.328		F9		F8			F7	K		4	0	0	0	0	1	5
Dave McKay, S (1, 5) OBP: 0.263, SLG: 0.304 Tim Hosley, R (7, PH) OBP: 0.174, SLG: 0.238 Wayne Gross, L (8, 5) OBP: 0.294, SLG: 0.338		FC6-4 1-2 BB			F8		K		F5	1 1 1	0 0 0	0 0 0	0 0 0	1 1 0	0 1 0	0 1 0
Rob Picciolo, R (1, 6) OBP: 0.270, SLG: 0.343 Keith Drumright, L (9, PH) OBP: 0.389, SLG: 0.333		FC6-4 1-2f			6-3		5-3		4-3	3 1	0 0	0 0	0 0	0 0	0 0	3 0
Shooty Babitt, R (1, 4) OBP: 0.313, SLG: 0.293 Jim Spencer, L (9, PH) OBP: 0.225, SLG: 0.224			6-3		3B			BB 1B BB	6-3	2 1	1 0	1 0	0 0	1 0	0 0	0 0

	AB	30
	R	1
	H	3
	RBI	1
	BB	6
	SO	5
	LOB	14

Inning Stats	1	2	3	4	5	6	7	8	9
	R: 0 H: 0 E: 0 LOB: 0 K: 1 BB: 0 S: 5 P: 5	R: 0 H: 1 E: 0 LOB: 2 K: 1 BB: 1 S: 6 P: 10	R: 0 H: 0 E: 0 LOB: 1 K: 0 BB: 1 S: 3 P: 7	R: 0 H: 0 E: 0 LOB: 0 K: 1 BB: 0 S: 5 P: 5	R: 0 H: 1 E: 0 LOB: 1 K: 0 BB: 0 S: 4 P: 4	R: 0 H: 0 E: 0 LOB: 0 K: 0 BB: 0 S: 3 P: 3	R: 0 H: 0 E: 0 LOB: 1 K: 1 BB: 1 S: 5 P: 9	R: 1 H: 1 E: 0 LOB: 3 K: 1 BB: 3 S: 6 P: 18	R: 0 H: 0 E: 0 LOB: 0 K: 0 BB: 0 S: 3 P: 3

1B: 2	SF: 0	WP: 0	PA: 36
2B: 0	SAC: 0	PB: 0	
3B: 1	DP: 0	SB: 0	
HR: 0	HBP: 0	CS: 0	

PITCHER		IP	WLS	BF	H	R	ER	SO	BB	IBB	HBP	BLK	WP	HR	S	P	ERA	WHIP
Mike Flanagan, L ERA: 3.61	(1, 1)	7.1	W	29	2	1	1	4	5	0	0	0	0	0	32	52	1.23	0.955
Tim Stoddard, R ERA: 4.61	(8, 1)	1.2	S	7	1	0	0	1	1	0	0	0	0	0	8	12	0.00	1.200

PITCHER	IP	WLS	BF	H	R	ER	SO	BB	IBB	HBP	BLK	WP	HR	S	P	ERA	WHIP

Batter	1	2	3	4	5	6	7	8	9	AB	R	H	RBI	BB	SO	LOB
Rickey Henderson, R (1, 7) OBP: 0.420, SLG: 0.443	3-1 S 1B		BBBB 4-0 CS BB		5-3			F8		3	0	1	0	1	0	0
Dwayne Murphy, L (1, 8) OBP: 0.368, SLG: 0.419	0-0 3-1 1-3		0-0 L7 1-2			G4-6-3 1B		BBBB 4-0 BB		3	0	1	0	1	0	2
Wayne Gross, L (1, 5) OBP: 0.299, SLG: 0.353	BBBB 4-0 BB			0-0 SF8 3B		0-0 G4-6-3 1-2f		0-0 1-3		3	1	1	0	1	0	2
Tony Armas, R (1, 9) OBP: 0.319, SLG: 0.520	SSS 0-3 K			0-0 F5		0-0 1B			0-0 F7	4	0	1	0	0	1	3
Jim Spencer, L (1, 3) OBP: 0.221, SLG: 0.222	0-0 F7			0-0 SF8 3-H		0-0 F7			0-0 F5	1	0	0	1	0	0	2
Cliff Johnson, R (6, PH) (6, 3) OBP: 0.325, SLG: 0.445										2	0	0	0	0	0	1
Mike Heath, R (1, 2) OBP: 0.279, SLG: 0.349		0-0 F3		0-0 1-3			0-0 F3		0-0 1B	4	0	1	0	0	0	0
Mark Budaska, S (1, 10) OBP: 0.250, SLG: 0.286		0-0 F5			0-0 1B G1-6-3 2B		0-0 6-3		0-0 L7	4	1	1	0	0	0	1
Keith Drumright, L (1, 4) OBP: 0.395, SLG: 0.343		0-0 F7			0-0 G1-6-3 2-3 1B		SSS 0-3 K			2	0	1	0	0	0	0
Shooty Babitt, R (7, PH) (7, 4) OBP: 0.311, SLG: 0.290										1	0	0	0	0	1	0
Rob Picciolo, R (1, 6) OBP: 0.263, SLG: 0.333			SSS 0-3 K		0-0 G1-6-3 1-2f 3-H			0-0 6-3		3	0	0	0	0	1	1
Inning Stats	R: 0 H: 1 E: 0 LOB: 2 K: 1 BB: 1 S: 6 P: 10	R: 0 H: 0 E: 0 LOB: 0 K: 0 BB: 0 S: 3 P: 3	R: 0 H: 0 E: 0 LOB: 0 K: 1 BB: 1 S: 4 P: 8	R: 1 H: 1 E: 0 LOB: 0 K: 0 BB: 0 S: 4 P: 4	R: 1 H: 2 E: 0 LOB: 0 K: 0 BB: 0 S: 4 P: 4	R: 0 H: 2 E: 0 LOB: 1 K: 0 BB: 0 S: 4 P: 4	R: 0 H: 0 E: 0 LOB: 0 K: 1 BB: 0 S: 5 P: 5	R: 0 H: 0 E: 0 LOB: 1 K: 0 BB: 1 S: 3 P: 7	R: 0 H: 1 E: 0 LOB: 1 K: 0 BB: 0 S: 4 P: 4	1B: 5 SF: 1 2B: 1 SAC: 0 3B: 1 DP: 2 HR: 0 HBP: 0						WP: 0 PA: 34 PB: 0 SB: 1 CS: 1	

PITCHER	IP	WLS	BF	H	R	ER	SO	BB	IBB	HBP	BLK	WP	HR	S	P	ERA	WHIP
Roger Erickson, R (1, 1) ERA: 3.64	5.0	W	19	4	2	2	2	2	0	0	0	0	0	21	29	3.60	1.200
Jerry Koosman, L (6, 1) ERA: 4.06	4.0	S	15	3	0	0	1	1	0	0	0	0	0	16	20	0.00	1.000

PITCHER	IP	WLS	BF	H	R	ER	SO	BB	IBB	HBP	BLK	WP	HR	S	P	ERA	WHIP

TOP

Oakland Athletics @ Minnesota Twins

Metropolitan Stadium, Bloomington , MI

Mon Aug 10 1981, 8:05 PM EDT

Att. 15,414 - Unknown - 73 F

livebaseballscorecards.com

AB	30
R	2
H	7
RBI	1
BB	3
SO	3
LOB	12

BOTTOM

Oakland Athletics @ Minnesota Twins

Metropolitan Stadium, Bloomington , MI

Mon Aug 10 1981, 8:05 PM EDT

Att. 15,414 - Unknown - 73 F

livebaseballscorecards.com

Batter	1	2	3	4	5	6	7	8	9	AB	R	H	RBI	BB	SO	LOB
Hosken Powell, L (1, 9) OBP: 0.301, SLG: 0.333	4-3		F7		1B E 2-H 3-H 1B	4-3		F9		4	1	1	2	0	0	0
Dave Engle, R (8, PH) OBP: 0.278, SLG: 0.327 (9, 9)										1	0	0	0	0	0	2
Rob Wilfong, L (1, 4) OBP: 0.298, SLG: 0.311	6-3 1B		F4		BB E 1B 1-3 1B	S S S K				4	1	2	0	0	1	0
Mickey Hatcher, R (1, 8) OBP: 0.308, SLG: 0.379	6-3 1-2			F9	E5 BB 1B 1-2 3-H		5-3			4	1	0	1	0	0	2
Roy Smalley, S (1, 6) OBP: 0.391, SLG: 0.473	S S S K			1B B B B	1B 2B BB 1-2 2-3		L9			3	1	1	0	1	1	1
Glenn Adams, L (1, 10) OBP: 0.275, SLG: 0.284		F9		F7	2B 1B 1-2 2-H 3-H		4-3			4	0	1	2	0	0	1
John Castino, R (1, 5) OBP: 0.286, SLG: 0.395		F8		F7	2B 1-3 2-H			6-3		4	0	1	1	0	0	1
Danny Goodwin, L (1, 3) OBP: 0.323, SLG: 0.360		1B			SH2-4 1B 1B K			L4		4	1	2	0	0	1	2
Butch Wynegar, S (1, 2) OBP: 0.337, SLG: 0.316	S S S K				SH2-4 1-2 1B F9			1B		4	1	2	0	0	1	3
Ron Jackson, R (1, 7) OBP: 0.311, SLG: 0.386			F7		SH2-4 1-2 2-3	1-3		1-2 1B		3	0	1	0	0	0	0
Inning Stats	R: 0 H: 1 E: 0 LOB: 1 K: 1 BB: 0 S: 6 P: 6	R: 0 H: 1 E: 0 LOB: 1 K: 1 BB: 0 S: 6 P: 6	R: 0 H: 0 E: 0 LOB: 0 K: 0 BB: 0 S: 3 P: 3	R: 0 H: 1 E: 0 LOB: 1 K: 0 BB: 0 S: 4 P: 4	R: 6 H: 6 E: 1 LOB: 2 K: 1 BB: 1 S: 12 P: 16	R: 0 H: 0 E: 0 LOB: 0 K: 1 BB: 0 S: 5 P: 5	R: 0 H: 0 E: 0 LOB: 0 K: 0 BB: 0 S: 3 P: 3	R: 0 H: 2 E: 0 LOB: 2 K: 0 BB: 0 S: 5 P: 5		1B: 10 SF: 0 2B: 1 SAC: 1 3B: 0 DP: 0 HR: 0 HBP: 0						

	AB	35
	R	6
	H	11
	RBI	6
	BB	1
	SO	4
	LOB	12

WP: 0 PA: 37
PB: 0
SB: 0
CS: 0

PITCHER		IP	WLS	BF	H	R	ER	SO	BB	IBB	HBP	BLK	WP	HR	S	P	ERA	WHIP
Rick Langford, R ERA: 3.19	(1, 1)	4.1	L	23	8	6	5	2	1	0	0	0	0	0	26	30	10.38	2.077
Jeff Jones, R ERA: 2.31	(5, 1)	0.0		1	1	0	0	0	0	0	0	0	0	0	1	1	∞	∞
Tom Underwood, L ERA: 4.08	(5, 1)	2.2		8	0	0	0	2	0	0	0	0	0	0	12	12	0.00	0.000
Dave Heaverlo, R ERA:	(8, 1)	0.2		4	2	0	0	0	0	0	0	0	0	0	4	4	0.00	3.000
Bob Owchinko, L ERA: 1.11	(8, 1)	0.1		1	0	0	0	0	0	0	0	0	0	0	1	1	0.00	0.000

PITCHER	IP	WLS	BF	H	R	ER	SO	BB	IBB	HBP	BLK	WP	HR	S	P	ERA	WHIP

Batter	1	2	3	4	5	6	7	8	9	AB	R	H	RBI	BB	SO	LOB
Rickey Henderson, R (1, 7) OBP: 0.420, SLG: 0.442	E9 1B	1B SH1-3 1-2 3-H		K			G4-3 1-2f		F8	5	2	2	1	0	1	2
Dwayne Murphy, L (1, 8) OBP: 0.369, SLG: 0.418	5-3 2B 2-H	SH1-3 BLK 1-3 2-H		F8			K		4-3	5	2	2	1	0	1	1
Wayne Gross, L (1, 5) OBP: 0.300, SLG: 0.348	5-3 1-2	SH1-3 2-3 3-H			G3			BBBB G5-4-3 BB		2	0	0	1	1	0	1
Tony Armas, R (1, 9) OBP: 0.318, SLG: 0.520	2B 2-H	F2 3-H			F8			G5-4-3 1-2f		4	0	1	1	0	0	1
Jim Spencer, L (1, 3) OBP: 0.222, SLG: 0.223	K		4-3		F9			1B 1B		4	0	1	0	0	1	1
Mark Budaska, S (1, 10) OBP: 0.250, SLG: 0.273	K		5-3			F8		1-3 1B		4	0	1	0	0	1	1
Jeff Newman, R (1, 2) OBP: 0.275, SLG: 0.328		2B 1B	BBBB BB			F9		5-3		3	1	1	0	1	0	2
Keith Drumright, L (1, 4) OBP: 0.390, SLG: 0.368 Shooty Babitt, R (7, 4) OBP: 0.309, SLG: 0.288	1B 1B 1-3 2B	F5				F7			1-3	3 1	1 0	1 0	0 0	0 0	0 0	1 0
Fred Stanley, R (1, 6) OBP: 0.306, SLG: 0.240	1B 1B 2-3 3-H 1B			F3			G4-3 1B		BBBB BB	3	0	2	1	1	0	0

TOP

Oakland Athletics @ Minnesota Twins

Metropolitan Stadium, Bloomington , MI

Tue Aug 11 1981, 8:05 PM EDT

Att. 8,836 - Unknown - 75 F

livebaseballscorecards.com

AB	34
R	6
H	11
RBI	5
BB	3
SO	4
LOB	10

Inning Stats	1	2	3	4	5	6	7	8	9
	R: 2 E: 1 K: 2 S: 10	R: 4 E: 0 K: 0 S: 7	R: 0 E: 0 K: 0 S: 3	R: 0 E: 0 K: 1 S: 5	R: 0 E: 0 K: 0 S: 3	R: 0 E: 0 K: 0 S: 3	R: 0 E: 0 K: 1 S: 5	R: 0 E: 0 K: 0 S: 4	R: 0 E: 0 K: 0 S: 3
	H: 3 LOB: 1 BB: 0 P: 10	H: 5 LOB: 0 BB: 0 P: 7	H: 0 LOB: 1 BB: 1 P: 7	H: 0 LOB: 0 BB: 0 P: 5	H: 0 LOB: 0 BB: 0 P: 3	H: 0 LOB: 0 BB: 0 P: 3	H: 1 LOB: 0 BB: 0 P: 5	H: 2 LOB: 2 BB: 1 P: 8	H: 0 LOB: 1 BB: 1 P: 7

1B: 9	SF: 0	WP: 0
2B: 2	SAC: 1	PB: 0
3B: 0	DP: 2	SB: 0
HR: 0	HBP: 0	CS: 0

PA: 38

PITCHER		IP	WLS	BF	H	R	ER	SO	BB	IBB	HBP	BLK	WP	HR	S	P	ERA	WHIP
Albert Williams, R ERA: 3.82	(1, 1)	1.0	L	9	6	5	5	2	0	0	0	0	0	0	13	13	45.00	6.000
Brad Havens, L ERA: 3.71	(2, 1)	6.0		20	3	1	1	2	1	0	0	1	0	0	23	27	1.50	0.667
Doug Corbett, R ERA: 2.64	(8, 1)	2.0		9	2	0	0	0	2	0	0	0	0	0	7	15	0.00	2.000

PITCHER	IP	WLS	BF	H	R	ER	SO	BB	IBB	HBP	BLK	WP	HR	S	P	ERA	WHIP

Batter	1	2	3	4	5	6	7	8	9	AB	R	H	RBI	BB	SO	LOB
Hosken Powell, L (1, 9) OBP: 0.295, SLG: 0.326	4-3		FC3-6 1-2f 3-H		K		K			3	0	0	1	0	1	1
Dave Engle, R (7, PH) (8, 9) OBP: 0.275, SLG: 0.324										1	0	0	0	0	1	2
Rob Wilfong, L (1, 4) OBP: 0.295, SLG: 0.307	K		L3			HR	FC5-4 1-2f			2	0	0	0	0	1	1
Pete Mackanin, R (6, PH) (7, 4) OBP: 0.260, SLG: 0.345										2	1	1	1	0	0	2
Mickey Hatcher, R (1, 8) OBP: 0.307, SLG: 0.381	5-3			4-3 3-1 2B		6-3		F5		4	1	1	0	0	0	0
Roy Smalley, S (1, 6) OBP: 0.388, SLG: 0.467		F7		4-3 2-3		L8		4-3 WP 1B		4	0	1	0	0	0	1
Glenn Adams, L (1, 10) OBP: 0.268, SLG: 0.276		4-3		3-1 3-H		6-3		4-3 1-3		4	0	0	1	0	0	1
John Castino, R (1, 5) OBP: 0.286, SLG: 0.392		5-3		4-3			FC4-6 1B	F8		4	0	1	0	0	0	1
Danny Goodwin, L (1, 3) OBP: 0.330, SLG: 0.387			1-4-3 FC3-6 2B		G3 SF7 2B		FC4-6 1-2f 2B		F8	4	3	2	0	0	0	1
Butch Wynegar, S (1, 2) OBP: 0.333, SLG: 0.325			1-4-3 2-3		G3 2-3		1B 1-H 2B		L4	4	0	1	1	0	0	2
Ron Jackson, R (1, 7) OBP: 0.316, SLG: 0.388			BBB FC3-6 BB		SF7 3-H		FC5-4 2-3 1B		F7	2	0	1	1	1	0	0
Inning Stats	R: 0 E: 0 K: 1 S: 5 H: 0 LOB: 0 BB: 0 P: 5	R: 0 E: 0 K: 0 S: 3 H: 0 LOB: 0 BB: 0 P: 3	R: 1 E: 0 K: 0 S: 4 H: 1 LOB: 1 BB: 1 P: 8	R: 1 E: 0 K: 0 S: 4 H: 1 LOB: 0 BB: 0 P: 4	R: 1 E: 0 K: 1 S: 6 H: 1 LOB: 0 BB: 0 P: 6	R: 1 E: 0 K: 0 S: 4 H: 1 LOB: 0 BB: 0 P: 4	R: 1 E: 0 K: 1 S: 8 H: 3 LOB: 2 BB: 0 P: 8	R: 0 E: 0 K: 0 S: 4 H: 1 LOB: 1 BB: 0 P: 4	R: 0 E: 0 K: 0 S: 3 H: 0 LOB: 0 BB: 0 P: 3	1B: 3 2B: 4 3B: 0 HR: 1	SF: 1 SAC: 0 DP: 0 HBP: 0					

PITCHER		IP	WLS	BF	H	R	ER	SO	BB	IBB	HBP	BLK	WP	HR	S	P	ERA	WHIP
Mike Norris, R ERA: 3.36	(1, 1)	5.0	W	19	3	3	3	2	1	0	0	0	0	0	22	26	5.40	0.800
Tom Underwood, L ERA: 4.31	(6, 1)	1.1		8	4	2	2	0	0	0	0	0	0	1	8	8	13.50	3.000
Jeff Jones, R ERA: 2.15	(7, 1)	2.2	S	9	1	0	0	1	0	0	0	0	1	0	11	11	0.00	0.375

PITCHER	IP	WLS	BF	H	R	ER	SO	BB	IBB	HBP	BLK	WP	HR	S	P	ERA	WHIP

BOTTOM

Oakland Athletics @ Minnesota Twins

Metropolitan Stadium, Bloomington , MI

Tue Aug 11 1981, 8:05 PM EDT

Att. 8,836 - Unknown - 75 F

livebaseballscorecards.com

AB	34
R	5
H	8
RBI	5
BB	1
SO	3
LOB	12

WP: 1		PA:	36
PB: 0			
SB: 0			
CS: 0			

Batter	1	2	3	4	5	6	7	8	9	AB	R	H	RBI	BB	SO	LOB
Rickey Henderson, R (1, 7) OBP: 0.417, SLG: 0.439	6-3	G3			CS S 1B		K 2-3			4	0	1	0	0	1	3
Dwayne Murphy, L (1, 8) OBP: 0.363, SLG: 0.411	F8		4-3		K 1-3			K		4	0	0	0	0	2	1
Wayne Gross, L (1, 5) OBP: 0.305, SLG: 0.374	G3		F8		HR			G4-6-3 1B		4	1	2	1	0	0	0
Tony Armas, R (1, 9) OBP: 0.317, SLG: 0.514		E6 1B 1B	BB		K			G4-6-3 1-2f		3	1	0	0	1	1	1
Jim Spencer, L (1, 3) OBP: 0.225, SLG: 0.226		BB 1B SF9 1-3 1B	6-3			P6			L9	3	1	1	0	0	0	1
Cliff Johnson, R (9, PH) OBP: 0.323, SLG: 0.442										1	0	0	0	0	0	0
Mark Budaska, S (1, 10) OBP: 0.250, SLG: 0.267		SF9 BB 1-2 3-H 1B		F8		L7			F7	4	0	1	1	0	0	0
Mike Heath, R (1, 2) OBP: 0.273, SLG: 0.342		K		5-3		4-3			K	4	0	0	0	0	2	2
Keith Drumright, L (1, 4) OBP: 0.409, SLG: 0.375		BB 1-2 2-3		1B			6-3			2	0	1	0	1	0	0
Rob Picciolo, R (1, 6) OBP: 0.265, SLG: 0.345		SF9 2-3 3-H		1-3			CS 2B			2	0	1	1	0	0	1
Inning Stats	R: 0 E: 0 K: 0 S: 3 H: 0 LOB: 0 BB: 0 P: 3	R: 2 E: 1 K: 1 S: 8 H: 2 LOB: 2 BB: 1 P: 12	R: 0 E: 0 K: 0 S: 3 H: 0 LOB: 1 BB: 1 P: 7	R: 0 E: 0 K: 0 S: 4 H: 1 LOB: 1 BB: 0 P: 4	R: 1 E: 0 K: 2 S: 8 H: 2 LOB: 0 BB: 0 P: 8	R: 0 E: 0 K: 0 S: 3 H: 0 LOB: 0 BB: 0 P: 3	R: 0 E: 0 K: 1 S: 5 H: 1 LOB: 1 BB: 0 P: 5	R: 0 E: 0 K: 1 S: 5 H: 1 LOB: 0 BB: 0 P: 5	R: 0 E: 0 K: 1 S: 5 H: 0 LOB: 0 BB: 0 P: 5	1B: 5 2B: 3 3B: 0 HR: 1	SF: 1 SAC: 0 DP: 3 HBP: 0						

TOP

Oakland Athletics @ Minnesota Twins

Metropolitan Stadium, Bloomington , MI

Wed Aug 12 1981, 8:05 PM EDT

Att. 9,624 - Unknown - 83 F

livebaseballscorecards.com

AB	31
R	3
H	7
RBI	3
BB	2
SO	6
LOB	9

PITCHER	IP	WLS	BF	H	R	ER	SO	BB	IBB	HBP	BLK	WP	HR	S	P	ERA	WHIP
Pete Redfern, R (1, 1) ERA: 4.23	5.0		22	5	3	1	3	2	0	0	0	0	1	26	34	1.80	1.400
Darrell Jackson, L (6, 1) ERA: 7.36	3.0	W	9	2	0	0	2	0	0	0	0	0	0	13	13	0.00	0.667
Doug Corbett, R (9, 1) ERA: 2.58	1.0	S	3	0	0	0	1	0	0	0	0	0	0	5	5	0.00	0.000

PITCHER	IP	WLS	BF	H	R	ER	SO	BB	IBB	HBP	BLK	WP	HR	S	P	ERA	WHIP

Oakland Athletics @ Minnesota Twins

Metropolitan Stadium, Bloomington , MI

Wed Aug 12 1981, 8:05 PM EDT

Att. 9,624 - Unknown - 83 F

BOTTOM

livebaseballscorecards.com

Batter	1	2	3	4	5	6	7	8	9	AB	R	H	RBI	BB	SO	LOB
Hosken Powell, L (1, 9) OBP: 0.293, SLG: 0.324	G3		F8		4-3 3-H		L3 1-3 2-H			4	0	1	2	0	0	0
Rob Wilfong, L (1, 4) OBP: 0.294, SLG: 0.306	1B			3-1	F2		L3 1-2			4	0	1	0	0	0	2
Mickey Hatcher, R (1, 8) OBP: 0.311, SLG: 0.383	F8			BB 1B 1B		F8	1B 3-H			4	0	2	1	0	0	1
Roy Smalley, S (1, 6) OBP: 0.391, SLG: 0.475	L9			F9		F7 1B 2B	1-3			4	1	2	0	0	0	2
Glenn Adams, L (1, 10) OBP: 0.267, SLG: 0.275		F9		BB 1-2 1B		F7 2-3	K			4	0	1	0	0	1	3
John Castino, R (1, 5) OBP: 0.289, SLG: 0.391		6-3		1-2 2-3 BB		3-H 1B		K		3	0	1	1	1	1	0
Danny Goodwin, L (1, 3) OBP: 0.327, SLG: 0.375		P4		F7		P5		G5-4-3 BB		3	0	0	0	1	0	4
Butch Wynegar, S (1, 2) OBP: 0.333, SLG: 0.326			4-3		F9		1B 1B 1B	G5-4-3 1-2f		3	0	1	0	0	0	0
Ron Jackson, R (7, PR) OBP: 0.316, SLG: 0.388										0	1	0	0	0	0	0
Sal Butera, R (8, 2) OBP: 0.330, SLG: 0.327										1	0	0	0	0	0	1
Gary Ward, R (1, 7) OBP: 0.305, SLG: 0.343			L6		4-3 3B		1B 1-2 1B			3	2	2	0	0	0	0
Inning Stats	R: 0 E: 0 K: 0 S: 4 H: 1 LOB: 1 BB: 0 P: 4	R: 0 E: 0 K: 0 S: 3 H: 0 LOB: 0 BB: 0 P: 3	R: 0 E: 0 K: 0 S: 3 H: 0 LOB: 0 BB: 0 P: 3	R: 0 E: 0 K: 0 S: 5 H: 2 LOB: 3 BB: 1 P: 9	R: 1 E: 0 K: 0 S: 4 H: 1 LOB: 0 BB: 0 P: 4	R: 1 E: 0 K: 0 S: 5 H: 2 LOB: 1 BB: 0 P: 5	R: 2 E: 0 K: 1 S: 9 H: 5 LOB: 2 BB: 0 P: 9	R: 0 E: 0 K: 1 S: 4 H: 0 LOB: 0 BB: 1 P: 8		1B: 9 2B: 2 3B: 1 HR: 0	SF: 0 SAC: 0 DP: 2 HBP: 0						

	AB	33
	R	4
	H	11
	RBI	4
	BB	2
	SO	2
	LOB	13

WP: 0 PB: 0 SB: 0 CS: 0 PA: 35

PITCHER		IP	WLS	BF	H	R	ER	SO	BB	IBB	HBP	BLK	WP	HR	S	P	ERA	WHIP
Matt Keough, R ERA: 2.99	(1, 1)	5.2		24	6	2	2	0	1	0	0	0	0	0	23	27	3.18	1.235
Bob Owchinko, L ERA: 1.69	(6, 1)	2.1	L	11	5	2	2	2	1	0	0	0	0	0	14	18	7.71	2.571

PITCHER	IP	WLS	BF	H	R	ER	SO	BB	IBB	HBP	BLK	WP	HR	S	P	ERA	WHIP

Batter	1	2	3	4	5	6	7	8	9	10	AB	R	H	RBI	BB	SO	LOB
Rod Carew, L (1, 3) OBP: 0.379, SLG: 0.401	B B B B 4-0 CS BB			x 0-0 FC1-5 6-3 1B		S S S 0-3 ③ K		x 0-0 ③ 6-3			2	0	1	0	1	1	0
John Harris, L (8, PH) OBP: 0.235, SLG: 0.364											1	0	0	0	0	0	1
(8, 3)																	
Rick Burleson, R (1, 6) OBP: 0.366, SLG: 0.389	x 0-0 ① ② P8 1-2			x 0-0 ① 6-3 1-2			x 0-0 CS 1B		x 0-0 ① 1-3		4	0	1	0	0	0	2
Fred Lynn, L (1, 8) OBP: 0.328, SLG: 0.393	x 0-0 ③ G3			x 0-0 ② FC1-5 2-3			S S S 0-3 ① ② K 1-2		x 0-0 ② F5		4	0	0	0	0	1	2
Brian Downing, R (1, 7) OBP: 0.373, SLG: 0.394		S S S 0-3 ① K		x 0-0 ③ 1-3			x 0-0 ③ P6		x 0-0 ③ 4-3		4	0	0	0	0	1	1
Bobby Grich, R (1, 4) OBP: 0.392, SLG: 0.514		x 0-0 ② 6-3			x 0-0 ① 6-3			x 0-0 HR		x 0-0 ① P4	4	1	1	1	0	0	0
Dan Ford, R (1, 9) OBP: 0.324, SLG: 0.473		S S S 0-3 ③ K			S S S 0-3 ② K			S S S 0-3 ① K		x 0-0 ② P6	4	0	0	0	0	3	0
Don Baylor, R (1, 10) OBP: 0.291, SLG: 0.352			x 0-0 ① F9		x 0-0 ③ F5			B B B B 4-0 1B SF9 BB		x 0-0 1B	3	1	1	0	1	0	0
Ed Ott, L (1, 2) OBP: 0.251, SLG: 0.278			x 0-0 ② L4			x 0-0 ① 4-3		x 0-0 1-3 1B		x 0-0 ③ F9	4	0	1	0	0	0	1
Butch Hobson, R (1, 5) OBP: 0.365, SLG: 0.409			S S S 0-3 ③ K			x 0-0 ② 5-3		x 0-0 ② SF9 3-H			2	0	0	1	0	1	0
Inning Stats	R: 0 H: 0 E: 0 LOB: 0 K: 0 BB: 1 S: 2 P: 6	R: 0 H: 0 E: 0 LOB: 0 K: 2 BB: 0 S: 7 P: 7	R: 0 H: 0 E: 0 LOB: 0 K: 1 BB: 0 S: 5 P: 5	R: 0 H: 1 E: 0 LOB: 1 K: 0 BB: 0 S: 4 P: 4	R: 0 H: 0 E: 0 LOB: 0 K: 1 BB: 0 S: 5 P: 5	R: 0 H: 0 E: 0 LOB: 0 K: 1 BB: 0 S: 5 P: 5	R: 0 H: 1 E: 0 LOB: 0 K: 1 BB: 0 S: 5 P: 5	R: 2 H: 2 E: 0 LOB: 1 K: 1 BB: 1 S: 7 P: 11	R: 0 H: 0 E: 0 LOB: 0 K: 0 BB: 0 S: 3 P: 3	R: 0 H: 1 E: 0 LOB: 1 K: 0 BB: 0 S: 4 P: 4	1B: 4 SF: 1 2B: 1 SAC: 0 3B: 0 DP: 1 HR: 1 HBP: 0						

PITCHER	IP	WLS	BF	H	R	ER	SO	BB	IBB	HBP	BLK	WP	HR	S	P	ERA	WHIP
Steve McCatty, R (1, 1) ERA: 2.25	10.0	W	35	5	2	2	7	2	0	0	0	0	1	47	55	1.80	0.700

PITCHER	IP	WLS	BF	H	R	ER	SO	BB	IBB	HBP	BLK	WP	HR	S	P	ERA	WHIP

TOP

California Angels @ Oakland Athletics

Oakland-Alameda County Coliseum, Oakland, CA

Fri Aug 14 1981, 7:05 PM PDT
Att. 23,804 - Unknown

livebaseballscorecards.com

AB	32
R	2
H	5
RBI	2
BB	2
SO	7
LOB	7

1B: 4	SF: 1	WP: 0	PA: 35
2B: 1	SAC: 0	PB: 0	
3B: 0	DP: 1	SB: 0	
HR: 1	HBP: 0	CS: 2	

Batter	1	2	3	4	5	6	7	8	9	10	AB	R	H	RBI	BB	SO	LOB
Rickey Henderson, R (1, 7) OBP: 0.413, SLG: 0.446	HR		6-3		4-3		FC5 2-3f			4-3 2-3	5	1	1	1	0	0	4
Dwayne Murphy, L (1, 8) OBP: 0.364, SLG: 0.421	4-3			F9		BB		4-3		HR 3-H	4	1	1	2	1	0	0
Wayne Gross, L (1, 5) OBP: 0.304, SLG: 0.366	4-3			BB		K		4-3			3	0	0	0	1	1	1
Tony Armas, R (1, 9) OBP: 0.312, SLG: 0.506	1-3			L6		K		K			4	0	0	0	0	2	2
Jim Spencer, L (1, 3) OBP: 0.220, SLG: 0.220 Cliff Johnson, R (9, PH) OBP: 0.321, SLG: 0.439 (10, 3)		F7		K		F9			P9		3 1	0 0	0 0	0 0	0 0	1 0	2 0
Mark Budaska, S (1, 10) OBP: 0.250, SLG: 0.263		L4			2B 4-3		5-3		K		4	1	1	0	0	1	0
Jeff Newman, R (1, 2) OBP: 0.274, SLG: 0.333		F8			4-3 1-3		F7		6-3		4	0	1	0	0	0	0
Keith Drumright, L (1, 4) OBP: 0.417, SLG: 0.386			K		4-3 2-3 3-H		FC5 1B			4-3 SH1-4 HR	4	1	2	1	0	1	1
Rob Picciolo, R (1, 6) OBP: 0.267, SLG: 0.345			L4		4-3		1-2			SH1-4 1-2	3	0	1	0	0	0	1
Inning Stats	R: 1 H: 1 E: 0 LOB: 0 K: 0 BB: 0 S: 4 P: 4	R: 0 H: 0 E: 0 LOB: 0 K: 0 BB: 0 S: 3 P: 3	R: 0 H: 0 E: 0 LOB: 0 K: 1 BB: 0 S: 5 P: 5	R: 0 H: 0 E: 0 LOB: 1 K: 1 BB: 1 S: 5 P: 9	R: 1 H: 2 E: 0 LOB: 1 K: 0 BB: 0 S: 5 P: 5	R: 0 H: 0 E: 0 LOB: 1 K: 2 BB: 1 S: 7 P: 11	R: 0 H: 2 E: 0 LOB: 2 K: 0 BB: 0 S: 5 P: 5	R: 0 H: 0 E: 0 LOB: 0 K: 1 BB: 0 S: 5 P: 5	R: 0 H: 0 E: 0 LOB: 0 K: 1 BB: 0 S: 5 P: 5	R: 2 H: 2 E: 0 LOB: 0 K: 0 BB: 0 S: 5 P: 5	1B: 4 SF: 0 2B: 1 SAC: 1 3B: 0 DP: 0 HR: 2 HBP: 0						

PITCHER		IP	WLS	BF	H	R	ER	SO	BB	IBB	HBP	BLK	WP	HR	S	P	ERA	WHIP
Steve Renko, R ERA: 3.16	(1, 1)	5.0		20	3	2	2	2	2	0	0	0	0	1	22	30	3.60	1.000
Andy Hassler, L ERA: 3.04	(6, 1)	3.0		11	2	0	0	3	0	0	0	0	0	0	17	17	0.00	0.667
Don Aase, R ERA: 1.94	(9, 1)	1.2	L	7	2	2	2	1	0	0	0	0	0	1	10	10	10.80	1.200

PITCHER	IP	WLS	BF	H	R	ER	SO	BB	IBB	HBP	BLK	WP	HR	S	P	ERA	WHIP

BOTTOM

California Angels @ Oakland Athletics

Oakland-Alameda County Coliseum, Oakland, CA

Fri Aug 14 1981, 7:05 PM PDT

Att. 23,804 - Unknown

livebaseballscorecards.com

AB	35
R	4
H	7
RBI	4
BB	2
SO	6
LOB	11

WP: 0 PA: 38
PB: 0
SB: 0
CS: 0

Batter	1	2	3	4	5	6	7	8	9	10	11	12	13	AB	R	H	RBI	BB	SO	LOB
Rick Burleson, R (1, 6) OBP: 0.371, SLG: 0.403	BBB 4-0 1B 4-3 4-3 BB		x 0-0 HR	x 0-0 FC5 1-2 1B		x 0-0 1-3 1B 1B	SSS 0-3 K		SSS 0-3 K		x 0-0 5-3			6	3	3	1	1	2	5
John Harris, L (1, 3)	x 0-0 4-3 1-2		x 0-0 4-3	x 0-0 FC5 1-2 2-3		x 0-0 FC4-6 2-H 1B		x 0-0 1B SH1-4 1B	x 0-0 2-H 1B			SSS 0-3 K		7	0	3	2	0	1	3
Dan Ford, R (1, 9) OBP: 0.324, SLG: 0.474	x 0-0 4-3 2-3 1B		x 0-0 5-3	x 0-0 F7		SSS 0-3 K		x 0-0 SH1-4 1-2		x 0-0 F8		x 0-0 2B		6	0	2	0	0	1	4
Fred Lynn, L (1, 8) OBP: 0.327, SLG: 0.382	x 0-0 4-3 1-2 3-H		BBBB 4-0 1B BB		SSS 0-3 K	x 0-0 FC4-6 1-2f		III 4-0 1B IBB		x 0-0 F9		SSS 0-3 K		5	0	0	1	2	2	3
Bobby Grich, R (1, 4) OBP: 0.398, SLG: 0.549	x 0-0 F8		x 0-0 FC6-4 1-2 1B		x 0-0 HR		SSS 0-3 K	x 0-0 1-2 2-3 1B		x 0-0 HR		SSS 0-3 K		7	2	4	2	0	2	2
Brian Downing, R (1, 7) (9, 2) OBP: 0.374, SLG: 0.392		BBBB 4-0 CS BB	x 0-0 FC6-4 1-2f		x 0-0 1B		x 0-0 BB 1B 1B	x 0-0 F8		x 0-0 L7			x 0-0 F9	6	1	2	0	1	0	5
Don Baylor, R (1, 10) OBP: 0.287, SLG: 0.342	SSS 0-3 K 1-2			BBBB 4-0 FC5-4 BB	x 0-0 F3		x 0-0 F7	x 0-0 F5			x 0-0 F7		x 0-0 5-3	6	0	0	0	1	1	6
Ed Ott, L (1, 2) OBP: 0.261, SLG: 0.283 Bert Campaneris, R (9, PR) (9, 5) OBP: 0.212, SLG: 0.250	x 0-0 FC6-4 1B			x 0-0 F8	x 0-0 4-3		BBBB 4-0 1B BB		x 0-0 S 1B 1B		x 0-0 1B		x 0-0 L5	4	0	2	0	1	0	2
														2	1	1	0	0	0	0
Butch Hobson, R (1, 5) OBP: 0.366, SLG: 0.405 Juan Beniquez, R (9, 7) OBP: 0.217, SLG: 0.192	x 0-0 FC6-4 1-2f			x 0-0 FC5-4 FC5 1B 1-2f		BBBB 4-0 1B BB	x 0-0 1-3 2-H 1B		SSS 0-3 K 1-2		x 0-0 F8			4	0	1	1	1	1	3
														1	0	0	0	0	0	1
Inning Stats	R: 1 E: 0 K: 0 S: 4 H: 1 LOB: 1 BB: 1 P: 8		R: 0 E: 0 K: 1 S: 5 H: 1 LOB: 1 BB: 1 P: 9	R: 1 E: 0 K: 0 S: 5 H: 2 LOB: 2 BB: 1 P: 9	R: 0 E: 0 K: 0 S: 5 H: 1 LOB: 3 BB: 1 P: 9	R: 1 E: 0 K: 0 S: 7 H: 2 LOB: 1 BB: 0 P: 7	R: 1 E: 0 K: 1 S: 6 H: 2 LOB: 1 BB: 1 P: 10	R: 1 E: 0 K: 2 S: 9 H: 2 LOB: 2 BB: 1 P: 13	R: 0 E: 0 K: 0 S: 5 H: 2 LOB: 3 BB: 1 P: 9	R: 1 E: 0 K: 2 S: 8 H: 2 LOB: 1 BB: 0 P: 8	R: 1 E: 0 K: 0 S: 4 H: 1 LOB: 0 BB: 0 P: 4	R: 0 E: 0 K: 0 S: 4 H: 1 LOB: 1 BB: 0 P: 4	R: 0 E: 0 K: 3 S: 10 H: 1 LOB: 1 BB: 0 P: 10	R: 0 E: 0 K: 0 S: 3 H: 0 LOB: 0 BB: 0 P: 3	1B: 14 2B: 2 3B: 0 HR: 3 SF: 0 SAC: 1 DP: 1 HBP: 0						

PITCHER		IP	WLS	BF	H	R	ER	SO	BB	IBB	HBP	BLK	WP	HR	S	P	ERA	WHIP
Brian Kingman, R ERA: 2.91	(1, 1)	4.1		23	6	3	3	2	4	0	0	0	0	2	23	39	6.23	2.308
Dave Heaverlo, R ERA: 2.7	(5, 1)	1.0		5	2	1	1	0	1	0	0	0	0	0	4	8	9.00	3.000
Bob Owchinko, L ERA: 1.69	(6, 1)	0.0		1	1	0	0	0	0	0	0	0	0	0	1	1	∞	∞
Jeff Jones, R ERA: 2.49	(6, 1)	5.2		26	8	3	3	5	1	1	0	0	0	1	34	42	4.76	1.588
Tom Underwood, L ERA: 4.15	(12, 1)	2.0	W	7	1	0	0	3	0	0	0	0	0	0	13	13	0.00	0.500

PITCHER	IP	WLS	BF	H	R	ER	SO	BB	IBB	HBP	BLK	WP	HR	S	P	ERA	WHIP

California Angels @ Oakland Athletics

Oakland-Alameda County Coliseum, Oakland, CA

Sat Aug 15 1981, 3:33 AM PDT

Att. 20,101 - Sunny

TOP

livebaseballscorecards.com

AB	54
R	7
H	18
RBI	7
BB	7
SO	10
LOB	34

WP: 0 PB: 0 SB: 1 CS: 1 PA: 62

BOTTOM

California Angels @ Oakland Athletics

Oakland-Alameda County Coliseum, Oakland, CA

Sat Aug 15 1981, 3:33 AM PDT

Att. 20,101 - Sunny

livebaseballscorecards.com

Batter	1	2	3	4	5	6	7	8	9	10	11	12	13	AB	R	H	RBI	BB	SO	LOB
Rickey Henderson, R (1, 7) OBP: 0.417, SLG: 0.448	6-3		4-3 CS 4-3 1B		1B FC4-6 SH5-3 1B		WP SF7 1B 1B	BBBB S 1B BB		L6		3-1		6	3	3	0	1	0	1
Dwayne Murphy, L (1, 8) OBP: 0.371, SLG: 0.425	1-3 1B 1B		4-3 1-2		SH5-3 1-2		SF7 WP 2B 1-2 1B	BBBB 1B 1-2 BB		CS E 1-3 1B		SSS K		5	1	3	0	1	1	1
Cliff Johnson, R (1, 3) OBP: 0.323, SLG: 0.437 Rob Picciolo, R (9, 6) OBP: 0.267, SLG: 0.345 Keith Drumright, L (10, PH) OBP: 0.400, SLG: 0.378 (11, 4)	1-3 1-2 1B		4-3 2-3		BBBB FC4-6 1B BB		SF7 1-3 2-H	F8		SF7 1-2 3-H		6-3		3 0 1	0 0 0	1 0 0	1 0 1	1 0 0	0 0 0	3 0 0
Tony Armas, R (1, 9) OBP: 0.319, SLG: 0.510	1-3 1-2 2-3		CS 3-H	F7	FC4-6 1-2 2-3 1B		BB 3-H 2B	1-3 2-H 1B		IBB			SSS K	6	0	3	2	1	1	2
Mike Heath, R (1, 2) OBP: 0.288, SLG: 0.360	FC4-6 IBB			BBBB 1B 1-3 BB	FC4-6 FC6-4 1-2f 2-3 3-H		H 1-0 BB HBP	SSS K		CS 2-3	E 1B 1B		X 0-0 HR	4	2	2	2	2	1	4
Mark Budaska, S (1, 10) OBP: 0.231, SLG: 0.240	FC4-6 1-2f			1-3 1B 1-3 1B	FC6-4 1-2f		F8		SSS K		B5			6	1	1	0	0	1	8
Shooty Babitt, R (1, 4) OBP: 0.302, SLG: 0.281 Wayne Gross, L (7, PH) OBP: 0.310, SLG: 0.368 (8, 5)		6-3		1-3 1-2 3-H		4-3	BBBB BB 1-2 2-3		4-3		E7 BB 1-3 1B			3 2	0 0	0 1	1 0	0 1	0 0	1 0
Dave McKay, S (1, 5) OBP: 0.267, SLG: 0.299 (8, 4) (11, 6)		4-3		2-H 1B		SSS K	F7		4-3		BBBB G6-4-3 1-2 BB			5	0	1	1	1	1	3
Fred Stanley, R (1, 6) OBP: 0.295, SLG: 0.231 Jim Spencer, L (8, PH) OBP: 0.224, SLG: 0.225 (9, 3) Rick Bosetti, R (10, PR) OBP: 0.265, SLG: 0.277 Jeff Newman, R (11, 3) OBP: 0.272, SLG: 0.331		G3		G3		6-3		F8		1B SF7 1B		G6-4-3 1-2f		3 2 0 1	0 0 1 0	0 1 0 0	0 0 0 0	0 0 0 0	0 0 0 0	1 0 0 3
Inning Stats	R: 0 E: 0 K: 0 S: 5 H: 2 LOB: 3 BB: 1 P: 9	R: 0 E: 0 K: 0 S: 3 H: 0 LOB: 0 BB: 0 P: 3	R: 0 E: 0 K: 0 S: 3 H: 1 LOB: 0 BB: 0 P: 3	R: 2 E: 0 K: 0 S: 5 H: 2 LOB: 1 BB: 1 P: 9	R: 1 E: 0 K: 0 S: 5 H: 2 LOB: 2 BB: 1 P: 9	R: 0 E: 0 K: 1 S: 5 H: 0 LOB: 0 BB: 0 P: 5	R: 2 E: 0 K: 0 S: 6 H: 3 LOB: 3 BB: 1 P: 11	R: 1 E: 0 K: 1 S: 6 H: 1 LOB: 2 BB: 2 P: 14	R: 0 E: 0 K: 1 S: 5 H: 0 LOB: 0 BB: 0 P: 5	R: 1 E: 1 K: 0 S: 4 H: 2 LOB: 1 BB: 1 P: 8	R: 0 E: 1 K: 0 S: 4 H: 2 LOB: 2 BB: 1 P: 8	R: 0 E: 0 K: 1 S: 5 H: 0 LOB: 0 BB: 0 P: 5	R: 1 E: 0 K: 1 S: 4 H: 1 LOB: 0 BB: 0 P: 4	1B: 14 2B: 1 3B: 0 HR: 1		SF: 2 SAC: 1 DP: 1 HBP: 1			WP: 1 PB: 0 SB: 1 CS: 2	PA: 61

PITCHER		IP	WLS	BF	H	R	ER	SO	BB	IBB	HBP	BLK	WP	HR	S	P	ERA	WHIP
Geoff Zahn, L ERA: 4.02	(1, 1)	6.0		29	9	5	4	1	2	1	0	0	0	0	28	40	6.00	1.833
Jesse Jefferson, R ERA: 4.17	(7, 1)	1.1		8	1	1	1	0	2	0	1	0	1	0	5	14	6.75	2.250
Angel Moreno, L ERA:	(8, 1)	0.0		1	0	0	0	0	1	0	0	0	0	0	0	4	∞	∞
Mike Witt, R ERA: 4.13	(8, 1)	5.0	L	21	6	2	2	4	1	1	0	0	0	1	27	35	3.60	1.400

PITCHER	IP	WLS	BF	H	R	ER	SO	BB	IBB	HBP	BLK	WP	HR	S	P	ERA	WHIP

AB	47
R	8
H	16
RBI	8
BB	8
SO	5
LOB	27

California Angels @ Oakland Athletics

Oakland-Alameda County Coliseum, Oakland, CA

Sun Aug 16 1981, 3:33 AM PDT
Att. 28,853 - Unknown

livebaseballscorecards.com

Batter	1	2	3	4	5	6	7	8	9	AB	R	H	RBI	BB	SO	LOB
Rick Burleson, R (1, 6) OBP: 0.365, SLG: 0.396	5-3		FC6-4 BB E 1-2f		6-3		6-3		P4	5	1	0	0	0	0	1
John Harris, L (1, 3) OBP: 0.267, SLG: 0.364	4-3		F7		4-3		1B			4	0	1	0	0	0	1
Rod Carew, L (1, 10) OBP: 0.378, SLG: 0.396	G3		BBBB 4-0 E 1-2 BB		1-3		F8			3	1	0	0	1	0	1
Fred Lynn, L (1, 8) OBP: 0.325, SLG: 0.379		1B 1B G6-4-3 1B	E8 1B 1-H 2-H			F7	F7			4	2	1	0	0	0	1
Bobby Grich, R (1, 4) OBP: 0.409, SLG: 0.554		G6-4-3 1B 1-2 1B	2-H 1B			BBBB 4-0 CS 1B 2B BB		BBBB 4-0 G6-4-3 BB		2	1	2	1	2	0	0
Dan Ford, R (1, 9) OBP: 0.327, SLG: 0.474		G6-4-3 1-2 2-3 1B	5-3			CS 1-2 2B 1B		F7		4	1	2	0	0	0	2
Brian Downing, R (1, 7) OBP: 0.368, SLG: 0.384		G6-4-3 1-2f 2-3 3-H		5-3		SSS 0-3 K 1-2 2-3		G6-4-3 1-2f		4	0	0	0	0	1	5
Ed Ott, L (1, 2) OBP: 0.267, SLG: 0.294		SSS 0-3 K		G5-4-3 1B		2-H 3-H 2B			4-3	4	0	2	2	0	1	1
Butch Hobson, R (1, 5) OBP: 0.364, SLG: 0.402			FC6-4 1B	G5-4-3 1-2f		F9			6-3	4	0	1	0	0	0	2

Inning Stats	1	2	3	4	5	6	7	8	9		
	R: 0 H: 0	R: 1 H: 3	R: 3 H: 2	R: 0 H: 1	R: 0 H: 0	R: 2 H: 2	R: 0 H: 1	R: 0 H: 0	R: 0 H: 0	1B: 8 SF: 0	WP: 0 PA: 37
	E: 0 LOB: 0	E: 0 LOB: 1	E: 1 LOB: 1	E: 0 LOB: 0	E: 0 LOB: 0	E: 0 LOB: 1	E: 0 LOB: 1	E: 0 LOB: 0	E: 0 LOB: 0	2B: 1 SAC: 0	PB: 0
	K: 0 BB: 0	K: 1 BB: 0	K: 0 BB: 1	K: 0 BB: 0	K: 0 BB: 0	K: 1 BB: 1	K: 0 BB: 0	K: 0 BB: 1	K: 0 BB: 0	3B: 0 DP: 3	SB: 0
	S: 3 P: 3	S: 7 P: 7	S: 6 P: 10	S: 3 P: 3	S: 3 P: 3	S: 7 P: 11	S: 4 P: 4	S: 2 P: 6	S: 3 P: 3	HR: 0 HBP: 0	CS: 2

PITCHER	IP	WLS	BF	H	R	ER	SO	BB	IBB	HBP	BLK	WP	HR	S	P	ERA	WHIP
Rick Langford, R (1, 1) ERA: 3.02	9.0	W	37	9	6	1	2	3	0	0	0	0	0	38	50	1.00	1.333

PITCHER	IP	WLS	BF	H	R	ER	SO	BB	IBB	HBP	BLK	WP	HR	S	P	ERA	WHIP

Batter	1	2	3	4	5	6	7	8	9	AB	R	H	RBI	BB	SO	LOB
Rickey Henderson, R (1, 7) OBP: 0.420, SLG: 0.451	x 0-0 1B 1B SF7 1B	x 0-0 ② F8		x 0-0 S 2-3 3B 1B		x 0-0 ② P9		x 0-0 CS 1B		5	2	3	0	0	0	1
Dwayne Murphy, L (1, 8) OBP: 0.378, SLG: 0.441	x 0-0 SF7 1B 1-2 BB 1B	x 0-0 ③ 4-1		x 0-0 1-H 3-H SH1-3 3B		x 0-0 BB BB 1-2 1B		x 0-0 ② 1-2 1B		5	2	4	2	0	0	0
Wayne Gross, L (1, 5) OBP: 0.314, SLG: 0.367	x 0-0 BB SF7 SF3 1-2 2-3 1B		x 0-0 ① 4-3	x 0-0 ② SH1-3 3-H		B B B B 4-0 BB 1-2 2-3 BB		x 0-0 ③ F8		3	1	1	1	1	0	1
Tony Armas, R (1, 9) OBP: 0.318, SLG: 0.506	x 0-0 ① SF7 1-2 2-3 3-H		x 0-0 ② S S S F7	0-3 ③ K		B B B B 4-0 1-2 2-3 3-H BB				2	0	0	2	1	1	0
Jim Spencer, L (1, 3) OBP: 0.231, SLG: 0.227	I I I I 4-0 SF3 BB IBB		x 0-0 FC5 S 1B		x 0-0 ① F5	x 0-0 ③ F9				3	0	1	0	1	0	3
Mark Budaska, S (1, 10) OBP: 0.267, SLG: 0.222	B B B B 4-0 1-2 2-3 3-H BB		B B B B 4-0 1-2 BB		S S S 0-3 ② K		x 0-0 ① F5			2	0	0	1	2	1	0
Mike Heath, R (1, 2) OBP: 0.287, SLG: 0.360	x 0-0 ② SF3 2-3 3-H		x 0-0 ③ FC5 2-3f		x 0-0 ③ P6		x 0-0 G1-6-3 1B			3	0	1	1	0	0	2
Keith Drumright, L (1, 4) OBP: 0.389, SLG: 0.367	x 0-0 ③ 5-3			x 0-0 1B SH1-4 3B 1B		x 0-0 ① B1-3	x 0-0 ② ③ G1-6-3 1-2f			4	1	1	0	0	0	3
Rob Picciolo, R (1, 6) OBP: 0.270, SLG: 0.348		x 0-0 ① L5		x 0-0 ① SH1-4 1-2		x 0-0 BB 1B BB 1B		S S S 0-3 ① K		2	1	1	0	0	0	0
Fred Stanley, R (7, 6) OBP: 0.292, SLG: 0.228										1	0	0	0	0	1	0
Inning Stats	R: 3 E: 0 K: 0 S: 6 H: 3 LOB: 2 BB: 2 P: 14	R: 0 E: 0 K: 0 S: 3 H: 0 LOB: 0 BB: 0 P: 3	R: 0 E: 0 K: 0 S: 4 H: 1 LOB: 2 BB: 1 P: 8	R: 3 E: 0 K: 1 S: 8 H: 3 LOB: 0 BB: 0 P: 8	R: 0 E: 0 K: 1 S: 5 H: 0 LOB: 0 BB: 0 P: 5	R: 1 E: 0 K: 0 S: 5 H: 2 LOB: 3 BB: 2 P: 13	R: 0 E: 0 K: 0 S: 3 H: 1 LOB: 0 BB: 0 P: 3	R: 0 E: 0 K: 1 S: 6 H: 2 LOB: 1 BB: 0 P: 6		1B: 11 2B: 0 3B: 1 HR: 0	SF: 2 SAC: 2 DP: 1 HBP: 0					

PITCHER		IP	WLS	BF	H	R	ER	SO	BB	IBB	HBP	BLK	WP	HR	S	P	ERA	WHIP
Ken Forsch, R ERA: 2.83	(1, 1)	5.2	L	31	9	7	7	2	4	1	0	0	0	0	30	50	11.12	2.294
Don Aase, R ERA: 1.84	(6, 1)	2.1		8	3	0	0	1	0	0	0	0	0	0	10	10	0.00	1.286

PITCHER	IP	WLS	BF	H	R	ER	SO	BB	IBB	HBP	BLK	WP	HR	S	P	ERA	WHIP

BOTTOM

California Angels @ Oakland Athletics

Oakland-Alameda County Coliseum, Oakland, CA

Sun Aug 16 1981, 3:33 AM PDT

Att. 28,853 - Unknown

livebaseballscorecards.com

AB	30
R	7
H	12
RBI	7
BB	5
SO	3
LOB	10

WP: 0 PB: 0 SB: 2 CS: 1 PA: 39

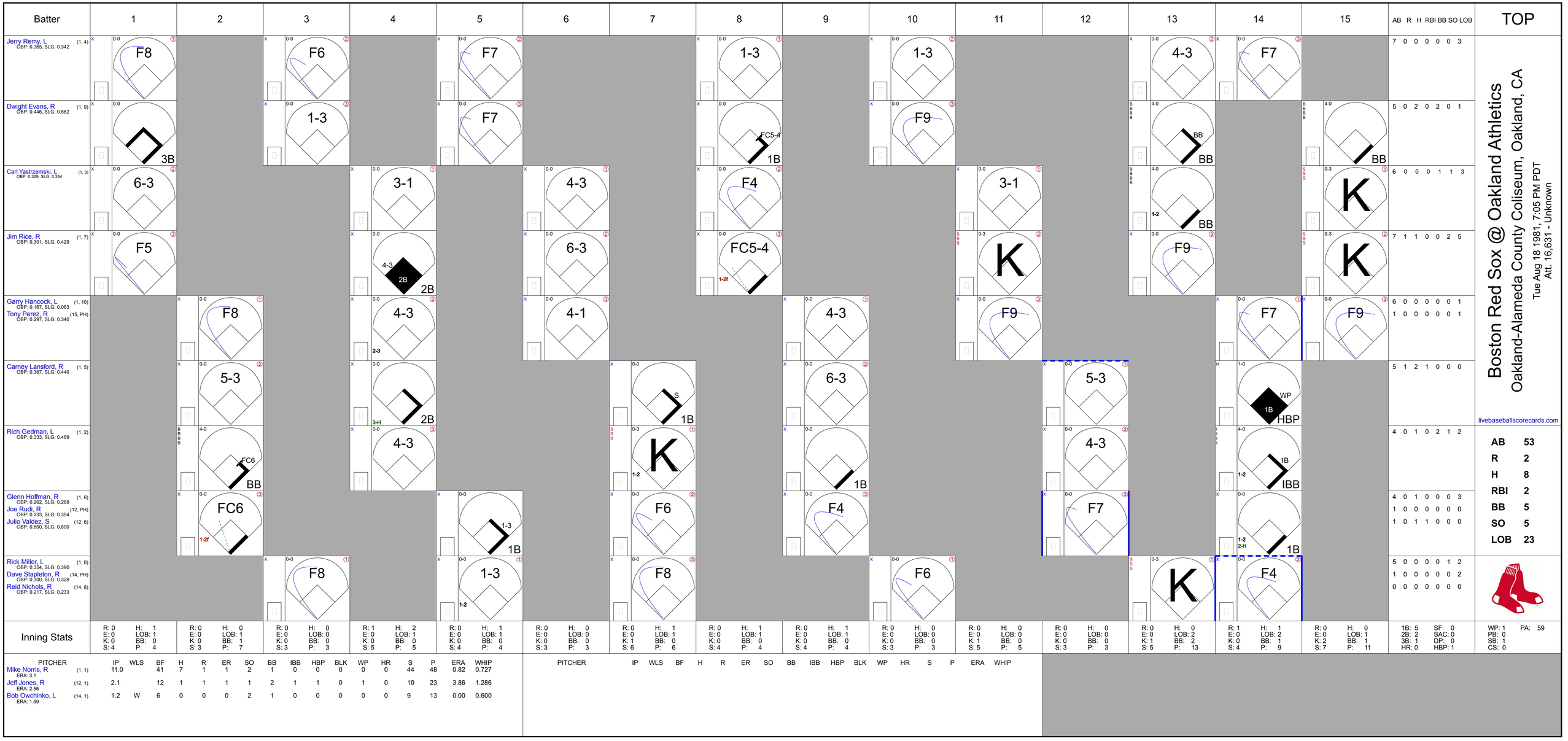
Batter
1
2
3
4
5
6
7
8
9
10
11
12
13
14
15
AB R H RBI BB SO LOB
TOP
Jerry Remy, L (1, 4) OBP: 0.365, SLG: 0.342
F8
F6
F7
1-3
1-3
F7
4-3
F7
7 0 0 0 0 0 3
Dwight Evans, R (1, 9) OBP: 0.446, SLG: 0.562
3B
1-3
F7
FC5-4
1B
F9
BB
BB
5 0 2 0 2 0 1
Carl Yastrzemski, L (1, 3) OBP: 0.329, SLG: 0.354
6-3
3-1
4-3
F4
3-1
BB
K
6 0 0 0 1 1 3
Jim Rice, R (1, 7) OBP: 0.391, SLG: 0.429
F5
4-3
2B
2B
6-3
FC5-4
1-2f
K
F9
K
7 1 1 0 0 2 5
Garry Hancock, L (1, 10) OBP: 0.167, SLG: 0.063
Tony Perez, R (15, PH) OBP: 0.297, SLG: 0.340
F8
4-3
2-3
4-1
4-3
F9
F7
WP
1B
HBP
F9
6 0 0 0 0 0 1
1 0 0 0 0 0 1
Carney Lansford, R (1, 5) OBP: 0.367, SLG: 0.440
5-3
2B
3-H
S
1B
6-3
5-3
5 1 2 1 0 0 0
Rich Gedman, L (1, 2) OBP: 0.333, SLG: 0.469
FC6
BB
4-3
K
1-2
1B
4-3
1B
IBB
4 0 1 0 2 1 2
Glenn Hoffman, R (1, 6) OBP: 0.262, SLG: 0.268
Joe Rudi, R (12, PH) OBP: 0.233, SLG: 0.354
Julio Valdez, S (12, 6) OBP: 0.600, SLG: 0.600
FC6
1-2f
1-3
1B
F6
F4
F7
1-2
2-H
1B
4 0 1 0 0 0 3
1 0 0 0 0 0 0
1 0 1 1 0 0 0
Rick Miller, L (1, 8) OBP: 0.354, SLG: 0.390
Dave Stapleton, R (14, PH) OBP: 0.300, SLG: 0.328
Reid Nichols, R (14, 8) OBP: 0.217, SLG: 0.233
F8
1-3
1-2
F8
F6
K
F4
5 0 0 0 0 1 2
1 0 0 0 0 0 2
0 0 0 0 0 0 0
Inning Stats
R: 0 H: 1 E: 0 LOB: 1 K: 0 BB: 0 S: 4 P: 4
R: 0 H: 0 E: 0 LOB: 1 K: 0 BB: 1 S: 3 P: 7
R: 0 H: 0 E: 0 LOB: 0 K: 0 BB: 0 S: 3 P: 3
R: 1 H: 2 E: 0 LOB: 1 K: 0 BB: 0 S: 5 P: 5
R: 0 H: 1 E: 0 LOB: 1 K: 0 BB: 0 S: 4 P: 4
R: 0 H: 0 E: 0 LOB: 0 K: 0 BB: 0 S: 3 P: 3
R: 0 H: 1 E: 0 LOB: 1 K: 1 BB: 0 S: 6 P: 6
R: 0 H: 1 E: 0 LOB: 1 K: 0 BB: 0 S: 4 P: 4
R: 0 H: 1 E: 0 LOB: 1 K: 0 BB: 0 S: 4 P: 4
R: 0 H: 0 E: 0 LOB: 0 K: 0 BB: 0 S: 3 P: 3
R: 0 H: 0 E: 0 LOB: 0 K: 1 BB: 0 S: 5 P: 5
R: 0 H: 0 E: 0 LOB: 0 K: 0 BB: 0 S: 3 P: 3
R: 0 H: 0 E: 0 LOB: 2 K: 1 BB: 2 S: 5 P: 13
R: 1 H: 1 E: 0 LOB: 2 K: 0 BB: 1 S: 4 P: 9
R: 0 H: 0 E: 0 LOB: 1 K: 2 BB: 1 S: 7 P: 11
1B: 5 SF: 0 2B: 2 SAC: 0 3B: 1 DP: 0 HR: 0 HBP: 1
WP: 1 PA: 59 PB: 0 SB: 1 CS: 0
PITCHER IP WLS BF H R ER SO BB IBB HBP BLK WP HR S P ERA WHIP
Mike Norris, R (1, 1) ERA: 3.1 11.0 41 7 1 1 2 1 0 0 0 0 0 44 48 0.82 0.727
Jeff Jones, R (12, 1) ERA: 2.56 2.1 12 1 1 1 1 2 1 1 0 1 0 10 23 3.86 1.286
Bob Owchinko, L (14, 1) ERA: 1.59 1.2 W 6 0 0 0 2 1 0 0 0 0 0 9 13 0.00 0.600
PITCHER IP WLS BF H R ER SO BB IBB HBP BLK WP HR S P ERA WHIP
Boston Red Sox @ Oakland Athletics
Oakland-Alameda County Coliseum, Oakland, CA
Tue Aug 18 1981, 7:05 PM PDT
Att. 16,631 - Unknown
livebaseballscorecards.com
AB 53
R 2
H 8
RBI 2
BB 5
SO 5
LOB 23

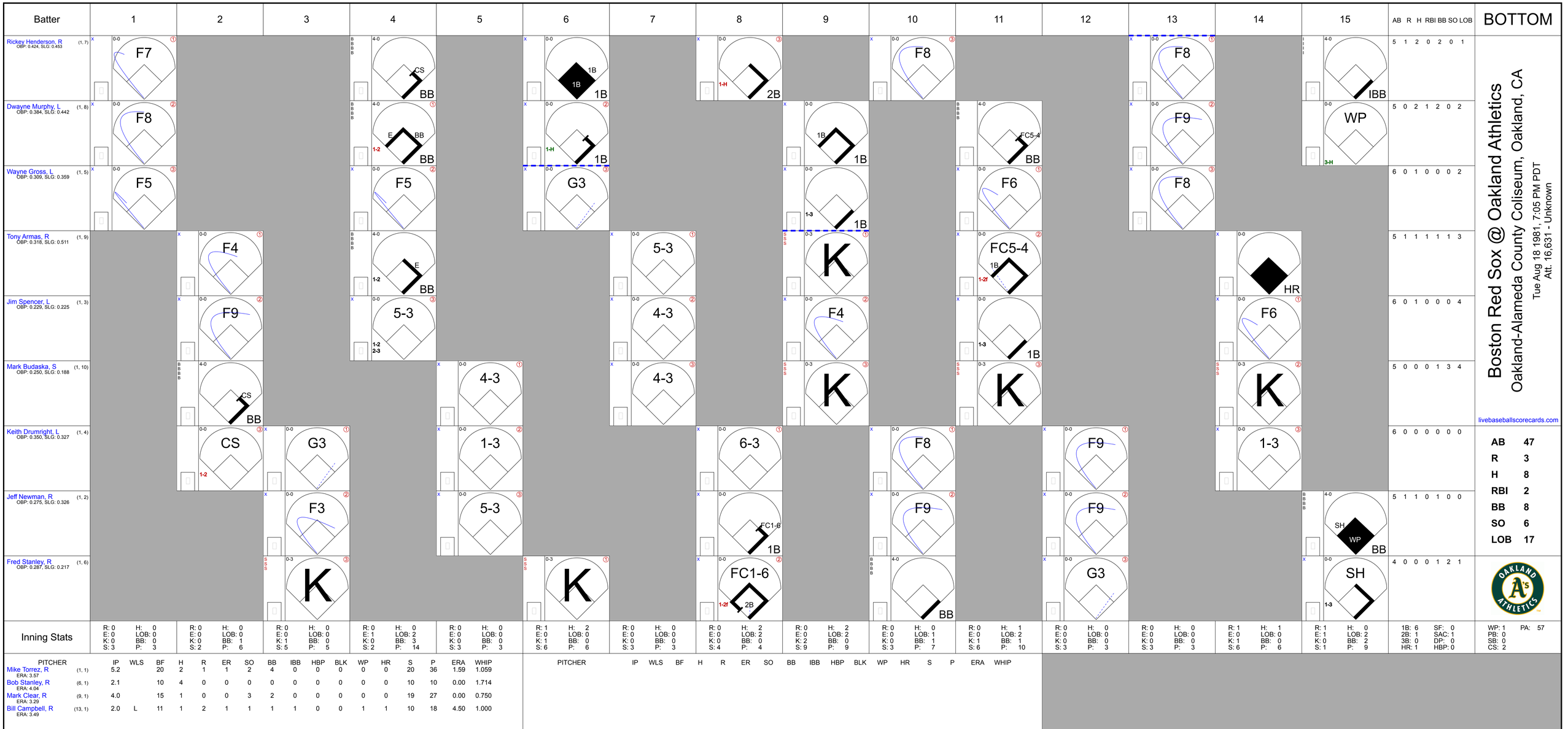
Batter
1
2
3
4
5
6
7
8
9
10
11
12
13
14
15
AB R H RBI BB SO LOB
BOTTOM
Rickey Henderson, R (1, 7)
OBP: 0.424, SLG: 0.453
F7
CS
BB
1B
1B
1B
1-H
2B
F8
F8
IBB
5 1 2 0 2 0 1
Dwayne Murphy, L (1, 8)
OBP: 0.384, SLG: 0.442
F8
E
BB
1-2
BB
1-H
1
1B
1B
1B
FC5-4
BB
F9
WP
3-H
5 0 2 1 2 0 2
Wayne Gross, L (1, 5)
OBP: 0.309, SLG: 0.359
F5
F5
G3
1-3
1B
F6
F8
6 0 1 0 0 0 2
Tony Armas, R (1, 9)
OBP: 0.318, SLG: 0.511
F4
E
BB
1-2
5-3
K
FC5-4
1B
1-2f
HR
5 1 1 1 1 1 3
Jim Spencer, L (1, 3)
OBP: 0.229, SLG: 0.225
F9
5-3
1-2
2-3
4-3
F4
1B
1-3
F6
6 0 1 0 0 0 4
Mark Budaska, S (1, 10)
OBP: 0.250, SLG: 0.188
CS
BB
4-3
4-3
K
K
K
5 0 0 0 1 3 4
Keith Drumright, L (1, 4)
OBP: 0.350, SLG: 0.327
CS
1-2
G3
1-3
6-3
F8
F9
1-3
6 0 0 0 0 0 0
Jeff Newman, R (1, 2)
OBP: 0.275, SLG: 0.326
F3
5-3
FC1-6
1B
F9
F9
SH
WP
BB
5 1 1 0 1 0 0
Fred Stanley, R (1, 6)
OBP: 0.287, SLG: 0.217
K
K
FC1-6
1-2f
2B
BB
G3
SH
1-3
4 0 0 0 1 2 1
Inning Stats
R: 0 H: 0 E: 0 LOB: 0 K: 0 BB: 0 S: 3 P: 3
R: 0 H: 0 E: 0 LOB: 0 K: 0 BB: 1 S: 2 P: 6
R: 0 H: 0 E: 0 LOB: 0 K: 1 BB: 0 S: 5 P: 5
R: 0 H: 0 E: 1 LOB: 2 K: 0 BB: 3 S: 2 P: 14
R: 0 H: 0 E: 0 LOB: 0 K: 0 BB: 0 S: 3 P: 3
R: 1 H: 2 E: 0 LOB: 0 K: 1 BB: 0 S: 6 P: 6
R: 0 H: 0 E: 0 LOB: 0 K: 0 BB: 0 S: 3 P: 3
R: 0 H: 2 E: 0 LOB: 2 K: 0 BB: 0 S: 4 P: 4
R: 0 H: 2 E: 0 LOB: 2 K: 2 BB: 0 S: 9 P: 9
R: 0 H: 0 E: 0 LOB: 0 K: 0 BB: 1 S: 3 P: 7
R: 0 H: 1 E: 0 LOB: 2 K: 1 BB: 1 S: 6 P: 10
R: 0 H: 0 E: 0 LOB: 0 K: 0 BB: 0 S: 3 P: 3
R: 0 H: 0 E: 0 LOB: 0 K: 0 BB: 0 S: 3 P: 3
R: 1 H: 1 E: 0 LOB: 0 K: 1 BB: 0 S: 6 P: 6
R: 1 H: 0 E: 1 LOB: 2 K: 0 BB: 2 S: 1 P: 9
1B: 6 SF: 0 2B: 1 SAC: 1 3B: 0 DP: 0 HR: 1 HBP: 0
WP: 1 PA: 57 PB: 0 SB: 0 CS: 2
PITCHER IP WLS BF H R ER SO BB IBB HBP BLK WP HR S P ERA WHIP
Mike Torrez, R (1, 1) ERA: 3.57 5.2 20 2 1 1 2 4 0 0 0 0 0 20 36 1.59 1.059
Bob Stanley, R (6, 1) ERA: 4.04 2.1 10 4 0 0 0 0 0 0 0 0 0 10 10 0.00 1.714
Mark Clear, R (9, 1) ERA: 3.29 4.0 15 1 0 0 3 2 0 0 0 0 0 19 27 0.00 0.750
Bill Campbell, R (13, 1) ERA: 3.49 2.0 L 11 1 2 1 1 1 1 0 0 1 1 10 18 4.50 1.000
PITCHER IP WLS BF H R ER SO BB IBB HBP BLK WP HR S P ERA WHIP
Boston Red Sox @ Oakland Athletics
Oakland-Alameda County Coliseum, Oakland, CA
Tue Aug 18 1981, 7:05 PM PDT
Att. 16,631 - Unknown
livebaseballscorecards.com
AB 47
R 3
H 8
RBI 2
BB 8
SO 6
LOB 17

Boston Red Sox @ Oakland Athletics

Oakland-Alameda County Coliseum, Oakland, CA

Wed Aug 19 1981, 7:05 PM PDT

Att. 15,134 - Unknown

TOP

livebaseballscorecards.com

Batter	1	2	3	4	5	6	7	8	9	AB	R	H	RBI	BB	SO	LOB
Jerry Remy, L (1, 4) OBP: 0.372, SLG: 0.350	F7		S 1B 3-H		1B			1B		4	0	3	1	0	0	0
Dwight Evans, R (1, 9) OBP: 0.440, SLG: 0.553	F9		S S S K 1-2		6-3			F9		4	0	0	0	0	1	3
Jim Rice, R (1, 7) OBP: 0.304, SLG: 0.428	5-3			B B B B BB		G6-4-3 1B		F4		3	0	1	0	1	0	1
Carl Yastrzemski, L (1, 10) OBP: 0.327, SLG: 0.352		F7		S S S K		F9		FC5-4 1-3 1B		4	0	1	0	0	1	2
Tony Perez, R (1, 3) OBP: 0.292, SLG: 0.333		F7		F4		G6-4-3 1-2f		FC5-4 1-2f		4	0	0	0	0	0	4
Carney Lansford, R (1, 5) OBP: 0.362, SLG: 0.433		6-3		F3			6-3		6-3	4	0	0	0	0	0	1
Rich Gedman, L (1, 2) OBP: 0.341, SLG: 0.494			F8 1B 2B		4-3 SF7 2B		F8		F7	4	2	2	0	0	0	0
Garry Hancock, L (1, 8) OBP: 0.182, SLG: 0.100			F8 2-3		4-3 2-3		FC4-6 1B		F7	4	0	1	0	0	0	2
Julio Valdez, S (1, 6) OBP: 0.375, SLG: 0.429			F7		SF7 3-H		FC4-6 1-2f			2	0	0	1	0	0	2
Inning Stats	R: 0 E: 0 K: 0 S: 3 H: 0 LOB: 0 BB: 0 P: 3	R: 0 E: 0 K: 0 S: 3 H: 0 LOB: 0 BB: 0 P: 3	R: 1 E: 0 K: 1 S: 7 H: 2 LOB: 1 BB: 0 P: 7	R: 0 E: 0 K: 1 S: 5 H: 0 LOB: 1 BB: 1 P: 9	R: 1 E: 0 K: 0 S: 5 H: 2 LOB: 1 BB: 0 P: 5	R: 0 E: 0 K: 0 S: 3 H: 1 LOB: 0 BB: 0 P: 3	R: 0 E: 0 K: 0 S: 4 H: 1 LOB: 1 BB: 0 P: 4	R: 0 E: 0 K: 0 S: 5 H: 2 LOB: 2 BB: 0 P: 5	R: 0 E: 0 K: 0 S: 3 H: 0 LOB: 0 BB: 0 P: 3	1B: 6 2B: 2 3B: 0 HR: 0	SF: 1 SAC: 0 DP: 1 HBP: 0						

	AB	33
	R	2
	H	8
	RBI	2
	BB	1
	SO	2
	LOB	15

PITCHER	IP	WLS	BF	H	R	ER	SO	BB	IBB	HBP	BLK	WP	HR	S	P	ERA	WHIP
Matt Keough, R (1, 1) ERA: 2.9	9.0	W	35	8	2	2	2	1	0	0	0	0	0	38	42	2.00	1.000

PITCHER	IP	WLS	BF	H	R	ER	SO	BB	IBB	HBP	BLK	WP	HR	S	P	ERA	WHIP

WP: 0 PB: 0 SB: 1 CS: 0 PA: 35

Batter	1	2	3	4	5	6	7	8	9	AB	R	H	RBI	BB	SO	LOB
Rickey Henderson, R (1, 7) OBP: 0.418, SLG: 0.447	6-3		K			5-3		K		4	0	0	0	0	2	0
Dwayne Murphy, L (1, 8) OBP: 0.380, SLG: 0.437	G3		4-3			F1				3	0	0	0	0	0	0
Cliff Johnson, R (1, 3) OBP: 0.329, SLG: 0.458	BB (1B, E)			5-3		HR				2	2	1	1	1	0	0
Tony Armas, R (1, 9) OBP: 0.318, SLG: 0.509	1B (E)			K		K				3	1	1	0	0	2	0
Mike Heath, R (1, 2) OBP: 0.283, SLG: 0.354	E1			4-3			5-3			3	0	0	0	0	0	0
Rick Bosetti, R (1, 10) OBP: 0.250, SLG: 0.260		F6			4-3		6-3			3	0	0	0	0	0	0
Shooty Babitt, R (1, 4) OBP: 0.303, SLG: 0.282		F8			2B		K			3	1	1	0	0	1	0
Dave McKay, S (1, 5) OBP: 0.269, SLG: 0.310		F9			2B			K		3	0	1	1	0	1	0
Rob Picciolo, R (1, 6) OBP: 0.264, SLG: 0.339			F6		4-3			K		3	0	0	0	0	1	0
Inning Stats	R: 2 E: 1 K: 0 S: 4 H: 1 LOB: 1 BB: 1 P: 8	R: 0 E: 0 K: 0 S: 3 H: 0 LOB: 0 BB: 0 P: 3	R: 0 E: 0 K: 1 S: 5 H: 0 LOB: 0 BB: 0 P: 5	R: 0 E: 0 K: 1 S: 5 H: 0 LOB: 0 BB: 0 P: 5	R: 1 E: 0 K: 0 S: 4 H: 2 LOB: 0 BB: 0 P: 4	R: 1 E: 0 K: 1 S: 6 H: 1 LOB: 0 BB: 0 P: 6	R: 0 E: 0 K: 1 S: 5 H: 0 LOB: 0 BB: 0 P: 5	R: 0 E: 0 K: 3 S: 9 H: 0 LOB: 0 BB: 0 P: 9		1B: 2 2B: 1 3B: 0 HR: 1 SF: 0 SAC: 0 DP: 0 HBP: 0						

PITCHER	IP	WLS	BF	H	R	ER	SO	BB	IBB	HBP	BLK	WP	HR	S	P	ERA	WHIP
Frank Tanana, L (1, 1) ERA: 3.81	8.0	L	28	4	4	2	7	1	0	0	0	0	1	41	45	2.25	0.625

PITCHER	IP	WLS	BF	H	R	ER	SO	BB	IBB	HBP	BLK	WP	HR	S	P	ERA	WHIP

BOTTOM

Boston Red Sox @ Oakland Athletics

Oakland-Alameda County Coliseum, Oakland, CA

Wed Aug 19 1981, 7:05 PM PDT

Att. 15,134 - Unknown

livebaseballscorecards.com

AB	27
R	4
H	4
RBI	2
BB	1
SO	7
LOB	0

WP: 0 PA: 28
PB: 0
SB: 0
CS: 0

Boston Red Sox @ Oakland Athletics

Oakland-Alameda County Coliseum, Oakland, CA

Thu Aug 20 1981, 7:05 PM PDT

Att. 17,503 - Unknown

TOP

livebaseballscorecards.com

Batter	1	2	3	4	5	6	7	8	9	AB	R	H	RBI	BB	SO	LOB
Jerry Remy, L (1, 4) OBP: 0.371, SLG: 0.346	F6	CS 1-2	1B FC4-6 1B	F8			1-3	1B 1-2 2-3 BB	K	5	2	1	0	1	1	4
Dwight Evans, R (1, 9) OBP: 0.439, SLG: 0.548	BB BB		F8		K		K	1B 1-3 2-H 3-H 1B		4	0	1	2	1	2	1
Jim Rice, R (1, 7) OBP: 0.309, SLG: 0.429	K		FC4-6 1-3 1B		5-3		BB BB	1-3 3-H 1B		4	0	2	1	1	1	1
Carl Yastrzemski, L (1, 3) OBP: 0.329, SLG: 0.347	1-2 BB		FC4-6 2B 1-2f 3-H		4-3		1-2 BB	G3		3	1	0	1	2	0	3
Carney Lansford, R (1, 5) OBP: 0.366, SLG: 0.440	F8		1-H 2B			FC4-6 1B	4-3		FC1-6 1B	5	0	3	1	0	0	4
Rich Gedman, L (1, 2) OBP: 0.323, SLG: 0.467		F7	F6			FC4-6 FC5-4 1-2f		K	FC1-6 WP 1B 1-2f	5	0	0	0	0	1	3
Dave Stapleton, R (1, 10) OBP: 0.308, SLG: 0.351		HR		F4		FC5-4 1B 1-2f		BB BB 1B	WP 1-2 1B	5	2	3	1	0	0	1
Garry Hancock, L (1, 8) OBP: 0.185, SLG: 0.120	K			F9		1-2 1B		F8	K 1-2 2-3	5	0	1	0	0	2	3
Julio Valdez, S (1, 6) OBP: 0.364, SLG: 0.400	E5 CS			1B		F5		BB 1-2 1B	BB	3	0	1	0	0	0	2
Joe Rudi, R (8, PH) OBP: 0.242, SLG: 0.354										0	0	0	0	1	0	0
Reid Nichols, R (8, PR) OBP: 0.217, SLG: 0.233										0	1	0	0	0	0	0
Glenn Hoffman, R (8, 6) OBP: 0.266, SLG: 0.268										0	0	0	0	1	0	0
Inning Stats	R: 0 E: 0 K: 1 S: 5 H: 0 LOB: 2 BB: 2 P: 13	R: 1 E: 1 K: 1 S: 6 H: 1 LOB: 0 BB: 0 P: 6	R: 2 E: 0 K: 0 S: 6 H: 3 LOB: 1 BB: 0 P: 6	R: 0 E: 0 K: 0 S: 4 H: 1 LOB: 1 BB: 0 P: 4	R: 0 E: 0 K: 1 S: 5 H: 0 LOB: 0 BB: 0 P: 5	R: 0 E: 0 K: 0 S: 5 H: 2 LOB: 2 BB: 0 P: 5	R: 0 E: 0 K: 1 S: 5 H: 0 LOB: 2 BB: 2 P: 13	R: 3 E: 0 K: 1 S: 8 H: 3 LOB: 2 BB: 2 P: 16	R: 0 E: 0 K: 2 S: 9 H: 2 LOB: 3 BB: 1 P: 13	1B: 10 2B: 1 3B: 0 HR: 1 SF: 0 SAC: 0 DP: 0 HBP: 0						

	AB	39
	R	6
	H	12
	RBI	6
	BB	7
	SO	7
	LOB	22

WP: 1 PB: 0 SB: 0 CS: 1 PA: 47

PITCHER		IP	WLS	BF	H	R	ER	SO	BB	IBB	HBP	BLK	WP	HR	S	P	ERA	WHIP
Steve McCatty, R ERA: 2.5	(1, 1)	7.2	L	36	8	5	5	5	5	0	0	0	0	1	41	61	5.87	1.696
Bob Owchinko, L ERA: 1.91	(8, 1)	0.0		1	0	0	0	0	1	0	0	0	0	0	0	4	∞	∞
Dave Heaverlo, R ERA: 2.7	(8, 1)	0.0		2	2	1	1	0	0	0	0	0	0	0	2	2	∞	∞
Tom Underwood, L ERA: 4.06	(8, 1)	1.1		7	2	0	0	2	1	0	0	0	1	0	10	14	0.00	2.250

PITCHER	IP	WLS	BF	H	R	ER	SO	BB	IBB	HBP	BLK	WP	HR	S	P	ERA	WHIP

BOTTOM

Boston Red Sox @ Oakland Athletics

Oakland-Alameda County Coliseum, Oakland, CA

Thu Aug 20 1981, 7:05 PM PDT

Att. 17,503 - Unknown

livebaseballscorecards.com

Batter	1	2	3	4	5	6	7	8	9	AB	R	H	RBI	BB	SO	LOB
Rickey Henderson, R (1, 7) OBP: 0.415, SLG: 0.442	F8	F8			1B 4-3 1B	FC4-6 1-2f			SSS K	5	1	1	0	0	1	3
Dwayne Murphy, L (1, 8) OBP: 0.380, SLG: 0.434	F9		BBBB BB		4-3 1-3 1B		G3		SSS K	4	0	1	0	1	1	0
Wayne Gross, L (1, 5) OBP: 0.308, SLG: 0.357	F8		F4		F5		4-3 1B			4	0	1	0	0	0	3
Tony Armas, R (1, 9) OBP: 0.317, SLG: 0.505		1B E 1B	SSS K		4-3 1-2 3-H		4-3 1-2			4	1	1	1	0	1	3
Jim Spencer, L (1, 3) OBP: 0.229, SLG: 0.225		E 1B 1-3 1B	F8		4-3		F3			4	1	1	0	0	0	3
Cliff Johnson, R (1, 10) OBP: 0.328, SLG: 0.473		SSS K		E6		HR		F3		4	1	1	1	0	1	2
Keith Drumright, L (1, 4) OBP: 0.328, SLG: 0.305		E4 1B 1-2 3-H		F6		4-3		F7		4	0	0	1	0	0	2
Jeff Newman, R (1, 2) OBP: 0.274, SLG: 0.324		F5		F4		FC1-6 1B		6-3		4	0	1	0	0	0	3
Fred Stanley, R (1, 6) OBP: 0.289, SLG: 0.221		1-3 2-H 1B		F6		FC1-6 FC4-6 1-2f			F7	3	0	1	1	0	0	2
Mike Heath, R (9, PH) OBP: 0.282, SLG: 0.353										1	0	0	0	0	0	0
Inning Stats	R: 0 H: 0 E: 0 LOB: 0 K: 0 BB: 0 S: 3 P: 3	R: 2 H: 3 E: 1 LOB: 2 K: 1 BB: 0 S: 9 P: 9	R: 0 H: 0 E: 0 LOB: 1 K: 1 BB: 1 S: 5 P: 9	R: 0 H: 0 E: 1 LOB: 1 K: 0 BB: 0 S: 4 P: 4	R: 1 H: 2 E: 0 LOB: 1 K: 0 BB: 0 S: 5 P: 5	R: 1 H: 2 E: 0 LOB: 1 K: 0 BB: 0 S: 5 P: 5	R: 0 H: 1 E: 0 LOB: 1 K: 0 BB: 0 S: 4 P: 4	R: 0 H: 0 E: 0 LOB: 0 K: 0 BB: 0 S: 3 P: 3	R: 0 H: 0 E: 0 LOB: 0 K: 2 BB: 0 S: 7 P: 7	1B: 7 SF: 0 2B: 0 SAC: 0 3B: 0 DP: 0 HR: 1 HBP: 0						

	AB	37
	R	4
	H	8
	RBI	4
	BB	1
	SO	4
	LOB	21

	WP: 0	PA: 38
	PB: 0	
	SB: 0	
	CS: 0	

PITCHER		IP	WLS	BF	H	R	ER	SO	BB	IBB	HBP	BLK	WP	HR	S	P	ERA	WHIP
Dennis Eckersley, R ERA: 4.41	(1, 1)	7.0	W	32	8	4	3	2	1	0	0	0	0	1	35	39	3.86	1.286
Mark Clear, R ERA: 3.17	(8, 1)	2.0	S	6	0	0	0	2	0	0	0	0	0	0	10	10	0.00	0.000

PITCHER	IP	WLS	BF	H	R	ER	SO	BB	IBB	HBP	BLK	WP	HR	S	P	ERA	WHIP

Baltimore Orioles @ Oakland Athletics

Oakland-Alameda County Coliseum, Oakland, CA

Fri Aug 21 1981, 7:05 PM PDT

Att. 21,208 - Unknown

TOP

livebaseballscorecards.com

Batter	1	2	3	4	5	6	7	8	9	AB	R	H	RBI	BB	SO	LOB
Al Bumbry, L (1, 8) OBP: 0.351, SLG: 0.315	0-0 2B WP 1B		0-0 1B S FC3-6 1B	4-0 BB		4-0 CS IBB			4-0 G6-4-3 1-2 BB	2	2	2	0	3	0	0
Rich Dauer, R (1, 4) OBP: 0.333, SLG: 0.356	0-0 WP 1-3 FC4-2 2B		0-0 ① F7	0-0 ③ FC5 2-3f		0-0 ③ CS 1-2	0-0 E5 BB		0-0 ① F9	1	0	1	0	0	0	0
Lenn Sakata, R (1, 4) OBP: 0.275, SLG: 0.222										4	0	0	0	0	0	5
Ken Singleton, S (1, 9) OBP: 0.422, SLG: 0.520	0-0 ① FC4-2 F3 1B 2-H 3-H		0-0 FC3-6 1-3 1B		0-0 ① F7		4-0 G6-4-3 1-2 BB		0-0 ②③ G6-4-3 1-2f	4	1	1	0	1	0	3
Jim Dwyer, L (9, 7) OBP: 0.294, SLG: 0.309										0	0	0	0	0	0	0
Eddie Murray, S (1, 3) OBP: 0.318, SLG: 0.475	0-0 ② F3 2-3		0-0 ② FC3-6 2B 1-2f 3-H		4-0 BB		0-3 ① K			3	1	0	1	1	1	4
John Lowenstein, L (1, 7) OBP: 0.375, SLG: 0.409	0-0 ③ 3-H 1B		0-0 1-H 2B		0-3 ② K		0-0 ②③ G6-4-3 1-2f			3	0	2	2	0	1	1
Gary Roenicke, R (7, PH) (7, 7) (9, 9) OBP: 0.367, SLG: 0.378										1	0	0	0	0	0	2
Dan Graham, L (1, 10) OBP: 0.273, SLG: 0.273		0-0 ① 4-1	0-0 ③ F8		0-3 ③ K			0-0 ① 1-3		4	0	0	0	0	1	2
Doug DeCinces, R (1, 5) OBP: 0.326, SLG: 0.446		0-0 2B		0-0 G6-4-3 1B		0-0 ① 5-3		0-0 ② F7		4	0	2	0	0	0	0
Mark Belanger, R (8, 6) OBP: 0.244, SLG: 0.258										0	0	0	0	0	0	0
Cal Ripken Jr., R (1, 6) (8, 5) OBP: 0.167, SLG: 0.167		0-0 ② F3		0-0 ①② G6-4-3 1-2f		0-0 ② P5		S S S 0-3 ③ K		4	0	0	0	0	1	2
Rick Dempsey, R (1, 2) OBP: 0.339, SLG: 0.362		0-0 ③ 6-3		0-0 FC5 2B		0-0 3B			H 1-0 BLK HBP	3	0	2	0	0	0	1
Inning Stats	R: 2 E: 0 K: 0 S: 5 H: 3 LOB: 1 BB: 0 P: 5	R: 0 E: 0 K: 0 S: 4 H: 1 LOB: 1 BB: 0 P: 4	R: 2 E: 0 K: 0 S: 6 H: 3 LOB: 1 BB: 0 P: 6	R: 0 E: 0 K: 0 S: 4 H: 2 LOB: 2 BB: 1 P: 8	R: 0 E: 0 K: 2 S: 7 H: 0 LOB: 1 BB: 1 P: 11	R: 0 E: 0 K: 0 S: 3 H: 1 LOB: 1 BB: 1 P: 7	R: 0 E: 1 K: 1 S: 5 H: 0 LOB: 1 BB: 1 P: 9	R: 0 E: 0 K: 1 S: 5 H: 0 LOB: 0 BB: 0 P: 5	R: 0 E: 0 K: 0 S: 2 H: 0 LOB: 1 BB: 1 P: 7	1B: 5 2B: 4 3B: 1 HR: 0 SF: 0 SAC: 0 DP: 3 HBP: 1						

	AB	33
	R	4
	H	10
	RBI	3
	BB	5
	SO	4
	LOB	20

WP: 1 PB: 0 SB: 1 CS: 1 PA: 40

PITCHER		IP	WLS	BF	H	R	ER	SO	BB	IBB	HBP	BLK	WP	HR	S	P	ERA	WHIP
Brian Kingman, R ERA: 3.25	(1, 1)	2.2	L	14	7	4	4	0	0	0	0	0	1	0	14	14	13.50	2.625
Bob Owchinko, L ERA: 1.76	(3, 1)	2.1		10	2	0	0	2	2	0	0	0	0	0	12	20	0.00	1.714
Dave Heaverlo, R ERA: 1.93	(6, 1)	1.1		7	1	0	0	1	1	1	0	0	0	0	7	15	0.00	1.500
Tom Underwood, L ERA: 3.88	(7, 1)	2.2		8	0	0	0	1	1	0	1	1	0	0	8	13	0.00	0.375

PITCHER	IP	WLS	BF	H	R	ER	SO	BB	IBB	HBP	BLK	WP	HR	S	P	ERA	WHIP

BOTTOM

Batter	1	2	3	4	5	6	7	8	9	AB	R	H	RBI	BB	SO	LOB
Rickey Henderson, R (1, 7) OBP: 0.419, SLG: 0.446	4-3		G4-6-3 1-2 1B			S 1B 1B		1B		4	1	3	0	0	0	0
Dwayne Murphy, L (1, 8) OBP: 0.375, SLG: 0.427	K		G4-6-3 1-2f			K 1-2		F7		4	0	0	0	0	2	4
Wayne Gross, L (1, 5) OBP: 0.307, SLG: 0.354	F8			F8		1B 2-H		F8		4	0	1	1	0	0	1
Tony Armas, R (1, 9) OBP: 0.316, SLG: 0.512		5-3		F3		F2			HR	4	1	1	1	0	0	1
Cliff Johnson, R (1, 10) OBP: 0.326, SLG: 0.467		1B		5-3			F7		1-3	4	0	1	0	0	0	0
Jim Spencer, L (1, 3) OBP: 0.236, SLG: 0.233		F9			1-3		FC8-4 1B		1B	4	0	2	0	0	0	1
Rick Bosetti, R (9, PR) OBP: 0.250, SLG: 0.260										0	0	0	0	0	0	0
Mike Heath, R (1, 2) OBP: 0.277, SLG: 0.346		F8			6-3		FC8-4 1-2f		F9	4	0	0	0	0	0	3
Dave McKay, S (1, 4) OBP: 0.268, SLG: 0.301			BBBBB 1B BB		F7		F7		4-3	3	0	0	0	1	0	2
Rob Picciolo, R (1, 6) OBP: 0.258, SLG: 0.331			F8			4-3		F9		3	0	0	0	0	0	1
Inning Stats	R: 0 E: 0 K: 1 S: 5 H: 0 LOB: 0 BB: 0 P: 5	R: 0 E: 0 K: 0 S: 4 H: 1 LOB: 1 BB: 0 P: 4	R: 0 E: 0 K: 0 S: 3 H: 1 LOB: 1 BB: 1 P: 7	R: 0 E: 0 K: 0 S: 3 H: 0 LOB: 0 BB: 0 P: 3	R: 0 E: 0 K: 0 S: 3 H: 0 LOB: 0 BB: 0 P: 3	R: 1 E: 0 K: 1 S: 7 H: 2 LOB: 1 BB: 0 P: 7	R: 0 E: 0 K: 0 S: 4 H: 1 LOB: 1 BB: 0 P: 4	R: 0 E: 0 K: 0 S: 4 H: 1 LOB: 1 BB: 0 P: 4	R: 1 E: 0 K: 0 S: 5 H: 2 LOB: 1 BB: 0 P: 5	1B: 7 2B: 0 3B: 0 HR: 1 SF: 0 SAC: 0 DP: 1 HBP: 0	WP: 0 PB: 0 SB: 1 CS: 0 PA: 35					

PITCHER		IP	WLS	BF	H	R	ER	SO	BB	IBB	HBP	BLK	WP	HR	S	P	ERA	WHIP
Jim Palmer, R ERA: 2.75	(1, 1)	8.1	W	33	8	2	2	2	1	0	0	0	0	1	36	40	2.16	1.080
Tim Stoddard, R ERA: 4.35	(9, 1)	0.2	S	2	0	0	0	0	0	0	0	0	0	0	2	2	0.00	0.000

PITCHER	IP	WLS	BF	H	R	ER	SO	BB	IBB	HBP	BLK	WP	HR	S	P	ERA	WHIP

Baltimore Orioles @ Oakland Athletics

Oakland-Alameda County Coliseum, Oakland, CA

Fri Aug 21 1981, 7:05 PM PDT

Att. 21,208 - Unknown

livebaseballscorecards.com

AB	34
R	2
H	8
RBI	2
BB	1
SO	2
LOB	13

Baltimore Orioles @ Oakland Athletics

Oakland-Alameda County Coliseum, Oakland, CA

Sat Aug 22 1981, 3:33 AM PDT

Att. 26,438 - Unknown

TOP

livebaseballscorecards.com

Batter	1	2	3	4	5	6	7	8	9	AB	R	H	RBI	BB	SO	LOB
Al Bumbry, L (1, 8) OBP: 0.349, SLG: 0.318	S S S 0-3 ① K		x 0-0 ① 6-3		x 0-0 ③ 6-3			x 0-0 1-3 2B		4	0	1	0	0	1	1
Jim Dwyer, L (1, 9) OBP: 0.283, SLG: 0.296	x 0-0 ② 4-3		x 0-0 ② G3			x 0-0 ① F8		x 0-0 ② L6		4	0	0	0	0	0	2
Ken Singleton, S (1, 10) OBP: 0.420, SLG: 0.515	x 0-0 1B		x 0-0 ③ F7			x 0-0 ② 3-1		x 0-0 ③ 4-3		4	0	1	0	0	0	2
Dan Graham, L (1, 2) OBP: 0.263, SLG: 0.262	S S S 0-3 ③ K			x 0-0 ① 4-3		x 0-0 ③ F9			x 0-0 ① F7	4	0	0	0	0	1	1
Terry Crowley, L (1, 3) OBP: 0.352, SLG: 0.337		x 0-0 ① 4-3		x 0-0 ② 4-3			S S S 0-3 ① K		x 0-0 ② F7	4	0	0	0	0	1	0
John Lowenstein, L (1, 7) OBP: 0.364, SLG: 0.395		x 0-0 ② F8		x 0-0 ③ 3-1			x 0-0 ② F7		S S S 0-3 ③ K	4	0	0	0	0	1	0
Doug DeCinces, R (1, 5) OBP: 0.330, SLG: 0.454		x 0-0 2B			x 0-0 FC5-4 1B		x 0-0 ③ F7			3	0	2	0	0	0	0
Lenn Sakata, R (1, 4) OBP: 0.296, SLG: 0.234		B B B B 4-0 FC4-6 BB			x 0-0 ① F8			x 0-0 2B 1B		2	0	1	0	1	0	1
Mark Belanger, R (1, 6) OBP: 0.241, SLG: 0.254 Cal Ripken Jr., R (8, PH) OBP: 0.154, SLG: 0.154 (8, 6)		x 0-0 ③ FC4-6 1-2f			x 0-0 ② FC5-4 1-2f			x 0-0 ① F8		2 1	0 0	0 0	0 0	0 0	0 0	3 1
Inning Stats	R: 0 E: 0 K: 2 S: 8 H: 1 LOB: 1 BB: 0 P: 8	R: 0 E: 0 K: 0 S: 4 H: 1 LOB: 2 BB: 1 P: 8	R: 0 E: 0 K: 0 S: 3 H: 0 LOB: 0 BB: 0 P: 3	R: 0 E: 0 K: 0 S: 3 H: 0 LOB: 0 BB: 0 P: 3	R: 0 E: 1 K: 0 S: 4 H: 1 LOB: 1 BB: 0 P: 4	R: 0 E: 0 K: 0 S: 3 H: 0 LOB: 0 BB: 0 P: 3	R: 0 E: 0 K: 1 S: 5 H: 0 LOB: 0 BB: 0 P: 5	R: 0 E: 0 K: 0 S: 5 H: 2 LOB: 2 BB: 0 P: 5	R: 0 E: 0 K: 1 S: 5 H: 0 LOB: 0 BB: 0 P: 5	1B: 3 2B: 2 3B: 0 HR: 0	SF: 0 SAC: 0 DP: 0 HBP: 0						

	AB	32
	R	0
	H	5
	RBI	0
	BB	1
	SO	4
	LOB	11

PITCHER	IP	WLS	BF	H	R	ER	SO	BB	IBB	HBP	BLK	WP	HR	S	P	ERA	WHIP
Rick Langford, R (1, 1) ERA: 2.8	9.0	W	33	5	0	0	4	1	0	0	0	0	0	40	44	0.00	0.667

PITCHER	IP	WLS	BF	H	R	ER	SO	BB	IBB	HBP	BLK	WP	HR	S	P	ERA	WHIP

WP: 0 PB: 0 SB: 0 CS: 0 PA: 33

BOTTOM

Baltimore Orioles @ Oakland Athletics

Oakland-Alameda County Coliseum, Oakland, CA

Sat Aug 22 1981, 3:33 AM PDT

Att. 26,438 - Unknown

livebaseballscorecards.com

Batter	1	2	3	4	5	6	7	8	9	AB	R	H	RBI	BB	SO	LOB
Rickey Henderson, R (1, 7) OBP: 0.414, SLG: 0.440	1-3			1-3		1-3		6-3		4	0	0	0	0	0	1
Dwayne Murphy, L (1, 8) OBP: 0.372, SLG: 0.422	F8			4-3		1-3				3	0	0	0	0	0	1
Cliff Johnson, R (1, 10) OBP: 0.331, SLG: 0.464	F7			BBBB S BB			BBBB HR BB			1	1	0	0	2	0	0
Tony Armas, R (1, 9) OBP: 0.317, SLG: 0.521		F7		F8 1-2			1-H HR			3	1	1	2	0	0	1
Mike Heath, R (1, 2) OBP: 0.278, SLG: 0.346		G5-4-3 1B			5-3		SSS K			3	0	1	0	0	1	0
Jeff Newman, R (1, 3) OBP: 0.268, SLG: 0.317		G5-4-3 1-2f			1-3		F8			3	0	0	0	0	0	1
Dave McKay, S (1, 5) OBP: 0.261, SLG: 0.292			SSS K		F3		SSS K			3	0	0	0	0	2	0
Shooty Babitt, R (1, 4) OBP: 0.303, SLG: 0.284			5-3			SH1-4 1B		4-3		3	0	1	0	0	0	0
Fred Stanley, R (1, 6) OBP: 0.283, SLG: 0.216			6-3			SH1-4 1-2		5-3		2	0	0	0	0	0	0
Inning Stats	R: 0 E: 0 K: 0 S: 3 H: 0 LOB: 0 BB: 0 P: 3	R: 0 E: 0 K: 0 S: 3 H: 1 LOB: 0 BB: 0 P: 3	R: 0 E: 0 K: 1 S: 5 H: 0 LOB: 0 BB: 0 P: 5	R: 0 E: 0 K: 0 S: 3 H: 0 LOB: 1 BB: 1 P: 7	R: 0 E: 0 K: 0 S: 3 H: 0 LOB: 0 BB: 0 P: 3	R: 0 E: 0 K: 0 S: 4 H: 1 LOB: 1 BB: 0 P: 4	R: 2 E: 0 K: 2 S: 8 H: 1 LOB: 0 BB: 1 P: 12	R: 0 E: 0 K: 0 S: 3 H: 0 LOB: 0 BB: 0 P: 3		1B: 2 2B: 0 3B: 0 HR: 1	SF: 0 SAC: 1 DP: 1 HBP: 0					

	AB	25
	R	2
	H	3
	RBI	2
	BB	2
	SO	3
	LOB	4

WP: 0 PB: 0 SB: 1 CS: 0 PA: 28

PITCHER	IP	WLS	BF	H	R	ER	SO	BB	IBB	HBP	BLK	WP	HR	S	P	ERA	WHIP
Scott McGregor, L (1, 1) ERA: 3.41	8.0	L	28	3	2	2	3	2	0	0	0	0	1	32	40	2.25	0.625

PITCHER	IP	WLS	BF	H	R	ER	SO	BB	IBB	HBP	BLK	WP	HR	S	P	ERA	WHIP

Baltimore Orioles @ Oakland Athletics

Oakland-Alameda County Coliseum, Oakland, CA

Sun Aug 23 1981, 3:33 AM PDT

Att. 35,325 - Unknown

TOP

livebaseballscorecards.com

Batter	1	2	3	4	5	6	7	8	9	AB	R	H	RBI	BB	SO	LOB
Al Bumbry, L (1, 8) OBP: 0.343, SLG: 0.311	3-1		F8		F8	1-3			F2	5	0	0	0	0	0	5
Lenn Sakata, R (1, 4) OBP: 0.271, SLG: 0.212	K		FC5-4 1-2f HR		F7		F8		G6-3 1-2f	5	1	0	0	0	1	2
Ken Singleton, S (1, 9) OBP: 0.421, SLG: 0.527	F2		1-H HR			HR 1B	4-3			4	2	2	2	0	0	0
Jim Dwyer, L (7, 7) OBP: 0.283, SLG: 0.296										0	0	0	0	0	0	0
Eddie Murray, S (1, 3) OBP: 0.317, SLG: 0.483		1-3	L3			1-H HR	P5			4	1	1	2	0	0	0
Doug DeCinces, R (1, 5) OBP: 0.333, SLG: 0.457		F5		5-3		BBBB 4-0 SH 1B BB		1B 2B		3	1	1	0	1	0	0
Jose Morales, R (1, 10) OBP: 0.364, SLG: 0.365		HR 1B		BBBB 4-0 G5-3 1B BB		1-2 SH 1B		2-H G4-6-3 1B		3	1	3	1	1	0	0
Gary Roenicke, R (1, 7) OBP: 0.372, SLG: 0.404 (7, 9)		1-H HR		1-2 1B		1-2 2-3 SH		F2		3	1	2	2	0	0	1
Cal Ripken Jr., R (1, 6) OBP: 0.118, SLG: 0.118		F7		G5-3 2-3f		F9		1-2f G4-6-3		4	0	0	0	0	0	6
Mark Belanger, R (8, 6) OBP: 0.241, SLG: 0.254										0	0	0	0	0	0	0
Rick Dempsey, R (1, 2) OBP: 0.343, SLG: 0.362			FC5-4 1B		5-3	SSS 0-3 K			BBBB 4-0 G6-3 BB	3	0	1	0	1	1	3

	AB	34
	R	7
	H	10
	RBI	7
	BB	3
	SO	2
	LOB	17

Inning Stats	1	2	3	4	5	6	7	8	9
	R: 0 E: 0 K: 1 S: 5	H: 0 LOB: 0 BB: 0 P: 5	R: 2 E: 0 K: 0 S: 5	H: 2 LOB: 0 BB: 0 P: 5	R: 2 E: 0 K: 0 S: 5	H: 2 LOB: 0 BB: 0 P: 5	R: 0 E: 0 K: 0 S: 3	H: 1 LOB: 1 BB: 1 P: 7	R: 0 E: 0 K: 0 S: 3	H: 0 LOB: 0 BB: 0 P: 3	R: 2 E: 1 K: 1 S: 9	H: 3 LOB: 3 BB: 1 P: 13	R: 0 E: 0 K: 0 S: 3	H: 0 LOB: 0 BB: 0 P: 3	R: 1 E: 0 K: 0 S: 4	H: 2 LOB: 0 BB: 0 P: 4	R: 0 E: 0 K: 0 S: 2	H: 0 LOB: 0 BB: 1 P: 6

	1B: 6	SF: 0	WP: 0	PA: 38
	2B: 1	SAC: 1	PB: 0	
	3B: 0	DP: 3	SB: 0	
	HR: 3	HBP: 0	CS: 0	

PITCHER		IP	WLS	BF	H	R	ER	SO	BB	IBB	HBP	BLK	WP	HR	S	P	ERA	WHIP
Mike Norris, R ERA: 3.45	(1, 1)	5.0	L	23	7	6	6	1	2	0	0	0	0	3	23	31	10.80	1.800
Brian Kingman, R ERA: 3.21	(6, 1)	4.0		15	3	1	1	1	1	0	0	0	0	0	16	20	2.25	1.000

PITCHER	IP	WLS	BF	H	R	ER	SO	BB	IBB	HBP	BLK	WP	HR	S	P	ERA	WHIP

BOTTOM

Baltimore Orioles @ Oakland Athletics

Oakland-Alameda County Coliseum, Oakland, CA

Sun Aug 23 1981, 3:33 AM PDT

Att. 35,325 - Unknown

livebaseballscorecards.com

Batter	1	2	3	4	5	6	7	8	9	AB	R	H	RBI	BB	SO	LOB
Rickey Henderson, R (1, 7) OBP: 0.410, SLG: 0.436	HR 1B	4-3 1-3 2-H			F3		6-3		FC1-6 1-2f	5	1	1	0	0	0	3
Dwayne Murphy, L (1, 8) OBP: 0.372, SLG: 0.417	F7		BBBB FC6-4 BB		BBBB 1B 1-2 BB		4-3		F7	3	0	0	0	2	0	2
Cliff Johnson, R (1, 10) OBP: 0.335, SLG: 0.465	F8		SSS K		G5-4-3 1-2 2-H 1B		PB 1B			4	0	2	1	0	1	2
Tony Armas, R (1, 9) OBP: 0.316, SLG: 0.528	1-H HR		F8		G5-4-3 1-2f		SSS K 1-2			4	1	1	2	0	1	4
Mike Heath, R (1, 2) OBP: 0.277, SLG: 0.344	F7		FC6-4 1-2f			BB 1B		6-3		4	0	1	0	0	0	1
Jeff Newman, R (1, 3) OBP: 0.261, SLG: 0.308		6-3		F7		F9		E8 G6-4-3		4	0	0	0	0	0	1
Shooty Babitt, R (1, 4) OBP: 0.295, SLG: 0.275		4-3		5-3		F9		G6-4-3 1-2f		4	0	0	0	0	0	2
Dave McKay, S (1, 5) OBP: 0.269, SLG: 0.287		BBBB 1B E BB		1-3		BBBB 1-2 BB			4-3	2	1	0	0	2	0	0
Rob Picciolo, R (1, 6) OBP: 0.267, SLG: 0.339 Jim Spencer, L (9, PH) OBP: 0.241, SLG: 0.238	E 1-2 1B				BB 1B 1B	4-3			FC1-6 1B	3 1	1 0	2 1	0 0	0 0	0 0	2 0
Inning Stats	R: 2 H: 2 E: 0 LOB: 0 K: 0 BB: 0 S: 5 P: 5	R: 1 H: 1 E: 1 LOB: 1 K: 0 BB: 1 S: 4 P: 8	R: 0 H: 0 E: 0 LOB: 1 K: 1 BB: 1 S: 5 P: 9	R: 0 H: 0 E: 0 LOB: 0 K: 0 BB: 0 S: 3 P: 3	R: 1 H: 2 E: 0 LOB: 1 K: 0 BB: 1 S: 4 P: 8	R: 0 H: 1 E: 0 LOB: 2 K: 0 BB: 1 S: 4 P: 8	R: 0 H: 1 E: 0 LOB: 1 K: 1 BB: 0 S: 6 P: 6	R: 0 H: 0 E: 1 LOB: 0 K: 0 BB: 0 S: 3 P: 3	R: 0 H: 1 E: 0 LOB: 1 K: 0 BB: 0 S: 4 P: 4	1B: 7 2B: 0 3B: 0 HR: 1	SF: 0 SAC: 0 DP: 2 HBP: 0						

	AB	34
	R	4
	H	8
	RBI	3
	BB	4
	SO	2
	LOB	17

WP: 0 PB: 1 SB: 0 CS: 0 PA: 38

PITCHER		IP	WLS	BF	H	R	ER	SO	BB	IBB	HBP	BLK	WP	HR	S	P	ERA	WHIP
Mike Flanagan, L ERA: 3.84	(1, 1)	4.0		18	4	4	3	1	2	0	0	0	0	1	18	26	6.75	1.500
Sammy Stewart, R ERA: 1.83	(5, 1)	5.0	W	20	4	0	0	1	2	0	0	0	0	0	20	28	0.00	1.200

PITCHER	IP	WLS	BF	H	R	ER	SO	BB	IBB	HBP	BLK	WP	HR	S	P	ERA	WHIP

Batter	1	2	3	4	5	6	7	8	9	AB	R	H	RBI	BB	SO	LOB
Miguel Dilone, S (1, 7) OBP: 0.337, SLG: 0.374	F7	F6		6-3			F6			4	0	0	0	0	0	1
Jorge Orta, L (1, 9) OBP: 0.323, SLG: 0.399	1B 3B		1B G6-3 1B		F4			F8		4	2	2	0	0	0	0
Mike Hargrove, L (1, 10) OBP: 0.399, SLG: 0.403	BBBB 4-0 BB 1B BB		1-3 G6-3 1B		BBBB 4-0 CS BB			1-3		2	1	1	0	2	0	0
Ron Hassey, L (1, 3) OBP: 0.326, SLG: 0.317	BBBB 4-0 1B 1-2 BB		1-2f 3-H G6-3		1-2 F9			2B		3	0	1	0	1	0	2
Toby Harrah, R (1, 5) OBP: 0.356, SLG: 0.362	1-2 2-H 3-H 1B		SSS K			F8		SSS K		3	0	1	2	0	1	0
Jerry Dybzinski, R (6, 5) OBP: 0.143, SLG: 0.143										1	0	0	0	0	1	1
Chris Bando, S (1, 2) OBP: 0.143, SLG: 0.143	F7			F8		F8			F7	4	0	0	0	0	0	2
Rick Manning, L (1, 8) OBP: 0.291, SLG: 0.310	F7			F7		2-3			F7	4	0	0	0	0	0	2
Duane Kuiper, L (1, 4) OBP: 0.290, SLG: 0.303		F9		1B 2B			F9		1B	4	1	2	0	0	0	0
Tom Veryzer, R (1, 6) OBP: 0.284, SLG: 0.270		F1		2-H 1B			5-3		F8	4	0	1	1	0	0	1
Inning Stats	R: 2 E: 0 K: 0 S: 5 H: 2 LOB: 2 BB: 2 P: 13	R: 0 E: 0 K: 0 S: 3 H: 0 LOB: 0 BB: 0 P: 3	R: 1 E: 0 K: 1 S: 6 H: 2 LOB: 0 BB: 0 P: 6	R: 1 E: 0 K: 0 S: 5 H: 2 LOB: 1 BB: 0 P: 5	R: 0 E: 0 K: 0 S: 2 H: 0 LOB: 0 BB: 1 P: 6	R: 0 E: 0 K: 0 S: 3 H: 0 LOB: 0 BB: 0 P: 3	R: 0 E: 0 K: 0 S: 3 H: 0 LOB: 0 BB: 0 P: 3	R: 0 E: 0 K: 1 S: 6 H: 1 LOB: 1 BB: 0 P: 6	R: 0 E: 0 K: 0 S: 4 H: 1 LOB: 1 BB: 0 P: 4	1B: 5 2B: 2 3B: 1 HR: 0	SF: 0 SAC: 0 DP: 1 HBP: 0						

PITCHER	IP	WLS	BF	H	R	ER	SO	BB	IBB	HBP	BLK	WP	HR	S	P	ERA	WHIP
Matt Keough, R (1, 1) ERA: 2.99	9.0	W	36	8	4	4	2	3	0	0	0	0	0	37	49	4.00	1.222

PITCHER	IP	WLS	BF	H	R	ER	SO	BB	IBB	HBP	BLK	WP	HR	S	P	ERA	WHIP

Cleveland Indians @ Oakland Athletics

Oakland-Alameda County Coliseum, Oakland, CA

Mon Aug 24 1981, 7:05 PM PDT

Att. 30,139 - Unknown

TOP

livebaseballscorecards.com

AB	33
R	4
H	8
RBI	3
BB	3
SO	2
LOB	9

1B: 5 SF: 0
2B: 2 SAC: 0
3B: 1 DP: 1
HR: 0 HBP: 0

WP: 0 PA: 36
PB: 0
SB: 0
CS: 1

BOTTOM

Cleveland Indians @ Oakland Athletics

Oakland-Alameda County Coliseum, Oakland, CA

Mon Aug 24 1981, 7:05 PM PDT

Att. 30,139 - Unknown

livebaseballscorecards.com

Batter	1	2	3	4	5	6	7	8	9	AB	R	H	RBI	BB	SO	LOB
Rickey Henderson, R (1, 7) OBP: 0.416, SLG: 0.458	HR		BB, 1B	1B		1B	SF7			4	3	4	2	0	0	0
Jim Spencer, L (8, 3) OBP: 0.241, SLG: 0.238				2B			3-H			0	0	0	0	0	0	0
Rick Bosetti, R (1, 8) OBP: 0.263, SLG: 0.259	F7		BBBB, 1B, BB	2-H, 1B		F4	5-3			4	1	1	1	1	0	1
Cliff Johnson, R (1, 10) OBP: 0.337, SLG: 0.481	F4		SH5-3, 1B	F9		F6		HR		5	2	2	3	0	0	2
Tony Armas, R (1, 9) OBP: 0.317, SLG: 0.532	F9		SH5-3		5-3	K2-3		FC1-5, 3B		5	1	2	1	0	1	1
Jeff Newman, R (1, 3) OBP: 0.274, SLG: 0.347 (8, 2)		FC5-4, 1B, CS	SH5-3		1B		HR	K		4	2	3	1	0	1	1
Mike Heath, R (1, 2) OBP: 0.284, SLG: 0.350 (8, 7)		FC5-4			3B		F4	FC1-5		5	2	3	3	0	0	1
Shooty Babitt, R (1, 4) OBP: 0.305, SLG: 0.301		FC5-4	5-3		SF8		2B, E	FC4-6		5	2	3	2	0	0	2
Dave McKay, S (1, 5) OBP: 0.266, SLG: 0.295		K		F7	SF8		E	FC4-6		4	1	1	1	0	1	3
Fred Stanley, R (1, 6) OBP: 0.282, SLG: 0.217			BB, 1B	F4	F6		E5, SF7			4	2	1	0	0	0	0

Inning Stats	1	2	3	4	5	6	7	8	9
	R: 1 E: 0 K: 0 S: 4	H: 1 LOB: 0 BB: 0 P: 4	R: 0 E: 0 K: 1 S: 6	H: 2 LOB: 1 BB: 0 P: 6	R: 5 E: 0 K: 0 S: 7	H: 5 LOB: 0 BB: 1 P: 11	R: 1 E: 0 K: 0 S: 5	H: 2 LOB: 1 BB: 0 P: 5	R: 3 E: 0 K: 0 S: 6	H: 3 LOB: 0 BB: 0 P: 6	R: 0 E: 0 K: 1 S: 6	H: 1 LOB: 1 BB: 0 P: 6	R: 4 E: 1 K: 0 S: 7	H: 3 LOB: 0 BB: 0 P: 7	R: 2 E: 0 K: 1 S: 8	H: 3 LOB: 1 BB: 0 P: 8

	AB	40
	R	16
	H	20
	RBI	14
	BB	1
	SO	3
	LOB	11

	1B: 12	SF: 2	WP: 0	PA: 44
	2B: 3	SAC: 1	PB: 0	
	3B: 2	DP: 0	SB: 0	
	HR: 3	HBP: 0	CS: 1	

PITCHER		IP	WLS	BF	H	R	ER	SO	BB	IBB	HBP	BLK	WP	HR	S	P	ERA	WHIP
Rick Waits, L ERA: 4.46	(1, 1)	2.0	L	13	7	6	6	1	1	0	0	0	0	1	14	18	27.00	4.000
Wayne Garland, R ERA: 5.47	(3, 1)	4.1		22	10	7	5	1	0	0	0	0	0	1	24	24	10.38	2.308
Bob Lacey, L ERA: 7.59	(7, 1)	1.2		9	3	3	2	1	0	0	0	0	0	1	11	11	10.80	1.800

PITCHER	IP	WLS	BF	H	R	ER	SO	BB	IBB	HBP	BLK	WP	HR	S	P	ERA	WHIP

Batter	1	2	3	4	5	6	7	8	9	AB	R	H	RBI	BB	SO	LOB
Miguel Dilone, S (1, 7) OBP: 0.333, SLG: 0.369	6-3		F4			4-3		F9 S 1B	K	5	0	1	0	0	1	3
Jorge Orta, L (1, 9) OBP: 0.318, SLG: 0.392	F8		3-1			4-3		F9 1-3		4	0	0	0	0	0	3
Mike Hargrove, L (1, 3) OBP: 0.404, SLG: 0.401	G3			9-6 1B BB		BB		S IBB		1	0	0	0	3	0	0
Ron Hassey, L (1, 2) OBP: 0.317, SLG: 0.307		3-1		F4		4-3		K 1-2		4	0	0	0	0	1	4
Toby Harrah, R (1, 5) OBP: 0.358, SLG: 0.364		K		1-2 1B			F8 SH2-4 E 1B	G3		4	1	2	0	0	1	2
Von Hayes, L (1, 10) OBP: 0.273, SLG: 0.207		CS 1B		9-6 2-3f			SH2-4 1-2		F8	3	0	1	0	0	0	2
Rick Manning, L (1, 8) OBP: 0.294, SLG: 0.317		CS 1-2	F6		SH1 S 1B		F8 2-3		1B 2B	4	1	2	0	0	0	1
Duane Kuiper, L (1, 4) OBP: 0.307, SLG: 0.320			1B 1B		SH1 1-3		E6 3-H 1B		SH1-4 2-H 1B	3	0	3	2	0	0	0
Tom Veryzer, R (1, 6) OBP: 0.284, SLG: 0.271			1-2 1B		FC1-2-4 3-H		F7		SH1-4 1-2	3	0	1	0	0	0	2
Inning Stats	R: 0 E: 0 K: 0 S: 3 H: 0 LOB: 0 BB: 0 P: 3	R: 0 E: 0 K: 1 S: 5 H: 1 LOB: 0 BB: 0 P: 5	R: 0 E: 0 K: 0 S: 5 H: 2 LOB: 2 BB: 0 P: 5	R: 0 E: 0 K: 0 S: 3 H: 1 LOB: 1 BB: 1 P: 7	R: 0 E: 0 K: 0 S: 3 H: 1 LOB: 0 BB: 0 P: 3	R: 0 E: 0 K: 0 S: 3 H: 0 LOB: 1 BB: 1 P: 7	R: 1 E: 1 K: 0 S: 5 H: 2 LOB: 1 BB: 0 P: 5	R: 0 E: 0 K: 1 S: 6 H: 1 LOB: 2 BB: 1 P: 10	R: 1 E: 0 K: 1 S: 7 H: 2 LOB: 1 BB: 0 P: 7	1B: 9 2B: 3 3B: 0 HR: 0 SF: 0 SAC: 3 DP: 2 HBP: 0							

TOP

Cleveland Indians @ Oakland Athletics

Oakland-Alameda County Coliseum, Oakland, CA

Tue Aug 25 1981, 3:33 AM PDT

Att. 14,841 - Sunny

livebaseballscorecards.com

AB	31
R	2
H	10
RBI	2
BB	3
SO	3
LOB	17

WP: 0 PB: 0 SB: 3 CS: 1 PA: 38

PITCHER	IP	WLS	BF	H	R	ER	SO	BB	IBB	HBP	BLK	WP	HR	S	P	ERA	WHIP
Steve McCatty, R (1, 1) ERA: 2.46	9.0	L	37	10	2	2	3	2	1	0	0	0	0	40	52	2.00	1.333

PITCHER	IP	WLS	BF	H	R	ER	SO	BB	IBB	HBP	BLK	WP	HR	S	P	ERA	WHIP

BOTTOM

Cleveland Indians @ Oakland Athletics

Oakland-Alameda County Coliseum, Oakland, CA

Tue Aug 25 1981, 3:33 AM PDT

Att. 14,841 - Sunny

livebaseballscorecards.com

Batter	1	2	3	4	5	6	7	8	9	AB	R	H	RBI	BB	SO	LOB
Rickey Henderson, R (1, 7) OBP: 0.411, SLG: 0.451	F3		1-3			6-3			K	4	0	0	0	0	1	1
Dwayne Murphy, L (1, 8) OBP: 0.374, SLG: 0.414	F8			FC4-6 BB		BB			4-3	2	0	0	0	2	0	0
Cliff Johnson, R (1, 10) OBP: 0.335, SLG: 0.476	2-3			FC4-6 CS 1-2f		1-3			1B	4	0	1	0	0	0	3
Tony Armas, R (1, 9) OBP: 0.313, SLG: 0.525		K		K 1-2			F5		K	4	0	0	0	0	3	2
Wayne Gross, L (1, 5) OBP: 0.307, SLG: 0.350		CS 1B BB			G3		3-1			2	0	0	0	1	0	0
Jim Spencer, L (1, 3) OBP: 0.242, SLG: 0.240		CS 1B 1-2			4-3		F7			3	0	1	0	0	0	0
Mike Heath, R (1, 2) OBP: 0.280, SLG: 0.345		K 1-2 2-3			F7			K		3	0	0	0	0	2	2
Dave McKay, S (1, 4) OBP: 0.268, SLG: 0.313			K			3B		6-3		3	0	1	0	0	1	0
Rob Picciolo, R (1, 6) OBP: 0.263, SLG: 0.333			F9			K		K		2	0	0	0	0	1	1
Jeff Newman, R (8, PH) OBP: 0.272, SLG: 0.344										1	0	0	0	0	1	0
Fred Stanley, R (9, 6) OBP: 0.282, SLG: 0.217										0	0	0	0	0	0	0
Inning Stats	R: 0 E: 0 K: 0 S: 3 H: 0 LOB: 0 BB: 0 P: 3	R: 0 E: 0 K: 2 S: 7 H: 1 LOB: 1 BB: 1 P: 11	R: 0 E: 0 K: 1 S: 5 H: 0 LOB: 0 BB: 0 P: 5	R: 0 E: 0 K: 1 S: 4 H: 0 LOB: 0 BB: 1 P: 8	R: 0 E: 0 K: 0 S: 3 H: 0 LOB: 0 BB: 0 P: 3	R: 0 E: 0 K: 1 S: 6 H: 1 LOB: 2 BB: 1 P: 10	R: 0 E: 0 K: 0 S: 3 H: 0 LOB: 0 BB: 0 P: 3	R: 0 E: 0 K: 2 S: 7 H: 0 LOB: 0 BB: 0 P: 7	R: 0 E: 0 K: 2 S: 8 H: 1 LOB: 1 BB: 0 P: 8	1B: 2 2B: 0 3B: 1 HR: 0 SF: 0 SAC: 0 DP: 0 HBP: 0						

	AB	28
	R	0
	H	3
	RBI	0
	BB	3
	SO	9
	LOB	9

WP: 0 PA: 31
PB: 0
SB: 0
CS: 3

PITCHER	IP	WLS	BF	H	R	ER	SO	BB	IBB	HBP	BLK	WP	HR	S	P	ERA	WHIP
Len Barker, R (1, 1) ERA: 2.89	9.0	W	31	3	0	0	9	3	0	0	0	0	0	46	58	0.00	0.667

PITCHER	IP	WLS	BF	H	R	ER	SO	BB	IBB	HBP	BLK	WP	HR	S	P	ERA	WHIP

Batter	1	2	3	4	5	6	7	8	9	AB	R	H	RBI	BB	SO	LOB
Rickey Henderson, R (1, 7) OBP: 0.408, SLG: 0.447	0-0 BB, 1B 1-2 2-3 1B	0-3 K		0-0 F7			0-0 F7		0-3 K	5	1	1	0	0	2	1
Dwayne Murphy, L (1, 8) OBP: 0.382, SLG: 0.418	4-0 1-2 FC5-2 1B BB	0-0 G6-3 1B			0-0 K 1B		4-0 BB			2	0	2	0	2	0	0
Cliff Johnson, R (1, 10) OBP: 0.333, SLG: 0.471	0-0 BB, FC5-2 1-3 2-H 1B 1B	0-0 F8			0-3 K 1-2		0-3 K			4	1	1	1	0	2	3
Tony Armas, R (1, 9) OBP: 0.312, SLG: 0.520	0-0 FC5-2 BB 1-2 1B 3-H	0-0 G6-3 1-2f			1-0 HBP			0-0 6-3		3	1	0	0	0	0	3
Jeff Newman, R (1, 3) OBP: 0.273, SLG: 0.351 Jim Spencer, L (8, PH) OBP: 0.247, SLG: 0.252 (8, 3)	0-3 K			0-0 HR 2B	0-0 P6			0-0 2B		3 1	1 0	1 1	0 0	0 0	1 0	3 0
Mike Heath, R (1, 2) OBP: 0.284, SLG: 0.358	4-0 1-2 2-3 BB			0-0 2-H HR		0-0 5-3		0-0 F5		3	1	1	2	1	0	1
Shooty Babitt, R (1, 4) OBP: 0.310, SLG: 0.306	0-0 1-3 2-H 3-H 1B			0-0 5-3		0-0 CS 1B		0-0 6-3		4	0	2	2	0	0	1
Dave McKay, S (1, 5) OBP: 0.262, SLG: 0.305 Wayne Gross, L (9, PH) OBP: 0.311, SLG: 0.350		0-3 K		0-0 4-3		0-3 K 1-2			4-0 G1-6-3 BB	3 0	0 0	0 0	0 0	0 1	2 0	1 0
Fred Stanley, R (1, 6) OBP: 0.283, SLG: 0.221 Mike Davis, L (9, PH)		0-0 1-3		0-0 1B			0-0 4-3		0-0 G1-6-3 1-2f	3 1	0 0	1 0	0 0	0 0	0 0	0 1
Inning Stats	R: 3 H: 3 E: 0 LOB: 2 K: 1 BB: 2 S: 7 P: 15	R: 0 H: 0 E: 0 LOB: 0 K: 2 BB: 0 S: 7 P: 7	R: 0 H: 1 E: 0 LOB: 0 K: 0 BB: 0 S: 3 P: 3	R: 2 H: 3 E: 0 LOB: 1 K: 0 BB: 0 S: 6 P: 6	R: 0 H: 1 E: 0 LOB: 1 K: 1 BB: 0 S: 5 P: 6	R: 0 H: 1 E: 0 LOB: 0 K: 1 BB: 0 S: 5 P: 5	R: 0 H: 0 E: 0 LOB: 1 K: 1 BB: 1 S: 5 P: 9	R: 0 H: 1 E: 0 LOB: 1 K: 0 BB: 0 S: 4 P: 4	R: 0 H: 0 E: 0 LOB: 0 K: 1 BB: 1 S: 4 P: 8	1B: 7 2B: 2 3B: 0 HR: 1	SF: 0 SAC: 0 DP: 2 HBP: 1						

PITCHER	IP	WLS	BF	H	R	ER	SO	BB	IBB	HBP	BLK	WP	HR	S	P	ERA	WHIP
John Tudor, L (1, 1) ERA: 4.68	3.0		15	6	5	5	3	2	0	0	0	0	1	19	27	15.00	2.667
Bob Stanley, R (4, 1) ERA: 3.5	6.0	W	22	4	0	0	4	2	0	1	0	0	0	27	36	0.00	1.000

PITCHER	IP	WLS	BF	H	R	ER	SO	BB	IBB	HBP	BLK	WP	HR	S	P	ERA	WHIP

TOP

Oakland Athletics @ Boston Red Sox

Fenway Park, Boston, MA

Thu Aug 27 1981, 7:05 PM EDT

Att. 23,432 - Unknown

livebaseballscorecards.com

AB	32
R	5
H	10
RBI	5
BB	4
SO	7
LOB	14

WP: 0	PA: 37		
PB: 0			
SB: 0			
CS: 1			

Batter	1	2	3	4	5	6	7	8	9	AB	R	H	RBI	BB	SO	LOB
Jerry Remy, L (1, 4) OBP: 0.368, SLG: 0.341	5-3		F8		F7		BB, E, 1-3, 1B	HR, BB		4	2	1	0	1	0	2
Dwight Evans, R (1, 9) OBP: 0.437, SLG: 0.535	CS, BB		FC5-2, 1-3, 1B		BB, 1-2		E, 1B, 1-2, BB	1-H, HR		2	2	2	2	3	0	0
Jim Rice, R (1, 7) OBP: 0.318, SLG: 0.452	K, 1-2		FC5-2, 1-2, 3-H		F8		SF8, 1-2, 2-H, 3-H	F8		4	0	0	1	0	1	5
Tony Perez, R (1, 10) OBP: 0.301, SLG: 0.356		G3, 3B	F8			6-3	BB, 1B, 2-H, 1B			4	1	2	1	0	0	2
Carl Yastrzemski, L (1, 3) OBP: 0.331, SLG: 0.332		G3, 3-H		F8		4-3	BB, 1-2, 1B			4	0	1	1	0	0	0
Carney Lansford, R (1, 5) OBP: 0.362, SLG: 0.430		F9		K		1B	BB, 1-2, 2-3, BB			3	0	1	0	1	1	0
Rich Gedman, L (1, 2) OBP: 0.312, SLG: 0.476										3	0	1	0	0	1	1
Joe Rudi, R (7, PH) OBP: 0.250, SLG: 0.378										1	0	0	0	0	1	3
Gary Allenson, R (8, 2) OBP: 0.294, SLG: 0.369		2B		K		4-3	K			0	0	0	0	0	0	0
Glenn Hoffman, R (1, 6) OBP: 0.246, SLG: 0.247		5-3			F5		F7	K		4	0	0	0	0	1	1
Rick Miller, L (1, 8) OBP: 0.361, SLG: 0.395			1B, FC5-2, 1B		BB, 1B		1B, SF8, 1B	5-3		3	1	3	0	0	0	0
Dave Stapleton, R (8, PH) OBP: 0.313, SLG: 0.373										1	0	0	0	0	0	0
Reid Nichols, R (9, 8) OBP: 0.213, SLG: 0.227										0	0	0	0	0	0	0
Inning Stats	R: 0, E: 0, K: 1, S: 4; H: 0, LOB: 0, BB: 1, P: 8	R: 1, E: 0, K: 0, S: 5; H: 2, LOB: 1, BB: 0, P: 5	R: 0, E: 0, K: 0, S: 5; H: 2, LOB: 2, BB: 0, P: 5	R: 0, E: 0, K: 2, S: 7; H: 0, LOB: 0, BB: 0, P: 7	R: 0, E: 0, K: 0, S: 4; H: 2, LOB: 2, BB: 1, P: 8	R: 0, E: 0, K: 0, S: 4; H: 1, LOB: 1, BB: 0, P: 4	R: 3, E: 1, K: 1, S: 9; H: 4, LOB: 3, BB: 2, P: 17	R: 2, E: 0, K: 1, S: 6; H: 1, LOB: 0, BB: 1, P: 10		1B: 8, 2B: 1, 3B: 1, HR: 1	SF: 1, SAC: 0, DP: 0, HBP: 0					

PITCHER		IP	WLS	BF	H	R	ER	SO	BB	IBB	HBP	BLK	WP	HR	S	P	ERA	WHIP
Rick Langford, R ERA: 2.87	(1, 1)	6.1		28	8	3	3	3	2	0	0	0	0	0	32	40	4.26	1.579
Jeff Jones, R ERA: 2.74	(7, 1)	0.1		3	1	1	1	0	1	0	0	0	0	0	2	6	27.00	6.000
Tom Underwood, L ERA: 4.09	(7, 1)	1.1	L	8	2	2	2	2	2	0	0	0	0	1	10	18	13.50	3.000

PITCHER	IP	WLS	BF	H	R	ER	SO	BB	IBB	HBP	BLK	WP	HR	S	P	ERA	WHIP

BOTTOM

Oakland Athletics @ Boston Red Sox

Fenway Park, Boston, MA

Thu Aug 27 1981, 7:05 PM EDT

Att. 23,432 - Unknown

livebaseballscorecards.com

AB	33
R	6
H	11
RBI	5
BB	5
SO	5
LOB	14

1B: 8	SF: 1	WP: 0	PA: 39
2B: 1	SAC: 0	PB: 0	
3B: 1	DP: 0	SB: 0	
HR: 1	HBP: 0	CS: 1	

Batter	1	2	3	4	5	6	7	8	9	AB	R	H	RBI	BB	SO	LOB
Rickey Henderson, R (1, 7) OBP: 0.406, SLG: 0.444	6-3			5-3		6-3			1-H HR	2	0	0	0	0	0	0
Mike Heath, R (5, 7) OBP: 0.286, SLG: 0.372										2	1	1	2	0	0	0
Dwayne Murphy, L (1, 8) OBP: 0.379, SLG: 0.415	5-3			K			5-3		HR 1B	2	0	0	0	0	1	0
Rick Bosetti, R (5, 8) OBP: 0.271, SLG: 0.268										2	1	1	0	0	0	0
Cliff Johnson, R (1, 10) OBP: 0.332, SLG: 0.483	6-3			F8			K		1-H HR	4	1	1	2	0	1	0
Tony Armas, R (1, 9) OBP: 0.312, SLG: 0.516		G1-6-3 1B			2-3		F5		K	4	0	1	0	0	1	0
Kelvin Moore, R (1, 3) OBP: 0.250, SLG: 0.250		G1-6-3 1-2f			K			G4-6-3 1B	F9	4	0	1	0	0	1	1
Jeff Newman, R (1, 2) OBP: 0.268, SLG: 0.344		4-3			F9			G4-6-3 1-2f		3	0	0	0	0	0	1
Shooty Babitt, R (1, 4) OBP: 0.304, SLG: 0.300			F3			F2		F7		3	0	0	0	0	0	0
Dave McKay, S (1, 5) OBP: 0.260, SLG: 0.303			6-3			HR			F8	1	0	0	0	0	0	0
Mickey Klutts, R (5, 5) OBP: 0.500, SLG: 2.000										2	1	1	1	0	0	0
Rob Picciolo, R (1, 6) OBP: 0.265, SLG: 0.333			4-3			1-3			HR 1B	3	1	1	0	0	0	0
Inning Stats	R: 0 E: 0 K: 0 S: 3	H: 0 LOB: 0 BB: 0 P: 3	R: 0 E: 0 K: 0 S: 3	H: 1 LOB: 0 BB: 0 P: 3	R: 0 E: 0 K: 0 S: 3	H: 0 LOB: 0 BB: 0 P: 3	R: 0 E: 0 K: 1 S: 5	H: 0 LOB: 0 BB: 0 P: 5	R: 0 E: 0 K: 1 S: 5	H: 0 LOB: 0 BB: 0 P: 5	R: 1 E: 0 K: 0 S: 4	H: 1 LOB: 0 BB: 0 P: 4	R: 0 E: 0 K: 1 S: 5	H: 0 LOB: 0 BB: 0 P: 5	R: 0 E: 0 K: 0 S: 3	H: 1 LOB: 0 BB: 0 P: 3	R: 4 E: 0 K: 1 S: 9	H: 4 LOB: 0 BB: 0 P: 9	1B: 4 2B: 0 3B: 0 HR: 3	SF: 0 SAC: 0 DP: 2 HBP: 0	WP: 0 PB: 0 SB: 0 CS: 0	PA: 32

PITCHER	IP	WLS	BF	H	R	ER	SO	BB	IBB	HBP	BLK	WP	HR	S	P	ERA	WHIP
Bob Ojeda, L (1, 1) ERA: 3.06	9.0	W	32	7	5	5	4	0	0	0	0	0	3	40	40	5.00	0.778

PITCHER	IP	WLS	BF	H	R	ER	SO	BB	IBB	HBP	BLK	WP	HR	S	P	ERA	WHIP

TOP

Oakland Athletics @ Boston Red Sox

Fenway Park, Boston, MA

Fri Aug 28 1981, 7:05 PM EDT

Att. 25,356 - Unknown - 68 F

livebaseballscorecards.com

AB	32
R	5
H	7
RBI	5
BB	0
SO	4
LOB	2

BOTTOM

Oakland Athletics @ Boston Red Sox

Fenway Park, Boston, MA

Fri Aug 28 1981, 7:05 PM EDT

Att. 25,356 - Unknown - 68 F

livebaseballscorecards.com

Batter	1	2	3	4	5	6	7	8	9	AB	R	H	RBI	BB	SO	LOB
Jerry Remy, L (1, 4) OBP: 0.367, SLG: 0.338	S S S 0-3 K ①	x 0-0 F7 ③	B B B B 4-0 BB 1-2 2-3 3-H BB		x 0-0 1B 1-3 2B 1B	S S S 0-3 K ③		x 0-0 F7 ②		5	1	1	1	1	2	3
Dwight Evans, R (1, 9) OBP: 0.442, SLG: 0.535 Garry Hancock, L (8, 9) OBP: 0.237, SLG: 0.278	B B B B 4-0 G6-4-3 BB		4-0 WP 1B BB 4-0 1-2 2-3 3-H BB		x 0-0 2B 1-2 3-H 1B		x 0-0 F9 ①	x 0-0 F2 ③		2 1	1 0	1 0	2 0	3 0	0 0	0 1
Jim Rice, R (1, 7) OBP: 0.319, SLG: 0.454 Reid Nichols, R (7, PR) OBP: 0.213, SLG: 0.227 (8, 7)	x 0-0 G6-4-3 ② ③ 1-2f		x 0-0 F9 ① 1-2 x 0-0 F9 ③		x 0-0 1-3 2-H 2B		x 0-0 1B 1B 1B			5 0	0 1	2 0	1 0	0 0	0 0	5 0
Tony Perez, R (1, 10) OBP: 0.303, SLG: 0.354		B B B B 4-0 1B 1B 1B BB	x 0-0 F8 ②	S S S 0-3 K ①	S S S 0-3 K ①		x 0-0 1B 1-2 1B			4	1	1	0	1	2	3
Carney Lansford, R (1, 5) OBP: 0.368, SLG: 0.436 Carl Yastrzemski, L (5, 3) OBP: 0.332, SLG: 0.333		x 0-0 1B 1-2 1B 1B	x 0-0 HBP 1B 2-H BB 1B	x 0-0 2B 1B	S S S 0-3 K ②		x 0-0 1-2 2-H 1B			3 2	3 0	3 1	1 1	0 0	0 1	0 2
Dave Stapleton, R (1, 3) OBP: 0.315, SLG: 0.373 (5, 5)		x 0-0 1-2 1B 2-3 FC5-2 1B	x 0-0 BB HBP 1-2 BB 1B	x 0-0 P3 ②	S S S 0-3 K ③		S S S 0-3 K ②			5	1	2	0	0	2	5
Rich Gedman, L (1, 2) OBP: 0.333, SLG: 0.495		x 0-0 1-3 FC5-2 PB 2-H SF9 1B 3-H	H 1-0 BB BB 1-2 BB 2-3 HBP	x 0-0 1-H 2B		x 0-0 FC5-4 1B	S S S 0-3 K ③			4	2	3	3	0	1	2
Glenn Hoffman, R (1, 6) OBP: 0.245, SLG: 0.242		x 0-0 FC5-2 ① 1-3 3-H	B B B B 4-0 BB 1-2 BB 2-3 3-H BB	x 0-0 4-3 ③		x 0-0 FC5-4 ① 1-2f		x 0-0 F7 ①		4	1	0	1	1	0	4
Rick Miller, L (1, 8) OBP: 0.367, SLG: 0.396		x 0-0 SF9 ② 3-H	B B B B 4-0 BB 1-2 BB 2-3 3-H BB		x 0-0 1B 1B 1B	S S S 0-3 K ②		B B B B 4-0 BB		2	1	1	2	2	1	1
Inning Stats	R: 0 H: 0 E: 0 LOB: 0 K: 1 BB: 1 S: 4 P: 8	R: 3 H: 3 E: 0 LOB: 1 K: 0 BB: 1 S: 6 P: 10	R: 5 H: 2 E: 0 LOB: 3 K: 0 BB: 5 S: 5 P: 26	R: 1 H: 2 E: 0 LOB: 1 K: 1 BB: 0 S: 7 P: 7	R: 2 H: 4 E: 0 LOB: 2 K: 3 BB: 0 S: 13 P: 13	R: 0 H: 1 E: 0 LOB: 1 K: 2 BB: 0 S: 8 P: 8	R: 1 H: 3 E: 0 LOB: 2 K: 2 BB: 0 S: 10 P: 10	R: 0 H: 0 E: 0 LOB: 1 K: 0 BB: 1 S: 3 P: 7		1B: 13 SF: 1 2B: 2 SAC: 0 3B: 0 DP: 1 HR: 0 HBP: 1						

	AB	37
	R	12
	H	15
	RBI	12
	BB	8
	SO	9
	LOB	26

WP: 1 PA: 47
PB: 1
SB: 0
CS: 0

PITCHER		IP	WLS	BF	H	R	ER	SO	BB	IBB	HBP	BLK	WP	HR	S	P	ERA	WHIP
Mike Norris, R ERA: 3.91	(1, 1)	2.2	L	17	5	8	7	1	4	0	1	0	1	0	14	31	23.62	3.375
Brian Kingman, R ERA: 3.45	(3, 1)	1.2		14	6	3	3	2	3	0	0	0	0	0	15	27	16.20	5.400
Bob Owchinko, L ERA: 1.89	(5, 1)	2.2		12	4	1	1	6	0	0	0	0	0	0	24	24	3.38	1.500
Jeff Jones, R ERA: 2.68	(8, 1)	1.0		4	0	0	0	0	1	0	0	0	0	0	3	7	0.00	1.000

PITCHER		IP	WLS	BF	H	R	ER	SO	BB	IBB	HBP	BLK	WP	HR	S	P	ERA	WHIP

Batter	1	2	3	4	5	6	7	8	9	AB	R	H	RBI	BB	SO	LOB
Rickey Henderson, R (1, 7) OBP: 0.409, SLG: 0.443	BBBB 4-0 E S 6-3 BB		x 0-0 ③ 4-3		x 0-0 S 1-3 2-H 1B		x 0-0 ② 4-3	BBBB 4-0 G3 3-1 BB		3	1	1	1	2	0	0
Dwayne Murphy, L (1, 8) OBP: 0.377, SLG: 0.409	SSS 0-3 ① K 1-3			SSS 0-3 ① K	BBBB 4-0 1-2 BB		SSS 0-3 ③ K	x 0-0 ① 3-1 1-2		4	0	0	0	1	3	2
Wayne Gross, L (1, 5) OBP: 0.308, SLG: 0.341	x 0-0 ② 6-3 3-H			x 0-0 ② F9	x 0-0 ③ F8			BBBB 4-0 1B WP WP BB	x 0-0 ② G3 2-3	4	1	0	1	1	0	4
Tony Armas, R (1, 9) OBP: 0.313, SLG: 0.524	x 0-0 ③ G1			x 0-0 HR		x 0-0 FC1-6 4-3 1B		SSS 0-3 ① K 1-2	SSS 0-3 ③ K	5	1	2	1	0	2	2
Jim Spencer, L (1, 3) OBP: 0.247, SLG: 0.252		x 0-0 ① F7		x 0-0 ③ F5		x 0-0 ① 4-3 1-2		x 0-0 4-3 WP HR 2-3 1B		4	1	1	0	0	0	1
Mike Davis, L (1, 10)		SSS 0-3 ② K			x 0-0 ① F8	BBBB 4-0 FC1-6 BB		x 0-0 ② 4-3 1-3 3-H		3	0	0	0	1	1	1
Mike Heath, R (1, 2) OBP: 0.289, SLG: 0.387		SSS 0-3 ③ K			x 0-0 BB 1B 1B	x 0-0 ② FC1-6 FC6 1-2f 2-3		x 0-0 3-H HR		4	2	2	2	0	1	2
Dave McKay, S (1, 4) OBP: 0.259, SLG: 0.295			x 0-0 ① 4-3		x 0-0 ② F5	x 0-0 ③ FC6 1-2f		BBBB 4-0 BB		3	0	0	0	1	0	3
Fred Stanley, R (1, 6) OBP: 0.284, SLG: 0.216 Cliff Johnson, R (8, PH) OBP: 0.330, SLG: 0.480 Rob Picciolo, R (8, 6) OBP: 0.265, SLG: 0.333			SSS 0-3 ② K		BBBB 4-0 1B 1-2 BB		x 0-0 ① F9	x 0-0 ③ F7		2	0	0	0	1	1	0
										1	0	0	0	0	0	1
										0	0	0	0	0	0	0
Inning Stats	R: 1 E: 0 K: 1 S: 5 H: 0 LOB: 0 BB: 1 P: 9	R: 0 E: 0 K: 2 S: 7 H: 0 LOB: 0 BB: 0 P: 7	R: 0 E: 0 K: 1 S: 5 H: 0 LOB: 0 BB: 0 P: 5	R: 1 E: 0 K: 1 S: 6 H: 1 LOB: 0 BB: 0 P: 6	R: 1 E: 0 K: 0 S: 5 H: 2 LOB: 3 BB: 2 P: 13	R: 0 E: 0 K: 0 S: 4 H: 1 LOB: 2 BB: 1 P: 8	R: 0 E: 0 K: 1 S: 5 H: 0 LOB: 0 BB: 0 P: 5	R: 3 E: 0 K: 1 S: 7 H: 2 LOB: 1 BB: 2 P: 15	R: 0 E: 0 K: 1 S: 5 H: 0 LOB: 1 BB: 1 P: 9	1B: 4 2B: 0 3B: 0 HR: 2 SF: 0 SAC: 0 DP: 0 HBP: 0						

TOP

Oakland Athletics @ Boston Red Sox

Fenway Park, Boston, MA

Sat Aug 29 1981, 3:33 AM EDT

Att. 26,318 - Sunny

livebaseballscorecards.com

AB	33
R	6
H	6
RBI	5
BB	7
SO	8
LOB	16

PITCHER		IP	W/L/S	BF	H	R	ER	SO	BB	IBB	HBP	BLK	WP	HR	S	P	ERA	WHIP
Mike Torrez, R ERA: 3.83	(1, 1)	7.0	W	30	4	4	3	6	5	0	0	0	0	1	37	57	3.86	1.286
Mark Clear, R ERA: 3.41	(8, 1)	2.0		10	2	2	2	2	2	0	0	0	2	1	12	20	9.00	2.000

PITCHER		IP	W/L/S	BF	H	R	ER	SO	BB	IBB	HBP	BLK	WP	HR	S	P	ERA	WHIP

WP: 2 PB: 0 SB: 2 CS: 0 PA: 40

Batter	1	2	3	4	5	6	7	8	9	AB	R	H	RBI	BB	SO	LOB
Jerry Remy, L (1, 4) OBP: 0.365, SLG: 0.336	F7	4-3			SH1-3 1-2		BB BB SF7 1B	4-3		4	1	1	0	0	0	2
Dwight Evans, R (1, 9) OBP: 0.443, SLG: 0.540	HR 3B		F5		6-3 2-3		BB HR 1-2 BB			3	2	1	0	1	0	1
Jim Rice, R (1, 7) OBP: 0.321, SLG: 0.463	HR 3-H		6-3		5-3		BB HR 1-2 2-3 BB			3	2	1	2	1	0	1
Carl Yastrzemski, L (1, 3) OBP: 0.335, SLG: 0.347	1B 1B		F4			1B 3B	SF7 3-H			3	1	2	1	0	0	0
Carney Lansford, R (1, 10) OBP: 0.373, SLG: 0.450	G5-4-3 1-3 1B			F8		1B SH3-4 3-H 1B	1-H 2-H HR			4	1	3	4	0	0	0
Dave Stapleton, R (1, 5) OBP: 0.311, SLG: 0.368	G5-4-3 1-2f			F8		SH3-4 1-2	5-3			3	0	0	0	0	0	2
Rich Gedman, L (1, 2) OBP: 0.347, SLG: 0.505		1-3		FC6-4 1B		G3-6-3 2-3 1B		FC3-6 1B		4	0	3	0	0	0	0
Glenn Hoffman, R (1, 6) OBP: 0.242, SLG: 0.239		6-3		FC6-4 1-2f		G3-6-3 1-2f		FC3-6 1-2f		2	0	0	0	0	0	1
Garry Hancock, L (6, PH) OBP: 0.231, SLG: 0.270										1	0	0	0	0	0	2
Julio Valdez, S (7, 6) OBP: 0.333, SLG: 0.357										1	0	0	0	0	0	1
Rick Miller, L (1, 8) OBP: 0.371, SLG: 0.405					6-3 SH1-3 1B		F9	F9		3	0	2	0	0	0	0
Joe Rudi, R (8, PH) OBP: 0.248, SLG: 0.374		2B								1	0	0	0	0	0	1
Reid Nichols, R (9, 8) OBP: 0.213, SLG: 0.227										0	0	0	0	0	0	0
Inning Stats	R: 2 H: 4 E: 0 LOB: 1 K: 0 BB: 0 S: 6 P: 6	R: 0 H: 1 E: 0 LOB: 1 K: 0 BB: 0 S: 4 P: 4	R: 0 H: 0 E: 0 LOB: 0 K: 0 BB: 0 S: 3 P: 3	R: 0 H: 1 E: 0 LOB: 1 K: 0 BB: 0 S: 4 P: 4	R: 0 H: 1 E: 0 LOB: 1 K: 0 BB: 0 S: 4 P: 4	R: 1 H: 3 E: 0 LOB: 1 K: 0 BB: 0 S: 5 P: 5	R: 4 H: 2 E: 0 LOB: 0 K: 0 BB: 2 S: 5 P: 13	R: 0 H: 1 E: 0 LOB: 1 K: 0 BB: 0 S: 4 P: 4		1B: 8 SF: 1 2B: 1 SAC: 2 3B: 2 DP: 2 HR: 2 HBP: 0						

PITCHER		IP	WLS	BF	H	R	ER	SO	BB	IBB	HBP	BLK	WP	HR	S	P	ERA	WHIP
Matt Keough, R ERA: 3.21	(1, 1)	6.1	L	29	11	5	5	0	1	0	0	0	0	1	28	32	7.11	1.895
Jeff Jones, R ERA: 2.87	(7, 1)	0.0		1	0	0	0	0	1	0	0	0	0	0	0	4	∞	∞
Bob Owchinko, L ERA: 2.06	(7, 1)	1.2		7	2	2	2	0	0	0	0	0	0	1	7	7	10.80	1.200

PITCHER	IP	WLS	BF	H	R	ER	SO	BB	IBB	HBP	BLK	WP	HR	S	P	ERA	WHIP

BOTTOM

Oakland Athletics @ Boston Red Sox

Fenway Park, Boston, MA

Sat Aug 29 1981, 3:33 AM EDT

Att. 26,318 - Sunny

livebaseballscorecards.com

AB	32
R	7
H	13
RBI	7
BB	2
SO	0
LOB	11

Oakland Athletics @ Boston Red Sox

Fenway Park, Boston, MA

Sun Aug 30 1981, 3:33 AM EDT

Att. 25,160 - Cloudy

TOP

livebaseballscorecards.com

Batter	1	2	3	4	5	6	7	8	9	AB	R	H	RBI	BB	SO	LOB
Rickey Henderson, R (1, 7) OBP: 0.408, SLG: 0.449	5-3		6-3	1B 3B			F6		4-3	3	1	1	0	0	0	0
Mike Davis, L (5, 7)										2	0	0	0	0	0	0
Dwayne Murphy, L (1, 8) OBP: 0.380, SLG: 0.412	4-3		HR 1B	S 1B 3-H			F7		1B 1B	5	1	3	1	0	0	0
Cliff Johnson, R (1, 10) OBP: 0.332, SLG: 0.494	1B		1-H HR	F8 1-2			6-3		F9	5	1	2	2	0	0	2
Tony Armas, R (1, 9) OBP: 0.311, SLG: 0.519	4-3		F9		1-3			G3	1B 1-2	5	0	1	0	0	0	1
Kelvin Moore, R (1, 3) OBP: 0.333, SLG: 0.250		K	K		K			1B 1B FC6-2 BB	1-2 2-H 1B	4	0	1	0	1	3	0
Mickey Klutts, R (1, 5) OBP: 0.667, SLG: 1.667		BB 1B		HR	K			FC6-2 1B 1-2		4	1	3	1	0	1	0
Dave McKay, S (8, PR) (8, 5) OBP: 0.259, SLG: 0.295										0	0	0	0	0	0	0
Jeff Newman, R (1, 2) OBP: 0.274, SLG: 0.366		F5		HR		P3		FC6-2 1-2 2-3 1B		4	1	2	1	0	0	1
Shooty Babitt, R (1, 4) OBP: 0.309, SLG: 0.301		1-2 BB		G5-4-3 1B		F9		FC6-2 1-2 2-3 3-Hf		3	0	1	0	1	0	3
Rob Picciolo, R (1, 6) OBP: 0.259, SLG: 0.326		F9		G5-4-3 1-2f		K		1-3		3	0	0	0	0	1	3
Wayne Gross, L (8, PH) OBP: 0.308, SLG: 0.341										0	0	0	0	0	0	0
Mike Heath, R (8, PH) OBP: 0.288, SLG: 0.386										1	0	0	0	0	0	3
Fred Stanley, R (8, 6) OBP: 0.284, SLG: 0.216										0	0	0	0	0	0	0

Inning Stats	1	2	3	4	5	6	7	8	9
	R: 0 E: 0 K: 0 S: 4	H: 1 LOB: 1 BB: 0 P: 4	R: 0 E: 0 K: 1 S: 6	H: 1 LOB: 2 BB: 1 P: 10	R: 2 E: 0 K: 1 S: 7	H: 2 LOB: 0 BB: 0 P: 7	R: 3 E: 0 K: 0 S: 7	H: 5 LOB: 1 BB: 0 P: 7	R: 0 E: 0 K: 2 S: 7	H: 0 LOB: 0 BB: 0 P: 7	R: 0 E: 0 K: 1 S: 5	H: 0 LOB: 0 BB: 0 P: 5	R: 0 E: 0 K: 0 S: 3	H: 0 LOB: 0 BB: 0 P: 3	R: 0 E: 0 K: 0 S: 5	H: 2 LOB: 3 BB: 1 P: 9	R: 0 E: 0 K: 0 S: 5	H: 3 LOB: 2 BB: 0 P: 5

1B: 10 2B: 0 3B: 1 HR: 3	SF: 0 SAC: 0 DP: 1 HBP: 0	WP: 0 PB: 0 SB: 1 CS: 0	PA: 41
---	---	---	---

AB	39
R	5
H	14
RBI	5
BB	2
SO	5
LOB	13

PITCHER		IP	WLS	BF	H	R	ER	SO	BB	IBB	HBP	BLK	WP	HR	S	P	ERA	WHIP
Frank Tanana, L ERA: 4.29	(1, 1)	3.2	L	19	8	5	5	2	1	0	0	0	0	3	22	26	12.27	2.455
Bill Campbell, R ERA: 3.18	(4, 1)	4.0		16	3	0	0	3	1	0	0	0	0	0	21	25	0.00	1.000
Tom Burgmeier, L ERA: 3.64	(8, 1)	1.1		6	3	0	0	0	0	0	0	0	0	0	6	6	0.00	2.250

PITCHER	IP	WLS	BF	H	R	ER	SO	BB	IBB	HBP	BLK	WP	HR	S	P	ERA	WHIP

BOTTOM

Oakland Athletics @ Boston Red Sox

Fenway Park, Boston, MA

Sun Aug 30 1981, 3:33 AM EDT

Att. 25,160 - Cloudy

Batter	1	2	3	4	5	6	7	8	9	AB	R	H	RBI	BB	SO	LOB
Jerry Remy, L (1, 4) OBP: 0.363, SLG: 0.332	F8		K		HR, BB		F7			3	1	0	0	1	1	0
Dwight Evans, R (1, 9) OBP: 0.441, SLG: 0.546	F8			F6	1-H, 3-H, HR			K		4	1	1	3	0	1	0
Jim Rice, R (1, 7) OBP: 0.324, SLG: 0.460	BB			1B, BB	6-3			G3		2	0	0	0	2	0	0
Carl Yastrzemski, L (1, 3) OBP: 0.337, SLG: 0.347	G3			1-2, 1B		4-3		2B, BB		3	0	1	0	1	0	1
Carney Lansford, R (1, 10) OBP: 0.371, SLG: 0.451		F6		K		6-3		1-3, 2B		4	0	1	0	0	1	2
Rich Gedman, L (1, 2) OBP: 0.344, SLG: 0.491		F6		4-3		BB		F7		3	0	0	0	1	0	4
Dave Stapleton, R (1, 5) OBP: 0.310, SLG: 0.366		F8			E5, 4-3, HR, 1B	6-3			F9	4	1	1	0	0	0	1
Rick Miller, L (1, 8) OBP: 0.364, SLG: 0.397			F8		4-3, 2-3		G3		F7	4	0	0	0	0	0	1
Glenn Hoffman, R (1, 6) OBP: 0.240, SLG: 0.237			1-3		K		F9		F9	2	0	0	0	0	1	1
Garry Hancock, L (7, PH) OBP: 0.225, SLG: 0.263										1	0	0	0	0	0	0
Julio Valdez, S (8, 6) OBP: 0.333, SLG: 0.357										0	0	0	0	0	0	0
Joe Rudi, R (9, PH) OBP: 0.245, SLG: 0.370										1	0	0	0	0	0	0
Inning Stats	R: 0 E: 0 K: 0 S: 3 H: 0 LOB: 1 BB: 1 P: 7	R: 0 E: 0 K: 0 S: 3 H: 0 LOB: 0 BB: 0 P: 3	R: 0 E: 0 K: 1 S: 5 H: 0 LOB: 0 BB: 0 P: 5	R: 0 E: 0 K: 1 S: 6 H: 1 LOB: 2 BB: 1 P: 10	R: 3 E: 1 K: 1 S: 7 H: 2 LOB: 0 BB: 1 P: 11	R: 0 E: 0 K: 0 S: 3 H: 0 LOB: 1 BB: 1 P: 7	R: 0 E: 0 K: 0 S: 3 H: 0 LOB: 0 BB: 0 P: 3	R: 0 E: 0 K: 1 S: 6 H: 1 LOB: 2 BB: 1 P: 10	R: 0 E: 0 K: 0 S: 3 H: 0 LOB: 0 BB: 0 P: 3	1B: 2 2B: 1 3B: 0 HR: 1 SF: 0 SAC: 0 DP: 0 HBP: 0	WP: 0 PB: 0 SB: 0 CS: 0 PA: 36					

PITCHER	IP	WLS	BF	H	R	ER	SO	BB	IBB	HBP	BLK	WP	HR	S	P	ERA	WHIP
Steve McCatty, R (1, 1) ERA: 2.5	9.0	W	36	4	3	3	4	5	0	0	0	0	1	39	59	3.00	1.000

PITCHER	IP	WLS	BF	H	R	ER	SO	BB	IBB	HBP	BLK	WP	HR	S	P	ERA	WHIP

AB	31
R	3
H	4
RBI	3
BB	5
SO	4
LOB	10

livebaseballscorecards.com

Batter	1	2	3	4	5	6	7	8	9	AB	R	H	RBI	BB	SO	LOB
Rickey Henderson, R (1, 7) OBP: 0.408, SLG: 0.448	4-3		F9		HR 1-2 1B	G1-6-3 1-2f			FC4-6 1-2 1B	5	1	2	0	0	0	3
Dwayne Murphy, L (1, 8) OBP: 0.383, SLG: 0.424	K		BB 1-2		HR 1-H 2-H		K		FC4-6 1-2 2-H 1B	4	1	2	4	1	2	0
Wayne Gross, L (1, 5) OBP: 0.307, SLG: 0.335 Cliff Johnson, R (9, PH) OBP: 0.330, SLG: 0.492 Rob Picciolo, R (9, 6) OBP: 0.259, SLG: 0.326	4-3		K		2B BB		F7		FC4-6 FC6-4 1-2f 2-3	3 1 0	1 0 0	0 0 0	0 0 0	1 0 0	1 0 0	2 2 0
Tony Armas, R (1, 9) OBP: 0.310, SLG: 0.517		E6 FC6-4		K	4-3 1-H 2B		F9		FC6-4 1-2f	5	0	1	1	0	1	2
Mike Davis, L (1, 10)		FC6-4 L6-4 1-2f 1B		F7	4-3 2-3			K2-3		4	0	0	0	0	1	2
Jim Spencer, L (1, 3) OBP: 0.253, SLG: 0.258		1-2 1B		FC6-4 1B	K			P4		4	0	2	0	0	1	1
Mike Heath, R (1, 2) OBP: 0.283, SLG: 0.379		L6-4 2-3		FC6-4 1-2f		F8		5-3		4	0	0	0	0	0	3
Dave McKay, S (1, 4) (9, 5) OBP: 0.273, SLG: 0.304			K		FC5-4 1B	1B			1B 1B HBP	3	1	2	0	0	1	0
Fred Stanley, R (1, 6) (9, 4) OBP: 0.292, SLG: 0.228			BB		FC5-4 1B 1-2f HR	G1-6-3 1-2 1B			P3	4	1	2	0	0	0	2
Inning Stats	R: 0 E: 0 K: 1 S: 5 H: 0 LOB: 0 BB: 0 P: 5	R: 0 E: 1 K: 0 S: 4 H: 1 LOB: 1 BB: 0 P: 4	R: 0 E: 0 K: 2 S: 8 H: 1 LOB: 2 BB: 1 P: 12	R: 0 E: 0 K: 1 S: 6 H: 1 LOB: 1 BB: 0 P: 6	R: 4 E: 0 K: 1 S: 9 H: 4 LOB: 1 BB: 1 P: 13	R: 0 E: 0 K: 0 S: 4 H: 2 LOB: 1 BB: 0 P: 4	R: 0 E: 0 K: 1 S: 5 H: 0 LOB: 0 BB: 0 P: 5	R: 0 E: 0 K: 1 S: 5 H: 0 LOB: 0 BB: 0 P: 5	R: 1 E: 0 K: 0 S: 5 H: 2 LOB: 2 BB: 0 P: 6	1B: 9 2B: 2 3B: 0 HR: 1 SF: 0 SAC: 0 DP: 2 HBP: 1						

PITCHER	IP	WLS	BF	H	R	ER	SO	BB	IBB	HBP	BLK	WP	HR	S	P	ERA	WHIP
Bert Blyleven, R (1, 1) ERA: 2.82	8.1	L	37	10	5	5	7	2	0	1	0	0	1	48	57	5.40	1.440
Sid Monge, L (9, 1) ERA: 3.52	0.0		1	1	0	0	0	0	0	0	0	0	0	1	1	∞	∞
Dan Spillner, R (9, 1) ERA: 3.33	0.2		2	0	0	0	0	0	0	0	0	0	0	2	2	0.00	0.000

PITCHER	IP	WLS	BF	H	R	ER	SO	BB	IBB	HBP	BLK	WP	HR	S	P	ERA	WHIP

TOP

Oakland Athletics @ Cleveland Indians

Cleveland Municipal Stadium, Cleveland, OH

Mon Aug 31 1981, 7:05 PM EDT

Att. 8,442 - Unknown - 77 F

livebaseballscorecards.com

AB	37
R	5
H	11
RBI	5
BB	2
SO	7
LOB	17

BOTTOM

Oakland Athletics @ Cleveland Indians

Cleveland Municipal Stadium, Cleveland, OH

Mon Aug 31 1981, 7:05 PM EDT

Att. 8,442 - Unknown - 77 F

livebaseballscorecards.com

Batter	1	2	3	4	5	6	7	8	9	AB	R	H	RBI	BB	SO	LOB
Miguel Dilone, S (1, 7) OBP: 0.346, SLG: 0.376	F8		1B		FC5-4 E S E 1-2f		BB 1B		F9	5	1	2	0	0	0	1
Jorge Orta, L (1, 9) OBP: 0.317, SLG: 0.393	K		6-3		E6 BB HBP 1-H		BBBB BB 1-2			3	0	0	0	1	1	0
Mike Hargrove, L (1, 3) OBP: 0.414, SLG: 0.402	1B			SSS K	FC5 BB HBP 1-2		BBBB G6-4-3 1-2			2	0	1	0	1	1	0
Ron Hassey, L (1, 2) OBP: 0.318, SLG: 0.289	F8			3-1	BBBB 1-2 2-3 BB		G6-4-3 1-2f			2	0	0	0	1	0	1
Chris Bando, S (7, PH) (8, 2) OBP: 0.250, SLG: 0.227										1	0	0	0	0	0	2
Toby Harrah, R (1, 5) OBP: 0.360, SLG: 0.374		1B		2B 1B	FC5 2-3f			SSS K		4	1	2	0	0	1	3
Pat Kelly, L (1, 10) OBP: 0.360, SLG: 0.357	F7			1-H 2B		HR		1-3		3	1	2	2	0	0	1
Joe Charboneau, R (8, PH) OBP: 0.231, SLG: 0.367										1	0	0	0	0	0	0
Rick Manning, L (1, 8) OBP: 0.312, SLG: 0.327	F7			G3		B1-6-4 1B		F7		4	0	1	0	0	0	2
Duane Kuiper, L (1, 4) OBP: 0.309, SLG: 0.331	F7				FC5-4 1B	BBBB B1-6-4 1-2f		SSS K		3	0	1	0	0	0	2
Dave Rosello, R (9, PH) OBP: 0.328, SLG: 0.377										1	0	0	0	0	1	0
Tom Veryzer, R (1, 6) OBP: 0.261, SLG: 0.268		L6			FC5-4 1-2f FC5-4	4-3			F9	3	0	0	0	0	0	1
Bo Diaz, R (9, PH) OBP: 0.393, SLG: 0.578										1	0	0	0	0	0	0

	AB	33
	R	3
	H	9
	RBI	2
	BB	3
	SO	4
	LOB	13

Inning Stats	1	2	3	4	5	6	7	8	9	1B: 7	SF: 0	WP: 0	PA: 37
	R: 0 H: 1	R: 0 H: 1	R: 0 H: 1	R: 1 H: 2	R: 1 H: 1	R: 1 H: 2	R: 0 H: 1	R: 0 H: 0	R: 0 H: 0	2B: 1	SAC: 0	PB: 0	
	E: 0 LOB: 1	E: 0 LOB: 1	E: 0 LOB: 0	E: 0 LOB: 1	E: 1 LOB: 3	E: 0 LOB: 0	E: 0 LOB: 1	E: 0 LOB: 0	E: 0 LOB: 0	3B: 0	DP: 2	SB: 1	
	K: 1 BB: 0	K: 0 BB: 0	K: 0 BB: 0	K: 1 BB: 0	K: 0 BB: 1	K: 0 BB: 0	K: 0 BB: 2	K: 1 BB: 0	K: 1 BB: 0	HR: 1	HBP: 1	CS: 0	
	S: 6 P: 6	S: 4 P: 4	S: 3 P: 3	S: 7 P: 7	S: 5 P: 10	S: 4 P: 4	S: 2 P: 10	S: 5 P: 5	S: 5 P: 5				

PITCHER		IP	WLS	BF	H	R	ER	SO	BB	IBB	HBP	BLK	WP	HR	S	P	ERA	WHIP
Rick Langford, R ERA: 2.87	(1, 1)	6.1	W	29	9	3	2	2	2	0	1	0	0	1	30	39	2.84	1.737
Tom Underwood, L ERA: 3.92	(7, 1)	2.2	S	8	0	0	0	2	1	0	0	0	0	0	11	15	0.00	0.375

PITCHER	IP	WLS	BF	H	R	ER	SO	BB	IBB	HBP	BLK	WP	HR	S	P	ERA	WHIP

Oakland Athletics @ Cleveland Indians

Cleveland Municipal Stadium, Cleveland, OH

Wed Sep 02 1981, 7:05 PM EDT

Cloudy - 72 F

TOP

livebaseballscorecards.com

Batter	1	2	3	4	5	6	7	8	9	AB	R	H	RBI	BB	SO	LOB
Rickey Henderson, R (1, 7) OBP: 0.409, SLG: 0.445	6-3		6-3		BB			BB G4-6-3		2	0	0	0	2	0	0
Dwayne Murphy, L (1, 8) OBP: 0.382, SLG: 0.420	BB G3		F6		3-1			G4-6-3 1-2f		3	0	0	0	1	0	3
Wayne Gross, L (1, 5) OBP: 0.301, SLG: 0.328	G3 1-2		3-1			K		K		4	0	0	0	0	2	1
Tony Armas, R (1, 9) OBP: 0.309, SLG: 0.514	2-3			K		6-3			G5-6-3 1B	4	0	1	0	0	1	1
Jim Spencer, L (1, 3) OBP: 0.253, SLG: 0.264		2B		G3		G3			G5-6-3 1-2f	4	0	1	0	0	0	1
Cliff Johnson, R (1, 10) OBP: 0.324, SLG: 0.481		K		K			6-3		K	4	0	0	0	0	3	1
Dave McKay, S (1, 4) OBP: 0.275, SLG: 0.313		F2			2B		5-3			3	0	1	0	0	0	1
Jeff Newman, R (1, 2) OBP: 0.281, SLG: 0.368		BB			K		1B			2	0	1	0	1	1	1
Rob Picciolo, R (1, 6) OBP: 0.255, SLG: 0.321		6-3			5-3		K			2	0	0	0	0	0	3
Mike Davis, L (7, PH)										1	0	0	0	0	1	1
Fred Stanley, R (7, 6) OBP: 0.292, SLG: 0.228										0	0	0	0	0	0	0
Inning Stats	R: 0 E: 0 K: 0 S: 3 H: 0 LOB: 1 BB: 1 P: 7	R: 0 E: 0 K: 1 S: 6 H: 1 LOB: 2 BB: 1 P: 10	R: 0 E: 0 K: 0 S: 3 H: 0 LOB: 0 BB: 0 P: 3	R: 0 E: 0 K: 2 S: 7 H: 0 LOB: 0 BB: 0 P: 7	R: 0 E: 0 K: 1 S: 6 H: 1 LOB: 2 BB: 1 P: 10	R: 0 E: 0 K: 1 S: 5 H: 0 LOB: 0 BB: 0 P: 5	R: 0 E: 0 K: 1 S: 6 H: 1 LOB: 1 BB: 0 P: 6	R: 0 E: 0 K: 1 S: 4 H: 0 LOB: 0 BB: 1 P: 8	R: 0 E: 0 K: 1 S: 5 H: 1 LOB: 0 BB: 0 P: 5	1B: 2 2B: 2 3B: 0 HR: 0	SF: 0 SAC: 0 DP: 2 HBP: 0			WP: 0 PB: 0 SB: 0 CS: 0	PA: 33		

	AB	29
	R	0
	H	4
	RBI	0
	BB	4
	SO	8
	LOB	13

PITCHER	IP	WLS	BF	H	R	ER	SO	BB	IBB	HBP	BLK	WP	HR	S	P	ERA	WHIP
John Denny, R (1, 1) ERA: 3.04	9.0	W	33	4	0	0	8	4	0	0	0	0	0	45	61	0.00	0.889

PITCHER	IP	WLS	BF	H	R	ER	SO	BB	IBB	HBP	BLK	WP	HR	S	P	ERA	WHIP

Batter	1	2	3	4	5	6	7	8	9	AB	R	H	RBI	BB	SO	LOB
Miguel Dilone, S (1, 7) OBP: 0.340, SLG: 0.369	4-3	4-3			4-3			F7		4	0	0	0	0	0	2
Jorge Orta, L (1, 9) OBP: 0.312, SLG: 0.387	K S S S		4-3		F7			L7		4	0	0	0	0	1	0
Mike Hargrove, L (1, 3) OBP: 0.415, SLG: 0.401	CS BB B B B		3-1			3-1		1B		3	0	1	0	1	0	0
Pat Kelly, L (1, 10) OBP: 0.352, SLG: 0.348	CS 1-2	SH5-3 1B 1B	4-3			F7		4-3		4	1	1	0	0	0	1
Toby Harrah, R (1, 5) OBP: 0.363, SLG: 0.377		SH5-3 1-2 1B 1B		G3 1B		F8				3	1	2	0	0	0	0
Ron Hassey, L (1, 2) OBP: 0.314, SLG: 0.285		SH5-3 1-2 2-3		F7			F9			2	0	0	0	0	0	1
Rick Manning, L (1, 8) OBP: 0.315, SLG: 0.332		1B BB B B B		G3 1-2			F9	2B		2	0	1	0	1	0	1
Duane Kuiper, L (1, 4) OBP: 0.303, SLG: 0.324		K S S S		L9			F9			3	0	0	0	0	1	5
Jerry Dybzinski, R (1, 6) OBP: 0.167, SLG: 0.167		1B 1-3 2-H 3-H			4-3		6-3			3	0	1	2	0	0	1
Inning Stats	R: 0 E: 0 K: 1 S: 4 H: 0 LOB: 0 BB: 1 P: 8	R: 2 E: 0 K: 1 S: 8 H: 3 LOB: 2 BB: 1 P: 12	R: 0 E: 0 K: 0 S: 3 H: 0 LOB: 0 BB: 0 P: 3	R: 0 E: 0 K: 0 S: 4 H: 1 LOB: 1 BB: 0 P: 4	R: 0 E: 0 K: 0 S: 3 H: 0 LOB: 0 BB: 0 P: 3	R: 0 E: 0 K: 0 S: 3 H: 0 LOB: 0 BB: 0 P: 3	R: 0 E: 0 K: 0 S: 4 H: 1 LOB: 1 BB: 0 P: 4	R: 0 E: 0 K: 0 S: 4 H: 1 LOB: 1 BB: 0 P: 4		1B: 5 2B: 1 3B: 0 HR: 0 SF: 0 SAC: 1 DP: 0 HBP: 0						

PITCHER	IP	WLS	BF	H	R	ER	SO	BB	IBB	HBP	BLK	WP	HR	S	P	ERA	WHIP
Mike Norris, R (1, 1) ERA: 3.8	8.0	L	31	6	2	2	2	2	0	0	0	0	0	33	41	2.25	1.000

PITCHER	IP	WLS	BF	H	R	ER	SO	BB	IBB	HBP	BLK	WP	HR	S	P	ERA	WHIP

BOTTOM

Oakland Athletics @ Cleveland Indians

Cleveland Municipal Stadium, Cleveland, OH

Wed Sep 02 1981, 7:05 PM EDT

Cloudy - 72 F

livebaseballscorecards.com

AB	28
R	2
H	6
RBI	2
BB	2
SO	2
LOB	11

Batter	1	2	3	4	5	6	7	8	9	AB	R	H	RBI	BB	SO	LOB
Rickey Henderson, R (1, 7) OBP: 0.409, SLG: 0.441	BBBB 4-0 2B 4-3 BB		x 0-0 ① 6-3		x 0-0 ② 3-1 2-3		SSS 0-3 ② K		BBBB 4-0 1-2 2B BB	3	2	0	0	2	1	1
Dwayne Murphy, L (1, 8) OBP: 0.385, SLG: 0.425	x 0-0 4-3 1-3 2B		x 0-0 ② F7		x 0-0 3-H 1B		BBBB 4-0 FC5-4 BB		x 0-0 ① F7	4	0	2	1	1	0	2
Cliff Johnson, R (1, 10) OBP: 0.326, SLG: 0.484	x 0-0 ① 4-3 2-3 3-H		x 0-0 1B		x 0-0 ③ F8		x 0-0 ③ FC5-4 1-2f		x 0-0 4-3 1-H 2-H 2B	5	0	2	3	0	0	3
Tony Armas, R (1, 9) OBP: 0.310, SLG: 0.515	x 0-0 ② 5-3		x 0-0 ③ 6-3			x 0-0 1B 1B		x 0-0 2B	x 0-0 ② 4-3 2-3	5	0	2	0	0	0	3
Mickey Klutts, R (1, 5) OBP: 0.364, SLG: 0.909	SSS 0-3 ③ K			x 0-0 ① 5-3		SSS 0-3 ① K		x 0-0 ① 6-3	SSS 0-3 ③ K	5	0	0	0	0	3	4
Mike Heath, R (1, 2) OBP: 0.279, SLG: 0.373		x 0-0 ① L8		x 0-0 ② 5-3		SSS 0-3 ② K		x 0-0 ② F7		4	0	0	0	0	1	2
Kelvin Moore, R (1, 3) OBP: 0.462, SLG: 0.300		BBBB 4-0 BB BB		SSS 0-3 ③ K		x 0-0 1-3 1B		BBBB 4-0 BB		2	0	1	0	2	1	0
Shooty Babitt, R (1, 4) OBP: 0.310, SLG: 0.297 Mike Davis, L (8, PH) Dave McKay, S (8, 4) OBP: 0.275, SLG: 0.313		BBBB 4-0 ② 1-2 BB			x 0-0 ① 6-3	x 0-0 ③ F9		x 0-0 ③ 5-3		2 1 0	0 0 0	0 0 0	0 0 0	1 0 0	0 0 0	2 2 0
Fred Stanley, R (1, 6) OBP: 0.293, SLG: 0.240 Jim Spencer, L (9, PH) OBP: 0.257, SLG: 0.268		x 0-0 ③ F7			x 0-0 3-1 1B 2B		x 0-0 ① F8		x 0-0 BB 2B 1B	3 1	1 1	1 1	0 0	0 0	0 0	1 0
Inning Stats	R: 1 E: 0 K: 1 S: 6 H: 1 LOB: 1 BB: 1 P: 10	R: 0 E: 0 K: 0 S: 2 H: 0 LOB: 1 BB: 2 P: 10	R: 0 E: 0 K: 0 S: 4 H: 1 LOB: 1 BB: 0 P: 4	R: 0 E: 0 K: 1 S: 5 H: 0 LOB: 0 BB: 0 P: 5	R: 1 E: 0 K: 0 S: 5 H: 2 LOB: 1 BB: 0 P: 5	R: 0 E: 0 K: 2 S: 9 H: 2 LOB: 2 BB: 0 P: 9	R: 0 E: 0 K: 1 S: 5 H: 0 LOB: 1 BB: 1 P: 9	R: 0 E: 0 K: 0 S: 4 H: 1 LOB: 2 BB: 1 P: 8	R: 2 E: 0 K: 1 S: 7 H: 2 LOB: 1 BB: 1 P: 11	1B: 5 2B: 4 3B: 0 HR: 0 SF: 0 SAC: 0 DP: 0 HBP: 0						

PITCHER	IP	WLS	BF	H	R	ER	SO	BB	IBB	HBP	BLK	WP	HR	S	P	ERA	WHIP
Rick Waits, L (1, 1) ERA: 4.36	5.2		25	6	2	2	4	3	0	0	0	0	0	30	42	3.18	1.588
Dan Spillner, R (6, 1) ERA: 3.42	3.1	W	16	3	2	2	2	3	0	0	0	0	0	17	29	5.40	1.800

PITCHER	IP	WLS	BF	H	R	ER	SO	BB	IBB	HBP	BLK	WP	HR	S	P	ERA	WHIP

Oakland Athletics @ Cleveland Indians

Cleveland Municipal Stadium, Cleveland, OH

Wed Sep 02 1981, 7:05 PM EDT

Att. 5,198 - Cloudy

TOP

livebaseballscorecards.com

AB	35
R	4
H	9
RBI	4
BB	6
SO	6
LOB	20

PA: 41

Batter	1	2	3	4	5	6	7	8	9	AB	R	H	RBI	BB	SO	LOB
Miguel Dilone, S (1, 7) OBP: 0.346, SLG: 0.374	4-3 1B		K 1-3	1-2 2-3 3-H 1B			SH 1B 1B	3-1		5	1	3	1	0	1	1
Jorge Orta, L (1, 9) OBP: 0.311, SLG: 0.385	4-3 1-2		F7	F7			SH SH2-4 1B 1-2 2-3 1B	HR 1B		4	2	1	0	0	0	5
Mike Hargrove, L (1, 3) OBP: 0.421, SLG: 0.418	F7		BBBB BB		G4-6-3 1B		1B SH2-4 2B 1-2 2-H 3-H 1B	1-H HR		4	2	3	4	1	0	1
Pat Kelly, L (1, 10) OBP: 0.333, SLG: 0.327 Dave Rosello, R (7, PH) OBP: 0.339, SLG: 0.377	3-1		G3		F9		SH2-4 1-2 2-3	BBBB G3 1B BB		3 0	0 0	0 0	0 0	0 1	0 0	4 0
Toby Harrah, R (1, 5) OBP: 0.367, SLG: 0.379		6-3		BBBB G3 SH3-4 1B BB	G4-6-3 1-2f		2B 1B 2-3 3-H 1B	G3 1-2 1B		4	2	2	1	1	0	1
Chris Bando, S (1, 2) OBP: 0.250, SLG: 0.269		F8		SH3-4 1-2		F7	1B E 2B 1-3 3-H	G3 1-2 2-3		4	1	1	1	0	0	2
Rick Manning, L (1, 8) OBP: 0.317, SLG: 0.331	BBBB BB			G3 2-3		F7	S SF7 1B 2-3 3-H	4-3		4	1	1	1	1	0	3
Duane Kuiper, L (1, 4) OBP: 0.301, SLG: 0.319		L7		BBBB 1B S BB		F8	SF7 1-H 3-H			2	0	0	1	1	0	1
Jerry Dybzinski, R (1, 6) OBP: 0.250, SLG: 0.222			E 1B	BBBB 1B BB 1-2			E7 SH 1B 1B K			3	1	2	0	1	1	0
Inning Stats	R: 0 H: 1 E: 0 LOB: 1 K: 0 BB: 0 S: 4 P: 4	R: 0 H: 0 E: 0 LOB: 1 K: 0 BB: 1 S: 3 P: 7	R: 0 H: 1 E: 1 LOB: 2 K: 1 BB: 1 S: 6 P: 10	R: 1 H: 1 E: 0 LOB: 3 K: 0 BB: 3 S: 4 P: 16	R: 0 H: 1 E: 0 LOB: 0 K: 0 BB: 0 S: 3 P: 3	R: 0 H: 0 E: 0 LOB: 0 K: 0 BB: 0 S: 3 P: 3	R: 7 H: 6 E: 1 LOB: 0 K: 1 BB: 0 S: 12 P: 12	R: 2 H: 3 E: 0 LOB: 2 K: 0 BB: 1 S: 6 P: 10		1B: 11 SF: 1 2B: 1 SAC: 3 3B: 0 DP: 1 HR: 1 HBP: 0						

BOTTOM

Oakland Athletics @ Cleveland Indians

Cleveland Municipal Stadium, Cleveland, OH

Wed Sep 02 1981, 7:05 PM EDT

Att. 5,198 - Cloudy

livebaseballscorecards.com

AB	33
R	10
H	13
RBI	9
BB	6
SO	2
LOB	18

PITCHER		IP	WLS	BF	H	R	ER	SO	BB	IBB	HBP	BLK	WP	HR	S	P	ERA	WHIP
Matt Keough, R ERA: 3.27	(1, 1)	6.0	L	28	6	3	3	1	5	0	0	0	0	0	25	45	4.50	1.833
Bob Owchinko, L ERA: 2.57	(7, 1)	0.0		2	1	0	0	0	0	0	0	0	0	0	2	2	∞	∞
Jeff Jones, R ERA: 3.04	(7, 1)	0.1		3	2	2	2	0	0	0	0	0	0	0	3	3	54.00	6.000
Dave Beard, R ERA:	(7, 1)	0.2		3	1	3	1	1	0	0	0	0	0	0	5	5	13.50	1.500
Bo McLaughlin, R ERA: 9.0	(8, 1)	1.0		7	3	2	2	0	1	0	0	0	0	1	6	10	18.00	4.000

PITCHER	IP	WLS	BF	H	R	ER	SO	BB	IBB	HBP	BLK	WP	HR	S	P	ERA	WHIP

Batter	1	2	3	4	5	6	7	8	9	AB	R	H	RBI	BB	SO	LOB
Rickey Henderson, R (1, 7) OBP: 0.409, SLG: 0.443	6-3		FC SF7 S HR 2-3	1B E 1B		F7 SF8 2B		G3		5	3	2	0	0	0	1
Dwayne Murphy, L (1, 8) OBP: 0.385, SLG: 0.426	S 1B		SF7 1-3 3-H	E 1-3 1B		F7 2-3		F6		4	1	2	1	0	0	1
Cliff Johnson, R (1, 10) OBP: 0.323, SLG: 0.485	F4		P4	E4 1-H 3-H 2B		SF8 3-H		K		4	0	1	3	0	1	2
Tony Armas, R (1, 9) OBP: 0.314, SLG: 0.533	K 1-2		HR 3-H	K		HR			1B BB	4	2	2	3	1	2	2
Jim Spencer, L (1, 3) OBP: 0.266, SLG: 0.292		F5	HR BB		F7	HR			L5-3 1-3 1B	4	2	2	1	1	0	0
Wayne Gross, L (1, 5) OBP: 0.299, SLG: 0.341		3-1	HR 1-H		K	F4			L5-3 1-2	5	1	1	2	0	1	2
Jeff Newman, R (1, 2) OBP: 0.284, SLG: 0.369		FC4-6 1B	F9		2B 1B		K		G3	5	0	2	0	0	1	1
Dave McKay, S (1, 4) OBP: 0.274, SLG: 0.318		FC4-6 1-2f		6-3	1-3 2B		6-3			4	0	1	0	0	0	1
Rob Picciolo, R (1, 6) OBP: 0.255, SLG: 0.326			FC SF7 2B	L9	K		6-3			4	1	1	0	0	1	2
Inning Stats	R: 0 E: 0 K: 1 S: 6 H: 1 LOB: 1 BB: 0 P: 6	R: 0 E: 0 K: 0 S: 4 H: 1 LOB: 1 BB: 0 P: 4	R: 5 E: 0 K: 0 S: 7 H: 3 LOB: 0 BB: 1 P: 11	R: 2 E: 1 K: 1 S: 8 H: 3 LOB: 1 BB: 0 P: 8	R: 0 E: 0 K: 2 S: 9 H: 2 LOB: 2 BB: 0 P: 9	R: 3 E: 0 K: 0 S: 6 H: 3 LOB: 0 BB: 0 P: 6	R: 0 E: 0 K: 1 S: 5 H: 0 LOB: 0 BB: 0 P: 5	R: 0 E: 0 K: 1 S: 5 H: 0 LOB: 0 BB: 0 P: 5	R: 0 E: 0 K: 0 S: 3 H: 1 LOB: 1 BB: 1 P: 7	1B: 6 2B: 5 3B: 0 HR: 4 SF: 2 SAC: 0 DP: 1 HBP: 0						

PITCHER	IP	WLS	BF	H	R	ER	SO	BB	IBB	HBP	BLK	WP	HR	S	P	ERA	WHIP
Jim Palmer, R (1, 1) ERA: 3.65	2.2	L	15	5	5	5	1	1	0	0	0	0	2	16	20	16.88	2.250
Dave Ford, R (3, 1) ERA: 6.27	3.0		16	7	4	4	3	0	0	0	0	0	1	22	22	12.00	2.333
Jeff Schneider, L (6, 1) ERA: 4.41	3.1		12	2	1	1	2	1	0	0	0	0	1	15	19	2.70	0.900

PITCHER	IP	WLS	BF	H	R	ER	SO	BB	IBB	HBP	BLK	WP	HR	S	P	ERA	WHIP

TOP

Oakland Athletics @ Baltimore Orioles

Memorial Stadium, Baltimore, MD

Thu Sep 03 1981, 7:05 PM EDT

Att. 14,915 - Unknown

livebaseballscorecards.com

AB	39
R	10
H	14
RBI	10
BB	2
SO	6
LOB	12

WP: 0	PA: 43		
PB: 0			
SB: 2			
CS: 0			

Batter	1	2	3	4	5	6	7	8	9	AB	R	H	RBI	BB	SO	LOB
Al Bumbry, L (1, 8) OBP: 0.350, SLG: 0.314	L7		L1	K			FC6-4 1B		FC4-6 1-2f	5	0	1	0	0	1	4
Rich Dauer, R (1, 4) OBP: 0.327, SLG: 0.389	BB 1B		2B		5-3		FC6-4 1-2f		F7	5	0	2	0	0	0	2
Ken Singleton, S (1, 10) OBP: 0.414, SLG: 0.517	G4-6-3 1-2 BB		K		K			K		3	0	0	0	1	3	1
Eddie Murray, S (1, 3) OBP: 0.315, SLG: 0.468	G4-6-3 1-2f		F8		K			FC4-6 BB		3	0	0	0	1	1	3
John Lowenstein, L (1, 7) OBP: 0.338, SLG: 0.381		4-3 BB 1B		BB 1B		F9		FC4-6 E 1-2f		4	0	2	0	0	0	1
Doug DeCinces, R (1, 5) OBP: 0.336, SLG: 0.464 Cal Ripken Jr., R (7, 5) OBP: 0.139, SLG: 0.114		F9		BB 1-2 1B		L5		E8 1-3		3 1	0 0	1 0	0 0	0 0	0 0	1 1
Jim Dwyer, L (1, 9) OBP: 0.295, SLG: 0.282		4-3 1-2 BB		F7		F8		4-3		3	0	0	0	1	0	4
Rick Dempsey, R (1, 2) OBP: 0.333, SLG: 0.368 Willie Royster, R (7, 2)		4-3 1-2 2-3		BB 1-2 2-3			K		K	1 2	0 0	0 0	0 0	1 2	0 2	2 0
Mark Belanger, R (1, 6) OBP: 0.242, SLG: 0.237 Terry Crowley, L (4, PH) OBP: 0.354, SLG: 0.321 Lenn Sakata, R (5, 6) OBP: 0.286, SLG: 0.232		K		F4			F7		FC4-6 1B	1 1 2	0 0 0	0 0 1	0 0 0	0 0 0	1 0 0	2 3 0
Inning Stats	R: 0 H: 1 E: 0 LOB: 1 K: 0 BB: 1 S: 3 P: 7	R: 0 H: 1 E: 0 LOB: 2 K: 1 BB: 1 S: 6 P: 10	R: 0 H: 1 E: 0 LOB: 1 K: 1 BB: 0 S: 6 P: 6	R: 0 H: 2 E: 0 LOB: 3 K: 1 BB: 1 S: 7 P: 11	R: 0 H: 0 E: 0 LOB: 0 K: 2 BB: 0 S: 7 P: 7	R: 0 H: 0 E: 0 LOB: 0 K: 0 BB: 0 S: 3 P: 3	R: 0 H: 1 E: 0 LOB: 1 K: 1 BB: 0 S: 6 P: 6	R: 0 H: 0 E: 1 LOB: 2 K: 1 BB: 1 S: 6 P: 10	R: 0 H: 1 E: 0 LOB: 1 K: 1 BB: 0 S: 6 P: 6	1B: 6 2B: 1 3B: 0 HR: 0	SF: 0 SAC: 0 DP: 1 HBP: 0						

PITCHER	IP	WLS	BF	H	R	ER	SO	BB	IBB	HBP	BLK	WP	HR	S	P	ERA	WHIP
Steve McCatty, R (1, 1) ERA: 2.34	9.0	W	38	7	0	0	8	4	0	0	0	0	0	50	66	0.00	1.222

PITCHER	IP	WLS	BF	H	R	ER	SO	BB	IBB	HBP	BLK	WP	HR	S	P	ERA	WHIP

BOTTOM

Oakland Athletics @ Baltimore Orioles

Memorial Stadium, Baltimore, MD

Thu Sep 03 1981, 7:05 PM EDT

Att. 14,915 - Unknown

livebaseballscorecards.com

AB	34
R	0
H	7
RBI	0
BB	4
SO	8
LOB	24

PA: 38

Batter	1	2	3	4	5	6	7	8	9	10	11	AB	R	H	RBI	BB	SO	LOB
Rickey Henderson, R (1, 7) OBP: 0.413, SLG: 0.452	0-0 2B		0-3 K		0-0 1B 2B	4-0 1-2 BB		0-0 1-2 2-3 1B		0-0 FC4-6 1-2f		5	1	3	0	1	1	1
Dwayne Murphy, L (1, 8) OBP: 0.384, SLG: 0.424	0-3 K		0-0 1B		0-0 2B 2B 1B 2-H	0-3 K		0-3 K		0-0 G3		6	1	2	1	0	3	8
Cliff Johnson, R (1, 10) OBP: 0.323, SLG: 0.500	0-0 F3		0-0 5-3		0-0 2B 1-3 2B		0-0 L7	0-0 F6			0-0 HR	6	2	2	1	0	0	5
Tony Armas, R (1, 9) OBP: 0.320, SLG: 0.545	0-0 6-3			0-0 6-3	0-0 2B 2-H 3-H		4-0 BB		0-0 HR		1-0 G4-6-3 HBP	4	1	2	3	1	0	1
Mike Heath, R (1, 2) OBP: 0.280, SLG: 0.372		0-0 FC5-4 E 1B		0-0 5-3 1B	0-0 L6		0-0 F4		0-0 3-1		0-0 F2	6	0	2	0	0	0	3
Mickey Klutts, R (1, 5) OBP: 0.286, SLG: 0.714 Wayne Gross, L (7, PH) OBP: 0.294, SLG: 0.335 (7, 5)	0-0 E4 FC5-4 1-2			0-0 5-3 1-2		0-3 K	0-0 3-1		0-0 F5		0-0 G4-6-3 1-2f	3 3	0 0	0 0	0 0	0 0	1 0	2 2
Kelvin Moore, R (1, 3) OBP: 0.444, SLG: 0.231	0-0 FC5-4 BLK 1-2 2-3			0-0 6-3		4-0 FC6-4 BB BB		4-0 1B BB BB	0-3 K			3	0	0	0	2	1	3
Dave McKay, S (1, 4) (8, 6) OBP: 0.272, SLG: 0.309	0-0 5-3 1-2				0-0 1-3	4-0 FC6-4 1-2 BB		0-3 K		0-0 4-3		4	0	0	0	1	1	2
Fred Stanley, R (1, 6) OBP: 0.286, SLG: 0.236 Mike Davis, L (6, PH) Rob Picciolo, R (6, 6) OBP: 0.255, SLG: 0.326 Jim Spencer, L (8, PH) OBP: 0.270, SLG: 0.292 Shooty Babitt, R (8, PR) OBP: 0.314, SLG: 0.301 (8, 4)			0-0 F7		0-0 5-3	0-0 FC6-4 BB 1-2f 2-3		4-0 1B BB 1-2		0-0 FC4-6 1B		2 1 0 0 1	0 0 0 0 0	0 0 0 0 1	0 0 0 0 0	0 0 0 1 0	0 0 0 0 0	0 2 0 0 0
Inning Stats	R: 0 E: 0 K: 1 S: 6 / H: 1 LOB: 1 BB: 0 P: 6	R: 0 E: 1 K: 0 S: 4 / H: 1 LOB: 1 BB: 0 P: 4	R: 0 E: 0 K: 1 S: 6 / H: 1 LOB: 1 BB: 0 P: 6	R: 0 E: 0 K: 0 S: 4 / H: 1 LOB: 1 BB: 0 P: 4	R: 3 E: 0 K: 0 S: 7 / H: 4 LOB: 1 BB: 0 P: 7	R: 0 E: 0 K: 2 S: 7 / H: 0 LOB: 3 BB: 3 P: 19	R: 0 E: 0 K: 0 S: 3 / H: 0 LOB: 1 BB: 1 P: 7	R: 0 E: 0 K: 2 S: 8 / H: 1 LOB: 3 BB: 2 P: 16	R: 1 E: 0 K: 1 S: 6 / H: 1 LOB: 0 BB: 0 P: 6	R: 0 E: 0 K: 0 S: 4 / H: 1 LOB: 1 BB: 0 P: 4	R: 1 E: 0 K: 0 S: 3 / H: 1 LOB: 0 BB: 0 P: 4	1B: 6 2B: 5 3B: 0 HR: 2	SF: 0 SAC: 0 DP: 2 HBP: 1	WP: 0 PB: 0 SB: 0 CS: 0	PA: 51			

PITCHER		IP	WLS	BF	H	R	ER	SO	BB	IBB	HBP	BLK	WP	HR	S	P	ERA	WHIP
Scott McGregor, L ERA: 3.59	(1, 1)	4.2		22	8	3	3	2	0	0	0	1	0	0	26	26	5.79	1.714
Sammy Stewart, R ERA: 1.77	(5, 1)	2.2		15	1	0	0	3	6	0	0	0	0	0	15	39	0.00	2.625
Tippy Martinez, L ERA: 2.27	(8, 1)	0.1		1	0	0	0	1	0	0	0	0	0	0	3	3	0.00	0.000
Tim Stoddard, R ERA: 4.4	(8, 1)	3.1	L	13	3	2	2	1	0	0	1	0	0	2	14	15	5.40	0.900

PITCHER	IP	WLS	BF	H	R	ER	SO	BB	IBB	HBP	BLK	WP	HR	S	P	ERA	WHIP

TOP

Oakland Athletics @ Baltimore Orioles

Memorial Stadium, Baltimore, MD

Fri Sep 04 1981, 7:05 PM EDT

Att. 15,733 - Unknown

livebaseballscorecards.com

AB	44
R	5
H	12
RBI	5
BB	6
SO	7
LOB	29

Batter	1	2	3	4	5	6	7	8	9	10	11	AB	R	H	RBI	BB	SO	LOB
Al Bumbry, L (1, 8) OBP: 0.352, SLG: 0.315	1B, S, 1B 1B	5-3 1-2		F8			SH1-4 1-2		1-3 1-2 BB		SH1-4 1-2	3	1	1	0	1	0	2
Rich Dauer, R (1, 4) OBP: 0.321, SLG: 0.381	F8	5-3			F8		F7		L5		F7	6	0	0	0	0	0	6
Ken Singleton, S (1, 9) OBP: 0.412, SLG: 0.513 Mark Belanger, R (8, 6) OBP: 0.242, SLG: 0.237 Terry Crowley, L (9, PH) OBP: 0.354, SLG: 0.321 Benny Ayala, R (9, PH) OBP: 0.323, SLG: 0.310 Cal Ripken Jr., R (10, 6) OBP: 0.135, SLG: 0.111	1B 1-3 HR 1B	L4			F8		4-3		1-3 1-2 2-3		F3	4 0 0 1 1	1 0 0 0 0	1 0 0 0 0	0 0 0 0 0	0 0 0 0 0	0 0 0 0 0	2 0 0 2 1
Eddie Murray, S (1, 3) OBP: 0.326, SLG: 0.473	HR 1-2 3-H 1B		CS BB		1B			FC3-6 BB 1B	IBB			3	1	3	1	2	0	0
John Lowenstein, L (1, 7) OBP: 0.335, SLG: 0.373 Jose Morales, R (9, PH) OBP: 0.328, SLG: 0.377 Mark Corey, R (10, 9)	K	K 1-2			4-3			FC3-6 1-2 BB	K			3 1 0	0 0 0	0 0 0	0 0 0	1 0 0	2 1 0	4 3 0
Doug DeCinces, R (1, 5) OBP: 0.333, SLG: 0.470	1-H 2-H HR		F4			F7		K		F8		5	1	1	3	0	1	2
Dan Graham, L (1, 10) OBP: 0.244, SLG: 0.235	BB			F7		G3		FC3-6 1-2f 2-3		K		4	0	0	0	1	1	2
Rick Dempsey, R (1, 2) OBP: 0.327, SLG: 0.360 Willie Royster, R (9, 2)	F9			F9		6-3		K		4-3		4 1	0 0	0 0	0 0	0 0	1 0	3 0
Lenn Sakata, R (1, 6) OBP: 0.303, SLG: 0.254 Gary Roenicke, R (8, 9) OBP: 0.368, SLG: 0.399 Jim Dwyer, L (9, PH) OBP: 0.306, SLG: 0.282 (10, 7)		5-3 1B		1B			E5 SH1-4		1-3 BB BB		SH1-4 BB	3 0 0	0 0 0	2 0 0	0 0 0	0 0 2	0 0 0	0 0 0
Inning Stats	R: 4 E: 0 K: 1 S: 9 H: 4 LOB: 1 BB: 1 P: 13	R: 0 E: 0 K: 0 S: 4 H: 1 LOB: 1 BB: 0 P: 4	R: 0 E: 0 K: 1 S: 4 H: 0 LOB: 0 BB: 1 P: 8	R: 0 E: 0 K: 0 S: 4 H: 1 LOB: 1 BB: 0 P: 4	R: 0 E: 0 K: 0 S: 4 H: 1 LOB: 1 BB: 0 P: 4	R: 0 E: 0 K: 0 S: 3 H: 0 LOB: 0 BB: 0 P: 3	R: 0 E: 1 K: 0 S: 4 H: 0 LOB: 1 BB: 0 P: 4	R: 0 E: 0 K: 2 S: 8 H: 1 LOB: 2 BB: 1 P: 12	R: 0 E: 0 K: 1 S: 5 H: 0 LOB: 3 BB: 3 P: 17	R: 0 E: 0 K: 1 S: 5 H: 0 LOB: 0 BB: 0 P: 5	R: 0 E: 0 K: 0 S: 3 H: 0 LOB: 1 BB: 1 P: 7	1B: 7 2B: 1 3B: 0 HR: 1	SF: 0 SAC: 2 DP: 1 HBP: 0		WP: 0 PB: 0 SB: 1 CS: 1	PA: 48			

PITCHER		IP	WLS	BF	H	R	ER	SO	BB	IBB	HBP	BLK	WP	HR	S	P	ERA	WHIP
Brian Kingman, R ERA: 3.59	(1, 1)	6.2		29	7	4	4	2	2	0	0	0	0	1	31	39	5.40	1.350
Jeff Jones, R ERA: 2.94	(7, 1)	1.2		9	1	0	0	2	3	0	0	0	0	0	10	22	0.00	2.400
Tom Underwood, L ERA: 3.82	(9, 1)	1.2	W	6	0	0	0	2	0	1	0	0	0	0	9	13	0.00	0.000
Bob Owchinko, L ERA: 2.55	(11, 1)	0.1		2	0	0	0	0	1	0	0	0	0	0	1	5	0.00	3.000
Dave Beard, R ERA:	(11, 1)	0.2	S	2	0	0	0	0	0	0	0	0	0	0	2	2	0.00	0.000

PITCHER	IP	WLS	BF	H	R	ER	SO	BB	IBB	HBP	BLK	WP	HR	S	P	ERA	WHIP

BOTTOM

Oakland Athletics @ Baltimore Orioles

Memorial Stadium, Baltimore, MD

Fri Sep 04 1981, 7:05 PM EDT

Att. 15,733 - Unknown

livebaseballscorecards.com

AB	39
R	4
H	8
RBI	4
BB	7
SO	6
LOB	27

Batter	1	2	3	4	5	6	7	8	9	AB	R	H	RBI	BB	SO	LOB
Rickey Henderson, R (1, 7) OBP: 0.414, SLG: 0.452	0-0 1B		0-0 5-3 ②			0-0 S HR 1B		0-0 F9 ①		4	1	2	0	0	0	2
Dwayne Murphy, L (1, 8) OBP: 0.385, SLG: 0.424 Rick Bosetti, R (3, 8) OBP: 0.279, SLG: 0.263	0-3 K ① SSS		0-0 1B 3-H			0-3 K ① SSS 1-2		4-0 BB BBBB 1-2		2 1	0 0	1 0	1 0	0 1	1 1	1 1
Cliff Johnson, R (1, 10) OBP: 0.322, SLG: 0.510	0-0 F9 ②		0-3 K ③ SSS			0-0 HR 2-H		0-0 F9 ②		4	1	1	2	0	1	4
Tony Armas, R (1, 9) OBP: 0.319, SLG: 0.541	0-0 5-3 ③			0-0 F2 ①		0-0 G3-6-3 1B		0-0 F8 ③		4	0	1	0	0	0	3
Jim Spencer, L (1, 3) OBP: 0.266, SLG: 0.287 Kelvin Moore, R (9, PH) OBP: 0.421, SLG: 0.214		0-0 F4 ①		0-0 L3 ②		0-0 G3-6-3 ②③ 1-2f			0-3 K ① SSS	3 1	0 0	0 0	0 0	0 0	0 1	1 0
Wayne Gross, L (1, 5) OBP: 0.290, SLG: 0.330 Mike Heath, R (9, PH) OBP: 0.283, SLG: 0.375		0-0 F6 ②		0-0 F8 ③			0-0 3-1 ①		0-0 G5-4-3 1B	3 1	0 0	0 1	0 0	0 0	0 0	0 0
Dave McKay, S (1, 4) OBP: 0.265, SLG: 0.300		0-3 K ③ SSS			0-3 K ① SSS		0-0 4-3 ②		0-0 G5-4-3 ②③ 1-2f	4	0	0	0	0	2	1
Jeff Newman, R (1, 2) OBP: 0.285, SLG: 0.374			0-0 SH1-3 2B 1B		0-0 5-3 ②		0-0 6-3 ③			3	1	1	0	0	0	0
Rob Picciolo, R (1, 6) OBP: 0.253, SLG: 0.324 Mickey Klutts, R (8, PH) OBP: 0.333, SLG: 0.733 Mike Davis, L (8, PR) Fred Stanley, R (8, 6) OBP: 0.288, SLG: 0.236			0-0 SH1-3 ① 2-3		0-0 5-3 ③			0-0 WP 1B		1 1 0 0	0 0 0 0	0 1 0 0	0 0 0 0	0 0 0 0	0 0 0 0	0 0 0 0
Inning Stats	R: 0 E: 0 K: 1 S: 6 H: 1 LOB: 1 BB: 0 P: 6	R: 0 E: 0 K: 1 S: 5 H: 0 LOB: 0 BB: 0 P: 5	R: 1 E: 0 K: 1 S: 7 H: 2 LOB: 1 BB: 0 P: 7	R: 0 E: 0 K: 0 S: 3 H: 0 LOB: 0 BB: 0 P: 3	R: 0 E: 0 K: 1 S: 5 H: 0 LOB: 0 BB: 0 P: 5	R: 2 E: 0 K: 1 S: 7 H: 3 LOB: 0 BB: 0 P: 7	R: 0 E: 0 K: 0 S: 3 H: 0 LOB: 0 BB: 0 P: 3	R: 0 E: 0 K: 0 S: 4 H: 1 LOB: 2 BB: 1 P: 8	R: 0 E: 0 K: 1 S: 5 H: 1 LOB: 0 BB: 0 P: 5	1B: 6 2B: 1 3B: 0 HR: 1	SF: 0 SAC: 1 DP: 2 HBP: 0					

PITCHER	IP	WLS	BF	H	R	ER	SO	BB	IBB	HBP	BLK	WP	HR	S	P	ERA	WHIP
Steve Stone, R (1, 1) ERA: 3.69	7.0	W	26	6	3	3	5	0	0	0	0	0	1	36	36	3.86	0.857
Tippy Martinez, L (8, 1) ERA: 2.17	2.0	S	8	2	0	0	1	1	0	0	0	1	0	9	13	0.00	1.500

PITCHER	IP	WLS	BF	H	R	ER	SO	BB	IBB	HBP	BLK	WP	HR	S	P	ERA	WHIP

TOP

Oakland Athletics @ Baltimore Orioles

Memorial Stadium, Baltimore, MD

Sat Sep 05 1981, 7:05 PM EDT

Att. 19,742 - Unknown

livebaseballscorecards.com

AB	32
R	3
H	8
RBI	3
BB	1
SO	6
LOB	13

WP: 1	PA: 34
PB: 0	
SB: 1	
CS: 0	

Batter	1	2	3	4	5	6	7	8	9	AB	R	H	RBI	BB	SO	LOB
Al Bumbry, L (1, 8) OBP: 0.350, SLG: 0.314	4-3		BB, 1B		F8		K			4	0	1	0	0	1	1
Rich Dauer, R (1, 4) OBP: 0.320, SLG: 0.379	FC5, BB, 1B		F7		6-3		L5			4	0	1	0	0	0	2
Ken Singleton, S (1, 9) OBP: 0.416, SLG: 0.513	FC5, BB		BB			HR, 1B	F8			2	1	1	0	2	0	0
Gary Roenicke, R (8, 9) OBP: 0.368, SLG: 0.399										0	0	0	0	0	0	0
Eddie Murray, S (1, 3) OBP: 0.328, SLG: 0.474	FC5		F9			HR, 1B		G4-6-3, 1B		4	1	2	0	0	0	4
Terry Crowley, L (1, 10) OBP: 0.351, SLG: 0.345	F2			4-1		HR		G4-6-3		4	1	1	3	0	0	3
John Lowenstein, L (1, 7) OBP: 0.345, SLG: 0.425		CS, 1B		F7		HR		HR		4	2	3	2	0	0	0
Doug DeCinces, R (1, 5) OBP: 0.329, SLG: 0.463		K		F8		F5		F9		4	0	0	0	0	1	1
Lenn Sakata, R (1, 6) OBP: 0.304, SLG: 0.258		5-3			E, 1B	1-3				3	0	1	0	0	0	0
Mark Belanger, R (9, 6) OBP: 0.242, SLG: 0.237										0	0	0	0	0	0	0
Rick Dempsey, R (1, 2) OBP: 0.323, SLG: 0.354			F9		F9	6-3				3	0	0	0	0	0	1
Inning Stats	R: 0 E: 0 K: 0 S: 4 H: 1 LOB: 2 BB: 1 P: 8	R: 0 E: 0 K: 1 S: 5 H: 1 LOB: 0 BB: 0 P: 5	R: 0 E: 0 K: 0 S: 4 H: 1 LOB: 2 BB: 1 P: 8	R: 0 E: 0 K: 0 S: 3 H: 0 LOB: 0 BB: 0 P: 3	R: 0 E: 1 K: 0 S: 4 H: 1 LOB: 1 BB: 0 P: 4	R: 4 E: 0 K: 0 S: 7 H: 4 LOB: 0 BB: 0 P: 7	R: 0 E: 0 K: 1 S: 5 H: 0 LOB: 0 BB: 0 P: 5	R: 1 E: 0 K: 0 S: 4 H: 2 LOB: 0 BB: 0 P: 4		1B: 7 2B: 0 3B: 0 HR: 3 SF: 0 SAC: 0 DP: 1 HBP: 0				WP: 0 PB: 0 SB: 0 CS: 1 PA: 34		

PITCHER		IP	WLS	BF	H	R	ER	SO	BB	IBB	HBP	BLK	WP	HR	S	P	ERA	WHIP
Rick Langford, R ERA: 3.02	(1, 1)	8.0	L	34	10	5	5	2	2	0	0	0	0	3	36	44	5.62	1.500

PITCHER	IP	WLS	BF	H	R	ER	SO	BB	IBB	HBP	BLK	WP	HR	S	P	ERA	WHIP

BOTTOM

Oakland Athletics @ Baltimore Orioles

Memorial Stadium, Baltimore, MD

Sat Sep 05 1981, 7:05 PM EDT

Att. 19,742 - Unknown

livebaseballscorecards.com

AB	32
R	5
H	10
RBI	5
BB	2
SO	2
LOB	12

Batter	1	2	3	4	5	6	7	8	9	AB	R	H	RBI	BB	SO	LOB
Rickey Henderson, R (1, 7) OBP: 0.416, SLG: 0.455	4-1		1B 1B 1B	S 2-H 1B		BB 1-3 1B		6-3		5	1	3	1	0	0	0
Dwayne Murphy, L (1, 8) OBP: 0.388, SLG: 0.432	6-3		BB 1-3 1B	6-3 1-2		BBBB 4-0 1-2 BB		3B		4	1	2	0	1	0	1
Cliff Johnson, R (1, 10) OBP: 0.328, SLG: 0.510	1B		BBBB 4-0 1B 1-2 BB		E5 1B	F3		6-3		4	0	2	0	1	0	4
Tony Armas, R (1, 9) OBP: 0.318, SLG: 0.536	F9		1-3 2-H 3-H 1B		SSS 0-3 K		5-3		F9	5	0	1	2	0	1	2
Jim Spencer, L (1, 3) OBP: 0.264, SLG: 0.284		F8	SSS 0-3 K		5-3		FC6-4 BB 1B		F3	5	0	1	0	0	1	3
Wayne Gross, L (1, 5) OBP: 0.288, SLG: 0.323		1-3		P1	F5		BBBB 4-0 1-2 FC6-4 BB		F3	4	0	0	0	1	0	1
Mike Heath, R (1, 2) OBP: 0.279, SLG: 0.369		SSS 0-3 K		5-3		F7	FC6-4 1-2f 2-3			4	0	0	0	0	1	2
Dave McKay, S (1, 4) OBP: 0.270, SLG: 0.306			SSS 0-3 K	2B 1B		1B 1B	L6			4	1	2	0	0	1	2
Fred Stanley, R (1, 6) OBP: 0.289, SLG: 0.248			L3	1-H 1B 2B		F8		4-3		3	1	1	1	0	0	1
Mike Davis, L (8, PH)										1	0	0	0	0	0	0
Rob Picciolo, R (8, 6) OBP: 0.253, SLG: 0.324										0	0	0	0	0	0	0

TOP

Oakland Athletics @ Baltimore Orioles

Memorial Stadium, Baltimore, MD

Sun Sep 06 1981, 3:33 AM EDT

Att. 15,581 - Unknown

livebaseballscorecards.com

AB	39
R	4
H	12
RBI	4
BB	3
SO	4
LOB	16

Inning Stats	1	2	3	4	5	6	7	8	9
	R: 0 E: 0 K: 0 S: 4	R: 0 E: 0 K: 1 S: 5	R: 2 E: 0 K: 2 S: 10	R: 2 E: 0 K: 0 S: 6	R: 0 E: 1 K: 1 S: 6	R: 0 E: 0 K: 0 S: 5	R: 0 E: 0 K: 0 S: 4	R: 0 E: 0 K: 0 S: 4	R: 0 E: 0 K: 0 S: 3
	H: 1 LOB: 1 BB: 0 P: 4	H: 0 LOB: 0 BB: 0 P: 5	H: 3 LOB: 2 BB: 1 P: 14	H: 3 LOB: 1 BB: 0 P: 6	H: 1 LOB: 1 BB: 0 P: 6	H: 2 LOB: 3 BB: 1 P: 9	H: 1 LOB: 2 BB: 1 P: 8	H: 1 LOB: 1 BB: 0 P: 4	H: 0 LOB: 0 BB: 0 P: 3

1B: 10	SF: 0	WP: 0
2B: 1	SAC: 0	PB: 0
3B: 1	DP: 0	SB: 1
HR: 0	HBP: 0	CS: 0

PA: 42

PITCHER	IP	WLS	BF	H	R	ER	SO	BB	IBB	HBP	BLK	WP	HR	S	P	ERA	WHIP
Dennis Martinez, R (1, 1) ERA: 3.21	9.0	W	42	12	4	4	4	3	0	0	0	0	0	47	59	4.00	1.667

PITCHER	IP	WLS	BF	H	R	ER	SO	BB	IBB	HBP	BLK	WP	HR	S	P	ERA	WHIP

Oakland Athletics @ Baltimore Orioles

Memorial Stadium, Baltimore, MD

Sun Sep 06 1981, 3:33 AM EDT

Att. 15,581 - Unknown

BOTTOM

livebaseballscorecards.com

Batter	1	2	3	4	5	6	7	8	9	AB	R	H	RBI	BB	SO	LOB
Al Bumbry, L (1, 8) OBP: 0.354, SLG: 0.320	BBBB 4-0 S BB	x 0-0 1-3 2-H 3-H 2B			x 0-0 E4 FC6-5 1B		SSS 0-3 ① K	x 0-0 ① F7		4	0	2	2	1	1	0
Rich Dauer, R (1, 4) OBP: 0.314, SLG: 0.372	x 0-0 ① F8 1-2	x 0-0 ③ F5			x 0-0 ① F7		SSS 0-3 ② K	x 0-0 ② F6		5	0	0	0	0	1	4
Ken Singleton, S (1, 9) OBP: 0.414, SLG: 0.507 Gary Roenicke, R (8, 9) OBP: 0.372, SLG: 0.399	x 0-0 ② 6-3		x 0-0 ① F3		x 0-0 ② FC6-5 BB 2-3		BBBB 4-0 BB BB 2B BB	BBBB 4-0 BB		3 0	1 0	0 0	0 0	1 1	0 0	2 0
Eddie Murray, S (1, 3) OBP: 0.329, SLG: 0.469	x 0-0 ③ F5		x 0-0 ② 3-1		BBBB 4-0 1-2 BB		BBBB 4-0 BB 1-2 2B BB	x 0-0 ③ F7		3	1	0	0	2	0	2
John Lowenstein, L (1, 7) OBP: 0.339, SLG: 0.416 Benny Ayala, R (7, PH) OBP: 0.333, SLG: 0.310 Mark Corey, R (7, PR) (8, 7)		SSS 0-3 ① K	x 0-0 ③ L9		SSS 0-3 ③ K		BBBB 4-0 2B 1-2 2-3 HR BB			3 0 0	0 0 1	0 0 0	0 1 0	0 0 0	2 0 0	2 0 0
Terry Crowley, L (1, 10) OBP: 0.350, SLG: 0.339 Jose Morales, R (7, PH) OBP: 0.338, SLG: 0.403	BBBB 4-0 1B BB 2B BB			x 0-0 ① F6		x 0-0 ① G3	x 0-0 1-3 2-H 3-H HR 2B			2 1	1 1	0 1	0 1	1 2	0 0	0 0
Doug DeCinces, R (1, 5) OBP: 0.334, SLG: 0.463	BBBB 4-0 1-2 1B 2B BB			x 0-0 FC6-4 1B		SSS 0-3 ② K	H 1-0 HR HBP			2	2	1	0	1	1	0
Lenn Sakata, R (1, 6) OBP: 0.315, SLG: 0.318 Mark Belanger, R (8, 6) OBP: 0.242, SLG: 0.237	x 0-0 ② F9			x 0-0 ② F8		x 0-0 1B	x 0-0 1-H 2-H 3-H HR			4 0	1 0	2 0	4 0	0 0	0 0	3 0
Rick Dempsey, R (1, 2) OBP: 0.321, SLG: 0.352	x 0-0 2B 1-2 2-3 1B			x 0-0 ③ FC6-4 1-2f		SSS 0-3 ③ K	x 0-0 ③ F3			4	0	1	0	0	1	3
Inning Stats	R: 0 E: 0 K: 0 S: 3 H: 0 LOB: 1 BB: 1 P: 7	R: 2 E: 0 K: 1 S: 7 H: 2 LOB: 2 BB: 2 P: 15	R: 0 E: 0 K: 0 S: 3 H: 0 LOB: 0 BB: 0 P: 3	R: 0 E: 0 K: 0 S: 4 H: 1 LOB: 1 BB: 0 P: 4	R: 0 E: 1 K: 1 S: 6 H: 1 LOB: 2 BB: 1 P: 10	R: 0 E: 0 K: 2 S: 8 H: 1 LOB: 1 BB: 0 P: 8	R: 6 E: 0 K: 2 S: 9 H: 2 LOB: 1 BB: 3 P: 22	R: 0 E: 0 K: 0 S: 3 H: 0 LOB: 1 BB: 1 P: 7		1B: 4 2B: 2 3B: 0 HR: 1	SF: 0 SAC: 0 DP: 0 HBP: 1		WP: 0 PB: 0 SB: 1 CS: 0	PA: 40			

	AB	31
	R	8
	H	7
	RBI	8
	BB	8
	SO	6
	LOB	16

PITCHER		IP	WLS	BF	H	R	ER	SO	BB	IBB	HBP	BLK	WP	HR	S	P	ERA	WHIP
Ed Figueroa, R ERA: 4.5	(1, 1)	4.0		19	4	2	2	1	3	0	0	0	0	0	18	30	4.50	1.750
Jeff Jones, R ERA: 3.14	(5, 1)	2.2		12	1	2	2	5	3	0	0	0	0	0	19	31	6.75	1.500
Bob Owchinko, L ERA: 2.8	(7, 1)	0.0	L	1	0	0	0	0	1	0	0	0	0	0	0	4	∞	∞
Dave Beard, R ERA: 10.13	(7, 1)	1.1		8	2	4	4	0	1	0	1	0	0	1	6	11	27.00	2.250

PITCHER	IP	WLS	BF	H	R	ER	SO	BB	IBB	HBP	BLK	WP	HR	S	P	ERA	WHIP

Texas Rangers @ Oakland Athletics

Oakland-Alameda County Coliseum, Oakland, CA

Mon Sep 07 1981, 3:33 AM PDT

Att. 36,393 - Unknown

TOP

livebaseballscorecards.com

Batter	1	2	3	4	5	6	7	8	9	AB	R	H	RBI	BB	SO	LOB
Mickey Rivers, L (1, 8) OBP: 0.299, SLG: 0.321	B B B B 4-0 1B BB		x 0-0 ① 4-3		x 0-0 PO 1B			x 0-0 1B		3	0	2	0	1	0	0
Bill Sample, R (1, 7) OBP: 0.327, SLG: 0.385	x 0-0 ① 4-3 1-3 1B		x 0-0 ② F3		0-0 ③ PO 1-2	x 0-0 ① 5-3		x 0-0 ③ F7		4	0	1	0	0	0	1
Al Oliver, L (1, 10) OBP: 0.356, SLG: 0.433	x 0-0 ② 4-3 1-2		x 0-0 ③ F7			x 0-0 ② F8			x 0-0 ① 6-3	4	0	0	0	0	0	1
Buddy Bell, R (1, 5) OBP: 0.377, SLG: 0.472	S S S 0-3 ③ K			x 0-0 4-3 1B		x 0-0 F9			x 0-0 ② 6-3	4	0	1	0	0	1	1
Bob Jones, L (1, 9) OBP: 0.333, SLG: 0.625		x 0-0 ① P6		x 0-0 ① 4-3 1-2			S S S 0-3 ① K		x 0-0 HR	4	1	1	1	0	1	1
Jim Sundberg, R (1, 2) OBP: 0.365, SLG: 0.363 Wayne Tolleson, S (9, PR)		B B B B 4-0 1B BB		x 0-0 ② 5-3			x 0-0 ② F8		x 0-0 S 1B	3 0	0 0	1 0	0 0	1 0	0 0	1 0
Bill Stein, R (1, 3) OBP: 0.385, SLG: 0.448		x 0-0 ② F7		S S S 0-3 ③ K			x 0-0 ③ F7		x 0-0 ③ 5-3 1-2	4	0	0	0	0	1	3
Bump Wills, S (1, 4) OBP: 0.301, SLG: 0.316		x 0-0 1-3 1B			x 0-0 ① 1-3			x 0-0 ① F8		3	0	1	0	0	0	0
Mario Mendoza, R (1, 6) OBP: 0.275, SLG: 0.290 Tom Poquette, L (8, PH) OBP: 0.091, SLG: 0.091 Mark Wagner, R (8, 6) OBP: 0.412, SLG: 0.433		x 0-0 ③ 6-3			x 0-0 ② F5			x 0-0 ② L6		2 1 0	0 0 0	0 0 0	0 0 0	0 0 0	0 0 0	2 0 0

Inning Stats																																	
	R: 0	H: 1	E: 0	LOB: 1	K: 1	BB: 1	S: 5	P: 9	R: 0	H: 1	E: 0	LOB: 2	K: 0	BB: 1	S: 4	P: 8	R: 0	H: 0	E: 0	LOB: 0	K: 0	BB: 0	S: 3	P: 3	R: 0	H: 1	E: 0	LOB: 1	K: 1	BB: 0	S: 6	P: 6
	R: 0	H: 1	E: 0	LOB: 0	K: 0	BB: 0	S: 3	P: 3	R: 0	H: 0	E: 0	LOB: 0	K: 0	BB: 0	S: 3	P: 3	R: 0	H: 0	E: 0	LOB: 0	K: 1	BB: 0	S: 5	P: 5	R: 0	H: 1	E: 0	LOB: 1	K: 0	BB: 0	S: 4	P: 4
	R: 1	H: 2	E: 0	LOB: 2	K: 0	BB: 0	S: 5	P: 5	1B: 6	SF: 0	2B: 0	SAC: 0	3B: 0	DP: 0	HR: 1	HBP: 0	WP: 0	PA: 35	PB: 0	SB: 1	CS: 0											

PITCHER		IP	WLS	BF	H	R	ER	SO	BB	IBB	HBP	BLK	WP	HR	S	P	ERA	WHIP
Mike Norris, R ERA: 3.61	(1, 1)	9.0	W	34	7	1	1	3	2	0	0	0	0	1	38	46	1.00	1.000

PITCHER	IP	WLS	BF	H	R	ER	SO	BB	IBB	HBP	BLK	WP	HR	S	P	ERA	WHIP

AB	32
R	1
H	7
RBI	1
BB	2
SO	3
LOB	10

Batter	1	2	3	4	5	6	7	8	9	AB	R	H	RBI	BB	SO	LOB
Rickey Henderson, R (1, 7) OBP: 0.417, SLG: 0.455	FC5-4 1B		5-3		4-3 1-2		E5 1B			4	0	2	0	0	0	1
Dwayne Murphy, L (1, 8) OBP: 0.386, SLG: 0.430	K		6-3		2-H 1B		K			4	0	1	1	0	2	2
Rick Bosetti, R (1, 10) OBP: 0.262, SLG: 0.246	FC5-4 1-2f 1B		5-3			F9		F9		4	1	0	0	0	0	1
Tony Armas, R (1, 9) OBP: 0.317, SLG: 0.532	1B IBB			6-3		K		K		3	0	0	0	1	2	0
Mickey Klutts, R (1, 5) OBP: 0.389, SLG: 0.722 Fred Stanley, R (8, 4) OBP: 0.287, SLG: 0.245	1-3 2-H 1B			F8		2B 1B		6-3		3 1	0 0	2 0	1 0	0 0	0 0	0 0
Jeff Newman, R (1, 2) OBP: 0.286, SLG: 0.379	F3			E5		1-3 2B				3	0	1	0	0	0	2
Kelvin Moore, R (1, 3) OBP: 0.364, SLG: 0.176		4-3		5-3		F9				3	0	0	0	0	0	3
Dave McKay, S (1, 4) OBP: 0.265, SLG: 0.299 (8, 5)		5-3			6-3		6-3			3	0	0	0	0	0	0
Rob Picciolo, R (1, 6) OBP: 0.255, SLG: 0.324		4-3			4-3 1B		K			3	1	1	0	0	1	0
Inning Stats	R: 1 H: 2 E: 1 LOB: 2 K: 1 BB: 1 S: 7 P: 11	R: 0 H: 0 E: 0 LOB: 0 K: 0 BB: 0 S: 3 P: 3	R: 0 H: 0 E: 0 LOB: 0 K: 0 BB: 0 S: 3 P: 3	R: 0 H: 0 E: 1 LOB: 1 K: 0 BB: 0 S: 4 P: 4	R: 1 H: 2 E: 0 LOB: 1 K: 0 BB: 0 S: 4 P: 4	R: 0 H: 2 E: 0 LOB: 2 K: 1 BB: 0 S: 7 P: 7	R: 0 H: 1 E: 1 LOB: 1 K: 2 BB: 0 S: 8 P: 8	R: 0 H: 0 E: 0 LOB: 0 K: 1 BB: 0 S: 5 P: 5		1B: 6 SF: 0 2B: 1 SAC: 0 3B: 0 DP: 0 HR: 0 HBP: 0						

PITCHER	IP	WLS	BF	H	R	ER	SO	BB	IBB	HBP	BLK	WP	HR	S	P	ERA	WHIP
Rick Honeycutt, L (1, 1) ERA: 2.86	8.0	L	32	7	2	2	5	0	1	0	0	0	0	41	45	2.25	0.875

PITCHER	IP	WLS	BF	H	R	ER	SO	BB	IBB	HBP	BLK	WP	HR	S	P	ERA	WHIP

BOTTOM

Texas Rangers @ Oakland Athletics

Oakland-Alameda County Coliseum, Oakland, CA

Mon Sep 07 1981, 3:33 AM PDT

Att. 36,393 - Unknown

livebaseballscorecards.com

AB	31
R	2
H	7
RBI	2
BB	1
SO	5
LOB	9

WP: 0 PA: 32
PB: 0
SB: 0
CS: 0

Batter	1	2	3	4	5	6	7	8	9	AB	R	H	RBI	BB	SO	LOB
Mickey Rivers, L (1, 8) OBP: 0.299, SLG: 0.320	E1 1B		2-3			F6			4-3	4	0	1	0	0	0	0
Bill Sample, R (1, 7) OBP: 0.320, SLG: 0.377	F8			F9		5-3			F8	4	0	0	0	0	0	1
Al Oliver, L (1, 10) OBP: 0.352, SLG: 0.428	E1 1-3			6-3			F7		K	4	0	0	0	0	1	1
Buddy Bell, R (1, 5) OBP: 0.373, SLG: 0.467	K			F8			F4			3	0	0	0	0	1	1
Bob Jones, L (1, 9) OBP: 0.296, SLG: 0.556		K			K		K			3	0	0	0	0	3	0
Jim Sundberg, R (1, 2) OBP: 0.362, SLG: 0.359		K			F3			F8		3	0	0	0	0	1	0
Pat Putnam, L (1, 3) OBP: 0.296, SLG: 0.383		F9			1B			F7		3	0	1	0	0	0	0
Bump Wills, S (1, 4) OBP: 0.301, SLG: 0.316			1-5-3		3-1			1B		3	0	1	0	0	0	1
Mario Mendoza, R (1, 6) OBP: 0.273, SLG: 0.287			K			F8		F7		2	0	0	0	0	1	0
Tom Poquette, L (8, PH) OBP: 0.083, SLG: 0.083										1	0	0	0	0	0	1
Mark Wagner, R (8, 6) OBP: 0.412, SLG: 0.433										0	0	0	0	0	0	0

TOP

Texas Rangers @ Oakland Athletics

Oakland-Alameda County Coliseum, Oakland, CA

Tue Sep 08 1981, 7:05 PM PDT

Att. 17,469 - Unknown

livebaseballscorecards.com

AB	30
R	0
H	3
RBI	0
BB	0
SO	7
LOB	5

Inning Stats	1	2	3	4	5	6	7	8	9
	R: 0 E: 1 K: 1 S: 6	R: 0 E: 0 K: 2 S: 7	R: 0 E: 0 K: 1 S: 5	R: 0 E: 0 K: 0 S: 3	R: 0 E: 0 K: 1 S: 6	R: 0 E: 0 K: 0 S: 3	R: 0 E: 0 K: 1 S: 5	R: 0 E: 0 K: 0 S: 4	R: 0 E: 0 K: 1 S: 5
	H: 1 LOB: 1 BB: 0 P: 6	H: 0 LOB: 0 BB: 0 P: 7	H: 0 LOB: 0 BB: 0 P: 5	H: 0 LOB: 0 BB: 0 P: 3	H: 1 LOB: 1 BB: 0 P: 6	H: 0 LOB: 0 BB: 0 P: 3	H: 0 LOB: 0 BB: 0 P: 5	H: 1 LOB: 1 BB: 0 P: 4	H: 0 LOB: 0 BB: 0 P: 5

1B: 3	SF: 0
2B: 0	SAC: 0
3B: 0	DP: 0
HR: 0	HBP: 0

WP: 0	PA: 30
PB: 0	
SB: 0	
CS: 0	

PITCHER		IP	WLS	BF	H	R	ER	SO	BB	IBB	HBP	BLK	WP	HR	S	P	ERA	WHIP
Steve McCatty, R ERA: 2.19	(1, 1)	9.0	W	30	3	0	0	7	0	0	0	0	0	0	44	44	0.00	0.333

PITCHER	IP	WLS	BF	H	R	ER	SO	BB	IBB	HBP	BLK	WP	HR	S	P	ERA	WHIP

BOTTOM

Texas Rangers @ Oakland Athletics

Oakland-Alameda County Coliseum, Oakland, CA

Tue Sep 08 1981, 7:05 PM PDT

Att. 17,469 - Unknown

livebaseballscorecards.com

Batter	1	2	3	4	5	6	7	8	9	AB	R	H	RBI	BB	SO	LOB
Rickey Henderson, R (1, 7) OBP: 0.418, SLG: 0.464	HR		K			F9		1B (2-H)		4	1	2	2	0	1	1
Dwayne Murphy, L (1, 8) OBP: 0.385, SLG: 0.425	4-3			6-3		K		BB (FC5-4)		3	0	0	0	1	1	1
Cliff Johnson, R (1, 10) OBP: 0.326, SLG: 0.502	K			BB (CS)			5-3	FC5-4 (1-2f)		3	0	0	0	1	1	2
Tony Armas, R (1, 9) OBP: 0.315, SLG: 0.527	K			K (1-2)			F6			3	0	0	0	0	2	1
Jim Spencer, L (1, 3) OBP: 0.260, SLG: 0.279		F4			F5		K			3	0	0	0	0	1	0
Wayne Gross, L (1, 5) OBP: 0.289, SLG: 0.323 Jimmy Sexton, R (8, PR) Dave McKay, S (9, 5) OBP: 0.265, SLG: 0.299		F2			F4			FC5-4 S SH3-4 1B		3 0 0	0 1 0	1 0 0	0 0 0	0 0 0	0 0 0	0 0 0
Mike Heath, R (1, 2) OBP: 0.279, SLG: 0.366		5-3			5-3			BB (FC5-4 1-2)		2	0	0	0	1	0	0
Fred Stanley, R (1, 4) OBP: 0.288, SLG: 0.248			6-3			WP 1B		FC5-4 SH3-4 (1-2f 2-3 1B)		3	1	1	0	0	0	2
Rob Picciolo, R (1, 6) OBP: 0.252, SLG: 0.319			G3			K (1-2)		SH3-4 (1-2 3-H)		2	0	0	1	0	1	1
Inning Stats	R: 1 H: 1 E: 0 LOB: 0 K: 2 BB: 0 S: 8 P: 8	R: 0 H: 0 E: 0 LOB: 0 K: 0 BB: 0 S: 3 P: 3	R: 0 H: 0 E: 0 LOB: 0 K: 1 BB: 0 S: 5 P: 5	R: 0 H: 0 E: 0 LOB: 0 K: 1 BB: 1 S: 4 P: 8	R: 0 H: 0 E: 0 LOB: 0 K: 0 BB: 0 S: 3 P: 3	R: 0 H: 1 E: 0 LOB: 1 K: 2 BB: 0 S: 8 P: 8	R: 0 H: 0 E: 0 LOB: 0 K: 1 BB: 0 S: 5 P: 5	R: 2 H: 2 E: 0 LOB: 2 K: 0 BB: 2 S: 5 P: 13		1B: 3 SF: 0 2B: 0 SAC: 1 3B: 0 DP: 0 HR: 1 HBP: 0						

	AB	26
	R	3
	H	4
	RBI	3
	BB	3
	SO	7
	LOB	8

WP: 1 PA: 30
PB: 0
SB: 1
CS: 1

PITCHER		IP	WLS	BF	H	R	ER	SO	BB	IBB	HBP	BLK	WP	HR	S	P	ERA	WHIP
Charlie Hough, R ERA: 3.99	(1, 1)	7.0	L	25	3	3	3	7	2	0	0	0	1	1	37	45	3.86	0.714
Steve Comer, R ERA: 3.0	(8, 1)	0.2		3	1	0	0	0	0	0	0	0	0	0	3	3	0.00	1.500
Mark Mercer, L ERA: 4.26	(8, 1)	0.0		1	0	0	0	0	1	0	0	0	0	0	0	4	∞	∞
Jim Kern, R ERA: 1.86	(8, 1)	0.1		1	0	0	0	0	0	0	0	0	0	0	1	1	0.00	0.000

PITCHER		IP	WLS	BF	H	R	ER	SO	BB	IBB	HBP	BLK	WP	HR	S	P	ERA	WHIP

Texas Rangers @ Oakland Athletics

Oakland-Alameda County Coliseum, Oakland, CA

Wed Sep 09 1981, 7:05 PM PDT

Att. 11,655 - Unknown

TOP

livebaseballscorecards.com

Batter	1	2	3	4	5	6	7	8	9	AB	R	H	RBI	BB	SO	LOB
Bump Wills, S (1, 4) OBP: 0.302, SLG: 0.316	6-3		F7		K		1B		FC6-4 BB E 1B F7	6	1	2	0	0	1	1
Mickey Rivers, L (1, 8) OBP: 0.297, SLG: 0.316	4-3			G3	F9		K		FC6-4 BB	4	0	0	0	1	1	2
Al Oliver, L (1, 10) OBP: 0.352, SLG: 0.428	1B			1B E 1B		F7	4-3		FC6-4 E HR	5	2	2	1	0	0	4
Buddy Bell, R (1, 5) OBP: 0.371, SLG: 0.463	F7			1B E FC5-2 1B		F8		F9	E5 HR	5	1	1	1	0	0	2
Bob Jones, L (1, 9) OBP: 0.300, SLG: 0.517		K		E4 FC5-2 1B		BB		K	HR	2	0	0	1	1	1	1
Bill Stein, R (8, PH) OBP: 0.387, SLG: 0.480 (8, 9) (9, 3)										2	1	1	3	0	1	0
Jim Sundberg, R (1, 2) OBP: 0.369, SLG: 0.367		CS 1B		FC5-2 1B		K		BB 1B	1B E 1B	5	1	4	0	0	1	1
Bill Sample, R (1, 7) OBP: 0.327, SLG: 0.380		F8		FC5-2 FC4-6			2B SF8 1B	BB	E 1B	4	2	2	0	1	0	4
Pat Putnam, L (1, 3) OBP: 0.296, SLG: 0.386			F3	FC4-6			1B 2B	K	F9	3	0	1	0	0	0	3
John Ellis, R (8, PH) OBP: 0.188, SLG: 0.283 (8, 3)										2	0	0	0	0	1	4
Johnny Grubb, L (9, 9) OBP: 0.325, SLG: 0.339										0	0	0	0	0	0	0
Mario Mendoza, R (1, 6) OBP: 0.270, SLG: 0.284			F7		5-3		SF8		S 1B FC6-4 1B E6	2	0	0	0	0	0	0
Tom Poquette, L (7, PH) OBP: 0.077, SLG: 0.083										0	0	0	1	0	0	0
Mark Wagner, R (7, 6) OBP: 0.417, SLG: 0.438										2	1	1	0	0	0	0
Inning Stats	R: 0 E: 0 K: 0 S: 4 H: 1 LOB: 1 BB: 0 P: 4	R: 0 E: 0 K: 1 S: 5 H: 1 LOB: 0 BB: 0 P: 5	R: 0 E: 0 K: 0 S: 3 H: 0 LOB: 0 BB: 0 P: 3	R: 1 E: 1 K: 0 S: 7 H: 3 LOB: 3 BB: 0 P: 7	R: 0 E: 0 K: 1 S: 5 H: 0 LOB: 0 BB: 0 P: 5	R: 0 E: 0 K: 1 S: 5 H: 0 LOB: 1 BB: 1 P: 9	R: 1 E: 0 K: 1 S: 8 H: 3 LOB: 2 BB: 0 P: 8	R: 0 E: 0 K: 2 S: 8 H: 1 LOB: 2 BB: 1 P: 12	R: 7 E: 2 K: 0 S: 10 H: 5 LOB: 1 BB: 1 P: 14	1B: 12 2B: 1 3B: 0 HR: 1	SF: 1 SAC: 0 DP: 0 HBP: 0						

AB	42
R	9
H	14
RBI	7
BB	3
SO	6
LOB	22

WP: 0 PB: 0 SB: 1 CS: 1 PA: 46

PITCHER		IP	WLS	BF	H	R	ER	SO	BB	IBB	HBP	BLK	WP	HR	S	P	ERA	WHIP
Rick Langford, R ERA: 3.01	(1, 1)	6.1		28	8	2	2	3	1	0	0	0	0	0	33	37	2.84	1.421
Tom Underwood, L ERA: 4.1	(7, 1)	2.0	L	11	3	3	3	3	2	0	0	0	0	0	15	23	13.50	2.500
Jeff Jones, R ERA: 3.27	(9, 1)	0.2		7	3	4	1	0	0	0	0	0	0	1	7	7	13.50	4.500

PITCHER	IP	WLS	BF	H	R	ER	SO	BB	IBB	HBP	BLK	WP	HR	S	P	ERA	WHIP

BOTTOM

Texas Rangers @ Oakland Athletics

Oakland-Alameda County Coliseum, Oakland, CA

Wed Sep 09 1981, 7:05 PM PDT

Att. 11,655 - Unknown

livebaseballscorecards.com

Batter	1	2	3	4	5	6	7	8	9	AB	R	H	RBI	BB	SO	LOB
Rickey Henderson, R (1, 7) OBP: 0.418, SLG: 0.469	S S S 0-3 K ①		x 0-0 F9 ②		x 0-0 S 1B 2B		x 0-0 BB 1-3 FC5-2 2B		x 0-0 6-3 ②	5	1	2	0	0	1	0
Dwayne Murphy, L (1, 8) OBP: 0.385, SLG: 0.433	S S S S 0-3 K ②		x 0-0 HR		S S S 0-3 K ② 2-3		I I I I 4-0 FC5-2 BB IBB		x 0-0 F5 ③	4	1	1	1	1	2	1
Cliff Johnson, R (1, 10) OBP: 0.333, SLG: 0.505	S S S 0-3 K ③		x 0-0 FC5-4 1B		x 0-0 3-H 1B		B B B B 4-0 FC5-2 1-2 2-3 3-H BB			3	0	2	2	1	1	0
Tony Armas, R (1, 9) OBP: 0.311, SLG: 0.521		x 0-0 F8 ①	x 0-0 FC5-4 ③ 1-2f		x 0-0 F6 ③		x 0-0 FC5-2 ② 1-2 2-3 3-Hf			4	0	0	0	0	0	5
Jim Spencer, L (1, 3) OBP: 0.255, SLG: 0.273		x 0-0 6-3 ②		x 0-0 4-3 ①		x 0-0 6-3 ①	x 0-0 F4 ③			4	0	0	0	0	0	3
Wayne Gross, L (1, 5) OBP: 0.297, SLG: 0.347 Jimmy Sexton, R (8, PR) Rob Picciolo, R (9, 6) OBP: 0.252, SLG: 0.319		x 0-0 BB 1B		x 0-0 HR		x 0-0 ② 6-3		x 0-0 G6-4-3 1B		4 0 0	1 0 0	3 0 0	1 0 0	0 0 0	0 0 0	0 0 0
Jeff Newman, R (1, 2) OBP: 0.285, SLG: 0.373	B B B B 4-0 1-2 BB		S S S 0-3 K ②			x 0-0 5-3 ③		x 0-0 F7 ①		3	0	0	0	1	1	1
Dave McKay, S (1, 4) OBP: 0.265, SLG: 0.298 (9, 5)		x 0-0 F6 ③		x 0-0 F9 ③			x 0-0 2B BB 1B	x 0-0 G6-4-3 ② ③ 1-2f		4	1	1	0	0	0	3
Fred Stanley, R (1, 6) OBP: 0.281, SLG: 0.241 (9, 4) Mike Davis, L (9, PH)			x 0-0 F8 ①		x 0-0 F7 ①		x 0-0 F2 ①		x 0-0 F9 ①	3 1	0 0	0 0	0 0	0 0	0 0	1 0
Inning Stats	R: 0 E: 0 K: 3 S: 9 H: 0 LOB: 0 BB: 0 P: 9	R: 0 E: 0 K: 0 S: 4 H: 1 LOB: 2 BB: 1 P: 8	R: 1 E: 0 K: 0 S: 5 H: 2 LOB: 1 BB: 0 P: 5	R: 1 E: 0 K: 1 S: 6 H: 1 LOB: 0 BB: 0 P: 6	R: 1 E: 0 K: 1 S: 7 H: 2 LOB: 1 BB: 0 P: 7	R: 0 E: 0 K: 0 S: 3 H: 0 LOB: 0 BB: 0 P: 3	R: 1 E: 0 K: 0 S: 5 H: 2 LOB: 3 BB: 2 P: 13	R: 0 E: 0 K: 0 S: 3 H: 1 LOB: 1 BB: 0 P: 3	R: 0 E: 0 K: 0 S: 3 H: 0 LOB: 0 BB: 0 P: 3	1B: 5 2B: 2 3B: 0 HR: 2	SF: 0 SAC: 0 DP: 1 HBP: 0						

	AB	35
	R	4
	H	9
	RBI	4
	BB	3
	SO	5
	LOB	14

WP: 0 PB: 0 SB: 1 CS: 0 PA: 38

PITCHER		IP	WLS	BF	H	R	ER	SO	BB	IBB	HBP	BLK	WP	HR	S	P	ERA	WHIP
Doc Medich, R ERA: 3.29	(1, 1)	6.1		29	8	4	4	5	1	1	0	0	0	2	37	45	5.68	1.421
Jim Kern, R ERA: 1.86	(7, 1)	0.0		1	0	0	0	0	1	0	0	0	0	0	0	4	∞	∞
Steve Comer, R ERA: 2.87	(7, 1)	2.2	W	8	1	0	0	0	0	0	0	0	0	0	8	8	0.00	0.375

PITCHER	IP	WLS	BF	H	R	ER	SO	BB	IBB	HBP	BLK	WP	HR	S	P	ERA	WHIP

Batter	1	2	3	4	5	6	7	8	9	AB	R	H	RBI	BB	SO	LOB
Willie Wilson, S (1, 7) OBP: 0.328, SLG: 0.356	F5		4-3			4-3			FC9-6 WP 1-2f	4	0	0	0	0	0	1
Frank White, R (1, 4) OBP: 0.291, SLG: 0.382	K			F7		4-3			F7 1-2	4	0	0	0	0	1	1
George Brett, L (1, 5) OBP: 0.334, SLG: 0.433	F9			F8			F6		4-3	4	0	0	0	0	0	1
Willie Aikens, L (1, 3) OBP: 0.374, SLG: 0.470		F8		HR			F7			3	1	1	1	0	0	0
Amos Otis, R (1, 8) OBP: 0.309, SLG: 0.405		F4		CS 1B			F8			3	0	1	0	0	0	0
Hal McRae, R (1, 10) OBP: 0.310, SLG: 0.368		FC6-4 1B		CS 1-2	BBBB G1-6-3 BB			F3		2	0	1	0	1	0	0
John Wathan, R (1, 2) OBP: 0.291, SLG: 0.308		FC6-4 1-2f			F4			F7		3	0	0	0	0	0	2
Cesar Geronimo, L (1, 9) OBP: 0.280, SLG: 0.311			F7		G1-6-3 1-2f			F8		3	0	0	0	0	0	1
U L Washington, S (1, 6) OBP: 0.307, SLG: 0.277			1-3			B4-3			BBBB FC9-6 BB	2	0	0	0	1	0	0
Inning Stats	R: 0 H: 0 E: 0 LOB: 0 K: 1 BB: 0 S: 5 P: 5	R: 0 H: 1 E: 0 LOB: 1 K: 0 BB: 0 S: 4 P: 4	R: 0 H: 0 E: 0 LOB: 0 K: 0 BB: 0 S: 3 P: 3	R: 1 H: 2 E: 0 LOB: 0 K: 0 BB: 0 S: 4 P: 4	R: 0 H: 0 E: 0 LOB: 0 K: 0 BB: 1 S: 2 P: 6	R: 0 H: 0 E: 0 LOB: 0 K: 0 BB: 0 S: 3 P: 3	R: 0 H: 0 E: 0 LOB: 0 K: 0 BB: 0 S: 3 P: 3	R: 0 H: 0 E: 0 LOB: 0 K: 0 BB: 0 S: 3 P: 3	R: 0 H: 0 E: 0 LOB: 1 K: 0 BB: 1 S: 3 P: 7	1B: 2 SF: 0 2B: 0 SAC: 0 3B: 0 DP: 1 HR: 1 HBP: 0						

TOP

Kansas City Royals @ Oakland Athletics

Oakland-Alameda County Coliseum, Oakland, CA

Fri Sep 11 1981, 7:05 PM PDT
Att. 26,098 - Unknown - 63 F

livebaseballscorecards.com

AB	28
R	1
H	3
RBI	1
BB	2
SO	1
LOB	6

PITCHER		IP	WLS	BF	H	R	ER	SO	BB	IBB	HBP	BLK	WP	HR	S	P	ERA	WHIP
Matt Keough, R ERA: 3.12	(1, 1)	9.0	W	30	3	1	1	1	2	0	0	0	1	1	30	38	1.00	0.556

PITCHER	IP	WLS	BF	H	R	ER	SO	BB	IBB	HBP	BLK	WP	HR	S	P	ERA	WHIP

Batter	1	2	3	4	5	6	7	8	9	AB	R	H	RBI	BB	SO	LOB
Rickey Henderson, R (1, 7) OBP: 0.419, SLG: 0.470	S S S 0-3 ① K		x 0-0 ① ② L1-3 1-2			x 0-0 BB HR 1B	x 0-0 S 1-3 E 3-H 1B			4	2	2	1	0	1	1
Dwayne Murphy, L (1, 8) OBP: 0.386, SLG: 0.430	x 0-0 ② F7		x 0-0 ③ F9			B B B B 4-0 1-2 HR BB	I I I 4-0 E 1-2 IBB			2	1	0	0	2	0	0
Cliff Johnson, R (1, 10) OBP: 0.332, SLG: 0.500	x 0-0 1B			S S S 0-3 ① K		x 0-0 ① F8	x 0-0 E6 1-3 2-H 3-H			4	0	1	1	0	1	3
Tony Armas, R (1, 9) OBP: 0.308, SLG: 0.515	x 0-0 ③ F7			x 0-0 ② F9		x 0-0 ② F8	x 0-0 ② F6			4	0	0	0	0	0	5
Mickey Klutts, R (1, 5) OBP: 0.364, SLG: 0.773 Fred Stanley, R (9, 4) OBP: 0.281, SLG: 0.241		x 0-0 ① 5-3		x 0-0 ③ F4		x 0-0 1-H 2-H HR	x 0-0 ③ P3			4 0	1 0	1 0	3 0	0 0	0 0	2 0
Mike Heath, R (1, 2) OBP: 0.286, SLG: 0.375		x 0-0 FC4-6 1B			x 0-0 2B	x 0-0 ③ F7		x 0-0 1B		4	0	3	0	0	0	0
Kelvin Moore, R (1, 3) OBP: 0.308, SLG: 0.143		x 0-0 ② FC4-6 1-2f			x 0-0 ① L6		x 0-0 ① 1-3	S S S 0-3 ① K		4	0	0	0	0	1	3
Dave McKay, S (1, 4) (9, 5) OBP: 0.265, SLG: 0.297		x 0-0 ③ F8			x 0-0 ② F7		x 0-0 1B 1B 1B	x 0-0 ② L8		4	1	1	0	0	0	3
Rob Picciolo, R (1, 6) OBP: 0.258, SLG: 0.324			x 0-0 L1-3 1B		x 0-0 ③ L8		x 0-0 1B 1-3 E 1B	x 0-0 ③ 5-3		4	1	2	0	0	0	2
Inning Stats	R: 0 H: 1 E: 0 LOB: 1 K: 1 BB: 0 S: 6 P: 6	R: 0 H: 1 E: 0 LOB: 1 K: 0 BB: 0 S: 4 P: 4	R: 0 H: 1 E: 0 LOB: 0 K: 0 BB: 0 S: 3 P: 3	R: 0 H: 0 E: 0 LOB: 0 K: 1 BB: 0 S: 5 P: 5	R: 0 H: 1 E: 0 LOB: 1 K: 0 BB: 0 S: 4 P: 4	R: 3 H: 2 E: 0 LOB: 0 K: 0 BB: 1 S: 5 P: 9	R: 3 H: 3 E: 1 LOB: 2 K: 0 BB: 1 S: 7 P: 11	R: 0 H: 1 E: 0 LOB: 1 K: 1 BB: 0 S: 6 P: 6		1B: 8 SF: 0 2B: 2 SAC: 0 3B: 0 DP: 1 HR: 1 HBP: 0						

PITCHER		IP	WLS	BF	H	R	ER	SO	BB	IBB	HBP	BLK	WP	HR	S	P	ERA	WHIP
Atlee Hammaker, L ERA: 5.9	(1, 1)	6.1	L	27	8	5	5	2	1	0	0	0	0	1	30	34	7.11	1.421
Renie Martin, R ERA: 2.79	(7, 1)	0.0		2	1	0	0	0	0	1	0	0	0	0	1	5	∞	∞
Rich Gale, R ERA: 5.71	(7, 1)	1.2		7	1	1	0	1	0	0	0	0	0	0	9	9	0.00	0.600

PITCHER	IP	WLS	BF	H	R	ER	SO	BB	IBB	HBP	BLK	WP	HR	S	P	ERA	WHIP

BOTTOM

Kansas City Royals @ Oakland Athletics

Oakland-Alameda County Coliseum, Oakland, CA

Fri Sep 11 1981, 7:05 PM PDT

Att. 26,098 - Unknown - 63 F

livebaseballscorecards.com

AB	34
R	6
H	10
RBI	5
BB	2
SO	3
LOB	19

WP: 0 PA: 36
PB: 0
SB: 1
CS: 0

Batter	1	2	3	4	5	6	7	8	9	AB	R	H	RBI	BB	SO	LOB
Willie Wilson, S (1, 7) OBP: 0.323, SLG: 0.351	4-3		L9			F3	1-3		FC4-6 1-2f	5	0	0	0	0	0	3
Frank White, R (1, 4) OBP: 0.290, SLG: 0.380	F4			F8		BLK 1B		6-3		4	0	1	0	0	0	0
George Brett, L (1, 5) OBP: 0.337, SLG: 0.438	CS 1B			4-3 2B 2B		L7 1-2		L9		4	1	2	0	0	0	1
Willie Aikens, L (1, 3) OBP: 0.369, SLG: 0.463	CS 1-2	K		4-3 2-3		F9		F7		4	0	0	0	0	1	2
Amos Otis, R (1, 8) OBP: 0.318, SLG: 0.413		FC5-4 BB		2B 3-H			SH5-3 BB WP 1B		S 2B BB	2	2	2	1	2	0	0
Hal McRae, R (1, 10) OBP: 0.313, SLG: 0.371		FC5-4 1-2f		F8			WP SH5-3 1B 1-2 BB		1B 1-H 2B	3	1	1	1	1	0	2
John Wathan, R (1, 2) OBP: 0.287, SLG: 0.304		5-3			F7		SH5-3 1-2 2-3		F3	3	0	0	0	0	0	2
Cesar Geronimo, L (1, 9) OBP: 0.279, SLG: 0.309			F8		3-1		4-3 2-3 3-H		FC4-6 2-3 1B	4	0	1	0	0	0	1
U L Washington, S (1, 6) OBP: 0.307, SLG: 0.277			F9		6-3		1B 3-H		K	4	0	1	1	0	1	2
Inning Stats	R: 0 E: 0 K: 0 S: 3 H: 1 LOB: 0 BB: 0 P: 3	R: 0 E: 0 K: 1 S: 5 H: 0 LOB: 1 BB: 1 P: 9	R: 0 E: 0 K: 0 S: 3 H: 0 LOB: 0 BB: 0 P: 3	R: 1 E: 0 K: 0 S: 5 H: 2 LOB: 1 BB: 0 P: 5	R: 0 E: 0 K: 0 S: 3 H: 0 LOB: 0 BB: 0 P: 3	R: 0 E: 0 K: 0 S: 4 H: 1 LOB: 1 BB: 0 P: 4	R: 2 E: 0 K: 0 S: 5 H: 2 LOB: 1 BB: 1 P: 9	R: 0 E: 0 K: 0 S: 3 H: 0 LOB: 0 BB: 0 P: 3	R: 1 E: 0 K: 1 S: 7 H: 2 LOB: 2 BB: 1 P: 11	1B: 5 2B: 3 3B: 0 HR: 0 SF: 0 SAC: 1 DP: 0 HBP: 0							

TOP

Kansas City Royals @ Oakland Athletics

Oakland-Alameda County Coliseum, Oakland, CA

Sat Sep 12 1981, 3:33 AM PDT

Att. 33,493 - Sunny

livebaseballscorecards.com

AB	33
R	4
H	8
RBI	3
BB	3
SO	2
LOB	13

WP: 1 PB: 0 SB: 1 CS: 1 PA: 38

PITCHER		IP	WLS	BF	H	R	ER	SO	BB	IBB	HBP	BLK	WP	HR	S	P	ERA	WHIP
Mike Norris, R ERA: 3.66	(1, 1)	8.1	L	35	8	4	4	1	3	0	0	1	1	0	34	46	4.32	1.320
Dave Beard, R ERA: 8.1	(9, 1)	0.2		2	0	0	0	1	0	0	0	0	0	0	4	4	0.00	0.000

PITCHER	IP	WLS	BF	H	R	ER	SO	BB	IBB	HBP	BLK	WP	HR	S	P	ERA	WHIP

Batter	1	2	3	4	5	6	7	8	9	AB	R	H	RBI	BB	SO	LOB
Rickey Henderson, R (1, 7) OBP: 0.417, SLG: 0.467	F8			5-3		1-2 1B		5-3		4	0	1	0	0	0	0
Dwayne Murphy, L (1, 8) OBP: 0.385, SLG: 0.426	G3			BB		K			F7	3	0	0	0	1	1	2
Cliff Johnson, R (1, 10) OBP: 0.327, SLG: 0.491	F4			F9		K			F8	4	0	0	0	0	1	3
Tony Armas, R (1, 9) OBP: 0.305, SLG: 0.510		F9		K			K		F5	4	0	0	0	0	2	1
Wayne Gross, L (1, 5) OBP: 0.293, SLG: 0.342		F3			4-3		F7			3	0	0	0	0	0	0
Jim Spencer, L (1, 3) OBP: 0.256, SLG: 0.274		L7			3-1		1B			3	0	1	0	0	0	0
Jeff Newman, R (1, 2) OBP: 0.280, SLG: 0.367			F4		K		F3			3	0	0	0	0	1	1
Dave McKay, S (1, 4) OBP: 0.260, SLG: 0.291 (9, 6)			F8			F7		F6		3	0	0	0	0	0	0
Fred Stanley, R (1, 6) OBP: 0.285, SLG: 0.246			5-3			1B		F9		2	0	1	0	0	0	0
Jimmy Sexton, R (6, PR)										0	0	0	0	0	0	0
Rob Picciolo, R (7, 6) OBP: 0.258, SLG: 0.324										0	0	0	0	0	0	0
Keith Drumright, L (8, PH) OBP: 0.323, SLG: 0.300										1	0	0	0	0	0	0
Jeff Cox, R (9, 4)										0	0	0	0	0	0	0
Inning Stats	R: 0 E: 0 K: 0 S: 3 H: 0 LOB: 0 BB: 0 P: 3	R: 0 E: 0 K: 0 S: 3 H: 0 LOB: 0 BB: 0 P: 3	R: 0 E: 0 K: 0 S: 3 H: 0 LOB: 0 BB: 0 P: 3	R: 0 E: 0 K: 1 S: 5 H: 0 LOB: 1 BB: 1 P: 9	R: 0 E: 0 K: 1 S: 5 H: 0 LOB: 0 BB: 0 P: 5	R: 0 E: 0 K: 2 S: 9 H: 2 LOB: 2 BB: 0 P: 9	R: 0 E: 0 K: 1 S: 6 H: 1 LOB: 1 BB: 0 P: 6	R: 0 E: 0 K: 0 S: 3 H: 0 LOB: 0 BB: 0 P: 3	R: 0 E: 0 K: 0 S: 3 H: 0 LOB: 0 BB: 0 P: 3	1B: 3 2B: 0 3B: 0 HR: 0 SF: 0 SAC: 0 DP: 0 HBP: 0						

PITCHER	IP	WLS	BF	H	R	ER	SO	BB	IBB	HBP	BLK	WP	HR	S	P	ERA	WHIP
Dennis Leonard, R (1, 1) ERA: 3.46	9.0	W	31	3	0	0	5	1	0	0	0	0	0	40	44	0.00	0.444

PITCHER	IP	WLS	BF	H	R	ER	SO	BB	IBB	HBP	BLK	WP	HR	S	P	ERA	WHIP

BOTTOM

Kansas City Royals @ Oakland Athletics

Oakland-Alameda County Coliseum, Oakland, CA

Sat Sep 12 1981, 3:33 AM PDT

Att. 33,493 - Sunny

livebaseballscorecards.com

AB	30
R	0
H	3
RBI	0
BB	1
SO	5
LOB	7

WP: 0 PA: 31
PB: 0
SB: 0
CS: 0

Batter	1	2	3	4	5	6	7	8	9	10	11	12	AB	R	H	RBI	BB	SO	LOB
Willie Wilson, S (1, 7) OBP: 0.322, SLG: 0.349	1-3	F7		F8		F5		F8 1-2			WP S 1B	1-3 2-H 1B	7	0	2	1	0	0	5
Frank White, R (1, 4) OBP: 0.283, SLG: 0.370	L5	F5			6-3		F7		F6		5-3 1-2	5-3	7	0	0	0	0	0	4
George Brett, L (1, 5) OBP: 0.340, SLG: 0.437	1B 1B 1B		4-3		6-3		BB 1B 1B		F4		WP IBB		5	1	2	0	1	0	0
Willie Aikens, L (1, 3) OBP: 0.369, SLG: 0.460	1B 1-3 1B		F7		K		BB 1-2 1B		F8		L9 1-2 2-3		6	0	2	0	0	1	2
Amos Otis, R (1, 8) OBP: 0.324, SLG: 0.414	K 1-3 3-H 1B		CS HBP			2B 1B BB	K			FC1-6 SH2 1B	K		4	1	2	1	1	2	4
Hal McRae, R (1, 10) OBP: 0.317, SLG: 0.376	K	CS 1-2		SH5-4 BB 1B 1B		1B 1-3 SF8 2B	BB 1-2 2-3 BB			SH2 1-2		5-3	4	2	2	0	1	1	2
Clint Hurdle, L (1, 9) OBP: 0.476, SLG: 0.722		1B E 1B		SH5-4 1-2 1B BB		SF8 2-3 3-H 1B	F7			FC1-6 IBB		1B 1B 1B	2	1	2	1	1	0	0
Cesar Geronimo, L (6, PR) OBP: 0.288, SLG: 0.313 (6, 9)													2	1	1	0	1	0	3
John Wathan, R (1, 2) OBP: 0.290, SLG: 0.306		FC 1-2 1B		SH5-4 1-2 2-3		F8		F4 CS 1B		FC1-6 1-2f 2-3		1B 1-2 1B	5	0	2	0	0	0	4
U L Washington, S (1, 6) OBP: 0.309, SLG: 0.281		FC 1-3 2-H		2-H 3-H 1B		SF8 1-2 3-H				K		K	4	0	2	2	0	1	3
Ken Phelps, L (12, PH) OBP: 0.136, SLG: 0.190													1	0	0	0	0	1	2
Onix Concepcion, R (12, 6)													0	0	0	0	0	0	0
Inning Stats	R: 1 E: 0 K: 1 S: 8 H: 3 LOB: 2 BB: 0 P: 8	R: 1 E: 1 K: 0 S: 5 H: 2 LOB: 1 BB: 0 P: 5	R: 0 E: 0 K: 0 S: 2 H: 0 LOB: 0 BB: 0 P: 3	R: 1 E: 0 K: 0 S: 4 H: 2 LOB: 1 BB: 1 P: 8	R: 0 E: 0 K: 1 S: 5 H: 0 LOB: 0 BB: 0 P: 5	R: 2 E: 0 K: 0 S: 5 H: 2 LOB: 2 BB: 1 P: 9	R: 0 E: 0 K: 1 S: 7 H: 2 LOB: 3 BB: 1 P: 11	R: 0 E: 0 K: 0 S: 3 H: 1 LOB: 0 BB: 0 P: 3	R: 0 E: 0 K: 0 S: 3 H: 0 LOB: 0 BB: 0 P: 3	R: 0 E: 0 K: 1 S: 6 H: 1 LOB: 2 BB: 1 P: 10	R: 0 E: 0 K: 1 S: 6 H: 1 LOB: 2 BB: 1 P: 10	R: 1 E: 0 K: 1 S: 8 H: 3 LOB: 2 BB: 0 P: 8	1B: 16 2B: 1 3B: 0 HR: 0	SF: 1 SAC: 3 DP: 0 HBP: 1	WP: 1 PB: 0 SB: 1 CS: 2	PA: 57			

PITCHER		IP	WLS	BF	H	R	ER	SO	BB	IBB	HBP	BLK	WP	HR	S	P	ERA	WHIP
Steve McCatty, R ERA: 2.34	(1, 1)	6.1		31	11	5	4	2	2	0	1	0	0	0	32	41	5.68	2.053
Jeff Jones, R ERA: 3.04	(7, 1)	4.0		17	3	0	0	2	1	2	0	0	0	0	18	30	0.00	1.000
Tom Underwood, L ERA: 4.08	(11, 1)	0.1		1	0	0	0	0	0	0	0	0	1	0	1	1	0.00	0.000
Dave Beard, R ERA: 7.71	(11, 1)	1.1	L	7	3	1	1	2	0	0	0	0	0	0	11	11	6.75	2.250

PITCHER	IP	WLS	BF	H	R	ER	SO	BB	IBB	HBP	BLK	WP	HR	S	P	ERA	WHIP

TOP

Kansas City Royals @ Oakland Athletics

Oakland-Alameda County Coliseum, Oakland, CA

Sun Sep 13 1981, 3:33 AM PDT

Att. 28,701 - Sunny

livebaseballscorecards.com

AB	47
R	6
H	17
RBI	5
BB	5
SO	6
LOB	29

Kansas City Royals @ Oakland Athletics

Oakland-Alameda County Coliseum, Oakland, CA

Sun Sep 13 1981, 3:33 AM PDT

Att. 28,701 - Sunny

livebaseballscorecards.com

BOTTOM

Batter	1	2	3	4	5	6	7	8	9	10	11	12	AB	R	H	RBI	BB	SO	LOB
Rickey Henderson, R (1, 7) OBP: 0.416, SLG: 0.465	F9 S 1B		K		1-3		SF8 3-H		5-3		F9 IBB		4	0	1	1	1	1	1
Dwayne Murphy, L (1, 8) OBP: 0.384, SLG: 0.422	F9 1-3			BB	K	K 1-2 2-H 1B			K		F9 1-2 2-3		5	0	1	1	1	2	3
Cliff Johnson, R (1, 10) OBP: 0.324, SLG: 0.485 Mitchell Page, L (9, PR) OBP: 0.204, SLG: 0.289	K			L7		K	5-3		S 1B		L6		5 1	0 0	1 0	0 0	2 0	3 2	
Tony Armas, R (1, 9) OBP: 0.302, SLG: 0.505 Wayne Gross, L (8, 5) OBP: 0.296, SLG: 0.345 Jimmy Sexton, R (8, PR) (9, 5)		F2		K		K		1-3 SH1-3 1B 1B	K 1-2			K	3 1 2	0 0 1	0 1 0	0 0 0	0 0 2	2 0 1	1 0 1
Mickey Klutts, R (1, 5) OBP: 0.400, SLG: 0.750 Jim Nettles, L (8, 9) Rick Bosetti, R (10, PH) OBP: 0.254, SLG: 0.238 (11, 9)		F4		BB 1-2			1B 1B 1B 1B	SH1-3 1-2		K		F3	2 0 2	1 0 0	1 0 0	0 0 0	1 0 1	0 0 0	0 0 0
Mike Heath, R (1, 2) OBP: 0.284, SLG: 0.371	5-3		K				F9	1-3 2-3		K		1B	6	0	1	0	0	2	5
Kelvin Moore, R (1, 3) OBP: 0.345, SLG: 0.208 Jim Spencer, L (8, PH) OBP: 0.264, SLG: 0.278 Mike Davis, L (8, PR) (9, 3) Jeff Newman, R (10, PH) OBP: 0.277, SLG: 0.363 (11, 3)			F9		G6-4-3 1B		1B SF8 1B 1-2	1B 3-H		4-3		F9	3 1 0 2	1 0 0 0	2 1 0 0	0 1 0 0	0 0 0 0	0 0 0 1	
Dave McKay, S (1, 4) OBP: 0.275, SLG: 0.302			5-3		G6-4-3 1-2		1B 1B 1-2 2-3	FC4-6 1-2			F9 SH1-4 BB		4	1	3	0	1	0	0
Rob Picciolo, R (1, 6) OBP: 0.266, SLG: 0.351 Keith Drumright, L (8, PH) OBP: 0.318, SLG: 0.295 Fred Stanley, R (9, 6) OBP: 0.285, SLG: 0.246			HR		G6-4-3 1-2f 2-3		1B 1-2 2-3 3-H	FC4-6 1-2f			SH1-4 1-2		3 1 0	1 0 0	2 0 0	2 0 0	0 0 0	0 2 0	2 2 0
Inning Stats	R: 0 H: 1 E: 0 LOB: 0 K: 1 BB: 0 S: 5 P: 5	R: 0 H: 0 E: 0 LOB: 0 K: 0 BB: 0 S: 3 P: 3	R: 1 H: 1 E: 0 LOB: 0 K: 1 BB: 0 S: 6 P: 6	R: 0 H: 0 E: 0 LOB: 0 K: 2 BB: 2 S: 7 P: 15	R: 0 H: 0 E: 0 LOB: 2 K: 0 BB: 2 S: 4 P: 15	R: 0 H: 0 E: 0 LOB: 0 K: 3 BB: 0 S: 9 P: 9	R: 3 H: 5 E: 0 LOB: 2 K: 0 BB: 0 S: 8 P: 8	R: 1 H: 3 E: 0 LOB: 2 K: 0 BB: 0 S: 6 P: 6	R: 0 H: 1 E: 0 LOB: 2 K: 2 BB: 0 S: 8 P: 8	R: 0 H: 0 E: 0 LOB: 0 K: 2 BB: 0 S: 7 P: 7	R: 0 H: 0 E: 0 LOB: 2 K: 0 BB: 2 S: 3 P: 11	R: 0 H: 1 E: 0 LOB: 1 K: 1 BB: 0 S: 6 P: 6	1B: 13 2B: 0 3B: 0 HR: 1	SF: 1 SAC: 2 DP: 1 HBP: 0				WP: 0 PB: 0 SB: 2 CS: 0	PA: 52	

PITCHER	IP	WLS	BF	H	R	ER	SO	BB	IBB	HBP	BLK	WP	HR	S	P	ERA	WHIP
Mike Jones, L (1, 1) ERA: 2.32	6.1		27	8	4	4	7	2	0	0	0	0	1	39	47	5.68	1.579
Dan Quisenberry, R (7, 1) ERA: 2.12	2.2		13	5	1	1	2	0	0	0	0	0	0	17	17	3.38	1.875
Paul Splittorff, L (10, 1) ERA: 4.37	3.0	W	12	1	0	0	3	1	1	0	0	0	0	16	24	0.00	0.667

PITCHER	IP	WLS	BF	H	R	ER	SO	BB	IBB	HBP	BLK	WP	HR	S	P	ERA	WHIP

AB	45
R	5
H	14
RBI	5
BB	4
SO	12
LOB	21

Oakland Athletics @ Texas Rangers

Arlington Stadium, Arlington, TX

Mon Sep 14 1981, 8:05 PM EDT

Att. 9,995 - Unknown

TOP

livebaseballscorecards.com

Batter	1	2	3	4	5	6	7	8	9	AB	R	H	RBI	BB	SO	LOB
Rickey Henderson, R (1, 7) OBP: 0.413, SLG: 0.460	6-3	1-3		5-3 2-3			BB CS		K	4	0	0	0	1	1	3
Dwayne Murphy, L (1, 8) OBP: 0.383, SLG: 0.418	K	IBB 1B			4-3		4-3 1-2			3	0	0	0	1	1	1
Cliff Johnson, R (1, 10) OBP: 0.327, SLG: 0.489	2B 1B	1B 1-3 2-H 3-H			K			F7		4	1	2	2	0	1	0
Tony Armas, R (1, 9) OBP: 0.304, SLG: 0.505	1B 2-H		K		4-3			FC3-6 1B	1B	4	0	2	1	0	1	0
Jim Spencer, L (1, 3) OBP: 0.260, SLG: 0.277	K		P4			6-3		FC3-6 1-2	1B	4	0	1	0	0	1	1
Wayne Gross, L (1, 5) OBP: 0.300, SLG: 0.360		BB 1B	1-3			HR		FC3-6 1-2f 2-3		3	2	1	1	1	0	2
Jeff Newman, R (1, 2) OBP: 0.277, SLG: 0.357		BB 1B 1-2 1B		K		F9		5-3		3	1	0	0	1	1	2
Dave McKay, S (1, 4) OBP: 0.280, SLG: 0.313		1B SH3-4 1-3 2-H		WP 2B		G3			F7	4	1	2	1	0	0	0
Fred Stanley, R (1, 6) OBP: 0.278, SLG: 0.240		SH3-4 1-2		L4			4-3		3-1	3	0	0	0	0	0	1

	AB	32
	R	5
	H	8
	RBI	5
	BB	4
	SO	6
	LOB	10

Inning Stats																		
	R: 1	H: 2	R: 3	H: 2	R: 0	H: 0	R: 0	H: 1	R: 0	H: 0	R: 1	H: 1	R: 0	H: 0	R: 0	H: 2	R: 0	H: 0
	E: 0	LOB: 1	E: 0	LOB: 2	E: 0	LOB: 0	E: 0	LOB: 1	E: 0	LOB: 0	E: 0	LOB: 0	E: 0	LOB: 0	E: 0	LOB: 2	E: 0	LOB: 0
	K: 2	BB: 0	K: 0	BB: 3	K: 1	BB: 0	K: 1	BB: 0	K: 1	BB: 0	K: 0	BB: 0	K: 0	BB: 1	K: 0	BB: 0	K: 1	BB: 0
	S: 9	P: 9	S: 4	P: 16	S: 5	P: 5	S: 6	P: 6	S: 5	P: 5	S: 4	P: 4	S: 2	P: 6	S: 5	P: 5	S: 5	P: 5

	1B: 5	SF: 0	WP: 1	PA: 37
	2B: 2	SAC: 1	PB: 0	
	3B: 0	DP: 0	SB: 0	
	HR: 1	HBP: 0	CS: 1	

PITCHER		IP	WLS	BF	H	R	ER	SO	BB	IBB	HBP	BLK	WP	HR	S	P	ERA	WHIP
Doc Medich, R ERA: 3.47	(1, 1)	7.1	L	32	8	5	5	5	3	1	0	0	1	1	38	54	6.14	1.500
Jim Kern, R ERA: 1.69	(8, 1)	1.2		5	0	0	0	1	0	0	0	0	0	0	7	7	0.00	0.000

PITCHER		IP	WLS	BF	H	R	ER	SO	BB	IBB	HBP	BLK	WP	HR	S	P	ERA	WHIP

Oakland Athletics @ Texas Rangers

Arlington Stadium, Arlington, TX

Mon Sep 14 1981, 8:05 PM EDT

Att. 9,995 - Unknown

BOTTOM

Batter	1	2	3	4	5	6	7	8	9	AB	R	H	RBI	BB	SO	LOB
Bump Wills, S (1, 4) OBP: 0.299, SLG: 0.306	P6	F8			B1-3		G3			4	0	0	0	0	0	2
Mickey Rivers, L (1, 8) OBP: 0.303, SLG: 0.328	F7		FC4-6, 1B		4-3			F8		4	0	1	0	0	0	0
Al Oliver, L (1, 10) OBP: 0.340, SLG: 0.411	3-1		FC4-6, FC6-4, 1-2f		4-3			L6		4	0	0	0	0	0	1
Buddy Bell, R (1, 5) OBP: 0.372, SLG: 0.453		1B, 1B	FC6-4, 1-2f			5-3		F9		4	1	1	0	0	0	1
Pat Putnam, L (1, 3) OBP: 0.306, SLG: 0.425		1B, 1-3, 4-3, 1B	F8			4-3			4-3	4	1	1	0	0	0	1
Jim Sundberg, R (1, 2) OBP: 0.366, SLG: 0.359		4-3, 1-3, 3-H, 1B		1-3		1B			5-3	4	0	2	1	0	0	0
Tom Poquette, L (1, 9) OBP: 0.263, SLG: 0.294		4-3, 1-2, 3-H		1B		1-3			1B	4	0	2	1	0	0	2
Bill Sample, R (1, 7) OBP: 0.327, SLG: 0.366		B, B, B, B, BB		L4			F7		F3	3	0	0	0	1	0	2
Mario Mendoza, R (1, 6) OBP: 0.264, SLG: 0.277		S, S, S, K		S, S, S, K			F7			2	0	0	0	0	2	3
Mark Wagner, R (7, PH) (8, 6) OBP: 0.429, SLG: 0.432										1	0	0	0	0	0	0
Inning Stats	R: 0, E: 0, K: 0, S: 3 H: 0, LOB: 0, BB: 0, P: 3	R: 2, E: 0, K: 1, S: 8 H: 3, LOB: 2, BB: 1, P: 12	R: 0, E: 0, K: 0, S: 4 H: 1, LOB: 1, BB: 0, P: 4	R: 0, E: 0, K: 1, S: 6 H: 1, LOB: 1, BB: 0, P: 6	R: 0, E: 0, K: 0, S: 3 H: 0, LOB: 0, BB: 0, P: 3	R: 0, E: 0, K: 0, S: 4 H: 1, LOB: 1, BB: 0, P: 4	R: 0, E: 0, K: 0, S: 3 H: 0, LOB: 0, BB: 0, P: 3	R: 0, E: 0, K: 0, S: 3 H: 0, LOB: 0, BB: 0, P: 3	R: 0, E: 0, K: 0, S: 4 H: 1, LOB: 1, BB: 0, P: 4	1B: 7, 2B: 0, 3B: 0, HR: 0 SF: 0, SAC: 0, DP: 0, HBP: 0						

livebaseballscorecards.com

AB	34
R	2
H	7
RBI	2
BB	1
SO	2
LOB	12

WP: 0, PB: 0, SB: 0, CS: 0 — PA: 35

PITCHER	IP	WLS	BF	H	R	ER	SO	BB	IBB	HBP	BLK	WP	HR	S	P	ERA	WHIP
Rick Langford, R (1, 1) ERA: 2.96	9.0	W	35	7	2	2	2	1	0	0	0	0	0	38	42	2.00	0.889

PITCHER	IP	WLS	BF	H	R	ER	SO	BB	IBB	HBP	BLK	WP	HR	S	P	ERA	WHIP

Oakland Athletics @ Texas Rangers

Arlington Stadium, Arlington, TX

Tue Sep 15 1981, 8:05 PM EDT

Att. 11,829 - Unknown

TOP

livebaseballscorecards.com

Batter	1	2	3	4	5	6	7	8	9	AB	R	H	RBI	BB	SO	LOB
Rickey Henderson, R (1, 7) OBP: 0.411, SLG: 0.457	S S S 0-3 ① K		x 0-0 ③ FC1-6 1-2 1B		x 0-0 ③ 5-3		S S S 0-3 ③ K 1-2 2-3			4	0	1	0	0	2	2
Dwayne Murphy, L (1, 8) OBP: 0.381, SLG: 0.416	x 0-0 ② 4-3		x 0-0 ② FC1-6 1-2f 2-3			x 0-0 ① F9		x 0-0 5-3 1B		4	0	1	0	0	0	2
Cliff Johnson, R (1, 10) OBP: 0.326, SLG: 0.485	x 0-0 1B		x 0-0 ③ 5-3			S S S 0-3 ② K		S S S 0-3 ① K		4	0	1	0	0	2	3
Tony Armas, R (1, 9) OBP: 0.301, SLG: 0.500	S S S 0-3 ③ K			S S S 0-3 ① K		x 0-0 ③ F8		x 0-0 ② 5-3 1-2		4	0	0	0	0	2	2
Jim Spencer, L (1, 3) OBP: 0.264, SLG: 0.275		B B B B 4-0 G4-6-3 BB		x 0-0 ② 4-3			B B B B 4-0 G1-4-3 E 1B BB	x 0-0 ③ F8		2	1	0	0	2	0	1
Wayne Gross, L (1, 5) OBP: 0.299, SLG: 0.354		x 0-0 ① ② G4-6-3 1-2f		B B B B 4-0 BB			x 0-0 E3 G1-4-3 1-2		x 0-0 ① 3-1	3	0	0	0	1	0	2
Mike Heath, R (1, 2) OBP: 0.281, SLG: 0.367 Bob Kearney, R (8, 2) Jeff Newman, R (9, PH) OBP: 0.276, SLG: 0.355		x 0-0 ③ F7		x 0-0 ③ F7			x 0-0 ① ② G1-4-3 1-2f 2-3		x 0-0 ② F7	3 0 1	0 0 0	0 0 0	0 0 0	0 0 0	0 0 0	3 0 0
Dave McKay, S (1, 4) OBP: 0.296, SLG: 0.339			B B B B 4-0 FC1-6 1B BB		B B B B 4-0 G6-4-3 BB		x 0-0 WP 1B 3-H		x 0-0 HR	2	1	2	2	2	0	0
Rob Picciolo, R (1, 6) OBP: 0.265, SLG: 0.348			S S S 0-3 ① K		x 0-0 ① ② G6-4-3 1-2f		x 0-0 WP 1-2 1B		x 0-0 ③ F8	4	0	1	0	0	1	2

	AB	31
	R	2
	H	6
	RBI	2
	BB	5
	SO	7
	LOB	17

Inning Stats	1	2	3	4	5	6	7	8	9	1B: 5	SF: 0	WP: 1	PA: 36
R	0	0	0	0	0	0	1	0	1	2B: 0	SAC: 0	PB: 0	
E	0	0	0	0	0	0	1	0	0	3B: 0	DP: 3	SB: 0	
K	2	0	1	1	1	1	1	1	0	HR: 1	HBP: 0	CS: 0	
S	8	2	6	5	2	5	7	6	4				
H	1	0	1	0	0	0	2	1	1				
LOB	1	0	2	1	0	0	2	1	0				
BB	0	1	1	1	1	0	1	0	0				
P	8	6	10	9	6	5	11	6	4				

PITCHER		IP	WLS	BF	H	R	ER	SO	BB	IBB	HBP	BLK	WP	HR	S	P	ERA	WHIP
Charlie Hough, R ERA: 3.43	(1, 1)	8.0	W	32	5	1	0	7	5	0	0	0	1	0	41	61	0.00	1.250
Bob Lacey, L ERA: 7.66	(9, 1)	1.0		4	1	1	1	0	0	0	0	0	0	1	4	4	9.00	1.000

PITCHER		IP	WLS	BF	H	R	ER	SO	BB	IBB	HBP	BLK	WP	HR	S	P	ERA	WHIP

Batter	1	2	3	4	5	6	7	8	9	AB	R	H	RBI	BB	SO	LOB
Bump Wills, S (1, 4) OBP: 0.308, SLG: 0.314	CS 1B		HBP 1B 1B 1-2		2B 1B 1B	1B 1B 1B 1-3	2B BB BBB			4	4	4	0	1	0	0
Mickey Rivers, L (1, 8) OBP: 0.310, SLG: 0.335	CS 1B 1-2		1B SF9 HBP 1-2 2-3		F7	1B 1B 1-3 3-H	2B 2B 1-H 2-H			4	2	3	3	0	0	1
Al Oliver, L (1, 10) OBP: 0.346, SLG: 0.422	F7 1-2		1B 1-3 2-H 3-H		1B 2B 1-3	1-3 1B 1-3 3-H	2B 2-H			5	1	4	4	0	0	1
Buddy Bell, R (1, 5) OBP: 0.369, SLG: 0.449		1-3	SF9 3-H		1B IBB	1-3 1-2	6-3			3	0	0	1	1	0	3
Pat Putnam, L (1, 3) OBP: 0.304, SLG: 0.421		F7	F9		K S S S		F9	FC4-6 1B		5	0	1	0	0	1	4
Tom Poquette, L (1, 7) OBP: 0.250, SLG: 0.273		E6		F5	1B 1-2 2-H 3-H		F7	FC4-6 BB 1-2f		5	0	1	2	0	0	1
Jim Sundberg, R (1, 2) OBP: 0.366, SLG: 0.358		F7		F8 F8			1B 2B 1B BBBB	1-2 BB		4	1	1	0	1	0	3
Leon Roberts, R (1, 9) OBP: 0.350, SLG: 0.451			F7 1B			E5 FC5-4	1-2 2B 1B	F7		5	1	2	0	0	0	2
Mark Wagner, R (1, 6) OBP: 0.426, SLG: 0.452			HBP 1B 1B	F9		FC5-4 1-2f	1-H 2-H	F9		5	3	2	2	0	0	4
Inning Stats	R: 0 E: 0 K: 0 S: 3 H: 2 LOB: 0 BB: 0 P: 3	R: 0 E: 1 K: 0 S: 4 H: 0 LOB: 1 BB: 0 P: 4	R: 3 E: 0 K: 0 S: 6 H: 3 LOB: 1 BB: 0 P: 7	R: 0 E: 0 K: 0 S: 4 H: 1 LOB: 1 BB: 0 P: 4	R: 2 E: 0 K: 1 S: 8 H: 3 LOB: 2 BB: 1 P: 12	R: 2 E: 1 K: 0 S: 6 H: 3 LOB: 2 BB: 0 P: 6	R: 5 E: 0 K: 0 S: 8 H: 5 LOB: 1 BB: 1 P: 12	R: 0 E: 0 K: 0 S: 4 H: 1 LOB: 2 BB: 1 P: 8		1B: 14 2B: 4 3B: 0 HR: 0 SF: 1 SAC: 0 DP: 0 HBP: 1						

PITCHER		IP	WLS	BF	H	R	ER	SO	BB	IBB	HBP	BLK	WP	HR	S	P	ERA	WHIP
Brian Kingman, R ERA: 3.88	(1, 1)	4.1	L	22	8	5	5	0	0	1	1	0	0	0	20	25	10.38	1.846
Bob Owchinko, L ERA: 2.97	(5, 1)	1.0		8	4	2	1	1	0	0	0	0	0	0	10	10	9.00	4.000
Bo McLaughlin, R ERA: 12.1	(6, 1)	1.2		10	5	5	5	0	1	0	0	0	0	0	9	13	27.00	3.600
Rich Bordi, R ERA:	(8, 1)	1.0		5	1	0	0	0	1	0	0	0	0	0	4	8	0.00	2.000

PITCHER	IP	WLS	BF	H	R	ER	SO	BB	IBB	HBP	BLK	WP	HR	S	P	ERA	WHIP

BOTTOM

Oakland Athletics @ Texas Rangers

Arlington Stadium, Arlington, TX

Tue Sep 15 1981, 8:05 PM EDT

Att. 11,829 - Unknown

livebaseballscorecards.com

AB	40
R	12
H	18
RBI	12
BB	3
SO	1
LOB	19

WP: 0 PB: 0 SB: 0 CS: 2 PA: 45

Oakland Athletics @ Texas Rangers

Arlington Stadium, Arlington, TX

Wed Sep 16 1981, 8:05 PM EDT

Att. 9,743 - Unknown

TOP

livebaseballscorecards.com

Batter	1	2	3	4	5	6	7	8	9	AB	R	H	RBI	BB	SO	LOB
Rickey Henderson, R (1, 7) OBP: 0.411, SLG: 0.455	F9		G6-4-3 1-2f			BB S		HR 1B	G6-3 1-2f	4	1	1	0	1	0	3
Dwayne Murphy, L (1, 8) OBP: 0.380, SLG: 0.423	F8			4-3		K 1-2		1-H HR		4	1	1	2	0	1	1
Cliff Johnson, R (1, 10) OBP: 0.332, SLG: 0.487	1B			S 1B		HBP		5-3		3	0	2	0	0	0	0
Tony Armas, R (1, 9) OBP: 0.298, SLG: 0.495	F9			K 1-2		F8		K		4	0	0	0	0	2	4
Wayne Gross, L (1, 5) OBP: 0.302, SLG: 0.354		3-1		F8			1B 1B	BB		3	0	1	0	1	0	1
Jim Spencer, L (1, 3) OBP: 0.259, SLG: 0.269		K			4-1		K	4-3		4	0	0	0	0	2	2
Dave McKay, S (1, 4) OBP: 0.295, SLG: 0.337		K			K		K		E 1B	4	0	1	0	0	3	1
Jeff Newman, R (1, 2) Keith Drumright, L (7, PH) OBP: 0.328, SLG: 0.306 Jeff Cox, R (7, PR) Mike Heath, R (7, 2) OBP: 0.280, SLG: 0.365			G3	F8			1-2 1B		1-3 1-2	2 1 0 1	0 0 0 0	0 1 0 0	0 0 0 0	0 0 0 0	0 0 0 0	0 0 0 1
Fred Stanley, R (1, 6) OBP: 0.281, SLG: 0.238 Mike Davis, L (7, PH) Rob Picciolo, R (7, 6) OBP: 0.264, SLG: 0.346			BB G6-4-3			5-3	4-3		FC1 G6-3 2-2	1 1 1	0 0 0	0 0 0	0 0 0	1 0 0	0 0 0	0 2 1
Inning Stats	R: 0 E: 0 K: 0 S: 4 H: 1 LOB: 1 BB: 0 P: 4	R: 0 E: 0 K: 2 S: 7 H: 0 LOB: 0 BB: 0 P: 7	R: 0 E: 0 K: 0 S: 2 H: 0 LOB: 0 BB: 1 P: 6	R: 0 E: 0 K: 1 S: 6 H: 1 LOB: 1 BB: 0 P: 6	R: 0 E: 0 K: 1 S: 5 H: 0 LOB: 0 BB: 0 P: 5	R: 0 E: 0 K: 1 S: 5 H: 0 LOB: 2 BB: 1 P: 10	R: 0 E: 0 K: 2 S: 9 H: 2 LOB: 2 BB: 0 P: 9	R: 2 E: 0 K: 1 S: 7 H: 2 LOB: 1 BB: 1 P: 11	R: 0 E: 1 K: 0 S: 4 H: 1 LOB: 1 BB: 0 P: 4	1B: 6 2B: 0 3B: 0 HR: 1 SF: 0 SAC: 0 DP: 2 HBP: 1						

	AB	33
	R	2
	H	7
	RBI	2
	BB	3
	SO	8
	LOB	16

WP: 0 PB: 0 SB: 2 CS: 0 PA: 37

PITCHER	IP	WLS	BF	H	R	ER	SO	BB	IBB	HBP	BLK	WP	HR	S	P	ERA	WHIP
Danny Darwin, R (1, 1) ERA: 3.81	7.1	L	30	6	2	2	7	2	0	1	0	0	1	41	50	2.46	1.091
Steve Comer, R (8, 1) ERA: 2.86	1.2		7	1	0	0	1	1	0	0	0	0	0	8	12	0.00	1.200

PITCHER	IP	WLS	BF	H	R	ER	SO	BB	IBB	HBP	BLK	WP	HR	S	P	ERA	WHIP

Oakland Athletics @ Texas Rangers

Arlington Stadium, Arlington, TX

Wed Sep 16 1981, 8:05 PM EDT

Att. 9,743 - Unknown

BOTTOM

Batter	1	2	3	4	5	6	7	8	9	AB	R	H	RBI	BB	SO	LOB
Bump Wills, S (1, 4) OBP: 0.305, SLG: 0.311	K		F7			4-3			F9	4	0	0	0	0	1	0
Mickey Rivers, L (1, 8) OBP: 0.317, SLG: 0.345	G6-4-3 1B			2B		G4-6-3 1B			1B	4	0	4	0	0	0	0
Al Oliver, L (1, 10) OBP: 0.343, SLG: 0.417	G6-4-3 1-2f			F3		G4-6-3 1-2f			F9	4	0	0	0	0	0	4
Buddy Bell, R (1, 5) OBP: 0.368, SLG: 0.445		5-3		BB			6-3		5-3	3	0	0	0	1	0	1
Pat Putnam, L (1, 3) OBP: 0.300, SLG: 0.416		K		F8			4-3			3	0	0	0	0	1	2
Tom Poquette, L (1, 7) OBP: 0.222, SLG: 0.240		P6		F8			K			3	0	0	0	0	1	2
Jim Sundberg, R (1, 2) OBP: 0.366, SLG: 0.361			4-3 SH1 2B		F9			F8		3	1	1	0	0	0	0
Leon Roberts, R (1, 9) OBP: 0.345, SLG: 0.444			4-3 2-3		K			K		3	0	0	0	0	2	1
Mark Wagner, R (1, 6) OBP: 0.408, SLG: 0.432			SH1 3-H		F8			F7		2	0	0	1	0	0	0

	AB	29
	R	1
	H	5
	RBI	1
	BB	1
	SO	5
	LOB	10

livebaseballscorecards.com

Inning Stats	1	2	3	4	5	6	7	8	9
	R: 0 E: 0 K: 1 S: 5 H: 1 LOB: 0 BB: 0 P: 5	R: 0 E: 0 K: 1 S: 5 H: 0 LOB: 0 BB: 0 P: 5	R: 1 E: 0 K: 0 S: 4 H: 1 LOB: 0 BB: 0 P: 4	R: 0 E: 0 K: 0 S: 4 H: 1 LOB: 2 BB: 1 P: 8	R: 0 E: 0 K: 1 S: 5 H: 0 LOB: 0 BB: 0 P: 5	R: 0 E: 0 K: 0 S: 3 H: 1 LOB: 0 BB: 0 P: 3	R: 0 E: 0 K: 1 S: 5 H: 0 LOB: 0 BB: 0 P: 5	R: 0 E: 0 K: 1 S: 5 H: 0 LOB: 0 BB: 0 P: 5	R: 0 E: 0 K: 0 S: 4 H: 1 LOB: 1 BB: 0 P: 4

1B: 3 2B: 2 3B: 0 HR: 0 SF: 0 SAC: 1 DP: 2 HBP: 0

WP: 0 PB: 0 SB: 0 CS: 0 PA: 31

PITCHER	IP	WLS	BF	H	R	ER	SO	BB	IBB	HBP	BLK	WP	HR	S	P	ERA	WHIP
Mike Norris, R (1, 1) ERA: 3.5	9.0	W	31	5	1	1	5	1	0	0	0	0	0	40	44	1.00	0.667

PITCHER	IP	WLS	BF	H	R	ER	SO	BB	IBB	HBP	BLK	WP	HR	S	P	ERA	WHIP

Batter	1	2	3	4	5	6	7	8	9	AB	R	H	RBI	BB	SO	LOB
Rickey Henderson, R (1, 7) OBP: 0.411, SLG: 0.453	F9		E 3B 2-3 3-H 1B	F9			K		HR 1-2 2-3 BB	4	2	1	1	1	1	3
Dwayne Murphy, L (1, 8) OBP: 0.380, SLG: 0.432	F7		E1 3B 1-3 3-H 1B	G4-6-3 1-2f			G4-6-3 1-2f		1-H 2-H 3-H HR	5	2	2	5	0	0	3
Cliff Johnson, R (1, 10) OBP: 0.330, SLG: 0.479	5-3		BBBB 3B BB		6-3			P6	F7	4	1	0	0	1	0	0
Tony Armas, R (1, 9) OBP: 0.298, SLG: 0.497		F8	1B 1-H 2-H 3-H 3B		F8			5-3		4	1	1	3	0	0	0
Mickey Klutts, R (1, 5) OBP: 0.357, SLG: 0.667 Wayne Gross, L (8, PH) OBP: 0.301, SLG: 0.352 Fred Stanley, R (8, 4) OBP: 0.281, SLG: 0.238		F7	F6		F7			F9		3 1 0	0 0 0	0 0 0	0 0 0	0 0 0	0 0 0	1 0 0
Mike Heath, R (1, 2) OBP: 0.279, SLG: 0.364		F9	3-H 1B			K			5-3	4	0	1	1	0	1	0
Kelvin Moore, R (1, 3) OBP: 0.303, SLG: 0.179			K L6		F9				K	4	0	0	0	0	2	1
Dave McKay, S (1, 4) (8, 5) OBP: 0.304, SLG: 0.343			1B 1B	1B	4-3				BB 1B HR BB	3	2	2	0	1	0	0
Rob Picciolo, R (1, 6) OBP: 0.281, SLG: 0.363			1B E 1-3 1B	G4-6-3 1-3 1B			G4-6-3 1B		BB 1-2 HR 1B	4	2	4	0	0	0	0
Inning Stats	R: 0 E: 0 K: 0 S: 3 H: 0 LOB: 0 BB: 0 P: 3	R: 0 E: 0 K: 0 S: 3 H: 0 LOB: 0 BB: 0 P: 3	R: 6 E: 1 K: 1 S: 11 H: 6 LOB: 1 BB: 1 P: 15	R: 0 E: 0 K: 0 S: 4 H: 2 LOB: 1 BB: 0 P: 4	R: 0 E: 0 K: 0 S: 3 H: 0 LOB: 0 BB: 0 P: 3	R: 0 E: 0 K: 1 S: 5 H: 0 LOB: 0 BB: 0 P: 5	R: 0 E: 0 K: 1 S: 5 H: 1 LOB: 0 BB: 0 P: 5	R: 0 E: 0 K: 0 S: 3 H: 0 LOB: 0 BB: 0 P: 3	R: 4 E: 0 K: 1 S: 7 H: 2 LOB: 0 BB: 2 P: 15	1B: 9 2B: 0 3B: 1 HR: 1 SF: 0 SAC: 0 DP: 2 HBP: 0						

PITCHER		IP	WLS	BF	H	R	ER	SO	BB	IBB	HBP	BLK	WP	HR	S	P	ERA	WHIP
Steve Trout, L ERA: 3.25	(1, 1)	2.2	L	15	6	6	6	1	1	0	0	0	0	0	16	20	20.25	2.625
Lynn McGlothen, R ERA: 4.76	(3, 1)	6.0		22	4	3	3	3	2	0	0	0	0	0	26	34	4.50	1.000
Kevin Hickey, L ERA: 4.15	(9, 1)	0.1		2	1	1	1	0	0	0	0	0	0	1	2	2	27.00	3.000

PITCHER	IP	WLS	BF	H	R	ER	SO	BB	IBB	HBP	BLK	WP	HR	S	P	ERA	WHIP

TOP

Oakland Athletics @ Chicago White Sox

Comiskey Park, Chicago, IL

Fri Sep 18 1981, 8:05 PM EDT

Att. 21,266 - Unknown - 56 F

livebaseballscorecards.com

AB	36
R	10
H	11
RBI	10
BB	3
SO	4
LOB	8

PA:	39
WP:	0
PB:	0
SB:	0
CS:	0

Oakland Athletics @ Chicago White Sox

Comiskey Park, Chicago, IL

Fri Sep 18 1981, 8:05 PM EDT

Att. 21,266 - Unknown - 56 F

BOTTOM

Batter	1	2	3	4	5	6	7	8	9	AB	R	H	RBI	BB	SO	LOB
Ron LeFlore, R (1, 7) OBP: 0.310, SLG: 0.310	K			4-3		1B, SF9, 1-2 / 1B	F8		F9	5	1	1	0	0	1	1
Tony Bernazard, S (1, 4) OBP: 0.352, SLG: 0.383	K			1B		BB, 1B, 1-3, 2-H / 1B	P4		K	5	1	2	1	0	2	1
Harold Baines, L (1, 9) OBP: 0.304, SLG: 0.447	3-1			F8		SF9, 3-H		6-3, BB, WP / 1B		3	1	1	1	0	0	1
Greg Luzinski, R (1, 10) OBP: 0.386, SLG: 0.494 Leo Sutherland, L (8, PR) OBP: 0.222, SLG: 0.125		F7		F3		1B, 1-2 / BB		WP, 6-3, 1-2 / BB		2 0	0 0	0 0	0 0	2 0	0 0	1 0
Carlton Fisk, R (1, 2) OBP: 0.345, SLG: 0.345		F7			G4-6-3 / 1B	1-2, 2-H / 1B		6-3, 1-2, 2-3		4	0	2	1	0	0	2
Chet Lemon, R (1, 8) OBP: 0.370, SLG: 0.470		CS / 1B			P4	F3		BB, 2-3, 3-H		3	0	1	0	1	0	3
Lamar Johnson, R (1, 3) OBP: 0.325, SLG: 0.358		CS, 1-2	F9		G4-6-3, 1-2f		4-3	K		4	0	0	0	0	1	3
Jim Morrison, R (1, 5) OBP: 0.248, SLG: 0.363			F2			FC6-4 / 1B	HR	K		4	1	2	1	0	1	2
Bill Almon, R (1, 6) OBP: 0.348, SLG: 0.388 Bob Molinaro, L (9, PH) OBP: 0.400, SLG: 0.441			F3			FC6-4, 1B, 1-2f / 1B	1B		L1	3 1	1 0	1 0	0 0	0 0	0 0	1 0

	AB	34
	R	5
	H	10
	RBI	4
	BB	3
	SO	5
	LOB	15

Inning Stats										
	R: 0	H: 0	R: 0	H: 1	R: 0	H: 0	R: 0	H: 1	R: 0	H: 1
	E: 0	LOB: 0	E: 0	LOB: 0	E: 0	LOB: 0	K: 0	LOB: 1	E: 0	LOB: 0
	K: 2	BB: 0	K: 0	BB: 0	K: 0	BB: 0	S: 4	BB: 0	K: 0	BB: 0
	S: 7	P: 7	S: 3	P: 3	S: 3	P: 3		P: 4	S: 3	P: 3

	R: 3	H: 4	R: 1	H: 2	R: 1	H: 1	R: 0	H: 0	1B: 9	SF: 1	WP: 1	PA: 39
	E: 0	LOB: 2	E: 0	LOB: 1	E: 0	LOB: 2	E: 0	LOB: 0	2B: 0	SAC: 0	PB: 0	
	K: 0	BB: 1	K: 0	BB: 0	K: 2	BB: 2	K: 1	BB: 0	3B: 0	DP: 1	SB: 0	
	S: 7	P: 11	S: 5	P: 5	S: 8	P: 16	S: 5	P: 5	HR: 1	HBP: 0	CS: 1	

livebaseballscorecards.com

PITCHER		IP	WLS	BF	H	R	ER	SO	BB	IBB	HBP	BLK	WP	HR	S	P	ERA	WHIP
Steve McCatty, R ERA: 2.42	(1, 1)	5.2	W	22	6	3	3	2	1	0	0	0	0	0	25	29	4.76	1.235
Jeff Jones, R ERA: 3.26	(6, 1)	1.2		10	4	2	2	0	1	0	0	0	0	1	9	13	10.80	3.000
Dave Beard, R ERA: 5.68	(8, 1)	1.2	S	6	0	0	0	3	1	0	0	0	1	0	11	15	0.00	0.600

PITCHER	IP	WLS	BF	H	R	ER	SO	BB	IBB	HBP	BLK	WP	HR	S	P	ERA	WHIP

Batter	1	2	3	4	5	6	7	8	9	AB	R	H	RBI	BB	SO	LOB
Rickey Henderson, R (1, 7) OBP: 0.413, SLG: 0.455	BBBB 4-0 G1-6-3 BB		x 0-0 1B		x 0-0 1B		x 0-0 ③ 3-1		x 0-0 ② SF9 1-2 3-H	3	0	2	1	1	0	1
Dwayne Murphy, L (1, 8) OBP: 0.378, SLG: 0.437	x 0-0 ① ② G1-6-3 1-2f		x 0-0 ③ 4-3		x 0-0 ③ F2			x 0-0 HR	SSS 0-3 ③ K	5	1	1	1	0	1	4
Cliff Johnson, R (1, 10) OBP: 0.329, SLG: 0.476 Jimmy Sexton, R (8, PR)	SSS 0-3 ③ K			SSS 0-3 ① K		x 0-0 ① 5-3		x 0-0 FC6-4 1B		4 0	0 0	1 0	0 0	0 0	2 0	0 0
Tony Armas, R (1, 9) OBP: 0.297, SLG: 0.495		SSS 0-3 ① K		x 0-0 G3 1B 1B		SSS 0-3 ② K		x 0-0 FC6-4 4-3 1-2f		4	0	1	0	0	2	1
Wayne Gross, L (1, 5) OBP: 0.304, SLG: 0.352		x 0-0 ② G3		x 0-0 G3 1-2 1B		BBBB 4-0 BB		x 0-0 ② 4-3 1-2		3	0	1	0	1	0	1
Jim Spencer, L (1, 3) OBP: 0.259, SLG: 0.269		x 0-0 FC6-4 1B		x 0-0 ② G3 1-2 2-3		x 0-0 ③ 4-3		x 0-0 ③ F9		4	0	1	0	0	0	5
Dave McKay, S (1, 4) OBP: 0.303, SLG: 0.341		x 0-0 ③ FC6-4 1-2f		x 0-0 ③ 4-3			x 0-0 ① L4		x 0-0 1B BLK SF9 1B	4	1	1	0	0	0	3
Jeff Newman, R (1, 2) OBP: 0.272, SLG: 0.349			x 0-0 ① 6-3		x 0-0 ① G3		x 0-0 G3 1B		x 0-0 ① 6-3 1-2	4	0	1	0	0	0	1
Fred Stanley, R (1, 6) OBP: 0.277, SLG: 0.234 Mitchell Page, L (7, PH) OBP: 0.202, SLG: 0.286 Rob Picciolo, R (7, 6) OBP: 0.286, SLG: 0.366			x 0-0 ② 4-3		SSS 0-3 ② K		x 0-0 ② G3 1-2		x 0-0 SF9 2-3 1B	2 1 1	0 0 0	0 0 1	0 0 0	0 0 0	1 0 0	0 1 0
Inning Stats	R: 0 H: 0 E: 0 LOB: 0 K: 1 BB: 1 S: 4 P: 8	R: 0 H: 1 E: 0 LOB: 1 K: 1 BB: 0 S: 6 P: 6	R: 0 H: 1 E: 0 LOB: 1 K: 0 BB: 0 S: 4 P: 4	R: 0 H: 2 E: 0 LOB: 2 K: 1 BB: 0 S: 7 P: 7	R: 0 H: 1 E: 0 LOB: 1 K: 1 BB: 0 S: 6 P: 6	R: 0 H: 0 E: 0 LOB: 1 K: 1 BB: 1 S: 5 P: 9	R: 0 H: 1 E: 0 LOB: 1 K: 0 BB: 0 S: 4 P: 4	R: 1 H: 2 E: 0 LOB: 2 K: 0 BB: 0 S: 5 P: 5	R: 1 H: 2 E: 0 LOB: 1 K: 1 BB: 0 S: 7 P: 7	1B: 9 SF: 1 2B: 0 SAC: 0 3B: 0 DP: 1 HR: 1 HBP: 0						

TOP

Oakland Athletics @ Chicago White Sox

Comiskey Park, Chicago, IL

Sat Sep 19 1981, 4:33 AM EDT

Att. 13,213 - Sunny - 68 F

livebaseballscorecards.com

AB	35
R	2
H	10
RBI	2
BB	2
SO	6
LOB	17

PA: 38

WP: 0 PB: 0 SB: 0 CS: 0

PITCHER		IP	WLS	BF	H	R	ER	SO	BB	IBB	HBP	BLK	WP	HR	S	P	ERA	WHIP
Dennis Lamp, R ERA: 2.31	(1, 1)	8.1	L	36	10	2	2	5	2	0	0	1	0	1	44	52	2.16	1.440
Ed Farmer, R ERA: 4.44	(9, 1)	0.1		1	0	0	0	0	0	0	0	0	0	0	1	1	0.00	0.000
Jerry Koosman, L ERA: 4.08	(9, 1)	0.1		1	0	0	0	1	0	0	0	0	0	0	3	3	0.00	0.000

PITCHER	IP	WLS	BF	H	R	ER	SO	BB	IBB	HBP	BLK	WP	HR	S	P	ERA	WHIP

Batter	1	2	3	4	5	6	7	8	9	AB	R	H	RBI	BB	SO	LOB
Tony Bernazard, S (1, 4) OBP: 0.351, SLG: 0.382	F8		WP, FC1-5, 1B 1-2		F7		FC3-6, 4-3 1-2f			4	0	1	0	0	0	1
Mike Squires, L (1, 3) OBP: 0.318, SLG: 0.306	4-3		FC1-5, WP 1-2 2-3		2B		4-3 1-2			4	0	1	0	0	0	3
Harold Baines, L (1, 9) OBP: 0.299, SLG: 0.440	F6		F9 1-2 2-3		4-3		K			4	0	0	0	0	1	4
Greg Luzinski, R (1, 10) OBP: 0.387, SLG: 0.502		F8		BB, 1B, G5-2-3 BB		HR		F8		3	1	1	1	1	0	0
Wayne Nordhagen, R (1, 7) OBP: 0.352, SLG: 0.456		2B		G5-2-3, BB 1-2		BB		6-3		3	0	2	0	1	0	0
Chet Lemon, R (1, 8) OBP: 0.369, SLG: 0.466		P6		G5-2-3 1-2 2-3		F7		F9		3	0	0	0	1	0	2
Jim Morrison, R (1, 5) OBP: 0.245, SLG: 0.358 Jerry Hairston, S (9, PH) OBP: 0.500, SLG: 0.500		K		G5-2-3 1-2 2-3 3-Hf		F8			F8	3 1	0 0	0 0	0 0	0 0	1 0	5 0
Jim Essian, R (1, 2) OBP: 0.333, SLG: 0.341 Bob Molinaro, L (9, PH) OBP: 0.391, SLG: 0.429			FC1-5, 1B 1B	F9		F8			4-3	3 1	0 0	1 0	0 0	0 0	0 0	3 0
Bill Almon, R (1, 6) OBP: 0.347, SLG: 0.388 Jerry Turner, L (9, PH) OBP: 0.273, SLG: 0.350			L9		K		FC3-6 1B		K	3 1	0 0	1 0	0 0	0 0	1 1	1 0
Inning Stats	R: 0 E: 0 K: 0 S: 3 H: 0 LOB: 0 BB: 0 P: 3	R: 0 E: 0 K: 1 S: 6 H: 1 LOB: 1 BB: 0 P: 6	R: 0 E: 0 K: 0 S: 5 H: 2 LOB: 2 BB: 0 P: 5	R: 0 E: 0 K: 0 S: 3 H: 1 LOB: 2 BB: 2 P: 11	R: 0 E: 0 K: 1 S: 6 H: 1 LOB: 1 BB: 0 P: 6	R: 1 E: 0 K: 0 S: 4 H: 1 LOB: 1 BB: 1 P: 8	R: 0 E: 0 K: 1 S: 6 H: 1 LOB: 1 BB: 0 P: 6	R: 0 E: 0 K: 0 S: 3 H: 0 LOB: 0 BB: 0 P: 3	R: 0 E: 0 K: 1 S: 5 H: 0 LOB: 0 BB: 0 P: 5	1B: 4 2B: 2 3B: 0 HR: 1 SF: 0 SAC: 0 DP: 1 HBP: 0						

PITCHER	IP	WLS	BF	H	R	ER	SO	BB	IBB	HBP	BLK	WP	HR	S	P	ERA	WHIP
Rick Langford, R (1, 1) ERA: 2.85	9.0	W	36	7	1	1	4	3	0	0	0	1	1	41	53	1.00	1.111

PITCHER	IP	WLS	BF	H	R	ER	SO	BB	IBB	HBP	BLK	WP	HR	S	P	ERA	WHIP

BOTTOM

Oakland Athletics @ Chicago White Sox

Comiskey Park, Chicago, IL

Sat Sep 19 1981, 4:33 AM EDT
Att. 13,213 - Sunny - 68 F

livebaseballscorecards.com

AB	33
R	1
H	7
RBI	1
BB	3
SO	4
LOB	19

WP: 1 PA: 36
PB: 0
SB: 0
CS: 0

Batter	1	2	3	4	5	6	7	8	9	AB	R	H	RBI	BB	SO	LOB
Rickey Henderson, R (1, 7) OBP: 0.412, SLG: 0.452	F8			5-3		5-3			G3, 1B	4	1	1	0	0	0	1
Dwayne Murphy, L (1, 8) OBP: 0.377, SLG: 0.435	K			FC6-4, BB		SF8			G3, 1-2	2	0	0	1	1	1	1
Cliff Johnson, R (1, 10) OBP: 0.327, SLG: 0.470	CS, BB			K		F9			K	3	0	0	0	1	2	2
Tony Armas, R (1, 9) OBP: 0.297, SLG: 0.492	CS, 1-2	K		FC6-4, 1-2f			6-3		1B, 2-H	4	0	1	1	0	1	1
Wayne Gross, L (1, 5) OBP: 0.303, SLG: 0.347		F9			F2		G6-3, BB		F2	3	0	0	0	1	0	1
Jim Spencer, L (1, 3) OBP: 0.256, SLG: 0.265		F8			K2-3		G6-3, 1-2f			3	0	0	0	0	1	1
Mike Heath, R (1, 2) OBP: 0.276, SLG: 0.360			K		P6			F8		3	0	0	0	0	1	0
Dave McKay, S (1, 4) OBP: 0.303, SLG: 0.357		G3				HR		P6		3	1	1	1	0	0	0
Rob Picciolo, R (1, 6) OBP: 0.287, SLG: 0.378		K				SF8, 3B		K		3	1	1	0	0	2	0
Inning Stats	R: 0 E: 0 K: 1 S: 4 H: 0 LOB: 0 BB: 1 P: 8	R: 0 E: 0 K: 1 S: 5 H: 0 LOB: 0 BB: 0 P: 5	R: 0 E: 0 K: 2 S: 7 H: 0 LOB: 0 BB: 0 P: 7	R: 0 E: 0 K: 1 S: 5 H: 0 LOB: 1 BB: 1 P: 9	R: 0 E: 0 K: 1 S: 5 H: 0 LOB: 0 BB: 0 P: 5	R: 2 E: 0 K: 0 S: 5 H: 2 LOB: 0 BB: 0 P: 5	R: 0 E: 0 K: 0 S: 2 H: 0 LOB: 0 BB: 1 P: 6	R: 0 E: 0 K: 1 S: 5 H: 0 LOB: 0 BB: 0 P: 5	R: 1 E: 0 K: 1 S: 7 H: 2 LOB: 1 BB: 0 P: 7	1B: 2 2B: 0 3B: 1 HR: 1 SF: 1 SAC: 0 DP: 1 HBP: 0						

TOP

Oakland Athletics @ Chicago White Sox

Comiskey Park, Chicago, IL

Sun Sep 20 1981, 4:33 AM EDT

Att. 17,819 - Sunny - 62 F

livebaseballscorecards.com

AB	28
R	3
H	4
RBI	3
BB	3
SO	8
LOB	7

PITCHER		IP	WLS	BF	H	R	ER	SO	BB	IBB	HBP	BLK	WP	HR	S	P	ERA	WHIP
Richard Dotson, R ERA: 3.52	(1, 1)	6.0	W	21	2	2	2	6	2	0	0	0	0	1	31	39	3.00	0.667
LaMarr Hoyt, R ERA: 4.06	(7, 1)	3.0	S	11	2	1	1	2	1	0	0	0	0	0	14	18	3.00	1.000

PITCHER	IP	WLS	BF	H	R	ER	SO	BB	IBB	HBP	BLK	WP	HR	S	P	ERA	WHIP

Batter	1	2	3	4	5	6	7	8	9	AB	R	H	RBI	BB	SO	LOB
Tony Bernazard, S (1, 4) OBP: 0.354, SLG: 0.381	CS 1B		1B HBP		BB	F9		F7		3	0	1	1	1	0	1
Jerry Hairston, S (1, 8) OBP: 0.429, SLG: 0.571	K		1B		K		6-3 1B 2B	F8		5	1	2	0	0	2	4
Lamar Johnson, R (1, 3) OBP: 0.318, SLG: 0.352 Mike Squires, L (6, 3) OBP: 0.323, SLG: 0.306	K			F2	SF8		6-3 1B BB	WP BB 1B		2 0	0 2	0 0	1 0	0 2	1 0	0 0
Greg Luzinski, R (1, 10) OBP: 0.387, SLG: 0.498		1B		3-1	F9		6-3	WP 1B BB		4	1	1	0	1	0	4
Carlton Fisk, R (1, 2) OBP: 0.346, SLG: 0.343		F7		6-3		F8	E E 1B	1B BB		4	1	1	2	1	0	1
Wayne Nordhagen, R (1, 7) OBP: 0.351, SLG: 0.453 Rusty Kuntz, R (7, 7) OBP: 0.368, SLG: 0.320	K				E8 1B 1B	F2	E7 1B 1B	1B 1B		3 2	1 1	1 2	0 3	0 0	1 0	1 0
Harold Baines, L (1, 9) OBP: 0.305, SLG: 0.440	K				1B SH BB 1B	WP HR BB	FC6-4 1B	F9		4	2	2	2	1	1	3
Jim Morrison, R (1, 5) OBP: 0.246, SLG: 0.370			6-3		SH BB 1B SF8	HR	K			3	2	1	2	0	1	1
Bill Almon, R (1, 6) OBP: 0.349, SLG: 0.389			5-3		BB 1B		FC6-4			4	0	2	0	0	0	1
Inning Stats	R: 0 H: 1 E: 0 LOB: 0 K: 2 BB: 0 S: 7 P: 7	R: 0 H: 1 E: 0 LOB: 1 K: 2 BB: 0 S: 8 P: 8	R: 0 H: 1 E: 0 LOB: 2 K: 0 BB: 0 S: 3 P: 4	R: 0 H: 0 E: 0 LOB: 0 K: 0 BB: 0 S: 3 P: 3	R: 3 H: 3 E: 1 LOB: 2 K: 1 BB: 1 S: 9 P: 13	R: 2 H: 2 E: 0 LOB: 1 K: 0 BB: 1 S: 5 P: 9	R: 4 H: 4 E: 1 LOB: 1 K: 1 BB: 1 S: 9 P: 13	R: 2 H: 1 E: 0 LOB: 2 K: 0 BB: 3 S: 4 P: 16		1B: 11 SF: 1 2B: 2 SAC: 1 3B: 0 DP: 1 HR: 1 HBP: 1						

PITCHER		IP	WLS	BF	H	R	ER	SO	BB	IBB	HBP	BLK	WP	HR	S	P	ERA	WHIP
Mike Norris, R ERA: 3.82	(1, 1)	6.1	L	32	10	8	8	5	3	0	1	0	1	1	38	51	11.37	2.053
Brian Kingman, R ERA: 3.95	(7, 1)	0.2		4	2	1	1	1	0	0	0	0	0	0	6	6	13.50	3.000
Bo McLaughlin, R ERA: 12.66	(8, 1)	1.0		7	1	2	2	0	3	0	0	0	1	0	4	16	18.00	4.000

PITCHER	IP	WLS	BF	H	R	ER	SO	BB	IBB	HBP	BLK	WP	HR	S	P	ERA	WHIP

BOTTOM

Oakland Athletics @ Chicago White Sox

Comiskey Park, Chicago, IL

Sun Sep 20 1981, 4:33 AM EDT

Att. 17,819 - Sunny - 62 F

livebaseballscorecards.com

AB	34
R	11
H	13
RBI	11
BB	6
SO	6
LOB	16

WP: 3 PA: 43
PB: 0
SB: 0
CS: 1

Batter	1	2	3	4	5	6	7	8	9	10	11	12	13	AB	R	H	RBI	BB	SO	LOB
Rickey Henderson, R (1, 7) OBP: 0.412, SLG: 0.448	4-3	BB 1-2 2-3 3-H			G3		FC5 S BB		F9		E4 S 1B		S 1B BB	4	1	0	1	3	0	0
Dwayne Murphy, L (1, 8) OBP: 0.380, SLG: 0.436	K	F7			F9		IBB 1-2		2B		1B IBB 1-2		1B IBB 1-2	4	0	1	0	3	1	3
Keith Drumright, L (1, 10) OBP: 0.324, SLG: 0.304	3-1		6-3		4-3		FC5 2-3f		4-3		1B 1-2 2-H		1B 1-3 2-H	7	0	2	1	0	0	3
Tony Armas, R (1, 9) OBP: 0.299, SLG: 0.490		K	1B			SH1-3 1B		P6		P3		K	IBB	6	0	2	0	1	2	0
Wayne Gross, L (1, 5) Cliff Johnson, R (13, PH) OBP: 0.326, SLG: 0.468 Mickey Klutts, R (13, 5) OBP: 0.357, SLG: 0.667		E 2B	P6			SH1-3 1-2		F8		G3		K	P3	5 1 0	1 0 0	1 0 0	0 0 0	0 0 0	1 0 0	1 3 0
Jim Spencer, L (1, 3) OBP: 0.266, SLG: 0.278		E4 BB 1B BB 2-H 1B	4-3			F7		1B BB		2B		1B		5	1	3	0	1	0	2
Dave McKay, S (1, 4) OBP: 0.304, SLG: 0.356		BB BB 1-2 1B		K		F9		1B 1-2		K		G3		6	0	2	0	0	2	3
Jeff Newman, R (1, 2) OBP: 0.264, SLG: 0.338		F9		5-3			6-3	6-3			K		K	6	0	0	0	0	2	4
Fred Stanley, R (1, 6) OBP: 0.275, SLG: 0.227 Mitchell Page, L (13, PH) OBP: 0.200, SLG: 0.283 Rob Picciolo, R (13, 6) OBP: 0.287, SLG: 0.378		BB 1-2 2-3 BB		6-3			6-3		4-3		K		F7	4 1 0	0 0 0	0 0 0	0 0 0	1 0 0	1 0 0	0 0 0
Inning Stats	R: 0 H: 0 E: 0 LOB: 0 K: 1 BB: 0 S: 5 P: 5	R: 2 H: 3 E: 1 LOB: 3 K: 1 BB: 2 S: 8 P: 16	R: 0 H: 1 E: 0 LOB: 1 K: 0 BB: 0 S: 4 P: 4	R: 0 H: 0 E: 0 LOB: 0 K: 1 BB: 0 S: 5 P: 5	R: 0 H: 0 E: 0 LOB: 0 K: 0 BB: 0 S: 3 P: 3	R: 0 H: 1 E: 0 LOB: 1 K: 0 BB: 0 S: 4 P: 4	R: 0 H: 0 E: 0 LOB: 2 K: 0 BB: 2 S: 3 P: 11	R: 0 H: 1 E: 0 LOB: 2 K: 0 BB: 1 S: 4 P: 8	R: 0 H: 1 E: 0 LOB: 1 K: 0 BB: 0 S: 4 P: 4	R: 0 H: 1 E: 0 LOB: 1 K: 1 BB: 0 S: 6 P: 6	R: 0 H: 1 E: 1 LOB: 2 K: 2 BB: 1 S: 8 P: 12	R: 0 H: 1 E: 0 LOB: 1 K: 2 BB: 0 S: 8 P: 8	R: 1 H: 1 E: 0 LOB: 3 K: 1 BB: 3 S: 6 P: 18	1B: 8 SF: 0 2B: 3 SAC: 1 3B: 0 DP: 0 HR: 0 HBP: 0						

PITCHER		IP	WLS	BF	H	R	ER	SO	BB	IBB	HBP	BLK	WP	HR	S	P	ERA	WHIP
Dave Stieb, R ERA: 3.15	(1, 1)	9.0		39	7	2	2	3	4	1	0	0	0	0	40	60	2.00	1.222
Joey McLaughlin, R ERA: 2.89	(10, 1)	3.0		13	3	0	0	5	0	1	0	0	0	0	22	26	0.00	1.000
Luis Leal, R ERA: 3.38	(13, 1)	0.2	L	6	1	1	1	1	1	2	0	0	0	0	5	17	13.50	3.000
Jerry Garvin, L ERA: 3.55	(13, 1)	0.1		1	0	0	0	0	0	0	0	0	0	0	1	1	0.00	0.000

PITCHER	IP	WLS	BF	H	R	ER	SO	BB	IBB	HBP	BLK	WP	HR	S	P	ERA	WHIP

TOP

Oakland Athletics @ Toronto Blue Jays

Exhibition Stadium, Toronto, ON

Tue Sep 22 1981, 7:05 PM EDT

Unknown - 54 F

livebaseballscorecards.com

AB	49
R	3
H	11
RBI	2
BB	9
SO	9
LOB	19

WP: 0 PA: 59
PB: 0
SB: 3
CS: 0

Oakland Athletics @ Toronto Blue Jays

Exhibition Stadium, Toronto, ON

Tue Sep 22 1981, 7:05 PM EDT

Unknown - 54 F

livebaseballscorecards.com

BOTTOM

Batter	1	2	3	4	5	6	7	8	9	10	11	12	13	AB	R	H	RBI	BB	SO	LOB
Garth Iorg, R (1, 4) OBP: 0.267, SLG: 0.306	F9		F9		FC5 1B 1-2 1B		5-3 1B		K			4-3		6	0	2	0	0	1	0
Al Woods, L (1, 7) OBP: 0.291, SLG: 0.305	1B 1B BB		K		1-2 2-H 1B		5-3 1-2		K			2B BB		4	1	1	1	2	2	1
Jesse Barfield, R (1, 9) OBP: 0.362, SLG: 0.484	1B 1-2 1B 1B		6-3		FC5 2-3f		K			E S 1B		1-3 2B		6	0	3	0	0	1	3
John Mayberry, L (1, 3) Willie Upshaw, L (8, PR) Fred Manrique, R (9, 6) Ernie Whitt, L (12, PH) Danny Ainge, R (12, PR) (13, 6)	1-H 2-H 1B			K		FC6-4 1B		SH2-4 FC4-2 BB		K 1-3		IBB		3 0 1 0 0	0 0 0 0 0	2 0 0 0 0	1 0 0 1 0	1 0 1 0 0	1 0 1 0 0	0 0 1 0 0
Otto Velez, R (1, 10) OBP: 0.379, SLG: 0.433 George Bell, R (8, PR) OBP: 0.260, SLG: 0.367	K			G1-4-3 BB		FC6-4 FC3-6 BB 1-2f		SH2-4 1-2 BB		F8		K		2 2	0 0	0 0	0 0	2 0	1 1	2 4
Buck Martinez, R (1, 2) OBP: 0.292, SLG: 0.427		FC4-6 1B		G1-4-3 1-2f		FC3-6 1-2 BB		SH2-4 1-2 2-3		F5		1-3		4	0	1	0	1	0	5
Lloyd Moseby, L (1, 8) OBP: 0.283, SLG: 0.359	K				F7	FC3-6 1-2f 2-3		FC4-2 3-H				F8		6	0	0	0	0	2	6
Alfredo Griffin, S (1, 6) OBP: 0.244, SLG: 0.285 Greg Wells, R (8, PH) OBP: 0.286, SLG: 0.292 Charlie Beamon, L (8, PH) OBP: 0.250, SLG: 0.267 (9, 3)	P4				K	6-3		3-1				F9		3 0 3	0 0 0	0 0 0	0 0 0	0 0 0	1 0 0	3 0 2
Ted Cox, R (1, 5) OBP: 0.357, SLG: 0.583	FC4-6 1-2f				1B 1B BB		F7		F8			P4		5	1	0	0	1	1	1

Inning Stats																									
	R: 1	H: 2	R: 0	H: 1	R: 0	H: 0	R: 0	H: 0	R: 1	H: 2	R: 0	H: 1	R: 0	H: 1	R: 0	H: 0	R: 0	H: 1	R: 0	H: 0	R: 0	H: 1	R: 0	H: 0	1B: 8	SF: 0	WP: 0	PA: 54
	E: 0	LOB: 1	E: 0	LOB: 1	E: 0	LOB: 0	E: 0	LOB: 0	E: 0	LOB: 2	E: 0	LOB: 2	E: 0	LOB: 1	E: 0	LOB: 2	E: 0	LOB: 1	E: 0	LOB: 0	E: 0	LOB: 3	E: 0	LOB: 0	2B: 1	SAC: 1	PB: 0	
	K: 1	BB: 1	K: 1	BB: 0	K: 1	BB: 0	K: 0	BB: 1	K: 1	BB: 1	K: 0	BB: 1	K: 1	BB: 0	K: 0	BB: 2	K: 2	BB: 0	K: 0	BB: 0	K: 2	BB: 2	K: 2	BB: 0	3B: 0	DP: 1	SB: 1	
	S: 6	P: 10	S: 6	P: 6	S: 5	P: 5	S: 4	P: 8	S: 7	P: 11	S: 4	P: 8	S: 6	P: 6	S: 3	P: 11	S: 7	P: 7	S: 6	P: 6	S: 3	P: 3	S: 6	P: 14	HR: 0	HBP: 0	CS: 0	

PITCHER		IP	WLS	BF	H	R	ER	SO	BB	IBB	HBP	BLK	WP	HR	S	P	ERA	WHIP
Tom Underwood, L ERA: 4.0	(1, 1)	6.0		26	6	2	2	5	4	0	0	0	0	0	32	48	3.00	1.667
Jeff Jones, R ERA: 3.19	(7, 1)	1.1		7	1	0	0	1	2	0	0	0	0	0	7	15	0.00	2.250
Bob Owchinko, L ERA: 2.95	(8, 1)	0.1		1	0	0	0	0	0	0	0	0	0	0	1	1	0.00	0.000
Dave Beard, R ERA: 3.09	(8, 1)	5.1	W	20	2	0	0	6	1	1	0	0	0	0	30	38	0.00	0.562

PITCHER	IP	WLS	BF	H	R	ER	SO	BB	IBB	HBP	BLK	WP	HR	S	P	ERA	WHIP

AB	45
R	2
H	9
RBI	2
BB	8
SO	12
LOB	28

Batter	1	2	3	4	5	6	7	8	9	AB	R	H	RBI	BB	SO	LOB
Rickey Henderson, R (1, 7) OBP: 0.413, SLG: 0.452 Mike Davis, L (8, 7) OBP: 0.111, SLG: 0.118	S S S 0-3 ① K			S S S 0-3 ① K		x 0-0 SF8 3B		B B B 4-0 PB S 2B BB	x 0-0 1-3 2B	3 2 1 0 1 2 0 1 0 1 0 0 0 0						
Dwayne Murphy, L (1, 10) OBP: 0.383, SLG: 0.433	x 0-0 ② P6			B B B B 4-0 BB		B B B B 4-0 BB		B B B B 4-0 PB 1-2 2B BB	x 0-0 ③ 6-3	2 1 0 0 3 0 2						
Wayne Gross, L (1, 5) OBP: 0.300, SLG: 0.353	S S S 0-3 ③ K			x 0-0 ② F5		x 0-0 ① SF8 3-H		x 0-0 1-H 2-H 2B		3 0 1 3 0 1 1						
Tony Armas, R (1, 9) OBP: 0.296, SLG: 0.485		S S S 0-3 ① K		S S S 0-3 ③ K		x 0-0 ② F9		S S S 0-3 ① K		4 0 0 0 0 3 3						
Jim Spencer, L (1, 3) OBP: 0.266, SLG: 0.291		S S S 0-3 ② K			x 0-0 HR	x 0-0 ③ F8		x 0-0 ② L5		4 1 1 1 0 1 2						
Mike Heath, R (1, 2) OBP: 0.273, SLG: 0.355		x 0-0 ③ F9			x 0-0 ① F9		x 0-0 ① F7	x 0-0 ③ 6-3		4 0 0 0 0 0 1						
Dave McKay, S (1, 4) OBP: 0.299, SLG: 0.349			x 0-0 ① G3		x 0-0 ② 4-3		x 0-0 ② F8		x 0-0 ① 4-3	4 0 0 0 0 0 0						
Rick Bosetti, R (1, 8) OBP: 0.254, SLG: 0.227			S S S 0-3 ② K		x 0-0 E6		B B B B 4-0 BB		x 0-0 ② 6-3	3 0 0 0 1 1 0						
Rob Picciolo, R (1, 6) OBP: 0.286, SLG: 0.375			x 0-0 ③ F8		x 0-0 ③ 5-3		x 0-0 ③ 5-3		x 0-0 2B 1B	4 0 1 0 0 0 2						
Inning Stats	R: 0 H: 0 E: 0 LOB: 0 K: 2 BB: 0 S: 7 P: 7	R: 0 H: 0 E: 0 LOB: 0 K: 2 BB: 0 S: 7 P: 7	R: 0 H: 0 E: 0 LOB: 0 K: 1 BB: 0 S: 5 P: 5	R: 0 H: 0 E: 0 LOB: 1 K: 2 BB: 1 S: 7 P: 11	R: 1 H: 1 E: 1 LOB: 1 K: 0 BB: 0 S: 5 P: 5	R: 1 H: 1 E: 0 LOB: 1 K: 0 BB: 1 S: 4 P: 8	R: 0 H: 0 E: 0 LOB: 1 K: 0 BB: 1 S: 3 P: 7	R: 2 H: 1 E: 0 LOB: 1 K: 1 BB: 2 S: 6 P: 14	R: 0 H: 2 E: 0 LOB: 2 K: 0 BB: 0 S: 5 P: 5	1B: 1 SF: 1 2B: 2 SAC: 0 3B: 1 DP: 0 HR: 1 HBP: 0						

TOP

Oakland Athletics @ Toronto Blue Jays

Exhibition Stadium, Toronto, ON

Tue Sep 22 1981, 7:05 PM EDT

Att. 15,542 - Unknown - 44 F

livebaseballscorecards.com

AB	32
R	4
H	5
RBI	4
BB	5
SO	8
LOB	11

PITCHER		IP	WLS	BF	H	R	ER	SO	BB	IBB	HBP	BLK	WP	HR	S	P	ERA	WHIP
Juan Berenguer, R ERA: 4.63	(1, 1)	7.0	L	27	2	2	2	7	3	0	0	0	0	1	38	50	2.57	0.714
Dale Murray, R ERA: 2.08	(8, 1)	2.0		11	3	2	2	1	2	0	0	0	0	0	11	19	9.00	2.500

PITCHER	IP	WLS	BF	H	R	ER	SO	BB	IBB	HBP	BLK	WP	HR	S	P	ERA	WHIP

Batter	1	2	3	4	5	6	7	8	9	AB	R	H	RBI	BB	SO	LOB
Alfredo Griffin, S (1, 6) OBP: 0.242, SLG: 0.283	F7		F3			F8			3B BB	3	0	0	0	0	0	1
Charlie Beamon, L (9, PH) OBP: 0.294, SLG: 0.267										0	1	0	0	1	0	0
Al Woods, L (1, 7) OBP: 0.290, SLG: 0.301	P5			G4-3 BB			4-3		P6	3	0	0	0	1	0	1
Jesse Barfield, R (1, 9) OBP: 0.356, SLG: 0.500	4-3			G4-3 1-2f			6-3		1-H 3B	4	0	1	1	0	0	1
John Mayberry, L (1, 3) OBP: 0.356, SLG: 0.430		P3		P4			HR		BB	3	1	1	1	1	0	0
Willie Upshaw, L (9, PR) OBP: 0.268, SLG: 0.320										0	0	0	0	0	0	0
Otto Velez, R (1, 10) OBP: 0.377, SLG: 0.429		1B			K		K		K	4	0	1	0	0	3	2
Lloyd Moseby, L (1, 8) OBP: 0.281, SLG: 0.355		3-1			K			F8		3	0	0	0	0	1	0
Ernie Whitt, L (1, 2) OBP: 0.295, SLG: 0.279			K		F8			4-3		3	0	0	0	0	1	0
Garth Iorg, R (1, 4) OBP: 0.263, SLG: 0.301			1-4-3			6-3		1-3		3	0	0	0	0	0	0
Ted Cox, R (1, 5) OBP: 0.355, SLG: 0.538			BB			F9			F9	2	0	0	0	1	0	0
Inning Stats	R: 0 E: 0 K: 0 S: 3 H: 0 LOB: 0 BB: 0 P: 3	R: 0 E: 0 K: 0 S: 3 H: 1 LOB: 0 BB: 0 P: 3	R: 0 E: 0 K: 1 S: 5 H: 0 LOB: 1 BB: 1 P: 9	R: 0 E: 0 K: 0 S: 2 H: 0 LOB: 0 BB: 1 P: 6	R: 0 E: 0 K: 2 S: 7 H: 0 LOB: 0 BB: 0 P: 7	R: 0 E: 0 K: 0 S: 3 H: 0 LOB: 0 BB: 0 P: 3	R: 1 E: 0 K: 1 S: 6 H: 1 LOB: 0 BB: 0 P: 6	R: 0 E: 0 K: 0 S: 3 H: 0 LOB: 0 BB: 0 P: 3	R: 1 E: 0 K: 1 S: 6 H: 1 LOB: 2 BB: 2 P: 14	1B: 1 2B: 0 3B: 1 HR: 1 SF: 0 SAC: 0 DP: 1 HBP: 0	WP: 0 PB: 0 SB: 0 CS: 0 PA: 32					

PITCHER	IP	WLS	BF	H	R	ER	SO	BB	IBB	HBP	BLK	WP	HR	S	P	ERA	WHIP
Steve McCatty, R (1, 1) ERA: 2.4	9.0	W	32	3	2	2	5	4	0	0	0	0	1	38	54	2.00	0.778

PITCHER	IP	WLS	BF	H	R	ER	SO	BB	IBB	HBP	BLK	WP	HR	S	P	ERA	WHIP

BOTTOM

Oakland Athletics @ Toronto Blue Jays

Exhibition Stadium, Toronto, ON

Tue Sep 22 1981, 7:05 PM EDT

Att. 15,542 - Unknown - 44 F

livebaseballscorecards.com

AB	28
R	2
H	3
RBI	2
BB	4
SO	5
LOB	5

Batter	1	2	3	4	5	6	7	8	9	AB	R	H	RBI	BB	SO	LOB
Rickey Henderson, R (1, 7) OBP: 0.411, SLG: 0.449	K		K		K		K		1B	5	0	1	1	0	4	1
Dwayne Murphy, L (1, 8) OBP: 0.381, SLG: 0.430	K		K		P6		K		1B	5	0	1	0	0	3	1
Jim Spencer, L (1, 3) OBP: 0.261, SLG: 0.284	F8		F7		G3		G3		F7	5	0	0	0	0	0	3
Tony Armas, R (1, 9) OBP: 0.296, SLG: 0.483		1B 3B 1B		E6 1B 4-3		6-3		K		4	2	1	0	0	1	0
Wayne Gross, L (1, 5) OBP: 0.307, SLG: 0.373		1-2 3B 1B		4-3 1-3 1B 1B		HR		K		4	3	3	1	0	1	0
Keith Drumright, L (1, 10) OBP: 0.321, SLG: 0.329		1-H 2-H 3B		4-3 2-3 3-H		6-3		6-3		4	0	1	3	0	0	1
Dave McKay, S (1, 4) OBP: 0.307, SLG: 0.354		F7		3-H 1B		B B B B 4-0 BB			G6-4-3 1B	3	0	2	1	1	0	1
Jeff Newman, R (1, 2) OBP: 0.259, SLG: 0.332		K		P4		F8			G6-4-3 1-2f	4	0	0	0	0	1	4
Fred Stanley, R (1, 6) OBP: 0.274, SLG: 0.227		L4		F7			E5		S 1B	4	1	1	0	0	0	2
Inning Stats	R: 0 E: 0 K: 2 S: 7 H: 0 LOB: 0 BB: 0 P: 7	R: 2 E: 0 K: 1 S: 8 H: 3 LOB: 1 BB: 0 P: 8	R: 0 E: 0 K: 2 S: 7 H: 0 LOB: 0 BB: 0 P: 7	R: 2 E: 1 K: 0 S: 6 H: 2 LOB: 1 BB: 0 P: 6	R: 0 E: 0 K: 1 S: 5 H: 0 LOB: 0 BB: 0 P: 5	R: 1 E: 0 K: 0 S: 4 H: 1 LOB: 1 BB: 1 P: 8	R: 0 E: 1 K: 2 S: 8 H: 0 LOB: 1 BB: 0 P: 8	R: 0 E: 0 K: 2 S: 7 H: 0 LOB: 0 BB: 0 P: 7	R: 1 E: 0 K: 0 S: 6 H: 4 LOB: 2 BB: 0 P: 6	1B: 8 2B: 0 3B: 1 HR: 1	SF: 0 SAC: 0 DP: 1 HBP: 0						

PITCHER	IP	WLS	BF	H	R	ER	SO	BB	IBB	HBP	BLK	WP	HR	S	P	ERA	WHIP
Jim Clancy, R (1, 1) ERA: 4.85	6.0	L	26	6	5	4	6	1	0	0	0	0	1	37	41	6.00	1.167
Jackson Todd, R (7, 1) ERA: 4.03	1.0		4	0	0	0	2	0	0	0	0	0	0	8	8	0.00	0.000
Paul Mirabella, L (8, 1) ERA: 6.23	1.0		3	0	0	0	2	0	0	0	0	0	0	7	7	0.00	0.000
Nino Espinosa, R (9, 1) ERA: 6.15	1.0		6	4	1	1	0	0	0	0	0	0	0	6	6	9.00	4.000

PITCHER	IP	WLS	BF	H	R	ER	SO	BB	IBB	HBP	BLK	WP	HR	S	P	ERA	WHIP

TOP

Oakland Athletics @ Toronto Blue Jays

Exhibition Stadium, Toronto, ON

Wed Sep 23 1981, 7:05 PM EDT

Att. 14,114 - Unknown - 50 F

livebaseballscorecards.com

AB	38
R	6
H	10
RBI	6
BB	1
SO	10
LOB	13

WP: 0	PB: 0	SB: 1	CS: 0
PA: 39			

Oakland Athletics @ Toronto Blue Jays

Exhibition Stadium, Toronto, ON

Wed Sep 23 1981, 7:05 PM EDT

Att. 14,114 - Unknown - 50 F

livebaseballscorecards.com

Batter	1	2	3	4	5	6	7	8	9	AB	R	H	RBI	BB	SO	LOB
Alfredo Griffin, S (1, 6) (8, 4) OBP: 0.245, SLG: 0.291	F9		1B 1B 1-2		3B		F8			4	0	2	0	0	0	2
Lloyd Moseby, L (1, 8) OBP: 0.283, SLG: 0.357	3-1		1B 1-2 2-3		K			G1-4-3 1B		4	0	2	0	0	1	1
Jesse Barfield, R (1, 9) OBP: 0.338, SLG: 0.472	K		K			F9		G1-4-3 1-2f		4	0	0	0	0	2	4
John Mayberry, L (1, 3) OBP: 0.351, SLG: 0.424		5-3		F7		P5		F7		4	0	0	0	0	0	0
Otto Velez, R (1, 10) OBP: 0.371, SLG: 0.422		K		P4		F2			F8	4	0	0	0	0	1	0
George Bell, R (1, 7) OBP: 0.259, SLG: 0.364		5-3		1B			K		5-3	4	0	1	0	0	1	0
Ernie Whitt, L (1, 2) OBP: 0.299, SLG: 0.276			FC5-4 BB	5-3			HBP BB		F7	2	0	0	0	2	0	1
Garth Iorg, R (1, 4) OBP: 0.264, SLG: 0.298 Ken Macha, R (7, PR) (8, 5) OBP: 0.272, SLG: 0.229			F9		4-3		HBP 1-2			2 0	0 0	0 0	0 0	0 0	0 0	1 0
Fred Manrique, R (1, 5) (8, 6) OBP: 0.211, SLG: 0.167			FC5-4 1B 1B 1-2f		K		F8			3	0	0	0	0	1	3

Inning Stats									
	R: 0 H: 0 E: 0 LOB: 0 K: 1 BB: 0 S: 5 P: 5	R: 0 H: 0 E: 0 LOB: 0 K: 1 BB: 0 S: 5 P: 5	R: 0 H: 2 E: 0 LOB: 3 K: 1 BB: 1 S: 7 P: 11	R: 0 H: 1 E: 0 LOB: 1 K: 0 BB: 0 S: 4 P: 4	R: 0 H: 1 E: 0 LOB: 1 K: 2 BB: 0 S: 8 P: 8	R: 0 H: 0 E: 0 LOB: 0 K: 0 BB: 0 S: 3 P: 3	R: 0 H: 0 E: 0 LOB: 2 K: 1 BB: 1 S: 5 P: 10	R: 0 H: 1 E: 0 LOB: 0 K: 0 BB: 0 S: 3 P: 3	R: 0 H: 0 E: 0 LOB: 0 K: 0 BB: 0 S: 3 P: 3	1B: 4 SF: 0 2B: 0 SAC: 0 3B: 1 DP: 1 HR: 0 HBP: 1	WP: 0 PA: 34 PB: 0 SB: 0 CS: 0

PITCHER	IP	WLS	BF	H	R	ER	SO	BB	IBB	HBP	BLK	WP	HR	S	P	ERA	WHIP
Rick Langford, R (1, 1) ERA: 2.71	9.0	W	34	5	0	0	6	2	0	1	0	0	0	43	52	0.00	0.778

PITCHER	IP	WLS	BF	H	R	ER	SO	BB	IBB	HBP	BLK	WP	HR	S	P	ERA	WHIP

AB	31
R	0
H	5
RBI	0
BB	2
SO	6
LOB	12

Batter	1	2	3	4	5	6	7	8	9	AB	R	H	RBI	BB	SO	LOB
Jerry Hairston, S (1, 7) OBP: 0.333, SLG: 0.357	H 1-0 WP WP G3 HBP		x 0-0 ① F7		x 0-0 ③ F8			S S S 0-3 ① K	x 0-0 ① P2	3	1	0	0	0	1	0
Rusty Kuntz, R (8, 7) OBP: 0.362, SLG: 0.314										1	0	0	0	0	0	2
Tony Bernazard, S (1, 4) OBP: 0.355, SLG: 0.377	B B B B 4-0 WP 1-2 BB		x 0-0 ② F7			x 0-0 G3-6 1B		x 0-0 1-3 1B 1B	x 0-0 ② ③ G4-6-3 1-2f	4	1	2	0	1	0	2
Harold Baines, L (1, 9) OBP: 0.307, SLG: 0.461	x 0-0 ① G3 1-2 2-H		x 0-0 ③ P4			x 0-0 ① ② G3-6 1-2f		x 0-0 ② 1-3 1-2		4	0	0	1	0	0	3
Greg Luzinski, R (1, 10) OBP: 0.381, SLG: 0.490	S S S 0-3 ② K			x 0-0 HR		B B B B 4-0 BB		x 0-0 1B HR 2-H 1B		3	1	2	2	1	1	1
Leo Sutherland, L (8, PR) OBP: 0.222, SLG: 0.125										0	1	0	0	0	0	0
Carlton Fisk, R (1, 2) OBP: 0.343, SLG: 0.337	x 0-0 ③ 4-3			B B B B 4-0 CS BB		x 0-0 ③ F8		x 0-0 1-2 HR 1B		3	1	1	0	1	0	2
Chet Lemon, R (1, 8) OBP: 0.379, SLG: 0.478		x 0-0 ① F7		x 0-0 ① F7			x 0-0 2B	x 0-0 1-H 2-H HR		4	1	2	3	0	0	1
Lamar Johnson, R (1, 3) OBP: 0.299, SLG: 0.331		x 0-0 ② P6		S S S 0-3 ② ③ K 1-2			x 0-0 ① 6-3	x 0-0 ③ F9		4	0	0	0	0	1	3
Jim Morrison, R (1, 5) OBP: 0.249, SLG: 0.380		x 0-0 FC4-6 1B			x 0-0 ① 6-3		x 0-0 ② F7		x 0-0 SH 1B	4	0	2	0	0	0	1
Bill Almon, R (1, 6) OBP: 0.339, SLG: 0.376		x 0-0 ③ FC4-6 1-2f			x 0-0 ② 5-3		S S S 0-3 ③ K		x 0-0 SH G4-6-3 1-2	3	0	0	0	0	1	2
Inning Stats	R: 1 E: 0 K: 1 S: 5 H: 0 LOB: 1 BB: 1 P: 10	R: 0 E: 0 K: 0 S: 4 H: 1 LOB: 1 BB: 0 P: 4	R: 0 E: 0 K: 0 S: 3 H: 0 LOB: 0 BB: 0 P: 3	R: 1 E: 0 K: 1 S: 5 H: 1 LOB: 1 BB: 1 P: 9	R: 0 E: 0 K: 0 S: 3 H: 0 LOB: 0 BB: 0 P: 3	R: 0 E: 0 K: 0 S: 3 H: 1 LOB: 1 BB: 1 P: 7	R: 0 E: 0 K: 1 S: 6 H: 1 LOB: 1 BB: 0 P: 6	R: 4 E: 0 K: 1 S: 9 H: 4 LOB: 1 BB: 0 P: 9	R: 0 E: 1 K: 0 S: 4 H: 1 LOB: 1 BB: 0 P: 4	1B: 6 2B: 2 3B: 0 HR: 2	SF: 0 SAC: 1 DP: 3 HBP: 1						

PITCHER	IP	WLS	BF	H	R	ER	SO	BB	IBB	HBP	BLK	WP	HR	S	P	ERA	WHIP
Mike Norris, R (1, 1) ERA: 3.96	8.0	L	34	8	6	6	4	3	0	1	0	2	2	38	51	6.75	1.375
Jeff Jones, R (9, 1) ERA: 3.13	1.0		4	1	0	0	0	0	0	0	0	0	0	4	4	0.00	1.000

PITCHER	IP	WLS	BF	H	R	ER	SO	BB	IBB	HBP	BLK	WP	HR	S	P	ERA	WHIP

TOP

Chicago White Sox @ Oakland Athletics

Oakland-Alameda County Coliseum, Oakland, CA

Fri Sep 25 1981, 7:05 PM PDT

Att. 21,468 - Cloudy - 68 F

livebaseballscorecards.com

AB	33
R	6
H	9
RBI	6
BB	3
SO	4
LOB	17

1B: 6	SF: 0	WP: 2	PA: 38
2B: 2	SAC: 1	PB: 0	
3B: 0	DP: 3	SB: 0	
HR: 2	HBP: 1	CS: 1	

BOTTOM

Batter	1	2	3	4	5	6	7	8	9	AB	R	H	RBI	BB	SO	LOB
Rickey Henderson, R (1, 7) OBP: 0.408, SLG: 0.446	F9		1-3		S 1B		K		1-3	5	0	1	0	0	1	4
Dwayne Murphy, L (1, 8) OBP: 0.379, SLG: 0.426	P5			1B 2B BB	K 1-2		K			3	1	0	0	1	2	3
Wayne Gross, L (1, 5) OBP: 0.310, SLG: 0.375	K			2B SF7 1B 1-3	K			FC5-4 1B		4	1	2	0	0	2	1
Tony Armas, R (1, 9) OBP: 0.295, SLG: 0.483		4-3		S 2B 1-3 3-H		K		K		4	0	1	1	0	2	1
Jim Spencer, L (1, 3) OBP: 0.256, SLG: 0.281		F8		SF7 3-H		F5		F9		3	0	0	1	0	0	1
Cliff Johnson, R (1, 10) OBP: 0.325, SLG: 0.465		1-3		S 1B		5-3		FC5-4 1-2f		4	0	1	0	0	0	1
Dave McKay, S (1, 4) OBP: 0.306, SLG: 0.348			F8	K 1-2 2-3			CS SH BB		F7	3	0	0	0	1	1	2
Mike Heath, R (1, 2) OBP: 0.273, SLG: 0.354			FC5-4 1B	F2			SH 1B 1-2		5-3	3	0	1	0	0	0	2
Rob Picciolo, R (1, 6) OBP: 0.282, SLG: 0.371			FC5-4 1-2f		P3		1B 1-2 2-3		BB	2	0	0	0	0	0	1
Keith Drumright, L (7, PH) OBP: 0.329, SLG: 0.338										1	0	1	0	0	0	0
Fred Stanley, R (8, 6) OBP: 0.274, SLG: 0.227										0	0	0	0	0	0	0
Mike Davis, L (9, PH) OBP: 0.158, SLG: 0.118										0	0	0	0	1	0	0
Inning Stats	R: 0 E: 0 K: 1 S: 5 H: 0 LOB: 0 BB: 0 P: 5	R: 0 E: 0 K: 0 S: 3 H: 0 LOB: 0 BB: 0 P: 3	R: 0 E: 0 K: 0 S: 4 H: 1 LOB: 1 BB: 0 P: 4	R: 2 E: 0 K: 1 S: 8 H: 3 LOB: 2 BB: 1 P: 12	R: 0 E: 0 K: 1 S: 8 H: 1 LOB: 1 BB: 0 P: 8	R: 0 E: 0 K: 1 S: 5 H: 0 LOB: 0 BB: 0 P: 5	R: 0 E: 0 K: 2 S: 8 H: 1 LOB: 2 BB: 1 P: 12	R: 0 E: 0 K: 1 S: 6 H: 1 LOB: 1 BB: 0 P: 6	R: 0 E: 0 K: 0 S: 3 H: 0 LOB: 1 BB: 1 P: 7	1B: 6 2B: 1 3B: 0 HR: 0	SF: 1 SAC: 1 DP: 0 HBP: 0					

PITCHER	IP	WLS	BF	H	R	ER	SO	BB	IBB	HBP	BLK	WP	HR	S	P	ERA	WHIP
Richard Dotson, R (1, 1) ERA: 3.49	6.1		27	6	2	2	5	2	0	0	0	0	0	35	43	2.84	1.263
Ed Farmer, R (7, 1) ERA: 4.29	2.2	W	10	1	0	0	3	1	0	0	0	0	0	15	19	0.00	0.750

PITCHER	IP	WLS	BF	H	R	ER	SO	BB	IBB	HBP	BLK	WP	HR	S	P	ERA	WHIP

Chicago White Sox @ Oakland Athletics

Oakland-Alameda County Coliseum, Oakland, CA

Fri Sep 25 1981, 7:05 PM PDT

Att. 21,468 - Cloudy - 68 F

livebaseballscorecards.com

AB	32
R	2
H	7
RBI	2
BB	3
SO	8
LOB	16

Batter	1	2	3	4	5	6	7	8	9	AB	R	H	RBI	BB	SO	LOB
Jerry Hairston, S (1, 7) OBP: 0.316, SLG: 0.333	F8		F8		1-2 1B		F9			4	0	1	0	0	0	2
Tony Bernazard, S (1, 4) OBP: 0.354, SLG: 0.374	K		BB		K		F8			3	0	0	0	1	2	4
Harold Baines, L (1, 9) OBP: 0.307, SLG: 0.458	F9		F7		F5			1B		4	0	1	0	0	0	3
Greg Luzinski, R (1, 10) OBP: 0.377, SLG: 0.484		F9	F7			K		P4		4	0	0	0	0	1	2
Lamar Johnson, R (1, 3) OBP: 0.298, SLG: 0.351		HR		F9		6-3		F8		4	1	1	1	0	0	1
Chet Lemon, R (1, 8) OBP: 0.378, SLG: 0.475		F8		CS 1B		5-3		K		4	0	1	0	0	1	1
Jim Morrison, R (1, 5) OBP: 0.253, SLG: 0.379		BB 1B		F8 1-2			1-3	G6-3 1B		3	0	1	0	1	0	1
Jim Essian, R (1, 2) OBP: 0.367, SLG: 0.378		1-2 1B			1B		1B	G6-3 1-2f		4	0	3	0	0	0	1
Greg Pryor, R (1, 6) OBP: 0.288, SLG: 0.233		F9			K		1-2 1B	F7		2	0	0	0	0	1	3
Bob Molinaro, L (7, PH) OBP: 0.396, SLG: 0.432										1	0	1	0	0	0	0
Bill Almon, R (7, 6) OBP: 0.339, SLG: 0.376										0	0	0	0	0	0	0
Jerry Turner, L (9, PH) OBP: 0.267, SLG: 0.341										1	0	0	0	0	0	0
Inning Stats	R: 0 E: 0 K: 1 S: 5 H: 0 LOB: 0 BB: 0 P: 5	R: 1 E: 0 K: 0 S: 5 H: 2 LOB: 2 BB: 1 P: 9	R: 0 E: 0 K: 0 S: 3 H: 0 LOB: 1 BB: 1 P: 7	R: 0 E: 0 K: 0 S: 3 H: 1 LOB: 0 BB: 0 P: 3	R: 0 E: 0 K: 2 S: 9 H: 2 LOB: 2 BB: 0 P: 9	R: 0 E: 0 K: 1 S: 5 H: 0 LOB: 0 BB: 0 P: 5	R: 0 E: 0 K: 0 S: 5 H: 2 LOB: 2 BB: 0 P: 5	R: 0 E: 0 K: 1 S: 6 H: 1 LOB: 1 BB: 0 P: 6	R: 0 E: 0 K: 0 S: 3 H: 1 LOB: 0 BB: 0 P: 3	1B: 8 2B: 0 3B: 0 HR: 1 SF: 0 SAC: 0 DP: 1 HBP: 0						

PITCHER	IP	WLS	BF	H	R	ER	SO	BB	IBB	HBP	BLK	WP	HR	S	P	ERA	WHIP
Steve McCatty, R (1, 1) ERA: 2.33	9.0	W	36	9	1	1	5	2	0	0	0	0	1	44	52	1.00	1.222

PITCHER	IP	WLS	BF	H	R	ER	SO	BB	IBB	HBP	BLK	WP	HR	S	P	ERA	WHIP

TOP

Chicago White Sox @ Oakland Athletics

Oakland-Alameda County Coliseum, Oakland, CA

Sat Sep 26 1981, 3:33 AM PDT

Att. 21,171 - Sunny

livebaseballscorecards.com

AB	34
R	1
H	9
RBI	1
BB	2
SO	5
LOB	18

PA: 36

WP: 0
PB: 0
SB: 0
CS: 1

Batter	1	2	3	4	5	6	7	8	9	AB	R	H	RBI	BB	SO	LOB
Rickey Henderson, R (1, 7) OBP: 0.411, SLG: 0.446	BBBB 4-0 4-3 S BB	x 0-0 ③ 5-3			BBB 4-0 S E BB		x 0-0 CS S 1B			2	1	1	0	2	0	1
Dwayne Murphy, L (1, 8) OBP: 0.376, SLG: 0.421	x 0-0 ① 4-3 1-3		SSS 0-3 ① K		SSS 0-3 ② K 1-2		SSS 0-3 ②③ K 1-3			4	0	0	0	0	3	3
Cliff Johnson, R (1, 10) OBP: 0.321, SLG: 0.457	x 0-0 ② P6		SSS 0-3 ② K		x 0-0 E6 2-H			x 0-0 ① F9		4	0	0	0	0	1	1
Tony Armas, R (1, 9) OBP: 0.293, SLG: 0.478	SSS 0-3 ③ K		x 0-0 ③ F7		x 0-0 ③ L5			SSS 0-3 ② K		4	0	0	0	0	2	2
Mickey Klutts, R (1, 5) OBP: 0.406, SLG: 0.871		x 0-0 3B 1B		x 0-0 ① F8		x 0-0 HR		x 0-0 HR		4	3	3	2	0	0	0
Kelvin Moore, R (1, 3) OBP: 0.306, SLG: 0.258 Jim Spencer, L (8, PH) OBP: 0.255, SLG: 0.279 (9, 3)		x 0-0 1-H SF8 3B		SSS 0-3 ② K		SSS 0-3 ① K		x 0-0 ③ F2		3 1	1 0	1 0	1 0	0 0	2 0	0 0
Jeff Newman, R (1, 2) OBP: 0.260, SLG: 0.333		x 0-0 ① SF8 3-H		x 0-0 1B		x 0-0 ② F8				2	0	1	1	0	0	0
Dave McKay, S (1, 4) OBP: 0.306, SLG: 0.348		x 0-0 1B		x 0-0 ③ F7		SSS 0-3 ③ K				3	0	1	0	0	1	1
Fred Stanley, R (1, 6) OBP: 0.268, SLG: 0.222		SSS 0-3 ② K			x 0-0 ① L4		x 0-0 ① L5			3	0	0	0	0	1	1
Inning Stats	R: 0 H: 0 E: 0 LOB: 1 K: 1 BB: 1 S: 5 P: 9	R: 2 H: 3 E: 0 LOB: 1 K: 1 BB: 0 S: 8 P: 8	R: 0 H: 0 E: 0 LOB: 0 K: 2 BB: 0 S: 7 P: 7	R: 0 H: 1 E: 0 LOB: 1 K: 1 BB: 0 S: 6 P: 6	R: 1 H: 0 E: 1 LOB: 1 K: 1 BB: 1 S: 6 P: 10	R: 1 H: 1 E: 0 LOB: 0 K: 2 BB: 0 S: 8 P: 8	R: 0 H: 1 E: 0 LOB: 0 K: 1 BB: 0 S: 5 P: 5	R: 1 H: 1 E: 0 LOB: 0 K: 1 BB: 0 S: 6 P: 6		1B: 4 SF: 1 2B: 0 SAC: 0 3B: 1 DP: 0 HR: 2 HBP: 0						

PITCHER		IP	WLS	BF	H	R	ER	SO	BB	IBB	HBP	BLK	WP	HR	S	P	ERA	WHIP
Britt Burns, L ERA: 2.63	(1, 1)	7.0	L	29	6	4	3	9	2	0	0	0	0	1	45	53	3.86	1.143
Dewey Robinson, R ERA: 6.0	(8, 1)	0.2		3	1	1	1	1	0	0	0	0	0	1	5	5	13.50	1.500
Kevin Hickey, L ERA: 4.12	(8, 1)	0.1		1	0	0	0	0	0	0	0	0	0	0	1	1	0.00	0.000

PITCHER	IP	WLS	BF	H	R	ER	SO	BB	IBB	HBP	BLK	WP	HR	S	P	ERA	WHIP

BOTTOM

Chicago White Sox @ Oakland Athletics

Oakland-Alameda County Coliseum, Oakland, CA

Sat Sep 26 1981, 3:33 AM PDT

Att. 21,171 - Sunny

livebaseballscorecards.com

AB	30
R	5
H	7
RBI	4
BB	2
SO	10
LOB	9

Chicago White Sox @ Oakland Athletics

Oakland-Alameda County Coliseum, Oakland, CA

Sun Sep 27 1981, 3:33 AM PDT

Cloudy - 60 F

TOP

livebaseballscorecards.com

Batter	1	2	3	4	5	6	7	8	9	AB	R	H	RBI	BB	SO	LOB
Tony Bernazard, S (1, 4) OBP: 0.355, SLG: 0.382	K		HBP, 1B, 2B, 1B	5-3		1-H, HR		K		5	2	2	2	0	2	3
Mike Squires, L (1, 3) OBP: 0.312, SLG: 0.295	FC6-4, 1B		1-2, HBP, 2B, 1B		F7	1-3		FC4-2, 3-H		5	1	2	0	0	0	2
Harold Baines, L (1, 9) OBP: 0.308, SLG: 0.466	F2		1-2, 2B, 6-3, 2-3, HBP		P3		HR	K		4	2	1	1	0	1	3
Greg Luzinski, R (1, 10) OBP: 0.375, SLG: 0.483	FC6-4, 1-2f		1-3, 2-H, 3-H, 2B		6-3	6-3	P6			5	0	1	2	0	0	1
Wayne Nordhagen, R (1, 7) OBP: 0.354, SLG: 0.455 Rusty Kuntz, R (7, 7) OBP: 0.356, SLG: 0.308		2B	6-3, 3-H			BB, HR	6-3		F8	3 1	1 0	1 0	1 0	1 0	0 0	1 0
Chet Lemon, R (1, 8) OBP: 0.375, SLG: 0.481		5-3	5-3			1-H, HR	F7		F8	5	1	1	2	0	0	2
Jim Morrison, R (1, 5) OBP: 0.256, SLG: 0.379		5-3		G6-4-3, 1B		F7		1B, E, HBP		3	1	1	0	0	0	1
Jim Essian, R (1, 2) OBP: 0.377, SLG: 0.388		K		G6-4-3, 1-2f		HR, 1B		E, 1-3, FC4-2, 1B		4	1	2	0	0	1	2
Bill Almon, R (1, 6) OBP: 0.341, SLG: 0.381			F8	2B		F9		E7, 1-3, 3-H, 1B		4	0	2	1	0	0	1
Inning Stats	R: 0 E: 0 K: 1 S: 6 H: 1 LOB: 1 BB: 0 P: 6	R: 0 E: 0 K: 1 S: 6 H: 1 LOB: 1 BB: 0 P: 6	R: 3 E: 0 K: 0 S: 6 H: 3 LOB: 1 BB: 0 P: 7	R: 0 E: 0 K: 0 S: 4 H: 2 LOB: 1 BB: 0 P: 4	R: 0 E: 0 K: 0 S: 3 H: 0 LOB: 0 BB: 0 P: 3	R: 4 E: 0 K: 0 S: 6 H: 3 LOB: 0 BB: 1 P: 10	R: 1 E: 0 K: 0 S: 4 H: 1 LOB: 0 BB: 0 P: 4	R: 1 E: 1 K: 2 S: 9 H: 2 LOB: 2 BB: 0 P: 10	R: 0 E: 0 K: 0 S: 3 H: 0 LOB: 0 BB: 0 P: 3	1B: 7 2B: 3 3B: 0 HR: 3 SF: 0 SAC: 0 DP: 1 HBP: 2						

	AB	39
	R	9
	H	13
	RBI	9
	BB	1
	SO	4
	LOB	16

WP: 0 PB: 0 SB: 0 CS: 0 PA: 42

PITCHER		IP	WLS	BF	H	R	ER	SO	BB	IBB	HBP	BLK	WP	HR	S	P	ERA	WHIP
Rick Langford, R ERA: 2.99	(1, 1)	7.0	L	33	11	8	8	2	1	0	1	0	0	3	35	40	10.29	1.714
Jeff Jones, R ERA: 3.26	(8, 1)	0.1		4	2	1	1	1	0	0	1	0	0	0	5	6	27.00	6.000
Bob Owchinko, L ERA: 2.89	(8, 1)	0.2		2	0	0	0	1	0	0	0	0	0	0	4	4	0.00	0.000
Rich Bordi, R ERA:	(9, 1)	1.0		3	0	0	0	0	0	0	0	0	0	0	3	3	0.00	0.000

PITCHER		IP	WLS	BF	H	R	ER	SO	BB	IBB	HBP	BLK	WP	HR	S	P	ERA	WHIP

BOTTOM

Chicago White Sox @ Oakland Athletics

Oakland-Alameda County Coliseum, Oakland, CA

Sun Sep 27 1981, 3:33 AM PDT

Cloudy - 60 F

livebaseballscorecards.com

Batter	1	2	3	4	5	6	7	8	9	AB	R	H	RBI	BB	SO	LOB
Rickey Henderson, R (1, 7) OBP: 0.412, SLG: 0.445	0-0 S 1B 1B 1B 4-0 1-2 2-3 BB			0-0 6-3 2-3			0-0 5-3			3	1	1	0	1	0	1
Dwayne Murphy, L (1, 8) OBP: 0.375, SLG: 0.420	0-0 1-3 1B 1B 1B 0-0 3-1			0-3 K			0-0 4-3			4	1	1	0	0	1	4
Cliff Johnson, R (1, 10) OBP: 0.320, SLG: 0.454	0-0 1B 1-2 3-H 1B	0-0 F8		0-0 F3			0-3 K			4	1	1	1	0	1	1
Tony Armas, R (1, 9) OBP: 0.292, SLG: 0.476	0-0 1B 1-2 2-H 1B	0-0 P3			0-0 F2			0-0 F8		4	1	1	1	0	0	0
Mickey Klutts, R (1, 5) OBP: 0.400, SLG: 0.824 Wayne Gross, L (8, PH) OBP: 0.309, SLG: 0.373 (9, 5)	0-0 1B 1-2 2-H 1B	0-0 1-3			0-3 K			0-0 G3		3 1	1 0	1 0	1 0	0 0	1 0	0 0
Mike Heath, R (1, 2) OBP: 0.273, SLG: 0.353	0-0 1-3 2-H 1B 1B		0-0 F7		0-3 K			0-0 6-3		4	0	1	1	0	1	0
Kelvin Moore, R (1, 3) OBP: 0.333, SLG: 0.294 Jim Spencer, L (9, PH) OBP: 0.254, SLG: 0.278	0-0 BB 1B 2-H 3-H 1B		0-0 G4-6-3 1B			0-3 K			0-3 K	3 1	0 0	2 0	1 0	0 0	1 1	0 0
Dave McKay, S (1, 4) OBP: 0.305, SLG: 0.346	0-0 BB 1-2 1B		0-0 G4-6-3 1-2f			0-3 K			0-0 F9	4	0	1	0	0	1	1
Rob Picciolo, R (1, 6) OBP: 0.285, SLG: 0.378 Mike Davis, L (6, PH) OBP: 0.150, SLG: 0.111 Fred Stanley, R (7, 6) OBP: 0.268, SLG: 0.222 Keith Drumright, L (9, PH) OBP: 0.325, SLG: 0.333	0-3 K			0-0 6-3 2B			0-0 F9		0-0 F8	2 1 0 1	0 0 0 0	1 0 0 0	0 0 0 0	0 0 0 0	1 0 0 0	2 0 0 0
Inning Stats	R: 5 E: 0 K: 1 S: 12 H: 8 LOB: 3 BB: 1 P: 16	R: 0 E: 0 K: 0 S: 3 H: 0 LOB: 0 BB: 0 P: 3	R: 0 E: 0 K: 0 S: 3 H: 1 LOB: 0 BB: 0 P: 3	R: 0 E: 0 K: 1 S: 6 H: 1 LOB: 1 BB: 0 P: 6	R: 0 E: 0 K: 2 S: 7 H: 0 LOB: 0 BB: 0 P: 7	R: 0 E: 0 K: 2 S: 7 H: 0 LOB: 0 BB: 0 P: 7	R: 0 E: 0 K: 1 S: 5 H: 0 LOB: 0 BB: 0 P: 5	R: 0 E: 0 K: 0 S: 3 H: 0 LOB: 0 BB: 0 P: 3	R: 0 E: 0 K: 1 S: 5 H: 0 LOB: 0 BB: 0 P: 5	1B: 9 2B: 1 3B: 0 HR: 0 SF: 0 SAC: 0 DP: 1 HBP: 0						

PITCHER		IP	WLS	BF	H	R	ER	SO	BB	IBB	HBP	BLK	WP	HR	S	P	ERA	WHIP
Ross Baumgarten, L ERA: 4.07	(1, 1)	0.0		5	5	5	5	0	0	0	0	0	0	0	5	5	∞	∞
LaMarr Hoyt, R ERA: 3.63	(1, 1)	9.0	W	31	5	0	0	8	1	0	0	0	0	0	46	50	0.00	0.667

PITCHER	IP	WLS	BF	H	R	ER	SO	BB	IBB	HBP	BLK	WP	HR	S	P	ERA	WHIP

AB	35
R	5
H	10
RBI	5
BB	1
SO	8
LOB	9

WP: 0 PB: 0 SB: 1 CS: 0 PA: 36

Chicago White Sox @ Oakland Athletics

Oakland-Alameda County Coliseum, Oakland, CA

Sun Sep 27 1981, 3:38 AM PDT

Att. 25,377 - Cloudy - 60 F

TOP

livebaseballscorecards.com

Batter	1	2	3	4	5	6	7	8	9	AB	R	H	RBI	BB	SO	LOB
Tony Bernazard, S (1, 4) OBP: 0.357, SLG: 0.382	BBBB 4-0 1B HR BB	x 0-0 F7 ②		BBBB 4-0 F8 BB		x 0-0 1B 1B	x 0-0 G6-4-3 ②③ 1-2f			3	1	1	0	2	0	2
Jay Loviglio, R (7, 4) OBP: 0.250, SLG: 0.250										0	0	0	0	0	0	0
Mike Squires, L (1, 3) OBP: 0.311, SLG: 0.295	x 0-0 1-3 HR 1B	x 0-0 4-3 ③		x 0-0 F8 ①② 1-2		SSS 0-3 K ①		x 0-0 5-3 ①		4	1	1	0	0	1	2
Marc Hill, R (8, PH) (8, 3)										1	0	0	0	0	0	0
Harold Baines, L (1, 9) OBP: 0.318, SLG: 0.482	x 0-0 1-H 3-H HR		BBBB 4-0 FC4-6 BB	x 0-0 CS 1B		x 0-0 G6-4-3 1-2 1B		SSS 0-3 K ②		3	1	3	3	1	0	0
Rusty Kuntz, R (7, 9) OBP: 0.350, SLG: 0.302										1	0	0	0	0	1	0
Greg Luzinski, R (1, 10) OBP: 0.373, SLG: 0.479	x 0-0 F3 ①		x 0-0 FC4-6 ① 1-2f 1B 2B	x 0-0 CS ③ 1-2	x 0-0 F8 ①	x 0-0 G6-4-3 ②③ 1-2f		x 0-0 1B		5	1	1	0	0	0	3
Wayne Nordhagen, R (1, 7) OBP: 0.350, SLG: 0.464	x 0-0 HR		x 0-0 F9 ②		x 0-0 F8 ②		x 0-0 6-3 ①	x 0-0 F9 ③		5	1	1	1	0	0	2
Chet Lemon, R (1, 8) OBP: 0.381, SLG: 0.494	BBBB 4-0 BB		x 0-0 1-2 2B 1B		x 0-0 HR		x 0-0 HR 1B		x 0-0 E6 G5-4-3	4	3	3	1	1	0	0
Carlton Fisk, R (1, 2) OBP: 0.347, SLG: 0.363	x 0-0 F3 ②		x 0-0 1-H 2-H 2B		x 0-0 HR		x 0-0 1-H HR		x 0-0 P6 ①	5	2	3	5	0	0	2
Jim Morrison, R (1, 5) OBP: 0.262, SLG: 0.376	x 0-0 F7 ③		BBBB 4-0 FC6-4 BB		BBBB 4-0 BB		BBBB 4-0 1B BB		x 0-0 G5-4-3 ②③ 1-2f	2	0	0	0	3	0	2
Bill Almon, R (1, 6) OBP: 0.340, SLG: 0.379		x 0-0 P4 ①	x 0-0 FC6-4 ③ 1-2f		x 0-0 5-3 ③		x 0-0 G6-4-3 1-2 1B			4	0	1	0	0	0	3

Inning Stats	1	2	3	4	5	6	7	8	9
	R: 4 H: 3 E: 0 LOB: 1 K: 0 BB: 2 S: 6 P: 14	R: 0 H: 0 E: 0 LOB: 0 K: 0 BB: 0 S: 3 P: 3	R: 2 H: 2 E: 0 LOB: 2 K: 0 BB: 2 S: 5 P: 13	R: 0 H: 1 E: 0 LOB: 0 K: 0 BB: 1 S: 2 P: 6	R: 2 H: 2 E: 0 LOB: 1 K: 0 BB: 1 S: 5 P: 9	R: 0 H: 2 E: 0 LOB: 1 K: 1 BB: 0 S: 6 P: 6	R: 2 H: 3 E: 0 LOB: 1 K: 0 BB: 1 S: 5 P: 9	R: 0 H: 1 E: 0 LOB: 1 K: 1 BB: 0 S: 6 P: 6	R: 0 H: 0 E: 1 LOB: 0 K: 0 BB: 0 S: 3 P: 3

AB	37	
R	10	
H	14	
RBI	10	
BB	7	
SO	2	
LOB	16	

1B: 8	SF: 0	WP: 0	PA: 45
2B: 1	SAC: 0	PB: 0	
3B: 0	DP: 3	SB: 0	
HR: 5	HBP: 0	CS: 1	

PITCHER		IP	WLS	BF	H	R	ER	SO	BB	IBB	HBP	BLK	WP	HR	S	P	ERA	WHIP
Matt Keough, R ERA: 3.38	(1, 1)	0.1	L	6	3	4	4	0	2	0	0	0	0	2	4	12	108.00	15.000
Ed Figueroa, R ERA: 5.4	(1, 1)	4.1		18	4	3	3	0	3	0	0	0	0	1	15	27	6.23	1.615
Jeff Jones, R ERA: 3.39	(5, 1)	0.1		3	1	1	1	0	1	0	0	0	0	1	2	6	27.00	6.000
Bob Owchinko, L ERA: 3.2	(6, 1)	2.0		10	5	2	2	1	1	0	0	0	0	1	11	15	9.00	3.000
Bo McLaughlin, R ERA: 11.57	(8, 1)	1.0		4	1	0	0	1	0	0	0	0	0	0	6	6	0.00	1.000

PITCHER		IP	WLS	BF	H	R	ER	SO	BB	IBB	HBP	BLK	WP	HR	S	P	ERA	WHIP
Dave Heaverlo, R ERA: 1.59	(9, 1)	1.0		3	0	0	0	0	0	0	0	0	0	0	3	3	0.00	0.000

BOTTOM

Chicago White Sox @ Oakland Athletics

Oakland-Alameda County Coliseum, Oakland, CA

Sun Sep 27 1981, 3:38 AM PDT

Att. 25,377 - Cloudy - 60 F

livebaseballscorecards.com

Batter	1	2	3	4	5	6	7	8	9	AB	R	H	RBI	BB	SO	LOB
Rickey Henderson, R (1, 7) OBP: 0.412, SLG: 0.443	0-0 1B		4-0 FC4-6 1-2 BB		0-0 5-3			0-0 F9	0-0 F8	4	0	1	0	1	0	2
Dwayne Murphy, L (1, 8) OBP: 0.371, SLG: 0.415	0-3 K		0-0 FC4-6 1B 1-2f 2-3			0-3 K		0-0 F8		4	0	0	0	0	2	3
Cliff Johnson, R (1, 10) OBP: 0.326, SLG: 0.470	0-0 F9		0-0 1B 1-2 3-H			0-0 HR		0-0 1B		4	1	3	2	0	0	1
Tony Armas, R (1, 9) OBP: 0.290, SLG: 0.471	0-0 2-3		0-0 F9			0-3 K		0-0 P4		4	0	0	0	0	1	4
Mickey Klutts, R (1, 5) OBP: 0.385, SLG: 0.763		0-3 K		0-0 L5-3 1B		0-0 F8			0-0 F8	4	0	1	0	0	1	0
Kelvin Moore, R (1, 3) OBP: 0.326, SLG: 0.289		0-0 6-3		0-0 F8			0-0 1-3		0-0 1B 1B 1B	4	1	1	0	0	0	1
Jeff Newman, R (1, 2) OBP: 0.256, SLG: 0.327		0-0 6-3		0-0 L5-3 1-2			0-0 F9		0-0 F9	4	0	0	0	0	0	2
Dave McKay, S (1, 4) OBP: 0.309, SLG: 0.349			0-0 5-3		0-0 6-3		0-0 1B		0-0 1B 1B 1-2	4	0	2	0	0	0	0
Fred Stanley, R (1, 6) OBP: 0.270, SLG: 0.225			0-0 FC4-6 BB 1B		0-0 P4		0-0 P4		0-0 1-3 2-H	3	1	1	0	0	0	1
Mike Heath, R (9, PH) OBP: 0.275, SLG: 0.355										1	0	1	1	0	0	0

	AB	36
	R	3
	H	10
	RBI	3
	BB	1
	SO	4
	LOB	14

Inning Stats	1	2	3	4	5	6	7	8	9	1B: 9	SF: 0	WP: 0	PA: 37
R:	0	0	1	0	0	1	0	0	1	2B: 1	SAC: 0	PB: 0	
E:	0	0	0	0	0	0	0	0	0	3B: 0	DP: 1	SB: 0	
K:	1	1	0	0	0	0	0	0	0	HR: 1	HBP: 0	CS: 0	
S:	6	5	5	3	3	8	4	4	6				
H:	1	0	2	1	0	1	1	1	3				
LOB:	1	0	2	0	0	0	1	1	2				
BB:	0	0	1	0	0	0	1	0	0				
P:	6	5	9	3	3	8	4	4	6				

PITCHER	IP	WLS	BF	H	R	ER	SO	BB	IBB	HBP	BLK	WP	HR	S	P	ERA	WHIP
Jerry Koosman, L (1, 1) ERA: 3.99	9.0	W	37	10	3	3	4	1	0	0	0	0	1	44	48	3.00	1.222

PITCHER	IP	WLS	BF	H	R	ER	SO	BB	IBB	HBP	BLK	WP	HR	S	P	ERA	WHIP

Batter	1	2	3	4	5	6	7	8	9	AB	R	H	RBI	BB	SO	LOB
Alfredo Griffin, S (1, 6) OBP: 0.242, SLG: 0.290	4-3			4-3		F3		F8		4	0	0	0	0	0	2
Al Woods, L (1, 7) OBP: 0.286, SLG: 0.303	5-3			F9		F7		1-2 1B		4	0	1	0	0	0	1
Jesse Barfield, R (1, 9) OBP: 0.300, SLG: 0.412	K			K		4-3		K		4	0	0	0	0	3	3
John Mayberry, L (1, 3) OBP: 0.364, SLG: 0.450		F9			HR		BB		K	2	1	1	1	1	0	0
Willie Upshaw, L (7, PR) (7, 3) OBP: 0.268, SLG: 0.320		K			5-3 2B		F7		K	4	0	1	0	0	2	1
Greg Wells, R (9, PH) OBP: 0.274, SLG: 0.279		K			5-3 2-3		F9		K	4	0	0	0	0	2	2
Lloyd Moseby, L (1, 8) OBP: 0.288, SLG: 0.370			6-3		F6		K			3	0	0	0	0	1	2
Garth Iorg, R (1, 4) OBP: 0.269, SLG: 0.297			K		5-3			6-3		3	0	0	0	0	1	1
Buck Martinez, R (1, 2) OBP: 0.293, SLG: 0.408			F7			BB		1B 1B		2	0	1	0	1	0	0
Inning Stats	R: 0 E: 0 K: 1 S: 5 H: 0 LOB: 0 BB: 0 P: 5	R: 0 E: 0 K: 2 S: 7 H: 0 LOB: 0 BB: 0 P: 7	R: 0 E: 0 K: 1 S: 5 H: 0 LOB: 0 BB: 0 P: 5	R: 0 E: 0 K: 1 S: 5 H: 0 LOB: 0 BB: 0 P: 5	R: 1 E: 0 K: 0 S: 5 H: 2 LOB: 1 BB: 0 P: 5	R: 0 E: 0 K: 0 S: 3 H: 0 LOB: 1 BB: 1 P: 7	R: 0 E: 0 K: 1 S: 5 H: 0 LOB: 1 BB: 1 P: 9	R: 0 E: 0 K: 1 S: 7 H: 2 LOB: 2 BB: 0 P: 7	R: 0 E: 0 K: 3 S: 9 H: 0 LOB: 0 BB: 0 P: 9	1B: 2 2B: 1 3B: 0 HR: 1	SF: 0 SAC: 0 DP: 0 HBP: 0			WP: 0 PB: 0 SB: 0 CS: 0	PA: 33		

PITCHER	IP	WLS	BF	H	R	ER	SO	BB	IBB	HBP	BLK	WP	HR	S	P	ERA	WHIP
Tom Underwood, L (1, 1) ERA: 3.67	9.0	W	33	4	1	1	10	2	0	0	0	0	1	51	59	1.00	0.667

PITCHER	IP	WLS	BF	H	R	ER	SO	BB	IBB	HBP	BLK	WP	HR	S	P	ERA	WHIP

TOP

Toronto Blue Jays @ Oakland Athletics

Oakland-Alameda County Coliseum, Oakland, CA

Tue Sep 29 1981, 3:33 AM PDT

Att. 10,998 - Sunny

livebaseballscorecards.com

AB	31
R	1
H	4
RBI	1
BB	2
SO	10
LOB	12

BOTTOM

Toronto Blue Jays @ Oakland Athletics

Oakland-Alameda County Coliseum, Oakland, CA

Tue Sep 29 1981, 3:33 AM PDT

Att. 10,998 - Sunny

livebaseballscorecards.com

Batter	1	2	3	4	5	6	7	8	9	AB	R	H	RBI	BB	SO	LOB
Rickey Henderson, R (1, 7) OBP: 0.413, SLG: 0.442	F4			5-3		4-3	BB	BB		3	1	1	1	1	0	0
Dwayne Murphy, L (1, 8) OBP: 0.370, SLG: 0.412	K			4-3		4-3	BB			3	0	0	0	1	1	1
Jim Spencer, L (1, 3) OBP: 0.254, SLG: 0.282	6-3			F8		2B	K			4	0	1	1	0	1	3
Tony Armas, R (1, 9) OBP: 0.291, SLG: 0.472		G3-6-3			FC4 E BB	K	F9			4	1	2	0	0	1	4
Wayne Gross, L (1, 5) OBP: 0.308, SLG: 0.369		G3-6-3 1-2f			FC4 BB	F2		K		3	0	0	0	1	1	2
Keith Drumright, L (1, 10) OBP: 0.325, SLG: 0.333		1-3			FC4 E SH5-3		S 1B	5-3		3	1	1	0	0	0	2
Jimmy Sexton, R (7, PR)										1	1	0	0	0	0	0
Mike Heath, R (1, 2) OBP: 0.275, SLG: 0.354			6-3		E6 SH5-3		F6	1B		4	0	1	1	0	0	2
Dave McKay, S (1, 4) OBP: 0.313, SLG: 0.354			4-3		SH5-3		1B 1B	1-3 1B		3	1	2	2	0	0	0
Fred Stanley, R (1, 6) OBP: 0.271, SLG: 0.227			F9		F4		BB 1B			3	0	1	0	0	0	1
Inning Stats	R: 0 E: 0 K: 1 S: 5 H: 0 LOB: 0 BB: 0 P: 5	R: 0 E: 0 K: 0 S: 3 H: 1 LOB: 0 BB: 0 P: 3	R: 0 E: 0 K: 0 S: 3 H: 0 LOB: 0 BB: 0 P: 3	R: 0 E: 0 K: 0 S: 3 H: 0 LOB: 0 BB: 0 P: 3	R: 2 E: 1 K: 0 S: 5 H: 1 LOB: 1 BB: 1 P: 9	R: 1 E: 0 K: 1 S: 6 H: 1 LOB: 1 BB: 1 P: 10	R: 2 E: 0 K: 1 S: 9 H: 4 LOB: 3 BB: 1 P: 13	R: 0 E: 0 K: 1 S: 6 H: 2 LOB: 2 BB: 0 P: 6		1B: 8 2B: 1 3B: 0 HR: 0 SF: 0 SAC: 1 DP: 1 HBP: 0						

PITCHER		IP	WLS	BF	H	R	ER	SO	BB	IBB	HBP	BLK	WP	HR	S	P	ERA	WHIP	PITCHER		IP	WLS	BF	H	R	ER	SO	BB	IBB	HBP	BLK	WP	HR	S	P	ERA	WHIP
Jim Clancy, R (1, 1) ERA: 4.9		6.1	L	27	6	5	4	2	2	0	0	0	0	0	29	37	5.68	1.263																			
Dale Murray, R (7, 1) ERA: 1.5		1.2		8	3	0	0	2	1	0	0	0	0	0	11	15	0.00	2.400																			

AB	31
R	5
H	9
RBI	5
BB	3
SO	4
LOB	15

WP: 0 PB: 0 SB: 1 CS: 0 PA: 35

Batter	1	2	3	4	5	6	7	8	9	AB	R	H	RBI	BB	SO	LOB
Alfredo Griffin, S (1, 6) (8, 5) OBP: 0.245, SLG: 0.290	CS 1B		3-1			F9			FC4-6 BB	3	0	1	0	1	0	1
Al Woods, L (1, 7) OBP: 0.286, SLG: 0.302	F9 1-2			F8		1B			FC4-6 FC3-6 1-2f	4	0	1	0	0	0	2
Willie Upshaw, L (1, 9) OBP: 0.259, SLG: 0.308	K			E4 E		1-3			FC3-6 1-2f	4	0	0	0	0	1	2
John Mayberry, L (1, 3) OBP: 0.360, SLG: 0.443		F7		F4 1-3			3-1		F3	4	0	0	0	0	0	2
Otto Velez, R (1, 10) OBP: 0.365, SLG: 0.406		F8		6-3			F5			3	0	0	0	0	0	1
Lloyd Moseby, L (1, 8) OBP: 0.285, SLG: 0.367		4-3			F8		K			3	0	0	0	0	1	0
Garth Iorg, R (1, 4) OBP: 0.265, SLG: 0.293			5-3		F9			4-3		3	0	0	0	0	0	0
Ernie Whitt, L (1, 2) OBP: 0.297, SLG: 0.274			WP 1B		F5			F8		3	0	1	0	0	0	0
Ken Macha, R (1, 5) OBP: 0.266, SLG: 0.224			K 1-2			K		6-3		2	0	0	0	0	2	1
Greg Wells, R (8, PH) OBP: 0.270, SLG: 0.275										1	0	0	0	0	0	0
Fred Manrique, R (8, 6) OBP: 0.217, SLG: 0.182										0	0	0	0	0	0	0
Inning Stats	R: 0 E: 0 K: 1 S: 5 H: 1 LOB: 0 BB: 0 P: 5	R: 0 E: 0 K: 0 S: 3 H: 0 LOB: 0 BB: 0 P: 3	R: 0 E: 0 K: 1 S: 6 H: 1 LOB: 0 BB: 0 P: 6	R: 0 E: 2 K: 0 S: 4 H: 0 LOB: 1 BB: 0 P: 4	R: 0 E: 0 K: 0 S: 3 H: 0 LOB: 0 BB: 0 P: 3	R: 0 E: 0 K: 1 S: 6 H: 1 LOB: 1 BB: 0 P: 6	R: 0 E: 0 K: 1 S: 5 H: 0 LOB: 0 BB: 0 P: 5	R: 0 E: 0 K: 0 S: 3 H: 0 LOB: 0 BB: 0 P: 3	R: 0 E: 0 K: 0 S: 3 H: 0 LOB: 1 BB: 1 P: 7	1B: 3 2B: 0 3B: 0 HR: 0	SF: 0 SAC: 0 DP: 0 HBP: 0						

PITCHER	IP	WLS	BF	H	R	ER	SO	BB	IBB	HBP	BLK	WP	HR	S	P	ERA	WHIP
Mike Norris, R (1, 1) ERA: 3.75	9.0	W	31	3	0	0	4	1	0	0	0	1	0	38	42	0.00	0.444

PITCHER	IP	WLS	BF	H	R	ER	SO	BB	IBB	HBP	BLK	WP	HR	S	P	ERA	WHIP

TOP

Toronto Blue Jays @ Oakland Athletics

Oakland-Alameda County Coliseum, Oakland, CA

Wed Sep 30 1981, 3:33 AM PDT

Att. 11,144 - Sunny

livebaseballscorecards.com

AB	30
R	0
H	3
RBI	0
BB	1
SO	4
LOB	9

1B: 3	SF: 0	WP: 1	PA: 31
2B: 0	SAC: 0	PB: 0	
3B: 0	DP: 0	SB: 0	
HR: 0	HBP: 0	CS: 1	

Batter	1	2	3	4	5	6	7	8	9	AB	R	H	RBI	BB	SO	LOB
Rickey Henderson, R (1, 7) OBP: 0.409, SLG: 0.438	6-3		6-3		F4			5-3		4	0	0	0	0	0	0
Dwayne Murphy, L (1, 8) OBP: 0.367, SLG: 0.407	6-3		F8		4-3			F8		4	0	0	0	0	0	0
Wayne Gross, L (1, 5) OBP: 0.305, SLG: 0.364	F6		F2			F8				3	0	0	0	0	0	0
Tony Armas, R (1, 9) OBP: 0.292, SLG: 0.471		1B 1B		F7		F3				3	0	1	0	0	0	0
Jim Spencer, L (1, 3) OBP: 0.251, SLG: 0.278		F7		F7		6-3				3	0	0	0	0	0	1
Keith Drumright, L (1, 10) OBP: 0.337, SLG: 0.346		FC6-4 1-2 1B		2B 1B 1B			K			3	1	2	0	0	1	0
Dave McKay, S (1, 4) OBP: 0.314, SLG: 0.358		K		1B S 1-3 2B			G3			3	1	1	0	0	1	2
Jeff Newman, R (1, 2) OBP: 0.257, SLG: 0.327		FC6-4 1-2f		CS 2-3 3-H 1B			F7			3	0	1	1	0	0	2
Rob Picciolo, R (1, 6) OBP: 0.286, SLG: 0.394			HR	CS 1-2 3-H	F9			4-3		3	1	1	1	0	0	0
Inning Stats	R: 0 E: 0 K: 0 S: 3 H: 0 LOB: 0 BB: 0 P: 3	R: 0 E: 0 K: 1 S: 7 H: 2 LOB: 2 BB: 0 P: 7	R: 1 E: 0 K: 0 S: 4 H: 1 LOB: 0 BB: 0 P: 4	R: 2 E: 0 K: 0 S: 5 H: 3 LOB: 0 BB: 0 P: 5	R: 0 E: 0 K: 0 S: 3 H: 0 LOB: 0 BB: 0 P: 3	R: 0 E: 0 K: 0 S: 3 H: 0 LOB: 0 BB: 0 P: 3	R: 0 E: 0 K: 1 S: 5 H: 0 LOB: 0 BB: 0 P: 5	R: 0 E: 0 K: 0 S: 3 H: 0 LOB: 0 BB: 0 P: 3		1B: 4 2B: 1 3B: 0 HR: 1 SF: 0 SAC: 0 DP: 0 HBP: 0						

PITCHER	IP	WLS	BF	H	R	ER	SO	BB	IBB	HBP	BLK	WP	HR	S	P	ERA	WHIP
Luis Leal, R (1, 1) ERA: 3.68	7.0	L	26	6	3	3	2	0	0	0	0	0	1	30	30	3.86	0.857
Joey McLaughlin, R (8, 1) ERA: 2.75	1.0		3	0	0	0	0	0	0	0	0	0	0	3	3	0.00	0.000

PITCHER	IP	WLS	BF	H	R	ER	SO	BB	IBB	HBP	BLK	WP	HR	S	P	ERA	WHIP

BOTTOM

Toronto Blue Jays @ Oakland Athletics

Oakland-Alameda County Coliseum, Oakland, CA

Wed Sep 30 1981, 3:33 AM PDT

Att. 11,144 - Sunny

livebaseballscorecards.com

AB	29
R	3
H	6
RBI	2
BB	0
SO	2
LOB	5

WP: 0		PA:	30
PB: 0			
SB: 1			
CS: 1			

Batter	1	2	3	4	5	6	7	8	9	AB	R	H	RBI	BB	SO	LOB
Rickey Henderson, R (1, 7) OBP: 0.408, SLG: 0.436	6-3		K			4-3		1B		4	0	1	0	0	1	1
Dwayne Murphy, L (1, 8) OBP: 0.368, SLG: 0.411	4-3			2B		F8		1-3 1B		4	0	2	0	0	0	0
Wayne Gross, L (1, 5) OBP: 0.304, SLG: 0.366	G3			4-3		2B		F5		4	0	1	0	0	0	3
Tony Armas, R (1, 9) OBP: 0.291, SLG: 0.469		G4-6-3 1B		F2		F6			1-3	4	0	1	0	0	0	2
Jim Spencer, L (1, 3) OBP: 0.247, SLG: 0.274		F9		K			4-3		F2	4	0	0	0	0	1	2
Keith Drumright, L (1, 10) OBP: 0.322, SLG: 0.329		G4-6-3 1-2f			1-3		F7		L8	4	0	0	0	0	0	1
Mike Heath, R (1, 2) OBP: 0.272, SLG: 0.350			F9		F6		L8			3	0	0	0	0	0	0
Dave McKay, S (1, 4) OBP: 0.318, SLG: 0.367			2B		1B			F9		3	0	2	0	0	0	0
Fred Stanley, R (1, 6) OBP: 0.268, SLG: 0.224			K		F8			F8		2	0	0	0	0	1	2
Mike Davis, L (8, PH) OBP: 0.143, SLG: 0.105										1	0	0	0	0	0	0
Rob Picciolo, R (8, 6) OBP: 0.286, SLG: 0.394										0	0	0	0	0	0	0
Inning Stats	R: 0 E: 0 K: 0 S: 3 H: 0 LOB: 0 BB: 0 P: 3	R: 0 E: 0 K: 0 S: 3 H: 1 LOB: 0 BB: 0 P: 3	R: 0 E: 0 K: 2 S: 8 H: 1 LOB: 0 BB: 0 P: 8	R: 0 E: 0 K: 1 S: 6 H: 1 LOB: 1 BB: 0 P: 6	R: 0 E: 0 K: 0 S: 4 H: 1 LOB: 1 BB: 0 P: 4	R: 0 E: 0 K: 0 S: 4 H: 1 LOB: 1 BB: 0 P: 4	R: 0 E: 0 K: 0 S: 3 H: 0 LOB: 0 BB: 0 P: 3	R: 0 E: 0 K: 0 S: 5 H: 2 LOB: 2 BB: 0 P: 5	R: 0 E: 0 K: 0 S: 3 H: 0 LOB: 0 BB: 0 P: 3	1B: 4 2B: 3 3B: 0 HR: 0 SF: 0 SAC: 0 DP: 1 HBP: 0						

PITCHER	IP	WLS	BF	H	R	ER	SO	BB	IBB	HBP	BLK	WP	HR	S	P	ERA	WHIP
Dennis Leonard, R (1, 1) ERA: 2.99	9.0	W	33	7	0	0	3	0	0	0	0	0	0	39	39	0.00	0.778

PITCHER	IP	WLS	BF	H	R	ER	SO	BB	IBB	HBP	BLK	WP	HR	S	P	ERA	WHIP

TOP

Oakland Athletics @ Kansas City Royals

Royals Stadium, Kansas City, MO

Fri Oct 02 1981, 8:05 PM EDT

Att. 23,781 - Unknown - 63 F

livebaseballscorecards.com

AB	33
R	0
H	7
RBI	0
BB	0
SO	3
LOB	11

WP: 0 PA: 33
PB: 0
SB: 0
CS: 0

Batter	1	2	3	4	5	6	7	8	9	AB	R	H	RBI	BB	SO	LOB
Willie Wilson, S (1, 7) OBP: 0.337, SLG: 0.366	4-3		F7	1B 3-H		FC4-2 FC6-4 1-2 3-H				4	0	1	1	0	0	2
Frank White, R (1, 4) OBP: 0.282, SLG: 0.371	BB 1B		1B E	1-2		FC6-4 1-2f				4	1	3	0	0	0	2
George Brett, L (1, 5) OBP: 0.358, SLG: 0.466	F7		E 1-3	F9			1B SF9			4	1	2	0	0	0	3
Willie Aikens, L (1, 3) OBP: 0.377, SLG: 0.461	BB 1-2		E7 1-2 3-H		3-1		G6-4-3 1-3			3	0	1	0	1	0	1
Amos Otis, R (1, 8) OBP: 0.314, SLG: 0.409	F9		K		5-3		SF9 3-H			3	0	0	1	0	1	4
Hal McRae, R (1, 10) OBP: 0.333, SLG: 0.403		5-3 BB	F8		5-3		G6-4-3 1-2f			3	0	0	0	1	0	3
Clint Hurdle, L (1, 9) OBP: 0.432, SLG: 0.544 Cesar Geronimo, L (8, 9) OBP: 0.305, SLG: 0.331		F6	PB 4-3 1B			1B SH1-4 FC4-2 BB		F8		2 1	1 0	1 0	0 0	1 0	0 0	1 0
John Wathan, R (1, 2) OBP: 0.299, SLG: 0.310		5-3 1-2		4-3 1-2		SH1-4 1-2		F9		3	0	0	0	0	0	2
U L Washington, S (1, 6) OBP: 0.314, SLG: 0.312		F5		F7 2-3		FC4-2 2-3		L6		4	0	1	0	0	0	2
Inning Stats	R: 0 E: 0 K: 0 S: 4 H: 1 LOB: 2 BB: 1 P: 8	R: 0 E: 0 K: 0 S: 3 H: 0 LOB: 1 BB: 1 P: 7	R: 1 E: 1 K: 1 S: 8 H: 2 LOB: 2 BB: 0 P: 8	R: 1 E: 0 K: 0 S: 6 H: 3 LOB: 2 BB: 0 P: 6	R: 0 E: 0 K: 0 S: 3 H: 0 LOB: 0 BB: 0 P: 3	R: 0 E: 0 K: 0 S: 4 H: 1 LOB: 2 BB: 1 P: 8	R: 1 E: 0 K: 0 S: 4 H: 2 LOB: 0 BB: 0 P: 4	R: 0 E: 0 K: 0 S: 3 H: 0 LOB: 0 BB: 0 P: 3		1B: 9 2B: 0 3B: 0 HR: 0 SF: 1 SAC: 1 DP: 1 HBP: 0						

PITCHER	IP	WLS	BF	H	R	ER	SO	BB	IBB	HBP	BLK	WP	HR	S	P	ERA	WHIP
Steve McCatty, R (1, 1) ERA: 2.33	8.0	L	36	9	3	2	1	3	0	0	0	0	0	35	47	2.25	1.500

PITCHER	IP	WLS	BF	H	R	ER	SO	BB	IBB	HBP	BLK	WP	HR	S	P	ERA	WHIP

BOTTOM

Oakland Athletics @ Kansas City Royals

Royals Stadium, Kansas City, MO

Fri Oct 02 1981, 8:05 PM EDT

Att. 23,781 - Unknown - 63 F

livebaseballscorecards.com

AB	31
R	3
H	9
RBI	2
BB	3
SO	1
LOB	20

WP: 0 PA: 36
PB: 1
SB: 0
CS: 0

Oakland Athletics @ Kansas City Royals

Royals Stadium, Kansas City, MO

Sat Oct 03 1981, 8:05 PM EDT

Att. 32,039 - Unknown

TOP

livebaseballscorecards.com

Batter	1	2	3	4	5	6	7	8	9	AB	R	H	RBI	BB	SO	LOB
Rickey Henderson, R (1, 7) OBP: 0.406, SLG: 0.432	1-3		K		F8		WP 1B BB	5-3		4	1	0	0	1	1	2
Dwayne Murphy, L (1, 8) OBP: 0.369, SLG: 0.409	2B 1B		L7		G4-6-3 1-2f		F7		2B FC5-2 BB	4	1	1	0	1	0	2
Cliff Johnson, R (1, 10) OBP: 0.330, SLG: 0.478	L5		K			HR 2B	1B 1-2 BB		FC5-2 1-3 2B	4	1	2	0	1	1	1
Tony Armas, R (1, 9) OBP: 0.295, SLG: 0.479	1-H 1B 2B			F8		2-H HR	1-3 2-H S 1B		6-3	5	2	3	4	0	0	2
Mickey Klutts, R (1, 5) OBP: 0.409, SLG: 0.738	2-H 1B			K		E FC1 1B 1B	1-2 K		FC5-2 IBB	4	1	2	1	1	2	1
Kelvin Moore, R (1, 3) OBP: 0.333, SLG: 0.372	K			HR		FC1 1B 1-3 FC1-2		E S SF7 1B	FC5-2 1-2 2-3 3-Hf	5	2	2	1	0	1	5
Jeff Newman, R (1, 2) OBP: 0.260, SLG: 0.329		6-3		1B		FC1-2 1-3 3-H 1B		4-3 1-3	1-3	5	0	2	1	0	0	4
Dave McKay, S (1, 4) OBP: 0.313, SLG: 0.362		K		F5		FC1-2 G1-4-3 1-2 3-H		SF7 3-H		3	0	0	1	0	1	3
Rob Picciolo, R (1, 6) OBP: 0.290, SLG: 0.397		L5			G4-6-3 1B	G1-4-3 1-2f		1B		4	0	2	0	0	0	2
Inning Stats	R: 2 E: 0 K: 1 S: 8 H: 3 LOB: 1 BB: 0 P: 8	R: 0 E: 0 K: 1 S: 5 H: 0 LOB: 0 BB: 0 P: 5	R: 0 E: 0 K: 2 S: 7 H: 0 LOB: 0 BB: 0 P: 7	R: 1 E: 0 K: 1 S: 7 H: 2 LOB: 1 BB: 0 P: 7	R: 0 E: 0 K: 0 S: 3 H: 1 LOB: 0 BB: 0 P: 3	R: 3 E: 1 K: 0 S: 7 H: 4 LOB: 1 BB: 0 P: 7	R: 1 E: 0 K: 1 S: 5 H: 1 LOB: 1 BB: 2 P: 13	R: 1 E: 0 K: 0 S: 5 H: 2 LOB: 1 BB: 0 P: 5	R: 0 E: 0 K: 0 S: 4 H: 1 LOB: 3 BB: 2 P: 12	1B: 9 2B: 3 3B: 0 HR: 2 SF: 1 SAC: 0 DP: 2 HBP: 0						

AB	38
R	8
H	14
RBI	8
BB	4
SO	6
LOB	22

WP: 1 PB: 0 SB: 2 CS: 0 PA: 43

PITCHER	IP	WLS	BF	H	R	ER	SO	BB	IBB	HBP	BLK	WP	HR	S	P	ERA	WHIP
Mike Jones, L (1, 1) ERA: 3.21	5.0	L	22	8	5	5	5	0	0	0	0	0	2	32	32	9.00	1.600
Renie Martin, R (6, 1) ERA: 2.77	2.0		10	3	2	1	1	2	0	0	0	1	0	10	18	4.50	2.500
Ken Brett, L (8, 1) ERA: 4.18	2.0		11	3	1	1	0	1	1	0	0	0	0	9	17	4.50	2.000

PITCHER	IP	WLS	BF	H	R	ER	SO	BB	IBB	HBP	BLK	WP	HR	S	P	ERA	WHIP

Oakland Athletics @ Kansas City Royals

Royals Stadium, Kansas City, MO

Sat Oct 03 1981, 8:05 PM EDT

Att. 32,039 - Unknown

BOTTOM

Batter	1	2	3	4	5	6	7	8	9	AB	R	H	RBI	BB	SO	LOB
Willie Wilson, S (1, 7) OBP: 0.340, SLG: 0.370	BBBB 4-0 E E BB		SSS 0-3 ② K		x 0-0 ② 4-3		x 0-0 1B 2B		x 0-0 FC6-4 1B	4	2	2	0	1	1	0
Frank White, R (1, 4) OBP: 0.281, SLG: 0.372	SSS 0-3 ① K 1-3		x 0-0 2B		x 0-0 ③ 6-3		x 0-0 ② F9		x 0-0 ③ FC6-4 1-2f	5	0	1	0	0	1	3
George Brett, L (1, 5) OBP: 0.359, SLG: 0.475	x 0-0 E4 FC4-6 3-H		x 0-0 ③ 3-1			x 0-0 HR	x 0-0 2-H 1B			4	1	2	3	0	0	1
Willie Aikens, L (1, 3) OBP: 0.376, SLG: 0.459	x 0-0 ② FC4-6 FC6-4 1-2f			x 0-0 ① 4-3		x 0-0 F8 1B 1B	x 0-0 ③ 1-3			4	0	1	0	0	0	2
Amos Otis, R (1, 8) OBP: 0.319, SLG: 0.416	x 0-0 ③ FC6-4 1-2f			x 0-0 3B 2B		x 0-0 1-2 1B		x 0-0 G4-6-3 1B		4	1	3	0	0	0	1
Hal McRae, R (1, 10) OBP: 0.330, SLG: 0.399		x 0-0 ① F7		x 0-0 ② L5		x 0-0 ① F8 2-3		x 0-0 ①② G4-6-3 1-2f		4	0	0	0	0	0	4
Clint Hurdle, L (1, 9) OBP: 0.424, SLG: 0.556		x 0-0 ② G3		x 0-0 2-H 3B		x 0-0 ② F6		SSS 0-3 ③ K		4	0	1	1	0	1	2
John Wathan, R (1, 2) OBP: 0.297, SLG: 0.307 Jamie Quirk, L (9, 2) OBP: 0.302, SLG: 0.323		x 0-0 ③ 3-1		x 0-0 ③ 6-3		x 0-0 ③ 5-3			x 0-0 ① F7	3 1	0 0	0 0	0 0	0 0	0 0	3 0
U L Washington, S (1, 6) OBP: 0.311, SLG: 0.308			x 0-0 ① F7		x 0-0 ① 6-3		x 0-0 ① 6-3		x 0-0 ② L7	4	0	0	0	0	0	0
Inning Stats	R: 1 E: 2 K: 1 S: 6 H: 0 LOB: 1 BB: 1 P: 10	R: 0 E: 0 K: 0 S: 3 H: 0 LOB: 0 BB: 0 P: 3	R: 0 E: 0 K: 1 S: 6 H: 1 LOB: 1 BB: 0 P: 6	R: 1 E: 0 K: 0 S: 5 H: 2 LOB: 1 BB: 0 P: 5	R: 0 E: 0 K: 0 S: 3 H: 0 LOB: 0 BB: 0 P: 3	R: 1 E: 0 K: 0 S: 6 H: 3 LOB: 2 BB: 0 P: 6	R: 1 E: 0 K: 0 S: 5 H: 2 LOB: 1 BB: 0 P: 5	R: 0 E: 0 K: 1 S: 5 H: 1 LOB: 0 BB: 0 P: 5	R: 0 E: 0 K: 0 S: 4 H: 1 LOB: 1 BB: 0 P: 4	1B: 5 2B: 3 3B: 1 HR: 1 SF: 0 SAC: 0 DP: 1 HBP: 0						

livebaseballscorecards.com

AB	37
R	4
H	10
RBI	4
BB	1
SO	3
LOB	16

WP: 0 PB: 0 SB: 0 CS: 0 PA: 38

PITCHER	IP	WLS	BF	H	R	ER	SO	BB	IBB	HBP	BLK	WP	HR	S	P	ERA	WHIP
Rick Langford, R (1, 1) ERA: 2.99	9.0	W	38	10	4	3	3	1	0	0	0	0	1	43	47	3.00	1.222

PITCHER	IP	WLS	BF	H	R	ER	SO	BB	IBB	HBP	BLK	WP	HR	S	P	ERA	WHIP

Batter	1	2	3	4	5	6	7	8	9	AB	R	H	RBI	BB	SO	LOB
Rickey Henderson, R (1, 7) OBP: 0.408, SLG: 0.437	6-3		1B SF9 1B		K		3B		FC6-2 1-2 BB	4	1	2	0	1	1	1
Dwayne Murphy, L (1, 8) OBP: 0.369, SLG: 0.408	2B BB		FC6-4 1-3 1B		F7		F7		FC6-2 1-2 2-3 3-Hf	4	1	1	0	1	0	5
Cliff Johnson, R (1, 10) OBP: 0.329, SLG: 0.476	F8		SF9 3-H		FC5-4 1-2f			FC5 F8 1B	K	3	0	1	1	0	0	2
Jimmy Sexton, R (8, PR)										0	0	0	0	0	0	0
Mike Davis, L (9, PH) OBP: 0.136, SLG: 0.100										1	0	0	0	0	1	3
Tony Armas, R (1, 9) OBP: 0.294, SLG: 0.480	1-H 1B 2B		F7			F9	F7			4	1	1	1	0	0	2
Mickey Klutts, R (1, 5) OBP: 0.396, SLG: 0.696	2-H 1B		FC6-4 1-2f			5-3		F8 1-2		4	0	1	1	0	0	2
Kelvin Moore, R (1, 3) OBP: 0.327, SLG: 0.362	1-3			G4-6-3 1B		K		FC5 2-3		4	0	1	0	0	1	3
Mike Heath, R (1, 2) OBP: 0.269, SLG: 0.346		K		G4-6-3 1-2f			5-3		E5 FC SH1-3 FC6-2	4	0	0	0	0	1	1
Dave McKay, S (1, 4) OBP: 0.313, SLG: 0.375		K		5-3			HR		SH1-3 1-2	3	1	1	1	0	1	0
Fred Stanley, R (1, 6) OBP: 0.269, SLG: 0.221		F8			FC5-4 BB		F7		FC FC6-2 BB 2-3	2	0	0	0	1	0	0
Keith Drumright, L (9, PH) OBP: 0.319, SLG: 0.326										1	0	0	0	0	0	1
Rob Picciolo, R (9, 6) OBP: 0.290, SLG: 0.397										0	0	0	0	0	0	0
Inning Stats	R: 2 E: 0 K: 0 S: 5 H: 2 LOB: 1 BB: 1 P: 9	R: 0 E: 0 K: 2 S: 7 H: 0 LOB: 0 BB: 0 P: 7	R: 1 E: 0 K: 0 S: 5 H: 2 LOB: 1 BB: 0 P: 5	R: 0 E: 0 K: 0 S: 3 H: 1 LOB: 0 BB: 0 P: 3	R: 0 E: 0 K: 1 S: 5 H: 0 LOB: 1 BB: 1 P: 9	R: 0 E: 0 K: 1 S: 5 H: 0 LOB: 0 BB: 0 P: 5	R: 1 E: 0 K: 0 S: 5 H: 2 LOB: 1 BB: 0 P: 5	R: 0 E: 0 K: 0 S: 4 H: 1 LOB: 2 BB: 0 P: 4	R: 0 E: 1 K: 1 S: 7 H: 0 LOB: 3 BB: 1 P: 11	1B: 5 2B: 1 3B: 1 HR: 1	SF: 1 SAC: 1 DP: 1 HBP: 0					WP: 0 PB: 0 SB: 0 CS: 0	PA: 39

PITCHER		IP	WLS	BF	H	R	ER	SO	BB	IBB	HBP	BLK	WP	HR	S	P	ERA	WHIP
Larry Gura, L ERA: 2.72	(1, 1)	7.0	L	29	7	4	4	4	2	0	0	0	0	1	35	43	5.14	1.286
Dan Quisenberry, R ERA: 1.73	(8, 1)	2.0		10	1	0	0	1	1	0	0	0	0	0	11	15	0.00	1.000

PITCHER	IP	WLS	BF	H	R	ER	SO	BB	IBB	HBP	BLK	WP	HR	S	P	ERA	WHIP

TOP

Oakland Athletics @ Kansas City Royals

Royals Stadium, Kansas City, MO

Sun Oct 04 1981, 4:33 AM EDT

Att. 28,723 - Sunny - 78 F

livebaseballscorecards.com

AB	34
R	4
H	8
RBI	4
BB	3
SO	5
LOB	20

Batter	1	2	3	4	5	6	7	8	9	AB	R	H	RBI	BB	SO	LOB
Willie Wilson, S (1, 7) OBP: 0.337, SLG: 0.366	F3		F8			F6	F7			4	0	0	0	0	0	0
Frank White, R (1, 4) OBP: 0.283, SLG: 0.373	1B		F9			1B		F7		4	1	2	0	0	0	0
George Brett, L (1, 5) OBP: 0.358, SLG: 0.471	F8		F9			F8		BBB G3 BB		3	0	0	0	1	0	2
Willie Aikens, L (1, 3) OBP: 0.374, SLG: 0.456	F7			SSS K		1B 1B 1-3		G3 1-2		4	1	1	0	0	1	2
Amos Otis, R (1, 8) OBP: 0.320, SLG: 0.417		BLK S 1B 1B		F8		1B 1-2 3-H		SSS K		4	1	2	1	0	1	1
Hal McRae, R (1, 10) OBP: 0.329, SLG: 0.397		6-3 1-2		F9		1B 1-3 2-H			4-3	4	0	1	1	0	0	1
Clint Hurdle, L (1, 9) OBP: 0.427, SLG: 0.553		BLK 2-H 1B		SSS K		F7			1B	4	0	2	1	0	1	2
Darryl Motley, R (9, PR) OBP: 0.279, SLG: 0.317										0	0	0	0	0	0	0
John Wathan, R (1, 2) OBP: 0.294, SLG: 0.304		F4 1-2		F6			F7		SSS K	3	0	0	0	0	0	1
Jamie Quirk, L (9, PH) OBP: 0.299, SLG: 0.320										1	0	0	0	0	1	1
U L Washington, S (1, 6) OBP: 0.309, SLG: 0.305		6-3		F6			F7		L8	3	0	0	0	0	0	1
Lee May, R (9, PH) OBP: 0.328, SLG: 0.345										1	0	0	0	0	0	1
Inning Stats	R: 0 H: 1 E: 0 LOB: 1 K: 0 BB: 0 S: 4 P: 4	R: 1 H: 2 E: 0 LOB: 1 K: 0 BB: 0 S: 5 P: 5	R: 0 H: 0 E: 0 LOB: 0 K: 0 BB: 0 S: 3 P: 3	R: 0 H: 0 E: 0 LOB: 0 K: 1 BB: 0 S: 5 P: 5	R: 0 H: 0 E: 0 LOB: 0 K: 1 BB: 0 S: 5 P: 5	R: 2 H: 4 E: 0 LOB: 2 K: 0 BB: 0 S: 7 P: 7	R: 0 H: 0 E: 0 LOB: 0 K: 0 BB: 0 S: 3 P: 3	R: 0 H: 0 E: 0 LOB: 1 K: 1 BB: 1 S: 5 P: 9	R: 0 H: 1 E: 0 LOB: 1 K: 1 BB: 0 S: 6 P: 6							

BOTTOM

Oakland Athletics @ Kansas City Royals

Royals Stadium, Kansas City, MO

Sun Oct 04 1981, 4:33 AM EDT

Att. 28,723 - Sunny - 78 F

livebaseballscorecards.com

AB	35
R	3
H	8
RBI	3
BB	1
SO	4
LOB	12

PITCHER		IP	WLS	BF	H	R	ER	SO	BB	IBB	HBP	BLK	WP	HR	S	P	ERA	WHIP	PITCHER	IP	WLS	BF	H	R	ER	SO	BB	IBB	HBP	BLK	WP	HR	S	P	ERA	WHIP
Matt Keough, R ERA: 3.4	(1, 1)	7.1	W	29	7	3	3	2	0	0	0	2	0	0	33	33	3.68	0.955																	
Tom Underwood, L ERA: 3.66	(8, 1)	0.1		2	0	0	0	0	1	0	0	0	0	0	1	5	0.00	3.000																	
Dave Beard, R ERA: 2.77	(8, 1)	1.1	S	5	1	0	0	2	0	0	0	0	0	0	9	9	0.00	0.750																	

1B: 8	SF: 0	WP: 0	PA: 36
2B: 0	SAC: 0	PB: 0	
3B: 0	DP: 0	SB: 1	
HR: 0	HBP: 0	CS: 0	

Oakland Athletics @ Kansas City Royals

Royals Stadium, Kansas City, MO

Tue Oct 06 1981, 4:33 AM EDT

Att. 40,592 - Sunny - 68 F

livebaseballscorecards.com

Batter	1	2	3	4	5	6	7	8	9	AB	R	H	RBI	BB	SO	LOB
Rickey Henderson, R (1, 7)	F8			F8	6-3			1-3		4	0	0	0	0	0	0
Dwayne Murphy, L (1, 8) OBP: 0.750, SLG: 1.667	G4-6-3 1B			E G3 HR BB		4-3		HR		3	2	2	1	1	0	0
Keith Drumright, L (1, 10) OBP: 0.250, SLG: 0.250	G4-6-3 1-2f			G3 1-2		B2-3		5-3 1B		4	0	1	0	0	0	2
Tony Armas, R (1, 9) OBP: 0.250, SLG: 0.250		K		E5 HR 2-3		1B 1B		5-3 1-2		4	1	1	0	0	1	2
Wayne Gross, L (1, 5) OBP: 0.500, SLG: 1.250		F9		1-H 3-H HR		1-3 1B		L9		4	1	2	3	0	0	1
Jim Spencer, L (1, 3) OBP: 0.250, SLG: 0.500		P4		2B		F7			F9	4	0	1	0	0	0	2
Mike Heath, R (1, 2)			6-3	K			F7		4-3	4	0	0	0	0	1	1
Dave McKay, S (1, 4) OBP: 0.250, SLG: 0.250			G3		F7		4-3		1B	4	0	1	0	0	0	0
Fred Stanley, R (1, 6)			F9		F9		K		P4	4	0	0	0	0	1	1

Inning Stats	1	2	3	4	5	6	7	8	9		
	R: 0 H: 1 E: 0 LOB: 0 K: 0 BB: 0 S: 3 P: 3	R: 0 H: 0 E: 0 LOB: 0 K: 1 BB: 0 S: 5 P: 5	R: 0 H: 0 E: 0 LOB: 0 K: 0 BB: 0 S: 3 P: 3	R: 3 H: 2 E: 1 LOB: 1 K: 1 BB: 1 S: 8 P: 12	R: 0 H: 0 E: 0 LOB: 0 K: 0 BB: 0 S: 3 P: 3	R: 0 H: 2 E: 0 LOB: 2 K: 0 BB: 0 S: 5 P: 5	R: 0 H: 0 E: 0 LOB: 0 K: 1 BB: 0 S: 5 P: 5	R: 1 H: 2 E: 0 LOB: 1 K: 0 BB: 0 S: 5 P: 5	R: 0 H: 1 E: 0 LOB: 1 K: 0 BB: 0 S: 4 P: 4	1B: 5 SF: 0 2B: 1 SAC: 0 3B: 0 DP: 1 HR: 2 HBP: 0	WP: 0 PA: 36 PB: 0 SB: 0 CS: 0

PITCHER		IP	WLS	BF	H	R	ER	SO	BB	IBB	HBP	BLK	WP	HR	S	P	ERA	WHIP
Dennis Leonard, R ERA: 1.13	(1, 1)	8.0	L	32	7	4	1	3	1	0	0	0	0	2	37	41	1.12	1.000
Renie Martin, R ERA:	(9, 1)	1.0		4	1	0	0	0	0	0	0	0	0	0	4	4	0.00	1.000

PITCHER	IP	WLS	BF	H	R	ER	SO	BB	IBB	HBP	BLK	WP	HR	S	P	ERA	WHIP

Batter	1	2	3	4	5	6	7	8	9	AB	R	H	RBI	BB	SO	LOB
Willie Wilson, S (1, 7) OBP: 0.250, SLG: 0.250	F6		FC5-2 1-2 2-3 1B		P6			F8		4	0	1	0	0	0	4
Frank White, R (1, 4)	1-3		FC5-2 1-2 2-3 3-Hf		L5-4 2-3			BB 1-2		3	0	0	0	1	0	6
George Brett, L (1, 5)	4-3		F8			3-1		F7		4	0	0	0	0	0	5
Willie Aikens, L (1, 3) OBP: 0.250, SLG: 0.250		G5-4-3 1B		F8		K		G3		4	0	1	0	0	1	2
Amos Otis, R (1, 8)		G5-4-3 1-2f		K		F8			F9	4	0	0	0	0	1	1
Hal McRae, R (1, 10)		F7		F8			F7		5-3	4	0	0	0	0	0	0
Clint Hurdle, L (1, 9) OBP: 0.500, SLG: 0.333			BB 1B E FC5-2		1B BB		F8		3-1	3	0	1	0	1	0	0
John Wathan, R (1, 2)			E1 FC5-2 1B 1-2		BB L5-4 1B 1-2		6-3			2	0	0	0	1	0	1
U L Washington, S (1, 6) OBP: 0.333, SLG: 0.333			F8		1-2 2-3 1B			E4 BB		3	0	1	0	0	0	2
Inning Stats	R: 0 H: 0 E: 0 LOB: 0 K: 0 BB: 0 S: 3 P: 3	R: 0 H: 1 E: 0 LOB: 0 K: 0 BB: 0 S: 3 P: 3	R: 0 H: 1 E: 1 LOB: 3 K: 0 BB: 1 S: 5 P: 9	R: 0 H: 0 E: 0 LOB: 0 K: 1 BB: 0 S: 5 P: 5	R: 0 H: 2 E: 0 LOB: 2 K: 0 BB: 1 S: 4 P: 8	R: 0 H: 0 E: 0 LOB: 0 K: 1 BB: 0 S: 5 P: 5	R: 0 H: 0 E: 0 LOB: 0 K: 0 BB: 0 S: 3 P: 3	R: 0 H: 0 E: 1 LOB: 2 K: 0 BB: 1 S: 4 P: 8	R: 0 H: 0 E: 0 LOB: 0 K: 0 BB: 0 S: 3 P: 3	1B: 4 SF: 0 2B: 1 SAC: 0 3B: 0 DP: 2 HR: 0 HBP: 0						

PITCHER	IP	WLS	BF	H	R	ER	SO	BB	IBB	HBP	BLK	WP	HR	S	P	ERA	WHIP
Mike Norris, R (1, 1) ERA:	9.0	W	34	4	0	0	2	3	0	0	0	0	0	35	47	0.00	0.778

PITCHER	IP	WLS	BF	H	R	ER	SO	BB	IBB	HBP	BLK	WP	HR	S	P	ERA	WHIP

BOTTOM

Oakland Athletics @ Kansas City Royals

Royals Stadium, Kansas City, MO

Tue Oct 06 1981, 4:33 AM EDT
Att. 40,592 - Sunny - 68 F

livebaseballscorecards.com

AB	31
R	0
H	4
RBI	0
BB	3
SO	2
LOB	21

WP: 0 PA: 34
PB: 0
SB: 0
CS: 0

Oakland Athletics @ Kansas City Royals

Royals Stadium, Kansas City, MO

Wed Oct 07 1981, 4:33 AM EDT

Att. 40,274 - Cloudy - 64 F

TOP

livebaseballscorecards.com

Batter	1	2	3	4	5	6	7	8	9	AB	R	H	RBI	BB	SO	LOB
Rickey Henderson, R (1, 7)	6-3		F8		FC4-6 S 1-2f		6-3		F8	5	0	0	0	0	0	2
Dwayne Murphy, L (1, 8) OBP: 0.625, SLG: 1.000	2B 2B 1B		2-3		F8 1-2			SH5-3 2B 1B		4	2	2	0	0	0	1
Cliff Johnson, R (1, 10) OBP: 0.333, SLG: 0.667	2B 1-3 2B		F8			6-3		SH5-3 1-2		3	0	1	0	0	0	0
Tony Armas, R (1, 9) OBP: 0.625, SLG: 0.875	2-3 3-H 2B			SH2-4 1B		1B 1B		2-H 2B		4	0	4	2	0	0	0
Rick Bosetti, R (8, PR) (8, 9)										0	0	0	0	0	0	0
Mickey Klutts, R (1, 5) OBP: 0.333, SLG: 0.333	F9			SH2-4 1-2		1-2 1B		P4		3	0	1	0	0	0	3
Kelvin Moore, R (1, 3)	K			L6		L8		4-3		4	0	0	0	0	1	6
Dave McKay, S (1, 4) OBP: 0.250, SLG: 0.250		F8		L5		5-3			G3 SH3 1B	4	0	1	0	0	0	3
Jeff Newman, R (1, 2)		6-3			F8		K		SH3 1-2	3	0	0	0	0	1	0
Rob Picciolo, R (1, 6) OBP: 0.333, SLG: 0.333		P6			FC4-6 1B		F3		G3 2-3	3	0	1	0	0	0	0
Wayne Gross, L (9, PH) OBP: 0.400, SLG: 1.000										1	0	0	0	0	0	1
Fred Stanley, R (9, 6)										0	0	0	0	0	0	0

	AB	34
	R	2
	H	10
	RBI	2
	BB	0
	SO	2
	LOB	16

Inning Stats	1	2	3	4	5	6	7	8	9	1B: 7 SF: 0	WP: 0 PA: 37
R:	1	0	0	0	0	0	0	1	0	2B: 3 SAC: 3	PB: 0
E:	0	0	0	0	0	0	0	0	0	3B: 0 DP: 0	SB: 1
K:	1	0	0	0	0	0	1	0	0	HR: 0 HBP: 0	CS: 0
S:	8	3	3	4	4	5	5	5	4		
H:	3	0	0	1	1	2	0	2	1		
LOB:	2	0	0	1	1	2	0	1	0		
BB:	0	0	0	0	0	0	0	0	0		
P:	8	3	3	4	4	5	5	5	4		

PITCHER		IP	WLS	BF	H	R	ER	SO	BB	IBB	HBP	BLK	WP	HR	S	P	ERA	WHIP
Mike Jones, L ERA: 2.25	(1, 1)	8.0	L	33	9	2	2	2	0	0	0	0	0	0	37	37	2.25	1.125
Dan Quisenberry, R ERA:	(9, 1)	1.0		4	1	0	0	0	0	0	0	0	0	0	4	4	0.00	1.000

PITCHER	IP	WLS	BF	H	R	ER	SO	BB	IBB	HBP	BLK	WP	HR	S	P	ERA	WHIP

Batter	1	2	3	4	5	6	7	8	9	AB	R	H	RBI	BB	SO	LOB
Willie Wilson, S (1, 7) OBP: 0.222, SLG: 0.222	1-3		F8		E9 1-3 2-H 1B		4-3 2-3		F2	5	0	1	1	0	0	2
Frank White, R (1, 4)	1-3			L4	6-3		F9			4	0	0	0	0	0	3
George Brett, L (1, 5) OBP: 0.125, SLG: 0.125	L9			F9		F8		BB 1B		4	0	1	0	0	0	0
Willie Aikens, L (1, 3) OBP: 0.500, SLG: 0.200		F6		BBBB FC4 BB		BBBB BB BB		BBBB 1-2 BB		1	0	0	0	3	0	0
Cesar Geronimo, L (8, PR)										0	0	0	0	0	0	0
Lee May, R (9, 3)										0	0	0	0	0	0	0
Amos Otis, R (1, 8)		1-3		FC4 1-2f		SSS K		SSS K		4	0	0	0	0	2	4
Hal McRae, R (1, 10)		P4			F9	BBBB 1-2 BB		F8		3	0	0	0	1	0	2
Clint Hurdle, L (1, 9) OBP: 0.375, SLG: 0.286			5-3 1B		F7	F8		F8		4	0	1	0	0	0	4
John Wathan, R (1, 2) OBP: 0.429, SLG: 0.333			5-3 1-2		1B 1B 1B		4-3 SH1-4 1B		4-3	4	1	2	0	0	0	1
U L Washington, S (1, 6) OBP: 0.333, SLG: 0.333			6-3		E 1B 1-2 1B		SH1-4 1-2		SSS K	3	0	1	0	0	1	1
Inning Stats	R: 0 H: 0 E: 0 LOB: 0 K: 0 BB: 0 S: 3 P: 3	R: 0 H: 0 E: 0 LOB: 0 K: 0 BB: 0 S: 3 P: 3	R: 0 H: 1 E: 0 LOB: 1 K: 0 BB: 0 S: 4 P: 4	R: 0 H: 0 E: 0 LOB: 1 K: 0 BB: 1 S: 3 P: 7	R: 1 H: 3 E: 1 LOB: 2 K: 0 BB: 0 S: 6 P: 6	R: 0 H: 0 E: 0 LOB: 2 K: 1 BB: 2 S: 5 P: 13	R: 0 H: 1 E: 0 LOB: 1 K: 0 BB: 0 S: 4 P: 4	R: 0 H: 1 E: 0 LOB: 2 K: 1 BB: 1 S: 6 P: 10	R: 0 H: 0 E: 0 LOB: 0 K: 1 BB: 0 S: 5 P: 5	1B: 6 SF: 0 2B: 0 SAC: 1 3B: 0 DP: 0 HR: 0 HBP: 0						WP: 0 PA: 37 PB: 0 SB: 0 CS: 0

PITCHER	IP	WLS	BF	H	R	ER	SO	BB	IBB	HBP	BLK	WP	HR	S	P	ERA	WHIP
Steve McCatty, R (1, 1) ERA: 1.0	9.0	W	37	6	1	1	3	4	0	0	0	0	0	39	55	1.00	1.111

PITCHER	IP	WLS	BF	H	R	ER	SO	BB	IBB	HBP	BLK	WP	HR	S	P	ERA	WHIP

BOTTOM

Oakland Athletics @ Kansas City Royals

Royals Stadium, Kansas City, MO

Wed Oct 07 1981, 4:33 AM EDT

Att. 40,274 - Cloudy - 64 F

livebaseballscorecards.com

AB	32
R	1
H	6
RBI	1
BB	4
SO	3
LOB	17

Batter	1	2	3	4	5	6	7	8	9	AB	R	H	RBI	BB	SO	LOB
Willie Wilson, S (1, 7) OBP: 0.308, SLG: 0.308	L1		F9		1B 1B 1-2			FC1-6 1B		4	0	2	0	0	0	0
Frank White, R (1, 4) OBP: 0.250, SLG: 0.182	K			1B FC6-4 1B	1B 1-2 2-3			FC1-6 1B 1-2f		4	1	2	0	0	1	1
George Brett, L (1, 5) OBP: 0.167, SLG: 0.167	3-1			F6	P3			1-2		4	0	1	0	0	0	4
Willie Aikens, L (1, 3) OBP: 0.500, SLG: 0.333		L7		FC6-4 1-3		G5-4-3		K		4	0	2	0	0	1	2
Amos Otis, R (1, 8)		K		FC6-4 1-2f 3-H		G5-4-3 1-2f		F8		4	0	0	1	0	1	4
Hal McRae, R (1, 10) OBP: 0.167, SLG: 0.182		2B		6-3		4-3			K	4	0	1	0	0	1	1
Clint Hurdle, L (1, 9) OBP: 0.333, SLG: 0.273		K			P6 1B		P6		F7	4	0	1	0	0	1	1
John Wathan, R (1, 2) OBP: 0.364, SLG: 0.300			1-3		1B 1B 1-2		F7		K	4	0	1	0	0	1	0
U L Washington, S (1, 6) OBP: 0.222, SLG: 0.222			6-3		P6 2-3		F7			3	0	0	0	0	0	2
Inning Stats	R: 0 H: 0 E: 0 LOB: 0 K: 1 BB: 0 S: 5 P: 5	R: 0 H: 1 E: 0 LOB: 1 K: 2 BB: 0 S: 8 P: 8	R: 0 H: 0 E: 0 LOB: 0 K: 0 BB: 0 S: 3 P: 3	R: 1 H: 2 E: 0 LOB: 1 K: 0 BB: 0 S: 5 P: 5	R: 0 H: 4 E: 0 LOB: 3 K: 0 BB: 0 S: 6 P: 6	R: 0 H: 1 E: 0 LOB: 0 K: 0 BB: 0 S: 3 P: 3	R: 0 H: 0 E: 0 LOB: 0 K: 0 BB: 0 S: 3 P: 3	R: 0 H: 2 E: 0 LOB: 2 K: 1 BB: 0 S: 7 P: 7	R: 0 H: 0 E: 0 LOB: 0 K: 2 BB: 0 S: 7 P: 7	1B: 9 SF: 0 2B: 1 SAC: 0 3B: 0 DP: 1 HR: 0 HBP: 0						

TOP

Kansas City Royals @ Oakland Athletics

Oakland-Alameda County Coliseum, Oakland, CA

Fri Oct 09 1981, 7:05 PM PDT

Att. 40,002 - Unknown - 60 F

livebaseballscorecards.com

AB	35
R	1
H	10
RBI	1
BB	0
SO	6
LOB	15

WP: 0 PB: 0 SB: 0 CS: 0 PA: 35

PITCHER		IP	WLS	BF	H	R	ER	SO	BB	IBB	HBP	BLK	WP	HR	S	P	ERA	WHIP
Rick Langford, R ERA: 1.23	(1, 1)	7.1	W	30	10	1	1	3	0	0	0	0	0	0	36	36	1.23	1.364
Tom Underwood, L ERA:	(8, 1)	0.1		1	0	0	0	1	0	0	0	0	0	0	3	3	0.00	0.000
Dave Beard, R ERA:	(8, 1)	1.1	S	4	0	0	0	2	0	0	0	0	0	0	8	8	0.00	0.000

PITCHER	IP	WLS	BF	H	R	ER	SO	BB	IBB	HBP	BLK	WP	HR	S	P	ERA	WHIP

Batter	1	2	3	4	5	6	7	8	9	AB	R	H	RBI	BB	SO	LOB
Rickey Henderson, R (1, 7) OBP: 0.308, SLG: 0.182	BBBB 4-0 S 1B BB		x 0-0 CS E 1B	x 0-0 2B 1B		BBBB 4-0 1-2 BB				2	3	2	0	2	0	0
Dwayne Murphy, L (1, 8) OBP: 0.583, SLG: 0.909	x 0-0 ① F7		x 0-0 E4 1B 1-H CS 1B	x 0-0 1-H 2B		SSS 0-3 ③ K				4	0	2	1	0	1	3
Cliff Johnson, R (1, 10) OBP: 0.286, SLG: 0.429	SSS 0-3 ② K		x 0-0 BB 1-3 1B	x 0-0 ③ 6-3			x 0-0 ① P3			4	0	1	0	0	1	2
Tony Armas, R (1, 9) OBP: 0.583, SLG: 0.727	x 0-0 1-H 1B		BBBB 4-0 1-2 BB		x 0-0 ① 6-3		x 0-0 ② F3			3	0	1	1	1	0	0
Mickey Klutts, R (1, 5) OBP: 0.143, SLG: 0.143	x 0-0 ③ F7		SSS 0-3 ① K		x 0-0 ② F8		x 0-0 ③ 5-3			4	0	0	0	0	1	4
Kelvin Moore, R (1, 3)		x 0-0 ① F8	SSS 0-3 ② K		x 0-0 ③ 5-3			x 0-0 ① 6-3		4	0	0	0	0	1	3
Mike Heath, R (1, 2)		x 0-0 ② 5-3	0-0 ③ CS 3-H	x 0-0 ① F8		x 0-0 ① P6		x 0-0 ② P6		4	0	0	0	0	0	0
Dave McKay, S (1, 4) OBP: 0.333, SLG: 0.545		BBBB 4-0 FC6-4 BB		x 0-0 HR		SSS 0-3 ② K		x 0-0 ③ 3-1		3	1	1	1	1	1	0
Fred Stanley, R (1, 6)		x 0-0 ③ FC6-4 1-2f		x 0-0 ② F7		BBBB 4-0 BB BB				2	0	0	0	1	0	1
Inning Stats	R: 1 E: 0 K: 1 S: 6 H: 1 LOB: 1 BB: 1 P: 10	R: 0 E: 0 K: 0 S: 3 H: 0 LOB: 1 BB: 1 P: 7	R: 1 E: 1 K: 2 S: 9 H: 3 LOB: 2 BB: 1 P: 13	R: 2 E: 0 K: 0 S: 6 H: 3 LOB: 1 BB: 0 P: 6	R: 0 E: 0 K: 0 S: 3 H: 0 LOB: 0 BB: 0 P: 3	R: 0 E: 0 K: 2 S: 7 H: 0 LOB: 2 BB: 2 P: 15	R: 0 E: 0 K: 0 S: 3 H: 0 LOB: 0 BB: 0 P: 3	R: 0 E: 0 K: 0 S: 3 H: 0 LOB: 0 BB: 0 P: 3		1B: 5 2B: 1 3B: 0 HR: 1	SF: 0 SAC: 0 DP: 0 HBP: 0					

PITCHER		IP	WLS	BF	H	R	ER	SO	BB	IBB	HBP	BLK	WP	HR	S	P	ERA	WHIP
Larry Gura, L ERA: 7.36	(1, 1)	3.2	L	20	7	4	3	3	3	0	0	0	0	1	23	35	7.36	2.727
Renie Martin, R ERA:	(4, 1)	4.1		15	0	0	0	2	2	0	0	0	0	0	17	25	0.00	0.462

PITCHER		IP	WLS	BF	H	R	ER	SO	BB	IBB	HBP	BLK	WP	HR	S	P	ERA	WHIP

BOTTOM

Kansas City Royals @ Oakland Athletics

Oakland-Alameda County Coliseum, Oakland, CA

Fri Oct 09 1981, 7:05 PM PDT
Att. 40,002 - Unknown - 60 F

livebaseballscorecards.com

AB	30
R	4
H	7
RBI	3
BB	5
SO	5
LOB	13

1B: 5	SF: 0	WP: 0	PA: 36
2B: 1	SAC: 0	PB: 0	
3B: 0	DP: 0	SB: 1	
HR: 1	HBP: 0	CS: 2	

Batter	1	2	3	4	5	6	7	8	9	AB	R	H	RBI	BB	SO	LOB
Rickey Henderson, R (1, 7) OBP: 0.353, SLG: 0.400	C C B F B X 2-2 ① 4-3		F B B F X 2-2 E 2B		B B X 2-0 4-3 1-3 2B			C C B F S 1-3 ① K		4	0	2	0	0	1	0
Dwayne Murphy, L (1, 8) OBP: 0.563, SLG: 0.769	C B B X 2-1 ② G3		B B C F B B 4-2 E BB		X 0-0 ② 4-3 2-3 3-H			B B C B B 4-1 FC4 BB BB		2	0	0	1	2	0	1
Cliff Johnson, R (1, 10) OBP: 0.273, SLG: 0.300	B C S S S 1-3 ③ K		B X 1-0 E5 FC6-4 1-2 2-3		B C F X 1-2 ③ 4-3			F B F F B B B 4-2 FC4 1-2 BB		3	0	0	0	1	1	3
Tony Armas, R (1, 9) OBP: 0.500, SLG: 0.600		X 0-0 FC4-6 1B 1B	B X 1-0 ③ FC6-4 1-2f			F F B S 1-3 ① K		B S S X 1-2 ② FC4 1-2f 2-3		4	0	1	0	0	1	5
Mickey Klutts, R (1, 5) OBP: 0.300, SLG: 0.300 Wayne Gross, L (8, PH) OBP: 0.333, SLG: 0.833 (8, 5)		B B F X 2-1 FC4-6 1-2 1B	B X 1-0 ① F8			B B X 2-0 G6-4-3 1B		S F F X 0-2 ③ 4-3		3 1	0 0	2 0	0 0	0 0	0 0	0 2
Kelvin Moore, R (1, 3)		X 0-0 ① FC4-6 G5-4-3 1-2f 2-3	S B X 1-1 ② 5-3			C B X 1-1 ②③ G6-4-3 1-2f			C S X 0-2 ① 6-3	4	0	0	0	0	0	3
Jeff Newman, R (1, 2) Keith Drumright, L (7, PH) OBP: 0.200, SLG: 0.200 Mike Heath, R (7, 2)		F X 0-1 ②③ G5-4-3 1-2f	B S X 1-1 ③ L6				C B S X 1-2 ① F7		B S C X 1-2 ② F3	2 1 1	0 0 0	0 0 0	0 0 0	0 0 0	0 0 0	2 0 0
Dave McKay, S (1, 4) OBP: 0.250, SLG: 0.400			B F X 1-1 ① F9		B X 1-0 ① 6-3		C S S 0-3 ② K		S B F X 1-2 ③ F7	4	0	0	0	0	1	0
Rob Picciolo, R (1, 6) OBP: 0.333, SLG: 0.333			L B S S 1-3 ② K		X 0-0 2B 4-3 1B		B F S B S 2-3 ③ K			3	1	1	0	0	2	0
Inning Stats	R: 0 H: 0 E: 0 LOB: 0 K: 1 BB: 0 S: 10 P: 15	R: 0 H: 2 E: 0 LOB: 1 K: 0 BB: 0 S: 6 P: 8	R: 0 H: 1 E: 1 LOB: 3 K: 1 BB: 1 S: 12 P: 22	R: 0 H: 0 E: 0 LOB: 0 K: 0 BB: 0 S: 5 P: 8	R: 1 H: 2 E: 0 LOB: 1 K: 0 BB: 0 S: 7 P: 11	R: 0 H: 1 E: 0 LOB: 0 K: 1 BB: 0 S: 6 P: 10	R: 0 H: 0 E: 0 LOB: 0 K: 2 BB: 0 S: 9 P: 12	R: 0 H: 0 E: 0 LOB: 2 K: 1 BB: 2 S: 15 P: 25	R: 0 H: 0 E: 0 LOB: 0 K: 0 BB: 0 S: 9 P: 11	1B: 4 2B: 2 3B: 0 HR: 0	SF: 0 SAC: 0 DP: 2 HBP: 0					

PITCHER		IP	WLS	BF	H	R	ER	SO	BB	IBB	HBP	BLK	WP	HR	S	P	ERA	WHIP
Tommy John, L ERA: 4.15	(1, 1)	6.0	W	24	6	1	1	3	1	0	0	0	0	0	46	74	1.50	1.167
Ron Davis, R ERA:	(7, 1)	1.1		6	0	0	0	3	2	0	0	0	0	0	17	29	0.00	1.500
Rich Gossage, R ERA:	(8, 1)	1.2	S	5	0	0	0	0	0	0	0	0	0	0	16	19	0.00	0.000

PITCHER	IP	WLS	BF	H	R	ER	SO	BB	IBB	HBP	BLK	WP	HR	S	P	ERA	WHIP

TOP

Oakland Athletics @ New York Yankees

Yankee Stadium, Bronx, NY

Tue Oct 13 1981, 7:05 PM EDT

Att. 55,740 - Unknown - 53 F

livebaseballscorecards.com

AB	32
R	1
H	6
RBI	1
BB	3
SO	6
LOB	16

Batter	1	2	3	4	5	6	7	8	9	AB	R	H	RBI	BB	SO	LOB
Jerry Mumphrey, S (1, 8) OBP: 0.120, SLG: 0.120	K	F9			CS 1B		P6			4	0	1	0	0	1	1
Larry Milbourne, S (1, 6) OBP: 0.391, SLG: 0.435	FC4-6 2B BB 1B		F8		1-2 1B			BB 1B		4	1	3	0	0	0	0
Dave Winfield, R (1, 7) OBP: 0.360, SLG: 0.478	1-2 FC4-6 BB		4-3		F8			F9		3	0	0	0	1	0	2
Reggie Jackson, L (1, 9) OBP: 0.320, SLG: 0.522	1-2f 2-3 FC4-6 S 2B		F8			1-3		1-2 BB 1B		3	1	0	0	1	0	2
Oscar Gamble, L (1, 10) OBP: 0.538, SLG: 1.091 Lou Piniella, R (8, PH) OBP: 0.273, SLG: 0.636	1-2 2B BB					K		1-2 2-H BB 1B		2 1	1 0	0 1	0 0	1 0	2 0	0 0
Graig Nettles, L (1, 5) OBP: 0.240, SLG: 0.150	1-H 2-H 3-H 2B					3-1		1-2 2-3 BB		3	0	1	3	1	0	0
Bob Watson, R (1, 3) OBP: 0.450, SLG: 0.421 Bobby Brown, S (7, PR) Dave Revering, L (8, 3)	F8			1B			E7 FC6-5 SH1-4	F3		3 0 1	0 0 0	1 0 0	0 0 0	0 0 0	0 0 0	1 0 3
Rick Cerone, R (1, 2) OBP: 0.300, SLG: 0.550		5-3		F7			SH1-4			2	0	0	0	0	0	1
Willie Randolph, R (1, 4) OBP: 0.208, SLG: 0.174		F8			K		FC6-5			3	0	0	0	0	1	2
Inning Stats	R: 3 H: 2 E: 0 LOB: 1 K: 1 BB: 2 S: 19 P: 34	R: 0 H: 0 E: 0 LOB: 0 K: 0 BB: 0 S: 4 P: 7	R: 0 H: 0 E: 0 LOB: 0 K: 0 BB: 0 S: 8 P: 10	R: 0 H: 1 E: 0 LOB: 1 K: 1 BB: 0 S: 8 P: 13	R: 0 H: 2 E: 0 LOB: 1 K: 1 BB: 0 S: 9 P: 13	R: 0 H: 0 E: 0 LOB: 0 K: 1 BB: 0 S: 10 P: 14	R: 0 H: 0 E: 1 LOB: 1 K: 0 BB: 0 S: 7 P: 13	R: 0 H: 2 E: 0 LOB: 3 K: 0 BB: 2 S: 10 P: 22		1B: 6 SF: 0 2B: 1 SAC: 1 3B: 0 DP: 0 HR: 0 HBP: 0						WP: 0 PA: 34 PB: 0 SB: 1 CS: 1

PITCHER		IP	WLS	BF	H	R	ER	SO	BB	IBB	HBP	BLK	WP	HR	S	P	ERA	WHIP
Mike Norris, R ERA: 1.65	(1, 1)	7.1	L	30	6	3	3	4	2	0	0	0	0	0	68	108	3.68	1.091
Tom Underwood, L ERA:	(8, 1)	0.2		4	1	0	0	0	2	0	0	0	0	0	7	18	0.00	4.500

PITCHER	IP	WLS	BF	H	R	ER	SO	BB	IBB	HBP	BLK	WP	HR	S	P	ERA	WHIP

BOTTOM

Oakland Athletics @ New York Yankees

Yankee Stadium, Bronx, NY

Tue Oct 13 1981, 7:05 PM EDT
Att. 55,740 - Unknown - 53 F

livebaseballscorecards.com

AB	29
R	3
H	7
RBI	3
BB	4
SO	4
LOB	12

Oakland Athletics @ New York Yankees

Yankee Stadium, Bronx, NY

Wed Oct 14 1981, 3:33 AM EDT

Att. 48,497 - Unknown - 61 F

livebaseballscorecards.com

Batter	1	2	3	4	5	6	7	8	9	AB	R	H	RBI	BB	SO	LOB
Rickey Henderson, R (1, 7) OBP: 0.318, SLG: 0.450	F8		2-H: 3B	G1-2-3 3-Hf			4-3		FC4-6 G3-6-3 1-2f	5	0	1	1	0	0	4
Dwayne Murphy, L (1, 8) OBP: 0.524, SLG: 0.722	K		K		WP: 2B		PB: 1B		G3-6-3 1-2f	5	0	2	0	0	2	2
Kelvin Moore, R (1, 3) Jim Spencer, L (5, PH) OBP: 0.167, SLG: 0.333 (5, 3)	F8		K		P5		F8 1-2			2 0	0 0	0 0	0 0	0 0	1 0	1 0
Tony Armas, R (1, 9) OBP: 0.400, SLG: 0.474		F7		K	K FC4 2-3		K			4	0	0	0	0	3	2
Mickey Klutts, R (1, 5) Wayne Gross, L (5, PH) OBP: 0.333, SLG: 0.333 OBP: 0.250, SLG: 0.625 (5, 5)		K	1B 1B	P5				4-3		2 2	1 0	1 0	0 0	0 0	1 0	0 2
Mike Heath, R (1, 2) OBP: 0.154, SLG: 0.154		FC6-4 1B	1B 1B 1-2	SAFE 1B 1B 1-2	FC4 1-2f			K		4	1	2	0	0	1	2
Dave McKay, S (1, 4) OBP: 0.300, SLG: 0.421		FC6-4 1-2f	1B G1-2-3 1-3 2-H 1B			K		1B		4	0	2	1	0	1	1
Rick Bosetti, R (1, 10) Keith Drumright, L (4, PH) OBP: 1.000, SLG: 2.000 OBP: 0.250, SLG: 0.143			3B 2B	1B IBB		2-3		F7		1 2	1 0	1 0	0 0	0 1	0 0	0 1
Fred Stanley, R (1, 6) OBP: 0.200, SLG: 0.111 Mike Davis, L (9, PH) OBP: 1.000, SLG: 1.000			F5	1-2 2-3 3-H 1B		K			FC4-6 1B	3 1	0 0	1 1	1 0	0 0	1 0	1 0

TOP

AB	35
R	3
H	11
RBI	3
BB	1
SO	10
LOB	16

Inning Stats	1	2	3	4	5	6	7	8	9
	R: 0 E: 0 K: 1 S: 7	H: 0 LOB: 0 BB: 0 P: 9	R: 0 E: 0 K: 1 S: 8	H: 1 LOB: 1 BB: 0 P: 12	R: 1 E: 0 K: 2 S: 12	H: 2 LOB: 1 BB: 0 P: 14	R: 2 E: 0 K: 1 S: 13	H: 4 LOB: 2 BB: 1 P: 22	R: 0 E: 0 K: 1 S: 10	H: 1 LOB: 2 BB: 0 P: 17
	R: 0 E: 0 K: 2 S: 8	H: 0 LOB: 0 BB: 0 P: 11	R: 0 E: 0 K: 1 S: 10	H: 1 LOB: 1 BB: 0 P: 15	R: 0 E: 0 K: 1 S: 9	H: 1 LOB: 1 BB: 0 P: 11	R: 0 E: 0 K: 0 S: 5	H: 1 LOB: 0 BB: 0 P: 6		

PITCHER		IP	WLS	BF	H	R	ER	SO	BB	IBB	HBP	BLK	WP	HR	S	P	ERA	WHIP	PITCHER	IP	WLS	BF	H	R	ER	SO	BB	IBB	HBP	BLK	WP	HR	S	P	ERA	WHIP
Rudy May, L ERA: 5.06	(1, 1)	3.1		16	6	3	3	5	0	0	0	0	0	0	36	46	8.10	1.800																	
George Frazier, R ERA:	(4, 1)	5.2	W	22	5	0	0	5	0	1	0	0	1	0	46	71	0.00	0.882																	

1B: 8	SF: 0	WP: 1	PA: 38
2B: 2	SAC: 0	PB: 1	
3B: 1	DP: 2	SB: 0	
HR: 0	HBP: 0	CS: 0	

BOTTOM

Oakland Athletics @ New York Yankees

Yankee Stadium, Bronx, NY

Wed Oct 14 1981, 3:33 AM EDT
Att. 48,497 - Unknown - 61 F

livebaseballscorecards.com

Batter	1	2	3	4	5	6	7	8	9	AB	R	H	RBI	BB	SO	LOB
Jerry Mumphrey, S (1, 8) OBP: 0.258, SLG: 0.267	1-1 FC4-6 2B	3-1 3-1 ③		4-0 1-2 2B BB	1-1 1B		0-0 FC3-6 1B	2-0 FC4-6 1B		5	2	4	0	1	0	2
Larry Milbourne, S (1, 6) Andre Robertson, R (8, PH) (9, 6)	2-1 FC4-6 2-3 1B		2-1 G3 ①	0-2 2B HR 1-2 2-3 3-H 1B	1-1 F8 ②		1-1 FC3-6 1B 1B SF7 1-2f ①	1-0 FC4-6 1-2f ②		5 1	2 0	2 0	1 0	0 0	0 0	2 1
Dave Winfield, R (1, 7) OBP: 0.387, SLG: 0.500	1-0 P6 ①		4-0 S BB	1-1 HR 1-3 2-H 3-H 2B	1-2 P5 ③		0-1 HR 1B 1-2 1B	0-1 F8 ③		5	2	2	2	1	0	4
Reggie Jackson, L (1, 9) OBP: 0.308, SLG: 0.500 Lou Piniella, R (3, 9) OBP: 0.286, SLG: 0.786 Bobby Brown, S (7, 9) OBP: 1.000, SLG: 1.000	1-1 FC4-6 1-2f 3-H ②	2-0 5-3 1-2 ②	1 SAFE 1 SAFE	0-1 2-H 3-H HR		0-2 4-3 ①	2-2 HR 1-2 2-3 1B			1 3 1	0 1 1	0 1 1	1 3 0	0 0 0	0 0 0	1 1 0
Oscar Gamble, L (1, 10) OBP: 0.500, SLG: 0.929	1-2 1-3 ③	3-3 K ③	0-2 1B 1B			4-2 HBP 1B BB	0-0 SF7 3-H ②			3	1	1	1	1	1	2
Graig Nettles, L (1, 5) OBP: 0.367, SLG: 0.417 Aurelio Rodriguez, R (8, 5)	3-2 1B 1B	0-0 HBP 1B 1-0 1-3 ②				2-2 1-2 1B HBP	0-0 1-H 2-H HR			4 0	2 0	4 0	3 0	0 0	0 0	0 0
Bob Watson, R (1, 3) OBP: 0.417, SLG: 0.391 Dave Revering, L (7, 3) OBP: 0.500, SLG: 0.500	0-3 K ①	0-0 F7 ① 0-1 E5				0-0 1-2 2-H 1B	0-0 FC6-4 1B			4 1	0 0	1 1	1 0	0 0	1 0	3 0
Rick Cerone, R (1, 2) OBP: 0.280, SLG: 0.458 Barry Foote, R (9, 2)	0-2 F7 ②	2-2 1-2 1B HBP 3-2 F8 ③				1-2 F9 ②	2-1 FC6-4 1-2f ③			4 0	1 0	0 0	0 0	0 0	0 0	6 0
Willie Randolph, R (1, 4) OBP: 0.241, SLG: 0.214	1-0 1-2 1B			1-0 1-3 2-H 1B BB 2B	1-2 6-3 ①	0-2 3-1 ③		0-1 1-3 ①		5	1	2	1	0	0	2
Inning Stats	R: 1 E: 0 K: 0 S: 11 H: 2 LOB: 1 BB: 0 P: 16	R: 0 E: 0 K: 1 S: 14 H: 2 LOB: 2 BB: 0 P: 21	R: 0 E: 0 K: 1 S: 8 H: 0 LOB: 1 BB: 1 P: 18	R: 7 E: 1 K: 0 S: 23 H: 7 LOB: 2 BB: 1 P: 35	R: 0 E: 0 K: 0 S: 11 H: 1 LOB: 1 BB: 0 P: 15	R: 1 E: 0 K: 0 S: 16 H: 1 LOB: 2 BB: 1 P: 23	R: 4 E: 0 K: 0 S: 13 H: 5 LOB: 1 BB: 0 P: 18	R: 0 E: 0 K: 0 S: 6 H: 1 LOB: 1 BB: 0 P: 9		1B: 15 2B: 2 3B: 0 HR: 2	SF: 1 SAC: 0 DP: 0 HBP: 2			WP: 0 PB: 0 SB: 1 CS: 0	PA: 48		

	AB	R	H	RBI	BB	SO	LOB
AB	42						
R	13						
H	19						
RBI	13						
BB	3						
SO	2						
LOB	24						

PITCHER		IP	WLS	BF	H	R	ER	SO	BB	IBB	HBP	BLK	WP	HR	S	P	ERA	WHIP
Steve McCatty, R ERA: 4.38	(1, 1)	3.1	L	19	6	5	5	2	2	0	1	0	0	0	39	68	13.50	2.400
Dave Beard, R ERA: 13.5	(4, 1)	0.2		7	5	3	3	0	0	0	0	0	0	1	17	22	40.50	7.500
Jeff Jones, R ERA: 4.5	(5, 1)	2.0		10	2	1	1	0	1	0	1	0	0	0	27	38	4.50	1.500
Brian Kingman, R ERA: 81.0	(7, 1)	0.1		4	3	3	3	0	0	0	0	0	0	0	8	11	81.00	9.000
Bob Owchinko, L ERA: 5.4	(7, 1)	1.2		8	3	1	1	0	0	0	0	0	0	1	11	16	5.40	1.800

PITCHER	IP	WLS	BF	H	R	ER	SO	BB	IBB	HBP	BLK	WP	HR	S	P	ERA	WHIP

New York Yankees @ Oakland Athletics

Oakland-Alameda County Coliseum, Oakland, CA

Thu Oct 15 1981, 7:05 PM PDT

Att. 47,302 - Unknown - 63 F

TOP

livebaseballscorecards.com

Batter	1	2	3	4	5	6	7	8	9	AB	R	H	RBI	BB	SO	LOB
Jerry Mumphrey, S (1, 8) OBP: 0.306, SLG: 0.273	K	1B		BB		P6			SH 1B BB	3	0	1	0	2	1	0
Larry Milbourne, S (1, 6) OBP: 0.375, SLG: 0.406	BB WP 1B	G3		G3			6-3		SH 1B 1B 2B	4	1	1	0	0	0	4
Dave Winfield, R (1, 7) OBP: 0.333, SLG: 0.424	F7		E6 6-3		F7		K		K	5	0	0	0	0	2	3
Bobby Murcer, L (1, 10) OBP: 0.500, SLG: 0.250 Lou Piniella, R (9, PH) OBP: 0.333, SLG: 0.800	BB		6-3		K		BB 1B		1B 2B 1B	3 1	0 1	1 1	0 0	1 0	1 0	1 0
Oscar Gamble, L (1, 9) OBP: 0.545, SLG: 0.867 Barry Foote, R (9, PH) OBP: 1.000, SLG: 1.000 Bobby Brown, S (9, PR) OBP: 1.000, SLG: 1.000 (9, 9)	BB		L4		BB		BB		2B 1B	1 1 0	0 0 1	0 1 0	0 0 0	3 0 0	0 0 0	1 0 0
Graig Nettles, L (1, 5) OBP: 0.343, SLG: 0.414	F9		4-3		P5		F8		2B	5	0	1	3	0	0	7
Bob Watson, R (1, 3) OBP: 0.379, SLG: 0.357		L5		FC5-4 1B		F9		L5	L4	5	0	1	0	0	0	2
Rick Cerone, R (1, 2) OBP: 0.276, SLG: 0.429		F8		FC5-4 FC6-4		5-3		G6-3 1B		4	0	1	0	0	0	1
Willie Randolph, R (1, 4) OBP: 0.273, SLG: 0.344		1B 1B		FC6-4 BB		HR		G6-3		4	1	2	1	0	0	2
Inning Stats	R: 0 E: 0 K: 1 S: 10 H: 1 LOB: 3 BB: 2 P: 22	R: 0 E: 0 K: 0 S: 9 H: 2 LOB: 2 BB: 0 P: 16	R: 0 E: 1 K: 0 S: 9 H: 0 LOB: 1 BB: 0 P: 14	R: 0 E: 0 K: 0 S: 9 H: 1 LOB: 2 BB: 1 P: 16	R: 0 E: 0 K: 1 S: 8 H: 0 LOB: 1 BB: 1 P: 20	R: 1 E: 0 K: 0 S: 5 H: 1 LOB: 0 BB: 0 P: 9	R: 0 E: 0 K: 1 S: 10 H: 1 LOB: 2 BB: 1 P: 19	R: 0 E: 0 K: 0 S: 5 H: 1 LOB: 0 BB: 0 P: 8	R: 3 E: 1 K: 1 S: 16 H: 3 LOB: 2 BB: 1 P: 26	1B: 8 2B: 1 3B: 0 HR: 1 SF: 0 SAC: 1 DP: 1 HBP: 0						

	AB	36
	R	4
	H	10
	RBI	4
	BB	6
	SO	4
	LOB	21

WP: 1 PB: 0 SB: 0 CS: 0 PA: 43

PITCHER		IP	WLS	BF	H	R	ER	SO	BB	IBB	HBP	BLK	WP	HR	S	P	ERA	WHIP
Matt Keough, R ERA: 1.08	(1, 1)	8.1	L	39	7	3	3	4	6	0	0	0	1	1	71	135	3.24	1.560
Tom Underwood, L ERA: 10.8	(9, 1)	0.0		0	0	0	0	0	0	0	0	0	0	0	0	0	∞	∞

PITCHER	IP	WLS	BF	H	R	ER	SO	BB	IBB	HBP	BLK	WP	HR	S	P	ERA	WHIP

BOTTOM

Batter	1	2	3	4	5	6	7	8	9	AB	R	H	RBI	BB	SO	LOB
Rickey Henderson, R (1, 7) OBP: 0.360, SLG: 0.455 Mike Heath, R (6, 7) OBP: 0.143, SLG: 0.143	C F B X 1-2 S 1B		B B B B 4-0 S BB		B B F B S F L 3-3 ③ K			B F B B F X 3-2 ③ G3		2 1	0 0	1 0	0 0	1 0	1 0	0 0
Dwayne Murphy, L (1, 8) OBP: 0.500, SLG: 0.684 Rick Bosetti, R (1, PH) OBP: 0.250, SLG: 0.500 (2, 8)	B C S 1 F F F B S SAFE 2-3 ① K 1-2		B B X 2-0 ① P4 1-2			C B X 1-1 ① F9			C S B B B S 2-3 ① K	0 4	0 0	0 0	0 0	0 0	0 2	0 2
Cliff Johnson, R (1, 10) OBP: 0.267, SLG: 0.231	B B B C S F F B 4-2 G6-4-3 BB		B B C F F F X 2-2 ② P3			B S X 1-1 ② F9			S F B S 1-3 ② K	3	0	0	0	1	1	1
Tony Armas, R (1, 9) OBP: 0.375, SLG: 0.435	B F C X 1-2 ②③ G6-4-3 1-2f		S F B B S 2-3 ③ K			S B S F F B B X 3-2 ③ F9			B X 1-0 1B	4	0	1	0	0	1	3
Mickey Klutts, R (1, 5) OBP: 0.286, SLG: 0.286 Wayne Gross, L (7, PH) OBP: 0.200, SLG: 0.500 (8, 5)		C B X 1-1 ① 6-3		S B F F F B F X 2-2 ① P4			B X 1-0 ① F9		C F B X 1-2 ③ P4	2 2	0 0	0 0	0 0	0 0	0 0	0 1
Kelvin Moore, R (1, 3) OBP: 0.125, SLG: 0.125 Jim Spencer, L (7, PH) OBP: 0.143, SLG: 0.286 (8, 3)		B B S B S X 3-2 1B 1B		B C B X 2-1 G5-4-3 1B			X 0-0 ② P5			2 1	0 0	2 0	0 0	0 0	0 0	0 0
Dave McKay, S (1, 4) OBP: 0.304, SLG: 0.409		C S B X 1-2 FC5-4 1B 1-2		1 SAFE 1 SAFE F B B X 2-1 ②③ G5-4-3 1-2f			C B F B X 2-2 ③ F7			3	0	1	0	0	0	1
Jeff Newman, R (1, 2)		B S S F B B S 3-3 ② K			S B B F X 2-2 ① F7			S S F F S 0-3 ① K		3	0	0	0	0	2	2
Rob Picciolo, R (1, 6) OBP: 0.250, SLG: 0.250 Keith Drumright, L (8, PH) OBP: 0.222, SLG: 0.125 Fred Stanley, R (9, 6) OBP: 0.200, SLG: 0.111		C C B B F F F X 2-2 ③ FC5-4 1-2f			B F X 1-1 ② 1-3			B B C X 2-1 ② G3		2 1 0	0 0 0	0 0 0	0 0 0	0 0 0	0 0 0	2 0 0
Inning Stats	R: 0 H: 1 E: 0 LOB: 1 K: 1 BB: 1 S: 15 P: 23	R: 0 H: 2 E: 0 LOB: 2 K: 1 BB: 0 S: 18 P: 28	R: 0 H: 0 E: 0 LOB: 1 K: 1 BB: 1 S: 9 P: 19	R: 0 H: 1 E: 0 LOB: 0 K: 0 BB: 0 S: 10 P: 16	R: 0 H: 0 E: 0 LOB: 0 K: 1 BB: 0 S: 9 P: 15	R: 0 H: 0 E: 0 LOB: 0 K: 0 BB: 0 S: 9 P: 14	R: 0 H: 0 E: 0 LOB: 0 K: 0 BB: 0 S: 5 P: 8	R: 0 H: 0 E: 0 LOB: 0 K: 1 BB: 0 S: 10 P: 15	R: 0 H: 1 E: 0 LOB: 1 K: 2 BB: 0 S: 10 P: 15	1B: 5 2B: 0 3B: 0 HR: 0	SF: 0 SAC: 0 DP: 2 HBP: 0			WP: 0 PB: 0 SB: 2 CS: 0	PA: 32		

PITCHER		IP	WLS	BF	H	R	ER	SO	BB	IBB	HBP	BLK	WP	HR	S	P	ERA	WHIP
Dave Righetti, L ERA: 0.6	(1, 1)	6.0	W	22	4	0	0	4	2	0	0	0	0	0	70	115	0.00	1.000
Ron Davis, R ERA:	(7, 1)	2.0		6	0	0	0	1	0	0	0	0	0	0	15	23	0.00	0.000
Rich Gossage, R ERA:	(9, 1)	1.0		4	1	0	0	2	0	0	0	0	0	0	10	15	0.00	1.000

PITCHER	IP	WLS	BF	H	R	ER	SO	BB	IBB	HBP	BLK	WP	HR	S	P	ERA	WHIP

New York Yankees @ Oakland Athletics

Oakland-Alameda County Coliseum, Oakland, CA

Thu Oct 15 1981, 7:05 PM PDT

Att. 47,302 - Unknown - 63 F

livebaseballscorecards.com

AB	30
R	0
H	5
RBI	0
BB	2
SO	7
LOB	12