

# Oakland Athletics - 1981



Batter	1	2	3	4	5	6	7	8	9	AB	R	H	RBI	BB	SO	LOB	TOP											
Rickey Henderson, R OBP: 0.500, SLG: 0.571	0-0 BLK E 1B	0-0 SH1-3 3B		4-0 3B BB		0-0 P3		0-0 L8-3		4	3	2	1	1	0	2												
Dwayne Murphy, L OBP: 0.250, SLG: 0.500	0-0 F7	0-0 SH1-3		0-0 3B		0-0 3-1			0-0 G4-6-3 1B	4	0	2	2	0	0	2												
Dave Revere, L OBP: 0.200, SLG: 0.200	0-0 E3 BB 1B			0-0 F7			0-0 P6		0-0 P4	5	0	1	0	0	0	2												
Wayne Gross, L	0-0 F8	0-3 K			0-0 3-1		0-0 3-1		0-0 G4-6-3	5	0	0	0	0	1	3												
Tony Armas, R OBP: 0.667, SLG: 1.375	0-0 BB 1B		0-0 6-3		0-0 HR		4-0 BB E BB			3	2	2	1	1	0	0												
Mitchell Page, L	4-0 BB		0-0 F8		0-0 F5		4-0 E CS BB			2	0	0	0	2	0	0												
Mike Heath, R OBP: 0.375, SLG: 0.714	0-3 K		0-0 F9		0-0 F7		0-0 E7 1-3 2-H 1B			4	0	1	1	0	1	3												
Brian Doyle, L		0-0 F7		0-0 1-3		0-0 4-3	0-0 CS	0-0 3-1		4	0	0	0	0	0	0												
Fred Stanley, R OBP: 0.750, SLG: 0.750		0-0 3B 1B		0-0 F9		0-0 1B		0-0 L8-3 1B		4	1	3	0	0	0	0												
<b>Inning Stats</b>	R: 1 E: 1 K: 1 S: 8	H: 2 LOB: 3 BB: 1 P: 12	R: 2 E: 0 K: 1 S: 8	H: 3 LOB: 1 BB: 0 P: 8	R: 0 E: 0 K: 0 S: 3	H: 0 LOB: 0 BB: 0 P: 3	R: 1 E: 0 K: 0 S: 4	H: 1 LOB: 1 BB: 1 P: 8	R: 1 E: 0 K: 0 S: 4	H: 1 LOB: 0 BB: 0 P: 4	R: 0 E: 0 K: 0 S: 4	H: 1 LOB: 1 BB: 0 P: 4	R: 1 E: 1 K: 0 S: 3	H: 1 LOB: 1 BB: 2 P: 11	R: 0 E: 0 K: 0 S: 3	H: 1 LOB: 0 BB: 0 P: 3	R: 0 E: 0 K: 0 S: 3	H: 1 LOB: 0 BB: 0 P: 3	1B: 8 2B: 1 3B: 2 HR: 1	SF: 0 SAC: 1 DP: 2 HBP: 0	WP: 0 PB: 0 SB: 0 CS: 1	PA: 41						
<b>PITCHER</b>	IP	WLS	BF	H	R	ER	SO	BB	IBB	HBP	BLK	WP	HR	S	P	ERA	WHIP											
Roger Erickson, R ERA: 6.75	(1, 1)	6.2	L	33	8	6	5	2	4	0	0	1	0	1	33	49	6.75	1.800										
Fernando Arroyo, R ERA:	(7, 1)	2.1		7	3	0	0	0	0	0	0	0	0	0	7	7	0.00	1.286										

Oakland Athletics @ Minnesota Twins  
Metropolitan Stadium, Bloomington, MI  
Fri Apr 10 1981, 4:33 AM EST  
Att. 4,552 - Unknown - 70 F

livebaseballscores.com

AB 35  
R 6  
H 11  
RBI 5  
BB 4  
SO 2  
LOB 12



Batter	1	2	3	4	5	6	7	8	9	AB	R	H	RBI	BB	SO	LOB	BOTTOM											
Hosken Powell, L OBP: 0.333, SLG: 0.250	0-0 1B 1B	0-0 6-3			0-0 P5		0-0 1-3			4	1	1	0	0	0	0												
Rob Wilfong, L	0-0 F9		0-0 4-3		0-0 F9			0-0 F9		4	0	0	0	0	0	1												
John Castino, R OBP: 0.375, SLG: 0.375	0-0 2B 1B		0-0 L8		0-0 E 1B		0-0 1-3			4	1	2	0	0	0	0												
Roy Smalley, S OBP: 0.375, SLG: 0.167	0-0 2B 6-3 1B		4-0 BB		0-0 F7		0-0 3-1			3	1	1	1	1	0	1												
Glenn Adams, L OBP: 0.375, SLG: 0.333	0-0 2B		0-0 4-3			4-0 G6-3 E BB		0-3 K		3	0	1	1	1	1	1												
Gary Ward, R	0-0 6-3			0-3 K		0-0 E5 G6-3		0-0 6-3		4	0	0	1	0	1	2												
Mickey Hatcher, R OBP: 0.250, SLG: 0.250	0-0 6-3			0-0 5-3		0-0 G6-3		0-0 F9		4	0	0	0	0	0	3												
Greg Johnston, L OBP: 0.286, SLG: 0.167		0-3 K		4-0 BB			0-3 K			2	0	0	0	1	2	0												
Ray Smith, R OBP: 0.200, SLG: 0.200		0-0 F7		0-0 F8			0-0 5-3			3	0	0	0	0	0	1												
<b>Inning Stats</b>	R: 3 E: 0 K: 0 S: 7	H: 4 LOB: 1 BB: 0 P: 7	R: 0 E: 0 K: 1 S: 5	H: 0 LOB: 0 BB: 0 P: 5	R: 0 E: 0 K: 0 S: 3	H: 0 LOB: 1 BB: 1 P: 7	R: 0 E: 0 K: 1 S: 5	H: 0 LOB: 1 BB: 1 P: 9	R: 0 E: 1 K: 0 S: 4	H: 1 LOB: 1 BB: 0 P: 4	R: 0 E: 0 K: 0 S: 2	H: 0 LOB: 2 BB: 1 P: 6	R: 0 E: 0 K: 1 S: 5	H: 0 LOB: 0 BB: 0 P: 5	R: 0 E: 0 K: 0 S: 3	H: 0 LOB: 0 BB: 0 P: 3	R: 0 E: 0 K: 1 S: 5	H: 0 LOB: 0 BB: 0 P: 5	1B: 4 2B: 1 3B: 0 HR: 0	SF: 0 SAC: 0 DP: 1 HBP: 0	WP: 0 PB: 0 SB: 0 CS: 0	PA: 34						
<b>PITCHER</b>	IP	WLS	BF	H	R	ER	SO	BB	IBB	HBP	BLK	WP	HR	S	P	ERA	WHIP											
Rick Langford, R ERA: 3.0	(1, 1)	9.0	W	34	5	3	3	4	3	0	0	0	0	0	39	51	3.00	0.889										

Oakland Athletics @ Minnesota Twins  
Metropolitan Stadium, Bloomington, MI  
Fri Apr 10 1981, 4:33 AM EST  
Att. 4,552 - Unknown - 70 F

livebaseballscores.com

AB 31  
R 3  
H 5  
RBI 3  
BB 3  
SO 4  
LOB 9



Batter	1	2	3	4	5	6	7	8	9	AB	R	H	RBI	BB	SO	LOB	TOP								
Rickey Henderson, R OBP: 0.467, SLG: 0.400 (1, 7)	F8		4-3 S 1B BB		5-3		1B PO BB		G3	3	1	0	0	2	0	1									
Dwayne Murphy, L OBP: 0.333, SLG: 0.455 (1, 8)	1B		4-3 1B BB		K		F7			3	1	1	0	1	1	2									
Dave Revering, L OBP: 0.222, SLG: 0.222 (1, 3)	K		4-3		K					4	0	1	1	0	2	3									
Wayne Gross, L OBP: 0.222, SLG: 0.222 Dave McKay, S OBP: 0.250, SLG: 0.250 (8, 5)	FC6-4 1B		FC5-4 1B		3-1		PO		4-3	4	0	2	2	0	0	0									
Tony Armas, R OBP: 0.615, SLG: 1.083 (1, 9)	FC6-4		FC5-4							4	0	2	0	0	0	3									
Mitchell Page, L OBP: 0.428, SLG: 0.200 Cliff Johnson, R OBP: 0.333, SLG: 0.200 (8, PH)										3	0	1	0	0	0	1									
Jeff Newman, R OBP: 0.222, SLG: 0.250 (1, 2)										1	0	0	0	0	0	1									
Brian Doyle, L (1, 4)										4	0	0	0	0	0	1									
Rob Picciolo, R OBP: 0.500, SLG: 0.429 (1, 6)										4	1	2	0	0	0	1									
<b>Inning Stats</b>	R: 0 E: 0 K: 1 S: 7	H: 2 LOB: 2 BB: 0 P: 7	R: 0 E: 0 K: 0 S: 3	H: 0 LOB: 0 BB: 0 P: 3	R: 2 E: 0 K: 0 S: 4	H: 1 LOB: 1 BB: 2 P: 12	R: 0 E: 0 K: 0 S: 4	H: 1 LOB: 1 BB: 0 P: 4	R: 0 E: 0 K: 0 S: 7	H: 0 LOB: 0 BB: 0 P: 7	R: 0 E: 0 K: 0 S: 4	H: 1 LOB: 1 BB: 0 P: 4	R: 1 E: 0 K: 0 S: 4	H: 2 LOB: 1 BB: 1 P: 8	R: 0 E: 0 K: 0 S: 3	H: 1 LOB: 0 BB: 0 P: 3	R: 0 E: 0 K: 0 S: 4	H: 1 LOB: 1 BB: 0 P: 4	1B: 9 2B: 0 3B: 0 HR: 0	SF: 0 SAC: 0 DP: 1 HBP: 0	WP: 0 PB: 0 SB: 1 CS: 0	PA: 38			
<b>PITCHER</b>	IP	WLS	BF	H	R	ER	SO	BB	IBB	HBP	BLK	WP	HR	S	P	ERA	WHIP								
Albert Williams, R ERA: 4.05 (1, 1)	6.2	L	30	7	3	3	3	3	0	0	0	0	0	33	45	4.05	1.500								
Jack O'Connor, L ERA: 3.39 (7, 1)	1.1		3	1	0	0	0	0	0	0	0	0	0	3	3	0.00	0.750								
Doug Corbett, R ERA: (9, 1)	1.0		4	1	0	0	0	0	0	0	0	0	0	4	4	0.00	1.000								

Oakland Athletics @ Minnesota Twins  
Metropolitan Stadium, Bloomington, MI  
Sat Apr 11 1981, 4:33 AM EST  
Att. 5,536 - Unknown - 52 F

AB 34  
R 3  
H 9  
RBI 3  
BB 3  
SO 3  
LOB 15



Batter	1	2	3	4	5	6	7	8	9	AB	R	H	RBI	BB	SO	LOB	BOTTOM								
Hosken Powell, L OBP: 0.231, SLG: 0.167 (1, 9)	4-3		6-3		F8		F7			4	0	0	0	0	0	2									
Rob Wilfong, L OBP: 0.250, SLG: 0.100 (1, 4)	BB		F9		E8		P4			3	0	1	0	1	0	2									
Roy Smalley, S OBP: 0.333, SLG: 0.111 (1, 6)	G3-6-4 BB		5-3		F7					3	0	0	0	1	0	1									
Glenn Adams, L OBP: 0.417, SLG: 0.333 (1, 10)	G3-6-1				L4		FC6-4 1B			3	0	1	0	1	0	2									
John Castino, R OBP: 0.333, SLG: 0.500 (1, 5)					FC5-4 1B WP		6-3		FC6-4	4	0	1	0	0	0	2									
Rick Sofield, L OBP: 0.200, SLG: 0.200 (1, 7)					K		K		K	4	0	1	0	0	3	2									
Ron Jackson, R OBP: 0.250, SLG: 0.250 (1, 3)					F7		1B		F2	4	0	1	0	0	0	3									
Greg Johnston, L OBP: 0.300, SLG: 0.125 Pete Mackanin, R (9, PH)					K		K		G3	2	0	0	0	1	2	3									
Ray Smith, R OBP: 0.250, SLG: 0.250 Danny Goodwin, L (9, PH)					L3				K	3	0	1	0	0	0	2									
<b>Inning Stats</b>	R: 0 E: 0 K: 0 S: 2	H: 0 LOB: 1 BB: 2 P: 10	R: 0 E: 0 K: 1 S: 6	H: 1 LOB: 2 BB: 1 P: 10	R: 0 E: 0 K: 0 S: 3	H: 0 LOB: 0 BB: 0 P: 3	R: 0 E: 0 K: 1 S: 6	H: 1 LOB: 2 BB: 1 P: 10	R: 0 E: 0 K: 0 S: 4	H: 1 LOB: 1 BB: 0 P: 4	R: 0 E: 0 K: 0 S: 5	H: 0 LOB: 0 BB: 0 P: 5	R: 0 E: 0 K: 1 S: 7	H: 2 LOB: 2 BB: 0 P: 7	R: 0 E: 0 K: 1 S: 6	H: 1 LOB: 0 BB: 0 P: 6	R: 0 E: 0 K: 1 S: 5	H: 0 LOB: 0 BB: 0 P: 5	1B: 5 2B: 0 3B: 1 HR: 0	SF: 0 SAC: 0 DP: 1 HBP: 0	WP: 1 PB: 0 SB: 0 CS: 0	PA: 36			
<b>PITCHER</b>	IP	WLS	BF	H	R	ER	SO	BB	IBB	HBP	BLK	WP	HR	S	P	ERA	WHIP								
Matt Keough, R ERA: (1, 1)	9.0	W	36	6	0	0	6	4	0	0	0	1	0	44	60	0.00	1.111								

Oakland Athletics @ Minnesota Twins  
Metropolitan Stadium, Bloomington, MI  
Sat Apr 11 1981, 4:33 AM EST  
Att. 5,536 - Unknown - 52 F

AB 32  
R 0  
H 6  
RBI 0  
BB 4  
SO 6  
LOB 19



Batter	1	2	3	4	5	6	7	8	9	AB	R	H	RBI	BB	SO	LOB	TOP										
Rickey Henderson, R OBP: 0.450, SLG: 0.467 (1, 7)										5	1	2	0	0	0	2											
Dwayne Murphy, L OBP: 0.333, SLG: 0.429 (1, 8)										3	0	1	0	0	0	3											
Dave Revering, L OBP: 0.231, SLG: 0.231 (1, 3)										4	0	1	1	0	0	1											
Wayne Gross, L OBP: 0.308, SLG: 0.250 (1, 5)										3	0	1	0	1	0	1											
Tony Armas, R OBP: 0.471, SLG: 0.813 (1, 9)										4	0	0	0	0	3	4											
Mitchell Page, L OBP: 0.273, SLG: 0.111 (1, 10)										4	0	0	0	0	2	3											
Mike Heath, R OBP: 0.333, SLG: 0.545 (1, 2)										4	0	1	0	0	0	0											
Brian Doyle, L OBP: 0.091, SLG: 0.091 (1, 4)										3	0	1	0	0	1	0											
Fred Stanley, R OBP: 0.625, SLG: 0.500 (1, 6)										2	0	0	0	2	1	1											
<b>Inning Stats</b>	R: 1 E: 0 K: 1 S: 7	H: 2 LOB: 1 BB: 0 P: 7	R: 0 E: 0 K: 1 S: 7	H: 2 LOB: 3 BB: 1 P: 11	R: 0 E: 0 K: 0 S: 4	H: 1 LOB: 1 BB: 0 P: 4	R: 0 E: 0 K: 0 S: 4	H: 1 LOB: 1 BB: 0 P: 4	R: 0 E: 1 K: 1 S: 6	H: 0 LOB: 2 BB: 1 P: 10	R: 0 E: 0 K: 0 S: 3	H: 0 LOB: 0 BB: 0 P: 3	R: 0 E: 0 K: 2 S: 7	H: 0 LOB: 0 BB: 0 P: 7	R: 0 E: 0 K: 2 S: 7	H: 0 LOB: 0 BB: 0 P: 7	1B: 6 2B: 1 3B: 0 HR: 0	SF: 0 SAC: 2 DP: 0 HBP: 0	WP: 1 PA: 37 PB: 0 SB: 0 CS: 0								
<b>PITCHER</b>	IP	WLS	BF	H	R	ER	SO	BB	IBB	HBP	BLK	WP	HR	S	P	ERA	WHIP										
Pete Redfern, R ERA: 1.29 (1, 1)	7.0	L	31	7	1	1	3	3	0	0	0	1	0	34	46	1.29	1.429										
Doug Corbett, R ERA: (8, 1)	2.0		6	0	0	0	4	0	0	0	0	0	0	14	14	0.00	0.000										

Oakland Athletics @ Minnesota Twins  
Metropolitan Stadium, Bloomington, MI  
Sun Apr 12 1981, 4:33 AM EST  
Att: 5,699 - Sunny - 62 F

AB 32  
R 1  
H 7  
RBI 1  
BB 3  
SO 7  
LOB 15





Batter	1	2	3	4	5	6	7	8	9	AB	R	H	RBI	BB	SO	LOB	BOTTOM										
Hosken Powell, L OBP: 0.176, SLG: 0.125 (1, 9)										4	0	0	0	0	0	0											
Rob Wilfong, L OBP: 0.250, SLG: 0.143 (1, 4)										4	0	1	0	0	0	0											
Roy Smalley, S OBP: 0.250, SLG: 0.077 (1, 6)										4	0	0	0	0	0	1											
Glenn Adams, L OBP: 0.467, SLG: 0.364 (1, 10)										2	0	1	0	1	1	0											
John Castino, R OBP: 0.267, SLG: 0.400 (1, 5)										3	0	0	0	0	1	2											
Rick Sofield, L OBP: 0.125, SLG: 0.125 (1, 7)										3	0	0	0	0	0	1											
Ron Jackson, R OBP: 0.143, SLG: 0.143 (1, 3)										3	0	0	0	0	0	1											
Mickey Hatcher, R OBP: 0.273, SLG: 0.273 (1, 8)										3	0	1	0	0	0	0											
Ray Smith, R OBP: 0.200, SLG: 0.200 (1, 2)										2	0	0	0	0	1	0											
Danny Goodwin, L (8, PH)										1	0	0	0	0	0	1											
Sal Butera, R (9, 2)										0	0	0	0	0	0	0											
<b>Inning Stats</b>	R: 0 E: 0 K: 0 S: 3	H: 0 LOB: 0 BB: 0 P: 3	R: 0 E: 0 K: 1 S: 5	H: 0 LOB: 1 BB: 1 P: 9	R: 0 E: 0 K: 0 S: 3	H: 0 LOB: 0 BB: 0 P: 3	R: 0 E: 0 K: 1 S: 5	H: 0 LOB: 0 BB: 0 P: 5	R: 0 E: 0 K: 0 S: 4	H: 1 LOB: 1 BB: 0 P: 4	R: 0 E: 0 K: 0 S: 4	H: 1 LOB: 1 BB: 0 P: 4	R: 0 E: 0 K: 0 S: 3	H: 1 LOB: 0 BB: 0 P: 3	1B: 3 2B: 0 3B: 0 HR: 0	SF: 0 SAC: 0 DP: 1 HBP: 0	WP: 0 PA: 30 PB: 0 SB: 0 CS: 0										
<b>PITCHER</b>	IP	WLS	BF	H	R	ER	SO	BB	IBB	HBP	BLK	WP	HR	S	P	ERA	WHIP										
Steve McCatty, R ERA: (1, 1)	9.0	W	30	3	0	0	3	1	0	0	0	0	0	35	39	0.00	0.444										

Oakland Athletics @ Minnesota Twins  
Metropolitan Stadium, Bloomington, MI  
Sun Apr 12 1981, 4:33 AM EST  
Att: 5,699 - Sunny - 62 F

AB 29  
R 0  
H 3  
RBI 0  
BB 1  
SO 3  
LOB 6



Batter	1	2	3	4	5	6	7	8	9	AB R H RBI BB SO LOB	TOP																
Rickey Henderson, R OBP: 0.440, SLG: 0.474 (1, 7)	5-3		K			F9 2H 2B		4-3 E HR BB	FC5-4	4 1 1 1 1 1 3	<p>Oakland Athletics @ California Angels Anaheim Stadium, Anaheim, CA Mon Apr 13 1981, 9:05 PM EST Att: 38,076 - Unknown</p> <p>livebaseballscores.com</p> <p>AB 32 R 3 H 5 RBI 3 BB 5 SO 4 LOB 19</p> 																
Dwayne Murphy, L OBP: 0.283, SLG: 0.333 (1, 8)	P4			G1		F7		4-3		4 0 0 0 0 0 2																	
Cliff Johnson, R OBP: 0.200, SLG: 0.111 (1, 10)	K			F9		F9		K		4 0 0 0 0 0 2																	
Tony Armas, R OBP: 0.476, SLG: 0.895 (1, 9)		BB		L5		P5		HR		3 1 1 2 1 0 1																	
Mike Heath, R OBP: 0.250, SLG: 0.400 (1, 2)	F3				F7		P5	F3		4 0 0 0 0 0 1																	
Jeff Newman, R OBP: 0.182, SLG: 0.200 (7, PH) Dave Revere, L OBP: 0.267, SLG: 0.214 (7, 3)	F9			K			BB BB	G3		2 0 0 0 0 0 1 1 0 0 0 1 0 0																	
Shoety Babbitt, R OBP: 0.429, SLG: 0.333 (7, PH) Wayne Gross, L OBP: 0.400, SLG: 0.250 (7, 5)	F8							E BB		2 0 1 0 0 0 1 0 0 0 0 2 0 0																	
Brian Doyle, L OBP: 0.091, SLG: 0.091 (9, PR)							1B BB			0 0 0 0 0 0 0																	
Dave McKay, S OBP: 0.250, SLG: 0.375 (7, 4) (9, 5)				F3 K 2B		F7		F8		4 0 1 0 0 0 4																	
Rob Picciolo, R OBP: 0.417, SLG: 0.455 (1, 6)				F3				E5 FC5-4		4 1 1 0 0 0 4																	
<b>Inning Stats</b>	R: 0 E: 0 K: 1 S: 5	H: 0 LOB: 0 BB: 0 P: 5	R: 0 E: 0 K: 0 S: 3	H: 0 LOB: 1 BB: 1 P: 7	R: 0 E: 0 K: 1 S: 5	H: 1 LOB: 0 BB: 0 P: 5	R: 0 E: 0 K: 0 S: 3	H: 0 LOB: 0 BB: 0 P: 3	R: 0 E: 0 K: 1 S: 6	H: 1 LOB: 1 BB: 0 P: 6		R: 0 E: 0 K: 0 S: 5	H: 2 LOB: 1 BB: 0 P: 5	R: 0 E: 0 K: 0 S: 3	H: 0 LOB: 2 BB: 2 P: 11	R: 2 E: 1 K: 1 S: 6	H: 1 LOB: 0 BB: 1 P: 10	R: 0 E: 1 K: 0 S: 4	H: 0 LOB: 2 BB: 1 P: 8	1B: 1 2B: 3 3B: 0 HR: 1	SF: 0 SAC: 0 DP: 0 HBP: 0	WP: 0 PB: 0 SB: 0 CS: 0	PA: 37				
<b>PITCHER</b>	IP WLS BF H R ER SO BB IBB HBP BLK WP HR S P ERA WHIP											IP WLS BF H R ER SO BB IBB HBP BLK WP HR S P ERA WHIP															
Bill Travers, L ERA: 1.69 (1, 1)	5.1	20	4	1	1	3	1	0	0	0		0	0	25	29	1.69	0.938										
Don Aase, R ERA: (6, 1)	1.2	7	0	0	0	0	2	0	0	0		0	0	5	13	0.00	1.200										
Luis Sanchez, R ERA: 3.0 (8, 1)	1.0	L	5	1	2	2	1	1	0	0	0	0	1	6	10	18.00	2.000										
Andy Hassler, L ERA: 3.38 (9, 1)	1.0	5	0	0	0	0	1	0	0	0	0	0	0	4	8	0.00	1.000										

Batter	1	2	3	4	5	6	7	8	9	AB R H RBI BB SO LOB	BOTTOM																	
Rod Carew, L OBP: 0.360, SLG: 0.348 (1, 3)	6-3		6-3		F8		BB 1B HBP BB	F8		4 1 0 0 1 0 1	<p>Oakland Athletics @ California Angels Anaheim Stadium, Anaheim, CA Mon Apr 13 1981, 9:05 PM EST Att: 38,076 - Unknown</p> <p>livebaseballscores.com</p> <p>AB 29 R 2 H 5 RBI 2 BB 8 SO 9 LOB 24</p> 																	
Rick Burleson, R OBP: 0.522, SLG: 0.444 (1, 6)	L6-3 BB				F8		HBP BB 1B	P5		4 0 2 0 1 0 0																		
Fred Lynn, L OBP: 0.375, SLG: 0.600 (1, 8)	L6-3		K		K		HBP BB	6-3 BB		3 0 0 0 2 2 2																		
Don Baylor, R OBP: 0.261, SLG: 0.158 (1, 10)		K	F7			WP SH3-4 HBP	K	6-3		4 0 0 0 0 2 5																		
Dan Ford, R OBP: 0.368, SLG: 0.467 (8, 5) Bert Campaneris, R Ed Ott, L (9, PH)	BB SF9 2B				S 1B		SH3-4	3-1		2 1 2 1 0 0 0 0 0 0 0 0 0 0 1 0 0 0 0 0 1																		
Brian Downing, R OBP: 0.500, SLG: 0.636 (1, 2)	BB BB				K		WP BB			2 0 0 0 2 2 4																		
Tom Brunansky, R OBP: 0.400, SLG: 0.600 (1, 7)					FC5-4 BB		F7	K		2 0 0 0 2 1 2																		
Bobby Grich, R OBP: 0.250, SLG: 0.556 (1, 4)	SF9				K		6-3			3 0 1 1 0 1 4																		
Butch Hobson, R OBP: 0.263, SLG: 0.133 Juan Beniquez, R (8, 9)	K				FC5-4		P9	F3		3 0 0 0 0 1 4 1 0 0 0 0 0 1																		
<b>Inning Stats</b>	R: 0 E: 0 K: 0 S: 2	H: 0 LOB: 0 BB: 1 P: 6	R: 1 E: 0 K: 2 S: 8	H: 1 LOB: 2 BB: 2 P: 16	R: 0 E: 0 K: 1 S: 6	H: 1 LOB: 1 BB: 0 P: 6	R: 0 E: 0 K: 2 S: 8	H: 1 LOB: 2 BB: 1 P: 12	R: 0 E: 0 K: 1 S: 5	H: 0 LOB: 0 BB: 0 P: 5		R: 0 E: 0 K: 0 S: 3	H: 0 LOB: 2 BB: 1 P: 8	R: 1 E: 0 K: 2 S: 8	H: 1 LOB: 3 BB: 2 P: 17	R: 0 E: 0 K: 1 S: 6	H: 1 LOB: 1 BB: 0 P: 6	R: 0 E: 0 K: 0 S: 3	H: 0 LOB: 1 BB: 1 P: 7	1B: 3 2B: 3 3B: 0 HR: 0	SF: 1 SAC: 1 DP: 1 HBP: 2	WP: 1 PB: 0 SB: 1 CS: 0	PA: 41					
<b>PITCHER</b>	IP WLS BF H R ER SO BB IBB HBP BLK WP HR S P ERA WHIP											IP WLS BF H R ER SO BB IBB HBP BLK WP HR S P ERA WHIP																
Brian Kingman, R ERA: 1.69 (1, 1)	5.1	24	3	1	1	0	5	0	1	0		0	1	0	4	8	9.00	2.000										
Bo McLaughlin, R ERA: 9.0 (6, 1)	1.0	5	1	1	1	0	1	0	0	0		0	0	0	4	8	9.00	2.000										
Craig Minetto, L ERA: (7, 1)	0.0	1	0	0	0	0	1	0	0	0		0	0	0	4	∞	∞											
Jeff Jones, R ERA: (7, 1)	2.2	W	11	1	0	0	3	1	0	1	0	0	0	15	20	0.00	0.750											

Batter	1	2	3	4	5	6	7	8	9	AB	R	H	RBI	BB	SO	LOB	TOP					
<b>Rickey Henderson, R</b> OBP: 0.433, SLG: 0.458 (1, 7)										5	1	2	0	0	0	0	<b>Oakland Athletics @ California Angels</b> Anaheim Stadium, Anaheim, CA Tue Apr 14 1981, 9:05 PM EST Att: 26,483 - Unknown					
<b>Dwayne Murphy, L</b> OBP: 0.375, SLG: 0.381 (1, 8)										3	1	2	0	2	0	0						
<b>Cliff Johnson, R</b> OBP: 0.287, SLG: 0.214 <b>Mitchell Page, L</b> OBP: 0.273, SLG: 0.111 (9, PR)										5	1	2	2	0	1	3						
<b>Tony Armas, R</b> OBP: 0.462, SLG: 0.792 (1, 9)										5	1	2	1	0	2	4						
<b>Mike Heath, R</b> OBP: 0.300, SLG: 0.421 (1, 2)										4	0	2	0	0	0	2						
<b>Jeff Newman, R</b> OBP: 0.133, SLG: 0.143 (1, 3)										4	0	0	1	0	0	5						
<b>Shoody Babbitt, R</b> OBP: 0.364, SLG: 0.300 (1, 4)										4	0	1	1	0	0	3						
<b>Dave McKay, S</b> OBP: 0.250, SLG: 0.333 (1, 5)										4	1	1	0	0	0	3						
<b>Fred Stanley, R</b> OBP: 0.417, SLG: 0.300 (1, 6)										4	0	0	0	0	1	1						
<b>Inning Stats</b>	R: 0 E: 0 K: 1 S: 5	H: 1 LOB: 1 BB: 1 P: 9	R: 0 E: 0 K: 0 S: 4	H: 1 LOB: 1 BB: 0 P: 4	R: 0 E: 0 K: 0 S: 3	H: 0 LOB: 0 BB: 0 P: 3	R: 0 E: 2 K: 0 S: 5	H: 1 LOB: 2 BB: 0 P: 5	R: 0 E: 0 K: 0 S: 3	H: 0 LOB: 0 BB: 0 P: 3	R: 3 E: 0 K: 0 S: 7	H: 4 LOB: 1 BB: 0 P: 7	R: 0 E: 0 K: 0 S: 4	H: 1 LOB: 1 BB: 0 P: 4	R: 0 E: 0 K: 1 S: 5	H: 1 LOB: 1 BB: 0 P: 5	R: 2 E: 0 K: 2 S: 10	H: 3 LOB: 2 BB: 1 P: 14	1B: 12 2B: 0 3B: 0 HR: 0	SF: 0 SAC: 0 DP: 0 HBP: 0	WP: 0 PB: 0 SB: 1 CS: 2	PA: 40
<b>PITCHER</b> <b>Geoff Zahn, L</b> ERA: 4.02 <b>Steve Renko, R</b> ERA:	IP: 8.2 WLS: L BF: 39	H: 12 R: 5 ER: 5 SO: 3	BB: 2 IBB: 0 HBP: 0 BLK: 0	WP: 0 HR: 0 S: 43 P: 51	ERA: 5.19 WHIP: 1.615	IP: 0.1 WLS: 1 BF: 0	H: 0 R: 0 ER: 0 SO: 1	BB: 0 IBB: 0 HBP: 0 BLK: 0	WP: 0 HR: 0 S: 3 P: 3	ERA: 0.00 WHIP: 0.000												

AB	38
R	5
H	12
RBI	5
BB	2
SO	4
LOB	21



Batter	1	2	3	4	5	6	7	8	9	AB	R	H	RBI	BB	SO	LOB	BOTTOM					
<b>Rod Carew, L</b> OBP: 0.333, SLG: 0.308 (1, 3)										3	0	0	1	1	1	0	<b>Oakland Athletics @ California Angels</b> Anaheim Stadium, Anaheim, CA Tue Apr 14 1981, 9:05 PM EST Att: 26,483 - Unknown					
<b>Rick Burleson, R</b> OBP: 0.500, SLG: 0.409 (1, 6)										4	0	1	0	1	1	2						
<b>Fred Lynn, L</b> OBP: 0.321, SLG: 0.500 (1, 8)										4	0	0	0	0	0	2						
<b>Don Baylor, R</b> OBP: 0.222, SLG: 0.130 (1, 10)										4	0	0	0	0	0	0						
<b>Dan Ford, R</b> OBP: 0.348, SLG: 0.421 (1, 9)										4	1	1	0	0	1	0						
<b>Brian Downing, R</b> OBP: 0.600, SLG: 0.692 (1, 2)										2	1	2	0	2	0	0						
<b>Tom Brunansky, R</b> OBP: 0.458, SLG: 0.563 (1, 7)										1	0	0	0	3	0	1						
<b>Bobby Grich, R</b> OBP: 0.208, SLG: 0.476 (1, 4)										3	0	0	1	0	1	4						
<b>Butch Hobson, R</b> OBP: 0.261, SLG: 0.111 (1, 5)										3	0	0	0	1	2	0						
<b>Inning Stats</b>	R: 0 E: 0 K: 2 S: 7	H: 0 LOB: 0 BB: 0 P: 7	R: 0 E: 0 K: 2 S: 7	H: 0 LOB: 2 BB: 2 P: 15	R: 0 E: 0 K: 1 S: 5	H: 1 LOB: 1 BB: 1 P: 9	R: 0 E: 0 K: 0 S: 4	H: 1 LOB: 2 BB: 1 P: 8	R: 0 E: 0 K: 0 S: 3	H: 0 LOB: 1 BB: 1 P: 7	R: 0 E: 0 K: 0 S: 3	H: 0 LOB: 0 BB: 0 P: 7	R: 0 E: 0 K: 1 S: 5	H: 0 LOB: 0 BB: 0 P: 5	R: 0 E: 0 K: 0 S: 3	H: 0 LOB: 0 BB: 0 P: 3	R: 2 E: 0 K: 0 S: 5	H: 2 LOB: 2 BB: 2 P: 13	1B: 4 2B: 0 3B: 0 HR: 0	SF: 2 SAC: 0 DP: 0 HBP: 0	WP: 0 PB: 0 SB: 0 CS: 1	PA: 38
<b>PITCHER</b> <b>Mike Norris, R</b> ERA: 1.5	IP: 9.0 WLS: W BF: 38	H: 4 R: 2 ER: 2 SO: 6	BB: 8 IBB: 0 HBP: 0 BLK: 0	WP: 0 HR: 0 S: 42 P: 74	ERA: 2.00 WHIP: 1.333	IP: 0 WLS: 0 BF: 0	H: 0 R: 0 ER: 0 SO: 0	BB: 0 IBB: 0 HBP: 0 BLK: 0	WP: 0 HR: 0 S: 0 P: 0	ERA: 0.00 WHIP: 0.000												

AB	28
R	2
H	4
RBI	2
BB	8
SO	6
LOB	9



Batter	1	2	3	4	5	6	7	8	9	AB	R	H	RBI	BB	SO	LOB	TOP								
Rickey Henderson, R OBP: 0.429, SLG: 0.407 (1, 7)	5-3		BB BB					BB BB FC3-6 BB	K	3	1	0	0	2	1	3									
Dwayne Murphy, L OBP: 0.414, SLG: 0.375 (1, 8)	4-3		BB BB					BB BB FC3-6 BB 1-2 HR	1B	3	1	1	1	2	0	0									
Dave Revering, L OBP: 0.278, SLG: 0.235 Cliff Johnson, R OBP: 0.294, SLG: 0.200 (6, PH) (8, 3)	4-3		BB BB					BB BB FC3-6 BB 1-2 2-3	F7	3	0	1	0	0	0	3									
Wayne Gross, L OBP: 0.333, SLG: 0.200 Tim Hosley, R (8, PH) Dave McKay, S OBP: 0.250, SLG: 0.333 (8, 5)								BB BB FC3-6 BB 1-2 2-3 3-H		3	0	0	0	0	0	1									
Tony Armas, R OBP: 0.433, SLG: 0.821 (1, 9)								BB BB FC3-6 BB 1-2 2-3 3-H		4	1	1	3	0	1	1									
Mitchell Page, L OBP: 0.200, SLG: 0.077 (1, 10)								BB BB FC3-6 BB 1-2 2-3 3-H		4	0	0	0	0	0	0									
Mike Heath, R OBP: 0.250, SLG: 0.348 (1, 2)								BB BB FC3-6 BB 1-2 2-3 3-H		4	0	0	0	0	0	0									
Brian Doyle, L OBP: 0.091, SLG: 0.091 Shoety Babitt, R OBP: 0.400, SLG: 0.357 (2, 4)								BB BB FC3-6 BB 1-2 2-3 3-H		0	0	0	0	0	0	0									
Rob Picciolo, R OBP: 0.357, SLG: 0.385 Mike Patterson, L (8, PH) Fred Stanley, R OBP: 0.462, SLG: 0.300 (8, 6)								BB BB FC3-6 BB 1-2 2-3 3-H		2	0	0	0	0	1	2									
<b>Inning Stats</b>	R: 0 E: 0 K: 0 S: 3	H: 0 LOB: 0 BB: 0 P: 3	R: 0 E: 0 K: 1 S: 5	H: 0 LOB: 0 BB: 0 P: 5	R: 0 E: 1 K: 0 S: 4	H: 0 LOB: 3 BB: 2 P: 12	R: 0 E: 0 K: 0 S: 3	H: 0 LOB: 0 BB: 0 P: 3	R: 0 E: 2 K: 1 S: 6	H: 1 LOB: 1 BB: 0 P: 6	R: 0 E: 0 K: 0 S: 4	H: 1 LOB: 0 BB: 0 P: 4	R: 0 E: 0 K: 0 S: 3	H: 0 LOB: 0 BB: 0 P: 3	R: 4 E: 0 K: 0 S: 4	H: 1 LOB: 0 BB: 3 P: 16	R: 1 E: 0 K: 1 S: 7	H: 2 LOB: 2 BB: 1 P: 11	1B: 4 2B: 0 3B: 0 HR: 1	SF: 0 SAC: 0 DP: 0 HBP: 0	WP: 0 PB: 0 SB: 0 CS: 0	PA: 39			
<b>PITCHER</b>	IP	WLS	BF	H	R	ER	SO	BB	IBB	HBP	BLK	WP	HR	S	P	ERA	WHIP								
Jesse Jefferson, R ERA: 6.0 Andy Hassler, L ERA: 7.11 Don Aase, R ERA:	7.1		28	2	1	1	2	3	0	0	0	0	0	29	41	1.23	0.682								

Oakland Athletics @ California Angels  
Anaheim Stadium, Anaheim, CA  
Wed Apr 15 1981, 9:05 PM EST  
Att: 27,371 - Unknown

AB 33  
R 5  
H 5  
RBI 5  
BB 6  
SO 3  
LOB 15



Batter	1	2	3	4	5	6	7	8	9	AB	R	H	RBI	BB	SO	LOB	BOTTOM								
Rod Carew, L OBP: 0.324, SLG: 0.300 (1, 3)	5-3		SH1-4							4	0	1	1	0	0	2									
Rick Burleson, R OBP: 0.545, SLG: 0.556 (1, 6)			BB BB							5	1	4	1	0	0	2									
Fred Lynn, L OBP: 0.281, SLG: 0.444 (1, 8)			BB BB							3	0	0	1	0	2	5									
Don Baylor, R OBP: 0.194, SLG: 0.111 (1, 10)			BB BB							4	0	0	0	0	0	1									
Dan Ford, R OBP: 0.333, SLG: 0.391 (1, 9)										4	0	1	0	0	1	0									
Brian Downing, R OBP: 0.500, SLG: 0.529 (1, 2)										4	0	0	0	0	2	1									
Tom Brunansky, R OBP: 0.429, SLG: 0.500 (1, 7)										4	1	1	0	0	3	0									
Bobby Grich, R OBP: 0.259, SLG: 0.478 (1, 4)										2	1	1	0	1	0	0									
Butch Hobson, R OBP: 0.346, SLG: 0.200 Bert Campaneris, R (7, PR) (8, 5) Ed Ott, L (8, PH) Freddie Patek, R (9, PR)										2	0	2	0	1	0	0									
<b>Inning Stats</b>	R: 0 E: 0 K: 1 S: 6	H: 1 LOB: 1 BB: 0 P: 6	R: 0 E: 0 K: 1 S: 5	H: 0 LOB: 0 BB: 0 P: 5	R: 1 E: 0 K: 0 S: 5	H: 3 LOB: 1 BB: 0 P: 5	R: 0 E: 0 K: 0 S: 3	H: 0 LOB: 0 BB: 0 P: 3	R: 0 E: 0 K: 1 S: 5	H: 0 LOB: 1 BB: 1 P: 9	R: 1 E: 0 K: 1 S: 7	H: 2 LOB: 1 BB: 0 P: 7	R: 1 E: 0 K: 1 S: 8	H: 3 LOB: 2 BB: 0 P: 8	R: 0 E: 0 K: 2 S: 7	H: 0 LOB: 0 BB: 0 P: 7	R: 0 E: 0 K: 1 S: 6	H: 1 LOB: 2 BB: 1 P: 10	1B: 9 2B: 0 3B: 1 HR: 0	SF: 1 SAC: 2 DP: 0 HBP: 0	WP: 0 PB: 0 SB: 0 CS: 1	PA: 39			
<b>PITCHER</b>	IP	WLS	BF	H	R	ER	SO	BB	IBB	HBP	BLK	WP	HR	S	P	ERA	WHIP								
Rick Langford, R ERA: 3.0	9.0	W	38	10	3	3	8	2	0	0	0	0	0	52	60	3.00	1.333								

Oakland Athletics @ California Angels  
Anaheim Stadium, Anaheim, CA  
Wed Apr 15 1981, 9:05 PM EST  
Att: 27,371 - Unknown


AB 33  
R 3  
H 10  
RBI 3  
BB 2  
SO 8  
LOB 12






Batter	1	2	3	4	5	6	7	8	9	AB	R	H	RBI	BB	SO	LOB	TOP							
Rickey Henderson, R OBP: 0.425, SLG: 0.387 (1, 7)										4	1	1	0	1	2	2	<p>Oakland Athletics @ California Angels Anaheim Stadium, Anaheim, CA Thu Apr 16 1981, 9:05 PM EST Att: 27,697 - Unknown</p>							
Dwayne Murphy, L OBP: 0.455, SLG: 0.444 (1, 8)										3	2	2	1	1	0	0								
Dave Revering, L OBP: 0.273, SLG: 0.200 (1, 3)										3	1	0	0	1	1	3								
Wayne Gross, L OBP: 0.318, SLG: 0.211 (1, 5)										4	0	1	1	0	1	3								
Tony Armas, R OBP: 0.412, SLG: 0.781 (1, 9)										4	0	1	2	0	1	1								
Mitchell Page, L OBP: 0.211, SLG: 0.063 (1, 10)										3	0	0	0	1	1	2								
Shoody Babbitt, R OBP: 0.368, SLG: 0.333 (1, 4)										4	0	1	0	0	1	2								
Jeff Newman, R OBP: 0.158, SLG: 0.167 (1, 2)										4	0	1	0	0	0	1								
Fred Stanley, R OBP: 0.412, SLG: 0.231 (1, 6)										3	1	0	0	1	1	2								
<b>Inning Stats</b>	R: 0 E: 0 K: 2 S: 7	H: 0 LOB: 1 BB: 1 P: 11	R: 0 E: 0 K: 1 S: 5	H: 0 LOB: 0 BB: 0 P: 5	R: 0 E: 0 K: 1 S: 5	H: 1 LOB: 0 BB: 0 P: 5	R: 1 E: 0 K: 1 S: 6	H: 1 LOB: 1 BB: 1 P: 10	R: 0 E: 0 K: 0 S: 3	H: 1 LOB: 0 BB: 0 P: 3	R: 3 E: 1 K: 0 S: 7	H: 3 LOB: 1 BB: 0 P: 7	R: 1 E: 0 K: 2 S: 8	H: 1 LOB: 1 BB: 1 P: 12	R: 0 E: 0 K: 1 S: 5	H: 0 LOB: 1 BB: 1 P: 9	R: 0 E: 0 K: 0 S: 2	H: 0 LOB: 0 BB: 1 P: 6	1B: 5 2B: 2 3B: 0 HR: 0	SF: 0 SAC: 0 DP: 1 HBP: 0	WP: 0 PB: 0 CS: 2	PA: 38		
<b>PITCHER</b>	IP WLS BF H R ER SO BB IBB HBP BLK WP HR S P ERA WHIP	6.0 L 25 6 4 3 5 2 0 0 0 0 0 33 41 4.50 1.333	3.0 1 12 1 1 1 3 3 0 0 0 0 0 15 27 3.00 1.333											3.0 1 12 1 1 1 3 3 0 0 0 0 0 15 27 3.00 1.333										

Batter	1	2	3	4	5	6	7	8	9	AB	R	H	RBI	BB	SO	LOB	BOTTOM						
Rod Carew, L OBP: 0.316, SLG: 0.273 (1, 3)										3	1	0	0	1	0	0	<p>Oakland Athletics @ California Angels Anaheim Stadium, Anaheim, CA Thu Apr 16 1981, 9:05 PM EST Att: 27,697 - Unknown</p>						
Rick Burleson, R OBP: 0.486, SLG: 0.484 (1, 6)										4	0	0	0	0	1	1							
Fred Lynn, L OBP: 0.278, SLG: 0.419 (1, 8)										4	0	1	1	0	0	0							
Brian Downing, R OBP: 0.429, SLG: 0.429 (1, 10)										4	0	0	0	0	0	1							
Ed Ott, L OBP: 0.300, SLG: 0.300 (1, 2)										4	0	3	0	0	0	0							
Juan Beniquez, R OBP: 0.200, SLG: 0.200 (1, 9)										4	0	1	0	0	0	4							
Tom Brunansky, R OBP: 0.387, SLG: 0.435 (1, 7)										3	0	0	0	0	1	2							
Bobby Grich, R OBP: 0.233, SLG: 0.423 (1, 4)										3	0	0	0	0	2	1							
Butch Hobson, R OBP: 0.310, SLG: 0.174 (1, 5)										3	0	0	0	0	0	0							
<b>Inning Stats</b>	R: 1 E: 1 K: 0 S: 5	H: 2 LOB: 2 BB: 1 P: 9	R: 0 E: 0 K: 1 S: 5	H: 0 LOB: 0 BB: 0 P: 5	R: 0 E: 0 K: 1 S: 5	H: 0 LOB: 0 BB: 0 P: 5	R: 0 E: 0 K: 0 S: 4	H: 1 LOB: 1 BB: 0 P: 4	R: 0 E: 0 K: 0 S: 3	H: 0 LOB: 0 BB: 0 P: 3	R: 0 E: 0 K: 0 S: 3	H: 0 LOB: 0 BB: 0 P: 3	R: 0 E: 0 K: 2 S: 8	H: 1 LOB: 1 BB: 0 P: 8	R: 0 E: 0 K: 0 S: 3	H: 0 LOB: 0 BB: 0 P: 3	R: 0 E: 0 K: 0 S: 4	H: 1 LOB: 1 BB: 0 P: 4	1B: 5 2B: 0 3B: 0 HR: 0	SF: 0 SAC: 0 DP: 0 HBP: 0	WP: 1 PB: 0 CS: 0	PA: 33	
<b>PITCHER</b>	IP WLS BF H R ER SO BB IBB HBP BLK WP HR S P ERA WHIP	9.0 W 33 5 1 1 4 1 0 0 0 1 0 40 44 1.00 0.667											9.0 W 33 5 1 1 4 1 0 0 0 1 0 40 44 1.00 0.667										

Batter	1	2	3	4	5	6	7	8	9	AB	R	H	RBI	BB	SO	LOB	TOP					
<b>Julio Cruz, S</b> OBP: 0.281, SLG: 0.345 (1,4)	0-0 4-3		0-0 4-3			0-0 4-3		0-0 4-3		4	0	0	0	0	0	0	<b>Seattle Mariners @ Oakland Athletics</b> Oakland-Alameda County Coliseum, Oakland, CA Fri Apr 17 1981, 6:05 PM PST Att: 50,255 - Unknown 					
<b>Joe Simson, L</b> OBP: 0.381, SLG: 0.526 (1,8)	0-0 1-3		0-0 F8			0-0 1B		0-0 4-3		4	0	1	0	0	0	0						
<b>Bruce Bochte, L</b> OBP: 0.290, SLG: 0.370 (1,3)	0-0 1B		0-3 K			0-0 F9		0-0 L4		4	0	1	0	0	1	1						
<b>Richie Zisk, R</b> OBP: 0.393, SLG: 0.500 (1,10)	4-0 1-2		0-0 F7			0-0 F9		0-0 F7		3	0	0	0	1	0	1						
<b>Brad Gulden, L</b> OBP: 0.273, SLG: 0.455 (1,2)	0-0 F9		0-3 K			0-0 F4		0-0 G3		4	0	0	0	0	1	2						
<b>Tom Paciorek, R</b> OBP: 0.357, SLG: 0.481 (1,7)		0-0 F9		0-0 6-3		0-0 1B				3	0	1	0	0	0	0						
<b>Dave Henderson, R</b> OBP: 0.167, SLG: 0.364 (1,9)		0-0 HR		0-0 F9		0-0 F9		0-0 F9		3	1	1	1	0	0	1						
<b>Dave Edler, R</b> OBP: 0.231, SLG: 0.167 (1,5)		0-0 F8		0-0 6-3		0-0 F3				3	0	0	0	0	0	1						
<b>Rick Auerbach, R</b> OBP: 0.294, SLG: 0.333 (1,6)		0-3 K		0-0 F5		0-0 F4				3	0	0	0	0	1	0						
<b>Inning Stats</b>	R: 0 E: 0 K: 0 S: 4	H: 1 LOB: 2 BB: 1 P: 8	R: 1 E: 0 K: 1 S: 6	H: 1 LOB: 0 BB: 0 P: 6	R: 0 E: 0 K: 1 S: 5	H: 0 LOB: 0 BB: 0 P: 5	R: 0 E: 0 K: 1 S: 5	H: 0 LOB: 0 BB: 0 P: 5	R: 0 E: 0 K: 0 S: 3	H: 0 LOB: 0 BB: 0 P: 3	R: 0 E: 0 K: 0 S: 4	H: 1 LOB: 1 BB: 0 P: 4	R: 0 E: 0 K: 0 S: 4	H: 1 LOB: 0 BB: 0 P: 4	R: 0 E: 0 K: 0 S: 3	H: 0 LOB: 0 BB: 0 P: 3	R: 0 E: 0 K: 0 S: 3	H: 0 LOB: 0 BB: 0 P: 3	1B: 3 2B: 0 3B: 0 HR: 1	SF: 0 SAC: 0 DP: 0 HBP: 0	WP: 0 PB: 0 SB: 0 CS: 0	PA: 32
<b>PITCHER</b> <b>Steve McCatty, R</b> ERA: 0.5 (1,1)	IP: 9.0 WLS: W BF: 32 H: 4 R: 1 ER: 1 SO: 3 BB: 1 IBB: 0 HBP: 0 BLK: 0 WP: 0 HR: 1 S: 37 P: 41 ERA: 1.00 WHIP: 0.556																					

Batter	1	2	3	4	5	6	7	8	9	AB	R	H	RBI	BB	SO	LOB	BOTTOM			
<b>Rickey Henderson, R</b> OBP: 0.435, SLG: 0.486 (1,7)	0-0 1B		0-0 K		0-0 6-3		0-0 1B	0-0 1-3		6	3	3	3	0	1	4	<b>Seattle Mariners @ Oakland Athletics</b> Oakland-Alameda County Coliseum, Oakland, CA Fri Apr 17 1981, 6:05 PM PST Att: 50,255 - Unknown 			
<b>Dwayne Murphy, L</b> OBP: 0.456, SLG: 0.548 (1,8)	0-0 K		0-0 HR		0-0 6-3		0-0 1B	0-0 1-3		4	1	2	2	0	1	0				
<b>Mike Patterson, L</b> OBP: 0.500, SLG: 0.500 (7, PH)	0-0 HR		0-0 K		0-0 4-3		0-0 1B	0-0 1B		1	1	1	0	0	0	0				
<b>Cliff Johnson, R</b> OBP: 0.409, SLG: 0.500 (1,10)	0-0 HR		0-0 HR		0-0 1B		0-0 1B	0-0 1B		5	4	4	3	0	0	1				
<b>Tony Armas, R</b> OBP: 0.436, SLG: 0.946 (1,9)	0-3 K		0-0 HR		0-0 1B		0-0 1B	0-0 1B		5	2	3	5	0	2	1				
<b>Mike Heath, R</b> OBP: 0.214, SLG: 0.296 (1,2)	0-3 K		0-0 HR		0-0 1B		0-0 1B	0-0 1B		4	0	0	1	0	3	1				
<b>Jeff Newman, R</b> OBP: 0.208, SLG: 0.143 (1,3)	4-0 1B		0-0 F8		0-0 6-3		0-0 K	4-0 HBP		3	1	0	0	2	1	1				
<b>Shoofy Babitt, R</b> OBP: 0.375, SLG: 0.348 (1,4)	0-0 1B		0-0 F2		0-0 5-3		0-0 1B	0-0 F8		5	2	2	0	0	0	1				
<b>Dave McKay, S</b> OBP: 0.294, SLG: 0.313 (1,5)	1-0 1B		0-3 K		0-0 F7		0-0 1B	0-0 F8		4	1	1	0	0	1	1				
<b>Rob Picciolo, R</b> OBP: 0.421, SLG: 0.412 (1,6)	0-0 1B		0-0 HR		0-0 6-3		0-3 K	1-0 HBP		4	1	2	2	0	1	2				
<b>Inning Stats</b>	R: 5 E: 0 K: 3 S: 14	H: 5 LOB: 2 BB: 1 P: 19	R: 1 E: 0 K: 1 S: 7	H: 2 LOB: 1 BB: 0 P: 7	R: 2 E: 0 K: 1 S: 7	H: 2 LOB: 0 BB: 0 P: 7	R: 2 E: 0 K: 1 S: 7	H: 2 LOB: 0 BB: 0 P: 7	R: 0 E: 0 K: 0 S: 3	H: 0 LOB: 0 BB: 0 P: 3	R: 0 E: 0 K: 1 S: 6	H: 1 LOB: 1 BB: 0 P: 6	R: 6 E: 0 K: 3 S: 15	H: 6 LOB: 0 BB: 0 P: 15	R: 0 E: 0 K: 0 S: 3	H: 0 LOB: 2 BB: 1 P: 8	1B: 12 2B: 1 3B: 0 HR: 5	SF: 0 SAC: 1 DP: 0 HBP: 2	WP: 0 PB: 0 SB: 1 CS: 0	PA: 46
<b>PITCHER</b> <b>Floyd Bannister, L</b> ERA: 11.45 (1,1)	IP: 3.0 WLS: L BF: 20 H: 9 R: 8 ER: 8 SO: 5 BB: 1 IBB: 1 HBP: 1 BLK: 0 WP: 0 HR: 3 S: 28 P: 33 ERA: 24.00 WHIP: 3.333																			
<b>Dick Drago, R</b> ERA: 5.4 (4,1)	IP: 3.0 WLS: L BF: 12 H: 3 R: 2 ER: 2 SO: 2 BB: 0 IBB: 0 HBP: 0 BLK: 0 WP: 0 HR: 1 S: 16 P: 16 ERA: 6.00 WHIP: 1.000																			
<b>Jim Beattie, R</b> ERA: 27.0 (7,1)	IP: 2.0 WLS: L BF: 14 H: 6 R: 6 ER: 6 SO: 3 BB: 1 IBB: 0 HBP: 1 BLK: 0 WP: 0 HR: 1 S: 18 P: 23 ERA: 27.00 WHIP: 3.500																			

Batter	1	2	3	4	5	6	7	8	9	AB	R	H	RBI	BB	SO	LOB	TOP					
Julio Cruz, S OBP: 0.278, SLG: 0.364 Kim Allen, R (8, 4)	0-0 1B 2B		0-0 F9		0-0 FC4-6			0-0 F8		4	0	1	0	0	0	1						
Joe Simpson, L OBP: 0.320, SLG: 0.435 (1, 8)	0-0 F9		0-0 F5			0-0 F7		0-0 F5		4	0	0	0	0	0	1						
Bruce Bochte, L OBP: 0.286, SLG: 0.355 (1, 3)	0-0 2-3 1B			0-0 F8		0-3 K		0-0 F6		4	0	1	0	0	1	0						
Richie Zisk, R OBP: 0.375, SLG: 0.500 (1, 10)	0-3 K			0-0 2B		0-0 F8		0-0 F6		4	0	1	0	0	1	2						
Jerry Narron, L OBP: 0.385, SLG: 0.500 Bud Bulling, R (8, 2)	0-0 F8			0-3 K			0-0 F2		0-0 6-3	3	0	0	0	0	1	3						
Tom Paciorek, R OBP: 0.385, SLG: 0.500 Rick Auerbach, R OBP: 0.294, SLG: 0.333 (8, 6)		0-0 5-3		0-0 6-3			0-0 2B			3	0	1	0	0	0	1						
Dave Henderson, R OBP: 0.200, SLG: 0.357 (1, 9)	0-0 F9				0-0 CS 1B		0-0 F8			3	0	1	0	0	0	1						
Lenny Randle, S OBP: 0.133, SLG: 0.133 (1, 5)	0-3 K				0-0 FC4-6 1B		0-0 F5			3	0	1	0	0	1	1						
Jim Anderson, R OBP: 0.375, SLG: 0.667 Gary Gray, R OBP: 0.400, SLG: 1.400 (8, 7)			0-0 F4		0-0 F7			0-0 F8		2	0	0	0	0	0	1						
<b>Inning Stats</b>	R: 0 E: 0 K: 1 S: 7	H: 2 LOB: 2 BB: 0 P: 7	R: 0 E: 0 K: 1 S: 5	H: 0 LOB: 0 BB: 0 P: 5	R: 0 E: 0 K: 0 S: 3	H: 0 LOB: 0 BB: 0 P: 3	R: 0 E: 0 K: 1 S: 6	H: 1 LOB: 1 BB: 0 P: 6	R: 0 E: 0 K: 0 S: 4	H: 2 LOB: 1 BB: 0 P: 4	R: 0 E: 0 K: 1 S: 5	H: 0 LOB: 0 BB: 0 P: 5	R: 0 E: 0 K: 0 S: 4	H: 1 LOB: 1 BB: 0 P: 4	R: 0 E: 0 K: 0 S: 3	H: 0 LOB: 0 BB: 0 P: 3	R: 0 E: 0 K: 0 S: 3	H: 0 LOB: 0 BB: 0 P: 3	1B: 3 2B: 3 3B: 0 HR: 0	SF: 0 SAC: 0 DP: 0 HBP: 0	WP: 0 PB: 0 SB: 0 CS: 1	PA: 32
<b>PITCHER</b> Brian Kingman, R ERA: 0.83 (1, 1)	IP: 9.0 WLS: W BF: 32 H: 6 R: 0 ER: 0 SO: 4 BB: 0 IBB: 0 HBP: 0 BLK: 0 WP: 0 HR: 0 S: 40 P: 40 ERA: 0.00 WHIP: 0.667															<b>PITCHER</b>						

Seattle Mariners @ Oakland Athletics  
Oakland-Alameda County Coliseum, Oakland, CA  
Sat Apr 18 1981, 3:33 AM PST  
Att: 20,131 - Unknown

AB	32
R	0
H	6
RBI	0
BB	0
SO	4
LOB	11



Batter	1	2	3	4	5	6	7	8	9	AB	R	H	RBI	BB	SO	LOB	BOTTOM					
Rickey Henderson, R OBP: 0.451, SLG: 0.488 (1, 7)	4-0 FC3-6 1B WP BB	0-0 S 1B 1B		0-3 K		0-0 L1		0-0 1B		4	2	2	0	1	1	0						
Dwayne Murphy, L OBP: 0.476, SLG: 0.583 (1, 8)	0-0 FC3-6 1-2 1B	0-0 HBP E 1B		0-3 K		0-0 1B 2B		0-0 F6		5	2	3	1	0	1	1						
Dave Revering, L OBP: 0.333, SLG: 0.250 (1, 3)	0-0 FC3-6 1-2 2-3 2B WP	1-0 FC3-6 1-2 HBP		0-0 CS 1B		0-0 2H 1B		0-3 K		4	1	2	1	0	1	3						
Wayne Gross, L OBP: 0.346, SLG: 0.364 (1, 5)	4-0 2B BB	0-0 FC3-6		0-0 CS		0-0 K HR		0-3 K		3	2	1	1	1	1	2						
Tony Armas, R OBP: 0.395, SLG: 0.854 (1, 9)	0-3 K	0-3 K			0-0 1-3		0-0 6-3			4	0	0	0	0	2	3						
Mitchell Page, L OBP: 0.227, SLG: 0.158 Tim Hosley, R (7, PH)	0-0 1B 2B		0-3 K		0-0 1-3		0-0 1-3			3	1	1	2	0	1	0						
Shoofy Babitt, R OBP: 0.429, SLG: 0.360 (1, 4)	0-0 S 1B		0-0 1-3		4-0 BB		4-0 FC6-4 BB			2	0	1	1	2	0	0						
Mike Heath, R OBP: 0.219, SLG: 0.290 (1, 2)	0-0 F8		0-0 FC6-4 1B		0-0 5-3		0-0 FC6-4			4	0	1	0	0	0	3						
Fred Stanley, R OBP: 0.333, SLG: 0.176 (1, 6)		0-0 F3	0-0 FC6-4		0-3 K		0-3 K			4	0	0	0	0	2	1						
<b>Inning Stats</b>	R: 4 E: 0 K: 1 S: 8	H: 3 LOB: 1 BB: 2 P: 16	R: 2 E: 1 K: 1 S: 7	H: 2 LOB: 1 BB: 0 P: 8	R: 0 E: 0 K: 1 S: 6	H: 1 LOB: 1 BB: 0 P: 6	R: 0 E: 0 K: 2 S: 7	H: 1 LOB: 0 BB: 0 P: 7	R: 1 E: 0 K: 0 S: 4	H: 1 LOB: 1 BB: 1 P: 8	R: 1 E: 0 K: 2 S: 9	H: 2 LOB: 1 BB: 0 P: 9	R: 0 E: 0 K: 0 S: 3	H: 0 LOB: 1 BB: 1 P: 7	R: 0 E: 0 K: 2 S: 8	H: 1 LOB: 1 BB: 0 P: 8	R: 0 E: 0 K: 2 S: 8	H: 1 LOB: 1 BB: 0 P: 8	1B: 8 2B: 2 3B: 0 HR: 1	SF: 0 SAC: 0 DP: 0 HBP: 1	WP: 1 PB: 0 SB: 2 CS: 1	PA: 40
<b>PITCHER</b> Ken Clay, R ERA: 7.62 Jim Beattie, R ERA: 21.0 Bryan Clark, L ERA: Larry Andersen, R ERA: 11.57 (8, 1)	IP: 5.0 WLS: L BF: 26 H: 8 R: 7 ER: 6 SO: 5 BB: 3 IBB: 0 HBP: 0 BLK: 0 WP: 1 HR: 1 S: 32 P: 45 ERA: 10.80 WHIP: 2.200															<b>PITCHER</b>						

Seattle Mariners @ Oakland Athletics  
Oakland-Alameda County Coliseum, Oakland, CA  
Sat Apr 18 1981, 3:33 AM PST  
Att: 20,131 - Unknown

AB	34
R	8
H	11
RBI	6
BB	4
SO	9
LOB	13



Batter	1	2	3	4	5	6	7	8	9	AB	R	H	RBI	BB	SO	LOB	TOP										
Julio Cruz, S OBP: 0.268, SLG: 0.342 (1, 4)	0-0 5-3 S 1B		0-0 5-3 K		0-3 K		0-0 F7		0-0 F7	5	0	1	0	0	1	2											
Joe Simpson, L OBP: 0.286, SLG: 0.385 Dave Henderson, R (7, PH) OBP: 0.188, SLG: 0.333 (7, 8)	0-0 4-3 1-2		0-3 K		0-0 F9		0-3 K			3	0	0	0	0	1	2											
Bruce Bochte, L OBP: 0.282, SLG: 0.324 (1, 3)	1-0 FC5 5-3 HBP		0-0 F7			0-0 1-3		0-0 5-3		3	0	0	0	0	0	1											
Richie Zisk, R OBP: 0.417, SLG: 0.529 (1, 10)	0-0 5-3 1-2 2-3			0-0 FC6-4 1B		0-0 1B SF8 1B		0-0 FC6-4 1B		4	1	3	0	0	0	2											
Gary Gray, R OBP: 0.333, SLG: 0.889 (1, 7)	0-0 FC5 2-3			0-0 FC6-4 1-2		0-0 1B 1-2		0-3 K		4	0	1	0	0	1	4											
Tom Paciorek, R OBP: 0.343, SLG: 0.471 (1, 9)		0-0 6-3		0-0 F7		0-0 1-2 2-3 1B		0-3 K		4	0	1	0	0	1	2											
Lenny Randle, S OBP: 0.133, SLG: 0.133 Dave Adler, R (2, PH) OBP: 0.235, SLG: 0.143 (2, 5)		4-0 S BB		0-0 F5		0-0 SF8		0-0 FC6-4 1-2		0	0	0	0	0	0	0											
Rick Auerbach, R OBP: 0.238, SLG: 0.263 (1, 6)		0-0 F7			0-0 F8		0-0 F7		0-0 F2	4	0	0	0	0	0	3											
Bud Bulling, R (1, 2)		0-3 K 1-2			1-0 HBP		4-0 BB		0-0 F8	2	0	0	0	1	1	1											
<b>Inning Stats</b>	R: 0 E: 0 K: 0 S: 4	H: 1 LOB: 2 BB: 0 P: 5	R: 0 E: 0 K: 1 S: 5	H: 0 LOB: 1 BB: 1 P: 9	R: 0 E: 0 K: 1 S: 5	H: 0 LOB: 0 BB: 0 P: 5	R: 0 E: 0 K: 0 S: 4	H: 1 LOB: 1 BB: 0 P: 4	R: 0 E: 0 K: 1 S: 5	H: 0 LOB: 1 BB: 1 P: 6	R: 1 E: 0 K: 0 S: 6	H: 3 LOB: 2 BB: 0 P: 6	R: 0 E: 0 K: 1 S: 5	H: 0 LOB: 1 BB: 1 P: 9	R: 0 E: 0 K: 2 S: 8	H: 1 LOB: 1 BB: 0 P: 8	R: 0 E: 0 K: 0 S: 3	H: 0 LOB: 0 BB: 0 P: 3	1B: 6 2B: 0 3B: 0 HR: 0	SF: 1 SAC: 0 DP: 0 HBP: 2	WP: 0 PB: 0 SB: 2 CS: 0	PA: 37					
<b>PITCHER</b>	IP	WLS	BF	H	R	ER	SO	BB	IBB	HBP	BLK	WP	HR	S	P	ERA	WHIP										
Mike Norris, R ERA: 1.5 (1, 1)	6.0	W	26	5	1	1	3	1	0	2	0	0	0	29	35	1.50	1.000										
Craig Minetto, L ERA: (7, 1)	1.0		4	0	0	0	1	1	0	0	0	0	0	5	9	0.00	1.000										
Jeff Jones, R ERA: (8, 1)	2.0		7	1	0	0	2	0	0	0	0	0	0	11	11	0.00	0.500										

Seattle Mariners @ Oakland Athletics  
Oakland-Alameda County Coliseum, Oakland, CA

AB 32  
R 1  
H 6  
RBI 1  
BB 2  
SO 6  
LOB 20



WP: 0 PA: 37  
PB: 0  
SB: 2  
CS: 0

Seattle Mariners @ Oakland Athletics  
Oakland-Alameda County Coliseum, Oakland, CA

AB 30  
R 6  
H 6  
RBI 5  
BB 4  
SO 2  
LOB 16



WP: 0 PA: 36  
PB: 0  
SB: 0  
CS: 0

Batter	1	2	3	4	5	6	7	8	9	AB	R	H	RBI	BB	SO	LOB	BOTTOM										
Rickey Henderson, R OBP: 0.455, SLG: 0.556 (1, 7)	0-0 F8		0-0 K 1-1H 2-2H 3B	0-0 6-3			0-0 1B 2B			4	1	2	2	0	0	1											
Dwayne Murphy, L OBP: 0.435, SLG: 0.525 (1, 8)	0-0 F9		0-0 F3		0-0 4-3		0-3 K			4	0	0	0	0	1	2											
Dave Revering, L OBP: 0.323, SLG: 0.250 (1, 3)	0-3 K		0-0 G3		0-0 G3		0-0 BB 1B			4	0	1	1	0	1	1											
Wayne Gross, L OBP: 0.300, SLG: 0.308 (1, 5)		0-0 F9		0-0 5-3	0-0 F9		0-0 F9			4	0	0	0	0	0	1											
Tony Armas, R OBP: 0.426, SLG: 0.864 (1, 9)		0-0 G4-6-3 1B		0-0 E5 BB 2B		0-0 SH5-4 FC5-2 2B	4-0 1-2 BB			3	1	2	0	1	0	0											
Mitchell Page, L OBP: 0.265, SLG: 0.143 (1, 10)		0-0 G4-6-3 1-2		4-0 BB BB BB BB 2B BB	0-0 2B BB	4-0 FC5-2 SH5-4 BB	0-0 F8			2	1	0	0	2	0	3											
Shoofy Babitt, R OBP: 0.419, SLG: 0.333 (1, 4)			4-0 E SH FC1-2 BB	0-0 F8		0-0 SH5-4	0-0 6-3			2	0	0	0	1	0	2											
Jeff Newman, R OBP: 0.222, SLG: 0.208 (1, 2)			0-0 SH FC1-2 3B	0-0 E 2B		0-0 FC5-2	0-0 F2			3	2	1	2	0	0	2											
Rob Picciolo, R OBP: 0.348, SLG: 0.333 (1, 6)			0-0 FC1-2 3B	0-0 E6		0-0 F3	0-0 F9			4	1	0	0	0	0	4											
<b>Inning Stats</b>	R: 0 E: 0 K: 1 S: 5	H: 0 LOB: 0 BB: 0 P: 5	R: 0 E: 0 K: 0 S: 3	H: 1 LOB: 0 BB: 0 P: 3	R: 2 E: 1 K: 0 S: 5	H: 1 LOB: 1 BB: 1 P: 9	R: 3 E: 2 K: 0 S: 6	H: 1 LOB: 1 BB: 1 P: 10	R: 0 E: 0 K: 0 S: 3	H: 0 LOB: 0 BB: 0 P: 3	R: 0 E: 0 K: 0 S: 4	H: 1 LOB: 2 BB: 1 P: 8	R: 1 E: 0 K: 1 S: 7	H: 2 LOB: 2 BB: 1 P: 11	R: 0 E: 0 K: 0 S: 3	H: 0 LOB: 0 BB: 0 P: 3	1B: 2 2B: 3 3B: 1 HR: 0	SF: 0 SAC: 2 DP: 1 HBP: 0	WP: 0 PB: 0 SB: 0 CS: 0	PA: 36							
<b>PITCHER</b>	IP	WLS	BF	H	R	ER	SO	BB	IBB	HBP	BLK	WP	HR	S	P	ERA	WHIP										
Glenn Abbott, R ERA: 5.56 Dick Drago, R ERA: 4.15 (8, 1)	7.0	L	33	6	6	3	2	6	6	3	2	0	0	3	3	0.00	0.000										

Sun Apr 19 1981, 3:33 AM PST  
Unknown

Batter	1	2	3	4	5	6	7	8	9	AB	R	H	RBI	BB	SO	LOB	TOP					
Julio Cruz, S OBP: 0.250, SLG: 0.317 Brad Gulden, L OBP: 0.250, SLG: 0.417 Dave Edder, R OBP: 0.235, SLG: 0.143	0-0 4-3		0-0 4-3		0-0 F7		0-0 F8			3	0	0	0	0	0	3						
Joe Simpson, L OBP: 0.281, SLG: 0.345	0-0 G3			0-0 3-1	4-0 1B BB			0-0 F5		3	0	0	0	1	0	0						
Gary Gray, R OBP: 0.308, SLG: 0.692	0-0 4-3			0-0 5-3	0-0 1B			0-3 K		4	0	1	1	0	1	0						
Richie Zisk, R OBP: 0.425, SLG: 0.605		0-3 K		0-0 1B		0-0 F9		0-0 HR		4	1	2	1	0	1	0						
Tom Paciorek, R OBP: 0.308, SLG: 0.421		0-0 5-3		0-0 F9		0-0 5-3		0-0 4-3		4	0	0	0	0	0	1						
Lenny Randle, S OBP: 0.167, SLG: 0.118 Kim Allen, R (7, 4)	0-0 F8				4-0 1B BB	0-0 1-3			0-0 6-3	2	1	0	0	1	0	0						
Dave Henderson, R OBP: 0.200, SLG: 0.278			0-0 L6		0-0 F9		4-0 SH1-4 BB		0-0 F9	3	0	0	0	1	0	1						
Rick Auerbach, R OBP: 0.250, SLG: 0.273			0-0 F8		0-0 BB 1B		0-0 SH1-4		0-0 5-3	3	1	1	0	0	0	0						
Bud Bulling, R OBP: 0.385, SLG: 0.200				0-0 1B	0-0 1-2 2-H 1B		0-0 5-3			3	0	2	1	0	0	1						
<b>Inning Stats</b>	R: 0 E: 0 K: 0 S: 3	H: 0 LOB: 0 BB: 0 P: 3	R: 0 E: 0 K: 1 S: 5	H: 0 LOB: 0 BB: 0 P: 5	R: 0 E: 0 K: 0 S: 4	H: 1 LOB: 1 BB: 0 P: 4	R: 0 E: 0 K: 0 S: 4	H: 1 LOB: 1 BB: 0 P: 4	R: 2 E: 0 K: 0 S: 5	H: 3 LOB: 2 BB: 2 P: 13	R: 0 E: 0 K: 0 S: 3	H: 0 LOB: 0 BB: 0 P: 3	R: 0 E: 0 K: 1 S: 6	H: 0 LOB: 1 BB: 1 P: 7	R: 1 E: 0 K: 1 S: 6	H: 1 LOB: 0 BB: 0 P: 6	R: 0 E: 0 K: 0 S: 3	H: 0 LOB: 0 BB: 0 P: 3	1B: 5 2B: 0 3B: 0 HR: 1	SF: 0 SAC: 1 DP: 0 HBP: 0	WP: 0 PB: 0 SB: 0 CS: 0	PA: 35
<b>PITCHER</b> Rick Langford, R ERA: 3.0	IP: 9.0 WLS: L BF: 35 H: 6 R: 3 ER: 3 SO: 2 BB: 3 IBB: 0 HBP: 0 BLK: 0 WP: 0 HR: 1 S: 36 P: 48 ERA: 3.00 WHIP: 1.000															<b>PITCHER</b>						

Seattle Mariners @ Oakland Athletics  
Oakland-Alameda County Coliseum, Oakland, CA  
Sun Apr 19 1981, 3:38 AM PST  
Att: 29,834 - Unknown

AB	31
R	3
H	6
RBI	3
BB	3
SO	2
LOB	7



Batter	1	2	3	4	5	6	7	8	9	AB	R	H	RBI	BB	SO	LOB	BOTTOM					
Rickey Henderson, R OBP: 0.458, SLG: 0.542	0-0 F4		0-0 S 1B		0-0 6-3		0-0 F9		0-3 K	3	0	1	0	1	0	0						
Dwayne Murphy, L OBP: 0.420, SLG: 0.488	0-3 K		0-0 G3		0-0 F4		4-0 1-2 2-3 BB			3	0	0	0	1	1	4						
Dave Revering, L OBP: 0.314, SLG: 0.281	0-3 K			0-0 2B		4-0 4-3 BB		0-0 F6		4	1	1	0	0	1	1						
Wayne Gross, L OBP: 0.324, SLG: 0.286		0-0 1-3		4-0 2B 1B BB		0-0 4-3		0-0 F8		2	1	0	0	2	1	0						
Tony Armas, R OBP: 0.431, SLG: 0.854		0-0 G3 1B		0-0 1B CS 2B		4-0 G6-4-3 BB		0-3 K		4	0	2	1	0	1	2						
Mitchell Page, L OBP: 0.250, SLG: 0.130 Cliff Johnson, R OBP: 0.375, SLG: 0.455		0-0 G3		0-0 G3		0-0 G6-4-3		0-3 K		2	0	0	0	0	0	3						
Shooby Babbitt, R OBP: 0.429, SLG: 0.333		0-0 5-3		0-0 2-3 3-H 1B			0-3 K		0-0 6-3	3	0	1	1	1	1	1						
Mike Heath, R OBP: 0.250, SLG: 0.314			0-3 K		0-0 CS		4-0 BB 1B BB		0-3 K	4	0	2	0	0	1	0						
Fred Stanley, R OBP: 0.304, SLG: 0.158 Tim Hosley, R (7, PH)			0-0 5-3		0-0 F2		0-0 BB 1B			2	0	0	0	0	0	0						
Rob Picciolo, R OBP: 0.348, SLG: 0.333 Mike Patterson, L OBP: 0.333, SLG: 0.333					0-0 F2		1-2 BB 1B			1	0	0	0	0	0	1						
<b>Inning Stats</b>	R: 0 E: 0 K: 2 S: 7	H: 0 LOB: 0 BB: 0 P: 7	R: 0 E: 0 K: 0 S: 4	H: 1 LOB: 1 BB: 0 P: 4	R: 0 E: 0 K: 1 S: 6	H: 1 LOB: 1 BB: 0 P: 6	R: 2 E: 0 K: 0 S: 4	H: 3 LOB: 1 BB: 1 P: 8	R: 0 E: 0 K: 0 S: 3	H: 0 LOB: 0 BB: 0 P: 3	R: 0 E: 0 K: 0 S: 2	H: 0 LOB: 1 BB: 2 P: 10	R: 0 E: 0 K: 1 S: 6	H: 1 LOB: 3 BB: 2 P: 14	R: 0 E: 0 K: 2 S: 7	H: 0 LOB: 0 BB: 0 P: 7	R: 0 E: 0 K: 2 S: 8	H: 1 LOB: 1 BB: 0 P: 8	1B: 5 2B: 3 3B: 0 HR: 0	SF: 0 SAC: 0 DP: 2 HBP: 0	WP: 0 PB: 0 SB: 2 CS: 1	PA: 37
<b>PITCHER</b> Mike Parrott, R ERA: 4.35 Bryan Clark, L ERA Dick Drago, R ERA: 3.86	IP: 5.1 WLS: W BF: 14 H: 2 R: 0 ER: 0 SO: 4 BB: 3 IBB: 0 HBP: 0 BLK: 0 WP: 0 HR: 0 S: 19 P: 31 ERA: 0.00 WHIP: 1.500															<b>PITCHER</b>						

Seattle Mariners @ Oakland Athletics  
Oakland-Alameda County Coliseum, Oakland, CA  
Sun Apr 19 1981, 3:38 AM PST  
Att: 29,834 - Unknown

AB	31
R	2
H	7
RBI	2
BB	5
SO	8
LOB	14



Batter	1	2	3	4	5	6	7	8	9	AB	R	H	RBI	BB	SO	LOB	TOP			
Hosken Powell, L OBP: 0.300, SLG: 0.321 (1, 9)	0-0 4-3		0-0 2B			0-0 G3			0-0 1B 1-2	4	0	2	0	0	0	0	<b>Minnesota Twins @ Oakland Athletics</b> Oakland-Alameda County Coliseum, Oakland, CA Mon Apr 20 1981, 6:05 PM PST Att: 22,141 - Unknown <a href="http://livebaseballscorecards.com">livebaseballscorecards.com</a>			
Rob Wilfong, L OBP: 0.243, SLG: 0.200 (1, 4)	0-0 WP 1B			0-0 G3		0-0 G3			0-3 K	4	0	1	0	0	1	2				
Roy Smalley, S OBP: 0.276, SLG: 0.531 (1, 6)	0-3 K			4-0 FC6-4 BB			0-0 F7		0-3 K	3	0	0	0	1	2	3				
Glenn Adams, L OBP: 0.333, SLG: 0.261 Gary Ward, R OBP: 0.176, SLG: 0.125 (1, 10) (9, PR)	0-0 L4			0-0 FC6-4 1-2			0-0 F8		0-0 1B 1-2 2-3	4	0	1	0	0	0	2				
Danny Goodwin, L OBP: 0.111, SLG: 0.111 (1, 3)		0-0 F8		0-0 FC6-4 1-2			0-3 K		0-3 K	4	0	0	0	0	2	4				
John Castino, R OBP: 0.265, SLG: 0.333 (1, 5)		0-0 L9			0-0 L8				0-0 L7	3	0	0	0	0	0	0				
Mickey Hatcher, R OBP: 0.276, SLG: 0.250 (1, 8)		0-3 K			0-0 6-3				0-0 6-3	3	0	0	0	0	1	0				
Rick Sofield, L OBP: 0.111, SLG: 0.111 (1, 7)			0-0 F7		0-0 F5				0-0 F8	3	0	0	0	0	0	0				
Ray Smith, R OBP: 0.240, SLG: 0.400 (1, 2)			0-0 L8			0-0 F3			0-0 1B 1B	3	0	1	0	0	0	0				
<b>Inning Stats</b>	R: 0 E: 0 K: 1 S: 6	H: 1 LOB: 1 BB: 0 P: 6	R: 0 E: 0 K: 1 S: 5	H: 0 LOB: 0 BB: 0 P: 5	R: 0 E: 0 K: 0 S: 3	H: 1 LOB: 1 BB: 0 P: 3	R: 0 E: 0 K: 0 S: 3	H: 0 LOB: 0 BB: 1 P: 7	R: 0 E: 0 K: 0 S: 3	H: 0 LOB: 0 BB: 0 P: 3	R: 0 E: 0 K: 1 S: 5	H: 0 LOB: 0 BB: 0 P: 5	R: 0 E: 0 K: 0 S: 3	H: 0 LOB: 0 BB: 0 P: 3	R: 0 E: 0 K: 3 S: 12	H: 3 LOB: 3 BB: 0 P: 12	1B: 4 2B: 1 3B: 0 HR: 0	SF: 0 SAC: 0 DP: 0 HBP: 0	WP: 1 PB: 0 SB: 0 CS: 0	PA: 32
<b>PITCHER</b> Matt Keough, R ERA: 0.33 (1, 1)	IP: 9.0 WLS: W BF: 32 H: 5 R: 0 ER: 0 SO: 6 BB: 1 IBB: 0 HBP: 0 BLK: 0 WP: 1 HR: 0 S: 43 P: 47 ERA: 0.00 WHIP: 0.667																			

Batter	1	2	3	4	5	6	7	8	9	AB	R	H	RBI	BB	SO	LOB	BOTTOM	
Rickey Henderson, R OBP: 0.460, SLG: 0.558 (1, 7)	0-3 K		0-0 CS 1B		0-0 1-3			0-0 S 2B		4	0	2	0	0	1	1	<b>Minnesota Twins @ Oakland Athletics</b> Oakland-Alameda County Coliseum, Oakland, CA Mon Apr 20 1981, 6:05 PM PST Att: 22,141 - Unknown <a href="http://livebaseballscorecards.com">livebaseballscorecards.com</a>	
Dwayne Murphy, L OBP: 0.385, SLG: 0.447 (1, 8)	0-3 K		0-0 CS 1-2	0-3 K		0-0 4-3		0-0 4-3 2-3		4	0	0	0	0	2	1		
Cliff Johnson, R OBP: 0.429, SLG: 0.458 (1, 10)	0-3 K			4-0 HR BB		0-0 1B		4-0 BB		2	1	1	0	2	1	0		
Tony Armas, R OBP: 0.400, SLG: 0.788 (1, 9)		0-0 4-3		0-3 K		0-0 L4		0-3 K		4	0	0	0	0	2	4		
Mike Heath, R OBP: 0.256, SLG: 0.395 (1, 2)		0-0 F9		0-0 HR		0-0 F7				3	1	1	2	0	0	1		
Shoety Babiitt, R OBP: 0.395, SLG: 0.303 (1, 4)		0-0 F4		0-0 6-3			0-0 G3			3	0	0	0	0	0	0		
Jeff Newman, R OBP: 0.200, SLG: 0.185 (1, 3)			0-0 5-3		0-0 6-3		0-0 5-3			3	0	0	0	0	0	0		
Dave McKay, S OBP: 0.300, SLG: 0.316 (1, 5)			0-0 L9		0-0 1B		0-0 F8			3	0	1	0	0	0	0		
Rob Picciolo, R OBP: 0.346, SLG: 0.458 (1, 6)			0-0 HR		0-0 F8		0-0 L8			3	1	1	1	0	0	1		
<b>Inning Stats</b>	R: 0 E: 0 K: 3 S: 9	H: 0 LOB: 0 BB: 0 P: 9	R: 0 E: 0 K: 0 S: 3	H: 0 LOB: 0 BB: 0 P: 3	R: 1 E: 0 K: 0 S: 4	H: 2 LOB: 0 BB: 0 P: 4	R: 2 E: 0 K: 2 S: 8	H: 1 LOB: 1 BB: 1 P: 12	R: 0 E: 0 K: 0 S: 4	H: 1 LOB: 1 BB: 0 P: 4	R: 0 E: 0 K: 0 S: 3	H: 0 LOB: 0 BB: 0 P: 3	R: 0 E: 0 K: 1 S: 6	H: 1 LOB: 2 BB: 1 P: 10	1B: 3 2B: 1 3B: 0 HR: 2	SF: 0 SAC: 0 DP: 0 HBP: 0	WP: 0 PB: 0 SB: 1 CS: 1	PA: 32
<b>PITCHER</b> Jerry Koosman, L ERA: 3.92 (1, 1)	IP: 8.0 WLS: L BF: 31 H: 6 R: 3 ER: 3 SO: 6 BB: 2 IBB: 0 HBP: 0 BLK: 0 WP: 0 HR: 2 S: 41 P: 49 ERA: 3.38 WHIP: 1.000																	

AB 31  
R 0  
H 5  
RBI 0  
BB 1  
SO 6  
LOB 11



AB 29  
R 3  
H 6  
RBI 3  
BB 2  
SO 6  
LOB 8





Batter	1	2	3	4	5	6	7	8	9	AB	R	H	RBI	BB	SO	LOB	TOP				
Hosken Powell, L (1, 9) OBP: 0.282, SLG: 0.278	F9			2B 1B		1-3		K		4	1	1	0	0	1	0	<b>Minnesota Twins @ Oakland Athletics</b> Oakland-Alameda County Coliseum, Oakland, CA Wed Apr 22 1981, 3:33 AM PST Att: 16,573 - Sunny - 78 F				
Rob Wilfong, L (1, 4) OBP: 0.217, SLG: 0.182	F7			F8		FC5-4 1B		4-3		4	0	1	0	0	0	1					
John Castino, R (1, 5) OBP: 0.282, SLG: 0.341	K			1-H 2B		FC5-4 1-2		F9		4	0	1	1	0	1	1					
Roy Smalley, S (1, 6) OBP: 0.295, SLG: 0.564 Chuck Baker, R (9, PR)		G4-6-3 BB		K		F7			6-3 1B	3	0	1	0	1	1	2					
Glenn Adams, L (1, 10) OBP: 0.324, SLG: 0.367 Dave Engle, R (9, PH) OBP: 0.444, SLG: 0.750		G4-6-3 1-2		F5			4-3		F7	3	0	0	0	0	0	2					
Danny Goodwin, L (1, 3) OBP: 0.313, SLG: 0.333 Greg Johnston, L (7, PR) OBP: 0.300, SLG: 0.125 Ron Jackson, R (7, 3) OBP: 0.182, SLG: 0.429		3-1			SH5-3 1B				6-3 1-2	3	0	2	0	0	0	0					
Rick Sofield, L (1, 7) OBP: 0.160, SLG: 0.160			K		SH5-3 1-2				F9	3	0	1	0	0	1	2					
Mickey Hatcher, R (1, 8) OBP: 0.250, SLG: 0.206			F9		F8				F8	3	0	0	0	0	0	3					
Sal Butera, R (1, 2) Pete Mackanin, R (7, PH) Ray Smith, R (7, 2) OBP: 0.207, SLG: 0.345			F7		K				5-3	2	0	0	0	0	1	1					
										1	0	0	0	0	0	2					
										0	0	0	0	0	0	0					
<b>Inning Stats</b>	R: 0 E: 0 K: 1 S: 5	H: 0 LOB: 0 BB: 0 P: 5	R: 0 E: 0 K: 0 S: 2	H: 0 LOB: 0 BB: 1 P: 6	R: 0 E: 0 K: 1 S: 5	H: 0 LOB: 0 BB: 0 P: 5	R: 1 E: 0 K: 1 S: 7	H: 2 LOB: 1 BB: 0 P: 7	R: 0 E: 0 K: 0 S: 4	H: 1 LOB: 1 BB: 0 P: 4	R: 0 E: 0 K: 0 S: 5	H: 2 LOB: 2 BB: 0 P: 5	R: 0 E: 0 K: 1 S: 5	H: 0 LOB: 0 BB: 0 P: 5	R: 0 E: 0 K: 0 S: 4	H: 1 LOB: 2 BB: 0 P: 4	1B: 6 2B: 1 3B: 0 HR: 0	SF: 0 SAC: 1 DP: 1 HBP: 0	WP: 0 PB: 0 SB: 0 CS: 0	PA: 34	
<b>PITCHER</b>	IP	WLS	BF	H	R	ER	SO	BB	IBB	HBP	BLK	WP	HR	S	P	ERA	WHIP				
Brian Kingman, R (1, 1) ERA: 0.81	8.0	W	31	7	1	1	5	1	0	0	0	0	0	40	44	1.12	1.000				
Craig Minetto, L (9, 1) ERA:	0.1		1	0	0	0	0	0	0	0	0	0	0	1	1	0.00	0.000				
Jeff Jones, R (9, 1) ERA:	0.2	S	2	0	0	0	0	0	0	0	0	0	0	2	2	0.00	0.000				

AB	32
R	1
H	7
RBI	1
BB	1
SO	5
LOB	16



Batter	1	2	3	4	5	6	7	8	9	AB	R	H	RBI	BB	SO	LOB	BOTTOM				
Rickey Henderson, R (1, 7) OBP: 0.431, SLG: 0.508	K	2-3		F3			K			4	0	0	0	0	2	3	<b>Minnesota Twins @ Oakland Athletics</b> Oakland-Alameda County Coliseum, Oakland, CA Wed Apr 22 1981, 3:33 AM PST Att: 16,573 - Sunny - 78 F				
Dwayne Murphy, L (1, 8) OBP: 0.387, SLG: 0.404	E 3B BB		F8 S BB	L3			K			2	1	0	0	2	1	2					
Dave Revering, L (1, 3) OBP: 0.386, SLG: 0.395	1-H 2B 3B		1-2 BB		FC6 1B					3	1	2	1	1	1	0					
Wayne Gross, L (1, 5) OBP: 0.302, SLG: 0.229 Dave McKay, S (9, 5) OBP: 0.300, SLG: 0.316	F3		F5		F4			F9		4	0	0	0	0	0	4					
Tony Armas, R (1, 9) OBP: 0.375, SLG: 0.721			F8		K			6-3		4	0	1	1	0	1	3					
Mitchell Page, L (1, 10) OBP: 0.222, SLG: 0.226	3-H 2B		2-3	L9		FC6 1-2			K	4	0	0	0	1	4						
Mike Heath, R (1, 2) OBP: 0.239, SLG: 0.356		F5		5-3				6-3		3	0	0	0	0	0	0					
Shooby Babitt, R (1, 4) OBP: 0.422, SLG: 0.375		F9 2B		S 1B			E5 CS			3	0	2	0	0	0	0					
Rob Picciolo, R (1, 6) OBP: 0.345, SLG: 0.423		F9		1-2 BB				3-1		2	0	0	0	1	0	2					
										2	0	0	0	1	0	2					
<b>Inning Stats</b>	R: 2 E: 1 K: 1 S: 7	H: 2 LOB: 1 BB: 1 P: 11	R: 0 E: 0 K: 0 S: 4	H: 1 LOB: 1 BB: 0 P: 4	R: 0 E: 0 K: 0 S: 3	H: 0 LOB: 2 BB: 2 P: 11	R: 0 E: 0 K: 0 S: 4	H: 1 LOB: 2 BB: 1 P: 8	R: 0 E: 0 K: 0 S: 6	H: 1 LOB: 1 BB: 0 P: 6	R: 0 E: 0 K: 0 S: 3	H: 0 LOB: 0 BB: 0 P: 3	R: 0 E: 0 K: 3 S: 9	H: 0 LOB: 0 BB: 0 P: 9	R: 0 E: 0 K: 1 S: 5	H: 0 LOB: 0 BB: 0 P: 5	1B: 2 2B: 2 3B: 1 HR: 0	SF: 0 SAC: 0 DP: 0 HBP: 0	WP: 0 PB: 0 SB: 2 CS: 1	PA: 33	
<b>PITCHER</b>	IP	WLS	BF	H	R	ER	SO	BB	IBB	HBP	BLK	WP	HR	S	P	ERA	WHIP				
Albert Williams, R (1, 1) ERA: 3.05	8.0	L	33	5	2	2	6	4	0	0	0	0	0	41	57	2.25	1.125				





Batter	1	2	3	4	5	6	7	8	9	AB	R	H	RBI	BB	SO	LOB	TOP										
Rickey Henderson, R OBP: 0.442, SLG: 0.530 (1, 7)										5	1	3	0	0	1	1											
Dwayne Murphy, L OBP: 0.386, SLG: 0.456 (1, 8)										5	1	2	2	0	1	2											
Dave Revering, L OBP: 0.396, SLG: 0.390 (1, 3)										3	2	1	0	1	0	1											
Wayne Gross, L OBP: 0.298, SLG: 0.211 Dave McKay, S OBP: 0.300, SLG: 0.316 (9, 5)										3	1	0	0	1	0	3											
Tony Armas, R OBP: 0.382, SLG: 0.723 (1, 9)										4	1	2	1	0	0	0											
Mitchell Page, L OBP: 0.243, SLG: 0.250 Cliff Johnson, R OBP: 0.419, SLG: 0.444 (3, PH)										1	0	1	1	0	0	0											
Shoody Babbitt, R OBP: 0.388, SLG: 0.341 (1, 4)										4	0	0	0	0	0	3											
Jeff Newman, R OBP: 0.176, SLG: 0.161 (1, 2)										4	0	0	0	0	1	1											
Fred Stanley, R OBP: 0.256, SLG: 0.185 (1, 6)										4	0	1	0	0	1	1											
<b>Inning Stats</b>	R: 2 E: 0 K: 0 S: 7	H: 5 LOB: 2 BB: 0 P: 7	R: 0 E: 0 K: 1 S: 5	H: 1 LOB: 0 BB: 5 P: 5	R: 4 E: 0 K: 1 S: 8	H: 3 LOB: 1 BB: 2 P: 16	R: 0 E: 1 K: 0 S: 4	H: 1 LOB: 1 BB: 0 P: 4	R: 0 E: 0 K: 1 S: 5	H: 0 LOB: 0 BB: 0 P: 5	R: 0 E: 0 K: 0 S: 3	H: 0 LOB: 0 BB: 0 P: 3	R: 0 E: 0 K: 0 S: 3	H: 0 LOB: 0 BB: 0 P: 3	R: 0 E: 0 K: 1 S: 5	H: 1 LOB: 1 BB: 0 P: 8	1B: 7 2B: 3 3B: 0 HR: 1	SF: 0 SAC: 0 DP: 1 HBP: 0	WP: 0 PB: 0 SB: 3 CS: 0	PA: 39							
<b>PITCHER</b>	IP	WLS	BF	H	R	ER	SO	BB	IBB	HBP	BLK	WP	HR	S	P	ERA	WHIP										
Glenn Abbott, R ERA: 6.57 (1, 1)	2.0	L	12	7	4	4	1	1	0	0	0	0	1	13	17	18.00	4.000										
Bryan Clark, L ERA: 2.13 (3, 1)	5.0		19	3	2	2	2	1	0	0	0	0	0	22	26	3.60	0.800										
Larry Andersen, R ERA: 5.4 (8, 1)	1.2		6	1	0	0	2	0	0	0	0	0	0	10	10	0.00	0.600										
Shane Rawley, L ERA: (9, 1)	0.1		1	0	0	0	1	0	0	0	0	0	0	3	3	0.00	0.000										

Oakland Athletics @ Seattle Mariners  
The Kingdome, Seattle, WA  
Fri Apr 24 1981, 9:05 PM EST  
Att: 17,554 - Dome

AB 36  
R 6  
H 11  
RBI 6  
BB 2  
SO 6  
LOB 12



Batter	1	2	3	4	5	6	7	8	9	AB	R	H	RBI	BB	SO	LOB	BOTTOM										
Julio Cruz, S OBP: 0.246, SLG: 0.268 (1, 4)										3	0	0	0	1	0	0											
Joe Simpson, L OBP: 0.279, SLG: 0.350 (1, 8)										4	0	0	0	0	1	1											
Bruce Bochte, L OBP: 0.255, SLG: 0.265 (1, 3)										3	0	0	0	1	0	1											
Richie Zisk, R OBP: 0.411, SLG: 0.604 (1, 10)										4	1	1	1	0	0	2											
Jeff Burroughs, R OBP: 0.500, SLG: 0.720 (1, 9)										3	1	1	1	1	1	0											
Tom Paciorek, R OBP: 0.382, SLG: 0.491 (1, 7)										3	0	2	0	1	0	1											
Jerry Narron, L OBP: 0.318, SLG: 0.381 (1, 2)										4	0	0	0	0	3	4											
Lenny Randle, S OBP: 0.219, SLG: 0.194 (1, 5)										4	0	1	0	0	0	3											
Jim Anderson, R OBP: 0.313, SLG: 0.429 Dan Meyer, L (7, PH) Dave Edler, R OBP: 0.211, SLG: 0.125 (8, 6)										2	0	0	0	0	0	2											
<b>Inning Stats</b>	R: 0 E: 0 K: 0 S: 3	H: 0 LOB: 1 BB: 1 P: 7	R: 0 E: 0 K: 1 S: 6	H: 1 LOB: 2 BB: 1 P: 10	R: 0 E: 0 K: 1 S: 5	H: 0 LOB: 1 BB: 1 P: 9	R: 0 E: 0 K: 2 S: 8	H: 1 LOB: 0 BB: 0 P: 8	R: 0 E: 0 K: 0 S: 3	H: 0 LOB: 0 BB: 0 P: 3	R: 0 E: 0 K: 0 S: 3	H: 0 LOB: 0 BB: 0 P: 3	R: 0 E: 0 K: 0 S: 3	H: 0 LOB: 0 BB: 0 P: 3	R: 2 E: 0 K: 1 S: 8	H: 3 LOB: 1 BB: 0 P: 8	1B: 2 2B: 1 3B: 0 HR: 2	SF: 0 SAC: 0 DP: 0 HBP: 0	WP: 1 PB: 0 SB: 2 CS: 0	PA: 36							
<b>PITCHER</b>	IP	WLS	BF	H	R	ER	SO	BB	IBB	HBP	BLK	WP	HR	S	P	ERA	WHIP										
Mike Norris, R ERA: 1.64 (1, 1)	9.0	W	36	5	2	2	5	4	0	0	0	1	2	42	58	2.00	1.000										

Oakland Athletics @ Seattle Mariners  
The Kingdome, Seattle, WA  
Fri Apr 24 1981, 9:05 PM EST  
Att: 17,554 - Dome

AB 32  
R 2  
H 5  
RBI 2  
BB 4  
SO 5  
LOB 16



Batter	1	2	3	4	5	6	7	8	9	AB	R	H	RBI	BB	SO	LOB	TOP								
<b>Rickey Henderson, R</b> OBP: 0.451, SLG: 0.586 (1, 7)										4	3	2	1	1	0	1									
<b>Dwayne Murphy, L</b> OBP: 0.375, SLG: 0.435 (1, 8)										5	0	1	0	0	2	2									
<b>Cliff Johnson, R</b> OBP: 0.444, SLG: 0.548 (1, 10)										4	2	2	2	1	1	0									
<b>Tony Armas, R</b> OBP: 0.370, SLG: 0.686 (1, 9)										5	0	1	0	0	2	4									
<b>Mike Heath, R</b> OBP: 0.255, SLG: 0.400 (1, 2)										5	1	2	2	0	0	1									
<b>Jeff Newman, R</b> OBP: 0.158, SLG: 0.143 (1, 3)										4	0	0	0	0	1	2									
<b>Shoody Babbitt, R</b> OBP: 0.396, SLG: 0.340 (1, 4)										3	1	1	0	1	0	2									
<b>Dave McKay, S</b> OBP: 0.292, SLG: 0.348 (1, 5)										4	0	1	2	0	2	1									
<b>Rob Picciolo, R</b> OBP: 0.303, SLG: 0.367 (1, 6)										4	0	0	0	0	2	1									
<b>Inning Stats</b>	R: 2 E: 1 K: 1 S: 7	H: 1 LOB: 2 BB: 2 P: 15	R: 1 E: 0 K: 2 S: 10	H: 3 LOB: 2 BB: 0 P: 10	R: 2 E: 0 K: 1 S: 7	H: 2 LOB: 1 BB: 1 P: 11	R: 0 E: 0 K: 0 S: 3	H: 0 LOB: 0 BB: 0 P: 3	R: 0 E: 0 K: 0 S: 4	H: 1 LOB: 1 BB: 0 P: 4	R: 2 E: 0 K: 2 S: 9	H: 2 LOB: 0 BB: 0 P: 9	R: 0 E: 0 K: 1 S: 5	H: 0 LOB: 0 BB: 0 P: 5	R: 0 E: 0 K: 1 S: 5	H: 0 LOB: 0 BB: 0 P: 5	R: 0 E: 0 K: 2 S: 8	H: 1 LOB: 1 BB: 0 P: 8	1B: 5 2B: 2 3B: 1 HR: 2	SF: 0 SAC: 0 DP: 0 HBP: 0	WP: 0 PB: 0 SB: 4 CS: 0	PA: 41			
<b>PITCHER</b>	IP	WLS	BF	H	R	ER	SO	BB	IBB	HBP	BLK	WP	HR	S	P	ERA	WHIP								
<b>Jerry Don Gleaton, L</b> ERA: 9.56 (1, 1)	2.1	L	17	6	5	5	3	2	1	0	0	0	1	20	32	19.29	3.429								
<b>Larry Andersen, R</b> ERA: 4.66 (3, 1)	4.2		17	3	2	2	4	0	0	0	0	0	1	25	25	3.86	0.643								
<b>Dick Drago, R</b> ERA: 2.7 (8, 1)	2.0		7	1	0	0	3	0	0	0	0	0	0	13	13	0.00	0.500								

Oakland Athletics @ Seattle Mariners  
The Kingdome, Seattle, WA  
Sat Apr 25 1981, 10:05 PM EST  
Att: 17,388 - Dome

AB	38
R	7
H	10
RBI	7
BB	3
SO	10
LOB	14



Batter	1	2	3	4	5	6	7	8	9	AB	R	H	RBI	BB	SO	LOB	BOTTOM								
<b>Julio Cruz, S</b> OBP: 0.242, SLG: 0.250 (1, 4)										4	0	0	0	1	0	0									
<b>Joe Simpson, L</b> OBP: 0.292, SLG: 0.378 (1, 8)										5	1	2	0	0	1	1									
<b>Bruce Bochte, L</b> OBP: 0.267, SLG: 0.315 (1, 3)										5	0	2	1	0	0	1									
<b>Richie Zisk, R</b> OBP: 0.410, SLG: 0.632 (1, 10)										4	1	1	1	1	0	2									
<b>Jeff Burroughs, R</b> OBP: 0.469, SLG: 0.643 (1, 9)										3	1	0	0	1	0	2									
<b>Tom Paciorek, R</b> OBP: 0.373, SLG: 0.474 (1, 7)										4	1	1	0	0	0	0									
<b>Jerry Narron, L</b> OBP: 0.346, SLG: 0.490 (1, 2)										4	0	2	0	0	1	0									
<b>Dave Edler, R</b> OBP: 0.227, SLG: 0.211 (8, PH)										3	0	1	0	0	2	1									
<b>Dan Meyer, L</b> OBP: 0.333, SLG: 0.667 (9, S)										1	0	1	2	0	0	0									
<b>Lenny Randle, S</b> OBP: 0.219, SLG: 0.194 (9, S)										0	0	0	0	0	0	0									
<b>Rick Auerbach, R</b> OBP: 0.194, SLG: 0.207 (8, PH)										3	0	0	0	0	0	1									
<b>Gary Gray, R</b> OBP: 0.316, SLG: 0.579 (8, PH)										1	0	0	0	0	0	2									
<b>Jim Anderson, R</b> OBP: 0.313, SLG: 0.429 (9, 6)										0	0	0	0	0	0	0									
<b>Inning Stats</b>	R: 0 E: 0 K: 0 S: 4	H: 1 LOB: 1 BB: 0 P: 4	R: 0 E: 0 K: 1 S: 6	H: 1 LOB: 1 BB: 0 P: 6	R: 1 E: 0 K: 0 S: 5	H: 2 LOB: 2 BB: 1 P: 9	R: 0 E: 0 K: 0 S: 4	H: 1 LOB: 1 BB: 0 P: 4	R: 0 E: 0 K: 0 S: 3	H: 0 LOB: 0 BB: 0 P: 3	R: 1 E: 0 K: 1 S: 6	H: 1 LOB: 0 BB: 0 P: 6	R: 0 E: 0 K: 2 S: 7	H: 0 LOB: 1 BB: 1 P: 11	R: 2 E: 0 K: 0 S: 6	H: 3 LOB: 2 BB: 1 P: 10	R: 0 E: 0 K: 0 S: 4	H: 1 LOB: 1 BB: 0 P: 4	1B: 4 2B: 5 3B: 0 HR: 1	SF: 0 SAC: 0 DP: 0 HBP: 0	WP: 0 PB: 0 SB: 1 CS: 0	PA: 40			
<b>PITCHER</b>	IP	WLS	BF	H	R	ER	SO	BB	IBB	HBP	BLK	WP	HR	S	P	ERA	WHIP								
<b>Rick Langford, R</b> ERA: 3.25 (1, 1)	9.0	W	40	10	4	4	4	3	0	0	0	0	1	45	57	4.00	1.444								

Oakland Athletics @ Seattle Mariners  
The Kingdome, Seattle, WA  
Sat Apr 25 1981, 10:05 PM EST  
Att: 17,388 - Dome

AB	37
R	4
H	10
RBI	4
BB	3
SO	4
LOB	10



Batter	1	2	3	4	5	6	7	8	9	AB	R	H	RBI	BB	SO	LOB	TOP					
Rickey Henderson, R OBP: 0.437, SLG: 0.560 (1, 7)										5	1	1	0	0	1	4						
Dwayne Murphy, L OBP: 0.390, SLG: 0.493 (1, 8)										5	2	3	4	0	1	0						
Dave Revering, L OBP: 0.415, SLG: 0.455 (1, 3)										3	2	1	1	2	0	2						
Wayne Gross, L OBP: 0.314, SLG: 0.220 (1, 5)										3	0	1	0	1	0	2						
Tony Armas, R OBP: 0.372, SLG: 0.680 (1, 9)										5	1	2	2	0	0	2						
Mitchell Page, L OBP: 0.225, SLG: 0.229 (6, PH)										3	0	0	0	0	1	3						
Cliff Johnson, R OBP: 0.447, SLG: 0.531 (7, PH)										1	1	0	0	1	0	0						
Mike Heath, R OBP: 0.286, SLG: 0.418 (1, 2)										5	1	3	1	0	0	2						
Shoofy Babitt, R OBP: 0.382, SLG: 0.327 (6, PH)										2	0	0	0	0	0	1						
Dave McKay, S OBP: 0.259, SLG: 0.320 (6, 4)										2	0	0	1	0	2	2						
Fred Stanley, R OBP: 0.250, SLG: 0.179 (6, PH)										1	0	0	0	0	0	0						
Mike Patterson, L OBP: 0.500, SLG: 0.333 (6, PH)										0	1	0	0	1	0	0						
Rob Piccolo, R OBP: 0.286, SLG: 0.344 (6, 6)										2	0	0	0	0	1	1						
<b>Inning Stats</b>	R: 2 E: 0 K: 1 S: 8	H: 3 LOB: 2 BB: 1 P: 12	R: 0 E: 0 K: 0 S: 3	H: 0 LOB: 0 BB: 0 P: 3	R: 0 E: 0 K: 0 S: 4	H: 1 LOB: 1 BB: 0 P: 4	R: 0 E: 1 K: 0 S: 5	H: 1 LOB: 2 BB: 0 P: 5	R: 1 E: 0 K: 0 S: 5	H: 2 LOB: 1 BB: 0 P: 5	R: 3 E: 0 K: 1 S: 9	H: 2 LOB: 1 BB: 2 P: 17	R: 0 E: 1 K: 1 S: 6	H: 0 LOB: 1 BB: 0 P: 6	R: 0 E: 0 K: 3 S: 9	H: 0 LOB: 0 BB: 0 P: 9	R: 3 E: 0 K: 0 S: 5	H: 2 LOB: 1 BB: 2 P: 13	1B: 8 2B: 1 3B: 0 HR: 2	SF: 1 SAC: 2 DP: 0 HBP: 0	WP: 0 PB: 0 SB: 2 CS: 0	PA: 45
<b>PITCHER</b>	IP WLS BF H R ER SO BB IBB HBP BLK WP HR S P ERA WHIP	IP WLS BF H R ER SO BB IBB HBP BLK WP HR S P ERA WHIP																				
Mike Parrott, R ERA: 6.19 (1, 1)	5.2 L 30 9 6 6 2 3 0 0 0 0 2 33 45 9.53 2.118	2.1 8 0 0 0 4 0 0 0 0 0 0 16 16 0.00 0.000	1.0 7 2 3 3 0 1 1 0 0 0 0 5 13 27.00 3.000																			

Oakland Athletics @ Seattle Mariners  
The Kingdome, Seattle, WA  
Sun Apr 26 1981, 6:33 AM EDT  
Att: 15,562 - Dome

AB 37  
R 9  
H 11  
RBI 9  
BB 5  
SO 6  
LOB 19

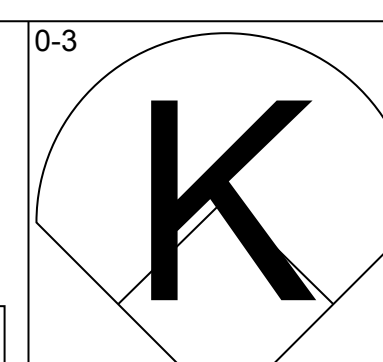
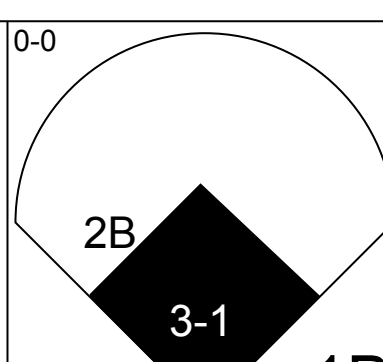
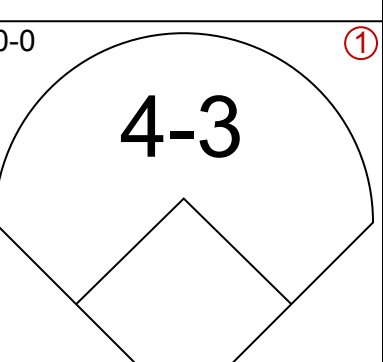
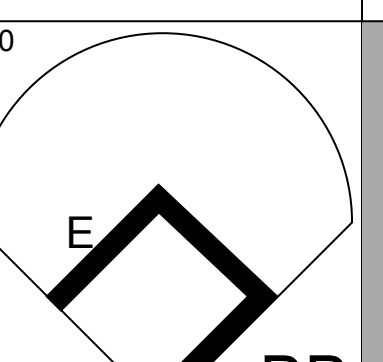
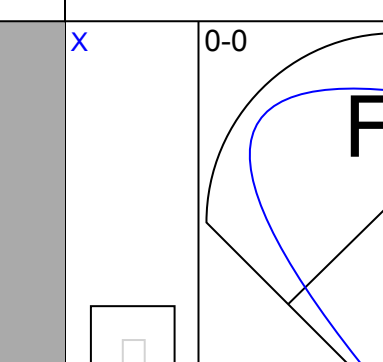
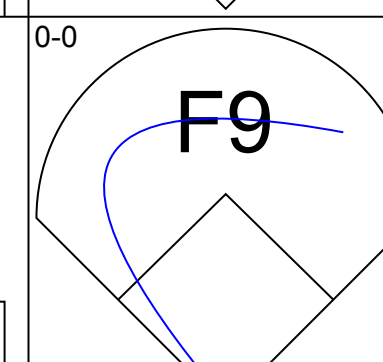
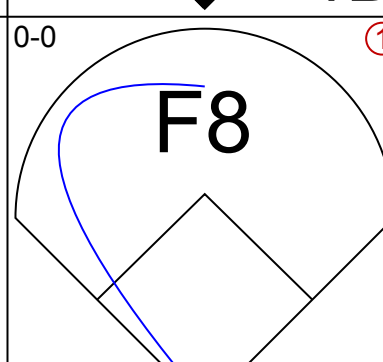
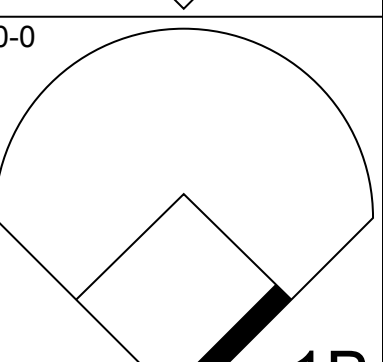
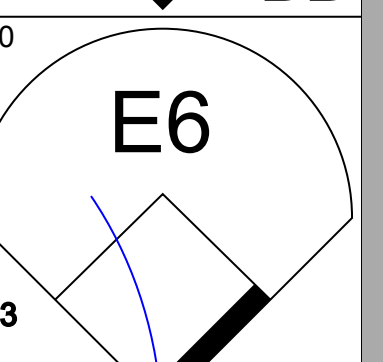
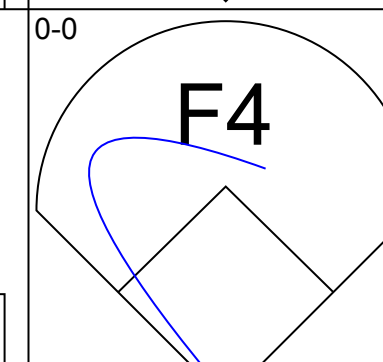
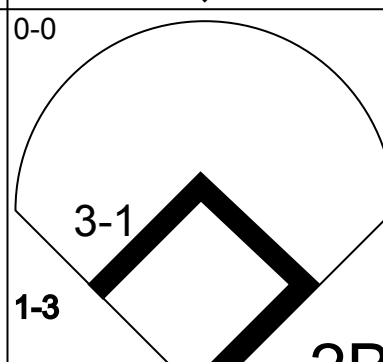
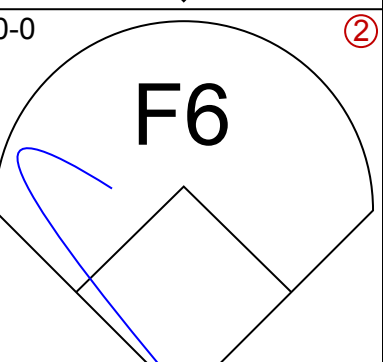
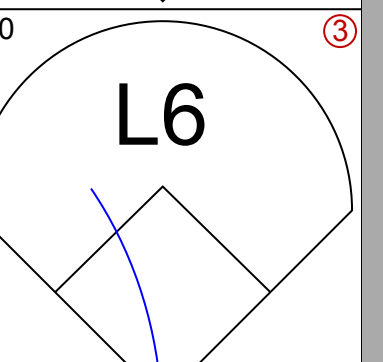
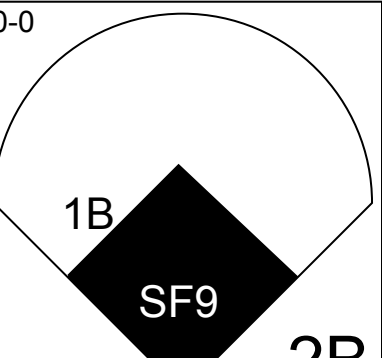
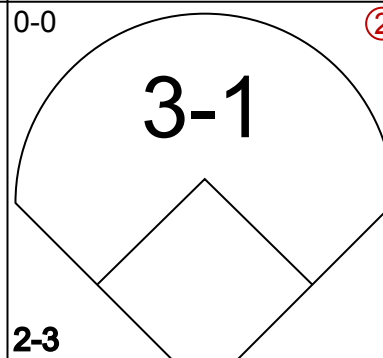
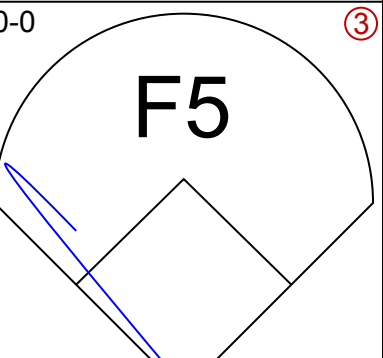
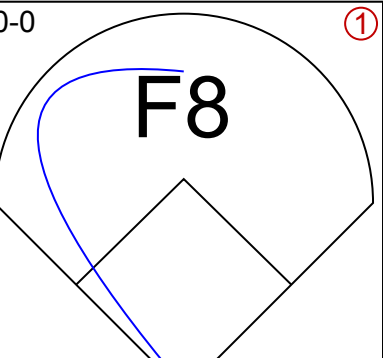
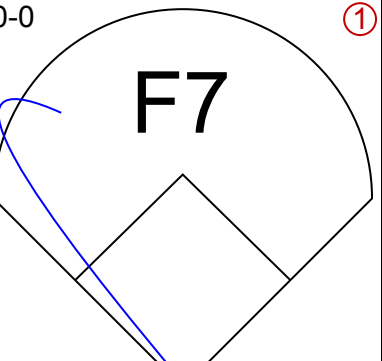
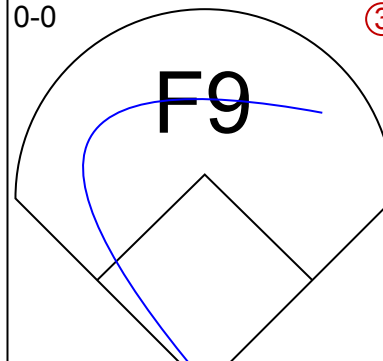
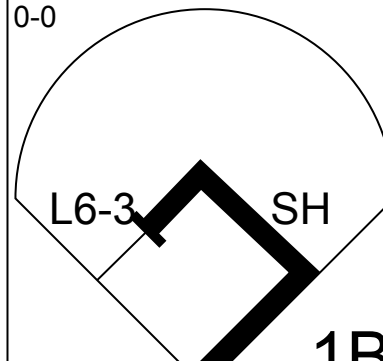
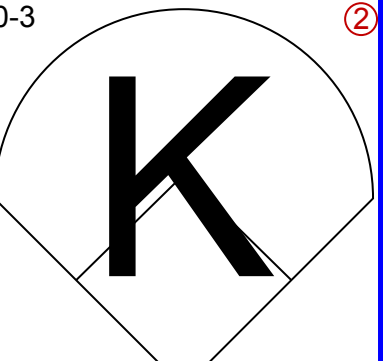
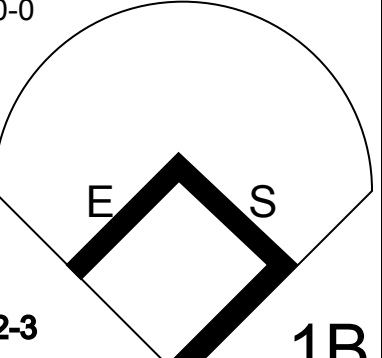
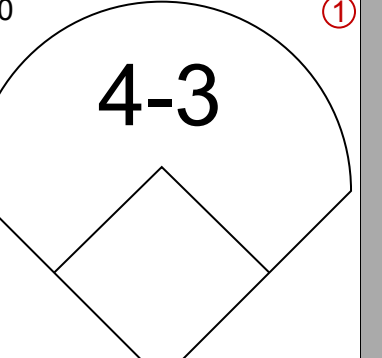
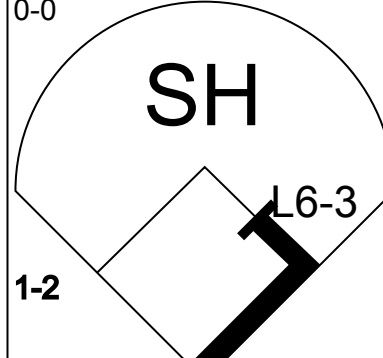
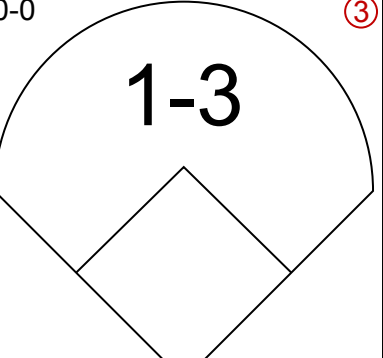
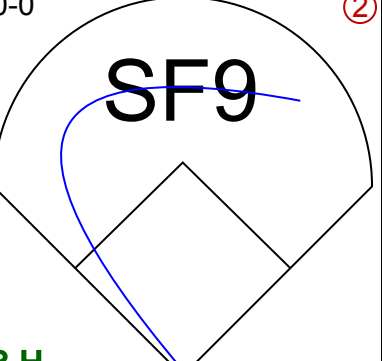

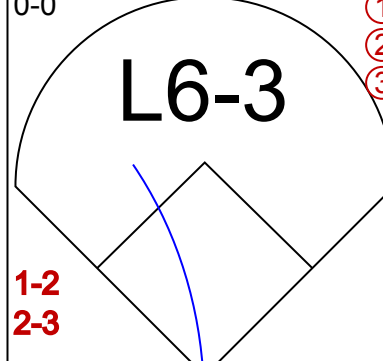




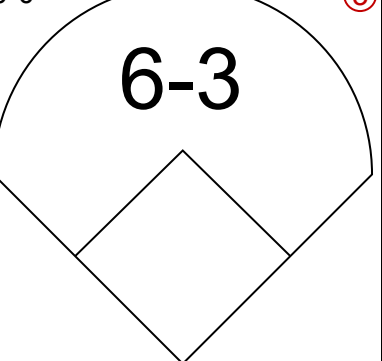
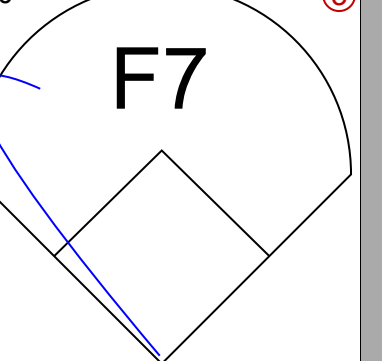
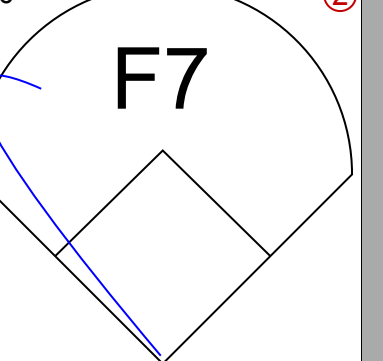
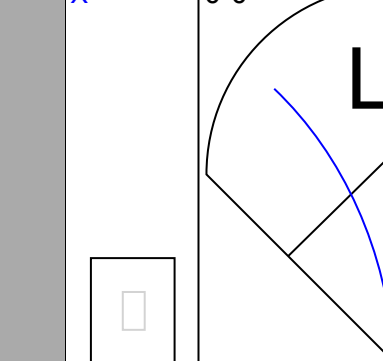


Batter	1	2	3	4	5	6	7	8	9	AB	R	H	RBI	BB	SO	LOB	BOTTOM					
Julio Cruz, S OBP: 0.243, SLG: 0.281 (1, 4)										4	0	1	3	0	0	0						
Joe Simpson, L OBP: 0.289, SLG: 0.347 (1, 8)										4	0	0	0	0	3	0						
Bruce Bochte, L OBP: 0.250, SLG: 0.293 (1, 3)										4	0	0	0	0	0	0						
Richie Zisk, R OBP: 0.415, SLG: 0.672 (1, 10)										4	1	2	1	0	0	0						
Jeff Burroughs, R OBP: 0.472, SLG: 0.613 (1, 9)										3	0	1	0	1	0	0						
Kim Allen, R (9, PR)										0	0	0	0	0	0	0						
Tom Paciorek, R OBP: 0.348, SLG: 0.443 (1, 7)										4	0	0	0	0	2	3						
Jerry Narron, L OBP: 0.367, SLG: 0.414 (1, 2)										4	1	2	0	0	0	2						
Dave Edler, R OBP: 0.240, SLG: 0.190 (1, 5)										2	1	0	0	1	0	1						
Dan Meyer, L OBP: 0.250, SLG: 0.500 (9, PH)										1	0	0	0	0	0	2						
Jim Anderson, R OBP: 0.263, SLG: 0.353 (1, 6)										3	1	0	0	0	2	2						
Gary Gray, R OBP: 0.300, SLG: 0.550 (9, PH)										1	0	0	0	0	1	2						
<b>Inning Stats</b>	R: 0 E: 0 K: 1 S: 5	H: 0 LOB: 0 BB: 0 P: 5	R: 1 E: 1 K: 1 S: 7	H: 1 LOB: 1 BB: 0 P: 7	R: 0 E: 0 K: 2 S: 7	H: 0 LOB: 0 BB: 0 P: 7	R: 0 E: 0 K: 0 S: 3	H: 0 LOB: 0 BB: 0 P: 3	R: 3 E: 1 K: 1 S: 7	H: 2 LOB: 0 BB: 1 P: 11	R: 0 E: 0 K: 1 S: 7	H: 2 LOB: 2 BB: 0 P: 7	R: 0 E: 0 K: 1 S: 5	H: 0 LOB: 0 BB: 0 P: 5	R: 0 E: 0 K: 0 S: 3	H: 0 LOB: 0 BB: 0 P: 3	R: 0 E: 0 K: 1 S: 6	H: 1 LOB: 2 BB: 1 P: 10	1B: 4 2B: 0 3B: 1 HR: 1	SF: 0 SAC: 0 DP: 0 HBP: 0	WP: 0 PB: 0 SB: 0 CS: 0	PA: 36
<b>PITCHER</b>	IP WLS BF H R ER SO BB IBB HBP BLK WP HR S P ERA WHIP	IP WLS BF H R ER SO BB IBB HBP BLK WP HR S P ERA WHIP																				
Matt Keough, R ERA: 1.0 (1, 1)	9.0 W 36 6 4 3 8 2 0 0 0 0 1 50 58 3.00 0.889																					

Oakland Athletics @ Seattle Mariners  
The Kingdome, Seattle, WA  
Sun Apr 26 1981, 6:33 AM EDT  
Att: 15,562 - Dome


AB 34  
R 4  
H 6  
RBI 4  
BB 2  
SO 8  
LOB 12

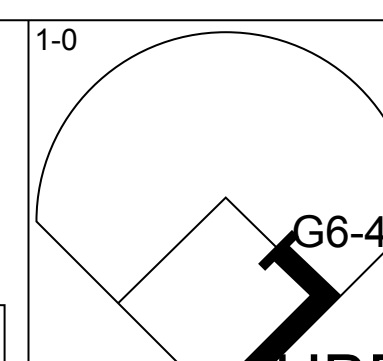
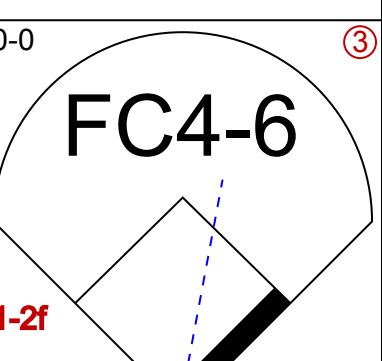
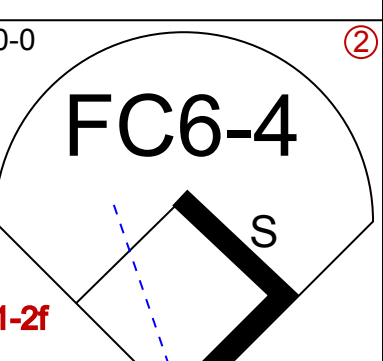
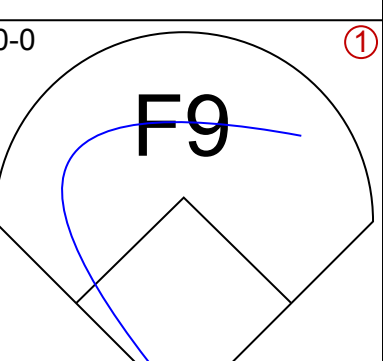
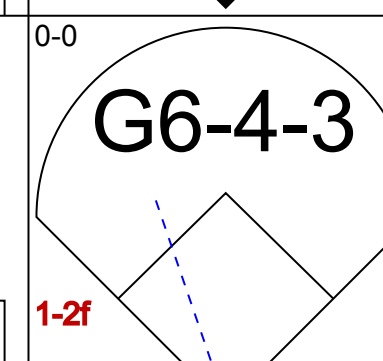
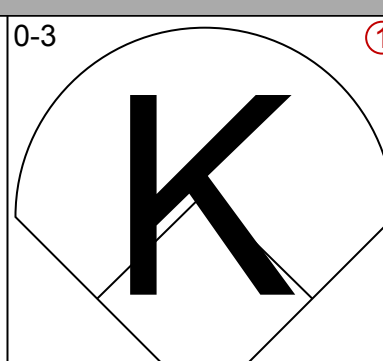
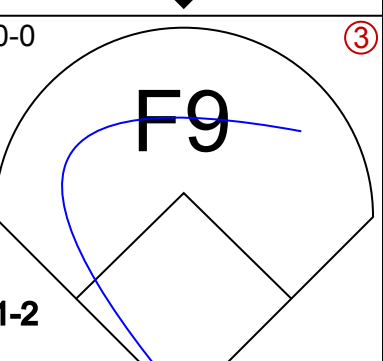
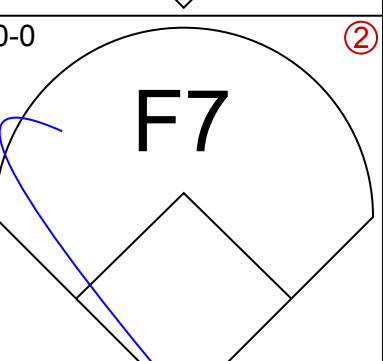
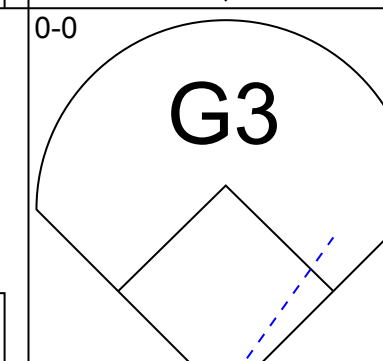
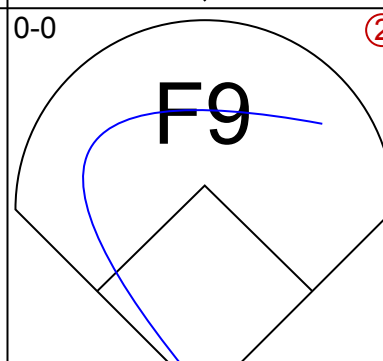
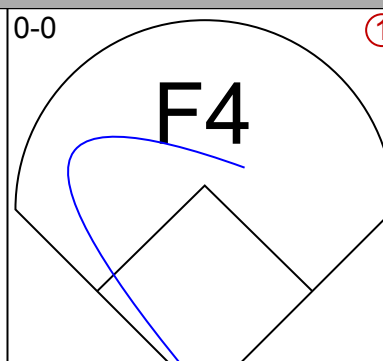
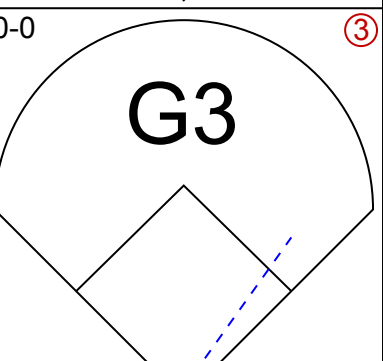
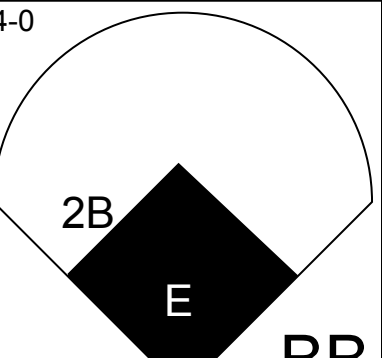
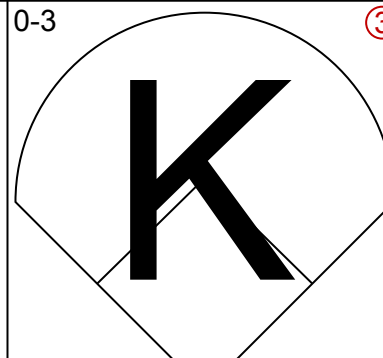
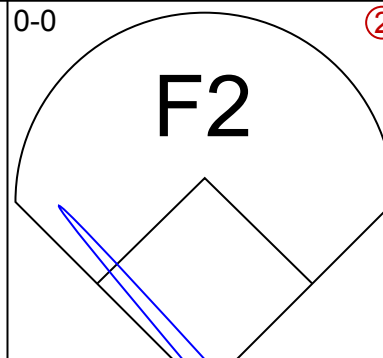
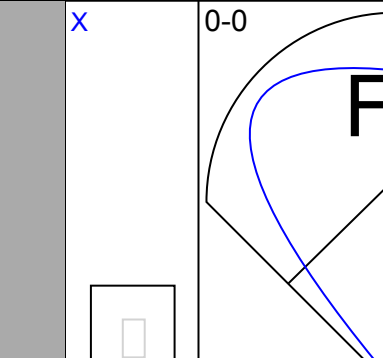
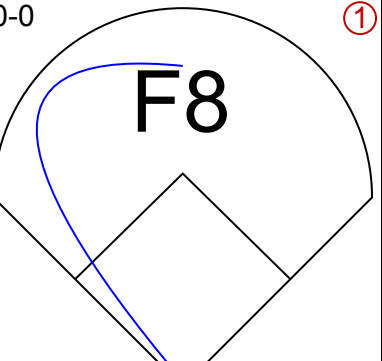
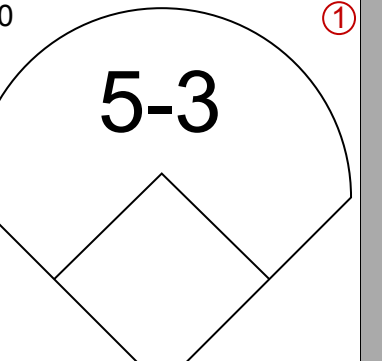
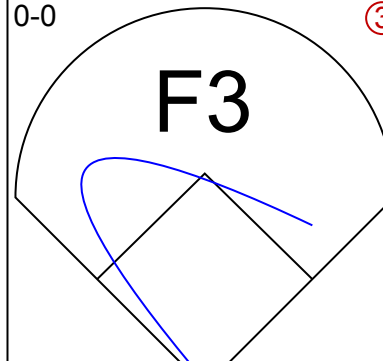
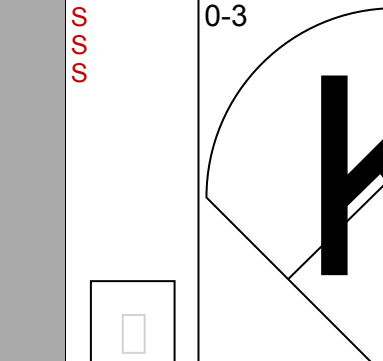
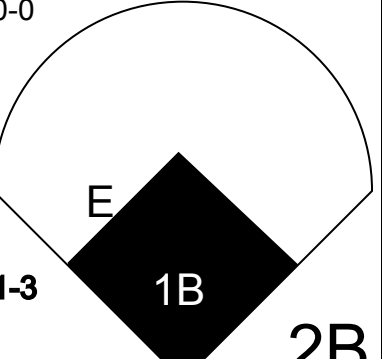
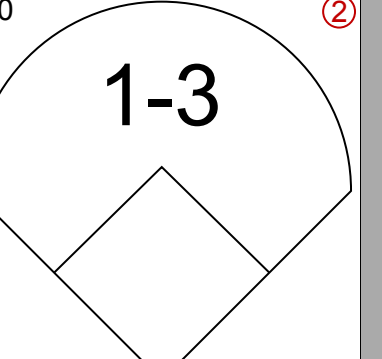
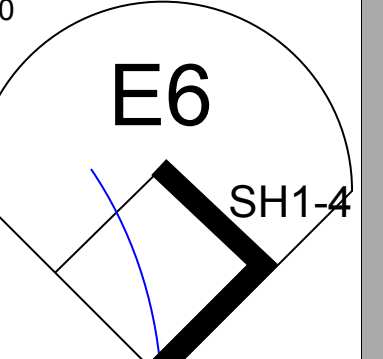
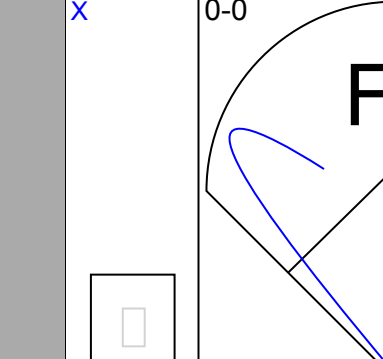
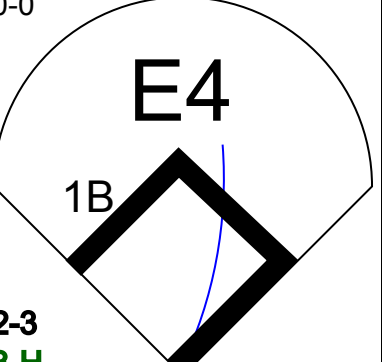

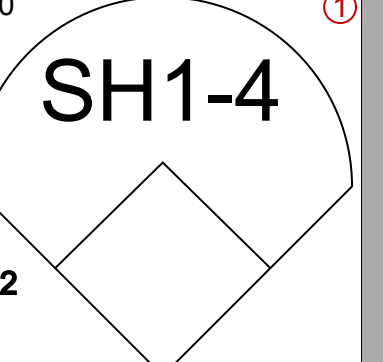
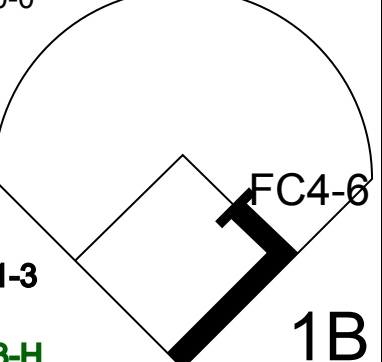
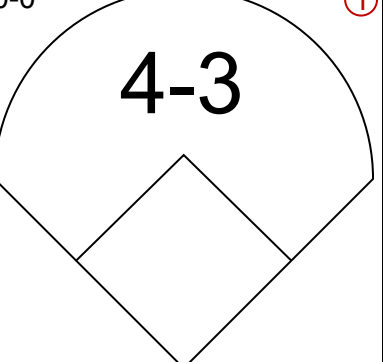
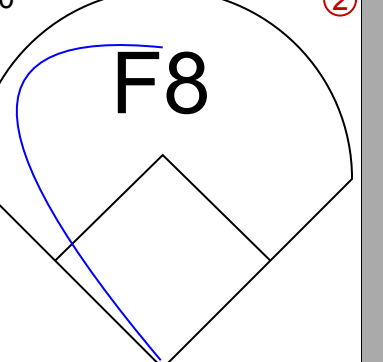
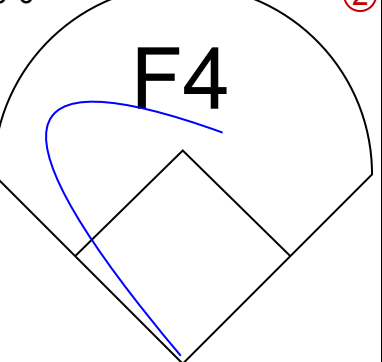
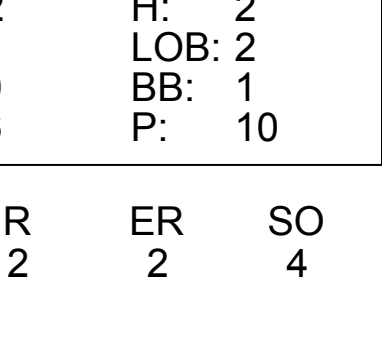
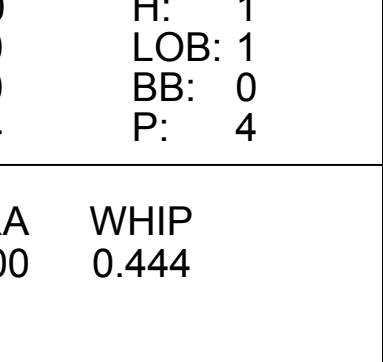
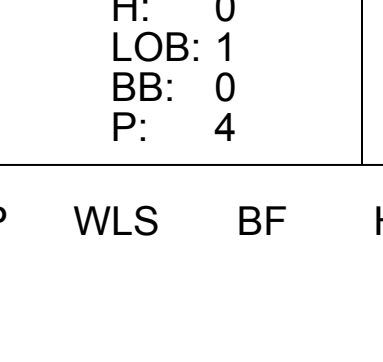


Batter	1	2	3	4	5	6	7	8	9	AB	R	H	RBI	BB	SO	LOB	TOP			
Rod Carew, L OBP: 0.381, SLG: 0.375 (1, 3)										4	1	1	0	1	1	1	<b>California Angels @ Oakland Athletics</b> Oakland-Alameda County Coliseum, Oakland, CA Mon Apr 27 1981, 7:05 PM PDT Att: 41,760 - Unknown			
Rick Burleson, R OBP: 0.366, SLG: 0.384 (1, 6)										4	0	1	0	0	0	2				
Dan Ford, R OBP: 0.318, SLG: 0.508 (1, 9)										4	0	1	0	0	0	3				
Fred Lynn, L OBP: 0.351, SLG: 0.492 (1, 8)										4	1	1	1	0	0	2				
John Harris, L OBP: 0.250, SLG: 0.250 (1, 7)										4	0	1	0	0	1	2				
Juan Beniquez, R OBP: 0.212, SLG: 0.194 (8, 7)										0	0	0	0	0	0	0				
Ed Ott, L OBP: 0.294, SLG: 0.250 (1, 2)										3	0	1	0	0	0	0				
Don Baylor, R OBP: 0.200, SLG: 0.145 (1, 10)										3	1	1	2	0	0	2				
Bobby Grich, R OBP: 0.319, SLG: 0.404 (1, 4)										3	0	1	0	1	2	0				
Bert Campaneris, R OBP: 0.077, SLG: 0.083 (1, 5)										4	0	0	0	0	0	3				
<b>Inning Stats</b>	R: 0 E: 0 K: 1 S: 5	H: 0 LOB: 0 BB: 0 P: 5	R: 1 E: 0 K: 0 S: 5	H: 2 LOB: 2 BB: 1 P: 9	R: 1 E: 0 K: 0 S: 5	H: 2 LOB: 1 BB: 0 P: 5	R: 1 E: 0 K: 1 S: 6	H: 1 LOB: 0 BB: 0 P: 6	R: 0 E: 0 K: 0 S: 4	H: 1 LOB: 1 BB: 0 P: 4	R: 0 E: 1 K: 0 S: 3	H: 0 LOB: 2 BB: 1 P: 10	R: 0 E: 0 K: 1 S: 5	H: 0 LOB: 0 BB: 0 P: 5	R: 0 E: 0 K: 0 S: 4	H: 1 LOB: 1 BB: 0 P: 4	1B: 5 2B: 2 3B: 1 HR: 1	SF: 1 SAC: 1 DP: 0 HBP: 0	WP: 0 PB: 0 SB: 1 CS: 0	PA: 37
<b>PITCHER</b> Steve McCatty, R ERA: 1.7 (1, 1)	IP: 9.0 WLS: L BF: 37 H: 8 R: 3 ER: 3 SO: 4 BB: 2 IBB: 0 HBP: 0 BLK: 0 WP: 0 HR: 1 S: 43 P: 51 ERA: 3.00 WHIP: 1.111															<b>PITCHER</b>				

livebaseballscores.com


AB	33
R	3
H	8
RBI	3
BB	2
SO	4
LOB	15




Batter	1	2	3	4	5	6	7	8	9	AB	R	H	RBI	BB	SO	LOB	BOTTOM					
Rickey Henderson, R OBP: 0.429, SLG: 0.538 (1, 7)										3	0	0	0	0	0	3	<b>California Angels @ Oakland Athletics</b> Oakland-Alameda County Coliseum, Oakland, CA Mon Apr 27 1981, 7:05 PM PDT Att: 41,760 - Unknown					
Mike Heath, R OBP: 0.297, SLG: 0.390 (1, 2)										4	0	0	0	0	1	2						
Dave Revering, L OBP: 0.386, SLG: 0.417 (1, 3)										4	0	0	0	0	0	0						
Wayne Gross, L OBP: 0.309, SLG: 0.205 (1, 5)										3	1	0	0	1	1	0						
Tony Armas, R OBP: 0.354, SLG: 0.646 (1, 8)										4	0	0	0	0	1	1						
Mike Patterson, L OBP: 0.375, SLG: 0.429 (1, 9)										4	1	1	0	0	0	0						
Mitchell Page, L OBP: 0.214, SLG: 0.216 (1, 10)										2	0	0	1	0	1	1						
Shoody Babitt, R OBP: 0.379, SLG: 0.327 (1, 4)										3	0	1	1	0	0	1						
Rob Picciolo, R OBP: 0.297, SLG: 0.353 (1, 6)										2	0	1	0	0	0	2						
Cliff Johnson, R OBP: 0.436, SLG: 0.515 (7, PH)										1	0	0	0	0	0	1						
Fred Stanley, R OBP: 0.250, SLG: 0.179 (8, 6)										0	0	0	0	0	0	0						
<b>Inning Stats</b>	R: 0 E: 0 K: 0 S: 2	H: 0 LOB: 0 BB: 0 P: 3	R: 2 E: 1 K: 0 S: 6	H: 2 LOB: 2 BB: 1 P: 10	R: 0 E: 0 K: 2 S: 7	H: 0 LOB: 0 BB: 0 P: 7	R: 0 E: 0 K: 1 S: 5	H: 0 LOB: 0 BB: 0 P: 5	R: 0 E: 0 K: 0 S: 4	H: 1 LOB: 1 BB: 0 P: 4	R: 0 E: 0 K: 0 S: 3	H: 0 LOB: 0 BB: 0 P: 3	R: 0 E: 0 K: 0 S: 4	H: 0 LOB: 1 BB: 0 P: 4	R: 0 E: 0 K: 0 S: 3	H: 0 LOB: 0 BB: 0 P: 3	R: 0 E: 0 K: 1 S: 5	H: 0 LOB: 0 BB: 0 P: 5	1B: 2 2B: 1 3B: 0 HR: 0	SF: 0 SAC: 1 DP: 1 HBP: 1	WP: 0 PB: 0 SB: 1 CS: 0	PA: 33
<b>PITCHER</b> Ken Forsch, R ERA: 2.84 (1, 1)	IP: 9.0 WLS: W BF: 33 H: 3 R: 2 ER: 2 SO: 4 BB: 1 IBB: 0 HBP: 1 BLK: 0 WP: 0 HR: 0 S: 39 P: 44 ERA: 2.00 WHIP: 0.444															<b>PITCHER</b>						

livebaseballscores.com



Batter	1	2	3	4	5	6	7	8	9	AB	R	H	RBI	BB	SO	LOB	TOP																					
Rod Carew, L OBP: 0.382, SLG: 0.368 (1, 3)	F7		1B BB	G3			F7		1B 2H	4	1	1	1	1	0	0	<b>California Angels @ Oakland Athletics</b> Oakland-Alameda County Coliseum, Oakland, CA Tue Apr 28 1981, 7:05 PM PDT Att: 15,400 - Unknown 																					
Rick Burleson, R OBP: 0.386, SLG: 0.385 (1, 6)	F9		1B 1B 1B		G6-4-3 1B		F9		F9	5	0	2	0	0	0	1																						
Dan Ford, R OBP: 0.310, SLG: 0.477 (1, 9)	1B BB		F3		G6-4-3 1-2		F3		P3	4	0	0	0	1	0	4																						
Fred Lynn, L OBP: 0.359, SLG: 0.493 (1, 8)	FC4-6 1B		1B		F9			F7		4	0	2	1	0	0	0																						
John Harris, L OBP: 0.429, SLG: 0.571 (8, PH) Juan Beniquez, R OBP: 0.206, SLG: 0.188 (8, 7)	FC4-6 1-2		1B 3-H		G4-6-3 1B		SH1-3 2B		K	3	0	2	0	0	0	2																						
Ed Ott, L OBP: 0.297, SLG: 0.257 (1, 2)		3-1	G4-6-3 1-2		SH1-3 2-3			1B		3	0	1	0	0	0	3																						
Don Baylor, R OBP: 0.203, SLG: 0.138 (1, 10)		BB		5-3		K		P3		3	0	0	0	1	1	2																						
Bobby Grich, R OBP: 0.329, SLG: 0.450 (1, 4)	F7			HR		FC6-4 IBB		5-3		3	1	1	1	1	0	1																						
Bert Campaneris, R OBP: 0.118, SLG: 0.188 (1, 5)	5-3			6-3		FC6-4 1-2		1B 2B		4	1	1	0	0	0	3																						
<b>Inning Stats</b>	R: 0 E: 0 K: 0 S: 4	H: 1 LOB: 2 BB: 1 P: 8	R: 0 E: 0 K: 0 S: 3	H: 0 LOB: 1 BB: 1 P: 7	R: 1 E: 0 K: 0 S: 5	H: 3 LOB: 2 BB: 1 P: 9	R: 1 E: 0 K: 0 S: 4	H: 1 LOB: 0 BB: 0 P: 4	R: 0 E: 0 K: 1 S: 6	H: 1 LOB: 2 BB: 1 P: 10	R: 0 E: 0 K: 0 S: 3	H: 0 LOB: 0 BB: 0 P: 3	R: 0 E: 0 K: 1 S: 6	H: 1 LOB: 1 BB: 0 P: 6	R: 1 E: 0 K: 0 S: 5	H: 2 LOB: 1 BB: 0 P: 5	1B: 7 2B: 2 3B: 0 HR: 1	SF: 0 SAC: 1 DP: 2 HBP: 0	WP: 0 PB: 0 SB: 0 CS: 0	PA: 39																		
<b>PITCHER</b>	IP	WLS	BF	H	R	ER	SO	BB	IBB	HBP	BLK	WP	HR	S	P	ERA	WHIP	<b>PITCHER</b>				IP	WLS	BF	H	R	ER	SO	BB	IBB	HBP	BLK	WP	HR	S	P	ERA	WHIP
Brian Kingman, R ERA: 1.3 (1, 1)	5.1	L	24	7	2	2	0	3	0	0	0	0	1	21	33	3.38	1.875					5.1	L	24	7	2	2	0	3	0	0	0	0	1	21	33	3.38	1.875
Jeff Jones, R ERA: (6, 1)	1.2		6	0	0	0	1	0	1	0	0	0	0	7	11	0.00	0.000					1.2		6	0	0	0	1	0	1	0	0	7	11	0.00	0.000		
Craig Minetto, L ERA: (8, 1)	0.2		3	1	0	0	1	0	0	0	0	0	0	5	5	0.00	1.500					0.2		3	1	0	0	1	0	0	0	5	5	0.00	1.500			
Bo McLaughlin, R ERA: 7.71 (8, 1)	1.1		6	2	1	1	0	0	0	0	0	0	0	6	6	6.75	1.500					1.1		6	2	1	1	0	0	0	0	6	6	6.75	1.500			

Batter	1	2	3	4	5	6	7	8	9	AB	R	H	RBI	BB	SO	LOB	BOTTOM																						
Rickey Henderson, R OBP: 0.421, SLG: 0.524 (1, 7)	1B S 1B		6-3			FC6-4 S 1-2		K		4	0	1	0	0	1	2	<b>California Angels @ Oakland Athletics</b> Oakland-Alameda County Coliseum, Oakland, CA Tue Apr 28 1981, 7:05 PM PDT Att: 15,400 - Unknown 																						
Dwayne Murphy, L OBP: 0.383, SLG: 0.521 (1, 8)	F8 1-2		K			F9		HR		4	1	1	1	0	1	2																							
Dave Revering, L OBP: 0.377, SLG: 0.404 (1, 3)	1B 2-3			4-3		G3		F9		4	0	1	0	0	0	1																							
Wayne Gross, L OBP: 0.305, SLG: 0.208 (1, 5)	F7			K		4-3		1B		4	0	1	0	0	1	1																							
Tony Armas, R OBP: 0.360, SLG: 0.634 (1, 9)		BB		6-3		F2		1B		3	0	1	0	1	0	0																							
Mitchell Page, L OBP: 0.200, SLG: 0.200 (1, 10) Cliff Johnson, R OBP: 0.425, SLG: 0.500 (8, PH)	K				K		F8		F8	3	0	0	0	0	2	1																							
Shoety Babitt, R OBP: 0.355, SLG: 0.304 (1, 4)	F3				6-3			F8		4	0	0	0	0	1	3																							
Jeff Newman, R OBP: 0.146, SLG: 0.132 (1, 2)	F6				1-3			K		3	0	0	0	0	1	1																							
Fred Stanley, R OBP: 0.242, SLG: 0.172 (5, PH) Tim Hockley, R OBP: 0.297, SLG: 0.353 (7, 6) Mike Patterson, L OBP: 0.344, SLG: 0.500 Dave McKay, S OBP: 0.258, SLG: 0.320 (9, 6)	K					FC6-4 BB		1B		1	0	0	0	0	1	0																							
<b>Inning Stats</b>	R: 0 E: 0 K: 0 S: 4	H: 2 LOB: 1 BB: 0 P: 4	R: 0 E: 0 K: 1 S: 5	H: 0 LOB: 1 BB: 1 P: 9	R: 0 E: 0 K: 2 S: 7	H: 0 LOB: 0 BB: 0 P: 7	R: 0 E: 0 K: 1 S: 5	H: 0 LOB: 0 BB: 0 P: 5	R: 0 E: 0 K: 1 S: 5	H: 0 LOB: 2 BB: 1 P: 7	R: 0 E: 0 K: 0 S: 3	H: 0 LOB: 0 BB: 0 P: 3	R: 0 E: 0 K: 2 S: 8	H: 1 LOB: 1 BB: 0 P: 8	R: 1 E: 0 K: 1 S: 8	H: 3 LOB: 2 BB: 0 P: 8	1B: 5 2B: 0 3B: 0 HR: 1	SF: 0 SAC: 0 DP: 0 HBP: 0	WP: 0 PB: 0 SB: 2 CS: 0	PA: 34																			
<b>PITCHER</b>	IP	WLS	BF	H	R	ER	SO	BB	IBB	HBP	BLK	WP	HR	S	P	ERA	WHIP	<b>PITCHER</b>				IP	WLS	BF	H	R	ER	SO	BB	IBB	HBP	BLK	WP	HR	S	P	ERA	WHIP	
Steve Renko, R ERA: 0.56 (1, 1)	6.0	W	21	4	1	1	2	2	0	0	0	0	0	1	15	15	3.86	1.714					6.0	W	21	4	1	1	2	2	0	0	0	0	1	15	15	3.86	1.714
Don Asase, R ERA: 0.73 (7, 1)	2.1		11	4	1	1	2	0	0	0	0	0	0	4	4	0.00	0.000					2.1		11	4	1	1	2	0	0	0	0	4	4	0.00	0.000			
Luis Sanchez, R ERA: 2.38 (9, 1)	0.2	S	2	0	0	0	1	0	0	0	0	0	0	0	4	4	0.00	0.000					0.2	S	2	0	0	0	1	0	0	0	0	4	4	0.00	0.000		

Batter	1	2	3	4	5	6	7	8	9	AB	R	H	RBI	BB	SO	LOB	TOP					
Rod Carew, L OBP: 0.378, SLG: 0.364 Larry Harlow, L OBP: 0.667, SLG: 0.333	4-3		K		G3			HR BB		1	0	0	0	0	0	0	California Angels @ Oakland Athletics Oakland-Alameda County Coliseum, Oakland, CA Wed Apr 29 1981, 3:33 AM PDT Att: 15,220 - Sunny					
Rick Burleson, R OBP: 0.374, SLG: 0.375	HBP		L7			BLK BB		F4		2	0	0	0	1	0							
Dan Ford, R OBP: 0.320, SLG: 0.522	F7				G6-3 1B			HR		4	1	2	2	0	0							
Fred Lynn, L OBP: 0.354, SLG: 0.472	K				G6-3			FC4-6 BB		3	0	0	0	1	2							
John Harris, L OBP: 0.364, SLG: 0.727		HR			1-3			FC4-6		4	1	1	1	0	1							
Ed Ott, L OBP: 0.268, SLG: 0.231	K					F2		L3		4	0	0	0	0	1							
Don Baylor, R OBP: 0.205, SLG: 0.131	F4					F2		FC5-4 BB		3	0	0	0	1	0							
Bobby Grich, R OBP: 0.325, SLG: 0.438	F8					WP E 1B		FC5-4		4	1	1	0	0	1							
Bert Campaneris, R OBP: 0.150, SLG: 0.211 Brian Downing, R OBP: 0.333, SLG: 0.310			F7			E7 1B		F8		3	0	1	1	0	0							
<b>Inning Stats</b>	R: 0 E: 0 K: 1 S: 5	H: 0 LOB: 1 BB: 0 P: 6	R: 1 E: 0 K: 1 S: 6	H: 1 LOB: 0 BB: 0 P: 6	R: 0 E: 0 K: 1 S: 5	H: 0 LOB: 0 BB: 0 P: 5	R: 0 E: 0 K: 0 S: 3	H: 1 LOB: 1 BB: 0 P: 3	R: 1 E: 1 K: 0 S: 5	H: 2 LOB: 1 BB: 0 P: 5	R: 0 E: 0 K: 2 S: 7	H: 0 LOB: 1 BB: 1 P: 11	R: 0 E: 0 K: 1 S: 5	H: 0 LOB: 0 BB: 0 P: 5	R: 2 E: 0 K: 0 S: 4	H: 1 LOB: 1 BB: 2 P: 12	R: 0 E: 0 K: 0 S: 3	H: 0 LOB: 1 BB: 1 P: 7	1B: 3 2B: 0 3B: 0 HR: 2	SF: 0 SAC: 0 DP: 1 HBP: 1	WP: 1 PB: 0 SB: 1 CS: 0	PA: 36
<b>PITCHER</b> Mike Norris, R ERA: 2.14	IP: 9.0 WLS: W BF: 36 H: 5 R: 4 ER: 4 SO: 6 BB: 4 IBB: 0 HBP: 1 BLK: 1 WP: 1 HR: 2 S: 43 P: 60 ERA: 4.00 WHIP: 1.000																					

Batter	1	2	3	4	5	6	7	8	9	AB	R	H	RBI	BB	SO	LOB	BOTTOM			
Rickey Henderson, R OBP: 0.420, SLG: 0.506	6-3		E BB BB	CS 1B BB		K		L6		3	0	0	0	2	1	1	California Angels @ Oakland Athletics Oakland-Alameda County Coliseum, Oakland, CA Wed Apr 29 1981, 3:33 AM PDT Att: 15,220 - Sunny			
Dwayne Murphy, L OBP: 0.385, SLG: 0.500	F8		F7	SF8			F9		3	0	0	1	0	0	1					
Cliff Johnson, R OBP: 0.455, SLG: 0.500	F6		E BB	1-2 2H 1B			HR BB BB		2	1	1	1	2	0	0					
Tony Armas, R OBP: 0.367, SLG: 0.659		HR	1-2 2-3 IBB	CS 2-3		K		K		3	1	1	1	1	2					
Mike Heath, R OBP: 0.266, SLG: 0.371	6-3		F9			K		HR BB		3	1	0	0	1	1					
Jeff Newman, R OBP: 0.183, SLG: 0.175 Dave Revering, L OBP: 0.371, SLG: 0.396			F9			6-3				2	0	1	0	0	0					
Tim Hosley, R OBP: 0.400, SLG: 1.000 Wayne Cross, L OBP: 0.305, SLG: 0.208		2B						HR		1	1	1	3	0	0					
Dave McKay, S OBP: 0.290, SLG: 0.345	E5		1B SH1-3 SF8 1B					F7		4	1	2	0	0	1					
Rob Picciolo, R OBP: 0.275, SLG: 0.324	F8		SH1-3			B1		4-3		3	0	0	0	0	3					
Shoody Babiitt, R OBP: 0.348, SLG: 0.300	L6		1B BB 1B			K		F9		4	1	1	0	0	1					
<b>Inning Stats</b>	R: 0 E: 0 K: 0 S: 3	H: 0 LOB: 0 BB: 0 P: 3	R: 1 E: 1 K: 0 S: 6	H: 2 LOB: 2 BB: 0 P: 6	R: 0 E: 1 K: 0 S: 3	H: 0 LOB: 3 BB: 3 P: 15	R: 2 E: 0 K: 0 S: 5	H: 3 LOB: 1 BB: 1 P: 9	R: 0 E: 0 K: 2 S: 7	H: 0 LOB: 0 BB: 0 P: 7	R: 0 E: 0 K: 2 S: 8	H: 1 LOB: 1 BB: 0 P: 8	R: 3 E: 0 K: 1 S: 6	H: 1 LOB: 0 BB: 2 P: 14	R: 0 E: 0 K: 0 S: 3	H: 0 LOB: 0 BB: 0 P: 3	1B: 4 2B: 1 3B: 0 HR: 2	SF: 1 SAC: 1 DP: 0 HBP: 0	WP: 0 PB: 0 SB: 0 CS: 1	PA: 38
<b>PITCHER</b> Geoff Zahn, L ERA: 2.65 John D'Acquisto, R ERA: 10.8 Andy Hassler, L ERA: 6.52	IP: 3.2 WLS: L BF: 21 H: 5 R: 3 ER: 3 SO: 3 BB: 3 IBB: 0 HBP: 0 BLK: 0 WP: 0 HR: 1 S: 17 P: 33 ERA: 7.36 WHIP: 2.182																			

Batter	1	2	3	4	5	6	7	8	9	AB	R	H	RBI	BB	SO	LOB	TOP					
Willie Randolph, R (1, 4) OBP: 0.321, SLG: 0.317										4	1	1	0	1	0	3	<b>New York Yankees @ Oakland Athletics</b> Oakland-Alameda County Coliseum, Oakland, CA Fri May 01 1981, 7:05 PM PDT Att: 44,105 - Unknown <a href="http://livebaseballscores.com">livebaseballscores.com</a>					
Jerry Mumphy, S (1, 8) OBP: 0.333, SLG: 0.403										5	0	1	0	0	0	2						
Dave Winfield, R (1, 7) OBP: 0.408, SLG: 0.439										5	1	2	1	0	0	1						
Reggie Jackson, L (1, 10) OBP: 0.373, SLG: 0.488										3	1	1	0	2	2	1						
Oscar Gamble, L (1, 9) OBP: 0.438, SLG: 0.762										5	2	3	4	0	0	3						
Graig Nettles, L (1, 5) OBP: 0.296, SLG: 0.429										4	0	1	0	1	0	0						
Bob Watson, R (1, 3) OBP: 0.333, SLG: 0.200										4	0	0	0	0	1	4						
Barry Foote, R (1, 2) OBP: 0.189, SLG: 0.281										3	1	2	1	1	0	3						
Bucky Dent, R (1, 6) OBP: 0.250, SLG: 0.400 (8, PH)										3	0	0	0	0	0	3						
Bobby Murcer, L (8, PH) OBP: 0.412, SLG: 0.462										1	0	0	0	0	0	3						
Larry Milbourne, S (8, 6)										0	0	0	0	0	0	0						
<b>Inning Stats</b>	R: 0 E: 0 K: 0 S: 3	H: 1 LOB: 2 BB: 2 P: 11	R: 0 E: 0 K: 0 S: 5	H: 2 LOB: 2 BB: 0 P: 5	R: 2 E: 0 K: 0 S: 4	H: 1 LOB: 0 BB: 1 P: 8	R: 0 E: 0 K: 0 S: 3	H: 0 LOB: 1 BB: 0 P: 7	R: 0 E: 0 K: 0 S: 5	H: 0 LOB: 0 BB: 0 P: 5	R: 0 E: 0 K: 0 S: 3	H: 0 LOB: 0 BB: 0 P: 3	R: 1 E: 0 K: 0 S: 5	H: 2 LOB: 1 BB: 0 P: 5	R: 0 E: 0 K: 1 S: 7	H: 2 LOB: 3 BB: 1 P: 11	R: 3 E: 0 K: 1 S: 8	H: 3 LOB: 0 BB: 0 P: 8	1B: 7 2B: 1 3B: 0 HR: 3	SF: 0 SAC: 0 DP: 1 HBP: 0	WP: 0 PB: 0 SB: 0 CS: 0	PA: 42
<b>PITCHER</b>	IP WLS BF H R ER SO BB IBB HBP BLK WP HR S P ERA WHIP																					
Rick Langford, R (1, 1) ERA: 3.35	7.0 W 32 8 3 3 1 4 0 0 0 0 2 30 46 3.86 1.714																					
Craig Minetto, L (8, 1) ERA:	0.0 1 0 0 0 0 1 0 0 0 0 0 0 4 ∞ ∞																					
Jeff Jones, R (8, 1) ERA: 3.0	2.0 S 9 3 3 3 2 0 0 0 0 0 1 13 13 13.50 1.500																					

Batter	1	2	3	4	5	6	7	8	9	AB	R	H	RBI	BB	SO	LOB	BOTTOM			
Rickey Henderson, R (1, 7) OBP: 0.419, SLG: 0.522										5	2	2	1	0	1	1	<b>New York Yankees @ Oakland Athletics</b> Oakland-Alameda County Coliseum, Oakland, CA Fri May 01 1981, 7:05 PM PDT Att: 44,105 - Unknown <a href="http://livebaseballscores.com">livebaseballscores.com</a>			
Dwayne Murphy, L (1, 8) OBP: 0.389, SLG: 0.526										4	2	3	1	1	1	1				
Cliff Johnson, R (1, 10) OBP: 0.469, SLG: 0.575										4	2	2	2	1	1	2				
Tony Armas, R (1, 9) OBP: 0.372, SLG: 0.652										4	0	2	0	0	1	3				
Mike Heath, R (1, 2) OBP: 0.265, SLG: 0.364										4	1	1	1	0	1	3				
Shoety Babbitt, R (1, 4) OBP: 0.357, SLG: 0.302										3	0	1	0	1	0	1				
Dave McKay, S (1, 5) OBP: 0.314, SLG: 0.344										3	1	1	2	1	1	2				
Jeff Newman, R (1, 3) OBP: 0.156, SLG: 0.167										2	0	0	0	0	1	0				
Dave Reverting, L (6, PH) ERA: 0.3 (7, 3)										2	0	0	0	0	1	3				
Fred Stanley, R (1, 6) OBP: 0.243, SLG: 0.182										4	0	1	0	0	2	3				
<b>Inning Stats</b>	R: 0 E: 0 K: 1 S: 6	H: 1 LOB: 1 BB: 0 P: 6	R: 0 E: 0 K: 0 S: 3	H: 0 LOB: 0 BB: 0 P: 3	R: 0 E: 0 K: 2 S: 7	H: 0 LOB: 0 BB: 0 P: 7	R: 1 E: 0 K: 1 S: 5	H: 1 LOB: 3 BB: 0 P: 17	R: 0 E: 0 K: 1 S: 5	H: 1 LOB: 0 BB: 0 P: 5	R: 3 E: 0 K: 3 S: 14	H: 5 LOB: 2 BB: 0 P: 14	R: 2 E: 0 K: 2 S: 10	H: 3 LOB: 0 BB: 0 P: 10	R: 2 E: 0 K: 0 S: 5	H: 2 LOB: 1 BB: 1 P: 9	1B: 10 2B: 1 3B: 1 HR: 1	SF: 0 SAC: 0 DP: 1 HBP: 0	WP: 0 PB: 0 SB: 1 CS: 1	PA: 40
<b>PITCHER</b>	IP WLS BF H R ER SO BB IBB HBP BLK WP HR S P ERA WHIP																			
Tom Underwood, L (1, 1) ERA: 3.15	5.0 L 21 5 3 3 3 5 3 0 0 0 0 0 28 40 5.40 1.600																			
Doug Bird, R (6, 1) ERA: 0.5	0.1 4 3 1 1 1 0 0 0 0 0 0 6 6 27.00 9.000																			
Dave LaRoche, L (6, 1) ERA: 3.0	1.0 4 1 1 1 1 3 0 0 0 0 0 10 10 9.00 1.000																			
Ron Davis, R (7, 1) ERA: 3.27	0.2 4 2 1 1 1 0 0 0 0 0 1 6 6 13.50 3.000																			
Bill Castro, R (8, 1) ERA: 5.68	1.0 6 2 2 2 0 1 0 0 0 0 0 5 9 18.00 3.000																			





Batter	1	2	3	4	5	6	7	8	9	10	AB	R	H	RBI	BB	SO	LOB	TOP				
Willie Randolph, R OBP: 0.307, SLG: 0.301 (1, 4)	6-3		6-3		1B		F8		6-3		5	0	1	0	0	0	0					
Jerry Mumphrey, S OBP: 0.356, SLG: 0.463 (1, 8)	FC6-4 1B		BB		F9		F8			HR	4	1	2	1	1	0	1					
Dave Winfield, R OBP: 0.407, SLG: 0.440 (1, 7)	FC6-4 1B		L4			4-3 FC6 2B		6-3		F5	5	1	2	0	0	0	1					
Reggie Jackson, L OBP: 0.351, SLG: 0.420 (1, 10)	FC6-4				BB	4-3		6-3		F7	4	0	0	0	1	0	3					
Oscar Gamble, L OBP: 0.439, SLG: 0.686 (1, 9)	4-3				F2	FC6 BB		BB BB		CS BB	2	0	0	0	3	0	3					
Graig Nettles, L OBP: 0.316, SLG: 0.412 (1, 5)		P5			K	FC6 2B		BB		CS	3	1	0	1	1	1	2					
Jim Spencer, L OBP: 0.244, SLG: 0.179 (1, 3)		K			F7	2B		F9			0	0	0	0	0	0	0					
Barry Foote, R OBP: 0.200, SLG: 0.333 (1, 2)		K				P6		5-3		F7	4	0	0	0	0	1	1					
Bucky Dent, R OBP: 0.239, SLG: 0.361 (1, 6)			K			F8		5-3		P4	4	0	0	0	0	1	0					
<b>Inning Stats</b>	R: 0 E: 0 K: 0 S: 5	H: 2 LOB: 2 BB: 0 P: 5	R: 0 E: 0 K: 2 S: 7	H: 0 LOB: 0 BB: 0 P: 7	R: 0 E: 0 K: 1 S: 5	H: 0 LOB: 1 BB: 1 P: 9	R: 0 E: 0 K: 1 S: 5	H: 1 LOB: 1 BB: 0 P: 4	R: 2 E: 0 K: 0 S: 5	H: 2 LOB: 1 BB: 1 P: 9	R: 0 E: 0 K: 0 S: 3	H: 0 LOB: 0 BB: 0 P: 3	R: 0 E: 0 K: 0 S: 3	H: 0 LOB: 0 BB: 0 P: 11	R: 0 E: 0 K: 0 S: 3	H: 0 LOB: 0 BB: 0 P: 3	R: 1 E: 0 K: 0 S: 3	H: 1 LOB: 0 BB: 1 P: 7	1B: 3 2B: 2 3B: 0 HR: 1	SF: 0 SAC: 0 DP: 0 HBP: 0	WP: 0 PB: 0 SB: 0 CS: 1	PA: 42
<b>PITCHER</b>	IP 9.2	WLS L	BF 41	H 6	R 3	ER 3	SO 4	BB 6	IBB 0	HBP 0	BLK 0	WP 0	HR 1	S 43	P 67	ERA 2.79	WHIP 1.241					
Steve McCatty, R ERA: 1.93 (1, 1)																						
Bob Owchinko, L ERA: (10, 1)	0.1	0	0	0	0	0	0	0	0	0	0	0	0	0	0	0.00	0.000					

New York Yankees @ Oakland Athletics  
Oakland-Alameda County Coliseum, Oakland, CA  
Sun May 03 1981, 3:33 AM PDT  
Unknown

AB 31  
R 3  
H 5  
RBI 2  
BB 6  
SO 3  
LOB 11



Batter	1	2	3	4	5	6	7	8	9	10	AB	R	H	RBI	BB	SO	LOB	BOTTOM						
Rickey Henderson, R OBP: 0.412, SLG: 0.535 (1, 7)	K		5-3			1B			K		5	0	2	2	0	2	2							
Dwayne Murphy, L OBP: 0.364, SLG: 0.483 (1, 8)	K				3-1	F9	P1			K	5	0	0	0	0	2	3							
Cliff Johnson, R OBP: 0.448, SLG: 0.583 (1, 10)	6-3				1B	5-3		6-3		K	5	0	1	0	0	1	1							
Tony Armas, R OBP: 0.369, SLG: 0.673 (1, 9)		F9			K	K		6-3		K	5	0	0	0	0	3	2							
Mike Heath, R OBP: 0.276, SLG: 0.376 (1, 2)		6-3			1B	1B	1B	K			4	1	2	0	0	1	0							
Jeff Newman, R OBP: 0.163, SLG: 0.174 Wayne Gross, L OBP: 0.305, SLG: 0.208 (1, 3) (10, 5)		E6			F5	1B	1B		K		4	1	1	0	0	1	2							
Dave McKay, S OBP: 0.302, SLG: 0.308 (1, 5) (10, 6)		F7			K	K			1B		4	0	1	0	0	2	3							
Shooty Babitt, R OBP: 0.346, SLG: 0.296 (1, 4)					F9	F3			1B		4	0	2	0	0	0	0							
Fred Stanley, R OBP: 0.231, SLG: 0.171 Tim Hosley, R OBP: 0.300, SLG: 0.556 Rob Picciolo, R OBP: 0.279, SLG: 0.400 Dave Revering, L OBP: 0.354, SLG: 0.375 (1, 6) (7, PH) (8, 6) (9, PH) (10, 3)					F8	F9			K		2	0	0	0	0	0	0							
<b>Inning Stats</b>	R: 0 E: 0 K: 2 S: 7	H: 0 LOB: 0 BB: 0 P: 7	R: 0 E: 1 K: 0 S: 4	H: 0 LOB: 1 BB: 0 P: 4	R: 0 E: 0 K: 0 S: 3	H: 0 LOB: 0 BB: 0 P: 3	R: 0 E: 0 K: 1 S: 7	H: 2 LOB: 2 BB: 0 P: 7	R: 0 E: 0 K: 1 S: 5	H: 0 LOB: 0 BB: 0 P: 5	R: 0 E: 0 K: 1 S: 6	H: 1 LOB: 1 BB: 0 P: 6	R: 2 E: 0 K: 2 S: 11	H: 4 LOB: 2 BB: 0 P: 11	R: 0 E: 0 K: 1 S: 5	H: 0 LOB: 0 BB: 0 P: 5	R: 0 E: 0 K: 3 S: 11	H: 2 LOB: 2 BB: 0 P: 11	R: 0 E: 0 K: 3 S: 9	H: 0 LOB: 0 BB: 0 P: 9	1B: 9 2B: 0 3B: 0 HR: 0	SF: 0 SAC: 0 DP: 0 HBP: 0	WP: 0 PB: 0 SB: 1 CS: 0	PA: 40
<b>PITCHER</b>	IP 8.1	WLS W	BF 35	H 9	R 2	ER 2	SO 9	BB 0	IBB 0	HBP 0	BLK 0	WP 0	HR 0	S 53	P 53	ERA 2.16	WHIP 1.080							
Rudy May, L ERA: 2.35 (1, 1)																								
Ron Davis, R ERA: 2.84 (9, 1)	1.2	W	5	0	0	0	5	0	0	0	0	0	0	15	15	0.00	0.000							

New York Yankees @ Oakland Athletics  
Oakland-Alameda County Coliseum, Oakland, CA  
Sun May 03 1981, 3:33 AM PDT  
Unknown

AB 40  
R 2  
H 9  
RBI 2  
BB 0  
SO 14  
LOB 18



Batter	1	2	3	4	5	6	7	8	9	AB	R	H	RBI	BB	SO	LOB	TOP			
<b>Rick Peters, S</b> OBP: 0.330, SLG: 0.377 (1, 10)	0-3 K	0-3 K			1-3				0-0 1B	4	0	1	0	1	2	2	<b>Detroit Tigers @ Oakland Athletics</b> Oakland-Alameda County Coliseum, Oakland, CA Tue May 05 1981, 7:05 PM PDT Att: 18,925 - Unknown <a href="http://livebaseballscorecards.com">livebaseballscorecards.com</a>			
<b>Alan Trammell, R</b> OBP: 0.320, SLG: 0.322 (1, 6)	0-0 2B 1B	F8			K				0-0 F8	5	1	1	0	0	1	5				
<b>Steve Kemp, L</b> OBP: 0.418, SLG: 0.470 (1, 7)	0-0 1-3 2B		0-3 K			1-3			0-0 F7	4	0	1	0	0	1	0				
<b>Richie Hebner, L</b> OBP: 0.192, SLG: 0.232 (1, 3)	0-0 FC1-5-2		0-0 F9			0-0 F4			0-0 F8	4	0	0	0	0	0	2				
<b>Kirk Gibson, L</b> OBP: 0.347, SLG: 0.409 (1, 9)	0-0 1B		0-3 K			1-0 1B HBP			0-0 G3	3	0	1	1	0	1	0				
<b>Al Cowens, R</b> OBP: 0.403, SLG: 0.526 (1, 8)	0-0 F7			0-0 F7		0-0 1B			0-0 1B FC4-6	4	1	2	0	0	0	2				
<b>Lance Parrish, R</b> OBP: 0.266, SLG: 0.389 (1, 2)		0-0 6-3		0-0 6-3		0-0 5-3			0-0 F6	4	0	0	0	0	0	3				
<b>Tom Brookens, R</b> OBP: 0.500, SLG: 0.500 (1, 5)		0-0 1B		0-0 F8			0-0 F8		0-0 FC4-6 1B	4	0	2	0	0	0	0				
<b>Lou Whitaker, L</b> OBP: 0.341, SLG: 0.403 (1, 4)		4-0 1-2 BB			0-0 4-3		0-0 F8		0-0 FC4-6 1B 3-H	3	0	0	1	1	0	1				
<b>Inning Stats</b>	R: 1 E: 0 K: 1 S: 8	H: 3 LOB: 2 BB: 0 P: 8	R: 0 E: 0 K: 1 S: 6	H: 1 LOB: 2 BB: 1 P: 10	R: 0 E: 0 K: 2 S: 7	H: 0 LOB: 0 BB: 0 P: 7	R: 0 E: 0 K: 0 S: 3	H: 0 LOB: 0 BB: 0 P: 3	R: 0 E: 0 K: 1 S: 5	H: 0 LOB: 2 BB: 0 P: 5	R: 0 E: 0 K: 0 S: 4	H: 1 LOB: 1 BB: 1 P: 7	R: 0 E: 0 K: 0 S: 3	H: 0 LOB: 0 BB: 0 P: 3	R: 0 E: 0 K: 0 S: 6	H: 3 LOB: 2 BB: 0 P: 6	1B: 7 2B: 1 3B: 0 HR: 0	SF: 0 SAC: 0 DP: 0 HBP: 1	WP: 0 PB: 0 SB: 1 CS: 0	PA: 38
<b>PITCHER</b> <b>Mike Norris, R</b> ERA: 2.12 (1, 1)	IP: 9.0 WLS: W BF: 38 H: 8 R: 2 ER: 2 SO: 5 BB: 2 IBB: 0 HBP: 1 BLK: 0 WP: 0 HR: 0 S: 45 P: 54 ERA: 2.00 WHIP: 1.111															<b>PITCHER</b> <b>Mike Norris, R</b> ERA: 2.12 (1, 1)	IP: 9.0 WLS: W BF: 38 H: 8 R: 2 ER: 2 SO: 5 BB: 2 IBB: 0 HBP: 1 BLK: 0 WP: 0 HR: 0 S: 45 P: 54 ERA: 2.00 WHIP: 1.111			

Batter	1	2	3	4	5	6	7	8	9	AB	R	H	RBI	BB	SO	LOB	BOTTOM			
<b>Rickey Henderson, R</b> OBP: 0.385, SLG: 0.495 (1, 7)	0-3 K		0-0 FC6-4 CS		5-3				0-0 6-3	4	0	0	0	0	1	1	<b>Detroit Tigers @ Oakland Athletics</b> Oakland-Alameda County Coliseum, Oakland, CA Tue May 05 1981, 7:05 PM PDT Att: 18,925 - Unknown <a href="http://livebaseballscorecards.com">livebaseballscorecards.com</a>			
<b>Dwayne Murphy, L</b> OBP: 0.364, SLG: 0.495 (1, 8)	0-0 6-3		0-0 CS	4-0 FC6-4 BB	0-0 HR			0-0 3-1	3	1	1	1	1	0	0					
<b>Dave Revering, L</b> OBP: 0.348, SLG: 0.356 (1, 3)	0-0 1-3			0-0 FC6-4 1B 2B	0-0 F8			4-0 1B BB	3	2	0	0	1	0	1					
<b>Tony Armas, R</b> OBP: 0.378, SLG: 0.660 (1, 9)		0-3 K		0-0 2B 1B		0-3 K		0-0 1B 1B	4	1	2	0	0	2	0					
<b>Wayne Gross, L</b> OBP: 0.344, SLG: 0.358 (1, 5)		0-0 2B		0-0 1-3 2-H 2B		0-0 HR		0-0 E9 SH5-3 1B	4	2	4	3	0	0	0					
<b>Mike Heath, R</b> OBP: 0.253, SLG: 0.346 (1, 2)	0-3 K			0-0 F4		0-0 5-3		0-0 SH5-3	3	0	0	1	0	1	3					
<b>Mike Patterson, L</b> OBP: 0.385, SLG: 0.364 (1, 10)		0-0 G3		4-0 IBB		0-0 6-3		0-0 6-3	3	0	0	0	1	0	1					
<b>Brian Doyle, L</b> OBP: 0.071, SLG: 0.071 (1, 4)			0-0 5-3	0-0 F4		0-0 4-3			3	0	0	0	0	0	3					
<b>Fred Stanley, R</b> OBP: 0.238, SLG: 0.184 (1, 6)			0-0 FC6-4 1B		1-3 K				3	0	1	0	0	1	0					
<b>Inning Stats</b>	R: 0 E: 0 K: 1 S: 5	H: 0 LOB: 0 BB: 0 P: 5	R: 0 E: 0 K: 2 S: 8	H: 1 LOB: 1 BB: 0 P: 8	R: 0 E: 0 K: 0 S: 3	H: 1 LOB: 0 BB: 0 P: 3	R: 1 E: 0 K: 0 S: 5	H: 2 LOB: 3 BB: 2 P: 13	R: 1 E: 0 K: 0 S: 4	H: 1 LOB: 0 BB: 0 P: 4	R: 1 E: 0 K: 1 S: 6	H: 1 LOB: 0 BB: 0 P: 6	R: 0 E: 0 K: 1 S: 5	H: 0 LOB: 0 BB: 0 P: 5	R: 3 E: 1 K: 0 S: 5	H: 2 LOB: 2 BB: 1 P: 9	1B: 4 2B: 2 3B: 0 HR: 2	SF: 0 SAC: 1 DP: 0 HBP: 0	WP: 0 PB: 0 SB: 0 CS: 1	PA: 35
<b>PITCHER</b> <b>Dave Rozema, R</b> ERA: 2.84 <b>Howard Bailey, L</b> ERA: 5.88 (6, 1)	IP: 5.2 WLS: L BF: 24 H: 6 R: 3 ER: 3 SO: 4 BB: 1 IBB: 0 HBP: 0 BLK: 0 WP: 0 HR: 2 S: 30 P: 38 ERA: 4.76 WHIP: 1.235															<b>PITCHER</b> <b>Dave Rozema, R</b> ERA: 2.84 <b>Howard Bailey, L</b> ERA: 5.88 (6, 1)	IP: 5.2 WLS: L BF: 24 H: 6 R: 3 ER: 3 SO: 4 BB: 1 IBB: 0 HBP: 0 BLK: 0 WP: 0 HR: 2 S: 30 P: 38 ERA: 4.76 WHIP: 1.235			

Batter	1	2	3	4	5	6	7	8	9	AB	R	H	RBI	BB	SO	LOB	TOP					
Kirk Gibson, L OBP: 0.333, SLG: 0.388 (1, 9)	0-3 K		0-0 4-3 5-3 1B	0-3 K			0-0 G3	0-0 F7		5	0	1	0	0	2	5	<b>Detroit Tigers @ Oakland Athletics</b> Oakland-Alameda County Coliseum, Oakland, CA Wed May 06 1981, 7:05 PM PDT Att: 15,763 - Unknown <a href="http://livebaseballscorecards.com">livebaseballscorecards.com</a>					
Alan Trammell, R OBP: 0.305, SLG: 0.305 (1, 6)	0-0 6-3		0-0 5-3		0-0 4-3		0-0 4-3		0-0 5-3	5	0	0	0	0	0	3						
Steve Kemp, L OBP: 0.408, SLG: 0.455 (1, 7)	0-0 4-3		0-0 4-3		0-0 F9		0-0 BB 1B		0-0 F8	5	0	1	2	0	0	1						
Richie Hebner, L OBP: 0.218, SLG: 0.225 (1, 10)		4-0 G6-4-3 BB	0-0 1-3		0-0 F4		0-0 BB 1B		4-0 BB	2	0	0	0	3	0	1						
Lance Parrish, R OBP: 0.253, SLG: 0.368 (1, 2)		0-0 G6-4-3		0-0 6-3		0-0 5-3		0-0 F9		0-0 5-3	5	0	0	0	0	4						
Al Cowens, R OBP: 0.394, SLG: 0.508 (1, 8)		0-0 E6		0-0 F9 BB 1B		0-0 6-3		0-0 E5 SF9		4	1	1	0	0	0	0						
Rick Leach, L (1, 3)		4-0 BB		4-0 BB 1B		4-0 BB		0-0 F7		1	0	0	0	3	0	1						
Tom Brookens, R OBP: 0.250, SLG: 0.286 Mick Kelleher, R OBP: 0.294, SLG: 0.241 (1, 5) (8, 5)	0-3 K		0-0 F9		0-0 1-3		0-0 SF9		0-0 SF9	3	0	0	1	0	1	5						
Lou Whitaker, L OBP: 0.371, SLG: 0.418 (1, 4)			0-0 1B 4-3 1B		4-0 BB		0-0 4-3 G3 1B 1B		4-0 BB	2	2	2	0	2	0	0						
<b>Inning Stats</b>	R: 0 E: 0 K: 1 S: 5	H: 0 LOB: 0 BB: 0 P: 5	R: 0 E: 1 K: 1 S: 5	H: 0 LOB: 2 BB: 2 P: 13	R: 1 E: 0 K: 0 S: 5	H: 2 LOB: 1 BB: 0 P: 5	R: 0 E: 0 K: 1 S: 6	H: 1 LOB: 3 BB: 2 P: 14	R: 0 E: 0 K: 0 S: 3	H: 0 LOB: 0 BB: 0 P: 3	R: 0 E: 0 K: 0 S: 3	H: 0 LOB: 1 BB: 1 P: 7	R: 1 E: 0 K: 0 S: 5	H: 2 LOB: 2 BB: 1 P: 9	R: 1 E: 2 K: 0 S: 4	H: 0 LOB: 1 BB: 1 P: 8		R: 0 E: 0 K: 0 S: 3	H: 0 LOB: 1 BB: 1 P: 7	1B: 5 2B: 0 3B: 0 HR: 0	SF: 1 SAC: 0 DP: 1 HBP: 0	WP: 0 PB: 0 CS: 0
<b>PITCHER</b> Rick Langford, R ERA: 3.12 (1, 1)	IP: 9.0 WLS: L BF: 41	H: 5 R: 3 ER: 2 SO: 3	BB: 8 IBB: 0 HBP: 0 BLK: 0	WP: 0 HR: 0 S: 39 P: 71	ERA: 2.00 WHIP: 1.444	<b>PITCHER</b>										IP: 9.0 WLS: L BF: 41	H: 5 R: 3 ER: 2 SO: 3	BB: 8 IBB: 0 HBP: 0 BLK: 0	WP: 0 HR: 0 S: 39 P: 71	ERA: 2.00 WHIP: 1.444		

Batter	1	2	3	4	5	6	7	8	9	AB	R	H	RBI	BB	SO	LOB	BOTTOM					
Rickey Henderson, R OBP: 0.389, SLG: 0.495 (1, 7)	0-0 6-3		0-0 G3 1B 1B		0-0 S 1B			0-3 K		4	1	2	0	0	1	0	<b>Detroit Tigers @ Oakland Athletics</b> Oakland-Alameda County Coliseum, Oakland, CA Wed May 06 1981, 7:05 PM PDT Att: 15,763 - Unknown <a href="http://livebaseballscorecards.com">livebaseballscorecards.com</a>					
Dwayne Murphy, L OBP: 0.365, SLG: 0.490 (1, 8)	0-0 1B		0-0 G3		0-3 K		4-0 G5-4-3 BB		0-0 G5-4-3	3	0	1	0	1	1	3						
Dave Revering, L OBP: 0.342, SLG: 0.349 (1, 3)	0-0 F9		0-0 1B		0-0 4-3			0-0 G5-4-3		4	0	1	2	0	0	3						
Tony Armas, R OBP: 0.365, SLG: 0.636 (1, 9)	0-0 5-3		0-0 F6			0-3 K			0-0 6-3	4	0	0	0	0	1	2						
Wayne Gross, L OBP: 0.338, SLG: 0.351 (1, 5)		0-0 FC2-4 1B	0-3 K		0-0 F9		0-0 K		0-0 F4	4	0	1	0	0	1	1						
Mike Patterson, L OBP: 0.313, SLG: 0.286 Cliff Johnson, R OBP: 0.413, SLG: 0.528 (1, 10) (9, FH)	0-3 K		0-0 G3		0-3 K			0-0 F5		3	0	0	0	0	2	1						
Mike Heath, R OBP: 0.244, SLG: 0.333 (1, 2)		0-0 FC2-4 CS BB		0-0 F9			0-0 F2			3	0	0	0	0	0	1						
Brian Doyle, L OBP: 0.176, SLG: 0.125 (1, 4)		4-0 BB		0-0 F8			0-0 G4-6-3 1B			2	0	1	0	1	0	0						
Rob Picciolo, R OBP: 0.286, SLG: 0.391 (1, 6)		0-0 CS	0-0 G3 1B 1B		0-3 K		0-0 G4-6-3			3	1	1	0	0	1	1						
<b>Inning Stats</b>	R: 0 E: 0 K: 0 S: 4	H: 1 LOB: 1 BB: 0 P: 4	R: 0 E: 0 K: 1 S: 5	H: 1 LOB: 1 BB: 1 P: 9	R: 2 E: 0 K: 1 S: 8	H: 3 LOB: 0 BB: 0 P: 8	R: 0 E: 0 K: 0 S: 3	H: 0 LOB: 0 BB: 0 P: 3	R: 0 E: 0 K: 2 S: 8	H: 1 LOB: 1 BB: 0 P: 8	R: 0 E: 0 K: 2 S: 7	H: 0 LOB: 0 BB: 0 P: 7	R: 0 E: 0 K: 0 S: 3	H: 1 LOB: 0 BB: 0 P: 3	R: 0 E: 0 K: 1 S: 4	H: 0 LOB: 0 BB: 1 P: 8		R: 0 E: 0 K: 0 S: 3	H: 0 LOB: 0 BB: 0 P: 3	1B: 7 2B: 0 3B: 0 HR: 0	SF: 0 SAC: 0 DP: 2 HBP: 0	WP: 0 PB: 0 SB: 1 CS: 1
<b>PITCHER</b> Milt Wilcox, R ERA: 2.3 (1, 1)	IP: 9.0 WLS: W BF: 33	H: 7 R: 2 ER: 2 SO: 7	BB: 2 IBB: 0 HBP: 0 BLK: 0	WP: 0 HR: 0 S: 45 P: 53	ERA: 2.00 WHIP: 1.000	<b>PITCHER</b>										IP: 9.0 WLS: W BF: 33	H: 7 R: 2 ER: 2 SO: 7	BB: 2 IBB: 0 HBP: 0 BLK: 0	WP: 0 HR: 0 S: 45 P: 53	ERA: 2.00 WHIP: 1.000		

Batter	1	2	3	4	5	6	7	8	9	AB	R	H	RBI	BB	SO	LOB	TOP			
Kirk Gibson, L OBP: 0.322, SLG: 0.426 (1, 9)										5	1	1	1	0	1	4	<b>Detroit Tigers @ Oakland Athletics</b> Oakland-Alameda County Coliseum, Oakland, CA Thu May 07 1981, 3:33 AM PDT Att: 15,902 - Sunny			
Alan Trammell, R OBP: 0.318, SLG: 0.306 (1, 6)										3	0	1	0	2	0	3				
Steve Kemp, L OBP: 0.398, SLG: 0.441 (1, 7)										5	0	1	0	0	0	5				
Champ Summers, L OBP: 0.375, SLG: 0.333 John Wockenfuss, R OBP: 0.296, SLG: 0.310 Richie Hebner, L OBP: 0.238, SLG: 0.236 Rick Peters, S OBP: 0.330, SLG: 0.377 (1, 10)										2	1	0	0	1	1	2				
Lance Parrish, R OBP: 0.250, SLG: 0.360 (1, 2)										5	1	1	0	0	0	6				
Al Cowens, R OBP: 0.377, SLG: 0.484 (1, 8)										3	0	0	0	0	1	2				
Rick Leach, L OBP: 0.667, SLG: 0.400 (1, 3)										3	0	2	1	1	1	0				
Tom Brookens, R OBP: 0.417, SLG: 0.400 (1, 5)										3	0	2	1	0	0	1				
Lou Whitaker, L OBP: 0.359, SLG: 0.402 (1, 4)										3	0	0	0	0	1	4				
<b>Inning Stats</b>	R: 1 E: 0 K: 1 S: 8	H: 3 LOB: 2 BB: 0 P: 8	R: 0 E: 1 K: 0 S: 6	H: 2 LOB: 3 BB: 0 P: 6	R: 2 E: 0 K: 0 S: 5	H: 3 LOB: 1 BB: 1 P: 9	R: 0 E: 0 K: 1 S: 5	H: 0 LOB: 0 BB: 0 P: 5	R: 0 E: 0 K: 1 S: 5	H: 0 LOB: 1 BB: 0 P: 6	R: 0 E: 0 K: 0 S: 2	H: 0 LOB: 1 BB: 2 P: 10	R: 0 E: 0 K: 1 S: 5	H: 0 LOB: 1 BB: 1 P: 9	R: 0 E: 0 K: 0 S: 4	H: 1 LOB: 2 BB: 1 P: 8		1B: 8 2B: 0 3B: 0 HR: 1	SF: 0 SAC: 2 DP: 2 HBP: 1	WP: 0 PB: 0 SB: 0 CS: 0
<b>PITCHER</b>	IP WLS BF H R ER SO BB IBB HBP BLK WP HR S P ERA WHIP																			
Matt Keough, R ERA: 1.72 Bob Ovwchinko, L ERA: 3.1 Jeff Jones, R ERA: 2.13 Craig Minetto, L ERA: 2.13 Bo McLaughlin, R ERA: 6.75	(1, 1) (3, 1) (7, 1) (9, 1) (9, 1)	2.1 4.0 2.0 0.1 0.1	WLS 13 W 2 S	BF 17 13 8 1	H 8 0 1 0	R 3 0 0 0	ER 3 0 0 0	SO 1 3 0 0	BB 1 1 0 0	IBB 0 1 0 0	HBP 0 1 0 0	BLK 0 0 0 0	WP 0 0 0 0	HR 1 17 7 2	S 18 22 19 2	P 22 0 19 2	ERA 11.57 0.00 0.00 0.00	WHIP 3.857 0.250 1.000 3.000		

Batter	1	2	3	4	5	6	7	8	9	AB	R	H	RBI	BB	SO	LOB	BOTTOM			
Rickey Henderson, R OBP: 0.385, SLG: 0.487 (1, 7)										4	0	1	0	0	1	1	<b>Detroit Tigers @ Oakland Athletics</b> Oakland-Alameda County Coliseum, Oakland, CA Thu May 07 1981, 3:33 AM PDT Att: 15,902 - Sunny			
Dwayne Murphy, L OBP: 0.357, SLG: 0.470 (1, 8)										4	0	0	0	0	0	1				
Dave Revering, L OBP: 0.325, SLG: 0.328 (1, 3)										4	0	0	0	0	1	1				
Tony Armas, R OBP: 0.373, SLG: 0.664 (1, 9)										3	2	2	1	0	0	0				
Wayne Gross, L OBP: 0.338, SLG: 0.339 (1, 5)										2	0	0	0	1	0	1				
Cliff Johnson, R OBP: 0.409, SLG: 0.582 (1, 10)										2	1	1	2	0	0	1				
Jeff Newman, R OBP: 0.182, SLG: 0.250 (1, 2)										3	1	1	1	0	1	0				
Brian Doyle, L OBP: 0.150, SLG: 0.105 (1, 4)										3	0	0	0	0	1	0				
Fred Stanley, R OBP: 0.233, SLG: 0.179 Mitchell Page, L OBP: 0.217, SLG: 0.293 Rob Piccolo, R OBP: 0.300, SLG: 0.404 (1, 6)										1	0	0	0	0	0	0				
<b>Inning Stats</b>	R: 0 E: 0 K: 0 S: 3	H: 0 LOB: 0 BB: 0 P: 3	R: 1 E: 1 K: 0 S: 4	H: 1 LOB: 0 BB: 0 P: 4	R: 0 E: 0 K: 0 S: 3	H: 1 LOB: 0 BB: 0 P: 3	R: 0 E: 0 K: 0 S: 3	H: 0 LOB: 0 BB: 0 P: 3	R: 1 E: 0 K: 2 S: 8	H: 1 LOB: 0 BB: 0 P: 8	R: 1 E: 0 K: 0 S: 4	H: 1 LOB: 0 BB: 0 P: 4	R: 2 E: 0 K: 0 S: 4	H: 2 LOB: 0 BB: 1 P: 8	R: 0 E: 0 K: 2 S: 8	H: 1 LOB: 1 BB: 0 P: 8		1B: 3 2B: 0 3B: 0 HR: 4	SF: 1 SAC: 0 DP: 1 HBP: 0	WP: 0 PB: 0 SB: 0 CS: 0
<b>PITCHER</b>	IP WLS BF H R ER SO BB IBB HBP BLK WP HR S P ERA WHIP																			
Dan Petry, R ERA: 3.24 Aurelio Lopez, R ERA: 2.7 Kevin Saucier, L ERA: 2.79	(1, 1) (7, 1) (8, 1)	6.0 1.1 0.2	L	BF 23 5 2	H 5 2 0	R 5 0 0	ER 0 0 0	SO 4 1 1	BB 0 0 0	IBB 0 0 0	HBP 0 0 0	BLK 0 0 0	WP 0 0 0	HR 3 7 4	S 26 7 4	P 30 7 4	ERA 6.00 0.00 0.00	WHIP 1.000 1.500 0.000		



Batter	1	2	3	4	5	6	7	8	9	AB	R	H	RBI	BB	SO	LOB	TOP			
<b>Jim Gantner, L</b> (1, 4) OBP: 0.325, SLG: 0.347	L8		F8		6-3			6-3		4	0	0	0	0	0	0	<b>Milwaukee Brewers @ Oakland Athletics</b> <b>Oakland-Alameda County Coliseum, Oakland, CA</b> Fri May 08 1981, 7:05 PM PDT Att: 28,708 - Unknown			
<b>Roy Howell, L</b> (1, 3) OBP: 0.297, SLG: 0.281	K		1B BB			F7		P5		3	0	0	0	1	1	0				
<b>Larry Hisle, R</b> (1, 10) OBP: 0.333, SLG: 0.493	K		1-2 1B			BB		K		3	0	1	0	1	2	0				
<b>Ben Oglivie, L</b> (1, 7) OBP: 0.324, SLG: 0.452		G3	3-1			P5				4	0	1	0	0	0	3				
<b>Ted Simmons, S</b> (1, 2) OBP: 0.258, SLG: 0.354		1B BB		4-3		F9				3	0	0	0	1	0	2				
<b>Gorman Thomas, R</b> (1, 8) OBP: 0.396, SLG: 0.551		1-3 1B		K				F7		4	0	1	0	0	1	1				
<b>Don Money, R</b> (1, 5) OBP: 0.284, SLG: 0.284		P6		F2				6-3		4	0	0	0	0	0	3				
<b>Mark Brouhard, R</b> (1, 9) OBP: 0.267, SLG: 0.333		K		F7						3	0	1	0	0	1	2				
<b>Ed Romero, R</b> (1, 6) OBP: 0.267, SLG: 0.154			K		P4			P6		3	0	0	0	0	1	1				
<b>Inning Stats</b>	R: 0 E: 0 K: 2 S: 7	H: 0 LOB: 0 BB: 0 P: 7	R: 0 E: 0 K: 1 S: 6	H: 1 LOB: 2 BB: 1 P: 10	R: 0 E: 0 K: 1 S: 6	H: 1 LOB: 2 BB: 1 P: 10	R: 0 E: 0 K: 1 S: 5	H: 0 LOB: 0 BB: 0 P: 5	R: 0 E: 0 K: 0 S: 3	H: 0 LOB: 1 BB: 1 P: 7	R: 0 E: 0 K: 0 S: 4	H: 1 LOB: 1 BB: 0 P: 4	R: 0 E: 0 K: 1 S: 5	H: 0 LOB: 0 BB: 0 P: 5	R: 0 E: 0 K: 0 S: 4	H: 1 LOB: 1 BB: 0 P: 4	1B: 3 2B: 1 3B: 0 HR: 0	SF: 0 SAC: 0 DP: 0 HBP: 0	WP: 0 PB: 0 SB: 0 CS: 0	PA: 34
<b>PITCHER Steve McCatty, R</b> (1, 1) ERA: 1.62	IP: 9.0 WLS: W BF: 34 H: 4 R: 0 ER: 0 SO: 6 BB: 3 IBB: 0 HBP: 0 BLK: 0 WP: 0 HR: 0 S: 43 P: 55 ERA: 0.00 WHIP: 0.778																			

Batter	1	2	3	4	5	6	7	8	9	AB	R	H	RBI	BB	SO	LOB	BOTTOM			
<b>Rickey Henderson, R</b> (1, 7) OBP: 0.382, SLG: 0.483	F7		4-3		K		P5			1	0	0	0	0	0	0	<b>Milwaukee Brewers @ Oakland Athletics</b> <b>Oakland-Alameda County Coliseum, Oakland, CA</b> Fri May 08 1981, 7:05 PM PDT Att: 28,708 - Unknown			
<b>Tim Hosley, R</b> (3, 3) OBP: 0.250, SLG: 0.455										2	0	0	0	0	1	0				
<b>Dave Revering, L</b> (7, 3) OBP: 0.321, SLG: 0.324										1	0	0	0	0	0	1				
<b>Dwayne Murphy, L</b> (1, 8) OBP: 0.353, SLG: 0.490	HR		4-3		1-3		E6			4	1	1	1	0	0	1				
<b>Cliff Johnson, R</b> (1, 10) OBP: 0.400, SLG: 0.552	K		P6			F8 1B BB		K		3	0	0	0	1	2	2				
<b>Tony Armas, R</b> (1, 9) OBP: 0.377, SLG: 0.667	FC5-4 1B			1B 2B		K		F8		4	1	2	0	0	1	1				
<b>Mike Heath, R</b> (1, 2) OBP: 0.256, SLG: 0.341	FC5-4			SF9-3 1B				L6		4	0	2	0	0	0	1				
<b>Jeff Newman, R</b> (1, 3) OBP: 0.186, SLG: 0.255			6-3 1B		SF9-3-6 1-3 3-H		F8		F7	3	0	1	1	0	0	2				
<b>Shoofy Babitt, R</b> (1, 4) OBP: 0.357, SLG: 0.312			6-3		1-3 1B		1-3			3	0	1	0	0	0	3				
<b>Dave McKay, S</b> (1, 5) OBP: 0.265, SLG: 0.267			F7		K			E6 SH1-3		3	0	0	0	0	1	2				
<b>Rob Picciolo, R</b> (1, 6) OBP: 0.288, SLG: 0.388			F8		F8			SH1-3		2	0	0	0	0	0	1				
<b>Inning Stats</b>	R: 1 E: 0 K: 1 S: 7	H: 2 LOB: 1 BB: 0 P: 7	R: 0 E: 0 K: 0 S: 4	H: 1 LOB: 1 BB: 0 P: 4	R: 0 E: 0 K: 0 S: 3	H: 0 LOB: 0 BB: 0 P: 3	R: 1 E: 0 K: 1 S: 7	H: 3 LOB: 1 BB: 0 P: 7	R: 0 E: 0 K: 1 S: 5	H: 0 LOB: 0 BB: 0 P: 5	R: 0 E: 0 K: 1 S: 6	H: 1 LOB: 2 BB: 1 P: 10	R: 0 E: 2 K: 1 S: 7	H: 0 LOB: 2 BB: 0 P: 7	R: 0 E: 0 K: 0 S: 3	H: 0 LOB: 0 BB: 0 P: 3	1B: 5 2B: 2 3B: 0 HR: 1	SF: 1 SAC: 1 DP: 1 HBP: 0	WP: 0 PB: 0 SB: 0 CS: 0	PA: 33
<b>PITCHER Mike Caldwell, L</b> (1, 1) ERA: 3.25	IP: 8.0 WLS: L BF: 33 H: 7 R: 2 ER: 2 SO: 5 BB: 1 IBB: 0 HBP: 0 BLK: 0 WP: 0 HR: 1 S: 42 P: 46 ERA: 2.25 WHIP: 1.000																			

AB	31
R	0
H	4
RBI	0
BB	3
SO	6
LOB	12



AB	30
R	2
H	7
RBI	2
BB	1
SO	5
LOB	14



Batter	1	2	3	4	5	6	7	8	9	10	11	12	AB	R	H	RBI	BB	SO	LOB	TOP						
<b>Jim Gantner, L</b> OBP: 0.337, SLG: 0.358 (1.4)	B3		1B			4-3		SH3 1B	4-3		CS	1B SF8 1B		6	2	3	0	0	0	2						
<b>Charlie Moore, R</b> OBP: 0.350, SLG: 0.474 (1.2)	6-3		K			HR 1B		SH3				1B		4	1	2	0	1	1	1						
<b>Ben Ogilvie, L</b> OBP: 0.315, SLG: 0.433 (1.7)	F8				P5			F8 1B IBB	G3			SF8		4	0	0	1	1	0	4						
<b>Gorman Thomas, R</b> OBP: 0.384, SLG: 0.631 (1.8)		K		HR		HR		1B		G4-6-3 1B		K		6	2	4	4	0	2	1						
<b>Cecil Cooper, L</b> OBP: 0.257, SLG: 0.260 (1.10)		1B		F8		6-3		F8		G4-6-3 1B		P4		6	0	1	0	0	0	4						
<b>Ted Simmons, S</b> OBP: 0.245, SLG: 0.333 (1.3)		K		P3				K	F2			F7		5	0	0	0	0	2	3						
<b>Roy Howell, L</b> OBP: 0.300, SLG: 0.286 (1.5)		F7				K		FC6-4 1B		SH5 1B BB		6-3		3	0	1	0	0	1	1						
<b>Don Money, R</b> OBP: 0.263, SLG: 0.284 (8.5)												4-3		0	0	0	0	1	0	0						
<b>Sal Bando, R</b> OBP: 0.260, SLG: 0.400 (11.5)														1	0	0	0	0	0	0						
<b>Mark Brouhard, R</b> OBP: 0.222, SLG: 0.278 (1.9)			F8											3	0	0	0	0	2	1						
<b>Marshall Edwards, L</b> OBP: 0.167, SLG: 0.167 (8.9)														2	0	1	0	0	0	0						
<b>Ed Romero, R</b> OBP: 0.263, SLG: 0.176 (1.6)			6-3					FC6-4		SH5				4	0	1	0	0	0	1						
<b>Inning Stats</b>	R: 0 E: 0 K: 0 S: 3	H: 0 LOB: 0 BB: 0 P: 3	R: 0 E: 0 K: 2 S: 8	H: 1 LOB: 1 BB: 0 P: 8	R: 0 E: 0 K: 1 S: 6	H: 1 LOB: 1 BB: 0 P: 6	R: 1 E: 0 K: 0 S: 4	H: 1 LOB: 0 BB: 0 P: 4	R: 0 E: 0 K: 2 S: 7	H: 0 LOB: 0 BB: 0 P: 7	R: 2 E: 0 K: 0 S: 5	H: 2 LOB: 0 BB: 0 P: 5	R: 0 E: 0 K: 2 S: 8	H: 1 LOB: 1 BB: 0 P: 8	R: 1 E: 0 K: 0 S: 5	H: 2 LOB: 2 BB: 1 P: 9	R: 0 E: 0 K: 0 S: 4	H: 1 LOB: 3 BB: 2 P: 12	R: 0 E: 0 K: 0 S: 3	H: 1 LOB: 0 BB: 0 P: 3	R: 0 E: 0 K: 1 S: 7	H: 2 LOB: 1 BB: 0 P: 7	1B: 11 2B: 0 3B: 0 HR: 2	SF: 1 SAC: 2 DP: 1 HBP: 0	WP: 0 PB: 0 SB: 0 CS: 1	PA: 51
<b>PITCHER</b>	IP	WLS	BF	H	R	ER	SO	BB	IBB	HBP	BLK	WP	HR	S	P	ERA	WHIP									
<b>Brian Kingman, R</b> ERA: 2.14 (1.1)	7.1		30	7	4	4	7	0	0	0	0	0	2	43	47	4.91	0.955									
<b>Jeff Jones, R</b> ERA: 1.98 (8.1)	1.0		6	2	0	0	0	1	0	0	0	0	0	5	9	0.00	3.000									
<b>Bob Owchinko, L</b> ERA: 1.04 (9.1)	3.2	W	14	4	1	1	1	1	0	0	0	0	0	15	19	2.46	1.364									

Milwaukee Brewers @ Oakland Athletics  
Oakland-Alameda County Coliseum, Oakland, CA

AB 44  
R 5  
H 13  
RBI 5  
BB 3  
SO 8  
LOB 18



WP: 0 PA: 51  
PB: 0  
SB: 0  
CS: 1

Batter	1	2	3	4	5	6	7	8	9	10	11	12	AB	R	H	RBI	BB	SO	LOB	BOTTOM						
<b>Dwayne Murphy, L</b> OBP: 0.355, SLG: 0.477 (1.8)	K	1B BB			F8				SH2-4		F2			3	0	0	0	2	1	1						
<b>Mitchell Page, L</b> OBP: 0.224, SLG: 0.295 (1.10)	K				P3									3	0	1	1	0	1	0						
<b>Cliff Johnson, R</b> OBP: 0.397, SLG: 0.533 (7.5)	K	1B							G6-4-3 IBB		K			2	0	0	0	1	1	2						
<b>Dave Revering, L</b> OBP: 0.345, SLG: 0.392 (1.3)														6	1	4	1	0	0	4						
<b>Dave McKay, S</b> OBP: 0.265, SLG: 0.267 (12.5)	FC5-4 1B	F8							G6-4-3					0	1	0	0	0	0	0						
<b>Tony Armas, R</b> OBP: 0.359, SLG: 0.634 (1.9)	FC5-4 1B				K			K	HR					6	0	0	0	0	5	3						
<b>Wayne Gross, L</b> OBP: 0.338, SLG: 0.354 (1.5)		1B 2B		P2		K				4-3				6	2	2	0	0	1	0						
<b>Mike Heath, R</b> OBP: 0.261, SLG: 0.372 (11.7)		1B SH		K		6-3								6	1	4	1	0	1	0						
<b>Mike Patterson, L</b> OBP: 0.400, SLG: 0.389 (1.7)		1B												4	0	3	1	0	0	0						
<b>Rickey Henderson, R</b> OBP: 0.379, SLG: 0.479 (10.5)														1	0	0	0	0	0	1						
<b>Shoety Elliott, R</b> OBP: 0.353, SLG: 0.308 (11.4)		SH3-4 CS												1	0	0	0	0	0	2						
<b>Brian Doyle, L</b> OBP: 0.130, SLG: 0.091 (1.4)		SH												3	1	0	1	0	0	3						
<b>Jeff Newman, R</b> OBP: 0.197, SLG: 0.250 (11.2)		SH3-4 1B			G6-4-3			B1	P4					1	0	0	0	1	1	0						
<b>Fred Stanley, R</b> OBP: 0.231, SLG: 0.171 (1.6)														2	0	0	0	1	1	0						
<b>Rob Picciolo, R</b> OBP: 0.302, SLG: 0.400 (10.6)		SH3-4			K			1-3		SH2-4 BB		WP		2	0	1	0	0	2							
<b>Inning Stats</b>	R: 0 E: 0 K: 2 S: 8	H: 1 LOB: 1 BB: 0 P: 3	R: 3 E: 1 K: 0 S: 7	H: 4 LOB: 2 BB: 1 P: 11	R: 0 E: 0 K: 2 S: 6	H: 0 LOB: 0 BB: 0 P: 7	R: 0 E: 0 K: 1 S: 5	H: 1 LOB: 0 BB: 0 P: 6	R: 0 E: 0 K: 1 S: 6	H: 1 LOB: 1 BB: 0 P: 6	R: 0 E: 0 K: 0 S: 5	H: 0 LOB: 0 BB: 0 P: 5	R: 1 E: 0 K: 1 S: 8	H: 3 LOB: 2 BB: 0 P: 8	R: 0 E: 0 K: 0 S: 2	H: 0 LOB: 2 BB: 2 P: 10	R: 0 E: 0 K: 1 S: 6	H: 1 LOB: 1 BB: 0 P: 6	R: 0 E: 0 K: 2 S: 8	H: 1 LOB: 1 BB: 0 P: 8	R: 2 E: 0 K: 1 S: 7	H: 3 LOB: 2 BB: 1 P: 11	1B: 12 2B: 2 3B: 0 HR: 1	SF: 0 SAC: 3 DP: 2 HBP: 0	WP: 1 PB: 0 SB: 0 CS: 1	PA: 54
<b>PITCHER</b>	IP	WLS	BF	H	R	ER	SO	BB	IBB	HBP	BLK	WP	HR	S	P	ERA	WHIP									
<b>Jim Slaton, R</b> ERA: 3.16 (1.1)	6.0		25	7	3	2	7	1	0	0	0	0	0	38	42	3.00	1.333									
<b>Jamie Easterly, L</b> ERA: 1.83 (7.1)	1.0		4	0	0	0	0	1	0	0	0	0	0	3	7	0.00	1.000									
<b>Rolie Fingers, R</b> ERA: 0.89 (8.1)	0.2		5	3	1	1	1	0	0	0	0	0	1	7	7	13.50	4.500									
<b>Reggie Cleveland, R</b> ERA: 4.74 (8.1)	0.1		1	0	0	0	0	0	0	0	0	0	0	1	1	0.00	0.000									
<b>Randy Lerch, L</b> ERA: 4.63 (9.1)	3.2	L	19	5	2	2	4	1	2	0	0	1	0	23	35	4.91	1.636									

Milwaukee Brewers @ Oakland Athletics  
Oakland-Alameda County Coliseum, Oakland, CA

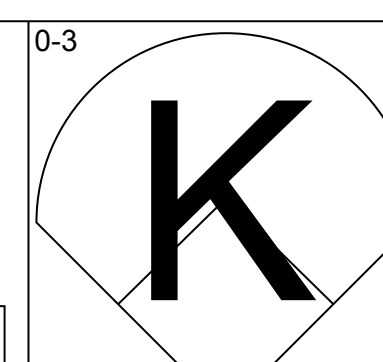
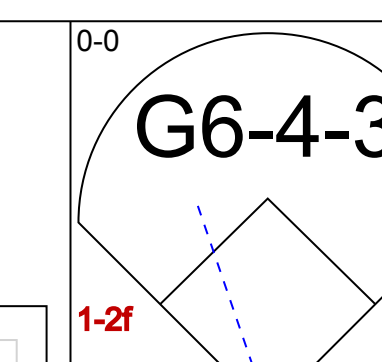
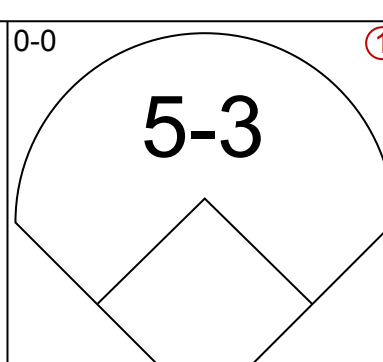
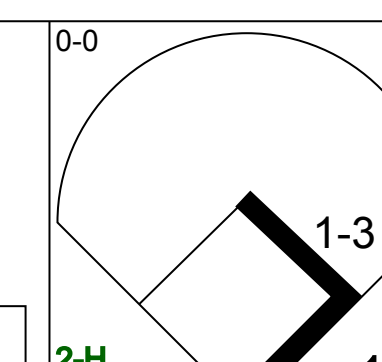
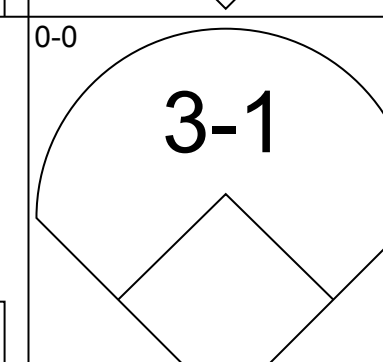
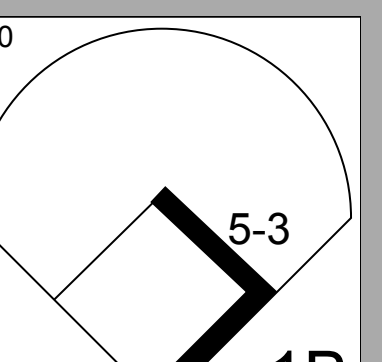
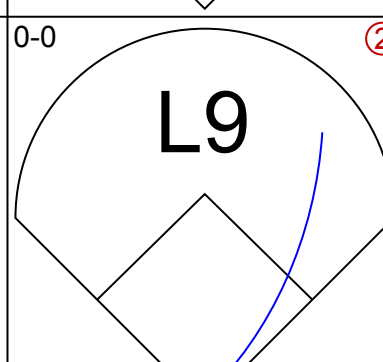
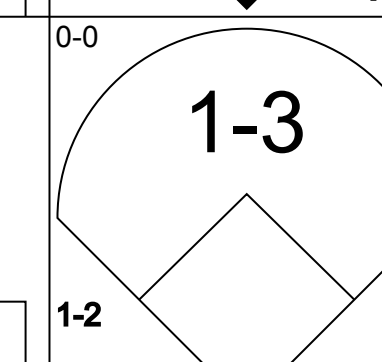
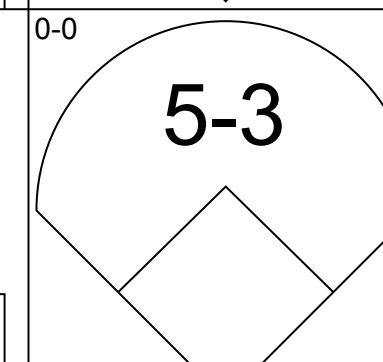
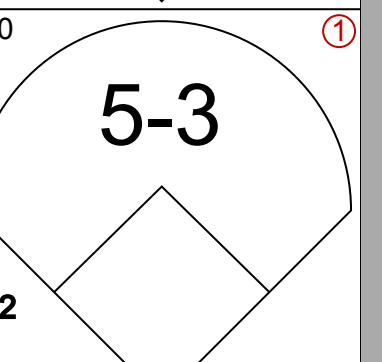
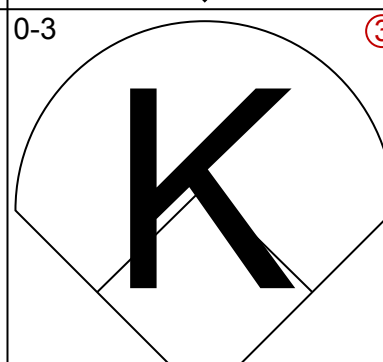
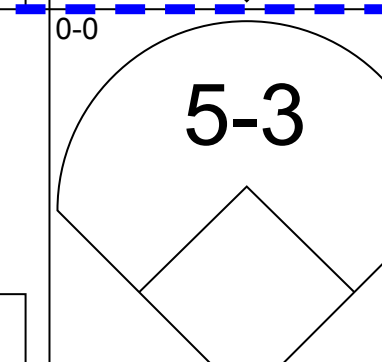
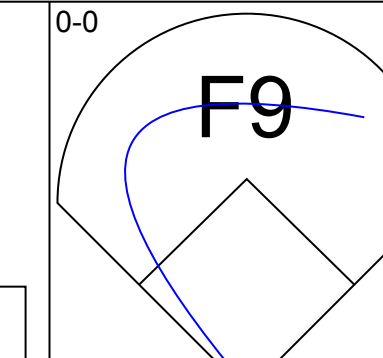
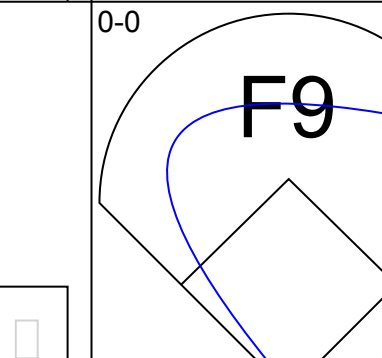
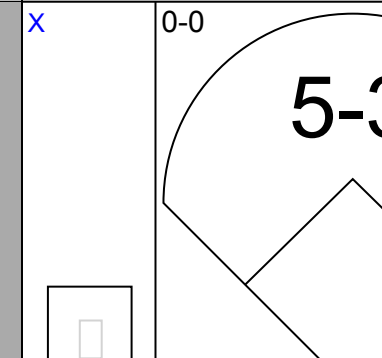
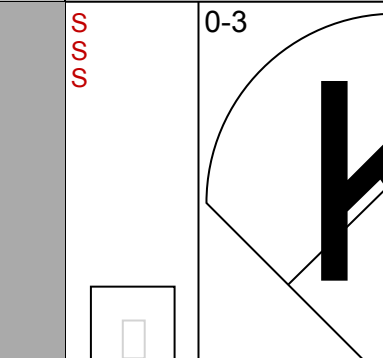
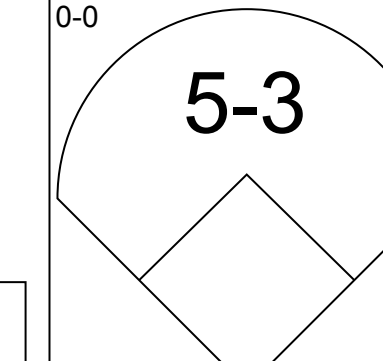
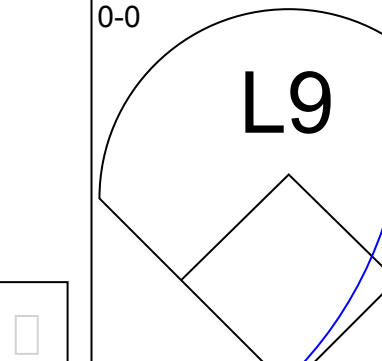
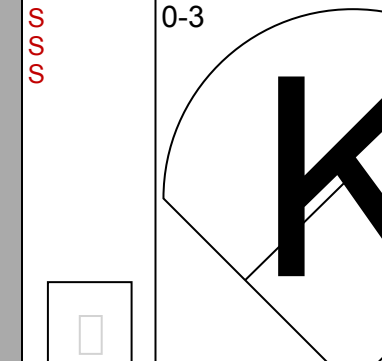
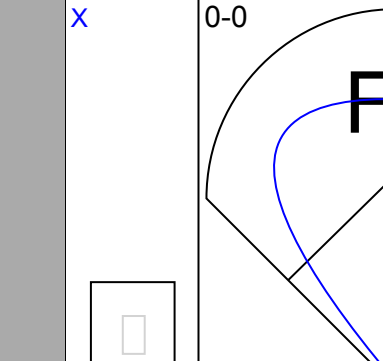
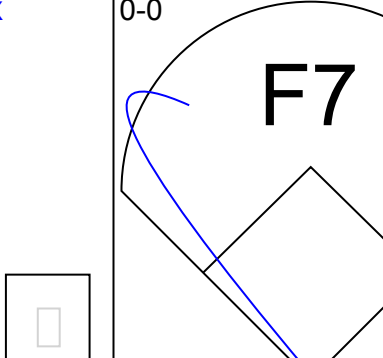
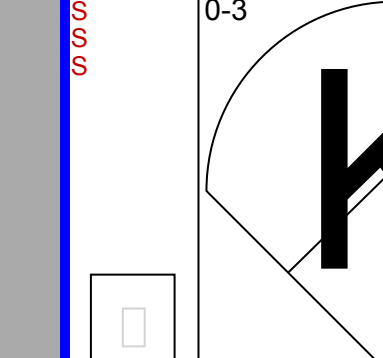
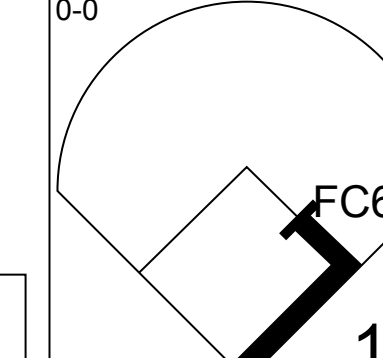
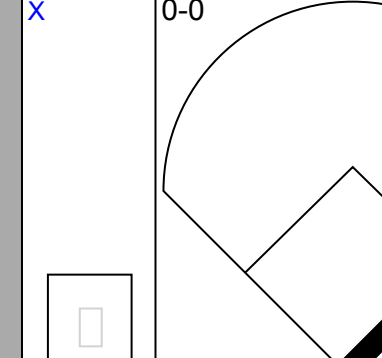
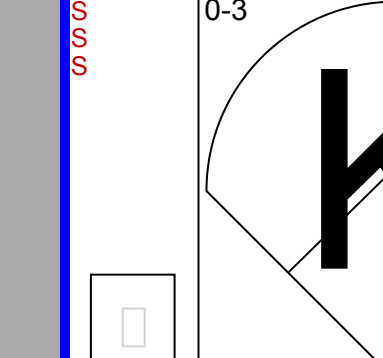
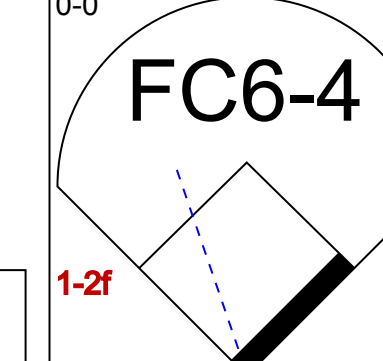
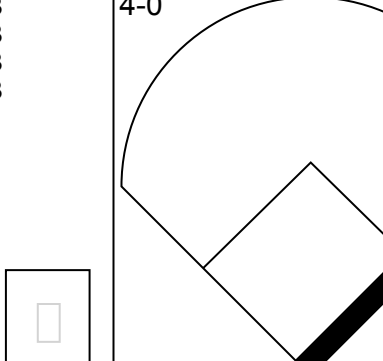
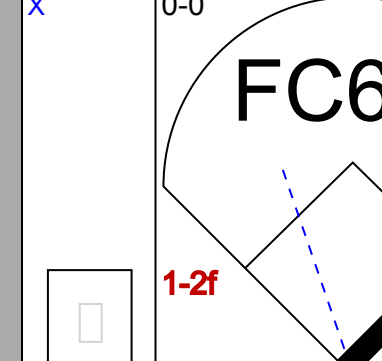
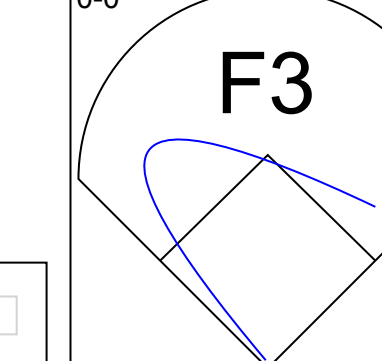
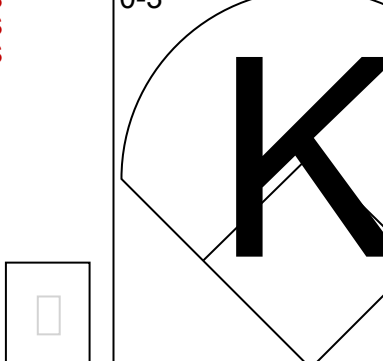
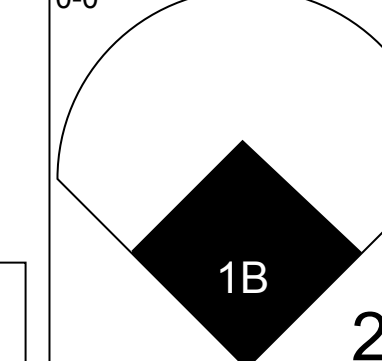
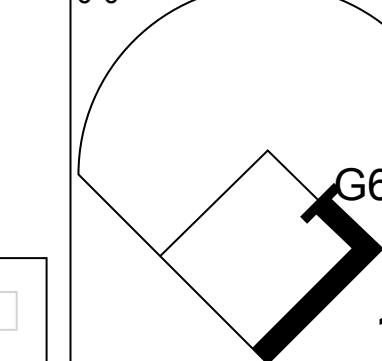
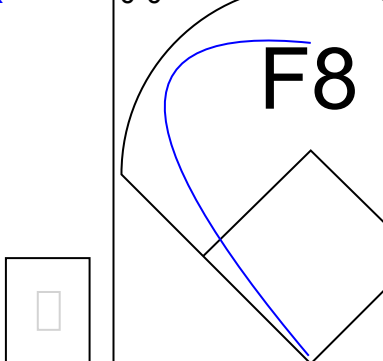
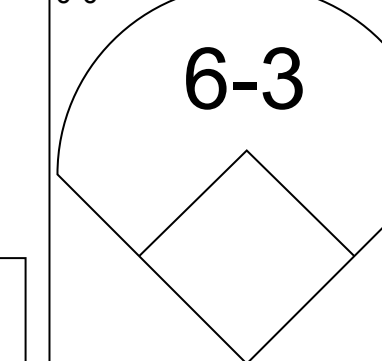
AB 46  
R 6  
H 15  
RBI 5  
BB 5  
SO 12  
LOB 18

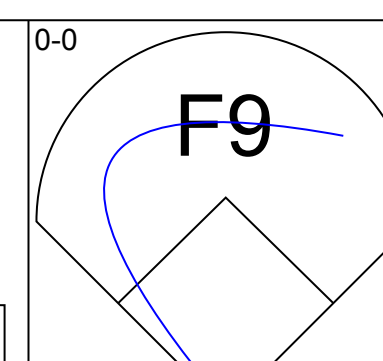
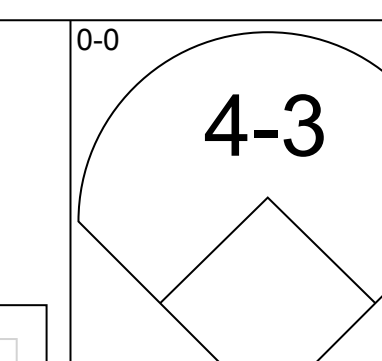
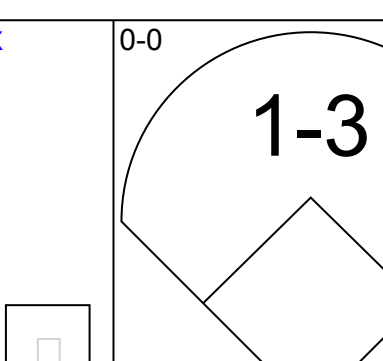
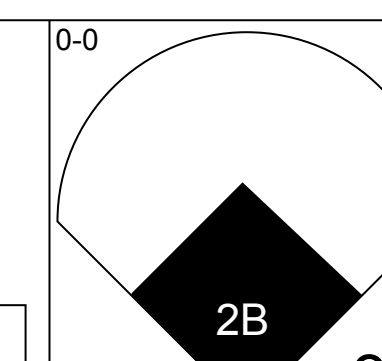
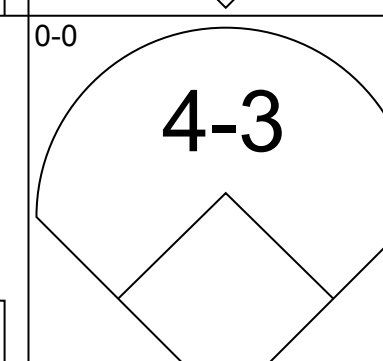
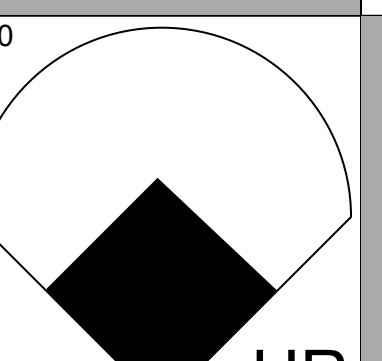
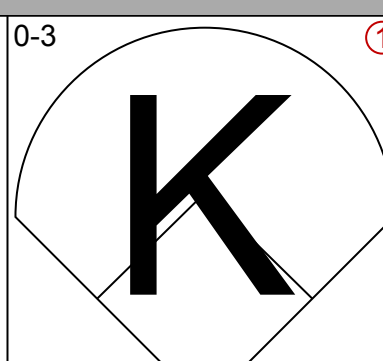
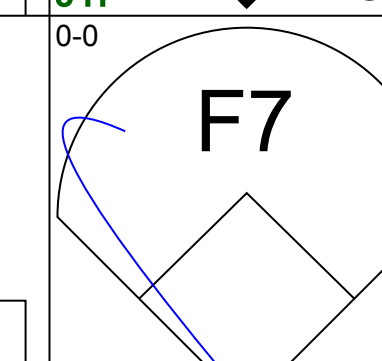
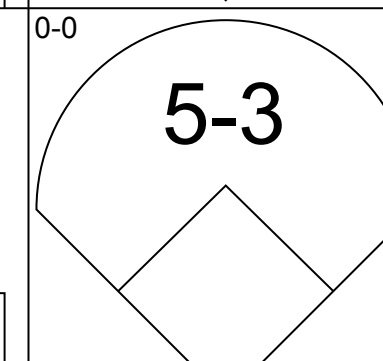
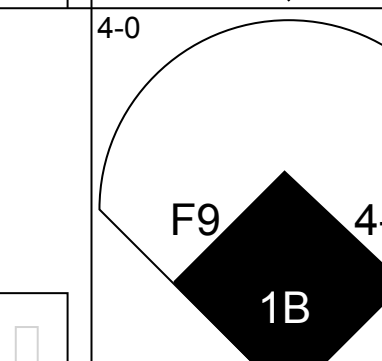

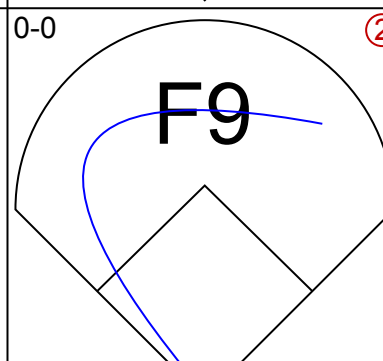
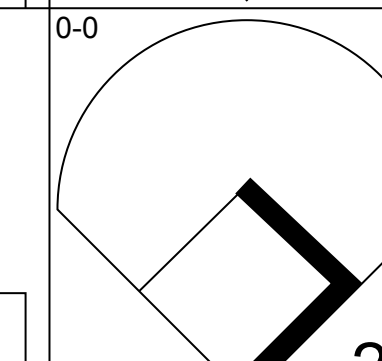
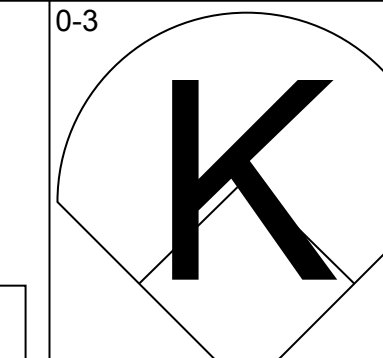
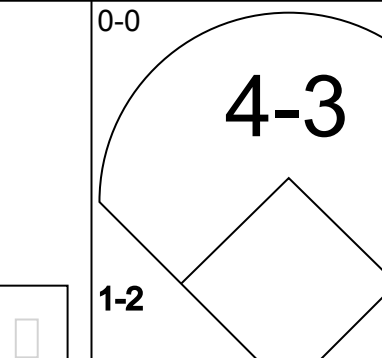
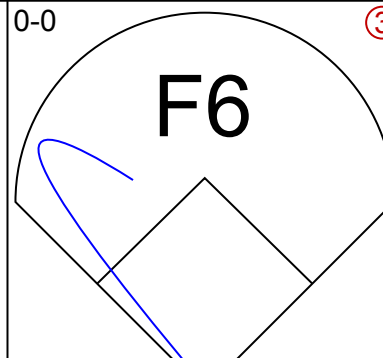
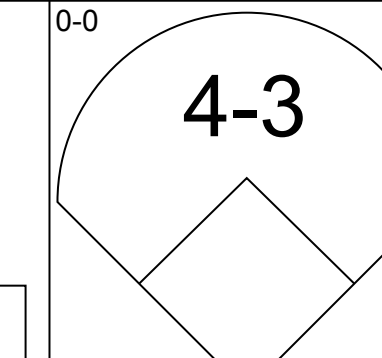
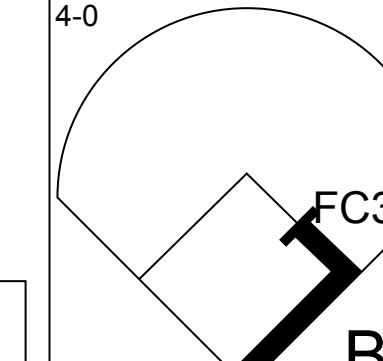
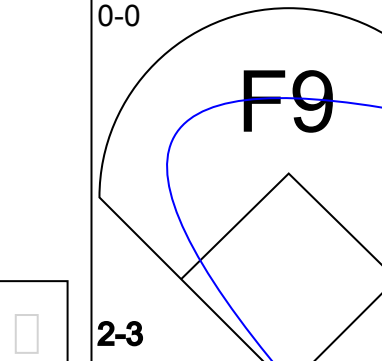
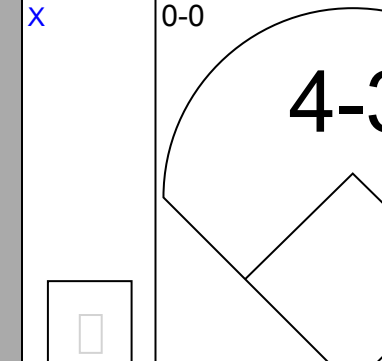
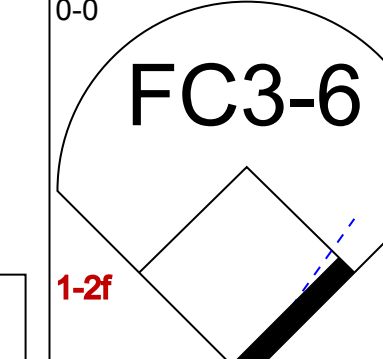
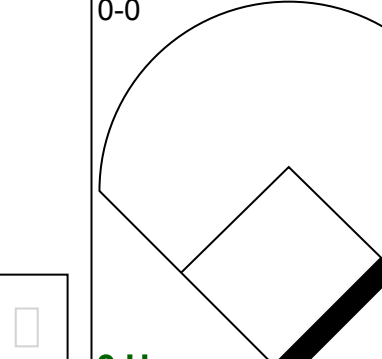
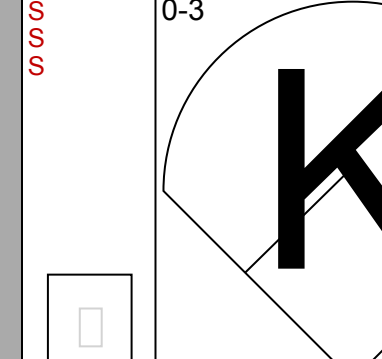
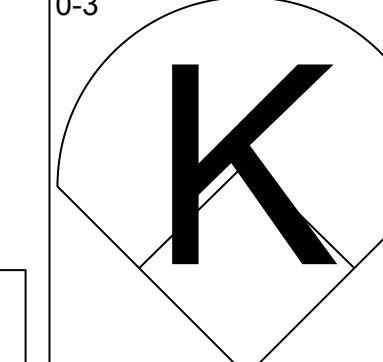
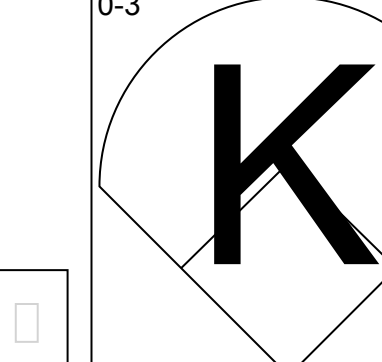
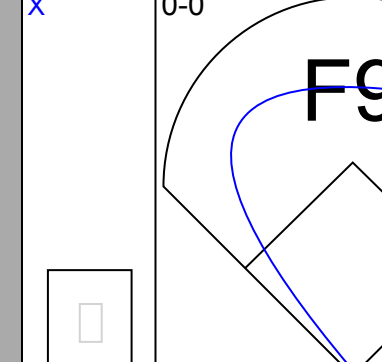
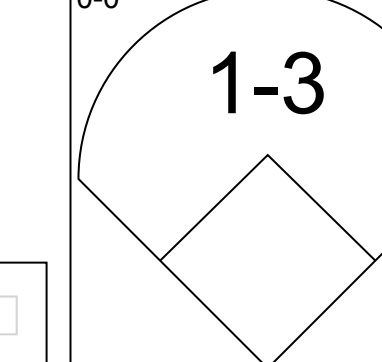
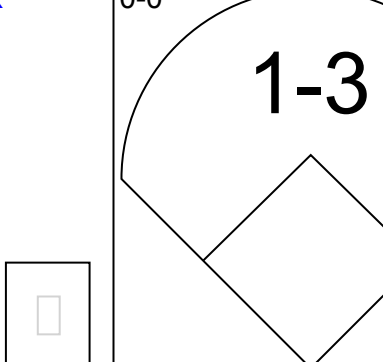
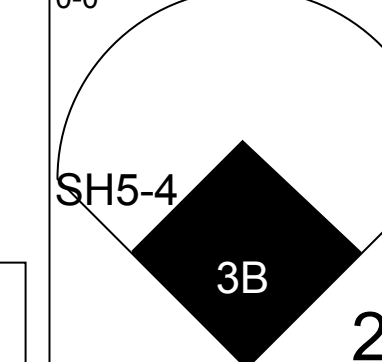
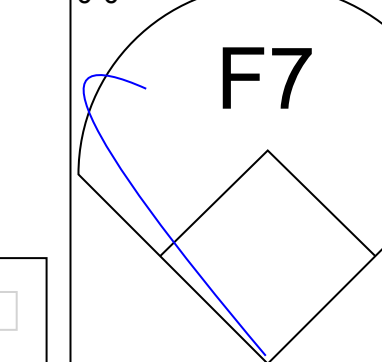
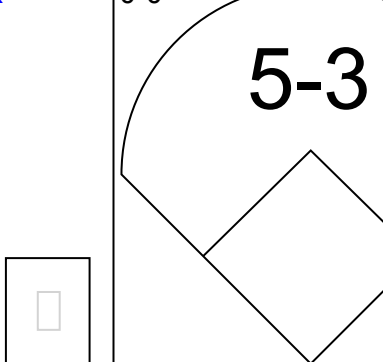
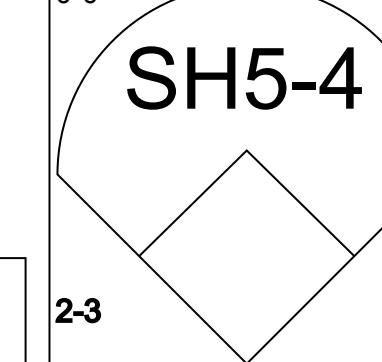


WP: 1 PA: 54  
PB: 0  
SB: 0  
CS: 1

Sat May 09 1981, 3:33 AM PDT  
Att: 27,308 - Sunny



Batter	1	2	3	4	5	6	7	8	9	AB	R	H	RBI	BB	SO	LOB	TOP				
<b>Rickey Henderson, R</b> OBP: 0.375, SLG: 0.471 (1, 7)										4	0	1	1	0	1	1	<b>Oakland Athletics @ New York Yankees</b> Yankee Stadium, Bronx, NY Tue May 12 1981, 7:05 PM EDT Att: 30,959 - Unknown - 61 F <a href="http://livebaseballscorecards.com">livebaseballscorecards.com</a>				
<b>Dwayne Murphy, L</b> OBP: 0.353, SLG: 0.474 (1, 8)										4	0	1	0	0	0	1					
<b>Cliff Johnson, R</b> OBP: 0.380, SLG: 0.545 (1, 10)										4	0	0	0	0	1	2					
<b>Tony Armas, R</b> OBP: 0.343, SLG: 0.606 (1, 9)										4	0	0	0	0	1	1					
<b>Mike Heath, R</b> OBP: 0.269, SLG: 0.353 (1, 2)										4	0	0	0	0	1	1					
<b>Jeff Newman, R</b> OBP: 0.215, SLG: 0.267 (1, 3)										3	0	2	0	0	0	0					
<b>Dave Revering, L</b> OBP: 0.352, SLG: 0.382 (9, PH)										1	0	0	0	0	1	0					
<b>Shoody Babbitt, R</b> OBP: 0.348, SLG: 0.296 (1, 4)										2	0	0	0	1	0	2					
<b>Dave McKay, S</b> OBP: 0.269, SLG: 0.292 (1, 5)										3	1	1	0	0	1	1					
<b>Rob Picciolo, R</b> OBP: 0.305, SLG: 0.393 (1, 6)										3	0	1	0	0	0	2					
<b>Inning Stats</b>	R: 0 E: 0 K: 1 S: 5	H: 0 LOB: 0 BB: 0 P: 5	R: 0 E: 0 K: 0 S: 4	H: 1 LOB: 1 BB: 0 P: 4	R: 0 E: 0 K: 0 S: 3	H: 1 LOB: 0 BB: 0 P: 3	R: 0 E: 0 K: 0 S: 4	H: 1 LOB: 1 BB: 0 P: 4	R: 0 E: 0 K: 1 S: 5	H: 0 LOB: 0 BB: 0 P: 5	R: 0 E: 0 K: 1 S: 6	H: 1 LOB: 1 BB: 0 P: 6	R: 1 E: 0 K: 0 S: 5	H: 2 LOB: 1 BB: 0 P: 5	R: 0 E: 0 K: 2 S: 7	H: 0 LOB: 0 BB: 0 P: 7	1B: 5 2B: 1 3B: 0 HR: 0	SF: 0 SAC: 0 DP: 1 HBP: 0	WP: 0 PB: 0 SB: 0 CS: 0	PA: 33	
<b>PITCHER</b>	IP	WLS	BF	H	R	ER	SO	BB	IBB	HBP	BLK	WP	HR	S	P	ERA	WHIP				
<b>Ron Guidry, L</b> ERA: 3.64 (1, 1)	7.2	W	29	6	1	1	4	1	0	0	0	0	0	36	40	1.17	0.913				
<b>Rich Gossage, R</b> ERA: 0.63 (8, 1)	1.1	S	4	0	0	0	2	0	0	0	0	0	0	8	8	0.00	0.000				

Batter	1	2	3	4	5	6	7	8	9	AB	R	H	RBI	BB	SO	LOB	BOTTOM				
<b>Willie Randolph, R</b> OBP: 0.297, SLG: 0.300 (1, 4)										4	1	1	1	0	0	0	<b>Oakland Athletics @ New York Yankees</b> Yankee Stadium, Bronx, NY Tue May 12 1981, 7:05 PM EDT Att: 30,959 - Unknown - 61 F <a href="http://livebaseballscorecards.com">livebaseballscorecards.com</a>				
<b>Bobby Murcer, L</b> OBP: 0.407, SLG: 0.609 (1, 10)										4	1	1	1	0	1	1					
<b>Dave Winfield, R</b> OBP: 0.438, SLG: 0.515 (1, 8)										3	1	1	1	1	0	0					
<b>Reggie Jackson, L</b> OBP: 0.293, SLG: 0.365 (1, 9)										4	0	0	0	0	1	2					
<b>Oscar Gamble, L</b> OBP: 0.395, SLG: 0.585 (1, 7)										2	0	0	0	1	0	1					
<b>Graig Nettles, L</b> OBP: 0.303, SLG: 0.365 (1, 5)										3	0	1	1	0	1	1					
<b>Jim Spencer, L</b> OBP: 0.226, SLG: 0.204 (1, 3)										3	0	0	0	0	2	2					
<b>Johnny Oates, L</b> OBP: 0.200, SLG: 0.208 (1, 2)										3	1	1	0	0	0	0					
<b>Bucky Dent, R</b> OBP: 0.267, SLG: 0.395 (1, 6)										2	0	0	0	0	0	0					
<b>Inning Stats</b>	R: 0 E: 0 K: 0 S: 3	H: 0 LOB: 0 BB: 0 P: 3	R: 0 E: 0 K: 2 S: 7	H: 0 LOB: 1 BB: 1 P: 11	R: 0 E: 0 K: 0 S: 3	H: 0 LOB: 0 BB: 0 P: 3	R: 2 E: 0 K: 1 S: 7	H: 2 LOB: 1 BB: 1 P: 11	R: 0 E: 0 K: 0 S: 3	H: 0 LOB: 0 BB: 0 P: 3	R: 0 E: 0 K: 1 S: 5	H: 0 LOB: 0 BB: 0 P: 5	R: 0 E: 0 K: 1 S: 5	H: 0 LOB: 0 BB: 0 P: 5	R: 2 E: 0 K: 0 S: 6	H: 3 LOB: 1 BB: 0 P: 6		1B: 1 2B: 2 3B: 1 HR: 1	SF: 0 SAC: 1 DP: 0 HBP: 0	WP: 0 PB: 0 SB: 0 CS: 0	PA: 31
<b>PITCHER</b>	IP	WLS	BF	H	R	ER	SO	BB	IBB	HBP	BLK	WP	HR	S	P	ERA	WHIP				
<b>Rick Langford, R</b> ERA: 3.3 (1, 1)	8.0	L	31	5	4	4	5	2	0	0	0	0	1	39	47	4.50	0.875				



Batter	1	2	3	4	5	6	7	8	9	AB	R	H	RBI	BB	SO	LOB	TOP										
Rickey Henderson, R OBP: 0.389, SLG: 0.456 (1, 7)	0-0 6-3	0-0 FC5-4		4-0 IBB		0-0 4-3		0-0 F7		4	0	0	0	1	0	2											
Dwayne Murphy, L OBP: 0.355, SLG: 0.462 (1, 8)	4-0 WP BLK BB		0-0 4-3	0-0 F8		0-0 L3			4-0 CS BB	3	1	0	0	2	0	3											
Cliff Johnson, R OBP: 0.369, SLG: 0.563 (1, 10)	0-0 6-3		0-0 5-3			0-3 K			0-3 K	5	1	1	1	0	2	2											
Tony Armas, R OBP: 0.338, SLG: 0.591 (1, 9)	0-0 5-3		0-0 F9		0-0 BB SH5-3 SF8 1B		0-0 F2		0-3 K	5	1	1	0	0	1	1											
Mike Heath, R OBP: 0.290, SLG: 0.371 (1, 2)		0-0 6-3 S 2B 1B		0-0 FC5 1B	0-0 SH5-3		0-0 S 1B			3	1	3	0	0	0	0											
Jeff Newman, R OBP: 0.209, SLG: 0.258 Dave Revering, L OBP: 0.356, SLG: 0.377 (5, PH) (5, 3)	0-0 F2		0-0 F8	4-0 BB IBB		0-0 F7				2	0	0	0	0	0	2											
Shoody Babitt, R OBP: 0.355, SLG: 0.298 (1, 4)	0-0 6-3		0-0 FC5 1B	4-0 1-2 2-3 BB		0-0 2-3				3	1	1	0	1	0	2											
Dave McKay, S OBP: 0.268, SLG: 0.314 (1, 5)	0-0 3-H 2B		0-0 FC5 1B	0-0 SF8		0-3 K				3	0	1	2	0	1	2											
Fred Stanley, R OBP: 0.260, SLG: 0.182 (1, 6)	0-0 FC5-4 BB		0-0 1-3 2-H 1B	0-0 3-1		0-0 F2				3	0	1	1	1	0	2											
<b>Inning Stats</b>	R: 1 E: 0 K: 0 S: 3	H: 0 LOB: 0 BB: 1 P: 7	R: 1 E: 0 K: 0 S: 5	H: 2 LOB: 2 BB: 1 P: 9	R: 0 E: 0 K: 0 S: 3	H: 0 LOB: 0 BB: 0 P: 3	R: 1 E: 0 K: 0 S: 6	H: 3 LOB: 3 BB: 1 P: 10	R: 2 E: 0 K: 1 S: 5	H: 2 LOB: 2 BB: 2 P: 13	R: 0 E: 0 K: 1 S: 4	H: 1 LOB: 1 BB: 0 P: 4	R: 0 E: 0 K: 1 S: 5	H: 0 LOB: 0 BB: 0 P: 5	R: 0 E: 0 K: 2 S: 6	H: 0 LOB: 1 BB: 1 P: 10	1B: 6 2B: 2 3B: 0 HR: 1	SF: 1 SAC: 1 DP: 1 HBP: 0	WP: 1 PB: 0 SB: 2 CS: 1	PA: 40							
<b>PITCHER</b>	IP	WLS	BF	H	R	ER	SO	BB	IBB	HBP	BLK	WP	HR	S	P	ERA	WHIP										
Tommy John, L ERA: 3.11 Doug Bird, R ERA: 2.01 Dave LaRoche, L ERA: 1.8 Ron Davis, R ERA: 3.38	(1, 1) (5, 1) (8, 1) (9, 1)	4.0 3.0 1.0 1.0	L 12 4 2	22 1 0 0	7 0 0 0	5 0 0 0	5 0 1 2	0 1 0 0	2 1 0 0	1 0 0 0	0 0 0 0	1 0 0 0	1 0 0 0	19 5 9 6	30 20 9 6	11.25 0.00 0.00 0.00	2.250 0.667 1.000 0.000										

Oakland Athletics @ New York Yankees  
Yankee Stadium, Bronx, NY  
Wed May 13 1981, 7:05 PM EDT  
Att: 35,419 - Unknown - 69 F

AB	32
R	5
H	8
RBI	4
BB	6
SO	4
LOB	17



Batter	1	2	3	4	5	6	7	8	9	AB	R	H	RBI	BB	SO	LOB	BOTTOM										
Willie Randolph, R OBP: 0.295, SLG: 0.307 (1, 4)	0-0 2-3		0-0 F9			0-0 2B		0-0 F7		4	0	1	0	0	0	2											
Bobby Murcer, L OBP: 0.418, SLG: 0.615 (1, 10)	4-0 BB		0-0 F9			0-0 F8		0-0 2B	1-3 2B	3	1	1	0	1	0	2											
Dave Winfield, R OBP: 0.432, SLG: 0.514 (1, 8)	0-0 F9			0-0 F3		0-0 F8		0-0 2B	2-H 3-H HR 2B	4	1	1	2	0	0	2											
Reggie Jackson, L OBP: 0.291, SLG: 0.393 (1, 9)	0-0 4-3			0-0 F5			0-0 5-3	0-0 HR	2-H HR	4	1	1	2	0	0	1											
Oscar Gamble, L OBP: 0.388, SLG: 0.559 (1, 7)		0-0 F9		0-0 F9		0-0 F8		4-0 BB		3	0	0	0	1	0	0											
Graig Nettles, L OBP: 0.301, SLG: 0.354 (1, 5)	0-0 4-3			0-0 F7		4-0 BB		0-3 K		3	0	0	0	1	1	1											
Jim Spencer, L OBP: 0.215, SLG: 0.193 Lou Piniella, R OBP: 0.289, SLG: 0.300 (9, PH)		0-3 K			0-3 K		0-0 F7		0-0 6-3	3	0	0	0	0	2	1											
Barry Foote, R OBP: 0.213, SLG: 0.358 (1, 2)			0-0 E5		0-0 F9			0-0 F5	0-0 F6	4	0	0	0	0	0	0											
Bucky Dent, R OBP: 0.266, SLG: 0.388 (1, 6)			0-3 K			0-3 K		0-0 2B 2B 1B	0-0 2-3	4	1	1	0	0	2	1											
<b>Inning Stats</b>	R: 0 E: 0 K: 0 S: 3	H: 0 LOB: 1 BB: 1 P: 7	R: 0 E: 0 K: 1 S: 5	H: 0 LOB: 0 BB: 0 P: 5	R: 0 E: 1 K: 1 S: 6	H: 0 LOB: 1 BB: 0 P: 6	R: 0 E: 0 K: 0 S: 3	H: 0 LOB: 0 BB: 0 P: 3	R: 0 E: 0 K: 1 S: 5	H: 0 LOB: 0 BB: 0 P: 5	R: 0 E: 0 K: 1 S: 6	H: 1 LOB: 1 BB: 0 P: 6	R: 0 E: 0 K: 0 S: 3	H: 0 LOB: 1 BB: 1 P: 7	R: 4 E: 0 K: 1 S: 9	H: 4 LOB: 1 BB: 1 P: 13	R: 0 E: 0 K: 0 S: 3	H: 0 LOB: 0 BB: 0 P: 3	1B: 1 2B: 3 3B: 0 HR: 1	SF: 0 SAC: 0 DP: 0 HBP: 0	WP: 0 PB: 0 SB: 0 CS: 0	PA: 36					
<b>PITCHER</b>	IP	WLS	BF	H	R	ER	SO	BB	IBB	HBP	BLK	WP	HR	S	P	ERA	WHIP										
Matt Keough, R ERA: 2.14 Bob Ovwchinko, L ERA: 0.9	(1, 1) (8, 1)	7.2 1.1	W S	31 5	3 4	0 0	4 0	0 1	0 0	0 0	0 0	0 0	0 0	37 6	45 10	4.70 0.00	0.913 0.750										

Oakland Athletics @ New York Yankees  
Yankee Stadium, Bronx, NY  
Wed May 13 1981, 7:05 PM EDT  
Att: 35,419 - Unknown - 69 F

AB	33
R	4
H	5
RBI	4
BB	3
SO	5
LOB	10



Batter	1	2	3	4	5	6	7	8	9	AB	R	H	RBI	BB	SO	LOB	TOP										
Rickey Henderson, R OBP: 0.370, SLG: 0.454 (1, 7)	F8		CS 1B		FC5-4		S 1B		K	5	1	2	1	0	1	2											
Dwayne Murphy, L OBP: 0.352, SLG: 0.455 (1, 8)	1-3		K		K		S 1B			4	0	1	1	0	2	2											
Cliff Johnson, R OBP: 0.368, SLG: 0.554 Wayne Gross, L OBP: 0.328, SLG: 0.333 (7, PH)	5-3			FC1-6 BB 1B		K	K			3	1	1	0	0	1	0											
Tony Armas, R OBP: 0.342, SLG: 0.593 (1, 9)		S 2B		FC1-6 BB		5-3		K		3	1	1	0	1	1	0											
Mike Heath, R OBP: 0.279, SLG: 0.358 (1, 2)	F9		FC1-6 1B		G3		6-3			4	0	0	0	0	0	3											
Jeff Newman, R OBP: 0.228, SLG: 0.292 Dave Revering, L OBP: 0.352, SLG: 0.372 (8, PH)	F7		G6-4-3 1B				6-3 3B		K	3	1	2	1	0	0	1											
Shoofy Babbit, R OBP: 0.351, SLG: 0.295 (1, 4)	S 1B		G6-4-3				6-3		K	4	0	1	1	0	1	3											
Dave McKay, S OBP: 0.267, SLG: 0.309 (1, 5)	6-3				F8		K			4	0	1	0	0	1	2											
Rob Picciolo, R OBP: 0.302, SLG: 0.417 (1, 6)			6-3		E6 FC5-4		S 1B		K	4	1	1	1	0	1	1											
<b>Inning Stats</b>	R: 0 E: 0 K: 0 S: 3	H: 0 LOB: 0 BB: 0 P: 3	R: 1 E: 0 K: 0 S: 5	H: 2 LOB: 1 BB: 0 P: 5	R: 0 E: 0 K: 1 S: 5	H: 1 LOB: 0 BB: 0 P: 5	R: 1 E: 0 K: 0 S: 4	H: 2 LOB: 1 BB: 1 P: 8	R: 0 E: 0 K: 1 S: 6	H: 0 LOB: 0 BB: 0 P: 6	R: 0 E: 0 K: 1 S: 5	H: 0 LOB: 0 BB: 0 P: 5	R: 3 E: 0 K: 2 S: 11	H: 4 LOB: 1 BB: 0 P: 11	R: 0 E: 0 K: 3 S: 10	H: 0 LOB: 0 BB: 0 P: 7	R: 0 E: 0 K: 3 S: 10	H: 1 LOB: 1 BB: 0 P: 10	1B: 7 2B: 2 3B: 1 HR: 0	SF: 0 SAC: 0 DP: 1 HBP: 0	WP: 0 PB: 0 SB: 3 CS: 1	PA: 37					
<b>PITCHER</b>	IP	WLS	BF	H	R	ER	SO	BB	IBB	HBP	BLK	WP	HR	S	P	ERA	WHIP										
Rudy May, L ERA: 2.82 (1, 1)	6.2		27	7	4	4	4	1	0	0	0	0	0	34	38	5.40	1.200										
Ron Davis, R ERA: 3.86 (7, 1)	0.0		1	1	0	0	0	0	0	0	0	0	0	1	1	∞	∞										
Rich Gossage, R ERA: 0.54 (7, 1)	2.1	W	9	2	1	1	6	0	0	0	0	0	0	21	21	3.86	0.857										

Oakland Athletics @ New York Yankees  
Yankee Stadium, Bronx, NY  
Thu May 14 1981, 7:05 PM EDT  
Att: 35,761 - Unknown

AB 36  
R 5  
H 10  
RBI 5  
BB 1  
SO 10  
LOB 15



Batter	1	2	3	4	5	6	7	8	9	AB	R	H	RBI	BB	SO	LOB	BOTTOM										
Willie Randolph, R OBP: 0.307, SLG: 0.328 (1, 4)	HR 2B	K		6-3		2-3 1B		FC1-2 HR 1B		5	2	3	0	0	1	2											
Bobby Murcer, L OBP: 0.388, SLG: 0.645 (1, 10)	HR		K	K		L9		FC1-2 HR		5	2	1	2	0	2	5											
Dave Winfield, R OBP: 0.431, SLG: 0.509 (1, 8)	6-3 BB		BB 1B		5-3		F7	SF8		3	1	1	1	1	0	0											
Reggie Jackson, L OBP: 0.315, SLG: 0.435 (1, 9)	K		1B BB		FC4-6 BB		E 1B	HR		3	2	2	3	2	1	1											
Oscar Gamble, L OBP: 0.386, SLG: 0.549 Lou Piniella, R OBP: 0.298, SLG: 0.293 (7, PH)	6-3		1-3 2-H 1B		FC4-6		1-2 IBB	F8		3	0	1	1	0	0	2											
Graig Nettles, L OBP: 0.299, SLG: 0.350 (1, 5)	4-3		3-H 1B		4-3		F5			4	0	1	1	0	0	4											
Jim Spencer, L OBP: 0.221, SLG: 0.200 Dennis Werth, R OBP: 0.167, SLG: 0.048 (7, PH)		L8	F9				1B	F8		3	0	1	0	0	0	1											
Barry Foote, R OBP: 0.218, SLG: 0.357 Larry Milbourne, S OBP: 0.273, SLG: 0.300 Johnny Oates, L OBP: 0.200, SLG: 0.208 (9, 2)		5-3		K		SH1-4		1B SH FC1-2 1B		3	0	1	0	0	1	0											
Bucky Dent, R OBP: 0.278, SLG: 0.409 (1, 6)		E5 WP		6-3 2B		2-H 1B 1B		SH FC1-2 1B SF8		3	1	2	1	0	0	0											
<b>Inning Stats</b>	R: 2 E: 0 K: 1 S: 7	H: 2 LOB: 1 BB: 1 P: 11	R: 0 E: 1 K: 1 S: 6	H: 0 LOB: 0 BB: 0 P: 6	R: 2 E: 0 K: 1 S: 7	H: 3 LOB: 1 BB: 1 P: 11	R: 0 E: 0 K: 2 S: 8	H: 1 LOB: 0 BB: 0 P: 8	R: 0 E: 0 K: 0 S: 3	H: 0 LOB: 1 BB: 1 P: 7	R: 1 E: 0 K: 0 S: 5	H: 3 LOB: 0 BB: 0 P: 5	R: 0 E: 1 K: 0 S: 4	H: 1 LOB: 2 BB: 1 P: 8	R: 4 E: 0 K: 0 S: 7	H: 3 LOB: 1 BB: 0 P: 7	1B: 9 2B: 2 3B: 0 HR: 2	SF: 1 SAC: 2 DP: 0 HBP: 0	WP: 1 PB: 0 SB: 1 CS: 0	PA: 41							
<b>PITCHER</b>	IP	WLS	BF	H	R	ER	SO	BB	IBB	HBP	BLK	WP	HR	S	P	ERA	WHIP										
Mike Norris, R ERA: 3.49 (1, 1)	6.1		31	10	5	5	5	3	0	0	0	0	1	38	50	7.11	2.053										
Bob Ojehinko, L ERA: 0.87 (7, 1)	0.1		2	0	0	0	0	0	1	0	0	0	0	1	5	0.00	0.000										
Jeff Jones, R ERA: 4.08 (7, 1)	1.1	L	8	3	4	4	0	0	0	0	0	0	1	8	8	27.00	2.250										

Oakland Athletics @ New York Yankees  
Yankee Stadium, Bronx, NY  
Thu May 14 1981, 7:05 PM EDT  
Att: 35,761 - Unknown

AB 34  
R 8  
H 13  
RBI 9  
BB 4  
SO 5  
LOB 18







Batter	1	2	3	4	5	6	7	8	9	AB	R	H	RBI	BB	SO	LOB	TOP																			
Rickey Henderson, R OBP: 0.371, SLG: 0.447 (1, 7)										4	0	1	1	0	1	1																				
Dwayne Murphy, L OBP: 0.374, SLG: 0.450 (1, 8)										2	0	1	0	2	0	0																				
Wayne Gross, L OBP: 0.311, SLG: 0.312 (1, 5)										3	0	0	0	0	0	3																				
Cliff Johnson, R OBP: 0.344, SLG: 0.519 (9, PH)										1	0	0	0	0	0	1																				
Tony Armas, R OBP: 0.335, SLG: 0.566 (1, 9)										4	0	1	0	0	0	2																				
Dave Revering, L OBP: 0.320, SLG: 0.333 (1, 3)										4	0	0	0	0	0	2																				
Mike Heath, R OBP: 0.260, SLG: 0.331 (1, 2)										4	0	0	0	0	0	2																				
Mitchell Page, L OBP: 0.220, SLG: 0.278 (1, 10)										3	1	1	0	0	1	0																				
Dave McKay, S OBP: 0.265, SLG: 0.302 (1, 4)										3	0	1	0	0	0	1																				
Fred Stanley, R OBP: 0.302, SLG: 0.217 (1, 6)										1	1	1	1	0	0	0																				
Tim Hosley, R OBP: 0.260, SLG: 0.357 (8, PH)										1	0	0	0	0	0	0																				
Rob Picciolo, R OBP: 0.299, SLG: 0.397 (8, 6)										0	0	0	0	0	0	0																				
<b>Inning Stats</b>	R: 0 E: 0 K: 1 S: 5	H: 0 LOB: 0 BB: 0 P: 5	R: 0 E: 0 K: 0 S: 3	H: 0 LOB: 0 BB: 0 P: 3	R: 2 E: 0 K: 0 S: 6	H: 3 LOB: 2 BB: 1 P: 10	R: 0 E: 0 K: 0 S: 3	H: 0 LOB: 0 BB: 0 P: 3	R: 0 E: 0 K: 0 S: 3	H: 1 LOB: 0 BB: 0 P: 3	R: 0 E: 0 K: 1 S: 5	H: 0 LOB: 0 BB: 0 P: 5	R: 0 E: 0 K: 0 S: 3	H: 0 LOB: 0 BB: 0 P: 3	R: 0 E: 0 K: 0 S: 4	H: 1 LOB: 2 BB: 1 P: 8	1B: 5 2B: 3 3B: 0 HR: 0	SF: 0 SAC: 1 DP: 2 HBP: 0	WP: 0 PA: 33 PB: 0 SB: 2 CS: 0																	
<b>PITCHER</b>	IP	WLS	BF	H	R	ER	SO	BB	IBB	HBP	BLK	WP	HR	S	P	ERA	WHIP	<b>PITCHER</b>		IP	WLS	BF	H	R	ER	SO	BB	IBB	HBP	BLK	WP	HR	S	P	ERA	WHIP
Moose Haas, R ERA: 4.2 (1, 1)	7.0	W	25	5	2	2	2	1	0	0	0	0	0	28	32	2.57	0.857																			
Jamie Easterly, L ERA: 1.52 (8, 1)	2.0		8	1	0	0	0	1	0	0	0	0	0	7	11	0.00	1.000																			

Oakland Athletics @ Milwaukee Brewers  
Milwaukee County Stadium, Milwaukee, WI  
Sun May 17 1981, 4:33 AM EDT  
Att: 33,142 - Unknown - 45 F

AB 30  
R 2  
H 6  
RBI 2  
BB 2  
SO 2  
LOB 12

Batter	1	2	3	4	5	6	7	8	9	AB	R	H	RBI	BB	SO	LOB	BOTTOM																			
Jim Gantner, L OBP: 0.331, SLG: 0.349 (1, 4)										3	1	1	0	1	1	0																				
Charlie Moore, R OBP: 0.388, SLG: 0.468 (1, 10)										2	1	0	0	1	0	0																				
Cecil Cooper, L OBP: 0.280, SLG: 0.328 (1, 3)										4	1	1	0	0	0	3																				
Ben Oglivie, L OBP: 0.319, SLG: 0.413 (1, 7)										2	1	0	0	2	0	1																				
Roy Howell, L OBP: 0.355, SLG: 0.358 (1, 5)										3	1	1	1	0	0	2																				
Ted Simmons, S OBP: 0.282, SLG: 0.351 (1, 2)										4	1	1	2	0	0	1																				
Mark Brouhard, R OBP: 0.349, SLG: 0.425 (1, 9)										3	0	3	2	0	0	0																				
Marshall Edwards, L OBP: 0.154, SLG: 0.154 (1, 8)										4	0	1	0	0	0	2																				
Ed Romero, R OBP: 0.200, SLG: 0.143 (1, 6)										4	0	0	0	0	1	3																				
<b>Inning Stats</b>	R: 0 E: 0 K: 1 S: 5	H: 0 LOB: 0 BB: 0 P: 5	R: 0 E: 0 K: 0 S: 3	H: 0 LOB: 0 BB: 0 P: 3	R: 0 E: 0 K: 0 S: 4	H: 1 LOB: 1 BB: 0 P: 4	R: 1 E: 0 K: 0 S: 4	H: 1 LOB: 0 BB: 0 P: 4	R: 5 E: 1 K: 0 S: 7	H: 3 LOB: 2 BB: 3 P: 19	R: 0 E: 0 K: 0 S: 4	H: 1 LOB: 2 BB: 1 P: 8	R: 0 E: 0 K: 0 S: 4	H: 1 LOB: 1 BB: 0 P: 4	1B: 6 2B: 1 3B: 1 HR: 0	SF: 2 SAC: 1 DP: 1 HBP: 0	WP: 0 PA: 36 PB: 0 SB: 1 CS: 1																			
<b>PITCHER</b>	IP	WLS	BF	H	R	ER	SO	BB	IBB	HBP	BLK	WP	HR	S	P	ERA	WHIP	<b>PITCHER</b>		IP	WLS	BF	H	R	ER	SO	BB	IBB	HBP	BLK	WP	HR	S	P	ERA	WHIP
Rick Langford, R ERA: 3.04 (1, 1)	8.0	L	36	8	6	1	2	3	1	0	0	0	0	36	52	1.12	1.375																			

Oakland Athletics @ Milwaukee Brewers  
Milwaukee County Stadium, Milwaukee, WI  
Sun May 17 1981, 4:33 AM EDT  
Att: 33,142 - Unknown - 45 F

AB 29  
R 6  
H 8  
RBI 5  
BB 4  
SO 2  
LOB 12

Batter	1	2	3	4	5	6	7	8	9	AB	R	H	RBI	BB	SO	LOB	TOP			
Rickey Henderson, R OBP: 0.380, SLG: 0.469	F8			FC3-6 1B			G3 3-1 2B		2B	4	1	3	0	0	0	0	<b>Oakland Athletics @ Baltimore Orioles</b> <b>Memorial Stadium, Baltimore, MD</b> Mon May 18 1981, 7:05 PM EDT Att: 23,428 - Unknown - 55 F			
Dwayne Murphy, L OBP: 0.365, SLG: 0.437	K			FC3-6 G5-4-3			G3		F7	4	0	0	0	0	1	3				
Cliff Johnson, R OBP: 0.333, SLG: 0.500	K			G5-4-3			3-1			3	0	0	1	0	1	1				
Tony Armas, R OBP: 0.329, SLG: 0.555					6-3					3	0	0	0	0	0	0				
Mike Heath, R OBP: 0.254, SLG: 0.323	K				K				F8	3	0	0	0	0	2	0				
Jeff Newman, R OBP: 0.237, SLG: 0.296	F8				F7				F6	3	0	0	0	0	0	0				
Shoody Babbitt, R OBP: 0.340, SLG: 0.287			K				4-3		K	3	0	0	0	0	2	0				
Dave McKay, S OBP: 0.254, SLG: 0.288			6-3				K		F6	3	0	0	0	0	1	0				
Rob Picciolo, R OBP: 0.286, SLG: 0.379			6-3				F8		1-3	3	0	0	0	0	0	0				
<b>Inning Stats</b>	R: 0 E: 0 K: 2 S: 7	H: 0 LOB: 0 BB: 0 P: 7	R: 0 E: 0 K: 1 S: 5	H: 0 LOB: 0 BB: 0 P: 5	R: 0 E: 0 K: 1 S: 5	H: 1 LOB: 0 BB: 0 P: 3	R: 0 E: 0 K: 0 S: 3	H: 0 LOB: 0 BB: 0 P: 5	R: 1 E: 0 K: 0 S: 4	H: 1 LOB: 0 BB: 0 P: 4	R: 0 E: 0 K: 1 S: 5	H: 0 LOB: 0 BB: 0 P: 5	R: 0 E: 0 K: 0 S: 4	H: 1 LOB: 1 BB: 0 P: 4	R: 0 E: 0 K: 0 S: 4	H: 1 LOB: 1 BB: 0 P: 4	1B: 1 2B: 2 3B: 0 HR: 0	SF: 0 SAC: 0 DP: 1 HBP: 0	WP: 0 PB: 0 SB: 0 CS: 0	PA: 29
<b>PITCHER</b> Scott McGregor, L ERA: 2.13	IP: 9.0 WLS: W BF: 29 H: 3 R: 1 ER: 1 SO: 7 BB: 0 IBB: 0 HBP: 0 BLK: 0 WP: 0 HR: 0 S: 43 P: 43 ERA: 1.00 WHIP: 0.333															<b>PITCHER</b>				

AB	29
R	1
H	3
RBI	1
BB	0
SO	7
LOB	4



Batter	1	2	3	4	5	6	7	8	9	AB	R	H	RBI	BB	SO	LOB	BOTTOM	
Al Bumbry, L OBP: 0.352, SLG: 0.339	K	L7			K		5-3			4	0	0	0	0	2	4	<b>Oakland Athletics @ Baltimore Orioles</b> <b>Memorial Stadium, Baltimore, MD</b> Mon May 18 1981, 7:05 PM EDT Att: 23,428 - Unknown - 55 F	
Rich Dauer, R OBP: 0.347, SLG: 0.359	5-3		K		5-3		2B BB			3	1	0	0	1	1	1		
Ken Singleton, S OBP: 0.450, SLG: 0.655	6-3		2-3				L9		2B	4	0	1	2	0	0	0		
Eddie Murray, S OBP: 0.273, SLG: 0.375			K		K		3-1		L9	1	0	0	0	0	1	0		
Terry Crowley, L OBP: 0.393, SLG: 0.353			K							3	0	0	0	0	1	1		
John Lowenstein, L OBP: 0.322, SLG: 0.320					F5		1B		F7	2	0	0	0	2	0	0		
Gary Roenicke, R OBP: 0.424, SLG: 0.440					6-3		1B		E2	4	2	3	0	0	0	0		
Rick Dempsey, R OBP: 0.349, SLG: 0.437					F3		3-1		L7	4	1	1	0	0	0	3		
Doug DeCinces, R OBP: 0.292, SLG: 0.293										2	1	2	1	2	0	0		
Mark Belanger, R OBP: 0.192, SLG: 0.180					SH1-4				F4	2	0	1	2	0	0	1		
<b>Inning Stats</b>	R: 0 E: 0 K: 1 S: 5	H: 3 LOB: 2 BB: 2 P: 15	R: 0 E: 0 K: 2 S: 7	H: 0 LOB: 0 BB: 0 P: 7	R: 0 E: 0 K: 0 S: 3	H: 0 LOB: 0 BB: 0 P: 3	R: 0 E: 0 K: 0 S: 4	H: 1 LOB: 2 BB: 1 P: 8	R: 2 E: 0 K: 0 S: 5	H: 2 LOB: 1 BB: 1 P: 9	R: 1 E: 1 K: 0 S: 4	H: 2 LOB: 1 BB: 0 P: 4	R: 1 E: 1 K: 0 S: 4	H: 2 LOB: 1 BB: 0 P: 4	1B: 6 2B: 2 3B: 0 HR: 0	SF: 0 SAC: 1 DP: 0 HBP: 0	WP: 0 PB: 0 SB: 0 CS: 1	PA: 35
<b>PITCHER</b> Matt Keough, R ERA: 2.44	IP: 8.0 WLS: L BF: 35 H: 8 R: 5 ER: 4 SO: 5 BB: 5 IBB: 0 HBP: 0 BLK: 0 WP: 0 HR: 0 S: 40 P: 60 ERA: 4.50 WHIP: 1.625															<b>PITCHER</b>		



Batter	1	2	3	4	5	6	7	8	9	AB	R	H	RBI	BB	SO	LOB	TOP				
Rickey Henderson, R OBP: 0.381, SLG: 0.463 (1, 7)	0-0 6-3		0-0 HR 1B	4-0 BB		0-0 F6		0-3 K		4	1	1	0	1	1	0					
Dwayne Murphy, L OBP: 0.362, SLG: 0.453 (1, 8)	0-0 4-3		0-0 HR 1B	0-3 K		0-3 K				4	1	1	3	0	2	2					
Cliff Johnson, R OBP: 0.330, SLG: 0.500 (1, 10)	0-0 L6		0-0 5-3		0-0 2B		0-3 K			4	0	1	0	0	1	0					
Tony Armas, R OBP: 0.327, SLG: 0.553 (1, 9)		0-0 F9 2B	0-3 K		0-3 K			0-3 K		4	1	1	0	0	3	1					
Mike Heath, R OBP: 0.254, SLG: 0.315 (1, 2)	0-0 F9	0-0 2-3	4-0 BB		0-0 5-3			0-0 F7		3	0	0	0	1	0	2					
Jeff Newman, R OBP: 0.241, SLG: 0.311 Wayne Gross, L OBP: 0.319, SLG: 0.359 (8, 3)	0-0 2B	0-0 3-H	0-3 K		0-0 F9			0-0 HR		3	0	1	1	0	1	2					
Shoofy Babbitt, R OBP: 0.340, SLG: 0.281 Dave Revering, L OBP: 0.320, SLG: 0.333 Tim Hosley, R OBP: 0.188, SLG: 0.333 Brian Doyle, L OBP: 0.143, SLG: 0.111 (8, 4)	0-0 F9			0-0 6-3		4-0 CS BB		0-0 4-3		2	0	0	0	1	0	1					
Dave McKay, S OBP: 0.240, SLG: 0.271 (1, 5)	0-0 F9		0-3 K		0-3 K				0-0 F9	4	0	0	0	0	2	2					
Fred Stanley, R OBP: 0.316, SLG: 0.240 (1, 6)			0-0 HR 1B	0-0 E5 1B		0-0 F9		0-0 6-3		4	1	2	0	0	0	0					
<b>Inning Stats</b>	R: 0 E: 0 K: 0 S: 3	H: 0 LOB: 0 BB: 0 P: 3	R: 1 E: 0 K: 0 S: 5	H: 2 LOB: 1 BB: 0 P: 5	R: 3 E: 0 K: 2 S: 10	H: 3 LOB: 1 BB: 1 P: 14	R: 0 E: 1 K: 2 S: 8	H: 1 LOB: 2 BB: 1 P: 12	R: 0 E: 0 K: 1 S: 6	H: 0 LOB: 0 BB: 1 P: 8	R: 0 E: 0 K: 2 S: 7	H: 0 LOB: 0 BB: 0 P: 7	R: 1 E: 0 K: 1 S: 6	H: 1 LOB: 0 BB: 0 P: 6	R: 0 E: 0 K: 1 S: 5	H: 0 LOB: 0 BB: 0 P: 5	1B: 3 2B: 3 3B: 0 HR: 2	SF: 0 SAC: 0 DP: 0 HBP: 0	WP: 0 PB: 0 SB: 0 CS: 1	PA: 37	
<b>PITCHER</b>	IP	WLS	BF	H	R	ER	SO	BB	IBB	HBP	BLK	WP	HR	S	P	ERA	WHIP				
Mike Flanagan, L ERA: 3.23 (1, 1)	7.0	W	30	7	4	4	8	3	0	0	0	0	1	43	55	5.14	1.429				
Tim Stoddard, R ERA: 5.63 (8, 1)	0.2		3	1	1	1	1	0	0	0	0	0	1	5	5	13.50	1.500				
Tippy Martinez, L ERA: 1.32 (8, 1)	1.1	S	4	0	0	0	1	0	0	0	0	0	0	6	6	0.00	0.000				

Oakland Athletics @ Baltimore Orioles  
Memorial Stadium, Baltimore, MD  
Tue May 19 1981, 7:05 PM EDT  
Att: 14,689 - Unknown - 51 F

AB 34  
R 5  
H 8  
RBI 5  
BB 3  
SO 10  
LOB 10



Batter	1	2	3	4	5	6	7	8	9	AB	R	H	RBI	BB	SO	LOB	BOTTOM				
Al Bumbry, L OBP: 0.361, SLG: 0.344 (1, 8)	0-0 BB 1B	0-0 F5			0-0 F7	0-0 S 1B		1-0 E HBP		4	1	2	1	0	0	2					
Rich Dauer, R OBP: 0.330, SLG: 0.340 (1, 4)	0-0 F7	0-0 6-3			0-0 F9	0-0 4-3		0-0 F2		5	0	0	0	0	0	6					
Gary Roenicke, R OBP: 0.433, SLG: 0.443 (1, 9)	4-0 BB 1B		0-0 FC6-4 1B		0-0 1B		0-0 5-3	0-0 F1		4	1	2	0	1	0	1					
Eddie Murray, S OBP: 0.272, SLG: 0.398 (1, 3)	0-3 K		0-0 F8		0-3 K		0-0 HR			4	1	1	1	0	2	4					
John Lowenstein, L OBP: 0.349, SLG: 0.327 (1, 7)	4-0 1B BB		0-0 F9		1-0 WP 1B HBP	1-0 F8 BLK 1B				2	2	1	0	1	0	1					
Jose Morales, R OBP: 0.409, SLG: 0.429 (1, 10)	0-0 1B		0-0 FC6-4		0-0 F4	0-0 F8				4	0	1	2	0	0	3					
Doug DeCinces, R OBP: 0.299, SLG: 0.294 (1, 5)		0-0 F8		0-0 F9	4-0 E 1B BB	0-0 1B				3	1	1	1	1	0	0					
Rick Dempsey, R OBP: 0.345, SLG: 0.427 (1, 2)		0-0 BB 1B		0-0 F8	0-0 F7	0-0 F7				4	0	1	0	0	0	3					
Mark Belanger, R OBP: 0.204, SLG: 0.176 Terry Crowley, L OBP: 0.403, SLG: 0.365 Bobby Bonner, R OBP: 0.333, SLG: 0.409 (7, 6)		4-0 1B		0-0 F6	0-0 E8 1B		0-0 F3			1	0	0	0	1	0	0					
<b>Inning Stats</b>	R: 2 E: 0 K: 1 S: 6	H: 2 LOB: 2 BB: 2 P: 14	R: 0 E: 0 K: 0 S: 4	H: 1 LOB: 2 BB: 1 P: 8	R: 0 E: 0 K: 0 S: 4	H: 1 LOB: 1 BB: 0 P: 4	R: 0 E: 0 K: 0 S: 3	H: 0 LOB: 0 BB: 0 P: 3	R: 0 E: 1 K: 1 S: 6	H: 1 LOB: 1 BB: 0 P: 6	R: 2 E: 1 K: 0 S: 5	H: 3 LOB: 1 BB: 1 P: 10	R: 2 E: 0 K: 0 S: 6	H: 0 LOB: 1 BB: 0 P: 6	R: 0 E: 1 K: 0 S: 3	H: 0 LOB: 1 BB: 0 P: 4	1B: 9 2B: 0 3B: 0 HR: 1	SF: 0 SAC: 0 DP: 0 HBP: 2	WP: 1 PB: 0 SB: 2 CS: 0	PA: 39	
<b>PITCHER</b>	IP	WLS	BF	H	R	ER	SO	BB	IBB	HBP	BLK	WP	HR	S	P	ERA	WHIP				
Mike Norris, R ERA: 3.88 (1, 1)	8.0	L	39	10	6	6	2	4	0	2	1	1	1	37	55	6.75	1.750				

Oakland Athletics @ Baltimore Orioles  
Memorial Stadium, Baltimore, MD  
Tue May 19 1981, 7:05 PM EDT  
Att: 14,689 - Unknown - 51 F


AB 33  
R 6  
H 10  
RBI 6  
BB 4  
SO 2  
LOB 20



Batter	1	2	3	4	5	6	7	8	9	AB	R	H	RBI	BB	SO	LOB	TOP										
Rickey Henderson, R OBP: 0.378, SLG: 0.454 (1, 7)	5-3		5-3			HR	F3			3	1	0	0	1	0	2											
Dwayne Murphy, L OBP: 0.359, SLG: 0.469 (1, 8)	K			K		HR		1-3		4	1	1	2	0	2	0											
Mitchell Page, L OBP: 0.228, SLG: 0.333 (1, 10)	4-3			K		HR		F7		3	1	1	1	0	1	0											
Tim Hosley, R OBP: 0.176, SLG: 0.313 (6, PH)				K		HR		F7		1	0	0	0	0	0	0											
Tony Armas, R OBP: 0.325, SLG: 0.552 (1, 9)		2B		K		F9		F7		4	0	1	0	0	1	0											
Wayne Gross, L OBP: 0.309, SLG: 0.346 (1, 5)		F3				G3		F6		3	0	0	0	0	0	1											
Jeff Newman, R OBP: 0.238, SLG: 0.307 (9, PH)						F4				1	0	0	0	0	0	0											
Cliff Johnson, R OBP: 0.327, SLG: 0.483 (1, 3)		F7				E6		5-3		3	0	0	0	0	0	1											
Mike Heath, R OBP: 0.246, SLG: 0.305 (1, 2)		5-3				K		G1-6-3		4	0	0	0	0	1	3											
Brian Doyle, L OBP: 0.161, SLG: 0.133 (1, 4)			5-3			1-3		1B		3	0	1	0	0	0	1											
Rob Piccolo, R OBP: 0.288, SLG: 0.377 (1, 6)			5-3			K		1B		3	0	1	0	0	1	0											
<b>Inning Stats</b>	R: 0 E: 0 K: 1 S: 5	H: 0 LOB: 0 BB: 0 P: 5	R: 0 E: 0 K: 0 S: 4	H: 1 LOB: 1 BB: 0 P: 4	R: 0 E: 0 K: 0 S: 3	H: 0 LOB: 0 BB: 0 P: 3	R: 0 E: 0 K: 3 S: 9	H: 0 LOB: 0 BB: 0 P: 9	R: 0 E: 1 K: 1 S: 6	H: 0 LOB: 1 BB: 0 P: 6	R: 3 E: 0 K: 1 S: 7	H: 2 LOB: 0 BB: 1 P: 11	R: 0 E: 0 K: 0 S: 4	H: 2 LOB: 2 BB: 0 P: 5	R: 0 E: 0 K: 0 S: 3	H: 0 LOB: 0 BB: 0 P: 3	R: 0 E: 0 K: 0 S: 3	H: 0 LOB: 0 BB: 0 P: 3	1B: 2 2B: 1 3B: 0 HR: 2	SF: 0 SAC: 0 DP: 1 HBP: 1	WP: 0 PB: 0 SB: 0 CS: 0	PA: 34					
<b>PITCHER</b>	IP	WLS	BF	H	R	ER	SO	BB	IBB	HBP	BLK	WP	HR	S	P	ERA	WHIP										
Steve Crawford, R ERA: 4.21 (1, 1)	6.0		23	3	3	3	6	1	0	0	0	0	2	34	38	4.50	0.667										
Bob Stanley, R ERA: 4.03 (7, 1)	1.0	W	5	2	0	0	0	0	0	1	0	0	0	4	5	0.00	2.000										
Tom Burgmeier, L ERA: 3.74 (8, 1)	2.0	S	6	0	0	0	0	0	0	0	0	0	0	6	6	0.00	0.000										

Oakland Athletics @ Boston Red Sox  
Fenway Park, Boston, MA  
Wed May 20 1981, 7:05 PM EDT  
Att: 23,007 - Unknown

AB 32  
R 3  
H 5  
RBI 3  
BB 1  
SO 6  
LOB 8



Batter	1	2	3	4	5	6	7	8	9	AB	R	H	RBI	BB	SO	LOB	BOTTOM										
Jerry Remy, L OBP: 0.431, SLG: 0.391 (1, 4)	HR		F8		F7		BB			4	1	2	0	0	0	0											
Dwight Evans, R OBP: 0.486, SLG: 0.615 (1, 9)	HR		F8			K		BB		3	1	1	2	1	1	0											
Carl Yastrzemski, L OBP: 0.289, SLG: 0.294 (1, 3)	4-3			1B		F3		F2		4	1	1	0	0	0	3											
Jim Rice, R OBP: 0.299, SLG: 0.390 (1, 7)	K			FC4-6		F2		6-3		4	0	1	0	0	1	0											
Tony Perez, R OBP: 0.310, SLG: 0.397 (1, 10)	6-3			1B		F4		1-3		3	1	1	0	1	0	2											
Reid Nichols, R OBP: 0.188, SLG: 0.200 (8, PR)						1B		BB		0	0	0	0	0	0	0											
Camey Lansford, R OBP: 0.387, SLG: 0.493 (1, 5)		F9		FC4-6		F9		FC6-4		4	0	0	1	0	0	3											
Dave Stapleton, R OBP: 0.317, SLG: 0.370 (1, 6)		5-3		1-2		F8		FC5-4		3	1	0	0	1	0	2											
Rich Gedman, L OBP: 0.250, SLG: 0.100 (1, 2)		F9				F8		1-3		3	0	0	0	0	0	2											
Rick Miller, L OBP: 0.333, SLG: 0.356 (1, 8)			1-3			F7		BB		3	0	1	2	0	0	0											
<b>Inning Stats</b>	R: 2 E: 0 K: 1 S: 7	H: 2 LOB: 0 BB: 0 P: 7	R: 0 E: 0 K: 0 S: 3	H: 0 LOB: 0 BB: 0 P: 3	R: 0 E: 0 K: 0 S: 3	H: 0 LOB: 0 BB: 0 P: 3	R: 1 E: 0 K: 0 S: 5	H: 2 LOB: 1 BB: 0 P: 5	R: 0 E: 0 K: 1 S: 5	H: 0 LOB: 0 BB: 0 P: 5	R: 2 E: 0 K: 0 S: 6	H: 3 LOB: 3 BB: 2 P: 14	R: 0 E: 0 K: 0 S: 3	H: 0 LOB: 1 BB: 1 P: 7	R: 0 E: 0 K: 0 S: 3	H: 0 LOB: 0 BB: 0 P: 3	1B: 5 2B: 1 3B: 0 HR: 1	SF: 0 SAC: 0 DP: 0 HBP: 0	WP: 0 PB: 0 SB: 1 CS: 0	PA: 34							
<b>PITCHER</b>	IP	WLS	BF	H	R	ER	SO	BB	IBB	HBP	BLK	WP	HR	S	P	ERA	WHIP										
Steve McCatty, R ERA: 2.42 (1, 1)	6.2	L	29	7	5	5	2	2	0	0	0	0	1	31	39	6.75	1.350										
Bob Ovcinko, L ERA: 1.32 (7, 1)	1.1		5	0	0	0	0	1	0	0	0	0	0	4	8	0.00	0.750										

Oakland Athletics @ Boston Red Sox  
Fenway Park, Boston, MA  
Wed May 20 1981, 7:05 PM EDT  
Att: 23,007 - Unknown

AB 31  
R 5  
H 7  
RBI 5  
BB 3  
SO 2  
LOB 12





Batter	1	2	3	4	5	6	7	8	9	AB	R	H	RBI	BB	SO	LOB	TOP			
Rickey Henderson, R OBP: 0.381, SLG: 0.448 (1, 7)	0-0 4-3		4-0 BB			0-0 F7		4-0 BB		2	0	0	0	2	0	0	<b>Oakland Athletics @ Boston Red Sox</b> Fenway Park, Boston, MA Thu May 21 1981, 7:05 PM EDT Att: 23,145 - Unknown			
Dwayne Murphy, L OBP: 0.357, SLG: 0.459 (1, 8)	0-3 K		0-3 K			0-0 3-1		4-0 BB		3	0	0	0	1	2	1				
Mitchell Page, L OBP: 0.212, SLG: 0.311 (1, 10)	0-0 F9			0-0 3-1		0-3 K		0-0 F7		4	0	0	0	0	1	2				
Tony Armas, R OBP: 0.324, SLG: 0.551 (1, 9)		0-3 K		0-0 S 2B			0-3 K		0-3 K	4	0	1	0	0	3	0				
Wayne Gross, L OBP: 0.327, SLG: 0.341 (1, 5)		1-0 HBP		0-3 K			4-0 S BB		4-0 BB	1	0	0	0	2	1	1				
Cliff Johnson, R OBP: 0.315, SLG: 0.462 (1, 3)		0-0 P3		0-0 5-3			0-3 K		0-0 F7	4	0	0	0	0	1	4				
Jeff Newman, R OBP: 0.226, SLG: 0.291 (1, 2)		0-3 K			0-0 4-3		0-3 K		0-3 K	4	0	0	0	0	3	3				
Brian Doyle, L OBP: 0.176, SLG: 0.152 (1, 4)			0-0 CS 1B		0-0 G3			0-0 F7		3	0	1	0	0	0	0				
Fred Stanley, R OBP: 0.300, SLG: 0.226 (1, 6)			0-0 1-2 6-3		0-3 K			0-0 G1		3	0	0	0	0	1	1				
<b>Inning Stats</b>	R: 0 E: 0 K: 1 S: 5	H: 0 LOB: 0 BB: 0 P: 5	R: 0 E: 0 K: 2 S: 7	H: 0 LOB: 1 BB: 0 P: 8	R: 0 E: 0 K: 1 S: 5	H: 1 LOB: 1 BB: 1 P: 9	R: 0 E: 0 K: 1 S: 6	H: 1 LOB: 1 BB: 0 P: 6	R: 0 E: 0 K: 1 S: 5	H: 0 LOB: 0 BB: 0 P: 5	R: 0 E: 0 K: 3 S: 9	H: 0 LOB: 1 BB: 1 P: 13	R: 0 E: 0 K: 0 S: 3	H: 0 LOB: 2 BB: 2 P: 11	R: 0 E: 0 K: 2 S: 7	H: 0 LOB: 1 BB: 1 P: 11	1B: 1 2B: 1 3B: 0 HR: 0	SF: 0 SAC: 0 DP: 0 HBP: 1	WP: 0 PB: 0 SB: 4 CS: 1	PA: 34
<b>PITCHER</b> Dennis Eckersley, R ERA: 5.37 (1, 1)	IP: 9.0 WLS: W BF: 34 H: 2 R: 0 ER: 0 SO: 12 BB: 5 IBB: 0 HBP: 1 BLK: 0 WP: 0 HR: 0 S: 52 P: 73 ERA: 0.00 WHIP: 0.778																			

Batter	1	2	3	4	5	6	7	8	9	AB	R	H	RBI	BB	SO	LOB	BOTTOM					
Jerry Remy, L OBP: 0.425, SLG: 0.385 (1, 4)	0-0 4-3		0-0 1B		0-0 F7			0-0 4-3		4	0	1	0	0	0	2	<b>Oakland Athletics @ Boston Red Sox</b> Fenway Park, Boston, MA Thu May 21 1981, 7:05 PM EDT Att: 23,145 - Unknown					
Dwight Evans, R OBP: 0.407, SLG: 0.612 (1, 9)	0-3 K		0-0 1B			0-0 F4		0-0 1B HR		4	1	2	0	0	1	0						
Carl Yastrzemski, L OBP: 0.287, SLG: 0.292 (1, 10)	0-0 F5		0-3 K			0-0 F9		0-0 1B HR		4	1	1	0	0	1	2						
Jim Rice, R OBP: 0.298, SLG: 0.407 (1, 7)		0-0 5-3		0-0 F2		0-3 K		0-0 1B HR		4	1	1	3	0	1	0						
Tony Perez, R OBP: 0.311, SLG: 0.396 (1, 3)		0-0 1B		0-3 K			0-0 F6			3	0	1	0	0	1	0						
Carney Lansford, R OBP: 0.386, SLG: 0.490 (1, 5)		0-0 P3		0-3 K			0-0 G6-4-3 1B			3	0	1	0	0	1	1						
Dave Stapleton, R OBP: 0.308, SLG: 0.358 (1, 6)		0-0 4-3			0-0 F4		0-0 G6-4-3			3	0	0	0	0	0	2						
Rich Gedman, L OBP: 0.200, SLG: 0.077 (1, 2)			0-3 K		0-0 3-1			0-0 6-3		3	0	0	0	0	1	0						
Rick Miller, L OBP: 0.342, SLG: 0.359 (1, 8)			0-0 F8					4-0 CS BB		2	0	1	0	1	0	0						
<b>Inning Stats</b>	R: 0 E: 0 K: 1 S: 5	H: 0 LOB: 0 BB: 0 P: 5	R: 0 E: 0 K: 0 S: 4	H: 1 LOB: 1 BB: 0 P: 4	R: 0 E: 0 K: 2 S: 9	H: 2 LOB: 2 BB: 0 P: 9	R: 0 E: 0 K: 2 S: 7	H: 0 LOB: 0 BB: 0 P: 7	R: 0 E: 0 K: 0 S: 4	H: 1 LOB: 1 BB: 0 P: 4	R: 0 E: 0 K: 1 S: 5	H: 0 LOB: 0 BB: 0 P: 5	R: 0 E: 0 K: 0 S: 3	H: 1 LOB: 0 BB: 0 P: 3	R: 0 E: 0 K: 0 S: 2	H: 0 LOB: 1 BB: 1 P: 6	R: 3 E: 0 K: 0 S: 3	H: 3 LOB: 0 BB: 0 P: 3	1B: 7 2B: 0 3B: 0 HR: 1	SF: 0 SAC: 0 DP: 1 HBP: 0	WP: 0 PB: 0 SB: 0 CS: 1	PA: 31
<b>PITCHER</b> Brian Kingman, R ERA: 2.25 (1, 1)	IP: 8.0 WLS: L BF: 31 H: 8 R: 3 ER: 3 SO: 6 BB: 1 IBB: 0 HBP: 0 BLK: 0 WP: 0 HR: 1 S: 42 P: 46 ERA: 3.38 WHIP: 1.125																					

Batter	1	2	3	4	5	6	7	8	9	AB	R	H	RBI	BB	SO	LOB	TOP			
Alfredo Griffin, S OBP: 0.246, SLG: 0.340										4	1	2	0	0	0	1	<b>Toronto Blue Jays @ Oakland Athletics</b> Oakland-Alameda County Coliseum, Oakland, CA Fri May 22 1981, 7:05 PM PDT Att: 13,426 - Unknown			
Damaso Garcia, R OBP: 0.257, SLG: 0.271										4	0	1	0	0	0	1				
Otto Velez, R OBP: 0.360, SLG: 0.368										4	0	0	0	0	1	2				
John Mayberry, L OBP: 0.396, SLG: 0.468										3	0	0	1	0	0	0				
Al Woods, L OBP: 0.248, SLG: 0.253										4	0	1	0	0	0	1				
Lloyd Moseby, L OBP: 0.329, SLG: 0.440										4	1	2	0	0	0	1				
Barry Bonnell, R OBP: 0.271, SLG: 0.339										4	0	2	1	0	0	0				
Garth Iorg, R OBP: 0.264, SLG: 0.308										3	0	0	0	0	2	1				
Willie Upshaw, L OBP: 0.259, SLG: 0.410										1	0	0	0	0	0	2				
Buck Martinez, R OBP: 0.226, SLG: 0.296										3	0	0	0	0	2	1				
<b>Inning Stats</b>	R: 1 E: 0 K: 1 S: 7	H: 2 LOB: 1 BB: 0 P: 7	R: 1 E: 0 K: 2 S: 9	H: 2 LOB: 1 BB: 0 P: 9	R: 0 E: 0 K: 0 S: 3	H: 0 LOB: 0 BB: 0 P: 3	R: 0 E: 0 K: 0 S: 3	H: 0 LOB: 0 BB: 0 P: 3	R: 0 E: 0 K: 0 S: 4	H: 1 LOB: 1 BB: 0 P: 4	R: 0 E: 0 K: 0 S: 4	H: 1 LOB: 1 BB: 0 P: 4	R: 0 E: 0 K: 2 S: 7	H: 0 LOB: 0 BB: 0 P: 7	R: 0 E: 0 K: 0 S: 3	H: 0 LOB: 2 BB: 0 P: 5	1B: 6 2B: 2 3B: 0 HR: 0	SF: 1 SAC: 0 DP: 0 HBP: 0	WP: 0 PB: 0 SB: 1 CS: 1	PA: 35
<b>PITCHER</b> Rick Langford, R ERA: 2.92	IP: 9.0 WLS: W BF: 35 H: 8 R: 2 ER: 2 SO: 5 BB: 0 IBB: 0 HBP: 0 BLK: 0 WP: 0 HR: 0 S: 45 P: 45 ERA: 2.00 WHIP: 0.889															<b>PITCHER</b>				

Batter	1	2	3	4	5	6	7	8	9	AB	R	H	RBI	BB	SO	LOB	BOTTOM	
Rickey Henderson, R OBP: 0.389, SLG: 0.449										2	1	1	0	2	0	0	<b>Toronto Blue Jays @ Oakland Athletics</b> Oakland-Alameda County Coliseum, Oakland, CA Fri May 22 1981, 7:05 PM PDT Att: 13,426 - Unknown	
Dwayne Murphy, L OBP: 0.354, SLG: 0.456										3	1	1	2	0	0	1		
Jim Spencer, L OBP: 0.250, SLG: 0.258										3	1	0	0	1	1	2		
Wayne Gross, L OBP: 0.333, SLG: 0.333										2	1	0	0	1	0	0		
Tony Armas, R OBP: 0.322, SLG: 0.544										4	0	1	2	0	1	1		
Mitchell Page, L OBP: 0.214, SLG: 0.308										4	0	1	1	0	2	1		
Mike Heath, R OBP: 0.246, SLG: 0.311										4	1	1	0	0	0	3		
Brian Doyle, L OBP: 0.162, SLG: 0.139										3	0	0	0	0	0	1		
Rob Picciolo, R OBP: 0.289, SLG: 0.403										3	1	1	1	0	0	0		
<b>Inning Stats</b>	R: 0 E: 0 K: 0 S: 2	H: 0 LOB: 0 BB: 1 P: 6	R: 0 E: 0 K: 1 S: 5	H: 0 LOB: 0 BB: 0 P: 5	R: 2 E: 0 K: 0 S: 5	H: 2 LOB: 1 BB: 1 P: 9	R: 0 E: 0 K: 0 S: 3	H: 0 LOB: 0 BB: 0 P: 3	R: 0 E: 0 K: 1 S: 5	H: 0 LOB: 0 BB: 0 P: 5	R: 0 E: 0 K: 2 S: 7	H: 0 LOB: 1 BB: 1 P: 11	R: 4 E: 0 K: 0 S: 7	H: 4 LOB: 2 BB: 1 P: 12	1B: 4 2B: 1 3B: 1 HR: 0	SF: 1 SAC: 0 DP: 0 HBP: 1		WP: 0 PB: 0 SB: 1 CS: 1
<b>PITCHER</b> Dave Stieb, R ERA: 3.27 Jackson Todd, R ERA: 3.6	IP: 7.2 WLS: L BF: 32 H: 5 R: 6 ER: 6 SO: 4 BB: 4 IBB: 0 HBP: 0 BLK: 0 WP: 0 HR: 0 S: 35 P: 52 ERA: 7.04 WHIP: 1.174															<b>PITCHER</b>		

AB	34
R	2
H	8
RBI	2
BB	0
SO	5
LOB	10



AB	28
R	6
H	6
RBI	6
BB	4
SO	4
LOB	9





Batter	1	2	3	4	5	6	7	8	9	10	11	12	AB	R	H	RBI	BB	SO	LOB	TOP
Alfredo Griffin, S OBP: 0.244, SLG: 0.327 (1.6)	4-3			K		4-3 HR		F8		BB		P3	5	1	1	0	1	1	0	
Damaso Garcia, R OBP: 0.238, SLG: 0.250 (1.4)	F5			B1-3		4-3		4-3		1-3			5	0	0	0	0	0	3	
Barry Bonnell, R OBP: 0.279, SLG: 0.355 (1.9)	F6			G3									4	2	2	3	1	0	0	
Otto Velez, R OBP: 0.385, SLG: 0.366 (1.10)													1	0	0	0	3	0	0	
Ken Macha, R OBP: 0.300, SLG: 0.310 (1.3)													3	0	0	0	0	1	2	
Lloyd Moseby, L OBP: 0.309, SLG: 0.410 (9.9)													2	0	0	0	0	0	3	
George Bell, R OBP: 0.246, SLG: 0.382 (9.7)													3	0	0	0	0	1	0	
Willie Upshaw, L OBP: 0.265, SLG: 0.403 (9.7)													0	0	0	0	0	0	0	
Garth Iorg, R OBP: 0.263, SLG: 0.304 (9.3)													2	0	1	1	0	0	2	
Rick Bosetti, R OBP: 0.277, SLG: 0.289 (1.8)													5	1	1	0	0	1	3	
Danny Ainge, R OBP: 0.213, SLG: 0.211 (1.5)													5	0	0	0	0	3	1	
Buck Martinez, R OBP: 0.222, SLG: 0.281 (1.2)													5	1	1	1	0	2	0	
<b>Inning Stats</b>	R: 0 E: 0 K: 3 S: 3	H: 0 LOB: 0 BB: 3 P: 3	R: 0 E: 0 K: 2 S: 2	H: 0 LOB: 0 BB: 1 P: 6	R: 0 E: 0 K: 1 S: 5	H: 0 LOB: 0 BB: 0 P: 5	R: 0 E: 0 K: 1 S: 5	H: 0 LOB: 0 BB: 0 P: 5	R: 0 E: 0 K: 1 S: 5	H: 0 LOB: 0 BB: 0 P: 5	R: 0 E: 0 K: 1 S: 5	H: 2 LOB: 1 BB: 1 P: 9	R: 0 E: 0 K: 1 S: 5	H: 0 LOB: 0 BB: 0 P: 6	1B: 5 2B: 0 3B: 0 HR: 1	SF: 0 SAC: 1 DP: 1 HBP: 0	WP: 0 PB: 0 SB: 0 CS: 0	PA: 46		
<b>PITCHER</b>	IP WLS BF H R ER SO BB IBB HBP BLK WP HR S P ERA WHIP	IP WLS BF H R ER SO BB IBB HBP BLK WP HR S P ERA WHIP	IP WLS BF H R ER SO BB IBB HBP BLK WP HR S P ERA WHIP	IP WLS BF H R ER SO BB IBB HBP BLK WP HR S P ERA WHIP	IP WLS BF H R ER SO BB IBB HBP BLK WP HR S P ERA WHIP	IP WLS BF H R ER SO BB IBB HBP BLK WP HR S P ERA WHIP	IP WLS BF H R ER SO BB IBB HBP BLK WP HR S P ERA WHIP	IP WLS BF H R ER SO BB IBB HBP BLK WP HR S P ERA WHIP	IP WLS BF H R ER SO BB IBB HBP BLK WP HR S P ERA WHIP	IP WLS BF H R ER SO BB IBB HBP BLK WP HR S P ERA WHIP	IP WLS BF H R ER SO BB IBB HBP BLK WP HR S P ERA WHIP	IP WLS BF H R ER SO BB IBB HBP BLK WP HR S P ERA WHIP	IP WLS BF H R ER SO BB IBB HBP BLK WP HR S P ERA WHIP	IP WLS BF H R ER SO BB IBB HBP BLK WP HR S P ERA WHIP	IP WLS BF H R ER SO BB IBB HBP BLK WP HR S P ERA WHIP	IP WLS BF H R ER SO BB IBB HBP BLK WP HR S P ERA WHIP	IP WLS BF H R ER SO BB IBB HBP BLK WP HR S P ERA WHIP	IP WLS BF H R ER SO BB IBB HBP BLK WP HR S P ERA WHIP	IP WLS BF H R ER SO BB IBB HBP BLK WP HR S P ERA WHIP	IP WLS BF H R ER SO BB IBB HBP BLK WP HR S P ERA WHIP
Tom Underwood, L ERA: 4.43 (1.1)	31	4	4	6	4	0	0	0	0	0	0	0	0	0	1	1	0.00	0.000		
Bo McLaughlin, R ERA: 8.53 (9.1)	0.1	1	0	0	0	0	0	0	0	0	0	0	0	0	1	1	0.00	0.000		
Bob Owchinko, L ERA: 1.5 (9.1)	3.2	W	14	2	1	1	3	1	0	0	0	0	0	0	19	23	2.46	0.818		

Toronto Blue Jays @ Oakland Athletics  
Oakland-Alameda County Coliseum, Oakland, CA

Sun May 24, 1981, 3:33 AM PDT  
Unknown

AB 40  
R 5  
H 6  
RBI 5  
BB 5  
SO 9  
LOB 14



Batter	1	2	3	4	5	6	7	8	9	10	11	12	AB	R	H	RBI	BB	SO	LOB	BOTTOM		
Rickey Henderson, R OBP: 0.401, SLG: 0.461 (1.7)	S 1B			CS BB		CS BB		1B HBP 1B		F7			5	1	4	1	2	0	0			
Dwayne Murphy, L OBP: 0.369, SLG: 0.449 (1.8)	F7			FC4-6 BB		1B BB		1B HBP		4-3			3	0	1	0	2	0	1			
Wayne Gross, L OBP: 0.330, SLG: 0.323 (1.5)	S 1B			FC4-6 1B		1B BB		F2					5	1	1	0	1	0	6			
Tony Armas, R OBP: 0.328, SLG: 0.552 (1.9)	1B			1B		F4		1-3					6	1	4	3	0	0	2			
Jim Spencer, L OBP: 0.239, SLG: 0.234 (1.3)	F9			1-3		FC6-4 BB		3-1		F7			5	0	1	0	1	0	3			
Cliff Johnson, R OBP: 0.325, SLG: 0.454 (1.10)	K			S 1B		FC6-4		BB		F7			4	1	1	0	2	1	4			
Mike Heath, R OBP: 0.253, SLG: 0.336 (1.2)				K		L5		1-3					6	0	1	0	0	1	4			
Fred Stanley, R OBP: 0.289, SLG: 0.220 (1.6)								F8		K			3	1	1	1	1	0	0			
Tim Hosley, R OBP: 0.158, SLG: 0.278 (9.7)													1	0	0	0	0	1	1			
Rob Picciolo, R OBP: 0.300, SLG: 0.400 (10.6)													0	1	0	0	1	0	0			
Brian Doyle, L OBP: 0.146, SLG: 0.125 (1.4)													0	0	0	0	0	0	0			
Shooty Babitt, R OBP: 0.339, SLG: 0.284 (2.7)													5	0	1	0	0	0	2			
<b>Inning Stats</b>	R: 2 E: 0 K: 1 S: 7	H: 2 LOB: 1 BB: 1 P: 11	R: 0 E: 0 K: 0 S: 3	H: 0 LOB: 0 BB: 0 P: 3	R: 0 E: 0 K: 0 S: 6	H: 1 LOB: 2 BB: 2 P: 11	R: 1 E: 0 K: 1 S: 6	H: 2 LOB: 0 BB: 0 P: 6	R: 0 E: 0 K: 0 S: 4	H: 2 LOB: 3 BB: 2 P: 12	R: 0 E: 0 K: 0 S: 5	H: 3 LOB: 3 BB: 0 P: 6	R: 0 E: 0 K: 0 S: 3	H: 0 LOB: 0 BB: 0 P: 3	R: 1 E: 0 K: 0 S: 4	H: 2 LOB: 1 BB: 1 P: 8	R: 1 E: 0 K: 0 S: 2	H: 1 LOB: 1 BB: 1 P: 6	1B: 13 2B: 1 3B: 0 HR: 1	SF: 0 SAC: 1 DP: 2 HBP: 1	WP: 1 PB: 0 SB: 3 CS: 2	PA: 55
<b>PITCHER</b>	IP WLS BF H R ER SO BB IBB HBP BLK WP HR S P ERA WHIP	IP WLS BF H R ER SO BB IBB HBP BLK WP HR S P ERA WHIP	IP WLS BF H R ER SO BB IBB HBP BLK WP HR S P ERA WHIP	IP WLS BF H R ER SO BB IBB HBP BLK WP HR S P ERA WHIP	IP WLS BF H R ER SO BB IBB HBP BLK WP HR S P ERA WHIP	IP WLS BF H R ER SO BB IBB HBP BLK WP HR S P ERA WHIP	IP WLS BF H R ER SO BB IBB HBP BLK WP HR S P ERA WHIP	IP WLS BF H R ER SO BB IBB HBP BLK WP HR S P ERA WHIP	IP WLS BF H R ER SO BB IBB HBP BLK WP HR S P ERA WHIP	IP WLS BF H R ER SO BB IBB HBP BLK WP HR S P ERA WHIP	IP WLS BF H R ER SO BB IBB HBP BLK WP HR S P ERA WHIP	IP WLS BF H R ER SO BB IBB HBP BLK WP HR S P ERA WHIP	IP WLS BF H R ER SO BB IBB HBP BLK WP HR S P ERA WHIP	IP WLS BF H R ER SO BB IBB HBP BLK WP HR S P ERA WHIP	IP WLS BF H R ER SO BB IBB HBP BLK WP HR S P ERA WHIP	IP WLS BF H R ER SO BB IBB HBP BLK WP HR S P ERA WHIP	IP WLS BF H R ER SO BB IBB HBP BLK WP HR S P ERA WHIP	IP WLS BF H R ER SO BB IBB HBP BLK WP HR S P ERA WHIP	IP WLS BF H R ER SO BB IBB HBP BLK WP HR S P ERA WHIP	IP WLS BF H R ER SO BB IBB HBP BLK WP HR S P ERA WHIP		
Jim Clancy, R ERA: 5.66 (1.1)	5.2	28	8	4	3	2	6	0	0	0	0	0	0	0	0	26	50	4.76	2.471			
Mike Willis, L ERA: 4.5 (6.1)	2.0	11	2	0	0	0	2	0	1	0	0	0	0	0	8	17	0.00	2.000				
Roy Lee Jackson, R ERA: 2.83 (8.1)	2.2	12	4	1	1	1	1	0	0	0	0	0	0	1	13	17	3.38	1.875				
Joey McLaughlin, R ERA: 2.25 (11.1)	1.0	L	4	1	1	1	0	0	0	0	0	0	0	0	3	7	9.00	2.000				

Toronto Blue Jays @ Oakland Athletics  
Oakland-Alameda County Coliseum, Oakland, CA

Sun May 24, 1981, 3:33 AM PDT  
Unknown

AB 43  
R 6  
H 15  
RBI 5  
BB 10  
SO 3  
LOB 23



Batter	1	2	3	4	5	6	7	8	9	AB	R	H	RBI	BB	SO	LOB	TOP					
Alfredo Griffin, S OBP: 0.239, SLG: 0.320 (1, 6)	0-0 4-3		0-0 F5		0-0 F2			0-3 K		4	0	0	0	0	1	3						
Al Woods, L OBP: 0.241, SLG: 0.239 (1, 7)	0-0 F9		0-0 F5			0-0 F2		0-0 4-3		4	0	0	0	0	0	1						
Otto Velez, R OBP: 0.373, SLG: 0.351 (1, 10)	0-0 E5			0-0 F9			0-0 F8		0-3 K	4	0	0	0	0	1	0						
John Mayberry, L OBP: 0.381, SLG: 0.445 (1, 3)	0-0 4-3			0-0 F8			0-0 P3		0-0 G3	4	0	0	0	0	0	1						
Lloyd Moseby, L OBP: 0.301, SLG: 0.399 (1, 9)		0-0 F8		0-0 F7				0-0 4-3		4	0	0	0	0	0	0						
Barry Bonnell, R OBP: 0.273, SLG: 0.347 (1, 8)		0-0 5-3			0-0 5-3				0-0 F9	3	0	0	0	0	0	0						
Ken Macha, R OBP: 0.333, SLG: 0.344 (1, 5)		0-0 4-3				0-0 1B			0-0 FC6-4	3	0	2	0	0	0	0						
Damaso Garcia, R OBP: 0.240, SLG: 0.252 (1, 4)			0-0 1-3			0-0 1B			0-0 FC6-4	3	0	1	0	0	0	1						
Ernie Whitt, L OBP: 0.240, SLG: 0.224 (1, 2)				0-0 2B		0-3 K			0-3 K	3	0	1	0	0	2	2						
<b>Inning Stats</b>	R: 0 E: 1 K: 0 S: 4	H: 0 LOB: 1 BB: 0 P: 4	R: 0 E: 0 K: 0 S: 3	H: 0 LOB: 0 BB: 0 P: 3	R: 0 E: 0 K: 0 S: 4	H: 1 LOB: 1 BB: 0 P: 4	R: 0 E: 0 K: 0 S: 3	H: 0 LOB: 0 BB: 0 P: 3	R: 0 E: 0 K: 1 S: 7	H: 2 LOB: 2 BB: 0 P: 7	R: 0 E: 0 K: 0 S: 3	H: 0 LOB: 0 BB: 0 P: 3	R: 0 E: 0 K: 0 S: 4	H: 1 LOB: 1 BB: 0 P: 4	R: 0 E: 0 K: 2 S: 7	H: 0 LOB: 0 BB: 0 P: 7	R: 0 E: 0 K: 1 S: 5	H: 0 LOB: 0 BB: 0 P: 5	1B: 3 2B: 1 3B: 0 HR: 0	SF: 0 SAC: 0 DP: 0 HBP: 0	WP: 0 PB: 0 SB: 0 CS: 0	PA: 32
<b>PITCHER</b> Mike Norris, R ERA: 3.42 (1, 1)	IP: 9.0 WLS: W BF: 32 H: 4 R: 0 ER: 0 SO: 4 BB: 0 IBB: 0 HBP: 0 BLK: 0 WP: 0 HR: 0 S: 40 P: 40 ERA: 0.00 WHIP: 0.444															<b>PITCHER</b>						

Toronto Blue Jays @ Oakland Athletics  
Oakland-Alameda County Coliseum, Oakland, CA  
Sun May 24 1981, 7:05 PM PDT  
Att: 32,985 - Unknown

AB	32
R	0
H	4
RBI	0
BB	0
SO	4
LOB	8



Batter	1	2	3	4	5	6	7	8	9	AB	R	H	RBI	BB	SO	LOB	BOTTOM					
Rickey Henderson, R OBP: 0.409, SLG: 0.459 (1, 7)	0-0 F8		0-0 1B HR	4-0 E BB		0-0 F9				3	1	1	0	1	0	0						
Dwayne Murphy, L OBP: 0.366, SLG: 0.444 (1, 8)	0-0 F4		0-0 1B HR	0-0 E4 BB			0-3 K			4	1	1	1	0	1	1						
Cliff Johnson, R OBP: 0.339, SLG: 0.485 (1, 10)	4-0 FC6-4 BB		0-0 1B HR	4-0 1-2 BB			0-0 F4			2	1	1	3	2	0	0						
Tony Armas, R OBP: 0.326, SLG: 0.561 (1, 9)	0-0 FC6-4		0-0 1B HR	0-0 F8			0-0 6-3			4	1	1	1	0	0	4						
Mike Heath, R OBP: 0.247, SLG: 0.327 (1, 2)		0-3 K	0-0 F8		0-0 F9			0-0 F9		4	0	0	0	0	1	0						
Jeff Newman, R OBP: 0.239, SLG: 0.301 (1, 3)		0-0 F2	0-0 FC6-4 1B		0-0 G4-3 1B			0-0 E5		4	0	2	0	0	0	0						
Shoody Babitt, R OBP: 0.328, SLG: 0.274 (1, 4)	0-0 6-3		0-0 FC6-4	0-0 G4-3				0-0 G5-4-3		4	0	0	0	0	0	3						
Dave McKay, S OBP: 0.225, SLG: 0.253 (1, 5)			0-0 F7	0-0 F8		0-0 F8				3	0	0	0	0	0	0						
Rob Picciolo, R OBP: 0.301, SLG: 0.397 (1, 6)			0-0 1B 1B	0-0 6-3		0-0 4-3				3	1	1	0	0	0	0						
<b>Inning Stats</b>	R: 0 E: 0 K: 0 S: 3	H: 0 LOB: 1 BB: 1 P: 7	R: 0 E: 0 K: 1 S: 5	H: 0 LOB: 0 BB: 0 P: 5	R: 5 E: 0 K: 0 S: 9	H: 6 LOB: 1 BB: 0 P: 9	R: 0 E: 1 K: 0 S: 4	H: 0 LOB: 3 BB: 2 P: 12	R: 0 E: 0 K: 0 S: 3	H: 1 LOB: 0 BB: 0 P: 3	R: 0 E: 0 K: 0 S: 3	H: 0 LOB: 0 BB: 0 P: 3	R: 0 E: 0 K: 1 S: 5	H: 0 LOB: 0 BB: 0 P: 5	R: 0 E: 1 K: 0 S: 3	H: 0 LOB: 0 BB: 0 P: 3	R: 0 E: 0 K: 0 S: 3	H: 0 LOB: 0 BB: 0 P: 3	1B: 5 2B: 0 3B: 0 HR: 2	SF: 0 SAC: 0 DP: 2 HBP: 0	WP: 0 PB: 0 SB: 0 CS: 0	PA: 34
<b>PITCHER</b> Jerry Garvin, L ERA: 3.79 Mike Barlow, R ERA: 4.25 (1, 1) (6, 1)	IP: 5.0 WLS: L BF: 25 H: 7 R: 5 ER: 5 SO: 1 BB: 3 IBB: 0 HBP: 0 BLK: 0 WP: 0 HR: 2 S: 24 P: 36 ERA: 9.00 WHIP: 2.000															<b>PITCHER</b>						

Toronto Blue Jays @ Oakland Athletics  
Oakland-Alameda County Coliseum, Oakland, CA  
Sun May 24 1981, 7:05 PM PDT  
Att: 32,985 - Unknown

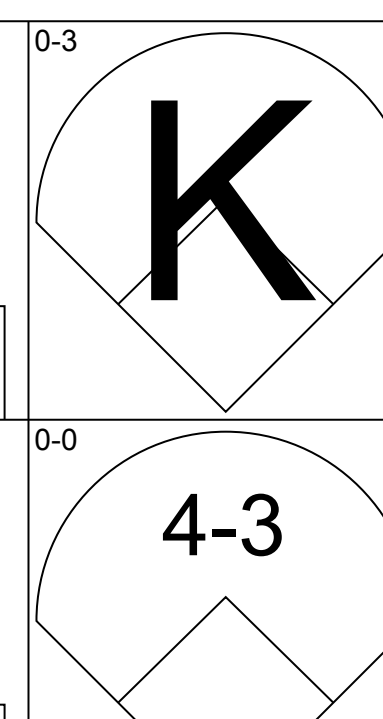
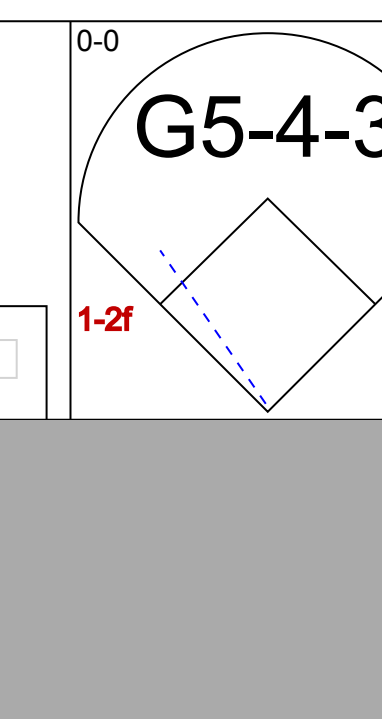
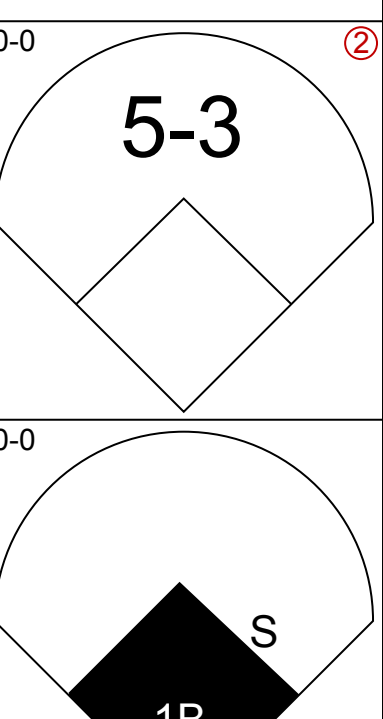
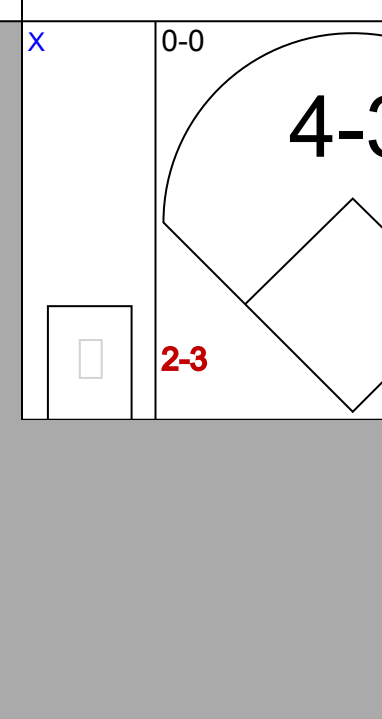
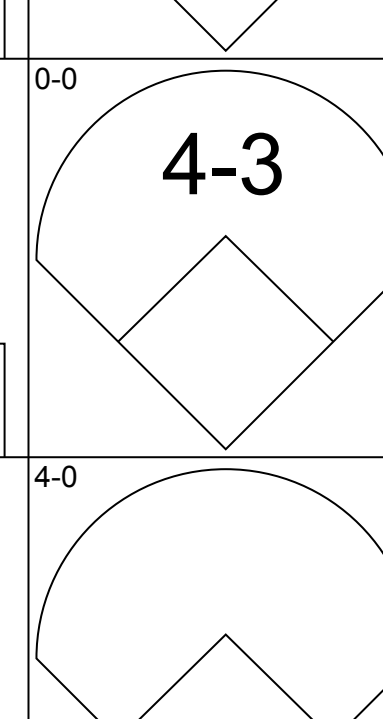
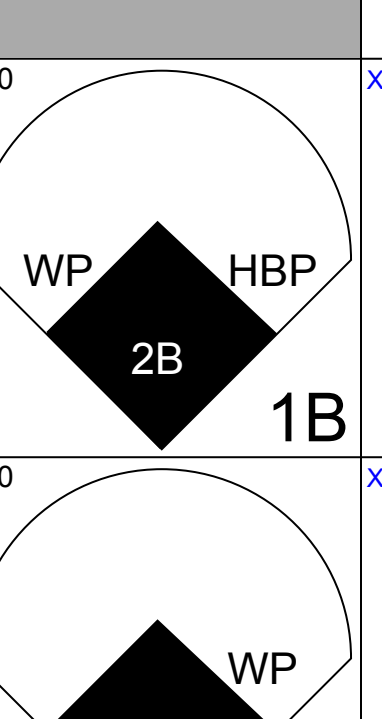
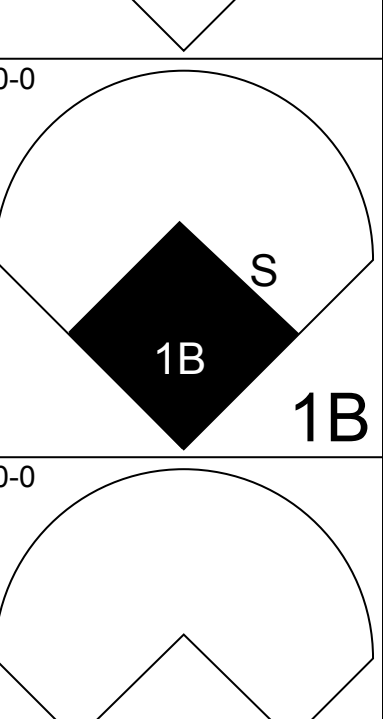
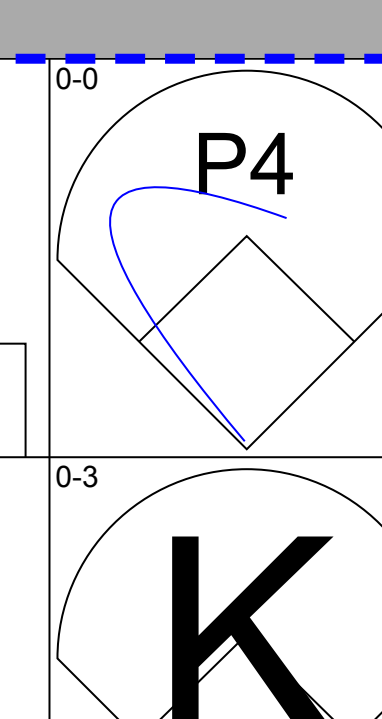
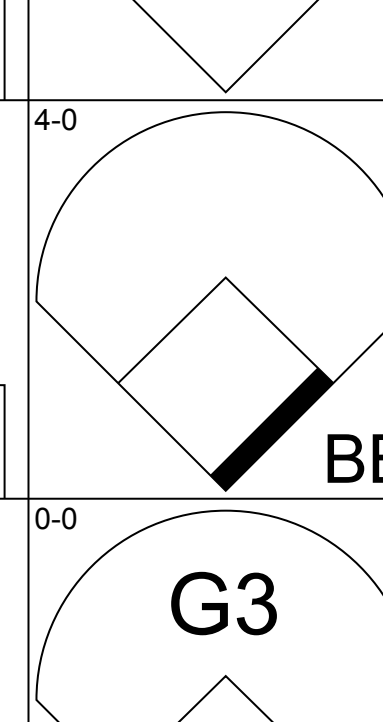
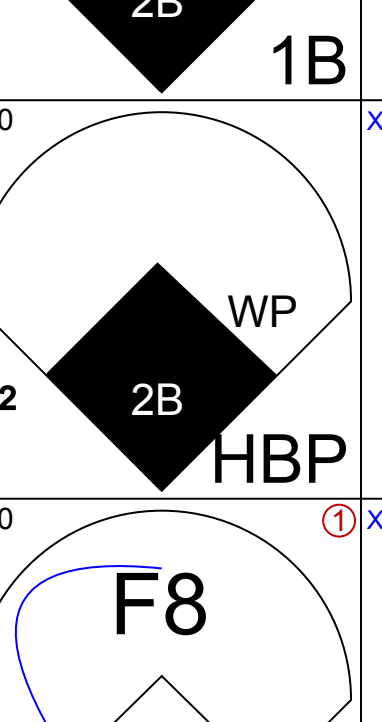
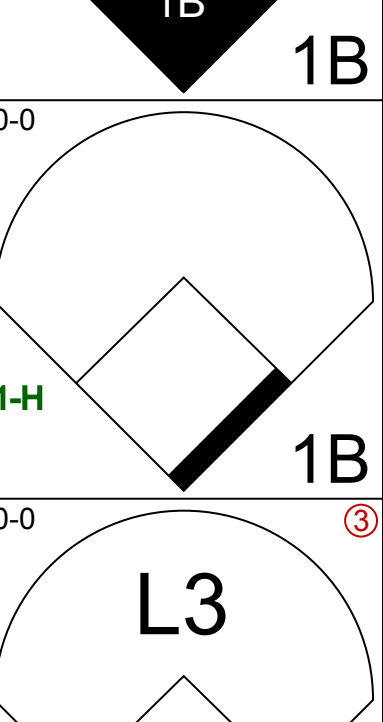
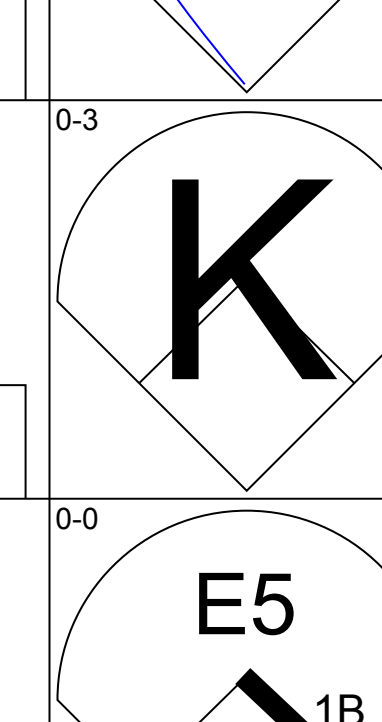
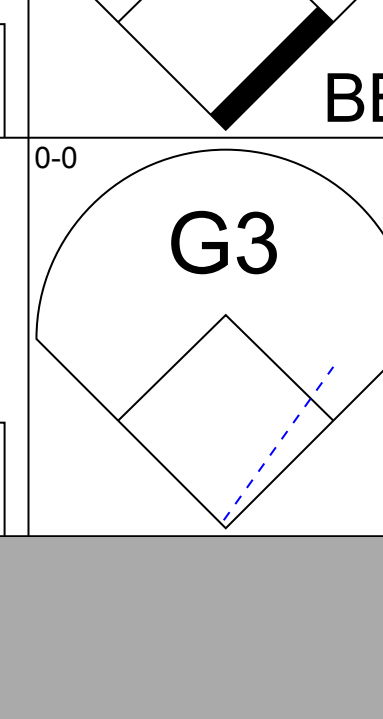
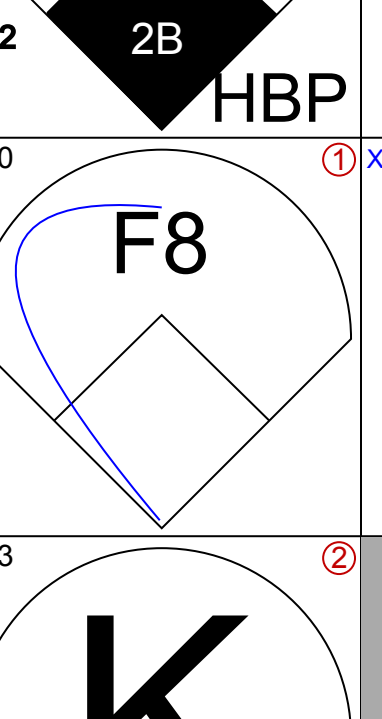
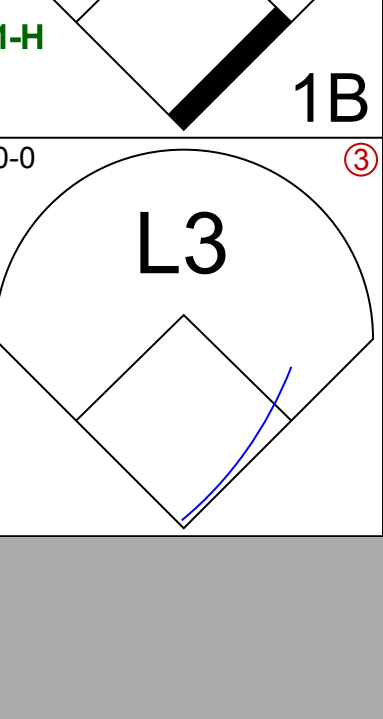
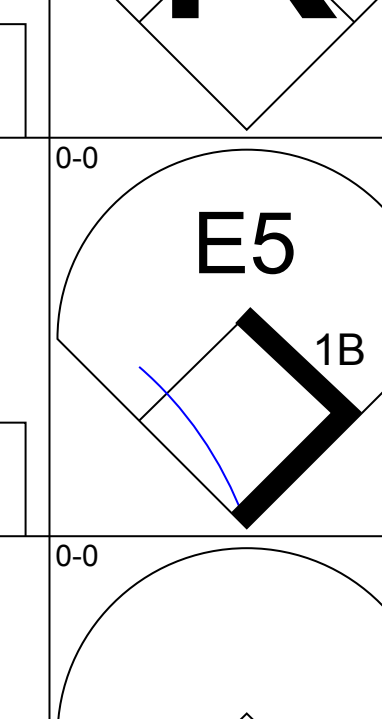
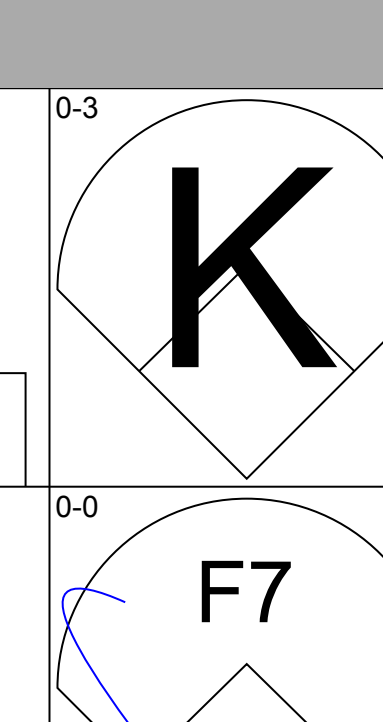
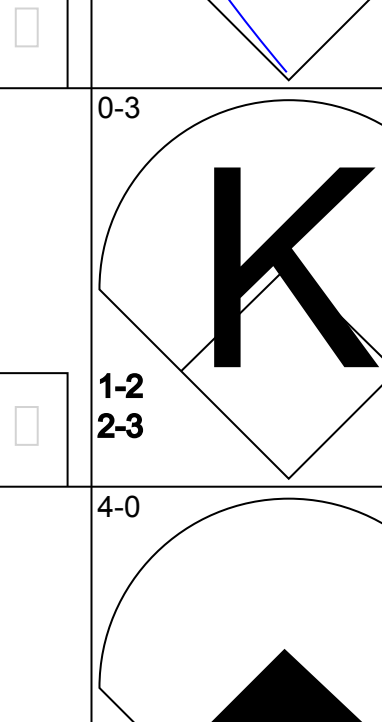
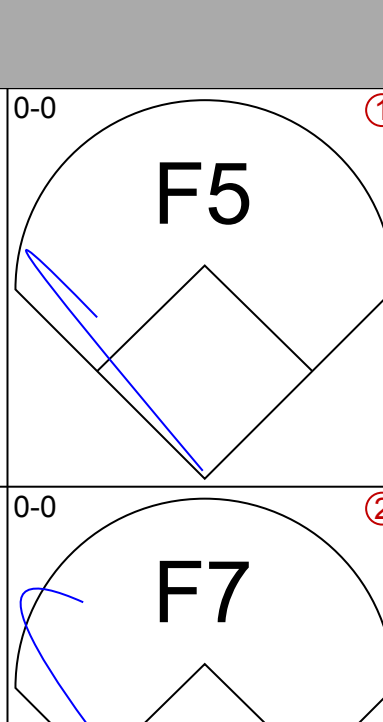
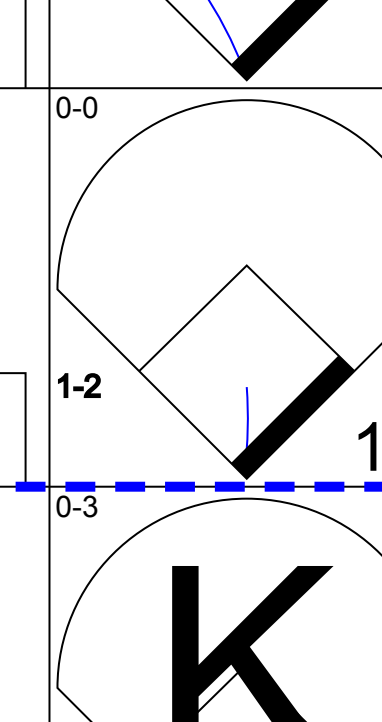
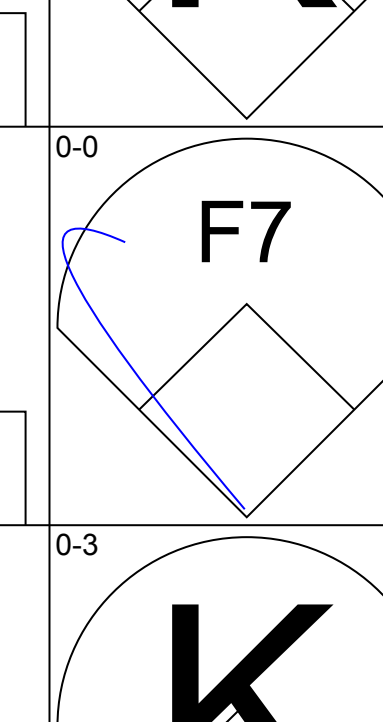
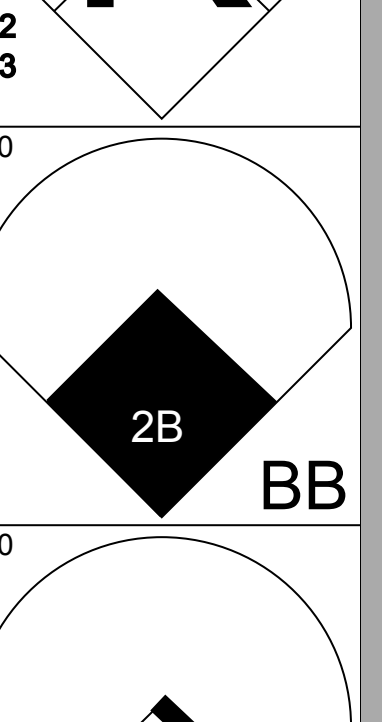
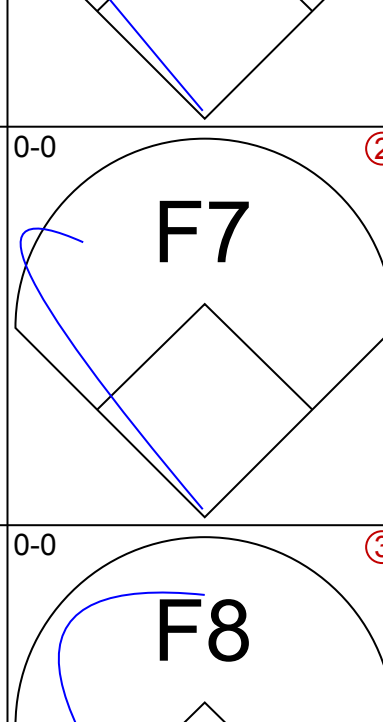
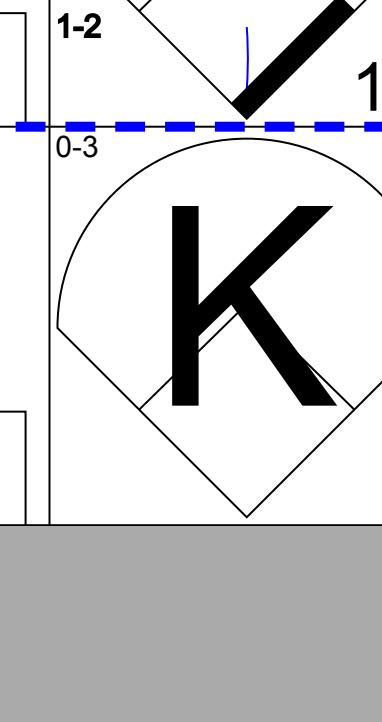
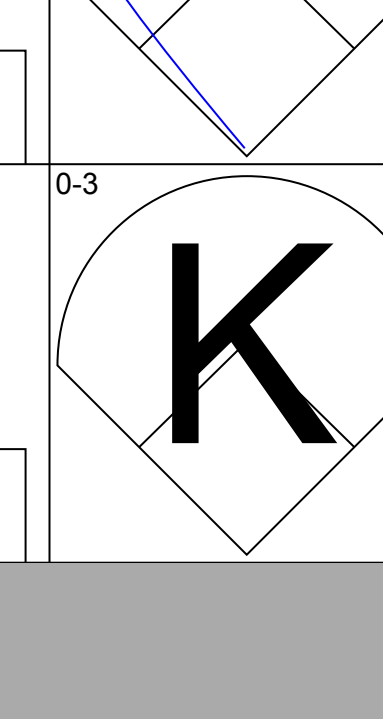
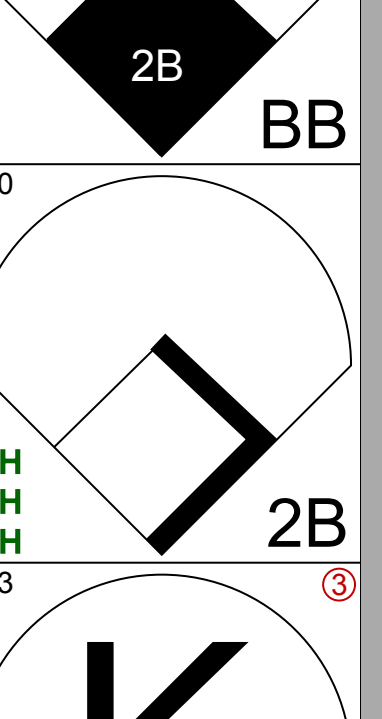
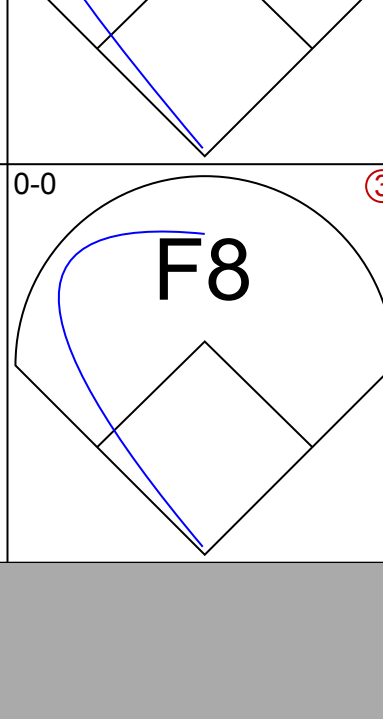
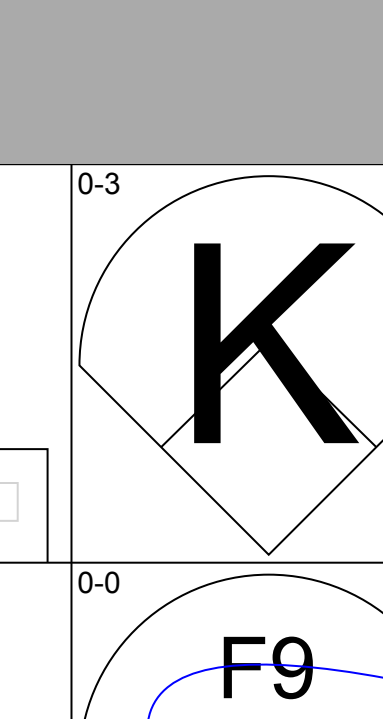
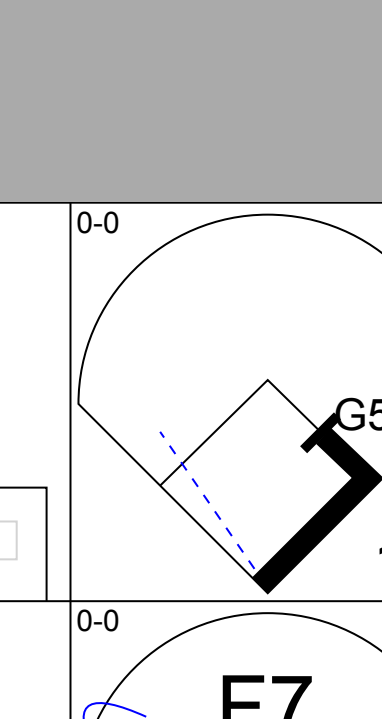
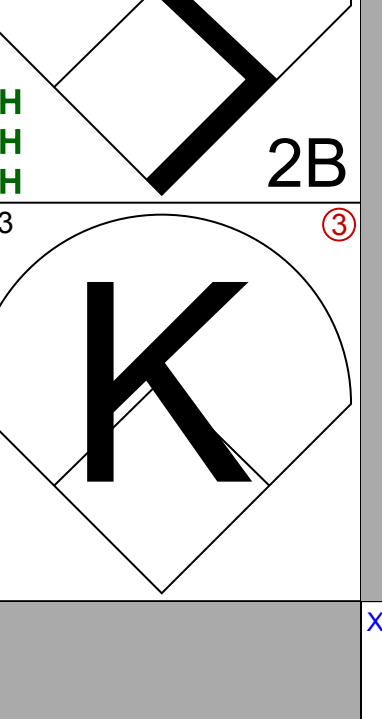
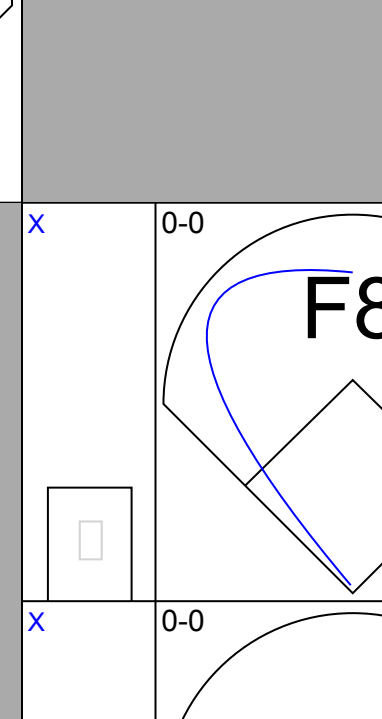
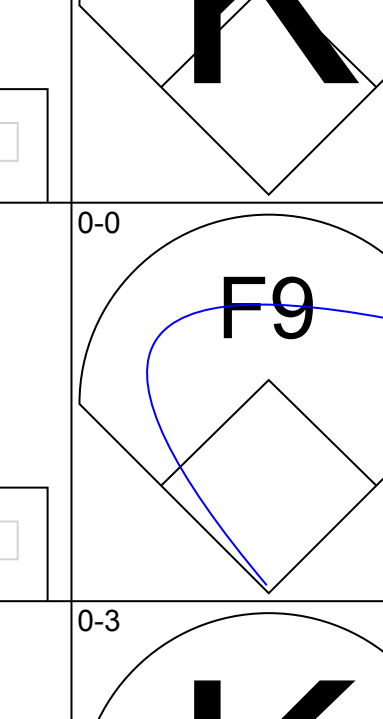
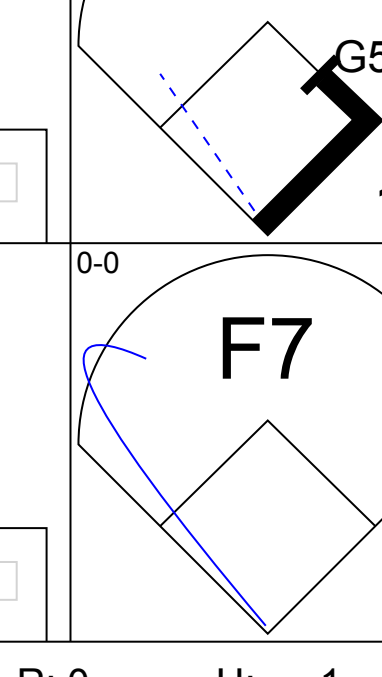
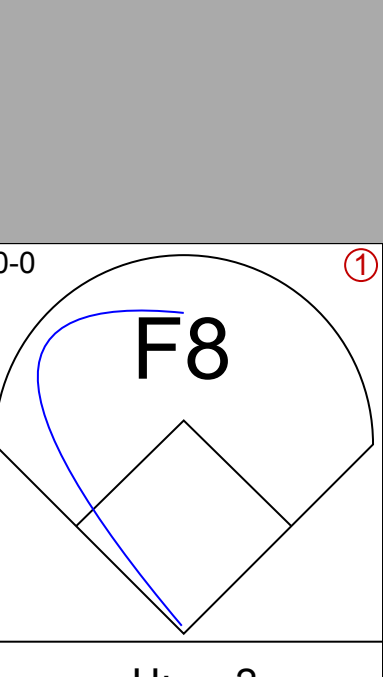
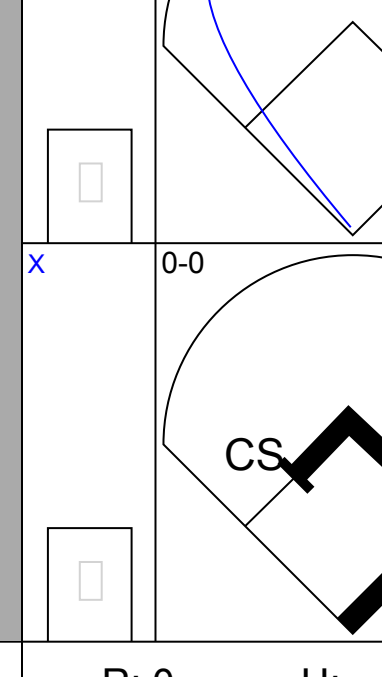
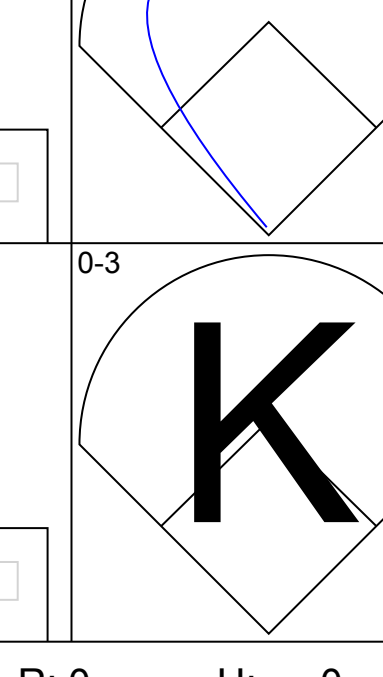
AB	31
R	5
H	7
RBI	5
BB	3
SO	2
LOB	8



Batter	1	2	3	4	5	6	7	8	9	AB	R	H	RBI	BB	SO	LOB	TOP					
Ron LeFlore, R OBP: 0.331, SLG: 0.321	F8		SH1-3 1B		F9		K			4	0	1	0	0	1	2	<b>Chicago White Sox @ Oakland Athletics</b> Oakland-Alameda County Coliseum, Oakland, CA Mon May 25 1981, 3:33 AM PDT Att: 40,689 - Overcast - 65 F <a href="http://livebaseballscores.com">livebaseballscores.com</a>					
Mike Squires, L OBP: 0.373, SLG: 0.380	1B		SH1-3		F8		K			3	1	1	0	0	1	0						
Carlton Fisk, R OBP: 0.396, SLG: 0.477	1B		BB		F9		5-3			3	0	1	0	1	0	0						
Greg Luzinski, R OBP: 0.402, SLG: 0.474	FC6-5		K		K		F8			4	0	1	1	0	2	2						
Harold Baines, L OBP: 0.321, SLG: 0.408	F5		K		P3		F8			4	0	0	0	0	1	4						
Chet Lemon, R OBP: 0.370, SLG: 0.432	FC6-5		L6-3 1B		F5		L3			4	0	1	0	0	0	2						
Tony Bernazard, S OBP: 0.344, SLG: 0.428	F9		L6-3		F7		K			4	0	0	0	0	1	1						
Jim Morrison, R OBP: 0.261, SLG: 0.365	5-3		5-3		HR					3	1	1	1	0	0	0						
Bill Almon, R OBP: 0.387, SLG: 0.372	F4		CS		BB		BB			1	0	0	0	2	0	0						
<b>Inning Stats</b>	R: 1 E: 0 K: 0 S: 6	H: 3 LOB: 2 BB: 0 P: 6	R: 0 E: 0 K: 0 S: 3	H: 0 LOB: 0 BB: 0 P: 3	R: 0 E: 0 K: 2 S: 8	H: 1 LOB: 2 BB: 1 P: 12	R: 0 E: 0 K: 0 S: 3	H: 1 LOB: 0 BB: 0 P: 3	R: 0 E: 0 K: 0 S: 2	H: 0 LOB: 0 BB: 1 P: 6	R: 0 E: 0 K: 1 S: 5	H: 0 LOB: 0 BB: 0 P: 5	R: 1 E: 0 K: 1 S: 6	H: 1 LOB: 1 BB: 1 P: 10	R: 0 E: 0 K: 1 S: 5	H: 0 LOB: 0 BB: 0 P: 5	R: 0 E: 0 K: 1 S: 5	H: 0 LOB: 0 BB: 0 P: 5	1B: 5 2B: 1 3B: 0 HR: 1	SF: 0 SAC: 1 DP: 1 HBP: 0	WP: 0 PB: 0 SB: 1 CS: 1	PA: 34
<b>PITCHER</b> Steve McCatty, R ERA: 2.37	IP: 9.0 WLS: W BF: 34	H: 6 R: 2 ER: 2 SO: 6	BB: 3 IBB: 0 HBP: 0 BLK: 0	WP: 0 HR: 1 S: 43 P: 55	ERA: 2.00 WHIP: 1.000	<b>PITCHER</b>																

Batter	1	2	3	4	5	6	7	8	9	AB	R	H	RBI	BB	SO	LOB	BOTTOM			
Rickey Henderson, R OBP: 0.416, SLG: 0.474	SF7		1B		E7		F9			3	2	2	1	1	0	0	<b>Chicago White Sox @ Oakland Athletics</b> Oakland-Alameda County Coliseum, Oakland, CA Mon May 25 1981, 3:33 AM PDT Att: 40,689 - Overcast - 65 F <a href="http://livebaseballscores.com">livebaseballscores.com</a>			
Dwayne Murphy, L OBP: 0.365, SLG: 0.442	F5		BB		2B		K			3	1	1	0	0	1	1				
Wayne Gross, L OBP: 0.319, SLG: 0.313	SF7		1B		2B		HBP			3	0	0	1	0	1	5				
Tony Armas, R OBP: 0.325, SLG: 0.560	F7		F8		K		K			4	0	1	3	0	2	0				
Jim Spencer, L OBP: 0.228, SLG: 0.222	G3		4-1		4-3		2B			4	0	0	0	0	0	1				
Jeff Newman, R OBP: 0.231, SLG: 0.291	4-3		F3		1-3		F7			3	0	0	0	0	0	0				
Mitchell Page, L OBP: 0.241, SLG: 0.306	F4		1B		2-3		1B			3	1	1	0	0	0	0				
Keith Drumright, L OBP: 0.333, SLG: 0.333	F5		F5		4-3		4-3			3	1	1	0	0	0	0				
Rob Picciolo, R OBP: 0.291, SLG: 0.383	F7		F7		P1		4-3			3	0	0	0	0	0	2				
<b>Inning Stats</b>	R: 1 E: 0 K: 0 S: 4	H: 1 LOB: 0 BB: 0 P: 4	R: 0 E: 0 K: 0 S: 3	H: 0 LOB: 0 BB: 0 P: 3	R: 0 E: 0 K: 1 S: 5	H: 0 LOB: 0 BB: 0 P: 5	R: 0 E: 0 K: 0 S: 3	H: 0 LOB: 0 BB: 0 P: 3	R: 0 E: 0 K: 1 S: 5	H: 0 LOB: 0 BB: 0 P: 5	R: 0 E: 0 K: 1 S: 5	H: 0 LOB: 0 BB: 0 P: 5	R: 0 E: 0 K: 1 S: 5	H: 0 LOB: 0 BB: 0 P: 5	R: 0 E: 0 K: 1 S: 5	H: 0 LOB: 0 BB: 0 P: 5	1B: 4 2B: 1 3B: 1 HR: 0	SF: 1 SAC: 0 DP: 0 HBP: 1	WP: 0 PB: 0 SB: 0 CS: 0	PA: 32
<b>PITCHER</b> Richard Dotson, R ERA: 3.71 Kevin Hickey, L ERA: 2.63	IP: 4.2 WLS: L BF: 22	H: 6 R: 5 ER: 5 SO: 2	BB: 1 IBB: 0 HBP: 1 BLK: 0	WP: 0 HR: 0 S: 24 P: 29	ERA: 9.64 WHIP: 1.500	<b>PITCHER</b>														

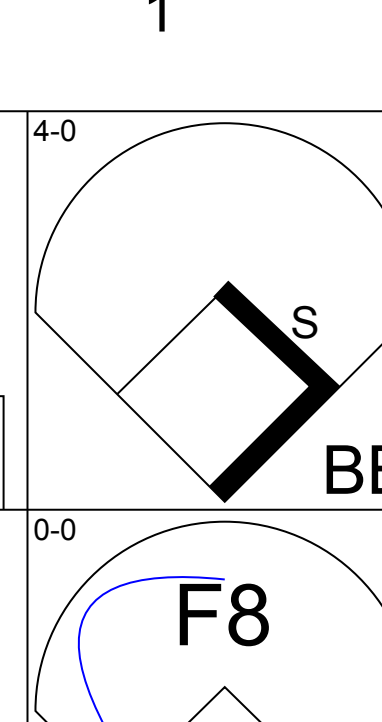
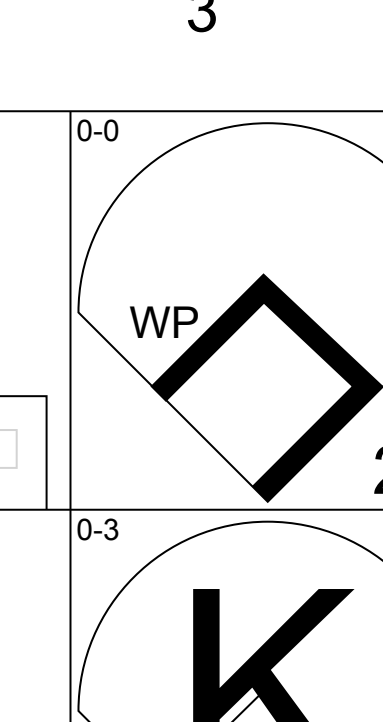
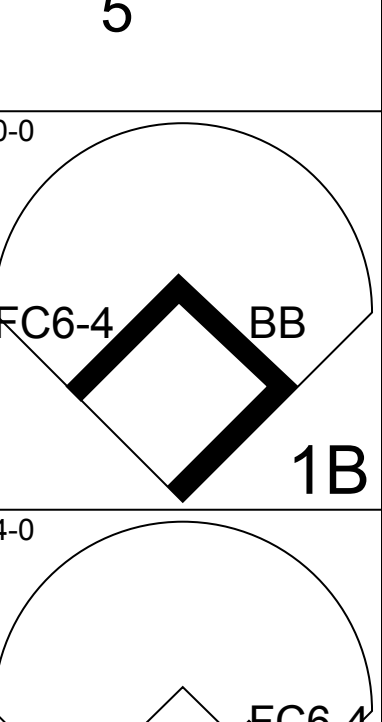
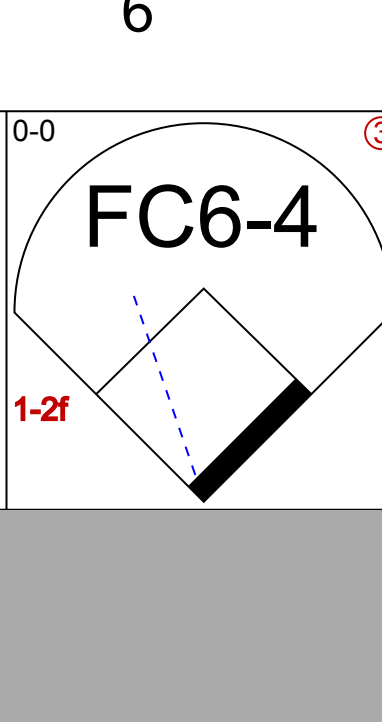
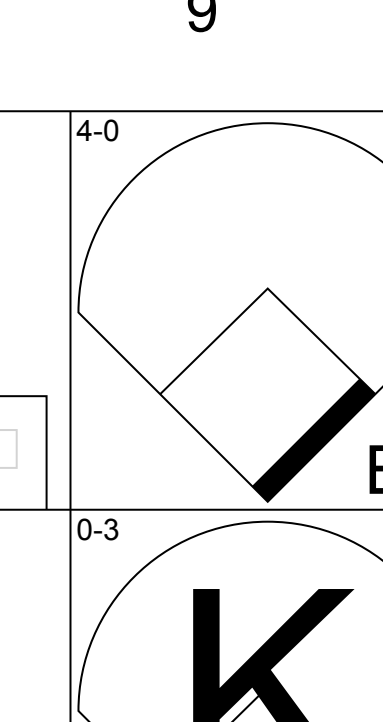
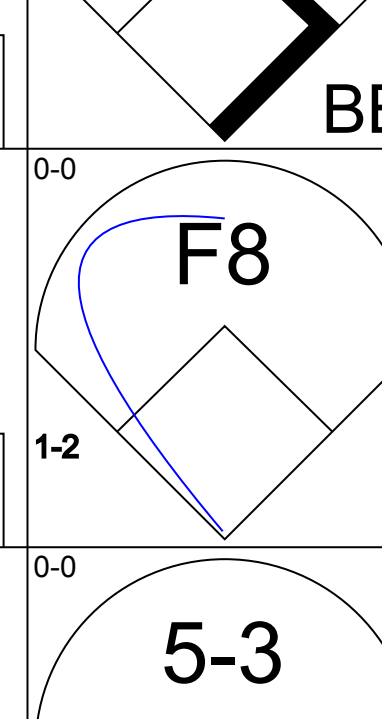
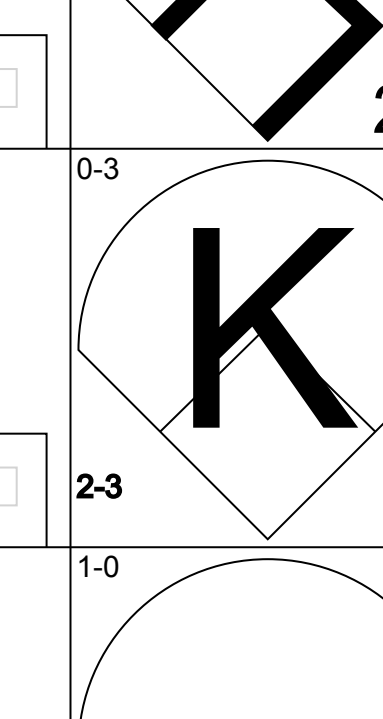
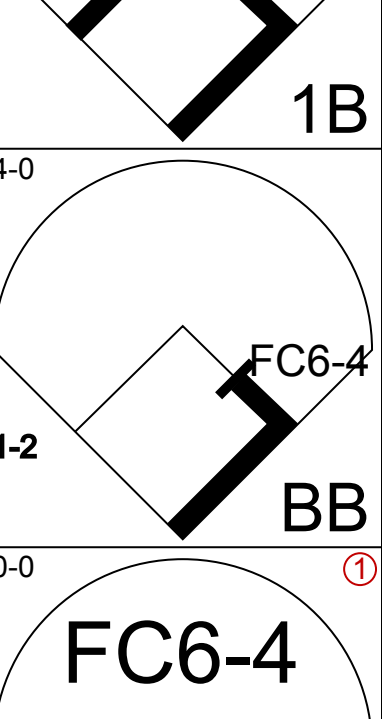
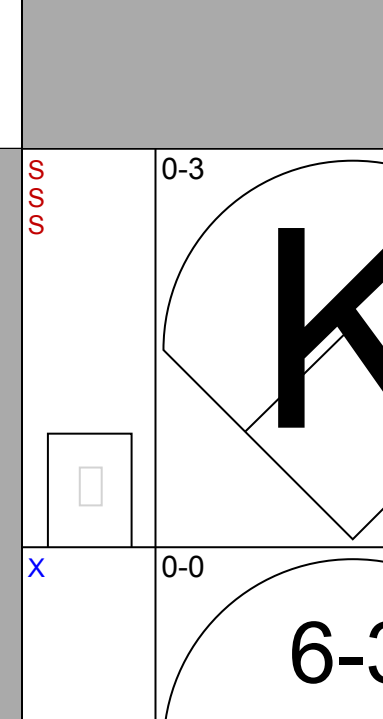
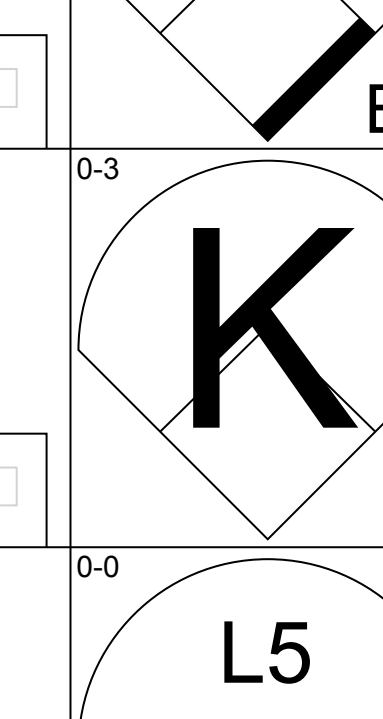
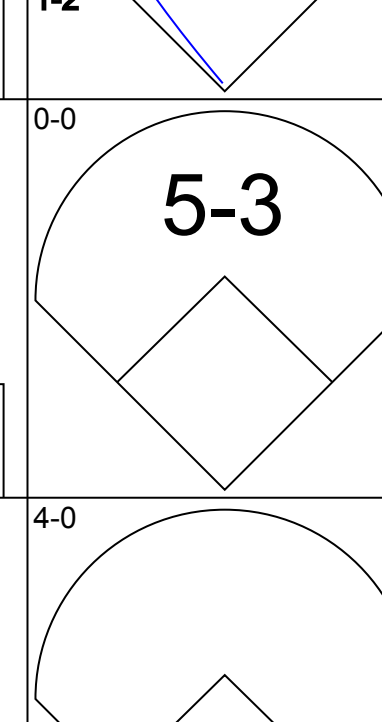
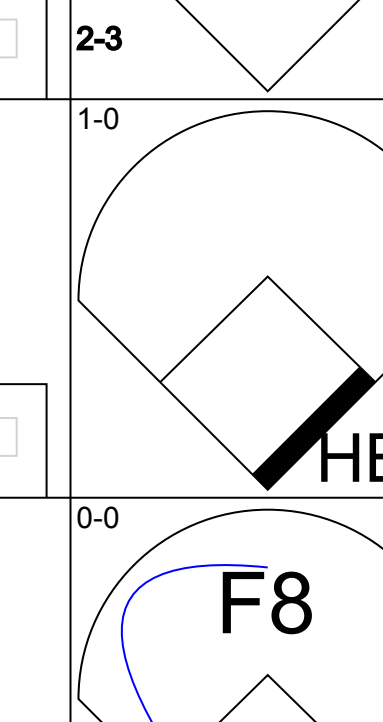
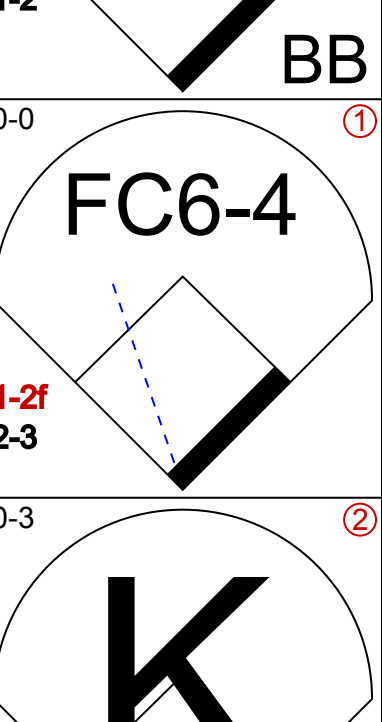

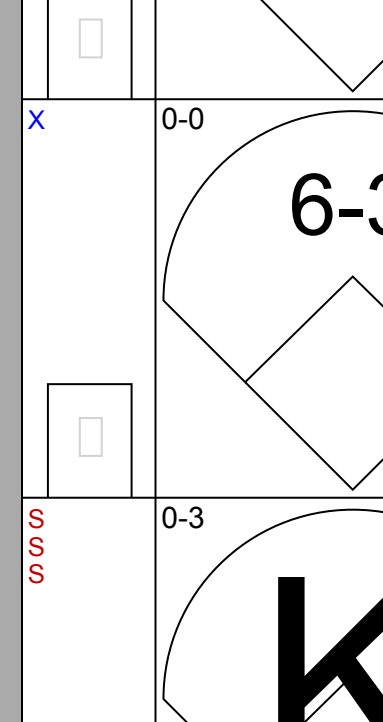
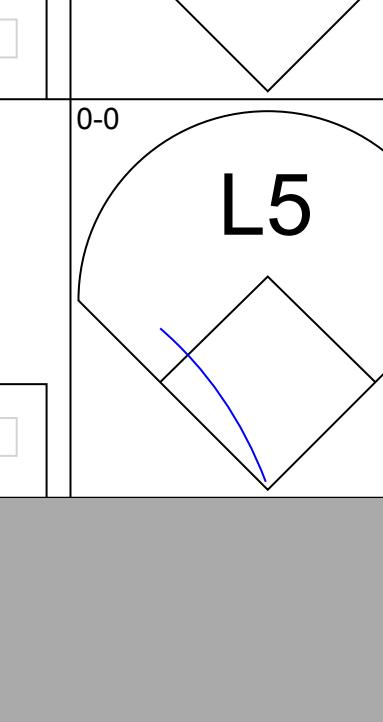
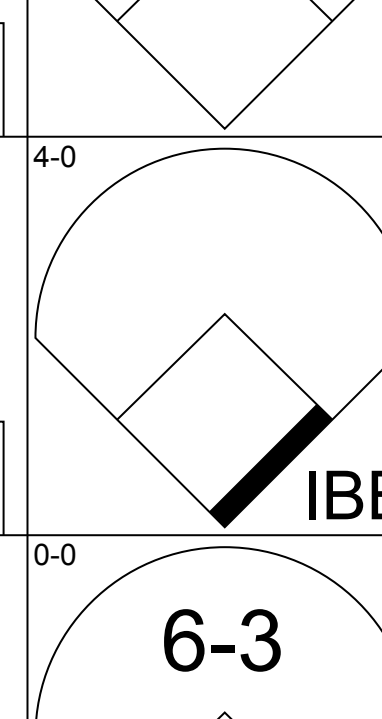
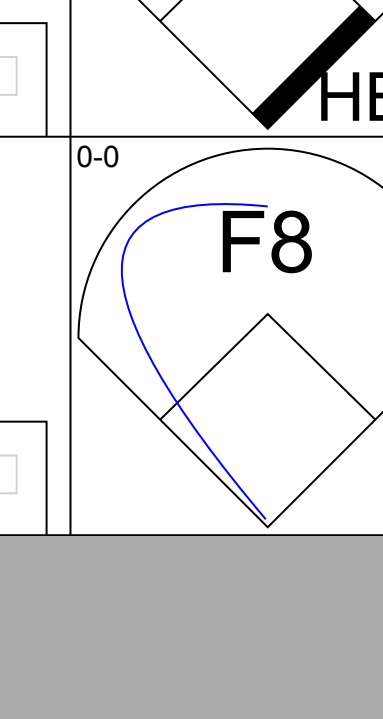
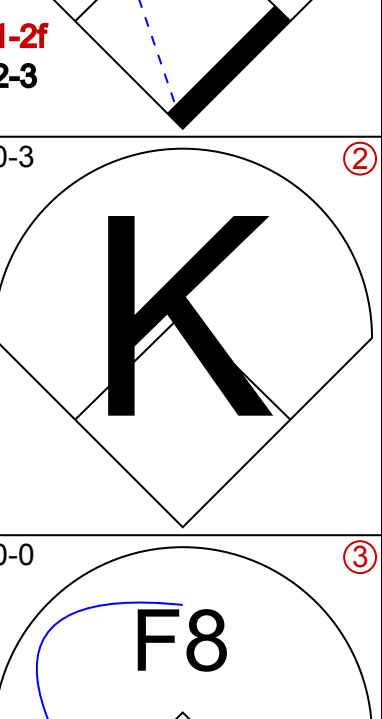
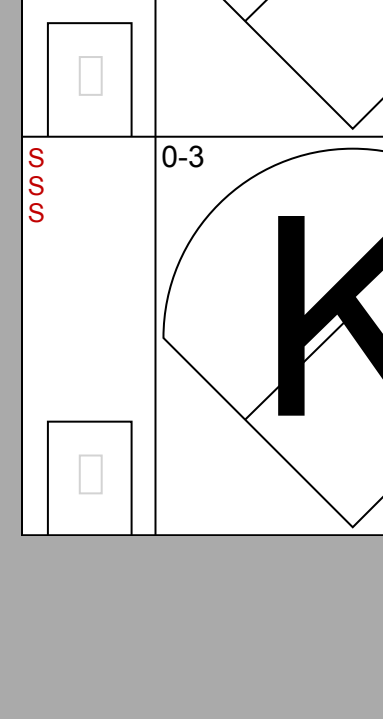
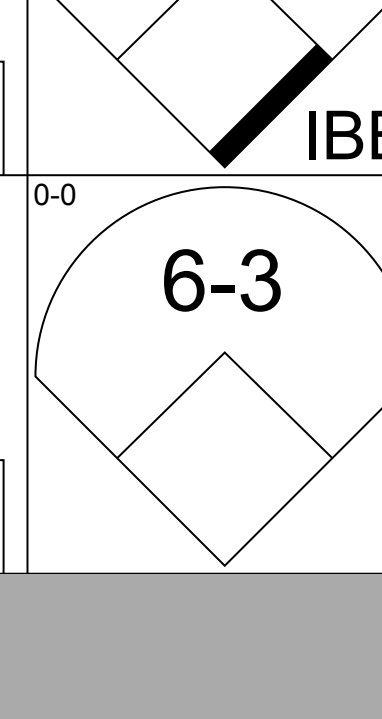
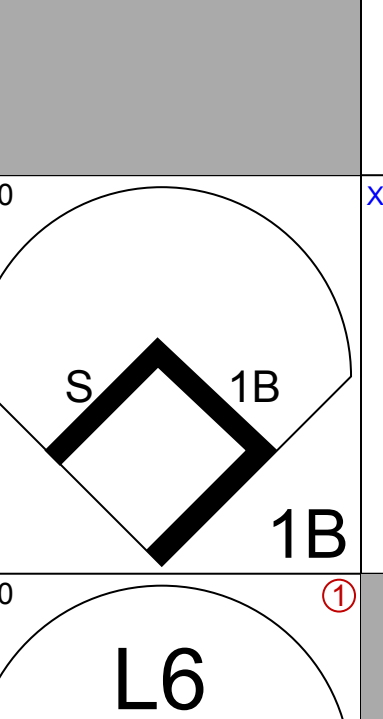
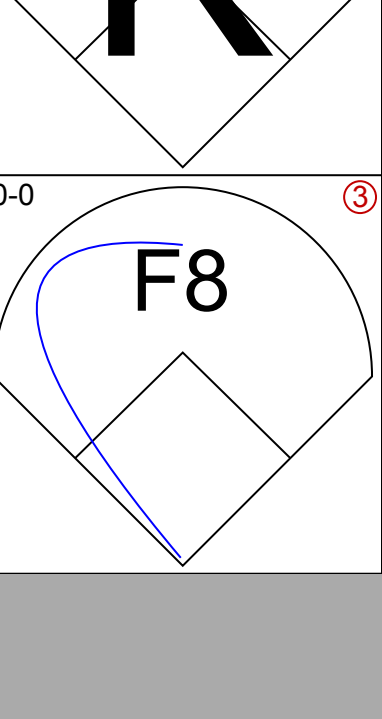
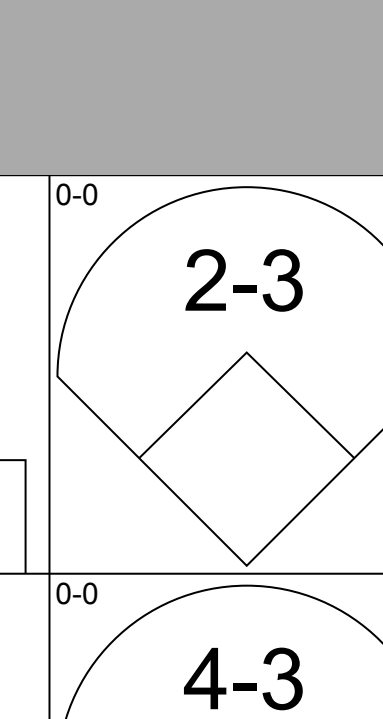
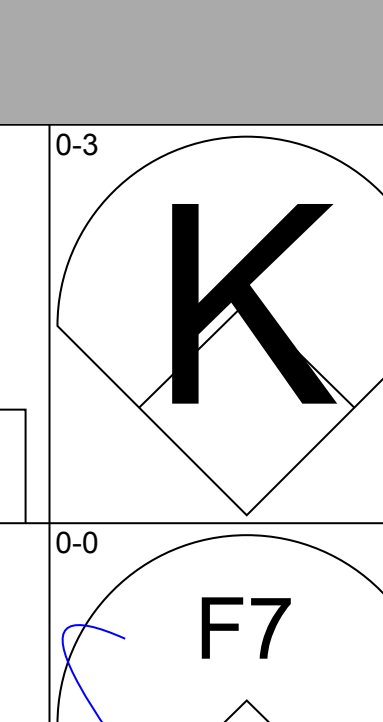
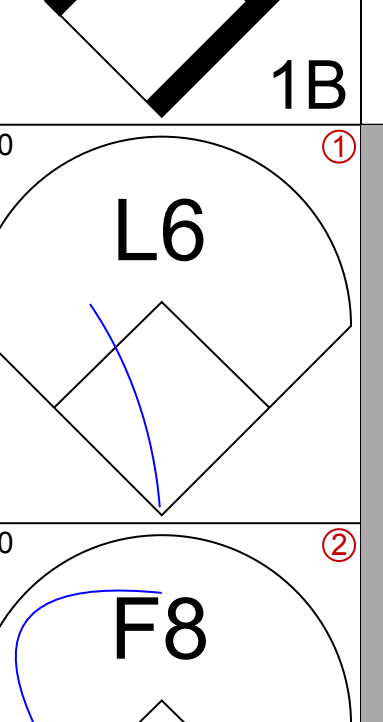
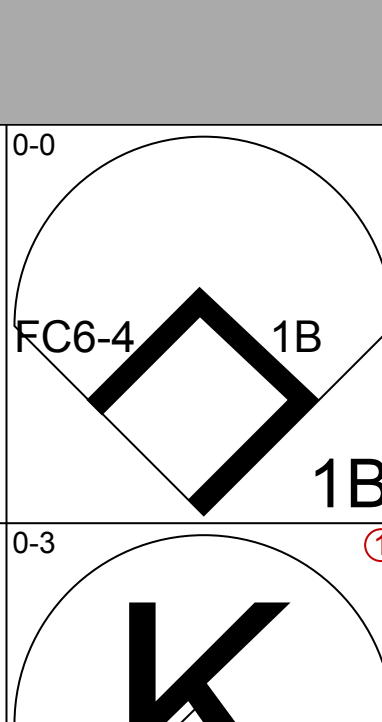
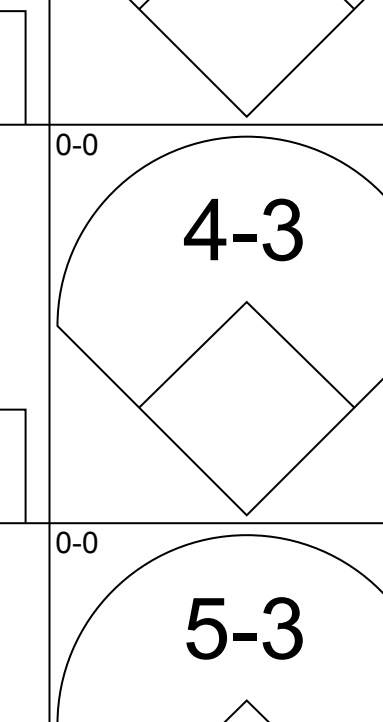
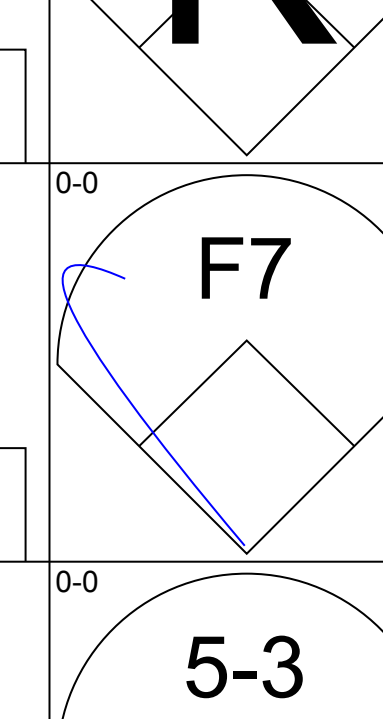
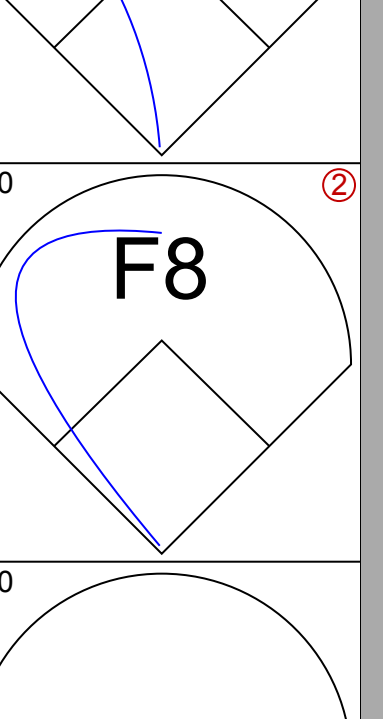
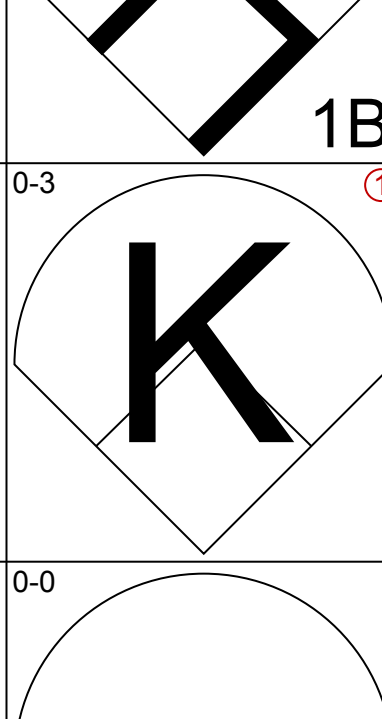
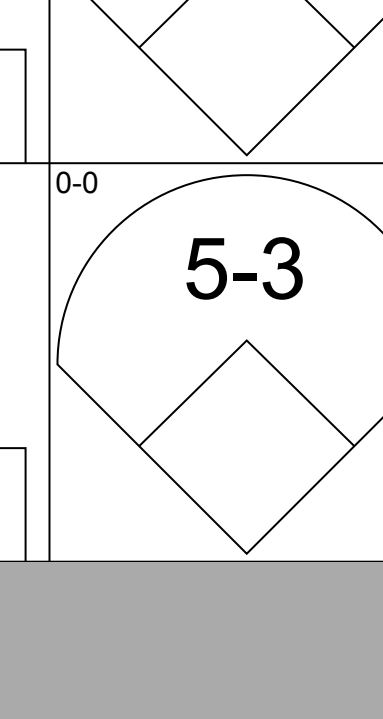
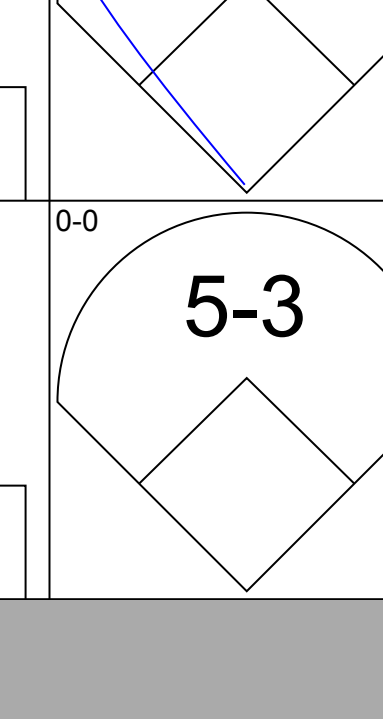
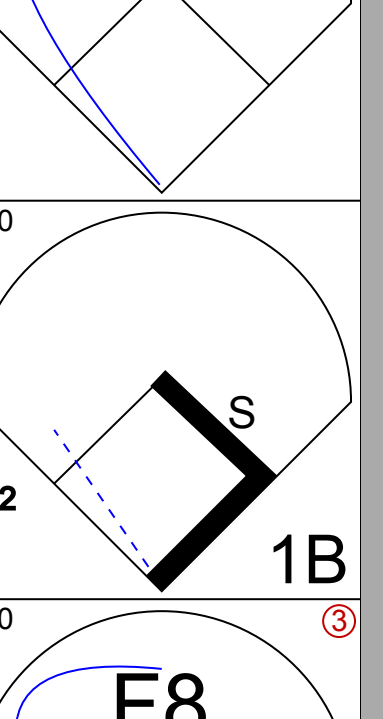
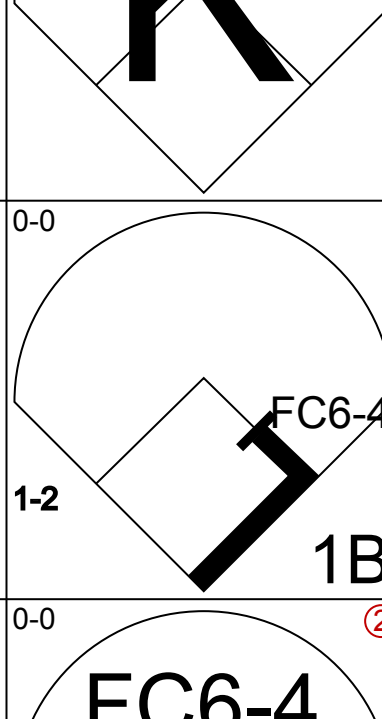
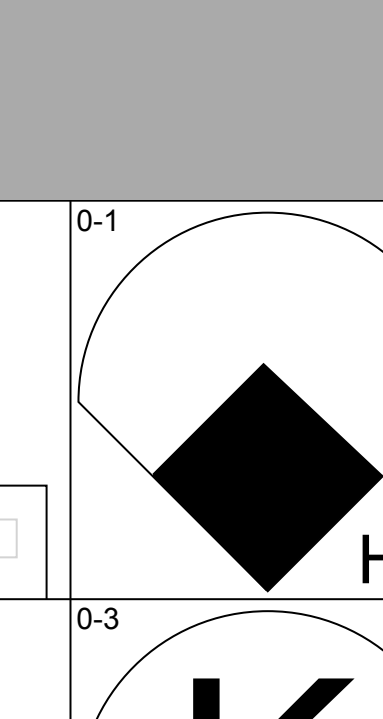
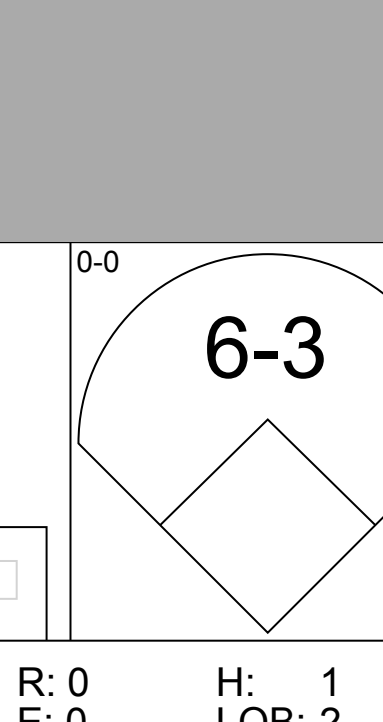
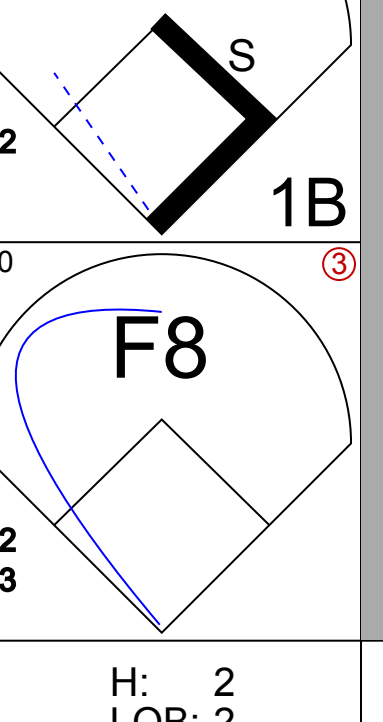
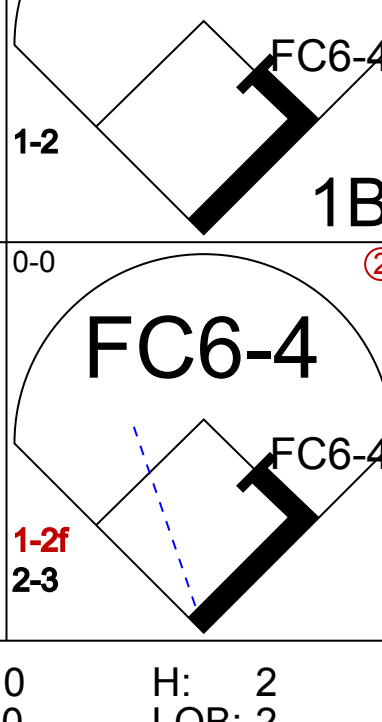
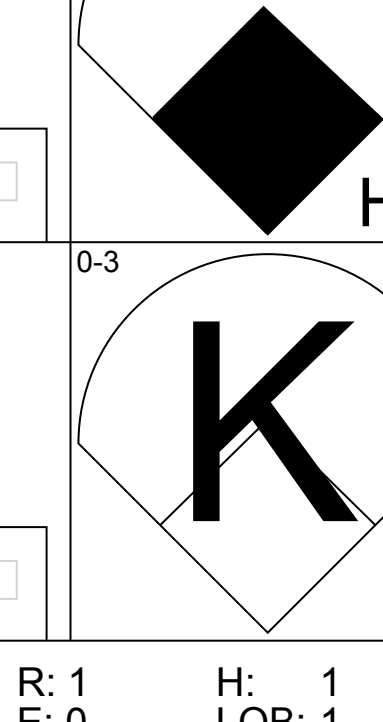


Batter	1	2	3	4	5	6	7	8	9	AB	R	H	RBI	BB	SO	LOB	TOP		
Ron LeFlore, R OBP: 0.320, SLG: 0.309										4	0	0	0	0	1	2			
Mike Squires, L OBP: 0.377, SLG: 0.385										4	2	2	0	0	0	0			
Carlton Fisk, R OBP: 0.406, SLG: 0.478										2	1	1	1	1	1	0			
Greg Luzinski, R OBP: 0.393, SLG: 0.460										4	0	0	0	0	0	4			
Rusty Kuntz, R OBP: 0.376, SLG: 0.344										0	0	0	0	0	0	0			
Harold Baines, L OBP: 0.319, SLG: 0.403										4	0	1	0	0	2	2			
Chet Lemon, R OBP: 0.397, SLG: 0.421										3	1	0	0	1	1	2			
Tony Bernazard, S OBP: 0.341, SLG: 0.429										4	0	1	3	0	2	0			
Jim Morrison, R OBP: 0.261, SLG: 0.361										4	0	1	0	0	1	1			
Bill Almon, R OBP: 0.383, SLG: 0.376										4	0	1	0	0	1	1			
<b>Inning Stats</b>	R: 0 E: 0 K: 1 S: 5	H: 0 LOB: 1 BB: 1 P: 9	R: 0 E: 0 K: 2 S: 7	H: 0 LOB: 0 BB: 0 P: 7	R: 0 E: 0 K: 0 S: 3	H: 1 LOB: 0 BB: 0 P: 3	R: 3 E: 0 K: 2 S: 9	H: 2 LOB: 1 BB: 1 P: 14	R: 1 E: 0 K: 0 S: 5	H: 2 LOB: 1 BB: 0 P: 5	R: 0 E: 0 K: 0 S: 3	H: 1 LOB: 0 BB: 0 P: 3	R: 0 E: 1 K: 2 S: 9	H: 1 LOB: 2 BB: 0 P: 9	R: 0 E: 0 K: 2 S: 7	H: 0 LOB: 0 BB: 0 P: 7	1B: 5 2B: 2 3B: 0 HR: 0	SF: 0 SAC: 0 DP: 1 HBP: 1	WP: 1 PA: 36 SB: 0 CS: 1
<b>PITCHER</b>	IP	WLS	BF	H	R	ER	SO	BB	IBB	HBP	BLK	WP	HR	S	P	ERA	WHIP		
Brian Kingman, R ERA: 2.57	(1, 1)	7.0	L	28	6	4	4	5	2	0	1	0	0	35	44	5.14	1.143		
Bo McLaughlin, R ERA: 7.71	(8, 1)	0.2		4	1	0	0	1	0	0	0	0	0	6	6	0.00	1.500		
Jeff Jones, R ERA: 2.84	(8, 1)	1.1		4	0	0	0	3	0	0	0	0	0	10	10	0.00	0.000		

Chicago White Sox @ Oakland Athletics  
Oakland-Alameda County Coliseum, Oakland, CA  
Tue May 26 1981, 7:05 PM PDT  
Att: 26,371 - Cloudy - 58 F

AB 33  
R 4  
H 7  
RBI 4  
BB 2  
SO 9  
LOB 12



Batter	1	2	3	4	5	6	7	8	9	AB	R	H	RBI	BB	SO	LOB	BOTTOM				
Rickey Henderson, R OBP: 0.425, SLG: 0.483										3	0	2	0	2	0	2					
Dwayne Murphy, L OBP: 0.365, SLG: 0.431										4	0	0	0	1	3	3					
Cliff Johnson, R OBP: 0.333, SLG: 0.466										4	0	0	0	0	0	4					
Tony Armas, R OBP: 0.323, SLG: 0.552										3	0	0	0	1	2	4					
Mike Heath, R OBP: 0.247, SLG: 0.325										4	0	1	0	0	0	4					
Jeff Newman, R OBP: 0.232, SLG: 0.289										4	0	1	0	0	1	1					
Shoody Babiit, R OBP: 0.317, SLG: 0.264										4	0	0	0	0	1	2					
Dave McKay, S OBP: 0.250, SLG: 0.316										4	1	3	1	0	0	0					
Rob Picciolo, R OBP: 0.278, SLG: 0.365										4	0	0	0	0	1	4					
<b>Inning Stats</b>	R: 0 E: 0 K: 0 S: 3	H: 0 LOB: 2 BB: 2 P: 11	R: 0 E: 0 K: 1 S: 5	H: 0 LOB: 0 BB: 0 P: 5	R: 0 E: 0 K: 1 S: 6	H: 1 LOB: 2 BB: 0 P: 7	R: 0 E: 0 K: 0 S: 5	H: 2 LOB: 2 BB: 0 P: 5	R: 0 E: 0 K: 1 S: 6	H: 1 LOB: 2 BB: 1 P: 10	R: 0 E: 0 K: 1 S: 7	H: 2 LOB: 2 BB: 0 P: 7	R: 0 E: 0 K: 2 S: 7	H: 0 LOB: 0 BB: 0 P: 7	R: 0 E: 0 K: 0 S: 3	H: 0 LOB: 0 BB: 0 P: 3	R: 1 E: 0 K: 2 S: 9	H: 1 LOB: 1 BB: 1 P: 13	1B: 5 2B: 1 3B: 0 HR: 1	SF: 0 SAC: 0 DP: 0 HBP: 1	WP: 1 PA: 39 SB: 0 CS: 0
<b>PITCHER</b>	IP	WLS	BF	H	R	ER	SO	BB	IBB	HBP	BLK	WP	HR	S	P	ERA	WHIP				
Britt Burns, L ERA: 2.83	(1, 1)	9.0	W	39	7	1	1	8	3	1	1	0	1	51	68	1.00	1.111				

Chicago White Sox @ Oakland Athletics  
Oakland-Alameda County Coliseum, Oakland, CA  
Tue May 26 1981, 7:05 PM PDT  
Att: 26,371 - Cloudy - 58 F

AB 34  
R 1  
H 7  
RBI 1  
BB 4  
SO 8  
LOB 24



Batter	1	2	3	4	5	6	7	8	9	AB	R	H	RBI	BB	SO	LOB	TOP			
Ron LeFlore, R (1, 7) OBP: 0.331, SLG: 0.330	F8			5-3			G4			5	0	3	1	0	0	1				
Mike Squires, L (1, 3) OBP: 0.361, SLG: 0.367	K	L3			F7		G4		4-1	5	0	0	1	0	1	4				
Carlton Fisk, R (1, 2) OBP: 0.401, SLG: 0.466	F7			FC4-6	6-3		K			3	0	0	0	1	1	1				
Greg Luzinski, R (1, 10) OBP: 0.395, SLG: 0.468										4	1	2	0	0	1	1				
Rusty Kuntz, R (8, PR) OBP: 0.376, SLG: 0.344			P3		K					0	0	0	0	0	0	0				
Harold Baines, L (1, 9) OBP: 0.309, SLG: 0.391		E3	FC4-6				3-1		P6	4	1	0	0	0	0	3				
Chet Lemon, R (1, 8) OBP: 0.371, SLG: 0.424					F8		5-3			4	0	2	1	0	0	1				
Tony Bernazard, S (1, 4) OBP: 0.339, SLG: 0.425										4	0	1	0	0	3	5				
Greg Pryor, R (8, 4) OBP: 0.356, SLG: 0.317		K			G1	SH5-4	K		K	0	0	0	0	0	0	0				
Jim Morrison, R (1, 5) OBP: 0.254, SLG: 0.351					SH5-4		F8		FC6-4	3	0	0	0	0	1	5				
Bill Almon, R (1, 6) OBP: 0.386, SLG: 0.386					G1				F7	4	1	2	0	0	0	1				
<b>Inning Stats</b>	R: 0 E: 0 K: 1 S: 5	H: 0 LOB: 0 BB: 0 P: 5	R: 2 E: 1 K: 2 S: 12	H: 4 LOB: 3 BB: 0 P: 12	R: 0 E: 0 K: 0 S: 3	H: 0 LOB: 1 BB: 1 P: 7	R: 0 E: 0 K: 0 S: 4	H: 1 LOB: 1 BB: 0 P: 4	R: 0 E: 0 K: 1 S: 5	H: 0 LOB: 0 BB: 0 P: 5	R: 0 E: 0 K: 1 S: 7	H: 2 LOB: 1 BB: 0 P: 7	R: 0 E: 0 K: 1 S: 7	H: 2 LOB: 2 BB: 0 P: 7	R: 0 E: 0 K: 0 S: 3	H: 1 LOB: 0 BB: 3 P: 3	1B: 7 2B: 3 HR: 0	SF: 0 SAC: 1 HBP: 0	WP: 0 PB: 0 CS: 1	PA: 38
<b>PITCHER</b> Rick Langford, R (1, 1) ERA: 2.83	IP: 9.0 WLS: L BF: 38	H: 10 R: 3 ER: 2 SO: 7	BB: 1 IBB: 0 HBP: 0 BLK: 0	WP: 0 HR: 0 S: 51 P: 55	ERA: 2.00 WHIP: 1.222	<b>PITCHER</b>					IP: 9.0 WLS: L BF: 38	H: 10 R: 3 ER: 2 SO: 7	BB: 1 IBB: 0 HBP: 0 BLK: 0	WP: 0 HR: 0 S: 51 P: 55	ERA: 2.00 WHIP: 1.222	<b>PITCHER</b>				

Chicago White Sox @ Oakland Athletics  
Oakland-Alameda County Coliseum, Oakland, CA

AB 36  
R 3  
H 10  
RBI 3  
BB 1  
SO 7  
LOB 22



Wed May 27 1981, 3:33 AM PDT  
Att: 17,621 - Unknown - 68 F

Batter	1	2	3	4	5	6	7	8	9	AB	R	H	RBI	BB	SO	LOB	BOTTOM			
Rickey Henderson, R (1, 7) OBP: 0.417, SLG: 0.472	5-3		P4		F7			5-3		4	0	0	0	0	0	2				
Dwayne Murphy, L (1, 8) OBP: 0.363, SLG: 0.424	F5		F8			FC5-4	BB	P6		3	0	0	0	1	0	1				
Tony Armas, R (1, 9) OBP: 0.317, SLG: 0.540	5-3			6-3		F8		1-3		4	0	0	0	0	0	1				
Cliff Johnson, R (1, 10) OBP: 0.339, SLG: 0.462		6-3			4-3	FC5-4	BB	K		3	0	1	0	1	1	0				
Mike Heath, R (1, 2) OBP: 0.253, SLG: 0.335				4-3		FC5-4	BB			4	0	2	0	0	0	3				
Jeff Newman, R (1, 3) OBP: 0.227, SLG: 0.283								G5-4-3		2	0	0	0	0	1	2				
Jim Spencer, L (6, PH) OBP: 0.223, SLG: 0.217	F8				K		P5		G5-4-3	2	0	0	0	0	0	3				
Shoody Babbitt, R (1, 4) OBP: 0.320, SLG: 0.268										2	0	1	0	0	0	1				
Keith Drumright, L (7, PH) OBP: 0.500, SLG: 0.333	1-3					FC5-4	1B			0	0	0	0	1	0	0				
Dave McKay, S (1, 5) OBP: 0.253, SLG: 0.317							FC5-4			3	0	1	0	0	0	2				
Rob Picciolo, R (1, 6) OBP: 0.272, SLG: 0.356										2	0	0	0	0	0	2				
Wayne Gross, L (7, PH) OBP: 0.316, SLG: 0.309		F8			F9			G3-6		1	0	0	0	0	0	1				
<b>Inning Stats</b>	R: 0 E: 0 K: 0 S: 3	H: 0 LOB: 0 BB: 0 P: 3	R: 0 E: 0 K: 0 S: 4	H: 1 LOB: 1 BB: 0 P: 4	R: 0 E: 0 K: 1 S: 6	H: 1 LOB: 1 BB: 0 P: 6	R: 0 E: 0 K: 0 S: 4	H: 1 LOB: 1 BB: 0 P: 4	R: 0 E: 0 K: 0 S: 2	H: 0 LOB: 0 BB: 1 P: 6	R: 0 E: 0 K: 0 S: 3	H: 0 LOB: 0 BB: 0 P: 3	R: 0 E: 0 K: 1 S: 5	H: 1 LOB: 0 BB: 0 P: 5	1B: 4 2B: 1 HR: 0	SF: 0 SAC: 0 HBP: 0	WP: 1 PB: 0 CS: 0	PA: 33		
<b>PITCHER</b> Ross Baumgarten, L (1, 1) ERA: 3.36	IP: 5.0 WLS: W BF: 20	H: 4 R: 0 ER: 0 SO: 1	BB: 1 IBB: 0 HBP: 0 BLK: 0	WP: 1 HR: 0 S: 21 P: 25	ERA: 0.00 WHIP: 1.000	<b>PITCHER</b>					IP: 4.0 WLS: S BF: 13	H: 1 R: 0 ER: 0 SO: 1	BB: 2 IBB: 0 HBP: 0 BLK: 0	WP: 0 HR: 0 S: 13 P: 21	ERA: 0.00 WHIP: 0.750	<b>PITCHER</b>				

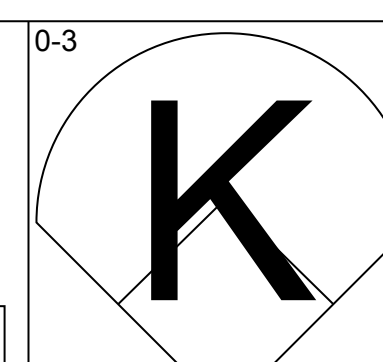
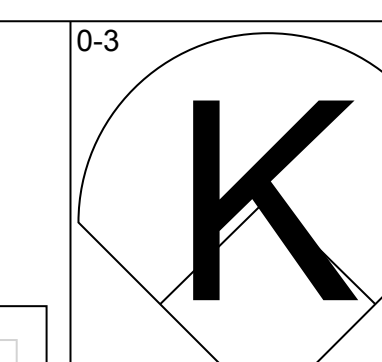
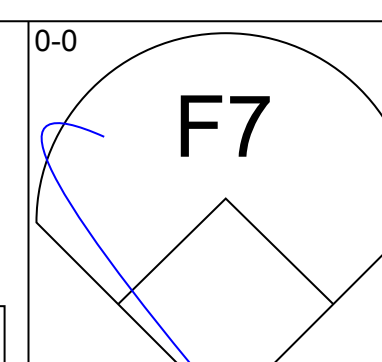
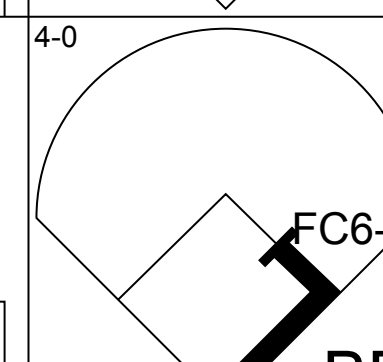
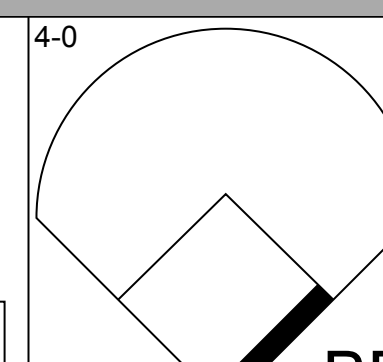
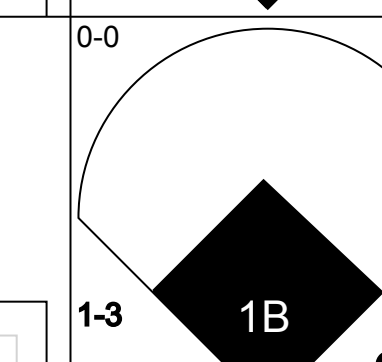
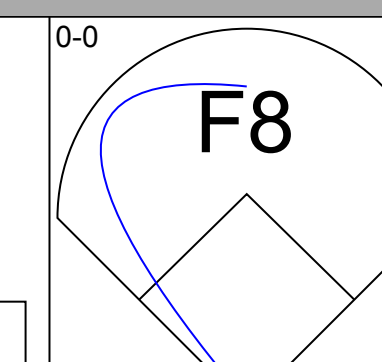
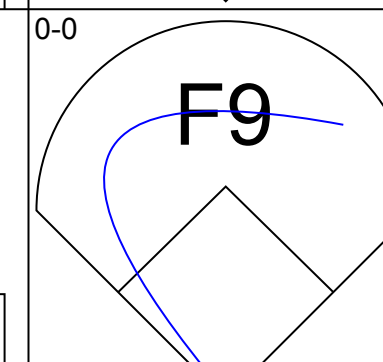
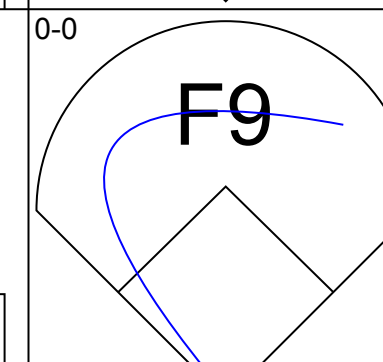
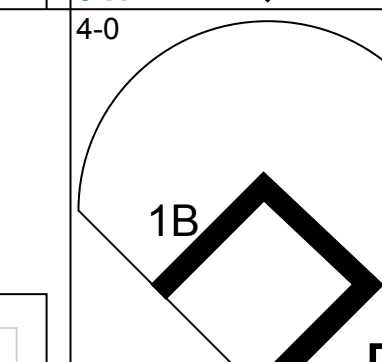
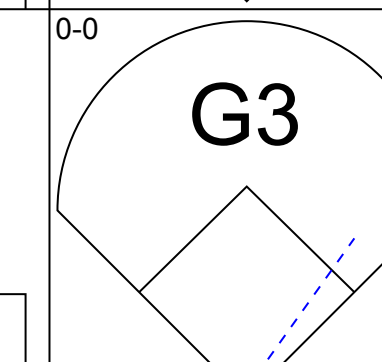
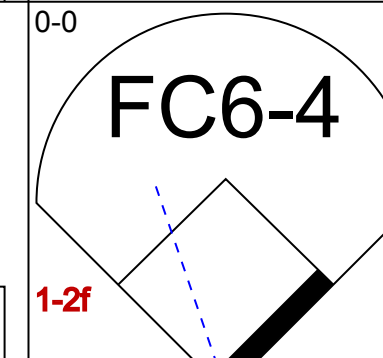
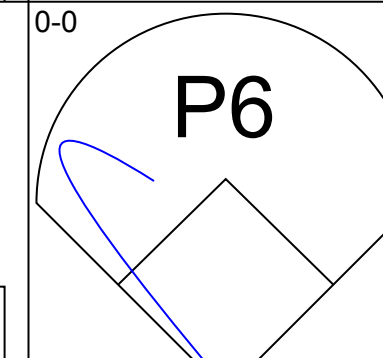
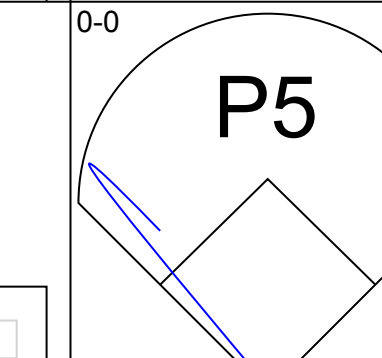
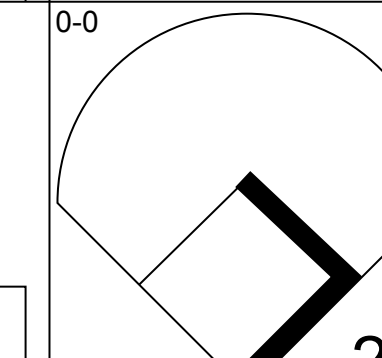
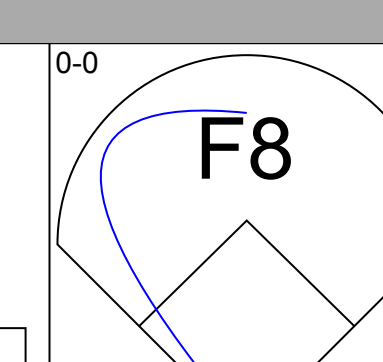
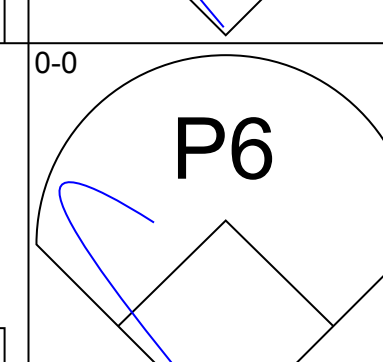
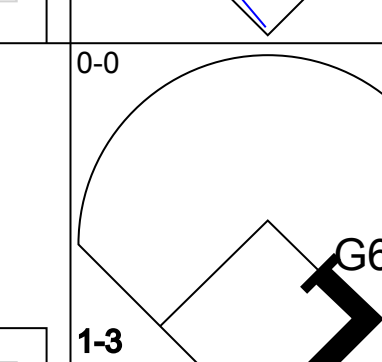
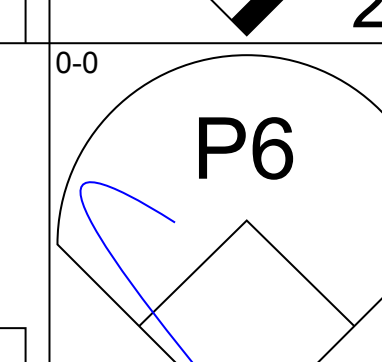
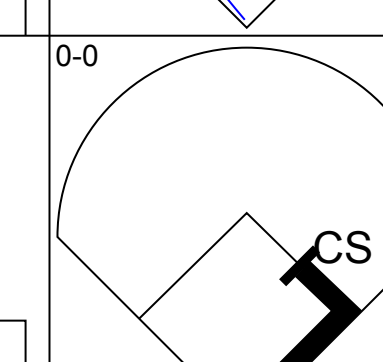
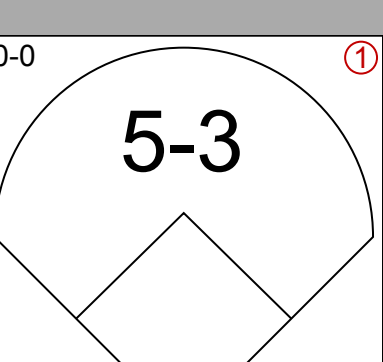
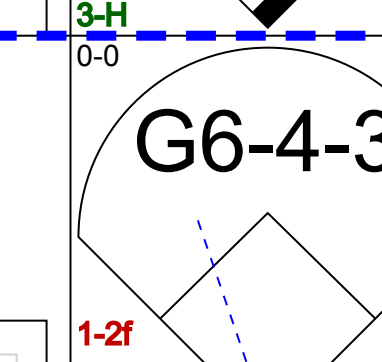
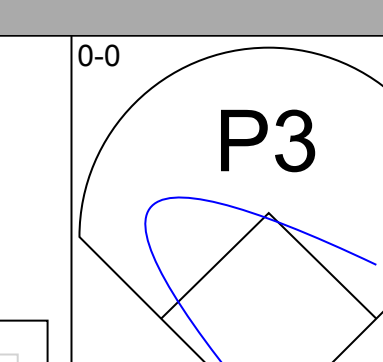
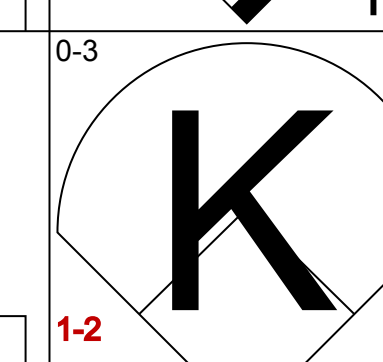
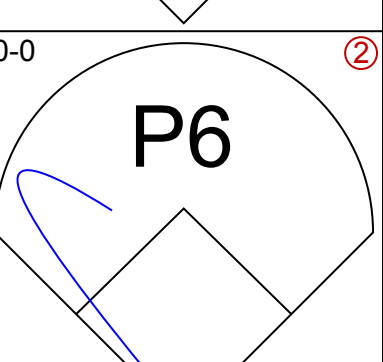
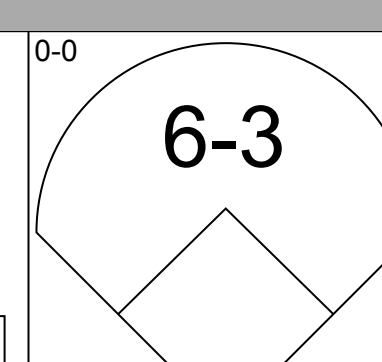
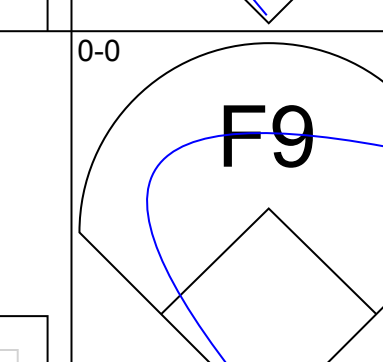
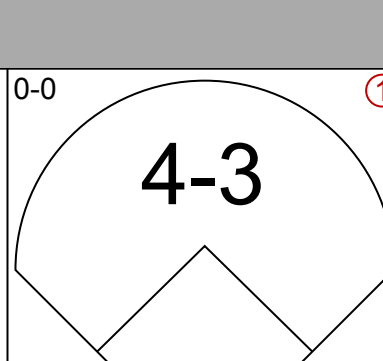
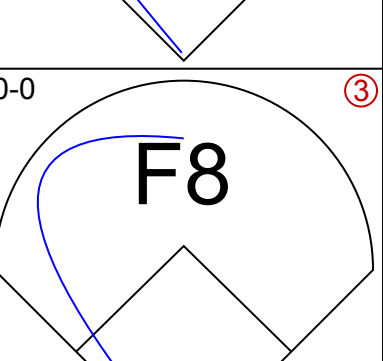
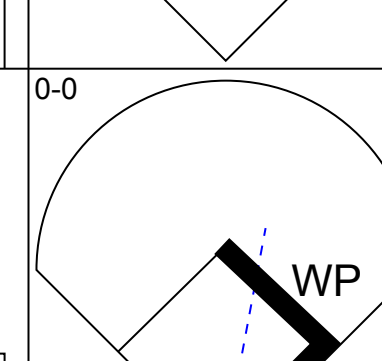
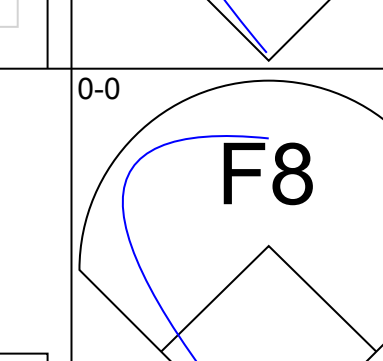
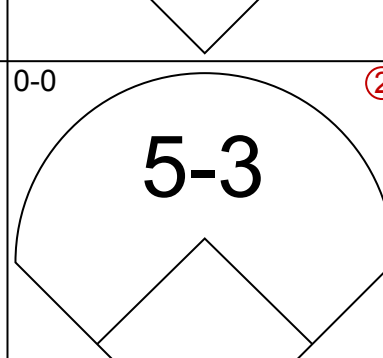
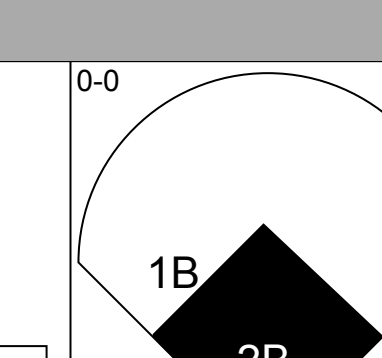
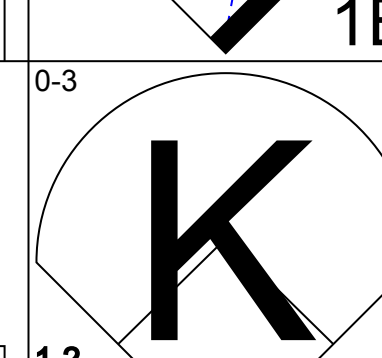
Chicago White Sox @ Oakland Athletics  
Oakland-Alameda County Coliseum, Oakland, CA

AB 30  
R 0  
H 5  
RBI 0  
BB 3  
SO 2  
LOB 18



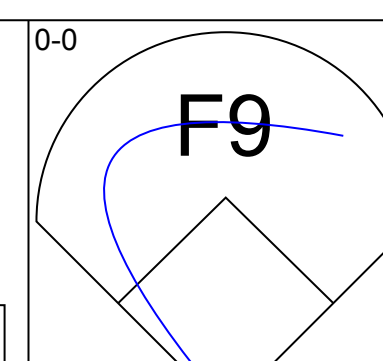
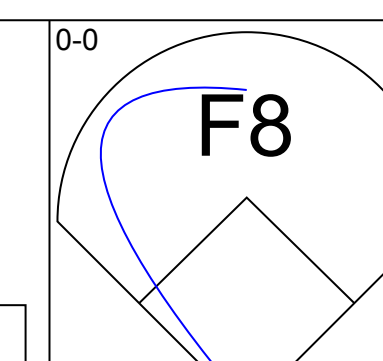
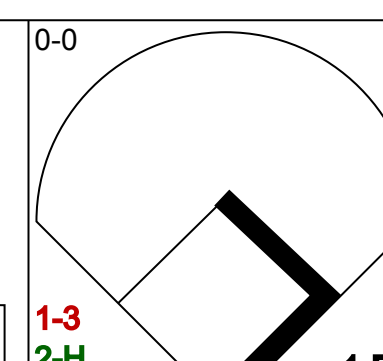
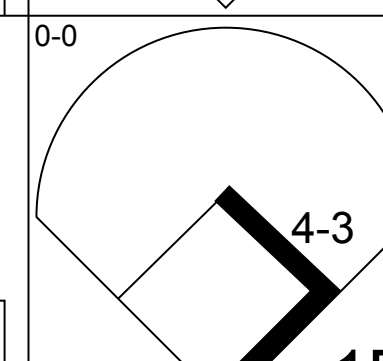
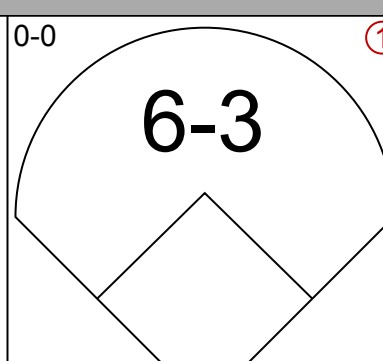
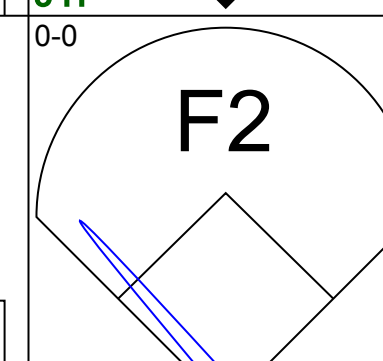
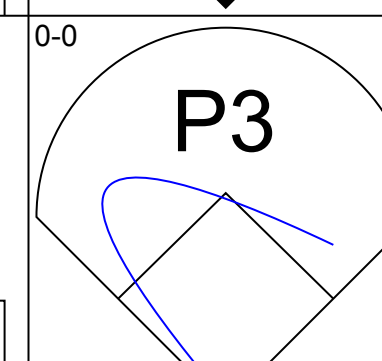
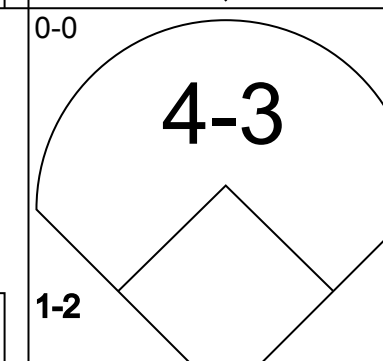
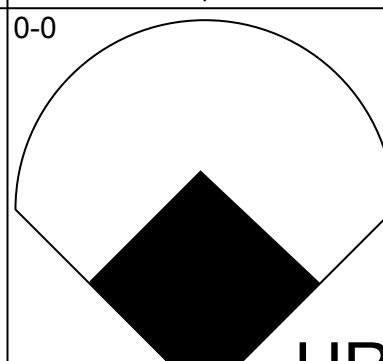
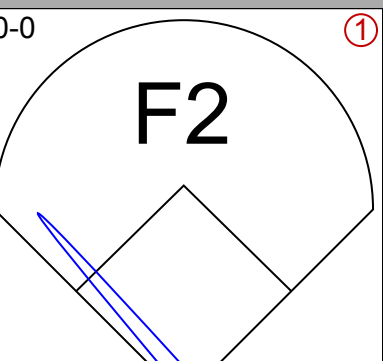
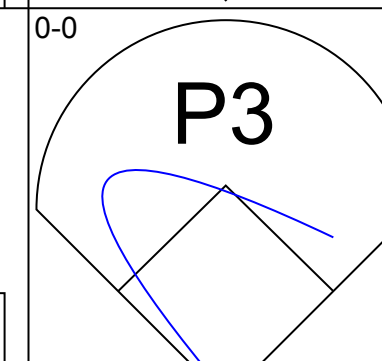
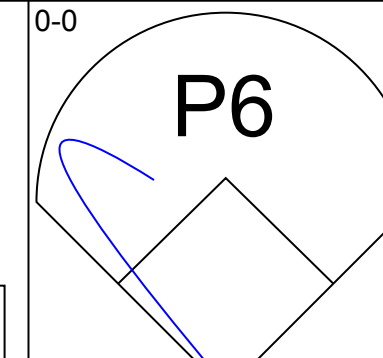
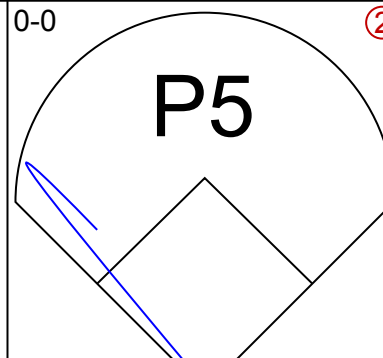
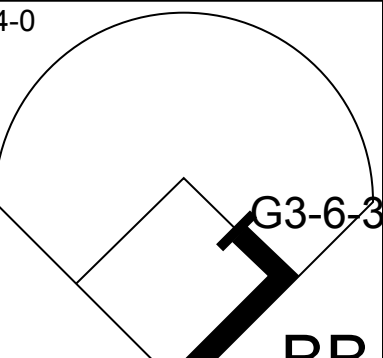
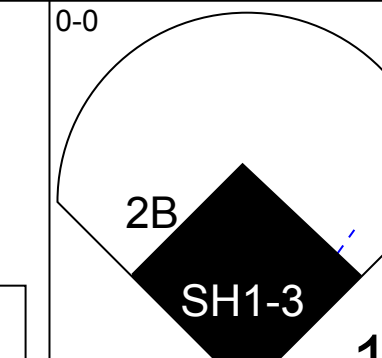
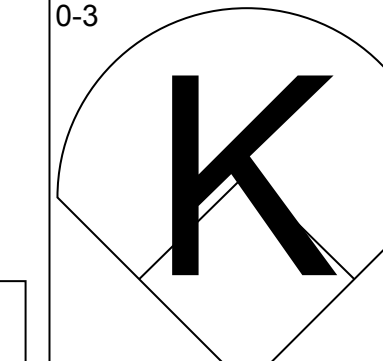
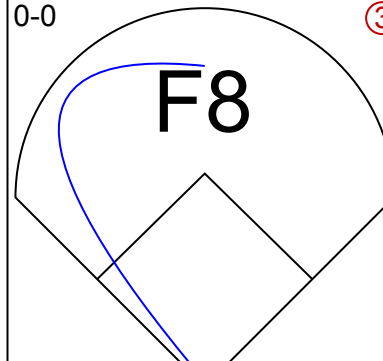
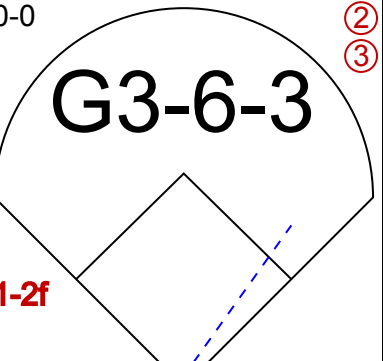
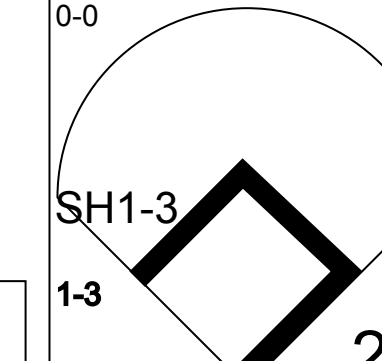
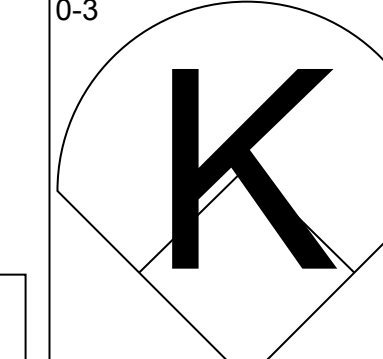
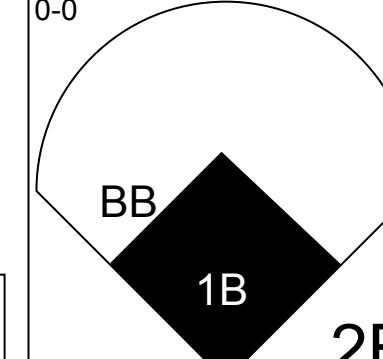
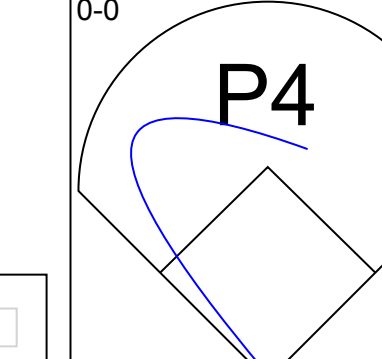
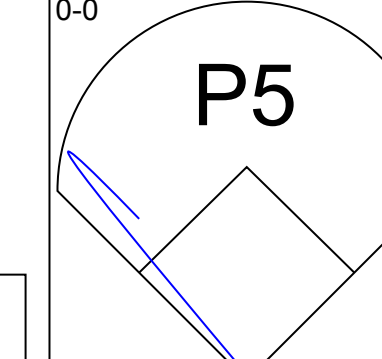
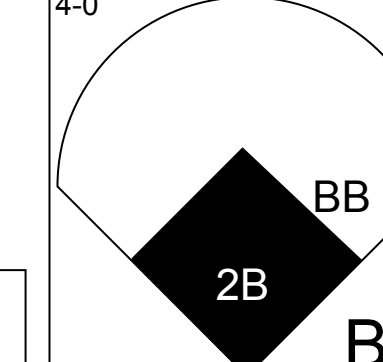
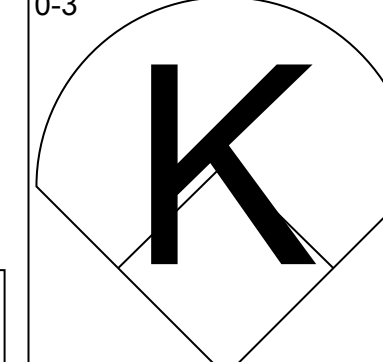
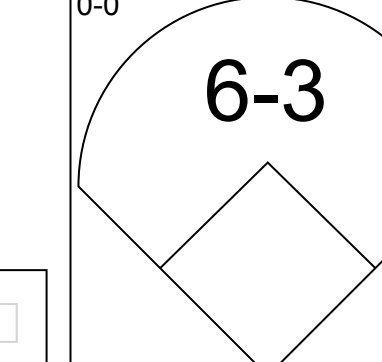
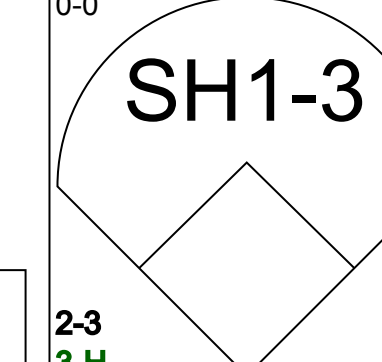
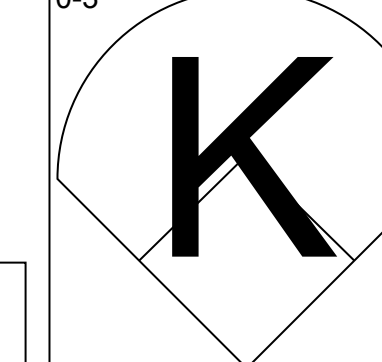
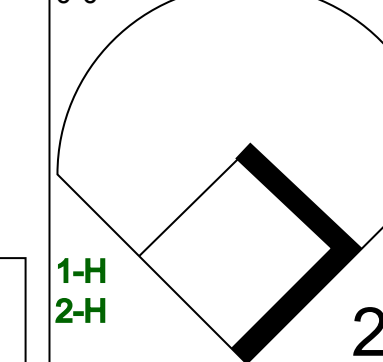
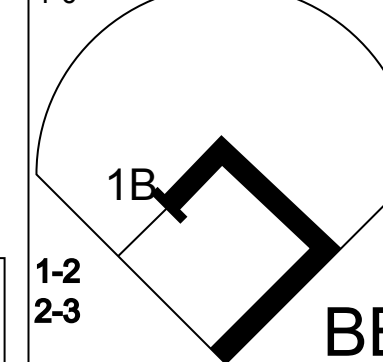


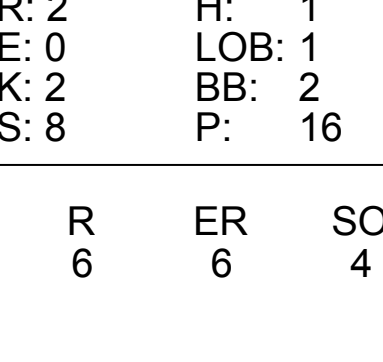
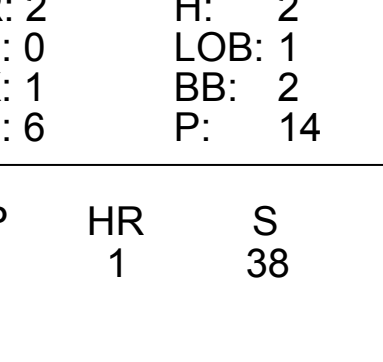
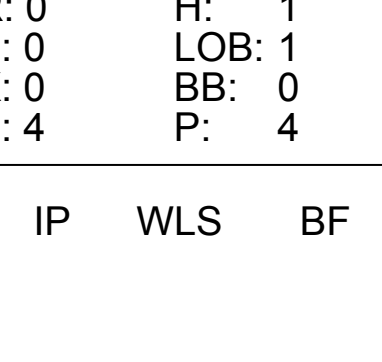
Wed May 27 1981, 3:33 AM PDT  
Att: 17,621 - Unknown - 68 F



Batter	1	2	3	4	5	6	7	8	9	AB	R	H	RBI	BB	SO	LOB	TOP					
Rickey Henderson, R OBP: 0.414, SLG: 0.467 (1, 7)										4	1	1	0	0	2	1	<b>Oakland Athletics @ Toronto Blue Jays</b> Exhibition Stadium, Toronto, ON Fri May 29 1981, 7:05 PM EDT Att: 16,509 - Unknown					
Dwayne Murphy, L OBP: 0.370, SLG: 0.430 (1, 8)										2	1	1	1	2	0							
Wayne Gross, L OBP: 0.314, SLG: 0.300 (1, 5)										3	0	0	0	1	0	2						
Tony Armas, R OBP: 0.316, SLG: 0.540 (1, 9)										4	0	1	0	0	0	5						
Jim Spencer, L OBP: 0.224, SLG: 0.218 (1, 3)										4	0	1	2	0	0	2						
Mike Heath, R OBP: 0.253, SLG: 0.333 (1, 2)										4	0	1	0	0	0	2						
Mitchell Page, L OBP: 0.229, SLG: 0.289 (1, 10)										4	0	0	0	0	1	1						
Keith Drumright, L OBP: 0.375, SLG: 0.286 (1, 4)										4	0	1	0	0	0	0						
Fred Stanley, R OBP: 0.304, SLG: 0.246 (7, PH)										2	1	1	0	0	0	0						
Cliff Johnson, R OBP: 0.336, SLG: 0.458 (7, 6)										1	0	0	0	0	1	1						
Rob Piccolo, R OBP: 0.272, SLG: 0.356 (7, 6)										0	0	0	0	0	0	0						
<b>Inning Stats</b>	R: 0 E: 0 K: 1 S: 5	H: 0 LOB: 1 BB: 1 P: 9	R: 0 E: 0 K: 1 S: 5	H: 1 LOB: 1 BB: 0 P: 5	R: 0 E: 0 K: 1 S: 5	H: 0 LOB: 0 BB: 0 P: 5	R: 0 E: 0 K: 0 S: 3	H: 0 LOB: 0 BB: 1 P: 7	R: 0 E: 0 K: 0 S: 3	H: 0 LOB: 0 BB: 0 P: 3	R: 3 E: 0 K: 0 S: 6	H: 4 LOB: 1 BB: 1 P: 10	R: 0 E: 0 K: 1 S: 6	H: 1 LOB: 1 BB: 0 P: 6	R: 0 E: 0 K: 0 S: 4	H: 1 LOB: 1 BB: 0 P: 4	R: 0 E: 0 K: 0 S: 3	H: 0 LOB: 0 BB: 0 P: 3	1B: 4 2B: 4 3B: 0 HR: 0	SF: 0 SAC: 0 DP: 2 HBP: 0	WP: 1 PB: 0 SB: 0 CS: 1	PA: 35
<b>PITCHER</b>	IP WLS BF H R ER SO BB IBB HBP BLK WP HR S P ERA WHIP																					
Jim Clancy, R ERA: 5.06 (1, 1)	5.1 W 23 5 3 3 3 3 3 0 0 0 0 0 0 26 38 5.06 1.500																					
Roy Lee Jackson, R ERA: 2.41 (6, 1)	3.2 S 12 2 0 0 1 0 0 0 0 1 0 14 14 0.00 0.545																					

AB	32
R	3
H	7
RBI	3
BB	3
SO	4
LOB	14



Batter	1	2	3	4	5	6	7	8	9	AB	R	H	RBI	BB	SO	LOB	BOTTOM					
Alfredo Griffin, S OBP: 0.249, SLG: 0.316 (1, 6)										4	0	2	2	0	0	1	<b>Oakland Athletics @ Toronto Blue Jays</b> Exhibition Stadium, Toronto, ON Fri May 29 1981, 7:05 PM EDT Att: 16,509 - Unknown					
Damaso Garcia, R OBP: 0.240, SLG: 0.250 (1, 4)										4	0	1	0	0	0	2						
Barry Bonnell, R OBP: 0.291, SLG: 0.421 (1, 8)										4	1	1	1	0	0	2						
John Mayberry, L OBP: 0.377, SLG: 0.450 (1, 3)										3	1	1	0	1	0	1						
Lloyd Moseby, L OBP: 0.296, SLG: 0.386 (1, 9)										4	0	1	0	0	1	1						
Otto Velez, R OBP: 0.396, SLG: 0.369 (1, 10)										4	1	1	0	0	1	2						
Ken Macha, R OBP: 0.326, SLG: 0.341 (1, 5)										1	1	0	0	1	1	1						
Danny Ainge, R OBP: 0.210, SLG: 0.208 (6, 5)										1	0	0	1	0	0	0						
George Bell, R OBP: 0.263, SLG: 0.370 (1, 7)										2	2	0	0	2	1	1						
Ernie Whitt, L OBP: 0.274, SLG: 0.257 (1, 2)										2	0	1	2	1	0	0						
<b>Inning Stats</b>	R: 0 E: 0 K: 0 S: 4	H: 1 LOB: 1 BB: 2 P: 4	R: 2 E: 0 K: 2 S: 8	H: 1 LOB: 2 BB: 2 P: 16	R: 1 E: 0 K: 0 S: 4	H: 1 LOB: 0 BB: 0 P: 4	R: 2 E: 0 K: 1 S: 6	H: 2 LOB: 1 BB: 2 P: 14	R: 0 E: 0 K: 0 S: 2	H: 0 LOB: 0 BB: 1 P: 6	R: 0 E: 0 K: 0 S: 3	H: 0 LOB: 0 BB: 0 P: 3	R: 0 E: 0 K: 0 S: 4	H: 1 LOB: 1 BB: 0 P: 4	R: 1 E: 0 K: 1 S: 7	H: 2 LOB: 1 BB: 0 P: 7	R: 0 E: 0 K: 0 S: 3	H: 0 LOB: 0 BB: 0 P: 3	1B: 4 2B: 3 3B: 0 HR: 1	SF: 0 SAC: 1 DP: 1 HBP: 0	WP: 0 PB: 0 SB: 0 CS: 0	PA: 35
<b>PITCHER</b>	IP WLS BF H R ER SO BB IBB HBP BLK WP HR S P ERA WHIP																					
Matt Keough, R ERA: 2.86 (1, 1)	8.0 L 35 8 6 6 4 5 0 0 0 0 0 1 38 58 6.75 1.625																					

AB	29
R	6
H	8
RBI	6
BB	5
SO	4
LOB	11





Batter	1	2	3	4	5	6	7	8	9	AB	R	H	RBI	BB	SO	LOB	TOP		
Rickey Henderson, R OBP: 0.418, SLG: 0.464 (1.7)	4-0 S BB		0-3 K		0-0 4-3		0-0 F7		0-0 WP SH3-4 SF9 1B	4	1	1	0	1	1	1			
Dwayne Murphy, L OBP: 0.370, SLG: 0.433 (1.8)	0-0 4-3		0-0 HR		0-3 K		0-0 G3		0-0 SH3-4	4	1	1	0	0	1	2			
Wayne Gross, L OBP: 0.323, SLG: 0.343 (1.5)	0-3 K		0-0 HR		0-0	0-0 FC5-4 1B		0-0 G4-6-3 1B	0-0 SF9	4	1	3	3	0	1	1			
Tony Armas, R OBP: 0.316, SLG: 0.529 Mike Heath, R OBP: 0.249, SLG: 0.327 (5.9)	0-3 K		0-0 P4		0-0	0-0 FC5-4 WP 1-2		0-0 G4-6-3 1-2	0-0 K	2	0	0	0	0	1	1			
Jim Spencer, L OBP: 0.236, SLG: 0.223 (1.3)		0-0 1-3		0-0	0-0	4-0 1B 1-2 BB		0-0 1B 2B 1B		3	1	2	0	1	0	0			
Cliff Johnson, R OBP: 0.338, SLG: 0.447 (1.10)		4-0 E WP BB		0-0	0-0	0-3 G4-3 1-2 1B		0-0 2B 1B 1B		3	1	2	0	1	1	2			
Jeff Newman, R OBP: 0.238, SLG: 0.300 (1.2)		0-0 F7 1-2		0-0	0-0	0-0 F7		0-0 5-3	0-0 1B 2B	4	0	1	1	0	0	5			
Keith Drumright, L OBP: 0.400, SLG: 0.357 (1.4)		0-3 K 2-3		0-0	0-0	G4-3 1-2		0-0 1B 2H 3H	0-0 1B	4	0	2	1	0	1	3			
Fred Stanley, R OBP: 0.296, SLG: 0.238 Mitchell Pineda, L OBP: 0.228, SLG: 0.282 Rob Piccolo, R OBP: 0.299, SLG: 0.348 Tim Hosley, R OBP: 0.278, SLG: 0.278 Dave McKay, S OBP: 0.251, SLG: 0.317 (9.6)			0-0 5-3		0-0	0-0 F8		0-0 F7	4-0 SH3-4 WP BB	2	0	0	0	0	0	0			
<b>Inning Stats</b>	R: 0 E: 0 K: 2 S: 7	H: 0 LOB: 1 BB: 1 P: 11	R: 0 E: 1 K: 1 S: 5	H: 0 LOB: 1 BB: 1 P: 9	R: 2 E: 0 K: 1 S: 7	H: 2 LOB: 0 BB: 0 P: 7	R: 0 E: 0 K: 0 S: 4	H: 2 LOB: 1 BB: 0 P: 4	R: 0 E: 0 K: 1 S: 5	H: 1 LOB: 2 BB: 1 P: 10	R: 0 E: 0 K: 0 S: 4	H: 1 LOB: 1 BB: 0 P: 4	R: 2 E: 0 K: 0 S: 6	H: 5 LOB: 5 BB: 0 P: 6	R: 2 E: 0 K: 1 S: 6	H: 1 LOB: 1 BB: 1 P: 10	1B: 10 2B: 1 3B: 0 HR: 1	SF: 1 SAC: 1 DP: 2 HBP: 0	WP: 3 PA: 40 PB: 0 SB: 1 CS: 0
<b>PITCHER</b>	IP WLS BF H R ER SO BB IBB HBP BLK WP HR S P ERA WHIP	IP WLS BF H R ER SO BB IBB HBP BLK WP HR S P ERA WHIP	IP WLS BF H R ER SO BB IBB HBP BLK WP HR S P ERA WHIP	IP WLS BF H R ER SO BB IBB HBP BLK WP HR S P ERA WHIP	IP WLS BF H R ER SO BB IBB HBP BLK WP HR S P ERA WHIP	IP WLS BF H R ER SO BB IBB HBP BLK WP HR S P ERA WHIP	IP WLS BF H R ER SO BB IBB HBP BLK WP HR S P ERA WHIP	IP WLS BF H R ER SO BB IBB HBP BLK WP HR S P ERA WHIP	IP WLS BF H R ER SO BB IBB HBP BLK WP HR S P ERA WHIP	IP WLS BF H R ER SO BB IBB HBP BLK WP HR S P ERA WHIP	IP WLS BF H R ER SO BB IBB HBP BLK WP HR S P ERA WHIP	IP WLS BF H R ER SO BB IBB HBP BLK WP HR S P ERA WHIP	IP WLS BF H R ER SO BB IBB HBP BLK WP HR S P ERA WHIP	IP WLS BF H R ER SO BB IBB HBP BLK WP HR S P ERA WHIP	IP WLS BF H R ER SO BB IBB HBP BLK WP HR S P ERA WHIP	IP WLS BF H R ER SO BB IBB HBP BLK WP HR S P ERA WHIP	IP WLS BF H R ER SO BB IBB HBP BLK WP HR S P ERA WHIP	IP WLS BF H R ER SO BB IBB HBP BLK WP HR S P ERA WHIP	IP WLS BF H R ER SO BB IBB HBP BLK WP HR S P ERA WHIP

Oakland Athletics @ Toronto Blue Jays  
Exhibition Stadium, Toronto, ON  
Sun May 31, 1981, 3:33 AM EDT  
Att: 24,079 - Sunny - 61 F

AB 34  
R 6  
H 12  
RBI 5  
BB 4  
SO 7  
LOB 19



Batter	1	2	3	4	5	6	7	8	9	AB	R	H	RBI	BB	SO	LOB	BOTTOM		
Alfredo Griffin, S OBP: 0.249, SLG: 0.309 (1.6)	0-0 9-5 S 1B		0-0 4-3		0-0 SH 1B	4-0 S BB		0-0 F7		3	1	1	0	1	0	1			
Damaso Garcia, R OBP: 0.244, SLG: 0.266 (1.4)	0-3 K		0-0		0-0 SH1-3 BLK 2B 1B	0-0 F9 1-2		0-0 F8		5	1	2	2	0	1	2			
Barry Bonnell, R OBP: 0.282, SLG: 0.401 (1.8)	0-0 9-5		0-0 P9		0-0 SH1-3 1-3	4-0 BB		0-0 6-3		3	0	0	0	1	0	3			
Otto Velez, R OBP: 0.377, SLG: 0.398 Willie Upshaw, L OBP: 0.297, SLG: 0.373 (9. PR)		4-0 FC5-4 HBP FC3-6 BB		0-3 K		0-0 G3 1B 2B		0-0 F8	0-0 2B	4	2	2	1	1	1	4			
John Mayberry, L OBP: 0.386, SLG: 0.493 Danny Ainge, R OBP: 0.209, SLG: 0.206 Garth Iorg, R OBP: 0.254, SLG: 0.290 (9. PH)		1-0 FC5-4 HBP		0-3 K		0-0 G3 2-3		0-0 6-3	0-0 5-3	2	0	0	0	0	1	1			
Ken Macha, R OBP: 0.327, SLG: 0.300 (7.3)		0-0 FC5-4 FC3-6 1-2 2-3		4-0 BB		4-0 1B BB		4-0 4-3 BB	0-0 F8	2	0	0	0	3	0	3			
Lloyd Moseby, L OBP: 0.295, SLG: 0.400 (1.9)		0-0 FC3-6 1-2 3-H		0-0 P5		0-0 FC6-4 1B		0-0 4-3		4	0	1	2	0	0	3			
George Bell, R OBP: 0.244, SLG: 0.342 (1.7)		0-0 6-3		0-0 F9		0-0 FC6-4 1-2		0-0 4-3		4	0	0	0	0	0	5			
Buck Martinez, R OBP: 0.250, SLG: 0.314 (1.2)			0-0 2B		4-0 SH 1B BB		0-0 P4		0-0 F7	3	1	1	0	1	0	0			
<b>Inning Stats</b>	R: 0 E: 0 K: 1 S: 5	H: 1 LOB: 0 BB: 0 P: 5	R: 1 E: 1 K: 0 S: 3	H: 0 LOB: 1 BB: 1 P: 8	R: 0 E: 0 K: 1 S: 7	H: 2 LOB: 0 BB: 0 P: 7	R: 0 E: 0 K: 1 S: 5	H: 0 LOB: 1 BB: 1 P: 9	R: 4 E: 1 K: 0 S: 7	H: 3 LOB: 2 BB: 2 P: 15	R: 0 E: 0 K: 0 S: 3	H: 0 LOB: 1 BB: 1 P: 7	R: 0 E: 0 K: 0 S: 3	H: 0 LOB: 0 BB: 0 P: 3	R: 0 E: 0 K: 0 S: 4	H: 1 LOB: 1 BB: 0 P: 4	1B: 3 2B: 5 3B: 0 HR: 0	SF: 0 SAC: 2 DP: 1 HBP: 1	WP: 0 PA: 42 PB: 0 SB: 2 CS: 0
<b>PITCHER</b>	IP WLS BF H R ER SO BB IBB HBP BLK WP HR S P ERA WHIP	IP WLS BF H R ER SO BB IBB HBP BLK WP HR S P ERA WHIP	IP WLS BF H R ER SO BB IBB HBP BLK WP HR S P ERA WHIP	IP WLS BF H R ER SO BB IBB HBP BLK WP HR S P ERA WHIP	IP WLS BF H R ER SO BB IBB HBP BLK WP HR S P ERA WHIP	IP WLS BF H R ER SO BB IBB HBP BLK WP HR S P ERA WHIP	IP WLS BF H R ER SO BB IBB HBP BLK WP HR S P ERA WHIP	IP WLS BF H R ER SO BB IBB HBP BLK WP HR S P ERA WHIP	IP WLS BF H R ER SO BB IBB HBP BLK WP HR S P ERA WHIP	IP WLS BF H R ER SO BB IBB HBP BLK WP HR S P ERA WHIP	IP WLS BF H R ER SO BB IBB HBP BLK WP HR S P ERA WHIP	IP WLS BF H R ER SO BB IBB HBP BLK WP HR S P ERA WHIP	IP WLS BF H R ER SO BB IBB HBP BLK WP HR S P ERA WHIP	IP WLS BF H R ER SO BB IBB HBP BLK WP HR S P ERA WHIP	IP WLS BF H R ER SO BB IBB HBP BLK WP HR S P ERA WHIP	IP WLS BF H R ER SO BB IBB HBP BLK WP HR S P ERA WHIP	IP WLS BF H R ER SO BB IBB HBP BLK WP HR S P ERA WHIP	IP WLS BF H R ER SO BB IBB HBP BLK WP HR S P ERA WHIP	IP WLS BF H R ER SO BB IBB HBP BLK WP HR S P ERA WHIP

Oakland Athletics @ Toronto Blue Jays  
Exhibition Stadium, Toronto, ON  
Sun May 31, 1981, 3:33 AM EDT  
Att: 24,079 - Sunny - 61 F


AB 32  
R 5  
H 7  
RBI 5  
BB 7  
SO 3  
LOB 23



Batter	1	2	3	4	5	6	7	8	9	AB	R	H	RBI	BB	SO	LOB	TOP			
<b>Rickey Henderson, R</b> OBP: 0.417, SLG: 0.459 (1, 7)										4	1	1	0	1	0	2				
<b>Dwayne Murphy, L</b> OBP: 0.397, SLG: 0.427 (1, 8)										5	1	1	0	0	2	2				
<b>Cliff Johnson, R</b> OBP: 0.340, SLG: 0.458 (1, 10)										4	0	2	2	0	1	1				
<b>Tony Armas, R</b> OBP: 0.323, SLG: 0.526 (1, 9)										3	1	1	0	2	0	2				
<b>Mike Heath, R</b> OBP: 0.241, SLG: 0.318 (1, 2)										5	1	0	0	0	0	5				
<b>Jeff Newman, R</b> OBP: 0.241, SLG: 0.301 (1, 3)										3	0	1	0	0	1	2				
<b>Jim Spencer, L</b> OBP: 0.234, SLG: 0.221 (8, 3)										1	0	0	0	0	0	0				
<b>Dave McKay, S</b> OBP: 0.275, SLG: 0.329 (1, 5)										3	1	2	1	1	0	0				
<b>Shooty Babitt, R</b> OBP: 0.317, SLG: 0.284 (1, 4)										4	0	1	2	0	2	2				
<b>Rob Picciolo, R</b> OBP: 0.265, SLG: 0.337 (1, 6)										3	1	0	0	1	0	2				
<b>Inning Stats</b>	R: 5 E: 2 K: 1 S: 11	H: 5 LOB: 1 BB: 0 P: 11	R: 0 E: 0 K: 0 S: 3	H: 0 LOB: 1 BB: 1 P: 7	R: 0 E: 0 K: 0 S: 3	H: 0 LOB: 0 BB: 0 P: 7	R: 0 E: 0 K: 0 S: 4	H: 2 LOB: 2 BB: 0 P: 4	R: 0 E: 0 K: 1 S: 6	H: 1 LOB: 1 BB: 0 P: 6	R: 0 E: 0 K: 2 S: 7	H: 0 LOB: 1 BB: 1 P: 11	R: 0 E: 0 K: 1 S: 5	H: 0 LOB: 0 BB: 0 P: 5	R: 1 E: 0 K: 1 S: 6	H: 1 LOB: 2 BB: 2 P: 14	1B: 7 2B: 1 3B: 1 HR: 0	SF: 1 SAC: 0 DP: 0 HBP: 0	WP: 0 PB: 0 CS: 0	PA: 41
<b>PITCHER</b>	IP	WLS	BF	H	R	ER	SO	BB	IBB	HBP	BLK	WP	HR	S	P	ERA	WHIP			
<b>Ross Baumgarten, L</b> ERA: 3.47 (1, 1)	0.2	L	8	5	5	1	1	0	0	0	0	0	0	10	10	13.50	7.500			
<b>Dennis Lamp, R</b> ERA: 2.51 (1, 1)	4.2		18	3	0	0	1	2	0	0	0	0	0	18	26	0.00	1.071			
<b>Ed Farmer, R</b> ERA: 5.82 (6, 1)	3.2		15	1	1	1	4	2	1	0	0	0	0	20	32	2.46	0.818			

**Oakland Athletics @ Chicago White Sox**  
Comiskey Park, Chicago, IL  
Tue Jun 02 1981, 8:05 PM EDT  
Att: 40,045 - Unknown - 67 F


**AB 35**  
**R 6**  
**H 9**  
**RBI 5**  
**BB 5**  
**SO 6**  
**LOB 18**



Batter	1	2	3	4	5	6	7	8	9	AB	R	H	RBI	BB	SO	LOB	BOTTOM			
<b>Ron LeFlore, R</b> OBP: 0.329, SLG: 0.346 (1, 7)										5	0	2	0	0	1	2				
<b>Mike Squires, L</b> OBP: 0.350, SLG: 0.333 (1, 3)										4	0	0	0	0	0	2				
<b>Carlton Fisk, R</b> OBP: 0.406, SLG: 0.460 (1, 2)										4	0	0	0	0	0	1				
<b>Greg Luzinski, R</b> OBP: 0.410, SLG: 0.480 (1, 10)										3	1	0	0	1	0	1				
<b>Harold Baines, L</b> OBP: 0.289, SLG: 0.377 (1, 9)										4	0	0	0	0	2	1				
<b>Chet Lemon, R</b> OBP: 0.381, SLG: 0.437 (1, 8)										3	1	3	1	0	0	0				
<b>Tony Bernazard, S</b> OBP: 0.342, SLG: 0.407 (1, 4)										2	0	1	0	2	1	1				
<b>Jim Morrison, R</b> OBP: 0.261, SLG: 0.378 (1, 5)										4	0	1	1	0	0	5				
<b>Greg Pryor, R</b> OBP: 0.333, SLG: 0.295 (1, 6)										3	0	0	0	0	0	2				
<b>Bob Molinaro, L</b> OBP: 0.500, SLG: 0.417 (9, PH)										1	0	0	0	0	1	2				
<b>Inning Stats</b>	R: 0 E: 0 K: 0 S: 3	H: 1 LOB: 0 BB: 0 P: 3	R: 0 E: 0 K: 1 S: 5	H: 0 LOB: 2 BB: 1 P: 10	R: 0 E: 0 K: 1 S: 5	H: 0 LOB: 0 BB: 0 P: 5	R: 2 E: 0 K: 1 S: 7	H: 2 LOB: 2 BB: 2 P: 15	R: 0 E: 0 K: 0 S: 4	H: 1 LOB: 1 BB: 0 P: 4	R: 0 E: 0 K: 1 S: 6	H: 1 LOB: 0 BB: 0 P: 6	R: 0 E: 0 K: 0 S: 3	H: 0 LOB: 0 BB: 0 P: 3	R: 0 E: 0 K: 1 S: 7	H: 2 LOB: 2 BB: 0 P: 7	1B: 6 2B: 0 3B: 1 HR: 0	SF: 0 SAC: 0 DP: 0 HBP: 1	WP: 0 PB: 0 CS: 1	PA: 37
<b>PITCHER</b>	IP	WLS	BF	H	R	ER	SO	BB	IBB	HBP	BLK	WP	HR	S	P	ERA	WHIP			
<b>Steve McCatty, R</b> ERA: 2.33 (1, 1)	9.0	W	37	7	2	2	5	3	0	1	0	0	0	43	56	2.00	1.111			

**Oakland Athletics @ Chicago White Sox**  
Comiskey Park, Chicago, IL  
Tue Jun 02 1981, 8:05 PM EDT  
Att: 40,045 - Unknown - 67 F

**AB 33**  
**R 2**  
**H 7**  
**RBI 2**  
**BB 3**  
**SO 5**  
**LOB 17**



Batter	1	2	3	4	5	6	7	8	9	AB	R	H	RBI	BB	SO	LOB	TOP				
Rickey Henderson, R OBP: 0.421, SLG: 0.457 (1, 7)	0-0 BB HR 1B	4-0 BB		0-0 FC6-4		0-0 F3		1-0 1B HBP	3 2 1 1 1 0 3												
Dwayne Murphy, L OBP: 0.397, SLG: 0.423 (1, 8)	4-0 HR BB	0-0 L3		0-0 4-3		0-0 4-3		0-0 1B	4 2 1 1 1 0 5												
Wayne Gross, L OBP: 0.326, SLG: 0.372 (1, 5)	0-0 1H 2H HR		0-0 3-1		0-3 K		0-0 G5-4-3 1B	0-3 K	5 1 2 3 0 2 2												
Tony Armas, R OBP: 0.324, SLG: 0.528 (1, 9)	0-0 F8		0-3 K		0-0 G3 1B 2B		0-0 G5-4-3 1B	0-0 FC4-6 1B	5 1 2 2 0 1 1												
Jim Spencer, L OBP: 0.223, SLG: 0.210 (1, 3)	0-0 F8		0-0 F7		0-0 G3		0-0 4-3	0-0 FC4-6 1B	5 0 0 0 0 0 2												
Cliff Johnson, R OBP: 0.342, SLG: 0.455 (1, 10)	0-0 F7		0-0 FC1-5 1B		0-0 FC6-4 1B		0-3 K	0-0 F9	5 0 2 1 0 1 1												
Mike Heath, R OBP: 0.247, SLG: 0.318 (1, 2)		4-0 4-3 BB		0-0 SH FC6-4 1B		0-0 FC6-4		0-0 F9	3 1 1 0 1 0 1								AB 36				
Keith Drumright, L OBP: 0.368, SLG: 0.294 (1, 4)		0-0 4-3		0-0 FC1-5 FC6-4 SH		4-0 BB		0-0 4-3	3 0 0 0 1 0 3								R 8				
Fred Stanley, R OBP: 0.297, SLG: 0.242 (1, 6)		0-0 6-3		0-0 SH FC6-4		0-0 F9		0-0 HBP 1B	3 1 1 0 0 0 2								H 10				
<b>Inning Stats</b>	R: 3 E: 0 K: 0 S: 5	H: 2 LOB: 0 BB: 1 P: 9	R: 0 E: 0 K: 0 S: 3	H: 0 LOB: 2 BB: 2 P: 11	R: 0 E: 0 K: 1 S: 5	H: 0 LOB: 0 BB: 0 P: 5	R: 1 E: 1 K: 0 S: 6	H: 2 LOB: 2 BB: 0 P: 6	R: 1 E: 0 K: 0 S: 7	H: 2 LOB: 1 BB: 0 P: 7	R: 0 E: 0 K: 0 S: 3	H: 1 LOB: 0 BB: 0 P: 3	R: 0 E: 0 K: 1 S: 5	H: 0 LOB: 0 BB: 0 P: 5	R: 3 E: 1 K: 1 S: 8	H: 3 LOB: 1 BB: 0 P: 9	1B: 8 2B: 1 3B: 0 HR: 1	SF: 0 SAC: 1 DP: 1 HBP: 1	WP: 0 PB: 0 SB: 0 CS: 0	PA: 42	
<b>PITCHER</b>	IP WLS BF H R ER SO BB IBB HBP BLK WP HR S P ERA WHIP	IP WLS BF H R ER SO BB IBB HBP BLK WP HR S P ERA WHIP	IP WLS BF H R ER SO BB IBB HBP BLK WP HR S P ERA WHIP	IP WLS BF H R ER SO BB IBB HBP BLK WP HR S P ERA WHIP	IP WLS BF H R ER SO BB IBB HBP BLK WP HR S P ERA WHIP	IP WLS BF H R ER SO BB IBB HBP BLK WP HR S P ERA WHIP	IP WLS BF H R ER SO BB IBB HBP BLK WP HR S P ERA WHIP	IP WLS BF H R ER SO BB IBB HBP BLK WP HR S P ERA WHIP	IP WLS BF H R ER SO BB IBB HBP BLK WP HR S P ERA WHIP	IP WLS BF H R ER SO BB IBB HBP BLK WP HR S P ERA WHIP	IP WLS BF H R ER SO BB IBB HBP BLK WP HR S P ERA WHIP	IP WLS BF H R ER SO BB IBB HBP BLK WP HR S P ERA WHIP	IP WLS BF H R ER SO BB IBB HBP BLK WP HR S P ERA WHIP	IP WLS BF H R ER SO BB IBB HBP BLK WP HR S P ERA WHIP	IP WLS BF H R ER SO BB IBB HBP BLK WP HR S P ERA WHIP	IP WLS BF H R ER SO BB IBB HBP BLK WP HR S P ERA WHIP	IP WLS BF H R ER SO BB IBB HBP BLK WP HR S P ERA WHIP	IP WLS BF H R ER SO BB IBB HBP BLK WP HR S P ERA WHIP	IP WLS BF H R ER SO BB IBB HBP BLK WP HR S P ERA WHIP	IP WLS BF H R ER SO BB IBB HBP BLK WP HR S P ERA WHIP	IP WLS BF H R ER SO BB IBB HBP BLK WP HR S P ERA WHIP

Oakland Athletics @ Chicago White Sox  
Comiskey Park, Chicago, IL  
Wed Jun 03 1981, 8:05 PM EDT  
Att: 42,358 - Unknown - 79 F

AB	36
R	8
H	10
RBI	8
BB	4
SO	4
LOB	20



Batter	1	2	3	4	5	6	7	8	9	AB	R	H	RBI	BB	SO	LOB	BOTTOM				
Ron LeFlore, R OBP: 0.327, SLG: 0.343 (1, 7)	0-3 K		0-0 CS 1B		0-0 F9		0-0 F9		4 0 1 0 0 1 0												
Mike Squires, L OBP: 0.348, SLG: 0.331 (1, 3)	0-0 F8		0-0 F8		0-0 1B		0-0 F7		4 0 1 0 0 0 1												
Carlton Fisk, R OBP: 0.403, SLG: 0.454 (1, 2)	0-0 5-3		0-0 1B		0-0 F7		0-0 F8		4 0 1 0 0 0 1												
Greg Luzinski, R OBP: 0.401, SLG: 0.468 (1, 10)		0-0 F8	0-0 1-5-3		0-0 F6		0-0 F9		4 0 0 0 0 0 1												
Harold Baines, L OBP: 0.295, SLG: 0.396 (1, 9)		1-0 HR HBP		0-0 4-3		0-0 F5		0-0 HR	3 2 1 1 1 0 0 0												
Chet Lemon, R OBP: 0.394, SLG: 0.468 (1, 8)		0-0 HR		0-0 6-3		0-0 2B		0-0 F7	4 1 2 2 0 0 0												
Tony Bernazard, S OBP: 0.340, SLG: 0.403 (1, 4)		0-3 K		0-0 1B		0-0 F4		0-0 1-3	4 0 1 0 0 1 1								AB 33				
Jim Morrison, R OBP: 0.261, SLG: 0.369 (1, 5)		4-0 BB		0-0 F3		0-0 1-6-3		0-0 F8	3 0 0 0 1 0 1								R 3				
Bill Almon, R OBP: 0.376, SLG: 0.371 (1, 6)		0-3 K		0-0 F8		0-0 F7			3 0 0 0 0 1 1								H 7				
<b>Inning Stats</b>	R: 0 E: 0 K: 1 S: 5	H: 0 LOB: 0 BB: 0 P: 5	R: 2 E: 0 K: 2 S: 8	H: 1 LOB: 1 BB: 1 P: 13	R: 0 E: 0 K: 0 S: 4	H: 2 LOB: 1 BB: 0 P: 4	R: 0 E: 0 K: 0 S: 4	H: 1 LOB: 1 BB: 0 P: 4	R: 0 E: 0 K: 0 S: 4	H: 1 LOB: 1 BB: 0 P: 4	R: 0 E: 0 K: 0 S: 3	H: 0 LOB: 0 BB: 0 P: 3	R: 0 E: 0 K: 0 S: 3	H: 0 LOB: 0 BB: 0 P: 3	R: 1 E: 0 K: 0 S: 4	H: 1 LOB: 0 BB: 0 P: 4	1B: 4 2B: 1 3B: 0 HR: 2	SF: 0 SAC: 0 DP: 0 HBP: 1	WP: 0 PB: 0 SB: 0 CS: 1	PA: 35	
<b>PITCHER</b>	IP WLS BF H R ER SO BB IBB HBP BLK WP HR S P ERA WHIP	IP WLS BF H R ER SO BB IBB HBP BLK WP HR S P ERA WHIP	IP WLS BF H R ER SO BB IBB HBP BLK WP HR S P ERA WHIP	IP WLS BF H R ER SO BB IBB HBP BLK WP HR S P ERA WHIP	IP WLS BF H R ER SO BB IBB HBP BLK WP HR S P ERA WHIP	IP WLS BF H R ER SO BB IBB HBP BLK WP HR S P ERA WHIP	IP WLS BF H R ER SO BB IBB HBP BLK WP HR S P ERA WHIP	IP WLS BF H R ER SO BB IBB HBP BLK WP HR S P ERA WHIP	IP WLS BF H R ER SO BB IBB HBP BLK WP HR S P ERA WHIP	IP WLS BF H R ER SO BB IBB HBP BLK WP HR S P ERA WHIP	IP WLS BF H R ER SO BB IBB HBP BLK WP HR S P ERA WHIP	IP WLS BF H R ER SO BB IBB HBP BLK WP HR S P ERA WHIP	IP WLS BF H R ER SO BB IBB HBP BLK WP HR S P ERA WHIP	IP WLS BF H R ER SO BB IBB HBP BLK WP HR S P ERA WHIP	IP WLS BF H R ER SO BB IBB HBP BLK WP HR S P ERA WHIP	IP WLS BF H R ER SO BB IBB HBP BLK WP HR S P ERA WHIP	IP WLS BF H R ER SO BB IBB HBP BLK WP HR S P ERA WHIP	IP WLS BF H R ER SO BB IBB HBP BLK WP HR S P ERA WHIP	IP WLS BF H R ER SO BB IBB HBP BLK WP HR S P ERA WHIP	IP WLS BF H R ER SO BB IBB HBP BLK WP HR S P ERA WHIP	IP WLS BF H R ER SO BB IBB HBP BLK WP HR S P ERA WHIP

Oakland Athletics @ Chicago White Sox  
Comiskey Park, Chicago, IL  
Wed Jun 03 1981, 8:05 PM EDT  
Att: 42,358 - Unknown - 79 F

AB	33
R	3
H	7
RBI	3
BB	1
SO	3
LOB	6



Batter	1	2	3	4	5	6	7	8	9	AB	R	H	RBI	BB	SO	LOB	TOP										
Rickey Henderson, R OBP: 0.423, SLG: 0.455 (1, 7)	0-0 CS 1B		4-0 E S BB		0-0 4-3			0-0 6-3		3	0	1	0	1	0	1											
Dwayne Murphy, L OBP: 0.395, SLG: 0.420 (1, 8)	0-3 K		0-0 F8				0-0 1-3	0-0 1B		4	0	1	0	0	1	2											
Wayne Gross, L OBP: 0.317, SLG: 0.359 (1, 5)	0-3 K		0-0 F7				0-0 1-3	0-0 F8		4	0	0	0	0	1	2											
Tony Armas, R OBP: 0.332, SLG: 0.532 (1, 9)		0-0 2B 4-3 1B		0-0 G4-3 1B			0-0 1B	0-0 F7		4	0	3	0	0	0	1											
Jim Spencer, L OBP: 0.216, SLG: 0.202 (1, 3)	0-0 4-3		0-0 F8				0-0 4-3	0-0 F4		4	0	0	0	0	0	3											
Jeff Newman, R OBP: 0.259, SLG: 0.327 (1, 2)	0-0 HR 2B		0-0 G4-3				0-0 1B	0-0 1B		4	1	3	0	0	0	1											
Mitchell Page, L OBP: 0.225, SLG: 0.317 (1, 10)	0-0 HR		0-0 HR		0-3 K		0-3 K	0-3 K		4	1	1	2	0	3	2											
Keith Drumright, L OBP: 0.304, SLG: 0.238 (1, 4)	0-0 4-3		0-0 4-3		0-0 4-3		0-0 F9	0-0 1-3		4	0	0	0	0	0	2											
Rob Picciolo, R OBP: 0.277, SLG: 0.347 (1, 6)			0-0 6-3				0-0 1B	0-0 1B		3	0	2	0	0	0	0											
<b>Inning Stats</b>	R: 0 E: 0 K: 2 S: 7	H: 1 LOB: 0 BB: 0 P: 7	R: 2 E: 0 K: 0 S: 5	H: 3 LOB: 0 BB: 0 P: 5	R: 0 E: 0 K: 0 S: 3	H: 0 LOB: 1 BB: 1 P: 7	R: 0 E: 0 K: 0 S: 3	H: 1 LOB: 0 BB: 0 P: 3	R: 0 E: 0 K: 1 S: 6	H: 1 LOB: 1 BB: 0 P: 6	R: 0 E: 0 K: 1 S: 4	H: 2 LOB: 2 BB: 0 P: 6	R: 0 E: 0 K: 1 S: 4	H: 1 LOB: 1 BB: 0 P: 4	R: 0 E: 0 K: 1 S: 6	H: 1 LOB: 1 BB: 0 P: 6	1B: 9 2B: 1 3B: 0 HR: 1	SF: 0 SAC: 0 DP: 1 HBP: 0	WP: 0 PB: 0 SB: 1 CS: 1	PA: 35							
<b>PITCHER</b>	IP	WLS	BF	H	R	ER	SO	BB	IBB	HBP	BLK	WP	HR	S	P	ERA	WHIP										
Richard Dotson, R ERA: 3.14 (1, 1)	8.1	W	33	11	2	2	4	1	0	0	0	0	1	40	44	2.16	1.440										
Ed Farmer, R ERA: 5.64 (9, 1)	0.2	S	2	0	0	0	1	0	0	0	0	0	0	4	4	0.00	0.000										

Oakland Athletics @ Chicago White Sox  
Comiskey Park, Chicago, IL  
Thu Jun 04 1981, 8:05 PM EDT  
Att: 37,706 - Unknown - 57 F

AB	34
R	2
H	11
RBI	2
BB	1
SO	5
LOB	14



Batter	1	2	3	4	5	6	7	8	9	AB	R	H	RBI	BB	SO	LOB	BOTTOM										
Ron LeFlore, R OBP: 0.325, SLG: 0.340 (1, 7)	0-0 6-3		0-0 6-3		0-0 F9		0-0 1B 1-3 2H			4	0	1	1	0	0	0											
Mike Squires, L OBP: 0.345, SLG: 0.328 (1, 3)	0-0 F8		0-0 F7		0-0 F5		0-0 1B 1-3 3H			4	0	1	1	0	0	0											
Carlton Fisk, R OBP: 0.399, SLG: 0.455 (1, 2)	0-0 2B		0-3 K			0-3 K	0-0 F7			4	0	1	0	0	2	2											
Greg Luzinski, R OBP: 0.398, SLG: 0.463 (1, 10)	0-0 5-3		0-0 5-3		0-0 5-3		0-0 E7 E 1B			4	0	1	0	0	0	1											
Rusty Kuntz, R OBP: 0.398, SLG: 0.333 (8, PR)								E SF7 IBB		0	1	0	0	0	0	0											
Harold Baines, L OBP: 0.294, SLG: 0.388 (1, 9)		0-0 F6		0-3 K		0-0 4-3		4-0 E SF7 IBB		3	1	0	0	1	1	0											
Chet Lemon, R OBP: 0.393, SLG: 0.468 (1, 8)		4-0 BB BB		4-0 1B BB			0-3 K	0-0 E9 FC5-4 1B		2	0	1	1	2	1	0											
Tony Bernazard, S OBP: 0.344, SLG: 0.404 (1, 4)		4-0 FC6-4 BB		0-0 FC6-4 1B			0-0 F8	0-0 SF7		2	0	1	1	1	0	0											
Jim Morrison, R OBP: 0.261, SLG: 0.366 (1, 5)		0-3 K		0-0 FC6-4			0-0 1B 1B	0-0 FC5-4-6		4	1	1	0	0	1	6											
Bill Almon, R OBP: 0.373, SLG: 0.368 (1, 6)		0-0 FC6-4			0-0 5-3		0-0 1B 1B	0-0 5-3		4	1	1	0	0	0	4											
<b>Inning Stats</b>	R: 0 E: 0 K: 0 S: 4	H: 1 LOB: 1 BB: 0 P: 4	R: 0 E: 0 K: 1 S: 5	H: 0 LOB: 2 BB: 2 P: 13	R: 0 E: 0 K: 1 S: 5	H: 0 LOB: 0 BB: 0 P: 5	R: 0 E: 0 K: 1 S: 6	H: 1 LOB: 2 BB: 1 P: 10	R: 0 E: 0 K: 0 S: 3	H: 0 LOB: 0 BB: 0 P: 3	R: 0 E: 0 K: 1 S: 5	H: 0 LOB: 0 BB: 0 P: 5	R: 2 E: 2 K: 0 S: 5	H: 4 LOB: 2 BB: 1 P: 9	R: 2 E: 2 K: 0 S: 5	H: 2 LOB: 2 BB: 1 P: 9	1B: 7 2B: 1 3B: 0 HR: 0	SF: 1 SAC: 0 DP: 0 HBP: 0	WP: 0 PB: 0 SB: 0 CS: 0	PA: 36							
<b>PITCHER</b>	IP	WLS	BF	H	R	ER	SO	BB	IBB	HBP	BLK	WP	HR	S	P	ERA	WHIP										
Rick Langford, R ERA: 2.87 (1, 1)	8.0	L	36	8	4	3	5	3	1	0	0	0	0	42	58	3.38	1.375										

Oakland Athletics @ Chicago White Sox  
Comiskey Park, Chicago, IL  
Thu Jun 04 1981, 8:05 PM EDT  
Att: 37,706 - Unknown - 57 F

AB	31
R	4
H	8
RBI	4
BB	4
SO	5
LOB	13



Batter	1	2	3	4	5	6	7	8	9	AB	R	H	RBI	BB	SO	LOB	TOP					
Jerry Remy, L (1,4) OBP: 0.389, SLG: 0.383										5	1	1	0	0	0	1	<b>Boston Red Sox @ Oakland Athletics</b> Oakland-Alameda County Coliseum, Oakland, CA Fri Jun 05 1981, 7:05 PM PDT Att: 30,251 - Unknown <a href="http://livebaseballscorecards.com">livebaseballscorecards.com</a>					
Dwight Evans, R (1,9) OBP: 0.457, SLG: 0.606										3	1	2	0	1	0	0						
Carl Yastrzemski, L (1,3) OBP: 0.326, SLG: 0.344										4	1	1	2	0	1	3						
Jim Rice, R (1,7) OBP: 0.298, SLG: 0.442										3	1	2	2	0	0	0						
Carney Lansford, R (1,10) OBP: 0.381, SLG: 0.470										4	0	0	0	0	1	2						
Dave Stapleton, R (1,5)										4	0	0	0	0	0	0						
Rich Gedman, L (1,2) OBP: 0.304, SLG: 0.481										4	0	1	0	0	1	0						
Glenn Hoffman, R (1,6) OBP: 0.260, SLG: 0.246										4	0	2	0	0	0	2						
Rick Miller, L (1,8) OBP: 0.348, SLG: 0.403										4	0	1	0	0	1	1						
<b>Inning Stats</b>	R: 1 E: 0 K: 1 S: 7	H: 2 LOB: 1 BB: 0 P: 7	R: 0 E: 0 K: 1 S: 6	H: 1 LOB: 1 BB: 0 P: 6	R: 0 E: 0 K: 0 S: 3	H: 0 LOB: 0 BB: 0 P: 3	R: 0 E: 1 K: 0 S: 5	H: 1 LOB: 2 BB: 0 P: 5	R: 0 E: 0 K: 0 S: 4	H: 1 LOB: 1 BB: 0 P: 4	R: 0 E: 0 K: 0 S: 3	H: 0 LOB: 0 BB: 0 P: 3	R: 0 E: 0 K: 1 S: 5	H: 0 LOB: 0 BB: 0 P: 5	R: 3 E: 0 K: 1 S: 7	H: 2 LOB: 1 BB: 1 P: 11	R: 0 E: 0 K: 0 S: 4	H: 2 LOB: 1 BB: 0 P: 4	1B: 7 2B: 1 3B: 0 HR: 2	SF: 1 SAC: 0 DP: 1 HBP: 0	WP: 1 PB: 0 SB: 0 CS: 0	PA: 37
<b>PITCHER</b> Matt Keough, R (1,1) ERA: 2.98	IP: 9.0 WLS: L BF: 37 H: 10 R: 4 ER: 4 SO: 4 BB: 1 IBB: 0 HBP: 0 BLK: 0 WP: 1 HR: 2 S: 44 P: 48 ERA: 4.00 WHIP: 1.222															<b>PITCHER</b>						

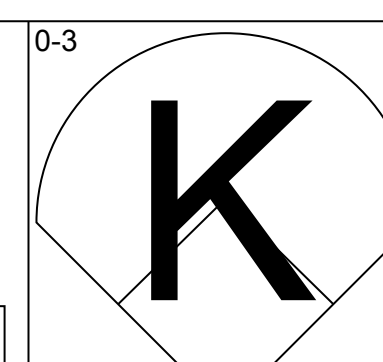
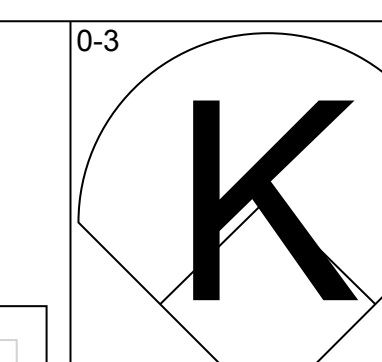
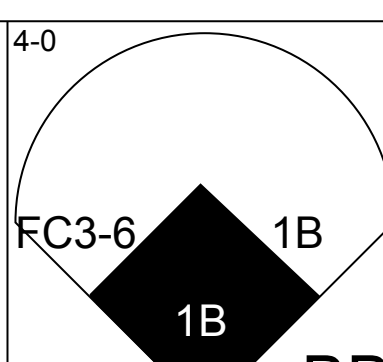
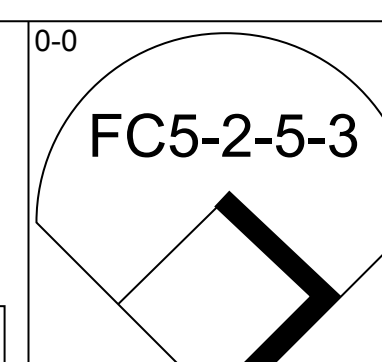
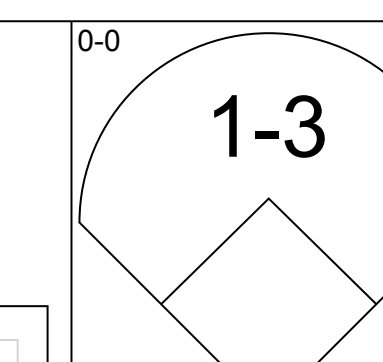
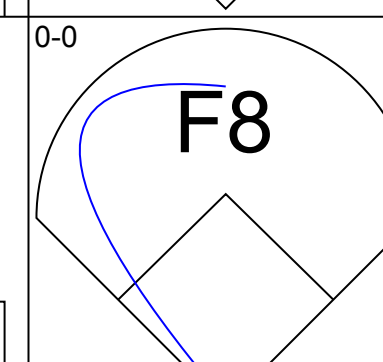
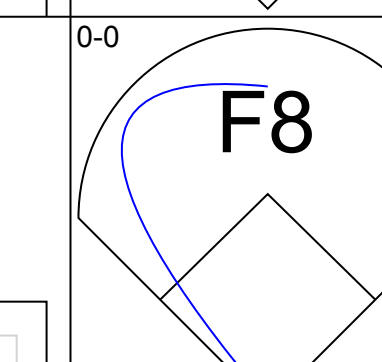
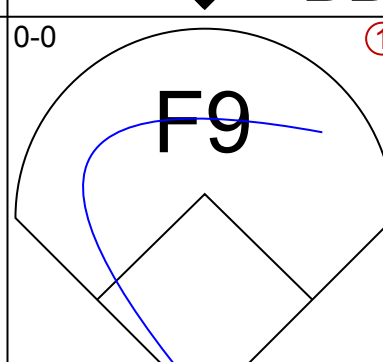
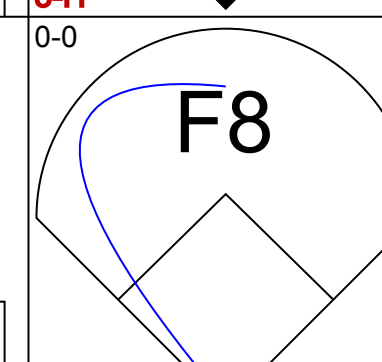
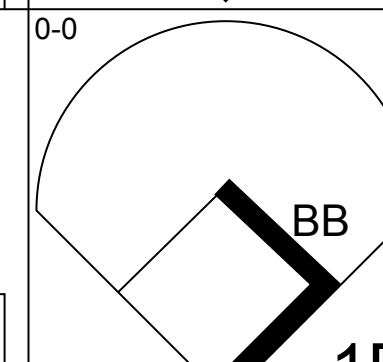
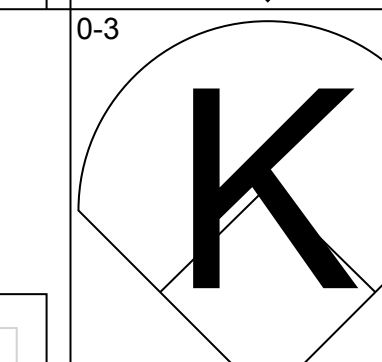
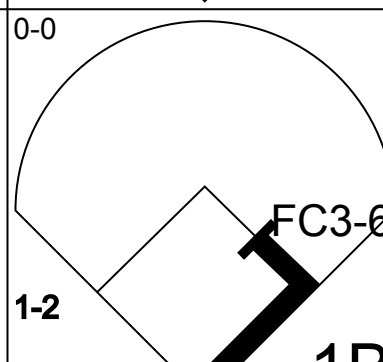

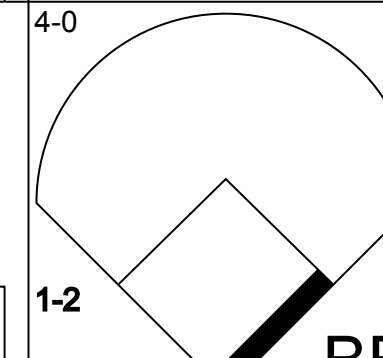
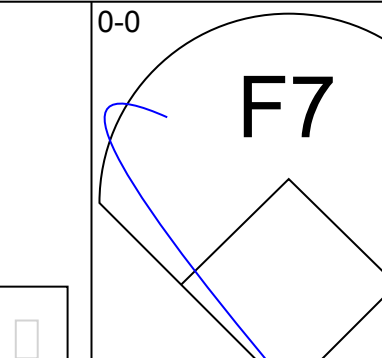
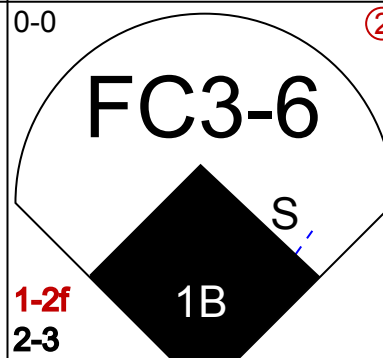

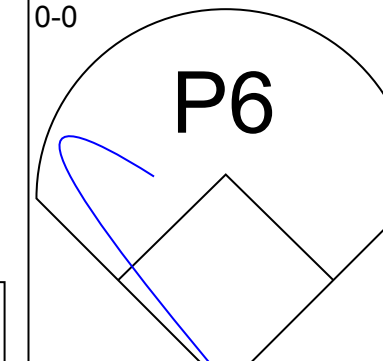
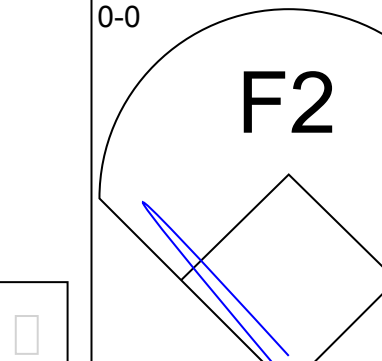
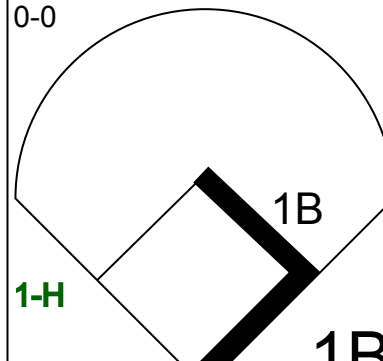

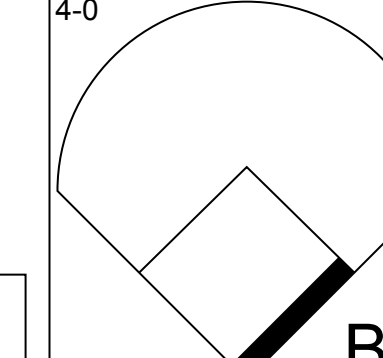
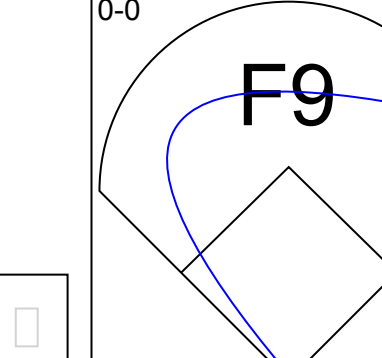
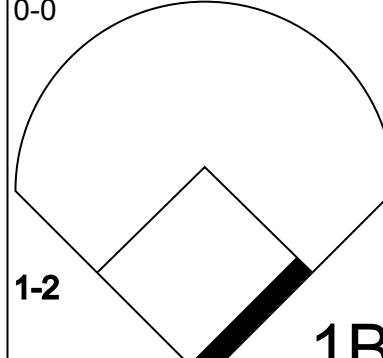

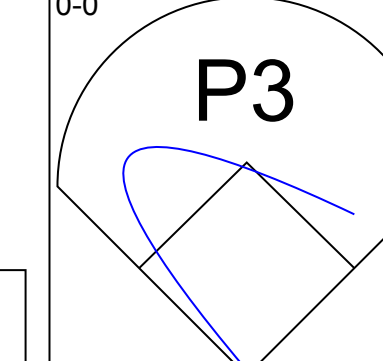
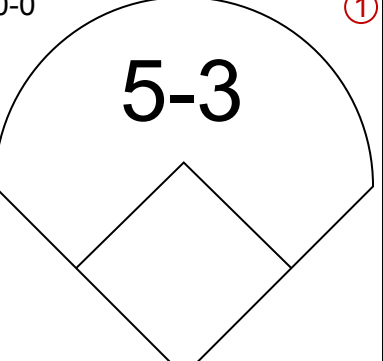
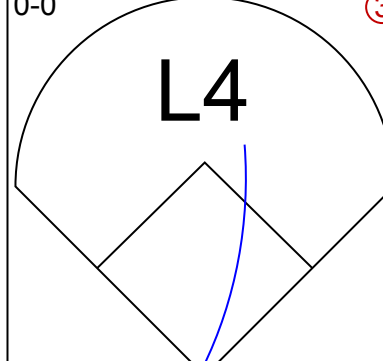

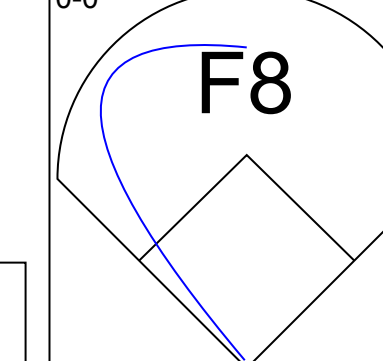
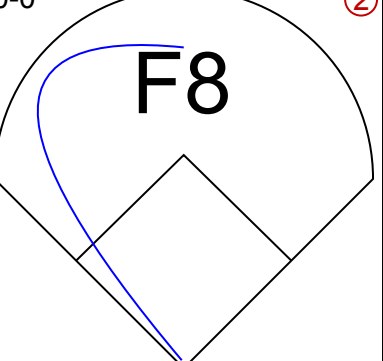
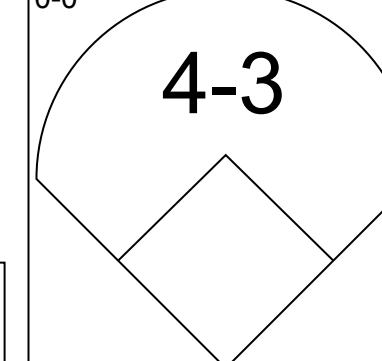
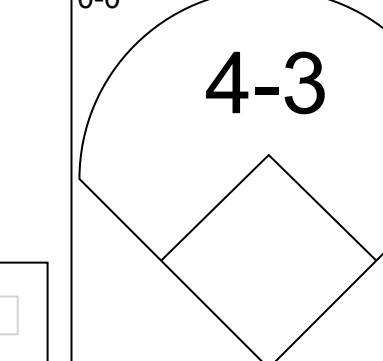
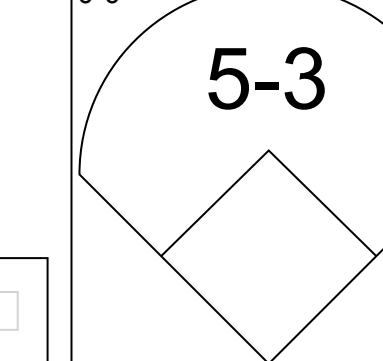
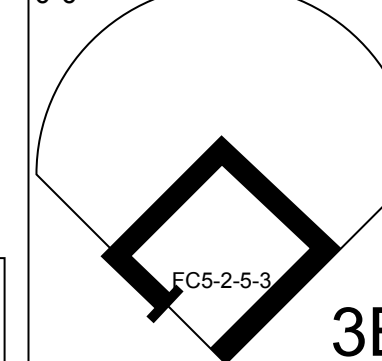
Batter	1	2	3	4	5	6	7	8	9	AB	R	H	RBI	BB	SO	LOB	BOTTOM					
Rickey Henderson, R (1,7) OBP: 0.420, SLG: 0.451										4	0	1	0	0	1	0	<b>Boston Red Sox @ Oakland Athletics</b> Oakland-Alameda County Coliseum, Oakland, CA Fri Jun 05 1981, 7:05 PM PDT Att: 30,251 - Unknown <a href="http://livebaseballscorecards.com">livebaseballscorecards.com</a>					
Dwayne Murphy, L (1,8) OBP: 0.363, SLG: 0.416										4	0	1	0	0	0	0						
Cliff Johnson, R (1,10) OBP: 0.333, SLG: 0.441										4	0	0	0	0	1	2						
Tony Armas, R (1,9) OBP: 0.330, SLG: 0.541										4	1	1	1	0	1	2						
Mike Heath, R (1,2) OBP: 0.254, SLG: 0.320										2	0	1	0	1	0	0						
Jeff Newman, R (1,3) OBP: 0.281, SLG: 0.327										3	0	1	0	0	0	2						
Dave McKay, S (1,5) OBP: 0.266, SLG: 0.318										3	0	0	0	0	0	2						
Shoody Babitt, R (1,4) OBP: 0.310, SLG: 0.277										3	0	0	0	0	0	2						
Fred Stanley, R (1,6) OBP: 0.289, SLG: 0.235										2	0	0	0	0	0	0						
Tim Hosley, R (9, PH) OBP: 0.190, SLG: 0.263										1	0	0	0	0	1	0						
<b>Inning Stats</b>	R: 0 E: 0 K: 1 S: 5	H: 0 LOB: 0 BB: 0 P: 5	R: 0 E: 0 K: 0 S: 3	H: 1 LOB: 0 BB: 0 P: 3	R: 0 E: 0 K: 0 S: 3	H: 0 LOB: 0 BB: 0 P: 3	R: 0 E: 0 K: 0 S: 3	H: 0 LOB: 0 BB: 0 P: 3	R: 1 E: 0 K: 0 S: 4	H: 1 LOB: 1 BB: 1 P: 8	R: 0 E: 0 K: 0 S: 3	H: 0 LOB: 0 BB: 0 P: 3	R: 0 E: 0 K: 0 S: 3	H: 0 LOB: 0 BB: 0 P: 3	R: 0 E: 0 K: 0 S: 3	H: 1 LOB: 0 BB: 0 P: 3	R: 0 E: 0 K: 3 S: 11	H: 2 LOB: 2 BB: 0 P: 11	1B: 4 2B: 0 3B: 0 HR: 1	SF: 0 SAC: 0 DP: 2 HBP: 0	WP: 0 PB: 0 SB: 0 CS: 0	PA: 31
<b>PITCHER</b> Frank Tanana, L (1,1) ERA: 4.48	IP: 8.1 WLS: W BF: 29 H: 5 R: 1 ER: 1 SO: 2 BB: 1 IBB: 0 HBP: 0 BLK: 0 WP: 0 HR: 1 S: 32 P: 36 ERA: 1.08 WHIP: 0.720															<b>PITCHER</b>						
Bill Campbell, R (9, 1) ERA: 2.84	IP: 0.2 WLS: S BF: 2 H: 0 R: 0 ER: 0 SO: 2 BB: 0 IBB: 0 HBP: 0 BLK: 0 WP: 0 HR: 0 S: 6 P: 6 ERA: 0.00 WHIP: 0.000															<b>PITCHER</b>						

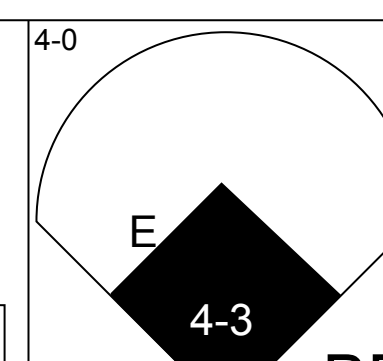
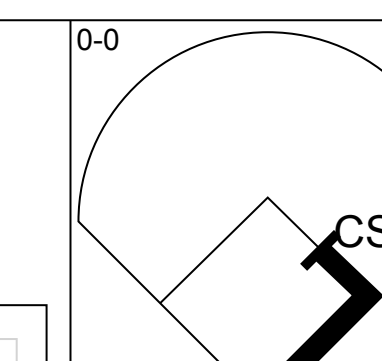
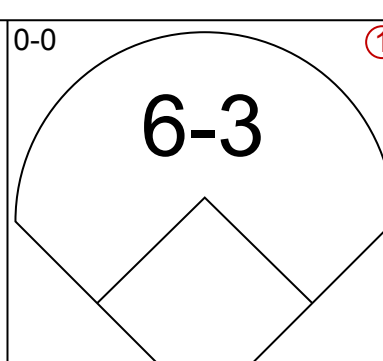
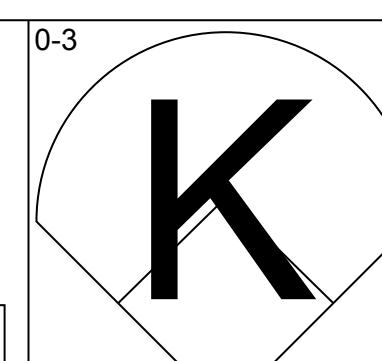
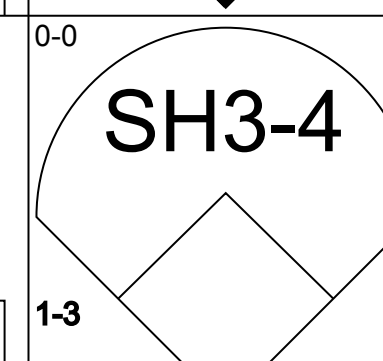
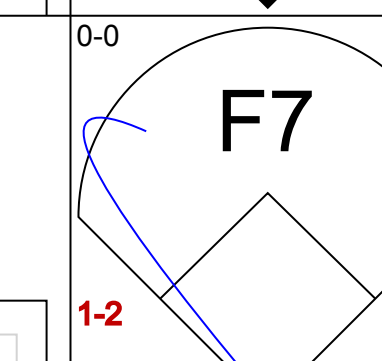
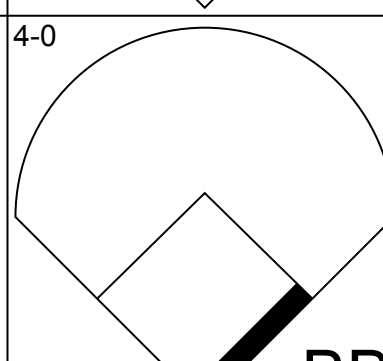
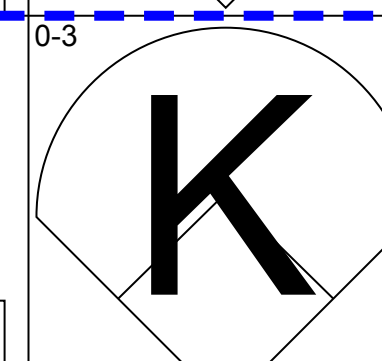
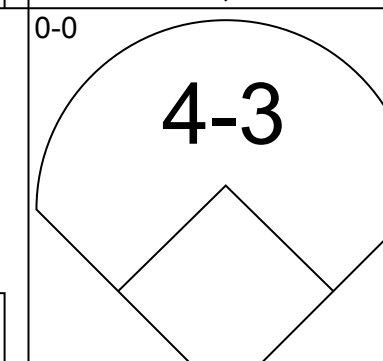
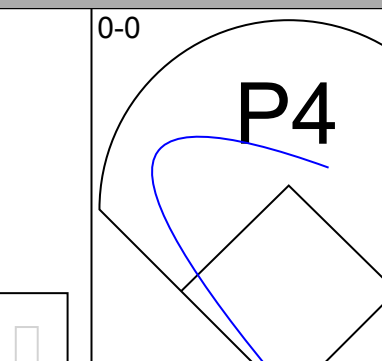
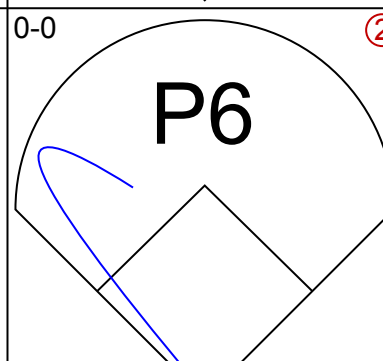
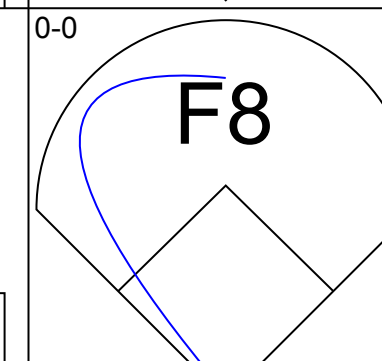
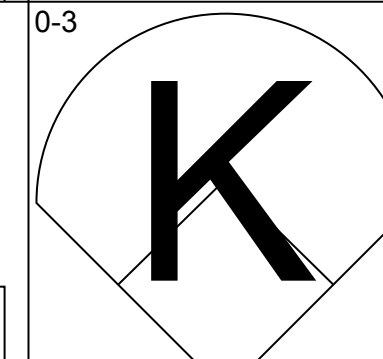
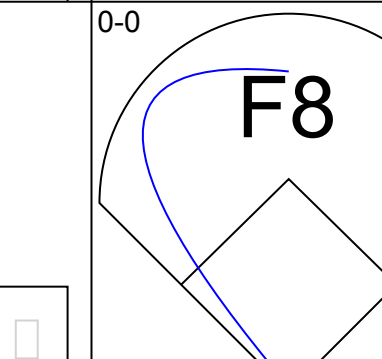
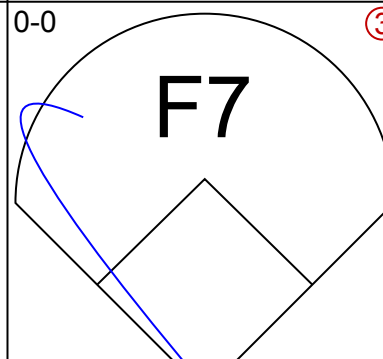

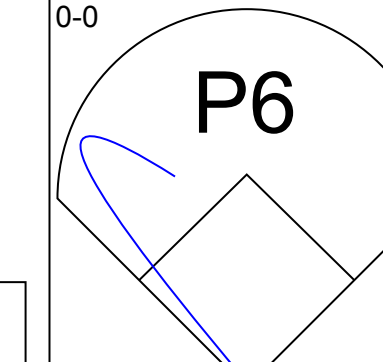
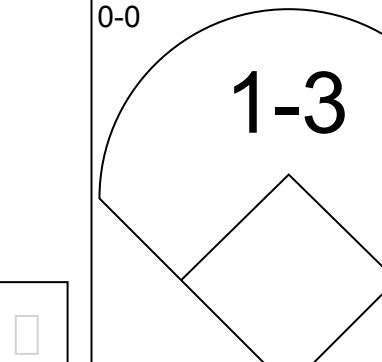
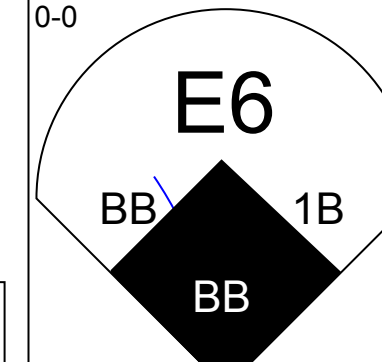

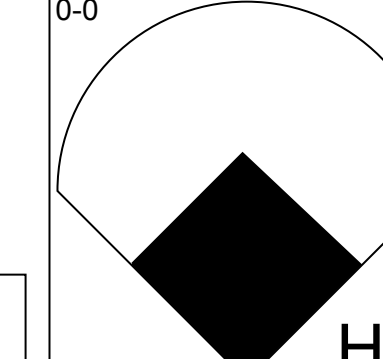
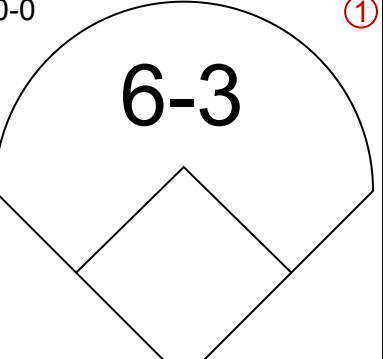
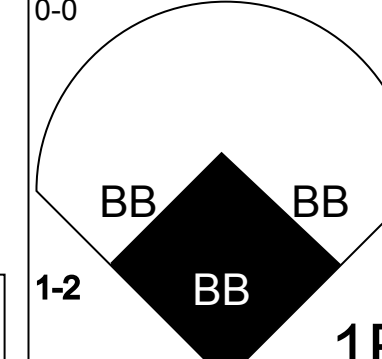

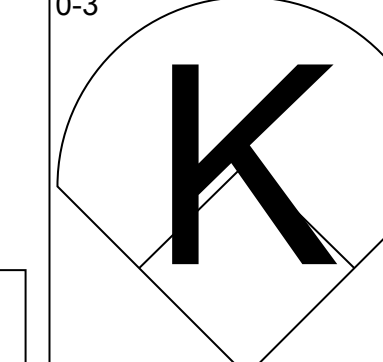
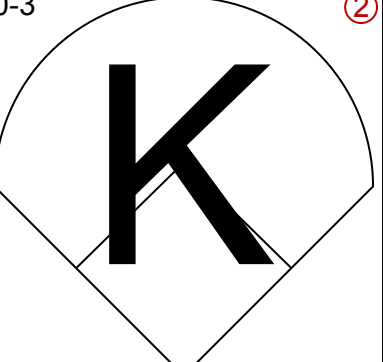
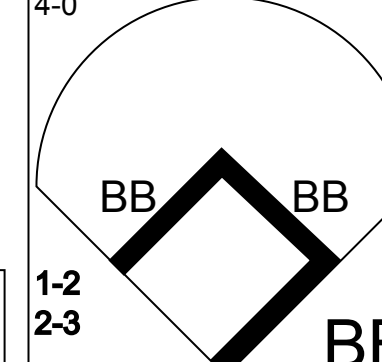

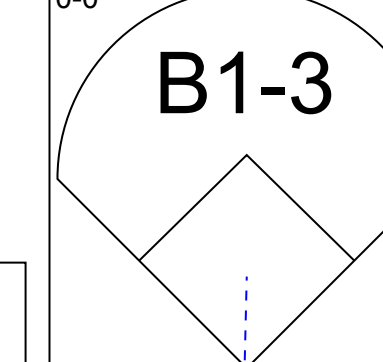
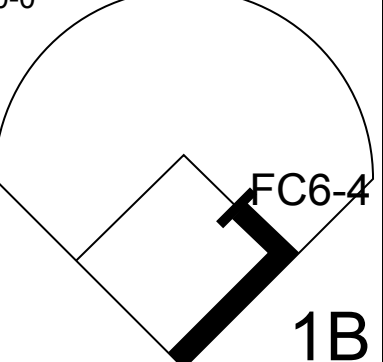
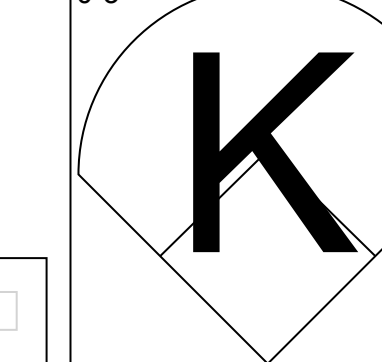
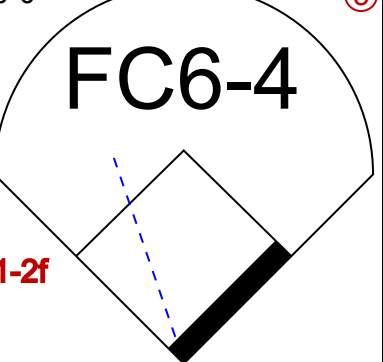
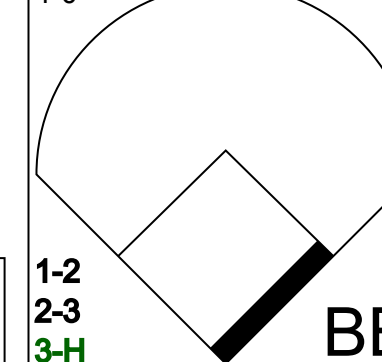








Batter	1	2	3	4	5	6	7	8	9	AB	R	H	RBI	BB	SO	LOB	TOP				
<b>Al Bumbry, L</b> OBP: 0.354, SLG: 0.330 (1, 8)										4	1	0	0	1	2	1	<b>Baltimore Orioles @ Oakland Athletics</b> Oakland-Alameda County Coliseum, Oakland, CA Tue Jun 09 1981, 7:05 PM PDT Unknown				
<b>Rich Dauer, R</b> OBP: 0.337, SLG: 0.359 (1, 4)										4	0	0	0	0	0	2					
<b>Ken Singleton, S</b> OBP: 0.436, SLG: 0.561 (1, 10)										4	0	2	0	0	1	0					
<b>Eddie Murray, S</b> OBP: 0.303, SLG: 0.446 (1, 3)										2	1	0	0	2	0	2					
<b>John Lowenstein, L</b> OBP: 0.361, SLG: 0.410 (1, 9)										4	0	2	2	0	0	2					
<b>Jim Dwyer, L</b> OBP: 0.314, SLG: 0.342 (1, 7)										3	0	1	0	1	0	2					
<b>Rick Dempsey, R</b> OBP: 0.331, SLG: 0.330 (1, 2)										3	0	0	0	0	0	3					
<b>Terry Crowley, L</b> OBP: 0.344, SLG: 0.366 (8, PH)										1	0	0	0	0	0	2					
<b>Dan Graham, L</b> OBP: 0.284, SLG: 0.300 (8, 2)										0	0	0	0	0	0	0					
<b>Wayne Krenchicki, L</b> OBP: 0.278, SLG: 0.300 (1, 5)										4	0	0	0	0	0	1					
<b>Mark Belanger, R</b> OBP: 0.248, SLG: 0.280 (1, 6)										3	0	1	0	0	0	1					
<b>Jose Morales, R</b> OBP: 0.400, SLG: 0.421 (9, PH)										1	0	0	0	0	0	0					
<b>Inning Stats</b>	R: 0 E: 0 K: 1 S: 6	H: 1 LOB: 2 BB: 1 P: 10	R: 0 E: 0 K: 0 S: 3	H: 0 LOB: 1 BB: 1 P: 7	R: 0 E: 0 K: 2 S: 7	H: 0 LOB: 0 BB: 0 P: 7	R: 0 E: 0 K: 0 S: 3	H: 0 LOB: 0 BB: 0 P: 3	R: 0 E: 0 K: 0 S: 3	H: 0 LOB: 0 BB: 0 P: 3	R: 2 E: 0 K: 0 S: 6	H: 3 LOB: 2 BB: 1 P: 10	R: 0 E: 0 K: 0 S: 4	H: 1 LOB: 1 BB: 0 P: 4	R: 0 E: 0 K: 0 S: 4	H: 1 LOB: 2 BB: 1 P: 8	R: 0 E: 0 K: 0 S: 3	H: 0 LOB: 0 BB: 0 P: 3	1B: 5 2B: 0 3B: 1 HR: 0	SF: 0 SAC: 0 DP: 0 HBP: 0	WP: 0 PA: 37 PB: 0 SB: 1 CS: 0
<b>PITCHER</b> <b>Steve McCatty, R</b> ERA: 2.3 (1, 1)	IP: 9.0 WLS: W BF: 37 H: 6 R: 2 ER: 2 SO: 3 BB: 4 IBB: 0 HBP: 0 BLK: 0 WP: 0 HR: 0 S: 39 P: 55 ERA: 2.00 WHIP: 1.111															<b>PITCHER</b>					

Batter	1	2	3	4	5	6	7	8	9	AB	R	H	RBI	BB	SO	LOB	BOTTOM				
<b>Rickey Henderson, R</b> OBP: 0.424, SLG: 0.454 (1, 7)										3	1	1	0	1	1	3	<b>Baltimore Orioles @ Oakland Athletics</b> Oakland-Alameda County Coliseum, Oakland, CA Tue Jun 09 1981, 7:05 PM PDT Unknown				
<b>Dwayne Murphy, L</b> OBP: 0.366, SLG: 0.430 (1, 8)										2	0	0	0	1	1	4					
<b>Wayne Gross, L</b> OBP: 0.298, SLG: 0.344 (1, 5)										4	0	0	1	0	0	4					
<b>Tony Armas, R</b> OBP: 0.327, SLG: 0.538 (1, 9)										4	0	0	0	0	1	1					
<b>Jim Spencer, L</b> OBP: 0.227, SLG: 0.226 (1, 3)										4	1	1	0	0	0	0					
<b>Mike Heath, R</b> OBP: 0.265, SLG: 0.350 (1, 2)										4	2	2	1	0	1	1					
<b>Mark Budaska, S</b> (1, 10)										3	0	0	0	1	3	1					
<b>Keith Drumright, L</b> OBP: 0.382, SLG: 0.323 (1, 4)										2	0	1	1	1	0	0					
<b>Fred Stanley, R</b> OBP: 0.284, SLG: 0.222 (1, 6)										2	0	0	1	1	1	1					
<b>Inning Stats</b>	R: 1 E: 1 K: 1 S: 5	H: 0 LOB: 0 BB: 1 P: 9	R: 1 E: 0 K: 1 S: 6	H: 1 LOB: 0 BB: 0 P: 6	R: 0 E: 0 K: 1 S: 5	H: 1 LOB: 0 BB: 0 P: 5	R: 0 E: 0 K: 0 S: 3	H: 0 LOB: 0 BB: 0 P: 3	R: 0 E: 0 K: 1 S: 6	H: 1 LOB: 1 BB: 0 P: 6	R: 0 E: 0 K: 0 S: 3	H: 0 LOB: 1 BB: 1 P: 7	R: 2 E: 1 K: 2 S: 9	H: 1 LOB: 3 BB: 3 P: 21	R: 0 E: 0 K: 2 S: 8	H: 1 LOB: 1 BB: 0 P: 8		R: 0 E: 0 K: 2 S: 8	H: 1 LOB: 1 BB: 0 P: 8	1B: 3 2B: 1 3B: 0 HR: 1	SF: 0 SAC: 1 DP: 0 HBP: 0
<b>PITCHER</b> <b>Jim Palmer, R</b> ERA: 2.94 (1, 1)	IP: 6.0 WLS: L BF: 26 H: 4 R: 4 ER: 2 SO: 4 BB: 4 IBB: 0 HBP: 0 BLK: 0 WP: 0 HR: 1 S: 30 P: 46 ERA: 3.00 WHIP: 1.333															<b>PITCHER</b>					
<b>Tim Stoddard, R</b> ERA: 5.25 (7, 1)	0.1	2	0	0	0	1	1	0	0	0	0	3	7	0.00	3.000						
<b>Tippy Martinez, L</b> ERA: 2.2 (7, 1)	1.2	6	1	0	0	3	0	0	0	0	0	12	12	0.00	0.600						



Batter	1	2	3	4	5	6	7	8	9	AB	R	H	RBI	BB	SO	LOB	TOP								
<b>Al Bumby, L</b> OBP: 0.365, SLG: 0.335 (1, 8)	0-0 1B		0-0 1B		4-0 1B BB		4-0 BB		0-3 K	3	1	2	0	2	1	0	<b>Baltimore Orioles @ Oakland Athletics</b> Oakland-Alameda County Coliseum, Oakland, CA Tue Jun 09 1981, 7:05 PM PDT Att: 31,520 - Unknown <a href="http://livebaseballscorecards.com">livebaseballscorecards.com</a>								
<b>Rich Dauer, R</b> OBP: 0.339, SLG: 0.360 (1, 4) (6, 5)	0-0 F9		0-0 1B		0-0 1B FC6-2		0-0 F8		0-0 5-3	5	0	2	1	0	0	2									
<b>Ken Singleton, S</b> OBP: 0.440, SLG: 0.557 <b>Jim Dwyer, L</b> OBP: 0.314, SLG: 0.342 (9, PR) (9, 7)	0-0 F7		0-0 P4		0-0 FC6-2 1B		4-0 BB		4-0 BB	3	0	1	1	2	0	3									
<b>Eddie Murray, S</b> OBP: 0.296, SLG: 0.434 (1, 3)	0-0 4-3		0-0 F8		0-0 FC6-2 FC6-4		0-0 F7		0-0 BB	5	0	0	0	0	0	8									
<b>Terry Crowley, L</b> OBP: 0.337, SLG: 0.357 <b>Jose Morales, R</b> OBP: 0.381, SLG: 0.400 (5, PH)		0-0 F8	0-0 F7		0-0 FC6-4		0-0 L6			2	0	0	0	0	0	2									
<b>John Lowenstein, L</b> OBP: 0.396, SLG: 0.407 (1, 7) (9, 9)		0-0 CS 1B		0-0 F8		0-3 K		4-0 FC6-4 BB		3	0	1	0	1	1	2									
<b>Dan Graham, L</b> OBP: 0.298, SLG: 0.296 <b>Rick Dempsey, R</b> OBP: 0.333, SLG: 0.327 (6, PH) (6, 2)		0-0 F8		4-0 BB		0-0 F8		4-0 FC6-4 BB		1	0	0	0	1	0	1									
<b>Lenn Sakata, R</b> OBP: 0.325, SLG: 0.265 (1, 6) (6, 4)	4-0 1-H BB		0-0 F7		0-0 6-3		0-0 FC6-4		0-0 1-2 2-3	3	0	0	0	1	0	3									
<b>Wayne Krenchicki, L</b> OBP: 0.286, SLG: 0.308 <b>Mark Belanger, R</b> OBP: 0.243, SLG: 0.274 (6, PH) (6, 6)			0-0 1B		0-3 K		0-0 F8		0-3 K	2	1	1	0	0	1	1									
			0-0 1B		0-0 K		0-0 F8		0-3 K	2	0	0	0	0	1	2									
<b>Inning Stats</b>	R: 0 E: 0 K: 0 S: 4	H: 1 LOB: 1 BB: 0 P: 4	R: 0 E: 0 K: 0 S: 3	H: 1 LOB: 1 BB: 1 P: 7	R: 1 E: 0 K: 0 S: 6	H: 3 LOB: 2 BB: 0 P: 6	R: 0 E: 0 K: 1 S: 5	H: 0 LOB: 1 BB: 1 P: 9	R: 1 E: 0 K: 0 S: 7	H: 2 LOB: 2 BB: 1 P: 11	R: 0 E: 0 K: 0 S: 3	H: 0 LOB: 2 BB: 2 P: 3	R: 0 E: 0 K: 0 S: 3	H: 0 LOB: 2 BB: 2 P: 11	R: 0 E: 0 K: 1 S: 4	H: 0 LOB: 1 BB: 1 P: 9	1B: 7 2B: 0 3B: 0 HR: 0	SF: 0 SAC: 0 DP: 0 HBP: 0	WP: 0 PB: 0 SB: 2 CS: 2	PA: 40					
<b>PITCHER</b>	IP	WLS	BF	H	R	ER	SO	BB	IBB	HBP	BLK	WP	HR	S	P	ERA	WHIP								
<b>Brian Kingman, R</b> ERA: 2.72 (1, 1)	4.0		21	7	2	2	1	3	0	0	0	0	0	20	32	4.50	2.500								
<b>Bob Ojwachko, L</b> ERA: 1.13 (5, 1)	2.1		9	0	0	0	1	2	0	0	0	0	0	9	17	0.00	0.857								
<b>Jeff Jones, R</b> ERA: 2.31 (7, 1)	2.2	W	10	0	0	0	2	3	0	0	0	0	0	11	23	0.00	1.125								

Batter	1	2	3	4	5	6	7	8	9	AB	R	H	RBI	BB	SO	LOB	BOTTOM								
<b>Rickey Henderson, R</b> OBP: 0.425, SLG: 0.452 (1, 7)	0-0 CS 1B		0-3 K			0-0 5-3		4-0 BB IBB		3	0	1	0	1	1	0	<b>Baltimore Orioles @ Oakland Athletics</b> Oakland-Alameda County Coliseum, Oakland, CA Tue Jun 09 1981, 7:05 PM PDT Att: 31,520 - Unknown <a href="http://livebaseballscorecards.com">livebaseballscorecards.com</a>								
<b>Dwayne Murphy, L</b> OBP: 0.394, SLG: 0.424 (1, 8)	0-0 P6			0-0 B3		0-0 P6		4-0 1-2 2-3 BB		3	0	0	0	1	0	1									
<b>Cliff Johnson, R</b> OBP: 0.331, SLG: 0.458 (1, 10)	0-0 F8			0-0 HR		0-0 F7		0-0 6-3		4	1	1	1	0	0	3									
<b>Tony Armas, R</b> OBP: 0.325, SLG: 0.534 (1, 9)		0-3 K		0-0 G6-4-3 1B		0-0 6-3		0-0 F7		4	0	1	0	0	1	0									
<b>Mike Heath, R</b> OBP: 0.269, SLG: 0.349 (1, 2)		0-0 1B		0-0 G6-4-3		0-0 F3		4-0 FC3-6 1B BB		3	1	1	0	1	0	1									
<b>Jeff Newman, R</b> OBP: 0.276, SLG: 0.339 (1, 3)		0-0 P4			0-0 5-3		0-0 SH1-4 2B 1B		0-0 FC3-6 1B	4	1	2	0	0	0	1									
<b>Dave McKay, S</b> OBP: 0.256, SLG: 0.308 <b>Wayne Gross, L</b> OBP: 0.296, SLG: 0.341 (9, PH)		0-0 L6			0-0 4-3		0-0 SH1-4		0-0 FC3-6 1B	2	0	0	0	0	0	1									
<b>Shoety Babitt, R</b> OBP: 0.305, SLG: 0.273 <b>Tim Hosley, R</b> OBP: 0.182, SLG: 0.250 <b>Keith Drumright, L</b> OBP: 0.400, SLG: 0.344 (8, PH) (9, 4)			0-0 F8		0-0 1-3		0-0 F7		0-0 1-2 3-H 1B	2	0	0	0	0	0	0									
<b>Rob Picciolo, R</b> OBP: 0.278, SLG: 0.353 (1, 6)			0-0 F8		0-0 P4		0-0 BB 2B			3	0	1	1	0	0	0									
<b>Inning Stats</b>	R: 0 E: 0 K: 0 S: 3	H: 1 LOB: 0 BB: 0 P: 3	R: 0 E: 0 K: 1 S: 6	H: 1 LOB: 0 BB: 0 P: 6	R: 0 E: 0 K: 1 S: 5	H: 0 LOB: 0 BB: 0 P: 5	R: 1 E: 0 K: 0 S: 4	H: 2 LOB: 0 BB: 0 P: 4	R: 0 E: 0 K: 0 S: 3	H: 0 LOB: 0 BB: 0 P: 3	R: 0 E: 0 K: 0 S: 3	H: 0 LOB: 0 BB: 0 P: 3	R: 0 E: 0 K: 0 S: 3	H: 0 LOB: 2 BB: 2 P: 13	R: 0 E: 0 K: 0 S: 5	H: 2 LOB: 2 BB: 1 P: 8		1B: 6 2B: 1 3B: 0 HR: 1	SF: 0 SAC: 1 DP: 1 HBP: 0	WP: 0 PB: 0 SB: 0 CS: 1	PA: 35				
<b>PITCHER</b>	IP	WLS	BF	H	R	ER	SO	BB	IBB	HBP	BLK	WP	HR	S	P	ERA	WHIP								
<b>Scott McGregor, L</b> ERA: 3.15 (1, 1)	7.2		29	6	2	2	2	1	1	0	0	0	0	31	39	2.35	0.913								
<b>Sammy Stewart, R</b> ERA: 1.81 (8, 1)	1.0	L	6	2	1	1	0	1	0	0	0	0	0	5	9	9.00	3.000								

Batter	1	2	3	4	5	6	7	8	9	AB	R	H	RBI	BB	SO	LOB	TOP			
<b>Al Bumby, L</b> OBP: 0.361, SLG: 0.332 (1, 8)										5	1	1	0	0	0	3	<b>Baltimore Orioles @ Oakland Athletics</b> Oakland-Alameda County Coliseum, Oakland, CA Wed Jun 10 1981, 3:33 AM PDT Att: 18,329 - Unknown <a href="http://livebaseballscorecards.com">livebaseballscorecards.com</a>			
<b>Rich Dauer, R</b> OBP: 0.335, SLG: 0.356 (1, 4)										5	0	1	0	0	0	1				
<b>Ken Singleton, S</b> OBP: 0.436, SLG: 0.551 (1, 9)										4	0	1	0	0	0	2				
<b>Jim Dwyer, L</b> OBP: 0.310, SLG: 0.338 (7, 7)											1	0	0	0	0	0		1		
<b>Eddie Murray, S</b> OBP: 0.300, SLG: 0.435 (1, 3)										4	1	2	1	0	0	1				
<b>Terry Crowley, L</b> OBP: 0.356, SLG: 0.365 (1, 10)										1	1	1	0	2	0	0				
<b>John Lowenstein, L</b> OBP: 0.371, SLG: 0.411 (1, 7)										4	0	2	0	0	0	3				
<b>Dan Graham, L</b> OBP: 0.298, SLG: 0.301 (1, 2)										2	0	1	1	1	1	2				
<b>Rick Dempsey, R</b> OBP: 0.333, SLG: 0.327 (8, 2)										0	0	0	0	0	0	0				
<b>Wayne Krenchicki, L</b> OBP: 0.267, SLG: 0.286 (1, 5)										4	0	0	0	0	1	6				
<b>Mark Belanger, R</b> OBP: 0.252, SLG: 0.276 (1, 6)										3	0	1	1	1	1	2				
<b>Inning Stats</b>	R: 1 E: 0 K: 0 S: 5	H: 3 LOB: 2 BB: 1 P: 9	R: 0 E: 0 K: 1 S: 5	H: 1 LOB: 0 BB: 0 P: 5	R: 0 E: 0 K: 1 S: 4	H: 1 LOB: 2 BB: 2 P: 4	R: 1 E: 0 K: 1 S: 6	H: 1 LOB: 0 BB: 0 P: 14	R: 0 E: 0 K: 0 S: 3	H: 2 LOB: 0 BB: 0 P: 7	R: 0 E: 0 K: 0 S: 3	H: 0 LOB: 0 BB: 0 P: 3	R: 1 E: 0 K: 0 S: 5	H: 2 LOB: 1 BB: 1 P: 5	R: 0 E: 0 K: 0 S: 3	H: 0 LOB: 1 BB: 1 P: 7	1B: 10 2B: 0 3B: 0 HR: 0	SF: 1 SAC: 1 DP: 2 HBP: 0	WP: 0 PB: 0 SB: 1 CS: 0	PA: 39
<b>PITCHER</b> <b>Rick Langford, R</b> ERA: 2.88 (1, 1)	IP: 9.0 WLS: L BF: 39	H: 10 R: 3 ER: 3 SO: 3	BB: 4 IBB: 0 HBP: 0 BLK: 0	WP: 0 HR: 0 S: 41 P: 57	ERA: 3.00 WHIP: 1.556	<b>PITCHER</b>										IP: 9.0 WLS: L BF: 39	H: 10 R: 3 ER: 3 SO: 3	BB: 4 IBB: 0 HBP: 0 BLK: 0	WP: 0 HR: 0 S: 41 P: 57	ERA: 3.00 WHIP: 1.556

Batter	1	2	3	4	5	6	7	8	9	AB	R	H	RBI	BB	SO	LOB	BOTTOM					
<b>Rickey Henderson, R</b> OBP: 0.419, SLG: 0.444 (1, 7)										4	0	0	0	0	0	2	<b>Baltimore Orioles @ Oakland Athletics</b> Oakland-Alameda County Coliseum, Oakland, CA Wed Jun 10 1981, 3:33 AM PDT Att: 18,329 - Unknown <a href="http://livebaseballscorecards.com">livebaseballscorecards.com</a>					
<b>Dwayne Murphy, L</b> OBP: 0.366, SLG: 0.420 (1, 8)										2	0	0	0	2	1	0						
<b>Cliff Johnson, R</b> OBP: 0.329, SLG: 0.452 (1, 10)										4	0	1	1	0	0	1						
<b>Mark Budaska, S</b> (8, PR)											0	0	0	0	0	0		0				
<b>Tony Armas, R</b> OBP: 0.320, SLG: 0.525 (1, 9)										4	0	0	0	0	2	2						
<b>Mike Heath, R</b> OBP: 0.279, SLG: 0.351 (1, 2)										2	0	1	0	2	0	0						
<b>Jeff Newman, R</b> OBP: 0.288, SLG: 0.328 (1, 3)										4	0	0	0	0	1	5						
<b>Dave McKay, S</b> OBP: 0.283, SLG: 0.304 (1, 5)										1	0	0	0	1	0	0						
<b>Tim Hosley, R</b> OBP: 0.174, SLG: 0.238 (7, PH)										1	0	0	0	0	1	1						
<b>Wayne Gross, L</b> OBP: 0.294, SLG: 0.338 (8, 5)										1	0	0	0	0	0	0						
<b>Rob Picciolo, R</b> OBP: 0.270, SLG: 0.343 (1, 6)										3	0	0	0	0	0	3						
<b>Keith Drumright, L</b> OBP: 0.389, SLG: 0.333 (9, PH)										1	0	0	0	0	0	0						
<b>Shoety Babitt, R</b> OBP: 0.313, SLG: 0.293 (1, 4)										2	1	1	0	1	0	0						
<b>Jim Spencer, L</b> OBP: 0.225, SLG: 0.224 (9, PH)										1	0	0	0	0	0	0						
<b>Inning Stats</b>	R: 0 E: 0 K: 1 S: 5	H: 0 LOB: 0 BB: 0 P: 5	R: 0 E: 0 K: 1 S: 6	H: 1 LOB: 2 BB: 1 P: 10	R: 0 E: 0 K: 1 S: 3	H: 0 LOB: 1 BB: 1 P: 7	R: 0 E: 0 K: 1 S: 5	H: 0 LOB: 0 BB: 0 P: 5	R: 0 E: 0 K: 0 S: 4	H: 1 LOB: 1 BB: 0 P: 4	R: 0 E: 0 K: 0 S: 3	H: 0 LOB: 0 BB: 0 P: 3	R: 0 E: 0 K: 1 S: 5	H: 1 LOB: 3 BB: 1 P: 9	R: 1 E: 0 K: 1 S: 6	H: 1 LOB: 3 BB: 3 P: 18	R: 0 E: 0 K: 0 S: 3	H: 0 LOB: 0 BB: 0 P: 3	1B: 2 2B: 0 3B: 1 HR: 0	SF: 0 SAC: 0 DP: 0 HBP: 0	WP: 0 PB: 0 SB: 0 CS: 0	PA: 36
<b>PITCHER</b> <b>Mike Flanagan, L</b> ERA: 3.61 (1, 1)	IP: 7.1 WLS: W BF: 29	H: 2 R: 1 ER: 1 SO: 4	BB: 5 IBB: 0 HBP: 0 BLK: 0	WP: 0 HR: 0 S: 32 P: 52	ERA: 1.23 WHIP: 0.955	<b>PITCHER</b>										IP: 1.2 WLS: S BF: 7	H: 1 R: 0 ER: 0 SO: 1	BB: 1 IBB: 0 HBP: 0 BLK: 0	WP: 0 HR: 0 S: 8 P: 12	ERA: 0.00 WHIP: 1.200		



Batter	1	2	3	4	5	6	7	8	9	AB	R	H	RBI	BB	SO	LOB	TOP										
Rickey Henderson, R OBP: 0.420, SLG: 0.442 (1, 7)	E9 1B	1B SH1-3		K			G4-3		F8	5	2	2	1	0	1	2											
Dwayne Murphy, L OBP: 0.395, SLG: 0.418 (1, 8)	5-3 2B	SH1-3 BLK		F8			K		4-3	5	2	2	1	0	1	1											
Wayne Gross, L OBP: 0.300, SLG: 0.348 (1, 5)	5-3	SH1-3			G3			G5-4-3 BB		2	0	0	1	1	0	1											
Tony Armas, R OBP: 0.318, SLG: 0.520 (1, 9)	2B	F2			F8			G5-4-3		4	0	1	1	0	0	1											
Jim Spencer, L OBP: 0.222, SLG: 0.223 (1, 3)	K			4-3			F9		1B	4	0	1	0	0	1	1											
Mark Budaska, S OBP: 0.250, SLG: 0.273 (1, 10)	K			5-3			F8		1B	4	0	1	0	0	1	1											
Jeff Newman, R OBP: 0.275, SLG: 0.328 (1, 2)		2B 1B					F9		5-3	3	1	1	0	1	0	2											
Keith Drumright, L OBP: 0.390, SLG: 0.368 Shoety Babitt, R OBP: 0.309, SLG: 0.288 (7, 4)		1B 1B		F5			F7		1-3	3	1	1	0	0	0	1											
Fred Stanley, R OBP: 0.306, SLG: 0.240 (1, 6)		1B 1B		F3			G4-3 1B		BB	3	0	2	1	1	0	0											
<b>Inning Stats</b>	R: 2 E: 1 K: 2 S: 10	H: 3 LOB: 1 BB: 0 P: 10	R: 4 E: 0 K: 0 S: 7	H: 5 LOB: 0 BB: 0 P: 7	R: 0 E: 0 K: 0 S: 3	H: 0 LOB: 1 BB: 1 P: 7	R: 0 E: 0 K: 1 S: 5	H: 0 LOB: 0 BB: 0 P: 5	R: 0 E: 0 K: 0 S: 3	H: 0 LOB: 0 BB: 0 P: 3	R: 0 E: 0 K: 1 S: 5	H: 1 LOB: 0 BB: 0 P: 5	R: 0 E: 0 K: 0 S: 4	H: 2 LOB: 2 BB: 1 P: 8	R: 0 E: 0 K: 0 S: 3	H: 0 LOB: 1 BB: 1 P: 7	1B: 9 2B: 2 3B: 0 HR: 0	SF: 0 SAC: 1 DP: 2 HBP: 0	WP: 0 PB: 0 SB: 0 CS: 0	PA: 38							
<b>PITCHER</b>	IP	WLS	BF	H	R	ER	SO	BB	IBB	HBP	BLK	WP	HR	S	P	ERA	WHIP										
Albert Williams, R ERA: 3.82 (1, 1)	1.0	L	9	6	5	5	2	0	0	0	0	0	0	13	13	45.00	6.000										
Brad Havens, L ERA: 3.71 (2, 1)	6.0		20	3	1	1	2	1	0	0	1	0	0	23	27	1.50	0.667										
Doug Corbett, R ERA: 2.64 (8, 1)	2.0		9	2	0	0	0	2	0	0	0	0	0	7	15	0.00	2.000										

Oakland Athletics @ Minnesota Twins  
Metropolitan Stadium, Bloomington, MI  
Tue Aug 11 1981, 8:05 PM EDT  
Att: 8,836 - Unknown - 75 F

AB 34  
R 6  
H 11  
RBI 5  
BB 3  
SO 4  
LOB 10



Batter	1	2	3	4	5	6	7	8	9	AB	R	H	RBI	BB	SO	LOB	BOTTOM										
Hosken Powell, L OBP: 0.295, SLG: 0.326 Dave Engle, R OBP: 0.275, SLG: 0.324 (7, PH) (8, 9)	4-3		FC3-6		K		K			3	0	0	1	0	1	1											
Rob Wilfong, L OBP: 0.295, SLG: 0.307 Pete Mackanin, R OBP: 0.260, SLG: 0.345 (6, PH) (7, 4)	K		L3			HR	FC5-4			2	0	0	0	0	1	1											
Mickey Hatcher, R OBP: 0.307, SLG: 0.381 (1, 8)	5-3			4-3 3-1 2B		6-3		F5		4	1	1	0	0	0	0											
Roy Smalley, S OBP: 0.388, SLG: 0.467 (1, 6)		F7		4-3		L8		4-3 WP 1B		4	0	1	0	0	0	1											
Glenn Adams, L OBP: 0.268, SLG: 0.276 (1, 10)	4-3			3-1		6-3		4-3		4	0	0	1	0	0	1											
John Castino, R OBP: 0.286, SLG: 0.392 (1, 5)	5-3			4-3			FC4-6 1B	F8		4	0	1	0	0	0	1											
Danny Goodwin, L OBP: 0.330, SLG: 0.387 (1, 3)			1-4-3 FC3-6 2B		G3 SF7 2B		FC4-6 2B	F8		4	3	2	0	0	0	1											
Butch Wynegar, S OBP: 0.333, SLG: 0.325 (1, 2)			1-4-3		G3		1B 2B	L4		4	0	1	1	0	0	2											
Ron Jackson, R OBP: 0.316, SLG: 0.388 (1, 7)			FC3-6 BB		SF7		FC5-4 1B	F7		2	0	1	1	1	0	0											
<b>Inning Stats</b>	R: 0 E: 0 K: 1 S: 5	H: 0 LOB: 0 BB: 0 P: 5	R: 0 E: 0 K: 0 S: 3	H: 0 LOB: 0 BB: 0 P: 3	R: 1 E: 0 K: 0 S: 4	H: 1 LOB: 1 BB: 1 P: 8	R: 1 E: 0 K: 0 S: 4	H: 1 LOB: 0 BB: 0 P: 4	R: 1 E: 0 K: 1 S: 8	H: 3 LOB: 2 BB: 0 P: 8	R: 0 E: 0 K: 0 S: 4	H: 1 LOB: 1 BB: 0 P: 4	R: 0 E: 0 K: 0 S: 3	H: 0 LOB: 0 BB: 0 P: 3	1B: 3 2B: 4 3B: 0 HR: 1	SF: 1 SAC: 0 DP: 0 HBP: 0	WP: 1 PB: 0 SB: 0 CS: 0	PA: 36									
<b>PITCHER</b>	IP	WLS	BF	H	R	ER	SO	BB	IBB	HBP	BLK	WP	HR	S	P	ERA	WHIP										
Mike Norris, R ERA: 3.36 (1, 1)	5.0	W	19	3	3	3	2	1	0	0	0	0	0	22	26	5.40	0.800										
Tom Underwood, L ERA: 4.31 (6, 1)	1.1		8	4	2	2	0	0	0	0	0	0	1	8	8	13.50	3.000										
Jeff Jones, R ERA: 2.15 (7, 1)	2.2	S	9	1	0	0	1	0	0	0	0	1	0	11	11	0.00	0.375										

Oakland Athletics @ Minnesota Twins  
Metropolitan Stadium, Bloomington, MI  
Tue Aug 11 1981, 8:05 PM EDT  
Att: 8,836 - Unknown - 75 F

AB 34  
R 5  
H 8  
RBI 5  
BB 1  
SO 3  
LOB 12



Batter	1	2	3	4	5	6	7	8	9	AB	R	H	RBI	BB	SO	LOB	TOP					
Rickey Henderson, R OBP: 0.417, SLG: 0.439	6-3	G3					K			4	0	1	0	0	1	3						
Dwayne Murphy, L OBP: 0.363, SLG: 0.411	F8		4-3				K			4	0	0	0	0	2	1						
Wayne Gross, L OBP: 0.305, SLG: 0.374	G3		F8				HR			4	1	2	1	0	0	0						
Tony Armas, R OBP: 0.317, SLG: 0.514		E6					K			3	1	0	0	1	1	1						
Jim Spencer, L OBP: 0.225, SLG: 0.226										3	1	1	0	0	0	1						
Cliff Johnson, R OBP: 0.323, SLG: 0.442			6-3							1	0	0	0	0	0	0						
Mark Budaska, S OBP: 0.250, SLG: 0.267										4	0	1	1	0	0	0						
Mike Heath, R OBP: 0.273, SLG: 0.342										4	0	0	0	0	2	2						
Keith Drumright, L OBP: 0.409, SLG: 0.375										2	0	1	0	1	0	0						
Rob Picciolo, R OBP: 0.265, SLG: 0.345										2	0	1	1	0	0	1						
<b>Inning Stats</b>	R: 0 E: 0 K: 0 S: 3	H: 0 LOB: 0 BB: 0 P: 3	R: 2 E: 1 K: 1 S: 8	H: 2 LOB: 2 BB: 1 P: 12	R: 0 E: 0 K: 0 S: 3	H: 0 LOB: 1 BB: 1 P: 7	R: 0 E: 0 K: 0 S: 4	H: 1 LOB: 1 BB: 0 P: 4	R: 1 E: 0 K: 2 S: 8	H: 2 LOB: 0 BB: 0 P: 8	R: 0 E: 0 K: 0 S: 3	H: 0 LOB: 0 BB: 0 P: 3	R: 0 E: 0 K: 1 S: 5	H: 1 LOB: 0 BB: 0 P: 5	R: 0 E: 0 K: 1 S: 5	H: 1 LOB: 0 BB: 0 P: 5	R: 0 E: 0 K: 1 S: 5	H: 0 LOB: 0 BB: 0 P: 5	1B: 5 2B: 3 3B: 0 HR: 1	SF: 1 SAC: 0 DP: 3 HBP: 0	WP: 0 PB: 0 SB: 1 CS: 2	PA: 34
<b>PITCHER</b>	IP	WLS	BF	H	R	ER	SO	BB	IBB	HBP	BLK	WP	HR	S	P	ERA	WHIP					
Pete Redfern, R ERA: 4.23	5.0		22	5	3	1	3	2	0	0	0	0	1	26	34	1.80	1.400					
Darrell Jackson, L ERA: 7.36	3.0	W	9	2	0	0	2	0	0	0	0	0	0	13	13	0.00	0.667					
Doug Corbett, R ERA: 2.58	1.0	S	3	0	0	0	1	0	0	0	0	0	0	5	5	0.00	0.000					

Oakland Athletics @ Minnesota Twins  
Metropolitan Stadium, Bloomington, MI  
Wed Aug 12 1981, 8:05 PM EDT  
Alt. 9,624 - Unknown - 83 F

AB 31  
R 3  
H 7  
RBI 3  
BB 2  
SO 6  
LOB 9



Batter	1	2	3	4	5	6	7	8	9	AB	R	H	RBI	BB	SO	LOB	BOTTOM					
Hosken Powell, L OBP: 0.293, SLG: 0.324	G3		F8		4-3					4	0	1	2	0	0	0						
Rob Wilfong, L OBP: 0.294, SLG: 0.306										4	0	1	0	0	0	2						
Mickey Hatcher, R OBP: 0.311, SLG: 0.383										4	0	2	1	0	0	1						
Roy Smalley, S OBP: 0.391, SLG: 0.475										4	1	2	0	0	0	2						
Glenn Adams, L OBP: 0.267, SLG: 0.275										4	0	1	0	0	1	3						
John Castino, R OBP: 0.289, SLG: 0.391										3	0	1	1	1	1	0						
Danny Goodwin, L OBP: 0.327, SLG: 0.375										3	0	0	0	1	0	4						
Butch Wynegar, S OBP: 0.333, SLG: 0.326										3	0	1	0	0	0	0						
Ron Jackson, R OBP: 0.316, SLG: 0.388										0	1	0	0	0	0	0						
Sal Butera, R OBP: 0.330, SLG: 0.327										1	0	0	0	0	0	1						
Gary Ward, R OBP: 0.305, SLG: 0.343										3	2	2	0	0	0	0						
<b>Inning Stats</b>	R: 0 E: 0 K: 0 S: 4	H: 1 LOB: 1 BB: 0 P: 4	R: 0 E: 0 K: 0 S: 3	H: 0 LOB: 0 BB: 0 P: 3	R: 0 E: 0 K: 0 S: 5	H: 2 LOB: 3 BB: 1 P: 9	R: 1 E: 0 K: 0 S: 4	H: 1 LOB: 0 BB: 0 P: 4	R: 1 E: 0 K: 0 S: 5	H: 2 LOB: 1 BB: 0 P: 5	R: 2 E: 0 K: 1 S: 9	H: 5 LOB: 2 BB: 0 P: 9	R: 0 E: 0 K: 1 S: 4	H: 0 LOB: 0 BB: 1 P: 8	1B: 9 2B: 2 3B: 1 HR: 0	SF: 0 SAC: 0 DP: 2 HBP: 0	WP: 0 PB: 0 SB: 0 CS: 0	PA: 35				
<b>PITCHER</b>	IP	WLS	BF	H	R	ER	SO	BB	IBB	HBP	BLK	WP	HR	S	P	ERA	WHIP					
Matt Keough, R ERA: 2.99	5.2		24	6	2	2	2	1	0	0	0	0	0	23	27	3.18	1.235					
Bob Ovwchinko, L ERA: 1.69	2.1	L	11	5	2	2	2	1	0	0	0	0	0	14	18	7.71	2.571					

Oakland Athletics @ Minnesota Twins  
Metropolitan Stadium, Bloomington, MI  
Wed Aug 12 1981, 8:05 PM EDT  
Alt. 9,624 - Unknown - 83 F

AB 33  
R 4  
H 11  
RBI 4  
BB 2  
SO 2  
LOB 13



Batter	1	2	3	4	5	6	7	8	9	10	AB	R	H	RBI	BB	SO	LOB	TOP				
Rod Carew, L OBP: 0.379, SLG: 0.401 John Harris, L OBP: 0.235, SLG: 0.364											2	0	1	0	1	1	0	California Angels @ Oakland Athletics Oakland-Alameda County Coliseum, Oakland, CA Fri Aug 14 1981, 7:05 PM PDT Att: 23,804 - Unknown				
Rick Burleson, R OBP: 0.366, SLG: 0.389											4	0	1	0	0	0	2					
Fred Lynn, L OBP: 0.328, SLG: 0.393											4	0	0	0	0	1	2					
Brian Downing, R OBP: 0.373, SLG: 0.394											4	0	0	0	0	1	1					
Bobby Grich, R OBP: 0.392, SLG: 0.514											4	1	1	1	0	0	0					
Dan Ford, R OBP: 0.324, SLG: 0.473											4	0	0	0	0	3	0					
Don Baylor, R OBP: 0.291, SLG: 0.352											3	1	1	0	1	0	0					
Ed Ott, L OBP: 0.251, SLG: 0.278											4	0	1	0	0	0	1					
Butch Hobson, R OBP: 0.365, SLG: 0.409											2	0	0	1	0	1	0					
<b>Inning Stats</b>	R: 0 E: 0 K: 0 S: 2	H: 0 LOB: 0 BB: 1 P: 6	R: 0 E: 0 K: 2 S: 7	H: 0 LOB: 0 BB: 0 P: 7	R: 0 E: 0 K: 1 S: 5	H: 0 LOB: 0 BB: 0 P: 5	R: 0 E: 0 K: 1 S: 4	H: 1 LOB: 1 BB: 0 P: 4	R: 0 E: 0 K: 1 S: 5	H: 0 LOB: 0 BB: 0 P: 5	R: 0 E: 0 K: 1 S: 5	H: 1 LOB: 0 BB: 0 P: 5	R: 2 E: 0 K: 1 S: 7	H: 2 LOB: 1 BB: 1 P: 11	R: 0 E: 0 K: 0 S: 3	H: 0 LOB: 0 BB: 0 P: 3	R: 0 E: 0 K: 0 S: 4		H: 1 LOB: 1 BB: 0 P: 4	1B: 4 2B: 1 3B: 0 HR: 1	SF: 1 SAC: 0 DP: 1 HBP: 0	WP: 0 PB: 0 SB: 0 CS: 2
<b>PITCHER</b> Steve McCatty, R ERA: 2.25	IP: 10.0 WLS: W BF: 35 H: 5 R: 2 ER: 2 SO: 7 BB: 2 IBB: 0 HBP: 0 BLK: 0 WP: 0 HR: 1 S: 47 P: 55 ERA: 1.80 WHIP: 0.700																					

Batter	1	2	3	4	5	6	7	8	9	10	AB	R	H	RBI	BB	SO	LOB	BOTTOM				
Rickey Henderson, R OBP: 0.413, SLG: 0.446											5	1	1	1	0	0	4	California Angels @ Oakland Athletics Oakland-Alameda County Coliseum, Oakland, CA Fri Aug 14 1981, 7:05 PM PDT Att: 23,804 - Unknown				
Dwayne Murphy, L OBP: 0.364, SLG: 0.421											4	1	1	2	1	0	0					
Wayne Gross, L OBP: 0.304, SLG: 0.366											3	0	0	0	1	1	1					
Tony Armas, R OBP: 0.312, SLG: 0.506											4	0	0	0	0	2	2					
Jim Spencer, L OBP: 0.220, SLG: 0.220 Cliff Johnson, R OBP: 0.321, SLG: 0.439											3	0	0	0	0	1	2					
Mark Budaska, S OBP: 0.250, SLG: 0.263											4	1	1	0	0	1	0					
Jeff Newman, R OBP: 0.274, SLG: 0.333											4	0	1	0	0	0	0					
Keith Drumright, L OBP: 0.417, SLG: 0.386											4	1	2	1	0	1	1					
Rob Picciolo, R OBP: 0.267, SLG: 0.345											3	0	1	0	0	0	1					
<b>Inning Stats</b>	R: 1 E: 0 K: 0 S: 4	H: 1 LOB: 0 BB: 0 P: 4	R: 0 E: 0 K: 0 S: 3	H: 0 LOB: 0 BB: 0 P: 3	R: 0 E: 0 K: 1 S: 5	H: 0 LOB: 0 BB: 0 P: 5	R: 0 E: 0 K: 1 S: 5	H: 1 LOB: 1 BB: 1 P: 9	R: 1 E: 0 K: 0 S: 5	H: 2 LOB: 1 BB: 0 P: 5	R: 0 E: 0 K: 2 S: 7	H: 2 LOB: 2 BB: 0 P: 5	R: 0 E: 0 K: 1 S: 5	H: 0 LOB: 0 BB: 0 P: 5	R: 0 E: 0 K: 1 S: 5	H: 0 LOB: 0 BB: 0 P: 5	R: 2 E: 0 K: 0 S: 5		H: 2 LOB: 0 BB: 0 P: 5	1B: 4 2B: 1 3B: 0 HR: 2	SF: 0 SAC: 1 DP: 0 HBP: 0	WP: 0 PB: 0 SB: 0 CS: 0
<b>PITCHER</b> Steve Renko, R ERA: 3.16 Andy Hassler, L ERA: 3.04 Don Aase, R ERA: 1.94	IP: 5.0 WLS: 3 BF: 20 H: 3 R: 2 ER: 2 SO: 2 BB: 2 IBB: 0 HBP: 0 BLK: 0 WP: 0 HR: 1 S: 22 P: 30 ERA: 3.60 WHIP: 1.000																					





Batter	1	2	3	4	5	6	7	8	9	10	11	12	13	AB R H RBI BB SO LOB	TOP																	
Rick Burleson, R OBP: 0.371, SLG: 0.403 (1, 6)														6 3 3 1 1 2 5	<p>California Angels @ Oakland Athletics Oakland-Alameda County Coliseum, Oakland, CA</p> <p>Sat Aug 15 1981, 3:33 AM PDT Att: 20,101 - Sunny</p> <p>livebaseballscorecards.com</p> <p>AB 54 R 7 H 18 RBI 7 BB 7 SO 10 LOB 34</p>																	
John Harris, L OBP: 0.268, SLG: 0.375 (1, 3)														7 0 3 2 0 1 3																		
Dan Ford, R OBP: 0.324, SLG: 0.474 (1, 5)														6 0 2 0 0 1 4																		
Fred Lynn, L OBP: 0.327, SLG: 0.382 (1, 8)														5 0 0 1 2 2 3																		
Bobby Grich, R OBP: 0.398, SLG: 0.549 (1, 4)														7 2 4 2 0 2 2																		
Brian Downing, R OBP: 0.374, SLG: 0.392 (9, 2)														6 1 2 0 1 0 5																		
Don Baylor, R OBP: 0.287, SLG: 0.342 (1, 10)														6 0 0 0 1 1 6																		
Ed Ott, L OBP: 0.261, SLG: 0.283 Bert Campaneris, R OBP: 0.232, SLG: 0.250 (9, PR) (9, 5)														4 0 2 0 1 0 2 2 1 1 0 0 0 0																		
Butch Hobson, R OBP: 0.366, SLG: 0.405 Juan Beniquez, R OBP: 0.217, SLG: 0.192 (9, 7)														4 0 1 1 1 1 3 1 0 0 0 0 0 1																		
<b>Inning Stats</b>	R: 1 E: 0 K: 0 S: 4	H: 1 LOB: 1 BB: 1 P: 8	R: 0 E: 0 K: 1 S: 5	H: 1 LOB: 1 BB: 1 P: 9	R: 1 E: 0 K: 0 S: 5	H: 2 LOB: 2 BB: 1 P: 9	R: 0 E: 0 K: 1 S: 6	H: 2 LOB: 1 BB: 1 P: 10	R: 1 E: 0 K: 2 S: 9	H: 2 LOB: 2 BB: 1 P: 13	R: 0 E: 0 K: 2 S: 5	H: 2 LOB: 3 BB: 1 P: 9	R: 1 E: 0 K: 3 S: 4	H: 1 LOB: 1 BB: 0 P: 4		R: 0 E: 0 K: 0 S: 10	H: 1 LOB: 1 BB: 0 P: 10	R: 0 E: 0 K: 0 S: 3	H: 0 LOB: 0 BB: 0 P: 3	1B: 14 2B: 2 3B: 0 HR: 3	SF: 0 SAC: 1 DP: 1 HBP: 0	W/P: 0 PB: 0 SB: 1 CS: 1	PA: 62									
<b>PITCHER</b>	IP WLS BF H R ER SO BB IBB HBP BLK WP HR S P ERA WHIP																															
Brian Kingman, R ERA: 2.91 (1, 1)	4.1	23	6	3	3	2	4	0	0	0	0	0	0	0		4	8	6.23	2.308													
Dave Heaverlo, R ERA: 2.7 (6, 1)	1.0	5	2	1	1	0	1	0	0	0	0	0	0	0		0	1	9.00	3.000													
Bob Dwchinko, L ERA: 1.69 (6, 1)	0.0	1	0	0	0	0	0	0	0	0	0	0	0	0	1	∞	∞	∞														
Jeff Jones, R ERA: 2.49 (12, 1)	5.2	26	8	3	3	5	1	1	0	0	0	0	1	34	42	4.76	1.588															
Tom Underwood, L ERA: 4.15 (12, 1)	2.0	7	1	0	0	3	0	0	0	0	0	0	0	13	13	0.00	0.500															

Batter	1	2	3	4	5	6	7	8	9	10	11	12	13	AB R H RBI BB SO LOB	BOTTOM															
Rickey Henderson, R OBP: 0.417, SLG: 0.488 (1, 7)														6 3 3 0 1 0 1	<p>California Angels @ Oakland Athletics Oakland-Alameda County Coliseum, Oakland, CA</p> <p>Sat Aug 15 1981, 3:33 AM PDT Att: 20,101 - Sunny</p> <p>livebaseballscorecards.com</p> <p>AB 47 R 8 H 16 RBI 8 BB 8 SO 5 LOB 27</p>															
Dwayne Murphy, L OBP: 0.371, SLG: 0.425 (1, 8)														5 1 3 0 1 1 1																
Cliff Johnson, R OBP: 0.323, SLG: 0.437 Rob Picciolo, R OBP: 0.267, SLG: 0.345 Keith Drumright, L OBP: 0.400, SLG: 0.376 (10, PH) (11, 4)														3 0 1 1 1 0 3 0 0 0 0 0 0 0 1 0 0 1 0 0 0																
Tony Armas, R OBP: 0.319, SLG: 0.510 (1, 5)														6 0 3 2 1 1 2																
Mike Heath, R OBP: 0.288, SLG: 0.360 (1, 2)														4 2 2 2 2 1 4																
Mark Budaska, S OBP: 0.231, SLG: 0.240 (1, 10)														6 1 1 0 0 1 8																
Shooty Babitt, R OBP: 0.302, SLG: 0.281 Wayne Gross, L OBP: 0.316, SLG: 0.368 (7, PH) (8, 5)														3 0 0 1 0 0 1 2 0 1 0 1 0 0																
Dave McKay, S OBP: 0.267, SLG: 0.299 (8, 4) (11, 6)														5 0 1 1 1 1 3																
Fred Stanley, R OBP: 0.295, SLG: 0.231 Jim Spencer, L OBP: 0.224, SLG: 0.225 (6, PH) (9, 3)														3 0 0 0 0 0 1 2 0 1 0 0 0 0																
Rick Rosetti, R OBP: 0.265, SLG: 0.277 Jeff Newman, R OBP: 0.272, SLG: 0.331 (10, PR) (11, 3)														0 1 0 0 0 0 0 1 0 0 0 0 0 3																
<b>Inning Stats</b>	R: 0 E: 0 K: 0 S: 5	H: 2 LOB: 3 BB: 1 P: 9	R: 0 E: 0 K: 0 S: 3	H: 0 LOB: 0 BB: 0 P: 3	R: 0 E: 0 K: 0 S: 5	H: 1 LOB: 0 BB: 0 P: 3	R: 2 E: 0 K: 0 S: 5	H: 3 LOB: 3 BB: 1 P: 11	R: 1 E: 0 K: 1 S: 6	H: 1 LOB: 2 BB: 2 P: 14	R: 0 E: 0 K: 1 S: 5	H: 0 LOB: 0 BB: 0 P: 5	R: 1 E: 1 K: 0 S: 4	H: 2 LOB: 1 BB: 1 P: 8		R: 0 E: 0 K: 0 S: 5	H: 0 LOB: 0 BB: 0 P: 5	R: 1 E: 0 K: 1 S: 4	H: 1 LOB: 0 BB: 0 P: 4	1B: 14 2B: 1 3B: 0 HR: 1	SF: 2 SAC: 1 DP: 1 HBP: 1	W/P: 1 PB: 0 SB: 1 CS: 2	PA: 61							
<b>PITCHER</b>	IP WLS BF H R ER SO BB IBB HBP BLK WP HR S P ERA WHIP																													
Geoff Zahn, L ERA: 4.02 (1, 1)	6.0	29	9	5	4	1	2	1	0	0	0	0	0	28		40	6.00	1.833												
Jesse Jefferson, R ERA: 4.17 (7, 1)	1.1	8	1	1	1	0	2	0	1	0	5	14	6.75	2.250																
Angel Moreno, L ERA: 4.17 (8, 1)	0.0	1	0	0	0	0	1	0	0	0	4	∞	∞																	
Mike Witt, R ERA: 4.13 (8, 1)	5.0	21	6	2	2	4	1	1	0	0	1	27	35	3.60	1.400															

Batter	1	2	3	4	5	6	7	8	9	AB	R	H	RBI	BB	SO	LOB	TOP
<b>Rick Burleson, R</b> OBP: 0.365, SLG: 0.396 (1, 6)	5-3		FC6-4 BB E		6-3		6-3		P4	5	1	0	0	0	0	1	<b>California Angels @ Oakland Athletics</b> Oakland-Alameda County Coliseum, Oakland, CA Sun Aug 16 1981, 3:33 AM PDT Att: 28,863 - Unknown <a href="http://livebaseballscorecards.com">livebaseballscorecards.com</a>
<b>John Harris, L</b> OBP: 0.297, SLG: 0.364 (1, 3)	4-3		F7		4-3		1B			4	0	1	0	0	0	1	
<b>Rod Carew, L</b> OBP: 0.378, SLG: 0.396 (1, 10)	G3		E BB		1-3		F8			3	1	0	0	1	0	1	
<b>Fred Lynn, L</b> OBP: 0.325, SLG: 0.379 (1, 8)		1B 1B G6-4-3 1B	E8 1B			F7	F7			4	2	1	0	0	0	1	
<b>Bobby Grich, R</b> OBP: 0.409, SLG: 0.554 (1, 4)		G6-4-3 1B 1-2	1B			CS 1B 2B BB		G6-4-3 BB		2	1	2	1	2	0	0	
<b>Dan Ford, R</b> OBP: 0.327, SLG: 0.474 (1, 9)		G6-4-3 1B 1-2 2-3	5-3			CS 1B		F7		4	1	2	0	0	0	2	
<b>Brian Downing, R</b> OBP: 0.368, SLG: 0.384 (1, 7)	G6-4-3			5-3		K		G6-4-3		4	0	0	0	0	1	5	
<b>Ed Ott, L</b> OBP: 0.267, SLG: 0.294 (1, 2)	K								4-3	4	0	2	2	0	1	1	
<b>Butch Hobson, R</b> OBP: 0.364, SLG: 0.402 (1, 5)				G5-4-3 1B		F9			6-3	4	0	1	0	0	0	2	
<b>Inning Stats</b>	R: 0 E: 0 K: 0 S: 3	H: 0 LOB: 0 BB: 0 P: 3	R: 1 E: 0 K: 1 S: 7	H: 3 LOB: 1 BB: 0 P: 7	R: 3 E: 1 K: 0 S: 6	H: 2 LOB: 1 BB: 1 P: 10	R: 0 E: 0 K: 0 S: 3	H: 1 LOB: 0 BB: 0 P: 3	R: 0 E: 0 K: 0 S: 4	H: 1 LOB: 1 BB: 0 P: 4	R: 0 E: 0 K: 0 S: 2	H: 0 LOB: 0 BB: 0 P: 6	R: 0 E: 0 K: 0 S: 3	H: 0 LOB: 0 BB: 0 P: 3	1B: 8 2B: 1 3B: 0 HR: 0	SF: 0 SAC: 0 DP: 3 HBP: 0	WP: 0 PA: 37 PB: 0 SB: 0 CS: 2
<b>PITCHER</b> <b>Rick Langford, R</b> ERA: 3.02 (1, 1)	IP: 9.0 WLS: W BF: 37 H: 9 R: 6 ER: 1 SO: 2 BB: 3 IBB: 0 HBP: 0 BLK: 0 WP: 0 HR: 0 S: 38 P: 50 ERA: 1.00 WHIP: 1.333											<b>PITCHER</b>	IP: 9.0 WLS: W BF: 37 H: 9 R: 6 ER: 1 SO: 2 BB: 3 IBB: 0 HBP: 0 BLK: 0 WP: 0 HR: 0 S: 38 P: 50 ERA: 1.00 WHIP: 1.333				

Batter	1	2	3	4	5	6	7	8	9	AB	R	H	RBI	BB	SO	LOB	BOTTOM		
<b>Rickey Henderson, R</b> OBP: 0.420, SLG: 0.451 (1, 7)	1B SF7 1B	F8		S 3B 1B		P9		CS 1B		5	2	3	0	0	0	1	<b>California Angels @ Oakland Athletics</b> Oakland-Alameda County Coliseum, Oakland, CA Sun Aug 16 1981, 3:33 AM PDT Att: 28,863 - Unknown <a href="http://livebaseballscorecards.com">livebaseballscorecards.com</a>		
<b>Dwayne Murphy, L</b> OBP: 0.376, SLG: 0.441 (1, 8)	SF7 1B BB	4-1		SH1-3 3B		BB 1B		1B		5	2	4	2	0	0	0			
<b>Wayne Gross, L</b> OBP: 0.314, SLG: 0.367 (1, 5)	BB SF7 SF3 1B		4-3	SH1-3		BB 1B		F8		3	1	1	1	1	0	1			
<b>Tony Armas, R</b> OBP: 0.318, SLG: 0.506 (1, 9)	SF7		F7	K		BB		BB		2	0	0	2	1	1	0			
<b>Jim Spencer, L</b> OBP: 0.231, SLG: 0.227 (1, 3)	SF3 BB IBB		FC5 S 1B		F5	F9				3	0	1	0	1	0	3			
<b>Mark Budaeska, S</b> OBP: 0.267, SLG: 0.222 (1, 10)	BB				K			F5		2	0	0	1	2	1	0			
<b>Mike Heath, R</b> OBP: 0.287, SLG: 0.360 (1, 2)	SF3		FC5		P6			G1-6-3 1B		3	0	1	1	0	0	2			
<b>Keith Drumright, L</b> OBP: 0.389, SLG: 0.367 (1, 4)	5-3			1B SH1-4 3B 1B		B1-3		G1-6-3 1B		4	1	1	0	0	0	3			
<b>Rob Piccolo, R</b> OBP: 0.270, SLG: 0.348 <b>Fred Stanley, R</b> OBP: 0.292, SLG: 0.228 (7, 6)		L5		SH1-4		BB 1B BB 1B		K		2	1	1	0	0	0	0			
<b>Inning Stats</b>	R: 3 E: 0 K: 0 S: 6	H: 3 LOB: 2 BB: 2 P: 14	R: 0 E: 0 K: 0 S: 3	H: 0 LOB: 0 BB: 0 P: 3	R: 0 E: 0 K: 0 S: 4	H: 1 LOB: 2 BB: 1 P: 8	R: 3 E: 0 K: 1 S: 8	H: 3 LOB: 0 BB: 0 P: 8	R: 0 E: 0 K: 1 S: 5	H: 0 LOB: 0 BB: 0 P: 5	R: 1 E: 0 K: 0 S: 5	H: 2 LOB: 3 BB: 2 P: 13	R: 0 E: 0 K: 0 S: 3	H: 1 LOB: 1 BB: 0 P: 3	R: 0 E: 0 K: 1 S: 6	H: 2 LOB: 1 BB: 0 P: 6	1B: 11 2B: 0 3B: 1 HR: 0	SF: 2 SAC: 2 DP: 1 HBP: 0	WP: 0 PA: 39 PB: 0 SB: 2 CS: 1
<b>PITCHER</b> <b>Ken Forsch, R</b> ERA: 2.83 <b>Don Aase, R</b> ERA: 1.84 (6, 1)	IP: 5.2 WLS: L BF: 31 H: 9 R: 7 ER: 7 SO: 2 BB: 4 IBB: 1 HBP: 0 BLK: 0 WP: 0 HR: 0 S: 30 P: 50 ERA: 11.12 WHIP: 2.294											<b>PITCHER</b>	IP: 2.1 WLS: 8 BF: 3 H: 3 R: 0 ER: 0 SO: 1 BB: 0 IBB: 0 HBP: 0 BLK: 0 WP: 0 HR: 10 S: 10 P: 10 ERA: 0.00 WHIP: 1.286						

Batter	1	2	3	4	5	6	7	8	9	10	11	12	13	14	15	AB	R	H	RBI	BB	SO	LOB	TOP								
Jerry Remy, L OBP: 0.365, SLG: 0.342 (1.4)	F8		F6		F7			1-3		1-3			4-3	F7		7	0	0	0	0	0	3									
Dwight Evans, R OBP: 0.446, SLG: 0.562 (1.9)	3B		1-3		F7			FC5-4 1B		F9			BB BB			5	0	2	0	2	0	1									
Carl Yastrzemski, L OBP: 0.329, SLG: 0.354 (1.3)	6-3							F4					BB BB			6	0	0	0	1	1	3									
Jim Rice, R OBP: 0.301, SLG: 0.429 (1.7)	F5				4-3 2B 2B			FC5-4 1-2					F9			7	1	1	0	0	2	5									
Garry Hancock, L OBP: 0.167, SLG: 0.063 (1.10)		F8			4-3					4-3						6	0	0	0	0	0	1									
Tony Perez, R OBP: 0.297, SLG: 0.340 (15. PH)														F9		1	0	0	0	0	0	1									
Carney Lansford, R OBP: 0.367, SLG: 0.440 (1.5)		5-3								6-3						5	1	2	1	0	0	0									
Rich Gedman, L OBP: 0.333, SLG: 0.469 (1.2)					4-3			K 1B					4-3			4	0	1	0	2	1	2									
Glenn Hoffman, R OBP: 0.262, SLG: 0.268 (1.6)																4	0	1	0	0	0	3									
Joe Rudi, R OBP: 0.233, SLG: 0.354 (12. PH)	FC6															1	0	0	0	0	0	0									
Julio Valdez, S OBP: 0.600, SLG: 0.600 (12.6)								1-3 1B								1	0	1	1	0	0	0									
Rick Miller, L OBP: 0.354, SLG: 0.390 (1.8)																5	0	0	0	0	1	2									
Dave Stapleton, R OBP: 0.300, SLG: 0.328 (14. PH)					F8			1-3								1	0	0	0	0	2										
Reid Nichols, R OBP: 0.217, SLG: 0.233 (14.8)																0	0	0	0	0	0	0									
<b>Inning Stats</b>	R: 0 E: 0 K: 0 S: 4	H: 1 LOB: 1 BB: 0 P: 4	R: 0 E: 0 K: 0 S: 3	H: 0 LOB: 0 BB: 1 P: 7	R: 0 E: 0 K: 0 S: 3	H: 0 LOB: 0 BB: 0 P: 3	R: 1 E: 0 K: 0 S: 5	H: 2 LOB: 1 BB: 0 P: 5	R: 0 E: 0 K: 0 S: 4	H: 1 LOB: 1 BB: 0 P: 4	R: 0 E: 0 K: 0 S: 3	H: 0 LOB: 0 BB: 0 P: 3	R: 0 E: 0 K: 0 S: 3	H: 0 LOB: 0 BB: 0 P: 5	R: 0 E: 0 K: 1 S: 5	H: 0 LOB: 0 BB: 2 P: 13	R: 1 E: 0 K: 0 S: 4	H: 1 LOB: 2 BB: 1 P: 9	R: 0 E: 0 K: 2 S: 7	H: 0 LOB: 1 BB: 1 P: 11	1B: 5 2B: 2 3B: 1 HR: 0	SF: 0 SAC: 0 DP: 0 HBP: 1	WP: 1 PB: 0 SB: 1 CS: 0	PA: 59							
<b>PITCHER</b>	IP: 11.0 ERA: 3.11	WLS: 12 BF: 41	H: 1 R: 1 ER: 1 SO: 2	R: 1 ER: 1 SO: 2	BB: 1 IBB: 0 HBP: 0 BLK: 0	WP: 0 HR: 0 S: 44 P: 48	ERA: 0.82 WHIP: 0.727	<b>PITCHER</b>	IP: 11.0 ERA: 3.11	WLS: 12 BF: 41	H: 1 R: 1 ER: 1 SO: 2	R: 1 ER: 1 SO: 2	BB: 1 IBB: 0 HBP: 0 BLK: 0	WP: 0 HR: 0 S: 44 P: 48	ERA: 0.82 WHIP: 0.727	<b>PITCHER</b>	IP: 11.0 ERA: 3.11	WLS: 12 BF: 41	H: 1 R: 1 ER: 1 SO: 2	R: 1 ER: 1 SO: 2	BB: 1 IBB: 0 HBP: 0 BLK: 0	WP: 0 HR: 0 S: 44 P: 48	ERA: 0.82 WHIP: 0.727	<b>PITCHER</b>	IP: 11.0 ERA: 3.11	WLS: 12 BF: 41	H: 1 R: 1 ER: 1 SO: 2	R: 1 ER: 1 SO: 2	BB: 1 IBB: 0 HBP: 0 BLK: 0	WP: 0 HR: 0 S: 44 P: 48	ERA: 0.82 WHIP: 0.727
Mike Norris, R ERA: 3.11 (1.1)	11.0	12	1	1	1	1	2	1	1	0	1	0	10	23	3.86	1.286															
Jeff Jones, R ERA: 2.55 (12.1)	2.1	12	1	1	1	1	2	1	1	0	1	0	10	23	3.86	1.286															
Bob Owchinko, L ERA: 1.59 (14.1)	1.2	W	6	0	0	0	2	1	0	0	0	0	9	13	0.00	0.600															

**Boston Red Sox @ Oakland Athletics**  
Oakland-Alameda County Coliseum, Oakland, CA  
Tue Aug 18 1981, 7:05 PM PDT  
Att: 16,631 - Unknown

AB	53
R	2
H	8
RBI	2
BB	5
SO	5
LOB	23



Batter	1	2	3	4	5	6	7	8	9	10	11	12	13	14	15	AB	R	H	RBI	BB	SO	LOB	BOTTOM								
Rickey Henderson, R OBP: 0.424, SLG: 0.453 (1.7)	F7							1B 1B					F8			5	1	2	0	2	0	1									
Dwayne Murphy, L OBP: 0.384, SLG: 0.442 (1.8)	F8							1B 1B					F9			5	0	2	1	2	0	2									
Wayne Gross, L OBP: 0.309, SLG: 0.399 (1.5)	F5							G3					F8			6	0	1	0	0	0	2									
Tony Armas, R OBP: 0.316, SLG: 0.511 (1.9)		F4														5	1	1	1	1	1	3									
Jim Spencer, L OBP: 0.229, SLG: 0.225 (1.3)		F9														6	0	1	0	0	0	4									
Mark Budaska, S OBP: 0.250, SLG: 0.188 (1.10)																5	0	0	0	1	3	4									
Keith Drumright, L OBP: 0.350, SLG: 0.327 (1.4)																6	0	0	0	0	0	0									
Jeff Newman, R OBP: 0.275, SLG: 0.326 (1.2)																5	1	1	0	1	0	0									
Fred Stanley, R OBP: 0.287, SLG: 0.217 (1.6)																4	0	0	0	1	2	1									
<b>Inning Stats</b>	R: 0 E: 0 K: 0 S: 3	H: 0 LOB: 0 BB: 0 P: 3	R: 0 E: 0 K: 0 S: 2	H: 0 LOB: 0 BB: 1 P: 6	R: 0 E: 0 K: 1 S: 5	H: 0 LOB: 0 BB: 3 P: 5	R: 0 E: 1 K: 0 S: 2	H: 0 LOB: 2 BB: 3 P: 14	R: 0 E: 0 K: 0 S: 3	H: 0 LOB: 0 BB: 0 P: 3	R: 1 E: 0 K: 1 S: 6	H: 2 LOB: 0 BB: 0 P: 6	R: 0 E: 0 K: 0 S: 3	H: 0 LOB: 0 BB: 0 P: 3	R: 0 E: 0 K: 0 S: 6	H: 1 LOB: 2 BB: 1 P: 10	R: 0 E: 0 K: 0 S: 3	H: 0 LOB: 0 BB: 0 P: 3	R: 1 E: 1 K: 0 S: 6	H: 1 LOB: 0 BB: 2 P: 6	R: 1 E: 0 K: 0 S: 1	H: 0 LOB: 2 BB: 2 P: 6	1B: 6 2B: 1 3B: 0 HR: 1	SF: 0 SAC: 1 DP: 0 HBP: 0	WP: 1 PB: 0 SB: 0 CS: 2	PA: 57					
<b>PITCHER</b>	IP: 5.2 ERA: 3.57	WLS: 10 BF: 20	H: 4 R: 0 ER: 0 SO: 2	R: 0 ER: 0 SO: 2	BB: 4 IBB: 0 HBP: 0 BLK: 0	WP: 0 HR: 0 S: 20 P: 36	ERA: 1.59 WHIP: 1.059	<b>PITCHER</b>	IP: 5.2 ERA: 3.57	WLS: 10 BF: 20	H: 4 R: 0 ER: 0 SO: 2	R: 0 ER: 0 SO: 2	BB: 4 IBB: 0 HBP: 0 BLK: 0	WP: 0 HR: 0 S: 20 P: 36	ERA: 1.59 WHIP: 1.059	<b>PITCHER</b>	IP: 5.2 ERA: 3.57	WLS: 10 BF: 20	H: 4 R: 0 ER: 0 SO: 2	R: 0 ER: 0 SO: 2	BB: 4 IBB: 0 HBP: 0 BLK: 0	WP: 0 HR: 0 S: 20 P: 36	ERA: 1.59 WHIP: 1.059	<b>PITCHER</b>	IP: 5.2 ERA: 3.57	WLS: 10 BF: 20	H: 4 R: 0 ER: 0 SO: 2	R: 0 ER: 0 SO: 2	BB: 4 IBB: 0 HBP: 0 BLK: 0	WP: 0 HR: 0 S: 20 P: 36	ERA: 1.59 WHIP: 1.059
Mike Torrez, R ERA: 3.57 (6.1)	2.1	10	4	0	0	0	0	0	0	10	10	0.00	1.714																		
Bob Stanley, R ERA: 4.04 (9.1)	4.0	15	1	0	0	3	2	0	0	19	27	0.00	0.750																		
Mark Clear, R ERA: 3.29 (13.1)	2.0	L	11	1	2	1	1	1	1	10	18	4.50	1.000																		
Bill Campbell, R ERA: 3.49 (13.1)	2.0	L	11	1	2	1	1	1	1	10	18	4.50	1.000																		

**Boston Red Sox @ Oakland Athletics**  
Oakland-Alameda County Coliseum, Oakland, CA  
Tue Aug 18 1981, 7:05 PM PDT  
Att: 16,631 - Unknown

AB	47
R	3
H	8
RBI	2
BB	8
SO	6
LOB	17



Batter	1	2	3	4	5	6	7	8	9	AB	R	H	RBI	BB	SO	LOB	TOP					
Jerry Remy, L OBP: 0.372, SLG: 0.350 (1, 4)	F7		S 1B					1B		4	0	3	1	0	0	0	<b>Boston Red Sox @ Oakland Athletics</b> Oakland-Alameda County Coliseum, Oakland, CA Wed Aug 19 1981, 7:05 PM PDT Att: 15,134 - Unknown					
Dwight Evans, R OBP: 0.440, SLG: 0.553 (1, 9)	F9		3-H K				6-3	F9		4	0	0	0	0	1	3						
Jim Rice, R OBP: 0.304, SLG: 0.428 (1, 7)	5-3		1-2					F4		3	0	1	0	1	0	1						
Carl Yastrzemski, L OBP: 0.327, SLG: 0.352 (1, 10)	F7							F9		4	0	1	0	0	1	2						
Tony Perez, R OBP: 0.292, SLG: 0.333 (1, 3)	F7							FC5-4 1B		4	0	0	0	0	0	4						
Carney Lansford, R OBP: 0.362, SLG: 0.433 (1, 5)	6-3							FC5-4 1B		4	0	0	0	0	0	1						
Rich Gedman, L OBP: 0.341, SLG: 0.494 (1, 2)			F8 1B					F8		4	2	2	0	0	0	0						
Garry Hancock, L OBP: 0.182, SLG: 0.100 (1, 8)	F8		2-3					F7		4	0	1	0	0	0	2						
Julio Valdez, S OBP: 0.375, SLG: 0.429 (1, 6)	F7							FC4-6		2	0	0	1	0	0	2						
<b>Inning Stats</b>	R: 0 E: 0 K: 0 S: 3	H: 0 LOB: 0 BB: 0 P: 3	R: 0 E: 0 K: 0 S: 3	H: 0 LOB: 0 BB: 0 P: 3	R: 1 E: 0 K: 1 S: 7	H: 2 LOB: 1 BB: 0 P: 7	R: 0 E: 0 K: 1 S: 5	H: 0 LOB: 1 BB: 1 P: 9	R: 1 E: 0 K: 0 S: 5	H: 2 LOB: 1 BB: 0 P: 5	R: 0 E: 0 K: 0 S: 3	H: 1 LOB: 1 BB: 0 P: 3	R: 0 E: 0 K: 0 S: 4	H: 1 LOB: 1 BB: 0 P: 4	R: 0 E: 0 K: 0 S: 5	H: 2 LOB: 2 BB: 0 P: 5	R: 0 E: 0 K: 0 S: 3	H: 0 LOB: 0 BB: 0 P: 3	1B: 6 2B: 2 3B: 0 HR: 0	SF: 1 SAC: 0 DP: 1 HBP: 0	WP: 0 PB: 0 SB: 1 CS: 0	PA: 35
<b>PITCHER</b> Matt Keough, R ERA: 2.9 (1, 1)	IP: 9.0 WLS: W BF: 35 H: 8 R: 2 ER: 2 SO: 2 BB: 1 IBB: 0 HBP: 0 BLK: 0 WP: 0 HR: 0 S: 38 P: 42 ERA: 2.00 WHIP: 1.000															<b>PITCHER</b>	IP: 9.0 WLS: W BF: 35 H: 8 R: 2 ER: 2 SO: 2 BB: 1 IBB: 0 HBP: 0 BLK: 0 WP: 0 HR: 0 S: 38 P: 42 ERA: 2.00 WHIP: 1.000					

AB	33
R	2
H	8
RBI	2
BB	1
SO	2
LOB	15



Batter	1	2	3	4	5	6	7	8	9	AB	R	H	RBI	BB	SO	LOB	BOTTOM					
Rickey Henderson, R OBP: 0.418, SLG: 0.447 (1, 7)	6-3		K					K		4	0	0	0	0	2	0	<b>Boston Red Sox @ Oakland Athletics</b> Oakland-Alameda County Coliseum, Oakland, CA Wed Aug 19 1981, 7:05 PM PDT Att: 15,134 - Unknown					
Dwaine Murphy, L OBP: 0.380, SLG: 0.437 (1, 8)	G3		4-3					F1		3	0	0	0	0	0	0						
Cliff Johnson, R OBP: 0.329, SLG: 0.458 (1, 3)	5-3							HR		2	2	1	1	1	0	0						
Tony Armas, R OBP: 0.318, SLG: 0.509 (1, 9)	K							K		3	1	1	0	0	2	0						
Mike Heath, R OBP: 0.283, SLG: 0.354 (1, 2)	E1							5-3		3	0	0	0	0	0	0						
Rick Bosetti, R OBP: 0.250, SLG: 0.260 (1, 10)	F6							6-3		3	0	0	0	0	0	0						
Shoody Babitt, R OBP: 0.303, SLG: 0.282 (1, 4)	F8							K		3	1	1	0	0	1	0						
Dave McKay, S OBP: 0.269, SLG: 0.310 (1, 5)	F9							K		3	0	1	1	0	1	0						
Rob Picciolo, R OBP: 0.264, SLG: 0.339 (1, 6)	F6							K		3	0	0	0	0	1	0						
<b>Inning Stats</b>	R: 2 E: 1 K: 0 S: 4	H: 1 LOB: 1 BB: 1 P: 8	R: 0 E: 0 K: 0 S: 3	H: 0 LOB: 0 BB: 0 P: 3	R: 0 E: 0 K: 1 S: 5	H: 0 LOB: 0 BB: 0 P: 5	R: 0 E: 0 K: 1 S: 5	H: 0 LOB: 0 BB: 0 P: 5	R: 1 E: 0 K: 0 S: 6	H: 2 LOB: 0 BB: 0 P: 6	R: 0 E: 0 K: 1 S: 5	H: 0 LOB: 0 BB: 0 P: 5	R: 0 E: 0 K: 3 S: 9	H: 0 LOB: 0 BB: 0 P: 9	R: 0 E: 0 K: 3 S: 9	H: 0 LOB: 0 BB: 0 P: 9	R: 0 E: 0 K: 3 S: 9	H: 0 LOB: 0 BB: 0 P: 9	1B: 2 2B: 1 3B: 0 HR: 1	SF: 0 SAC: 0 DP: 0 HBP: 0	WP: 0 PB: 0 SB: 0 CS: 0	PA: 28
<b>PITCHER</b> Frank Tanana, L ERA: 3.81 (1, 1)	IP: 8.0 WLS: L BF: 28 H: 4 R: 4 ER: 2 SO: 7 BB: 1 IBB: 0 HBP: 0 BLK: 0 WP: 0 HR: 1 S: 41 P: 45 ERA: 2.25 WHIP: 0.625															<b>PITCHER</b>	IP: 8.0 WLS: L BF: 28 H: 4 R: 4 ER: 2 SO: 7 BB: 1 IBB: 0 HBP: 0 BLK: 0 WP: 0 HR: 1 S: 41 P: 45 ERA: 2.25 WHIP: 0.625					



Batter	1	2	3	4	5	6	7	8	9	AB	R	H	RBI	BB	SO	LOB	TOP		
Jerry Remy, L (1, 4) OBP: 0.371, SLG: 0.346	F6	CS	1B FC4-6	F8			1-3	1B BB	K	5	2	1	0	1	1	4			
Dwight Evans, R (1, 9) OBP: 0.439, SLG: 0.548	BB BB		F8				K	1B BB		4	0	1	2	1	2	1			
Jim Rice, R (1, 7) OBP: 0.309, SLG: 0.429	K		FC4-6 1B				5-3	BB BB	1B	4	0	2	1	1	1	1			
Carl Yastrzemski, L (1, 3) OBP: 0.329, SLG: 0.347	1-2 BB		FC4-6 2B				4-3	BB	G3	3	1	0	1	2	0	3			
Carney Lansford, R (1, 5) OBP: 0.366, SLG: 0.440	F8		1-H 2B				4-3	FC4-6 1B	FC1-6 1B	5	0	3	1	0	0	4			
Rich Gedman, L (1, 2) OBP: 0.323, SLG: 0.467		F7	F6				FC4-6 FC5-4 1B	K	FC1-6 WP 1B	5	0	0	0	0	1	3			
Dave Stapleton, R (1, 10) OBP: 0.308, SLG: 0.351		HR					FC5-4 1B	BB BB 1B	WP 1B	5	2	3	1	0	0	1			
Garry Hancock, L (1, 8) OBP: 0.185, SLG: 0.120	K						F9	1-2 1B	F8	5	0	1	0	0	2	3			
Julio Valdez, S (1, 6) OBP: 0.364, SLG: 0.400							F5			3	0	1	0	0	0	2			
Joe Rudi, R (8, PH) OBP: 0.242, SLG: 0.354										0	0	0	0	1	0	0			
Reid Nichols, R (8, PR) OBP: 0.217, SLG: 0.233										0	1	0	0	0	0	0			
Glenn Hoffman, R (8, 6) OBP: 0.266, SLG: 0.268								1-2 BB BB		0	0	0	0	1	0	0			
<b>Inning Stats</b>	R: 0 E: 0 K: 1 S: 5	H: 0 LOB: 2 BB: 2 P: 13	R: 1 E: 1 K: 1 S: 6	H: 1 LOB: 0 BB: 0 P: 6	R: 2 E: 0 K: 0 S: 6	H: 3 LOB: 1 BB: 0 P: 6	R: 0 E: 0 K: 0 S: 4	H: 1 LOB: 1 BB: 0 P: 4	R: 0 E: 0 K: 1 S: 5	H: 0 LOB: 0 BB: 0 P: 5	R: 0 E: 0 K: 0 S: 5	H: 0 LOB: 2 BB: 2 P: 13	R: 3 E: 0 K: 1 S: 8	H: 3 LOB: 2 BB: 2 P: 16	R: 0 E: 0 K: 2 S: 9	H: 2 LOB: 3 BB: 1 P: 13	1B: 10 2B: 1 3B: 0 HR: 1	SF: 0 SAC: 0 DP: 0 HBP: 0	WP: 1 PB: 0 CS: 1 PA: 47
<b>PITCHER</b>	IP WLS BF H R ER SO BB IBB HBP BLK WP HR S P ERA WHIP																		
Steve McCatty, R (1, 1) ERA: 2.5	7.2 L 36 8 5 5 5 5 0 0 0 0 1 41 61 5.87 1.696																		
Bob Ovchinko, L (8, 1) ERA: 1.91	0.0 2 1 0 0 0 1 0 0 0 0 0 0 0 0 4 ∞ ∞																		
Dave Heaverlo, R (8, 1) ERA: 2.7	0.0 1 2 1 1 0 0 0 0 0 0 0 0 2 2 ∞ ∞																		
Tom Underwood, L (8, 1) ERA: 4.06	1.1 7 2 0 0 2 1 0 0 0 1 0 10 14 0.00 2.250																		

**Boston Red Sox @ Oakland Athletics**  
Oakland-Alameda County Coliseum, Oakland, CA  
Thu Aug 20 1981, 7:05 PM PDT  
Att: 17,503 - Unknown

AB 39  
R 6  
H 12  
RBI 6  
BB 7  
SO 7  
LOB 22



Batter	1	2	3	4	5	6	7	8	9	AB	R	H	RBI	BB	SO	LOB	BOTTOM		
Rickey Henderson, R (1, 7) OBP: 0.415, SLG: 0.442	F8	F8				1B 4-3	FC4-6		K	5	1	1	0	0	1	3			
Dwayne Murphy, L (1, 8) OBP: 0.380, SLG: 0.434	F9					4-3 1B			K	4	0	1	0	1	1	0			
Wayne Gross, L (1, 5) OBP: 0.308, SLG: 0.357	F8					F5				4	0	1	0	0	0	3			
Tony Armas, R (1, 9) OBP: 0.317, SLG: 0.505		1B E 1B	K			4-3				4	1	1	1	0	1	3			
Jim Spencer, L (1, 3) OBP: 0.229, SLG: 0.225		1B E 1B	F8			4-3				4	1	1	0	0	0	3			
Cliff Johnson, R (1, 10) OBP: 0.326, SLG: 0.473		K				E6			F3	4	1	1	1	0	1	2			
Keith Drumright, L (1, 4) OBP: 0.326, SLG: 0.305		E4 1B				F6			F7	4	0	0	1	0	0	2			
Jeff Newman, R (1, 2) OBP: 0.274, SLG: 0.324		F5				F4			6-3	4	0	1	0	0	0	3			
Fred Stanley, R (1, 6) OBP: 0.289, SLG: 0.221						F6				3	0	1	1	0	0	2			
Mike Heath, R (8, PH) OBP: 0.282, SLG: 0.353		1-3 2-H 1B				F6			F7	1	0	0	0	0	0	0			
<b>Inning Stats</b>	R: 0 E: 0 K: 0 S: 3	H: 0 LOB: 0 BB: 0 P: 3	R: 2 E: 1 K: 1 S: 9	H: 3 LOB: 2 BB: 0 P: 9	R: 0 E: 0 K: 1 S: 5	H: 0 LOB: 1 BB: 1 P: 9	R: 0 E: 1 K: 0 S: 4	H: 0 LOB: 1 BB: 0 P: 4	R: 1 E: 0 K: 0 S: 5	H: 2 LOB: 1 BB: 0 P: 5	R: 1 E: 0 K: 0 S: 5	H: 2 LOB: 1 BB: 0 P: 5	R: 0 E: 0 K: 0 S: 3	H: 0 LOB: 0 BB: 0 P: 3	R: 0 E: 0 K: 2 S: 7	H: 0 LOB: 0 BB: 0 P: 7	1B: 7 2B: 0 3B: 0 HR: 1	SF: 0 SAC: 0 DP: 0 HBP: 0	WP: 0 PB: 0 CS: 0 PA: 38
<b>PITCHER</b>	IP WLS BF H R ER SO BB IBB HBP BLK WP HR S P ERA WHIP																		
Dennis Eckersley, R (1, 1) ERA: 4.41	7.0 W 32 8 4 3 2 1 0 0 0 0 0 1 35 39 3.86 1.286																		
Mark Clear, R (8, 1) ERA: 3.17	2.0 S 6 0 0 0 2 0 0 0 0 0 0 10 10 0.00 0.000																		

**Boston Red Sox @ Oakland Athletics**  
Oakland-Alameda County Coliseum, Oakland, CA  
Thu Aug 20 1981, 7:05 PM PDT  
Att: 17,503 - Unknown

AB 37  
R 4  
H 8  
RBI 4  
BB 1  
SO 4  
LOB 21



Batter	1	2	3	4	5	6	7	8	9	AB	R	H	RBI	BB	SO	LOB	TOP			
<b>Al Bumby, L</b> OBP: 0.351, SLG: 0.315 (1, 8)	0-0 WP 1B		0-0 1B FC3-6	4-0 BB		4-0 CS IBB			4-0 G6-4-3 BB	2	2	2	0	3	0	0				
<b>Rich Dauer, R</b> OBP: 0.333, SLG: 0.356 (1, 4)	0-0 WP FC4-2		0-0 F7	0-0 FC5		0-0 CS	0-0 E5 BB		0-0 F9	1	0	1	0	0	0	0				
<b>Lenn Sakata, R</b> OBP: 0.275, SLG: 0.222 (1, 4)	0-0 WP FC4-2		0-0 F7	0-0 FC5		0-0 CS	0-0 E5 BB		0-0 F9	4	0	0	0	0	0	5				
<b>Ken Singleton, S</b> OBP: 0.422, SLG: 0.520 (1, 9)	0-0 FC4-2 F3 1B		0-0 FC3-6 1B		0-0 F7		4-0 G6-4-3 BB		0-0 G6-4-3	4	1	1	0	1	0	3				
<b>Jim Dwyer, L</b> OBP: 0.294, SLG: 0.309 (9, 7)	0-0 FC4-2 F3 1B		0-0 FC3-6 1B		0-0 F7		4-0 G6-4-3 BB		0-0 G6-4-3	0	0	0	0	0	0	0				
<b>Eddie Murray, S</b> OBP: 0.318, SLG: 0.475 (1, 3)	0-0 F3		0-0 FC3-6 2B		4-0 BB		0-3 K			3	1	0	1	1	1	4				
<b>John Lowenstein, L</b> OBP: 0.375, SLG: 0.409 (1, 7)	0-0 WP FC4-2		0-0 FC3-6 2B		0-3 BB		0-0 G6-4-3			3	0	2	2	0	1	1				
<b>Gary Roenicke, R</b> OBP: 0.367, SLG: 0.378 (7, PH)	0-0 WP FC4-2		0-0 FC3-6 2B		0-3 BB		0-0 G6-4-3			1	0	0	0	0	0	2				
<b>Dan Graham, L</b> OBP: 0.273, SLG: 0.273 (1, 10)		0-0 4-1	0-0 F8		0-3 K		0-0 1-3			4	0	0	0	0	1	2				
<b>Doug DeCinces, R</b> OBP: 0.326, SLG: 0.446 (1, 5)		0-0 2B		0-0 G6-4-3 1B		0-0 5-3		0-0 F7		4	0	2	0	0	0	0				
<b>Mark Belanger, R</b> OBP: 0.244, SLG: 0.258 (8, 6)		0-0 2B		0-0 G6-4-3 1B		0-0 5-3		0-0 F7		0	0	0	0	0	0	0				
<b>Cal Ripken Jr., R</b> OBP: 0.167, SLG: 0.167 (1, 6)		0-0 F3		0-0 G6-4-3		0-0 P5		0-3 K		4	0	0	0	0	1	2				
<b>Rick Dempsey, R</b> OBP: 0.339, SLG: 0.362 (1, 2)		0-0 6-3		0-0 FC5 2B		0-0 3B		1-0 BLK HBP		3	0	2	0	0	0	1				
<b>Inning Stats</b>	R: 2 E: 0 K: 0 S: 5	H: 3 LOB: 1 BB: 0 P: 5	R: 0 E: 0 K: 0 S: 4	H: 1 LOB: 1 BB: 0 P: 4	R: 2 E: 0 K: 0 S: 6	H: 3 LOB: 1 BB: 0 P: 6	R: 0 E: 0 K: 0 S: 4	H: 2 LOB: 2 BB: 1 P: 8	R: 0 E: 0 K: 2 S: 7	H: 0 LOB: 1 BB: 1 P: 11	R: 0 E: 0 K: 1 S: 5	H: 0 LOB: 1 BB: 1 P: 9	R: 0 E: 0 K: 1 S: 5	H: 0 LOB: 0 BB: 0 P: 5	R: 0 E: 0 K: 0 S: 2	H: 0 LOB: 1 BB: 1 P: 7	1B: 5 2B: 4 3B: 1 HR: 0	SF: 0 SAC: 0 DP: 3 HBP: 1	WP: 1 PB: 0 SB: 1 CS: 1	PA: 40
<b>PITCHER</b>	IP	WLS	BF	H	R	ER	SO	BB	IBB	HBP	BLK	WP	HR	S	P	ERA	WHIP			
<b>Brian Kingman, R</b> ERA: 3.25 (1, 1)	2.2	L	14	7	4	4	0	0	0	0	0	1	0	14	14	13.50	2.625			
<b>Bob Ojchinko, L</b> ERA: 1.75 (3, 1)	2.1		10	2	0	0	2	2	0	0	0	0	0	12	20	0.00	1.714			
<b>Dave Heaverlo, R</b> ERA: 1.93 (6, 1)	1.1		7	1	0	0	1	1	1	0	0	0	0	7	15	0.00	1.500			
<b>Tom Underwood, L</b> ERA: 3.88 (7, 1)	2.2		8	0	0	0	1	1	0	1	1	0	0	8	13	0.00	0.375			

Baltimore Orioles @ Oakland Athletics  
Oakland-Alameda County Coliseum, Oakland, CA  
Fri Aug 21 1981, 7:05 PM PDT  
Att: 21,208 - Unknown

AB	33
R	4
H	10
RBI	3
BB	5
SO	4
LOB	20





Batter	1	2	3	4	5	6	7	8	9	AB	R	H	RBI	BB	SO	LOB	BOTTOM			
<b>Rickey Henderson, R</b> OBP: 0.419, SLG: 0.446 (1, 7)	0-0 4-3		0-0 G4-6-3 1B			0-0 S 1B			0-0 1B	4	1	3	0	0	0	0				
<b>Dwayne Murphy, L</b> OBP: 0.375, SLG: 0.427 (1, 8)	0-3 K		0-0 G4-6-3			0-3 K			0-0 F7	4	0	0	0	0	2	4				
<b>Wayne Gross, L</b> OBP: 0.307, SLG: 0.354 (1, 5)	0-0 F8			0-0 F8		0-0 1B			0-0 F8	4	0	1	1	0	0	1				
<b>Tony Armas, R</b> OBP: 0.316, SLG: 0.512 (1, 9)		0-0 5-3		0-0 F3		0-0 F2			0-0 HR	4	1	1	1	0	0	1				
<b>Cliff Johnson, R</b> OBP: 0.326, SLG: 0.467 (1, 10)		0-0 1B		0-0 5-3			0-0 F7		0-0 1-3	4	0	1	0	0	0	0				
<b>Jim Spencer, L</b> OBP: 0.236, SLG: 0.233 (1, 3)		0-0 F9			0-0 1-3		0-0 FC8-4 1B		0-0 1B	4	0	2	0	0	0	1				
<b>Rick Bosetti, R</b> OBP: 0.250, SLG: 0.260 (9, FR)		0-0 F9			0-0 1-3		0-0 FC8-4 1B		0-0 1B	0	0	0	0	0	0	0				
<b>Mike Heath, R</b> OBP: 0.277, SLG: 0.346 (1, 2)		0-0 F8			0-0 6-3		0-0 FC8-4		0-0 F9	4	0	0	0	0	0	3				
<b>Dave McKay, S</b> OBP: 0.268, SLG: 0.301 (1, 4)			4-0 1B BB		0-0 F7		0-0 F7		0-0 4-3	3	0	0	0	1	0	2				
<b>Rob Piccolo, R</b> OBP: 0.258, SLG: 0.331 (1, 6)			0-0 F8			0-0 4-3			0-0 F9	3	0	0	0	0	0	1				
<b>Inning Stats</b>	R: 0 E: 0 K: 1 S: 5	H: 0 LOB: 0 BB: 0 P: 5	R: 0 E: 0 K: 0 S: 4	H: 1 LOB: 1 BB: 0 P: 4	R: 0 E: 0 K: 0 S: 3	H: 1 LOB: 1 BB: 1 P: 7	R: 0 E: 0 K: 0 S: 3	H: 0 LOB: 0 BB: 0 P: 3	R: 0 E: 0 K: 0 S: 4	H: 1 LOB: 1 BB: 0 P: 4	R: 0 E: 0 K: 0 S: 4	H: 1 LOB: 1 BB: 0 P: 4	R: 0 E: 0 K: 0 S: 5	H: 2 LOB: 1 BB: 0 P: 5	R: 1 E: 0 K: 0 S: 5	H: 2 LOB: 1 BB: 0 P: 5	1B: 7 2B: 0 3B: 0 HR: 1	SF: 0 SAC: 0 DP: 1 HBP: 0	WP: 0 PB: 0 SB: 1 CS: 0	PA: 35
<b>PITCHER</b>	IP	WLS	BF	H	R	ER	SO	BB	IBB	HBP	BLK	WP	HR	S	P	ERA	WHIP			
<b>Jim Palmer, R</b> ERA: 2.75 (1, 1)	8.1	W	33	8	2	2	2	1	0	0	0	0	1	36	40	2.16	1.080			
<b>Tim Stoddard, R</b> ERA: 4.35 (9, 1)	0.2	S	2	0	0	0	0	0	0	0	0	0	0	2	2	0.00	0.000			

Baltimore Orioles @ Oakland Athletics  
Oakland-Alameda County Coliseum, Oakland, CA  
Fri Aug 21 1981, 7:05 PM PDT  
Att: 21,208 - Unknown

AB	34
R	2
H	8
RBI	2
BB	1
SO	2
LOB	13



Batter	1	2	3	4	5	6	7	8	9	AB	R	H	RBI	BB	SO	LOB	TOP					
<b>Al Bumbry, L</b> OBP: 0.349, SLG: 0.318 (1, 8)	0-3 K		0-0 6-3		0-0 6-3			0-0 1-3 2B		4	0	1	0	0	1	1	<p><b>Baltimore Orioles @ Oakland Athletics</b> Oakland-Alameda County Coliseum, Oakland, CA</p> <p>Sat Aug 22 1981, 3:33 AM PDT Att: 26,438 - Unknown</p> <p>livebaseballscorecards.com</p> <p>AB 32 R 0 H 5 RBI 0 BB 1 SO 4 LOB 11</p> 					
<b>Jim Dwyer, L</b> OBP: 0.283, SLG: 0.296 (1, 9)	0-0 4-3		0-0 G3			0-0 F8		0-0 L6		4	0	0	0	0	2							
<b>Ken Singleton, S</b> OBP: 0.420, SLG: 0.515 (1, 10)	0-0 1B		0-0 F7			0-0 3-1		0-0 4-3		4	0	1	0	0	2							
<b>Dan Graham, L</b> OBP: 0.263, SLG: 0.262 (1, 2)	0-3 K			0-0 4-3		0-0 F9			0-0 F7	4	0	0	0	1	1							
<b>Terry Crowley, L</b> OBP: 0.352, SLG: 0.337 (1, 3)		0-0 4-3		0-0 4-3			0-3 K		0-0 F7	4	0	0	0	1	0							
<b>John Lowenstein, L</b> OBP: 0.394, SLG: 0.395 (1, 7)		0-0 F8		0-0 3-1			0-0 F7		0-3 K	4	0	0	0	1	0							
<b>Doug DeCinces, R</b> OBP: 0.330, SLG: 0.454 (1, 5)						0-0 FC5-4 1B			0-0 F7	3	0	2	0	0	0							
<b>Lenn Sakata, R</b> OBP: 0.296, SLG: 0.234 (1, 4)		4-0 FC4-6 BB				0-0 F8			0-0 2B 1B	2	0	1	0	1	0							
<b>Mark Belanger, R</b> OBP: 0.241, SLG: 0.254 (1, 6)									0-0 F8	2	0	0	0	0	3							
<b>Cal Ripken Jr., R</b> OBP: 0.154, SLG: 0.154 (8, PH) (8, 6)						0-0 FC5-4 1-2			0-0 F8	1	0	0	0	0	1							
<b>Inning Stats</b>	R: 0 E: 0 K: 2 S: 8	H: 1 LOB: 1 BB: 0 P: 8	R: 0 E: 0 K: 0 S: 4	H: 1 LOB: 2 BB: 1 P: 8	R: 0 E: 0 K: 0 S: 3	H: 0 LOB: 0 BB: 0 P: 3	R: 0 E: 0 K: 0 S: 3	H: 0 LOB: 0 BB: 0 P: 3	R: 0 E: 1 K: 0 S: 4	H: 1 LOB: 1 BB: 0 P: 4	R: 0 E: 0 K: 0 S: 3	H: 0 LOB: 0 BB: 0 P: 3	R: 0 E: 0 K: 1 S: 5	H: 0 LOB: 0 BB: 0 P: 5	R: 0 E: 0 K: 0 S: 5	H: 2 LOB: 2 BB: 0 P: 5	R: 0 E: 0 K: 1 S: 5	H: 0 LOB: 0 BB: 0 P: 5	1B: 3 2B: 2 3B: 0 HR: 0	SF: 0 SAC: 0 DP: 0 HBP: 0	WP: 0 PB: 0 SB: 0 CS: 0	PA: 33
<b>PITCHER</b> <b>Rick Langford, R</b> ERA: 2.8 (1, 1)	IP: 9.0 WLS: W BF: 33 H: 5 R: 0 ER: 0 SO: 4 BB: 1 IBB: 0 HBP: 0 BLK: 0 WP: 0 HR: 0 S: 40 P: 44 ERA: 0.00 WHIP: 0.667															<b>PITCHER</b>						

Batter	1	2	3	4	5	6	7	8	9	AB	R	H	RBI	BB	SO	LOB	BOTTOM					
<b>Rickey Henderson, R</b> OBP: 0.414, SLG: 0.440 (1, 7)	0-0 1-3			0-0 1-3		0-0 1-3		0-0 6-3		4	0	0	0	0	1		<p><b>Baltimore Orioles @ Oakland Athletics</b> Oakland-Alameda County Coliseum, Oakland, CA</p> <p>Sat Aug 22 1981, 3:33 AM PDT Att: 26,438 - Unknown</p> <p>livebaseballscorecards.com</p> <p>AB 25 R 2 H 3 RBI 2 BB 2 SO 3 LOB 4</p> 					
<b>Dwayne Murphy, L</b> OBP: 0.372, SLG: 0.422 (1, 8)	0-0 F8			0-0 4-3		0-0 1-3				3	0	0	0	0	1							
<b>Cliff Johnson, R</b> OBP: 0.331, SLG: 0.464 (1, 10)	0-0 F7			4-0 S BB			4-0 HR BB			1	1	0	0	2	0							
<b>Tony Armas, R</b> OBP: 0.317, SLG: 0.521 (1, 9)		0-0 F7		0-0 F8 1-2			0-0 1-H HR			3	1	1	2	0	1							
<b>Mike Heath, R</b> OBP: 0.278, SLG: 0.346 (1, 2)				G5-4-3 1B		0-0 5-3		0-3 K		3	0	1	0	0	1							
<b>Jeff Newman, R</b> OBP: 0.288, SLG: 0.317 (1, 3)				G5-4-3 1-2		0-0 1-3		0-0 F8		3	0	0	0	0	1							
<b>Dave McKay, S</b> OBP: 0.261, SLG: 0.292 (1, 5)			0-3 K			0-0 F3		0-3 K		3	0	0	0	2	0							
<b>Shoody Babitt, R</b> OBP: 0.303, SLG: 0.284 (1, 4)				0-0 5-3			0-0 SH1-4 1B		0-0 4-3	3	0	1	0	0	0							
<b>Fred Stanley, R</b> OBP: 0.283, SLG: 0.216 (1, 6)				0-0 6-3			0-0 SH1-4 1-2		0-0 5-3	2	0	0	0	0	0							
<b>Inning Stats</b>	R: 0 E: 0 K: 0 S: 3	H: 0 LOB: 0 BB: 0 P: 3	R: 0 E: 0 K: 0 S: 3	H: 1 LOB: 0 BB: 0 P: 3	R: 0 E: 0 K: 1 S: 5	H: 0 LOB: 0 BB: 0 P: 5	R: 0 E: 0 K: 0 S: 3	H: 0 LOB: 1 BB: 1 P: 7	R: 0 E: 0 K: 0 S: 3	H: 0 LOB: 0 BB: 0 P: 3	R: 0 E: 0 K: 0 S: 4	H: 1 LOB: 1 BB: 0 P: 4	R: 2 E: 0 K: 2 S: 8	H: 1 LOB: 0 BB: 1 P: 12	R: 0 E: 0 K: 0 S: 3	H: 0 LOB: 0 BB: 0 P: 3	R: 0 E: 0 K: 0 S: 3	H: 0 LOB: 0 BB: 0 P: 3	1B: 2 2B: 0 3B: 0 HR: 1	SF: 0 SAC: 1 DP: 1 HBP: 0	WP: 0 PB: 0 SB: 1 CS: 0	PA: 28
<b>PITCHER</b> <b>Scott McGregor, L</b> ERA: 3.41 (1, 1)	IP: 8.0 WLS: L BF: 28 H: 3 R: 2 ER: 2 SO: 3 BB: 2 IBB: 0 HBP: 0 BLK: 0 WP: 0 HR: 1 S: 32 P: 40 ERA: 2.25 WHIP: 0.625															<b>PITCHER</b>						

Batter	1	2	3	4	5	6	7	8	9	AB	R	H	RBI	BB	SO	LOB	TOP										
<b>Al Bumby, L</b> OBP: 0.343, SLG: 0.311 (1, 8)	3-1		F8		F8	1-3			F2	5	0	0	0	0	0	5	<b>Baltimore Orioles @ Oakland Athletics</b> Oakland-Alameda County Coliseum, Oakland, CA Sun Aug 23 1981, 3:33 AM PDT Att: 35,325 - Unknown  <b>AB 34</b> <b>R 7</b> <b>H 10</b> <b>RBI 7</b> <b>BB 3</b> <b>SO 2</b> <b>LOB 17</b>										
<b>Lenn Sakata, R</b> OBP: 0.271, SLG: 0.212 (1, 4)	K		FC5-4 HR		F7				G6-3	5	1	0	0	0	1	2											
<b>Ken Singleton, S</b> OBP: 0.421, SLG: 0.527 (1, 9)	F2									4	2	2	2	0	0	0											
<b>Jim Dwyer, L</b> OBP: 0.283, SLG: 0.296 (7, 7)							4-3			0	0	0	0	0	0	0											
<b>Eddie Murray, S</b> OBP: 0.317, SLG: 0.483 (1, 3)		1-3	L3							4	1	1	2	0	0	0											
<b>Doug DeCinces, R</b> OBP: 0.333, SLG: 0.457 (1, 5)		F5			5-3					3	1	1	0	1	0	0											
<b>Jose Morales, R</b> OBP: 0.394, SLG: 0.365 (1, 10)										3	1	3	1	1	0	0											
<b>Gary Roenicke, R</b> OBP: 0.372, SLG: 0.404 (1, 7)										3	1	2	2	0	0	1											
<b>Cal Ripken Jr., R</b> OBP: 0.118, SLG: 0.118 (1, 6)										4	0	0	0	0	0	6											
<b>Mark Belanger, R</b> OBP: 0.241, SLG: 0.254 (8, 6)										0	0	0	0	0	0	0											
<b>Rick Dempsey, R</b> OBP: 0.343, SLG: 0.362 (1, 2)										3	0	1	0	1	1	3											
<b>Inning Stats</b>	R: 0 E: 0 K: 1 S: 5	H: 0 LOB: 0 BB: 0 P: 5	R: 2 E: 0 K: 0 S: 5	H: 2 LOB: 0 BB: 0 P: 5	R: 2 E: 0 K: 0 S: 5	H: 2 LOB: 1 BB: 0 P: 5	R: 0 E: 0 K: 0 S: 3	H: 1 LOB: 1 BB: 1 P: 7	R: 0 E: 0 K: 0 S: 3	H: 0 LOB: 0 BB: 0 P: 3	R: 2 E: 1 K: 1 S: 9	H: 3 LOB: 3 BB: 1 P: 13	R: 0 E: 0 K: 0 S: 3	H: 0 LOB: 0 BB: 0 P: 3	R: 1 E: 0 K: 0 S: 4	H: 2 LOB: 2 BB: 0 P: 4	R: 0 E: 0 K: 0 S: 2	H: 0 LOB: 0 BB: 1 P: 6	1B: 6 2B: 1 3B: 0 HR: 3	SF: 0 SAC: 1 DP: 3 HBP: 0	WP: 0 PB: 0 SB: 0 CS: 0	PA: 38					
<b>PITCHER</b>	IP	WLS	BF	H	R	ER	SO	BB	IBB	HBP	BLK	WP	HR	S	P	ERA	WHIP										
<b>Mike Norris, R</b> ERA: 3.45 (1, 1)	5.0	L	23	7	6	6	1	2	0	0	0	0	3	23	31	10.80	1.800										
<b>Brian Kingman, R</b> ERA: 3.21 (6, 1)	4.0		15	3	1	1	1	1	0	0	0	0	0	16	20	2.25	1.000										

Batter	1	2	3	4	5	6	7	8	9	AB	R	H	RBI	BB	SO	LOB	BOTTOM										
<b>Rickey Henderson, R</b> OBP: 0.410, SLG: 0.436 (1, 7)	HR	4-3			F3		6-3		FC1-6	5	1	1	0	0	0	3	<b>Baltimore Orioles @ Oakland Athletics</b> Oakland-Alameda County Coliseum, Oakland, CA Sun Aug 23 1981, 3:33 AM PDT Att: 35,325 - Unknown  <b>AB 34</b> <b>R 4</b> <b>H 8</b> <b>RBI 3</b> <b>BB 4</b> <b>SO 2</b> <b>LOB 17</b>										
<b>Dwayne Murphy, L</b> OBP: 0.372, SLG: 0.417 (1, 8)	F7								F7	3	0	0	0	2	0	2											
<b>Cliff Johnson, R</b> OBP: 0.335, SLG: 0.465 (1, 10)	F8									4	0	2	1	0	1	2											
<b>Tony Armas, R</b> OBP: 0.316, SLG: 0.528 (1, 9)										4	1	1	2	0	1	4											
<b>Mike Heath, R</b> OBP: 0.277, SLG: 0.344 (1, 2)	F7									4	0	1	0	0	0	1											
<b>Jeff Newman, R</b> OBP: 0.261, SLG: 0.308 (1, 3)										4	0	0	0	0	0	1											
<b>Shoody Babitt, R</b> OBP: 0.295, SLG: 0.275 (1, 4)										4	0	0	0	0	0	2											
<b>Dave McKay, S</b> OBP: 0.269, SLG: 0.287 (1, 5)										2	1	0	0	2	0	0											
<b>Rob Piccolo, R</b> OBP: 0.267, SLG: 0.339 (1, 6)										3	1	2	0	0	0	2											
<b>Jim Spencer, L</b> OBP: 0.241, SLG: 0.238 (9, PH)										1	0	1	0	0	0	0											
<b>Inning Stats</b>	R: 2 E: 0 K: 0 S: 5	H: 2 LOB: 1 BB: 1 P: 8	R: 1 E: 1 K: 0 S: 4	H: 1 LOB: 1 BB: 1 P: 8	R: 0 E: 0 K: 1 S: 5	H: 0 LOB: 1 BB: 1 P: 9	R: 0 E: 0 K: 0 S: 3	H: 0 LOB: 0 BB: 0 P: 3	R: 1 E: 0 K: 0 S: 4	H: 2 LOB: 1 BB: 1 P: 8	R: 0 E: 0 K: 0 S: 4	H: 1 LOB: 2 BB: 1 P: 8	R: 0 E: 0 K: 1 S: 6	H: 1 LOB: 1 BB: 0 P: 6	R: 0 E: 1 K: 0 S: 3	H: 0 LOB: 0 BB: 0 P: 3	R: 0 E: 0 K: 0 S: 4	H: 1 LOB: 1 BB: 0 P: 4	1B: 7 2B: 0 3B: 0 HR: 1	SF: 0 SAC: 0 DP: 2 HBP: 0	WP: 0 PB: 1 SB: 0 CS: 0	PA: 38					
<b>PITCHER</b>	IP	WLS	BF	H	R	ER	SO	BB	IBB	HBP	BLK	WP	HR	S	P	ERA	WHIP										
<b>Mike Flanagan, L</b> ERA: 3.84 (1, 1)	4.0		18	4	4	3	1	2	0	0	0	0	1	18	26	6.75	1.500										
<b>Sammy Stewart, R</b> ERA: 1.83 (5, 1)	5.0	W	20	4	0	0	1	2	0	0	0	0	0	20	28	0.00	1.200										



Batter	1	2	3	4	5	6	7	8	9	AB	R	H	RBI	BB	SO	LOB	TOP			
Miguel Dilone, S OBP: 0.337, SLG: 0.374 (1, 7)	F7	F6		6-3			F6			4	0	0	0	0	0	1	<b>Cleveland Indians @ Oakland Athletics</b> <b>Oakland-Alameda County Coliseum, Oakland, CA</b> Mon Aug 24 1981, 7:05 PM PDT Att: 30,139 - Unknown			
Jorge Orta, L OBP: 0.323, SLG: 0.399 (1, 9)	1B	3B	1B	G6-3	1B	F4	F8			4	2	2	0	0	0	0				
Mike Hargrove, L OBP: 0.399, SLG: 0.403 (1, 10)	1B	BB	1B	G6-3	1B	CS	BB	1-3		2	1	1	0	2	0	0				
Ron Hassey, L OBP: 0.326, SLG: 0.317 (1, 3)	1B	BB	1B	G6-3	1B	F9				3	0	1	0	1	0	2				
Toby Harrah, R OBP: 0.356, SLG: 0.362 Jerry Dybzinski, R OBP: 0.143, SLG: 0.143 (1, 5) (6, 5)	1B	BB	1-2	3-H	1B	F8				3	0	1	2	0	1	0				
Chris Bando, S OBP: 0.143, SLG: 0.143 (1, 2)	F7					F8				4	0	0	0	0	0	2				
Rick Manning, L OBP: 0.291, SLG: 0.310 (1, 8)	F7					F7	2-3			4	0	0	0	0	0	2				
Duane Kuiper, L OBP: 0.290, SLG: 0.303 (1, 4)						F9	1B	2B		4	1	2	0	0	0	0				
Tom Verzyer, R OBP: 0.284, SLG: 0.270 (1, 6)	F1					2H	1B			4	0	1	1	0	0	1				
<b>Inning Stats</b>	R: 2 E: 0 K: 0 S: 5	H: 2 LOB: 2 BB: 2 P: 13	R: 0 E: 0 K: 0 S: 3	H: 0 LOB: 0 BB: 0 P: 3	R: 1 E: 0 K: 1 S: 6	H: 2 LOB: 0 BB: 0 P: 6	R: 1 E: 0 K: 0 S: 5	H: 2 LOB: 1 BB: 0 P: 5	R: 0 E: 0 K: 0 S: 2	H: 0 LOB: 0 BB: 1 P: 6	R: 0 E: 0 K: 0 S: 3	H: 0 LOB: 0 BB: 0 P: 3	R: 0 E: 0 K: 1 S: 6	H: 1 LOB: 1 BB: 0 P: 6	R: 0 E: 0 K: 0 S: 4	H: 1 LOB: 1 BB: 0 P: 4	1B: 5 2B: 2 3B: 1 HR: 0	SF: 0 SAC: 0 DP: 1 HBP: 0	WP: 0 PB: 0 SB: 0 CS: 1	PA: 36
<b>PITCHER</b> Matt Keough, R ERA: 2.99 (1, 1)	IP: 9.0 WLS: W BF: 36 H: 8 R: 4 ER: 4 SO: 2 BB: 3 IBB: 0 HBP: 0 BLK: 0 WP: 0 HR: 0 S: 37 P: 49 ERA: 4.00 WHIP: 1.222																			

Batter	1	2	3	4	5	6	7	8	9	AB	R	H	RBI	BB	SO	LOB	BOTTOM			
Rickey Henderson, R OBP: 0.416, SLG: 0.458 Jim Spencer, L OBP: 0.241, SLG: 0.238 (1, 7) (8, 3)	HR		1B	1B	2B				SF7	4	3	4	2	0	0	0	<b>Cleveland Indians @ Oakland Athletics</b> <b>Oakland-Alameda County Coliseum, Oakland, CA</b> Mon Aug 24 1981, 7:05 PM PDT Att: 30,139 - Unknown			
Rick Bosetti, R OBP: 0.283, SLG: 0.259 (1, 8)	F7		1B	1B	1B	1B	5-3			4	1	1	1	1	0	1				
Cliff Johnson, R OBP: 0.337, SLG: 0.481 (1, 10)	F4		1B	1B	1B	F9				5	2	2	3	0	0	2				
Tony Armas, R OBP: 0.317, SLG: 0.532 (1, 9)	F9		1B	1B	1B	5-3	K2-3			5	1	2	1	0	1	1				
Jeff Newman, R OBP: 0.274, SLG: 0.347 (1, 3) (8, 2)		FC5-4	SH5-3	1B	2B		HR			4	2	3	1	0	1	1				
Mike Heath, R OBP: 0.284, SLG: 0.350 (1, 2) (8, 7)		FC5-4	1B	1B	3B	1B	F4	FC1-5		5	2	3	3	0	0	1				
Shoody Babitt, R OBP: 0.305, SLG: 0.301 (1, 4)	FC5-4	1B	5-3	1B	3B	1B	2B	1B		5	2	3	2	0	0	2				
Dave McKay, S OBP: 0.266, SLG: 0.295 (1, 5)	K					F7	SF8	FC4-6		4	1	1	1	0	1	3				
Fred Stanley, R OBP: 0.282, SLG: 0.217 (1, 6)			1B	1B	1B	F4	F6	E5		4	2	1	0	0	0	0				
<b>Inning Stats</b>	R: 1 E: 0 K: 0 S: 4	H: 1 LOB: 0 BB: 0 P: 4	R: 0 E: 0 K: 1 S: 6	H: 2 LOB: 1 BB: 0 P: 6	R: 5 E: 0 K: 0 S: 7	H: 5 LOB: 0 BB: 1 P: 11	R: 1 E: 0 K: 0 S: 5	H: 2 LOB: 1 BB: 0 P: 5	R: 3 E: 0 K: 0 S: 6	H: 3 LOB: 0 BB: 0 P: 6	R: 0 E: 0 K: 1 S: 6	H: 1 LOB: 0 BB: 0 P: 6	R: 4 E: 1 K: 0 S: 7	H: 3 LOB: 0 BB: 0 P: 7	R: 2 E: 0 K: 1 S: 8	H: 3 LOB: 1 BB: 0 P: 8	1B: 12 2B: 3 3B: 2 HR: 3	SF: 2 SAC: 1 DP: 0 HBP: 0	WP: 0 PB: 0 SB: 0 CS: 1	PA: 44
<b>PITCHER</b> Rick Waits, L ERA: 4.46 Wayne Garland, R ERA: 5.47 Bob Lacey, L ERA: 7.59 (1, 1) (3, 1) (7, 1)	IP: 2.0 WLS: L BF: 13 H: 7 R: 6 ER: 6 SO: 1 BB: 1 IBB: 0 HBP: 0 BLK: 0 WP: 0 HR: 1 S: 14 P: 18 ERA: 27.00 WHIP: 4.000																			



Batter	1	2	3	4	5	6	7	8	9	AB	R	H	RBI	BB	SO	LOB	TOP					
Miguel Dilone, S OBP: 0.333, SLG: 0.369 (1, 7)	0-0 6-3		0-0 F4			0-0 4-3		0-0 F9 S 1B	0-3 K	5	0	1	0	0	1	3						
Jorge Orta, L OBP: 0.318, SLG: 0.392 (1, 9)	0-0 F8		0-0 3-1			0-0 4-3		0-0 F9 1-3		4	0	0	0	0	0	3						
Mike Hargrove, L OBP: 0.304, SLG: 0.401 (1, 3)	0-0 G3			4-0 9-6 1B BB		4-0 BB		4-0 S IBB		1	0	0	0	3	0	0						
Ron Hassey, L OBP: 0.317, SLG: 0.307 (1, 2)		0-0 3-1		0-0 F4		0-0 4-3		0-3 K	1-2	4	0	0	0	0	1	4						
Toby Harrah, R OBP: 0.358, SLG: 0.364 (1, 5)		0-3 K		0-0 1-2 1B			0-0 F8 SH2-4 E 1B	0-0 G3		4	1	2	0	0	1	2						
Von Hayes, L OBP: 0.273, SLG: 0.207 (1, 10)		0-0 CS 1B		0-0 9-6 2-3f			0-0 SH2-4 1-2	0-0 F8		3	0	1	0	0	0	2						
Rick Manning, L OBP: 0.294, SLG: 0.317 (1, 8)	0-0 CS 1-2		0-0 F6		0-0 SH1 FC1-2-4 1B		0-0 F8 2-3	0-0 1B 2B		4	1	2	0	0	0	1						
Duane Kuiper, L OBP: 0.307, SLG: 0.320 (1, 4)			0-0 1B 1B		0-0 SH1 1-3		0-0 E6 3-H 1B	0-0 SH1-4 1B		3	0	3	2	0	0	0						
Tom Verzyer, R OBP: 0.284, SLG: 0.271 (1, 6)			0-0 1-2 1B		0-0 FC1-2-4 3-H 1B		0-0 F7	0-0 SH1-4 1-2		3	0	1	0	0	0	2						
<b>Inning Stats</b>	R: 0 E: 0 K: 0 S: 3	H: 0 LOB: 0 BB: 0 P: 3	R: 0 E: 0 K: 1 S: 5	H: 1 LOB: 0 BB: 0 P: 5	R: 0 E: 0 K: 0 S: 5	H: 2 LOB: 2 BB: 0 P: 5	R: 0 E: 0 K: 0 S: 3	H: 1 LOB: 1 BB: 1 P: 7	R: 0 E: 0 K: 0 S: 3	H: 1 LOB: 0 BB: 0 P: 3	R: 0 E: 0 K: 0 S: 3	H: 0 LOB: 1 BB: 1 P: 7	R: 1 E: 1 K: 0 S: 5	H: 2 LOB: 1 BB: 0 P: 5	R: 0 E: 0 K: 1 S: 6	H: 1 LOB: 2 BB: 1 P: 10	R: 1 E: 0 K: 1 S: 7	H: 2 LOB: 1 BB: 0 P: 7	1B: 9 2B: 3 3B: 0 HR: 0	SF: 0 SAC: 3 DP: 2 HBP: 0	WP: 0 PB: 0 SB: 3 CS: 1	PA: 38
<b>PITCHER</b> Steve McCatty, R ERA: 2.46 (1, 1)	IP: 9.0 WLS: L BF: 37	H: 10 R: 2 ER: 2 SO: 3	BB: 2 IBB: 1 HBP: 0 BLK: 0	WP: 0 HR: 0 S: 40 P: 52	ERA: 2.00 WHIP: 1.333																	

Cleveland Indians @ Oakland Athletics  
Oakland-Alameda County Coliseum, Oakland, CA

AB 31  
R 2  
H 10  
RBI 2  
BB 3  
SO 3  
LOB 17



WP: 0  
PB: 0  
SB: 3  
CS: 1

PA: 38

Tue Aug 25 1981, 3:33 AM PDT  
Att: 14,841 - Sunny

Batter	1	2	3	4	5	6	7	8	9	AB	R	H	RBI	BB	SO	LOB	BOTTOM					
Rickey Henderson, R OBP: 0.411, SLG: 0.451 (1, 7)	0-0 F3		0-0 1-3			0-0 6-3		0-0 K	0-3 K	4	0	0	0	0	1	1						
Dwayne Murphy, L OBP: 0.374, SLG: 0.414 (1, 8)	0-0 F8			4-0 FC4-6 BB		4-0 BB		0-0 4-3		2	0	0	0	2	0	0						
Cliff Johnson, R OBP: 0.335, SLG: 0.476 (1, 10)	0-0 2-3		0-0 FC4-6 CS 1-2f		0-0 1-3		0-0 1B			4	0	1	0	0	0	3						
Tony Armas, R OBP: 0.313, SLG: 0.525 (1, 9)		0-3 K		0-3 K 1-2		0-0 F5		0-3 K		4	0	0	0	0	3	2						
Wayne Gross, L OBP: 0.307, SLG: 0.350 (1, 5)		4-0 CS 1B BB			0-0 G3		0-0 3-1			2	0	0	0	1	0	0						
Jim Spencer, L OBP: 0.242, SLG: 0.240 (1, 3)		0-0 CS 1B		0-0 4-3		0-0 F7				3	0	1	0	0	0	0						
Mike Heath, R OBP: 0.280, SLG: 0.345 (1, 2)		0-3 K 1-2 2-3		0-0 F7		0-3 K		0-3 K		3	0	0	0	0	2	2						
Dave McKay, S OBP: 0.268, SLG: 0.313 (1, 4)			0-3 K		0-0 3B		0-0 6-3			3	0	1	0	0	1	0						
Rob Picciolo, R OBP: 0.263, SLG: 0.333 (1, 6)			0-0 F9			0-3 K		0-3 K		2	0	0	0	0	1	1						
Jeff Newman, R OBP: 0.272, SLG: 0.344 (8, PH)										1	0	0	0	0	1	0						
Fred Stanley, R OBP: 0.282, SLG: 0.217 (9, 6)										0	0	0	0	0	0	0						
<b>Inning Stats</b>	R: 0 E: 0 K: 0 S: 3	H: 0 LOB: 0 BB: 0 P: 3	R: 0 E: 0 K: 2 S: 7	H: 1 LOB: 1 BB: 1 P: 11	R: 0 E: 0 K: 1 S: 5	H: 0 LOB: 0 BB: 0 P: 5	R: 0 E: 0 K: 1 S: 4	H: 0 LOB: 0 BB: 1 P: 8	R: 0 E: 0 K: 0 S: 3	H: 0 LOB: 0 BB: 0 P: 3	R: 0 E: 0 K: 1 S: 6	H: 1 LOB: 2 BB: 1 P: 10	R: 0 E: 0 K: 0 S: 3	H: 0 LOB: 0 BB: 0 P: 3	R: 0 E: 0 K: 2 S: 7	H: 0 LOB: 0 BB: 0 P: 7	R: 0 E: 0 K: 2 S: 8	H: 1 LOB: 1 BB: 0 P: 8	1B: 2 2B: 0 3B: 1 HR: 0	SF: 0 SAC: 0 DP: 0 HBP: 0	WP: 0 PB: 0 SB: 0 CS: 3	PA: 31
<b>PITCHER</b> Len Barker, R ERA: 2.89 (1, 1)	IP: 9.0 WLS: W BF: 31	H: 3 R: 0 ER: 0 SO: 9	BB: 3 IBB: 0 HBP: 0 BLK: 0	WP: 0 HR: 0 S: 46 P: 58	ERA: 0.00 WHIP: 0.667																	

Cleveland Indians @ Oakland Athletics  
Oakland-Alameda County Coliseum, Oakland, CA

AB 28  
R 0  
H 3  
RBI 0  
BB 3  
SO 9  
LOB 9



WP: 0  
PB: 0  
SB: 0  
CS: 3

PA: 31

Tue Aug 25 1981, 3:33 AM PDT  
Att: 14,841 - Sunny

Batter	1	2	3	4	5	6	7	8	9	AB	R	H	RBI	BB	SO	LOB	TOP			
Rickey Henderson, R OBP: 0.408, SLG: 0.447 (1, 7)										5	1	1	0	0	2	1				
Dwayne Murphy, L OBP: 0.382, SLG: 0.418 (1, 8)										2	0	2	0	2	0	0				
Cliff Johnson, R OBP: 0.333, SLG: 0.471 (1, 10)										4	1	1	1	0	2	3				
Tony Armas, R OBP: 0.312, SLG: 0.520 (1, 9)										3	1	0	0	0	0	3				
Jeff Newman, R OBP: 0.273, SLG: 0.351 Jim Spencer, L OBP: 0.247, SLG: 0.252 (8, 3)										3	1	1	0	0	1	3				
Mike Heath, R OBP: 0.284, SLG: 0.358 (1, 2)										3	1	1	2	1	0	1				
Shoody Babbitt, R OBP: 0.310, SLG: 0.306 (1, 4)										4	0	2	2	0	0	1				
Dave McKay, S OBP: 0.262, SLG: 0.305 Wayne Gross, L OBP: 0.311, SLG: 0.350 (9, PH)										3	0	0	0	0	2	1				
Fred Stanley, R OBP: 0.283, SLG: 0.221 Mike Davis, L (9, PH)										3	0	1	0	0	0	0				
<b>Inning Stats</b>	R: 3 E: 0 K: 1 S: 7	H: 3 LOB: 2 BB: 2 P: 15	R: 0 E: 0 K: 2 S: 7	H: 0 LOB: 0 BB: 0 P: 7	R: 0 E: 0 K: 0 S: 3	H: 1 LOB: 0 BB: 0 P: 3	R: 2 E: 0 K: 0 S: 6	H: 3 LOB: 1 BB: 0 P: 6	R: 0 E: 0 K: 1 S: 5	H: 1 LOB: 0 BB: 0 P: 5	R: 0 E: 0 K: 0 S: 5	H: 0 LOB: 1 BB: 1 P: 9	R: 0 E: 0 K: 0 S: 4	H: 1 LOB: 1 BB: 0 P: 4	R: 0 E: 0 K: 1 S: 4	H: 0 LOB: 0 BB: 1 P: 8	1B: 7 2B: 2 3B: 0 HR: 1	SF: 0 SAC: 0 DP: 2 HBP: 1	WP: 0 PB: 0 SB: 0 CS: 1	PA: 37
<b>PITCHER</b>	IP WLS BF H R ER SO BB IBB HBP BLK WP HR S P ERA WHIP	IP WLS BF H R ER SO BB IBB HBP BLK WP HR S P ERA WHIP																		
John Tudor, L ERA: 4.68 Bob Stanley, R ERA: 3.5	(1, 1) 3.0 W 15 6 5 5 3 2 0 0 0 0 1 19 27 15.00 2.667	(4, 1) 6.0 W 22 4 0 0 4 2 0 1 0 0 0 27 36 0.00 1.000																		

Oakland Athletics @ Boston Red Sox  
Fenway Park, Boston, MA  
Thu Aug 27 1981, 7:05 PM EDT  
Att: 23,432 - Unknown

livebaseballscores.com

AB 32  
R 5  
H 10  
RBI 5  
BB 4  
SO 7  
LOB 14

Batter	1	2	3	4	5	6	7	8	9	AB	R	H	RBI	BB	SO	LOB	BOTTOM			
Jerry Remy, L OBP: 0.366, SLG: 0.341 (1, 4)										4	2	1	0	1	0	2				
Dwight Evans, R OBP: 0.437, SLG: 0.535 (1, 9)										2	2	2	2	3	0	0				
Jim Rice, R OBP: 0.318, SLG: 0.452 (1, 7)										4	0	0	1	0	1	5				
Tony Perez, R OBP: 0.301, SLG: 0.356 (1, 10)										4	1	2	1	0	0	2				
Carl Yastrzemski, L OBP: 0.331, SLG: 0.332 (1, 3)										4	0	1	1	0	0	0				
Camey Lansford, R OBP: 0.362, SLG: 0.430 (1, 5)										3	0	1	0	1	1	0				
Rich Gedman, L OBP: 0.312, SLG: 0.476 Joe Rudi, R OBP: 0.250, SLG: 0.378 Gary Allenson, R OBP: 0.294, SLG: 0.369 (8, 2)										3	0	1	0	0	1	1				
Glenn Hoffman, R OBP: 0.246, SLG: 0.247 (1, 6)										4	0	0	0	0	1	1				
Rick Miller, L OBP: 0.361, SLG: 0.395 Dave Stapleton, R OBP: 0.313, SLG: 0.373 Reid Nichols, R OBP: 0.213, SLG: 0.227 (9, 8)										3	1	3	0	0	0	0				
<b>Inning Stats</b>	R: 0 E: 0 K: 1 S: 4	H: 0 LOB: 0 BB: 1 P: 8	R: 1 E: 0 K: 0 S: 5	H: 2 LOB: 1 BB: 0 P: 5	R: 0 E: 0 K: 0 S: 5	H: 2 LOB: 2 BB: 0 P: 5	R: 0 E: 0 K: 2 S: 7	H: 0 LOB: 0 BB: 0 P: 7	R: 0 E: 0 K: 0 S: 4	H: 1 LOB: 2 BB: 1 P: 8	R: 0 E: 0 K: 0 S: 4	H: 1 LOB: 1 BB: 0 P: 4	R: 3 E: 1 K: 1 S: 9	H: 4 LOB: 3 BB: 2 P: 17	R: 2 E: 0 K: 1 S: 6	H: 1 LOB: 0 BB: 1 P: 10	1B: 8 2B: 1 3B: 1 HR: 1	SF: 1 SAC: 0 DP: 0 HBP: 0	WP: 0 PB: 0 SB: 0 CS: 1	PA: 39
<b>PITCHER</b>	IP WLS BF H R ER SO BB IBB HBP BLK WP HR S P ERA WHIP	IP WLS BF H R ER SO BB IBB HBP BLK WP HR S P ERA WHIP																		
Rick Langford, R ERA: 2.87 Jeff Jones, R ERA: 2.74 Tom Underwood, L ERA: 4.09	(1, 1) 6.1 L 28 8 3 3 3 2 0 0 0 0 0 2 6 27.00 6.000	(7, 1) 0.1 L 8 2 2 2 2 2 0 0 0 0 1 10 18 13.50 3.000																		

Oakland Athletics @ Boston Red Sox  
Fenway Park, Boston, MA  
Thu Aug 27 1981, 7:05 PM EDT  
Att: 23,432 - Unknown

livebaseballscores.com

AB 33  
R 6  
H 11  
RBI 5  
BB 5  
SO 5  
LOB 14

Batter	1	2	3	4	5	6	7	8	9	AB	R	H	RBI	BB	SO	LOB	TOP					
Rickey Henderson, R OBP: 0.406, SLG: 0.444 Mike Heath, R OBP: 0.260, SLG: 0.372	0-0 6-3			0-0 5-3		0-0 6-3			0-0 HR	2	0	0	0	0	0	0	Oakland Athletics @ Boston Red Sox Fenway Park, Boston, MA Fri Aug 28 1981, 7:05 PM EDT Att: 25,356 - Unknown - 68 F					
Dwayne Murphy, L OBP: 0.379, SLG: 0.415 Rick Bosetti, R OBP: 0.271, SLG: 0.268	0-0 5-3			0-3 K			0-0 5-3		0-0 HR	2	0	0	0	0	1	0						
Cliff Johnson, R OBP: 0.332, SLG: 0.483	0-0 6-3			0-0 F8			0-3 K		0-0 HR	4	1	1	2	0	1	0						
Tony Armas, R OBP: 0.312, SLG: 0.516		0-0 G1-6-3 1B			0-0 2-3			0-0 F5	0-3 K	4	0	1	0	0	1	0						
Kelvin Moore, R OBP: 0.250, SLG: 0.250		0-0 G1-6-3 1-2			0-3 K				0-0 G4-6-3 1B	4	0	1	0	0	1	1						
Jeff Newman, R OBP: 0.288, SLG: 0.344		0-0 4-3			0-0 F9				0-0 G4-6-3 1-2	3	0	0	0	0	0	1						
Shoody Babbitt, R OBP: 0.304, SLG: 0.300				0-0 F3					0-0 F7	3	0	0	0	0	0	0						
Dave McKay, S OBP: 0.260, SLG: 0.303 Mickey Klutts, R OBP: 0.500, SLG: 2.000				0-0 6-3					0-0 F8 HR	1	0	0	0	0	0	0						
Rob Piccolo, R OBP: 0.265, SLG: 0.333				0-0 4-3					0-0 1-3 HR	3	1	1	0	0	0	0						
<b>Inning Stats</b>	R: 0 E: 0 K: 0 S: 3	H: 0 LOB: 0 BB: 0 P: 3	R: 0 E: 0 K: 0 S: 3	H: 1 LOB: 0 BB: 0 P: 3	R: 0 E: 0 K: 0 S: 3	H: 0 LOB: 0 BB: 0 P: 3	R: 0 E: 0 K: 1 S: 5	H: 0 LOB: 0 BB: 0 P: 5	R: 0 E: 0 K: 1 S: 5	H: 0 LOB: 0 BB: 0 P: 5	R: 1 E: 0 K: 0 S: 4	H: 1 LOB: 0 BB: 0 P: 4	R: 0 E: 0 K: 1 S: 5	H: 0 LOB: 0 BB: 0 P: 5	R: 0 E: 0 K: 0 S: 3	H: 1 LOB: 0 BB: 0 P: 3		R: 4 E: 0 K: 1 S: 9	H: 4 LOB: 0 BB: 0 P: 9	1B: 4 2B: 0 3B: 0 HR: 3	SF: 0 SAC: 0 DP: 2 HBP: 0	WP: 0 PB: 0 SB: 0 CS: 0
<b>PITCHER</b> Bob Ojeda, L ERA: 3.06	IP: 9.0 WLS: W BF: 32 H: 7 R: 5 ER: 5 SO: 4 BB: 0 IBB: 0 HBP: 0 BLK: 0 WP: 0 HR: 3 S: 40 P: 40 ERA: 5.00 WHIP: 0.778																					

Batter	1	2	3	4	5	6	7	8	9	AB	R	H	RBI	BB	SO	LOB	BOTTOM			
Jerry Remy, L OBP: 0.367, SLG: 0.338	0-3 K		0-0 F7	4-0 BB BB		0-0 1B 2B		0-3 K	0-0 F7	5	1	1	1	1	2	3	Oakland Athletics @ Boston Red Sox Fenway Park, Boston, MA Fri Aug 28 1981, 7:05 PM EDT Att: 25,356 - Unknown - 68 F			
Dwight Evans, R OBP: 0.442, SLG: 0.535 Garry Hancock, L OBP: 0.237, SLG: 0.278	4-0 BB BB			0-0 BB BB		0-0 2B 1B			0-0 F9	2	1	1	2	3	0	0				
Jim Rice, R OBP: 0.319, SLG: 0.454 Reid Nichols, R OBP: 0.213, SLG: 0.227	0-0 G6-4-3		0-0 F9		0-0 1B				0-0 F2	1	0	0	0	0	0	1				
Tony Perez, R OBP: 0.303, SLG: 0.354		4-0 1B 1B BB	0-0 F8	0-3 K	0-3 K				0-0 1B	4	1	1	0	1	2	3				
Carney Lansford, R OBP: 0.368, SLG: 0.436 Carl Yastrzemski, L OBP: 0.332, SLG: 0.333		0-0 1B 1B	0-0 HBP BB 1B	0-0 2B 1B	0-3 K				0-0 1B	3	3	3	1	0	0	0				
Dave Stapleton, R OBP: 0.315, SLG: 0.373		0-0 1B 1B	0-0 BB HBP 1B	0-0 P3	0-3 K				0-3 K	5	1	2	0	0	2	5				
Rich Gedman, L OBP: 0.333, SLG: 0.495		0-0 FC5-2 SF9 1B	1-0 BB BB HBP 1B	0-0 2B					0-0 FC5-4 1B	4	2	3	3	0	1	2				
Glenn Hoffman, R OBP: 0.245, SLG: 0.242		0-0 FC5-2	4-0 BB BB BB	0-0 4-3					0-0 FC5-4	4	1	0	1	1	0	4				
Rick Miller, L OBP: 0.367, SLG: 0.396		0-0 SF9	0-0 BB BB BB		0-0 1B 1B				0-0 BB	2	1	1	2	2	1	1				
<b>Inning Stats</b>	R: 0 E: 0 K: 1 S: 4	H: 0 LOB: 1 BB: 1 P: 8	R: 3 E: 0 K: 0 S: 6	H: 3 LOB: 1 BB: 1 P: 10	R: 5 E: 0 K: 0 S: 5	H: 2 LOB: 3 BB: 5 P: 26	R: 1 E: 0 K: 1 S: 7	H: 2 LOB: 1 BB: 0 P: 7	R: 2 E: 0 K: 3 S: 13	H: 4 LOB: 2 BB: 0 P: 13	R: 0 E: 0 K: 2 S: 8	H: 1 LOB: 1 BB: 0 P: 8	R: 1 E: 0 K: 2 S: 10	H: 3 LOB: 2 BB: 0 P: 10	R: 0 E: 0 K: 0 S: 3	H: 0 LOB: 1 BB: 1 P: 7		1B: 13 2B: 2 3B: 0 HR: 0	SF: 1 SAC: 0 DP: 1 HBP: 1	WP: 1 PB: 1 SB: 0 CS: 0
<b>PITCHER</b> Mike Norris, R ERA: 3.91 Brian Kingman, R ERA: 3.45 Bob Owchinko, L ERA: 1.89 Jeff Jones, R ERA: 2.88	IP: 11.1 WLS: L BF: 17 H: 8 R: 8 ER: 7 SO: 7 BB: 4 IBB: 0 HBP: 1 BLK: 0 WP: 1 HR: 0 S: 14 P: 31 ERA: 23.62 WHIP: 3.375																			

Batter	1	2	3	4	5	6	7	8	9	AB	R	H	RBI	BB	SO	LOB	TOP										
Rickey Henderson, R OBP: 0.409, SLG: 0.443 (1, 7)	4-0 E S 6-3 BB		0-0 4-3		0-0 S 1B		0-0 4-3		4-0 G3 3-1 BB	3	1	1	1	2	0	0											
Dwayne Murphy, L OBP: 0.377, SLG: 0.409 (1, 8)	0-3 K 1-3			0-3 K	4-0 S BB		0-3 K		0-0 3-1 1-2	4	0	0	0	1	3	2											
Wayne Gross, L OBP: 0.308, SLG: 0.341 (1, 5)	0-0 6-3			0-0 F9	0-0 F8			4-0 1B WP BB	0-0 G3 2-3	4	1	0	1	1	0	4											
Tony Armas, R OBP: 0.313, SLG: 0.524 (1, 9)	0-0 G1			0-0 HR		0-0 FC1-6 4-3 1B		0-3 K 1-2	0-3 K	5	1	2	1	0	2	2											
Jim Spencer, L OBP: 0.247, SLG: 0.252 (1, 3)		0-0 F7		0-0 F5		0-0 4-3 1-2		0-0 4-3 WP HR 1B		4	1	1	0	0	0	1											
Mike Davis, L (1, 10)		0-3 K			0-0 F8	4-0 FC1-6 BB		0-0 4-3 1-3 3-H		3	0	0	0	1	1	1											
Mike Heath, R OBP: 0.289, SLG: 0.387 (1, 2)		0-3 K			0-0 BB 1B	0-0 FC1-6 FC6 1-2 2-3		0-0 HR		4	2	2	2	0	1	2											
Dave McKay, S OBP: 0.259, SLG: 0.295 (1, 4)			0-0 4-3		0-0 F5	0-0 FC6 1-2		4-0 BB		3	0	0	0	1	0	3											
Fred Stanley, R OBP: 0.284, SLG: 0.216 (8, PH)			0-3 K		4-0 1B BB		0-0 F9	0-0 F7		2	0	0	0	1	1	0											
Cliff Johnson, R OBP: 0.330, SLG: 0.480 (8, PH)										1	0	0	0	0	0	1											
Rob Piccolo, R OBP: 0.265, SLG: 0.333 (8, 6)										0	0	0	0	0	0	0											
<b>Inning Stats</b>	R: 1 E: 0 K: 1 S: 5	H: 0 LOB: 0 BB: 1 P: 9	R: 0 E: 0 K: 2 S: 7	H: 0 LOB: 0 BB: 0 P: 7	R: 0 E: 0 K: 1 S: 5	H: 0 LOB: 0 BB: 0 P: 5	R: 1 E: 0 K: 1 S: 6	H: 1 LOB: 0 BB: 0 P: 6	R: 1 E: 0 K: 0 S: 5	H: 2 LOB: 2 BB: 2 P: 13	R: 0 E: 0 K: 0 S: 4	H: 1 LOB: 2 BB: 1 P: 8	R: 0 E: 0 K: 1 S: 5	H: 0 LOB: 0 BB: 0 P: 5	R: 3 E: 0 K: 1 S: 7	H: 2 LOB: 1 BB: 2 P: 15	R: 0 E: 0 K: 1 S: 5	H: 0 LOB: 1 BB: 1 P: 9	1B: 4 2B: 0 3B: 0 HR: 2	SF: 0 SAC: 0 DP: 0 HBP: 0	WP: 2 PB: 0 SB: 2 CS: 0	PA: 40					
<b>PITCHER</b>	IP	WLS	BF	H	R	ER	SO	BB	IBB	HBP	BLK	WP	HR	S	P	ERA	WHIP										
Mike Torrez, R ERA: 3.83 (1, 1)	7.0	W	30	4	4	3	6	5	0	0	0	0	1	37	57	3.86	1.286										
Mark Clear, R ERA: 3.41 (8, 1)	2.0		10	2	2	2	2	2	0	0	0	2	1	12	20	9.00	2.000										

Oakland Athletics @ Boston Red Sox  
Fenway Park, Boston, MA  
Sat Aug 29 1981, 3:33 AM EDT  
Att: 26,318 - Sunny

AB 33  
R 6  
H 6  
RBI 5  
BB 7  
SO 8  
LOB 16



Batter	1	2	3	4	5	6	7	8	9	AB	R	H	RBI	BB	SO	LOB	BOTTOM										
Jerry Remy, L OBP: 0.365, SLG: 0.336 (1, 4)	0-0 F7	0-0 4-3			0-0 SH1-3		0-0 BB SF7 BB 1B	0-0 4-3		4	1	1	0	0	0	2											
Dwight Evans, R OBP: 0.443, SLG: 0.540 (1, 9)	0-0 HR 3B		0-0 F5		0-0 6-3		4-0 1-2 HR BB BB			3	2	1	0	1	0	1											
Jim Rice, R OBP: 0.321, SLG: 0.463 (1, 7)	0-0 HR		0-0 6-3		0-0 5-3		4-0 1-2 HR BB			3	2	1	2	1	0	1											
Carl Yastrzemski, L OBP: 0.335, SLG: 0.347 (1, 3)	0-0 1B		0-0 F4			0-0 1B 3B	0-0 SF7			3	1	2	1	0	0	0											
Carney Lansford, R OBP: 0.373, SLG: 0.450 (1, 10)	0-0 G5-4-3 1B			0-0 F8		0-0 1B SH3-4 1B	0-0 HR			4	1	3	4	0	0	0											
Dave Stapleton, R OBP: 0.311, SLG: 0.368 (1, 5)	0-0 G5-4-3			0-0 F8		0-0 SH3-4	0-0 5-3			3	0	0	0	0	0	2											
Rich Gedman, L OBP: 0.347, SLG: 0.505 (1, 2)		0-0 1-3		0-0 FC6-4 1B		0-0 G3-6-3 1B		0-0 FC3-6 1B		4	0	3	0	0	0	0											
Glenn Hoffman, R OBP: 0.242, SLG: 0.239 (6, PH)		0-0 6-3		0-0 FC6-4		0-0 G3-6-3		0-0 FC3-6		2	0	0	0	0	0	1											
Garry Hancock, L OBP: 0.231, SLG: 0.270 (7, 6)				0-0 1-2		0-0 1-2		0-0 1-2		1	0	0	0	0	0	2											
Julio Valdez, S OBP: 0.333, SLG: 0.357 (7, 6)						0-0 G3-6-3		0-0 FC3-6		1	0	0	0	0	0	1											
Rick Miller, L OBP: 0.371, SLG: 0.405 (8, PH)					0-0 6-3 SH1-3 1B					3	0	2	0	0	0	0											
Joe Rudi, R OBP: 0.248, SLG: 0.374 (8, PH)							0-0 F9	0-0 F9		1	0	0	0	0	0	1											
Reid Nichols, R OBP: 0.213, SLG: 0.227 (9, 8)										0	0	0	0	0	0	0											
<b>Inning Stats</b>	R: 2 E: 0 K: 0 S: 6	H: 4 LOB: 1 BB: 0 P: 6	R: 0 E: 0 K: 0 S: 4	H: 1 LOB: 0 BB: 0 P: 4	R: 0 E: 0 K: 0 S: 3	H: 0 LOB: 0 BB: 0 P: 3	R: 0 E: 0 K: 0 S: 4	H: 1 LOB: 1 BB: 0 P: 4	R: 0 E: 0 K: 0 S: 4	H: 1 LOB: 1 BB: 0 P: 4	R: 1 E: 0 K: 0 S: 5	H: 3 LOB: 1 BB: 0 P: 5	R: 4 E: 0 K: 0 S: 5	H: 2 LOB: 0 BB: 2 P: 13	R: 0 E: 0 K: 0 S: 4	H: 1 LOB: 1 BB: 0 P: 4	1B: 8 2B: 1 3B: 2 HR: 2	SF: 1 SAC: 2 DP: 2 HBP: 0	WP: 0 PB: 0 SB: 0 CS: 0	PA: 37							
<b>PITCHER</b>	IP	WLS	BF	H	R	ER	SO	BB	IBB	HBP	BLK	WP	HR	S	P	ERA	WHIP										
Matt Keough, R ERA: 3.21 (1, 1)	6.1	L	29	11	5	5	0	1	0	0	0	0	0	0	4												
Jeff Jones, R ERA: 2.87 (7, 1)	0.0		1	0	0	0	0	1	0	0	0	0	0	0	4												
Bob Ovwchinko, L ERA: 2.06 (7, 1)	1.2		7	2	2	2	0	0	0	0	0	0	1	7	7	10.80	1.200										

Oakland Athletics @ Boston Red Sox  
Fenway Park, Boston, MA  
Sat Aug 29 1981, 3:33 AM EDT  
Att: 26,318 - Sunny

AB 32  
R 7  
H 13  
RBI 7  
BB 2  
SO 0  
LOB 11







Batter	1	2	3	4	5	6	7	8	9	AB	R	H	RBI	BB	SO	LOB	TOP								
Rickey Henderson, R OBP: 0.408, SLG: 0.448 (1, 7)	4-3		F9			G1-6-3			FC4-6 1B	5	1	2	0	0	0	3	<b>Oakland Athletics @ Cleveland Indians</b> Cleveland Municipal Stadium, Cleveland, OH Mon Aug 31 1981, 7:05 PM EDT Alt: 8,442 - Unknown - 77 F								
Dwayne Murphy, L OBP: 0.383, SLG: 0.424 (1, 8)	K								FC4-6 1B	4	1	2	4	1	2	0									
Wayne Gross, L OBP: 0.307, SLG: 0.335 Cliff Johnson, R OBP: 0.330, SLG: 0.492 Rob Picciolo, R OBP: 0.259, SLG: 0.326 (1, 5)	4-3								FC4-6 1B	3	1	0	0	1	1	2									
Tony Armas, R OBP: 0.310, SLG: 0.517 (1, 9)		E6 FC6-4							FC6-4	5	0	1	1	0	1	2									
Mike Davis, L (1, 10)	FC6-4 L6-4 1B								K2-3	4	0	0	0	0	1	2									
Jim Spencer, L OBP: 0.253, SLG: 0.258 (1, 3)									P4	4	0	2	0	0	1	1									
Mike Heath, R OBP: 0.283, SLG: 0.379 (1, 2)	L6-4								5-3	4	0	0	0	0	0	3									
Dave McKay, S OBP: 0.273, SLG: 0.304 (9, 5)			K						1B HBP	3	1	2	0	0	1	0									
Fred Stanley, R OBP: 0.292, SLG: 0.228 (9, 4)									P3	4	1	2	0	0	0	2									
<b>Inning Stats</b>	R: 0 E: 0 K: 1 S: 5	H: 0 LOB: 0 BB: 0 P: 5	R: 0 E: 1 K: 0 S: 4	H: 1 LOB: 1 BB: 0 P: 4	R: 0 E: 0 K: 2 S: 8	H: 1 LOB: 2 BB: 1 P: 12	R: 0 E: 0 K: 1 S: 6	H: 1 LOB: 1 BB: 0 P: 6	R: 4 E: 0 K: 1 S: 9	H: 4 LOB: 1 BB: 1 P: 13	R: 0 E: 0 K: 0 S: 4	H: 2 LOB: 1 BB: 0 P: 4	R: 0 E: 0 K: 1 S: 5	H: 0 LOB: 0 BB: 0 P: 5	R: 0 E: 0 K: 1 S: 5	H: 0 LOB: 0 BB: 0 P: 5		R: 1 E: 0 K: 0 S: 5	H: 2 LOB: 2 BB: 0 P: 6	1B: 9 2B: 2 3B: 0 HR: 1	SF: 0 SAC: 0 DP: 2 HBP: 1	WP: 0 PB: 0 SB: 0 CS: 0	PA: 40		
<b>PITCHER</b>	IP	WLS	BF	H	R	ER	SO	BB	IBB	HBP	BLK	WP	HR	S	P	ERA	WHIP								
Bert Blyleven, R ERA: 2.82 (1, 1)	8.1	L	37	10	5	5	7	2	0	1	0	0	1	48	57	5.40	1.440								
Sid Monge, L ERA: 3.52 (9, 1)	0.0		1	1	0	0	0	0	0	0	0	0	0	1	1	∞	∞								
Dan Spillner, R ERA: 3.33 (9, 1)	0.2		2	0	0	0	0	0	0	0	0	0	0	2	2	0.00	0.000								

Batter	1	2	3	4	5	6	7	8	9	AB	R	H	RBI	BB	SO	LOB	BOTTOM								
Miguel Dilone, S OBP: 0.346, SLG: 0.376 (1, 7)	F8								F9	5	1	2	0	0	0	1	<b>Oakland Athletics @ Cleveland Indians</b> Cleveland Municipal Stadium, Cleveland, OH Mon Aug 31 1981, 7:05 PM EDT Alt: 8,442 - Unknown - 77 F								
Jorge Orta, L OBP: 0.317, SLG: 0.393 (1, 9)	K		6-3							3	0	0	0	1	1	0									
Mike Hargrove, L OBP: 0.314, SLG: 0.402 (1, 3)										2	0	1	0	1	1	0									
Ron Hassey, L OBP: 0.318, SLG: 0.289 Chris Bando, S OBP: 0.250, SLG: 0.227 (1, 2)	F8									2	0	0	0	1	0	1									
Toby Harrah, R OBP: 0.360, SLG: 0.374 (7, PH)										1	0	0	0	0	0	2									
Toby Harrah, R OBP: 0.360, SLG: 0.374 (8, 2)										4	1	2	0	0	1	3									
Pat Kelly, L OBP: 0.360, SLG: 0.357 Joe Charboneau, R OBP: 0.231, SLG: 0.367 (1, 10)	F7									3	1	2	2	0	0	1									
Rick Manning, L OBP: 0.312, SLG: 0.327 (8, PH)	F7									4	0	1	0	0	0	2									
Duane Kuiper, L OBP: 0.309, SLG: 0.331 Dave Rosello, R OBP: 0.328, SLG: 0.377 (1, 4)	F7									3	0	1	0	0	0	2									
Tom Verzyr, R OBP: 0.281, SLG: 0.268 Bo Diaz, R OBP: 0.393, SLG: 0.578 (9, PH)										1	0	0	0	0	0	0									
<b>Inning Stats</b>	R: 0 E: 0 K: 1 S: 6	H: 1 LOB: 1 BB: 0 P: 6	R: 0 E: 0 K: 0 S: 4	H: 1 LOB: 0 BB: 0 P: 4	R: 0 E: 0 K: 0 S: 3	H: 1 LOB: 0 BB: 0 P: 3	R: 1 E: 0 K: 1 S: 7	H: 2 LOB: 1 BB: 0 P: 7	R: 1 E: 1 K: 0 S: 5	H: 1 LOB: 3 BB: 1 P: 10	R: 1 E: 0 K: 0 S: 4	H: 2 LOB: 0 BB: 0 P: 4	R: 0 E: 0 K: 0 S: 2	H: 1 LOB: 1 BB: 2 P: 10	R: 0 E: 0 K: 1 S: 5	H: 0 LOB: 0 BB: 0 P: 5	R: 0 E: 0 K: 1 S: 5	H: 0 LOB: 0 BB: 0 P: 5	1B: 7 2B: 1 3B: 0 HR: 1	SF: 0 SAC: 0 DP: 2 HBP: 1	WP: 0 PB: 0 SB: 1 CS: 0	PA: 37			
<b>PITCHER</b>	IP	WLS	BF	H	R	ER	SO	BB	IBB	HBP	BLK	WP	HR	S	P	ERA	WHIP								
Rick Langford, R ERA: 2.87 (1, 1)	6.1	W	29	9	3	2	2	2	0	1	0	0	0	11	15	0.00	0.375								
Tom Underwood, L ERA: 3.92 (7, 1)	2.2	S	8	0	0	0	2	1	0	0	0	0	0	11	15	0.00	0.375								



Batter	1	2	3	4	5	6	7	8	9	AB	R	H	RBI	BB	SO	LOB	TOP					
Rickey Henderson, R OBP: 0.409, SLG: 0.445 (1, 7)	0-0 6-3		0-0 6-3		4-0 BB			4-0 BB		2	0	0	0	2	0	0	<b>Oakland Athletics @ Cleveland Indians</b> Cleveland Municipal Stadium, Cleveland, OH Wed Sep 02 1981, 7:05 PM EDT Cloudy - 72 F  livebaseballscorecards.com  <b>AB 29</b> <b>R 0</b> <b>H 4</b> <b>RBI 0</b> <b>BB 4</b> <b>SO 8</b> <b>LOB 13</b> 					
Dwayne Murphy, L OBP: 0.382, SLG: 0.420 (1, 8)	4-0 G3 BB		0-0 F6		0-0 3-1			0-0 G4-6-3 1-2f BB		3	0	0	0	1	0	3						
Wayne Gross, L OBP: 0.301, SLG: 0.328 (1, 5)	0-0 G3 1-2		0-0 3-1		0-3 K			0-3 K		4	0	0	0	0	2	1						
Tony Armas, R OBP: 0.309, SLG: 0.514 (1, 9)	0-0 2-3			0-3 K				0-0 6-3		4	0	1	0	0	1	1						
Jim Spencer, L OBP: 0.253, SLG: 0.264 (1, 3)		0-0 2B		0-0 G3				0-0 G3		4	0	1	0	0	0	1						
Cliff Johnson, R OBP: 0.324, SLG: 0.481 (1, 10)		0-3 K		0-3 K				0-3 K		4	0	0	0	0	3	1						
Dave McKay, S OBP: 0.275, SLG: 0.313 (1, 4)		0-0 F2			0-0 2B			0-0 5-3		3	0	1	0	0	0	1						
Jeff Newman, R OBP: 0.281, SLG: 0.368 (1, 2)		4-0 BB		0-3 K				0-0 1B		2	0	1	0	1	1	1						
Rob Picciolo, R OBP: 0.255, SLG: 0.321 (1, 6)		0-0 6-3		0-0 6-3				0-3 K		2	0	0	0	0	0	3						
Mike Davis, L (7, PH)					0-0 5-3					1	0	0	0	0	1	1						
Fred Stanley, R OBP: 0.292, SLG: 0.228 (7, 6)										0	0	0	0	0	0	0						
<b>Inning Stats</b>	R: 0 E: 0 K: 0 S: 3	H: 0 LOB: 1 BB: 1 P: 7	R: 0 E: 0 K: 1 S: 6	H: 1 LOB: 2 BB: 1 P: 10	R: 0 E: 0 K: 0 S: 3	H: 0 LOB: 0 BB: 0 P: 3	R: 0 E: 0 K: 2 S: 7	H: 0 LOB: 0 BB: 0 P: 7	R: 0 E: 0 K: 1 S: 6	H: 1 LOB: 2 BB: 1 P: 10	R: 0 E: 0 K: 1 S: 5	H: 0 LOB: 0 BB: 0 P: 5	R: 0 E: 0 K: 1 S: 6	H: 1 LOB: 1 BB: 0 P: 6	R: 0 E: 0 K: 1 S: 4	H: 0 LOB: 0 BB: 1 P: 8	R: 0 E: 0 K: 1 S: 5	H: 1 LOB: 0 BB: 0 P: 5	1B: 2 2B: 2 3B: 0 HR: 0	SF: 0 SAC: 0 DP: 2 HBP: 0	WP: 0 PB: 0 SB: 0 CS: 0	PA: 33
<b>PITCHER</b> John Denny, R ERA: 3.04 (1, 1)	IP: 9.0 WLS: W BF: 33 H: 4 R: 0 ER: 0 SO: 8 BB: 4 IBB: 0 HBP: 0 BLK: 0 WP: 0 HR: 0 S: 45 P: 61 ERA: 0.00 WHIP: 0.889															<b>PITCHER</b>	IP: 9.0 WLS: W BF: 33 H: 4 R: 0 ER: 0 SO: 8 BB: 4 IBB: 0 HBP: 0 BLK: 0 WP: 0 HR: 0 S: 45 P: 61 ERA: 0.00 WHIP: 0.889					

Batter	1	2	3	4	5	6	7	8	9	AB	R	H	RBI	BB	SO	LOB	BOTTOM					
Miguel Dilone, S OBP: 0.340, SLG: 0.369 (1, 7)	0-0 4-3		0-0 4-3		0-0 4-3			0-0 F7		4	0	0	0	0	0	2	<b>Oakland Athletics @ Cleveland Indians</b> Cleveland Municipal Stadium, Cleveland, OH Wed Sep 02 1981, 7:05 PM EDT Cloudy - 72 F  livebaseballscorecards.com  <b>AB 28</b> <b>R 2</b> <b>H 6</b> <b>RBI 2</b> <b>BB 2</b> <b>SO 2</b> <b>LOB 11</b> 					
Jorge Orta, L OBP: 0.312, SLG: 0.387 (1, 9)	0-3 K		0-0 4-3		0-0 F7			0-0 L7		4	0	0	0	0	1	0						
Mike Hargrove, L OBP: 0.315, SLG: 0.401 (1, 3)	4-0 CS BB		0-0 3-1		0-0 3-1			0-0 1B		3	0	1	0	1	0	0						
Pat Kelly, L OBP: 0.352, SLG: 0.348 (1, 10)	0-0 CS 1-2		0-0 4-3		0-0 F7			0-0 4-3		4	1	1	0	0	0	1						
Toby Harrah, R OBP: 0.363, SLG: 0.377 (1, 5)		0-0 SH5-3 1B 1B		0-0 G3 1B				0-0 F8		3	1	2	0	0	0	0						
Ron Hassey, L OBP: 0.314, SLG: 0.285 (1, 2)		0-0 SH5-3 1-2 2-3		0-0 F7				0-0 F9		2	0	0	0	0	0	1						
Rick Manning, L OBP: 0.315, SLG: 0.332 (1, 8)		4-0 1B BB		0-0 G3				0-0 2B		2	0	1	0	1	0	1						
Duane Kuiper, L OBP: 0.303, SLG: 0.324 (1, 4)		0-3 K		0-0 L9				0-0 F9		3	0	0	0	0	1	5						
Jerry Dybzinski, R OBP: 0.167, SLG: 0.167 (1, 6)		0-0 1-3 2-4 3-H 1B		0-0 4-3				0-0 6-3		3	0	1	2	0	0	1						
<b>Inning Stats</b>	R: 0 E: 0 K: 1 S: 4	H: 0 LOB: 0 BB: 1 P: 8	R: 2 E: 0 K: 1 S: 8	H: 3 LOB: 2 BB: 1 P: 12	R: 0 E: 0 K: 0 S: 3	H: 0 LOB: 0 BB: 0 P: 3	R: 0 E: 0 K: 0 S: 4	H: 1 LOB: 1 BB: 0 P: 4	R: 0 E: 0 K: 0 S: 3	H: 0 LOB: 0 BB: 0 P: 3	R: 0 E: 0 K: 0 S: 3	H: 0 LOB: 0 BB: 0 P: 3	R: 0 E: 0 K: 0 S: 4	H: 1 LOB: 1 BB: 0 P: 4	R: 0 E: 0 K: 0 S: 4	H: 1 LOB: 1 BB: 0 P: 4		R: 0 E: 0 K: 0 S: 4	H: 1 LOB: 1 BB: 0 P: 4	1B: 5 2B: 1 3B: 0 HR: 0	SF: 0 SAC: 1 DP: 0 HBP: 0	WP: 0 PB: 0 SB: 0 CS: 1
<b>PITCHER</b> Mike Norris, R ERA: 3.8 (1, 1)	IP: 8.0 WLS: L BF: 31 H: 6 R: 2 ER: 2 SO: 2 BB: 2 IBB: 0 HBP: 0 BLK: 0 WP: 0 HR: 0 S: 33 P: 41 ERA: 2.25 WHIP: 1.000															<b>PITCHER</b>	IP: 8.0 WLS: L BF: 31 H: 6 R: 2 ER: 2 SO: 2 BB: 2 IBB: 0 HBP: 0 BLK: 0 WP: 0 HR: 0 S: 33 P: 41 ERA: 2.25 WHIP: 1.000					





Batter	1	2	3	4	5	6	7	8	9	AB	R	H	RBI	BB	SO	LOB	TOP				
Rickey Henderson, R OBP: 0.409, SLG: 0.443	6-3		FC SF7 HR	1B E		F7 SF8		G3		5	3	2	0	0	0	1					
Dwayne Murphy, L OBP: 0.395, SLG: 0.426			SF7	E		F7		F6		4	1	2	1	0	0	1					
Cliff Johnson, R OBP: 0.323, SLG: 0.485	F4		P4	E4		SF8		K		4	0	1	3	0	1	2					
Tony Armas, R OBP: 0.314, SLG: 0.533	K			K						4	2	2	3	1	2	2					
Jim Spencer, L OBP: 0.266, SLG: 0.292		F5	HR		F7				1B BB	4	2	2	1	1	0	0					
Wayne Gross, L OBP: 0.299, SLG: 0.341		3-1			K	F4			L5-3 1B	5	1	1	2	0	1	2					
Jeff Newman, R OBP: 0.284, SLG: 0.369			F9				K		G3	5	0	2	0	0	1	1					
Dave McKay, S OBP: 0.274, SLG: 0.318		FC4-6 1B		6-3						4	0	1	0	0	0	1					
Rob Picciolo, R OBP: 0.255, SLG: 0.326				L9						4	1	1	0	0	1	2					
<b>Inning Stats</b>	R: 0 E: 0 K: 1 S: 6	H: 1 LOB: 1 BB: 0 P: 6	R: 0 E: 0 K: 0 S: 4	H: 1 LOB: 1 BB: 0 P: 4	R: 5 E: 0 K: 0 S: 7	H: 3 LOB: 0 BB: 1 P: 11	R: 2 E: 1 K: 1 S: 8	H: 3 LOB: 1 BB: 0 P: 8	R: 0 E: 0 K: 2 S: 9	H: 2 LOB: 2 BB: 0 P: 9	R: 3 E: 0 K: 0 S: 6	H: 3 LOB: 0 BB: 0 P: 6	R: 0 E: 0 K: 1 S: 5	H: 0 LOB: 0 BB: 0 P: 5	R: 0 E: 0 K: 1 S: 3	H: 1 LOB: 1 BB: 1 P: 7	1B: 6 2B: 5 3B: 0 HR: 4	SF: 2 SAC: 0 DP: 1 HBP: 0	WP: 0 PB: 0 SB: 2 CS: 0	PA: 43	
<b>PITCHER</b>	IP	WLS	BF	H	R	ER	SO	BB	IBB	HBP	BLK	WP	HR	S	P	ERA	WHIP				
Jim Palmer, R ERA: 3.65	(1, 1)	2.2	L	15	5	5	5	1	1	0	0	0	0	2	16	20	16.88	2.250			
Dave Ford, R ERA: 8.27	(3, 1)	3.0		16	7	4	4	3	0	0	0	0	1	22	22	12.00	2.333				
Jeff Schneider, L ERA: 4.41	(6, 1)	3.1		12	2	1	1	2	1	0	0	0	1	15	19	2.70	0.900				

Oakland Athletics @ Baltimore Orioles  
Memorial Stadium, Baltimore, MD  
Thu Sep 03 1981, 7:05 PM EDT  
Att: 14,915 - Unknown

AB 39  
R 10  
H 14  
RBI 10  
BB 2  
SO 6  
LOB 12



Batter	1	2	3	4	5	6	7	8	9	AB	R	H	RBI	BB	SO	LOB	BOTTOM					
Al Bumbry, L OBP: 0.350, SLG: 0.314	L7		L1	K					FC4-6	5	0	1	0	0	1	4						
Rich Dauer, R OBP: 0.327, SLG: 0.389					5-3				F7	5	0	2	0	0	0	2						
Ken Singleton, S OBP: 0.414, SLG: 0.517				K						3	0	0	0	1	3	1						
Eddie Murray, S OBP: 0.315, SLG: 0.468			F8							3	0	0	0	1	1	3						
John Lowenstein, L OBP: 0.338, SLG: 0.381										4	0	2	0	0	0	1						
Doug DeCinces, R OBP: 0.336, SLG: 0.464										3	0	1	0	0	0	1						
Cal Ripken Jr., R OBP: 0.139, SLG: 0.114										1	0	0	0	0	0	1						
Jim Dwyer, L OBP: 0.295, SLG: 0.282										3	0	0	0	1	0	4						
Rick Dempsey, R OBP: 0.333, SLG: 0.368										1	0	0	0	1	0	2						
Willie Royster, R										2	0	0	0	0	2	0						
Mark Belanger, R OBP: 0.242, SLG: 0.237										1	0	0	0	0	1	2						
Terry Crowley, L OBP: 0.354, SLG: 0.321										1	0	0	0	0	0	3						
Lenn Sakata, R OBP: 0.286, SLG: 0.232										2	0	1	0	0	0	0						
<b>Inning Stats</b>	R: 0 E: 0 K: 0 S: 3	H: 1 LOB: 1 BB: 1 P: 7	R: 0 E: 0 K: 1 S: 6	H: 1 LOB: 2 BB: 1 P: 10	R: 0 E: 0 K: 1 S: 6	H: 1 LOB: 1 BB: 0 P: 6	R: 0 E: 0 K: 1 S: 7	H: 2 LOB: 3 BB: 1 P: 11	R: 0 E: 0 K: 2 S: 7	H: 0 LOB: 0 BB: 0 P: 7	R: 0 E: 0 K: 0 S: 3	H: 0 LOB: 0 BB: 0 P: 3	R: 0 E: 0 K: 1 S: 6	H: 1 LOB: 1 BB: 0 P: 6	R: 0 E: 1 K: 1 S: 6	H: 0 LOB: 2 BB: 1 P: 10	R: 0 E: 0 K: 1 S: 6	H: 1 LOB: 1 BB: 0 P: 6	1B: 6 2B: 1 3B: 0 HR: 0	SF: 0 SAC: 0 DP: 1 HBP: 0	WP: 0 PB: 0 SB: 0 CS: 0	PA: 38
<b>PITCHER</b>	IP	WLS	BF	H	R	ER	SO	BB	IBB	HBP	BLK	WP	HR	S	P	ERA	WHIP					
Steve McCatty, R ERA: 2.34	(1, 1)	9.0	W	38	7	0	8	4	0	0	0	0	0	50	66	0.00	1.222					

Oakland Athletics @ Baltimore Orioles  
Memorial Stadium, Baltimore, MD  
Thu Sep 03 1981, 7:05 PM EDT  
Att: 14,915 - Unknown

AB 34  
R 0  
H 7  
RBI 0  
BB 4  
SO 8  
LOB 24







Batter	1	2	3	4	5	6	7	8	9	AB	R	H	RBI	BB	SO	LOB	TOP			
Rickey Henderson, R OBP: 0.416, SLG: 0.455 (1.7)	0-0 4-1		0-0 1B	0-0 1B	0-0 2H 1B	0-0 1-3 1B		0-0 6-3		5	1	3	1	0	0	0				
Dwayne Murphy, L OBP: 0.386, SLG: 0.432 (1.8)	0-0 6-3		0-0 1B	0-0 1-2	0-0 1-2	0-0 1-2 BB		0-0 3B		4	1	2	0	1	0	1				
Cliff Johnson, R OBP: 0.328, SLG: 0.510 (1.10)	0-0 1B		0-0 1B		0-0 1B			0-0 6-3		4	0	2	0	1	0	4				
Tony Armas, R OBP: 0.318, SLG: 0.536 (1.9)	0-0 F9		0-0 1B		0-3 K			0-0 5-3		5	0	1	2	0	1	2				
Jim Spencer, L OBP: 0.264, SLG: 0.284 (1.3)		0-0 F8	0-3 K		0-0 5-3			0-0 F3		5	0	1	0	0	1	3				
Wayne Gross, L OBP: 0.288, SLG: 0.323 (1.5)	0-0 1-3			0-0 P1	0-0 F5			0-0 F3		4	0	0	0	1	0	1				
Mike Heath, R OBP: 0.279, SLG: 0.369 (1.2)		0-3 K		0-0 5-3				0-0 F7		4	0	0	0	0	1	2				
Dave McKay, S OBP: 0.270, SLG: 0.306 (1.4)			0-3 K	0-0 2B	0-0 1B			0-0 L6		4	1	2	0	0	1	2				
Fred Stanley, R OBP: 0.289, SLG: 0.248 (1.6)			0-0 L3		0-0 1B			0-0 4-3		3	1	1	1	0	0	1				
Mike Davis, L (8, PH)										1	0	0	0	0	0	0				
Rob Picciolo, R OBP: 0.253, SLG: 0.324 (8.6)				1-1 1B	2B					0	0	0	0	0	0	0				
<b>Inning Stats</b>	R: 0 E: 0 K: 0 S: 4	H: 1 LOB: 1 BB: 0 P: 4	R: 0 E: 0 K: 1 S: 5	H: 0 LOB: 0 BB: 0 P: 5	R: 2 E: 0 K: 2 S: 10	H: 3 LOB: 2 BB: 1 P: 14	R: 2 E: 0 K: 0 S: 6	H: 3 LOB: 1 BB: 0 P: 6	R: 0 E: 1 K: 1 S: 6	H: 1 LOB: 2 BB: 0 P: 6	R: 0 E: 0 K: 0 S: 4	H: 1 LOB: 2 BB: 1 P: 8	R: 0 E: 0 K: 0 S: 4	H: 1 LOB: 1 BB: 0 P: 4	R: 0 E: 0 K: 0 S: 3	H: 0 LOB: 0 BB: 0 P: 3	1B: 10 2B: 1 3B: 1 HR: 0	SF: 0 SAC: 0 DP: 0 HBP: 0	WP: 0 PB: 0 SB: 1 CS: 0	PA: 42
<b>PITCHER</b> Dennis Martinez, R ERA: 3.21 (1.1)	IP: 9.0 WLS: W BF: 42 H: 12 R: 4 ER: 4 SO: 4 BB: 3 IBB: 0 HBP: 0 BLK: 0 WP: 0 HR: 0 S: 47 P: 59 ERA: 4.00 WHIP: 1.667																			

Oakland Athletics @ Baltimore Orioles  
Memorial Stadium, Baltimore, MD  
Sun Sep 06 1981, 3:33 AM EDT  
Att: 15,581 - Unknown

AB	39
R	4
H	12
RBI	4
BB	3
SO	4
LOB	16





Batter	1	2	3	4	5	6	7	8	9	AB	R	H	RBI	BB	SO	LOB	BOTTOM												
Al Bumbry, L OBP: 0.354, SLG: 0.320 (1.8)	4-0 S	0-0 2B			0-0 E4		0-3 K	0-0 F7		4	0	2	2	1	1	0													
Rich Dauer, R OBP: 0.314, SLG: 0.372 (1.4)	0-0 F8	0-0 F5			0-0 F7		0-3 K	0-0 F6		5	0	0	0	0	1	4													
Ken Singleton, S OBP: 0.507 (1.9)	0-0 6-3		0-0 F3		0-0 FC6-5		4-0 BB	4-0 BB		3	1	0	0	1	0	2													
Gary Roenicke, R OBP: 0.372, SLG: 0.399 (8.9)					2-3		BB	BB		0	0	0	0	1	0	0													
Eddie Murray, S OBP: 0.329, SLG: 0.469 (1.3)	0-0 F5		0-0 3-1		4-0 BB		4-0 2B	0-0 F7		3	1	0	0	2	0	2													
John Lowenstein, L OBP: 0.339, SLG: 0.416 (1.7)		0-3 K	0-0 L9		0-3 K		4-0 2B			3	0	0	0	0	2	2													
Benny Ayala, R OBP: 0.333, SLG: 0.310 (7, PH)							1-2 2-3	HR		0	0	0	0	1	0	0													
Mark Corey, R (7, PR)										0	1	0	0	0	0	0													
Mark Corey, R (8.7)										0	1	0	0	0	0	0													
Terry Crowley, L OBP: 0.350, SLG: 0.339 (1.10)		4-0 1B			0-0 F6		0-0 G3	0-0 HR		2	1	0	0	1	0	0													
Jose Morales, R OBP: 0.338, SLG: 0.403 (7, PH)		1B					1-3 2H 3H	HR		1	1	1	2	0	0	0													
Doug DeCinces, R OBP: 0.334, SLG: 0.463 (1.5)		1B			0-0 FC6-4		0-3 K	HR		2	2	1	0	1	1	0													
Lenn Sakata, R OBP: 0.315, SLG: 0.318 (1.6)			0-0 F9		0-0 F8		0-0 1B			4	1	2	4	0	0	3													
Mark Belanger, R OBP: 0.242, SLG: 0.237 (8.6)								HR		0	0	0	0	0	0	0													
Rick Dempsey, R OBP: 0.321, SLG: 0.352 (1.2)		2B			0-0 FC6-4		0-3 K	F3		4	0	1	0	0	1	3													
<b>Inning Stats</b>	R: 0 E: 0 K: 0 S: 3	H: 0 LOB: 1 BB: 1 P: 7	R: 2 E: 0 K: 1 S: 7	H: 2 LOB: 2 BB: 2 P: 15	R: 0 E: 0 K: 0 S: 3	H: 0 LOB: 0 BB: 0 P: 3	R: 0 E: 0 K: 0 S: 4	H: 1 LOB: 1 BB: 0 P: 4	R: 0 E: 1 K: 1 S: 6	H: 1 LOB: 2 BB: 1 P: 10	R: 0 E: 0 K: 2 S: 8	H: 1 LOB: 0 BB: 0 P: 8	R: 6 E: 0 K: 2 S: 9	H: 2 LOB: 1 BB: 3 P: 22	R: 0 E: 0 K: 0 S: 3	H: 0 LOB: 1 BB: 1 P: 7	1B: 4 2B: 2 3B: 0 HR: 1	SF: 0 SAC: 0 DP: 0 HBP: 1	WP: 0 PB: 0 SB: 1 CS: 0	PA: 40									
<b>PITCHER</b> Ed Figueroa, R ERA: 4.5 (1.1)	IP: 4.0 WLS: 19 BF: 19 H: 4 R: 2 ER: 2 SO: 1 BB: 3 IBB: 0 HBP: 0 BLK: 0 WP: 0 HR: 0 S: 18 P: 30 ERA: 4.50 WHIP: 1.750																												
Jeff Jones, R ERA: 3.14 (5.1)	2.2 L	12	1	2	2	5	3	0	0	0	0	19	31	6.75	1.500														
Bob Owchinko, L ERA: 2.8 (7.1)	0.0	1	0	0	0	0	1	0	0	0	0	0	4	∞	∞														
Dave Beard, R ERA: 10.13 (7.1)	1.1	8	2	4	4	0	1	0	1	0	6	11	27.00	2.250															

Oakland Athletics @ Baltimore Orioles  
Memorial Stadium, Baltimore, MD  
Sun Sep 06 1981, 3:33 AM EDT  
Att: 15,581 - Unknown

AB	31
R	8
H	7
RBI	8
BB	8
SO	6
LOB	16



Batter	1	2	3	4	5	6	7	8	9	AB	R	H	RBI	BB	SO	LOB	TOP					
Mickey Rivers, L OBP: 0.299, SLG: 0.321 (1, 8)	4-0 1B BB		0-0 4-3		0-0 PO 1B			0-0 1B		3	0	2	0	1	0	0	<p>Texas Rangers @ Oakland Athletics Oakland-Alameda County Coliseum, Oakland, CA</p> <p>Mon Sep 07 1981, 3:33 AM PDT Att: 36,393 - Unknown</p> <p>livebaseballscorecards.com</p> <p>AB 32 R 1 H 7 RBI 1 BB 2 SO 3 LOB 10</p> 					
Bill Sample, R OBP: 0.327, SLG: 0.385 (1, 7)	0-0 4-3 1-3 1B		0-0 F3		0-0 PO 1-2	0-0 5-3		0-0 F7		4	0	1	0	0	0	1						
Al Oliver, L OBP: 0.356, SLG: 0.433 (1, 10)	0-0 4-3 1-2		0-0 F7					0-0 F8		4	0	0	0	0	0	1						
Buddy Bell, R OBP: 0.377, SLG: 0.472 (1, 5)	0-3 K			0-0 4-3 1B				0-0 F9		4	0	1	0	0	1	1						
Bob Jones, L OBP: 0.333, SLG: 0.625 (1, 9)		0-0 P6		0-0 4-3 1-2			0-3 K		0-0 6-3	4	1	1	1	0	1	1						
Jim Sundberg, R OBP: 0.365, SLG: 0.363 Wayne Tolleson, S (9, PR)	4-0 1B BB		0-0 5-3		0-0 5-3		0-0 F8		0-0 HR S 1B	3	0	1	0	1	0	1						
Bill Stein, R OBP: 0.365, SLG: 0.448 (1, 3)	0-0 F7		0-0 K		0-3 K		0-0 F7		0-0 5-3 1-2	4	0	0	0	0	1	3						
Bump Wills, S OBP: 0.301, SLG: 0.316 (1, 4)	0-0 1-3 1B				0-0 1-3			0-0 F8		3	0	1	0	0	0	0						
Mario Mendoza, R OBP: 0.275, SLG: 0.290 Tom Poquette, L OBP: 0.091, SLG: 0.091 Mark Wagner, R OBP: 0.412, SLG: 0.433 (8, PH)	0-0 6-3		0-0 F5					0-0 L6		2	0	0	0	0	0	2						
Inning Stats	R: 0 E: 0 K: 1 S: 5	H: 1 LOB: 1 BB: 1 P: 9	R: 0 E: 0 K: 0 S: 4	H: 1 LOB: 2 BB: 1 P: 8	R: 0 E: 0 K: 0 S: 3	H: 0 LOB: 0 BB: 0 P: 3	R: 0 E: 0 K: 1 S: 6	H: 1 LOB: 1 BB: 0 P: 6	R: 0 E: 0 K: 0 S: 3	H: 0 LOB: 0 BB: 0 P: 3	R: 0 E: 0 K: 0 S: 3	H: 0 LOB: 0 BB: 0 P: 3	R: 0 E: 0 K: 1 S: 5	H: 0 LOB: 0 BB: 0 P: 5	R: 0 E: 0 K: 0 S: 4	H: 1 LOB: 1 BB: 0 P: 4		R: 1 E: 0 K: 0 S: 5	H: 2 LOB: 2 BB: 0 P: 5	1B: 6 2B: 0 3B: 0 HR: 1	SF: 0 SAC: 0 DP: 0 HBP: 0	WP: 0 PB: 0 SB: 1 CS: 0
PITCHER Mike Norris, R ERA: 3.61 (1, 1)	IP: 9.0 WLS: W BF: 34 H: 7 R: 1 ER: 1 SO: 3 BB: 2 IBB: 0 HBP: 0 BLK: 0 WP: 0 HR: 1 S: 38 P: 46 ERA: 1.00 WHIP: 1.000															PITCHER	IP: 9.0 WLS: W BF: 34 H: 7 R: 1 ER: 1 SO: 3 BB: 2 IBB: 0 HBP: 0 BLK: 0 WP: 0 HR: 1 S: 38 P: 46 ERA: 1.00 WHIP: 1.000					

Batter	1	2	3	4	5	6	7	8	9	AB	R	H	RBI	BB	SO	LOB	BOTTOM			
Rickey Henderson, R OBP: 0.417, SLG: 0.455 (1, 7)	0-0 FC5-4 1B		0-0 5-3		0-0 4-3 1-2		0-0 E5 1B			4	0	2	0	0	0	1	<p>Texas Rangers @ Oakland Athletics Oakland-Alameda County Coliseum, Oakland, CA</p> <p>Mon Sep 07 1981, 3:33 AM PDT Att: 36,393 - Unknown</p> <p>livebaseballscorecards.com</p> <p>AB 31 R 2 H 7 RBI 2 BB 1 SO 5 LOB 9</p> 			
Dwayne Murphy, L OBP: 0.386, SLG: 0.430 (1, 8)	0-3 K		0-0 6-3		0-0 2H 1B		0-3 K			4	0	1	1	0	2	2				
Rick Bosetti, R OBP: 0.262, SLG: 0.246 (1, 10)	0-0 FC5-4 1-2 1B		0-0 5-3				0-0 F9		0-0 F9	4	1	0	0	0	0	1				
Tony Armas, R OBP: 0.317, SLG: 0.532 (1, 9)	4-0 1B IBB			0-0 6-3		0-3 K		0-3 K		3	0	0	0	1	2	0				
Mickey Klutts, R OBP: 0.389, SLG: 0.722 Fred Stanley, R OBP: 0.287, SLG: 0.245 (8, 4)	0-0 1-3 2H 1B		0-0 F8		0-0 2B 1B		0-0 6-3			3	0	2	1	0	0	0				
Jeff Newman, R OBP: 0.286, SLG: 0.379 (1, 2)	0-0 F3		0-0 E5		0-0 1-3 2B		0-0 2B			3	0	1	0	0	0	2				
Kelvin Moore, R OBP: 0.364, SLG: 0.176 (1, 3)		0-0 4-3		0-0 5-3			0-0 F9			3	0	0	0	0	0	3				
Dave McKay, S OBP: 0.265, SLG: 0.299 (8, 5)		0-0 5-3			0-0 6-3		0-0 6-3			3	0	0	0	0	0	0				
Rob Picciolo, R OBP: 0.255, SLG: 0.324 (1, 6)		0-0 4-3			0-0 4-3 1B 1B		0-3 K			3	1	1	0	0	1	0				
Inning Stats	R: 1 E: 1 K: 1 S: 7	H: 2 LOB: 2 BB: 1 P: 11	R: 0 E: 0 K: 0 S: 3	H: 0 LOB: 0 BB: 0 P: 3	R: 0 E: 0 K: 0 S: 3	H: 0 LOB: 0 BB: 0 P: 3	R: 0 E: 1 K: 0 S: 4	H: 0 LOB: 1 BB: 0 P: 4	R: 1 E: 0 K: 0 S: 4	H: 2 LOB: 1 BB: 0 P: 4	R: 0 E: 0 K: 1 S: 7	H: 2 LOB: 2 BB: 0 P: 7	R: 0 E: 1 K: 2 S: 8	H: 1 LOB: 1 BB: 0 P: 8	R: 0 E: 0 K: 1 S: 5	H: 0 LOB: 0 BB: 0 P: 5		1B: 6 2B: 1 3B: 0 HR: 0	SF: 0 SAC: 0 DP: 0 HBP: 0	WP: 0 PB: 0 SB: 0 CS: 0
PITCHER Rick Honeycutt, L ERA: 2.86 (1, 1)	IP: 8.0 WLS: L BF: 32 H: 7 R: 2 ER: 2 SO: 5 BB: 0 IBB: 1 HBP: 0 BLK: 0 WP: 0 HR: 0 S: 41 P: 45 ERA: 2.25 WHIP: 0.875															PITCHER	IP: 8.0 WLS: L BF: 32 H: 7 R: 2 ER: 2 SO: 5 BB: 0 IBB: 1 HBP: 0 BLK: 0 WP: 0 HR: 0 S: 41 P: 45 ERA: 2.25 WHIP: 0.875			

Batter	1	2	3	4	5	6	7	8	9	AB	R	H	RBI	BB	SO	LOB	TOP			
Mickey Rivers, L (1, 8) OBP: 0.299, SLG: 0.320										4	0	1	0	0	0	0				
Bill Sample, R (1, 7) OBP: 0.320, SLG: 0.377										4	0	0	0	0	0	1				
Al Oliver, L (1, 10) OBP: 0.352, SLG: 0.428										4	0	0	0	0	1	1				
Buddy Bell, R (1, 5) OBP: 0.373, SLG: 0.467										3	0	0	0	0	1	1				
Bob Jones, L (1, 9) OBP: 0.296, SLG: 0.556										3	0	0	0	0	3	0				
Jim Sundberg, R (1, 2) OBP: 0.362, SLG: 0.359										3	0	0	0	0	1	0				
Pat Putnam, L (1, 3) OBP: 0.296, SLG: 0.383										3	0	1	0	0	0	0				
Bump Wills, S (1, 4) OBP: 0.301, SLG: 0.316										3	0	1	0	0	0	1				
Mario Mendoza, R (1, 6) OBP: 0.273, SLG: 0.287										2	0	0	0	0	1	0				
Tom Poquette, L (8, PH) OBP: 0.063, SLG: 0.083										1	0	0	0	0	0	1				
Mark Wagner, R (8, 6) OBP: 0.412, SLG: 0.433										0	0	0	0	0	0	0				
<b>Inning Stats</b>	R: 0 E: 1 K: 1 S: 6	H: 1 LOB: 1 BB: 0 P: 6	R: 0 E: 0 K: 2 S: 7	H: 0 LOB: 0 BB: 0 P: 7	R: 0 E: 0 K: 1 S: 5	H: 0 LOB: 0 BB: 0 P: 5	R: 0 E: 0 K: 0 S: 3	H: 0 LOB: 0 BB: 0 P: 3	R: 0 E: 0 K: 1 S: 6	H: 1 LOB: 1 BB: 0 P: 6	R: 0 E: 0 K: 0 S: 5	H: 0 LOB: 0 BB: 0 P: 5	R: 0 E: 0 K: 1 S: 4	H: 1 LOB: 1 BB: 0 P: 4	R: 0 E: 0 K: 1 S: 5	H: 0 LOB: 0 BB: 0 P: 5	1B: 3 2B: 0 3B: 0 HR: 0	SF: 0 SAC: 0 DP: 0 HBP: 0	WP: 0 PB: 0 SB: 0 CS: 0	PA: 30
<b>PITCHER</b> Steve McCatty, R (1, 1) ERA: 2.19	IP: 9.0 WLS: W BF: 30 H: 3 R: 0 ER: 0 SO: 7 BB: 0 IBB: 0 HBP: 0 BLK: 0 WP: 0 HR: 0 S: 44 P: 44 ERA: 0.00 WHIP: 0.333															<b>PITCHER</b>				

Texas Rangers @ Oakland Athletics  
Oakland-Alameda County Coliseum, Oakland, CA  
Tue Sep 08 1981, 7:05 PM PDT  
Att: 17,469 - Unknown

AB	30
R	0
H	3
RBI	0
BB	0
SO	7
LOB	5





Batter	1	2	3	4	5	6	7	8	9	AB	R	H	RBI	BB	SO	LOB	BOTTOM											
Rickey Henderson, R (1, 7) OBP: 0.418, SLG: 0.464										4	1	2	2	0	1	1												
Dwayne Murphy, L (1, 8) OBP: 0.385, SLG: 0.425										3	0	0	0	1	1	1												
Cliff Johnson, R (1, 10) OBP: 0.326, SLG: 0.502										3	0	0	0	1	1	2												
Tony Armas, R (1, 9) OBP: 0.315, SLG: 0.527										3	0	0	0	0	2	1												
Jim Spencer, L (1, 3) OBP: 0.260, SLG: 0.279										3	0	0	0	0	1	0												
Wayne Gross, L (1, 5) OBP: 0.288, SLG: 0.323										3	0	1	0	0	0	0												
Jimmy Sexton, R (8, FR)										0	1	0	0	0	0	0												
Dave McKay, S (9, 5) OBP: 0.265, SLG: 0.299										0	0	0	0	0	0	0												
Mike Heath, R (1, 2) OBP: 0.279, SLG: 0.366										2	0	0	0	1	0	0												
Fred Stanley, R (1, 4) OBP: 0.288, SLG: 0.248										3	1	1	0	0	0	2												
Rob Picciolo, R (1, 6) OBP: 0.252, SLG: 0.319										2	0	0	1	0	1	1												
<b>Inning Stats</b>	R: 1 E: 0 K: 2 S: 8	H: 1 LOB: 0 BB: 0 P: 8	R: 0 E: 0 K: 0 S: 3	H: 0 LOB: 0 BB: 0 P: 3	R: 0 E: 0 K: 1 S: 5	H: 0 LOB: 0 BB: 0 P: 5	R: 0 E: 0 K: 1 S: 4	H: 0 LOB: 0 BB: 1 P: 8	R: 0 E: 0 K: 0 S: 3	H: 0 LOB: 0 BB: 0 P: 3	R: 0 E: 0 K: 2 S: 8	H: 1 LOB: 1 BB: 0 P: 8	R: 0 E: 0 K: 1 S: 5	H: 0 LOB: 0 BB: 0 P: 5	R: 2 E: 0 K: 0 S: 5	H: 2 LOB: 2 BB: 2 P: 13	1B: 3 2B: 0 3B: 0 HR: 1	SF: 0 SAC: 1 DP: 0 HBP: 0	WP: 1 PB: 0 SB: 1 CS: 1	PA: 30								
<b>PITCHER</b> Charlie Hough, R (1, 1) ERA: 3.99	IP: 7.0 WLS: L BF: 25 H: 3 R: 3 ER: 3 SO: 7 BB: 2 IBB: 0 HBP: 0 BLK: 0 WP: 1 HR: 1 S: 37 P: 45 ERA: 3.86 WHIP: 0.714															<b>PITCHER</b>												
Steve Corner, R (8, 1) ERA: 3.0	0.2	3	1	0	0	0	0	0	0	0	3	3	0.00	1.500														
Mark Mercer, L (8, 1) ERA: 4.26	0.0	1	0	0	0	0	1	0	0	0	4	∞	∞															
Jim Kern, R (8, 1) ERA: 1.86	0.1	1	0	0	0	0	0	0	0	0	1	1	0.00	0.000														

Texas Rangers @ Oakland Athletics  
Oakland-Alameda County Coliseum, Oakland, CA  
Tue Sep 08 1981, 7:05 PM PDT  
Att: 17,469 - Unknown

AB	26
R	3
H	4
RBI	3
BB	3
SO	7
LOB	8



Batter	1	2	3	4	5	6	7	8	9	AB	R	H	RBI	BB	SO	LOB	TOP			
<b>Bump Willis, S</b> OBP: 0.302, SLG: 0.316 (1, 4)	6-3		F7		K					6	1	2	0	0	1	1	<b>Texas Rangers @ Oakland Athletics</b> Oakland-Alameda County Coliseum, Oakland, CA Wed Sep 09 1981, 7:05 PM PDT Att: 11,655 - Unknown 			
<b>Mickey Rivers, L</b> OBP: 0.297, SLG: 0.316 (1, 8)	4-3			G3	F9		K			4	0	0	0	1	1	2				
<b>Al Oliver, L</b> OBP: 0.352, SLG: 0.428 (1, 10)				1B		F7	4-3		FC6-4	5	2	2	1	0	0	4				
<b>Buddy Bell, R</b> OBP: 0.371, SLG: 0.463 (1, 5)	F7			1B		F8			F9	5	1	1	1	0	0	2				
<b>Bob Jones, L</b> OBP: 0.300, SLG: 0.517 (8, PH)				K						2	0	0	1	1	1	1				
<b>Bill Stein, R</b> OBP: 0.387, SLG: 0.480 (8, 9)				E4						2	1	1	3	0	1	0				
<b>Jim Sundberg, R</b> OBP: 0.369, SLG: 0.367 (9, 3)				FC5-2						5	1	4	0	0	1	1				
<b>Jim Sundberg, R</b> OBP: 0.369, SLG: 0.367 (1, 2)				CS						5	1	4	0	0	1	1				
<b>Bill Sample, R</b> OBP: 0.327, SLG: 0.380 (7, 1)				1B						4	2	2	0	1	0	4				
<b>Pat Putnam, L</b> OBP: 0.296, SLG: 0.386 (8, PH)				F8						4	2	2	0	1	0	4				
<b>John Ellis, R</b> OBP: 0.188, SLG: 0.283 (8, 3)				FC5-2						3	0	1	0	0	0	3				
<b>Johnny Grubb, L</b> OBP: 0.325, SLG: 0.339 (9, 9)				F3		FC4-6			F9	2	0	0	0	0	1	4				
<b>Mario Mendoza, R</b> OBP: 0.270, SLG: 0.284 (7, PH)				FC4-6						0	0	0	0	0	0	0				
<b>Tom Poquette, L</b> OBP: 0.077, SLG: 0.083 (7, 6)				F7						2	0	0	0	0	0	0				
<b>Mark Wagner, R</b> OBP: 0.317, SLG: 0.438 (7, 6)						5-3			SF8	0	0	0	1	0	0	0				
<b>Inning Stats</b>	R: 0 E: 0 K: 0 S: 4	H: 1 LOB: 1 BB: 0 P: 4	R: 0 E: 0 K: 1 S: 5	H: 1 LOB: 0 BB: 0 P: 5	R: 0 E: 0 K: 0 S: 3	H: 0 LOB: 0 BB: 0 P: 3	R: 1 E: 1 K: 0 S: 7	H: 3 LOB: 3 BB: 0 P: 7	R: 0 E: 0 K: 1 S: 5	H: 0 LOB: 1 BB: 1 P: 9	R: 1 E: 0 K: 1 S: 8	H: 3 LOB: 2 BB: 0 P: 8	R: 0 E: 0 K: 2 S: 8	H: 1 LOB: 2 BB: 1 P: 12	R: 7 E: 2 K: 0 S: 10	H: 5 LOB: 1 BB: 1 P: 14	1B: 12 2B: 1 3B: 0 HR: 1	SF: 1 SAC: 0 DP: 0 HBP: 0	WP: 0 PB: 0 SB: 1 CS: 1	PA: 46
<b>PITCHER</b>	IP WLS BF H R ER SO BB IBB HBP BLK WP HR S P ERA WHIP																			
<b>Rick Langford, R</b> ERA: 3.01 (1, 1)	6.1	28	8	2	2	3	1	0	0	0	0	0	0	0	33	37	2.84	1.421		
<b>Tom Underwood, L</b> ERA: 4.1 (7, 1)	2.0	L	11	3	3	3	2	0	0	0	0	0	0	15	23	13.50	2.500			
<b>Jeff Jones, R</b> ERA: 3.27 (9, 1)	0.2	7	3	4	1	0	0	0	0	0	0	0	1	7	7	13.50	4.500			

Batter	1	2	3	4	5	6	7	8	9	AB	R	H	RBI	BB	SO	LOB	BOTTOM					
<b>Rickey Henderson, R</b> OBP: 0.418, SLG: 0.469 (1, 7)	K		F9		S				6-3	5	1	2	0	0	1	0	<b>Texas Rangers @ Oakland Athletics</b> Oakland-Alameda County Coliseum, Oakland, CA Wed Sep 09 1981, 7:05 PM PDT Att: 11,655 - Unknown 					
<b>Dwayne Murphy, L</b> OBP: 0.385, SLG: 0.433 (1, 8)	K				K				F5	4	1	1	1	1	2	1						
<b>Cliff Johnson, R</b> OBP: 0.333, SLG: 0.505 (1, 10)	K									3	0	2	2	1	1	0						
<b>Tony Armas, R</b> OBP: 0.311, SLG: 0.521 (1, 9)										4	0	0	0	0	0	5						
<b>Jim Spencer, L</b> OBP: 0.255, SLG: 0.273 (1, 3)										4	0	0	0	0	0	3						
<b>Wayne Gross, L</b> OBP: 0.297, SLG: 0.347 (8, FR)										4	1	3	1	0	0	0						
<b>Rob Picciolo, R</b> OBP: 0.252, SLG: 0.319 (9, 6)										0	0	0	0	0	0	0						
<b>Jeff Newman, R</b> OBP: 0.285, SLG: 0.373 (1, 2)										3	0	0	0	1	1	1						
<b>Dave McKay, S</b> OBP: 0.265, SLG: 0.298 (9, 5)										4	1	1	0	0	0	3						
<b>Fred Stanley, R</b> OBP: 0.281, SLG: 0.241 (9, 4)										3	0	0	0	0	0	1						
<b>Mike Davis, L</b> (9, PH)										1	0	0	0	0	0	0						
<b>Inning Stats</b>	R: 0 E: 0 K: 3 S: 9	H: 0 LOB: 0 BB: 0 P: 9	R: 0 E: 0 K: 0 S: 4	H: 1 LOB: 2 BB: 1 P: 8	R: 1 E: 0 K: 0 S: 5	H: 2 LOB: 1 BB: 0 P: 5	R: 1 E: 0 K: 1 S: 6	H: 1 LOB: 0 BB: 0 P: 6	R: 1 E: 0 K: 1 S: 7	H: 2 LOB: 1 BB: 0 P: 7	R: 0 E: 0 K: 0 S: 3	H: 0 LOB: 0 BB: 0 P: 3	R: 1 E: 0 K: 0 S: 5	H: 2 LOB: 2 BB: 2 P: 13	R: 0 E: 0 K: 0 S: 3	H: 1 LOB: 1 BB: 0 P: 3	R: 0 E: 0 K: 0 S: 3	H: 0 LOB: 0 BB: 0 P: 3	1B: 5 2B: 2 3B: 0 HR: 2	SF: 0 SAC: 0 DP: 1 HBP: 0	WP: 0 PB: 0 SB: 1 CS: 0	PA: 38
<b>PITCHER</b>	IP WLS BF H R ER SO BB IBB HBP BLK WP HR S P ERA WHIP																					
<b>Doc Medich, R</b> ERA: 3.29 (1, 1)	6.1	29	8	4	4	5	1	1	0	0	0	0	0	37	45	5.68	1.421					
<b>Jim Kern, R</b> ERA: 1.89 (7, 1)	0.0	1	0	0	0	0	1	0	0	0	0	0	0	4								
<b>Steve Comer, R</b> ERA: 2.87 (7, 1)	2.2	W	8	1	0	0	0	0	0	0	0	0	0	8	8	0.00	0.375					





Batter	1	2	3	4	5	6	7	8	9	AB	R	H	RBI	BB	SO	LOB	TOP		
Willie Wilson, S (1,7) OBP: 0.323, SLG: 0.351	0-0 4-3		0-0 L9			0-0 F3	0-0 1-3		0-0 FC4-6	5	0	0	0	0	0	3			
Frank White, R (1,4) OBP: 0.290, SLG: 0.380	0-0 F4			0-0 F8		0-0 BLK 1B		0-0 6-3		4	0	1	0	0	0	0			
George Brett, L (1,5) OBP: 0.337, SLG: 0.438	0-0 CS 1B			0-0 4-3 2B 2B		0-0 L7		0-0 L9		4	1	2	0	0	0	1			
Willie Aikens, L (1,3) OBP: 0.369, SLG: 0.463	0-0 CS 1-2	0-3 K		0-0 4-3		0-0 F9		0-0 F7		4	0	0	0	0	1	2			
Amos Otis, R (1,8) OBP: 0.318, SLG: 0.413		4-0 FC5-4 BB		0-0 2B			0-0 SH5-3 BB 1B		4-0 S 2B BB	2	2	2	1	2	0	0			
Hal McRae, R (1,10) OBP: 0.313, SLG: 0.371		0-0 FC5-4 1-2		0-0 3-H F8			4-0 WP SH5-3 1B BB		0-0 1B 1-H 2B	3	1	1	1	1	0	2			
John Wathan, R (1,2) OBP: 0.287, SLG: 0.304		0-0 5-3			0-0 F7		0-0 SH5-3		0-0 F3	3	0	0	0	0	0	2			
Cesar Geronimo, L (1,9) OBP: 0.279, SLG: 0.309			0-0 F8		0-0 3-1		0-0 4-3		0-0 FC4-6 1B	4	0	1	0	0	0	1			
U L Washington, S (1,6) OBP: 0.307, SLG: 0.277			0-0 F9		0-0 6-3		0-0 3-H 1B		0-3 2-3 K	4	0	1	1	0	1	2			
<b>Inning Stats</b>	R: 0 E: 0 K: 0 S: 3	H: 1 LOB: 0 BB: 0 P: 3	R: 0 E: 0 K: 1 S: 5	H: 0 LOB: 1 BB: 1 P: 9	R: 0 E: 0 K: 0 S: 3	H: 0 LOB: 0 BB: 0 P: 3	R: 1 E: 0 K: 0 S: 5	H: 2 LOB: 1 BB: 0 P: 5	R: 0 E: 0 K: 0 S: 4	H: 1 LOB: 1 BB: 0 P: 4	R: 2 E: 0 K: 0 S: 5	H: 2 LOB: 1 BB: 1 P: 9	R: 0 E: 0 K: 0 S: 3	H: 0 LOB: 0 BB: 0 P: 3	R: 1 E: 0 K: 1 S: 7	H: 2 LOB: 2 BB: 1 P: 11	1B: 5 2B: 3 3B: 0 HR: 0	SF: 0 SAC: 1 DP: 0 HBP: 0	WP: 1 PA: 38 SB: 0 CS: 1
<b>PITCHER</b>	IP WLS BF H R ER SO BB IBB HBP BLK WP HR S P ERA WHIP	8.1 L 35 8 4 4 1 3 0 0 0 1 0 0 4 4 4.32 1.320	0.2 0 0 0 0 0 1 0 0 0 0 0 0 4 4 0.00 0.000																

Kansas City Royals @ Oakland Athletics  
Oakland-Alameda County Coliseum, Oakland, CA

AB 33  
R 4  
H 8  
RBI 3  
BB 3  
SO 2  
LOB 13



Sat Sep 12 1981, 3:33 AM PDT  
Att: 33,493 - Sunny

Batter	1	2	3	4	5	6	7	8	9	AB	R	H	RBI	BB	SO	LOB	BOTTOM		
Rickey Henderson, R (1,7) OBP: 0.417, SLG: 0.467	0-0 F8			0-0 5-3		0-0 1-2 1B		0-0 5-3		4	0	1	0	0	0	0			
Dwayne Murphy, L (1,8) OBP: 0.385, SLG: 0.426	0-0 G3			4-0 BB		0-3 K		0-0 F7		3	0	0	0	1	1	2			
Cliff Johnson, R (1,10) OBP: 0.327, SLG: 0.491	0-0 F4			0-0 F9		0-3 K		0-0 F8		4	0	0	0	0	1	3			
Tony Armas, R (1,9) OBP: 0.305, SLG: 0.510		0-0 F9		0-3 K		0-3 K		0-0 F5		4	0	0	0	0	2	1			
Wayne Gross, L (1,5) OBP: 0.293, SLG: 0.342		0-0 F3		0-0 4-3		0-0 F7				3	0	0	0	0	0	0			
Jim Spencer, L (1,3) OBP: 0.256, SLG: 0.274		0-0 L7		0-0 3-1		0-0 1B				3	0	1	0	0	0	0			
Jeff Newman, R (1,2) OBP: 0.280, SLG: 0.367			0-0 F4		0-3 K		0-0 F3			3	0	0	0	0	1	1			
Dave McKay, S (1,4) OBP: 0.260, SLG: 0.291			0-0 F8			0-0 F7		0-0 F6		3	0	0	0	0	0	0			
Fred Stanley, R (1,6) OBP: 0.285, SLG: 0.246				0-0 5-3		0-0 1B 1B		0-0 F9		2	0	1	0	0	0	0			
Jimmy Sexton, R (6, PR)										0	0	0	0	0	0	0			
Rob Picciolo, R (7, 6) OBP: 0.258, SLG: 0.324										0	0	0	0	0	0	0			
Keith Drumright, L (8, PH) OBP: 0.323, SLG: 0.300										1	0	0	0	0	0	0			
Jeff Cox, R (9, 4)										0	0	0	0	0	0	0			
<b>Inning Stats</b>	R: 0 E: 0 K: 0 S: 3	H: 0 LOB: 0 BB: 0 P: 3	R: 0 E: 0 K: 0 S: 3	H: 0 LOB: 0 BB: 0 P: 3	R: 0 E: 0 K: 1 S: 5	H: 0 LOB: 1 BB: 1 P: 9	R: 0 E: 0 K: 2 S: 9	H: 2 LOB: 2 BB: 0 P: 9	R: 0 E: 0 K: 1 S: 6	H: 1 LOB: 1 BB: 0 P: 6	R: 0 E: 0 K: 0 S: 3	H: 0 LOB: 0 BB: 0 P: 3	R: 0 E: 0 K: 0 S: 3	H: 0 LOB: 0 BB: 0 P: 3	R: 0 E: 0 K: 1 S: 3	H: 0 LOB: 0 BB: 0 P: 3	1B: 3 2B: 0 3B: 0 HR: 0	SF: 0 SAC: 0 DP: 0 HBP: 0	WP: 0 PA: 31 SB: 0 CS: 0
<b>PITCHER</b>	IP WLS BF H R ER SO BB IBB HBP BLK WP HR S P ERA WHIP	9.0 W 31 3 0 0 5 1 0 0 0 0 0 40 44 0.00 0.444																	

Kansas City Royals @ Oakland Athletics  
Oakland-Alameda County Coliseum, Oakland, CA

AB 30  
R 0  
H 3  
RBI 0  
BB 1  
SO 5  
LOB 7



Sat Sep 12 1981, 3:33 AM PDT  
Att: 33,493 - Sunny

Batter	1	2	3	4	5	6	7	8	9	10	11	12	AB	R	H	RBI	BB	SO	LOB	
Wille Wilson, S OBP: 0.322, SLG: 0.349 (1.7)	1-3	F7		F8		F5		F8					7	0	2	1	0	0	5	
Frank White, R OBP: 0.283, SLG: 0.370 (1.4)	L5	F5			6-3		F7		F6		5-3	5-3	7	0	0	0	0	0	4	
George Brett, L OBP: 0.340, SLG: 0.437 (1.5)	1B		4-3		6-3				F4				5	1	2	0	1	0	0	
Wille Aikens, L OBP: 0.369, SLG: 0.460 (1.3)	1B		F7		K				F8		L9		6	0	2	0	0	1	2	
Amos Otis, R OBP: 0.324, SLG: 0.414 (1.8)													4	1	2	1	1	2	4	
Hal McRae, R OBP: 0.317, SLG: 0.376 (1.10)	K		CS										4	2	2	0	1	1	2	
Clint Hurdle, L OBP: 0.476, SLG: 0.722 (6. PR) Cesar Geronimo, L OBP: 0.288, SLG: 0.313 (6. PR)													2	1	2	1	1	0	0	
John Wathan, R OBP: 0.290, SLG: 0.306 (1.2)													2	1	1	0	1	0	3	
U L Washington, S OBP: 0.309, SLG: 0.281 (1.6) Ken Phelps, L OBP: 0.136, SLG: 0.190 (12. PH) Onix Concepcion, R OBP: 0.136, SLG: 0.190 (12.6)													5	0	2	0	0	0	4	
													4	0	2	2	0	1	3	
													1	0	0	0	0	1	2	
													0	0	0	0	0	0	0	
<b>Inning Stats</b>	R: 1 E: 0 K: 1 S: 8	H: 3 LOB: 2 BB: 0 P: 8	R: 1 E: 1 K: 0 S: 5	H: 2 LOB: 1 BB: 0 P: 5	R: 0 E: 0 K: 0 S: 2	H: 0 LOB: 0 BB: 0 P: 3	R: 1 E: 0 K: 0 S: 4	H: 2 LOB: 1 BB: 1 P: 8	R: 0 E: 0 K: 1 S: 5	H: 2 LOB: 3 BB: 1 P: 11	R: 0 E: 0 K: 0 S: 3	H: 1 LOB: 2 BB: 1 P: 10	R: 0 E: 0 K: 1 S: 6	H: 1 LOB: 2 BB: 1 P: 10	R: 1 E: 0 K: 1 S: 8	H: 3 LOB: 2 BB: 0 P: 8	1B: 16 2B: 1 3B: 0 HR: 0	SF: 1 SAC: 3 DP: 0 HBP: 1	WP: 1 PB: 0 SB: 1 CS: 2	PA: 57
<b>PITCHER</b>	IP WLS BF H R ER SO BB IBB HBP BLK WP HR S P ERA WHIP	IP WLS BF H R ER SO BB IBB HBP BLK WP HR S P ERA WHIP	IP WLS BF H R ER SO BB IBB HBP BLK WP HR S P ERA WHIP	IP WLS BF H R ER SO BB IBB HBP BLK WP HR S P ERA WHIP	IP WLS BF H R ER SO BB IBB HBP BLK WP HR S P ERA WHIP	IP WLS BF H R ER SO BB IBB HBP BLK WP HR S P ERA WHIP	IP WLS BF H R ER SO BB IBB HBP BLK WP HR S P ERA WHIP	IP WLS BF H R ER SO BB IBB HBP BLK WP HR S P ERA WHIP	IP WLS BF H R ER SO BB IBB HBP BLK WP HR S P ERA WHIP	IP WLS BF H R ER SO BB IBB HBP BLK WP HR S P ERA WHIP	IP WLS BF H R ER SO BB IBB HBP BLK WP HR S P ERA WHIP	IP WLS BF H R ER SO BB IBB HBP BLK WP HR S P ERA WHIP	IP WLS BF H R ER SO BB IBB HBP BLK WP HR S P ERA WHIP	IP WLS BF H R ER SO BB IBB HBP BLK WP HR S P ERA WHIP	IP WLS BF H R ER SO BB IBB HBP BLK WP HR S P ERA WHIP	IP WLS BF H R ER SO BB IBB HBP BLK WP HR S P ERA WHIP	IP WLS BF H R ER SO BB IBB HBP BLK WP HR S P ERA WHIP	IP WLS BF H R ER SO BB IBB HBP BLK WP HR S P ERA WHIP	IP WLS BF H R ER SO BB IBB HBP BLK WP HR S P ERA WHIP	IP WLS BF H R ER SO BB IBB HBP BLK WP HR S P ERA WHIP
Steve McCatty, R ERA: 2.34 (1.1)	6.1	31	11	5	4	2	2	0	0	0	0	0	0	0	18	30	0.00	1.000		
Jeff Jones, R ERA: 3.04 (7.1)	4.0	17	3	0	0	2	1	2	0	0	0	0	0	0	1	1	0.00	0.000		
Tom Underwood, L ERA: 4.98 (11.1)	0.1	1	0	0	0	0	0	0	0	0	0	0	0	0	1	1	0.00	0.000		
Dave Beard, R ERA: 7.71 (11.1)	1.1	7	3	1	1	2	0	0	0	0	0	0	0	0	11	11	6.75	2.250		


**TOP**

**Kansas City Royals @ Oakland Athletics**  
Oakland-Alameda County Coliseum, Oakland, CA

Sun Sep 13 1981, 3:33 AM PDT  
Att: 28,701 - Sunny

livebaseballscorecards.com

AB 47  
R 6  
H 17  
RBI 5  
BB 5  
SO 6  
LOB 29



Batter	1	2	3	4	5	6	7	8	9	10	11	12	AB	R	H	RBI	BB	SO	LOB									
Rickey Henderson, R OBP: 0.416, SLG: 0.465 (1.7)	F8		K		1-3		SF8		5-3				4	0	1	1	1	1	1									
Dwayne Murphy, L OBP: 0.384, SLG: 0.422 (1.8)	F9												5	0	1	1	1	2	3									
Cliff Johnson, R OBP: 0.324, SLG: 0.485 (1.10) Mitchell Page, L OBP: 0.204, SLG: 0.289 (9. PR)	K												5	0	1	0	0	2	3									
Tony Armas, R OBP: 0.302, SLG: 0.505 (1.9) Wayne Gross, L OBP: 0.286, SLG: 0.345 (8.5) Jimmy Sexton, R OBP: 0.286, SLG: 0.345 (8.5)													3	0	0	0	0	2	1									
Mickey Klutts, R OBP: 0.400, SLG: 0.750 (1.5) Jim Nettles, L OBP: 0.254, SLG: 0.238 (10. PH) Rick Bosetti, R OBP: 0.254, SLG: 0.238 (11.9)													2	1	1	0	1	0	0									
Mike Heath, R OBP: 0.284, SLG: 0.371 (1.2)													2	0	0	0	0	1	0									
Kevin Moore, R OBP: 0.266, SLG: 0.338 (1.3) Jim Spencer, L OBP: 0.266, SLG: 0.338 (1.3) Mike Davis, L OBP: 0.266, SLG: 0.338 (1.3)													3	1	2	0	0	0	0									
Jeff Newman, R OBP: 0.277, SLG: 0.363 (11.3)													1	0	0	1	0	0	0									
Dave McKay, S OBP: 0.275, SLG: 0.302 (1.4)													4	1	3	0	1	0	0									
Rob Picciolo, R OBP: 0.266, SLG: 0.351 (1.6) Keith Drumright, L OBP: 0.318, SLG: 0.295 (8. PH) Fred Stanley, R OBP: 0.285, SLG: 0.246 (9.6)													3	1	2	2	0	0	2									
													1	0	0	0	0	0	2									
													0	0	0	0	0	0	0									
<b>Inning Stats</b>	R: 0 E: 0 K: 1 S: 5	H: 1 LOB: 0 BB: 0 P: 0	R: 0 E: 0 K: 0 S: 3	H: 0 LOB: 0 BB: 0 P: 3	R: 1 E: 0 K: 1 S: 4	H: 1 LOB: 0 BB: 0 P: 6	R: 0 E: 0 K: 2 S: 7	H: 0 LOB: 2 BB: 2 P: 15	R: 0 E: 0 K: 0 S: 4	H: 2 LOB: 1 BB: 0 P: 4	R: 0 E: 0 K: 3 S: 9	H: 0 LOB: 0 BB: 0 P: 9	R: 3 E: 0 K: 0 S: 6	H: 5 LOB: 2 BB: 0 P: 8	R: 1 E: 0 K: 0 S: 6	H: 3 LOB: 2 BB: 2 P: 6	R: 0 E: 0 K: 2 S: 8	H: 1 LOB: 2 BB: 0 P: 8	R: 0 E: 0 K: 2 S: 7	H: 0 LOB: 0 BB: 0 P: 7	R: 0 E: 0 K: 0 S: 3	H: 0 LOB: 2 BB: 2 P: 11	R: 0 E: 0 K: 1 S: 6	H: 1 LOB: 1 BB: 0 P: 6	1B: 13 2B: 0 3B: 0 HR: 1	SF: 1 SAC: 2 DP: 1 HBP: 0	WP: 0 PB: 0 SB: 2 CS: 0	PA: 52
<b>PITCHER</b>	IP WLS BF H R ER SO BB IBB HBP BLK WP HR S P ERA WHIP	IP WLS BF H R ER SO BB IBB HBP BLK WP HR S P ERA WHIP	IP WLS BF H R ER SO BB IBB HBP BLK WP HR S P ERA WHIP	IP WLS BF H R ER SO BB IBB HBP BLK WP HR S P ERA WHIP	IP WLS BF H R ER SO BB IBB HBP BLK WP HR S P ERA WHIP	IP WLS BF H R ER SO BB IBB HBP BLK WP HR S P ERA WHIP	IP WLS BF H R ER SO BB IBB HBP BLK WP HR S P ERA WHIP	IP WLS BF H R ER SO BB IBB HBP BLK WP HR S P ERA WHIP	IP WLS BF H R ER SO BB IBB HBP BLK WP HR S P ERA WHIP	IP WLS BF H R ER SO BB IBB HBP BLK WP HR S P ERA WHIP	IP WLS BF H R ER SO BB IBB HBP BLK WP HR S P ERA WHIP	IP WLS BF H R ER SO BB IBB HBP BLK WP HR S P ERA WHIP	IP WLS BF H R ER SO BB IBB HBP BLK WP HR S P ERA WHIP	IP WLS BF H R ER SO BB IBB HBP BLK WP HR S P ERA WHIP	IP WLS BF H R ER SO BB IBB HBP BLK WP HR S P ERA WHIP	IP WLS BF H R ER SO BB IBB HBP BLK WP HR S P ERA WHIP	IP WLS BF H R ER SO BB IBB HBP BLK WP HR S P ERA WHIP	IP WLS BF H R ER SO BB IBB HBP BLK WP HR S P ERA WHIP	IP WLS BF H R ER SO BB IBB HBP BLK WP HR S P ERA WHIP	IP WLS BF H R ER SO BB IBB HBP BLK WP HR S P ERA WHIP								
Mike Jones, L ERA: 2.32 (1.1)	2.2	13	5	1	1	2	0	0	0	0	0	0	0	0	17	17	3.38	1.875										
Dan Quisenberry, R ERA: 2.12 (7.1)	3.0	12	1	0	0	3	1	1	0	0	0	0	0	0	16	24	0.00	0.667										
Paul Spittorff, L ERA: 4.37 (10.1)																												


**BOTTOM**

**Kansas City Royals @ Oakland Athletics**  
Oakland-Alameda County Coliseum, Oakland, CA

Sun Sep 13 1981, 3:33 AM PDT  
Att: 28,701 - Sunny

livebaseballscorecards.com

AB 45  
R 5  
H 14  
RBI 5  
BB 4  
SO 12  
LOB 21



Batter	1	2	3	4	5	6	7	8	9	AB	R	H	RBI	BB	SO	LOB	TOP								
Rickey Henderson, R OBP: 0.413, SLG: 0.460 (1, 7)	6-3	1-3		5-3					K	4	0	0	0	1	1	3									
Dwayne Murphy, L OBP: 0.383, SLG: 0.418 (1, 8)	K	1B			4-3		4-3			3	0	0	0	1	1	1									
Cliff Johnson, R OBP: 0.327, SLG: 0.489 (1, 10)	1B							F7		4	1	2	2	0	1	0									
Tony Armas, R OBP: 0.304, SLG: 0.505 (1, 9)	1B				4-3			FC3-6	1B	4	0	2	1	0	1	0									
Jim Spencer, L OBP: 0.260, SLG: 0.277 (1, 3)	K			P4			6-3	FC3-6	1B	4	0	1	0	0	1	1									
Wayne Gross, L OBP: 0.300, SLG: 0.360 (1, 5)		BB		1-3			HR	FC3-6		3	2	1	1	1	0	2									
Jeff Newman, R OBP: 0.277, SLG: 0.357 (1, 2)		1B					F9	5-3		3	1	0	0	1	1	2									
Dave McKay, S OBP: 0.280, SLG: 0.313 (1, 4)		SH3-4		WP			G3		F7	4	1	2	1	0	0	0									
Fred Stanley, R OBP: 0.276, SLG: 0.240 (1, 6)		SH3-4		L4			4-3		3-1	3	0	0	0	0	0	1									
<b>Inning Stats</b>	R: 1 E: 0 K: 2 S: 9	H: 2 LOB: 1 BB: 0 P: 9	R: 3 E: 0 K: 0 S: 4	H: 2 LOB: 2 BB: 3 P: 16	R: 0 E: 0 K: 1 S: 5	H: 0 LOB: 0 BB: 0 P: 5	R: 0 E: 0 K: 1 S: 6	H: 1 LOB: 1 BB: 0 P: 6	R: 0 E: 0 K: 0 S: 5	H: 0 LOB: 0 BB: 1 P: 5	R: 1 E: 0 K: 0 S: 4	H: 1 LOB: 0 BB: 0 P: 4	R: 0 E: 0 K: 0 S: 2	H: 0 LOB: 0 BB: 1 P: 6	R: 0 E: 0 K: 0 S: 5	H: 2 LOB: 2 BB: 0 P: 5	R: 0 E: 0 K: 1 S: 5	H: 0 LOB: 0 BB: 0 P: 5	1B: 5 2B: 2 3B: 0 HR: 1	SF: 0 SAC: 1 DP: 0 HBP: 0	WP: 1 PB: 0 SB: 0 CS: 1	PA: 37			
<b>PITCHER</b>	IP	WLS	BF	H	R	ER	SO	BB	IBB	HBP	BLK	WP	HR	S	P	ERA	WHIP								
Doc Medich, R ERA: 3.47 (1, 1)	7.1	L	32	8	5	5	5	3	1	0	0	1	1	38	54	6.14	1.500								
Jim Kern, R ERA: 1.69 (8, 1)	1.2		5	0	0	0	1	0	0	0	0	0	0	7	7	0.00	0.000								

Oakland Athletics @ Texas Rangers  
Arlington Stadium, Arlington, TX  
Mon Sep 14 1981, 8:05 PM EDT  
Att: 9,995 - Unknown

AB 32  
R 5  
H 8  
RBI 5  
BB 4  
SO 6  
LOB 10



Batter	1	2	3	4	5	6	7	8	9	AB	R	H	RBI	BB	SO	LOB	BOTTOM								
Bump Willis, S OBP: 0.299, SLG: 0.306 (1, 4)	P6	F8			B1-3		G3			4	0	0	0	0	0	2									
Mickey Rivers, L OBP: 0.303, SLG: 0.328 (1, 8)	F7			FC4-6		4-3		F8		4	0	1	0	0	0	0									
Al Oliver, L OBP: 0.340, SLG: 0.411 (1, 10)	3-1			FC4-6		4-3		L6		4	0	0	0	0	0	1									
Buddy Bell, R OBP: 0.372, SLG: 0.453 (1, 5)		1B		FC6-4		5-3		F9		4	1	1	0	0	0	1									
Pat Putnam, L OBP: 0.306, SLG: 0.425 (1, 3)		1B		F8		4-3		4-3		4	1	1	0	0	0	1									
Jim Sundberg, R OBP: 0.366, SLG: 0.359 (1, 2)		4-3			1-3			5-3		4	0	2	1	0	0	0									
Tom Poquette, L OBP: 0.283, SLG: 0.294 (1, 9)		4-3					1-3			4	0	2	1	0	0	2									
Bill Sample, R OBP: 0.327, SLG: 0.366 (1, 7)				L4			F7		F3	3	0	0	0	1	0	2									
Mario Mendoza, R OBP: 0.264, SLG: 0.277 Mark Wagner, R OBP: 0.429, SLG: 0.432 (7, PH) (8, 6)		K			K		F7			2	0	0	0	0	2	3									
										1	0	0	0	0	0	0									
<b>Inning Stats</b>	R: 0 E: 0 K: 0 S: 3	H: 0 LOB: 0 BB: 0 P: 3	R: 2 E: 0 K: 1 S: 8	H: 3 LOB: 2 BB: 1 P: 12	R: 0 E: 0 K: 0 S: 4	H: 1 LOB: 1 BB: 0 P: 4	R: 0 E: 0 K: 1 S: 6	H: 1 LOB: 1 BB: 0 P: 6	R: 0 E: 0 K: 0 S: 3	H: 0 LOB: 0 BB: 0 P: 3	R: 0 E: 0 K: 0 S: 4	H: 1 LOB: 1 BB: 0 P: 4	R: 0 E: 0 K: 0 S: 3	H: 0 LOB: 0 BB: 0 P: 3	R: 0 E: 0 K: 0 S: 4	H: 1 LOB: 1 BB: 0 P: 4	1B: 7 2B: 0 3B: 0 HR: 0	SF: 0 SAC: 0 DP: 0 HBP: 0	WP: 0 PB: 0 SB: 0 CS: 0	PA: 35					
<b>PITCHER</b>	IP	WLS	BF	H	R	ER	SO	BB	IBB	HBP	BLK	WP	HR	S	P	ERA	WHIP								
Rick Langford, R ERA: 2.96 (1, 1)	9.0	W	35	7	2	2	2	1	0	0	0	0	0	38	42	2.00	0.889								

Oakland Athletics @ Texas Rangers  
Arlington Stadium, Arlington, TX  
Mon Sep 14 1981, 8:05 PM EDT  
Att: 9,995 - Unknown

AB 34  
R 2  
H 7  
RBI 2  
BB 1  
SO 2  
LOB 12





Batter	1	2	3	4	5	6	7	8	9	AB	R	H	RBI	BB	SO	LOB	TOP								
Rickey Henderson, R OBP: 0.411, SLG: 0.455 (1, 7)	F9		G6-4-3						G6-3	4	1	1	0	1	0	3									
Dwayne Murphy, L OBP: 0.380, SLG: 0.423 (1, 8)	F8			4-3						4	1	1	2	0	1	1									
Cliff Johnson, R OBP: 0.332, SLG: 0.487 (1, 10)										3	0	2	0	0	0	0									
Tony Armas, R OBP: 0.298, SLG: 0.495 (1, 9)	F9									4	0	0	0	0	2	4									
Wayne Gross, L OBP: 0.302, SLG: 0.354 (1, 5)		3-1								3	0	1	0	1	0	1									
Jim Spencer, L OBP: 0.259, SLG: 0.269 (1, 3)										4	0	0	0	0	2	2									
Dave McKay, S OBP: 0.295, SLG: 0.337 (1, 4)										4	0	1	0	0	3	1									
Jeff Newman, R OBP: 0.273, SLG: 0.351 (7, PH)										2	0	0	0	0	0	0									
Keith Drumright, L OBP: 0.328, SLG: 0.306 (7, PR)										1	0	1	0	0	0	0									
Jeff Cox, R (7, PR)										0	0	0	0	0	0	0									
Mike Heath, R OBP: 0.280, SLG: 0.365 (7, 2)										1	0	0	0	0	0	1									
Fred Stanley, R OBP: 0.281, SLG: 0.238 (7, PH)										1	0	0	0	1	0	0									
Mike Davis, L (7, PH)										1	0	0	0	0	0	2									
Rob Picciolo, R OBP: 0.264, SLG: 0.346 (7, 6)										1	0	0	0	0	0	1									
<b>Inning Stats</b>	R: 0 E: 0 K: 0 S: 4	H: 1 LOB: 1 BB: 0 P: 4	R: 0 E: 0 K: 2 S: 7	H: 0 LOB: 0 BB: 0 P: 7	R: 0 E: 0 K: 0 S: 2	H: 0 LOB: 0 BB: 1 P: 6	R: 0 E: 0 K: 1 S: 6	H: 1 LOB: 1 BB: 0 P: 6	R: 0 E: 0 K: 1 S: 5	H: 0 LOB: 0 BB: 0 P: 5	R: 0 E: 0 K: 1 S: 5	H: 0 LOB: 2 BB: 1 P: 10	R: 0 E: 0 K: 2 S: 9	H: 2 LOB: 2 BB: 0 P: 9	R: 2 E: 0 K: 1 S: 7	H: 2 LOB: 1 BB: 1 P: 11	R: 0 E: 1 K: 0 S: 4	H: 1 LOB: 1 BB: 0 P: 4	1B: 6 2B: 0 3B: 0 HR: 1	SF: 0 SAC: 0 DP: 2 HBP: 1	WP: 0 PB: 0 SB: 2 CS: 0	PA: 37			
<b>PITCHER</b>	IP	WLS	BF	H	R	ER	SO	BB	IBB	HBP	BLK	WP	HR	S	P	ERA	WHIP								
Danny Darwin, R ERA: 3.81 (1, 1)	7.1	L	30	6	2	2	7	2	0	1	0	0	1	41	50	2.46	1.091								
Steve Comer, R ERA: 2.95 (8, 1)	1.2		7	1	0	0	1	1	0	0	0	0	0	8	12	0.00	1.200								

Oakland Athletics @ Texas Rangers  
Arlington Stadium, Arlington, TX  
Wed Sep 16 1981, 8:05 PM EDT  
Att: 9,743 - Unknown

AB	33
R	2
H	7
RBI	2
BB	3
SO	8
LOB	16



Batter	1	2	3	4	5	6	7	8	9	AB	R	H	RBI	BB	SO	LOB	BOTTOM								
Bump Willis, S OBP: 0.305, SLG: 0.311 (1, 4)	K									4	0	0	0	0	1	0									
Mickey Rivers, L OBP: 0.317, SLG: 0.345 (1, 8)										4	0	4	0	0	0	0									
Al Oliver, L OBP: 0.343, SLG: 0.417 (1, 10)										4	0	0	0	0	0	4									
Buddy Bell, R OBP: 0.368, SLG: 0.445 (1, 5)										3	0	0	0	1	0	1									
Pat Putnam, L OBP: 0.300, SLG: 0.416 (1, 3)										3	0	0	0	0	1	2									
Tom Pogue, L OBP: 0.222, SLG: 0.240 (1, 7)										3	0	0	0	0	1	2									
Jim Sundberg, R OBP: 0.366, SLG: 0.361 (1, 2)										3	1	1	0	0	0	0									
Leon Roberts, R OBP: 0.345, SLG: 0.444 (1, 9)										3	0	0	0	0	2	1									
Mark Wagner, R OBP: 0.308, SLG: 0.432 (1, 6)										2	0	0	1	0	0	0									
<b>Inning Stats</b>	R: 0 E: 0 K: 1 S: 5	H: 1 LOB: 0 BB: 0 P: 5	R: 0 E: 0 K: 1 S: 5	H: 0 LOB: 0 BB: 0 P: 5	R: 1 E: 0 K: 0 S: 4	H: 1 LOB: 0 BB: 0 P: 4	R: 0 E: 0 K: 0 S: 4	H: 1 LOB: 2 BB: 1 P: 8	R: 0 E: 0 K: 1 S: 5	H: 0 LOB: 0 BB: 0 P: 5	R: 0 E: 0 K: 1 S: 3	H: 1 LOB: 0 BB: 0 P: 3	R: 0 E: 0 K: 1 S: 5	H: 0 LOB: 0 BB: 0 P: 5	R: 0 E: 0 K: 1 S: 5	H: 0 LOB: 0 BB: 0 P: 5	R: 0 E: 0 K: 0 S: 4	H: 1 LOB: 1 BB: 0 P: 4	1B: 3 2B: 2 3B: 0 HR: 0	SF: 0 SAC: 1 DP: 2 HBP: 0	WP: 0 PB: 0 SB: 0 CS: 0	PA: 31			
<b>PITCHER</b>	IP	WLS	BF	H	R	ER	SO	BB	IBB	HBP	BLK	WP	HR	S	P	ERA	WHIP								
Mike Norris, R ERA: 3.5 (1, 1)	9.0	W	31	5	1	1	5	1	0	0	0	0	0	40	44	1.00	0.667								

Oakland Athletics @ Texas Rangers  
Arlington Stadium, Arlington, TX  
Wed Sep 16 1981, 8:05 PM EDT  
Att: 9,743 - Unknown

AB	29
R	1
H	5
RBI	1
BB	1
SO	5
LOB	10



Batter	1	2	3	4	5	6	7	8	9	AB	R	H	RBI	BB	SO	LOB	TOP				
Rickey Henderson, R OBP: 0.411, SLG: 0.453 (1, 7)	F9		F9	F9			K		HR	4	2	1	1	1	1	3					
Dwayne Murphy, L OBP: 0.380, SLG: 0.432 (1, 8)	F7		E1	G4-6-3			G4-6-3		HR	5	2	2	5	0	0	3					
Cliff Johnson, R OBP: 0.330, SLG: 0.479 (1, 10)	5-3		3B						F7	4	1	0	0	1	0	0					
Tony Armas, R OBP: 0.298, SLG: 0.497 (1, 9)		F8	1B			F8			5-3	4	1	1	3	0	0	0					
Mickey Klutts, R OBP: 0.357, SLG: 0.667 (8, PH)	F7		F6			F7			F9	3	0	0	0	0	0	1					
Wayne Gross, L OBP: 0.301, SLG: 0.352 (8, PH)										1	0	0	0	0	0	0					
Fred Stanley, R OBP: 0.281, SLG: 0.238 (8, 4)										0	0	0	0	0	0	0					
Mike Heath, R OBP: 0.279, SLG: 0.364 (1, 2)	F9		1B			K			5-3	4	0	1	1	0	1	0					
Kelvin Moore, R OBP: 0.303, SLG: 0.179 (1, 3)			K			F9			K	4	0	0	0	0	2	1					
Dave McKay, S OBP: 0.304, SLG: 0.343 (8, 5)			1B	1B		4-3			BB	3	2	2	0	1	0	0					
Rob Picciolo, R OBP: 0.281, SLG: 0.363 (1, 6)			1B						HR	4	2	4	0	0	0	0					
			1B						BB												
			E						HR												
			1B						1B												
<b>Inning Stats</b>	R: 0 E: 0 K: 0 S: 3	H: 0 LOB: 0 BB: 0 P: 3	R: 0 E: 0 K: 0 S: 3	H: 0 LOB: 0 BB: 0 P: 3	R: 6 E: 1 K: 1 S: 11	H: 6 LOB: 1 BB: 1 P: 15	R: 0 E: 0 K: 0 S: 4	H: 2 LOB: 1 BB: 0 P: 4	R: 0 E: 0 K: 0 S: 3	H: 0 LOB: 0 BB: 0 P: 3	R: 0 E: 0 K: 1 S: 5	H: 1 LOB: 0 BB: 0 P: 5	R: 0 E: 0 K: 0 S: 3	H: 0 LOB: 0 BB: 0 P: 3	R: 4 E: 0 K: 1 S: 7	H: 2 LOB: 2 BB: 2 P: 15	1B: 9 2B: 0 3B: 1 HR: 1	SF: 0 SAC: 0 DP: 2 HBP: 0	WP: 0 PB: 0 SB: 0 CS: 0	PA: 39	
<b>PITCHER</b>	IP	WLS	BF	H	R	ER	SO	BB	IBB	HBP	BLK	WP	HR	S	P	ERA	WHIP				
Steve Trout, L ERA: 3.25 (1, 1)	2.2	L	15	6	6	6	1	1	0	0	0	0	0	16	20	20.25	2.625				
Lynn McGlothen, R ERA: 4.79 (3, 1)	6.0		22	4	3	3	3	2	0	0	0	0	0	26	34	4.50	1.000				
Kevin Hickey, L ERA: 4.15 (9, 1)	0.1		2	1	1	1	0	0	0	0	0	0	1	2	2	27.00	3.000				

Oakland Athletics @ Chicago White Sox  
Comiskey Park, Chicago, IL  
Fri Sep 18, 1981, 8:05 PM EDT  
Att: 21,266 - Unknown - 56 F

AB	36
R	10
H	11
RBI	10
BB	3
SO	4
LOB	8



Batter	1	2	3	4	5	6	7	8	9	AB	R	H	RBI	BB	SO	LOB	BOTTOM					
Ron LeFlore, R OBP: 0.310, SLG: 0.310 (1, 7)	K			4-3		1B	F8		F9	5	1	1	0	0	1	1						
Tony Bemazzard, S OBP: 0.352, SLG: 0.383 (1, 4)	K			1B		BB	P4		K	5	1	2	1	0	2	1						
Harold Baines, L OBP: 0.304, SLG: 0.447 (1, 9)	3-1			F8		SF9			BB	3	1	1	1	0	0	1						
Greg Luzinski, R OBP: 0.386, SLG: 0.494 (8, PR)		F7		F3		1B			WP	2	0	0	0	2	0	1						
Leo Sutherland, L OBP: 0.222, SLG: 0.125 (8, PR)						BB			BB	0	0	0	0	0	0	0						
Carlton Fisk, R OBP: 0.345, SLG: 0.345 (1, 2)		F7				1B			6-3	4	0	2	1	0	0	2						
Chet Lemon, R OBP: 0.370, SLG: 0.470 (1, 8)						1B			BB	3	0	1	0	1	0	3						
Lamar Johnson, R OBP: 0.325, SLG: 0.358 (1, 3)		CS		F9		G4-6-3			BB	4	0	0	0	0	1	3						
Jim Morrison, R OBP: 0.248, SLG: 0.363 (1, 5)				F2		1B			K	4	1	2	1	0	1	2						
Bill Almon, R OBP: 0.348, SLG: 0.388 (8, PH)				F3		FC6-4			K	3	1	1	0	0	0	1						
Bob Molinaro, L OBP: 0.400, SLG: 0.441 (9, PH)						1B			L1	1	0	0	0	0	0	0						
						1B																
<b>Inning Stats</b>	R: 0 E: 0 K: 2 S: 7	H: 0 LOB: 0 BB: 0 P: 7	R: 0 E: 0 K: 0 S: 3	H: 1 LOB: 0 BB: 0 P: 3	R: 0 E: 0 K: 0 S: 3	H: 0 LOB: 0 BB: 0 P: 3	R: 0 E: 0 K: 0 S: 4	H: 1 LOB: 1 BB: 0 P: 4	R: 0 E: 0 K: 0 S: 3	H: 1 LOB: 0 BB: 0 P: 3	R: 3 E: 0 K: 0 S: 7	H: 4 LOB: 2 BB: 1 P: 11	R: 1 E: 0 K: 0 S: 5	H: 2 LOB: 1 BB: 0 P: 5	R: 1 E: 0 K: 2 S: 8	H: 1 LOB: 2 BB: 2 P: 16	R: 0 E: 0 K: 1 S: 5	H: 0 LOB: 0 BB: 0 P: 5	1B: 9 2B: 0 3B: 0 HR: 1	SF: 1 SAC: 0 DP: 1 HBP: 0	WP: 1 PB: 0 SB: 0 CS: 1	PA: 39
<b>PITCHER</b>	IP	WLS	BF	H	R	ER	SO	BB	IBB	HBP	BLK	WP	HR	S	P	ERA	WHIP					
Steve McCatty, R ERA: 2.42 (1, 1)	5.2	W	22	6	3	3	2	1	0	0	0	0	1	9	13	10.80	3.000					
Jeff Jones, R ERA: 3.29 (6, 1)	1.2		10	4	2	2	0	1	0	0	0	0	1	9	13	10.80	3.000					
Dave Beard, R ERA: 5.68 (8, 1)	1.2	S	6	0	0	0	3	1	0	0	0	1	0	11	15	0.00	0.600					

Oakland Athletics @ Chicago White Sox  
Comiskey Park, Chicago, IL  
Fri Sep 18, 1981, 8:05 PM EDT  
Att: 21,266 - Unknown - 56 F


AB	34
R	5
H	10
RBI	4
BB	3
SO	5
LOB	15



Batter	1	2	3	4	5	6	7	8	9	AB	R	H	RBI	BB	SO	LOB	TOP								
Rickey Henderson, R OBP: 0.413, SLG: 0.455 (1, 7)	4-0 BB G1-6-3		0-0 1B		0-0 1B		0-0 3-1		0-0 SF9	3	0	2	1	1	0	1									
Dwayne Murphy, L OBP: 0.376, SLG: 0.437 (1, 8)	0-0 G1-6-3 1-2		0-0 4-3		0-0 F2				0-0 HR	5	1	1	1	0	1	4									
Cliff Johnson, R Jimmy Sexton, R (1, 10) (8, PR)	0-3 K			0-3 K					0-0 FC6-4 1B	4	0	1	0	0	2	0									
Tony Armas, R OBP: 0.297, SLG: 0.495 (1, 9)		0-3 K		0-0 G3 1B					0-0 FC6-4 4-3 1-2	4	0	1	0	0	2	1									
Wayne Gross, L OBP: 0.304, SLG: 0.352 (1, 5)		0-0 G3		0-0 G3 1B					0-0 4-3	3	0	1	0	1	0	1									
Jim Spencer, L OBP: 0.259, SLG: 0.269 (1, 3)		0-0 FC6-4 1B		0-0 G3					0-0 F9	4	0	1	0	0	0	5									
Dave McKay, S OBP: 0.303, SLG: 0.341 (1, 4)		0-0 FC6-4 1-2		0-0 4-3					0-0 L4	4	1	1	0	0	0	3									
Jeff Newman, R OBP: 0.272, SLG: 0.349 (1, 2)			0-0 6-3		0-0 G3				0-0 6-3	4	0	1	0	0	0	1									
Fred Stanley, R OBP: 0.277, SLG: 0.234 (1, 6)			0-0 4-3		0-3 K				0-0 SF9	2	0	0	0	0	1	0									
Mitchell Page, L OBP: 0.202, SLG: 0.286 (7, PH)									0-0 G3	1	0	0	0	0	0	1									
Rob Piccolo, R OBP: 0.286, SLG: 0.366 (7, 6)									0-0 SF9 1B	1	0	1	0	0	0	0									
<b>Inning Stats</b>	R: 0 E: 0 K: 1 S: 4	H: 0 LOB: 0 BB: 1 P: 8	R: 0 E: 0 K: 1 S: 6	H: 1 LOB: 1 BB: 0 P: 6	R: 0 E: 0 K: 0 S: 4	H: 1 LOB: 1 BB: 0 P: 4	R: 0 E: 0 K: 1 S: 7	H: 2 LOB: 2 BB: 0 P: 7	R: 0 E: 0 K: 1 S: 6	H: 1 LOB: 1 BB: 0 P: 6	R: 0 E: 0 K: 1 S: 5	H: 0 LOB: 1 BB: 1 P: 9	R: 0 E: 0 K: 0 S: 4	H: 1 LOB: 1 BB: 0 P: 4	R: 1 E: 0 K: 0 S: 5	H: 2 LOB: 2 BB: 0 P: 5	R: 1 E: 0 K: 1 S: 7	H: 2 LOB: 1 BB: 0 P: 7	1B: 9 2B: 0 3B: 0 HR: 1	SF: 1 SAC: 0 DP: 1 HBP: 0	WP: 0 PB: 0 SB: 0 CS: 0	PA: 38			
<b>PITCHER</b>	IP	WLS	BF	H	R	ER	SO	BB	IBB	HBP	BLK	WP	HR	S	P	ERA	WHIP								
Dennis Lamp, R ERA: 2.31 (1, 1)	8.1	L	36	10	2	2	5	2	0	0	1	0	1	44	52	2.16	1.440								
Ed Farmer, R ERA: 4.44 (9, 1)	0.1		1	0	0	0	0	0	0	0	0	0	0	1	1	0.00	0.000								
Jerry Koosman, L ERA: 4.08 (9, 1)	0.1		1	0	0	0	1	0	0	0	0	0	0	3	3	0.00	0.000								

Oakland Athletics @ Chicago White Sox  
Comiskey Park, Chicago, IL  
Sat Sep 19 1981, 4:33 AM EDT  
Att. 13,213 - Sunny - 68 F


AB 35  
R 2  
H 10  
RBI 2  
BB 2  
SO 6  
LOB 17



Batter	1	2	3	4	5	6	7	8	9	AB	R	H	RBI	BB	SO	LOB	BOTTOM								
Tony Bernazard, S OBP: 0.351, SLG: 0.382 (1, 4)	0-0 F8		0-0 WP FC1-5 1B		0-0 F7		0-0 FC3-6 4-3			4	0	1	0	0	0	1									
Mike Squires, L OBP: 0.318, SLG: 0.306 (1, 3)	0-0 4-3		0-0 FC1-5 WP		0-0		0-0 4-3			4	0	1	0	0	0	3									
Harold Baines, L OBP: 0.299, SLG: 0.440 (1, 9)	0-0 F6		0-0 F9		0-0 4-3		0-3 K			4	0	0	0	0	1	4									
Greg Luzinski, R OBP: 0.387, SLG: 0.502 (1, 10)		0-0 F8		4-0 BB G5-2-3 1B					0-0 F8	3	1	1	1	1	0	0									
Wayne Nordhagen, R OBP: 0.352, SLG: 0.456 (1, 7)		0-0		0-0 G5-2-3 BB 1-2 1B					0-0 6-3	3	0	2	0	1	0	0									
Chet Lemon, R OBP: 0.369, SLG: 0.466 (1, 8)		0-0 P6		4-0 G5-2-3 BB 1-2 2-3 BB					0-0 F9	3	0	0	0	1	0	2									
Jim Morrison, R OBP: 0.347, SLG: 0.358 (1, 5)		0-3 K		0-0 G5-2-3					0-0 F8	3	0	0	0	0	1	5									
Jerry Hairston, S OBP: 0.500, SLG: 0.500 (9, PH)				1-2 2-3 3-H					0-0 F8	1	0	0	0	0	0	0									
Jim Essian, R OBP: 0.333, SLG: 0.341 (1, 2)				0-0 FC1-5 1B					0-0 4-3	3	0	1	0	0	0	3									
Bob Molinaro, L OBP: 0.391, SLG: 0.429 (9, PH)				0-0 1B					0-0 F8	1	0	0	0	0	0	0									
Bill Almon, R OBP: 0.347, SLG: 0.388 (1, 6)				0-0 L9					0-3 K	3	0	1	0	0	1	1									
Jerry Turner, L OBP: 0.273, SLG: 0.350 (9, PH)									0-0 FC3-6 1B	1	0	0	0	0	1	0									
<b>Inning Stats</b>	R: 0 E: 0 K: 0 S: 3	H: 0 LOB: 0 BB: 0 P: 3	R: 0 E: 0 K: 1 S: 6	H: 1 LOB: 1 BB: 0 P: 6	R: 0 E: 0 K: 0 S: 3	H: 1 LOB: 2 BB: 2 P: 11	R: 0 E: 0 K: 1 S: 6	H: 1 LOB: 1 BB: 0 P: 6	R: 1 E: 0 K: 0 S: 4	H: 1 LOB: 1 BB: 1 P: 8	R: 0 E: 0 K: 1 S: 6	H: 1 LOB: 1 BB: 0 P: 6	R: 0 E: 0 K: 0 S: 3	H: 0 LOB: 0 BB: 0 P: 3	R: 0 E: 0 K: 1 S: 5	H: 0 LOB: 0 BB: 0 P: 5	1B: 4 2B: 2 3B: 0 HR: 1	SF: 0 SAC: 0 DP: 1 HBP: 0	WP: 1 PB: 0 SB: 0 CS: 0	PA: 36					
<b>PITCHER</b>	IP	WLS	BF	H	R	ER	SO	BB	IBB	HBP	BLK	WP	HR	S	P	ERA	WHIP								
Rick Langford, R ERA: 2.85 (1, 1)	9.0	W	36	7	1	1	4	3	0	0	0	1	1	41	53	1.00	1.111								

Oakland Athletics @ Chicago White Sox  
Comiskey Park, Chicago, IL  
Sat Sep 19 1981, 4:33 AM EDT  
Att. 13,213 - Sunny - 68 F

AB 33  
R 1  
H 7  
RBI 1  
BB 3  
SO 4  
LOB 19





Batter	1	2	3	4	5	6	7	8	9	AB	R	H	RBI	BB	SO	LOB	TOP								
Rickey Henderson, R OBP: 0.412, SLG: 0.452 (1,7)										4	1	1	0	0	0	1									
Dwayne Murphy, L OBP: 0.377, SLG: 0.435 (1,8)										2	0	0	1	1	1	1									
Cliff Johnson, R OBP: 0.327, SLG: 0.470 (1,10)										3	0	0	0	1	2	2									
Tony Armas, R OBP: 0.297, SLG: 0.492 (1,9)										4	0	1	1	0	1	1									
Wayne Gross, L OBP: 0.303, SLG: 0.347 (1,5)										3	0	0	0	1	0	1									
Jim Spencer, L OBP: 0.256, SLG: 0.265 (1,3)										3	0	0	0	0	1	1									
Mike Heath, R OBP: 0.276, SLG: 0.360 (1,2)										3	0	0	0	0	1	0									
Dave McKay, S OBP: 0.303, SLG: 0.357 (1,4)										3	1	1	1	0	0	0									
Rob Picciolo, R OBP: 0.287, SLG: 0.378 (1,6)										3	1	1	0	0	2	0									
<b>Inning Stats</b>	R: 0 E: 0 K: 1 S: 4	H: 0 LOB: 0 BB: 1 P: 8	R: 0 E: 0 K: 1 S: 5	H: 0 LOB: 0 BB: 0 P: 5	R: 0 E: 0 K: 2 S: 7	H: 0 LOB: 1 BB: 1 P: 7	R: 0 E: 0 K: 1 S: 5	H: 0 LOB: 0 BB: 1 P: 9	R: 0 E: 0 K: 1 S: 5	H: 0 LOB: 0 BB: 0 P: 5	R: 2 E: 0 K: 0 S: 5	H: 2 LOB: 0 BB: 0 P: 5	R: 0 E: 0 K: 0 S: 2	H: 0 LOB: 0 BB: 1 P: 6	R: 0 E: 0 K: 1 S: 5	H: 0 LOB: 0 BB: 0 P: 5	R: 1 E: 0 K: 1 S: 7	H: 2 LOB: 1 BB: 0 P: 7	1B: 2 2B: 0 3B: 1 HR: 1	SF: 1 SAC: 0 DP: 1 HBP: 0	WP: 0 PB: 0 SB: 0 CS: 1	PA: 33			
<b>PITCHER</b>	IP	WLS	BF	H	R	ER	SO	BB	IBB	HBP	BLK	WP	HR	S	P	ERA	WHIP								
Richard Dotson, R ERA: 3.52 (1,1)	6.0	W	21	2	2	2	6	2	0	0	0	0	1	31	39	3.00	0.667								
LaMarr Hoyt, R ERA: 4.05 (7,1)	3.0	S	11	2	1	1	2	1	0	0	0	0	0	14	18	3.00	1.000								

Oakland Athletics @ Chicago White Sox  
Comiskey Park, Chicago, IL  
Sun Sep 20 1981, 4:33 AM EDT  
Att: 17,819 - Sunny - 62 F

livebaseballscorecards.com


AB 28  
R 3  
H 4  
RBI 3  
BB 3  
SO 8  
LOB 7


Batter	1	2	3	4	5	6	7	8	9	AB	R	H	RBI	BB	SO	LOB	BOTTOM								
Tony Bernazard, S OBP: 0.354, SLG: 0.381 (1,4)										3	0	1	1	1	0	1									
Jerry Hairston, S OBP: 0.425, SLG: 0.571 (1,8)										5	1	2	0	0	2	4									
Lamar Johnson, R OBP: 0.318, SLG: 0.352 (1,3)										2	0	0	1	0	1	0									
Mike Squires, L OBP: 0.323, SLG: 0.306 (6,3)										0	2	0	0	2	0	0									
Greg Luzinski, R OBP: 0.387, SLG: 0.498 (1,10)										4	1	1	0	1	0	4									
Carlton Fisk, R OBP: 0.346, SLG: 0.343 (1,2)										4	1	1	2	1	0	1									
Wayne Nordhagen, R OBP: 0.351, SLG: 0.453 (1,7)										3	1	1	0	0	1	1									
Rusty Kuntz, R OBP: 0.368, SLG: 0.320 (7,7)										2	1	2	3	0	0	0									
Harold Baines, L OBP: 0.305, SLG: 0.440 (1,9)										4	2	2	2	1	1	3									
Jim Morrison, R OBP: 0.246, SLG: 0.370 (1,5)										3	2	1	2	0	1	1									
Bill Almon, R OBP: 0.349, SLG: 0.389 (1,6)										4	0	2	0	0	0	1									
<b>Inning Stats</b>	R: 0 E: 0 K: 2 S: 7	H: 1 LOB: 0 BB: 0 P: 7	R: 0 E: 0 K: 2 S: 8	H: 1 LOB: 1 BB: 0 P: 8	R: 0 E: 0 K: 0 S: 3	H: 1 LOB: 2 BB: 0 P: 4	R: 0 E: 0 K: 0 S: 3	H: 0 LOB: 0 BB: 0 P: 3	R: 3 E: 1 K: 1 S: 9	H: 3 LOB: 2 BB: 1 P: 13	R: 2 E: 0 K: 0 S: 5	H: 2 LOB: 1 BB: 1 P: 9	R: 4 E: 1 K: 1 S: 9	H: 4 LOB: 1 BB: 1 P: 13	R: 2 E: 0 K: 0 S: 4	H: 1 LOB: 2 BB: 3 P: 16	1B: 11 2B: 2 3B: 0 HR: 1	SF: 1 SAC: 1 DP: 1 HBP: 1	WP: 3 PB: 0 SB: 0 CS: 1	PA: 43					
<b>PITCHER</b>	IP	WLS	BF	H	R	ER	SO	BB	IBB	HBP	BLK	WP	HR	S	P	ERA	WHIP								
Mike Norris, R ERA: 3.82 (1,1)	6.1	L	32	10	8	8	5	3	0	1	0	0	1	38	51	11.37	2.053								
Brian Kingman, R ERA: 3.95 (7,1)	0.2		4	2	1	1	1	0	0	0	0	0	0	6	6	13.50	3.000								
Bo McLaughlin, R ERA: 12.66 (8,1)	1.0		7	1	2	2	0	3	0	0	0	1	0	4	16	18.00	4.000								

Oakland Athletics @ Chicago White Sox  
Comiskey Park, Chicago, IL  
Sun Sep 20 1981, 4:33 AM EDT  
Att: 17,819 - Sunny - 62 F

livebaseballscorecards.com

AB 34  
R 11  
H 13  
RBI 11  
BB 6  
SO 6  
LOB 16

Batter	1	2	3	4	5	6	7	8	9	10	11	12	13	AB R H RBI BB SO LOB	TOP						
Rickey Henderson, R (1.7) OBP: 0.412, SLG: 0.488	4-3	BB			G3		FC5		F9		E4		BB	4 1 0 1 3 0 0	<p>Oakland Athletics @ Toronto Blue Jays Exhibition Stadium, Toronto, ON Tue Sep 22 1981, 7:05 PM EDT Unknown - 54 F</p> <p>livebaseballscores.com</p> <p>AB 49 R 3 H 11 RBI 2 BB 9 SO 9 LOB 19</p> 						
Dwayne Murphy, L (1.8) OBP: 0.380, SLG: 0.436	K	F7			F9								BB	4 0 1 0 3 1 3							
Keith Drumright, L (1.10) OBP: 0.324, SLG: 0.304	3-1		6-3		4-3		FC5		4-3				1B	7 0 2 1 0 0 3							
Tony Armas, R (1.9) OBP: 0.299, SLG: 0.490		K					SH1-3		P6				BB	6 0 2 0 1 2 0							
Wayne Gross, L (1.5) OBP: 0.301, SLG: 0.348 Cliff Johnson, R (13, PH) OBP: 0.326, SLG: 0.466 Mickey Klutts, R (13, S) OBP: 0.357, SLG: 0.667			P6		SH1-3				F8		G3		BB	5 1 1 0 0 1 1 1 0 0 0 0 0 3 0 0 0 0 0 0 0							
Jim Spencer, L (1.3) OBP: 0.266, SLG: 0.278		E4	4-3		F7								BB	5 1 3 0 1 0 2							
Dave McKay, S (1.4) OBP: 0.304, SLG: 0.356		BB			F9						K		G3	6 0 2 0 0 2 3							
Jeff Newman, R (1.2) OBP: 0.264, SLG: 0.338		F9			5-3								K	6 0 0 0 0 2 4							
Fred Stanley, R (1.6) OBP: 0.276, SLG: 0.227 Mitchell Page, L (13, PH) OBP: 0.283, SLG: 0.283 Rob Picciolo, R (13, S) OBP: 0.287, SLG: 0.378			6-3		6-3				4-3				F7	4 0 0 0 1 1 0 1 0 0 0 0 0 0 0 0 0 0 0 0 0							
<b>Inning Stats</b>	R: 0 E: 0 K: 1 S: 5	H: 0 LOB: 0 BB: 0 P: 5	R: 2 E: 1 K: 1 S: 8	H: 3 LOB: 3 BB: 2 P: 16	R: 0 E: 0 K: 0 S: 4	H: 1 LOB: 1 BB: 0 P: 4	R: 0 E: 0 K: 0 S: 5	H: 0 LOB: 0 BB: 0 P: 5	R: 0 E: 0 K: 0 S: 4	H: 1 LOB: 1 BB: 1 P: 8	R: 0 E: 0 K: 2 S: 6	H: 1 LOB: 2 BB: 1 P: 12	R: 0 E: 0 K: 2 S: 8	H: 1 LOB: 1 BB: 0 P: 8		R: 1 E: 0 K: 1 S: 6	H: 1 LOB: 3 BB: 3 P: 18	1B: 8 2B: 3 3B: 0 HR: 0	SF: 0 SAC: 1 DP: 0 HBP: 0	W/P: 0 PB: 0 SB: 3 CS: 0	PA: 59
<b>PITCHER</b>	IP WLS BF H R ER SO BB IBB HBP BLK WP HR S P ERA WHIP																				
Dave Stieb, R (1.1) ERA: 3.15	9.0	39	7	2	2	3	4	1	0	0	0	0	0	0		0	2.00	1.222			
Joey McLaughlin, R (10, 1) ERA: 2.89	3.0	13	3	0	5	0	1	0	0	0	22	26	0.00	1.000							
Luis Leal, R (13, 1) ERA: 3.38	0.2	L	6	1	1	1	1	2	0	0	0	5	17	13.50	3.000						
Jerry Garvin, L (13, 1) ERA: 3.55	0.1		0	0	0	0	0	0	0	0	1	1	0.00	0.000							

Batter	1	2	3	4	5	6	7	8	9	10	11	12	13	AB R H RBI BB SO LOB	BOTTOM								
Garth Iorg, R (1.4) OBP: 0.267, SLG: 0.306	F9		F9										4-3	6 0 2 0 0 1 0	<p>Oakland Athletics @ Toronto Blue Jays Exhibition Stadium, Toronto, ON Tue Sep 22 1981, 7:05 PM EDT Unknown - 54 F</p> <p>livebaseballscores.com</p> <p>AB 45 R 2 H 9 RBI 2 BB 8 SO 12 LOB 28</p> 								
Al Woods, L (1.7) OBP: 0.291, SLG: 0.305	BB	BB	K				5-3						2B	4 1 1 1 2 2 1									
Jesse Barfield, R (1.9) OBP: 0.362, SLG: 0.484	BB	BB	6-3				5-3						BB	6 0 3 0 0 1 3									
John Mayberry, L (1.3) OBP: 0.310, SLG: 0.280 Willie Upshaw, R (8, PR) OBP: 0.290, SLG: 0.280 Fred Drumright, R (12, PH) OBP: 0.290, SLG: 0.280 Ernie, R (12, PH) OBP: 0.290, SLG: 0.280 Danny Garvin, L (13, S) OBP: 0.287, SLG: 0.378	BB	BB											BB	3 0 2 1 1 1 0 0 0 0 0 0 0 0 1 0 0 0 0 1 1 0 0 0 0 0 1 0 0 0 0 0 0 0 0									
Otto Velez, R (1.10) OBP: 0.379, SLG: 0.433 George Bell, R (8, PR) OBP: 0.260, SLG: 0.367	BB	BB											BB	2 0 0 0 2 1 2 2 0 0 0 0 1 4									
Buck Martinez, R (1.2) OBP: 0.292, SLG: 0.427													BB	4 0 1 0 1 0 5									
Lloyd Moseby, L (1.8) OBP: 0.283, SLG: 0.359													BB	6 0 0 0 0 2 6									
Alfredo Griffin, S (1.6) OBP: 0.244, SLG: 0.285 Greg Wells, R (8, PH) OBP: 0.298, SLG: 0.292 Charlie Beamon, L (8, PH) OBP: 0.290, SLG: 0.287													BB	3 0 0 0 0 1 3 0 0 0 0 0 0 0 3 0 0 0 0 0 2									
Ted Cox, R (1.5) OBP: 0.357, SLG: 0.583													BB	5 1 0 0 1 1 1									
<b>Inning Stats</b>	R: 1 E: 0 K: 1 S: 6	H: 2 LOB: 1 BB: 1 P: 10	R: 0 E: 0 K: 1 S: 6	H: 1 LOB: 1 BB: 0 P: 6	R: 0 E: 0 K: 1 S: 4	H: 0 LOB: 0 BB: 0 P: 5	R: 0 E: 0 K: 0 S: 4	H: 1 LOB: 2 BB: 1 P: 11	R: 0 E: 0 K: 0 S: 7	H: 1 LOB: 1 BB: 0 P: 6	R: 0 E: 0 K: 2 S: 6	H: 0 LOB: 0 BB: 0 P: 7	R: 0 E: 0 K: 1 S: 6	H: 1 LOB: 1 BB: 0 P: 6		R: 0 E: 0 K: 2 S: 6	H: 1 LOB: 3 BB: 2 P: 14	R: 0 E: 0 K: 2 S: 7	H: 0 LOB: 0 BB: 0 P: 7	1B: 8 2B: 1 3B: 0 HR: 0	SF: 0 SAC: 1 DP: 1 HBP: 0	W/P: 0 PB: 0 SB: 1 CS: 0	PA: 54
<b>PITCHER</b>	IP WLS BF H R ER SO BB IBB HBP BLK WP HR S P ERA WHIP																						
Tom Underwood, L (1.1) ERA: 4.0	6.0	26	6	2	2	5	4	0	0	0	32	48	3.00	1.667									
Jeff Jones, R (7, 1) ERA: 3.19	1.1	7	1	0	0	1	2	0	0	0	7	15	0.00	2.250									
Bob Ovwchinko, L (8, 1) ERA: 2.96	0.1		0	0	0	0	0	0	0	0	1	1	0.00	0.000									
Dave Beard, R (8, 1) ERA: 3.09	5.1	W	20	2	0	6	1	1	0	0	30	38	0.00	0.562									

Batter	1	2	3	4	5	6	7	8	9	AB	R	H	RBI	BB	SO	LOB	TOP								
Rickey Henderson, R OBP: 0.413, SLG: 0.452 Mike Davis, L OBP: 0.111, SLG: 0.118	0-3 K			0-3 K		0-0 SF8 3B		4-0 PB 2B BB	0-0 2B	3	2	1	0	1	2	0									
Dwayne Murphy, L OBP: 0.283, SLG: 0.433	0-0 P6			4-0 BB		4-0 BB		4-0 PB 2B BB	0-0 6-3	2	1	0	0	3	0	2									
Wayne Gross, L OBP: 0.300, SLG: 0.353	0-3 K			0-0 F5		0-0 SF8		0-0 1-H 2-H 2B		3	0	1	3	0	1	1									
Tony Armas, R OBP: 0.296, SLG: 0.485		0-3 K		0-3 K		0-0 F9		0-3 K		4	0	0	0	0	3	3									
Jim Spencer, L OBP: 0.266, SLG: 0.291		0-3 K			0-0 HR	0-0 F8		0-0 L5		4	1	1	1	0	1	2									
Mike Heath, R OBP: 0.273, SLG: 0.355		0-0 F9			0-0 F9		0-0 F7	0-0 6-3		4	0	0	0	0	0	1									
Dave McKay, S OBP: 0.299, SLG: 0.349			0-0 G3		0-0 4-3		0-0 F8		0-0 4-3	4	0	0	0	0	0	0									
Rick Bosetti, R OBP: 0.254, SLG: 0.227			0-3 K		0-0 E6		4-0 BB		0-0 6-3	3	0	0	0	1	1	0									
Rob Picciolo, R OBP: 0.286, SLG: 0.375			0-0 F8		0-0 5-3		0-0 5-3		0-0 2B 1B	4	0	1	0	0	0	2									
<b>Inning Stats</b>	R: 0 E: 0 K: 2 S: 7	H: 0 LOB: 0 BB: 0 P: 7	R: 0 E: 0 K: 2 S: 7	H: 0 LOB: 0 BB: 0 P: 7	R: 0 E: 0 K: 1 S: 5	H: 0 LOB: 0 BB: 1 P: 5	R: 0 E: 0 K: 2 S: 7	H: 0 LOB: 1 BB: 1 P: 11	R: 1 E: 1 K: 0 S: 5	H: 1 LOB: 1 BB: 0 P: 5	R: 1 E: 0 K: 0 S: 4	H: 1 LOB: 1 BB: 1 P: 8	R: 0 E: 0 K: 0 S: 3	H: 0 LOB: 1 BB: 1 P: 7	R: 2 E: 0 K: 1 S: 6	H: 1 LOB: 1 BB: 2 P: 14	R: 0 E: 0 K: 0 S: 5	H: 2 LOB: 2 BB: 0 P: 5	1B: 1 2B: 2 3B: 1 HR: 1	SF: 1 SAC: 0 DP: 0 HBP: 0	WP: 0 PB: 1 SB: 1 CS: 0	PA: 38			
<b>PITCHER</b>	IP	WLS	BF	H	R	ER	SO	BB	IBB	HBP	BLK	WP	HR	S	P	ERA	WHIP								
Juan Berenguer, R ERA: 4.63	7.0	L	27	2	2	2	7	3	0	0	0	0	1	38	50	2.57	0.714								
Dale Murray, R ERA: 2.05	2.0		11	3	2	2	1	2	0	0	0	0	0	11	19	9.00	2.500								

Oakland Athletics @ Toronto Blue Jays  
Exhibition Stadium, Toronto, ON  
Tue Sep 22 1981, 7:05 PM EDT  
Att: 15,542 - Unknown - 44 F

livebaseballscorecards.com

AB 32  
R 4  
H 5  
RBI 4  
BB 5  
SO 8  
LOB 11



Batter	1	2	3	4	5	6	7	8	9	AB	R	H	RBI	BB	SO	LOB	BOTTOM								
Alfredo Griffin, S OBP: 0.242, SLG: 0.283 Charlie Beamon, L OBP: 0.294, SLG: 0.267	0-0 F7		0-0 F3			0-0 F8			4-0 3B BB	3	0	0	0	0	0	1									
Al Woods, L OBP: 0.290, SLG: 0.301	0-0 P5			4-0 G4-3 BB			0-0 4-3		0-0 P6	3	0	0	0	1	0	1									
Jesse Barfield, R OBP: 0.356, SLG: 0.500	0-0 4-3			0-0 G4-3 1-2			0-0 6-3		0-0 1-H 3B	4	0	1	1	0	0	1									
John Mayberry, L OBP: 0.356, SLG: 0.430 Willie Upshaw, L OBP: 0.296, SLG: 0.320		0-0 P3		0-0 P4			0-0 HR		4-0 BB	3	1	1	1	1	0	0									
Otto Velez, R OBP: 0.377, SLG: 0.429		0-0 1B			0-3 K		0-3 K		0-3 K	4	0	1	0	0	3	2									
Lloyd Moseby, L OBP: 0.281, SLG: 0.355		0-0 3-1			0-3 K			0-0 F8		3	0	0	0	0	1	0									
Ernie Whitt, L OBP: 0.295, SLG: 0.279			0-3 K		0-0 F8			0-0 4-3		3	0	0	0	0	1	0									
Garth Iorg, R OBP: 0.263, SLG: 0.301			0-0 1-4-3			0-0 6-3		0-0 1-3		3	0	0	0	0	0	0									
Ted Cox, R OBP: 0.355, SLG: 0.538			4-0 BB			0-0 F9			0-0 F9	2	0	0	0	1	0	0									
<b>Inning Stats</b>	R: 0 E: 0 K: 0 S: 3	H: 0 LOB: 0 BB: 0 P: 3	R: 0 E: 0 K: 0 S: 3	H: 1 LOB: 0 BB: 0 P: 3	R: 0 E: 0 K: 1 S: 5	H: 0 LOB: 1 BB: 1 P: 9	R: 0 E: 0 K: 0 S: 2	H: 0 LOB: 0 BB: 1 P: 6	R: 0 E: 0 K: 2 S: 7	H: 0 LOB: 0 BB: 0 P: 7	R: 0 E: 0 K: 0 S: 3	H: 0 LOB: 0 BB: 0 P: 3	R: 1 E: 0 K: 1 S: 6	H: 1 LOB: 0 BB: 0 P: 6	R: 0 E: 0 K: 0 S: 3	H: 0 LOB: 0 BB: 0 P: 3	R: 1 E: 0 K: 1 S: 6	H: 1 LOB: 2 BB: 2 P: 14	1B: 1 2B: 0 3B: 1 HR: 1	SF: 0 SAC: 0 DP: 1 HBP: 0	WP: 0 PB: 0 SB: 0 CS: 0	PA: 32			
<b>PITCHER</b>	IP	WLS	BF	H	R	ER	SO	BB	IBB	HBP	BLK	WP	HR	S	P	ERA	WHIP								
Steve McCatty, R ERA: 2.4	9.0	W	32	3	2	2	5	4	0	0	0	0	1	38	54	2.00	0.778								

Oakland Athletics @ Toronto Blue Jays  
Exhibition Stadium, Toronto, ON  
Tue Sep 22 1981, 7:05 PM EDT  
Att: 15,542 - Unknown - 44 F

livebaseballscorecards.com

AB 28  
R 2  
H 3  
RBI 2  
BB 4  
SO 5  
LOB 5



Batter	1	2	3	4	5	6	7	8	9	AB	R	H	RBI	BB	SO	LOB	TOP									
Rickey Henderson, R OBP: 0.411, SLG: 0.449 (1, 7)	0-3 K		0-3 K		0-3 K		0-3 K		0-0 1B	5	0	1	1	0	4	1	<b>Oakland Athletics @ Toronto Blue Jays</b> Exhibition Stadium, Toronto, ON Wed Sep 23 1981, 7:05 PM EDT Att: 14,114 - Unknown - 50 F									
Dwayne Murphy, L OBP: 0.391, SLG: 0.430 (1, 8)	0-3 K		0-3 K		0-0 P6		0-3 K		0-0 1B	5	0	1	0	0	3	1										
Jim Spencer, L OBP: 0.261, SLG: 0.284 (1, 3)	0-0 F8		0-0 F7		0-0 G3		0-0 G3		0-0 F7	5	0	0	0	0	0	3										
Tony Armas, R OBP: 0.296, SLG: 0.483 (1, 9)		0-0 1B 3B 1B		0-0 E6 1B 4-3		0-0 6-3		0-3 K		4	2	1	0	0	1	0										
Wayne Gross, L OBP: 0.307, SLG: 0.373 (1, 5)		0-0 1B 3B 1B		0-0 4-3 1B 1B		0-0 HR		0-3 K		4	3	3	1	0	1	0										
Keith Drumright, L OBP: 0.321, SLG: 0.329 (1, 10)		0-0 1B 3B		0-0 4-3		0-0 6-3		0-0 6-3		4	0	1	3	0	0	1										
Dave McKay, S OBP: 0.307, SLG: 0.354 (1, 4)		0-0 F7		0-0 1B		4-0 BB		0-0 G6-4-3 1B		3	0	2	1	1	0	1										
Jeff Newman, R OBP: 0.259, SLG: 0.332 (1, 2)	0-3 K		0-3 P4		0-0 F8		0-0 G6-4-3 1B		0-0 1B	4	0	0	0	0	1	4										
Fred Stanley, R OBP: 0.274, SLG: 0.227 (1, 6)	0-0 L4		0-0 F7		0-0 E5		0-0 S 1B		0-0 1B	4	1	1	0	0	0	2										
<b>Inning Stats</b>	R: 0 E: 0 K: 2 S: 7	H: 0 LOB: 0 BB: 0 P: 7	R: 2 E: 0 K: 1 S: 8	H: 3 LOB: 1 BB: 0 P: 8	R: 0 E: 0 K: 2 S: 7	H: 0 LOB: 0 BB: 0 P: 7	R: 2 E: 1 K: 0 S: 6	H: 2 LOB: 1 BB: 0 P: 6	R: 0 E: 0 K: 1 S: 5	H: 0 LOB: 0 BB: 0 P: 5	R: 1 E: 0 K: 0 S: 4	H: 1 LOB: 1 BB: 1 P: 8	R: 0 E: 1 K: 2 S: 8	H: 0 LOB: 1 BB: 0 P: 8	R: 0 E: 0 K: 2 S: 7	H: 0 LOB: 0 BB: 0 P: 7	R: 1 E: 0 K: 0 S: 6	H: 4 LOB: 2 BB: 0 P: 6	1B: 8 2B: 0 3B: 1 HR: 1	SF: 0 SAC: 0 DP: 1 HBP: 0	WP: 0 PB: 0 SB: 1 CS: 0	PA: 39				
<b>PITCHER</b>	IP	WLS	BF	H	R	ER	SO	BB	IBB	HBP	BLK	WP	HR	S	P	ERA	WHIP									
Jim Clancy, R ERA: 4.85 (1, 1)	6.0	L	26	6	5	4	6	1	0	0	0	0	0	1	37	41	6.00	1.167								
Jackson Todd, R ERA: 4.03 (7, 1)	1.0		4	0	0	0	2	0	0	0	0	0	0	0	8	8	0.00	0.000								
Paul Mirabella, L ERA: 6.23 (8, 1)	1.0		3	0	0	0	2	0	0	0	0	0	0	7	7	0.00	0.000									
Nino Espinosa, R ERA: 6.15 (9, 1)	1.0		6	4	1	1	0	0	0	0	0	0	0	6	6	9.00	4.000									

Batter	1	2	3	4	5	6	7	8	9	AB	R	H	RBI	BB	SO	LOB	BOTTOM								
Alfredo Griffin, S OBP: 0.245, SLG: 0.291 (1, 6) (8, 4)	0-0 F9		0-0 1B		0-0 3B		0-0 F8			4	0	2	0	0	0	2	<b>Oakland Athletics @ Toronto Blue Jays</b> Exhibition Stadium, Toronto, ON Wed Sep 23 1981, 7:05 PM EDT Att: 14,114 - Unknown - 50 F								
Lloyd Moseby, L OBP: 0.283, SLG: 0.357 (1, 8)	0-0 3-1		0-0 1B		0-3 K		0-0 G1-4-3 1B			4	0	2	0	0	1	1									
Jesse Barfield, R OBP: 0.338, SLG: 0.472 (1, 9)	0-3 K		0-3 K		0-0 F9		0-0 G1-4-3 1B		0-0 F7	4	0	0	0	0	2	4									
John Mayberry, L OBP: 0.351, SLG: 0.424 (1, 3)		0-0 5-3		0-0 F7		0-0 P5		0-0 F7		4	0	0	0	0	0	0									
Otto Velez, R OBP: 0.371, SLG: 0.422 (1, 10)	0-3 K		0-0 P4		0-0 F2		0-0 F8			4	0	0	0	0	1	0									
George Bell, R OBP: 0.295, SLG: 0.364 (1, 7)	0-0 5-3		0-0 1B		0-3 K		0-0 5-3			4	0	1	0	0	1	0									
Ernie Whitt, L OBP: 0.299, SLG: 0.276 (1, 2)		0-0 FC5-4 BB		0-0 5-3		4-0 HBP BB		0-0 F7		2	0	0	0	2	0	1									
Garth Iorg, R OBP: 0.264, SLG: 0.298 (1, 4) Ken Macha, R OBP: 0.272, SLG: 0.229 (7, PR) (8, 5)		0-0 F9		0-0 4-3		0-0 HBP		1-0 HBP		2	0	0	0	0	0	1									
Fred Manrique, R OBP: 0.211, SLG: 0.167 (1, 5) (8, 6)		0-0 FC5-4 1B 1B		0-3 K		0-0 F8				3	0	0	0	0	1	3									
<b>Inning Stats</b>	R: 0 E: 0 K: 1 S: 5	H: 0 LOB: 0 BB: 0 P: 5	R: 0 E: 0 K: 1 S: 5	H: 0 LOB: 0 BB: 0 P: 5	R: 0 E: 0 K: 0 S: 4	H: 1 LOB: 1 BB: 0 P: 4	R: 0 E: 0 K: 2 S: 8	H: 1 LOB: 1 BB: 0 P: 8	R: 0 E: 0 K: 0 S: 3	H: 0 LOB: 0 BB: 0 P: 3	R: 0 E: 0 K: 1 S: 5	H: 0 LOB: 2 BB: 1 P: 10	R: 0 E: 0 K: 0 S: 3	H: 1 LOB: 0 BB: 0 P: 3	R: 0 E: 0 K: 0 S: 3	H: 0 LOB: 0 BB: 0 P: 3	1B: 4 2B: 0 3B: 1 HR: 0	SF: 0 SAC: 0 DP: 1 HBP: 1	WP: 0 PB: 0 SB: 0 CS: 0	PA: 34					
<b>PITCHER</b>	IP	WLS	BF	H	R	ER	SO	BB	IBB	HBP	BLK	WP	HR	S	P	ERA	WHIP								
Rick Langford, R ERA: 2.71 (1, 1)	9.0	W	34	5	0	0	6	2	0	1	0	0	0	43	52	0.00	0.778								

AB 38  
R 6  
H 10  
RBI 6  
BB 1  
SO 10  
LOB 13



AB 31  
R 0  
H 5  
RBI 0  
BB 2  
SO 6  
LOB 12



Batter	1	2	3	4	5	6	7	8	9	AB	R	H	RBI	BB	SO	LOB	TOP				
Jerry Hairston, S (1, 7) OBP: 0.333, SLG: 0.357 Rusty Kuntz, R (8, 7) OBP: 0.362, SLG: 0.314	1-0 WP G3 HBP		0-0 F7		0-0 F8			0-3 K	0-0 P2	3	1	0	0	0	1	0					
Tony Bernazard, S (1, 4) OBP: 0.355, SLG: 0.377	4-0 WP BB		0-0 F7		0-0 G3-6 1B			0-0 1B 1B	0-0 G4-6-3	4	1	2	0	1	0	2					
Harold Baines, L (1, 9) OBP: 0.307, SLG: 0.461	0-0 G3 1-2 2-H		0-0 P4		0-0 G3-6 1-2			0-0 1-3 1-2		4	0	0	1	0	0	3					
Greg Luzinski, R (1, 10) OBP: 0.381, SLG: 0.490 Leo Sutherland, L (8, PR) OBP: 0.222, SLG: 0.125	0-3 K				0-0 HR			0-0 1B HR 1B		3	1	2	2	1	1	1					
Carlton Fisk, R (1, 2) OBP: 0.343, SLG: 0.337	0-0 4-3				4-0 CS BB			0-0 1B HR 1B		3	1	1	0	1	0	2					
Chet Lemon, R (1, 8) OBP: 0.379, SLG: 0.478		0-0 F7			0-0 F7			0-0 2B HR		4	1	2	3	0	0	1					
Lamar Johnson, R (1, 3) OBP: 0.299, SLG: 0.331		0-0 P6			0-3 K 1-2			0-0 6-3 F9		4	0	0	0	0	1	3					
Jim Morrison, R (1, 5) OBP: 0.249, SLG: 0.380					0-0 6-3			0-0 F7		4	0	2	0	0	0	1					
Bill Almon, R (1, 6) OBP: 0.339, SLG: 0.376					0-0 FC4-6 1B			0-0 K		3	0	0	0	0	1	2					
<b>Inning Stats</b>	R: 1 E: 0 K: 1 S: 5	H: 0 LOB: 1 BB: 1 P: 10	R: 0 E: 0 K: 0 S: 4	H: 1 LOB: 1 BB: 0 P: 4	R: 0 E: 0 K: 0 S: 3	H: 0 LOB: 0 BB: 0 P: 3	R: 1 E: 0 K: 1 S: 5	H: 1 LOB: 1 BB: 1 P: 9	R: 0 E: 0 K: 0 S: 3	H: 1 LOB: 1 BB: 1 P: 7	R: 0 E: 0 K: 1 S: 6	H: 1 LOB: 1 BB: 0 P: 6	R: 4 E: 0 K: 1 S: 9	H: 4 LOB: 1 BB: 0 P: 9	R: 0 E: 1 K: 0 S: 4	H: 1 LOB: 1 BB: 0 P: 4	1B: 6 2B: 2 3B: 0 HR: 2	SF: 0 SAC: 1 DP: 3 HBP: 1	WP: 2 PB: 0 SB: 0 CS: 1	PA: 38	
<b>PITCHER</b>	IP WLS BF H R ER SO BB IBB HBP BLK WP HR S P ERA WHIP	8.0 L 34 8 6 6 4 3 0 1 0 2 2 38 51 6.75 1.375	1.0 4 1 0 0 0 0 0 0 0 0 0 0 4 4 0.00 1.000																		

Chicago White Sox @ Oakland Athletics  
Oakland-Alameda County Coliseum, Oakland, CA

AB 33  
R 6  
H 9  
RBI 6  
BB 3  
SO 4  
LOB 17



livebaseballscores.com

Chicago White Sox @ Oakland Athletics  
Oakland-Alameda County Coliseum, Oakland, CA

AB 32  
R 2  
H 7  
RBI 2  
BB 3  
SO 8  
LOB 16



Batter	1	2	3	4	5	6	7	8	9	AB	R	H	RBI	BB	SO	LOB	BOTTOM			
Rickey Henderson, R (1, 7) OBP: 0.408, SLG: 0.446	0-0 F9		0-0 1-3		0-0 S 1B		0-3 K		0-0 1-3	5	0	1	0	0	1	4				
Dwayne Murphy, L (1, 8) OBP: 0.379, SLG: 0.426	0-0 P5				4-0 1B 2B BB		0-3 K			3	1	0	0	1	2	3				
Wayne Gross, L (1, 5) OBP: 0.310, SLG: 0.375	0-3 K				0-0 2B SF7 1B		0-3 K		0-0 FC5-4 1B	4	1	2	0	0	2	1				
Tony Armas, R (1, 9) OBP: 0.295, SLG: 0.483		0-0 4-3			0-0 S 2B		0-3 K		0-3 K	4	0	1	1	0	2	1				
Jim Spencer, L (1, 3) OBP: 0.256, SLG: 0.281		0-0 F8			1-3 3-H SF7		0-0 F5		0-0 F9	3	0	0	1	0	0	1				
Cliff Johnson, R (1, 10) OBP: 0.325, SLG: 0.465		0-0 1-3			0-0 S 1B		0-0 5-3		0-0 FC5-4 1-2	4	0	1	0	0	0	1				
Dave McKay, S (1, 4) OBP: 0.306, SLG: 0.348					0-0 F8 1-2 2-3		4-0 CS SH BB		0-0 F7	3	0	0	0	1	1	2				
Mike Heath, R (1, 2) OBP: 0.273, SLG: 0.354					0-0 FC5-4 1B		0-0 SH 1B		0-0 5-3	3	0	1	0	0	0	2				
Rob Picciolo, R (1, 6) OBP: 0.282, SLG: 0.371 Keith Drumright, L (7, PH) OBP: 0.329, SLG: 0.338 Fred Stanley, R (8, 6) OBP: 0.274, SLG: 0.227 Mike Davis, L (8, PH) OBP: 0.158, SLG: 0.118					0-0 FC5-4 1-2		0-0 1-2 2-3 1B		4-0 BB	2	0	0	0	0	0	1				
<b>Inning Stats</b>	R: 0 E: 0 K: 1 S: 5	H: 0 LOB: 0 BB: 0 P: 5	R: 0 E: 0 K: 0 S: 3	H: 0 LOB: 0 BB: 0 P: 3	R: 0 E: 0 K: 0 S: 4	H: 1 LOB: 1 BB: 0 P: 4	R: 2 E: 0 K: 1 S: 8	H: 3 LOB: 2 BB: 1 P: 12	R: 0 E: 0 K: 2 S: 8	H: 1 LOB: 2 BB: 1 P: 12	R: 0 E: 0 K: 1 S: 6	H: 1 LOB: 1 BB: 0 P: 6	R: 0 E: 0 K: 0 S: 3	H: 0 LOB: 1 BB: 1 P: 7	1B: 6 2B: 1 3B: 0 HR: 0	SF: 1 SAC: 1 DP: 0 HBP: 0	WP: 0 PB: 0 SB: 3 CS: 1	PA: 37		
<b>PITCHER</b>	IP WLS BF H R ER SO BB IBB HBP BLK WP HR S P ERA WHIP	6.1 W 10 1 0 0 3 1 0 0 0 0 0 15 19 0.00 0.750																		

livebaseballscores.com

Batter	1	2	3	4	5	6	7	8	9	AB	R	H	RBI	BB	SO	LOB	TOP					
Jerry Hairston, S OBP: 0.316, SLG: 0.333 (1, 7)	F8		F8				F9			4	0	1	0	0	0	2	<b>Chicago White Sox @ Oakland Athletics</b> Oakland-Alameda County Coliseum, Oakland, CA Sat Sep 26 1981, 3:33 AM PDT Att: 21,171 - Sunny					
Tony Bernazard, S OBP: 0.354, SLG: 0.374 (1, 4)	K					K	F8			3	0	0	0	1	2	4						
Harold Baines, L OBP: 0.307, SLG: 0.458 (1, 9)	F9		F7		F5					4	0	1	0	0	0	3						
Greg Luzinski, R OBP: 0.377, SLG: 0.484 (1, 10)		F9	F7			K			P4	4	0	0	0	0	1	2						
Lamar Johnson, R OBP: 0.298, SLG: 0.351 (1, 3)		HR			F9		6-3		F8	4	1	1	1	0	0	1						
Chet Lemon, R OBP: 0.378, SLG: 0.475 (1, 8)		F8			CS		5-3		K	4	0	1	0	0	1	1						
Jim Morrison, R OBP: 0.253, SLG: 0.379 (1, 5)		1B			F8		1-3			3	0	1	0	1	0	1						
Jim Essian, R OBP: 0.367, SLG: 0.378 (1, 2)						1B			G6-3	4	0	3	0	0	0	1						
Greg Pryor, R OBP: 0.288, SLG: 0.233 (7, PH)										2	0	0	0	0	1	3						
Bob Molinaro, L OBP: 0.396, SLG: 0.432 (7, PH)										1	0	1	0	0	0	0						
Bill Almon, R OBP: 0.339, SLG: 0.376 (9, PH)										0	0	0	0	0	0	0						
Jerry Turner, L OBP: 0.267, SLG: 0.341 (9, PH)										1	0	0	0	0	0	0						
<b>Inning Stats</b>	R: 0 E: 0 K: 1 S: 5	H: 0 LOB: 0 BB: 0 P: 5	R: 1 E: 0 K: 0 S: 5	H: 2 LOB: 2 BB: 1 P: 9	R: 0 E: 0 K: 0 S: 3	H: 0 LOB: 1 BB: 1 P: 7	R: 0 E: 0 K: 0 S: 3	H: 1 LOB: 0 BB: 0 P: 3	R: 0 E: 0 K: 2 S: 9	H: 2 LOB: 2 BB: 0 P: 9	R: 0 E: 0 K: 1 S: 5	H: 0 LOB: 0 BB: 0 P: 5	R: 0 E: 0 K: 0 S: 5	H: 2 LOB: 2 BB: 0 P: 5	R: 0 E: 0 K: 1 S: 6	H: 1 LOB: 1 BB: 0 P: 6	R: 0 E: 0 K: 0 S: 3	H: 1 LOB: 1 BB: 0 P: 3	1B: 8 2B: 0 3B: 0 HR: 1	SF: 0 SAC: 0 DP: 1 HBP: 0	WP: 0 PB: 0 CS: 1	PA: 36
<b>PITCHER</b> Steve McCatty, R ERA: 2.33 (1, 1)	IP: 9.0 WLS: W BF: 36 H: 9 R: 1 ER: 1 SO: 5 BB: 2 IBB: 0 HBP: 0 BLK: 0 WP: 0 HR: 1 S: 44 P: 52 ERA: 1.00 WHIP: 1.222															<b>PITCHER</b>						

Batter	1	2	3	4	5	6	7	8	9	AB	R	H	RBI	BB	SO	LOB	BOTTOM				
Rickey Henderson, R OBP: 0.411, SLG: 0.446 (1, 7)	4-3	5-3					CS			2	1	1	0	2	0	1	<b>Chicago White Sox @ Oakland Athletics</b> Oakland-Alameda County Coliseum, Oakland, CA Sat Sep 26 1981, 3:33 AM PDT Att: 21,171 - Sunny				
Dwayne Murphy, L OBP: 0.376, SLG: 0.421 (1, 8)	4-3		K		K		K			4	0	0	0	0	3	3					
Cliff Johnson, R OBP: 0.321, SLG: 0.457 (1, 10)	P6		K		E6				F9	4	0	0	0	0	1	1					
Tony Armas, R OBP: 0.293, SLG: 0.478 (1, 9)	K		F7		L5				K	4	0	0	0	0	2	2					
Mickey Klutts, R OBP: 0.406, SLG: 0.871 (1, 5)		3B			F8				HR	4	3	3	2	0	0	0					
Kelvin Moore, R OBP: 0.306, SLG: 0.258 (8, PH)					K					3	1	1	1	0	2	0					
Jim Spencer, L OBP: 0.255, SLG: 0.279 (9, 3)		SF8							F2	1	0	0	0	0	0	0					
Jeff Newman, R OBP: 0.260, SLG: 0.333 (1, 2)		SF8							F8	2	0	1	1	0	0	0					
Dave McKay, S OBP: 0.306, SLG: 0.348 (1, 4)					F7				K	3	0	1	0	0	1	1					
Fred Stanley, R OBP: 0.268, SLG: 0.222 (1, 6)		K							L4	3	0	0	0	0	1	1					
<b>Inning Stats</b>	R: 0 E: 0 K: 1 S: 5	H: 0 LOB: 1 BB: 1 P: 9	R: 2 E: 0 K: 1 S: 8	H: 3 LOB: 1 BB: 0 P: 8	R: 0 E: 0 K: 2 S: 7	H: 0 LOB: 0 BB: 0 P: 7	R: 0 E: 0 K: 1 S: 6	H: 1 LOB: 1 BB: 0 P: 6	R: 1 E: 1 K: 1 S: 6	H: 0 LOB: 1 BB: 1 P: 10	R: 1 E: 0 K: 2 S: 8	H: 1 LOB: 0 BB: 0 P: 8	R: 0 E: 0 K: 1 S: 5	H: 1 LOB: 0 BB: 0 P: 5	R: 1 E: 0 K: 1 S: 6	H: 1 LOB: 0 BB: 0 P: 6	1B: 4 2B: 0 3B: 1 HR: 2	SF: 1 SAC: 0 DP: 0 HBP: 0	WP: 0 PB: 0 CS: 1	PA: 33	
<b>PITCHER</b> Britt Burns, L ERA: 2.63 (1, 1)	IP: 7.0 WLS: L BF: 29 H: 6 R: 4 ER: 3 SO: 9 BB: 2 IBB: 0 HBP: 0 BLK: 0 WP: 0 HR: 1 S: 45 P: 53 ERA: 3.86 WHIP: 1.143															<b>PITCHER</b>					
Dewey Robinson, R ERA: 6.0 (8, 1)	0.2	3	1	1	1	1	0	0	0	0	0	0	0	0	0	0	1	5	5	13.50	1.500
Kevin Hickey, L ERA: 4.12 (8, 1)	0.1	1	0	0	0	0	0	0	0	0	0	0	0	0	0	0	0	1	1	0.00	0.000


Batter	1	2	3	4	5	6	7	8	9	AB	R	H	RBI	BB	SO	LOB	TOP								
<b>Tony Bernazard, S</b> (1, 4) OBP: 0.355, SLG: 0.382	0-3 K		0-0 HBP 2B 1B	0-0 5-3		0-0 1-H HR		0-3 K		5	2	2	2	0	2	3	<b>Chicago White Sox @ Oakland Athletics</b> <b>Oakland-Alameda County Coliseum, Oakland, CA</b> Sun Sep 27 1981, 3:33 AM PDT Cloudy - 60 F								
<b>Mike Squires, L</b> (1, 3) OBP: 0.312, SLG: 0.295	0-0 FC6-4 1B		0-0 HBP 2B 1B		0-0 F7	0-0 1-3		0-0 FC4-2		5	1	2	0	0	0	2									
<b>Harold Baines, L</b> (1, 9) OBP: 0.308, SLG: 0.466	0-0 F2		1-0 2B 6-3 HBP		0-0 P3		0-0 HR	0-3 K		4	2	1	1	0	1	3									
<b>Greg Luzinski, R</b> (1, 10) OBP: 0.375, SLG: 0.483	0-0 FC6-4 1-2		0-0 1-3 2-H 3-H 2B		0-0 6-3		0-0 6-3		0-0 P6	5	0	1	2	0	0	1									
<b>Wayne Nordhagen, R</b> (1, 7) OBP: 0.354, SLG: 0.455 <b>Rusty Kuntz, R</b> (7, 7) OBP: 0.356, SLG: 0.308		0-0 2B	0-0 6-3		4-0 HR BB		0-0 6-3		0-0 F8	3	1	1	1	1	0	1									
<b>Chet Lemon, R</b> (1, 8) OBP: 0.375, SLG: 0.481	0-0 5-3		0-0 3-H 5-3		0-0 HR BB		0-0 F7		0-0 F8	1	0	0	0	0	0	0									
<b>Jim Morrison, R</b> (1, 5) OBP: 0.256, SLG: 0.379	0-0 5-3		0-0 G6-4-3 1B		0-0 F7		0-0 1B E HBP			3	1	1	0	0	0	1									
<b>Jim Essian, R</b> (1, 2) OBP: 0.377, SLG: 0.388	0-3 K		0-0 G6-4-3 1-2		0-0 HR 1B		0-0 FC4-2 1B			4	1	2	0	0	1	2									
<b>Bill Almon, R</b> (1, 6) OBP: 0.341, SLG: 0.381			0-0 F8		0-0 F9		0-0 E7 1B			4	0	2	1	0	0	1									
<b>Inning Stats</b>	R: 0 E: 0 K: 1 S: 6	H: 1 LOB: 1 BB: 0 P: 6	R: 0 E: 0 K: 1 S: 6	H: 1 LOB: 1 BB: 0 P: 6	R: 3 E: 0 K: 0 S: 6	H: 3 LOB: 1 BB: 0 P: 7	R: 0 E: 0 K: 0 S: 4	H: 2 LOB: 1 BB: 0 P: 4	R: 0 E: 0 K: 0 S: 3	H: 0 LOB: 0 BB: 0 P: 3	R: 4 E: 0 K: 0 S: 6	H: 3 LOB: 0 BB: 1 P: 10	R: 1 E: 0 K: 0 S: 4	H: 1 LOB: 0 BB: 0 P: 4	R: 1 E: 1 K: 2 S: 9	H: 2 LOB: 2 BB: 0 P: 10	R: 0 E: 0 K: 0 S: 3	H: 0 LOB: 0 BB: 0 P: 3	1B: 7 2B: 3 3B: 0 HR: 3	SF: 0 SAC: 0 DP: 1 HBP: 2	WP: 0 PB: 0 SB: 0 CS: 0	PA: 42			
<b>PITCHER</b>	IP	WLS	BF	H	R	ER	SO	BB	IBB	HBP	BLK	WP	HR	S	P	ERA	WHIP								
<b>Rick Langford, R</b> (1, 1) ERA: 2.99	7.0	L	33	11	8	8	2	1	0	1	0	0	3	35	40	10.29	1.714								
<b>Jeff Jones, R</b> (8, 1) ERA: 3.25	0.1		4	2	1	1	1	0	0	0	0	0	0	5	6	27.00	6.000								
<b>Bob Owchinko, L</b> (8, 1) ERA: 2.89	0.2		2	0	0	0	1	0	0	0	0	0	0	4	4	0.00	0.000								
<b>Rich Bordi, R</b> (9, 1) ERA:	1.0		3	0	0	0	0	0	0	0	0	0	0	3	3	0.00	0.000								


Batter	1	2	3	4	5	6	7	8	9	AB	R	H	RBI	BB	SO	LOB	BOTTOM								
<b>Rickey Henderson, R</b> (1, 7) OBP: 0.412, SLG: 0.445				0-0 6-3			0-0 5-3			3	1	1	0	1	0	1	<b>Chicago White Sox @ Oakland Athletics</b> <b>Oakland-Alameda County Coliseum, Oakland, CA</b> Sun Sep 27 1981, 3:33 AM PDT Cloudy - 60 F								
<b>Dwayne Murphy, L</b> (1, 8) OBP: 0.375, SLG: 0.420				2-3 K			0-0 4-3			4	1	1	0	0	1	4									
<b>Cliff Johnson, R</b> (1, 10) OBP: 0.320, SLG: 0.454	0-0 1B 1-2 3-H 1B	0-0 F8		0-0 F3			0-3 K			4	1	1	1	0	1	1									
<b>Tony Armas, R</b> (1, 9) OBP: 0.292, SLG: 0.476	0-0 1B 1-2 2-H 1B	0-0 P3		0-0 F2			0-0 F8			4	1	1	1	0	0	0									
<b>Mickey Klutts, R</b> (1, 5) OBP: 0.400, SLG: 0.824 <b>Wayne Gross, L</b> (8, PH) OBP: 0.309, SLG: 0.373	0-0 1B 1-2 2-H 1B	0-0 1-3		0-3 K			0-0 G3			3	1	1	1	0	1	0									
<b>Mike Heath, R</b> (1, 2) OBP: 0.273, SLG: 0.353	0-0 1B 1-3 2-H 1B		0-0 F7		0-3 K		0-0 6-3			4	0	1	1	0	1	0									
<b>Kelvin Moore, R</b> (1, 3) OBP: 0.333, SLG: 0.294 <b>Jim Spencer, L</b> (9, PH) OBP: 0.254, SLG: 0.278	0-0 BB 1B 2-H 3-H 1B		0-0 G4-6-3 1B		0-3 K		0-3 K		0-3 K	3	0	2	1	0	1	0									
<b>Dave McKay, S</b> (1, 4) OBP: 0.305, SLG: 0.346	0-0 BB 1-2 1B		0-0 G4-6-3 1-2		0-3 K		0-0 F9			4	0	1	0	0	1	1									
<b>Rob Piccolo, R</b> (1, 6) OBP: 0.285, SLG: 0.378 <b>Mike Davis, L</b> (6, PH) OBP: 0.150, SLG: 0.111 <b>Fred Stanley, R</b> (7, 6) OBP: 0.268, SLG: 0.222 <b>Keith Drumright, L</b> (9, PH) OBP: 0.325, SLG: 0.333	0-3 K		0-0 6-3 2B		0-0 F9		0-3 K		0-0 F8	2	0	1	0	0	1	2									
<b>Inning Stats</b>	R: 5 E: 0 K: 1 S: 12	H: 8 LOB: 3 BB: 1 P: 16	R: 0 E: 0 K: 0 S: 3	H: 0 LOB: 0 BB: 0 P: 3	R: 0 E: 0 K: 0 S: 3	H: 1 LOB: 0 BB: 0 P: 3	R: 0 E: 0 K: 1 S: 6	H: 1 LOB: 1 BB: 0 P: 6	R: 0 E: 0 K: 2 S: 7	H: 0 LOB: 0 BB: 0 P: 7	R: 0 E: 0 K: 2 S: 7	H: 0 LOB: 0 BB: 0 P: 7	R: 0 E: 0 K: 1 S: 5	H: 0 LOB: 0 BB: 0 P: 5	R: 0 E: 0 K: 0 S: 3	H: 0 LOB: 0 BB: 0 P: 3	R: 0 E: 0 K: 1 S: 5	H: 0 LOB: 0 BB: 0 P: 5	1B: 9 2B: 1 3B: 0 HR: 0	SF: 0 SAC: 0 DP: 1 HBP: 0	WP: 0 PB: 0 SB: 1 CS: 0	PA: 36			
<b>PITCHER</b>	IP	WLS	BF	H	R	ER	SO	BB	IBB	HBP	BLK	WP	HR	S	P	ERA	WHIP								
<b>Ross Baumgarten, L</b> (1, 1) ERA: 4.07	0.0		5	5	5	0	0	0	0	0	0	0	0	5	5	0.00	0.667								
<b>LaMarr Hoyt, R</b> (1, 1) ERA: 3.63	9.0	W	31	5	0	0	8	1	0	0	0	0	0	46	50	0.00	0.667								







Batter	1	2	3	4	5	6	7	8	9	AB	R	H	RBI	BB	SO	LOB	TOP		
Alfredo Griffin, S OBP: 0.242, SLG: 0.290 (1, 6)	0-0 4-3			0-0 4-3		0-0 F3		0-0 F8		4	0	0	0	0	0	2	<p>Toronto Blue Jays @ Oakland Athletics Oakland-Alameda County Coliseum, Oakland, CA</p> <p>Tue Sep 29 1981, 3:33 AM PDT Att: 10,998 - Sunny</p> <p>livebaseballscorecards.com</p> <p>AB 31 R 1 H 4 RBI 1 BB 2 SO 10 LOB 12</p> 		
Al Woods, L OBP: 0.286, SLG: 0.303 (1, 7)	0-0 5-3			0-0 F9		0-0 F7		0-0 1B		4	0	1	0	0	0	1			
Jesse Barfield, R OBP: 0.300, SLG: 0.412 (1, 9)	0-3 K			0-3 K		0-0 4-3		0-3 K		4	0	0	0	0	3	3			
John Mayberry, L OBP: 0.364, SLG: 0.450 Willie Upshaw, L OBP: 0.298, SLG: 0.320 (7, 3)		0-0 F9			0-0 HR		4-0 BB		0-3 K	2	1	1	1	0	0	0			
Greg Wells, R OBP: 0.274, SLG: 0.279 (9, PH)		0-3 K			0-0 2B		0-0 F7		0-3 K	1	0	0	0	0	1	0			
Otto Velez, R OBP: 0.368, SLG: 0.411 (1, 10)		0-3 K			5-3 2B		0-0 F9		0-3 K	4	0	1	0	0	2	1			
Ted Cox, R OBP: 0.383, SLG: 0.524 (1, 5)		0-3 K			5-3		0-0 F9		0-3 K	4	0	0	0	0	2	2			
Lloyd Moseby, L OBP: 0.288, SLG: 0.370 (1, 8)			0-0 6-3		0-0 F6		0-3 K			3	0	0	0	0	1	2			
Garth Iorg, R OBP: 0.269, SLG: 0.297 (1, 4)			0-3 K		0-0 5-3			0-0 6-3		3	0	0	0	0	1	1			
Buck Martinez, R OBP: 0.293, SLG: 0.408 (1, 2)			0-0 F7			4-0 BB		0-0 1B		2	0	1	0	1	0	0			
<b>Inning Stats</b>	R: 0 E: 0 K: 1 S: 5	H: 0 LOB: 0 BB: 0 P: 5	R: 0 E: 0 K: 2 S: 7	H: 0 LOB: 0 BB: 0 P: 7	R: 0 E: 0 K: 1 S: 5	H: 0 LOB: 0 BB: 0 P: 5	R: 1 E: 0 K: 0 S: 5	H: 2 LOB: 1 BB: 0 P: 5	R: 0 E: 0 K: 1 S: 5	H: 0 LOB: 1 BB: 1 P: 9	R: 0 E: 0 K: 3 S: 9	H: 2 LOB: 2 BB: 0 P: 7	R: 0 E: 0 K: 3 S: 9	H: 0 LOB: 0 BB: 0 P: 9	1B: 2 2B: 1 3B: 0 HR: 1	SF: 0 SAC: 0 DP: 0 HBP: 0		WP: 0 PB: 0 SB: 0 CS: 0	PA: 33
<b>PITCHER</b> Tom Underwood, L ERA: 3.67 (1, 1)	IP: 9.0 WLS: W BF: 33 H: 4 R: 1 ER: 1 SO: 10 BB: 2 IBB: 0 HBP: 0 BLK: 0 WP: 0 HR: 1 S: 51 P: 59 ERA: 1.00 WHIP: 0.667															<b>PITCHER</b>			

Batter	1	2	3	4	5	6	7	8	9	AB	R	H	RBI	BB	SO	LOB	BOTTOM		
Rickey Henderson, R OBP: 0.413, SLG: 0.442 (1, 7)	0-0 F4			0-0 5-3		4-0 2B	0-0 BB			3	1	1	1	1	0	0	<p>Toronto Blue Jays @ Oakland Athletics Oakland-Alameda County Coliseum, Oakland, CA</p> <p>Tue Sep 29 1981, 3:33 AM PDT Att: 10,998 - Sunny</p> <p>livebaseballscorecards.com</p> <p>AB 31 R 5 H 9 RBI 5 BB 3 SO 4 LOB 15</p> 		
Dwayne Murphy, L OBP: 0.370, SLG: 0.412 (1, 8)	0-3 K			0-0 4-3		0-0 4-3	4-0 BB			3	0	0	0	1	1	1			
Jim Spencer, L OBP: 0.254, SLG: 0.282 (1, 3)	0-0 6-3			0-0 F8		0-0 2B	0-3 K			4	0	1	1	0	1	3			
Tony Armas, R OBP: 0.291, SLG: 0.472 (1, 9)		0-0 G3-6-3 1B			0-0 FC4 E 1B	0-3 K	0-0 F9			4	1	2	0	0	1	4			
Wayne Gross, L OBP: 0.308, SLG: 0.369 (1, 5)		0-0 G3-6-3 1-2			4-0 FC4 BB	0-0 F2		0-3 K		3	0	0	0	1	1	2			
Keith Drumright, L OBP: 0.325, SLG: 0.333 Jimmy Sexton, R (7, PR)		0-0 1-3			0-0 FC4 E SH5-3		0-0 1B 1B		0-0 5-3	3	1	1	0	0	0	2			
Mike Heath, R OBP: 0.275, SLG: 0.354 (1, 2)			0-0 6-3		0-0 E6 SH5-3		0-0 F6	0-0 1B 1B		4	0	1	1	0	2				
Dave McKay, S OBP: 0.313, SLG: 0.354 (1, 4)			0-0 4-3		0-0 SH5-3		0-0 1B 1B	0-0 1B 1B		3	1	2	2	0	0				
Fred Stanley, R OBP: 0.271, SLG: 0.227 (1, 6)			0-0 F9		0-0 F4		0-0 BB 1B 1B			3	0	1	0	0	0	1			
<b>Inning Stats</b>	R: 0 E: 0 K: 1 S: 5	H: 1 LOB: 0 BB: 0 P: 3	R: 0 E: 0 K: 0 S: 3	H: 0 LOB: 0 BB: 0 P: 3	R: 0 E: 0 K: 0 S: 3	H: 0 LOB: 0 BB: 0 P: 3	R: 2 E: 1 K: 0 S: 5	H: 1 LOB: 1 BB: 1 P: 9	R: 1 E: 0 K: 1 S: 6	H: 1 LOB: 3 BB: 1 P: 10	R: 2 E: 0 K: 1 S: 9	H: 4 LOB: 3 BB: 1 P: 13	R: 0 E: 0 K: 1 S: 6	H: 2 LOB: 2 BB: 0 P: 6	1B: 8 2B: 1 3B: 0 HR: 0	SF: 0 SAC: 1 DP: 1 HBP: 0		WP: 0 PB: 0 SB: 1 CS: 0	PA: 35
<b>PITCHER</b> Jim Clancy, R ERA: 4.9 Dale Murray, R ERA: 1.5 (1, 1)	IP: 6.1 WLS: L BF: 27 H: 6 R: 5 ER: 4 SO: 2 BB: 2 IBB: 0 HBP: 0 BLK: 0 WP: 0 HR: 0 S: 29 P: 37 ERA: 5.68 WHIP: 1.263															<b>PITCHER</b>			

Batter	1	2	3	4	5	6	7	8	9	AB	R	H	RBI	BB	SO	LOB	TOP					
Alfredo Griffin, S OBP: 0.245, SLG: 0.290 (1, 6)										3	0	1	0	1	0	1	<p>Toronto Blue Jays @ Oakland Athletics Oakland-Alameda County Coliseum, Oakland, CA</p> <p>Wed Sep 30 1981, 3:33 AM PDT Att: 11,144 - Sunny</p> <p>livebaseballscores.com</p> <p>AB 30 R 0 H 3 RBI 0 BB 1 SO 4 LOB 9</p>					
Al Woods, L OBP: 0.286, SLG: 0.302 (1, 7)										4	0	1	0	0	0	2						
Willie Upshaw, L OBP: 0.259, SLG: 0.308 (1, 9)										4	0	0	0	0	1	2						
John Mayberry, L OBP: 0.360, SLG: 0.443 (1, 3)										4	0	0	0	0	0	2						
Otto Velez, R OBP: 0.365, SLG: 0.406 (1, 10)										3	0	0	0	0	0	1						
Lloyd Moseby, L OBP: 0.285, SLG: 0.367 (1, 8)										3	0	0	0	0	1	0						
Garth Iorg, R OBP: 0.265, SLG: 0.293 (1, 4)										3	0	0	0	0	0	0						
Ernie Whitt, L OBP: 0.297, SLG: 0.274 (1, 2)										3	0	1	0	0	0	0						
Ken Macha, R OBP: 0.266, SLG: 0.224 (8, PH)										2	0	0	0	0	2	1						
Greg Wells, R OBP: 0.270, SLG: 0.275 (8, 6)										1	0	0	0	0	0	0						
Fred Manrique, R OBP: 0.217, SLG: 0.182 (8, 6)										0	0	0	0	0	0	0						
<b>Inning Stats</b>	R: 0 E: 0 K: 1 S: 5	H: 1 LOB: 0 BB: 0 P: 5	R: 0 E: 0 K: 0 S: 3	H: 0 LOB: 0 BB: 0 P: 3	R: 0 E: 0 K: 1 S: 6	H: 1 LOB: 1 BB: 0 P: 6	R: 0 E: 2 K: 0 S: 4	H: 0 LOB: 1 BB: 0 P: 4	R: 0 E: 0 K: 0 S: 3	H: 0 LOB: 0 BB: 0 P: 3	R: 0 E: 0 K: 1 S: 6	H: 1 LOB: 1 BB: 0 P: 6	R: 0 E: 0 K: 1 S: 5	H: 0 LOB: 0 BB: 0 P: 5	R: 0 E: 0 K: 0 S: 3	H: 0 LOB: 0 BB: 0 P: 3	R: 0 E: 0 K: 0 S: 3	H: 0 LOB: 1 BB: 1 P: 7	1B: 3 2B: 0 3B: 0 HR: 0	SF: 0 SAC: 0 DP: 0 HBP: 0	WP: 1 PB: 0 SB: 0 CS: 1	PA: 31
<b>PITCHER</b> Mike Norris, R ERA: 3.75 (1, 1)	IP: 9.0 WLS: W BF: 31 H: 3 R: 0 ER: 0 SO: 4 BB: 1 IBB: 0 HBP: 0 BLK: 0 WP: 1 HR: 0 S: 38 P: 42 ERA: 0.00 WHIP: 0.444																	<b>PITCHER</b>				

Batter	1	2	3	4	5	6	7	8	9	AB	R	H	RBI	BB	SO	LOB	BOTTOM					
Rickey Henderson, R OBP: 0.409, SLG: 0.438 (1, 7)										4	0	0	0	0	0	0	<p>Toronto Blue Jays @ Oakland Athletics Oakland-Alameda County Coliseum, Oakland, CA</p> <p>Wed Sep 30 1981, 3:33 AM PDT Att: 11,144 - Sunny</p> <p>livebaseballscores.com</p> <p>AB 29 R 3 H 6 RBI 2 BB 0 SO 2 LOB 5</p>					
Dwayne Murphy, L OBP: 0.397, SLG: 0.407 (1, 8)										4	0	0	0	0	0	0						
Wayne Gross, L OBP: 0.305, SLG: 0.364 (1, 5)										3	0	0	0	0	0	0						
Tony Armas, R OBP: 0.292, SLG: 0.471 (1, 9)										3	0	1	0	0	0	0						
Jim Spencer, L OBP: 0.251, SLG: 0.278 (1, 3)										3	0	0	0	0	0	1						
Keith Drumright, L OBP: 0.337, SLG: 0.346 (1, 10)										3	1	2	0	0	1	0						
Dave McKay, S OBP: 0.314, SLG: 0.358 (1, 4)										3	1	1	0	0	1	2						
Jeff Newman, R OBP: 0.257, SLG: 0.327 (1, 2)										3	0	1	1	0	0	2						
Rob Piccolo, R OBP: 0.286, SLG: 0.394 (1, 6)										3	1	1	1	0	0	0						
<b>Inning Stats</b>	R: 0 E: 0 K: 0 S: 3	H: 0 LOB: 0 BB: 0 P: 3	R: 0 E: 0 K: 1 S: 7	H: 2 LOB: 2 BB: 0 P: 7	R: 1 E: 0 K: 0 S: 4	H: 1 LOB: 0 BB: 0 P: 4	R: 2 E: 0 K: 0 S: 5	H: 3 LOB: 0 BB: 0 P: 5	R: 0 E: 0 K: 0 S: 3	H: 0 LOB: 0 BB: 0 P: 3	R: 0 E: 0 K: 0 S: 3	H: 0 LOB: 0 BB: 0 P: 3	R: 0 E: 0 K: 1 S: 5	H: 0 LOB: 0 BB: 0 P: 5	R: 0 E: 0 K: 0 S: 3	H: 0 LOB: 0 BB: 0 P: 3		R: 0 E: 0 K: 0 S: 3	H: 0 LOB: 0 BB: 0 P: 3	1B: 4 2B: 1 3B: 0 HR: 1	SF: 0 SAC: 0 DP: 0 HBP: 0	WP: 0 PB: 0 SB: 1 CS: 1
<b>PITCHER</b> Luis Leal, R ERA: 3.88 Joey McLaughlin, R ERA: 2.75 (8, 1)	IP: 7.0 WLS: L BF: 26 H: 6 R: 3 ER: 3 SO: 2 BB: 0 IBB: 0 HBP: 0 BLK: 0 WP: 0 HR: 1 S: 30 P: 30 ERA: 3.86 WHIP: 0.857																	<b>PITCHER</b>				

Batter	1	2	3	4	5	6	7	8	9	AB	R	H	RBI	BB	SO	LOB	TOP			
Rickey Henderson, R OBP: 0.408, SLG: 0.436 (1, 7)	0-0 6-3 1		0-3 K 3			0-0 4-3 1		0-0 1B 1B		4	0	1	0	0	1	1				
Dwayne Murphy, L OBP: 0.386, SLG: 0.411 (1, 8)	0-0 4-3 2			0-0 2B		0-0 F8 2		0-0 1B 1-3 1B		4	0	2	0	0	0	0				
Wayne Gross, L OBP: 0.304, SLG: 0.366 (1, 5)	0-0 G3 3			0-0 4-3 1		0-0 2B 3		0-0 F5 3		4	0	1	0	0	0	3				
Tony Armas, R OBP: 0.291, SLG: 0.469 (1, 9)		0-0 G4-6-3 1B 1		0-0 F2 2		0-0 F6 3			0-0 1-3 1	4	0	1	0	0	0	2				
Jim Spencer, L OBP: 0.247, SLG: 0.274 (1, 3)	0-0 F9 1		0-3 K 3			0-0 4-3 1			0-0 F2 2	4	0	0	0	0	1	2				
Keith Drumright, L OBP: 0.322, SLG: 0.329 (1, 10)	0-0 G4-6-3 2 1-2				0-0 1-3 1		0-0 F7 2		0-0 L8 3	4	0	0	0	0	0	1				
Mike Heath, R OBP: 0.272, SLG: 0.350 (1, 2)			0-0 F9 1		0-0 F6 2		0-0 L8 3			3	0	0	0	0	0	0				
Dave McKay, S OBP: 0.318, SLG: 0.367 (1, 4)			0-0 2B 2		0-0 1B 3			0-0 F9 1		3	0	2	0	0	0	0				
Fred Stanley, R OBP: 0.268, SLG: 0.224 (8, PH)			0-3 K 2		0-0 F8 3			0-0 F8 2		2	0	0	0	0	0	1	2			
Mike Davis, L OBP: 0.143, SLG: 0.105 (8, 6)										1	0	0	0	0	0	0				
Rob Picciolo, R OBP: 0.286, SLG: 0.394 (8, 6)										0	0	0	0	0	0	0				
<b>Inning Stats</b>	R: 0 E: 0 K: 0 S: 3	H: 0 LOB: 0 BB: 0 P: 3	R: 0 E: 0 K: 0 S: 3	H: 1 LOB: 0 BB: 0 P: 3	R: 0 E: 0 K: 2 S: 8	H: 1 LOB: 1 BB: 0 P: 8	R: 0 E: 0 K: 1 S: 6	H: 1 LOB: 1 BB: 0 P: 6	R: 0 E: 0 K: 0 S: 4	H: 1 LOB: 1 BB: 0 P: 4	R: 0 E: 0 K: 0 S: 3	H: 0 LOB: 0 BB: 0 P: 3	R: 0 E: 0 K: 0 S: 5	H: 2 LOB: 2 BB: 0 P: 5	R: 0 E: 0 K: 0 S: 3	H: 0 LOB: 0 BB: 0 P: 3	1B: 4 2B: 3 3B: 0 HR: 0	SF: 0 SAC: 0 DP: 1 HBP: 0	WP: 0 PB: 0 SB: 0 CS: 0	PA: 33
<b>PITCHER</b> Dennis Leonard, R ERA: 2.99 (1, 1)	IP: 9.0 WLS: W BF: 33 H: 7 R: 0 ER: 0 SO: 3 BB: 0 IBB: 0 HBP: 0 BLK: 0 WP: 0 HR: 0 S: 39 P: 39 ERA: 0.00 WHIP: 0.778															<b>PITCHER</b>				

Oakland Athletics @ Kansas City Royals  
Royals Stadium, Kansas City, MO  
Fri Oct 02 1981, 8:05 PM EDT  
Att: 23,781 - Unknown - 63 F

AB	33
R	0
H	7
RBI	0
BB	0
SO	3
LOB	11



Batter	1	2	3	4	5	6	7	8	9	AB	R	H	RBI	BB	SO	LOB	BOTTOM			
Willie Wilson, S OBP: 0.337, SLG: 0.366 (1, 7)	0-0 4-3 1		0-0 F7 1	0-0 1B 1B		0-0 FC4-2 FC6-4 1-2 3-H				4	0	1	1	0	0	2				
Frank White, R OBP: 0.282, SLG: 0.371 (1, 4)	0-0 BB 1B		0-0 1B E 1B	0-0 1-2 1B		0-0 FC6-4 1-2				4	1	3	0	0	0	2				
George Brett, L OBP: 0.358, SLG: 0.466 (1, 5)	0-0 F7 2		0-0 1-3 1B E 1B	0-0 F9 3			0-0 1B SF9 1B			4	1	2	0	0	0	3				
Willie Aikens, L OBP: 0.377, SLG: 0.461 (1, 3)	4-0 BB 1-2 BB		0-0 E7 1-2 3-H 1B		0-0 3-1 1		0-0 G6-4-3 1B 1B			3	0	1	0	1	0	1				
Amos Otis, R OBP: 0.314, SLG: 0.409 (1, 8)	0-0 F9 3		0-3 K 2		0-0 5-3 2		0-0 SF9 3-H 1B			3	0	0	1	0	1	4				
Hal McRae, R OBP: 0.333, SLG: 0.403 (1, 10)		4-0 BB 5-3 BB 1	0-0 F8 3		0-0 5-3 3		0-0 G6-4-3 1-2			3	0	0	0	1	0	3				
Clint Hurdle, L OBP: 0.432, SLG: 0.544 (8, 9)		0-0 F6 1		0-0 PB 4-3 1B 1B		4-0 1B FC4-2 SH1-4 BB 1		0-0 F8 1		2	1	1	0	1	0	1				
John Wathan, R OBP: 0.299, SLG: 0.310 (1, 2)		0-0 5-3 1-2 1		0-0 4-3 1-2 1		0-0 SH1-4 1-2 1		0-0 F9 2		3	0	0	0	0	0	2				
U.L. Washington, S OBP: 0.314, SLG: 0.312 (1, 6)		0-0 F5 3		0-0 F7 2-3 2		0-0 FC4-2 2-3 1B 1		0-0 L6 3		4	0	1	0	0	0	2				
<b>Inning Stats</b>	R: 0 E: 0 K: 0 S: 4	H: 1 LOB: 2 BB: 1 P: 8	R: 0 E: 0 K: 0 S: 3	H: 0 LOB: 1 BB: 1 P: 7	R: 1 E: 1 K: 1 S: 8	H: 2 LOB: 2 BB: 0 P: 8	R: 1 E: 0 K: 0 S: 6	H: 3 LOB: 2 BB: 0 P: 6	R: 0 E: 0 K: 0 S: 3	H: 0 LOB: 0 BB: 0 P: 3	R: 0 E: 0 K: 0 S: 4	H: 1 LOB: 2 BB: 1 P: 8	R: 1 E: 0 K: 0 S: 4	H: 2 LOB: 0 BB: 0 P: 4	R: 0 E: 0 K: 0 S: 3	H: 0 LOB: 0 BB: 0 P: 3	1B: 9 2B: 0 3B: 0 HR: 0	SF: 1 SAC: 1 DP: 1 HBP: 0	WP: 0 PB: 1 SB: 0 CS: 0	PA: 36
<b>PITCHER</b> Steve McCatty, R ERA: 2.33 (1, 1)	IP: 8.0 WLS: L BF: 36 H: 9 R: 3 ER: 2 SO: 1 BB: 3 IBB: 0 HBP: 0 BLK: 0 WP: 0 HR: 0 S: 35 P: 47 ERA: 2.25 WHIP: 1.500															<b>PITCHER</b>				

Oakland Athletics @ Kansas City Royals  
Royals Stadium, Kansas City, MO  
Fri Oct 02 1981, 8:05 PM EDT  
Att: 23,781 - Unknown - 63 F

AB	31
R	3
H	9
RBI	2
BB	3
SO	1
LOB	20



Batter	1	2	3	4	5	6	7	8	9	AB R H RBI BB SO LOB	TOP											
Rickey Henderson, R OBP: 0.406, SLG: 0.432 (1, 7)	1-3		K		F8		WP 1B BB	5-3		4 1 0 0 1 1 2	<b>Oakland Athletics @ Kansas City Royals</b> Royals Stadium, Kansas City, MO Sat Oct 03 1981, 8:05 PM EDT Att: 32,039 - Unknown <a href="http://livebaseballscorecards.com">livebaseballscorecards.com</a>											
Dwayne Murphy, L OBP: 0.365, SLG: 0.409 (1, 8)	2B 1B		L7		G4-6-3		F7	2B FC5-2 BB	4 1 1 0 1 0 2													
Cliff Johnson, R OBP: 0.330, SLG: 0.478 (1, 10)	L5		K			HR 2B	1B BB	FC5-2 1-3 2B	4 1 2 0 1 1 1													
Tony Armas, R OBP: 0.295, SLG: 0.479 (1, 9)	1H 1B 2B				F8		S 1B	6-3	5 2 3 4 0 0 2													
Mickey Klutts, R OBP: 0.409, SLG: 0.738 (1, 5)	2H 1B		K			HR FC1 1B	K	FC5-2 IBB	4 1 2 1 1 2 1													
Kelvin Moore, R OBP: 0.333, SLG: 0.372 (1, 3)	K					FC1 1B FC1-2		FC5-2	5 2 2 1 0 1 5													
Jeff Newman, R OBP: 0.260, SLG: 0.329 (1, 2)					HR			E S SF7 1B	5 0 2 1 0 0 4													
Dave McKay, S OBP: 0.313, SLG: 0.362 (1, 4)			K		F5		FC1-2 1B	SF7	3 0 0 1 0 1 3													
Rob Picciolo, R OBP: 0.290, SLG: 0.397 (1, 6)			L5			G4-6-3 1B			4 0 2 0 0 0 2													
<b>Inning Stats</b>	R: 2 E: 0 K: 1 S: 8	H: 3 LOB: 1 BB: 0 P: 8	R: 0 E: 0 K: 1 S: 5	H: 0 LOB: 0 BB: 0 P: 5	R: 0 E: 0 K: 2 S: 7	H: 0 LOB: 0 BB: 0 P: 7	R: 1 E: 0 K: 1 S: 7	H: 2 LOB: 1 BB: 0 P: 7	R: 0 E: 0 K: 0 S: 3	H: 1 LOB: 1 BB: 0 P: 3		R: 3 E: 1 K: 0 S: 7	H: 4 LOB: 1 BB: 0 P: 7	R: 1 E: 0 K: 1 S: 5	H: 1 LOB: 1 BB: 2 P: 13	R: 1 E: 0 K: 0 S: 5	H: 2 LOB: 1 BB: 0 P: 5	R: 0 E: 0 K: 0 S: 4	H: 1 LOB: 3 BB: 2 P: 12	1B: 9 2B: 3 3B: 0 HR: 2	SF: 1 SAC: 0 DP: 2 HBP: 0	WP: 1 PB: 0 SB: 2 CS: 0
<b>PITCHER</b>	IP WLS BF H R ER SO BB IBB HBP BLK WP HR S P ERA WHIP											IP WLS BF H R ER SO BB IBB HBP BLK WP HR S P ERA WHIP										
Mike Jones, L ERA: 3.21 (1, 1)	5.0 L 22 8 5 5 5 0 0 0 0 0 0 2 32 32 9.00 1.600																					
Rene Martin, R ERA: 2.77 (6, 1)	2.0 10 3 2 1 1 2 0 0 0 1 0 10 18 4.50 2.500																					
Ken Brett, L ERA: 4.18 (8, 1)	2.0 11 3 1 1 0 1 1 0 0 0 0 9 17 4.50 2.000																					

Batter	1	2	3	4	5	6	7	8	9	AB R H RBI BB SO LOB	BOTTOM											
Willie Wilson, S OBP: 0.340, SLG: 0.370 (1, 7)	E BB		K		4-3		1B 2B		FC6-4 1B	4 2 2 0 1 1 0	<b>Oakland Athletics @ Kansas City Royals</b> Royals Stadium, Kansas City, MO Sat Oct 03 1981, 8:05 PM EDT Att: 32,039 - Unknown <a href="http://livebaseballscorecards.com">livebaseballscorecards.com</a>											
Frank White, R OBP: 0.281, SLG: 0.372 (1, 4)	K				6-3		F9	FC6-4	5 0 1 0 0 1 3													
George Brett, L OBP: 0.359, SLG: 0.475 (1, 5)	E4 FC4-6		3-1			HR	2H 1B		4 1 2 3 0 0 1													
Willie Aikens, L OBP: 0.376, SLG: 0.459 (1, 3)	FC4-6 FC6-4				4-3		F8 1B	1-3	4 0 1 0 0 0 2													
Amos Otis, R OBP: 0.319, SLG: 0.416 (1, 8)	FC6-4							G4-6-3 1B	4 1 3 0 0 0 1													
Hal McRae, R OBP: 0.330, SLG: 0.399 (1, 10)			F7		L5		F8	G4-6-3	4 0 0 0 0 0 4													
Clint Hurdle, L OBP: 0.424, SLG: 0.556 (1, 9)			G3			2H	F6	K	4 0 1 1 0 1 2													
John Wathan, R OBP: 0.297, SLG: 0.307 Jamie Quirk, L OBP: 0.302, SLG: 0.323 (9, 2)			3-1		6-3		5-3		3 0 0 0 0 0 3 1 0 0 0 0 0 0													
U.L. Washington, S OBP: 0.311, SLG: 0.308 (1, 6)			F7		6-3		6-3	L7	4 0 0 0 0 0 0													
<b>Inning Stats</b>	R: 1 E: 2 K: 1 S: 6	H: 0 LOB: 1 BB: 1 P: 10	R: 0 E: 0 K: 0 S: 3	H: 0 LOB: 0 BB: 0 P: 3	R: 0 E: 0 K: 1 S: 6	H: 1 LOB: 1 BB: 0 P: 6	R: 1 E: 0 K: 0 S: 5	H: 2 LOB: 1 BB: 0 P: 5	R: 0 E: 0 K: 0 S: 3	H: 0 LOB: 0 BB: 0 P: 3		R: 1 E: 0 K: 0 S: 6	H: 3 LOB: 2 BB: 0 P: 6	R: 1 E: 0 K: 1 S: 5	H: 2 LOB: 1 BB: 0 P: 5	R: 0 E: 0 K: 1 S: 5	H: 1 LOB: 0 BB: 0 P: 5	R: 0 E: 0 K: 0 S: 4	H: 1 LOB: 1 BB: 0 P: 4	1B: 5 2B: 3 3B: 1 HR: 1	SF: 0 SAC: 0 DP: 1 HBP: 0	WP: 0 PB: 0 SB: 0 CS: 0
<b>PITCHER</b>	IP WLS BF H R ER SO BB IBB HBP BLK WP HR S P ERA WHIP											IP WLS BF H R ER SO BB IBB HBP BLK WP HR S P ERA WHIP										
Rick Langford, R ERA: 2.99 (1, 1)	9.0 W 38 10 4 3 3 1 0 0 0 0 1 43 47 3.00 1.222																					



Batter	1	2	3	4	5	6	7	8	9	AB	R	H	RBI	BB	SO	LOB	TOP					
Rickey Henderson, R (1.7)	F8			F8	6-3			1-3		4	0	0	0	0	0	0						
Dwayne Murphy, L (1.8) OBP: 0.750, SLG: 1.667	G4-6-3 1B			F G3 HR BB			4-3	HR		3	2	2	1	1	0	0						
Keith Drumright, L (1.10) OBP: 0.250, SLG: 0.250	G4-6-3 1-2			G3			B2-3	5-3 1B		4	0	1	0	0	0	2						
Tony Armas, R (1.9) OBP: 0.250, SLG: 0.250		K		E5 HR			1B 1B	5-3		4	1	1	0	0	1	2						
Wayne Gross, L (1.5) OBP: 0.500, SLG: 1.250	F9			HR			1B	L9		4	1	2	3	0	0	1						
Jim Spencer, L (1.3) OBP: 0.250, SLG: 0.500	P4			2B			F7			4	0	1	0	0	0	2						
Mike Heath, R (1.2)			6-3	K			F7			4	0	0	0	0	1	1						
Dave McKay, S (1.4) OBP: 0.250, SLG: 0.250			G3				4-3	1B		4	0	1	0	0	0	0						
Fred Stanley, R (1.6)			F9				F9	P4		4	0	0	0	0	1	1						
<b>Inning Stats</b>	R: 0 E: 0 K: 0 S: 3	H: 1 LOB: 0 BB: 0 P: 3	R: 0 E: 0 K: 1 S: 5	H: 0 LOB: 0 BB: 0 P: 5	R: 0 E: 0 K: 0 S: 3	H: 0 LOB: 0 BB: 0 P: 3	R: 3 E: 1 K: 1 S: 8	H: 2 LOB: 1 BB: 1 P: 12	R: 0 E: 0 K: 0 S: 3	H: 0 LOB: 0 BB: 0 P: 3	R: 0 E: 0 K: 0 S: 5	H: 2 LOB: 2 BB: 0 P: 5	R: 0 E: 0 K: 1 S: 5	H: 0 LOB: 0 BB: 0 P: 5	R: 1 E: 0 K: 0 S: 5	H: 2 LOB: 1 BB: 0 P: 5	R: 0 E: 0 K: 0 S: 4	H: 1 LOB: 1 BB: 0 P: 4	1B: 5 2B: 1 3B: 0 HR: 2	SF: 0 SAC: 0 DP: 1 HBP: 0	WP: 0 PB: 0 SB: 0 CS: 0	PA: 36
<b>PITCHER</b>	IP	WLS	BF	H	R	ER	SO	BB	IBB	HBP	BLK	WP	HR	S	P	ERA	WHIP					
Dennis Leonard, R (1.1) ERA: 1.13	8.0	L	32	7	4	1	3	1	0	0	0	0	2	37	41	1.12	1.000					
Renie Martin, R (9.1) ERA:	1.0		4	1	0	0	0	0	0	0	0	0	0	4	4	0.00	1.000					

Oakland Athletics @ Kansas City Royals  
 Royals Stadium, Kansas City, MO  
 Tue Oct 06 1981, 4:33 AM EDT  
 Att: 40,592 - Sunny - 68 F

AB	35
R	4
H	8
RBI	4
BB	1
SO	3
LOB	9



Batter	1	2	3	4	5	6	7	8	9	AB	R	H	RBI	BB	SO	LOB	BOTTOM					
Willie Wilson, S (1.7) OBP: 0.250, SLG: 0.250	F6				P6			F8		4	0	1	0	0	0	4						
Frank White, R (1.4)	1-3			FC5-2 1B	L5-4			BB		3	0	0	0	1	0	6						
George Brett, L (1.5)	4-3			F8			3-1	F7		4	0	0	0	0	0	5						
Willie Aikens, L (1.3) OBP: 0.250, SLG: 0.250				F8			K	G3		4	0	1	0	0	1	2						
Amos Otis, R (1.8)		G5-4-3 1B		K			F8			4	0	0	0	0	1	1						
Hal McRae, R (1.10)		F7		F8			F7	5-3		4	0	0	0	0	0	0						
Clint Hurdle, L (1.9) OBP: 0.500, SLG: 0.333				1B E FC5-2 BB	1B BB		F8	3-1		3	0	1	0	1	0	0						
John Wathan, R (1.2)				E1 FC5-2 1B	L5-4 1B		6-3			2	0	0	0	1	0	1						
U L Washington, S (1.6) OBP: 0.333, SLG: 0.333				F8				E4 BB		3	0	1	0	0	0	2						
<b>Inning Stats</b>	R: 0 E: 0 K: 0 S: 3	H: 0 LOB: 0 BB: 0 P: 3	R: 0 E: 0 K: 0 S: 3	H: 1 LOB: 0 BB: 0 P: 3	R: 0 E: 1 K: 0 S: 5	H: 1 LOB: 3 BB: 1 P: 9	R: 0 E: 0 K: 1 S: 5	H: 0 LOB: 0 BB: 0 P: 5	R: 0 E: 0 K: 1 S: 5	H: 0 LOB: 2 BB: 1 P: 8	R: 0 E: 0 K: 0 S: 4	H: 0 LOB: 0 BB: 1 P: 8	R: 0 E: 0 K: 0 S: 3	H: 0 LOB: 0 BB: 0 P: 3	R: 0 E: 0 K: 0 S: 3	H: 0 LOB: 0 BB: 0 P: 3	1B: 4 2B: 1 3B: 0 HR: 0	SF: 0 SAC: 0 DP: 2 HBP: 0	WP: 0 PB: 0 SB: 0 CS: 0	PA: 34		
<b>PITCHER</b>	IP	WLS	BF	H	R	ER	SO	BB	IBB	HBP	BLK	WP	HR	S	P	ERA	WHIP					
Mike Norris, R (1.1) ERA:	9.0	W	34	4	0	0	2	3	0	0	0	0	0	35	47	0.00	0.778					

Oakland Athletics @ Kansas City Royals  
 Royals Stadium, Kansas City, MO  
 Tue Oct 06 1981, 4:33 AM EDT  
 Att: 40,592 - Sunny - 68 F

AB	31
R	0
H	4
RBI	0
BB	3
SO	2
LOB	21



Batter	1	2	3	4	5	6	7	8	9	AB	R	H	RBI	BB	SO	LOB	TOP								
Rickey Henderson, R (1,7)	6-3		F8		FC4-6		6-3		F8	5	0	0	0	0	0	2									
Dwayne Murphy, L (1,8) OBP: 0.625, SLG: 1.000	2B		2-3		F8				SH5-3	4	2	2	0	0	0	1									
Cliff Johnson, R (1,10) OBP: 0.333, SLG: 0.667	2B		F8		6-3				SH5-3	3	0	1	0	0	0	0									
Tony Armas, R (1,9) OBP: 0.625, SLG: 0.875 Rick Bosetti, R (8,9)	2B				SH2-4					4	0	4	2	0	0	0									
Mickey Klutts, R (1,5) OBP: 0.333, SLG: 0.333	2B		F9		SH2-4				P4	3	0	1	0	0	0	3									
Kevin Moore, R (1,3)	K				L6				4-3	4	0	0	0	0	1	6									
Dave McKay, S (1,4) OBP: 0.250, SLG: 0.250			F8		L5					4	0	1	0	0	0	3									
Jeff Newman, R (1,2)			6-3						SH3	3	0	0	0	0	1	0									
Rob Picciolo, R (1,6) OBP: 0.333, SLG: 0.333 Wayne Gross, L (9,PH) OBP: 0.400, SLG: 1.000 Fred Stanley, R (9,6)			P6						G3	3	0	1	0	0	0	0									
					FC4-6				G3	1	0	0	0	0	0	1									
										0	0	0	0	0	0	0									
<b>Inning Stats</b>	R: 1 E: 0 K: 1 S: 8	H: 3 LOB: 2 BB: 0 P: 8	R: 0 E: 0 K: 0 S: 3	H: 0 LOB: 0 BB: 0 P: 3	R: 0 E: 0 K: 0 S: 3	H: 0 LOB: 0 BB: 0 P: 3	R: 0 E: 0 K: 0 S: 4	H: 1 LOB: 1 BB: 0 P: 4	R: 0 E: 0 K: 0 S: 4	H: 1 LOB: 1 BB: 0 P: 4	R: 0 E: 0 K: 0 S: 5	H: 2 LOB: 2 BB: 0 P: 5	R: 0 E: 0 K: 1 S: 5	H: 0 LOB: 0 BB: 0 P: 5	R: 1 E: 0 K: 0 S: 5	H: 2 LOB: 1 BB: 0 P: 5	R: 0 E: 0 K: 0 S: 4	H: 1 LOB: 1 BB: 0 P: 4	1B: 7 2B: 3 3B: 0 HR: 0	SF: 0 SAC: 3 DP: 0 HBP: 0	WP: 0 PB: 0 SB: 1 CS: 0	PA: 37			
<b>PITCHER</b>	IP	WLS	BF	H	R	ER	SO	BB	IBB	HBP	BLK	WP	HR	S	P	ERA	WHIP								
Mike Jones, L (1,1) ERA: 2.25	8.0	L	33	9	2	2	2	0	0	0	0	0	0	37	37	2.25	1.125								
Dan Quisenberry, R (9,1) ERA:	1.0		4	1	0	0	0	0	0	0	0	0	0	4	4	0.00	1.000								

Oakland Athletics @ Kansas City Royals  
Royals Stadium, Kansas City, MO  
Wed Oct 07 1981, 4:33 AM EDT  
Att: 40,274 - Cloudy - 64 F

AB 34  
R 2  
H 10  
RBI 2  
BB 0  
SO 2  
LOB 16



Batter	1	2	3	4	5	6	7	8	9	AB	R	H	RBI	BB	SO	LOB	BOTTOM								
Willie Wilson, S (1,7) OBP: 0.222, SLG: 0.222	1-3		F8		E9		4-3		F2	5	0	1	1	0	0	2									
Frank White, R (1,4)	1-3				L4		6-3			4	0	0	0	0	0	3									
George Brett, L (1,5) OBP: 0.125, SLG: 0.125	L9				F9					4	0	1	0	0	0	0									
Willie Aikens, L (1,3) OBP: 0.500, SLG: 0.200 Cesar Geronimo, L (8,PR) Lee May, R (9,3)			F6		FC4				BB	1	0	0	0	3	0	0									
					BB				BB	0	0	0	0	0	0	0									
					BB				BB	0	0	0	0	0	0	0									
Amos Otis, R (1,8)	1-3				FC4					4	0	0	0	0	2	4									
Hal McRae, R (1,10)					1-2				K	4	0	0	0	0	2	4									
Clint Hurdle, L (1,9) OBP: 0.375, SLG: 0.286									F8	3	0	0	0	1	0	2									
John Wathan, R (1,2) OBP: 0.429, SLG: 0.333										4	1	2	0	0	0	1									
U L Washington, S (1,6) OBP: 0.333, SLG: 0.333										3	0	1	0	0	1	1									
<b>Inning Stats</b>	R: 0 E: 0 K: 0 S: 3	H: 0 LOB: 0 BB: 0 P: 3	R: 0 E: 0 K: 0 S: 3	H: 0 LOB: 0 BB: 0 P: 3	R: 0 E: 0 K: 0 S: 4	H: 1 LOB: 1 BB: 0 P: 4	R: 0 E: 0 K: 0 S: 3	H: 0 LOB: 1 BB: 1 P: 7	R: 1 E: 1 K: 0 S: 6	H: 3 LOB: 2 BB: 0 P: 6	R: 0 E: 0 K: 1 S: 5	H: 0 LOB: 2 BB: 2 P: 13	R: 0 E: 0 K: 0 S: 4	H: 1 LOB: 1 BB: 0 P: 4	R: 0 E: 0 K: 1 S: 6	H: 1 LOB: 2 BB: 1 P: 10	R: 0 E: 0 K: 1 S: 5	H: 0 LOB: 0 BB: 0 P: 5	1B: 6 2B: 0 3B: 0 HR: 0	SF: 0 SAC: 1 DP: 0 HBP: 0	WP: 0 PB: 0 SB: 0 CS: 0	PA: 37			
<b>PITCHER</b>	IP	WLS	BF	H	R	ER	SO	BB	IBB	HBP	BLK	WP	HR	S	P	ERA	WHIP								
Steve McCatty, R (1,1) ERA: 1.0	9.0	W	37	6	1	1	3	4	0	0	0	0	0	39	55	1.00	1.111								

Oakland Athletics @ Kansas City Royals  
Royals Stadium, Kansas City, MO  
Wed Oct 07 1981, 4:33 AM EDT  
Att: 40,274 - Cloudy - 64 F

AB 32  
R 1  
H 6  
RBI 1  
BB 4  
SO 3  
LOB 17



Batter	1	2	3	4	5	6	7	8	9	AB	R	H	RBI	BB	SO	LOB	TOP										
Willie Wilson, S OBP: 0.308, SLG: 0.308 (1, 7)	L1		F9		1B			FC1-6 1B		4	0	2	0	0	0	0	<b>Kansas City Royals @ Oakland Athletics</b> Oakland-Alameda County Coliseum, Oakland, CA Fri Oct 09 1981, 7:05 PM PDT Att: 40,002 - Unknown - 60 F <a href="http://livebaseballscorecards.com">livebaseballscorecards.com</a>										
Frank White, R OBP: 0.250, SLG: 0.182 (1, 4)	K			1B FC6-4	1B			FC1-6 1B		4	1	2	0	0	1	1											
George Brett, L OBP: 0.167, SLG: 0.167 (1, 5)	3-1			F6	P3			1B		4	0	1	0	0	0	4											
Willie Aikens, L OBP: 0.500, SLG: 0.333 (1, 3)		L7		1B FC6-4		G5-4-3 1B		K		4	0	2	0	0	1	2											
Amos Otis, R (1, 8)	K			1B FC6-4		G5-4-3		F8		4	0	0	1	0	1	4											
Hal McRae, R OBP: 0.167, SLG: 0.182 (1, 10)				2B	6-3				K	4	0	1	0	0	1	1											
Clint Hurdle, L OBP: 0.333, SLG: 0.273 (1, 9)	K				P6 1B			F7		4	0	1	0	0	1	1											
John Wathan, R OBP: 0.364, SLG: 0.300 (1, 2)			1-3		1B 1B			F7		4	0	1	0	0	1	0											
U L Washington, S OBP: 0.222, SLG: 0.222 (1, 6)			6-3		P6			F7		3	0	0	0	0	0	2											
<b>Inning Stats</b>	R: 0 E: 0 K: 1 S: 5	H: 0 LOB: 0 BB: 0 P: 5	R: 0 E: 0 K: 2 S: 8	H: 1 LOB: 1 BB: 0 P: 8	R: 0 E: 0 K: 0 S: 3	H: 0 LOB: 0 BB: 0 P: 3	R: 1 E: 0 K: 0 S: 5	H: 2 LOB: 1 BB: 0 P: 5	R: 0 E: 0 K: 0 S: 6	H: 4 LOB: 3 BB: 0 P: 6	R: 0 E: 0 K: 0 S: 3	H: 0 LOB: 0 BB: 0 P: 3	R: 0 E: 0 K: 1 S: 7	H: 2 LOB: 2 BB: 0 P: 7	R: 0 E: 0 K: 2 S: 7	H: 0 LOB: 0 BB: 0 P: 7	1B: 9 2B: 1 3B: 0 HR: 0	SF: 0 SAC: 0 DP: 1 HBP: 0	WP: 0 PB: 0 SB: 0 CS: 0	PA: 35							
<b>PITCHER</b>	IP	WLS	BF	H	R	ER	SO	BB	IBB	HBP	BLK	WP	HR	S	P	ERA	WHIP										
Rick Langford, R ERA: 1.23 (1, 1)	7.1	W	30	10	1	1	3	0	0	0	0	0	0	36	36	1.23	1.364										
Tom Underwood, L ERA (8, 1)	0.1		1	0	0	0	1	0	0	0	0	0	0	3	3	0.00	0.000										
Dave Beard, R ERA (8, 1)	1.1	S	4	0	0	0	2	0	0	0	0	0	0	8	8	0.00	0.000										

Batter	1	2	3	4	5	6	7	8	9	AB	R	H	RBI	BB	SO	LOB	BOTTOM										
Rickey Henderson, R OBP: 0.308, SLG: 0.182 (1, 7)	S 1B BB		CS E 1B	2B 1B		BB				2	3	2	0	2	0	0	<b>Kansas City Royals @ Oakland Athletics</b> Oakland-Alameda County Coliseum, Oakland, CA Fri Oct 09 1981, 7:05 PM PDT Att: 40,002 - Unknown - 60 F <a href="http://livebaseballscorecards.com">livebaseballscorecards.com</a>										
Dwayne Murphy, L OBP: 0.583, SLG: 0.909 (1, 8)	F7		E4 1B CS	1B 2B		K				4	0	2	1	0	1	3											
Cliff Johnson, R OBP: 0.286, SLG: 0.429 (1, 10)	K		BB 1-3 1B	6-3		P3				4	0	1	0	0	1	2											
Tony Armas, R OBP: 0.583, SLG: 0.727 (1, 9)	1B		BB 1-2 BB		6-3		F3			3	0	1	1	1	0	0											
Mickey Klutts, R OBP: 0.143, SLG: 0.143 (1, 5)	F7		K		F8		5-3			4	0	0	0	0	1	4											
Kevin Moore, R (1, 3)		F8	K		5-3			6-3		4	0	0	0	0	1	3											
Mike Heath, R (1, 2)		5-3	CS		F8		P6		P6	4	0	0	0	0	0	0											
Dave McKay, S OBP: 0.333, SLG: 0.545 (1, 4)		FC6-4 BB		HR		K		3-1		3	1	1	1	1	1	0											
Fred Stanley, R (1, 6)		FC6-4		F7		BB				2	0	0	0	1	0	1											
<b>Inning Stats</b>	R: 1 E: 0 K: 1 S: 6	H: 1 LOB: 1 BB: 1 P: 10	R: 0 E: 0 K: 0 S: 3	H: 0 LOB: 1 BB: 1 P: 7	R: 1 E: 1 K: 2 S: 9	H: 3 LOB: 2 BB: 1 P: 13	R: 2 E: 0 K: 0 S: 6	H: 3 LOB: 1 BB: 0 P: 6	R: 0 E: 0 K: 0 S: 3	H: 0 LOB: 0 BB: 0 P: 3	R: 0 E: 0 K: 2 S: 7	H: 0 LOB: 2 BB: 2 P: 15	R: 0 E: 0 K: 0 S: 3	H: 0 LOB: 0 BB: 0 P: 3	R: 0 E: 0 K: 0 S: 3	H: 0 LOB: 0 BB: 0 P: 3	1B: 5 2B: 1 3B: 0 HR: 1	SF: 0 SAC: 0 DP: 0 HBP: 0	WP: 0 PB: 0 SB: 1 CS: 2	PA: 36							
<b>PITCHER</b>	IP	WLS	BF	H	R	ER	SO	BB	IBB	HBP	BLK	WP	HR	S	P	ERA	WHIP										
Larry Gura, L ERA: 7.36 (1, 1)	3.2	L	20	7	4	3	3	3	0	0	0	0	0	23	35	7.36	2.727										
Rene Martin, R ERA (4, 1)	4.1		15	0	0	0	2	2	0	0	0	0	0	17	25	0.00	0.462										




Batter	1	2	3	4	5	6	7	8	9	AB	R	H	RBI	BB	SO	LOB	TOP											
Rickey Henderson, R OBP: 0.353, SLG: 0.400 (1, 7)	2-2 4-3		2-2 E 2B		2-0 4-3 2B			1-3 K		4	0	2	0	0	1	0	<b>Oakland Athletics @ New York Yankees</b> Yankee Stadium, Bronx, NY Tue Oct 13 1981, 7:05 PM EDT Att: 55,740 - Unknown - 53 F <a href="http://livebaseballscorecards.com">livebaseballscorecards.com</a>											
Dwayne Murphy, L OBP: 0.563, SLG: 0.769 (1, 8)	2-1 G3		4-2 E BB		0-0 4-3			4-1 FC4 BB BB		2	0	0	1	2	0	1												
Cliff Johnson, R OBP: 0.273, SLG: 0.300 (1, 10)	1-3 K		1-0 E5 FC6-4		4-3			4-2 FC4 BB		3	0	0	0	1	1	3												
Tony Armas, R OBP: 0.500, SLG: 0.600 (1, 9)		0-0 FC4-6 1B	1-0 FC6-4			1-3 K		1-2 FC4		4	0	1	0	0	1	5												
Mickey Klutts, R OBP: 0.300, SLG: 0.300 Wayne Gross, L OBP: 0.333, SLG: 0.833 (8, PH) (8, 5)		2-1 FC4-6 1B		1-0 F8		2-0 G6-4-3 1B		0-2 4-3		3	0	2	0	0	0	0												
Kevin Moore, R (1, 3)		0-0 FC4-6 G5-4-3		1-1 5-3		1-1 G6-4-3			0-2 6-3	4	0	0	0	0	0	3												
Jeff Newman, R Keith Drumright, L OBP: 0.200, SLG: 0.200 Mike Heath, R (7, PH) (7, 2)		0-1 G5-4-3		1-1 L6			1-2 F7		1-2 F3	2	0	0	0	0	0	2												
Dave McKay, S OBP: 0.250, SLG: 0.400 (1, 4)			1-1 F9		1-0 6-3		0-3 K		1-2 F7	4	0	0	0	0	1	0												
Rob Piccolo, R OBP: 0.333, SLG: 0.333 (1, 6)			1-3 K		0-0 2B 4-3 1B		2-3 K			3	1	1	0	0	2	0												
<b>Inning Stats</b>	R: 0 E: 0 K: 1 S: 10	H: 0 LOB: 0 BB: 0 P: 15	R: 0 E: 0 K: 0 S: 6	H: 2 LOB: 1 BB: 0 P: 8	R: 0 E: 1 K: 1 S: 12	H: 1 LOB: 3 BB: 1 P: 22	R: 0 E: 0 K: 0 S: 5	H: 0 LOB: 0 BB: 0 P: 8	R: 1 E: 0 K: 0 S: 7	H: 2 LOB: 1 BB: 0 P: 11	R: 0 E: 0 K: 1 S: 6	H: 1 LOB: 0 BB: 0 P: 10	R: 0 E: 0 K: 2 S: 9	H: 0 LOB: 0 BB: 0 P: 12	R: 0 E: 0 K: 1 S: 15	H: 0 LOB: 2 BB: 2 P: 25		R: 0 E: 0 K: 0 S: 9	H: 0 LOB: 0 BB: 0 P: 11	1B: 4 2B: 2 3B: 0 HR: 0	SF: 0 SAC: 0 DP: 2 HBP: 0	WP: 0 PB: 0 SB: 0 CS: 0	PA: 35					
<b>PITCHER</b>	IP	WLS	BF	H	R	ER	SO	BB	IBB	HBP	BLK	WP	HR	S	P	ERA	WHIP											
Tommy John, L ERA: 4.15 Ron Davis, R ERA: Rich Gossage, R ERA:	(1, 1) (7, 1) (8, 1)	6.0 1.1 1.2	W 6 S	24 0 5	6 0 0	1 0 0	3 3 0	1 2 0	0 0 0	0 0 0	0 0 0	0 0 0	0 0 0	0 17 16	46 29 19	74 29 19	1.50 0.00 0.00	1.167 1.500 0.000										

Batter	1	2	3	4	5	6	7	8	9	AB	R	H	RBI	BB	SO	LOB	BOTTOM										
Jerry Mumphrey, S OBP: 0.120, SLG: 0.120 (1, 8)	1-3 K	1-0 F9			0-1 CS 1B		1 SAFE 3-1 1 SAFE			4	0	1	0	0	1	1	<b>Oakland Athletics @ New York Yankees</b> Yankee Stadium, Bronx, NY Tue Oct 13 1981, 7:05 PM EDT Att: 55,740 - Unknown - 53 F <a href="http://livebaseballscorecards.com">livebaseballscorecards.com</a>										
Larry Milbourne, S OBP: 0.391, SLG: 0.435 (1, 6)	1-0 FC4-6 2B 1B		0-0 F8		2-1 1-2 1B			0-0 BB 1B		4	1	3	0	0	0	0											
Dave Winfield, R OBP: 0.360, SLG: 0.478 (1, 7)	1 SAFE 4-1 FC4-6 1-2 BB		2-2 4-3		0-0 F8			1-1 F9		3	0	0	0	1	0	2											
Reggie Jackson, L OBP: 0.320, SLG: 0.522 (1, 9)	2-2 FC4-6 2B		0-1 F8			1-2 1-3		4-1 BB 1B BB		3	1	0	0	1	0	2											
Oscar Gamble, L OBP: 0.538, SLG: 1.091 Lou Piniella, R OBP: 0.273, SLG: 0.636 (8, PH)	4-2 2B BB			3-3 K		2-3 K		0-1 BB 1B		2	1	0	0	1	2	0											
Graig Nettles, L OBP: 0.240, SLG: 0.150 (1, 5)	1-2 2B BB			2-2 F8		1-2 3-1		4-0 1-2 2B BB		3	0	1	3	1	0	0											
Bob Watson, R OBP: 0.450, SLG: 0.421 Bobby Brown, S Dave Revering, L (7, PR) (8, 3)	3-2 F8			0-0 1B			0-1 E7 FC6-5 SH1-4	3-2 F3		3	0	1	0	0	0	1											
Rick Cerone, R OBP: 0.300, SLG: 0.550 (1, 2)		2-1 5-3		0-0 F7			1 SAFE 1-0 SH1-4			2	0	0	0	0	0	1											
Willie Randolph, R OBP: 0.208, SLG: 0.174 (1, 4)		0-0 F8			3-3 K		2-1 FC6-5			3	0	0	0	0	1	2											
<b>Inning Stats</b>	R: 3 E: 0 K: 1 S: 19	H: 2 LOB: 1 BB: 2 P: 34	R: 0 E: 0 K: 0 S: 4	H: 0 LOB: 0 BB: 0 P: 7	R: 0 E: 0 K: 0 S: 8	H: 0 LOB: 0 BB: 0 P: 10	R: 0 E: 0 K: 1 S: 8	H: 1 LOB: 1 BB: 0 P: 13	R: 0 E: 0 K: 1 S: 9	H: 2 LOB: 1 BB: 0 P: 13	R: 0 E: 0 K: 1 S: 10	H: 0 LOB: 0 BB: 0 P: 14	R: 0 E: 1 K: 0 S: 7	H: 0 LOB: 1 BB: 0 P: 13	R: 0 E: 0 K: 0 S: 10	H: 2 LOB: 2 BB: 2 P: 22		R: 0 E: 0 K: 0 S: 10	H: 0 LOB: 0 BB: 0 P: 11	1B: 6 2B: 1 3B: 0 HR: 0	SF: 0 SAC: 1 DP: 0 HBP: 0	WP: 0 PB: 0 SB: 1 CS: 1	PA: 34				
<b>PITCHER</b>	IP	WLS	BF	H	R	ER	SO	BB	IBB	HBP	BLK	WP	HR	S	P	ERA	WHIP										
Mike Norris, R Tom Underwood, L ERA:	(1, 1) (8, 1)	7.1 0.2	L	30 4	6 1	3 0	3 0	3 0	0 0	0 0	0 0	0 0	0 7	108 18	3.68 0.00	1.091 4.500											

Batter	1	2	3	4	5	6	7	8	9	AB	R	H	RBI	BB	SO	LOB	TOP			
Rickey Henderson, R OBP: 0.318, SLG: 0.450	F8			G1-2-3			4-3		FC4-6	5	0	1	1	0	0	4	<b>Oakland Athletics @ New York Yankees</b> Yankee Stadium, Bronx, NY Wed Oct 14 1981, 3:33 AM EDT Att: 48,497 - Unknown - 61 F			
Dwayne Murphy, L OBP: 0.524, SLG: 0.722	K								G3-6-3	5	0	2	0	0	2	2				
Kevin Moore, R Jim Spencer, L OBP: 0.167, SLG: 0.333	F8									2	0	0	0	0	1	1				
Tony Armas, R OBP: 0.400, SLG: 0.474										4	0	0	0	0	3	2				
Mickey Klutts, R Wayne Gross, L OBP: 0.333, SLG: 0.333	K									2	1	1	0	0	1	0				
Mike Heath, R OBP: 0.154, SLG: 0.154										4	1	2	0	0	1	2				
Dave McKay, S OBP: 0.300, SLG: 0.421										4	0	2	1	0	1	1				
Rick Bosetti, R Keith Drumright, L OBP: 1.000, SLG: 2.000										1	1	1	0	0	0	0				
Fred Stanley, R Mike Davis, L OBP: 0.200, SLG: 0.111										3	0	1	1	0	1	1				
Inning Stats	R: 0 E: 0 K: 1 S: 7	H: 0 LOB: 0 BB: 0 P: 9	R: 0 E: 0 K: 1 S: 8	H: 1 LOB: 1 BB: 0 P: 12	R: 1 E: 0 K: 2 S: 12	H: 2 LOB: 1 BB: 0 P: 14	R: 2 E: 0 K: 1 S: 13	H: 4 LOB: 2 BB: 1 P: 22	R: 0 E: 0 K: 2 S: 10	H: 0 LOB: 0 BB: 0 P: 11	R: 0 E: 0 K: 1 S: 10	H: 1 LOB: 1 BB: 0 P: 15	R: 0 E: 0 K: 1 S: 9	H: 1 LOB: 1 BB: 0 P: 11	R: 0 E: 0 K: 0 S: 5	H: 1 LOB: 0 BB: 0 P: 6		1B: 8 2B: 2 3B: 1 HR: 0	SF: 0 SAC: 0 DP: 2 HBP: 0	WP: 1 PB: 1 SB: 0 CS: 0
PITCHER	IP	WLS	BF	H	R	ER	SO	BB	IBB	HBP	BLK	WP	HR	S	P	ERA	WHIP			
Rudy May, L ERA: 5.06	3.1		16	6	3	3	5	0	0	0	0	0	0	36	46	8.10	1.800			
George Frazier, R ERA:	5.2	W	22	5	0	0	5	0	1	0	0	1	0	46	71	0.00	0.882			

Batter	1	2	3	4	5	6	7	8	9	AB	R	H	RBI	BB	SO	LOB	BOTTOM			
Jerry Mumphrey, S OBP: 0.258, SLG: 0.267										5	2	4	0	1	0	2	<b>Oakland Athletics @ New York Yankees</b> Yankee Stadium, Bronx, NY Wed Oct 14 1981, 3:33 AM EDT Att: 48,497 - Unknown - 61 F			
Larry Milbourne, S Andre Robertson, R OBP: 0.393, SLG: 0.429										5	2	2	1	0	0	2				
Dave Winfield, R OBP: 0.387, SLG: 0.500										5	2	2	2	1	0	4				
Reggie Jackson, L Lou Piniella, R Bobby Brown, S OBP: 0.308, SLG: 0.500										1	0	0	1	0	0	1				
Oscar Gamble, L OBP: 0.500, SLG: 0.929										3	1	1	1	1	1	2				
Graig Nettles, L Aurelio Rodriguez, R OBP: 0.387, SLG: 0.417										4	2	4	3	0	0	0				
Bob Watson, R Dave Revering, L OBP: 0.391, SLG: 0.500										4	0	1	1	0	1	3				
Rick Cerone, R Barry Foote, R OBP: 0.280, SLG: 0.458										4	1	0	0	0	0	6				
Willie Randolph, R OBP: 0.241, SLG: 0.214										5	1	2	1	0	0	2				
Inning Stats	R: 1 E: 0 K: 0 S: 11	H: 2 LOB: 1 BB: 0 P: 16	R: 0 E: 0 K: 1 S: 14	H: 2 LOB: 2 BB: 0 P: 21	R: 0 E: 0 K: 1 S: 8	H: 0 LOB: 1 BB: 1 P: 18	R: 7 E: 1 K: 0 S: 23	H: 7 LOB: 2 BB: 1 P: 35	R: 0 E: 0 K: 0 S: 11	H: 1 LOB: 1 BB: 0 P: 15	R: 1 E: 0 K: 0 S: 16	H: 1 LOB: 2 BB: 1 P: 23	R: 4 E: 0 K: 0 S: 13	H: 5 LOB: 1 BB: 0 P: 18	R: 0 E: 0 K: 0 S: 6	H: 1 LOB: 1 BB: 0 P: 9		1B: 15 2B: 2 3B: 0 HR: 2	SF: 1 SAC: 0 DP: 0 HBP: 2	WP: 0 PB: 0 SB: 1 CS: 0
PITCHER	IP	WLS	BF	H	R	ER	SO	BB	IBB	HBP	BLK	WP	HR	S	P	ERA	WHIP			
Steve McCatty, R ERA: 4.38	3.1	L	19	6	5	5	2	2	0	0	0	0	0	39	68	13.50	2.400			
Dave Beard, R ERA: 13.5	0.2		7	5	3	3	0	0	0	0	0	0	1	17	22	40.50	7.500			
Jeff Jones, R ERA: 4.5	2.0		10	2	1	1	0	1	0	1	0	0	0	27	38	4.50	1.500			
Brian Kingman, R ERA: 81.0	0.1		4	3	3	3	0	0	0	0	0	0	0	8	11	81.00	9.000			
Bob Ovecniko, L ERA: 5.4	1.2		8	3	1	1	0	0	0	0	0	0	1	11	16	5.40	1.800			

**AB 35**  
**R 3**  
**H 11**  
**RBI 3**  
**BB 1**  
**SO 10**  
**LOB 16**



**AB 42**  
**R 13**  
**H 19**  
**RBI 13**  
**BB 3**  
**SO 2**  
**LOB 24**

