

Oakland Athletics - 1982

Batter	1	2	3	4	5	6	7	8	9	10	11	AB R H RBI BB SO LOB	TOP	
Rick Burleson, R OBP: 0.200, SLG: 0.200 (1, 6)	F4		6-3				5-3			6-3		5 0 1 0 0 0 1	California Angels @ Oakland Athletics Oakland-Alameda County Coliseum, Oakland, CA Tue Apr 06 1982, 6:05 PM PST Att: 51,513 - Unknown - 50 F	
Fred Lynn, L OBP: 0.200, SLG: 0.400 (1, 8)	F9			G3	K			SH3-4 2B		6-3		5 0 1 0 0 1 2		
Rod Carew, L OBP: 0.750, SLG: 0.667 (1, 3)	G3			L5-4 1B		F9 SF8 1B		SH3-4 2-3		S BB		3 1 2 0 1 0 0		
Reggie Jackson, L OBP: 0.600, SLG: 0.600 (1, 9)									K	K		5 0 3 0 0 2 2		
Don Baylor, R (1, 10)		L5		L5-4		F9		F3			6-3	5 0 0 0 0 0 6		
Doug DeCinces, R (1, 5)		P5			K	SF8			5-3		5-3	4 0 0 1 0 1 0		
Brian Downing, R OBP: 0.500, SLG: 1.250 Juan Beniquez, R (9, PR) (9, 7)					K	HR	6-3			S BB		4 1 2 1 0 1 1 0 0 0 0 1 0 0		
Tim Foli, R (1, 4)			4-3		5-3		6-3		5-3		K	5 0 0 0 0 1 2		
Bob Boone, R OBP: 0.600, SLG: 0.500 (1, 2)					1B	1B	F9		4-3			4 0 2 0 0 0 2		
Inning Stats	R: 0 H: 0 E: 0 LOB: 0 K: 0 BB: 0 S: 3 P: 3	R: 0 H: 1 E: 0 LOB: 0 K: 0 BB: 0 S: 3 P: 3	R: 0 H: 1 E: 0 LOB: 1 K: 1 BB: 0 S: 6 P: 6	R: 0 H: 2 E: 0 LOB: 1 K: 0 BB: 0 S: 4 P: 4	R: 1 H: 3 E: 0 LOB: 2 K: 2 BB: 0 S: 10 P: 10	R: 1 H: 2 E: 0 LOB: 1 K: 0 BB: 0 S: 5 P: 5	R: 0 H: 0 E: 0 LOB: 0 K: 0 BB: 0 S: 3 P: 3	R: 0 H: 1 E: 0 LOB: 1 K: 1 BB: 0 S: 6 P: 6	R: 0 H: 1 E: 0 LOB: 2 K: 0 BB: 0 S: 4 P: 4	R: 0 H: 0 E: 0 LOB: 1 K: 1 BB: 1 S: 5 P: 9	R: 0 H: 0 E: 0 LOB: 1 K: 1 BB: 1 S: 5 P: 9	1B: 9 SF: 1 2B: 2 SAC: 1 3B: 0 DP: 1 HR: 1 HBP: 0		WP: 0 PA: 44 PB: 0 SB: 2 CS: 1
PITCHER	IP WLS BF H R ER SO BB IBB HBP BLK WP HR S P ERA WHIP													
Rick Langford, R ERA: 2.57 (1, 1)	7.0	28	9	2	2	3	0	0	0	0	0	0	2.57	1.286
Tom Underwood, L ERA: (8, 1)	0.2	3	1	0	0	1	0	0	0	0	0	0	0.00	1.500
Jeff Jones, R ERA: (8, 1)	3.1	13	1	0	0	2	2	0	0	0	0	0	0.00	0.900

livebaseballscorecards.com

AB	40
R	2
H	11
RBI	2
BB	2
SO	6
LOB	16



Batter	1	2	3	4	5	6	7	8	9	10	11	AB R H RBI BB SO LOB
Rickey Henderson, R OBP: 0.400, SLG: 0.250 (1, 7)	4-0 BB 6-3		X 0-0 6-3			X 0-0 HR 1B		X 0-0 F8		X 0-0 1-3		4 1 1 0 1 0 0
Dwayne Murphy, L OBP: 0.400, SLG: 1.000 (1, 8)	0-0 1-2 6-3		X 0-0 G3			X 0-0 1-H HR		X 0-0 F8			B B B B 4-0 1B BB BB	4 2 1 2 1 0 1
Dan Meyer, L (1, 10)	0-0 F7			X 0-0 G3		S S S 0-3 K			X 0-0 F8		X 0-0 F5	5 0 0 0 0 1 2
Tony Armas, R OBP: 0.200, SLG: 0.200 (1, 9)	0-0 F8			X 0-0 5-3		X 0-0 F2			X 0-0 1B 1B		X 0-0 F9	5 0 1 0 0 0 2
Wayne Gross, L OBP: 0.600, SLG: 0.600 (1, 5)		X 0-0 P6		X 0-0 1B		X 0-0 P5			X 0-0 1-2 1B		X 0-0 BB IBB 1B	5 0 3 0 0 0 0
Jim Spencer, L (1, 3)		X 0-0 5-3		S S S 0-3 K		X 0-0 G3			X 0-0 P3		1-2 BB IBB 1B	4 0 0 0 1 1 3
Davey Lopes, R OBP: 0.400, SLG: 0.250 (1, 4)		X 0-0 1B		S S S 0-3 K		X 0-0 L5			X 0-3 K		B B B B 4-0 1-2 2-3 3-H BB	4 0 1 1 1 2 2
Bob Kearney, R (1, 2)		X 0-0 F7			X 0-0 F8		X 0-0 F7			X 0-0 4-3		4 0 0 0 0 0 1
Fred Stanley, R (1, 6)			S S S 0-3 K		X 0-0 1-3			X 0-0 P3		S S S 0-3 K		4 0 0 0 0 2 0

BOTTOM

California Angels @ Oakland Athletics
Oakland-Alameda County Coliseum, Oakland, CA
Tue Apr 06 1982, 6:05 PM PST
Att: 51,513 - Unknown - 50 F

livebaseballscorecards.com

AB	39
R	3
H	7
RBI	3
BB	4
SO	6
LOB	11



Inning Stats	R: 0	H: 0	E: 0	K: 0	S: 3	P: 7	R: 0	H: 1	E: 0	K: 0	S: 4	P: 4	R: 0	H: 0	E: 0	K: 1	S: 5	P: 5	R: 0	H: 1	E: 0	K: 1	S: 6	P: 6	R: 0	H: 0	E: 0	K: 1	S: 5	P: 5	R: 2	H: 2	E: 0	K: 1	S: 7	P: 7	R: 0	H: 0	E: 0	K: 0	S: 3	P: 3	R: 0	H: 0	E: 0	K: 0	S: 3	P: 3	R: 0	H: 2	E: 0	K: 1	S: 7	P: 7	R: 0	H: 0	E: 0	K: 0	S: 5	P: 5	R: 1	H: 1	E: 0	K: 0	S: 3	P: 15	1B: 6	2B: 0	3B: 0	HR: 1	SF: 0	SAC: 0	DP: 0	HBP: 0	WP: 0	PA: 43
Ken Forsch, R ERA: 2.16 Don Aase, R ERA: 3.86	IP	WLS	BF	H	R	ER	SO	BB	IBB	HBP	BLK	WP	HR	S	P	ERA	WHIP																																																											
	(1, 1)	8.1	32	6	2	2	4	1	0	0	0	0	1	39	43	2.16	0.840																																																											
	(9, 1)	2.1	L	11	1	1	2	2	1	0	0	0	0	12	24	3.86	1.286																																																											

Batter	1	2	3	4	5	6	7	8	9	AB R H RBI BB SO LOB	TOP	
Rick Burleson, R (1, 6) OBP: 0.300, SLG: 0.222	4-0 E 1B 2B BB	0-0 5-3		0-0 5-3		0-0 1B 1B		0-0 6-3		4 1 1 1 1 0 1		
Fred Lynn, L (1, 8) OBP: 0.500, SLG: 0.667	0-0 E1 2B 4-3 1B		0-0 2B 2B		4-0 CS BB	0-0 1B 1B		0-0 F9		4 2 3 0 1 0 0		
Rod Carew, L (1, 3) OBP: 0.778, SLG: 1.000	0-0 4-3 1-3 2B		0-0 E SF8 2B		0-0 S 1B		4-0 BB 1B SF9 BB		0-3 K	4 2 3 2 1 1 0		
Reggie Jackson, L (1, 9) OBP: 0.500, SLG: 0.444	0-0 4-3		0-0 F7		4-0 FC6-4 BB		0-0 SF9 BB 1B		0-3 K	4 0 1 1 1 1 2 0 0 0 0 0 0 0		
Juan Beniquez, R (9, 9)	2-3 3-H				1-2							
Don Baylor, R (1, 10)	0-3 K		0-0 E5		0-3 K		0-3 K		0-0 F8	5 0 0 0 0 3 6		
Doug DeCinces, R (1, 5)	0-0 F8		0-0 SF8		0-0 FC6-4		4-0 1-2 2-3 BB			2 0 0 1 1 0 3		
Brian Downing, R (1, 7) OBP: 0.500, SLG: 1.500		4-0 SH1-4 BB	0-0 F7			0-0 HR		0-0 SF9		2 1 1 2 1 0 1 0 0 0 0 0 0 0		
Bobby Clark, R (7, 7)								2-3 3-H				
Tim Foli, R (1, 4) OBP: 0.125, SLG: 0.250		0-0 SH1-4		0-0 6-3		0-0 1B 2B		0-0 F8		3 1 1 0 0 0 2		
Bob Boone, R (1, 2) OBP: 0.250, SLG: 0.250		0-0 6-3		0-0 F7				0-0 5-3		4 0 0 0 0 0 2		
Inning Stats	R: 2 H: 2 E: 1 LOB: 1 K: 1 BB: 1 S: 7 P: 11	R: 0 H: 0 E: 0 LOB: 1 K: 0 BB: 1 S: 3 P: 7	R: 2 H: 2 E: 1 LOB: 1 K: 0 BB: 0 S: 6 P: 6	R: 0 H: 0 E: 0 LOB: 0 K: 0 BB: 0 S: 3 P: 3	R: 0 H: 1 E: 0 LOB: 2 K: 1 BB: 2 S: 5 P: 13	R: 2 H: 4 E: 0 LOB: 2 K: 0 BB: 0 S: 5 P: 5	R: 1 H: 1 E: 0 LOB: 2 K: 1 BB: 2 S: 6 P: 14	R: 0 H: 0 E: 0 LOB: 0 K: 0 BB: 0 S: 3 P: 3	R: 0 H: 0 E: 0 LOB: 0 K: 2 BB: 0 S: 7 P: 7	1B: 5 SF: 2 2B: 4 SAC: 1 3B: 0 DP: 0 HR: 1 HBP: 0	WP: 0 PA: 41 PB: 0 SB: 1 CS: 1	
PITCHER	IP WLS BF H R ER SO BB IBB HBP BLK WP HR S P ERA WHIP											
Mike Norris, R (1, 1) ERA: 6.23	4.1 L 22 5 4 3 1 4 0 0 0 0 0 0 20 36 6.23 2.077											
Bo McLaughlin, R (5, 1) ERA: 18.0	1.0 6 3 2 2 1 0 0 0 0 0 0 1 8 8 18.00 3.000											
Bob Owchinko, L (6, 1) ERA: 2.45	3.2 13 2 1 1 3 2 0 0 0 0 0 0 17 25 2.46 1.091											

California Angels @ Oakland Athletics
Oakland-Alameda County Coliseum, Oakland, CA

Wed Apr 07 1982, 6:05 PM PST
Att. 17,576 - Unknown - 54 F

AB	32
R	7
H	10
RBI	7
BB	6
SO	5
LOB	17



livebaseballscorecards.com

Batter	1	2	3	4	5	6	7	8	9	AB	R	H	RBI	BB	SO	LOB
Rickey Henderson, R (1, 7) OBP: 0.222, SLG: 0.125	0-0 F9		0-0 1-3			0-0 G6-3		0-3 K		4	0	0	0	0	1	2
Dwayne Murphy, L (1, 8) OBP: 0.222, SLG: 0.500	0-0 1-3			0-0 G3		0-0 4-3			0-3 K	4	0	0	0	0	1	0
Cliff Johnson, R (1, 10) OBP: 0.250, SLG: 0.500	0-0 2B			0-0 5-3			0-0 F7		0-0 6-3	4	0	1	0	0	0	0
Tony Armas, R (1, 9) OBP: 0.222, SLG: 0.333	0-0 F8			0-3 K			0-0 2B		0-0 5-3	4	0	1	0	0	1	1
Mickey Klutts, R (1, 5) OBP: 0.333, SLG: 0.333		0-0 F8			0-0 5-3 1B		0-0 6-3			3	0	1	0	0	0	1
Joe Rudi, R (1, 3)		0-0 F9			0-0 5-3 1-2		0-0 F8			3	0	0	0	0	0	2
Davey Lopes, R (1, 4) OBP: 0.250, SLG: 0.143		0-0 1-3			0-0 1-3			0-0 6-3		3	0	0	0	0	0	1
Jeff Newman, R (1, 2)			0-0 6-3		0-0 6-3			0-0 6-3		3	0	0	0	0	0	1
Rob Picciolo, R (1, 6) OBP: 0.500, SLG: 0.500 Jeff Burroughs, R (8, PH) Fred Stanley, R (9, 6)			0-3 K			0-0 G6-3 1B		4-0 BB		2	0	1	0	0	1	0
										0	0	0	0	1	0	0
										0	0	0	0	0	0	0

Inning Stats	R: 0 E: 0 K: 0 S: 4	H: 1 LOB: 1 BB: 0 P: 4	R: 0 E: 0 K: 0 S: 3	H: 0 LOB: 0 BB: 0 P: 3	R: 0 E: 0 K: 1 S: 5	H: 0 LOB: 0 BB: 0 P: 5	R: 0 E: 0 K: 1 S: 5	H: 0 LOB: 0 BB: 0 P: 5	R: 0 E: 0 K: 0 S: 4	H: 1 LOB: 1 BB: 0 P: 4	R: 0 E: 0 K: 0 S: 3	H: 1 LOB: 0 BB: 0 P: 3	R: 0 E: 0 K: 1 S: 5	H: 0 LOB: 1 BB: 1 P: 9	R: 0 E: 0 K: 1 S: 5	H: 0 LOB: 0 BB: 0 P: 5	1B: 2 2B: 2 3B: 0 HR: 0	SF: 0 SAC: 0 DP: 1 HBP: 0
---------------------	------------------------------	---------------------------------	------------------------------	---------------------------------	------------------------------	---------------------------------	------------------------------	---------------------------------	------------------------------	---------------------------------	------------------------------	---------------------------------	------------------------------	---------------------------------	------------------------------	---------------------------------	----------------------------------	------------------------------------

PITCHER Geoff Zahn, L (1, 1) ERA:	IP 9.0	WLS W	BF 31	H 4	R 0	ER 0	SO 4	BB 1	IBB 0	HBP 0	BLK 0	WP 0	HR 0	S 38	P 42	ERA 0.00	WHIP 0.556
PITCHER	IP	WLS	BF	H	R	ER	SO	BB	IBB	HBP	BLK	WP	HR	S	P	ERA	WHIP

BOTTOM

California Angels @ Oakland Athletics
Oakland-Alameda County Coliseum, Oakland, CA

Wed Apr 07 1982, 6:05 PM PST
Att: 17,576 - Unknown - 54 F

livebaseballscorecards.com

AB	30
R	0
H	4
RBI	0
BB	1
SO	4
LOB	8



Batter	1	2	3	4	5	6	7	8	9	10	11	12	13	14	15	16	AB	R	H	RBI	BB	SO	LOB	TOP										
Rick Burleson, R OBP: 0.278, SLG: 0.188 (1, 6)	F8	5-3			2B E 1B	F9			F9		K 1-2			K		K BLK 1B BB	7	2	1	0	1	2	4											
Fred Lynn, L OBP: 0.444, SLG: 0.600 (1, 8)	1B SF8		F8		BB SF9 2B	K								F8		SF8	6	2	2	1	1	2	2											
Rod Carew, L OBP: 0.588, SLG: 0.643 (1, 3)	SF8 BB 1B		CS BB		G3			4-3						6-3		K	7	0	2	1	1	2	3											
Reggie Jackson, L OBP: 0.333, SLG: 0.250 (1, 9)			F9		E3 FC5 BB			F8						F8		F8	7	0	0	0	1	2	3											
Bobby Clark, R (16, 7)	1-2 BB		1-2		3-H BB												0	0	0	0	0	0	0											
Don Baylor, R (1, 10)	SF8			5-3	1-2 2-3 BB			L5						F8			5	0	0	1	1	1	0											
Doug DeCinces, R OBP: 0.250, SLG: 0.727 (1, 5)	1-3			HR	SF9			5-3						P4		HR	5	2	2	3	1	0	2											
Brian Downing, R OBP: 0.417, SLG: 1.000 (1, 7)				F3	FC5			5-6-3						F9		P5	4	0	1	0	0	0	2											
Juan Beniquez, R (9, 7)		SH2-4 1B			2-3f												3	0	0	0	0	1	1											
Tim Foli, R OBP: 0.214, SLG: 0.286 (1, 4)		SH2-4		FC6-4 1B				5-3						F8		P4	6	1	2	0	0	0	0											
Bob Boone, R OBP: 0.308, SLG: 0.250 (1, 2)		5-3		FC6-4												1B E 1B	4	0	1	0	1	0	2											
Jose Moreno, S (11, PR)				1-2f					6-3							1B E SF8 1B	0	0	0	0	0	0	0											
Joe Ferguson, R OBP: 1.000, SLG: 1.000 (11, 2)																	2	1	2	0	0	0	0											
Inning Stats	R: 1 E: 0 K: 0 S: 5	H: 2 LOB: 2 BB: 1 P: 9	R: 0 E: 0 K: 0 S: 4	H: 1 LOB: 1 BB: 0 P: 4	R: 0 E: 0 K: 0 S: 2	H: 0 LOB: 0 BB: 1 P: 6	R: 1 E: 0 K: 0 S: 5	H: 2 LOB: 1 BB: 0 P: 5	R: 2 E: 1 K: 0 S: 6	H: 2 LOB: 2 BB: 1 P: 10	R: 0 E: 0 K: 1 S: 6	H: 1 LOB: 1 BB: 0 P: 6	R: 0 E: 0 K: 0 S: 3	H: 0 LOB: 0 BB: 0 P: 3	R: 0 E: 0 K: 0 S: 3	H: 0 LOB: 0 BB: 0 P: 3	R: 0 E: 0 K: 1 S: 5	H: 0 LOB: 1 BB: 1 P: 9	R: 0 E: 0 K: 2 S: 7	H: 0 LOB: 1 BB: 1 P: 11	R: 0 E: 0 K: 1 S: 4	H: 0 LOB: 1 BB: 1 P: 8	R: 0 E: 0 K: 1 S: 5	H: 0 LOB: 0 BB: 0 P: 5	R: 0 E: 0 K: 1 S: 5	H: 0 LOB: 0 BB: 0 P: 5	R: 0 E: 0 K: 2 S: 7	H: 0 LOB: 0 BB: 0 P: 7	R: 0 E: 1 K: 0 S: 7	H: 4 LOB: 1 BB: 1 P: 11	1B: 10 2B: 1 3B: 0 HR: 2	SF: 3 SAC: 1 DP: 0 HBP: 0	WP: 0 PB: 0 SB: 1 CS: 2	PA: 67
PITCHER	IP WLS BF H R ER SO BB IBB HBP BLK WP HR S P ERA WHIP	PITCHER																																
Matt Keough, R ERA: 2.08 (1, 1)	8.2																																	
Tom Underwood, L ERA: (9, 1)	6.1																																	
Jeff Jones, R ERA: 9.82 (16, 1)	0.1	L																																
Bob Owchinko, L ERA: 2.08 (16, 1)	0.2																																	

California Angels @ Oakland Athletics
Oakland-Alameda County Coliseum, Oakland, CA

AB 56
R 8
H 13
RBI 6
BB 7
SO 10
LOB 19



Thu Apr 08 1982, 6:05 PM PST
Att. 17,806 - Unknown

livebaseballscores.com

Batter	1	2	3	4	5	6	7	8	9	10	11	12	13	14	15	16	AB	R	H	RBI	BB	SO	LOB
Rickey Henderson, R OBP: 0.529, SLG: 0.364 (1, 7)	4-0 S BB		4-0 3-1 3B BB		0-0 F7 2B		4-0 FC5-2 2B BB		4-0 BB BB		0-0 5-3			4-0 S BB		0-0 E 4-3 1B	3	3	2	1	5	0	0
Dwayne Murphy, L OBP: 0.235, SLG: 0.286 (1, 8)	0-0 4-3		0-0 3-1		0-3 K		0-0 G3		4-0 BB BB					0-3 K		0-0 4-3	6	0	0	1	2	2	7
Dan Meyer, L OBP: 0.143, SLG: 0.429 Cliff Johnson, R OBP: 0.200, SLG: 0.222 (1, 10) (5, PH)	0-3 K		0-0 1B 3B		4-0 BB		0-0 FC5-2 2B		0-3 BB BB					0-0 F7		0-0 F8	2	1	1	2	0	1	1
Tony Armas, R OBP: 0.250, SLG: 0.375 (1, 9)	0-0 F8		0-0 E 1B		0-0 F7		0-0 2B		0-0 F9					0-0 F9		0-0 5-3	7	0	2	2	0	0	7
Wayne Gross, L OBP: 0.417, SLG: 0.364 (1, 5)		0-0 F8	0-0 E9		0-0 G3			0-0 P3		4-0 L5-4 SH2-4 BB				0-0 F4		0-0 1B 1B	6	0	1	0	1	0	4
Jim Spencer, L Joe Rudi, R OBP: 0.250, SLG: 0.143 (1, 3) (3, PH) (4, 3)		0-0 F8	0-0 5-3			0-0 F7		0-3 K		0-0 SH2-4				4-0 FC3-6 BB		0-0 1B 1B	1	0	0	0	0	0	0
Davey Lopes, R OBP: 0.267, SLG: 0.154 (1, 4)		4-0 CS BB		0-0 1-3		0-0 9-3 1B		0-0 F7		0-0 L5-4				0-0 FC3-6 CS		0-0 G6-4-3	6	0	1	0	1	0	4
Bob Kearney, R Mickey Klutts, R OBP: 0.500, SLG: 0.750 (1, 2) (16, PH)		0-0 CS	0-0 G3		4-0 G1-6-3 BB		0-0 9-3		0-0 6-3		0-0 F7			0-3 K		0-0 1B 2B	5	0	0	0	1	1	2
Fred Stanley, R OBP: 0.167, SLG: 0.167 Jeff Burroughs, R OBP: 1.000, SLG: 1.000 Jimmy Sexton, R OBP: 0.400, SLG: 0.400 Rob Picciolo, R OBP: 0.400, SLG: 0.400 Dave McKay, S (1, 6) (7, PH) (7, PR) (8, 6) (16, PH)			0-0 3-1 BB 1B		0-0 G1-6-3		0-0 G3 S FC5-2 1B		0-0 BB BB 1B		0-0 F9			0-3 K		0-0 F5	2	1	1	0	0	0	1

Inning Stats	R: 0	H: 0	E: 0	LOB: 1	K: 1	S: 5	P: 9	R: 0	H: 0	E: 0	LOB: 0	K: 0	S: 2	P: 6	R: 3	H: 3	E: 1	LOB: 2	K: 0	S: 7	P: 11	R: 0	H: 1	E: 0	LOB: 0	K: 1	S: 6	P: 10	R: 0	H: 1	E: 0	LOB: 0	K: 0	S: 3	P: 3	R: 1	H: 2	E: 0	LOB: 3	K: 0	S: 4	P: 8	R: 0	H: 0	E: 0	LOB: 0	K: 1	S: 5	P: 5	R: 0	H: 1	E: 0	LOB: 3	K: 0	S: 6	P: 14	R: 0	H: 0	E: 0	LOB: 0	K: 0	S: 2	P: 6	R: 0	H: 0	E: 0	LOB: 0	K: 0	S: 3	P: 3	R: 0	H: 0	E: 0	LOB: 1	K: 1	S: 4	P: 8	R: 0	H: 2	E: 0	LOB: 1	K: 0	S: 4	P: 4	R: 2	H: 2	E: 1	LOB: 0	K: 0	S: 5	P: 5	1B: 8	2B: 5	3B: 1	SF: 0	SAC: 1	DP: 4	HBP: 0	WP: 0	PA: 67
PITCHER	IP	WLS	BF	H	R	ER	SO	BB	IBB	HBP	BLK	WP	HR	S	P	ERA	WHIP																																																																																			
Mike Witt, R ERA: 10.13 (1, 1)	2.2		13	3	3	3	1	2	0	0	0	0	0	12	24	10.12	2.250																																																																																			
Andy Hassler, L ERA: (3, 1)	1.2		8	1	0	0	1	2	0	0	0	0	0	8	16	0.00	1.800																																																																																			
Steve Renko, R ERA: 2.25 (5, 1)	4.0		15	4	1	1	1	1	0	0	0	0	0	16	20	2.25	1.250																																																																																			
Don Aase, R ERA: 1.29 (9, 1)	4.2		17	0	0	0	2	5	0	0	0	0	0	16	36	0.00	1.071																																																																																			
Luis Sanchez, R ERA: 3.0 (14, 1)	3.0	W	13	4	2	1	3	1	0	0	0	0	0	18	22	3.00	1.667																																																																																			

BOTTOM

California Angels @ Oakland Athletics
Oakland-Alameda County Coliseum, Oakland, CA

livebaseballscores.com

AB 53
R 6
H 12
RBI 6
BB 12
SO 8
LOB 37



Thu Apr 08 1982, 6:05 PM PST
Att: 17,806 - Unknown

Batter	1	2	3	4	5	6	7	8	9	AB R H RBI BB SO LOB	TOP											
Julio Cruz, S (1, 4) OBP: 0.474, SLG: 0.400	0-0 WP 2B		4-0 CS BB			4-0 2B BB		0-0 1B		2 1 2 0 2 0 0												
Manny Castillo, S (1, 5) OBP: 0.333, SLG: 0.438	0-0 F6		0-0 CS 1-2	0-0 3-1		0-0 2B 1-H 2-H		0-0 F3		4 0 1 2 0 0 2												
Bruce Bochte, L (1, 7) OBP: 0.333, SLG: 0.357 Paul Serna, R (8, 6)	0-3 K			4-0 5-3 BB		0-0 F4		0-0 F9		3 0 0 0 1 1 3 0 0 0 0 0 0 0												
Richie Zisk, R (1, 10) OBP: 0.556, SLG: 0.706 Lenny Randle, S (9, PR)	0-3 K			0-0 5-3 1-2		0-0 F8			0-0 1B 1B	4 0 1 0 0 1 3 0 1 0 0 0 0 0												
Al Cowens, R (1, 9) OBP: 0.278, SLG: 0.438				0-3 K		0-0 1-3			0-0 F9	4 0 0 0 0 1 3												
Joe Simpson, L (1, 8) OBP: 0.400, SLG: 0.385						0-0 F9			0-0 1B 1B	3 0 1 0 1 0 0												
Jim Maler, R (1, 3) OBP: 0.500, SLG: 0.933						0-3 K			0-0 1B 1B	4 0 2 1 0 1 1												
Jim Essian, R (1, 2) OBP: 0.375, SLG: 0.533 Steve Stroughter, L (9, PH) Dave Henderson, R (9, PH) OBP: 0.500, SLG: 0.500						0-0 F6			0-0 K	3 0 0 0 0 0 1 0 0 0 0 0 0 0 1 0 0 0 0 1 2												
Todd Cruz, R (1, 6) OBP: 0.083, SLG: 0.083 Thad Bosley, L (8, PH) (8, 7)						0-0 2B 1B			0-3 K	2 1 1 0 0 0 0 2 0 0 0 0 1 2												
Inning Stats	R: 0 E: 0 K: 2 S: 8	H: 1 LOB: 1 BB: 0 P: 8	R: 0 E: 0 K: 0 S: 2	H: 0 LOB: 0 BB: 1 P: 6	R: 0 E: 0 K: 0 S: 2	H: 0 LOB: 0 BB: 1 P: 6	R: 0 E: 0 K: 1 S: 5	H: 0 LOB: 1 BB: 1 P: 9	R: 0 E: 0 K: 1 S: 5	H: 0 LOB: 0 BB: 0 P: 5	R: 2 E: 0 K: 0 S: 5	H: 2 LOB: 1 BB: 1 P: 9	R: 0 E: 0 K: 0 S: 3	H: 1 LOB: 0 BB: 0 P: 3	R: 0 E: 0 K: 0 S: 4	H: 1 LOB: 1 BB: 0 P: 4	R: 1 E: 0 K: 2 S: 10	H: 3 LOB: 2 BB: 0 P: 10	1B: 6 2B: 2 3B: 0 HR: 0	SF: 0 SAC: 0 DP: 1 HBP: 0	WP: 1 PB: 0 SB: 0 CS: 2	PA: 37
PITCHER	IP WLS BF H R ER SO BB IBB HBP BLK WP HR S P ERA WHIP																					
Steve McCatty, R (1, 1) ERA: 3.24	8.1 W 33 7 3 3 4 4 0 0 0 1 0 37 53 3.24 1.320																					
Bo McLaughlin, R (9, 1) ERA: 18.0	0.0 1 1 0 0 0 0 0 0 0 0 0 0 1 1 ∞ ∞																					
Bob Owchinko, L (9, 1) ERA: 1.8	0.2 S 2 0 0 0 2 0 0 0 0 0 0 0 6 6 0.00 0.000																					

Seattle Mariners @ Oakland Athletics
Oakland-Alameda County Coliseum, Oakland, CA
Fri Apr 09 1982, 6:05 PM PST
Att. 28,139 - Unknown

AB	32
R	3
H	8
RBI	3
BB	4
SO	6
LOB	17



Batter	1	2	3	4	5	6	7	8	9
Rickey Henderson, R OBP: 0.429, SLG: 0.267 (1, 7)	0-0 F9		0-0 1-3		0-0 6-3		0-0 E5 L1-5		
Dwayne Murphy, L OBP: 0.190, SLG: 0.222 (1, 8)	0-0 4-3			0-0 F7	0-0 E1 1B		0-0 L1-5		
Dan Meyer, L OBP: 0.273, SLG: 0.455 (1, 10)	0-0 FC6-4 1B			0-0 E 1B	0-0 4-3			0-0 G3	
Tony Armas, R OBP: 0.250, SLG: 0.350 (1, 9)	0-0 FC6-4			0-0 L6	0-0 1B			0-0 F5	
Wayne Gross, L OBP: 0.313, SLG: 0.267 (1, 5)		0-3 K		0-3 K	0-3 K			0-0 4-3	
Dave McKay, S (1, 4)		0-0 1-3			0-3 K 2B	0-0 E4 G3-6-3			
Jim Spencer, L (1, 3)		0-0 5-3			4-0 2B WP BB	0-0 G3-6-3			
Jeff Newman, R OBP: 0.167, SLG: 0.333 (1, 2)			0-0 L5		0-0 WP 2B	0-3 K			
Rob Picciolo, R OBP: 0.375, SLG: 0.375 (1, 6)			0-0 F8		0-0 WP E 1B		0-0 F9		

Inning Stats	R: 0 E: 0 K: 0 S: 4	H: 1 LOB: 1 BB: 0 P: 4	R: 0 E: 0 K: 1 S: 5	H: 0 LOB: 0 BB: 0 P: 5	R: 0 E: 0 K: 0 S: 3	H: 0 LOB: 0 BB: 0 P: 3	R: 0 E: 1 K: 1 S: 6	H: 1 LOB: 1 BB: 0 P: 6	R: 5 E: 1 K: 2 S: 12	H: 3 LOB: 1 BB: 1 P: 16	R: 0 E: 1 K: 1 S: 5	H: 0 LOB: 0 BB: 0 P: 5	R: 0 E: 1 K: 0 S: 3	H: 0 LOB: 0 BB: 0 P: 3	R: 0 E: 0 K: 0 S: 3	H: 0 LOB: 0 BB: 0 P: 3
1B: 4 2B: 2 3B: 0 HR: 0	SF: 0 SAC: 0 DP: 2 HBP: 0	WP: 3 PB: 0 SB: 2 CS: 0	PA: 32													

PITCHER	IP	WLS	BF	H	R	ER	SO	BB	IBB	HBP	BLK	WP	HR	S	P	ERA	WHIP
Gaylord Perry, R ERA: 4.5 (1, 1)	8.0	L	32	5	5	4	5	1	0	0	0	2	0	41	45	4.50	0.750


BOTTOM

Seattle Mariners @ Oakland Athletics
Oakland-Alameda County Coliseum, Oakland, CA

Fri Apr 09 1982, 6:05 PM PST
Att. 28,139 - Unknown

livebaseballscorecards.com

AB	31
R	5
H	5
RBI	3
BB	1
SO	5
LOB	8



Batter	1	2	3	4	5	6	7	8	9	10	11	12	13	14	15	16	AB	R	H	RBI	BB	SO	LOB	TOP	
Julio Cruz, S OBP: 0.519, SLG: 0.429 (1, 4)	F7		4-0 BB		0-0 6-3			4-0 F9 BB	0-0 1B		0-0 F3		0-0 FC4-6 1B		0-0 CS 1B		6	0	3	1	2	0	1		
Manny Castillo, S OBP: 0.231, SLG: 0.292 (1, 5)	K		0-0 9-2		0-0 F8			0-0 F8	0-3 K		0-0 L1		0-0 FC4-6 BB		0-0 F9		8	0	0	0	0	2	9		
Bruce Bochte, L OBP: 0.318, SLG: 0.294 (1, 7)	K		3-Hr		0-0 F8			4-0 BB	0-0 1B		4-0 BB		0-3 K		0-0 CS		3	0	0	0	1	1	0		
Thad Bosley, L OBP: 0.288, SLG: 0.167 (8, PR)	K				0-0 F8			1-2 BB	1-2 2-3 3-H 1B		4-0 BB		0-0 K		1-2		3	0	1	1	1	1	1		
Richie Zisk, R OBP: 0.577, SLG: 0.636 (1, 10)					0-0 F8			0-0 BB	0-3 K		4-0 BB		4-0 BB		0-0 CS		5	0	2	0	3	1	5		
Lenny Randle, S (16, PR)					4-1 BB 1B			2-3 BB	0-3 K		1-2 IBB		1-2 BB				0	1	0	0	0	0	0		
Al Cowens, R OBP: 0.231, SLG: 0.304 (1, 9)					0-0 F5			0-0 L5	0-0 F8		0-0 F2		0-0 F4				7	0	0	0	1	0	11		
Joe Simpson, L OBP: 0.391, SLG: 0.400 (1, 8)					1-2 2-3 4-1 BB			0-0 1-3	0-0 E3 1B		0-0 CS 1B		0-0 SH3-4 2B				7	2	2	0	1	1	3		
Jim Maler, R OBP: 0.400, SLG: 0.682 (1, 3)					0-0 5-3			0-0 6-3	0-0 FC 1B		0-3 K		0-0 SH3-4				7	2	1	0	0	2	5		
Jim Essian, R OBP: 0.542, SLG: 0.714 (1, 2)					0-0 5-3			0-0 1B	1-3 1B		4-0 BB		4-0 SH3-4 BB				6	1	5	4	2	0	0		
Todd Cruz, R OBP: 0.125, SLG: 0.125 (1, 6)					SH5-3 9-2 2B			0-0 S 1B	1-2 2-3 3-H 1B		0-0 BB		0-0 G6-4-3 BB				4	0	1	0	0	2	3		
Steve Stroughter, L ERA: 2.92 (12, PH)					0-0 SH5-3			0-3 K	0-0 K		0-0 F3		0-0 G6-4-3				0	0	0	0	0	0	0		
Dave Henderson, R OBP: 0.400, SLG: 0.400 (12, PH)					2-3 K			0-3 K	1-2 1B				1-2 2-3 3-H 1B				0	0	0	0	0	0	2		
Paul Sema, R (12, 6)					1-2 K			0-3 K	1-2 1B				1-2 2-3 3-H 1B				2	0	0	0	0	0	2		
Inning Stats	R: 0 E: 0 K: 2 S: 7	H: 0 LOB: 0 BB: 0 P: 7	R: 0 E: 0 K: 1 S: 6	H: 1 LOB: 1 BB: 0 P: 6	R: 0 E: 0 K: 0 S: 3	H: 1 LOB: 1 BB: 1 P: 7	R: 0 E: 0 K: 0 S: 4	H: 1 LOB: 2 BB: 1 P: 8	R: 0 E: 0 K: 1 S: 6	H: 1 LOB: 1 BB: 0 P: 6	R: 0 E: 0 K: 0 S: 3	H: 0 LOB: 2 BB: 2 P: 11	R: 0 E: 0 K: 0 S: 3	H: 1 LOB: 1 BB: 1 P: 10	R: 0 E: 0 K: 1 S: 5	H: 0 LOB: 0 BB: 0 P: 5	R: 0 E: 0 K: 0 S: 3	H: 1 LOB: 0 BB: 0 P: 3	R: 3 E: 0 K: 0 S: 5	H: 2 LOB: 2 BB: 2 P: 13	1B: 12 2B: 4 3B: 0 HR: 0	SF: 0 SAC: 2 DP: 2 HBP: 0	WP: 0 PB: 0 SB: 3 CS: 2	PA: 73	
PITCHER	IP WLS BF H R ER SO BB IBB HBP BLK WP HR S P ERA WHIP																								
Mike Norris, R ERA: 2.92 (1, 1)	8.0		36	7	3	1	5	4	0	0	0	0	0	0	0	0	0	0	0	0	0	0	0	1.12	1.375
Tom Underwood, L ERA: (8, 1)	2.2		12	3	0	0	3	2	0	0	0	0	0	0	0	0	0	0	0	0	0	0	0	0.00	1.875
Jeff Jones, R ERA: 8.31 (11, 1)	0.2		5	1	0	0	0	1	1	0	0	0	0	0	0	0	0	0	0	0	0	0	0.00	3.000	
Bob Owchinko, L ERA: 1.42 (12, 1)	1.1		5	1	0	0	1	1	0	0	0	0	0	0	0	0	0	0	0	0	0	0	0.00	1.500	
Bo McLaughlin, R ERA: 10.38 (13, 1)	3.1	L	14	3	3	3	1	1	1	0	0	0	0	0	0	0	0	0	0	0	0	0	8.10	1.200	

Seattle Mariners @ Oakland Athletics
Oakland-Alameda County Coliseum, Oakland, CA

livebaseballscores.com

AB 59
R 6
H 15
RBI 6
BB 11
SO 10
LOB 42



Sun Apr 11 1982, 3:33 AM PST
Unknown

Batter	1	2	3	4	5	6	7	8	9	AB R H RBI BB SO LOB	TOP																													
Julio Cruz, S (1, 4) OBP: 0.469, SLG: 0.385	0-0 F8		0-0 1B 1B		0-0 FC5-4 FC1-6 1-2f		0-0 F8		0-0 F7	5 0 1 0 0 0 1	Seattle Mariners @ Oakland Athletics Oakland-Alameda County Coliseum, Oakland, CA Sun Apr 11 1982, 6:05 PM PST Att: 19,003 - Unknown livebaseballscorecards.com																													
Lenny Randle, S (1, 5) OBP: 0.400, SLG: 0.400	0-0 4-3		0-0 1B 1-2 2-H		0-0 FC1-6 2B 1-2f		0-0 WP 1B	0-0 6-3	5 0 2 1 0 0 1																															
Bruce Bochte, L (1, 7) Dave Henderson, R (9, PR) OBP: 0.370, SLG: 0.381 OBP: 0.400, SLG: 0.400	0-0 6-3		0-0 F7		0-0 2B 1-3		4-0 FC4-6 BB 1-2	0-0 1B	4 0 2 0 1 0 2 0 0 0 0 0 0 0																															
Steve Stroughter, L (1, 10)		0-0 6-3	0-0 4-3		4-0 FC6-4 BB 1-2f		0-0 FC4-6	0-0 4-3	4 0 0 0 1 0 5																															
Al Cowens, R (1, 9) OBP: 0.200, SLG: 0.259		0-0 F9		0-0 E6	0-0 FC6-4 1-2f		0-0 5-3		4 0 0 0 0 0 3																															
Thad Bosley, L (1, 8) OBP: 0.364, SLG: 0.300		0-0 1B 1B		0-0 F5		0-0 F8		0-0 1B 1B	4 0 2 0 0 0 1																															
Jim Maler, R (1, 3) OBP: 0.379, SLG: 0.615		0-0 1B 1-3		0-0 6-3		0-0 F7		0-0 F8	4 0 1 0 0 0 2																															
Bud Bulling, R (1, 2) OBP: 0.250, SLG: 0.250			0-0 6-3	0-0 1-3		0-0 4-3		0-0 1B 1-2	4 0 1 0 0 0 1																															
Todd Cruz, R (1, 6) Joe Simpson, L (8, PH) Paul Serna, R (8, 6) OBP: 0.211, SLG: 0.211 OBP: 0.375, SLG: 0.381			0-0 1B 1B		0-0 FC5-4 1B		0-0 F2	0-3 K	3 1 2 0 0 0 0 1 0 0 0 0 1 2 0 0 0 0 0 0 0																															
Inning Stats	R: 0 E: 0 K: 0 S: 3	H: 0 LOB: 0 BB: 0 P: 3	R: 0 E: 0 K: 0 S: 4	H: 2 LOB: 2 BB: 0 P: 4	R: 1 E: 0 K: 0 S: 6	H: 3 LOB: 2 BB: 0 P: 6	R: 0 E: 1 K: 0 S: 4	H: 0 LOB: 1 BB: 0 P: 4	R: 0 E: 0 K: 0 S: 5	H: 2 LOB: 3 BB: 1 P: 9		R: 0 E: 0 K: 0 S: 3	H: 0 LOB: 0 BB: 0 P: 3	R: 0 E: 0 K: 0 S: 4	H: 1 LOB: 2 BB: 1 P: 8	R: 0 E: 0 K: 1 S: 7	H: 2 LOB: 2 BB: 0 P: 7	R: 0 E: 0 K: 0 S: 4	H: 1 LOB: 1 BB: 0 P: 4	1B: 10 2B: 1 3B: 0 HR: 0	SF: 0 SAC: 0 DP: 0 HBP: 0	WP: 1 PB: 0 SB: 0 CS: 0	PA: 40																	
PITCHER Rick Langford, R (1, 1) ERA: 1.69	IP 9.0	WLS W	BF 40	H 11	R 1	ER 1	SO 1	BB 2	IBB 0	HBP 0	BLK 0	WP 1	HR 0	S 40	P 48	ERA 1.00	WHIP 1.444						PITCHER	IP 9.0	WLS W	BF 40	H 11	R 1	ER 1	SO 1	BB 2	IBB 0	HBP 0	BLK 0	WP 1	HR 0	S 40	P 48	ERA 1.00	WHIP 1.444



Batter	1	2	3	4	5	6	7	8	9	AB	R	H	RBI	BB	SO	LOB
Rickey Henderson, R (1, 7) OBP: 0.500, SLG: 0.458	0-0 CS 2B		0-0 1-2 WP 1B	0-0 1-2 2-H 1B		4-0 1-2 BB				3	1	3	1	1	0	0
Dwayne Murphy, L (1, 8) OBP: 0.156, SLG: 0.207	0-0 4-3 2-3		0-0 1-3 2-H 2B	0-3 K		0-0 G3				4	0	1	1	0	1	5
Dan Meyer, L (1, 10) OBP: 0.278, SLG: 0.313	4-0 BB		4-0 2-3 3-H BB	0-0 4-1			0-0 6-3			2	0	0	0	2	0	2
Tony Armas, R (1, 9) OBP: 0.226, SLG: 0.290	0-0 F4		0-3 K		0-0 6-3		0-0 1B			4	0	1	0	0	1	3
Wayne Gross, L (1, 5) OBP: 0.304, SLG: 0.238		0-0 F8	4-0 1-2 BB		0-0 F6		0-0 F4			3	0	0	0	1	0	1
Jim Spencer, L (1, 3) Joe Rudi, R (7, PH) OBP: 0.313, SLG: 0.231		0-0 F7	0-0 G3		0-0 4-3		0-0 4-3			3	0	0	0	0	0	3
Dave McKay, S (1, 4)		0-0 F7			0-0 F7		0-3 K		0-3 K	4	0	0	0	0	2	0
Bob Kearney, R (1, 2) OBP: 0.188, SLG: 0.133			0-0 F9	0-0 BB 1B		0-0 BB 1B		0-0 5-3		4	1	2	0	0	0	0
Fred Stanley, R (1, 6) OBP: 0.300, SLG: 0.125			4-0 1B 2B BB	4-0 1-2 1B BB		0-0 F6		0-0 4-3		2	1	0	0	2	0	1

Inning Stats	R: 0	H: 1	E: 0	K: 0	S: 3	LOB: 1	BB: 1	P: 7	R: 0	H: 0	E: 0	K: 0	S: 3	LOB: 0	BB: 0	P: 3	R: 2	H: 2	E: 0	K: 1	S: 7	LOB: 3	BB: 3	P: 19	R: 1	H: 2	E: 0	K: 1	S: 7	LOB: 2	BB: 1	P: 11	R: 0	H: 0	E: 0	K: 0	S: 3	LOB: 0	BB: 0	P: 3	R: 0	H: 1	E: 0	K: 1	S: 6	LOB: 2	BB: 1	P: 10	R: 0	H: 1	E: 0	K: 0	S: 4	LOB: 1	BB: 0	P: 4	R: 0	H: 0	E: 0	K: 1	S: 5	LOB: 0	BB: 0	P: 5
AB	30																																																															
R	3																																																															
H	7																																																															
RBI	2																																																															
BB	6																																																															
SO	4																																																															
LOB	16																																																															
PITCHER	IP	WLS	BF	H	R	ER	SO	BB	IBB	HBP	BLK	WP	HR	S	P	ERA	WHIP																																															
Mike Moore, R (1, 1) ERA: 4.26	6.1	L	31	7	3	3	3	6	0	0	0	1	0	31	55	4.26	2.053																																															
Ed Vande Berg, L (7, 1) ERA: 2.25	1.2		5	0	0	0	1	0	0	0	0	0	0	7	7	0.00	0.000																																															

BOTTOM

Seattle Mariners @ Oakland Athletics
Oakland-Alameda County Coliseum, Oakland, CA

Sun Apr 11 1982, 6:05 PM PST
Att. 19,003 - Unknown

livebaseballscores.com

AB 30
R 3
H 7
RBI 2
BB 6
SO 4
LOB 16



WP: 1 PA: 36
PB: 0
SB: 0
CS: 1

Batter	1	2	3	4	5	6	7	8	9	AB	R	H	RBI	BB	SO	LOB	TOP										
Rickey Henderson, R OBP: 0.541, SLG: 0.440 (1, 7)	4-0 CS BB	4-0 1-2 BB		0-0 L5		4-0 BB		4-0 S 1B BB		1	1	0	0	4	0	0											
Dwayne Murphy, L OBP: 0.162, SLG: 0.206 (1, 8)	0-0 1-3 1-2	0-3 K		0-0 F7		0-3 K		0-0 1B		5	0	1	1	0	2	6											
Dan Meyer, L OBP: 0.304, SLG: 0.619 (1, 10)	0-0 6-3		0-0 HR		0-0 1-3		0-0 HR	0-0 F7		5	2	2	2	0	0	1											
Tony Armas, R OBP: 0.278, SLG: 0.314 (1, 9)		0-0 1B 1B	0-0 1-3 HR 1B		4-0 G4-6-3 BB		0-0 F8		0-0 F7	4	2	2	0	1	0	0											
Wayne Gross, L OBP: 0.321, SLG: 0.240 (1, 5)		0-0 1B 1B SF8 1B	0-0 1-3		0-0 G4-6-3 1-2f		4-0 BB		0-0 5-3	4	1	1	0	1	0	2											
Jim Spencer, L OBP: 0.235, SLG: 0.333 (1, 3)		0-0 SF8 1B FC1-2 1B	0-3 K				0-0 HR	0-3 K		5	1	2	2	0	3	2											
Davey Lopes, R OBP: 0.273, SLG: 0.350 (1, 4)		0-0 FC1-2 SF8 1B	0-0 2-H HR				0-0 1-3	0-0 L8		4	1	2	2	0	0	1											
Jeff Newman, R OBP: 0.267, SLG: 0.643 (1, 2)		0-0 SF8	0-0 F3				0-0 2B		0-0 6-3	3	0	1	1	0	0	0											
Fred Stanley, R OBP: 0.214, SLG: 0.083 (1, 6)		0-0 FC1-2 BB		0-0 G3		0-0 F9		0-0 4-3		4	0	0	0	0	0	3											
Inning Stats	R: 0 E: 0 K: 0 S: 2	H: 0 LOB: 0 BB: 1 P: 6	R: 2 E: 0 K: 1 S: 9	H: 4 LOB: 3 BB: 1 P: 13	R: 3 E: 0 K: 1 S: 8	H: 3 LOB: 0 BB: 0 P: 8	R: 0 E: 0 K: 0 S: 3	H: 0 LOB: 0 BB: 0 P: 3	R: 0 E: 0 K: 0 S: 2	H: 0 LOB: 0 BB: 1 P: 6	R: 1 E: 0 K: 1 S: 7	H: 2 LOB: 2 BB: 1 P: 11	R: 1 E: 0 K: 1 S: 6	H: 1 LOB: 1 BB: 1 P: 10	R: 1 E: 0 K: 0 S: 4	H: 1 LOB: 1 BB: 1 P: 8	R: 0 E: 0 K: 1 S: 5	H: 0 LOB: 0 BB: 0 P: 5	1B: 6 2B: 1 3B: 0 HR: 4	SF: 1 SAC: 0 DP: 1 HBP: 0	WP: 0 PB: 0 SB: 1 CS: 1	PA: 42					
PITCHER	IP	WLS	BF	H	R	ER	SO	BB	IBB	HBP	BLK	WP	HR	S	P	ERA	WHIP										
Roger Erickson, R ERA: 6.75 (1, 1)	1.2	L	10	4	2	2	0	2	0	0	0	0	0	8	16	10.80	3.600										
Bobby Castillo, R ERA: 11.37 (2, 1)	3.2		16	5	4	4	2	1	0	0	0	0	3	19	23	9.82	1.636										
Terry Felton, R ERA: 6.75 (6, 1)	2.2		13	2	2	2	2	3	0	0	0	0	1	14	26	6.75	1.875										
Jack O'Connor, L ERA: (9, 1)	1.0		3	0	0	0	1	0	0	0	0	0	0	5	5	0.00	0.000										

Oakland Athletics @ Minnesota Twins
 Hubert H. Humphrey Metrodome, Minneapolis, MN

Tue Apr 13 1982, 7:05 PM EST
 Att. 10,594 - Dome - 70 F

livebaseballscorecards.com

AB	35
R	8
H	11
RBI	8
BB	6
SO	5
LOB	15



Batter	1	2	3	4	5	6	7	8	9	AB	R	H	RBI	BB	SO	LOB
Jim Eisenreich, L (1, 8) OBP: 0.308, SLG: 0.333 Mickey Hatcher, R (9, PH) OBP: 0.667, SLG: 0.600	4-0 G5-4-3 BB 	0-0 FC4-6 1-2f 		0-0 FC4-6 1B 1-2 3-H 		0-0 F8 			0-0 FC4-6 1B 	3	0	1	1	1	0	2
Rob Wilfong, L (1, 4) OBP: 0.185, SLG: 0.083 Ron Washington, R (9, PH)	4-0 G5-4-3 BB 1-2 		0-0 F6 	0-0 FC4-6 G5-4-3 1-2f 2-3 		0-0 G3 			0-0 FC4-6 FC5 BB 1-2f 	3	0	0	0	1	0	2
Dave Engle, R (1, 9) OBP: 0.375, SLG: 0.333	0-0 G5-4-3 1-2f 2-3 		0-0 F7 	0-0 G5-4-3 1-2f 			4-0 BB 		4-0 BB 1-2 	3	0	0	0	2	0	4
Kent Hrbek, L (1, 3) OBP: 0.393, SLG: 0.840	4-0 BB 		0-0 BB 1B 1B 		0-0 HR 		0-3 K 		0-0 F2 	4	1	2	1	1	1	3
Gary Gaetti, R (1, 5) OBP: 0.481, SLG: 0.960	0-3 K 		0-0 FC5 BB 1B 1-2 		0-0 5-3 		0-3 K 		0-0 FC5 2-3f 	5	0	1	0	0	2	5
Randy Johnson, L (1, 10) OBP: 0.667, SLG: 1.357		0-0 F8 2B 	4-0 BB 1-2 2-3 		0-0 HR 		0-3 K 			3	1	2	1	1	1	1
Gary Ward, R (1, 7) OBP: 0.214, SLG: 0.192		0-0 1-3 	0-0 FC5 2-3f 		0-0 F1 			0-0 5-3 		4	0	0	0	0	0	4
Butch Wynegar, S (1, 2) OBP: 0.136, SLG: 0.143		0-0 F8 2-3 		0-0 1B 1B 2B 		0-0 F7 		0-0 F7 		4	1	1	0	0	0	1
Lenny Faedo, R (1, 6) OBP: 0.400, SLG: 0.333		4-0 FC4-6 BB 		0-0 FC4-6 1B 2-3 1B 		0-0 F9 		0-0 6-3 		3	0	1	0	1	0	0

Inning Stats	R: 0	H: 0	E: 0	K: 1	S: 4	LOB: 2	BB: 3	P: 16
	R: 0	H: 1	E: 0	K: 0	S: 4	LOB: 2	BB: 1	P: 8
	R: 0	H: 2	E: 0	K: 0	S: 5	LOB: 3	BB: 1	P: 9
	R: 1	H: 3	E: 0	K: 0	S: 5	LOB: 1	BB: 0	P: 5
	R: 2	H: 2	E: 0	K: 0	S: 5	LOB: 0	BB: 0	P: 5
	R: 0	H: 0	E: 0	K: 3	S: 3	LOB: 0	BB: 0	P: 3
	R: 0	H: 0	E: 0	K: 0	S: 3	LOB: 1	BB: 1	P: 13
	R: 0	H: 0	E: 0	K: 0	S: 3	LOB: 0	BB: 0	P: 3
	R: 0	H: 1	E: 0	K: 0	S: 4	LOB: 2	BB: 1	P: 8
	1B: 5	SF: 0	2B: 2	SAC: 0	3B: 0	DP: 2	HR: 2	HBP: 0

BOTTOM

Oakland Athletics @ Minnesota Twins
 Hubert H. Humphrey Metrodome, Minneapolis, MN

Tue Apr 13 1982, 7:05 PM EST
 Att. 10,594 - Dome - 70 F

livebaseballscorecards.com

AB	34
R	3
H	9
RBI	3
BB	7
SO	4
LOB	23

WP: 0	PA: 41
PB: 0	
SB: 0	
CS: 0	

Batter	1	2	3	4	5	6	7	8	9	10	11	12	AB	R	H	RBI	BB	SO	LOB	TOP							
Rickey Henderson, R OBP: 0.512, SLG: 0.400 (1, 7)	4-0 E S BB	0-3 K		X 0-0 S 1B			X 0-0 F9		S 0-3 K			X 0-0 6-3	5	1	1	1	1	2	0								
Joe Rudi, R OBP: 0.273, SLG: 0.167 (1, 3)	4-0 BB E FC5 BB	0-0 F7		X 0-0 4-3			S 0-3 K			X 0-0 6-3		S 0-3 K	5	1	0	0	1	2	1								
Cliff Johnson, R OBP: 0.250, SLG: 0.389 Jimmy Sexton, R (12, PR)	0-0 E6 FC5 BB		4-0 BB		X 0-0 F7		X 0-0 F8			S 0-3 K		X 0-0 HR 1B	5	0	1	0	1	1	2								
Tony Armas, R OBP: 0.333, SLG: 0.500 (6, 9)	4-0 BB FC5 SF9 BB		0-3 K		X 0-0 5-3			X 0-0 HR		X 0-0 BLK 1B		X 0-0 HR	5	3	3	4	1	1	1								
Mickey Klutts, R OBP: 0.182, SLG: 0.273 Wayne Gross, L (8, PH) OBP: 0.323, SLG: 0.250 (8, 5)	0-0 FC5 BB		X 0-0 L9		X 0-0 F7			X 0-0 G4-6-3 1B		S 0-3 K		X 0-0 3-1	3	0	0	1	0	0	3								
Jeff Burroughs, R OBP: 0.667, SLG: 1.250 Dwayne Murphy, L OBP: 0.179, SLG: 0.200 (6, 8)	4-0 BB		X 0-0 1-3		X 0-0 5-3			X 0-0 G4-6-3 1B		S 0-0 FC1-4 BB			2	0	0	0	1	0	1								
Davey Lopes, R OBP: 0.259, SLG: 0.304 (1, 4)	0-0 SF9			S 0-3 K		BB 4-0 S BB		X 0-0 5-3		X 0-0 FC1-4 S			3	0	0	1	1	1	1								
Jeff Newman, R OBP: 0.263, SLG: 0.556 Dan Meyer, L (11, PH) OBP: 0.292, SLG: 0.591 Bob Kearney, R OBP: 0.188, SLG: 0.133 (11, 2)	0-3 K			X 0-0 FC4-6 1B		BB 0-3 K		X 0-0 5-3		X 0-0 F6			4	0	1	0	0	2	3								
Rob Picciolo, R OBP: 0.211, SLG: 0.211 (1, 6)		X 0-0 L8		X 0-0 FC4-6 1B		S 0-3 K		X 0-0 5-3		X 0-0 6-3			1	0	0	0	0	0	0								
Inning Stats	R: 3 E: 1 K: 1 S: 6	H: 0 LOB: 2 BB: 4 P: 22	R: 0 E: 0 K: 1 S: 5	H: 0 LOB: 0 BB: 0 P: 5	R: 0 E: 0 K: 1 S: 5	H: 0 LOB: 1 BB: 1 P: 9	R: 1 E: 0 K: 1 S: 7	H: 2 LOB: 1 BB: 0 P: 7	R: 0 E: 0 K: 2 S: 3	H: 0 LOB: 1 BB: 1 P: 11	R: 0 E: 0 K: 1 S: 5	H: 0 LOB: 0 BB: 0 P: 5	R: 1 E: 0 K: 0 S: 4	H: 2 LOB: 0 BB: 0 P: 4	R: 0 E: 0 K: 1 S: 5	H: 0 LOB: 0 BB: 0 P: 5	R: 0 E: 0 K: 2 S: 8	H: 1 LOB: 1 BB: 0 P: 8	R: 0 E: 0 K: 0 S: 3	H: 0 LOB: 1 BB: 1 P: 7	R: 2 E: 0 K: 1 S: 7	H: 2 LOB: 1 BB: 0 P: 7	1B: 5 2B: 0 3B: 0 HR: 2	SF: 1 SAC: 0 DP: 1 HBP: 0	WP: 0 PB: 0 SB: 5 CS: 0	PA: 50	
PITCHER	IP	WLS	BF	H	R	ER	SO	BB	IBB	HBP	BLK	WP	HR	S	P	ERA	WHIP										
Brad Havens, L ERA: 2.35 (1, 1)	0.1		6	0	3	1	0	4	0	0	0	0	0	2	18	27.00	12.000										
Terry Felton, R ERA: 3.68 (1, 1)	4.2		17	2	1	1	4	1	0	0	0	0	0	24	28	1.93	0.643										
Ron Davis, R ERA: (6, 1)	2.0		7	0	0	0	3	1	0	0	0	0	0	12	16	0.00	0.500										
Doug Corbett, R ERA: 1.08 (8, 1)	4.0		15	3	1	1	3	1	0	0	1	0	1	20	24	2.25	1.000										
Fernando Arroyo, R ERA: 7.36 (12, 1)	0.0	L	0	0	0	0	0	0	0	0	0	0	0	0	0	∞	∞										

Oakland Athletics @ Minnesota Twins
 Hubert H. Humphrey Metrodome, Minneapolis, MN
 Wed Apr 14 1982, 7:05 PM EST
 Att. 10,534 - Dome - 70 F

AB	42
R	7
H	7
RBI	7
BB	7
SO	11
LOB	19



Batter	1	2	3	4	5	6	7	8	9	10	11	12	AB	R	H	RBI	BB	SO	LOB
Jim Eisenreich, L (1, 8) OBP: 0.333, SLG: 0.357 Gary Ward, R (8, PH) OBP: 0.200, SLG: 0.179 (9, 7)	0-0 		0-0 6-3 		0-0 F5 		0-0 BB 2B 1B 	0-0 F3 			0-0 F9 		4 1 2 0 0 0 0	2 0 0 0 0 0 3					
Rob Wilfong, L (1, 4) OBP: 0.194, SLG: 0.074 Mickey Hatcher, R (9, PH) OBP: 0.571, SLG: 0.500 Ron Washington, R (10, 4)	0-0 G4-6-3 		0-3 K 		0-0 F6 		4-0 BB 2B BB 1B 		0-0 1-3 		0-3 K 2-3 		3 1 0 0 1 1 1	1 0 0 0 0 0 0					
Dave Engle, R (1, 9) OBP: 0.367, SLG: 0.333	0-0 F9 		0-0 FC5 PB 1B 			0-0 SH1-4 FC3-6 1B 		0-0 L9 		0-0 4-3 		0-0 5-3 	6 1 2 0 0 0 2						
Kent Hrbek, L (1, 3) OBP: 0.412, SLG: 0.800		0-3 K 	4-0 			0-0 FC3-6 SH1-4 1B 		0-0 		0-3 K 		0-0 F5 	5 0 2 2 1 2 0						
Gary Gaetti, R (1, 5) OBP: 0.438, SLG: 0.833		0-0 BB 3B 1B 	0-0 FC5 			0-0 SH1-4 		0-0 F9 		0-3 K 		0-0 F9 	5 1 1 0 0 1 3						
Randy Johnson, L (1, 10) OBP: 0.611, SLG: 1.188 Jesus Vega, R (8, PH) OBP: 0.355, SLG: 0.700		0-0 F9 		0-0 4-3 		4-0 FC3-6 BB 		0-0 6-3 		0-0 L7 			2 0 0 0 1 0 1	2 0 0 0 0 0 0					
Butch Wynegar, S (1, 2) OBP: 0.185, SLG: 0.160		4-0 BB 3B 		0-0 		0-0 FC3-6 		0-3 K 		0-0 4-3 			4 1 1 1 1 1 2						
Bobby Mitchell, L (1, 7) OBP: 0.400, SLG: 0.500 (9, 8)		0-0 		0-0 G3-6-3 		0-0 F7 		0-0 1B 1B 			4-0 WP SH5-4 BB 		4 0 2 2 1 0 3						
Lenny Faedo, R (1, 6) OBP: 0.357, SLG: 0.308		0-0 6-3 				0-0 F8 		0-0 L6 		0-0 		0-0 SH5-4 	4 0 1 0 0 0 1						

Inning Stats	R: 0	H: 1	E: 0	LOB: 0	K: 0	BB: 0	S: 3	R: 2	H: 2	E: 0	LOB: 1	K: 1	BB: 1	S: 7	R: 0	H: 1	E: 0	LOB: 2	K: 1	BB: 1	S: 6	R: 0	H: 1	E: 0	LOB: 0	K: 0	BB: 0	S: 3	R: 0	H: 0	E: 0	LOB: 0	K: 0	BB: 0	S: 3	R: 1	H: 2	E: 0	LOB: 2	K: 0	BB: 1	S: 5	R: 2	H: 2	E: 0	LOB: 1	K: 0	BB: 1	S: 9	R: 0	H: 2	E: 0	LOB: 2	K: 1	BB: 0	S: 7	R: 0	H: 0	E: 0	LOB: 0	K: 1	BB: 0	S: 5	R: 0	H: 0	E: 0	LOB: 0	K: 1	BB: 0	S: 5	R: 0	H: 0	E: 0	LOB: 0	K: 1	BB: 0	S: 5	R: 0	H: 0	E: 0	LOB: 1	K: 1	BB: 1	S: 9	R: 0	H: 0	E: 0	LOB: 0	K: 1	BB: 0	S: 3	R: 0	H: 0	E: 0	LOB: 0	K: 0	BB: 0	S: 3	1B: 9	2B: 1	3B: 1	HR: 0	SF: 0	SAC: 2	DP: 2	HBP: 0	WP: 1	PA: 50
--------------	------	------	------	--------	------	-------	------	------	------	------	--------	------	-------	------	------	------	------	--------	------	-------	------	------	------	------	--------	------	-------	------	------	------	------	--------	------	-------	------	------	------	------	--------	------	-------	------	------	------	------	--------	------	-------	------	------	------	------	--------	------	-------	------	------	------	------	--------	------	-------	------	------	------	------	--------	------	-------	------	------	------	------	--------	------	-------	------	------	------	------	--------	------	-------	------	------	------	------	--------	------	-------	------	------	------	------	--------	------	-------	------	-------	-------	-------	-------	-------	--------	-------	--------	-------	--------

PITCHER	IP	WLS	BF	H	R	ER	SO	BB	IBB	HBP	BLK	WP	HR	S	P	ERA	WHIP
Steve McCatty, R (1, 1) ERA: 4.8	6.2		30	8	5	5	2	4	0	0	0	0	0	30	46	6.75	1.800
Tom Underwood, L (7, 1) ERA:	2.1		10	3	0	0	2	0	0	0	0	0	0	14	14	0.00	1.286
Jeff Jones, R (10, 1) ERA: 4.91	3.0	W	10	0	0	0	2	1	0	0	0	1	0	13	17	0.00	0.333

BOTTOM

Oakland Athletics @ Minnesota Twins
 Hubert H. Humphrey Metrodome, Minneapolis, MN

Wed Apr 14 1982, 7:05 PM EST
 Att: 10,534 - Dome - 70 F

livebaseballscorecards.com

AB	43
R	5
H	11
RBI	5
BB	5
SO	6
LOB	17



Batter	1	2	3	4	5	6	7	8	9	AB R H RBI BB SO LOB	TOP											
Rickey Henderson, R OBP: 0.521, SLG: 0.485 (1, 7) X	0-0 4-3			4-0 4-3 S BB		4-0 1-2 2B BB	0-3 K		0-0 1-H HR	3 2 1 2 2 1 1												
Dwayne Murphy, L OBP: 0.182, SLG: 0.179 (1, 8) X	0-0 F8			0-3 1-2 K		0-0 F9	4-0 FC3-6 BB		0-0 F7	4 0 0 0 1 1 3												
Dan Meyer, L OBP: 0.276, SLG: 0.556 (1, 10) X	0-0 F9			0-0 2-3 4-3		0-0 1-H 1B 2B	0-0 FC3-6		0-0 L9	5 1 1 2 0 0 3												
Tony Armas, R OBP: 0.319, SLG: 0.455 (1, 9)		4-0 G3-6-3 BB		0-0 F8		0-0 F4	0-3 K		0-3 K	4 0 0 0 1 2 4												
Wayne Gross, L OBP: 0.314, SLG: 0.250 (1, 5) X		0-0 G3-6-3			0-0 F8	0-0 2B 1B		0-0 F4		4 0 1 1 0 0 1												
Jim Spencer, L OBP: 0.286, SLG: 0.421 (1, 3) X		0-0 3-1			0-0 4-3	0-0 1-3 2B		0-0		4 0 2 0 0 0 0												
Davey Lopes, R OBP: 0.290, SLG: 0.346 (1, 4)			0-0 F7		0-0	4-0 IBB		0-0 F8		3 0 1 0 1 0 1												
Bob Kearney, R OBP: 0.158, SLG: 0.111 (1, 2)			0-0 F9		0-0 5-3	0-0 F3		0-3 K		3 0 0 0 0 0 4												
Cliff Johnson, R OBP: 0.238, SLG: 0.368 (8, PH)										1 0 0 0 0 1 1												
Jeff Newman, R OBP: 0.263, SLG: 0.556 (8, 2)										0 0 0 0 0 0 0												
Fred Stanley, R OBP: 0.250, SLG: 0.077 (1, 6)			0-0 4-3			4-0 2B BB	4-0 FC3-6 BB		4-0 HR BB	1 1 0 0 1 0 0												
Jeff Burroughs, R OBP: 0.714, SLG: 1.250 (7, PH)										0 0 0 0 1 0 0												
Rob Picciolo, R OBP: 0.211, SLG: 0.211 (7, 6)										0 0 0 0 0 0 0												
Joe Rudi, R OBP: 0.304, SLG: 0.167 (9, PH)										0 1 0 0 1 0 0												
Inning Stats	R: 0 E: 0 K: 0 S: 3	H: 0 LOB: 0 BB: 0 P: 3	R: 0 E: 0 K: 0 S: 2	H: 0 LOB: 0 BB: 1 P: 6	R: 0 E: 0 K: 0 S: 3	H: 0 LOB: 0 BB: 0 P: 3	R: 0 E: 0 K: 1 S: 5	H: 0 LOB: 1 BB: 1 P: 9	R: 0 E: 0 K: 0 S: 4	H: 1 LOB: 1 BB: 0 P: 4	R: 3 E: 0 K: 0 S: 6	H: 3 LOB: 3 BB: 3 P: 18	R: 0 E: 0 K: 2 S: 7	H: 0 LOB: 2 BB: 2 P: 15	R: 0 E: 0 K: 1 S: 6	H: 1 LOB: 1 BB: 0 P: 6	R: 2 E: 0 K: 1 S: 6	H: 1 LOB: 0 BB: 1 P: 10	1B: 2 2B: 3 3B: 0 HR: 1	SF: 0 SAC: 0 DP: 1 HBP: 0	WP: 0 PB: 0 SB: 1 CS: 0	PA: 40
PITCHER	IP WLS BF H R ER SO BB IBB HBP BLK WP HR S P ERA WHIP																					
Albert Williams, R ERA: 2.4 (1, 1)	6.0 W 26 4 3 3 1 4 1 0 0 0 0 0 23 43 4.50 1.333																					
Ron Davis, R ERA: 3.6 (7, 1)	3.0 S 14 2 2 2 4 3 0 0 0 0 0 1 19 31 6.00 1.667																					

Oakland Athletics @ Minnesota Twins
 Hubert H. Humphrey Metrodome, Minneapolis, MN

Thu Apr 15 1982, 4:33 AM EST
 Att: 15,064 - Dome - 70 F

livebaseballscorecards.com

AB	32
R	5
H	6
RBI	5
BB	8
SO	5
LOB	18



Batter	1	2	3	4	5	6	7	8	9
Julio Cruz, S OBP: 0.345, SLG: 0.239 (1, 4) X	0-0 6-3			4-0 1B BB	4-0 2B BB		0-3 K		
Manny Castillo, S OBP: 0.279, SLG: 0.341 (1, 5) X	0-0 F8			0-0 1B HR	0-0 2B		0-0 L6		
Bruce Bochte, L OBP: 0.364, SLG: 0.333 (1, 7) X Thad Bosley, L OBP: 0.294, SLG: 0.250 (8, PR) (9, 7)	0-0 F8			0-0 1B HR	0-0 F5		4-0 BB BB		
Richie Zisk, R OBP: 0.457, SLG: 0.436 (1, 10)		0-3 K		0-3 K	0-3 K		4-0 BB BB		
Jim Essian, R OBP: 0.425, SLG: 0.528 (1, 2)		0-0 F7		0-0 F8		0-0 6-3	0-0 G1-4-3 BB		
Al Cowens, R OBP: 0.275, SLG: 0.341 (1, 9)		0-0 4-3		0-0 HR		0-0 1-3	4-0 BB		
Joe Simpson, L OBP: 0.405, SLG: 0.406 (1, 8)			0-0 CS 1B	0-0 1B		4-0 BB	0-0 G3		
Jim Maler, R OBP: 0.313, SLG: 0.477 (1, 3)			0-3 K	0-0 F7		0-0 F8			
Todd Cruz, R OBP: 0.200, SLG: 0.200 (1, 6)			0-0 6-3		0-0 CS BB 1B		0-0 F7		

AB	R	H	RBI	BB	SO	LOB
2	2	0	0	2	1	0
4	1	2	1	0	0	0
3	1	1	1	1	0	1
0	0	0	0	0	0	0
3	0	0	0	1	3	3
4	0	0	0	0	0	4
3	1	1	3	1	0	0
3	0	2	0	1	0	2
3	0	0	0	0	1	3
3	0	1	0	0	0	1

BOTTOM

Oakland Athletics @ Seattle Mariners
The Kingdome, Seattle, WA
Fri Apr 16 1982, 9:05 PM EST
Att. 23,856 - Unknown

livebaseballscorecards.com


AB	28
R	5
H	7
RBI	5
BB	6
SO	5
LOB	14



Inning Stats	R: 0	H: 0	E: 0	K: 0	S: 3	LOB: 0	BB: 0	P: 3
	0	0	0	1	5	0	0	5
	0	0	0	1	5	0	0	5
	4	4	0	1	9	1	1	13
	1	2	0	1	6	1	1	10
	0	0	0	1	5	0	0	5
	0	0	0	1	7	0	0	14
	0	0	0	1	3	0	0	3
	0	0	0	1	6	0	0	1

PITCHER	IP	WLS	BF	H	R	ER	SO	BB	IBB	HBP	BLK	WP	HR	S	P	ERA	WHIP
Mike Norris, R ERA: 4.19 (1, 1)	7.0	L	29	7	5	5	5	3	0	0	0	0	1	36	48	6.43	1.429
Bo McLaughlin, R ERA: 9.0 (8, 1)	0.2		4	0	0	0	0	3	0	0	0	0	1	13	0.00	4.500	
Bob Owchinko, L ERA: 3.38 (8, 1)	0.1		1	0	0	0	0	0	0	0	0	0	1	1	0.00	0.000	

WP	HR	S	P	ERA	WHIP
0	1	0	3	6.43	1.429
0	0	0	1	0.00	4.500
0	0	0	1	0.00	0.000

Batter	1	2	3	4	5	6	7	8	9	AB R H RBI BB SO LOB	TOP											
Rickey Henderson, R OBP: 0.509, SLG: 0.463 (1, 7) X	0-0 4-3	0-0 FC1-6 HR		4-0 S BB		0-0 E8 1B		0-0 1B 3-1 1B		4 2 2 1 1 0 2												
Dwayne Murphy, L OBP: 0.200, SLG: 0.289 (1, 8) X	0-0 6-3 1B	0-0 HR		0-0 G1		0-3 K		0-0 3-1		5 2 2 2 0 1 5												
Dan Meyer, L OBP: 0.294, SLG: 0.531 (1, 10) X	0-0 6-3	0-0 F7			0-0 L5		0-0 SH1-3 1B	0-0 1B		5 1 2 1 0 0 1												
Wayne Gross, L OBP: 0.325, SLG: 0.250 (1, 5) B B B	4-0 1B BB		0-0 3-1		0-0 F7		0-0 F3	0-0 1B		4 0 1 1 1 0 1												
Jim Spencer, L OBP: 0.346, SLG: 0.583 (1, 3) X	0-0 1B		0-0 G6-4-3 1B		0-0 HR		0-0 E3 SH1-3	0-0 F4		5 1 3 2 0 0 3												
Jeff Burroughs, R OBP: 0.533, SLG: 0.600 (1, 9) X	0-0 F9		0-0 G6-4-3		0-3 K		0-0 SH1-3	0-0 F5		4 0 0 1 0 1 5												
Davey Lopes, R OBP: 0.275, SLG: 0.400 (1, 4) X		0-0 FC1-6 HBP S 1B		0-0 5-3		0-0 HR	0-0 4-3		0-0 F7	5 2 2 1 0 0 1	AB 40 R 10 H 14 RBI 9 BB 3 SO 2 LOB 21											
Bob Kearney, R OBP: 0.250, SLG: 0.273 (1, 2) H		1-0 FC1-6 HBP		0-0 6-3 2B		0-0 F7		0-0 1B 2B	0-0 F9	4 1 2 0 0 0 0												
Fred Stanley, R OBP: 0.238, SLG: 0.059 (1, 6) X		0-0 F4		0-0 6-3		0-0 5-3		4-0 1B 3-1 1B BB	0-0 5-3	4 1 0 0 1 0 3												
Inning Stats	R: 1 E: 0 K: 0 S: 5	H: 2 LOB: 2 BB: 1 P: 9	R: 3 E: 0 K: 0 S: 5	H: 2 LOB: 0 BB: 0 P: 6	R: 0 E: 0 K: 0 S: 3	H: 1 LOB: 0 BB: 0 P: 3	R: 0 E: 0 K: 0 S: 4	H: 1 LOB: 2 BB: 1 P: 8	R: 1 E: 0 K: 1 S: 6	H: 1 LOB: 0 BB: 0 P: 6	R: 1 E: 1 K: 1 S: 7	H: 2 LOB: 1 BB: 0 P: 7	R: 1 E: 1 K: 0 S: 5	H: 1 LOB: 1 BB: 0 P: 5	R: 3 E: 0 K: 0 S: 7	H: 4 LOB: 2 BB: 1 P: 11	R: 0 E: 0 K: 0 S: 3	H: 0 LOB: 0 BB: 0 P: 3	1B: 8 2B: 3 3B: 0 HR: 3	SF: 0 SAC: 1 DP: 1 HBP: 1	WP: 0 PB: 0 SB: 3 CS: 0	PA: 45
PITCHER	IP WLS BF H R ER SO BB IBB HBP BLK WP HR S P ERA WHIP																					
Mike Moore, R ERA: 7.88 (1, 1)	1.2 L 11 4 4 4 0 1 0 1 0 0 0 1 9 14 21.60 3.000																					
Larry Andersen, R ERA: 2.57 (2, 1)	4.0 17 5 2 2 1 1 0 0 0 0 0 2 18 22 4.50 1.500																					
Ed Vande Berg, L ERA: 3.0 (6, 1)	0.2 4 1 1 0 1 0 0 0 0 0 0 0 6 6 0.00 1.500																					
Mike Stanton, R ERA: 3.12 (7, 1)	1.0 8 4 3 3 0 1 0 0 0 0 0 0 7 11 27.00 5.000																					
Bill Caudill, R ERA: (8, 1)	1.2 5 0 0 0 0 0 0 0 0 0 0 0 5 5 0.00 0.000																					

Oakland Athletics @ Seattle Mariners
The Kingdome, Seattle, WA
Sat Apr 17 1982, 9:05 PM EST
Att. 29,379 - Unknown

livebaseballscorecards.com

Batter	1	2	3	4	5	6	7	8	9	AB	R	H	RBI	BB	SO	LOB
Julio Cruz, S OBP: 0.322, SLG: 0.220 (1, 4)	0-0 F7		0-0 4-3		0-0 F7		0-3 K			4	0	0	0	0	1	3
Manny Castillo, S OBP: 0.255, SLG: 0.311 (1, 5)	0-0 4-3		0-0 1-3		0-3 K2-3			0-0 G1		4	0	0	0	0	1	2
Bruce Bochte, L OBP: 0.340, SLG: 0.308 (1, 7) Steve Stroughier, L OBP: 0.222, SLG: 0.125 (8, PH) (9, 7)	0-0 F8			0-0 F8		0-0 F7		0-0 G6-4-3 1B		3	0	0	0	0	0	0
Richie Zisk, R OBP: 0.480, SLG: 0.488 (1, 10)		0-0 L3 1B		0-0 5-3 1B		0-0 2B		0-0 G6-4-3 1-2r		4	0	3	0	0	0	1
Jim Essian, R OBP: 0.395, SLG: 0.487 (1, 2) Bud Bulling, R OBP: 0.444, SLG: 0.375 (9, 2)		0-0 F8		0-0 5-3 1-2		0-0 F2			0-0 2-3 1B 1B	3	0	0	0	0	0	3
Al Cowens, R OBP: 0.255, SLG: 0.313 (1, 9)		0-0 L3 1-2		0-0 6-3		0-0 F9			0-0 2-3 1-2	4	0	0	0	0	0	4
Joe Simpson, L OBP: 0.439, SLG: 0.457 (1, 8)			4-0 HR BB		0-0 1B 2B		0-0 F7		0-0 2-H 1B	3	1	2	1	1	0	0
Jim Maler, R OBP: 0.308, SLG: 0.521 (1, 3)			0-0 1-H HR		0-0 F9		0-0 F7		0-0 F7	4	1	1	2	0	0	2
Todd Cruz, R OBP: 0.235, SLG: 0.265 (1, 6)			0-0 6-3		0-0 2-3 1B		0-0 2B		0-0 5-3	4	0	2	0	0	0	1

Inning Stats	R: 0	H: 0	E: 0	K: 0	S: 3	R: 0	H: 1	E: 0	K: 0	S: 3	R: 0	H: 1	E: 0	K: 0	S: 4	R: 2	H: 1	E: 0	K: 0	S: 4	R: 0	H: 1	E: 0	K: 0	S: 4	R: 0	H: 2	E: 0	K: 1	S: 7	R: 0	H: 1	E: 0	K: 0	S: 4	R: 0	H: 1	E: 0	K: 1	S: 6	R: 0	H: 1	E: 0	K: 0	S: 3	R: 1	H: 2	E: 0	K: 0	S: 5	1B: 6	SF: 0	2B: 4	SAC: 0	3B: 0	DP: 2	HR: 1	HBP: 0	WP: 0	PA: 36
PITCHER Matt Keough, R ERA: 3.04 (1, 1)	IP	WLS	BF	H	R	ER	SO	BB	IBB	HBP	BLK	WP	HR	S	P	ERA	WHIP													IP	WLS	BF	H	R	ER	SO	BB	IBB	HBP	BLK	WP	HR	S	P	ERA	WHIP														

BOTTOM

Oakland Athletics @ Seattle Mariners
The Kingdome, Seattle, WA

Sat Apr 17 1982, 9:05 PM EST
Att. 29,379 - Unknown

livebaseballscorecards.com

AB	35
R	3
H	10
RBI	3
BB	1
SO	2
LOB	16



Batter	1	2	3	4	5	6	7	8	9	AB R H RBI BB SO LOB	TOP																			
Rickey Henderson, R OBP: 0.541, SLG: 0.463 (1, 7)	4-0 BB CS		4-0 BB 1-2			4-0 HR BB	4-0 BB G4-6-3			0 1 0 0 4 0 0																				
Dwayne Murphy, L OBP: 0.204, SLG: 0.271 (1, 8)	0-3 K		0-0 F8			4-0 HR BB	0-0 BB G4-6-3			3 1 0 0 1 1 5																				
Dan Meyer, L OBP: 0.316, SLG: 0.611 (1, 10)	0-0 1B		0-3 K			0-0 HR 1-H 2-H		0-0 F5		4 1 2 3 0 1 2																				
Wayne Gross, L OBP: 0.295, SLG: 0.225 (1, 5)	0-3 K			0-0 F3		0-0 4-1		0-3 K		4 0 0 0 0 2 1																				
Jim Spencer, L OBP: 0.333, SLG: 0.536 (1, 3)		0-0 G3		0-0 1B G5-4-3		0-0 4-3		0-3 K		4 0 1 0 0 1 0																				
Jeff Burroughs, R OBP: 0.474, SLG: 0.462 (1, 9)		0-3 K		0-0 G5-4-3		4-0 BB		0-0 4-3		3 0 0 0 1 1 1																				
Joe Rudi, R OBP: 0.296, SLG: 0.182 (9, 9)				1-2						0 0 0 0 0 0 0																				
Dave McKay, S OBP: 0.211, SLG: 0.118 (1, 4)		4-0 BB PO			0-3 K	0-0 5-3		0-3 K		3 0 0 0 1 2 1																				
Bob Kearney, R OBP: 0.214, SLG: 0.231 (1, 2)		0-0 PO	0-3 K		0-0 F8		0-0 E1 SH1-4		0-0 F8	4 0 0 0 0 1 0																				
Rob Picciolo, R OBP: 0.200, SLG: 0.167 (1, 6)			4-0 BB BB		0-0 F7		0-0 SH1-4			1 0 0 0 1 0 0																				
Inning Stats	R: 0 E: 0 K: 2 S: 7	H: 1 LOB: 1 BB: 1 P: 11	R: 0 E: 0 K: 1 S: 4	H: 0 LOB: 0 BB: 1 P: 8	R: 0 E: 0 K: 2 S: 7	H: 0 LOB: 2 BB: 2 P: 15	R: 0 E: 0 K: 0 S: 3	H: 1 LOB: 0 BB: 0 P: 3	R: 0 E: 0 K: 1 S: 5	H: 0 LOB: 0 BB: 0 P: 5	R: 3 E: 0 K: 0 S: 4	H: 1 LOB: 1 BB: 3 P: 16	R: 0 E: 1 K: 0 S: 3	H: 0 LOB: 1 BB: 1 P: 7	R: 0 E: 0 K: 2 S: 7	H: 0 LOB: 0 BB: 0 P: 7	R: 0 E: 0 K: 1 S: 5	H: 0 LOB: 0 BB: 0 P: 5	1B: 2 2B: 0 3B: 0 HR: 1	SF: 0 SAC: 1 DP: 2 HBP: 0	WP: 0 PB: 0 SB: 1 CS: 1	PA: 36								
PITCHER	IP WLS BF H R ER SO BB IBB HBP BLK WP HR S P ERA WHIP																													
Ed Nunez, R ERA: 3.0 (1, 1)	5.2		24	3	3	3	6	7	0	0	0	0	0	1	29	57	4.76	1.765												
Mike Stanton, R ERA: 2.89 (6, 1)	0.2		4	0	0	0	0	1	0	0	0	0	0	0	3	7	0.00	1.500												
Ed Vande Berg, L ERA: 2.08 (7, 1)	2.2	W	7	0	0	0	3	0	0	0	0	0	0	0	13	13	0.00	0.000												

Oakland Athletics @ Seattle Mariners
The Kingdome, Seattle, WA
Sun Apr 18 1982, 6:33 AM EST
Att. 8,960 - Unknown

livebaseballscorecards.com

AB	26
R	3
H	3
RBI	3
BB	8
SO	9
LOB	10



Batter	1	2	3	4	5	6	7	8	9	AB R H RBI BB SO LOB
Lenny Randle, S OBP: 0.133, SLG: 0.133 (1, 4)	0-0 G3		0-0 F7		0-0 4-3			0-3 K		4 0 0 0 0 1 0
Manny Castillo, S OBP: 0.275, SLG: 0.298 (1, 5)	4-0 1B SF8 BB		4-0 BB BB		0-0 F8			0-0 3-1		2 1 0 0 2 0 0
Bruce Bochte, L OBP: 0.373, SLG: 0.405 (1, 7)	0-0 FC6-4 1-3 1B		4-0 1-2 BB		0-0 HR			0-0 3-1		3 1 2 1 1 0 0
Richie Zisk, R OBP: 0.463, SLG: 0.543 (1, 10)	0-0 SF8		0-3 K		0-3 K			0-0 HR		3 1 1 2 0 2 2
Jim Maler, R OBP: 0.304, SLG: 0.500 (1, 3)	0-0 FC6-4 1-2f		0-0 F4		0-0 6-3			0-0 SH2-4 1B 1B		4 1 1 0 0 0 3
Al Cowens, R OBP: 0.271, SLG: 0.314 (1, 9)		0-0 5-3		0-0 5-3		0-0 CS 1B		4-0 1B SH2-4 IBB		3 0 1 0 1 0 0
Joe Simpson, L OBP: 0.432, SLG: 0.500 (1, 8)		0-0 3B		0-0 F3		0-0 CS 1-2	0-0 G2	0-0 SH2-4 1-2 2-3		3 0 1 0 0 0 0
Bud Bulling, R OBP: 0.385, SLG: 0.273 (1, 2)		0-3 K		0-3 K			0-0 1-3	4-0 1B IBB		3 0 0 0 1 2 1
Todd Cruz, R OBP: 0.237, SLG: 0.263 (1, 6)		0-0 5-3			0-3 K		0-0 5-3	0-0 1-2 2-3 3-H 1B		4 0 1 1 0 1 1

Inning Stats	R: 1	H: 1	E: 0	LOB: 1	K: 0	BB: 1	S: 4	P: 8	R: 0	H: 1	E: 0	LOB: 1	K: 1	BB: 0	S: 6	P: 6	R: 0	H: 0	E: 0	LOB: 0	K: 1	BB: 0	S: 5	P: 5	R: 0	H: 0	E: 0	LOB: 0	K: 1	BB: 0	S: 5	P: 5	R: 1	H: 2	E: 0	LOB: 0	K: 1	BB: 0	S: 6	P: 6	R: 0	H: 0	E: 0	LOB: 0	K: 0	BB: 0	S: 3	P: 3	R: 0	H: 0	E: 0	LOB: 0	K: 1	BB: 0	S: 5	P: 5	R: 2	H: 3	E: 1	LOB: 3	K: 0	BB: 2	S: 4	P: 12	1B: 4	SF: 1	2B: 0	SAC: 1	3B: 1	DP: 0	HR: 2	HBP: 0	WP: 0	PA: 37
Steve McCatty, R ERA: 4.29 (1, 1)	IP	WLS	BF	H	R	ER	SO	BB	IBB	HBP	BLK	WP	HR	S	P	ERA	WHIP																																																									
Tom Underwood, L ERA: 1.04 (7, 1)	2.1	L	12	3	2	2	1	0	2	0	0	0	1	12	20	7.71	1.286																																																									

BOTTOM

Oakland Athletics @ Seattle Mariners
The Kingdome, Seattle, WA
Sun Apr 18 1982, 6:33 AM EST
Att. 8,960 - Unknown

livebaseballscores.com

AB	29
R	4
H	7
RBI	4
BB	5
SO	6
LOB	7



Batter	1	2	3	4	5	6	7	8	9	AB R H RBI BB SO LOB	TOP											
Jim Eisenreich, L (1, 8) OBP: 0.412, SLG: 0.511	0-0 1-3		0-0 G3			0-0 G3			4-0 1B 2B BB	3 1 0 0 1 0 1												
Bobby Mitchell, L (1, 7) OBP: 0.348, SLG: 0.278	0-0 1-3			0-0 4-3			0-3 K		0-0 F8	4 0 0 0 0 1 2												
Mickey Hatcher, R (1, 9) OBP: 0.421, SLG: 0.389	0-0 1-3			0-0 F8			0-0 5-3		0-0 2B 1B	4 1 1 0 0 0 0												
Kent Hrbek, L (1, 3) OBP: 0.418, SLG: 0.766		0-3 K		0-0 F8			0-0 F5		0-0 1B 1B 2B	4 1 1 3 0 1 0												
Gary Gaetti, R (1, 5) OBP: 0.321, SLG: 0.540		0-0 6-3			0-0 6-3			0-0 6-3	0-0 1B 1B	4 1 1 0 0 0 0												
Randy Johnson, L (1, 10) OBP: 0.472, SLG: 0.824		0-3 K			0-3 K			0-3 K	0-0 1B 1B	4 0 1 1 0 3 0												
Butch Wynegar, S (1, 2) OBP: 0.279, SLG: 0.333			0-0 6-3 2B		0-3 K			0-0 1-3	0-0 1B 1B FC6-4	4 0 2 1 0 1 0												
John Castino, R (1, 4) OBP: 0.250, SLG: 0.250			0-0 6-3			0-0 6-3			0-0 1B 1B	4 1 1 0 0 0 3												
Ron Washington, R (9, 6) OBP: 0.111, SLG: 0.111			2-3 6-3						0-0 FC6-4	0 0 0 0 0 0 0												
Lenny Faedo, R (1, 6) OBP: 0.258, SLG: 0.233			0-0 6-3			0-0 F8			0-0 L8	2 0 0 0 0 0 1												
Rob Wilfong, L (9, PH) OBP: 0.214, SLG: 0.083										1 0 0 0 0 0 1												
Inning Stats	R: 0 E: 0 K: 0 S: 3	H: 0 LOB: 0 BB: 0 P: 3	R: 0 E: 0 K: 2 S: 7	H: 0 LOB: 0 BB: 0 P: 7	R: 0 E: 0 K: 0 S: 4	H: 1 LOB: 1 BB: 0 P: 4	R: 0 E: 0 K: 0 S: 3	H: 0 LOB: 0 BB: 0 P: 3	R: 0 E: 0 K: 2 S: 7	H: 0 LOB: 0 BB: 0 P: 7	R: 0 E: 0 K: 1 S: 5	H: 0 LOB: 0 BB: 0 P: 5	R: 0 E: 0 K: 1 S: 5	H: 0 LOB: 0 BB: 0 P: 5	R: 0 E: 0 K: 1 S: 5	H: 0 LOB: 0 BB: 0 P: 5	R: 5 E: 0 K: 0 S: 9	H: 6 LOB: 2 BB: 1 P: 13	1B: 5 2B: 2 3B: 0 HR: 0	SF: 0 SAC: 0 DP: 0 HBP: 0	WP: 0 PB: 0 SB: 0 CS: 0	PA: 35
PITCHER Rick Langford, R (1, 1) ERA: 3.82	IP: 9.0 WLS: L BF: 35 H: 7 R: 5 ER: 5 SO: 6 BB: 1 IBB: 0 HBP: 0 BLK: 0 WP: 0 HR: 0 S: 46 P: 50 ERA: 5.00 WHIP: 0.889											PITCHER	IP: WLS: BF: H: R: ER: SO: BB: IBB: HBP: BLK: WP: HR: S: P: ERA: WHIP:									

Minnesota Twins @ Oakland Athletics
Oakland-Alameda County Coliseum, Oakland, CA

Mon Apr 19 1982, 6:05 PM PST
Att. 25,415 - Unknown - 72 F

livebaseballscorecards.com

AB	34
R	5
H	7
RBI	5
BB	1
SO	6
LOB	8



Batter	1	2	3	4	5	6	7	8	9	AB R H RBI BB SO LOB
Rickey Henderson, R (1, 7) OBP: 0.515, SLG: 0.422	0-0 5-3		0-0 F8		0-0 1-3		0-3 K		4-0 BB	4 0 0 0 1 1 1
Dwayne Murphy, L (1, 8) OBP: 0.220, SLG: 0.255	0-0 F8		4-0 BB		0-0 3-1		4-0 S BB		0-3 K	3 0 0 0 2 1 2
Cliff Johnson, R (1, 10) OBP: 0.233, SLG: 0.296	0-3 K		0-3 K		0-0 F5		0-3 K		0-0 F6	5 0 0 0 0 3 5
Tony Armas, R (1, 9) OBP: 0.315, SLG: 0.510		0-0 HR		0-0 6-3		0-0 6-3		0-3 K		4 1 1 1 0 1 1
Joe Rudi, R (1, 3) OBP: 0.333, SLG: 0.240		0-0		0-0 F3		0-0 S 1B		0-0 3-1		3 0 2 0 0 0 0
Jimmy Sexton, R (6, PR)		G5-4-3 1B								0 1 0 0 0 0 0
Jim Spencer, L (7, 3) OBP: 0.323, SLG: 0.517										1 0 0 0 0 0 0
Davey Lopes, R (1, 4) OBP: 0.295, SLG: 0.395		0-0 G5-4-3 1-2f		4-0 1B BB		0-0 CS 1B		0-0 F9		3 0 1 1 1 0 1
Dave McKay, S (1, 5) OBP: 0.261, SLG: 0.190		0-0 6-3		0-0 S 1B		0-0 1B 1-2		0-3 K		4 0 2 0 0 1 0
Jeff Newman, R (1, 2) OBP: 0.269, SLG: 0.458			0-3 K		4-0 1-2 IBB		0-0 FC5-4 1B		0-0 F9	2 0 1 0 1 1 0
Wayne Gross, L (9, PH) OBP: 0.289, SLG: 0.220										1 0 0 0 0 0 0
Fred Stanley, R (1, 6) OBP: 0.208, SLG: 0.050			0-0 E8		0-0 4-3		0-0 FC5-4		4-0 BB	3 0 0 0 0 0 5
Dan Meyer, L (9, PH) OBP: 0.333, SLG: 0.611									4-0 BB	0 0 0 0 1 0 0

BOTTOM

Minnesota Twins @ Oakland Athletics
Oakland-Alameda County Coliseum, Oakland, CA

Mon Apr 19 1982, 6:05 PM PST
Att: 25,415 - Unknown - 72 F

livebaseballscorecards.com

AB	33
R	2
H	7
RBI	2
BB	6
SO	8
LOB	15



Inning Stats	R: 0	H: 0	E: 0	K: 1	S: 5	R: 1	H: 2	E: 0	K: 0	S: 4	R: 0	H: 0	E: 1	K: 2	S: 8	R: 0	H: 1	E: 0	K: 0	S: 4	R: 0	H: 0	E: 0	K: 0	S: 3	R: 1	H: 4	E: 0	K: 3	S: 6	R: 0	H: 0	E: 0	K: 3	S: 9	R: 0	H: 0	E: 0	K: 1	S: 5	R: 0	H: 0	E: 0	K: 1	S: 5	R: 0	H: 0	E: 0	K: 1	S: 5	1B: 6	2B: 0	3B: 0	HR: 1	SF: 0	SAC: 0	DP: 1	HBP: 0	WP: 0	PB: 0	SB: 4	CS: 1	PA: 39
--------------	------	------	------	------	------	------	------	------	------	------	------	------	------	------	------	------	------	------	------	------	------	------	------	------	------	------	------	------	------	------	------	------	------	------	------	------	------	------	------	------	------	------	------	------	------	------	------	------	------	------	-------	-------	-------	-------	-------	--------	-------	--------	-------	-------	-------	-------	--------

PITCHER	IP	WLS	BF	H	R	ER	SO	BB	IBB	HBP	BLK	WP	HR	S	P	ERA	WHIP
Brad Havens, L (1, 1) ERA: 2.31	4.0		18	3	1	1	3	2	1	0	0	0	1	21	33	2.25	1.250
Fernando Arroyo, R (5, 1) ERA: 6.52	2.1		11	4	1	1	1	1	0	0	0	0	0	12	16	3.86	2.143
Ron Davis, R (7, 1) ERA: 2.35	2.2	W	10	0	0	0	4	2	0	0	0	0	0	16	24	0.00	0.750

Batter	1	2	3	4	5	6	7	8	9	10	11	12	13	14	15	16	AB	R	H	RBI	BB	SO	LOB	TOP										
Jim Eisenreich, L (1, 8) OBP: 0.407, SLG: 0.471	4-0 1B G3 3-1 BB	0-3 K			0-0 3-1		0-0 F7		0-0 BB WP 1-2 1B		0-3 K		0-0 FC2-6 1B		4-0 1B BB		6	1	1	0	2	2	5											
Bobby Mitchell, L (1, 7) OBP: 0.346, SLG: 0.250 Gary Ward, R (7, PH) OBP: 0.250, SLG: 0.220	0-0 G3		0-0 L1		0-0 FC5-4 HBP		0-0 F9		4-0 BB 1-2 2-3 BB		0-0 FC6-4		0-0 1B		0-0 1B		2	0	0	0	0	0	1											
Mickey Hatcher, R (1, 9) OBP: 0.407, SLG: 0.360	0-0 3-1 1B		0-0 2B 1B		0-0 FC5-4 1B		0-0 L8		4-0 BB 1-2 2-3 BB		0-0 4-3		0-3 K		0-0 F5		7	1	2	1	1	1	7											
Kent Hrbek, L (1, 3) OBP: 0.413, SLG: 0.727	0-0 3-1		0-0 2B		0-0 E9 1B		0-0 F9		0-0 F7			0-0 WP SH1-4 1B		0-0 F9		0-0 E4		8	0	3	2	0	0	6										
Randy Johnson, L (1, 10) OBP: 0.436, SLG: 0.757 Jesus Vega, R (8, PH) OBP: 0.368, SLG: 0.500	0-0 1-3		0-3 K		0-3 K		0-0 L8		0-3 K			0-0 SH1-4		0-0 1-3		0-0 L3		3	0	0	0	0	2	4										
John Castino, R (1, 5) OBP: 0.333, SLG: 0.111		4-0 FC4-6 BB		0-0 6-3		0-0 4-3		4-0 BB		0-0 F4		4-0 2-3 IBB		0-3 K		0-3 K		5	0	0	0	3	2	2										
Rob Wilfong, L (1, 4) OBP: 0.198, SLG: 0.075 Gary Gaetti, R (10, PH) OBP: 0.316, SLG: 0.509		0-0 FC4-6 CS		0-0 6-3		0-0 L3		0-0 G3		4-0 G6-4-3 BB		0-3 K		0-3 K		0-0 F8		4	0	0	0	0	0	2										
Sal Butera, R (1, 2) OBP: 0.400, SLG: 0.250 Butch Wynegar, S (9, PH) OBP: 0.255, SLG: 0.302		4-0 BB		0-0 G5-4-3 1B		0-0 F8		0-3 K		0-0 G6-4-3		0-0 4-3		0-0 F8				2	0	1	0	1	0	0										
Lenny Faedo, R (1, 6) OBP: 0.294, SLG: 0.226 Dave Engle, R (9, PH) OBP: 0.317, SLG: 0.286 Ron Washington, R (9, 6) OBP: 0.250, SLG: 0.182		4-0 BB		0-0 G5-4-3		0-0 G5-4-3 1B		4-0 BB		0-0 WP 1B BB 1B		0-0 FC6-4 1B		4-0 FC2-6 BB		0-3 K		1	0	0	0	2	0	1										
Inning Stats	R: 1 E: 0 K: 0 S: 4	H: 1 LOB: 1 BB: 1 P: 8	R: 0 E: 0 K: 1 S: 4	H: 0 LOB: 2 BB: 3 P: 16	R: 1 E: 0 K: 1 S: 7	H: 2 LOB: 1 BB: 0 P: 7	R: 0 E: 0 K: 0 S: 3	H: 1 LOB: 0 BB: 0 P: 3	R: 0 E: 1 K: 0 S: 6	H: 1 LOB: 2 BB: 0 P: 7	R: 0 E: 0 K: 1 S: 3	H: 0 LOB: 1 BB: 1 P: 7	R: 0 E: 0 K: 0 S: 3	H: 0 LOB: 1 BB: 1 P: 7	R: 1 E: 0 K: 2 S: 9	H: 2 LOB: 3 BB: 2 P: 17	R: 0 E: 0 K: 0 S: 2	H: 0 LOB: 0 BB: 1 P: 6	R: 0 E: 0 K: 1 S: 6	H: 1 LOB: 1 BB: 0 P: 6	R: 0 E: 0 K: 1 S: 6	H: 1 LOB: 2 BB: 1 P: 10	R: 0 E: 0 K: 1 S: 6	H: 1 LOB: 2 BB: 1 P: 10	R: 0 E: 0 K: 2 S: 7	H: 0 LOB: 0 BB: 0 P: 7	R: 0 E: 0 K: 1 S: 6	H: 1 LOB: 2 BB: 1 P: 10	R: 0 E: 1 K: 1 S: 6	H: 0 LOB: 1 BB: 0 P: 6	1B: 10 2B: 1 3B: 0 HR: 0	SF: 0 SAC: 1 DP: 2 HBP: 1	WP: 2 PB: 0 SB: 0 CS: 1	PA: 70
PITCHER	IP WLS BF H R ER SO BB IBB HBP BLK WP HR S P ERA WHIP																																	
Mike Norris, R (1, 1) ERA: 3.62	8.0																																	
Jeff Jones, R (9, 1) ERA: 5.19	0.1																																	
Bob Owchinko, L (9, 1) ERA: 2.45	3.0																																	
Dave Beard, R (12, 1) ERA:	4.2	W																																

Minnesota Twins @ Oakland Athletics
Oakland-Alameda County Coliseum, Oakland, CA

Tue Apr 20 1982, 6:05 PM PST
Att. 12,488 - Unknown - 73 F

livebaseballscorecards.com

AB 56
R 3
H 11
RBI 3
BB 12
SO 12
LOB 40



Batter	1	2	3	4	5	6	7	8	9	AB R H RBI BB SO LOB	TOP											
Gary Ward, R (1, 7) x OBP: 0.224, SLG: 0.200	0-0 1-3 ①		x 0-0 4-3 ②		x 0-0 SF9 ①		x 0-0 6-3 ②		x 0-0 4-3 ③	4 0 0 1 0 0 1	Minnesota Twins @ Oakland Athletics Oakland-Alameda County Coliseum, Oakland, CA Wed Apr 21 1982, 3:33 AM PST Att. 18,118 - Unknown - 73 F livebaseballscorecards.com											
Mickey Hatcher, R (1, 8) x OBP: 0.387, SLG: 0.379	0-0 5-3 ②		x 0-0 F8 ③		x 0-0 2B ①		x 0-0 L7 ③			4 0 1 1 0 0 0												
Dave Engle, R (1, 9) x OBP: 0.311, SLG: 0.282	0-0 1B ①			x 0-0 G3 ①		x 0-3 K ②		x 0-0 5-3 ①		4 0 1 0 0 1 2												
Kent Hrbek, L (1, 3) x OBP: 0.403, SLG: 0.695	0-0 L5 ③			x 0-0 1B ①		x 0-0 6-3 ③		x 0-0 F9 ②		4 0 1 0 0 0 3												
Jesus Vega, R (1, 10) x OBP: 0.391, SLG: 0.500		x 0-0 6-3 ①		x 0-0 1B ①		x 0-0 L7 ①		x 0-0 1B ①		4 0 2 0 0 0 0												
Gary Gaetti, R (1, 5) x OBP: 0.328, SLG: 0.500		x 0-0 1B ①		x 0-0 G4-3 ②		x 4-0 BB ②		x 0-0 FC6-4 ③		3 0 1 0 1 0 3												
John Castino, R (1, 4) x OBP: 0.313, SLG: 0.154		x 0-3 K ②			x 0-0 1B ①	x 0-0 FC4-6 ②		x 0-0 4-3 ①		4 1 1 0 0 1 2												
Sal Butera, R (1, 2) x OBP: 0.429, SLG: 0.200		x 0-3 K2-3 ③			x 4-0 2B ①	x 0-0 F8 ③		x 4-0 BB ③		2 1 0 0 2 1 2												
Lenny Faedo, R (1, 6) x OBP: 0.289, SLG: 0.229			x 0-0 F9 ①		x 0-0 2B ①		x 0-0 5-3 ①		x 0-0 F5 ②	4 0 1 0 0 0 1												
Inning Stats	R: 0 E: 0 K: 0 S: 4	H: 1 LOB: 1 BB: 0 P: 4	R: 0 E: 0 K: 2 S: 8	H: 1 LOB: 1 BB: 0 P: 8	R: 0 E: 0 K: 0 S: 3	H: 0 LOB: 0 BB: 0 P: 3	R: 0 E: 0 K: 0 S: 4	H: 2 LOB: 1 BB: 0 P: 4	R: 2 E: 0 K: 1 S: 8	H: 3 LOB: 2 BB: 1 P: 12	R: 0 E: 0 K: 0 S: 3	H: 0 LOB: 1 BB: 1 P: 7	R: 0 E: 0 K: 0 S: 3	H: 0 LOB: 0 BB: 0 P: 3	R: 0 E: 0 K: 0 S: 4	H: 1 LOB: 1 BB: 0 P: 4	R: 0 E: 0 K: 0 S: 3	H: 0 LOB: 1 BB: 1 P: 7	1B: 7 2B: 1 3B: 0 HR: 0	SF: 1 SAC: 0 DP: 1 HBP: 0	WP: 0 PB: 0 SB: 0 CS: 0	PA: 37
PITCHER Tom Underwood, L (1, 1) ERA: 1.37	IP 9.0 WLS W BF 37 H 8 R 2 ER 2 SO 3 BB 3 IBB 0 HBP 0 BLK 0 WP 0 HR 0 S 40 P 52 ERA 2.00 WHIP 1.222											PITCHER	IP WLS BF H R ER SO BB IBB HBP BLK WP HR S P ERA WHIP									



Batter	1	2	3	4	5	6	7	8	9
Rickey Henderson, R OBP: 0.487, SLG: 0.382 (1, 7)	4-0 SH1-3 CS BB		0-3 K	0-0 5-3			0-0 F9		
Dwayne Murphy, L OBP: 0.232, SLG: 0.250 (1, 8)	0-0 SH1-3 1-2		0-0 F8		0-3 K		4-0 BB		
Cliff Johnson, R OBP: 0.206, SLG: 0.258 (1, 10)	0-3 K			0-0 F9	0-0 6-3		0-3 K		
Tony Armas, R OBP: 0.323, SLG: 0.508 (1, 9)	0-0 CS	0-0 6-3		0-0 HR 2B	0-0 F4		0-3 K		
Mickey Klutts, R OBP: 0.267, SLG: 0.266 (1, 5)				4-0 HR BB		0-3 K	0-0 5-3		
Joe Rudi, R OBP: 0.353, SLG: 0.379 (1, 3)				0-0 HR		0-3 K	0-0 F6		
Dave McKay, S OBP: 0.269, SLG: 0.208 (1, 4)				0-0 HR 1B		0-0 4-3			
Jeff Newman, R OBP: 0.276, SLG: 0.556 (1, 2)				0-0 HR		0-0 6-3			
Fred Stanley, R OBP: 0.241, SLG: 0.043 (1, 6)			0-0 5-3	0-0 L5			4-0 BB BB		

Inning Stats	R: 0 E: 0 K: 1 S: 4	H: 0 LOB: 0 BB: 1 P: 8	R: 0 E: 0 K: 0 S: 5	H: 2 LOB: 2 BB: 0 P: 5	R: 0 E: 0 K: 1 S: 5	H: 0 LOB: 0 BB: 0 P: 5	R: 5 E: 0 K: 0 S: 7	H: 4 LOB: 0 BB: 1 P: 11	R: 0 E: 0 K: 1 S: 5	H: 0 LOB: 0 BB: 0 P: 5	R: 0 E: 0 K: 2 S: 7	H: 0 LOB: 0 BB: 0 P: 7	R: 0 E: 0 K: 1 S: 5	H: 0 LOB: 2 BB: 2 P: 13	R: 0 E: 0 K: 1 S: 5	H: 0 LOB: 0 BB: 0 P: 5
1B: 3 2B: 1 3B: 0 HR: 2	SF: 0 SAC: 1 DP: 0 HBP: 0	WP: 0 PA: 34														

PITCHER	IP	WLS	BF	H	R	ER	SO	BB	IBB	HBP	BLK	WP	HR	S	P	ERA	WHIP
Darrell Jackson, L ERA: 7.04 (1, 1)	4.0	L	19	6	5	5	2	2	0	0	0	0	2	21	29	11.25	2.000
Terry Felton, R ERA: 4.32 (5, 1)	4.0		14	0	0	0	5	2	0	0	0	0	0	22	30	0.00	0.500


BOTTOM

Minnesota Twins @ Oakland Athletics
Oakland-Alameda County Coliseum, Oakland, CA

Wed Apr 21 1982, 3:33 AM PST
Att. 18,118 - Unknown - 73 F

livebaseballscorecards.com

AB	28
R	5
H	6
RBI	5
BB	4
SO	7
LOB	8



Batter	1	2	3	4	5	6	7	8	9	AB R H RBI BB SO LOB	
Rickey Henderson, R OBP: 0.488, SLG: 0.397 (1, 7)	0-0 S 4-3 2B		0-0 FC6-4 S 1-2			0-0 1-6-3		4-0 F9 4-3 1B BB		3 2 1 0 1 0 1	
Dwayne Murphy, L OBP: 0.219, SLG: 0.234 (1, 8)	0-0 F7		0-0 4-3			0-0 F7		0-0 4-3		4 0 0 0 0 0 3	
Dan Meyer, L OBP: 0.353, SLG: 0.556 (1, 10)	0-0 4-3 2-H			0-0 3-1		0-0 1B		0-0 F9		4 0 1 1 0 0 1	
Tony Armas, R OBP: 0.313, SLG: 0.492 (1, 9)	0-0 F8			0-0 6-3		0-0 F7		0-0 WP 1B		2 0 0 0 0 0 0	
Joe Rudi, R OBP: 0.361, SLG: 0.387 (5, 9)								3-H 1B		2 0 1 1 0 0 1	
Wayne Gross, L OBP: 0.286, SLG: 0.216 (1, 5)		0-0 F8		0-0 P1			4-0 F8 1B BB	0-0 WP 1B		3 0 1 0 1 0 0	
Jim Spencer, L OBP: 0.262, SLG: 0.400 (1, 3)		0-0 P4			0-0 4-3		0-0 F2	0-3 K		4 0 0 0 0 1 3	
Davey Lopes, R OBP: 0.302, SLG: 0.413 (1, 4)		0-0 F7			0-0 1B		0-0 1-2 1B		0-0 F8	2 0 1 0 0 0 0	
Dave McKay, S OBP: 0.286, SLG: 0.231 (6, 4)										2 0 1 0 0 0 0	
Mike Heath, R OBP: 0.182, SLG: 0.100 (1, 2)			0-0 6-3		0-0 F7		0-0 F8		0-0 1-3	4 0 0 0 0 0 3	
Rob Picciolo, R OBP: 0.194, SLG: 0.167 (1, 6)			0-0 FC6-4 1B		0-0 P4		0-0 L5		0-0 6-3	2 0 1 0 0 0 1	
Jeff Burroughs, R OBP: 0.476, SLG: 0.467 (7, PH)										1 0 0 0 0 0 2	
Fred Stanley, R OBP: 0.241, SLG: 0.043 (7, 6)										0 0 0 0 0 0 0	
Cliff Johnson, R OBP: 0.200, SLG: 0.250 (9, PH)										1 0 0 0 0 0 0	
Inning Stats	R: 1 H: 1 E: 0 LOB: 0 K: 0 BB: 0 S: 4 P: 4	R: 0 H: 0 E: 0 LOB: 0 K: 0 BB: 0 S: 3 P: 3	R: 0 H: 1 E: 0 LOB: 1 K: 0 BB: 0 S: 4 P: 4	R: 0 H: 0 E: 0 LOB: 0 K: 0 BB: 0 S: 3 P: 3	R: 0 H: 1 E: 0 LOB: 1 K: 0 BB: 0 S: 4 P: 4	R: 0 H: 1 E: 0 LOB: 1 K: 0 BB: 0 S: 4 P: 4	R: 0 H: 1 E: 0 LOB: 2 K: 0 BB: 1 S: 4 P: 8	R: 1 H: 2 E: 0 LOB: 2 K: 1 BB: 1 S: 7 P: 11	R: 0 H: 0 E: 0 LOB: 0 K: 0 BB: 0 S: 3 P: 3	1B: 6 SF: 0 2B: 1 SAC: 0 3B: 0 DP: 0 HR: 0 HBP: 0	WP: 1 PA: 36 PB: 0 SB: 2 CS: 0

TOP

Oakland Athletics @ California Angels
Anaheim Stadium, Anaheim, CA

Fri Apr 23 1982, 9:05 PM EST
Att: 36,585 - Unknown

livebaseballscorecards.com

AB	34
R	2
H	7
RBI	2
BB	2
SO	1
LOB	15



PITCHER	IP	WLS	BF	H	R	ER	SO	BB	IBB	HBP	BLK	WP	HR	S	P	ERA	WHIP
Ken Forsch, R ERA: 2.36 (1, 1)	9.0	W	36	7	2	2	1	2	0	0	0	1	0	36	44	2.00	1.000

Batter	1	2	3	4	5	6	7	8	9
Brian Downing, R (1, 7) OBP: 0.333, SLG: 0.609 Bobby Clark, R (7, 7) OBP: 0.267, SLG: 0.267	0-0 HR	0-0 1B 1-2 2-H	0-0 F8			0-0 5-3		0-3 K	
Fred Lynn, L (1, 8) OBP: 0.417, SLG: 0.414	0-0 F7	4-0 BB 1-2 2-3	4-0 BB			4-0 FC1-6 BB		0-0 4-3	
Rod Carew, L (1, 3) OBP: 0.472, SLG: 0.389	0-0 2B	0-0 SF8 3-H	0-0 F7			0-0 FC1-6 1-2f			
Doug DeCinces, R (1, 5) OBP: 0.333, SLG: 0.517	0-0 P6	0-3 K		0-0 F9		0-0 P6			
Bobby Grich, R (1, 4) OBP: 0.452, SLG: 0.559	0-0 6-3		4-0 SH 1B BB		4-0 G6-4-3 BB		4-0 PB BB		
Don Baylor, R (1, 10) OBP: 0.319, SLG: 0.433		4-0 1B SH1-4 WP BB	0-0 SH 1B 1B		0-0 G6-4-3 1-2f		0-3 K 1-2		
Juan Beniquez, R (1, 9) OBP: 0.364, SLG: 0.278		0-0 SH1-4	0-0 SH E 1B 1B		4-0 G5-4-3 BB		4-0 G6-4-3 BB		
Tim Foli, R (1, 6) OBP: 0.231, SLG: 0.235		0-0 WP 1B 1B	0-0 E8 1B 1B		0-0 P6		0-0 G6-4-3 1-2f		
Bob Boone, R (1, 2) OBP: 0.386, SLG: 0.392		4-0 BB 1B SF8 BB	0-0 1B		0-0 G5-4-3 1-2f		0-3 K		

Inning Stats	R: 1	H: 2	E: 0	LOB: 1	K: 0	S: 5	R: 3	H: 2	E: 0	LOB: 2	K: 1	S: 7	R: 3	H: 3	E: 1	LOB: 2	K: 0	S: 6	R: 0	H: 0	E: 0	LOB: 0	K: 0	S: 2	R: 0	H: 0	E: 0	LOB: 0	K: 0	S: 2	R: 0	H: 0	E: 0	LOB: 1	K: 1	S: 4	R: 0	H: 0	E: 0	LOB: 0	K: 2	S: 7	R: 0	H: 0	E: 0	LOB: 0	K: 2	S: 7				
	5	0	5	1	0	5	19	3	0	2	3	7	6	0	1	2	0	6	6	0	0	0	1	7	7	12	24	18.00	3.500	0	0	0	0	0	1	1	12	24	4.50	1.667	0	0	0	0	0	0	0	0	0	0	0	0

PITCHER	IP	WLS	BF	H	R	ER	SO	BB	IBB	HBP	BLK	WP	HR	S	P	ERA	WHIP
Matt Keough, R (1, 1) ERA: 4.56	2.0	L	13	4	4	4	1	3	0	0	0	1	1	12	24	18.00	3.500
Jeff Jones, R (3, 1) ERA: 4.3	6.0		25	3	3	3	3	7	0	0	0	0	0	24	52	4.50	1.667

BOTTOM

AB	R	H	RBI	BB	SO	LOB
4	1	2	2	0	0	1
1	0	0	0	0	1	0
2	0	0	0	3	0	0
3	0	1	1	0	0	3
4	0	0	0	0	1	4
1	1	0	0	3	0	1
3	2	1	0	1	1	2
0	1	0	0	2	0	0
4	1	2	2	0	0	3
3	1	1	1	1	1	1


AB	25
R	7
H	7
RBI	6
BB	10
SO	4
LOB	15



WP	PA	3B	DP	HR	HBP
1	38	0	3	1	0

Oakland Athletics @ California Angels
Anaheim Stadium, Anaheim, CA
Fri Apr 23 1982, 9:05 PM EST
Att. 36,585 - Unknown

livebaseballscores.com

Batter	1	2	3	4	5	6	7	8	9	AB R H RBI BB SO LOB	TOP		
Rickey Henderson, R OBP: 0.465, SLG: 0.371 (1, 7)	0-0 5-3		0-0 1-3		0-0 FC5-4			0-0 FC6-4		4 1 0 0 0 0 3			
Davey Lopes, R OBP: 0.316, SLG: 0.420 (1, 4)	0-0 5-3			0-0 2B 1B		0-0 P3		0-0 1B 1B		4 1 2 0 0 0 0			
Jeff Burroughs, R OBP: 0.400, SLG: 0.368 (1, 9)	0-0 5-3			0-3 K		0-0 F9		0-0 F8		4 0 0 0 0 1 3			
Tony Armas, R OBP: 0.338, SLG: 0.522 (1, 8)		0-0 1B		0-0 2B		0-0 F7		0-0 1B		4 0 3 2 0 0 0			
Mickey Klutts, R OBP: 0.278, SLG: 0.250 Wayne Gross, L OBP: 0.281, SLG: 0.212 (8, PH) (8, 5)	0-0 G5-4-3		0-0 5-3		0-0 5-3		4-0 1B BB	0-3 K		2 0 0 0 1 0 2 1 0 0 0 0 1 2			
Cliff Johnson, R OBP: 0.205, SLG: 0.250 (1, 10)	0-0 6-3		0-0 F8			0-0 1B		0-0 5-3		4 0 1 0 0 0 1			
Joe Rudi, R OBP: 0.333, SLG: 0.353 Jim Spencer, L OBP: 0.279, SLG: 0.415 (9, PH)			0-0 1-3		0-0 F3		0-0 G5-4-3		0-0 1B	3 0 0 0 0 0 2 1 0 1 0 0 0 0	AB 35 R 2 H 10 RBI 2 BB 1 SO 3 LOB 17		
Jeff Newman, R OBP: 0.281, SLG: 0.533 Dan Meyer, L OBP: 0.346, SLG: 0.543 (9, PH)			0-0 5-3 1B		0-0 G3		0-0 P6		0-0 F7	3 0 1 0 0 0 1 1 0 0 0 0 0 1			
Fred Stanley, R OBP: 0.281, SLG: 0.115 Dwayne Murphy, L OBP: 0.216, SLG: 0.231 (9, PH)			0-0 5-3		0-0 FC5-4 1B			0-0 FC6-4 1B	0-3 K	3 0 2 0 0 0 1 1 0 0 0 0 1 1			
Inning Stats	R: 0 H: 0 E: 0 LOB: 0 K: 0 BB: 0 S: 3 P: 3	R: 0 H: 1 E: 0 LOB: 0 K: 0 BB: 0 S: 3 P: 3	R: 0 H: 1 E: 0 LOB: 1 K: 0 BB: 0 S: 4 P: 4	R: 1 H: 2 E: 0 LOB: 1 K: 1 BB: 0 S: 7 P: 7	R: 0 H: 1 E: 0 LOB: 1 K: 0 BB: 0 S: 4 P: 4	R: 0 H: 0 E: 0 LOB: 0 K: 0 BB: 0 S: 3 P: 3	R: 0 H: 1 E: 0 LOB: 1 K: 0 BB: 1 S: 3 P: 7	R: 1 H: 3 E: 0 LOB: 2 K: 1 BB: 0 S: 8 P: 8	R: 0 H: 1 E: 0 LOB: 1 K: 1 BB: 0 S: 6 P: 6	1B: 9 SF: 0 2B: 1 SAC: 0 3B: 0 DP: 2 HR: 0 HBP: 0	WP: 0 PA: 36 PB: 0 SB: 1 CS: 0		
PITCHER	IP WLS BF H R ER SO BB IBB HBP BLK WP HR S P ERA WHIP											PITCHER	IP WLS BF H R ER SO BB IBB HBP BLK WP HR S P ERA WHIP
Geoff Zahn, L ERA: 1.34 Don Aase, R ERA: 0.95	(1, 1) 7.2 W 31 9 2 2 1 1 0 0 0 0 0 0 32 36 2.35 1.304												

Oakland Athletics @ California Angels
Anaheim Stadium, Anaheim, CA
Sat Apr 24 1982, 10:05 PM EST
Att: 58,963 - Unknown

livebaseballscorecards.com

Batter	1	2	3	4	5	6	7	8	9	AB R H RBI BB SO LOB	BOTTOM
Brian Downing, R (1, 7) OBP: 0.329, SLG: 0.603 Jose Moreno, S (7, PR) Bobby Clark, R (8, 7) OBP: 0.267, SLG: 0.267	0-0 F8 ①		0-0 P5 ①		0-0 F9 ①		0-0 SH1 FC5-2 2B			4 0 1 0 0 0 0 0 0 0 0 0 0 0 0 0 0 0 0 0 0	Oakland Athletics @ California Angels Anaheim Stadium, Anaheim, CA Sat Apr 24 1982, 10:05 PM EST Att. 58,963 - Unknown livebaseballscorecards.com
Fred Lynn, L (1, 8) OBP: 0.427, SLG: 0.433	0-0 4-3 WP 2B		0-0 F7 ②		4-0 2B SF9 BB		0-0 SH1 2-3			2 2 1 0 1 0 0	
Rod Carew, L (1, 3) OBP: 0.487, SLG: 0.411	0-0 4-3 ②		4-0 BB		0-0 SF9 1-3 2B		4-0 FC5-2 BB			2 0 1 0 2 0 1	
Bobby Grich, R (1, 4) OBP: 0.435, SLG: 0.528	1-0 WP 1B HBP		0-3 K ③		0-0 SF9 2-3 3-H		0-0 FC5-2 1-2			2 1 0 1 0 1 3	
Don Baylor, R (1, 10) OBP: 0.329, SLG: 0.429	0-0 1-H 3-H 1B		4-0 SH1 1B BB		0-0 P6 ③		0-0 F9 ③			3 1 1 1 1 0 4	
Doug DeCinces, R (1, 5) OBP: 0.347, SLG: 0.517	0-0 F8 ③		0-0 SH1 1-2		0-0 F9 SH1-4 1B		4-0 F8 SH2-4 BB			2 0 1 0 1 0 1	
Juan Beniquez, R (1, 9) OBP: 0.375, SLG: 0.300		0-0 6-3 ①	0-0 S 1B 2-H		0-0 SH1-4 1-2		0-0 SH2-4 1-2			2 0 1 1 0 0 0	
Tim Foli, R (1, 6) OBP: 0.232, SLG: 0.236		0-0 CS 1B	0-0 F7 ②		0-0 F9 ②		0-0 F8 ②			4 0 1 0 0 0 3	
Bob Boone, R (1, 2) OBP: 0.361, SLG: 0.364		0-0 F5 ② ③	0-0 L4 1-2		0-0 5-3 ③		0-0 1-3 ③			4 0 0 0 0 0 4	
Inning Stats	R: 2 H: 2 E: 0 LOB: 1 K: 0 BB: 0 S: 5 P: 6	R: 0 H: 1 E: 0 LOB: 0 K: 0 BB: 0 S: 3 P: 3	R: 0 H: 0 E: 0 LOB: 1 K: 1 BB: 1 S: 5 P: 9	R: 1 H: 1 E: 0 LOB: 1 K: 0 BB: 1 S: 4 P: 8	R: 1 H: 1 E: 0 LOB: 1 K: 0 BB: 1 S: 4 P: 8	R: 0 H: 1 E: 0 LOB: 1 K: 0 BB: 0 S: 4 P: 4	R: 0 H: 1 E: 0 LOB: 3 K: 0 BB: 1 S: 3 P: 8	R: 0 H: 0 E: 0 LOB: 1 K: 0 BB: 1 S: 3 P: 7		1B: 4 SF: 1 2B: 3 SAC: 4 3B: 0 DP: 0 HR: 0 HBP: 1	
PITCHER Steve McCatty, R (1, 1) ERA: 4.34	IP 8.0 WLS L BF 36 H 7 R 4 ER 4 SO 1	H 7 R 4 ER 4 SO 1	BB 5 IBB 0 HBP 1 BLK 0 WP 1 HR 0 S 32 P 53 ERA 4.50 WHIP 1.500			PITCHER	IP WLS BF H R ER SO BB IBB HBP BLK WP HR S P ERA WHIP				

Batter	1	2	3	4	5	6	7	8	9	AB R H RBI BB SO LOB	TOP
Rickey Henderson, R (1, 7) OBP: 0.451, SLG: 0.348	0-3 K		0-0 6-3		0-0 F9		4-0 2B BB		0-3 K	4 0 0 0 1 2 2	
Dwayne Murphy, L (1, 8) OBP: 0.215, SLG: 0.217	0-3 K		4-0 BB		0-0 E1		0-0 F7		0-0 F7	4 0 0 0 1 1 3	
Dan Meyer, L (1, 10) OBP: 0.339, SLG: 0.540	0-0 P5		0-0 F7		0-0 F8		0-0 2B			4 0 1 1 0 0 3	
Tony Armas, R (1, 9) OBP: 0.320, SLG: 0.493		0-0 L3		0-0 F8		0-0 F8		0-0 F8		4 0 0 0 0 0 2	
Wayne Gross, L (1, 5) OBP: 0.295, SLG: 0.218		4-0 BB		0-0 1B		0-0 G3		0-0 4-3		3 0 1 0 1 0 0	
Jim Spencer, L (1, 3) OBP: 0.277, SLG: 0.400		0-0 F9		0-0 F8		0-0 FC5-4 1B		0-0 F5		4 0 1 0 0 0 2	
Davey Lopes, R (1, 4) OBP: 0.311, SLG: 0.407		0-0 F7		0-0 1B		0-0 FC5-4		0-0 5-3		4 0 1 0 0 0 2	
Mike Heath, R (1, 2) OBP: 0.200, SLG: 0.214			0-0 4-3		0-0 F9		0-0 F8		0-0 2B	4 0 1 0 0 0 2	
Rob Picciolo, R (1, 6) OBP: 0.235, SLG: 0.242			0-0 2B		0-3 K		0-0 BB		0-0 F9	3 1 2 0 0 1 0	
Jeff Burroughs, R (9, PH) OBP: 0.385, SLG: 0.350										1 0 0 0 0 0 1	
Inning Stats	R: 0 H: 0 E: 0 LOB: 0 K: 2 BB: 0 S: 7 P: 7	R: 0 H: 0 E: 0 LOB: 1 K: 0 BB: 1 S: 3 P: 7	R: 0 H: 1 E: 0 LOB: 2 K: 0 BB: 1 S: 4 P: 8	R: 0 H: 2 E: 0 LOB: 2 K: 0 BB: 0 S: 5 P: 5	R: 0 H: 0 E: 1 LOB: 1 K: 1 BB: 0 S: 6 P: 6	R: 0 H: 1 E: 0 LOB: 1 K: 0 BB: 0 S: 4 P: 4	R: 1 H: 2 E: 0 LOB: 2 K: 0 BB: 1 S: 5 P: 9	R: 0 H: 0 E: 0 LOB: 0 K: 0 BB: 0 S: 3 P: 3	R: 0 H: 1 E: 0 LOB: 1 K: 1 BB: 0 S: 6 P: 6	1B: 4 SF: 0 2B: 3 SAC: 0 3B: 0 DP: 0 HR: 0 HBP: 0	WP: 0 PA: 38 PB: 0 SB: 0 CS: 0
PITCHER	IP WLS BF H R ER SO BB IBB HBP BLK WP HR S P ERA WHIP										
Mike Witt, R (1, 1) ERA: 1.82	7.0 W 31 6 1 1 3 3 0 0 0 0 0 0 34 46 1.29 1.286										
Don Aase, R (8, 1) ERA: 0.86	2.0 7 1 0 0 1 0 0 0 0 0 0 0 9 9 0.00 0.500										

Oakland Athletics @ California Angels
Anaheim Stadium, Anaheim, CA
Sun Apr 25 1982, 6:33 AM EDT
Att. 35,781 - Sunny

livebaseballscorecards.com

AB 35
R 1
H 7
RBI 1
BB 3
SO 4
LOB 17



Batter	1	2	3	4	5	6	7	8	9	AB R H RBI BB SO LOB
--------	---	---	---	---	---	---	---	---	---	----------------------

Brian Downing, R (1, 7) <small>OBP: 0.364, SLG: 0.662</small> Bobby Clark, R (9, 7) <small>OBP: 0.267, SLG: 0.267</small>										3 2 3 1 1 0 0 0 0 0 0 0 0 0
--	--	--	--	--	--	--	--	--	--	--------------------------------

Fred Lynn, L (1, 8) <small>OBP: 0.430, SLG: 0.438</small>										4 1 2 0 0 0 1
---	--	--	--	--	--	--	--	--	--	---------------

Rod Carew, L (1, 3) <small>OBP: 0.488, SLG: 0.407</small>										3 2 1 0 1 1 1
---	--	--	--	--	--	--	--	--	--	---------------

Reggie Jackson, L (1, 10) <small>OBP: 0.279, SLG: 0.173</small>										3 0 0 1 1 0 2
---	--	--	--	--	--	--	--	--	--	---------------

Bobby Grich, R (1, 4) <small>OBP: 0.440, SLG: 0.550</small>										4 0 2 3 0 0 0
---	--	--	--	--	--	--	--	--	--	---------------

Doug DeCinces, R (1, 5) <small>OBP: 0.342, SLG: 0.500</small>										4 0 1 0 0 0 3
---	--	--	--	--	--	--	--	--	--	---------------

Juan Beniquez, R (1, 9) <small>OBP: 0.333, SLG: 0.261</small>										3 0 0 0 0 1 3
---	--	--	--	--	--	--	--	--	--	---------------

Tim Foli, R (1, 6) <small>OBP: 0.220, SLG: 0.224</small>										3 0 0 0 0 0 1
--	--	--	--	--	--	--	--	--	--	---------------

Bob Boone, R (1, 2) <small>OBP: 0.344, SLG: 0.345</small>										3 0 0 0 0 0 1
---	--	--	--	--	--	--	--	--	--	---------------

Inning Stats	R: 3 H: 4 E: 0 K: 0 S: 7	H: 4 LOB: 1 BB: 0 P: 7	R: 0 H: 1 E: 0 K: 0 S: 4	H: 1 LOB: 1 BB: 0 P: 4	R: 0 H: 0 E: 0 K: 1 S: 5	H: 0 LOB: 0 BB: 0 P: 5	R: 0 H: 1 E: 0 K: 0 S: 4	H: 1 LOB: 1 BB: 0 P: 4	R: 2 H: 2 E: 0 K: 0 S: 5	H: 2 LOB: 2 BB: 2 P: 13	R: 0 H: 0 E: 0 K: 0 S: 2	H: 0 LOB: 0 BB: 1 P: 6	R: 0 H: 1 E: 0 K: 0 S: 3	H: 0 LOB: 0 BB: 0 P: 3	R: 0 H: 0 E: 0 K: 1 S: 5	H: 0 LOB: 0 BB: 0 P: 5
--------------	--------------------------	------------------------	--------------------------	------------------------	--------------------------	------------------------	--------------------------	------------------------	--------------------------	-------------------------	--------------------------	------------------------	--------------------------	------------------------	--------------------------	------------------------

PITCHER	Rick Langford, R (1, 1) <small>ERA: 4.19</small>	IP: 8.0 WLS: L BF: 34 H: 9 R: 5 ER: 5 SO: 2 BB: 3 IBB: 0 HBP: 0 BLK: 0 WP: 0 HR: 1 S: 35 P: 47 ERA: 5.62 WHIP: 1.500
---------	--	--

BOTTOM

Oakland Athletics @ California Angels
Anaheim Stadium, Anaheim, CA
 Sun Apr 25 1982, 6:33 AM EDT
 Att. 35,781 - Sunny

AB	30
R	5
H	9
RBI	5
BB	3
SO	2
LOB	12



1B: 7	SF: 0	WP: 0	PA: 35
2B: 1	SAC: 1	PB: 0	
3B: 0	DP: 1	SB: 0	
HR: 1	HBP: 0	CS: 1	

Batter	1	2	3	4	5	6	7	8	9	AB R H RBI BB SO LOB	TOP	
Rickey Henderson, R OBP: 0.448, SLG: 0.333 (1, 7) X	0-0 F6	4-0 S 1B 1-2 2-3 BB		0-0 F9			4-0 CS BB	0-0 L8		3 0 0 0 2 0 3		
Dwayne Murphy, L OBP: 0.238, SLG: 0.274 (1, 8) H	1-0 BB 1B HBP	0-0 S 1B 1-2 2-H 3-H			0-3 K		0-0 1-2 HR	0-0 G3		4 1 2 3 0 1 0		
Tony Armas, R OBP: 0.325, SLG: 0.480 (1, 9) X	0-0 BB 1B 1-2	0-3 K 1-2 2-3			4-0 HR BB		0-3 K 2	0-0 F4		4 1 1 0 1 2 2		
Cliff Johnson, R OBP: 0.250, SLG: 0.333 (1, 10) B B B B Jimmy Sexton, R (9, PR) B	4-0 G5-4-3 1-2 2-3 BB		0-0 5-3		0-0 1-H HR		0-0 F8	4-0 E S BB		3 1 1 2 2 0 0 0 0 0 0 0 0 0		
Mickey Klutts, R OBP: 0.304, SLG: 0.250 (1, 5) X	0-0 G5-4-3 1-2f		0-0 G1-4-3 1B		0-3 K			4-0 BB BB SH3 BB	0-0 1-3	4 1 1 0 1 1 4		
Davey Lopes, R OBP: 0.308, SLG: 0.397 (1, 4)		0-0 CS 1B	0-0 G1-4-3		0-0 6-3			0-0 F4		4 0 1 0 0 0 2		
Joe Rudi, R OBP: 0.349, SLG: 0.351 (1, 3)		0-0 WP BB 1B 1-2		0-0 F8		0-0 F4		4-0 SH3 BB BB		3 1 1 0 1 0 0		
Mike Heath, R OBP: 0.263, SLG: 0.188 (1, 2)		4-0 WP 1B BB 1-2		0-0 5-3		0-3 K		4-0 SH3 BB 1-2 2-3		2 1 0 0 2 1 0		
Rob Picciolo, R OBP: 0.243, SLG: 0.250 (1, 6)		0-0 F4		0-0 1B		0-0 L7		0-0 SH3 1-2 2-3 3-H		3 0 1 1 0 0 2		
Inning Stats	R: 0 H: 1 E: 0 LOB: 2 K: 0 BB: 1 S: 3 P: 8	R: 2 H: 3 E: 0 LOB: 2 K: 1 BB: 2 S: 7 P: 15	R: 0 H: 1 E: 0 LOB: 0 K: 0 BB: 0 S: 3 P: 3	R: 0 H: 1 E: 0 LOB: 1 K: 0 BB: 0 S: 4 P: 4	R: 2 H: 1 E: 0 LOB: 0 K: 2 BB: 1 S: 8 P: 12	R: 0 H: 0 E: 0 LOB: 0 K: 1 BB: 0 S: 5 P: 5	R: 1 H: 1 E: 0 LOB: 0 K: 1 BB: 1 S: 5 P: 9	R: 1 H: 0 E: 0 LOB: 2 K: 0 BB: 3 S: 3 P: 15	R: 0 H: 0 E: 0 LOB: 2 K: 0 BB: 1 S: 3 P: 7	1B: 6 SF: 0 2B: 0 SAC: 1 3B: 0 DP: 2 HR: 2 HBP: 1	WP: 1 PA: 41 PB: 0 SB: 3 CS: 2	
PITCHER Mike Flanagan, L (1, 1) ERA: 6.98 Don Stanhouse, R (7, 1) ERA: 5.14	IP WLS BF H R ER SO BB IBB HBP BLK WP HR S P ERA WHIP	6.1 L 29 8 5 5 4 5 0 1 0 1 2 31 52 7.11 2.053	2.2 12 0 1 1 1 4 0 0 0 0 0 0 10 26 3.38 1.500	PITCHER IP WLS BF H R ER SO BB IBB HBP BLK WP HR S P ERA WHIP								ERA WHIP

Oakland Athletics @ Baltimore Orioles
 Memorial Stadium, Baltimore, MD
 Wed Apr 28 1982, 7:05 PM EDT
 Unknown - 60 F

livebaseballscorecards.com

AB 30
 R 6
 H 8
 RBI 6
 BB 9
 SO 5
 LOB 13



Batter	1	2	3	4	5	6	7	8	9	AB R H RBI BB SO LOB	TOP																			
Rickey Henderson, R OBP: 0.430, SLG: 0.315 (1, 7) X	0-0 1-3		0-0 FC5-4 S SH1-2-3 1-2f 2-3			0-0 6-3		0-0 F9		4 0 0 0 0 0 3																				
Dwayne Murphy, L OBP: 0.230, SLG: 0.263 (1, 8) S S S	0-3 K		0-0 SH1-2-3			0-0 F3		0-0 4-3		3 0 0 1 0 1 1																				
Tony Armas, R OBP: 0.310, SLG: 0.456 (1, 9) X	0-0 F9		0-3 K			0-3 K			0-0 6-3	4 0 0 0 0 2 1																				
Cliff Johnson, R OBP: 0.250, SLG: 0.326 (1, 10) X		0-0 F6		0-0 L6		0-3 K			0-0 WP 1B	4 0 1 0 0 1 0																				
Mickey Klutts, R OBP: 0.259, SLG: 0.208 (1, 5) X		0-0 5-3		0-0 F8		0-0 F7			0-0 F3 1-2	4 0 0 0 0 0 1																				
Davey Lopes, R OBP: 0.319, SLG: 0.403 (1, 4) X		0-0 1B		0-0 F7		0-0 1B			0-0 F3	4 0 2 0 0 0 1																				
Joe Rudi, R OBP: 0.326, SLG: 0.325 (1, 3) S S S		0-3 K		0-3 K		0-0 F7				3 0 0 0 0 2 2																				
Jeff Newman, R OBP: 0.314, SLG: 0.531 (1, 2) X			0-0 FC5-4 SH1-2-3 1B 1B		0-0 6-3			4-0 BB BB BB		2 1 1 0 1 0 0																				
Fred Stanley, R OBP: 0.286, SLG: 0.138 (1, 6) X			0-0 FC5-4 1-2 1B		0-0 F7			0-0 F8		3 0 1 0 0 0 1																				
Inning Stats	R: 0 E: 0 K: 1 S: 5	H: 0 LOB: 0 BB: 0 P: 5	R: 0 E: 0 K: 1 S: 6	H: 1 LOB: 1 BB: 0 P: 6	R: 1 E: 0 K: 1 S: 7	H: 2 LOB: 1 BB: 0 P: 7	R: 0 E: 0 K: 0 S: 3	H: 0 LOB: 0 BB: 0 P: 3	R: 0 E: 0 K: 1 S: 5	H: 0 LOB: 0 BB: 0 P: 5	R: 0 E: 0 K: 1 S: 6	H: 1 LOB: 1 BB: 0 P: 6	R: 0 E: 0 K: 0 S: 3	H: 0 LOB: 1 BB: 1 P: 7	R: 0 E: 0 K: 0 S: 4	H: 1 LOB: 1 BB: 0 P: 4	1B: 5 2B: 0 3B: 0 HR: 0	SF: 0 SAC: 1 DP: 0 HBP: 0	WP: 1 PB: 0 SB: 1 CS: 0	PA: 33										
PITCHER Scott McGregor, L ERA: 3.68 (1, 1)	IP 9.0	WLS W	BF 33	H 5	R 1	ER 1	SO 6	BB 1	IBB 0	HBP 0	BLK 0	WP 1	HR 0	S 44	P 48	ERA 1.00	WHIP 0.667													
											PITCHER	IP	WLS	BF	H	R	ER	SO	BB	IBB	HBP	BLK	WP	HR	S	P	ERA	WHIP		

Oakland Athletics @ Baltimore Orioles
Memorial Stadium, Baltimore, MD
Wed Apr 28 1982, 7:05 PM EDT
Att: 11,859 - Unknown

livebaseballscorecards.com

AB	31
R	1
H	5
RBI	1
BB	1
SO	6
LOB	10



Batter	1	2	3	4	5	6	7	8	9	AB	R	H	RBI	BB	SO	LOB																		
Al Bumbry, L OBP: 0.323, SLG: 0.323 (1, 8)	0-0 5-3 HR 1B	0-0 5-3		0-0 F7 1-2		0-0 4-3				4	1	1	0	0	0	3																		
Rich Dauer, R OBP: 0.373, SLG: 0.418 (1, 4)	0-0 5-3 1-2		0-0 F8		0-0 F8		0-0 F5			4	0	0	0	0	0	1																		
John Lowenstein, L OBP: 0.316, SLG: 0.412 (1, 7)	0-0 2-H HR		0-0 F2		0-0 F9		0-3 K			4	1	1	2	0	1	0																		
Eddie Murray, S OBP: 0.507, SLG: 0.855 (1, 3)	4-0 1B S BB		0-0 HR		0-3 K		0-0 L7			3	1	1	1	1	1	0																		
Gary Roenicke, R OBP: 0.392, SLG: 0.525 (1, 9)	0-3 K 1-2		0-3 K		4-0 SH BB SF7 BB		0-0 F8			3	1	0	0	1	2	1																		
Ken Singleton, S OBP: 0.382, SLG: 0.245 (1, 10)	0-0 2-3 1B		4-0 SH1-4 1B BB		4-0 SH BB		0-0 WP 4-3 1B			2	1	2	0	2	0	0																		
Rick Dempsey, R OBP: 0.382, SLG: 0.308 (1, 2)	0-0 F2		0-0 SH1-4		0-0 SH		0-0 4-3			2	0	0	0	0	0	3																		
Cal Ripken Jr., R OBP: 0.120, SLG: 0.220 (1, 5)		0-0 F7		0-3 K		0-0 F9		0-3 K		4	0	0	0	0	2	5																		
Lenn Sakata, R OBP: 0.262, SLG: 0.289 (1, 6)		0-0 F7		0-0 S 1B		0-0 SF7				2	0	1	2	0	0	0																		
Inning Stats	R: 2 E: 0 K: 1 S: 8	H: 3 LOB: 2 BB: 1 P: 12	R: 0 E: 0 K: 0 S: 3	H: 0 LOB: 0 BB: 0 P: 3	R: 1 E: 0 K: 1 S: 6	H: 1 LOB: 0 BB: 0 P: 6	R: 1 E: 0 K: 1 S: 6	H: 1 LOB: 1 BB: 1 P: 10	R: 0 E: 0 K: 1 S: 5	H: 0 LOB: 0 BB: 0 P: 5	R: 1 E: 1 K: 0 S: 4	H: 0 LOB: 2 BB: 2 P: 12	R: 0 E: 0 K: 1 S: 5	H: 0 LOB: 0 BB: 0 P: 5	R: 0 E: 0 K: 1 S: 6	H: 1 LOB: 1 BB: 0 P: 6	1B: 4 2B: 0 3B: 0 HR: 2	SF: 1 SAC: 2 DP: 0 HBP: 0	WP: 1 PB: 0 SB: 2 CS: 0	PA: 35														
PITCHER Matt Keough, R ERA: 4.54 (1, 1)	IP 8.0	WLS L	BF 35	H 6	R 5	ER 4	SO 6	BB 4	IBB 0	HBP 0	BLK 0	WP 1	HR 2	S 43	P 59	ERA 4.50	WHIP 1.250	IP 8.0	WLS L	BF 35	H 6	R 5	ER 4	SO 6	BB 4	IBB 0	HBP 0	BLK 0	WP 1	HR 2	S 43	P 59	ERA 4.50	WHIP 1.250

BOTTOM

Oakland Athletics @ Baltimore Orioles
Memorial Stadium, Baltimore, MD
Wed Apr 28 1982, 7:05 PM EDT
Att. 11,859 - Unknown

livebaseballscorecards.com

AB 28
R 5
H 6
RBI 5
BB 4
SO 6
LOB 13



Batter	1	2	3	4	5	6	7	8	9	AB R H RBI BB SO LOB	TOP																
Rickey Henderson, R OBP: 0.448, SLG: 0.320 (1, 7)	4-0 SH1-3 S 6-3 BB	0-0 S 2B 1B		4-0 CS BB			0-3 K		4-0 4-3 WP 1B BB	2 3 1 1 3 1 0																	
Dwayne Murphy, L OBP: 0.242, SLG: 0.269 (1, 8)	0-0 SH1-3 1-3	4-0 2B BB		0-0 1-2 1B			0-0 6-3		0-0 SF8	2 1 1 1 1 0 0																	
Dan Meyer, L OBP: 0.328, SLG: 0.527 (1, 10)	0-0 6-3 3-H	0-0 2B		0-3 K			0-0 F9		0-0 4-3	5 0 1 4 0 1 2																	
Tony Armas, R OBP: 0.326, SLG: 0.458 (1, 9)	4-0 S BB	0-0 G3					0-0 6-3		0-0 4-3 SH1-4 1B	4 0 2 1 1 0 1																	
Wayne Gross, L OBP: 0.277, SLG: 0.203 (1, 5)	0-0 G3 1-2			0-0 4-3			0-0 3-1		0-0 SH1-4 1B	4 0 0 0 0 1 2																	
Jim Spencer, L OBP: 0.255, SLG: 0.367 (1, 3)		0-0 F8		0-0 G3			0-3 K		0-0 4-3	4 0 0 0 0 1 1																	
Davey Lopes, R OBP: 0.319, SLG: 0.446 (1, 4)		0-0 F8		0-0 HR			0-0 F8		0-3 K	3 1 1 1 0 0 0																	
Dave McKay, S OBP: 0.276, SLG: 0.222 (6, 4)										1 0 0 0 0 1 1																	
Mike Heath, R OBP: 0.348, SLG: 0.300 (1, 2)		0-0 S 1B 1B		0-0 5-3			0-0 G5-4-3 1B		0-0 BB SF8 1B	4 2 3 0 0 0 0																	
Fred Stanley, R OBP: 0.308, SLG: 0.129 (1, 6)		4-0 1B 2B BB		0-0 L9			0-0 G5-4-3		4-0 SF8 BB WP BB	2 2 0 0 2 0 1																	
Inning Stats	R: 1 E: 0 K: 0 S: 3	H: 0 LOB: 1 BB: 2 P: 11	R: 4 E: 0 K: 0 S: 6	H: 3 LOB: 1 BB: 2 P: 14	R: 1 E: 0 K: 0 S: 4	H: 1 LOB: 0 BB: 0 P: 4	R: 0 E: 0 K: 1 S: 5	H: 1 LOB: 1 BB: 1 P: 9	R: 0 E: 0 K: 1 S: 5	H: 0 LOB: 0 BB: 0 P: 5	R: 0 E: 0 K: 1 S: 5	H: 1 LOB: 0 BB: 0 P: 3	R: 0 E: 0 K: 1 S: 5	H: 0 LOB: 0 BB: 0 P: 5	R: 0 E: 0 K: 1 S: 6	H: 1 LOB: 1 BB: 0 P: 6	R: 3 E: 0 K: 1 S: 7	H: 2 LOB: 1 BB: 2 P: 15	1B: 7 2B: 1 3B: 0 HR: 1	SF: 1 SAC: 2 DP: 1 HBP: 0	WP: 1 PB: 0 SB: 4 CS: 1	PA: 41					
PITCHER	IP WLS BF H R ER SO BB IBB HBP BLK WP HR S P ERA WHIP																										
Dennis Martinez, R ERA: 5.29 (1, 1)	1.2		12	3	5	5	0	4	0	0	0	0	0	8	24	27.00	4.200										
Ross Grimsley, L ERA: 0.9 (2, 1)	5.1		18	3	1	1	3	1	0	0	0	0	1	23	27	1.69	0.750										
Tippy Martinez, L ERA: 10.13 (8, 1)	1.0	L	6	2	2	2	1	1	0	0	0	0	0	7	11	18.00	3.000										
Don Stanhouse, R ERA: 5.14 (9, 1)	0.0		1	0	0	0	0	1	0	0	0	0	0	0	4	∞	∞										
Storm Davis, R ERA: (9, 1)	1.0		4	1	1	1	1	0	0	0	0	1	0	6	6	9.00	1.000										

Oakland Athletics @ Baltimore Orioles
 Memorial Stadium, Baltimore, MD
 Thu Apr 29 1982, 7:05 PM EDT
 Att. 10,990 - Unknown - 63 F

livebaseballscorecards.com

AB	31
R	9
H	9
RBI	8
BB	7
SO	5
LOB	8



Batter	1	2	3	4	5	6	7	8	9	AB	R	H	RBI	BB	SO	LOB	
Al Bumbry, L OBP: 0.329, SLG: 0.318 (1, 8) X	0-0 4-3 ①		4-0 BB E	0-0 4-3 ③		0-0 F8 ③		0-0 E7 1B 1B 1-3 2-H		4	1	1	1	1	0	3	
Rich Dauer, R OBP: 0.391, SLG: 0.450 (1, 4) X	0-0 1B 1B		0-0 E5 G6-3 1-3		0-0 FC1-6-5-1 2B		0-0 WP BB 1B	0-0 F3		5	1	3	0	0	0	3	
Ken Singleton, S OBP: 0.384, SLG: 0.259 (1, 10) X	0-0 1B 1B 1-3		0-3 K ①		0-0 FC1-6-5-1 WP 1B 2-3		0-0 F7 ①	0-0 1B 2-H 3-H		5	1	2	2	0	1	4	
Eddie Murray, S OBP: 0.514, SLG: 0.831 (1, 3) X	0-0 1B 1-2 3-H		0-0 G6-3 1-2f		0-0 F6 1-2		4-0 WP BB 1-2	4-0 IBB		3	0	1	1	2	0	3	
John Lowenstein, L OBP: 0.364, SLG: 0.600 Gary Roenicke, R OBP: 0.385, SLG: 0.512 (7, PH) (8, 7) S	0-3 K ②			0-0 HR		0-0 2-H 1B		0-3 K 1-2 2-3	0-0 F8 ③		3	1	2	2	0	1	2
Jim Dwyer, L OBP: 0.200, SLG: 0.500 (8, PH) (9, 7) S										1	0	0	0	0	0	2	
Dan Ford, R OBP: 0.215, SLG: 0.258 (1, 9) X	0-0 4-3 ③		0-3 K ①		0-3 K ③		0-0 F8 ③		0-0 5-3 ①	5	0	0	0	0	2	5	
Joe Nolan, L OBP: 0.276, SLG: 0.217 Rick Dempsey, R OBP: 0.389, SLG: 0.321 (1, 2) (7, 2) S		0-3 K ①		0-0 1B 1B		0-0 F8 ①		0-0 FC6-4 1B	0-0 F7 ②	3	0	1	0	0	1	0	
Cal Ripken Jr., R OBP: 0.127, SLG: 0.236 (1, 5) X		0-0 F6 ②		0-0 F9 ②		0-0 2B		0-0 FC6-4 1B E 1-2f	0-0 F4 ③	5	1	1	0	0	0	2	
Lenn Sakata, R OBP: 0.283, SLG: 0.310 Bobby Bonner, R OBP: 0.250, SLG: 0.300 (1, 6) (9, 6) X		0-0 F2 ③		0-0 1B 1-2		0-0 F4 ②		0-0 E 1B 1B 1-2		4	1	2	0	0	0	1	
										0	0	0	0	0	0	0	

Inning Stats	R: 1	H: 3	E: 0	K: 1	S: 8	H: 3	LOB: 2	BB: 0	P: 8	R: 0	H: 0	E: 0	K: 1	S: 5	H: 0	LOB: 0	BB: 0	P: 5	R: 0	H: 0	E: 1	K: 1	S: 5	H: 3	LOB: 2	BB: 2	P: 8	R: 1	H: 2	E: 0	K: 1	S: 7	R: 0	H: 1	E: 0	K: 1	S: 4	R: 0	H: 1	E: 0	K: 1	S: 6	R: 3	H: 4	E: 1	K: 0	S: 7	R: 0	H: 0	E: 0	K: 0	S: 3	1B: 11	SF: 0	2B: 2	3B: 0	HR: 1
--------------	------	------	------	------	------	------	--------	-------	------	------	------	------	------	------	------	--------	-------	------	------	------	------	------	------	------	--------	-------	------	------	------	------	------	------	------	------	------	------	------	------	------	------	------	------	------	------	------	------	------	------	------	------	------	------	--------	-------	-------	-------	-------


PITCHER	IP	WLS	BF	H	R	ER	SO	BB	IBB	HBP	BLK	WP	HR	S	P	ERA	WHIP
Steve McCatty, R ERA: 4.33 (1, 1)	6.1		31	10	3	3	5	2	0	0	0	1	1	39	47	4.26	1.895
Tom Underwood, L ERA: 1.98 (7, 1)	1.0		6	3	3	2	1	0	0	0	0	1	0	8	8	18.00	3.000
Dave Beard, R ERA: (8, 1)	1.2	W	7	1	0	0	0	0	1	0	0	0	0	6	10	0.00	0.600

BOTTOM

Oakland Athletics @ Baltimore Orioles
Memorial Stadium, Baltimore, MD

Thu Apr 29 1982, 7:05 PM EDT
Att: 10,990 - Unknown - 63 F

AB	41
R	6
H	14
RBI	6
BB	3
SO	6
LOB	27



WP	PA	ERA	WHIP
2	44		

Batter	1	2	3	4	5	6	7	8	9	AB R H RBI BB SO LOB	TOP
Rickey Henderson, R OBP: 0.445, SLG: 0.316 (1, 7) X	0-0 F9		0-0 FC5-4 BLK HR 1-2f		0-0 S 1B	0-0 6-3		4-0 PB BB BB	0-0 CS 2-3	4 2 1 0 1 0 2	
Dwayne Murphy, L OBP: 0.271, SLG: 0.321 (1, 8) X	0-0 F8		0-0 HR 1-H		0-0 BB 1B 1-H		4-0 G3-6-3 BB	4-0 PB BB 1-2		3 1 2 3 2 0 0	
Dan Meyer, L OBP: 0.333, SLG: 0.508 (1, 10) X	0-0 4-3		0-0 1B		4-0 BB 1-2		0-0 G3-6-3 1-2f	0-3 K 1-2 2-3		4 0 1 0 1 1 3	
Tony Amas, R OBP: 0.330, SLG: 0.448 (1, 9) X		0-0 1B 1B	0-3 K 2		0-3 K 2		4-0 1B BB 1B	0-3 K 2		4 1 1 0 1 3 5	
Jim Spencer, L OBP: 0.250, SLG: 0.352 (1, 3) X		0-3 K	0-0 F7 3		0-3 K 3		0-0 1B 2B 1B 1-3	0-3 K 3		5 1 1 0 0 3 6	
Wayne Gross, L OBP: 0.286, SLG: 0.219 (1, 5) X		0-0 1B 1-2		0-0 F8 1		0-3 K 1	0-0 1B 2B 1B 1-2 3-H	0-0 F9 1		5 1 2 1 0 1 0	
Davey Lopes, R OBP: 0.329, SLG: 0.449 Dave McKay, S OBP: 0.267, SLG: 0.214 (1, 4) X (7, 4) X		0-0 F8 2		0-0 F9 2		0-0 S 1B 1B	0-0 2B 1B 1-2 2-3	0-0 F7 2		4 2 2 0 0 0 2 1 0 0 0 0 0 0	
Jeff Newman, R OBP: 0.350, SLG: 0.556 (1, 2) X		0-0 F9 3		0-0 6-3 3		0-0 FC6 1B 1-H	0-0 2B 1-H 2-H 3-H	4-0 CS BB BB		4 0 2 4 1 0 2	
Fred Stanley, R OBP: 0.318, SLG: 0.143 (1, 6) X			0-0 FC5-4 1B		0-0 4-3 1	0-0 FC6 1-2f	0-3 K 3	4-0 BB 1-2		4 0 1 0 1 1 2	
Inning Stats	R: 0 E: 0 K: 0 S: 3 H: 0 LOB: 0 BB: 0 P: 3	R: 0 E: 0 K: 1 S: 7 H: 2 LOB: 2 BB: 0 P: 7	R: 2 E: 0 K: 1 S: 8 H: 3 LOB: 1 BB: 0 P: 8	R: 0 E: 0 K: 0 S: 3 H: 0 LOB: 0 BB: 0 P: 3	R: 1 E: 0 K: 2 S: 9 H: 2 LOB: 2 BB: 1 P: 13	R: 1 E: 1 K: 1 S: 7 H: 2 LOB: 1 BB: 0 P: 7	R: 4 E: 0 K: 1 S: 8 H: 4 LOB: 1 BB: 2 P: 16	R: 0 E: 0 K: 3 S: 9 H: 0 LOB: 2 BB: 2 P: 17	R: 0 E: 0 K: 0 S: 2 H: 0 LOB: 1 BB: 2 P: 10	1B: 11 2B: 1 3B: 0 HR: 1 SF: 0 SAC: 0 DP: 1 HBP: 0	WP: 0 PB: 1 SB: 2 CS: 1 PA: 46
PITCHER	IP WLS BF H R ER SO BB IBB HBP BLK WP HR S P ERA WHIP	IP WLS BF H R ER SO BB IBB HBP BLK WP HR S P ERA WHIP	IP WLS BF H R ER SO BB IBB HBP BLK WP HR S P ERA WHIP	IP WLS BF H R ER SO BB IBB HBP BLK WP HR S P ERA WHIP	IP WLS BF H R ER SO BB IBB HBP BLK WP HR S P ERA WHIP	IP WLS BF H R ER SO BB IBB HBP BLK WP HR S P ERA WHIP	IP WLS BF H R ER SO BB IBB HBP BLK WP HR S P ERA WHIP	IP WLS BF H R ER SO BB IBB HBP BLK WP HR S P ERA WHIP	IP WLS BF H R ER SO BB IBB HBP BLK WP HR S P ERA WHIP	IP WLS BF H R ER SO BB IBB HBP BLK WP HR S P ERA WHIP	IP WLS BF H R ER SO BB IBB HBP BLK WP HR S P ERA WHIP
John Denny, R ERA: 5.02 (1, 1)	6.2 L 33 11 7 7 5 3 0 0 1 0 1 40 52 9.45 2.100										
Rick Sutcliffe, R ERA: 9.64 (7, 1)	2.1 12 2 1 1 4 4 0 0 0 0 0 16 32 3.86 2.571										

Oakland Athletics @ Cleveland Indians
Cleveland Municipal Stadium, Cleveland, OH
Fri Apr 30 1982, 7:05 PM EDT
Att. 11,113 - Unknown - 56 F

livebaseballscorecards.com

AB	38
R	8
H	13
RBI	8
BB	7
SO	9
LOB	22



Batter	1	2	3	4	5	6	7	8	9	AB R H RBI BB SO LOB	TOP
Rickey Henderson, R OBP: 0.443, SLG: 0.313 (1, 7) X	0-0 5-3 BBB	4-0 BB 1-2 2-3 3-H			0-0 1-3	0-0 FC6 1-2f			0-0 S 1B	4 1 1 1 1 0 1	
Dwayne Murphy, L OBP: 0.267, SLG: 0.310 (1, 8) X	0-0 G3	0-0 SF7 2-3 3-H			0-0 F3			0-0 S BB	0-0 F5 1-3	3 0 0 1 1 0 1	
Dan Meyer, L OBP: 0.310, SLG: 0.469 (1, 10) X	0-0 6-3	0-0 F9			0-0 F8			0-0 F8 1-2	0-0 F3	5 0 0 0 0 0 4	
Wayne Gross, L OBP: 0.320, SLG: 0.294 (1, 5) X		0-0 2B SF9 1B	0-0 F9		0-0 HR			0-0 BB	0-0 BB 1B	4 2 3 2 1 0 0	
Jim Spencer, L OBP: 0.246, SLG: 0.356 (1, 3) X		0-0 SF9 1B 2B	0-0 G3		0-0 F7			0-0 F5	0-0 F9	5 1 1 0 0 0 3	
Jeff Burroughs, R OBP: 0.414, SLG: 0.364 (1, 9) Jimmy Sexton, R (6, PR) Joe Rudi, R OBP: 0.319, SLG: 0.317 (6, 9)		4-0 BB 1B BB BB	0-3 K		0-0 S 3B 1B			0-0 F4		2 1 1 0 1 1 0 0 1 0 0 0 0 0 1 0 0 0 0 0 2	
Mike Heath, R OBP: 0.333, SLG: 0.391 (1, 2) X		0-0 SF9 2-3 3-H		0-0 F6		0-0 1B 3B		0-3 K		3 1 1 2 0 1 0	
Dave McKay, S OBP: 0.294, SLG: 0.250 (1, 4) X		0-0 BB SF7 1B 1-2 3-H		0-0 F9		0-0 FC6 1B 3-H		0-0 F7		4 1 2 2 0 0 0	
Fred Stanley, R OBP: 0.313, SLG: 0.132 (1, 6) X		4-0 SF7 BB 1-2 2-3		0-3 K		0-3 K		0-0 F3		3 0 0 0 1 2 1	
Inning Stats	R: 0 E: 0 K: 0 S: 3 H: 0 LOB: 0 BB: 0 P: 3	R: 4 E: 0 K: 0 S: 6 H: 3 LOB: 2 BB: 3 P: 18	R: 0 E: 0 K: 1 S: 5 H: 0 LOB: 0 BB: 0 P: 5	R: 0 E: 0 K: 1 S: 5 H: 0 LOB: 0 BB: 0 P: 5	R: 0 E: 0 K: 0 S: 3 H: 0 LOB: 0 BB: 0 P: 3	R: 3 E: 0 K: 1 S: 9 H: 4 LOB: 1 BB: 0 P: 9	R: 0 E: 0 K: 0 S: 3 H: 0 LOB: 2 BB: 2 P: 11	R: 0 E: 0 K: 1 S: 5 H: 0 LOB: 0 BB: 0 P: 5	R: 1 E: 0 K: 0 S: 5 H: 2 LOB: 1 BB: 0 P: 5	1B: 6 2B: 1 3B: 1 HR: 1 SF: 2 SAC: 0 DP: 0 HBP: 0	WP: 0 PB: 0 SB: 4 CS: 0 PA: 41
PITCHER Bert Blyleven, R ERA: 4.87 (1, 1) Tom Brennan, R ERA: 4.8 (2, 1) Ed Whitson, R ERA: 3.65 (6, 1)	IP WLS BF H R ER SO BB IBB HBP BLK WP HR S P ERA WHIP	1.1 L 10 3 4 4 0 3 0 0 0 0 0 7 19 27.00 4.500	4.0 16 4 3 3 2 0 0 0 0 0 0 1 20 20 6.75 1.000	3.2 15 2 1 1 2 2 0 0 0 0 0 0 17 25 2.46 1.091	PITCHER IP WLS BF H R ER SO BB IBB HBP BLK WP HR S P ERA WHIP						

Oakland Athletics @ Cleveland Indians
Cleveland Municipal Stadium, Cleveland, OH

Sat May 01 1982, 3:33 AM EDT
Att. 20,634 - Unknown - 56 F

AB	34
R	8
H	9
RBI	8
BB	5
SO	4
LOB	12



livebaseballscorecards.com

Batter	1	2	3	4	5	6	7	8	9	AB R H RBI BB SO LOB	TOP		
Rickey Henderson, R OBP: 0.442, SLG: 0.322 (1, 7)	0-0 1-3		0-0 FC6 1-2f	0-0 FC6-4 1-2f		4-0 BB			0-0 2B	4 0 1 0 1 0 2			
Dwayne Murphy, L OBP: 0.264, SLG: 0.303 (1, 8)	0-3 K		0-0 1-3 1-2		0-0 2B 1B	0-0 4-3			0-0 F8	5 1 1 0 0 1 3			
Mickey Klutts, R OBP: 0.250, SLG: 0.179 (1, 5)	4-0 FC5-4 BB		0-0 F9		0-3 K			0-0 F8	0-0 6-3	4 0 0 0 1 1 3			
Cliff Johnson, R OBP: 0.245, SLG: 0.333 (1, 10)	0-0 FC5-4 1-2f			0-0 5-3	0-3 K			0-0 FC6-5 2B	0-3 K	5 0 1 0 0 2 3			
Jeff Burroughs, R OBP: 0.455, SLG: 0.520 (1, 9)		0-0 3B		4-0 2B 6-3 BB	0-0 1B 2B			0-0 FC6-5 2-3		3 2 2 1 1 0 1			
Joe Rudi, R OBP: 0.333, SLG: 0.356 (1, 3)		0-0 6-3		0-0 6-3 HR 2B	0-0 1B			0-0 F9		4 1 2 1 0 0 2			
Jim Spencer, L OBP: 0.246, SLG: 0.356 (9, 3)				1-3 HR 2B	2-H 1B					0 0 0 0 0 0 0			
Dave McKay, S OBP: 0.263, SLG: 0.222 (1, 4)		0-0 F4		0-0 6-3 2-3 3-H	0-0 F8				0-0 6-3	4 0 0 1 0 0 3			
Jeff Newman, R OBP: 0.341, SLG: 0.600 (1, 2)		0-0 F9		0-0 HR		0-0 F9			0-0 F9	4 1 1 2 0 0 1			
Rob Picciolo, R OBP: 0.268, SLG: 0.275 (1, 6)			0-0 FC6 1B	0-0 FC6-4 1B		0-0 1-3			0-0 5-3	4 0 2 0 0 0 0			
Inning Stats	R: 0 H: 0 E: 0 LOB: 1 K: 1 BB: 1 S: 5 P: 9	R: 0 H: 1 E: 0 LOB: 1 K: 0 BB: 0 S: 4 P: 4	R: 0 H: 1 E: 0 LOB: 1 K: 0 BB: 0 S: 4 P: 4	R: 3 H: 3 E: 0 LOB: 1 K: 0 BB: 1 S: 6 P: 10	R: 2 H: 3 E: 0 LOB: 1 K: 2 BB: 0 S: 10 P: 10	R: 0 H: 0 E: 0 LOB: 1 K: 0 BB: 1 S: 3 P: 7	R: 0 H: 1 E: 0 LOB: 1 K: 0 BB: 0 S: 4 P: 4	R: 0 H: 0 E: 0 LOB: 0 K: 0 BB: 0 S: 3 P: 3	R: 0 H: 1 E: 0 LOB: 1 K: 1 BB: 0 S: 6 P: 6	1B: 4 SF: 0 2B: 4 SAC: 0 3B: 1 DP: 0 HR: 1 HBP: 0	WP: 0 PA: 40 PB: 0 SB: 1 CS: 0		
PITCHER	IP WLS BF H R ER SO BB IBB HBP BLK WP HR S P ERA WHIP											PITCHER	IP WLS BF H R ER SO BB IBB HBP BLK WP HR S P ERA WHIP
Rick Waits, L ERA: 5.48 (1, 1)	8.2 L 39 10 5 5 3 3 0 0 0 0 0 1 42 54 5.19 1.500												
Ed Whitson, R ERA: 3.55 (9, 1)	0.1 1 0 0 0 1 0 0 0 0 0 0 0 3 3 0.00 0.000												

Oakland Athletics @ Cleveland Indians
Cleveland Municipal Stadium, Cleveland, OH
Sun May 02 1982, 3:33 AM EDT
Att. 22,385 - Unknown - 57 F

livebaseballscorecards.com

AB 37
R 5
H 10
RBI 5
BB 3
SO 4
LOB 18



Batter	1	2	3	4	5	6	7	8	9	AB R H RBI BB SO LOB	TOP									
Rickey Henderson, R OBP: 0.452, SLG: 0.356 (1, 7) X	0-0 F9 ①		0-0 3B 3B X		0-0 S 1B X			4-0 1B 1B BB B B B		3 2 2 0 1 0 0										
Dwayne Murphy, L OBP: 0.273, SLG: 0.333 (1, 8) X	0-0 1-3 ②		0-0 3B 3B X		0-0 4-3 ③			0-0 1B SF9 1B		4 1 2 2 0 0 1										
Tony Armas, R OBP: 0.327, SLG: 0.440 (1, 9) X	0-0 6-3 ③		0-0 F8 ③					0-0 WP SF9 SH2-3 1B 1-3 3-H 2-H		4 1 1 1 0 0 1										
Cliff Johnson, R OBP: 0.228, SLG: 0.314 (1, 10) X		0-0 5-3 ①		0-0 F7 ①				0-0 SF9 ① 1-2 3-H		3 0 0 1 0 0 0										
Joe Rudi, R OBP: 0.333, SLG: 0.354 (1, 3) X		0-0 FC5-4 1B ②		0-0 6-3 ②				0-0 SH2-3 ② 2-H		3 0 1 1 0 0 0										
Davey Lopes, R OBP: 0.325, SLG: 0.438 (1, 4) X		0-0 F9 ②		0-0 FC6-4 1B ③				0-3 K ③ S S		4 0 1 0 0 1 2										
Mike Heath, R OBP: 0.290, SLG: 0.333 (1, 2) X		0-0 FC5-4 ③ 1-2f		0-0 FC6-4 ③ 1-2f				0-0 F4 ②		4 0 0 0 0 0 2										
Dave McKay, S OBP: 0.262, SLG: 0.225 (1, 5) X			0-0 F8 ①					0-0 6-3 ③		4 0 1 0 0 0 0										
Fred Stanley, R OBP: 0.300, SLG: 0.125 (1, 6) X			0-0 F8 ②					0-0 CS 1B ① ②												
Jeff Burroughs, R OBP: 0.471, SLG: 0.538 (8, PH) X			0-0 F8 ②					0-0 6-3 ② ①												
Jimmy Sexton, R (8, PR) X																				
Rob Picciolo, R OBP: 0.262, SLG: 0.268 (8, 6) X								0-0 BB 1B ③												
Inning Stats	R: 0 H: 0 E: 0 K: 0 S: 3	H: 0 LOB: 0 BB: 0 P: 3	R: 0 H: 1 E: 0 K: 0 S: 4	H: 1 LOB: 1 BB: 0 P: 4	R: 1 H: 2 E: 0 K: 0 S: 5	H: 2 LOB: 1 BB: 0 P: 5	R: 0 H: 1 E: 0 K: 0 S: 4	H: 1 LOB: 1 BB: 0 P: 4	R: 0 H: 2 E: 0 K: 0 S: 4	H: 2 LOB: 1 BB: 0 P: 4	R: 0 H: 0 E: 0 K: 0 S: 3	H: 0 LOB: 0 BB: 0 P: 3	R: 0 H: 0 E: 0 K: 0 S: 3	H: 0 LOB: 0 BB: 0 P: 3	R: 4 H: 3 E: 0 K: 1 S: 8	H: 3 LOB: 1 BB: 1 P: 12	R: 0 H: 0 E: 0 K: 1 S: 5	H: 0 LOB: 0 BB: 0 P: 5	1B: 7 SF: 1 2B: 0 SAC: 1 3B: 2 DP: 0 HR: 0 HBP: 0	WP: 1 PA: 36 PB: 0 SB: 1 CS: 1
PITCHER	IP WLS BF H R ER SO BB IBB HBP BLK WP HR S P ERA WHIP																			
Tommy John, L ERA: 2.92 (1, 1)	7.0 L 29 8 4 4 0 1 0 0 0 0 0 0 28 32 5.14 1.286																			
Rich Gossage, R ERA: 5.91 (8, 1)	1.0 4 1 1 1 1 0 0 0 0 1 0 6 6 9.00 1.000																			
Rudy May, L ERA: 2.79 (9, 1)	1.0 3 0 0 0 0 1 0 0 0 0 0 0 5 5 0.00 0.000																			

Oakland Athletics @ New York Yankees
Yankee Stadium, Bronx, NY
Mon May 03 1982, 7:05 PM EDT
Att. 21,026 - Unknown - 64 F

livebaseballscorecards.com

AB	33
R	5
H	9
RBI	5
BB	1
SO	2
LOB	7



Batter	1	2	3	4	5	6	7	8	9	AB	R	H	RBI	BB	SO	LOB
Willie Randolph, R (1, 4) OBP: 0.418, SLG: 0.494	4-0 BB L3	0-3 K		0-0 5-3 1-2 2-3		0-0 5-3			4-0 BB G6-3	3	0	0	0	2	1	5
Jerry Mumphrey, S (1, 8) OBP: 0.359, SLG: 0.317	0-0 L3 1-2		4-0 BB F8 E BB		4-0 BB BB BB		4-0 BB 4-3 E BB		0-0 G6-3 1-2f	2	0	0	0	3	0	2
Ken Griffey, L (1, 9) OBP: 0.292, SLG: 0.311	0-1 CI 2B		0-0 F8 1-3		0-0 F9		0-0 F7			3	1	0	0	0	0	3
Bobby Murcer, L (1, 10) OBP: 0.348, SLG: 0.450	0-0 1-H 2B		0-0 G3		4-0 BB 1-2 BB		0-0 4-3 1-3			3	0	1	1	1	0	1
Dave Winfield, R (1, 7) OBP: 0.321, SLG: 0.425	0-3 K			0-0 5-3		0-3 K		0-0 5-3		4	0	0	0	0	2	4
Roy Smalley, S (1, 5) OBP: 0.333, SLG: 0.361		0-0 G3		0-0 F7		0-0 F9			0-0 FC4-6 1B	4	0	1	0	0	0	2
Dave Collins, S (1, 3) OBP: 0.340, SLG: 0.370		0-0 4-3		0-0 S 1B		0-0 F7		0-0 FC4-6 G5-4-3 1-2f		4	1	1	0	0	0	1
Rick Cerone, R (1, 2) OBP: 0.296, SLG: 0.270		0-0 1B 1B		4-0 WP 1B 1-2 BB		0-0 5-3 1B		0-0 G5-4-3 1-2f		3	0	2	0	1	0	1
Bucky Dent, R (1, 6) OBP: 0.205, SLG: 0.186		0-0 1B		0-0 WP 1B		0-0 5-3			0-0 G3	3	0	2	1	0	0	1
Oscar Gamble, L (9, PH) OBP: 0.276, SLG: 0.208		1-2 1B		1-2 2-H 1B		1-2				1	0	0	0	0	0	0

Inning Stats	R: 1	H: 1	E: 1	K: 1	S: 6	R: 0	H: 2	E: 0	K: 1	S: 7	R: 0	H: 0	E: 1	K: 0	S: 2	R: 1	H: 2	E: 0	K: 0	S: 5	R: 0	H: 0	E: 0	K: 1	S: 5	R: 0	H: 1	E: 0	K: 0	S: 4	R: 0	H: 0	E: 1	K: 0	S: 3	R: 0	H: 1	E: 0	K: 0	S: 3	R: 0	H: 0	E: 0	K: 0	S: 2	1B: 6	SF: 0	2B: 2	SAC: 0	3B: 0	DP: 3	HR: 0	HBP: 0	WP: 1	PA: 38
--------------	------	------	------	------	------	------	------	------	------	------	------	------	------	------	------	------	------	------	------	------	------	------	------	------	------	------	------	------	------	------	------	------	------	------	------	------	------	------	------	------	------	------	------	------	------	-------	-------	-------	--------	-------	-------	-------	--------	-------	--------


PITCHER	IP	WLS	BF	H	R	ER	SO	BB	IBB	HBP	BLK	WP	HR	S	P	ERA	WHIP
Matt Keough, R (1, 1) ERA: 3.8	9.0	W	38	7	2	1	3	7	0	0	0	1	0	37	65	1.00	1.556

BOTTOM

Oakland Athletics @ New York Yankees
 Yankee Stadium, Bronx, NY
 Mon May 03 1982, 7:05 PM EDT
 Att: 21,026 - Unknown - 64 F

livebaseballscorecards.com

AB 30
R 2
H 7
RBI 2
BB 7
SO 3
LOB 20



Batter	1	2	3	4	5	6	7	8	9	AB	R	H	RBI	BB	SO	LOB
Rickey Henderson, R OBP: 0.438, SLG: 0.373 Dan Meyer, L OBP: 0.291, SLG: 0.431	5-3			4-3		K			F7	2	0	0	0	0	0	2
Dwayne Murphy, L OBP: 0.280, SLG: 0.349	HR	F7			BB	K		F7	5	2	2	0	0	0	1	0
Cliff Johnson, R OBP: 0.246, SLG: 0.365	HR	F7			BB	K		4-3	5	1	2	2	0	1	0	
Tony Armas, R OBP: 0.301, SLG: 0.406 Jeff Burroughs, R OBP: 0.457, SLG: 0.519	F4	6-3			F7	K			4	0	0	0	0	1	2	
Joe Rudi, R OBP: 0.369, SLG: 0.393 Jim Spencer, L OBP: 0.234, SLG: 0.339	1B		3-1		BB			BB	2	1	1	0	2	0	0	
Davey Lopes, R OBP: 0.351, SLG: 0.429 Dave McKay, S OBP: 0.292, SLG: 0.289	1B		F7		BB	F9			3	1	1	1	1	0	1	
Mickey Klutts, R OBP: 0.273, SLG: 0.207 Wayne Gross, L OBP: 0.296, SLG: 0.270	1B		4-3		BB	F5		F5	1	1	1	1	0	0	0	
Jeff Newman, R OBP: 0.365, SLG: 0.578 Mike Heath, R OBP: 0.286, SLG: 0.300	BB				K	K		F9	2	0	0	0	1	2	3	
Rob Picciolo, R OBP: 0.245, SLG: 0.250	1B				F3	K		4-3	4	0	1	2	0	1	0	

Inning Stats	R: 5	H: 6	E: 0	LOB: 2	K: 0	BB: 1	S: 9	R: 0	H: 0	E: 0	LOB: 0	K: 0	BB: 0	S: 3	R: 0	H: 0	E: 0	LOB: 0	K: 0	BB: 0	S: 3	R: 0	H: 0	E: 0	LOB: 0	K: 1	BB: 0	S: 5	R: 1	H: 2	E: 0	LOB: 3	K: 1	BB: 2	S: 7	R: 0	H: 0	E: 0	LOB: 0	K: 3	BB: 0	S: 9	R: 0	H: 0	E: 0	LOB: 1	K: 2	BB: 1	S: 7	R: 0	H: 0	E: 0	LOB: 0	K: 0	BB: 0	S: 3	R: 0	H: 0	E: 0	LOB: 0	K: 0	BB: 0	S: 3	R: 0	H: 0	E: 0	LOB: 0	K: 0	BB: 0	S: 3
--------------	------	------	------	--------	------	-------	------	------	------	------	--------	------	-------	------	------	------	------	--------	------	-------	------	------	------	------	--------	------	-------	------	------	------	------	--------	------	-------	------	------	------	------	--------	------	-------	------	------	------	------	--------	------	-------	------	------	------	------	--------	------	-------	------	------	------	------	--------	------	-------	------	------	------	------	--------	------	-------	------

PITCHER	IP	WLS	BF	H	R	ER	SO	BB	IBB	HBP	BLK	WP	HR	S	P	ERA	WHIP
Rick Waits, L ERA: 7.23	(1, 1)	0.2	9	6	5	5	0	1	0	0	0	0	1	8	12	67.50	10.500
Rick Sutcliffe, R ERA: 6.48	(1, 1)	3.2	15	2	1	1	1	2	0	0	0	0	0	15	23	2.46	1.091
Ed Whitson, R ERA: 2.6	(5, 1)	4.2	15	0	0	0	6	1	0	0	0	0	0	26	30	0.00	0.214

BOTTOM

Cleveland Indians @ Oakland Athletics
Oakland-Alameda County Coliseum, Oakland, CA
 Fri May 07 1982, 7:05 PM PDT
 Att. 22,314 - Unknown

livebaseballscorecards.com

AB	35
R	6
H	8
RBI	6
BB	4
SO	7
LOB	11



WP: 0	PA: 39
PB: 0	
SB: 0	
CS: 0	

Batter	1	2	3	4	5	6	7	8	9	AB R H RBI BB SO LOB	TOP																
Miguel Dilone, S OBP: 0.246, SLG: 0.246 (1, 7) X	0-0 G3	0-0 S SF8 1-H 3-H 2B		0-0 6-3		0-0 2B		0-0 SH 1B		4 2 2 3 0 0 0																	
Toby Harrah, R OBP: 0.460, SLG: 0.660 (1, 5) B B B	4-0 1B BB	0-0 SF8 2-H		0-3 K		0-0 F7		0-0 G4-6-3 1B		3 0 1 2 1 1 1																	
Mike Hargrove, L OBP: 0.414, SLG: 0.344 (1, 3) X	0-0 1-2 1B	0-3 K		0-0 F8		4-0 IBB		0-0 G4-6-3 1-2f		4 0 1 0 1 1 1																	
Andre Thornton, R OBP: 0.438, SLG: 0.620 (1, 10) X	0-0 F7		4-0 BB BB BB		0-0 F6	0-3 K		0-3 K		4 0 0 0 1 2 4																	
Von Hayes, L OBP: 0.270, SLG: 0.276 (1, 9) X	0-0 F3		4-0 BB BB BB		0-0 G3		0-0 F2		0-0 4-3	4 0 0 0 1 0 2																	
Ron Hassey, L OBP: 0.213, SLG: 0.193 (1, 2) X		0-0 2B FC6-4 1B		0-0 F7		0-0 F5		0-0 E3 FC6-4		5 1 1 0 0 0 2																	
Rick Manning, L OBP: 0.340, SLG: 0.337 (1, 8) X		0-0 FC6-4 2B 1-3 2B		4-0 1-2 2-3 BB		0-0 6-3	0-0 FC6-4 1-2f		0-3 K	4 1 1 0 1 1 1																	
Jack Perconte, L OBP: 0.307, SLG: 0.343 (1, 4) B B B B		4-0 FC6-4 BB		0-0 F3		4-0 2B BB		0-0 F7		1 0 0 0 1 0 3																	
Alan Bannister, R OBP: 0.381, SLG: 0.404 (4, 4) B B B B										1 1 0 0 1 0 1																	
Mike Fischlin, R OBP: 0.500, SLG: 0.556 (1, 6) X		0-0 FC6-4 WP 2B 1-2f 2-3 3-H		0-3 K		0-0 2B 2B		0-0 SH 1B		4 3 2 2 0 1 5																	
Inning Stats	R: 0 E: 0 K: 0 S: 4	H: 1 LOB: 2 BB: 1 P: 8	R: 4 E: 0 K: 1 S: 8	H: 3 LOB: 0 BB: 1 P: 12	R: 0 E: 0 K: 1 S: 5	H: 0 LOB: 3 BB: 3 P: 17	R: 0 E: 0 K: 1 S: 5	H: 0 LOB: 0 BB: 0 P: 5	R: 0 E: 0 K: 0 S: 3	H: 0 LOB: 0 BB: 0 P: 3	R: 2 E: 0 K: 1 S: 7	H: 2 LOB: 2 BB: 2 P: 15	R: 0 E: 1 K: 0 S: 4	H: 0 LOB: 1 BB: 0 P: 4	R: 2 E: 1 K: 1 S: 7	H: 2 LOB: 0 BB: 0 P: 7	R: 0 E: 0 K: 1 S: 5	H: 0 LOB: 0 BB: 0 P: 5	1B: 4 2B: 4 3B: 0 HR: 0	SF: 1 SAC: 1 DP: 1 HBP: 0	WP: 1 PB: 0 SB: 1 CS: 0	PA: 43					
PITCHER	IP	WLS	BF	H	R	ER	SO	BB	IBB	HBP	BLK	WP	HR	S	P	ERA	WHIP										
Mike Norris, R ERA: 3.42 (1, 1)	2.0	L	12	4	4	4	1	2	0	0	0	1	0	12	20	18.00	3.000										
Jeff Jones, R ERA: 4.98 (3, 1)	0.1		4	0	0	0	0	3	0	0	0	0	0	1	13	0.00	9.000										
Dave Beard, R ERA: 1.26 (3, 1)	3.2		15	2	2	2	3	1	1	0	0	0	0	19	27	4.91	0.818										
Tom Underwood, L ERA: 3.19 (7, 1)	3.0		12	2	2	1	2	0	0	0	0	0	0	16	16	3.00	0.667										

Cleveland Indians @ Oakland Athletics
Oakland-Alameda County Coliseum, Oakland, CA
Sat May 08 1982, 3:33 AM PDT
Att: 37,408 - Unknown

livebaseballscorecards.com

AB	34
R	8
H	8
RBI	7
BB	7
SO	6
LOB	20



Batter	1	2	3	4	5	6	7	8	9	AB	R	H	RBI	BB	SO	LOB	TOP							
Miguel Dilone, S OBP: 0.240, SLG: 0.254 (1, 7)	0-0 4-3		0-0 1B 2B	0-0 F8		0-0 F6		0-0 G4-6-3 1-2f	0-0 E4 FC5-4	6	1	1	0	0	0	4								
Toby Harrah, R OBP: 0.462, SLG: 0.640 Jerry Dybzinski, R OBP: 0.346, SLG: 0.347 (1, 5) (9, 6)	1-0 G3 HR HBP		0-0 F9	4-0 BB		0-0 F5			1-2 2-H HR BB	3	3	0	0	2	0	3								
Mike Hargrove, L OBP: 0.418, SLG: 0.394 (1, 3)	0-0 G3 1-2		0-0 HR 1B	0-0 F8					HR 2B	6	2	3	5	0	0	3								
Andre Thornton, R OBP: 0.453, SLG: 0.684 Rod Craig, S OBP: 0.143, SLG: 0.143 (1, 10) (9, PR)	0-0 2-H HR		0-0 1-H HR		4-0 2B BB				HR BB K	3	3	2	4	2	0	0								
Bake McBride, L OBP: 0.411, SLG: 0.519 Von Hayes, L OBP: 0.266, SLG: 0.271 (1, 9) (7, PR) (7, 9)	0-0 F7		0-0 BLK 1B		0-0 1-H 2B				F9	4	0	3	1	0	0	0								
Ron Hassey, L OBP: 0.242, SLG: 0.250 (1, 2)		0-0 4-3	4-0 1-2 BB		4-0 BB				0-0 HR	3	1	1	2	2	0	1								
Rick Manning, L OBP: 0.333, SLG: 0.362 (1, 8)			0-0 F6	0-0 4-3		0-0 F8			0-0 F7	5	1	1	1	0	0	3								
Jack Perconte, L OBP: 0.325, SLG: 0.360 (1, 4)		0-0 1-3		0-0 5-3 1B		0-0 F8			0-0 1B 1B	5	1	3	0	0	0	1								
Mike Fischlin, R OBP: 0.467, SLG: 0.462 (1, 6) (9, 5)			0-0 F8	0-0 5-3 1-2		0-0 5-3			0-0 G4-6-3 1B	4	1	1	0	1	0	1								
Inning Stats	R: 2 E: 0 K: 0 S: 4	H: 1 LOB: 0 BB: 0 P: 5	R: 0 E: 0 K: 0 S: 3	H: 0 LOB: 0 BB: 0 P: 3	R: 3 E: 0 K: 0 S: 7	H: 4 LOB: 2 BB: 1 P: 11	R: 0 E: 0 K: 0 S: 4	H: 1 LOB: 2 BB: 1 P: 8	R: 1 E: 0 K: 0 S: 3	H: 1 LOB: 1 BB: 2 P: 11	R: 0 E: 0 K: 0 S: 3	H: 0 LOB: 0 BB: 0 P: 3	R: 0 E: 0 K: 0 S: 4	H: 1 LOB: 1 BB: 0 P: 4	R: 0 E: 0 K: 0 S: 4	H: 2 LOB: 1 BB: 0 P: 4	R: 8 E: 1 K: 1 S: 11	H: 5 LOB: 2 BB: 3 P: 23	1B: 7 2B: 3 3B: 0 HR: 5	SF: 0 SAC: 0 DP: 1 HBP: 1	WP: 0 PB: 0 SB: 0 CS: 0	PA: 49		
PITCHER Matt Keough, R ERA: 4.6 Jeff Jones, R ERA: 5.81	IP WLS BF H R ER SO BB IBB HBP BLK WP HR S P ERA WHIP	(1, 1) 4.1 L 23 7 6 6 0 3 0 1 1 0 2 19 32 12.46 2.308	(5, 1) 4.2 26 8 8 5 1 4 0 0 0 0 3 24 40 9.64 2.571																					

Cleveland Indians @ Oakland Athletics
 Oakland-Alameda County Coliseum, Oakland, CA
 Sun May 09 1982, 3:33 AM PDT
 Att: 30,386 - Unknown

AB	41
R	14
H	15
RBI	13
BB	7
SO	1
LOB	19



Batter	1	2	3	4	5	6	7	8	9	AB R H RBI BB SO LOB
Rickey Henderson, R OBP: 0.442, SLG: 0.361 (1, 7)	0-0 E6 CS	4-0 BB		0-0 6-3			0-0 F8		4-0 BB	3 0 0 0 2 0 0
Dwayne Murphy, L OBP: 0.281, SLG: 0.368 (1, 8)	0-3 K 1-2	0-0 SF8			0-0 G3		0-0 HR		0-0 BB	4 1 1 2 0 1 2
Dan Meyer, L OBP: 0.307, SLG: 0.444 (1, 10)	0-0 1B	0-0 F2			0-0 2B		0-0 F9			4 0 2 0 0 0 2
Tony Armas, R OBP: 0.298, SLG: 0.398 (1, 9)	0-0 1B		0-0 5-3		0-3 K			0-0 F9		4 0 1 0 0 1 1
Wayne Gross, L OBP: 0.292, SLG: 0.259 (1, 5)	4-0 BB		0-0 F6		0-0 F7			0-0 F6		3 0 0 0 1 0 1
Davey Lopes, R OBP: 0.357, SLG: 0.432 (1, 4)	0-0 1-3		0-0 S 1B			0-0 F9		0-0 1B		4 0 2 0 0 0 3
Jim Spencer, L OBP: 0.221, SLG: 0.318 Cliff Johnson, R OBP: 0.257, SLG: 0.368 (1, 3) (2, 3)		0-0 SH5-4 SF8 1B	0-3 K		0-0 G6-3 1B			0-0 F6		0 0 0 0 0 0 0 4 1 2 0 0 1 2
Jeff Newman, R OBP: 0.357, SLG: 0.551 (1, 2)		0-0 SH5-4 1B		0-0 4-3		0-0 G6-3			0-0 4-3	4 0 1 0 0 0 1
Rob Picciolo, R OBP: 0.240, SLG: 0.245 Dave McKay, S OBP: 0.278, SLG: 0.260 (7, PH) (8, 6)		0-0 SH5-4		0-0 1-3			0-0 4-3		0-0 F8	1 0 0 0 0 0 0 2 0 0 0 0 0 0

Inning Stats	R: 0	H: 2	E: 1	LOB: 3	K: 1	BB: 1	S: 7	P: 11	R: 1	H: 2	E: 0	LOB: 2	K: 0	BB: 1	S: 5	P: 9	R: 0	H: 1	E: 0	LOB: 1	K: 1	BB: 0	S: 6	P: 6	R: 0	H: 0	E: 0	LOB: 0	K: 0	BB: 0	S: 3	P: 3	R: 0	H: 1	E: 0	LOB: 1	K: 1	BB: 0	S: 6	P: 6	R: 0	H: 1	E: 0	LOB: 0	K: 0	BB: 0	S: 3	P: 3	R: 1	H: 1	E: 0	LOB: 0	K: 0	BB: 0	S: 4	P: 4	R: 0	H: 1	E: 0	LOB: 1	K: 0	BB: 0	S: 4	P: 4	R: 0	H: 0	E: 0	LOB: 1	K: 0	BB: 1	S: 3	P: 7	1B: 7	SF: 1	2B: 1	SAC: 1	3B: 0	DP: 1	HR: 1	HBP: 0	WP: 0	PA: 38
--------------	------	------	------	--------	------	-------	------	-------	------	------	------	--------	------	-------	------	------	------	------	------	--------	------	-------	------	------	------	------	------	--------	------	-------	------	------	------	------	------	--------	------	-------	------	------	------	------	------	--------	------	-------	------	------	------	------	------	--------	------	-------	------	------	------	------	------	--------	------	-------	------	------	------	------	------	--------	------	-------	------	------	-------	-------	-------	--------	-------	-------	-------	--------	-------	--------

PITCHER	IP	WLS	BF	H	R	ER	SO	BB	IBB	HBP	BLK	WP	HR	S	P	ERA	WHIP
Lary Sorensen, R ERA: 4.98 (1, 1)	9.0	W	38	9	2	2	3	3	0	0	0	0	1	41	53	2.00	1.333

BOTTOM

Cleveland Indians @ Oakland Athletics
Oakland-Alameda County Coliseum, Oakland, CA

Sun May 09 1982, 3:33 AM PDT
Att. 30,386 - Unknown

livebaseballscores.com

AB	33
R	2
H	9
RBI	2
BB	3
SO	3
LOB	12



Batter	1	2	3	4	5	6	7	8	9	10	AB	R	H	RBI	BB	SO	LOB
Rickey Henderson, R OBP: 0.451, SLG: 0.372 (1, 7)	0-3 K		0-0 F8			0-0 BLK 1B	0-0 1B FC1-4		4-0 S SH1-4 BB	0-0 1-2 1B	5	2	3	1	1	1	0
Dwayne Murphy, L OBP: 0.288, SLG: 0.368 (1, 8)	0-3 K			0-0 E4 5-3		4-0 1B BB	0-0 1-3 2-H 1B		0-0 SH1-4		3	1	1	1	1	1	0
Dan Meyer, L OBP: 0.308, SLG: 0.440 Cliff Johnson, R OBP: 0.250, SLG: 0.357 (1, 3) (7, PH) (8, 3)	0-0 4-3			0-0 5-3		0-0 1B SF8	0-0 1-2 2-H 1B		0-3 K		3	1	1	1	0	0	1
Tony Armas, R OBP: 0.294, SLG: 0.390 (1, 9)		0-3 K		0-0 6-3		0-0 1B 1-3 2-H 1B	0-0 1-2 3-H E6		0-0 F8		5	0	1	1	0	1	3
Danny Goodwin, L Joe Rudi, R Jimmy Sexton, R (1, 10) (7, PH) (10, PR)		0-3 K		0-0 F7		0-0 3-H SF8	0-0 4-3			4-0 SH 1B BB	2	0	0	1	0	1	1
Wayne Gross, L OBP: 0.312, SLG: 0.294 (1, 5)		0-0 2B			0-0 L5-3 1B	0-0 1-3 1B		0-0 F5		0-0 SH 1B 1B	4	1	3	0	0	0	0
Davey Lopes, R OBP: 0.340, SLG: 0.409 (1, 4)		0-0 P4			0-0 F2	0-3 K		0-0 E6 1B S CS		0-0 F7	5	0	0	0	0	1	6
Mike Heath, R OBP: 0.341, SLG: 0.324 (1, 2)			4-0 CS BB		0-0 L5-3		0-0 FC3-6 1B	0-0 1-3 1B		0-0 F9	4	0	2	0	1	0	3
Tony Phillips, S Jeff Burroughs, R (1, 6) (10, PH)			0-3 K			0-0 F7	0-0 1-2 FC3-6 1B	0-3 K		0-0 1B	4	1	0	0	0	2	4
										1-3 2-H 1B	1	0	1	1	0	0	0

Inning Stats	R: 0	H: 0	E: 0	K: 2	S: 7	H: 0	LOB: 0	BB: 0	P: 7	R: 0	H: 1	E: 0	K: 2	S: 8	H: 0	LOB: 1	BB: 0	P: 8	R: 0	H: 0	E: 0	K: 1	S: 4	H: 0	LOB: 0	BB: 1	P: 8	R: 0	H: 0	E: 1	K: 0	S: 4	H: 0	LOB: 1	BB: 0	P: 4	R: 0	H: 1	E: 0	K: 0	S: 3	H: 0	LOB: 0	BB: 0	P: 3	R: 3	H: 4	E: 0	K: 1	S: 9	H: 2	LOB: 3	BB: 0	P: 7	R: 0	H: 1	E: 1	K: 1	S: 6	H: 0	LOB: 1	BB: 0	P: 6	R: 0	H: 0	E: 0	K: 1	S: 5	H: 2	LOB: 2	BB: 1	P: 9	R: 2	H: 2	E: 0	K: 0	S: 5	1B: 11	SF: 1	2B: 2	3B: 0	HR: 0	SAC: 2	DP: 1	HBP: 0
--------------	------	------	------	------	------	------	--------	-------	------	------	------	------	------	------	------	--------	-------	------	------	------	------	------	------	------	--------	-------	------	------	------	------	------	------	------	--------	-------	------	------	------	------	------	------	------	--------	-------	------	------	------	------	------	------	------	--------	-------	------	------	------	------	------	------	------	--------	-------	------	------	------	------	------	------	------	--------	-------	------	------	------	------	------	------	--------	-------	-------	-------	-------	--------	-------	--------

PITCHER	IP	WLS	BF	H	R	ER	SO	BB	IBB	HBP	BLK	WP	HR	S	P	ERA	WHIP
Sammy Stewart, R ERA: 4.18 (1, 1)	5.2		24	6	3	3	5	2	0	0	1	0	0	32	40	4.76	1.412
Jim Palmer, R ERA: 7.36 (6, 1)	0.2		4	2	2	1	0	0	0	0	0	0	0	6	6	27.00	3.000
Tippy Martinez, L ERA: 7.8 (7, 1)	0.1		3	1	0	0	0	0	0	0	0	0	0	3	3	0.00	3.000
Tim Stoddard, R ERA: 5.79 (7, 1)	2.1		10	1	1	1	2	2	0	0	0	0	0	12	20	3.86	1.286
Ross Grimsley, L ERA: 0.98 (10, 1)	0.2	L	5	2	1	1	0	0	0	0	0	0	0	5	5	13.50	3.000


BOTTOM

Baltimore Orioles @ Oakland Athletics
Oakland-Alameda County Coliseum, Oakland, CA


Mon May 10 1982, 7:05 PM PDT
Att: 23,805 - Unknown


livebaseballscorecards.com


AB	39
R	7
H	12
RBI	7
BB	4
SO	8
LOB	22



WP: 0	PA: 46
PB: 0	
SB: 2	
CS: 2	

Batter	1	2	3	4	5	6	7	8	9	AB R H RBI BB SO LOB	TOP	
Lenn Sakata, R OBP: 0.301, SLG: 0.311 (1, 6) X	0-0 5-3		0-0 3-1		0-0 FC6-2 1-H 2-H 3-H		0-0 SH1-3		0-0 FC5-4 1B	4 1 0 0 0 0 2	<p>Baltimore Orioles @ Oakland Athletics Oakland-Alameda County Coliseum, Oakland, CA</p> <p>Tue May 11 1982, 7:05 PM PDT Att. 10,750 - Unknown</p> <p>livebaseballscorecards.com</p> <p>AB 38 R 7 H 11 RBI 5 BB 3 SO 1 LOB 14</p> 	
Rich Dauer, R OBP: 0.400, SLG: 0.471 (1, 4) X	0-0 4-3			0-0 E8 1B SF8	0-3 K		0-0 1B 2-H 1B	0-0 1B 1B	5 2 2 1 0 1 1			
John Lowenstein, L OBP: 0.420, SLG: 0.705 (1, 7) B Benny Ayala, R OBP: 0.385, SLG: 0.500 (9, PH) B Al Bumbry, L OBP: 0.300, SLG: 0.284 (9, 8) B	4-0 BB			0-0 1B 1-3	4-0 BB		0-0 1B 1-3	0-0 1B 1B	2 0 2 0 2 0 0 1 1 1 1 0 0 0 0 0 0 0 0 0 0			
Ken Singleton, S OBP: 0.352, SLG: 0.288 (1, 10) X	0-0 F7			0-0 SF8 3-H	0-0 4-3		0-0 F7	0-0 FC5 BB 1B 2-H 3-H	4 0 1 3 0 0 5			
Terry Crowley, L OBP: 0.429, SLG: 0.200 (1, 3) X Eddie Murray, S OBP: 0.455, SLG: 0.642 (8, 3) X		0-0 4-3		0-0 F8		0-0 F9		0-0 F9	4 0 0 0 0 0 1 1 0 0 0 0 0 1			
Gary Roenicke, R OBP: 0.391, SLG: 0.658 (1, 8) X (9, 7)		0-0 F7		0-0 4-3		0-0 F7		0-0 P5 1B BB	4 0 0 0 1 0 1			
Dan Ford, R OBP: 0.240, SLG: 0.333 (1, 9) X		0-0 6-3			0-0 FC6-2 1B 1B	0-0 6-3		0-0 1B FC5 2-3f	5 0 2 0 0 0 2			
Joe Nolan, L OBP: 0.237, SLG: 0.194 (1, 2) X			0-0 F8		0-0 E 1B 1-2		0-0 F8	0-0 F7	4 1 1 0 0 0 1			
Cal Ripken Jr., R OBP: 0.211, SLG: 0.333 (1, 5) X			0-0 4-3		0-0 E 1B 1-2 2-3		0-0 SH1-3 1B	0-0 E5 FC5-4	4 2 2 0 0 0 0			
Inning Stats	R: 0 H: 0 E: 0 LOB: 1 K: 0 BB: 1 S: 3 P: 7	R: 0 H: 0 E: 0 LOB: 0 K: 0 BB: 0 S: 3 P: 3	R: 0 H: 0 E: 0 LOB: 0 K: 0 BB: 0 S: 3 P: 3	R: 1 H: 1 E: 1 LOB: 1 K: 0 BB: 0 S: 5 P: 5	R: 2 H: 3 E: 1 LOB: 2 K: 1 BB: 1 S: 8 P: 12	R: 0 H: 0 E: 0 LOB: 0 K: 0 BB: 0 S: 3 P: 3	R: 1 H: 3 E: 0 LOB: 2 K: 0 BB: 0 S: 6 P: 6	R: 0 H: 1 E: 0 LOB: 1 K: 0 BB: 0 S: 4 P: 4	R: 3 H: 3 E: 1 LOB: 2 K: 0 BB: 1 S: 7 P: 11	1B: 11 SF: 1 2B: 0 SAC: 1 3B: 0 DP: 0 HR: 0 HBP: 0	WP: 0 PA: 43 PB: 0 SB: 0 CS: 0	
PITCHER	IP WLS BF H R ER SO BB IBB HBP BLK WP HR S P ERA WHIP											
Rick Langford, R ERA: 4.27 (1, 1)	8.1 L 38 9 6 4 1 2 0 0 0 0 0 0 38 46 4.32 1.320											
Dennis Kinney, L ERA: 27.0 (9, 1)	0.1 4 2 1 0 0 1 0 0 0 0 0 0 3 7 0.00 9.000											
Bo McLaughlin, R ERA: 8.44 (9, 1)	0.1 1 0 0 0 0 0 0 0 0 0 0 0 1 1 0.00 0.000											

Batter	1	2	3	4	5	6	7	8	9	AB R H RBI BB SO LOB	TOP																	
Al Bumbry, L (1, 8) OBP: 0.296, SLG: 0.280	0-0 L6		0-0 1-3	0-0 G6-3			0-0 SH3 1B		0-0 F7	5 0 1 0 0 0 2	<p>Baltimore Orioles @ Oakland Athletics Oakland-Alameda County Coliseum, Oakland, CA</p> <p>Wed May 12 1982, 3:33 AM PDT Att. 18,179 - Unknown</p> <p>livebaseballscorecards.com</p> <table border="1"> <tr><td>AB</td><td>29</td></tr> <tr><td>R</td><td>4</td></tr> <tr><td>H</td><td>7</td></tr> <tr><td>RBI</td><td>4</td></tr> <tr><td>BB</td><td>9</td></tr> <tr><td>SO</td><td>0</td></tr> <tr><td>LOB</td><td>20</td></tr> </table> 	AB	29	R	4	H	7	RBI	4	BB	9	SO	0	LOB	20			
AB	29																											
R	4																											
H	7																											
RBI	4																											
BB	9																											
SO	0																											
LOB	20																											
Rich Dauer, R (1, 4) OBP: 0.395, SLG: 0.458	0-0 E7		0-0 F9		4-0 BB SH1-3 BB		0-0 SH3		0-0 1-3	3 0 0 0 1 0 1																		
John Lowenstein, L (1, 7) OBP: 0.423, SLG: 0.696 Benny Ayala, R (7, PH) OBP: 0.357, SLG: 0.462 Eddie Murray, S (7, 3) OBP: 0.459, SLG: 0.642	0-0 L9		0-0 2B 1B		0-0 SH1-3		0-0 P5		4-0 1B BB	2 1 1 1 0 0 1 1 0 0 0 0 0 1 0 0 0 0 1 0 0																		
Ken Singleton, S (1, 10) OBP: 0.362, SLG: 0.306	0-0 4-1		0-0 2B		4-0 BB BB		0-0 4-3		0-0 1B	4 0 2 1 1 0 2																		
Gary Roenicke, R (1, 3) OBP: 0.402, SLG: 0.641 (7, 7)		4-0 F9 F3 BB	0-0 5-3		4-0 G1-6-3 BB		4-0 6-3 SH3-4 BB		0-0 1-3	2 0 0 0 3 0 3																		
Dan Ford, R (1, 9) OBP: 0.234, SLG: 0.324		0-0 F3		0-0 F8		0-0 G1-6-3		0-0 SH3-4		3 0 0 0 0 0 4																		
Joe Nolan, L (1, 2) OBP: 0.244, SLG: 0.182 Rick Dempsey, R (8, PH) OBP: 0.366, SLG: 0.281 (8, 2)		0-0 F9		4-0 HR BB		0-0 F7		0-0 6-3		2 1 0 0 1 0 1 1 0 0 0 0 0 1																		
Cal Ripken Jr., R (1, 5) OBP: 0.234, SLG: 0.378		0-0 5-3		0-0 HR		0-0 CS 1B		4-0 BB		3 1 2 2 1 0 1																		
Bobby Bonner, R (1, 6) OBP: 0.310, SLG: 0.296			0-0 1B 1B	4-0 G6-3 BB		0-0 F3		0-0 F3		3 1 1 0 1 0 3																		
Inning Stats	R: 0 E: 1 K: 0 S: 4	H: 0 LOB: 1 BB: 0 P: 4	R: 0 E: 0 K: 0 S: 3	H: 0 LOB: 1 BB: 1 P: 7	R: 2 E: 0 K: 0 S: 6	H: 3 LOB: 1 BB: 0 P: 6	R: 2 E: 0 K: 0 S: 3	H: 1 LOB: 0 BB: 2 P: 11	R: 0 E: 0 K: 0 S: 2	H: 0 LOB: 2 BB: 3 P: 14	R: 0 E: 0 K: 0 S: 3	H: 1 LOB: 0 BB: 0 P: 3	R: 0 E: 0 K: 0 S: 4	H: 1 LOB: 1 BB: 0 P: 4	R: 0 E: 0 K: 0 S: 3	H: 0 LOB: 2 BB: 2 P: 11	R: 0 E: 0 K: 0 S: 4	H: 1 LOB: 2 BB: 1 P: 8	1B: 5 2B: 1 3B: 0 HR: 1	SF: 0 SAC: 3 DP: 2 HBP: 0	WP: 0 PB: 0 SB: 0 CS: 1	PA: 41						
PITCHER	IP WLS BF H R ER SO BB IBB HBP BLK WP HR S P ERA WHIP																											
Mike Norris, R (1, 1) ERA: 3.91	3.1		18	4	4	4	0	3	0	0	0	0	0	1	15	27	10.80	2.100										
Dennis Kinney, L (4, 1) ERA: 6.75	1.0		4	0	0	0	0	2	0	0	0	0	0	0	2	10	0.00	2.000										
Bo McLaughlin, R (5, 1) ERA: 6.14	2.0		7	2	0	0	0	1	0	0	0	0	0	0	6	10	0.00	1.500										
Bob Owchinko, L (7, 1) ERA: 3.26	1.0		4	0	0	0	0	1	0	0	0	0	0	3	7	0.00	1.000											
Dave Beard, R (8, 1) ERA: 1.08	1.2	W	8	1	0	0	0	2	0	0	0	0	0	6	14	0.00	1.800											

Batter	1	2	3	4	5	6	7	8	9	AB R H RBI BB SO LOB	TOP														
Willie Randolph, R (1, 4) OBP: 0.409, SLG: 0.468	0-0 F7		0-0 F7		0-0 5-3	4-0 BB			0-0 4-3	4 0 0 0 1 0 0	<p>New York Yankees @ Oakland Athletics Oakland-Alameda County Coliseum, Oakland, CA</p> <p>Thu May 13 1982, 7:05 PM PDT Att. 24,560 - Unknown</p> <p>livebaseballscorecards.com</p> <table border="1"> <tr><td>AB</td><td>32</td></tr> <tr><td>R</td><td>6</td></tr> <tr><td>H</td><td>8</td></tr> <tr><td>RBI</td><td>4</td></tr> <tr><td>BB</td><td>5</td></tr> <tr><td>SO</td><td>6</td></tr> <tr><td>LOB</td><td>13</td></tr> </table> 	AB	32	R	6	H	8	RBI	4	BB	5	SO	6	LOB	13
AB	32																								
R	6																								
H	8																								
RBI	4																								
BB	5																								
SO	6																								
LOB	13																								
Dave Collins, S (1, 8) OBP: 0.297, SLG: 0.319	0-0 5-3		0-0 1B		0-0 F8	0-3 K		0-0 S	0-0 1B	5 0 2 0 0 1 3															
Dave Winfield, R (1, 7) OBP: 0.347, SLG: 0.491	4-0 HR BB		0-0 1B		0-0 1-3	4-0 2B FC BB	0-3 K	0-0 1-2	0-0 L6	3 2 1 0 2 1 1															
Steve Balboni, R (1, 3) OBP: 0.429, SLG: 0.714	0-0 1-H HR		0-0 L5		0-0 FC E 2B	0-0 FC E 2B	0-0 G6-4-3 1B			4 2 3 2 0 0 1															
Lou Piniella, R (1, 9) OBP: 0.377, SLG: 0.521	0-0 1B			0-0 SH1-3 SF9 2B	4-0 E WP BB	4-0 E WP BB	0-0 G6-4-3			3 2 2 0 1 0 1															
Roy Smalley, S (1, 5) OBP: 0.340, SLG: 0.330	0-3 K			0-0 SH1-3 2-3	0-0 FC WP	0-0 FC WP	0-0 5-3			3 0 0 1 0 1 2															
Butch Hobson, R (1, 10) OBP: 0.273, SLG: 0.400		0-0 F9		0-0 SF9	4-0 WP BB	4-0 WP BB	0-0 F5			1 0 0 1 0 0 0															
Bobby Murcer, L (6, PH) OBP: 0.324, SLG: 0.345				3-H						1 0 0 0 1 0 0															
Barry Foote, R (1, 2) OBP: 0.143, SLG: 0.238		0-3 K		0-0 1-3	0-3 K	0-3 K	0-0 F8			4 0 0 0 0 2 3															
Bucky Dent, R (1, 6) OBP: 0.216, SLG: 0.217			0-0 F8		0-0 F7	0-3 K			0-0 F8	4 0 0 0 0 1 2															
Inning Stats	R: 2 E: 0 K: 1 S: 7	H: 2 LOB: 1 BB: 1 P: 11	R: 0 E: 0 K: 1 S: 5	H: 0 LOB: 0 BB: 0 P: 5	R: 0 E: 0 K: 0 S: 4	H: 2 LOB: 1 BB: 0 P: 4	R: 1 E: 0 K: 0 S: 4	H: 1 LOB: 0 BB: 0 P: 4	R: 0 E: 0 K: 0 S: 3	H: 1 LOB: 0 BB: 0 P: 3	R: 0 E: 0 K: 1 S: 5	H: 1 LOB: 0 BB: 0 P: 5	R: 0 E: 0 K: 0 S: 3	H: 0 LOB: 0 BB: 0 P: 3	R: 0 E: 0 K: 0 S: 4	H: 1 LOB: 1 BB: 0 P: 4	1B: 5 2B: 2 3B: 0 HR: 1	SF: 1 SAC: 1 DP: 1 HBP: 0	WP: 1 PB: 0 SB: 1 CS: 0	PA: 39					
PITCHER	IP WLS BF H R ER SO	WLS L 22 6 5 5 2	H R ER SO	H R ER SO	H R ER SO	H R ER SO	H R ER SO	H R ER SO	H R ER SO	H R ER SO	H R ER SO	H R ER SO	H R ER SO	H R ER SO	H R ER SO	H R ER SO	IP WLS BF H R ER SO	IP WLS BF H R ER SO	ERA WHIP	ERA WHIP					
Tom Underwood, L (1, 1) ERA: 3.78	5.0	L	22	6	5	5	2	2	0	0	0	0	0	1	24	32	9.00	1.600							
Bo McLaughlin, R (6, 1) ERA: 5.79	2.0		10	1	1	1	4	3	0	0	0	1	0	15	27	4.50	2.000								
Bob Owchinko, L (8, 1) ERA: 3.0	1.2		6	1	0	0	0	0	0	0	0	0	0	6	6	0.00	0.600								
Dave Beard, R (9, 1) ERA: 1.06	0.1		1	0	0	0	0	0	0	0	0	0	0	1	1	0.00	0.000								

Batter	1	2	3	4	5	6	7	8	9	AB	R	H	RBI	BB	SO	LOB
Rickey Henderson, R (1, 7) OBP: 0.455, SLG: 0.364	4-0 CS BB		0-3 K			4-0 BB		0-0 G6-4-3 BB 1B		2	1	1	0	2	1	0
Dwayne Murphy, L (1, 8) OBP: 0.305, SLG: 0.379	4-0 G6-4-3 1-2 BB			0-0 HR		0-3 K		4-0 G6-4-3 1-2 BB		2	1	1	1	2	1	1
Davey Lopes, R (1, 4) OBP: 0.330, SLG: 0.398	0-0 G6-4-3 1-2f			0-3 K		0-0 F8		0-0 G6-4-3 1-2f 2-3		4	0	0	0	0	1	4
Cliff Johnson, R (1, 10) OBP: 0.261, SLG: 0.346		0-0 F8		0-0 F3		0-0 F7		0-0 E6 3-H		4	1	1	0	0	0	0
Joe Rudi, R (1, 9) OBP: 0.347, SLG: 0.354		0-0		0-0		0-0		0-3 K		3	0	1	0	0	1	1
Dan Meyer, L (8, PH) (9, 9) OBP: 0.305, SLG: 0.432		1B						0-3 K		1	0	0	0	0	1	1
Kelvin Moore, R (1, 3) OBP: 0.250, SLG: 0.250		0-0 F8		0-0 5-3		0-0 5-3		0-0 K		4	1	1	0	0	1	1
Dave McKay, S (1, 5) OBP: 0.242, SLG: 0.224		0-3 K		0-3 K		0-3 K		0-0 6-3		2	0	0	0	0	2	1
Jeff Burroughs, R (7, PH) OBP: 0.425, SLG: 0.469								0-0 K		1	0	0	0	0	1	2
Jimmy Sexton, R (8, 5) Mike Heath, R (9, PH) OBP: 0.306, SLG: 0.293								0-0 K		0	0	0	0	0	0	0
Jeff Newman, R (1, 2) OBP: 0.349, SLG: 0.536			0-0 F8		0-0 F9		0-0 2B	0-3 K		4	0	1	2	0	1	0
Tony Phillips, S (1, 6) OBP: 0.300, SLG: 0.222			0-3 K		0-0 5-3		0-0 5-3			3	0	0	0	0	1	1

Inning Stats	R: 0	H: 0	E: 0	K: 0	S: 1	R: 0	H: 1	E: 0	K: 1	S: 6	R: 0	H: 0	E: 0	K: 2	S: 7	R: 1	H: 1	E: 0	K: 1	S: 6	R: 0	H: 0	E: 0	K: 1	S: 5	R: 0	H: 0	E: 0	K: 1	S: 5	R: 2	H: 3	E: 0	K: 2	S: 10	R: 1	H: 1	E: 1	K: 1	S: 6	R: 0	H: 0	E: 0	K: 2	S: 7	1B: 4	2B: 1	3B: 0	HR: 1	SF: 0	SAC: 0	DP: 2	HBP: 0	WP: 0	PB: 0	SB: 0	CS: 1	PA: 35
--------------	------	------	------	------	------	------	------	------	------	------	------	------	------	------	------	------	------	------	------	------	------	------	------	------	------	------	------	------	------	------	------	------	------	------	-------	------	------	------	------	------	------	------	------	------	------	-------	-------	-------	-------	-------	--------	-------	--------	-------	-------	-------	-------	--------

PITCHER	IP	WLS	BF	H	R	ER	SO	BB	IBB	HBP	BLK	WP	HR	S	P	ERA	WHIP
Ron Guidry, L (1, 1) ERA: 3.0	7.0	W	29	6	4	3	8	4	0	0	0	0	1	41	57	3.86	1.429
George Frazier, R (8, 1) ERA: 2.76	0.2		2	0	0	0	0	0	0	0	0	0	0	2	2	0.00	0.000
Shane Rawley, L (8, 1) ERA: 2.18	1.1	S	4	0	0	0	3	0	0	0	0	0	0	10	10	0.00	0.000

BOTTOM

New York Yankees @ Oakland Athletics
Oakland-Alameda County Coliseum, Oakland, CA
Thu May 13 1982, 7:05 PM PDT
Att. 24,560 - Unknown

livebaseballscorecards.com

AB	31
R	4
H	6
RBI	3
BB	4
SO	11
LOB	12



Batter	1	2	3	4	5	6	7	8	9	AB R H RBI BB SO LOB
Rickey Henderson, R (1, 7) OBP: 0.447, SLG: 0.357	0-0 G3		0-0 1B 1B 1-2 2-H 3-H	0-0 6-3			0-3 K		0-3 K	5 0 1 2 0 2 2
Dwayne Murphy, L (1, 8) OBP: 0.316, SLG: 0.381	4-0 CS BB		0-0 F7		0-0 S 1B		4-0 BB			2 0 1 0 2 0 2
Jeff Burroughs, R (1, 9) OBP: 0.386, SLG: 0.417	0-3 K 1-2		0-0 F8		0-0 F6		0-0 5-3			4 0 0 0 0 1 5
Cliff Johnson, R (1, 10) OBP: 0.272, SLG: 0.345		0-0 5-3	0-0 CS 1B 1-2 2-H		0-0 F9		4-0 BB			3 0 1 1 1 0 1
Kelvin Moore, R (1, 3) OBP: 0.143, SLG: 0.143		0-3 K	0-0 CS	0-3 K	0-3 K		0-0 F8			3 0 0 0 0 3 1
Dan Meyer, L (8, PH) OBP: 0.302, SLG: 0.427 (9, 3)			1-2		1-2					1 0 0 0 0 0 1
Davey Lopes, R (1, 4) OBP: 0.328, SLG: 0.394		0-0 F9		0-0 1B 1B		0-3 K		0-3 K		1 0 0 0 0 0 0
Dave McKay, S (4, 4) OBP: 0.246, SLG: 0.230						0-3 K		0-3 K		3 1 1 0 0 2 1
Mike Heath, R (1, 2) OBP: 0.302, SLG: 0.289			0-0 E6 1B 1B 1B	0-0 G3 1B 1B		0-3 K		0-3 K		4 1 1 0 0 2 1
Tony Phillips, S (1, 6) OBP: 0.357, SLG: 0.308			0-0 1B 1B 1-2	0-0 G3 1B 1-2 2-H		0-0 F8		0-3 K		4 1 2 1 0 1 0
Jimmy Sexton, R (1, 5) OBP: 0.333, SLG: 0.333			0-0 1B 1B 1-2 2-3	0-0 G3				0-3 K		2 1 1 0 0 0 2
Wayne Gross, L (7, PH) OBP: 0.313, SLG: 0.287 (8, 5)				1-2 2-3			0-0 4-3			2 0 0 0 0 1 0

Inning Stats	R: 0 E: 0 K: 1 S: 4	H: 0 LOB: 1 BB: 1 P: 8	R: 0 E: 0 K: 1 S: 5	H: 0 LOB: 0 BB: 0 P: 5	R: 3 E: 1 K: 0 S: 7	H: 4 LOB: 1 BB: 0 P: 7	R: 1 E: 0 K: 1 S: 8	H: 3 LOB: 2 BB: 0 P: 8	R: 0 E: 0 K: 1 S: 6	H: 1 LOB: 1 BB: 0 P: 6	R: 0 E: 0 K: 2 S: 7	H: 0 LOB: 0 BB: 0 P: 7	R: 0 E: 0 K: 1 S: 5	H: 0 LOB: 1 BB: 1 P: 9	R: 0 E: 0 K: 2 S: 7	H: 0 LOB: 1 BB: 1 P: 11	R: 0 E: 0 K: 3 S: 9	H: 0 LOB: 0 BB: 0 P: 9	1B: 8 2B: 1 3B: 0 HR: 0	SF: 0 SAC: 0 DP: 1 HBP: 0
--------------	------------------------------	---------------------------------	------------------------------	---------------------------------	------------------------------	---------------------------------	------------------------------	---------------------------------	------------------------------	---------------------------------	------------------------------	---------------------------------	------------------------------	---------------------------------	------------------------------	----------------------------------	------------------------------	---------------------------------	----------------------------------	------------------------------------


BOTTOM

New York Yankees @ Oakland Athletics
Oakland-Alameda County Coliseum, Oakland, CA

Fri May 14 1982, 7:05 PM PDT
Att. 33,774 - Unknown

livebaseballscorecards.com

AB	34
R	4
H	8
RBI	4
BB	3
SO	12
LOB	16



WP: 0	PA: 38
PB: 0	
SB: 1	
CS: 2	

PITCHER	IP	WLS	BF	H	R	ER	SO	BB	IBB	HBP	BLK	WP	HR	S	P	ERA	WHIP
Tommy John, L (1, 1) ERA: 2.59	3.2		18	7	4	2	3	1	0	0	0	0	0	23	27	4.91	2.182
Roger Erickson, R (4, 1) ERA: 4.71	1.1		5	1	0	0	1	0	0	0	0	0	0	7	7	0.00	0.750
Mike Morgan, R (6, 1) ERA: 3.03	2.0	W	8	0	0	0	3	2	0	0	0	0	0	12	20	0.00	1.000
Shane Rawley, L (8, 1) ERA: 2.14	0.1		1	0	0	0	0	0	0	0	0	0	0	1	1	0.00	0.000
Rich Gossage, R (8, 1) ERA: 3.27	1.2	S	5	0	0	0	5	0	0	0	0	0	0	15	15	0.00	0.000

Batter	1	2	3	4	5	6	7	8	9	AB R H RBI BB SO LOB	TOP											
Ken Griffey, L (1, 8) OBP: 0.300, SLG: 0.330	0-3 K		0-0 4-3			0-0 E3 FC6-4 1B	0-0 F7			4 0 0 0 0 1 1												
Bobby Murcer, L (1, 10) OBP: 0.333, SLG: 0.378	0-0 4-3		0-0 F9			0-0 FC6-4 1-2 1B	0-0 F9			4 0 1 0 0 0 1												
Dave Winfield, R (1, 7) OBP: 0.346, SLG: 0.504	0-0 6-3			0-0 1B		0-0 FC6-4 1-2f 2-3		0-0 6-3		4 0 1 0 0 0 2												
John Mayberry, L (1, 3) OBP: 0.373, SLG: 0.385		0-3 K		0-0 F9		0-0 6-3		0-0 F9		4 0 0 0 0 1 2												
Oscar Gamble, L (1, 9) OBP: 0.305, SLG: 0.340		0-0 E1 BB		0-0 F7			0-0 HR	0-0 F8		4 1 1 1 0 0 0												
Roy Smalley, S (1, 5) OBP: 0.330, SLG: 0.313		0-3 K		0-0 G3			4-0 HR BB	0-0 G6-4-3 1B		3 1 1 0 1 1 1												
Butch Wynegar, S (1, 2) OBP: 0.305, SLG: 0.323		4-0 FC6-4 1-2 BB		0-0 F9			0-0 1-H HR	0-0 G6-4-3 1B		3 1 2 2 1 0 0												
Bucky Dent, R (1, 6) OBP: 0.222, SLG: 0.213		0-0 FC6-4 1-2f		0-0 F8			4-0 BB	0-0 G6-4-3		2 0 0 0 1 0 2												
Butch Hobson, R (9, PH) OBP: 0.308, SLG: 0.417								0-0 1-2f 2-3		1 0 0 0 0 0 2												
Andre Robertson, R (1, 4) OBP: 0.143, SLG: 0.143			0-3 K			0-0 F9	0-3 K		0-3 K	3 0 0 0 0 2 1												
Steve Balboni, R (9, PH) OBP: 0.300, SLG: 0.526									0-3 K	1 0 0 0 0 1 1												
Inning Stats	R: 0 E: 0 K: 1 S: 5	H: 0 LOB: 0 BB: 0 P: 5	R: 0 E: 1 K: 2 S: 8	H: 0 LOB: 2 BB: 1 P: 12	R: 0 E: 0 K: 1 S: 5	H: 0 LOB: 0 BB: 0 P: 5	R: 0 E: 0 K: 0 S: 3	H: 1 LOB: 0 BB: 0 P: 3	R: 0 E: 0 K: 0 S: 3	H: 0 LOB: 0 BB: 0 P: 3	R: 0 E: 1 K: 0 S: 5	H: 1 LOB: 2 BB: 0 P: 5	R: 3 E: 0 K: 1 S: 7	H: 2 LOB: 1 BB: 2 P: 15	R: 0 E: 0 K: 0 S: 3	H: 0 LOB: 0 BB: 0 P: 3	R: 0 E: 0 K: 1 S: 6	H: 2 LOB: 1 BB: 0 P: 6	1B: 4 2B: 0 3B: 0 HR: 2	SF: 0 SAC: 0 DP: 1 HBP: 0	WP: 0 PB: 0 SB: 0 CS: 0	PA: 36
PITCHER Rick Langford, R (1, 1) ERA: 4.1	IP: 9.0 WLS: W BF: 36 H: 6 R: 3 ER: 3 SO: 6 BB: 3 IBB: 0 HBP: 0 BLK: 0 WP: 0 HR: 2 S: 45 P: 57 ERA: 3.00 WHIP: 1.000											PITCHER	IP: 9.0 WLS: W BF: 36 H: 6 R: 3 ER: 3 SO: 6 BB: 3 IBB: 0 HBP: 0 BLK: 0 WP: 0 HR: 2 S: 45 P: 57 ERA: 3.00 WHIP: 1.000									

New York Yankees @ Oakland Athletics
Oakland-Alameda County Coliseum, Oakland, CA

Sat May 15 1982, 3:33 AM PDT
Att: 43,113 - Unknown

livebaseballscorecards.com

AB	33
R	3
H	6
RBI	3
BB	3
SO	6
LOB	13



Batter	1	2	3	4	5	6	7	8	9
Rickey Henderson, R OBP: 0.448, SLG: 0.369 (1, 7)	0-0 2B	0-0 1-3		0-3 K			0-0 FC4-6 1B		
Dwayne Murphy, L OBP: 0.321, SLG: 0.403 (1, 8)	0-0 HR	0-3 K			0-0 1-3		4-0 FC4-6 1B BB		
Cliff Johnson, R OBP: 0.292, SLG: 0.356 (1, 10)	0-0 E 1B FC 1B		0-0 1B 1B		0-3 K		4-0 FC4-6 BB		
Joe Rudi, R OBP: 0.333, SLG: 0.338 Dan Meyer, L OBP: 0.299, SLG: 0.422 (7, PH) (8, 9)	0-3 K		0-3 K		0-0 6-3		0-0 FC4-6 1B		
Jeff Newman, R OBP: 0.343, SLG: 0.517 (1, 2)	0-0 FC 1B		0-0 F4		0-3 K		0-0 1-3 3-H 1B		
Davey Lopes, R OBP: 0.342, SLG: 0.402 (1, 4)	4-0 1B CS BB		0-0 FC6-4 1B		0-0 S		0-0 F6		
Kelvin Moore, R OBP: 0.182, SLG: 0.182 (1, 3)	0-0 CS 1B		0-0 FC6-4		0-3 K		0-3 K		
Tony Phillips, S OBP: 0.278, SLG: 0.235 (1, 6)	0-0 CS	0-0 5-3		0-0 F3		0-3 K		0-0 F9	
Jimmy Sexton, R OBP: 0.286, SLG: 0.714 (1, 5)		0-0 HR		0-3 K			0-0 F4		0-3 K

Inning Stats	R: 4 E: 1 K: 1 S: 8	H: 4 LOB: 0 BB: 1 P: 12	R: 1 E: 0 K: 1 S: 6	H: 1 LOB: 0 BB: 0 P: 6	R: 0 E: 0 K: 1 S: 7	H: 2 LOB: 2 BB: 0 P: 7	R: 0 E: 0 K: 2 S: 7	H: 0 LOB: 0 BB: 0 P: 7	R: 0 E: 0 K: 1 S: 5	H: 0 LOB: 0 BB: 0 P: 5	R: 0 E: 0 K: 3 S: 10	H: 1 LOB: 1 BB: 0 P: 10	R: 2 E: 0 K: 0 S: 5	H: 2 LOB: 2 BB: 2 P: 13	R: 0 E: 0 K: 2 S: 7	H: 0 LOB: 0 BB: 0 P: 7
--------------	------------------------------	----------------------------------	------------------------------	---------------------------------	------------------------------	---------------------------------	------------------------------	---------------------------------	------------------------------	---------------------------------	-------------------------------	----------------------------------	------------------------------	----------------------------------	------------------------------	---------------------------------

PITCHER	IP	WLS	BF	H	R	ER	SO	BB	IBB	HBP	BLK	WP	HR	S	P	ERA	WHIP
Rudy May, L ERA: 3.98 (1, 1)	6.1	L	29	9	7	4	9	2	0	0	0	0	2	45	53	5.68	1.737
George Frazier, R ERA: 2.5 (7, 1)	1.2		7	1	0	0	2	1	0	0	0	0	0	10	14	0.00	1.200

BOTTOM

4 1 2 0 0 1 0

3 2 1 1 1 1 0

3 1 2 0 1 1 0

3 0 0 0 0 2 2
1 0 0 1 0 0 2

4 1 1 1 0 1 2


3 1 2 0 1 0 2

4 0 1 2 0 2 3

4 0 0 0 0 1 1

4 1 1 1 0 2 0

AB 33
R 7
H 10
RBI 6
BB 3
SO 11
LOB 12



WP: 0 PA: 37
PB: 0
SB: 3
CS: 2

New York Yankees @ Oakland Athletics
Oakland-Alameda County Coliseum, Oakland, CA

Sat May 15 1982, 3:33 AM PDT
Att. 43,113 - Unknown

livebaseballscorecards.com

Batter	1	2	3	4	5	6	7	8	9	AB	R	H	RBI	BB	SO	LOB
Rickey Henderson, R (1, 7) OBP: 0.447, SLG: 0.366 Jeff Burroughs, R (7, 9) OBP: 0.386, SLG: 0.417	0-3 K	4-0 BB		0-0 6-3	0-0 2B 1B	0-0 FC6-4				4	1	1	0	1	1	2
Dwayne Murphy, L (1, 8) OBP: 0.317, SLG: 0.391	4-0 1B BB	0-0 F4		0-3 K	0-3 K			0-0 F9		4	1	0	0	1	2	3
Cliff Johnson, R (1, 10) OBP: 0.307, SLG: 0.374	0-0 E7 F9 1B	0-0 F7		4-0 BB 1B	0-0 5-3 2B			0-0 5-3		4	2	2	1	1	0	2
Joe Rudi, R (1, 9) OBP: 0.333, SLG: 0.329 Dan Meyer, L (5, PH) OBP: 0.293, SLG: 0.413	0-0 F9		0-0 F4	4-0 1B BB	0-0 5-3			0-0 F8		2	1	0	0	1	0	1
Davey Lopes, R (1, 4) OBP: 0.344, SLG: 0.402	0-0 FC5-4 1B		0-0 F7	0-0 1B 1B	0-0 5-3			0-0 F8		5	1	2	2	0	0	1
Mike Heath, R (1, 2) OBP: 0.310, SLG: 0.286	0-0 FC5-4		4-0 1B BB	0-0 1B 1B		0-0 L3		0-0 5-3		4	0	1	1	1	0	1
Kelvin Moore, R (1, 3) OBP: 0.308, SLG: 0.308 Wayne Gross, L (4, PH) OBP: 0.323, SLG: 0.311		0-0 SH1-4 1B	0-0 BB 1B	0-0 BB 1B	0-0 BB 1B	0-0 FC6-4 2B		0-0 F9		2	1	2	0	0	0	0
Tony Phillips, S (1, 6) OBP: 0.381, SLG: 0.235		0-0 SH1-4	4-0 BB 1B	4-0 BB 1B	4-0 BB 1B	1-0 FC6-4 HBP				0	0	0	0	2	0	0
Jimmy Sexton, R (1, 5) OBP: 0.273, SLG: 0.545		0-0 BB 1B	0-3 K	0-3 K	0-3 K	0-0 FC6-4				4	0	1	1	0	2	8

Inning Stats	R: 2	H: 2	E: 1	LOB: 1	K: 1	BB: 1	S: 7	R: 1	H: 2	E: 0	LOB: 2	K: 0	BB: 1	S: 5	R: 0	H: 1	E: 0	LOB: 3	K: 1	BB: 2	S: 6	R: 3	H: 3	E: 0	LOB: 3	K: 2	BB: 3	S: 10	R: 1	H: 2	E: 0	LOB: 1	K: 1	BB: 0	S: 7	R: 0	H: 0	E: 0	LOB: 0	K: 0	BB: 0	S: 3	R: 0	H: 0	E: 0	LOB: 0	K: 0	BB: 0	S: 3	R: 0	H: 0	E: 0	LOB: 0	K: 0	BB: 0	S: 3
--------------	------	------	------	--------	------	-------	------	------	------	------	--------	------	-------	------	------	------	------	--------	------	-------	------	------	------	------	--------	------	-------	-------	------	------	------	--------	------	-------	------	------	------	------	--------	------	-------	------	------	------	------	--------	------	-------	------	------	------	------	--------	------	-------	------

PITCHER	IP	WLS	BF	H	R	ER	SO	BB	IBB	HBP	BLK	WP	HR	S	P	ERA	WHIP
Dave Righetti, L (1, 1) ERA: 5.26	3.2	L	23	6	6	5	3	6	0	0	0	0	0	23	47	12.27	3.273
George Frazier, R (4, 1) ERA: 2.75	1.2		12	5	1	1	2	1	0	1	0	0	0	14	19	5.40	3.600
Mike Morgan, R (6, 1) ERA: 2.78	2.2		8	0	0	0	0	0	0	0	0	0	0	8	8	0.00	0.000


BOTTOM

New York Yankees @ Oakland Athletics
Oakland-Alameda County Coliseum, Oakland, CA

Sun May 16 1982, 3:33 AM PDT
Att. 48,137 - Unknown

livebaseballscores.com

AB	34
R	7
H	11
RBI	6
BB	7
SO	5
LOB	19



WP	PA	ERA	WHIP
0	43		

Batter	1	2	3	4	5	6	7	8	9	AB	R	H	RBI	BB	SO	LOB
Chet Lemon, R OBP: 0.426, SLG: 0.409 (1, 9)	4-0 BLK 1B BB	0-0 1B		0-0 E5 1B		0-3 K	0-3 K			4	1	2	0	1	2	2
Enos Cabell, R OBP: 0.326, SLG: 0.448 (1, 5) (8, 3)	0-0 1B 1-H	0-3 K		0-0 5-3		0-0 F7		0-0 2B		5	0	2	1	0	1	2
Kirk Gibson, L OBP: 0.386, SLG: 0.477 (1, 8)	0-0 1-3		0-0 HR 1B		4-0 CS BLK BB	0-0 6-3		0-0 6-3		4	1	1	0	1	0	1
Mike Ivie, R OBP: 0.277, SLG: 0.372 (1, 10)	0-0 HR BB 1B		0-3 K		0-3 K2-3		0-3 K	0-3 K		5	1	1	0	0	4	3
Richie Hebner, L OBP: 0.373, SLG: 0.358 (1, 3) Eddie Miller, S OBP: 0.296, SLG: 0.050 (7, PR) Tom Brookens, R OBP: 0.323, SLG: 0.316 (8, 5)	4-0 HR BB 1B		0-0 F8		0-0 HR 2B		0-0 6-3 1B	0-0 F8		3	2	2	0	1	0	1
Larry Herndon, R OBP: 0.364, SLG: 0.539 (1, 7)	0-0 HR 1-H 2-H		0-0 HR		0-0 HR		0-0 6-3	0-0 1-2		4	3	3	7	0	0	1
Lance Parrish, R OBP: 0.319, SLG: 0.547 (1, 2)	0-0 5-3		0-3 K		0-0 HR		0-0 1B 1B 1B			4	2	2	2	0	1	0
Lou Whitaker, L OBP: 0.317, SLG: 0.345 (1, 4)		0-0 3-1		0-0 3-1		0-0 2B		0-0 1B 1B		4	0	2	0	0	0	0
Alan Trammell, R OBP: 0.274, SLG: 0.298 (1, 6)		0-0 F3		0-0 5-3		0-0 6-3		0-0 1B		4	0	1	1	0	0	1

Inning Stats	R: 4	H: 3	LOB: 0	K: 0	S: 5	R: 0	H: 1	LOB: 1	K: 1	S: 6	R: 2	H: 2	LOB: 0	K: 2	S: 9	R: 0	H: 1	LOB: 1	K: 0	S: 4	R: 3	H: 4	LOB: 1	K: 1	S: 8	R: 0	H: 0	LOB: 0	K: 1	S: 5	R: 2	H: 4	LOB: 2	K: 2	S: 11	R: 0	H: 1	LOB: 1	K: 1	S: 6	1B: 9	SF: 0	2B: 3	SAC: 0	3B: 0	DP: 0	HR: 4	HBP: 0	WP: 0	PA: 41
--------------	------	------	--------	------	------	------	------	--------	------	------	------	------	--------	------	------	------	------	--------	------	------	------	------	--------	------	------	------	------	--------	------	------	------	------	--------	------	-------	------	------	--------	------	------	-------	-------	-------	--------	-------	-------	-------	--------	-------	--------

PITCHER	IP	WLS	BF	H	R	ER	SO	BB	IBB	HBP	BLK	WP	HR	S	P	ERA	WHIP
Mike Norris, R ERA: 4.88 (1, 1)	4.2		24	9	8	8	4	3	0	0	2	0	3	29	41	15.43	2.571
Bo McLaughlin, R ERA: 5.56 (5, 1)	1.1		6	2	1	1	1	0	0	0	0	0	1	8	8	6.75	1.500
Dave Beard, R ERA: 2.91 (7, 1)	2.0	L	11	5	2	2	3	0	0	0	0	0	0	17	17	9.00	2.500

BOTTOM

Oakland Athletics @ Detroit Tigers
Tiger Stadium, Detroit, MI
Tue May 18 1982, 7:05 PM EDT
Att: 23,879 - Unknown - 78 F

livebaseballscores.com

AB	38
R	11
H	16
RBI	11
BB	3
SO	8
LOB	12



Batter	1	2	3	4	5	6	7	8	9	AB R H RBI BB SO LOB	TOP		
Rickey Henderson, R OBP: 0.444, SLG: 0.401 (1, 8) BBB	4-0 2B S SF7-2-5 BB		x 0-0 5-3 ②		BBB 4-0 BB		x 0-0 HR		x 0-0 5-3 ③	3 2 1 1 2 0 0			
Dan Meyer, L OBP: 0.292, SLG: 0.424 (1, 9) x	0-0 1-3 SF7-2-5 2B		x 0-0 G3 ③		x 0-0 1-3 ③		x 0-0 2B			4 0 2 0 0 0 2			
Jeff Burroughs, R OBP: 0.380, SLG: 0.475 (1, 7) x	0-0 SF7-2-5 2-3 3-H 2B			x 0-0 4-3 ①		x 0-0 F7 BBB		x 4-0 BB		2 0 0 1 1 0 0			
Wayne Gross, L OBP: 0.349, SLG: 0.351 Cliff Johnson, R OBP: 0.304, SLG: 0.370 (1, 3) (7, PH) (7, 3) BBB	4-0 BB			x 0-0 1B		x 0-0 HR		x 0-0 5-3 ③		2 1 2 1 1 0 0 1 0 0 0 0 0 2			
Danny Goodwin, L OBP: 0.300, SLG: 0.667 Joe Rudy, R OBP: 0.325, SLG: 0.319 (1, 10) (8, PH) SSS	0-3 K ③			x 0-0 F7 ②		x 0-0 1B		x 0-0 5-3 ①		3 0 1 0 0 1 2 1 0 0 0 0 0 0			
Davey Lopes, R OBP: 0.338, SLG: 0.387 (1, 4) BBB		4-0 CS BB		x 0-0 F3 ③		x 0-0 F3 ②		x 0-0 F8 ②		3 0 0 0 1 0 2			
Dave McKay, S OBP: 0.233, SLG: 0.261 (1, 5) x		0-0 G3 1-2 ① ②		x 0-0 G3 ① x		x 0-0 F8 ③		x 0-0 F3 ③		4 0 0 0 0 0 2			
Mike Heath, R OBP: 0.290, SLG: 0.264 (1, 2) x		0-0 4-3 ③		x 0-0 F8 ②		x 0-0 F8 ①		x 0-0 F6 ①		4 0 0 0 0 0 0			
Tony Phillips, S OBP: 0.357, SLG: 0.217 Kelvin Moore, R OBP: 0.286, SLG: 0.286 (1, 6) (9, PH) x			x 0-0 4-3 ①		x 0-0 E9 1B		x 0-0 F7 ②		x 0-3 K ②	3 0 1 0 0 0 0 1 0 0 0 0 1 0			
Inning Stats	R: 1 E: 0 K: 1 S: 5 H: 1 LOB: 1 BB: 2 P: 13	R: 0 E: 0 K: 0 S: 2 H: 0 LOB: 0 BB: 1 P: 6	R: 0 E: 0 K: 0 S: 3 H: 0 LOB: 0 BB: 0 P: 3	R: 0 E: 0 K: 0 S: 4 H: 1 LOB: 1 BB: 0 P: 4	R: 0 E: 1 K: 0 S: 4 H: 1 LOB: 2 BB: 1 P: 8	R: 1 E: 0 K: 0 S: 5 H: 2 LOB: 1 BB: 0 P: 5	R: 1 E: 0 K: 0 S: 5 H: 2 LOB: 2 BB: 1 P: 9	R: 0 E: 0 K: 0 S: 3 H: 0 LOB: 0 BB: 0 P: 3	R: 0 E: 0 K: 1 S: 5 H: 0 LOB: 0 BB: 0 P: 5	1B: 3 2B: 3 3B: 0 HR: 2 SF: 1 SAC: 0 DP: 1 HBP: 0	WP: 0 PB: 0 SB: 1 CS: 1 PA: 37		
PITCHER Dan Petry, R ERA: 3.41 Kevin Saucier, L ERA: 1.56 (1, 1) (7, 1)	IP WLS BF H R ER SO BB IBB HBP BLK WP HR S P ERA WHIP	6.2 W 30 7 3 3 1 5 0 0 0 0 2 27 47 4.05 1.800	2.1 S 7 0 0 0 1 0 0 0 0 0 0 0 9 9 0.00 0.000	PITCHER IP WLS BF H R ER SO BB IBB HBP BLK WP HR S P ERA WHIP									

Oakland Athletics @ Detroit Tigers
Tiger Stadium, Detroit, MI
Wed May 19 1982, 7:05 PM EDT
Att. 23,207 - Unknown

livebaseballscorecards.com

AB	31
R	3
H	7
RBI	3
BB	5
SO	2
LOB	10



Batter	1	2	3	4	5	6	7	8	9
Chet Lemon, R OBP: 0.420, SLG: 0.402 (1, 9)	0-0 6-3			0-0 F7		0-0 1-3 1B 1-3 1B	0-0 6-3		
Enos Cabell, R OBP: 0.324, SLG: 0.445 (1, 5) (7, 3)	0-0 F4			0-0 6-3		0-0 1-2 1B 3-H 1B	0-0 SF9		
Kirk Gibson, L OBP: 0.374, SLG: 0.461 (1, 8)	0-0 4-3			0-3 K		0-0 1-3	0-0 F4		
Jerry Turner, L OBP: 0.271, SLG: 0.370 (1, 10) Mike Ivie, R OBP: 0.286, SLG: 0.378 (5, PR)		0-0 4-3			0-0 E3 SF8	0-0 2-3 BB 1B		0-3 K	
Richie Hebner, L OBP: 0.377, SLG: 0.370 (1, 3) Tom Brookens, R OBP: 0.328, SLG: 0.310 (6, PH) (7, 5)		0-0 G1-6-3 1B			0-0 SF8	0-0 2-3 BB		0-0 5-3	
Larry Herndon, R OBP: 0.354, SLG: 0.523 (1, 7)		0-0 G1-6-3			0-0 F5	0-0 2-3		0-0 4-3	
Lance Parrish, R OBP: 0.319, SLG: 0.530 (1, 2)			0-0 F2		0-3 K	4-0 IBB			
Lou Whitaker, L OBP: 0.317, SLG: 0.354 (1, 4)			0-0 F8			0-0 1B 2B			
Alan Trammell, R OBP: 0.283, SLG: 0.318 (1, 6)			0-0 F4			0-0 1B 1B	0-0 6-3 SF9 2B		

Inning Stats	R: 0	H: 0	E: 0	K: 0	S: 3	LOB: 0	BB: 0	P: 3
	R: 0	H: 1	E: 0	K: 0	S: 3	LOB: 0	BB: 0	P: 3
	R: 0	H: 0	E: 0	K: 0	S: 3	LOB: 0	BB: 0	P: 3
	R: 1	H: 0	E: 2	K: 1	S: 6	LOB: 1	BB: 0	P: 6
	R: 4	H: 5	E: 0	K: 0	S: 8	LOB: 3	BB: 2	P: 16
	R: 1	H: 1	E: 0	K: 0	S: 4	LOB: 0	BB: 0	P: 4
	R: 0	H: 0	E: 0	K: 1	S: 5	LOB: 0	BB: 0	P: 5

PITCHER	IP	WLS	BF	H	R	ER	SO	BB	IBB	HBP	BLK	WP	HR	S	P	ERA	WHIP
Matt Keough, R ERA: 5.03 (1, 1)	5.1	L	22	6	5	4	2	0	0	0	0	0	0	26	26	6.75	1.125
Bob Owchinko, L ERA: 3.38 (6, 1)	2.2		11	1	1	1	1	1	1	0	0	0	0	11	19	3.38	0.750

AB R H RBI BB SO LOB

4	1	1	0	0	0	1
3	1	1	2	0	0	0
4	0	0	0	0	1	2
2	0	0	0	0	0	0
2	1	1	2	0	1	0
1	0	1	1	0	0	0
1	0	0	0	1	0	0
4	0	0	0	0	0	4
2	0	0	0	1	1	1
3	1	1	0	0	0	3
3	2	2	1	0	0	0

AB	R	H	RBI	BB	SO	LOB
29	6	7	6	2	3	11



Oakland Athletics @ Detroit Tigers
 Tiger Stadium, Detroit, MI
 Wed May 19 1982, 7:05 PM EDT
 Att. 23,207 - Unknown

livebaseballscorecards.com

WP	PA
0	33

Batter	1	2	3	4	5	6	7	8	9	AB R H RBI BB SO LOB	TOP									
Rickey Henderson, R OBP: 0.438, SLG: 0.390 (1, 7) X	0-0 F9 ①		0-0 F5 ②		0-3 K ②		4-0 FC6-4 BB ②		0-3 K ②	4 0 0 0 1 2 1										
Dan Meyer, L OBP: 0.288, SLG: 0.423 (1, 9) X	0-0 4-3 ②		0-0 F9 ③		0-0 FC6 ③		0-0 FC6-4 ②		0-0 2B ③	5 0 1 0 0 0 3										
Cliff Johnson, R OBP: 0.290, SLG: 0.351 (1, 3) X	0-0 F6 ③			0-0 F7 ①		0-0 6-3 ①		0-3 K ③	0-0 F4 ③	5 0 0 0 0 1 3										
Wayne Gross, L OBP: 0.355, SLG: 0.351 (1, 5) X		0-0 4-3 ①		4-0 HR BB ②		0-0 5-3 ②		0-0 FC6-4 1B SF9 ②		3 2 1 0 1 0 0										
Danny Goodwin, L OBP: 0.500, SLG: 1.000 (1, 10) X		4-0 1B BB ②		0-0 HR ②		0-0 BB 1B ②		0-0 FC6-4 1B ②		3 1 3 2 1 0 0										
Davey Lopes, R OBP: 0.336, SLG: 0.377 (1, 4) X		0-0 F5 ②		0-0 5-3 ②		4-0 BB 1B ②		0-0 FC6-4 ①		3 0 0 0 1 0 3										
Jeff Newman, R OBP: 0.333, SLG: 0.493 (1, 2) X		0-0 1B ②		0-0 5-3 ③		0-0 F4 ③		0-0 SF9 ②		3 0 1 1 0 0 2										
Rick Bosetti, R OBP: 0.250, SLG: 0.250 (1, 8) X		0-0 1-3 ③			0-0 5-3 ①		0-0 FC6-4 BB 1B ①		0-0 F3 ③	4 0 1 0 0 0 3										
Fred Stanley, R OBP: 0.283, SLG: 0.104 (1, 6) X			0-0 F5 ①			4-0 FC6 BB ①			0-3 K ①	2 0 0 0 1 0 1										
Jeff Burroughs, R OBP: 0.373, SLG: 0.463 (9, PH) X										1 0 0 0 0 1 0										
Inning Stats	R: 0 H: 0 E: 0 K: 0 S: 3	H: 0 LOB: 0 BB: 0 P: 3	R: 0 H: 1 E: 0 K: 0 S: 4	H: 1 LOB: 2 BB: 1 P: 8	R: 0 H: 0 E: 0 K: 0 S: 3	H: 0 LOB: 0 BB: 0 P: 3	R: 2 H: 1 E: 0 K: 0 S: 4	H: 1 LOB: 0 BB: 1 P: 8	R: 0 H: 0 E: 0 K: 1 S: 5	H: 0 LOB: 1 BB: 1 P: 9	R: 0 H: 1 E: 0 K: 1 S: 4	H: 1 LOB: 2 BB: 1 P: 8	R: 0 H: 1 E: 0 K: 1 S: 6	H: 1 LOB: 2 BB: 1 P: 10	R: 1 H: 2 E: 0 K: 2 S: 5	H: 2 LOB: 1 BB: 0 P: 5	R: 0 H: 1 E: 0 K: 2 S: 8	H: 1 LOB: 1 BB: 0 P: 8	1B: 5 SF: 1 2B: 1 SAC: 0 3B: 0 DP: 0 HR: 1 HBP: 0	WP: 0 PA: 39 PB: 0 SB: 0 CS: 0
PITCHER Milt Wilcox, R (1, 1) ERA: 3.53	IP 9.0 WLS W BF 39 H 7 R 3 ER 3 SO 4 BB 5 IBB 0 HBP 0 BLK 0 WP 0 HR 1 S 42 P 62 ERA 3.00 WHIP 1.333											PITCHER	IP WLS BF H R ER SO BB IBB HBP BLK WP HR S P ERA WHIP							

Oakland Athletics @ Detroit Tigers
Tiger Stadium, Detroit, MI
Thu May 20 1982, 7:05 PM EDT
Att. 24,125 - Unknown

livebaseballscorecards.com

AB	33
R	3
H	7
RBI	3
BB	5
SO	4
LOB	16



Batter	1	2	3	4	5	6	7	8	9
Chet Lemon, R OBP: 0.427, SLG: 0.400 Lynn Jones, R OBP: 0.227, SLG: 0.200 (1, 9) (8, PH) (9, 9)	0-0 F4 1B	0-3 K		4-0 5-3 1B BB	4-0 1B BB		0-0 BB 1B	0-0 FC6-4	
Enos Cabell, R OBP: 0.327, SLG: 0.444 Rick Leach, L (1, 3) (9, 3)	0-0 E9 4-3 HR 1B		0-3 K	0-0 5-3	0-0 1B		0-0 F9		
Kirk Gibson, L OBP: 0.382, SLG: 0.458 (1, 8)	0-0 4-3 2-3		4-0 3B BB	0-0 WP HR 1B	0-3 K		4-0 1-2 2-3 BB		
Mike Ivie, R OBP: 0.296, SLG: 0.500 (1, 10)	0-0 HR		0-0 F3	0-0 1-H HR		0-0 L5	0-0 F3		
Larry Herndon, R OBP: 0.375, SLG: 0.569 (1, 7)	0-0 1B		0-0 1-H 3B	0-0 BB 1B		0-0 L5 3B	0-0 HR 1B		
Lance Parrish, R OBP: 0.338, SLG: 0.565 (1, 2)	0-0 5-3		4-0 BB	4-0 1B BB		0-0 L5 3-H	0-0 1-H HR		
Tom Brookens, R OBP: 0.347, SLG: 0.323 (1, 5)		4-0 BB	0-0 F7	0-0 1-3 2-H 1B			0-0 1B BB 1B	0-0 5-3	
Alan Trammell, R OBP: 0.274, SLG: 0.306 Mark DeJohn, S OBP: 0.333, SLG: 0.500 (1, 6) (8, 6)		0-0 F9		0-0 6-3	0-0 F8		0-0 F7	0-0 F9	
Lou Whitaker, L OBP: 0.328, SLG: 0.364 (1, 4)		0-0 F7		0-0 5-3 BB 1B	4-3		0-0 BB 1B	0-0 FC6-4 1B	

Inning Stats	R: 2	H: 3	E: 1	K: 0	S: 6	LOB: 1	BB: 0	P: 6
	R: 0	H: 0	E: 0	K: 1	S: 5	LOB: 1	BB: 1	P: 9
	R: 1	H: 1	E: 0	K: 1	S: 6	LOB: 2	BB: 2	P: 14
	R: 5	H: 5	E: 0	K: 0	S: 7	LOB: 2	BB: 2	P: 15
	R: 0	H: 1	E: 0	K: 1	S: 6	LOB: 2	BB: 1	P: 10
	R: 0	H: 1	E: 0	K: 0	S: 3	LOB: 0	BB: 0	P: 3
	R: 1	H: 3	E: 0	K: 0	S: 6	LOB: 3	BB: 1	P: 10
	R: 2	H: 3	E: 0	K: 0	S: 6	LOB: 1	BB: 0	P: 6

PITCHER	IP	WLS	BF	H	R	ER	SO	BB	IBB	HBP	BLK	WP	HR	S	P	ERA	WHIP
Tom Underwood, L ERA: 4.56 (1, 1)	3.2	L	21	6	6	6	2	4	0	0	0	0	1	21	37	14.73	2.727
Bob Owchinko, L ERA: 3.86 (4, 1)	1.1		9	4	2	2	1	2	0	0	0	1	1	9	17	13.50	4.500
Dennis Kinney, L ERA: 8.31 (6, 1)	3.0		16	7	3	3	0	1	0	0	0	0	1	15	19	9.00	2.667


BOTTOM

Oakland Athletics @ Detroit Tigers
Tiger Stadium, Detroit, MI
Thu May 20 1982, 7:05 PM EDT
Att. 24,125 - Unknown

AB	R	H	RBI	BB	SO	LOB
3	1	1	0	2	1	1
1	0	0	0	0	0	1
5	1	2	0	0	1	5
0	0	0	0	0	0	0
3	2	1	3	2	1	3
5	2	2	4	0	0	4
5	2	5	1	0	0	0
3	1	1	2	2	0	2
4	1	2	1	1	0	2
4	0	0	0	0	0	2
1	0	0	0	0	0	0
5	1	3	0	0	0	1

1B: 12	SF: 0	WP: 1	PA: 46
2B: 1	SAC: 0	PB: 0	
3B: 2	DP: 1	SB: 0	
HR: 3	HBP: 0	CS: 0	

AB	39
R	11
H	17
RBI	11
BB	7
SO	3
LOB	21



Batter	1	2	3	4	5	6	7	8	9	AB R H RBI BB SO LOB	TOP																										
Rickey Henderson, R OBP: 0.437, SLG: 0.393 (1, 7) BB	4-0 CS BB	0-0 2B		0-0 F8 1-2			0-0 F9		0-0 F9	4 0 1 1 1 0 2																											
Dan Meyer, L OBP: 0.276, SLG: 0.404 (1, 9) X	0-0 F9 1-2	0-0 F5			0-0 1-3		0-0 6-3		0-0 F9	5 0 0 0 0 0 2																											
Cliff Johnson, R OBP: 0.306, SLG: 0.400 (1, 3) X	0-0 HR		4-0 G4-6-3 BB		0-0 FC9-5 2B		0-0 F2			3 1 2 1 1 0 0																											
Wayne Gross, L OBP: 0.351, SLG: 0.340 (1, 5) X	0-0 F8		0-0 F8		0-0 FC9-5 2-3			4-0 2B SF7 BB		3 1 0 0 1 0 2																											
Danny Goodwin, L OBP: 0.444, SLG: 0.813 (1, 10) X		0-0 5-3 1B 1B	0-0 G4-6-3 1-2f		0-0 3-1		0-0 F7			4 1 1 0 0 0 2																											
Davey Lopes, R OBP: 0.348, SLG: 0.405 (1, 4) (8, 8) X		0-0 5-3 1B 1B		0-0 5-3		0-0 2B 2B		0-0 SF7 1-3 2B		4 2 3 0 0 0 0																											
Mike Heath, R OBP: 0.303, SLG: 0.321 (1, 2) X		0-0 5-3		0-0 1B 2B		0-0 2B		0-0 SF7		3 1 2 2 0 0 2																											
Rick Bosetti, R OBP: 0.286, SLG: 0.286 (1, 8) Jeff Burroughs, R OBP: 0.365, SLG: 0.452 (8, PH) Dave McKay, S OBP: 0.233, SLG: 0.261 (8, 4) X		0-0 F9		0-0 1B 1B		0-0 G3		0-0 K		3 0 1 0 0 0 3 1 0 0 0 0 1 1 0 0 0 0 0 0 0																											
Tony Phillips, S OBP: 0.375, SLG: 0.259 (1, 6) X		0-0 E2 2B 1B		0-0 F8 1B		0-3 K		0-0 F7		4 1 2 3 0 1 1																											
Inning Stats	R: 1 E: 0 K: 0 S: 3	H: 1 LOB: 0 BB: 1 P: 7	R: 3 E: 1 K: 0 S: 7	H: 4 LOB: 1 BB: 0 P: 7	R: 0 E: 0 K: 0 S: 2	H: 0 LOB: 0 BB: 1 P: 6	R: 1 E: 0 K: 0 S: 5	H: 3 LOB: 1 BB: 0 P: 5	R: 0 E: 0 K: 0 S: 3	H: 1 LOB: 0 BB: 0 P: 3	R: 1 E: 0 K: 1 S: 7	H: 2 LOB: 1 BB: 0 P: 7	R: 0 E: 0 K: 0 S: 3	H: 0 LOB: 0 BB: 0 P: 3	R: 1 E: 0 K: 1 S: 6	H: 1 LOB: 1 BB: 1 P: 10	R: 0 E: 0 K: 0 S: 3	H: 0 LOB: 0 BB: 0 P: 3	1B: 5 2B: 7 3B: 0 HR: 1	SF: 1 SAC: 0 DP: 2 HBP: 0	WP: 0 PB: 0 SB: 0 CS: 1	PA: 38															
PITCHER	IP WLS BF H R ER SO BB IBB HBP BLK WP HR S P ERA WHIP																																				
Mike Torrez, R ERA: 5.56 (1, 1)	3.1		18	8	5	5	0	2	0	0	0	0	1	16	24	13.50	3.000																				
Tom Burgmeier, L ERA: 1.42 (4, 1)	3.1	W	11	3	1	1	1	0	0	0	0	0	0	13	13	2.70	0.900																				
Mark Clear, R ERA: 1.44 (7, 1)	2.1	S	9	1	1	1	1	1	0	0	0	0	0	10	14	3.86	0.857																				

Oakland Athletics @ Boston Red Sox
Fenway Park, Boston, MA
Fri May 21 1982, 7:05 PM EDT
Att. 29,671 - Unknown - 68 F

livebaseballscorecards.com

AB	34
R	7
H	12
RBI	7
BB	3
SO	2
LOB	15



Batter	1	2	3	4	5	6	7	8	9
Jerry Remy, L (1, 4) OBP: 0.323, SLG: 0.299	0-0 4-3		0-0 6-3	0-0 G5-4-3 1B		0-0 CS 1B		0-0 1-3	
Dwight Evans, R (1, 9) OBP: 0.371, SLG: 0.399	0-0 5-3		0-0 HR	0-0 F8		0-3 K		4-0 1B BB	
Jim Rice, R (1, 7) OBP: 0.379, SLG: 0.481	0-0 HR		0-0 HR 1B	0-0 G5-4-3 1-2f			0-0 1B SF8 1B	0-0 1-3 1B	
Carl Yastrzemski, L (1, 10) OBP: 0.410, SLG: 0.602	0-3 K		0-0 HR 1B		0-0 G5-4-3 1B		0-0 1-3 1B	0-0 F2	
Carney Lansford, R (1, 5) OBP: 0.368, SLG: 0.409		0-0 1B 1B	0-0 6-3		0-0 G5-4-3 1-2f 1B		0-0 SF8		
Dave Stapleton, R (1, 3) OBP: 0.292, SLG: 0.368		0-0 F4	0-3 K		0-0 1B 2B		0-0 1-2 1B		
Rich Gedman, L (1, 2) OBP: 0.363, SLG: 0.506		0-0 1-2 1B		0-0 3B 1B	0-0 2-H 1B		0-0 F8		
Glenn Hoffman, R (1, 6) OBP: 0.316, SLG: 0.439		0-3 K		0-0 1-H 1B 3B		0-0 F8	0-0 F3		
Rick Miller, L (1, 8) OBP: 0.350, SLG: 0.354		0-0 F6		0-0 E3 1B		0-0 1B 1B		0-3 K	

Inning Stats	R: 1	H: 1	E: 0	K: 1	S: 6	LOB: 0	BB: 0	P: 6
	R: 0	H: 2	E: 0	K: 1	S: 7	LOB: 2	BB: 0	P: 7
	R: 3	H: 3	E: 0	K: 1	S: 8	LOB: 0	BB: 0	P: 8
	R: 2	H: 3	E: 1	K: 0	S: 6	LOB: 1	BB: 0	P: 6
	R: 1	H: 3	E: 0	K: 0	S: 4	LOB: 1	BB: 0	P: 4
	R: 0	H: 2	E: 0	K: 1	S: 6	LOB: 2	BB: 0	P: 6
	R: 1	H: 3	E: 0	K: 0	S: 6	LOB: 2	BB: 0	P: 6
	R: 0	H: 1	E: 0	K: 1	S: 6	LOB: 2	BB: 1	P: 10

PITCHER	IP	WLS	BF	H	R	ER	SO	BB	IBB	HBP	BLK	WP	HR	S	P	ERA	WHIP
Rick Langford, R (1, 1) ERA: 4.66	5.1	L	28	14	7	7	3	0	0	0	0	0	3	34	34	11.81	2.625
Dave Beard, R (6, 1) ERA: 2.96	2.2		12	4	1	1	2	1	0	0	0	0	0	15	19	3.38	1.875

AB R H RBI BB SO LOB

5	0	2	1	0	0	0
4	1	1	1	1	1	4
5	3	4	1	0	0	2
5	1	3	2	0	1	2
3	0	1	1	0	0	1
4	1	2	0	0	1	1
4	1	3	1	0	0	2
4	1	1	1	0	1	4
4	0	1	0	0	1	3

1B: 13	SF: 1	WP: 0	PA: 40
2B: 2	SAC: 0	PB: 0	
3B: 1	DP: 3	SB: 0	
HR: 3	HBP: 0	CS: 1	
BB	IBB	HBP	BLK
WP	HR	S	P
ERA	WHIP		

Oakland Athletics @ Boston Red Sox
 Fenway Park, Boston, MA
 Fri May 21 1982, 7:05 PM EDT
 Att: 29,671 - Unknown - 68 F

livebaseballscorecards.com

AB	38
R	8
H	18
RBI	8
BB	1
SO	5
LOB	19



Batter	1	2	3	4	5	6	7	8	9	AB	R	H	RBI	BB	SO	LOB
Jerry Remy, L (1, 4) OBP: 0.313, SLG: 0.289	0-0 4-3	0-0 FC4 1B BB G4-6-3		0-0 F7			0-3 K	0-0 F5		5	1	0	1	0	1	3
Dwight Evans, R (1, 9) OBP: 0.379, SLG: 0.400	4-0 F9 BB BB	4-0 G4-6-3 1B 1-2 2-3 3-H BB		0-0 1B			0-0 F9			2	0	1	1	2	0	0
Jim Rice, R (1, 7) OBP: 0.382, SLG: 0.478	4-0 BB BB 1-2 BB	0-0 G4-6-3 1B 1-2 2-3 3-H		0-3 K			0-0 F8			3	0	1	1	1	1	1
Carl Yastrzemski, L (1, 10) OBP: 0.405, SLG: 0.598	0-0 F9	0-0 G4-6-3		0-0 F7			0-0 F9 1B 2B			4	0	1	0	0	0	4
Reid Nichols, R (8, PR) OBP: 0.308, SLG: 0.250	2-3	1-2 2-3 3-H								0	1	0	0	0	0	0
Carney Lansford, R (1, 5) OBP: 0.365, SLG: 0.400	4-0 BB 1-2 BB	0-0 F7		0-0 F3			0-0 F9			3	0	0	0	1	0	2
Dave Stapleton, R (1, 3) OBP: 0.291, SLG: 0.365	0-0 F4		0-0 5-3		0-0 6-3		0-0 2B 1B			4	1	1	1	0	0	3
Rich Gedman, L (1, 2) OBP: 0.368, SLG: 0.516		0-0 1B FC4 1B E	0-0 4-3		0-0 4-3		0-0 2B 2B 1-H			4	2	2	1	0	0	0
Glenn Hoffman, R (1, 6) OBP: 0.309, SLG: 0.428		0-0 E3 FC4 1B BB	0-0 F6		0-0 F8		0-0 F7			4	1	0	0	0	0	2
Rick Miller, L (1, 8) OBP: 0.354, SLG: 0.368		0-0 BB FC4 1B E 1B		0-0 F8		0-0 F3	0-0 2B			4	1	2	1	0	0	0
Inning Stats	R: 0 H: 0 E: 0 LOB: 3 K: 0 BB: 3 S: 3 P: 15	R: 4 H: 3 E: 2 LOB: 1 K: 0 BB: 1 S: 7 P: 11	R: 0 H: 0 E: 0 LOB: 0 K: 0 BB: 0 S: 3 P: 3	R: 0 H: 1 E: 0 LOB: 1 K: 1 BB: 0 S: 6 P: 6	R: 0 H: 0 E: 0 LOB: 0 K: 0 BB: 0 S: 3 P: 3	R: 0 H: 0 E: 0 LOB: 0 K: 0 BB: 0 S: 3 P: 3	R: 0 H: 0 E: 0 LOB: 0 K: 1 BB: 0 S: 5 P: 5	R: 3 H: 4 E: 0 LOB: 1 K: 0 BB: 0 S: 7 P: 7	1B: 5 SF: 0 2B: 3 SAC: 0 3B: 0 DP: 1 HR: 0 HBP: 0							

BOTTOM

Oakland Athletics @ Boston Red Sox
Fenway Park, Boston, MA
 Sat May 22 1982, 3:33 AM EDT
 Att. 36,654 - Sunny - 63 F

AB	33
R	7
H	8
RBI	6
BB	4
SO	2
LOB	15



WP: 0	PA: 37
PB: 0	SB: 0
CS: 0	

PITCHER	IP	WLS	BF	H	R	ER	SO	BB	IBB	HBP	BLK	WP	HR	S	P	ERA	WHIP
Bo McLaughlin, R (1, 1) ERA: 5.12	8.0	L	37	8	7	4	2	4	0	0	0	0	0	37	53	4.50	1.500

WP: 0	PA: 37
PB: 0	SB: 0
CS: 0	

Batter	1	2	3	4	5	6	7	8	9	AB R H RBI BB SO LOB	TOP					
Rickey Henderson, R OBP: 0.437, SLG: 0.391 (1, 7)	0-3 K		4-0 S BB		0-0 1-2 1B					2 0 1 0 1 1 0	<p>Oakland Athletics @ Boston Red Sox</p> <p>Fenway Park, Boston, MA</p> <p>Sun May 23 1982, 3:33 AM EDT</p> <p>Att. 24,421 - Overcast - 55 F</p>					
Dan Meyer, L OBP: 0.267, SLG: 0.389 (1, 3)	0-0 F7		0-0 F5		0-0 F8					3 0 0 0 0 0 4						
Mike Heath, R OBP: 0.301, SLG: 0.349 (1, 2)	0-3 K		0-3 K		0-0 F9					3 0 0 0 0 2 2						
Wayne Gross, L OBP: 0.361, SLG: 0.350 (1, 5)		0-0 2B		0-0 F6		4-0 G4-3 BB				2 0 1 0 1 0 0						
Danny Goodwin, L OBP: 0.364, SLG: 0.650 (1, 10)		0-0 F5		0-0 F9		0-0 G4-3				3 0 0 0 0 0 2						
Davey Lopes, R OBP: 0.333, SLG: 0.386 (1, 8)		0-3 K		0-0 F8						2 0 0 0 0 1 1						
Tony Phillips, S OBP: 0.353, SLG: 0.241 (1, 6)		0-0 F9			0-0 F7					2 0 0 0 0 0 1						
Dave McKay, S OBP: 0.240, SLG: 0.268 (1, 4)			0-0 S SH3-4 1B		0-0 E5 1B					2 0 1 0 0 0 0						
Rick Bosetti, R OBP: 0.182, SLG: 0.182 (1, 9)			0-0 SH3-4		0-3 K					1 0 0 0 0 1 1						
Inning Stats	R: 0 E: 0 K: 2 S: 7	H: 0 LOB: 0 BB: 0 P: 7	R: 0 E: 0 K: 1 S: 6	H: 1 LOB: 1 BB: 0 P: 6	R: 0 E: 0 K: 1 S: 6	H: 1 LOB: 2 BB: 1 P: 10	R: 0 E: 0 K: 0 S: 3	H: 0 LOB: 0 BB: 0 P: 3	R: 0 E: 1 K: 1 S: 7	H: 1 LOB: 2 BB: 0 P: 7	R: 0 E: 0 K: 0 S: 2	H: 0 LOB: 0 BB: 1 P: 6	1B: 2 2B: 1 3B: 0 HR: 0	SF: 0 SAC: 1 DP: 1 HBP: 0	WP: 0 PB: 0 SB: 2 CS: 0	PA: 23
PITCHER Dennis Eckerseley, R ERA: 2.11 (1, 1)	IP: 6.0 WLS: W BF: 23 H: 3 R: 0 ER: 0 SO: 5 BB: 2 IBB: 0 HBP: 0 BLK: 0 WP: 0 HR: 0 S: 31 P: 39 ERA: 0.00 WHIP: 0.833											PITCHER	IP: WLS: BF: H: R: ER: SO: BB: IBB: HBP: BLK: WP: HR: S: P: ERA: WHIP:			

livebaseballscorecards.com

AB	20
R	0
H	3
RBI	0
BB	2
SO	5
LOB	11



Batter	1	2	3	4	5	6	7	8	9	AB R H RBI BB SO LOB	TOP		
Rickey Henderson, R OBP: 0.434, SLG: 0.388 (1, 8) (8, 7)	0-0 5-3 E 1B	0-3 K		0-0 FC4 2B		4-0 SH1-3-1-3-2 BB		0-3 K	0-0 SF9	4 2 1 1 1 2 4			
Davey Lopes, R OBP: 0.320, SLG: 0.370 (1, 4)	0-0 5-3 1-2	0-3 K		0-0 F7		0-3 K		0-0 F8	0-0 F9	6 0 0 0 0 2 8			
Dan Meyer, L OBP: 0.290, SLG: 0.436 Rick Bosetti, R OBP: 0.182, SLG: 0.182 (1, 7) (8, 8)	0-0 E9 SF7 2B		0-0 G3 1B 2B	0-0 2B		0-0 SH1-3-1-3-2 1-3f 3-H		0-0 2B 1-2 1B		4 2 4 2 0 0 0 0 0 0 0 0 0 0			
Wayne Gross, L OBP: 0.363, SLG: 0.364 (1, 3)	0-0 SF7 3-H		0-0 G3 2-3	0-0 6-3			0-0 FC4-6 HBP 1B	0-0 2B 1-3 2-H		4 0 2 2 0 0 2			
Danny Goodwin, L OBP: 0.360, SLG: 0.609 Cliff Johnson, R OBP: 0.316, SLG: 0.394 (1, 10) (7, PH)	0-3 K2-3		0-0 BB 1B 1B		0-0 4-1		1-0 FC4-6 HBP 1-2	4-0 IBB		3 1 1 1 0 1 0 0 0 0 0 1 0 0			
Joe Rudi, R OBP: 0.337, SLG: 0.308 (1, 9)		0-3 K	0-0 1B 1-2 BB	4-0 1B BB	0-0 L5		0-0 P5	0-0 F3		4 0 0 0 1 1 5			
Dave McKay, S OBP: 0.250, SLG: 0.276 (1, 5)		0-0 1B E 1B	0-3 K		0-0 F9		0-0 FC4-6 1-2f 2-3		0-0 1B SF9 1B	5 2 2 0 0 1 4			
Jeff Newman, R OBP: 0.333, SLG: 0.487 (1, 2)		0-0 E 1-3 1B	0-0 1B 1-3 2-H			0-0 2B 2B	0-3 K		0-3 K	5 1 3 1 0 2 3			
Tony Phillips, S OBP: 0.410, SLG: 0.333 (1, 6)		0-0 E3 1-3 3-H		0-0 FC4 1B		0-0 CS SH1-3-1-3-2 2B		4-0 1B 2B BB	0-0 1B	4 2 3 1 1 0 1			
Inning Stats	R: 2 E: 1 K: 1 S: 7 H: 2 LOB: 0 BB: 0 P: 7	R: 1 E: 1 K: 3 S: 12 H: 2 LOB: 2 BB: 0 P: 12	R: 2 E: 0 K: 1 S: 7 H: 3 LOB: 2 BB: 1 P: 11	R: 1 E: 0 K: 0 S: 5 H: 2 LOB: 1 BB: 0 P: 5	R: 0 E: 0 K: 0 S: 3 H: 0 LOB: 0 BB: 0 P: 3	R: 2 E: 0 K: 1 S: 6 H: 2 LOB: 0 BB: 1 P: 10	R: 0 E: 0 K: 1 S: 6 H: 1 LOB: 2 BB: 0 P: 7	R: 1 E: 0 K: 1 S: 7 H: 2 LOB: 3 BB: 2 P: 15	R: 1 E: 0 K: 1 S: 7 H: 2 LOB: 1 BB: 0 P: 7	1B: 10 2B: 7 3B: 0 HR: 0 SF: 2 SAC: 1 DP: 1 HBP: 1	WP: 0 PB: 0 SB: 0 CS: 1 PA: 47		
PITCHER	IP WLS BF H R ER SO BB IBB HBP BLK WP HR S P ERA WHIP											PITCHER	IP WLS BF H R ER SO BB IBB HBP BLK WP HR S P ERA WHIP
Moose Haas, R ERA: 3.5 (1, 1)	3.0 L 17 7 5 3 5 1 0 0 0 0 0 0 26 30 9.00 2.667												
Jim Slaton, R ERA: 2.9 (4, 1)	2.1 12 4 3 2 1 1 0 0 0 0 0 0 13 17 7.71 2.143												
Jerry Augustine, L ERA: 5.61 (6, 1)	2.2 13 3 1 1 2 1 1 1 0 0 0 0 14 23 3.38 1.500												
Jamie Easterly, L ERA: 4.09 (9, 1)	1.0 5 2 1 1 1 0 0 0 0 0 0 0 7 7 9.00 2.000												

Oakland Athletics @ Milwaukee Brewers
Milwaukee County Stadium, Milwaukee, WI

Tue May 25 1982, 8:05 PM EDT
Att. 11,917 - Unknown - 60 F

livebaseballscorecards.com

AB	39
R	10
H	16
RBI	8
BB	4
SO	9
LOB	27



Batter	1	2	3	4	5	6	7	8	9	AB	R	H	RBI	BB	SO	LOB
Paul Molitor, R OBP: 0.399, SLG: 0.449 (1, 5)	0-0 S 2B		0-0 2B 1B		0-0 P5			0-0 2B 1B	0-0 6-3	5	2	3	0	0	0	0
Charlie Moore, R OBP: 0.301, SLG: 0.349 (1, 2)	0-3 K		0-0 F9		0-0 F8			0-0 1B 2B	0-3 K	5	0	1	0	0	2	2
Cecil Cooper, L OBP: 0.398, SLG: 0.487 (1, 3)	4-0 S BB		0-0 1-H 2B					0-0 HR 1B		3	1	2	2	1	0	0
Gorman Thomas, R OBP: 0.323, SLG: 0.400 (1, 8)	0-0 F8		0-0 F7					0-0 F7		4	0	0	0	0	1	4
Ben Oglvie, L OBP: 0.288, SLG: 0.429 (1, 7)	0-0 F7				0-0 F7			0-0 HR		4	1	1	2	0	0	2
Robin Yount, R OBP: 0.347, SLG: 0.466 (1, 6)		0-0 L7			0-0 F7			0-0 6-3 2B	0-0 1B 2B	4	0	2	0	0	0	0
Ted Simmons, S OBP: 0.256, SLG: 0.352 (1, 10)		0-0 F7			0-0 HR			0-0 F3	0-0 2-3 1B	4	1	2	1	0	0	1
Mark Brouhard, R OBP: 0.385, SLG: 0.522 (1, 9)		0-0 5-3			0-0 L6			0-0 6-3	0-0 6-3	2	0	0	0	0	0	0
Roy Howell, L OBP: 0.250, SLG: 0.306 (7, PH) (8, 9)								0-0 2-3		2	0	0	0	0	0	3
Jim Gantner, L OBP: 0.338, SLG: 0.367 (1, 4)			0-3 K					0-3 K	0-3 K	4	0	0	0	0	3	1

Inning Stats	R: 0	H: 1	E: 0	K: 1	S: 6	LOB: 2	BB: 1	P: 10	R: 0	H: 0	E: 0	K: 0	S: 3	LOB: 0	BB: 0	P: 3	R: 1	H: 2	E: 0	K: 1	S: 7	LOB: 1	BB: 0	P: 7	R: 1	H: 1	E: 0	K: 0	S: 4	LOB: 0	BB: 0	P: 4	R: 0	H: 0	E: 0	K: 1	S: 5	LOB: 0	BB: 0	P: 5	R: 0	H: 1	E: 0	K: 1	S: 6	LOB: 1	BB: 0	P: 6	R: 3	H: 6	E: 0	K: 0	S: 8	LOB: 2	BB: 0	P: 8	R: 0	H: 0	E: 0	K: 2	S: 7	LOB: 0	BB: 0	P: 7	1B: 4	2B: 5	3B: 0	HR: 2	SF: 0	SAC: 0	DP: 0	HBP: 0	WP: 0	PB: 0	SB: 2	CS: 0	PA: 38
PITCHER	IP	WLS	BF	H	R	ER	SO	BB	IBB	HBP	BLK	WP	HR	S	P	ERA	WHIP																																																												
Matt Keough, R ERA: 5.13 (1, 1)	7.2	W	32	9	5	5	4	1	0	0	0	0	0	39	43	5.87	1.304																																																												
Dave Beard, R ERA: 2.81 (8, 1)	1.1		6	2	0	0	2	0	0	0	0	0	0	10	10	0.00	1.500																																																												

BOTTOM

Oakland Athletics @ Milwaukee Brewers
Milwaukee County Stadium, Milwaukee, WI

Tue May 25 1982, 8:05 PM EDT
Att: 11,917 - Unknown - 60 F

livebaseballscorecards.com

AB	37
R	5
H	11
RBI	5
BB	1
SO	6
LOB	13



Batter	1	2	3	4	5	6	7	8	9	AB R H RBI BB SO LOB	TOP	
Rickey Henderson, R OBP: 0.438, SLG: 0.383 (1, 7) X	0-0 F8		0-0 5-3		4-0 E E BB		4-0 S 2B BB		4-0 S 1B BB	2 3 0 0 3 0 0		
Mike Heath, R OBP: 0.333, SLG: 0.403 (1, 2) X	0-0 F3		0-0 F7 2B		4-0 E IBB		0-0 1-H 2B 2B		0-0 1-H 1B 1B	4 2 3 2 1 0 0		
Joe Rudi, R OBP: 0.340, SLG: 0.325 (1, 9) X	0-0 F9		0-0 F7 2-3		0-0 E2 1-2 3-H		0-0 2-H 2B		0-0 WP 1B 1B 1-2	5 0 2 1 0 0 2		
Cliff Johnson, R OBP: 0.303, SLG: 0.376 (1, 10) X		0-0 F8	0-0 F7		0-0 F5		0-3 K		0-3 K	5 0 0 0 0 2 6		
Jeff Newman, R OBP: 0.326, SLG: 0.469 (1, 3) X		0-0 4-3		0-0 F8	0-0 F7		0-0 4-3		0-0 WP 1B 1-2 2-H	5 0 1 1 0 0 3		
Dave McKay, S OBP: 0.247, SLG: 0.263 (1, 4) X		4-0 BB BLK BB BB		0-0 F4		0-0 F8		0-0 4-3	0-0 1-3 1-2 2-3	4 1 0 0 1 0 2		
Tony Phillips, S OBP: 0.395, SLG: 0.306 (1, 6) X		4-0 BLK BB BB 1-2		0-3 K		0-0 F2		0-3 K		3 0 0 0 1 2 0		
Jimmy Sexton, R OBP: 0.235, SLG: 0.375 (1, 5) X		4-0 BLK BB BB 1-2 2-3		0-0 F8	0-0 F7		0-0 P4			3 0 0 0 1 0 0		
Rick Bosetti, R OBP: 0.200, SLG: 0.200 (1, 8) X		0-0 F2 1-2 2-3 3-H		0-0 E BB 1B		0-0 6-3		0-0 F9		4 1 1 0 0 0 2		
Inning Stats	R: 0 E: 0 K: 0 S: 3 H: 0 LOB: 0 BB: 0 P: 3	R: 1 E: 0 K: 0 S: 3 H: 0 LOB: 2 BB: 3 P: 15	R: 0 E: 0 K: 0 S: 4 H: 1 LOB: 1 BB: 0 P: 4	R: 0 E: 0 K: 1 S: 5 H: 0 LOB: 0 BB: 0 P: 5	R: 2 E: 2 K: 0 S: 5 H: 1 LOB: 2 BB: 2 P: 13	R: 0 E: 0 K: 0 S: 3 H: 0 LOB: 0 BB: 0 P: 3	R: 2 E: 0 K: 1 S: 7 H: 2 LOB: 1 BB: 1 P: 11	R: 0 E: 0 K: 1 S: 5 H: 0 LOB: 0 BB: 0 P: 5	R: 2 E: 0 K: 1 S: 8 H: 3 LOB: 2 BB: 1 P: 12	1B: 4 2B: 3 3B: 0 HR: 0 SF: 0 SAC: 0 DP: 0 HBP: 0	WP: 1 PB: 0 SB: 3 CS: 0 PA: 42	
PITCHER	IP WLS BF H R ER SO BB IBB HBP BLK WP HR S P ERA WHIP											
Bob McClure, L ERA: 4.98 (1, 1)	6.1 L 29 3 5 3 1 5 1 0 0 1 0 0 25 49 4.26 1.263											
Dwight Bernard, R ERA: 4.3 (7, 1)	2.1 12 4 2 2 3 1 0 0 0 0 0 0 17 21 7.71 2.143											
Jamie Easterly, L ERA: 3.97 (9, 1)	0.1 1 0 0 0 0 0 0 0 0 0 1 0 1 1 0.00 0.000											

Oakland Athletics @ Milwaukee Brewers
Milwaukee County Stadium, Milwaukee, WI

Wed May 26 1982, 8:05 PM EDT
Att: 7,503 - Cloudy - 53 F

AB	35
R	7
H	7
RBI	4
BB	7
SO	4
LOB	15



livebaseballscorecards.com

Batter	1	2	3	4	5	6	7	8	9	AB R H RBI BB SO LOB
Paul Molitor, R OBP: 0.389, SLG: 0.437 (1, 5)	0-0 F8		0-0 6-3		0-0 FC6			0-0 B2-3		4 0 0 0 0 0 3
Charlie Moore, R OBP: 0.300, SLG: 0.369 (1, 9)	0-0 HR			0-0 F3		0-0 F2		0-0 5-3		4 1 1 1 0 0 0
Cecil Cooper, L OBP: 0.369, SLG: 0.475 (1, 3)	0-0 4-3			0-0 4-3		0-3 K		0-0 F7		4 0 0 0 0 1 0
Don Money, R OBP: 0.350, SLG: 0.640 (1, 10)	0-0 P3			0-0 F6		0-0 F8		0-0 HR		4 1 1 1 0 0 0
Gorman Thomas, R OBP: 0.321, SLG: 0.392 (1, 8)		0-0 5-3			0-0 F8		4-0 FC3-6 BB		0-0 1-3	3 0 0 0 1 0 0
Robin Yount, R OBP: 0.345, SLG: 0.467 (1, 6)		0-0 6-3			0-0 BB 2B		0-0 FC3-6 WP		0-0 F8	4 0 1 0 0 0 1
Mark Brouhard, R OBP: 0.364, SLG: 0.490 (1, 7)		0-0 5-3			0-0 6-3		0-0 P4			3 0 0 0 0 0 2
Jim Gantner, L OBP: 0.340, SLG: 0.364 (1, 4)			0-3 K		4-0 BB BB		0-0 L4			1 0 0 0 1 1 0
Rob Picciolo, R OBP: 0.235, SLG: 0.240 (7, PH) (8, 4)					4-0 BB BB					1 0 0 0 0 0 1
Ned Yost, R OBP: 0.282, SLG: 0.257 (1, 2)			0-3 K		4-0 FC6 BB			0-0 6-3		2 0 0 0 1 1 0

Inning Stats	R: 1	H: 1	E: 0	K: 0	S: 4	LOB: 0	BB: 0	P: 4	R: 0	H: 0	E: 0	K: 0	S: 3	LOB: 0	BB: 0	P: 3	R: 0	H: 0	E: 0	K: 0	S: 3	LOB: 0	BB: 0	P: 3	R: 0	H: 0	E: 0	K: 1	S: 5	LOB: 0	BB: 0	P: 5	R: 0	H: 0	E: 0	K: 0	S: 3	LOB: 1	BB: 1	P: 7	R: 0	H: 0	E: 0	K: 0	S: 3	LOB: 0	BB: 0	P: 3	R: 1	H: 1	E: 0	K: 0	S: 4	LOB: 0	BB: 0	P: 4	1B: 0	SF: 0	2B: 1	SAC: 0	3B: 0	DP: 0	HR: 2	HBP: 0	WP: 1	PA: 33
PITCHER Tom Underwood, L ERA: 4.18 (1, 1)	IP	WLS	BF	H	R	ER	SO	BB	IBB	HBP	BLK	WP	HR	S	P	ERA	WHIP	IP	WLS	BF	H	R	ER	SO	BB	IBB	HBP	BLK	WP	HR	S	P	ERA	WHIP	IP	WLS	BF	H	R	ER	SO	BB	IBB	HBP	BLK	WP	HR	S	P	ERA	WHIP															

BOTTOM


Oakland Athletics @ Milwaukee Brewers
Milwaukee County Stadium, Milwaukee, WI

Wed May 26 1982, 8:05 PM EDT
Att. 7,503 - Cloudy - 53 F

livebaseballscorecards.com

AB	30
R	2
H	3
RBI	2
BB	3
SO	3
LOB	7



Batter	1	2	3	4	5	6	7	8	9	AB R H RBI BB SO LOB	TOP											
Chet Lemon, R (1, 9) OBP: 0.382, SLG: 0.349	0-3 K		0-0 5-3		0-3 K		0-0 F9		1-0 HBP	4 0 0 0 0 2 0												
Enos Cabell, R (1, 5) OBP: 0.333, SLG: 0.430	0-0 F8		0-0 1-3		0-0 CS 1B		0-0 1B		0-0 F2	5 0 2 0 0 0 1												
Kirk Gibson, L (1, 8) OBP: 0.353, SLG: 0.413	0-0 P3			0-0 3-1 HR 1B	0-0 F5 1-2		0-0 4-3		0-0 G3	5 1 1 0 0 0 3												
Mike Ivie, R (1, 10) OBP: 0.260, SLG: 0.423		0-0 F2		0-0 3-1 HR 1B		0-0 3-1		0-0 F8		4 1 1 0 0 0 0												
Richie Hebner, L (1, 3) OBP: 0.407, SLG: 0.437		0-0 F8		0-0 3-1		4-0 BB BB		0-0 G6-4-3 1B		2 0 0 0 1 0 2												
Tom Brookens, R (6, PR) OBP: 0.329, SLG: 0.304				1-2 2-3						1 0 1 0 0 0 0												
Larry Herndon, R (1, 7) OBP: 0.379, SLG: 0.586		0-0 1B		0-0 2-H 3-H HR		0-0 F8		0-0 G6-4-3 1-2f		4 1 2 3 0 0 2												
Lance Parrish, R (1, 2) OBP: 0.392, SLG: 0.576		0-3 K		0-0 CS 1B		4-0 BB 1-2			0-0 HR 1B	3 1 2 0 1 1 1	AB 36 R 6 H 11 RBI 6 BB 2 SO 3 LOB 13											
Lou Whitaker, L (1, 4) OBP: 0.327, SLG: 0.406			0-0 HR	0-0 1-2		0-0 1-3			0-0 1-H HR	4 2 2 3 0 0 3												
Alan Trammell, R (1, 6) OBP: 0.280, SLG: 0.313			0-0 F7	0-0 F7		0-0 F8			0-0 F3	4 0 0 0 0 0 1												
Inning Stats	R: 0 E: 0 K: 1 S: 5	H: 0 LOB: 0 BB: 0 P: 5	R: 0 E: 0 K: 1 S: 6	H: 1 LOB: 1 BB: 0 P: 6	R: 1 E: 0 K: 0 S: 4	H: 1 LOB: 0 BB: 0 P: 4	R: 3 E: 1 K: 0 S: 7	H: 4 LOB: 1 BB: 0 P: 7	R: 0 E: 0 K: 1 S: 5	H: 1 LOB: 0 BB: 0 P: 5	R: 0 E: 0 K: 0 S: 3	H: 0 LOB: 2 BB: 2 P: 11	R: 0 E: 0 K: 0 S: 4	H: 1 LOB: 1 BB: 0 P: 4	R: 0 E: 0 K: 0 S: 3	H: 1 LOB: 0 BB: 0 P: 3	R: 2 E: 0 K: 0 S: 5	H: 2 LOB: 1 BB: 0 P: 6	1B: 8 2B: 0 3B: 0 HR: 3	SF: 0 SAC: 0 DP: 1 HBP: 1	WP: 0 PB: 0 SB: 0 CS: 2	PA: 39
PITCHER Rick Langford, R (1, 1) ERA: 4.81	IP 9.0 WLS L BF 39 H 11 R 6 ER 6 SO 3 BB 2 IBB 0 HBP 1 BLK 0 WP 0 HR 3 S 42 P 51 ERA 6.00 WHIP 1.444											PITCHER	IP WLS BF H R ER SO BB IBB HBP BLK WP HR S P ERA WHIP									

Detroit Tigers @ Oakland Athletics
 Oakland-Alameda County Coliseum, Oakland, CA
 Fri May 28 1982, 7:05 PM PDT
 Att: 17,120 - Unknown

livebaseballscorecards.com

Batter	1	2	3	4	5	6	7	8	9	AB	R	H	RBI	BB	SO	LOB
Rickey Henderson, R (1, 7) OBP: 0.446, SLG: 0.384	4-0 HR BB	0-0 CS 1B		4-0 1-2 BB			4-0 1-2 SH5-4 WP BB	0-0 8-4-2 2-3f		2	2	1	0	3	0	2
Dwayne Murphy, L (1, 8) OBP: 0.314, SLG: 0.400	0-0 HR 1-H	0-0 CS 1-2	4-0 F8 1B BB	0-0 F7			0-0 SH5-4 1-2 2-3		0-3 K	3	1	1	2	1	1	2
Tony Armas, R (1, 9) OBP: 0.285, SLG: 0.367	0-0 E6 BB		0-0 1B 1B		0-0 6-3		4-0 FC4-6 1B BB 2-H 3-H		0-3 K	4	0	1	0	1	1	0
Dan Meyer, L (1, 3) OBP: 0.287, SLG: 0.426	0-0 F8		0-0 F8 2-3		0-0 4-3		0-0 FC4-6 1B 1-2		0-3 K	5	0	1	0	0	1	3
Wayne Gross, L (1, 5) OBP: 0.367, SLG: 0.364	4-0 1-2 BB		0-0 1B 3-H		0-0 F9		0-0 FC4-6 BB 1-2f 2-3			3	0	1	0	1	0	2
Danny Goodwin, L (1, 10) OBP: 0.321, SLG: 0.538 Cliff Johnson, R (7, PH) OBP: 0.309, SLG: 0.376	0-0 F7		0-3 K		0-0 F5		4-0 1-2 BB			3	0	0	0	0	1	4
Davey Lopes, R (1, 4) OBP: 0.312, SLG: 0.359	0-0 F2			0-0 F1		0-0 F5	0-0 F2			4	0	0	0	0	0	5
Jeff Newman, R (1, 2) OBP: 0.333, SLG: 0.464 Jimmy Sexton, R (8, PR) OBP: 0.235, SLG: 0.375 Mike Heath, R (9, 2) OBP: 0.333, SLG: 0.403		0-3 K		0-0 BB 1B		0-0 P3		4-0 8-4-2 SH1-4 BB		3	0	1	0	1	1	0
Tony Phillips, S (1, 6) OBP: 0.391, SLG: 0.289		0-3 K		0-0 F7			4-0 SH5-4 WP BB BB	0-0 SH1-4 1-2		0	0	0	0	0	0	0

Inning Stats	R: 2	H: 1	E: 1	LOB: 2	K: 0	BB: 2	S: 5	R: 0	H: 1	E: 0	LOB: 0	K: 2	BB: 0	S: 7	R: 0	H: 2	E: 0	LOB: 2	K: 1	BB: 1	S: 6	R: 0	H: 1	E: 0	LOB: 2	K: 0	BB: 1	S: 4	R: 0	H: 0	E: 0	LOB: 0	K: 0	BB: 0	S: 3	R: 0	H: 0	E: 0	LOB: 0	K: 0	BB: 0	S: 3	R: 2	H: 1	E: 0	LOB: 3	K: 0	BB: 4	S: 4	R: 0	H: 0	E: 0	LOB: 1	K: 3	BB: 1	S: 9	R: 0	H: 0	E: 0	LOB: 0	K: 3	BB: 0	S: 9	1B: 5	SF: 0	2B: 1	SAC: 2	3B: 0	DP: 1	HR: 1	HBP: 0	WP: 2	PA: 41
--------------	------	------	------	--------	------	-------	------	------	------	------	--------	------	-------	------	------	------	------	--------	------	-------	------	------	------	------	--------	------	-------	------	------	------	------	--------	------	-------	------	------	------	------	--------	------	-------	------	------	------	------	--------	------	-------	------	------	------	------	--------	------	-------	------	------	------	------	--------	------	-------	------	-------	-------	-------	--------	-------	-------	-------	--------	-------	--------

PITCHER	IP	WLS	BF	H	R	ER	SO	BB	IBB	HBP	BLK	WP	HR	S	P	ERA	WHIP
Dan Petry, R (1, 1) ERA: 3.78	6.0		28	5	4	4	3	6	0	0	0	0	1	28	52	6.00	1.833
Kevin Saucier, L (7, 1) ERA: 1.42	0.2		4	1	0	0	0	1	0	0	0	1	0	3	7	0.00	3.000
Dave Tobik, R (7, 1) ERA: 3.77	2.1	W	8	0	0	0	3	2	0	0	0	0	0	12	20	0.00	0.857

BOTTOM

Detroit Tigers @ Oakland Athletics
Oakland-Alameda County Coliseum, Oakland, CA
Fri May 28 1982, 7:05 PM PDT
Att. 17,120 - Unknown

livebaseballscores.com

AB	29
R	4
H	6
RBI	2
BB	9
SO	6
LOB	19



Batter	1	2	3	4	5	6	7	8	9	AB R H RBI BB SO LOB	TOP	
Chet Lemon, R (1, 9) OBP: 0.376, SLG: 0.344	0-0 F2			0-0 F5		0-0 5-3	0-0 P3		0-0 1B SF8 1B	5 1 1 0 0 0 2		
Rick Leach, L (1, 3) OBP: 0.143, SLG: 0.167 Enos Cabell, R (7, PH) OBP: 0.335, SLG: 0.431	0-0 E4 G4-6-3			0-0 F8		0-0 BB 1B	0-0 F4		0-0 1B 1B	3 0 1 0 0 0 0 2 0 1 0 0 0 2		
Kirk Gibson, L (1, 8) OBP: 0.360, SLG: 0.415	0-0 G4-6-3 1-2f			0-0 G3		4-0 BB 1B	0-0 BB 1B		0-0 1B 1B	4 0 2 1 1 0 1		
Mike Ivie, R (1, 10) OBP: 0.244, SLG: 0.400				0-0 F8		0-0 F9	0-0 F8		0-0 SF8	4 0 0 1 0 0 4		
Larry Herndon, R (1, 7) OBP: 0.379, SLG: 0.578				0-0 4-3		4-0 BB HR BB	0-0 1B S 1B		0-0 4-3 K	4 2 1 0 1 1 2		
Lance Parrish, R (1, 2) OBP: 0.396, SLG: 0.607				0-0 F9		0-0 HR	0-0 1B 2B 1B		0-3 K	4 2 2 2 0 1 0		
Lou Whitaker, L (1, 4) OBP: 0.331, SLG: 0.404				0-0 1-3		0-0 F9	0-0 2B WP 1B		4-0 BB	3 1 1 1 1 0 0		
Tom Brookens, R (1, 5) OBP: 0.337, SLG: 0.319				0-0 5-3		4-0 CS BB	0-0 WP 1B 2B		0-0 F9	3 1 1 1 1 0 1		
Alan Trammell, R (1, 6) OBP: 0.279, SLG: 0.305				0-0 F7		0-0 CS 1-2	0-0 6-3 1B WP BB		0-0 5-3	3 0 0 0 1 0 0		
Inning Stats	R: 0 E: 1 K: 0 S: 3 H: 0 LOB: 0 BB: 0 P: 3	R: 0 E: 0 K: 0 S: 3 H: 0 LOB: 0 BB: 0 P: 3	R: 0 E: 0 K: 0 S: 3 H: 0 LOB: 0 BB: 0 P: 3	R: 0 E: 0 K: 0 S: 3 H: 0 LOB: 0 BB: 0 P: 3	R: 2 E: 0 K: 0 S: 3 H: 1 LOB: 0 BB: 2 P: 11	R: 0 E: 0 K: 0 S: 4 H: 1 LOB: 2 BB: 1 P: 8	R: 4 E: 0 K: 0 S: 8 H: 5 LOB: 2 BB: 1 P: 12	R: 0 E: 0 K: 1 S: 5 H: 0 LOB: 1 BB: 1 P: 9	R: 1 E: 0 K: 1 S: 8 H: 3 LOB: 2 BB: 0 P: 8	1B: 8 2B: 1 3B: 0 HR: 1 SF: 1 SAC: 0 DP: 1 HBP: 0	WP: 1 PB: 0 SB: 2 CS: 1 PA: 42	
PITCHER	IP WLS BF H R ER SO BB IBB HBP BLK WP HR S P ERA WHIP											
Mike Norris, R (1, 1) ERA: 5.29	6.0 L 24 4 4 4 0 3 0 0 0 0 1 21 33 6.00 1.167											
Bob Owchinko, L (7, 1) ERA: 4.5	0.0 3 2 0 0 0 1 0 0 0 0 0 2 6 ∞ ∞											
Tom Underwood, L (7, 1) ERA: 4.12	3.0 14 4 3 3 2 1 0 0 0 1 0 17 21 9.00 1.667											

Detroit Tigers @ Oakland Athletics
 Oakland-Alameda County Coliseum, Oakland, CA
 Sat May 29 1982, 3:33 AM PDT
 Att: 26,733 - Unknown

AB	35
R	7
H	10
RBI	6
BB	5
SO	2
LOB	12



livebaseballscorecards.com

Batter	1	2	3	4	5	6	7	8	9	AB R H RBI BB SO LOB
Chet Lemon, R (1, 9) OBP: 0.377, SLG: 0.336	4-0 2B SF8 BB	0-0 FC4-6		0-3 K		4-0 1B BB		0-3 K		3 1 0 0 2 2 4
Enos Cabell, R (1, 5) (6, 3) OBP: 0.337, SLG: 0.436	0-0 2B		0-0 F5	0-3 K		0-0 1B		0-0 6-3		5 0 2 2 0 1 2
Kirk Gibson, L (1, 8) OBP: 0.349, SLG: 0.401	0-3 K		0-0 G3		0-0 F6	0-0 4-3		0-0 F7		5 0 0 0 0 1 4
Jerry Turner, L (1, 10) Mike Ivie, R (7, PH) OBP: 0.267, SLG: 0.339 OBP: 0.262, SLG: 0.400	0-0 SF8		0-0 F7		0-0 F7		4-0 BB	4-0 BB		2 0 0 1 0 0 0 0 0 0 0 2 0 0
Richie Hebner, L (1, 3) Tom Brookens, R (6, 5) OBP: 0.405, SLG: 0.446 OBP: 0.329, SLG: 0.311	0-3 K			0-0 1B 2B	0-0 F8		0-0 F8	0-0 F9		3 1 1 0 0 1 1 2 0 0 0 0 0 2
Larry Herndon, R (1, 7) OBP: 0.376, SLG: 0.568		0-0 F6		4-0 1B BB		0-3 K	0-3 K			3 1 0 0 1 2 1
Lance Parrish, R (1, 2) OBP: 0.400, SLG: 0.593		4-0 FC6-4 BB BB		0-0 6-3		4-0 BB 1B BB	0-0 5-3			2 1 0 0 2 0 3
Lou Whitaker, L (1, 4) OBP: 0.335, SLG: 0.399		4-0 FC6-4 BB		4-0 1B BB		0-0 F9		0-0 6-3		2 0 0 0 2 0 1
Alan Trammell, R (1, 6) OBP: 0.285, SLG: 0.306		0-0 FC6-4 FC4-6		0-0 1B		4-0 1B BB		0-3 K		3 1 1 2 1 1 2

Inning Stats	R: 1	H: 1	E: 0	K: 2	S: 8	P: 12	R: 0	H: 0	E: 0	K: 0	S: 3	P: 11	R: 0	H: 0	E: 0	K: 0	S: 3	P: 3	R: 2	H: 2	E: 0	K: 2	S: 9	P: 17	R: 0	H: 0	E: 0	K: 0	S: 3	P: 3	R: 2	H: 1	E: 0	K: 1	S: 6	P: 18	R: 0	H: 0	E: 0	K: 1	S: 5	P: 9	R: 0	H: 0	E: 0	K: 2	S: 7	P: 7	R: 0	H: 0	E: 0	K: 0	S: 3	P: 7	R: 0	H: 0	E: 0	K: 0	S: 3	P: 7	1B: 2	SF: 1	2B: 2	SAC: 0	3B: 0	DP: 0	HR: 0	HBP: 0	WP: 0	PA: 41
--------------	------	------	------	------	------	-------	------	------	------	------	------	-------	------	------	------	------	------	------	------	------	------	------	------	-------	------	------	------	------	------	------	------	------	------	------	------	-------	------	------	------	------	------	------	------	------	------	------	------	------	------	------	------	------	------	------	------	------	------	------	------	------	-------	-------	-------	--------	-------	-------	-------	--------	-------	--------

PITCHER	IP	WLS	BF	H	R	ER	SO	BB	IBB	HBP	BLK	WP	HR	S	P	ERA	WHIP
Matt Keough, R (1, 1) ERA: 5.35	5.2	L	28	3	5	5	5	8	0	0	0	0	0	30	62	7.94	1.941
Tom Underwood, L (6, 1) ERA: 4.04	1.1		6	1	0	0	1	1	0	0	0	0	0	7	11	0.00	1.500
Bob Owchinko, L (8, 1) ERA: 4.2	2.0		7	0	0	0	2	1	0	0	0	0	0	10	14	0.00	0.500

TOP

Detroit Tigers @ Oakland Athletics
Oakland-Alameda County Coliseum, Oakland, CA

Sun May 30 1982, 3:33 AM PDT
Unknown

livebaseballscorecards.com

AB	30
R	5
H	4
RBI	5
BB	10
SO	8
LOB	20



Batter	1	2	3	4	5	6	7	8	9	AB	R	H	RBI	BB	SO	LOB
Rickey Henderson, R (1, 7) OBP: 0.437, SLG: 0.376	0-0 F4		0-0 1B		0-0 F4		0-0 1B			4	0	2	1	0	0	2
Dwayne Murphy, L (1, 8) OBP: 0.317, SLG: 0.390	0-3 K		4-0 1B		0-0 4-3		0-3 K			3	0	0	0	1	2	3
Dan Meyer, L (1, 3) OBP: 0.285, SLG: 0.438	0-0 G3		0-0 F6			0-0 E9 WP SF8		0-0 1B		4	1	1	0	0	0	2
Tony Armas, R (1, 9) OBP: 0.283, SLG: 0.353		0-3 K		0-0 5-3		0-0 SF8		0-3 K		3	0	0	1	0	2	1
Wayne Gross, L (1, 5) OBP: 0.353, SLG: 0.347		0-0 G3		0-0 G3		0-0 1B		0-0 F5		4	0	1	0	0	0	1
Danny Goodwin, L (1, 10) OBP: 0.306, SLG: 0.485		0-3 K		0-0 1-3		0-0 F7		0-0 1-2-3		4	0	0	0	0	1	2
Jeff Newman, R (1, 2) OBP: 0.330, SLG: 0.455			0-0 5-3		0-0 1B	0-3 K			0-0 F7	4	0	1	0	0	1	1
Dave McKay, S (1, 4) OBP: 0.247, SLG: 0.274			0-0 1B		0-3 K		0-0 F8		0-0 4-3	4	1	1	0	0	1	1
Tony Phillips, S (1, 6) OBP: 0.358, SLG: 0.267			0-3 K		0-0 1B		0-0 F8		0-0 4-3	4	0	1	0	0	1	1

Inning Stats	R: 0 E: 0 K: 1 S: 5	H: 0 LOB: 0 BB: 0 P: 5	R: 0 E: 0 K: 2 S: 7	H: 0 LOB: 0 BB: 0 P: 7	R: 1 E: 0 K: 1 S: 7	H: 2 LOB: 2 BB: 1 P: 11	R: 0 E: 0 K: 0 S: 3	H: 0 LOB: 0 BB: 0 P: 3	R: 0 E: 0 K: 1 S: 7	H: 2 LOB: 2 BB: 0 P: 7	R: 1 E: 1 K: 1 S: 7	H: 1 LOB: 1 BB: 0 P: 7	R: 0 E: 0 K: 1 S: 6	H: 1 LOB: 1 BB: 0 P: 6	R: 0 E: 0 K: 1 S: 6	H: 1 LOB: 1 BB: 0 P: 6	R: 0 E: 0 K: 0 S: 3	H: 0 LOB: 0 BB: 0 P: 3	1B: 6 2B: 1 3B: 0 HR: 0	SF: 1 SAC: 0 DP: 0 HBP: 0	WP: 1 PB: 0 SB: 0 CS: 0	PA: 36
---------------------	------------------------------	---------------------------------	------------------------------	---------------------------------	------------------------------	----------------------------------	------------------------------	---------------------------------	------------------------------	---------------------------------	------------------------------	---------------------------------	------------------------------	---------------------------------	------------------------------	---------------------------------	------------------------------	---------------------------------	----------------------------------	------------------------------------	----------------------------------	--------

PITCHER Jack Morris, R (1, 1) ERA: 3.09	IP 9.0	WLS W	BF 36	H 7	R 2	ER 1	SO 8	BB 1	IBB 0	HBP 0	BLK 0	WP 1	HR 0	S 51	P 55	ERA 1.00	WHIP 0.889	PITCHER	IP 9.0	WLS W	BF 36	H 7	R 2	ER 1	SO 8	BB 1	IBB 0	HBP 0	BLK 0	WP 1	HR 0	S 51	P 55	ERA 1.00	WHIP 0.889
--	-----------	----------	----------	--------	--------	---------	---------	---------	----------	----------	----------	---------	---------	---------	---------	-------------	---------------	----------------	-----------	----------	----------	--------	--------	---------	---------	---------	----------	----------	----------	---------	---------	---------	---------	-------------	---------------

DETROIT TIGERS @ OAKLAND ATHLETICS
Oakland-Alameda County Coliseum, Oakland, CA
 Sun May 30 1982, 3:33 AM PDT
 Unknown

livebaseballscores.com

AB	34
R	2
H	7
RBI	2
BB	1
SO	8
LOB	14



Batter	1	2	3	4	5	6	7	8	9	AB R H RBI BB SO LOB	TOP																													
Tom Brookens, R (1, 5) OBP: 0.333, SLG: 0.367	0-0 HR	0-0 F9		0-0 8-3 1-2f		0-0 2B		0-0 E7		5 1 2 2 0 0 4																														
Jerry Turner, L (1, 9) OBP: 0.262, SLG: 0.317	0-0 4-3	4-0 FC5-4 BB			0-0 F9	0-0 F5		0-0 F5		4 0 0 0 1 0 4																														
Kirk Gibson, L (1, 8) OBP: 0.351, SLG: 0.408	0-0 1B 2B	0-3 K			0-0 1B S		0-0 P3		0-0 F9	5 1 2 0 0 1 3																														
Mike Ivie, R (1, 10) OBP: 0.270, SLG: 0.392	4-0 1B BB	0-0 FC5-4			0-0 1B G6-4-3		0-3 K		0-0 F5	4 0 1 0 1 1 3																														
Larry Herndon, R (1, 7) OBP: 0.372, SLG: 0.569	0-0 P3		0-0 F8		0-0 1B G6-4-3		0-0 3B		0-0 6-3	5 0 1 0 0 0 4																														
Rick Leach, L (1, 3) OBP: 0.273, SLG: 0.300	0-0 1B		0-0 1B G4-6-3			0-0 1-3		0-0 3-1		4 0 2 1 0 0 1																														
Lou Whitaker, L (1, 4) OBP: 0.333, SLG: 0.395	0-0 4-3		0-0 1B G4-6-3			0-3 K				4 0 1 0 0 1 3																														
John Wockenfuss, R (1, 2) OBP: 0.354, SLG: 0.263		4-0 BB BB BB		0-0 4-3		0-0 1B 2B 1B		0-0 F7		3 1 1 0 1 0 1																														
Mark DeJohn, S (1, 6) OBP: 0.333, SLG: 0.364		4-0 BB BB BB		0-0 E6		0-0 1B 2B		0-0 F9		3 0 1 0 1 0 1																														
Inning Stats	R: 2 E: 0 K: 0 S: 6	H: 3 LOB: 2 BB: 1 P: 10	R: 0 E: 0 K: 1 S: 5	H: 0 LOB: 3 BB: 3 P: 17	R: 0 E: 0 K: 0 S: 3	H: 1 LOB: 0 BB: 0 P: 3	R: 0 E: 1 K: 0 S: 3	H: 0 LOB: 0 BB: 0 P: 3	R: 0 E: 0 K: 0 S: 4	H: 2 LOB: 1 BB: 0 P: 4	R: 1 E: 0 K: 1 S: 8	H: 3 LOB: 2 BB: 0 P: 8	R: 0 E: 0 K: 1 S: 6	H: 1 LOB: 1 BB: 0 P: 6	R: 0 E: 1 K: 0 S: 5	H: 1 LOB: 2 BB: 0 P: 5	R: 0 E: 0 K: 0 S: 3	H: 0 LOB: 0 BB: 0 P: 3	1B: 7 2B: 3 3B: 1 HR: 1	SF: 0 SAC: 0 DP: 3 HBP: 0	WP: 0 PB: 0 SB: 1 CS: 0	PA: 41																		
PITCHER Steve McCatty, R (1, 1) ERA: 4.02	IP 9.0	WLS W	BF 41	H 11	R 3	ER 3	SO 3	BB 4	IBB 0	HBP 0	BLK 0	WP 0	HR 1	S 43	P 59	ERA 3.00	WHIP 1.667						PITCHER	IP 9.0	WLS W	BF 41	H 11	R 3	ER 3	SO 3	BB 4	IBB 0	HBP 0	BLK 0	WP 0	HR 1	S 43	P 59	ERA 3.00	WHIP 1.667

Detroit Tigers @ Oakland Athletics
 Oakland-Alameda County Coliseum, Oakland, CA
 Sun May 30 1982, 3:38 AM PDT
 Att: 39,275 - Unknown

AB	37
R	3
H	11
RBI	3
BB	4
SO	3
LOB	24



Batter	1	2	3	4	5	6	7	8	9
Rickey Henderson, R OBP: 0.445, SLG: 0.384 (1, 7)	4-0 S SF8 S BB		0-0 S 1B		0-0 CS 1B	0-3 K		0-0 1B	
Dwayne Murphy, L OBP: 0.319, SLG: 0.411 (1, 8)	0-3 K 1-2		0-0 1B		0-0 HR		0-0 F6	0-0 G3	
Cliff Johnson, R OBP: 0.299, SLG: 0.366 (1, 10)	0-0 SF8 2-H		0-3 K		0-0 6-3		0-3 K		
Tony Armas, R OBP: 0.282, SLG: 0.346 (1, 9)	0-0 F8			0-0 5-3		0-0 F9	4-0 BB		
Mike Heath, R OBP: 0.326, SLG: 0.392 (1, 2)		0-0 F8		0-0 6-3		0-0 6-3	0-0 F8		
Joe Rudi, R OBP: 0.347, SLG: 0.333 (1, 3)		0-0 F8		0-0 6-3		0-0 BB 1B		0-0 WP SH1-3 1B	
Davey Lopes, R OBP: 0.317, SLG: 0.354 (1, 4)		0-0 5-3			0-0 6-3	4-0 1B 1-2 BB		0-0 SH1-3	
Jimmy Sexton, R OBP: 0.333, SLG: 0.421 (1, 5)			0-0 F4		0-0 E 1B 1B	0-0 S 1B 1-3 2-H		4-0 WP 1B BB	
Fred Stanley, R OBP: 0.303, SLG: 0.148 (1, 6)			0-0 6-3		0-0 E2 1B 1B	0-0 1B 1-H 3-H		0-3 K 1-2 2-3	

Inning Stats	R: 1	H: 0	E: 0	K: 1	S: 5	LOB: 0	BB: 1	P: 9
	R: 0	H: 0	E: 0	K: 0	S: 3	LOB: 0	BB: 0	P: 3
	R: 1	H: 2	E: 0	K: 1	S: 7	LOB: 1	BB: 0	P: 7
	R: 0	H: 0	E: 0	K: 0	S: 3	LOB: 0	BB: 0	P: 3
	R: 3	H: 4	E: 1	K: 0	S: 6	LOB: 0	BB: 0	P: 6
	R: 3	H: 3	E: 0	K: 1	S: 8	LOB: 1	BB: 1	P: 12
	R: 0	H: 0	E: 0	K: 1	S: 5	LOB: 1	BB: 1	P: 9
	R: 2	H: 2	E: 0	K: 1	S: 7	LOB: 1	BB: 1	P: 11


PITCHER	IP	WLS	BF	H	R	ER	SO	BB	IBB	HBP	BLK	WP	HR	S	P	ERA	WHIP
Pat Underwood, L ERA: 4.94 (1, 1)	5.2	L	27	9	8	5	2	2	0	0	0	0	1	29	37	7.94	1.941
Aurelio Lopez, R ERA: 6.75 (6, 1)	2.1		11	2	2	2	3	2	0	0	0	1	0	15	23	7.71	1.714

BOTTOM

AB	R	H	RBI	BB	SO	LOB
4	2	3	3	1	1	1
5	1	2	2	0	1	2
3	0	0	1	0	2	1
3	0	0	0	1	0	0
4	0	0	0	0	0	1
4	2	2	0	0	0	0
2	1	0	0	1	0	0
3	3	2	1	1	0	0
4	1	2	2	0	1	2

AB 32
R 10
H 11
RBI 9
BB 4
SO 5
LOB 7

WP: 1 PA: 38
PB: 0
SB: 5
CS: 1



Detroit Tigers @ Oakland Athletics
Oakland-Alameda County Coliseum, Oakland, CA

Sun May 30 1982, 3:38 AM PDT
Att. 39,275 - Unknown

livebaseballscores.com

Batter	1	2	3	4	5	6	7	8	9	AB R H RBI BB SO LOB	TOP	
Jerry Remy, L (1, 4) OBP: 0.332, SLG: 0.304	0-3 K	0-0 F8			0-0 6-3		0-0 F7		0-0 F6	5 0 0 0 0 1 1		
Dwight Evans, R (1, 9) OBP: 0.389, SLG: 0.418	4-0 1B HBP 1B BB	0-0 5-3			0-0 E4 FC4-6 1B		0-0 5-3			3 1 0 0 1 0 1		
Jim Rice, R (1, 7) OBP: 0.377, SLG: 0.465	1-0 1B 1B 1-2 1B HBP			0-0 5-3	0-0 FC4-6 1-2 1B		0-0 F4			3 1 1 0 0 0 0		
Carl Yastrzemski, L (1, 10) OBP: 0.380, SLG: 0.545	0-0 1B 1B 1-2 2-3 1B			0-0 F9	0-0 FC4-6 1-2f 2-3		0-0 6-3			4 0 1 0 0 0 2		
Carney Lansford, R (1, 5) OBP: 0.363, SLG: 0.401	0-0 1B 1-2 2-3 3-H 1B			4-0 CS BB	0-0 F8		0-0 E6 1B			3 0 1 1 1 0 2		
Dave Stapleton, R (1, 3) OBP: 0.282, SLG: 0.382	0-0 1B 1-2 2-3 3-H 1B			0-0 CS	0-0 6-3		0-0 2-3			4 0 2 1 0 0 0		
Rich Gedman, L (1, 2) OBP: 0.325, SLG: 0.432	0-0 G4-6-3 1-2f			0-0 4-3	0-0 4-3		0-0 4-3		0-0 FC6 1-2f	4 0 0 0 0 0 5		
Glenn Hoffman, R (1, 6) OBP: 0.314, SLG: 0.394				4-0 BB BB BB BB	4-0 BB		0-0 6-3		0-0 G6-4-3 1B	3 0 1 0 1 0 0		
Rick Miller, L (1, 8) OBP: 0.327, SLG: 0.353					0-3 K		0-0 F5			3 0 0 0 0 1 2		
Tony Perez, R (9, PH) OBP: 0.365, SLG: 0.438									0-0 G6-4-3 1-2f	1 0 0 0 0 0 1		
Inning Stats	R: 2 H: 3 E: 0 LOB: 2 K: 1 BB: 1 S: 7 P: 12	R: 0 H: 0 E: 1 LOB: 1 K: 0 BB: 0 S: 4 P: 4	R: 0 H: 0 E: 0 LOB: 0 K: 0 BB: 1 S: 2 P: 6	R: 0 H: 0 E: 0 LOB: 1 K: 1 BB: 1 S: 5 P: 9	R: 0 H: 1 E: 1 LOB: 2 K: 0 BB: 0 S: 5 P: 5	R: 0 H: 0 E: 0 LOB: 0 K: 0 BB: 0 S: 3 P: 3	R: 0 H: 0 E: 0 LOB: 0 K: 0 BB: 0 S: 3 P: 3	R: 0 H: 1 E: 1 LOB: 2 K: 0 BB: 0 S: 5 P: 5	R: 0 H: 1 E: 0 LOB: 0 K: 0 BB: 0 S: 3 P: 3	1B: 6 SF: 0 2B: 0 SAC: 0 3B: 0 DP: 2 HR: 0 HBP: 1	WP: 0 PA: 38 PB: 0 SB: 0 CS: 1	
PITCHER	IP WLS BF H R ER SO BB IBB HBP BLK WP HR S P ERA WHIP											
Rick Langford, R (1, 1) ERA: 4.58	8.0 W 35 6 2 2 2 3 0 1 0 0 0 35 48 2.25 1.125											
Tom Underwood, L (9, 1) ERA: 3.97	1.0 S 2 0 0 0 0 0 0 0 0 0 0 0 2 2 0.00 0.000											

Boston Red Sox @ Oakland Athletics
Oakland-Alameda County Coliseum, Oakland, CA

Tue Jun 01 1982, 7:05 PM PDT
Att: 13,052 - Unknown

livebaseballscorecards.com

AB	33
R	2
H	6
RBI	2
BB	3
SO	2
LOB	14



Batter	1	2	3	4	5	6	7	8	9	AB	R	H	RBI	BB	SO	LOB
--------	---	---	---	---	---	---	---	---	---	----	---	---	-----	----	----	-----

Rickey Henderson, R OBP: 0.445, SLG: 0.413 (1, 7)	4-0 CS S BB		0-0 FC6-4 1B		0-0 HR		0-0 F8			3	2	1	2	1	0	2
Dwayne Murphy, L OBP: 0.321, SLG: 0.397 (1, 8)	4-0 CS 1B BB		4-0 1B BB		4-0 1B BB			0-3 K		1	0	0	0	3	1	0
Dan Meyer, L OBP: 0.291, SLG: 0.440 (1, 10)	0-0 F7 1-2 2-3		0-0 1-3 2-H 1B		0-0 1-3 1B			0-3 K		4	0	2	1	0	1	2
Tony Armas, R OBP: 0.280, SLG: 0.361 (1, 9)	0-0 F8		0-0 F9		0-0 G6-4-3 1-2f			0-0 5-3		4	0	0	0	0	0	5
Wayne Gross, L OBP: 0.355, SLG: 0.339 (1, 5)		0-0 F8		4-0 G4-6-3 BB		0-3 K				2	0	0	0	1	1	0
Jim Spencer, L OBP: 0.219, SLG: 0.324 (1, 3)		0-0 F6		0-0 G4-6-3 1-2f		0-0 F2				3	0	0	0	0	0	1
Davey Lopes, R OBP: 0.310, SLG: 0.340 (1, 4)		0-0 5-3		0-0 1-3		0-0 F5				3	0	0	0	0	0	0
Mike Heath, R OBP: 0.326, SLG: 0.382 (1, 2)			0-0 5-3		4-0 SH2-3 HR BB		0-0 6-3			2	1	0	0	1	0	0
Tony Phillips, S OBP: 0.375, SLG: 0.277 (1, 6)			0-0 FC6-4 1B		0-0 SH2-3 1-2		1-0 CS HBP			1	0	1	0	0	0	0

Inning Stats	R: 0	H: 0	E: 0	K: 0	S: 2	R: 0	H: 0	E: 0	K: 0	S: 3	R: 1	H: 2	E: 0	K: 0	S: 5	R: 0	H: 0	E: 0	K: 0	S: 2	R: 2	H: 2	E: 0	K: 0	S: 4	R: 0	H: 0	E: 0	K: 1	S: 5	R: 0	H: 0	E: 0	K: 2	S: 7	R: 0	H: 0	E: 0	K: 2	S: 7	R: 0	H: 0	E: 0	K: 0	S: 2	1B: 3	2B: 0	3B: 0	HR: 1	SF: 0	SAC: 1	DP: 2	HBP: 1	WP: 0	PA: 31
--------------	------	------	------	------	------	------	------	------	------	------	------	------	------	------	------	------	------	------	------	------	------	------	------	------	------	------	------	------	------	------	------	------	------	------	------	------	------	------	------	------	------	------	------	------	------	-------	-------	-------	-------	-------	--------	-------	--------	-------	--------

PITCHER	IP	WLS	BF	H	R	ER	SO	BB	IBB	HBP	BLK	WP	HR	S	P	ERA	WHIP
Chuck Rainey, R ERA: 4.3 (1, 1)	4.1	L	19	3	3	3	0	5	0	0	0	0	1	14	34	6.23	1.846
Tom Burgmeier, L ERA: 1.2 (5, 1)	3.2		12	1	0	0	3	1	0	1	0	0	0	16	21	0.00	0.545

BOTTOM

Boston Red Sox @ Oakland Athletics
Oakland-Alameda County Coliseum, Oakland, CA

livebaseballscorecards.com

AB	23
R	3
H	4
RBI	3
BB	6
SO	3
LOB	10



WP	HR	S	P	ERA	WHIP
0	0	0	0	0.00	0.545

Tue Jun 01 1982, 7:05 PM PDT
Att. 13,052 - Unknown

Batter	1	2	3	4	5	6	7	8	9	AB R H RBI BB SO LOB	TOP									
Jerry Remy, L (1, 4) OBP: 0.330, SLG: 0.299	0-3 K		0-0 F7			0-0 F9		4-0 BB		3 0 0 0 1 1 1	Boston Red Sox @ Oakland Athletics Oakland-Alameda County Coliseum, Oakland, CA Wed Jun 02 1982, 7:05 PM PDT Att. 15,205 - Unknown livebaseballscorecards.com									
Dwight Evans, R (1, 9) OBP: 0.386, SLG: 0.414	0-0 F9		0-0 F9			0-0 G5-4-3 1B		0-0 F1		4 0 1 0 0 0 1										
Jim Rice, R (1, 7) OBP: 0.375, SLG: 0.458	4-0 BB BB				0-0 F2	0-0 G5-4-3 1-2f			0-0 F2	3 0 0 0 1 0 2										
Carl Yastrzemski, L (1, 10) OBP: 0.383, SLG: 0.540	4-0 1-2 BB				0-0 F9		0-0 1B		0-0 F9	3 0 1 0 1 0 0										
Carney Lansford, R (1, 5) OBP: 0.356, SLG: 0.392	0-0 F8				0-0 6-3		0-0 F9		0-0 F9	4 0 0 0 0 0 3										
Dave Stapleton, R (1, 3) OBP: 0.278, SLG: 0.376		0-0 4-3			0-0 F2		0-0 F7			3 0 0 0 0 0 1										
Rich Gedman, L (1, 2) OBP: 0.325, SLG: 0.430			0-0 F9		0-0 G6-4-3 1B		0-3 K			3 0 1 0 0 1 1										
Glenn Hoffman, R (1, 6) OBP: 0.309, SLG: 0.388					0-0 G6-4-3 1-2f			0-0 5-3		3 0 0 0 0 0 1										
Rick Miller, L (1, 8) OBP: 0.327, SLG: 0.352			0-0 G3			0-0 1B 1B		0-0 5-3		3 0 1 0 0 0 0										
Inning Stats	R: 0 E: 0 K: 1 S: 5	H: 0 LOB: 2 BB: 2 P: 13	R: 0 E: 0 K: 0 S: 3	H: 0 LOB: 0 BB: 0 P: 3	R: 0 E: 0 K: 0 S: 3	H: 0 LOB: 0 BB: 0 P: 3	R: 0 E: 0 K: 0 S: 3	H: 1 LOB: 0 BB: 0 P: 3	R: 0 E: 0 K: 0 S: 4	H: 2 LOB: 1 BB: 0 P: 4	R: 0 E: 0 K: 1 S: 6	H: 1 LOB: 1 BB: 0 P: 6	R: 0 E: 0 K: 0 S: 3	H: 0 LOB: 1 BB: 1 P: 7	R: 0 E: 0 K: 0 S: 3	H: 0 LOB: 0 BB: 0 P: 3	1B: 4 2B: 0 3B: 0 HR: 0	SF: 0 SAC: 0 DP: 2 HBP: 0	WP: 0 PB: 0 SB: 0 CS: 0	PA: 32
PITCHER Mike Norris, R (1, 1) ERA: 4.66	IP: 9.0 WLS: W BF: 32 H: 4 R: 0 ER: 0 SO: 2 BB: 3 IBB: 0 HBP: 0 BLK: 0 WP: 0 HR: 0 S: 33 P: 45 ERA: 0.00 WHIP: 0.778																			

Boston Red Sox @ Oakland Athletics
Oakland-Alameda County Coliseum, Oakland, CA
 Wed Jun 02 1982, 7:05 PM PDT
 Att. 15,205 - Unknown

AB	29
R	0
H	4
RBI	0
BB	3
SO	2
LOB	10



Batter	1	2	3	4	5	6	7	8	9
Rickey Henderson, R (1, 7) OBP: 0.442, SLG: 0.406	4-0 HR BB	0-3 K		0-0 F4			0-0 6-3		
Dwayne Murphy, L (1, 8) OBP: 0.325, SLG: 0.419	0-0 HR	0-3 K			0-0 G3 1B		0-0 4-3		
Dan Meyer, L (1, 10) OBP: 0.283, SLG: 0.428	0-0 F7		0-0 F6		0-0 G3		0-0 6-3		
Tony Armas, R (1, 9) OBP: 0.280, SLG: 0.358	0-3 K		0-0 5-3		0-0 1-3		0-0 1B 1B		
Wayne Gross, L (1, 5) OBP: 0.352, SLG: 0.336	0-0 F5		0-0 F9		0-0 4-3		0-0 1B 1-3 1B		
Jim Spencer, L (1, 3) OBP: 0.221, SLG: 0.347		0-0 HR 3B		0-3 K		0-0 F6		0-0 4-3	
Dave McKay, S (1, 4) OBP: 0.261, SLG: 0.322		0-0 HR		0-0 1B E 1B		0-0 1-3			
Jeff Newman, R (1, 2) OBP: 0.317, SLG: 0.432		0-0 F6		0-0 E7 1B		0-3 K			
Tony Phillips, S (1, 6) OBP: 0.373, SLG: 0.280		0-0 S 1B		0-3 K			0-0 F7		

Inning Stats	R: 2	H: 1	E: 0	LOB: 0	K: 1	P: 10	R: 2	H: 3	E: 0	LOB: 1	K: 2	P: 10	R: 0	H: 0	E: 0	LOB: 0	K: 0	P: 3	R: 1	H: 2	E: 1	LOB: 1	K: 2	P: 9	R: 0	H: 1	E: 0	LOB: 1	K: 0	P: 4	R: 0	H: 0	E: 0	LOB: 0	K: 1	P: 5	R: 0	H: 0	E: 0	LOB: 0	K: 0	P: 3	R: 0	H: 2	E: 0	LOB: 1	K: 0	P: 4
	S: 6	BB: 1	S: 10	BB: 0	S: 3	S: 9	S: 4	S: 5	S: 3	S: 4	S: 3	S: 4	S: 3	S: 4	S: 3	S: 4	S: 3	S: 4	S: 3	S: 4	S: 3	S: 4	S: 3	S: 4	S: 3	S: 4	S: 3	S: 4	S: 3	S: 4	S: 3	S: 4	S: 3	S: 4	S: 3	S: 4	S: 3	S: 4	S: 3	S: 4	S: 3	S: 4	S: 3	S: 4	S: 3	S: 4		

PITCHER	IP	WLS	BF	H	R	ER	SO	BB	IBB	HBP	BLK	WP	HR	S	P	ERA	WHIP
Dennis Eckersley, R (1, 1) ERA: 2.4	7.0	L	29	7	5	4	6	1	0	0	0	0	2	40	44	5.14	1.143
Luis Aponte, R (8, 1) ERA: 4.15	1.0		4	2	0	0	0	0	0	0	0	0	0	4	4	0.00	2.000

AB R H RBI BB SO LOB

BOTTOM

3	1	0	0	1	1	2
4	1	2	2	0	1	1
4	0	0	0	0	0	1
4	0	1	0	0	1	1
4	0	1	0	0	0	1
4	1	1	0	0	1	1
3	2	2	2	0	0	0
3	0	1	0	0	1	0
3	0	1	0	0	1	1

AB	32
R	5
H	9
RBI	4
BB	1
SO	6
LOB	8



1B: 6	SF: 0	WP: 0	PA: 33
2B: 0	SAC: 0	PB: 0	
3B: 1	DP: 0	SB: 1	
HR: 2	HBP: 0	CS: 0	

Boston Red Sox @ Oakland Athletics
Oakland-Alameda County Coliseum, Oakland, CA
 Wed Jun 02 1982, 7:05 PM PDT
 Att. 15,205 - Unknown

livebaseballscorecards.com

Batter	1	2	3	4	5	6	7	8	9	AB R H RBI BB SO LOB	TOP											
Paul Molitor, R (1, 5) OBP: 0.369, SLG: 0.403	0-0 F8 1-H 2-H	0-0 BB 2B 1B 1-H 2-H	0-0 6-3			4-0 FC6-4 BB	0-3 K			4 1 1 1 1 1 1												
Robin Yount, R (1, 6) OBP: 0.346, SLG: 0.500	0-0 E 2B	4-0 BB 2B BB			0-0 F9	0-0 FC6-4 BB 1-2f	0-3 K			4 2 1 0 1 1 1												
Cecil Cooper, L (1, 3) OBP: 0.407, SLG: 0.578	0-0 1-3	0-3 K			0-0 F7	0-0 F8	0-3 K			3 0 0 0 0 1 3												
Don Money, R (4, 3) OBP: 0.344, SLG: 0.622										2 0 0 0 0 1 1												
Ben Oglivie, L (1, 7) OBP: 0.307, SLG: 0.431	0-0 E6 HR 1B 2-H	4-0 1-2 2-3 2B BB			0-0 1B	4-0 1-2 BB	0-0 F7			3 2 2 0 2 0 0												
Ted Simmons, S (1, 2) OBP: 0.277, SLG: 0.396	4-0 HR BB	0-0 1-H 2-H 3-H 1B 2B			0-0 F8	0-0 4-1				4 2 2 3 1 0 3												
Gorman Thomas, R (1, 8) OBP: 0.320, SLG: 0.423	0-0 1-H 2-H HR	0-0 2-H 1B			0-0 6-3		0-0 F2			5 1 2 4 0 0 1												
Roy Howell, L (1, 10) OBP: 0.256, SLG: 0.333	0-0 4-3	0-0 3-1			0-0 E3	0-0 1B 3B	0-3 K			5 1 1 0 0 1 2												
Charlie Moore, R (1, 9) OBP: 0.295, SLG: 0.360		0-0 1B 1B 1B	0-0 4-3		0-3 K	0-0 FC6-4 1B	0-0 F5			5 1 2 1 0 1 2												
Jim Gantner, L (1, 4) OBP: 0.325, SLG: 0.340		0-0 1B 1B 1B 1-2	0-3 K		0-0 4-3	0-0 FC6-4 3-H 1-2f				4 0 1 0 0 1 2												
Inning Stats	R: 4 E: 1 K: 0 S: 6	H: 3 LOB: 0 BB: 1 P: 10	R: 5 E: 0 K: 1 S: 9	H: 5 LOB: 1 BB: 2 P: 17	R: 0 E: 0 K: 1 S: 5	H: 0 LOB: 0 BB: 0 P: 5	R: 0 E: 0 K: 0 S: 4	H: 1 LOB: 1 BB: 0 P: 4	R: 0 E: 1 K: 1 S: 6	H: 0 LOB: 1 BB: 0 P: 6	R: 0 E: 0 K: 0 S: 3	H: 0 LOB: 2 BB: 2 P: 11	R: 1 E: 0 K: 1 S: 7	H: 2 LOB: 1 BB: 0 P: 7	R: 0 E: 0 K: 2 S: 7	H: 0 LOB: 0 BB: 0 P: 7	R: 0 E: 0 K: 1 S: 6	H: 1 LOB: 1 BB: 0 P: 6	1B: 7 2B: 3 3B: 1 HR: 1	SF: 0 SAC: 0 DP: 0 HBP: 0	WP: 0 PB: 0 SB: 0 CS: 0	PA: 44
PITCHER	IP WLS BF H R ER SO BB IBB HBP BLK WP HR S P ERA WHIP																					
Matt Keough, R (1, 1) ERA: 6.11	1.1 L 10 6 6 6 0 1 0 0 0 0 0 1 9 13 40.50 5.250																					
Bob Owchinko, L (2, 1) ERA: 4.24	2.2 13 3 3 3 2 2 0 0 0 0 0 0 15 23 10.12 1.875																					
Bo McLaughlin, R (5, 1) ERA: 4.8	3.0 14 2 1 1 2 2 0 0 0 0 0 0 16 24 3.00 1.333																					
Dave Beard, R (8, 1) ERA: 2.6	2.0 7 1 0 0 3 0 0 0 0 0 0 0 13 13 0.00 0.500																					

Milwaukee Brewers @ Oakland Athletics
Oakland-Alameda County Coliseum, Oakland, CA
Fri Jun 04 1982, 7:05 PM PDT
Att: 17,890 - Unknown

livebaseballscorecards.com

AB	39
R	10
H	12
RBI	9
BB	5
SO	7
LOB	16



Milwaukee Brewers @ Oakland Athletics
 Oakland-Alameda County Coliseum, Oakland, CA

Sat Jun 05 1982, 3:33 AM PDT
 Att. 36,142 - Unknown

AB	44
R	11
H	17
RBI	11
BB	0
SO	4
LOB	15



WP	0	PA	44
PB	0		
SB	0		
CS	0		

Batter	1	2	3	4	5	6	7	8	9	AB R H RBI BB SO LOB
Paul Molitor, R (1, 5) OBP: 0.360, SLG: 0.392	0-3 K		0-0 F7		0-0 F3		0-0 1-3	0-0 F8		5 0 0 0 0 1 3
Robin Yount, R (1, 6) OBP: 0.353, SLG: 0.526	0-0 2B		0-0 F7		0-0 FC6 1B		0-0 HR	0-0 G3		5 2 3 2 0 0 1
Cecil Cooper, L (1, 3) OBP: 0.407, SLG: 0.594	0-0 2B		0-0 4-3		0-0 FC6		0-0 HR		0-3 K	5 1 2 2 0 1 2
Ben Oglivie, L (1, 7) OBP: 0.314, SLG: 0.456	0-0 4-3			0-0 F8		0-0 2B	0-0 HR		0-0 HR	5 3 3 1 0 0 1
Ted Simmons, S (1, 2) OBP: 0.280, SLG: 0.422	0-0 F7			0-3 K		0-0 1B	0-0 F6		0-0 HR	5 2 2 3 0 1 1
Gorman Thomas, R (1, 8) OBP: 0.317, SLG: 0.435		0-0 F7		0-0 G3		0-0 5-3	0-0 F8		0-0 HR	5 1 1 1 0 0 1
Roy Howell, L (1, 10) OBP: 0.284, SLG: 0.371					0-0 FC4-6 1B	0-0 F4		0-0 4-3 1B	0-3 K	5 1 3 0 0 1 1
Charlie Moore, R (1, 9) OBP: 0.292, SLG: 0.354					0-0 FC4-6 F3 1B	0-0 1B		0-0 4-3	0-0 P3	5 1 1 1 0 0 3
Jim Gantner, L (1, 4) OBP: 0.329, SLG: 0.344					0-0 1B F3 1B	0-0 F7		0-0 1B		4 0 2 1 0 0 2

Inning Stats	R: 1	H: 2	R: 0	H: 1	R: 0	H: 0	R: 0	H: 0	R: 1	H: 3	R: 2	H: 3	R: 3	H: 3	R: 1	H: 2	R: 3	H: 3	1B: 7	SF: 0	WP: 0	PA: 44
	E: 0	LOB: 1	E: 0	LOB: 1	E: 0	LOB: 0	E: 0	LOB: 0	E: 0	LOB: 2	E: 0	LOB: 1	E: 0	LOB: 0	E: 0	LOB: 1	E: 0	LOB: 0	2B: 5	SAC: 0	PB: 0	
	K: 1	BB: 0	K: 0	BB: 0	K: 1	BB: 0	K: 0	BB: 0	K: 0	BB: 0	K: 0	BB: 0	K: 0	BB: 0	K: 2	BB: 0	K: 2	BB: 0	3B: 0	DP: 0	SB: 0	
	S: 7	P: 7	S: 4	P: 4	S: 3	P: 3	S: 5	P: 5	S: 6	P: 6	S: 6	P: 6	S: 6	P: 6	S: 5	P: 5	S: 10	P: 10	HR: 5	HBP: 0	CS: 0	

PITCHER	IP	WLS	BF	H	R	ER	SO	BB	IBB	HBP	BLK	WP	HR	S	P	ERA	WHIP
Dave Beard, R (1, 1) ERA: 3.71	6.1	L	30	11	6	6	2	0	0	0	0	0	2	34	34	8.53	1.737
Bob Owchinko, L (7, 1) ERA: 5.15	2.2		14	6	5	5	2	0	0	0	0	0	3	18	18	16.88	2.250

Batter	1	2	3	4	5	6	7	8	9	AB R H RBI BB SO LOB	TOP											
Paul Molitor, R OBP: 0.366, SLG: 0.395 (1, 5) X	0-0 1B 1B	0-0 BB E 1B		0-0 6-3		4-0 S 2B BB		0-3 K		4 1 2 0 1 1 1												
Robin Yount, R OBP: 0.354, SLG: 0.520 (1, 6) X	0-0 BB 2B 1B	0-0 E1 BB 1B		0-3 K		0-0 F9 1-2		4-0 BB		4 1 1 0 1 1 2												
Don Money, R OBP: 0.347, SLG: 0.606 (1, 3) B B B	4-0 1-2 2B BB	0-3 K		0-0 1B		0-0 5-3		0-0 F5		4 1 1 0 1 1 5												
Gorman Thomas, R OBP: 0.324, SLG: 0.448 (1, 8) X	0-0 1-H 2-H HR 2B	4-0 1-2 2-3 BB		0-3 K		0-0 2-H 2B		0-0 1-3		4 1 2 3 1 1 3												
Ben Oglivie, L OBP: 0.307, SLG: 0.444 (1, 7) X	0-0 6-3	0-0 F7			0-0 F9		0-0 4-3		0-0 F9	5 0 0 0 0 0 5												
Ted Simmons, S OBP: 0.284, SLG: 0.440 (1, 2) X	0-0 3-H HR		0-0 6-3		0-0 1B FC4-6 1B		0-0 P3		0-0 F7	5 2 2 2 0 0 0												
Mark Brouhard, R OBP: 0.378, SLG: 0.466 (1, 10) X	0-0 1B		0-0 CS 1B		0-0 1-3 1B FC4-6		0-0 1-3		0-3 K	5 0 3 0 0 1 0												
Charlie Moore, R OBP: 0.291, SLG: 0.351 (1, 9) X	0-0 2-3		0-0 1-2 1B		0-0 1-2f 3-H CS FC4-6		0-3 K			4 0 1 1 0 1 2												
Jim Gantner, L OBP: 0.333, SLG: 0.372 (1, 4) X		0-0 1-3	0-0 F8		0-0 1-2 CS		0-0 HR		0-0 2B	4 1 2 1 0 0 1												
Inning Stats	R: 4 E: 0 K: 0 S: 7	H: 5 LOB: 1 BB: 1 P: 11	R: 0 E: 1 K: 1 S: 7	H: 1 LOB: 3 BB: 1 P: 11	R: 0 E: 0 K: 0 S: 4	H: 2 LOB: 1 BB: 0 P: 4	R: 0 E: 0 K: 2 S: 8	H: 1 LOB: 1 BB: 0 P: 8	R: 1 E: 0 K: 0 S: 4	H: 2 LOB: 0 BB: 0 P: 4	R: 2 E: 0 K: 0 S: 5	H: 2 LOB: 1 BB: 1 P: 9	R: 0 E: 0 K: 1 S: 5	H: 0 LOB: 0 BB: 0 P: 5	R: 0 E: 0 K: 1 S: 6	H: 1 LOB: 2 BB: 1 P: 10	R: 0 E: 0 K: 1 S: 5	H: 0 LOB: 0 BB: 0 P: 5	1B: 9 2B: 3 3B: 0 HR: 2	SF: 0 SAC: 0 DP: 0 HBP: 0	WP: 0 PB: 0 SB: 1 CS: 2	PA: 44
PITCHER	IP WLS BF H R ER SO BB IBB HBP BLK WP HR S P ERA WHIP																					
Tom Underwood, L ERA: 4.37 (1, 1)	4.1 L 25 11 5 5 3 2 0 0 0 0 0 1 29 37 10.38 3.000																					
Fernando Arroyo, R ERA: 5.51 (5, 1)	2.2 10 2 2 2 1 1 0 0 0 0 0 1 11 15 6.75 1.125																					
Bo McLaughlin, R ERA: 4.5 (8, 1)	2.0 8 1 0 0 2 1 0 0 0 0 0 0 11 15 0.00 1.000																					

Milwaukee Brewers @ Oakland Athletics
Oakland-Alameda County Coliseum, Oakland, CA

Sun Jun 06 1982, 3:33 AM PDT
Att. 24,698 - Sunny

livebaseballscorecards.com

AB	39
R	7
H	14
RBI	7
BB	4
SO	6
LOB	19



Batter	1	2	3	4	5	6	7	8	9	10	11	AB R H RBI BB SO LOB	TOP				
Rickey Henderson, R OBP: 0.438, SLG: 0.595 (1, 7)	0-0 CS 1-4-3 1B		0-0 FC5-2-5 2B		0-0 F9		0-0 FC1-2 1B		0-0 L5			5 1 1 0 0 0 5	<p>Oakland Athletics @ Chicago White Sox</p> <p>Comiskey Park, Chicago, IL</p> <p>Mon Jun 07 1982, 8:05 PM EDT</p> <p>Att: 16,744 - Unknown - 81 F</p>				
Dwayne Murphy, L OBP: 0.326, SLG: 0.406 (1, 8)	0-0 1-4-3		0-0 6-3			0-3 K	0-0 S 1B		0-0 F2			5 0 1 2 0 0 1 3					
Cliff Johnson, R OBP: 0.310, SLG: 0.387 Jim Spencer, L OBP: 0.209, SLG: 0.325 (1, 3) (9, 3)	0-0 6-3		0-0 2B			0-3 K	0-0 F9		0-3 K			4 0 1 2 0 0 1 3 1 0 0 0 0 0 1 0					
Tony Armas, R OBP: 0.275, SLG: 0.372 (1, 9)		0-0 4-3	0-0 F9			0-0 HR		0-0 P3		0-0 6-3		5 1 1 1 0 0 0 1					
Jeff Burroughs, R OBP: 0.356, SLG: 0.429 (1, 10)		0-0 1B		0-0 F9		0-0 5-3		0-0 FC6-4 1B		0-0 6-3		5 0 2 0 0 0 0 0					
Mickey Klutts, R OBP: 0.262, SLG: 0.237 (1, 5)		0-0 F8		0-0 F5			0-0 1B FC1-2 2B	0-0 F9		0-0 F7		5 0 1 0 0 0 0 2					
Davey Lopes, R OBP: 0.313, SLG: 0.333 (1, 4)		0-0 F7		0-0 4-3			4-0 FC1-2 1B BB	0-0 FC6-4		4-0 BB		3 1 0 0 2 0 0 2					
Jeff Newman, R OBP: 0.319, SLG: 0.423 (1, 2)			0-0 1B FC5-2-4 1B		0-0 3-1		0-0 1-2 2-3 1B 1B		0-0 5-3		0-0 F9	5 1 2 0 0 0 0 1					
Fred Stanley, R OBP: 0.311, SLG: 0.210 (1, 6)			0-0 6-3 2B 1B		0-3 K		0-0 L5		0-3 K			4 1 1 0 0 0 2 3					
Inning Stats	R: 0 H: 1 E: 0 LOB: 0 K: 0 BB: 0 S: 3 P: 3	R: 0 H: 1 E: 0 LOB: 1 K: 0 BB: 0 S: 4 P: 4	R: 2 H: 3 E: 0 LOB: 1 K: 0 BB: 0 S: 6 P: 6	R: 0 H: 0 E: 0 LOB: 0 K: 0 BB: 0 S: 3 P: 3	R: 0 H: 0 E: 0 LOB: 0 K: 1 BB: 0 S: 5 P: 5	R: 1 H: 1 E: 0 LOB: 0 K: 2 BB: 0 S: 8 P: 8	R: 2 H: 3 E: 0 LOB: 2 K: 0 BB: 1 S: 6 P: 10	R: 0 H: 1 E: 0 LOB: 1 K: 0 BB: 0 S: 4 P: 4	R: 0 H: 0 E: 0 LOB: 0 K: 1 BB: 0 S: 5 P: 5	R: 0 H: 0 E: 0 LOB: 0 K: 1 BB: 0 S: 5 P: 5	R: 0 H: 0 E: 0 LOB: 1 K: 0 BB: 1 S: 3 P: 7	1B: 7 SF: 0 2B: 2 SAC: 0 3B: 0 DP: 0 HR: 1 HBP: 0		WP: 0 PA: 44 PB: 0 SB: 1 CS: 1			
PITCHER	IP WLS BF H R ER SO BB IBB HBP BLK WP HR S P ERA WHIP																
Steve Trout, L ERA: 4.27 (1, 1)	6.0	25	7	5	5	3	1	0	0	0	0	0	0	30	34	7.50	1.333
Chico Escarrega, R ERA: 3.86 (7, 1)	3.0	12	3	0	0	1	0	0	0	0	0	0	0	14	14	0.00	1.000
Kevin Hickey, L ERA: 2.96 (10, 1)	2.0	7	0	0	0	1	1	0	0	0	0	0	0	8	12	0.00	0.500

livebaseballscorecards.com

AB	42
R	5
H	10
RBI	5
BB	2
SO	5
LOB	20



Batter	1	2	3	4	5	6	7	8	9	10	11	AB R H RBI BB SO LOB	BOTTOM				
Ron LeFlore, R (1, 8) OBP: 0.330, SLG: 0.397	0-0 6-3		0-0 F9			0-0 FC3-6 1B		0-0 SF8 3B	0-3 K			5 1 2 0 0 1 2	Oakland Athletics @ Chicago White Sox Comiskey Park, Chicago, IL Mon Jun 07 1982, 8:05 PM EDT Att. 16,744 - Unknown - 81 F				
Tony Bernazard, S (1, 4) OBP: 0.329, SLG: 0.357	0-0 F7		0-0 F7			0-0 FC3-6 1-2f		4-0 HBP BB	0-0 F7			4 0 0 0 1 0 3					
Steve Kemp, L (1, 7) OBP: 0.389, SLG: 0.386	0-0 F8					0-0 F7		0-0 SF8		0-0 4-3		4 0 0 1 0 0 1					
Greg Luzinski, R (1, 10) OBP: 0.359, SLG: 0.461 Jim Morrison, R (8, PR) OBP: 0.280, SLG: 0.441		0-3 K				0-0 F9		1-0 HR 1B		0-3 K		3 1 1 0 0 1 0 1 0 0 0 0 1 0					
Tom Paciorek, R (1, 3) OBP: 0.356, SLG: 0.443		0-0 F8				0-0 5-3		0-0 L5		0-0 F8		5 0 0 0 0 0 3					
Harold Baines, L (1, 9) OBP: 0.313, SLG: 0.416		0-0 2B				0-0 G3		0-0 F5		0-0 3-1		5 1 2 0 0 0 3					
Carlton Fisk, R (1, 2) OBP: 0.352, SLG: 0.401		0-0 F9				0-3 K		0-0 HR		0-0 HR		5 2 3 3 0 1 1					
Aurelio Rodriguez, R (1, 5) OBP: 0.192, SLG: 0.130 Jerry Hairston, S (7, PH) OBP: 0.222, SLG: 0.480 Vance Law, R (8, 5) OBP: 0.345, SLG: 0.308 Marv Foley, L (11, PH) OBP: 0.429, SLG: 0.200			0-3 K			0-0 5-3		0-0 HR		0-0 F8		2 0 0 0 0 1 0 1 1 1 1 0 0 0 1 0 0 0 0 0 0 0 0 0 0 1 0 0					
Bill Almon, R (1, 6) OBP: 0.347, SLG: 0.414			0-0 F9 2B			0-0 5-3		0-0 5-3		4-0 BB		4 0 2 1 1 0 0					
Inning Stats	R: 0 H: 0 E: 0 LOB: 0 K: 0 BB: 0 S: 3 P: 3	R: 0 H: 1 E: 0 LOB: 1 K: 1 BB: 0 S: 6 P: 6	R: 0 H: 1 E: 0 LOB: 1 K: 1 BB: 0 S: 6 P: 6	R: 0 H: 0 E: 0 LOB: 0 K: 0 BB: 0 S: 3 P: 3	R: 0 H: 0 E: 0 LOB: 0 K: 1 BB: 0 S: 5 P: 5	R: 0 H: 1 E: 0 LOB: 1 K: 0 BB: 0 S: 4 P: 4	R: 3 H: 3 E: 0 LOB: 0 K: 0 BB: 0 S: 6 P: 6	R: 1 H: 1 E: 0 LOB: 2 K: 0 BB: 1 S: 4 P: 9	R: 1 H: 1 E: 0 LOB: 1 K: 1 BB: 1 S: 6 P: 10	R: 0 H: 0 E: 0 LOB: 0 K: 1 BB: 0 S: 5 P: 5	R: 1 H: 3 E: 0 LOB: 3 K: 0 BB: 1 S: 3 P: 7	1B: 4 SF: 1 2B: 3 SAC: 0 3B: 1 DP: 0 HR: 3 HBP: 1		WP: 0 PA: 45 PB: 0 SB: 0 CS: 0			
PITCHER	IP WLS BF H R ER SO BB IBB HBP BLK WP HR S P ERA WHIP																
Rick Langford, R (1, 1) ERA: 4.62	7.0	28	7	4	4	3	0	0	0	0	0	0	2	34	34	5.14	1.000
Dave Beard, R (8, 1) ERA: 3.89	3.0	L	17	4	2	2	2	1	1	0	0	0	1	17	30	6.00	2.000

livebaseballscores.com

AB	40
R	6
H	11
RBI	6
BB	3
SO	5
LOB	13



Batter	1	2	3	4	5	6	7	8	9	AB R H RBI BB SO LOB	TOP													
Rickey Henderson, R OBP: 0.441, SLG: 0.394 (1, 7) X	0-0 1B 1B		0-0 6-3 2-3		0-0 E5 1B S		H 1-0 S 1B HBP		4-0 BLK BB	3 2 1 0 1 0 1														
Dwayne Murphy, L OBP: 0.336, SLG: 0.413 (1, 8) X	0-0 FC6-4 1-2 1B		4-0 BB		0-0 E S SH4-3 1B		X 0-0 1-H S 1B		0-3 K 1-2	4 1 3 1 1 1 1														
Wayne Gross, L OBP: 0.338, SLG: 0.316 (1, 5) X	0-0 FC6-4 1-2f		0-0 4-3		0-0 SH4-3 1-H 3-H		X 0-3 K 1-2		0-0 4-3	4 0 0 1 0 1 5														
Tony Armas, R OBP: 0.275, SLG: 0.369 (1, 9) X	0-0 L6			0-0 6-3	0-0 6-3			X 0-0 4-3 2B 1B		4 1 1 0 0 0 1														
Dan Meyer, L OBP: 0.279, SLG: 0.418 (1, 10) X		X 0-0 4-3		X 0-0 1B 5-3 1B		X 0-0 4-3		X 0-0 4-3 1-2		4 0 1 0 0 0 1														
Jim Spencer, L OBP: 0.200, SLG: 0.310 (1, 3) X		X 0-0 4-3		X 0-0 5-3 1-2		X 0-0 F8		X 0-0 4-3 2-3		4 0 0 0 0 0 2														
Davey Lopes, R OBP: 0.317, SLG: 0.344 (1, 4) X		0-3 K		X 0-0 2-3 1B		X 0-0 6-3		X 0-0 3-H 2B		4 0 2 1 0 1 0														
Mike Heath, R OBP: 0.317, SLG: 0.364 (1, 2) X			X 0-0 6-3 SH5-3 1B		X 0-3 K		X 0-0 5-3	X 0-0 F3		4 0 1 0 0 1 3														
Fred Stanley, R OBP: 0.303, SLG: 0.203 (1, 6) X			X 0-0 SH5-3		X 0-0 6-3		X 0-0 5-3		0-3 K	2 0 0 0 0 0 0 1 0 0 0 0 1 0														
Jeff Burroughs, R OBP: 0.350, SLG: 0.420 (9, PH) X			1-2																					
Inning Stats	R: 0 E: 0 K: 0 S: 4	H: 2 LOB: 1 BB: 0 P: 4	R: 0 E: 0 K: 1 S: 5	H: 0 LOB: 0 BB: 0 P: 5	R: 0 E: 0 K: 0 S: 4	H: 1 LOB: 2 BB: 1 P: 8	R: 0 E: 0 K: 1 S: 7	H: 2 LOB: 2 BB: 0 P: 7	R: 2 E: 1 K: 0 S: 5	H: 1 LOB: 0 BB: 0 P: 5	R: 0 E: 0 K: 0 S: 3	H: 0 LOB: 0 BB: 0 P: 3	R: 1 E: 0 K: 1 S: 6	H: 1 LOB: 1 BB: 0 P: 7	R: 1 E: 0 K: 0 S: 5	H: 2 LOB: 1 BB: 0 P: 5	R: 0 E: 0 K: 2 S: 7	H: 0 LOB: 1 BB: 1 P: 11	1B: 8 2B: 1 3B: 0 HR: 0	SF: 0 SAC: 2 DP: 0 HBP: 1	WP: 0 PB: 0 SB: 5 CS: 0	PA: 39		
PITCHER	IP WLS BF H R ER SO BB IBB HBP BLK WP HR S P ERA WHIP																							
Dennis Lamp, R ERA: 3.93 (1, 1)	6.2		28	6	3	1	2	1	0	1	0	0	0	30	35	1.35	1.050							
Jerry Koosman, L ERA: 4.57 (7, 1)	0.1		2	1	0	0	1	0	0	0	0	0	0	4	4	0.00	3.000							
Salome Barojas, R ERA: 1.96 (8, 1)	2.0	W	9	2	1	1	2	1	0	0	1	0	0	12	16	4.50	1.500							

Oakland Athletics @ Chicago White Sox
Comiskey Park, Chicago, IL
Tue Jun 08 1982, 8:05 PM EDT
Att. 16,890 - Unknown - 72 F

livebaseballscorecards.com

AB	34
R	4
H	9
RBI	3
BB	2
SO	5
LOB	14



Batter	1	2	3	4	5	6	7	8	9
Ron LeFlore, R OBP: 0.335, SLG: 0.410 Rudy Law, L OBP: 0.295, SLG: 0.405	0-0 SH3-1 SF8 1B		0-0 F7		0-0 F9		0-0 3-1		
Tony Bernazard, S OBP: 0.326, SLG: 0.353	0-0 SH3-1 1-3		0-3 K		0-3 K			0-0 FC4-6 1B	
Steve Kemp, L OBP: 0.389, SLG: 0.384	0-0 SF8 3-H		0-0 6-3		0-0 1-3 1B			0-0 FC4-6 1-2f HR	
Greg Luzinski, R OBP: 0.356, SLG: 0.467	0-0 P5			0-3 K	0-0 F8			0-0 1-H HR	
Tom Paciorek, R OBP: 0.352, SLG: 0.437		0-0 F8		0-0 6-3		0-0 4-3		0-0 P6	
Harold Baines, L OBP: 0.310, SLG: 0.406		0-0 F7		0-0 2B E 1B		0-0 6-3		0-0 3-1	
Carlton Fisk, R OBP: 0.355, SLG: 0.410		0-0 S 1B		0-0 E7 1-H 2B		0-0 6-3		0-0 P6	
Jim Morrison, R OBP: 0.276, SLG: 0.427 Jerry Hairston, S OBP: 0.214, SLG: 0.462 (9, PH)		4-0 FC6-4 1-2 BB		0-0 6-3			0-0 P6	0-3 K	
Bill Almon, R OBP: 0.348, SLG: 0.409		0-0 FC6-4 1-2f			4-0 1B BB		0-0 F8	0-0 F3	

AB	R	H	RBI	BB	SO	LOB
1	1	1	0	0	0	0
3	0	0	0	0	0	1
3	0	1	0	0	2	1
3	1	1	1	0	0	1
4	1	1	2	0	1	2
4	0	0	0	0	0	0
4	1	1	0	0	0	0
4	0	2	0	0	0	0
2	0	0	0	1	0	1
1	0	0	0	0	1	0
3	0	0	0	1	0	2

BOTTOM

Oakland Athletics @ Chicago White Sox
Comiskey Park, Chicago, IL
 Wed Jun 09 1982, 8:05 PM EDT
 Att: 15,796 - Unknown - 75 F

livebaseballscorecards.com

AB	32
R	4
H	7
RBI	3
BB	2
SO	4
LOB	8



Inning Stats	R: 1	H: 1	E: 0	LOB: 0	K: 0	BB: 0	S: 4	P: 4
	R: 0	H: 1	E: 0	LOB: 2	K: 0	BB: 1	S: 4	P: 8
	R: 0	H: 0	E: 0	LOB: 0	K: 1	BB: 0	S: 5	P: 5
	R: 1	H: 2	E: 1	LOB: 1	K: 1	BB: 0	S: 7	P: 7
	R: 0	H: 1	E: 0	LOB: 2	K: 1	BB: 1	S: 6	P: 10
	R: 0	H: 0	E: 0	LOB: 0	K: 0	BB: 0	S: 3	P: 3
	R: 0	H: 0	E: 0	LOB: 0	K: 0	BB: 0	S: 3	P: 3
	R: 2	H: 2	E: 0	LOB: 0	K: 0	BB: 0	S: 5	P: 5
	R: 0	H: 0	E: 0	LOB: 0	K: 1	BB: 0	S: 5	P: 5
	R: 0	H: 0	E: 0	LOB: 0	K: 0	BB: 0	S: 3	P: 3

WP	HR	S	P	ERA	WHIP
0	0	3	4	3.00	1.000
0	0	0	0	0	0
0	1	42	50	3.00	1.000
0	0	0	0	0	0
0	0	0	0	0	0
0	0	0	0	0	0
0	0	0	0	0	0
0	0	0	0	0	0
0	0	0	0	0	0

PITCHER	IP	WLS	BF	H	R	ER	SO	BB	IBB	HBP	BLK	WP	HR	S	P	ERA	WHIP
Matt Keough, R ERA: 5.77 (1, 1)	9.0	W	36	7	4	3	4	2	0	0	0	0	1	42	50	3.00	1.000

Batter	1	2	3	4	5	6	7	8	9	AB R H RBI BB SO LOB	TOP
Rickey Henderson, R OBP: 0.432, SLG: 0.384 (1, 7) X	0-0 4-3 ①		0-3 K ②			0-3 K ①		0-0 6-3 ③		4 0 0 0 0 2 0	
Dwayne Murphy, L OBP: 0.333, SLG: 0.406 (1, 8) X	0-0 G3 ②		0-3 K ③			0-0 P5 ②		0-0 F8 ①		4 0 0 0 0 1 0	
Dan Meyer, L OBP: 0.290, SLG: 0.418 (1, 10) BBB	4-0 BB			0-0 1B 1-3 1B		0-0 F7 ③		0-0 4-3 ②		3 1 1 0 1 0 0	
Tony Armas, R OBP: 0.274, SLG: 0.381 (1, 9) SSS	0-3 K ③			0-0 1-3 CS 1B		0-0 F8 ①		0-0 1-3 ③		4 0 1 0 0 1 1	
Wayne Gross, L OBP: 0.341, SLG: 0.319 (1, 5) SSS		0-3 K ①		0-0 1-3 ①		4-0 BB				2 0 0 1 1 1 1	
Davey Lopes, R OBP: 0.317, SLG: 0.350 (1, 4) X		0-0 G3 2B		0-3 K ② ③		0-0 F2 ②				3 0 1 0 0 1 2	
Jim Spencer, L OBP: 0.196, SLG: 0.290 (1, 3) X		0-0 G3 ②		0-0 P6 ①		0-0 4-3 ③				3 0 0 0 0 0 2	
Mike Heath, R OBP: 0.308, SLG: 0.352 (1, 2) X		0-0 6-3 ③		0-0 F8 ②		0-0 F8 ①				3 0 0 0 0 0 1	
Tony Phillips, S OBP: 0.338, SLG: 0.238 (1, 6) SSS			0-3 K ①		0-3 K ③			0-0 6-3 ②		3 0 0 0 0 2 0	
Inning Stats	R: 0 E: 0 K: 1 S: 5 H: 0 LOB: 1 BB: 1 P: 9	R: 0 E: 0 K: 1 S: 6 H: 1 LOB: 1 BB: 0 P: 6	R: 0 E: 0 K: 3 S: 9 H: 0 LOB: 0 BB: 0 P: 9	R: 1 E: 0 K: 1 S: 6 H: 2 LOB: 0 BB: 0 P: 6	R: 0 E: 0 K: 1 S: 5 H: 0 LOB: 0 BB: 0 P: 5	R: 0 E: 0 K: 1 S: 5 H: 0 LOB: 0 BB: 0 P: 5	R: 0 E: 0 K: 0 S: 3 H: 0 LOB: 1 BB: 1 P: 7	R: 0 E: 0 K: 0 S: 3 H: 0 LOB: 0 BB: 0 P: 3	R: 0 E: 0 K: 0 S: 3 H: 0 LOB: 0 BB: 0 P: 3	1B: 2 2B: 1 3B: 0 HR: 0 SF: 0 SAC: 0 DP: 0 HBP: 0	WP: 0 PB: 0 SB: 0 CS: 1 PA: 31
PITCHER Jim Clancy, R (1, 1) ERA: 4.47	IP WLS BF H R ER SO BB IBB HBP BLK WP HR S P ERA WHIP										
	9.0 W 31 3 1 1 8 2 0 0 0 0 0 0 45 53 1.00 0.556										

Oakland Athletics @ Toronto Blue Jays
Exhibition Stadium, Toronto, ON
Fri Jun 11 1982, 7:05 PM EDT
Att. 17,461 - Unknown - 68 F

livebaseballscorecards.com

AB	29
R	1
H	3
RBI	1
BB	2
SO	8
LOB	7



Batter	1	2	3	4	5	6	7	8	9	AB R H RBI BB SO LOB	TOP									
Rickey Henderson, R OBP: 0.430, SLG: 0.396 (1, 7) (8, 8)	0-3 K	0-0 F9	0-0 HR		0-0 1B			0-0 F9	0-0 P4	6 1 2 2 0 1 4										
Dwayne Murphy, L OBP: 0.336, SLG: 0.405 Jeff Burroughs, R OBP: 0.344, SLG: 0.412 (1, 8) (8, PH) (8, 7)	0-0 E4 1B	0-0 1B	1-0 HBP		0-0 G3			0-0 6-3		3 1 1 1 0 0 1 1 0 0 0 0 0 0										
Dan Meyer, L OBP: 0.293, SLG: 0.424 (1, 10)	0-0 1B	0-0 L5	0-0 4-3			0-0 4-3		0-0 3B		5 2 2 0 0 0 3										
Tony Armas, R OBP: 0.282, SLG: 0.394 (1, 9)	0-0 1B	0-0 1-3		4-0 BB		0-0 5-3		0-0 3B		4 0 2 2 1 0 2										
Wayne Gross, L OBP: 0.343, SLG: 0.322 (1, 3)	0-0 1B		0-0 P6	0-0 E6		0-0 1B		0-0 4-3		5 0 2 1 0 0 2										
Jeff Newman, R OBP: 0.311, SLG: 0.434 (1, 2)	0-0 F7		0-0 HR	0-0 G5-4-3		0-0 F8			0-0 E9	5 1 2 1 0 0 5										
Dave McKay, S OBP: 0.239, SLG: 0.280 (1, 5) (7, 4)	0-3 K		4-0 BB	0-0 F8			0-0 4-3		0-0 F5	4 0 0 0 1 1 4										
Davey Lopes, R OBP: 0.317, SLG: 0.349 Mickey Klutts, R OBP: 0.250, SLG: 0.225 (1, 4) (7, PH) (7, 5)		0-0 SH	0-0 FC4		0-0 6-3		0-0 6-3		0-0 F8	3 2 1 0 0 0 1 2 0 0 0 0 0 1										
Tony Phillips, S OBP: 0.338, SLG: 0.258 Cliff Johnson, R OBP: 0.315, SLG: 0.387 Fred Stanley, R OBP: 0.303, SLG: 0.203 (1, 6) (9, PH) (9, 6)		0-0 SH	0-0 HR		0-3 K		0-3 K		4-0 BB	3 1 1 1 0 2 0 0 0 0 0 1 0 0 0 0 0 0 0 0 0										
Inning Stats	R: 2 E: 1 K: 2 S: 11	H: 3 LOB: 2 BB: 0 P: 11	R: 1 E: 1 K: 0 S: 6	H: 2 LOB: 2 BB: 0 P: 6	R: 4 E: 0 K: 0 S: 6	H: 3 LOB: 1 BB: 1 P: 11	R: 0 E: 1 K: 0 S: 3	H: 0 LOB: 1 BB: 1 P: 7	R: 0 E: 0 K: 1 S: 6	H: 1 LOB: 1 BB: 0 P: 6	R: 0 E: 0 K: 1 S: 5	H: 0 LOB: 0 BB: 0 P: 5	R: 1 E: 0 K: 0 S: 5	H: 2 LOB: 1 BB: 0 P: 5	R: 0 E: 1 K: 0 S: 4	H: 1 LOB: 2 BB: 1 P: 8	1B: 8 2B: 2 3B: 1 HR: 2	SF: 0 SAC: 1 DP: 1 HBP: 1	WP: 0 PB: 0 SB: 0 CS: 0	PA: 46
PITCHER	IP WLS BF H R ER SO BB IBB HBP BLK WP HR S P ERA WHIP																			
Dave Stieb, R ERA: 3.76 (1, 1)	2.2 L 18 7 6 5 2 1 0 0 0 0 0 1 21 25 16.88 3.000																			
Mark Bomback, R ERA: 5.96 (3, 1)	3.1 15 3 1 1 1 1 0 1 0 0 0 1 15 20 2.70 1.200																			
Steve Senteney, R ERA: 1.59 (7, 1)	2.0 8 2 1 1 1 0 0 0 0 0 0 0 10 10 4.50 1.000																			
Jerry Garvin, L ERA: 7.39 (9, 1)	1.0 5 1 0 0 0 1 0 0 0 0 0 0 4 8 0.00 2.000																			

Oakland Athletics @ Toronto Blue Jays
Exhibition Stadium, Toronto, ON
Sat Jun 12 1982, 3:33 AM EDT
Att. 24,338 - Unknown - 58 F

livebaseballscorecards.com

AB 41
R 8
H 13
RBI 8
BB 3
SO 4
LOB 23



Batter	1	2	3	4	5	6	7	8	9	AB	R	H	RBI	BB	SO	LOB
Damaso Garcia, R OBP: 0.340, SLG: 0.397 (1, 4)	0-0 4-3 ①		0-0 4-3 ③			0-0 FC6-4 ② 1-2f		0-0 F9 ③		4	0	0	0	0	0	2
Rance Mulliniks, L OBP: 0.319, SLG: 0.331 (1, 5) (7, 6)	4-0 BB			0-0 F9 ①		0-0 FC6-4 ③ 1-2f			4-0 1B BB	2	0	0	0	2	0	1
Willie Upshaw, L OBP: 0.358, SLG: 0.503 (1, 3)	0-0 F9 ②			0-0 F8 ②			0-0 F8 ①		0-0 1-2 1B	4	0	1	0	0	0	1
Dave Revering, L OBP: 0.260, SLG: 0.294 (1, 10)	0-0 6-3 ③			0-0 F8 ③			0-0 F9 ②		0-0 F9 ①	4	0	0	0	0	0	3
Barry Bonnell, R OBP: 0.401, SLG: 0.523 (1, 7)		0-0 6-3 ①			0-0 F9 ①		0-3 K ③		0-0 F9 ②	4	0	0	0	0	1	2
Lloyd Moseby, L OBP: 0.301, SLG: 0.387 (1, 8)		0-0 F9 ②			0-0 F9 ②			0-0 F9 ①	0-0 4-3 ③	4	0	0	0	0	0	2
Hosken Powell, L OBP: 0.274, SLG: 0.327 (1, 9)		0-0 4-3 ③			0-0 F8 ③			0-0 F9 ②		3	0	0	0	0	0	0
Ernie Whitt, L OBP: 0.346, SLG: 0.459 (1, 2)			0-0 G3 ①			0-0 FC9-6 1B		0-0 2B 2B		3	1	2	0	0	0	0
Alfredo Griffin, S OBP: 0.257, SLG: 0.309 Garth Iorg, R OBP: 0.311, SLG: 0.388 (1, 6) (7, 5)			0-0 F8 ②			0-0 FC9-6 FC6-4 1-2f		0-0 2B		2	0	0	0	0	0	1
										1	0	1	1	0	0	0

Inning Stats	R: 0	H: 0	E: 0	K: 0	S: 3	R: 0	H: 0	E: 0	K: 0	S: 3	R: 0	H: 0	E: 0	K: 0	S: 3	R: 0	H: 0	E: 0	K: 0	S: 3	R: 0	H: 1	E: 0	K: 0	S: 4	R: 0	H: 0	E: 0	K: 1	S: 5	R: 1	H: 2	E: 0	K: 0	S: 5	R: 0	H: 1	E: 0	K: 0	S: 4	1B: 2	SF: 0	2B: 2	SAC: 0	3B: 0	DP: 0	HR: 0	HBP: 0	WP: 0	PA: 33
PITCHER Rick Langford, R ERA: 4.32 (1, 1)	IP	WLS	BF	H	R	ER	SO	BB	IBB	HBP	BLK	WP	HR	S	P	ERA	WHIP	IP	WLS	BF	H	R	ER	SO	BB	IBB	HBP	BLK	WP	HR	S	P	ERA	WHIP																

BOTTOM

Oakland Athletics @ Toronto Blue Jays
Exhibition Stadium, Toronto, ON

Sat Jun 12 1982, 3:33 AM EDT
Att: 24,338 - Unknown - 58 F

livebaseballscorecards.com

AB	31
R	1
H	4
RBI	1
BB	2
SO	1
LOB	12



Batter	1	2	3	4	5	6	7	8	9	AB R H RBI BB SO LOB	TOP							
Rickey Henderson, R OBP: 0.430, SLG: 0.394 (1, 7) X	0-0 F9	4-0 BB			0-3 K		X 0-0 SF9 1B	X 0-0 FC6-4		4 1 1 1 1 1 2								
Dwayne Murphy, L OBP: 0.333, SLG: 0.397 (1, 8) X	0-0 F7	0-0 4-3			X 0-0 1-3		X 4-0 HR BB	X 0-0 6-3		4 1 0 0 1 0 4								
Dan Meyer, L OBP: 0.285, SLG: 0.414 (1, 10) X	0-0 1-3				X 0-0 3-4-1		X 0-0 SF9	X 0-0 4-3		4 0 0 1 0 1 0								
Tony Armas, R OBP: 0.290, SLG: 0.416 (1, 9)		X 0-0 BB HBP SF9 1B			X 0-3 K		X 0-0 SH5-4 BB 1B	X 0-0 1-H HR		5 2 3 2 0 2 0								
Wayne Gross, L OBP: 0.351, SLG: 0.322 (1, 3)		H 1-0 SF9 BB 2B HBP			X 0-0 G3		X 4-0 SH5-4 BB 1-2	X 0-0 G3		3 1 1 0 1 0 0								
Mickey Klutts, R OBP: 0.271, SLG: 0.233 (1, 5)		B 4-0 2B SH4-3 BB			X 0-3 K		X 0-0 SH5-4 1-2 2-3	X 0-0 5-3		3 1 1 0 1 1 0								
Dave McKay, S OBP: 0.237, SLG: 0.279 (1, 4)		X 0-0 SF9			X 0-0 4-3		X 0-0 1-3	X 0-0 FC6-4 1B		4 1 1 1 0 0 4								
Mike Heath, R OBP: 0.324, SLG: 0.366 (1, 2)		X 0-0 SH4-3 1-3 3-H 2B			X 4-0 BB		X 0-0 F8	X 4-0 FC6-4 S BB 1-2		2 0 1 1 2 0 2								
Tony Phillips, S OBP: 0.338, SLG: 0.250 (1, 6)		X 0-0 SH4-3 2-3 3-H			X 0-0 L4		X 0-3 K	X 4-0 FC6-4 BB 1-2 2-3		2 0 0 1 1 1 1								
Inning Stats	R: 0 H: 0 E: 0 K: 0 S: 3	H: 0 LOB: 0 BB: 0 P: 3	R: 3 H: 2 E: 0 K: 0 S: 5	H: 2 LOB: 2 BB: 2 P: 14	R: 0 H: 0 E: 0 K: 2 S: 7	H: 0 LOB: 0 BB: 0 P: 7	R: 0 H: 0 E: 0 K: 1 S: 5	H: 0 LOB: 1 BB: 1 P: 9	R: 0 H: 1 E: 0 K: 0 S: 4	H: 1 LOB: 2 BB: 1 P: 8	R: 3 H: 2 E: 0 K: 1 S: 7	H: 2 LOB: 0 BB: 1 P: 11	R: 1 H: 1 E: 0 K: 0 S: 4	H: 1 LOB: 2 BB: 2 P: 12	R: 0 H: 2 E: 0 K: 1 S: 7	H: 2 LOB: 2 BB: 0 P: 7	1B: 6 SF: 2 2B: 1 SAC: 2 3B: 0 DP: 0 HR: 1 HBP: 1	WP: 0 PA: 43 PB: 0 SB: 6 CS: 0
PITCHER Luis Leal, R (1, 1) ERA: 3.07 Roy Lee Jackson, R (7, 1) ERA: 4.06 Dale Murray, R (8, 1) ERA: 4.39	IP WLS BF H R ER SO BB IBB HBP BLK WP HR S P ERA WHIP	6.0 26 3 3 3 4 4 0 1 0 0 0 0 29 46 4.50 1.167	1.1 L 9 3 4 4 1 2 0 0 0 0 0 1 9 17 27.00 3.750	1.2 8 2 0 0 1 1 0 0 0 0 0 0 9 13 0.00 1.800	PITCHER IP WLS BF H R ER SO BB IBB HBP BLK WP HR S P ERA WHIP													

Oakland Athletics @ Toronto Blue Jays
Exhibition Stadium, Toronto, ON
Sun Jun 13 1982, 3:33 AM EDT
Att. 20,113 - Unknown - 67 F

livebaseballscorecards.com

AB	31
R	7
H	8
RBI	7
BB	7
SO	6
LOB	13



Batter	1	2	3	4	5	6	7	8	9	AB	R	H	RBI	BB	SO	LOB
Damaso Garcia, R OBP: 0.345, SLG: 0.403 (1, 4)	0-0 4-3 2B		0-0 BLK 1B	0-0 6-3			4-0 G1-6-3 BB		0-0 F2	4	1	2	0	1	0	0
Rance Mulliniks, L OBP: 0.315, SLG: 0.325 Garth Iorg, R OBP: 0.304, SLG: 0.379 (5, PH) (6, 5)	0-0 4-3 2-3		0-0 F7 1-2		0-0 F7		0-0 F7		0-0 F8	2	0	0	0	0	0	2
Lloyd Moseby, L OBP: 0.300, SLG: 0.384 (1, 8)	0-0 1-3		0-0 3B 1B		0-3 K		0-0 G1-6-3 1-2f			4	1	1	1	0	1	2
Willie Upshaw, L OBP: 0.356, SLG: 0.507 (1, 3)	0-0 4-3		0-0 1B 3B		0-3 K			0-0 F7		4	1	1	1	0	1	1
Barry Bonnell, R OBP: 0.404, SLG: 0.519 (1, 7)		4-0 BB E BB	0-0 FC5-4 1B		0-0 5-3			0-3 K		3	1	1	1	1	1	0
Dave Revering, L OBP: 0.266, SLG: 0.294 Wayne Nordhagen, R OBP: 0.331, SLG: 0.333 Tony Johnson, R OBP: 0.333, SLG: 0.435 (1, 10) (3, PH) (8, PR)		4-0 CS E BB	0-0 FC5-4 1-2f		0-0 F7			0-0 WP 1B		0	0	0	0	1	0	0
Hosken Powell, L OBP: 0.271, SLG: 0.324 Jesse Barfield, R OBP: 0.352, SLG: 0.423 (1, 9) (3, PH) (4, 9)		0-0 E4 1-2 2-H	0-0 G3		0-0 BB 1B			0-0 1B		0	0	0	0	0	0	1
Ernie Whitt, L OBP: 0.343, SLG: 0.448 (1, 2)		0-3 K 2-3		0-0 3-1		4-0 FC6-4 BB		0-0 4-3		3	0	0	0	1	1	3
Alfredo Griffin, S OBP: 0.252, SLG: 0.303 (1, 6)		0-0 F8		0-3 K		0-0 FC6-4 1-2f			0-3 K	4	0	0	0	0	2	3

Inning Stats	R: 0	H: 1	E: 0	LOB: 1	K: 0	P: 4	R: 1	H: 0	E: 1	LOB: 1	K: 1	P: 5	R: 3	H: 4	E: 0	LOB: 1	K: 0	P: 7	R: 0	H: 0	E: 0	LOB: 0	K: 1	P: 5	R: 0	H: 0	E: 0	LOB: 0	K: 2	P: 7	R: 0	H: 1	E: 0	LOB: 2	K: 0	P: 8	R: 0	H: 0	E: 0	LOB: 0	K: 0	P: 6	R: 1	H: 2	E: 0	LOB: 1	K: 1	P: 7	R: 0	H: 0	E: 0	LOB: 0	K: 1	P: 5	1B: 6	SF: 0	2B: 2	SAC: 0	3B: 1	DP: 2	HR: 0	HBP: 0	WP: 1	PA: 38
--------------	------	------	------	--------	------	------	------	------	------	--------	------	------	------	------	------	--------	------	------	------	------	------	--------	------	------	------	------	------	--------	------	------	------	------	------	--------	------	------	------	------	------	--------	------	------	------	------	------	--------	------	------	------	------	------	--------	------	------	-------	-------	-------	--------	-------	-------	-------	--------	-------	--------

PITCHER	IP	WLS	BF	H	R	ER	SO	BB	IBB	HBP	BLK	WP	HR	S	P	ERA	WHIP
Mike Norris, R ERA: 4.71 (1, 1)	2.1		14	5	4	3	1	2	0	0	1	0	0	14	22	11.57	3.000
Tom Underwood, L ERA: 4.14 (3, 1)	3.2	W	13	1	0	0	3	1	0	0	0	0	0	18	22	0.00	0.545
Dave Beard, R ERA: 3.83 (7, 1)	3.0	S	11	2	1	1	2	1	0	0	0	1	0	14	18	3.00	1.000


BOTTOM

Oakland Athletics @ Toronto Blue Jays
Exhibition Stadium, Toronto, ON
Sun Jun 13 1982, 3:33 AM EDT
Att. 20,113 - Unknown - 67 F

livebaseballscores.com

AB	34
R	5
H	8
RBI	4
BB	4
SO	6
LOB	15



Batter	1	2	3	4	5	6	7	8	9	AB R H RBI BB SO LOB	TOP	
Rickey Henderson, R OBP: 0.427, SLG: 0.396 (1, 7) X	0-0 5-3		0-0 1B 2B	0-0 6-3			0-0 E6 3-1			4 1 1 0 0 0 1		
Dwayne Murphy, L OBP: 0.332, SLG: 0.394 (1, 8) S S S	0-3 K		0-0 1B SF8 1B	0-0 G3			0-3 K			4 1 1 1 0 2 2		
Dan Meyer, L OBP: 0.284, SLG: 0.410 (1, 10) X	0-0 4-3		0-0 WP 1B				0-0 3-1			4 0 1 0 0 0 1		
Tony Armas, R OBP: 0.289, SLG: 0.415 (1, 9) X		0-0 F8 1B 2B 1B	0-0 SF8				0-0 6-3	0-3 K		3 1 1 1 0 1 0		
Wayne Gross, L OBP: 0.348, SLG: 0.320 (1, 3) X		0-0 2B 1B	0-3 K				0-0 G3	0-0 F7		4 0 1 0 0 1 1		
Jeff Newman, R OBP: 0.302, SLG: 0.419 (1, 2) X		0-0 F8	0-0 5-3				0-3 K	0-0 6-3		4 0 0 0 0 1 3		
Mickey Klutts, R OBP: 0.288, SLG: 0.298 (1, 5) X		0-0 1-3 2B		0-0 SH4-3 3B 2B			0-3 K		0-0 F8	4 1 2 1 0 1 0	AB 34 R 4 H 9 RBI 4 BB 0 SO 8 LOB 13	
Davey Lopes, R OBP: 0.317, SLG: 0.355 (1, 4) X		0-0 1-3		0-0 SH4-3			0-0 2B		0-0 L5	3 0 1 0 0 0 2		
Tony Phillips, S OBP: 0.333, SLG: 0.278 (1, 6) S S S		0-3 K		0-0 3B			0-0 F9		0-3 K	4 0 1 1 0 2 3		
Inning Stats	R: 0 E: 0 K: 1 S: 5 H: 0 LOB: 0 BB: 0 P: 5	R: 1 E: 0 K: 1 S: 8 H: 3 LOB: 2 BB: 0 P: 8	R: 2 E: 0 K: 1 S: 8 H: 3 LOB: 1 BB: 0 P: 8	R: 1 E: 0 K: 0 S: 5 H: 2 LOB: 1 BB: 0 P: 5	R: 0 E: 0 K: 0 S: 3 H: 0 LOB: 0 BB: 0 P: 3	R: 0 E: 0 K: 2 S: 8 H: 1 LOB: 1 BB: 0 P: 8	R: 0 E: 1 K: 1 S: 5 H: 0 LOB: 1 BB: 0 P: 5	R: 0 E: 0 K: 1 S: 5 H: 0 LOB: 0 BB: 0 P: 5	R: 0 E: 0 K: 1 S: 5 H: 0 LOB: 0 BB: 0 P: 5	1B: 4 2B: 4 3B: 1 HR: 0 SF: 1 SAC: 1 DP: 0 HBP: 0	WP: 1 PB: 0 SB: 1 CS: 0 PA: 36	
PITCHER	IP WLS BF H R ER SO BB IBB HBP BLK WP HR S P ERA WHIP											
Jim Gott, R ERA: 4.4 (1, 1)	2.0 L 11 5 3 3 2 0 0 0 0 0 0 0 15 15 13.50 2.500											
Mark Bomback, R ERA: 5.94 (3, 1)	1.2 8 3 1 1 1 0 0 0 0 0 1 0 10 10 5.40 1.800											
Jerry Garvin, L ERA: 6.61 (4, 1)	3.1 11 1 0 0 3 0 0 0 0 0 0 0 17 17 0.00 0.300											
Roy Lee Jackson, R ERA: 3.94 (8, 1)	1.0 3 0 0 0 1 0 0 0 0 0 0 0 5 5 0.00 0.000											
Joey McLaughlin, R ERA: 3.96 (9, 1)	1.0 3 0 0 0 1 0 0 0 0 0 0 0 5 5 0.00 0.000											

Oakland Athletics @ Toronto Blue Jays
Exhibition Stadium, Toronto, ON
Mon Jun 14 1982, 3:33 AM EDT
Att. 14,136 - Unknown - 70 F

livebaseballscorecards.com

Batter	1	2	3	4	5	6	7	8	9	AB	R	H	RBI	BB	SO	LOB
Damaso Garcia, R OBP: 0.344, SLG: 0.400 (1, 4)	0-0 F8	0-0 6-3			0-0 1-2 1B		0-0 F7			4	0	1	0	0	0	3
Rance Mulliniks, L OBP: 0.306, SLG: 0.315 (1, 5)	0-0 4-3		0-0 G3		0-0 F8		0-0 F2			4	0	0	0	0	0	3
Lloyd Moseby, L OBP: 0.304, SLG: 0.379 (1, 8)	4-0 HR BB		0-0 4-3		0-0 P6			4-0 BB		2	1	0	0	2	0	2
Willie Upshaw, L OBP: 0.359, SLG: 0.520 (1, 3)	0-0 1-H HR		4-0 BB		0-0 P6			0-0 F5		3	1	1	2	1	0	3
Barry Bonnell, R OBP: 0.394, SLG: 0.506 (1, 7)	0-0 F5		0-0 F5			0-0 P6		0-0 P4		4	0	0	0	0	0	2
Dave Revering, L OBP: 0.267, SLG: 0.295 Wayne Nordhagen, R OBP: 0.328, SLG: 0.330 (1, 10)			0-0 E 1B		0-0 5-3		0-0 P6		0-3 K	3	0	1	0	0	0	0
Jesse Barfield, R OBP: 0.345, SLG: 0.414 Hosken Powell, L OBP: 0.269, SLG: 0.320 (1, 9)			0-0 E5 1-3		0-0 P4		0-0 F7			3	0	0	0	0	0	1
Ernie Whitt, L OBP: 0.333, SLG: 0.434 (1, 2)			0-0 F2		0-3 K			0-0 4-3		4	0	0	0	0	1	2
Alfredo Griffin, S OBP: 0.257, SLG: 0.303 (1, 6)			0-0 F5		4-0 F8 1B BB			0-0 1B		3	0	1	0	1	0	2

Inning Stats	R: 2	H: 1	E: 0	LOB: 0	K: 0	P: 8	R: 0	H: 1	E: 1	LOB: 2	K: 0	P: 5	R: 0	H: 0	E: 0	LOB: 1	K: 0	P: 7	R: 0	H: 0	E: 0	LOB: 0	K: 1	P: 5	R: 0	H: 1	E: 0	LOB: 2	K: 0	P: 8	R: 0	H: 0	E: 0	LOB: 0	K: 0	P: 3	R: 0	H: 1	E: 0	LOB: 1	K: 1	P: 9	R: 0	H: 0	E: 0	LOB: 0	K: 0	P: 3	1B: 3	SF: 0	2B: 0	SAC: 0	3B: 0	DP: 0	HR: 1	HBP: 0	WP: 0	PA: 36
--------------	------	------	------	--------	------	------	------	------	------	--------	------	------	------	------	------	--------	------	------	------	------	------	--------	------	------	------	------	------	--------	------	------	------	------	------	--------	------	------	------	------	------	--------	------	------	------	------	------	--------	------	------	-------	-------	-------	--------	-------	-------	-------	--------	-------	--------

PITCHER	IP	WLS	BF	H	R	ER	SO	BB	IBB	HBP	BLK	WP	HR	S	P	ERA	WHIP
Matt Keough, R ERA: 5.52 (1, 1)	7.0	W	30	4	2	2	1	4	0	0	0	0	1	28	44	2.57	1.143
Tom Underwood, L ERA: 4.1 (8, 1)	0.2		2	0	0	0	0	0	0	0	0	0	0	2	2	0.00	0.000
Dave Beard, R ERA: 3.7 (8, 1)	1.1	S	4	0	0	0	1	0	0	0	0	0	0	6	6	0.00	0.000

BOTTOM

Oakland Athletics @ Toronto Blue Jays
Exhibition Stadium, Toronto, ON
Mon Jun 14 1982, 3:33 AM EDT
Att: 14,136 - Unknown - 70 F

livebaseballscores.com

AB	32
R	2
H	4
RBI	2
BB	4
SO	2
LOB	19



Batter	1	2	3	4	5	6	7	8	9	AB R H RBI BB SO LOB	TOP											
Ron LeFlore, R (1, 8) OBP: 0.342, SLG: 0.416 Rudy Law, L (7, 8) OBP: 0.305, SLG: 0.364	0-0 2B 5-3 1B	0-0 FC4-6 1-2 1B		0-3 K 1-2		0-0 1B		4-0 E BB		4 1 3 0 0 1 1 0 0 0 0 1 0 0												
Tony Bernazard, S (1, 4) OBP: 0.327, SLG: 0.352	0-0 F9	4-0 FC4-6 1-2 2-3 BB		0-0 F9		0-0 4-3		0-0 SF8		3 0 0 1 1 0 3												
Steve Kemp, L (1, 7) OBP: 0.375, SLG: 0.387	0-0 2B 1-3	0-0 FC4-6 1-2f 2-3 3-H		0-0 1B 2-H			0-0 6-3	0-0 4-3		5 1 2 2 0 0 3												
Greg Luzinski, R (1, 10) OBP: 0.354, SLG: 0.447	0-0 5-3	0-3 K		0-3 K			4-0 PB WP BB	0-0 1-3		4 0 0 1 1 2 5												
Tom Paciorek, R (1, 3) OBP: 0.358, SLG: 0.442 Mike Squires, L (7, 3) OBP: 0.282, SLG: 0.250	4-0 2B BB		0-0 1B		0-0 F9		4-0 PB BB		0-0 G3-6-3 1B	2 1 1 0 2 0 0 1 0 1 0 0 0 0												
Harold Baines, L (1, 9) OBP: 0.305, SLG: 0.403	0-0 2B 1-H 2-H		0-0 1B		0-0 F9		0-3 K 1-2 2-3		0-0 G3-6-3 1-2f	5 0 2 2 0 1 3												
Carlton Fisk, R (1, 2) OBP: 0.339, SLG: 0.381	0-0 5-3		0-3 K		0-0 1-3		0-0 5-3		0-0 1B	5 0 1 0 0 1 4												
Aurelio Rodriguez, R (1, 5) OBP: 0.235, SLG: 0.167		0-0 F8		0-3 K		0-0 F3		0-0 2B SF8 1B	0-0 5-3	5 1 1 0 0 1 2												
Bill Almon, R (1, 6) OBP: 0.357, SLG: 0.434		0-0 BB FC4-6 1B 1B		0-0 S 1B 1B		0-0 F4		0-0 E 1-3 2B		4 3 3 0 0 0 0												
Inning Stats	R: 3 E: 0 K: 0 S: 6	H: 3 LOB: 1 BB: 1 P: 10	R: 1 E: 0 K: 1 S: 7	H: 2 LOB: 2 BB: 1 P: 11	R: 0 E: 0 K: 2 S: 8	H: 2 LOB: 1 BB: 0 P: 8	R: 1 E: 0 K: 2 S: 9	H: 2 LOB: 1 BB: 0 P: 9	R: 0 E: 0 K: 0 S: 3	H: 0 LOB: 0 BB: 0 P: 3	R: 0 E: 0 K: 1 S: 5	H: 1 LOB: 1 BB: 0 P: 4	R: 0 E: 0 K: 1 S: 5	H: 0 LOB: 2 BB: 2 P: 13	R: 2 E: 1 K: 0 S: 5	H: 2 LOB: 1 BB: 1 P: 9	R: 0 E: 0 K: 0 S: 4	H: 2 LOB: 1 BB: 0 P: 4	1B: 11 2B: 3 3B: 0 HR: 0	SF: 1 SAC: 0 DP: 1 HBP: 0	WP: 1 PB: 1 SB: 1 CS: 0	PA: 44
PITCHER	IP WLS BF H R ER SO BB IBB HBP BLK WP HR S P ERA WHIP																					
Brian Kingman, R (1, 1) ERA: 4.82	1.1 L 10 5 4 4 0 1 0 0 0 0 0 0 9 13 27.00 4.500																					
Bob Owchinko, L (2, 1) ERA: 4.99	2.2 12 4 1 1 5 1 0 0 0 0 0 0 21 25 3.38 1.875																					
Bo McLaughlin, R (5, 1) ERA: 4.84	3.0 14 3 2 2 1 2 0 0 0 1 0 14 22 6.00 1.667																					
Fernando Arroyo, R (8, 1) ERA: 4.74	2.0 8 2 0 0 0 1 0 0 0 0 0 0 7 11 0.00 1.500																					

Chicago White Sox @ Oakland Athletics
Oakland-Alameda County Coliseum, Oakland, CA
Tue Jun 15 1982, 7:05 PM PDT
Att. 16,062 - Unknown

livebaseballscorecards.com

AB	38
R	7
H	14
RBI	6
BB	5
SO	6
LOB	21



Batter	1	2	3	4	5	6	7	8	9	AB R H RBI BB SO LOB
Rickey Henderson, R (1, 7) OBP: 0.425, SLG: 0.397	0-0 E4 CS S			0-0 F7		0-3 K			0-0 2B	4 0 1 0 0 1 1
Dwayne Murphy, L (1, 8) OBP: 0.327, SLG: 0.386	0-0 F7 1-2			0-0 F7			0-3 K		0-0 F5	4 0 0 0 0 1 2
Dan Meyer, L (1, 10) OBP: 0.278, SLG: 0.400	0-3 K 2-3			0-0 3-1			0-0 E3 1B		0-3 K	4 0 0 0 0 2 2
Tony Armas, R (1, 9) OBP: 0.284, SLG: 0.406		0-0 F2			0-3 K		0-3 K		0-0 5-3	4 0 0 0 0 2 2
Wayne Gross, L (1, 3) OBP: 0.354, SLG: 0.327		0-0 G6-4-3 1B			0-0 F9		0-0 1-2 1B			3 0 2 0 0 0 0
Mickey Klutts, R (1, 5) OBP: 0.273, SLG: 0.280		0-0 G6-4-3 1-2f			0-0 5-3		0-0 F4			3 0 0 0 0 0 3
Davey Lopes, R (1, 4) OBP: 0.313, SLG: 0.349			0-0 F9			0-0 F6		0-0 1-3		3 0 0 0 0 0 0
Mike Heath, R (1, 2) OBP: 0.315, SLG: 0.354			0-0 5-3			0-0 F4		0-0 F8		3 0 0 0 0 0 0
Tony Phillips, S (1, 6) OBP: 0.333, SLG: 0.270			0-0 6-3			4-0 BB		0-3 K		2 0 0 0 1 1 0

Inning Stats	R: 0	H: 0	R: 0	H: 1	R: 0	H: 0	R: 0	H: 0	R: 0	H: 0	R: 0	H: 1	R: 0	H: 0	R: 0	H: 1	R: 0	H: 1	1B: 2	SF: 0	WP: 0	PA: 31	
E: 1	LOB: 1	E: 0	LOB: 0	E: 0	LOB: 0	E: 0	LOB: 0	E: 0	LOB: 1	E: 1	LOB: 2	E: 0	LOB: 0	E: 0	LOB: 1	E: 0	LOB: 1	E: 0	LOB: 1	2B: 2	SAC: 0	PB: 0	
K: 1	BB: 0	K: 0	BB: 0	K: 0	BB: 0	K: 0	BB: 0	K: 1	BB: 1	K: 2	BB: 0	K: 1	BB: 0	K: 1	BB: 0	K: 1	BB: 0	K: 1	BB: 0	3B: 0	DP: 2	SB: 1	
S: 5	P: 5	S: 3	P: 3	S: 3	P: 3	S: 3	P: 3	S: 5	P: 5	S: 9	P: 9	S: 5	P: 5	S: 6	P: 6	S: 6	P: 6	S: 6	P: 6	HR: 0	HBP: 0	CS: 1	

PITCHER	IP	WLS	BF	H	R	ER	SO	BB	IBB	HBP	BLK	WP	HR	S	P	ERA	WHIP	PITCHER	IP	WLS	BF	H	R	ER	SO	BB	IBB	HBP	BLK	WP	HR	S	P	ERA	WHIP	
LaMarr Hoyt, R (1, 1) ERA: 2.24	9.0	W	31	3	0	0	7	1	0	0	0	0	0	44	48	0.00	0.444																			


BOTTOM

Chicago White Sox @ Oakland Athletics
Oakland-Alameda County Coliseum, Oakland, CA

Tue Jun 15 1982, 7:05 PM PDT
Att. 16,062 - Unknown

livebaseballscorecards.com

AB	30
R	0
H	3
RBI	0
BB	1
SO	7
LOB	10



Batter	1	2	3	4	5	6	7	8	9	10	AB R H RBI BB SO LOB	TOP										
Ron LeFlore, R (1, 8) OBP: 0.352, SLG: 0.417	0-0 G4-6-3 1B			0-3 K		4-0 BB		4-0 HR BB		4-0 SH3-4 1B BB	2 2 1 0 3 1 0											
Tony Bernazard, S (1, 4) OBP: 0.322, SLG: 0.346	0-0 G4-6-3 1-2f			0-0 F7		0-0 4-3		0-0 P6		0-0 SH3-4 1-2	4 0 0 0 0 0 3											
Steve Kemp, L (1, 7) OBP: 0.375, SLG: 0.398	0-0 G3			0-0 4-3			0-0 F7	0-0 HR		4-0 1B BB	4 1 1 2 1 0 0											
Greg Luzinski, R (1, 10) OBP: 0.362, SLG: 0.468		0-0 6-3			0-0 HR		0-0 1B 2B	0-0 1B		0-0 1-2 2-H 1B	5 2 4 2 0 0 0											
Tom Paciorek, R (1, 3) OBP: 0.356, SLG: 0.438		0-0 F8			0-0 P3		0-0 2B 1B	0-3 K		0-0 P2	4 1 1 0 0 1 1											
Mike Squires, L (8, 3) OBP: 0.275, SLG: 0.243		0-0 F8			0-0 P3		1-2 2B 1B			0-0 P2	1 0 0 0 0 0 2											
Harold Baines, L (1, 9) OBP: 0.303, SLG: 0.403		0-0 P4			0-0 G3		0-0 1B 2B		0-0 F9	0-0 3-1	5 1 1 2 0 0 2											
Carlton Fisk, R (1, 2) OBP: 0.342, SLG: 0.384			0-0 5-3 SH1-4 1B		0-0 F8		0-0 F8		0-0 S 1B		4 0 2 0 0 0 1											
Aurelio Rodriguez, R (1, 5) OBP: 0.229, SLG: 0.161			0-0 SH1-4			0-0 6-3	0-0 CS 1B		0-0 F8		1 0 0 0 0 0 0											
Mary Foley, L (7, PH) OBP: 0.467, SLG: 0.273			1-2				2-H		1-2		1 0 1 1 0 0 0											
Rudy Law, L (7, PR) OBP: 0.305, SLG: 0.364											0 0 0 0 0 0 0											
Vance Law, R (7, 5) OBP: 0.333, SLG: 0.296											1 0 0 0 0 0 1											
Bill Almon, R (1, 6) OBP: 0.350, SLG: 0.425			0-0 5-3			0-0 F8	0-0 CS	0-3 K	0-0 5-3		4 0 0 0 0 1 2											
Marc Hill, R (9, 5) OBP: 0.281, SLG: 0.407			2-3				1-2				0 0 0 0 0 0 0											
Inning Stats	R: 0 E: 0 K: 0 S: 3	H: 1 LOB: 0 BB: 0 P: 3	R: 0 E: 0 K: 0 S: 3	H: 0 LOB: 0 BB: 0 P: 3	R: 0 E: 0 K: 1 S: 5	H: 0 LOB: 0 BB: 0 P: 5	R: 1 E: 0 K: 0 S: 4	H: 1 LOB: 0 BB: 0 P: 4	R: 0 E: 0 K: 0 S: 3	H: 0 LOB: 1 BB: 1 P: 7	R: 3 E: 0 K: 0 S: 6	H: 4 LOB: 1 BB: 0 P: 6	R: 2 E: 0 K: 2 S: 9	H: 2 LOB: 1 BB: 1 P: 13	R: 0 E: 0 K: 0 S: 4	H: 1 LOB: 1 BB: 0 P: 4	R: 1 E: 0 K: 0 S: 4	H: 1 LOB: 2 BB: 2 P: 12	1B: 8 2B: 1 3B: 0 HR: 2	SF: 0 SAC: 2 DP: 1 HBP: 0	WP: 0 PB: 0 SB: 1 CS: 1	PA: 43
PITCHER	IP WLS BF H R ER SO BB IBB HBP BLK WP HR S P ERA WHIP																					
Rick Langford, R (1, 1) ERA: 4.39	6.1		24	6	4	4	1	1	0	0	0	0	0	1	25	29	5.68	1.105				
Dave Beard, R (7, 1) ERA: 4.09	2.2	L	13	4	3	3	2	2	0	0	0	0	0	1	15	23	10.12	2.250				
Tom Underwood, L (10, 1) ERA: 4.04	1.0		5	1	0	0	0	1	0	0	0	0	0	0	4	8	0.00	2.000				

Chicago White Sox @ Oakland Athletics
Oakland-Alameda County Coliseum, Oakland, CA

Wed Jun 16 1982, 7:05 PM PDT
Att. 15,069 - Unknown

livebaseballscorecards.com

AB 36
R 7
H 11
RBI 7
BB 4
SO 3
LOB 12



Batter	1	2	3	4	5	6	7	8	9	AB R H RBI BB SO LOB	TOP	
Ron LeFlore, R (1, 8) OBP: 0.354, SLG: 0.416 Rudy Law, L (7, PH) OBP: 0.328, SLG: 0.386	0-0 1-3		0-0 E 1-2 2-3 1B	4-0 S 1B BB	0-0 L6		0-0 1B		0-0 1B	3 2 1 0 1 0 2 2 0 2 1 0 0 0		
Tony Bernazard, S (1, 4) OBP: 0.326, SLG: 0.351	0-3 K		0-0 E9 1B 1-H 2-H 3-H 2B	0-0 2B 1B	4-0 1B BB		0-0 F8		0-0 F7	5 2 2 4 1 1 3		
Steve Kemp, L (1, 7) OBP: 0.375, SLG: 0.403 Mike Squires, L (8, 3) OBP: 0.275, SLG: 0.243	0-3 K		0-3 K	0-0 WP 1-H 2B	0-0 FC6-4 1B 1-2 2-H 3-H			0-0 L4		5 0 2 3 0 2 1 0 0 0 0 0 0 0		
Greg Luzinski, R (1, 10) OBP: 0.367, SLG: 0.468		0-0 WP 4-3 1B	0-0 1B 3-H	4-0 WP BB	0-0 FC6-4 1-2f			0-0 6-3		4 1 2 1 1 0 2		
Tom Paciorek, R (1, 3) OBP: 0.352, SLG: 0.433		0-0 P3	0-0 FC6-4 1B 1-2	0-0 F4 1-2 2-3		0-0 F9		0-0 6-3		5 0 1 0 0 0 3		
Harold Baines, L (1, 9) OBP: 0.305, SLG: 0.403		0-0 4-3 1-2	0-0 FC6-4 FC4 1-2f		0-0 1B 1B		0-0 F7		0-0 FC6-4 6-3 1B 1B	5 2 2 0 0 0 3		
Carlton Fisk, R (1, 2) OBP: 0.338, SLG: 0.379		0-0 4-3 2-H	0-0 FC4 1-2f		0-0 1B 1B 1-3		0-0 F7		0-0 6-3 1-2	5 1 1 0 0 0 3		
Vance Law, R (1, 5) OBP: 0.400, SLG: 0.355			0-0 1B E BB 1B	0-0 4-3	0-0 1B 1B 1-3 3-H		0-0 G5-4-3 1B		4-0 FC6-4 BB	4 2 3 1 1 0 0		
Bill Almon, R (1, 6) OBP: 0.348, SLG: 0.418 Aurelio Rodriguez, R (7, 5) OBP: 0.222, SLG: 0.156			4-0 1B E BB	0-0 F8	0-3 K		0-0 G5-4-3 1-2f		0-0 FC6-4 1B 1-2f 2-3	3 1 0 0 1 1 3 1 0 0 0 0 0 2		
Inning Stats	R: 0 E: 0 K: 2 S: 7 H: 0 LOB: 0 P: 7	R: 1 E: 0 K: 0 S: 4 H: 1 LOB: 0 P: 4	R: 4 E: 1 K: 1 S: 10 H: 5 LOB: 2 P: 14	R: 2 E: 0 K: 0 S: 5 H: 2 LOB: 2 P: 13	R: 3 E: 0 K: 1 S: 9 H: 4 LOB: 1 P: 13	R: 0 E: 0 K: 0 S: 3 H: 0 LOB: 0 P: 3	R: 0 E: 0 K: 0 S: 4 H: 2 LOB: 1 P: 4	R: 0 E: 0 K: 0 S: 3 H: 0 LOB: 0 P: 3	R: 1 E: 0 K: 0 S: 5 H: 2 LOB: 2 P: 9	1B: 14 2B: 2 3B: 0 HR: 0 SF: 0 SAC: 0 DP: 1 HBP: 0	WP: 3 PB: 0 SB: 1 CS: 0 PA: 47	
PITCHER	IP WLS BF H R ER SO BB IBB HBP BLK WP HR S P ERA WHIP											
Mike Norris, R (1, 1) ERA: 5.02	2.0 L 10 3 4 4 2 1 0 0 0 1 0 13 17 18.00 2.000											
Bo McLaughlin, R (3, 1) ERA: 5.35	1.2 11 5 3 3 1 1 0 0 0 0 0 12 16 16.20 3.600											
Bob Owchinko, L (4, 1) ERA: 5.36	2.1 13 4 3 3 1 2 0 0 0 1 0 13 21 11.57 2.571											
Fernando Arroyo, R (7, 1) ERA: 4.5	3.0 13 4 1 1 0 1 0 0 0 0 0 12 16 3.00 1.667											

Chicago White Sox @ Oakland Athletics
Oakland-Alameda County Coliseum, Oakland, CA

Thu Jun 17 1982, 3:33 AM PDT
Att. 13,856 - Sunny

livebaseballscorecards.com

AB 42
R 11
H 16
RBI 10
BB 5
SO 4
LOB 22



Batter	1	2	3	4	5	6	7	8	9
Rickey Henderson, R (1, 7) Wayne Gross, L (7, 7) Jeff Burroughs, R (9, PH) OBP: 0.427, SLG: 0.396 OBP: 0.361, SLG: 0.327 OBP: 0.338, SLG: 0.404	0-0 CS 1B		0-0 G6-4-3 1-2f 2-3		0-3 K		4-0 1B 1B BB		0-0 F8
Dwayne Murphy, L (1, 8) OBP: 0.325, SLG: 0.382	0-0 3-1 1-2		0-0 3-H 1B			0-0 E4 F8 SF9	0-0 1B 1B		0-0 6-3
Cliff Johnson, R (1, 10) OBP: 0.314, SLG: 0.398	0-0 P4		0-0 F8			4-0 1-2 BB	0-0 1-2 3-H 1B		0-0 1-3
Tony Armas, R (1, 9) OBP: 0.272, SLG: 0.388		0-0 5-3		0-3 K		0-0 F8 2-3	0-0 G6-4-3 1-2f		
Mickey Klutts, R (1, 5) OBP: 0.254, SLG: 0.263		0-0 6-3		0-0 E5 G6-4-3		0-0 SF9 3-H		0-0 E4 HR	
Jeff Newman, R (1, 2) OBP: 0.311, SLG: 0.456		4-0 PB BLK BB		0-0 G6-4-3 1-2f		0-0 F9		0-0 1-H HR	
Joe Rudi, R (1, 3) OBP: 0.348, SLG: 0.309		0-3 K 1-3			0-0 1B		0-3 K	0-0 5-3	
Davey Lopes, R (1, 4) Dave McKay, S (8, 4) OBP: 0.318, SLG: 0.350 OBP: 0.233, SLG: 0.274			0-0 G6-4-3 1B 1B		0-3 K		0-0 BB 1B 1B	0-0 F5	
Fred Stanley, R (1, 6) Dan Meyer, L (8, PH) Tony Phillips, S (9, 6) OBP: 0.317, SLG: 0.206 OBP: 0.280, SLG: 0.401 OBP: 0.333, SLG: 0.270			4-0 1-2 BB		0-0 F9		4-0 1-2 1B BB	0-0 F4	

AB	R	H	RBI	BB	SO	LOB
3	0	1	0	0	1	3
0	1	0	0	1	0	0
1	0	0	0	0	0	0
5	1	2	3	0	0	1
4	0	1	1	1	0	1
4	0	0	0	0	1	4
3	1	0	1	0	0	0
3	1	1	2	1	0	2
4	0	1	0	0	2	1
3	2	2	0	0	1	1
1	0	0	0	0	0	0
1	1	0	0	2	0	1
1	0	0	0	0	0	0
0	0	0	0	0	0	0

BOTTOM

Chicago White Sox @ Oakland Athletics
Oakland-Alameda County Coliseum, Oakland, CA

Thu Jun 17 1982, 3:33 AM PDT
Att. 13,856 - Sunny

AB	33
R	7
H	8
RBI	7
BB	5
SO	5
LOB	14



Inning Stats	R: 0	H: 1	E: 0	K: 0	S: 3	LOB: 0	BB: 0	P: 3	R: 0	H: 0	E: 0	K: 1	S: 5	LOB: 1	BB: 1	P: 9	R: 1	H: 2	E: 0	K: 0	S: 4	LOB: 1	BB: 1	P: 8	R: 0	H: 0	E: 1	K: 1	S: 5	LOB: 0	BB: 0	P: 5	R: 0	H: 1	E: 0	K: 2	S: 8	LOB: 1	BB: 0	P: 8	R: 1	H: 0	E: 1	K: 0	S: 4	LOB: 1	BB: 1	P: 8	R: 3	H: 3	E: 0	K: 1	S: 7	LOB: 1	BB: 2	P: 15	R: 2	H: 1	E: 1	K: 0	S: 5	LOB: 0	BB: 0	P: 5	R: 0	H: 0	E: 0	K: 0	S: 3	LOB: 0	BB: 0	P: 3	1B: 7	2B: 0	3B: 0	HR: 1	SF: 1	SAC: 0	DP: 3	HBP: 0	WP: 0	PB: 1	SB: 0	CS: 1	PA: 39
--------------	------	------	------	------	------	--------	-------	------	------	------	------	------	------	--------	-------	------	------	------	------	------	------	--------	-------	------	------	------	------	------	------	--------	-------	------	------	------	------	------	------	--------	-------	------	------	------	------	------	------	--------	-------	------	------	------	------	------	------	--------	-------	-------	------	------	------	------	------	--------	-------	------	------	------	------	------	------	--------	-------	------	-------	-------	-------	-------	-------	--------	-------	--------	-------	-------	-------	-------	--------

PITCHER	IP	WLS	BF	H	R	ER	SO	BB	IBB	HBP	BLK	WP	HR	S	P	ERA	WHIP
Steve Trout, L (1, 1) ERA: 4.13	6.1	W	29	6	5	4	5	5	0	0	1	0	0	34	54	5.68	1.737
Eddie Solomon, R (7, 1) ERA: 6.75	1.1		6	2	2	1	0	0	0	0	0	0	1	6	6	6.75	1.500
Kevin Hickey, L (8, 1) ERA: 2.97	1.1	S	4	0	0	0	0	0	0	0	0	0	0	4	4	0.00	0.000

WP	PB	SB	CS	ERA	WHIP
0	1	0	1		

Batter	1	2	3	4	5	6	7	8	9	AB R H RBI BB SO LOB	TOP											
Damaso Garcia, R (1, 4) OBP: 0.344, SLG: 0.411	4-0 S 1B BB	0-0 FC6-4 1B	0-0 G4-6-3		0-0 G4-6-3			0-0 S 1B	0-3 K	5 2 1 0 1 1 7												
Rance Mulliniks, L (1, 5) OBP: 0.301, SLG: 0.303	0-0 F5	0-0 1B WP 1B		4-0 BB BB		0-3 K		0-0 F2	0-3 K	5 1 1 0 1 2 4												
Lloyd Moseby, L (1, 8) OBP: 0.302, SLG: 0.366	0-0 E S 1B	0-0 WP HBP 1B		4-0 FC6-4 BB		0-3 K		0-0 F5		4 0 2 2 1 1 1												
Willie Upshaw, L (1, 3) OBP: 0.359, SLG: 0.500	0-0 F7	1-0 WP HBP		0-3 K		4-0 E BB		4-0 IBB		2 1 0 0 2 1 3												
Dave Revere, L (1, 10) OBP: 0.303, SLG: 0.331 Dick Davis, R (4, PH) OBP: 0.284, SLG: 0.423	4-0 HBP BB	0-3 K		0-0 FC6-4 FC6-4		0-0 E5		0-3 K		1 0 0 0 1 1 2 3 0 0 0 0 1 4												
Barry Bonnell, R (1, 7) OBP: 0.405, SLG: 0.506	1-0 HBP		0-0 1B 5-3 1B	0-0 FC6-4		0-0 F4		0-0 FC3-6 1B 1B		4 2 2 0 0 0 3												
Jesse Barfield, R (1, 9) OBP: 0.335, SLG: 0.414	0-0 1-3		0-0 5-3		0-0 5-3		0-0 5-3	0-0 FC3-6 1B		5 0 1 0 0 0 4												
Ernie Whitt, L (1, 2) OBP: 0.321, SLG: 0.411		0-3 K	0-0 1B 1B		0-0 1B 1B		0-0 F6	0-0 FC3-6 1B		5 0 2 0 0 1 2												
Alfredo Griffin, S (1, 6) OBP: 0.259, SLG: 0.302		0-0 FC6-4 1B	0-0 G4-6-3 1B		0-0 G4-6-3 1B		0-0 F8	0-0 1B		5 0 4 2 0 0 0												
Inning Stats	R: 1 E: 0 K: 0 S: 4	H: 1 LOB: 3 BB: 2 P: 13	R: 2 E: 0 K: 2 S: 10	H: 3 LOB: 2 BB: 0 P: 11	R: 1 E: 0 K: 0 S: 5	H: 3 LOB: 1 BB: 0 P: 5	R: 0 E: 0 K: 1 S: 5	H: 0 LOB: 2 BB: 2 P: 13	R: 0 E: 0 K: 0 S: 4	H: 2 LOB: 1 BB: 0 P: 4	R: 1 E: 1 K: 2 S: 8	H: 0 LOB: 1 BB: 1 P: 12	R: 0 E: 0 K: 0 S: 3	H: 0 LOB: 0 BB: 0 P: 3	R: 0 E: 0 K: 1 S: 6	H: 1 LOB: 2 BB: 1 P: 10	R: 1 E: 0 K: 2 S: 10	H: 3 LOB: 2 BB: 0 P: 10	1B: 13 2B: 0 3B: 0 HR: 0	SF: 0 SAC: 0 DP: 2 HBP: 2	WP: 1 PB: 0 SB: 4 CS: 0	PA: 47
PITCHER	IP WLS BF H R ER SO BB IBB HBP BLK WP HR S P ERA WHIP																					
Matt Keough, R (1, 1) ERA: 5.77	2.1 L 18 7 4 4 2 2 0 2 0 1 0 18 28 15.43 3.857																					
Tom Underwood, L (3, 1) ERA: 3.86	3.2 15 2 1 0 3 3 0 0 0 0 0 18 30 0.00 1.364																					
Fernando Arroyo, R (7, 1) ERA: 4.24	1.1 5 1 0 0 0 0 0 0 0 0 0 5 5 0.00 0.750																					
Dave Beard, R (8, 1) ERA: 4.14	1.2 9 3 1 1 3 0 1 0 0 0 0 14 18 5.40 1.800																					

Toronto Blue Jays @ Oakland Athletics
Oakland-Alameda County Coliseum, Oakland, CA
Fri Jun 18 1982, 7:05 PM PDT
Att: 12,061 - Unknown

livebaseballscorecards.com

AB	39
R	6
H	13
RBI	4
BB	6
SO	8
LOB	30



Batter	1	2	3	4	5	6	7	8	9	AB	R	H	RBI	BB	SO	LOB
Rickey Henderson, R OBP: 0.433, SLG: 0.406 (1, 7)	0-0 S 1B	4-0 FC1-6 BB		0-0 1-H 2B			0-0 E S 3B	0-3 K		4	2	3	1	1	1	2
Dwayne Murphy, L OBP: 0.323, SLG: 0.375 (1, 8)	0-3 K	0-0 FC1-6		0-0 F7			4-0 3B		0-3 K	4	1	0	0	1	2	5
Cliff Johnson, R OBP: 0.308, SLG: 0.390 Dan Meyer, L OBP: 0.277, SLG: 0.397 (1, 10)	0-3 K		0-0 F7		0-3 K		0-0 F5		0-3 K	3	0	0	0	0	2	1
Tony Armas, R OBP: 0.275, SLG: 0.398 (1, 9)	0-0 1B		0-3 K		0-0 5-3		0-0 FC4-2 3B		0-0 F8	5	0	2	3	0	1	0
Mickey Klutts, R OBP: 0.262, SLG: 0.271 Wayne Gross, L OBP: 0.357, SLG: 0.323 (1, 5)	0-0 F3		0-0 1B		0-3 K		0-0 FC4-2			2	0	1	0	0	0	1
Jeff Newman, R OBP: 0.302, SLG: 0.442 (1, 2)		0-0 4-3	0-0 4-3				0-0 6-3		0-0 F8	4	0	0	0	0	0	2
Joe Rudi, R OBP: 0.361, SLG: 0.337 Tony Phillips, S OBP: 0.333, SLG: 0.270 (1, 3)		0-0 1B FC2 2B		0-0 F7			0-0 1B		0-0 FC2-6 1B	4	0	3	0	0	0	0
Dave McKay, S OBP: 0.234, SLG: 0.274 (1, 4)		0-0 BB FC2 1B		0-3 K			0-0 F9		0-0 FC2-6 S	4	0	1	0	0	1	2
Fred Stanley, R OBP: 0.318, SLG: 0.200 Jim Spencer, L OBP: 0.194, SLG: 0.287 (1, 6)		0-0 FC2 BB		4-0 2B BB			0-3 K		0-3 K	2	1	0	0	1	1	3

Inning Stats	R: 1	H: 2	E: 0	K: 2	S: 9	R: 0	H: 2	E: 0	K: 0	S: 5	R: 0	H: 1	E: 0	K: 1	S: 6	R: 0	H: 0	E: 0	K: 2	S: 7	R: 0	H: 1	E: 0	K: 1	S: 6	R: 2	H: 2	E: 0	K: 0	S: 5	R: 0	H: 1	E: 0	K: 2	S: 8	R: 0	H: 0	E: 0	K: 2	S: 7	1B: 7	2B: 2	3B: 1	SF: 0	SAC: 0	DP: 0	HBP: 0	WP: 0	PA: 40
--------------	------	------	------	------	------	------	------	------	------	------	------	------	------	------	------	------	------	------	------	------	------	------	------	------	------	------	------	------	------	------	------	------	------	------	------	------	------	------	------	------	-------	-------	-------	-------	--------	-------	--------	-------	--------

PITCHER	IP	WLS	BF	H	R	ER	SO	BB	IBB	HBP	BLK	WP	HR	S	P	ERA	WHIP
Jerry Garvin, L ERA: 6.37 (1, 1)	4.0		20	6	2	2	4	2	0	0	0	0	0	26	34	4.50	2.000
Roy Lee Jackson, R ERA: 4.21 (5, 1)	2.1		11	3	2	2	3	1	0	0	0	0	0	16	20	7.71	1.714
Joey McLaughlin, R ERA: 3.69 (7, 1)	2.2	W	9	1	0	0	4	0	0	0	0	0	0	17	17	0.00	0.375

BOTTOM

Toronto Blue Jays @ Oakland Athletics
Oakland-Alameda County Coliseum, Oakland, CA

livebaseballscores.com

AB	37
R	4
H	10
RBI	4
BB	3
SO	11
LOB	20



WP: 0	PA: 40
PB: 0	
SB: 3	
CS: 0	

Fri Jun 18 1982, 7:05 PM PDT
Att. 12,061 - Unknown

Batter	1	2	3	4	5	6	7	8	9	10	11	12	AB	R	H	RBI	BB	SO	LOB
Rickey Henderson, R OBP: 0.426, SLG: 0.398 (1, 7)	0-0 E8		0-3 K			0-3 K		0-0 F8			0-0 6-3		5	0	0	0	0	2	0
Dwayne Murphy, L OBP: 0.325, SLG: 0.370 (1, 8)	0-3 K			4-0 E WP 2B BB		4-0 BB		0-0 4-3			0-3 K		3	1	0	0	2	2	1
Dan Meyer, L OBP: 0.275, SLG: 0.391 (1, 10)	0-3 K			0-0 F8 1-3		0-0 F9			0-0 6-3		0-0 1B		5	0	1	0	0	1	3
Tony Armas, R OBP: 0.269, SLG: 0.389 (1, 9)	0-0 F8			0-0 5-3		0-3 K			0-0 F9		0-3 K		5	0	0	0	0	2	4
Wayne Gross, L OBP: 0.363, SLG: 0.333 (1, 5)		0-3 K		0-0 2B			0-0 1B		0-0 F4			4-0 BB	4	0	2	1	1	1	0
Mike Heath, R OBP: 0.302, SLG: 0.337 (1, 2)		0-0 F4		0-3 K			0-0 F6			0-0 4-3		0-3 K	5	0	0	0	0	2	3
Jim Spencer, L OBP: 0.196, SLG: 0.286 Davey Lopes, R OBP: 0.318, SLG: 0.350 Joe Rudi, R OBP: 0.358, SLG: 0.333 (1, 3)		0-0 4-3			0-0 1-3		0-0 F7			0-0 FC6-4 1B		0-0 F5	4	0	1	0	0	0	1
Dave McKay, S OBP: 0.225, SLG: 0.262 (1, 4)			0-0 F4		0-0 F9		0-0 G3			0-3 K		0-0 4-1	5	0	0	0	0	1	3
Tony Phillips, S OBP: 0.319, SLG: 0.256 (1, 6)			0-0 F8		0-3 K			0-3 K		0-0 FC6-4			4	0	0	0	0	2	1

Inning Stats	R: 0	H: 0	R: 0	H: 0	R: 0	H: 0	R: 0	H: 0	R: 0	H: 1	R: 0	H: 0	R: 0	H: 1	R: 0	H: 1	R: 0	H: 1	R: 0	H: 0	R: 0	H: 0	R: 0	H: 1	R: 0	H: 1	R: 0	H: 0	R: 0	H: 1	R: 0	H: 1	1B: 3	SF: 0	WP: 1	PA: 44
E: 1	LOB: 1	E: 0	LOB: 0	E: 0	LOB: 0	E: 1	LOB: 1	E: 0	LOB: 0	E: 0	LOB: 1	E: 0	LOB: 0	E: 0	LOB: 1	E: 0	LOB: 1	E: 0	LOB: 1	E: 0	LOB: 1	E: 0	LOB: 1	E: 0	LOB: 1	E: 0	LOB: 1	E: 0	LOB: 1	E: 0	LOB: 1	2B: 1	SAC: 0	PB: 0		
K: 2	BB: 0	K: 1	BB: 0	K: 1	BB: 0	K: 1	BB: 1	K: 2	BB: 1	K: 0	BB: 0	K: 1	BB: 0	K: 0	BB: 0	K: 1	BB: 0	K: 2	BB: 0	K: 1	BB: 0	K: 2	BB: 0	K: 1	BB: 1	K: 1	BB: 1	K: 1	BB: 1	K: 1	BB: 1	3B: 0	DP: 0	SB: 0		
S: 8	P: 8	S: 5	P: 5	S: 5	P: 5	S: 6	P: 10	S: 7	P: 11	S: 4	P: 4	S: 5	P: 5	S: 3	P: 3	S: 6	P: 6	S: 8	P: 8	S: 5	P: 9	S: 8	P: 8	S: 8	P: 8	S: 8	P: 8	S: 8	P: 8	HR: 0	HBP: 0	CS: 0				

PITCHER	IP	WLS	BF	H	R	ER	SO	BB	IBB	HBP	BLK	WP	HR	S	P	ERA	WHIP
Jim Clancy, R ERA: 3.73 (1, 1)	10.0		36	3	1	0	10	2	0	0	0	1	0	54	62	0.00	0.500
Joey McLaughlin, R ERA: 3.51 (11, 1)	2.0	W	8	1	0	0	3	1	0	0	0	0	0	13	17	0.00	1.000

Toronto Blue Jays @ Oakland Athletics
Oakland-Alameda County Coliseum, Oakland, CA

Sat Jun 19 1982, 3:33 AM PDT
Att: 19,214 - Unknown

livebaseballscorecards.com

AB	41
R	1
H	4
RBI	1
BB	3
SO	13
LOB	17



Batter	1	2	3	4	5	6	7	8	9	AB R H RBI BB SO LOB	TOP												
Damaso Garcia, R (1, 4) OBP: 0.356, SLG: 0.418	0-0 5-3		0-0 6-3			0-0 FC4-6 1B	0-0 6-3		0-0 1-3	5 0 1 0 0 0 5													
Garth Iorg, R (1, 5) OBP: 0.315, SLG: 0.396	0-0 F7			0-0 F8		0-0 FC4-6 1-2f		0-0 FC5 2B		4 0 1 0 0 0 1													
Lloyd Moseby, L (1, 8) OBP: 0.297, SLG: 0.368	0-3 K			0-0 F8		0-0 F3		0-0 F3		4 0 0 0 0 1 2													
Willie Upshaw, L (1, 3) OBP: 0.348, SLG: 0.482		0-0 F9		0-3 K			0-0 1B 1B	0-0 F7		4 1 1 0 0 1 1													
Barry Bonnell, R (1, 7) OBP: 0.402, SLG: 0.494					0-0 1-3		0-0 SH 1B FC1 1B	0-0 FC5 2-3		4 1 2 0 0 0 1													
Dave Revering, L (1, 10) OBP: 0.299, SLG: 0.346		0-0 FC4-6					0-0 FC1 SH G1-2-3 1B		0-0 FC1-6 1B	3 1 2 2 0 0 1 0 0 0 0 0 0 0 1 0 1 0 0 0 0													
Tony Johnson, R (7, PR) OBP: 0.345, SLG: 0.440																							
Hosken Powell, L (9, PH) OBP: 0.272, SLG: 0.321		0-0 1-2f																					
Jesse Barfield, R (1, 9) OBP: 0.325, SLG: 0.399		0-0 5-3			0-0 5-3		0-0 SH G1-2-3 FC1		0-0 FC1-6 1B 1-2f	3 0 0 0 0 0 2													
Ernie Whitt, L (1, 2) OBP: 0.317, SLG: 0.403			0-0 4-3		0-3 K		0-0 FC1 G1-2-3		0-0 1B 1-2	4 0 1 1 0 1 2													
Alfredo Griffin, S (1, 6) OBP: 0.258, SLG: 0.299				0-0 F6		0-0 F8	0-0 G1-2-3		0-0 F8	4 0 0 0 0 0 5													
Inning Stats	R: 0 E: 0 K: 1 S: 5	H: 0 LOB: 0 BB: 0 P: 5	R: 0 E: 0 K: 0 S: 4	H: 1 LOB: 1 BB: 0 P: 4	R: 0 E: 0 K: 0 S: 3	H: 0 LOB: 0 BB: 0 P: 3	R: 0 E: 0 K: 1 S: 5	H: 0 LOB: 0 BB: 0 P: 5	R: 1 E: 0 K: 1 S: 6	H: 1 LOB: 0 BB: 0 P: 6	R: 0 E: 0 K: 0 S: 4	H: 1 LOB: 1 BB: 0 P: 4	R: 2 E: 0 K: 0 S: 7	H: 3 LOB: 3 BB: 0 P: 7	R: 0 E: 0 K: 0 S: 4	H: 1 LOB: 1 BB: 0 P: 4	R: 0 E: 0 K: 0 S: 5	H: 2 LOB: 2 BB: 0 P: 5	1B: 7 2B: 1 3B: 0 HR: 1	SF: 0 SAC: 1 DP: 1 HBP: 0	WP: 0 PB: 0 SB: 0 CS: 0	PA: 37	
PITCHER Rick Langford, R (1, 1) ERA: 4.29	IP 9.0	WLS L	BF 37	H 9	R 3	ER 3	SO 3	BB 0	IBB 0	HBP 0	BLK 0	WP 0	HR 1	S 43	P 43	ERA 3.00	WHIP 1.000						PITCHER IP WLS BF H R ER SO BB IBB HBP BLK WP HR S P ERA WHIP

Toronto Blue Jays @ Oakland Athletics
Oakland-Alameda County Coliseum, Oakland, CA

Sun Jun 20 1982, 3:33 AM PDT
Att. 26,096 - Unknown

livebaseballscorecards.com

AB 36
R 3
H 9
RBI 3
BB 0
SO 3
LOB 20



Batter	1	2	3	4	5	6	7	8	9	AB	R	H	RBI	BB	SO	LOB
Rickey Henderson, R (1, 7) OBP: 0.424, SLG: 0.399	0-0 F9			0-0 1B		0-0 F9		0-0 1-3		4	1	1	0	0	0	1
Dwayne Murphy, L (1, 8) OBP: 0.327, SLG: 0.372	0-0 F9			0-0 1B		0-0 G4-6-3			0-0 2-3	4	1	2	0	0	0	0
Dan Meyer, L (1, 10) OBP: 0.280, SLG: 0.393	0-0 G3			0-0 1B		0-0 G4-6-3			0-0 1B	4	0	2	1	0	0	1
Tony Armas, R (1, 9) OBP: 0.273, SLG: 0.397		0-0 1-3		0-0 SF9			0-0 G6-4-3		0-3 K	3	0	2	1	0	1	1
Wayne Gross, L (1, 5) OBP: 0.358, SLG: 0.327		0-0 1-3		0-3 K			0-0 SH		0-0 F8	3	0	0	0	0	1	3
Jeff Newman, R (1, 2) OBP: 0.296, SLG: 0.432		0-0 1-3		0-0 F7			0-0 G6-4-3			3	0	0	0	0	0	3
Davey Lopes, R (1, 4) OBP: 0.313, SLG: 0.344			0-3 K		0-0 F8			0-0 F7		3	0	0	0	0	1	1
Jim Spencer, L (1, 3) OBP: 0.190, SLG: 0.277			0-0 G3		0-3 K			0-0 F7		3	0	0	0	0	1	0
Fred Stanley, R (1, 6) OBP: 0.310, SLG: 0.194			0-0 4-3		0-0 F8			4-0 CS		2	0	0	0	0	0	0
Jeff Burroughs, R (8, PH) OBP: 0.349, SLG: 0.404										0	0	0	0	1	0	0
Tony Phillips, S (8, PR) OBP: 0.319, SLG: 0.256										0	0	0	0	0	0	0

BOTTOM

Toronto Blue Jays @ Oakland Athletics
Oakland-Alameda County Coliseum, Oakland, CA

Sun Jun 20 1982, 3:33 AM PDT
Att. 26,096 - Unknown

AB	29
R	2
H	7
RBI	2
BB	1
SO	4
LOB	10



Inning Stats	R: 0	H: 0	E: 0	K: 0	S: 3	R: 0	H: 1	E: 0	K: 0	S: 3	R: 0	H: 0	E: 0	K: 1	S: 5	R: 2	H: 3	E: 0	K: 1	S: 8	R: 0	H: 0	E: 0	K: 1	S: 5	R: 0	H: 1	E: 0	K: 0	S: 3	R: 0	H: 1	E: 1	K: 0	S: 4	R: 0	H: 0	E: 0	K: 0	S: 2	R: 0	H: 1	E: 0	K: 1	S: 6	1B: 5	SF: 1	2B: 2	SAC: 1	3B: 0	DP: 2	HR: 0	HBP: 0	WP: 0	PA: 32
--------------	------	------	------	------	------	------	------	------	------	------	------	------	------	------	------	------	------	------	------	------	------	------	------	------	------	------	------	------	------	------	------	------	------	------	------	------	------	------	------	------	------	------	------	------	------	-------	-------	-------	--------	-------	-------	-------	--------	-------	--------

PITCHER	IP	WLS	BF	H	R	ER	SO	BB	IBB	HBP	BLK	WP	HR	S	P	ERA	WHIP
Dave Stieb, R (1, 1) ERA: 3.74	9.0	W	32	7	2	2	4	1	0	0	0	0	0	39	43	2.00	0.889

Batter	1	2	3	4	5	6	7	8	9	AB R H RBI BB SO LOB	TOP																								
Willie Wilson, S (1, 7) OBP: 0.368, SLG: 0.457	0-0 G6-4-3 1B		0-0 1-3		0-3 K		4-0 1-2 BB			3 0 1 0 1 1 1	Kansas City Royals @ Oakland Athletics Oakland-Alameda County Coliseum, Oakland, CA Mon Jun 21 1982, 7:05 PM PDT Att. 30,928 - Unknown livebaseballscorecards.com																								
John Wathan, R (1, 2) OBP: 0.344, SLG: 0.323	0-0 G6-4-3 1-2f			0-0 WP 1B	0-0 3B		0-0 F3			4 1 2 1 0 0 3																									
George Brett, L (1, 5) OBP: 0.383, SLG: 0.526	0-0 6-3			0-0 1B 1-H	0-0 F2			0-0 1B		4 1 2 1 0 0 1																									
Amos Otis, R (1, 8) OBP: 0.350, SLG: 0.476		0-0 L7		0-3 K		0-0 6-3		0-0 F9		4 0 0 0 0 1 2																									
Hal McRae, R (1, 10) OBP: 0.412, SLG: 0.566		0-0 F7		0-0 F9		0-0 F6		0-0 F8		4 0 0 0 0 0 2																									
Jerry Martin, R (1, 9) OBP: 0.336, SLG: 0.395		0-0		0-0 E9 1B		0-3 K		0-3 K		3 0 2 0 0 1 0																									
Cesar Geronimo, L (7, 9) OBP: 0.373, SLG: 0.582				1-H						1 0 0 0 0 1 1																									
Willie Aikens, L (1, 3) OBP: 0.312, SLG: 0.374		0-3 K		0-3 K			0-0 4-3		0-0 6-3	4 0 0 0 0 2 2																									
Frank White, R (1, 4) OBP: 0.332, SLG: 0.468			0-0 6-3		0-0 G3 3B 2B		0-0 F8		0-0 F7	4 1 1 0 0 0 0																									
U L Washington, S (1, 6) OBP: 0.272, SLG: 0.257			0-0 5-3		0-0 G3 2-3		0-0 S 1B		0-0 L8	4 0 1 0 0 0 1																									
Inning Stats	R: 0 E: 0 K: 0 S: 3	H: 1 LOB: 0 BB: 0 P: 3	R: 0 E: 0 K: 1 S: 6	H: 1 LOB: 1 BB: 0 P: 6	R: 0 E: 0 K: 0 S: 3	H: 0 LOB: 0 BB: 0 P: 3	R: 2 E: 1 K: 2 S: 10	H: 3 LOB: 1 BB: 0 P: 10	R: 1 E: 0 K: 1 S: 7	H: 2 LOB: 1 BB: 0 P: 7	R: 0 E: 0 K: 1 S: 5	H: 0 LOB: 0 BB: 0 P: 5	R: 0 E: 0 K: 0 S: 4	H: 1 LOB: 2 BB: 1 P: 8	R: 0 E: 0 K: 1 S: 6	H: 1 LOB: 1 BB: 0 P: 6	R: 0 E: 0 K: 0 S: 3	H: 0 LOB: 0 BB: 0 P: 3	1B: 7 2B: 1 3B: 1 HR: 0	SF: 0 SAC: 0 DP: 1 HBP: 0	WP: 1 PB: 0 SB: 2 CS: 0	PA: 36													
PITCHER	IP WLS BF H R ER SO BB IBB HBP BLK WP HR S P ERA WHIP																																		
Tom Underwood, L (1, 1) ERA: 3.74	7.1	31	9	3	2	5	1	0	0	0	1	0	40	44	2.46	1.364																			
Dave Beard, R (8, 1) ERA: 3.94	1.2	W	5	0	0	0	1	0	0	0	0	0	7	7	0.00	0.000																			

Kansas City Royals @ Oakland Athletics
Oakland-Alameda County Coliseum, Oakland, CA
 Mon Jun 21 1982, 7:05 PM PDT
 Att. 30,928 - Unknown

AB	35
R	3
H	9
RBI	2
BB	1
SO	6
LOB	13



Batter	1	2	3	4	5	6	7	8	9	AB R H RBI BB SO LOB	TOP											
Willie Wilson, S (1, 7) OBP: 0.369, SLG: 0.461	0-3 K	0-0 FC6-4			0-0 SH5-3 FC6-5 2B		0-0 F7		0-0 G6-4-3 1B	5 0 2 0 0 1 2	Kansas City Royals @ Oakland Athletics Oakland-Alameda County Coliseum, Oakland, CA Tue Jun 22 1982, 7:05 PM PDT Att. 15,326 - Unknown livebaseballscorecards.com											
John Wathan, R (1, 2) OBP: 0.343, SLG: 0.319	4-0 1B SF8 BB		0-0 F4		0-0 SH5-3		0-0 F7		0-0 G6-4-3 1B	3 1 0 0 1 0 2												
George Brett, L (1, 5) OBP: 0.388, SLG: 0.527	0-0 1B		4-0 FC5 1B BB		0-0 FC6-5		0-0 1B			3 0 2 0 1 0 1												
Amos Otis, R (1, 8) OBP: 0.349, SLG: 0.475	0-0 SF8		0-0 FC5 1B		0-0 F7		0-0 F9			3 0 1 1 0 0 2												
Hal McRae, R (1, 10) OBP: 0.410, SLG: 0.560	0-0 F9		0-0 FC5 1B		0-0 G4 2B 1B		0-0 F7			4 1 1 0 0 0 3												
Willie Aikens, L (1, 3) OBP: 0.311, SLG: 0.371		0-0 5-3	0-0 F7		0-0 G4 1B		0-0 G6-4-3 1B			4 0 1 0 0 0 3												
Dennis Werth, R (8, PR) OBP: 0.333, SLG: 0.143										0 0 0 0 0 0 0												
Jerry Martin, R (1, 9) OBP: 0.335, SLG: 0.397		0-0 6-3		0-0 L7		0-0 2B		0-0 G6-4-3 1B		4 0 1 1 0 0 1												
Frank White, R (1, 4) OBP: 0.330, SLG: 0.464		0-0 1B 1B		0-0 5-3		0-0 5-3		0-0 F4		4 0 1 0 0 0 1												
U L Washington, S (1, 6) OBP: 0.282, SLG: 0.269		0-0 FC6-4 1B		0-0 F3		0-0 L6		0-0 1B 1B		4 0 2 0 0 0 1												
Inning Stats	R: 1 E: 0 K: 1 S: 6	H: 1 LOB: 1 BB: 1 P: 10	R: 0 E: 0 K: 0 S: 5	H: 2 LOB: 2 BB: 0 P: 5	R: 0 E: 0 K: 0 S: 4	H: 1 LOB: 2 BB: 1 P: 8	R: 0 E: 0 K: 0 S: 3	H: 0 LOB: 0 BB: 0 P: 3	R: 0 E: 0 K: 0 S: 4	H: 1 LOB: 1 BB: 0 P: 4	R: 1 E: 0 K: 0 S: 5	H: 2 LOB: 1 BB: 0 P: 5	R: 0 E: 0 K: 0 S: 4	H: 1 LOB: 1 BB: 0 P: 4	R: 0 E: 0 K: 0 S: 3	H: 1 LOB: 1 BB: 0 P: 3	R: 0 E: 0 K: 0 S: 4	H: 2 LOB: 1 BB: 0 P: 4	1B: 9 2B: 2 3B: 0 HR: 0	SF: 1 SAC: 1 DP: 2 HBP: 0	WP: 0 PB: 0 SB: 0 CS: 0	PA: 38
PITCHER Matt Keough, R (1, 1) ERA: 5.44	IP 9.0	WLS L	BF 38	H 11	R 2	ER 2	SO 1	BB 2	IBB 0	HBP 0	BLK 0	WP 0	HR 0	S 38	P 46	ERA 2.00	WHIP 1.444					

Kansas City Royals @ Oakland Athletics
Oakland-Alameda County Coliseum, Oakland, CA

Tue Jun 22 1982, 7:05 PM PDT
 Att. 15,326 - Unknown

AB 34
R 2
H 11
RBI 2
BB 2
SO 1
LOB 16



Batter	1	2	3	4	5	6	7	8	9	AB	R	H	RBI	BB	SO	LOB
Rickey Henderson, R (1, 7) OBP: 0.419, SLG: 0.392	0-0 L9		0-3 K		0-0 F4			0-0 6-3 1B		4	1	1	0	0	1	1
Dwayne Murphy, L (1, 8) OBP: 0.329, SLG: 0.380	0-0 F7		0-0 F9			4-0 1B BB		0-3 K 1-3		3	0	0	0	1	1	2
Cliff Johnson, R (1, 10) OBP: 0.305, SLG: 0.378	0-0 6-3			0-0 1B 1B		0-0 F8		0-0 6-3		4	0	1	1	0	0	1
Tony Armas, R (1, 9) OBP: 0.276, SLG: 0.396		0-0 6-3		0-0 FC4-6 1B		0-0 1-2 1B		0-0 F9		4	0	2	0	0	0	0
Joe Rudi, R (1, 3) OBP: 0.360, SLG: 0.330		0-0		0-3 K		0-3 K			0-0	2	0	1	0	0	1	2
Wayne Gross, L (6, PH) OBP: 0.362, SLG: 0.329										2	0	1	0	0	1	2
Tony Phillips, S (9, PR) OBP: 0.319, SLG: 0.256										0	0	0	0	0	0	0
Jeff Newman, R (1, 2) OBP: 0.288, SLG: 0.419		0-3 K		0-0 L6		0-0 F9			0-0 F9	4	0	0	0	0	1	6
Davey Lopes, R (1, 4) OBP: 0.303, SLG: 0.332		0-3 K		0-0 FC4-6					0-0 F8	3	0	0	0	0	1	3
Dan Meyer, L (9, PH) OBP: 0.278, SLG: 0.391				1-2f					0-0 F8	1	0	0	0	0	0	1
Dave McKay, S (1, 5) OBP: 0.222, SLG: 0.252			0-0 1-3		0-3 K				0-0 F8	3	0	0	0	0	1	0
Jeff Burroughs, R (9, PH) OBP: 0.354, SLG: 0.463									0-0 F8	1	0	0	0	0	0	1
Fred Stanley, R (1, 6) OBP: 0.315, SLG: 0.197				4-0 BB		0-0 L7				2	0	0	0	1	0	0

Inning Stats	R: 0	H: 0	E: 0	K: 0	S: 3	R: 0	H: 1	E: 0	K: 2	S: 8	R: 0	H: 0	E: 0	K: 1	S: 5	R: 0	H: 2	E: 0	K: 1	S: 7	R: 0	H: 0	E: 0	K: 1	S: 5	R: 0	H: 1	E: 0	K: 0	S: 6	R: 0	H: 0	E: 0	K: 0	S: 3	R: 1	H: 1	E: 0	K: 1	S: 6	R: 0	H: 1	E: 0	K: 0	S: 4	R: 0	H: 1	E: 0	K: 0	S: 4	1B: 6	2B: 0	3B: 0	HR: 0	SF: 0	SAC: 0	DP: 0	HBP: 0	WP: 0	PB: 0	SB: 2	CS: 0	PA: 35
--------------	------	------	------	------	------	------	------	------	------	------	------	------	------	------	------	------	------	------	------	------	------	------	------	------	------	------	------	------	------	------	------	------	------	------	------	------	------	------	------	------	------	------	------	------	------	------	------	------	------	------	-------	-------	-------	-------	-------	--------	-------	--------	-------	-------	-------	-------	--------

PITCHER	IP	WLS	BF	H	R	ER	SO	BB	IBB	HBP	BLK	WP	HR	S	P	ERA	WHIP
Bud Black, L (1, 1) ERA: 4.67	5.1	W	22	4	0	0	5	2	0	0	0	0	0	30	38	0.00	1.125
Dan Quisenberry, R (6, 1) ERA: 2.01	3.2	S	13	2	1	1	2	0	0	0	0	0	0	17	17	2.46	0.545

BOTTOM

Kansas City Royals @ Oakland Athletics
Oakland-Alameda County Coliseum, Oakland, CA

Tue Jun 22 1982, 7:05 PM PDT
Att. 15,326 - Unknown

livebaseballscorecards.com

AB	33
R	1
H	6
RBI	1
BB	2
SO	7
LOB	19



Batter	1	2	3	4	5	6	7	8	9	AB R H RBI BB SO LOB	TOP	
Willie Wilson, S OBP: 0.366, SLG: 0.456 (1, 7) X	0-0 F8		0-0 4-3		0-0 FC6-4			0-0 FC6-2 1B		4 0 1 0 0 0 1		
John Wathan, R OBP: 0.343, SLG: 0.316 Jamie Quirk, L OBP: 0.289, SLG: 0.306 (8, PH) BB (8, 2)	4-0 F9 BB		0-0 F4			0-0 F4		0-0 FC6-2 FC6-4		2 0 0 0 1 0 0 1 0 0 0 0 0 3		
George Brett, L OBP: 0.382, SLG: 0.519 (1, 5) X	0-0 F9			0-0 4-3		0-0 F8		0-0 F5		4 0 0 0 0 0 4		
Amos Otis, R OBP: 0.351, SLG: 0.473 (1, 8) H		1-0 1B HBP		0-0 CS 1B		0-0 L8		0-0 FC6-4		3 0 1 0 0 0 3		
Hal McRae, R OBP: 0.415, SLG: 0.560 (1, 10) X		0-0 F9		1-0 S HBP		0-0 CS 1B			4-0 FC1-5 BB	2 0 1 0 1 0 1		
Willie Aikens, L OBP: 0.315, SLG: 0.371 Dennis Werth, R OBP: 0.333, SLG: 0.143 (9, PR) BB (9, 3)		0-0 1B		0-0 4-3		0-0 L7			4-0 FC1-5 BB	3 0 1 0 1 0 2 0 1 0 0 0 0 0		
Jerry Martin, R OBP: 0.333, SLG: 0.394 (1, 9) X		0-0 F3		0-0 1B		0-0 FC6-4 1B		0-3 K	0-0 FC1-5	4 0 1 0 0 1 5		
Frank White, R OBP: 0.331, SLG: 0.463 Greg Pryor, R OBP: 0.406, SLG: 0.583 Cesar Geronimo, L OBP: 0.367, SLG: 0.571 Onix Concepcion, R OBP: 0.275, SLG: 0.315 (1, 4) X (8, 4) (9, PH) (9, 4)		0-0 5-3		0-0 F2		0-0 CS		0-0 1B SH FC6-2 1B	0-3 K	3 0 1 0 0 0 3 0 0 0 0 0 0 0 1 0 0 0 0 1 2 0 0 0 0 0 0 0		
U L Washington, S OBP: 0.284, SLG: 0.272 (1, 6) X			0-0 F7		0-0 F7			0-0 SH FC6-2 1B	0-0 1B	3 0 1 1 0 0 1		
Inning Stats	R: 0 E: 0 K: 0 S: 2 H: 0 LOB: 0 BB: 1 P: 6	R: 0 E: 0 K: 0 S: 4 H: 1 LOB: 2 BB: 0 P: 5	R: 0 E: 0 K: 0 S: 3 H: 0 LOB: 0 BB: 0 P: 3	R: 0 E: 0 K: 0 S: 3 H: 1 LOB: 1 BB: 0 P: 4	R: 0 E: 0 K: 0 S: 4 H: 1 LOB: 1 BB: 0 P: 4	R: 0 E: 0 K: 0 S: 3 H: 0 LOB: 0 BB: 0 P: 3	R: 0 E: 0 K: 1 S: 5 H: 1 LOB: 0 BB: 0 P: 5	R: 0 E: 1 K: 0 S: 6 H: 2 LOB: 3 BB: 0 P: 6	R: 1 E: 0 K: 1 S: 5 H: 1 LOB: 2 BB: 2 P: 13	1B: 7 2B: 0 3B: 0 HR: 0 SF: 0 SAC: 1 DP: 0 HBP: 2	WP: 0 PB: 0 SB: 1 CS: 2 PA: 37	
PITCHER Brian Kingman, R ERA: 2.28 Bob Owchinko, L ERA: 5.65 Dave Beard, R ERA: 3.86	IP WLS BF H R ER SO BB IBB HBP BLK WP HR S P ERA WHIP											
	8.0 L 32 6 1 1 1 2 0 2 0 0 0 0 30 40 1.12 1.000											
	0.0 1 0 0 0 0 1 0 0 0 0 0 0 4 ∞ ∞											
	1.0 3 1 0 0 1 0 0 0 0 0 0 0 5 5 0.00 1.000											
PITCHER	IP WLS BF H R ER SO BB IBB HBP BLK WP HR S P ERA WHIP											

Kansas City Royals @ Oakland Athletics
Oakland-Alameda County Coliseum, Oakland, CA

Wed Jun 23 1982, 3:33 AM PDT
Att. 15,591 - Sunny

livebaseballscorecards.com

AB	30
R	1
H	7
RBI	1
BB	3
SO	2
LOB	25



Batter	1	2	3	4	5	6	7	8	9	AB R H RBI BB SO LOB	TOP		
Rickey Henderson, R OBP: 0.414, SLG: 0.385 (1, 7) X	0-0 F4 ①			X 0-0 1B ①		X 0-0 5-3 ②		X 0-0 F4-3 ①	4 0 1 0 0 0 0				
Dwayne Murphy, L OBP: 0.326, SLG: 0.373 (1, 8) X	0-0 F4-3 ②			0-0 K ②		X 0-0 L8 ③		0-3 K ②	4 0 0 0 0 2 0				
Cliff Johnson, R OBP: 0.302, SLG: 0.387 (1, 3) X	0-0 F4 ③			X 0-0 HR		X 0-0 5-3 ①		X 0-0 F5 ③	4 1 1 1 0 0 0				
Tony Armas, R OBP: 0.272, SLG: 0.389 (1, 9)		0-3 K ①		X 0-0 1B		X 0-0 F7 ②			3 0 1 0 0 1 0				
Jeff Burroughs, R OBP: 0.347, SLG: 0.424 (1, 10)		0-3 K ②		X 0-0 1-3 ③		X 0-0 E8			3 0 0 0 0 1 1				
Mickey Klutts, R OBP: 0.250, SLG: 0.258 (1, 5)		0-0 F8 ③			0-3 K ①		X 0-0 F8 ③		3 0 0 0 0 1 1				
Mike Heath, R OBP: 0.302, SLG: 0.327 (1, 2)			X 0-0 F9 ①		0-3 K ②		X 0-0 F7 ①		3 0 0 0 0 1 0				
Davey Lopes, R OBP: 0.298, SLG: 0.325 (1, 4)			X 0-0 6-3 ②		X 0-0 5-3 ③		X 0-0 L7 ②		3 0 0 0 0 0 0				
Fred Stanley, R OBP: 0.299, SLG: 0.185 (1, 6)			X 0-0 5-3 ③			X 0-0 F8 ①		X 0-0 F3 ③	2 0 0 0 0 0 0				
Joe Rudi, R OBP: 0.357, SLG: 0.327 (8, PH)									1 0 0 0 0 0 0				
Tony Phillips, S OBP: 0.319, SLG: 0.256 (8, 6)									0 0 0 0 0 0 0				
Inning Stats	R: 0 H: 0 E: 0 LOB: 0 K: 0 BB: 0 S: 3 P: 3	R: 0 H: 0 E: 0 LOB: 0 K: 2 BB: 0 S: 7 P: 7	R: 0 H: 0 E: 0 LOB: 0 K: 0 BB: 0 S: 3 P: 3	R: 1 H: 3 E: 0 LOB: 1 K: 1 BB: 0 S: 7 P: 7	R: 0 H: 0 E: 0 LOB: 0 K: 2 BB: 0 S: 7 P: 7	R: 0 H: 0 E: 0 LOB: 0 K: 0 BB: 0 S: 3 P: 3	R: 0 H: 0 E: 1 LOB: 1 K: 0 BB: 0 S: 4 P: 4	R: 0 H: 0 E: 0 LOB: 0 K: 0 BB: 0 S: 3 P: 3	R: 0 H: 0 E: 0 LOB: 0 K: 1 BB: 0 S: 5 P: 5	1B: 2 SF: 0 2B: 0 SAC: 0 3B: 0 DP: 0 HR: 1 HBP: 0	WP: 0 PA: 30 PB: 0 SB: 0 CS: 0		
PITCHER	IP WLS BF H R ER SO BB IBB HBP BLK WP HR S P ERA WHIP											PITCHER	IP WLS BF H R ER SO BB IBB HBP BLK WP HR S P ERA WHIP
Jon Matlack, L ERA: 3.28 (1, 1)	8.2 W 29 3 1 1 6 0 0 0 0 0 0 1 41 41 1.04 0.346												
Danny Darwin, R ERA: 3.22 (9, 1)	0.1 S 1 0 0 0 0 0 0 0 0 0 0 0 1 1 0.00 0.000												

Oakland Athletics @ Texas Rangers
Arlington Stadium, Arlington, TX
Thu Jun 24 1982, 8:05 PM EDT
Att. 14,764 - Unknown

livebaseballscorecards.com

AB 30
R 1
H 3
RBI 1
BB 0
SO 6
LOB 2



Batter	1	2	3	4	5	6	7	8	9	AB	R	H	RBI	BB	SO	LOB
Bill Sample, R (1, 7) OBP: 0.377, SLG: 0.484	0-0 1B SF9	4-0 1B BB			0-0 1B 2B		0-0 5-3			3	2	2	0	1	0	0
Johnny Grubb, L (1, 9) OBP: 0.382, SLG: 0.400	0-0 1B 1-3	0-0 F8			0-0 L4		0-0 FC5-4 1B			4	0	2	0	0	0	4
Buddy Bell, R (1, 5) OBP: 0.357, SLG: 0.430	0-0 SF9		0-0 CS 1B		0-0 F8		0-0 FC5-4 FC6-4 1-2f			3	0	1	1	0	0	2
Dave Hostetter, R (1, 3) OBP: 0.363, SLG: 0.700	0-0 1B G5-4-3 1-3		0-3 K		0-0 1B 1B		0-0 FC6-4 1-2f			4	0	2	1	0	1	2
Lamar Johnson, R (1, 10) OBP: 0.317, SLG: 0.368	0-0 G5-4-3 1-2f		0-0 F8		0-0 1B 1-2			0-0 F4		4	0	1	0	0	0	3
Mark Wagner, R (1, 6) OBP: 0.291, SLG: 0.288		0-0 4-3		0-3 K		0-0 6-3		0-0 5-3		4	0	0	0	0	1	2
George Wright, S (1, 8) OBP: 0.277, SLG: 0.378		0-3 K BB 1B		0-0 F8		0-0 4-3		0-0 3-1		4	0	0	0	0	1	0
Don Werner, R (1, 2) OBP: 0.412, SLG: 0.333		0-0 BB 1B 1-2		0-0 1B		0-0 F4-6-3 1B				3	0	3	0	0	0	0
Doug Flynn, R (1, 4) OBP: 0.227, SLG: 0.250		0-0 F7		0-3 K		0-0 F4-6-3 1-2				3	0	0	0	0	1	4
Inning Stats	R: 1 E: 0 K: 0 S: 5	H: 3 LOB: 1 BB: 0 P: 5	R: 0 E: 0 K: 1 S: 7	H: 1 LOB: 3 BB: 1 P: 11	R: 0 E: 0 K: 1 S: 5	H: 1 LOB: 0 BB: 0 P: 5	R: 0 E: 0 K: 2 S: 8	H: 1 LOB: 1 BB: 0 P: 8	R: 1 E: 0 K: 0 S: 6	H: 3 LOB: 2 BB: 0 P: 6	R: 0 E: 0 K: 0 S: 3	H: 1 LOB: 0 BB: 0 P: 3	R: 0 E: 0 K: 0 S: 4	H: 1 LOB: 1 BB: 0 P: 4	R: 0 E: 0 K: 0 S: 3	H: 0 LOB: 0 BB: 0 P: 3
PITCHER Rick Langford, R (1, 1) ERA: 4.16	IP: 8.0 WLS: L BF: 34	H: 11 R: 2 ER: 2 SO: 4	BB: 1 IBB: 0 HBP: 0 BLK: 0	WP: 0 HR: 0 S: 41 P: 45	ERA: 2.25 WHIP: 1.500											

BOTTOM

Oakland Athletics @ Texas Rangers
Arlington Stadium, Arlington, TX
Thu Jun 24 1982, 8:05 PM EDT
Att. 14,764 - Unknown

livebaseballscores.com

AB	32
R	2
H	11
RBI	2
BB	1
SO	4
LOB	17



WP: 0	PA: 34
PB: 1	SB: 0
CS: 1	

Batter	1	2	3	4	5	6	7	8	9	AB R H RBI BB SO LOB	TOP											
Rickey Henderson, R OBP: 0.416, SLG: 0.387 (1, 7)	0-0 CS S 1B		0-0 SH1 S 1B		H 1-0 1-2 2B HBP	X 0-0 5-3		X 0-0 L7		4 1 2 0 0 0 2												
Dwayne Murphy, L OBP: 0.329, SLG: 0.377 (1, 8)	0-3 K 1-2		0-0 SH1 1-3		X 0-0 1-H 2-H 2B	B B B 4-0 E BB		X 0-0 FC6-4 1-2f		3 1 1 2 1 1 3												
Cliff Johnson, R OBP: 0.305, SLG: 0.390 (1, 10)	1-0 HBP		0-3 K		X 0-0 1B FC2 2B	S S S 0-3 K		X 0-0 E6 5-3 1B		4 1 1 1 0 2 2												
Tony Armas, R OBP: 0.271, SLG: 0.385 (1, 9)	0-3 K 2-3		0-0 L8		X 0-0 FC2 1-3 1B	S S S 0-3 K		X 0-0 5-3 1-2		5 1 1 0 0 2 4												
Jeff Newman, R OBP: 0.271, SLG: 0.393 (1, 2)		X 0-0 F4-3		X 0-0 F4 1-2	X 0-0 1-3 1-2	S S S 0-3 K		X 0-3 K		5 0 0 0 0 2 3												
Mickey Klutts, R OBP: 0.247, SLG: 0.254 (1, 5)		X 0-0 F9		X 0-0 F9 2-3 3-H	X 0-0 FC2 1B	X 0-0 6-3		X 0-0 1B		5 0 1 1 0 0 2												
Joe Rudi, R OBP: 0.359, SLG: 0.324 Wayne Gross, L OBP: 0.382, SLG: 0.329 (1, 3) (5, PH) (5, 3)		B B B 4-0 1B BB		X 0-0 F6 1-2 3-H	X 0-0 1B		X 0-0 F8		X 0-0 F6	1 0 0 0 1 0 0 3 0 1 1 0 0 1	AB 38 R 6 H 11 RBI 6 BB 2 SO 7 LOB 21											
Davey Lopes, R OBP: 0.301, SLG: 0.333 (1, 4)		X 0-0 FC6 1-2 1B			1B 2B F7		X 0-0 E6 1B			4 1 2 0 0 0 2												
Fred Stanley, R OBP: 0.307, SLG: 0.200 (1, 6)		X 0-0 FC6 1-2f		X 0-0 HBP 2B 1B	X 0-0 F9		X 0-0 FC6-4 1B			4 1 2 1 0 0 2												
Inning Stats	R: 0 E: 0 K: 2 S: 7	H: 1 LOB: 2 BB: 0 P: 8	R: 0 E: 0 K: 0 S: 4	H: 1 LOB: 2 BB: 1 P: 8	R: 0 E: 0 K: 1 S: 6	H: 1 LOB: 1 BB: 0 P: 6	R: 0 E: 0 K: 0 S: 3	H: 0 LOB: 0 BB: 0 P: 3	R: 5 E: 0 K: 0 S: 9	H: 6 LOB: 2 BB: 0 P: 10	R: 0 E: 1 K: 1 S: 5	H: 0 LOB: 1 BB: 1 P: 9	R: 0 E: 0 K: 2 S: 7	H: 0 LOB: 0 BB: 0 P: 7	R: 0 E: 1 K: 0 S: 5	H: 1 LOB: 2 BB: 0 P: 5	R: 1 E: 1 K: 1 S: 7	H: 1 LOB: 1 BB: 0 P: 7	1B: 8 2B: 4 3B: 0 HR: 0	SF: 0 SAC: 1 DP: 1 HBP: 2	WP: 0 PB: 0 SB: 2 CS: 1	PA: 43
PITCHER	IP WLS BF H R ER SO BB IBB HBP BLK WP HR S P ERA WHIP																					
Frank Tanana, L ERA: 4.01 (1, 1)	4.0 L 20 6 4 4 3 1 0 2 0 0 0 23 29 9.00 1.750																					
Dave Schmidt, R ERA: 3.47 (5, 1)	4.2 22 5 2 1 4 1 0 0 0 0 0 29 33 1.93 1.286																					
Paul Mirabella, L ERA: 4.42 (9, 1)	0.1 1 0 0 0 0 0 0 0 0 0 0 1 1 0.00 0.000																					

Oakland Athletics @ Texas Rangers
Arlington Stadium, Arlington, TX
Fri Jun 25 1982, 8:05 PM EDT
Att. 16,663 - Unknown

livebaseballscorecards.com



Batter	1	2	3	4	5	6	7	8	9	AB R H RBI BB SO LOB
Bill Sample, R (1, 7) OBP: 0.373, SLG: 0.475	0-0 F7		0-0 1B		0-0 6-3			0-0 F7		4 0 1 0 0 0 1
Johnny Grubb, L (1, 9) OBP: 0.385, SLG: 0.399	0-0 1B 8-2-5 1B		0-3 K			0-0 F9		4-0 1B WP BB		3 1 1 0 1 1 1
Buddy Bell, R (1, 5) OBP: 0.359, SLG: 0.431	0-0 1-3 1B			0-0 4-3		0-0 F8		0-0 PB WP 1B		4 0 2 1 0 0 0
Dave Hostetter, R (1, 3) OBP: 0.358, SLG: 0.675	0-0 8-2-5			0-3 K		0-0 F9		4-0 FC6-4 BB		3 0 0 0 1 1 2
Lamar Johnson, R (1, 10) OBP: 0.316, SLG: 0.361		0-0 L7		4-0 BB		0-0 F6		0-0 FC6-4		3 0 0 0 1 0 2
Jim Sundberg, R (1, 2) OBP: 0.338, SLG: 0.368		0-0 L9		4-0 BB		0-0 F3		0-0 F4		3 0 0 0 1 0 0
Mark Wagner, R (1, 6) OBP: 0.284, SLG: 0.281		0-0 6-3		0-3 K		0-0 5-3				4 0 0 0 0 2 2
George Wright, S (1, 8) OBP: 0.275, SLG: 0.374			0-3 K			0-0 F9		0-0 BB 1B		2 0 0 0 0 1 0
Bill Stein, R (8, PH) OBP: 0.293, SLG: 0.264 (9, 4)										2 1 1 0 0 0 0
Doug Flynn, R (1, 4) OBP: 0.224, SLG: 0.247			0-0 F4-3			0-0 F8		0-0 F6		2 0 0 0 0 0 0
Terry Bogener, L (8, PH) OBP: 0.147, SLG: 0.188 (9, 8)										1 0 0 0 0 0 1

Inning Stats	R: 0	H: 2	E: 0	LOB: 1	K: 0	S: 4	P: 4	R: 0	H: 0	E: 0	LOB: 0	K: 0	S: 3	P: 3	R: 0	H: 1	E: 0	LOB: 1	K: 2	S: 8	P: 8	R: 0	H: 0	E: 0	LOB: 2	K: 2	S: 7	P: 15	R: 0	H: 0	E: 0	LOB: 0	K: 0	S: 3	P: 3	R: 0	H: 0	E: 0	LOB: 0	K: 0	S: 3	P: 3	R: 2	H: 2	E: 0	LOB: 2	K: 0	S: 5	P: 13	R: 0	H: 0	E: 0	LOB: 0	K: 1	S: 5	P: 5	1B: 5	SF: 0	2B: 1	SAC: 0	3B: 0	DP: 1	HR: 0	HBP: 0	WP: 1	PA: 35
--------------	------	------	------	--------	------	------	------	------	------	------	--------	------	------	------	------	------	------	--------	------	------	------	------	------	------	--------	------	------	-------	------	------	------	--------	------	------	------	------	------	------	--------	------	------	------	------	------	------	--------	------	------	-------	------	------	------	--------	------	------	------	-------	-------	-------	--------	-------	-------	-------	--------	-------	--------

PITCHER	IP	WLS	BF	H	R	ER	SO	BB	IBB	HBP	BLK	WP	HR	S	P	ERA	WHIP
Steve McCatty, R (1, 1) ERA: 3.84	7.2	W	30	5	2	2	4	3	0	0	0	0	0	35	47	2.35	1.043
Dave Beard, R (8, 1) ERA: 3.75	1.1	S	5	0	0	0	1	1	0	0	0	1	0	6	10	0.00	0.750

BOTTOM

Oakland Athletics @ Texas Rangers
Arlington Stadium, Arlington, TX

Fri Jun 25 1982, 8:05 PM EDT
Att. 16,663 - Unknown

livebaseballscorecards.com

AB	31
R	2
H	5
RBI	1
BB	4
SO	5
LOB	9



Batter	1	2	3	4	5	6	7	8	9	AB R H RBI BB SO LOB	TOP	
Rickey Henderson, R OBP: 0.417, SLG: 0.389 (1, 7) X	0-0 L5		0-0 F9			0-0 BB 1-2 1B		0-0 4-3 S 2-3 1B		4 0 2 0 0 0 0		
Dwayne Murphy, L OBP: 0.331, SLG: 0.373 (1, 8) B B B	4-0 SH1-3 BB			0-0 F6		4-0 F6-4-3 1-2 2-3 BB		0-0 4-3		2 0 0 1 2 0 1		
Dan Meyer, L OBP: 0.274, SLG: 0.387 (1, 3) X	0-0 SH1-3			0-0 L7		0-0 SF7		0-0 F6-3		2 0 0 1 0 0 1		
Tony Armas, R OBP: 0.271, SLG: 0.382 (1, 9) X	0-0 5-3			0-0 S 1B		0-0 F6-4-3 1-2			0-0 F9	4 0 1 0 0 0 3		
Wayne Gross, L OBP: 0.355, SLG: 0.322 (1, 5) X		0-0 4-3		0-0 F7 1-2			0-0 F8		0-0 F7	4 0 0 0 0 0 1		
Jeff Burroughs, R OBP: 0.329, SLG: 0.397 (1, 10) X		0-0 5-3			0-0 F5		0-0 F6-3		0-0 F6	4 0 0 0 0 0 0		
Mike Heath, R OBP: 0.295, SLG: 0.319 (1, 2) X		0-0 F2			0-0 F8		0-0 L5			3 0 0 0 0 0 0		
Davey Lopes, R OBP: 0.297, SLG: 0.328 (1, 4) X			0-0 5-3		0-0 L4			0-0 F6-3		3 0 0 0 0 0 0		
Fred Stanley, R OBP: 0.317, SLG: 0.218 (1, 6) X			0-0 F8			4-0 BB SF7 1B BB		0-0 1B 4-3 2B		2 2 1 0 1 0 0		
Inning Stats	R: 0 H: 0 E: 0 LOB: 1 K: 0 BB: 1 S: 3 P: 7	R: 0 H: 0 E: 0 LOB: 0 K: 0 BB: 0 S: 3 P: 3	R: 0 H: 0 E: 0 LOB: 0 K: 0 BB: 0 S: 3 P: 3	R: 0 H: 1 E: 0 LOB: 1 K: 0 BB: 0 S: 4 P: 4	R: 0 H: 0 E: 0 LOB: 0 K: 0 BB: 0 S: 3 P: 3	R: 1 H: 1 E: 0 LOB: 1 K: 0 BB: 2 S: 3 P: 11	R: 0 H: 0 E: 0 LOB: 0 K: 0 BB: 0 S: 3 P: 3	R: 1 H: 2 E: 0 LOB: 1 K: 0 BB: 0 S: 5 P: 5	R: 0 H: 0 E: 0 LOB: 0 K: 0 BB: 0 S: 3 P: 3	1B: 3 SF: 1 2B: 1 SAC: 1 3B: 0 DP: 1 HR: 0 HBP: 0	WP: 0 PA: 33 PB: 0 SB: 2 CS: 0	
PITCHER Charlie Hough, R (1, 1) ERA: 3.36 Steve Comer, R (6, 1) ERA: 3.94	IP WLS BF H R ER SO BB IBB HBP BLK WP HR S P ERA WHIP											PITCHER IP WLS BF H R ER SO BB IBB HBP BLK WP HR S P ERA WHIP

Oakland Athletics @ Texas Rangers
Arlington Stadium, Arlington, TX
Sat Jun 26 1982, 8:05 PM EDT
Att. 30,728 - Unknown

livebaseballscorecards.com

AB 28
R 2
H 4
RBI 2
BB 3
SO 0
LOB 6



Batter	1	2	3	4	5	6	7	8	9	AB	R	H	RBI	BB	SO	LOB			
Bill Sample, R OBP: 0.368, SLG: 0.495 (1, 7)	0-0 F9	0-0 P3			0-0 6-3		0-0 1-H HR			4	1	1	2	0	0	2			
Terry Bogener, L OBP: 0.132, SLG: 0.167 (1, 10)	0-0 F6	0-0 4-3			0-0 F9		0-0 4-3			4	0	0	0	0	0	2			
Buddy Bell, R OBP: 0.364, SLG: 0.450 (1, 5)	0-0 HR 2B				0-0 F7		4-0 FC6-4 BB			3	2	2	1	1	0	0			
Dave Hostetter, R OBP: 0.354, SLG: 0.690 (1, 3)	0-0 2-H HR				0-3 K		0-0 FC6-4			4	1	1	2	0	1	1			
Johnny Grubb, L OBP: 0.381, SLG: 0.401 (1, 9)	0-0 2B				0-3 K		0-0 G3		0-3 K	4	0	1	0	0	2	0			
Jim Sundberg, R OBP: 0.336, SLG: 0.366 (1, 2)	0-0 F7				0-0 5-3		0-0 1B		0-0 6-3	4	0	1	0	0	0	1			
Mike Richardt, R OBP: 0.252, SLG: 0.270 (1, 4)					0-0 6-3		0-0 5-3		0-0 6-3	4	0	1	0	0	0	1			
George Wright, S OBP: 0.276, SLG: 0.374 (1, 8)					0-0 4-3		0-0 FC1-6 1B			3	0	1	0	0	0	1			
Doug Flynn, R OBP: 0.226, SLG: 0.249 (1, 6)					0-0 F5-3		0-0 1-2 FC1-6 HR			3	1	1	0	0	0	1			
Inning Stats	R: 2 E: 0 K: 0 S: 6	H: 3 LOB: 1 BB: 0 P: 6	R: 0 E: 0 K: 0 S: 5	H: 2 LOB: 2 BB: 0 P: 5	R: 1 E: 0 K: 2 S: 8	H: 1 LOB: 0 BB: 0 P: 8	R: 0 E: 0 K: 0 S: 3	H: 0 LOB: 0 BB: 0 P: 3	R: 0 E: 0 K: 0 S: 4	H: 1 LOB: 1 BB: 0 P: 4	R: 2 E: 0 K: 0 S: 5	H: 2 LOB: 1 BB: 1 P: 9	R: 0 E: 0 K: 1 S: 5	H: 0 LOB: 0 BB: 0 P: 5	1B: 4 2B: 2 3B: 0 HR: 3	SF: 0 SAC: 0 DP: 0 HBP: 0	WP: 0 PB: 0 SB: 0 CS: 0	PA: 34	
PITCHER	IP WLS L	WLS L	H R	R ER	SO BB	IBB HBP	BLK WP	HR S	P ERA	WHIP	IP WLS	BF L	H R	ER SO	BB IBB	HBP BLK	WP HR	S P	ERA WHIP
Matt Keough, R ERA: 5.5 (1, 1)	7.0	31	9	5	5	2	1	0	3	6.43	1.429								
Fernando Arroyo, R ERA: 4.07 (8, 1)	1.0	3	0	0	0	1	0	0	5	0.00	0.000								

BOTTOM

Oakland Athletics @ Texas Rangers
Arlington Stadium, Arlington, TX
Sat Jun 26 1982, 8:05 PM EDT
Att. 30,728 - Unknown

AB	33
R	5
H	9
RBI	5
BB	1
SO	3
LOB	9



WP: 0	PA: 34
PB: 0	
SB: 0	
CS: 0	

livebaseballscores.com

Batter	1	2	3	4	5	6	7	8	9	AB	R	H	RBI	BB	SO	LOB	TOP								
Rickey Henderson, R OBP: 0.415, SLG: 0.391 (1, 7)	0-0 F6-3		0-0 5-3			0-0 HR 2B	0-0 E5			4	1	1	0	0	0	1									
Dwayne Murphy, L OBP: 0.333, SLG: 0.392 (1, 8)	0-0 5-3			0-0 1B SF9 2B		0-0 HR	0-0 CS	0-0 F7		4	2	2	2	0	0	0									
Cliff Johnson, R OBP: 0.309, SLG: 0.392 (1, 10)	0-0 FC4 1B			0-0 FC4 1B		0-3 K		0-0 5-3		4	0	2	0	0	1	0									
Tony Armas, R OBP: 0.266, SLG: 0.378 (1, 9)	0-0 FC4 1-2f			0-0 SF9		0-0 F6-3		0-3 K		3	0	0	1	0	1	1									
Jeff Newman, R OBP: 0.264, SLG: 0.383 (1, 2)		0-0 F6-3		0-0 9-4-3 1-2f		0-0 5-3			0-0 F8	4	0	0	0	0	0	1									
Mickey Klutts, R OBP: 0.237, SLG: 0.243 (1, 5)		0-0 F7			0-0 F8		0-0 5-3		0-0 G3	3	0	0	0	0	0	0									
Wayne Gross, L OBP: 0.353, SLG: 0.320 (9, PH)										1	0	0	0	0	0	0									
Joe Rudi, R OBP: 0.351, SLG: 0.315 (1, 3)			0-0 5-3		0-0 5-3		0-0 F6		0-0 4-3	3	0	0	0	0	0	0									
Dan Meyer, L OBP: 0.273, SLG: 0.385 (9, PH)										1	0	0	0	0	0	0									
Davey Lopes, R OBP: 0.302, SLG: 0.338 (1, 4)			0-0 5-3		0-0 1B		0-0 S 2B			3	1	2	0	0	0	0									
Fred Stanley, R OBP: 0.311, SLG: 0.213 (1, 6)			0-0 1-5-3		0-0 5-3		0-0 E CS 2B			2	0	0	0	0	0	1									
Jeff Burroughs, R OBP: 0.338, SLG: 0.422 (7, PH)										1	0	1	1	0	0	0									
Tony Phillips, S OBP: 0.319, SLG: 0.256 (7, 6)										0	0	0	0	0	0	0									
Inning Stats	R: 0 E: 0 K: 0 S: 4	H: 1 LOB: 1 BB: 0 P: 4	R: 0 E: 0 K: 0 S: 3	H: 0 LOB: 0 BB: 0 P: 3	R: 0 E: 0 K: 0 S: 3	H: 0 LOB: 0 BB: 0 P: 3	R: 1 E: 0 K: 0 S: 4	H: 2 LOB: 0 BB: 0 P: 4	R: 0 E: 0 K: 0 S: 4	H: 1 LOB: 1 BB: 0 P: 4	R: 2 E: 0 K: 1 S: 7	H: 2 LOB: 0 BB: 0 P: 7	R: 1 E: 1 K: 0 S: 5	H: 2 LOB: 1 BB: 0 P: 5	R: 0 E: 0 K: 1 S: 5	H: 0 LOB: 0 BB: 0 P: 5	R: 0 E: 0 K: 0 S: 3	H: 0 LOB: 0 BB: 0 P: 3	1B: 3 2B: 5 3B: 0 HR: 1	SF: 1 SAC: 0 DP: 1 HBP: 0	WP: 0 PB: 0 SB: 1 CS: 1	PA: 35			
PITCHER	IP	WLS	BF	H	R	ER	SO	BB	IBB	HBP	BLK	WP	HR	S	P	ERA	WHIP								
Rick Honeycutt, L ERA: 4.03 (1, 1)	7.0	W	28	8	4	4	1	0	0	0	0	0	1	30	30	5.14	1.143								
Danny Darwin, R ERA: 3.05 (8, 1)	2.0		6	0	0	0	1	0	0	0	0	0	0	8	8	0.00	0.000								

Oakland Athletics @ Texas Rangers
Arlington Stadium, Arlington, TX
Sun Jun 27 1982, 8:05 PM EDT
Att. 15,464 - Unknown

livebaseballscorecards.com

AB	33
R	4
H	8
RBI	4
BB	0
SO	2
LOB	4



Batter	1	2	3	4	5	6	7	8	9
Bill Sample, R OBP: 0.370, SLG: 0.491 (1, 7)	0-0 SH1-3 1B		0-0 FC5-4 1B	0-0 5-3		0-3 K		0-0 F8	
Terry Bogener, L OBP: 0.167, SLG: 0.200 (1, 10)	0-0 SH1-3 1-2		0-0 FC5-4 1B	0-0 6-3		0-0 G3		0-0 SF8 1B	
Buddy Bell, R OBP: 0.361, SLG: 0.445 (1, 5)	0-0 5-3		0-0 FC5-4 1B 1-2f 2-3		0-3 K	0-0 1-3		0-0 1B 1-3	
Dave Hostetter, R OBP: 0.375, SLG: 0.747 (1, 3)	0-0 BB 1B 2-H		0-0 2B 1B 1-2 3-H		0-0 HR		0-0 1B 2B	0-0 SF8 3-H	
Johnny Grubb, L OBP: 0.400, SLG: 0.421 (1, 9)	4-0 1B BB		0-0 1B 2B 1-3 2-H		0-0 1B 2B		4-0 1B BB	0-0 1B 1-2	
Jim Sundberg, R OBP: 0.342, SLG: 0.371 (1, 2)	0-0 1B 1-2 2-H		0-0 1B 1B		0-0 2B 1B 1-2		0-0 F9 1B	0-3 K	
Mike Richardt, R OBP: 0.260, SLG: 0.277 (1, 4)		0-0 5-3	0-0 G4-3 1B 1-2 2-H 3-H		0-0 F4		0-0 1B 1-2 2-H		
George Wright, S OBP: 0.275, SLG: 0.376 (1, 8)		0-0 6-3	0-0 G4-3		0-0 2B		0-0 L7		
Doug Flynn, R OBP: 0.221, SLG: 0.243 (1, 6)		0-0 F5-3		0-0 F4-3		0-0 F8		0-0 F4-3	

Inning Stats	R: 1	H: 3	E: 0	K: 0	S: 5	LOB: 2	BB: 1	P: 9
	R: 0	H: 0	E: 0	K: 0	S: 3	LOB: 0	BB: 0	P: 3
	R: 4	H: 6	E: 0	K: 0	S: 8	LOB: 1	BB: 0	P: 8
	R: 0	H: 0	E: 0	K: 0	S: 3	LOB: 0	BB: 0	P: 3
	R: 3	H: 4	E: 0	K: 1	S: 9	LOB: 1	BB: 0	P: 9
	R: 0	H: 0	E: 0	K: 1	S: 5	LOB: 0	BB: 0	P: 5
	R: 1	H: 2	E: 0	K: 0	S: 5	LOB: 2	BB: 1	P: 9
	R: 1	H: 3	E: 0	K: 1	S: 8	LOB: 2	BB: 0	P: 8

PITCHER	IP	WLS	BF	H	R	ER	SO	BB	IBB	HBP	BLK	WP	HR	S	P	ERA	WHIP
Brian Kingman, R ERA: 3.6 (1, 1)	2.1	L	14	7	5	5	0	1	0	0	0	0	0	13	17	19.29	3.429
Fernando Arroyo, R ERA: 4.78 (3, 1)	2.0		10	5	3	3	1	0	0	0	0	0	1	12	12	13.50	2.500
Bo McLaughlin, R ERA: 5.31 (5, 1)	3.2		18	6	2	2	2	1	0	0	0	0	0	21	25	4.91	1.909

BOTTOM

Oakland Athletics @ Texas Rangers
Arlington Stadium, Arlington, TX

Sun Jun 27 1982, 8:05 PM EDT
Att. 15,464 - Unknown

AB	R	H	RBI	BB	SO	LOB
5	2	2	0	0	1	0
4	1	2	0	0	0	0
5	1	1	0	0	1	3
4	3	4	4	0	0	0
3	2	3	1	2	0	0
5	1	3	0	0	1	4
4	0	2	3	0	0	2
4	0	1	2	0	0	4
4	0	0	0	0	0	3

AB	38
R	10
H	18
RBI	10
BB	2
SO	3
LOB	16

livebaseballscorecards.com



1B: 14	SF: 1	WP: 0	PA: 42
2B: 3	SAC: 1	PB: 0	
3B: 0	DP: 1	SB: 0	
HR: 1	HBP: 0	CS: 0	

Batter	1	2	3	4	5	6	7	8	9	AB R H RBI BB SO LOB	TOP											
Rickey Henderson, R OBP: 0.415, SLG: 0.394 (1, 7)	0-0 F9	0-0 1B		0-0 F9		0-0 2B		0-0 6-3		5 0 2 4 0 0 3												
Dwayne Murphy, L OBP: 0.334, SLG: 0.402 (1, 8)	0-0 F7	0-0 F5		0-0 HR		0-3 K		4-0 BB		4 1 1 3 1 1 3												
Cliff Johnson, R OBP: 0.312, SLG: 0.389 (1, 10)	4-0 BB		0-0 1B	0-0 F8		0-0 5-3		0-0 F8		4 1 1 0 1 0 3												
Tony Armas, R OBP: 0.261, SLG: 0.370 (1, 9)	0-3 K		0-0 4-3		0-3 K		0-0 5-3		0-0 F7	5 0 0 0 0 2 3												
Joe Rudi, R OBP: 0.346, SLG: 0.310 (1, 3)		0-0 F8	0-0 1B		0-0 F9		0-0 F3		0-0 F9	5 0 1 1 0 0 0												
Mickey Klutts, R OBP: 0.247, SLG: 0.253 (1, 5)		0-0 1B	0-0 G5-4-3		0-0 1B		0-0 5-3		0-3 K	5 1 2 0 0 1 1												
Mike Heath, R OBP: 0.293, SLG: 0.316 (1, 2)		0-0 1B		0-0 F9	0-0 F9		0-0 F8			4 1 1 0 0 0 1												
Davey Lopes, R OBP: 0.310, SLG: 0.348 (1, 4)		4-0 BB		0-0 1B		0-0 E6		0-0 F8		3 2 2 0 1 0 0												
Fred Stanley, R OBP: 0.318, SLG: 0.226 (1, 6)		0-0 F4		0-0 HR		0-0 E7		0-0 F8		4 2 2 0 0 0 4												
Inning Stats	R: 0 E: 0 K: 1 S: 5	H: 0 LOB: 1 BB: 1 P: 9	R: 2 E: 0 K: 0 S: 6	H: 3 LOB: 2 BB: 1 P: 10	R: 1 E: 0 K: 0 S: 4	H: 2 LOB: 0 BB: 0 P: 4	R: 3 E: 0 K: 0 S: 6	H: 3 LOB: 0 BB: 0 P: 6	R: 0 E: 0 K: 1 S: 6	H: 1 LOB: 1 BB: 0 P: 6	R: 2 E: 2 K: 1 S: 8	H: 2 LOB: 1 BB: 0 P: 8	R: 0 E: 0 K: 0 S: 3	H: 0 LOB: 0 BB: 0 P: 3	R: 0 E: 0 K: 0 S: 4	H: 1 LOB: 2 BB: 1 P: 8	R: 0 E: 0 K: 1 S: 5	H: 0 LOB: 0 BB: 0 P: 5	1B: 9 2B: 2 3B: 0 HR: 1	SF: 0 SAC: 0 DP: 1 HBP: 0	WP: 1 PB: 0 SB: 0 CS: 0	PA: 42
PITCHER	IP WLS BF H R ER SO BB IBB HBP BLK WP HR S P ERA WHIP																					
Larry Gura, L ERA: 4.2 (1, 1)	4.0 L 21 8 6 6 1 2 0 0 0 0 0 1 21 29 13.50 2.500																					
Grant Jackson, L ERA: 5.17 (5, 1)	3.0 13 3 2 0 2 0 0 0 0 0 0 0 17 17 0.00 1.000																					
Keith Creel, R ERA: 5.4 (8, 1)	2.0 8 1 0 0 1 1 0 0 0 0 1 0 9 13 0.00 1.000																					

Oakland Athletics @ Kansas City Royals
Royals Stadium, Kansas City, MO
Mon Jun 28 1982, 8:05 PM EDT
Att. 40,728 - Unknown - 86 F

AB 39
R 8
H 12
RBI 8
BB 3
SO 4
LOB 18



WP: 1 PA: 42
PB: 0
SB: 0
CS: 0

ERA WHIP

livebaseballscorecards.com

Batter	1	2	3	4	5	6	7	8	9	AB R H RBI BB SO LOB	TOP	
Rickey Henderson, R OBP: 0.418, SLG: 0.399 (1, 7) X	0-0 SH1-3 2B		0-0 1-2 1B		4-0 S BLK BB		0-3 K		0-3 K	4 1 2 0 1 2 2		
Dwayne Murphy, L OBP: 0.337, SLG: 0.401 (1, 8) X	0-0 SH1-3 2-3		0-3 K		4-0 BLK BB		0-0 FC6-4 2-H 1B		0-0 6-3	3 0 1 1 1 1 3		
Cliff Johnson, R OBP: 0.305, SLG: 0.380 (1, 10) X	0-0 F3		0-0 F7		0-0 F9 1-2 2-H		0-0 FC6-4 1-2f			4 0 0 0 0 0 5		
Tony Armas, R OBP: 0.261, SLG: 0.365 (1, 9) S S	0-3 K			4-0 5-3 BB		0-0 6-3		0-0 F9		3 0 0 0 1 1 2		
Joe Rudi, R OBP: 0.345, SLG: 0.305 (1, 3)		0-3 K		0-0 5-3 1-2		4-0 L6-3 BB		0-0 6-3		2 0 0 0 1 1 1 1 0 0 0 0 0 0		
Dan Meyer, L OBP: 0.271, SLG: 0.383 (8, PH) (8, 5)												
Mickey Klutts, R OBP: 0.238, SLG: 0.244 (1, 5)		0-0 G3		0-0 F8		0-0 F7		0-0		3 0 0 0 0 0 2 1 0 1 0 0 0 0		
Wayne Gross, L OBP: 0.356, SLG: 0.324 (8, PH) (8, 3)								1B				
Davey Lopes, R OBP: 0.309, SLG: 0.343 (1, 4) X		0-0 F4		4-0 BB		0-0 L6-3 1-2		0-3 K		3 0 0 0 1 1 2		
Jeff Newman, R OBP: 0.264, SLG: 0.379 (1, 2) X			0-0 1B 1B		0-0 1-3		0-0 F3		0-3 K	4 0 1 0 0 1 2		
Fred Stanley, R OBP: 0.313, SLG: 0.221 (1, 6) X			0-0 F7			0-0 6-3		0-0 1B 2B		2 0 0 0 0 0 1 1 1 1 0 0 0 0 1 0 1 0 0 0 0		
Danny Goodwin, L OBP: 0.324, SLG: 0.529 (7, PH)												
Tony Phillips, S OBP: 0.326, SLG: 0.291 (7, 6) X									0-0 3B			
Inning Stats	R: 0 H: 1 E: 0 LOB: 1 K: 1 BB: 0 S: 6 P: 6	R: 0 H: 0 E: 0 LOB: 0 K: 1 BB: 0 S: 5 P: 5	R: 0 H: 2 E: 0 LOB: 2 K: 1 BB: 0 S: 7 P: 7	R: 0 H: 0 E: 0 LOB: 2 K: 0 BB: 2 S: 3 P: 11	R: 1 H: 0 E: 0 LOB: 1 K: 0 BB: 2 S: 3 P: 11	R: 0 H: 0 E: 0 LOB: 0 K: 0 BB: 1 S: 2 P: 6	R: 1 H: 2 E: 0 LOB: 1 K: 1 BB: 0 S: 7 P: 7	R: 0 H: 1 E: 0 LOB: 1 K: 1 BB: 0 S: 6 P: 6	R: 0 H: 1 E: 0 LOB: 1 K: 2 BB: 0 S: 8 P: 8	1B: 4 SF: 0 2B: 3 SAC: 1 3B: 1 DP: 1 HR: 0 HBP: 0	WP: 0 PA: 38 PB: 0 SB: 1 CS: 0	
PITCHER Don Hood, L ERA: 2.81 (1, 1)	IP WLS BF H R ER SO BB IBB HBP BLK WP HR S P ERA WHIP											
Mike Armstrong, R ERA: 2.35 (6, 1)	4.0 S 16 4 1 1 4 1 0 0 0 0 0 0 23 27 2.25 1.250											

Oakland Athletics @ Kansas City Royals
Royals Stadium, Kansas City, MO

Tue Jun 29 1982, 8:05 PM EDT
Att. 26,837 - Unknown - 92 F

livebaseballscorecards.com

AB	32
R	2
H	7
RBI	1
BB	5
SO	7
LOB	20



Batter	1	2	3	4	5	6	7	8	9
Willie Wilson, S OBP: 0.359, SLG: 0.442 (1, 8)	4-0 S HR BB	0-0 F7		0-0 G4-6-3 1B		0-0 G3		0-0 FC6-4	
John Wathan, R OBP: 0.338, SLG: 0.312 (1, 2) Jamie Quirk, L OBP: 0.250, SLG: 0.278 (8, 2)	0-0 4-3		0-0 1B S 1B	0-0 G4-6-3		0-0 FC5-2-6			
George Brett, L OBP: 0.396, SLG: 0.531 (1, 5)	0-0 HR		0-0 1B	4-0 FC6-4 BB		0-0 5-3			
Hal McRae, R OBP: 0.399, SLG: 0.560 (1, 10)	0-3 K		0-0 5-3	0-0 FC6-4			0-3 K		
Willie Aikens, L OBP: 0.314, SLG: 0.375 (1, 3)	0-0 F9		0-0 E 5-3 BB 1B		0-0 3-1		0-3 K		
Steve Hammond, L OBP: 0.571, SLG: 0.667 (1, 9)		0-0 E FC6-4 2B	4-0 5-3 E BB		0-0 4-3		0-3 K		
Jerry Martin, R OBP: 0.335, SLG: 0.391 (1, 7)		0-3 K	0-0 E6 5-3		0-0 F9		0-0 G5-4-3 1B		
Onix Concepcion, R OBP: 0.272, SLG: 0.312 (1, 4)		0-0 E3 FC6-4	0-0 5-3			0-0 E 1B		0-0 G5-4-3	
U L Washington, S OBP: 0.301, SLG: 0.279 (1, 6)		0-0 FC6-4	0-0 4-3			0-0 E5 FC5-2-6		0-0 FC6-4 1B	

Inning Stats	R: 2	H: 1	E: 0	LOB: 0	K: 1	BB: 1	S: 6	P: 10
	R: 1	H: 1	E: 1	LOB: 1	K: 1	BB: 0	S: 7	P: 7
	R: 3	H: 3	E: 1	LOB: 2	K: 0	BB: 1	S: 7	P: 11
	R: 0	H: 1	E: 0	LOB: 1	K: 0	BB: 1	S: 3	P: 7
	R: 0	H: 0	E: 0	LOB: 0	K: 0	BB: 0	S: 3	P: 3
	R: 1	H: 1	E: 1	LOB: 1	K: 0	BB: 0	S: 5	P: 5
	R: 0	H: 0	E: 0	LOB: 0	K: 3	BB: 0	S: 9	P: 9
	R: 0	H: 2	E: 0	LOB: 1	K: 0	BB: 0	S: 4	P: 4

PITCHER	IP	WLS	BF	H	R	ER	SO	BB	IBB	HBP	BLK	WP	HR	S	P	ERA	WHIP
Dave Beard, R ERA: 4.27 (1, 1)	2.1	L	13	4	5	4	2	1	0	0	0	0	1	16	20	15.43	2.143
Tom Underwood, L ERA: 3.64 (3, 1)	0.2		5	1	1	0	0	1	0	0	0	0	0	4	8	0.00	3.000
Bo McLaughlin, R ERA: 5.18 (4, 1)	1.0		4	1	0	0	0	1	0	0	0	0	0	3	7	0.00	2.000
Fernando Arroyo, R ERA: 4.15 (5, 1)	4.0		15	3	1	0	3	0	0	0	0	0	0	21	21	0.00	0.750

AB R H RBI BB SO LOB

4	1	1	0	1	0	3
4	1	1	0	0	0	3
0	0	0	0	0	0	0
3	2	2	2	1	0	1
4	0	0	0	0	2	3
4	1	1	2	0	1	0
3	1	1	0	1	1	0

4	0	1	0	0	1	3
4	1	1	1	0	0	4
4	0	1	1	0	0	3

1B: 7	SF: 0	WP: 0	PA: 37
2B: 1	SAC: 0	PB: 0	
3B: 0	DP: 2	SB: 4	
HR: 1	HBP: 0	CS: 0	

PITCHER	IP	WLS	BF	H	R	ER	SO	BB	IBB	HBP	BLK	WP	HR	S	P	ERA	WHIP

Oakland Athletics @ Kansas City Royals
Royals Stadium, Kansas City, MO
 Tue Jun 29 1982, 8:05 PM EDT
 Att: 26,837 - Unknown - 92 F

livebaseballscorecards.com



Batter	1	2	3	4	5	6	7	8	9	AB R H RBI BB SO LOB	TOP		
Rickey Henderson, R OBP: 0.418, SLG: 0.399 (1, 7) X	0-0 4-3 S 1B	0-0 1-2 1B			0-0 4-3		0-0 E5 1B SF4		0-3 K	5 2 2 0 0 1 1			
Dwayne Murphy, L OBP: 0.338, SLG: 0.398 (1, 8) X	0-0 4-3 1-3	0-0 4-3			4-0 1B BB		0-0 1-3 2-H 1B		0-0 4-3	4 0 1 1 1 0 3			
Joe Rudi, R OBP: 0.340, SLG: 0.303 (1, 3) X	0-0 1B 3-H 1B		0-0 F7		0-3 K		0-0 SF4		0-0 G3	4 0 1 2 0 1 1			
Cliff Johnson, R OBP: 0.304, SLG: 0.376 (1, 10) X	0-0 F6		0-0 F9		0-0 1-3 1B		0-0 F8-4-3 1-2			4 0 1 0 0 0 2			
Tony Armas, R OBP: 0.265, SLG: 0.365 (1, 9) X	0-0 1-2 1B		0-0 G3		0-0 F9			4-0 SH1 3B BB		3 1 1 0 1 0 2			
Mickey Klutts, R OBP: 0.241, SLG: 0.259 (1, 5) X	0-0 F8		0-0 2B		0-0 F9		0-0 SH1 1-2		0-0 SH1	3 0 1 0 0 0 2			
Davey Lopes, R OBP: 0.304, SLG: 0.336 (1, 4) X		0-0 F8	0-3 K		0-0 F8		0-0 6-3		0-0 6-3	4 0 0 0 0 1 2			
Mike Heath, R OBP: 0.299, SLG: 0.339 (1, 2) X		0-0 1B 1B	0-3 K		0-0 F8		0-0 3B		0-0 3B	4 0 2 1 0 1 1			
Fred Stanley, R OBP: 0.310, SLG: 0.222 (1, 6) X		0-0 F8	0-0 F8		0-0 F8		0-0 E 1B		0-0 6-3	4 1 1 0 0 0 3			
Inning Stats	R: 1 E: 0 K: 0 S: 6 H: 3 LOB: 2 BB: 0 P: 6	R: 0 E: 0 K: 0 S: 5 H: 2 LOB: 2 BB: 0 P: 5	R: 0 E: 0 K: 0 S: 3 H: 0 LOB: 0 BB: 0 P: 3	R: 0 E: 0 K: 2 S: 8 H: 1 LOB: 1 BB: 0 P: 8	R: 0 E: 0 K: 1 S: 6 H: 1 LOB: 2 BB: 1 P: 10	R: 0 E: 0 K: 0 S: 3 H: 0 LOB: 0 BB: 0 P: 3	R: 2 E: 1 K: 0 S: 5 H: 2 LOB: 0 BB: 0 P: 5	R: 1 E: 0 K: 0 S: 4 H: 1 LOB: 1 BB: 1 P: 8	R: 0 E: 0 K: 1 S: 5 H: 0 LOB: 0 BB: 0 P: 5	1B: 8 2B: 2 3B: 1 HR: 0 SF: 1 SAC: 1 DP: 1 HBP: 0	WP: 0 PB: 0 SB: 1 CS: 0 PA: 39		
PITCHER	IP WLS BF H R ER SO BB IBB HBP BLK WP HR S P ERA WHIP											PITCHER	IP WLS BF H R ER SO BB IBB HBP BLK WP HR S P ERA WHIP
Paul Splittorff, L ERA: 3.1 (1, 1)	7.0 L 32 9 4 2 3 2 0 0 0 0 0 0 36 44 2.57 1.571												
Dan Quisenberry, R ERA: 2.35 (8, 1)	2.0 7 1 0 0 1 0 0 0 0 0 0 0 9 9 0.00 0.500												

Oakland Athletics @ Kansas City Royals
 Royals Stadium, Kansas City, MO
 Wed Jun 30 1982, 8:05 PM EDT
 Att. 24,882 - Unknown - 82 F

livebaseballscorecards.com

AB	35
R	4
H	10
RBI	4
BB	2
SO	4
LOB	17



Batter	1	2	3	4	5	6	7	8	9	AB R H RBI BB SO LOB	TOP											
Bill Sample, R OBP: 0.384, SLG: 0.536 (1, 8) X	0-0 HR	0-0 5-3		0-0 8-2 3-H		0-3 K		0-0 6-3		5 1 1 1 0 1 2												
Jim Sundberg, R OBP: 0.344, SLG: 0.371 (1, 2) X	0-0 6-3		0-0 WP 2B		0-0 F3		0-0 E5 CS	0-0 1B		5 0 2 0 0 0 0												
Buddy Bell, R OBP: 0.358, SLG: 0.440 (1, 5) X	0-0 F7		0-0 F4 2-3		0-0 BB FC6-4 2B		0-0 F6 1-2	0-0 F9		5 1 1 0 0 0 3												
Dave Hostetter, R OBP: 0.380, SLG: 0.698 (1, 3) X	0-0 1B 2B		0-0 P1		4-0 FC6-4 BB BB		4-0 3B BB		0-3 K	3 2 1 0 2 1 1												
Johnny Grubb, L OBP: 0.408, SLG: 0.426 (1, 7) B B B	4-0 1B BB		1-0 HBP		4-0 FC6-4 BB 1-2 2-3		0-0 1B 3B		0-0 6-3	2 1 1 1 2 0 0												
Lamar Johnson, R OBP: 0.321, SLG: 0.358 (1, 10) X	0-0 1-2 2-H 1B		0-0 F9		0-0 FC6-4 1-2 2-3 3-H		0-0 1B 1B		0-0 HR 1B	5 1 3 3 0 0 4												
Larry Parrish, R OBP: 0.245, SLG: 0.269 (1, 9) S S S	0-3 K			0-0 CS 1B		0-3 K		0-0 1-2 1B	0-0 HR	5 1 3 2 0 2 4												
Mike Richardt, R OBP: 0.264, SLG: 0.274 (1, 4) X		0-0 F3		0-0 1B 8-2 1B		0-0 6-3		0-3 K	4-0 HR BB	4 0 1 0 1 1 2												
Doug Flynn, R OBP: 0.230, SLG: 0.251 (1, 6) X		0-0 F6-3		0-0 1-3 1B		0-0 F5-3		0-0 F6	0-0 F5-3	5 0 1 0 0 0 1												
Inning Stats	R: 2 E: 0 K: 1 S: 8	H: 3 LOB: 2 BB: 1 P: 12	R: 0 E: 0 K: 0 S: 3	H: 0 LOB: 0 BB: 0 P: 3	R: 0 E: 0 K: 0 S: 4	H: 1 LOB: 2 BB: 0 P: 5	R: 0 E: 0 K: 0 S: 4	H: 3 LOB: 1 BB: 0 P: 4	R: 1 E: 0 K: 1 S: 6	H: 1 LOB: 2 BB: 2 P: 14	R: 0 E: 0 K: 1 S: 5	H: 0 LOB: 0 BB: 0 P: 5	R: 2 E: 1 K: 1 S: 8	H: 3 LOB: 2 BB: 1 P: 12	R: 0 E: 0 K: 0 S: 4	H: 1 LOB: 1 BB: 0 P: 4	R: 2 E: 0 K: 1 S: 7	H: 2 LOB: 1 BB: 1 P: 11	1B: 8 2B: 4 3B: 1 HR: 2	SF: 0 SAC: 0 DP: 1 HBP: 1	WP: 1 PB: 0 SB: 0 CS: 2	PA: 45
PITCHER	IP WLS BF H R ER SO BB IBB HBP BLK WP HR S P ERA WHIP																					
Brian Kingman, R ERA: 3.93 (1, 1)	4.1 L 23 8 3 3 1 3 0 1 0 1 1 21 34 6.23 2.538																					
Bo McLaughlin, R ERA: 5.32 (5, 1)	2.1 11 3 2 2 2 1 0 0 0 0 0 14 18 7.71 1.714																					
Fernando Arroyo, R ERA: 4.41 (7, 1)	2.1 11 3 2 2 2 1 0 0 0 0 0 1 14 18 7.71 1.714																					

Texas Rangers @ Oakland Athletics
 Oakland-Alameda County Coliseum, Oakland, CA
 Fri Jul 02 1982, 7:05 PM PDT
 Att. 12,779 - Unknown

AB	39
R	7
H	14
RBI	7
BB	5
SO	5
LOB	17



Batter	1	2	3	4	5	6	7	8	9	AB R H RBI BB SO LOB	TOP									
Bill Sample, R (1, 8) OBP: 0.380, SLG: 0.535	0-0 G3		0-0 1B 2B		0-0 F8			0-0 F7		4 1 1 0 0 0 0										
Jim Sundberg, R (1, 2) OBP: 0.339, SLG: 0.364	0-0 4-3		0-3 K		0-0 6-3			0-0 F8		4 0 0 0 0 1 1										
Buddy Bell, R (1, 5) OBP: 0.359, SLG: 0.449	0-0 HR		4-0 1B BB				0-0 1-3		0-0 1-3	3 1 1 1 1 0 0										
Dave Hostetter, R (1, 3) OBP: 0.376, SLG: 0.682	0-0 6-3		0-0 1B		0-0 F4			0-0 F7		4 0 1 1 0 0 0										
Johnny Grubb, L (1, 7) OBP: 0.404, SLG: 0.421		0-0 1B E 1B	0-0 F7		0-0 G3			0-0 F8		4 1 1 0 0 0 2										
Lamar Johnson, R (1, 10) OBP: 0.321, SLG: 0.358		0-0 1B		0-0 5-3			0-0 6-3			3 0 1 0 0 0 0										
Larry Parrish, R (1, 9) OBP: 0.240, SLG: 0.263		0-0 1B		0-0 5-3			0-0 F6			3 0 0 0 0 0 2										
Mark Wagner, R (1, 6) OBP: 0.279, SLG: 0.276		0-0 E6		0-0 4-3			0-0 F9			3 0 0 0 0 0 0										
Doug Flynn, R (1, 4) OBP: 0.227, SLG: 0.248			0-0 F4-3		0-0 F8			0-0 F9		3 0 0 0 0 0 0										
Inning Stats	R: 1 E: 0 K: 0 S: 4	H: 1 LOB: 0 BB: 0 P: 4	R: 1 E: 1 K: 0 S: 4	H: 2 LOB: 1 BB: 0 P: 4	R: 1 E: 0 K: 1 S: 7	H: 2 LOB: 2 BB: 1 P: 11	R: 0 E: 0 K: 0 S: 3	H: 0 LOB: 0 BB: 0 P: 3	R: 0 E: 0 K: 0 S: 3	H: 0 LOB: 0 BB: 0 P: 3	R: 0 E: 0 K: 0 S: 3	H: 0 LOB: 0 BB: 0 P: 3	R: 0 E: 0 K: 0 S: 3	H: 0 LOB: 0 BB: 0 P: 3	R: 0 E: 0 K: 0 S: 3	H: 0 LOB: 0 BB: 0 P: 3	1B: 3 2B: 1 3B: 0 HR: 1	SF: 0 SAC: 0 DP: 1 HBP: 0	WP: 0 PB: 0 SB: 0 CS: 0	PA: 32
PITCHER Rick Langford, R (1, 1) ERA: 4.07	IP: 9.0 WLS: W BF: 32 H: 5 R: 3 ER: 2 SO: 1 BB: 1 IBB: 0 HBP: 0 BLK: 0 WP: 0 HR: 1 S: 33 P: 37 ERA: 2.00 WHIP: 0.667																			
PITCHER	IP	WLS	BF	H	R	ER	SO	BB	IBB	HBP	BLK	WP	HR	S	P	ERA	WHIP			


Texas Rangers @ Oakland Athletics
Oakland-Alameda County Coliseum, Oakland, CA

Sat Jul 03 1982, 3:33 AM PDT
Att: 19,270 - Unknown

livebaseballscorecards.com

AB 31
R 3
H 5
RBI 2
BB 1
SO 1
LOB 5



Batter	1	2	3	4	5	6	7	8	9	AB R H RBI BB SO LOB	TOP											
Bill Sample, R OBP: 0.388, SLG: 0.530 (1, 8) BB (8, 7)	4-0 S 1B BB	4-0 BB		X 0-0 L5	X 0-0 F8		X 0-0 F8			3 1 1 0 2 0 0												
Jim Sundberg, R OBP: 0.336, SLG: 0.373 (1, 2) X	0-0 F8	0-3 K		X 0-0 HR	X 0-0 5-3		X 0-0 F8			5 1 1 1 0 1 6												
Buddy Bell, R OBP: 0.363, SLG: 0.450 (1, 5) BB BB	4-0 1B 1B BB	0-0 F9		X 0-0 WP FC1-2 1B	X 0-0 F3		X 0-0 1B			4 0 2 0 1 0 3												
Dave Hostetter, R OBP: 0.377, SLG: 0.667 (1, 3) X	0-0 F8		X 0-0 WP HR 1B	X 0-0 FC1-2 BB HR BB	X 0-0 L4		X 0-3 K			4 2 1 0 1 1 3												
Johnny Grubb, L OBP: 0.404, SLG: 0.417 (1, 7) BB (8, 9)	0-0 1B		X 0-0 F7	X 0-0 FC1-2 HR BB	X 0-0 1-3		X 0-0 F5			4 1 1 1 1 0 2												
Lamar Johnson, R OBP: 0.330, SLG: 0.376 Leon Roberts, R OBP: 0.278, SLG: 0.315 (8, PH)		X 0-0 HR	X 0-0 HR BB	X 0-0 FC1-2 HR		X 1-0 G6-4-3 E WP HBP	X 0-0 4-3			2 4 1 1 1 0 3 1 0 0 0 0 0 1												
Larry Parrish, R OBP: 0.253, SLG: 0.314 George Wright, S OBP: 0.273, SLG: 0.368 (1, 9) (8, 8)		BB BB BB	X 4-0 1B SH1-4 BB	X 0-0 1-H 2-H HR	X 0-0 1-H 2-H 3-H HR		X 0-0 E4 G6-4-3	X 0-0 F2		3 2 2 7 1 0 1 1 0 0 0 0 0 0	AB 35 R 11 H 10 RBI 10 BB 8 SO 4 LOB 21											
Mark Wagner, R OBP: 0.273, SLG: 0.269 (1, 6)		X 0-0 SH1-4	X 0-3 K	X 0-3 K		X 0-0 G6-4-3	X 0-0 6-3			4 0 0 0 0 2 2												
Doug Flynn, R OBP: 0.231, SLG: 0.248 (1, 4)		X 0-0 BB 1B	X 0-0 F8		X 0-0 F6		X 0-0 F6-3			4 0 1 0 1 0 0												
Inning Stats	R: 1 E: 0 K: 0 S: 3	H: 1 LOB: 2 BB: 2 P: 11	R: 1 E: 0 K: 1 S: 7	H: 2 LOB: 3 BB: 2 P: 15	R: 3 E: 0 K: 1 S: 7	H: 2 LOB: 0 BB: 1 P: 11	R: 5 E: 0 K: 1 S: 8	H: 3 LOB: 0 BB: 2 P: 16	R: 0 E: 0 K: 0 S: 3	H: 0 LOB: 0 BB: 0 P: 3	R: 0 E: 0 K: 0 S: 3	H: 0 LOB: 0 BB: 0 P: 3	R: 1 E: 1 K: 0 S: 4	H: 1 LOB: 2 BB: 1 P: 9	R: 0 E: 0 K: 1 S: 6	H: 1 LOB: 1 BB: 0 P: 6	R: 0 E: 0 K: 0 S: 3	H: 0 LOB: 0 BB: 0 P: 3	1B: 6 2B: 0 3B: 0 HR: 4	SF: 0 SAC: 1 DP: 1 HBP: 1	WP: 4 PB: 0 SB: 1 CS: 0	PA: 45
PITCHER	IP WLS BF H R ER SO BB IBB HBP BLK WP HR S P ERA WHIP																					
Matt Keough, R ERA: 5.39 (1, 1)	3.1 L 20 6 6 6 2 5 0 0 0 1 3 19 39 16.20 3.300																					
Fernando Arroyo, R ERA: 5.25 (4, 1)	3.1 16 2 5 5 1 3 0 1 0 2 1 14 27 13.50 1.500																					
Bo McLaughlin, R ERA: 5.05 (7, 1)	2.1 9 2 0 0 1 0 0 0 0 0 0 11 11 0.00 0.857																					

Texas Rangers @ Oakland Athletics
Oakland-Alameda County Coliseum, Oakland, CA

Sun Jul 04 1982, 7:05 PM PDT
Att: 42,052 - Unknown

livebaseballscorecards.com

Batter	1	2	3	4	5	6	7	8	9	AB R H RBI BB SO LOB	TOP									
Alan Bannister, R (1, 7) OBP: 0.359, SLG: 0.365	0-0 F6		0-3 K		0-0 6-3			0-0 L7		4 0 0 0 0 1 2										
Toby Harrah, R (1, 5) OBP: 0.445, SLG: 0.547	0-3 K		0-0 F9			0-0 4-3		0-0 F3		4 0 0 0 0 1 1										
Mike Hargrove, L (1, 3) OBP: 0.398, SLG: 0.341	0-0 1B			0-0 3-1		0-0 F7		0-0 1B		4 0 2 0 0 0 0										
Andre Thornton, R (1, 10) OBP: 0.423, SLG: 0.563	0-0 1B			0-0 1B		0-0 F3		0-0 F5		4 0 2 0 0 0 2										
Chris Bando, S (1, 2) OBP: 0.354, SLG: 0.325	0-0 4-3			0-0 F3			4-0 BB		0-0 F7	3 0 0 0 1 0 3										
Von Hayes, L (1, 9) OBP: 0.288, SLG: 0.387		0-0 G3		0-0 G3			0-0 F9		0-0 F4	4 0 0 0 0 0 2										
Rick Manning, L (1, 8) OBP: 0.330, SLG: 0.356		0-0 1-3			0-0 2B		0-3 K		0-0 1B	4 0 2 0 0 1 1										
Larry Milbourne, S (1, 4) OBP: 0.246, SLG: 0.233		0-0 4-3			0-0 5-3		0-3 K		0-0 F6	3 0 0 0 0 1 2										
Ron Hassey, L (9, PH) OBP: 0.302, SLG: 0.277										1 0 0 0 0 0 1										
Mike Fischlin, R (1, 6) OBP: 0.365, SLG: 0.362			0-0 5-3		0-0 F8			0-0 1B		3 0 1 0 0 0 1										
Inning Stats	R: 0 E: 0 K: 1 S: 7	H: 2 LOB: 2 BB: 0 P: 7	R: 0 E: 0 K: 0 S: 3	H: 0 LOB: 0 BB: 0 P: 3	R: 0 E: 0 K: 1 S: 5	H: 0 LOB: 0 BB: 0 P: 5	R: 0 E: 0 K: 0 S: 4	H: 1 LOB: 1 BB: 0 P: 4	R: 0 E: 0 K: 0 S: 4	H: 1 LOB: 1 BB: 0 P: 4	R: 0 E: 0 K: 2 S: 7	H: 0 LOB: 1 BB: 1 P: 11	R: 0 E: 0 K: 0 S: 5	H: 2 LOB: 2 BB: 0 P: 5	R: 0 E: 0 K: 0 S: 4	H: 1 LOB: 1 BB: 0 P: 4	1B: 5 2B: 2 3B: 0 HR: 0	SF: 0 SAC: 0 DP: 0 HBP: 0	WP: 0 PB: 0 SB: 0 CS: 0	PA: 35
PITCHER	IP WLS BF H R ER SO BB IBB HBP BLK WP HR S P ERA WHIP																			
Tom Underwood, L (1, 1) ERA: 3.35	7.2 W 30 6 0 0 4 1 0 0 0 0 0 0 37 41 0.00 0.913																			
Dave Beard, R (8, 1) ERA: 4.17	1.1 S 5 1 0 0 0 0 0 0 0 0 0 0 5 5 0.00 0.750																			

Cleveland Indians @ Oakland Athletics
Oakland-Alameda County Coliseum, Oakland, CA

Mon Jul 05 1982, 7:05 PM PDT
Att: 15,083 - Unknown

livebaseballscorecards.com

AB	34
R	0
H	7
RBI	0
BB	1
SO	4
LOB	15



Batter	1	2	3	4	5	6	7	8	9	AB R H RBI BB SO LOB	TOP	
Miguel Dilone, S OBP: 0.270, SLG: 0.321 (1, 7) X	0-0 F7 ① X	0-0 FC4 ③ X 1-2f			0-0 HR 1B X		0-0 F7 ② X		0-0 F7 ③ X	5 1 1 0 0 0 3	Cleveland Indians @ Oakland Athletics Oakland-Alameda County Coliseum, Oakland, CA Tue Jul 06 1982, 3:33 AM PDT Att: 12,073 - Sunny livebaseballscorecards.com	
Toby Harrah, R OBP: 0.443, SLG: 0.553 (1, 5) S S S	0-3 K ② X		0-0 6-3 ① X		0-0 HR 1B X 1-H		0-0 F7 ③ X			4 1 1 2 0 1 0		
Mike Hargrove, L OBP: 0.399, SLG: 0.339 (1, 3) B B B	4-0 1B BB X		0-0 F9 ② X		4-0 1B BB X B B B B			0-3 K ① X		2 0 0 0 2 1 0		
Andre Thornton, R OBP: 0.427, SLG: 0.564 (1, 10) X	0-0 1B X 1-2		0-0 F8 ③ X		0-0 1B X 1-2			4-0 L3 BB X B B B B		3 0 2 0 1 0 0		
Von Hayes, L OBP: 0.284, SLG: 0.381 (1, 9) X	0-0 F4 ③ X			0-0 F9 ① X	0-0 G3 ③ X			0-0 L3 ② ③ X 1-2		4 0 0 0 0 0 5		
Rick Manning, L OBP: 0.332, SLG: 0.358 (1, 8) X		0-0 FC3-6 HBP 1B X		0-0 4-3 ② X		0-0 F9 ① X			0-0 F8 1B SF7 1B X	4 1 2 0 0 0 0		
Alan Bannister, R OBP: 0.362, SLG: 0.364 (1, 4) H		1-0 FC3-6 HBP X		0-0 F9 ③ X		0-0 F9 ② X			0-0 S 1B X 1-2	3 0 1 0 0 0 0		
Ron Hassey, L OBP: 0.285, SLG: 0.271 (1, 2) X		0-0 FC3-6 FC4 ① X 1-2f 2-3			0-0 F4 ① X	0-0 F5 ③ X			0-0 F8 ① X 2-3	4 0 0 0 0 0 4		
Mike Fischlin, R OBP: 0.355, SLG: 0.351 (1, 6) X		0-0 F6 ② X			0-0 6-3 ② X		0-0 F7 ① X		0-0 SF7 ② X 1-2 3-H	3 0 0 0 0 0 2 0 0 0 1 0 0 0		
Larry Milbourne, S OBP: 0.245, SLG: 0.233 (9, PH)												
Inning Stats	R: 0 H: 1 E: 0 LOB: 2 K: 1 BB: 1 S: 6 P: 10	R: 0 H: 1 E: 0 LOB: 2 K: 0 BB: 0 S: 4 P: 5	R: 0 H: 0 E: 0 LOB: 0 K: 0 BB: 0 S: 3 P: 3	R: 0 H: 0 E: 0 LOB: 0 K: 0 BB: 0 S: 3 P: 3	R: 2 H: 3 E: 0 LOB: 2 K: 0 BB: 1 S: 6 P: 10	R: 0 H: 0 E: 0 LOB: 0 K: 0 BB: 0 S: 3 P: 3	R: 0 H: 0 E: 0 LOB: 0 K: 0 BB: 0 S: 3 P: 3	R: 0 H: 0 E: 0 LOB: 0 K: 1 BB: 1 S: 4 P: 8	R: 1 H: 2 E: 0 LOB: 1 K: 0 BB: 0 S: 5 P: 5	1B: 6 SF: 1 2B: 1 SAC: 0 3B: 0 DP: 1 HR: 1 HBP: 1	WP: 0 PA: 37 PB: 0 SB: 1 CS: 0	
PITCHER Brian Kingman, R (1, 1) ERA: 3.74	IP WLS BF H R ER SO BB IBB HBP BLK WP HR S P ERA WHIP	9.0 W 37 7 3 3 2 3 0 1 0 0 1 37 50 3.00 1.111										

Cleveland Indians @ Oakland Athletics
Oakland-Alameda County Coliseum, Oakland, CA
 Tue Jul 06 1982, 3:33 AM PDT
 Att: 12,073 - Sunny

AB	32
R	3
H	7
RBI	3
BB	3
SO	2
LOB	14



Batter	1	2	3	4	5	6	7	8	9
Rickey Henderson, R OBP: 0.420, SLG: 0.412 (1, 7)	4-0 S 1B BB	0-0 4-3			4-0 S 1B BB	0-0 6-3 1-2		0-3 K	
Dwayne Murphy, L OBP: 0.347, SLG: 0.399 (1, 8)	0-0 4-3 1-3		0-0 G3		0-0 1B 1B 1-H	4-0 BB			
Dan Meyer, L OBP: 0.275, SLG: 0.395 (1, 3)	0-0 1B 3-H		0-0 G6-4-3 1B		0-0 F9	0-0 4-3			
Tony Armas, R OBP: 0.264, SLG: 0.356 (1, 9)	0-3 K		0-0 G6-4-3 1-2f		0-0 1B 1-2		0-3 K		
Wayne Gross, L OBP: 0.355, SLG: 0.321 (1, 5)	0-0 F9			0-0 SH1-4 1B	0-0 F8		0-3 K		
Danny Goodwin, L OBP: 0.255, SLG: 0.438 (1, 10)		0-0 F9		0-0 SH1-4 1-2	0-0 F8		0-0 G3		
Mike Heath, R OBP: 0.324, SLG: 0.354 (1, 2)		4-0 HR BB		0-0 2-H 1B		0-0 6-3 1B 1B		0-0 4-3	
Davey Lopes, R OBP: 0.304, SLG: 0.362 (1, 4)		0-0 1-H HR		0-0 5-3		0-0 6-3 1-2		0-0 HR	
Fred Stanley, R OBP: 0.287, SLG: 0.205 (1, 6)		0-0 6-3		0-0 F9		0-0 6-3 2-H 1B		0-3 K	

Inning Stats	R: 1	H: 1	R: 2	H: 1	R: 0	H: 1	R: 1	H: 2	R: 1	H: 2	R: 0	H: 0	R: 1	H: 1	R: 0	H: 0	R: 1	H: 1
	E: 0	LOB: 1	E: 0	LOB: 0	E: 0	LOB: 0	E: 0	LOB: 2	E: 0	LOB: 2	E: 0	LOB: 0	E: 0	LOB: 0	E: 0	LOB: 0	E: 0	LOB: 0
	K: 1	BB: 1	K: 0	BB: 1	K: 0	BB: 0	K: 0	BB: 1	K: 2	BB: 1	K: 2	BB: 0	K: 2	BB: 0	K: 2	BB: 0	K: 2	BB: 0
	S: 6	P: 10	S: 4	P: 8	S: 3	P: 3	S: 5	P: 9	S: 5	P: 9	S: 7	P: 7	S: 8	P: 8	S: 8	P: 8	S: 8	P: 8

PITCHER	IP	WLS	BF	H	R	ER	SO	BB	IBB	HBP	BLK	WP	HR	S	P	ERA	WHIP
Len Barker, R ERA: 3.41 (1, 1)	5.2	L	28	9	6	6	1	3	0	0	0	0	1	27	39	9.53	2.118
Ed Glynn, L ERA: 4.15 (6, 1)	1.1		5	0	0	0	2	1	0	0	0	0	0	8	12	0.00	0.750
Bud Anderson, R ERA: 3.07 (8, 1)	1.0		4	1	1	1	2	0	0	0	0	0	1	8	8	9.00	1.000

BOTTOM


Cleveland Indians @ Oakland Athletics
Oakland-Alameda County Coliseum, Oakland, CA

Tue Jul 06 1982, 3:33 AM PDT
Att. 12,073 - Sunny

AB R H RBI BB SO LOB

3	2	0	0	2	1	1
3	0	1	1	1	0	1
4	0	2	1	0	0	3
4	0	1	0	0	2	2
4	1	1	0	0	1	3
3	0	0	0	0	0	2
3	2	2	1	1	0	0
4	2	2	3	0	0	2
4	0	1	1	0	1	1

AB 32
R 7
H 10
RBI 7
BB 4
SO 5
LOB 15



WP: 0 PA: 37
PB: 0
SB: 2
CS: 0

1B: 8 SF: 0
2B: 0 SAC: 1
3B: 0 DP: 1
HR: 2 HBP: 0

PITCHER	IP	WLS	BF	H	R	ER	SO	BB	IBB	HBP	BLK	WP	HR	S	P	ERA	WHIP
Len Barker, R ERA: 3.41 (1, 1)	5.2	L	28	9	6	6	1	3	0	0	0	0	1	27	39	9.53	2.118
Ed Glynn, L ERA: 4.15 (6, 1)	1.1		5	0	0	0	2	1	0	0	0	0	0	8	12	0.00	0.750
Bud Anderson, R ERA: 3.07 (8, 1)	1.0		4	1	1	1	2	0	0	0	0	0	1	8	8	9.00	1.000

Batter	1	2	3	4	5	6	7	8	9	AB R H RBI BB SO LOB
Willie Randolph, R (1, 4) OBP: 0.368, SLG: 0.355	0-0 BB HR 1B	0-0 6-3	0-0 FC6-4 1-2f			0-0 4-3 1B		4-0 1B E BB		4 2 2 0 1 0 2
Ken Griffey, L (1, 9) OBP: 0.345, SLG: 0.417	4-0 1-2 HR BB	0-0 F3			0-0 4-3	0-0 4-3		4-0 1-2 2-3 E BB		3 1 0 0 2 0 1
Jerry Mumphrey, S (1, 8) OBP: 0.378, SLG: 0.354	0-0 F7	0-0 BB 1B			0-0 G3	0-0 F7		0-0 E7 1B		5 0 2 1 0 0 3
Oscar Gamble, L (1, 10) OBP: 0.361, SLG: 0.450	0-0 F5	4-0 1-2 BB			0-0 3-1		0-0 F8	0-0 F9		4 0 0 0 1 0 4
Dave Winfield, R (1, 7) OBP: 0.362, SLG: 0.567	0-0 1-H 2-H HR	0-0 5-3			0-0 FC4-6 1B		0-0 F7		0-0 6-3	5 1 2 3 0 0 2
John Mayberry, L (1, 3) OBP: 0.324, SLG: 0.358	4-0 1B BB		0-3 K		0-0 F8		0-3 K		0-0 G3	4 0 0 0 1 2 1
Graig Nettles, L (1, 5) OBP: 0.308, SLG: 0.355	0-0 1-2 1B		0-0 4-3		0-0 FC4-6 1-2f			0-0 BB 1B	0-0 1B	5 1 3 0 0 0 1
Roy Smalley, S (1, 6) OBP: 0.355, SLG: 0.386	0-0 1-2 2-3 1B		4-0 BB BB		0-0 L6			0-0 F8	0-0 1-3 1B	4 0 2 0 1 0 2
Butch Wynegar, S (1, 2) OBP: 0.367, SLG: 0.366	0-0 F8		4-0 1-2 FC6-4 BB			0-0 F7		0-0 F7	0-0 F6	4 0 0 0 1 0 6

Inning Stats	R: 3 E: 0 K: 0 S: 7	H: 4 LOB: 3 BB: 2 P: 15	R: 0 E: 0 K: 0 S: 4	H: 1 LOB: 2 BB: 1 P: 8	R: 0 E: 0 K: 1 S: 5	H: 0 LOB: 2 BB: 2 P: 13	R: 0 E: 0 K: 0 S: 3	H: 0 LOB: 0 BB: 0 P: 3	R: 0 E: 1 K: 0 S: 4	H: 1 LOB: 1 BB: 0 P: 4	R: 0 E: 0 K: 0 S: 4	H: 1 LOB: 1 BB: 0 P: 4	R: 0 E: 0 K: 1 S: 5	H: 0 LOB: 0 BB: 0 P: 5	R: 2 E: 1 K: 0 S: 5	H: 2 LOB: 2 BB: 2 P: 13	R: 0 E: 0 K: 0 S: 5	H: 2 LOB: 2 BB: 0 P: 5	1B: 10 2B: 0 3B: 0 HR: 1	SF: 0 SAC: 0 DP: 0 HBP: 0	WP: 0 PB: 0 SB: 0 CS: 0	PA: 45
--------------	------------------------------	----------------------------------	------------------------------	---------------------------------	------------------------------	----------------------------------	------------------------------	---------------------------------	------------------------------	---------------------------------	------------------------------	---------------------------------	------------------------------	---------------------------------	------------------------------	----------------------------------	------------------------------	---------------------------------	-----------------------------------	------------------------------------	----------------------------------	--------

PITCHER	IP	WLS	BF	H	R	ER	SO	BB	IBB	HBP	BLK	WP	HR	S	P	ERA	WHIP
Rick Langford, R (1, 1) ERA: 4.1	7.2	L	39	9	5	4	2	7	0	0	0	0	1	36	64	4.70	2.087
Dave Beard, R (8, 1) ERA: 4.07	1.1		6	2	0	0	0	0	0	0	0	0	0	6	6	0.00	1.500

TOP

New York Yankees @ Oakland Athletics
Oakland-Alameda County Coliseum, Oakland, CA

Wed Jul 07 1982, 7:05 PM PDT
Att. 26,269 - Cloudy

AB	38
R	5
H	11
RBI	4
BB	7
SO	2
LOB	22



PITCHER	IP	WLS	BF	H	R	ER	SO	BB	IBB	HBP	BLK	WP	HR	S	P	ERA	WHIP
---------	----	-----	----	---	---	----	----	----	-----	-----	-----	----	----	---	---	-----	------

Batter	1	2	3	4	5	6	7	8	9
Rickey Henderson, R (1, 7) OBP: 0.423, SLG: 0.421	0-0 4-3 3B		0-0 6-3		4-0 1-2 BB			0-0 CS 1B	
Dwayne Murphy, L (1, 8) OBP: 0.343, SLG: 0.394	0-0 4-3 3-H		0-3 K		0-0 F7			0-0 F8	
Dan Meyer, L (1, 3) OBP: 0.274, SLG: 0.397	0-0 1-3			0-0 L4				0-0 1-2 2B	
Tony Armas, R (1, 9) OBP: 0.260, SLG: 0.350	0-0 F2			0-3 K				0-3 K	
Wayne Gross, L (1, 5) OBP: 0.353, SLG: 0.325		0-0 K 2B		0-0 F9				0-0 6-3	
Danny Goodwin, L (1, 10) OBP: 0.236, SLG: 0.404		0-3 K 2-3		0-3 K			0-0 F8	0-3 K	
Davey Lopes, R (1, 4) OBP: 0.307, SLG: 0.364		0-0 BLK 1B		0-0 S 1B			0-0 5-3	0-3 K	
Jeff Newman, R (1, 2) OBP: 0.249, SLG: 0.356		0-0 F9 1-2		0-0 F9			0-0 F9		
Fred Stanley, R (1, 6) OBP: 0.290, SLG: 0.211 Jeff Burroughs, R (8, PH) OBP: 0.342, SLG: 0.470 Dave McKay, S (9, 6) OBP: 0.224, SLG: 0.252			0-3 K		0-0 BB 1B			0-0 HR	

Inning Stats	R: 1	H: 1	E: 0	K: 0	S: 4	LOB: 0	BB: 0	P: 4	R: 0	H: 2	E: 0	K: 1	S: 6	LOB: 1	BB: 0	P: 6	R: 0	H: 0	E: 0	K: 2	S: 7	LOB: 0	BB: 0	P: 7	R: 0	H: 0	E: 0	K: 1	S: 5	LOB: 0	BB: 0	P: 5	R: 1	H: 2	E: 0	K: 1	S: 7	LOB: 2	BB: 1	P: 11	R: 0	H: 0	E: 0	K: 1	S: 5	LOB: 0	BB: 0	P: 5	R: 0	H: 0	E: 0	K: 0	S: 3	LOB: 0	BB: 0	P: 3	R: 1	H: 3	E: 0	K: 1	S: 7	LOB: 1	BB: 0	P: 7	R: 0	H: 0	E: 0	K: 2	S: 7	LOB: 0	BB: 0	P: 7	1B: 4	SF: 0	2B: 2	SAC: 0	3B: 1	DP: 0	HR: 1	HBP: 0	WP: 0	PA: 34
--------------	------	------	------	------	------	--------	-------	------	------	------	------	------	------	--------	-------	------	------	------	------	------	------	--------	-------	------	------	------	------	------	------	--------	-------	------	------	------	------	------	------	--------	-------	-------	------	------	------	------	------	--------	-------	------	------	------	------	------	------	--------	-------	------	------	------	------	------	------	--------	-------	------	------	------	------	------	------	--------	-------	------	-------	-------	-------	--------	-------	-------	-------	--------	-------	--------

PITCHER	IP	WLS	BF	H	R	ER	SO	BB	IBB	HBP	BLK	WP	HR	S	P	ERA	WHIP
Roger Erickson, R (1, 1) ERA: 4.55	7.0	W	28	7	3	3	6	1	0	0	1	0	1	39	43	3.86	1.143
Dave LaRoche, L (8, 1) ERA: 0.79	0.2		2	1	0	0	0	0	0	0	0	0	0	2	2	0.00	1.500
Rich Gossage, R (8, 1) ERA: 2.4	1.1	S	4	0	0	0	3	0	0	0	0	0	0	10	10	0.00	0.000

BOTTOM


New York Yankees @ Oakland Athletics
Oakland-Alameda County Coliseum, Oakland, CA

Wed Jul 07 1982, 7:05 PM PDT
Att: 26,269 - Cloudy

livebaseballscorecards.com

AB	33
R	3
H	8
RBI	3
BB	1
SO	9
LOB	7



Batter	1	2	3	4	5	6	7	8	9	AB R H RBI BB SO LOB	TOP														
Willie Randolph, R (1, 4) OBP: 0.370, SLG: 0.354	0-0 F9		4-0 E S BB			0-0 6-3		0-0 E8 1B		3 0 1 0 1 0 0	<p>New York Yankees @ Oakland Athletics Oakland-Alameda County Coliseum, Oakland, CA</p> <p>Thu Jul 08 1982, 7:05 PM PDT Att. 27,352 - Unknown</p> <p>livebaseballscorecards.com</p> <table border="1"> <tr><td>AB</td><td>31</td></tr> <tr><td>R</td><td>3</td></tr> <tr><td>H</td><td>4</td></tr> <tr><td>RBI</td><td>3</td></tr> <tr><td>BB</td><td>2</td></tr> <tr><td>SO</td><td>5</td></tr> <tr><td>LOB</td><td>6</td></tr> </table> 	AB	31	R	3	H	4	RBI	3	BB	2	SO	5	LOB	6
AB	31																								
R	3																								
H	4																								
RBI	3																								
BB	2																								
SO	5																								
LOB	6																								
Ken Griffey, L (1, 9) OBP: 0.340, SLG: 0.410	0-0 F8		0-0 4-3			0-0 3-1		0-0 1-3		4 0 0 0 0 0 2															
Jerry Mumphrey, S (1, 8) OBP: 0.370, SLG: 0.345	0-3 K				0-0 4-3		0-0 F7		0-0 4-3	4 0 0 0 0 1 0															
Oscar Gamble, L (1, 10) OBP: 0.370, SLG: 0.474		4-0 FC4-6 BB		0-3 K		0-0 FC4-6 1B		0-0 HR		3 1 2 1 1 1 0															
Dave Winfield, R (1, 7) OBP: 0.359, SLG: 0.562		0-0 FC4-6 F5 1-2f		0-0 5-3		0-0 FC4-6 HR 1-2f		0-3 K		2 0 0 0 0 0 1															
Dave Collins, S (5, 7) OBP: 0.296, SLG: 0.312								0-3 K		2 1 0 0 0 1 1															
John Mayberry, L (1, 3) OBP: 0.323, SLG: 0.372		0-0 F5 1-2			0-0 F9		0-0 HR 1-H		0-0 F5	4 1 1 2 0 0 1															
Graig Nettles, L (1, 5) OBP: 0.304, SLG: 0.350		0-0 4-3			0-3 K		0-0 F7			3 0 0 0 0 1 1															
Roy Smalley, S (1, 6) OBP: 0.351, SLG: 0.381			0-3 K		0-0 4-3			0-0 G3		3 0 0 0 0 1 0															
Barry Foote, R (1, 2) OBP: 0.171, SLG: 0.256			0-0 F9			0-0 F7		0-0 1-3		3 0 0 0 0 0 0															
Inning Stats	R: 0 E: 0 K: 1 S: 5	H: 0 LOB: 0 BB: 0 P: 5	R: 0 E: 0 K: 0 S: 3	H: 0 LOB: 1 BB: 1 P: 7	R: 0 E: 0 K: 1 S: 5	H: 0 LOB: 1 BB: 1 P: 9	R: 0 E: 0 K: 1 S: 5	H: 0 LOB: 0 BB: 0 P: 5	R: 0 E: 0 K: 0 S: 3	H: 0 LOB: 0 BB: 0 P: 3	R: 2 E: 0 K: 0 S: 5	H: 2 LOB: 0 BB: 0 P: 5	R: 0 E: 1 K: 0 S: 4	H: 1 LOB: 1 BB: 0 P: 4	R: 1 E: 0 K: 1 S: 6	H: 1 LOB: 0 BB: 0 P: 6	1B: 2 2B: 0 3B: 0 HR: 2	SF: 0 SAC: 0 DP: 0 HBP: 0	WP: 0 PB: 0 SB: 1 CS: 0	PA: 33					
PITCHER Mike Norris, R (1, 1) ERA: 4.83	IP: 9.0 WLS: W BF: 33 H: 4 R: 3 ER: 3 SO: 5 BB: 2 IBB: 0 HBP: 0 BLK: 0 WP: 0 HR: 2 S: 41 P: 49 ERA: 3.00 WHIP: 0.667																								

Batter	1	2	3	4	5	6	7	8	9
Rickey Henderson, R OBP: 0.421, SLG: 0.417	4-0 S S 1B BB	0-0 F7		0-0 F8			0-3 K		
Dwayne Murphy, L OBP: 0.348, SLG: 0.396	4-0 S 1B BB	0-0 FC5-4 1B		0-3 K			0-0 2B 1B		
Dan Meyer, L OBP: 0.274, SLG: 0.399	0-3 K	0-0 FC5-4 1-2f 2-3			0-0 F8		0-0 2B		
Wayne Cross, L OBP: 0.346, SLG: 0.318	0-0 F6	0-3 K			0-3 K		0-3 K		
Jeff Burroughs, R OBP: 0.337, SLG: 0.457	0-0 1-H 2-H HR 1B		0-3 K		0-0 F6		0-0 5-3		
Tony Armas, R OBP: 0.260, SLG: 0.360	0-0 1-H HR		0-0 F8		0-0 5-3		0-0 F3		
Mike Heath, R OBP: 0.322, SLG: 0.358	0-3 K		0-0 6-3		0-0 2B		0-0 4-3		
Dave McKay, S OBP: 0.224, SLG: 0.252		0-0 1B 1B		0-0 5-3		0-0 F7	0-0 G3		
Fred Stanley, R OBP: 0.299, SLG: 0.222		0-0 FC5-4 1B 1-2		0-0 1B		0-3 K			

Inning Stats	R: 4	H: 2	E: 0	K: 2	S: 9	LOB: 0	BB: 2	P: 17
	R: 1	H: 3	E: 0	K: 1	S: 8	LOB: 2	BB: 0	P: 8
	R: 0	H: 0	E: 0	K: 1	S: 5	LOB: 0	BB: 0	P: 5
	R: 0	H: 1	E: 0	K: 1	S: 6	LOB: 1	BB: 0	P: 6
	R: 0	H: 0	E: 0	K: 1	S: 5	LOB: 0	BB: 0	P: 5
	R: 0	H: 1	E: 0	K: 1	S: 6	LOB: 1	BB: 0	P: 6
	R: 1	H: 2	E: 0	K: 2	S: 9	LOB: 1	BB: 0	P: 9
	R: 0	H: 0	E: 0	K: 0	S: 3	LOB: 0	BB: 0	P: 3

PITCHER	IP	WLS	BF	H	R	ER	SO	BB	IBB	HBP	BLK	WP	HR	S	P	ERA	WHIP
Doyle Alexander, R ERA: 6.23	1.1	L	11	5	5	5	2	2	0	0	0	0	1	13	21	33.75	5.250
Rudy May, L ERA: 3.66	5.1		20	4	1	1	7	0	0	0	0	0	0	34	34	1.69	0.750
George Frazier, R ERA: 2.31	1.1		4	0	0	0	0	0	0	0	0	0	0	4	4	0.00	0.000

AB R H RBI BB SO LOB

3	1	0	0	1	1	3
3	2	2	1	1	1	1
4	0	1	1	0	1	4
4	0	0	0	0	3	5
4	1	1	2	0	1	1
4	1	1	2	0	0	0
4	0	1	0	0	1	0
4	1	1	0	0	0	1
3	0	2	0	0	1	1

AB	33
R	6
H	9
RBI	6
BB	2
SO	9
LOB	16



New York Yankees @ Oakland Athletics
Oakland-Alameda County Coliseum, Oakland, CA
Thu Jul 08 1982, 7:05 PM PDT
Att. 27,352 - Unknown

livebaseballscorecards.com

WP: 0	PA: 35
PB: 0	
SB: 3	
CS: 0	

Batter	1	2	3	4	5	6	7	8	9	AB R H RBI BB SO LOB	TOP											
Lenn Sakata, R OBP: 0.326, SLG: 0.342 (1, 4)	4-0 G3 BB BB	4-0 2B BB		x 0-0 F9		x 0-0 1B		x 0-0 6-3		3 1 1 0 2 0 0												
Dan Ford, R OBP: 0.283, SLG: 0.392 (1, 9)	0-3 K	0-0 1B 2B 1-H 2-H 3-H		x 0-0 F7		x 0-0 F8		x 0-0 F8		5 1 1 3 0 1 2												
Ken Singleton, S OBP: 0.387, SLG: 0.384 (1, 10)	4-0 G3 BB 1-2	0-0 2B 1B 2-H		x 0-3 K			x 0-0 1-3 1B 2B 1B	x 0-0 1-3		4 2 2 1 1 1 0												
Eddie Murray, S OBP: 0.381, SLG: 0.536 (1, 3)	0-0 G3 1-2 2-3	0-0 2B 2-H			x 0-0 6-3		x 0-0 F9	x 0-0 6-3		5 0 1 1 0 0 3												
John Lowenstein, L OBP: 0.402, SLG: 0.622 (1, 7)	0-0 F7	0-3 K			x 0-0 F8		x 0-0 1-3 2B 1B 1-2	x 0-0 2B		3 0 0 0 0 1 3												
Benny Ayala, R OBP: 0.344, SLG: 0.569 (7, PH)										1 1 1 0 0 0 0												
Al Bumbry, L OBP: 0.312, SLG: 0.316 (7, 8)										1 0 1 0 0 0 0												
Cal Ripken Jr., R OBP: 0.312, SLG: 0.474 (1, 6)		0-0 2B 1B 2B	4-0 G6-4-3 BB		x 0-0 1B		x 0-0 1-3 1-2 2-3	x 0-3 K		4 1 2 0 1 1 3												
Gary Roenicke, R OBP: 0.383, SLG: 0.535 (1, 8)		0-0 2B 2B 1-3	0-0 G6-4-3 1-2f		x 0-0 5-3		x 0-0 2B 2-H 3-H	x 0-0 1-3		5 1 2 2 0 0 3												
Rich Dauer, R OBP: 0.341, SLG: 0.393 (1, 5)		0-0 5-3	0-0 1B			x 0-3 K2-3				3 0 1 0 1 1 2												
Rick Dempsey, R OBP: 0.299, SLG: 0.324 (1, 2)		0-0 F2	0-0 L6			x 0-0 F8		x 0-0 F9		4 0 0 0 0 0 5												
Inning Stats	R: 0 E: 0 K: 1 S: 5	H: 0 LOB: 2 BB: 2 P: 13	R: 5 E: 0 K: 1 S: 10	H: 5 LOB: 1 BB: 1 P: 14	R: 0 E: 0 K: 0 S: 3	H: 1 LOB: 1 BB: 1 P: 7	R: 0 E: 0 K: 1 S: 5	H: 0 LOB: 0 BB: 0 P: 5	R: 0 E: 0 K: 0 S: 4	H: 1 LOB: 1 BB: 0 P: 4	R: 0 E: 0 K: 1 S: 6	H: 1 LOB: 1 BB: 0 P: 6	R: 2 E: 0 K: 0 S: 6	H: 3 LOB: 2 BB: 1 P: 10	R: 0 E: 0 K: 0 S: 3	H: 0 LOB: 0 BB: 0 P: 3	R: 0 E: 0 K: 1 S: 6	H: 1 LOB: 1 BB: 0 P: 6	1B: 7 2B: 5 3B: 0 HR: 0	SF: 0 SAC: 0 DP: 1 HBP: 0	WP: 0 PB: 0 SB: 0 CS: 0	PA: 43
PITCHER	IP WLS BF H R ER SO BB IBB HBP BLK WP HR S P ERA WHIP																					
Matt Keough, R ERA: 5.68 (1, 1)	1.2 L 13 5 5 5 1 3 0 0 0 0 0 0 12 24 27.00 4.800																					
Bob Owchinko, L ERA: 5.48 (2, 1)	4.2 19 5 2 2 3 1 0 0 0 0 0 0 24 28 3.86 1.286																					
Dave Beard, R ERA: 4.02 (7, 1)	0.2 4 1 0 0 0 1 0 0 0 0 0 0 3 7 0.00 3.000																					
Bo McLaughlin, R ERA: 4.84 (8, 1)	2.0 7 1 0 0 1 0 0 0 0 0 0 0 9 9 0.00 0.500																					

Baltimore Orioles @ Oakland Athletics
Oakland-Alameda County Coliseum, Oakland, CA

Fri Jul 09 1982, 7:05 PM PDT
Att. 16,051 - Unknown

livebaseballscorecards.com

AB	38
R	7
H	12
RBI	7
BB	5
SO	5
LOB	21



Batter	1	2	3	4	5	6	7	8	9	AB R H RBI BB SO LOB	TOP
Al Bumbry, L (1, 8) OBP: 0.317, SLG: 0.321	0-0 E4 E 1B		0-0 FC7-5 1B		0-0 F7			0-0 1B 1B		4 1 3 0 0 0 1	<p>Baltimore Orioles @ Oakland Athletics Oakland-Alameda County Coliseum, Oakland, CA</p> <p>Sat Jul 10 1982, 3:33 AM PDT Att. 25,656 - Unknown</p> <p>livebaseballscorecards.com</p>
Rich Dauer, R (1, 5) OBP: 0.343, SLG: 0.394	0-0 E4 FC6 3-H		0-0 FC7-5 1B		0-0 G6-4-3 1-2f			0-0 1B 1-3		4 0 2 1 0 0 1	
Dan Ford, R (1, 9) OBP: 0.283, SLG: 0.388	0-0 F8		0-0 F7			4-0 G5-3 1B BB		0-3 K S S S		3 0 0 0 1 1 4	
Eddie Murray, S (1, 3) OBP: 0.380, SLG: 0.534 Benny Ayala, R (1, 3) OBP: 0.349, SLG: 0.567 Terry Crowley, L (8, PH) OBP: 0.373, SLG: 0.361	0-0 FC6 2-3		0-0 FC7-5 FC6-4 1-2 2-3f			0-0 G5-3 1B		0-0 F5		1 0 0 0 0 0 1 2 0 1 0 0 0 2 1 0 0 0 0 0 1	
Gary Roenicke, R (1, 7) OBP: 0.377, SLG: 0.524	0-0 F8		0-0 FC6-4 1-2f			0-0 G5-3 1-2 2-3f		0-3 K S S S		4 0 0 0 0 1 5	
Cal Ripken Jr., R (1, 6) OBP: 0.311, SLG: 0.474		0-0 2B		0-0 F8		0-0 F8		0-3 K S S S		4 0 1 0 0 1 1	
Ken Singleton, S (1, 10) OBP: 0.382, SLG: 0.378		0-3 K S S S		0-0 4-3		0-3 K S S S		0-0 6-3		4 0 0 0 0 2 1	
Lenn Sakata, R (1, 4) OBP: 0.321, SLG: 0.337		0-0 F9		0-0 L6		0-0 6-3				3 0 0 0 0 0 1	
Rick Dempsey, R (1, 2) OBP: 0.300, SLG: 0.324		0-0 F8		0-0 G6-4-3 1B		0-0 6-3				3 0 1 0 0 0 1	
Inning Stats	R: 1 H: 1 E: 2 LOB: 1 K: 0 BB: 0 S: 5 P: 5	R: 0 H: 1 E: 0 LOB: 1 K: 1 BB: 0 S: 6 P: 6	R: 0 H: 2 E: 0 LOB: 2 K: 0 BB: 0 S: 5 P: 5	R: 0 H: 0 E: 0 LOB: 0 K: 0 BB: 0 S: 3 P: 3	R: 0 H: 1 E: 0 LOB: 0 K: 0 BB: 0 S: 3 P: 3	R: 0 H: 1 E: 0 LOB: 1 K: 0 BB: 1 S: 3 P: 7	R: 0 H: 0 E: 0 LOB: 0 K: 1 BB: 0 S: 5 P: 5	R: 0 H: 2 E: 0 LOB: 1 K: 1 BB: 0 S: 6 P: 6	R: 0 H: 0 E: 0 LOB: 0 K: 2 BB: 0 S: 7 P: 7	1B: 7 SF: 0 2B: 1 SAC: 0 3B: 0 DP: 2 HR: 0 HBP: 0	WP: 0 PA: 34 PB: 0 SB: 0 CS: 0
PITCHER Tom Underwood, L (1, 1) ERA: 3.12 Dave Beard, R (8, 1) ERA: 3.9	IP WLS BF H R ER SO BB IBB HBP BLK WP HR S P ERA WHIP	7.1 W 29 8 1 0 2 1 0 0 0 0 0 0 32 36 0.00 1.227	1.2 S 5 0 0 0 3 0 0 0 0 0 0 0 11 11 0.00 0.000	PITCHER IP WLS BF H R ER SO BB IBB HBP BLK WP HR S P ERA WHIP							

AB	33
R	1
H	8
RBI	1
BB	1
SO	5
LOB	19



Batter	1	2	3	4	5	6	7	8	9
Rickey Henderson, R OBP: 0.424, SLG: 0.415 (1, 7)	4-0 S BLK BB		0-0 F9		0-0 1B			0-0 4-3	
Dwayne Murphy, L OBP: 0.353, SLG: 0.412 (1, 8)	0-3 K 1-2		0-0 HR 1B		0-0 4-3			0-0 1B 1B	
Dan Meyer, L OBP: 0.277, SLG: 0.399 (1, 3)	0-0 F7		0-0 F8			0-0 CS 1B		0-0 G6-4-3 1B	
Tony Armas, R OBP: 0.263, SLG: 0.381 (1, 9)	0-0 F8 2-3		0-0 HR			0-0 F8		0-0 G6-4-3 1-2f	
Wayne Gross, L OBP: 0.345, SLG: 0.332 (1, 5)		0-0 HR	0-3 K			0-0 F2			
Jeff Burroughs, R OBP: 0.363, SLG: 0.467 (1, 10)		4-0 5-3 4-3 BB		0-0 F9		0-0 CS 1-2	4-0 1B BB		
Mike Heath, R OBP: 0.316, SLG: 0.350 (1, 2)		0-0 4-3 1-2		0-0 6-3			0-0 B2		
Davey Lopes, R OBP: 0.310, SLG: 0.366 (1, 4)		0-0 5-3 2-3		0-0 F8			0-0 2-3 1-3 1B		
Fred Stanley, R OBP: 0.286, SLG: 0.211 (1, 6)		0-0 6-3			0-3 K		0-0 2-3 1-2f		

Inning Stats	R: 0	H: 0	E: 0	K: 1	S: 5	R: 1	H: 1	E: 0	K: 0	S: 4	R: 2	H: 2	E: 0	K: 1	S: 7	R: 0	H: 0	E: 0	K: 0	S: 3	R: 0	H: 1	E: 0	K: 1	S: 5	R: 0	H: 1	E: 0	K: 0	S: 3	R: 0	H: 2	E: 0	K: 0	S: 4
	LOB: 1	BB: 1	P: 9	LOB: 1	BB: 1	P: 8	LOB: 0	BB: 0	P: 7	LOB: 0	BB: 0	P: 3	LOB: 0	BB: 0	P: 5	LOB: 0	BB: 0	P: 3	LOB: 1	BB: 1	P: 7	LOB: 1	BB: 1	P: 4	LOB: 0	BB: 0	P: 4	LOB: 1	BB: 0	P: 4	LOB: 1	BB: 0	P: 4		

PITCHER	IP	WLS	BF	H	R	ER	SO	BB	IBB	HBP	BLK	WP	HR	S	P	ERA	WHIP
Dennis Martinez, R ERA: 3.77 (1, 1)	8.0	L	31	8	3	3	3	3	0	0	1	0	2	34	46	3.38	1.375

BOTTOM

Baltimore Orioles @ Oakland Athletics
Oakland-Alameda County Coliseum, Oakland, CA

Sat Jul 10 1982, 3:33 AM PDT
Att. 25,656 - Unknown

AB	R	H	RBI	BB	SO	LOB
3	0	1	0	1	0	0
4	1	2	0	0	1	1
4	0	2	0	0	0	2
4	1	1	2	0	0	4
3	1	1	1	0	1	1
1	0	0	0	2	0	0
3	0	0	0	0	0	2
3	0	1	0	0	0	1
3	0	0	0	0	1	3

AB	28
R	3
H	8
RBI	3
BB	3
SO	3
LOB	14



WP	PA
0	32

1B	SF	WP	PA
6	0	0	32
2B	0	PB	0
3B	0	SB	2
HR	2	CS	1

livebaseballscorecards.com

Batter	1	2	3	4	5	6	7	8	9	AB R H RBI BB SO LOB	TOP		
Al Bumbry, L (1, 8) OBP: 0.320, SLG: 0.322	4-0 FC3-6 S 1B BB	0-0 F8			0-0 SH5-3 1-2	0-0 F8		0-0 1B		3 1 1 0 1 0 1			
Rich Dauer, R (1, 5) OBP: 0.343, SLG: 0.392	4-0 FC3-6 1-2 BB		0-0 F8		0-0 6-3		0-0 BB 1B	0-0 1-3		4 0 1 0 1 0 3			
Ken Singleton, S (1, 10) OBP: 0.385, SLG: 0.381	0-0 FC3-6 BB 1B 1-2f 2-3		0-0 F9		4-0 HR BB		4-0 FC4 BB		0-0 FC6-4 2B	3 2 1 0 2 0 2			
Eddie Murray, S (1, 3) OBP: 0.384, SLG: 0.545	0-0 BB 1-2 3-H 1B		0-0 4-3		0-0 HR 1-H 2-H		0-0 F7		4-0 FC6-4 BB	4 1 2 4 1 0 2			
John Lowenstein, L (1, 7) OBP: 0.395, SLG: 0.609	0-0 F7			0-0 F7		0-0 F7		0-0 P6	0-0 P2	3 0 0 0 0 0 2			
Gary Roenicke, R (7, PH) OBP: 0.373, SLG: 0.519										2 0 0 0 0 0 4			
Cal Ripken Jr., R (1, 6) OBP: 0.313, SLG: 0.471	4-0 1-2 2-3 BB		0-0 F9		0-0 2B SF8 1B		0-0 FC4 1-2f		0-0 FC6-4 1B 1-2f 2-3	4 2 1 0 1 0 4			
Dan Ford, R (1, 9) OBP: 0.292, SLG: 0.403	0-0 6-3		0-0 1B		0-0 SF8 1-3 2B		0-0 1B SH1 1B		0-0 1B 1-3 3-H 2B	5 1 4 1 0 0 3			
Lenn Sakata, R (1, 4) OBP: 0.320, SLG: 0.335		0-0 F8		0-3 K		0-0 2-3		0-0 SH1 1-2	0-0 1B 2-H 3-H	4 0 1 2 0 1 3			
Rick Dempsey, R (1, 2) OBP: 0.297, SLG: 0.323		0-0 F8			0-0 HR SH5-3 1B		0-0 SF8 2-3 3-H		0-0 F9 4-3	4 1 1 1 0 0 2			
Inning Stats	R: 1 E: 0 K: 0 S: 4 H: 1 LOB: 3 BB: 3 P: 16	R: 0 E: 0 K: 0 S: 3 H: 0 LOB: 0 BB: 0 P: 3	R: 0 E: 0 K: 0 S: 3 H: 0 LOB: 0 BB: 0 P: 3	R: 0 E: 0 K: 1 S: 6 H: 1 LOB: 1 BB: 0 P: 6	R: 3 E: 0 K: 0 S: 5 H: 2 LOB: 0 BB: 1 P: 9	R: 1 E: 0 K: 0 S: 5 H: 2 LOB: 1 BB: 0 P: 5	R: 0 E: 0 K: 0 S: 4 H: 1 LOB: 2 BB: 1 P: 8	R: 0 E: 0 K: 0 S: 5 H: 2 LOB: 2 BB: 0 P: 5	R: 3 E: 0 K: 0 S: 6 H: 3 LOB: 1 BB: 1 P: 10	1B: 8 2B: 3 3B: 0 HR: 1 SF: 1 SAC: 2 DP: 0 HBP: 0	WP: 0 PB: 0 SB: 1 CS: 0 PA: 45		
PITCHER	IP WLS BF H R ER SO BB IBB HBP BLK WP HR S P ERA WHIP											PITCHER	IP WLS BF H R ER SO BB IBB HBP BLK WP HR S P ERA WHIP
Brian Kingman, R (1, 1) ERA: 4.22	5.2 L 27 6 5 5 1 4 0 0 0 0 0 1 25 41 7.94 1.765												
Bob Owchinko, L (6, 1) ERA: 5.4	0.2 4 1 0 0 0 1 0 0 0 0 0 0 3 7 0.00 3.000												
Rick Langford, R (7, 1) ERA: 4.2	2.2 14 5 3 3 0 1 0 0 0 0 0 0 13 17 10.12 2.250												

Baltimore Orioles @ Oakland Athletics
Oakland-Alameda County Coliseum, Oakland, CA

Sun Jul 11 1982, 3:33 AM PDT
Att. 23,484 - Unknown

AB	36
R	8
H	12
RBI	8
BB	6
SO	1
LOB	26



livebaseballscorecards.com

Batter	1	2	3	4	5	6	7	8	9	AB R H RBI BB SO LOB	TOP							
Rickey Henderson, R OBP: 0.424, SLG: 0.415 (1, 7) X	0-0 CS 1B		0-0 L6		0-0 S 1B		0-0 1-2 3-H 1B		0-3 K	5 0 3 1 0 1 2								
Dwayne Murphy, L OBP: 0.353, SLG: 0.419 (1, 8) X	0-0 1-2 1B		0-0 1B		0-0 F7		0-3 K		0-3 K	5 0 2 0 0 2 6								
Dan Meyer, L OBP: 0.276, SLG: 0.407 (1, 3) X	0-0 F8		0-0 4-3		0-0 4-3		0-0 F6			4 0 0 0 0 0 4								
Wayne Gross, L OBP: 0.339, SLG: 0.325 (1, 5) X Mickey Klutts, R OBP: 0.242, SLG: 0.258 (7, PH) (7, 5) X	0-0 F7			0-0 1-3		0-0 E9 BB		0-3 K		3 0 0 0 0 0 1 1 0 0 0 0 1 2								
Jeff Burroughs, R OBP: 0.343, SLG: 0.427 (1, 9) X		0-3 K		0-3 K		4-0 1-2 BB		0-3 K		3 0 0 0 1 3 0								
Mitchell Page, L OBP: 0.302, SLG: 0.363 (1, 10) X Cliff Johnson, R OBP: 0.302, SLG: 0.363 (8, PH) X		4-0 1-3 S BB		0-0 4-3		0-3 K		0-0 F8		2 0 0 0 1 1 2 1 0 0 0 0 0 0								
Davey Lopes, R OBP: 0.308, SLG: 0.374 (1, 4) X		0-0 1-3			0-0 E6 FC S CS		0-0 F8		0-0 F7	4 0 0 0 0 0 3								
Mike Heath, R OBP: 0.319, SLG: 0.343 (1, 2) X Jimmy Sexton, R OBP: 0.304, SLG: 0.381 (9, PR) X		0-0 F8			0-0 FC 1B CS		4-0 E FC1 1B BB		0-0 SH1-3 1B	3 1 1 0 1 0 2 0 0 0 0 0 0 0								
Fred Stanley, R OBP: 0.281, SLG: 0.217 (1, 6) X Joe Rudi, R OBP: 0.338, SLG: 0.302 (9, PH) X			0-3 K		0-0 F5		0-0 FC1 1B		0-0 SH1-3	3 0 0 0 0 1 3 0 0 0 0 0 0 0								
Inning Stats	R: 0 E: 0 K: 0 S: 4 H: 2 LOB: 1 BB: 0 P: 4	R: 0 E: 0 K: 1 S: 5 H: 0 LOB: 1 BB: 1 P: 9	R: 0 E: 0 K: 1 S: 6 H: 1 LOB: 1 BB: 0 P: 6	R: 0 E: 0 K: 1 S: 5 H: 0 LOB: 0 BB: 0 P: 5	R: 0 E: 1 K: 0 S: 5 H: 1 LOB: 2 BB: 0 P: 5	R: 0 E: 1 K: 1 S: 6 H: 0 LOB: 2 BB: 1 P: 10	R: 1 E: 1 K: 2 S: 9 H: 1 LOB: 2 BB: 1 P: 13	R: 0 E: 0 K: 1 S: 5 H: 0 LOB: 0 BB: 0 P: 5	R: 0 E: 0 K: 2 S: 8 H: 1 LOB: 2 BB: 0 P: 8	1B: 6 2B: 0 3B: 0 HR: 0 SF: 0 SAC: 1 DP: 0 HBP: 0	WP: 0 PB: 0 SB: 3 CS: 3 PA: 38							
PITCHER	IP WLS BF H R ER SO BB IBB HBP BLK WP HR S P ERA WHIP																	
Mike Morgan, R ERA: 3.95 (1, 1)	6.0		26	4	1	0	4	3	0	0	0	0	0	0	31	43	0.00	1.167
George Frazier, R ERA: 2.44 (7, 1)	0.0		2	1	0	0	0	0	0	0	0	0	0	2	2	∞	∞	
Rudy May, L ERA: 3.57 (7, 1)	1.1		4	0	0	0	3	0	0	0	0	0	0	10	10	0.00	0.000	
Rich Gossage, R ERA: 2.4 (8, 1)	1.2	W	6	1	0	0	2	0	0	0	0	0	0	10	10	0.00	0.600	

Oakland Athletics @ New York Yankees
 Yankee Stadium, Bronx, NY
 Thu Jul 15 1982, 7:05 PM EDT
 Att. 30,267 - Unknown - 80 F

livebaseballscorecards.com

AB	34
R	1
H	6
RBI	1
BB	3
SO	9
LOB	25



Batter	1	2	3	4	5	6	7	8	9
Willie Randolph, R (1, 4) OBP: 0.365, SLG: 0.345	0-0 3-1 S 1B		0-0 6-3		0-0 5-3		4-0 BB	0-0 6-3	
Ken Griffey, L (1, 9) OBP: 0.337, SLG: 0.402	0-3 K 1-2		0-0 F9		0-0 4-3		0-3 K		
Jerry Mumphrey, S (1, 8) OBP: 0.361, SLG: 0.353	0-0 3-1 2-3			0-3 K		0-0 SH1 2B	0-3 K		
Oscar Gamble, L (1, 10) OBP: 0.365, SLG: 0.459 Lou Piniella, R (6, PH) OBP: 0.374, SLG: 0.438 Bobby Murcer, L (8, PH) OBP: 0.302, SLG: 0.417	0-0 4-3			4-0 BB BB		0-0 SH1 2-3		0-0 3-1	
Dave Winfield, R (1, 7) OBP: 0.350, SLG: 0.537		0-0 F6		0-0 F7		4-0 BB IBB		0-0 HR 1B	
John Mayberry, L (1, 3) OBP: 0.329, SLG: 0.370 Butch Hobson, R (6, PH) OBP: 0.188, SLG: 0.217 (7, 3) Dave Collins, S (8, PH) OBP: 0.295, SLG: 0.310 (9, 3)		0-0 G6-3 1B		4-0 1-2 BB		4-0 1-2 BB FC5-4		0-0 F8	
Graig Nettles, L (1, 5) OBP: 0.307, SLG: 0.363		0-0 G6-3 1-2f		0-3 K		0-0 F4		0-0 HR	
Roy Smalley, S (1, 6) OBP: 0.347, SLG: 0.367			4-0 SH1-4 BB		4-0 SH3 BB	0-0 FC5-4 1-2f		0-0 BB 1B	
Butch Wynegar, S (1, 2) OBP: 0.369, SLG: 0.367			0-0 SH1-4 1-2		0-0 SH3 1-2		0-0 F7	4-0 BB	

Inning Stats	R: 0 E: 0 K: 1 S: 6	H: 1 LOB: 1 BB: 0 P: 6	R: 0 E: 0 K: 0 S: 3	H: 1 LOB: 0 BB: 0 P: 3	R: 0 E: 0 K: 0 S: 3	H: 0 LOB: 1 BB: 1 P: 7	R: 0 E: 0 K: 2 S: 7	H: 0 LOB: 2 BB: 2 P: 15	R: 0 E: 0 K: 0 S: 3	H: 0 LOB: 1 BB: 1 P: 7	R: 0 E: 0 K: 0 S: 4	H: 1 LOB: 3 BB: 2 P: 12	R: 0 E: 0 K: 2 S: 7	H: 0 LOB: 1 BB: 1 P: 11	R: 2 E: 0 K: 0 S: 6	H: 3 LOB: 2 BB: 1 P: 10
--------------	------------------------------	---------------------------------	------------------------------	---------------------------------	------------------------------	---------------------------------	------------------------------	----------------------------------	------------------------------	---------------------------------	------------------------------	----------------------------------	------------------------------	----------------------------------	------------------------------	----------------------------------

PITCHER	IP	WLS	BF	H	R	ER	SO	BB	IBB	HBP	BLK	WP	HR	S	P	ERA	WHIP
Mike Norris, R (1, 1) ERA: 4.59	5.0		20	2	0	0	3	4	0	0	0	0	0	22	38	0.00	1.200
Tom Underwood, L (6, 1) ERA: 3.06	2.0		10	1	0	0	2	2	1	0	0	0	0	11	23	0.00	1.500
Dave Beard, R (8, 1) ERA: 4.17	0.2	L	6	3	2	2	0	1	0	0	0	0	1	5	9	27.00	6.000
Preston Hanna, R (8, 1) ERA: 3.72	0.1		1	0	0	0	0	0	0	0	0	0	0	1	1	0.00	0.000

BOTTOM


Oakland Athletics @ New York Yankees
Yankee Stadium, Bronx, NY

Thu Jul 15 1982, 7:05 PM EDT
Att: 30,267 - Unknown - 80 F

AB	R	H	RBI	BB	SO	LOB
4	0	1	0	1	0	4
4	0	0	0	0	2	4
4	0	1	0	0	2	2
1	0	0	0	1	0	1
0	0	0	0	0	0	0
1	0	0	0	0	0	0
3	1	1	0	1	0	1
1	0	1	0	1	0	0
0	0	0	0	1	0	0
1	0	0	0	0	0	1
4	1	1	2	0	1	6
2	0	1	0	2	0	3
1	0	0	0	1	0	0

AB	26
R	2
H	6
RBI	2
BB	8
SO	5
LOB	22

livebaseballscores.com



WP	PA
0	37
0	
1	
0	

Batter	1	2	3	4	5	6	7	8	9	AB R H RBI BB SO LOB	TOP		
Rickey Henderson, R OBP: 0.427, SLG: 0.417 (1, 7) X	0-0 S 1B		0-0 G4-6-3 1B			4-0 BB G4-6-3 BB		0-0 F7		3 1 2 0 1 0 1			
Dwayne Murphy, L OBP: 0.355, SLG: 0.421 (1, 8) X	0-0 1-H G4-6-3 1B		0-0 G4-6-3 1-2f			0-0 G4-6-3 1-2f		0-0 1-2 1B		4 0 2 1 0 0 2			
Dan Meyer, L OBP: 0.272, SLG: 0.402 (1, 3) X Cliff Johnson, R OBP: 0.301, SLG: 0.361 (8, PH) (8, 3)	0-0 G4-6-3 1-2f			0-3 K			0-0 G3	0-0 FC5 2-3f		3 0 0 0 0 1 1 1 0 0 0 0 0 2			
Wayne Gross, L OBP: 0.335, SLG: 0.321 (1, 5) X Mickey Klutts, R OBP: 0.240, SLG: 0.255 (9, PH)	0-0 F7			0-0 F8			0-0 3-1		0-0 F8	3 0 0 0 0 0 0 1 0 0 0 0 0 0			
Jeff Burroughs, R OBP: 0.340, SLG: 0.453 (1, 9) X		0-0 E5		0-0 F7			0-0 HR		0-0 6-3	4 1 1 1 0 0 0			
Mitchell Page, L OBP: 0.266, SLG: 0.333 (1, 10) X		0-3 K			0-0 F8		0-0 2B		0-0 4-3	4 0 1 0 0 1 1			
Davey Lopes, R OBP: 0.305, SLG: 0.370 (1, 4) X		0-3 K			0-0 6-3		0-0 F4			3 0 0 0 0 1 2			
Jeff Newman, R OBP: 0.240, SLG: 0.343 (1, 2) X		0-3 K			0-3 K			0-3 K		3 0 0 0 0 3 1			
Jimmy Sexton, R OBP: 0.308, SLG: 0.375 (1, 6) X			0-0 F2			0-0 F7		0-0 FC5 1B 1B		3 0 1 0 0 0 0			
Inning Stats	R: 1 H: 2 E: 0 LOB: 0 K: 0 BB: 0 S: 4 P: 4	R: 0 H: 0 E: 1 LOB: 1 K: 3 BB: 0 S: 10 P: 10	R: 0 H: 1 E: 0 LOB: 0 K: 0 BB: 0 S: 3 P: 3	R: 0 H: 0 E: 0 LOB: 0 K: 1 BB: 0 S: 5 P: 5	R: 0 H: 0 E: 0 LOB: 0 K: 1 BB: 0 S: 5 P: 5	R: 0 H: 0 E: 0 LOB: 0 K: 0 BB: 1 S: 2 P: 6	R: 1 H: 2 E: 0 LOB: 1 K: 0 BB: 0 S: 5 P: 5	R: 0 H: 2 E: 0 LOB: 2 K: 1 BB: 0 S: 7 P: 7	R: 0 H: 0 E: 0 LOB: 0 K: 0 BB: 0 S: 3 P: 3	1B: 5 SF: 0 2B: 1 SAC: 0 3B: 0 DP: 3 HR: 1 HBP: 0	WP: 0 PA: 33 PB: 0 SB: 1 CS: 0		
PITCHER	IP WLS BF H R ER SO BB IBB HBP BLK WP HR S P ERA WHIP											PITCHER	IP WLS BF H R ER SO BB IBB HBP BLK WP HR S P ERA WHIP
Roger Erickson, R ERA: 4.38 (1, 1)	7.2 W 28 6 2 2 6 1 0 0 0 0 0 1 39 43 2.35 0.913												
Rudy May, L ERA: 3.54 (8, 1)	0.1 2 1 0 0 0 0 0 0 0 0 0 0 2 2 0.00 3.000												
Rich Gossage, R ERA: 2.37 (9, 1)	1.0 3 0 0 0 0 0 0 0 0 0 0 0 3 3 0.00 0.000												

Oakland Athletics @ New York Yankees
Yankee Stadium, Bronx, NY

AB	32
R	2
H	7
RBI	2
BB	1
SO	6
LOB	10



Fri Jul 16 1982, 7:05 PM EDT
Att. 30,872 - Unknown - 82 F

livebaseballscorecards.com

Batter	1	2	3	4	5	6	7	8	9
Willie Randolph, R (1, 4) OBP: 0.368, SLG: 0.348	0-0 F8 2B		4-0 HR BB		4-0 3-1 1B BB	0-0 FC6-4 1-2f		0-0 6-3	
Ken Griffey, L (1, 9) OBP: 0.336, SLG: 0.411	0-0 F8 2-3		0-0 1-H HR		0-0 3-1 1-2 2-3		0-0 3-1		
Jerry Mumphrey, S (1, 8) OBP: 0.368, SLG: 0.358	0-0 5-3		0-0 4-3 1B		0-0 2B 1B 2-H 3-H		4-0 FC5 S BB		
Oscar Gamble, L (1, 10) OBP: 0.361, SLG: 0.453 Lou Piniella, R (5, PH) OBP: 0.376, SLG: 0.445	0-0 4-3		0-0 4-3 1-2		0-0 2B 1-H		0-0 F7 1-2		
Dave Winfield, R (1, 7) OBP: 0.348, SLG: 0.531		0-0 6-3	0-0 L4		0-0 F5		4-0 BB BB BB BB BB BB BB BB		
John Mayberry, L (1, 3) OBP: 0.326, SLG: 0.366 Butch Hobson, R (5, PH) OBP: 0.180, SLG: 0.208 (6, 3)		0-0 F8		0-0 F2	0-3 K		0-0 FC5 2-3f		
Graig Nettles, L (1, 5) OBP: 0.302, SLG: 0.356		0-0 F8		0-0 3-1		0-0 F6		0-0 F8	
Roy Smalley, S (1, 6) OBP: 0.352, SLG: 0.384			0-0 HR	0-3 K		0-0 FC6-4 1B		0-0 FC4-6 1B	
Butch Wynegar, S (1, 2) OBP: 0.367, SLG: 0.369			0-0 4-3		0-0 3-1 1B 2B	0-0 F4		0-0 FC4-6 1-2f	

Inning Stats	R: 0	H: 1	E: 0	K: 0	S: 4	LOB: 1	BB: 0	P: 4	R: 0	H: 0	E: 0	K: 0	S: 3	LOB: 0	BB: 0	P: 3	R: 3	H: 3	E: 0	K: 0	S: 6	LOB: 1	BB: 1	P: 10	R: 0	H: 0	E: 0	K: 1	S: 5	LOB: 0	BB: 0	P: 5	R: 3	H: 3	E: 0	K: 1	S: 8	LOB: 1	BB: 1	P: 12	R: 0	H: 1	E: 0	K: 0	S: 4	LOB: 1	BB: 0	P: 4	R: 0	H: 0	E: 0	K: 0	S: 3	LOB: 2	BB: 2	P: 11	R: 0	H: 1	E: 0	K: 0	S: 4	LOB: 1	BB: 0	P: 4	R: 0	H: 1	E: 0	K: 0	S: 4	LOB: 1	BB: 0	P: 4
1B: 4	SF: 0	2B: 3	SAC: 0	3B: 0	DP: 0	HR: 2	HBP: 0	WP: 0	PA: 37																																																															

PITCHER	IP	WLS	BF	H	R	ER	SO	BB	IBB	HBP	BLK	WP	HR	S	P	ERA	WHIP
Rick Langford, R (1, 1) ERA: 4.43	4.1	L	21	6	6	6	1	2	0	0	0	0	2	21	29	12.46	1.846
Bob Owchinko, L (5, 1) ERA: 5.02	3.2		16	3	0	0	1	2	0	0	0	0	0	16	24	0.00	1.364

BOTTOM

Oakland Athletics @ New York Yankees
Yankee Stadium, Bronx, NY

Fri Jul 16 1982, 7:05 PM EDT
Att: 30,872 - Unknown - 82 F

AB	33
R	6
H	9
RBI	6
BB	4
SO	2
LOB	16



Batter	1	2	3	4	5	6	7	8	9	AB R H RBI BB SO LOB	TOP																								
Davey Lopes, R OBP: 0.308, SLG: 0.372 (1, 4) X	0-0 F6		0-0 L6 BB 1-2 1B		0-0 5-3			0-0 4-3 1B		4 0 2 0 0 0 0																									
Dwayne Murphy, L OBP: 0.351, SLG: 0.415 (1, 8) X	0-0 4-3		0-0 F7			0-3 K		0-0 4-3 1-2		4 0 0 0 0 1 3																									
Cliff Johnson, R OBP: 0.310, SLG: 0.363 (1, 10) BBB	4-0 PB BB		4-0 1-2 2-3 BB			0-0 FC6-4 1B		0-0 5-3		2 0 1 0 2 0 1																									
Jeff Burroughs, R OBP: 0.336, SLG: 0.456 (1, 9) X	0-0 F9 1-2		0-0 L6 2-3			0-3 K			0-0 2B	4 1 1 0 0 1 5																									
Mickey Klutts, R OBP: 0.240, SLG: 0.265 (1, 5) X		0-0 6-3		0-3 K		0-0 FC6-4 1-2f			0-0 PB 2-H 2B	4 0 1 1 0 1 1																									
Joe Rudi, R OBP: 0.336, SLG: 0.295 (1, 7) BBBB		4-0 BB		0-0 F6			0-0 F7		0-0 F8	3 0 0 0 1 0 1																									
Mike Heath, R OBP: 0.311, SLG: 0.333 (1, 2) X		0-0 F9		0-0 F8			0-0 F8		0-0 F4	4 0 0 0 0 0 2																									
Jeff Newman, R OBP: 0.235, SLG: 0.335 (1, 3) SSS		0-3 K			0-3 K		0-0 5-3		0-0 F7 2-3	4 0 0 0 0 2 2																									
Jimmy Sexton, R OBP: 0.310, SLG: 0.346 (1, 6) BBBB			4-0 BB 1B BB			0-0 F7		0-3 K		2 0 0 0 1 1 0																									
Inning Stats	R: 0 E: 0 K: 0 S: 3	H: 0 LOB: 1 BB: 1 P: 7	R: 0 E: 0 K: 1 S: 5	H: 0 LOB: 1 BB: 1 P: 9	R: 0 E: 0 K: 1 S: 3	H: 1 LOB: 2 BB: 2 P: 11	R: 0 E: 0 K: 1 S: 5	H: 0 LOB: 0 BB: 0 P: 5	R: 0 E: 0 K: 1 S: 5	H: 0 LOB: 0 BB: 0 P: 5	R: 0 E: 0 K: 2 S: 8	H: 1 LOB: 1 BB: 0 P: 8	R: 0 E: 0 K: 0 S: 3	H: 0 LOB: 0 BB: 0 P: 3	R: 0 E: 0 K: 1 S: 6	H: 1 LOB: 1 BB: 0 P: 6	R: 1 E: 0 K: 0 S: 5	H: 2 LOB: 1 BB: 0 P: 5	1B: 3 2B: 3 3B: 0 HR: 0	SF: 0 SAC: 0 DP: 1 HBP: 0	WP: 0 PB: 2 SB: 0 CS: 0	PA: 35													
PITCHER Shane Rawley, L ERA: 3.36 (1, 1)	IP 9.0	WLS W	BF 35	H 5	R 1	ER 1	SO 6	BB 4	IBB 0	HBP 0	BLK 0	WP 0	HR 0	S 43	P 59	ERA 1.00	WHIP 1.000	PITCHER	IP 9.0	WLS W	BF 35	H 5	R 1	ER 1	SO 6	BB 4	IBB 0	HBP 0	BLK 0	WP 0	HR 0	S 43	P 59	ERA 1.00	WHIP 1.000

Oakland Athletics @ New York Yankees
Yankee Stadium, Bronx, NY
Sat Jul 17 1982, 7:05 PM EDT
Att. 38,590 - Unknown - 87 F

livebaseballscorecards.com

AB	31
R	1
H	5
RBI	1
BB	4
SO	6
LOB	15



Batter	1	2	3	4	5	6	7	8	9	AB	R	H	RBI	BB	SO	LOB
Willie Randolph, R OBP: 0.364, SLG: 0.344 (1, 4)	0-0 F9		0-0 F9		0-0 F9		0-0 5-3			4	0	0	0	0	0	0
Ken Griffey, L OBP: 0.338, SLG: 0.412 (1, 9)	0-0 1B		0-0 HR 1B		0-0 F9			0-0 F8		4	1	2	0	0	0	0
Jerry Mumphrey, S OBP: 0.370, SLG: 0.374 (1, 8)	0-3 K		0-0 1-H HR		0-3 K			4-0 HR BB		3	2	1	2	1	2	1
Bobby Murcer, L OBP: 0.301, SLG: 0.437 (1, 10)	0-0 F6		0-3 K			0-0 F9		0-0 1-H HR		4	1	1	2	0	1	1
Dave Winfield, R OBP: 0.347, SLG: 0.525 (1, 7)		0-0 F8		4-0 CS BB BB		0-0 L6		0-0 F7		3	0	0	0	1	0	0
John Mayberry, L OBP: 0.338, SLG: 0.369 (1, 3)		0-0 1B		4-0 CS 1-2 BB		4-0 FC4-6 BB		4-0 BB		1	0	1	0	3	0	0
Graig Nettles, L OBP: 0.297, SLG: 0.350 (1, 5)		0-0 F7		0-3 K 1-2 2-3		0-0 FC4-6 1-2f		0-0 F8		4	0	0	0	0	1	5
Roy Smalley, S OBP: 0.352, SLG: 0.381 (1, 6)		0-0 F8		4-0 BB			0-0 F2			2	0	0	0	1	0	1
Rick Cerone, R OBP: 0.293, SLG: 0.258 (1, 2)			0-0 F6		0-0 F7		0-0 5-3			3	0	0	0	0	0	2

Inning Stats	R: 0	H: 1	E: 0	LOB: 1	K: 1	P: 6	R: 0	H: 1	E: 0	LOB: 1	K: 0	P: 4	R: 2	H: 2	E: 0	LOB: 0	K: 1	P: 7	R: 0	H: 0	E: 0	LOB: 2	K: 1	P: 16	R: 0	H: 0	E: 0	LOB: 0	K: 1	P: 5	R: 0	H: 0	E: 0	LOB: 1	K: 0	P: 7	R: 0	H: 0	E: 0	LOB: 0	K: 0	P: 3	R: 2	H: 1	E: 0	LOB: 1	K: 0	P: 12														
PITCHER	IP	WLS	BF	H	R	ER	SO	BB	IBB	HBP	BLK	WP	HR	S	P	ERA	WHIP																			IP	WLS	BF	H	R	ER	SO	BB	IBB	HBP	BLK	WP	HR	S	P	ERA	WHIP										
Matt Keough, R ERA: 5.62 (1, 1)	7.2	L	32	5	4	4	4	5	0	0	0	0	0	2	35	4.70	1.304																																													
Bob Owchinko, L ERA: 4.99 (8, 1)	0.1		2	0	0	0	0	1	0	0	0	0	0	0	1	5	0.00	3.000																																												

BOTTOM

Oakland Athletics @ New York Yankees
 Yankee Stadium, Bronx, NY
 Sat Jul 17 1982, 7:05 PM EDT
 Att: 38,590 - Unknown - 87 F

AB	28
R	4
H	5
RBI	4
BB	6
SO	4
LOB	10

WP: 0 PA: 34
 PB: 0
 SB: 0
 CS: 2



livebaseballscorecards.com

Batter	1	2	3	4	5	6	7	8	9	AB R H RBI BB SO LOB	TOP		
Rickey Henderson, R OBP: 0.423, SLG: 0.412 (1, 7)	0-3 K		0-0 F8		0-0 F9		0-3 K			4 0 0 0 0 2 1			
Dwayne Murphy, L OBP: 0.350, SLG: 0.411 (1, 8)	0-3 K		4-0 BB			0-0 F7		0-3 K		3 0 0 0 1 2 0			
Cliff Johnson, R OBP: 0.308, SLG: 0.366 (1, 10)	0-0 2B		0-0 4-3			0-0 6-3		0-0 5-3		4 0 1 0 0 0 2			
Jeff Burroughs, R OBP: 0.333, SLG: 0.479 (1, 9)	0-0 5-3			0-0 F7		0-0 HR		0-3 K		4 1 1 1 0 1 1			
Mickey Klutts, R OBP: 0.231, SLG: 0.255 (1, 5)		0-0 6-3		0-0 F8		0-0 F4		0-0 F9		4 0 0 0 0 0 0			
Joe Rudi, R OBP: 0.333, SLG: 0.301 (1, 3)		0-0 F9		0-0 2B		0-0 1-3		0-0 F4		4 0 1 0 0 0 0			
Davey Lopes, R OBP: 0.303, SLG: 0.366 (1, 4)		0-0 5-3		0-0 F9		0-0 E5 3B		0-0 F7		4 1 0 0 0 0 1			
Mike Heath, R OBP: 0.312, SLG: 0.347 (1, 2)			0-0 6-3		0-3 K		0-0 SF7 3B			3 1 1 1 0 1 0			
Jimmy Sexton, R OBP: 0.313, SLG: 0.357 (1, 6)			0-0 S 1B		0-0 F7		0-0 SF7			2 0 1 1 0 0 0			
Inning Stats	R: 0 H: 1 E: 0 LOB: 1 K: 2 BB: 0 S: 8 P: 8	R: 0 H: 0 E: 0 LOB: 0 K: 0 BB: 0 S: 3 P: 3	R: 0 H: 1 E: 0 LOB: 2 K: 0 BB: 1 S: 4 P: 8	R: 0 H: 1 E: 0 LOB: 1 K: 0 BB: 0 S: 4 P: 4	R: 0 H: 0 E: 0 LOB: 0 K: 1 BB: 0 S: 5 P: 5	R: 1 H: 1 E: 0 LOB: 0 K: 0 BB: 0 S: 4 P: 4	R: 2 H: 1 E: 1 LOB: 0 K: 1 BB: 0 S: 7 P: 7	R: 0 H: 0 E: 0 LOB: 0 K: 2 BB: 0 S: 7 P: 7	R: 0 H: 0 E: 0 LOB: 0 K: 0 BB: 0 S: 3 P: 3	1B: 1 SF: 1 2B: 2 SAC: 0 3B: 1 DP: 0 HR: 1 HBP: 0	WP: 0 PA: 34 PB: 0 SB: 1 CS: 0		
PITCHER	IP WLS BF H R ER SO BB IBB HBP BLK WP HR S P ERA WHIP											PITCHER	IP WLS BF H R ER SO BB IBB HBP BLK WP HR S P ERA WHIP
Ron Guidry, L ERA: 3.87 (1, 1)	6.1 W 26 5 3 1 3 1 0 0 0 0 0 1 31 35 1.42 0.947												
Rudy May, L ERA: 3.38 (7, 1)	2.2 8 0 0 0 3 0 0 0 0 0 0 0 14 14 0.00 0.000												

Oakland Athletics @ New York Yankees
Yankee Stadium, Bronx, NY
Sun Jul 18 1982, 3:33 AM EDT
Att. 38,184 - Unknown - 93 F

livebaseballscorecards.com

AB 32
R 3
H 5
RBI 3
BB 1
SO 6
LOB 5



BOTTOM

Oakland Athletics @ New York Yankees
Yankee Stadium, Bronx, NY
Sun Jul 18 1982, 3:33 AM EDT
Att: 38,184 - Unknown - 93 F

livebaseballscorecards.com

AB 33
R 7
H 10
RBI 6
BB 4
SO 2
LOB 19



WP: 0 PA: 39
PB: 0
SB: 1
CS: 0

AB R H RBI BB SO LOB

3 0 1 0 2 0 1

5 0 0 1 0 1 5

5 1 2 1 0 0 2

4 0 1 0 0 1 4

4 0 2 1 0 0 1

3 1 0 0 0 0 3

3 1 1 0 1 0 1

3 1 1 1 1 0 0

3 3 2 2 0 0 2

1B: 5 SF: 1
2B: 3 SAC: 0
3B: 1 DP: 1
HR: 1 HBP: 1

Batter	1	2	3	4	5	6	7	8	9
Willie Randolph, R (1, 4) OBP: 0.367, SLG: 0.344	0-0 G3 S 1B	4-0 1-2 BB		0-0 6-3		4-0 1-2 2-3 FC4-6 BB		0-0 6-3	
Ken Griffey, L (1, 9) OBP: 0.332, SLG: 0.405	0-3 K	0-0 F8		0-0 F8		0-0 FC4-6 1B		0-0 E4	
Jerry Mumphy, S (1, 8) OBP: 0.371, SLG: 0.379	0-0 G3 1-3		0-0 3B 2B		0-0 3-1	0-0 1-2 3-H 1B		0-0 4-3	
Bobby Murcer, L (1, 10) OBP: 0.299, SLG: 0.431	0-3 K		0-0 F7		0-0 5-3 1B	0-0 4-3			
Dave Winfield, R (1, 7) OBP: 0.349, SLG: 0.532		0-0 6-3	0-0 2-H 3B		0-0 5-3		0-0 G3-6 1B		
John Mayberry, L (1, 3) OBP: 0.336, SLG: 0.364		1-0 2B 1B HBP	0-0 F6		0-0 4-3		0-0 G3-6		
Graig Nettles, L (1, 5) OBP: 0.300, SLG: 0.354		0-0 1B SF8 2B	0-0 F9			4-0 FC1-5 BB BB	0-0 F8		
Roy Smalley, S (1, 6) OBP: 0.354, SLG: 0.381		0-0 E 1B		0-0 F8		4-0 BB FC1-5 FC4-6 BB	0-0 F2		
Rick Cerone, R (1, 2) OBP: 0.301, SLG: 0.315		0-0 SF8		0-0 HR		0-0 FC1-5 FC4-6 BB 1B	0-0 E 2B		

Inning Stats	R: 0	H: 1	E: 0	LOB: 1	K: 2	S: 8	P: 8	R: 2	H: 2	E: 1	LOB: 2	K: 0	S: 5	P: 10	R: 1	H: 2	E: 0	LOB: 1	K: 0	S: 5	P: 5	R: 1	H: 1	E: 0	LOB: 0	K: 0	S: 4	P: 4	R: 0	H: 1	E: 0	LOB: 1	K: 0	S: 4	P: 4	R: 2	H: 1	E: 0	LOB: 2	K: 0	S: 4	P: 16	R: 0	H: 1	E: 0	LOB: 0	K: 0	S: 3	P: 3	R: 1	H: 1	E: 1	LOB: 1	K: 0	S: 5	P: 5
--------------	------	------	------	--------	------	------	------	------	------	------	--------	------	------	-------	------	------	------	--------	------	------	------	------	------	------	--------	------	------	------	------	------	------	--------	------	------	------	------	------	------	--------	------	------	-------	------	------	------	--------	------	------	------	------	------	------	--------	------	------	------

PITCHER	IP	WLS	BF	H	R	ER	SO	BB	IBB	HBP	BLK	WP	HR	S	P	ERA	WHIP
Brian Kingman, R (1, 1) ERA: 4.83	5.0	L	26	7	6	6	2	3	0	1	0	0	1	26	39	10.80	2.000
Preston Hanna, R (6, 1) ERA: 3.65	0.2		4	1	0	0	0	1	0	0	0	0	0	3	7	0.00	3.000
Bob Owchinko, L (6, 1) ERA: 4.96	0.1		1	0	0	0	0	0	0	0	0	0	0	1	1	0.00	0.000
Tom Underwood, L (7, 1) ERA: 3.03	1.0		3	1	0	0	0	0	0	0	0	0	0	3	3	0.00	1.000
Dave Beard, R (8, 1) ERA: 4.1	1.0		5	1	1	0	0	0	0	0	0	0	0	5	5	0.00	1.000

PITCHER	IP	WLS	BF	H	R	ER	SO	BB	IBB	HBP	BLK	WP	HR	S	P	ERA	WHIP
---------	----	-----	----	---	---	----	----	----	-----	-----	-----	----	----	---	---	-----	------

Batter	1	2	3	4	5	6	7	8	9	AB R H RBI BB SO LOB	TOP																
Rickey Henderson, R OBP: 0.421, SLG: 0.408 (1, 7) X	0-0 6-3		4-0 1B BB		0-0 F9		0-0 L4			3 1 0 0 1 0 0																	
Dwayne Murphy, L OBP: 0.351, SLG: 0.415 (1, 8) S S S	0-3 K		0-0 1B 1-H		0-0 2B			0-0 L7		4 0 2 1 0 1 0																	
Dan Meyer, L OBP: 0.276, SLG: 0.404 (1, 3) X	0-0 FC6-4 1B		0-0 4-3 1-2		0-0 4-3			0-0 1-3 1B		4 0 2 0 0 0 2																	
Jeff Burroughs, R OBP: 0.330, SLG: 0.500 (1, 9) X	0-0 FC6-4 1-2f			0-0 5-3		0-0 HR		0-0 1-3 1-2		4 1 1 1 0 0 2																	
Wayne Gross, L OBP: 0.333, SLG: 0.319 (1, 5) X		0-0 G6-4-3 1B		0-0 F8		0-0 F9		0-0 G3		4 0 1 0 0 0 1																	
Mitchell Page, L OBP: 0.364, SLG: 0.333 (1, 10) X		0-0 G6-4-3 1-2f		1-0 WP HR HBP		0-0 F7			0-0 CS 1B	3 1 1 0 0 0 1																	
Jeff Newman, R OBP: 0.237, SLG: 0.352 (1, 2)			0-0 6-3		0-0 HR		0-0 F7		0-3 K 1-2	3 1 1 2 0 0 0 1 0 0 0 0 1 1																	
Mike Heath, R OBP: 0.310, SLG: 0.344 (7, 2)					1-H																						
Dave McKay, S OBP: 0.225, SLG: 0.252 (1, 4) S S S			0-3 K		0-0 L4		0-0 1-3		0-0 1B	4 0 1 0 0 1 0																	
Jimmy Sexton, R OBP: 0.278, SLG: 0.313 (1, 6) S S S			0-3 K			0-0 F4		0-0 1-3	0-0 L7	4 0 0 0 0 1 1																	
Inning Stats	R: 0 E: 0 K: 1 S: 6	H: 1 LOB: 1 BB: 0 P: 6	R: 0 E: 0 K: 0 S: 3	H: 1 LOB: 0 BB: 0 P: 3	R: 1 E: 0 K: 2 S: 8	H: 1 LOB: 1 BB: 1 P: 12	R: 2 E: 0 K: 0 S: 4	H: 1 LOB: 0 BB: 0 P: 5	R: 0 E: 0 K: 0 S: 4	H: 1 LOB: 1 BB: 0 P: 4	R: 1 E: 0 K: 0 S: 4	H: 1 LOB: 0 BB: 0 P: 4	R: 0 E: 0 K: 0 S: 3	H: 0 LOB: 0 BB: 0 P: 3	R: 0 E: 0 K: 0 S: 4	H: 1 LOB: 1 BB: 0 P: 4	R: 0 E: 0 K: 1 S: 6	H: 2 LOB: 1 BB: 0 P: 6	1B: 6 2B: 1 3B: 0 HR: 2	SF: 0 SAC: 0 DP: 1 HBP: 1	WP: 1 PB: 0 SB: 2 CS: 1	PA: 36					
PITCHER	IP WLS BF H R ER SO BB IBB HBP BLK WP HR S P ERA WHIP																										
Lary Sorensen, R ERA: 4.94 (1, 1)	7.1		30	7	4	4	3	1	0	1	0	1	2	34	39	4.91	1.091										
Dan Spillner, R ERA: 1.87 (8, 1)	1.2	W	6	2	0	0	1	0	0	0	0	0	0	8	8	0.00	1.200										

Oakland Athletics @ Cleveland Indians
Cleveland Municipal Stadium, Cleveland, OH
Mon Jul 19 1982, 7:05 PM EDT
Att. 11,850 - Unknown - 73 F

livebaseballscorecards.com

AB	34
R	4
H	9
RBI	4
BB	1
SO	4
LOB	8



Batter	1	2	3	4	5	6	7	8	9	AB	R	H	RBI	BB	SO	LOB
Larry Milbourne, S (1, 4) OBP: 0.274, SLG: 0.312	0-0 4-3		0-0 6-3			0-0 2B 1B	0-0 F8			4	1	1	0	0	0	1
Toby Harrah, R (1, 5) OBP: 0.424, SLG: 0.546	0-0 5-3			0-0 E5 G4-6-3		0-0 1B 2B		0-0 F6		4	1	1	0	0	0	0
Mike Hargrove, L (1, 3) OBP: 0.364, SLG: 0.318	0-0 4-3			0-0 G4-6-3 1-2f		0-0 2-H 3-H 1B		0-3 K		4	0	1	2	0	1	1
Andre Thornton, R (1, 10) OBP: 0.412, SLG: 0.529		H 1-0 FC4-6 1B HBP		0-0 1B		0-0 5-3		0-0 HR		3	1	2	1	0	0	0
Von Hayes, L (1, 7) OBP: 0.300, SLG: 0.399		X 0-0 FC4-6 1B 1-2		0-0 F7		0-0 3-1		0-0 4-3		4	0	1	0	0	0	1
Rick Manning, L (1, 8) OBP: 0.335, SLG: 0.352		X 0-0 FC4-6 G4-6-3 1-2f 2-3			B B B 4-0 4-3 BB		0-3 K		X 0-0 4-3	3	0	0	0	1	1	2
Ron Hassey, L (1, 2) OBP: 0.291, SLG: 0.258		X 0-0 G4-6-3 1-2f			X 0-0 4-3		X 0-0 4-3		X 0-0 F8	4	0	0	0	0	0	3
Carmen Castillo, R (1, 9) OBP: 0.250, SLG: 0.250			X 0-0 F7		X 0-0 G6-4-3 1B		X 0-0 E1 2B 1B		X 0-0 F9	4	1	2	0	0	0	0
Mike Fischlin, R (1, 6) OBP: 0.385, SLG: 0.336			S 0-3 K		X 0-0 G6-4-3 1-2f		X 0-0 3-H 2B			3	0	1	1	0	1	2

Inning Stats	R: 0	H: 0	E: 0	K: 0	S: 3	R: 0	H: 1	E: 0	K: 0	S: 3	R: 0	H: 0	E: 0	K: 1	S: 5	R: 0	H: 1	E: 1	K: 0	S: 4	R: 0	H: 1	E: 0	K: 0	S: 3	R: 2	H: 3	E: 0	K: 0	S: 5	R: 1	H: 2	E: 1	K: 1	S: 7	R: 1	H: 1	E: 0	K: 1	S: 6	R: 0	H: 0	E: 0	K: 0	S: 3	1B: 6	SF: 0	2B: 2	SAC: 0	3B: 0	DP: 3	HR: 1	HBP: 1	WP: 0	PA: 35
PITCHER Mike Norris, R (1, 1) ERA: 4.46	IP	WLS	BF	H	R	ER	SO	BB	IBB	HBP	BLK	WP	HR	S	P	ERA	WHIP																																						

BOTTOM

Oakland Athletics @ Cleveland Indians
Cleveland Municipal Stadium, Cleveland, OH

Tue Jul 20 1982, 7:05 PM EDT
Att. 9,257 - Unknown - 75 F

livebaseballscorecards.com

AB 33
R 4
H 9
RBI 4
BB 1
SO 3
LOB 10



Batter	1	2	3	4	5	6	7	8	9	AB R H RBI BB SO LOB	TOP											
Rickey Henderson, R OBP: 0.416, SLG: 0.401 (1, 7)	0-3 K		0-0 4-3		0-0 1B BB 1B		0-0 F9		0-0 5-3	5 1 1 1 0 1 2												
Dwayne Murphy, L OBP: 0.358, SLG: 0.417 (1, 8)	0-0 4-3			0-0 F4	0-0 1B BB 1B BB		0-0 1-3		0-0 BB 1B	4 1 1 0 1 0 0												
Dan Meyer, L OBP: 0.283, SLG: 0.405 (1, 3)	0-0 3-1			0-0 4-3	0-0 1B 1B		0-0 1B		0-0 BB	4 0 2 2 1 0 0												
Tony Armas, R OBP: 0.265, SLG: 0.393 (1, 9)		0-0 4-3		0-3 K	0-0 1B 1B		0-3 K		0-3 K	5 0 1 1 0 3 3												
Wayne Gross, L OBP: 0.328, SLG: 0.314 (1, 5)		0-0 F5				0-0 F9 K		0-0 F6		4 0 0 0 0 1 2												
Jeff Burroughs, R OBP: 0.347, SLG: 0.524 (1, 10)		0-0 F7			4-0 FC5 BB BB	0-0 FC5-4 1B CS 1B		0-0 1B 3B		3 1 2 0 1 0 0												
Davey Lopes, R OBP: 0.312, SLG: 0.369 (1, 4)			4-0 4-3 S BB		4-0 FC5 1B BB	0-0 FC5-4 1B		0-0 CS 1B		2 1 2 1 2 0 0												
Mike Heath, R OBP: 0.296, SLG: 0.327 (1, 2)			0-3 K		0-0 FC5 1B	0-0 FC5-4 1B		0-0 4-3		4 1 0 0 0 1 6												
Fred Stanley, R OBP: 0.286, SLG: 0.221 (1, 6)			4-0 1-2 BB		0-0 BB 1B 1B	0-0 F7		0-0 F9		3 1 1 1 1 0 2												
Inning Stats	R: 0 E: 0 K: 1 S: 5	H: 0 LOB: 0 BB: 0 P: 5	R: 0 E: 0 K: 0 S: 3	H: 0 LOB: 0 BB: 0 P: 3	R: 0 E: 0 K: 1 S: 4	H: 0 LOB: 1 BB: 2 P: 12	R: 0 E: 0 K: 1 S: 5	H: 0 LOB: 0 BB: 0 P: 5	R: 5 E: 0 K: 1 S: 9	H: 4 LOB: 2 BB: 3 P: 21	R: 0 E: 0 K: 0 S: 4	H: 2 LOB: 1 BB: 0 P: 4	R: 0 E: 0 K: 1 S: 6	H: 1 LOB: 1 BB: 0 P: 6	R: 1 E: 0 K: 0 S: 4	H: 2 LOB: 0 BB: 0 P: 4	R: 0 E: 0 K: 1 S: 6	H: 1 LOB: 2 BB: 1 P: 10	1B: 9 2B: 0 3B: 1 HR: 0	SF: 0 SAC: 0 DP: 0 HBP: 0	WP: 0 PB: 0 SB: 1 CS: 2	PA: 40
PITCHER	IP WLS BF H R ER SO BB IBB HBP BLK WP HR S P ERA WHIP																					
John Denny, R ERA: 5.2 (1, 1)	4.2 L 20 2 5 5 3 5 0 0 0 0 0 0 21 41 9.64 1.500																					
Ed Glynn, L ERA: 3.1 (5, 1)	0.1 3 2 0 0 1 0 0 0 0 0 0 0 5 5 0.00 6.000																					
Tom Brennan, R ERA: 4.05 (6, 1)	2.0 8 3 0 0 1 0 0 0 0 0 0 0 10 10 0.00 1.500																					
Dan Spillner, R ERA: 1.94 (8, 1)	2.0 9 3 1 1 1 1 0 0 0 0 0 0 10 14 4.50 2.000																					

Oakland Athletics @ Cleveland Indians
Cleveland Municipal Stadium, Cleveland, OH
Wed Jul 21 1982, 7:05 PM EDT
Att. 12,404 - Unknown - 76 F

livebaseballscorecards.com

AB 34
R 6
H 10
RBI 6
BB 6
SO 6
LOB 15



Batter	1	2	3	4	5	6	7	8	9	AB	R	H	RBI	BB	SO	LOB
Larry Milbourne, S OBP: 0.267, SLG: 0.305 (1, 4) (9, 6)	0-0 F6		0-0 F2		0-0 FC4-6		0-0 SF7	0-0 F9		4	0	0	2	0	0	3
Toby Harrah, R OBP: 0.423, SLG: 0.547 (1, 5)	0-0 F8		0-0 F8		0-0 F2		0-0 BB 1B		0-0 2B	5	0	2	1	0	0	1
Mike Hargrove, L OBP: 0.380, SLG: 0.313 (1, 3)	0-0 6-3		0-0 F5			0-0 G3	0-0 F9		0-0 F8	5	0	0	0	0	0	3
Andre Thornton, R OBP: 0.414, SLG: 0.538 (1, 10)		0-0 HR		0-0 F9		0-0 1B	4-0 1-2 BB		0-0 F8	4	1	2	1	1	0	1
Bill Nahorodny, R OBP: 0.255, SLG: 0.388 Ron Hassey, L OBP: 0.288, SLG: 0.255 (7, PH) (8, 2)		0-0 FC4-6 1B		0-0 L8		0-0 F9	0-3 K		0-0 F5	3	0	1	0	0	0	1
Von Hayes, L OBP: 0.299, SLG: 0.397 (1, 7)		0-0 FC4-6 1B		0-0 F8		0-0 F9			0-0 F9	4	0	1	0	0	0	1
Rick Manning, L OBP: 0.340, SLG: 0.355 (1, 8)		0-0 F7			4-0 1B FC4-6 BB		0-0 BB SF7 1B		0-0 BB 1B	3	2	2	0	1	0	2
Carmen Castillo, R OBP: 0.313, SLG: 0.267 (1, 9)		0-0 FC4-6		0-0 FC4-6 1B		0-0 FC4-6 1B	4-0 1-2 BB 1B		0-0 F7	3	1	1	0	1	0	3
Mike Fischlin, R OBP: 0.384, SLG: 0.331 Karl Pagel, L OBP: 0.500, SLG: 0.200 Jack Perconte, L OBP: 0.290, SLG: 0.277 (8, PH) (8, PR) (9, 4)		0-0 F4		0-0 F4		0-0 F4	4-0 1-2 2-3 BB F9 1B BB		4-0 1-2 BB BB	2	0	0	0	1	0	4

Inning Stats	R: 0	H: 0	E: 0	K: 0	S: 3	R: 1	H: 3	E: 0	K: 0	S: 6	R: 0	H: 0	E: 0	K: 0	S: 3	R: 0	H: 0	E: 0	K: 0	S: 3	R: 1	H: 1	E: 0	K: 0	S: 4	R: 0	H: 1	E: 0	K: 0	S: 4	R: 2	H: 2	E: 0	K: 1	S: 7	R: 0	H: 1	E: 0	K: 0	S: 4	R: 0	H: 1	E: 0	K: 0	S: 4	R: 0	H: 1	E: 0	K: 0	S: 4	1B: 7	SF: 1	2B: 1	SAC: 0	3B: 0	DP: 0	HR: 1	HBP: 0	WP: 0	PA: 41
--------------	------	------	------	------	------	------	------	------	------	------	------	------	------	------	------	------	------	------	------	------	------	------	------	------	------	------	------	------	------	------	------	------	------	------	------	------	------	------	------	------	------	------	------	------	------	------	------	------	------	------	-------	-------	-------	--------	-------	-------	-------	--------	-------	--------

PITCHER	IP	WLS	BF	H	R	ER	SO	BB	IBB	HBP	BLK	WP	HR	S	P	ERA	WHIP
Tom Underwood, L ERA: 3.19 (1, 1)	6.0		27	6	4	4	0	3	0	0	0	0	1	24	36	6.00	1.500
Dave Beard, R ERA: 4.04 (7, 1)	0.1		2	1	0	0	0	0	0	0	0	0	0	2	2	0.00	3.000
Bob Owchinko, L ERA: 4.92 (7, 1)	0.1		1	0	0	0	0	0	0	0	0	0	0	1	1	0.00	0.000
Brian Kingman, R ERA: 4.63 (7, 1)	2.1	S	11	2	0	0	1	2	0	0	0	0	0	11	19	0.00	1.714

BOTTOM

Oakland Athletics @ Cleveland Indians
Cleveland Municipal Stadium, Cleveland, OH

Wed Jul 21 1982, 7:05 PM EDT
Att: 12,404 - Unknown - 76 F

AB	35
R	4
H	9
RBI	4
BB	5
SO	1
LOB	23



Batter	1	2	3	4	5	6	7	8	9	AB R H RBI BB SO LOB	TOP
Rickey Henderson, R OBP: 0.415, SLG: 0.397 (1, 7) X	0-0 F8 ①		0-0 F8 ①		4-0 PO BB			0-3 K ②		3 0 0 0 1 1 0	
Dwayne Murphy, L OBP: 0.354, SLG: 0.412 (1, 8) X	0-0 L6 ②		0-3 K ②		0-0 PO 1-2 ③ X	0-0 F7 ①		0-0 F7 ③		4 0 0 0 0 1 0	
Dan Meyer, L OBP: 0.283, SLG: 0.404 (1, 3) X	0-0 E6		0-0 F6 ③			0-0 1B			0-3 K ①	3 0 1 0 0 0 0	
Mickey Klutts, R OBP: 0.230, SLG: 0.262 (9, PH)									0-3 K ②	1 0 0 0 0 1 0	
Tony Armas, R OBP: 0.265, SLG: 0.401 (1, 9) X	0-0 F9 ③				0-0 HR				0-3 K ②	4 1 1 1 0 2 2	
Jeff Burroughs, R OBP: 0.344, SLG: 0.514 (1, 10) X		0-0 E 1B		0-3 K ①					0-0 6-3 ③	4 0 1 0 0 2 1	
Wayne Gross, L OBP: 0.324, SLG: 0.309 (1, 5) X		0-0 F9 ①		0-0 F9 ②				0-3 K ①		3 0 0 0 0 1 1	
Davey Lopes, R OBP: 0.309, SLG: 0.365 (1, 4) X		0-0 E4 1-3		0-0 6-3 ③				0-0 F8 ②		3 0 0 0 0 0 1	
Jeff Newman, R OBP: 0.238, SLG: 0.352 (1, 2) X		0-3 K ②			0-3 K ①			0-0 CS 1B		3 0 1 0 0 2 2	
Mitchell Page, L OBP: 0.364, SLG: 0.333 (7, PR)										0 0 0 0 0 0 0	
Mike Heath, R OBP: 0.296, SLG: 0.327 (7, 2) X										0 0 0 0 0 0 0	
Fred Stanley, R OBP: 0.282, SLG: 0.217 (1, 6) X		0-0 F9 ③			0-0 F4 ②			0-0 CS 1-2 ③ X	0-0 F6 ①	2 0 0 0 0 0 2	
Cliff Johnson, R OBP: 0.311, SLG: 0.363 (8, PH)										1 0 0 0 0 0 0	
Jimmy Sexton, R OBP: 0.270, SLG: 0.303 (8, 6) X										0 0 0 0 0 0 0	
Inning Stats	R: 0 H: 0 E: 1 LOB: 1 K: 0 BB: 0 S: 4 P: 4	R: 0 H: 1 E: 1 LOB: 2 K: 1 BB: 0 S: 7 P: 7	R: 0 H: 0 E: 0 LOB: 0 K: 1 BB: 0 S: 5 P: 5	R: 1 H: 1 E: 0 LOB: 0 K: 1 BB: 0 S: 6 P: 6	R: 0 H: 0 E: 0 LOB: 0 K: 1 BB: 1 S: 4 P: 8	R: 0 H: 1 E: 0 LOB: 1 K: 2 BB: 0 S: 8 P: 8	R: 0 H: 1 E: 0 LOB: 1 K: 1 BB: 0 S: 5 P: 5	R: 0 H: 0 E: 0 LOB: 0 K: 2 BB: 0 S: 7 P: 7	1B: 3 SF: 0 2B: 0 SAC: 0 3B: 0 DP: 0 HR: 1 HBP: 0	WP: 0 PA: 34 PB: 0 SB: 0 CS: 1	
PITCHER	IP WLS BF H R ER SO BB IBB HBP BLK WP HR S P ERA WHIP										
Jim Palmer, R ERA: 3.99 (1, 1)	8.0 W 29 4 1 1 8 1 0 0 0 0 0 1 44 48 1.12 0.625										
Tippy Martinez, L ERA: 3.29 (9, 1)	1.0 S 3 0 0 0 2 0 0 0 0 0 0 0 7 7 0.00 0.000										

Oakland Athletics @ Baltimore Orioles
 Memorial Stadium, Baltimore, MD
 Fri Jul 23 1982, 7:05 PM EDT
 Att. 23,303 - Unknown

livebaseballscorecards.com

AB	31
R	1
H	4
RBI	1
BB	1
SO	10
LOB	9



Batter	1	2	3	4	5	6	7	8	9	AB R H RBI BB SO LOB
Brian Downing, R OBP: 0.371, SLG: 0.490 (1, 7)	4-0 1-3 BB		0-0 F8	0-0 1B	0-0 G3		0-0 6-3		4-0 BB	4 0 1 0 2 0 1
Rod Carew, L OBP: 0.389, SLG: 0.374 Ron Jackson, R OBP: 0.298, SLG: 0.302 (7, PH) (8, 3)	0-0 F8		4-0 HBP SF8 BB	0-0 1-2 1B		4-0 HR BB	4-0 2B BB		0-0 F8	2 2 1 0 2 0 1 1 1 0 0 1 0 1
Reggie Jackson, L OBP: 0.368, SLG: 0.518 (1, 9)	0-0 1-3		4-0 SF8 HBP BB	0-3 K		0-0 1-H HR	0-0 1-H 2B		0-3 K	5 1 2 3 1 2 4
Don Baylor, R OBP: 0.326, SLG: 0.433 (1, 10)	1-0 HBP		1-0 1-2 2-3 HBP		4-0 HR BB	0-0 SH1-4 1B	0-0 F8			2 1 1 0 1 0 1
Fred Lynn, L OBP: 0.368, SLG: 0.520 (1, 8)	0-0 G3		0-0 SF8		0-0 1-H HR	0-0 SH1-4	0-0 F8			3 1 1 3 0 0 2
Doug DeCinces, R OBP: 0.341, SLG: 0.464 (1, 5)		4-0 BB	0-0 1-3		4-0 SH3-4 1B WP	4-0 BB	0-0 F9			2 1 0 0 3 0 2
Bobby Grich, R OBP: 0.368, SLG: 0.447 (1, 4)		0-0 F8		0-0 HR	0-0 1-2 1B WP SH3-4	0-3 K	0-0 1B			5 1 3 1 0 1 3
Tim Foli, R OBP: 0.295, SLG: 0.334 (1, 6)		0-0 F7		0-0 6-3	0-0 SH3-4	0-0 F8	0-0 F8			4 0 0 0 0 0 4
Bob Boone, R OBP: 0.315, SLG: 0.330 (1, 2)		0-0 P4		0-0 F7	0-0 6-3		0-0 6-3		0-0 6-3	5 0 0 0 0 0 2

Inning Stats	R: 0 E: 0 K: 0 S: 3	H: 0 LOB: 2 BB: 1 P: 8	R: 0 E: 0 K: 0 S: 3	H: 0 LOB: 1 BB: 1 P: 7	R: 1 E: 0 K: 0 S: 3	H: 0 LOB: 2 BB: 2 P: 12	R: 1 E: 0 K: 1 S: 8	H: 3 LOB: 2 BB: 0 P: 8	R: 3 E: 0 K: 0 S: 5	H: 2 LOB: 1 BB: 2 P: 13	R: 2 E: 0 K: 1 S: 7	H: 2 LOB: 2 BB: 2 P: 15	R: 1 E: 0 K: 0 S: 4	H: 1 LOB: 1 BB: 1 P: 8	R: 0 E: 0 K: 0 S: 4	H: 1 LOB: 1 BB: 0 P: 4	R: 0 E: 0 K: 1 S: 5	H: 0 LOB: 1 BB: 1 P: 9	1B: 5 2B: 1 3B: 0 HR: 3	SF: 1 SAC: 2 DP: 0 HBP: 2	WP: 1 PB: 0 SB: 0 CS: 0	PA: 48
--------------	------------------------------	---------------------------------	------------------------------	---------------------------------	------------------------------	----------------------------------	------------------------------	---------------------------------	------------------------------	----------------------------------	------------------------------	----------------------------------	------------------------------	---------------------------------	------------------------------	---------------------------------	------------------------------	---------------------------------	----------------------------------	------------------------------------	----------------------------------	--------

PITCHER	IP	WLS	BF	H	R	ER	SO	BB	IBB	HBP	BLK	WP	HR	S	P	ERA	WHIP
Steve McCatty, R ERA: 4.25 (1, 1)	4.0		24	4	5	5	1	6	0	2	0	0	2	18	44	11.25	2.500
Tom Underwood, L ERA: 3.27 (5, 1)	1.1		8	3	2	2	0	1	0	0	0	1	1	7	11	13.50	3.000
Dave Beard, R ERA: 3.93 (6, 1)	3.2	W	16	2	1	1	2	3	0	0	0	0	0	17	29	2.46	1.364

BOTTOM

Oakland Athletics @ California Angels
Anaheim Stadium, Anaheim, CA
Mon Jul 26 1982, 10:05 PM EDT
Att. 47,260 - Unknown

livebaseballscorecards.com

AB	33
R	8
H	9
RBI	7
BB	10
SO	3
LOB	21



Batter	1	2	3	4	5	6	7	8	9	10	11	12	13	AB R H RBI BB SO LOB	TOP															
Rickey Henderson, R OBP: 0.421, SLG: 0.416 (1, 7) X	0-0 CS 1B	4-0 CS BB		0-0 6-3 1-2		0-0 CS 1B			0-0 S 1B		0-0 F9		0-0 6-3	6 0 3 1 1 0 1																
Dwayne Murphy, L OBP: 0.350, SLG: 0.409 (1, 8) B B B	4-0 BB 2B 1-2	0-0 4-3 1-2		0-0 G3 2-3		0-0 CS 1-2	0-3 K		0-0 F7		0-0 K		0-3 K	5 1 0 0 1 2 3																
Cliff Johnson, R OBP: 0.313, SLG: 0.365 Jeff Burroughs, R OBP: 0.343, SLG: 0.492 (1, 10) B B B (2, PH) B	4-0 2B FC 1-2	0-3 K		4-0 BB			0-0 5-3		0-3 K			0-0 1B SF8 1B		0 1 0 0 1 0 0 4 1 1 0 1 2 1																
Tony Armas, R OBP: 0.264, SLG: 0.401 (1, 9) X	0-0 1B 2B 1-3 2-H		0-0 L4	0-0 F9			0-3 K			0-3 K		0-0 1B		6 1 2 1 0 2 2																
Mickey Klutts, R OBP: 0.220, SLG: 0.248 Wayne Gross, L OBP: 0.319, SLG: 0.316 (1, 5) (10, PH) (10, 5)	0-0 FC 1B 2B 3-H		0-0 1B		0-0 2-3			0-0 5-3		4-0 BB		0-0 SF8		4 1 1 1 0 0 1 0 0 0 1 1 0 0																
Joe Rudi, R OBP: 0.333, SLG: 0.324 Dan Meyer, L OBP: 0.295, SLG: 0.420 (1, 3) (10, PH) (10, 3)	0-0 2B SF8 1B 1-2 2-3		0-0 1B	0-0 FC1-4-6 1B 1-2		0-0 5-3		0-0 F9		0-0 F7		4-0 IBB		4 1 2 0 0 0 0 1 0 0 0 1 0 1																
Mike Heath, R OBP: 0.287, SLG: 0.320 (1, 2) X	0-0 SF8 2B 1-3 2-H 3-H		0-0 F9		0-0 5-3			0-3 K		0-0 L4		0-0 P3		6 0 1 2 0 1 5																
Dave McKay, S OBP: 0.223, SLG: 0.250 Mitchell Page, L OBP: 0.316, SLG: 0.200 Fred Stanley, R OBP: 0.282, SLG: 0.215 (1, 4) (9, PR) (9, 4)	0-0 SF8 2-3 3-H		0-0 FC1-4-6 1-2			0-0 F7			0-0 SH1-4 1B 1B		0-0 5-3		0-0 6-3	3 0 1 1 0 0 2 0 1 0 0 0 0 0 2 0 0 0 0 0 0																
Jimmy Sexton, R OBP: 0.250, SLG: 0.273 (1, 6) X	0-0 5-3			0-0 G3 S 1B		0-0 5-3			0-0 SH1-4		0-0 6-3		0-0 6-3	5 0 1 0 0 0 1																
Inning Stats	R: 5 E: 0 K: 0 S: 7	H: 4 LOB: 1 BB: 2 P: 15	R: 0 E: 0 K: 1 S: 4	H: 0 LOB: 0 BB: 1 P: 8	R: 0 E: 0 K: 0 S: 5	H: 2 LOB: 2 BB: 0 P: 5	R: 0 E: 0 K: 0 S: 4	H: 1 LOB: 2 BB: 1 P: 8	R: 0 E: 0 K: 0 S: 3	H: 0 LOB: 0 BB: 0 P: 7	R: 0 E: 0 K: 1 S: 5	H: 0 LOB: 0 BB: 0 P: 5	R: 0 E: 0 K: 1 S: 3	H: 0 LOB: 1 BB: 1 P: 9	R: 0 E: 0 K: 0 S: 3	H: 0 LOB: 0 BB: 0 P: 3	R: 1 E: 0 K: 1 S: 7	H: 2 LOB: 2 BB: 0 P: 11	R: 0 E: 0 K: 0 S: 3	H: 0 LOB: 0 BB: 0 P: 3	1B: 10 2B: 2 3B: 0 HR: 0	SF: 2 SAC: 1 DP: 0 HBP: 0	WP: 0 PB: 0 SB: 2 CS: 3	PA: 56						
PITCHER																														
Geoff Zahn, L ERA: 3.57 (1, 1)	IP: 3.2	WLS: 0	BF: 21	H: 7	R: 5	ER: 5	SO: 1	BB: 4	IBB: 0	HBP: 0	BLK: 0	WP: 0	HR: 0	S: 19	P: 35	ERA: 12.27	WHIP: 3.000													
Bruce Kison, R ERA: 3.66 (4, 1)	4.2		16	3	1	1	3	0	0	0	0	0	0	22	22	1.93	0.643													
Andy Hassler, L ERA: 1.71 (9, 1)	0.1	W	1	0	0	0	0	0	0	0	0	0	0	1	1	0.00	0.000													
Dave Goltz, R ERA: 4.25 (9, 1)	4.1		17	2	1	1	3	1	1	0	0	0	0	21	29	2.08	0.692													

Oakland Athletics @ California Angels
Anaheim Stadium, Anaheim, CA
Tue Jul 27 1982, 10:05 PM EDT
Att. 32,609 - Unknown

livebaseballscorecards.com

AB	46
R	7
H	12
RBI	7
BB	6
SO	7
LOB	17



Batter	1	2	3	4	5	6	7	8	9	10	11	12	13
Brian Downing, R (1, 7) OBP: 0.372, SLG: 0.496	0-0 6-3		0-0 1-4-3		0-0 HR		4-0 BB		0-0 1-3		4-0 BB		0-0 SH2-4
Rob Wilfong, L (1, 5) OBP: 0.231, SLG: 0.213	0-0 F8		0-0 F9		0-0 F9		0-0 F8		0-0 4-3		0-0 6-3		4-0 1B BB
Joe Ferguson, R (13, PH) OBP: 0.288, SLG: 0.296													
Reggie Jackson, L (1, 9) OBP: 0.372, SLG: 0.535	0-0 2B			0-0 F8		0-0 HR		0-3 K	0-0 2B			0-0 F8 1B BB	0-3 K
Don Baylor, R (1, 10) OBP: 0.330, SLG: 0.432	0-0 F7			0-0 L5		4-0 BB		0-0 1B 1B	0-0 5-3			4-0 FC6-4 1B BB	0-0 1-2 2-H 1B
Fred Lynn, L (1, 8) OBP: 0.365, SLG: 0.514		0-0 4-3		0-3 K		0-0 F9		0-0 1B 1-2 1B		0-0 F8		0-0 F8	
Bobby Grich, R (1, 4) OBP: 0.365, SLG: 0.441		0-0 F7			0-0 F3		0-3 K	0-3 K		0-0 F8		0-0 FC6-4 1B	
Ron Jackson, R (1, 3) OBP: 0.302, SLG: 0.305		0-0 5-3			0-0 1B HR 1B		0-0 5-3		0-0 1B			0-0 FC6-4	
Tim Foli, R (1, 6) OBP: 0.290, SLG: 0.328			0-0 E6 FC6-4		0-0 P6		0-0 6-3	0-0 F8			0-0 F9		0-0 L5
Bob Boone, R (1, 2) OBP: 0.318, SLG: 0.344			0-0 FC6-4		0-0 FC6-4		0-0 F7		0-0 HR		0-0 F9		0-0 SH2-4 1B 1B
Juan Beniquez, R (13, PR) OBP: 0.320, SLG: 0.333													

AB	R	H	RBI	BB	SO	LOB
4	1	1	3	2	0	1
6	0	0	0	0	0	3
0	0	0	0	1	0	0
7	2	4	1	0	2	2
5	1	2	1	2	0	2
6	0	1	0	0	1	3
6	0	1	1	0	2	3
6	1	2	1	0	0	3
6	0	0	0	0	0	5
6	2	3	1	0	0	1
0	1	0	0	0	0	0

BOTTOM

Oakland Athletics @ California Angels
Anaheim Stadium, Anaheim, CA
 Tue Jul 27 1982, 10:05 PM EDT
 Att: 32,609 - Unknown

livebaseballscorecards.com

AB	52
R	8
H	14
RBI	8
BB	5
SO	5
LOB	23



Inning Stats	R	H	E	K	S	IP	WLS	BF	H	R	ER	SO	BB	IBB	HBP	BLK	WP	HR	S	P	ERA	WHIP
	0	1	0	0	4	11.0		47	10	6	6	4	3	0	0	0	0	3	52	64	4.91	1.182
	0	0	0	0	3	0.0		2	1	1	1	0	1	0	0	0	0	0	1	5	∞	∞
	0	0	0	0	4	1.2	L	9	3	1	1	1	1	0	0	0	0	0	10	14	5.40	2.400

PITCHER	IP	WLS	BF	H	R	ER	SO	BB	IBB	HBP	BLK	WP	HR	S	P	ERA	WHIP
Mike Norris, R (1, 1) ERA: 4.5	11.0		47	10	6	6	4	3	0	0	0	0	3	52	64	4.91	1.182
Brian Kingman, R (12, 1) ERA: 4.91	0.0		2	1	1	1	0	1	0	0	0	0	0	1	5	∞	∞
Bob Owchinko, L (12, 1) ERA: 4.87	1.2	L	9	3	1	1	1	1	0	0	0	0	0	10	14	5.40	2.400

WP: 0	PA: 58
PB: 0	
SB: 1	
CS: 0	

Batter	1	2	3	4	5	6	7	8	9	AB R H RBI BB SO LOB	TOP													
Rickey Henderson, R OBP: 0.422, SLG: 0.416 (1, 7) SS (7, 8)	0-3 K ①		4-0 CS BB ①			0-0 4-3 ①		0-0 1B ①		3 0 1 0 1 1 0														
Dwayne Murphy, L OBP: 0.350, SLG: 0.408 Jeff Burroughs, R OBP: 0.340, SLG: 0.488 (1, 8) X (7, 7)	0-0 6-3 ②		0-0 CS 1-2 ③	0-0 FC5-6 1B ③		0-0 4-3 ②		0-0 5-3 ③		3 0 1 0 0 0 0 1 0 0 0 0 0 1														
Dan Meyer, L OBP: 0.294, SLG: 0.421 (1, 3) X	0-0 F7 ③			0-0 FC5-6 WP 1-2f ①		0-0 3-1 ③			0-0 1B SF8 2B ③	4 1 1 0 0 0 1														
Tony Armas, R OBP: 0.264, SLG: 0.399 (1, 9)		0-0 4-3 ①		0-3 K 1-2 ②			0-3 K ②		0-0 2-3 1B ③	4 0 1 0 0 2 1														
Wayne Gross, L OBP: 0.315, SLG: 0.312 (1, 5)		0-0 4-3 ②		0-0 F8 ③			0-0 F8 ①		0-0 SF8 ①	3 0 0 1 0 0 2														
Mitchell Page, L OBP: 0.304, SLG: 0.211 (1, 10)		0-0 1B ③			0-0 3-1 ①		0-0 P4 ②		0-3 3-H K ②	4 0 1 0 0 1 2														
Mike Heath, R OBP: 0.286, SLG: 0.318 (1, 2)		0-0 4-3 ③			0-0 4-3 1B ③		0-0 F8 ③		0-0 5-3 ③	4 0 1 0 0 0 3														
Dave McKay, S OBP: 0.219, SLG: 0.245 (1, 4)			0-0 F8 ①		0-0 4-3 1-2 ②			0-0 F8 ①		3 0 0 0 0 0 1														
Fred Stanley, R OBP: 0.277, SLG: 0.211 (1, 6)			0-0 4-3 ②		0-0 F9 ③			0-0 5-3 ②		3 0 0 0 0 0 1														
Inning Stats	R: 0 E: 0 K: 1 S: 5	H: 0 LOB: 0 BB: 0 P: 5	R: 0 E: 0 K: 0 S: 4	H: 1 LOB: 1 BB: 0 P: 4	R: 0 E: 0 K: 0 S: 2	H: 0 LOB: 0 BB: 1 P: 6	R: 0 E: 0 K: 1 S: 6	H: 1 LOB: 1 BB: 0 P: 6	R: 0 E: 0 K: 0 S: 4	H: 1 LOB: 1 BB: 0 P: 4	R: 0 E: 0 K: 1 S: 6	H: 0 LOB: 1 BB: 0 P: 6	R: 0 E: 0 K: 1 S: 6	H: 0 LOB: 1 BB: 0 P: 6	R: 0 E: 0 K: 0 S: 4	H: 1 LOB: 1 BB: 0 P: 4	R: 1 E: 0 K: 1 S: 7	H: 2 LOB: 1 BB: 0 P: 7	1B: 5 2B: 1 3B: 0 HR: 0	SF: 1 SAC: 0 DP: 0 HBP: 0	WP: 2 PB: 0 SB: 0 CS: 1	PA: 35		
PITCHER Mike Witt, R ERA: 3.4 (1, 1)	IP 9.0	WLS W	BF 34	H 6	R 1	ER 1	SO 4	BB 1	IBB 0	HBP 0	BLK 0	WP 2	HR 0	S 41	P 45	ERA 1.00	WHIP 0.778							
																		PITCHER						
																		IP WLS BF H R ER SO BB IBB HBP BLK WP HR S P ERA WHIP						

Oakland Athletics @ California Angels
Anaheim Stadium, Anaheim, CA
Wed Jul 28 1982, 10:05 PM EDT
Att: 32,689 - Unknown

livebaseballscorecards.com

AB	32
R	1
H	6
RBI	1
BB	1
SO	4
LOB	12



BOTTOM

Oakland Athletics @ California Angels
Anaheim Stadium, Anaheim, CA
Wed Jul 28 1982, 10:05 PM EDT
Att. 32,689 - Unknown

livebaseballscorecards.com

AB 35
R 13
H 13
RBI 13
BB 6
SO 1
LOB 10



WP: 1 PA: 43
PB: 0
SB: 0
CS: 0

AB R H RBI BB SO LOB

4 0 0 1 0 0 2
1 0 0 0 0 0 0

5 1 1 0 0 1 1

1 2 0 0 2 0 1
2 0 0 0 0 0 0

4 4 3 4 1 0 0

3 3 2 1 1 0 0
1 0 0 0 0 0 0

1 1 0 0 1 0 0
2 1 2 1 0 0 0

4 1 3 4 1 0 1

3 0 0 1 0 0 4

4 0 2 1 0 0 1

1B: 10 SF: 1
2B: 1 SAC: 0
3B: 0 DP: 1
HR: 2 HBP: 1

Batter	1	2	3	4	5	6	7	8	9
Brian Downing, R (1, 7) Mick Kelleher, R (7, 5) OBP: 0.369, SLG: 0.491 OBP: 0.118, SLG: 0.032	0-0 P5	0-0 6-3		0-0 G6-4-3	0-0 6-3		0-0 4-3		
Rob Wilfong, L (1, 5) (7, 4) OBP: 0.230, SLG: 0.212	0-0 1B	0-0 4-3		0-0 F8	0-0 F8		0-3 K		
Reggie Jackson, L (1, 9) Bobby Clark, R (6, PH) (7, 9) (8, 8) OBP: 0.375, SLG: 0.533 OBP: 0.267, SLG: 0.367	0-0 F9		4-0 HR		4-0 HR		0-0 F9		0-0 P5
Don Baylor, R (1, 10) OBP: 0.336, SLG: 0.451	0-0 1B		0-0 HR		0-0 HR		4-0 1B	0-0 F9	
Fred Lynn, L (1, 8) Joe Ferguson, R (8, 9) OBP: 0.369, SLG: 0.515 OBP: 0.283, SLG: 0.291	0-0 1B		0-0 P5		4-0 SF9		0-0 2B	0-0 4-3	
Bobby Grich, R (1, 4) Juan Beniquez, R (6, PH) (7, 7) OBP: 0.367, SLG: 0.440 OBP: 0.333, SLG: 0.348	1-0 1B		0-0 P4		4-0 SF9		0-0 2B	0-0 1B	
Ron Jackson, R (1, 3) OBP: 0.338, SLG: 0.349	0-0 FC6-4		0-0 1B		4-0 WP		0-0 2B	0-0 F9	
Tim Foli, R (1, 6) OBP: 0.286, SLG: 0.325	0-0 FC6-4		0-0 1-3		0-0 SF9		0-0 5-3		
Bob Boone, R (1, 2) OBP: 0.321, SLG: 0.346		0-0 6-3		0-0 G6-4-3	0-0 WP		0-0 F8		

Inning Stats	R: 3	H: 4	E: 0	LOB: 2	K: 0	P: 8	R: 0	H: 0	E: 0	LOB: 0	K: 0	P: 3	R: 2	H: 2	E: 0	LOB: 1	K: 0	P: 9	R: 0	H: 1	E: 0	LOB: 0	K: 0	P: 3	R: 5	H: 2	E: 0	LOB: 1	K: 0	P: 21	R: 3	H: 3	E: 0	LOB: 1	K: 0	P: 10	R: 0	H: 0	E: 0	LOB: 0	K: 1	P: 5	R: 0	H: 1	E: 0	LOB: 1	K: 0	P: 4
--------------	------	------	------	--------	------	------	------	------	------	--------	------	------	------	------	------	--------	------	------	------	------	------	--------	------	------	------	------	------	--------	------	-------	------	------	------	--------	------	-------	------	------	------	--------	------	------	------	------	------	--------	------	------

PITCHER	IP	WLS	BF	H	R	ER	SO	BB	IBB	HBP	BLK	WP	HR	S	P	ERA	WHIP
Matt Keough, R (1, 1) ERA: 5.72	4.0	L	22	8	7	7	0	2	0	0	0	0	2	19	28	15.75	2.500
Preston Hanna, R (5, 1) ERA: 5.4	1.1		12	4	6	6	0	4	0	0	0	1	0	8	24	40.50	6.000
Bob Owchinko, L (6, 1) ERA: 4.65	2.2		9	1	0	0	1	0	0	0	0	0	0	11	11	0.00	0.375

PITCHER	IP	WLS	BF	H	R	ER	SO	BB	IBB	HBP	BLK	WP	HR	S	P	ERA	WHIP
---------	----	-----	----	---	---	----	----	----	-----	-----	-----	----	----	---	---	-----	------

Batter	1	2	3	4	5	6	7	8	9	AB R H RBI BB SO LOB	TOP																			
Bobby Mitchell, L (1, 8) OBP: 0.318, SLG: 0.290	0-0 4-3		0-0 F8			0-0 1-3			0-0 F8	4 0 0 0 0 0 1	Minnesota Twins @ Oakland Athletics Oakland-Alameda County Coliseum, Oakland, CA Thu Jul 29 1982, 7:05 PM PDT Att. 11,653 - Unknown - 68 F livebaseballscorecards.com																			
Ron Washington, R (1, 6) OBP: 0.301, SLG: 0.388	0-0 L9			0-3 K		0-3 K		0-0 L8	4 0 0 0 0 2 0																					
Tom Brunansky, R (1, 9) OBP: 0.392, SLG: 0.500	0-0 L7			0-0 L7		FC6-4 1B		0-3 K	4 0 1 0 0 1 0																					
Kent Hrbek, L (1, 3) OBP: 0.386, SLG: 0.544		0-0 4-3		0-0 4-3		FC6-4 1B			3 0 1 0 0 0 0																					
Gary Ward, R (1, 7) OBP: 0.304, SLG: 0.475 Mickey Hatcher, R (7, PR) OBP: 0.263, SLG: 0.311		0-0 L8			0-0 6-3	FC6-4 1-2f 2-3			3 0 0 0 0 0 2 0 0 0 0 0 0 0																					
Gary Gaetti, R (1, 5) OBP: 0.280, SLG: 0.473		0-3 K			0-0 L7	F4			3 0 0 0 0 1 2																					
Tim Laudner, R (1, 2) OBP: 0.362, SLG: 0.419			0-0 F8		0-3 K		0-0 G6-4-3 1B		3 0 1 0 0 1 0																					
Dave Engle, R (1, 10) OBP: 0.279, SLG: 0.360			0-0 F8			0-0 6-3	0-0 G6-4-3 1-2f		3 0 0 0 0 0 1																					
John Castino, R (1, 4) OBP: 0.312, SLG: 0.321			0-0 2B			0-0 1-3	0-0 4-3		3 0 1 0 0 0 0																					
Inning Stats	R: 0 E: 0 K: 0 S: 3	H: 0 LOB: 0 BB: 0 P: 3	R: 0 E: 0 K: 1 S: 5	H: 0 LOB: 0 BB: 0 P: 5	R: 0 E: 0 K: 0 S: 4	H: 1 LOB: 1 BB: 0 P: 4	R: 0 E: 0 K: 1 S: 5	H: 0 LOB: 0 BB: 0 P: 5	R: 0 E: 0 K: 1 S: 5	H: 0 LOB: 0 BB: 0 P: 5		R: 0 E: 0 K: 1 S: 7	H: 2 LOB: 2 BB: 0 P: 7	R: 0 E: 0 K: 0 S: 3	H: 1 LOB: 0 BB: 0 P: 3	R: 0 E: 0 K: 1 S: 5	H: 0 LOB: 0 BB: 0 P: 5	1B: 3 2B: 1 3B: 0 HR: 0	SF: 0 SAC: 0 DP: 1 HBP: 0	WP: 0 PB: 0 SB: 0 CS: 0	PA: 30									
PITCHER Rick Langford, R (1, 1) ERA: 4.17	IP 9.0	WLS W	BF 30	H 4	R 0	ER 0	SO 5	BB 0	IBB 0	HBP 0	BLK 0	WP 0	HR 0	S 40	P 40	ERA 0.00	WHIP 0.444													
											PITCHER	IP	WLS	BF	H	R	ER	SO	BB	IBB	HBP	BLK	WP	HR	S	P	ERA	WHIP		



Batter	1	2	3	4	5	6	7	8	9	10	AB R H RBI BB SO LOB
Bobby Mitchell, L (1, 8) OBP: 0.323, SLG: 0.291	0-0 BB 2B 1B		4-0 CS BB		0-3 K		4-0 S BB		0-0 F8		3 1 1 0 2 1 2
Ron Washington, R (1, 6) OBP: 0.300, SLG: 0.385	0-3 K		0-0 F9		0-0 1-2 1B		0-0 F7		0-3 K		5 0 1 0 0 2 3
Tom Brunansky, R (1, 9) OBP: 0.392, SLG: 0.496	4-0 2B 1-2 BB		0-3 K		0-3 K		0-3 K		0-0 FC5-4 1B		4 1 1 0 1 3 4
Kent Hrbek, L (1, 3) OBP: 0.381, SLG: 0.536	0-0 F4			0-3 K		0-0 F8		0-0 F7		0-3 K	5 0 0 0 0 2 3
Jesus Vega, R (1, 10) OBP: 0.294, SLG: 0.388	0-0 1-H 2-H 2B			0-0 E6		4-0 BB E BB		0-0 F3		0-0 FC5-4 1-2f	4 1 1 2 1 0 1
Gary Gaetti, R (1, 5) OBP: 0.279, SLG: 0.468	0-3 K			0-0 F9		4-0 FC6-4 1-2 BB		0-0 F4			3 0 0 0 1 1 2
Tim Laudner, R (1, 2) OBP: 0.354, SLG: 0.409		0-0 L5		0-0 F9		0-0 FC6-4 1-2f 2-H		0-0 F8			4 0 0 0 0 0 2
Mickey Hatcher, R (1, 7) OBP: 0.263, SLG: 0.310		0-0 4-3			0-0 FC1-6 1B		0-0 L4		0-0 F3		4 0 1 0 0 0 1
John Castino, R (1, 4) OBP: 0.311, SLG: 0.317		0-0 F9			0-0 FC1-6 1B 1-2f		0-0 F8		4-0 BB		3 0 0 0 1 0 1

Inning Stats	R: 2 E: 0 K: 2 S: 9	H: 2 LOB: 1 BB: 1 P: 13	R: 0 E: 0 K: 0 S: 3	H: 0 LOB: 0 BB: 0 P: 3	R: 0 E: 0 K: 1 S: 4	H: 0 LOB: 1 BB: 1 P: 8	R: 0 E: 1 K: 1 S: 6	H: 0 LOB: 1 BB: 0 P: 6	R: 0 E: 0 K: 2 S: 9	H: 2 LOB: 2 BB: 0 P: 9	R: 1 E: 1 K: 0 S: 3	H: 0 LOB: 1 BB: 2 P: 11	R: 0 E: 0 K: 1 S: 5	H: 0 LOB: 1 BB: 1 P: 9	R: 0 E: 0 K: 0 S: 3	H: 0 LOB: 0 BB: 0 P: 3	R: 0 E: 0 K: 0 S: 3	H: 0 LOB: 1 BB: 1 P: 7	R: 0 E: 0 K: 2 S: 8	H: 1 LOB: 1 BB: 0 P: 8	1B: 4 2B: 2 3B: 0 HR: 0	SF: 0 SAC: 0 DP: 1 HBP: 0	WP: 0 PB: 0 SB: 1 CS: 1	PA: 41
--------------	------------------------------	----------------------------------	------------------------------	---------------------------------	------------------------------	---------------------------------	------------------------------	---------------------------------	------------------------------	---------------------------------	------------------------------	----------------------------------	------------------------------	---------------------------------	------------------------------	---------------------------------	------------------------------	---------------------------------	------------------------------	---------------------------------	----------------------------------	------------------------------------	----------------------------------	--------

PITCHER	IP	WLS	BF	H	R	ER	SO	BB	IBB	HBP	BLK	WP	HR	S	P	ERA	WHIP
Brian Kingman, R (1, 1) ERA: 4.48	10.0	W	41	5	3	2	9	6	0	0	0	0	0	53	77	1.80	1.100

TOP

Minnesota Twins @ Oakland Athletics
Oakland-Alameda County Coliseum, Oakland, CA

Fri Jul 30 1982, 7:05 PM PDT
Att. 13,034 - Unknown - 70 F

livebaseballscorecards.com

AB	35
R	3
H	5
RBI	2
BB	6
SO	9
LOB	19



Batter	1	2	3	4	5	6	7	8	9	AB R H RBI BB SO LOB	TOP																					
Bobby Mitchell, L (1, 8) OBP: 0.325, SLG: 0.294	0-0 G6-4-3 1B		0-0 F8		0-0 F8		0-0 FC6-4 1B			4 0 2 0 0 0 3	Minnesota Twins @ Oakland Athletics Oakland-Alameda County Coliseum, Oakland, CA Sat Jul 31 1982, 3:33 AM PDT Att. 20,738 - Unknown - 78 F livebaseballscorecards.com																					
John Castino, R (1, 4) OBP: 0.314, SLG: 0.317	0-0 G6-4-3 1-2f		4-0 FC5-4 BB		0-0 1B		0-0 FC6-4 1-2f			3 0 1 0 1 0 2																						
Tom Brunansky, R (1, 9) OBP: 0.386, SLG: 0.488	0-0 G3		0-0 FC5-4 1-2f		0-0 F8			0-0 5-3		4 0 0 0 0 0 4																						
Kent Hrbek, L (1, 3) OBP: 0.383, SLG: 0.544		0-0 F7		0-0 1B		0-0 HR		0-0 6-3		4 1 2 1 0 0 0																						
Gary Ward, R (1, 10) OBP: 0.304, SLG: 0.471		0-0 F9		0-0 F4		0-0 F8		4-0 BB		3 0 0 0 1 0 1																						
Gary Gaetti, R (1, 5) OBP: 0.276, SLG: 0.462		0-0 5-3		0-0 F8		0-0 F8		0-0 L5		4 0 0 0 0 0 2																						
Tim Laudner, R (1, 2) OBP: 0.347, SLG: 0.400			0-3 K		0-0 F8		0-0 5-3		0-0 4-3	4 0 0 0 0 1 1																						
Mickey Hatcher, R (1, 7) OBP: 0.262, SLG: 0.308			0-0 E5 2B		0-0 CS 1B 1B		0-0 F5		0-0 4-3	4 1 1 0 0 0 0																						
Lenny Faedo, R (1, 6) OBP: 0.270, SLG: 0.356 Dave Engle, R (9, PH) OBP: 0.277, SLG: 0.358			0-0 1-H 2B		0-0 1B 1B		0-0 F8		0-0 F9	3 0 2 1 0 0 0 1 0 0 0 0 0 0																						
Inning Stats	R: 0 E: 0 K: 0 S: 3	H: 1 LOB: 0 BB: 0 P: 3	R: 0 E: 0 K: 0 S: 3	H: 0 LOB: 0 BB: 0 P: 3	R: 1 E: 1 K: 1 S: 7	H: 1 LOB: 2 BB: 1 P: 11	R: 0 E: 0 K: 0 S: 4	H: 1 LOB: 1 BB: 0 P: 4	R: 0 E: 0 K: 0 S: 5	H: 3 LOB: 2 BB: 0 P: 5	R: 1 E: 0 K: 0 S: 4	H: 1 LOB: 0 BB: 0 P: 4	R: 0 E: 0 K: 0 S: 4	H: 1 LOB: 1 BB: 0 P: 4	R: 0 E: 0 K: 0 S: 3	H: 0 LOB: 1 BB: 1 P: 7	R: 0 E: 0 K: 0 S: 3	H: 0 LOB: 0 BB: 0 P: 3	1B: 6 2B: 1 3B: 0 HR: 1	SF: 0 SAC: 0 DP: 1 HBP: 0	WP: 0 PB: 0 SB: 0 CS: 1	PA: 36										
PITCHER Steve McCatty, R (1, 1) ERA: 4.01 Tom Underwood, L (8, 1) ERA: 3.21	IP 7.0	WLS 29	H 8	R 2	ER 1	SO 1	BB 1	IBB 0	HBP 0	BLK 0	WP 0	HR 1	S 30	P 34	ERA 1.29	WHIP 1.286	PITCHER IP 2.0	WLS 7	H 0	R 0	ER 0	SO 0	BB 1	IBB 0	HBP 0	BLK 0	WP 0	HR 0	S 6	P 10	ERA 0.00	WHIP 0.500



Batter	1	2	3	4	5	6	7	8	9
Rickey Henderson, R (1, 8) OBP: 0.425, SLG: 0.418	0-0 L5			0-0 F4		0-0 F9		0-0 L6	
Davey Lopes, R (1, 4) OBP: 0.310, SLG: 0.375	0-3 K			0-0 F8		0-3 K		4-0 BB 1B 1-2 2-3	
Mike Heath, R (1, 7) OBP: 0.294, SLG: 0.325 (9, 2)	0-0 F3			0-0 4-3		0-0 F6		0-0 BB 1B 1-3 2-H 3-H	
Tony Armas, R (1, 9) OBP: 0.261, SLG: 0.392		0-0 F3			0-0 L8		0-0 F8	0-3 K	
Jeff Burroughs, R (1, 10) OBP: 0.336, SLG: 0.515		0-0 F7			0-0 6-3		0-3 K		
Joe Rudi, R (1, 3) OBP: 0.326, SLG: 0.311 (9, 7)		0-3 K			0-0 5-3		0-0 F8		
Mickey Klutts, R (1, 5) OBP: 0.211, SLG: 0.238			0-0 L6			0-0 2B 1B		4-0 BB FC3-6 BB	
Dave McKay, S (6, 5) OBP: 0.228, SLG: 0.250									
Jeff Newman, R (1, 2) OBP: 0.233, SLG: 0.344			0-0 F7			0-0 1B 2B 1-H		0-0 FC3-6 BB 1B 1-2 1B	
Mitchell Page, L (8, PR) OBP: 0.304, SLG: 0.211									
Fred Stanley, R (9, 6) OBP: 0.277, SLG: 0.211									
Jimmy Sexton, R (1, 6) OBP: 0.246, SLG: 0.283			0-0 F3			0-0 S 1B 2-3		0-0 BB 1B 1-2 1B	
Dan Meyer, L (8, PH) OBP: 0.295, SLG: 0.419 (9, 3)									

Inning Stats	R: 0 E: 0 K: 1 S: 5	H: 0 LOB: 0 BB: 0 P: 5	R: 0 E: 0 K: 1 S: 5	H: 0 LOB: 0 BB: 0 P: 5	R: 0 E: 0 K: 0 S: 3	H: 0 LOB: 0 BB: 0 P: 3	R: 0 E: 0 K: 0 S: 3	H: 0 LOB: 0 BB: 0 P: 3	R: 0 E: 0 K: 0 S: 3	H: 0 LOB: 0 BB: 0 P: 3	R: 1 E: 0 K: 1 S: 8	H: 3 LOB: 2 BB: 0 P: 8	R: 0 E: 0 K: 1 S: 5	H: 0 LOB: 0 BB: 0 P: 5	R: 2 E: 0 K: 1 S: 7	H: 2 LOB: 2 BB: 2 P: 15
--------------	------------------------------	---------------------------------	------------------------------	---------------------------------	------------------------------	---------------------------------	------------------------------	---------------------------------	------------------------------	---------------------------------	------------------------------	---------------------------------	------------------------------	---------------------------------	------------------------------	----------------------------------

PITCHER	IP	WLS	BF	H	R	ER	SO	BB	IBB	HBP	BLK	WP	HR	S	P	ERA	WHIP
Jack O'Connor, L (1, 1) ERA: 4.22	7.0		25	3	2	2	4	1	0	0	0	0	0	32	36	2.57	0.571
Terry Felton, R (8, 1) ERA: 4.7	1.0	L	6	2	1	1	1	1	0	0	0	0	0	7	11	9.00	3.000

BOTTOM

AB R H RBI BB SO LOB

4 0 0 0 0 0 4

3 0 0 0 1 2 2

4 0 1 2 0 0 2

4 0 0 0 0 1 2

3 0 0 0 0 1 0

3 0 0 0 0 1 0

1 0 0 0 0 0 0

1 1 1 0 1 0 0

3 0 1 1 0 0 1

0 1 0 0 0 0 0

0 0 0 0 0 0 0

2 0 1 0 0 0 0

1 1 1 0 0 0 0

AB 29

R 3

H 5

RBI 3

BB 2

SO 5

LOB 11

WP: 0 PA: 31

PB: 0

SB: 1


CS: 0

1B: 4 SF: 0

2B: 1 SAC: 0

3B: 0 DP: 0

HR: 0 HBP: 0



Minnesota Twins @ Oakland Athletics

Oakland-Alameda County Coliseum, Oakland, CA

Sat Jul 31 1982, 3:33 AM PDT

Att: 20,738 - Unknown - 78 F

livebaseballscorecards.com

Batter	1	2	3	4	5	6	7	8	9	AB R H RBI BB SO LOB
Bobby Mitchell, L (1, 8) OBP: 0.330, SLG: 0.298	0-3 K		0-0 6-3	0-0 FC5-4 1B			4-0 SH3 HR BB	0-0 1B		4 1 2 1 1 1 0
Ron Washington, R (1, 4) OBP: 0.296, SLG: 0.381	0-0 5-3		0-0 G3	0-0 FC5-4 1-2f			0-0 SH3	0-0 4-3		4 0 0 0 0 0 4
Tom Brunansky, R (1, 9) OBP: 0.390, SLG: 0.500	0-0 1B			4-0 G4-6-3 BB	0-0 F4		0-0 HR		0-0 E5 HR	4 2 2 2 1 0 0
Kent Hrbek, L (1, 3) OBP: 0.378, SLG: 0.536	0-3 K		0-0 G4-6-3 1-2f	0-3 K	0-3 K		0-3 K		0-0 F7	5 0 0 0 0 3 3
Gary Ward, R (1, 7) OBP: 0.305, SLG: 0.482		0-0 E5 5-3		0-0 WP 1B 2B	0-3 K		0-0 HR		0-0 F9	5 2 2 1 0 1 1
Gary Gaetti, R (1, 5) OBP: 0.281, SLG: 0.481		0-0 5-3		0-0 BB 1B BB 1B	0-3 K		0-0 3B		0-0 HR	5 2 3 3 0 1 1
Jesus Vega, R (1, 10) OBP: 0.291, SLG: 0.383		0-0 F3		0-0 BB 1B BB 1B	0-0 5-3		0-0 6-3		0-0 F9	5 1 1 0 0 0 2
Sal Butera, R (1, 2) OBP: 0.388, SLG: 0.293		0-0 G3		4-0 1B BB 1-2 2-3 BB	0-0 1B				0-0 L4	3 0 1 0 1 0 1
Lenny Faedo, R (1, 6) OBP: 0.270, SLG: 0.346			0-3 K	4-0 1B BB 1-2 2-3 3-H	0-3 K				0-0 L6	3 0 0 1 1 2 1

Inning Stats	R: 0 E: 0 K: 2 S: 8	H: 1 LOB: 1 BB: 0 P: 8	R: 0 E: 1 K: 0 S: 4	H: 0 LOB: 1 BB: 0 P: 4	R: 0 E: 0 K: 1 S: 5	H: 0 LOB: 0 BB: 0 P: 5	R: 3 E: 0 K: 0 S: 6	H: 4 LOB: 3 BB: 3 P: 18	R: 0 E: 0 K: 2 S: 7	H: 0 LOB: 0 BB: 0 P: 7	R: 0 E: 0 K: 2 S: 8	H: 1 LOB: 1 BB: 0 P: 8	R: 3 E: 0 K: 1 S: 8	H: 3 LOB: 1 BB: 1 P: 12	R: 0 E: 0 K: 0 S: 4	H: 1 LOB: 1 BB: 0 P: 4	R: 2 E: 1 K: 0 S: 5	H: 1 LOB: 0 BB: 0 P: 5	1B: 6 2B: 1 3B: 1 HR: 3	SF: 0 SAC: 1 DP: 1 HBP: 0	WP: 1 PB: 0 SB: 0 CS: 0	PA: 43
--------------	------------------------------	---------------------------------	------------------------------	---------------------------------	------------------------------	---------------------------------	------------------------------	----------------------------------	------------------------------	---------------------------------	------------------------------	---------------------------------	------------------------------	----------------------------------	------------------------------	---------------------------------	------------------------------	---------------------------------	----------------------------------	------------------------------------	----------------------------------	--------


PITCHER	IP	WLS	BF	H	R	ER	SO	BB	IBB	HBP	BLK	WP	HR	S	P	ERA	WHIP
Mike Norris, R (1, 1) ERA: 4.58	3.2		19	5	3	3	3	3	0	0	0	1	0	22	34	7.36	2.182
Dave Beard, R (4, 1) ERA: 4.14	3.0	L	14	4	3	3	5	1	0	0	0	0	2	23	27	9.00	1.667
Preston Hanna, R (7, 1) ERA: 5.22	1.1		5	1	0	0	0	0	0	0	0	0	0	5	5	0.00	0.750
Tom Underwood, L (9, 1) ERA: 3.19	1.0		5	1	2	0	0	0	0	0	0	0	1	5	5	0.00	1.000

TOP

Minnesota Twins @ Oakland Athletics
Oakland-Alameda County Coliseum, Oakland, CA

Sun Aug 01 1982, 3:33 AM PDT
Att. 18,539 - Unknown - 78 F

AB	38
R	8
H	11
RBI	8
BB	4
SO	8
LOB	13




Batter	1	2	3	4	5	6	7	8	9	AB	R	H	RBI	BB	SO	LOB
Rickey Henderson, R (1, 8) OBP: 0.427, SLG: 0.419	0-0 CS 1B		0-0 5-3			0-0 BB 2B 1B	4-0 E 1B BB		0-0 L7	4	1	2	1	1	0	0
Davey Lopes, R (1, 4) OBP: 0.314, SLG: 0.376	0-0 1-2 1B			0-0 5-3		4-0 BB 2B BB	0-0 E 1B		0-0 L8	4	1	2	0	1	0	0
Mike Heath, R (1, 7) OBP: 0.296, SLG: 0.328	0-0 F9			0-3 K		0-0 S 2B	0-0 E5		4-0 HR BB	4	1	1	4	1	1	3
Tony Armas, R (1, 9) OBP: 0.260, SLG: 0.398	0-0 F8			0-0 5-3		0-0 F3	0-0 F4		0-0 HR	5	1	1	2	0	0	5
Jeff Burroughs, R (1, 10) OBP: 0.325, SLG: 0.496		0-3 K			0-0 L7	0-0 L6	0-3 K		0-0 6-3	5	0	0	0	0	2	4
Joe Rudi, R (1, 3) OBP: 0.326, SLG: 0.307		0-0 F8			0-0 F7	4-0 BB		0-0 6-3		2	0	0	0	1	0	0
Dan Meyer, L (8, 3) OBP: 0.294, SLG: 0.417										1	0	0	0	0	0	0
Dave McKay, S (1, 5) OBP: 0.223, SLG: 0.244		0-0 F4			0-0 F9	0-0 F9		0-0 F9		4	0	0	0	0	0	2
Jeff Newman, R (1, 2) OBP: 0.235, SLG: 0.345			0-0 F8			0-0 1B 1B	4-0 1B BB	4-0 BB		2	1	1	0	0	0	0
Dwayne Murphy, L (7, 8) OBP: 0.354, SLG: 0.408						BB 1B 1B	0-0 L7	0-3 K		0	1	0	0	2	0	0
Jimmy Sexton, R (1, 6) OBP: 0.250, SLG: 0.286			0-0 F3			BB 1B 2B 1B				3	1	1	0	0	0	1
Wayne Gross, L (8, PH) OBP: 0.317, SLG: 0.316										0	0	0	0	0	0	0
Cliff Johnson, R (8, PH) OBP: 0.311, SLG: 0.364										1	0	0	0	0	1	1
Fred Stanley, R (9, 6) OBP: 0.277, SLG: 0.211										0	0	0	0	0	0	0

Inning Stats	R: 0	H: 2	E: 0	K: 0	S: 4	H: 0	LOB: 1	BB: 0	P: 4	R: 0	H: 0	E: 0	K: 1	S: 5	H: 0	LOB: 0	BB: 0	P: 5	R: 0	H: 0	E: 0	K: 0	S: 3	R: 0	H: 0	E: 0	K: 1	S: 5	R: 0	H: 0	E: 0	K: 0	S: 3	R: 4	H: 4	E: 0	K: 0	S: 7	R: 1	H: 1	E: 1	K: 1	S: 7	R: 0	H: 0	E: 0	K: 1	S: 5	R: 2	H: 1	E: 0	K: 0	S: 4	R: 0	H: 0	E: 0	K: 1	S: 5	R: 2	H: 1	E: 0	K: 0	S: 4	1B: 6	SF: 0	2B: 1	SAC: 0	3B: 0	DP: 0	HR: 1	HBP: 0	WP: 0	PA: 41
--------------	------	------	------	------	------	------	--------	-------	------	------	------	------	------	------	------	--------	-------	------	------	------	------	------	------	------	------	------	------	------	------	------	------	------	------	------	------	------	------	------	------	------	------	------	------	------	------	------	------	------	------	------	------	------	------	------	------	------	------	------	------	------	------	------	------	-------	-------	-------	--------	-------	-------	-------	--------	-------	--------

PITCHER	IP	WLS	BF	H	R	ER	SO	BB	IBB	HBP	BLK	WP	HR	S	P	ERA	WHIP
Frank Viola, L ERA: 5.14	(1, 1)	5.0		19	5	3	3	2	0	0	0	0	0	23	23	5.40	1.000
John Pacella, R ERA: 5.4	(6, 1)	1.1	W	9	1	2	2	0	4	0	0	0	0	5	21	13.50	3.750
Terry Felton, R ERA: 4.63	(7, 1)	1.1		7	1	0	0	1	1	0	0	0	0	8	12	0.00	1.500
Jeff Little, L ERA: 3.21	(8, 1)	0.1		1	0	0	0	1	0	0	0	0	0	3	3	0.00	0.000
Ron Davis, R ERA: 4.95	(9, 1)	1.0	S	5	1	2	2	0	1	0	0	0	1	4	8	18.00	2.000

MINNESOTA TWINS @ OAKLAND ATHLETICS
Oakland-Alameda County Coliseum, Oakland, CA
 Sun Aug 01 1982, 3:33 AM PDT
 Att: 18,539 - Unknown - 78 F

AB	35
R	7
H	8
RBI	7
BB	6
SO	4
LOB	16



Batter	1	2	3	4	5	6	7	8	9	AB R H RBI BB SO LOB	TOP													
Julio Cruz, S (1, 4) OBP: 0.311, SLG: 0.302	0-0 F7		0-0 F7		0-0 6-3		0-0 F7			4 0 0 0 0 0 2	Seattle Mariners @ Oakland Athletics Oakland-Alameda County Coliseum, Oakland, CA Mon Aug 02 1982, 7:05 PM PDT Att: 18,751 - Unknown livebaseballscorecards.com													
Manny Castillo, S (1, 5) OBP: 0.311, SLG: 0.345	0-0 G1-6-3 1B		0-0 2B 1B		0-0 F7		0-0 CS 1-2	0-0 1-3		4 1 2 0 0 0 0														
Bruce Bochte, L (1, 7) OBP: 0.382, SLG: 0.387	0-0 G1-6-3 1-2f		0-0 1B 2B		4-0 HR BB		0-0 4-3	0-0 4-3		3 2 1 2 1 0 1														
Richie Zisk, R (1, 10) OBP: 0.366, SLG: 0.494		4-0 BB	0-0 1B		0-0 F7		0-0 5-3	0-0 5-3		3 0 1 1 1 0 1														
Al Cowens, R (1, 9) OBP: 0.329, SLG: 0.484		0-3 K	0-3 K		0-0 HR			0-3 K		4 1 1 2 0 3 2														
Rick Sweet, S (1, 2) OBP: 0.331, SLG: 0.380		0-0 F7		0-0 4-3		0-0 G3		0-0 3-1		4 0 0 0 0 0 1														
Gary Gray, R (1, 3) OBP: 0.348, SLG: 0.368		0-0 F7		0-0 5-3		0-3 K		0-3 K		4 0 0 0 0 2 1														
Todd Cruz, R (1, 6) OBP: 0.258, SLG: 0.373			0-0 F7		0-3 K		0-0 6-3			3 0 0 0 0 1 0														
Joe Simpson, L (1, 8) OBP: 0.313, SLG: 0.356			0-0 1B 2B 1B		0-3 K		0-0 CS 1B			3 1 2 0 0 1 0														
Inning Stats	R: 0 E: 0 K: 0 S: 3	H: 1 LOB: 0 BB: 0 P: 3	R: 0 E: 0 K: 1 S: 5	H: 0 LOB: 1 BB: 1 P: 9	R: 3 E: 0 K: 1 S: 9	H: 4 LOB: 1 BB: 0 P: 9	R: 0 E: 0 K: 1 S: 5	H: 0 LOB: 0 BB: 0 P: 5	R: 0 E: 0 K: 1 S: 5	H: 0 LOB: 0 BB: 0 P: 5	R: 2 E: 0 K: 1 S: 6	H: 1 LOB: 0 BB: 1 P: 10	R: 0 E: 0 K: 0 S: 3	H: 1 LOB: 0 BB: 0 P: 3	R: 0 E: 0 K: 0 S: 3	H: 0 LOB: 0 BB: 0 P: 3	R: 0 E: 0 K: 2 S: 7	H: 0 LOB: 0 BB: 0 P: 7	R: 0 E: 0 K: 2 S: 7	H: 0 LOB: 0 BB: 0 P: 7	1B: 5 2B: 1 3B: 0 HR: 1	SF: 0 SAC: 0 DP: 1 HBP: 0	WP: 0 PB: 0 SB: 0 CS: 1	PA: 35
PITCHER Matt Keough, R (1, 1) ERA: 5.67	IP: 9.0 WLS: W BF: 34 H: 7 R: 5 ER: 5 SO: 7 BB: 2 IBB: 0 HBP: 0 BLK: 0 WP: 0 HR: 1 S: 46 P: 54 ERA: 5.00 WHIP: 1.000											PITCHER	IP: WLS: BF: H: R: ER: SO: BB: IBB: HBP: BLK: WP: HR: S: P: ERA: WHIP:											



Batter	1	2	3	4	5	6	7	8	9
Rickey Henderson, R OBP: 0.425, SLG: 0.417	0-0 F3		0-0 F9			0-0 F9	0-0 BLK S SH1-3 2-3 1B		
Dwayne Murphy, L OBP: 0.355, SLG: 0.410	0-0 L4		0-0 L5			0-0 G3 HR 2B	4-0 SH1-3 BLK 1-2 BB		
Dan Meyer, L OBP: 0.294, SLG: 0.416	0-0 2B 1B			0-0 F8		0-0 G3	0-0 SH1-3		
Tony Armas, R OBP: 0.265, SLG: 0.416	0-0 1-H 2B			0-0 2B		0-0 HR	0-0 F7		
Wayne Gross, L OBP: 0.313, SLG: 0.311		0-0 1-3		0-3 K		0-0 L3		0-0 F9	
Davey Lopes, R OBP: 0.314, SLG: 0.375		0-0 F5		0-3 K			0-0 E 1B 1B	0-0 F7	
Mitchell Page, L OBP: 0.333, SLG: 0.304		0-0 FC5 2B			0-3 K		0-0 E8 1-H 2B 1B	0-3 K	
Mike Heath, R OBP: 0.297, SLG: 0.333		0-0 FC5			0-0 F6		0-0 1B BLK 2B		
Fred Stanley, R OBP: 0.274, SLG: 0.208			0-3 K		0-3 K		0-0 5-3		
Jeff Burroughs, R OBP: 0.323, SLG: 0.493									
Jimmy Sexton, R OBP: 0.250, SLG: 0.286									

Inning Stats	R: 0 E: 0 K: 0 S: 4	H: 2 LOB: 2 BB: 0 P: 4	R: 0 E: 0 K: 0 S: 4	H: 1 LOB: 1 BB: 0 P: 4	R: 0 E: 0 K: 1 S: 5	H: 0 LOB: 0 BB: 0 P: 5	R: 0 E: 0 K: 2 S: 8	H: 1 LOB: 1 BB: 0 P: 8	R: 0 E: 0 K: 2 S: 7	H: 0 LOB: 0 BB: 0 P: 7	R: 2 E: 0 K: 0 S: 5	H: 2 LOB: 0 BB: 0 P: 5	R: 4 E: 1 K: 0 S: 7	H: 4 LOB: 1 BB: 1 P: 11	R: 0 E: 0 K: 1 S: 5	H: 0 LOB: 0 BB: 0 P: 5
--------------	------------------------------	---------------------------------	------------------------------	---------------------------------	------------------------------	---------------------------------	------------------------------	---------------------------------	------------------------------	---------------------------------	------------------------------	---------------------------------	------------------------------	----------------------------------	------------------------------	---------------------------------

PITCHER	IP	WLS	BF	H	R	ER	SO	BB	IBB	HBP	BLK	WP	HR	S	P	ERA	WHIP
Gaylord Perry, R ERA: 4.74	6.0		25	8	4	4	5	0	0	0	0	0	1	35	35	6.00	1.333
Mike Stanton, R ERA: 2.35	0.1	L	3	2	0	0	0	0	0	0	0	0	0	3	3	0.00	6.000
Ed Vande Berg, L ERA: 2.05	0.1		2	0	2	2	0	1	0	0	1	0	0	1	5	54.00	3.000
Bill Caudill, R ERA: 2.0	1.1		4	0	0	0	1	0	0	0	0	0	0	6	6	0.00	0.000


BOTTOM

Seattle Mariners @ Oakland Athletics
Oakland-Alameda County Coliseum, Oakland, CA

Mon Aug 02 1982, 7:05 PM PDT
Att. 18,751 - Unknown

AB	R	H	RBI	BB	SO	LOB
4	1	1	0	0	0	0
3	1	1	0	1	0	0
3	0	1	1	0	0	1
4	1	3	2	0	0	1
4	0	0	0	0	1	1
4	1	1	0	0	1	1
4	1	2	0	0	2	0
3	1	1	1	0	0	1
2	0	0	0	0	2	0
1	0	0	0	0	0	1
0	0	0	0	0	0	0

AB	32
R	6
H	10
RBI	4
BB	1
SO	6
LOB	6



1B	4	SF	0
2B	5	SAC	1
3B	0	DP	0
HR	1	HBP	0

WP	0	PA	34
PB	0		
SB	1		
CS	0		

PITCHER	IP	WLS	BF	H	R	ER	SO	BB	IBB	HBP	BLK	WP	HR	S	P	ERA	WHIP
---------	----	-----	----	---	---	----	----	----	-----	-----	-----	----	----	---	---	-----	------

Batter	1	2	3	4	5	6	7	8	9	AB R H RBI BB SO LOB	TOP																													
Joe Simpson, L OBP: 0.305, SLG: 0.347 (1, 8) (8, 7)	0-0 6-3		0-0 6-3 1-3 2-3		0-0 4-3			0-0 G3		4 0 0 0 0 0 3																														
Manny Castillo, S OBP: 0.307, SLG: 0.340 (1, 5)	0-0 4-3		0-0 4-3			0-0 E6 HR		0-0 F7		4 1 0 0 0 0 1																														
Bruce Bochte, L OBP: 0.380, SLG: 0.394 Julio Cruz, S OBP: 0.311, SLG: 0.302 (1, 7) (8, 4)	0-0 F5			0-0 F9		0-0 HR		0-0 F9		4 1 1 2 0 0 0 0 0 0 0 0 0 0																														
Richie Zisk, R OBP: 0.367, SLG: 0.503 (1, 10)		0-0 FC5-4 1B		0-0 HR		0-0 5-3		0-0 5-3		4 1 2 1 0 0 0																														
Al Cowens, R OBP: 0.326, SLG: 0.479 (1, 9)		0-3 K		0-0 F9		0-0 F6		0-0 6-3		4 0 0 0 0 1 1																														
Rick Sweet, S OBP: 0.323, SLG: 0.370 (1, 2)		0-0 F9		0-0 4-3		0-0 4-3		0-0 F8		4 0 0 0 0 0 1																														
Gary Gray, R OBP: 0.343, SLG: 0.362 (1, 3)		0-0 FC5-4 1-2f			0-0 F9		0-0 1-3			3 0 0 0 0 0 1																														
Todd Cruz, R OBP: 0.259, SLG: 0.373 (1, 6)			0-0 E4 CS 1B		0-0 F4		0-0 1-3			3 0 1 0 0 0 0																														
Paul Serna, R OBP: 0.237, SLG: 0.288 Dave Henderson, R OBP: 0.339, SLG: 0.476 (1, 4) (8, 8)		0-0 FC 6-3 CS			0-0 1B		0-0 4-3			3 0 1 0 0 0 1 0 0 0 0 0 0 0																														
Inning Stats	R: 0 E: 0 K: 0 S: 3	H: 0 LOB: 0 BB: 0 P: 3	R: 0 E: 0 K: 1 S: 6	H: 1 LOB: 1 BB: 0 P: 6	R: 0 E: 1 K: 0 S: 4	H: 1 LOB: 1 BB: 0 P: 4	R: 1 E: 0 K: 0 S: 4	H: 1 LOB: 0 BB: 0 P: 4	R: 0 E: 0 K: 0 S: 4	H: 1 LOB: 1 BB: 0 P: 4	R: 2 E: 1 K: 0 S: 5	H: 1 LOB: 0 BB: 0 P: 5	R: 0 E: 0 K: 0 S: 3	H: 0 LOB: 0 BB: 0 P: 3	R: 0 E: 0 K: 0 S: 3	H: 0 LOB: 0 BB: 0 P: 3	R: 0 E: 0 K: 0 S: 3	H: 0 LOB: 0 BB: 0 P: 3	1B: 3 2B: 0 3B: 0 HR: 2	SF: 0 SAC: 0 DP: 0 HBP: 0	WP: 0 PB: 0 SB: 0 CS: 2	PA: 33																		
PITCHER Rick Langford, R ERA: 4.06 (1, 1)	IP 9.0	WLS L	BF 33	H 5	R 3	ER 2	SO 1	BB 0	IBB 0	HBP 0	BLK 0	WP 0	HR 2	S 35	P 35	ERA 2.00	WHIP 0.556						PITCHER	IP 9.0	WLS L	BF 33	H 5	R 3	ER 2	SO 1	BB 0	IBB 0	HBP 0	BLK 0	WP 0	HR 2	S 35	P 35	ERA 2.00	WHIP 0.556

Seattle Mariners @ Oakland Athletics
Oakland-Alameda County Coliseum, Oakland, CA

Tue Aug 03 1982, 7:05 PM PDT
Att: 10,318 - Unknown

livebaseballscorecards.com

AB 33
R 3
H 5
RBI 3
BB 0
SO 1
LOB 8



Batter	1	2	3	4	5	6	7	8	9
Rickey Henderson, R (1, 7) OBP: 0.424, SLG: 0.415	0-0 6-3		0-3 K			0-0 F3 1B		0-0 F9	
Dwayne Murphy, L (1, 8) OBP: 0.352, SLG: 0.406	0-0 4-3		0-3 K			0-0 F3 1-2		0-0 6-3	
Dan Meyer, L (1, 3) OBP: 0.290, SLG: 0.410	0-0 F8			0-0 F8		0-0 F5		0-0 1-3	
Tony Armas, R (1, 9) OBP: 0.265, SLG: 0.414		0-0 F8		0-0 E6		0-3 K		0-0 FC6-4 1B	
Wayne Gross, L (1, 5) OBP: 0.313, SLG: 0.309		0-0 F9		0-0 F6		4-0 HR BB		0-3 K	
Mickey Klutts, R (9, PH) OBP: 0.209, SLG: 0.236									
Davey Lopes, R (1, 4) OBP: 0.313, SLG: 0.383		0-0 1-3		0-0 5-3		0-0 1-H HR		0-0 F7	
Mitchell Page, L (1, 10) OBP: 0.345, SLG: 0.292			4-0 S 1B BB		0-3 K	0-3 K		0-0 FC6-4	
Jeff Burroughs, R (7, PH) OBP: 0.319, SLG: 0.486								0-0 1-2f	
Mike Heath, R (1, 2) OBP: 0.302, SLG: 0.338			0-0 S 1B		0-0 6-3	0-0 1B			
Jimmy Sexton, R (1, 6) OBP: 0.242, SLG: 0.276			0-3 K		0-0 F6	0-3 K			
Cliff Johnson, R (7, PH) OBP: 0.310, SLG: 0.362									
Fred Stanley, R (8, 6) OBP: 0.274, SLG: 0.208			1-2 2-3						

Inning Stats	R: 0	H: 0	E: 0	K: 0	S: 3	R: 0	H: 0	E: 0	K: 0	S: 3	R: 0	H: 0	E: 0	K: 3	S: 10	R: 0	H: 0	E: 1	K: 0	S: 4	R: 0	H: 0	E: 0	K: 1	S: 5	R: 0	H: 1	E: 0	K: 0	S: 3	R: 2	H: 2	E: 0	K: 3	S: 11	R: 0	H: 0	E: 0	K: 0	S: 3	R: 0	H: 1	E: 0	K: 1	S: 6	1B: 4	2B: 0	3B: 0	HR: 1	SF: 0	SAC: 0	DP: 0	HBP: 0	WP: 0	PB: 0	SB: 2	CS: 0	PA: 34
--------------	------	------	------	------	------	------	------	------	------	------	------	------	------	------	-------	------	------	------	------	------	------	------	------	------	------	------	------	------	------	------	------	------	------	------	-------	------	------	------	------	------	------	------	------	------	------	-------	-------	-------	-------	-------	--------	-------	--------	-------	-------	-------	-------	--------

PITCHER	IP	WLS	BF	H	R	ER	SO	BB	IBB	HBP	BLK	WP	HR	S	P	ERA	WHIP
Mike Moore, R (1, 1) ERA: 5.25	6.1	W	24	3	2	2	5	2	0	0	0	0	1	32	40	2.84	0.789
Ed Vande Berg, L (7, 1) ERA: 1.98	1.2		7	2	0	0	2	0	0	0	0	0	0	11	11	0.00	1.200
Bill Caudill, R (9, 1) ERA: 1.97	1.0	S	3	0	0	0	1	0	0	0	0	0	0	5	5	0.00	0.000


BOTTOM

Seattle Mariners @ Oakland Athletics
Oakland-Alameda County Coliseum, Oakland, CA

Tue Aug 03 1982, 7:05 PM PDT
Att. 10,318 - Unknown

livebaseballscorecards.com

AB	32
R	2
H	5
RBI	2
BB	2
SO	8
LOB	13



Batter	1	2	3	4	5	6	7	8	9	AB R H RBI BB SO LOB	TOP											
Joe Simpson, L (1, 8) OBP: 0.320, SLG: 0.359	0-0 F8 SF8 1B		0-0 F8		0-0 1B 2B		4-0 CS BB		4-0 S BB	3 2 2 0 2 0 0	Seattle Mariners @ Oakland Athletics Oakland-Alameda County Coliseum, Oakland, CA Wed Aug 04 1982, 3:33 AM PDT Unknown livebaseballscorecards.com											
Manny Castillo, S (1, 5) OBP: 0.308, SLG: 0.341	0-0 BB 1-2 1B		0-0 F7		0-0 2-H 1B		0-3 K	0-0 F7 1-2	5 0 2 1 0 1 2													
Bruce Bochte, L (1, 7) OBP: 0.379, SLG: 0.401	0-0 F8 2-3		0-0 HR		0-0 F9		0-3 K		4 1 1 1 0 1 3													
Richie Zisk, R (1, 10) OBP: 0.369, SLG: 0.500	4-0 BB 1-2		0-3 K		4-0 SH5-4 1B BB		0-0 F3		2 1 0 0 2 1 0													
Al Cowens, R (1, 9) OBP: 0.328, SLG: 0.478	0-0 SF8 3-H		0-0 F7		4-0 1B SH5-4 SF7 BB		4-0 CS BB		1 1 0 1 2 0 0													
Rick Sweet, S (1, 2) OBP: 0.323, SLG: 0.365	0-0 4-3		0-0 G3		0-0 SH5-4 1-2 2-3		4-0 WP BB		2 0 0 0 1 0 2													
Gary Gray, R (1, 3) OBP: 0.341, SLG: 0.359		0-3 K	0-3 K		0-0 SF7 1B 2-3 3-H		0-3 K		4 0 1 1 0 3 1													
Todd Cruz, R (1, 6) OBP: 0.256, SLG: 0.370		0-0 F4		0-3 K	0-0 SF7		0-0 F7		3 0 0 1 0 1 0													
Paul Serna, R (1, 4) OBP: 0.231, SLG: 0.281		0-0 F6		0-0 F7	0-0 F6		0-3 K		3 0 0 0 0 0 1													
Julio Cruz, S (8, 4) OBP: 0.310, SLG: 0.301									1 0 0 0 0 1 0													
Inning Stats	R: 1 E: 0 K: 0 S: 5	H: 2 LOB: 2 BB: 1 P: 9	R: 0 E: 0 K: 1 S: 5	H: 0 LOB: 0 BB: 0 P: 5	R: 1 E: 0 K: 1 S: 6	H: 1 LOB: 0 BB: 0 P: 6	R: 0 E: 0 K: 1 S: 5	H: 0 LOB: 0 BB: 0 P: 5	R: 1 E: 0 K: 1 S: 7	H: 2 LOB: 1 BB: 0 P: 7	R: 2 E: 0 K: 0 S: 4	H: 1 LOB: 1 BB: 2 P: 12	R: 0 E: 0 K: 2 S: 6	H: 0 LOB: 0 BB: 1 P: 10	R: 0 E: 0 K: 1 S: 4	H: 0 LOB: 1 BB: 2 P: 12	R: 0 E: 0 K: 1 S: 5	H: 0 LOB: 1 BB: 1 P: 9	1B: 4 2B: 1 3B: 0 HR: 1	SF: 2 SAC: 1 DP: 0 HBP: 0	WP: 1 PB: 0 SB: 1 CS: 2	PA: 38
PITCHER	IP WLS BF H R ER SO BB IBB HBP BLK WP HR S P ERA WHIP																					
Brian Kingman, R (1, 1) ERA: 4.75	5.1 L 25 6 5 5 4 3 0 0 0 0 1 30 42 8.44 1.688																					
Preston Hanna, R (6, 1) ERA: 4.78	3.2 13 0 0 0 4 4 0 0 0 1 0 17 33 0.00 1.091																					

Seattle Mariners @ Oakland Athletics
Oakland-Alameda County Coliseum, Oakland, CA
 Wed Aug 04 1982, 3:33 AM PDT
 Unknown

AB	28
R	5
H	6
RBI	5
BB	7
SO	8
LOB	9



Batter	1	2	3	4	5	6	7	8	9	AB R H RBI BB SO LOB	TOP											
Bobby Brown, S (1, 7) OBP: 0.288, SLG: 0.323	0-0 F5		0-0 F8		0-0 S 1B		0-0 4-3			4 0 1 0 0 0 1												
Manny Castillo, S (1, 4) OBP: 0.308, SLG: 0.340	0-3 K			0-0 HR 1B	0-3 K			0-0 6-3		4 1 1 0 0 2 2												
Bruce Bochte, L (1, 3) OBP: 0.376, SLG: 0.396	0-0 F7			0-0 F4	0-3 K			0-0 F7		4 0 0 0 0 1 3												
Richie Zisk, R (1, 10) OBP: 0.370, SLG: 0.507		0-3 K		0-0 HR		4-0 FC5-4 6-3 BB		0-3 K		3 1 1 2 1 2 0												
Al Cowens, R (1, 9) OBP: 0.327, SLG: 0.478		0-0 F5		0-0 2B		0-0 6-3		0-0 E6 1B SF8		4 1 1 0 0 0 1												
Rick Sweet, S (1, 2) OBP: 0.321, SLG: 0.362		0-0 F9		0-0 F6		0-0 F8		0-0 FC4-6 1B		4 0 1 0 0 0 2												
Dave Henderson, R (1, 8) OBP: 0.333, SLG: 0.467			0-0 F7	0-3 K		0-0 FC5-4		0-0 L3		4 0 0 0 0 1 4												
Todd Cruz, R (1, 6) OBP: 0.253, SLG: 0.366			0-0 6-3		0-0 6-3		0-3 K		0-0 SF8	3 0 0 1 0 1 0												
Dave Adler, R (1, 5) OBP: 0.359, SLG: 0.441			4-0 BB		4-0 1B BB		0-3 K		0-0 FC4-6	2 0 0 0 2 1 1												
Inning Stats	R: 0 E: 0 K: 1 S: 5	H: 0 LOB: 0 BB: 0 P: 5	R: 0 E: 0 K: 1 S: 5	H: 0 LOB: 0 BB: 0 P: 5	R: 0 E: 0 K: 0 S: 3	H: 0 LOB: 1 BB: 1 P: 7	R: 2 E: 0 K: 1 S: 8	H: 3 LOB: 1 BB: 0 P: 8	R: 0 E: 0 K: 2 S: 8	H: 1 LOB: 2 BB: 1 P: 12	R: 0 E: 0 K: 0 S: 3	H: 0 LOB: 1 BB: 1 P: 7	R: 0 E: 0 K: 2 S: 7	H: 0 LOB: 0 BB: 0 P: 7	R: 0 E: 0 K: 1 S: 5	H: 0 LOB: 0 BB: 0 P: 5	R: 1 E: 1 K: 0 S: 5	H: 1 LOB: 1 BB: 0 P: 5	1B: 3 2B: 1 3B: 0 HR: 1	SF: 1 SAC: 0 DP: 0 HBP: 0	WP: 0 PB: 0 SB: 1 CS: 0	PA: 36
PITCHER	IP WLS BF H R ER SO BB IBB HBP BLK WP HR S P ERA WHIP																					
Steve McCatty, R (1, 1) ERA: 3.95	6.0 W 25 4 2 2 5 3 0 0 0 0 0 1 32 44 3.00 1.167																					
Dave Beard, R (7, 1) ERA: 3.98	3.0 S 11 1 1 0 3 0 0 0 0 0 0 0 17 17 0.00 0.333																					

Seattle Mariners @ Oakland Athletics
Oakland-Alameda County Coliseum, Oakland, CA

Wed Aug 04 1982, 3:38 AM PDT
Att: 19,526 - Unknown

livebaseballscorecards.com

AB	32
R	3
H	5
RBI	3
BB	3
SO	8
LOB	14



Batter	1	2	3	4	5	6	7	8	9	AB R H RBI BB SO LOB	TOP	
Rickey Henderson, R OBP: 0.417, SLG: 0.406 (1, 7)	0-3 K		0-0 1-3			0-0 E6 F8 S 2B	0-3 K			4 1 0 0 0 2 1		
Dwayne Murphy, L OBP: 0.350, SLG: 0.402 (1, 8)	0-0 BB 1B		0-0 4-3			0-0 F8 1-3		0-0 F8		4 0 1 0 0 0 1		
Davey Lopes, R OBP: 0.314, SLG: 0.393 (1, 4)	4-0 FC5-4 BB			0-0 S 1B		0-0 1B 2B		0-0 5-3		3 1 2 1 1 0 0		
Tony Armas, R OBP: 0.264, SLG: 0.420 (1, 9)	0-3 K			0-0 F9		0-0 F7		0-3 K		4 0 0 0 0 2 4		
Jeff Burroughs, R OBP: 0.327, SLG: 0.500 (1, 10)	0-0 FC5-4			0-3 K		0-0 1B			4-0 3-1 SH5-3 1B BB	3 0 1 1 1 1 3 0 1 0 0 0 0 0		
Mitchell Page, L OBP: 0.333, SLG: 0.290 (9, PR)	1-2f			0-3 K		0-3 1B			0-0 SH5-3	3 0 0 0 0 2 1		
Mike Heath, R OBP: 0.294, SLG: 0.329 (1, 2)		0-0 L7		0-3 K			0-3 K		0-0 SH5-3	3 0 0 0 0 2 1		
Joe Rudi, R OBP: 0.324, SLG: 0.325 (1, 3)		0-3 K			0-0 F8		0-0 HR		0-0 3-1	4 1 1 1 0 1 2		
Mickey Klutts, R OBP: 0.216, SLG: 0.250 (1, 5)		0-0 6-3			0-0 F8		0-0 2B		0-0 1B	4 0 2 1 0 0 0		
Jimmy Sexton, R OBP: 0.232, SLG: 0.250 (1, 6)			0-0 F9		0-0 F8		0-3 K		0-3 K	4 0 0 0 0 2 2		
Inning Stats	R: 0 H: 1 E: 0 LOB: 2 K: 2 BB: 1 S: 8 P: 12	R: 0 H: 0 E: 0 LOB: 0 K: 1 BB: 0 S: 5 P: 5	R: 0 H: 0 E: 0 LOB: 0 K: 0 BB: 0 S: 3 P: 3	R: 0 H: 1 E: 0 LOB: 1 K: 2 BB: 0 S: 8 P: 8	R: 0 H: 0 E: 0 LOB: 0 K: 0 BB: 0 S: 3 P: 3	R: 2 H: 2 E: 1 LOB: 1 K: 0 BB: 0 S: 5 P: 5	R: 1 H: 2 E: 0 LOB: 1 K: 3 BB: 0 S: 11 P: 11	R: 0 H: 0 E: 0 LOB: 0 K: 1 BB: 0 S: 5 P: 5	R: 1 H: 1 E: 0 LOB: 1 K: 1 BB: 1 S: 6 P: 10	1B: 4 SF: 0 2B: 2 SAC: 1 3B: 0 DP: 0 HR: 1 HBP: 0	WP: 0 PA: 36 PB: 0 SB: 2 CS: 0	
PITCHER	IP WLS BF H R ER SO BB IBB HBP BLK WP HR S P ERA WHIP											
Frank Viola, L ERA: 4.79 (1, 1)	6.1 L 26 6 3 1 6 1 0 0 0 0 0 1 37 41 1.42 1.105											
Terry Felton, R ERA: 4.71 (7, 1)	2.2 10 1 1 1 4 1 0 0 0 0 0 0 17 21 3.38 0.750											

Oakland Athletics @ Minnesota Twins
 Hubert H. Humphrey Metrodome, Minneapolis, MN
 Fri Aug 06 1982, 8:05 PM EDT
 Att: 11,910 - Dome - 82 F

AB	33
R	4
H	7
RBI	4
BB	2
SO	10
LOB	14



Batter	1	2	3	4	5	6	7	8	9	AB	R	H	RBI	BB	SO	LOB
Bobby Mitchell, L (1, 8) OBP: 0.328, SLG: 0.295 Dave Engle, R (7, PH) OBP: 0.274, SLG: 0.354 (8, 9)	0-0 4-3		H 1-0 G6-4-3 HBP		B 4-0 BB 1-2 BB		X 0-0 F9		X 0-0 6-3	1	0	0	0	1	0	0
Ron Washington, R (1, 4) OBP: 0.297, SLG: 0.388	0-0 6-3		X 0-0 G6-4-3 1-2f		X 0-0 F2		X 0-0 6-3			4	0	0	0	0	0	3
Tom Brunansky, R (1, 9) OBP: 0.399, SLG: 0.519 (8, 8)	0-0 HR		X 0-0 F8		B 4-0 BB 1-2 2-3 BB			X 0-0 L5		3	1	1	1	1	0	0
Kent Hrbek, L (1, 3) OBP: 0.374, SLG: 0.524	0-3 K			X 0-0 FC6-4 1B		X 0-0 G6-3 1-2f		X 0-0 F5		4	0	1	0	0	1	3
Gary Ward, R (1, 7) OBP: 0.312, SLG: 0.493		X 0-0 2B		S 0-3 K		S 0-3 K		X 0-0 1B		4	0	2	0	0	2	1
Gary Gaetti, R (1, 5) OBP: 0.275, SLG: 0.463		0-3 K		X 0-0 FC6-4 1B 1-2f		X 0-0 F7		X 0-0 F8		4	0	0	0	0	1	3
Tim Laudner, R (1, 2) OBP: 0.357, SLG: 0.418		B 4-0 BB		X 0-0 1B		X 0-0 2B			X 0-0 F3	3	0	2	0	1	0	0
Mickey Hatcher, R (1, 10) OBP: 0.267, SLG: 0.322		0-3 K		X 0-0 F7		X 0-0 5-3			X 0-0 L7	4	0	0	0	0	1	5
Lenny Faedo, R (1, 6) OBP: 0.280, SLG: 0.336 Jesus Vega, R (9, PH) OBP: 0.295, SLG: 0.383		0-3 K			X 0-0 BB BB 1B		S 0-3 K		B 4-0 BB BB BB BB	3	0	1	0	0	2	2
										0	0	0	0	1	0	0

Inning Stats	R: 1	H: 1	E: 0	LOB: 0	K: 1	P: 6	R: 0	H: 1	E: 0	LOB: 2	K: 3	P: 14	R: 0	H: 0	E: 0	LOB: 0	K: 0	P: 3	R: 0	H: 2	E: 0	LOB: 2	K: 1	P: 7	R: 0	H: 1	E: 0	LOB: 1	K: 1	P: 6	R: 0	H: 0	E: 0	LOB: 0	K: 1	P: 5	R: 0	H: 1	E: 0	LOB: 1	K: 0	P: 4	R: 0	H: 0	E: 0	LOB: 1	K: 0	P: 7	1B: 4	SF: 0	2B: 2	SAC: 0	3B: 0	DP: 2	HR: 1	HBP: 1	WP: 0	PA: 37
Mike Norris, R (1, 1) ERA: 4.47	IP	WLS	BF	H	R	ER	SO	BB	IBB	HBP	BLK	WP	HR	S	P	ERA	WHIP																																									
Dave Beard, R (6, 1) ERA: 3.94	0.2		3	1	0	0	0	0	0	0	0	0	0	3	3	0.00	1.500																																									
Tom Underwood, L (7, 1) ERA: 3.11	3.0	S	11	1	0	0	1	1	0	0	0	0	0	12	16	0.00	0.667																																									

BOTTOM

Oakland Athletics @ Minnesota Twins
Hubert H. Humphrey Metrodome, Minneapolis, MN
 Fri Aug 06 1982, 8:05 PM EDT
 Att. 11,910 - Dome - 82 F

livebaseballscorecards.com

AB	32
R	1
H	7
RBI	1
BB	4
SO	7
LOB	18



Batter	1	2	3	4	5	6	7	8	9	AB	R	H	RBI	BB	SO	LOB	TOP										
Rickey Henderson, R OBP: 0.413, SLG: 0.401 (1, 7)	0-0 F9		0-0 G6-4-3	0-0 FC5-4		0-0 F8	0-0 FC5-4			5	0	0	0	0	0	6											
Dwayne Murphy, L OBP: 0.353, SLG: 0.406 (1, 8)	0-0 1B		0-0 2B		0-0 G3	4-0 BB		0-3 K		4	0	2	1	1	1	0											
Dan Meyer, L OBP: 0.284, SLG: 0.398 (1, 3)	0-0 F2		0-0 G3		0-0 5-3	0-0 F9		0-0 1-3		5	0	0	0	0	0	4											
Tony Armas, R OBP: 0.271, SLG: 0.434 (1, 9)	0-3 K			0-0 HR	0-0 1B		0-0 HR	0-0 1B		5	3	4	1	0	1	1											
Wayne Gross, L OBP: 0.330, SLG: 0.340 (1, 5)		0-0 G5-4-3 1B		0-0 HR	0-0 1B		4-0 WP 1B SF8 BB	0-3 K		4	2	3	2	1	1	1											
Davey Lopes, R OBP: 0.319, SLG: 0.396 (1, 4)		0-0 G5-4-3		0-0 1B	4-0 1B		0-0 SF8 WP 1B		0-3 K	3	1	2	0	1	0	1											
Dave McKay, S OBP: 0.222, SLG: 0.242 (8, 4)		0-0 G5-4-3		4-3 1B	1-2 BB		1-2 1B			1	0	0	0	0	1	0											
Mitchell Page, L OBP: 0.308, SLG: 0.265 (1, 10)		0-3 K		0-0 4-3	0-3 K		4-0 FC5-4 BB		0-3 K	3	0	0	0	0	2	3											
Jeff Burroughs, R OBP: 0.329, SLG: 0.497 (7, PH)				1-3			1-2 2-3			1	0	0	0	1	1	0											
Jeff Newman, R OBP: 0.239, SLG: 0.338 (1, 2)			4-0 G6-4-3 1B 2B BB	0-0 FC5-4 1B		4-0 BB	0-3 K		0-0 6-3	3	1	1	1	2	1	3											
Jimmy Sexton, R OBP: 0.233, SLG: 0.254 (1, 6)			0-0 G6-4-3 1B	0-0 F4		0-0 F8	0-0 SF8			3	0	1	1	0	0	2											
Inning Stats	R: 0 E: 0 K: 1 S: 6	H: 1 LOB: 1 BB: 0 P: 6	R: 0 E: 0 K: 1 S: 5	H: 1 LOB: 0 BB: 0 P: 5	R: 1 E: 0 K: 0 S: 4	H: 2 LOB: 1 BB: 1 P: 8	R: 3 E: 0 K: 0 S: 7	H: 4 LOB: 1 BB: 0 P: 7	R: 1 E: 0 K: 1 S: 7	H: 2 LOB: 2 BB: 1 P: 11	R: 0 E: 0 K: 0 S: 3	H: 0 LOB: 2 BB: 2 P: 11	R: 2 E: 0 K: 1 S: 7	H: 2 LOB: 2 BB: 2 P: 15	R: 0 E: 0 K: 2 S: 8	H: 1 LOB: 1 BB: 0 P: 8	R: 0 E: 0 K: 2 S: 7	H: 0 LOB: 0 BB: 0 P: 7	1B: 10 2B: 1 3B: 0 HR: 2	SF: 1 SAC: 0 DP: 2 HBP: 0	WP: 1 PB: 0 SB: 2 CS: 0	PA: 44					
PITCHER	IP	WLS	BF	H	R	ER	SO	BB	IBB	HBP	BLK	WP	HR	S	P	ERA	WHIP										
Bobby Castillo, R ERA: 4.38 (1, 1)	4.2	L	24	10	5	5	2	2	0	0	1	0	1	26	34	9.64	2.571										
John Pacella, R ERA: 5.37 (5, 1)	0.1		2	0	0	0	1	1	0	0	0	0	0	3	7	0.00	3.000										
Paul Boris, R ERA: 6.07 (6, 1)	1.0		7	2	2	2	0	2	0	0	0	0	1	5	13	18.00	4.000										
Jeff Little, L ERA: 3.47 (7, 1)	3.0		11	1	0	0	5	1	0	0	0	1	0	20	24	0.00	0.667										

Oakland Athletics @ Minnesota Twins
 Hubert H. Humphrey Metrodome, Minneapolis, MN
 Sat Aug 07 1982, 4:33 AM EDT
 Att. 10,979 - Dome - 84 F

livebaseballscorecards.com

AB	37
R	7
H	13
RBI	6
BB	6
SO	8
LOB	21



Batter	1	2	3	4	5	6	7	8	9	AB R H RBI BB SO LOB
Bobby Mitchell, L (1, 8) OBP: 0.324, SLG: 0.291 Dave Engle, R (7, PH) OBP: 0.277, SLG: 0.355 (8, 9)	0-0 F7	0-0 F8			0-0 L7		0-0 F7		0-0 1B	3 0 0 0 0 0 4 2 0 1 0 0 0 1
Ron Washington, R (1, 6) OBP: 0.300, SLG: 0.397	0-0 2B PB 1B		0-0 F3		0-0 1B		0-0 G4-6-3		0-3 K	5 1 2 1 0 1 2
Tom Brunansky, R (1, 9) OBP: 0.396, SLG: 0.513 (8, 8)	0-0 PB CS 2B		0-0 F7		0-0 F9			4-0 BB		3 0 1 0 1 0 2
Kent Hrbek, L (1, 3) OBP: 0.375, SLG: 0.520	4-0 BB		0-0 F7		0-0 G3			0-0 F8		3 0 0 0 1 0 3
Gary Ward, R (1, 7) OBP: 0.313, SLG: 0.493	0-3 K			0-0 6-3		0-3 K		0-0 5-3		4 0 0 0 0 2 3
Gary Gaetti, R (1, 5) OBP: 0.275, SLG: 0.456		0-0 FC3-6 1B		0-3 K		0-3 K		4-0 BB		3 0 1 0 1 2 0
Randy Johnson, L (1, 10) OBP: 0.328, SLG: 0.435 Mickey Hatcher, R (6, PH) OBP: 0.265, SLG: 0.330		0-0 FC3-6 1B		0-0 F8		0-0 3B		0-0 4-3		2 0 0 0 0 0 1 2 0 1 0 0 0 2
John Castino, R (1, 4) OBP: 0.317, SLG: 0.320		0-0 1-3 1B			0-0 1B 1B		0-0 F8		0-0 L4	4 1 2 0 0 0 1
Sal Butera, R (1, 2) OBP: 0.387, SLG: 0.300		0-0 1-3			0-0 1B		0-0 G4-6-3 1B		0-0 F8	4 0 2 0 0 0 2

Inning Stats	R: 1	H: 2	E: 0	LOB: 2	K: 1	P: 10	R: 0	H: 2	E: 0	LOB: 2	K: 0	P: 5	R: 0	H: 0	E: 0	LOB: 0	K: 0	P: 3	R: 0	H: 0	E: 0	LOB: 0	K: 1	P: 5	R: 1	H: 3	E: 0	LOB: 2	K: 0	P: 6	R: 0	H: 1	E: 0	LOB: 1	K: 2	P: 8	R: 0	H: 1	E: 0	LOB: 0	K: 0	P: 3	R: 0	H: 0	E: 0	LOB: 2	K: 0	P: 11	R: 0	H: 1	E: 0	LOB: 1	K: 1	P: 6	1B: 8	SF: 0	2B: 2	SAC: 0	3B: 1	DP: 2	HR: 0	HBP: 0	WP: 0	PA: 38
--------------	------	------	------	--------	------	-------	------	------	------	--------	------	------	------	------	------	--------	------	------	------	------	------	--------	------	------	------	------	------	--------	------	------	------	------	------	--------	------	------	------	------	------	--------	------	------	------	------	------	--------	------	-------	------	------	------	--------	------	------	-------	-------	-------	--------	-------	-------	-------	--------	-------	--------

PITCHER	IP	WLS	BF	H	R	ER	SO	BB	IBB	HBP	BLK	WP	HR	S	P	ERA	WHIP
Jeff Jones, R (1, 1) ERA: 5.34	4.0		18	6	2	1	2	1	0	0	0	0	0	21	25	2.25	1.750
Tom Underwood, L (5, 1) ERA: 2.98	5.0	W	20	4	0	0	3	2	0	0	0	0	0	24	32	0.00	1.200

BOTTOM

Oakland Athletics @ Minnesota Twins
 Hubert H. Humphrey Metrodome, Minneapolis, MN
 Sun Aug 08 1982, 4:33 AM EDT
 Att. 10,902 - Dome - 78 F

livebaseballscorecards.com

AB	35
R	2
H	10
RBI	1
BB	3
SO	5
LOB	21



Batter	1	2	3	4	5	6	7	8	9	AB	R	H	RBI	BB	SO	LOB	TOP										
Dwayne Murphy, L (1, 8) OBP: 0.349, SLG: 0.399	0-3 K	0-3 K		0-3 K		0-0 FC5-4 1B		0-0 6-3		5	0	1	0	0	3	3											
Davey Lopes, R (1, 4) OBP: 0.322, SLG: 0.407 Dave McKay, S (7, 4) OBP: 0.220, SLG: 0.241	0-0 S BLK 1B	0-0 1-H 2-H HR		0-3 K		0-0 FC5-4 1B		0-3 K		4	3	2	4	0	1	2											
Dan Meyer, L (1, 3) OBP: 0.284, SLG: 0.406	0-3 K	0-3 K		0-0 2-H HR		0-0 F8		0-0 4-3		5	1	1	2	0	2	2											
Tony Armas, R (1, 9) OBP: 0.280, SLG: 0.445	0-0 2-H BB 1B		0-0 F8	0-0 5-3		0-0 1B 1B		0-0 1B 2B		5	0	3	1	0	0	0											
Wayne Gross, L (1, 5) OBP: 0.340, SLG: 0.346	4-0 1-2 BB		0-0 1B 1B		0-0 F9	0-0 1-2 3-H 1B		4-0 1B BB		3	0	2	1	2	0	0											
Jeff Burroughs, R (1, 7) OBP: 0.346, SLG: 0.526	0-3 K		0-0 1-2 1B		0-0 HR	0-0 F4		0-0 1-2 2-3 1B		5	1	3	1	0	1	4											
Mitchell Page, L (1, 10) OBP: 0.273, SLG: 0.231		0-3 K	0-3 K		0-0 F7		0-3 K		0-3 K	5	0	0	0	0	4	5											
Jeff Newman, R (1, 2) OBP: 0.239, SLG: 0.332		4-0 BB HR BB	0-0 F7		0-0 4-3		0-3 K		0-3 K	4	1	0	0	1	2	5											
Jimmy Sexton, R (1, 6) OBP: 0.256, SLG: 0.267		4-0 1-2 HR BB		0-0 S HR 1B		0-0 1B FC5-4 1B		0-0 6-3		4	3	2	0	1	0	3											
Inning Stats	R: 1 E: 0 K: 3 S: 11	H: 2 LOB: 2 BB: 1 P: 15	R: 3 E: 0 K: 3 S: 10	H: 1 LOB: 0 BB: 2 P: 18	R: 0 E: 0 K: 1 S: 7	H: 2 LOB: 2 BB: 0 P: 7	R: 2 E: 0 K: 2 S: 9	H: 2 LOB: 0 BB: 0 P: 9	R: 1 E: 0 K: 0 S: 4	H: 1 LOB: 0 BB: 0 P: 4	R: 2 E: 0 K: 0 S: 7	H: 4 LOB: 2 BB: 0 P: 7	R: 0 E: 0 K: 2 S: 7	H: 0 LOB: 0 BB: 0 P: 7	R: 0 E: 0 K: 1 S: 5	H: 0 LOB: 0 BB: 0 P: 5	R: 0 E: 0 K: 2 S: 9	H: 2 LOB: 3 BB: 1 P: 13	1B: 10 2B: 1 3B: 0 HR: 3	SF: 0 SAC: 0 DP: 0 HBP: 0	WP: 0 PB: 0 SB: 2 CS: 0	PA: 45					
PITCHER	IP	WLS	BF	H	R	ER	SO	BB	IBB	HBP	BLK	WP	HR	S	P	ERA	WHIP										
Jim Beattie, R (1, 1) ERA: 3.3	3.2	L	21	7	6	6	9	3	0	0	1	0	2	36	48	14.73	2.727										
Larry Andersen, R (4, 1) ERA: 5.72	2.1		12	5	3	3	0	0	0	0	0	0	1	12	12	11.57	2.143										
Mike Stanton, R (7, 1) ERA: 2.4	2.0		6	0	0	0	3	0	0	0	0	0	0	12	12	0.00	0.000										
Bill Caudill, R (9, 1) ERA: 1.94	1.0		6	2	0	0	2	1	0	0	0	0	0	9	13	0.00	3.000										

Oakland Athletics @ Seattle Mariners
The Kingdome, Seattle, WA
Mon Aug 09 1982, 10:05 PM EDT
Att: 11,045 - Unknown

livebaseballscores.com

AB	41
R	9
H	14
RBI	9
BB	4
SO	14
LOB	24



Batter	1	2	3	4	5	6	7	8	9	AB	R	H	RBI	BB	SO	LOB
Joe Simpson, L (1, 8) OBP: 0.326, SLG: 0.372	0-3 K	0-0 F7							0-0 1B 1B 1B	4	1	2	0	1	1	2
Manny Castillo, S (1, 5) OBP: 0.318, SLG: 0.354	4-0 F9 S BB		0-0 5-3						0-0 2B 1B	4	1	2	0	1	0	1
Bruce Bochte, L (1, 7) OBP: 0.378, SLG: 0.394	4-0 1-2 BB		0-0 5-3						4-0 2B 1B BB	3	1	2	0	2	0	0
Richie Zisk, R (1, 10) OBP: 0.363, SLG: 0.503	0-0 F9 2-3		0-0 F7						0-0 F9	5	0	0	0	0	1	9
Al Cowens, R (1, 9) OBP: 0.332, SLG: 0.482	0-0 1-3								0-0 1B 2B	5	1	2	1	0	0	5
Dave Revering, L (1, 3) OBP: 0.294, SLG: 0.328									4-0 BB 1B BB	4	0	1	0	0	1	1
Gary Gray, R (9, PH) OBP: 0.339, SLG: 0.369									0-0 BB 1B BB	0	0	0	0	1	0	0
Rick Sweet, S (1, 2) OBP: 0.348, SLG: 0.377									4-0 BB 1B BB	4	0	3	0	0	1	0
Dave Edler, R (9, PH) OBP: 0.349, SLG: 0.421									1-2 2-H 3-H 1B	1	0	1	2	0	0	0
Todd Cruz, R (1, 6) OBP: 0.252, SLG: 0.368									4-0 1-2 2-3 BB	4	0	0	0	1	0	5
Julio Cruz, S (1, 4) OBP: 0.309, SLG: 0.309									0-0 F4	4	0	0	0	0	1	2
Bobby Brown, S (9, PH) OBP: 0.283, SLG: 0.317									0-0 4-3	1	0	0	0	0	0	3

Inning Stats	R: 0	H: 0	E: 0	K: 1	S: 5	H: 0	LOB: 2	BB: 2	P: 13	R: 0	H: 2	E: 0	K: 1	S: 7	H: 2	LOB: 2	BB: 0	P: 7	R: 0	H: 0	E: 0	K: 0	S: 3	H: 0	LOB: 0	BB: 0	P: 3	R: 0	H: 1	E: 0	K: 0	S: 4	H: 1	LOB: 1	BB: 0	P: 4	R: 0	H: 2	E: 0	K: 0	S: 4	H: 2	LOB: 1	BB: 0	P: 4	R: 0	H: 3	E: 0	K: 1	S: 8	H: 3	LOB: 3	BB: 0	P: 8	R: 0	H: 0	E: 0	K: 2	S: 7	H: 0	LOB: 0	BB: 0	P: 7	R: 4	H: 4	E: 0	K: 0	S: 7	H: 4	LOB: 3	BB: 3	P: 19	1B: 10	2B: 3	3B: 0	HR: 0	SF: 0	SAC: 0	DP: 1	HBP: 0	WP: 0	PB: 1	SB: 1	CS: 0	PA: 45
--------------	------	------	------	------	------	------	--------	-------	-------	------	------	------	------	------	------	--------	-------	------	------	------	------	------	------	------	--------	-------	------	------	------	------	------	------	------	--------	-------	------	------	------	------	------	------	------	--------	-------	------	------	------	------	------	------	------	--------	-------	------	------	------	------	------	------	------	--------	-------	------	------	------	------	------	------	------	--------	-------	-------	--------	-------	-------	-------	-------	--------	-------	--------	-------	-------	-------	-------	--------

PITCHER	IP	WLS	BF	H	R	ER	SO	BB	IBB	HBP	BLK	WP	HR	S	P	ERA	WHIP
Brian Kingman, R (1, 1) ERA: 4.39	6.1	W	29	8	0	0	2	3	0	0	0	0	0	30	42	0.00	1.737
Bob Owchinko, L (7, 1) ERA: 5.05	2.1		14	5	4	4	3	2	0	0	0	0	0	18	26	15.43	3.000
Preston Hanna, R (9, 1) ERA: 4.74	0.1		2	0	0	0	0	1	0	0	0	0	0	1	5	0.00	3.000

BOTTOM

Oakland Athletics @ Seattle Mariners

The Kingdome, Seattle, WA

Mon Aug 09 1982, 10:05 PM EDT
Att. 11,045 - Unknown

livebaseballscorecards.com

AB	39
R	4
H	13
RBI	3
BB	6
SO	5
LOB	28



Batter	1	2	3	4	5	6	7	8	9	AB R H RBI BB SO LOB	TOP																	
Rickey Henderson, R (1, 7) OBP: 0.408, SLG: 0.394	0-3 K		0-0 5-3		0-3 K			0-3 K		4 0 0 0 0 3 1																		
Dwayne Murphy, L (1, 8) OBP: 0.350, SLG: 0.398	0-0 G6-3 1B		4-0 G5-4-3 BB			0-0 F4		0-3 K		3 0 1 0 1 1 0																		
Davey Lopes, R (1, 4) OBP: 0.318, SLG: 0.402	0-0 G6-3 1-2f		0-0 G5-4-3 1-2f			0-0 6-3		0-0 1-3		4 0 0 0 0 0 2																		
Tony Armas, R (1, 9) OBP: 0.280, SLG: 0.443		0-0 HR 1B		0-0 F4		0-3 K		0-0 1-3		4 1 1 0 0 1 0																		
Jeff Burroughs, R (1, 10) OBP: 0.350, SLG: 0.544		0-0 HR		0-3 K			0-0 2B 1B	0-3 K		4 1 2 2 0 2 0																		
Joe Rudi, R (1, 3) OBP: 0.319, SLG: 0.319		0-0 F3		0-0 5-3			0-0 F3	0-0 L1		4 0 0 0 0 0 1																		
Mike Heath, R (1, 2) OBP: 0.294, SLG: 0.329		0-0 5-3			0-0 5-3		0-0 1-3 2B			3 0 1 0 0 0 0																		
Mickey Klutts, R (1, 5) OBP: 0.217, SLG: 0.244		4-0 BB			0-0 6-3		0-3 K			1 0 0 0 1 0 0																		
Wayne Gross, L (7, PH) OBP: 0.339, SLG: 0.345										1 0 0 0 0 1 2																		
Jimmy Sexton, R (1, 6) OBP: 0.262, SLG: 0.286		0-0 5-3			0-0 2B		0-3 K			2 0 1 0 0 0 1																		
Dan Meyer, L (7, PH) OBP: 0.283, SLG: 0.404										1 0 0 0 0 1 2																		
Fred Stanley, R (7, 6) OBP: 0.271, SLG: 0.205										0 0 0 0 0 0 0																		
Inning Stats	R: 0 E: 0 K: 1 S: 5	H: 1 LOB: 0 BB: 0 P: 5	R: 2 E: 0 K: 0 S: 5	H: 2 LOB: 1 BB: 1 P: 9	R: 0 E: 0 K: 0 S: 2	H: 0 LOB: 0 BB: 1 P: 6	R: 0 E: 0 K: 1 S: 5	H: 0 LOB: 0 BB: 0 P: 5	R: 0 E: 0 K: 1 S: 6	H: 1 LOB: 1 BB: 0 P: 6	R: 0 E: 0 K: 1 S: 5	H: 0 LOB: 0 BB: 0 P: 5	R: 0 E: 0 K: 2 S: 9	H: 2 LOB: 2 BB: 0 P: 9	R: 0 E: 0 K: 2 S: 7	H: 0 LOB: 0 BB: 0 P: 7	R: 0 E: 0 K: 1 S: 5	H: 0 LOB: 0 BB: 0 P: 5	1B: 3 2B: 2 3B: 0 HR: 1	SF: 0 SAC: 0 DP: 2 HBP: 0	WP: 0 PB: 0 SB: 0 CS: 0	PA: 33						
PITCHER	IP WLS BF H R ER SO BB IBB HBP BLK WP HR S P ERA WHIP																											
Bryan Clark, L (1, 1) ERA: 2.62	6.1		25	6	2	2	4	2	0	0	0	0	0	1	31	39	2.84	1.263										
Mike Stanton, R (7, 1) ERA: 2.38	0.1		1	0	0	0	1	0	0	0	0	0	0	0	3	3	0.00	0.000										
Ed Vande Berg, L (7, 1) ERA: 2.3	2.1	W	7	0	0	0	4	0	0	0	0	0	0	0	15	15	0.00	0.000										

Oakland Athletics @ Seattle Mariners

The Kingdome, Seattle, WA

Tue Aug 10 1982, 10:05 PM EDT

Att: 11,509 - Unknown

livebaseballscorecards.com

AB	31
R	2
H	6
RBI	2
BB	2
SO	9
LOB	9



Batter	1	2	3	4	5	6	7	8	9	AB	R	H	RBI	BB	SO	LOB
Joe Simpson, L OBP: 0.321, SLG: 0.365 (1, 8) (8, 7)	0-0 6-3		0-3 K		0-0 4-3		0-0 SH1-4			3	0	0	0	0	1	1
Manny Castillo, S OBP: 0.318, SLG: 0.353 (1, 5)	0-0 BB 1B		0-0 4-3		0-0 5-3		0-0 F7			4	0	1	0	0	0	2
Bruce Bochte, L OBP: 0.362, SLG: 0.397 Dave Henderson, R OBP: 0.336, SLG: 0.461 (1, 7) (7, PR) (8, 8)	4-0 1-2 BB		0-0 1B 2B		0-0 G3		4-0 2-3 2B BB			2	1	1	1	2	0	0
Richie Zisk, R OBP: 0.367, SLG: 0.507 (1, 10)	0-3 K		0-0 1B 1B		4-0 FC5-4 BB BB		0-0 1-H 2B			3	0	2	2	1	1	2
Al Cowens, R OBP: 0.331, SLG: 0.480 (1, 9)	0-0 F4		0-0 1-2 1B		0-3 K		0-3 K			4	0	1	1	0	2	5
Dave Revering, L OBP: 0.294, SLG: 0.323 (1, 3)		0-0 4-3	0-0 F9		4-0 1-2 FC5-4 BB		0-3 K			3	0	0	0	1	1	2
Rick Sweet, S OBP: 0.341, SLG: 0.367 (1, 2)		0-0 L5		0-0 3-1		0-0 FC5-4 1-2f 2-3		0-3 K		4	0	0	0	0	1	2
Todd Cruz, R OBP: 0.249, SLG: 0.364 (1, 6)		0-0 F7		0-3 K		0-0 4-3		0-0 F3		4	0	0	0	0	1	2
Julio Cruz, S OBP: 0.311, SLG: 0.310 (1, 4)			0-0 4-3 S 2B 1B		0-0 F3		4-0 S SH1-4 2B BB			2	2	1	0	1	0	0

Inning Stats	R: 0	H: 1	E: 0	K: 1	S: 6	LOB: 2	BB: 1	P: 10	R: 0	H: 0	E: 0	K: 0	S: 3	LOB: 0	BB: 0	P: 3	R: 2	H: 4	E: 0	K: 1	S: 9	LOB: 2	BB: 0	P: 9	R: 0	H: 0	E: 0	K: 1	S: 5	LOB: 0	BB: 0	P: 5	R: 0	H: 0	E: 0	K: 0	S: 3	LOB: 2	BB: 2	P: 13	R: 2	H: 1	E: 0	K: 1	S: 6	LOB: 2	BB: 2	P: 14	R: 0	H: 0	E: 0	K: 2	S: 7	LOB: 0	BB: 0	P: 7
PITCHER	IP	WLS	BF	H	R	ER	SO	BB	IBB	HBP	BLK	WP	HR	S	P	ERA	WHIP																																							
Steve McCatty, R ERA: 4.03 Bob Owchinko, L ERA: 4.97	(1, 1) (8, 1)	7.0 1.0	L	32 3	6 0	4 0	5 2	5 0	0 0	0 0	0 0	0 0	0 0	37 7	57 7	5.14 0.00	1.571 0.000																																							
PITCHER	IP	WLS	BF	H	R	ER	SO	BB	IBB	HBP	BLK	WP	HR	S	P	ERA	WHIP	1B: 4	SF: 0	2B: 2	SAC: 1	3B: 0	DP: 0	HR: 0	HBP: 0	WP: 0	PA: 35	PB: 0	SB: 2	CS: 0																										

BOTTOM

Oakland Athletics @ Seattle Mariners

The Kingdome, Seattle, WA

Tue Aug 10 1982, 10:05 PM EDT

Att. 11,509 - Unknown

livebaseballscorecards.com

AB 29

R 4

H 6

RBI 4

BB 5

SO 7

LOB 16



Batter	1	2	3	4	5	6	7	8	9	AB R H RBI BB SO LOB	TOP									
Rickey Henderson, R OBP: 0.407, SLG: 0.391 (1, 8)	0-3 K		0-3 K		4-0 S BB		0-3 K			3 0 0 0 1 3 0										
Davey Lopes, R OBP: 0.318, SLG: 0.398 (1, 4)	0-0 6-3		4-0 G6-4-3 BB		0-0 F8			0-0 5-3		3 0 0 0 1 0 1										
Jeff Burroughs, R OBP: 0.348, SLG: 0.534 (1, 7)	4-0 HR BB		0-0 G6-4-3 1-2f		0-0 F4 1-3			0-0 4-3		3 1 0 0 1 0 2										
Tony Armas, R OBP: 0.282, SLG: 0.451 (1, 9)	0-0 1-H HR			0-0 FC5-4 1B		0-0 5-3		0-3 K		4 1 2 2 0 1 1										
Joe Rudi, R OBP: 0.312, SLG: 0.311 (1, 3)	0-3 K			0-0 FC5-4 2B 1-2f		0-0 6-3		0-0 F7		4 1 0 0 0 1 1										
Mike Heath, R OBP: 0.301, SLG: 0.338 (1, 2)		0-0 FC6-4 1B		0-0 1-3 2B		0-0 4-3		4-0 BB BB		3 1 2 0 1 0 0										
Jeff Newman, R OBP: 0.240, SLG: 0.337 (1, 10)		0-0 FC6-4 1-2f		0-0 2B		0-0 6-3		4-0 FC4-6 BB		3 0 1 2 0 0 1										
Wayne Gross, L OBP: 0.341, SLG: 0.345 (9, PH)				0-0 2B				1-2		0 0 0 0 1 0 0										
Dave McKay, S OBP: 0.216, SLG: 0.236 (1, 5)		0-0 4-3		0-0 K			0-0 F9		0-0 FC4-6 1-2f	3 0 0 0 0 1 2										
Dan Meyer, L OBP: 0.282, SLG: 0.403 (9, PH)		1-2		0-3 K						1 0 0 0 0 0 2										
Jimmy Sexton, R OBP: 0.253, SLG: 0.275 (1, 6)		0-0 F8		0-0 1-4-3			0-0 F8		0-3 K	3 0 0 0 0 0 2										
Dwayne Murphy, L OBP: 0.350, SLG: 0.397 (9, PH)										1 0 0 0 0 1 2										
Inning Stats	R: 2 E: 0 K: 2 S: 8	H: 1 LOB: 0 BB: 1 P: 12	R: 0 E: 0 K: 0 S: 4	H: 1 LOB: 1 BB: 0 P: 4	R: 0 E: 0 K: 1 S: 4	H: 0 LOB: 0 BB: 1 P: 8	R: 2 E: 0 K: 1 S: 8	H: 3 LOB: 1 BB: 0 P: 8	R: 0 E: 0 K: 0 S: 3	H: 0 LOB: 0 BB: 0 P: 3	R: 0 E: 0 K: 1 S: 5	H: 0 LOB: 0 BB: 0 P: 5	R: 0 E: 0 K: 1 S: 5	H: 0 LOB: 0 BB: 0 P: 5	R: 0 E: 0 K: 1 S: 5	H: 0 LOB: 2 BB: 2 P: 13	1B: 2 2B: 2 3B: 0 HR: 1	SF: 0 SAC: 0 DP: 1 HBP: 0	WP: 0 PB: 0 SB: 2 CS: 0	PA: 36
PITCHER Floyd Bannister, L ERA: 3.48 (1, 1)	IP: 8.1 WLS: W BF: 33 H: 5 R: 4 ER: 4 SO: 6 BB: 4 IBB: 0 HBP: 0 BLK: 0 WP: 0 HR: 1 S: 41 P: 57 ERA: 4.32 WHIP: 1.080																			
PITCHER Bill Caudill, R ERA: 1.92 (9, 1)	IP: 0.2 WLS: S BF: 3 H: 0 R: 0 ER: 0 SO: 1 BB: 1 IBB: 0 HBP: 0 BLK: 0 WP: 0 HR: 0 S: 4 P: 8 ERA: 0.00 WHIP: 1.500																			

Oakland Athletics @ Seattle Mariners
The Kingdome, Seattle, WA
Wed Aug 11 1982, 10:05 PM EDT
Att: 13,861 - Unknown

livebaseballscorecards.com

AB	31
R	4
H	5
RBI	4
BB	5
SO	7
LOB	14



Batter	1	2	3	4	5	6	7	8	9	AB	R	H	RBI	BB	SO	LOB
Joe Simpson, L OBP: 0.328, SLG: 0.368 (1, 9)	F8		1B	BB		3-1		FC5-4		4	1	2	0	1	0	0
Manny Castillo, S OBP: 0.316, SLG: 0.351 (1, 5)	F8		G3			F8		FC5-4		5	1	1	1	0	0	3
Bruce Bochte, L OBP: 0.385, SLG: 0.402 Bobby Brown, S OBP: 0.283, SLG: 0.317 (6, PR) (7, 7)	F8		G3			E		S		3	1	2	1	1	0	0
Richie Zisk, R OBP: 0.366, SLG: 0.504 (1, 10)			G3			E8		6-3		0	0	0	0	0	0	0
Dave Revering, L OBP: 0.288, SLG: 0.318 (1, 3)			4-3			1-3		K		3	0	0	1	0	1	2
Rick Sweet, S OBP: 0.333, SLG: 0.359 (1, 2)			1-3			F7		4-3		4	0	0	0	0	0	3
Dave Henderson, R OBP: 0.339, SLG: 0.462 (1, 8)			FC6-4			6-3		F4		4	1	2	2	0	0	0
Todd Cruz, R OBP: 0.252, SLG: 0.368 (1, 6)			FC6-4			FC4		F4		4	0	2	1	0	0	1
Julio Cruz, S OBP: 0.311, SLG: 0.309 (1, 4)			1B			FC4		F9		4	1	1	0	0	0	2

Inning Stats	R: 0	H: 0	E: 0	K: 0	S: 3	R: 1	H: 2	E: 0	K: 0	S: 5	R: 3	H: 4	E: 0	K: 0	S: 7	R: 0	H: 1	E: 0	K: 0	S: 4	R: 3	H: 3	E: 1	K: 0	S: 7	R: 0	H: 0	E: 0	K: 1	S: 5	R: 0	H: 1	E: 0	K: 0	S: 4	
	LOB: 0	BB: 0	P: 3	LOB: 1	BB: 0	P: 5	LOB: 1	BB: 0	P: 7	LOB: 2	BB: 1	P: 8	LOB: 1	BB: 0	P: 7	LOB: 2	BB: 1	P: 7	LOB: 0	BB: 0	P: 5	LOB: 0	BB: 0	P: 5	LOB: 1	BB: 0	P: 4	LOB: 0	BB: 0	P: 4	LOB: 0	BB: 0	P: 4	LOB: 1	BB: 1	P: 4


PITCHER	IP	WLS	BF	H	R	ER	SO	BB	IBB	HBP	BLK	WP	HR	S	P	ERA	WHIP
Rick Langford, R ERA: 4.08 (1, 1)	8.0	L	38	11	7	4	1	2	0	0	0	0	0	38	46	4.50	1.625

BOTTOM

Oakland Athletics @ Seattle Mariners
The Kingdome, Seattle, WA
Wed Aug 11 1982, 10:05 PM EDT
Att. 13,861 - Unknown

livebaseballscorecards.com

AB	35
R	7
H	11
RBI	6
BB	2
SO	1
LOB	14



WP: 0	PA: 38
PB: 1	
SB: 3	
CS: 0	

Batter	1	2	3	4	5	6	7	8	9	AB R H RBI BB SO LOB	TOP											
Brian Downing, R (1, 7) OBP: 0.376, SLG: 0.479	4-0 1B BB BB	0-0 5-3		1-0 BB 1B HBP	4-0 1B BB		0-3 K		0-0 FC4 1B	3 2 1 0 2 1 0												
Rod Carew, L (1, 3) OBP: 0.385, SLG: 0.367 Rob Wilfong, L (7, 4) OBP: 0.227, SLG: 0.220	0-0 F8	0-0 G3		0-0 BB 1B	0-0 G3 1B 1B		4-0 BB		0-0 L5	4 0 2 1 1 0 1 1 0 0 0 0 0 1												
Doug DeCinces, R (1, 5) OBP: 0.369, SLG: 0.565	0-0 BB 1B BB 1B	0-0 F4		4-0 BB 1B	0-0 G3 1B		0-0 P4		0-0 FC4 1-2f	5 1 2 1 1 0 2												
Reggie Jackson, L (1, 9) OBP: 0.367, SLG: 0.511 Bobby Clark, R (7, 9) OBP: 0.229, SLG: 0.314	0-0 BB BB 1-2 2-3 E 1B		0-0 HR	0-3 K	0-0 G3			0-0 6-3		4 2 2 1 0 1 5 1 0 0 0 0 0 0												
Fred Lynn, L (1, 8) OBP: 0.366, SLG: 0.497 Juan Beniquez, R (7, 8) OBP: 0.339, SLG: 0.356	4-0 E BB 1-2 2-3 3-H SH1-3 BB		4-0 L5-3 BB	0-3 K	0-0 F8			4-0 1B BB		2 1 0 1 2 1 5 0 0 0 0 1 0 0												
Don Baylor, R (1, 10) OBP: 0.328, SLG: 0.433	4-0 SH1-3 E 1-2 2-3 3-H BB		0-0 L5-3		4-0 2B E BB		0-0 F3		0-0 1B	3 1 1 1 2 0 1												
Bobby Grich, R (1, 4) OBP: 0.368, SLG: 0.439 Ron Jackson, R (7, 3) OBP: 0.358, SLG: 0.396	0-0 E5 1-2 2-3 3-H SH1-3		0-0 2B		0-3 K		0-0 F8		0-0 F9	4 0 1 1 0 1 3 1 0 0 0 0 0 2												
Tim Foli, R (1, 6) OBP: 0.284, SLG: 0.326	0-0 SH1-3 1-2 2-3 3-H		0-0 P4		0-0 E 2B		0-0 F7		0-0 F9	4 1 1 1 0 0 3												
Bob Boone, R (1, 2) OBP: 0.310, SLG: 0.334	0-0 F7			0-0 L1	0-0 E8 1B 1B		0-0 F8		0-0 5-3	5 1 1 2 0 0 2												
Inning Stats	R: 4 E: 1 K: 0 S: 6	H: 2 LOB: 2 BB: 3 P: 18	R: 0 E: 0 K: 0 S: 3	H: 0 LOB: 0 BB: 0 P: 3	R: 1 E: 0 K: 0 S: 4	H: 2 LOB: 1 BB: 1 P: 8	R: 0 E: 0 K: 2 S: 8	H: 1 LOB: 3 BB: 1 P: 13	R: 4 E: 1 K: 1 S: 9	H: 4 LOB: 2 BB: 2 P: 17	R: 0 E: 0 K: 0 S: 3	H: 0 LOB: 0 BB: 0 P: 3	R: 0 E: 0 K: 1 S: 5	H: 0 LOB: 1 BB: 1 P: 9	R: 0 E: 0 K: 0 S: 4	H: 1 LOB: 2 BB: 1 P: 8	R: 0 E: 0 K: 0 S: 4	H: 1 LOB: 1 BB: 0 P: 4	1B: 8 2B: 3 3B: 0 HR: 1	SF: 0 SAC: 1 DP: 1 HBP: 1	WP: 0 PB: 0 SB: 0 CS: 0	PA: 48
PITCHER	IP WLS BF H R ER SO BB IBB HBP BLK WP HR S P ERA WHIP																					
Mike Norris, R (1, 1) ERA: 4.66	0.1 L 7 2 4 3 0 3 0 0 0 0 0 0 4 16 81.00 15.000																					
Jeff Jones, R (1, 1) ERA: 5.18	2.2 10 2 1 1 0 1 0 0 0 0 0 1 9 13 3.38 1.125																					
Preston Hanna, R (4, 1) ERA: 4.7	0.1 4 1 0 0 0 1 0 1 0 0 0 0 2 7 0.00 6.000																					
Bob Owchinko, L (4, 1) ERA: 5.09	5.2 27 6 4 4 4 4 0 0 0 0 0 0 31 47 6.35 1.765																					

California Angels @ Oakland Athletics
Oakland-Alameda County Coliseum, Oakland, CA
Fri Aug 13 1982, 7:05 PM PDT
Att: 28,330 - Unknown

AB	37
R	9
H	11
RBI	9
BB	9
SO	4
LOB	25



Batter	1	2	3	4	5	6	7	8	9	AB	R	H	RBI	BB	SO	LOB
Rickey Henderson, R OBP: 0.408, SLG: 0.389 (1, 7)	4-0 FC4-6 BB		4-0 CS BB		0-0 F8			0-3 K		2	0	0	0	2	1	2
Dwayne Murphy, L OBP: 0.347, SLG: 0.393 (1, 8)	0-0 FC4-6 1B 1-2f		0-0 4-3			0-0 P4		0-0 4-3		4	0	0	0	0	0	2
Dan Meyer, L OBP: 0.285, SLG: 0.404 (1, 3)	0-0 1-3 1B			0-0 F7		0-0 1B		0-0 6-3		4	0	2	0	0	0	0
Tony Armas, R OBP: 0.279, SLG: 0.446 (1, 9)	0-3 K			0-0 5-3		0-0 F7		0-3 K		4	0	0	0	0	2	3
Wayne Gross, L OBP: 0.337, SLG: 0.340 (1, 5)	0-0 F8			0-0 F9		0-0 P6		0-0 F9		4	0	0	0	0	0	3
Davey Lopes, R OBP: 0.316, SLG: 0.396 Dave McKay, S OBP: 0.215, SLG: 0.235 (1, 4) (7, 4)		0-0 5-3		0-0 F7		0-3 K		0-0 F8		2	0	0	0	0	0	0
Mike Heath, R OBP: 0.298, SLG: 0.333 (1, 2)		0-0 6-3		0-0 F9		0-0 F8		0-0 F3		3	0	0	0	0	0	0
Mitchell Page, L OBP: 0.277, SLG: 0.238 (1, 10)		0-0 G3		0-0 1B 1B		0-0 F3		0-0 F3		3	0	1	0	0	0	0
Fred Stanley, R OBP: 0.272, SLG: 0.208 (1, 6)			0-0 F8		0-0 1B 1-2			0-0 F3		3	0	1	0	0	0	0

Inning Stats	R: 0	H: 1	E: 0	K: 1	S: 6	LOB: 2	BB: 1	P: 10	R: 0	H: 0	E: 0	K: 0	S: 3	LOB: 0	BB: 0	P: 3	R: 0	H: 0	E: 0	K: 0	S: 2	LOB: 0	BB: 1	P: 6	R: 0	H: 0	E: 0	K: 0	S: 3	LOB: 0	BB: 0	P: 3	R: 0	H: 2	E: 0	K: 0	S: 5	LOB: 2	BB: 0	P: 5	R: 0	H: 1	E: 0	K: 0	S: 4	LOB: 1	BB: 0	P: 4	R: 0	H: 0	E: 0	K: 1	S: 5	LOB: 0	BB: 0	P: 5	R: 0	H: 0	E: 0	K: 1	S: 5	LOB: 0	BB: 0	P: 5	R: 0	H: 0	E: 0	K: 1	S: 5	LOB: 0	BB: 0	P: 5
1B: 4	2B: 0	3B: 0	HR: 0	SF: 0	SAC: 0	DP: 0	HBP: 0	WP: 0	PA: 32	ERA: 0.00	WHIP: 0.667	IP: 9.0	WLS: W	BF: 32	H: 4	R: 0	ER: 0	SO: 4	BB: 2	IBB: 0	HBP: 0	BLK: 0	WP: 0	HR: 0	S: 38	P: 46	ERA: 0.00	WHIP: 0.667	IP: 9.0	WLS: W	BF: 32	H: 4	R: 0	ER: 0	SO: 4	BB: 2	IBB: 0	HBP: 0	BLK: 0	WP: 0	HR: 0	S: 38	P: 46	ERA: 0.00	WHIP: 0.667																											

BOTTOM

California Angels @ Oakland Athletics
Oakland-Alameda County Coliseum, Oakland, CA

Fri Aug 13 1982, 7:05 PM PDT
Att. 28,330 - Unknown

livebaseballscorecards.com

AB	30
R	0
H	4
RBI	0
BB	2
SO	4
LOB	10



Batter	1	2	3	4	5	6	7	8	9	AB R H RBI BB SO LOB	TOP									
Brian Downing, R (1, 7) OBP: 0.372, SLG: 0.474	0-3 K	0-0 G5-4-3			0-0 G6-4-3		0-0 F8		0-0 F9	5 0 0 0 0 1 2										
Rod Carew, L (1, 3) OBP: 0.388, SLG: 0.368	0-0 1B 5-3 1B		0-0 G4-6-3 1B		4-0 BB BB		0-0 F7		0-0 F8	4 0 2 0 1 0 0										
Doug DeCinces, R (1, 5) OBP: 0.369, SLG: 0.561	0-0 5-3		0-0 F2		4-0 BB		4-0 BB		0-3 K	3 0 0 0 2 1 2										
Reggie Jackson, L (1, 9) OBP: 0.366, SLG: 0.508	0-0 BB 2-3 1B		0-0 G4-6-3		0-0 G3		0-0 F8			4 0 1 0 0 0 4										
Fred Lynn, L (1, 8) OBP: 0.370, SLG: 0.497	4-0 FC5-4 BB			0-0 CS 1B		0-0 4-3		1-0 1B HBP		2 0 1 0 1 0 0										
Bobby Clark, R (8, PR) OBP: 0.229, SLG: 0.314	1-2 BB									0 0 0 0 0 0 0										
Don Baylor, R (1, 10) OBP: 0.327, SLG: 0.430	0-0 FC5-4		0-0 F8		4-0 FC6-4 1B BB		4-0 F3		0-0 F3	3 0 0 0 1 0 5										
Bobby Grich, R (1, 4) OBP: 0.372, SLG: 0.443		0-0 6-3 1B 2B		4-0 BB		0-0 FC6-4 1B		0-0 P3		3 1 2 0 1 0 1										
Tim Foli, R (1, 6) OBP: 0.283, SLG: 0.325		0-0 6-3		0-0 F7		0-0 FC6-4		0-0 1B		4 0 1 0 0 0 4										
Bob Boone, R (1, 2) OBP: 0.313, SLG: 0.336		0-0 G5-4-3 1B			0-0 G6-4-3 1B		0-3 K		0-0 5-3	4 0 2 1 0 1 4										
Inning Stats	R: 0 E: 0 K: 1 S: 7	H: 2 LOB: 3 BB: 1 P: 11	R: 1 E: 0 K: 0 S: 4	H: 2 LOB: 0 BB: 0 P: 4	R: 0 E: 0 K: 0 S: 3	H: 1 LOB: 0 BB: 0 P: 3	R: 0 E: 0 K: 0 S: 3	H: 1 LOB: 1 BB: 1 P: 7	R: 0 E: 0 K: 1 S: 6	H: 1 LOB: 2 BB: 1 P: 10	R: 0 E: 0 K: 0 S: 3	H: 0 LOB: 1 BB: 1 P: 7	R: 0 E: 0 K: 0 S: 4	H: 1 LOB: 2 BB: 0 P: 5	R: 0 E: 0 K: 1 S: 5	H: 0 LOB: 0 BB: 0 P: 5	1B: 8 2B: 1 3B: 0 HR: 0	SF: 0 SAC: 0 DP: 3 HBP: 1	WP: 0 PB: 0 SB: 0 CS: 1	PA: 39
PITCHER	IP WLS BF H R ER SO BB IBB HBP BLK WP HR S P ERA WHIP																			
Matt Keough, R (1, 1) ERA: 5.25	6.2 W 29 8 1 1 2 5 0 0 0 0 0 0 28 48 1.35 1.950																			
Tom Underwood, L (7, 1) ERA: 2.93	2.1 S 10 1 0 0 1 1 0 1 0 0 0 0 10 15 0.00 0.857																			

California Angels @ Oakland Athletics
Oakland-Alameda County Coliseum, Oakland, CA
Sat Aug 14 1982, 3:33 AM PDT
Att: 32,139 - Unknown

AB	32
R	1
H	9
RBI	1
BB	6
SO	3
LOB	22



WP: 0	PA: 39
-------	--------

Batter	1	2	3	4	5	6	7	8	9	AB R H RBI BB SO LOB	TOP												
Brian Downing, R (1, 7) OBP: 0.371, SLG: 0.478	0-0 HR		0-0 F7		0-0 5-3			0-0 G4-6-3 1-2f		4 1 1 1 0 0 1													
Rod Carew, L (1, 3) OBP: 0.387, SLG: 0.365	0-0 4-3			4-0 BB BB		0-3 K		0-0 F7		3 0 0 0 1 1 1													
Reggie Jackson, L (1, 9) OBP: 0.367, SLG: 0.509	0-0 3-1			4-0 1-2 BB BB		0-0 F7			0-0 F9 SF7 2B	3 1 1 0 1 0 0													
Doug DeCinces, R (1, 5) OBP: 0.366, SLG: 0.556 Ron Jackson, R (9, 5) OBP: 0.358, SLG: 0.396	0-0 F9			0-0 F7		0-0 F3			0-0 F9 2-3	4 0 0 0 0 0 3 0 0 0 0 0 0 0													
Fred Lynn, L (1, 8) OBP: 0.369, SLG: 0.495		0-0 F8		4-0 1-2 2-3 BB		0-0 4-3			0-0 SF7 3-H	2 0 0 1 1 0 0													
Don Baylor, R (1, 10) OBP: 0.325, SLG: 0.426		0-3 K		0-0 F8		0-0 F8			0-0 6-3	4 0 0 0 0 1 3													
Bobby Grich, R (1, 4) OBP: 0.371, SLG: 0.442		0-0 F9		0-0 F9		0-0 FC5-4 1B				3 0 1 0 0 0 3													
Joe Ferguson, R (1, 2) OBP: 0.296, SLG: 0.281			0-3 K		0-0 F8		0-0 FC5-4 1-2f			3 0 0 0 0 1 1													
Tim Foli, R (1, 6) OBP: 0.284, SLG: 0.323 Juan Beniquez, R (8, PR) OBP: 0.339, SLG: 0.356 Mick Kelleher, R (8, 6) OBP: 0.154, SLG: 0.057			0-0 F8		0-0 L4			4-0 G4-6-3 BB		2 0 0 0 1 0 0 0 0 0 0 0 0 0 0 0 0 0 0 0 0													
Inning Stats	R: 1 E: 0 K: 0 S: 4	H: 1 LOB: 0 BB: 0 P: 4	R: 0 E: 0 K: 1 S: 5	H: 0 LOB: 0 BB: 0 P: 5	R: 0 E: 0 K: 1 S: 5	H: 0 LOB: 0 BB: 0 P: 5	R: 0 E: 0 K: 0 S: 3	H: 0 LOB: 3 BB: 3 P: 15	R: 0 E: 0 K: 0 S: 3	H: 0 LOB: 0 BB: 0 P: 3	R: 0 E: 0 K: 1 S: 5	H: 0 LOB: 0 BB: 0 P: 5	R: 0 E: 0 K: 0 S: 4	H: 1 LOB: 1 BB: 0 P: 4	R: 0 E: 0 K: 0 S: 2	H: 0 LOB: 1 BB: 1 P: 6	R: 1 E: 0 K: 0 S: 4	H: 1 LOB: 0 BB: 0 P: 4	1B: 1 2B: 1 3B: 0 HR: 1	SF: 1 SAC: 0 DP: 1 HBP: 0	WP: 0 PB: 0 SB: 0 CS: 0	PA: 33	
PITCHER	IP WLS BF H R ER SO BB IBB HBP BLK WP HR S P ERA WHIP																						
Brian Kingman, R (1, 1) ERA: 4.21	8.0		30	3	2	2	3	4	0	0	0	0	0	1	32	48	2.25	0.875					
Dave Beard, R (9, 1) ERA: 3.93	0.1		1	0	0	0	0	0	0	0	0	0	0	0	1	1	0.00	0.000					
Tom Underwood, L (9, 1) ERA: 2.92	0.2	W	2	0	0	0	0	0	0	0	0	0	0	0	2	2	0.00	0.000					

California Angels @ Oakland Athletics
Oakland-Alameda County Coliseum, Oakland, CA

Sun Aug 15 1982, 3:33 AM PDT
Att: 40,634 - Unknown

livebaseballscorecards.com

AB	28
R	2
H	3
RBI	2
BB	4
SO	3
LOB	12



Batter	1	2	3	4	5	6	7	8	9	AB	R	H	RBI	BB	SO	LOB
Rickey Henderson, R OBP: 0.408, SLG: 0.386 (1, 7)	0-3 K		4-0 S 1B BB		4-0 1-2 BB		0-0 G3			2	1	0	0	2	1	1
Wayne Gross, L OBP: 0.340, SLG: 0.338 (1, 5)	0-0 PB 1B		0-0 1B CS 1B		0-0 F5			4-0 S 1B BB		3	1	2	1	1	0	2
Dwayne Murphy, L OBP: 0.353, SLG: 0.408 (1, 8)	4-0 1-2 BB		0-0 CS 1B		0-0 F8			0-0 1-2 S 1B		3	0	2	0	1	0	2
Tony Armas, R OBP: 0.276, SLG: 0.440 (1, 9)	0-0 P3		0-3 K 1-2 3-H		0-0 P4			0-3 K		4	0	0	0	0	2	5
Dan Meyer, L OBP: 0.283, SLG: 0.399 (1, 3)	0-0 4-3			0-0 L4		0-0 4-3		0-3 K 1-2 2-3		4	0	0	0	0	1	4
Davey Lopes, R OBP: 0.314, SLG: 0.393 (1, 4)		0-0 F8		0-0 P6		0-3 K		0-0 F8		4	0	0	0	0	1	2
Mitchell Page, L OBP: 0.273, SLG: 0.360 (1, 10)		0-3 K		0-0 F7			0-0 F8		0-0 HR	4	1	1	1	0	1	0
Mike Heath, R OBP: 0.294, SLG: 0.329 (1, 2)		0-0 F8			0-3 K		0-0 5-3			3	0	0	0	0	1	0
Fred Stanley, R OBP: 0.289, SLG: 0.205 (1, 6)			0-0 F7		4-0 BB BB		4-0 BB BB			1	0	0	0	2	0	0

Inning Stats	R: 0	H: 1	E: 0	K: 1	S: 6	LOB: 2	BB: 1	P: 10	R: 0	H: 0	E: 0	K: 1	S: 5	LOB: 0	BB: 0	P: 5	R: 2	H: 2	E: 0	K: 1	S: 6	LOB: 0	BB: 1	P: 10	R: 0	H: 0	E: 0	K: 0	S: 3	LOB: 0	BB: 0	P: 3	R: 0	H: 0	E: 0	K: 1	S: 5	LOB: 2	BB: 2	P: 13	R: 0	H: 0	E: 0	K: 1	S: 5	LOB: 0	BB: 0	P: 5	R: 0	H: 1	E: 0	K: 2	S: 8	LOB: 2	BB: 1	P: 12	R: 1	H: 1	E: 0	K: 0	S: 1	LOB: 0	BB: 0	P: 1	1B: 4	2B: 0	3B: 0	HR: 1	SF: 0	SAC: 0	DP: 0	HBP: 0	WP: 0	PB: 1	SB: 3	CS: 2	PA: 34
--------------	------	------	------	------	------	--------	-------	-------	------	------	------	------	------	--------	-------	------	------	------	------	------	------	--------	-------	-------	------	------	------	------	------	--------	-------	------	------	------	------	------	------	--------	-------	-------	------	------	------	------	------	--------	-------	------	------	------	------	------	------	--------	-------	-------	------	------	------	------	------	--------	-------	------	-------	-------	-------	-------	-------	--------	-------	--------	-------	-------	-------	-------	--------

PITCHER	IP	WLS	BF	H	R	ER	SO	BB	IBB	HBP	BLK	WP	HR	S	P	ERA	WHIP
Ken Forsch, R ERA: 3.76 (1, 1)	7.0		30	4	2	2	5	6	0	0	0	0	0	34	58	2.57	1.429
Dave Goltz, R ERA: 4.95 (8, 1)	1.0	L	4	1	1	1	2	0	0	0	0	0	1	8	8	9.00	1.000

BOTTOM

California Angels @ Oakland Athletics
Oakland-Alameda County Coliseum, Oakland, CA

Sun Aug 15 1982, 3:33 AM PDT
Att. 40,634 - Unknown

livebaseballscorecards.com

AB	28
R	3
H	5
RBI	2
BB	6
SO	7
LOB	16



Batter	1	2	3	4	5	6	7	8	9	AB R H RBI BB SO LOB	TOP	
Brian Downing, R (1, 7) OBP: 0.375, SLG: 0.479 Juan Beniquez, R (9, 7) OBP: 0.339, SLG: 0.356	4-0 5-3 1-3 BB		4-0 BB		0-0 F2		0-0 1B		4-0 E SF7 BB	2 1 1 0 3 0 0 0 0 0 0 0 0 0		
Rod Carew, L (1, 3) OBP: 0.384, SLG: 0.363	0-0 1-3 1-2		0-0 F7			0-0 HR 1B	0-0 4-3		0-0 E1 G6-4-3	5 1 1 0 0 0 4		
Reggie Jackson, L (1, 9) OBP: 0.365, SLG: 0.507 Bobby Clark, R (9, 9) OBP: 0.229, SLG: 0.314	0-0 5-3 2-3		0-0 F9			0-3 K		0-0 1B 1B	0-0 SF7	4 1 1 1 0 1 3 0 0 0 0 0 0 0		
Don Baylor, R (1, 10) OBP: 0.323, SLG: 0.424	0-3 K		0-0 F9			0-0 F5		0-0 1B 1B	0-0 G6-4-3	5 1 1 0 0 1 4		
Fred Lynn, L (1, 8) OBP: 0.370, SLG: 0.501		4-0 E 1B SF7 BB		0-0 P4		0-0 HR		0-3 K		3 2 1 2 1 1 2		
Bobby Grich, R (1, 4) OBP: 0.370, SLG: 0.440		0-0 E6 1-3 1B		0-0 5-3		0-0 6-3		0-3 K		4 0 1 0 0 1 2		
Rob Wilfong, L (1, 5) OBP: 0.234, SLG: 0.250		0-0 F9		0-0 F8			0-0 HR	0-0 1B 1B		4 2 2 2 0 0 2		
Tim Foli, R (1, 6) OBP: 0.284, SLG: 0.323		0-0 SF7		0-0 F8		0-0 L5		0-0 1B 1B		3 0 1 3 0 0 0		
Bob Boone, R (1, 2) OBP: 0.309, SLG: 0.332		0-0 P4		0-0 6-3		0-0 F8		0-0 P6		4 0 0 0 0 0 2		
Inning Stats	R: 0 H: 0 E: 0 LOB: 1 K: 1 BB: 1 S: 5 P: 9	R: 1 H: 1 E: 1 LOB: 1 K: 0 BB: 1 S: 4 P: 8	R: 0 H: 0 E: 0 LOB: 1 K: 0 BB: 1 S: 3 P: 7	R: 0 H: 0 E: 0 LOB: 0 K: 0 BB: 0 S: 3 P: 3	R: 0 H: 0 E: 0 LOB: 0 K: 0 BB: 0 S: 3 P: 3	R: 2 H: 2 E: 0 LOB: 0 K: 1 BB: 0 S: 7 P: 7	R: 1 H: 2 E: 0 LOB: 1 K: 0 BB: 0 S: 5 P: 5	R: 3 H: 4 E: 0 LOB: 1 K: 2 BB: 0 S: 11 P: 11	R: 1 H: 0 E: 1 LOB: 0 K: 0 BB: 1 S: 3 P: 7	1B: 7 SF: 2 2B: 0 SAC: 0 3B: 0 DP: 1 HR: 2 HBP: 0	WP: 0 PA: 40 PB: 0 SB: 0 CS: 0	
PITCHER	IP WLS BF H R ER SO BB IBB HBP BLK WP HR S P ERA WHIP											
Steve McCatty, R (1, 1) ERA: 4.02	7.0 L 29 5 4 3 2 3 0 0 0 0 0 2 30 42 3.86 1.143											
Bob Owchinko, L (8, 1) ERA: 5.32	0.1 3 2 2 2 1 0 0 0 0 0 0 0 5 5 54.00 6.000											
Jeff Jones, R (8, 1) ERA: 5.35	0.2 4 2 1 1 1 0 0 0 0 0 0 0 6 6 13.50 3.000											
Preston Hanna, R (9, 1) ERA: 4.7	0.0 2 0 1 0 0 1 0 0 0 0 0 0 1 5 ∞ ∞											
Tom Underwood, L (9, 1) ERA: 2.89	1.0 2 0 0 0 0 0 0 0 0 0 0 0 2 2 0.00 0.000											

California Angels @ Oakland Athletics
Oakland-Alameda County Coliseum, Oakland, CA

Mon Aug 16 1982, 7:05 PM PDT
Att: 37,388 - Unknown

livebaseballscorecards.com

AB 34
R 8
H 9
RBI 8
BB 4
SO 4
LOB 19



Batter	1	2	3	4	5	6	7	8	9	AB	R	H	RBI	BB	SO	LOB
Rickey Henderson, R (1, 7) OBP: 0.410, SLG: 0.386	4-0 CS BB		4-0 CS BB		0-0 1B			0-0 F3	0-3 K	3	0	1	0	2	1	0
Dwayne Murphy, L (1, 8) OBP: 0.352, SLG: 0.405	0-3 K		0-0 P4		0-3 K			4-0 1B BB		3	1	0	0	1	2	3
Davey Lopes, R (1, 4) OBP: 0.315, SLG: 0.393 Dave McKay, S (6, 4) OBP: 0.220, SLG: 0.239	0-0 1-3 1-2		0-0 1B		0-0 F9			0-0 1B 1B		3	0	1	0	0	0	2
Tony Armas, R (1, 9) OBP: 0.278, SLG: 0.439		4-0 FC5-4 BB	0-0 CS	0-3 K		0-3 K		0-0 1B 1B		3	0	1	1	1	2	0
Jeff Burroughs, R (1, 10) OBP: 0.351, SLG: 0.533		0-0 FC5-4 1-3 1-2		0-0 HR 1B		0-0 P4		0-0 1B 1B		4	1	2	1	0	0	1
Joe Rudi, R (1, 3) OBP: 0.318, SLG: 0.335 Wayne Gross, L (8, PH) OBP: 0.339, SLG: 0.337 (9, 5)		0-0 1-3 1-2 1B		0-0 HR 1B		0-0 4-3		0-3 K		3	1	2	2	0	0	0
Mickey Klutts, R (1, 5) OBP: 0.213, SLG: 0.239 Dan Meyer, L (8, PH) OBP: 0.282, SLG: 0.397 (9, 3)		0-0 1-3 1-2 2-3		0-0 4-3			0-0 F3	0-0 P4		3	0	0	0	0	0	2
Jeff Newman, R (1, 2) OBP: 0.236, SLG: 0.326		0-0 F7		0-0 F7			0-0 F2		0-0 5-3	4	0	0	0	0	0	2
Fred Stanley, R (1, 6) OBP: 0.284, SLG: 0.201 Mitchell Page, L (9, PH) OBP: 0.268, SLG: 0.353			0-3 K		0-0 6-3		0-0 6-3		0-0 4-3	3	0	0	0	0	1	0

Inning Stats	R: 0	H: 0	E: 0	K: 1	S: 4	H: 0	LOB: 0	BB: 1	P: 8	R: 0	H: 1	E: 0	K: 0	S: 4	H: 1	LOB: 2	BB: 1	P: 8	R: 0	H: 1	E: 0	K: 1	S: 5	H: 2	LOB: 0	BB: 0	P: 7	R: 0	H: 1	E: 0	K: 1	S: 6	H: 0	LOB: 0	BB: 0	P: 5	R: 0	H: 0	E: 0	K: 0	S: 3	H: 0	LOB: 0	BB: 0	P: 3	R: 2	H: 3	E: 0	K: 1	S: 8	H: 0	LOB: 2	BB: 1	P: 12	R: 0	H: 0	E: 0	K: 1	S: 5	H: 0	LOB: 0	BB: 0	P: 5	1B: 7	SF: 0	2B: 0	SAC: 0	3B: 0	DP: 0	HR: 1	HBP: 0	WP: 0	PA: 38
--------------	------	------	------	------	------	------	--------	-------	------	------	------	------	------	------	------	--------	-------	------	------	------	------	------	------	------	--------	-------	------	------	------	------	------	------	------	--------	-------	------	------	------	------	------	------	------	--------	-------	------	------	------	------	------	------	------	--------	-------	-------	------	------	------	------	------	------	--------	-------	------	-------	-------	-------	--------	-------	-------	-------	--------	-------	--------

PITCHER	IP	WLS	BF	H	R	ER	SO	BB	IBB	HBP	BLK	WP	HR	S	P	ERA	WHIP
Geoff Zahn, L (1, 1) ERA: 3.83	7.1	W	32	8	4	4	5	4	0	0	0	0	1	38	54	4.91	1.636
Dave Goltz, R (8, 1) ERA: 4.82	1.2	S	5	0	0	0	2	0	0	0	0	0	0	9	9	0.00	0.000

BOTTOM

California Angels @ Oakland Athletics
Oakland-Alameda County Coliseum, Oakland, CA

Mon Aug 16 1982, 7:05 PM PDT
Att. 37,388 - Unknown

livebaseballscores.com

AB	33
R	4
H	8
RBI	4
BB	4
SO	7
LOB	14



Batter	1	2	3	4	5	6	7	8	9
Rickey Henderson, R OBP: 0.411, SLG: 0.385 Jeff Newman, R OBP: 0.239, SLG: 0.329 (1, 7) (7, PH) (8, 2)	0-0 G3 S HR 1B	4-0 BB 1-2 BB	0-0 F3 1-2	0-0 F4 BB FC4-6 1B			0-0 1-2 1B 1B		
Wayne Gross, L OBP: 0.340, SLG: 0.333 (1, 5)	0-0 G3 1-3	4-0 BB 1-2 2-3 BB		4-0 BB FC4-6 BB 1B	0-0 F2		0-0 F8		
Dwayne Murphy, L OBP: 0.352, SLG: 0.405 (1, 8)	0-3 K	0-0 F9		0-0 FC4-6 BB 1-2 BB 1B	0-0 6-3		0-0 1-2 2-H 1B		
Tony Armas, R OBP: 0.279, SLG: 0.445 (1, 9)	0-0 HR		0-0 F3	4-0 FC4-6 BB 1-2 2-3 BB	0-0 5-3		0-0 F9		
Dan Meyer, L OBP: 0.287, SLG: 0.401 (1, 3)	0-0 1B		0-0 1B 2B 1B	0-0 FC4-6 BB WP SF8		0-0 G6-4-3 1B	0-0 6-3		
Mike Heath, R OBP: 0.296, SLG: 0.327 (1, 2) (8, 7)	0-0 F9		0-0 2B 1-2 1B 1B	4-0 SF8 BB 1-2 1B IBB		0-0 G6-4-3 1-2f	0-0 F8		
Mitchell Page, L OBP: 0.293, SLG: 0.396 Jeff Burroughs, R OBP: 0.351, SLG: 0.527 (1, 10) (4, PH)		0-0 CS 1B	0-0 1B 2B	4-0 1B BB		0-3 K	0-3 K		
Dave McKay, S OBP: 0.232, SLG: 0.253 (1, 4)		0-0 BB BB 1-2 1B	0-0 FC5-4 1B	0-0 SF8			0-0 1B 1B		
Jimmy Sexton, R OBP: 0.253, SLG: 0.274 (1, 6)		0-3 K	0-0 FC5-4 S	0-0 1-2 1B			0-0 F8		

Inning Stats	R: 2	H: 3	E: 0	K: 1	S: 8	LOB: 1	BB: 0	P: 8
	R: 0	H: 2	E: 0	K: 1	S: 6	LOB: 3	BB: 2	P: 14
	R: 3	H: 4	E: 0	K: 0	S: 7	LOB: 1	BB: 0	P: 7
	R: 4	H: 2	E: 0	K: 0	S: 5	LOB: 2	BB: 4	P: 21
	R: 0	H: 0	E: 0	K: 0	S: 3	LOB: 0	BB: 0	P: 3
	R: 0	H: 1	E: 0	K: 1	S: 5	LOB: 0	BB: 0	P: 5
	R: 1	H: 3	E: 0	K: 0	S: 6	LOB: 2	BB: 0	P: 6
	R: 0	H: 0	E: 0	K: 1	S: 5	LOB: 0	BB: 0	P: 5

PITCHER	IP	WLS	BF	H	R	ER	SO	BB	IBB	HBP	BLK	WP	HR	S	P	ERA	WHIP
Moose Haas, R ERA: 4.81 (1, 1)	3.0	L	19	9	5	5	2	2	2	0	0	0	1	21	29	15.00	3.667
Jerry Augustine, L ERA: 4.88 (4, 1)	0.1		5	1	4	4	0	2	1	0	0	1	0	2	14	108.00	9.000
Dwight Bernard, R ERA: 3.03 (4, 1)	4.2		19	5	1	1	2	1	0	0	0	0	0	22	26	1.93	1.286

BOTTOM

Milwaukee Brewers @ Oakland Athletics
Oakland-Alameda County Coliseum, Oakland, CA

Tue Aug 17 1982, 7:05 PM PDT
Att. 12,692 - Unknown

AB	36
R	10
H	15
RBI	10
BB	6
SO	4
LOB	19

livebaseballscores.com



1B: 13	SF: 1	WP: 1	PA: 43
2B: 1	SAC: 0	PB: 0	
3B: 0	DP: 1	SB: 2	
HR: 1	HBP: 0	CS: 1	

Batter	1	2	3	4	5	6	7	8	9	10	11	AB	R	H	RBI	BB	SO	LOB	TOP								
Paul Molitor, R OBP: 0.362, SLG: 0.433 (1, 5)	F6		F5				6-3			6-3		5	0	1	1	0	0	1	Milwaukee Brewers @ Oakland Athletics Oakland-Alameda County Coliseum, Oakland, CA Wed Aug 18 1982, 7:05 PM PDT Att. 16,841 - Unknown								
Robin Yount, R OBP: 0.353, SLG: 0.572 (1, 6)	F8		6-3				F7		F9	F8		5	0	0	0	0	0	3									
Cecil Cooper, L OBP: 0.352, SLG: 0.546 Marshall Edwards, L OBP: 0.247, SLG: 0.311 Don Money, R OBP: 0.372, SLG: 0.534 (1, 3)	E6			4-3	F9				F8			5	0	1	0	0	0	2									
Ted Simmons, S OBP: 0.300, SLG: 0.448 (1, 2)		1-3		3-1					F7			5	0	1	0	0	0	1									
Ben Oglivie, L OBP: 0.319, SLG: 0.433 (1, 7)		6-3							F8	K		4	0	0	0	1	1	1									
Gorman Thomas, R OBP: 0.359, SLG: 0.556 (1, 8)									FC5-4	F6		3	1	0	0	2	1	3									
Roy Howell, L OBP: 0.303, SLG: 0.344 (1, 10)									F8			3	1	1	0	2	1	2									
Charlie Moore, R OBP: 0.287, SLG: 0.344 (1, 9)			F9							F7		5	0	1	1	0	0	4									
Jim Gantner, L OBP: 0.345, SLG: 0.396 (1, 4)					FC1-6						K	4	0	1	0	0	1	2									
Inning Stats	R: 0 E: 1 K: 0 S: 3	H: 0 LOB: 1 BB: 0 P: 3	R: 0 E: 0 K: 1 S: 5	H: 0 LOB: 1 BB: 1 P: 9	R: 0 E: 0 K: 0 S: 4	H: 1 LOB: 1 BB: 0 P: 4	R: 0 E: 0 K: 0 S: 3	H: 0 LOB: 0 BB: 0 P: 3	R: 2 E: 0 K: 0 S: 6	H: 3 LOB: 2 BB: 1 P: 10	R: 0 E: 0 K: 0 S: 4	H: 1 LOB: 1 BB: 0 P: 4	R: 0 E: 0 K: 0 S: 3	H: 0 LOB: 0 BB: 0 P: 3	R: 0 E: 0 K: 1 S: 5	H: 0 LOB: 1 BB: 1 P: 9	R: 0 E: 0 K: 1 S: 5	H: 0 LOB: 0 BB: 0 P: 5		R: 0 E: 0 K: 1 S: 6	H: 1 LOB: 3 BB: 2 P: 14	1B: 5 2B: 0 3B: 1 HR: 0	SF: 0 SAC: 0 DP: 0 HBP: 0	WP: 0 PB: 0 SB: 1 CS: 0	PA: 44		
PITCHER	IP	WLS	BF	H	R	ER	SO	BB	IBB	HBP	BLK	WP	HR	S	P	ERA	WHIP										
Mike Norris, R ERA: 4.49 (1, 1)	9.0		35	5	2	2	2	3	0	0	0	0	0	36	48	2.00	0.889										
Dave Beard, R ERA: 3.82 (10, 1)	2.0	W	9	1	0	0	2	2	0	0	0	0	0	11	19	0.00	1.500										

livebaseballscorecards.com

AB	39
R	2
H	6
RBI	2
BB	5
SO	4
LOB	19



Batter	1	2	3	4	5	6	7	8	9	10	11	AB R H RBI BB SO LOB
Rickey Henderson, R OBP: 0.409, SLG: 0.383 (1, 7)	0-3 K		0-0 5-3			0-0 4-3		0-0 CS 2-H 3-H 1B			0-0 E5 SH1-3 1B	5 1 1 2 0 1 0
Dwayne Murphy, L OBP: 0.352, SLG: 0.402 (1, 8)	0-3 K			0-0 F6			0-0 4-3	0-0 CS 1-2	4-0 8-6 SH1-4 BB		0-0 SH1-3 1-2	3 0 0 0 1 1 0
Joe Rudi, R OBP: 0.316, SLG: 0.333 (1, 3)	0-0 6-3			0-0 6-3			0-0 F6		0-0 SH1-4 1-2		0-0 1B 2-H	4 0 1 1 0 0 0
Tony Armas, R OBP: 0.281, SLG: 0.444 (1, 9)		0-0 F5		0-3 K			0-0 BLK 1B		4-0 IBB			3 0 1 0 1 1 0
Jeff Burroughs, R OBP: 0.343, SLG: 0.515 (1, 10)		0-0 F5			0-3 K		0-3 K 1-2		0-0 8-6 2-3f			4 0 0 0 0 2 3
Jeff Newman, R OBP: 0.244, SLG: 0.329 (1, 2)		0-0 E7 1B			0-0 F8		4-0 2B 1B BB			0-0 F7		3 1 1 0 1 0 0
Mickey Klutts, R OBP: 0.207, SLG: 0.232 (1, 5)		0-0 6-3			0-0 6-3		0-3 K			0-0 6-3		4 0 0 0 0 1 2
Dave McKay, S OBP: 0.232, SLG: 0.249 (1, 4)			0-0 5-3			0-0 6-3		0-0 F8		4-0 FC5-4 BB		3 0 0 0 1 0 1
Fred Stanley, R OBP: 0.281, SLG: 0.199 (1, 6)			0-3 K			0-0 F7		0-0 1B 2B		0-0 FC5-4 1-2f		2 0 0 0 0 1 0
Mike Heath, R OBP: 0.299, SLG: 0.335 (8, PH)												1 1 1 0 0 0 0
Jimmy Sexton, R OBP: 0.250, SLG: 0.271 (9, 6)												1 0 0 0 0 0 1

Inning Stats	R: 0	H: 0	R: 0	H: 1	R: 0	H: 0	R: 0	H: 0	R: 0	H: 0	R: 0	H: 1	R: 2	H: 2	R: 0	H: 0	R: 1	H: 1	1B: 4	SF: 0	WP: 0	PA: 40
E: 0	LOB: 0	E: 1	LOB: 1	E: 0	LOB: 0	E: 0	LOB: 0	E: 0	LOB: 0	E: 0	LOB: 0	E: 0	LOB: 1	E: 0	LOB: 1	E: 1	LOB: 1	2B: 2	SAC: 2	PB: 0		
K: 2	BB: 0	K: 0	BB: 0	K: 1	BB: 0	K: 1	BB: 0	K: 1	BB: 0	K: 1	BB: 0	K: 1	BB: 0	K: 1	BB: 1	K: 0	BB: 0	3B: 0	DP: 1	SB: 0		
S: 7	P: 7	S: 4	P: 4	S: 5	P: 5	S: 5	P: 5	S: 5	P: 5	S: 3	P: 3	S: 6	P: 6	S: 6	P: 10	S: 3	P: 3	HR: 0	HBP: 0	CS: 1		

BOTTOM

Milwaukee Brewers @ Oakland Athletics
Oakland-Alameda County Coliseum, Oakland, CA

Wed Aug 18 1982, 7:05 PM PDT
Att. 16,841 - Unknown

livebaseballscores.com

AB 33
R 3
H 5
RBI 3
BB 4
SO 7
LOB 7



PITCHER	IP	WLS	BF	H	R	ER	SO	BB	IBB	HBP	BLK	WP	HR	S	P	ERA	WHIP
Bob McClure, L ERA: 4.22 (1, 1)	10.1	L	39	5	3	2	7	3	1	0	1	0	0	49	65	1.74	0.774

Milwaukee Brewers @ Oakland Athletics
Oakland-Alameda County Coliseum, Oakland, CA

Thu Aug 19 1982, 3:33 AM PDT
 Att. 15,461 - Cloudy

livebaseballscorecards.com

AB	38
R	10
H	10
RBI	9
BB	2
SO	1
LOB	13



Batter	1	2	3	4	5	6	7	8	9	AB R H RBI BB SO LOB
Paul Molitor, R (1, 5) OBP: 0.366, SLG: 0.441	0-0 BLK E 1B	0-0 2-H 3-H 2B			0-0 5-3 2B		0-0 2B 2B		0-0 2B 1B	5 3 4 2 0 0 0
Robin Yount, R (1, 6) OBP: 0.356, SLG: 0.575	0-0 F7 1-2	0-0 F3			4-0 E 1B BB		0-0 2-H 2B		0-0 1-3 1B 2B	4 2 2 1 1 0 2
Cecil Cooper, L (1, 3) OBP: 0.349, SLG: 0.540	0-0 E3 2-H		0-0 F8		0-0 E4 1-2 HR 1B		0-0 F7		0-0 F5	5 1 0 0 0 0 4
Ted Simmons, S (1, 2) OBP: 0.301, SLG: 0.447	0-0 F7		0-3 K		0-0 1-2 2-H HR 1B		0-0 6-3		0-0 2-H 3-H 1B	5 1 2 3 0 1 2
Ben Oglivie, L (1, 7) OBP: 0.318, SLG: 0.437	0-0 F4		0-0 6-3		0-0 1-H 2-H HR		0-0 F8		0-0 F7	5 1 1 3 0 0 3
Gorman Thomas, R (1, 8) OBP: 0.358, SLG: 0.552		4-0 SH5-4 2B 1B BB		0-0 F8	0-0 F2			0-0 F9		3 1 0 0 1 0 0
Roy Howell, L (1, 10) OBP: 0.303, SLG: 0.344		0-0 SH5-4 2B 1B		0-0 1-5-3		0-0 F7		0-0 F8		3 1 1 0 0 0 0
Don Money, R (8, PH) OBP: 0.371, SLG: 0.532		1-2 2B 1B								1 0 0 0 0 0 0
Marshall Edwards, L (1, 9) OBP: 0.244, SLG: 0.307		0-0 SH5-4		0-0 F5		0-0 F7		0-0 F7		2 0 0 0 0 0 0
Charlie Moore, R (8, PH) OBP: 0.286, SLG: 0.343		1-2 2-3								1 0 0 0 0 0 0
Jim Gantner, L (1, 4) OBP: 0.341, SLG: 0.391		0-0 F9		0-0 3-1	0-0 G3			0-0 4-3		4 0 0 0 0 0 2

Inning Stats	R: 1	H: 1	E: 1	K: 0	S: 5	P: 5	R: 2	H: 2	E: 0	K: 0	S: 5	P: 9	R: 0	H: 0	E: 0	K: 1	S: 5	P: 5	R: 0	H: 0	E: 0	K: 0	S: 3	P: 3	R: 4	H: 2	E: 1	K: 0	S: 6	P: 10	R: 0	H: 0	E: 0	K: 0	S: 3	P: 3	R: 1	H: 2	E: 0	K: 0	S: 5	P: 5	R: 0	H: 0	E: 0	K: 0	S: 3	P: 3	R: 2	H: 3	E: 0	K: 0	S: 6	P: 6	1B: 5	2B: 4	3B: 0	HR: 1	SF: 0	SAC: 1	DP: 0	HBP: 0	WP: 0	PA: 41
--------------	------	------	------	------	------	------	------	------	------	------	------	------	------	------	------	------	------	------	------	------	------	------	------	------	------	------	------	------	------	-------	------	------	------	------	------	------	------	------	------	------	------	------	------	------	------	------	------	------	------	------	------	------	------	------	-------	-------	-------	-------	-------	--------	-------	--------	-------	--------

PITCHER	IP	WLS	BF	H	R	ER	SO	BB	IBB	HBP	BLK	WP	HR	S	P	ERA	WHIP
Matt Keough, R (1, 1) ERA: 5.22	6.0	L	29	7	8	3	1	2	0	0	1	0	1	29	37	4.50	1.500
Bob Owchinko, L (7, 1) ERA: 5.35	3.0		12	3	2	2	0	0	0	0	0	0	0	12	12	6.00	1.000

Batter	1	2	3	4	5	6	7	8	9	AB R H RBI BB SO LOB
Rickey Henderson, R (1, 7) OBP: 0.409, SLG: 0.384	0-0 4-3 ①		0-0 F8 ③			0-0 2B ②-H	4-0 6-3 S 2B BB		0-3 K ①	4 1 1 1 1 1 0
Wayne Gross, L (1, 5) OBP: 0.337, SLG: 0.335	0-0 4-3 ②			0-0 3B 2B	0-0 4-3 ③		0-0 6-3 ①		0-0 4-1 ②	5 1 1 0 0 0 2
Dwayne Murphy, L (1, 8) OBP: 0.352, SLG: 0.404	0-0 3-1 ③			0-0 1-3 ①		0-0 HR 1B	0-0 2B ③-H		0-3 K ③	5 1 2 1 0 1 1
Tony Armas, R (1, 9) OBP: 0.281, SLG: 0.449		0-0 6-3 ①		0-3 K ②		0-0 HR ①-H	0-3 K ②			4 1 1 2 0 2 2
Dan Meyer, L (1, 3) OBP: 0.290, SLG: 0.407		0-0 F8 ②		0-0 3B ②-H		0-0 F4 ①	4-0 BB BB BB BB BB BB BB			3 0 1 1 1 0 0
Jeff Burroughs, R (1, 10) OBP: 0.347, SLG: 0.511		4-0 CS BB BB		0-0 6-3 ③		0-0 5-3 1B 1B	0-0 F7 ③			3 0 1 0 1 0 3
Dave McKay, S (1, 4) OBP: 0.232, SLG: 0.249		0-0 CS ③ 1-2	0-0 F8 ①		0-0 F7 ①	0-0 5-3 1B 1-2		0-0 G3 ①		4 0 1 0 0 0 0
Mike Heath, R (1, 2) OBP: 0.298, SLG: 0.338			0-0 6-3 ②		0-0 2B ②	0-0 5-3 ② 1-2 2-3		0-0 F7 ②		4 1 1 0 0 0 2
Fred Stanley, R (1, 6) OBP: 0.282, SLG: 0.220			0-0 HR ②		0-0 F9 ②	0-0 F6 ③		0-0 F9 ③		3 1 1 1 0 0 3
Joe Rudi, R (8, PH) OBP: 0.315, SLG: 0.331										1 0 0 0 0 0 0
Jimmy Sexton, R (9, 6) OBP: 0.250, SLG: 0.271										0 0 0 0 0 0 0

Inning Stats	R: 0	H: 0	E: 0	LOB: 0	K: 0	BB: 0	S: 3	P: 3	R: 0	H: 0	E: 0	LOB: 0	K: 0	BB: 1	S: 2	P: 6	R: 1	H: 1	E: 0	LOB: 0	K: 0	BB: 0	S: 4	P: 4	R: 1	H: 2	E: 0	LOB: 1	K: 1	BB: 0	S: 7	P: 7	R: 1	H: 2	E: 0	LOB: 1	K: 0	BB: 0	S: 5	P: 5	R: 2	H: 4	E: 0	LOB: 2	K: 0	BB: 0	S: 7	P: 7	R: 1	H: 1	E: 0	LOB: 2	K: 1	BB: 2	S: 6	P: 14	R: 0	H: 0	E: 0	LOB: 0	K: 0	BB: 0	S: 3	P: 3	R: 0	H: 0	E: 0	LOB: 0	K: 2	BB: 0	S: 7	P: 7	1B: 3	SF: 0	2B: 4	SAC: 0	3B: 1	DP: 0	HR: 2	HBP: 0	WP: 0	PA: 40
--------------	------	------	------	--------	------	-------	------	------	------	------	------	--------	------	-------	------	------	------	------	------	--------	------	-------	------	------	------	------	------	--------	------	-------	------	------	------	------	------	--------	------	-------	------	------	------	------	------	--------	------	-------	------	------	------	------	------	--------	------	-------	------	-------	------	------	------	--------	------	-------	------	------	------	------	------	--------	------	-------	------	------	-------	-------	-------	--------	-------	-------	-------	--------	-------	--------

PITCHER	IP	WLS	BF	H	R	ER	SO	BB	IBB	HBP	BLK	WP	HR	S	P	ERA	WHIP
Pete Vuckovich, R (1, 1) ERA: 3.28	6.0	W	27	9	5	5	1	1	0	0	0	0	2	28	32	7.50	1.667
Jim Slaton, R (7, 1) ERA: 3.33	3.0	S	12	1	1	1	3	2	0	0	0	0	0	16	24	3.00	1.000

BOTTOM

Milwaukee Brewers @ Oakland Athletics
Oakland-Alameda County Coliseum, Oakland, CA

Thu Aug 19 1982, 3:33 AM PDT
Att: 15,461 - Cloudy

livebaseballscorecards.com

AB	36
R	6
H	10
RBI	6
BB	3
SO	4
LOB	13



Batter	1	2	3	4	5	6	7	8	9	AB R H RBI BB SO LOB
Rickey Henderson, R (1, 7) Joe Rudi, R (6, 7) OBP: 0.406, SLG: 0.382 OBP: 0.312, SLG: 0.328	0-0 3-1		0-0 F5	0-0 FC4-6			0-0 FC1-6		0-0 F5	3 0 0 0 0 0 2 2 0 0 0 0 0 3
Wayne Gross, L (1, 5) OBP: 0.343, SLG: 0.349	0-0 CS 1B		4-0 BB BB		0-0 HR		0-3 K		0-0 SH	3 1 2 2 1 1 1
Dwayne Murphy, L (1, 8) OBP: 0.355, SLG: 0.403	0-3 K		4-0 BB	1-2 BB	4-0 G5-4-3 BB		4-0 BB		1-2 BB	1 0 0 0 3 1 1
Tony Armas, R (1, 9) OBP: 0.281, SLG: 0.446		4-0 BB	0-0 F9		0-0 G5-4-3		0-3 K			3 0 0 0 1 1 5
Dan Meyer, L (1, 3) OBP: 0.289, SLG: 0.405		0-0 F8		0-0 5-3	0-0 F4			0-0 G6-4-3 1B		4 0 1 0 0 0 1
Jeff Burroughs, R (1, 10) OBP: 0.345, SLG: 0.503		0-3 K		4-0 1B S BB		0-3 K		0-0 G6-4-3		3 1 0 0 1 2 2
Davey Lopes, R (1, 4) OBP: 0.314, SLG: 0.391		0-0 F6		0-0 FC5-4-6 1B		0-0 F7		0-0 5-3		4 0 1 0 0 0 1
Mike Heath, R (1, 2) OBP: 0.301, SLG: 0.346			0-0 6-3 3B	0-0 FC5-4-6 S		0-0 1-3			4-0 1B SH BB	3 2 1 0 1 0 2
Fred Stanley, R (1, 6) OBP: 0.292, SLG: 0.223			0-0 6-3	4-0 FC4-6 BB			4-0 FC1-6 BB		0-0 SH 1B	2 0 1 1 2 0 0

BOTTOM

Boston Red Sox @ Oakland Athletics
Oakland-Alameda County Coliseum, Oakland, CA

Fri Aug 20 1982, 7:05 PM PDT
Att. 20,000 - Unknown

livebaseballscorecards.com

AB	28
R	4
H	6
RBI	3
BB	9
SO	5
LOB	18



Inning Stats	R: 0	H: 1	E: 0	K: 1	S: 5	LOB: 1	BB: 0	P: 5	R: 0	H: 0	E: 0	K: 1	S: 5	LOB: 1	BB: 1	P: 9	R: 1	H: 1	E: 0	K: 0	S: 4	LOB: 2	BB: 2	P: 12	R: 1	H: 1	E: 0	K: 0	S: 4	LOB: 0	BB: 1	P: 7	R: 0	H: 0	E: 0	K: 1	S: 5	LOB: 0	BB: 0	P: 5	R: 0	H: 0	E: 0	K: 2	S: 7	LOB: 2	BB: 2	P: 15	R: 0	H: 1	E: 0	K: 0	S: 3	LOB: 0	BB: 0	P: 3	R: 1	H: 1	E: 0	K: 0	S: 3	LOB: 2	BB: 1	P: 7	1B: 4	SF: 0	2B: 1	SAC: 1	3B: 1	DP: 3	HR: 1	HBP: 0	WP: 0	PA: 38
--------------	------	------	------	------	------	--------	-------	------	------	------	------	------	------	--------	-------	------	------	------	------	------	------	--------	-------	-------	------	------	------	------	------	--------	-------	------	------	------	------	------	------	--------	-------	------	------	------	------	------	------	--------	-------	-------	------	------	------	------	------	--------	-------	------	------	------	------	------	------	--------	-------	------	-------	-------	-------	--------	-------	-------	-------	--------	-------	--------

PITCHER	IP	WLS	BF	H	R	ER	SO	BB	IBB	HBP	BLK	WP	HR	S	P	ERA	WHIP
Mike Torrez, R (1, 1) ERA: 5.62	8.0		34	5	3	3	5	8	0	0	0	0	1	36	68	3.38	1.625
Mark Clear, R (9, 1) ERA: 2.94	0.1	L	4	1	1	1	0	1	0	0	0	0	0	3	7	27.00	6.000

Batter	1	2	3	4	5	6	7	8	9	AB R H RBI BB SO LOB	TOP																								
Jerry Remy, L (1, 4) OBP: 0.342, SLG: 0.317	0-0 4-3 BB	4-0 FC6-4 BB		0-0 F8			0-0 4-3		0-0 F7	4 0 0 0 1 0 1																									
Dave Stapleton, R (1, 3) OBP: 0.292, SLG: 0.377	0-0 HR 2B	0-0 F9		0-0 G6-3 1B			0-0 6-3			4 1 2 0 0 0 1																									
Dwight Evans, R (1, 9) OBP: 0.393, SLG: 0.511	0-0 HR 2-H	0-0 FC6-4 1-2f		0-0 G6-3 1-2f			0-0 F8			4 1 1 2 0 0 2																									
Carl Yastrzemski, L (1, 10) OBP: 0.353, SLG: 0.438	4-0 1B E BB		4-0 HR BB		1-0 G6-3 HBP			0-0 F7		1 2 0 0 2 0 0																									
Carney Lansford, R (1, 5) OBP: 0.357, SLG: 0.440	0-0 E8 1-H 1B		0-0 HR 1-H		0-0 G6-3 1-2f			0-0 F8		4 1 2 2 0 0 1																									
Rich Gedman, L (1, 2) OBP: 0.265, SLG: 0.371	0-0 4-3		0-3 K		0-0 F8			0-0 5-3		4 0 0 0 0 1 1																									
Reid Nichols, R (1, 7) OBP: 0.345, SLG: 0.450	4-0 BB		0-0 F8			0-0 F7			0-0 1-3	3 0 0 0 1 0 0																									
Rick Miller, L (1, 8) OBP: 0.325, SLG: 0.323	0-0 F8		0-0 1B			0-0 6-3			0-0 F7	4 0 1 0 0 0 2																									
Glenn Hoffman, R (1, 6) OBP: 0.273, SLG: 0.319		0-0 3-1	0-0 F6			0-0 5-3			0-0 E6	4 0 0 0 0 0 1																									
Inning Stats	R: 3 E: 1 K: 0 S: 6	H: 3 LOB: 2 BB: 2 P: 14	R: 0 E: 0 K: 0 S: 3	H: 0 LOB: 1 BB: 1 P: 7	R: 2 E: 0 K: 1 S: 7	H: 2 LOB: 1 BB: 1 P: 11	R: 0 E: 0 K: 0 S: 3	H: 1 LOB: 0 BB: 0 P: 3	R: 0 E: 0 K: 0 S: 2	H: 0 LOB: 0 BB: 0 P: 3	R: 0 E: 0 K: 0 S: 3	H: 0 LOB: 0 BB: 0 P: 3	R: 0 E: 0 K: 0 S: 3	H: 0 LOB: 0 BB: 0 P: 3	R: 0 E: 1 K: 0 S: 4	H: 0 LOB: 1 BB: 0 P: 4	1B: 3 2B: 1 3B: 0 HR: 2	SF: 0 SAC: 0 DP: 2 HBP: 1	WP: 0 PB: 0 SB: 0 CS: 0	PA: 37															
PITCHER	IP WLS BF H R ER SO BB IBB HBP BLK WP HR S P ERA WHIP																																		
Steve McCatty, R (1, 1) ERA: 4.2	4.0	22	6	5	4	1	4	0	1	0	0	2	19	36	9.00	2.500																			
Bob Owchinko, L (5, 1) ERA: 5.0	5.0	W	15	0	0	0	0	0	0	0	0	0	15	15	0.00	0.000																			

Boston Red Sox @ Oakland Athletics
Oakland-Alameda County Coliseum, Oakland, CA

Sat Aug 21 1982, 3:33 AM PDT
Att. 36,162 - Sunny

livebaseballscorecards.com

AB 32
R 5
H 6
RBI 4
BB 4
SO 1
LOB 9



Batter	1	2	3	4	5	6	7	8	9	AB R H RBI BB SO LOB	TOP											
Jerry Remy, L (1, 4) OBP: 0.343, SLG: 0.319	0-0 FC4-6 1B		0-0 F8		0-0 HR 1B		0-0 F7			4 1 2 1 0 0 0	Boston Red Sox @ Oakland Athletics Oakland-Alameda County Coliseum, Oakland, CA Sun Aug 22 1982, 3:33 AM PDT Att: 31,398 - Sunny livebaseballscorecards.com											
Rick Miller, L (1, 8) OBP: 0.324, SLG: 0.331	0-0 FC4-6 1-2f			0-3 K	0-0 HR 1B		0-0 F7			4 1 1 2 0 1 1												
Dwight Evans, R (1, 9) OBP: 0.393, SLG: 0.511	0-0 F3			0-0 1B	0-0 1B			0-0 F9		4 0 2 0 0 0 1												
Carl Yastrzemski, L (1, 10) OBP: 0.350, SLG: 0.433	0-0 F6			0-0 F9	0-0 1-3			0-0 4-3		4 0 0 0 0 0 3												
Carney Lansford, R (1, 5) OBP: 0.358, SLG: 0.440		0-0 6-3		0-0 F8		0-0 FC6-4 1B		0-0 FC5-4 1B		4 0 2 0 0 0 1												
Dave Stapleton, R (1, 3) OBP: 0.293, SLG: 0.380		0-0 FC6-4 1B			0-0 SH1-3 1B 2B	0-0 FC6-4 CS 1B 1-2f		0-0 FC5-4 1-2f		4 1 2 0 0 0 2												
Reid Nichols, R (1, 7) OBP: 0.345, SLG: 0.447		0-0 FC6-4 CS 1-2f			0-0 SH1-3 2-3	0-0 1B 1-2			0-0 1-3	3 0 1 0 0 0 1												
Gary Allenson, R (1, 2) OBP: 0.288, SLG: 0.311		0-0 CS 1-2	0-3 K	0-3 K	0-0 2B 1B 3-H	0-0 F7 2-3			4-0 CS BB	3 1 1 1 1 1 2												
Glenn Hoffman, R (1, 6) OBP: 0.272, SLG: 0.321			0-3 K		0-0 1B 1-3		0-0 5-3		0-0 6-3 1-2	4 0 1 0 0 1 1												
Inning Stats	R: 0 E: 0 K: 0 S: 4	H: 1 LOB: 1 BB: 0 P: 4	R: 0 E: 0 K: 0 S: 3	H: 1 LOB: 0 BB: 0 P: 3	R: 0 E: 0 K: 2 S: 7	H: 0 LOB: 0 BB: 0 P: 7	R: 0 E: 0 K: 1 S: 6	H: 1 LOB: 1 BB: 0 P: 6	R: 4 E: 0 K: 0 S: 8	H: 6 LOB: 1 BB: 0 P: 8	R: 0 E: 0 K: 0 S: 4	H: 2 LOB: 1 BB: 0 P: 4	R: 0 E: 0 K: 0 S: 3	H: 0 LOB: 0 BB: 0 P: 3	R: 0 E: 0 K: 0 S: 4	H: 1 LOB: 1 BB: 0 P: 4	R: 0 E: 0 K: 0 S: 2	H: 0 LOB: 0 BB: 1 P: 6	1B: 9 2B: 2 3B: 0 HR: 1	SF: 0 SAC: 1 DP: 0 HBP: 0	WP: 0 PB: 0 SB: 0 CS: 3	PA: 37
PITCHER Rick Langford, R (1, 1) ERA: 4.14	IP: 9.0 WLS: L BF: 36 H: 12 R: 4 ER: 4 SO: 3 BB: 1 IBB: 0 HBP: 0 BLK: 0 WP: 0 HR: 1 S: 41 P: 45 ERA: 4.00 WHIP: 1.444											PITCHER	IP: 9.0 WLS: L BF: 36 H: 12 R: 4 ER: 4 SO: 3 BB: 1 IBB: 0 HBP: 0 BLK: 0 WP: 0 HR: 1 S: 41 P: 45 ERA: 4.00 WHIP: 1.444									




Batter	1	2	3	4	5	6	7	8	9	AB R H RBI BB SO LOB
Rickey Henderson, R (1, 7) OBP: 0.407, SLG: 0.382	0-0 6-3 ①		0-0 CS S 1B		0-0 F4 ②		0-0 FC6-4 ③		0-0 FC5-4 ③	5 0 1 0 0 0 5
Wayne Gross, L (1, 5) OBP: 0.344, SLG: 0.346	0-0 1-3 ②		0-0 F4 ② ③		0-3 K ③			0-0 1-3 ①		4 0 0 0 0 1 3
Dwayne Murphy, L (1, 8) OBP: 0.354, SLG: 0.405	0-0 S 1B			0-0 G5-4-3 1B		0-0 3-1 ①		0-0 F8 2B		4 0 3 0 0 0 0
Tony Armas, R (1, 9) OBP: 0.275, SLG: 0.442	0-0 6-3 ③			0-0 G5-4-3 ① ②		0-3 K ②		0-0 F8 ②		4 0 0 0 0 1 3
Dan Meyer, L (1, 3) OBP: 0.288, SLG: 0.408		0-3 K ①		0-0 FC6-4 1B		0-0 1-3 ③		0-0 G3 ③		4 0 1 0 0 1 1
Davey Lopes, R (1, 4) OBP: 0.314, SLG: 0.389		0-0 6-3 ②		0-0 FC6-4 ③			0-0 BB 1B		0-0 6-3 ①	4 0 1 0 0 0 1
Mitchell Page, L (1, 10) OBP: 0.323, SLG: 0.439		0-0 1B			0-0 2B 1B		0-0 F9 ①		0-0 1B 2B	4 1 3 0 0 0 1
Jeff Newman, R (1, 2) OBP: 0.239, SLG: 0.323		0-0 4-3 ③			0-0 F4 ①		0-0 F6 ②		0-0 F8 ②	4 0 0 0 0 0 4
Fred Stanley, R (1, 6) OBP: 0.297, SLG: 0.234 Jeff Burroughs, R (9, PH) OBP: 0.347, SLG: 0.492			0-0 F9 ①		0-0 1-3 2B		4-0 BB FC6-4		0-0 2-H FC5-4 1B	2 0 1 0 1 0 0 1 0 1 1 0 0 0

Inning Stats	R: 0	H: 1	E: 0	K: 0	S: 4	LOB: 1	BB: 0	P: 4	R: 0	H: 1	E: 0	K: 1	S: 3	LOB: 0	BB: 0	P: 3	R: 0	H: 2	E: 0	K: 0	S: 4	LOB: 1	BB: 0	P: 4	R: 0	H: 2	E: 0	K: 1	S: 7	LOB: 2	BB: 0	P: 7	R: 0	H: 0	E: 0	K: 1	S: 5	LOB: 0	BB: 0	P: 5	R: 0	H: 1	E: 0	K: 0	S: 4	LOB: 2	BB: 1	P: 8	R: 0	H: 1	E: 0	K: 0	S: 4	LOB: 1	BB: 0	P: 4	R: 1	H: 2	E: 0	K: 0	S: 5	LOB: 1	BB: 0	P: 5	1B: 8	2B: 3	3B: 0	HR: 0	SF: 0	SAC: 0	DP: 1	HBP: 0	WP: 0	PB: 0	SB: 2	CS: 1	PA: 37
PITCHER Dan Petry, R (1, 1) ERA: 3.07	IP	WLS	BF	H	R	ER	SO	BB	IBB	HBP	BLK	WP	HR	S	P	ERA	WHIP	IP	WLS	BF	H	R	ER	SO	BB	IBB	HBP	BLK	WP	HR	S	P	ERA	WHIP	IP	WLS	BF	H	R	ER	SO	BB	IBB	HBP	BLK	WP	HR	S	P	ERA	WHIP																										

DETROIT TIGERS @ OAKLAND ATHLETICS
Oakland-Alameda County Coliseum, Oakland, CA

Mon Aug 23 1982, 7:05 PM PDT
Att. 28,860 - Unknown

AB	36
R	1
H	11
RBI	1
BB	1
SO	3
LOB	18



Batter	1	2	3	4	5	6	7	8	9	AB R H RBI BB SO LOB	TOP
Lou Whitaker, L (1, 4) OBP: 0.346, SLG: 0.442	0-3 K		0-0 2B		0-0 F7		0-0 4-3			4 0 1 0 0 1 1	
Glenn Wilson, R (1, 8) OBP: 0.353, SLG: 0.518	0-0 F5		0-3 K		0-0 FC6-4 1B			0-0 F2		4 0 1 0 0 1 1	
Larry Herndon, R (1, 7) OBP: 0.330, SLG: 0.484	0-0 F9			0-0 1B BB 1B	0-0 FC6-4			0-0 F9		4 0 1 0 0 0 1	
Mike Ivie, R (1, 10) OBP: 0.299, SLG: 0.435		0-0 FC6-4 1B		0-0 F9		0-0 F8		0-0 6-3		4 0 1 0 0 0 1	
Enos Cabell, R (1, 5) OBP: 0.262, SLG: 0.327		0-0 F4		0-3 K		0-0 5-3		0-0 5-3		4 0 0 0 0 1 2	
Rick Leach, L (1, 3) OBP: 0.262, SLG: 0.331		0-3 K		4-0 1B 1-2 BB		0-0 F7		0-0 F8		3 0 0 0 1 1 1	
Lynn Jones, R (1, 9) OBP: 0.264, SLG: 0.270		0-0 FC6-4		0-0 1-2 2-3 1B			0-0 F9 WP 1B		0-0 F7	4 0 2 0 0 0 1	
Bill Fahey, L (1, 2) OBP: 0.116, SLG: 0.143			0-0 F3	0-0 F7			0-0 F9			3 0 0 0 0 0 4	
Alan Trammell, R (1, 6) OBP: 0.308, SLG: 0.360			0-0 6-3		0-0 F9		0-0 F8			3 0 0 0 0 0 1	
Inning Stats	R: 0 E: 0 K: 1 S: 5 H: 0 LOB: 0 BB: 0 P: 5	R: 0 E: 0 K: 1 S: 6 H: 1 LOB: 1 BB: 0 P: 6	R: 0 E: 0 K: 1 S: 6 H: 1 LOB: 1 BB: 0 P: 6	R: 0 E: 0 K: 1 S: 7 H: 2 LOB: 3 BB: 1 P: 11	R: 0 E: 0 K: 0 S: 4 H: 1 LOB: 1 BB: 0 P: 4	R: 0 E: 0 K: 0 S: 3 H: 0 LOB: 0 BB: 0 P: 3	R: 0 E: 0 K: 0 S: 4 H: 1 LOB: 1 BB: 0 P: 4	R: 0 E: 0 K: 0 S: 3 H: 0 LOB: 0 BB: 0 P: 3	R: 0 E: 0 K: 0 S: 3 H: 0 LOB: 0 BB: 0 P: 3	1B: 5 2B: 1 3B: 0 HR: 0 SF: 0 SAC: 0 DP: 0 HBP: 0	WP: 1 PB: 0 SB: 0 CS: 0 PA: 34
PITCHER Matt Keough, R (1, 1) ERA: 4.96	IP: 9.0 WLS: W BF: 34 H: 6 R: 0 ER: 0 SO: 4 BB: 1 IBB: 0 HBP: 0 BLK: 0 WP: 1 HR: 0 S: 41 P: 45 ERA: 0.00 WHIP: 0.778										

Detroit Tigers @ Oakland Athletics
 Oakland-Alameda County Coliseum, Oakland, CA
 Tue Aug 24 1982, 3:33 AM PDT
 Att: 17,098 - Sunny

livebaseballscorecards.com

AB 33
R 0
H 6
RBI 0
BB 1
SO 4
LOB 13



Batter	1	2	3	4	5	6	7	8	9	AB R H RBI BB SO LOB	TOP	
Rickey Henderson, R OBP: 0.407, SLG: 0.380 (1, 7)	0-0 4-3 S 6-3 1B		0-0 F9			0-0 6-3		0-0 F8		4 1 1 0 0 0 0		
Dwayne Murphy, L OBP: 0.356, SLG: 0.411 Mickey Klutts, R OBP: 0.218, SLG: 0.243 (1, 8) (4, 5)	0-0 4-3 1-3		0-0 HR			0-0 WP 1B 1B		0-0 E 1B		2 1 1 1 0 0 1 2 1 2 0 0 0 0		
Davey Lopes, R OBP: 0.309, SLG: 0.382 (1, 4)	0-0 6-3 3-H		0-3 K			0-0 F8 1-2		0-0 E4 G5-4-3 1-2		4 0 0 1 0 1 2		
Tony Armas, R OBP: 0.275, SLG: 0.438 (1, 9) (4, 8)	4-0 FC4-6 BB		0-3 K			0-0 1B 2-H 1B		0-0 G5-4-3 1-2f		3 0 1 1 1 1 2		
Jeff Burroughs, R OBP: 0.345, SLG: 0.487 (1, 10)	0-0 FC4-6 1-2f		0-3 K			0-0 1B 1-2 1B		0-0 5-3		4 0 1 0 0 1 1		
Joe Rudi, R OBP: 0.309, SLG: 0.324 (1, 3)		0-0 G5-4-3 1B		0-0 F9		0-0 F8		0-0 5-3		4 0 1 0 0 0 2		
Mike Heath, R OBP: 0.308, SLG: 0.358 (1, 5) (4, 9)		0-0 F4			0-0 F4		0-0 5-3		0-0 6-3	4 0 0 0 0 0 1	AB 33 R 3 H 7 RBI 3 BB 1 SO 3 LOB 10	
Jeff Newman, R OBP: 0.237, SLG: 0.319 (1, 2)		0-0 G5-4-3 1-2f			0-0 F9		0-0 F8			3 0 0 0 0 0 1		
Fred Stanley, R OBP: 0.293, SLG: 0.228 (1, 6)			0-0 F5			0-0 6-3		0-0 6-3		3 0 0 0 0 0 0		
Inning Stats	R: 1 H: 1 E: 0 LOB: 1 K: 0 BB: 1 S: 4 P: 8	R: 0 H: 1 E: 0 LOB: 0 K: 0 BB: 0 S: 3 P: 3	R: 1 H: 1 E: 0 LOB: 0 K: 1 BB: 0 S: 6 P: 6	R: 0 H: 0 E: 0 LOB: 0 K: 2 BB: 0 S: 7 P: 7	R: 0 H: 0 E: 0 LOB: 0 K: 0 BB: 0 S: 3 P: 3	R: 1 H: 3 E: 0 LOB: 2 K: 0 BB: 0 S: 6 P: 6	R: 0 H: 0 E: 0 LOB: 0 K: 0 BB: 0 S: 3 P: 3	R: 0 H: 1 E: 1 LOB: 1 K: 0 BB: 0 S: 4 P: 4	R: 0 H: 0 E: 0 LOB: 0 K: 0 BB: 0 S: 3 P: 3	1B: 6 SF: 0 2B: 0 SAC: 0 3B: 0 DP: 2 HR: 1 HBP: 0	WP: 1 PA: 34 PB: 0 SB: 1 CS: 0	
PITCHER Mike Caldwell, L ERA: 4.07 (1, 1)	IP WLS BF H R ER SO BB IBB HBP BLK WP HR S P ERA WHIP	9.0 W 34 7 3 3 3 1 0 0 0 1 1 39 43 3.00 0.889										

Oakland Athletics @ Milwaukee Brewers
Milwaukee County Stadium, Milwaukee, WI

Thu Aug 26 1982, 8:05 PM EDT
Att: 30,896 - Unknown

livebaseballscorecards.com



Batter	1	2	3	4	5	6	7	8	9	AB	R	H	RBI	BB	SO	LOB
Paul Molitor, R OBP: 0.366, SLG: 0.436 (1, 5)	0-0 F8	0-3 K		0-0 F8		0-0 F4		4-0 2B BB		4	0	0	0	1	1	2
Robin Yount, R OBP: 0.368, SLG: 0.591 (1, 6)	0-0 F8		4-0 1B BB		0-0 3B		0-0 1B 2B	0-0 2B		4	2	3	1	1	0	0
Cecil Cooper, L OBP: 0.343, SLG: 0.525 (1, 3)	0-0 F8		0-0 F9 1B HR	0-3 K			0-0 F9	0-3 K		5	1	1	0	0	2	4
Ted Simmons, S OBP: 0.308, SLG: 0.455 (1, 2)		0-0 F6	0-0 HR 1B	0-0 5-3			0-0 HR 1B	0-0 F8		5	2	2	2	0	0	3
Ben Oglivie, L OBP: 0.318, SLG: 0.433 (1, 7)		0-0 1B 3B	0-0 F9		0-0 F3		0-0 F3			4	1	1	0	0	0	3
Gorman Thomas, R OBP: 0.357, SLG: 0.551 (1, 8)		0-0 BB 1B SF8 1B	0-0 HR		0-0 F3		0-0 HR			4	3	3	6	0	0	0
Roy Howell, L OBP: 0.308, SLG: 0.365 (1, 10)		0-0 SF8 BB 1B	0-0 1B		0-0 3-1		0-0 F6			4	0	2	0	0	0	0
Charlie Moore, R OBP: 0.285, SLG: 0.335 (1, 9)		4-0 SF8 BB	0-0 F3		0-0 F7		0-0 BB 2B 1B			3	1	1	0	1	0	1
Jim Gantner, L OBP: 0.337, SLG: 0.384 (1, 4)		0-0 SF8	0-0 F5		0-0 F8		0-0 F8			3	0	0	1	0	0	2

Inning Stats	R: 0	H: 0	E: 0	K: 0	S: 3	LOB: 0	BB: 0	P: 3	R: 2	H: 3	E: 0	K: 1	S: 8	LOB: 2	BB: 1	P: 12	R: 4	H: 4	E: 0	K: 0	S: 7	LOB: 1	BB: 1	P: 11	R: 0	H: 1	E: 0	K: 1	S: 6	LOB: 1	BB: 0	P: 6	R: 0	H: 0	E: 0	K: 0	S: 3	LOB: 0	BB: 0	P: 3	R: 3	H: 3	E: 0	K: 0	S: 6	LOB: 0	BB: 0	P: 6	R: 1	H: 2	E: 0	K: 1	S: 7	LOB: 2	BB: 1	P: 11
--------------	------	------	------	------	------	--------	-------	------	------	------	------	------	------	--------	-------	-------	------	------	------	------	------	--------	-------	-------	------	------	------	------	------	--------	-------	------	------	------	------	------	------	--------	-------	------	------	------	------	------	------	--------	-------	------	------	------	------	------	------	--------	-------	-------

PITCHER	IP	WLS	BF	H	R	ER	SO	BB	IBB	HBP	BLK	WP	HR	S	P	ERA	WHIP
Brian Kingman, R ERA: 4.5 (1, 1)	2.0	L	13	5	5	5	1	2	0	0	0	0	0	13	21	22.50	3.500
Bob Owchinko, L ERA: 5.16 (3, 1)	4.2		20	6	4	4	1	0	0	0	0	0	2	22	22	7.71	1.286
Preston Hanna, R ERA: 4.76 (7, 1)	1.1		7	2	1	1	1	1	0	0	0	0	0	8	12	6.75	2.250

BOTTOM

Oakland Athletics @ Milwaukee Brewers

Milwaukee County Stadium, Milwaukee, WI

Thu Aug 26 1982, 8:05 PM EDT
Att. 30,896 - Unknown

AB	36
R	10
H	13
RBI	10
BB	3
SO	3
LOB	15

livebaseballscorecards.com



1B: 7	SF: 1	WP: 0	PA: 40
2B: 2	SAC: 0	PB: 0	
3B: 2	DP: 0	SB: 0	
HR: 2	HBP: 0	CS: 0	

Batter	1	2	3	4	5	6	7	8	9	AB R H RBI BB SO LOB	TOP
Rickey Henderson, R OBP: 0.409, SLG: 0.380 (1, 7)	0-0 2-3		4-0 BB			4-0 1B BB		4-0 SF7 BB		1 2 0 0 3 0 0	
Wayne Gross, L OBP: 0.345, SLG: 0.342 (1, 5)	0-0 F8		0-0 F9			0-0 1B		0-0 F9		4 1 1 1 0 0 2	
Dwayne Murphy, L OBP: 0.357, SLG: 0.419 (1, 8)	0-3 K				0-0 1B	0-0 HR		0-0 SF7		3 1 2 3 0 1 0	
Tony Armas, R OBP: 0.273, SLG: 0.434 (1, 9)		0-0 6-3			0-0 F8	0-0 6-3		0-0 5-3		4 0 0 0 0 0 1	
Dan Meyer, L OBP: 0.262, SLG: 0.401 (1, 3)		0-0 4-3			0-0 F7	0-0 F7		0-0 F7		4 0 0 0 0 0 1	
Davey Lopes, R OBP: 0.308, SLG: 0.383 (1, 4)		0-0 2B			0-3 K	0-0 4-3		0-3 K		4 0 1 0 0 2 1	
Mitchell Page, L OBP: 0.304, SLG: 0.406 (1, 10)		0-3 K			0-0 6-3		0-0 F7	0-3 K		4 0 0 0 0 2 1	
Mike Heath, R OBP: 0.304, SLG: 0.353 (1, 2)			0-0 5-3		0-0 6-3		0-0 F3			3 0 0 0 0 0 0	
Fred Stanley, R OBP: 0.289, SLG: 0.224 (1, 6)			0-0 5-3		0-0 5-3		0-3 K			3 0 0 0 0 1 0	
Dave McKay, S OBP: 0.232, SLG: 0.249 (7, 6)										0 0 0 0 0 0 0	
Inning Stats	R: 0 H: 0 E: 0 LOB: 0 K: 1 BB: 0 S: 5 P: 5	R: 0 H: 1 E: 0 LOB: 1 K: 1 BB: 0 S: 6 P: 6	R: 0 H: 0 E: 0 LOB: 1 K: 0 BB: 1 S: 3 P: 7	R: 0 H: 1 E: 0 LOB: 1 K: 1 BB: 0 S: 6 P: 6	R: 0 H: 0 E: 0 LOB: 0 K: 0 BB: 0 S: 3 P: 3	R: 3 H: 2 E: 0 LOB: 0 K: 0 BB: 1 S: 5 P: 9	R: 0 H: 0 E: 0 LOB: 0 K: 1 BB: 0 S: 5 P: 5	R: 1 H: 0 E: 0 LOB: 0 K: 2 BB: 1 S: 3 P: 7	R: 0 H: 0 E: 0 LOB: 0 K: 2 BB: 0 S: 7 P: 7	1B: 2 SF: 1 2B: 1 SAC: 0 3B: 0 DP: 0 HR: 1 HBP: 0	WP: 0 PA: 34 PB: 0 SB: 5 CS: 0
PITCHER	IP WLS BF H R ER SO BB IBB HBP BLK WP HR S P ERA WHIP										
Doc Medich, R (1, 1) ERA: 4.72	8.0 W 31 4 4 4 4 3 0 0 0 0 1 36 48 4.50 0.875										
Rollie Fingers, R (9, 1) ERA: 2.68	1.0 S 3 0 0 0 2 0 0 0 0 0 0 7 7 0.00 0.000										

Oakland Athletics @ Milwaukee Brewers
Milwaukee County Stadium, Milwaukee, WI

Fri Aug 27 1982, 8:05 PM EDT
Att: 41,600 - Unknown

AB	30
R	4
H	4
RBI	4
BB	3
SO	6
LOB	6



Batter	1	2	3	4	5	6	7	8	9	AB	R	H	RBI	BB	SO	LOB
Paul Molitor, R OBP: 0.364, SLG: 0.433 (1, 5) X	0-0 4-3 S 2B 1B	4-0 1-2 BB		0-0 F8		0-0 F8		0-0 F7	0-3 K	5	1	1	0	1	1	3
Robin Yount, R OBP: 0.367, SLG: 0.584 (1, 6) X	0-0 4-3 1-3	0-0 F9			0-0 F8	0-0 F8		0-0 1B		5	0	1	0	0	0	3
Cecil Cooper, L OBP: 0.344, SLG: 0.529 (1, 3) X	0-0 2B		0-0 HR		0-0 F8		0-0 F7	0-0 F7		5	1	2	2	0	0	2
Gorman Thomas, R OBP: 0.363, SLG: 0.552 (1, 8) S S S	0-3 K		4-0 BB		0-0 1B 2B		0-0 FC4-5 1B		0-0 1B 1B	4	2	3	0	1	1	1
Ben Oglivie, L OBP: 0.325, SLG: 0.436 (1, 7) S	4-0 FC4-6 IBB		0-0 F9		4-0 1B 1B BB		4-0 FC4-5 BB		0-0 E 1B 1B	2	2	1	0	3	0	1
Charlie Moore, R OBP: 0.284, SLG: 0.330 (1, 9) X (9, 2)	0-0 FC4-6 1-2f		0-0 F5		0-0 1B 1B		0-0 FC4-5		0-0 F9	5	0	1	1	0	0	7
Roy Howell, L OBP: 0.315, SLG: 0.367 (1, 10) X		0-0 F5	0-0 5-3		0-0 WP 1B		0-0 6-3		0-0 E7 1B 1B	5	0	2	2	0	0	3
Ned Yost, R OBP: 0.341, SLG: 0.402 (1, 2) S S S		0-3 K		0-3 K		0-0 6-3		0-0 FC1-6 1B	0-0 FC4-2-5 1B	3	0	0	0	0	2	2
Marshall Edwards, L OBP: 0.239, SLG: 0.296 (8, PH) (9, 9)						1-2 1B			1-3 3-H 1B	1	0	1	0	0	0	0
Ted Simmons, S OBP: 0.306, SLG: 0.453 (9, PH) (9, PR)									0-0 FC4-2-5 1B	1	0	1	1	0	0	0
Rob Picciolo, R OBP: 0.246, SLG: 0.238 (9, PR)									0-0 FC4-2-5 1B	0	0	0	0	0	0	0
Jim Gantner, L OBP: 0.340, SLG: 0.382 (1, 4) X		0-0 BB 1B		0-0 F2		0-0 F9		0-0 FC1-6 1B	0-0 FC4-2-5	5	0	1	0	0	0	3

Inning Stats	R: 1	H: 2	E: 0	K: 1	S: 7	P: 11	R: 0	H: 1	E: 0	K: 1	S: 6	R: 0	H: 1	E: 0	K: 0	S: 4	R: 0	H: 3	E: 0	K: 0	S: 6	R: 0	H: 0	E: 0	K: 0	S: 3	R: 0	H: 1	E: 0	K: 0	S: 4	R: 0	H: 2	E: 0	K: 0	S: 5	R: 2	H: 4	E: 1	K: 1	S: 9	1B: 11	SF: 0	2B: 2	SAC: 0	3B: 0	DP: 0	HR: 1	HBP: 0	WP: 1	PA: 46
--------------	------	------	------	------	------	-------	------	------	------	------	------	------	------	------	------	------	------	------	------	------	------	------	------	------	------	------	------	------	------	------	------	------	------	------	------	------	------	------	------	------	------	--------	-------	-------	--------	-------	-------	-------	--------	-------	--------

PITCHER	IP	WLS	BF	H	R	ER	SO	BB	IBB	HBP	BLK	WP	HR	S	P	ERA	WHIP
Rick Langford, R ERA: 4.23 (1, 1)	8.1	W	44	14	6	6	3	4	1	0	0	1	1	45	65	6.48	2.160
Bob Owchinko, L ERA: 5.06 (9, 1)	0.2	S	2	0	0	0	1	0	0	0	0	0	0	4	4	0.00	0.000

BOTTOM

Oakland Athletics @ Milwaukee Brewers
Milwaukee County Stadium, Milwaukee, WI

Sat Aug 28 1982, 8:05 PM EDT
Att: 43,099 - Unknown - 58 F

AB	41
R	6
H	14
RBI	6
BB	5
SO	4
LOB	25



WP	PA
1	46

livebaseballscores.com

Batter	1	2	3	4	5	6	7	8	9	AB R H RBI BB SO LOB	TOP
Mike Heath, R (1, 7) OBP: 0.306, SLG: 0.355	0-0 G3		0-0 1B 2-H 1B		0-0 4-3			0-0 F7		4 0 1 1 0 0 1	
Dwayne Murphy, L (1, 8) OBP: 0.359, SLG: 0.417	0-0 F7		0-0 1-2 1B			0-0 F4			0-3 K	4 0 1 0 0 1 0	
Joe Rudi, R (1, 3) OBP: 0.303, SLG: 0.317	0-3 K		0-0 F3			0-3 K			0-0 F7	4 0 0 0 0 2 2	
Tony Armas, R (1, 9) OBP: 0.270, SLG: 0.427		0-0 F8		0-3 K		0-0 F8			0-0 F9	4 0 0 0 0 1 0	
Jeff Burroughs, R (1, 10) OBP: 0.341, SLG: 0.479		0-0 F8		0-0 6-3			0-0 5-3			3 0 0 0 0 0 0	
Mickey Klutts, R (1, 5) OBP: 0.213, SLG: 0.238		0-0 F6		0-0 6-3			0-0 F7			3 0 0 0 0 0 0	
Dave McKay, S (1, 4) OBP: 0.233, SLG: 0.249			0-0 5-3		0-0 F7		0-0 5-3			3 0 0 0 0 0 0	
Jeff Newman, R (1, 2) OBP: 0.230, SLG: 0.309			0-3 K		0-0 F8			0-0 F6		3 0 0 0 0 1 0	
Fred Stanley, R (1, 6) OBP: 0.294, SLG: 0.233			0-0 1B 2B		1-0 HBP			0-3 K		2 1 1 0 0 1 0	
Inning Stats	R: 0 E: 0 K: 1 S: 5 H: 0 LOB: 0 BB: 0 P: 5	R: 0 E: 0 K: 0 S: 3 H: 0 LOB: 0 BB: 0 P: 3	R: 1 E: 0 K: 1 S: 8 H: 3 LOB: 2 BB: 0 P: 8	R: 0 E: 0 K: 1 S: 5 H: 0 LOB: 0 BB: 0 P: 5	R: 0 E: 0 K: 0 S: 3 H: 0 LOB: 1 BB: 0 P: 4	R: 0 E: 0 K: 1 S: 5 H: 0 LOB: 0 BB: 0 P: 5	R: 0 E: 0 K: 0 S: 3 H: 0 LOB: 0 BB: 0 P: 3	R: 0 E: 0 K: 1 S: 5 H: 0 LOB: 0 BB: 0 P: 5	R: 0 E: 0 K: 1 S: 5 H: 0 LOB: 0 BB: 0 P: 5	1B: 2 2B: 1 3B: 0 HR: 0 SF: 0 SAC: 0 DP: 0 HBP: 1	WP: 0 PB: 0 SB: 0 CS: 0 PA: 31
PITCHER Bob McClure, L (1, 1) ERA: 4.13	IP 9.0 WLS W BF 31 H 3 R 1 ER 1 SO 6 BB 0 IBB 0 HBP 1 BLK 0 WP 0 HR 0 S 42 P 43 ERA 1.00 WHIP 0.333	PITCHER IP WLS BF H R ER SO BB IBB HBP BLK WP HR S P ERA WHIP									

Oakland Athletics @ Milwaukee Brewers
Milwaukee County Stadium, Milwaukee, WI

Sun Aug 29 1982, 4:33 AM EDT
Att: 34,563 - Cloudy

AB	30
R	1
H	3
RBI	1
BB	0
SO	6
LOB	3



livebaseballscorecards.com

Batter	1	2	3	4	5	6	7	8	9	AB R H RBI BB SO LOB	TOP											
Rickey Henderson, R (1, 7) OBP: 0.408, SLG: 0.381	0-3 K		0-0 5-3			0-0 1-3		0-0 1-3		4 0 0 0 0 1 0												
Dwayne Murphy, L (1, 8) OBP: 0.356, SLG: 0.412	0-0 G3			4-0 CS G3 BB		0-0 P6		0-0 P6		3 0 0 0 1 0 0												
Dan Meyer, L (1, 3) OBP: 0.274, SLG: 0.387	0-0 G3			0-0 G3 1-2		0-0 F7			0-0 F8	4 0 0 0 0 0 1												
Tony Armas, R (1, 9) OBP: 0.273, SLG: 0.433		0-0 G3-6-3 1B		0-3 K 2-3			0-0 FC1-4 BB 1B		0-3 K	4 0 2 0 0 2 1												
Wayne Gross, L (1, 5) OBP: 0.343, SLG: 0.349		0-0 G3-6-3 1-2f			0-0 4-3		0-0 F8		0-3 K	4 0 0 0 0 1 2												
Jeff Burroughs, R (1, 10) OBP: 0.357, SLG: 0.503		0-0 2B			0-0 2B 1B		4-0 FC1-4 BB			2 0 2 0 1 0 0												
Mike Heath, R (1, 2) OBP: 0.306, SLG: 0.354		0-0 4-3			0-0 F8		0-0 FC1-4 1-2f 2-3			3 0 0 0 0 0 4												
Dave McKay, S (1, 4) OBP: 0.240, SLG: 0.277			0-0 4-3		0-0 2B 1-3		0-0 F9			3 0 1 0 0 0 2												
Fred Stanley, R (1, 6) OBP: 0.290, SLG: 0.231			0-0 5-3		0-0 5-3			0-0 F7		2 0 0 0 0 0 2												
Mitchell Page, L (8, PH) OBP: 0.307, SLG: 0.435										1 0 0 0 0 0 0												
Jimmy Sexton, R (8, 6) OBP: 0.250, SLG: 0.271										0 0 0 0 0 0 0												
Inning Stats	R: 0 E: 0 K: 1 S: 5	H: 0 LOB: 0 BB: 0 P: 5	R: 0 E: 0 K: 0 S: 4	H: 2 LOB: 1 BB: 0 P: 4	R: 0 E: 0 K: 0 S: 3	H: 0 LOB: 0 BB: 0 P: 3	R: 0 E: 0 K: 1 S: 4	H: 0 LOB: 1 BB: 1 P: 8	R: 0 E: 0 K: 0 S: 5	H: 2 LOB: 2 BB: 0 P: 5	R: 0 E: 0 K: 0 S: 3	H: 0 LOB: 0 BB: 0 P: 3	R: 0 E: 0 K: 0 S: 4	H: 1 LOB: 2 BB: 1 P: 8	R: 0 E: 0 K: 0 S: 3	H: 0 LOB: 0 BB: 0 P: 3	R: 0 E: 0 K: 2 S: 7	H: 0 LOB: 0 BB: 0 P: 7	1B: 3 2B: 3 3B: 0 HR: 0	SF: 0 SAC: 0 DP: 2 HBP: 0	WP: 0 PB: 0 SB: 0 CS: 1	PA: 32
PITCHER Chuck Rainey, R (1, 1) ERA: 4.69	IP: 9.0 WLS: W BF: 32 H: 5 R: 0 ER: 0 SO: 4 BB: 2 IBB: 0 HBP: 0 BLK: 0 WP: 0 HR: 0 S: 38 P: 46 ERA: 0.00 WHIP: 0.778																					
PITCHER	IP	WLS	BF	H	R	ER	SO	BB	IBB	HBP	BLK	WP	HR	S	P	ERA	WHIP					

Oakland Athletics @ Boston Red Sox
Fenway Park, Boston, MA
Tue Aug 31 1982, 7:05 PM EDT
Att. 23,550 - Unknown - 75 F

livebaseballscorecards.com

AB	30
R	0
H	5
RBI	0
BB	2
SO	4
LOB	12



Batter	1	2	3	4	5	6	7	8	9
Jerry Remy, L OBP: 0.342, SLG: 0.326 (1, 4)	0-0 F9		0-0 SF7			0-0 HR 2B	0-0 6-3		
Dwight Evans, R OBP: 0.387, SLG: 0.526 (1, 9)	0-0 F9		0-3 K			0-0 HR		0-3 K	
Jim Rice, R OBP: 0.379, SLG: 0.503 (1, 7)	0-0 P4			0-0 5-3		0-0 E G6-4-3 1B		0-0 P3	
Carl Yastrzemski, L OBP: 0.345, SLG: 0.419 (1, 10)		4-0 WP BB		0-0 G3		0-0 E3 G6-4-3		0-0 P4	
Carney Lansford, R OBP: 0.358, SLG: 0.443 (1, 5)		0-0 1-3		0-0 6-3		0-0 G6-4-3			
Wade Boggs, L OBP: 0.424, SLG: 0.464 (1, 3)		0-3 K			0-0 2B	0-0 F8			
Reid Nichols, R OBP: 0.360, SLG: 0.503 (1, 8)		0-0 6-3			0-0 F8		0-0 G4-6-3 1B		
Dave Stapleton, R OBP: 0.291, SLG: 0.373 (1, 6)			0-0 E SF7 1B		0-0 F8		0-0 G4-6-3		
Gary Allenson, R OBP: 0.277, SLG: 0.288 (1, 2)			0-0 E4 CS		0-0 6-3		0-0 E4		

Inning Stats	R: 0	H: 0	E: 0	K: 0	S: 3	LOB: 0	BB: 0	P: 3
	R: 0	H: 0	E: 0	K: 1	S: 5 <td>LOB: 1</td> <td>BB: 1</td> <td>P: 9 </td>	LOB: 1	BB: 1	P: 9
	R: 1	H: 1	E: 1	K: 1	S: 6 <td>LOB: 1</td> <td>BB: 0</td> <td>P: 6 </td>	LOB: 1	BB: 0	P: 6
	R: 0	H: 0	E: 0	K: 0	S: 3 <td>LOB: 0</td> <td>BB: 0</td> <td>P: 3 </td>	LOB: 0	BB: 0	P: 3
	R: 0	H: 1	E: 0	K: 0	S: 4 <td>LOB: 1</td> <td>BB: 0</td> <td>P: 4 </td>	LOB: 1	BB: 0	P: 4
	R: 3	H: 3	E: 1	K: 0	S: 6 <td>LOB: 0</td> <td>BB: 0</td> <td>P: 6 </td>	LOB: 0	BB: 0	P: 6
	R: 0	H: 1	E: 1	K: 0	S: 4 <td>LOB: 1</td> <td>BB: 0</td> <td>P: 4 </td>	LOB: 1	BB: 0	P: 4
	R: 0	H: 0	E: 0	K: 1	S: 5 <td>LOB: 0</td> <td>BB: 0</td> <td>P: 5 </td>	LOB: 0	BB: 0	P: 5

PITCHER	IP	WLS	BF	H	R	ER	SO	BB	IBB	HBP	BLK	WP	HR	S	P	ERA	WHIP
Preston Hanna, R ERA: 4.33 (1, 1)	8.0	L	31	6	4	2	3	1	0	0	0	1	1	36	40	2.25	0.875

BOTTOM

Oakland Athletics @ Boston Red Sox
 Fenway Park, Boston, MA
 Tue Aug 31 1982, 7:05 PM EDT
 Att. 23,550 - Unknown - 75 F

AB	R	H	RBI	BB	SO	LOB
3	1	1	1	0	0	1
4	1	1	2	0	2	1
4	1	1	0	0	0	0
3	0	0	0	1	0	1
3	0	0	0	0	0	2
3	0	1	0	0	1	1
3	0	1	0	0	0	2
3	1	1	0	0	0	2
3	0	0	0	0	0	2

AB	29
R	4
H	6
RBI	3
BB	1
SO	3
LOB	12



WP	PA
1	31

1B	SF	WP	PA
3	1	1	31

2B	SAC	PB
3	0	0

3B	DP	SB
0	3	0

HR	HBP	CS
1	0	1

Batter	1	2	3	4	5	6	7	8	9	AB R H RBI BB SO LOB	TOP
Rickey Henderson, R OBP: 0.407, SLG: 0.378 Jeff Burroughs, R OBP: 0.353, SLG: 0.495	4-0 CS S BB		0-3 K		0-0 5-3		0-0 FC5-4 1-2f			2 0 0 0 1 1 0 1 0 0 0 0 0 1	
Dwayne Murphy, L OBP: 0.358, SLG: 0.418	0-3 K 1-3		0-0 1B			0-0 F9		0-0 HR		4 1 2 1 0 1 1	
Dan Meyer, L OBP: 0.275, SLG: 0.386	4-0 BB		0-0 F8			0-0 1B		0-0 P5		3 0 1 0 1 0 1	
Tony Armas, R OBP: 0.270, SLG: 0.428	0-3 K			0-3 K		0-3 K		0-0 F8		4 0 0 0 0 3 2	
Wayne Gross, L OBP: 0.341, SLG: 0.354		0-0 HR		4-0 BB		0-0 1-3		0-0 F9		3 1 1 1 1 0 1	
Mitchell Page, L OBP: 0.333, SLG: 0.487		0-0 G6-4-3 1B		0-3 K			0-0 F8 1B 2B		0-0 P6	4 1 2 0 0 1 1	
Davey Lopes, R OBP: 0.308, SLG: 0.381		0-0 G6-4-3 1-2f		0-0 F8			0-0 F8 2-3		0-0 1B	4 0 1 0 0 0 3	
Mike Heath, R OBP: 0.301, SLG: 0.351		0-0 6-3			0-0 6-3		0-3 K		0-3 K	4 0 0 0 0 2 2	
Jimmy Sexton, R OBP: 0.265, SLG: 0.289 Cliff Johnson, R OBP: 0.312, SLG: 0.363 Fred Stanley, R OBP: 0.289, SLG: 0.230			0-0 F7		0-0 F9		0-0 FC5-4 3-H 1B		0-3 K	2 0 0 0 0 0 0 1 0 1 1 0 0 0 1 0 0 0 0 1 1	
Inning Stats	R: 0 H: 0 E: 0 LOB: 1 K: 2 BB: 2 S: 6 P: 14	R: 1 H: 2 E: 0 LOB: 0 K: 0 BB: 0 S: 4 P: 4	R: 0 H: 1 E: 0 LOB: 1 K: 1 BB: 0 S: 6 P: 6	R: 0 H: 0 E: 0 LOB: 1 K: 2 BB: 1 S: 7 P: 11	R: 0 H: 0 E: 0 LOB: 0 K: 0 BB: 0 S: 3 P: 3	R: 0 H: 1 E: 0 LOB: 1 K: 1 BB: 0 S: 6 P: 6	R: 1 H: 2 E: 0 LOB: 1 K: 1 BB: 0 S: 7 P: 7	R: 1 H: 1 E: 0 LOB: 0 K: 0 BB: 0 S: 4 P: 4	R: 0 H: 1 E: 0 LOB: 1 K: 2 BB: 0 S: 8 P: 8	1B: 5 SF: 0 2B: 1 SAC: 0 3B: 0 DP: 1 HR: 2 HBP: 0	WP: 0 PA: 36 PB: 0 SB: 1 CS: 1
PITCHER Jerry Ujdur, R ERA: 3.46	(1, 1) IP 9.0 WLS W BF 36 H 8 R 3 ER 3 SO 9 BB 3 IBB 0 HBP 0 BLK 0 WP 0 HR 2 S 51 P 63 ERA 3.00 WHIP 1.222										

Oakland Athletics @ Detroit Tigers
Tiger Stadium, Detroit, MI
Fri Sep 03 1982, 7:05 PM EDT
Att. 22,756 - Unknown - 69 F

livebaseballscorecards.com

AB	33
R	3
H	8
RBI	3
BB	3
SO	9
LOB	13



Batter	1	2	3	4	5	6	7	8	9
Lou Whitaker, L (1, 4) OBP: 0.333, SLG: 0.429	0-0 P4		0-0 G1-4-3 1B		0-0 F8		0-0 5-3 1B	0-0 P4	
Glenn Wilson, R (1, 8) OBP: 0.353, SLG: 0.509	0-0 6-3		0-0 G1-4-3 1-2f			0-0 F9	0-0 5-3		
Larry Herndon, R (1, 7) OBP: 0.331, SLG: 0.481	0-0 6-3		0-3 K			0-0 BB 1B	0-0 HR 1B		
Lance Parrish, R (1, 2) OBP: 0.349, SLG: 0.548		0-0 G3 4-3 HR 1B		0-0 P3		4-0 BB 1B BB	0-0 HR		
Jerry Turner, L (1, 10) OBP: 0.327, SLG: 0.402		0-0 4-3		0-3 K2-3		4-0 BB 1B	0-0 F9		
Mike Ivie, R (6, PH) OBP: 0.298, SLG: 0.424		1-2				1-2 2-3 BB			
Howard Johnson, S (1, 5) OBP: 0.344, SLG: 0.368		0-0 G3		0-0 4-3		0-3 K		0-0 P6	
Tom Brookens, R (6, PH) (7, 5) OBP: 0.295, SLG: 0.370		2-3							
Mike Laga, L (1, 3) OBP: 0.500, SLG: 1.000		0-0				0-0 FC4-6 1B		0-0 S 1B	
Enos Cabell, R (6, PH) (7, 3) OBP: 0.295, SLG: 0.338		3-H				1-2 2-3 3-H 1B			
Rick Leach, L (1, 9) OBP: 0.290, SLG: 0.333		4-0 BB				0-0 FC4-6 1-2f	0-0 F9	0-3 K	
Alan Trammell, R (1, 6) OBP: 0.320, SLG: 0.374		0-0 P6				0-0 F7		0-0 F8	4-0 BB

Inning Stats	R: 0	H: 0	E: 0	K: 0	S: 3	R: 2	H: 2	E: 0	K: 0	S: 5	R: 0	H: 1	E: 0	K: 1	S: 5	R: 0	H: 0	E: 0	K: 1	S: 5	R: 0	H: 1	E: 0	K: 0	S: 4	R: 1	H: 2	E: 0	K: 1	S: 7	R: 3	H: 3	E: 0	K: 0	S: 6	R: 0	H: 1	E: 0	K: 1	S: 6				
	LOB: 0	BB: 0	P: 3			LOB: 1	BB: 1	P: 9			LOB: 0	BB: 0	P: 5			LOB: 1	BB: 0	P: 4			LOB: 3	BB: 2	P: 15			LOB: 0	BB: 0	P: 6			LOB: 2	BB: 1	P: 10											

PITCHER															PITCHER																																							
IP	WLS	BF	H	R	ER	SO	BB	IBB	HBP	BLK	WP	HR	S	P	ERA	WHIP	IP	WLS	BF	H	R	ER	SO	BB	IBB	HBP	BLK	WP	HR	S	P	ERA	WHIP																					
Rick Langford, R (1, 1) ERA: 4.21	5.0	L	19	4	2	2	1	0	0	0	0	1	22	26	3.60	1.000																																						
Tom Underwood, L (6, 1) ERA: 3.17	1.2		11	4	3	1	2	0	0	0	0	0	11	19	16.20	3.600																																						
John D'Acquisto, R (7, 1) ERA: 6.75	1.1		7	2	1	1	1	0	0	0	0	1	8	12	6.75	2.250																																						

AB R H RBI BB SO LOB

5	1	2	0	0	0	3
4	0	0	0	0	0	2
4	2	2	1	0	1	0
3	2	2	2	1	0	0
2	0	0	0	0	1	1
1	0	0	0	1	0	0
2	0	0	0	0	0	1
2	0	0	0	0	1	3
2	1	2	2	0	0	0
2	0	2	1	0	0	0
3	0	0	0	1	1	5
3	0	0	0	1	0	2

1B: 8	SF: 0	WP: 0	PA: 37
2B: 0	SAC: 0	PB: 0	
3B: 0	DP: 1	SB: 1	
HR: 2	HBP: 0	CS: 0	

Oakland Athletics @ Detroit Tigers
Tiger Stadium, Detroit, MI
Fri Sep 03 1982, 7:05 PM EDT
Att: 22,756 - Unknown - 69 F

livebaseballscorecards.com

AB	33
R	6
H	10
RBI	6
BB	4
SO	4
LOB	17



Batter	1	2	3	4	5	6	7	8	9	AB R H RBI BB SO LOB	TOP															
Dwayne Murphy, L (1, 8) OBP: 0.361, SLG: 0.426	0-0 1-3		0-0 HR			4-0 FC6-4 BB		0-0 P3		3 1 1 1 1 0 0																
Davey Lopes, R (1, 4) OBP: 0.307, SLG: 0.387 Dave McKay, S (7, 4) OBP: 0.240, SLG: 0.272	0-0 F8		0-0 1-3			0-0 F8		0-3 K		3 0 0 0 0 0 1 1 0 0 0 0 1 0																
Dan Meyer, L (1, 3) OBP: 0.272, SLG: 0.380	0-0 4-3				0-0 F7		0-0 F8		0-0 3-1	4 0 0 0 0 0 1																
Tony Armas, R (1, 9) OBP: 0.270, SLG: 0.431		0-0 5-3			0-0 F9		0-0 FC6-4 1-2f		0-3 K	4 0 0 0 0 1 1																
Wayne Gross, L (1, 5) OBP: 0.340, SLG: 0.351		4-0 BB			0-0 P5		0-0 F9		0-0 4-3	3 0 0 0 1 0 0																
Jeff Burroughs, R (1, 7) OBP: 0.357, SLG: 0.486		0-0 P4			0-3 K		0-0 WP 1B		0-0 F8	4 0 1 0 0 1 1																
Mitchell Page, L (1, 10) OBP: 0.337, SLG: 0.481 Cliff Johnson, R (7, PH) OBP: 0.312, SLG: 0.362		0-0 4-3			4-0 CS BB		0-0 P3 1-2			1 0 0 0 1 0 1 1 0 0 0 0 0 1																
Mike Heath, R (1, 2) OBP: 0.305, SLG: 0.349			0-0 P3		4-0 1-2 BB		4-0 FC6-4 BB			1 0 0 0 2 0 0																
Fred Stanley, R (1, 6) OBP: 0.285, SLG: 0.226			0-0 F7		0-0 F8		0-0 FC6-4 1-2f			3 0 0 0 0 0 3																
Inning Stats	R: 0 E: 0 K: 0 S: 3	H: 0 LOB: 0 BB: 0 P: 3	R: 0 E: 0 K: 0 S: 3	H: 0 LOB: 1 BB: 1 P: 7	R: 1 E: 0 K: 0 S: 4	H: 1 LOB: 0 BB: 0 P: 4	R: 0 E: 0 K: 0 S: 3	H: 0 LOB: 0 BB: 0 P: 3	R: 0 E: 0 K: 1 S: 4	H: 0 LOB: 1 BB: 2 P: 12	R: 0 E: 0 K: 0 S: 3	H: 0 LOB: 1 BB: 1 P: 7	R: 0 E: 0 K: 0 S: 4	H: 1 LOB: 2 BB: 1 P: 8	R: 0 E: 0 K: 1 S: 5	H: 0 LOB: 0 BB: 0 P: 5	R: 0 E: 0 K: 1 S: 5	H: 0 LOB: 0 BB: 0 P: 5	R: 0 E: 0 K: 1 S: 5	H: 0 LOB: 0 BB: 0 P: 5	1B: 1 2B: 0 3B: 0 HR: 1	SF: 0 SAC: 0 DP: 0 HBP: 0	WP: 1 PB: 0 SB: 0 CS: 1	PA: 33		
PITCHER Jack Morris, R (1, 1) ERA: 4.14	IP 9.0	WLS W	BF 33	H 2	R 1	ER 1	SO 3	BB 5	IBB 0	HBP 0	BLK 0	WP 1	HR 1	S 34	P 54	ERA 1.00	WHIP 0.778									PITCHER IP WLS BF H R ER SO BB IBB HBP BLK WP HR S P ERA WHIP

Oakland Athletics @ Detroit Tigers
Tiger Stadium, Detroit, MI
 Sun Sep 05 1982, 3:33 AM EDT
 Att. 16,955 - Sunny

livebaseballscorecards.com

AB	28
R	1
H	2
RBI	1
BB	5
SO	3
LOB	9



Batter	1	2	3	4	5	6	7	8	9
Lou Whitaker, L (1, 4) OBP: 0.335, SLG: 0.434 Tom Brookens, R (8, 4) OBP: 0.295, SLG: 0.370	4-0 FC6-4 BB		4-0 HR BB	0-0 BB 1B	0-0 P4		0-0 4-3		
Glenn Wilson, R (1, 8) OBP: 0.348, SLG: 0.496	0-0 FC6-4 G6-4-3 1-2f		0-0 P5	0-0 BB 1B		4-0 FC6-4 BB		0-0 6-3	
Larry Herndon, R (1, 7) OBP: 0.329, SLG: 0.482	0-0 G6-4-3 1-2f		0-0 HR 1-H 2-H	4-0 BB G4-6-3 1-2 2-3		0-3 K		0-0 F9	
Jerry Turner, L (1, 10) OBP: 0.327, SLG: 0.401 Mike Ivie, R (4, PH) OBP: 0.291, SLG: 0.414		0-0 F8	0-0 1B 1B	0-0 G4-6-3 1-2f		0-0 FC6-4 BB 2B		0-0 5-3	
Howard Johnson, S (1, 5) OBP: 0.366, SLG: 0.381		0-3 K	0-0 BB 1B 1B		0-0 E9 1B 2B 1B	4-0 BB BB BB 2B			
Mike Laga, L (1, 3) OBP: 0.467, SLG: 0.750		4-0 BB BB BB BB	4-0 1B 1-2 BB		0-3 K	0-0 1-H 2-H 2B			
Rick Leach, L (1, 9) OBP: 0.289, SLG: 0.331 Lynn Jones, R (3, PH) OBP: 0.265, SLG: 0.264		0-0 F8	0-0 FC6-4 1B 1-3 2-H 3-H		0-0 2B 2-3 1B	0-0 F8			
Bill Fahey, L (1, 2) OBP: 0.111, SLG: 0.136 John Wockenfuss, R (3, PH) OBP: 0.364, SLG: 0.389			3-1 FC6-4		0-0 1-3 3-H 2B		0-3 K		
Alan Trammell, R (1, 6) OBP: 0.320, SLG: 0.376			0-0 HR 2B	0-0 5-3	0-3 K		0-0 5-3		

AB	R	H	RBI	BB	SO	LOB
3	1	1	0	2	0	2
0	0	0	0	0	0	0
4	0	1	0	1	0	3
4	1	1	3	1	1	2
2	1	1	0	0	0	0
3	1	0	0	0	0	4
3	3	2	0	1	1	0
2	0	1	2	2	1	1
1	0	0	0	0	0	1
3	0	2	2	0	0	1
1	0	0	0	0	0	0
3	0	1	1	0	1	2
4	1	1	0	0	1	2

AB	33
R	8
H	11
RBI	8
BB	7
SO	5
LOB	18


Inning Stats	R	H	E	K	S	H	LOB	BB	P	R	H	E	K	S	R	H	E	K	S
	0	0	0	2	6	0	0	1	9	0	2	0	0	8	2	1	0	2	10
	0	0	0	5	9	0	2	2	16	0	3	0	0	10	0	3	0	0	10
	0	0	0	5	8	0	2	2	16	1	3	0	2	10	0	1	0	0	10
	0	0	0	5	8	0	2	2	16	1	3	0	2	10	0	1	0	0	10
	0	0	0	5	8	0	2	2	16	1	3	0	2	10	0	1	0	0	10

Oakland Athletics @ Detroit Tigers
Tiger Stadium, Detroit, MI
 Sun Sep 05 1982, 3:33 AM EDT
 Att. 16,955 - Sunny

WP: 0 PA: 40
 PB: 0
 SB: 0
 CS: 0



PITCHER	IP	WLS	BF	H	R	ER	SO	BB	IBB	HBP	BLK	WP	HR	S	P	ERA	WHIP
Matt Keough, R (1, 1) ERA: 5.28	2.2	L	14	4	5	5	1	3	0	0	0	0	1	13	25	16.88	2.625
Bob Owchinko, L (3, 1) ERA: 5.46	1.2		10	4	1	1	1	2	0	0	0	0	0	10	18	5.40	3.600
Preston Hanna, R (5, 1) ERA: 4.5	1.2		10	3	2	2	2	2	0	0	0	0	0	12	20	10.80	3.000
John D'Acquisto, R (7, 1) ERA: 2.7	2.0		6	0	0	0	1	0	0	0	0	0	0	8	8	0.00	0.000

Batter	1	2	3	4	5	6	7	8	9	AB R H RBI BB SO LOB	TOP														
Rance Mulliniks, L (1, 5) OBP: 0.320, SLG: 0.356	0-0 P4		0-0 2-3			0-0 F8		0-0 3-1 1B		4 0 1 0 0 0 1	<p>Toronto Blue Jays @ Oakland Athletics Oakland-Alameda County Coliseum, Oakland, CA</p> <p>Mon Sep 06 1982, 3:33 AM PDT Att. 20,172 - Cloudy</p> <p>livebaseballscorecards.com</p> <table border="1"> <tr><td>AB</td><td>33</td></tr> <tr><td>R</td><td>3</td></tr> <tr><td>H</td><td>11</td></tr> <tr><td>RBI</td><td>3</td></tr> <tr><td>BB</td><td>0</td></tr> <tr><td>SO</td><td>2</td></tr> <tr><td>LOB</td><td>15</td></tr> </table> 	AB	33	R	3	H	11	RBI	3	BB	0	SO	2	LOB	15
AB	33																								
R	3																								
H	11																								
RBI	3																								
BB	0																								
SO	2																								
LOB	15																								
Geno Petralli, L (1, 2) OBP: 0.444, SLG: 0.556	0-0 FC4-6 1B		0-0 F7			0-0 1B 1B		0-0 P5		4 0 2 0 0 0 3															
Lloyd Moseby, L (1, 8) OBP: 0.293, SLG: 0.360	0-0 FC4-6 1B				0-0 F8		0-0 1-2 1B	0-0 3-1 1B		4 0 2 1 0 0 1															
Willie Upshaw, L (1, 3) OBP: 0.325, SLG: 0.434	0-0 F9				0-0 P5		0-0 G4-6-3 1B	0-0 3-1 1B		4 0 0 0 0 0 5															
Hosken Powell, L (1, 9) OBP: 0.311, SLG: 0.412		0-0 P6			0-0 CS 1B		0-0 SF9 3B	0-0 6-3		3 1 2 0 0 0 0															
Barry Bonnell, R (7, 7) OBP: 0.345, SLG: 0.419										1 0 0 0 0 0 2															
Al Woods, L (1, 7) OBP: 0.292, SLG: 0.313		0-0 F9			0-0 CS		0-0 SF9	0-0 F8		2 1 1 1 0 0 0															
Jesse Barfield, R (7, 9) OBP: 0.337, SLG: 0.434					1-2 1B 2B		3-H CS 1B			1 0 0 0 0 0 0															
Glenn Adams, L (1, 10) OBP: 0.317, SLG: 0.421		0-0 P6					0-0 CS 1B	0-0 F9		2 0 1 1 0 0 0															
Damaso Garcia, R (5, PR) OBP: 0.347, SLG: 0.402					2-H CS 1B					0 0 0 0 0 0 0															
Wayne Nordhagen, R (7, PH) OBP: 0.333, SLG: 0.348										1 0 1 0 0 0 0															
Tony Johnson, R (7, PR) OBP: 0.298, SLG: 0.402										1 0 0 0 0 0 0															
Garth Iorg, R (1, 4) OBP: 0.297, SLG: 0.351			0-0 2-3 SH3-4 1B		0-3 K		0-3 K	0-0 F9		4 0 1 0 0 2 2															
Alfredo Griffin, S (1, 6) OBP: 0.267, SLG: 0.314			0-0 SH3-4		0-0 6-3			0-0 E6 1B		2 1 0 0 0 0 1															
Inning Stats	R: 0 E: 0 K: 0 S: 4	H: 1 LOB: 1 BB: 0 P: 4	R: 0 E: 0 K: 0 S: 3	H: 0 LOB: 0 BB: 0 P: 3	R: 0 E: 0 K: 0 S: 4	H: 1 LOB: 1 BB: 0 P: 4	R: 0 E: 0 K: 0 S: 3	H: 1 LOB: 0 BB: 0 P: 3	R: 1 E: 0 K: 1 S: 6	H: 2 LOB: 1 BB: 0 P: 6	R: 0 E: 0 K: 0 S: 4	H: 2 LOB: 1 BB: 0 P: 4	R: 1 E: 0 K: 1 S: 6	H: 2 LOB: 1 BB: 0 P: 6	R: 1 E: 1 K: 0 S: 6	H: 2 LOB: 2 BB: 0 P: 6	R: 0 E: 0 K: 0 S: 3	H: 0 LOB: 0 BB: 0 P: 3	1B: 9 2B: 3 3B: 1 HR: 0	SF: 1 SAC: 1 DP: 3 HBP: 0	WP: 0 PB: 0 SB: 1 CS: 3	PA: 36			
PITCHER	IP WLS BF H R ER SO BB IBB HBP BLK WP HR S P ERA WHIP																								
Brian Kingman, R (1, 1) ERA: 4.37	7.0 L 28 10 3 2 2 0 0 0 0 0 0 0 32 32 2.57 1.429																								
Bob Owchinko, L (8, 1) ERA: 5.42	0.2 3 1 0 0 0 0 0 0 0 0 0 0 3 3 0.00 1.500																								
Dave Beard, R (8, 1) ERA: 3.79	0.1 1 0 0 0 0 0 0 0 0 0 0 0 1 1 0.00 0.000																								
John D'Acquisto, R (9, 1) ERA: 2.08	1.0 3 0 0 0 0 0 0 0 0 0 0 0 3 3 0.00 0.000																								

Batter	1	2	3	4	5	6	7	8	9	AB R H RBI BB SO LOB	TOP																									
Rance Mulliniks, L (1, 5) OBP: 0.318, SLG: 0.352	0-0 3-1		4-0 1B BB		0-0 3-1			0-0 5-3	0-0 G3	4 0 0 0 1 0 2																										
Geno Petralli, L (1, 2) OBP: 0.462, SLG: 0.538 Damaso Garcia, R (8, PR) OBP: 0.347, SLG: 0.402 Buck Martinez, R (8, 2) OBP: 0.294, SLG: 0.390	0-0 F8		0-0 1B		0-0 F9			0-0 WP 1B		4 0 2 0 0 0 0 0 1 0 0 0 0 0 0 0 0 0 0 0 0																										
Lloyd Moseby, L (1, 8) OBP: 0.295, SLG: 0.361	0-0 6-3		0-0 P3		0-0 CS 1B			0-0 F9 1-H 1B		4 0 2 1 0 0 3																										
Willie Upshaw, L (1, 3) OBP: 0.323, SLG: 0.430		0-0 F9	0-3 K		0-0 CS 1-2	0-0 4-3		0-0 F9 2-3		4 0 0 0 0 1 5																										
Hosken Powell, L (1, 10) OBP: 0.310, SLG: 0.409		0-0 3-1		0-0 2B WP 1B		0-3 K		0-0 F7		4 1 1 0 0 1 2																										
Al Woods, L (1, 7) OBP: 0.296, SLG: 0.324		0-0 1B		0-0 WP 1-3 2B		0-0 F7			0-0 P4	4 0 2 0 0 0 0																										
Jesse Barfield, R (1, 9) OBP: 0.336, SLG: 0.431		0-0 F8		0-0 F9 2-3 3-H		0-3 K			0-0 E7 1B 1B	4 0 1 0 0 1 2																										
Garth Iorg, R (1, 4) OBP: 0.296, SLG: 0.350			0-0 6-3		0-0 P4		0-0 F9		0-0 2-3 1B	4 0 1 0 0 0 1																										
Alfredo Griffin, S (1, 6) OBP: 0.267, SLG: 0.313			0-0 1B S 1B		0-0 4-3		0-0 F7		0-0 F9	4 0 1 0 0 0 3																										
Inning Stats	R: 0 E: 0 K: 0 S: 3	H: 0 LOB: 0 BB: 0 P: 3	R: 0 E: 0 K: 0 S: 4	H: 1 LOB: 1 BB: 0 P: 4	R: 0 E: 0 K: 1 S: 7	H: 2 LOB: 3 BB: 1 P: 11	R: 1 E: 0 K: 0 S: 5	H: 2 LOB: 1 BB: 0 P: 5	R: 0 E: 0 K: 0 S: 3	H: 1 LOB: 0 BB: 0 P: 3	R: 0 E: 0 K: 1 S: 5	H: 0 LOB: 0 BB: 0 P: 5	R: 0 E: 0 K: 1 S: 5	H: 0 LOB: 0 BB: 0 P: 5	R: 1 E: 0 K: 0 S: 5	H: 2 LOB: 2 BB: 0 P: 5	R: 0 E: 1 K: 0 S: 5	H: 2 LOB: 2 BB: 0 P: 5	1B: 9 2B: 1 3B: 0 HR: 0	SF: 0 SAC: 0 DP: 0 HBP: 0	WP: 2 PB: 0 SB: 1 CS: 1	PA: 38														
PITCHER	IP WLS BF H R ER SO BB IBB HBP BLK WP HR S P ERA WHIP																																			
Steve McCatty, R (1, 1) ERA: 3.94	6.0		24	6	1	1	2	1	0	0	0	1	0	27	31	1.50	1.167																			
John D'Acquisto, R (7, 1) ERA: 2.7	2.1	L	11	4	1	1	1	0	0	0	0	1	0	13	13	3.86	1.714																			
Dave Beard, R (9, 1) ERA: 3.76	0.2		2	0	0	0	0	0	0	0	0	0	0	2	2	0.00	0.000																			

Toronto Blue Jays @ Oakland Athletics
Oakland-Alameda County Coliseum, Oakland, CA

Tue Sep 07 1982, 7:05 PM PDT
Att. 8,403 - Unknown

livebaseballscorecards.com

AB	36
R	2
H	10
RBI	1
BB	1
SO	3
LOB	18



Batter	1	2	3	4	5	6	7	8	9	AB R H RBI BB SO LOB	TOP
Tony Johnson, R (1, 7) OBP: 0.302, SLG: 0.398 Al Woods, L (3, PH) OBP: 0.292, SLG: 0.318 (3, 7)	4-0 1B BB	0-0 6-3 1-3	0-0 5-3			0-0 F7		0-0 P4		1 0 0 0 1 0 1 3 0 0 0 0 0 2	
Garth Iorg, R (1, 4) OBP: 0.298, SLG: 0.349	0-0 3B 1B	4-0 1B BB			0-0 F9		0-0 5-3		0-3 K	4 1 1 0 1 1 0	
Barry Bonnell, R (1, 5) OBP: 0.348, SLG: 0.426	0-0 2B 3B	0-0 1-2 1B			0-0 5-3 1B		0-0 F7		0-3 K	5 1 3 2 0 1 0	
Jesse Barfield, R (1, 9) OBP: 0.337, SLG: 0.443	0-0 FC1-4-5 2B	0-3 K			0-0 5-3		0-0 HR		0-0 1-3	5 1 2 2 0 1 3	
Wayne Nordhagen, R (1, 10) OBP: 0.331, SLG: 0.345	0-0 FC1-4-5 BB				0-0 5-3		0-0 P2			4 1 1 0 0 0 2	
Willie Upshaw, L (1, 3) OBP: 0.324, SLG: 0.429	4-0 1-2 BB				0-0 P6		0-0 G3			2 1 0 0 2 0 0	
Buck Martinez, R (1, 2) OBP: 0.289, SLG: 0.382	0-3 K				0-0 P5		0-0 P5		0-0 F7	4 0 0 0 0 1 4	
Lloyd Moseby, L (1, 8) OBP: 0.296, SLG: 0.367					0-0 K		0-3 K		0-0 3B	4 0 2 1 0 2 0	
Alfredo Griffin, S (1, 6) OBP: 0.267, SLG: 0.312					0-0 SF9		0-0 F8		0-0 4-3	2 1 0 1 1 0 1	
Inning Stats	R: 2 H: 3 E: 0 LOB: 2 K: 1 BB: 2 S: 7 P: 15	R: 1 H: 1 E: 1 LOB: 2 K: 2 BB: 2 S: 8 P: 16	R: 2 H: 2 E: 0 LOB: 1 K: 0 BB: 1 S: 5 P: 9	R: 0 H: 1 E: 0 LOB: 1 K: 0 BB: 0 S: 4 P: 4	R: 0 H: 0 E: 0 LOB: 0 K: 1 BB: 0 S: 5 P: 5	R: 0 H: 0 E: 0 LOB: 0 K: 0 BB: 0 S: 3 P: 3	R: 1 H: 1 E: 0 LOB: 0 K: 0 BB: 0 S: 4 P: 4	R: 0 H: 1 E: 0 LOB: 1 K: 0 BB: 0 S: 4 P: 4	R: 0 H: 0 E: 0 LOB: 0 K: 2 BB: 0 S: 7 P: 7	1B: 5 SF: 1 2B: 1 SAC: 0 3B: 2 DP: 0 HR: 1 HBP: 0	WP: 1 PA: 40 PB: 0 SB: 0 CS: 0
PITCHER Tim Conroy, L (1, 1) ERA: 18.0 Steve Baker, R (3, 1) ERA: 1.29	IP WLS BF H R ER SO BB IBB HBP BLK WP HR S P ERA WHIP										
	2.0 L 15 5 5 4 3 5 0 0 0 0 0 0 16 36 18.00 5.000										
	7.0 25 4 1 1 3 0 0 0 0 1 1 31 31 1.29 0.571										

Toronto Blue Jays @ Oakland Athletics
Oakland-Alameda County Coliseum, Oakland, CA

Wed Sep 08 1982, 3:33 AM PDT
Att. 10,786 - Sunny

livebaseballscorecards.com

AB 34
R 6
H 9
RBI 6
BB 5
SO 6
LOB 13



Batter	1	2	3	4	5	6	7	8	9	AB R H RBI BB SO LOB
Davey Lopes, R OBP: 0.303, SLG: 0.377 (1, 4)	0-0 6-3 1-2	0-0 P6 1-2		0-3 K			0-0 4-3		0-0 4-3	5 0 0 0 0 1 1
Mike Davis, L OBP: 0.400, SLG: 0.400 (1, 7) (9, 9)	0-0 BB 1B		0-0 HR 1B		0-0 WP 1B		0-0 6-3		0-0 4-3	5 1 3 0 0 0 0
Dwayne Murphy, L OBP: 0.357, SLG: 0.425 (1, 8)	0-0 F9		0-0 HR 1-H		0-3 K 1-2		0-0 F7			4 1 1 2 0 1 2
Tony Armas, R OBP: 0.271, SLG: 0.433 Rickey Henderson, R OBP: 0.405, SLG: 0.377 Mike Heath, R OBP: 0.302, SLG: 0.345 (1, 9) (8, PR) (9, 7)	4-0 1-2 BB		0-0 6-3		0-3 K			4-0 1B BB		2 0 0 0 2 1 1 0 1 0 0 0 0 0 0 0 0 0 0 0 0
Dan Meyer, L OBP: 0.272, SLG: 0.377 Cliff Johnson, R OBP: 0.315, SLG: 0.365 Darrell Brown, S (1, 10) (8, PH) (8, PR)	0-0 F8		0-0 P6		4-0 BB			0-0 1B FC9-2 1B		2 0 0 0 1 0 2 1 0 1 0 0 0 0 0 0 0 0 0 0 0
Wayne Gross, L OBP: 0.337, SLG: 0.347 (1, 5)		0-0 1B SF8 1B	0-0 F9		0-0 P3			0-0 1-3 2-H 1B		4 1 2 1 0 0 2
Kelvin Moore, R OBP: 0.333, SLG: 0.476 (1, 3)		0-0 1-3 1B		0-0 HR		0-0 5-3		0-0 FC9-2		4 1 2 1 0 0 2
Bob Kearney, R OBP: 0.229, SLG: 0.226 (1, 2)		0-0 SF8 3-H		0-3 K		0-0 6-3		0-0 P4		3 0 0 1 0 1 1
Jimmy Sexton, R OBP: 0.252, SLG: 0.265 Jeff Burroughs, R OBP: 0.357, SLG: 0.481 (1, 6) (9, PH)		4-0 S BB		0-3 K		0-0 F9			0-0 P2	2 0 0 0 1 1 0 1 0 0 0 0 0 0

Inning Stats	R: 0 E: 0 K: 4 S: 4	H: 1 LOB: 2 BB: 1 P: 8	R: 1 E: 0 K: 0 S: 4	L: 2 LOB: 1 BB: 1 P: 8	R: 2 E: 0 K: 0 S: 5	H: 2 LOB: 0 BB: 0 P: 5	R: 1 E: 0 K: 3 S: 10	H: 1 LOB: 0 BB: 0 P: 10	R: 0 E: 0 K: 2 S: 8	H: 1 LOB: 2 BB: 1 P: 12	R: 0 E: 0 K: 0 S: 3	H: 0 LOB: 0 BB: 0 P: 3	R: 0 E: 0 K: 0 S: 3	H: 0 LOB: 0 BB: 0 P: 3	R: 1 E: 0 K: 0 S: 4	H: 2 LOB: 1 BB: 1 P: 8	R: 0 E: 0 K: 0 S: 3	H: 0 LOB: 0 BB: 0 P: 3	1B: 7 2B: 1 3B: 0 HR: 2	SF: 1 SAC: 0 DP: 1 HBP: 0	WP: 1 PB: 0 SB: 1 CS: 0	PA: 38
--------------	------------------------------	---------------------------------	------------------------------	---------------------------------	------------------------------	---------------------------------	-------------------------------	----------------------------------	------------------------------	----------------------------------	------------------------------	---------------------------------	------------------------------	---------------------------------	------------------------------	---------------------------------	------------------------------	---------------------------------	----------------------------------	------------------------------------	----------------------------------	--------

PITCHER	IP	WLS	BF	H	R	ER	SO	BB	IBB	HBP	BLK	WP	HR	S	P	ERA	WHIP
Mark Eichhorn, R ERA: 7.82 (1, 1)	2.0		12	5	3	3	0	2	0	0	0	0	1	10	18	13.50	3.500
Roy Lee Jackson, R ERA: 3.43 (3, 1)	3.2	W	14	2	1	1	5	1	0	0	0	1	1	23	27	2.46	0.818
Jim Gott, R ERA: 4.4 (6, 1)	1.1		5	0	1	1	0	1	0	0	0	0	0	4	8	6.75	0.750
Dave Geisel, L ERA: 3.9 (8, 1)	0.0		2	2	0	0	0	0	0	0	0	0	0	2	2	∞	∞
Dale Murray, R ERA: 2.6 (8, 1)	2.0	S	5	0	0	0	0	0	0	0	0	0	0	5	5	0.00	0.000

BOTTOM

Toronto Blue Jays @ Oakland Athletics
Oakland-Alameda County Coliseum, Oakland, CA

Wed Sep 08 1982, 3:33 AM PDT
Att. 10,786 - Sunny

livebaseballscorecards.com

AB	33
R	5
H	9
RBI	5
BB	4
SO	5
LOB	11



Batter	1	2	3	4	5	6	7	8	9	AB R H RBI BB SO LOB	TOP	
Rudy Law, L (1, 8) OBP: 0.355, SLG: 0.420 Rusty Kuntz, R (8, 8)	0-0 G3	0-0 G3		0-0 L6		0-0 4-3		0-0 FC6-4		5 0 0 0 0 0 3 0 0 0 0 0 0 0		
Tony Bernazard, S (1, 4) OBP: 0.340, SLG: 0.400	0-0 E3 HR		0-0 HR 1B	0-0 P3		0-0 4-3		0-0 G3		5 2 1 0 0 0 2		
Harold Baines, L (1, 9) OBP: 0.321, SLG: 0.457	0-0 F9		0-0 HR 1B		0-0 4-3 BB 1B		4-0 HR BB		0-0 F7	4 2 2 2 1 0 1		
Greg Luzinski, R (1, 10) OBP: 0.385, SLG: 0.467 Jay Loviglio, R (9, PR)	0-0 HR 1B		0-3 K		4-0 4-3 BB		0-3 K		4-0 2B BB	3 1 1 0 2 2 1 0 1 0 0 0 0 0		
Steve Kemp, L (1, 7) OBP: 0.389, SLG: 0.438 Jerry Hairston, S (9, 7) OBP: 0.315, SLG: 0.494	0-0 HR		0-0 HR		0-3 K		0-0 F8		0-0 F7	5 2 2 4 0 1 4 0 0 0 0 0 0 0		
Carlton Fisk, R (1, 2) OBP: 0.348, SLG: 0.416 Marc Hill, R (9, 2) OBP: 0.289, SLG: 0.343	0-0 F9		0-0 FC5-4 1B		0-0 4-3		0-0 HR		0-0 2B	5 1 3 3 0 0 2 0 0 0 0 0 0 0		
Mike Squires, L (1, 3) OBP: 0.324, SLG: 0.343		0-0 3-1	0-0 F8		0-0 F7		0-0 F9		4-0 BB	4 0 0 0 1 0 3		
Vance Law, R (1, 6) OBP: 0.329, SLG: 0.375		0-3 K	0-0 FC5-4			0-0 4-3 SH1-4 1B		0-0 5-3	0-0 F8	5 0 1 0 0 1 3		
Aurelio Rodriguez, R (1, 5) OBP: 0.254, SLG: 0.310		4-0 WP BB		0-0 P6		0-0 SH1-4		0-0 FC6-4 1B		2 0 1 0 1 0 0		
Inning Stats	R: 3 H: 2 E: 1 LOB: 0 K: 0 BB: 0 S: 6 P: 6	R: 0 H: 0 E: 0 LOB: 1 K: 1 BB: 1 S: 5 P: 9	R: 3 H: 4 E: 0 LOB: 1 K: 1 BB: 0 S: 9 P: 9	R: 0 H: 0 E: 0 LOB: 0 K: 0 BB: 0 S: 3 P: 3	R: 0 H: 1 E: 0 LOB: 2 K: 1 BB: 1 S: 6 P: 10	R: 0 H: 1 E: 0 LOB: 1 K: 0 BB: 0 S: 4 P: 4	R: 2 H: 1 E: 0 LOB: 0 K: 1 BB: 1 S: 6 P: 10	R: 0 H: 1 E: 0 LOB: 1 K: 0 BB: 0 S: 4 P: 4	R: 1 H: 1 E: 0 LOB: 2 K: 0 BB: 2 S: 4 P: 12	1B: 6 SF: 0 2B: 1 SAC: 1 3B: 0 DP: 0 HR: 4 HBP: 0	WP: 1 PA: 44 PB: 0 SB: 0 CS: 0	
PITCHER	IP WLS BF H R ER SO BB IBB HBP BLK WP HR S P ERA WHIP											
Mike Norris, R (1, 1) ERA: 4.63	2.1 L 14 5 6 3 2 1 0 0 0 0 1 3 17 21 11.57 2.571											
Preston Hanna, R (3, 1) ERA: 4.46	4.2 20 4 2 2 2 2 0 0 0 0 0 1 22 30 3.86 1.286											
John D'Acquisto, R (8, 1) ERA: 3.12	2.0 10 2 1 1 0 2 0 0 0 0 0 0 8 16 4.50 2.000											

Chicago White Sox @ Oakland Athletics
Oakland-Alameda County Coliseum, Oakland, CA

Fri Sep 10 1982, 7:05 PM PDT
Att: 20,814 - Unknown

AB	38
R	9
H	11
RBI	9
BB	5
SO	4
LOB	19



Batter	1	2	3	4	5	6	7	8	9	AB	R	H	RBI	BB	SO	LOB
Rickey Henderson, R (1, 7) OBP: 0.404, SLG: 0.374	0-3 K		0-3 K			0-0 4-3		4-0 HR BB		3	1	0	0	1	2	0
Mike Davis, L (1, 9) OBP: 0.429, SLG: 0.643	0-0 CS 1B			0-0 4-3		0-0 4-3		0-0 1-H HR		4	1	2	2	0	0	0
Dwayne Murphy, L (1, 8) OBP: 0.354, SLG: 0.421	0-0 P6 1-2			0-0 E1 G6-4-3		0-0 F9		0-3 K		4	0	0	0	0	1	1
Dan Meyer, L (1, 10) OBP: 0.270, SLG: 0.374		0-0 F8		0-0 G6-4-3 1-2f		0-0 P5		4-0 FC5 1B BB		3	0	0	0	0	0	1
Jeff Burroughs, R (9, PH) OBP: 0.360, SLG: 0.481										0	0	0	0	1	0	0
Wayne Gross, L (1, 5) OBP: 0.341, SLG: 0.353		0-0 WP 2B			4-0 1-3 E SF8 BB		0-0 G5-3 BB 1B		0-0 P5	3	1	2	0	1	0	1
Davey Lopes, R (1, 4) OBP: 0.302, SLG: 0.374		0-0 L8 2-3			0-0 FC SF8 1-3		4-0 1-2 BB		0-0 P6	3	0	0	0	1	0	3
Kelvin Moore, R (1, 3) OBP: 0.320, SLG: 0.440		0-3 K			0-0 1-3 1-2 2-3		0-0 G5-3 2-3f		0-0 1B	4	0	1	0	0	1	5
Bob Kearney, R (1, 2) OBP: 0.205, SLG: 0.206			0-0 1-3		0-0 SF8 2-3 3-H			0-0 4-3	0-0 FC5	3	0	0	1	0	0	2
Fred Stanley, R (1, 6) OBP: 0.280, SLG: 0.222			0-3 K		0-3 K			0-0 L4		1	0	0	0	0	1	0
Tony Armas, R (5, PH) OBP: 0.270, SLG: 0.432										1	0	0	0	0	1	1
Jimmy Sexton, R (6, 6) OBP: 0.250, SLG: 0.263										1	0	0	0	0	0	0

Inning Stats	R: 0	H: 1	E: 0	LOB: 0	K: 1	BB: 0	S: 5	R: 0	H: 1	E: 0	LOB: 1	K: 1	BB: 0	S: 6	R: 0	H: 0	E: 0	LOB: 0	K: 2	BB: 0	S: 7	R: 1	H: 0	E: 1	LOB: 1	K: 1	BB: 1	S: 6	R: 0	H: 0	E: 0	LOB: 0	K: 0	BB: 0	S: 3	R: 1	H: 0	E: 1	LOB: 1	K: 1	BB: 1	S: 10	R: 0	H: 0	E: 0	LOB: 0	K: 0	BB: 0	S: 3	R: 0	H: 1	E: 0	LOB: 1	K: 0	BB: 1	S: 7	R: 2	H: 1	E: 0	LOB: 0	K: 1	BB: 1	S: 6	R: 0	H: 1	E: 0	LOB: 2	K: 0	BB: 1	S: 4	R: 0	H: 1	E: 0	LOB: 2	K: 0	BB: 1	S: 8	1B: 3	SF: 1	2B: 1	SAC: 0	3B: 0	DP: 2	HR: 1	HBP: 0	WP: 1	PA: 35
--------------	------	------	------	--------	------	-------	------	------	------	------	--------	------	-------	------	------	------	------	--------	------	-------	------	------	------	------	--------	------	-------	------	------	------	------	--------	------	-------	------	------	------	------	--------	------	-------	-------	------	------	------	--------	------	-------	------	------	------	------	--------	------	-------	------	------	------	------	--------	------	-------	------	------	------	------	--------	------	-------	------	------	------	------	--------	------	-------	------	-------	-------	-------	--------	-------	-------	-------	--------	-------	--------

PITCHER	IP	WLS	BF	H	R	ER	SO	BB	IBB	HBP	BLK	WP	HR	S	P	ERA	WHIP
Dennis Lamp, R (1, 1) ERA: 4.29	7.0	W	25	3	1	0	5	2	0	0	0	1	0	33	41	0.00	0.714
Jim Kern, R (8, 1) ERA: 3.8	1.0		5	1	2	2	1	1	0	0	0	0	1	6	10	18.00	2.000
Sparky Lyle, L (9, 1) ERA: 4.74	1.0		5	1	0	0	0	1	0	0	0	0	0	4	8	0.00	2.000

BOTTOM


Chicago White Sox @ Oakland Athletics
Oakland-Alameda County Coliseum, Oakland, CA

Fri Sep 10 1982, 7:05 PM PDT
Att. 20,814 - Unknown

AB	30
R	3
H	5
RBI	3
BB	4
SO	6
LOB	14



WP	PA
1	35

Batter	1	2	3	4	5	6	7	8	9	AB R H RBI BB SO LOB	TOP	
Rudy Law, L (1, 8) OBP: 0.357, SLG: 0.428 Rusty Kuntz, R (8, 8)	0-0 F8		0-0 3B			0-0 G3		0-0 1B		4 0 2 0 0 0 0 0 0 0 0 0 0 0		
Tony Bernazard, S (1, 4) OBP: 0.338, SLG: 0.397	0-0 F7		0-3 K			0-0 F8		0-0 P5		4 0 0 0 0 1 3		
Harold Baines, L (1, 9) OBP: 0.319, SLG: 0.454	0-0 4-3		0-0 F8			0-0 F7		0-0 4-3		4 0 0 0 0 0 3		
Greg Luzinski, R (1, 10) OBP: 0.386, SLG: 0.465		4-0 G3 HR BB		0-0 P4		4-0 BB		0-0 5-3		2 1 0 0 2 0 0		
Steve Kemp, L (1, 7) OBP: 0.386, SLG: 0.435		0-0 G3		0-0 F8		0-0 P4		0-0 P2		4 0 0 0 0 0 2		
Carlton Fisk, R (1, 2) OBP: 0.348, SLG: 0.422		0-0 2-H HR		0-0 F7		0-0 P3		0-3 K		4 1 1 2 0 1 1		
Mike Squires, L (1, 3) OBP: 0.319, SLG: 0.337		0-3 K		0-0 3-1		0-0 L6				3 0 0 0 0 1 1	AB 31 R 2 H 4 RBI 2 BB 2 SO 3 LOB 10	
Vance Law, R (1, 6) OBP: 0.326, SLG: 0.371		0-0 F8		0-0 F8		0-0 P4				3 0 0 0 0 0 0		
Aurelio Rodriguez, R (1, 5) OBP: 0.256, SLG: 0.310			0-0 5-3		0-0 F9		0-0 1B 1B			3 0 1 0 0 0 0		
Inning Stats	R: 0 H: 0 E: 0 LOB: 0 K: 0 BB: 0 S: 3 P: 3	R: 2 H: 1 E: 0 LOB: 0 K: 1 BB: 1 S: 6 P: 10	R: 0 H: 1 E: 0 LOB: 1 K: 1 BB: 0 S: 6 P: 6	R: 0 H: 0 E: 0 LOB: 0 K: 0 BB: 0 S: 3 P: 3	R: 0 H: 0 E: 0 LOB: 0 K: 0 BB: 0 S: 3 P: 3	R: 0 H: 0 E: 0 LOB: 0 K: 0 BB: 0 S: 3 P: 3	R: 0 H: 0 E: 0 LOB: 1 K: 0 BB: 1 S: 3 P: 7	R: 0 H: 2 E: 0 LOB: 2 K: 0 BB: 0 S: 5 P: 5	R: 0 H: 0 E: 0 LOB: 0 K: 1 BB: 0 S: 5 P: 5	1B: 2 SF: 0 2B: 0 SAC: 0 3B: 1 DP: 0 HR: 1 HBP: 0	WP: 0 PA: 33 PB: 0 SB: 0 CS: 0	
PITCHER Chris Codioli, R (1, 1) ERA: 2.25 Dave Beard, R (9, 1) ERA: 3.71	IP WLS BF H R ER SO BB IBB HBP BLK WP HR S P ERA WHIP	8.0 L 30 4 2 2 2 2 2 0 0 0 0 1 32 40 2.25 0.750	1.0 3 0 0 0 1 0 0 0 0 0 0 0 5 5 0.00 0.000									PITCHER IP WLS BF H R ER SO BB IBB HBP BLK WP HR S P ERA WHIP

Chicago White Sox @ Oakland Athletics
Oakland-Alameda County Coliseum, Oakland, CA

Sat Sep 11 1982, 3:33 AM PDT
Att. 22,851 - Sunny - 75 F

livebaseballscorecards.com

Batter	1	2	3	4	5	6	7	8	9	AB R H RBI BB SO LOB	TOP		
Rudy Law, L (1, 8) OBP: 0.356, SLG: 0.427 Ron Kittle, R (7, PH) OBP: 0.286, SLG: 0.429 Rusty Kuntz, R (7, 8)	0-0 F8		0-0 1-3		0-0 1B		0-0 F7			3 0 1 0 0 0 0 1 0 0 0 0 0 1 0 0 0 0 0 0 0	Chicago White Sox @ Oakland Athletics Oakland-Alameda County Coliseum, Oakland, CA Sun Sep 12 1982, 3:33 AM PDT Att. 24,767 - Sunny - 84 F livebaseballscorecards.com		
Tony Bernazard, S (1, 4) OBP: 0.337, SLG: 0.396 Jay Loviglio, R (2, 4)	0-0 F8		0-0 F8		0-0 6-3		0-3 K			1 0 0 0 0 0 0 3 0 0 0 0 1 2			
Harold Baines, L (1, 9) OBP: 0.318, SLG: 0.458	0-0 HR		0-0 5-3		0-0 F9		0-3 K			4 1 1 1 0 1 0			
Greg Luzinski, R (1, 10) OBP: 0.387, SLG: 0.464	0-3 K			0-0 G6-4-3 1B	4-0 BB		0-3 K			3 0 1 0 1 2 0			
Steve Kemp, L (1, 7) OBP: 0.387, SLG: 0.434		0-3 K		0-0 G6-4-3 1B	0-0 F7		4-0 BB			3 0 1 0 1 1 1			
Carlton Fisk, R (1, 2) OBP: 0.347, SLG: 0.419		0-0 F7		0-0 G6-4-3 1-2 2-3	4-0 BB		0-0 5-3			3 0 0 0 1 0 3			
Mike Squires, L (1, 3) OBP: 0.319, SLG: 0.349 Chris Nyman, R (9, PH) OBP: 0.171, SLG: 0.171		0-0 2B		0-0 F9	0-0 F8			0-0 L9		3 1 1 0 0 0 3 1 0 0 0 0 0 0			
Vance Law, R (1, 5) OBP: 0.328, SLG: 0.375		0-0 2B		0-0 1-3		4-0 BB		0-0 L4		3 0 1 1 1 0 0			
Bill Almon, R (1, 6) OBP: 0.317, SLG: 0.359		0-0 6-3		0-0 F8		0-0 B2		0-0 6-3		4 0 0 0 0 0 2			
Inning Stats	R: 1 H: 1 E: 0 LOB: 0 K: 1 BB: 0 S: 6 P: 6	R: 1 H: 2 E: 0 LOB: 1 K: 1 BB: 0 S: 7 P: 7	R: 0 H: 0 E: 0 LOB: 0 K: 0 BB: 0 S: 3 P: 3	R: 0 H: 2 E: 0 LOB: 1 K: 0 BB: 0 S: 4 P: 4	R: 0 H: 1 E: 0 LOB: 1 K: 0 BB: 0 S: 4 P: 4	R: 0 H: 0 E: 0 LOB: 2 K: 0 BB: 2 S: 3 P: 11	R: 0 H: 0 E: 0 LOB: 1 K: 1 BB: 1 S: 5 P: 9	R: 0 H: 0 E: 0 LOB: 1 K: 2 BB: 1 S: 7 P: 11	R: 0 H: 0 E: 0 LOB: 0 K: 0 BB: 0 S: 3 P: 3	1B: 3 SF: 0 2B: 1 SAC: 0 3B: 1 DP: 1 HR: 1 HBP: 0		WP: 0 PA: 36 PB: 0 SB: 0 CS: 0	
PITCHER	IP WLS BF H R ER SO BB IBB HBP BLK WP HR S P ERA WHIP											PITCHER	IP WLS BF H R ER SO BB IBB HBP BLK WP HR S P ERA WHIP
Rick Langford, R (1, 1) ERA: 4.2	5.0 W 20 6 2 2 2 0 0 0 0 0 0 1 24 24 3.60 1.200												
Tom Underwood, L (6, 1) ERA: 3.13	2.0 9 0 0 0 1 3 0 0 0 0 0 0 8 20 0.00 1.500												
Bob Owchinko, L (8, 1) ERA: 5.3	2.0 S 7 0 0 0 2 1 0 0 0 0 0 0 10 14 0.00 0.500												

Chicago White Sox @ Oakland Athletics
Oakland-Alameda County Coliseum, Oakland, CA

Sun Sep 12 1982, 3:33 AM PDT
Att. 24,767 - Sunny - 84 F

AB	32
R	2
H	6
RBI	2
BB	4
SO	5
LOB	12



Batter	1	2	3	4	5	6	7	8	9
Dwayne Murphy, L (1, 8) OBP: 0.352, SLG: 0.423	0-0 F8	0-0 4-3			0-0 4-3			0-0 HR	
Mike Davis, L (1, 7) OBP: 0.333, SLG: 0.500	0-0 P6		0-3 K			0-0 F8		0-0 4-3	
Dan Meyer, L (1, 10) OBP: 0.268, SLG: 0.371	0-0 P5		0-0 P5			0-0 4-3			
Tony Armas, R (1, 9) OBP: 0.268, SLG: 0.428		0-3 K	0-0 P3			0-3 K			
Wayne Gross, L (1, 5) OBP: 0.341, SLG: 0.353		0-0 2B SF8 1B		0-0 L9		0-0 P4			
Davey Lopes, R (1, 4) OBP: 0.306, SLG: 0.380		0-0 SF8 1B 2B		0-3 K		0-0 CS 1B			
Kelvin Moore, R (1, 3) OBP: 0.281, SLG: 0.387		0-0 SF8		0-0 5-3		0-3 K			
Mike Heath, R (1, 2) OBP: 0.299, SLG: 0.342		0-0 2B 1B		0-0 L6		0-0 6-3			
Jimmy Sexton, R (1, 6) OBP: 0.257, SLG: 0.279		0-0 1B 2B		0-3 K		0-0 6-3			

Inning Stats	R: 0	H: 0	E: 0	K: 0	S: 3	R: 3	H: 4	E: 0	K: 1	S: 9	R: 0	H: 0	E: 0	K: 1	S: 5	R: 0	H: 0	E: 0	K: 1	S: 5	R: 0	H: 0	E: 0	K: 1	S: 5	R: 0	H: 1	E: 0	K: 1	S: 5	R: 1	H: 1	E: 0	K: 0	S: 4	R: 0	H: 0	E: 0	K: 1	S: 4			
	0	0	0	0	3	3	4	0	1	9	0	0	0	0	5	0	0	0	0	0	5	0	0	0	0	5	0	1	0	0	0	5	1	1	0	0	0	0	0	4	0	0	4

PITCHER	IP	WLS	BF	H	R	ER	SO	BB	IBB	HBP	BLK	WP	HR	S	P	ERA	WHIP
LaMarr Hoyt, R (1, 1) ERA: 3.62	8.0	L	29	6	4	4	6	0	0	0	0	0	1	41	41	4.50	0.750

BOTTOM

AB	R	H	RBI	BB	SO	LOB
4	1	1	1	0	0	1
4	0	0	0	0	1	0
3	0	0	0	0	0	0
3	0	0	0	0	2	0
3	1	1	0	0	0	0
3	1	2	0	0	1	0
2	0	0	1	0	1	1
3	1	1	1	0	0	0
3	0	1	1	0	1	0

AB	28
R	4
H	6
RBI	4
BB	0
SO	6
LOB	2



WP	PA
0	29

Chicago White Sox @ Oakland Athletics
Oakland-Alameda County Coliseum, Oakland, CA

Sun Sep 12 1982, 3:33 AM PDT
Att: 24,767 - Sunny - 84 F

livebaseballscorecards.com

Batter	1	2	3	4	5	6	7	8	9	AB R H RBI BB SO LOB	TOP											
Dwayne Murphy, L (1, 8) OBP: 0.351, SLG: 0.421	0-0 G3		0-3 K			4-0 G6-4-3 BB		0-0 F9		3 0 0 0 1 1 2												
Davey Lopes, R (1, 4) OBP: 0.304, SLG: 0.376	0-0 P4			0-0 P5		0-0 G6-4-3 1-2f			0-0 5-3	4 0 0 0 0 0 1												
Mike Davis, L (1, 7) OBP: 0.318, SLG: 0.455	0-0 1-3			0-0 G3			0-0 G3		0-0 WP 1B	4 1 1 0 0 0 0												
Tony Amas, R (1, 9) OBP: 0.272, SLG: 0.437		0-3 K		0-0 1B			0-0 HR		0-0 1B	4 1 3 2 0 1 0												
Dan Meyer, L (1, 10) OBP: 0.265, SLG: 0.367		0-0 G3		0-3 K			0-3 K		0-0 F9	4 0 0 0 0 2 2												
Wayne Gross, L (1, 5) OBP: 0.338, SLG: 0.349		0-0 G3			0-0 F9		0-0 F8		0-0 P5	4 0 0 0 0 0 1												
Kelvin Moore, R (1, 3) OBP: 0.286, SLG: 0.382			0-3 K		0-3 K			0-0 FC6-4 1B		3 0 1 0 0 2 0												
Mike Heath, R (1, 2) OBP: 0.296, SLG: 0.338			0-0 P3		0-0 F9			0-0 FC6-4 1-2f		3 0 0 0 0 0 1												
Jimmy Sexton, R (1, 6) OBP: 0.261, SLG: 0.283			0-0 1B			0-3 K		0-0 F9		2 0 1 0 0 1 0												
Jeff Burroughs, R (8, PH) OBP: 0.357, SLG: 0.472										1 0 0 0 0 0 1												
Fred Stanley, R (8, 6) OBP: 0.280, SLG: 0.222										0 0 0 0 0 0 0												
Inning Stats	R: 0 E: 0 K: 0 S: 3	H: 0 LOB: 0 BB: 0 P: 3	R: 0 E: 0 K: 1 S: 5	H: 0 LOB: 0 BB: 0 P: 5	R: 0 E: 0 K: 2 S: 8	H: 1 LOB: 1 BB: 0 P: 8	R: 0 E: 0 K: 1 S: 6	H: 1 LOB: 1 BB: 0 P: 6	R: 0 E: 0 K: 1 S: 5	H: 0 LOB: 0 BB: 0 P: 5	R: 0 E: 0 K: 1 S: 4	H: 0 LOB: 0 BB: 1 P: 8	R: 1 E: 0 K: 1 S: 6	H: 1 LOB: 0 BB: 0 P: 6	R: 0 E: 0 K: 0 S: 4	H: 1 LOB: 1 BB: 0 P: 4	R: 1 E: 0 K: 0 S: 5	H: 2 LOB: 1 BB: 0 P: 5	1B: 5 2B: 0 3B: 0 HR: 1	SF: 0 SAC: 0 DP: 1 HBP: 0	WP: 1 PB: 0 SB: 0 CS: 0	PA: 33
PITCHER	IP WLS BF H R ER SO BB IBB HBP BLK WP HR S P ERA WHIP																					
Luis Leal, R (1, 1) ERA: 3.7	7.2 W 27 4 1 1 7 1 0 0 0 0 1 0 40 44 1.17 0.652																					
Dale Murray, R (8, 1) ERA: 2.91	1.1 S 6 2 1 1 0 0 0 0 0 0 1 0 6 6 6.75 1.500																					

Oakland Athletics @ Toronto Blue Jays
Exhibition Stadium, Toronto, ON
Wed Sep 15 1982, 7:05 PM EDT
Unknown - 58 F

livebaseballscorecards.com

AB	32
R	2
H	6
RBI	2
BB	1
SO	7
LOB	8



Batter	1	2	3	4	5	6	7	8	9
Lloyd Moseby, L (1, 8) OBP: 0.295, SLG: 0.372	4-0 4-3 E 6-3 BB		0-0 3B		0-3 K		0-0 E3 1-2		
Garth Iorg, R (1, 4) OBP: 0.302, SLG: 0.354	0-0 4-3 1-3		0-0 4-3			0-0 P4	0-3 K		
Jesse Barfield, R (1, 9) OBP: 0.332, SLG: 0.431	0-0 6-3 3-H			0-0 6-3		0-0 F9		0-0 FC4-6 1B	
Wayne Nordhagen, R (1, 10) OBP: 0.327, SLG: 0.340 Hosken Powell, L (8, PH) OBP: 0.304, SLG: 0.401	0-3 K			0-0 F8		0-0 P5		0-0 FC4-6 1-2f	
Leon Roberts, R (1, 7) OBP: 0.250, SLG: 0.270 Damaso Garcia, R (7, PR) OBP: 0.347, SLG: 0.402 Geno Petralli, L (8, 2) OBP: 0.333, SLG: 0.348		0-0 P6		0-0 4-3			4-0 S E SH2-4 BB	0-0 P5	
Willie Upshaw, L (1, 3) OBP: 0.319, SLG: 0.424		0-0 5-3			0-0 3-1		0-0 SH2-4 1-2	0-3 K	
Buck Martinez, R (1, 2) OBP: 0.286, SLG: 0.376 Al Woods, L (7, PH) OBP: 0.298, SLG: 0.316		0-0 F9			4-0 2B BB		4-0 S E BB		
Dave Baker, L (1, 5) OBP: 0.333, SLG: 0.667			0-0 P5		0-0 K 1-3 2B		0-3 K 1-H 2-H		
Alfredo Griffin, S (1, 6) OBP: 0.266, SLG: 0.308			0-0 1-3		0-0 6-3		4-0 E BB		

Inning Stats	R: 1	H: 0	E: 1	LOB: 0	K: 1	BB: 1	S: 5	P: 9	R: 0	H: 0	E: 0	LOB: 0	K: 0	BB: 0	S: 3	P: 3	R: 0	H: 1	E: 0	LOB: 1	K: 0	BB: 0	S: 4	P: 4	R: 0	H: 0	E: 0	LOB: 0	K: 0	BB: 0	S: 3	P: 3	R: 0	H: 1	E: 0	LOB: 2	K: 1	BB: 1	S: 6	P: 10	R: 0	H: 0	E: 0	LOB: 0	K: 0	BB: 0	S: 3	P: 3	R: 2	H: 0	E: 2	LOB: 2	K: 2	BB: 3	S: 8	P: 20	R: 0	H: 1	E: 0	LOB: 1	K: 1	BB: 0	S: 6	P: 6
--------------	------	------	------	--------	------	-------	------	------	------	------	------	--------	------	-------	------	------	------	------	------	--------	------	-------	------	------	------	------	------	--------	------	-------	------	------	------	------	------	--------	------	-------	------	-------	------	------	------	--------	------	-------	------	------	------	------	------	--------	------	-------	------	-------	------	------	------	--------	------	-------	------	------

PITCHER	IP	WLS	BF	H	R	ER	SO	BB	IBB	HBP	BLK	WP	HR	S	P	ERA	WHIP
Tim Conroy, L (1, 1) ERA: 4.32	6.1	L	24	2	3	0	2	3	0	0	0	0	0	25	37	0.00	0.789
Dave Beard, R (7, 1) ERA: 3.68	0.2		5	0	0	0	2	2	0	0	0	0	0	7	15	0.00	3.000
John D'Acquisto, R (8, 1) ERA: 2.79	1.0		4	1	0	0	1	0	0	0	0	0	0	6	6	0.00	1.000

BOTTOM

Oakland Athletics @ Toronto Blue Jays
Exhibition Stadium, Toronto, ON

Wed Sep 15 1982, 7:05 PM EDT
Unknown - 58 F

AB	27
R	3
H	3
RBI	1
BB	5
SO	5
LOB	12

livebaseballscores.com



1B: 1	SF: 0	WP: 0	PA: 33
2B: 1	SAC: 1	PB: 0	
3B: 1	DP: 0	SB: 3	
HR: 0	HBP: 0	CS: 0	

Batter	1	2	3	4	5	6	7	8	9	AB R H RBI BB SO LOB	TOP																									
Dwayne Murphy, L (1, 8) OBP: 0.351, SLG: 0.419 Mike Heath, R (5, 7) OBP: 0.300, SLG: 0.341	0-0 F8		4-0 G5-4-3 BB		0-0 1-3		0-0 E7 1B	0-0 HR 1B	0-3 K	2 0 0 0 1 0 1 3 2 2 0 0 1 3																										
Mike Davis, L (1, 7) OBP: 0.357, SLG: 0.464	0-0 E5 5-3 2B		0-0 F8		0-0 1B		0-0 E 1B SF9 1B	0-0 F7	0-0 BB 1B	6 3 3 1 0 0 4																										
Jeff Burroughs, R (1, 10) OBP: 0.360, SLG: 0.486 Rickey Henderson, R (9, PR) OBP: 0.401, SLG: 0.371	0-0 5-3		0-0 G5-4-3		0-0 SF7		0-0 E 1B	0-0 HR	4-0 BB BB BB BB 1B BB	4 1 2 6 1 0 3 0 0 0 0 0 0 0																										
Tony Armas, R (1, 9) OBP: 0.274, SLG: 0.440 Darrell Brown, S (5, PR) OBP: 0.333, SLG: 0.667	0-0 2B			0-0 F8	0-0 FC6-4 1B		0-0 E5	0-0 3B	0-0 1B	3 0 2 1 0 0 0 3 0 2 2 0 0 2																										
Kelvin Moore, R (1, 3) OBP: 0.244, SLG: 0.333	0-0 5-3			0-0 E5 2B	0-0 FC6-4		0-0 SF9	0-0 F9	0-0 P4	5 0 0 1 0 0 6																										
Kevin Bell, R (1, 5) OBP: 0.250, SLG: 0.500 Dan Meyer, L (9, PH) OBP: 0.267, SLG: 0.369		0-0 F9		0-0 2B		0-0 5-3	0-3 K		0-0 1B 1B 1B	4 0 1 0 0 1 2 1 1 1 0 0 0 0																										
Dave McKay, S (1, 4) OBP: 0.234, SLG: 0.265		0-0 F7		0-3 K		0-0 F7	0-0 P5		0-0 F9	5 0 0 0 0 1 5																										
Bob Kearney, R (1, 2) OBP: 0.222, SLG: 0.205 Wayne Gross, L (9, PH) OBP: 0.339, SLG: 0.351		0-0 5-3		0-0 F7		4-0 FC5-4 BB		0-3 K	0-0 1B 1B BB 1B	3 0 0 0 1 1 2 1 1 1 0 0 0 0																										
Jimmy Sexton, R (1, 6) OBP: 0.277, SLG: 0.294 Cliff Johnson, R (9, PH) OBP: 0.317, SLG: 0.367 Fred Stanley, R (9, PR) OBP: 0.280, SLG: 0.222			0-0 S 1B		0-0 1B 1-3 SF7 1B	0-0 FC5-4		4-0 HR BB	0-0 BB 1B 1B	3 2 2 0 1 0 1 1 0 1 0 0 0 0 0 1 0 0 0 0 0																										
Inning Stats	R: 1 E: 1 K: 0 S: 5	H: 1 LOB: 1 BB: 0 P: 5	R: 0 E: 0 K: 0 S: 3	H: 0 LOB: 0 BB: 0 P: 3	R: 0 E: 0 K: 0 S: 3	H: 1 LOB: 1 BB: 1 P: 7	R: 0 E: 1 K: 1 S: 7	H: 1 LOB: 2 BB: 0 P: 7	R: 1 E: 0 K: 0 S: 6	H: 3 LOB: 2 BB: 0 P: 6	R: 0 E: 0 K: 0 S: 3	H: 0 LOB: 1 BB: 1 P: 7	R: 2 E: 2 K: 1 S: 9	H: 3 LOB: 2 BB: 0 P: 9	R: 3 E: 0 K: 1 S: 8	H: 3 LOB: 1 BB: 1 P: 12	R: 4 E: 0 K: 1 S: 10	H: 5 LOB: 2 BB: 1 P: 14	1B: 13 2B: 2 3B: 1 HR: 1	SF: 2 SAC: 0 DP: 1 HBP: 0	WP: 0 PB: 0 SB: 1 CS: 0	PA: 50														
PITCHER	IP WLS BF H R ER SO BB IBB HBP BLK WP HR S P ERA WHIP																																			
Mark Eichhorn, R (1, 1) ERA: 6.75	6.0		30	9	4	3	1	2	0	0	0	0	0	30	38	4.50	1.833																			
Steve Senteney, R (7, 1) ERA: 7.36	2.1		14	5	5	5	2	1	0	0	0	0	1	17	21	19.29	2.571																			
Dale Murray, R (9, 1) ERA: 3.07	0.1		5	3	2	2	1	1	0	0	0	0	0	6	10	54.00	12.000																			
Roy Lee Jackson, R (9, 1) ERA: 3.42	0.1	W	1	0	0	0	0	0	0	0	0	0	0	1	1	0.00	0.000																			

Oakland Athletics @ Toronto Blue Jays
Exhibition Stadium, Toronto, ON
Wed Sep 15 1982, 7:05 PM EDT
Att: 12,090 - Unknown

livebaseballscorecards.com

AB	44
R	11
H	17
RBI	11
BB	4
SO	4
LOB	29



Batter	1	2	3	4	5	6	7	8	9	AB R H RBI BB SO LOB
Dave Baker, L (1, 5) OBP: 0.444, SLG: 0.429	0-3 K		0-0 F8	1-0 E 2B HBP	4-0 3B BB		0-0 1-3		0-0 2-H 1B	4 2 1 1 1 1 1
Lloyd Moseby, L (1, 8) OBP: 0.296, SLG: 0.377	0-0 P4		0-0 P5	0-0 E5 2B 1B	0-0 3B		0-3 K			5 1 2 4 0 1 1
Willie Upshaw, L (1, 3) OBP: 0.322, SLG: 0.426	0-0 P4		4-0 BB	0-0 HR 2B	0-0 4-3			0-0 1B 1B		4 1 2 2 1 0 1
Al Woods, L (1, 7) OBP: 0.305, SLG: 0.341		0-3 K	0-0 P5	0-0 HR		0-0 FC6-4 1B		0-0 1-2 1B		5 1 3 2 0 1 1
Hosken Powell, L (1, 10) OBP: 0.304, SLG: 0.400		0-0 F9				0-0 FC6-4 2B 1-2f		0-0 P2		3 1 1 0 0 0 0
Wayne Nordhagen, R (6, PH) OBP: 0.325, SLG: 0.338										1 0 0 0 0 0 1
Glenn Adams, L (8, PH) OBP: 0.313, SLG: 0.414										1 0 0 0 0 0 2
Jesse Barfield, R (1, 9) OBP: 0.332, SLG: 0.427		4-0 1B BB		4-0 G3 1B 1-2 BB	0-3 K	0-3 K		0-3 K		3 1 0 0 2 3 3
Geno Petralli, L (1, 2) OBP: 0.379, SLG: 0.429		0-0 1-2 1B		0-0 1B G3 E 1-2 2-3 1B	0-3 K	0-0 1-3 2B		0-3 K		5 1 3 0 0 2 2
Garth Iorg, R (1, 4) OBP: 0.303, SLG: 0.354		0-0 F7		0-0 F9	0-0 BB 1B 3B 1B	0-0 F8			0-0 SH3-4 1B 1B	5 2 2 0 0 0 7
Alfredo Griffin, S (1, 6) OBP: 0.268, SLG: 0.311			0-0 F8 WP 2B	0-0 G3	0-0 3B 1B		0-0 6-3		0-0 SH3-4	4 2 2 1 0 0 2

Inning Stats	R: 0 E: 0 K: 1 S: 5	H: 0 LOB: 0 BB: 0 P: 5	R: 0 E: 0 K: 1 S: 6	H: 1 LOB: 2 BB: 1 P: 10	R: 1 E: 0 K: 0 S: 4	H: 1 LOB: 1 BB: 1 P: 8	R: 7 E: 1 K: 0 S: 8	H: 5 LOB: 0 BB: 1 P: 13	R: 3 E: 0 K: 2 S: 10	H: 3 LOB: 1 BB: 1 P: 14	R: 0 E: 0 K: 1 S: 7	H: 2 LOB: 2 BB: 0 P: 7	R: 0 E: 0 K: 1 S: 5	H: 0 LOB: 0 BB: 0 P: 5	R: 0 E: 0 K: 2 S: 9	H: 2 LOB: 2 BB: 0 P: 9	R: 1 E: 0 K: 0 S: 3	H: 2 LOB: 1 BB: 0 P: 3	1B: 11 2B: 3 3B: 1 HR: 1	SF: 0 SAC: 1 DP: 0 HBP: 1
--------------	------------------------------	---------------------------------	------------------------------	----------------------------------	------------------------------	---------------------------------	------------------------------	----------------------------------	-------------------------------	----------------------------------	------------------------------	---------------------------------	------------------------------	---------------------------------	------------------------------	---------------------------------	------------------------------	---------------------------------	-----------------------------------	------------------------------------

PITCHER	IP	WLS	BF	H	R	ER	SO	BB	IBB	HBP	BLK	WP	HR	S	P	ERA	WHIP
Matt Keough, R (1, 1) ERA: 5.54	4.0		23	7	8	8	2	3	0	1	0	1	1	23	36	18.00	2.500
Bob Owchinko, L (5, 1) ERA: 5.48	2.0		12	5	3	3	3	1	0	0	0	0	0	17	21	13.50	3.000
Preston Hanna, R (7, 1) ERA: 4.43	2.1	L	11	4	1	1	3	0	0	0	0	0	0	17	17	3.86	1.714

BOTTOM

Oakland Athletics @ Toronto Blue Jays
Exhibition Stadium, Toronto, ON
 Wed Sep 15 1982, 7:05 PM EDT
 Att. 12,090 - Unknown

livebaseballscorecards.com

AB	40
R	12
H	16
RBI	10
BB	4
SO	8
LOB	21



WP	PA	ERA	WHIP
1	46		
0			
0			

Batter	1	2	3	4	5	6	7	8	9	AB R H RBI BB SO LOB	TOP											
Dwayne Murphy, L (1, 8) OBP: 0.348, SLG: 0.414	0-0 F8	0-3 K		0-0 F9		0-0 F9			0-0 G3	5 0 0 0 0 1 2												
Darrell Brown, S (1, 9) OBP: 0.364, SLG: 0.545	0-0 1B		0-0 1-3	0-0 F7			0-3 K		0-0 1B	5 0 2 1 0 1 1												
Mike Davis, L (1, 7) OBP: 0.394, SLG: 0.485	0-0 1B		0-0 1B		0-0 S		0-0 3-1		0-0 P3	5 2 3 0 0 0 2												
Jeff Burroughs, R (1, 10) OBP: 0.361, SLG: 0.482	0-0 1B		0-0 P6		4-0 BB		0-0 F9		0-0 F8	4 0 1 0 1 0 3												
Wayne Gross, L (1, 5) OBP: 0.341, SLG: 0.355	0-0 2B		0-0 1B		0-0 P2			0-3 K		4 0 2 1 0 1 2												
Dan Meyer, L (1, 3) OBP: 0.270, SLG: 0.368	0-0 IBB		0-0 1B		0-0 F9			0-0 G3		3 0 1 1 1 0 2												
Dave McKay, S (1, 4) OBP: 0.235, SLG: 0.265	0-0 FC6-4		0-0 G3		0-0 P6			0-0 1B		4 0 1 0 0 0 7												
Bob Kearney, R (1, 2) OBP: 0.213, SLG: 0.195		0-3 K		0-0 5-3		0-0 1-3		0-0 F9		2 0 0 0 0 1 0												
Mike Heath, R (5, 2) OBP: 0.298, SLG: 0.339										2 0 0 0 0 0 1												
Jimmy Sexton, R (1, 6) OBP: 0.279, SLG: 0.295		0-0 6-3		0-0 S		0-0 F9			0-0 G3	3 0 1 0 0 0 0												
Cliff Johnson, R (9, PH) OBP: 0.320, SLG: 0.374									0-0 1B	1 0 1 0 0 0 0												
Fred Stanley, R (9, PR) OBP: 0.280, SLG: 0.222									0-0 2B	0 1 0 0 0 0 0												
Inning Stats	R: 1 E: 0 K: 0 S: 6	H: 4 LOB: 3 BB: 1 P: 10	R: 0 E: 0 K: 2 S: 7	H: 0 LOB: 0 BB: 0 P: 7	R: 1 E: 0 K: 0 S: 6	H: 3 LOB: 2 BB: 0 P: 6	R: 0 E: 0 K: 0 S: 4	H: 1 LOB: 1 BB: 0 P: 4	R: 0 E: 0 K: 0 S: 4	H: 1 LOB: 2 BB: 1 P: 8	R: 0 E: 0 K: 0 S: 3	H: 0 LOB: 0 BB: 0 P: 3	R: 0 E: 0 K: 1 S: 5	H: 0 LOB: 0 BB: 0 P: 5	R: 0 E: 0 K: 1 S: 6	H: 1 LOB: 1 BB: 0 P: 6	R: 1 E: 0 K: 0 S: 5	H: 2 LOB: 2 BB: 0 P: 5	1B: 10 2B: 2 3B: 0 HR: 0	SF: 0 SAC: 0 DP: 0 HBP: 0	WP: 0 PB: 0 SB: 2 CS: 0	PA: 40
PITCHER	IP WLS BF H R ER SO BB IBB HBP BLK WP HR S P ERA WHIP																					
LaMarr Hoyt, R (1, 1) ERA: 3.6	8.1 W 38 12 3 3 4 1 1 0 0 0 0 44 52 3.24 1.560																					
Kevin Hickey, L (9, 1) ERA: 3.07	0.2 S 2 0 0 0 0 0 0 0 0 0 0 0 2 2 0.00 0.000																					

Oakland Athletics @ Chicago White Sox
 Comiskey Park, Chicago, IL
 Thu Sep 16 1982, 8:05 PM EDT
 Att. 10,929 - Unknown - 57 F

livebaseballscorecards.com

AB 38
 R 3
 H 12
 RBI 3
 BB 2
 SO 4
 LOB 20



Batter	1	2	3	4	5	6	7	8	9
Rudy Law, L OBP: 0.358, SLG: 0.427 Rusty Kuntz, R OBP: 0.200, SLG: 0.200	0-0 E 5-3 1B	0-0 F7		0-0 5-3 1-2		0-0 S 2-H 1B		0-0 1-3 3-H 1B	
Chris Nyman, R OBP: 0.200, SLG: 0.184	0-3 K 1-3		0-0 G6-4-3 1B		0-0 6-3	0-3 K 1-2		0-0 F8	
Harold Baines, L OBP: 0.317, SLG: 0.456	0-0 5-3 3-H		0-3 K 1-2f		0-0 3B		0-0 4-3		
Greg Luzinski, R OBP: 0.386, SLG: 0.464	4-0 BB BB		0-0 G6-4-3 1-2f		0-0 5-3		0-0 F9		
Steve Kemp, L OBP: 0.383, SLG: 0.427	4-0 1-2 BB			0-0 G3	0-0 4-3		0-0 F8		
Carlton Fisk, R OBP: 0.350, SLG: 0.429	0-0 P5			0-0 2B 1B		0-0 1-3		0-0 F8	
Vance Law, R OBP: 0.329, SLG: 0.385		0-0 4-3		0-0 1B 2B		0-0 1B SH2-3 2B		0-3 K	
Aurelio Rodriguez, R OBP: 0.269, SLG: 0.335		0-0 E7 G3 1B		0-0 FC3-6 2-H 1B		0-0 SH2-3 1B 1B		0-0 1B 1B 2B	
Jay Loviglio, R OBP: 0.250, SLG: 0.250		0-0 G3		0-0 FC3-6 1-2f		0-0 SH2-3		0-0 1B 2-3 1B	

Inning Stats	R: 1	H: 1	E: 1	K: 1	S: 6	R: 0	H: 1	E: 1	K: 0	S: 4	R: 0	H: 1	E: 0	K: 1	S: 5	R: 2	H: 3	E: 0	K: 0	S: 6	R: 0	H: 1	E: 0	K: 0	S: 4	R: 2	H: 3	E: 0	K: 1	S: 8	R: 0	H: 0	E: 0	K: 0	S: 3	R: 1	H: 3	E: 0	K: 1	S: 8
	LOB: 2	BB: 2	P: 14	LOB: 1	BB: 0	P: 4	LOB: 1	BB: 0	P: 5	LOB: 1	BB: 0	LOB: 1	BB: 0	P: 4	LOB: 3	BB: 0	P: 6	LOB: 1	BB: 0	P: 8	LOB: 0	BB: 0	P: 3	LOB: 2	BB: 0	P: 8	LOB: 0	BB: 0	P: 8	LOB: 2	BB: 0	P: 8	SF: 0	SAC: 1	DP: 1	HBP: 0	1B: 9	2B: 3	3B: 1	HR: 0

PITCHER	IP	WLS	BF	H	R	ER	SO	BB	IBB	HBP	BLK	WP	HR	S	P	ERA	WHIP
Steve Baker, R ERA: 3.55	(1, 1)	5.2	L	28	10	5	4	2	2	0	0	0	0	30	38	6.35	2.118
Preston Hanna, R ERA: 4.42	(6, 1)	2.1		10	3	1	1	2	0	0	0	0	0	14	14	3.86	1.286

AB R H RBI BB SO LOB

4	1	2	1	0	0	2
1	0	1	1	0	0	0
5	0	1	0	0	2	4
4	0	1	1	0	1	1
3	0	0	0	1	0	2
3	0	0	0	1	0	1
4	1	1	0	0	0	2
4	2	2	1	0	1	0
4	2	4	1	0	0	0
3	0	1	1	0	0	2

AB	R	H	RBI	BB	SO	LOB
35	6	13	6	2	4	14

WP: 0 PA: 38
PB: 0
SB: 2
CS: 0



Oakland Athletics @ Chicago White Sox
Comiskey Park, Chicago, IL
Thu Sep 16 1982, 8:05 PM EDT
Att: 10,929 - Unknown - 57 F

livebaseballscorecards.com

Batter	1	2	3	4	5	6	7	8	9	AB R H RBI BB SO LOB	TOP									
Mike Davis, L (1, 7) OBP: 0.351, SLG: 0.432	0-0 F9		0-0 4-3			0-0 4-3		0-0 FC1-6		4 0 0 0 0 0 1										
Davey Lopes, R (1, 4) OBP: 0.301, SLG: 0.372	0-0 5-3			0-0 6-3		0-0 F9		0-0 F8		4 0 0 0 0 0 1										
Dwayne Murphy, L (1, 8) OBP: 0.349, SLG: 0.416	0-0 2B			0-0 F9			4-0 HR BB	0-0 1-3		3 1 1 0 1 0 1										
Jeff Burroughs, R (1, 10) OBP: 0.359, SLG: 0.491	0-3 K		0-0 F7			0-0 1-H HR			0-0 6-3	4 1 1 2 0 1 1										
Dan Meyer, L (1, 3) OBP: 0.270, SLG: 0.367		0-3 K			0-0 FC6-4 1B		0-0 P5		0-0 6-3	4 0 1 0 0 1 0										
Wayne Gross, L (1, 5) OBP: 0.337, SLG: 0.351		0-0 P2			0-0 F8		0-0 F9		0-3 K	4 0 0 0 0 1 1										
Mike Heath, R (1, 2) OBP: 0.298, SLG: 0.339		0-0 6-3			0-0 F9		0-0 FC4-6 1B			3 0 1 0 0 0 1										
Darrell Brown, S (1, 9) OBP: 0.286, SLG: 0.429			0-0 4-3		0-0 FC6-4 1-2f		0-0 FC4-6 1-2f			3 0 0 0 0 0 2										
Jimmy Sexton, R (1, 6) OBP: 0.280, SLG: 0.296			0-0 F7			0-0 F9		0-0 FC1-6 1B		3 0 1 0 0 0 0										
Inning Stats	R: 0 E: 0 K: 1 S: 6	H: 1 LOB: 1 BB: 0 P: 6	R: 0 E: 0 K: 1 S: 5	H: 0 LOB: 0 BB: 0 P: 5	R: 0 E: 0 K: 0 S: 3	H: 0 LOB: 0 BB: 0 P: 3	R: 0 E: 0 K: 0 S: 4	H: 1 LOB: 1 BB: 0 P: 4	R: 0 E: 0 K: 0 S: 3	H: 0 LOB: 0 BB: 0 P: 3	R: 2 E: 0 K: 0 S: 5	H: 2 LOB: 1 BB: 1 P: 9	R: 0 E: 0 K: 0 S: 4	H: 1 LOB: 1 BB: 0 P: 4	R: 0 E: 0 K: 1 S: 5	H: 0 LOB: 0 BB: 0 P: 5	1B: 3 2B: 1 3B: 0 HR: 1	SF: 0 SAC: 0 DP: 0 HBP: 0	WP: 0 PB: 0 SB: 0 CS: 0	PA: 33
PITCHER	IP WLS BF H R ER SO BB IBB HBP BLK WP HR S P ERA WHIP																			
Richard Dotson, R (1, 1) ERA: 3.75	7.0 L 27 5 2 2 2 1 0 0 0 0 0 1 30 34 2.57 0.857																			
Kevin Hickey, L (8, 1) ERA: 2.99	2.0 6 0 0 0 1 0 0 0 0 0 0 0 8 8 0.00 0.000																			

Oakland Athletics @ Chicago White Sox
Comiskey Park, Chicago, IL
Sat Sep 18 1982, 8:05 PM EDT
Unknown

livebaseballscorecards.com

AB	32
R	2
H	5
RBI	2
BB	1
SO	3
LOB	8



Batter	1	2	3	4	5	6	7	8	9	AB	R	H	RBI	BB	SO	LOB
Rudy Law, L OBP: 0.353, SLG: 0.421 (1, 8)	0-0 5-3		0-0 F7		0-3 K		0-0 F7			4	0	0	0	0	1	2
Chris Nyman, R OBP: 0.222, SLG: 0.208 (1, 3)	0-0 1-4-3 S 1B		0-0 6-3			0-0 SH1-4 1B		0-3 K2-3		4	1	2	0	0	1	0
Harold Baines, L OBP: 0.317, SLG: 0.455 (1, 9)	4-0 1-4-3 1-2 BB		0-0 3-1			0-0 SH1-4 1-2		0-0 P6		2	0	0	0	1	0	0
Greg Luzinski, R OBP: 0.387, SLG: 0.466 (1, 10)	0-0 1-4-3 1-2 2-3			0-0 2B		0-0 2-H 1B		0-0 G3		4	0	2	1	0	0	2
Steve Kemp, L OBP: 0.381, SLG: 0.424 (1, 7)	0-0 G1			0-0 F7		0-0 F8			0-0 F7	4	0	0	0	0	0	4
Carlton Fisk, R OBP: 0.349, SLG: 0.426 (1, 2)		0-3 K		0-0 P2		0-0 F8			4-0 L4-3 BB	3	0	0	0	1	1	2
Vance Law, R OBP: 0.332, SLG: 0.387 (1, 6)		0-0 E4 1B		0-0 5-3				0-0 5-3 1B		3	0	2	0	0	0	1
Bill Almon, R OBP: 0.315, SLG: 0.356 (7, PR) (8, 6)									0-0 L4-3 1-2	1	0	0	0	0	0	1
Aurelio Rodriguez, R OBP: 0.266, SLG: 0.330 (1, 5)		0-0 6-3			0-3 K		0-0 5-3			3	0	0	0	0	1	2
Jay Loviglio, R OBP: 0.222, SLG: 0.222 (1, 4)		0-0 P2			0-0 1-3		0-0 F7			2	0	0	0	0	0	1
Jerry Hairston, S OBP: 0.305, SLG: 0.476 (7, PH)										1	0	0	0	0	0	2
Steve Dillard, R (8, 4)										0	0	0	0	0	0	0

Inning Stats	R: 0	H: 1	E: 0	LOB: 2	K: 0	BB: 1	S: 4	R: 0	H: 1	E: 1	LOB: 1	K: 1	BB: 0	S: 6	R: 0	H: 0	E: 0	LOB: 0	K: 0	BB: 0	S: 3	R: 0	H: 1	E: 0	LOB: 1	K: 0	BB: 0	S: 4	R: 0	H: 0	E: 0	LOB: 0	K: 2	BB: 0	S: 7	R: 1	H: 2	E: 0	LOB: 1	K: 0	BB: 0	S: 5	R: 0	H: 1	E: 0	LOB: 2	K: 0	BB: 0	S: 4	R: 0	H: 0	E: 0	LOB: 0	K: 1	BB: 0	S: 5	R: 0	H: 0	E: 0	LOB: 0	K: 0	BB: 1	S: 2	R: 0	H: 0	E: 0	LOB: 0	K: 0	BB: 1	S: 6	1B: 5	SF: 0	2B: 2	SAC: 1	3B: 0	DP: 1	HR: 0	HBP: 0	WP: 0	PA: 34
--------------	------	------	------	--------	------	-------	------	------	------	------	--------	------	-------	------	------	------	------	--------	------	-------	------	------	------	------	--------	------	-------	------	------	------	------	--------	------	-------	------	------	------	------	--------	------	-------	------	------	------	------	--------	------	-------	------	------	------	------	--------	------	-------	------	------	------	------	--------	------	-------	------	------	------	------	--------	------	-------	------	-------	-------	-------	--------	-------	-------	-------	--------	-------	--------

PITCHER	IP	WLS	BF	H	R	ER	SO	BB	IBB	HBP	BLK	WP	HR	S	P	ERA	WHIP
Chris Codiroli, R ERA: 1.8 (1, 1)	7.0	W	28	6	1	1	3	1	0	0	0	0	0	33	37	1.29	1.000
Tom Underwood, L ERA: 3.08 (8, 1)	2.0	S	6	0	0	0	1	1	0	0	0	0	0	7	11	0.00	0.500

BOTTOM

Oakland Athletics @ Chicago White Sox
Comiskey Park, Chicago, IL
Sat Sep 18 1982, 8:05 PM EDT
Unknown

AB	31
R	1
H	6
RBI	1
BB	2
SO	4
LOB	17



PITCHER	IP	WLS	BF	H	R	ER	SO	BB	IBB	HBP	BLK	WP	HR	S	P	ERA	WHIP
---------	----	-----	----	---	---	----	----	----	-----	-----	-----	----	----	---	---	-----	------

Batter	1	2	3	4	5	6	7	8	9	AB	R	H	RBI	BB	SO	LOB	TOP										
Mike Davis, L OBP: 0.349, SLG: 0.419 (1, 8) (7, 9)	0-0 FC1-6-5-4 S 1B	0-0 4-3		0-0 P3		0-0 F7	0-0 G3		0-0 FC5-4 1B	6	0	2	0	0	0	7											
Davey Lopes, R OBP: 0.297, SLG: 0.367 (1, 4) (7, 8)	0-0 FC1-6-5-4 1-3		0-0 5-3	0-0 5-3		0-0 P6		0-0 F7	0-0 FC5-4 1B	6	0	0	0	0	0	3											
Jeff Burroughs, R OBP: 0.370, SLG: 0.502 (1, 7)	0-0 1B		0-0 5-3		0-0 1B 2B		0-0 1B 1B	4-0 BB 1B	0-0 1B	5	2	4	0	1	0	0											
Cliff Johnson, R OBP: 0.324, SLG: 0.383 Kevin Bell, R OBP: 0.250, SLG: 0.500 Dwayne Murphy, L OBP: 0.349, SLG: 0.415 (1, 10) (5, PR) (7, PH)	0-0 4-3		0-0 2B	0-0 FC3-6 2-H 1B		0-3 K	0-0 BB 1B	0-0 BB 1B	0-0 4-3	3	0	2	1	0	0	1											
Dan Meyer, L OBP: 0.270, SLG: 0.365 Kelvin Moore, R OBP: 0.256, SLG: 0.325 (1, 3) (7, PH) (7, 3)		0-0 F8	4-0 BB BB	0-0 FC3-6 BB 1-2f		4-0 1B BB 1B	0-3 K			2	0	0	0	1	0	1											
Wayne Gross, L OBP: 0.343, SLG: 0.352 (1, 5)		4-0 S 1B BB	0-0 4-3	4-0 1B BB		0-0 BB BB 1B	4-0 BB 1B	4-0 BB 1B		2	0	1	0	3	0	2											
Darrell Brown, S OBP: 0.353, SLG: 0.438 Mickey Klutts, R OBP: 0.214, SLG: 0.238 Dave McKay, S OBP: 0.234, SLG: 0.264 (1, 9) (7, PH) (7, PR) (7, 4)		0-0 S 1B		4-0 2B BB		0-0 F8	0-0 FC1-2 BB 1B	0-0 1-3		2	1	1	0	1	0	2											
Jeff Newman, R OBP: 0.238, SLG: 0.316 (1, 2)		0-3 K		0-0 SH1-3 1-H 2B		0-0 F8	4-0 FC1-2 BB		0-0 P6	4	0	1	2	1	1	4											
Jimmy Sexton, R OBP: 0.287, SLG: 0.322 (1, 6)		4-0 BB		0-0 SH1-3 2-3		0-0 6-3	0-0 FC1-2		0-0 HR	3	1	1	1	1	0	3											
Inning Stats	R: 0 E: 0 K: 0 S: 4	H: 2 LOB: 1 BB: 0 P: 4	R: 0 E: 0 K: 1 S: 6	H: 1 LOB: 3 BB: 2 P: 14	R: 0 E: 0 K: 0 S: 4	H: 1 LOB: 2 BB: 1 P: 8	R: 1 E: 0 K: 0 S: 5	H: 2 LOB: 2 BB: 1 P: 9	R: 0 E: 0 K: 0 S: 3	H: 0 LOB: 0 BB: 0 P: 3	R: 2 E: 0 K: 1 S: 8	H: 3 LOB: 3 BB: 2 P: 16	R: 0 E: 0 K: 1 S: 6	H: 1 LOB: 3 BB: 2 P: 14	R: 1 E: 0 K: 0 S: 6	H: 3 LOB: 2 BB: 0 P: 6	1B: 10 2B: 4 3B: 0 HR: 1	SF: 0 SAC: 1 DP: 1 HBP: 0	WP: 0 PB: 0 SB: 3 CS: 0	PA: 49							
PITCHER	IP	WLS	BF	H	R	ER	SO	BB	IBB	HBP	BLK	WP	HR	S	P	ERA	WHIP										
Dennis Lamp, R ERA: 4.36 (1, 1)	5.0		26	7	2	2	1	5	0	0	0	0	0	23	43	3.60	2.400										
Warren Brusstar, R ERA: 4.91 (6, 1)	1.0		4	1	1	1	0	0	0	0	0	0	0	4	4	9.00	1.000										
Sparky Lyle, L ERA: 4.91 (7, 1)	0.1		3	1	0	0	1	1	0	0	0	0	0	4	8	0.00	6.000										
Salome Barojas, R ERA: 3.61 (7, 1)	2.1	L	15	5	2	2	1	3	0	0	0	0	1	14	26	7.71	3.429										
Kevin Hickey, L ERA: 2.97 (9, 1)	0.1		1	0	0	0	0	0	0	0	0	0	0	1	1	0.00	0.000										

Oakland Athletics @ Chicago White Sox
Comiskey Park, Chicago, IL
Sat Sep 18 1982, 8:05 PM EDT
Att: 17,490 - Unknown

livebaseballscorecards.com

AB	39
R	5
H	14
RBI	5
BB	9
SO	3
LOB	31



Batter	1	2	3	4	5	6	7	8	9	AB	R	H	RBI	BB	SO	LOB
Lorenzo Gray, R OBP: 0.300, SLG: 0.125 (1, 5)	0-3 K	0-0 F9		4-0 S BB		4-0 1B 2B BB	0-0 4-3			3	1	0	0	2	1	3
Tom Paciorek, R OBP: 0.367, SLG: 0.490 Chris Nyman, R OBP: 0.254, SLG: 0.214 (1, 3) (8, PR) (9, 3)	4-0 BB 1B BB		0-0 F9	0-0 F7		0-0 2B 1B		0-0 FC3-6 1B		4	2	2	0	1	0	1
Harold Baines, L OBP: 0.319, SLG: 0.455 (1, 9)	4-0 1B 1B BB		0-0 1B 3B	0-3 K		0-0 P6		0-0 FC3-6 FC6-4		4	2	1	0	1	1	5
Greg Luzinski, R OBP: 0.389, SLG: 0.467 (1, 10)	0-0 1B 1B		0-0 HR 1B		4-0 S BB	0-0 1B 2B		0-0 FC6-4		4	1	3	5	1	0	1
Steve Kemp, L OBP: 0.383, SLG: 0.429 (1, 7)	0-0 1B		0-0 HR		0-3 K	0-0 1B		0-0 F8		5	1	3	3	0	1	2
Carlton Fisk, R OBP: 0.349, SLG: 0.422 Marc Hill, R OBP: 0.299, SLG: 0.343 (1, 2) (9, 2)	0-0 P5		0-3 K		0-0 P2		0-0 F7			4	0	0	0	0	1	3
Vance Law, R OBP: 0.336, SLG: 0.392 (1, 6)	0-0 F9		0-0 1B		0-0 F9		4-0 1B BB			3	0	1	0	1	0	3
Rusty Kuntz, R OBP: 0.308, SLG: 0.333 (1, 8)		0-0 6-3	0-3 K			4-0 1B 2B BB	0-0 1B			3	1	1	0	1	1	1
Jay Loviglio, R OBP: 0.240, SLG: 0.208 Ron Kittle, R OBP: 0.286, SLG: 0.357 Steve Dillard, R (1, 4) (7, PH) (8, 4)		0-0 CS 1B		0-0 P4		0-3 K	0-3 K			3	0	1	0	0	1	1

Inning Stats	R: 2	H: 2	E: 0	K: 1	S: 7	R: 0	H: 1	E: 0	K: 0	S: 3	R: 3	H: 4	E: 0	K: 2	S: 11	R: 0	H: 0	E: 0	K: 1	S: 5	R: 0	H: 0	E: 0	K: 1	S: 5	R: 3	H: 3	E: 0	K: 1	S: 7	R: 0	H: 1	E: 0	K: 1	S: 6	R: 0	H: 1	E: 0	K: 0	S: 4
	LOB: 2	BB: 2	P: 15	LOB: 0	BB: 0	P: 3	LOB: 1	BB: 0	P: 11	LOB: 1	BB: 1	P: 9	LOB: 1	BB: 1	P: 9	LOB: 2	BB: 2	P: 15	LOB: 2	BB: 2	P: 10	LOB: 1	BB: 1	P: 4	LOB: 1	BB: 0	P: 4	SF: 0	SAC: 0	DP: 0	HBP: 0	WP: 0	PA: 41	ERA	WHIP	ERA	WHIP			

PITCHER	IP	WLS	BF	H	R	ER	SO	BB	IBB	HBP	BLK	WP	HR	S	P	ERA	WHIP
Preston Hanna, R ERA: 4.89 (1, 1)	2.1	L	14	6	5	5	1	2	0	0	0	0	1	14	22	19.29	3.429
Steve McCatty, R ERA: 3.99 (3, 1)	3.0		13	1	1	1	5	3	0	0	0	0	0	20	32	3.00	1.333
John D'Acquisto, R ERA: 3.72 (6, 1)	0.0		2	1	0	0	0	1	0	0	0	0	0	1	5	∞	∞
Bob Owchinko, L ERA: 5.32 (6, 1)	2.2		12	4	2	2	1	1	0	0	0	0	0	13	17	6.75	1.875


BOTTOM

Oakland Athletics @ Chicago White Sox
Comiskey Park, Chicago, IL
Sun Sep 19 1982, 4:33 AM EDT
Att. 19,742 - Sunny

livebaseballscorecards.com

AB	34
R	8
H	12
RBI	8
BB	7
SO	7
LOB	22



Batter	1	2	3	4	5	6	7	8	9	AB R H RBI BB SO LOB	TOP											
George Wright, S OBP: 0.293, SLG: 0.375 (1, 8) BB BB	4-0 1B 3B BB	0-0 L4		0-0 1B 2B	0-3 K			0-0 F6		4 2 1 0 1 1 1												
Bill Sample, R OBP: 0.319, SLG: 0.393 (1, 7) X	0-0 1-2 3B 1B	0-0 6-3		0-0 2-H 3-H 1B		4-0 E SF8 BB		0-0 L9		4 2 2 2 1 0 0												
Buddy Bell, R OBP: 0.376, SLG: 0.428 Wayne Tolleson, S OBP: 0.163, SLG: 0.130 (8, PR) (8, 5) X	0-0 1-H 2-H 1B 3B	0-3 K		0-3 K		0-0 F8		0-0 1B 1B		5 1 2 2 0 2 2 0 0 0 0 0 0 0												
Larry Parrish, R OBP: 0.324, SLG: 0.417 Nick Capra, R (8, PR) (8, 9) X	0-0 1B HR 1B 3-H		0-0 F9	0-0 4-3		0-0 E9 SF8 1B		0-0 1B		5 1 3 1 0 0 1 0 0 0 0 0 0 0												
Johnny Grubb, L OBP: 0.375, SLG: 0.375 (1, 10) X	0-0 F4		0-0 BB 1B 1B	4-0 BB		0-0 SF8		0-3 K		3 1 1 1 1 1 3												
Dave Hostetter, R OBP: 0.301, SLG: 0.447 (1, 3) X	0-0 F3		4-0 1B 1-2 BB	0-3 K		0-3 K			0-3 K	4 0 0 0 1 3 4												
Jim Sundberg, R OBP: 0.323, SLG: 0.364 (1, 2) X	0-0 1-3 HR 1B		0-3 K		4-0 BB		0-0 G1-6-3 1B		0-0 6-3	4 1 2 0 1 1 2	AB 38 R 10 H 14 RBI 10 BB 5 SO 9 LOB 17											
Mike Richardt, R OBP: 0.275, SLG: 0.287 (1, 4) X	0-0 1-H 3-H HR		0-0 1-3 2-H 1B		0-0 F8		0-3 K		0-0 4-3	5 1 2 4 0 1 2												
Bucky Dent, R OBP: 0.235, SLG: 0.238 (1, 6) X	0-0 F7			0-0 2B 1B		0-0 F6		0-0 G1-6-3		4 1 1 0 0 0 2												
Inning Stats	R: 6 E: 0 K: 0 S: 8	H: 5 LOB: 0 BB: 1 P: 12	R: 0 E: 0 K: 1 S: 5	H: 0 LOB: 0 BB: 0 P: 5	R: 1 E: 0 K: 1 S: 6	H: 2 LOB: 2 BB: 1 P: 10	R: 2 E: 0 K: 2 S: 10	H: 3 LOB: 2 BB: 1 P: 14	R: 0 E: 0 K: 1 S: 5	H: 0 LOB: 1 BB: 1 P: 9	R: 1 E: 1 K: 1 S: 6	H: 1 LOB: 1 BB: 1 P: 10	R: 0 E: 0 K: 1 S: 5	H: 1 LOB: 0 BB: 0 P: 5	R: 0 E: 0 K: 1 S: 7	H: 2 LOB: 2 BB: 0 P: 7	R: 0 E: 0 K: 1 S: 5	H: 0 LOB: 0 BB: 0 P: 5	1B: 11 2B: 1 3B: 1 HR: 1	SF: 1 SAC: 0 DP: 1 HBP: 0	WP: 0 PB: 0 SB: 0 CS: 0	PA: 44
PITCHER	IP WLS BF H R ER SO BB IBB HBP BLK WP HR S P ERA WHIP																					
Matt Keough, R ERA: 5.8 (1, 1)	0.2 L 8 5 6 6 0 1 0 0 0 0 0 1 7 11 81.00 9.000																					
Preston Hanna, R ERA: 5.01 (1, 1)	5.1 25 6 4 4 6 4 0 0 0 0 0 0 33 49 6.75 1.875																					
John D'Acquisto, R ERA: 2.84 (7, 1)	3.0 11 3 0 0 3 0 0 0 0 0 0 0 17 17 0.00 1.000																					

Texas Rangers @ Oakland Athletics
Oakland-Alameda County Coliseum, Oakland, CA
Mon Sep 20 1982, 7:05 PM PDT
Att: 10,833 - Unknown

livebaseballscorecards.com

Batter	1	2	3	4	5	6	7	8	9	AB	R	H	RBI	BB	SO	LOB
Rickey Henderson, R OBP: 0.400, SLG: 0.376 (1, 7)	0-0 4-3 ①		0-0 HR ②		0-3 K ③		0-3 K ③			4	1	1	1	0	2	3
Dwayne Murphy, L OBP: 0.347, SLG: 0.412 (1, 8)	0-0 L9 ②		0-0 1-6-3 ③		0-0 L4 ③			0-0 G3 ①		4	0	0	0	0	0	2
Jeff Burroughs, R OBP: 0.373, SLG: 0.498 (1, 10)	0-0 F7 ③			0-0 5-3 ①		0-0 5-3 ①		4-0 BB ②		3	0	0	0	1	0	0
Tony Armas, R OBP: 0.274, SLG: 0.442 (1, 9)		0-0 F2 ①		0-0 F7 ②		0-3 K ②		0-0 L9 ②		4	0	0	0	0	1	1
Davey Lopes, R OBP: 0.297, SLG: 0.367 (1, 4)		0-0		0-0		0-0		0-3		3	0	1	0	0	0	0
Dave McKay, S OBP: 0.233, SLG: 0.272 (7, 4)		1B		L5		5-3		K		1	0	0	0	0	1	1
Mike Heath, R OBP: 0.298, SLG: 0.348 (1, 5)		0-0 F8 ②		0-0		0-0		0-0		4	1	1	1	0	0	1
Kelvin Moore, R OBP: 0.235, SLG: 0.354 (1, 3)		0-0 5-3 ③		0-0		0-0		0-3 HR ①		4	1	1	1	0	2	1
Jeff Newman, R OBP: 0.242, SLG: 0.319 (1, 2)			0-0 5-3 ①		0-0		0-0	0-0 F7 ②		4	0	2	0	0	0	0
Jimmy Sexton, R OBP: 0.292, SLG: 0.323 (1, 6)			0-0 F7 ②		0-0		0-0	4-0 1B ③		3	0	1	0	1	0	1

Inning Stats	R: 0	H: 0	E: 0	K: 0	S: 3	R: 0	H: 1	E: 0	K: 0	S: 4	R: 1	H: 1	E: 0	K: 0	S: 4	R: 0	H: 0	E: 0	K: 0	S: 3	R: 1	H: 3	E: 0	K: 1	S: 8	R: 0	H: 0	E: 0	K: 1	S: 5	R: 1	H: 1	E: 0	K: 2	S: 8	R: 0	H: 0	E: 0	K: 1	S: 5	R: 0	H: 1	E: 0	K: 1	S: 6	R: 0	H: 1	E: 0	K: 1	S: 6	1B: 4	SF: 0	2B: 0	SAC: 0	3B: 0	DP: 0	HR: 3	HBP: 0	WP: 0	PA: 36
--------------	------	------	------	------	------	------	------	------	------	------	------	------	------	------	------	------	------	------	------	------	------	------	------	------	------	------	------	------	------	------	------	------	------	------	------	------	------	------	------	------	------	------	------	------	------	------	------	------	------	------	-------	-------	-------	--------	-------	-------	-------	--------	-------	--------

PITCHER	IP	WLS	BF	H	R	ER	SO	BB	IBB	HBP	BLK	WP	HR	S	P	ERA	WHIP
Frank Tanana, L ERA: 4.21 (1, 1)	7.0	W	28	6	3	3	4	1	0	0	0	0	3	35	39	3.86	1.000
Danny Darwin, R ERA: 3.04 (8, 1)	2.0		8	1	0	0	2	1	0	0	0	0	0	11	15	0.00	1.000

TEXAS RANGERS @ OAKLAND ATHLETICS
Oakland-Alameda County Coliseum, Oakland, CA
 Mon Sep 20 1982, 7:05 PM PDT
 Att. 10,833 - Unknown

livebaseballscorecards.com

AB	34
R	3
H	7
RBI	3
BB	2
SO	6
LOB	10



Batter	1	2	3	4	5	6	7	8	9	AB R H RBI BB SO LOB	TOP
George Wright, S (1, 8) OBP: 0.294, SLG: 0.375	0-0 P3		0-0 FC6-4 1B		0-0 P3			4-0 BB		3 0 1 0 1 0 0	
Bill Sample, R (1, 7) OBP: 0.318, SLG: 0.395	0-0 6-3 2B		0-0 FC6-4 E 1-2 2-3			0-0 P3		0-0 F8		4 0 1 0 0 0 3	
Buddy Bell, R (1, 5) OBP: 0.375, SLG: 0.426	0-0 6-3 2-3		0-0 SF9			4-0 BB		0-0 F7		2 0 0 1 1 0 2	
Larry Parrish, R (1, 9) OBP: 0.321, SLG: 0.413	0-0 F7		0-3 K			0-0 P2		0-3 K		4 0 0 0 0 2 4	
Lamar Johnson, R (1, 10) OBP: 0.326, SLG: 0.360		0-0 4-3		0-0 F9		0-0 P4			0-0 1B 2B	4 0 1 0 0 0 1	
Dave Hostetter, R (1, 3) OBP: 0.298, SLG: 0.442		0-3 K		0-3 K			0-0 F7		0-0 5-3	4 0 0 0 0 2 1	
Jim Sundberg, R (1, 2) OBP: 0.325, SLG: 0.366		4-0 BB		0-3 K			0-0 6-3 2B		0-0 F7	3 0 1 0 1 1 1	
Mike Richardt, R (1, 4) OBP: 0.275, SLG: 0.286		0-0 P4			0-3 K		0-0 6-3		0-0 2-3 1B	4 0 1 0 0 1 2	
Bucky Dent, R (1, 6) OBP: 0.235, SLG: 0.235			4-0 FC6-4 1B SF9 BB		0-0 5-6-3		0-0 F9		0-0 F8	3 1 0 0 1 0 3	
Inning Stats	R: 0 E: 0 K: 0 S: 4 H: 1 LOB: 1 BB: 0 P: 4	R: 0 E: 0 K: 1 S: 5 H: 0 LOB: 1 BB: 1 P: 9	R: 1 E: 1 K: 1 S: 6 H: 1 LOB: 1 BB: 1 P: 10	R: 0 E: 0 K: 2 S: 7 H: 0 LOB: 0 BB: 0 P: 7	R: 0 E: 0 K: 1 S: 5 H: 0 LOB: 0 BB: 0 P: 5	R: 0 E: 0 K: 0 S: 3 H: 0 LOB: 1 BB: 1 P: 7	R: 0 E: 0 K: 0 S: 4 H: 1 LOB: 1 BB: 0 P: 4	R: 0 E: 0 K: 1 S: 5 H: 0 LOB: 1 BB: 1 P: 9	R: 0 E: 0 K: 0 S: 5 H: 2 LOB: 2 BB: 0 P: 5	1B: 2 2B: 3 3B: 0 HR: 0 SF: 1 SAC: 0 DP: 0 HBP: 0	WP: 0 PB: 0 SB: 0 CS: 0 PA: 36
PITCHER Tim Conroy, L (1, 1) ERA: 2.6	IP 9.0 WLS W BF 36 H 5 R 1 ER 1 SO 6 BB 4 IBB 0 HBP 0 BLK 0 WP 0 HR 0 S 44 P 60 ERA 1.00 WHIP 1.000	PITCHER IP WLS BF H R ER SO BB IBB HBP BLK WP HR S P ERA WHIP									

Texas Rangers @ Oakland Athletics
Oakland-Alameda County Coliseum, Oakland, CA

Tue Sep 21 1982, 7:05 PM PDT
Att. 7,778 - Unknown

livebaseballscorecards.com

AB 31
R 1
H 5
RBI 1
BB 4
SO 6
LOB 17



Batter	1	2	3	4	5	6	7	8	9	AB	R	H	RBI	BB	SO	LOB
Mike Davis, L (1, 7) OBP: 0.367, SLG: 0.449	0-0 1B 2B	0-0 P6		0-0 G3 SH5-3 1B	0-0 1-2 1B			0-0 F8		5	1	3	0	0	0	1
Dwayne Murphy, L (1, 8) OBP: 0.344, SLG: 0.409	0-3 K		0-0 4-1	0-0 SH5-3 1-2	0-0 G3			0-3 K		4	0	0	0	0	2	3
Dan Meyer, L (1, 3) OBP: 0.271, SLG: 0.363	4-0 1B 1B BB		0-0 FC6-4 1B	0-0 G3 2-3				0-0 P6 5-3		4	0	1	0	1	0	1
Tony Armas, R (1, 9) OBP: 0.276, SLG: 0.442	0-0 1B 1-2 2-H 1B		0-0 FC6-4 1-2f HR	4-0 IBB				0-0 5-3		3	1	1	1	1	0	1
Wayne Gross, L (1, 5) OBP: 0.344, SLG: 0.361	0-0 1-3 2-H 1B		0-0 1-H HR	0-0 P5				0-0 F9		4	1	2	2	0	0	2
Jeff Burroughs, R (1, 10) OBP: 0.375, SLG: 0.500	0-3 K		0-0 WP 2B		0-0 F7			4-0 FC6-4 BB		3	1	1	0	1	1	2
Davey Lopes, R (1, 4) OBP: 0.301, SLG: 0.366		4-0 S BB	4-0 WP 2B BB		4-0 1B 1B BB			0-3 K		1	2	0	0	3	1	1
Bob Kearney, R (1, 2) OBP: 0.218, SLG: 0.224		0-0 P2 1-2	0-0 1B 1-H 2-H 2B		0-0 F8			0-0 FC6-4 1-2f		4	0	1	2	0	0	3
Jimmy Sexton, R (1, 6) OBP: 0.298, SLG: 0.328		0-0 F8	0-0 2-3 1B		0-0 1B 1-H 1B			0-3 K		4	0	2	1	0	1	2

Inning Stats	R: 1	H: 3	E: 0	LOB: 2	K: 2	S: 9	P: 13	R: 0	H: 0	E: 0	LOB: 1	K: 0	S: 3	R: 4	H: 5	E: 0	LOB: 2	K: 0	S: 7	R: 0	H: 1	E: 0	LOB: 2	K: 0	S: 4	R: 1	H: 2	E: 0	LOB: 2	K: 0	S: 5	R: 0	H: 0	E: 0	LOB: 0	K: 0	S: 3	R: 0	H: 0	E: 0	LOB: 1	K: 2	S: 7	R: 0	H: 0	E: 0	LOB: 0	K: 1	S: 5
--------------	------	------	------	--------	------	------	-------	------	------	------	--------	------	------	------	------	------	--------	------	------	------	------	------	--------	------	------	------	------	------	--------	------	------	------	------	------	--------	------	------	------	------	------	--------	------	------	------	------	------	--------	------	------

PITCHER	IP	WLS	BF	H	R	ER	SO	BB	IBB	HBP	BLK	WP	HR	S	P	ERA	WHIP
Charlie Hough, R (1, 1) ERA: 3.77	3.0	L	18	8	5	5	2	3	0	0	0	1	1	19	31	15.00	3.667
Jon Matlack, L (4, 1) ERA: 3.54	5.0		21	3	1	1	3	2	1	0	0	0	0	24	36	1.80	1.000

BOTTOM

Texas Rangers @ Oakland Athletics
Oakland-Alameda County Coliseum, Oakland, CA

Tue Sep 21 1982, 7:05 PM PDT
Att. 7,778 - Unknown

livebaseballscorecards.com

AB	32
R	6
H	11
RBI	6
BB	6
SO	5
LOB	16



1B: 7	SF: 0	WP: 1	PA: 39
2B: 3	SAC: 1	PB: 0	
3B: 0	DP: 0	SB: 1	
HR: 1	HBP: 0	CS: 0	

Batter	1	2	3	4	5	6	7	8	9	AB R H RBI BB SO LOB	TOP											
Wayne Tolleson, S (1, 6) OBP: 0.167, SLG: 0.137	0-0 6-3		0-0 4-3			0-0 4-3		0-0 BB SF8 1B	0-0 P6	5 1 1 0 0 0 0												
Mike Richardt, R (1, 4) OBP: 0.274, SLG: 0.286	0-3 K		0-0 4-3			0-0 F8		0-0 1-2 BB 1B		4 1 1 0 0 1 0												
George Wright, S (1, 8) OBP: 0.296, SLG: 0.375	0-3 K			0-0 4-3		0-0 1B		4-0 BB 1B		3 0 1 0 1 1 0												
Pete O'Brien, L (1, 10) OBP: 0.278, SLG: 0.396		0-0 E3		0-0 F8		0-0 F7		0-0 SF8		3 0 0 1 0 0 1												
Pat Putnam, L (1, 3) OBP: 0.273, SLG: 0.306		0-0 F7		0-0 F9			0-0 FC3-6 1B	0-0 F9		4 0 1 0 0 0 3												
Bill Stein, R (1, 5) OBP: 0.302, SLG: 0.313		0-0 FC6-4 1B			0-0 1B		0-3 K	0-0 1-3 2-H 2B		4 0 2 1 0 1 2												
Terry Bogener, L (1, 7) OBP: 0.263, SLG: 0.308		0-0 1-2 1B		0-0 F8		0-0 FC3-6	0-0 F9			4 0 1 0 0 0 4												
Bob Johnson, R (1, 2) OBP: 0.174, SLG: 0.262		0-3 K		0-0 G5-4-3 1B		0-3 K		0-0 P2		4 0 1 0 0 2 3												
Nick Capra, R (1, 9) OBP: 0.200, SLG: 0.444			0-3 K		0-0 G5-4-3			0-0 HR	0-3 K	4 1 1 1 0 2 2												
Inning Stats	R: 0 E: 0 K: 2 S: 7	H: 0 LOB: 0 BB: 0 P: 7	R: 0 E: 1 K: 1 S: 7	H: 1 LOB: 2 BB: 0 P: 7	R: 0 E: 0 K: 1 S: 5	H: 0 LOB: 0 BB: 0 P: 5	R: 0 E: 0 K: 0 S: 3	H: 0 LOB: 0 BB: 0 P: 3	R: 0 E: 0 K: 0 S: 4	H: 2 LOB: 1 BB: 0 P: 4	R: 0 E: 0 K: 0 S: 4	H: 1 LOB: 1 BB: 0 P: 4	R: 0 E: 0 K: 2 S: 8	H: 1 LOB: 1 BB: 0 P: 8	R: 3 E: 0 K: 0 S: 7	H: 4 LOB: 2 BB: 1 P: 11	R: 0 E: 0 K: 1 S: 5	H: 0 LOB: 0 BB: 0 P: 5	1B: 7 2B: 1 3B: 0 HR: 1	SF: 1 SAC: 0 DP: 1 HBP: 0	WP: 0 PB: 0 SB: 0 CS: 0	PA: 37
PITCHER	IP WLS BF H R ER SO BB IBB HBP BLK WP HR S P ERA WHIP																					
Steve Baker, R (1, 1) ERA: 3.66	7.0 W 29 8 3 3 6 0 0 0 0 0 0 1 41 41 3.86 1.143																					
Dave Beard, R (8, 1) ERA: 3.51	2.0 S 8 1 0 0 1 1 0 0 0 0 0 0 9 13 0.00 1.000																					

Texas Rangers @ Oakland Athletics
Oakland-Alameda County Coliseum, Oakland, CA

Wed Sep 22 1982, 7:05 PM PDT
Att: 13,509 - Unknown

livebaseballscorecards.com

AB	35
R	3
H	9
RBI	3
BB	1
SO	7
LOB	15



Batter	1	2	3	4	5	6	7	8	9	AB	R	H	RBI	BB	SO	LOB
Rickey Henderson, R (1, 7) OBP: 0.399, SLG: 0.377	0-3 K		0-0 F8		0-0 2B	0-0 F8				4	1	1	0	0	1	1
Mike Davis, L (1, 3) OBP: 0.377, SLG: 0.472	0-0 6-3		0-0 CS 1B		0-0 1B 2B		0-0 F7			4	1	2	1	0	0	0
Dwayne Murphy, L (1, 8) OBP: 0.347, SLG: 0.409	4-0 WP BB		0-0 CS 1-2	0-0 1B 1B	4-0 1B IBB		0-0 G3			2	1	1	0	2	0	0
Tony Armas, R (1, 9) OBP: 0.276, SLG: 0.440	0-0 F7 1-2			0-0 P4	0-0 1-2 2-H 1B		0-0 F8			4	0	1	1	0	0	2
Jeff Burroughs, R (1, 10) OBP: 0.377, SLG: 0.498		0-3 K		0-0 1B 1-2 3B 1B	0-0 F8		4-0 BB BB BB			3	1	1	0	1	1	2
Wayne Gross, L (1, 5) OBP: 0.345, SLG: 0.365		0-0 G5-3 2B		0-0 1-3 2-H 3B 1B	0-0 F8		0-0 P3			4	1	2	1	0	0	3
Davey Lopes, R (1, 4) OBP: 0.305, SLG: 0.373		4-0 BB BB BB		0-0 1-H 3-H CS 3B		0-0 5-3 1B		0-0 F8		3	0	2	2	1	0	1
Bob Kearney, R (1, 2) OBP: 0.203, SLG: 0.208		0-0 G5-3 2-3f		0-0 6-3 3-H		0-0 5-3 1-2		0-0 5-3		4	0	0	0	0	0	5
Jimmy Sexton, R (1, 6) OBP: 0.292, SLG: 0.321			0-0 6-3		0-3 K	0-0 P6				3	0	0	0	0	1	1

Inning Stats	R: 0	H: 0	E: 0	K: 1	S: 5	R: 0	H: 1	E: 0	K: 1	S: 5	R: 0	H: 1	E: 0	K: 0	S: 3	R: 3	H: 4	E: 0	K: 0	S: 6	R: 2	H: 3	E: 0	K: 1	S: 8	R: 0	H: 1	E: 0	K: 0	S: 4	R: 0	H: 0	E: 0	K: 0	S: 3	R: 0	H: 0	E: 0	K: 0	S: 3	R: 0	H: 0	E: 0	K: 0	S: 3
	LOB: 1	BB: 1	P: 9	LOB: 1	BB: 1	P: 9	LOB: 0	BB: 0	P: 3	LOB: 0	BB: 0	P: 3	LOB: 2	BB: 1	P: 12	LOB: 1	BB: 0	P: 4	LOB: 0	BB: 0	P: 7	LOB: 1	BB: 1	P: 7	LOB: 0	BB: 0	P: 3	LOB: 0	BB: 0	P: 3	LOB: 1	BB: 1	P: 7	LOB: 0	SAC: 0	DP: 1	HBP: 0	WP: 1	PB: 0	SB: 0	CS: 2	PA: 36			

PITCHER	IP	WLS	BF	H	R	ER	SO	BB	IBB	HBP	BLK	WP	HR	S	P	ERA	WHIP
Mike Smithson, R ERA: 4.82	4.1	L	22	9	5	5	3	2	1	0	0	1	0	25	37	10.38	2.538
Jim Farr, R ERA: 3.6	3.2		13	1	0	0	0	1	0	0	0	0	0	12	16	0.00	0.545

BOTTOM

Texas Rangers @ Oakland Athletics
Oakland-Alameda County Coliseum, Oakland, CA

livebaseballscorecards.com

AB	31
R	5
H	10
RBI	5
BB	4
SO	3
LOB	15



1B: 6	SF: 0	WP: 1	PA: 36
2B: 3	SAC: 0	PB: 0	
3B: 1	DP: 1	SB: 0	
HR: 0	HBP: 0	CS: 2	

Wed Sep 22 1982, 7:05 PM PDT
Att. 13,509 - Unknown

Batter	1	2	3	4	5	6	7	8	9	AB R H RBI BB SO LOB	TOP											
Willie Wilson, S OBP: 0.369, SLG: 0.430 (1, 7) X	0-0 L9	4-0 1B 1B BB		X 0-0 1B		X 0-0 4-3		X 0-0 BB S 1B		4 1 2 0 1 0 0												
U L Washington, S OBP: 0.331, SLG: 0.398 (1, 6) X	0-0 F6	0-0 1B 2B 1B		X 0-0 L8		X 0-3 K		X 0-3 K		5 1 1 1 0 2 2												
George Brett, L OBP: 0.382, SLG: 0.519 (1, 5) X	0-0 1B 2B	0-0 1-3 2B 1B		X 0-0 L8		X 0-0 G3		X 4-0 BB IBB		4 2 2 1 1 0 1												
Amos Otis, R OBP: 0.335, SLG: 0.421 Cesar Geronimo, L OBP: 0.294, SLG: 0.457 (1, 8) X (2, PR) (2, 8)	0-0 1B 1B	4-0 2B WP BB		X 0-0 4-3		X 0-3 K		X 4-0 BB		1 0 1 1 1 0 0 2 1 0 0 1 1 1												
Hal McRae, R OBP: 0.371, SLG: 0.536 (1, 10) X	0-0 1-3 1B	0-0 WP 1-3 2B 2B		X 0-0 6-3		X 0-0 HR		X 0-3 K		5 1 3 3 0 1 3												
Lee May, R OBP: 0.393, SLG: 0.505 Ron Johnson, R (1, 3) X (2, 3)	0-0 G3	0-0 P6		X 4-0 1B BB		X 4-0 BB		X 0-3 K		2 0 0 0 0 0 4 1 0 0 0 2 1 0												
John Wathan, R OBP: 0.353, SLG: 0.331 (1, 2)		0-0 6-3 1B 1B		X 0-0 1-2 1B		X 0-0 F3		X 0-0 F8		4 1 2 0 1 0 1												
Steve Hammond, L OBP: 0.254, SLG: 0.316 (1, 9)		0-0 L7		X 0-3 K		X 0-0 3-1		X 0-0 F8		5 0 0 0 0 1 5												
Onix Concepcion, R OBP: 0.262, SLG: 0.291 (1, 4)		0-0 6-3		X 0-0 F9		X 0-0 F8				4 0 0 0 0 0 4												
Inning Stats	R: 1 E: 0 K: 0 S: 6	H: 3 LOB: 2 BB: 0 P: 6	R: 5 E: 0 K: 0 S: 7	H: 4 LOB: 2 BB: 2 P: 15	R: 0 E: 0 K: 0 S: 2	H: 0 LOB: 0 BB: 1 P: 6	R: 0 E: 0 K: 0 S: 4	H: 1 LOB: 1 BB: 0 P: 4	R: 0 E: 0 K: 1 S: 6	H: 1 LOB: 2 BB: 1 P: 10	R: 0 E: 0 K: 1 S: 5	H: 0 LOB: 0 BB: 0 P: 5	R: 1 E: 0 K: 1 S: 6	H: 1 LOB: 1 BB: 1 P: 10	R: 0 E: 0 K: 2 S: 8	H: 1 LOB: 3 BB: 2 P: 16	R: 0 E: 0 K: 1 S: 5	H: 0 LOB: 0 BB: 0 P: 5	1B: 8 2B: 2 3B: 0 HR: 1	SF: 0 SAC: 0 DP: 1 HBP: 0	WP: 1 PB: 0 SB: 1 CS: 0	PA: 44
PITCHER	IP WLS BF H R ER SO BB IBB HBP BLK WP HR S P ERA WHIP																					
Chris Codioli, R ERA: 4.32 (1, 1)	1.2 L 12 6 5 5 0 1 0 0 0 0 0 0 11 15 27.00 4.200																					
John D'Acquisto, R ERA: 2.93 (2, 1)	2.2 13 3 1 1 0 3 0 0 0 0 1 0 10 22 3.38 2.250																					
Bob Owchinko, L ERA: 5.27 (5, 1)	2.2 10 1 1 1 3 1 0 0 0 0 0 1 15 19 3.38 0.750																					
Preston Hanna, R ERA: 4.97 (8, 1)	0.2 4 1 0 0 1 0 1 0 0 0 0 0 5 9 0.00 1.500																					
Tom Underwood, L ERA: 3.06 (8, 1)	1.1 5 0 0 0 2 1 0 0 0 0 0 0 8 12 0.00 0.750																					

Kansas City Royals @ Oakland Athletics
Oakland-Alameda County Coliseum, Oakland, CA

Fri Sep 24 1982, 7:05 PM PDT
Att: 16,611 - Unknown

livebaseballscorecards.com

AB 37
R 7
H 11
RBI 6
BB 7
SO 6
LOB 21



Batter	1	2	3	4	5	6	7	8	9	AB R H RBI BB SO LOB
Rickey Henderson, R (1, 7) OBP: 0.401, SLG: 0.385	0-3 K CS		0-0 F7			0-0 BB 1B	0-0 1-H HR		0-0 L9-6-3 1B	5 1 3 2 0 1 0
Dwayne Murphy, L (1, 8) OBP: 0.348, SLG: 0.408	0-0 6-3 1-2			0-0 1B 1B		4-0 1-2 BB	0-3 K		0-0 L9-6-3 1-2	4 0 1 0 1 1 2
Jeff Burroughs, R (1, 10) OBP: 0.378, SLG: 0.502	0-0 2B			0-0 1-2 FC6-4 1B		0-3 K		0-0 F9		4 0 2 0 0 1 2
Tony Armas, R (1, 9) OBP: 0.275, SLG: 0.438	0-3 K			0-0 F9		0-0 L7		0-0 BB 1B		4 1 1 0 0 1 5
Davey Lopes, R (1, 4) OBP: 0.303, SLG: 0.370		0-0 F7		0-0 F7		0-3 K		0-0 L5		3 0 0 0 0 1 4
Dave McKay, S (7, 4) OBP: 0.232, SLG: 0.271										1 0 0 0 0 0 1
Mike Heath, R (1, 5) OBP: 0.300, SLG: 0.358		0-0 F9		0-0 FC6-4 1-2f			0-0 HR	4-0 1-2 BB		3 1 1 1 1 0 2
Kelvin Moore, R (1, 3) OBP: 0.222, SLG: 0.333		0-0 5-3			0-0 E3 G1-6-3		0-3 K	0-0 1-2 2-H 1B		3 0 0 0 0 1 0
Jimmy Sexton, R (8, 6) OBP: 0.297, SLG: 0.326										1 0 1 1 0 0 0
Bob Kearney, R (1, 2) OBP: 0.210, SLG: 0.214		0-0 F9		0-0 P4			0-0 HR 1B	0-0 4-3		3 1 1 0 0 0 1
Wayne Gross, L (8, PH) OBP: 0.344, SLG: 0.364										1 0 0 0 0 0 2
Fred Stanley, R (1, 6) OBP: 0.278, SLG: 0.220			0-0 F8		0-0 G1-6-3		0-0 P4		0-0 3-1	2 0 0 0 0 0 1
Joe Rudi, R (7, PH) OBP: 0.295, SLG: 0.304										1 0 0 0 0 0 1
Mike Davis, L (9, PH) OBP: 0.370, SLG: 0.463										1 0 0 0 0 0 0

Inning Stats	R: 0	H: 1	E: 0	K: 2	S: 8	R: 0	H: 0	E: 0	K: 0	S: 3	R: 0	H: 0	E: 0	K: 0	S: 3	R: 0	H: 2	E: 0	K: 0	S: 5	R: 0	H: 0	E: 1	K: 0	S: 3	R: 0	H: 1	E: 0	K: 2	S: 8	R: 3	H: 3	E: 0	K: 2	S: 10	R: 1	H: 2	E: 0	K: 0	S: 5	R: 0	H: 1	E: 0	K: 0	S: 3	1B: 7	2B: 2	3B: 0	HR: 2	SF: 0	SAC: 0	DP: 2	HBP: 0	WP: 1	PB: 0	SB: 0	CS: 1	PA: 38
--------------	------	------	------	------	------	------	------	------	------	------	------	------	------	------	------	------	------	------	------	------	------	------	------	------	------	------	------	------	------	------	------	------	------	------	-------	------	------	------	------	------	------	------	------	------	------	-------	-------	-------	-------	-------	--------	-------	--------	-------	-------	-------	-------	--------

PITCHER	IP	WLS	BF	H	R	ER	SO	BB	IBB	HBP	BLK	WP	HR	S	P	ERA	WHIP
Larry Gura, L (1, 1) ERA: 3.87	7.0	W	29	7	3	3	6	1	0	0	0	1	2	40	44	3.86	1.143
Dan Quisenberry, R (8, 1) ERA: 2.56	2.0		9	3	1	1	0	1	0	0	0	0	0	8	12	4.50	2.000

BOTTOM

Kansas City Royals @ Oakland Athletics
Oakland-Alameda County Coliseum, Oakland, CA

Fri Sep 24 1982, 7:05 PM PDT
Att. 16,611 - Unknown

livebaseballscores.com

AB	36
R	4
H	10
RBI	4
BB	2
SO	6
LOB	21



Batter	1	2	3	4	5	6	7	8	9	AB R H RBI BB SO LOB
Willie Wilson, S (1, 7) OBP: 0.369, SLG: 0.428	0-0 4-3	0-0 L9		0-0 FC4-6		0-0 1B			0-0 F7	5 0 1 0 0 0 3
U L Washington, S (1, 6) OBP: 0.331, SLG: 0.404	0-0 F5		0-0 HR	0-0 L8			0-0 6-3		0-3 K	5 1 1 1 0 1 2
George Brett, L (1, 5) OBP: 0.376, SLG: 0.510	0-0 F7		0-0 L9		0-0 F4		0-0 5-3		0-0 F9	5 0 0 0 0 0 0
Jerry Martin, R (1, 10) OBP: 0.314, SLG: 0.390		0-0 HR	0-0 1B		0-0 1B		0-0 5-3			4 1 3 1 0 0 0
John Wathan, R (1, 2) OBP: 0.347, SLG: 0.325		0-3 K	0-0 P4		0-0 F7			0-0 P3		4 0 0 0 0 1 2
Steve Hammond, L (1, 9) OBP: 0.242, SLG: 0.300		0-0 4-3	0-3 K		0-0 4-3			0-0 6-3		4 0 0 0 0 1 2
Ron Johnson, R (1, 3) OBP: 0.538, SLG: 0.600		0-0 2B		0-0 FC4-6 G3 1B		0-0 G3 1B		4-0 1B BB		3 1 3 0 1 0 0
Cesar Geronimo, L (1, 8) OBP: 0.318, SLG: 0.465		0-0 1B		0-0 G3		0-0 G3		0-0 1B		4 1 2 1 0 0 2
Onix Concepcion, R (1, 4) OBP: 0.256, SLG: 0.284		0-0 1B		0-0 E6 FC4-6		0-0 5-3		0-3 K		4 0 1 1 0 1 4

Kansas City Royals @ Oakland Athletics
Oakland-Alameda County Coliseum, Oakland, CA

AB	38
R	4
H	11
RBI	4
BB	1
SO	4
LOB	15



WP: 0	PA: 39
PB: 0	
SB: 0	
CS: 0	

Sun Sep 26 1982, 3:33 AM PDT
Att: 26,272 - Unknown

livebaseballscorecards.com

Inning Stats	R: 0	H: 0	E: 0	K: 0	S: 3	P: 3	R: 3	H: 4	E: 0	K: 1	S: 9	P: 9	R: 1	H: 2	E: 0	K: 1	S: 7	P: 7	R: 0	H: 1	E: 1	K: 0	S: 5	P: 5	R: 0	H: 1	E: 0	K: 0	S: 4	P: 4	R: 0	H: 2	E: 0	K: 0	S: 4	P: 4	R: 0	H: 0	E: 0	K: 0	S: 3	P: 3	R: 0	H: 1	E: 0	K: 1	S: 6	P: 10	R: 0	H: 0	E: 0	K: 1	S: 5	P: 5	1B: 7	SF: 0	2B: 2	SAC: 0	3B: 0	DP: 0	HR: 2	HBP: 0	WP: 0	PA: 39
--------------	------	------	------	------	------	------	------	------	------	------	------	------	------	------	------	------	------	------	------	------	------	------	------	------	------	------	------	------	------	------	------	------	------	------	------	------	------	------	------	------	------	------	------	------	------	------	------	-------	------	------	------	------	------	------	-------	-------	-------	--------	-------	-------	-------	--------	-------	--------

PITCHER	IP	WLS	BF	H	R	ER	SO	BB	IBB	HBP	BLK	WP	HR	S	P	ERA	WHIP
Matt Keough, R (1, 1) ERA: 5.75	7.2		35	11	4	4	2	1	0	0	0	0	2	38	42	4.70	1.565
Dave Beard, R (8, 1) ERA: 3.45	1.1	W	4	0	0	0	2	0	0	0	0	0	0	8	8	0.00	0.000

Batter	1	2	3	4	5	6	7	8	9	AB	R	H	RBI	BB	SO	LOB
Rickey Henderson, R OBP: 0.402, SLG: 0.387 (1, 7)	0-3 K		0-0 6-3		0-0 5-3		0-0 2B 1B			4	1	1	0	0	1	0
Mike Davis, L OBP: 0.381, SLG: 0.468 (1, 3)	0-0 1B S 1B		0-0 4-3		0-0 1-3		0-0 1-H 2-H 2B			4	0	2	2	0	0	0
Dwayne Murphy, L OBP: 0.349, SLG: 0.416 (1, 8)	0-0 E7 1B 1-2		0-0 HR		0-0 4-3		0-0 4-3			4	1	1	1	0	0	2
Tony Armas, R OBP: 0.276, SLG: 0.441 (1, 9)	0-0 1-2 2-3 1B		0-0 F9		0-0 HR		0-0 6-3			4	1	2	1	0	0	0
Wayne Gross, L OBP: 0.344, SLG: 0.362 (1, 5)	0-0 F5		0-0 F7		0-0 G3		0-3 K			4	0	0	0	0	1	3
Jeff Burroughs, R OBP: 0.377, SLG: 0.498 (1, 10)	0-0 5-3		0-3 K		0-3 K		0-0 1B 1B			4	1	1	0	0	2	3
Davey Lopes, R OBP: 0.306, SLG: 0.374 (1, 4)		0-0 F8		0-0 2B		0-0 L7		0-0 1B 1B		4	0	2	0	0	0	0
Mike Heath, R OBP: 0.299, SLG: 0.356 (1, 2)		0-3 K		0-3 K		0-0 5-3		0-0 1-3 2-H 1B		4	0	1	1	0	2	1
Fred Stanley, R OBP: 0.282, SLG: 0.226 (1, 6)		0-0 6-3		0-0 4-3		0-0 1B 2B 1B				3	1	1	0	0	0	0

Inning Stats	R: 0	H: 2	E: 1	K: 1	S: 8	LOB: 3	BB: 0	P: 8	R: 0	H: 0	E: 0	K: 1	S: 5	LOB: 0	BB: 0	P: 5	R: 1	H: 1	E: 0	K: 0	S: 4	LOB: 0	BB: 0	P: 4	R: 0	H: 1	E: 0	K: 2	S: 8	LOB: 1	BB: 0	P: 8	R: 0	H: 0	E: 0	K: 0	S: 3	LOB: 0	BB: 0	P: 3	R: 1	H: 1	E: 0	K: 1	S: 6	LOB: 0	BB: 0	P: 6	R: 2	H: 3	E: 0	K: 0	S: 6	LOB: 1	BB: 0	P: 6	R: 1	H: 3	E: 0	K: 1	S: 7	LOB: 2	BB: 0	P: 7
--------------	------	------	------	------	------	--------	-------	------	------	------	------	------	------	--------	-------	------	------	------	------	------	------	--------	-------	------	------	------	------	------	------	--------	-------	------	------	------	------	------	------	--------	-------	------	------	------	------	------	------	--------	-------	------	------	------	------	------	------	--------	-------	------	------	------	------	------	------	--------	-------	------

PITCHER	IP	WLS	BF	H	R	ER	SO	BB	IBB	HBP	BLK	WP	HR	S	P	ERA	WHIP
Bill Castro, R ERA: 3.21 (1, 1)	5.0		20	4	1	1	4	0	0	0	0	0	1	28	28	1.80	0.800
Bob Tufts, L ERA: 4.02 (6, 1)	1.2		9	4	3	3	1	0	0	0	0	0	1	11	11	16.20	2.400
Dan Quisenberry, R ERA: 2.6 (7, 1)	1.1	L	6	3	1	1	1	0	0	0	0	0	0	8	8	6.75	2.250

BOTTOM

Kansas City Royals @ Oakland Athletics
Oakland-Alameda County Coliseum, Oakland, CA

Sun Sep 26 1982, 3:33 AM PDT
Att. 26,272 - Unknown

livebaseballscores.com

AB	35
R	5
H	11
RBI	5
BB	0
SO	6
LOB	9



WP: 0	PA: 35
PB: 0	SB: 1
CS: 0	

Batter	1	2	3	4	5	6	7	8	9	AB R H RBI BB SO LOB	TOP									
Rickey Henderson, R OBP: 0.400, SLG: 0.386 Darrell Brown, S OBP: 0.368, SLG: 0.444	0-3 K			0-0 G3			0-0 2B		0-0 4-3	2 0 0 0 0 1 0 2 1 1 0 0 0 0	Oakland Athletics @ Texas Rangers Arlington Stadium, Arlington, TX Mon Sep 27 1982, 8:05 PM EDT Att. 7,263 - Unknown livebaseballscorecards.com									
Mike Davis, L OBP: 0.388, SLG: 0.485	0-0 G3			0-0 G6-4-3 1B			0-0 G6-4-3 1-H 2B		0-0 4-3	4 0 2 1 0 0 0										
Dwayne Murphy, L OBP: 0.350, SLG: 0.417	0-0 L4			0-0 G6-4-3 1-2f			4-0 G6-4-3 BB		0-0 2B	3 0 1 0 1 0 1										
Tony Armas, R OBP: 0.274, SLG: 0.438		0-0 P3		0-3 K			0-0 G6-4-3 1-2f 2-3		0-0 F7	4 0 0 0 0 1 3										
Wayne Gross, L OBP: 0.344, SLG: 0.360		0-0 L9		0-0 F7			4-0 FC5-4 BB			2 0 0 0 1 0 0										
Jeff Burroughs, R OBP: 0.373, SLG: 0.492		0-0 6-3		0-0 L9			0-0 FC5-4 1-2f			3 0 0 0 0 0 2										
Mike Heath, R OBP: 0.297, SLG: 0.353			0-0 5-3		0-3 K			0-0 F9		3 0 0 0 0 1 0										
Jimmy Sexton, R OBP: 0.291, SLG: 0.319			0-0 5-3		0-0 6-3			0-0 P4		3 0 0 0 0 0 0										
Fred Stanley, R OBP: 0.279, SLG: 0.223			0-3 K		0-0 F9			0-3 K		3 0 0 0 0 2 0										
Inning Stats	R: 0 E: 0 K: 1 S: 5	H: 0 LOB: 0 BB: 0 P: 5	R: 0 E: 0 K: 0 S: 3	H: 0 LOB: 0 BB: 0 P: 3	R: 0 E: 0 K: 1 S: 5	H: 0 LOB: 0 BB: 0 P: 5	R: 0 E: 0 K: 0 S: 3	H: 1 LOB: 0 BB: 0 P: 3	R: 0 E: 0 K: 1 S: 5	H: 0 LOB: 0 BB: 0 P: 5	R: 1 E: 0 K: 0 S: 4	H: 2 LOB: 2 BB: 2 P: 12	R: 0 E: 0 K: 1 S: 5	H: 0 LOB: 0 BB: 0 P: 5	R: 0 E: 0 K: 0 S: 4	H: 1 LOB: 1 BB: 0 P: 4	1B: 2 2B: 2 3B: 0 HR: 0	SF: 0 SAC: 0 DP: 2 HBP: 0	WP: 0 PB: 0 SB: 0 CS: 0	PA: 31
PITCHER Mike Smithson, R ERA: 4.08	IP: 9.0 WLS: W BF: 31 H: 4 R: 1 ER: 1 SO: 5 BB: 2 IBB: 0 HBP: 0 BLK: 0 WP: 0 HR: 0 S: 39 P: 47 ERA: 1.00 WHIP: 0.667											PITCHER	IP: 9.0 WLS: W BF: 31 H: 4 R: 1 ER: 1 SO: 5 BB: 2 IBB: 0 HBP: 0 BLK: 0 WP: 0 HR: 0 S: 39 P: 47 ERA: 1.00 WHIP: 0.667							



Batter	1	2	3	4	5	6	7	8	9	AB	R	H	RBI	BB	SO	LOB
Wayne Tolleson, S (1, 6) OBP: 0.155, SLG: 0.127	0-0 F7	0-0 G1-6-3		0-3 K		0-0 FC3-2				4	0	0	0	0	1	5
Mike Richardt, R (1, 4) OBP: 0.276, SLG: 0.285	4-0 FC6-4 BB		0-0 F8		0-0 FC4-6 1B	0-0 F9				3	0	1	0	1	0	2
George Wright, S (1, 8) OBP: 0.303, SLG: 0.377	0-0 P5		0-0 1B 2B		0-0 FC4-6		0-0 1B			4	0	2	0	0	0	2
Larry Parrish, R (1, 9) OBP: 0.314, SLG: 0.410	0-0 FC6-4		0-0 CS 1B		0-0 F8		0-3 K			4	0	1	0	0	1	3
Pete O'Brien, L (1, 10) OBP: 0.274, SLG: 0.393		0-0 FC4-6 1B	0-3 K		0-3 K		0-3 K			4	0	1	0	0	3	4
Pat Putnam, L (1, 3) OBP: 0.280, SLG: 0.322		0-0 FC4-6 1B 1B		0-0 1B 2B		0-0 FC5-6 1B	0-0 G3			4	2	2	0	0	0	2
Bill Stein, R (1, 5) OBP: 0.313, SLG: 0.325		0-0 1B 1B		0-0 FC5-4 1B		0-0 FC5-6 2B 1B	0-0 5-3			4	2	3	1	0	0	0
Terry Bogener, L (1, 7) OBP: 0.279, SLG: 0.321		0-0 1B 1B		0-0 FC5-4 1B		0-0 FC5-6 2B FC3-2	0-3 K			4	0	2	0	0	1	2
Bob Johnson, R (1, 2) OBP: 0.200, SLG: 0.304		0-0 G1-6-3 1B		0-0 FC5-4		0-0 FC3-2 2B	0-0 F8			4	0	2	3	0	0	2

Inning Stats	R: 0	H: 0	E: 0	K: 0	S: 3	R: 2	H: 4	E: 0	K: 0	S: 6	R: 0	H: 2	E: 0	K: 1	S: 6	R: 1	H: 3	E: 0	K: 1	S: 7	R: 0	H: 1	E: 0	K: 1	S: 6	R: 1	H: 3	E: 0	K: 0	S: 6	R: 0	H: 1	E: 0	K: 2	S: 8	R: 0	H: 0	E: 0	K: 1	S: 5
	LOB: 1	BB: 1	P: 7	LOB: 1	BB: 0	P: 6	LOB: 1	BB: 0	P: 6	LOB: 1	BB: 0	P: 6	LOB: 1	BB: 0	P: 6	LOB: 2	BB: 0	P: 6	LOB: 2	BB: 0	P: 6	LOB: 1	BB: 0	P: 8	LOB: 0	BB: 0	P: 5	SF: 0	SAC: 0	DP: 2	HBP: 0	WP: 0	PA: 36	PB: 0	SB: 0	CS: 1				

PITCHER	IP	WLS	BF	H	R	ER	SO	BB	IBB	HBP	BLK	WP	HR	S	P	ERA	WHIP
Rick Langford, R (1, 1) ERA: 4.21	8.0	L	36	14	4	4	6	1	0	0	0	0	0	47	51	4.50	1.875

BOTTOM

Oakland Athletics @ Texas Rangers
Arlington Stadium, Arlington, TX

Mon Sep 27 1982, 8:05 PM EDT
Att. 7,263 - Unknown

livebaseballscorecards.com

AB	35
R	4
H	14
RBI	4
BB	1
SO	6
LOB	22



Batter	1	2	3	4	5	6	7	8	9	AB	R	H	RBI	BB	SO	LOB
George Wright, S OBP: 0.304, SLG: 0.378 (1, 8)	0-0 CS 1B		0-0 FC2-5 E 1-2 2-3	0-0 F2			0-0 4-3		0-0 2-H 1B	5	1	2	1	0	0	5
Mike Richardt, R OBP: 0.275, SLG: 0.282 (1, 4)	0-3 K 1-2		0-0 F8		0-0 5-3		4-0 3-H BB		0-0 4-3	4	0	0	0	1	1	4
Lamar Johnson, R OBP: 0.330, SLG: 0.364 (1, 10)	0-0 F8		0-0 E7 1-H 2-H 2B		4-0 G6-4-3 BB		0-0 4-3			3	0	1	2	1	0	1
Larry Parrish, R OBP: 0.313, SLG: 0.409 (1, 9)		0-3 K	0-0 L6		0-0 G6-4-3 1-2f			0-0 6-3		1	0	0	0	0	1	0
Bill Sample, R OBP: 0.317, SLG: 0.396 (3, 7)										3	0	0	0	0	0	2
Dave Hostetler, R OBP: 0.301, SLG: 0.437 (1, 3)		0-0 1B		0-0 BB BB 1B		0-0 6-3		0-0 F8		4	0	2	0	0	0	0
Bill Stein, R OBP: 0.306, SLG: 0.318 (1, 5)		0-0 F8		0-0 F9		0-0 L6		0-0 F9		4	0	0	0	0	0	2
Bob Johnson, R OBP: 0.189, SLG: 0.286 (1, 2)		0-3 K		0-0 F7		0-0 5-3			0-0 1B 2B	3	0	0	0	0	1	2
Pete O'Brien, L OBP: 0.274, SLG: 0.393 (9, PH)										0	0	0	0	0	0	0
Jim Sundberg, R OBP: 0.324, SLG: 0.379 (9, PH)										1	1	1	0	0	0	0
Nick Capra, R OBP: 0.333, SLG: 0.500 (1, 7)			0-0 FC2-5 S 1B	4-0 BB BB BB	4-0 1-2 BB BB		0-0 WP 3B		0-0 F7	1	0	1	0	1	0	0
Johnny Grubb, L OBP: 0.372, SLG: 0.375 (7, PH)										2	1	1	0	0	0	1
Wayne Tolleson, S OBP: 0.180, SLG: 0.125 (1, 6)			4-0 FC2-5 E BB	4-0 1-2 2-3 BB			0-3 K		0-0 5-3	1	1	0	0	2	1	1
Bucky Dent, R OBP: 0.242, SLG: 0.242 (9, PH)										1	0	0	0	0	0	1

Inning Stats	R: 0	H: 1	E: 0	LOB: 0	K: 1	BB: 0	S: 5	P: 5	R: 0	H: 1	E: 0	LOB: 1	K: 2	BB: 0	S: 8	P: 8	R: 2	H: 2	E: 1	LOB: 1	K: 0	BB: 1	S: 5	P: 9	R: 0	H: 1	E: 0	LOB: 3	K: 0	BB: 2	S: 4	P: 12	R: 0	H: 0	E: 0	LOB: 0	K: 0	BB: 1	S: 2	P: 6	R: 0	H: 0	E: 0	LOB: 0	K: 0	BB: 0	S: 3	P: 3	R: 1	H: 1	E: 0	LOB: 1	K: 1	BB: 1	S: 6	P: 10	R: 0	H: 0	E: 0	LOB: 0	K: 0	BB: 0	S: 3	P: 3	R: 1	H: 2	E: 0	LOB: 1	K: 0	BB: 0	S: 5	P: 5	1B: 5	SF: 0	2B: 3	SAC: 0	3B: 1	DP: 2	HR: 0	HBP: 0	WP: 1	PA: 38	PB: 0	SB: 1	CS: 1
--------------	------	------	------	--------	------	-------	------	------	------	------	------	--------	------	-------	------	------	------	------	------	--------	------	-------	------	------	------	------	------	--------	------	-------	------	-------	------	------	------	--------	------	-------	------	------	------	------	------	--------	------	-------	------	------	------	------	------	--------	------	-------	------	-------	------	------	------	--------	------	-------	------	------	------	------	------	--------	------	-------	------	------	-------	-------	-------	--------	-------	-------	-------	--------	-------	--------	-------	-------	-------

PITCHER	IP	WLS	BF	H	R	ER	SO	BB	IBB	HBP	BLK	WP	HR	S	P	ERA	WHIP
Tim Conroy, L ERA: 2.82 (1, 1)	5.0	W	22	5	2	2	3	4	0	0	0	0	0	24	40	3.60	1.800
Preston Hanna, R ERA: 4.9 (6, 1)	3.0		11	1	1	1	1	1	0	0	0	1	0	12	16	3.00	0.667
Tom Underwood, L ERA: 3.06 (9, 1)	1.0	S	5	2	1	1	0	0	0	0	0	0	0	5	5	9.00	2.000

BOTTOM

Oakland Athletics @ Texas Rangers
Arlington Stadium, Arlington, TX

Tue Sep 28 1982, 8:05 PM EDT
Att: 19,258 - Unknown

livebaseballscorecards.com

AB	33
R	4
H	8
RBI	3
BB	5
SO	4
LOB	19



Batter	1	2	3	4	5	6	7	8	9	AB	R	H	RBI	BB	SO	LOB
Wayne Tolleson, S OBP: 0.169, SLG: 0.117 (1, 6)	0-0 4-3		0-0 1-3	0-0 1-3		0-0 4-3				4	0	0	0	0	0	4
Mike Richardt, R OBP: 0.279, SLG: 0.286 (1, 4)	0-0 E 1B		0-0 5-3		0-0 1B		0-0 SH1-3 1B			4	1	3	0	0	0	0
George Wright, S OBP: 0.306, SLG: 0.379 (1, 8)	0-0 E8 1-3 1B			0-0 1B 2B 1B	0-3 K		0-0 SH1-3 2-3			3	1	2	0	0	1	1
Larry Parrish, R OBP: 0.315, SLG: 0.410 (1, 9)	0-3 K			0-0 1-3 2B 1B	0-3 K		0-0 E S WP 1B			4	2	2	1	0	2	3
Pete O'Brien, L OBP: 0.273, SLG: 0.373 (1, 10)	0-0 4-3			4-0 1-2 2B BB	0-0 F5		0-0 3-H 1-4-3 1-3			3	1	0	0	1	0	4
Pat Putnam, L OBP: 0.287, SLG: 0.345 (1, 3)		0-3 K		0-0 4-3 1-H 2-H 3-H 2B		0-0 E9 2B	0-0 G3			4	0	2	3	0	1	0
Bill Stein, R OBP: 0.299, SLG: 0.310 (1, 5)		0-0 6-3		0-0 4-3		0-0 F9		0-0 F7		4	0	0	0	0	0	2
Terry Bogener, L OBP: 0.286, SLG: 0.316 Nick Capra, R OBP: 0.429, SLG: 0.545 (6, PH) (7, 7)		0-0 F7		4-0 BB		4-0 BB		0-0 CS S 1B		1	0	0	0	1	0	0
Bob Johnson, R OBP: 0.175, SLG: 0.264 (1, 2)			0-3 K	0-3 K		0-0 F2		0-3 K		1	0	0	0	0	3	5

Inning Stats	R	H	E	K	S	P	BB	IBB	HBP	BLK	WP	HR	S	P	ERA	WHIP
1	0	2	1	1	7	7	0	0	0	0	0	0	21	25	8.10	1.800
2	0	0	0	1	5	5	0	0	0	0	0	0	0	0	0.00	2.000
3	0	0	0	1	5	5	0	0	0	0	0	0	7	7	5.40	1.200
4	0	0	0	1	5	5	0	0	0	0	0	0	5	5	0.00	1.000
5	0	1	0	2	8	8	0	0	0	0	0	0	1	1	8.10	1.800
6	0	1	0	1	8	8	0	0	0	0	0	0	14	22	0.00	2.000
7	2	2	1	0	5	5	0	0	0	0	0	0	7	7	5.40	1.200
8	0	1	0	0	5	5	0	0	0	0	0	0	5	5	0.00	1.000
9	0	0	0	0	5	5	0	0	0	0	0	0	5	5	0.00	1.000

PITCHER	IP	WLS	BF	H	R	ER	SO	BB	IBB	HBP	BLK	WP	HR	S	P	ERA	WHIP
Steve Baker, R ERA: 4.3 (1, 1)	3.1		16	5	3	3	3	1	0	0	0	0	0	21	25	8.10	1.800
Bob Owchinko, L ERA: 5.06 (4, 1)	2.0		10	2	0	0	3	2	0	0	0	0	0	14	22	0.00	2.000
Dave Beard, R ERA: 3.49 (6, 1)	1.2	L	7	2	2	1	0	0	0	0	0	1	0	7	7	5.40	1.200
Preston Hanna, R ERA: 4.84 (8, 1)	1.0		3	1	0	0	1	0	0	0	0	0	0	5	5	0.00	1.000

BOTTOM

Oakland Athletics @ Texas Rangers
Arlington Stadium, Arlington, TX

Wed Sep 29 1982, 8:05 PM EDT
Att. 9,510 - Unknown

livebaseballscorecards.com

AB	32
R	5
H	10
RBI	4
BB	3
SO	7
LOB	19

WP: 1 PA: 36
PB: 0
SB: 2
CS: 1



Batter	1	2	3	4	5	6	7	8	9	AB R H RBI BB SO LOB	TOP	
Rickey Henderson, R OBP: 0.399, SLG: 0.386 (1, 10) X	0-0 4-3		0-3 K			0-3 K		0-0 HR 1B		4 1 1 0 0 2 0	Oakland Athletics @ Kansas City Royals Royals Stadium, Kansas City, MO Thu Sep 30 1982, 8:05 PM EDT Att. 18,676 - Unknown - 83 F	
Dwayne Murphy, L OBP: 0.349, SLG: 0.418 (1, 8) X	0-0 F8		0-0 4-3			0-0 E4		0-0 HR		4 1 1 2 0 0 0		
Davey Lopes, R OBP: 0.304, SLG: 0.369 Dave McKay, S OBP: 0.235, SLG: 0.271 (1, 4) X (8, PH) (8, 4)	0-0 L6			0-0 1-3		0-0 F8		4-0 BB		3 0 0 0 0 0 1 0 0 0 0 1 0 0		
Jeff Burroughs, R OBP: 0.371, SLG: 0.495 (1, 7) X		0-0 P4		0-0 5-3		0-0 4-3		0-0 4-3		4 0 0 0 0 0 2		
Tony Armas, R OBP: 0.276, SLG: 0.433 Mike Davis, L OBP: 0.414, SLG: 0.500 (1, 9) X (8, 9)		0-0 4-3		4-0 BB		0-0 5-3		0-0 G3-6-1 1B		2 0 0 0 1 0 0 1 0 1 0 0 0 0		
Mickey Klutts, R OBP: 0.218, SLG: 0.231 Wayne Gross, L OBP: 0.342, SLG: 0.358 (1, 5) X (7, PH) (7, 5)		0-0 F3		0-0 L5		0-0 F9		0-0 G3-6-1 1-2		2 0 0 0 0 0 1 2 0 0 0 0 0 1		
Kelvin Moore, R OBP: 0.239, SLG: 0.333 (1, 3) X			0-0 HR 4-3 1B		0-0 1-3		0-3 K		0-0 F9	4 1 1 0 0 1 0		
Bob Kearney, R OBP: 0.216, SLG: 0.209 (1, 2) X			0-0 4-3		0-3 K			0-0 L5		3 0 0 0 0 1 1		
Fred Stanley, R OBP: 0.283, SLG: 0.249 (1, 6) X			0-0 HR 2-H		0-0 L8			0-0 F3		3 1 1 2 0 0 0		
Inning Stats	R: 0 H: 0 E: 0 LOB: 0 K: 0 BB: 0 S: 3 P: 3	R: 0 H: 0 E: 0 LOB: 0 K: 0 BB: 0 S: 3 P: 3	R: 2 H: 2 E: 0 LOB: 0 K: 1 BB: 0 S: 7 P: 7	R: 0 H: 0 E: 0 LOB: 1 K: 0 BB: 1 S: 3 P: 7	R: 0 H: 0 E: 0 LOB: 0 K: 1 BB: 0 S: 5 P: 5	R: 0 H: 0 E: 1 LOB: 1 K: 1 BB: 0 S: 6 P: 6	R: 0 H: 0 E: 0 LOB: 0 K: 1 BB: 0 S: 5 P: 5	R: 2 H: 2 E: 0 LOB: 1 K: 0 BB: 1 S: 5 P: 9	R: 0 H: 1 E: 0 LOB: 0 K: 0 BB: 0 S: 3 P: 3	1B: 3 SF: 0 2B: 0 SAC: 0 3B: 0 DP: 1 HR: 2 HBP: 0		WP: 0 PA: 34 PB: 0 SB: 0 CS: 0
PITCHER Paul Splittorff, L ERA: 4.28 Mike Armstrong, R ERA: 3.25	IP WLS BF H R ER SO BB IBB HBP BLK WP HR S P ERA WHIP											PITCHER IP WLS BF H R ER SO BB IBB HBP BLK WP HR S P ERA WHIP
	(1, 1) 6.0 W 22 2 2 2 3 1 0 0 0 0 1 27 31 3.00 0.500											
	(7, 1) 3.0 S 12 3 2 2 1 1 0 0 0 0 1 13 17 6.00 1.333											

AB	32
R	4
H	5
RBI	4
BB	2
SO	4
LOB	6



Batter	1	2	3	4	5	6	7	8	9	AB	R	H	RBI	BB	SO	LOB
Willie Wilson, S (1, 7) Steve Hammond, L (8, 7) OBP: 0.367, SLG: 0.431 OBP: 0.254, SLG: 0.320	0-0 L9		0-0 4-3		0-0 F9		0-0 4-3	0-0 WP SF7 2B		4	0	0	0	0	0	0
U L Washington, S (1, 6) OBP: 0.330, SLG: 0.405	0-0 F7		4-0 3-1 2B BB		0-3 K		0-0 E S HR 1B	0-0 SF7 2-H		3	2	1	1	1	1	0
George Brett, L (1, 5) Greg Pryor, R (8, PR) (9, 5) OBP: 0.377, SLG: 0.507 OBP: 0.304, SLG: 0.376	0-3 K		0-0 3-1 BB		4-0 HR BB		4-0 E HR BB	0-0 1B		3	2	1	0	2	1	1
Hal McRae, R (1, 10) OBP: 0.371, SLG: 0.538		0-0 HR	0-0 2-H 2B		4-0 HR BB		0-0 E4 HR	0-3 K		4	3	2	2	1	1	3
Willie Aikens, L (1, 3) OBP: 0.341, SLG: 0.452		4-0 2B BB	0-3 K		0-0 HR		0-0 HR	0-0 F8		4	2	2	7	1	1	2
Frank White, R (1, 4) Onix Concepcion, R (8, 4) OBP: 0.316, SLG: 0.468 OBP: 0.252, SLG: 0.280		0-0 1-3 2B		0-3 K	0-0 P4		0-0 HR			4	1	2	1	0	1	0
Jerry Martin, R (1, 9) OBP: 0.316, SLG: 0.394		0-0 F9		4-0 5-3 BB		0-0 G1-6-3 1B	0-0 F8			3	0	1	0	1	0	2
John Wathan, R (1, 2) Jamie Quirk, L (8, 2) OBP: 0.339, SLG: 0.314 OBP: 0.253, SLG: 0.267		0-0 P6		0-0 5-3		0-0 G1-6-3 1-2f	0-0 E3			4	0	0	0	0	0	4
Cesar Geronimo, L (1, 8) OBP: 0.314, SLG: 0.491		0-0 3-1		0-0 F8		0-0 F8	0-0 F8			0	0	0	0	0	0	4

Inning Stats	R: 0	H: 0	E: 0	K: 1	S: 5	L: 0	LOB: 0	BB: 0	P: 5	R: 1	H: 2	E: 0	K: 0	S: 5	R: 1	H: 1	E: 0	K: 1	S: 6	R: 0	H: 0	E: 0	K: 1	S: 5	R: 3	H: 1	E: 0	K: 1	S: 6	R: 0	H: 1	E: 0	K: 0	S: 3	R: 5	H: 3	E: 2	K: 0	S: 8	R: 1	H: 2	E: 0	K: 1	S: 7
	0	0	0	1	5	0	0	0	5	1	2	0	0	5	1	1	0	1	6	0	0	0	1	5	0	3	1	0	0	0	0	3	5	3	2	8	1	2	0	1	7			

PITCHER	IP	WLS	BF	H	R	ER	SO	BB	IBB	HBP	BLK	WP	HR	S	P	ERA	WHIP
Mike Norris, R (1, 1) ERA: 4.76	5.0	L	24	4	5	5	4	5	0	0	0	0	2	27	47	9.00	1.800
John D'Acquisto, R (6, 1) ERA: 3.78	1.1		7	2	3	3	0	1	0	0	0	0	0	6	10	20.25	2.250
Bob Owchinko, L (7, 1) ERA: 5.21	0.2		5	2	2	1	0	0	0	0	0	0	2	5	5	13.50	3.000
Dave Beard, R (8, 1) ERA: 3.55	1.0		5	2	1	1	1	0	0	0	0	1	0	7	7	9.00	2.000

BOTTOM

Oakland Athletics @ Kansas City Royals
Royals Stadium, Kansas City, MO

Thu Sep 30 1982, 8:05 PM EDT
 Att: 18,676 - Unknown - 83 F

livebaseballscorecards.com

AB	34
R	11
H	10
RBI	11
BB	6
SO	5
LOB	16



1B:	3	SF:	1	WP:	1	PA:	41
2B:	3	SAC:	0	PB:	0	SB:	1
3B:	0	DP:	1	CS:	0		
HR:	4	HBP:	0				

Batter	1	2	3	4	5	6	7	8	9	AB R H RBI BB SO LOB	TOP		
Rickey Henderson, R OBP: 0.398, SLG: 0.385 (1, 7)	0-3 K		0-0 S 1B		0-0 G5-4-3 1-2f			0-0 5-3	0-0 FC6-4 1B 1-2f 2-3	5 0 1 0 0 1 3			
Mike Davis, L OBP: 0.413, SLG: 0.493 (1, 3)	0-0 E HR 1B		0-3 K 1-2			0-0 6-3		0-3 K	0-0 1B	5 1 2 1 0 2 1			
Dwayne Murphy, L OBP: 0.351, SLG: 0.424 (1, 8)	0-0 1-H HR		0-0 6-3			4-0 HR BB		4-0 FC5-4 BB	0-0 L4	3 2 1 2 2 0 3			
Tony Armas, R OBP: 0.274, SLG: 0.430 (1, 9)	0-0 F8		0-3 K			0-0 P6		0-0 FC5-4 1-2f		4 0 0 0 0 1 3			
Jeff Burroughs, R OBP: 0.372, SLG: 0.505 (1, 10)	0-0 F3			0-0 6-3		0-0 1-H HR			0-0 1B 1B	4 2 2 2 0 0 0			
Wayne Gross, L OBP: 0.342, SLG: 0.357 (1, 5)		0-0 4-3		0-0 F5		0-0 3-1			0-0 1B 1B	4 1 1 0 0 0 0			
Davey Lopes, R OBP: 0.302, SLG: 0.367 (1, 4)		0-0 L9		0-0 6-3			0-0 F7		0-0 F3	3 0 0 0 0 0 0 1 0 0 0 0 0 2			
Dave McKay, S OBP: 0.234, SLG: 0.269 (7, 4)													
Mike Heath, R OBP: 0.296, SLG: 0.350 (1, 2)		0-0 E5 FC4-6			0-0 L4		0-3 K		0-0 FC6-4 1B 1B 1-2 2-H	4 1 1 1 0 1 0			
Fred Stanley, R OBP: 0.287, SLG: 0.250 (1, 6)		0-0 FC4-6 1-2f			4-0 G5-4-3 BB		0-0 F8		0-0 FC6-4 1B 1-2 2-H	3 0 1 1 1 0 1			
Inning Stats	R: 2 E: 1 K: 1 S: 7 H: 2 LOB: 0 BB: 0 P: 7	R: 0 E: 1 K: 0 S: 4 H: 0 LOB: 1 BB: 0 P: 4	R: 0 E: 0 K: 2 S: 8 H: 1 LOB: 1 BB: 0 P: 8	R: 0 E: 0 K: 0 S: 3 H: 0 LOB: 0 BB: 0 P: 3	R: 0 E: 0 K: 0 S: 2 H: 0 LOB: 0 BB: 1 P: 6	R: 2 E: 0 K: 0 S: 4 H: 1 LOB: 0 BB: 1 P: 8	R: 0 E: 0 K: 1 S: 5 H: 0 LOB: 0 BB: 0 P: 5	R: 0 E: 0 K: 1 S: 5 H: 0 LOB: 1 BB: 1 P: 9	R: 3 E: 0 K: 0 S: 8 H: 5 LOB: 2 BB: 0 P: 8	1B: 7 2B: 0 3B: 0 HR: 2 SF: 0 SAC: 0 DP: 1 HBP: 0	WP: 0 PB: 0 SB: 1 CS: 0 PA: 39		
PITCHER	IP WLS BF H R ER SO BB IBB HBP BLK WP HR S P ERA WHIP											PITCHER	IP WLS BF H R ER SO BB IBB HBP BLK WP HR S P ERA WHIP
Bill Castro, R ERA: 3.45 (1, 1)	5.2 W 23 4 4 4 3 2 0 0 0 0 0 2 27 35 6.35 1.059												
Bob Tufts, L ERA: 4.5 (6, 1)	3.1 S 16 5 3 3 2 1 0 0 0 0 0 0 19 23 8.10 1.800												

Oakland Athletics @ Kansas City Royals
 Royals Stadium, Kansas City, MO
 Fri Oct 01 1982, 8:05 PM EDT
 Att. 26,369 - Unknown - 79 F

livebaseballscorecards.com

AB	36
R	7
H	9
RBI	7
BB	3
SO	5
LOB	13



Batter	1	2	3	4	5	6	7	8	9	AB	R	H	RBI	BB	SO	LOB
Willie Wilson, S OBP: 0.365, SLG: 0.428 Steve Hammond, L OBP: 0.252, SLG: 0.317 (1, 7) (7, PH) (8, 7)	L8		L8	FC6-4		F5	F7			4	0	0	0	0	0	3
U L Washington, S OBP: 0.335, SLG: 0.406 (1, 6)	L8		1B BB			FC5-4 1B	BB 3B BB	FC5-4 1B		3	1	2	0	2	0	0
George Brett, L OBP: 0.379, SLG: 0.507 Greg Pryor, R OBP: 0.304, SLG: 0.376 (1, 5) (9, 5)	HR 1B		1-3 1B			F7 1-2 2-3 BB	FC5-4 HR 1-2f			4	3	2	0	1	0	2
Hal McRae, R OBP: 0.371, SLG: 0.545 (1, 10)	HR		P6			FC5-4 2B	3B	F8		5	2	2	5	0	0	4
Willie Aikens, L OBP: 0.342, SLG: 0.457 (1, 3)	F8		F7			2B HR BB	5-3	HR		4	2	1	2	1	0	3
Frank White, R OBP: 0.317, SLG: 0.470 Onix Concepcion, R OBP: 0.251, SLG: 0.279 (1, 4) (8, PH) (9, 4)				5-3		HR 2B	F9	P6		4	1	2	1	0	0	1
Jerry Martin, R OBP: 0.319, SLG: 0.403 (1, 9)		G5-4-3 1B				FC5 1B HR		FC5-4 1B		4	1	3	3	0	0	1
Cesar Geronimo, L OBP: 0.312, SLG: 0.482 (1, 8)		4-3				FC5 1B	K	F7		4	0	1	0	0	1	1
Jamie Quirk, L OBP: 0.263, SLG: 0.316 John Wathan, R OBP: 0.339, SLG: 0.317 (1, 2) (4, PH) (5, 2)				FC5		BB 3B 2B		FC5-4		1	1	1	1	0	0	0
			HR	FC6-4						3	1	1	0	0	0	3

Inning Stats	R: 2	H: 2	E: 0	K: 0	S: 5	L: 0	LOB: 0	BB: 0	P: 5	R: 0	H: 1	E: 0	K: 0	S: 3	R: 1	H: 2	E: 0	K: 0	S: 5	R: 0	H: 2	E: 0	K: 0	S: 5	R: 4	H: 3	E: 0	K: 1	S: 8	R: 3	H: 2	E: 0	K: 0	S: 5	R: 0	H: 1	E: 0	K: 0	S: 4	R: 2	H: 2	E: 0	K: 0	S: 5
--------------	------	------	------	------	------	------	--------	-------	------	------	------	------	------	------	------	------	------	------	------	------	------	------	------	------	------	------	------	------	------	------	------	------	------	------	------	------	------	------	------	------	------	------	------	------

PITCHER	IP	WLS	BF	H	R	ER	SO	BB	IBB	HBP	BLK	WP	HR	S	P	ERA	WHIP
Brian Kingman, R ERA: 4.59 (1, 1)	3.1	L	17	7	3	3	0	1	0	0	0	0	2	16	20	8.10	2.400
Tom Underwood, L ERA: 3.26 (4, 1)	1.2		9	3	4	4	1	1	0	0	0	0	1	10	14	21.60	2.400
John D'Acquisto, R ERA: 5.29 (6, 1)	0.1		5	2	3	3	0	2	0	0	0	0	0	3	11	81.00	12.000
Steve Baker, R ERA: 4.56 (6, 1)	2.2		11	3	2	2	0	0	0	0	0	0	1	11	11	6.75	1.125


BOTTOM

Oakland Athletics @ Kansas City Royals
Royals Stadium, Kansas City, MO

Fri Oct 01 1982, 8:05 PM EDT
Att: 26,369 - Unknown - 79 F

AB	38
R	12
H	15
RBI	12
BB	4
SO	1
LOB	19

livebaseballscorecards.com



WP: 0	PA: 42
PB: 0	
SB: 0	
CS: 0	

Batter	1	2	3	4	5	6	7	8	9	AB R H RBI BB SO LOB	TOP																									
Rickey Henderson, R (1, 7) OBP: 0.398, SLG: 0.382	0-3 K	4-0 S BB		4-0 S 2B BB		0-3 K		0-0 F8		3 1 0 0 2 2 1																										
Dwayne Murphy, L (1, 8) OBP: 0.351, SLG: 0.421	4-0 1B BB	4-0 1-2 BB		0-0 F7		0-3 K		0-0 G6-3 1-2f		3 0 0 0 2 1 2																										
Davey Lopes, R (1, 4) OBP: 0.305, SLG: 0.374	0-0 1-3 S 1B	0-3 K		0-0 1-H 1B 2B			0-0 HR 2B		0-0 6-3	5 2 3 1 0 1 3																										
Jeff Burroughs, R (1, 10) OBP: 0.370, SLG: 0.500	0-0 F9		0-0 F3	0-0 2-H 1B		0-3 K		0-0 6-3		5 0 1 1 0 1 3																										
Tony Armas, R (1, 9) OBP: 0.275, SLG: 0.434	4-0 1-2 IBB		0-0 4-3	0-0 L8		0-0 2-H HR		0-0 F2		4 1 1 2 1 0 1																										
Mickey Klutts, R (1, 5) OBP: 0.222, SLG: 0.229	0-3 K		4-0 BB BB		0-3 K		0-0 1B 1B			1 0 0 0 1 1 3																										
Wayne Gross, L (5, PH) OBP: 0.342, SLG: 0.358										2 0 1 0 0 1 0																										
Kelvin Moore, R (1, 3) OBP: 0.257, SLG: 0.369		0-0 3B	4-0 1-2 BB		0-3 K		0-0 1-2 G6-4-3 1B			2 0 1 0 1 1 0	AB 34																									
Mike Davis, L (7, PH) OBP: 0.421, SLG: 0.500										1 0 1 0 0 0 0	R 4																									
Jeff Newman, R (1, 2) OBP: 0.240, SLG: 0.315		0-0 P3	0-3 K		0-0 P4		0-0 G6-4-3 1-2f			3 0 0 0 0 1 3	H 9																									
Mitchell Page, L (7, PH) OBP: 0.333, SLG: 0.474										1 0 0 0 0 0 2	RBI 4																									
Mike Heath, R (7, 2) OBP: 0.296, SLG: 0.350										0 0 0 0 0 0 0	BB 7																									
Jimmy Sexton, R (1, 6) OBP: 0.289, SLG: 0.317		0-3 K2-3		0-0 F8		0-0 F8		0-0 G6-3 1B		4 0 1 0 0 1 1	SO 10																									
											LOB 19																									
Inning Stats	R: 0 E: 0 K: 2 S: 8	H: 1 LOB: 3 BB: 2 P: 16	R: 0 E: 0 K: 2 S: 8	H: 1 LOB: 3 BB: 2 P: 16	R: 0 E: 0 K: 1 S: 5	H: 0 LOB: 2 BB: 2 P: 13	R: 2 E: 0 K: 0 S: 5	H: 2 LOB: 1 BB: 1 P: 9	R: 0 E: 0 K: 2 S: 7	H: 0 LOB: 0 BB: 0 P: 7	R: 2 E: 0 K: 1 S: 8	H: 4 LOB: 1 BB: 0 P: 8	R: 0 E: 0 K: 0 S: 3	H: 1 LOB: 0 BB: 0 P: 3	R: 0 E: 0 K: 0 S: 3	H: 0 LOB: 0 BB: 0 P: 3	1B: 5 2B: 2 3B: 1 HR: 1	SF: 0 SAC: 0 DP: 2 HBP: 0	WP: 0 PB: 0 SB: 4 CS: 0	PA: 41																
PITCHER	IP WLS BF H R ER SO BB IBB HBP BLK WP HR S P ERA WHIP																																			
Vida Blue, L (1, 1) ERA: 3.78	4.0		23	4	2	2	5	6	1	0	0	0	0	26	54	4.50	2.500																			
Mike Armstrong, R (5, 1) ERA: 3.2	2.0		6	0	0	0	4	0	0	0	0	0	0	14	14	0.00	0.000																			
Dan Quisenberry, R (7, 1) ERA: 2.57	3.0	W	12	5	2	2	1	0	0	0	0	0	1	14	14	6.00	1.667																			

Oakland Athletics @ Kansas City Royals
Royals Stadium, Kansas City, MO

Sat Oct 02 1982, 4:33 AM EDT
Att. 23,787 - Unknown - 76 F

AB	34
R	4
H	9
RBI	4
BB	7
SO	10
LOB	19



Batter	1	2	3	4	5	6	7	8	9	AB	R	H	RBI	BB	SO	LOB
Willie Wilson, S OBP: 0.365, SLG: 0.431 (1, 7)	0-0 2B 3B		0-0 1-3		0-0 1B	0-0 L6		0-0 L7		5	2	2	0	0	0	1
U L Washington, S OBP: 0.338, SLG: 0.412 (1, 6)	0-0 2B		0-0 F7 1B		0-0 P4		0-0 G4-6-3 1B		4	0	3	1	0	0	0	1
George Brett, L OBP: 0.378, SLG: 0.505 (1, 5)	0-0 F9		0-0 F7		0-0 WP 1B		0-0 G4-6-3		4	0	1	1	0	0	0	3
Hal McRae, R OBP: 0.369, SLG: 0.542 (1, 10)	0-0 6-3		0-0 L8		0-3 K		0-0 F8		4	0	0	0	0	0	1	3
Willie Aikens, L OBP: 0.345, SLG: 0.457 (1, 3)	0-3 K			4-0 WP 1B BB	4-0 WP IBB			0-0 SH5-4 1B	2	1	1	0	2	1	1	
Bombo Rivera, R OBP: 0.167, SLG: 0.167 (8, PR)									0	1	0	0	0	0	0	
Greg Pryor, R OBP: 0.304, SLG: 0.376 (9, 3)									0	0	0	0	0	0	0	
Frank White, R OBP: 0.318, SLG: 0.469 (1, 4)		0-0 F7		0-0 SH1-3	4-0 BB			0-0 SH 1B SH5-4 SF8	1	1	0	0	1	0	0	
Jerry Martin, R OBP: 0.317, SLG: 0.400 (1, 9)		0-0 F8		0-3 K	0-0 L7			0-0 SH5-4	3	0	0	0	0	0	1	4
John Wathan, R OBP: 0.342, SLG: 0.321 (1, 2)		0-0 1B		0-0 1B		0-0 P5		0-0 1B	4	0	3	2	0	0	0	
Cesar Geronimo, L OBP: 0.302, SLG: 0.470 (1, 8)		0-0 P4		0-0 6-3		0-0 F9		0-0 SF8	3	0	0	1	0	0	2	

Inning Stats	R: 1	H: 2	E: 0	K: 1	S: 7	R: 0	H: 1	E: 0	K: 0	S: 4	R: 0	H: 1	E: 0	K: 0	S: 4	R: 1	H: 2	E: 0	K: 1	S: 6	R: 1	H: 0	E: 0	K: 0	S: 3	R: 0	H: 1	E: 0	K: 0	S: 3	R: 2	H: 2	E: 1	K: 0	S: 6
	LOB: 1	BB: 0				LOB: 1	BB: 0				LOB: 1	BB: 1				LOB: 3	BB: 2				LOB: 0	BB: 0				LOB: 0	BB: 0				LOB: 1	BB: 0			

PITCHER	IP	WLS	BF	H	R	ER	SO	BB	IBB	HBP	BLK	WP	HR	S	P	ERA	WHIP
Matt Keough, R ERA: 5.72 (1, 1)	6.0		29	8	3	3	3	2	1	0	0	2	0	32	44	4.50	1.667
Tom Underwood, L ERA: 3.29 (7, 1)	1.1	L	5	1	2	1	0	0	0	0	0	0	0	5	5	6.75	0.750
Dave Beard, R ERA: 3.53 (8, 1)	0.2		3	1	0	0	0	0	0	0	0	0	0	3	3	0.00	1.500

BOTTOM

Oakland Athletics @ Kansas City Royals
Royals Stadium, Kansas City, MO

Sat Oct 02 1982, 4:33 AM EDT
Att: 23,787 - Unknown - 76 F

AB	30
R	5
H	10
RBI	5
BB	3
SO	3
LOB	15



WP	PA	ERA	WHIP
2	37		

Batter	1	2	3	4	5	6	7	8	9	AB R H RBI BB SO LOB	TOP											
Kevin Bell, R (1, 5) OBP: 0.333, SLG: 0.444	0-0 PB 1B	0-0 F9			0-0 FC4-6 1B		0-0 F7		0-3 K	5 1 2 0 0 1 2												
Dwayne Murphy, L (1, 6) OBP: 0.349, SLG: 0.418	0-3 K		0-0 1-3		0-0 FC4-6 G6-4-3 1-2f			0-3 K		4 0 0 0 0 2 2												
Davey Lopes, R (1, 8) OBP: 0.304, SLG: 0.371	0-0 F8		0-0 6-3		0-0 G6-4-3 1-2f			0-0 F9		3 0 0 0 0 0 2												
Rick Langford, R (5, 8)										1 0 0 0 0 0 0												
Darrell Brown, S (8, 9) OBP: 0.368, SLG: 0.444										0 0 0 0 0 0 0												
Jeff Burroughs, R (1, 7) OBP: 0.372, SLG: 0.505	0-0 1-H 1B		0-0 F9			0-0 6-3 2B		0-3 K		3 0 2 1 0 0 0												
Mike Davis, L (6, PR) OBP: 0.416, SLG: 0.493										1 0 0 0 0 1 0												
Tony Armas, R (1, 10) OBP: 0.275, SLG: 0.433	0-0 F9			0-0 6-3		0-3 K			0-0 F9 1B 1B	4 0 1 0 0 1 2												
Mike Norris, R (9, PR)										0 1 0 0 0 0 0												
Mike Heath, R (1, 9) OBP: 0.298, SLG: 0.352		0-0 F8		0-0 HR 1B		0-0 6-3 2-3			0-0 1-2 1B 1B	4 1 2 0 0 0 1												
Joe Rudi, R (1, 3) OBP: 0.301, SLG: 0.332		0-0 HR 2B		0-0 HR		0-0 1-3			0-0 F9 2-3	2 2 2 2 0 0 0												
Kelvin Moore, R (5, 3) OBP: 0.250, SLG: 0.358				1-H HR						2 0 0 0 0 0 4												
Dave McKay, S (1, 4) OBP: 0.235, SLG: 0.283		0-0 2-H HR		0-0 F9		0-3 K			0-0 P6	4 1 1 2 0 1 2												
Bob Kearney, R (1, 2) OBP: 0.218, SLG: 0.211		0-0 6-3		0-3 K			0-0 4-3		0-0 1-2 3-H 1B	4 0 1 1 0 1 0												
Inning Stats	R: 1 E: 0 K: 1 S: 7	H: 2 LOB: 1 BB: 0 P: 7	R: 2 E: 0 K: 0 S: 5	H: 2 LOB: 0 BB: 0 P: 5	R: 0 E: 0 K: 0 S: 3	H: 0 LOB: 0 BB: 0 P: 3	R: 2 E: 0 K: 1 S: 7	H: 2 LOB: 0 BB: 0 P: 7	R: 0 E: 0 K: 0 S: 3	H: 1 LOB: 0 BB: 0 P: 3	R: 0 E: 0 K: 1 S: 6	H: 1 LOB: 2 BB: 0 P: 6	R: 0 E: 0 K: 1 S: 5	H: 0 LOB: 0 BB: 0 P: 5	R: 0 E: 0 K: 2 S: 7	H: 0 LOB: 0 BB: 0 P: 7	R: 1 E: 0 K: 1 S: 8	H: 3 LOB: 2 BB: 0 P: 8	1B: 7 2B: 2 3B: 0 HR: 2	SF: 0 SAC: 0 DP: 1 HBP: 0	WP: 0 PB: 1 SB: 0 CS: 0	PA: 37
PITCHER	IP WLS BF H R ER SO BB IBB HBP BLK WP HR S P ERA WHIP																					
Larry Gura, L (1, 1) ERA: 4.03	5.0 L 21 7 5 4 2 0 0 0 0 0 0 2 25 25 7.20 1.400																					
Don Hood, L (6, 1) ERA: 3.51	1.0 4 1 0 0 1 0 0 0 0 0 0 0 6 6 0.00 1.000																					
Derek Botelho, R (7, 1) ERA: 4.13	1.0 3 0 0 0 1 0 0 0 0 0 0 0 5 5 0.00 0.000																					
Bud Black, L (8, 1) ERA: 4.58	1.0 3 0 0 0 2 0 0 0 0 0 0 0 7 7 0.00 0.000																					
Dave Frost, R (9, 1) ERA: 5.51	1.0 6 3 1 1 1 0 0 0 0 0 0 0 8 8 9.00 3.000																					

Oakland Athletics @ Kansas City Royals
Royals Stadium, Kansas City, MO
Sun Oct 03 1982, 4:33 AM EDT
Att. 24,488 - Unknown - 77 F

livebaseballscorecards.com

AB	37
R	6
H	11
RBI	6
BB	0
SO	7
LOB	15



Batter	1	2	3	4	5	6	7	8	9	AB	R	H	RBI	BB	SO	LOB
Onix Concepcion, R (1, 4) OBP: 0.256, SLG: 0.288	0-0 F3		0-0 HR 2B		0-0 PO 1B		0-0 F8			4	1	2	0	0	0	2
Greg Pryor, R (1, 5) OBP: 0.315, SLG: 0.388	0-0 2B		4-0 HR BB		0-0 PO 1-2	0-0 1B		0-0 F8		3	1	2	0	1	0	0
John Wathan, R (1, 2) OBP: 0.343, SLG: 0.328 Jamie Quirk, L (6, PH) OBP: 0.256, SLG: 0.308 (7, 2)	0-0 F2		0-0 HR 1-H 2-H			0-3 K		0-0 6-3		2	1	1	3	0	0	1
Jerry Martin, R (1, 10) OBP: 0.316, SLG: 0.399 Cesar Geronimo, L (6, PH) OBP: 0.305, SLG: 0.471	0-3 K		0-3 K			0-0 L7		0-0 FC5-4 1B		2	0	0	0	0	2	1
Bombo Rivera, R (1, 7) OBP: 0.100, SLG: 0.100		0-0 F9		0-0 F5		0-0 F8		0-0 FC5-4 1-2f		4	0	0	0	0	0	2
Ron Johnson, R (1, 3) OBP: 0.444, SLG: 0.429		0-3 K		0-0 6-3			0-0 4-3		0-3 K	4	0	0	0	0	2	0
Steve Hammond, L (1, 9) OBP: 0.252, SLG: 0.310		0-0 F7		0-0 F7			4-0 BB BB		0-3 K	3	0	0	0	1	1	0
Mark Ryal, L (1, 8) OBP: 0.143, SLG: 0.077			4-0 G5-4-3 BB		0-0 4-3		0-0 F8		0-0 6-3	3	0	0	0	1	0	1
Buddy Biancalana, S (1, 6) OBP: 0.667, SLG: 1.500			0-0 G5-4-3 1-2f		0-0 3B		4-0 BB 1-2			2	0	1	0	1	0	1

Inning Stats	R: 0	H: 1	E: 0	K: 1	S: 6	H: 0	LOB: 1	BB: 0	P: 6	R: 0	H: 0	E: 0	K: 1	S: 5	R: 3	H: 2	E: 0	K: 1	S: 6	R: 0	H: 0	E: 0	K: 0	S: 3	R: 0	H: 2	E: 0	K: 0	S: 3	R: 0	H: 1	E: 0	K: 1	S: 6	R: 0	H: 0	E: 0	K: 0	S: 3	R: 0	H: 1	E: 0	K: 0	S: 4	R: 0	H: 1	E: 0	K: 2	S: 7	R: 0	H: 0	E: 0	K: 2	S: 7	1B: 3	2B: 2	3B: 1	SF: 0	SAC: 0	DP: 1	HBP: 0	WP: 0	PB: 0	SB: 0	CS: 0	PA: 36
--------------	------	------	------	------	------	------	--------	-------	------	------	------	------	------	------	------	------	------	------	------	------	------	------	------	------	------	------	------	------	------	------	------	------	------	------	------	------	------	------	------	------	------	------	------	------	------	------	------	------	------	------	------	------	------	------	-------	-------	-------	-------	--------	-------	--------	-------	-------	-------	-------	--------

PITCHER	IP	WLS	BF	H	R	ER	SO	BB	IBB	HBP	BLK	WP	HR	S	P	ERA	WHIP
Tim Conroy, L (1, 1) ERA: 3.55	3.0		13	3	3	3	3	2	0	0	0	0	0	17	25	9.00	1.667
Brian Kingman, R (4, 1) ERA: 4.48	3.0	W	10	3	0	0	1	0	0	0	0	0	0	12	12	0.00	1.000
Preston Hanna, R (7, 1) ERA: 4.8	0.2		4	0	0	0	0	2	0	0	0	0	0	2	10	0.00	3.000
Dave Beard, R (7, 1) ERA: 3.44	2.1	S	8	1	0	0	2	0	0	0	0	0	0	12	12	0.00	0.429

BOTTOM

Oakland Athletics @ Kansas City Royals
Royals Stadium, Kansas City, MO

Sun Oct 03 1982, 4:33 AM EDT
Att: 24,488 - Unknown - 77 F

livebaseballscorecards.com

AB	31
R	3
H	7
RBI	3
BB	4
SO	6
LOB	10

