

Oakland Athletics - 1982

Batter	1	2	3	4	5	6	7	8	9	10	11	AB	R	H	RBI	BB	SO	LOB	TOP							
Rick Burleson, R OBP: 0.200, SLG: 0.200 (1, 6)	F4		6-3				5-3			6-3		5	0	1	0	0	0	1								
Fred Lynn, L OBP: 0.200, SLG: 0.400 (1, 8)	F9			G3	K			SH3-4		6-3		5	0	1	0	0	1	2								
Rod Carew, L OBP: 0.750, SLG: 0.667 (1, 3)	G3			L5-4	1B			SH3-4				3	1	2	0	1	0	0								
Reggie Jackson, L OBP: 0.600, SLG: 0.600 (1, 9)								F9	1B			5	0	3	0	0	2	2								
Don Baylor, R (1, 10)				L5	1B				SF8	1B		5	0	0	0	0	0	6								
Doug DeCinces, R (1, 5)				L5-4	1B																					
Brian Downing, R OBP: 0.500, SLG: 1.250 Juan Beniquez, R (9, PR) (9, 7)																										
Tim Foli, R (1, 4)																										
Bob Boone, R OBP: 0.500, SLG: 0.500 (1, 2)																										
Inning Stats	R: 0 E: 0 K: 0 S: 3	H: 0 LOB: 0 BB: 0 P: 3	R: 0 E: 0 K: 0 S: 3	H: 1 LOB: 0 BB: 0 P: 3	R: 0 E: 0 K: 1 S: 6	H: 1 LOB: 1 BB: 0 P: 6	R: 0 E: 0 K: 0 S: 4	H: 2 LOB: 1 BB: 0 P: 4	R: 1 E: 0 K: 2 S: 5	H: 3 LOB: 2 BB: 0 P: 10	R: 0 E: 0 K: 0 S: 3	H: 0 LOB: 0 BB: 0 P: 3	R: 0 E: 0 K: 1 S: 6	H: 1 LOB: 1 BB: 0 P: 6	R: 0 E: 0 K: 0 S: 4	H: 1 LOB: 2 BB: 0 P: 4	R: 0 E: 0 K: 1 S: 5	H: 0 LOB: 1 BB: 1 P: 9	R: 0 E: 0 K: 1 S: 5	H: 0 LOB: 1 BB: 1 P: 9	1B: 9 2B: 2 3B: 0 HR: 1	SF: 1 SAC: 1 DP: 1 HBP: 0	WP: 0 PB: 0 SB: 2 CS: 1	PA: 44		
PITCHER	IP 7.0	WLS 3	BF 28	H 9	R 2	ER 0	SO 3	BB 0	IBB 0	HBP 0	BLK 0	WP 0	HR 0	S 34	P 34	ERA 2.57	WHIP 1.286									
Rick Langford, R ERA: 2.57 Tom Underwood, L ERA: Jeff Jones, R ERA:	(1, 1)	(8, 1)	(8, 1)																							

California Angels @ Oakland Athletics
Oakland-Alameda County Coliseum, Oakland, CA

Tue Apr 06 1982, 6:05 PM PST
Att. 51,513 - Unknown - 50 F

AB 40
R 2
H 11
RBI 2
BB 2
SO 6
LOB 16



Batter	1	2	3	4	5	6	7	8	9	10	11	AB	R	H	RBI	BB	SO	LOB	BOTTOM							
Rickey Henderson, R OBP: 0.400, SLG: 0.250 (1, 7)	6-3		6-3			HR		F8		1-3		4	1	1	0	1	0	0								
Dwayne Murphy, L OBP: 0.400, SLG: 1.000 (1, 8)	6-3		G3			HR		F8				4	2	1	2	1	0	1								
Dan Meyer, L (1, 10)	F7			G3		K						5	0	0	0	0	1	2								
Tony Armas, R OBP: 0.200, SLG: 0.200 (1, 9)	F8			5-3		F2						5	0	1	0	0	0	2								
Wayne Gross, L OBP: 0.600, SLG: 0.600 (1, 5)						P5						5	0	3	0	0	0	0								
Jim Spencer, L (1, 3)						1B						4	0	0	0	1	1	3								
Davey Lopes, R OBP: 0.400, SLG: 0.250 (1, 4)						K						4	0	1	1	1	2	2								
Bob Kearney, R (1, 2)												4	0	0	0	0	0	1								
Fred Stanley, R (1, 6)												4	0	0	0	0	2	0								
Inning Stats	R: 0 E: 0 K: 0 S: 3	H: 0 LOB: 1 BB: 1 P: 7	R: 0 E: 0 K: 0 S: 4	H: 1 LOB: 1 BB: 0 P: 4	R: 0 E: 0 K: 1 S: 5	H: 0 LOB: 0 BB: 0 P: 5	R: 0 E: 0 K: 1 S: 7	H: 1 LOB: 1 BB: 0 P: 6	R: 0 E: 0 K: 1 S: 5	H: 0 LOB: 0 BB: 0 P: 5	R: 2 E: 0 K: 1 S: 7	H: 2 LOB: 0 BB: 0 P: 7	R: 0 E: 0 K: 0 S: 3	H: 0 LOB: 0 BB: 0 P: 3	R: 0 E: 0 K: 1 S: 7	H: 2 LOB: 2 BB: 0 P: 7	R: 0 E: 0 K: 1 S: 5	H: 0 LOB: 0 BB: 0 P: 5	R: 1 E: 0 K: 0 S: 3	H: 1 LOB: 3 BB: 3 P: 15	1B: 6 2B: 0 3B: 0 HR: 1	SF: 0 SAC: 0 DP: 0 HBP: 0	WP: 0 PB: 0 SB: 0 CS: 0	PA: 43		
PITCHER	IP 8.1	WLS L	BF 32	H 6	R 1	ER 2	SO 4	BB 1	IBB 0	HBP 0	BLK 0	WP 0	HR 1	S 39	P 43	ERA 2.16	WHIP 0.840									
Ken Forsch, R ERA: 2.16 Don Aase, R ERA: 3.86	(1, 1)	(9, 1)																								

California Angels @ Oakland Athletics
Oakland-Alameda County Coliseum, Oakland, CA

Tue Apr 06 1982, 6:05 PM PST
Att. 51,513 - Unknown - 50 F

AB 39
R 3
H 7
RBI 3
BB 4
SO 6
LOB 11



Batter	1	2	3	4	5	6	7	8	9	10	11	12	13	14	15	16	AB	R	H	RBI	BB	SO	LOB	TOP				
Rick Burleson, R OBP: 0.278, SLG: 0.188 (1, 6)	F8	5-3			2B E	F9			F9		K			K		BLK 1B BB	7	2	1	0	1	2	4					
Fred Lynn, L OBP: 0.444, SLG: 0.600 (1, 8)	1B SF8		F8		BB SF9	K			BB			K		F8		SF8	6	2	2	1	1	2	2					
Rod Carew, L OBP: 0.588, SLG: 0.643 (1, 3)	SF8 BB		CS BB		G3							6-3					7	0	2	1	1	2	3					
Reggie Jackson, L OBP: 0.333, SLG: 0.250 Bobby Clark, R (16, 7)			F9		E3 FC5 BB						K			F8		F8	7	0	0	0	0	1	2	3				
Don Baylor, R (1, 10)	SF8			5-3							F8			K			5	0	0	1	1	1	0					
Doug DeCinces, R OBP: 0.250, SLG: 0.727 (1, 5)	1-3					SF9								P4			5	2	2	3	1	0	2					
Brian Downing, R OBP: 0.417, SLG: 1.000 Juan Beniquez, R (9, 7) (16, 9)		SH2-4 1B		F3	FC5						K			F9		P5	4	0	1	0	0	0	2					
Tim Foli, R OBP: 0.214, SLG: 0.286 (1, 4)		SH2-4			FC6-4 1B				F9					P4			6	1	2	0	0	0	0					
Bob Boone, R OBP: 0.308, SLG: 0.250 Jose Moreno, S (11, PH) Joe Ferguson, R OBP: 1.000, SLG: 1.000 (11, 2)		5-3		FC6-4					6-3							E SF8 1B	4	0	1	0	1	0	2					
Inning Stats	R: 1 E: 0 K: 0 S: 5	H: 2 LOB: 2 BB: 1 P: 9	R: 0 E: 0 K: 0 S: 4	H: 1 LOB: 1 BB: 0 P: 4	R: 0 E: 0 K: 0 S: 2	H: 0 LOB: 0 BB: 1 P: 6	R: 1 E: 0 K: 0 S: 5	H: 2 LOB: 1 BB: 0 P: 5	R: 0 E: 0 K: 0 S: 3	H: 0 LOB: 0 BB: 0 P: 3	R: 0 E: 0 K: 1 S: 5	H: 0 LOB: 1 BB: 1 P: 9	R: 0 E: 0 K: 1 S: 4	H: 0 LOB: 0 BB: 0 P: 5	R: 0 E: 0 K: 1 S: 6	H: 1 LOB: 1 BB: 0 P: 6	R: 0 E: 0 K: 2 S: 7	H: 0 LOB: 0 BB: 0 P: 7	R: 0 E: 0 K: 2 S: 7	H: 0 LOB: 0 BB: 0 P: 7	R: 0 E: 0 K: 0 S: 7	H: 0 LOB: 0 BB: 0 P: 7	R: 4 E: 1 K: 0 S: 7	H: 4 LOB: 4 BB: 1 P: 11	1B: 10 2B: 1 3B: 0 HR: 2	SF: 3 SAC: 1 DP: 0 HBP: 0	WP: 0 PB: 0 SB: 1 CS: 2	PA: 67
PITCHER	IP 8.2	WLS 3	BF 38	H 8	R 4	ER 2	SO 1	BB 4	IBB 0	HBP 0	BLK 0	WP 0	HR 1	S 36	P 52	ERA 2.08	WHIP 1.385											
Matt Keough, R ERA: 2.08 Tom Underwood, L ERA: 0.00 Jeff Jones, R ERA: 9.82 Bob Cwchinko, L ERA: 2.08	(1, 1) (9, 1) (16, 1) (16, 1)	6.1 0.1 0.2	21 L 3	1 5 3	0 4 0	0 4 0	9 4 0	2 1 0	0 0 0	0 0 0	0 0 1	0 1 0	4 4 3	8 8 3	0.00 108.00 0.00	0.474 12.000 1.500												

California Angels @ Oakland Athletics
Oakland-Alameda County Coliseum, Oakland, CA
Thu Apr 08 1982, 6:05 PM PST
Att. 17,806 - Unknown

AB 56
R 8
H 13
RBI 6
BB 7
SO 10
LOB 19





Batter	1	2	3	4	5	6	7	8	9	10	11	12	13	14	15	16	AB	R	H	RBI	BB	SO	LOB	BOTTOM				
Rickey Henderson, R OBP: 0.529, SLG: 0.364 (1, 7)	4-3 S BB		3-1 3B BB		F7 2B		FC5-2 2B BB		BB		5-3			S BB		E 4-3 1B	3	3	2	1	5	0	0					
Dwayne Murphy, L OBP: 0.235, SLG: 0.286 (1, 8)	4-3		3-1		K		G3							K		4-3	6	0	0	1	2	2	7					
Dan Meyer, L OBP: 0.143, SLG: 0.429 Cliff Johnson, R OBP: 0.200, SLG: 0.222 (5, PH)	K		1B 3B		BB		FC5-2 2B		K					F7		F8	2	1	1	2	0	1	1					
Tony Armas, R OBP: 0.250, SLG: 0.375 (1, 9)	F8		E 1B		F7		F9							F9			7	0	2	2	0	0	7					
Wayne Gross, L OBP: 0.417, SLG: 0.364 (1, 5)		F8	E9		G3									F4			6	0	1	0	1	0	4					
Jim Spencer, L (1, 3) Joe Rudi, R OBP: 0.250, SLG: 0.143 (3, PH) (4, 3)		F8	5-3				F7							SH2-4 BB			1	0	0	0	0	0	0					
Davey Lopes, R OBP: 0.267, SLG: 0.154 (1, 4)		CS BB		1-3			F7							FC3-6 BB			4	0	1	0	1	1	2					
Bob Kearney, R (1, 2) Mickey Klutts, R OBP: 0.500, SLG: 0.750 (16, PH)		CS		G3			9-3							K			5	0	0	0	1	1	2					
Fred Stanley, R OBP: 0.167, SLG: 0.167 Jeff Burroughs, R OBP: 1.000, SLG: 1.000 Jimmy Seston, R (7, PH) (7, PH) Rob Picciolo, R OBP: 0.400, SLG: 0.400 Dave McKay, S (16, PH)			3-1 BB		G1-6-3 BB		G3 S FC5-2 1B		BB BB					K		F5	2	1	1	0	0	0	1					
Inning Stats	R: 0 E: 0 K: 1 S: 5	H: 0 LOB: 1 BB: 1 P: 9	R: 0 E: 0 K: 0 S: 2	H: 0 LOB: 0 BB: 1 P: 6	R: 3 E: 1 K: 0 S: 7	H: 3 LOB: 2 BB: 1 P: 11	R: 0 E: 0 K: 0 S: 2	H: 0 LOB: 0 BB: 1 P: 6	R: 0 E: 0 K: 0 S: 3	H: 0 LOB: 0 BB: 0 P: 3	R: 1 E: 0 K: 0 S: 4	H: 2 LOB: 3 BB: 1 P: 8	R: 0 E: 0 K: 1 S: 5	H: 0 LOB: 0 BB: 0 P: 5	R: 0 E: 0 K: 1 S: 3	H: 0 LOB: 1 BB: 1 P: 7	R: 0 E: 0 K: 1 S: 4	H: 0 LOB: 0 BB: 0 P: 8	R: 0 E: 0 K: 3 S: 9	H: 0 LOB: 1 BB: 1 P: 13	R: 0 E: 0 K: 0 S: 4	H: 2 LOB: 1 BB: 0 P: 4	R: 2 E: 1 K: 0 S: 5	H: 2 LOB: 2 BB: 0 P: 5	1B: 8 2B: 5 3B: 1 HR: 0	SF: 0 SAC: 1 DP: 4 HBP: 0	WP: 0 PB: 0 SB: 3 CS: 2	PA: 67
PITCHER	IP 2.2	WLS 13	BF 3	H 3	R 3	ER 3	SO 1	BB 3	IBB 0	HBP 0	BLK 0	WP 0	HR 0	S 12	P 24	ERA 10.12	WHIP 2.250											
Mike Witt, R ERA: 10.12 Andy Hassler, L ERA: 2.25 Steve Renko, R ERA: 2.25 Don Aase, R ERA: 1.00 Luis Sanchez, R ERA: 3.0	(1, 1) (3, 1) (5, 1) (9, 1) (14, 1)	1.2 4.0 4.2 3.0	8 15 17 13	1 1 0 4	0 1 0 2	0 0 0 1	1 1 0 3	2 1 0 0	0 0 0 0	0 0 0 0	0 0 0 0	0 0 0 0	0 0 0 18	8 16 36 22	0.00 2.25 0.00 3.00	1.800 1.250 1.071 1.667												

California Angels @ Oakland Athletics
Oakland-Alameda County Coliseum, Oakland, CA
Thu Apr 08 1982, 6:05 PM PST
Att. 17,806 - Unknown

AB 53
R 12
H 16
RBI 6
BB 12
SO 8
LOB 37



Batter	1	2	3	4	5	6	7	8	9	AB	R	H	RBI	BB	SO	LOB	TOP					
Julio Cruz, S OBP: 0.469, SLG: 0.385 (1,4)	F8		1B		FC5-4		F8		F7	5	0	1	0	0	0	1	Seattle Mariners @ Oakland Athletics Oakland-Alameda County Coliseum, Oakland, CA Sun Apr 11 1982, 6:05 PM PST Att: 19,003 - Unknown 					
Lenny Randle, S OBP: 0.400, SLG: 0.400 (1,5)	4-3		1B		FC1-6		WP		6-3	5	0	2	1	0	0	1						
Bruce Bochte, L OBP: 0.370, SLG: 0.381 (1,7) Dave Henderson, R (9, PR) OBP: 0.400, SLG: 0.400	6-3		1B				1B			4	0	2	0	1	0	2						
Steve Strouther, L (1,10)		6-3	4-3				FC4-6		4-3	4	0	0	0	1	0	5						
Al Cowens, R OBP: 0.200, SLG: 0.259 (1,9)		F9			E6		FC6-4		5-3	4	0	0	0	0	0	3						
Thad Bosley, L OBP: 0.384, SLG: 0.300 (1,8)		1B			F5				1B	4	0	2	0	0	0	1						
Jim Maler, R OBP: 0.379, SLG: 0.615 (1,3)					6-3				F8	4	0	1	0	0	0	2						
Bud Bulling, R OBP: 0.250, SLG: 0.250 (1,2)			6-3	1-3			4-3			4	0	1	0	0	0	1						
Todd Cruz, R OBP: 0.211, SLG: 0.211 (1,6) Joe Simpson, L (8, PH) OBP: 0.375, SLG: 0.381 Paul Serna, R (8,6)			1B	1B			FC5-4		F2	3	1	2	0	0	0	0						
									K	1	0	0	0	0	1	2						
										0	0	0	0	0	0	0						
Inning Stats	R: 0 E: 0 K: 0 S: 3	H: 0 LOB: 0 BB: 0 P: 3	R: 0 E: 0 K: 0 S: 4	H: 2 LOB: 2 BB: 0 P: 4	R: 1 E: 0 K: 0 S: 6	H: 3 LOB: 2 BB: 0 P: 6	R: 0 E: 1 K: 0 S: 4	H: 0 LOB: 1 BB: 0 P: 4	R: 0 E: 0 K: 0 S: 5	H: 2 LOB: 3 BB: 1 P: 9	R: 0 E: 0 K: 0 S: 3	H: 0 LOB: 0 BB: 0 P: 3	R: 0 E: 0 K: 1 S: 4	H: 1 LOB: 2 BB: 1 P: 8	R: 0 E: 0 K: 1 S: 7	H: 2 LOB: 2 BB: 0 P: 7	R: 0 E: 0 K: 0 S: 4	H: 1 LOB: 1 BB: 0 P: 4	1B: 10 2B: 1 3B: 0 HR: 0	SF: 0 SAC: 0 DP: 0 HBP: 0	WP: 1 PB: 0 SB: 0 CS: 0	PA: 40
PITCHER Rick Langford, R ERA: 1.89 (1,1)	IP: 9.0 WLS: W BF: 40 H: 11 R: 1 ER: 1 SO: 1 BB: 2 IBB: 0 HBP: 0 BLK: 0 WP: 1 HR: 0 S: 40 P: 48 ERA: 1.00 WHIP: 1.444															PITCHER	IP: WLS: BF: H: R: ER: SO: BB: IBB: HBP: BLK: WP: HR: S: P: ERA: WHIP:					

Batter	1	2	3	4	5	6	7	8	9	AB	R	H	RBI	BB	SO	LOB	BOTTOM					
Rickey Henderson, R OBP: 0.500, SLG: 0.458 (1,7)	CS		2B							3	1	3	1	1	0	0	Seattle Mariners @ Oakland Athletics Oakland-Alameda County Coliseum, Oakland, CA Sun Apr 11 1982, 6:05 PM PST Att: 19,003 - Unknown 					
Dwayne Murphy, L OBP: 0.156, SLG: 0.207 (1,8)	4-3		1B							4	0	1	1	0	1	5						
Dan Meyer, L OBP: 0.278, SLG: 0.313 (1,10)			2B							2	0	0	0	2	0	2						
Tony Armas, R OBP: 0.226, SLG: 0.290 (1,9)	F4		K							4	0	1	0	0	1	3						
Wayne Gross, L OBP: 0.304, SLG: 0.238 (1,5)			1B							3	0	0	0	1	0	1						
Jim Spencer, L (1,3) Joe Rudi, R (7, PH) OBP: 0.313, SLG: 0.231 (8,3)			2B							3	0	0	0	0	0	3						
			G3							1	0	0	0	0	0	1						
Dave McKay, S (1,4)			1B							4	0	0	0	0	2	0						
Bob Kearney, R OBP: 0.188, SLG: 0.133 (1,2)			F9							4	1	2	0	0	0	0						
Fred Stanley, R OBP: 0.300, SLG: 0.125 (1,6)			1B							2	1	0	0	2	0	1						
			2B																			
Inning Stats	R: 0 E: 0 K: 0 S: 3	H: 1 LOB: 1 BB: 1 P: 7	R: 0 E: 0 K: 0 S: 3	H: 0 LOB: 0 BB: 0 P: 3	R: 2 E: 0 K: 1 S: 7	H: 2 LOB: 3 BB: 3 P: 19	R: 1 E: 0 K: 1 S: 7	H: 2 LOB: 2 BB: 1 P: 11	R: 0 E: 0 K: 0 S: 3	H: 0 LOB: 0 BB: 0 P: 3	R: 0 E: 0 K: 1 S: 6	H: 1 LOB: 2 BB: 1 P: 10	R: 0 E: 0 K: 0 S: 4	H: 1 LOB: 1 BB: 0 P: 4	R: 0 E: 0 K: 1 S: 5	H: 0 LOB: 0 BB: 0 P: 5	R: 0 E: 0 K: 1 S: 5	H: 0 LOB: 0 BB: 0 P: 5	1B: 5 2B: 2 3B: 0 HR: 0	SF: 0 SAC: 0 DP: 0 HBP: 0	WP: 1 PB: 0 SB: 0 CS: 1	PA: 36
PITCHER Mike Moore, R ERA: 4.26 (1,1) Ed Vande Berg, L ERA: 2.25 (7,1)	IP: 6.1 WLS: L BF: 31 H: 7 R: 3 ER: 3 SO: 3 BB: 6 IBB: 0 HBP: 0 BLK: 0 WP: 0 HR: 0 S: 31 P: 55 ERA: 4.26 WHIP: 2.053															PITCHER	IP: WLS: BF: H: R: ER: SO: BB: IBB: HBP: BLK: WP: HR: S: P: ERA: WHIP:					

Batter	1	2	3	4	5	6	7	8	9	AB	R	H	RBI	BB	SO	LOB	TOP					
Rickey Henderson, R OBP: 0.500, SLG: 0.459 (1, 7)										4	0	1	0	0	0	1						
Joe Rudi, R OBP: 0.296, SLG: 0.182 (1, 3)										4	0	1	0	0	1	1						
Cliff Johnson, R OBP: 0.280, SLG: 0.364 (1, 10)										3	0	1	0	1	0	1						
Tony Armas, R OBP: 0.320, SLG: 0.468 (1, 8)										3	0	1	0	0	1	3						
Dwayne Murphy, L OBP: 0.176, SLG: 0.175 (5, 8)										1	0	0	0	0	0	0						
Jeff Burroughs, R OBP: 0.727, SLG: 1.000 (1, 9)										2	0	1	0	2	0	0						
Davey Lopes, R OBP: 0.257, SLG: 0.300 (1, 4)										4	0	0	0	0	0	5						
Dave McKay, S OBP: 0.200, SLG: 0.143 (1, 5)										3	0	2	0	1	1	1						
Jeff Newman, R OBP: 0.217, SLG: 0.455 (1, 2)										4	0	0	0	0	2	5						
Rob Picciolo, R OBP: 0.174, SLG: 0.174 (1, 6)										4	0	0	0	0	3	3						
Inning Stats	R: 0 E: 0 K: 2 S: 7	H: 1 LOB: 1 BB: 1 P: 11	R: 0 E: 1 K: 2 S: 8	H: 0 LOB: 2 BB: 1 P: 12	R: 0 E: 0 K: 0 S: 5	H: 2 LOB: 3 BB: 1 P: 9	R: 0 E: 0 K: 1 S: 6	H: 1 LOB: 1 BB: 0 P: 6	R: 0 E: 0 K: 0 S: 3	H: 1 LOB: 0 BB: 0 P: 3	R: 0 E: 0 K: 2 S: 8	H: 1 LOB: 1 BB: 0 P: 8	R: 0 E: 0 K: 0 S: 3	H: 0 LOB: 1 BB: 0 P: 3	R: 0 E: 0 K: 0 S: 3	H: 0 LOB: 1 BB: 1 P: 7	R: 0 E: 0 K: 1 S: 5	H: 1 LOB: 0 BB: 0 P: 5	1B: 6 2B: 1 3B: 0 HR: 0	SF: 0 SAC: 0 DP: 2 HBP: 0	WP: 0 PB: 0 SB: 4 CS: 1	PA: 37
PITCHER Floyd Bannister, L ERA: 3.51 (1, 1)	IP: 9.0 WLS: W BF: 36 H: 7 R: 0 ER: 0 SO: 8 BB: 4 IBB: 0 HBP: 0 BLK: 0 WP: 0 HR: 0 S: 48 P: 64 ERA: 0.00 WHIP: 1.222															PITCHER						

Oakland Athletics @ Seattle Mariners
The Kingdome, Seattle, WA
Fri Apr 16 1982, 9:05 PM EST
Att: 23,856 - Unknown

AB 32
R 0
H 7
RBI 0
BB 4
SO 8
LOB 20



Batter	1	2	3	4	5	6	7	8	9	AB	R	H	RBI	BB	SO	LOB	BOTTOM									
Julio Cruz, S OBP: 0.345, SLG: 0.239 (1, 4)										2	2	0	0	2	1	0										
Manny Castillo, S OBP: 0.279, SLG: 0.341 (1, 5)										4	1	2	1	0	0	0										
Bruce Bochte, L OBP: 0.304, SLG: 0.333 (1, 7)										3	1	1	1	1	0	1										
Thad Bosley, L OBP: 0.294, SLG: 0.250 (6, PR) (9, 7)										0	0	0	0	0	0	0										
Richie Zisk, R OBP: 0.457, SLG: 0.436 (1, 10)										3	0	0	0	1	3	3										
Jim Essian, R OBP: 0.425, SLG: 0.528 (1, 2)										4	0	0	0	0	0	4										
Al Cowens, R OBP: 0.275, SLG: 0.341 (1, 9)										3	1	1	3	1	0	0										
Joe Simpson, L OBP: 0.405, SLG: 0.406 (1, 8)										3	0	2	0	1	0	2										
Jim Maler, R OBP: 0.313, SLG: 0.477 (1, 3)										3	0	0	0	0	1	3										
Todd Cruz, R OBP: 0.200, SLG: 0.200 (1, 6)										3	0	1	0	0	0	1										
Inning Stats	R: 0 E: 0 K: 0 S: 3	H: 0 LOB: 0 BB: 0 P: 3	R: 0 E: 0 K: 1 S: 5	H: 0 LOB: 0 BB: 0 P: 5	R: 0 E: 0 K: 1 S: 5	H: 1 LOB: 0 BB: 0 P: 5	R: 4 E: 0 K: 1 S: 9	H: 4 LOB: 1 BB: 1 P: 13	R: 1 E: 0 K: 1 S: 6	H: 2 LOB: 1 BB: 1 P: 10	R: 0 E: 0 K: 0 S: 3	H: 0 LOB: 1 BB: 1 P: 7	R: 0 E: 0 K: 1 S: 5	H: 0 LOB: 0 BB: 0 P: 5	R: 0 E: 0 K: 0 S: 2	H: 0 LOB: 2 BB: 3 P: 14	R: 0 E: 0 K: 0 S: 2	H: 0 LOB: 3 BB: 1 P: 14	1B: 5 2B: 1 3B: 0 HR: 1	SF: 0 SAC: 0 DP: 1 HBP: 0	WP: 0 PB: 0 SB: 0 CS: 3	PA: 34				
PITCHER Mike Norris, R ERA: 4.19 (1, 1)	IP: 7.0 WLS: L BF: 29 H: 7 R: 5 ER: 5 SO: 5 BB: 3 IBB: 0 HBP: 0 BLK: 0 WP: 0 HR: 1 S: 36 P: 48 ERA: 6.43 WHIP: 1.429															PITCHER										
Bo McLaughlin, R ERA: 9.0 (8, 1)	0.2	4	0	0	0	0	3	0	0	0	0	0	1	13	0.00	4.500										
Bob Owchinko, L ERA: 3.38 (8, 1)	0.1	1	0	0	0	0	0	0	0	0	0	0	1	1	0.00	0.000										

Oakland Athletics @ Seattle Mariners
The Kingdome, Seattle, WA
Fri Apr 16 1982, 9:05 PM EST
Att: 23,856 - Unknown

AB 28
R 5
H 7
RBI 5
BB 6
SO 5
LOB 14



Batter	1	2	3	4	5	6	7	8	9	AB	R	H	RBI	BB	SO	LOB	TOP								
Rickey Henderson, R OBP: 0.541, SLG: 0.463 (1, 7)	4-0 CS BB		4-0 1-2 BB			4-0 S HR BB	4-0 G4-6-3 BB			0	1	0	0	4	0	0									
Dwayne Murphy, L OBP: 0.204, SLG: 0.271 (1, 8)	0-3 K		0-0 F8			4-0 HR BB	0-0 G4-6-3 1-2			3	1	0	0	1	1	5									
Dan Meyer, L OBP: 0.316, SLG: 0.611 (1, 10)	0-0 1-2 1B		0-3 K			0-0 HR			0-0 F5																
Wayne Gross, L OBP: 0.295, SLG: 0.225 (1, 5)	0-3 K			0-0 F3		0-0 4-1			0-3 K																
Jim Spencer, L OBP: 0.333, SLG: 0.536 (1, 3)		0-0 G3		0-0 G5-4-3 1B		0-0 4-3			0-3 K																
Jeff Burroughs, R OBP: 0.474, SLG: 0.462 Joe Rudi, R OBP: 0.296, SLG: 0.182 (1, 9) (9, 9)		0-3 K		0-0 G5-4-3 1-2		4-0 BB			0-0 4-3																
Dave McKay, S OBP: 0.211, SLG: 0.118 (1, 4)		4-0 PO BB			0-3 K	0-0 5-3			0-3 K																
Bob Kearney, R OBP: 0.214, SLG: 0.231 (1, 2)		0-0 PO 1-2	0-3 K		0-0 F8		0-0 E1 SH1-4		0-0 F8																
Rob Piccolo, R OBP: 0.200, SLG: 0.167 (1, 6)			4-0 BB BB		0-0 F7		0-0 SH1-4 1-2																		
Inning Stats	R: 0 H: 1 E: 0 K: 2 S: 7	H: 1 LOB: 1 BB: 1 P: 11	R: 0 H: 0 E: 0 K: 1 S: 4	H: 0 LOB: 0 BB: 1 P: 8	R: 0 H: 0 E: 0 K: 2 S: 7	H: 0 LOB: 2 BB: 2 P: 15	R: 0 H: 1 E: 0 K: 0 S: 3	H: 0 LOB: 0 BB: 0 P: 3	R: 0 H: 0 E: 0 K: 1 S: 5	H: 0 LOB: 0 BB: 0 P: 5	R: 3 H: 1 E: 0 K: 0 S: 4	H: 1 LOB: 1 BB: 3 P: 16	R: 0 H: 0 E: 1 K: 0 S: 3	H: 0 LOB: 1 BB: 1 P: 7	R: 0 H: 0 E: 0 K: 2 S: 7	H: 0 LOB: 0 BB: 0 P: 7	R: 0 H: 0 E: 0 K: 1 S: 5	H: 0 LOB: 0 BB: 0 P: 5	1B: 2 2B: 0 3B: 0 HR: 1	SF: 0 SAC: 1 DP: 2 HBP: 0	WP: 0 PB: 0 SB: 1 CS: 1	PA: 36			
PITCHER	IP	WLS	BF	H	R	ER	SO	BB	IBB	HBP	BLK	WP	HR	S	P	ERA	WHIP								
Ed Nunez, R ERA: 3.0 (1, 1)	5.2		24	3	3	3	6	7	0	0	0	0	1	29	57	4.76	1.765								
Mike Stanton, R ERA: 2.59 (6, 1)	0.2		4	0	0	0	0	1	0	0	0	0	0	3	7	0.00	1.500								
Ed Vande Berg, L ERA: 2.08 (7, 1)	2.2	W	7	0	0	0	3	0	0	0	0	0	0	13	13	0.00	0.000								

Oakland Athletics @ Seattle Mariners
The Kingdome, Seattle, WA
Sun Apr 18 1982, 6:33 AM EST
Att: 8,960 - Unknown

AB 26
R 3
H 3
RBI 3
BB 8
SO 9
LOB 10





Batter	1	2	3	4	5	6	7	8	9	AB	R	H	RBI	BB	SO	LOB	BOTTOM								
Lenny Randle, S OBP: 0.133, SLG: 0.133 (1, 4)	0-0 G3		0-0 F7		0-0 4-3			0-3 K		4	0	0	0	0	1	0									
Manny Castillo, S OBP: 0.275, SLG: 0.298 (1, 5)	4-0 1B SF8 BB		4-0 BB BB		0-0 F8			0-0 3-1		2	1	0	0	2	0	0									
Bruce Bochte, L OBP: 0.373, SLG: 0.405 (1, 7)	0-0 FC6-4 1-3 1B		4-0 1-2 BB			0-0 HR		0-0 3-1		3	1	2	1	1	0	0									
Richie Zisk, R OBP: 0.463, SLG: 0.543 (1, 10)	0-0 SF8		0-3 K		0-3 K			0-0 HR		3	1	1	2	0	2	2									
Jim Maier, R OBP: 0.304, SLG: 0.500 (1, 3)	0-0 FC6-4 1-2		0-0 F4		0-0 6-3			0-0 E9 SH2-4 1B 1B		4	1	1	0	0	0	3									
Al Cowens, R OBP: 0.271, SLG: 0.314 (1, 9)		0-0 5-3		0-0 5-3		0-0 CS 1B		4-0 1B SH2-4 IBB		3	0	1	0	1	0	0									
Joe Simpson, L OBP: 0.432, SLG: 0.500 (1, 8)		0-0 3B		0-0 F3		0-0 CS	0-0 G2		0-0 SH2-4	3	0	1	0	0	0	0									
Bud Bulling, R OBP: 0.385, SLG: 0.273 (1, 2)		0-3 K		0-3 K			0-0 1-3		4-0 1B IBB	3	0	0	0	1	2	1									
Todd Cruz, R OBP: 0.237, SLG: 0.263 (1, 6)		0-0 5-3			0-3 K		0-0 5-3		0-0 1B	4	0	1	1	0	1	1									
Inning Stats	R: 1 H: 1 E: 0 K: 0 S: 4	H: 1 LOB: 1 BB: 1 P: 8	R: 0 H: 1 E: 0 K: 1 S: 6	H: 1 LOB: 0 BB: 0 P: 6	R: 0 H: 0 E: 0 K: 1 S: 5	H: 0 LOB: 2 BB: 2 P: 13	R: 0 H: 0 E: 0 K: 1 S: 5	H: 0 LOB: 0 BB: 0 P: 5	R: 1 H: 2 E: 0 K: 1 S: 6	H: 2 LOB: 0 BB: 0 P: 6	R: 0 H: 0 E: 0 K: 0 S: 3	H: 0 LOB: 0 BB: 0 P: 3	R: 0 H: 0 E: 0 K: 1 S: 5	H: 0 LOB: 0 BB: 0 P: 5	R: 2 H: 3 E: 1 K: 0 S: 4	H: 3 LOB: 3 BB: 2 P: 12	1B: 4 2B: 0 3B: 1 HR: 2	SF: 1 SAC: 1 DP: 0 HBP: 0	WP: 0 PB: 0 SB: 0 CS: 1	PA: 37					
PITCHER	IP	WLS	BF	H	R	ER	SO	BB	IBB	HBP	BLK	WP	HR	S	P	ERA	WHIP								
Steve McCatty, R ERA: 4.29 (1, 1)	6.0		24	4	2	2	5	3	0	0	0	0	1	31	43	3.00	1.167								
Tom Underwood, L ERA: 1.04 (7, 1)	2.1	L	12	3	2	2	1	0	2	0	0	0	1	12	20	7.71	1.286								

Oakland Athletics @ Seattle Mariners
The Kingdome, Seattle, WA
Sun Apr 18 1982, 6:33 AM EST
Att: 8,960 - Unknown

AB 29
R 4
H 7
RBI 4
BB 5
SO 6
LOB 7





Batter	1	2	3	4	5	6	7	8	9	AB	R	H	RBI	BB	SO	LOB	TOP			
Jim Eisenreich, L (1.8) OBP: 0.412, SLG: 0.511	1-3		G3			G3			1B 2B BB	3	1	0	0	1	0	1	Minnesota Twins @ Oakland Athletics Oakland-Alameda County Coliseum, Oakland, CA Mon Apr 19 1982, 6:05 PM PST Att: 25,415 - Unknown - 72 F AB 34 R 5 H 7 RBI 5 BB 1 SO 6 LOB 8 			
Bobby Mitchell, L (1.7) OBP: 0.348, SLG: 0.278	1-3			4-3			K		F8	4	0	0	0	0	1	2				
Mickey Hatcher, R (1.9) OBP: 0.421, SLG: 0.389	1-3			F8			5-3		2B 1B	4	1	1	0	0	0	0				
Kent Hrbek, L (1.3) OBP: 0.418, SLG: 0.766		K		F8			F5		1B 1B 2B	4	1	1	3	0	1	0				
Gary Gaetti, R (1.5) OBP: 0.321, SLG: 0.540		6-3			6-3			6-3	1B 1B	4	1	1	0	0	0	0				
Randy Johnson, L (1.10) OBP: 0.472, SLG: 0.824			K		K			K	1B 1B	4	0	1	1	0	3	0				
Butch Wynegar, S (1.2) OBP: 0.279, SLG: 0.333				6-3 2B	K			1-3	1B FC6-4	4	0	2	1	0	1	0				
John Castino, R (1.4) OBP: 0.250, SLG: 0.250			6-3			6-3			1B FC6-4	4	1	1	0	0	0	3				
Ron Washington, R (9.6) OBP: 0.111, SLG: 0.111				2-3					1B FC6-4	0	0	0	0	0	0	0				
Lenny Faedo, R (1.6) OBP: 0.258, SLG: 0.233			6-3			F8			L8	2	0	0	0	0	0	1				
Rob Wilfong, L (9. PH) OBP: 0.214, SLG: 0.083										1	0	0	0	0	0	1				
Inning Stats	R: 0 E: 0 K: 0 S: 3	H: 0 LOB: 0 BB: 0 P: 3	R: 0 E: 0 K: 2 S: 7	H: 0 LOB: 0 BB: 0 P: 7	R: 0 E: 0 K: 0 S: 4	H: 1 LOB: 1 BB: 1 P: 4	R: 0 E: 0 K: 0 S: 3	H: 0 LOB: 0 BB: 0 P: 3	R: 0 E: 0 K: 1 S: 5	H: 0 LOB: 0 BB: 0 P: 5	R: 0 E: 0 K: 1 S: 5	H: 0 LOB: 0 BB: 0 P: 5	R: 0 E: 0 K: 1 S: 5	H: 0 LOB: 0 BB: 0 P: 5	R: 5 E: 0 K: 0 S: 9	H: 6 LOB: 2 BB: 1 P: 13	1B: 5 2B: 2 3B: 0 HR: 0	SF: 0 SAC: 0 DP: 0 HBP: 0	WP: 0 PB: 0 SB: 0 CS: 0	PA: 35
PITCHER Rick Langford, R (1.1) ERA: 3.82	IP: 9.0 WLS: L BF: 35	H: 7 R: 5 ER: 5 SO: 6	BB: 1 IBB: 0 HBP: 0 BLK: 0	WP: 0 HR: 0 S: 46 P: 50	ERA: 5.00 WHIP: 0.889	PITCHER														

Batter	1	2	3	4	5	6	7	8	9	AB	R	H	RBI	BB	SO	LOB	BOTTOM					
Rickey Henderson, R (1.7) OBP: 0.515, SLG: 0.422	5-3		F8		1-3				1-2 BB	4	0	0	0	1	1	1	Minnesota Twins @ Oakland Athletics Oakland-Alameda County Coliseum, Oakland, CA Mon Apr 19 1982, 6:05 PM PST Att: 25,415 - Unknown - 72 F AB 33 R 2 H 7 RBI 2 BB 6 SO 8 LOB 15 					
Dwayne Murphy, L (1.8) OBP: 0.220, SLG: 0.255	F8				3-1		S BB		K	3	0	0	0	2	1	2						
Cliff Johnson, R (1.10) OBP: 0.233, SLG: 0.296	K		K		F5		K		F6	5	0	0	0	0	3	5						
Tony Armas, R (1.9) OBP: 0.315, SLG: 0.510		HR		6-3		6-3	K			4	1	1	1	0	1	1						
Joe Rudi, R (1.3) OBP: 0.333, SLG: 0.240					F3				3-1	3	0	2	0	0	0	0						
Jimmy Sexton, R (6. PR)										0	1	0	0	0	0	0						
Jim Spencer, L (7.3) OBP: 0.323, SLG: 0.517		G5-4-3 1B				S 1B				1	0	0	0	0	0	0						
Davey Lopes, R (1.4) OBP: 0.295, SLG: 0.395		G5-4-3 1-2		1B		CS 1B			F9	3	0	1	1	1	0	1						
Dave McKay, S (1.5) OBP: 0.261, SLG: 0.190		6-3		S 1B		1-2 1B			K	4	0	2	0	0	1	0						
Jeff Newman, R (1.2) OBP: 0.269, SLG: 0.458			K						F9	2	0	1	0	1	1	0						
Wayne Cross, L (9. PH) OBP: 0.289, SLG: 0.220						FC5-4 1B				1	0	0	0	0	0	0						
Fred Stanley, R (1.6) OBP: 0.208, SLG: 0.050										3	0	0	0	0	0	5						
Dan Meyer, L (9. PH) OBP: 0.333, SLG: 0.611			E8		4-3	FC5-4 1-2			BB BB	0	0	0	0	1	0	0						
Inning Stats	R: 0 E: 0 K: 1 S: 5	H: 2 LOB: 0 BB: 0 P: 4	R: 1 E: 0 K: 0 S: 4	H: 2 LOB: 0 BB: 0 P: 4	R: 0 E: 1 K: 2 S: 8	H: 0 LOB: 2 BB: 1 P: 12	R: 0 E: 0 K: 0 S: 4	H: 1 LOB: 3 BB: 2 P: 12	R: 0 E: 0 K: 0 S: 3	H: 0 LOB: 0 BB: 0 P: 3	R: 1 E: 0 K: 0 S: 6	H: 4 LOB: 2 BB: 0 P: 6	R: 0 E: 0 K: 3 S: 9	H: 0 LOB: 1 BB: 1 P: 13	R: 0 E: 0 K: 1 S: 5	H: 0 LOB: 0 BB: 0 P: 5	R: 0 E: 0 K: 1 S: 5	H: 0 LOB: 2 BB: 2 P: 13	1B: 6 2B: 0 3B: 0 HR: 1	SF: 0 SAC: 0 DP: 1 HBP: 0	WP: 0 PB: 0 SB: 0 CS: 1	PA: 39
PITCHER Brad Havens, L (1.1) ERA: 2.31	IP: 4.0 WLS: 18 BF: 18	H: 3 R: 1 ER: 1 SO: 3	BB: 2 IBB: 1 HBP: 0 BLK: 0	WP: 0 HR: 1 S: 21 P: 33	ERA: 2.25 WHIP: 1.250	PITCHER																
Fernando Arroyo, R (5.1) ERA: 6.52	2.1 WLS: 11 BF: 4	H: 4 R: 1 ER: 1 SO: 1	BB: 1 IBB: 0 HBP: 0 BLK: 0	WP: 0 HR: 0 S: 12 P: 16	3.86 2.143																	
Ron Davis, R (7.1) ERA: 2.35	2.2 WLS: 10 BF: 0	H: 0 R: 0 ER: 0 SO: 4	BB: 2 IBB: 0 HBP: 0 BLK: 0	WP: 0 HR: 0 S: 16 P: 24	0.00 0.750																	

Batter	1	2	3	4	5	6	7	8	9	10	11	12	13	14	15	16	AB	R	H	RBI	BB	SO	LOB	TOP							
Jim Eisenreich, L OBP: 0.407, SLG: 0.471 (1, 8)																	6	1	1	0	2	2	5	Minnesota Twins @ Oakland Athletics Oakland-Alameda County Coliseum, Oakland, CA Tue Apr 20 1982, 6:05 PM PST Alt: 12,488 - Unknown - 73 F AB 56 R 11 H 33 RBI 3 BB 12 SO 12 LOB 40 							
Bobby Mitchell, L OBP: 0.346, SLG: 0.250 (7, PH) Gary Ward, R OBP: 0.250, SLG: 0.220 (7, 7)																	2	0	0	0	0	1	4								
Mickey Hatcher, R OBP: 0.407, SLG: 0.360 (1, 9)																	7	1	2	1	1	1	7								
Kent Hrbek, L OBP: 0.413, SLG: 0.727 (1, 3)																	8	0	3	2	0	0	6								
Randy Johnson, L OBP: 0.436, SLG: 0.757 (8, PH) Jesus Vega, R OBP: 0.368, SLG: 0.500 (8, PH)																	3	0	0	0	0	2	4								
John Castillo, R OBP: 0.333, SLG: 0.111 (10, 4)																	5	0	0	0	3	2	2								
Rob Wilfong, L OBP: 0.196, SLG: 0.075 (10, PH) Gary Gaetti, R OBP: 0.316, SLG: 0.509 (10, 5)																	4	0	0	0	0	2	3								
Sal Butera, R OBP: 0.400, SLG: 0.250 (9, PH) Bluch Wynegar, S OBP: 0.295, SLG: 0.302 (9, 2)																	2	0	1	0	1	0	0								
Lenny Faedo, R OBP: 0.294, SLG: 0.226 (9, PH) Dave Engle, R OBP: 0.317, SLG: 0.296 (9, 6) Ron Washington, R OBP: 0.250, SLG: 0.182 (9, 6)																		1	0	0	2	0	1								
Inning Stats	R: 1 E: 0 K: 0 S: 4	H: 1 LOB: 1 BB: 1 P: 6	R: 0 E: 0 K: 1 S: 4	H: 0 LOB: 2 BB: 3 P: 16	R: 1 E: 0 K: 1 S: 7	H: 2 LOB: 1 BB: 0 P: 7	R: 0 E: 0 K: 0 S: 3	H: 1 LOB: 0 BB: 0 P: 3	R: 0 E: 1 K: 1 S: 6	H: 1 LOB: 2 BB: 0 P: 7	R: 0 E: 0 K: 0 S: 3	H: 0 LOB: 0 BB: 0 P: 3	R: 0 E: 0 K: 0 S: 3	H: 1 LOB: 2 BB: 1 P: 10	R: 0 E: 0 K: 1 S: 6	H: 0 LOB: 0 BB: 0 P: 7	R: 0 E: 1 K: 1 S: 6	H: 0 LOB: 1 BB: 0 P: 6	R: 0 E: 0 K: 1 S: 6	H: 1 LOB: 2 BB: 1 P: 10	R: 0 E: 0 K: 1 S: 6	H: 1 LOB: 2 BB: 1 P: 10	R: 0 E: 0 K: 1 S: 6		H: 0 LOB: 0 BB: 0 P: 7	R: 0 E: 1 K: 1 S: 6	H: 0 LOB: 1 BB: 0 P: 6	1B: 10 2B: 1 3B: 0 HR: 0	SF: 0 SAC: 1 DP: 2 HBP: 1	WP: 2 PB: 0 SB: 0 CS: 0	PA: 70
PITCHER	IP 8.0	WLS 34	BF 5	H 2	R 2	ER 2	SO 3	BB 0	IBB 0	HBP 0	BLK 0	WP 0	HR 0	S 33	P 58	ERA 2.25	WHIP 1.375														
Mike Norris, R ERA: 3.92 (1, 1)	0.1	5	2	1	1	1	2	0	0	0	0	1	0	5	13	27.00	12.000														
Jeff Jones, R ERA: 5.19 (9, 1)	3.0	12	2	0	0	2	1	1	0	0	1	0	14	22	0.00	1.000															
Bob Ovwchinko, L ERA: 2.45 (9, 1)	4.2	W	19	2	0	0	6	2	0	0	0	0	0	29	37	0.00	0.857														
Dave Beard, R ERA: (12, 1)																															

Batter	1	2	3	4	5	6	7	8	9	10	11	12	13	14	15	16	AB	R	H	RBI	BB	SO	LOB	BOTTOM						
Rickey Henderson, R OBP: 0.508, SLG: 0.464 (1, 7)																		7	1	2	0	1	0	3	Minnesota Twins @ Oakland Athletics Oakland-Alameda County Coliseum, Oakland, CA Tue Apr 20 1982, 6:05 PM PST Alt: 12,488 - Unknown - 73 F AB 57 R 14 H 44 RBI 4 BB 6 SO 10 LOB 27 					
Dwayne Murphy, L OBP: 0.227, SLG: 0.259 (1, 8)																		7	0	2	0	0	3	4						
Dan Meyer, L OBP: 0.362, SLG: 0.585 (1, 10)																		5	0	2	2	2	0	2						
Tony Armas, R OBP: 0.328, SLG: 0.509 (1, 9)																	6	1	2	0	1	1	4							
Wayne Gross, L OBP: 0.269, SLG: 0.208 (1, 5)																		7	1	1	0	0	2	9						
Jim Spencer, L OBP: 0.289, SLG: 0.444 (1, 3)																	7	0	1	0	0	2	2							
Davey Lopes, R OBP: 0.256, SLG: 0.409 (1, 4)																		6	1	2	2	0	1	0						
Mike Heath, R OBP: 0.286, SLG: 0.167 (1, 2)																		6	0	1	0	1	1	2						
Rob Piccolo, R OBP: 0.172, SLG: 0.143 (1, 6) Jeff Burroughs, R OBP: 0.306, SLG: 0.500 (12, PH) Jimmy Sexton, R OBP: 0.307, SLG: 0.500 (12, PH) Fred Stanley, R OBP: 0.237, SLG: 0.048 (13, 6)																		4	0	0	0	0	1	1						
Inning Stats	R: 0 E: 0 K: 0 S: 3	H: 1 LOB: 0 BB: 0 P: 3	R: 1 E: 0 K: 1 S: 7	H: 2 LOB: 1 BB: 0 P: 7	R: 1 E: 0 K: 0 S: 5	H: 2 LOB: 1 BB: 0 P: 5	R: 0 E: 0 K: 0 S: 3	H: 0 LOB: 0 BB: 0 P: 5	R: 0 E: 0 K: 0 S: 5	R: 0 E: 0 K: 0 S: 4	H: 1 LOB: 1 BB: 0 P: 4	R: 0 E: 0 K: 0 S: 7	H: 2 LOB: 2 BB: 0 P: 7	R: 0 E: 0 K: 1 S: 5	H: 0 LOB: 0 BB: 0 P: 5	R: 0 E: 0 K: 1 S: 5	H: 0 LOB: 0 BB: 0 P: 5	R: 0 E: 0 K: 1 S: 7	H: 0 LOB: 0 BB: 0 P: 11	R: 0 E: 0 K: 1 S: 5	H: 0 LOB: 0 BB: 0 P: 5	R: 0 E: 0 K: 2 S: 7	H: 0 LOB: 0 BB: 0 P: 11	R: 1 E: 0 K: 1 S: 6		H: 2 LOB: 3 BB: 1 P: 14	1B: 12 2B: 2 3B: 0 HR: 0	SF: 2 SAC: 1 DP: 1 HBP: 0	WP: 1 PB: 0 SB: 0 CS: 0	PA: 66
PITCHER	IP 8.0	WLS 32	BF 7	H 3	R 3	ER 3	SO 2	BB 2	IBB 0	HBP 0	BLK 0	WP 1	HR 0	S 34	P 42	ERA 3.38	WHIP 1.125													
Albert Williams, R ERA: 2.74 (1, 1)	3.0	12	3	0	0	2	0	0	0	0	0	0	16	16	0.00	1.000														
Doug Corbett, R ERA: 2.97 (9, 1)	4.2	L	22	4	1	1	6	2	2	0	0	0	0	30	46	1.93	1.286													
Bobby Castillo, R ERA: 6.59 (12, 1)																														

Batter	1	2	3	4	5	6	7	8	9	AB	R	H	RBI	BB	SO	LOB	TOP					
Gary Ward, R OBP: 0.224, SLG: 0.200 (1, 7)	1-3		4-3		SF9		6-3		4-3	4	0	0	1	0	0	1	Minnesota Twins @ Oakland Athletics Oakland-Alameda County Coliseum, Oakland, CA Wed Apr 21 1982, 3:33 AM PST Att: 18,118 - Unknown - 73 F AB 33 R 2 H 8 RBI 2 BB 3 SO 3 LOB 14 					
Mickey Hatcher, R OBP: 0.387, SLG: 0.379 (1, 8)	5-3		F8		2B		L7			4	0	1	1	0	0	0						
Dave Engle, R OBP: 0.311, SLG: 0.282 (1, 9)	1B			G3	K			5-3		4	0	1	0	0	1	2						
Kent Hrbek, L OBP: 0.403, SLG: 0.695 (1, 3)	L5			1B	6-3			F9		4	0	1	0	0	0	3						
Jesus Vega, R OBP: 0.391, SLG: 0.500 (1, 10)		6-3		G4-3	L7			FC6-4		4	0	2	0	0	0	0						
Gary Gaetti, R OBP: 0.326, SLG: 0.500 (1, 5)		1B		G4-3	FC6-4			FC6-4		3	0	1	0	1	0	3						
John Castino, R OBP: 0.313, SLG: 0.154 (1, 4)		K			1B	BB	FC4-6		4-3	4	1	1	0	0	1	2						
Sal Butera, R OBP: 0.429, SLG: 0.200 (1, 2)		K2-3			1B	BB	F8			2	1	0	0	2	1	2						
Lenny Faedo, R OBP: 0.289, SLG: 0.229 (1, 6)			F9		2B	1B		5-3	F5	4	0	1	0	0	0	1						
Inning Stats	R: 0 E: 0 K: 0 S: 4	H: 1 LOB: 1 BB: 0 P: 4	R: 0 E: 0 K: 2 S: 8	H: 1 LOB: 1 BB: 0 P: 8	R: 0 E: 0 K: 0 S: 3	H: 0 LOB: 0 BB: 0 P: 3	R: 0 E: 0 K: 0 S: 4	H: 2 LOB: 1 BB: 0 P: 4	R: 2 E: 0 K: 1 S: 8	H: 3 LOB: 2 BB: 1 P: 12	R: 0 E: 0 K: 0 S: 3	H: 0 LOB: 1 BB: 1 P: 7	R: 0 E: 0 K: 0 S: 3	H: 0 LOB: 0 BB: 0 P: 3	R: 0 E: 0 K: 0 S: 4	H: 1 LOB: 1 BB: 0 P: 4	R: 0 E: 0 K: 0 S: 3	H: 0 LOB: 1 BB: 1 P: 7	1B: 7 2B: 1 3B: 0 HR: 0	SF: 1 SAC: 0 DP: 1 HBP: 0	WP: 0 PB: 0 SB: 0 CS: 0	PA: 37
PITCHER Tom Underwood, L ERA: 1.37 (1, 1)	IP: 9.0 WLS: W BF: 37 H: 8 R: 2 ER: 2 SO: 3 BB: 3 IBB: 0 HBP: 0 BLK: 0 WP: 0 HR: 0 S: 40 P: 52 ERA: 2.00 WHIP: 1.222															PITCHER						

Batter	1	2	3	4	5	6	7	8	9	AB	R	H	RBI	BB	SO	LOB	BOTTOM			
Rickey Henderson, R OBP: 0.487, SLG: 0.382 (1, 7)	S SH1-3 CS BB		K	5-3			F9			3	0	0	0	1	1	1	Minnesota Twins @ Oakland Athletics Oakland-Alameda County Coliseum, Oakland, CA Wed Apr 21 1982, 3:33 AM PST Att: 18,118 - Unknown - 73 F AB 28 R 5 H 6 RBI 5 BB 4 SO 7 LOB 8 			
Dwayne Murphy, L OBP: 0.232, SLG: 0.250 (1, 8)	SH1-3		F8		K			BB		2	0	0	0	1	1	0				
Cliff Johnson, R OBP: 0.206, SLG: 0.258 (1, 10)	K			F9	6-3		K			4	0	0	0	0	2	3				
Tony Armas, R OBP: 0.323, SLG: 0.508 (1, 9)	CS	6-3		HR	F4			K		4	1	1	0	0	1	0				
Mickey Klutts, R OBP: 0.267, SLG: 0.286 (1, 5)		1B		HR	BB		K	5-3		3	1	1	0	1	1	0				
Joe Rudi, R OBP: 0.353, SLG: 0.379 (1, 3)		1B		HR	HR		K	F6		4	1	2	3	0	1	0				
Dave McKay, S OBP: 0.269, SLG: 0.208 (1, 4)		F2		HR	1B		4-3			3	1	1	0	0	0	2				
Jeff Newman, R OBP: 0.276, SLG: 0.556 (1, 2)		F3		HR	HR		6-3			3	1	1	2	0	0	2				
Fred Stanley, R OBP: 0.241, SLG: 0.043 (1, 6)		5-3		L5			BB	BB		2	0	0	0	1	0	0				
Inning Stats	R: 0 E: 0 K: 1 S: 4	H: 0 LOB: 0 BB: 1 P: 8	R: 0 E: 0 K: 0 S: 5	H: 2 LOB: 2 BB: 0 P: 5	R: 0 E: 0 K: 1 S: 5	H: 0 LOB: 0 BB: 0 P: 5	R: 5 E: 0 K: 0 S: 7	H: 4 LOB: 0 BB: 1 P: 11	R: 0 E: 0 K: 1 S: 5	H: 0 LOB: 0 BB: 0 P: 5	R: 0 E: 0 K: 2 S: 7	H: 0 LOB: 0 BB: 0 P: 7	R: 0 E: 0 K: 1 S: 5	H: 0 LOB: 2 BB: 2 P: 13	R: 0 E: 0 K: 1 S: 5	H: 0 LOB: 0 BB: 0 P: 5	1B: 3 2B: 1 3B: 0 HR: 2	SF: 0 SAC: 1 DP: 0 HBP: 0	WP: 0 PB: 0 SB: 1 CS: 1	PA: 34
PITCHER Darrell Jackson, L ERA: 7.04 Terry Felton, R ERA: 4.32 (1, 1) (5, 1)	IP: 4.0 WLS: L BF: 19 H: 6 R: 5 ER: 5 SO: 2 BB: 2 IBB: 0 HBP: 0 BLK: 0 WP: 0 HR: 2 S: 21 P: 29 ERA: 11.25 WHIP: 2.000															PITCHER				

Batter	1	2	3	4	5	6	7	8	9	AB	R	H	RBI	BB	SO	LOB	TOP			
Rickey Henderson, R OBP: 0.488, SLG: 0.397	0-0 S 4-3 2B		0-0 FC6-4 1-2			0-0 1-6-3		4-0 F9 4-3 1B BB		3	2	1	0	1	0	1				
Dwayne Murphy, L OBP: 0.219, SLG: 0.234	0-0 F7		0-0 4-3			0-0 F7		0-0 4-3		4	0	0	0	0	0	3				
Dan Meyer, L OBP: 0.353, SLG: 0.556	0-0 4-3 2H			0-0 3-1		0-0 1B		0-0 F9		4	0	1	1	0	0	1				
Tony Armas, R OBP: 0.313, SLG: 0.492	0-0 F8			0-0 6-3		0-0 F7		0-0 WP 1B		2	0	0	0	0	0	0				
Joe Rudi, R OBP: 0.361, SLG: 0.387								0-0 1B		2	0	1	1	0	0	1				
Wayne Gross, L OBP: 0.286, SLG: 0.216		0-0 F8		0-0 P1			4-0 F8 1B BB	0-0 WP 1B		3	0	1	0	1	0	0				
Jim Spencer, L OBP: 0.262, SLG: 0.400		0-0 P4			0-0 4-3		0-0 F2	0-3 K		4	0	0	0	0	1	3				
Davey Lopes, R OBP: 0.302, SLG: 0.413									0-0 F8	2	0	1	0	0	0	0				
Dave McKay, S OBP: 0.286, SLG: 0.231										2	0	1	0	0	0	0				
Mike Heath, R OBP: 0.182, SLG: 0.100				0-0 6-3		0-0 F7		0-0 1B		4	0	0	0	0	0	3				
Rob Picciolo, R OBP: 0.194, SLG: 0.167									0-0 1-3											
Jeff Burroughs, R OBP: 0.476, SLG: 0.467																				
Fred Stanley, R OBP: 0.241, SLG: 0.043																				
Cliff Johnson, R OBP: 0.200, SLG: 0.250				0-0 FC6-4 1B		0-0 P4		0-0 L5		2	0	1	0	0	0	1				
										1	0	0	0	0	0	2				
										1	0	0	0	0	0	0				
										1	0	0	0	0	0	0				
Inning Stats	R: 1 E: 0 K: 0 S: 4	H: 1 LOB: 0 BB: 0 P: 4	R: 0 E: 0 K: 0 S: 3	H: 0 LOB: 0 BB: 0 P: 3	R: 0 E: 0 K: 0 S: 4	H: 1 LOB: 1 BB: 0 P: 4	R: 0 E: 0 K: 0 S: 3	H: 0 LOB: 0 BB: 0 P: 3	R: 0 E: 0 K: 0 S: 4	H: 1 LOB: 1 BB: 0 P: 4	R: 0 E: 0 K: 0 S: 4	H: 1 LOB: 2 BB: 1 P: 8	R: 1 E: 0 K: 1 S: 7	H: 2 LOB: 2 BB: 1 P: 11	R: 0 E: 0 K: 0 S: 3	H: 0 LOB: 0 BB: 0 P: 3	1B: 6 2B: 1 3B: 0 HR: 0	SF: 0 SAC: 0 DP: 0 HBP: 0	WP: 1 PB: 0 SB: 2 CS: 0	PA: 36
PITCHER Ken Forsch, R ERA: 2.36	IP: 9.0 WLS: W BF: 36 H: 7 R: 2 ER: 2 SO: 1 BB: 2 IBB: 0 HBP: 0 BLK: 0 WP: 1 HR: 0 S: 36 P: 44 ERA: 2.00 WHIP: 1.000															PITCHER	IP: 9.0 WLS: W BF: 36 H: 7 R: 2 ER: 2 SO: 1 BB: 2 IBB: 0 HBP: 0 BLK: 0 WP: 1 HR: 0 S: 36 P: 44 ERA: 2.00 WHIP: 1.000			

Batter	1	2	3	4	5	6	7	8	9	AB	R	H	RBI	BB	SO	LOB	BOTTOM			
Brian Downing, R OBP: 0.333, SLG: 0.609	0-0 HR		0-0 F8			0-0 5-3		0-3 K		4	1	2	2	0	0	1				
Bobby Clark, R OBP: 0.267, SLG: 0.267		1-2 2H BB 1B								1	0	0	0	0	1	0				
Fred Lynn, L OBP: 0.417, SLG: 0.414	0-0 F7	4-0 BB BB BB	4-0 BB BB BB	4-0 FC1-6 BB		4-0 FC1-6 BB		0-0 4-3		2	0	0	0	3	0	0				
Rod Carew, L OBP: 0.472, SLG: 0.389	0-0 2B	0-0 SF8	0-0 F7			0-0 FC1-6 1-2				3	0	1	1	0	0	3				
Doug DeCinces, R OBP: 0.333, SLG: 0.517	0-0 P6	0-3 K		0-0 F9		0-0 P6				4	0	0	0	0	1	4				
Bobby Grich, R OBP: 0.452, SLG: 0.559	0-0 6-3		4-0 SH 1B BB	4-0 G6-4-3 BB		4-0 PB BB				1	1	0	0	3	0	1				
Don Baylor, R OBP: 0.319, SLG: 0.433		4-0 1B WP BB	0-0 SH 1B 1B	0-0 G6-4-3		0-3 K				3	2	1	0	1	1	2				
Juan Beniquez, R OBP: 0.364, SLG: 0.278		0-0 SH1-4	0-0 SH 1B 1B		4-0 G5-4-3 BB	4-0 G6-4-3 BB				0	1	0	0	2	0	0				
Tim Foli, R OBP: 0.231, SLG: 0.235		0-0 WP 1B 1B	0-0 E8 1B 1B		0-0 P6	0-0 G6-4-3				4	1	2	2	0	0	3				
Bob Boone, R OBP: 0.386, SLG: 0.392		4-0 BB 1B BB	0-0 1-3 2H 3H 1B	0-0 G5-4-3		0-3 K				3	1	1	1	1	1	1				
										1B: 5 2B: 1 3B: 0 HR: 1	SF: 1 SAC: 2 DP: 3 HBP: 0	WP: 1 PB: 1 SB: 0 CS: 0	PA: 38							
Inning Stats	R: 1 E: 0 K: 0 S: 5	H: 2 LOB: 1 BB: 0 P: 5	R: 3 E: 0 K: 1 S: 7	H: 2 LOB: 3 BB: 3 P: 19	R: 3 E: 1 K: 0 S: 6	H: 3 LOB: 2 BB: 2 P: 14	R: 0 E: 0 K: 0 S: 2	H: 0 LOB: 0 BB: 1 P: 6	R: 0 E: 0 K: 0 S: 2	H: 0 LOB: 0 BB: 1 P: 6	R: 0 E: 0 K: 0 S: 3	H: 0 LOB: 1 BB: 1 P: 7	R: 0 E: 0 K: 2 S: 7	H: 0 LOB: 0 BB: 0 P: 7	R: 0 E: 0 K: 0 S: 3	H: 0 LOB: 0 BB: 0 P: 3	1B: 5 2B: 1 3B: 0 HR: 1	SF: 1 SAC: 2 DP: 3 HBP: 0	WP: 1 PB: 1 SB: 0 CS: 0	PA: 38
PITCHER Matt Keough, R ERA: 4.56	IP: 2.0 WLS: L BF: 13 H: 4 R: 4 ER: 4 SO: 4 BB: 3 IBB: 0 HBP: 0 BLK: 0 WP: 0 HR: 1 S: 12 P: 24 ERA: 18.00 WHIP: 3.500															PITCHER Jeff Jones, R ERA: 4.3	IP: 6.0 WLS: 25 BF: 33 H: 3 R: 3 ER: 3 SO: 3 BB: 7 IBB: 0 HBP: 0 BLK: 0 WP: 0 HR: 0 S: 24 P: 52 ERA: 4.50 WHIP: 1.667			

Oakland Athletics @ California Angels
Anaheim Stadium, Anaheim, CA
Fri Apr 23 1982, 9:05 PM EST
Att: 36,585 - Unknown

AB	34
R	2
H	7
RBI	2
BB	2
SO	1
LOB	15



Oakland Athletics @ California Angels
Anaheim Stadium, Anaheim, CA
Fri Apr 23 1982, 9:05 PM EST
Att: 36,585 - Unknown

AB	25
R	7
H	7
RBI	6
BB	10
SO	4
LOB	15



Batter	1	2	3	4	5	6	7	8	9	AB	R	H	RBI	BB	SO	LOB	TOP										
Rickey Henderson, R OBP: 0.465, SLG: 0.371	5-3		1-3		FC5-4			FC6-4		4	1	0	0	0	0	3											
Davey Lopes, R OBP: 0.316, SLG: 0.420	5-3						P3			4	1	2	0	0	0	0											
Jeff Burroughs, R OBP: 0.406, SLG: 0.368	5-3						F9			4	0	0	0	0	1	3											
Tony Armas, R OBP: 0.338, SLG: 0.522							F7			4	0	3	2	0	0	0											
Mickey Klutts, R OBP: 0.278, SLG: 0.250										2	0	0	0	1	0	2											
Wayne Gross, L OBP: 0.281, SLG: 0.212										1	0	0	0	0	1	2											
Cliff Johnson, R OBP: 0.205, SLG: 0.250										4	0	1	0	0	0	1											
Joe Rudi, R OBP: 0.333, SLG: 0.353										3	0	0	0	0	0	2											
Jim Spencer, L OBP: 0.279, SLG: 0.415										1	0	1	0	0	0	0											
Jeff Newman, R OBP: 0.281, SLG: 0.533										3	0	1	0	0	0	1											
Dan Meyer, L OBP: 0.346, SLG: 0.543										1	0	0	0	0	0	1											
Fred Stanley, R OBP: 0.281, SLG: 0.115										3	0	2	0	0	0	1											
Dwayne Murphy, L OBP: 0.216, SLG: 0.231										1	0	0	0	0	1	1											
Inning Stats	R: 0 E: 0 K: 0 S: 3	H: 0 LOB: 0 BB: 0 P: 3	R: 0 E: 0 K: 0 S: 3	H: 1 LOB: 0 BB: 0 P: 3	R: 0 E: 0 K: 1 S: 4	H: 1 LOB: 1 BB: 0 P: 4	R: 1 E: 0 K: 1 S: 7	H: 2 LOB: 1 BB: 0 P: 7	R: 0 E: 0 K: 0 S: 4	H: 1 LOB: 1 BB: 0 P: 4	R: 0 E: 0 K: 0 S: 3	H: 0 LOB: 0 BB: 0 P: 3	R: 0 E: 0 K: 0 S: 3	H: 1 LOB: 1 BB: 1 P: 7	R: 1 E: 0 K: 1 S: 8	H: 3 LOB: 2 BB: 0 P: 8	R: 0 E: 0 K: 1 S: 6	H: 1 LOB: 1 BB: 0 P: 6	1B: 9 2B: 1 3B: 0 HR: 0	SF: 0 SAC: 0 DP: 2 HBP: 0	WP: 0 PB: 0 SB: 1 CS: 0	PA: 36					
PITCHER	IP	WLS	BF	H	R	ER	SO	BB	IBB	HBP	BLK	WP	HR	S	P	ERA	WHIP										
Geoff Zahn, L ERA: 1.34	(1, 1)	7.2	W	31	9	2	2	1	1	0	0	0	0	32	36	2.35	1.304										
Don Aase, R ERA: 0.95	(8, 1)	1.1	S	5	1	0	0	2	0	0	0	0	0	9	9	0.00	0.750										

Oakland Athletics @ California Angels
Anaheim Stadium, Anaheim, CA
Sat Apr 24, 1982, 10:05 PM EST
Att: 58,963 - Unknown

AB 35
R 2
H 10
RBI 2
BB 1
SO 3
LOB 17





Batter	1	2	3	4	5	6	7	8	9	AB	R	H	RBI	BB	SO	LOB	BOTTOM										
Brian Downing, R OBP: 0.329, SLG: 0.603	F8		P5		F9					4	0	1	0	0	0	0											
Jose Moreno, S OBP: 0.267, SLG: 0.267										0	0	0	0	0	0	0											
Bobby Clark, R OBP: 0.267, SLG: 0.267										0	0	0	0	0	0	0											
Fred Lynn, L OBP: 0.427, SLG: 0.433										2	2	1	0	1	0	0											
Rod Carew, L OBP: 0.487, SLG: 0.411										2	0	1	0	2	0	1											
Bobby Grich, R OBP: 0.435, SLG: 0.528										2	1	0	1	0	1	3											
Don Baylor, R OBP: 0.329, SLG: 0.429										3	1	1	1	1	0	4											
Doug DeCinces, R OBP: 0.347, SLG: 0.517										2	0	1	0	1	0	1											
Juan Beniquez, R OBP: 0.375, SLG: 0.300										2	0	1	1	0	0	0											
Tim Foli, R OBP: 0.232, SLG: 0.236										4	0	1	0	0	0	3											
Bob Boone, R OBP: 0.361, SLG: 0.364										4	0	0	0	0	0	4											
Inning Stats	R: 2 E: 0 K: 0 S: 5	H: 2 LOB: 1 BB: 0 P: 6	R: 0 E: 0 K: 0 S: 3	H: 1 LOB: 0 BB: 0 P: 3	R: 0 E: 0 K: 1 S: 5	H: 0 LOB: 1 BB: 1 P: 9	R: 1 E: 0 K: 0 S: 4	H: 1 LOB: 1 BB: 1 P: 8	R: 1 E: 0 K: 0 S: 4	H: 1 LOB: 1 BB: 1 P: 8	R: 0 E: 0 K: 0 S: 4	H: 1 LOB: 3 BB: 1 P: 8	R: 0 E: 0 K: 0 S: 3	H: 0 LOB: 1 BB: 1 P: 7	R: 0 E: 0 K: 0 S: 3	H: 0 LOB: 1 BB: 1 P: 7	1B: 4 2B: 3 3B: 0 HR: 0	SF: 1 SAC: 4 DP: 0 HBP: 1	WP: 1 PB: 0 SB: 1 CS: 1	PA: 36							
PITCHER	IP	WLS	BF	H	R	ER	SO	BB	IBB	HBP	BLK	WP	HR	S	P	ERA	WHIP										
Steve McCatty, R ERA: 4.34	(1, 1)	8.0	L	36	7	4	4	1	5	0	1	0	0	32	53	4.50	1.500										

Oakland Athletics @ California Angels
Anaheim Stadium, Anaheim, CA
Sat Apr 24, 1982, 10:05 PM EST
Att: 58,963 - Unknown

AB 25
R 4
H 7
RBI 3
BB 5
SO 1
LOB 16



Batter	1	2	3	4	5	6	7	8	9	AB	R	H	RBI	BB	SO	LOB	TOP					
Rickey Henderson, R OBP: 0.451, SLG: 0.348 (1, 7)	0-3 K		0-0 6-3		0-0 F9		4-0 2B 1-2 BB		0-3 K	4	0	0	0	1	2	2	<p>Oakland Athletics @ California Angels Anaheim Stadium, Anaheim, CA Sun Apr 25 1982, 6:33 AM EDT Att: 35,781 - Sunny</p> <p>livebaseballscores.com</p> <p>AB 35 R 1 H 7 RBI 1 BB 3 SO 4 LOB 17</p> 					
Dwayne Murphy, L OBP: 0.215, SLG: 0.217 (1, 8)	0-3 K		4-0 BB		0-0 E1		0-0 F7		0-0 F7	4	0	0	0	1	1	3						
Dan Meyer, L OBP: 0.339, SLG: 0.540 (1, 10)	0-0 P5		0-0 F7		0-0 F8		0-0 2B			4	0	1	1	0	0	3						
Tony Armas, R OBP: 0.320, SLG: 0.493 (1, 9)		0-0 L3		0-0 F8		0-0 F8		0-0 F8		4	0	0	0	0	0	2						
Wayne Gross, L OBP: 0.295, SLG: 0.218 (1, 5)		4-0 BB		0-0 1B		0-0 G3		0-0 4-3		3	0	1	0	1	0	0						
Jim Spencer, L OBP: 0.277, SLG: 0.400 (1, 3)		0-0 F9		0-0 F8		0-0 FC5-4 1B		0-0 F5		4	0	1	0	0	0	2						
Davey Lopes, R OBP: 0.311, SLG: 0.407 (1, 4)		0-0 F7		0-0 1B		0-0 FC5-4 1-2		0-0 5-3		4	0	1	0	0	0	2						
Mike Heath, R OBP: 0.200, SLG: 0.214 (1, 2)			0-0 4-3		0-0 F9		0-0 F8		0-0 2B	4	0	1	0	0	0	2						
Rob Picciolo, R OBP: 0.235, SLG: 0.242 Jeff Burroughs, R OBP: 0.385, SLG: 0.350 (9, PH)			0-0 2B		0-3 K		0-0 BB 2B 1B		0-0 F9	3	1	2	0	0	1	0						
Inning Stats	R: 0 E: 0 K: 2 S: 7	H: 0 LOB: 0 BB: 0 P: 7	R: 0 E: 0 K: 0 S: 3	H: 0 LOB: 1 BB: 1 P: 7	R: 0 E: 0 K: 0 S: 4	H: 1 LOB: 2 BB: 1 P: 8	R: 0 E: 0 K: 0 S: 5	H: 2 LOB: 2 BB: 0 P: 5	R: 0 E: 1 K: 1 S: 6	H: 0 LOB: 1 BB: 0 P: 6	R: 0 E: 0 K: 0 S: 4	H: 1 LOB: 1 BB: 0 P: 4	R: 1 E: 0 K: 0 S: 5	H: 2 LOB: 2 BB: 1 P: 9	R: 0 E: 0 K: 0 S: 3	H: 0 LOB: 0 BB: 0 P: 3	R: 0 E: 0 K: 1 S: 6	H: 1 LOB: 1 BB: 0 P: 6	1B: 4 2B: 3 3B: 0 HR: 0	SF: 0 SAC: 0 DP: 0 HBP: 0	WP: 0 PB: 0 SB: 0 CS: 0	PA: 38
PITCHER	IP WLS BF H R ER SO BB IBB HBP BLK WP HR S P ERA WHIP	IP WLS BF H R ER SO BB IBB HBP BLK WP HR S P ERA WHIP															IP WLS BF H R ER SO BB IBB HBP BLK WP HR S P ERA WHIP					
Mike Witt, R ERA: 1.82 Don Aase, R ERA: 0.86 (8, 1)	7.0 W 31 6 1 1 3 3 0 0 0 0 0 0 34 46 1.29 1.286	2.0 7 1 0 0 1 0 0 0 0 0 0 0 0 9 9 0.00 0.500																				

Batter	1	2	3	4	5	6	7	8	9	AB	R	H	RBI	BB	SO	LOB	BOTTOM			
Brian Downing, R OBP: 0.364, SLG: 0.662 Bobby Clark, R OBP: 0.267, SLG: 0.267 (9, 7)	0-0 1B G3 1B					4-0 HR		4-0 CS BB		3	2	3	1	1	0	0	<p>Oakland Athletics @ California Angels Anaheim Stadium, Anaheim, CA Sun Apr 25 1982, 6:33 AM EDT Att: 35,781 - Sunny</p> <p>livebaseballscores.com</p> <p>AB 30 R 5 H 9 RBI 5 BB 3 SO 2 LOB 12</p> 			
Fred Lynn, L OBP: 0.430, SLG: 0.438 (1, 8)	0-0 G3 1B 1B	0-0 4-3			0-0 4-3	0-0 CS	0-0 G4-6-3 1B			4	1	2	0	0	0	1				
Rod Carew, L OBP: 0.488, SLG: 0.407 (1, 3)	0-0 G3 1B 1-2 2-3		0-3 K		4-0 BB 2B		0-0 G4-6-3 1-2			3	2	1	0	1	1	1				
Reggie Jackson, L OBP: 0.279, SLG: 0.173 (1, 10)	0-0 G3		0-0 G3		4-0 2B BB		0-0 F7			3	0	0	1	1	0	2				
Bobby Grich, R OBP: 0.440, SLG: 0.550 (1, 4)	0-0 FC5-4 2-H 3-H		0-0 F8		0-0 2B		0-0 5-3			4	0	2	3	0	0	0				
Doug DeCinces, R OBP: 0.342, SLG: 0.500 (1, 5)	0-0 F8			0-0 3-1 SH1-4 1B	0-0 6-3		0-0 4-3			4	0	1	0	0	0	3				
Juan Beniquez, R OBP: 0.333, SLG: 0.261 (1, 9)	0-0 FC5-4 1-2			0-0 SH1-4	0-0 6-3		0-3 K			3	0	0	0	0	1	3				
Tim Foli, R OBP: 0.220, SLG: 0.224 (1, 6)		0-0 6-3		0-0 3-1		0-0 F8				3	0	0	0	0	0	1				
Bob Boone, R OBP: 0.344, SLG: 0.345 (1, 2)		0-0 1-3		0-0 6-3		0-0 6-3				3	0	0	0	0	0	1				
Inning Stats	R: 3 E: 0 K: 0 S: 7	H: 4 LOB: 1 BB: 0 P: 7	R: 0 E: 0 K: 0 S: 4	H: 1 LOB: 1 BB: 0 P: 4	R: 0 E: 0 K: 1 S: 5	H: 0 LOB: 0 BB: 0 P: 5	R: 0 E: 0 K: 0 S: 4	H: 1 LOB: 1 BB: 0 P: 4	R: 2 E: 0 K: 0 S: 5	H: 2 LOB: 2 BB: 2 P: 13	R: 0 E: 0 K: 0 S: 2	H: 0 LOB: 0 BB: 1 P: 6	R: 0 E: 0 K: 0 S: 3	H: 1 LOB: 0 BB: 0 P: 3	R: 0 E: 0 K: 1 S: 5	H: 0 LOB: 0 BB: 0 P: 5	1B: 7 2B: 1 3B: 0 HR: 1	SF: 0 SAC: 1 DP: 1 HBP: 0	WP: 0 PB: 0 SB: 0 CS: 1	PA: 35
PITCHER	IP WLS BF H R ER SO BB IBB HBP BLK WP HR S P ERA WHIP	IP WLS BF H R ER SO BB IBB HBP BLK WP HR S P ERA WHIP															IP WLS BF H R ER SO BB IBB HBP BLK WP HR S P ERA WHIP			
Rick Langford, R ERA: 4.19 (1, 1)	8.0 L 34 9 5 5 2 3 0 0 0 0 1 35 47 5.62 1.500																			

Batter	1	2	3	4	5	6	7	8	9	AB	R	H	RBI	BB	SO	LOB	TOP																					
Rickey Henderson, R OBP: 0.448, SLG: 0.333	F6	S 1B BB		F9			CS BB	L8		3	0	0	0	2	0	3																						
Dwayne Murphy, L OBP: 0.238, SLG: 0.274	BB 1B HBP	S 1B			K		HR	G3		4	1	2	3	0	1	0																						
Tony Armas, R OBP: 0.325, SLG: 0.480	BB 1B	K			HR BB		K	F4		4	1	1	0	1	2	2																						
Cliff Johnson, R OBP: 0.250, SLG: 0.333 Jimmy Sexton, R (9, PR)	G5-4-3 BB		5-3		HR		F8	S BB		3	1	1	2	2	0	0																						
Mickey Klutts, R OBP: 0.304, SLG: 0.250	G5-4-3		G1-4-3 1B		K			BB SH3 BB	1-3	4	1	1	0	1	1	4																						
Davey Lopes, R OBP: 0.308, SLG: 0.397			G1-4-3		6-3			F4		4	0	1	0	0	0	2																						
Joe Rudi, R OBP: 0.349, SLG: 0.351		WP BB 1B		F8			F4	SH3 BB		3	1	1	0	1	0	0																						
Mike Heath, R OBP: 0.263, SLG: 0.188		WP BB		5-3			K	SH3 BB		2	1	0	0	2	1	0																						
Rob Picciolo, R OBP: 0.243, SLG: 0.250	F4						L7	SH3		3	0	1	1	0	0	2																						
Inning Stats	R: 0 E: 0 K: 0 S: 3	H: 1 LOB: 2 BB: 1 P: 8	R: 2 E: 0 K: 1 S: 7	H: 3 LOB: 2 BB: 2 P: 15	R: 0 E: 0 K: 0 S: 3	H: 1 LOB: 0 BB: 0 P: 3	R: 0 E: 0 K: 0 S: 4	H: 1 LOB: 0 BB: 0 P: 4	R: 2 E: 0 K: 2 S: 8	H: 1 LOB: 0 BB: 1 P: 12	R: 0 E: 0 K: 1 S: 5	H: 0 LOB: 0 BB: 0 P: 5	R: 1 E: 0 K: 1 S: 5	H: 1 LOB: 0 BB: 1 P: 9	R: 1 E: 0 K: 0 S: 3	H: 0 LOB: 2 BB: 3 P: 15	R: 0 E: 0 K: 0 S: 3	H: 0 LOB: 2 BB: 1 P: 7	1B: 6 2B: 0 3B: 0 HR: 2	SF: 0 SAC: 1 DP: 2 HBP: 1	WP: 1 PB: 0 SB: 3 CS: 2	PA: 41																
PITCHER	IP	WLS	BF	H	R	ER	SO	BB	IBB	HBP	BLK	WP	HR	S	P	ERA	WHIP	PITCHER				IP	WLS	BF	H	R	ER	SO	BB	IBB	HBP	BLK	WP	HR	S	P	ERA	WHIP
Mike Flanagan, L ERA: 6.98	(1, 1)	6.1	L	29	8	5	5	4	5	0	1	0	1	2	31	52	7.11	2.053																				
Don Stanhouse, R ERA: 5.14	(7, 1)	2.2		12	0	1	1	1	4	0	0	0	0	0	10	26	3.38	1.500																				

Oakland Athletics @ Baltimore Orioles
Memorial Stadium, Baltimore, MD
Wed Apr 28 1982, 7:05 PM EDT
Unknown - 60 F

AB 30
R 6
H 8
RBI 6
BB 9
SO 5
LOB 13





Batter	1	2	3	4	5	6	7	8	9	AB	R	H	RBI	BB	SO	LOB	BOTTOM																					
Al Bumbry, L OBP: 0.328, SLG: 0.328	E 1B	K		F8		F5			K	5	1	1	0	0	2	1																						
Rich Dauer, R OBP: 0.400, SLG: 0.451	E6 BB						F9			4	1	2	0	0	0	1																						
Ken Singleton, S OBP: 0.344, SLG: 0.216	BB 1B	K					6-3			4	0	1	1	0	2	2																						
Eddie Murray, S OBP: 0.508, SLG: 0.831	L9		3-1		F7		F3			4	0	0	0	0	0	2																						
Dan Ford, R OBP: 0.233, SLG: 0.281	BB 1B		K		F8		F3			4	0	1	0	0	1	0																						
Gary Roenicke, R OBP: 0.404, SLG: 0.568	BB		BB		F7		5-3			2	0	0	1	2	0	0																						
Joe Nolan, L OBP: 0.289, SLG: 0.200	K					FC6 BB	4-3			2	0	0	0	2	1	3																						
Cal Ripken Jr., R OBP: 0.130, SLG: 0.239 Jim Dwyer, L (9, PH)	F6			F8		F3		F9		3	0	0	0	0	0	6																						
Bobby Bonner, R OBP: 0.250, SLG: 0.300 John Lowenstein, L (9, PH)		G3			6-3	FC6		F9		3	0	0	0	0	0	1																						
Inning Stats	R: 2 E: 1 K: 1 S: 9	H: 3 LOB: 3 BB: 1 P: 13	R: 0 E: 0 K: 2 S: 8	H: 1 LOB: 1 BB: 0 P: 8	R: 0 E: 0 K: 1 S: 5	H: 0 LOB: 2 BB: 2 P: 13	R: 0 E: 0 K: 1 S: 6	H: 1 LOB: 1 BB: 0 P: 6	R: 0 E: 0 K: 0 S: 3	H: 0 LOB: 0 BB: 0 P: 3	R: 0 E: 0 K: 0 S: 3	H: 0 LOB: 0 BB: 0 P: 3	R: 0 E: 0 K: 0 S: 3	H: 0 LOB: 0 BB: 0 P: 3	R: 0 E: 0 K: 1 S: 5	H: 0 LOB: 0 BB: 0 P: 5	1B: 5 2B: 0 3B: 0 HR: 0	SF: 0 SAC: 0 DP: 0 HBP: 0	WP: 0 PB: 0 SB: 0 CS: 0	PA: 37																		
PITCHER	IP	WLS	BF	H	R	ER	SO	BB	IBB	HBP	BLK	WP	HR	S	P	ERA	WHIP	PITCHER				IP	WLS	BF	H	R	ER	SO	BB	IBB	HBP	BLK	WP	HR	S	P	ERA	WHIP
Mike Norris, R ERA: 2.97	(1, 1)	9.0	W	37	5	2	1	6	4	0	0	0	0	45	61	1.00	1.000																					

Oakland Athletics @ Baltimore Orioles
Memorial Stadium, Baltimore, MD
Wed Apr 28 1982, 7:05 PM EDT
Unknown - 60 F

AB 33
R 2
H 5
RBI 2
BB 4
SO 6
LOB 16



Batter	1	2	3	4	5	6	7	8	9	AB	R	H	RBI	BB	SO	LOB	TOP			
Rickey Henderson, R OBP: 0.430, SLG: 0.315	0-0 1-3		0-0 FC5-4 S			0-0 6-3		0-0 F9		4	0	0	0	0	0	3	<p>Oakland Athletics @ Baltimore Orioles Memorial Stadium, Baltimore, MD Wed Apr 28 1982, 7:05 PM EDT Att: 11,859 - Unknown</p> <p>AB 31 R 1 H 5 RBI 1 BB 1 SO 6 LOB 10</p> 			
Dwayne Murphy, L OBP: 0.230, SLG: 0.263	0-3 K		0-0 SH1-2-3			0-0 F3		0-0 4-3		3	0	0	1	0	1					
Tony Armas, R OBP: 0.310, SLG: 0.456	0-0 F9		0-0 K			0-3 K			0-0 6-3	4	0	0	0	0	2	1				
Cliff Johnson, R OBP: 0.250, SLG: 0.326		0-0 F6		0-0 L6		0-3 K			0-0 WP 1B	4	0	1	0	0	1	0				
Mickey Klutts, R OBP: 0.259, SLG: 0.208		0-0 5-3		0-0 F8		0-0 F7			0-0 F3	4	0	0	0	0	0	1				
Davey Lopes, R OBP: 0.319, SLG: 0.403		0-0 1B		0-0 F7		0-0 1B			0-0 F3	4	0	2	0	0	0	1				
Joe Rudi, R OBP: 0.326, SLG: 0.325		0-3 K		0-3 K		0-0 F7				3	0	0	0	0	2	2				
Jeff Newman, R OBP: 0.314, SLG: 0.531			0-0 FC5-4 SH1-2-3 1B		0-0 6-3			4-0 BB		2	1	1	0	1	0	0				
Fred Stanley, R OBP: 0.286, SLG: 0.138			0-0 FC5-4 1B		0-0 F7			0-0 F8		3	0	1	0	0	0	1				
Inning Stats	R: 0 E: 0 K: 1 S: 5	H: 0 LOB: 0 BB: 0 P: 5	R: 0 E: 0 K: 1 S: 6	H: 1 LOB: 1 BB: 0 P: 6	R: 1 E: 0 K: 1 S: 7	H: 2 LOB: 1 BB: 0 P: 7	R: 0 E: 0 K: 0 S: 3	H: 0 LOB: 0 BB: 0 P: 3	R: 0 E: 0 K: 1 S: 5	H: 0 LOB: 0 BB: 0 P: 5	R: 0 E: 0 K: 1 S: 6	H: 1 LOB: 1 BB: 0 P: 6	R: 0 E: 0 K: 0 S: 3	H: 0 LOB: 1 BB: 1 P: 7	R: 0 E: 0 K: 0 S: 4	H: 1 LOB: 1 BB: 0 P: 4	1B: 5 2B: 0 3B: 0 HR: 0	SF: 0 SAC: 1 DP: 0 HBP: 0	WP: 1 PB: 0 SB: 1 CS: 0	PA: 33
PITCHER Scott McGregor, L ERA: 3.88	IP: 9.0 WLS: W BF: 33 H: 5 R: 1 ER: 1 SO: 6 BB: 1 IBB: 0 HBP: 0 BLK: 0 WP: 1 HR: 0 S: 44 P: 48 ERA: 1.00 WHIP: 0.667															PITCHER				

Batter	1	2	3	4	5	6	7	8	9	AB	R	H	RBI	BB	SO	LOB	BOTTOM			
Al Bumbry, L OBP: 0.323, SLG: 0.323	0-0 5-3 HR 1B		0-0 5-3		0-0 F7		0-0 4-3			4	1	1	0	0	0	3	<p>Oakland Athletics @ Baltimore Orioles Memorial Stadium, Baltimore, MD Wed Apr 28 1982, 7:05 PM EDT Att: 11,859 - Unknown</p> <p>AB 28 R 5 H 6 RBI 5 BB 4 SO 6 LOB 13</p> 			
Rich Dauer, R OBP: 0.373, SLG: 0.418	0-0 5-3 1-2		0-0 F8		0-0 F8		0-0 F5			4	0	0	0	0	0	1				
John Lowenstein, L OBP: 0.316, SLG: 0.412	0-0 2H HR		0-0 F2		0-0 F9		0-3 K			4	1	1	2	0	1	0				
Eddie Murray, S OBP: 0.507, SLG: 0.855	4-0 1B S BB		0-0 HR		0-3 K		0-0 L7			3	1	1	1	1	1	0				
Gary Roenicke, R OBP: 0.392, SLG: 0.525	0-3 K		0-3 K		4-0 SH SF7 BB		0-0 F8			3	1	0	0	1	2	1				
Ken Singleton, S OBP: 0.382, SLG: 0.245	0-0 2-3 1B		4-0 SH1-4 1B BB		4-0 SH BB		0-0 WP 4-3 1B			2	1	2	0	2	0	0				
Rick Dempsey, R OBP: 0.382, SLG: 0.308	0-0 F2		0-0 SH1-4		0-0 SH		0-0 4-3			2	0	0	0	0	0	3				
Cal Ripken Jr., R OBP: 0.120, SLG: 0.220		0-0 F7		0-3 K		0-0 F9		0-3 K		4	0	0	0	0	2	5				
Lenn Sakata, R OBP: 0.262, SLG: 0.289		0-0 F7		0-0 S 1B		0-0 SF7				2	0	1	2	0	0	0				
Inning Stats	R: 2 E: 0 K: 1 S: 8	H: 3 LOB: 2 BB: 1 P: 12	R: 0 E: 0 K: 0 S: 3	H: 0 LOB: 0 BB: 0 P: 3	R: 1 E: 0 K: 1 S: 6	H: 1 LOB: 0 BB: 0 P: 6	R: 1 E: 0 K: 1 S: 6	H: 1 LOB: 1 BB: 1 P: 10	R: 0 E: 0 K: 1 S: 5	H: 0 LOB: 0 BB: 0 P: 5	R: 1 E: 1 K: 0 S: 4	H: 0 LOB: 2 BB: 2 P: 12	R: 0 E: 0 K: 1 S: 5	H: 0 LOB: 0 BB: 0 P: 5	R: 0 E: 0 K: 1 S: 6	H: 1 LOB: 1 BB: 0 P: 6	1B: 4 2B: 0 3B: 0 HR: 2	SF: 1 SAC: 2 DP: 0 HBP: 0	WP: 1 PB: 0 SB: 2 CS: 0	PA: 35
PITCHER Matt Keough, R ERA: 4.54	IP: 8.0 WLS: L BF: 35 H: 6 R: 5 ER: 4 SO: 6 BB: 4 IBB: 0 HBP: 0 BLK: 0 WP: 1 HR: 2 S: 43 P: 59 ERA: 4.50 WHIP: 1.250															PITCHER				

Batter	1	2	3	4	5	6	7	8	9	AB	R	H	RBI	BB	SO	LOB	TOP										
Rickey Henderson, R OBP: 0.448, SLG: 0.320	4-0 SH1-3 6-3 BB	0-0 2B 1B		4-0 CS BB			0-3 K		4-0 4-3 WP 1B BB	2	3	1	1	3	1	0											
Dwayne Murphy, L OBP: 0.242, SLG: 0.269	0-0 SH1-3	4-0 2B BB		0-0 1B			0-0 6-3		0-0 SF8	2	1	1	1	1	0	0											
Dan Meyer, L OBP: 0.328, SLG: 0.527	0-0 6-3	0-0 2B		0-3 K			0-0 F9		0-0 4-3	5	0	1	4	0	1	2											
Tony Armas, R OBP: 0.326, SLG: 0.458	4-0 S BB	4-0 G3			0-0 6-3				0-0 4-3 SH1-4 1B	4	0	2	1	1	0	1											
Wayne Gross, L OBP: 0.277, SLG: 0.203	0-0 G3		0-0 4-3		0-0 3-1				0-0 SH1-4 1B	4	0	0	0	0	1	2											
Jim Spencer, L OBP: 0.255, SLG: 0.367		0-0 F8	0-0 G3		0-3 K				0-0 4-3	4	0	0	0	0	1	1											
Davey Lopes, R OBP: 0.276, SLG: 0.446		0-0 F8				0-0 F8				3	1	1	1	0	0	0											
Dave McKay, S OBP: 0.276, SLG: 0.222									0-3 K	1	0	0	0	0	1	1											
Mike Heath, R OBP: 0.348, SLG: 0.300		0-0 S 1B	0-0 5-3			0-0 G5-4-3 1B			0-0 BB SF8 1B	4	2	3	0	0	0	0											
Fred Stanley, R OBP: 0.308, SLG: 0.129	4-0 1B 2B BB			0-0 L9		0-0 G5-4-3			4-0 SF8 BB WP BB	2	2	0	0	2	0	1											
Inning Stats	R: 1 E: 0 K: 0 S: 3	H: 0 LOB: 1 BB: 2 P: 11	R: 4 E: 0 K: 0 S: 6	H: 3 LOB: 1 BB: 2 P: 14	R: 1 E: 0 K: 1 S: 4	H: 1 LOB: 1 BB: 0 P: 4	R: 0 E: 0 K: 1 S: 5	H: 1 LOB: 0 BB: 0 P: 9	R: 0 E: 0 K: 1 S: 5	H: 0 LOB: 0 BB: 0 P: 5	R: 0 E: 0 K: 1 S: 5	H: 0 LOB: 0 BB: 0 P: 5	R: 0 E: 0 K: 1 S: 6	H: 1 LOB: 1 BB: 0 P: 6	R: 3 E: 0 K: 1 S: 7	H: 2 LOB: 1 BB: 2 P: 15	1B: 7 2B: 1 3B: 0 HR: 1	SF: 1 SAC: 2 DP: 1 HBP: 0	WP: 1 PB: 0 SB: 4 CS: 1	PA: 41							
PITCHER	IP	WLS	BF	H	R	ER	SO	BB	IBB	HBP	BLK	WP	HR	S	P	ERA	WHIP	PITCHER									
Dennis Martinez, R ERA: 5.29	1.2		12	3	5	5	0	4	0	0	0	0	0	8	24	27.00	4.200										
Ross Grimsley, L ERA: 9.5	5.1	18	3	1	1	3	1	0	0	0	0	0	1	23	27	1.69	0.750										
Tippy Martinez, L ERA: 10.13	1.0	L	6	2	2	2	1	1	0	0	0	0	0	7	11	18.00	3.000										
Don Stanhouse, R ERA: 5.14	0.0		1	0	0	0	0	1	0	0	0	0	0	0	4	∞	∞										
Storm Davis, R ERA:	1.0		4	1	1	1	1	0	0	0	0	1	0	6	6	9.00	1.000										

Oakland Athletics @ Baltimore Orioles
Memorial Stadium, Baltimore, MD

AB 31
R 9
H 9
RBI 8
BB 7
SO 5
LOB 8



WP: 1 PA: 41
PB: 0
SB: 4 CS: 1


Batter	1	2	3	4	5	6	7	8	9	AB	R	H	RBI	BB	SO	LOB	BOTTOM										
Al Bumbry, L OBP: 0.329, SLG: 0.318	0-0 4-3		4-0 E BB	0-0 4-3		0-0 F8		0-0 E7 1B		4	1	1	1	1	0	3											
Rich Dauer, R OBP: 0.391, SLG: 0.450	0-0 1B		0-0 E5 G6-3		0-0 FC1-6-5 2B		0-0 WP BB 1B	0-0 F3		5	1	3	0	0	0	3											
Ken Singleton, S OBP: 0.384, SLG: 0.259	0-0 1B		0-3 K		0-0 FC1-6-5-1 WP 1B		0-0 F7	0-0 1B		5	1	2	2	0	1	4											
Eddie Murray, S OBP: 0.514, SLG: 0.831	0-0 1B		0-0 G6-3		0-0 F6		4-0 WP BB	4-0 IBB		3	0	1	1	2	0	3											
John Lowenstein, L OBP: 0.364, SLG: 0.600	0-3 K			0-0 HR		0-0 2H 1B		0-0 F8		3	1	2	2	0	1	2											
Gary Roenicke, R OBP: 0.385, SLG: 0.512							0-0 K	0-0 F8		1	0	0	0	0	1	2											
Jim Dwyer, L OBP: 0.200, SLG: 0.500							1-2 2-3 K			1	0	0	0	0	0	2											
Dan Ford, R OBP: 0.215, SLG: 0.258	0-0 4-3			0-3 K		0-3 K		0-0 F8		5	0	0	0	0	2	5											
Joe Nolan, L OBP: 0.276, SLG: 0.217		0-3 K							0-0 F7	3	0	1	0	0	1	0											
Rick Dempsey, R OBP: 0.389, SLG: 0.321									0-0 FC6-4 1B	2	0	1	0	0	0	0											
Cal Ripken Jr., R OBP: 0.127, SLG: 0.236		0-0 F6			0-0 F9			0-0 FC6-4 1B	0-0 F4	5	1	1	0	0	0	2											
Lenn Sakata, R OBP: 0.283, SLG: 0.310		0-0 F2							0-0 E 1B	4	1	2	0	0	0	1											
Bobby Bonner, R OBP: 0.250, SLG: 0.300									0-0 E 1B	0	0	0	0	0	0	0											
Inning Stats	R: 1 E: 0 K: 1 S: 8	H: 3 LOB: 2 BB: 0 P: 8	R: 0 E: 0 K: 1 S: 5	H: 0 LOB: 0 BB: 0 P: 5	R: 0 E: 1 K: 1 S: 5	H: 0 LOB: 1 BB: 1 P: 9	R: 1 E: 0 K: 1 S: 8	H: 3 LOB: 2 BB: 0 P: 8	R: 1 E: 0 K: 0 S: 7	H: 2 LOB: 1 BB: 0 P: 7	R: 0 E: 0 K: 0 S: 4	H: 1 LOB: 1 BB: 0 P: 4	R: 0 E: 0 K: 1 S: 6	H: 1 LOB: 2 BB: 1 P: 10	R: 3 E: 1 K: 0 S: 7	H: 4 LOB: 2 BB: 1 P: 11	R: 0 E: 0 K: 0 S: 3	H: 0 LOB: 0 BB: 0 P: 3	1B: 11 2B: 2 3B: 0 HR: 1	SF: 0 SAC: 0 DP: 1 HBP: 0	WP: 2 PB: 0 SB: 0 CS: 0	PA: 44					
PITCHER	IP	WLS	BF	H	R	ER	SO	BB	IBB	HBP	BLK	WP	HR	S	P	ERA	WHIP	PITCHER									
Steve McCatty, R ERA: 4.33	6.1		31	10	3	3	5	2	0	0	0	1	0	8	8	18.00	3.000										
Tom Underwood, L ERA: 1.98	1.0		6	3	3	2	1	0	0	0	0	0	0	8	8	18.00	3.000										
Dave Beard, R ERA:	1.2	W	7	1	0	0	0	0	1	0	0	0	0	6	10	0.00	0.600										

Oakland Athletics @ Baltimore Orioles
Memorial Stadium, Baltimore, MD

AB 41
R 6
H 14
RBI 6
BB 3
SO 6
LOB 27



WP: 2 PA: 44
PB: 0
SB: 0
CS: 0


Batter	1	2	3	4	5	6	7	8	9	AB	R	H	RBI	BB	SO	LOB	TOP								
Rickey Henderson, R OBP: 0.445, SLG: 0.316 (1, 7)	F9		FC5-4 BLK HR			6-3			CS	4	2	1	0	1	0	2									
Dwayne Murphy, L OBP: 0.271, SLG: 0.321 (1, 8)	F8		HR							3	1	2	3	2	0	0									
Dan Meyer, L OBP: 0.333, SLG: 0.508 (1, 10)	4-3									4	0	1	0	1	1	3									
Tony Armas, R OBP: 0.330, SLG: 0.448 (1, 9)										4	1	1	0	1	3	5									
Jim Spencer, L OBP: 0.250, SLG: 0.352 (1, 3)										5	1	1	0	0	3	6									
Wayne Gross, L OBP: 0.286, SLG: 0.219 (1, 5)										5	1	2	1	0	1	0									
Davey Lopes, R OBP: 0.329, SLG: 0.449 Dave McKay, S OBP: 0.267, SLG: 0.214 (1, 4) (7, 4)	F8									4	2	2	0	0	0	2	AB 38 R 8 H 13 RBI 8 BB 7 SO 9 LOB 22								
Jeff Newman, R OBP: 0.350, SLG: 0.556 (1, 2)	F9									4	0	2	4	1	0	2									
Fred Stanley, R OBP: 0.316, SLG: 0.143 (1, 6)										4	0	1	0	1	1	2									
Inning Stats	R: 0 E: 0 K: 0 S: 3	H: 0 LOB: 0 BB: 0 P: 3	R: 0 E: 0 K: 1 S: 7	H: 2 LOB: 2 BB: 0 P: 7	R: 2 E: 0 K: 1 S: 8	H: 3 LOB: 1 BB: 0 P: 8	R: 0 E: 0 K: 0 S: 3	H: 0 LOB: 0 BB: 0 P: 3	R: 1 E: 0 K: 2 S: 9	H: 2 LOB: 2 BB: 1 P: 13	R: 1 E: 0 K: 1 S: 7	H: 2 LOB: 1 BB: 0 P: 7	R: 4 E: 0 K: 3 S: 8	H: 4 LOB: 1 BB: 2 P: 16	R: 0 E: 0 K: 3 S: 9	H: 0 LOB: 2 BB: 2 P: 17	R: 0 E: 0 K: 0 S: 2	H: 0 LOB: 1 BB: 2 P: 10	1B: 11 2B: 1 3B: 0 HR: 1	SF: 0 SAC: 0 DP: 1 HBP: 0	WP: 0 PB: 1 SB: 2 CS: 1	PA: 46			
PITCHER	IP	WLS	BF	H	R	ER	SO	BB	IBB	HBP	BLK	WP	HR	S	P	ERA	WHIP	PITCHER							
John Denny, R ERA: 5.02 Rick Sutcliffe, R ERA: 9.64 (1, 1) (7, 1)	6.2	L	33	11	7	7	5	3	0	0	1	0	1	40	52	9.45	2.100								

Oakland Athletics @ Cleveland Indians
Cleveland Municipal Stadium, Cleveland, OH

AB 38
R 8
H 13
RBI 8
BB 7
SO 9
LOB 22



WP: 0
PA: 46
PB: 1
SB: 2
CS: 1

Batter	1	2	3	4	5	6	7	8	9	AB	R	H	RBI	BB	SO	LOB	BOTTOM								
Miguel Dilone, S OBP: 0.204, SLG: 0.174 (1, 7)									6-3	3	0	2	0	1	0	0									
Toby Harrah, R OBP: 0.481, SLG: 0.691 (1, 5)	F2		6-3							4	0	1	0	0	0	3									
Mike Hargrove, L OBP: 0.373, SLG: 0.309 (1, 3)	K									4	0	0	0	0	1	3									
Andre Thornton, R OBP: 0.451, SLG: 0.647 (1, 10)	F9									4	0	0	0	0	1	2									
Von Hayes, L OBP: 0.263, SLG: 0.286 (1, 9)										3	0	0	0	0	1	0									
Ron Hassey, L OBP: 0.270, SLG: 0.265 (1, 2)	F8									3	0	0	0	0	0	0									
Rick Manning, L OBP: 0.358, SLG: 0.344 Rod Craig, S OBP: 0.200, SLG: 0.200 (1, 8) (8, PH) (9, 8)	6-3									2	0	0	0	0	0	0	AB 30 R 0 H 3 RBI 0 BB 1 SO 3 LOB 8								
Jack Perconte, L OBP: 0.229, SLG: 0.277 (1, 4)										3	0	0	0	0	0	0									
Jerry Dybzinski, R OBP: 0.328, SLG: 0.373 Chris Bando, S OBP: 0.282, SLG: 0.229 Mike Fischlin, R OBP: 1.000, SLG: 1.000 (1, 6) (8, PH) (9, 6)	1-3									2	0	0	0	0	0	0									
Inning Stats	R: 0 E: 0 K: 1 S: 6	H: 1 LOB: 1 BB: 0 P: 6	R: 0 E: 0 K: 1 S: 5	H: 0 LOB: 0 BB: 0 P: 5	R: 0 E: 0 K: 0 S: 3	H: 0 LOB: 1 BB: 1 P: 7	R: 0 E: 0 K: 0 S: 3	H: 0 LOB: 0 BB: 0 P: 3	R: 0 E: 0 K: 0 S: 4	H: 1 LOB: 1 BB: 0 P: 4	R: 0 E: 0 K: 0 S: 3	H: 0 LOB: 0 BB: 0 P: 3	R: 0 E: 0 K: 0 S: 3	H: 0 LOB: 0 BB: 0 P: 3	R: 0 E: 0 K: 1 S: 6	H: 1 LOB: 1 BB: 0 P: 6	1B: 3 2B: 0 3B: 0 HR: 0	SF: 0 SAC: 0 DP: 0 HBP: 0	WP: 1 PB: 0 SB: 1 CS: 0	PA: 31					
PITCHER	IP	WLS	BF	H	R	ER	SO	BB	IBB	HBP	BLK	WP	HR	S	P	ERA	WHIP	PITCHER							
Rick Langford, R ERA: 3.4 (1, 1)	9.0	W	31	3	0	0	3	1	0	0	0	1	0	36	40	0.00	0.444								

Oakland Athletics @ Cleveland Indians
Cleveland Municipal Stadium, Cleveland, OH

AB 30
R 0
H 3
RBI 0
BB 1
SO 3
LOB 8



WP: 1
PA: 31
PB: 0
SB: 1
CS: 0

Batter	1	2	3	4	5	6	7	8	9	AB	R	H	RBI	BB	SO	LOB	TOP								
Rickey Henderson, R OBP: 0.443, SLG: 0.313 (1, 7)	5-3	BB				1-3	FC6		S 1B	4	1	1	1	1	0	1									
Dwayne Murphy, L OBP: 0.297, SLG: 0.310 (1, 8)	G3	SF7				F3			F5	3	0	0	1	1	0	1									
Dan Meyer, L OBP: 0.310, SLG: 0.469 (1, 10)	6-3	F9				F8			F3	5	0	0	0	0	0	4									
Wayne Gross, L OBP: 0.320, SLG: 0.294 (1, 5)		2B SF9 1B				F9			1B	4	2	3	2	1	0	0									
Jim Spencer, L OBP: 0.246, SLG: 0.356 (1, 3)		SF9 1B 2B				G3			F9	5	1	1	0	0	0	3									
Jeff Burroughs, R OBP: 0.414, SLG: 0.364 Jimmy Sexton, R (6, PR)		BB 1B BB				K				2	1	1	0	1	1	0									
Joe Rudi, R OBP: 0.319, SLG: 0.317 (6, 9)		BB 1B BB				K				0	1	0	0	0	0	0									
Mike Heath, R OBP: 0.333, SLG: 0.391 (1, 2)		SF9				F6			K	3	1	1	2	0	1	0									
Dave McKay, S OBP: 0.294, SLG: 0.250 (1, 4)		BB SF7 1B				F9			F7	4	1	2	2	0	0	0									
Fred Stanley, R OBP: 0.313, SLG: 0.132 (1, 6)		SF7 BB BB				K			F3	3	0	0	0	1	2	1									
Inning Stats	R: 0 E: 0 K: 0 S: 3	H: 0 LOB: 0 BB: 0 P: 3	R: 4 E: 0 K: 0 S: 6	H: 3 LOB: 2 BB: 3 P: 18	R: 0 E: 0 K: 1 S: 5	H: 0 LOB: 0 BB: 0 P: 5	R: 0 E: 0 K: 1 S: 5	H: 0 LOB: 0 BB: 0 P: 5	R: 0 E: 0 K: 0 S: 3	H: 0 LOB: 0 BB: 0 P: 3	R: 3 E: 0 K: 1 S: 9	H: 4 LOB: 1 BB: 0 P: 9	R: 0 E: 0 K: 0 S: 3	H: 0 LOB: 0 BB: 0 P: 11	R: 0 E: 0 K: 1 S: 5	H: 0 LOB: 0 BB: 0 P: 5	R: 1 E: 0 K: 0 S: 5	H: 2 LOB: 1 BB: 0 P: 5	1B: 6 2B: 1 3B: 1 HR: 1	SF: 2 SAC: 0 DP: 0 HBP: 0	WP: 0 PB: 0 SB: 4 CS: 0	PA: 41			
PITCHER	IP	WLS	BF	H	R	ER	SO	BB	IBB	HBP	BLK	WP	HR	S	P	ERA	WHIP								
Bert Blyleven, R ERA: 4.87 (1, 1)	1.1	L	10	3	4	4	0	3	0	0	0	0	0	7	19	27.00	4.500								
Tom Brennan, R ERA: 4.5 (2, 1)	4.0		16	4	3	3	2	0	0	0	0	0	1	20	20	6.75	1.000								
Ed Whitson, R ERA: 3.65 (6, 1)	3.2		15	2	1	1	2	2	0	0	0	0	0	17	25	2.46	1.091								

Oakland Athletics @ Cleveland Indians
Cleveland Municipal Stadium, Cleveland, OH
Sat May 01 1982, 3:33 AM EDT
Att: 20,634 - Unknown - 56 F

AB	34
R	8
H	9
RBI	8
BB	5
SO	4
LOB	12



Batter	1	2	3	4	5	6	7	8	9	AB	R	H	RBI	BB	SO	LOB	BOTTOM								
Miguel Dilone, S OBP: 0.222, SLG: 0.196 (1, 7)	G3					4-3			F5	5	1	2	0	0	0	1									
Toby Harrah, R OBP: 0.494, SLG: 0.685 (1, 5)	F8					F5			F7	5	1	1	1	0	0	2									
Mike Hargrove, L OBP: 0.391, SLG: 0.338 (1, 3)	K					1B				3	0	2	1	1	1	0									
Andre Thornton, R OBP: 0.442, SLG: 0.620 (1, 10)		1B BB				K				3	0	0	0	1	1	4									
Bake McBride, L OBP: 0.410, SLG: 0.486 Von Hayes, L OBP: 0.256, SLG: 0.278 (7, 9)		1B				F8				3	0	1	0	0	0	1									
Ron Hassey, L OBP: 0.256, SLG: 0.250 Chris Bando, S OBP: 0.275, SLG: 0.222 Mike Fischlin, R OBP: 0.697, SLG: 0.500 (7, 2)		1B				F8				1	0	0	0	0	0	2									
Rick Manning, L OBP: 0.366, SLG: 0.354 (1, 8)		1B				3-1			F8	2	0	0	0	0	0	0									
Jack Perconte, L OBP: 0.240, SLG: 0.271 Alan Bannister, R OBP: 0.393, SLG: 0.435 (7, 4)		1B				K			6-3	4	0	2	0	0	1	0									
Jack Perconte, L OBP: 0.240, SLG: 0.271 Alan Bannister, R OBP: 0.393, SLG: 0.435 (7, 4)		1B				K			F8	1	0	0	0	1	0	2									
Jerry Dybzinski, R OBP: 0.324, SLG: 0.365 (1, 6)		4-3				FC4-6 BB				2	0	0	0	0	0	1									
Jerry Dybzinski, R OBP: 0.324, SLG: 0.365 (1, 6)		4-3				F3				4	0	1	0	0	0	1									
Inning Stats	R: 0 E: 0 K: 1 S: 5	H: 0 LOB: 0 BB: 0 P: 5	R: 0 E: 0 K: 0 S: 4	H: 2 LOB: 2 BB: 1 P: 8	R: 2 E: 0 K: 1 S: 8	H: 3 LOB: 1 BB: 0 P: 8	R: 0 E: 0 K: 1 S: 5	H: 0 LOB: 1 BB: 1 P: 9	R: 0 E: 0 K: 0 S: 4	H: 0 LOB: 1 BB: 0 P: 4	R: 0 E: 0 K: 0 S: 4	H: 1 LOB: 1 BB: 0 P: 4	R: 0 E: 0 K: 0 S: 4	H: 1 LOB: 2 BB: 1 P: 8	R: 0 E: 0 K: 1 S: 5	H: 0 LOB: 0 BB: 0 P: 5	R: 0 E: 0 K: 0 S: 4	H: 1 LOB: 1 BB: 0 P: 4	1B: 7 2B: 1 3B: 1 HR: 0	SF: 0 SAC: 0 DP: 0 HBP: 0	WP: 0 PB: 0 SB: 1 CS: 0	PA: 38			
PITCHER	IP	WLS	BF	H	R	ER	SO	BB	IBB	HBP	BLK	WP	HR	S	P	ERA	WHIP								
Jeff Jones, R ERA: 4.12 (1, 1)	5.0		22	6	2	2	3	2	0	0	0	0	0	26	34	3.60	1.600								
Tom Underwood, L ERA: 1.72 (6, 1)	4.0	S	16	3	0	0	1	1	0	0	0	0	0	17	21	0.00	1.000								

Oakland Athletics @ Cleveland Indians
Cleveland Municipal Stadium, Cleveland, OH
Sat May 01 1982, 3:33 AM EDT
Att: 20,634 - Unknown - 56 F

AB	35
R	2
H	9
RBI	2
BB	3
SO	4
LOB	14



Batter	1	2	3	4	5	6	7	8	9	AB	R	H	RBI	BB	SO	LOB	TOP										
Rickey Henderson, R OBP: 0.452, SLG: 0.356 (1, 7)	F9		3B		S			1B		3	2	2	0	1	0	0	Oakland Athletics @ New York Yankees Yankee Stadium, Bronx, NY Mon May 03 1982, 7:05 PM EDT Att: 21,026 - Unknown - 64 F										
Dwayne Murphy, L OBP: 0.273, SLG: 0.333 (1, 8)	1-3		3B		1B			BB		4	1	2	2	0	0	1											
Tony Armas, R OBP: 0.327, SLG: 0.440 (1, 9)	6-3		F8					1B		4	1	1	1	0	0	1											
Cliff Johnson, R OBP: 0.228, SLG: 0.314 (1, 10)		5-3		F7				1B		3	0	0	1	0	0	0											
Joe Rudi, R OBP: 0.333, SLG: 0.354 (1, 3)		FC5-4		6-3				1B		3	0	1	1	0	0	0											
Davey Lopes, R OBP: 0.325, SLG: 0.438 (1, 4)	F9		FC6-4		1B			K		4	0	1	0	0	1	2											
Mike Heath, R OBP: 0.290, SLG: 0.333 (1, 2)	FC5-4		FC6-4		1B			F4		4	0	0	0	0	0	2											
Dave McKay, S OBP: 0.262, SLG: 0.225 (1, 5)			F8					6-3		4	0	1	0	0	0	0											
Fred Stanley, R OBP: 0.300, SLG: 0.125 (8, PH)			F8					BB		2	0	0	0	0	0	1											
Jeff Burroughs, R OBP: 0.471, SLG: 0.538 (8, PR)					6-3			1B		1	0	1	0	0	0	0											
Jimmy Sexton, R (8, PR)								BB		0	1	0	0	0	0	0											
Rob Picciolo, R OBP: 0.262, SLG: 0.268 (8, 6)								1B		1	0	0	0	0	1	0											
Inning Stats	R: 0 E: 0 K: 0 S: 3	H: 0 LOB: 0 BB: 0 P: 3	R: 0 E: 0 K: 0 S: 4	H: 1 LOB: 1 BB: 0 P: 4	R: 1 E: 0 K: 0 S: 5	H: 2 LOB: 1 BB: 0 P: 5	R: 0 E: 0 K: 0 S: 4	H: 1 LOB: 1 BB: 0 P: 4	R: 0 E: 0 K: 0 S: 3	H: 0 LOB: 0 BB: 0 P: 3	R: 0 E: 0 K: 0 S: 3	H: 0 LOB: 0 BB: 0 P: 3	R: 4 E: 0 K: 1 S: 8	H: 3 LOB: 1 BB: 1 P: 12	R: 0 E: 0 K: 1 S: 5	H: 0 LOB: 0 BB: 0 P: 5	1B: 7 2B: 0 3B: 2 HR: 0	SF: 1 SAC: 1 DP: 0 HBP: 0	WP: 1 PB: 0 SB: 1 CS: 1	PA: 36							
PITCHER	IP	WLS	BF	H	R	ER	SO	BB	IBB	HBP	BLK	WP	HR	S	P	ERA	WHIP										
Tommy John, L ERA: 2.92 (1, 1)	7.0	L	29	8	4	4	0	1	0	0	0	0	0	28	32	5.14	1.286										
Rich Gossage, R ERA: 5.91 (8, 1)	1.0		4	1	1	1	1	0	0	0	0	1	0	6	6	9.00	1.000										
Rudy May, L ERA: 2.79 (9, 1)	1.0		3	0	0	0	1	0	0	0	0	0	0	5	5	0.00	0.000										



Batter	1	2	3	4	5	6	7	8	9	AB	R	H	RBI	BB	SO	LOB	BOTTOM										
Willie Randolph, R OBP: 0.418, SLG: 0.494 (1, 4)	L3			5-3		5-3			G6-3	3	0	0	0	2	1	5	Oakland Athletics @ New York Yankees Yankee Stadium, Bronx, NY Mon May 03 1982, 7:05 PM EDT Att: 21,026 - Unknown - 64 F										
Jerry Mumphrey, S OBP: 0.359, SLG: 0.317 (1, 8)	L3		F8		BB			BB	G6-3	2	0	0	0	3	0	2											
Ken Griffey, L OBP: 0.292, SLG: 0.311 (1, 9)	CI		F8		F9			F7		3	1	0	0	0	0	3											
Bobby Murcer, L OBP: 0.348, SLG: 0.450 (1, 10)			G3					4-3		3	0	1	1	1	0	1											
Dave Winfield, R OBP: 0.321, SLG: 0.425 (1, 7)	K			5-3		K		5-3		4	0	0	0	0	2	4											
Roy Smalley, S OBP: 0.333, SLG: 0.361 (1, 5)		G3		F7		F9		FC4-6		4	0	1	0	0	0	2											
Dave Collins, S OBP: 0.340, SLG: 0.370 (1, 3)		4-3		S		F7		FC4-6		4	1	1	0	0	0	1											
Rick Cerone, R OBP: 0.296, SLG: 0.270 (1, 2)				WP		5-3		G5-4-3		3	0	2	0	1	0	1											
Bucky Dent, R OBP: 0.205, SLG: 0.186 (8, PH)				WP		5-3				3	0	2	1	0	0	1											
Oscar Gamble, L OBP: 0.276, SLG: 0.208 (9, PH)				WP				G3		1	0	0	0	0	0	0											
Inning Stats	R: 1 E: 1 K: 1 S: 6	H: 1 LOB: 1 BB: 1 P: 10	R: 0 E: 0 K: 1 S: 7	H: 2 LOB: 2 BB: 0 P: 7	R: 0 E: 1 K: 0 S: 2	H: 0 LOB: 0 BB: 1 P: 6	R: 1 E: 0 K: 0 S: 5	H: 2 LOB: 2 BB: 1 P: 9	R: 0 E: 0 K: 1 S: 4	H: 0 LOB: 1 BB: 0 P: 4	R: 0 E: 1 K: 0 S: 3	H: 0 LOB: 1 BB: 1 P: 7	R: 0 E: 0 K: 0 S: 3	H: 1 LOB: 0 BB: 0 P: 3	R: 0 E: 0 K: 0 S: 2	H: 0 LOB: 0 BB: 1 P: 6	1B: 6 2B: 2 3B: 0 HR: 0	SF: 0 SAC: 0 DP: 3 HBP: 0	WP: 1 PB: 0 SB: 1 CS: 0	PA: 38							
PITCHER	IP	WLS	BF	H	R	ER	SO	BB	IBB	HBP	BLK	WP	HR	S	P	ERA	WHIP										
Matt Keough, R ERA: 3.8 (1, 1)	9.0	W	38	7	2	1	3	7	0	0	0	1	0	37	65	1.00	1.556										

Batter	1	2	3	4	5	6	7	8	9	10	11	12	13	AB	R	H	RBI	BB	SO	LOB	TOP	
Rickey Henderson, R OBP: 0.420, SLG: 0.382	4-3	SF9		F8		FC3-6 1B			E7 SH1-3 1B	K			2B 3B	6	1	3	2	0	1	3		
Dwayne Murphy, L OBP: 0.267, SLG: 0.316	K	F7			K	FC3-6 1-2			SH1-3 2-3		K		2B BB	5	1	0	0	1	3	1		
Tony Armas, R OBP: 0.324, SLG: 0.439	WP 1B		6-3		F9		F8		K		K		1-H 2B	7	1	2	2	0	2	1		
Cliff Johnson, R OBP: 0.234, SLG: 0.310	1B 1B		5-3		5-3		G5-4-3 1B		F3		F8		5-3	7	1	2	1	0	0	2		
Joe Rudi, R OBP: 0.344, SLG: 0.389	1B BLK 1B		HBP HBP			1B 3B	G5-4-3 1-2				6-3	K	F8	6	2	2	0	0	1	2		
Davey Lopes, R OBP: 0.356, SLG: 0.449	BLK S 1B		HBP			2B 1B		6-3 SH1-3 1B		BB BB		K	F7	5	1	3	2	1	1	1		
Jeff Newman, R OBP: 0.367, SLG: 0.605	K		F7			4-3 1B 2B		SH1-3		BB BB		2B BB		3	1	1	1	2	1	3		
Dave McKay, S OBP: 0.292, SLG: 0.289			F9 SF9 2B		K	F2		6-3		BB BB				5	1	2	0	1	1	2		
Rob Picciolo, R OBP: 0.244, SLG: 0.250			F9		F9					BB BB		1-2 2-3 BB		3	0	0	0	0	0	2		
Jeff Burroughs, R OBP: 0.457, SLG: 0.519		F9											F4	1	0	0	0	0	0	0		
Fred Stanley, R OBP: 0.300, SLG: 0.125						4-3		F6						0	0	0	0	0	0	0		
Dan Meyer, L OBP: 0.306, SLG: 0.462														1	0	0	0	0	1	3		
Jimmy Sexton, R OBP: 0.100, SLG: 0.000														1	0	0	0	0	0	2		
Inning Stats	R: 3 E: 0 K: 2 S: 11	H: 4 LOB: 1 BB: 0 P: 11	R: 1 E: 0 K: 0 S: 4	H: 1 LOB: 0 BB: 0 P: 4	R: 0 E: 0 K: 0 S: 3	H: 0 LOB: 2 BB: 0 P: 5	R: 0 E: 0 K: 1 S: 5	H: 0 LOB: 0 BB: 0 P: 5	R: 0 E: 0 K: 1 S: 5	H: 1 LOB: 0 BB: 0 P: 3	R: 0 E: 0 K: 0 S: 7	H: 1 LOB: 1 BB: 0 P: 7	R: 0 E: 0 K: 2 S: 7	H: 0 LOB: 3 BB: 3 P: 19	R: 0 E: 0 K: 2 S: 8	H: 1 LOB: 2 BB: 1 P: 12	R: 2 E: 0 K: 0 S: 5	H: 2 LOB: 1 BB: 1 P: 9	1B: 9 2B: 4 3B: 2 HR: 0	SF: 1 SAC: 2 DP: 1 HBP: 2	WP: 1 PB: 0 SB: 1 CS: 0	PA: 60
PITCHER	IP WLS BF H R ER SO BB IBB HBP BLK WP HR S P ERA WHIP	IP WLS BF H R ER SO BB IBB HBP BLK WP HR S P ERA WHIP	IP WLS BF H R ER SO BB IBB HBP BLK WP HR S P ERA WHIP	IP WLS BF H R ER SO BB IBB HBP BLK WP HR S P ERA WHIP	IP WLS BF H R ER SO BB IBB HBP BLK WP HR S P ERA WHIP	IP WLS BF H R ER SO BB IBB HBP BLK WP HR S P ERA WHIP	IP WLS BF H R ER SO BB IBB HBP BLK WP HR S P ERA WHIP	IP WLS BF H R ER SO BB IBB HBP BLK WP HR S P ERA WHIP	IP WLS BF H R ER SO BB IBB HBP BLK WP HR S P ERA WHIP	IP WLS BF H R ER SO BB IBB HBP BLK WP HR S P ERA WHIP	IP WLS BF H R ER SO BB IBB HBP BLK WP HR S P ERA WHIP	IP WLS BF H R ER SO BB IBB HBP BLK WP HR S P ERA WHIP	IP WLS BF H R ER SO BB IBB HBP BLK WP HR S P ERA WHIP	IP WLS BF H R ER SO BB IBB HBP BLK WP HR S P ERA WHIP	IP WLS BF H R ER SO BB IBB HBP BLK WP HR S P ERA WHIP	IP WLS BF H R ER SO BB IBB HBP BLK WP HR S P ERA WHIP	IP WLS BF H R ER SO BB IBB HBP BLK WP HR S P ERA WHIP	IP WLS BF H R ER SO BB IBB HBP BLK WP HR S P ERA WHIP	IP WLS BF H R ER SO BB IBB HBP BLK WP HR S P ERA WHIP	IP WLS BF H R ER SO BB IBB HBP BLK WP HR S P ERA WHIP	IP WLS BF H R ER SO BB IBB HBP BLK WP HR S P ERA WHIP	
Dave Righetti, L ERA: 5.0	3.0	16	5	4	4	2	0	0	2	1	1	0	18	20	12.00	1.667						
Rudy May, L ERA: 4.26	3.0	13	4	3	3	2	0	0	0	0	0	0	17	17	9.00	1.333						
George Frazier, R ERA: 2.46	1.0	3	1	0	0	0	0	0	0	0	0	0	3	3	0.00	1.000						
Shane Rawley, L ERA: 2.87	2.1	11	2	0	0	1	2	0	0	0	0	0	11	19	0.00	1.714						
Rich Gossage, R ERA: 4.73	10.1	2.2	11	1	0	0	6	2	0	0	0	0	21	29	0.00	1.125						

Oakland Athletics @ New York Yankees
Yankee Stadium, Bronx, NY
Tue May 04 1982, 7:05 PM EDT
Att. 22,414 - Unknown - 60 F

AB 50
R 9
H 15
RBI 8
BB 5
SO 11
LOB 23



Batter	1	2	3	4	5	6	7	8	9	10	11	12	13	AB	R	H	RBI	BB	SO	LOB	BOTTOM			
Willie Randolph, R OBP: 0.463, SLG: 0.524	1B BB		1-H 3B			1B 2B 1B	1-2 HR BB					F9		3	2	2	1	3	0	0				
Ken Griffey, L OBP: 0.262, SLG: 0.299	F7		1-3			2B 4-3 1B	F7		F8			1-3		6	1	1	0	0	0	5				
Dave Winfield, R OBP: 0.333, SLG: 0.481	G6-4-3 1B		F7			4-3 1B 2B	1-H 2-H HR		F6				K	6	2	3	4	0	1	1				
Lou Piniella, R OBP: 0.410, SLG: 0.811														2	0	0	0	0	0	2				
Oscar Gamble, L OBP: 0.258, SLG: 0.192	G6-4-3		6-3			F5	F4		F3				F4	2	0	0	0	0	0	3				
Butch Hobson, R OBP: 0.143, SLG: 0.280														1	0	0	0	0	0	0				
Dave Revere, L OBP: 0.205, SLG: 0.200														1	0	0	0	0	0	0				
Roy Smalley, S OBP: 0.307, SLG: 0.328		F7			6-3	4-3			F7		5-3		K	6	0	0	1	0	1	1				
Jerry Mumphrey, S OBP: 0.351, SLG: 0.310		F9			6-3				K			L1		5	0	1	1	0	1	0				
Rick Cerone, R OBP: 0.276, SLG: 0.250			5-3			L6	F7		F8			L6		5	0	0	0	0	0	1				
Dave Collins, S OBP: 0.300, SLG: 0.333				F3		F9			G3			F9		5	0	0	0	0	1	0				
Bucky Dent, R OBP: 0.217, SLG: 0.182														1	1	0	0	1	1	0				
Bobby Murcer, L OBP: 0.375, SLG: 0.450														0	0	0	0	0	0	0				
Larry Milbourne, S OBP: 0.190, SLG: 0.238							K HR HBP		F9			5-3		2	1	0	0	0	0	0				
Inning Stats	R: 0 E: 0 K: 0 S: 3	H: 1 LOB: 1 BB: 1 P: 7	R: 0 E: 0 K: 0 S: 3	H: 0 LOB: 0 BB: 0 P: 3	R: 1 E: 0 K: 0 S: 4	H: 1 LOB: 1 BB: 1 P: 8	R: 0 E: 0 K: 0 S: 3	H: 0 LOB: 0 BB: 0 P: 3	R: 0 E: 0 K: 1 S: 5	H: 0 LOB: 0 BB: 0 P: 5	R: 3 E: 0 K: 0 S: 7	H: 4 LOB: 1 BB: 1 P: 7	R: 3 E: 0 K: 0 S: 4	H: 1 LOB: 1 BB: 1 P: 9	R: 0 E: 0 K: 0 S: 3	H: 0 LOB: 0 BB: 0 P: 3	R: 0 E: 0 K: 1 S: 5	H: 0 LOB: 0 BB: 0 P: 5	R: 0 E: 0 K: 2 S: 7	H: 0 LOB: 0 BB: 0 P: 7	1B: 4 2B: 1 3B: 1 HR: 1	SF: 0 SAC: 0 DP: 1 HBP: 1	WP: 0 PB: 0 SB: 0 CS: 0	PA: 50
PITCHER	IP WLS BF H R ER SO BB IBB HBP BLK WP HR S P ERA WHIP	IP WLS BF H R ER SO BB IBB HBP BLK WP HR S P ERA WHIP	IP WLS BF H R ER SO BB IBB HBP BLK WP HR S P ERA WHIP	IP WLS BF H R ER SO BB IBB HBP BLK WP HR S P ERA WHIP	IP WLS BF H R ER SO BB IBB HBP BLK WP HR S P ERA WHIP	IP WLS BF H R ER SO BB IBB HBP BLK WP HR S P ERA WHIP	IP WLS BF H R ER SO BB IBB HBP BLK WP HR S P ERA WHIP	IP WLS BF H R ER SO BB IBB HBP BLK WP HR S P ERA WHIP	IP WLS BF H R ER SO BB IBB HBP BLK WP HR S P ERA WHIP	IP WLS BF H R ER SO BB IBB HBP BLK WP HR S P ERA WHIP	IP WLS BF H R ER SO BB IBB HBP BLK WP HR S P ERA WHIP	IP WLS BF H R ER SO BB IBB HBP BLK WP HR S P ERA WHIP	IP WLS BF H R ER SO BB IBB HBP BLK WP HR S P ERA WHIP	IP WLS BF H R ER SO BB IBB HBP BLK WP HR S P ERA WHIP	IP WLS BF H R ER SO BB IBB HBP BLK WP HR S P ERA WHIP	IP WLS BF H R ER SO BB IBB HBP BLK WP HR S P ERA WHIP	IP WLS BF H R ER SO BB IBB HBP BLK WP HR S P ERA WHIP	IP WLS BF H R ER SO BB IBB HBP BLK WP HR S P ERA WHIP	IP WLS BF H R ER SO BB IBB HBP BLK WP HR S P ERA WHIP	IP WLS BF H R ER SO BB IBB HBP BLK WP HR S P ERA WHIP	IP WLS BF H R ER SO BB IBB HBP BLK WP HR S P ERA WHIP			
Tom Underwood, L ERA: 2.23	5.0	20	4	3	3	1	2	0	0	0	0	20	28	5.40	1.200									
Jeff Jones, R ERA: 5.14	1.1	8	2	3	3	0	1	0	1	0	0	6	11	20.25	2.250									
Bob Ovwchinko, L ERA: 2.16	5.2	W	19	1	1	1	2	1	0	0	0	1	22	26	1.59	0.353								
Dave Beard, R ERA:	13.1	S	3	0	0	0	2	0	0	0	0	0	7	7	0.00	0.000								

Oakland Athletics @ New York Yankees
Yankee Stadium, Bronx, NY
Tue May 04 1982, 7:05 PM EDT
Att. 22,414 - Unknown - 60 F

AB 45
R 7
H 7
RBI 7
BB 4
SO 5
LOB 13



Batter	1	2	3	4	5	6	7	8	9	AB	R	H	RBI	BB	SO	LOB	TOP										
Jack Perconte, L (1,4) OBP: 0.284, SLG: 0.313	F6		FC3-6 1B		F8		BB 1B		4-3	5	1	1	0	0	0	3	Cleveland Indians @ Oakland Athletics Oakland-Alameda County Coliseum, Oakland, CA Thu May 06 1982, 7:05 PM PDT Att: 15,373 - Unknown										
Toby Harrah, R (1,5) OBP: 0.461, SLG: 0.670	F7		1B		1B		BB 1B		BB	3	0	2	0	2	0	0											
Mike Hargrove, L (1,3) OBP: 0.310, SLG: 0.353	1B				F8		1-2 2-H 1B		F9	5	0	2	1	0	0	3											
Andre Thornton, R (1,10) OBP: 0.431, SLG: 0.612	K				F8		1-2 2-H 1B		F7	4	1	1	1	0	2	3											
Bake McBride, L (1,9) OBP: 0.362, SLG: 0.422					HR				F4	4	0	1	0	0	1	0											
Alan Bannister, R (8,7) OBP: 0.377, SLG: 0.412					K2-3		FC6-4 1B			0	0	0	0	0	0	0											
Von Hayes, L (1,7) OBP: 0.231, SLG: 0.245					S BB 1B		FC6-4 1-2		F9	4	0	1	0	0	0	1											
Rick Manning, L (1,8) OBP: 0.345, SLG: 0.338					BB 1B		F7		F7	3	0	1	0	1	0	1											
Ron Hassey, L (1,2) OBP: 0.196, SLG: 0.188							F7		E4	4	0	0	0	0	2	2											
Mike Fischlin, R (9, PR) OBP: 0.697, SLG: 0.500	CS		K		K				4-3	0	0	0	0	0	0	0											
Jerry Dybzinski, R (1,6) OBP: 0.350, SLG: 0.352							F8		4-3	2	0	0	0	1	1	0											
Miguel Dilone, S (9, PH) OBP: 0.219, SLG: 0.163					FC3-6 BB				1-2	1	0	0	0	0	0	1											
Inning Stats	R: 0 E: 0 K: 1 S: 6	H: 1 LOB: 1 BB: 0 P: 6	R: 0 E: 0 K: 0 S: 3	H: 1 LOB: 0 BB: 0 P: 3	R: 0 E: 0 K: 1 S: 5	H: 1 LOB: 2 BB: 1 P: 9	R: 1 E: 0 K: 2 S: 9	H: 2 LOB: 2 BB: 1 P: 13	R: 0 E: 0 K: 0 S: 4	H: 1 LOB: 1 BB: 0 P: 4	R: 1 E: 0 K: 1 S: 7	H: 2 LOB: 2 BB: 1 P: 11	R: 0 E: 0 K: 0 S: 3	H: 0 LOB: 0 BB: 0 P: 3	R: 0 E: 1 K: 0 S: 4	H: 0 LOB: 2 BB: 1 P: 8	1B: 8 2B: 0 3B: 0 HR: 1	SF: 0 SAC: 0 DP: 0 HBP: 0	WP: 0 PB: 0 SB: 1 CS: 1	PA: 40							
PITCHER	IP	WLS	BF	H	R	ER	SO	BB	IBB	HBP	BLK	WP	HR	S	P	ERA	WHIP										
Steve McCatty, R (1,1) ERA: 4.07	6.2	W	29	8	2	2	5	3	0	0	0	0	1	36	48	2.70	1.650										
Bob Ovchinko, L (7,1) ERA: 2.16	0.0		1	1	0	0	0	0	0	0	0	0	0	1	1	∞	∞										
Dave Beard, R (7,1) ERA:	2.1	S	9	0	0	0	1	1	0	0	0	0	0	10	14	0.00	0.429										

Batter	1	2	3	4	5	6	7	8	9	AB	R	H	RBI	BB	SO	LOB	BOTTOM										
Rickey Henderson, R (1,7) OBP: 0.444, SLG: 0.380	E6 1B				K			6-3		4	1	1	1	0	1	0	Cleveland Indians @ Oakland Athletics Oakland-Alameda County Coliseum, Oakland, CA Thu May 06 1982, 7:05 PM PDT Att: 15,373 - Unknown										
Dwayne Murphy, L (1,8) OBP: 0.275, SLG: 0.347	1B FC6-4 BB				K			HR		3	2	1	1	1	1	2											
Dan Meyer, L (1,10) OBP: 0.303, SLG: 0.449	FC6-4 1B				1-3			F4		4	0	1	1	0	1	2											
Tony Armas, R (1,9) OBP: 0.312, SLG: 0.422	FC6-4 1-2 3-H				1-3			5-3		4	0	0	1	0	1	1											
Wayne Gross, L (1,5) OBP: 0.308, SLG: 0.282	K				3-1			4-3		3	0	0	0	0	1	1											
Jim Spencer, L (1,3) OBP: 0.234, SLG: 0.339	K				K			K		3	0	0	0	0	3	1											
Davey Lopes, R (1,4) OBP: 0.344, SLG: 0.432					F8			5-3		3	0	0	0	0	0	0											
Mike Heath, R (1,2) OBP: 0.294, SLG: 0.310					6-3			F7		2	1	0	0	1	0	0											
Fred Stanley, R (1,6) OBP: 0.302, SLG: 0.119					F8			K		2	0	0	0	1	1	0											
Inning Stats	R: 2 E: 1 K: 2 S: 9	H: 1 LOB: 1 BB: 1 P: 13	R: 1 E: 0 K: 1 S: 6	H: 1 LOB: 2 BB: 2 P: 14	R: 0 E: 0 K: 1 S: 5	H: 0 LOB: 0 BB: 0 P: 5	R: 0 E: 0 K: 0 S: 3	H: 0 LOB: 0 BB: 0 P: 3	R: 0 E: 0 K: 2 S: 7	H: 0 LOB: 0 BB: 0 P: 7	R: 0 E: 0 K: 1 S: 5	H: 0 LOB: 0 BB: 0 P: 5	R: 1 E: 0 K: 0 S: 4	H: 1 LOB: 0 BB: 0 P: 4	R: 0 E: 0 K: 0 S: 3	H: 0 LOB: 0 BB: 0 P: 4		1B: 2 2B: 0 3B: 0 HR: 1	SF: 0 SAC: 0 DP: 0 HBP: 0	WP: 0 PB: 0 SB: 2 CS: 0	PA: 31						
PITCHER	IP	WLS	BF	H	R	ER	SO	BB	IBB	HBP	BLK	WP	HR	S	P	ERA	WHIP										
John Denny, R (1,1) ERA: 4.66	8.0	L	31	3	4	3	9	3	0	0	0	0	1	46	58	3.38	0.750										

Batter	1	2	3	4	5	6	7	8	9	AB	R	H	RBI	BB	SO	LOB	TOP								
Jack Perconte, L OBP: 0.301, SLG: 0.348	6-3		FC6-4	2B		1B	3B	F1		5	2	2	1	1	0	2									
Toby Harrah, R OBP: 0.463, SLG: 0.670	K		1-3	1-6-3		1B	1B	FC6-4		6	2	3	2	0	1	2									
Mike Hargrove, L OBP: 0.314, SLG: 0.348	3-4-1			1B		1B	BB	FC6	K	4	2	1	1	2	1	1									
Andre Thornton, R OBP: 0.449, SLG: 0.648 Joe Charboneau, R OBP: 0.256, SLG: 0.192		G4-6-3		HR		1B	BB	FC6	1B	3	3	2	3	2	0	2									
Bake McBride, L OBP: 0.385, SLG: 0.480 Rod Craig, S OBP: 0.167, SLG: 0.167	G4-6-3			1B		1B	BB	FC6	F7	5	2	3	3	0	1	3									
Von Hayes, L OBP: 0.276, SLG: 0.296				1B		1B	BB	FC6	K	5	1	3	3	1	2	1									
Rick Manning, L OBP: 0.337, SLG: 0.329	F8			1B		1B	BB	L6-3		5	1	1	0	0	0	4									
Ron Hassey, L OBP: 0.214, SLG: 0.192			G3	1B		1B	BB	F6	4-3	4	1	1	1	1	0	2									
Jerry Dybzinski, R OBP: 0.346, SLG: 0.347 Miguel Dilone, S OBP: 0.231, SLG: 0.197 Mike Fischlin, R OBP: 0.500, SLG: 0.400	E3			1B		1B	BB	F9	FC6-4	1	0	0	0	0	0	0									
Inning Stats	R: 0 E: 0 K: 1 S: 5	H: 0 LOB: 0 BB: 0 P: 5	R: 0 E: 0 K: 0 S: 4	H: 2 LOB: 1 BB: 0 P: 4	R: 0 E: 1 K: 0 S: 4	H: 0 LOB: 1 BB: 0 P: 4	R: 7 E: 0 K: 1 S: 12	H: 8 LOB: 2 BB: 2 P: 20	R: 0 E: 0 K: 1 S: 5	H: 0 LOB: 1 BB: 1 P: 9	R: 4 E: 0 K: 0 S: 7	H: 4 LOB: 2 BB: 2 P: 15	R: 4 E: 0 K: 0 S: 5	H: 3 LOB: 0 BB: 2 P: 13	R: 0 E: 0 K: 0 S: 4	H: 1 LOB: 1 BB: 0 P: 4	R: 0 E: 0 K: 2 S: 8	H: 1 LOB: 1 BB: 0 P: 8	1B: 14 2B: 3 3B: 2 HR: 1	SF: 0 SAC: 0 DP: 2 HBP: 0	WP: 1 PB: 0 SB: 0 CS: 0	PA: 51			
PITCHER	IP	WLS	BF	H	R	ER	SO	BB	IBB	HBP	BLK	WP	HR	S	P	ERA	WHIP								
Rick Langford, R ERA: 4.44	3.0	L	19	9	7	7	1	1	0	0	0	0	1	20	24	21.00	3.333								
Jeff Jones, R ERA: 5.06	0.1		1	1	0	0	0	0	0	0	0	0	0	1	1	0.00	3.000								
Bob Owchinko, L ERA: 3.44	1.2		10	2	3	3	2	2	1	0	0	0	1	11	23	16.20	2.400								
Tom Underwood, L ERA: 3.2	3.0		17	6	5	5	0	3	0	0	0	0	0	14	26	15.00	3.000								
Dave Beard, R ERA:	1.0		4	1	0	0	2	0	0	0	0	0	0	8	8	0.00	1.000								

Cleveland Indians @ Oakland Athletics
Oakland-Alameda County Coliseum, Oakland, CA
Fri May 07 1982, 7:05 PM PDT
Att: 22,314 - Unknown

AB 44
R 15
H 19
RBI 15
BB 7
SO 5
LOB 21



Batter	1	2	3	4	5	6	7	8	9	AB	R	H	RBI	BB	SO	LOB	BOTTOM								
Rickey Henderson, R OBP: 0.438, SLG: 0.373 Dan Meyer, L OBP: 0.291, SLG: 0.431	5-3			4-3					F7	2	0	0	0	0	0	2									
Dwayne Murphy, L OBP: 0.280, SLG: 0.349									F7	5	2	2	0	0	1	0									
Cliff Johnson, R OBP: 0.246, SLG: 0.365									4-3	5	1	2	2	0	1	0									
Tony Armas, R OBP: 0.301, SLG: 0.406 Jeff Burroughs, R OBP: 0.457, SLG: 0.519	F4								F7	4	0	0	0	0	1	2									
Joe Rudi, R OBP: 0.369, SLG: 0.393 Jim Spencer, L OBP: 0.234, SLG: 0.339	1B								3-1	2	1	1	0	2	0	0									
Davey Lopes, R OBP: 0.351, SLG: 0.429 Dave McKay, S OBP: 0.292, SLG: 0.289	1B								F7	3	1	1	1	1	0	1									
Mickey Klutts, R OBP: 0.273, SLG: 0.207 Wayne Gross, L OBP: 0.296, SLG: 0.270	1B								4-3	1	1	1	1	0	0	0									
Jeff Newman, R OBP: 0.365, SLG: 0.578 Mike Heath, R OBP: 0.286, SLG: 0.300	1B								K	2	0	0	0	1	2	3									
Rob Piccolo, R OBP: 0.245, SLG: 0.250									F9	1	0	0	0	0	0	0									
Inning Stats	R: 5 E: 0 K: 0 S: 9	H: 6 LOB: 2 BB: 1 P: 13	R: 0 E: 0 K: 0 S: 3	H: 0 LOB: 0 BB: 0 P: 3	R: 0 E: 0 K: 0 S: 3	H: 0 LOB: 0 BB: 0 P: 3	R: 0 E: 0 K: 1 S: 5	H: 0 LOB: 0 BB: 0 P: 5	R: 1 E: 0 K: 1 S: 7	H: 2 LOB: 3 BB: 2 P: 15	R: 0 E: 0 K: 3 S: 9	H: 0 LOB: 0 BB: 0 P: 9	R: 0 E: 0 K: 2 S: 7	H: 0 LOB: 1 BB: 1 P: 11	R: 0 E: 0 K: 0 S: 3	H: 0 LOB: 0 BB: 0 P: 3	R: 0 E: 0 K: 0 S: 3	H: 0 LOB: 0 BB: 0 P: 3	1B: 7 2B: 0 3B: 0 HR: 1	SF: 0 SAC: 0 DP: 0 HBP: 0	WP: 0 PB: 0 SB: 0 CS: 0	PA: 39			
PITCHER	IP	WLS	BF	H	R	ER	SO	BB	IBB	HBP	BLK	WP	HR	S	P	ERA	WHIP								
Rick Waits, L ERA: 7.23	0.2		15	2	1	1	1	2	0	0	0	0	0	15	23	67.50	10.500								
Rick Sutcliffe, R ERA: 6.49	3.2	W	15	2	1	1	1	2	0	0	0	0	0	15	23	2.46	1.091								
Ed Whitson, R ERA: 2.6	4.2	S	15	0	0	0	6	1	0	0	0	0	0	26	30	0.00	0.214								

Cleveland Indians @ Oakland Athletics
Oakland-Alameda County Coliseum, Oakland, CA
Fri May 07 1982, 7:05 PM PDT
Att: 22,314 - Unknown

AB 35
R 6
H 8
RBI 6
BB 4
SO 7
LOB 11



Batter	1	2	3	4	5	6	7	8	9	AB	R	H	RBI	BB	SO	LOB	TOP								
Miguel Dilone, S OBP: 0.246, SLG: 0.246 (1, 7)	G3	S SF8 2B		6-3				SH 1B		4	2	2	3	0	0	0	Cleveland Indians @ Oakland Athletics Oakland-Alameda County Coliseum, Oakland, CA Sat May 08 1982, 3:33 AM PDT Att: 37,408 - Unknown								
Toby Harrah, R OBP: 0.460, SLG: 0.660 (1, 5)	1B BB	SF8 2H		K		F7		1B G4-6-3		3	0	1	2	1	1	1									
Mike Hargrove, L OBP: 0.314, SLG: 0.344 (1, 3)	1B	K		F8		IBB		G4-6-3 1-2		4	0	1	0	1	1	1									
Andre Thornton, R OBP: 0.438, SLG: 0.620 (1, 10)	F7			BB BB		K		K		4	0	0	0	1	2	4									
Von Hayes, L OBP: 0.270, SLG: 0.276 (1, 9)	F3			BB 1-2		G3		F2		4	0	0	0	1	0	2									
Ron Hassey, L OBP: 0.213, SLG: 0.193 (1, 2)		2B FC6-4 1B		F7		F5		E3 FC6-4		5	1	1	0	0	0	2									
Rick Manning, L OBP: 0.340, SLG: 0.337 (1, 8)		FC6-4 2B		1-2 2-3 BB		6-3		FC6-4 1-2		4	1	1	0	1	1	1									
Jack Perconte, L OBP: 0.307, SLG: 0.343 Alan Bannister, R OBP: 0.381, SLG: 0.404 (1, 4) (4, 4)		FC6-4 BB		F3		2B BB		F7		1	0	0	0	1	0	3									
Mike Fischlin, R OBP: 0.500, SLG: 0.556 (1, 6)	FC6-4 WP 2B			K		2B 1-H		SH 1B		1	0	0	1	0	1	1									
										4	3	2	2	0	1	5									
Inning Stats	R: 0 E: 0 K: 0 S: 4	H: 1 LOB: 2 BB: 1 P: 8	R: 4 E: 0 K: 1 S: 8	H: 3 LOB: 0 BB: 1 P: 12	R: 0 E: 0 K: 1 S: 5	H: 0 LOB: 3 BB: 3 P: 17	R: 0 E: 0 K: 1 S: 5	H: 0 LOB: 0 BB: 0 P: 5	R: 0 E: 0 K: 0 S: 3	H: 0 LOB: 0 BB: 0 P: 3	R: 2 E: 0 K: 1 S: 7	H: 2 LOB: 2 BB: 2 P: 15	R: 0 E: 1 K: 0 S: 4	H: 0 LOB: 1 BB: 0 P: 4	R: 2 E: 1 K: 1 S: 7	H: 2 LOB: 0 BB: 0 P: 7	R: 0 E: 0 K: 1 S: 5	H: 0 LOB: 0 BB: 0 P: 5	1B: 4 2B: 4 3B: 0 HR: 0	SF: 1 SAC: 1 DP: 1 HBP: 0	WP: 1 PB: 0 SB: 1 CS: 0	PA: 43			
PITCHER	IP	WLS	BF	H	R	ER	SO	BB	IBB	HBP	BLK	WP	HR	S	P	ERA	WHIP								
Mike Norris, R ERA: 3.42 (1, 1)	2.0	L	12	4	4	4	1	2	0	0	0	1	0	12	20	18.00	3.000								
Jeff Jones, R ERA: 4.99 (3, 1)	0.1		4	0	0	0	0	3	0	0	0	0	0	1	13	0.00	9.000								
Dave Beard, R ERA: 1.26 (3, 1)	3.2		15	2	2	2	3	1	1	0	0	0	0	19	27	4.91	0.818								
Tom Underwood, L ERA: 3.19 (7, 1)	3.0		12	2	2	1	2	0	0	0	0	0	0	16	16	3.00	0.667								

Batter	1	2	3	4	5	6	7	8	9	AB	R	H	RBI	BB	SO	LOB	BOTTOM								
Rickey Henderson, R OBP: 0.444, SLG: 0.371 (1, 7)	S 1B		6-3		BB		F7		F9 S BB	3	0	1	0	2	0	2	Cleveland Indians @ Oakland Athletics Oakland-Alameda County Coliseum, Oakland, CA Sat May 08 1982, 3:33 AM PDT Att: 37,408 - Unknown								
Dwayne Murphy, L OBP: 0.285, SLG: 0.345 (1, 8)	K		1B SF9-6-4		F8		1B 1-2 2-3 BB		F9	4	2	1	0	1	1	3									
Dan Meyer, L OBP: 0.298, SLG: 0.429 (1, 10)	5-3		1B SF9-6-4		1B		5-3		F3	5	0	2	2	0	0	2									
Tony Armas, R OBP: 0.299, SLG: 0.404 (1, 9)	3-1		SF9-3-6-4		F7		F7		1B	3	0	1	2	0	0	1									
Wayne Gross, L OBP: 0.294, SLG: 0.269 (1, 5)		F7		K		1B		4-3		4	0	1	0	0	1	2									
Jim Spencer, L OBP: 0.221, SLG: 0.318 (1, 3)		K		F7		F8		F5		4	0	0	0	0	1	1									
Dave McKay, S OBP: 0.286, SLG: 0.271 (1, 4)		E4 1B S		4-3		BB 1B BB		K		3	2	0	0	1	1	0									
Mike Heath, R OBP: 0.308, SLG: 0.303 (1, 2)		S 1B		3-1		BB 1B BB		F4		3	1	1	0	1	0	0									
Fred Stanley, R OBP: 0.291, SLG: 0.114 Jeff Burroughs, R OBP: 0.444, SLG: 0.500 Rob Piccolo, R OBP: 0.245, SLG: 0.250 Cliff Johnson, R OBP: 0.243, SLG: 0.359 (1, 6) (7, PH) (8, 6) (8, PH)		K		3-1		K		G1		2	0	0	0	0	1	1									
										1	0	0	0	0	1	2									
										0	0	0	0	0	0	0									
										1	0	0	0	0	0	0									
Inning Stats	R: 0 E: 0 K: 1 S: 6	H: 1 LOB: 1 BB: 0 P: 6	R: 1 E: 1 K: 2 S: 9	H: 1 LOB: 1 BB: 0 P: 9	R: 1 E: 0 K: 0 S: 4	H: 2 LOB: 0 BB: 0 P: 4	R: 0 E: 0 K: 1 S: 5	H: 0 LOB: 0 BB: 0 P: 5	R: 0 E: 0 K: 0 S: 3	H: 0 LOB: 1 BB: 1 P: 7	R: 0 E: 0 K: 0 S: 4	H: 1 LOB: 1 BB: 0 P: 4	R: 3 E: 0 K: 1 S: 7	H: 2 LOB: 2 BB: 3 P: 19	R: 0 E: 0 K: 1 S: 5	H: 0 LOB: 0 BB: 0 P: 5	R: 0 E: 0 K: 0 S: 3	H: 0 LOB: 1 BB: 1 P: 7	1B: 7 2B: 1 3B: 0 HR: 0	SF: 1 SAC: 0 DP: 1 HBP: 0	WP: 0 PB: 0 SB: 5 CS: 0	PA: 39			
PITCHER	IP	WLS	BF	H	R	ER	SO	BB	IBB	HBP	BLK	WP	HR	S	P	ERA	WHIP								
Len Barker, R ERA: 2.3 (1, 1)	6.0	W	26	5	4	3	4	3	0	0	0	0	0	31	43	4.50	1.333								
Dan Spillner, R ERA: 2.35 (7, 1)	3.0	S	13	2	1	1	2	2	0	0	0	0	0	15	23	3.00	1.333								



Batter	1	2	3	4	5	6	7	8	9	10	AB	R	H	RBI	BB	SO	LOB	TOP			
Lenn Sakata, R OBP: 0.316, SLG: 0.329 Al Bumbry, L OBP: 0.300, SLG: 0.284 Bobby Bonner, R OBP: 0.280, SLG: 0.292	6-3		5-3		F9		F7		K		4	0	0	0	0	0	1				
Rich Dauer, R OBP: 0.400, SLG: 0.475	6-3			F7		FC6 HR 1B	F8		F8		5	1	1	0	0	0	0				
John Lowenstein, L OBP: 0.370, SLG: 0.690	K			HR		FC6 1B				BB SF7 BB	3	2	2	1	2	1	0				
Ken Singleton, S OBP: 0.358, SLG: 0.290		K			1B	FC6 HR 1B	F7			K	5	1	1	0	0	2	4				
Terry Crowley, L OBP: 0.529, SLG: 0.273 Benny Ayala, R OBP: 0.333, SLG: 0.455 Jim Dwyer, L OBP: 0.290, SLG: 0.438 Eddie Murray, S OBP: 0.459, SLG: 0.649	F8			K		HR BB				WP BB 1B	2	1	0	0	2	1	1				
Gary Roenicke, R OBP: 0.402, SLG: 0.694				F7		HR			F7		4	1	2	4	1	0	2				
Dan Ford, R OBP: 0.232, SLG: 0.330	4-3				F8	K			E6		4	0	0	1	0	1	2				
Cal Ripken Jr., R OBP: 0.198, SLG: 0.325			F7			BB			G4-6-3		4	0	1	0	1	1	4				
Rick Dempsey, R OBP: 0.371, SLG: 0.286			K		F9	6-3			6-3		4	0	0	0	0	1	2				
Inning Stats	R: 0 E: 0 K: 1 S: 5	H: 0 LOB: 0 BB: 0 P: 5	R: 0 E: 0 K: 1 S: 6	H: 1 LOB: 1 BB: 0 P: 6	R: 0 E: 0 K: 1 S: 5	H: 0 LOB: 0 BB: 0 P: 5	R: 1 E: 0 K: 1 S: 7	H: 2 LOB: 1 BB: 0 P: 7	R: 0 E: 0 K: 0 S: 3	H: 0 LOB: 1 BB: 1 P: 7	R: 0 E: 0 K: 0 S: 3	H: 0 LOB: 1 BB: 1 P: 7	R: 0 E: 0 K: 1 S: 5	H: 0 LOB: 0 BB: 0 P: 5	R: 1 E: 0 K: 2 S: 8	H: 1 LOB: 2 BB: 2 P: 16	1B: 5 2B: 0 3B: 1 HR: 2	SF: 1 SAC: 0 DP: 1 HBP: 0	WP: 1 PB: 0 SB: 0 CS: 0	PA: 44	
PITCHER	IP	WLS	BF	H	R	ER	SO	BB	IBB	HBP	BLK	WP	HR	S	P	ERA	WHIP				
Steve McCatty, R ERA: 4.41	9.0		39	7	6	6	6	5	0	0	0	0	2	46	66	6.00	1.333				
Tom Underwood, L ERA: 3.16	0.1		1	0	0	0	1	0	0	0	0	0	0	3	3	0.00	0.000				
Dave Beard, R ERA: 1.2	0.2	W	4	1	0	0	1	1	0	0	0	1	0	5	9	0.00	3.000				

Baltimore Orioles @ Oakland Athletics
Oakland-Alameda County Coliseum, Oakland, CA
Mon May 10 1982, 7:05 PM PDT
Att: 23,805 - Unknown

AB 37
R 6
H 8
RBI 6
BB 6
SO 8
LOB 16



Batter	1	2	3	4	5	6	7	8	9	10	AB	R	H	RBI	BB	SO	LOB	BOTTOM						
Rickey Henderson, R OBP: 0.451, SLG: 0.372	K		F8			BLK 1B	1B FC1-4 1B		S SH1-4 BB		5	2	3	1	1	1	0							
Dwayne Murphy, L OBP: 0.288, SLG: 0.368	K			E4 5-3		1B BB	FC1-4 1B		SH1-4		3	1	1	1	1	1	0							
Dan Meyer, L OBP: 0.308, SLG: 0.440 Cliff Johnson, R OBP: 0.250, SLG: 0.357	4-3			5-3		1B SF8 1B	FC1-4 E 1B		K		3	1	1	1	0	0	1							
Tony Armas, R OBP: 0.294, SLG: 0.390		K		6-3		1B 1B	E6		F8		5	0	1	1	0	1	3							
Danny Goodwin, L Joe Rudi, R OBP: 0.373, SLG: 0.386 Jimmy Sexton, R OBP: 0.373, SLG: 0.386	K			F7		SF8	4-3			SH 1B BB	2	0	0	1	0	1	1							
Wayne Gross, L OBP: 0.312, SLG: 0.294		2B			L5-3 1B	1B			F5		4	1	3	0	0	0	0							
Davey Lopes, R OBP: 0.340, SLG: 0.409	P4				F2	K			E6 1B CS		5	0	0	0	0	1	6							
Mike Heath, R OBP: 0.341, SLG: 0.324			CS BB		L5-3				F9		4	0	2	0	1	0	3							
Tony Phillips, S Jeff Burroughs, R OBP: 0.409, SLG: 0.517	K				F7	FC3-6 1B	K			1B	4	1	0	0	0	2	4							
Inning Stats	R: 0 E: 0 K: 2 S: 7	H: 0 LOB: 0 BB: 0 P: 7	R: 0 E: 0 K: 2 S: 8	H: 1 LOB: 1 BB: 0 P: 8	R: 0 E: 0 K: 1 S: 4	H: 0 LOB: 0 BB: 1 P: 8	R: 0 E: 1 K: 0 S: 4	H: 0 LOB: 1 BB: 0 P: 4	R: 0 E: 0 K: 0 S: 3	H: 1 LOB: 1 BB: 0 P: 3	R: 3 E: 0 K: 1 S: 9	H: 4 LOB: 2 BB: 1 P: 13	R: 2 E: 1 K: 0 S: 7	H: 3 LOB: 2 BB: 0 P: 7	R: 0 E: 1 K: 1 S: 6	H: 1 LOB: 1 BB: 0 P: 6	R: 0 E: 0 K: 1 S: 5	H: 0 LOB: 1 BB: 1 P: 9	R: 2 E: 0 K: 0 S: 5	H: 2 LOB: 2 BB: 1 P: 9	1B: 11 2B: 2 3B: 0 HR: 0	SF: 1 SAC: 2 DP: 1 HBP: 0	WP: 0 PB: 0 SB: 2 CS: 2	PA: 46
PITCHER	IP	WLS	BF	H	R	ER	SO	BB	IBB	HBP	BLK	WP	HR	S	P	ERA	WHIP							
Sammy Stewart, R ERA: 4.18	5.2		24	6	3	3	5	2	0	0	1	0	0	32	40	4.76	1.412							
Jim Palmer, R ERA: 7.36	0.2		4	2	2	2	1	0	0	0	0	0	0	6	6	27.00	3.000							
Tipoy Martinez, L ERA: 7.8	0.1		3	1	0	0	0	0	0	0	0	0	0	3	3	0.00	3.000							
Tim Stoddard, R ERA: 5.79	2.1		10	1	1	1	2	2	0	0	0	0	0	12	20	3.86	1.286							
Ross Grimsley, L ERA: 0.96	0.2	L	5	2	1	1	0	0	0	0	0	0	0	5	5	13.50	3.000							

Baltimore Orioles @ Oakland Athletics
Oakland-Alameda County Coliseum, Oakland, CA
Mon May 10 1982, 7:05 PM PDT
Att: 23,805 - Unknown

AB 39
R 7
H 12
RBI 7
BB 4
SO 8
LOB 22



Batter	1	2	3	4	5	6	7	8	9	AB	R	H	RBI	BB	SO	LOB	TOP								
Lenn Sakata, R OBP: 0.301, SLG: 0.311	5-3		3-1		FC6-2		SH1-3		FC5-4	4	1	0	0	0	0	2									
Rich Dauer, R OBP: 0.400, SLG: 0.471	4-3			E8	K		1B		1B	5	2	2	1	0	1	1									
John Lowenstein, L OBP: 0.420, SLG: 0.705										2	0	2	0	2	0	0									
Benny Ayala, R OBP: 0.385, SLG: 0.500										1	1	1	1	0	0	0									
Al Bumbry, L OBP: 0.300, SLG: 0.284										0	0	0	0	0	0	0									
Ken Singleton, S OBP: 0.352, SLG: 0.288	F7			SF8	4-3		F7		FC5	4	0	1	3	0	0	5									
Terry Crowley, L OBP: 0.429, SLG: 0.200		4-3		F8			F9		F9	4	0	0	0	0	0	1									
Eddie Murray, S OBP: 0.455, SLG: 0.642										1	0	0	0	0	0	1									
Gary Roenicke, R OBP: 0.391, SLG: 0.658	F7			4-3			F7		P5	4	0	0	0	1	0	1									
Dan Ford, R OBP: 0.240, SLG: 0.333										5	0	2	0	0	0	2									
Joe Nolan, L OBP: 0.237, SLG: 0.194				F8			F8		F7	4	1	1	0	0	0	1									
Cal Ripken Jr., R OBP: 0.211, SLG: 0.333				4-3					E5	4	2	2	0	0	0	0									
Inning Stats	R: 0 E: 0 K: 0 S: 3	H: 0 LOB: 1 BB: 1 P: 7	R: 0 E: 0 K: 0 S: 3	H: 0 LOB: 0 BB: 0 P: 3	R: 0 E: 0 K: 0 S: 3	H: 0 LOB: 0 BB: 0 P: 3	R: 1 E: 1 K: 0 S: 5	H: 1 LOB: 1 BB: 0 P: 5	R: 2 E: 1 K: 1 S: 8	H: 3 LOB: 2 BB: 1 P: 12	R: 0 E: 0 K: 0 S: 3	H: 0 LOB: 0 BB: 0 P: 3	R: 1 E: 0 K: 0 S: 6	H: 3 LOB: 2 BB: 0 P: 6	R: 0 E: 0 K: 0 S: 4	H: 1 LOB: 1 BB: 0 P: 4	R: 3 E: 1 K: 0 S: 7	H: 3 LOB: 2 BB: 1 P: 11	1B: 11 2B: 0 3B: 0 HR: 0	SF: 1 SAC: 1 DP: 0 HBP: 0	WP: 0 PB: 0 SB: 0 CS: 0	PA: 43			
PITCHER	IP	WLS	BF	H	R	ER	SO	BB	IBB	HBP	BLK	WP	HR	S	P	ERA	WHIP								
Rick Langford, R ERA: 4.27	8.1	L	38	9	6	4	1	2	0	0	0	0	0	38	46	4.32	1.320								
Dennis Kinney, L ERA: 27.0	0.1		4	2	1	0	0	1	0	0	0	0	0	3	7	0.00	9.000								
Bo McLaughlin, R ERA: 8.44	0.1		1	0	0	0	0	0	0	0	0	0	0	1	1	0.00	0.000								

Baltimore Orioles @ Oakland Athletics
Oakland-Alameda County Coliseum, Oakland, CA

AB 38
R 7
H 11
RBI 5
BB 3
SO 1
LOB 14



WP: 0 PA: 43
PB: 0
SB: 0
CS: 0

Tue May 11 1982, 7:05 PM PDT
Att: 10,750 - Unknown

Batter	1	2	3	4	5	6	7	8	9	AB	R	H	RBI	BB	SO	LOB	BOTTOM								
Rickey Henderson, R OBP: 0.452, SLG: 0.371					4-1			F8		3	0	1	0	1	0	1									
Dwaine Murphy, L OBP: 0.287, SLG: 0.358	F7		F8				G3		1B	3	0	0	0	1	0	2									
Cliff Johnson, R OBP: 0.250, SLG: 0.351	F9						F7			4	0	1	0	0	1	1									
Tony Armas, R OBP: 0.285, SLG: 0.377	5-3				6-3		K		K	4	0	0	0	0	2	3									
Joe Rudi, R OBP: 0.357, SLG: 0.367									F7	3	0	0	0	0	2	0									
Dan Meyer, L OBP: 0.304, SLG: 0.435										1	0	0	0	0	0	2									
Davey Lopes, R OBP: 0.336, SLG: 0.396							P4		K	3	1	0	0	1	1	2									
Jeff Newman, R OBP: 0.356, SLG: 0.538										3	0	1	0	0	0	0									
Dave McKay, S OBP: 0.263, SLG: 0.245										3	0	0	0	0	1	2									
Fred Stanley, R OBP: 0.281, SLG: 0.109										2	0	0	1	0	0	1									
Jeff Burroughs, R OBP: 0.447, SLG: 0.500										1	0	0	0	0	0	0									
Tony Phillips, S OBP: 0.300, SLG: 0.284										0	0	0	0	0	0	0									
Inning Stats	R: 0 E: 0 K: 0 S: 3	H: 0 LOB: 1 BB: 1 P: 7	R: 0 E: 0 K: 0 S: 3	H: 0 LOB: 0 BB: 0 P: 3	R: 0 E: 0 K: 2 S: 7	H: 0 LOB: 0 BB: 0 P: 7	R: 0 E: 0 K: 1 S: 5	H: 0 LOB: 0 BB: 0 P: 5	R: 0 E: 0 K: 1 S: 5	H: 0 LOB: 0 BB: 0 P: 5	R: 0 E: 0 K: 0 S: 3	H: 0 LOB: 0 BB: 0 P: 3	R: 0 E: 0 K: 2 S: 8	H: 1 LOB: 2 BB: 1 P: 12	1B: 3 2B: 0 3B: 0 HR: 0	SF: 0 SAC: 0 DP: 0 HBP: 0	WP: 0 PB: 0 SB: 2 CS: 0	PA: 33							
PITCHER	IP	WLS	BF	H	R	ER	SO	BB	IBB	HBP	BLK	WP	HR	S	P	ERA	WHIP								
Scott McGregor, L ERA: 3.23	8.0	W	30	3	1	1	5	3	0	0	0	0	0	37	49	1.12	0.750								
Tim Stoddard, R ERA: 4.76	1.0		3	0	0	0	2	0	0	0	0	0	0	7	7	0.00	0.000								

Baltimore Orioles @ Oakland Athletics
Oakland-Alameda County Coliseum, Oakland, CA

AB 30
R 1
H 3
RBI 1
BB 3
SO 7
LOB 14



WP: 0 PA: 33
PB: 0
SB: 2
CS: 0

Tue May 11 1982, 7:05 PM PDT
Att: 10,750 - Unknown

Batter	1	2	3	4	5	6	7	8	9	AB	R	H	RBI	BB	SO	LOB	TOP										
Al Bumby, L OBP: 0.296, SLG: 0.280 (1, 8)	L6		1-3	G6-3			SH3 1B		F7	5	0	1	0	0	0	2	Baltimore Orioles @ Oakland Athletics Oakland-Alameda County Coliseum, Oakland, CA Wed May 12 1982, 3:33 AM PDT Att: 18,179 - Unknown										
Rich Dauer, R OBP: 0.395, SLG: 0.458 (1, 4)	E7		F9			BB SH1-3 BB	SH3		1-3	3	0	0	0	1	0	1											
John Lowenstein, L OBP: 0.244, SLG: 0.696 Benny Ayala, R OBP: 0.357, SLG: 0.462 Eddie Murray, S OBP: 0.459, SLG: 0.642 (1, 7) (7, PH) (7, 3)	L9		2B 1B			SH1-3	P5		1B BB	2	1	1	1	0	0	1											
Ken Singleton, S OBP: 0.362, SLG: 0.306 (1, 10)	4-1		2B			BB	4-3		BB	4	0	2	1	1	0	2											
Gary Roenicke, R OBP: 0.402, SLG: 0.641 (1, 3) (7, 7)		F9 F3 BB	5-3			G1-6-3 BB		6-3 SH3-4 BB	1-3	2	0	0	0	3	0	3											
Dan Ford, R OBP: 0.234, SLG: 0.324 (1, 9)	F3			F8	G1-6-3			SH3-4		3	0	0	0	0	0	4											
Joe Nolan, L OBP: 0.243, SLG: 0.182 Rick Dempsey, R OBP: 0.366, SLG: 0.281 (1, 2) (8, PH) (8, 2)	F9			HR BB			F7	6-3		2	1	0	0	1	0	1											
Cal Ripken Jr., R OBP: 0.234, SLG: 0.378 (1, 5)	5-3			HR					BB	3	1	2	2	1	0	1											
Bobby Bonner, R OBP: 0.310, SLG: 0.296 (1, 6)			1-3 1B	G6-3 BB			F3	F3		3	1	1	0	1	0	3											
Inning Stats	R: 0 E: 1 K: 0 S: 4	H: 0 LOB: 1 BB: 0 P: 4	R: 0 E: 0 K: 0 S: 3	H: 0 LOB: 1 BB: 1 P: 7	R: 2 E: 0 K: 0 S: 6	H: 3 LOB: 1 BB: 0 P: 6	R: 2 E: 0 K: 0 S: 3	H: 1 LOB: 0 BB: 2 P: 11	R: 0 E: 0 K: 0 S: 2	H: 1 LOB: 2 BB: 3 P: 14	R: 0 E: 0 K: 0 S: 4	H: 1 LOB: 1 BB: 0 P: 4	R: 0 E: 0 K: 0 S: 3	H: 0 LOB: 2 BB: 2 P: 11	R: 0 E: 0 K: 0 S: 4	H: 1 LOB: 2 BB: 1 P: 8		1B: 5 2B: 1 3B: 0 HR: 1	SF: 0 SAC: 3 DP: 2 HBP: 0	WP: 0 PB: 0 SB: 0 CS: 1	PA: 41						
PITCHER	IP	WLS	BF	H	R	ER	SO	BB	IBB	HBP	BLK	WP	HR	S	P	ERA	WHIP										
Mike Norris, R ERA: 3.91 (1, 1)	3.1		18	4	4	4	0	3	0	0	0	0	1	15	27	10.80	2.100										
Dennis Kinney, L ERA: 6.75 (4, 1)	1.0		4	0	0	0	0	2	0	0	0	0	0	2	10	0.00	2.000										
Bo McLaughlin, R ERA: 6.14 (5, 1)	2.0		7	2	0	0	0	1	0	0	0	0	0	6	10	0.00	1.500										
Bob Owchinko, L ERA: 3.26 (7, 1)	1.0		4	0	0	0	0	1	0	0	0	0	0	3	7	0.00	1.000										
Dave Beard, R ERA: 1.09 (8, 1)	1.2	W	8	1	0	0	0	2	0	0	0	0	0	6	14	0.00	1.800										

Batter	1	2	3	4	5	6	7	8	9	AB	R	H	RBI	BB	SO	LOB	BOTTOM										
Rickey Henderson, R OBP: 0.447, SLG: 0.361 (1, 7)	F9		F9			K		BB 1B BB		3	1	0	0	1	1	2	Baltimore Orioles @ Oakland Athletics Oakland-Alameda County Coliseum, Oakland, CA Wed May 12 1982, 3:33 AM PDT Att: 18,179 - Unknown										
Dwayne Murphy, L OBP: 0.293, SLG: 0.352 (1, 8)	K			G5-4-3 BB		F8		BB 1B BB		2	0	0	0	2	1	1											
Cliff Johnson, R OBP: 0.262, SLG: 0.351 Jimmy Sexton, R (1, 10) (8, PR)	5-3			G5-4-3				G5-2-3 BB		3	0	1	2	1	0	1											
Tony Armas, R OBP: 0.280, SLG: 0.371 Jeff Burroughs, R OBP: 0.436, SLG: 0.484 Wayne Gross, L OBP: 0.319, SLG: 0.294 (1, 9) (6, 9) (8, PH) (9, 3)	5-3			5-3		F8		G5-2-3 BB		2	0	0	0	0	0	0											
Davey Lopes, R OBP: 0.342, SLG: 0.414 (1, 4)	K					SF7 3B		G5-2-3		3	1	1	0	1	1	3											
Joe Rudi, R OBP: 0.347, SLG: 0.355 Dan Meyer, L OBP: 0.309, SLG: 0.437 (1, 3) (7, PH) (8, 3) (9, 9)	F9					K		F9	FC6-4 1B	2	0	0	0	0	1	1											
Mike Heath, R OBP: 0.313, SLG: 0.300 (1, 2)			6-3			SF7		F2	FC6-4	3	0	0	1	0	0	2											
Dave McKay, S OBP: 0.250, SLG: 0.232 (1, 5)			5-3			P6		1-3		3	0	0	0	0	0	1											
Tony Phillips, S OBP: 0.429, SLG: 0.333 (1, 6)						BB 1B			BB BB 1B	2	1	2	0	1	0	0											
Inning Stats	R: 0 E: 0 K: 1 S: 5	H: 0 LOB: 0 BB: 0 P: 5	R: 0 E: 0 K: 1 S: 5	H: 0 LOB: 0 BB: 0 P: 5	R: 0 E: 0 K: 0 S: 3	H: 0 LOB: 1 BB: 1 P: 7	R: 0 E: 0 K: 0 S: 2	H: 0 LOB: 0 BB: 1 P: 6	R: 1 E: 0 K: 1 S: 6	H: 1 LOB: 0 BB: 0 P: 6	R: 0 E: 0 K: 1 S: 6	H: 1 LOB: 2 BB: 1 P: 10	R: 0 E: 0 K: 0 S: 3	H: 0 LOB: 1 BB: 1 P: 7	R: 4 E: 0 K: 0 S: 5	H: 3 LOB: 1 BB: 3 P: 17		1B: 4 2B: 0 3B: 1 HR: 0	SF: 1 SAC: 0 DP: 2 HBP: 0	WP: 0 PB: 0 SB: 1 CS: 0	PA: 34						
PITCHER	IP	WLS	BF	H	R	ER	SO	BB	IBB	HBP	BLK	WP	HR	S	P	ERA	WHIP										
Mike Flanagan, L ERA: 4.58 (1, 1)	6.0		22	2	1	1	4	3	0	0	0	0	0	27	39	1.50	0.833										
Jim Palmer, R ERA: 5.1 (7, 1)	1.0		7	1	3	3	0	3	0	0	0	0	0	4	16	27.00	4.000										
Tim Stoddard, R ERA: 6.35 (8, 1)	0.0	L	1	1	0	0	0	0	0	0	0	0	0	1	1	∞	∞										
Tippy Martinez, L ERA: 7.31 (8, 1)	1.0		4	1	1	1	0	1	0	0	0	0	0	3	7	9.00	2.000										



Batter	1	2	3	4	5	6	7	8	9	AB	R	H	RBI	BB	SO	LOB	TOP	
Willie Randolph, R (1, 4) OBP: 0.409, SLG: 0.468	F7		F7		5-3	BB			4-3	4	0	0	0	1	0	0	New York Yankees @ Oakland Athletics Oakland-Alameda County Coliseum, Oakland, CA Thu May 13 1982, 7:05 PM PDT Att: 24,560 - Unknown livebaseballscorecards.com	
Dave Collins, S (1, 8) OBP: 0.297, SLG: 0.319	5-3		1B		F8	K			BB	5	0	2	0	0	1	3		
Dave Winfield, R (1, 7) OBP: 0.347, SLG: 0.491	HR		1B			2B	FC	BB	K	3	2	1	0	2	1	1		
Steve Balboni, R (1, 3) OBP: 0.429, SLG: 0.714	HR		L5			FC	E	2B	G6-4-3	4	2	3	2	0	0	1		
Lou Piniella, R (1, 9) OBP: 0.377, SLG: 0.521	1B				SH1-3	SF9	2B		E	3	2	2	0	1	0	1		
Roy Smalley, S (1, 5) OBP: 0.340, SLG: 0.330	K				SH1-3				FC	3	0	0	1	0	1	2		
Butch Hobson, R (1, 10) OBP: 0.273, SLG: 0.400			F9		SF9				WP	1	0	0	1	0	0	0		
Bobby Murcer, L (6, PH) OBP: 0.324, SLG: 0.345									BB	1	0	0	0	1	0	0		
Barry Foote, R (1, 2) OBP: 0.143, SLG: 0.238			K		1-3				K	4	0	0	0	0	2	3		
Bucky Dent, R (1, 6) OBP: 0.216, SLG: 0.217			F8						F8	4	0	0	0	0	1	2		
Inning Stats	R: 2 H: 2 E: 0 K: 1 S: 7	H: 2 R: 0 ER: 0 LOB: 1 BB: 1 P: 11	R: 0 H: 0 E: 0 K: 1 S: 5	H: 0 R: 0 ER: 0 LOB: 0 BB: 0 P: 5	R: 0 H: 2 E: 0 K: 0 S: 4	H: 1 R: 0 ER: 0 LOB: 1 BB: 0 P: 4	R: 1 H: 1 E: 0 K: 0 S: 4	H: 0 R: 0 ER: 0 LOB: 0 BB: 0 P: 3	R: 0 H: 1 E: 0 K: 1 S: 5	H: 0 R: 0 ER: 0 LOB: 0 BB: 0 P: 5	R: 0 H: 0 E: 0 K: 0 S: 3	H: 0 R: 0 ER: 0 LOB: 0 BB: 0 P: 3	R: 0 H: 1 E: 0 K: 0 S: 4	H: 1 R: 0 ER: 0 LOB: 1 BB: 0 P: 4	1B: 5 2B: 2 3B: 0 HR: 1	SF: 1 SAC: 1 DP: 1 HBP: 0	WP: 1 PA: 39 PB: 0 SB: 1 CS: 0	
PITCHER	IP	WLS	BF	H	R	ER	SO	BB	IBB	HBP	BLK	WP	HR	S	P	ERA	WHIP	
Tom Underwood, L (1, 1) ERA: 3.78	5.0	L	22	6	5	5	2	2	0	0	0	0	1	24	32	9.00	1.600	
Bo McLaughlin, R (6, 1) ERA: 5.79	2.0		10	1	1	1	4	3	0	0	0	1	0	15	27	4.50	2.000	
Bob Ovwchinko, L (8, 1) ERA: 3.0	1.2		6	1	0	0	0	0	0	0	0	0	0	6	6	0.00	0.600	
Dave Beard, R (9, 1) ERA: 1.06	0.1		1	0	0	0	0	0	0	0	0	0	0	1	1	0.00	0.000	

Batter	1	2	3	4	5	6	7	8	9	AB	R	H	RBI	BB	SO	LOB	BOTTOM		
Rickey Henderson, R (1, 7) OBP: 0.455, SLG: 0.364	CS		K						G6-4-3	2	1	1	0	2	1	0	New York Yankees @ Oakland Athletics Oakland-Alameda County Coliseum, Oakland, CA Thu May 13 1982, 7:05 PM PDT Att: 24,560 - Unknown livebaseballscorecards.com		
Dwanye Murphy, L (1, 8) OBP: 0.305, SLG: 0.379	BB				HR				BB	2	1	1	1	2	1	1			
Davey Lopes, R (1, 4) OBP: 0.330, SLG: 0.398	BB								BB	4	0	0	0	0	1	4			
Cliff Johnson, R (1, 10) OBP: 0.261, SLG: 0.346			F8		F3				E6	4	1	1	0	0	0	0			
Joe Rudi, R (1, 9) OBP: 0.347, SLG: 0.354									BB	3	0	1	0	0	1	1			
Dan Meyer, L (8, PH) OBP: 0.305, SLG: 0.432					F7				K	1	0	0	0	0	1	1			
Kevin Moore, R (1, 3) OBP: 0.250, SLG: 0.250									K	4	1	1	0	0	1	1			
Dave McKay, S (1, 5) OBP: 0.242, SLG: 0.224					5-3				K	2	0	0	0	0	2	1			
Jeff Burroughs, R (7, PH) OBP: 0.425, SLG: 0.469									BB	1	0	0	0	0	1	2			
Jimmy Sexton, R (8, 5) OBP: 0.306, SLG: 0.293									K	0	0	0	0	0	0	0			
Mike Heath, R (9, PH) OBP: 0.306, SLG: 0.293									K	1	0	0	0	0	0	0			
Jeff Newman, R (1, 2) OBP: 0.349, SLG: 0.536									K	4	0	1	2	0	1	0			
Tony Phillips, S (1, 6) OBP: 0.300, SLG: 0.222									K	3	0	0	0	0	1	1			
Inning Stats	R: 0 H: 0 E: 0 K: 0 S: 1	H: 1 R: 0 ER: 0 LOB: 1 BB: 2 P: 9	R: 0 H: 1 E: 0 K: 1 S: 6	H: 0 R: 0 ER: 0 LOB: 0 BB: 0 P: 6	R: 0 H: 0 E: 0 K: 2 S: 7	H: 0 R: 0 ER: 0 LOB: 0 BB: 0 P: 7	R: 1 H: 1 E: 0 K: 1 S: 6	H: 0 R: 0 ER: 0 LOB: 0 BB: 0 P: 6	R: 0 H: 0 E: 0 K: 1 S: 5	H: 0 R: 0 ER: 0 LOB: 1 BB: 1 P: 9	R: 2 H: 3 E: 0 K: 2 S: 10	H: 0 R: 0 ER: 0 LOB: 1 BB: 0 P: 10	R: 1 H: 1 E: 1 K: 1 S: 6	H: 1 R: 0 ER: 0 LOB: 1 BB: 1 P: 10	R: 0 H: 0 E: 0 K: 2 S: 7	H: 0 R: 0 ER: 0 LOB: 0 BB: 0 P: 7	1B: 4 2B: 1 3B: 0 HR: 1	SF: 0 SAC: 0 DP: 2 HBP: 0	WP: 0 PA: 35 PB: 0 SB: 0 CS: 1
PITCHER	IP	WLS	BF	H	R	ER	SO	BB	IBB	HBP	BLK	WP	HR	S	P	ERA	WHIP		
Ron Guidry, L (1, 1) ERA: 3.0	7.0		29	6	4	3	8	4	0	0	0	0	0	41	57	3.86	1.429		
George Frazier, R (8, 1) ERA: 2.75	0.2		2	0	0	0	0	0	0	0	0	0	0	2	2	0.00	0.000		
Shane Rawley, L (8, 1) ERA: 2.18	1.1	S	4	0	0	0	3	0	0	0	0	0	0	10	10	0.00	0.000		

Batter	1	2	3	4	5	6	7	8	9	AB	R	H	RBI	BB	SO	LOB	TOP					
Ken Griffey, L (1, 8) OBP: 0.300, SLG: 0.330										4	0	0	0	0	1	1						
Bobby Murcer, L (1, 10) OBP: 0.333, SLG: 0.378										4	0	1	0	0	0	1						
Dave Winfield, R (1, 7) OBP: 0.346, SLG: 0.504										4	0	1	0	0	0	2						
John Mayberry, L (1, 3) OBP: 0.373, SLG: 0.385										4	0	0	0	0	1	2						
Oscar Gamble, L (1, 9) OBP: 0.305, SLG: 0.340										4	1	1	1	0	0	0						
Roy Smalley, S (1, 5) OBP: 0.330, SLG: 0.313										3	1	1	0	1	1	1						
Butch Wynegar, S (1, 2) OBP: 0.305, SLG: 0.323										3	1	2	2	1	0	0						
Bucky Dent, R (1, 6) OBP: 0.222, SLG: 0.213										2	0	0	0	1	0	2						
Butch Hobson, R (9, PH) OBP: 0.308, SLG: 0.417										1	0	0	0	0	0	2						
Andre Robertson, R (1, 4) OBP: 0.143, SLG: 0.143										3	0	0	0	0	2	1						
Steve Balboni, R (9, PH) OBP: 0.300, SLG: 0.526										1	0	0	0	0	1	1						
Inning Stats	R: 0 E: 0 K: 1 S: 5	H: 0 LOB: 0 BB: 0 P: 5	R: 0 E: 1 K: 2 S: 8	H: 0 LOB: 2 BB: 1 P: 12	R: 0 E: 0 K: 1 S: 5	H: 0 LOB: 0 BB: 0 P: 5	R: 0 E: 0 K: 0 S: 3	H: 1 LOB: 0 BB: 0 P: 3	R: 0 E: 0 K: 0 S: 3	H: 0 LOB: 0 BB: 0 P: 3	R: 0 E: 1 K: 0 S: 5	H: 1 LOB: 2 BB: 0 P: 5	R: 3 E: 0 K: 1 S: 7	H: 2 LOB: 1 BB: 2 P: 15	R: 0 E: 0 K: 0 S: 3	H: 0 LOB: 0 BB: 0 P: 3	R: 0 E: 0 K: 1 S: 6	H: 2 LOB: 1 BB: 0 P: 6	1B: 4 2B: 0 3B: 0 HR: 2	SF: 0 SAC: 0 DP: 1 HBP: 0	WP: 0 PB: 0 SB: 0 CS: 0	PA: 36
PITCHER Rick Langford, R (1, 1) ERA: 4.1	IP: 9.0 WLS: W BF: 36 H: 6 R: 3 ER: 3 SO: 6 BB: 3 IBB: 0 HBP: 0 BLK: 0 WP: 0 HR: 2 S: 45 P: 57 ERA: 3.00 WHIP: 1.000																	PITCHER				

New York Yankees @ Oakland Athletics
Oakland-Alameda County Coliseum, Oakland, CA
Sat May 15 1982, 3:33 AM PDT
Att: 43,113 - Unknown

AB 33
R 3
H 6
RBI 3
BB 3
SO 6
LOB 13



Batter	1	2	3	4	5	6	7	8	9	AB	R	H	RBI	BB	SO	LOB	BOTTOM			
Rickey Henderson, R (1, 7) OBP: 0.448, SLG: 0.389										4	1	2	0	0	1	0				
Dwayne Murphy, L (1, 8) OBP: 0.321, SLG: 0.403										3	2	1	1	1	1	0				
Cliff Johnson, R (1, 10) OBP: 0.292, SLG: 0.356										3	1	2	0	1	1	0				
Joe Rudi, R (1, 9) OBP: 0.333, SLG: 0.338										3	0	0	0	0	2	2				
Dan Meyer, L (7, PH) OBP: 0.299, SLG: 0.422										1	0	0	1	0	0	2				
Jeff Newman, R (1, 2) OBP: 0.343, SLG: 0.517										4	1	1	1	0	1	2				
Davey Lopes, R (1, 4) OBP: 0.342, SLG: 0.402										3	1	2	0	1	0	2				
Kelvin Moore, R (1, 3) OBP: 0.182, SLG: 0.182										4	0	1	2	0	2	3				
Tony Phillips, S (1, 6) OBP: 0.278, SLG: 0.235										4	0	0	0	0	1	1				
Jimmy Sexton, R (1, 5) OBP: 0.286, SLG: 0.714										4	1	1	1	0	2	0				
Inning Stats	R: 4 E: 1 K: 1 S: 8	H: 4 LOB: 1 BB: 1 P: 12	R: 1 E: 0 K: 1 S: 6	H: 1 LOB: 0 BB: 0 P: 6	R: 0 E: 0 K: 1 S: 7	H: 2 LOB: 2 BB: 0 P: 7	R: 0 E: 0 K: 2 S: 7	H: 0 LOB: 0 BB: 0 P: 7	R: 0 E: 0 K: 1 S: 5	H: 0 LOB: 0 BB: 0 P: 5	R: 0 E: 0 K: 3 S: 10	H: 1 LOB: 1 BB: 0 P: 10	R: 2 E: 0 K: 0 S: 5	H: 2 LOB: 2 BB: 2 P: 13	R: 0 E: 0 K: 2 S: 7	H: 0 LOB: 0 BB: 0 P: 7	1B: 7 2B: 1 3B: 0 HR: 2	SF: 0 SAC: 0 DP: 0 HBP: 0	WP: 0 PB: 0 SB: 3 CS: 2	PA: 37
PITCHER Rudy May, L (1, 1) ERA: 3.98	IP: 6.1 WLS: L BF: 29 H: 9 R: 7 ER: 4 SO: 9 BB: 2 IBB: 0 HBP: 0 BLK: 0 WP: 0 HR: 2 S: 45 P: 53 ERA: 5.68 WHIP: 1.737																	PITCHER		
George Frazier, R (7, 1) ERA: 2.5	IP: 1.2 WLS: 7 BF: 1 H: 0 R: 0 ER: 0 SO: 2 BB: 1 IBB: 0 HBP: 0 BLK: 0 WP: 0 HR: 10 S: 14 P: 14 ERA: 0.00 WHIP: 1.200																	PITCHER		

New York Yankees @ Oakland Athletics
Oakland-Alameda County Coliseum, Oakland, CA
Sat May 15 1982, 3:33 AM PDT
Att: 43,113 - Unknown

AB 33
R 7
H 10
RBI 6
BB 3
SO 11
LOB 12



Batter	1	2	3	4	5	6	7	8	9	AB	R	H	RBI	BB	SO	LOB	TOP											
Ken Griffey, L OBP: 0.295, SLG: 0.323	F4		F8		F9	F7		6-3 1B 1B		5	1	1	0	0	0	3	New York Yankees @ Oakland Athletics Oakland-Alameda County Coliseum, Oakland, CA Sun May 16 1982, 3:33 AM PDT Att: 48,137 - Unknown											
Bobby Murcer, L OBP: 0.311, SLG: 0.350 Butch Hobson, R OBP: 0.333, SLG: 0.429	4-3		K		F8		5-3	6-3 1B 1B		3	0	0	0	0	1	0												
Dave Winfield, R OBP: 0.356, SLG: 0.517			6-3				FC 1B BB	6-3 1-2 2-3		3	1	1	0	2	0	2												
John Mayberry, L OBP: 0.361, SLG: 0.368 Dave Collins, S OBP: 0.297, SLG: 0.319	F9			F4	F7		FC 1B 1B	CS 1B		5	1	1	2	0	0	3												
Oscar Gamble, L OBP: 0.327, SLG: 0.340 Lou Piniella, R OBP: 0.386, SLG: 0.510		E BB G6-4-3 BB		K		E5 BB BB	1B 1B	CS	F4	1	1	0	0	1	1	0												
Roy Smalley, S OBP: 0.342, SLG: 0.314		G6-4-3 BB		1B	1B	FC5-2-5 BB	F8		F9	3	0	1	0	2	0	2												
Butch Wynegar, S OBP: 0.340 Willie Randolph, R OBP: 0.409, SLG: 0.468		G6-4-3		1B		BB FC5-2-5 BB	1B		1B	4	0	3	1	1	0	1												
Bucky Dent, R OBP: 0.212, SLG: 0.203 Steve Balboni, R OBP: 0.266, SLG: 0.500		E6		5-3		FC5-2-5 BB	F7		K	4	0	0	0	0	0	7												
Andre Robertson, R OBP: 0.273, SLG: 0.500		F8				1-2 2-3 3-H			K	1	0	0	0	0	1	1												
Inning Stats	R: 0 E: 0 K: 0 S: 3	H: 0 LOB: 1 BB: 1 P: 7	R: 1 E: 2 K: 0 S: 3	H: 0 LOB: 1 BB: 2 P: 11	R: 0 E: 0 K: 1 S: 5	H: 0 LOB: 0 BB: 0 P: 5	R: 0 E: 0 K: 1 S: 7	H: 2 LOB: 2 BB: 0 P: 7	R: 1 E: 0 K: 0 S: 5	H: 2 LOB: 1 BB: 0 P: 5	R: 0 E: 1 K: 0 S: 3	H: 0 LOB: 3 BB: 3 P: 15	R: 2 E: 0 K: 0 S: 6	H: 2 LOB: 2 BB: 1 P: 10	R: 2 E: 0 K: 1 S: 7	H: 3 LOB: 1 BB: 0 P: 7		R: 0 E: 0 K: 1 S: 6	H: 1 LOB: 1 BB: 0 P: 6	1B: 8 2B: 0 3B: 1 HR: 1	SF: 0 SAC: 0 DP: 2 HBP: 0	WP: 0 PB: 0 SB: 0 CS: 1	PA: 45					
PITCHER	IP	WLS	BF	H	R	ER	SO	BB	IBB	HBP	BLK	WP	HR	S	P	ERA		WHIP										
Steve McCatty, R ERA: 4.18	5.0	W	22	4	2	1	2	3	0	0	0	0	1	23	35	1.80		1.400										
Tom Underwood, L ERA: 3.79	0.0		3	0	0	0	0	2	0	0	0	0	0	1	9	∞	∞											
Bo McLaughlin, R ERA: 5.4	0.2		2	0	0	0	0	1	0	0	0	0	0	1	5	0.00	1.500											
Bob Owchinko, L ERA: 3.38	1.0		7	2	2	2	0	1	0	0	0	0	0	6	10	18.00	3.000											
Dave Beard, R ERA: 2.29	2.1	S	10	4	2	2	2	0	0	0	0	0	0	14	14	7.71	1.714											

Batter	1	2	3	4	5	6	7	8	9	AB	R	H	RBI	BB	SO	LOB	BOTTOM											
Rickey Henderson, R OBP: 0.447, SLG: 0.366 Jeff Burroughs, R OBP: 0.366, SLG: 0.417	K			6-3	S S 2B 1B	FC6-4				4	1	1	0	1	1	2	New York Yankees @ Oakland Athletics Oakland-Alameda County Coliseum, Oakland, CA Sun May 16 1982, 3:33 AM PDT Att: 48,137 - Unknown											
Dwayne Murphy, L OBP: 0.317, SLG: 0.391	1B E BB	F4		K	K		F9			4	1	0	0	1	2	3												
Cliff Johnson, R OBP: 0.307, SLG: 0.374	E7 F9 1-H 1B	F7		1B BB	5-3 2-H 2B		5-3			4	2	2	1	1	0	2												
Joe Rudi, R OBP: 0.333, SLG: 0.329 Dan Meyer, L OBP: 0.293, SLG: 0.413	F9		F4	1B 1B BB	5-3		F8			2	1	0	0	1	0	1												
Davey Lopes, R OBP: 0.344, SLG: 0.402	FC5-4 1B		F7	1B 1B 1B	5-3			F8		5	1	2	2	0	0	1												
Mike Heath, R OBP: 0.310, SLG: 0.286	FC5-4		1B	1B 1B 1B		L3		5-3		4	0	1	1	1	0	1												
Kelvin Moore, R OBP: 0.308, SLG: 0.308 Wayne Gross, L OBP: 0.323, SLG: 0.311		SH1-4 1B		1B 1B 1B	FC6-4 2B		F9			2	1	2	0	0	0	0												
Tony Phillips, S OBP: 0.381, SLG: 0.235		SH1-4		1B 1B 1B	FC6-4 HBP					0	0	0	0	2	0	0												
Jimmy Sexton, R OBP: 0.273, SLG: 0.545		BB 1B	K	K	FC6-4					4	0	1	1	0	2	8												
Inning Stats	R: 2 E: 1 K: 1 S: 7	H: 2 LOB: 1 BB: 1 P: 11	R: 1 E: 0 K: 0 S: 5	H: 2 LOB: 2 BB: 1 P: 9	R: 0 E: 0 K: 1 S: 6	H: 1 LOB: 3 BB: 2 P: 14	R: 3 E: 0 K: 2 S: 10	H: 3 LOB: 3 BB: 3 P: 22	R: 1 E: 0 K: 1 S: 7	H: 2 LOB: 1 BB: 0 P: 7	R: 0 E: 0 K: 0 S: 4	H: 1 LOB: 2 BB: 0 P: 5	R: 0 E: 0 K: 0 S: 3	H: 0 LOB: 0 BB: 0 P: 3	R: 0 E: 0 K: 0 S: 3	H: 0 LOB: 0 BB: 0 P: 3		R: 0 E: 0 K: 1 S: 6	H: 0 LOB: 1 BB: 0 P: 6	1B: 9 2B: 2 3B: 0 HR: 0	SF: 0 SAC: 1 DP: 0 HBP: 1	WP: 0 PB: 0 SB: 0 CS: 0	PA: 43					
PITCHER	IP	WLS	BF	H	R	ER	SO	BB	IBB	HBP	BLK	WP	HR	S	P	ERA		WHIP										
Dave Righetti, L ERA: 5.26	3.2	L	23	6	6	5	3	6	0	0	0	0	0	23	47	12.27		3.273										
George Frazier, R ERA: 2.75	1.2		12	5	1	1	2	1	0	1	0	0	0	14	19	5.40	3.600											
Mike Morgan, R ERA: 2.78	2.2		8	0	0	0	0	0	0	0	0	0	0	8	8	0.00	0.000											

Batter	1	2	3	4	5	6	7	8	9	AB	R	H	RBI	BB	SO	LOB	TOP										
Rickey Henderson, R OBP: 0.440, SLG: 0.381	0-0 HR		0-0 G3		0-0 F6		0-0 E5 HR		0-0 1-3	5	2	1	1	0	0	2											
Dwayne Murphy, L OBP: 0.310, SLG: 0.380	0-0 F3			0-0 4-3		0-0 F7	0-0 F7		0-0 4-3	4	0	0	0	0	0	3											
Joe Rudi, R OBP: 0.329, SLG: 0.324										1	0	0	0	0	0	0											
Dan Meyer, L OBP: 0.294, SLG: 0.400	0-0 4-3			0-0 4-3		0-0 F8	0-0 HR		0-3 K	3	0	0	0	0	0	0											
Jeff Burroughs, R OBP: 0.391, SLG: 0.500										2	1	1	4	0	1	0											
Wayne Gross, L OBP: 0.330, SLG: 0.304	0-0 4-3			4-0 HR BB		0-0 F8	1B BB			2	1	0	0	2	0	0											
Danny Goodwin, L OBP: 0.286, SLG: 0.833		0-0 G3		0-0 HR						4	2	2	2	0	0	0											
Davey Lopes, R OBP: 0.341, SLG: 0.397	0-0 1-3			0-0 1B						4	0	1	0	0	0	3											
Dave McKay, S OBP: 0.246, SLG: 0.277	0-0 F5			0-0 F7			0-0 HR	0-0 5-3		4	1	1	2	0	0	1											
Jeff Newman, R OBP: 0.338, SLG: 0.500			0-0 F9		0-0 F7		0-0 HR BB 1B	0-0 F5		4	1	1	0	0	0	0											
Tony Phillips, S OBP: 0.380, SLG: 0.200			0-0 F8		0-0 F8		4-0 HR BB	0-3 K		3	1	0	0	1	1	0											
Inning Stats	R: 1 E: 0 K: 0 S: 4	H: 1 LOB: 0 BB: 0 P: 4	R: 0 E: 0 K: 0 S: 3	H: 0 LOB: 0 BB: 0 P: 3	R: 0 E: 0 K: 0 S: 3	H: 0 LOB: 0 BB: 0 P: 3	R: 2 E: 0 K: 0 S: 5	H: 2 LOB: 1 BB: 1 P: 9	R: 0 E: 0 K: 0 S: 3	H: 0 LOB: 0 BB: 0 P: 3	R: 0 E: 0 K: 0 S: 3	H: 0 LOB: 0 BB: 0 P: 3	R: 6 E: 2 K: 1 S: 9	H: 4 LOB: 2 BB: 2 P: 17	R: 0 E: 0 K: 1 S: 5	H: 0 LOB: 0 BB: 0 P: 5	R: 0 E: 0 K: 1 S: 5	H: 0 LOB: 0 BB: 0 P: 5	1B: 3 2B: 0 3B: 0 HR: 4	SF: 0 SAC: 0 DP: 0 HBP: 0	WP: 0 PB: 0 SB: 0 CS: 0	PA: 39					
PITCHER	IP	WLS	BF	H	R	ER	SO	BB	IBB	HBP	BLK	WP	HR	S	P	ERA	WHIP										
Jack Morris, R ERA: 3.66	6.1		28	5	8	5	0	2	0	0	0	0	3	26	34	7.11	1.105										
Kevin Saucier, L ERA: 1.8	0.1		1	0	0	0	0	0	0	0	0	0	0	1	1	0.00	0.000										
Elias Sosa, R ERA: 3.38	0.1		4	2	1	0	0	1	0	0	0	0	1	3	7	0.00	9.000										
Pat Underwood, L ERA: 2.55	2.0	W	6	0	0	0	2	0	0	0	0	0	0	10	10	0.00	0.000										

Oakland Athletics @ Detroit Tigers
Tiger Stadium, Detroit, MI
Tue May 18, 1982, 7:05 PM EDT
Att: 23,879 - Unknown - 78 F

AB 36	WP 0
R 9	PB 0
H 7	SB 0
RBI 9	CS 0
BB 3	
SO 2	
LOB 9	

Batter	1	2	3	4	5	6	7	8	9	AB	R	H	RBI	BB	SO	LOB	BOTTOM										
Chet Lemon, R OBP: 0.426, SLG: 0.409	4-0 BLK 1B BB	0-0 1B		0-0 E5 1B		0-3 K	0-3 K			4	1	2	0	1	2	2											
Enos Cabell, R OBP: 0.326, SLG: 0.448	0-0 1B	0-3 K		0-0 5-3		0-0 F7		0-0 2B		5	0	2	1	0	1	2											
Kirk Gibson, L OBP: 0.386, SLG: 0.477	0-0 1-3		0-0 HR 1B		4-0 CS BLK BB	0-0 6-3		0-0 6-3		4	1	1	0	1	0	1											
Mike Ivie, R OBP: 0.277, SLG: 0.372	0-0 HR BB 1B		0-3 K		0-3 K2-3		0-3 K	0-3 K		5	1	1	0	0	4	3											
Richie Hebner, L OBP: 0.373, SLG: 0.358	4-0 HR BB		0-0 F8		0-0 HR 2B		0-0 6-3 1B 1B	0-0 F8		3	2	2	0	1	0	1											
Eddie Miller, S OBP: 0.296, SLG: 0.050										0	1	0	0	0	0	0											
Tom Brookens, R OBP: 0.323, SLG: 0.316	1-2 HR BB		0-0 F8		0-0 HR 2B		0-0 6-3 1B 1B			1	0	0	0	0	0	1											
Larry Hemdon, R OBP: 0.364, SLG: 0.539	0-0 HR		0-0 HR		0-0 HR		0-0 6-3			4	3	3	7	0	0	1											
Lance Parrish, R OBP: 0.319, SLG: 0.547	0-0 5-3		0-3 K		0-0 HR		0-0 6-3 1B 1B			4	2	2	2	0	1	0											
Lou Whitaker, L OBP: 0.317, SLG: 0.345		0-0 3-1		0-0 3-1		0-0 2B		0-0 1B 1B		4	0	2	0	0	0	0											
Alan Trammell, R OBP: 0.274, SLG: 0.298		0-0 F3		0-0 5-3		0-0 6-3		0-0 1-2 1B		4	0	1	1	0	0	1											
Inning Stats	R: 4 E: 0 K: 0 S: 5	H: 3 LOB: 0 BB: 2 P: 13	R: 0 E: 0 K: 1 S: 6	H: 1 LOB: 1 BB: 0 P: 6	R: 2 E: 0 K: 2 S: 9	H: 2 LOB: 0 BB: 0 P: 9	R: 0 E: 1 K: 0 S: 4	H: 1 LOB: 1 BB: 0 P: 4	R: 3 E: 0 K: 1 S: 8	H: 4 LOB: 1 BB: 1 P: 12	R: 0 E: 0 K: 1 S: 5	H: 0 LOB: 0 BB: 0 P: 5	R: 2 E: 0 K: 2 S: 11	H: 4 LOB: 2 BB: 0 P: 11	R: 0 E: 0 K: 1 S: 6	H: 1 LOB: 1 BB: 0 P: 6	1B: 9 2B: 3 3B: 0 HR: 4	SF: 0 SAC: 0 DP: 0 HBP: 0	WP: 0 PB: 0 SB: 0 CS: 1	PA: 41							
PITCHER	IP	WLS	BF	H	R	ER	SO	BB	IBB	HBP	BLK	WP	HR	S	P	ERA	WHIP										
Mike Norris, R ERA: 4.88	4.2		24	9	8	8	4	3	0	0	2	0	3	29	41	15.43	2.571										
Bo McLaughlin, R ERA: 5.56	1.1		6	2	1	1	1	0	0	0	0	0	1	8	8	6.75	1.500										
Dave Beard, R ERA: 2.91	2.0	L	11	5	2	2	3	0	0	0	0	0	0	17	17	9.00	2.500										

Oakland Athletics @ Detroit Tigers
Tiger Stadium, Detroit, MI
Tue May 18, 1982, 7:05 PM EDT
Att: 23,879 - Unknown - 78 F

AB 38	WP 0
R 11	PB 0
H 16	SB 0
RBI 11	CS 1
BB 3	
SO 8	
LOB 12	

Batter	1	2	3	4	5	6	7	8	9	AB	R	H	RBI	BB	SO	LOB	TOP					
Rickey Henderson, R OBP: 0.444, SLG: 0.401	4-0 2B S SF7-2-5 BB		0-0 5-3		4-0 BB		0-0 HR		0-0 5-3	3	2	1	1	2	0	0						
Dan Meyer, L OBP: 0.292, SLG: 0.424	0-0 1-3 2B		0-0 G3		0-0 1-3		0-0 2B			4	0	2	0	0	0	2						
Jeff Burroughs, R OBP: 0.380, SLG: 0.475	0-0 SF7-2-5			0-0 4-3		0-0 F7		4-0 BB		2	0	0	1	1	0	0						
Wayne Gross, L OBP: 0.349, SLG: 0.351 Cliff Johnson, R OBP: 0.304, SLG: 0.370	4-0 BB			0-0 1B		0-0 HR		0-0 5-3		2	1	2	1	1	0	0						
Danny Goodwin, L OBP: 0.300, SLG: 0.667 Joe Rudi, R OBP: 0.325, SLG: 0.319	0-3 K			0-0 F7		0-0 1B		0-0 5-3		3	0	1	0	0	1	2						
Davey Lopes, R OBP: 0.338, SLG: 0.387		4-0 CS BB		0-0 F3		0-0 F3		0-0 F8		3	0	0	0	1	0	2						
Dave McKay, S OBP: 0.233, SLG: 0.261		0-0 G3		0-0 G3		0-0 F8		0-0 F3		4	0	0	0	0	0	2						
Mike Heath, R OBP: 0.290, SLG: 0.264		0-0 4-3		0-0 F8		0-0 F8		0-0 F6		4	0	0	0	0	0	0						
Tony Phillips, S OBP: 0.357, SLG: 0.217 Kelvin Moore, R OBP: 0.286, SLG: 0.286			0-0 4-3		0-0 E9 1B		0-0 F7		0-3 K	3	0	1	0	0	0	0						
Inning Stats	R: 1 E: 0 K: 1 S: 5	H: 1 LOB: 1 BB: 2 P: 13	R: 0 E: 0 K: 0 S: 2	H: 0 LOB: 0 BB: 1 P: 6	R: 0 E: 0 K: 0 S: 3	H: 0 LOB: 0 BB: 0 P: 3	R: 0 E: 0 K: 0 S: 4	H: 1 LOB: 1 BB: 0 P: 4	R: 0 E: 1 K: 0 S: 4	H: 1 LOB: 2 BB: 1 P: 8	R: 0 E: 0 K: 0 S: 5	H: 2 LOB: 1 BB: 1 P: 5	R: 1 E: 0 K: 0 S: 5	H: 2 LOB: 2 BB: 1 P: 9	R: 0 E: 0 K: 0 S: 3	H: 0 LOB: 0 BB: 0 P: 3	R: 0 E: 0 K: 1 S: 5	H: 0 LOB: 0 BB: 0 P: 5	1B: 3 2B: 3 3B: 0 HR: 2	SF: 1 SAC: 0 DP: 1 HBP: 0	WP: 0 PB: 0 SB: 1 CS: 1	PA: 37
PITCHER	IP WLS BF H R ER SO BB IBB HBP BLK WP HR S P ERA WHIP	IP WLS BF H R ER SO BB IBB HBP BLK WP HR S P ERA WHIP																				
Dan Petry, R ERA: 3.41	(1, 1) 6.2 W 30 7 3 3 1 5 0 0 0 0 2 27 47 4.05 1.800	(7, 1) 2.1 S 7 0 0 0 1 0 0 0 0 0 0 9 9 0.00 0.000																				

Oakland Athletics @ Detroit Tigers
Tiger Stadium, Detroit, MI
Wed May 19, 1982, 7:05 PM EDT
Att: 23,207 - Unknown

AB 31
R 3
H 7
RBI 3
BB 5
SO 2
LOB 10



Batter	1	2	3	4	5	6	7	8	9	AB	R	H	RBI	BB	SO	LOB	BOTTOM			
Chet Lemon, R OBP: 0.420, SLG: 0.402	0-0 6-3			0-0 F7		0-0 1-3 1B		0-0 6-3		4	1	1	0	0	0	1				
Enos Cabell, R OBP: 0.324, SLG: 0.445	0-0 F4			0-0 6-3		0-0 1-3 1B		0-0 SF9		3	1	1	2	0	0	0				
Kirk Gibson, L OBP: 0.374, SLG: 0.461	0-0 4-3			0-3 K		0-0 1-3 1B		0-0 F4		4	0	0	0	0	1	2				
Jerry Turner, L OBP: 0.271, SLG: 0.370 Mike Ivie, R OBP: 0.296, SLG: 0.378		0-0 4-3		0-0 E3 SF8		0-0 2-3 BB 1B		0-3 K		2	0	0	0	0	0	0				
Richie Hebner, L OBP: 0.377, SLG: 0.370 Tom Brookens, R OBP: 0.328, SLG: 0.310		0-0 G1-6-3 1B		0-0 SF8		0-0 2-3 BB		0-0 5-3		1	0	1	1	0	0	0				
Larry Hemdon, R OBP: 0.354, SLG: 0.523		0-0 G1-6-3		0-0 F5		0-0 2-3		0-0 4-3		4	0	0	0	0	0	4				
Lance Parrish, R OBP: 0.319, SLG: 0.530			0-0 F2		0-3 K		4-0 IBB			2	0	0	0	1	1	1				
Lou Whitaker, L OBP: 0.317, SLG: 0.354			0-0 F8			0-0 F7				3	1	1	0	0	0	3				
Alan Trammell, R OBP: 0.283, SLG: 0.318			0-0 F4			0-0 1B 1B		0-0 6-3 SF9 2B		3	2	2	1	0	0	0				
Inning Stats	R: 0 E: 0 K: 0 S: 3	H: 0 LOB: 0 BB: 0 P: 3	R: 0 E: 0 K: 0 S: 3	H: 1 LOB: 0 BB: 0 P: 3	R: 0 E: 0 K: 0 S: 3	H: 0 LOB: 0 BB: 0 P: 3	R: 0 E: 0 K: 1 S: 5	H: 0 LOB: 0 BB: 0 P: 5	R: 1 E: 2 K: 1 S: 6	H: 0 LOB: 1 BB: 0 P: 6	R: 4 E: 0 K: 0 S: 8	H: 5 LOB: 3 BB: 2 P: 16	R: 1 E: 0 K: 0 S: 4	H: 1 LOB: 0 BB: 0 P: 4	R: 0 E: 0 K: 1 S: 5	H: 0 LOB: 0 BB: 0 P: 5	1B: 5 2B: 2 3B: 0 HR: 0	SF: 2 SAC: 0 DP: 1 HBP: 0	WP: 0 PB: 0 SB: 0 CS: 0	PA: 33
PITCHER	IP WLS BF H R ER SO BB IBB HBP BLK WP HR S P ERA WHIP	IP WLS BF H R ER SO BB IBB HBP BLK WP HR S P ERA WHIP																		
Matt Keough, R ERA: 5.03	(1, 1) 5.1 L 22 6 5 4 2 0 0 0 0 0 0 26 26 6.75 1.125	(6, 1) 2.2 11 1 1 1 1 1 1 0 0 0 0 11 19 3.38 0.750																		

Oakland Athletics @ Detroit Tigers
Tiger Stadium, Detroit, MI
Wed May 19, 1982, 7:05 PM EDT
Att: 23,207 - Unknown

AB 29
R 6
H 7
RBI 6
BB 2
SO 3
LOB 11



Batter	1	2	3	4	5	6	7	8	9	AB	R	H	RBI	BB	SO	LOB	TOP					
Rickey Henderson, R OBP: 0.438, SLG: 0.390	(1,7) X 0-0 F9		(2) X 0-0 F5		(2) X 0-3 K				(2) X 0-3 K	4	0	0	0	1	2	1	<p>Oakland Athletics @ Detroit Tigers</p> <p>Tiger Stadium, Detroit, MI</p> <p>Thu May 20 1982, 7:05 PM EDT</p> <p>Att: 24,125 - Unknown</p>					
Dan Meyer, L OBP: 0.288, SLG: 0.423	(1,9) X 0-0 4-3		(3) X 0-0 F9		(3) X 0-0 FC6		(2) X 0-0 FC6-4			5	0	1	0	0	0	3						
Cliff Johnson, R OBP: 0.290, SLG: 0.351	(1,3) X 0-0 F6			(1) X 0-0 F7		(2) X 0-0 6-3		(3) X 0-3 K	(3) X 0-0 F4	5	0	0	0	0	1	3						
Wayne Gross, L OBP: 0.355, SLG: 0.351	(1,5)	X 0-0 4-3			(2) X 4-0 HR		(2) X 0-0 5-3			3	2	1	0	1	0	0						
Danny Goodwin, L OBP: 0.500, SLG: 1.000	(1,10)	BB 4-0 1B			X 0-0 BB		X 0-0 BB		X 0-0 FC6-4	3	1	3	2	1	0	0						
Davey Lopes, R OBP: 0.336, SLG: 0.377	(1,4)	X 0-0 F5		X 0-0 5-3		BB 4-0 1B		X 0-0 FC6-4	(1) X 0-0 FC6-4	3	0	0	0	1	0	3						
Jeff Newman, R OBP: 0.333, SLG: 0.493	(1,2)	X 0-0 1B		X 0-0 5-3		X 0-0 F4		X 0-0 SF9	(2) X 0-0 SF9	3	0	1	1	0	0	2						
Rick Bosetti, R OBP: 0.250, SLG: 0.250	(1,8)	X 0-0 1-3		X 0-0 5-3		X 0-0 5-3		X 0-0 FC6-4	(3) X 0-0 F3	4	0	1	0	0	0	3						
Fred Stanley, R OBP: 0.283, SLG: 0.104	(1,6)		X 0-0 F5		X 4-0 FC6		X 0-0 F2		(1) X 0-3 K	2	0	0	0	1	0	1						
Jeff Burroughs, R OBP: 0.373, SLG: 0.463	(9, PH)									1	0	0	0	0	1	0						
Inning Stats	R: 0 E: 0 K: 0 S: 3	H: 0 LOB: 0 BB: 0 P: 3	R: 0 E: 0 K: 0 S: 4	H: 1 LOB: 2 BB: 1 P: 8	R: 0 E: 0 K: 0 S: 3	H: 0 LOB: 0 BB: 0 P: 3	R: 2 E: 0 K: 0 S: 4	H: 1 LOB: 0 BB: 1 P: 8	R: 0 E: 0 K: 1 S: 5	H: 0 LOB: 1 BB: 1 P: 9	R: 0 E: 0 K: 0 S: 4	H: 1 LOB: 2 BB: 1 P: 8	R: 0 E: 0 K: 1 S: 6	H: 1 LOB: 2 BB: 1 P: 10	R: 1 E: 0 K: 0 S: 5	H: 2 LOB: 1 BB: 0 P: 5	R: 0 E: 0 K: 2 S: 8	H: 1 LOB: 1 BB: 0 P: 8	1B: 5 2B: 1 3B: 0 HR: 1	SF: 1 SAC: 0 DP: 0 HBP: 0	WP: 0 PB: 0 SB: 0 CS: 0	PA: 39
PITCHER	IP WLS BF H R ER SO BB IBB HBP BLK WP HR S P ERA WHIP	9.0 W 39 7 3 3 4 5 0 0 0 0 1 42 62 3.00 1.333																				

AB	33
R	3
H	7
RBI	3
BB	5
SO	4
LOB	16



Batter	1	2	3	4	5	6	7	8	9	AB	R	H	RBI	BB	SO	LOB	BOTTOM			
Chet Lemon, R OBP: 0.427, SLG: 0.400	(1,9) X 0-0 F4								(3) X 0-0 FC6-4	3	1	1	0	2	1	1	<p>Oakland Athletics @ Detroit Tigers</p> <p>Tiger Stadium, Detroit, MI</p> <p>Thu May 20 1982, 7:05 PM EDT</p> <p>Att: 24,125 - Unknown</p>			
Lynn Jones, R OBP: 0.227, SLG: 0.200	(8, PH) (9,9)									1	0	0	0	0	0	1				
Enos Cabell, R OBP: 0.327, SLG: 0.444	(1,3) X 0-0 E9									5	1	2	0	0	1	5				
Rick Leach, L (9,3)	(9,3)									0	0	0	0	0	0	0				
Kirk Gibson, L OBP: 0.382, SLG: 0.458	(1,8) X 0-0 4-3									3	2	1	3	2	1	3				
Mike Ivie, R OBP: 0.296, SLG: 0.500	(1,10) X 0-0 HR									5	2	2	4	0	0	4				
Larry Herndon, R OBP: 0.375, SLG: 0.569	(1,7) X 0-0 1B									5	2	5	1	0	0	0				
Lance Parrish, R OBP: 0.338, SLG: 0.565	(1,2) X 0-0 5-3									3	1	1	2	2	0	2				
Tom Brookens, R OBP: 0.347, SLG: 0.323	(1,5)									4	1	2	1	1	0	2				
Alan Trammell, R OBP: 0.274, SLG: 0.306	(1,6)									4	0	0	0	0	0	2				
Mark DeJohn, S OBP: 0.333, SLG: 0.500	(8,6)									1	0	0	0	0	0	0				
Lou Whitaker, L OBP: 0.328, SLG: 0.364	(1,4)									5	1	3	0	0	0	1				
Inning Stats	R: 2 E: 1 K: 0 S: 6	H: 3 LOB: 1 BB: 0 P: 6	R: 0 E: 0 K: 1 S: 5	H: 0 LOB: 1 BB: 1 P: 9	R: 1 E: 0 K: 1 S: 6	H: 1 LOB: 2 BB: 2 P: 14	R: 5 E: 0 K: 0 S: 7	H: 5 LOB: 2 BB: 2 P: 15	R: 0 E: 0 K: 1 S: 6	H: 1 LOB: 2 BB: 1 P: 10	R: 0 E: 0 K: 0 S: 3	H: 1 LOB: 0 BB: 0 P: 3	R: 1 E: 0 K: 0 S: 6	H: 3 LOB: 3 BB: 1 P: 10	R: 2 E: 0 K: 0 S: 6	H: 3 LOB: 1 BB: 0 P: 6	1B: 12 2B: 1 3B: 2 HR: 3	SF: 0 SAC: 0 DP: 1 HBP: 0	WP: 1 PB: 0 SB: 0 CS: 0	PA: 46
PITCHER	IP WLS BF H R ER SO BB IBB HBP BLK WP HR S P ERA WHIP	3.2 L 21 6 6 6 2 4 0 0 0 0 1 21 37 14.73 2.727																		



Batter	1	2	3	4	5	6	7	8	9	AB	R	H	RBI	BB	SO	LOB	TOP		
Rickey Henderson, R OBP: 0.437, SLG: 0.393	4-0 CS BB	0-0 3-H 2B		0-0 F8 1-2			0-0 F9		0-0 F9	4	0	1	1	1	0	2			
Dan Meyer, L OBP: 0.276, SLG: 0.404	0-0 F9 1-2	0-0 F5			0-0 1-3		0-0 6-3		0-0 F9	5	0	0	0	0	0	2			
Cliff Johnson, R OBP: 0.306, SLG: 0.400	0-0 HR		4-0 G4-6-3 BB		0-0 FC9-5 2B		0-0 F2			3	1	2	1	1	0	0			
Wayne Gross, L OBP: 0.351, SLG: 0.340	0-0 F8		0-0 F8		0-0 FC9-5 2-3			4-0 2B SF7 BB		3	1	0	0	1	0	2			
Danny Goodwin, L OBP: 0.444, SLG: 0.813		0-0 5-3 1B 1B	0-0 G4-6-3 1-2		0-0 3-1			0-0 F7		4	1	1	0	0	0	2			
Davey Lopes, R OBP: 0.348, SLG: 0.405		0-0 5-3 1B 1B		0-0 5-3		0-0 2B		0-0 SF7 1-3 2B		4	2	3	0	0	0	0			
Mike Heath, R OBP: 0.303, SLG: 0.321		0-0 5-3 1-2 2-3		0-0 1B 2B		0-0 2B		0-0 SF7 2-3 3-H		3	1	2	2	0	0	2			
Rick Bosetti, R OBP: 0.286, SLG: 0.286		0-0 F9		0-0 1B		0-0 G3		0-0 K		3	0	1	0	0	0	3			
Jeff Burroughs, R OBP: 0.365, SLG: 0.452		0-0 F9		0-0 1B		0-0 K				1	0	0	0	0	1	1			
Dave McKay, S OBP: 0.233, SLG: 0.261		0-0 E2 2B 1B		0-0 1B		0-0 K				0	0	0	0	0	0	0			
Tony Phillips, S OBP: 0.375, SLG: 0.259		0-0 E2 2B 1B		0-0 1B		0-0 K			0-0 F7	4	1	2	3	0	1	1			
Inning Stats	R: 1 E: 0 K: 0 S: 3	H: 1 LOB: 0 BB: 1 P: 7	R: 3 E: 1 K: 0 S: 7	H: 4 LOB: 1 BB: 0 P: 7	R: 0 E: 0 K: 0 S: 2	H: 0 LOB: 0 BB: 1 P: 6	R: 1 E: 0 K: 0 S: 5	H: 3 LOB: 1 BB: 0 P: 5	R: 0 E: 0 K: 0 S: 3	H: 1 LOB: 0 BB: 0 P: 3	R: 1 E: 0 K: 1 S: 6	H: 1 LOB: 1 BB: 1 P: 10	R: 0 E: 0 K: 0 S: 3	H: 0 LOB: 0 BB: 0 P: 3	1B: 5 2B: 7 3B: 0 HR: 1	SF: 1 SAC: 0 DP: 2 HBP: 0	WP: 0 PB: 0 SB: 0 CS: 1	PA: 38	
PITCHER	IP	WLS	BF	H	R	ER	SO	BB	IBB	HBP	BLK	WP	HR	S	P	ERA	WHIP		
Mike Torrez, R ERA: 5.56	(1, 1)	3, 1	18	8	5	5	0	2	0	0	0	0	1	16	24	13.50	3.000		
Tom Burgmeier, L ERA: 1.42	(4, 1)	3, 1	W	11	3	1	1	1	0	0	0	0	0	13	13	2.70	0.900		
Mark Clear, R ERA: 1.44	(7, 1)	2, 1	S	9	1	1	1	1	1	0	0	0	0	10	14	3.86	0.857		

Oakland Athletics @ Boston Red Sox
Fenway Park, Boston, MA
Fri May 21 1982, 7:05 PM EDT
Att: 29,671 - Unknown - 68 F

AB	34
R	7
H	12
RBI	7
BB	3
SO	2
LOB	15



Batter	1	2	3	4	5	6	7	8	9	AB	R	H	RBI	BB	SO	LOB	BOTTOM			
Jerry Remy, L OBP: 0.323, SLG: 0.299	0-0 4-3		0-0 6-3	0-0 G5-4-3 1B		0-0 CS 1B		0-0 1-3		5	0	2	1	0	0	0				
Dwight Evans, R OBP: 0.371, SLG: 0.399	0-0 5-3		0-0 HR	0-0 F8		0-0 K		4-0 1B BB		4	1	1	1	1	1	4				
Jim Rice, R OBP: 0.379, SLG: 0.481	0-0 HR		0-0 HR 1B	0-0 G5-4-3 1-2		0-0 1B SF8 1B		0-0 1-3 1B		5	3	4	1	0	0	2				
Carl Yastrzemski, L OBP: 0.410, SLG: 0.602	0-3 K		0-0 HR	0-0 HR 1B		0-0 G5-4-3 1B		0-0 F2		5	1	3	2	0	1	2				
Carney Lansford, R OBP: 0.368, SLG: 0.409		0-0 1B 1B	0-0 6-3	0-0 G5-4-3 1-2		0-0 SF8				3	0	1	1	0	0	1				
Dave Stapleton, R OBP: 0.292, SLG: 0.368		0-0 F4	0-3 K	0-0 1B 2B		0-0 1-2 1B				4	1	2	0	0	1	1				
Rich Gedman, L OBP: 0.363, SLG: 0.506		0-0 1B		0-0 3B 1B		0-0 F8				4	1	3	1	0	0	2				
Glenn Hoffman, R OBP: 0.316, SLG: 0.439		0-3 K		0-0 1B 3B		0-0 F8		0-0 F3		4	1	1	1	0	1	4				
Rick Miller, L OBP: 0.350, SLG: 0.354		0-0 F6		0-0 E3 1B		0-0 1B		0-3 K		4	0	1	0	0	1	3				
Inning Stats	R: 1 E: 0 K: 1 S: 6	H: 1 LOB: 0 BB: 0 P: 6	R: 0 E: 0 K: 1 S: 7	H: 2 LOB: 2 BB: 0 P: 7	R: 3 E: 0 K: 1 S: 8	H: 3 LOB: 0 BB: 0 P: 8	R: 2 E: 1 K: 0 S: 6	H: 3 LOB: 1 BB: 0 P: 6	R: 1 E: 0 K: 1 S: 4	H: 3 LOB: 1 BB: 0 P: 4	R: 0 E: 0 K: 1 S: 6	H: 2 LOB: 2 BB: 0 P: 6	R: 1 E: 0 K: 0 S: 6	H: 3 LOB: 2 BB: 0 P: 6	R: 0 E: 0 K: 1 S: 6	H: 1 LOB: 2 BB: 1 P: 10	1B: 13 2B: 2 3B: 1 HR: 3	SF: 1 SAC: 0 DP: 3 HBP: 0	WP: 0 PB: 0 SB: 0 CS: 1	PA: 40
PITCHER	IP	WLS	BF	H	R	ER	SO	BB	IBB	HBP	BLK	WP	HR	S	P	ERA	WHIP			
Rick Langford, R ERA: 4.66	(1, 1)	5, 1	L	28	14	7	3	0	0	0	0	0	0	3	34	11.81	2.625			
Dave Beard, R ERA: 2.96	(6, 1)	2, 2		12	4	1	1	2	1	0	0	0	0	15	19	3.38	1.875			

Oakland Athletics @ Boston Red Sox
Fenway Park, Boston, MA
Fri May 21 1982, 7:05 PM EDT
Att: 29,671 - Unknown - 68 F

AB	38
R	8
H	18
RBI	8
BB	1
SO	5
LOB	19



Batter	1	2	3	4	5	6	7	8	9	AB	R	H	RBI	BB	SO	LOB	TOP										
Rickey Henderson, R OBP: 0.433, SLG: 0.390	0-0 S 1B	0-0 FC4 FC6-4		0-0 5-3			0-0 4-3			4	1	1	0	0	0	1											
Davey Lopes, R OBP: 0.338, SLG: 0.392	0-3 K	0-0 FC6-4			0-0 4-3		0-0 6-3			4	0	0	0	0	1	3											
Cliff Johnson, R OBP: 0.304, SLG: 0.394	0-0 6-3 2B	0-0 6-3			0-3 K			0-0 6-3		4	1	1	1	0	1	2											
Joe Rudi, R OBP: 0.345, SLG: 0.324	4-0 6-3 2B		4-0 5-3 2B		0-0 1B			0-0 5-3		2	2	1	0	2	0	0											
Jeff Newman, R OBP: 0.316, SLG: 0.465	0-0 6-3		0-0 5-3		0-0 6-3			0-0 6-3		4	0	0	0	0	0	4											
Mike Heath, R OBP: 0.314, SLG: 0.367	0-0 FC5 2B		0-0 L4-6 2B			0-3 K			0-0 F8	4	0	2	3	0	1	0											
Jimmy Sexton, R OBP: 0.231, SLG: 0.462	0-0 FC5		0-0 L4-6			4-0 G4-3 BB			0-0 F9	2	0	0	0	0	0	2											
Wayne Gross, L OBP: 0.353, SLG: 0.337										1	0	0	0	1	0	0											
Rick Bosetti, R OBP: 0.200, SLG: 0.200										3	0	0	0	0	0	1											
Dan Meyer, L OBP: 0.274, SLG: 0.400		0-0 5-3		0-0 E6 B1-6-4			0-0 G4-3		0-0 4-3	1	0	0	0	0	0	0											
Fred Stanley, R OBP: 0.290, SLG: 0.120										2	0	1	0	0	0	1											
Danny Goodwin, L OBP: 0.421, SLG: 0.765										1	0	0	0	0	1	0											
Tony Phillips, S OBP: 0.375, SLG: 0.259		0-0 FC6-4 E 1B		0-0 B1-6-4					0-3 K	0	0	0	0	0	0	0											
Inning Stats	R: 3 E: 0 K: 1 S: 8	H: 3 LOB: 1 BB: 1 P: 12	R: 0 E: 1 K: 0 S: 5	H: 1 LOB: 2 BB: 0 P: 5	R: 1 E: 0 K: 0 S: 3	H: 1 LOB: 0 BB: 1 P: 7	R: 0 E: 1 K: 0 S: 3	H: 0 LOB: 0 BB: 0 P: 3	R: 0 E: 0 K: 1 S: 6	H: 1 LOB: 1 BB: 0 P: 6	R: 0 E: 0 K: 1 S: 4	H: 0 LOB: 0 BB: 1 P: 8	R: 0 E: 0 K: 1 S: 5	H: 0 LOB: 0 BB: 0 P: 5	R: 0 E: 0 K: 0 S: 3	H: 0 LOB: 0 BB: 0 P: 3	1B: 4 2B: 3 3B: 0 HR: 0	SF: 0 SAC: 0 DP: 3 HBP: 0	WP: 0 PB: 0 SB: 2 CS: 0	PA: 35							
PITCHER	IP	WLS	BF	H	R	ER	SO	BB	IBB	HBP	BLK	WP	HR	S	P	ERA	WHIP										
Bob Ojeda, L ERA: 6.57	(1, 1)	0.2	6	3	3	3	1	1	0	0	0	0	0	7	11	40.50	6.000										
Bob Stanley, R ERA: 2.63	(1, 1)	8.1	W	29	3	1	1	3	2	0	0	0	0	33	41	1.08	0.600										

Oakland Athletics @ Boston Red Sox
Fenway Park, Boston, MA
Sat May 22 1982, 3:33 AM EDT
Att: 36,654 - Sunny - 63 F

AB 32
R 4
H 6
RBI 4
BB 3
SO 4
LOB 14



Batter	1	2	3	4	5	6	7	8	9	AB	R	H	RBI	BB	SO	LOB	BOTTOM										
Jerry Remy, L OBP: 0.313, SLG: 0.289	0-0 4-3	0-0 FC4 1B BB G4-6-3		0-0 F7			0-3 K	0-0 F5		5	1	0	1	0	1	3											
Dwight Evans, R OBP: 0.379, SLG: 0.400	4-0 F9 BB	4-0 G4-6-3 1B BB		4-0 1B			0-0 F9			2	0	1	1	2	0	0											
Jim Rice, R OBP: 0.382, SLG: 0.478	4-0 BB	0-0 G4-6-3 1B		0-3 K			0-0 F8			3	0	1	1	1	1	1											
Carl Yastrzemski, L OBP: 0.405, SLG: 0.598	0-0 F9	0-0 G4-6-3			0-0 F7				0-0 F9 1B 2B	4	0	1	0	0	0	4											
Reid Nichols, R OBP: 0.308, SLG: 0.250	2-3 F9	1-2 2-3 3-H								0	1	0	0	0	0	0											
Carney Lansford, R OBP: 0.365, SLG: 0.400	4-0 BB	0-0 F7			0-0 F3			0-0 F9		3	0	0	0	1	0	2											
Dave Stapleton, R OBP: 0.291, SLG: 0.365	0-0 F4		0-0 5-3		0-0 6-3			0-0 2B 1B		4	1	1	1	0	0	3											
Rich Gedman, L OBP: 0.368, SLG: 0.516		0-0 1B FC4 1B		0-0 4-3			0-0 4-3	0-0 2B 2B		4	2	2	1	0	0	0											
Glenn Hoffman, R OBP: 0.309, SLG: 0.428		0-0 E3 FC4 1B BB		0-0 F6			0-0 F8	0-0 F7		4	1	0	0	0	0	2											
Rick Miller, L OBP: 0.354, SLG: 0.368		0-0 BB 1B		0-0 F8			0-0 F3	0-0 2B		4	1	2	1	0	0	0											
Inning Stats	R: 0 E: 0 K: 0 S: 3	H: 0 LOB: 3 BB: 3 P: 15	R: 4 E: 2 K: 0 S: 7	H: 3 LOB: 1 BB: 1 P: 11	R: 0 E: 0 K: 0 S: 3	H: 0 LOB: 0 BB: 0 P: 3	R: 0 E: 0 K: 1 S: 6	H: 1 LOB: 1 BB: 0 P: 6	R: 0 E: 0 K: 0 S: 3	H: 0 LOB: 0 BB: 0 P: 3	R: 0 E: 0 K: 0 S: 3	H: 0 LOB: 0 BB: 0 P: 3	R: 0 E: 0 K: 1 S: 5	H: 0 LOB: 0 BB: 0 P: 5	R: 3 E: 0 K: 0 S: 7	H: 4 LOB: 1 BB: 0 P: 7	1B: 5 2B: 3 3B: 0 HR: 0	SF: 0 SAC: 0 DP: 1 HBP: 0	WP: 0 PB: 0 SB: 0 CS: 0	PA: 37							
PITCHER	IP	WLS	BF	H	R	ER	SO	BB	IBB	HBP	BLK	WP	HR	S	P	ERA	WHIP										
Bo McLaughlin, R ERA: 5.12	(1, 1)	8.0	L	37	8	7	4	2	4	0	0	0	0	37	53	4.50	1.500										

Oakland Athletics @ Boston Red Sox
Fenway Park, Boston, MA
Sat May 22 1982, 3:33 AM EDT
Att: 36,654 - Sunny - 63 F

AB 33
R 7
H 8
RBI 6
BB 4
SO 2
LOB 15




Batter	1	2	3	4	5	6	7	8	9	AB	R	H	RBI	BB	SO	LOB	TOP			
Rickey Henderson, R OBP: 0.437, SLG: 0.391	0-3 K		4-0 S BB		0-0 1-2 1B					2	0	1	0	1	1	0				
Dan Meyer, L OBP: 0.267, SLG: 0.389	0-0 F7		0-0 F5		0-0 F8					3	0	0	0	0	0	4				
Mike Heath, R OBP: 0.301, SLG: 0.349	0-3 K		0-3 K					0-0 F9		3	0	0	0	0	2	2				
Wayne Gross, L OBP: 0.361, SLG: 0.350		0-0 2B		0-0 F6				4-0 G4-3 BB		2	0	1	0	1	0	0				
Danny Goodwin, L OBP: 0.364, SLG: 0.650		0-0 F5		0-0 F9				0-0 G4-3		3	0	0	0	0	0	2				
Davey Lopes, R OBP: 0.333, SLG: 0.386		0-3 K		0-0 F8						2	0	0	0	0	1	1				
Tony Phillips, S OBP: 0.353, SLG: 0.241		0-0 F9			0-0 F7					2	0	0	0	0	0	1				
Dave McKay, S OBP: 0.240, SLG: 0.268			0-0 S SH3-4 1B		0-0 E5 1B					2	0	1	0	0	0	0				
Rick Rosetti, R OBP: 0.182, SLG: 0.182			0-0 SH3-4		0-3 K					1	0	0	0	0	1	1				
Inning Stats	R: 0 E: 0 K: 2 S: 7	H: 0 LOB: 0 BB: 0 P: 7	R: 0 E: 0 K: 1 S: 6	H: 1 LOB: 1 BB: 0 P: 6	R: 0 E: 0 K: 1 S: 6	H: 1 LOB: 2 BB: 1 P: 10	R: 0 E: 0 K: 0 S: 3	H: 0 LOB: 0 BB: 0 P: 3	R: 0 E: 1 K: 1 S: 7	H: 1 LOB: 2 BB: 0 P: 7	R: 0 E: 0 K: 0 S: 2	H: 0 LOB: 0 BB: 1 P: 6								
PITCHER Dennis Eckersley, R ERA: 2.11	IP: 6.0 WLS: W BF: 23	H: 3 R: 0 ER: 0 SO: 5	BB: 2 IBB: 0 HBP: 0 BLK: 0	WP: 0 HR: 0 S: 31 P: 39	ERA: 0.00 WHIP: 0.833	PITCHER				IP: 6.0 WLS: W BF: 23	H: 3 R: 0 ER: 0 SO: 5	BB: 2 IBB: 0 HBP: 0 BLK: 0	WP: 0 HR: 0 S: 31 P: 39	ERA: 0.00 WHIP: 0.833						

Oakland Athletics @ Boston Red Sox
 Fenway Park, Boston, MA
 Sun May 23 1982, 3:33 AM EDT
 Att: 24,421 - Overcast - 55 F

livebaseballscores.com

AB 20
R 0
H 3
RBI 0
BB 2
SO 5
LOB 11




Batter	1	2	3	4	5	6	7	8	9	AB	R	H	RBI	BB	SO	LOB	BOTTOM	
Jerry Remy, L OBP: 0.326, SLG: 0.298	4-0 BB BB	0-0 G6-4-3 1B		1-0 HBP BB	0-0 2B 1B					2	0	2	2	1	0	0		
Dwight Evans, R OBP: 0.382, SLG: 0.405	0-0 F9	0-0 G6-4-3		4-0 HBP BB	0-0 BB					3	0	1	1	1	0	3		
Jim Rice, R OBP: 0.385, SLG: 0.494	0-0 F8		0-0 HR	1-0 1-2 2-3 HBP	0-0 F8					3	1	1	1	0	0	3		
Carl Yastrzemski, L OBP: 0.403, SLG: 0.587	4-0 BB 1-2 BB		0-0 F9	0-0 F8						2	0	0	0	1	0	3		
Carney Lansford, R OBP: 0.370, SLG: 0.408	4-0 BB 1-2 2-3 BB		0-3 K		0-0 G3 FC5-2 2B					2	0	1	0	1	1	0		
Dave Stapleton, R OBP: 0.292, SLG: 0.384	0-0 F8		0-0 HR		0-0 G3					3	1	1	1	0	0	4		
Rich Gedman, L OBP: 0.378, SLG: 0.516		0-0 E 1B 1B	0-0 6-3		4-0 WP E IBB					2	2	1	0	1	0	0		
Glenn Hoffman, R OBP: 0.303, SLG: 0.419		0-0 F8		0-0 F4	0-0 FC5-2 1B					3	1	0	0	0	0	2		
Rick Miller, L OBP: 0.354, SLG: 0.361		0-0 E6 1B		0-0 F5	0-0 1B 2B HBP					2	1	0	0	0	0	1		
Inning Stats	R: 0 E: 0 K: 0 S: 3	H: 0 LOB: 3 BB: 3 P: 15	R: 1 E: 1 K: 0 S: 5	H: 2 LOB: 1 BB: 0 P: 5	R: 2 E: 0 K: 1 S: 7	H: 2 LOB: 0 BB: 0 P: 7	R: 0 E: 0 K: 0 S: 3	H: 0 LOB: 3 BB: 1 P: 9	R: 3 E: 1 K: 0 S: 6	H: 3 LOB: 2 BB: 1 P: 11								
PITCHER Mike Norris, R ERA: 5.22	IP: 5.0 WLS: L BF: 30	H: 7 R: 6 ER: 5 SO: 1	BB: 4 IBB: 1 HBP: 3 BLK: 0	WP: 1 HR: 2 S: 24 P: 47	ERA: 9.00 WHIP: 2.200	PITCHER				IP: 5.0 WLS: L BF: 30	H: 7 R: 6 ER: 5 SO: 1	BB: 4 IBB: 1 HBP: 3 BLK: 0	WP: 1 HR: 2 S: 24 P: 47	ERA: 9.00 WHIP: 2.200				


Oakland Athletics @ Boston Red Sox
 Fenway Park, Boston, MA
 Sun May 23 1982, 3:33 AM EDT
 Att: 24,421 - Overcast - 55 F


livebaseballscores.com

AB 22
R 6
H 7
RBI 5
BB 5
SO 1
LOB 16



Batter	1	2	3	4	5	6	7	8	9	AB	R	H	RBI	BB	SO	LOB	TOP								
Rickey Henderson, R OBP: 0.438, SLG: 0.383 (1, 7)	F8		5-3		E BB		S 2B BB		S 1B BB	2	3	0	0	3	0	0	Oakland Athletics @ Milwaukee Brewers Milwaukee County Stadium, Milwaukee, WI Wed May 26 1982, 8:05 PM EDT Att: 7,503 - Cloudy - 53 F								
Mike Heath, R OBP: 0.333, SLG: 0.403 (1, 2)	F3		F7 2B		E IBB		1-H 2B 2B		1-H 1B 1B	4	2	3	2	1	0	0									
Joe Rudi, R OBP: 0.340, SLG: 0.325 (1, 9)	F9		F7		E2		2-H 2B		WP 1B 1B	5	0	2	1	0	0	2									
Cliff Johnson, R OBP: 0.303, SLG: 0.376 (1, 10)	F8		F7		F5		K		K	5	0	0	0	0	2	6									
Jeff Newman, R OBP: 0.326, SLG: 0.469 (1, 3)	4-3				F8 F7		4-3		WP 1B	5	0	1	1	0	0	3									
Dave McKay, S OBP: 0.247, SLG: 0.263 (1, 4)	BB BLK BB				F4		F8		1-3	4	1	0	0	1	0	2									
Tony Phillips, S OBP: 0.395, SLG: 0.306 (1, 6)	BLK BB				K		F2		K	3	0	0	0	1	2	0									
Jimmy Sexton, R OBP: 0.235, SLG: 0.375 (1, 5)	BLK BB				F8 F7		P4			3	0	0	0	1	0	0									
Rick Rosetti, R OBP: 0.200, SLG: 0.200 (1, 8)	F2				E 1B		6-3		F9	4	1	1	0	0	0	2									
Inning Stats	R: 0 E: 0 K: 0 S: 3	H: 0 LOB: 0 BB: 0 P: 3	R: 0 E: 0 K: 0 S: 3	H: 1 LOB: 1 BB: 0 P: 15	R: 0 E: 0 K: 1 S: 4	H: 0 LOB: 0 BB: 0 P: 4	R: 0 E: 0 K: 1 S: 5	H: 0 LOB: 0 BB: 0 P: 5	R: 2 E: 2 K: 0 S: 5	H: 1 LOB: 2 BB: 2 P: 13	R: 0 E: 0 K: 0 S: 3	H: 0 LOB: 0 BB: 0 P: 3	R: 2 E: 0 K: 1 S: 7	H: 2 LOB: 1 BB: 1 P: 11	R: 0 E: 0 K: 1 S: 5	H: 0 LOB: 0 BB: 0 P: 5	R: 2 E: 0 K: 1 S: 8	H: 3 LOB: 2 BB: 1 P: 12	1B: 4 2B: 3 3B: 0 HR: 0	SF: 0 SAC: 0 DP: 0 HBP: 0	WP: 1 PB: 0 SB: 3 CS: 0	PA: 42			
PITCHER	IP	WLS	BF	H	R	ER	SO	BB	IBB	HBP	BLK	WP	HR	S	P	ERA	WHIP								
Bob McClure, L ERA: 4.98 (1, 1)	6.1	L	29	3	5	3	1	5	1	0	1	0	0	25	49	4.26	1.263								
Dwight Bernard, R ERA: 4.3 (7, 1)	2.1		12	4	2	2	3	1	0	0	0	0	0	17	21	7.71	2.143								
Jamie Easterly, L ERA: 3.97 (9, 1)	0.1		1	0	0	0	0	0	0	0	0	1	0	1	1	0.00	0.000								
Batter	1	2	3	4	5	6	7	8	9	AB	R	H	RBI	BB	SO	LOB	BOTTOM								
Paul Moltzer, R OBP: 0.389, SLG: 0.437 (1, 5)	F8		6-3		FC6				B2-3	4	0	0	0	0	0	3	Oakland Athletics @ Milwaukee Brewers Milwaukee County Stadium, Milwaukee, WI Wed May 26 1982, 8:05 PM EDT Att: 7,503 - Cloudy - 53 F								
Charlie Moore, R OBP: 0.300, SLG: 0.369 (1, 9)	HR				F3		F2		5-3	4	1	1	1	0	0	0									
Cecil Cooper, L OBP: 0.389, SLG: 0.475 (1, 3)	4-3				4-3		K		F7	4	0	0	0	0	1	0									
Don Money, R OBP: 0.350, SLG: 0.640 (1, 10)	P3				F6		F8		HR	4	1	1	1	0	0	0									
Gorman Thomas, R OBP: 0.321, SLG: 0.392 (1, 8)	5-3				F8		FC3-6 BB		1-3	3	0	0	0	1	0	0									
Robin Yount, R OBP: 0.345, SLG: 0.467 (1, 6)	6-3				BB 2B		FC3-6 WP		F8	4	0	1	0	0	0	1									
Mark Brouhard, R OBP: 0.364, SLG: 0.490 (1, 7)	5-3				6-3		P4			3	0	0	0	0	0	2									
Jim Gantner, L OBP: 0.340, SLG: 0.364 (1, 4)					K		L4			1	0	0	0	1	1	0									
Rob Piccolo, R OBP: 0.235, SLG: 0.240 (7, PH) (8, 4)					K					1	0	0	0	0	0	1									
Ned Yost, R OBP: 0.282, SLG: 0.257 (1, 2)					K		FC6		6-3	2	0	0	0	1	1	0									
Inning Stats	R: 1 E: 0 K: 0 S: 4	H: 1 LOB: 0 BB: 0 P: 4	R: 0 E: 0 K: 0 S: 3	H: 0 LOB: 0 BB: 0 P: 3	R: 0 E: 0 K: 2 S: 7	H: 0 LOB: 0 BB: 0 P: 7	R: 0 E: 0 K: 0 S: 3	H: 0 LOB: 0 BB: 0 P: 3	R: 0 E: 0 K: 1 S: 5	H: 0 LOB: 0 BB: 0 P: 5	R: 0 E: 0 K: 0 S: 3	H: 0 LOB: 0 BB: 0 P: 3	R: 0 E: 0 K: 0 S: 3	H: 0 LOB: 0 BB: 0 P: 3	R: 1 E: 0 K: 0 S: 4	H: 1 LOB: 0 BB: 0 P: 4	1B: 0 2B: 1 3B: 0 HR: 2	SF: 0 SAC: 0 DP: 0 HBP: 0	WP: 1 PB: 0 SB: 0 CS: 0	PA: 33					
PITCHER	IP	WLS	BF	H	R	ER	SO	BB	IBB	HBP	BLK	WP	HR	S	P	ERA	WHIP								
Tom Underwood, L ERA: 4.18 (1, 1)	9.0	W	33	3	2	2	3	3	0	0	0	1	2	36	48	2.00	0.667								

Batter	1	2	3	4	5	6	7	8	9	AB	R	H	RBI	BB	SO	LOB	TOP			
Chet Lemon, R OBP: 0.382, SLG: 0.349 (1, 9)	0-3 K		0-0 5-3		0-3 K		0-0 F9		1-0 HBP	4	0	0	0	0	2	0	Detroit Tigers @ Oakland Athletics Oakland-Alameda County Coliseum, Oakland, CA Fri May 28 1982, 7:05 PM PDT Att: 17,120 - Unknown AB 36 R 6 H 11 RBI 6 BB 2 SO 3 LOB 13 			
Enos Cabell, R OBP: 0.333, SLG: 0.430 (1, 5) (6, 3)	0-0 F8		0-0 1-3		0-0 CS 1B		0-0 1B		0-0 F2	5	0	2	0	0	0	1				
Kirk Gibson, L OBP: 0.353, SLG: 0.413 (1, 8)	0-0 P3			0-0 3-1 HR 1B	0-0 F5		0-0 4-3		0-0 G3	5	1	1	0	0	0	3				
Mike Ivie, R OBP: 0.260, SLG: 0.423 (1, 10)		0-0 F2		0-0 3-1 HR 1B		0-0 3-1		0-0 F8		4	1	1	0	0	0	0				
Richie Hebner, L OBP: 0.407, SLG: 0.437 Tom Brookens, R OBP: 0.329, SLG: 0.304 (6, PR) (6, 5)		0-0 F8		0-0 3-1		4-0 BB BB		0-0 G6-4-3 1B		2	0	0	0	1	0	2				
Larry Hemdon, R OBP: 0.379, SLG: 0.586 (1, 7)		0-0 1B		0-0 2H 3H HR		0-0 F8		0-0 G6-4-3 1-2		4	1	2	3	0	0	2				
Lance Parrish, R OBP: 0.392, SLG: 0.576 (1, 2)	0-3 K			0-0 CS 1B		4-0 1-2 BB			0-0 HR 1B	3	1	2	0	1	1	1				
Lou Whitaker, L OBP: 0.327, SLG: 0.406 (1, 4)			0-0 HR	0-0 E1		0-0 1-3			0-0 1-H HR	4	2	2	3	0	0	3				
Alan Trammell, R OBP: 0.280, SLG: 0.313 (1, 6)			0-0 F7	0-0 F7			0-0 F8		0-0 F3	4	0	0	0	0	0	1				
Inning Stats	R: 0 E: 0 K: 1 S: 5	H: 0 LOB: 0 BB: 0 P: 5	R: 0 E: 0 K: 1 S: 6	H: 1 LOB: 1 BB: 0 P: 6	R: 1 E: 0 K: 0 S: 4	H: 1 LOB: 0 BB: 0 P: 4	R: 3 E: 1 K: 0 S: 7	H: 4 LOB: 1 BB: 0 P: 7	R: 0 E: 0 K: 1 S: 5	H: 1 LOB: 0 BB: 0 P: 5	R: 0 E: 0 K: 0 S: 3	H: 1 LOB: 0 BB: 0 P: 4	R: 0 E: 0 K: 0 S: 3	H: 1 LOB: 0 BB: 0 P: 3	R: 2 E: 0 K: 0 S: 5	H: 2 LOB: 1 BB: 0 P: 6	1B: 8 2B: 0 3B: 0 HR: 3	SF: 0 SAC: 0 DP: 1 HBP: 1	WP: 0 PB: 0 SB: 0 CS: 2	PA: 39
PITCHER Rick Langford, R ERA: 4.81 (1, 1)	IP: 9.0 WLS: L BF: 39 H: 11 R: 6 ER: 6 SO: 3	BB: 2 IBB: 0 HBP: 1 BLK: 0	WP: 0 HR: 3 S: 42 P: 51	ERA: 6.00 WHIP: 1.444	PITCHER	IP: 9.0 WLS: L BF: 39 H: 11 R: 6 ER: 6 SO: 3	BB: 2 IBB: 0 HBP: 1 BLK: 0	WP: 0 HR: 3 S: 42 P: 51	ERA: 6.00 WHIP: 1.444											

Batter	1	2	3	4	5	6	7	8	9	AB	R	H	RBI	BB	SO	LOB	BOTTOM					
Rickey Henderson, R OBP: 0.446, SLG: 0.384 (1, 7)	4-0 HR			4-0 1-2 BB			4-0 SH5-4 WP BB	0-0 8-4-2		2	2	1	0	3	0	2	Detroit Tigers @ Oakland Athletics Oakland-Alameda County Coliseum, Oakland, CA Fri May 28 1982, 7:05 PM PDT Att: 17,120 - Unknown AB 29 R 4 H 6 RBI 2 BB 9 SO 6 LOB 19 					
Dwanye Murphy, L OBP: 0.314, SLG: 0.400 (1, 8)	0-0 HR	0-0 CS	4-0 F8 1B	0-0 F7		0-0 SH5-4		0-3 K		3	1	1	2	1	1	2						
Tony Armas, R OBP: 0.285, SLG: 0.367 (1, 9)	0-0 E6		0-0 1-2 1B		0-0 6-3		4-0 FC4-6 BB	0-3 K		4	0	1	0	1	1	0						
Dan Meyer, L OBP: 0.287, SLG: 0.426 (1, 3)	0-0 F8		0-0 F8		0-0 4-3		0-0 FC4-6 1B	0-3 K		5	0	1	0	0	1	3						
Wayne Gross, L OBP: 0.367, SLG: 0.364 (1, 5)	4-0 1-2 BB		0-0 1-2 1B		0-0 F9		0-0 FC4-6 BB			3	0	1	0	1	0	2						
Danny Goodwin, L OBP: 0.321, SLG: 0.538 Cliff Johnson, R OBP: 0.309, SLG: 0.376 (7, PH) (1, 10)	0-0 F7		0-3 K		0-0 F5		4-0 1-2 BB			3	0	0	0	0	1	4						
Davey Lopes, R OBP: 0.312, SLG: 0.359 (1, 4)	0-0 F2			0-0 F1		0-0 F5		0-0 F2		4	0	0	0	0	0	5						
Jeff Newman, R OBP: 0.333, SLG: 0.464 Jimmy Sexton, R OBP: 0.235, SLG: 0.375 Mike Heath, R OBP: 0.333, SLG: 0.403 (8, PR) (9, 2)		0-3 K		0-0 BB 1B		0-0 P3		4-0 8-4-2 SH1-4 BB		3	0	1	0	1	1	0						
Tony Phillips, S OBP: 0.391, SLG: 0.289 (1, 6)		0-3 K		0-0 F7			4-0 SH5-4 BB WP	0-0 SH1-4		2	1	0	0	1	1	1						
Inning Stats	R: 2 E: 1 K: 0 S: 5	H: 1 LOB: 2 BB: 2 P: 13	R: 0 E: 0 K: 2 S: 7	H: 1 LOB: 0 BB: 0 P: 7	R: 0 E: 0 K: 1 S: 6	H: 2 LOB: 2 BB: 1 P: 10	R: 0 E: 0 K: 0 S: 4	H: 1 LOB: 2 BB: 1 P: 8	R: 0 E: 0 K: 0 S: 3	H: 0 LOB: 0 BB: 0 P: 3	R: 0 E: 0 K: 0 S: 3	H: 0 LOB: 0 BB: 0 P: 3	R: 2 E: 0 K: 0 S: 4	H: 1 LOB: 3 BB: 4 P: 20	R: 0 E: 0 K: 0 S: 2	H: 0 LOB: 1 BB: 1 P: 6	R: 0 E: 0 K: 3 S: 9	H: 0 LOB: 0 BB: 0 P: 9	1B: 5 2B: 1 3B: 0 HR: 1	SF: 0 SAC: 2 DP: 1 HBP: 0	WP: 2 PB: 0 SB: 0 CS: 1	PA: 41
PITCHER Dan Petry, R ERA: 3.78 Kevin Saucier, L ERA: 1.42 Dave Tobik, R ERA: 3.77 (1, 1) (7, 1) (7, 1)	IP: 6.0 WLS: 0 BF: 28 H: 5 R: 4 ER: 4 SO: 3	BB: 6 IBB: 0 HBP: 0 BLK: 0	WP: 0 HR: 1 S: 28 P: 52	ERA: 6.00 WHIP: 1.833	PITCHER	IP: 6.0 WLS: 0 BF: 28 H: 5 R: 4 ER: 4 SO: 3	BB: 6 IBB: 0 HBP: 0 BLK: 0	WP: 0 HR: 1 S: 28 P: 52	ERA: 6.00 WHIP: 1.833													

Batter	1	2	3	4	5	6	7	8	9	AB	R	H	RBI	BB	SO	LOB	TOP				
Chet Lemon, R (1, 9) OBP: 0.376, SLG: 0.344	F2			F5		5-3	P3		1B SF8 1B	5	1	1	0	0	0	2					
Rick Leach, L (1, 3) OBP: 0.143, SLG: 0.167	E4			F8			F4		1B	3	0	1	0	0	0	0					
Enos Cabell, R (7, PH) OBP: 0.335, SLG: 0.431	G4-6-3					BB			1B	2	0	1	0	0	0	2					
Kirk Gibson, L (1, 8) OBP: 0.360, SLG: 0.415	G4-6-3			G3					1B	4	0	2	1	1	0	1					
Mike Ivie, R (1, 10) OBP: 0.244, SLG: 0.400		F8			F9	F8	F9		SF8	4	0	0	1	0	0	4					
Larry Herndon, R (1, 7) OBP: 0.379, SLG: 0.578		4-3			HR			4-3	K	4	2	1	0	1	1	2					
Lance Parrish, R (1, 2) OBP: 0.336, SLG: 0.607		F9			HR			K		4	2	2	2	0	1	0					
Lou Whitaker, L (1, 4) OBP: 0.331, SLG: 0.404				1-3		F9				3	1	1	1	1	0	0					
Tom Brookens, R (1, 5) OBP: 0.337, SLG: 0.319				5-3						3	1	1	1	1	0	1					
Alan Trammell, R (1, 6) OBP: 0.279, SLG: 0.305				F7		CS			5-3	3	0	0	0	1	0	0					
Inning Stats	R: 0 E: 1 K: 0 S: 3	H: 0 LOB: 0 BB: 0 P: 3	R: 0 E: 0 K: 0 S: 3	H: 0 LOB: 0 BB: 0 P: 3	R: 0 E: 0 K: 0 S: 3	H: 0 LOB: 0 BB: 0 P: 3	R: 2 E: 0 K: 0 S: 3	H: 1 LOB: 0 BB: 2 P: 11	R: 0 E: 0 K: 0 S: 4	H: 1 LOB: 2 BB: 1 P: 8	R: 4 E: 0 K: 0 S: 8	H: 5 LOB: 2 BB: 1 P: 12	R: 0 E: 0 K: 1 S: 5	H: 0 LOB: 1 BB: 1 P: 9	R: 1 E: 0 K: 1 S: 8	H: 3 LOB: 2 BB: 0 P: 8	1B: 8 2B: 1 3B: 0 HR: 1	SF: 1 SAC: 0 DP: 1 HBP: 0	WP: 1 PB: 0 SB: 2 CS: 1	PA: 42	
PITCHER	IP	WLS	BF	H	R	ER	SO	BB	IBB	HBP	BLK	WP	HR	S	P	ERA	WHIP				
Mike Norris, R (1, 1) ERA: 5.29	6.0	L	24	4	4	4	0	3	0	0	0	0	1	21	33	6.00	1.167				
Bob Ovchinko, L (7, 1) ERA: 4.5	0.0		3	2	0	0	0	1	0	0	0	0	0	2	6	∞	∞				
Tom Underwood, L (7, 1) ERA: 4.12	3.0		14	4	3	3	2	1	0	0	0	1	0	17	21	9.00	1.667				

Detroit Tigers @ Oakland Athletics
Oakland-Alameda County Coliseum, Oakland, CA

Sat May 29 1982, 3:33 AM PDT
Att: 26,733 - Unknown

AB	35
R	7
H	10
RBI	6
BB	5
SO	2
LOB	12

Batter	1	2	3	4	5	6	7	8	9	AB	R	H	RBI	BB	SO	LOB	BOTTOM				
Rickey Henderson, R (1, 7) OBP: 0.436, SLG: 0.373	F8	4-3			P3		F8		5-3	5	0	0	0	0	0	4					
Dwayne Murphy, L (1, 8) OBP: 0.318, SLG: 0.399	BB			CS		4-3		4-3		3	0	1	0	1	0	0					
Wayne Gross, L (1, 5) OBP: 0.356, SLG: 0.351	F8			K		F8		F8		4	0	0	0	0	1	2					
Tony Armas, R (1, 9) OBP: 0.291, SLG: 0.362				F8		K		HR		2	1	0	0	2	1	0					
Dan Meyer, L (1, 3) OBP: 0.286, SLG: 0.444	K			1-3			1-3	HR		4	1	1	2	0	1	2					
Mike Heath, R (1, 2) OBP: 0.341, SLG: 0.414		BLK		G3	2B	6-3	BB	F6		3	2	1	0	1	0	0					
Danny Goodwin, L (1, 10) OBP: 0.344, SLG: 0.552		G3		F2			4-3			3	0	1	1	1	0	0					
Davey Lopes, R (1, 4) OBP: 0.317, SLG: 0.359					F5					3	0	1	1	1	0	1					
Tony Phillips, S (1, 6) OBP: 0.367, SLG: 0.268					F9					3	0	0	0	0	1	3					
Jeff Burroughs, R (9, PH) OBP: 0.358, SLG: 0.442							4-3		K	1	0	0	0	0	1	1					
Inning Stats	R: 0 E: 0 K: 1 S: 5	H: 0 LOB: 2 BB: 2 P: 13	R: 1 E: 0 K: 1 S: 6	H: 1 LOB: 1 BB: 1 P: 10	R: 0 E: 0 K: 1 S: 5	H: 1 LOB: 0 BB: 0 P: 5	R: 0 E: 0 K: 0 S: 3	H: 0 LOB: 0 BB: 0 P: 3	R: 0 E: 0 K: 1 S: 5	H: 0 LOB: 0 BB: 0 P: 5	R: 0 E: 0 K: 0 S: 4	H: 1 LOB: 2 BB: 2 P: 12	R: 2 E: 0 K: 0 S: 4	H: 1 LOB: 0 BB: 1 P: 8	R: 0 E: 0 K: 1 S: 6	H: 1 LOB: 1 BB: 0 P: 6	1B: 2 2B: 2 3B: 0 HR: 1	SF: 0 SAC: 0 DP: 0 HBP: 0	WP: 0 PB: 0 SB: 1 CS: 1	PA: 37	
PITCHER	IP	WLS	BF	H	R	ER	SO	BB	IBB	HBP	BLK	WP	HR	S	P	ERA	WHIP				
Milt Wilcox, R (1, 1) ERA: 3.34	6.1	W	26	3	2	2	4	5	0	0	1	0	0	29	49	2.84	1.263				
Elias Sosa, R (7, 1) ERA: 3.32	2.2	S	11	2	2	2	1	1	0	0	0	0	1	12	16	6.75	1.125				

Detroit Tigers @ Oakland Athletics
Oakland-Alameda County Coliseum, Oakland, CA


Sat May 29 1982, 3:33 AM PDT
Att: 26,733 - Unknown

AB	31
R	4
H	5
RBI	4
BB	6
SO	5
LOB	13

Batter	1	2	3	4	5	6	7	8	9	AB	R	H	RBI	BB	SO	LOB	TOP		
Chet Lemon, R OBP: 0.377, SLG: 0.336 (1, 9)	4-0 2B SF8 BB	0-0 FC4-6		0-3 K		4-0 1B BB		0-3 K		3	1	0	0	2	2	4			
Enos Cabell, R OBP: 0.337, SLG: 0.436 (1, 5) (6, 3)	0-0 BB		0-0 F5	0-3 K		0-0 BB		0-0 6-3		5	0	2	2	0	1	2			
Kirk Gibson, L OBP: 0.349, SLG: 0.401 (1, 8)	0-3 K		0-0 G3		0-0 F6	4-3 1B		0-0 F7		5	0	0	0	0	1	4			
Jerry Turner, L OBP: 0.267, SLG: 0.339 Mike Ivie, R OBP: 0.292, SLG: 0.400 (7, PH)	0-0 SF8		0-0 F7		0-0 F7		4-0 BB		4-0 BB	2	0	0	1	0	0	0			
Richie Hebner, L OBP: 0.405, SLG: 0.446 Tom Brookens, R OBP: 0.329, SLG: 0.311 (1, 3) (6, 5)	0-3 K		0-0 F8	6-3 1B 2B	0-0 F8		0-0 F8		0-0 F9	3	1	1	0	0	1	1			
Larry Hemdon, R OBP: 0.376, SLG: 0.568 (1, 7)		0-0 F6		4-0 1B BB	0-3 K	0-3 K				3	1	0	0	1	2	1			
Lance Parrish, R OBP: 0.400, SLG: 0.593 (1, 2)		4-0 FC6-4 BB		0-0 6-3	4-0 BB 1B BB	0-0 5-3				2	1	0	0	2	0	3			
Lou Whitaker, L OBP: 0.335, SLG: 0.399 (1, 4)		4-0 FC6-4 BB		4-0 1B BB	0-0 F9		0-0 6-3			2	0	0	0	2	0	1			
Alan Trammell, R OBP: 0.285, SLG: 0.306 (1, 6)		0-0 FC6-4		0-0 1B BB	4-0 BB 1B BB	0-3 K				3	1	1	2	1	1	2			
Inning Stats	R: 1 E: 0 K: 2 S: 8	H: 1 LOB: 1 BB: 1 P: 12	R: 0 E: 0 K: 0 S: 3	H: 0 LOB: 2 BB: 2 P: 11	R: 0 E: 0 K: 0 S: 3	H: 0 LOB: 0 BB: 0 P: 3	R: 2 E: 0 K: 2 S: 9	H: 2 LOB: 2 BB: 2 P: 17	R: 0 E: 0 K: 1 S: 3	H: 0 LOB: 1 BB: 1 P: 9	R: 0 E: 0 K: 2 S: 7	H: 0 LOB: 0 BB: 0 P: 7	R: 0 E: 0 K: 0 S: 3	H: 0 LOB: 1 BB: 1 P: 7	1B: 2 2B: 2 3B: 0 HR: 0	SF: 1 SAC: 0 DP: 0 HBP: 0	WP: 0 PB: 0 SB: 0 CS: 0	PA: 41	
PITCHER	IP WLS BF H R ER SO BB IBB HBP BLK WP HR S P ERA WHIP	IP WLS BF H R ER SO BB IBB HBP BLK WP HR S P ERA WHIP	IP WLS BF H R ER SO BB IBB HBP BLK WP HR S P ERA WHIP	IP WLS BF H R ER SO BB IBB HBP BLK WP HR S P ERA WHIP	IP WLS BF H R ER SO BB IBB HBP BLK WP HR S P ERA WHIP	IP WLS BF H R ER SO BB IBB HBP BLK WP HR S P ERA WHIP	IP WLS BF H R ER SO BB IBB HBP BLK WP HR S P ERA WHIP	IP WLS BF H R ER SO BB IBB HBP BLK WP HR S P ERA WHIP	IP WLS BF H R ER SO BB IBB HBP BLK WP HR S P ERA WHIP	IP WLS BF H R ER SO BB IBB HBP BLK WP HR S P ERA WHIP	IP WLS BF H R ER SO BB IBB HBP BLK WP HR S P ERA WHIP	IP WLS BF H R ER SO BB IBB HBP BLK WP HR S P ERA WHIP	IP WLS BF H R ER SO BB IBB HBP BLK WP HR S P ERA WHIP	IP WLS BF H R ER SO BB IBB HBP BLK WP HR S P ERA WHIP	IP WLS BF H R ER SO BB IBB HBP BLK WP HR S P ERA WHIP	IP WLS BF H R ER SO BB IBB HBP BLK WP HR S P ERA WHIP	IP WLS BF H R ER SO BB IBB HBP BLK WP HR S P ERA WHIP	IP WLS BF H R ER SO BB IBB HBP BLK WP HR S P ERA WHIP	
Matt Keough, R ERA: 5.35 (1, 1)	5.2 L 28 3 5 5 5 8 0 0 0 0 0 30 62 7.94 1.941	1.1 6 1 0 0 1 1 0 0 0 0 0 7 11 0.00 1.500	2.0 7 0 0 0 2 1 0 0 0 0 0 10 14 0.00 0.500																

Detroit Tigers @ Oakland Athletics
Oakland-Alameda County Coliseum, Oakland, CA
Sun May 30 1982, 3:33 AM PDT
Unknown


AB 30
R 5
H 4
RBI 5
BB 10
SO 8
LOB 20



Batter	1	2	3	4	5	6	7	8	9	AB	R	H	RBI	BB	SO	LOB	BOTTOM			
Rickey Henderson, R OBP: 0.437, SLG: 0.376 (1, 7)	0-0 F4		0-0 1B		0-0 F4		0-0 1B			4	0	2	1	0	0	2				
Dwayne Murphy, L OBP: 0.317, SLG: 0.390 (1, 8)	0-3 K		4-0 BB		4-3		0-3 K			3	0	0	0	1	2	3				
Dan Meyer, L OBP: 0.285, SLG: 0.438 (1, 3)	0-0 G3		0-0 F6		0-0 E9 WP SF8		0-0 1B			4	1	1	0	0	0	2				
Tony Armas, R OBP: 0.283, SLG: 0.353 (1, 9)		0-3 K		0-0 5-3		0-0 SF8		0-3 K		3	0	0	1	0	2	1				
Wayne Gross, L OBP: 0.353, SLG: 0.347 (1, 5)		0-0 G3		0-0 G3		0-0 1B		0-0 F5		4	0	1	0	0	0	1				
Danny Gooden, L OBP: 0.306, SLG: 0.485 (1, 10)		0-3 K		0-0 1-3		0-0 F7		0-0 1-2-3		4	0	0	0	0	1	2				
Jeff Newman, R OBP: 0.330, SLG: 0.455 (1, 2)			0-0 5-3		0-0 1B 1B	0-3 K		0-0 F7		4	0	1	0	0	1	1				
Dave McKay, S OBP: 0.247, SLG: 0.274 (1, 4)			0-0 1B 2B		0-3 K		0-0 F8		0-0 4-3	4	1	1	0	0	1	1				
Tony Phillips, S OBP: 0.358, SLG: 0.267 (1, 6)			0-3 K		0-0 1-2 1B		0-0 F8		0-0 4-3	4	0	1	0	0	1	1				
Inning Stats	R: 0 E: 0 K: 1 S: 5	H: 0 LOB: 0 BB: 0 P: 5	R: 0 E: 0 K: 2 S: 7	H: 0 LOB: 0 BB: 0 P: 7	R: 1 E: 0 K: 1 S: 7	H: 2 LOB: 2 BB: 1 P: 11	R: 0 E: 0 K: 0 S: 3	H: 0 LOB: 0 BB: 0 P: 3	R: 0 E: 0 K: 1 S: 7	H: 1 LOB: 1 BB: 0 P: 7	R: 0 E: 0 K: 1 S: 6	H: 1 LOB: 1 BB: 0 P: 6	R: 0 E: 0 K: 1 S: 6	H: 1 LOB: 1 BB: 0 P: 6	R: 0 E: 0 K: 0 S: 3	H: 0 LOB: 0 BB: 0 P: 3	1B: 6 2B: 1 3B: 0 HR: 0	SF: 1 SAC: 0 DP: 0 HBP: 0	WP: 1 PB: 0 SB: 0 CS: 0	PA: 36
PITCHER	IP WLS BF H R ER SO BB IBB HBP BLK WP HR S P ERA WHIP	IP WLS BF H R ER SO BB IBB HBP BLK WP HR S P ERA WHIP	IP WLS BF H R ER SO BB IBB HBP BLK WP HR S P ERA WHIP	IP WLS BF H R ER SO BB IBB HBP BLK WP HR S P ERA WHIP	IP WLS BF H R ER SO BB IBB HBP BLK WP HR S P ERA WHIP	IP WLS BF H R ER SO BB IBB HBP BLK WP HR S P ERA WHIP	IP WLS BF H R ER SO BB IBB HBP BLK WP HR S P ERA WHIP	IP WLS BF H R ER SO BB IBB HBP BLK WP HR S P ERA WHIP	IP WLS BF H R ER SO BB IBB HBP BLK WP HR S P ERA WHIP	IP WLS BF H R ER SO BB IBB HBP BLK WP HR S P ERA WHIP	IP WLS BF H R ER SO BB IBB HBP BLK WP HR S P ERA WHIP	IP WLS BF H R ER SO BB IBB HBP BLK WP HR S P ERA WHIP	IP WLS BF H R ER SO BB IBB HBP BLK WP HR S P ERA WHIP	IP WLS BF H R ER SO BB IBB HBP BLK WP HR S P ERA WHIP	IP WLS BF H R ER SO BB IBB HBP BLK WP HR S P ERA WHIP	IP WLS BF H R ER SO BB IBB HBP BLK WP HR S P ERA WHIP	IP WLS BF H R ER SO BB IBB HBP BLK WP HR S P ERA WHIP	IP WLS BF H R ER SO BB IBB HBP BLK WP HR S P ERA WHIP		
Jack Morris, R ERA: 3.09 (1, 1)	9.0 W 36 7 2 1 8 1 0 0 0 1 0 51 55 1.00 0.889																			

Detroit Tigers @ Oakland Athletics
Oakland-Alameda County Coliseum, Oakland, CA
Sun May 30 1982, 3:33 AM PDT
Unknown

AB 34
R 2
H 7
RBI 2
BB 1
SO 8
LOB 14



Batter	1	2	3	4	5	6	7	8	9	AB	R	H	RBI	BB	SO	LOB	TOP					
Tom Brookens, R OBP: 0.333, SLG: 0.367	0-0 HR	0-0 F9		0-0 8-3		0-0 2B		0-0 E7		5	1	2	2	0	0	4	Detroit Tigers @ Oakland Athletics Oakland-Alameda County Coliseum, Oakland, CA Sun May 30 1982, 3:38 AM PDT Att: 39,275 - Unknown					
Jerry Turner, L OBP: 0.292, SLG: 0.317	0-0 4-3	4-0 FC5-4 BB			0-0 F9	0-0 F5		0-0 F5		4	0	0	0	1	0	4						
Kirk Gibson, L OBP: 0.351, SLG: 0.408	0-0 1B 2B	0-3 K			0-0 1B S		0-0 P3		0-0 F9	5	1	2	0	0	1	3						
Mike Ivie, R OBP: 0.270, SLG: 0.392	4-0 1B BB	0-0 FC5-4			0-0 G6-4-3 1B		0-3 K		0-0 F5	4	0	1	0	1	1	3						
Larry Herndon, R OBP: 0.372, SLG: 0.569	0-0 P3		0-0 F8		0-0 G6-4-3 1B		0-0 3B		0-0 6-3	5	0	1	0	0	0	4						
Rick Leach, L OBP: 0.273, SLG: 0.300	0-0 1-2 2-H 1B		0-0 G4-6-3 1B			0-0 1-3	0-0 3-1			4	0	2	1	0	0	1						
Lou Whitaker, L OBP: 0.333, SLG: 0.395	0-0 4-3		0-0 G4-6-3 1B			0-3 K		0-0 E 1B		4	0	1	0	0	1	3						
John Wockenfuss, R OBP: 0.354, SLG: 0.263		4-0 BB BB BB		0-0 4-3		0-0 1B 2B 1B		0-0 F7		3	1	1	0	1	0	1						
Mark DeJohn, S OBP: 0.333, SLG: 0.364		4-0 BB BB		0-0 E6 3-3		0-0 2B 1B		0-0 F9		3	0	1	0	1	0	1						
Inning Stats	R: 2 E: 0 K: 0 S: 6	H: 3 LOB: 2 BB: 1 P: 10	R: 0 E: 0 K: 1 S: 5	H: 0 LOB: 3 BB: 3 P: 17	R: 0 E: 0 K: 0 S: 3	H: 1 LOB: 0 BB: 0 P: 3	R: 0 E: 1 K: 0 S: 3	H: 0 LOB: 0 BB: 0 P: 3	R: 0 E: 0 K: 1 S: 4	H: 2 LOB: 1 BB: 0 P: 4	R: 1 E: 0 K: 1 S: 8	H: 3 LOB: 2 BB: 0 P: 8	R: 0 E: 0 K: 1 S: 6	H: 1 LOB: 1 BB: 0 P: 6	R: 0 E: 1 K: 0 S: 5	H: 1 LOB: 2 BB: 0 P: 5		R: 0 E: 0 K: 0 S: 3	H: 0 LOB: 0 BB: 0 P: 3	1B: 7 2B: 3 3B: 1 HR: 1	SF: 0 SAC: 0 DP: 3 HBP: 0	WP: 0 PB: 0 SB: 1 CS: 0
PITCHER Steve McCatty, R ERA: 4.02	IP: 9.0 WLS: W BF: 41	H: 11 R: 3 ER: 3 SO: 3	BB: 4 IBB: 0 HBP: 0 BLK: 0	WP: 0 HR: 1 S: 43 P: 59	ERA: 3.00 WHIP: 1.667	PITCHER																

Batter	1	2	3	4	5	6	7	8	9	AB	R	H	RBI	BB	SO	LOB	BOTTOM					
Rickey Henderson, R OBP: 0.445, SLG: 0.384	4-0 S SF8 BB		0-0 S 1B			0-3 CS 1B		0-0 1B		4	2	3	3	1	1	1	Detroit Tigers @ Oakland Athletics Oakland-Alameda County Coliseum, Oakland, CA Sun May 30 1982, 3:38 AM PDT Att: 39,275 - Unknown					
Dwayne Murphy, L OBP: 0.319, SLG: 0.411	0-3 K		0-0 1-2 1B		0-0 3-H 1B		0-0 F6	0-0 2-H 3-H G3		5	1	2	2	0	1	2						
Cliff Johnson, R OBP: 0.299, SLG: 0.366	0-0 SF8		0-3 K		0-0 6-3 HR		0-3 K			3	0	0	1	0	2	1						
Tony Armas, R OBP: 0.282, SLG: 0.346	0-0 F8			0-0 5-3		0-0 F9	4-0 BB			3	0	0	0	1	0	0						
Mike Heath, R OBP: 0.326, SLG: 0.392		0-0 F8		0-0 6-3		0-0 6-3	0-0 F8			4	0	0	0	0	0	1						
Joe Rudi, R OBP: 0.347, SLG: 0.333		0-0 F8		0-0 6-3		0-0 BB 1B		0-0 WP SH1-3 1B 1B		4	2	2	0	0	0	0						
Davey Lopes, R OBP: 0.317, SLG: 0.354		0-0 5-3			0-0 6-3	4-0 1B 1B BB		0-0 SH1-3		2	1	0	0	1	0	0						
Jimmy Sexton, R OBP: 0.333, SLG: 0.421			0-0 F4		0-0 1B E 1B	0-0 S 1B 1B		4-0 WP 1B BB		3	3	2	1	1	0	0						
Fred Stanley, R OBP: 0.303, SLG: 0.148			0-0 6-3		0-0 1-2 1B 1B	0-0 1-H 1B 1B		0-3 1-2 2-3 K		4	1	2	2	0	1	2						
Inning Stats	R: 1 E: 0 K: 1 S: 5	H: 0 LOB: 0 BB: 1 P: 9	R: 0 E: 0 K: 0 S: 3	H: 0 LOB: 0 BB: 0 P: 3	R: 1 E: 0 K: 1 S: 7	H: 2 LOB: 1 BB: 0 P: 7	R: 0 E: 0 K: 0 S: 3	H: 0 LOB: 0 BB: 0 P: 3	R: 3 E: 1 K: 1 S: 6	H: 4 LOB: 0 BB: 0 P: 6	R: 3 E: 0 K: 1 S: 8	H: 3 LOB: 1 BB: 1 P: 12	R: 0 E: 0 K: 1 S: 5	H: 0 LOB: 1 BB: 1 P: 9	R: 2 E: 0 K: 1 S: 7	H: 2 LOB: 1 BB: 1 P: 11		R: 0 E: 0 K: 0 S: 3	H: 0 LOB: 0 BB: 0 P: 3	1B: 10 2B: 0 3B: 0 HR: 1	SF: 1 SAC: 1 DP: 0 HBP: 0	WP: 1 PB: 0 SB: 5 CS: 1
PITCHER Pat Underwood, L ERA: 4.94 Aurelio Lopez, R ERA: 6.75	IP: 5.2 WLS: L BF: 27	H: 9 R: 8 ER: 5 SO: 2	BB: 2 IBB: 0 HBP: 0 BLK: 0	WP: 0 HR: 1 S: 29 P: 37	ERA: 7.94 WHIP: 1.941	PITCHER																

AB	37
R	3
H	11
RBI	3
BB	4
SO	3
LOB	24



AB	32
R	10
H	11
RBI	9
BB	4
SO	5
LOB	7



Batter	1	2	3	4	5	6	7	8	9	AB	R	H	RBI	BB	SO	LOB	TOP			
Jerry Remy, L OBP: 0.340, SLG: 0.313 (1, 4)										4	0	2	0	0	1	0	Boston Red Sox @ Oakland Athletics Oakland-Alameda County Coliseum, Oakland, CA Mon May 31 1982, 3:33 AM PDT Att: 37,143 - Cloudy			
Dwight Evans, R OBP: 0.392, SLG: 0.425 (1, 9)										4	0	0	1	1	2	2				
Jim Rice, R OBP: 0.375, SLG: 0.467 (1, 7)										5	0	0	0	0	2	3				
Carl Yastrzemski, L OBP: 0.384, SLG: 0.554 (1, 10)										5	0	0	0	0	0	2				
Carney Lansford, R OBP: 0.360, SLG: 0.402 (1, 5)										4	0	2	0	0	0	0				
Dave Stapleton, R OBP: 0.277, SLG: 0.379 (1, 3)										4	1	0	0	0	1	2				
Glenn Hoffman, R OBP: 0.310, SLG: 0.395 (1, 6)										2	1	1	0	1	0	0				
Gary Allenson, R OBP: 0.284, SLG: 0.311 (1, 2)										3	1	1	0	1	0	2				
Rick Miller, L OBP: 0.333, SLG: 0.360 (1, 8)										4	2	1	4	0	0	2				
Inning Stats	R: 0 E: 0 K: 2 S: 7	H: 0 LOB: 0 BB: 0 P: 7	R: 0 E: 0 K: 0 S: 4	H: 1 LOB: 2 BB: 1 P: 8	R: 0 E: 0 K: 2 S: 8	H: 1 LOB: 1 BB: 0 P: 8	R: 4 E: 1 K: 0 S: 6	H: 3 LOB: 1 BB: 1 P: 11	R: 0 E: 0 K: 0 S: 3	H: 0 LOB: 0 BB: 0 P: 3	R: 1 E: 1 K: 0 S: 5	H: 0 LOB: 1 BB: 0 P: 5	R: 0 E: 0 K: 1 S: 7	H: 2 LOB: 2 BB: 0 P: 7	R: 0 E: 0 K: 1 S: 5	H: 0 LOB: 1 BB: 1 P: 9	1B: 5 2B: 1 3B: 0 HR: 1	SF: 0 SAC: 1 DP: 0 HBP: 1	WP: 0 PB: 0 SB: 1 CS: 0	PA: 40
PITCHER	IP WLS BF H R ER SO BB IBB HBP BLK WP HR S P ERA WHIP																			
Bo McLaughlin, R ERA: 5.0 (1, 1)	7.2 L 35 7 5 4 5 2 0 1 0 0 0 1 42 51 4.70 1.174																			
Bob Ovwchinko, L ERA: 4.02 (8, 1)	1.1 5 0 0 0 1 1 0 0 0 0 0 0 6 10 0.00 0.750																			

Batter	1	2	3	4	5	6	7	8	9	AB	R	H	RBI	BB	SO	LOB	BOTTOM					
Rickey Henderson, R OBP: 0.444, SLG: 0.398 (1, 7)										4	1	1	1	1	0	3	Boston Red Sox @ Oakland Athletics Oakland-Alameda County Coliseum, Oakland, CA Mon May 31 1982, 3:33 AM PDT Att: 37,143 - Cloudy					
Dwayne Murphy, L OBP: 0.312, SLG: 0.400 (1, 8)										4	0	0	0	0	2	4						
Cliff Johnson, R OBP: 0.298, SLG: 0.357 (1, 10)										3	0	0	0	1	0	0						
Tony Armas, R OBP: 0.288, SLG: 0.371 (1, 9)										4	1	2	1	0	1	1						
Joe Rudi, R OBP: 0.356, SLG: 0.330 (1, 3)										1	0	0	0	2	0	0						
Tony Phillips, S OBP: 0.352, SLG: 0.261 (8, 6)										1	0	0	0	0	0	0						
Jeff Newman, R OBP: 0.317, SLG: 0.435 (1, 2)										4	0	0	0	0	1	4						
Davey Lopes, R OBP: 0.315, SLG: 0.347 (1, 4)										3	0	0	0	1	1	0						
Jimmy Sexton, R OBP: 0.304, SLG: 0.381 (1, 5)										2	0	0	0	0	0	0						
Wayne Cross, L OBP: 0.355, SLG: 0.345 (7, PH) (8, 5)										1	0	0	0	1	0	1						
Fred Stanley, R OBP: 0.309, SLG: 0.179 (1, 6)										2	0	1	0	0	0	0						
Jim Spencer, L OBP: 0.229, SLG: 0.338 (7, PH) (8, 3)										2	0	1	0	0	0	1						
Inning Stats	R: 1 E: 0 K: 1 S: 7	H: 2 LOB: 2 BB: 1 P: 11	R: 0 E: 0 K: 1 S: 6	H: 1 LOB: 1 BB: 1 P: 10	R: 0 E: 0 K: 1 S: 5	H: 0 LOB: 0 BB: 0 P: 5	R: 0 E: 0 K: 1 S: 5	H: 0 LOB: 0 BB: 0 P: 5	R: 0 E: 0 K: 0 S: 3	H: 0 LOB: 0 BB: 0 P: 3	R: 0 E: 0 K: 0 S: 2	H: 0 LOB: 1 BB: 2 P: 10	R: 0 E: 0 K: 1 S: 6	H: 1 LOB: 2 BB: 1 P: 10	R: 1 E: 0 K: 0 S: 4	H: 1 LOB: 0 BB: 0 P: 4	R: 0 E: 0 K: 0 S: 3	H: 0 LOB: 1 BB: 1 P: 7	1B: 1 2B: 2 3B: 0 HR: 2	SF: 0 SAC: 0 DP: 1 HBP: 0	WP: 0 PB: 0 SB: 0 CS: 0	PA: 37
PITCHER	IP WLS BF H R ER SO BB IBB HBP BLK WP HR S P ERA WHIP																					
Bob Ojeda, L ERA: 5.68 (1, 1)	5.1 W 23 3 1 1 4 4 0 0 0 0 0 1 27 43 1.69 1.312																					
Bob Stanley, R ERA: 2.57 (6, 1)	3.2 S 14 2 1 1 1 2 0 0 0 0 0 1 14 22 2.46 1.091																					



Batter	1	2	3	4	5	6	7	8	9	AB	R	H	RBI	BB	SO	LOB	TOP					
Jerry Remy, L (1,4) OBP: 0.332, SLG: 0.304										5	0	0	0	0	1	1						
Dwight Evans, R (1,9) OBP: 0.389, SLG: 0.418										3	1	0	0	1	0	1						
Jim Rice, R (1,7) OBP: 0.377, SLG: 0.465										3	1	1	0	0	0	0						
Carl Yastrzemski, L (1,10) OBP: 0.380, SLG: 0.545										4	0	1	0	0	0	2						
Carney Lansford, R (1,5) OBP: 0.363, SLG: 0.401										3	0	1	1	1	0	2						
Dave Stapleton, R (1,3) OBP: 0.282, SLG: 0.382										4	0	2	1	0	0	0						
Rich Gedman, L (1,2) OBP: 0.325, SLG: 0.432										4	0	0	0	0	0	5						
Glenn Hoffman, R (1,6) OBP: 0.314, SLG: 0.394										3	0	1	0	1	0	0						
Rick Miller, L (1,8) OBP: 0.327, SLG: 0.353										3	0	0	0	0	1	2						
Tony Perez, R (9, PH) OBP: 0.365, SLG: 0.438										1	0	0	0	0	0	1						
Inning Stats	R: 2 E: 0 K: 1 S: 7	H: 3 LOB: 2 BB: 1 P: 12	R: 0 E: 1 K: 0 S: 4	H: 0 LOB: 1 BB: 0 P: 4	R: 0 E: 0 K: 0 S: 2	H: 0 LOB: 0 BB: 1 P: 6	R: 0 E: 0 K: 1 S: 5	H: 0 LOB: 1 BB: 1 P: 9	R: 0 E: 1 K: 0 S: 5	H: 1 LOB: 2 BB: 0 P: 5	R: 0 E: 0 K: 0 S: 3	H: 0 LOB: 0 BB: 0 P: 3	R: 0 E: 0 K: 0 S: 3	H: 0 LOB: 0 BB: 0 P: 3	R: 0 E: 0 K: 0 S: 5	H: 1 LOB: 2 BB: 0 P: 5	R: 0 E: 0 K: 0 S: 3	H: 1 LOB: 0 BB: 0 P: 3	1B: 6 2B: 0 3B: 0 HR: 0	SF: 0 SAC: 0 DP: 2 HBP: 1	WP: 0 PB: 0 SB: 0 CS: 1	PA: 38
PITCHER	IP WLS BF H R ER SO BB IBB HBP BLK WP HR S P ERA WHIP																					
Rick Langford, R (1,1) ERA: 4.58	8.0 W 35 6 2 2 2 3 0 1 0 0 0 35 48 2.25 1.125																					
Tom Underwood, L (9,1) ERA: 3.97	1.0 S 2 0 0 0 0 0 0 0 0 0 0 2 2 0.00 0.000																					

Boston Red Sox @ Oakland Athletics
Oakland-Alameda County Coliseum, Oakland, CA

AB 33
R 2
H 6
RBI 2
BB 3
SO 2
LOB 14



WP: 0 PA: 38
PB: 0
SB: 0
CS: 1

Tue Jun 01 1982, 7:05 PM PDT
Att: 13,052 - Unknown

livebaseballscores.com

Batter	1	2	3	4	5	6	7	8	9	AB	R	H	RBI	BB	SO	LOB	BOTTOM			
Rickey Henderson, R (1,7) OBP: 0.445, SLG: 0.413										3	2	1	2	1	0	2				
Dwayne Murphy, L (1,8) OBP: 0.321, SLG: 0.397										1	0	0	0	3	1	0				
Dan Meyer, L (1,10) OBP: 0.291, SLG: 0.440										4	0	2	1	0	1	2				
Tony Armas, R (1,9) OBP: 0.280, SLG: 0.361										4	0	0	0	0	0	5				
Wayne Gross, L (1,5) OBP: 0.355, SLG: 0.339										2	0	0	0	1	1	0				
Jim Spencer, L (1,3) OBP: 0.219, SLG: 0.324										3	0	0	0	0	0	1				
Davey Lopes, R (1,4) OBP: 0.310, SLG: 0.340										3	0	0	0	0	0	0				
Mike Heath, R (1,2) OBP: 0.326, SLG: 0.382										2	1	0	0	1	0	0				
Tony Phillips, S (1,6) OBP: 0.375, SLG: 0.277										1	0	1	0	0	0	0				
Inning Stats	R: 0 E: 0 K: 0 S: 2	H: 0 LOB: 2 BB: 2 P: 10	R: 0 E: 0 K: 0 S: 3	H: 0 LOB: 0 BB: 0 P: 3	R: 1 E: 0 K: 0 S: 5	H: 2 LOB: 2 BB: 1 P: 9	R: 0 E: 0 K: 0 S: 2	H: 0 LOB: 0 BB: 1 P: 6	R: 2 E: 0 K: 0 S: 4	H: 2 LOB: 1 BB: 2 P: 12	R: 0 E: 0 K: 1 S: 5	H: 0 LOB: 0 BB: 0 P: 5	R: 0 E: 0 K: 0 S: 2	H: 0 LOB: 0 BB: 0 P: 3	R: 0 E: 0 K: 2 S: 7	H: 0 LOB: 0 BB: 0 P: 7	1B: 3 2B: 0 3B: 0 HR: 1	SF: 0 SAC: 1 DP: 2 HBP: 1	WP: 0 PB: 0 SB: 2 CS: 3	PA: 31
PITCHER	IP WLS BF H R ER SO BB IBB HBP BLK WP HR S P ERA WHIP																			
Chuck Rainey, R (1,1) ERA: 4.3	4.1 L 19 3 3 3 0 5 0 0 0 0 0 1 14 34 6.23 1.846																			
Tom Burgmeier, L (5,1) ERA: 1.2	3.2 12 1 0 0 3 1 0 1 0 0 0 0 16 21 0.00 0.545																			

Boston Red Sox @ Oakland Athletics
Oakland-Alameda County Coliseum, Oakland, CA

AB 23
R 3
H 4
RBI 3
BB 6
SO 3
LOB 10



WP: 0 PA: 31
PB: 0
SB: 2
CS: 3

Tue Jun 01 1982, 7:05 PM PDT
Att: 13,052 - Unknown

livebaseballscores.com

Batter	1	2	3	4	5	6	7	8	9	AB	R	H	RBI	BB	SO	LOB	TOP
Jerry Remy, L OBP: 0.330, SLG: 0.299 (1,4)										3	0	0	0	1	1	1	Boston Red Sox @ Oakland Athletics Oakland-Alameda County Coliseum, Oakland, CA Wed Jun 02 1982, 7:05 PM PDT Att: 15,205 - Unknown livebaseballscorecards.com
Dwight Evans, R OBP: 0.396, SLG: 0.414 (1,9)										4	0	1	0	0	0	1	
Jim Rice, R OBP: 0.375, SLG: 0.458 (1,7)										3	0	0	0	1	0	2	
Carl Yastrzemski, L OBP: 0.383, SLG: 0.540 (1,10)										3	0	1	0	1	0	0	
Carney Lansford, R OBP: 0.356, SLG: 0.392 (1,5)										4	0	0	0	0	0	3	
Dave Stapleton, R OBP: 0.276, SLG: 0.376 (1,3)										3	0	0	0	0	0	1	
Rich Gedman, L OBP: 0.325, SLG: 0.430 (1,2)										3	0	1	0	0	1	1	
Glenn Hoffman, R OBP: 0.309, SLG: 0.388 (1,6)										3	0	0	0	0	0	1	
Rick Miller, L OBP: 0.327, SLG: 0.352 (1,8)										3	0	1	0	0	0	0	
Inning Stats	R: 0 E: 0 K: 1 S: 5	H: 0 LOB: 2 BB: 2 P: 13	R: 0 E: 0 K: 0 S: 3	H: 0 LOB: 0 BB: 0 P: 3	R: 0 E: 0 K: 0 S: 3	H: 0 LOB: 0 BB: 0 P: 3	R: 0 E: 0 K: 0 S: 3	H: 1 LOB: 1 BB: 0 P: 3	R: 0 E: 0 K: 1 S: 6	H: 1 LOB: 1 BB: 0 P: 6	R: 0 E: 0 K: 0 S: 3	H: 0 LOB: 1 BB: 1 P: 7	R: 0 E: 0 K: 0 S: 3	H: 0 LOB: 0 BB: 0 P: 3	1B: 4 2B: 0 3B: 0 HR: 0	SF: 0 SAC: 0 DP: 2 HBP: 0	WP: 0 PA: 32 PB: 0 SB: 0 CS: 0
PITCHER Mike Norris, R ERA: 4.66 (1,1)	IP: 9.0 WLS: W BF: 32 H: 4 R: 0 ER: 0 SO: 2 BB: 3 IBB: 0 HBP: 0 BLK: 0 WP: 0 HR: 0 S: 33 P: 45 ERA: 0.00 WHIP: 0.778																

Batter	1	2	3	4	5	6	7	8	9	AB	R	H	RBI	BB	SO	LOB	BOTTOM		
Rickey Henderson, R OBP: 0.442, SLG: 0.406 (1,7)										3	1	0	0	1	1	2	Boston Red Sox @ Oakland Athletics Oakland-Alameda County Coliseum, Oakland, CA Wed Jun 02 1982, 7:05 PM PDT Att: 15,205 - Unknown livebaseballscorecards.com		
Dwayne Murphy, L OBP: 0.325, SLG: 0.419 (1,8)										4	1	2	2	0	1	1			
Dan Meyer, L OBP: 0.283, SLG: 0.428 (1,10)										4	0	0	0	0	0	1			
Tony Armas, R OBP: 0.280, SLG: 0.358 (1,9)										4	0	1	0	0	1	1			
Wayne Gross, L OBP: 0.352, SLG: 0.336 (1,5)										4	0	1	0	0	0	1			
Jim Spencer, L OBP: 0.221, SLG: 0.347 (1,3)										4	1	1	0	0	1	1			
Dave McKay, S OBP: 0.261, SLG: 0.322 (1,4)										3	2	2	2	0	0	0			
Jeff Newman, R OBP: 0.317, SLG: 0.432 (1,2)										3	0	1	0	0	1	0			
Tony Phillips, S OBP: 0.373, SLG: 0.280 (1,6)										3	0	1	0	0	1	1			
Inning Stats	R: 2 E: 0 K: 1 S: 6	H: 1 LOB: 0 BB: 1 P: 10	R: 2 E: 0 K: 2 S: 10	H: 3 LOB: 1 BB: 0 P: 10	R: 0 E: 0 K: 0 S: 3	H: 0 LOB: 0 BB: 0 P: 3	R: 1 E: 1 K: 2 S: 9	H: 2 LOB: 1 BB: 0 P: 9	R: 0 E: 0 K: 0 S: 4	H: 1 LOB: 1 BB: 0 P: 4	R: 0 E: 0 K: 1 S: 5	H: 0 LOB: 0 BB: 0 P: 5	R: 0 E: 0 K: 0 S: 3	H: 0 LOB: 0 BB: 0 P: 3	R: 0 E: 0 K: 0 S: 4	H: 2 LOB: 1 BB: 0 P: 4	1B: 6 2B: 0 3B: 1 HR: 2	SF: 0 SAC: 0 DP: 0 HBP: 0	WP: 0 PA: 33 PB: 0 SB: 1 CS: 0
PITCHER Dennis Eckersley, R ERA: 2.4 Luis Aponte, R ERA: 4.15 (1,1) (8,1)	IP: 7.0 WLS: L BF: 29 H: 7 R: 5 ER: 4 SO: 6 BB: 1 IBB: 0 HBP: 0 BLK: 0 WP: 0 HR: 2 S: 40 P: 44 ERA: 5.14 WHIP: 1.143																		

Batter	1	2	3	4	5	6	7	8	9	AB	R	H	RBI	BB	SO	LOB	TOP										
Paul Moltor, R OBP: 0.369, SLG: 0.403 (1, 5)	F8	BB 2B 1B	6-3			FC6-4 BB	K			4	1	1	1	1	1	1	Milwaukee Brewers @ Oakland Athletics Oakland-Alameda County Coliseum, Oakland, CA Fri Jun 04 1982, 7:05 PM PDT Att: 17,890 - Unknown										
Robin Yount, R OBP: 0.346, SLG: 0.500 (1, 6)	E	BB 2B BB				FC6-4 BB	K			4	2	1	0	1	1	1											
Cecil Cooper, L OBP: 0.407, SLG: 0.578 Don Money, R OBP: 0.344, SLG: 0.622 (1, 3) (4, 3)	1-3	K				F8	K			3	0	0	0	0	1	3											
Ben Oglivie, L OBP: 0.307, SLG: 0.431 (1, 7)	E6 HR	BB 2B BB								3	2	2	0	2	0	0											
Ted Simmons, S OBP: 0.277, SLG: 0.396 (1, 2)	HR	BB	1B 2B			4-1				4	2	3	1	0	3												
Gorman Thomas, R OBP: 0.320, SLG: 0.423 (1, 8)	HR	1B				6-3	F2			5	1	2	4	0	0	1											
Roy Howell, L OBP: 0.258, SLG: 0.333 (1, 10)	4-3	3-1				E3	1B 3B			5	1	1	0	0	1	2											
Charlie Moore, R OBP: 0.295, SLG: 0.360 (1, 9)		1B 1B	4-3			K	FC6-4 1B			5	1	2	1	0	1	2											
Jim Gantner, L OBP: 0.325, SLG: 0.340 (1, 4)		1B 1B	K			4-3	FC6-4			4	0	1	0	0	1	2											
Inning Stats	R: 4 E: 1 K: 0 S: 6	H: 3 LOB: 0 BB: 1 P: 10	R: 5 E: 0 K: 1 S: 9	H: 5 LOB: 1 BB: 2 P: 17	R: 0 E: 0 K: 1 S: 5	H: 0 LOB: 0 BB: 0 P: 5	R: 0 E: 0 K: 0 S: 4	H: 1 LOB: 1 BB: 0 P: 4	R: 0 E: 1 K: 1 S: 6	H: 0 LOB: 1 BB: 0 P: 6	R: 0 E: 0 K: 0 S: 3	H: 0 LOB: 2 BB: 2 P: 11	R: 1 E: 0 K: 2 S: 7	H: 2 LOB: 1 BB: 0 P: 7	R: 0 E: 0 K: 2 S: 7	H: 0 LOB: 0 BB: 0 P: 7		R: 0 E: 0 K: 1 S: 6	H: 1 LOB: 1 BB: 0 P: 6	1B: 7 2B: 3 3B: 1 HR: 1	SF: 0 SAC: 0 DP: 0 HBP: 0	WP: 0 PB: 0 CS: 0	PA: 44				
PITCHER	IP	WLS	BF	H	R	ER	SO	BB	IBB	HBP	BLK	WP	HR	S	P	ERA	WHIP										
Matt Keough, R ERA: 6.11 (1, 1)	1.1	L	10	6	6	6	0	1	0	0	0	0	1	9	13	40.50	5.250										
Bob Ovwchinko, L ERA: 4.24 (2, 1)	2.2		13	3	3	3	2	2	0	0	0	0	0	15	23	10.12	1.875										
Bo McLaughlin, R ERA: 4.8 (5, 1)	3.0		14	2	1	1	2	2	0	0	0	0	0	16	24	3.00	1.333										
Dave Beard, R ERA: 2.6 (8, 1)	2.0		7	1	0	0	3	0	0	0	0	0	0	13	13	0.00	0.500										

AB	39
R	10
H	12
RBI	9
BB	5
SO	7
LOB	16



Batter	1	2	3	4	5	6	7	8	9	AB	R	H	RBI	BB	SO	LOB	BOTTOM										
Rickey Henderson, R OBP: 0.447, SLG: 0.404 (1, 7)	K		S BB			BB	BB			1	0	0	0	3	1	0	Milwaukee Brewers @ Oakland Athletics Oakland-Alameda County Coliseum, Oakland, CA Fri Jun 04 1982, 7:05 PM PDT Att: 17,890 - Unknown										
Dwayne Murphy, L OBP: 0.323, SLG: 0.411 (1, 8)	S BB		K			4-3	K			3	0	0	0	1	2	3											
Dan Meyer, L OBP: 0.281, SLG: 0.424 Cliff Johnson, R OBP: 0.299, SLG: 0.350 (1, 10) (3, FH)	F7		F7			6-3				1	0	0	0	0	0	1											
Tony Armas, R OBP: 0.285, SLG: 0.375 (1, 9)	P3					F8 SF7 2B	F8 2B			4	1	2	0	0	0	2											
Wayne Gross, L OBP: 0.349, SLG: 0.328 (1, 5)		4-3				F9	BB			3	0	0	0	1	0	2											
Jim Spencer, L OBP: 0.210, SLG: 0.333 (1, 3)		F6				SF7	F8			3	0	0	1	0	0	3											
Dave McKay, S OBP: 0.260, SLG: 0.319 (1, 4)		1B				F7	F9			4	0	1	0	0	0	2											
Mike Heath, R OBP: 0.312, SLG: 0.363 (1, 2)		F9				P3	F7			4	0	0	0	0	0	1											
Tony Phillips, S OBP: 0.349, SLG: 0.259 (1, 6)			5-3			K	4-3			4	0	0	0	0	1	0											
Inning Stats	R: 0 E: 0 K: 1 S: 5	H: 0 LOB: 1 BB: 1 P: 9	R: 0 E: 0 K: 0 S: 4	H: 1 LOB: 0 BB: 0 P: 4	R: 0 E: 0 K: 1 S: 5	H: 0 LOB: 1 BB: 1 P: 9	R: 1 E: 0 K: 0 S: 4	H: 1 LOB: 0 BB: 0 P: 4	R: 0 E: 0 K: 0 S: 5	H: 0 LOB: 1 BB: 1 P: 9	R: 0 E: 0 K: 0 S: 4	H: 1 LOB: 2 BB: 1 P: 8	R: 0 E: 0 K: 1 S: 5	H: 0 LOB: 1 BB: 1 P: 9	R: 0 E: 0 K: 0 S: 3	H: 0 LOB: 1 BB: 1 P: 7		R: 0 E: 0 K: 0 S: 3	H: 0 LOB: 0 BB: 0 P: 3	1B: 1 2B: 2 3B: 0 HR: 0	SF: 1 SAC: 0 DP: 0 HBP: 0	WP: 0 PB: 0 CS: 0	PA: 36				
PITCHER	IP	WLS	BF	H	R	ER	SO	BB	IBB	HBP	BLK	WP	HR	S	P	ERA	WHIP										
Moose Haas, R ERA: 3.33 (1, 1)	6.0		25	3	1	1	3	4	0	0	0	0	0	27	43	1.50	1.167										
Jim Slaton, R ERA: 2.63 (7, 1)	3.0	S	11	0	0	0	1	2	0	0	0	0	0	11	19	0.00	0.667										



Batter	1	2	3	4	5	6	7	8	9	AB	R	H	RBI	BB	SO	LOB	TOP								
Paul Moltis, R OBP: 0.360, SLG: 0.392	(1, 5) 0-3 K		(1) 0-0 F7		(2) 0-0 F3		(1) 0-0 1-3	(2) 0-0 F8		5	0	0	0	0	1	3									
Robin Yount, R OBP: 0.353, SLG: 0.526	(1, 6) 0-0 2B		(2) 0-0 F7		(3) 0-0 FC6		(1) 0-0 HR	(3) 0-0 G3		5	2	3	2	0	0	1									
Cecil Cooper, L OBP: 0.407, SLG: 0.594	(1, 3) 0-0 2B		(3) 0-0 4-3		(3) 0-0 FC6		(1) 0-0 HR		(1) 0-3 K	5	1	2	2	0	1	2									
Ben Oglivie, L OBP: 0.314, SLG: 0.456	(1, 7) 0-0 4-3			(1) 0-0 F8		(1) 0-0 2B	(2) 0-0 HR		(1) 0-0 HR	5	3	3	1	0	0	1									
Ted Simmons, S OBP: 0.280, SLG: 0.422	(1, 2) 0-0 F7			(2) 0-3 K		(1) 0-0 2B	(2) 0-0 F6		(1) 0-0 HR	5	2	2	3	0	1	1									
Gorman Thomas, R OBP: 0.317, SLG: 0.435	(1, 8) 0-0 F7			(3) 0-0 G3		(1) 0-0 5-3	(3) 0-0 F8		(1) 0-0 HR	5	1	1	1	0	0	1									
Roy Howell, L OBP: 0.284, SLG: 0.371	(1, 10) 0-0 1B				(2) 0-0 FC4-6	(2) 0-0 F4		(2) 0-3 4-3	(2) 0-3 K	5	1	3	0	0	1	1									
Charlie Moore, R OBP: 0.292, SLG: 0.354	(1, 9) 0-0 F8				(1) 0-0 FC4-6	(1) 0-0 1B		(1) 0-0 4-3	(3) 0-0 P3	5	1	1	1	0	0	3									
Jim Gantner, L OBP: 0.329, SLG: 0.344	(1, 4) 0-0 4-3				(1) 0-0 1B	(3) 0-0 F7		(1) 0-0 3H		4	0	2	1	0	0	2									
Inning Stats	R: 1 E: 0 K: 1 S: 7	H: 2 LOB: 1 BB: 0 P: 7	R: 0 E: 0 K: 0 S: 4	H: 1 LOB: 1 BB: 0 P: 4	R: 0 E: 0 K: 0 S: 3	H: 0 LOB: 0 BB: 0 P: 3	R: 0 E: 0 K: 1 S: 5	H: 0 LOB: 0 BB: 0 P: 5	R: 1 E: 0 K: 0 S: 6	H: 3 LOB: 2 BB: 0 P: 6	R: 2 E: 0 K: 0 S: 6	H: 3 LOB: 1 BB: 0 P: 6	R: 3 E: 0 K: 0 S: 6	H: 3 LOB: 0 BB: 0 P: 6	R: 1 E: 0 K: 0 S: 5	H: 2 LOB: 1 BB: 0 P: 5	R: 3 E: 0 K: 2 S: 10	H: 3 LOB: 0 BB: 0 P: 10	1B: 7 2B: 5 3B: 0 HR: 5	SF: 0 SAC: 0 DP: 0 HBP: 0	WP: 0 PB: 0 CS: 0	PA: 44			
PITCHER	IP	WLS	BF	H	R	ER	SO	BB	IBB	HBP	BLK	WP	HR	S	P	ERA	WHIP								
Dave Beard, R ERA: 3.71	(1, 1) 6.1	L	30	11	6	6	2	0	0	0	0	0	2	34	34	8.53	1.737								
Bob Ovwchinko, L ERA: 5.15	(7, 1) 2.2		14	6	5	5	2	0	0	0	0	0	3	18	18	16.88	2.250								

Milwaukee Brewers @ Oakland Athletics
Oakland-Alameda County Coliseum, Oakland, CA
Sat Jun 05 1982, 3:33 AM PDT
Att: 36,142 - Unknown

AB 44
R 11
H 17
RBI 11
BB 0
SO 4
LOB 15





Batter	1	2	3	4	5	6	7	8	9	AB	R	H	RBI	BB	SO	LOB	BOTTOM								
Rickey Henderson, R OBP: 0.444, SLG: 0.398	(1, 7) 0-0 5-3		(3) 0-3 K		(3) 0-0 F9					3	0	0	0	1	1	1									
Dwaine Murphy, L OBP: 0.327, SLG: 0.419	(1, 8) 0-0 HR		(1) 0-0 E3		(2) 0-0 G6-4-3		(1) 0-0 WP	(2) 0-0 G1-3		4	1	2	0	0	0	1									
Tony Armas, R OBP: 0.284, SLG: 0.368	(1, 9) 4-0 HR		(2) 0-0 G6-4-3		(2) 0-0 1B		(1) 0-3 K	(3) 0-0 6-3		3	1	0	0	1	1	2									
Cliff Johnson, R OBP: 0.312, SLG: 0.383	(1, 10) 0-0 HR		(1) 0-0 CS		(2) 0-0 BB		(2) 0-3 K		(1) 0-0 1B	3	1	2	3	1	1	1									
Joe Rudi, R OBP: 0.343, SLG: 0.315	(1, 3) 0-0 6-3		(3) 0-0 CS		(1) 0-3 K		(3) 0-3 K		(1) 0-0 F6	4	0	0	0	0	2	2									
Mickey Klutts, R OBP: 0.270, SLG: 0.212	(1, 5) 0-0 P3		(2) 0-0 F7		(2) 0-0 1B		(1) 0-0 1B		(2) 0-0 F9	4	0	1	0	0	0	1									
Jeff Newman, R OBP: 0.315, SLG: 0.424	(1, 2) 0-3 K		(3) 0-3 K		(1) 0-0 F9		(1) 0-0 F9		(1) 0-0 FC5-4	4	0	1	0	0	2	1									
Dave McKay, S OBP: 0.250, SLG: 0.305	(1, 4) 0-0 6-3				(1) 0-0 F2		(2) 0-0 F5		(3) 0-0 FC5-4	4	0	0	0	0	0	3									
Fred Stanley, R OBP: 0.314, SLG: 0.207	(1, 6) 0-0 2B				(2) 0-0 F9		(3) 0-3 K			2	0	1	0	0	0	0									
Jeff Burroughs, R OBP: 0.352, SLG: 0.432	(7, PH)									1	0	0	0	0	1	1									
Tony Phillips, S OBP: 0.348, SLG: 0.259	(8, 6)									0	0	0	0	0	0	0									
Inning Stats	R: 3 E: 0 K: 0 S: 5	H: 2 LOB: 0 BB: 1 P: 9	R: 0 E: 0 K: 2 S: 8	H: 1 LOB: 1 BB: 0 P: 8	R: 0 E: 1 K: 0 S: 2	H: 0 LOB: 0 BB: 1 P: 6	R: 0 E: 0 K: 2 S: 7	H: 0 LOB: 0 BB: 0 P: 7	R: 0 E: 0 K: 0 S: 3	H: 0 LOB: 0 BB: 0 P: 3	R: 0 E: 0 K: 3 S: 10	H: 1 LOB: 1 BB: 0 P: 10	R: 0 E: 0 K: 1 S: 6	H: 1 LOB: 1 BB: 0 P: 6	R: 0 E: 0 K: 0 S: 2	H: 0 LOB: 0 BB: 1 P: 6	R: 0 E: 0 K: 0 S: 5	H: 2 LOB: 2 BB: 0 P: 5	1B: 4 2B: 2 3B: 0 HR: 1	SF: 0 SAC: 0 DP: 2 HBP: 0	WP: 1 PB: 0 SB: 0 CS: 1	PA: 36			
PITCHER	IP	WLS	BF	H	R	ER	SO	BB	IBB	HBP	BLK	WP	HR	S	P	ERA	WHIP								
Bob McClure, L ERA: 4.24	(1, 1) 9.0	W	35	7	3	3	8	3	0	0	0	1	1	48	60	3.00	1.111								

Milwaukee Brewers @ Oakland Athletics
Oakland-Alameda County Coliseum, Oakland, CA
Sat Jun 05 1982, 3:33 AM PDT
Att: 36,142 - Unknown

AB 32
R 3
H 7
RBI 3
BB 3
SO 8
LOB 13



Batter	1	2	3	4	5	6	7	8	9	AB	R	H	RBI	BB	SO	LOB	TOP										
Paul Moltitor, R OBP: 0.366, SLG: 0.395	0-0 1B	0-0 BB E 1B		0-0 6-3		4-0 S 2B BB		0-3 K		4	1	2	0	1	1	1	Milwaukee Brewers @ Oakland Athletics Oakland-Alameda County Coliseum, Oakland, CA Sun Jun 06 1982, 3:33 AM PDT Att: 24,698 - Sunny livebaseballscorecards.com										
Robin Yount, R OBP: 0.354, SLG: 0.520	0-0 BB 2B 1-3 1B	0-0 E1 BB 1-2 1B		0-3 K		0-0 F9 1-2 1B		4-0 BB		4	1	1	0	1	1	2											
Don Money, R OBP: 0.347, SLG: 0.606	4-0 2B 1-2 BB	0-3 K		0-0 1B		0-0 5-3		0-0 F5		4	1	1	0	1	1	5											
Gorman Thomas, R OBP: 0.324, SLG: 0.448	0-0 HR 2B 1-2 3 BB	4-0 BB		0-3 K		0-0 2B		0-0 1-3		4	1	2	3	1	1	3											
Ben Oglivie, L OBP: 0.307, SLG: 0.444	0-0 6-3	0-0 F7			0-0 F9		0-0 4-3		0-0 F9		5	0	0	0	0	5											
Ted Simmons, S OBP: 0.284, SLG: 0.440	0-0 HR		0-0 6-3		0-0 1B FC4-6		0-0 P3		0-0 F7		5	2	2	2	0	0											
Mark Brouhard, R OBP: 0.378, SLG: 0.466	0-0 1B		0-0 CS 1B		0-0 1B FC4-6		0-0 1-3		0-3 K		5	0	3	0	0	1		0									
Charlie Moore, R OBP: 0.291, SLG: 0.351	0-0 2-3		0-0 1B		0-0 1B FC4-6 CS		0-3 K				4	0	1	1	0	1		2									
Jim Gantner, L OBP: 0.333, SLG: 0.372		0-0 1-3		0-0 F8		0-0 CS		0-0 2B		4	1	2	1	0	0	1											
Inning Stats	R: 4 E: 0 K: 0 S: 7	H: 5 LOB: 1 BB: 1 P: 11	R: 0 E: 1 K: 1 S: 7	H: 1 LOB: 3 BB: 1 P: 11	R: 0 E: 0 K: 0 S: 4	H: 2 LOB: 1 BB: 0 P: 4	R: 0 E: 0 K: 2 S: 8	H: 1 LOB: 1 BB: 0 P: 8	R: 1 E: 0 K: 0 S: 4	H: 2 LOB: 0 BB: 0 P: 4	R: 2 E: 0 K: 0 S: 5	H: 2 LOB: 1 BB: 1 P: 9	R: 0 E: 0 K: 1 S: 5	H: 0 LOB: 0 BB: 0 P: 5	R: 0 E: 0 K: 1 S: 6	H: 1 LOB: 2 BB: 1 P: 10		R: 0 E: 0 K: 1 S: 5	H: 0 LOB: 0 BB: 0 P: 5	1B: 9 2B: 3 3B: 0 HR: 2	SF: 0 SAC: 0 DP: 0 HBP: 0	WP: 0 PB: 0 SB: 1 CS: 2	PA: 44				
PITCHER	IP	WLS	BF	H	R	ER	SO	BB	IBB	HBP	BLK	WP	HR	S	P	ERA	WHIP										
Tom Underwood, L ERA: 4.37	(1, 1)	4.1	L	25	11	5	3	2	0	0	0	0	1	29	37	10.38	3.000										
Fernando Arroyo, R ERA: 5.51	(5, 1)	2.2		10	2	2	1	1	0	0	0	0	1	11	15	6.75	1.125										
Bo McLaughlin, R ERA: 4.5	(8, 1)	2.0		8	1	0	0	2	1	0	0	0	0	11	15	0.00	1.000										

Batter	1	2	3	4	5	6	7	8	9	AB	R	H	RBI	BB	SO	LOB	BOTTOM										
Rickey Henderson, R OBP: 0.443, SLG: 0.400	0-0 S FC3-6 2B		4-0 G4-6-3 S BB		0-0 F9		0-0 F7		0-0 FC6-4		4	1	1	0	1	0	4	Milwaukee Brewers @ Oakland Athletics Oakland-Alameda County Coliseum, Oakland, CA Sun Jun 06 1982, 3:33 AM PDT Att: 24,698 - Sunny livebaseballscorecards.com									
Dwayne Murphy, L OBP: 0.329, SLG: 0.412	0-0 E1 FC3-6 2-3		4-0 G4-6-3 BB		4-0 S 1-2 2-3 BB		0-0 F7		0-0 F7		3	0	0	0	2	0	3										
Dan Meyer, L OBP: 0.280, SLG: 0.423	0-0 FC3-6 1-2 3-H		0-0 G4-6-3		0-0 SF9		0-0 1B				3	0	1	2	0	0	3										
Tony Armas, R OBP: 0.277, SLG: 0.358	0-3 K 1-2		0-0 F9		0-0 F8		0-0 3-1				4	0	0	0	0	1	6										
Wayne Gross, L OBP: 0.346, SLG: 0.326	0-3 K			0-0 G6-3 1B		0-0 6-3		0-0 F9		4	0	1	0	0	1	1											
Jim Spencer, L OBP: 0.212, SLG: 0.329		0-0 1-3 1B		0-0 G6-3		0-0 4-3		0-0 F7		4	0	1	0	0	0	1											
Dave McKay, S OBP: 0.250, SLG: 0.303		0-0 1-3		0-0 F9		0-0 FC6-4 1B		0-0 4-3		4	0	1	0	0	0	1											
Mike Heath, R OBP: 0.320, SLG: 0.369		0-0 P3			0-0 BB SF9 1B		0-0 FC6-4		0-0 FC6-4 1B		4	1	2	0	0	2											
Tony Phillips, S OBP: 0.358, SLG: 0.263		0-3 K			0-0 SF9 BB 1B		4-0 1B		0-0 F7		3	0	1	0	1	1	2										
Inning Stats	R: 1 E: 1 K: 2 S: 9	H: 1 LOB: 1 BB: 0 P: 9	R: 0 E: 0 K: 1 S: 6	H: 1 LOB: 0 BB: 0 P: 6	R: 0 E: 0 K: 0 S: 2	H: 0 LOB: 1 BB: 2 P: 10	R: 0 E: 0 K: 0 S: 3	H: 1 LOB: 0 BB: 0 P: 3	R: 1 E: 0 K: 0 S: 5	H: 2 LOB: 2 BB: 1 P: 9	R: 0 E: 0 K: 0 S: 4	H: 1 LOB: 1 BB: 0 P: 4	R: 0 E: 0 K: 0 S: 4	H: 1 LOB: 2 BB: 1 P: 8	R: 0 E: 0 K: 0 S: 3	H: 0 LOB: 0 BB: 0 P: 3	R: 0 E: 0 K: 0 S: 4		H: 1 LOB: 1 BB: 0 P: 4	1B: 7 2B: 1 3B: 0 HR: 0	SF: 1 SAC: 0 DP: 2 HBP: 0	WP: 0 PB: 0 SB: 4 CS: 0	PA: 38				
PITCHER	IP	WLS	BF	H	R	ER	SO	BB	IBB	HBP	BLK	WP	HR	S	P	ERA	WHIP										
Pete Vuckovich, R ERA: 3.1	(1, 1)	8.0	W	34	7	2	2	3	4	0	0	0	0	36	52	2.25	1.375										
Rollee Fingers, R ERA: 2.21	(9, 1)	1.0		4	1	0	0	0	0	0	0	0	0	4	4	0.00	1.000										

Batter	1	2	3	4	5	6	7	8	9	AB	R	H	RBI	BB	SO	LOB	TOP					
Rickey Henderson, R OBP: 0.438, SLG: 0.391 (1.7)	6-3		1B		4-3			P4		4	1	1	0	0	0	0						
Dwayne Murphy, L OBP: 0.339, SLG: 0.415 (1.8)	FC4-6 1B		K		4-3			1B HR		4	1	2	0	0	1	2						
Dan Meyer, L OBP: 0.285, SLG: 0.420 (1.10)	FC4-6 1-2		1B		F8			1B HR		4	1	2	2	0	0	1						
Tony Armas, R OBP: 0.274, SLG: 0.384 (1.9)	F7		F9		K			1B HR		4	1	1	3	0	1	2						
Wayne Gross, L OBP: 0.342, SLG: 0.324 (1.5)		F8		G3 2B		P6		BB		3	0	1	0	1	0	0						
Dave McKay, S OBP: 0.241, SLG: 0.291 (1.4)	F7		L3				4-3	K		4	0	0	0	0	1	2						
Jim Spencer, L OBP: 0.202, SLG: 0.300 (1.3)		BB	G3		F8			F9		3	0	0	0	1	0	1						
Jeff Newman, R OBP: 0.308, SLG: 0.407 (1.2)		G3		K			4-3	F8		4	0	0	0	0	2	2						
Tony Phillips, S OBP: 0.352, SLG: 0.250 (1.6)			1B S 1B BB		4-3			5-3	F7	3	1	0	0	1	0	0						
Inning Stats	R: 0 E: 0 K: 0 S: 4	H: 1 LOB: 1 BB: 0 P: 4	R: 0 E: 0 K: 0 S: 3	H: 0 LOB: 1 BB: 1 P: 7	R: 2 E: 0 K: 1 S: 6	H: 2 LOB: 0 BB: 1 P: 10	R: 0 E: 0 K: 1 S: 6	H: 1 LOB: 1 BB: 0 P: 6	R: 0 E: 0 K: 0 S: 3	H: 0 LOB: 0 BB: 0 P: 3	R: 0 E: 0 K: 1 S: 5	H: 0 LOB: 0 BB: 0 P: 5	R: 0 E: 0 K: 1 S: 5	H: 0 LOB: 0 BB: 0 P: 5	R: 3 E: 0 K: 1 S: 8	H: 3 LOB: 1 BB: 1 P: 12	R: 0 E: 0 K: 0 S: 3	H: 0 LOB: 0 BB: 0 P: 3	1B: 5 2B: 1 3B: 0 HR: 1	SF: 0 SAC: 0 DP: 0 HBP: 0	WP: 0 PB: 0 CS: 0	PA: 36
PITCHER LaMarr Hoyt, R ERA: 2.48 (1.1)	IP: 9.0 WLS: L BF: 36	H: 7 R: 5 ER: 5 SO: 5	BB: 3 IBB: 0 HBP: 0 BLK: 0	WP: 0 HR: 1 S: 43 P: 55	ERA: 5.00 WHIP: 1.111																	

Oakland Athletics @ Chicago White Sox
Comiskey Park, Chicago, IL
Wed Jun 09 1982, 8:05 PM EDT
Att: 15,796 - Unknown - 75 F

AB	33
R	5
H	7
RBI	5
BB	3
SO	5
LOB	10



Batter	1	2	3	4	5	6	7	8	9	AB	R	H	RBI	BB	SO	LOB	BOTTOM					
Ron LeFlore, R OBP: 0.335, SLG: 0.410 (1.8)	SH3-1 SF8 1B		F7		F9		3-1			1	1	1	0	0	0	0						
Rudy Law, L OBP: 0.295, SLG: 0.405 (2.8)			F7		F9		3-1			3	0	0	0	0	0	1						
Tony Bemazzard, S OBP: 0.326, SLG: 0.353 (1.4)	SH3-1 1-3		K		K			FC4-6 1B		3	0	1	0	0	2	1						
Steve Kemp, L OBP: 0.389, SLG: 0.384 (1.7)	SF8		6-3		1B			FC4-6 1-2 HR		3	1	1	1	0	0	1						
Greg Luzinski, R OBP: 0.356, SLG: 0.467 (1.10)	P5		K		F8			1-1 HR		4	1	1	2	0	1	2						
Tom Paciorek, R OBP: 0.352, SLG: 0.437 (1.3)		F8		6-3		4-3		P6		4	0	0	0	0	0	0						
Harold Baines, L OBP: 0.310, SLG: 0.406 (1.9)		F7		2B E 1B		6-3		3-1		4	1	1	0	0	0	0						
Carlton Fisk, R OBP: 0.355, SLG: 0.410 (1.2)		S 1B		E7 1-1 2B		6-3		P6		4	0	2	0	0	0	0						
Jim Morrison, R OBP: 0.276, SLG: 0.427 (1.5)		BB BB BB		6-3			P6		2	0	0	0	1	0	1							
Jerry Hairston, S OBP: 0.214, SLG: 0.462 (9, PH)		1-2 BB		6-3			P6		1	0	0	0	0	1	0							
Bill Almon, R OBP: 0.348, SLG: 0.409 (1.6)		FC6-4 1-2		1B BB		F8		F3		3	0	0	0	1	0	2						
Inning Stats	R: 1 E: 0 K: 0 S: 4	H: 1 LOB: 0 BB: 0 P: 4	R: 0 E: 0 K: 0 S: 4	H: 1 LOB: 2 BB: 1 P: 8	R: 0 E: 0 K: 1 S: 5	H: 0 LOB: 0 BB: 0 P: 5	R: 1 E: 1 K: 1 S: 7	H: 2 LOB: 1 BB: 0 P: 7	R: 0 E: 0 K: 1 S: 6	H: 1 LOB: 2 BB: 1 P: 10	R: 0 E: 0 K: 0 S: 3	H: 0 LOB: 0 BB: 0 P: 3	R: 0 E: 0 K: 0 S: 3	H: 0 LOB: 0 BB: 0 P: 3	R: 2 E: 0 K: 0 S: 5	H: 2 LOB: 0 BB: 0 P: 5	R: 0 E: 0 K: 1 S: 5	H: 0 LOB: 0 BB: 0 P: 5	1B: 5 2B: 1 3B: 0 HR: 1	SF: 1 SAC: 1	WP: 0 PB: 0 CS: 0	PA: 36
PITCHER Matt Keough, R ERA: 5.77 (1.1)	IP: 9.0 WLS: W BF: 36	H: 7 R: 4 ER: 3 SO: 4	BB: 2 IBB: 0 HBP: 0 BLK: 0	WP: 0 HR: 1 S: 42 P: 50	ERA: 3.00 WHIP: 1.000																	

Oakland Athletics @ Chicago White Sox
Comiskey Park, Chicago, IL
Wed Jun 09 1982, 8:05 PM EDT
Att: 15,796 - Unknown - 75 F

AB	32
R	4
H	7
RBI	3
BB	2
SO	4
LOB	8



Batter	1	2	3	4	5	6	7	8	9	AB	R	H	RBI	BB	SO	LOB	TOP			
Rickey Henderson, R OBP: 0.432, SLG: 0.384 (1, 7)	0-0 4-3		0-3 K			0-3 K		0-0 6-3		4	0	0	0	0	2	0				
Dwayne Murphy, L OBP: 0.333, SLG: 0.406 (1, 8)	0-0 G3		0-3 K			0-0 P5		0-0 F8		4	0	0	0	0	1	0				
Dan Meyer, L OBP: 0.290, SLG: 0.418 (1, 10)	4-0 BB			0-0 1B		0-0 F7		0-0 4-3		3	1	1	0	1	0	0				
Tony Armas, R OBP: 0.274, SLG: 0.381 (1, 9)	0-3 K			0-0 1-3		0-0 F8		0-0 1-3		4	0	1	0	0	1	1				
Wayne Gross, L OBP: 0.341, SLG: 0.319 (1, 5)		0-3 K		0-0 1-3		4-0 BB				2	0	0	1	1	1	1				
Davey Lopes, R OBP: 0.317, SLG: 0.350 (1, 4)		0-0 G3		2-3 3-H K		0-0 F2				3	0	1	0	0	1	2				
Jim Spencer, L OBP: 0.196, SLG: 0.290 (1, 3)		0-0 G3		3-H		0-0 P6		0-0 4-3		3	0	0	0	0	0	2				
Mike Heath, R OBP: 0.308, SLG: 0.352 (1, 2)		0-0 6-3				0-0 F8		0-0 F8		3	0	0	0	0	0	1				
Tony Phillips, S OBP: 0.338, SLG: 0.238 (1, 6)			0-3 K			0-3 K		0-0 6-3		3	0	0	0	0	2	0				
Inning Stats	R: 0 E: 0 X: 1 S: 5	H: 0 LOB: 1 BB: 1 P: 9	R: 0 E: 0 X: 1 S: 6	H: 1 LOB: 1 BB: 0 P: 6	R: 0 E: 0 X: 3 S: 9	H: 0 LOB: 0 BB: 0 P: 9	R: 1 E: 0 X: 1 S: 6	H: 2 LOB: 0 BB: 0 P: 6	R: 0 E: 0 X: 1 S: 5	H: 0 LOB: 0 BB: 0 P: 5	R: 0 E: 0 X: 3 S: 3	H: 0 LOB: 1 BB: 1 P: 7	R: 0 E: 0 X: 0 S: 3	H: 0 LOB: 0 BB: 0 P: 3	R: 0 E: 0 X: 0 S: 3	H: 0 LOB: 0 BB: 0 P: 3	1B: 2 2B: 1 3B: 0 HR: 0	SF: 0 SAC: 0 DP: 0 HBP: 0	WP: 0 PB: 0 SB: 0 CS: 1	PA: 31
PITCHER Jim Clancy, R ERA: 4.47 (1, 1)	IP: 9.0 WLS: W BF: 31 H: 3 R: 1 ER: 1 SO: 8 BB: 2 IBB: 0 HBP: 0 BLK: 0 WP: 0 HR: 0 S: 45 P: 53 ERA: 1.00 WHIP: 0.556															PITCHER				

Oakland Athletics @ Toronto Blue Jays
Exhibition Stadium, Toronto, ON
Fri Jun 11 1982, 7:05 PM EDT
Att: 17,461 - Unknown - 68 F

AB 29
R 1
H 3
RBI 1
BB 2
SO 8
LOB 7



Batter	1	2	3	4	5	6	7	8	9	AB	R	H	RBI	BB	SO	LOB	BOTTOM			
Damaso Garcia, R OBP: 0.346, SLG: 0.404 (1, 4)	0-0 F9		0-0 F8			0-0 2B		0-0 1-3		4	0	1	1	0	0	0				
Rance Mulliniks, L OBP: 0.314, SLG: 0.336 (1, 5)	0-3 K		0-0 4-3			0-0 P5		0-0 F7		4	0	0	0	0	1	1				
Willie Upshaw, L OBP: 0.361, SLG: 0.508 (1, 3)	0-0 F8		0-0 4-3			0-0 G3		0-0 F8		4	0	0	0	0	0	1				
Dave Revering, L OBP: 0.268, SLG: 0.305 (1, 10)		0-0 1B		0-0 F3		0-3 K		0-0 4-3		4	1	1	0	0	1	0				
Barry Bonnell, R OBP: 0.411, SLG: 0.537 (1, 7)		0-0 L5		0-3 K		4-0 BB				2	0	0	0	1	1	1				
Lloyd Moseby, L OBP: 0.308, SLG: 0.396 (1, 8)		0-0 E8		4-0 1B		0-0 F5		0-0 F5		2	0	1	0	1	0	1				
Hosken Powell, L OBP: 0.282, SLG: 0.337 (1, 9)		0-0 F8		0-0 P5		0-0 G3				3	0	0	0	0	0	3				
Ernie Whitt, L OBP: 0.338, SLG: 0.445 (1, 2)		4-0 BB				0-0 6-3		0-0 F2		2	0	0	0	1	0	0				
Alfredo Griffin, S OBP: 0.260, SLG: 0.313 (1, 6)		0-0 F8				0-0 2B		0-0 F9		3	1	1	0	0	0	2				
Inning Stats	R: 0 E: 0 X: 1 S: 5	H: 0 LOB: 0 BB: 0 P: 5	R: 1 E: 1 X: 0 S: 5	H: 2 LOB: 2 BB: 1 P: 9	R: 0 E: 0 X: 1 S: 3	H: 0 LOB: 0 BB: 0 P: 3	R: 0 E: 0 X: 1 S: 5	H: 0 LOB: 1 BB: 1 P: 9	R: 1 E: 0 X: 0 S: 5	H: 2 LOB: 1 BB: 0 P: 5	R: 0 E: 0 X: 1 S: 5	H: 0 LOB: 1 BB: 1 P: 9	R: 0 E: 0 X: 0 S: 3	H: 0 LOB: 0 BB: 0 P: 3	R: 0 E: 0 X: 0 S: 3	H: 0 LOB: 0 BB: 0 P: 3	1B: 3 2B: 1 3B: 0 HR: 0	SF: 0 SAC: 0 DP: 0 HBP: 0	WP: 0 PB: 0 SB: 0 CS: 0	PA: 31
PITCHER Brian Kingman, R ERA: 1.13 (1, 1)	IP: 8.0 WLS: L BF: 31 H: 4 R: 2 ER: 1 SO: 3 BB: 3 IBB: 0 HBP: 0 BLK: 0 WP: 0 HR: 0 S: 34 P: 46 ERA: 1.12 WHIP: 0.875															PITCHER				

Oakland Athletics @ Toronto Blue Jays
Exhibition Stadium, Toronto, ON
Fri Jun 11 1982, 7:05 PM EDT
Att: 17,461 - Unknown - 68 F

AB 28
R 2
H 4
RBI 1
BB 3
SO 3
LOB 9



Batter	1	2	3	4	5	6	7	8	9	AB	R	H	RBI	BB	SO	LOB	TOP				
Rickey Henderson, R OBP: 0.430, SLG: 0.396 (1, 7) (8, 8)	0-3 K	0-0 F9	0-0 HR		0-0 1B			0-0 F9	0-0 P4	6	1	2	2	0	1	4					
Dwayne Murphy, L OBP: 0.336, SLG: 0.405 (1, 8) Jeff Burroughs, R OBP: 0.344, SLG: 0.412 (8, 7) (8, 7)	0-0 1B	0-0 1B	1-3 2-H 1B	1-0 HBP		0-0 G3		0-0 6-3		3	1	1	1	0	0	1					
Dan Meyer, L OBP: 0.293, SLG: 0.424 (1, 10)	0-0 1B	0-0 L5	0-0 4-3			0-0 4-3		0-0 3B	0-0 2B	5	2	2	0	0	0	3					
Tony Armas, R OBP: 0.282, SLG: 0.394 (1, 9)	0-0 1B	0-0 1-3		4-0 G5-4-3 E BB		0-0 5-3		0-0 3B	0-0 4-3	4	0	2	2	1	0	2					
Wayne Gross, L OBP: 0.343, SLG: 0.322 (1, 3)	0-0 1B		0-0 P6	0-0 E6		0-0 1B		0-0 4-3		5	0	2	1	0	0	2					
Jeff Newman, R OBP: 0.311, SLG: 0.434 (1, 2)	0-0 F7		0-0 HR	0-0 G5-4-3		0-0 F8			0-0 E9	5	1	2	1	0	0	5					
Dave McKay, S OBP: 0.239, SLG: 0.280 (1, 5) (7, 4)	0-3 K		4-0 FC4 BB	0-0 F8		0-0 4-3		0-0 F5	0-0 F5	4	0	0	0	1	1	4					
Davey Lopes, R OBP: 0.317, SLG: 0.349 (1, 4) Mickey Klutts, R OBP: 0.315, SLG: 0.387 (7, 5) (7, 5)		0-0 SH 1B	0-0 FC4 2B	0-0 6-3		0-0 6-3		0-0 F8	0-0 F8	3	2	1	0	0	0	1					
Tony Phillips, S OBP: 0.338, SLG: 0.258 (1, 6) Cliff Johnson, R OBP: 0.315, SLG: 0.387 (9, 6) Fred Stanley, R OBP: 0.303, SLG: 0.203 (9, 6)		0-0 SH 1B	0-0 HR 2B	0-3 K		0-3 K		4-0 BB		3	1	1	1	0	2	0					
Inning Stats	R: 2 E: 1 K: 2 S: 11	H: 3 LOB: 2 BB: 0 P: 11	R: 1 E: 1 K: 0 S: 6	H: 2 LOB: 2 BB: 0 P: 6	R: 4 E: 0 K: 0 S: 6	H: 3 LOB: 1 BB: 1 P: 11	R: 0 E: 1 K: 0 S: 3	H: 0 LOB: 1 BB: 0 P: 7	R: 0 E: 0 K: 1 S: 6	H: 1 LOB: 1 BB: 0 P: 6	R: 0 E: 0 K: 0 S: 4	H: 0 LOB: 0 BB: 0 P: 5	R: 1 E: 0 K: 0 S: 5	H: 2 LOB: 1 BB: 0 P: 5	R: 0 E: 1 K: 0 S: 4	H: 1 LOB: 2 BB: 1 P: 8	1B: 8 2B: 2 3B: 1 HR: 2	SF: 0 SAC: 1 DP: 1 HBP: 1	WP: 0 PB: 0 SB: 0 CS: 0	PA: 46	
PITCHER	IP WLS BF H R ER SO BB IBB HBP BLK WP HR S P ERA WHIP	IP WLS BF H R ER SO BB IBB HBP BLK WP HR S P ERA WHIP	IP WLS BF H R ER SO BB IBB HBP BLK WP HR S P ERA WHIP	IP WLS BF H R ER SO BB IBB HBP BLK WP HR S P ERA WHIP	IP WLS BF H R ER SO BB IBB HBP BLK WP HR S P ERA WHIP	IP WLS BF H R ER SO BB IBB HBP BLK WP HR S P ERA WHIP	IP WLS BF H R ER SO BB IBB HBP BLK WP HR S P ERA WHIP	IP WLS BF H R ER SO BB IBB HBP BLK WP HR S P ERA WHIP	IP WLS BF H R ER SO BB IBB HBP BLK WP HR S P ERA WHIP	IP WLS BF H R ER SO BB IBB HBP BLK WP HR S P ERA WHIP	IP WLS BF H R ER SO BB IBB HBP BLK WP HR S P ERA WHIP	IP WLS BF H R ER SO BB IBB HBP BLK WP HR S P ERA WHIP	IP WLS BF H R ER SO BB IBB HBP BLK WP HR S P ERA WHIP	IP WLS BF H R ER SO BB IBB HBP BLK WP HR S P ERA WHIP	IP WLS BF H R ER SO BB IBB HBP BLK WP HR S P ERA WHIP	IP WLS BF H R ER SO BB IBB HBP BLK WP HR S P ERA WHIP	IP WLS BF H R ER SO BB IBB HBP BLK WP HR S P ERA WHIP	IP WLS BF H R ER SO BB IBB HBP BLK WP HR S P ERA WHIP	IP WLS BF H R ER SO BB IBB HBP BLK WP HR S P ERA WHIP	IP WLS BF H R ER SO BB IBB HBP BLK WP HR S P ERA WHIP	IP WLS BF H R ER SO BB IBB HBP BLK WP HR S P ERA WHIP

Oakland Athletics @ Toronto Blue Jays
Exhibition Stadium, Toronto, ON
Sat Jun 12 1982, 3:33 AM EDT
Att: 24,338 - Unknown - 58 F

AB	41
R	8
H	13
RBI	8
BB	3
SO	4
LOB	23



Batter	1	2	3	4	5	6	7	8	9	AB	R	H	RBI	BB	SO	LOB	BOTTOM				
Damaso Garcia, R OBP: 0.340, SLG: 0.397 (1, 4)	0-0 4-3		0-0 4-3			0-0 FC6-4		0-0 F9		4	0	0	0	0	0	2					
Rance Mulliniks, L OBP: 0.319, SLG: 0.331 (1, 5) (7, 6)	4-0 BB		0-0 F9		0-0 FC6-4			4-0 1B BB		2	0	0	0	2	0	1					
Willie Upshaw, L OBP: 0.358, SLG: 0.503 (1, 3)	0-0 F9		0-0 F8		0-0 F8		0-0 F8	0-0 1-2 1B		4	0	1	0	0	0	1					
Dave Revering, L OBP: 0.260, SLG: 0.294 (1, 10)	0-0 6-3		0-0 F8		0-0 F8		0-0 F9	0-0 F9		4	0	0	0	0	0	3					
Barry Bonnell, R OBP: 0.401, SLG: 0.523 (1, 7)		0-0 6-3		0-0 F9		0-3 K		0-0 F9		4	0	0	0	0	1	2					
Lloyd Moseby, L OBP: 0.301, SLG: 0.387 (1, 8)		0-0 F9		0-0 F9		0-0 F9		0-0 F9	0-0 4-3	4	0	0	0	0	0	2					
Hosken Powell, L OBP: 0.274, SLG: 0.327 (1, 9)		0-0 4-3		0-0 F8		0-0 F9		0-0 F9		3	0	0	0	0	0	0					
Ernie Whitt, L OBP: 0.346, SLG: 0.459 (1, 2)			0-0 G3		0-0 FC9-6 1B		0-0 FC9-6 1B	0-0 2B 2B		3	1	2	0	0	0	0					
Alfredo Griffin, S OBP: 0.257, SLG: 0.309 (1, 6) Garth Iorg, R OBP: 0.311, SLG: 0.388 (7, 5)			0-0 F8		0-0 FC9-6 FC6-4		0-0 2B	0-0 2B		2	0	0	0	0	0	1					
Inning Stats	R: 0 E: 0 K: 0 S: 3	H: 0 LOB: 1 BB: 1 P: 7	R: 0 E: 0 K: 0 S: 3	H: 0 LOB: 0 BB: 0 P: 3	R: 0 E: 0 K: 0 S: 3	H: 0 LOB: 0 BB: 0 P: 3	R: 0 E: 0 K: 0 S: 3	H: 0 LOB: 0 BB: 0 P: 3	R: 0 E: 0 K: 1 S: 5	H: 0 LOB: 0 BB: 0 P: 5	R: 1 E: 0 K: 0 S: 5	H: 2 LOB: 1 BB: 0 P: 5	R: 0 E: 0 K: 0 S: 4	H: 1 LOB: 2 BB: 1 P: 8	1B: 2 2B: 2 3B: 0 HR: 0	SF: 0 SAC: 0 DP: 0 HBP: 0	WP: 0 PB: 0 SB: 0 CS: 0	PA: 33			
PITCHER	IP WLS BF H R ER SO BB IBB HBP BLK WP HR S P ERA WHIP	IP WLS BF H R ER SO BB IBB HBP BLK WP HR S P ERA WHIP	IP WLS BF H R ER SO BB IBB HBP BLK WP HR S P ERA WHIP	IP WLS BF H R ER SO BB IBB HBP BLK WP HR S P ERA WHIP	IP WLS BF H R ER SO BB IBB HBP BLK WP HR S P ERA WHIP	IP WLS BF H R ER SO BB IBB HBP BLK WP HR S P ERA WHIP	IP WLS BF H R ER SO BB IBB HBP BLK WP HR S P ERA WHIP	IP WLS BF H R ER SO BB IBB HBP BLK WP HR S P ERA WHIP	IP WLS BF H R ER SO BB IBB HBP BLK WP HR S P ERA WHIP	IP WLS BF H R ER SO BB IBB HBP BLK WP HR S P ERA WHIP	IP WLS BF H R ER SO BB IBB HBP BLK WP HR S P ERA WHIP	IP WLS BF H R ER SO BB IBB HBP BLK WP HR S P ERA WHIP	IP WLS BF H R ER SO BB IBB HBP BLK WP HR S P ERA WHIP	IP WLS BF H R ER SO BB IBB HBP BLK WP HR S P ERA WHIP	IP WLS BF H R ER SO BB IBB HBP BLK WP HR S P ERA WHIP	IP WLS BF H R ER SO BB IBB HBP BLK WP HR S P ERA WHIP	IP WLS BF H R ER SO BB IBB HBP BLK WP HR S P ERA WHIP	IP WLS BF H R ER SO BB IBB HBP BLK WP HR S P ERA WHIP	IP WLS BF H R ER SO BB IBB HBP BLK WP HR S P ERA WHIP	IP WLS BF H R ER SO BB IBB HBP BLK WP HR S P ERA WHIP	IP WLS BF H R ER SO BB IBB HBP BLK WP HR S P ERA WHIP

Oakland Athletics @ Toronto Blue Jays
Exhibition Stadium, Toronto, ON
Sat Jun 12 1982, 3:33 AM EDT
Att: 24,338 - Unknown - 58 F

AB	31
R	1
H	4
RBI	1
BB	2
SO	1
LOB	12



Batter	1	2	3	4	5	6	7	8	9	AB	R	H	RBI	BB	SO	LOB	TOP																			
Rickey Henderson, R OBP: 0.430, SLG: 0.394 (1, 7)	F9	S BB			K		S SF9 1B	FC6-4		4	1	1	1	1	1	2																				
Dwayne Murphy, L OBP: 0.333, SLG: 0.397 (1, 8)	F7	4-3			1-3		HR BB	6-3		4	1	0	0	1	0	4																				
Dan Meyer, L OBP: 0.285, SLG: 0.414 (1, 10)	1-3				K		SF9		4-3	4	0	0	1	0	1	0																				
Tony Armas, R OBP: 0.290, SLG: 0.416 (1, 9)		BB HBP SF9 1B			K		SH5-4 BB 1B	HR	K	5	2	3	2	0	2	0																				
Wayne Gross, L OBP: 0.351, SLG: 0.322 (1, 3)		SF9 BB 2B HBP			G3		SH5-4 BB	G3	1B	3	1	1	0	1	0	0																				
Mickey Klutts, R OBP: 0.271, SLG: 0.233 (1, 5)		2B SH4-3 BB			K		SH5-4		5-3	3	1	1	0	1	1	0																				
Dave McKay, S OBP: 0.237, SLG: 0.279 (1, 4)		SF9			4-3		1-3		S BB FC6-4 1B	4	1	1	1	0	0	4																				
Mike Heath, R OBP: 0.324, SLG: 0.366 (1, 2)		SH4-3 2B					F8		FC6-4 S BB	2	0	1	1	2	0	2																				
Tony Phillips, S OBP: 0.338, SLG: 0.250 (1, 6)		SH4-3			L4				K FC6-4 BB	2	0	0	1	1	1	1																				
Inning Stats	R: 0 E: 0 K: 0 S: 3	H: 0 LOB: 0 BB: 0 P: 3	R: 3 E: 0 K: 0 S: 5	H: 2 LOB: 2 BB: 2 P: 14	R: 0 E: 0 K: 2 S: 7	H: 0 LOB: 1 BB: 1 P: 9	R: 0 E: 0 K: 1 S: 5	H: 0 LOB: 0 BB: 0 P: 5	R: 0 E: 0 K: 0 S: 4	H: 1 LOB: 2 BB: 1 P: 8	R: 3 E: 0 K: 1 S: 7	H: 2 LOB: 0 BB: 1 P: 11	R: 1 E: 0 K: 0 S: 4	H: 1 LOB: 2 BB: 2 P: 12	R: 0 E: 0 K: 1 S: 7	H: 2 LOB: 2 BB: 0 P: 7	1B: 6 2B: 1 3B: 0 HR: 1	SF: 2 SAC: 2 DP: 0 HBP: 1	WP: 0 PA: 43 PB: 0 SB: 6 CS: 0																	
PITCHER	IP	WLS	BF	H	R	ER	SO	BB	IBB	HBP	BLK	WP	HR	S	P	ERA	WHIP	PITCHER		IP	WLS	BF	H	R	ER	SO	BB	IBB	HBP	BLK	WP	HR	S	P	ERA	WHIP
Luis Leal, R ERA: 3.07 (1, 1)	6.0		26	3	3	3	4	4	0	1	0	0	0	29	46	4.50	1.167																			
Roy Lee Jackson, R ERA: 4.09 (7, 1)	1.1	L	9	3	4	4	1	2	0	0	0	0	1	9	17	27.00	3.750																			
Dale Murray, R ERA: 4.39 (8, 1)	1.2		8	2	0	0	1	1	0	0	0	0	0	9	13	0.00	1.800																			

Oakland Athletics @ Toronto Blue Jays
Exhibition Stadium, Toronto, ON
Sun Jun 13 1982, 3:33 AM EDT
Att: 20,113 - Unknown - 67 F

AB 31
R 7
H 8
RBI 7
BB 7
SO 6
LOB 13



Batter	1	2	3	4	5	6	7	8	9	AB	R	H	RBI	BB	SO	LOB	BOTTOM																			
Damaso Garcia, R OBP: 0.345, SLG: 0.403 (1, 4)	4-3 2B		BLK 1B	6-3			G1-6-3 BB		F2	4	1	2	0	1	0	0																				
Rance Mulliniks, L OBP: 0.315, SLG: 0.325 (1, 5)	4-3		F7		F7		F7		F8	2	0	0	0	0	0	2																				
Garth Iorg, R OBP: 0.304, SLG: 0.379 (5, FH) (6, 5)	2-3		1-2							3	0	0	0	0	0	1																				
Lloyd Moseby, L OBP: 0.300, SLG: 0.384 (1, 8)	1-3		2-H 3B 1B		K		G1-6-3 1-2			4	1	1	1	0	1	2																				
Willie Upshaw, L OBP: 0.356, SLG: 0.507 (1, 3)	4-3		1-H 1B 3B		K				F7	4	1	1	1	0	1	1																				
Barry Bonnell, R OBP: 0.404, SLG: 0.519 (1, 7)		BB E BB	FC5-4 1B		5-3				K	3	1	1	1	1	1	0																				
Dave Revering, L OBP: 0.286, SLG: 0.294 (1, 10)		BB E BB	3-H FC5-4 1B		F7					0	0	0	0	1	0	0																				
Wayne Nordhagen, R OBP: 0.331, SLG: 0.333 (3, FH)		CS E BB	1-2 BB		F7				WP 1B	3	0	1	0	0	0	1																				
Tony Johnson, R OBP: 0.333, SLG: 0.435 (8, FR)		1-2 BB	1-2 BB						1B	0	1	0	0	0	0	0																				
Hosken Powell, L OBP: 0.271, SLG: 0.324 (1, 9)		E4	G3							1	0	0	0	0	0	1																				
Jesse Barfield, R OBP: 0.352, SLG: 0.423 (3, FH) (4, 9)	1-2 2-H				BB 1B				1B	3	0	2	1	0	0	1																				
Ernie Whitt, L OBP: 0.343, SLG: 0.448 (1, 2)		K			3-1				4-3	3	0	0	0	1	1	3																				
Alfredo Griffin, S OBP: 0.252, SLG: 0.303 (1, 6)	F8				K		FC6-4 BB		K	4	0	0	0	0	2	3																				
Inning Stats	R: 0 E: 0 K: 0 S: 4	H: 1 LOB: 1 BB: 0 P: 4	R: 1 E: 1 K: 1 S: 5	H: 0 LOB: 1 BB: 2 P: 13	R: 3 E: 0 K: 0 S: 7	H: 4 LOB: 1 BB: 0 P: 7	R: 0 E: 0 K: 1 S: 5	H: 0 LOB: 0 BB: 0 P: 5	R: 0 E: 0 K: 2 S: 7	H: 0 LOB: 0 BB: 0 P: 7	R: 0 E: 0 K: 0 S: 2	H: 0 LOB: 0 BB: 1 P: 6	R: 1 E: 0 K: 1 S: 7	H: 2 LOB: 1 BB: 0 P: 7	R: 0 E: 0 K: 1 S: 5	H: 0 LOB: 0 BB: 0 P: 5	1B: 6 2B: 2 3B: 1 HR: 0	SF: 0 SAC: 0 DP: 2 HBP: 0	WP: 1 PA: 38 PB: 0 SB: 0 CS: 1																	
PITCHER	IP	WLS	BF	H	R	ER	SO	BB	IBB	HBP	BLK	WP	HR	S	P	ERA	WHIP	PITCHER		IP	WLS	BF	H	R	ER	SO	BB	IBB	HBP	BLK	WP	HR	S	P	ERA	WHIP
Mike Norris, R ERA: 4.71 (1, 1)	2.1		14	5	4	3	1	2	0	0	1	1	0	14	22	11.57	3.000																			
Tom Underwood, L ERA: 4.14 (3, 1)	3.2	W	13	1	0	0	3	1	0	0	0	0	0	18	22	0.00	0.545																			
Dave Beard, R ERA: 3.83 (7, 1)	3.0	S	11	2	1	1	2	1	0	0	0	1	0	14	18	3.00	1.000																			

Oakland Athletics @ Toronto Blue Jays
Exhibition Stadium, Toronto, ON
Sun Jun 13 1982, 3:33 AM EDT
Att: 20,113 - Unknown - 67 F

AB 34
R 5
H 8
RBI 4
BB 4
SO 6
LOB 15



Batter	1	2	3	4	5	6	7	8	9	AB	R	H	RBI	BB	SO	LOB	TOP											
Rickey Henderson, R OBP: 0.427, SLG: 0.396	0-0 5-3		0-0 1B	0-0 6-3			0-0 E6 3-1			4	1	1	0	0	0	1												
Dwayne Murphy, L OBP: 0.332, SLG: 0.394	0-3 K		0-0 1B SF8	0-0 G3			0-3 K			4	1	1	1	0	2	2												
Dan Meyer, L OBP: 0.284, SLG: 0.410	0-0 4-3		0-0 1-3 WP 1B		0-0 5-3		0-0 3-1			4	0	1	0	0	0	1												
Tony Armas, R OBP: 0.289, SLG: 0.415		0-0 F8 1B 2B	0-0 SF8		0-0 6-3			0-3 K		3	1	1	1	0	1	0												
Wayne Gross, L OBP: 0.348, SLG: 0.320		0-0 2B 1-2 1B	0-3 K		0-0 G3			0-0 F7		4	0	1	0	0	1	1												
Jeff Newman, R OBP: 0.302, SLG: 0.419		0-0 F8 2-3	0-0 5-3			0-3 K		0-0 6-3		4	0	0	0	0	1	3												
Mickey Klutts, R OBP: 0.298, SLG: 0.298		0-0 1-3 3-H 2B		0-0 SH4-3 3B		0-3 K		0-0 F8		4	1	2	1	0	1	0												
Davey Lopes, R OBP: 0.317, SLG: 0.355		0-0 1-3		0-0 SH4-3		0-0 2B		0-0 L5		3	0	1	0	0	0	2												
Tony Phillips, S OBP: 0.333, SLG: 0.278		0-3 K		0-0 3B		0-0 F9		0-3 K		4	0	1	1	0	2	3												
Inning Stats	R: 0 E: 0 K: 1 S: 5	H: 0 LOB: 0 BB: 0 P: 5	R: 1 E: 0 K: 1 S: 8	H: 3 LOB: 2 BB: 0 P: 8	R: 2 E: 0 K: 1 S: 8	H: 3 LOB: 1 BB: 0 P: 8	R: 1 E: 0 K: 0 S: 5	H: 2 LOB: 1 BB: 0 P: 5	R: 0 E: 0 K: 2 S: 3	H: 1 LOB: 1 BB: 0 P: 8	R: 0 E: 1 K: 1 S: 5	H: 0 LOB: 0 BB: 0 P: 5	R: 0 E: 0 K: 1 S: 5	H: 0 LOB: 0 BB: 0 P: 5	R: 0 E: 0 K: 1 S: 5	H: 0 LOB: 0 BB: 0 P: 5	1B: 4 2B: 4 3B: 1 HR: 0	SF: 1 SAC: 1 DP: 0 HBP: 0	WP: 1 PB: 0 SB: 1 CS: 0	PA: 36								
PITCHER	IP	WLS	BF	H	R	ER	SO	BB	IBB	HBP	BLK	WP	HR	S	P	ERA	WHIP											
Jim Gott, R ERA: 4.4	(1, 1)	2.0	L	11	5	3	3	2	0	0	0	0	0	15	15	13.50	2.500											
Mark Bomback, R ERA: 5.94	(3, 1)	1.2		8	3	1	1	1	0	0	0	0	1	0	10	10	5.40	1.800										
Jerry Garvin, L ERA: 6.61	(4, 1)	3.1		11	1	0	0	3	0	0	0	0	0	0	17	17	0.00	0.300										
Roy Lee Jackson, R ERA: 3.94	(8, 1)	1.0		3	0	0	0	1	0	0	0	0	0	5	5	0.00	0.000											
Joey McLaughlin, R ERA: 3.99	(9, 1)	1.0		3	0	0	0	1	0	0	0	0	0	5	5	0.00	0.000											

Oakland Athletics @ Toronto Blue Jays
Exhibition Stadium, Toronto, ON
Mon Jun 14 1982, 3:33 AM EDT
Att: 14,136 - Unknown - 70 F

AB 34
R 4
H 9
RBI 4
BB 0
SO 8
LOB 13



Batter	1	2	3	4	5	6	7	8	9	AB	R	H	RBI	BB	SO	LOB	BOTTOM										
Damaso Garcia, R OBP: 0.344, SLG: 0.400	0-0 F8		0-0 6-3				0-0 F7			4	0	1	0	0	0	3											
Rance Mulliniks, L OBP: 0.306, SLG: 0.315	0-0 4-3		0-0 G3		0-0 1B		0-0 F8		0-0 F2	4	0	0	0	0	0	3											
Lloyd Moseby, L OBP: 0.304, SLG: 0.379	4-0 HR BB		0-0 4-3		0-0 P6			4-0 BB		2	1	0	0	2	0	2											
Willie Upshaw, L OBP: 0.359, SLG: 0.520	0-0 1-H HR		4-0 BB		0-0 P6		0-0 P6		0-0 F5	3	1	1	2	1	0	3											
Barry Bonnell, R OBP: 0.394, SLG: 0.506	0-0 F5		0-0 F5			0-0 P6		0-0 P4		4	0	0	0	0	0	2											
Dave Revering, L OBP: 0.287, SLG: 0.295		0-0 E 1B		0-0 5-3		0-0 P6		0-3 K		3	0	1	0	0	0	0											
Wayne Nordhagen, R (8, PH) OBP: 0.328, SLG: 0.330									0-0 K	1	0	0	0	0	1	1											
Jesse Barfield, R OBP: 0.345, SLG: 0.414		0-0 E5		0-0 P4		0-0 F7			0-0 6-3	3	0	0	0	0	0	1											
Hosken Powell, L (9, PH) OBP: 0.269, SLG: 0.320		1-3								1	0	0	0	0	0	0											
Ernie Whitt, L OBP: 0.333, SLG: 0.434		0-0 F2		0-3 K			0-0 4-3		0-0 4-3	4	0	0	0	0	1	2											
Alfredo Griffin, S OBP: 0.257, SLG: 0.303		0-0 F5			4-0 F8 1B BB		0-0 1B		0-0 F9	3	0	1	0	1	0	2											
Inning Stats	R: 2 E: 0 K: 0 S: 4	H: 1 LOB: 1 BB: 1 P: 8	R: 0 E: 0 K: 0 S: 5	H: 1 LOB: 0 BB: 0 P: 5	R: 0 E: 0 K: 1 S: 5	H: 0 LOB: 0 BB: 1 P: 7	R: 0 E: 0 K: 1 S: 5	H: 0 LOB: 0 BB: 0 P: 5	R: 0 E: 0 K: 0 S: 3	H: 1 LOB: 2 BB: 1 P: 8	R: 0 E: 0 K: 0 S: 3	H: 0 LOB: 0 BB: 0 P: 3	R: 0 E: 0 K: 0 S: 4	H: 1 LOB: 1 BB: 0 P: 4	R: 0 E: 0 K: 1 S: 5	H: 0 LOB: 1 BB: 1 P: 9	R: 0 E: 0 K: 0 S: 3	H: 0 LOB: 0 BB: 0 P: 3	1B: 3 2B: 0 3B: 0 HR: 1	SF: 0 SAC: 0 DP: 0 HBP: 0	WP: 0 PB: 0 SB: 0 CS: 0	PA: 36					
PITCHER	IP	WLS	BF	H	R	ER	SO	BB	IBB	HBP	BLK	WP	HR	S	P	ERA	WHIP										
Matt Keough, R ERA: 5.52	(1, 1)	7.0	W	30	4	2	2	1	4	0	0	0	0	28	44	2.57	1.143										
Tom Underwood, L ERA: 4.1	(8, 1)	0.2		2	0	0	0	0	0	0	0	0	0	2	2	0.00	0.000										
Dave Beard, R ERA: 3.7	(8, 1)	1.1	S	4	0	0	0	1	0	0	0	0	0	6	6	0.00	0.000										

Oakland Athletics @ Toronto Blue Jays
Exhibition Stadium, Toronto, ON
Mon Jun 14 1982, 3:33 AM EDT
Att: 14,136 - Unknown - 70 F

AB 32
R 2
H 4
RBI 2
BB 4
SO 2
LOB 19



Batter	1	2	3	4	5	6	7	8	9	10	AB	R	H	RBI	BB	SO	LOB	TOP	
Ron LeFlore, R OBP: 0.352, SLG: 0.417 (1, 8)	G4-6-3 1B			K				HR BB		SH3-4 1B BB	2	2	1	0	3	1	0		
Tony Bernazard, S OBP: 0.322, SLG: 0.346 (1, 4)	G4-6-3			F7			4-3	P6		SH3-4	4	0	0	0	0	0	3		
Steve Kemp, L OBP: 0.375, SLG: 0.398 (1, 7)	G3			4-3			F7	HR		1B BB	4	1	1	2	1	0	0		
Greg Luzinski, R OBP: 0.362, SLG: 0.468 (1, 10)		6-3				HR				1B BB	5	2	4	2	0	0	0		
Tom Paciorek, R OBP: 0.356, SLG: 0.438 (1, 3)		F8				P3		1B BB		1B	4	1	1	0	0	1	1		
Mike Squires, L OBP: 0.275, SLG: 0.243 (8, 3)						2B		K		P2	1	0	0	0	0	0	2		
Harold Baines, L OBP: 0.303, SLG: 0.403 (1, 9)		P4				G3				3-1	5	1	1	2	0	0	2		
Carlton Fisk, R OBP: 0.342, SLG: 0.384 (1, 2)						F8		1B 2B			4	0	2	0	0	0	1		
Aurelio Rodriguez, R OBP: 0.229, SLG: 0.161 (1, 5)						SH1-4 1B					1	0	0	0	0	0	0		
Mary Foley, L OBP: 0.461, SLG: 0.273 (7, PH)						SH1-4				F8	1	0	1	1	0	0	0		
Rudy Law, L OBP: 0.305, SLG: 0.364 (7, PR)								CS			0	0	0	0	0	0	0		
Vance Law, R OBP: 0.333, SLG: 0.296 (7, 5)								1B			1	0	0	0	0	0	1		
Bill Almon, R OBP: 0.350, SLG: 0.425 (1, 6)											4	0	0	0	0	1	2		
Marc Hill, R OBP: 0.281, SLG: 0.407 (9, 5)						F8		CS		5-3	0	0	0	0	0	0	0		
Inning Stats	R: 0 E: 0 K: 1 S: 3	H: 1 LOB: 0 BB: 0 P: 3	R: 0 E: 0 K: 0 S: 3	H: 0 LOB: 0 BB: 0 P: 3	R: 0 E: 0 K: 1 S: 5	H: 1 LOB: 0 BB: 0 P: 3	R: 0 E: 0 K: 0 S: 3	H: 0 LOB: 1 BB: 1 P: 7	R: 3 E: 0 K: 0 S: 6	H: 4 LOB: 1 BB: 0 P: 6	R: 2 E: 0 K: 2 S: 9	H: 2 LOB: 1 BB: 1 P: 13	R: 0 E: 0 K: 0 S: 4	H: 1 LOB: 1 BB: 0 P: 4	R: 1 E: 0 K: 0 S: 4	H: 1 LOB: 2 BB: 2 P: 12	1B: 8 2B: 1 3B: 0 HR: 2	SF: 0 SAC: 2 DP: 1 HBP: 0	WP: 0 PA: 43
PITCHER	IP WLS BF H R ER SO	IP WLS BF H R ER SO	IP WLS BF H R ER SO	IP WLS BF H R ER SO	IP WLS BF H R ER SO	IP WLS BF H R ER SO	IP WLS BF H R ER SO	IP WLS BF H R ER SO	IP WLS BF H R ER SO	IP WLS BF H R ER SO	IP WLS BF H R ER SO	IP WLS BF H R ER SO	IP WLS BF H R ER SO	IP WLS BF H R ER SO	IP WLS BF H R ER SO	IP WLS BF H R ER SO	ERA WHIP	ERA WHIP	
Rick Langford, R ERA: 4.39 (1, 1)	6.1 L 24 6 4 4 1	2.2 L 13 4 3 3 2	1.0 5 1 0 0 0 0	1.0 5 1 0 0 0 0	1.0 5 1 0 0 0 0	1.0 5 1 0 0 0 0	1.0 5 1 0 0 0 0	1.0 5 1 0 0 0 0	1.0 5 1 0 0 0 0	1.0 5 1 0 0 0 0	1.0 5 1 0 0 0 0	1.0 5 1 0 0 0 0	1.0 5 1 0 0 0 0	1.0 5 1 0 0 0 0	1.0 5 1 0 0 0 0	1.0 5 1 0 0 0 0	5.68 1.105	10.12 2.250	0.00 2.000
Dave Beard, R ERA: 4.09 (7, 1)	2.2 L 13 4 3 3 2	1.0 5 1 0 0 0 0	1.0 5 1 0 0 0 0	1.0 5 1 0 0 0 0	1.0 5 1 0 0 0 0	1.0 5 1 0 0 0 0	1.0 5 1 0 0 0 0	1.0 5 1 0 0 0 0	1.0 5 1 0 0 0 0	1.0 5 1 0 0 0 0	1.0 5 1 0 0 0 0	1.0 5 1 0 0 0 0	1.0 5 1 0 0 0 0	1.0 5 1 0 0 0 0	1.0 5 1 0 0 0 0	1.0 5 1 0 0 0 0	10.12 2.250	0.00 2.000	
Tom Underwood, L ERA: 4.04 (10, 1)	1.0 5 1 0 0 0 0	1.0 5 1 0 0 0 0	1.0 5 1 0 0 0 0	1.0 5 1 0 0 0 0	1.0 5 1 0 0 0 0	1.0 5 1 0 0 0 0	1.0 5 1 0 0 0 0	1.0 5 1 0 0 0 0	1.0 5 1 0 0 0 0	1.0 5 1 0 0 0 0	1.0 5 1 0 0 0 0	1.0 5 1 0 0 0 0	1.0 5 1 0 0 0 0	1.0 5 1 0 0 0 0	1.0 5 1 0 0 0 0	1.0 5 1 0 0 0 0	0.00 2.000	0.00 2.000	

Chicago White Sox @ Oakland Athletics
Oakland-Alameda County Coliseum, Oakland, CA
Wed Jun 16 1982, 7:05 PM PDT
Att: 15,069 - Unknown

AB 36
R 7
H 11
RBI 7
BB 4
SO 3
LOB 12



Batter	1	2	3	4	5	6	7	8	9	10	AB	R	H	RBI	BB	SO	LOB	BOTTOM			
Rickey Henderson, R OBP: 0.428, SLG: 0.397 (1, 7)	P3			CS 1B						1-6-3	3	0	1	1	2	0	1				
Dwayne Murphy, L OBP: 0.324, SLG: 0.382 (1, 8)	F8			F7				P4		4-3	5	0	1	2	0	0	5				
Cliff Johnson, R OBP: 0.311, SLG: 0.403 (1, 10)	K			HR CS				F7		K	5	1	1	1	0	2	3				
Tony Armas, R OBP: 0.277, SLG: 0.396 (1, 9)				1-2 2-3 3-H CS BB				1-6-3		P2	5	1	0	0	0	0	2				
Mickey Klutts, R OBP: 0.271, SLG: 0.276 (1, 5)				SH5-3				6-3		F7	4	0	1	0	0	0	0				
Jeff Newman, R OBP: 0.305, SLG: 0.434 (1, 2)				1-2 2B 1B				5-3		K	5	1	2	1	0	1	0				
Joe Rudi, R OBP: 0.351, SLG: 0.312 (1, 3)				BB BB 2B				4-3		P6	1	1	0	0	2	0	0				
Wayne Gross, L OBP: 0.357, SLG: 0.327 (8, PH)				BB BB 1B BB				P3		BB	0	0	0	0	1	0	0				
Davey Lopes, R OBP: 0.313, SLG: 0.345 (1, 4)				BB BB 1B BB				4-3		4-3	2	1	0	0	1	2	2				
Dave McKay, S OBP: 0.235, SLG: 0.277 (7, 4)				BB BB 1B BB				K		4-3	1	0	0	0	0	0	1				
Fred Stanley, R OBP: 0.304, SLG: 0.209 (1, 6)				1-2 2-3 3-H BB				1B		4-3 1-6-3 BLK 1B	3	0	1	0	0	0	3				
Dan Meyer, L OBP: 0.292, SLG: 0.404 (9, PH)				F8							1	0	1	0	0	0	0				
Tony Phillips, S OBP: 0.333, SLG: 0.270 (10, 6)				F5							0	1	0	0	0	0	0				
Inning Stats	R: 0 E: 0 K: 1 S: 5	H: 0 LOB: 0 BB: 0 P: 5	R: 0 E: 0 K: 1 S: 6	H: 2 LOB: 2 BB: 1 P: 10	R: 0 E: 0 K: 0 S: 3	H: 1 LOB: 0 BB: 0 P: 3	R: 5 E: 1 K: 0 S: 6	H: 3 LOB: 1 BB: 3 P: 18	R: 0 E: 0 K: 0 S: 3	H: 0 LOB: 0 BB: 0 P: 5	R: 0 E: 0 K: 0 S: 4	H: 1 LOB: 2 BB: 1 P: 8	R: 0 E: 0 K: 0 S: 3	H: 0 LOB: 1 BB: 1 P: 7	R: 1 E: 0 K: 1 S: 6	H: 1 LOB: 1 BB: 0 P: 6	R: 0 E: 0 K: 1 S: 5	H: 0 LOB: 0 BB: 0 P: 5	1B: 5 2B: 2 3B: 0 HR: 1	SF: 0 SAC: 1 DP: 0 HBP: 0	WP: 0 PA: 43
PITCHER	IP WLS BF H R ER SO	IP WLS BF H R ER SO	IP WLS BF H R ER SO	IP WLS BF H R ER SO	IP WLS BF H R ER SO	IP WLS BF H R ER SO	IP WLS BF H R ER SO	IP WLS BF H R ER SO	IP WLS BF H R ER SO	IP WLS BF H R ER SO	IP WLS BF H R ER SO	IP WLS BF H R ER SO	IP WLS BF H R ER SO	IP WLS BF H R ER SO	IP WLS BF H R ER SO	IP WLS BF H R ER SO	ERA WHIP	ERA WHIP			
Britt Burns, L ERA: 3.53 (1, 1)	3.2 8 1 0 0 0 0	2.1 8 1 0 0 0 0	0.2 2 0 0 0 0 0	3.1 W 12 1 1 1 2	3.2 8 1 0 0 0 0	2.1 8 1 0 0 0 0	0.2 2 0 0 0 0 0	3.1 W 12 1 1 1 2	3.2 8 1 0 0 0 0	2.1 8 1 0 0 0 0	0.2 2 0 0 0 0 0	3.1 W 12 1 1 1 2	3.2 8 1 0 0 0 0	2.1 8 1 0 0 0 0	0.2 2 0 0 0 0 0	3.1 W 12 1 1 1 2	2.70 0.600	2.46 0.857	0.00 0.000		
Chico Escarrega, R ERA: 3.43 (4, 1)	3.2 8 1 0 0 0 0	2.1 8 1 0 0 0 0	0.2 2 0 0 0 0 0	3.1 W 12 1 1 1 2	3.2 8 1 0 0 0 0	2.1 8 1 0 0 0 0	0.2 2 0 0 0 0 0	3.1 W 12 1 1 1 2	3.2 8 1 0 0 0 0	2.1 8 1 0 0 0 0	0.2 2 0 0 0 0 0	3.1 W 12 1 1 1 2	3.2 8 1 0 0 0 0	2.1 8 1 0 0 0 0	0.2 2 0 0 0 0 0	3.1 W 12 1 1 1 2	2.70 0.600	2.46 0.857	0.00 0.000		
Jerry Koosman, L ERA: 4.3 (7, 1)	3.2 8 1 0 0 0 0	2.1 8 1 0 0 0 0	0.2 2 0 0 0 0 0	3.1 W 12 1 1 1 2	3.2 8 1 0 0 0 0	2.1 8 1 0 0 0 0	0.2 2 0 0 0 0 0	3.1 W 12 1 1 1 2	3.2 8 1 0 0 0 0	2.1 8 1 0 0 0 0	0.2 2 0 0 0 0 0	3.1 W 12 1 1 1 2	3.2 8 1 0 0 0 0	2.1 8 1 0 0 0 0	0.2 2 0 0 0 0 0	3.1 W 12 1 1 1 2	2.70 0.600	2.46 0.857	0.00 0.000		
Salome Barojas, R ERA: 2.51 (7, 1)	3.2 8 1 0 0 0 0	2.1 8 1 0 0 0 0	0.2 2 0 0 0 0 0	3.1 W 12 1 1 1 2	3.2 8 1 0 0 0 0	2.1 8 1 0 0 0 0	0.2 2 0 0 0 0 0	3.1 W 12 1 1 1 2	3.2 8 1 0 0 0 0	2.1 8 1 0 0 0 0	0.2 2 0 0 0 0 0	3.1 W 12 1 1 1 2	3.2 8 1 0 0 0 0	2.1 8 1 0 0 0 0	0.2 2 0 0 0 0 0	3.1 W 12 1 1 1 2	2.70 0.600	2.46 0.857	0.00 0.000		

Chicago White Sox @ Oakland Athletics
Oakland-Alameda County Coliseum, Oakland, CA
Wed Jun 16 1982, 7:05 PM PDT
Att: 15,069 - Unknown

AB 35
R 6
H 8
RBI 5
BB 6
SO 5
LOB 17



Batter	1	2	3	4	5	6	7	8	9	AB	R	H	RBI	BB	SO	LOB	TOP										
Ron LeFlore, R (1, 8) OBP: 0.354, SLG: 0.416 Rudy Law, L (7, PH) OBP: 0.328, SLG: 0.386	1-3		E	1B	L6		1B		1B	3	2	1	0	1	0	2											
Tony Bemazard, S (1, 4) OBP: 0.326, SLG: 0.351	K		E9	1B	2B		1B		F7	5	2	2	4	1	1	3											
Steve Kemp, L (1, 7) Mike Squires, L (8, 3) OBP: 0.275, SLG: 0.243	K		K	WP	2B		FC6-4		L4	5	0	2	3	0	2	1											
Greg Luzinski, R (1, 10) OBP: 0.367, SLG: 0.468		4-3	1B	1B	WP		FC6-4		6-3	4	1	2	1	1	0	2											
Tom Paciorek, R (1, 3) OBP: 0.352, SLG: 0.433	P3		FC6-4	1B	F4		F9		6-3	5	0	1	0	0	0	3											
Harold Baines, L (1, 9) OBP: 0.305, SLG: 0.403	4-3		FC6-4	1B	F7		F7		FC6-4	5	2	2	0	0	0	3											
Carlton Fisk, R (1, 2) OBP: 0.338, SLG: 0.379	4-3		FC4	1B	F7		F7		6-3	5	1	1	0	0	0	3											
Vance Law, R (1, 5) OBP: 0.400, SLG: 0.355			1B	BB	4-3		G5-4-3		FC6-4	4	2	3	1	1	0	0											
Bill Almon, R (1, 6) Aurelio Rodriguez, R (7, 5) OBP: 0.348, SLG: 0.418 OBP: 0.222, SLG: 0.156			E	1B	F8		K		FC6-4	3	1	0	0	1	1	3											
Inning Stats	R: 0 E: 0 K: 2 S: 7	H: 0 LOB: 0 BB: 0 P: 7	R: 1 E: 0 K: 0 S: 4	H: 1 LOB: 0 BB: 0 P: 4	R: 4 E: 1 K: 1 S: 10	H: 5 LOB: 2 BB: 1 P: 14	R: 2 E: 0 K: 0 S: 5	H: 2 LOB: 2 BB: 2 P: 13	R: 3 E: 0 K: 1 S: 9	H: 4 LOB: 2 BB: 1 P: 13	R: 0 E: 0 K: 0 S: 3	H: 0 LOB: 0 BB: 0 P: 3	R: 0 E: 0 K: 0 S: 4	H: 2 LOB: 1 BB: 0 P: 4	R: 0 E: 0 K: 0 S: 3	H: 0 LOB: 0 BB: 0 P: 3	R: 1 E: 0 K: 0 S: 5	H: 2 LOB: 2 BB: 1 P: 9	1B: 14 2B: 2 3B: 0 HR: 0	SF: 0 SAC: 0 DP: 1 HBP: 0	WP: 3 PB: 0 SB: 1 CS: 0	PA: 47					
PITCHER	IP	WLS	BF	H	R	ER	SO	BB	IBB	HBP	BLK	WP	HR	S	P	ERA	WHIP										
Mike Norris, R (1, 1) ERA: 5.02	2.0	L	10	3	4	4	2	1	0	0	0	1	0	13	17	18.00	2.000										
Bo McLaughlin, R (3, 1) ERA: 5.35	1.2		11	5	3	3	1	1	0	0	0	0	0	12	16	16.20	3.600										
Bob Owchinko, L (4, 1) ERA: 5.36	2.1		13	4	3	3	1	2	0	0	0	1	0	13	21	11.57	2.571										
Fernando Arroyo, R (7, 1) ERA: 4.5	3.0		13	4	1	1	0	1	0	0	0	0	0	12	16	3.00	1.667										

Chicago White Sox @ Oakland Athletics
Oakland-Alameda County Coliseum, Oakland, CA
Thu Jun 17 1982, 3:33 AM PDT
Att: 13,856 - Sunny

AB	42
R	11
H	16
RBI	10
BB	5
SO	4
LOB	22



Batter	1	2	3	4	5	6	7	8	9	AB	R	H	RBI	BB	SO	LOB	BOTTOM										
Rickey Henderson, R (1, 7) Wayne Gross, L (7, 7) Jeff Burroughs, R (9, PH) OBP: 0.339, SLG: 0.404	CS		G6-4-3		K		1B		F8	3	0	1	0	0	1	3											
Dwayne Murphy, L (1, 8) OBP: 0.325, SLG: 0.382	3-1		1B				E4		6-3	5	1	2	3	0	0	1											
Cliff Johnson, R (1, 10) OBP: 0.314, SLG: 0.398	P4		F8				SF9		1-3	4	0	1	1	1	0	1											
Tony Armas, R (1, 9) OBP: 0.272, SLG: 0.388		5-3		K			F8		G6-4-3	4	0	0	0	0	1	4											
Mickey Klutts, R (1, 5) OBP: 0.254, SLG: 0.263	6-3			E5			SF9		E4	3	1	0	1	0	0	0											
Jeff Newman, R (1, 2) OBP: 0.311, SLG: 0.456			PB	BLK	G6-4-3		F9		HR	3	1	1	2	1	0	2											
Joe Rudi, R (1, 3) OBP: 0.348, SLG: 0.309			K						5-3	4	0	1	0	0	2	1											
Davey Lopes, R (1, 4) Dave McKay, S (8, 4) OBP: 0.318, SLG: 0.350 OBP: 0.233, SLG: 0.274			G6-4-3		K				F5	3	2	2	0	0	1	1											
Fred Stanley, R (1, 6) Dan Meyer, L (8, PH) Tony Phillips, S (9, 6) OBP: 0.317, SLG: 0.206 OBP: 0.280, SLG: 0.401 OBP: 0.333, SLG: 0.270			G6-4-3		F9				F4	1	1	0	0	2	0	1											
Inning Stats	R: 0 E: 0 K: 0 S: 3	H: 1 LOB: 0 BB: 0 P: 3	R: 0 E: 0 K: 1 S: 5	H: 0 LOB: 1 BB: 1 P: 9	R: 1 E: 0 K: 0 S: 4	H: 2 LOB: 1 BB: 1 P: 8	R: 0 E: 1 K: 1 S: 5	H: 0 LOB: 0 BB: 0 P: 5	R: 0 E: 0 K: 2 S: 8	H: 1 LOB: 1 BB: 0 P: 8	R: 1 E: 1 K: 0 S: 4	H: 0 LOB: 1 BB: 1 P: 8	R: 3 E: 0 K: 1 S: 7	H: 3 LOB: 1 BB: 2 P: 15	R: 2 E: 1 K: 0 S: 5	H: 1 LOB: 0 BB: 0 P: 5	R: 0 E: 0 K: 0 S: 3	H: 0 LOB: 0 BB: 0 P: 3	1B: 7 2B: 0 3B: 0 HR: 1	SF: 1 SAC: 0 DP: 3 HBP: 0	WP: 0 PB: 1 SB: 0 CS: 1	PA: 39					
PITCHER	IP	WLS	BF	H	R	ER	SO	BB	IBB	HBP	BLK	WP	HR	S	P	ERA	WHIP										
Steve Trout, L (1, 1) ERA: 4.13	6.1	W	29	6	5	4	5	5	0	0	0	0	1	34	54	5.68	1.737										
Eddie Solomon, R (7, 1) ERA: 6.75	1.1		6	2	2	1	0	0	0	0	0	0	1	6	6	6.75	1.500										
Kevin Hickey, L (8, 1) ERA: 2.97	1.1	S	4	0	0	0	0	0	0	0	0	0	0	4	4	0.00	0.000										

Chicago White Sox @ Oakland Athletics
Oakland-Alameda County Coliseum, Oakland, CA
Thu Jun 17 1982, 3:33 AM PDT
Att: 13,856 - Sunny

AB	33
R	7
H	8
RBI	7
BB	5
SO	5
LOB	14



Batter	1	2	3	4	5	6	7	8	9	AB	R	H	RBI	BB	SO	LOB	TOP																									
Damaso Garcia, R OBP: 0.344, SLG: 0.411 (1, 4)										5	2	1	0	1	1	7																										
Rance Mulliniks, L OBP: 0.301, SLG: 0.303 (1, 5)										5	1	1	0	1	2	4																										
Lloyd Moseby, L OBP: 0.302, SLG: 0.366 (1, 8)										4	0	2	2	1	1	1																										
Willie Upshaw, L OBP: 0.359, SLG: 0.500 (1, 3)										2	1	0	0	2	1	3																										
Dave Revering, L OBP: 0.303, SLG: 0.331 Dick Davis, R OBP: 0.284, SLG: 0.423 (4, PH)										1	0	0	0	1	1	2																										
Barry Bonnell, R OBP: 0.405, SLG: 0.506 (1, 7)										4	2	2	0	0	0	3																										
Jesse Barfield, R OBP: 0.335, SLG: 0.414 (1, 9)										5	0	1	0	0	0	4																										
Ernie Whitt, L OBP: 0.321, SLG: 0.411 (1, 2)										5	0	2	0	0	1	2																										
Alfredo Griffin, S OBP: 0.259, SLG: 0.302 (1, 6)										5	0	4	2	0	0	0																										
Inning Stats	R: 1 E: 0 K: 0 S: 4	H: 1 LOB: 3 BB: 2 P: 13	R: 2 E: 0 K: 2 S: 10	H: 3 LOB: 2 BB: 0 P: 11	R: 1 E: 0 K: 0 S: 5	H: 3 LOB: 1 BB: 0 P: 5	R: 0 E: 0 K: 1 S: 5	H: 0 LOB: 2 BB: 2 P: 13	R: 0 E: 0 K: 2 S: 8	H: 2 LOB: 1 BB: 1 P: 4	R: 1 E: 1 K: 2 S: 8	H: 0 LOB: 1 BB: 1 P: 12	R: 0 E: 0 K: 0 S: 3	H: 0 LOB: 0 BB: 0 P: 3	R: 0 E: 0 K: 1 S: 6	H: 1 LOB: 2 BB: 1 P: 10	R: 0 E: 0 K: 2 S: 10	H: 3 LOB: 2 BB: 0 P: 10	1B: 13 2B: 0 3B: 0 HR: 0	SF: 0 SAC: 0 DP: 2 HBP: 2	WP: 1 PB: 0 SB: 4 CS: 0	PA: 47																				
PITCHER	IP	WLS	BF	H	R	ER	SO	BB	IBB	HBP	BLK	WP	HR	S	P	ERA	WHIP	PITCHER								IP	WLS	BF	H	R	ER	SO	BB	IBB	HBP	BLK	WP	HR	S	P	ERA	WHIP
Matt Keough, R ERA: 5.77 (1, 1)	2.1	L	18	7	4	4	2	2	0	2	0	1	0	18	28	15.43	3.857																									
Tom Underwood, L ERA: 3.89 (3, 1)	3.2		15	2	1	0	3	3	0	0	0	0	0	18	30	0.00	1.364																									
Fernando Arroyo, R ERA: 4.24 (7, 1)	1.1		5	1	0	0	0	0	0	0	0	0	0	5	5	0.00	0.750																									
Dave Beard, R ERA: 4.14 (8, 1)	1.2		9	3	1	1	3	0	1	0	0	0	0	14	18	5.40	1.800																									

Toronto Blue Jays @ Oakland Athletics
Oakland-Alameda County Coliseum, Oakland, CA

AB 39
R 6
H 13
RBI 4
BB 6
SO 8
LOB 30



livebaseballscores.com

Toronto Blue Jays @ Oakland Athletics
Oakland-Alameda County Coliseum, Oakland, CA

AB 37
R 4
H 10
RBI 4
BB 3
SO 11
LOB 20



Batter	1	2	3	4	5	6	7	8	9	AB	R	H	RBI	BB	SO	LOB	BOTTOM																										
Rickey Henderson, R OBP: 0.433, SLG: 0.406 (1, 7)										4	2	3	1	1	1	2																											
Dwayne Murphy, L OBP: 0.323, SLG: 0.375 (1, 8)										4	1	0	0	1	2	5																											
Cliff Johnson, R OBP: 0.308, SLG: 0.390 Dan Meyer, L OBP: 0.277, SLG: 0.397 (7, PH)										3	0	0	0	0	2	1																											
Tony Armas, R OBP: 0.275, SLG: 0.398 (1, 9)										5	0	2	3	0	1	0																											
Mickey Klutts, R OBP: 0.262, SLG: 0.271 Wayne Gross, L OBP: 0.357, SLG: 0.323 (5, 5)										2	0	1	0	0	0	1																											
Jeff Newman, R OBP: 0.302, SLG: 0.442 (1, 2)										4	0	0	0	0	0	2																											
Joe Rudi, R OBP: 0.318, SLG: 0.337 Tony Phillips, S OBP: 0.333, SLG: 0.270 (8, PR) (9, 6)										4	0	3	0	0	0	0																											
Dave McKay, S OBP: 0.234, SLG: 0.274 (1, 4)										4	0	1	0	0	1	2																											
Fred Stanley, R OBP: 0.318, SLG: 0.200 Jim Spencer, L OBP: 0.194, SLG: 0.287 (8, PH) (9, 3)										2	1	0	0	1	1	3																											
Inning Stats	R: 1 E: 0 K: 2 S: 9	H: 2 LOB: 1 BB: 0 P: 9	R: 0 E: 0 K: 0 S: 5	H: 2 LOB: 3 BB: 1 P: 9	R: 0 E: 0 K: 1 S: 6	H: 1 LOB: 1 BB: 0 P: 6	R: 1 E: 0 K: 1 S: 6	H: 1 LOB: 1 BB: 1 P: 10	R: 0 E: 0 K: 2 S: 7	H: 0 LOB: 0 BB: 0 P: 7	R: 0 E: 0 K: 1 S: 6	H: 1 LOB: 1 BB: 0 P: 6	R: 2 E: 0 K: 0 S: 5	H: 2 LOB: 1 BB: 1 P: 9	R: 0 E: 0 K: 2 S: 8	H: 1 LOB: 2 BB: 0 P: 8	R: 0 E: 0 K: 2 S: 7	H: 0 LOB: 0 BB: 0 P: 7	1B: 7 2B: 2 3B: 1 HR: 0	SF: 0 SAC: 0 DP: 0 HBP: 0	WP: 0 PB: 0 SB: 3 CS: 0	PA: 40																					
PITCHER	IP	WLS	BF	H	R	ER	SO	BB	IBB	HBP	BLK	WP	HR	S	P	ERA	WHIP	PITCHER								IP	WLS	BF	H	R	ER	SO	BB	IBB	HBP	BLK	WP	HR	S	P	ERA	WHIP	
Jerry Garvin, L ERA: 6.37 (1, 1)	4.0		20	6	2	2	4	2	0	0	0	0	0	26	34	4.50	2.000																										
Roy Lee Jackson, R ERA: 4.21 (5, 1)	2.1		11	3	2	2	3	1	0	0	0	0	0	16	20	7.71	1.714																										
Joey McLaughlin, R ERA: 3.69 (7, 1)	2.2	W	9	1	0	0	4	0	0	0	0	0	0	17	17	0.00	0.375																										

livebaseballscores.com

Batter	1	2	3	4	5	6	7	8	9	10	11	12	AB	R	H	RBI	BB	SO	LOB	TOP						
Damaso Garcia, R OBP: 0.326, SLG: 0.422	FC4 1B		FC4 1B		FC4 1B		FC4 1B		FC4 1B	SH1-4 HBP		E4 2B 1B	5	1	5	1	0	0	0							
Rance Mulliniks, L OBP: 0.299, SLG: 0.297 Garth Iorg, R OBP: 0.317, SLG: 0.393 (12, PH)	FC4 1-2		F8		1-3					SH1-4		2B 2B	3	0	0	0	1	0	5							
Lloyd Moseby, L OBP: 0.303, SLG: 0.376	F4		4-3							6-3		2B 2B	6	0	2	1	0	1	6							
Willie Upshaw, L OBP: 0.350, SLG: 0.486	K				F8					G3		5-3	6	0	0	0	0	1	4							
Dave Revering, L OBP: 0.291, SLG: 0.315		K			F5					4-3		F5	6	0	0	0	0	1	2							
Barry Bonnell, R OBP: 0.460, SLG: 0.494		F8			6-3					F5			4	0	0	0	1	0	1							
Jesse Barfield, R OBP: 0.331, SLG: 0.407		K								K			5	0	1	0	0	4	0							
Ernie Whitt, L OBP: 0.319, SLG: 0.407 Dick Davis, R OBP: 0.290, SLG: 0.417 Buck Martinez, R OBP: 0.326, SLG: 0.369			4-3							F9		G6-4-3 1B	4	1	1	0	0	0	0							
Alfredo Griffin, S OBP: 0.262, SLG: 0.305			1B		1B					6-3 1B		1-4-3	0	0	0	0	0	0	0							
			1B		1B					6-3			5	0	2	0	0	0	1							
Inning Stats	R: 0 E: 0 K: 1 S: 6	H: 1 LOB: 1 BB: 0 P: 6	R: 0 E: 0 K: 2 S: 7	H: 0 LOB: 0 BB: 0 P: 7	R: 0 E: 0 K: 0 S: 5	H: 2 LOB: 2 BB: 0 P: 5	R: 0 E: 0 K: 0 S: 3	H: 0 LOB: 0 BB: 0 P: 3	R: 0 E: 0 K: 1 S: 7	H: 2 LOB: 2 BB: 0 P: 7	R: 0 E: 0 K: 0 S: 4	H: 1 LOB: 1 BB: 0 P: 4	R: 1 E: 0 K: 2 S: 9	H: 2 LOB: 2 BB: 1 P: 13	R: 0 E: 0 K: 0 S: 3	H: 0 LOB: 0 BB: 0 P: 3	R: 0 E: 0 K: 1 S: 5	H: 0 LOB: 1 BB: 0 P: 4	R: 0 E: 0 K: 0 S: 3	H: 1 LOB: 1 BB: 1 P: 7	R: 2 E: 1 K: 0 S: 6	H: 3 LOB: 1 BB: 0 P: 6	1B: 9 2B: 3 3B: 0 HR: 0	SF: 0 SAC: 1 DP: 1 HBP: 1	WP: 1 PB: 0 SB: 0 CS: 0	PA: 50
PITCHER	IP WLS BF H R ER SO BB IBB HBP BLK WP HR S P ERA WHIP	10.1 L 5 3 2 2 0 0 0 0 0 0 0 0 5 5 18.00 3.000	0.2 2 0 0 0 0 0 0 0 0 0 0 0 0 2 2 0.00 0.000	PITCHER										IP WLS BF H R ER SO BB IBB HBP BLK WP HR S P ERA WHIP												

Toronto Blue Jays @ Oakland Athletics
Oakland-Alameda County Coliseum, Oakland, CA

AB 46
R 3
H 12
RBI 3
BB 2
SO 7
LOB 21



Sat Jun 19 1982, 3:33 AM PDT
Alt. 19,214 - Unknown

BOTTOM

Batter	1	2	3	4	5	6	7	8	9	10	11	12	AB	R	H	RBI	BB	SO	LOB	BOTTOM						
Rickey Henderson, R OBP: 0.426, SLG: 0.398	E8		K			K		F8			6-3		5	0	0	0	0	2	0							
Dwayne Murphy, L OBP: 0.325, SLG: 0.370	K				E 2B WP BB			4-3			K		3	1	0	0	2	2	1							
Dan Meyer, L OBP: 0.275, SLG: 0.391	K				F8			F9		6-3			5	0	1	0	0	1	3							
Tony Armas, R OBP: 0.269, SLG: 0.389	F8				5-3			K		F9		1B	5	0	0	0	0	2	4							
Wayne Gross, L OBP: 0.363, SLG: 0.333		K								F4			4	0	2	1	1	1	0							
Mike Heath, R OBP: 0.302, SLG: 0.337	F4					2B		F6		4-3		K	5	0	0	0	0	2	3							
Jim Spencer, L OBP: 0.196, SLG: 0.286 Davey Lopes, R OBP: 0.318, SLG: 0.350 Joe Rudi, R OBP: 0.306, SLG: 0.333		4-3						F7		FC6-4 1B		F5	4	0	1	0	0	0	1							
Dave McKay, S OBP: 0.225, SLG: 0.262			F4					F9		G3		4-1	5	0	0	0	0	1	3							
Tony Phillips, S OBP: 0.319, SLG: 0.256			F8					K		FC6-4 1B			4	0	0	0	0	2	1							
Inning Stats	R: 0 E: 1 K: 2 S: 8	H: 0 LOB: 1 BB: 0 P: 5	R: 0 E: 0 K: 1 S: 5	H: 0 LOB: 0 BB: 0 P: 5	R: 0 E: 0 K: 1 S: 5	H: 0 LOB: 0 BB: 0 P: 5	R: 1 E: 1 K: 1 S: 6	H: 1 LOB: 1 BB: 1 P: 10	R: 0 E: 0 K: 1 S: 5	H: 0 LOB: 0 BB: 0 P: 5	R: 0 E: 0 K: 1 S: 4	H: 1 LOB: 1 BB: 0 P: 4	R: 0 E: 0 K: 1 S: 5	H: 0 LOB: 0 BB: 0 P: 5	R: 0 E: 0 K: 0 S: 3	H: 0 LOB: 0 BB: 0 P: 3	R: 0 E: 0 K: 1 S: 6	H: 1 LOB: 1 BB: 0 P: 6	R: 0 E: 0 K: 1 S: 8	H: 1 LOB: 1 BB: 1 P: 8	R: 0 E: 0 K: 1 S: 5	H: 0 LOB: 1 BB: 1 P: 9	1B: 3 2B: 1 3B: 0 HR: 0	SF: 0 SAC: 0 DP: 0 HBP: 0	WP: 1 PB: 0 SB: 0 CS: 0	PA: 44
PITCHER	IP WLS BF H R ER SO BB IBB HBP BLK WP HR S P ERA WHIP	10.0 W 8 1 0 0 3 1 0 0 0 0 0 0 13 17 0.00 1.000		PITCHER										IP WLS BF H R ER SO BB IBB HBP BLK WP HR S P ERA WHIP												

Toronto Blue Jays @ Oakland Athletics
Oakland-Alameda County Coliseum, Oakland, CA

AB 41
R 1
H 4
RBI 1
BB 3
SO 13
LOB 17



Sat Jun 19 1982, 3:33 AM PDT
Alt. 19,214 - Unknown

Batter	1	2	3	4	5	6	7	8	9	AB	R	H	RBI	BB	SO	LOB	TOP					
Damaso Garcia, R (1,4) OBP: 0.356, SLG: 0.418	5-3		6-3			FC4-6 1B	6-3		1-3	5	0	1	0	0	0	5						
Garth Iorg, R (1,5) OBP: 0.315, SLG: 0.396	F7			F8		FC4-6 1-2		FC5 2B		4	0	1	0	0	0	1						
Lloyd Moseby, L (1,8) OBP: 0.297, SLG: 0.368	K			F8		F3		F3		4	0	0	0	0	1	2						
Willie Upshaw, L (1,3) OBP: 0.348, SLG: 0.482		F9		K			1B 1B	F7		4	1	1	0	0	1	1						
Barry Bonnell, R (1,7) OBP: 0.402, SLG: 0.494					1-3		SH 1B FC1 1B	FC5		4	1	2	0	0	0	1						
Dave Revere, L (1,10) OBP: 0.299, SLG: 0.346										3	1	2	2	0	0	1						
Tony Johnson, R (7, PR) OBP: 0.345, SLG: 0.440		FC4-6								0	0	0	0	0	0	0						
Hosken Powell, L (8, PH) OBP: 0.272, SLG: 0.321		1-2					FC1 SH G1-2-3 1B			1	0	1	0	0	0	0						
Jesse Barfield, R (1,9) OBP: 0.325, SLG: 0.399					5-3		SH G1-2-3 FC1	FC1-6 1B		3	0	0	0	0	0	2						
Ernie Whitt, L (1,2) OBP: 0.317, SLG: 0.403			4-3				FC1 G1-2-3			4	0	1	1	0	1	2						
Alfredo Griffin, S (1,6) OBP: 0.258, SLG: 0.299			F6				1-2 2-3 3-H 3-H	F8		4	0	0	0	0	0	5						
Inning Stats	R: 0 E: 0 K: 1 S: 5	H: 0 LOB: 0 BB: 0 P: 5	R: 0 E: 0 K: 0 S: 4	H: 1 LOB: 1 BB: 0 P: 4	R: 0 E: 0 K: 0 S: 3	H: 0 LOB: 0 BB: 0 P: 3	R: 0 E: 0 K: 1 S: 5	H: 0 LOB: 0 BB: 0 P: 5	R: 1 E: 0 K: 1 S: 6	H: 1 LOB: 0 BB: 0 P: 6	R: 0 E: 0 K: 0 S: 4	H: 1 LOB: 1 BB: 0 P: 4	R: 2 E: 0 K: 0 S: 7	H: 3 LOB: 3 BB: 0 P: 7	R: 0 E: 0 K: 0 S: 4	H: 1 LOB: 1 BB: 0 P: 4	R: 0 E: 0 K: 0 S: 5	H: 2 LOB: 2 BB: 0 P: 5	1B: 7 2B: 1 3B: 0 HR: 1	SF: 0 SAC: 1 DP: 1 HBP: 0	WP: 0 PB: 0 SB: 0 CS: 0	PA: 37
PITCHER Rick Langford, R (1,1) ERA: 4.29	IP: 9.0 WLS: L BF: 37 H: 9 R: 3 ER: 3 SO: 3 BB: 0 IBB: 0 HBP: 0 BLK: 0 WP: 0 HR: 1 S: 43 P: 43 ERA: 3.00 WHIP: 1.000															PITCHER						

Toronto Blue Jays @ Oakland Athletics
Oakland-Alameda County Coliseum, Oakland, CA
Sun Jun 20 1982, 3:33 AM PDT
Att: 26,096 - Unknown

AB	36
R	3
H	9
RBI	3
BB	0
SO	3
LOB	20

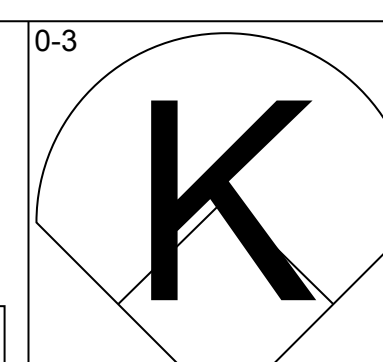
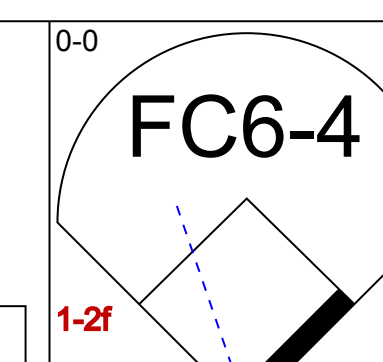
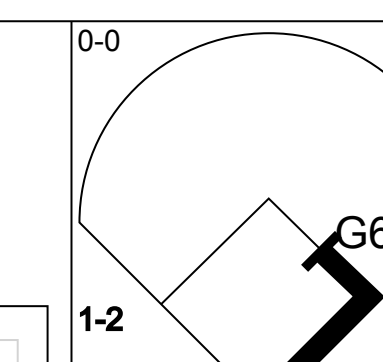
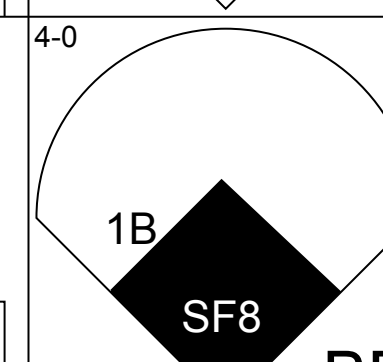
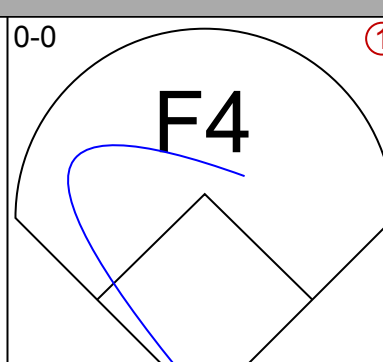
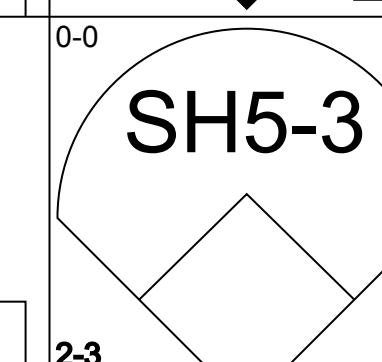
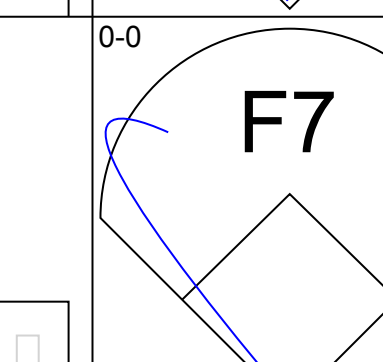
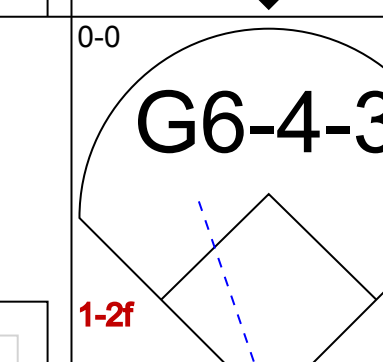
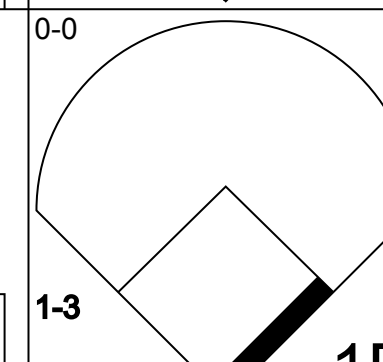
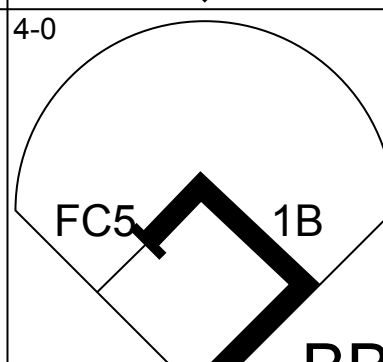
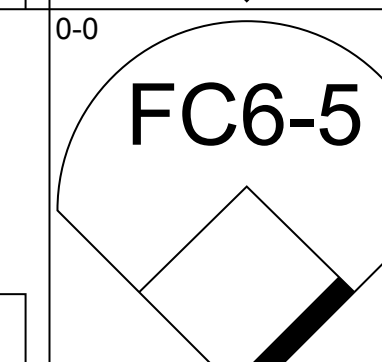
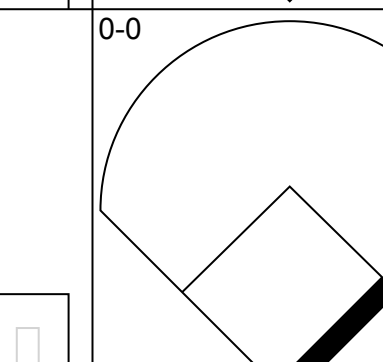
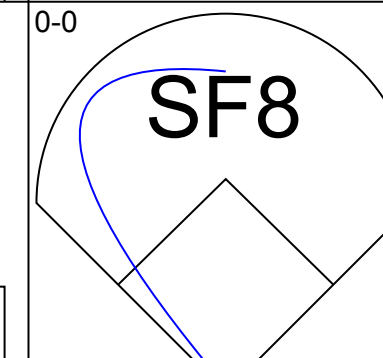
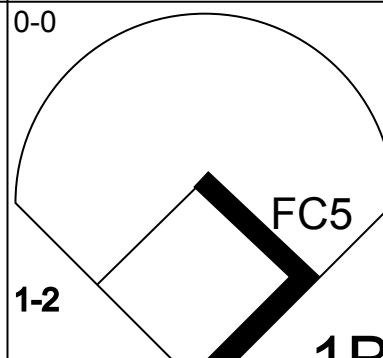
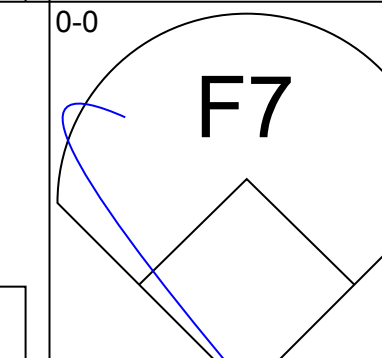
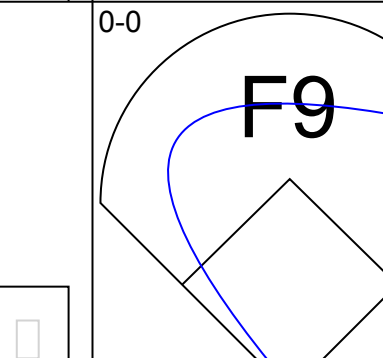
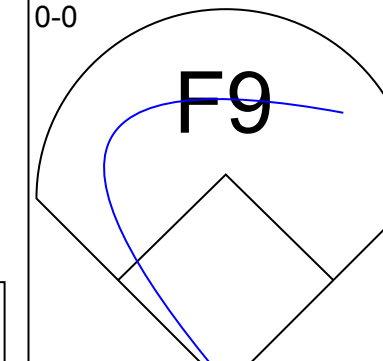
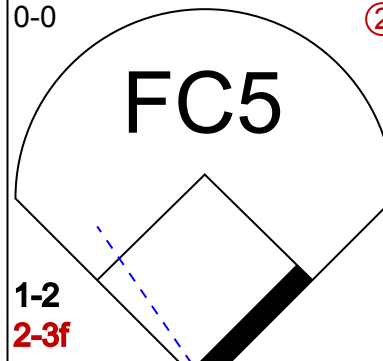
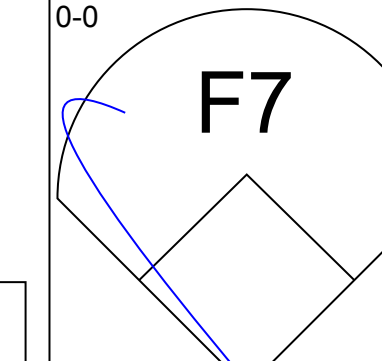
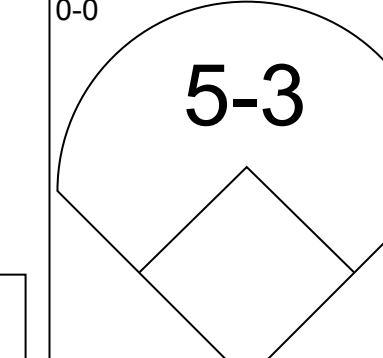
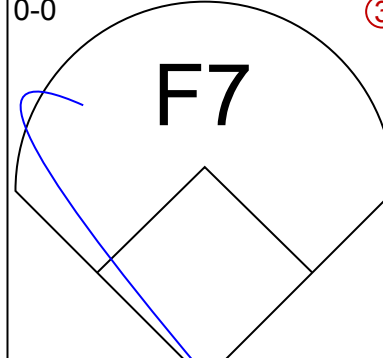
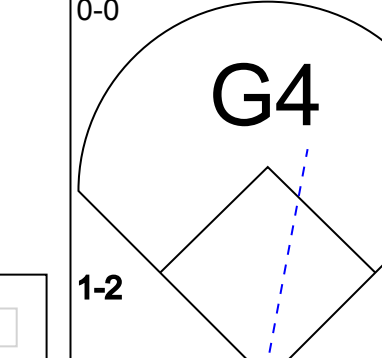
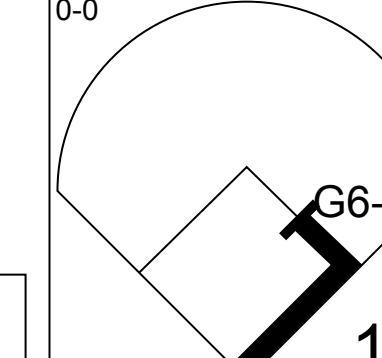
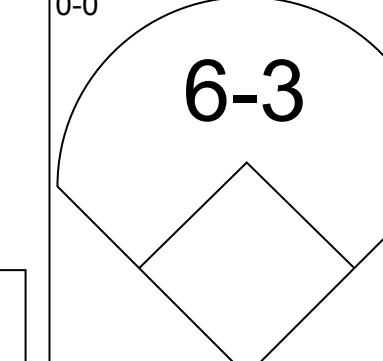
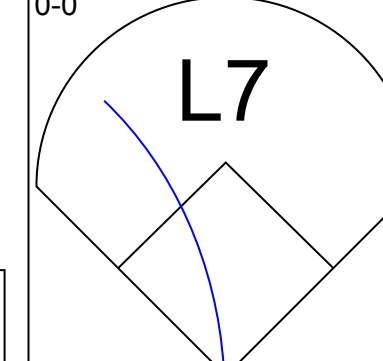
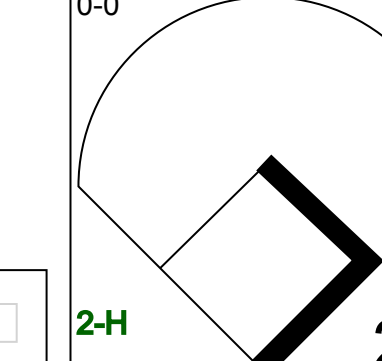
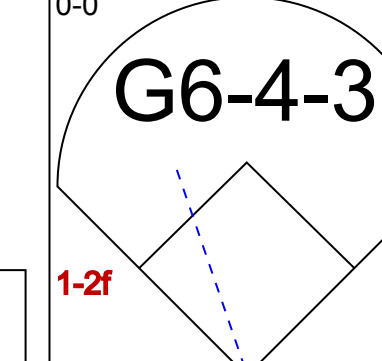

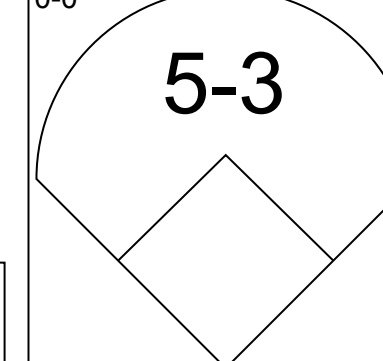
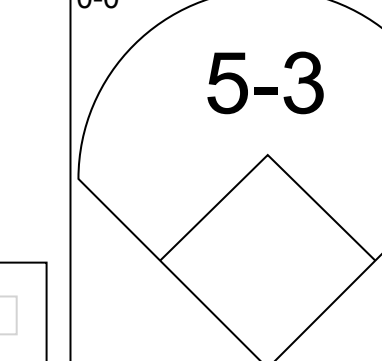
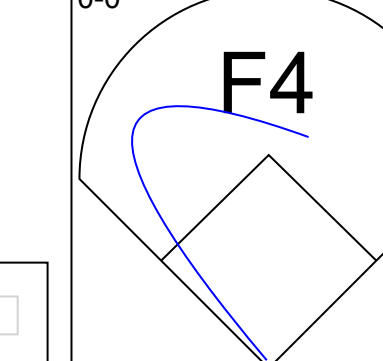

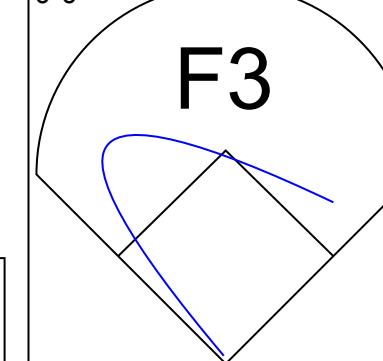
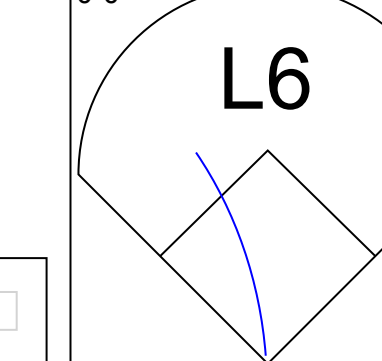
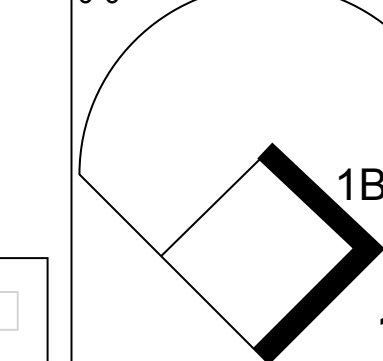


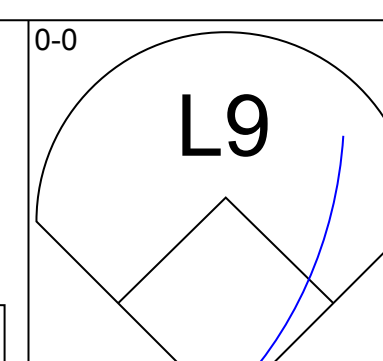
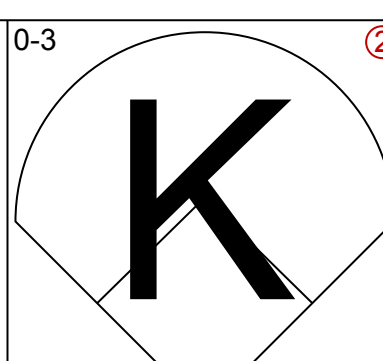
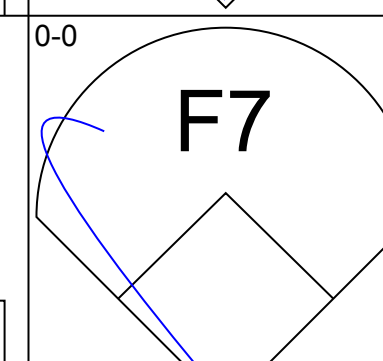
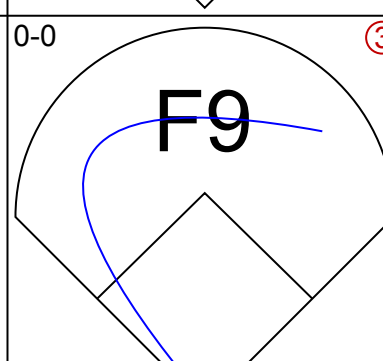
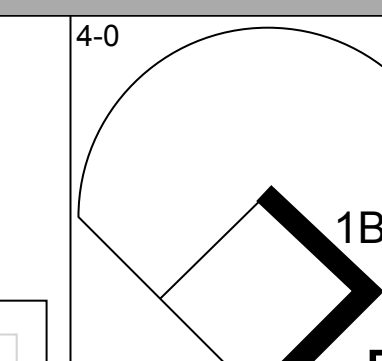
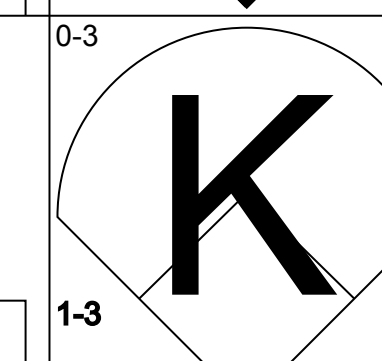
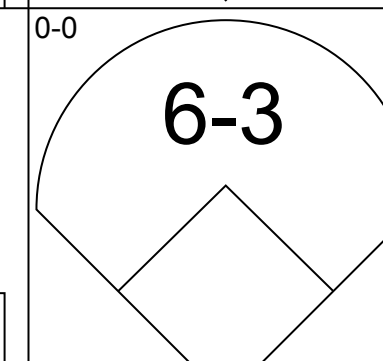
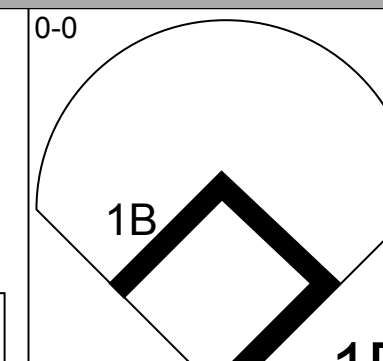
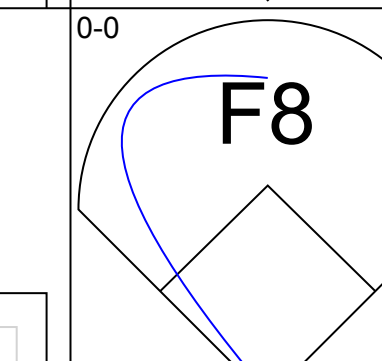
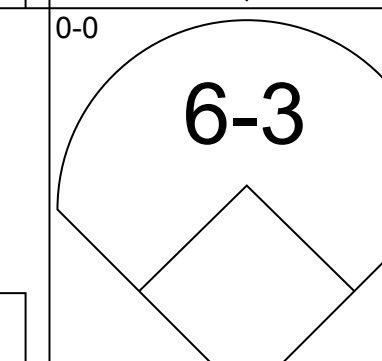
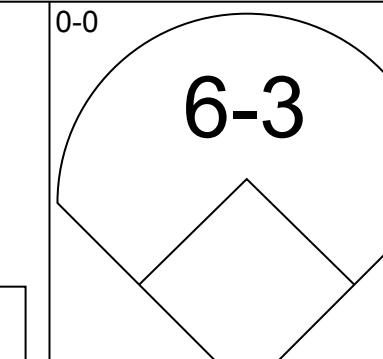
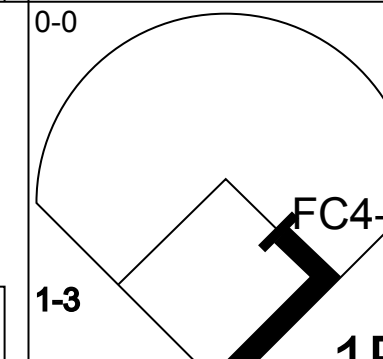
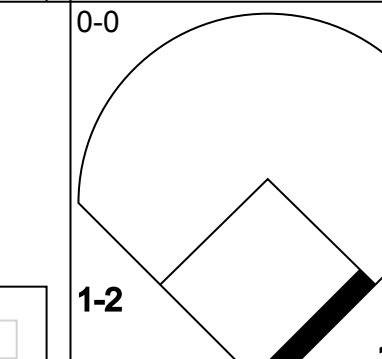
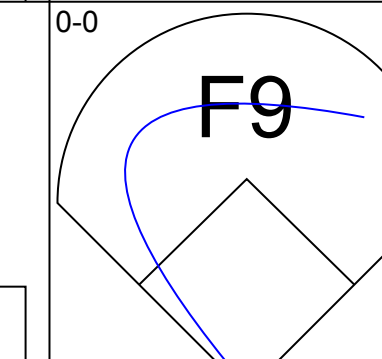
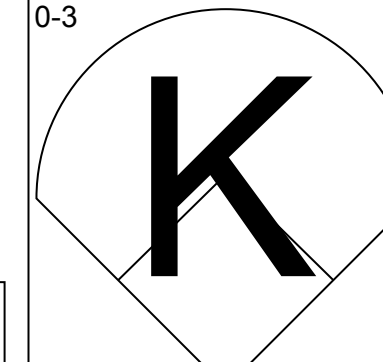
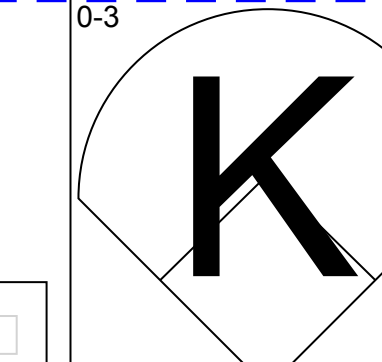
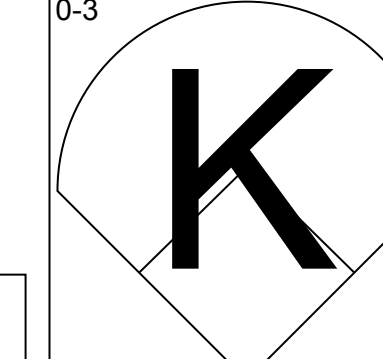
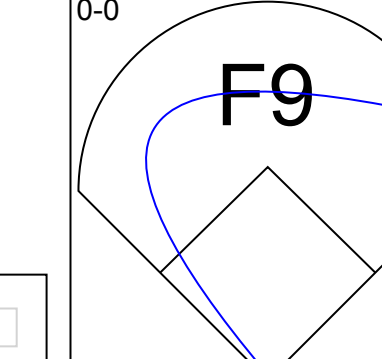

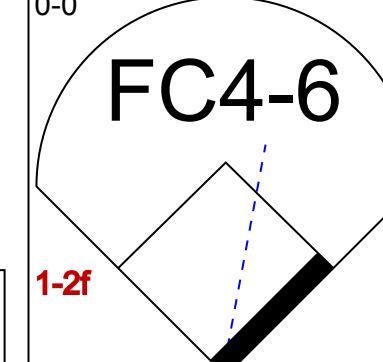

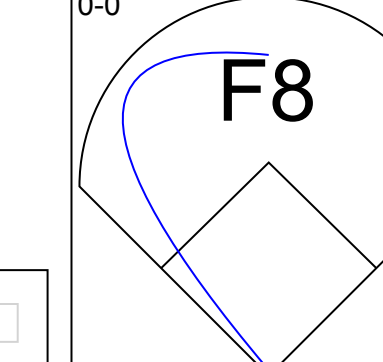


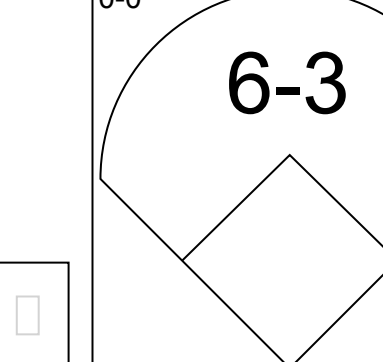
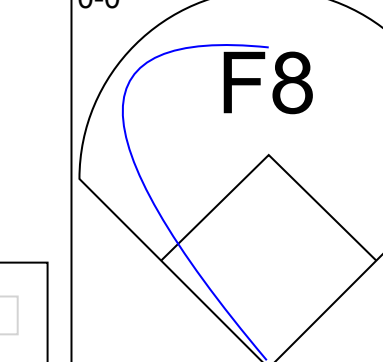
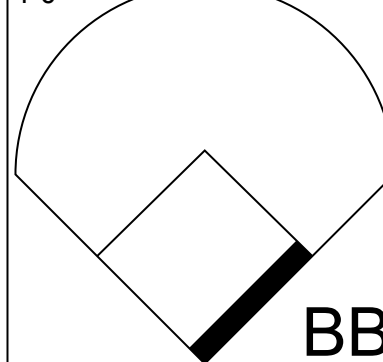
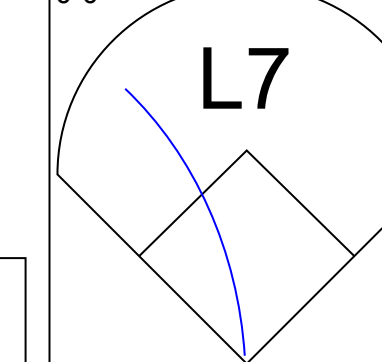
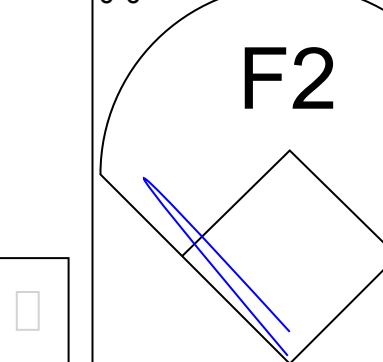

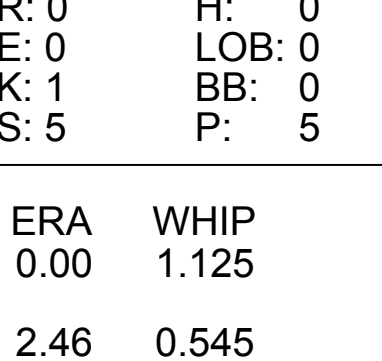
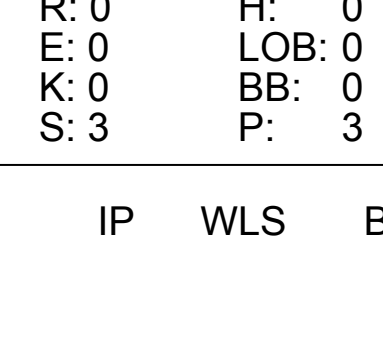
Batter	1	2	3	4	5	6	7	8	9	AB	R	H	RBI	BB	SO	LOB	BOTTOM					
Rickey Henderson, R (1,7) OBP: 0.424, SLG: 0.399	F9			1B 1B 2B		F9		1-3		4	1	1	0	0	0	1						
Dwayne Murphy, L (1,8) OBP: 0.327, SLG: 0.372	F9			1B SF9 1B		G4-6-3 1B		2-3		4	1	2	0	0	0	0						
Dan Meyer, L (1,10) OBP: 0.280, SLG: 0.393	G3			1-3 3-H 1B		G4-6-3 1-2		1B		4	0	2	1	0	0	1						
Tony Armas, R (1,9) OBP: 0.273, SLG: 0.397		1-3 2B		SF9 3-H 1B		G6-4-3 SH 1B		K		3	0	2	1	0	1	1						
Wayne Gross, L (1,5) OBP: 0.358, SLG: 0.327		1-3		K		SH G6-4-3		F8		3	0	0	0	0	1	3						
Jeff Newman, R (1,2) OBP: 0.296, SLG: 0.432		1-3		F7		G6-4-3 1-2 2-3				3	0	0	0	0	0	3						
Davey Lopes, R (1,4) OBP: 0.313, SLG: 0.344			K		F8		F7			3	0	0	0	0	1	1						
Jim Spencer, L (1,3) OBP: 0.190, SLG: 0.277			G3		K			F7		3	0	0	0	0	1	0						
Fred Stanley, R (1,6) OBP: 0.310, SLG: 0.194										2	0	0	0	0	0	0						
Jeff Burroughs, R (8, PH) OBP: 0.349, SLG: 0.404										0	0	0	0	1	0	0						
Tony Phillips, S (8, PR) OBP: 0.319, SLG: 0.256								CS BB		0	0	0	0	0	0	0						
Inning Stats	R: 0 E: 0 K: 0 S: 3	H: 0 LOB: 0 BB: 0 P: 3	R: 0 E: 0 K: 0 S: 3	H: 1 LOB: 0 BB: 0 P: 3	R: 0 E: 0 K: 1 S: 5	H: 0 LOB: 0 BB: 0 P: 5	R: 2 E: 0 K: 1 S: 8	H: 3 LOB: 1 BB: 0 P: 8	R: 0 E: 0 K: 1 S: 5	H: 0 LOB: 0 BB: 0 P: 5	R: 0 E: 0 K: 0 S: 3	H: 1 LOB: 1 BB: 0 P: 3	R: 0 E: 1 K: 0 S: 4	H: 1 LOB: 1 BB: 0 P: 4	R: 0 E: 0 K: 0 S: 2	H: 0 LOB: 1 BB: 1 P: 6	R: 0 E: 0 K: 1 S: 6	H: 1 LOB: 1 BB: 0 P: 6	1B: 5 2B: 2 3B: 0 HR: 0	SF: 1 SAC: 1 DP: 2 HBP: 0	WP: 0 PB: 0 SB: 0 CS: 1	PA: 32
PITCHER Dave Stieb, R (1,1) ERA: 3.74	IP: 9.0 WLS: W BF: 32 H: 7 R: 2 ER: 2 SO: 4 BB: 1 IBB: 0 HBP: 0 BLK: 0 WP: 0 HR: 0 S: 39 P: 43 ERA: 2.00 WHIP: 0.889															PITCHER						

Toronto Blue Jays @ Oakland Athletics
Oakland-Alameda County Coliseum, Oakland, CA
Sun Jun 20 1982, 3:33 AM PDT
Att: 26,096 - Unknown

AB	29
R	2
H	7
RBI	2
BB	1
SO	4
LOB	10



Batter	1	2	3	4	5	6	7	8	9	AB	R	H	RBI	BB	SO	LOB	TOP			
Willie Wilson, S OBP: 0.369, SLG: 0.461 (1, 7)										5	0	2	0	0	1	2	Kansas City Royals @ Oakland Athletics Oakland-Alameda County Coliseum, Oakland, CA Tue Jun 22 1982, 7:05 PM PDT Att: 15,326 - Unknown livebaseballscorecards.com			
John Wathan, R OBP: 0.343, SLG: 0.319 (1, 2)										3	1	0	0	1	0	2				
George Brett, L OBP: 0.388, SLG: 0.527 (1, 5)										3	0	2	0	1	0	1				
Amos Otis, R OBP: 0.349, SLG: 0.475 (1, 8)										3	0	1	1	0	0	2				
Hal McRae, R OBP: 0.410, SLG: 0.560 (1, 10)										4	1	1	0	0	0	3				
Willie Aikens, L OBP: 0.311, SLG: 0.371 Dennis Werth, R OBP: 0.333, SLG: 0.143 (8, PR) (8, 3)										4	0	1	0	0	0	3				
Jerry Martin, R OBP: 0.335, SLG: 0.397 (1, 9)										4	0	1	1	0	0	1				
Frank White, R OBP: 0.330, SLG: 0.464 (1, 4)										4	0	1	0	0	0	1				
U L Washington, S OBP: 0.282, SLG: 0.269 (1, 6)										4	0	2	0	0	0	1				
Inning Stats	R: 1 E: 0 K: 1 S: 6	H: 1 LOB: 1 BB: 1 P: 10	R: 0 E: 0 K: 0 S: 5	H: 2 LOB: 2 BB: 0 P: 5	R: 0 E: 0 K: 0 S: 4	H: 1 LOB: 2 BB: 1 P: 8	R: 0 E: 0 K: 0 S: 3	H: 0 LOB: 0 BB: 0 P: 3	R: 0 E: 0 K: 0 S: 4	H: 1 LOB: 1 BB: 0 P: 4	R: 0 E: 0 K: 0 S: 3	H: 1 LOB: 1 BB: 0 P: 3	R: 0 E: 0 K: 0 S: 4	H: 2 LOB: 1 BB: 0 P: 4	R: 0 E: 0 K: 0 S: 3	H: 2 LOB: 1 BB: 0 P: 4		1B: 9 2B: 2 HR: 0	SF: 1 SAC: 1 DP: 2 HBP: 0	WP: 0 PB: 0 CS: 0
PITCHER Matt Keough, R ERA: 5.44 (1, 1)	IP: 9.0 WLS: L BF: 38	H: 11 R: 2 ER: 2 SO: 1	BB: 2 IBB: 0 HBP: 0 BLK: 0	WP: 0 HR: 0 S: 38 P: 46	ERA: 2.00 WHIP: 1.444	PITCHER										IP: 9.0 WLS: L BF: 38	H: 11 R: 2 ER: 2 SO: 1	BB: 2 IBB: 0 HBP: 0 BLK: 0	WP: 0 HR: 0 S: 38 P: 46	ERA: 2.00 WHIP: 1.444

Batter	1	2	3	4	5	6	7	8	9	AB	R	H	RBI	BB	SO	LOB	BOTTOM					
Rickey Henderson, R OBP: 0.419, SLG: 0.392 (1, 7)										4	1	1	0	0	1	1	Kansas City Royals @ Oakland Athletics Oakland-Alameda County Coliseum, Oakland, CA Tue Jun 22 1982, 7:05 PM PDT Att: 15,326 - Unknown livebaseballscorecards.com					
Dwayne Murphy, L OBP: 0.325, SLG: 0.380 (1, 8)										3	0	0	0	1	1	2						
Cliff Johnson, R OBP: 0.305, SLG: 0.378 (1, 10)										4	0	1	1	0	0	1						
Tony Armas, R OBP: 0.276, SLG: 0.396 (1, 9)										4	0	2	0	0	0	0						
Joe Rudi, R OBP: 0.360, SLG: 0.330 Wayne Gross, L OBP: 0.362, SLG: 0.329 (6, PH) (7, 3)										2	0	1	0	0	1	2						
Tony Phillips, S OBP: 0.319, SLG: 0.256 (9, PR)										0	0	0	0	0	0	0						
Jeff Newman, R OBP: 0.288, SLG: 0.419 (1, 2)										4	0	0	0	0	1	6						
Davey Lopes, R OBP: 0.303, SLG: 0.332 Dan Meyer, L OBP: 0.278, SLG: 0.391 (9, PH)											3	0	0	0	0	1		3				
Dave McKay, S OBP: 0.222, SLG: 0.252 Jeff Burroughs, R OBP: 0.354, SLG: 0.463 (9, PH)										3	0	0	0	0	1	0						
Fred Stanley, R OBP: 0.315, SLG: 0.197 (1, 6)										2	0	0	0	1	0	0						
Inning Stats	R: 0 E: 0 K: 0 S: 3	H: 0 LOB: 0 BB: 0 P: 3	R: 0 E: 0 K: 2 S: 8	H: 1 LOB: 1 BB: 0 P: 8	R: 0 E: 0 K: 1 S: 5	H: 0 LOB: 1 BB: 1 P: 9	R: 0 E: 0 K: 1 S: 7	H: 2 LOB: 2 BB: 0 P: 7	R: 0 E: 0 K: 1 S: 5	H: 0 LOB: 0 BB: 0 P: 5	R: 0 E: 0 K: 1 S: 6	H: 1 LOB: 2 BB: 1 P: 10	R: 0 E: 0 K: 0 S: 3	H: 0 LOB: 0 BB: 0 P: 3	R: 1 E: 0 K: 1 S: 6	H: 1 LOB: 0 BB: 0 P: 6	R: 0 E: 0 K: 0 S: 4	H: 1 LOB: 1 BB: 0 P: 4	1B: 6 2B: 0 HR: 0	SF: 0 SAC: 0 DP: 0 HBP: 0	WP: 0 PB: 0 CS: 0	PA: 35
PITCHER Bud Black, L ERA: 4.67 Dan Quisenberry, R ERA: 2.01 (1, 1) (6, 1)	IP: 5.1 WLS: W BF: 22	H: 4 R: 0 ER: 0 SO: 5	BB: 2 IBB: 0 HBP: 0 BLK: 0	WP: 0 HR: 0 S: 30 P: 38	ERA: 0.00 WHIP: 1.125	PITCHER										IP: 3.2 WLS: S BF: 13	H: 2 R: 1 ER: 1 SO: 2	BB: 0 IBB: 0 HBP: 0 BLK: 0	WP: 0 HR: 0 S: 17 P: 17	ERA: 2.46 WHIP: 0.545		

Batter	1	2	3	4	5	6	7	8	9	AB	R	H	RBI	BB	SO	LOB	TOP																
Willie Wilson, S OBP: 0.366, SLG: 0.456 (1, 7)										4	0	1	0	0	0	1	Kansas City Royals @ Oakland Athletics Oakland-Alameda County Coliseum, Oakland, CA Wed Jun 23 1982, 3:33 AM PDT Att: 15,591 - Sunny livebaseballscorecards.com																
John Wathan, R OBP: 0.343, SLG: 0.316 Jamie Quirk, L OBP: 0.289, SLG: 0.306 (8, PH) (8, 2)										2	0	0	0	1	0	0																	
George Brett, L OBP: 0.382, SLG: 0.519 (1, 5)										4	0	0	0	0	0	4																	
Amos Otis, R OBP: 0.351, SLG: 0.473 (1, 8)										3	0	1	0	0	0	3																	
Hal McRae, R OBP: 0.415, SLG: 0.560 (1, 10)										2	0	1	0	1	0	1																	
Willie Aikens, L OBP: 0.315, SLG: 0.371 Dennis Werth, R OBP: 0.333, SLG: 0.143 (9, PR) (9, 3)										3	0	1	0	1	0	2																	
Jerry Martin, R OBP: 0.333, SLG: 0.394 (1, 9)										4	0	1	0	0	1	5																	
Frank White, R OBP: 0.331, SLG: 0.463 Greg Pryor, R OBP: 0.406, SLG: 0.583 Cesar Geronimo, L OBP: 0.367, SLG: 0.571 Onix Concepcion, R OBP: 0.275, SLG: 0.315 (9, 4)										3	0	1	0	0	0	3																	
U L Washington, S OBP: 0.284, SLG: 0.272 (1, 6)										3	0	1	1	0	0	1																	
Inning Stats	R: 0 E: 0 K: 0 S: 2	H: 0 LOB: 0 BB: 1 P: 6	R: 0 E: 0 K: 0 S: 4	H: 1 LOB: 2 BB: 0 P: 5	R: 0 E: 0 K: 0 S: 3	H: 0 LOB: 0 BB: 0 P: 3	R: 0 E: 0 K: 0 S: 3	H: 1 LOB: 1 BB: 0 P: 4	R: 0 E: 0 K: 0 S: 4	H: 0 LOB: 0 BB: 0 P: 3	R: 0 E: 0 K: 1 S: 5	H: 1 LOB: 0 BB: 0 P: 5	R: 0 E: 1 K: 0 S: 6	H: 2 LOB: 2 BB: 0 P: 6	R: 1 E: 0 K: 1 S: 5	H: 1 LOB: 2 BB: 2 P: 13		1B: 7 2B: 0 3B: 0 HR: 0	SF: 0 SAC: 1 DP: 0 HBP: 2	WP: 0 PB: 0 SB: 1 CS: 2	PA: 37												
PITCHER	IP WLS BF H R ER SO BB IBB HBP BLK WP HR S P ERA WHIP																																
Brian Kingman, R ERA: 2.28 Bob Ovchinko, L ERA: 5.65 Dave Beard, R ERA: 3.86	(1, 1) (9, 1) (9, 1)	8.0 0.0 1.0	L 1 3	32 0 3	6 0 1	1 0 0	1 0 1	2 1 0	0 0 0	2 0 0	0 0 0	0 0 0	0 0 0	0 4 5	30 4 5	1.12 ∞ 0.00		1.000 ∞ 1.000															

Batter	1	2	3	4	5	6	7	8	9	AB	R	H	RBI	BB	SO	LOB	BOTTOM							
Jeff Newman, R OBP: 0.280, SLG: 0.407 (1, 5)										4	0	0	0	0	0	2	Kansas City Royals @ Oakland Athletics Oakland-Alameda County Coliseum, Oakland, CA Wed Jun 23 1982, 3:33 AM PDT Att: 15,591 - Sunny livebaseballscorecards.com							
Tony Armas, R OBP: 0.272, SLG: 0.389 (1, 9)										4	0	0	0	0	2	1								
Dwayne Murphy, L OBP: 0.331, SLG: 0.379 (1, 8)										3	0	1	0	0	1	1								
Cliff Johnson, R OBP: 0.304, SLG: 0.370 (1, 3)										3	0	0	0	1	1	1								
Jeff Burroughs, R OBP: 0.362, SLG: 0.446 (1, 10)										2	0	0	0	2	0	1								
Davey Lopes, R OBP: 0.302, SLG: 0.330 (1, 4)										4	0	1	0	0	0	4								
Fred Stanley, R OBP: 0.305, SLG: 0.190 (1, 6)										3	0	0	0	0	0	1								
Rickey Henderson, R OBP: 0.416, SLG: 0.388 (1, 7)										3	0	0	0	0	0	0								
Mike Heath, R OBP: 0.309, SLG: 0.336 (1, 2)										3	0	2	0	0	0	0								
Inning Stats	R: 0 E: 0 K: 1 S: 5	H: 0 LOB: 0 BB: 0 P: 5	R: 0 E: 0 K: 0 S: 2	H: 0 LOB: 0 BB: 1 P: 6	R: 0 E: 0 K: 0 S: 3	H: 0 LOB: 0 BB: 0 P: 3	R: 0 E: 0 K: 1 S: 5	H: 0 LOB: 3 BB: 2 P: 14	R: 0 E: 0 K: 0 S: 4	H: 1 LOB: 1 BB: 0 P: 4	R: 0 E: 0 K: 0 S: 3	H: 1 LOB: 0 BB: 0 P: 3	R: 0 E: 0 K: 1 S: 6	H: 1 LOB: 1 BB: 0 P: 6	R: 0 E: 0 K: 1 S: 5	H: 0 LOB: 0 BB: 0 P: 5		1B: 4 2B: 0 3B: 0 HR: 0	SF: 0 SAC: 0 DP: 0 HBP: 1	WP: 0 PB: 0 SB: 0 CS: 1	PA: 33			
PITCHER	IP WLS BF H R ER SO BB IBB HBP BLK WP HR S P ERA WHIP																							
Larry Gura, L ERA: 3.86 (1, 1)	9.0 W 33	4 0 0	0 0 4	3 0 1	0 0 0	0 0 0	0 37 50	0.00 0.778																

Batter	1	2	3	4	5	6	7	8	9	AB	R	H	RBI	BB	SO	LOB	TOP										
Rickey Henderson, R OBP: 0.414, SLG: 0.385 (1, 7)	F4			1B		5-3			F4-3	4	0	1	0	0	0	0											
Dwayne Murphy, L OBP: 0.326, SLG: 0.373 (1, 8)	F4-3			K		L8			K	4	0	0	0	0	2	0											
Cliff Johnson, R OBP: 0.302, SLG: 0.387 (1, 3)	F4			HR					F5	4	1	1	1	0	0	0											
Tony Armas, R OBP: 0.272, SLG: 0.389 (1, 9)		K								3	0	1	0	0	1	0											
Jeff Burroughs, R OBP: 0.347, SLG: 0.424 (1, 10)	K			1B						3	0	0	0	0	1	1											
Mickey Klutts, R OBP: 0.250, SLG: 0.258 (1, 5)										3	0	0	0	0	1	1											
Mike Heath, R OBP: 0.302, SLG: 0.327 (1, 2)										3	0	0	0	0	1	0											
Davey Lopes, R OBP: 0.298, SLG: 0.325 (1, 4)										3	0	0	0	0	0	0											
Fred Stanley, R OBP: 0.299, SLG: 0.185 (1, 6)										2	0	0	0	0	0	0											
Joe Rudi, R OBP: 0.357, SLG: 0.327 (8, PH)										1	0	0	0	0	0	0											
Tony Phillips, S OBP: 0.319, SLG: 0.256 (8, 6)										0	0	0	0	0	0	0											
Inning Stats	R: 0 E: 0 K: 0 S: 3	H: 0 LOB: 0 BB: 0 P: 3	R: 0 E: 0 K: 2 S: 7	H: 0 LOB: 0 BB: 0 P: 7	R: 0 E: 0 K: 1 S: 3	H: 3 LOB: 1 BB: 0 P: 7	R: 0 E: 0 K: 2 S: 7	H: 0 LOB: 0 BB: 0 P: 7	R: 0 E: 0 K: 0 S: 3	H: 0 LOB: 0 BB: 0 P: 3	R: 0 E: 1 K: 0 S: 4	H: 0 LOB: 1 BB: 0 P: 4	R: 0 E: 0 K: 0 S: 3	H: 0 LOB: 0 BB: 0 P: 3	R: 0 E: 0 K: 1 S: 5	H: 0 LOB: 0 BB: 0 P: 5	1B: 2 2B: 0 3B: 0 HR: 1	SF: 0 SAC: 0 DP: 0 HBP: 0	WP: 0 PA: 30 PB: 0 SB: 0 CS: 0								
PITCHER	IP	WLS	BF	H	R	ER	SO	BB	IBB	HBP	BLK	WP	HR	S	P	ERA	WHIP										
Jon Matlack, L ERA: 3.28 (1, 1)	8.2	W	29	3	1	1	6	0	0	0	0	0	1	41	41	1.04	0.346										
Danny Darwin, R ERA: 3.22 (9, 1)	0.1	S	1	0	0	0	0	0	0	0	0	0	0	1	1	0.00	0.000										

Oakland Athletics @ Texas Rangers
Arlington Stadium, Arlington, TX
Thu Jun 24 1982, 8:05 PM EDT
Att: 14,764 - Unknown

AB 30
R 1
H 3
RBI 1
BB 0
SO 6
LOB 2



Batter	1	2	3	4	5	6	7	8	9	AB	R	H	RBI	BB	SO	LOB	BOTTOM										
Bill Sample, R OBP: 0.377, SLG: 0.484 (1, 7)	1B SF9									3	2	2	0	1	0	0											
Johnny Grubb, L OBP: 0.382, SLG: 0.400 (1, 9)	1B	BB								4	0	2	0	0	0	4											
Buddy Bell, R OBP: 0.357, SLG: 0.430 (1, 5)	SF9									3	0	1	1	0	0	2											
Dave Hostetter, R OBP: 0.363, SLG: 0.700 (1, 3)	G5-4-3									4	0	2	1	0	1	2											
Lamar Johnson, R OBP: 0.317, SLG: 0.368 (1, 10)	G5-4-3									4	0	1	0	0	0	3											
Mark Wagner, R OBP: 0.291, SLG: 0.288 (1, 6)		4-3								4	0	0	0	0	1	2											
George Wright, S OBP: 0.277, SLG: 0.378 (1, 8)		K								4	0	0	0	0	1	0											
Don Werner, R OBP: 0.412, SLG: 0.333 (1, 2)		BB								3	0	3	0	0	0	0											
Doug Flynn, R OBP: 0.227, SLG: 0.250 (1, 4)	F7									3	0	0	0	0	1	4											
Inning Stats	R: 1 E: 0 K: 0 S: 5	H: 3 LOB: 1 BB: 0 P: 5	R: 0 E: 0 K: 1 S: 7	H: 1 LOB: 3 BB: 1 P: 11	R: 0 E: 0 K: 1 S: 5	H: 1 LOB: 0 BB: 0 P: 5	R: 0 E: 0 K: 2 S: 8	H: 1 LOB: 1 BB: 0 P: 8	R: 1 E: 0 K: 0 S: 6	H: 3 LOB: 2 BB: 0 P: 6	R: 0 E: 0 K: 0 S: 3	H: 1 LOB: 0 BB: 0 P: 3	R: 0 E: 0 K: 0 S: 4	H: 1 LOB: 1 BB: 0 P: 4	R: 0 E: 0 K: 0 S: 3	H: 0 LOB: 0 BB: 0 P: 3	1B: 10 2B: 1 3B: 0 HR: 0	SF: 1 SAC: 0 DP: 2 HBP: 0	WP: 0 PA: 34 PB: 1 SB: 0 CS: 1								
PITCHER	IP	WLS	BF	H	R	ER	SO	BB	IBB	HBP	BLK	WP	HR	S	P	ERA	WHIP										
Rick Langford, R ERA: 4.16 (1, 1)	8.0	L	34	11	2	2	4	1	0	0	0	0	0	41	45	2.25	1.500										

Oakland Athletics @ Texas Rangers
Arlington Stadium, Arlington, TX
Thu Jun 24 1982, 8:05 PM EDT
Att: 14,764 - Unknown

AB 32
R 2
H 11
RBI 2
BB 1
SO 4
LOB 17



Batter	1	2	3	4	5	6	7	8	9	AB	R	H	RBI	BB	SO	LOB	TOP								
Rickey Henderson, R OBP: 0.416, SLG: 0.387 (1, 7)										4	1	2	0	0	0	2	Oakland Athletics @ Texas Rangers Arlington Stadium, Arlington, TX Fri Jun 25 1982, 8:05 PM EDT Att: 16,663 - Unknown								
Dwayne Murphy, L OBP: 0.326, SLG: 0.377 (1, 8)										3	1	1	2	1	1	3									
Cliff Johnson, R OBP: 0.305, SLG: 0.390 (1, 10)										4	1	1	1	0	2	2									
Tony Armas, R OBP: 0.271, SLG: 0.385 (1, 9)										5	1	1	0	0	2	4									
Jeff Newman, R OBP: 0.271, SLG: 0.393 (1, 2)										5	0	0	0	0	2	3									
Mickey Klutts, R OBP: 0.247, SLG: 0.254 (1, 5)										5	0	1	1	0	0	2									
Joe Rudi, R OBP: 0.359, SLG: 0.324 Wayne Gross, L OBP: 0.362, SLG: 0.329 (5, PH) (5, 3)										1	0	0	0	1	0	0									
Davey Lopes, R OBP: 0.301, SLG: 0.333 (1, 4)										4	1	2	0	0	0	2									
Fred Stanley, R OBP: 0.307, SLG: 0.200 (1, 6)										4	1	2	1	0	0	2									
Inning Stats	R: 0 E: 0 K: 2 S: 7	H: 1 LOB: 2 BB: 0 P: 8	R: 0 E: 0 K: 0 S: 4	H: 1 LOB: 2 BB: 1 P: 8	R: 0 E: 0 K: 1 S: 6	H: 1 LOB: 1 BB: 0 P: 6	R: 0 E: 0 K: 0 S: 3	H: 0 LOB: 0 BB: 0 P: 3	R: 5 E: 0 K: 0 S: 9	H: 6 LOB: 2 BB: 0 P: 10	R: 0 E: 1 K: 1 S: 5	H: 0 LOB: 1 BB: 1 P: 9	R: 0 E: 0 K: 2 S: 7	H: 0 LOB: 0 BB: 0 P: 7	R: 0 E: 1 K: 0 S: 5	H: 1 LOB: 2 BB: 0 P: 5		R: 1 E: 1 K: 1 S: 7	H: 1 LOB: 1 BB: 0 P: 7	1B: 8 2B: 4 3B: 0 HR: 0	SF: 0 SAC: 1 DP: 1 HBP: 2	WP: 0 PB: 0 SB: 2 CS: 1	PA: 43		
PITCHER	IP	WLS	BF	H	R	ER	SO	BB	IBB	HBP	BLK	WP	HR	S	P	ERA	WHIP								
Frank Tanana, L ERA: 4.01 (1, 1)	4.0	L	20	6	4	4	3	1	0	2	0	0	0	23	29	9.00	1.750								
Dave Schmidt, R ERA: 3.47 (5, 1)	4.2		22	5	2	1	4	1	0	0	0	0	0	29	33	1.93	1.286								
Paul Mirabella, L ERA: 4.42 (9, 1)	0.1		1	0	0	0	0	0	0	0	0	0	0	1	1	0.00	0.000								

Batter	1	2	3	4	5	6	7	8	9	AB	R	H	RBI	BB	SO	LOB	BOTTOM								
Bill Sample, R OBP: 0.373, SLG: 0.475 (1, 7)										4	0	1	0	0	0	1	Oakland Athletics @ Texas Rangers Arlington Stadium, Arlington, TX Fri Jun 25 1982, 8:05 PM EDT Att: 16,663 - Unknown								
Johnny Grubb, L OBP: 0.385, SLG: 0.399 (1, 9)										3	1	1	0	1	1	1									
Buddy Bell, R OBP: 0.359, SLG: 0.431 (1, 5)										4	0	2	1	0	0	0									
Dave Hostetter, R OBP: 0.358, SLG: 0.675 (1, 3)										3	0	0	0	1	1	2									
Lamar Johnson, R OBP: 0.316, SLG: 0.361 (1, 10)										3	0	0	0	1	0	2									
Jim Sundberg, R OBP: 0.338, SLG: 0.368 (1, 2)										3	0	0	0	1	0	0									
Mark Wagner, R OBP: 0.284, SLG: 0.281 (1, 6)										4	0	0	0	0	2	2									
George Wright, S OBP: 0.275, SLG: 0.374 Bill Stein, R OBP: 0.293, SLG: 0.264 (8, PH) (9, 4)										2	0	0	0	0	1	0									
Doug Flynn, R OBP: 0.224, SLG: 0.247 Terry Bogener, L OBP: 0.147, SLG: 0.168 (8, PH) (9, 8)										2	0	0	0	0	0	0									
Inning Stats	R: 0 E: 0 K: 0 S: 4	H: 2 LOB: 1 BB: 0 P: 4	R: 0 E: 0 K: 0 S: 3	H: 0 LOB: 0 BB: 0 P: 3	R: 0 E: 0 K: 2 S: 8	H: 1 LOB: 1 BB: 0 P: 8	R: 0 E: 0 K: 2 S: 7	H: 0 LOB: 2 BB: 2 P: 15	R: 0 E: 0 K: 0 S: 3	H: 0 LOB: 0 BB: 0 P: 3	R: 0 E: 0 K: 0 S: 3	H: 0 LOB: 0 BB: 0 P: 3	R: 0 E: 0 K: 0 S: 3	H: 0 LOB: 0 BB: 0 P: 3	R: 2 E: 0 K: 0 S: 5	H: 2 LOB: 2 BB: 2 P: 13		R: 0 E: 0 K: 1 S: 5	H: 0 LOB: 0 BB: 0 P: 5	1B: 5 2B: 1 3B: 0 HR: 0	SF: 0 SAC: 0 DP: 1 HBP: 0	WP: 1 PB: 1 SB: 2 CS: 0	PA: 35		
PITCHER	IP	WLS	BF	H	R	ER	SO	BB	IBB	HBP	BLK	WP	HR	S	P	ERA	WHIP								
Steve McCatty, R ERA: 3.84 (1, 1)	7.2		30	5	2	2	4	3	0	0	0	1	0	35	47	2.35	1.043								
Dave Beard, R ERA: 3.75 (8, 1)	1.1	S	5	0	0	0	1	1	0	0	0	1	0	6	10	0.00	0.750								

AB	38
R	6
H	11
RBI	6
BB	2
SO	7
LOB	21



livebaseballscores.com

livebaseballscores.com

Batter	1	2	3	4	5	6	7	8	9	AB	R	H	RBI	BB	SO	LOB	TOP																			
Rickey Henderson, R OBP: 0.417, SLG: 0.389	L5		F9			BB 1B		4-3 S 1B		4	0	2	0	0	0	0																				
Dwayne Murphy, L OBP: 0.331, SLG: 0.373	SH1-3 BB			F6		BB 1B	F6-4-3 BB	4-3		2	0	0	1	2	0	1																				
Dan Meyer, L OBP: 0.274, SLG: 0.387	SH1-3			L7			SF7	F6-3		2	0	0	1	0	0	1																				
Tony Armas, R OBP: 0.271, SLG: 0.382	5-3			S 1B			F6-4-3		F9	4	0	1	0	0	0	3																				
Wayne Gross, L OBP: 0.355, SLG: 0.322		4-3		F7				F8	F7	4	0	0	0	0	0	1																				
Jeff Burroughs, R OBP: 0.325, SLG: 0.397		5-3			F5			F6-3	F6	4	0	0	0	0	0	0																				
Mike Heath, R OBP: 0.295, SLG: 0.319		F2			F8			L5		3	0	0	0	0	0	0																				
Davey Lopes, R OBP: 0.297, SLG: 0.328			5-3		L4			F6-3		3	0	0	0	0	0	0																				
Fred Stanley, R OBP: 0.317, SLG: 0.218			F8			BB SF7 BB		1B 4-3 2B		2	2	1	0	1	0	0																				
Inning Stats	R: 0 E: 0 K: 0 S: 3	H: 0 LOB: 1 BB: 1 P: 7	R: 0 E: 0 K: 0 S: 3	H: 0 LOB: 0 BB: 0 P: 3	R: 0 E: 0 K: 0 S: 3	H: 1 LOB: 1 BB: 0 P: 4	R: 0 E: 0 K: 0 S: 3	H: 0 LOB: 0 BB: 0 P: 3	R: 1 E: 0 K: 0 S: 3	H: 1 LOB: 1 BB: 2 P: 11	R: 0 E: 0 K: 0 S: 3	H: 0 LOB: 0 BB: 0 P: 3	R: 1 E: 0 K: 0 S: 5	H: 2 LOB: 1 BB: 0 P: 5	R: 0 E: 0 K: 0 S: 3	H: 0 LOB: 0 BB: 0 P: 3	1B: 3 2B: 1 3B: 0 HR: 0	SF: 1 SAC: 1 DP: 1 HBP: 0	WP: 0 PA: 33 PB: 0 SB: 2 CS: 0																	
PITCHER	IP	WLS	BF	H	R	ER	SO	BB	IBB	HBP	BLK	WP	HR	S	P	ERA	WHIP	PITCHER		IP	WLS	BF	H	R	ER	SO	BB	IBB	HBP	BLK	WP	HR	S	P	ERA	WHIP
Charlie Hough, R ERA: 3.36	(1, 1)	5.0	W	20	2	1	1	0	3	0	0	0	0	0	17	29	1.80	1.000																		
Steve Comer, R ERA: 3.94	(6, 1)	4.0	S	13	2	1	1	0	0	0	0	0	0	0	13	13	2.25	0.500																		

Oakland Athletics @ Texas Rangers
Arlington Stadium, Arlington, TX
Sat Jun 26 1982, 8:05 PM EDT
Att: 30,728 - Unknown

AB 28
R 2
H 4
RBI 2
BB 3
SO 0
LOB 6



Batter	1	2	3	4	5	6	7	8	9	AB	R	H	RBI	BB	SO	LOB	BOTTOM																			
Bill Sample, R OBP: 0.368, SLG: 0.495	F9	P3			6-3		HR			4	1	1	2	0	0	2																				
Terry Bogener, L OBP: 0.132, SLG: 0.167	F6	4-3			F9		4-3			4	0	0	0	0	0	2																				
Buddy Bell, R OBP: 0.364, SLG: 0.450	HR 2B		HR		F7		FC6-4 BB			3	2	2	1	1	0	0																				
Dave Hostetter, R OBP: 0.354, SLG: 0.690	HR		K		5-3		FC6-4			4	1	1	2	0	1	1																				
Johnny Grubb, L OBP: 0.381, SLG: 0.401	2B		K		G3			K		4	0	1	0	0	2	0																				
Jim Sundberg, R OBP: 0.336, SLG: 0.366	F7		5-3		1B			6-3		4	0	1	0	0	0	1																				
Mike Richardt, R OBP: 0.252, SLG: 0.270			1B 1B		6-3		5-3	6-3		4	0	1	0	0	0	1																				
George Wright, S OBP: 0.276, SLG: 0.374		F3			4-3			FC1-8 1B		3	0	1	0	0	0	1																				
Doug Flynn, R OBP: 0.226, SLG: 0.249		1B			F5-3		FC1-6 HR			3	1	1	0	0	0	1																				
Inning Stats	R: 2 E: 0 K: 0 S: 6	H: 3 LOB: 1 BB: 0 P: 6	R: 0 E: 0 K: 0 S: 5	H: 2 LOB: 2 BB: 0 P: 5	R: 1 E: 0 K: 2 S: 8	H: 1 LOB: 0 BB: 0 P: 8	R: 0 E: 0 K: 0 S: 3	H: 0 LOB: 0 BB: 0 P: 3	R: 0 E: 0 K: 0 S: 4	H: 1 LOB: 1 BB: 0 P: 4	R: 2 E: 0 K: 0 S: 5	H: 2 LOB: 1 BB: 1 P: 9	R: 0 E: 0 K: 1 S: 5	H: 0 LOB: 0 BB: 0 P: 5	1B: 4 2B: 2 3B: 0 HR: 3	SF: 0 SAC: 0 DP: 0 HBP: 0	WP: 0 PA: 34 PB: 0 SB: 0 CS: 0																			
PITCHER	IP	WLS	BF	H	R	ER	SO	BB	IBB	HBP	BLK	WP	HR	S	P	ERA	WHIP	PITCHER		IP	WLS	BF	H	R	ER	SO	BB	IBB	HBP	BLK	WP	HR	S	P	ERA	WHIP
Matt Keough, R ERA: 5.5	(1, 1)	7.0	L	31	9	5	5	2	1	0	0	0	0	3	34	38	6.43	1.429																		
Fernando Arroyo, R ERA: 4.07	(8, 1)	1.0		3	0	0	0	1	0	0	0	0	0	5	5	0.00	0.000																			

Oakland Athletics @ Texas Rangers
Arlington Stadium, Arlington, TX
Sat Jun 26 1982, 8:05 PM EDT
Att: 30,728 - Unknown

AB 33
R 5
H 9
RBI 5
BB 1
SO 3
LOB 9



Batter	1	2	3	4	5	6	7	8	9	AB	R	H	RBI	BB	SO	LOB	TOP								
Rickey Henderson, R OBP: 0.415, SLG: 0.391 (1.7)	F6-3		5-3			HR	E5			4	1	1	0	0	0	1									
Dwayne Murphy, L OBP: 0.333, SLG: 0.392 (1.8)	5-3			1B SF9		HR	CS	F7		4	2	2	2	0	0	0									
Cliff Johnson, R OBP: 0.309, SLG: 0.392 (1.10)	FC4			FC4		K		5-3		4	0	2	0	0	1	0									
Tony Armas, R OBP: 0.266, SLG: 0.378 (1.9)	FC4			SF9		F6-3		K		3	0	0	1	0	1	1									
Jeff Newman, R OBP: 0.264, SLG: 0.383 (1.2)		F6-3		9-4-3		5-3			F8	4	0	0	0	0	0	1									
Mickey Klutts, R OBP: 0.237, SLG: 0.243 (1.5)		F7				F8				3	0	0	0	0	0	0									
Wayne Gross, L OBP: 0.353, SLG: 0.320 (9, PH)									G3	1	0	0	0	0	0	0									
Joe Rudi, R OBP: 0.315, SLG: 0.315 (1.3)										3	0	0	0	0	0	0									
Dan Meyer, L OBP: 0.273, SLG: 0.385 (9, PH)		5-3				5-3		F6		1	0	0	0	0	0	0									
Davey Lopes, R OBP: 0.302, SLG: 0.338 (1.4)			5-3					S		3	1	2	0	0	0	0									
Fred Stanley, R OBP: 0.311, SLG: 0.213 (1.6)				1-5-3						2	0	0	0	0	0	1									
Jeff Burroughs, R OBP: 0.338, SLG: 0.422 (7, PH)						5-3				1	0	1	1	0	0	0									
Tony Phillips, S OBP: 0.319, SLG: 0.256 (7.6)								E		0	0	0	0	0	0	0									
Inning Stats	R: 0 E: 0 K: 0 S: 4	H: 1 LOB: 1 BB: 0 P: 4	R: 0 E: 0 K: 0 S: 3	H: 0 LOB: 0 BB: 0 P: 3	R: 0 E: 0 K: 0 S: 3	H: 0 LOB: 0 BB: 0 P: 3	R: 1 E: 0 K: 0 S: 4	H: 2 LOB: 0 BB: 0 P: 4	R: 0 E: 0 K: 0 S: 4	H: 1 LOB: 1 BB: 0 P: 4	R: 2 E: 0 K: 1 S: 7	H: 2 LOB: 0 BB: 0 P: 7	R: 1 E: 1 K: 0 S: 5	H: 2 LOB: 1 BB: 0 P: 5	R: 0 E: 0 K: 0 S: 5	H: 0 LOB: 0 BB: 0 P: 5	R: 0 E: 0 K: 0 S: 3	H: 0 LOB: 0 BB: 0 P: 3	1B: 3 2B: 5 3B: 0 HR: 1	SF: 1 SAC: 0 DP: 1 HBP: 0	WP: 0 PB: 0 SB: 1 CS: 1	PA: 35			
PITCHER	IP	WLS	BF	H	R	ER	SO	BB	IBB	HBP	BLK	WP	HR	S	P	ERA	WHIP								
Rick Honeycutt, L ERA: 4.03 (1.1)	7.0	W	28	8	4	4	1	0	0	0	0	0	1	30	30	5.14	1.143								
Danny Darwin, R ERA: 3.05 (8.1)	2.0		6	0	0	0	1	0	0	0	0	0	0	8	8	0.00	0.000								

Oakland Athletics @ Texas Rangers
Arlington Stadium, Arlington, TX
Sun Jun 27 1982, 8:05 PM EDT
Att: 15,464 - Unknown

AB 33
R 4
H 8
RBI 4
BB 0
SO 2
LOB 4



Batter	1	2	3	4	5	6	7	8	9	AB	R	H	RBI	BB	SO	LOB	BOTTOM								
Bill Sample, R OBP: 0.370, SLG: 0.491 (1.7)	SH1-3		FC5-4	5-3		K		F8		5	2	2	0	0	1	0									
Terry Bogener, L OBP: 0.197, SLG: 0.200 (1.10)	SH1-3		FC5-4	6-3		G3		1B SF8		4	1	2	0	0	0	0									
Buddy Bell, R OBP: 0.361, SLG: 0.445 (1.5)	5-3		FC5-4		K	1-3		1B		5	1	1	0	0	1	3									
Dave Hostetter, R OBP: 0.375, SLG: 0.747 (1.3)	BB		2B		HR			SF8		4	3	4	4	0	0	0									
Johnny Grubb, L OBP: 0.400, SLG: 0.421 (1.9)	1B		1B		1B			1B		3	2	3	1	2	0	0									
Jim Sundberg, R OBP: 0.342, SLG: 0.371 (1.2)	BB		1-3		2B			1B		5	1	3	0	0	1	4									
Mike Richardt, R OBP: 0.260, SLG: 0.277 (1.4)		5-3				F4				4	0	2	3	0	2										
George Wright, S OBP: 0.275, SLG: 0.376 (1.8)		6-3	G4-3					L7		4	0	1	2	0	4										
Doug Flynn, R OBP: 0.221, SLG: 0.243 (1.6)		F5-3		F4-3		F8		F4-3		4	0	0	0	0	3										
Inning Stats	R: 1 E: 0 K: 0 S: 5	H: 3 LOB: 2 BB: 1 P: 9	R: 0 E: 0 K: 0 S: 3	H: 0 LOB: 0 BB: 0 P: 3	R: 4 E: 0 K: 0 S: 8	H: 6 LOB: 1 BB: 0 P: 8	R: 0 E: 0 K: 0 S: 3	H: 0 LOB: 0 BB: 0 P: 3	R: 3 E: 0 K: 1 S: 9	H: 4 LOB: 1 BB: 0 P: 9	R: 0 E: 0 K: 1 S: 5	H: 0 LOB: 0 BB: 0 P: 5	R: 1 E: 0 K: 0 S: 5	H: 2 LOB: 2 BB: 1 P: 9	R: 1 E: 0 K: 1 S: 8	H: 3 LOB: 2 BB: 0 P: 8	1B: 14 2B: 3 3B: 0 HR: 1	SF: 1 SAC: 1 DP: 1 HBP: 0	WP: 0 PB: 0 SB: 0 CS: 0	PA: 42					
PITCHER	IP	WLS	BF	H	R	ER	SO	BB	IBB	HBP	BLK	WP	HR	S	P	ERA	WHIP								
Brian Kingman, R ERA: 3.8 (1.1)	2.1	L	14	7	5	5	0	1	0	0	0	0	1	13	17	19.29	3.429								
Fernando Arroyo, R ERA: 4.78 (3.1)	2.0		10	5	3	3	1	0	0	0	0	0	1	12	12	13.50	2.500								
Bo McLaughlin, R ERA: 5.31 (5.1)	3.2		18	6	2	2	2	1	0	0	0	0	0	21	25	4.91	1.909								


Oakland Athletics @ Texas Rangers
Arlington Stadium, Arlington, TX
Sun Jun 27 1982, 8:05 PM EDT
Att: 15,464 - Unknown


AB 38
R 10
H 18
RBI 10
BB 2
SO 3
LOB 16



Batter	1	2	3	4	5	6	7	8	9	AB	R	H	RBI	BB	SO	LOB	TOP								
Rickey Henderson, R OBP: 0.415, SLG: 0.394 (1, 7)	F9				F9			6-3		5	0	2	4	0	0	3	Oakland Athletics @ Kansas City Royals Royals Stadium, Kansas City, MO Mon Jun 28 1982, 8:05 PM EDT Att: 40,728 - Unknown - 86 F livebaseballscorecards.com								
Dwayne Murphy, L OBP: 0.334, SLG: 0.402 (1, 8)	F7	F5		HR		K				4	1	1	3	1	1	3									
Cliff Johnson, R OBP: 0.312, SLG: 0.389 (1, 10)				F8		5-3		F8		4	1	1	0	1	0	3									
Tony Armas, R OBP: 0.261, SLG: 0.370 (1, 9)	K		4-3		K	5-3			F7	5	0	0	0	0	2	3									
Joe Rudi, R OBP: 0.346, SLG: 0.310 (1, 3)		F8			F9		F3		F9	5	0	1	1	0	0	0									
Mickey Klutts, R OBP: 0.247, SLG: 0.253 (1, 5)							5-3		K	5	1	2	0	0	1	1									
Mike Heath, R OBP: 0.293, SLG: 0.316 (1, 2)				F9	F9		F8			4	1	1	0	0	0	1									
Davey Lopes, R OBP: 0.310, SLG: 0.348 (1, 4)						E6		F8 WP		3	2	2	0	1	0	0									
Fred Stanley, R OBP: 0.316, SLG: 0.226 (1, 6)	F4					E7		F8		4	2	2	0	0	0	4									
Inning Stats	R: 0 E: 0 K: 1 S: 5	H: 0 LOB: 1 BB: 1 P: 9	R: 2 E: 0 K: 0 S: 6	H: 3 LOB: 2 BB: 1 P: 10	R: 1 E: 0 K: 0 S: 4	H: 2 LOB: 0 BB: 0 P: 4	R: 3 E: 0 K: 0 S: 6	H: 3 LOB: 0 BB: 0 P: 6	R: 0 E: 0 K: 1 S: 6	H: 1 LOB: 1 BB: 0 P: 6	R: 2 E: 2 K: 1 S: 8	H: 2 LOB: 1 BB: 0 P: 8	R: 0 E: 0 K: 0 S: 3	H: 0 LOB: 0 BB: 0 P: 3	R: 0 E: 0 K: 0 S: 4	H: 1 LOB: 2 BB: 1 P: 8	R: 0 E: 0 K: 1 S: 5	H: 0 LOB: 0 BB: 0 P: 5	1B: 9 2B: 2 3B: 0 HR: 1	SF: 0 SAC: 0 DP: 1 HBP: 0	WP: 1 PB: 0 SB: 0 CS: 0	PA: 42			
PITCHER	IP	WLS	BF	H	R	ER	SO	BB	IBB	HBP	BLK	WP	HR	S	P	ERA	WHIP								
Larry Gura, L ERA: 4.2 (1, 1)	4.0	L	21	8	6	6	1	2	0	0	0	0	1	21	29	13.50	2.500								
Grant Jackson, L ERA: 5.17 (5, 1)	3.0		13	3	2	0	2	0	0	0	0	0	0	17	17	0.00	1.000								
Keith Creel, R ERA: 5.4 (8, 1)	2.0		8	1	0	0	1	1	0	0	0	1	0	9	13	0.00	1.000								

Batter	1	2	3	4	5	6	7	8	9	AB	R	H	RBI	BB	SO	LOB	BOTTOM								
Willie Wilson, S OBP: 0.358, SLG: 0.446 (1, 8)	G3		F8		FC6-4					4	1	1	0	0	0	4	Oakland Athletics @ Kansas City Royals Royals Stadium, Kansas City, MO Mon Jun 28 1982, 8:05 PM EDT Att: 40,728 - Unknown - 86 F livebaseballscorecards.com								
U L Washington, S OBP: 0.303, SLG: 0.280 (1, 6)	4-3			G3		F7				4	1	1	1	0	0	0									
George Brett, L OBP: 0.391, SLG: 0.517 (1, 5)	4-3			F9		F8				4	1	1	0	0	0	0									
Hal McRae, R OBP: 0.405, SLG: 0.568 (1, 10)		F3		F5		F7				4	0	1	2	0	0	0									
Willie Aikens, L OBP: 0.315, SLG: 0.378 (1, 3)		G3						F6		4	1	2	0	0	0	1									
Steve Hammond, L OBP: 0.687, SLG: 0.667 (1, 9)										3	0	2	0	0	0	0									
Lee May, R OBP: 0.415, SLG: 0.587 (8, PH)	4-3									1	0	0	0	0	0	1									
Tom Poquette, L OBP: 0.206, SLG: 0.161 (9, 9)										0	0	0	0	0	0	0									
Jerry Martin, R OBP: 0.336, SLG: 0.393 (1, 7)										3	0	2	1	0	0	0									
Jamie Quirk, L OBP: 0.250, SLG: 0.278 (1, 2)										3	0	0	0	0	0	5									
Dennis Werth, R OBP: 0.316, SLG: 0.133 (9, PH)										1	0	0	0	0	1	0									
Greg Pryor, R OBP: 0.333, SLG: 0.475 (1, 4)										4	0	0	0	0	0	4									
Inning Stats	R: 0 E: 0 K: 0 S: 3	H: 0 LOB: 0 BB: 0 P: 3	R: 0 E: 0 K: 0 S: 3	H: 0 LOB: 0 BB: 0 P: 3	R: 0 E: 0 K: 0 S: 4	H: 1 LOB: 1 BB: 0 P: 4	R: 0 E: 0 K: 0 S: 3	H: 0 LOB: 0 BB: 0 P: 3	R: 0 E: 0 K: 0 S: 3	H: 0 LOB: 0 BB: 0 P: 3	R: 1 E: 0 K: 0 S: 4	H: 2 LOB: 0 BB: 0 P: 4	R: 3 E: 0 K: 0 S: 7	H: 4 LOB: 1 BB: 0 P: 7	R: 0 E: 0 K: 1 S: 5	H: 0 LOB: 0 BB: 0 P: 5	1B: 7 2B: 1 3B: 2 HR: 0	SF: 1 SAC: 0 DP: 1 HBP: 0	WP: 0 PB: 0 SB: 0 CS: 0	PA: 36					
PITCHER	IP	WLS	BF	H	R	ER	SO	BB	IBB	HBP	BLK	WP	HR	S	P	ERA	WHIP								
Rick Langford, R ERA: 4.2 (1, 1)	7.1	W	31	10	4	4	0	0	0	0	0	0	0	31	31	4.91	1.364								
Tom Underwood, L ERA: 3.67 (8, 1)	1.2		5	0	0	0	1	0	0	0	0	0	0	7	7	0.00	0.000								

Batter	1	2	3	4	5	6	7	8	9	AB	R	H	RBI	BB	SO	LOB	TOP			
Rickey Henderson, R OBP: 0.418, SLG: 0.399 (1, 7)	0-0 SH1-3 2B		0-0 1-2 1B		4-0 S BLK BB		0-3 K		0-3 K	4	1	2	0	1	2	2	<p>Oakland Athletics @ Kansas City Royals Royals Stadium, Kansas City, MO Tue Jun 29 1982, 8:05 PM EDT Att: 26,837 - Unknown - 92 F</p> <p>AB 32 R 2 H 7 RBI 1 BB 5 SO 7 LOB 20</p> 			
Dwayne Murphy, L OBP: 0.337, SLG: 0.401 (1, 8)	0-0 SH1-3 2-3		0-3 K		4-0 BLK BB		0-0 FC6-4 1B		0-0 6-3	3	0	1	1	1	1	3				
Cliff Johnson, R OBP: 0.305, SLG: 0.380 (1, 10)	0-0 F3		0-0 F7		0-0 F9		0-0 FC6-4 1-2			4	0	0	0	0	0	5				
Tony Armas, R OBP: 0.261, SLG: 0.365 (1, 9)	0-3 K			4-0 5-3 BB		0-0 6-3			0-0 F9	3	0	0	0	1	1	2				
Joe Rudi, R OBP: 0.345, SLG: 0.305 (8, PH)		0-3 K		0-0 5-3 1-2		4-0 L6-3 BB			0-0 6-3	2	0	0	0	1	1	1				
Dan Meyer, L OBP: 0.271, SLG: 0.383 (8, 5)										1	0	0	0	0	0	0				
Mickey Klutts, R OBP: 0.238, SLG: 0.244 (1, 5)		0-0 G3		0-0 F8		0-0 F7			0-0 1B	3	0	0	0	0	0	2				
Wayne Gross, L OBP: 0.356, SLG: 0.324 (8, 3)										1	0	1	0	0	0	0				
Davey Lopes, R OBP: 0.309, SLG: 0.343 (1, 4)		0-0 F4		4-0 BB		0-0 L6-3 1-2			0-3 K	3	0	0	0	1	1	2				
Jeff Newman, R OBP: 0.264, SLG: 0.379 (1, 2)			0-0 1B 1B	0-0 1-3					0-0 F3	4	0	1	0	0	1	2				
Fred Stanley, R OBP: 0.313, SLG: 0.221 (1, 6)			0-0 F7		0-0 6-3				0-0 3B	2	0	0	0	0	0	1				
Danny Goodwin, L OBP: 0.324, SLG: 0.529 (7, PH)										1	1	1	0	0	0	0				
Tony Phillips, S OBP: 0.326, SLG: 0.291 (7, 6)										1	0	1	0	0	0	0				
Inning Stats	R: 0 E: 0 K: 1 S: 6	H: 1 LOB: 1 BB: 0 P: 6	R: 0 E: 0 K: 1 S: 5	H: 0 LOB: 0 BB: 0 P: 5	R: 0 E: 0 K: 1 S: 7	H: 2 LOB: 2 BB: 0 P: 7	R: 0 E: 0 K: 0 S: 3	H: 0 LOB: 2 BB: 2 P: 11	R: 1 E: 0 K: 0 S: 2	H: 0 LOB: 1 BB: 1 P: 6	R: 1 E: 0 K: 1 S: 7	H: 2 LOB: 1 BB: 0 P: 7	R: 0 E: 0 K: 1 S: 6	H: 1 LOB: 1 BB: 0 P: 6	R: 0 E: 0 K: 2 S: 8	H: 1 LOB: 1 BB: 0 P: 8	1B: 4 2B: 3 3B: 1 HR: 0	SF: 0 SAC: 1 DP: 1 HBP: 0	WP: 0 PB: 0 SB: 1 CS: 0	PA: 38
PITCHER	IP WLS BF H R ER SO BB IBB HBP BLK WP HR S P ERA WHIP																			
Don Hood, L ERA: 2.81 (1, 1)	5.0 W 22 3 1 1 3 4 0 0 0 0 0 24 40 1.80 1.400																			
Mike Armstrong, R ERA: 2.35 (6, 1)	4.0 S 16 4 1 1 4 1 0 0 0 0 0 23 27 2.25 1.250																			

Batter	1	2	3	4	5	6	7	8	9	AB	R	H	RBI	BB	SO	LOB	BOTTOM				
Willie Wilson, S OBP: 0.359, SLG: 0.442 (1, 8)	4-0 4-3 HR BB	0-0 F7 1-2		0-0 G4-6-3 1B		0-0 G3		0-0 FC6-4 1-2		4	1	1	0	1	0	3	<p>Oakland Athletics @ Kansas City Royals Royals Stadium, Kansas City, MO Tue Jun 29 1982, 8:05 PM EDT Att: 26,837 - Unknown - 92 F</p> <p>AB 34 R 7 H 9 RBI 6 BB 3 SO 5 LOB 20</p> 				
John Wathan, R OBP: 0.338, SLG: 0.312 (1, 2)	0-0 4-3 1-3		0-0 1B S 1B	0-0 G4-6-3 1-2		0-0 FC5-2-6 S				4	1	1	0	0	0	3					
Jamie Quirk, L OBP: 0.250, SLG: 0.278 (8, 2)										0	0	0	0	0	0	0					
George Brett, L OBP: 0.396, SLG: 0.531 (1, 5)	0-0 HR 3-H		0-0 1B 1B	4-0 FC6-4 BB		0-0 5-3 1-2				3	2	2	2	1	0	1					
Hal McRae, R OBP: 0.399, SLG: 0.560 (1, 10)	0-3 K		0-0 5-3	0-0 FC6-4 1-2		0-3 K				4	0	0	0	0	2	3					
Willie Aikens, L OBP: 0.314, SLG: 0.375 (1, 3)	0-0 F9		0-0 E 5-3 1B		0-0 3-1		0-3 K			4	1	1	2	0	1	0					
Steve Hammond, L OBP: 0.571, SLG: 0.667 (1, 9)		0-0 E FC6-4 2B	0-0 5-3 E BB	4-0 4-3 E BB		0-0 4-3		0-3 K		3	1	1	0	1	1	0					
Jerry Martin, R OBP: 0.335, SLG: 0.391 (1, 7)		0-3 K	0-0 E6 5-3 1B	0-0 F9					0-0 G5-4-3 1B	4	0	1	0	0	1	3					
Onix Concepcion, R OBP: 0.272, SLG: 0.312 (1, 4)		0-0 E3 FC6-4 2-3	0-0 5-3	0-0 1-2 2-3 3-H		0-0 E 1B			0-0 G5-4-3 1-2	4	1	1	1	0	0	4					
U L Washington, S OBP: 0.301, SLG: 0.279 (1, 6)	0-0 FC6-4 1-2 3-H		0-0 4-3		0-0 E5 1-H CS-2-6				0-0 FC6-4 1B	4	0	1	1	0	0	3					
Inning Stats	R: 2 E: 0 K: 1 S: 6	H: 1 LOB: 1 BB: 1 P: 10	R: 1 E: 1 K: 1 S: 7	H: 1 LOB: 1 BB: 0 P: 7	R: 3 E: 1 K: 0 S: 7	H: 3 LOB: 2 BB: 1 P: 11	R: 0 E: 0 K: 0 S: 3	H: 1 LOB: 1 BB: 1 P: 7	R: 0 E: 0 K: 0 S: 3	H: 0 LOB: 0 BB: 0 P: 3	R: 1 E: 1 K: 0 S: 5	H: 1 LOB: 1 BB: 0 P: 5	R: 0 E: 0 K: 3 S: 9	H: 0 LOB: 0 BB: 0 P: 9	R: 0 E: 0 K: 0 S: 4	H: 2 LOB: 1 BB: 0 P: 4		1B: 7 2B: 1 3B: 0 HR: 1	SF: 0 SAC: 0 DP: 2 HBP: 0	WP: 0 PB: 0 SB: 4 CS: 0	PA: 37
PITCHER	IP WLS BF H R ER SO BB IBB HBP BLK WP HR S P ERA WHIP																				
Dave Beard, R ERA: 4.27 (1, 1)	2.1 L 13 4 5 4 2 1 0 0 0 0 0 4 8 0.00 3.000																				
Tom Underwood, L ERA: 3.64 (3, 1)	0.2 5 1 1 0 0 1 0 0 0 0 0 4 8 0.00 3.000																				
Bo McLaughlin, R ERA: 5.18 (4, 1)	1.0 4 1 0 0 0 1 0 0 0 0 0 3 7 0.00 2.000																				
Fernando Arroyo, R ERA: 4.15 (5, 1)	4.0 15 3 1 0 3 0 0 0 0 0 0 21 21 0.00 0.750																				

Batter	1	2	3	4	5	6	7	8	9	AB	R	H	RBI	BB	SO	LOB	TOP			
Rickey Henderson, R OBP: 0.418, SLG: 0.399	0-0 4-3 S 1B	0-0 1-2 1B			0-0 4-3		0-0 E5 1B SF4		0-3 K	5	2	2	0	0	1	1				
Dwayne Murphy, L OBP: 0.338, SLG: 0.398	0-0 4-3	0-0 4-3			4-0 1B BB		0-0 F8-4-3 1-3 2-H 1B		0-0 4-3	4	0	1	1	1	0	3				
Joe Rudi, R OBP: 0.340, SLG: 0.303	0-0 1B 1B		0-0 F7		0-3 K		0-0 SF4		0-0 G3	4	0	1	2	0	1	1				
Cliff Johnson, R OBP: 0.304, SLG: 0.376	0-0 F6 3-H		0-0 F9		0-0 1-3 1B		0-0 F8-4-3 3-H 1-2			4	0	1	0	0	0	2				
Tony Armas, R OBP: 0.265, SLG: 0.365	0-0 1-2 1B		0-0 G3		0-0 F9			4-0 SH1 3B BB		3	1	1	0	1	0	2				
Mickey Klutts, R OBP: 0.241, SLG: 0.259	0-0 F8			0-0 2B		0-0 F9		0-0 SH1 1-2		3	0	1	0	0	0	2				
Davey Lopes, R OBP: 0.304, SLG: 0.336		0-0 F8		0-3 K		0-0 F8		0-0 6-3		4	0	0	0	0	1	2				
Mike Heath, R OBP: 0.299, SLG: 0.339		0-0 1B 1B		0-3 K		0-0 F8		0-0 2-H 3B		4	0	2	1	0	1	1				
Fred Stanley, R OBP: 0.310, SLG: 0.222		0-0 F8		0-0 F8			0-0 E 1B 1B		0-0 6-3	4	1	1	0	0	0	3				
Inning Stats	R: 1 E: 0 K: 0 S: 6	H: 3 LOB: 2 BB: 0 P: 6	R: 0 E: 0 K: 0 S: 5	H: 2 LOB: 2 BB: 0 P: 5	R: 0 E: 0 K: 2 S: 3	H: 0 LOB: 0 BB: 0 P: 3	R: 0 E: 0 K: 1 S: 8	H: 1 LOB: 1 BB: 0 P: 8	R: 0 E: 0 K: 1 S: 6	H: 0 LOB: 0 BB: 0 P: 3	R: 2 E: 1 K: 0 S: 5	H: 2 LOB: 0 BB: 0 P: 5	R: 1 E: 0 K: 0 S: 4	H: 1 LOB: 1 BB: 1 P: 8	R: 0 E: 0 K: 1 S: 5	H: 0 LOB: 0 BB: 0 P: 5	1B: 8 2B: 2 3B: 1 HR: 0	SF: 1 SAC: 1 DP: 1 HBP: 0	WP: 0 PB: 0 SB: 1 CS: 0	PA: 39
PITCHER	IP WLS BF H R ER SO BB IBB HBP BLK WP HR S P ERA WHIP	7.0 L 32 9 4 2 3 2 0 0 0 0 0 36 44 2.57 1.571	2.0 7 1 0 0 1 0 0 0 0 0 0 0 9 9 0.00 0.500																	

Oakland Athletics @ Kansas City Royals
 Royals Stadium, Kansas City, MO
 Wed Jun 30 1982, 8:05 PM EDT
 Att: 24,882 - Unknown - 82 F

AB	35
R	4
H	10
RBI	4
BB	2
SO	4
LOB	17



Batter	1	2	3	4	5	6	7	8	9	AB	R	H	RBI	BB	SO	LOB	BOTTOM			
Willie Wilson, S OBP: 0.362, SLG: 0.443	0-0 1B 1B		0-0 1-3		0-0 FC4-6 5-3 1-2		0-0 1B 1B			4	0	2	0	0	0	1				
John Wathan, R OBP: 0.337, SLG: 0.311	0-0 F7		0-0 F8		0-0 5-3 1-3		0-0 1-3 1B			4	0	1	0	0	0	2				
George Brett, L OBP: 0.397, SLG: 0.528	0-0 G6-4-3 1-2 1B		0-0 6-3		4-0 BB		0-0 4-3			3	0	1	0	1	0	2				
Amos Otis, R OBP: 0.349, SLG: 0.462	0-0 G6-4-3 1-2			0-0 4-3	0-0 F7			0-0 6-3		4	0	0	0	0	0	4				
Hal McRae, R OBP: 0.394, SLG: 0.552		0-0 4-3		0-0 4-3		0-0 F7		0-0 5-3		4	0	0	0	0	0	0				
Willie Aikens, L OBP: 0.317, SLG: 0.374		0-0 2B 1B		4-0 WP BB		0-3 K		0-0 4-3		3	0	1	0	1	1	0				
Jerry Martin, R OBP: 0.333, SLG: 0.386		0-0 F9		4-0 1-2 BB		0-0 F9			0-0 6-3	3	0	0	0	1	0	1				
Onix Concepcion, R OBP: 0.273, SLG: 0.318		0-0 1-3 2B		0-0 F7			0-0 F8		0-0 F9	3	0	1	0	0	0	2				
Steve Hammond, L OBP: 0.500, SLG: 0.571										1	0	0	0	0	0	0				
U L Washington, S OBP: 0.299, SLG: 0.278		0-0 F8			0-0 FC4-6 1B		0-0 6-3		0-0 F7	4	0	1	0	0	0	2				
Inning Stats	R: 0 E: 0 K: 0 S: 4	H: 2 LOB: 1 BB: 0 P: 4	R: 0 E: 0 K: 0 S: 5	H: 2 LOB: 2 BB: 0 P: 5	R: 0 E: 0 K: 0 S: 3	H: 0 LOB: 0 BB: 0 P: 3	R: 0 E: 0 K: 0 S: 3	H: 0 LOB: 2 BB: 2 P: 11	R: 0 E: 0 K: 1 S: 5	H: 0 LOB: 0 BB: 0 P: 5	R: 0 E: 0 K: 0 S: 5	H: 2 LOB: 2 BB: 0 P: 5	R: 0 E: 0 K: 0 S: 3	H: 0 LOB: 0 BB: 0 P: 3	R: 0 E: 0 K: 0 S: 3	H: 0 LOB: 0 BB: 0 P: 3	1B: 6 2B: 1 3B: 0 HR: 0	SF: 0 SAC: 0 DP: 1 HBP: 0	WP: 1 PB: 0 SB: 0 CS: 0	PA: 36
PITCHER	IP WLS BF H R ER SO BB IBB HBP BLK WP HR S P ERA WHIP	9.0 W 36 7 0 0 1 3 0 0 0 1 0 35 47 0.00 1.111																		

Oakland Athletics @ Kansas City Royals
 Royals Stadium, Kansas City, MO
 Wed Jun 30 1982, 8:05 PM EDT
 Att: 24,882 - Unknown - 82 F

AB	33
R	0
H	7
RBI	0
BB	3
SO	1
LOB	14



Batter	1	2	3	4	5	6	7	8	9	AB	R	H	RBI	BB	SO	LOB	TOP								
Bill Sample, R OBP: 0.384, SLG: 0.536 (1, 8)										5	1	1	1	0	1	2									
Jim Sundberg, R OBP: 0.344, SLG: 0.371 (1, 2)										5	0	2	0	0	0	0									
Buddy Bell, R OBP: 0.358, SLG: 0.440 (1, 5)										5	1	1	0	0	0	3									
Dave Hostetter, R OBP: 0.380, SLG: 0.698 (1, 3)										3	2	1	0	2	1	1									
Johnny Grubb, L OBP: 0.408, SLG: 0.426 (1, 7)										2	1	1	1	2	0	0									
Lamar Johnson, R OBP: 0.321, SLG: 0.358 (1, 10)										5	1	3	3	0	0	4									
Larry Parrish, R OBP: 0.245, SLG: 0.269 (1, 9)										5	1	3	2	0	2	4									
Mike Richardt, R OBP: 0.264, SLG: 0.274 (1, 4)										4	0	1	0	1	1	2									
Doug Flynn, R OBP: 0.230, SLG: 0.251 (1, 6)										5	0	1	0	0	0	1									
Inning Stats	R: 2 E: 0 K: 1 S: 8	H: 3 LOB: 2 BB: 1 P: 12	R: 0 E: 0 K: 0 S: 3	H: 0 LOB: 0 BB: 0 P: 3	R: 0 E: 0 K: 0 S: 4	H: 1 LOB: 2 BB: 0 P: 5	R: 0 E: 0 K: 0 S: 4	H: 3 LOB: 1 BB: 0 P: 4	R: 1 E: 0 K: 1 S: 6	H: 1 LOB: 2 BB: 2 P: 14	R: 0 E: 0 K: 1 S: 5	H: 0 LOB: 0 BB: 0 P: 5	R: 2 E: 1 K: 1 S: 8	H: 3 LOB: 2 BB: 1 P: 12	R: 0 E: 0 K: 0 S: 4	H: 1 LOB: 1 BB: 0 P: 4	R: 2 E: 0 K: 1 S: 7	H: 2 LOB: 1 BB: 1 P: 11	1B: 8 2B: 4 3B: 1 HR: 2	SF: 0 SAC: 0 DP: 1 HBP: 1	WP: 1 PB: 0 SB: 0 CS: 2	PA: 45			
PITCHER	IP	WLS	BF	H	R	ER	SO	BB	IBB	HBP	BLK	WP	HR	S	P	ERA	WHIP								
Brian Kingman, R ERA: 3.93 (1, 1)	4.1	L	23	8	3	3	1	3	0	1	0	1	1	21	34	6.23	2.538								
Bo McLaughlin, R ERA: 5.32 (5, 1)	2.1		11	3	2	2	2	1	0	0	0	0	0	14	18	7.71	1.714								
Fernando Arroyo, R ERA: 4.41 (7, 1)	2.1		11	3	2	2	2	1	0	0	0	0	1	14	18	7.71	1.714								

Texas Rangers @ Oakland Athletics
Oakland-Alameda County Coliseum, Oakland, CA
Fri Jul 02, 1982, 7:05 PM PDT
Att: 12,779 - Unknown

AB 39
R 7
H 14
RBI 7
BB 5
SO 5
LOB 17



Batter	1	2	3	4	5	6	7	8	9	AB	R	H	RBI	BB	SO	LOB	BOTTOM								
Rickey Henderson, R OBP: 0.416, SLG: 0.395 (1, 7)										3	0	0	0	1	0	1									
Dwayne Murphy, L OBP: 0.340, SLG: 0.398 (1, 8)										3	0	1	0	1	0	2									
Danny Goodwin, L OBP: 0.293, SLG: 0.474 (1, 10)										4	0	0	0	0	1	3									
Tony Armas, R OBP: 0.261, SLG: 0.359 (1, 9)										4	0	0	0	0	2	1									
Wayne Gross, L OBP: 0.351, SLG: 0.318 (1, 3)										3	0	0	0	0	0	0									
Mickey Klutts, R OBP: 0.244, SLG: 0.262 (1, 5)										3	0	1	0	0	0	0									
Jeff Newman, R OBP: 0.259, SLG: 0.372 (1, 2)										3	0	0	0	0	0	1									
Davey Lopes, R OBP: 0.300, SLG: 0.332 (1, 4)										3	0	0	0	0	1	0									
Tony Phillips, S OBP: 0.326, SLG: 0.284 (1, 6)										2	0	0	0	1	1	0									
Inning Stats	R: 0 E: 0 K: 1 S: 5	H: 1 LOB: 0 BB: 0 P: 5	R: 0 E: 0 K: 1 S: 6	H: 1 LOB: 1 BB: 0 P: 6	R: 0 E: 0 K: 1 S: 5	H: 0 LOB: 1 BB: 1 P: 9	R: 0 E: 0 K: 0 S: 3	H: 0 LOB: 0 BB: 0 P: 3	R: 0 E: 0 K: 0 S: 3	H: 0 LOB: 0 BB: 0 P: 3	R: 0 E: 0 K: 0 S: 3	H: 0 LOB: 0 BB: 0 P: 3	R: 0 E: 0 K: 0 S: 3	H: 0 LOB: 1 BB: 1 P: 9	R: 0 E: 0 K: 0 S: 3	H: 0 LOB: 0 BB: 0 P: 3	R: 0 E: 0 K: 1 S: 5	H: 0 LOB: 1 BB: 1 P: 9	1B: 2 2B: 0 3B: 0 HR: 0	SF: 0 SAC: 0 DP: 0 HBP: 0	WP: 0 PB: 0 SB: 2 CS: 1	PA: 31			
PITCHER	IP	WLS	BF	H	R	ER	SO	BB	IBB	HBP	BLK	WP	HR	S	P	ERA	WHIP								
Charlie Hough, R ERA: 3.1 (1, 1)	9.0	W	31	2	0	0	5	3	0	0	0	0	0	38	50	0.00	0.556								

Texas Rangers @ Oakland Athletics
Oakland-Alameda County Coliseum, Oakland, CA
Fri Jul 02, 1982, 7:05 PM PDT
Att: 12,779 - Unknown

AB 28
R 0
H 2
RBI 0
BB 3
SO 5
LOB 8



Batter	1	2	3	4	5	6	7	8	9	AB	R	H	RBI	BB	SO	LOB	TOP			
Bill Sample, R OBP: 0.380, SLG: 0.535 (1, 8)	G3		1B 2B		F8			F7		4	1	1	0	0	0	0	Texas Rangers @ Oakland Athletics Oakland-Alameda County Coliseum, Oakland, CA Sat Jul 03 1982, 3:33 AM PDT Att: 19,270 - Unknown livebaseballscores.com			
Jim Sundberg, R OBP: 0.339, SLG: 0.364 (1, 2)	4-3		K		6-3			F8		4	0	0	0	0	1	1				
Buddy Bell, R OBP: 0.359, SLG: 0.449 (1, 5)	HR		1B BB		1-3			1-3		3	1	1	1	1	0	0				
Dave Hostetter, R OBP: 0.376, SLG: 0.682 (1, 3)	6-3		1B 2H		F4			F7		4	0	1	1	0	0	0				
Johnny Grubb, L OBP: 0.404, SLG: 0.421 (1, 7)		G4-6-3 1B E	F7		G3			F8		4	1	1	0	0	0	2				
Lamar Johnson, R OBP: 0.321, SLG: 0.358 (1, 10)		G4-6-3 1B 1-2		5-3				6-3		3	0	1	0	0	0	0				
Larry Parrish, R OBP: 0.240, SLG: 0.263 (1, 9)	G4-6-3 1-2 2-3			5-3				F6		3	0	0	0	0	0	2				
Mark Wagner, R OBP: 0.279, SLG: 0.276 (1, 6)	E6 3-H			4-3				F9		3	0	0	0	0	0	0				
Doug Flynn, R OBP: 0.227, SLG: 0.248 (1, 4)			F4-3		F8			F9		3	0	0	0	0	0	0				
Inning Stats	R: 1 E: 0 K: 0 S: 4	H: 1 LOB: 0 BB: 0 P: 4	R: 1 E: 1 K: 0 S: 4	H: 2 LOB: 1 BB: 0 P: 4	R: 1 E: 0 K: 1 S: 7	H: 2 LOB: 2 BB: 1 P: 11	R: 0 E: 0 K: 0 S: 3	H: 0 LOB: 0 BB: 0 P: 3	R: 0 E: 0 K: 0 S: 3	H: 0 LOB: 0 BB: 0 P: 3	R: 0 E: 0 K: 0 S: 3	H: 0 LOB: 0 BB: 0 P: 3	R: 0 E: 0 K: 0 S: 3	H: 0 LOB: 0 BB: 0 P: 3	R: 0 E: 0 K: 0 S: 3	H: 0 LOB: 0 BB: 0 P: 3	1B: 3 2B: 1 3B: 0 HR: 1	SF: 0 SAC: 0 DP: 1 HBP: 0	WP: 0 PB: 0 SB: 0 CS: 0	PA: 32
PITCHER Rick Langford, R ERA: 4.07 (1, 1)	IP: 9.0 WLS: W BF: 32 H: 5 R: 3 ER: 2 SO: 1 BB: 1 IBB: 0 HBP: 0 BLK: 0 WP: 0 HR: 1 S: 33 P: 37 ERA: 2.00 WHIP: 0.667															PITCHER				

Batter	1	2	3	4	5	6	7	8	9	AB	R	H	RBI	BB	SO	LOB	BOTTOM			
Rickey Henderson, R OBP: 0.417, SLG: 0.397 (1, 7)	1B SH5-3 FC4-6		6-3		S 1B	K				4	2	2	0	0	1	0	Texas Rangers @ Oakland Athletics Oakland-Alameda County Coliseum, Oakland, CA Sat Jul 03 1982, 3:33 AM PDT Att: 19,270 - Unknown livebaseballscores.com			
Dwayne Murphy, L OBP: 0.343, SLG: 0.401 (1, 8)	SH5-3 1-2		FC5-4 1B		1B 1B			F7		3	1	2	1	0	0	0				
Joe Rudi, R OBP: 0.338, SLG: 0.302 (1, 3)	FC4-6 2-3		FC5-4 1-2		B3			1-3		4	0	1	0	0	0	2				
Cliff Johnson, R OBP: 0.308, SLG: 0.372 (1, 10)	FC4-6 1-2 3-H			F7	1B BB			BB		2	1	0	1	2	0	1				
Mickey Klutts, R OBP: 0.245, SLG: 0.261 (1, 5)	FC5-4 1-2			F7	1B PO 1B			F4		4	0	1	1	0	0	2				
Tony Armas, R OBP: 0.261, SLG: 0.358 (1, 9)		6-3		1B 1B	K			5-3		4	1	1	0	0	1	2				
Mike Heath, R OBP: 0.305, SLG: 0.344 (1, 2)		6-3		1B 1B	1-3 2-H			F4-3		4	0	2	1	0	0	0				
Dave McKay, S OBP: 0.223, SLG: 0.252 (1, 4)		6-3		1-2 3-H	PO 1B			K		4	0	1	1	0	1	0				
Fred Stanley, R OBP: 0.303, SLG: 0.216 (1, 6)			F8		G3			5-3		3	0	0	0	0	0	2				
Inning Stats	R: 1 E: 0 K: 0 S: 5	H: 2 LOB: 1 BB: 0 P: 5	R: 0 E: 0 K: 0 S: 3	H: 0 LOB: 0 BB: 0 P: 3	R: 0 E: 0 K: 0 S: 4	H: 1 LOB: 1 BB: 0 P: 4	R: 1 E: 0 K: 0 S: 6	H: 3 LOB: 2 BB: 0 P: 6	R: 3 E: 0 K: 1 S: 8	H: 4 LOB: 1 BB: 1 P: 12	R: 0 E: 0 K: 1 S: 5	H: 0 LOB: 0 BB: 0 P: 5	R: 0 E: 0 K: 0 S: 3	H: 0 LOB: 1 BB: 1 P: 7	R: 0 E: 0 K: 1 S: 5	H: 0 LOB: 0 BB: 0 P: 5	1B: 10 2B: 0 3B: 0 HR: 0	SF: 0 SAC: 1 DP: 0 HBP: 0	WP: 0 PB: 0 SB: 1 CS: 0	PA: 36
PITCHER Rick Honeycutt, L ERA: 4.31 (1, 1)	IP: 4.1 WLS: L BF: 22 H: 8 R: 5 ER: 5 SO: 0 BB: 1 IBB: 0 HBP: 0 BLK: 0 WP: 0 HR: 0 S: 21 P: 25 ERA: 10.38 WHIP: 2.077															PITCHER				
Steve Comer, R ERA: 3.66 (5, 1)	IP: 3.2 WLS: L BF: 13 H: 2 R: 0 ER: 0 SO: 3 BB: 1 IBB: 0 HBP: 0 BLK: 0 WP: 0 HR: 0 S: 18 P: 22 ERA: 0.00 WHIP: 0.818															PITCHER				

AB 31
R 3
H 5
RBI 2
BB 1
SO 1
LOB 5



AB 32
R 5
H 10
RBI 5
BB 2
SO 3
LOB 9



Batter	1	2	3	4	5	6	7	8	9	AB	R	H	RBI	BB	SO	LOB	TOP	
Bill Sample, R OBP: 0.388, SLG: 0.530 (1, 8)										3	1	1	0	2	0	0	Texas Rangers @ Oakland Athletics Oakland-Alameda County Coliseum, Oakland, CA Sun Jul 04 1982, 7:05 PM PDT Att: 42,052 - Unknown	
Jim Sundberg, R OBP: 0.336, SLG: 0.373 (1, 2)										5	1	1	1	0	1	6		
Buddy Bell, R OBP: 0.363, SLG: 0.450 (1, 5)										4	0	2	0	1	0	3		
Dave Hostetter, R OBP: 0.377, SLG: 0.667 (1, 3)										4	2	1	0	1	1	3		
Johnny Grubb, L OBP: 0.404, SLG: 0.417 (1, 7)										4	1	1	1	1	0	2		
Lamar Johnson, R OBP: 0.330, SLG: 0.376 Leon Roberts, R OBP: 0.278, SLG: 0.315 (8, PH)										2	4	1	1	1	0	3		
Larry Parrish, R George Wright, S OBP: 0.273, SLG: 0.368 (8, 8)										3	2	2	7	1	0	1		
Mark Wagner, R OBP: 0.273, SLG: 0.269 (1, 6)										4	0	0	0	0	2	2		
Doug Flynn, R OBP: 0.231, SLG: 0.248 (1, 4)										4	0	1	0	1	0	0		
Inning Stats	R: 1 E: 0 K: 0 S: 3	H: 1 LOB: 2 BB: 2 P: 11	R: 3 E: 0 K: 1 S: 7	H: 2 LOB: 0 BB: 1 P: 11	R: 5 E: 0 K: 1 S: 8	H: 3 LOB: 0 BB: 2 P: 16	R: 0 E: 0 K: 0 S: 3	H: 0 LOB: 0 BB: 0 P: 3	R: 1 E: 1 K: 0 S: 4	H: 1 LOB: 2 BB: 1 P: 9	R: 0 E: 0 K: 1 S: 6	H: 1 LOB: 1 BB: 0 P: 6	R: 0 E: 0 K: 0 S: 3	H: 0 LOB: 0 BB: 0 P: 3	1B: 6 2B: 0 3B: 0 HR: 4	SF: 0 SAC: 1 DP: 1 HBP: 1		WP: 4 PB: 0 SB: 1 CS: 0
PITCHER	IP WLS BF H R ER SO BB IBB HBP BLK WP HR S P ERA WHIP	IP WLS BF H R ER SO BB IBB HBP BLK WP HR S P ERA WHIP	IP WLS BF H R ER SO BB IBB HBP BLK WP HR S P ERA WHIP	IP WLS BF H R ER SO BB IBB HBP BLK WP HR S P ERA WHIP	IP WLS BF H R ER SO BB IBB HBP BLK WP HR S P ERA WHIP	IP WLS BF H R ER SO BB IBB HBP BLK WP HR S P ERA WHIP	IP WLS BF H R ER SO BB IBB HBP BLK WP HR S P ERA WHIP	IP WLS BF H R ER SO BB IBB HBP BLK WP HR S P ERA WHIP	IP WLS BF H R ER SO BB IBB HBP BLK WP HR S P ERA WHIP	IP WLS BF H R ER SO BB IBB HBP BLK WP HR S P ERA WHIP	IP WLS BF H R ER SO BB IBB HBP BLK WP HR S P ERA WHIP	IP WLS BF H R ER SO BB IBB HBP BLK WP HR S P ERA WHIP	IP WLS BF H R ER SO BB IBB HBP BLK WP HR S P ERA WHIP	IP WLS BF H R ER SO BB IBB HBP BLK WP HR S P ERA WHIP	IP WLS BF H R ER SO BB IBB HBP BLK WP HR S P ERA WHIP	IP WLS BF H R ER SO BB IBB HBP BLK WP HR S P ERA WHIP	IP WLS BF H R ER SO BB IBB HBP BLK WP HR S P ERA WHIP	
Matt Keough, R ERA: 5.39 (1, 1)	3.1 L 20 6 6 6 2 5 0 0 0 1 3 19 39 16.20 3.300	3.1 16 2 5 5 1 3 0 1 0 2 1 14 27 13.50 1.500	2.1 9 2 0 0 1 0 0 0 0 0 0 11 11 0.00 0.857															
Fernando Arroyo, R ERA: 5.25 (4, 1)																		
Bo McLaughlin, R ERA: 5.05 (7, 1)																		

AB 35
R 11
H 10
RBI 10
BB 8
SO 4
LOB 21



Batter	1	2	3	4	5	6	7	8	9	AB	R	H	RBI	BB	SO	LOB	BOTTOM					
Rickey Henderson, R OBP: 0.419, SLG: 0.417 (1, 7)										5	3	3	1	0	2	1	Texas Rangers @ Oakland Athletics Oakland-Alameda County Coliseum, Oakland, CA Sun Jul 04 1982, 7:05 PM PDT Att: 42,052 - Unknown					
Dwayne Murphy, L OBP: 0.347, SLG: 0.404 (1, 8)										5	0	3	2	0	0	1						
Dan Meyer, L OBP: 0.266, SLG: 0.375 (1, 3)										4	1	0	0	0	0	3						
Wayne Gross, L OBP: 0.354, SLG: 0.319 (1, 5)										3	0	1	0	1	0	2						
Danny Goodwin, L OBP: 0.289, SLG: 0.500 (1, 10)										4	0	1	1	0	0	2						
Tony Armas, R OBP: 0.264, SLG: 0.361 (1, 9)										3	0	1	0	1	0	0						
Jeff Newman, R OBP: 0.253, SLG: 0.363 (1, 2)										4	0	0	0	0	1	3						
Dave McKay, S OBP: 0.224, SLG: 0.252 (1, 4)										4	0	1	0	0	0	1						
Fred Stanley, R OBP: 0.295, SLG: 0.210 Jeff Burroughs, R OBP: 0.333, SLG: 0.415 (8, PH)										3	0	0	0	0	0	1						
Inning Stats	R: 2 E: 0 K: 0 S: 6	H: 3 LOB: 2 BB: 1 P: 10	R: 1 E: 0 K: 0 S: 5	H: 2 LOB: 1 BB: 0 P: 5	R: 0 E: 0 K: 0 S: 3	H: 1 LOB: 0 BB: 0 P: 3	R: 0 E: 0 K: 0 S: 3	H: 0 LOB: 0 BB: 0 P: 3	R: 1 E: 0 K: 0 S: 4	H: 1 LOB: 1 BB: 1 P: 8	R: 0 E: 0 K: 0 S: 4	H: 1 LOB: 1 BB: 0 P: 4	R: 0 E: 0 K: 1 S: 6	H: 1 LOB: 1 BB: 0 P: 6	R: 0 E: 0 K: 1 S: 5	H: 0 LOB: 0 BB: 0 P: 5		R: 0 E: 0 K: 1 S: 6	H: 1 LOB: 1 BB: 0 P: 6	1B: 6 2B: 1 3B: 2 HR: 1	SF: 0 SAC: 0 DP: 1 HBP: 0	WP: 0 PB: 0 SB: 1 CS: 0
PITCHER	IP WLS BF H R ER SO BB IBB HBP BLK WP HR S P ERA WHIP	IP WLS BF H R ER SO BB IBB HBP BLK WP HR S P ERA WHIP	IP WLS BF H R ER SO BB IBB HBP BLK WP HR S P ERA WHIP	IP WLS BF H R ER SO BB IBB HBP BLK WP HR S P ERA WHIP	IP WLS BF H R ER SO BB IBB HBP BLK WP HR S P ERA WHIP	IP WLS BF H R ER SO BB IBB HBP BLK WP HR S P ERA WHIP	IP WLS BF H R ER SO BB IBB HBP BLK WP HR S P ERA WHIP	IP WLS BF H R ER SO BB IBB HBP BLK WP HR S P ERA WHIP	IP WLS BF H R ER SO BB IBB HBP BLK WP HR S P ERA WHIP	IP WLS BF H R ER SO BB IBB HBP BLK WP HR S P ERA WHIP	IP WLS BF H R ER SO BB IBB HBP BLK WP HR S P ERA WHIP	IP WLS BF H R ER SO BB IBB HBP BLK WP HR S P ERA WHIP	IP WLS BF H R ER SO BB IBB HBP BLK WP HR S P ERA WHIP	IP WLS BF H R ER SO BB IBB HBP BLK WP HR S P ERA WHIP	IP WLS BF H R ER SO BB IBB HBP BLK WP HR S P ERA WHIP	IP WLS BF H R ER SO BB IBB HBP BLK WP HR S P ERA WHIP	IP WLS BF H R ER SO BB IBB HBP BLK WP HR S P ERA WHIP					
Doc Medich, R ERA: 5.08 (1, 1)	6.0 W 27 8 4 4 0 3 0 0 0 0 1 25 33 6.00 1.667	3.0 S 11 2 0 0 3 0 0 0 0 0 0 17 17 0.00 0.667																				
Dave Schmidt, R ERA: 3.1 (7, 1)																						

AB 36
R 4
H 10
RBI 4
BB 2
SO 3
LOB 15



Batter	1	2	3	4	5	6	7	8	9	AB	R	H	RBI	BB	SO	LOB	TOP				
Alan Bannister, R OBP: 0.359, SLG: 0.365 (1, 7)	F6		K		6-3			L7		4	0	0	0	0	1	2					
Toby Harrah, R OBP: 0.445, SLG: 0.547 (1, 5)	K		F9				4-3	F3		4	0	0	0	0	1	1					
Mike Hargrove, L OBP: 0.398, SLG: 0.341 (1, 3)	1B			3-1			F7	1B		4	0	2	0	0	0	0					
Andre Thornton, R OBP: 0.423, SLG: 0.563 (1, 10)	1B			1B			F3	F5		4	0	2	0	0	0	2					
Chris Bando, S OBP: 0.354, SLG: 0.325 (1, 2)	4-3			F3					F7	3	0	0	0	1	0	3					
Von Hayes, L OBP: 0.288, SLG: 0.387 (1, 9)		G3		G3			BB	F9	F4	4	0	0	0	0	0	2					
Rick Manning, L OBP: 0.330, SLG: 0.356 (1, 8)		1-3						K	1B	4	0	2	0	0	1	1					
Larry Milbourne, S OBP: 0.246, SLG: 0.233 (9, PH)		4-3						K		3	0	0	0	0	1	2					
Ron Hassey, L OBP: 0.302, SLG: 0.277 (9, PH)					5-3				F6	1	0	0	0	0	0	1					
Mike Fischlin, R OBP: 0.365, SLG: 0.362 (1, 6)				5-3					1B	3	0	1	0	0	0	1					
Inning Stats	R: 0 E: 0 K: 1 S: 7	H: 2 LOB: 2 BB: 0 P: 7	R: 0 E: 0 K: 0 S: 3	H: 0 LOB: 0 BB: 0 P: 3	R: 0 E: 0 K: 1 S: 5	H: 0 LOB: 0 BB: 0 P: 5	R: 0 E: 0 K: 0 S: 4	H: 1 LOB: 1 BB: 0 P: 4	R: 0 E: 0 K: 0 S: 4	H: 1 LOB: 1 BB: 0 P: 4	R: 0 E: 0 K: 2 S: 7	H: 0 LOB: 0 BB: 1 P: 11	R: 0 E: 0 K: 0 S: 5	H: 2 LOB: 2 BB: 0 P: 5	R: 0 E: 0 K: 0 S: 4	H: 1 LOB: 1 BB: 0 P: 4	1B: 5 2B: 2 3B: 0 HR: 0	SF: 0 SAC: 0 DP: 0 HBP: 0	WP: 0 PB: 0 SB: 0 CS: 0	PA: 35	
PITCHER	IP	WLS	BF	H	R	ER	SO	BB	IBB	HBP	BLK	WP	HR	S	P	ERA	WHIP				
Tom Underwood, L ERA: 3.35 (1, 1)	7.2	W	30	6	0	0	4	1	0	0	0	0	0	37	41	0.00	0.913				
Dave Beard, R ERA: 4.17 (8, 1)	1.1	S	5	1	0	0	0	0	0	0	0	0	0	5	5	0.00	0.750				

Cleveland Indians @ Oakland Athletics
Oakland-Alameda County Coliseum, Oakland, CA
Mon Jul 05 1982, 7:05 PM PDT
Att: 15,083 - Unknown

AB 34
R 0
H 7
RBI 0
BB 1
SO 4
LOB 15



Batter	1	2	3	4	5	6	7	8	9	AB	R	H	RBI	BB	SO	LOB	BOTTOM				
Rickey Henderson, R OBP: 0.420, SLG: 0.416 (1, 7)	4-3		F7		FC3-6		CS			3	0	1	0	1	0	0					
Dwayne Murphy, L OBP: 0.346, SLG: 0.400 (1, 8)	S		F7		FC3-6		F6			3	0	0	0	1	0	2					
Dan Meyer, L OBP: 0.271, SLG: 0.393 (1, 3)	K			HR	FC5-4		6-3			4	1	2	1	0	1	1					
Tony Armas, R OBP: 0.264, SLG: 0.357 (1, 9)			F9		FC5-4			F4		3	0	0	0	1	0	1					
Wayne Gross, L OBP: 0.356, SLG: 0.323 (1, 5)	K			FC6-4			SH1-4	4-3		4	1	2	0	0	1	2					
Danny Goodwin, L OBP: 0.271, SLG: 0.467 (1, 10)			K		K		SH1-4	K		3	0	0	0	0	3	1					
Mike Heath, R OBP: 0.313, SLG: 0.346 (1, 2)				FC6-4				1B		2	0	1	1	1	0	1					
Davey Lopes, R OBP: 0.300, SLG: 0.332 (1, 4)			L7		S		F5			3	0	1	0	0	0	2					
Fred Stanley, R OBP: 0.288, SLG: 0.204 (1, 6)			5-3		F3		4-3			3	0	0	0	0	0	4					
Inning Stats	R: 0 E: 0 K: 2 S: 7	H: 0 LOB: 2 BB: 2 P: 15	R: 0 E: 0 K: 1 S: 5	H: 0 LOB: 1 BB: 1 P: 9	R: 1 E: 0 K: 0 S: 4	H: 1 LOB: 0 BB: 0 P: 4	R: 0 E: 0 K: 1 S: 7	H: 2 LOB: 2 BB: 0 P: 7	R: 0 E: 0 K: 0 S: 4	H: 2 LOB: 1 BB: 0 P: 4	R: 1 E: 0 K: 0 S: 5	H: 2 LOB: 1 BB: 0 P: 5	R: 0 E: 0 K: 0 S: 2	H: 0 LOB: 0 BB: 1 P: 6	R: 0 E: 0 K: 1 S: 5	H: 0 LOB: 0 BB: 0 P: 5	1B: 6 2B: 0 3B: 0 HR: 1	SF: 0 SAC: 1 DP: 0 HBP: 0	WP: 0 PB: 0 SB: 3 CS: 2	PA: 33	
PITCHER	IP	WLS	BF	H	R	ER	SO	BB	IBB	HBP	BLK	WP	HR	S	P	ERA	WHIP				
Rick Sutcliffe, R ERA: 3.13 (1, 1)	8.0	L	33	7	2	2	5	4	0	0	0	0	1	39	55	2.25	1.375				

Cleveland Indians @ Oakland Athletics
Oakland-Alameda County Coliseum, Oakland, CA
Mon Jul 05 1982, 7:05 PM PDT
Att: 15,083 - Unknown

AB 28
R 2
H 7
RBI 2
BB 4
SO 5
LOB 14



Batter	1	2	3	4	5	6	7	8	9	AB	R	H	RBI	BB	SO	LOB	TOP		
Miguel Dilone, S (1,7) OBP: 0.270, SLG: 0.321	F7	FC4					F7		F7	5	1	1	0	0	0	3	Cleveland Indians @ Oakland Athletics Oakland-Alameda County Coliseum, Oakland, CA Tue Jul 06 1982, 3:33 AM PDT Att: 12,073 - Sunny livebaseballscorecards.com		
Toby Harrah, R (1,5) OBP: 0.443, SLG: 0.553	K		6-3				F7			4	1	1	2	0	1	0			
Mike Hargrove, L (1,3) OBP: 0.399, SLG: 0.339	1B		F9				1B		K	2	0	0	0	2	1	0			
Andre Thornton, R (1,10) OBP: 0.427, SLG: 0.564	1-2		F8				1-2		L3	3	0	2	0	1	0	0			
Von Hayes, L (1,9) OBP: 0.284, SLG: 0.381	F4								L3	4	0	0	0	0	0	5			
Rick Manning, L (1,8) OBP: 0.332, SLG: 0.358										4	1	2	0	0	0	0			
Alan Bannister, R (1,4) OBP: 0.362, SLG: 0.364										3	0	1	0	0	0	0			
Ron Hassey, L (1,2) OBP: 0.295, SLG: 0.271										4	0	0	0	0	0	4			
Mike Fischlin, R (1,6) OBP: 0.355, SLG: 0.351										3	0	0	0	0	0	2			
Larry Milbourne, S (9,PH) OBP: 0.245, SLG: 0.233										0	0	0	1	0	0	0			
Inning Stats	R: 0 E: 0 K: 1 S: 6	H: 1 LOB: 2 BB: 1 P: 10	R: 0 E: 0 K: 0 S: 4	H: 1 LOB: 2 BB: 0 P: 5	R: 0 E: 0 K: 0 S: 3	H: 0 LOB: 0 BB: 0 P: 3	R: 0 E: 0 K: 0 S: 3	H: 0 LOB: 0 BB: 0 P: 3	R: 2 E: 0 K: 0 S: 6	H: 3 LOB: 2 BB: 1 P: 10	R: 0 E: 0 K: 0 S: 3	H: 0 LOB: 0 BB: 0 P: 3	R: 0 E: 0 K: 1 S: 4	H: 0 LOB: 0 BB: 1 P: 8	R: 1 E: 0 K: 0 S: 5	H: 2 LOB: 1 BB: 0 P: 5	1B: 6 2B: 1 3B: 0 HR: 1	SF: 1 SAC: 0 DP: 1 HBP: 1	WP: 0 PA: 37 PB: 0 SB: 1 CS: 0
PITCHER Brian Kingman, R (1,1) ERA: 3.74	IP: 9.0 WLS: W BF: 37 H: 7 R: 3 ER: 3 SO: 2 BB: 3 IBB: 0 HBP: 1 BLK: 0 WP: 0 HR: 1 S: 37 P: 50 ERA: 3.00 WHIP: 1.111																		

Batter	1	2	3	4	5	6	7	8	9	AB	R	H	RBI	BB	SO	LOB	BOTTOM		
Rickey Henderson, R (1,7) OBP: 0.420, SLG: 0.412	4-3	4-3						K		3	2	0	0	2	1	1	Cleveland Indians @ Oakland Athletics Oakland-Alameda County Coliseum, Oakland, CA Tue Jul 06 1982, 3:33 AM PDT Att: 12,073 - Sunny livebaseballscorecards.com		
Dwaine Murphy, L (1,8) OBP: 0.347, SLG: 0.399	4-3		G3				1B			3	0	1	1	1	0	1			
Dan Meyer, L (1,3) OBP: 0.275, SLG: 0.395			G6-4-3				F9		4-3	4	0	2	1	0	0	3			
Tony Armas, R (1,9) OBP: 0.264, SLG: 0.356	K		G6-4-3							4	0	1	0	0	2	2			
Wayne Gross, L (1,5) OBP: 0.355, SLG: 0.321	F9									4	1	1	0	0	1	3			
Danny Goodwin, L (1,10) OBP: 0.295, SLG: 0.438										3	0	0	0	0	0	2			
Mike Heath, R (1,2) OBP: 0.324, SLG: 0.354										3	2	2	1	1	0	0			
Davey Lopes, R (1,4) OBP: 0.304, SLG: 0.362										4	2	2	3	0	0	2			
Fred Stanley, R (1,6) OBP: 0.287, SLG: 0.205										4	0	1	1	0	1	1			
Inning Stats	R: 1 E: 0 K: 1 S: 6	H: 1 LOB: 1 BB: 1 P: 10	R: 2 E: 0 K: 0 S: 4	H: 1 LOB: 0 BB: 1 P: 8	R: 0 E: 0 K: 0 S: 3	H: 1 LOB: 0 BB: 0 P: 3	R: 1 E: 0 K: 0 S: 5	H: 2 LOB: 1 BB: 0 P: 5	R: 1 E: 0 K: 0 S: 5	H: 2 LOB: 2 BB: 1 P: 9	R: 0 E: 0 K: 2 S: 7	H: 0 LOB: 0 BB: 0 P: 7	R: 1 E: 0 K: 2 S: 8	H: 1 LOB: 0 BB: 0 P: 8	R: 1 E: 0 K: 0 S: 8	H: 1 LOB: 0 BB: 0 P: 8	1B: 8 2B: 0 3B: 0 HR: 2	SF: 0 SAC: 1 DP: 1 HBP: 0	WP: 0 PA: 37 PB: 0 SB: 2 CS: 0
PITCHER Len Barker, R (1,1) ERA: 3.41 Ed Glynn, L (6,1) ERA: 4.15 Bud Anderson, R (8,1) ERA: 3.07	IP: 5.2 WLS: L BF: 28 H: 9 R: 6 ER: 6 SO: 1 BB: 3 IBB: 0 HBP: 0 BLK: 0 WP: 0 HR: 1 S: 27 P: 39 ERA: 9.53 WHIP: 2.118																		


Batter	1	2	3	4	5	6	7	8	9	AB	R	H	RBI	BB	SO	LOB	TOP			
Willie Randolph, R OBP: 0.368, SLG: 0.355 (1, 4)										4	2	2	0	1	0	2	New York Yankees @ Oakland Athletics Oakland-Alameda County Coliseum, Oakland, CA Wed Jul 07 1982, 7:05 PM PDT Att. 26,269 - Cloudy			
Ken Griffey, L OBP: 0.345, SLG: 0.417 (1, 9)										3	1	0	0	2	0	1				
Jerry Mumphrey, S OBP: 0.378, SLG: 0.354 (1, 8)										5	0	2	1	0	0	3				
Oscar Gamble, L OBP: 0.361, SLG: 0.450 (1, 10)										4	0	0	0	1	0	4				
Dave Winfield, R OBP: 0.362, SLG: 0.567 (1, 7)										5	1	2	3	0	0	2				
John Mayberry, L OBP: 0.324, SLG: 0.358 (1, 3)										4	0	0	0	1	2	1				
Graig Nettles, L OBP: 0.308, SLG: 0.355 (1, 5)										5	1	3	0	0	0	1				
Roy Smalley, S OBP: 0.355, SLG: 0.386 (1, 6)										4	0	2	0	1	0	2				
Butch Wynegar, S OBP: 0.367, SLG: 0.366 (1, 2)										4	0	0	0	1	0	6				
Inning Stats	R: 3 E: 0 K: 0 S: 7	H: 4 LOB: 3 BB: 2 P: 15	R: 0 E: 0 K: 0 S: 4	H: 1 LOB: 2 BB: 1 P: 8	R: 0 E: 0 K: 1 S: 5	H: 0 LOB: 2 BB: 2 P: 13	R: 0 E: 0 K: 0 S: 3	H: 0 LOB: 0 BB: 0 P: 3	R: 0 E: 1 K: 0 S: 4	H: 1 LOB: 1 BB: 0 P: 4	R: 0 E: 0 K: 1 S: 5	H: 0 LOB: 0 BB: 0 P: 5	R: 0 E: 0 K: 0 S: 5	H: 2 LOB: 2 BB: 2 P: 13	R: 0 E: 0 K: 0 S: 5	H: 2 LOB: 2 BB: 0 P: 5	1B: 10 2B: 0 3B: 0 HR: 1	SF: 0 SAC: 0 DP: 0 HBP: 0	WP: 0 PB: 0 SB: 0 CS: 0	PA: 45
PITCHER	IP WLS BF H R ER SO BB IBB HBP BLK WP HR S P ERA WHIP																			
Rick Langford, R ERA: 4.1 (1, 1)	7.2 L 39 9 5 4 2 7 0 0 0 0 0 1 36 64 4.70 2.087																			
Dave Beard, R ERA: 4.07 (8, 1)	1.1 6 2 0 0 0 0 0 0 0 0 0 0 6 6 0.00 1.500																			

AB	38
R	5
H	11
RBI	4
BB	7
SO	2
LOB	22



Batter	1	2	3	4	5	6	7	8	9	AB	R	H	RBI	BB	SO	LOB	BOTTOM					
Rickey Henderson, R OBP: 0.423, SLG: 0.421 (1, 7)										3	1	2	0	1	0	0	New York Yankees @ Oakland Athletics Oakland-Alameda County Coliseum, Oakland, CA Wed Jul 07 1982, 7:05 PM PDT Att. 26,269 - Cloudy					
Dwayne Murphy, L OBP: 0.342, SLG: 0.394 (1, 8)										4	0	0	1	0	1	3						
Dan Meyer, L OBP: 0.274, SLG: 0.397 (1, 3)										4	0	1	0	0	0	0						
Tony Armas, R OBP: 0.260, SLG: 0.350 (1, 9)										4	0	0	0	0	3	1						
Wayne Gross, L OBP: 0.353, SLG: 0.325 (1, 5)										4	0	1	0	0	0	0						
Danny Gooden, L OBP: 0.236, SLG: 0.404 (1, 10)										4	0	0	0	0	3	1						
Davey Lopes, R OBP: 0.307, SLG: 0.364 (1, 4)										4	1	2	0	0	1	0						
Jeff Newman, R OBP: 0.249, SLG: 0.356 (1, 2)										3	0	0	0	0	0	2						
Fred Stanley, R OBP: 0.290, SLG: 0.211 Jeff Burroughs, R OBP: 0.342, SLG: 0.470 Dave McKay, S OBP: 0.224, SLG: 0.252 (1, 6) (8, PH) (9, 6)										2 1 0	0 1 1	1 1 0	1 1 0	0 0 0	1 0 0	1 0 0						
Inning Stats	R: 1 E: 0 K: 0 S: 4	H: 1 LOB: 0 BB: 0 P: 4	R: 0 E: 0 K: 1 S: 6	H: 2 LOB: 1 BB: 0 P: 6	R: 0 E: 0 K: 2 S: 7	H: 0 LOB: 0 BB: 0 P: 7	R: 0 E: 0 K: 1 S: 5	H: 0 LOB: 0 BB: 0 P: 5	R: 0 E: 0 K: 1 S: 7	H: 2 LOB: 2 BB: 1 P: 11	R: 0 E: 0 K: 1 S: 5	H: 0 LOB: 0 BB: 0 P: 5	R: 0 E: 0 K: 0 S: 3	H: 0 LOB: 0 BB: 0 P: 3	R: 1 E: 0 K: 1 S: 7	H: 3 LOB: 1 BB: 0 P: 7	R: 0 E: 0 K: 2 S: 7	H: 0 LOB: 0 BB: 0 P: 7	1B: 4 2B: 2 3B: 1 HR: 1	SF: 0 SAC: 0 DP: 0 HBP: 0	WP: 0 PB: 0 SB: 1 CS: 1	PA: 34
PITCHER	IP WLS BF H R ER SO BB IBB HBP BLK WP HR S P ERA WHIP																					
Roger Erickson, R ERA: 4.55 (1, 1)	7.0 W 28 7 3 3 6 1 0 0 0 1 1 39 43 3.86 1.143																					
Dave LaRoche, L ERA: 0.79 (8, 1)	0.2 2 1 0 0 0 0 0 0 0 0 0 0 2 2 0.00 1.500																					
Rich Gossage, R ERA: 2.4 (8, 1)	1.1 S 4 0 0 0 3 0 0 0 0 0 0 0 10 10 0.00 0.000																					

AB	33
R	3
H	8
RBI	3
BB	1
SO	9
LOB	7



Batter	1	2	3	4	5	6	7	8	9	AB	R	H	RBI	BB	SO	LOB	TOP			
Willie Randolph, R OBP: 0.370, SLG: 0.354 (1, 4)	F9		E S BB			6-3		E8 1B		3	0	1	0	1	0	0	<p>New York Yankees @ Oakland Athletics Oakland-Alameda County Coliseum, Oakland, CA</p> <p>Thu Jul 08 1982, 7:05 PM PDT Att: 27,352 - Unknown</p> <p>livebaseballscores.com</p>			
Ken Griffey, L OBP: 0.340, SLG: 0.410 (1, 9)	F8		4-3			3-1		1-3		4	0	0	0	0	0	2				
Jerry Mumphrey, S OBP: 0.370, SLG: 0.345 (1, 8)	K			4-3			F7		4-3	4	0	0	0	0	1	0				
Oscar Gamble, L OBP: 0.370, SLG: 0.474 (1, 10)		FC4-6 BB		K			FC4-6 1B		HR	3	1	2	1	1	1	0				
Dave Winfield, R OBP: 0.359, SLG: 0.562 Dave Collins, S OBP: 0.296, SLG: 0.312 (1, 7) (5, 7)	FC4-6 F5 1-2			5-3			FC4-6 HR 1-2		K	2	0	0	0	0	0	1				
John Mayberry, L OBP: 0.323, SLG: 0.372 (1, 3)	F5 1-2				F9		HR		F5	4	1	1	2	0	0	1				
Graig Nettles, L OBP: 0.304, SLG: 0.350 (1, 5)	4-3				K		F7			3	0	0	0	0	1	1				
Roy Smalley, S OBP: 0.351, SLG: 0.381 (1, 6)			K		4-3			G3		3	0	0	0	0	1	0				
Barry Foote, R OBP: 0.171, SLG: 0.256 (1, 2)	F9				F7			1-3		3	0	0	0	0	0	0				
Inning Stats	R: 0 E: 0 K: 1 S: 5	H: 0 LOB: 0 BB: 0 P: 5	R: 0 E: 0 K: 0 S: 3	H: 0 LOB: 1 BB: 1 P: 7	R: 0 E: 0 K: 1 S: 5	H: 0 LOB: 0 BB: 1 P: 9	R: 0 E: 0 K: 1 S: 5	H: 0 LOB: 0 BB: 0 P: 5	R: 0 E: 0 K: 0 S: 3	H: 0 LOB: 0 BB: 0 P: 3	R: 2 E: 1 K: 0 S: 5	H: 2 LOB: 1 BB: 0 P: 5	R: 0 E: 1 K: 0 S: 4	H: 1 LOB: 1 BB: 0 P: 4	R: 1 E: 0 K: 1 S: 6	H: 1 LOB: 0 BB: 0 P: 6	1B: 2 2B: 0 3B: 0 HR: 2	SF: 0 SAC: 0 DP: 0 HBP: 0	WP: 0 PB: 0 SB: 1 CS: 0	PA: 33
PITCHER Mike Norris, R ERA: 4.83 (1, 1)	IP: 9.0 WLS: W BF: 33 H: 4 R: 3 ER: 3 SO: 5 BB: 2 IBB: 0 HBP: 0 BLK: 0 WP: 0 HR: 2 S: 41 P: 49 ERA: 3.00 WHIP: 0.667																			

Batter	1	2	3	4	5	6	7	8	9	AB	R	H	RBI	BB	SO	LOB	BOTTOM			
Rickey Henderson, R OBP: 0.421, SLG: 0.417 (1, 7)	S S 1B	F7		F8			K			3	1	0	0	1	1	3	<p>New York Yankees @ Oakland Athletics Oakland-Alameda County Coliseum, Oakland, CA</p> <p>Thu Jul 08 1982, 7:05 PM PDT Att: 27,352 - Unknown</p> <p>livebaseballscores.com</p>			
Dwayne Murphy, L OBP: 0.346, SLG: 0.396 (1, 8)	S 1B	FC5-4 1B		K			2B 1B			3	2	2	1	1	1	1				
Dan Meyer, L OBP: 0.274, SLG: 0.399 (1, 3)	K	FC5-4 1-2 2-3			F8		2B			4	0	1	1	0	1	4				
Wayne Gross, L OBP: 0.346, SLG: 0.318 (1, 5)	F6	K			K		K			4	0	0	0	0	3	5				
Jeff Burroughs, R OBP: 0.337, SLG: 0.457 (1, 10)	HR 1B		K		F6		5-3			4	1	1	2	0	1	1				
Tony Armas, R OBP: 0.260, SLG: 0.360 (1, 9)	HR			F8		5-3		F3		4	1	1	2	0	0	0				
Mike Heath, R OBP: 0.322, SLG: 0.358 (1, 2)	K			6-3				4-3		4	0	1	0	0	1	0				
Dave McKay, S OBP: 0.224, SLG: 0.252 (1, 4)		1B 1B		5-3		F7		G3		4	1	1	0	0	0	1				
Fred Stanley, R OBP: 0.299, SLG: 0.222 (1, 6)		FC5-4 1B				K				3	0	2	0	0	1	1				
Inning Stats	R: 4 E: 0 K: 2 S: 9	H: 2 LOB: 2 BB: 2 P: 17	R: 1 E: 0 K: 1 S: 8	H: 3 LOB: 0 BB: 0 P: 8	R: 0 E: 0 K: 1 S: 5	H: 0 LOB: 0 BB: 0 P: 5	R: 0 E: 0 K: 1 S: 6	H: 1 LOB: 1 BB: 0 P: 6	R: 0 E: 0 K: 1 S: 5	H: 0 LOB: 0 BB: 0 P: 5	R: 1 E: 0 K: 2 S: 9	H: 2 LOB: 1 BB: 0 P: 9	R: 0 E: 0 K: 0 S: 3	H: 0 LOB: 0 BB: 0 P: 3	R: 0 E: 0 K: 0 S: 3	H: 0 LOB: 0 BB: 0 P: 3	1B: 6 2B: 2 3B: 0 HR: 1	SF: 0 SAC: 0 DP: 0 HBP: 0	WP: 0 PB: 0 SB: 3 CS: 0	PA: 35
PITCHER Doyle Alexander, R ERA: 6.23 Rudy May, L ERA: 3.66 George Frazier, R ERA: 2.31 (1, 1) (2, 1) (7, 1)	IP: 1.1 WLS: L BF: 11 H: 5 R: 5 ER: 5 SO: 2 BB: 2 IBB: 0 HBP: 0 BLK: 0 WP: 0 HR: 1 S: 13 P: 21 ERA: 33.75 WHIP: 5.250																			



Batter	1	2	3	4	5	6	7	8	9	AB	R	H	RBI	BB	SO	LOB	TOP								
Lenn Sakata, R OBP: 0.326, SLG: 0.342 (1, 4)										3	1	1	0	2	0	0	Baltimore Orioles @ Oakland Athletics Oakland-Alameda County Coliseum, Oakland, CA Fri Jul 09 1982, 7:05 PM PDT Att: 16,051 - Unknown								
Dan Ford, R OBP: 0.283, SLG: 0.392 (1, 9)										5	1	1	3	0	1	2									
Ken Singleton, S OBP: 0.387, SLG: 0.384 (1, 10)										4	2	2	1	1	1	0									
Eddie Murray, S OBP: 0.381, SLG: 0.536 (1, 3)										5	0	1	1	0	0	3									
John Lowenstein, L OBP: 0.402, SLG: 0.622 (1, 7)										3	0	0	0	0	1	3									
Benny Ayala, R OBP: 0.344, SLG: 0.569 (7, PH)										1	1	1	0	0	0	0									
Al Bumbry, L OBP: 0.312, SLG: 0.316 (7, 8)										1	0	1	0	0	0	0									
Cal Ripken Jr., R OBP: 0.312, SLG: 0.474 (1, 6)										4	1	2	0	1	1	3									
Gary Roenicke, R OBP: 0.383, SLG: 0.535 (7, 7)										5	1	2	2	0	0	3									
Rich Dauer, R OBP: 0.341, SLG: 0.393 (1, 5)										3	0	1	0	1	1	2									
Rick Dempsey, R OBP: 0.299, SLG: 0.324 (1, 2)										4	0	0	0	0	0	5									
Inning Stats	R: 0 E: 0 K: 1 S: 5	H: 0 LOB: 2 BB: 2 P: 13	R: 5 E: 0 K: 1 S: 10	H: 5 LOB: 1 BB: 1 P: 14	R: 0 E: 0 K: 0 S: 3	H: 1 LOB: 1 BB: 1 P: 7	R: 0 E: 0 K: 1 S: 5	H: 0 LOB: 0 BB: 0 P: 5	R: 0 E: 0 K: 0 S: 4	H: 1 LOB: 1 BB: 0 P: 4	R: 0 E: 0 K: 1 S: 6	H: 1 LOB: 1 BB: 0 P: 6	R: 2 E: 0 K: 0 S: 6	H: 3 LOB: 2 BB: 1 P: 10	R: 0 E: 0 K: 0 S: 3	H: 0 LOB: 0 BB: 0 P: 3	R: 0 E: 0 K: 1 S: 6	H: 1 LOB: 1 BB: 0 P: 6	1B: 7 2B: 5 3B: 0 HR: 0	SF: 0 SAC: 0 DP: 1 HBP: 0	WP: 0 PB: 0 SB: 0 CS: 0	PA: 43			
PITCHER	IP	WLS	BF	H	R	ER	SO	BB	IBB	HBP	BLK	WP	HR	S	P	ERA	WHIP								
Matt Keough, R ERA: 5.68 (1, 1)	1.2	L	13	5	5	5	1	3	0	0	0	0	0	12	24	27.00	4.800								
Bob Ojwachko, L ERA: 5.48 (2, 1)	4.2		19	5	2	2	3	1	0	0	0	0	0	24	28	3.86	1.286								
Dave Beard, R ERA: 4.02 (7, 1)	0.2		4	1	0	0	0	1	0	0	0	0	0	3	7	0.00	3.000								
Bo McLaughlin, R ERA: 4.84 (8, 1)	2.0		7	1	0	0	1	0	0	0	0	0	0	9	9	0.00	0.500								

Batter	1	2	3	4	5	6	7	8	9	AB	R	H	RBI	BB	SO	LOB	BOTTOM								
Rickey Henderson, R OBP: 0.424, SLG: 0.416 (1, 7)										3	2	1	0	2	1	0	Baltimore Orioles @ Oakland Athletics Oakland-Alameda County Coliseum, Oakland, CA Fri Jul 09 1982, 7:05 PM PDT Att: 16,051 - Unknown								
Dwayne Murphy, L OBP: 0.352, SLG: 0.411 (1, 8)										5	1	3	1	0	0	1									
Jeff Burroughs, R OBP: 0.352, SLG: 0.473 (1, 10)										4	1	2	1	1	0	2									
Cliff Johnson, R OBP: 0.305, SLG: 0.367 (1, 3)										5	0	1	1	0	0	6									
Tony Armas, R OBP: 0.263, SLG: 0.372 (1, 9)										4	1	2	1	0	0	2									
Mickey Klutts, R OBP: 0.245, SLG: 0.261 (1, 5)										4	0	1	1	0	0	2									
Dave Lopes, R OBP: 0.310, SLG: 0.366 (1, 4)										4	0	2	0	0	0	0									
Jeff Newman, R OBP: 0.244, SLG: 0.349 (1, 2)										3	0	0	0	0	1	1									
Wayne Gross, L OBP: 0.345, SLG: 0.317 (8, PH)										1	0	0	0	0	0	2									
Mike Heath, R OBP: 0.322, SLG: 0.358 (9, 2)										0	0	0	0	0	0	0									
Fred Stanley, R OBP: 0.292, SLG: 0.217 (1, 6)										3	0	0	0	0	0	1									
Dan Meyer, L OBP: 0.273, SLG: 0.397 (8, PH)										1	0	0	0	0	0	0									
Inning Stats	R: 1 E: 0 K: 0 S: 5	H: 2 LOB: 2 BB: 1 P: 9	R: 0 E: 0 K: 0 S: 3	H: 0 LOB: 0 BB: 0 P: 3	R: 1 E: 0 K: 0 S: 5	H: 2 LOB: 1 BB: 0 P: 5	R: 0 E: 0 K: 1 S: 6	H: 1 LOB: 1 BB: 0 P: 6	R: 0 E: 0 K: 0 S: 3	H: 1 LOB: 1 BB: 1 P: 7	R: 1 E: 0 K: 0 S: 4	H: 1 LOB: 0 BB: 0 P: 4	R: 0 E: 0 K: 1 S: 5	H: 0 LOB: 0 BB: 0 P: 5	R: 1 E: 0 K: 0 S: 6	H: 3 LOB: 2 BB: 0 P: 6	R: 1 E: 0 K: 0 S: 4	H: 2 LOB: 1 BB: 1 P: 8	1B: 9 2B: 1 3B: 0 HR: 2	SF: 0 SAC: 0 DP: 2 HBP: 0	WP: 0 PB: 0 SB: 1 CS: 0	PA: 40			
PITCHER	IP	WLS	BF	H	R	ER	SO	BB	IBB	HBP	BLK	WP	HR	S	P	ERA	WHIP								
Scott McGregor, L ERA: 3.93 (1, 1)	7.2		34	10	4	4	2	2	0	0	0	0	2	36	44	4.70	1.565								
Tim Stoddard, R ERA: 3.0 (8, 1)	1.1	S	6	2	1	1	0	1	0	0	0	0	0	5	9	6.75	2.250								

AB	38
R	7
H	12
RBI	7
BB	5
SO	5
LOB	21



Batter	1	2	3	4	5	6	7	8	9	AB	R	H	RBI	BB	SO	LOB	TOP										
Al Bumby, L OBP: 0.317, SLG: 0.321 (1, 8)										4	1	3	0	0	0	1	Baltimore Orioles @ Oakland Athletics Oakland-Alameda County Coliseum, Oakland, CA Sat Jul 10 1982, 3:33 AM PDT Att: 25,656 - Unknown										
Rich Dauer, R OBP: 0.343, SLG: 0.394 (1, 5)										4	0	2	1	0	0	1											
Dan Ford, R OBP: 0.283, SLG: 0.388 (1, 9)										3	0	0	0	1	1	4											
Eddie Murray, S OBP: 0.380, SLG: 0.534 (1, 3)										1	0	0	0	0	0	1											
Benny Ayala, R OBP: 0.349, SLG: 0.567 (1, 3)										2	0	1	0	0	0	2											
Terry Crowley, L OBP: 0.373, SLG: 0.361 (8, 3)										1	0	0	0	0	0	1											
Gary Roenicke, R OBP: 0.377, SLG: 0.524 (1, 7)										4	0	0	0	0	1	5											
Cal Ripken Jr., R OBP: 0.311, SLG: 0.474 (1, 6)										4	0	1	0	0	1	1											
Ken Singleton, S OBP: 0.382, SLG: 0.378 (1, 10)										4	0	0	0	0	2	1											
Lenn Sakata, R OBP: 0.321, SLG: 0.337 (1, 4)										3	0	0	0	0	0	1											
Rick Dempsey, R OBP: 0.300, SLG: 0.324 (1, 2)										3	0	1	0	0	0	1											
Inning Stats	R: 1 E: 2 K: 0 S: 5	H: 1 LOB: 1 BB: 0 P: 5	R: 0 E: 0 K: 1 S: 6	H: 1 LOB: 1 BB: 0 P: 6	R: 0 E: 0 K: 0 S: 5	H: 2 LOB: 2 BB: 0 P: 5	R: 0 E: 0 K: 0 S: 3	H: 0 LOB: 0 BB: 0 P: 3	R: 0 E: 0 K: 0 S: 3	H: 1 LOB: 1 BB: 1 P: 7	R: 0 E: 0 K: 1 S: 5	H: 0 LOB: 0 BB: 0 P: 5	R: 0 E: 0 K: 1 S: 6	H: 2 LOB: 1 BB: 0 P: 6	R: 0 E: 0 K: 2 S: 7	H: 0 LOB: 0 BB: 0 P: 7	1B: 7 2B: 1 3B: 0 HR: 0	SF: 0 SAC: 0 DP: 2 HBP: 0	WP: 0 PB: 0 SB: 0 CS: 0	PA: 34							
PITCHER	IP	WLS	BF	H	R	ER	SO	BB	IBB	HBP	BLK	WP	HR	S	P	ERA	WHIP										
Tom Underwood, L ERA: 3.12 (1, 1)	7.1	W	29	8	1	0	2	1	0	0	0	0	0	32	36	0.00	1.227										
Dave Beard, R ERA: 3.9 (8, 1)	1.2	S	5	0	0	0	3	0	0	0	0	0	0	11	11	0.00	0.000										

Batter	1	2	3	4	5	6	7	8	9	AB	R	H	RBI	BB	SO	LOB	BOTTOM										
Rickey Henderson, R OBP: 0.424, SLG: 0.415 (1, 7)										3	0	1	0	1	0	0	Baltimore Orioles @ Oakland Athletics Oakland-Alameda County Coliseum, Oakland, CA Sat Jul 10 1982, 3:33 AM PDT Att: 25,656 - Unknown										
Dwayne Murphy, L OBP: 0.353, SLG: 0.412 (1, 8)										4	1	2	0	0	1	1											
Dan Meyer, L OBP: 0.277, SLG: 0.399 (1, 3)										4	0	2	0	0	0	2											
Tony Armas, R OBP: 0.263, SLG: 0.381 (1, 9)										4	1	1	2	0	0	4											
Wayne Gross, L OBP: 0.345, SLG: 0.332 (1, 5)										3	1	1	1	0	1	1											
Jeff Burroughs, R OBP: 0.363, SLG: 0.467 (1, 10)										1	0	0	0	2	0	0											
Mike Heath, R OBP: 0.316, SLG: 0.350 (1, 2)										3	0	0	0	0	0	2											
Davey Lopes, R OBP: 0.310, SLG: 0.366 (1, 4)										3	0	1	0	0	0	1											
Fred Stanley, R OBP: 0.286, SLG: 0.211 (1, 6)										3	0	0	0	0	1	3											
Inning Stats	R: 0 E: 0 K: 1 S: 5	H: 0 LOB: 1 BB: 1 P: 9	R: 1 E: 0 K: 0 S: 4	H: 1 LOB: 1 BB: 1 P: 8	R: 2 E: 0 K: 1 S: 7	H: 2 LOB: 0 BB: 0 P: 7	R: 0 E: 0 K: 0 S: 3	H: 0 LOB: 0 BB: 0 P: 3	R: 0 E: 0 K: 1 S: 5	H: 1 LOB: 0 BB: 0 P: 5	R: 0 E: 0 K: 0 S: 3	H: 1 LOB: 1 BB: 1 P: 7	R: 0 E: 0 K: 0 S: 3	H: 1 LOB: 1 BB: 1 P: 7	R: 0 E: 0 K: 1 S: 4	H: 2 LOB: 1 BB: 0 P: 4		1B: 6 2B: 1 3B: 0 HR: 2	SF: 0 SAC: 0 DP: 2 HBP: 0	WP: 0 PB: 0 SB: 2 CS: 1	PA: 32						
PITCHER	IP	WLS	BF	H	R	ER	SO	BB	IBB	HBP	BLK	WP	HR	S	P	ERA	WHIP										
Dennis Martinez, R ERA: 3.77 (1, 1)	8.0	L	31	8	3	3	3	3	0	0	0	0	2	34	46	3.38	1.375										

Batter	1	2	3	4	5	6	7	8	9	AB	R	H	RBI	BB	SO	LOB	TOP								
Al Bumby, L OBP: 0.320, SLG: 0.322 (1, 8)	4-0 FC3-6 1B BB	0-0 F8				0-0 SH5-3 1-2	0-0 F8		0-0 1B 2-3	3	1	1	0	1	0	1									
Rich Dauer, R OBP: 0.343, SLG: 0.392 (1, 5)	4-0 FC3-6 1-2 BB		0-0 F8			0-0 6-3		0-0 BB 1B	0-0 1-3	4	0	1	0	1	0	3									
Ken Singleton, S OBP: 0.385, SLG: 0.381 (1, 10)	0-0 FC3-6 BB 1B 1-2 2-3		0-0 F9			4-0 HR BB		4-0 FC4 BB 1-2	0-0 FC6-4 2B	3	2	1	0	2	0	2									
Eddie Murray, S OBP: 0.384, SLG: 0.545 (1, 3)	0-0 BB 1-2 3-H 1B		0-0 4-3			0-0 HR 1-H 2-H		0-0 F7	4-0 FC6-4 BB	4	1	2	4	1	0	2									
John Lowenstein, L OBP: 0.395, SLG: 0.609 Gary Roenicke, R OBP: 0.373, SLG: 0.519 (7, PH) (7, 7)	0-0 F7				0-0 F7			0-0 F7	0-0 P6	3	0	0	0	0	0	2									
Cal Ripken Jr., R OBP: 0.313, SLG: 0.471 (1, 6)	4-0 BB 1-2 2-3				0-0 F9			0-0 2B SF8 1B	0-0 FC4 1-2	4	2	1	0	1	0	4									
Dan Ford, R OBP: 0.292, SLG: 0.403 (1, 9)	0-0 6-3				0-0 1B			0-0 SF8 1-3 2B	0-0 1B SH1 1B	5	1	4	1	0	0	3									
Lenn Sakata, R OBP: 0.320, SLG: 0.335 (1, 4)		0-0 F8			0-3 K			0-0 2-3	0-0 SH1 1-2	4	0	1	2	0	1	3									
Rick Dempsey, R OBP: 0.297, SLG: 0.323 (1, 2)		0-0 F8				0-0 SH5-3 HR 1B		0-0 SF8 2-3 3-H	0-0 F9	4	1	1	1	0	0	2									
Inning Stats	R: 1 E: 0 K: 0 S: 4	H: 1 LOB: 3 BB: 3 P: 16	R: 0 E: 0 K: 0 S: 3	H: 0 LOB: 0 BB: 0 P: 3	R: 0 E: 0 K: 1 S: 3	H: 0 LOB: 0 BB: 0 P: 3	R: 0 E: 0 K: 1 S: 6	H: 1 LOB: 1 BB: 0 P: 6	R: 3 E: 0 K: 0 S: 5	H: 2 LOB: 0 BB: 1 P: 9	R: 1 E: 0 K: 0 S: 5	H: 2 LOB: 1 BB: 0 P: 5	R: 0 E: 0 K: 0 S: 4	H: 1 LOB: 2 BB: 1 P: 8	R: 0 E: 0 K: 0 S: 5	H: 2 LOB: 2 BB: 1 P: 5	R: 3 E: 0 K: 0 S: 6	H: 3 LOB: 1 BB: 1 P: 10	1B: 8 2B: 3 3B: 0 HR: 1	SF: 1 SAC: 2 DP: 0 HBP: 0	WP: 0 PB: 0 SB: 1 CS: 0	PA: 45			
PITCHER	IP	WLS	BF	H	R	ER	SO	BB	IBB	HBP	BLK	WP	HR	S	P	ERA	WHIP								
Brian Kingman, R ERA: 4.22 (1, 1)	5.2	L	27	6	5	5	1	4	0	0	0	0	1	25	41	7.94	1.765								
Bob Ojchinko, L ERA: 5.4 (6, 1)	0.2		4	1	0	0	0	1	0	0	0	0	0	3	7	0.00	3.000								
Rick Langford, R ERA: 4.2 (7, 1)	2.2		14	5	3	3	0	1	0	0	0	0	0	13	17	10.12	2.250								

Baltimore Orioles @ Oakland Athletics
Oakland-Alameda County Coliseum, Oakland, CA
Sun Jul 11 1982, 3:33 AM PDT
Att: 23,484 - Unknown

AB	36
R	8
H	12
RBI	8
BB	6
SO	1
LOB	26



Batter	1	2	3	4	5	6	7	8	9	AB	R	H	RBI	BB	SO	LOB	BOTTOM								
Rickey Henderson, R OBP: 0.422, SLG: 0.412 (1, 7)	0-0 6-3		0-0 CS S 1B		0-3 K			0-3 K	0-0 1-3	5	0	1	0	0	2	1									
Dwayne Murphy, L OBP: 0.352, SLG: 0.420 (1, 8)	0-3 K		0-0 4-3 1-3			0-0 HR		0-0 1-3		4	1	1	1	0	1	1									
Dan Meyer, L OBP: 0.281, SLG: 0.415 (1, 3)	0-0 2B			0-0 F9		0-0 P3		0-0 3B		4	1	2	0	0	0	0									
Tony Armas, R OBP: 0.266, SLG: 0.397 (1, 9)	0-0 2B 2-H			0-0 5-3		0-0 HR		0-0 F8		4	1	2	2	0	0	1									
Wayne Gross, L OBP: 0.343, SLG: 0.330 (1, 5)	0-0 F9			0-0 G3		0-0 4-3			0-0 FC6-4 1B	4	0	1	0	0	0	1									
Jeff Burroughs, R OBP: 0.347, SLG: 0.443 (1, 10)		0-0 6-3			0-0 F7		0-3 K		0-0 FC6-4 BB 1-2 HR	4	1	0	0	0	1	1									
Mike Heath, R OBP: 0.314, SLG: 0.343 (1, 2)		0-0 4-3			0-0 5-3			0-0 F9		3	1	0	0	1	0	0									
Davey Lopes, R OBP: 0.313, SLG: 0.381 (1, 4)		0-0 F3			0-0 2B 1B			0-0 5-3		4	2	2	3	0	0	0									
Fred Stanley, R OBP: 0.287, SLG: 0.222 Cliff Johnson, R OBP: 0.304, SLG: 0.365 (8, PH) (9, PH)			0-0 F8		0-0 1-H 2B			0-3 K	0-0 P4	3	0	1	1	0	1	0									
Inning Stats	R: 1 E: 0 K: 1 S: 7	H: 2 LOB: 1 BB: 0 P: 7	R: 0 E: 0 K: 0 S: 3	H: 0 LOB: 0 BB: 0 P: 3	R: 0 E: 0 K: 0 S: 3	H: 1 LOB: 0 BB: 0 P: 3	R: 0 E: 0 K: 0 S: 3	H: 0 LOB: 0 BB: 0 P: 3	R: 1 E: 0 K: 1 S: 7	H: 2 LOB: 1 BB: 0 P: 7	R: 2 E: 0 K: 1 S: 7	H: 2 LOB: 0 BB: 0 P: 7	R: 0 E: 0 K: 1 S: 5	H: 0 LOB: 0 BB: 0 P: 5	R: 0 E: 0 K: 1 S: 6	H: 1 LOB: 1 BB: 0 P: 6	R: 3 E: 0 K: 0 S: 5	H: 2 LOB: 0 BB: 1 P: 9	1B: 3 2B: 3 3B: 1 HR: 3	SF: 0 SAC: 0 DP: 0 HBP: 0	WP: 0 PB: 0 SB: 1 CS: 1	PA: 37			
PITCHER	IP	WLS	BF	H	R	ER	SO	BB	IBB	HBP	BLK	WP	HR	S	P	ERA	WHIP								
Storm Davis, R ERA: 3.12 (1, 1)	5.1		22	7	4	4	2	0	0	0	0	0	2	26	26	6.75	1.312								
Ross Grimsley, L ERA: 4.93 (6, 1)	0.1		1	0	0	0	0	0	0	0	0	0	0	1	1	0.00	0.000								
Don Stanhouse, R ERA: 6.23 (6, 1)	0.1		1	0	0	0	1	0	0	0	0	0	0	3	3	0.00	0.000								
Tippy Martinez, L ERA: 3.8 (7, 1)	1.2		6	1	0	0	2	0	0	0	0	0	0	10	10	0.00	0.600								
Tim Stoddard, R ERA: 3.57 (8, 1)	1.1	S	7	2	3	3	0	1	0	0	0	0	1	6	10	20.25	2.250								

Baltimore Orioles @ Oakland Athletics
Oakland-Alameda County Coliseum, Oakland, CA
Sun Jul 11 1982, 3:33 AM PDT
Att: 23,484 - Unknown

AB	36
R	7
H	10
RBI	7
BB	1
SO	5
LOB	5



Batter	1	2	3	4	5	6	7	8	9	AB	R	H	RBI	BB	SO	LOB	TOP										
Rickey Henderson, R OBP: 0.424, SLG: 0.415 (1, 7)										5	0	3	1	0	1	2	Oakland Athletics @ New York Yankees Yankee Stadium, Bronx, NY Thu Jul 15 1982, 7:05 PM EDT Att: 30,267 - Unknown - 80 F										
Dwayne Murphy, L OBP: 0.353, SLG: 0.419 (1, 8)										5	0	2	0	0	2	6											
Dan Meyer, L OBP: 0.276, SLG: 0.407 (1, 3)										4	0	0	0	0	0	4											
Wayne Gross, L OBP: 0.339, SLG: 0.325 Mickey Klutts, R OBP: 0.242, SLG: 0.258 (7, PH) (7, 5)										3	0	0	0	0	0	1											
Jeff Burroughs, R OBP: 0.343, SLG: 0.427 (1, 9)										3	0	0	0	1	3	0											
Mitchell Page, L Cliff Johnson, R OBP: 0.302, SLG: 0.363 (8, PH)										2	0	0	0	1	1	2											
Davey Lopes, R OBP: 0.308, SLG: 0.374 (1, 4)										4	0	0	0	0	0	3											
Mike Heath, R OBP: 0.319, SLG: 0.343 Jimmy Sexton, R OBP: 0.304, SLG: 0.381 (9, PR)										3	1	1	0	1	0	2											
Fred Stanley, R OBP: 0.281, SLG: 0.217 Joe Rudi, R OBP: 0.338, SLG: 0.302 (9, PH)										3	0	0	0	0	1	3											
										0	0	0	0	0	0	0											
Inning Stats	R: 0 E: 0 K: 0 S: 4	H: 2 LOB: 1 BB: 0 P: 4	R: 0 E: 0 K: 1 S: 5	H: 0 LOB: 1 BB: 1 P: 9	R: 0 E: 0 K: 1 S: 6	H: 1 LOB: 1 BB: 0 P: 6	R: 0 E: 0 K: 1 S: 5	H: 0 LOB: 0 BB: 0 P: 5	R: 0 E: 1 K: 0 S: 5	H: 0 LOB: 2 BB: 1 P: 5	R: 0 E: 0 K: 1 S: 6	H: 0 LOB: 0 BB: 0 P: 10	R: 1 E: 1 K: 2 S: 9	H: 1 LOB: 2 BB: 1 P: 13	R: 0 E: 0 K: 2 S: 5	H: 0 LOB: 0 BB: 0 P: 5	R: 0 E: 0 K: 2 S: 8	H: 1 LOB: 2 BB: 0 P: 8	1B: 6 2B: 0 3B: 0 HR: 0	SF: 0 SAC: 1 DP: 0 HBP: 0	WP: 0 PB: 0 SB: 3 CS: 3	PA: 38					
PITCHER	IP	WLS	BF	H	R	ER	SO	BB	IBB	HBP	BLK	WP	HR	S	P	ERA	WHIP										
Mike Morgan, R ERA: 3.95 George Frazier, R ERA: 2.44 Rudy May, L ERA: 3.57 Rich Gossage, R ERA: 2.4	(1, 1)	6.0	26	4	1	0	4	3	0	0	0	0	0	31	43	0.00	1.167										

AB 34
R 1
H 6
RBI 1
BB 3
SO 9
LOB 25





Batter	1	2	3	4	5	6	7	8	9	AB	R	H	RBI	BB	SO	LOB	BOTTOM										
Willie Randolph, R OBP: 0.365, SLG: 0.345 (1, 4)										4	0	1	0	1	0	4	Oakland Athletics @ New York Yankees Yankee Stadium, Bronx, NY Thu Jul 15 1982, 7:05 PM EDT Att: 30,267 - Unknown - 80 F										
Ken Griffey, L OBP: 0.337, SLG: 0.402 (1, 9)										4	0	0	0	0	2	4											
Jerry Mumphrey, S OBP: 0.361, SLG: 0.353 (1, 8)										4	0	1	0	0	2	2											
Oscar Gamble, L OBP: 0.365, SLG: 0.459 Lou Piniella, R OBP: 0.374, SLG: 0.438 Bobby Murcer, L OBP: 0.302, SLG: 0.417 (6, PH) (8, PH)										1	0	0	0	1	0	1											
Dave Winfield, R OBP: 0.350, SLG: 0.537 (1, 7)										3	1	1	0	1	0	1											
John Mayberry, L OBP: 0.329, SLG: 0.370 Butch Hobson, R OBP: 0.188, SLG: 0.217 (7, 3) (9, 3)										1	0	1	0	1	0	0											
Dave Collins, S OBP: 0.295, SLG: 0.310 (8, PH) (9, 3)										1	0	0	0	0	0	1											
Graig Nettles, L OBP: 0.307, SLG: 0.363 (1, 5)										4	1	1	2	0	1	6											
Roy Smalley, S OBP: 0.347, SLG: 0.367 (1, 6)										2	0	1	0	2	0	3											
Butch Wynegar, S OBP: 0.369, SLG: 0.367 (1, 2)										1	0	0	0	1	0	0											
										0	0	0	0	0	0	0											
Inning Stats	R: 0 E: 0 K: 1 S: 6	H: 1 LOB: 1 BB: 0 P: 6	R: 0 E: 0 K: 0 S: 3	H: 1 LOB: 0 BB: 0 P: 3	R: 0 E: 0 K: 0 S: 3	H: 0 LOB: 1 BB: 1 P: 7	R: 0 E: 0 K: 2 S: 7	H: 0 LOB: 2 BB: 2 P: 15	R: 0 E: 0 K: 0 S: 3	H: 0 LOB: 1 BB: 1 P: 7	R: 0 E: 0 K: 0 S: 4	H: 1 LOB: 3 BB: 2 P: 12	R: 0 E: 0 K: 2 S: 7	H: 0 LOB: 1 BB: 1 P: 11	R: 2 E: 0 K: 0 S: 6	H: 3 LOB: 2 BB: 1 P: 10	1B: 4 2B: 1 3B: 0 HR: 1	SF: 0 SAC: 3 DP: 1 HBP: 0	WP: 0 PB: 0 SB: 1 CS: 0	PA: 37							
PITCHER	IP	WLS	BF	H	R	ER	SO	BB	IBB	HBP	BLK	WP	HR	S	P	ERA	WHIP										
Mike Norris, R ERA: 4.99 Tom Underwood, L ERA: 3.06 Dave Beard, R ERA: 4.17 Preston Hanna, R ERA: 3.72	(1, 1)	5.0	20	2	0	0	3	4	0	0	0	0	0	11	23	0.00	1.500										

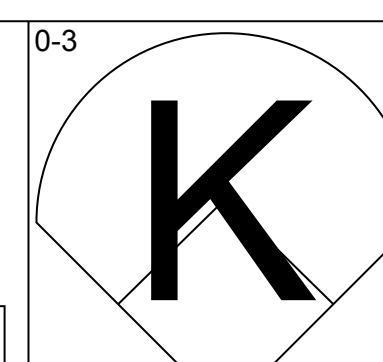
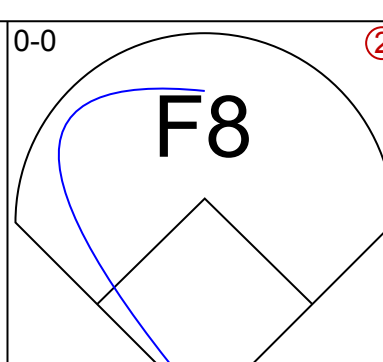
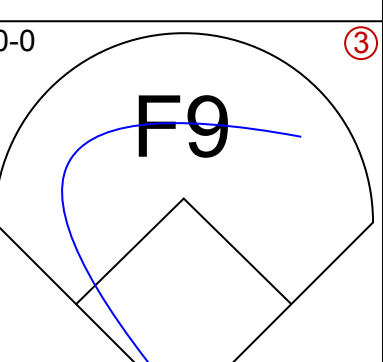
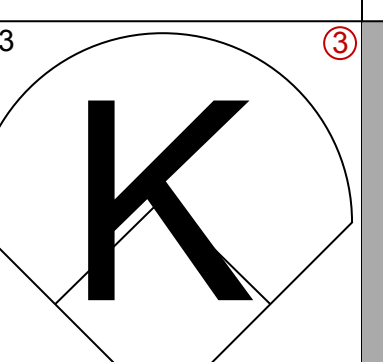
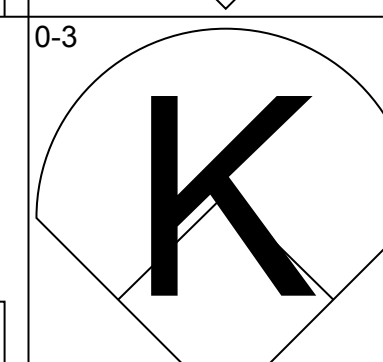
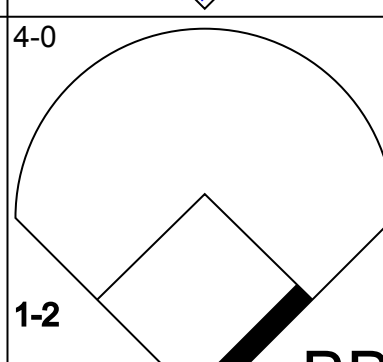
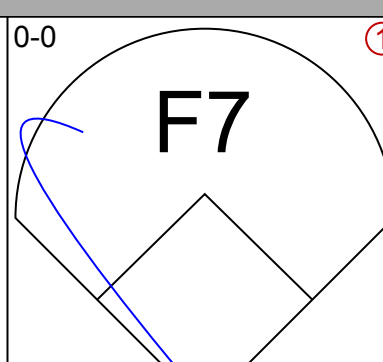
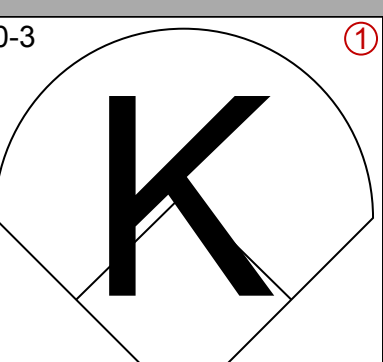
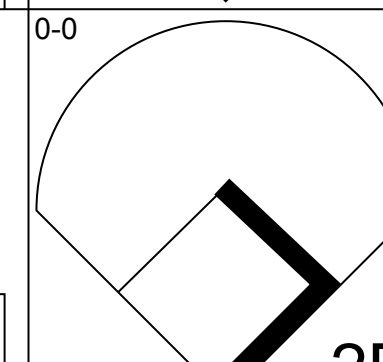
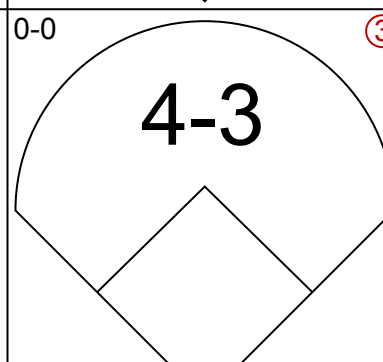
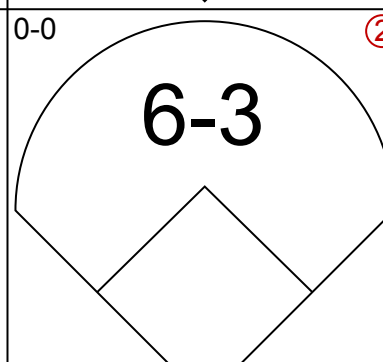
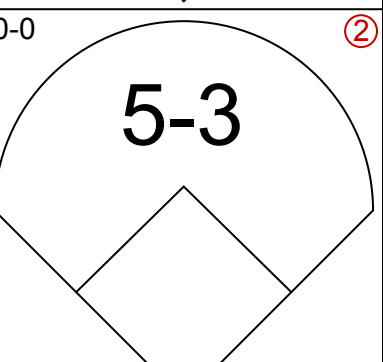
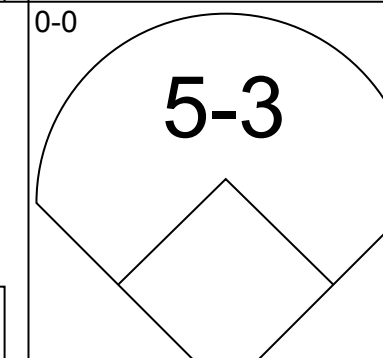
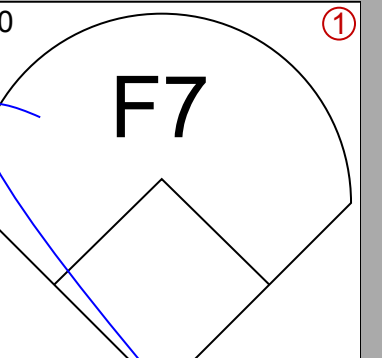
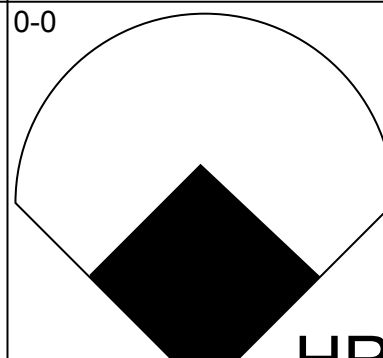
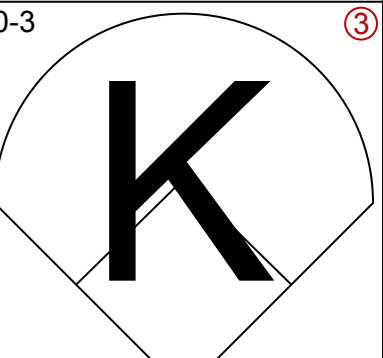
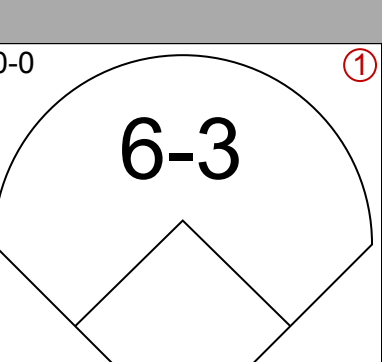
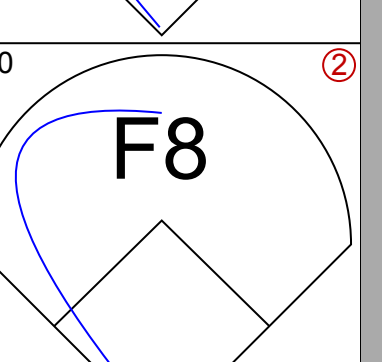
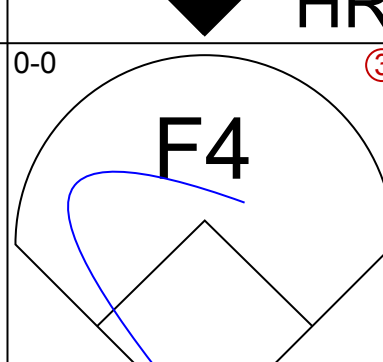
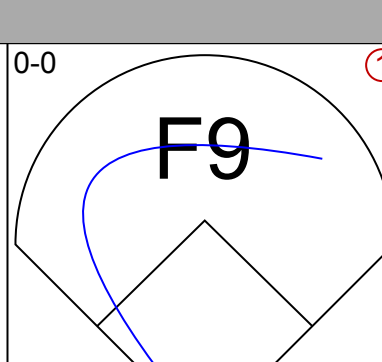
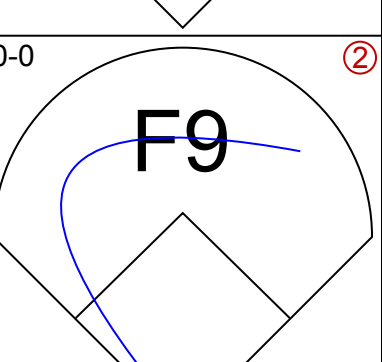
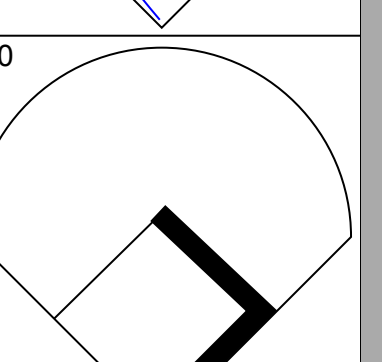
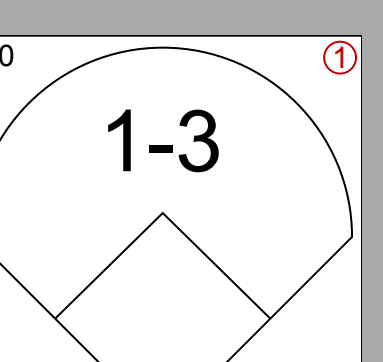
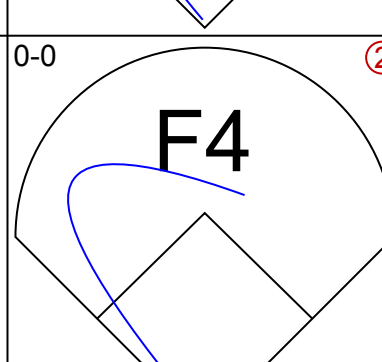
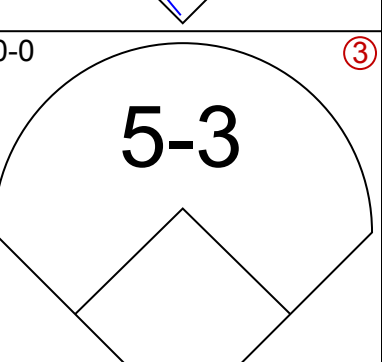
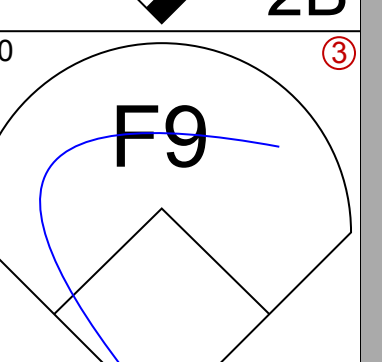
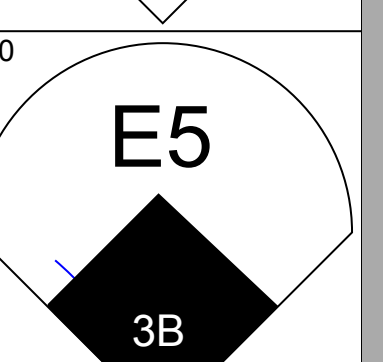
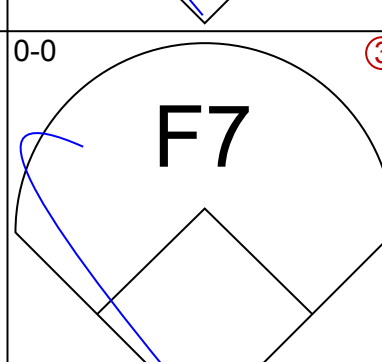
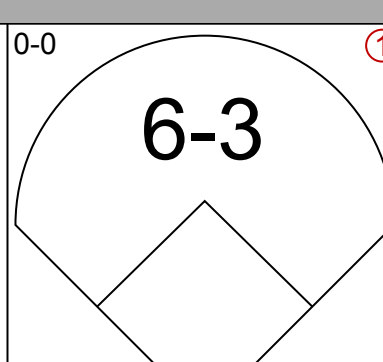
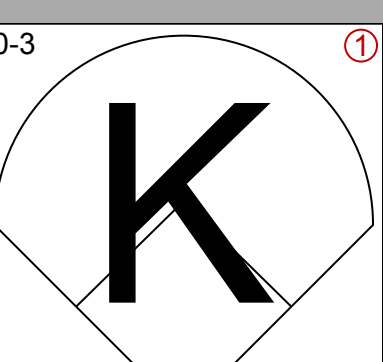
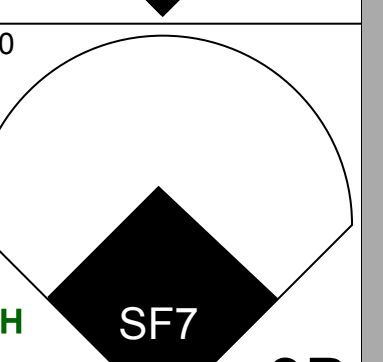
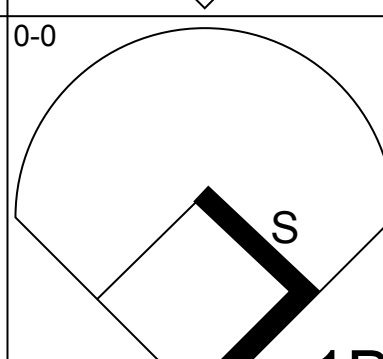
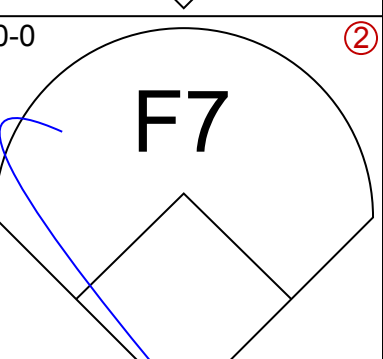
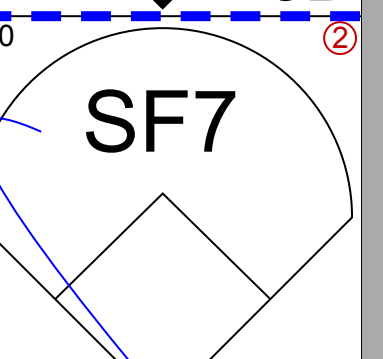


Batter	1	2	3	4	5	6	7	8	9	AB	R	H	RBI	BB	SO	LOB	TOP				
Rickey Henderson, R OBP: 0.427, SLG: 0.417										3	1	2	0	1	0	1	Oakland Athletics @ New York Yankees Yankee Stadium, Bronx, NY Fri Jul 16 1982, 7:05 PM EDT Att: 30,872 - Unknown - 82 F				
Dwayne Murphy, L OBP: 0.355, SLG: 0.421										4	0	2	1	0	0	2					
Dan Meyer, L Cliff Johnson, R OBP: 0.402, 0.361										3	0	0	0	0	1	1					
Wayne Gross, L Mickey Klutts, R OBP: 0.335, 0.321										3	0	0	0	0	0	0					
Jeff Burroughs, R OBP: 0.340, SLG: 0.453										4	1	1	1	0	0	0					
Mitchell Page, L OBP: 0.286, SLG: 0.333										4	0	1	0	0	1	1					
Davey Lopes, R OBP: 0.305, SLG: 0.370										3	0	0	0	0	1	2					
Jeff Newman, R OBP: 0.240, SLG: 0.343										3	0	0	0	0	3	1					
Jimmy Sexton, R OBP: 0.308, SLG: 0.375										3	0	1	0	0	0	0					
Inning Stats	R: 1 E: 0 K: 0 S: 4	H: 2 LOB: 0 BB: 0 P: 4	R: 0 E: 1 K: 3 S: 10	H: 0 LOB: 1 BB: 0 P: 10	R: 0 E: 0 K: 0 S: 3	H: 1 LOB: 0 BB: 0 P: 3	R: 0 E: 0 K: 1 S: 5	H: 0 LOB: 0 BB: 0 P: 5	R: 0 E: 0 K: 1 S: 2	H: 0 LOB: 0 BB: 1 P: 6	R: 1 E: 0 K: 0 S: 5	H: 2 LOB: 1 BB: 0 P: 5	R: 0 E: 0 K: 1 S: 7	H: 2 LOB: 2 BB: 0 P: 7	R: 0 E: 0 K: 0 S: 3	H: 0 LOB: 0 BB: 0 P: 3		1B: 5 2B: 1 3B: 0 HR: 1	SF: 0 SAC: 0 DP: 3 HBP: 0	WP: 0 PB: 0 SB: 1 CS: 0	PA: 33
PITCHER	IP	WLS	BF	H	R	ER	SO	BB	IBB	HBP	BLK	WP	HR	S	P	ERA	WHIP				
Roger Erickson, R ERA: 4.38	7.2	W	28	6	2	2	6	1	0	0	0	0	1	39	43	2.35	0.913				
Rudy May, L ERA: 3.54	0.1		2	1	0	0	0	0	0	0	0	0	0	2	2	0.00	3.000				
Rich Gossage, R ERA: 2.37	1.0		3	0	0	0	0	0	0	0	0	0	0	3	3	0.00	0.000				

Batter	1	2	3	4	5	6	7	8	9	AB	R	H	RBI	BB	SO	LOB	BOTTOM				
Willie Randolph, R OBP: 0.368, SLG: 0.348										3	2	1	0	2	0	2	Oakland Athletics @ New York Yankees Yankee Stadium, Bronx, NY Fri Jul 16 1982, 7:05 PM EDT Att: 30,872 - Unknown - 82 F				
Ken Griffey, L OBP: 0.336, SLG: 0.411										4	1	1	2	0	0	3					
Jerry Mumphrey, S OBP: 0.368, SLG: 0.358										3	1	2	2	1	0	1					
Oscar Gamble, L Lou Piniella, R OBP: 0.361, 0.445										2	0	0	0	0	0	2					
Dave Winfield, R OBP: 0.348, SLG: 0.531										3	0	0	0	1	0	2					
John Mayberry, L Butch Hobson, R OBP: 0.326, 0.208										2	0	0	0	0	0	0					
Graig Nettles, L OBP: 0.302, SLG: 0.356										4	0	0	0	0	0	0					
Roy Smalley, S OBP: 0.352, SLG: 0.384										4	1	3	1	0	1	0					
Butch Wynegar, S OBP: 0.367, SLG: 0.369										4	1	1	0	0	0	2					
Inning Stats	R: 0 E: 0 K: 0 S: 4	H: 1 LOB: 1 BB: 0 P: 4	R: 0 E: 0 K: 0 S: 3	H: 0 LOB: 0 BB: 0 P: 3	R: 3 E: 0 K: 0 S: 6	H: 3 LOB: 1 BB: 1 P: 10	R: 0 E: 0 K: 1 S: 5	H: 0 LOB: 0 BB: 0 P: 5	R: 3 E: 0 K: 1 S: 8	H: 3 LOB: 1 BB: 1 P: 12	R: 0 E: 0 K: 0 S: 4	H: 1 LOB: 1 BB: 0 P: 4	R: 0 E: 0 K: 0 S: 3	H: 0 LOB: 2 BB: 2 P: 11	R: 0 E: 0 K: 0 S: 4	H: 1 LOB: 1 BB: 0 P: 4		1B: 4 2B: 3 3B: 0 HR: 2	SF: 0 SAC: 0 DP: 0 HBP: 0	WP: 0 PB: 0 SB: 1 CS: 0	PA: 37
PITCHER	IP	WLS	BF	H	R	ER	SO	BB	IBB	HBP	BLK	WP	HR	S	P	ERA	WHIP				
Rick Langford, R ERA: 4.43	4.1	L	21	6	6	6	1	2	0	0	0	0	2	21	29	12.46	1.846				
Bob Ovcchinko, L ERA: 5.02	3.2		16	3	0	0	1	2	0	0	0	0	0	16	24	0.00	1.364				

Batter	1	2	3	4	5	6	7	8	9	AB	R	H	RBI	BB	SO	LOB	TOP			
Davey Lopes, R OBP: 0.308, SLG: 0.372	F6		L6 BB 1-2 1B		5-3			4-3 1B		4	0	2	0	0	0	0	<p>Oakland Athletics @ New York Yankees Yankee Stadium, Bronx, NY Sat Jul 17 1982, 7:05 PM EDT Att: 38,590 - Unknown - 87 F</p> <p>livebaseballscores.com</p> <p>AB 31 R 1 H 5 RBI 1 BB 4 SO 6 LOB 15</p> 			
Dwayne Murphy, L OBP: 0.351, SLG: 0.415	4-3		F7			K		4-3		4	0	0	0	0	1	3				
Cliff Johnson, R OBP: 0.310, SLG: 0.363								5-3		2	0	1	0	2	0	1				
Jeff Burroughs, R OBP: 0.336, SLG: 0.456	F9		L6			K				4	1	1	0	0	1	5				
Mickey Klutts, R OBP: 0.240, SLG: 0.265		6-3			K					4	0	1	1	0	1	1				
Joe Rudi, R OBP: 0.336, SLG: 0.295					F6					3	0	0	0	1	0	1				
Mike Heath, R OBP: 0.311, SLG: 0.333					F8			F7		4	0	0	0	0	0	2				
Jeff Newman, R OBP: 0.235, SLG: 0.335					K			5-3		4	0	0	0	0	2	2				
Jimmy Sexton, R OBP: 0.310, SLG: 0.346					F7					2	0	0	0	1	1	0				
Inning Stats	R: 0 E: 0 K: 0 S: 3	H: 0 LOB: 1 BB: 1 P: 7	R: 0 E: 0 K: 1 S: 5	H: 0 LOB: 1 BB: 1 P: 9	R: 0 E: 0 K: 0 S: 3	H: 1 LOB: 2 BB: 2 P: 11	R: 0 E: 0 K: 1 S: 5	H: 0 LOB: 0 BB: 0 P: 5	R: 0 E: 0 K: 2 S: 8	H: 1 LOB: 1 BB: 0 P: 8	R: 0 E: 0 K: 0 S: 3	H: 0 LOB: 0 BB: 0 P: 3	R: 0 E: 0 K: 1 S: 6	H: 1 LOB: 1 BB: 0 P: 6	R: 1 E: 0 K: 0 S: 5	H: 2 LOB: 1 BB: 0 P: 5	1B: 3 2B: 3 3B: 0 HR: 0	SF: 0 SAC: 0 DP: 1 HBP: 0	WP: 0 PB: 2 SB: 0 CS: 0	PA: 35
PITCHER Shane Rawley, L ERA: 3.36	IP: 9.0 WLS: W BF: 35 H: 5 R: 1 ER: 1 SO: 6 BB: 4 IBB: 0 HBP: 0 BLK: 0 WP: 0 HR: 0 S: 43 P: 59 ERA: 1.00 WHIP: 1.000															PITCHER				

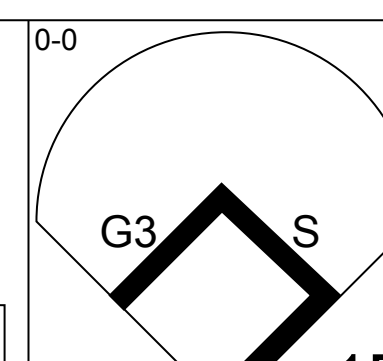
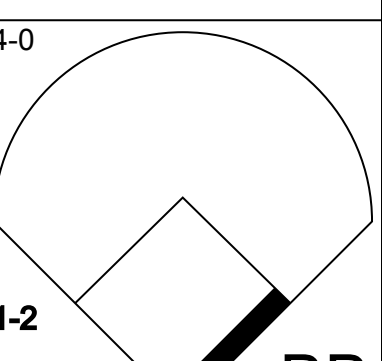
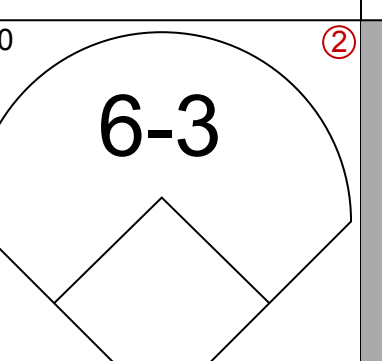
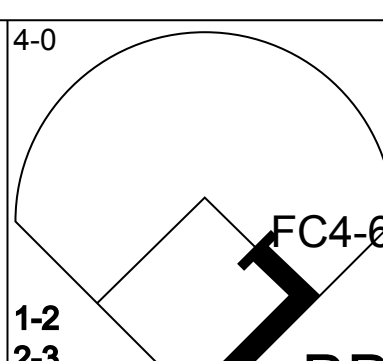
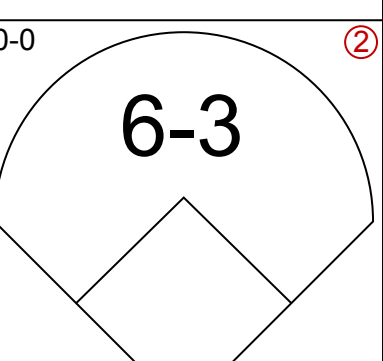
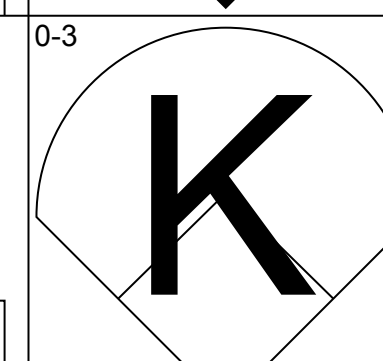
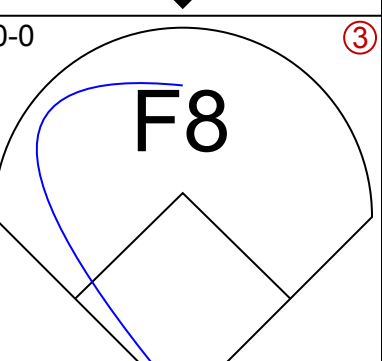
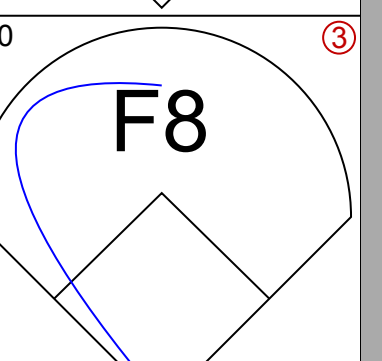
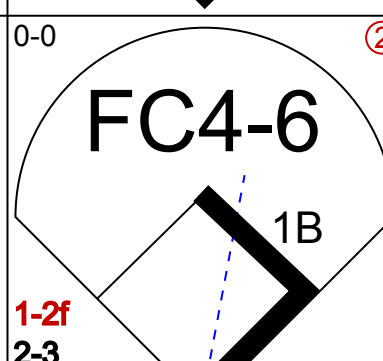
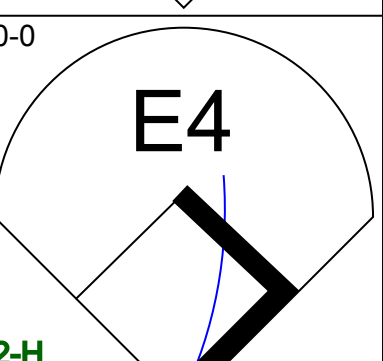
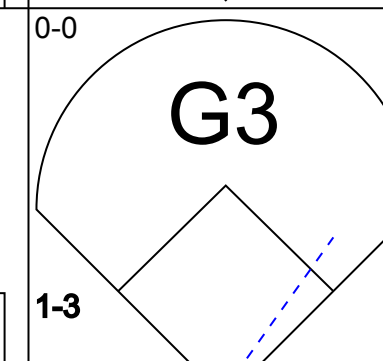
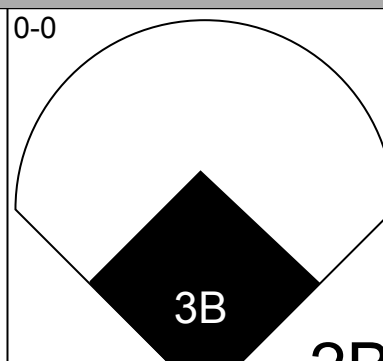
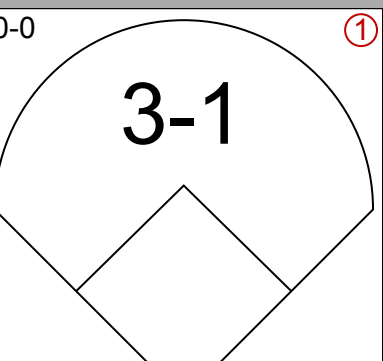
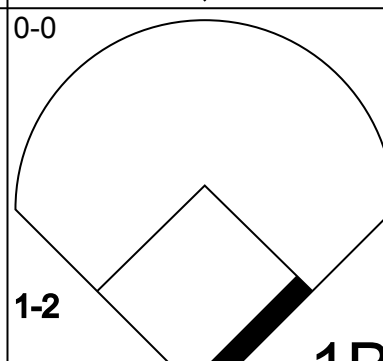
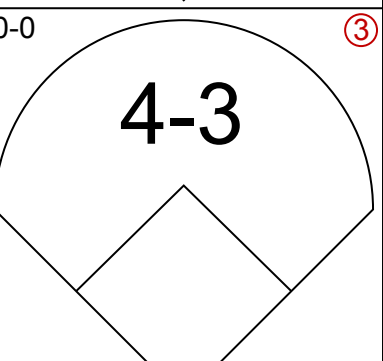
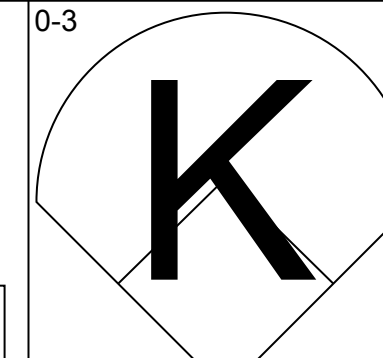
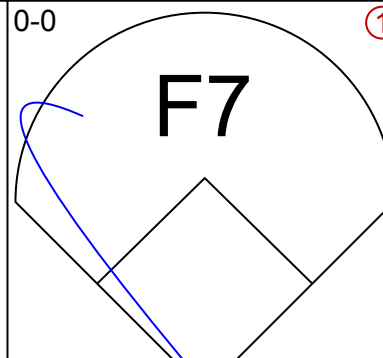
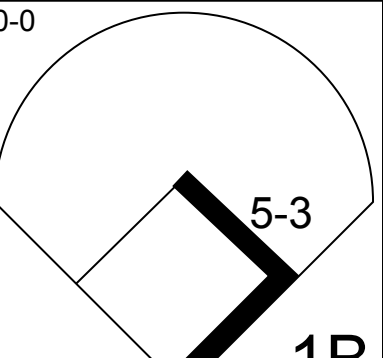
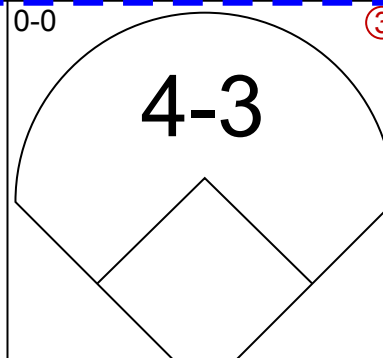
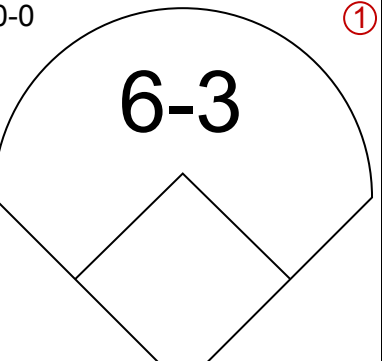

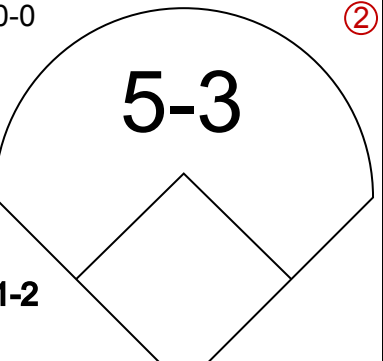
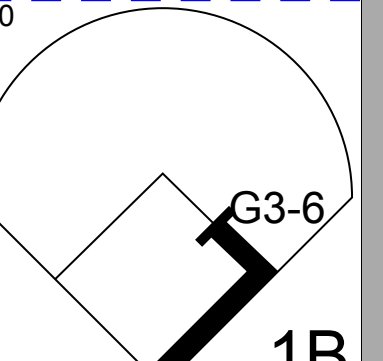
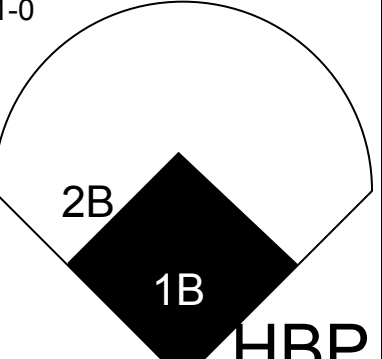
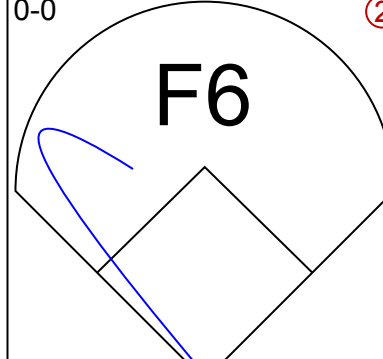
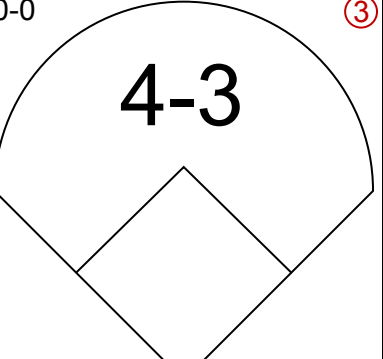
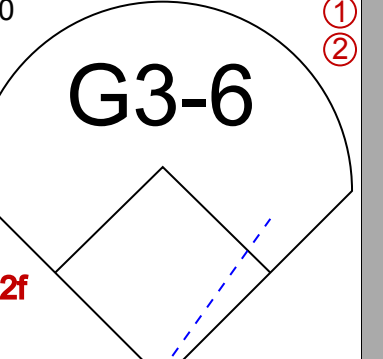
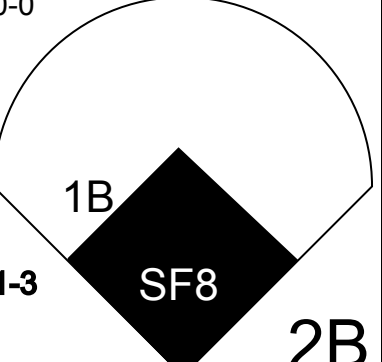
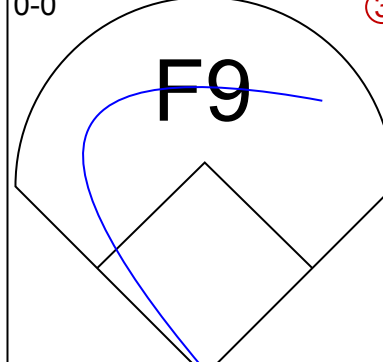
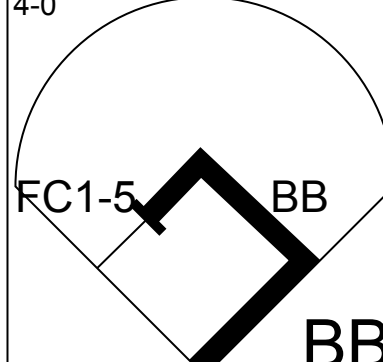

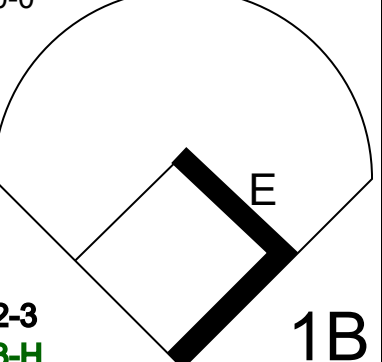
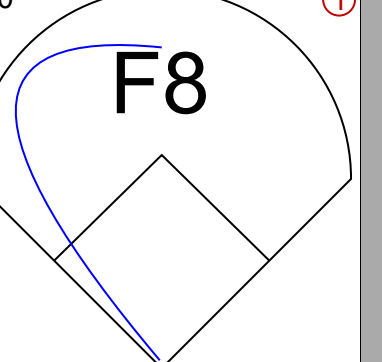
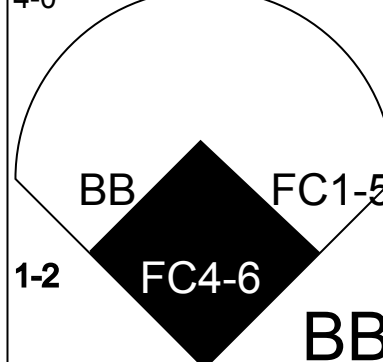
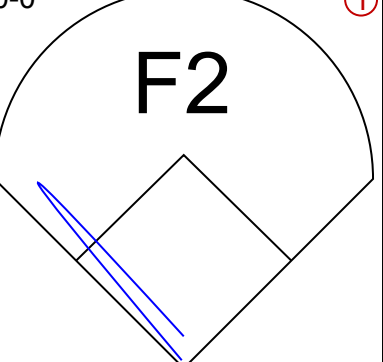
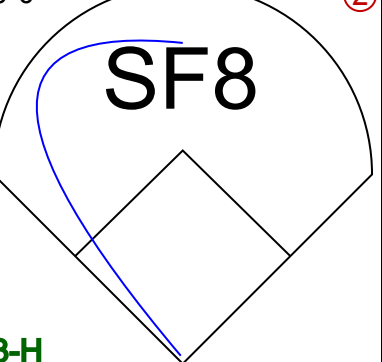

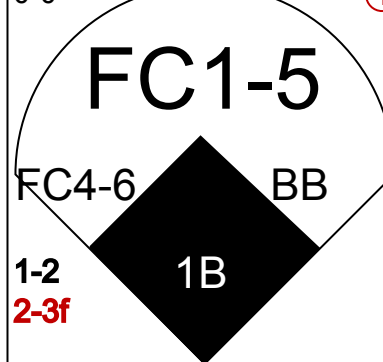
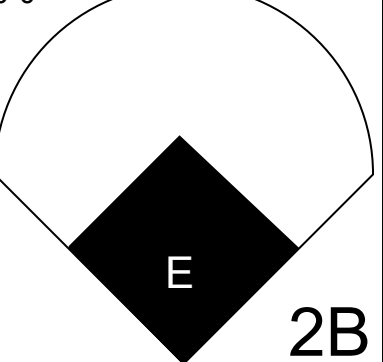
Batter	1	2	3	4	5	6	7	8	9	AB	R	H	RBI	BB	SO	LOB	BOTTOM				
Willie Randolph, R OBP: 0.364, SLG: 0.344	F9		F9		F9		5-3			4	0	0	0	0	0	0	<p>Oakland Athletics @ New York Yankees Yankee Stadium, Bronx, NY Sat Jul 17 1982, 7:05 PM EDT Att: 38,590 - Unknown - 87 F</p> <p>livebaseballscores.com</p> <p>AB 28 R 4 H 5 RBI 4 BB 6 SO 4 LOB 10</p> 				
Ken Griffey, L OBP: 0.338, SLG: 0.412					F9			F8		4	1	2	0	0	0	0					
Jerry Mumphrey, S OBP: 0.370, SLG: 0.374										3	2	1	2	1	2	1					
Bobby Murcer, L OBP: 0.301, SLG: 0.437	F6									4	1	1	2	0	1	1					
Dave Winfield, R OBP: 0.347, SLG: 0.525										3	0	0	0	1	0	0					
John Mayberry, L OBP: 0.338, SLG: 0.369										1	0	1	0	3	0	0					
Graig Nettles, L OBP: 0.297, SLG: 0.350										4	0	0	0	0	1	5					
Roy Smalley, S OBP: 0.352, SLG: 0.381										2	0	0	0	1	0	1					
Rick Cerone, R OBP: 0.293, SLG: 0.258										3	0	0	0	0	0	2					
Inning Stats	R: 0 E: 0 K: 1 S: 6	H: 1 LOB: 0 BB: 0 P: 6	R: 0 E: 0 K: 0 S: 4	H: 1 LOB: 0 BB: 0 P: 4	R: 2 E: 0 K: 1 S: 7	H: 2 LOB: 0 BB: 0 P: 7	R: 0 E: 0 K: 1 S: 4	H: 0 LOB: 3 BB: 3 P: 16	R: 0 E: 0 K: 0 S: 3	H: 0 LOB: 1 BB: 1 P: 7	R: 0 E: 0 K: 0 S: 3	H: 0 LOB: 0 BB: 0 P: 3	R: 2 E: 0 K: 0 S: 4	H: 1 LOB: 1 BB: 2 P: 12	R: 0 E: 0 K: 0 S: 5	H: 0 LOB: 0 BB: 0 P: 5		1B: 3 2B: 1 3B: 0 HR: 2	SF: 0 SAC: 0 DP: 1 HBP: 0	WP: 0 PB: 0 SB: 0 CS: 2	PA: 34
PITCHER Matt Keough, R ERA: 5.62 Bob Ovwchinko, L ERA: 4.99	IP: 7.2 WLS: L BF: 32 H: 5 R: 4 ER: 4 SO: 4 BB: 5 IBB: 0 HBP: 0 BLK: 0 WP: 0 HR: 2 S: 35 P: 55 ERA: 4.70 WHIP: 1.304															PITCHER					

Batter	1	2	3	4	5	6	7	8	9	AB	R	H	RBI	BB	SO	LOB	TOP											
Rickey Henderson, R OBP: 0.423, SLG: 0.412										4	0	0	0	0	2	1												
Dwayne Murphy, L OBP: 0.350, SLG: 0.411										3	0	0	0	1	2	0												
Cliff Johnson, R OBP: 0.308, SLG: 0.366										4	0	1	0	0	0	2												
Jeff Burroughs, R OBP: 0.333, SLG: 0.479										4	1	1	1	0	1	1												
Mickey Klutts, R OBP: 0.231, SLG: 0.255										4	0	0	0	0	0	0												
Joe Rudi, R OBP: 0.333, SLG: 0.301										4	0	1	0	0	0	0												
Davey Lopes, R OBP: 0.303, SLG: 0.366										4	1	0	0	0	0	1												
Mike Heath, R OBP: 0.312, SLG: 0.347										3	1	1	1	0	1	0												
Jimmy Sexton, R OBP: 0.313, SLG: 0.357										2	0	1	1	0	0	0												
Inning Stats	R: 0 E: 0 K: 2 S: 8	H: 1 LOB: 1 P: 8	R: 0 E: 0 K: 0 S: 3	H: 0 LOB: 0 BB: 0 P: 3	R: 0 E: 0 K: 0 S: 4	H: 1 LOB: 2 BB: 1 P: 8	R: 0 E: 0 K: 0 S: 4	H: 1 LOB: 0 BB: 0 P: 4	R: 1 E: 0 K: 0 S: 4	H: 1 LOB: 0 BB: 0 P: 4	R: 2 E: 1 K: 1 S: 7	H: 1 LOB: 0 BB: 0 P: 7	R: 0 E: 0 K: 2 S: 7	H: 0 LOB: 0 BB: 0 P: 7	R: 0 E: 0 K: 0 S: 3	H: 0 LOB: 0 BB: 0 P: 3	1B: 1 2B: 2 3B: 1 HR: 1	SF: 1 SAC: 0 DP: 0 HBP: 0	WP: 0 PA: 34 PB: 0 SB: 1 CS: 0									
PITCHER	IP	WLS	BF	H	R	ER	SO	BB	IBB	HBP	BLK	WP	HR	S	P	ERA	WHIP											
Ron Guidry, L ERA: 3.87	(1, 1)	6.1	W	26	5	3	1	3	1	0	0	0	0	1	31	35	1.42	0.947										
Rudy May, L ERA: 3.38	(7, 1)	2.2		8	0	0	0	3	0	0	0	0	0	0	14	14	0.00	0.000										

Oakland Athletics @ New York Yankees
Yankee Stadium, Bronx, NY
Sun Jul 18 1982, 3:33 AM EDT
Att: 38,184 - Unknown - 93 F

AB	32
R	3
H	5
RBI	3
BB	1
SO	6
LOB	5



Batter	1	2	3	4	5	6	7	8	9	AB	R	H	RBI	BB	SO	LOB	BOTTOM											
Willie Randolph, R OBP: 0.367, SLG: 0.344										3	0	1	0	2	0	1												
Ken Griffey, L OBP: 0.332, SLG: 0.405										5	0	0	1	0	1	5												
Jerry Mumphrey, S OBP: 0.371, SLG: 0.379										5	1	2	1	0	0	2												
Bobby Murcer, L OBP: 0.299, SLG: 0.431										4	0	1	0	0	1	4												
Dave Winfield, R OBP: 0.349, SLG: 0.532										4	0	2	1	0	0	1												
John Mayberry, L OBP: 0.336, SLG: 0.364										3	1	0	0	0	0	3												
Graig Nettles, L OBP: 0.300, SLG: 0.354										3	1	1	0	1	0	1												
Roy Smalley, S OBP: 0.354, SLG: 0.381										3	1	1	1	1	0	0												
Rick Cerone, R OBP: 0.301, SLG: 0.315										3	3	2	2	0	0	2												
Inning Stats	R: 0 E: 0 K: 2 S: 8	H: 1 LOB: 1 P: 8	R: 2 E: 1 K: 0 S: 5	H: 2 LOB: 1 BB: 1 P: 10	R: 1 E: 0 K: 0 S: 5	H: 2 LOB: 1 BB: 0 P: 5	R: 1 E: 0 K: 0 S: 4	H: 1 LOB: 0 BB: 0 P: 4	R: 0 E: 0 K: 0 S: 4	H: 1 LOB: 1 BB: 0 P: 4	R: 2 E: 0 K: 0 S: 3	H: 1 LOB: 2 BB: 3 P: 3	R: 0 E: 0 K: 0 S: 5	H: 1 LOB: 0 BB: 0 P: 5	R: 1 E: 1 K: 0 S: 5	H: 1 LOB: 1 BB: 0 P: 5	1B: 5 2B: 3 3B: 1 HR: 1	SF: 1 SAC: 0 DP: 1 HBP: 1	WP: 0 PA: 39 PB: 0 SB: 1 CS: 0									
PITCHER	IP	WLS	BF	H	R	ER	SO	BB	IBB	HBP	BLK	WP	HR	S	P	ERA	WHIP											
Brian Kingman, R ERA: 4.83	(1, 1)	5.0	L	26	7	6	6	2	3	0	1	0	0	1	26	39	10.80	2.000										
Preston Hanna, R ERA: 3.65	(6, 1)	0.2		4	1	0	0	0	1	0	0	0	0	3	7	0.00	3.000											
Bob Owchinko, L ERA: 4.96	(6, 1)	0.1		1	0	0	0	0	0	0	0	0	0	1	1	0.00	0.000											
Tom Underwood, L ERA: 3.03	(7, 1)	1.0		3	1	0	0	0	0	0	0	0	0	3	3	0.00	1.000											
Dave Beard, R ERA: 4.1	(8, 1)	1.0		5	1	1	0	0	0	0	0	0	0	5	5	0.00	1.000											

Oakland Athletics @ New York Yankees
Yankee Stadium, Bronx, NY
Sun Jul 18 1982, 3:33 AM EDT
Att: 38,184 - Unknown - 93 F

AB	33
R	7
H	10
RBI	6
BB	4
SO	2
LOB	19



Batter	1	2	3	4	5	6	7	8	9	AB	R	H	RBI	BB	SO	LOB	TOP								
Rickey Henderson, R OBP: 0.421, SLG: 0.408 (1.7)	6-3		1B		F9		L4			3	1	0	0	1	0	0									
Dwayne Murphy, L OBP: 0.351, SLG: 0.415 (1.8)	K		1B		2B			L7		4	0	2	1	0	1	0									
Dan Meyer, L OBP: 0.276, SLG: 0.404 (1.3)	FC6-4 1B		4-3		4-3			1-3 1B		4	0	2	0	0	0	2									
Jeff Burroughs, R OBP: 0.330, SLG: 0.500 (1.9)	FC6-4 1-2			5-3		HR		1-3		4	1	1	1	0	0	2									
Wayne Gross, L OBP: 0.333, SLG: 0.319 (1.5)		G6-4-3 1B		F8		F9		G3		4	0	1	0	0	0	1									
Mitchell Page, L OBP: 0.394, SLG: 0.333 (1.10)		G6-4-3 1-2		WP HR HBP		F7			CS 1B	3	1	1	0	0	0	1									
Jeff Newman, R OBP: 0.237, SLG: 0.352 (1.2)			6-3							3	1	1	2	0	0	0									
Mike Heath, R OBP: 0.310, SLG: 0.344 (7.2)				HR		F7			K 1-2	1	0	0	0	0	1	1									
Dave McKay, S OBP: 0.225, SLG: 0.252 (1.4)			K	L4				1-3		4	0	1	0	0	1	0									
Jimmy Sexton, R OBP: 0.278, SLG: 0.313 (1.6)			K		F4			1-3		4	0	0	0	0	1	1									
Inning Stats	R: 0 E: 0 K: 1 S: 6	H: 1 LOB: 1 BB: 0 P: 6	R: 0 E: 0 K: 0 S: 3	H: 1 LOB: 0 BB: 0 P: 3	R: 1 E: 0 K: 2 S: 8	H: 1 LOB: 1 BB: 1 P: 12	R: 2 E: 0 K: 0 S: 4	H: 1 LOB: 0 BB: 0 P: 5	R: 0 E: 0 K: 0 S: 4	H: 1 LOB: 0 BB: 0 P: 4	R: 1 E: 0 K: 0 S: 4	H: 1 LOB: 0 BB: 0 P: 4	R: 0 E: 0 K: 0 S: 3	H: 0 LOB: 0 BB: 0 P: 3	R: 0 E: 0 K: 0 S: 4	H: 1 LOB: 1 BB: 0 P: 4	R: 0 E: 0 K: 1 S: 6	H: 2 LOB: 1 BB: 0 P: 6	1B: 6 2B: 1 3B: 0 HR: 2	SF: 0 SAC: 0 DP: 1 HBP: 1	WP: 1 PB: 0 SB: 2 CS: 1	PA: 36			
PITCHER	IP	WLS	BF	H	R	ER	SO	BB	IBB	HBP	BLK	WP	HR	S	P	ERA	WHIP								
Lary Sorensen, R ERA: 4.94 (1.1)	7.1		30	7	4	4	3	1	0	1	0	1	2	34	39	4.91	1.091								
Dan Spillner, R ERA: 1.87 (8.1)	1.2	W	6	2	0	0	1	0	0	0	0	0	0	8	8	0.00	1.200								

Oakland Athletics @ Cleveland Indians
Cleveland Municipal Stadium, Cleveland, OH
Mon Jul 19 1982, 7:05 PM EDT
Att: 11,850 - Unknown - 73 F

AB 34
R 4
H 9
RBI 4
BB 1
SO 4
LOB 8



Batter	1	2	3	4	5	6	7	8	9	AB	R	H	RBI	BB	SO	LOB	BOTTOM								
Larry Milbourne, S OBP: 0.275, SLG: 0.314 (1.4)	6-3 3B		FC1-5 1B	1-2 K			F7		SF9	4	1	2	1	0	1	2									
Toby Harrah, R OBP: 0.425, SLG: 0.547 (1.5)	6-3		FC1-5 1-3		K		F8		E5 1B	5	0	1	1	0	1	1									
Mike Hargrove, L OBP: 0.386, SLG: 0.318 (1.3)	3-H 1B		4-0 1-2 BB		F4			F5		3	0	1	0	1	0	0									
Andre Thornton, R OBP: 0.408, SLG: 0.519 (1.10)	L5		L7		K			F9		4	0	0	0	0	1	3									
Von Hayes, L OBP: 0.300, SLG: 0.401 (1.7)	F7			F9 1B		F9 1B		F8		4	2	2	0	0	0	1									
Rick Manning, L OBP: 0.336, SLG: 0.355 (1.8)		6-3		F9		F8			SH5-4 BB SF9 1B	4	1	1	0	0	0	2									
Ron Hassey, L OBP: 0.297, SLG: 0.264 (1.2)		1-4-3		F5					1B SH5-4 E BB	3	0	1	1	0	0	1									
Jack Perconte, L OBP: 0.290, SLG: 0.277 (9, PH)							L5-3 1B			0	1	0	0	1	0	0									
Carmen Castillo, R OBP: 0.125, SLG: 0.125 (1.9)		F7		1B					SH5-4	3	0	1	1	0	0	1									
Miguel Dilone, S OBP: 0.260, SLG: 0.307 (9, PH)				1B			L5-3			0	0	0	0	0	0	0									
Mike Fischlin, R OBP: 0.386, SLG: 0.328 (1.6)			F8							3	0	1	0	0	1	0									
Karl Pagel, L OBP: 0.467, SLG: 0.200 (9, PH)				1-3 1B						0	0	0	0	1	0	0									
Inning Stats	R: 1 E: 0 K: 0 S: 5	H: 2 LOB: 1 BB: 0 P: 5	R: 0 E: 0 K: 0 S: 3	H: 0 LOB: 0 BB: 0 P: 3	R: 0 E: 0 K: 0 S: 4	H: 1 LOB: 2 BB: 1 P: 8	R: 1 E: 0 K: 1 S: 8	H: 3 LOB: 2 BB: 0 P: 8	R: 0 E: 0 K: 2 S: 7	H: 0 LOB: 0 BB: 0 P: 7	R: 1 E: 0 K: 0 S: 4	H: 2 LOB: 0 BB: 0 P: 4	R: 0 E: 0 K: 1 S: 5	H: 0 LOB: 0 BB: 0 P: 5	R: 0 E: 0 K: 0 S: 3	H: 0 LOB: 0 BB: 0 P: 3	R: 2 E: 1 K: 0 S: 4	H: 2 LOB: 2 BB: 2 P: 12	1B: 8 2B: 2 3B: 1 HR: 0	SF: 1 SAC: 1 DP: 1 HBP: 0	WP: 0 PB: 0 SB: 4 CS: 0	PA: 38			
PITCHER	IP	WLS	BF	H	R	ER	SO	BB	IBB	HBP	BLK	WP	HR	S	P	ERA	WHIP								
Steve McCatty, R ERA: 3.89 (1.1)	6.0		26	8	3	3	3	1	0	0	0	0	0	31	35	4.50	1.500								
Dave Beard, R ERA: 4.06 (7.1)	2.2	L	12	2	2	1	1	1	1	0	0	0	0	12	20	3.38	1.125								

Oakland Athletics @ Cleveland Indians
Cleveland Municipal Stadium, Cleveland, OH
Mon Jul 19 1982, 7:05 PM EDT
Att: 11,850 - Unknown - 73 F

AB 33
R 5
H 10
RBI 4
BB 3
SO 4
LOB 11



Batter	1	2	3	4	5	6	7	8	9	AB	R	H	RBI	BB	SO	LOB	TOP								
Rickey Henderson, R OBP: 0.419, SLG: 0.404 (1, 7)	F9		F8		F9		S 1B S BB	5-3		4	1	0	0	1	0	2									
Dwayne Murphy, L OBP: 0.357, SLG: 0.419 (1, 8)	2B BB				2B		1B S FC4-6 BB		F7	2	2	1	1	3	0	0									
Cliff Johnson, R OBP: 0.312, SLG: 0.365 Jimmy Sexton, R OBP: 0.270, SLG: 0.303 (7, PR)	K		L7		G6-4-3 IBB		FC4-6 S		K	3	0	1	1	1	1	2									
Jeff Burroughs, R OBP: 0.333, SLG: 0.500 Tony Armas, R OBP: 0.296, SLG: 0.397 (9, 9)	2B			E9	G6-4-3		FC4-6 BB		K	4	1	1	1	1	1	2									
Mickey Klutts, R OBP: 0.232, SLG: 0.264 (1, 5)	6-3			2B			FC4-6 BB			4	0	1	2	0	1	3									
Joe Rudi, R OBP: 0.331, SLG: 0.321 (1, 3)		F2		6-3			F6			4	1	1	1	0	0	3									
Davey Lopes, R OBP: 0.302, SLG: 0.364 (1, 4)		5-3		6-3		HR				4	0	1	0	0	0	1									
Mike Heath, R OBP: 0.303, SLG: 0.335 (1, 2)		4-3		6-3			F9		6-3	4	0	0	0	0	0	2									
Fred Stanley, R OBP: 0.280, SLG: 0.218 (1, 6)			5-3			2B 1B	F9		K	4	1	1	0	0	1	1									
Inning Stats	R: 1 E: 0 K: 1 S: 6	H: 1 LOB: 1 BB: 1 P: 10	R: 0 E: 0 K: 0 S: 3	H: 0 LOB: 0 BB: 0 P: 3	R: 0 E: 0 K: 0 S: 3	H: 0 LOB: 1 BB: 1 P: 7	R: 1 E: 1 K: 0 S: 5	H: 1 LOB: 1 BB: 0 P: 5	R: 1 E: 0 K: 1 S: 4	H: 2 LOB: 1 BB: 1 P: 8	R: 1 E: 0 K: 1 S: 6	H: 1 LOB: 0 BB: 0 P: 6	R: 2 E: 0 K: 0 S: 4	H: 1 LOB: 2 BB: 3 P: 16	R: 0 E: 0 K: 1 S: 6	H: 1 LOB: 0 BB: 0 P: 6	R: 0 E: 0 K: 2 S: 7	H: 0 LOB: 0 BB: 0 P: 7	1B: 3 2B: 3 3B: 0 HR: 1	SF: 0 SAC: 0 DP: 1 HBP: 0	WP: 1 PB: 0 SB: 5 CS: 0	PA: 40			
PITCHER	IP	WLS	BF	H	R	ER	SO	BB	IBB	HBP	BLK	WP	HR	S	P	ERA	WHIP								
Rick Waits, L ERA: 6.03 (1, 1)	4.1	L	21	4	3	2	1	2	1	0	0	1	0	20	32	4.15	1.385								
Ed Whitson, R ERA: 4.41 (5, 1)	2.0		10	2	3	3	1	3	0	0	0	0	1	9	21	13.50	2.500								
Ed Glynn, L ERA: 3.15 (7, 1)	0.2		2	0	0	0	0	0	0	0	0	0	0	2	2	0.00	0.000								
Bud Anderson, R ERA: 2.45 (8, 1)	2.0		7	1	0	0	3	0	0	0	0	0	0	13	13	0.00	0.500								

Oakland Athletics @ Cleveland Indians
Cleveland Municipal Stadium, Cleveland, OH

Tue Jul 20 1982, 7:05 PM EDT
Att: 9,257 - Unknown - 75 F

AB 34
R 6
H 7
RBI 6
BB 6
SO 5
LOB 16



Batter	1	2	3	4	5	6	7	8	9	AB	R	H	RBI	BB	SO	LOB	BOTTOM								
Larry Milbourne, S OBP: 0.274, SLG: 0.312 (1, 4)	4-3		6-3			2B 1B	F8			4	1	1	0	0	0	1									
Toby Harrah, R OBP: 0.424, SLG: 0.546 (1, 5)	5-3			E5	G4-6-3	1B 2B		F6		4	1	1	0	0	0	0									
Mike Hargrove, L OBP: 0.384, SLG: 0.318 (1, 3)	4-3			G4-6-3	1-2	2H 3H 1B		K		4	0	1	2	0	1	1									
Andre Thornton, R OBP: 0.412, SLG: 0.529 (1, 10)		FC4-6 1B HBP			1B		5-3			3	1	2	1	0	0	0									
Von Hayes, L OBP: 0.300, SLG: 0.399 (1, 7)		FC4-6 1B		F7			3-1		4-3	4	0	1	0	0	0	1									
Rick Manning, L OBP: 0.335, SLG: 0.352 (1, 8)		FC4-6 G4-6-3 1-2 2-3			4-3 BB				4-3	3	0	0	0	1	1	2									
Ron Hassey, L OBP: 0.291, SLG: 0.258 (1, 2)		G4-6-3 1-2			4-3				F8	4	0	0	0	0	0	3									
Carmen Castillo, R OBP: 0.250, SLG: 0.250 (1, 9)			F7		G6-4-3 1B		E1 2B 1B		F9	4	1	2	0	0	0	0									
Mike Fischlin, R OBP: 0.385, SLG: 0.336 (1, 6)			K		G6-4-3 1-2		G6-4-3 2B			3	0	1	1	0	1	2									
Inning Stats	R: 0 E: 0 K: 0 S: 3	H: 0 LOB: 0 BB: 0 P: 3	R: 0 E: 0 K: 0 S: 3	H: 1 LOB: 1 BB: 0 P: 4	R: 0 E: 0 K: 1 S: 5	H: 0 LOB: 0 BB: 0 P: 5	R: 0 E: 1 K: 0 S: 4	H: 1 LOB: 1 BB: 0 P: 4	R: 0 E: 0 K: 0 S: 3	H: 1 LOB: 1 BB: 1 P: 7	R: 2 E: 0 K: 0 S: 5	H: 3 LOB: 0 BB: 0 P: 5	R: 1 E: 1 K: 1 S: 7	H: 2 LOB: 1 BB: 0 P: 7	R: 0 E: 0 K: 1 S: 6	H: 1 LOB: 0 BB: 0 P: 6	R: 0 E: 0 K: 0 S: 3	H: 0 LOB: 0 BB: 0 P: 3	1B: 6 2B: 2 3B: 0 HR: 1	SF: 0 SAC: 0 DP: 3 HBP: 1	WP: 0 PB: 0 SB: 0 CS: 0	PA: 35			
PITCHER	IP	WLS	BF	H	R	ER	SO	BB	IBB	HBP	BLK	WP	HR	S	P	ERA	WHIP								
Mike Norris, R ERA: 4.46 (1, 1)	9.0	W	35	9	4	3	3	1	0	1	0	0	1	39	44	3.00	1.111								

Oakland Athletics @ Cleveland Indians
Cleveland Municipal Stadium, Cleveland, OH

Tue Jul 20 1982, 7:05 PM EDT
Att: 9,257 - Unknown - 75 F

AB 33
R 4
H 9
RBI 4
BB 1
SO 3
LOB 10



Batter	1	2	3	4	5	6	7	8	9	AB	R	H	RBI	BB	SO	LOB	TOP								
Rickey Henderson, R OBP: 0.416, SLG: 0.401 (1, 7)										5	1	1	1	0	1	2	Oakland Athletics @ Cleveland Indians Cleveland Municipal Stadium, Cleveland, OH Wed Jul 21 1982, 7:05 PM EDT Att: 12,404 - Unknown - 76 F AB 34 R 6 H 10 RBI 6 BB 6 SO 6 LOB 15 								
Dwayne Murphy, L OBP: 0.356, SLG: 0.417 (1, 8)										4	1	1	0	1	0	0									
Dan Meyer, L OBP: 0.283, SLG: 0.405 (1, 3)										4	0	2	2	1	0	0									
Tony Armas, R OBP: 0.265, SLG: 0.393 (1, 9)										5	0	1	1	0	3	3									
Wayne Gross, L OBP: 0.328, SLG: 0.314 (1, 5)										4	0	0	0	0	1	2									
Jeff Burroughs, R OBP: 0.347, SLG: 0.524 (1, 10)										3	1	2	0	1	0	0									
Davey Lopes, R OBP: 0.312, SLG: 0.369 (1, 4)										2	1	2	1	2	0	0									
Mike Heath, R OBP: 0.296, SLG: 0.327 (1, 2)										4	1	0	0	0	1	6									
Fred Stanley, R OBP: 0.286, SLG: 0.221 (1, 6)										3	1	1	1	1	0	2									
Inning Stats	R: 0 E: 0 K: 1 S: 5	H: 0 LOB: 0 BB: 0 P: 5	R: 0 E: 0 K: 0 S: 3	H: 0 LOB: 0 BB: 0 P: 3	R: 0 E: 0 K: 1 S: 4	H: 0 LOB: 0 BB: 2 P: 12	R: 0 E: 0 K: 1 S: 5	H: 0 LOB: 0 BB: 0 P: 5	R: 5 E: 0 K: 1 S: 9	H: 4 LOB: 2 BB: 3 P: 21	R: 0 E: 0 K: 0 S: 4	H: 2 LOB: 1 BB: 0 P: 4	R: 0 E: 0 K: 1 S: 6	H: 1 LOB: 1 BB: 0 P: 6	R: 1 E: 0 K: 0 S: 4	H: 2 LOB: 0 BB: 0 P: 4	R: 0 E: 0 K: 1 S: 6	H: 1 LOB: 2 BB: 1 P: 10	1B: 9 2B: 0 3B: 1 HR: 0	SF: 0 SAC: 0 DP: 0 HBP: 0	WP: 0 PB: 0 SB: 1 CS: 2	PA: 40			
PITCHER	IP	WLS	BF	H	R	ER	SO	BB	IBB	HBP	BLK	WP	HR	S	P	ERA	WHIP								
John Denny, R ERA: 5.2 (1, 1)	4.2	L	20	2	5	5	3	5	0	0	0	0	0	21	41	9.64	1.500								
Ed Glynn, L ERA: 3.1 (5, 1)	0.1	3	2	0	0	1	0	0	0	0	0	0	0	5	5	0.00	6.000								
Tom Brennan, R ERA: 4.05 (6, 1)	2.0	8	3	0	0	1	0	0	0	0	0	0	0	10	10	0.00	1.500								
Dan Spillner, R ERA: 1.94 (8, 1)	2.0	9	3	1	1	1	1	1	0	0	0	0	0	10	14	4.50	2.000								

Batter	1	2	3	4	5	6	7	8	9	AB	R	H	RBI	BB	SO	LOB	BOTTOM								
Larry Milbourne, S OBP: 0.267, SLG: 0.305 (1, 4) (9, 6)										4	0	0	2	0	0	3	Oakland Athletics @ Cleveland Indians Cleveland Municipal Stadium, Cleveland, OH Wed Jul 21 1982, 7:05 PM EDT Att: 12,404 - Unknown - 76 F AB 35 R 4 H 9 RBI 4 BB 5 SO 1 LOB 23 								
Toby Harrah, R OBP: 0.423, SLG: 0.547 (1, 5)										5	0	2	1	0	0	1									
Mike Hargrove, L OBP: 0.380, SLG: 0.313 (1, 3)										5	0	0	0	0	0	3									
Andre Thornton, R OBP: 0.414, SLG: 0.538 (1, 10)										4	1	2	1	1	0	1									
Bill Nahorodny, R OBP: 0.255, SLG: 0.388 (7, PH) (8, 2)										3	0	1	0	0	0	1									
Ron Hassey, L OBP: 0.288, SLG: 0.255 (7, PH) (8, 2)										2	0	0	0	0	1	4									
Von Hayes, L OBP: 0.299, SLG: 0.397 (1, 7)										4	0	1	0	0	0	1									
Rick Manning, L OBP: 0.340, SLG: 0.355 (1, 8)										3	2	2	0	1	0	2									
Carmen Castillo, R OBP: 0.313, SLG: 0.267 (1, 9)										3	1	1	0	1	0	3									
Mike Fischlin, R OBP: 0.384, SLG: 0.331 (1, 6) (8, PH) (9, 4)										2	0	0	0	1	0	4									
Karl Pagel, L OBP: 0.500, SLG: 0.200 (6, PR) (9, 4)										0	0	0	0	1	0	0									
Jack Perconte, L OBP: 0.290, SLG: 0.277 (6, PR) (9, 4)										0	0	0	0	0	0	0									
Inning Stats	R: 0 E: 0 K: 0 S: 3	H: 0 LOB: 0 BB: 0 P: 3	R: 1 E: 0 K: 0 S: 6	H: 3 LOB: 2 BB: 0 P: 6	R: 0 E: 0 K: 0 S: 3	H: 0 LOB: 0 BB: 0 P: 3	R: 0 E: 0 K: 0 S: 3	H: 0 LOB: 0 BB: 0 P: 3	R: 1 E: 0 K: 0 S: 4	H: 1 LOB: 1 BB: 1 P: 8	R: 0 E: 0 K: 0 S: 4	H: 1 LOB: 1 BB: 0 P: 4	R: 2 E: 0 K: 1 S: 7	H: 2 LOB: 3 BB: 3 P: 19	R: 0 E: 0 K: 0 S: 4	H: 1 LOB: 2 BB: 1 P: 8	R: 0 E: 0 K: 0 S: 4	H: 1 LOB: 1 BB: 0 P: 4	1B: 7 2B: 1 3B: 0 HR: 1	SF: 1 SAC: 0 DP: 0 HBP: 0	WP: 0 PB: 0 SB: 0 CS: 0	PA: 41			
PITCHER	IP	WLS	BF	H	R	ER	SO	BB	IBB	HBP	BLK	WP	HR	S	P	ERA	WHIP								
Tom Underwood, L ERA: 3.19 (7, 1)	6.0	W	27	6	4	4	0	0	0	0	0	0	0	24	36	6.00	1.500								
Dave Beard, R ERA: 4.04 (7, 1)	0.1	2	1	0	0	0	0	0	0	0	0	0	0	2	2	0.00	3.000								
Bob Owchinko, L ERA: 4.92 (7, 1)	0.1	1	0	0	0	0	0	0	0	0	0	0	0	1	1	0.00	0.000								
Brian Kingman, R ERA: 4.83 (7, 1)	2.1	S	11	2	0	0	1	2	0	0	0	0	0	11	19	0.00	1.714								

Batter	1	2	3	4	5	6	7	8	9	10	11	12	13	AB	R	H	RBI	BB	SO	LOB	TOP			
Rickey Henderson, R OBP: 0.413, SLG: 0.399	F7			F9		CS 1B		CS 2B		K			K	6	0	2	0	0	2	1				
Dwayne Murphy, L OBP: 0.261, SLG: 0.407	F8			1-3		SF7		4-3		FC3-6 BB			F9	4	0	0	1	1	0	1				
Cliff Johnson, R OBP: 0.307, SLG: 0.362	5-3					5-3		K		FC3-6 S			6-3	6	0	1	0	0	1	2				
Tony Armas, R OBP: 0.264, SLG: 0.408		L6		6-3				HR		K				5	1	1	1	0	2	2				
Jeff Burroughs, R OBP: 0.338, SLG: 0.500		K				K		BB 1B		F2				5	1	1	0	0	3	1				
Mickey Klutts, R OBP: 0.220, SLG: 0.250		1-3				5-3		B5		F9				5	0	0	0	0	1	1				
Davey Lopes, R OBP: 0.314, SLG: 0.382						K		1B BB		4-3				4	1	2	1	1	1	0				
Mike Heath, R OBP: 0.293, SLG: 0.323				6-3		HR		CS 1B		4-3			4-3	5	0	1	1	0	0	1				
Jimmy Sexton, R OBP: 0.275, SLG: 0.306													F6	3	1	1	0	0	1	2				
Fred Stanley, R OBP: 0.265, SLG: 0.221				F9		1B SF7		K						2	0	1	0	0	0	1				
Inning Stats	R: 0 E: 0 K: 0 S: 3	H: 0 LOB: 0 BB: 0 P: 3	R: 0 E: 0 K: 1 S: 5	H: 0 LOB: 0 BB: 0 P: 5	R: 0 E: 0 K: 1 S: 5	H: 1 LOB: 1 BB: 0 P: 4	R: 1 E: 0 K: 1 S: 6	H: 1 LOB: 0 BB: 0 P: 6	R: 1 E: 0 K: 0 S: 4	H: 3 LOB: 1 BB: 1 P: 11	R: 0 E: 0 K: 1 S: 5	H: 1 LOB: 0 BB: 0 P: 5	R: 0 E: 0 K: 1 S: 7	H: 0 LOB: 1 BB: 1 P: 6	R: 0 E: 0 K: 1 S: 6	H: 1 LOB: 1 BB: 1 P: 11	R: 0 E: 0 K: 1 S: 6	H: 1 LOB: 1 BB: 0 P: 6	R: 0 E: 0 K: 1 S: 5	H: 0 LOB: 0 BB: 0 P: 5	1B: 5 2B: 3 3B: 0 HR: 2	SF: 1 SAC: 0 DP: 0 HBP: 0	W/P: 0 PB: 0 SB: 3 CS: 3	PA: 48
PITCHER	IP	WLS	BF	H	R	ER	SO	BB	IBB	HBP	BLK	WP	HR	S	P	ERA	WHIP							
Scott McGregor, L ERA: 4.05	6.0		23	6	4	4	3	0	0	0	0	0	2	29	29	6.00	1.000							
Sammy Stewart, R ERA: 3.95	7.1		22	4	0	0	7	2	0	0	0	0	0	34	42	0.00	1.000							
Tippy Martinez, L ERA: 3.23	13.1	W	3	0	0	0	1	0	0	0	0	0	0	5	5	0.00	0.000							

Oakland Athletics @ Baltimore Orioles
Memorial Stadium, Baltimore, MD
Sat Jul 24 1982, 3:33 AM EDT
Att. 21,780 - Unknown - 83 F

AB	45
R	4
H	10
RBI	4
BB	2
SO	11
LOB	12



Batter	1	2	3	4	5	6	7	8	9	10	11	12	13	AB	R	H	RBI	BB	SO	LOB	BOTTOM							
Al Bumbry, L OBP: 0.318, SLG: 0.325	L9			4-3		HR 1B		K					F8	6	1	2	1	0	1	0								
Glenn Culliver, L OBP: 0.370, SLG: 0.333								E6		5-3				2	0	0	0	1	0	1								
Rich Dauer, R OBP: 0.336, SLG: 0.378	4-3							BB BB		5-3			BB	2	0	0	0	1	0	1								
Ken Singleton, S OBP: 0.392, SLG: 0.392													BB	4	1	2	2	1	0	1								
Rick Dempsey, R OBP: 0.304, SLG: 0.328	L4			F7		HR		BB BB					BB	0	0	0	0	1	0	0								
Eddie Murray, S OBP: 0.384, SLG: 0.527		3-1		F4		3-1		F9		F9			F7	5	0	0	0	1	0	5								
John Lowenstein, L OBP: 0.400, SLG: 0.600														2	0	0	0	1	0	0								
Gary Roenicke, R OBP: 0.372, SLG: 0.504														1	0	0	0	1	1	0								
Cal Ripken Jr., R OBP: 0.322, SLG: 0.491														5	0	2	0	1	1	4								
Dan Ford, R OBP: 0.285, SLG: 0.383														3	0	1	0	0	0	0								
Jim Dwyer, L OBP: 0.388, SLG: 0.471														0	1	0	0	1	0	0								
Benny Ayala, R OBP: 0.329, SLG: 0.537														2	0	0	0	0	1	4								
Joe Nolan, L OBP: 0.287, SLG: 0.400														6	0	0	0	0	2	7								
Lenn Sakata, R OBP: 0.323, SLG: 0.349														3	1	2	1	0	0	0								
Terry Crowley, L OBP: 0.360, SLG: 0.355														1	0	0	0	0	0	1								
Floyd Rayford, R OBP: 0.205, SLG: 0.389														2	1	1	1	0	0	0								
Inning Stats	R: 0 E: 0 K: 0 S: 3	H: 0 LOB: 0 BB: 0 P: 3	R: 0 E: 0 K: 1 S: 4	H: 0 LOB: 0 BB: 1 P: 8	R: 0 E: 0 K: 0 S: 3	H: 0 LOB: 1 BB: 1 P: 7	R: 0 E: 0 K: 0 S: 5	H: 3 LOB: 2 BB: 0 P: 5	R: 2 E: 0 K: 0 S: 5	H: 2 LOB: 0 BB: 0 P: 5	R: 0 E: 0 K: 0 S: 3	H: 0 LOB: 0 BB: 0 P: 3	R: 1 E: 1 K: 1 S: 7	H: 1 LOB: 3 BB: 2 P: 15	R: 1 E: 0 K: 0 S: 4	H: 1 LOB: 1 BB: 1 P: 8	R: 0 E: 0 K: 2 S: 8	H: 1 LOB: 3 BB: 2 P: 16	R: 0 E: 0 K: 0 S: 3	H: 0 LOB: 2 BB: 2 P: 11	R: 0 E: 0 K: 2 S: 8	H: 1 LOB: 1 BB: 0 P: 8	R: 1 E: 0 K: 0 S: 1	H: 1 LOB: 0 BB: 0 P: 1	1B: 7 2B: 0 3B: 0 HR: 3	SF: 0 SAC: 1 DP: 0 HBP: 0	W/P: 0 PB: 0 SB: 1 CS: 1	PA: 55
PITCHER	IP	WLS	BF	H	R	ER	SO	BB	IBB	HBP	BLK	WP	HR	S	P	ERA	WHIP											
Rick Langford, R ERA: 4.39	7.1		28	6	3	3	2	2	0	0	0	0	2	30	38	3.68	1.091											
Tom Underwood, L ERA: 3.16	8.1		4	0	0	0	0	2	0	0	0	0	2	10	0.00	6.000												
Dave Beard, R ERA: 4.08	1.2		10	2	1	1	0	2	1	0	0	0	7	19	5.40	2.400												
Bob Cwchinko, L ERA: 4.85	10.1	L	12	2	1	1	4	2	0	0	0	0	1	18	26	3.38	1.500											

Oakland Athletics @ Baltimore Orioles
Memorial Stadium, Baltimore, MD
Sat Jul 24 1982, 3:33 AM EDT
Att. 21,780 - Unknown - 83 F

AB	44
R	5
H	10
RBI	5
BB	9
SO	6
LOB	24



Batter	1	2	3	4	5	6	7	8	9	AB	R	H	RBI	BB	SO	LOB	TOP				
Rickey Henderson, R OBP: 0.414, SLG: 0.400 (1, 7)	F7		F9		FC1-4 1B					4	0	2	0	0	0	2	Oakland Athletics @ Baltimore Orioles Memorial Stadium, Baltimore, MD Sun Jul 25 1982, 3:33 AM EDT Att: 23,490 - Unknown - 90 F				
Dwayne Murphy, L OBP: 0.350, SLG: 0.403 (1, 8)	F9			BB	FC1-4 HR		F8			3	1	0	0	1	0	2					
Dan Meyer, L OBP: 0.287, SLG: 0.418 (1, 3)	F9		F3		HR					4	1	2	2	0	0	3					
Tony Armas, R OBP: 0.264, SLG: 0.404 (1, 9)		K		BB	F6					3	0	0	0	1	2	1					
Wayne Gross, L OBP: 0.320, SLG: 0.305 Mickey Klutts, R OBP: 0.218, SLG: 0.248 (8, PH) (8, 5)	4-3			1-3 BB		K		F4		3	0	0	0	0	1	1					
Mitchell Page, L OBP: 0.286, SLG: 0.250 Jeff Burroughs, R OBP: 0.336, SLG: 0.496 (8, PH) (1, 10)	G3			K		5-3		K		3	0	0	0	0	1	1					
Davey Lopes, R OBP: 0.313, SLG: 0.378 (1, 4)			5-3	BB		F8			G3	3	0	0	0	1	0	0					
Mike Heath, R OBP: 0.293, SLG: 0.321 (1, 2)			E1 F9 1B	F9			K		K2-3	4	0	1	0	0	2	2					
Fred Stanley, R OBP: 0.286, SLG: 0.218 Joe Rudi, R OBP: 0.329, SLG: 0.319 (9, PH) (1, 6)			F9 BB		F8		F5		K	2	0	0	0	1	0	0					
										1	0	0	0	0	1	0					
Inning Stats	R: 0 E: 0 K: 0 S: 3	H: 0 LOB: 0 BB: 0 P: 3	R: 0 E: 0 K: 1 S: 5	H: 0 LOB: 0 BB: 0 P: 5	R: 0 E: 1 K: 0 S: 4	H: 1 LOB: 3 BB: 2 P: 12	R: 0 E: 0 K: 1 S: 5	H: 0 LOB: 2 BB: 2 P: 13	R: 2 E: 0 K: 0 S: 5	H: 2 LOB: 0 BB: 0 P: 5	R: 0 E: 0 K: 1 S: 6	H: 1 LOB: 1 BB: 0 P: 6	R: 0 E: 0 K: 2 S: 8	H: 1 LOB: 1 BB: 0 P: 8	R: 0 E: 0 K: 2 S: 7	H: 0 LOB: 0 BB: 0 P: 7	1B: 4 2B: 0 3B: 0 HR: 1	SF: 0 SAC: 0 DP: 0 HBP: 0	WP: 0 PB: 0 SB: 1 CS: 0	PA: 36	
PITCHER	IP	WLS	BF	H	R	ER	SO	BB	IBB	HBP	BLK	WP	HR	S	P	ERA	WHIP				
Dennis Martinez, R ERA: 4.08 (1, 1)	7.0	W	29	4	2	2	4	4	0	0	0	0	1	33	49	2.57	1.143				
Tippy Martinez, L ERA: 3.11 (8, 1)	2.0		7	1	0	0	4	0	0	0	0	0	0	15	15	0.00	0.500				

AB	32
R	2
H	5
RBI	2
BB	4
SO	8
LOB	14



Batter	1	2	3	4	5	6	7	8	9	AB	R	H	RBI	BB	SO	LOB	BOTTOM				
Al Bumbry, L OBP: 0.321, SLG: 0.326 (1, 8)			G4-6-3				SH5-4			2	0	1	0	1	0	1	Oakland Athletics @ Baltimore Orioles Memorial Stadium, Baltimore, MD Sun Jul 25 1982, 3:33 AM EDT Att: 23,490 - Unknown - 90 F				
Glenn Gulliver, L OBP: 0.483, SLG: 0.300 Lenn Sakata, R OBP: 0.322, SLG: 0.348 (7, PH) (8, 4)	F9			2B HR BB	CS	F5	K			2	1	0	0	1	0	1					
Ken Singleton, S OBP: 0.378, SLG: 0.393 (1, 10)	FC6-4			HR	2B	F7	6-3			4	1	1	0	0	0	3					
Eddie Murray, S OBP: 0.382, SLG: 0.523 (1, 3)	F8			F9		F7		1B BB FC6-2 1B		4	0	1	0	0	0	3					
John Lowenstein, L OBP: 0.404, SLG: 0.645 Gary Roenicke, R OBP: 0.374, SLG: 0.504 (8, 7)	4-3			HR				FC6-2 1B BB		3	2	2	4	0	0	0					
Cal Ripken Jr., R OBP: 0.324, SLG: 0.494 (1, 6)	F9			4-3			WP 1B 2B	FC6-2 1B		4	1	2	0	0	0	0					
Jim Dwyer, L OBP: 0.386, SLG: 0.457 Dan Ford, R OBP: 0.284, SLG: 0.382 (8, 9)	F7			F5			1B BB	FC6-2 1B		2	1	0	0	1	0	0					
Rich Dauer, R OBP: 0.335, SLG: 0.377 (8, 5)			F8				SH5-4 1B 1B	K		4	0	1	1	0	1	3					
Rick Dempsey, R OBP: 0.308, SLG: 0.332 (1, 2)					F9		SH5-4 1B	F8		4	0	2	1	0	0	3					
										1	0	0	0	0	0	0					
Inning Stats	R: 0 E: 0 K: 0 S: 4	H: 1 LOB: 1 BB: 0 P: 4	R: 0 E: 0 K: 0 S: 3	H: 0 LOB: 0 BB: 0 P: 3	R: 0 E: 0 K: 0 S: 3	H: 1 LOB: 0 BB: 0 P: 3	R: 3 E: 0 K: 0 S: 5	H: 2 LOB: 0 BB: 1 P: 9	R: 0 E: 0 K: 0 S: 2	H: 0 LOB: 0 BB: 1 P: 6	R: 0 E: 0 K: 0 S: 3	H: 0 LOB: 0 BB: 0 P: 3	R: 3 E: 0 K: 1 S: 9	H: 4 LOB: 2 BB: 1 P: 13	R: 0 E: 0 K: 1 S: 7	H: 2 LOB: 3 BB: 1 P: 11	1B: 6 2B: 2 3B: 0 HR: 2	SF: 0 SAC: 1 DP: 1 HBP: 0	WP: 1 PB: 0 SB: 0 CS: 1	PA: 37	
PITCHER	IP	WLS	BF	H	R	ER	SO	BB	IBB	HBP	BLK	WP	HR	S	P	ERA	WHIP				
Brian Kingman, R ERA: 4.76 (7, 1)	0.0	L	4	3	2	2	0	1	0	0	0	1	0	3	7	∞	∞				
Preston Hanna, R ERA: 4.14 (7, 1)	1.0		3	0	0	0	1	0	0	0	0	0	0	5	5	0.00	0.000				
Tom Underwood, L ERA: 3.15 Dave Beard, R ERA: 4.02 (8, 1)	1.0		6	2	0	0	1	1	0	0	0	0	0	7	11	0.00	3.000				



Batter	1	2	3	4	5	6	7	8	9	AB	R	H	RBI	BB	SO	LOB	TOP										
Rickey Henderson, R OBP: 0.419, SLG: 0.415	0-0 4-3 S 2B	0-0 HR		0-0 F7		4-0 BB		0-0 1B S 2B		4	3	3	2	1	0	0											
Dwayne Murphy, L OBP: 0.353, SLG: 0.415	0-0 4-3	0-0 HR		0-0 S 1B		0-3 K		0-0 WP S 1B		5	1	3	2	0	1	3											
Dan Meyer, L OBP: 0.293, SLG: 0.421	0-0 HR	4-0 BB		0-0 4-3			0-0 6-3	4-0 1-3 3H		3	1	1	1	2	0	1											
Tony Armas, R OBP: 0.263, SLG: 0.399	1-0 HR	0-3 K			0-0 5-3		0-3 K	0-3 K		4	1	0	0	0	3	3											
Wayne Gross, L OBP: 0.318, SLG: 0.316	0-0 HR	0-0 G3			0-0 G3		0-3 K	0-0 1-3		5	1	1	3	0	1	3											
Davey Lopes, R OBP: 0.313, SLG: 0.388	0-0 HR			0-0 5-3				0-0 P6	0-0 1-3	3	1	1	1	0	1	0											
Dave McKay, S OBP: 0.222, SLG: 0.248					0-3 K					2	0	0	0	0	0	0											
Mitchell Page, L OBP: 0.316, SLG: 0.200	0-0 P5			0-3 K		4-0 S BB		1-0 1B HBP	0-0 6-3	3	1	0	0	1	1	0											
Jeff Newman, R OBP: 0.234, SLG: 0.346	0-0 F7			0-0 5-3		0-3 K		0-0 1B	0-3 K	3	0	0	0	0	1	1											
Jeff Burroughs, R OBP: 0.341, SLG: 0.500						1-2 K		1-2 2B 1B		1	1	1	0	0	0	0											
Mike Heath, R OBP: 0.291, SLG: 0.320										1	0	0	0	0	1	0											
Jimmy Sexton, R OBP: 0.256, SLG: 0.282				0-0 6-3		0-3 K		0-0 2B 1B		3	0	0	0	0	1	1											
Cliff Johnson, R OBP: 0.310, SLG: 0.365					0-0 5-3			1-2 2B 1B		1	1	1	1	0	0	0											
Fred Stanley, R OBP: 0.286, SLG: 0.218										0	0	0	0	0	0	0											
Inning Stats	R: 5 E: 0 K: 0 S: 7	H: 4 LOB: 0 BB: 0 P: 8	R: 2 E: 0 K: 1 S: 7	H: 2 LOB: 1 BB: 1 P: 11	R: 0 E: 0 K: 1 S: 5	H: 0 LOB: 0 BB: 0 P: 5	R: 0 E: 0 K: 0 S: 4	H: 1 LOB: 1 BB: 0 P: 4	R: 0 E: 0 K: 3 S: 5	H: 0 LOB: 0 BB: 0 P: 5	R: 0 E: 0 K: 2 S: 7	H: 0 LOB: 0 BB: 0 P: 7	R: 4 E: 0 K: 1 S: 9	H: 4 LOB: 2 BB: 1 P: 14	R: 0 E: 0 K: 1 S: 5	H: 0 LOB: 0 BB: 0 P: 5	1B: 5 2B: 2 3B: 0 HR: 4	SF: 0 SAC: 0 DP: 0 HBP: 2	WP: 1 PB: 0 SB: 5 CS: 0	PA: 44							
PITCHER	IP	WLS	BF	H	R	ER	SO	BB	IBB	HBP	BLK	WP	HR	S	P	ERA	WHIP										
Ken Forsch, R ERA: 3.96	1.1		11	6	7	7	0	0	0	1	0	0	4	10	11	47.25	4.500										
Doug Corbett, R ERA: 5.08	4.2		18	1	0	0	6	3	0	0	0	0	0	27	39	0.00	0.857										
Luis Sanchez, R ERA: 4.2	1.1	L	8	3	4	4	2	0	0	1	0	0	0	11	12	27.00	2.250										
Andy Hassler, L ERA: 1.72	0.0		2	1	0	0	0	1	0	0	0	1	0	1	5	∞	∞										
Bruce Kison, R ERA: 3.76	1.2		5	0	0	0	2	0	0	0	0	0	0	9	9	0.00	0.000										
Batter	1	2	3	4	5	6	7	8	9	AB	R	H	RBI	BB	SO	LOB	BOTTOM										
Brian Downing, R OBP: 0.371, SLG: 0.490	4-0 1-3 BB		0-0 F8	0-0 1B	0-0 G3		0-0 6-3		4-0 BB	4	0	1	0	2	0	1											
Rod Carew, L OBP: 0.388, SLG: 0.374	0-0 F8		4-0 HBP SF8 BB	0-0 1B		4-0 HR BB	4-0 2B BB		0-0 F8	2	2	1	0	2	0	1											
Ron Jackson, R OBP: 0.298, SLG: 0.302				1-2 1B			0-0 2B BB		0-0 F8	1	1	0	0	1	0	1											
Reggie Jackson, L OBP: 0.368, SLG: 0.518	0-0 1-3		4-0 SF8 HBP BB	0-3 K		0-0 HR BB	0-0 2B		0-3 K	5	1	2	3	1	2	4											
Don Baylor, R OBP: 0.326, SLG: 0.433	1-0 HBP		1-0 HBP		4-0 HR BB	0-0 SH1-4 1B	0-0 F8			2	1	1	0	1	0	1											
Fred Lynn, L OBP: 0.368, SLG: 0.520	0-0 G3		0-0 SF8		0-0 SH1-4		0-0 F8			3	1	1	3	0	0	2											
Doug DeCinces, R OBP: 0.341, SLG: 0.464		4-0 BB	0-0 1-3		4-0 SH3-4 1B WP BB	4-0 BB	0-0 F9			2	1	0	0	3	0	2											
Bobby Grich, R OBP: 0.368, SLG: 0.447		0-0 F8		0-0 HR	0-0 WP SH3-4 1B	0-3 K		0-0 1B		5	1	3	1	0	1	3											
Tim Foli, R OBP: 0.295, SLG: 0.334		0-0 F7		0-0 6-3	0-0 SH3-4	0-0 F8		0-0 F8		4	0	0	0	0	0	4											
Bob Boone, R OBP: 0.315, SLG: 0.330		0-0 P4		0-0 F7	0-0 6-3		0-0 6-3		0-0 6-3	5	0	0	0	0	0	2											
Inning Stats	R: 0 E: 0 K: 0 S: 3	H: 0 LOB: 2 BB: 1 P: 8	R: 0 E: 0 K: 0 S: 3	H: 0 LOB: 1 BB: 1 P: 7	R: 1 E: 0 K: 0 S: 3	H: 0 LOB: 2 BB: 2 P: 12	R: 1 E: 0 K: 1 S: 8	H: 3 LOB: 2 BB: 0 P: 8	R: 3 E: 0 K: 0 S: 5	H: 2 LOB: 1 BB: 2 P: 13	R: 2 E: 0 K: 1 S: 7	H: 2 LOB: 1 BB: 2 P: 15	R: 1 E: 0 K: 0 S: 4	H: 1 LOB: 1 BB: 1 P: 8	R: 0 E: 0 K: 0 S: 4	H: 1 LOB: 1 BB: 0 P: 4	R: 0 E: 0 K: 1 S: 5	H: 0 LOB: 1 BB: 1 P: 9	1B: 5 2B: 1 3B: 0 HR: 3	SF: 1 SAC: 2 DP: 0 HBP: 2	WP: 1 PB: 0 SB: 0 CS: 0	PA: 48					
PITCHER	IP	WLS	BF	H	R	ER	SO	BB	IBB	HBP	BLK	WP	HR	S	P	ERA	WHIP										
Steve McCatty, R ERA: 4.25	4.0		24	4	5	5	1	6	0	2	0	0	2	18	44	11.25	2.500										
Tom Underwood, L ERA: 3.27	1.1		8	3	2	2	0	1	0	0	0	1	1	7	11	13.50	3.000										
Dave Beard, R ERA: 3.93	3.2	W	16	2	1	1	2	3	0	0	0	0	0	17	29	2.46	1.364										

Oakland Athletics @ California Angels
Anaheim Stadium, Anaheim, CA
Mon Jul 26 1982, 10:05 PM EDT
Att: 47,260 - Unknown

AB	38
R	11
H	11
RBI	10
BB	4
SO	10
LOB	12



Oakland Athletics @ California Angels
Anaheim Stadium, Anaheim, CA
Mon Jul 26 1982, 10:05 PM EDT
Att: 47,260 - Unknown

AB	33
R	8
H	9
RBI	7
BB	10
SO	3
LOB	21



Batter	1	2	3	4	5	6	7	8	9	10	11	12	13	AB	R	H	RBI	BB	SO	LOB	TOP							
Rickey Henderson, R (1, 7) OBP: 0.421, SLG: 0.416														6	0	3	1	1	0	1								
Dwayne Murphy, L (1, 8) OBP: 0.350, SLG: 0.409														5	1	0	0	1	2	3								
Cliff Johnson, R (1, 10) OBP: 0.313, SLG: 0.365														0	1	0	0	1	0	0								
Jeff Burroughs, R (2, PH) OBP: 0.343, SLG: 0.492														4	1	1	0	1	2	1								
Tony Armas, R (1, 9) OBP: 0.264, SLG: 0.401														6	1	2	1	0	2	2								
Mickey Kluttz, R (1, 5) OBP: 0.220, SLG: 0.248														4	1	1	1	0	0	1								
Wayne Gross, L (10, PH) OBP: 0.319, SLG: 0.316														0	0	0	1	1	0	0								
Joe Rudi, R (1, 3) OBP: 0.333, SLG: 0.324														4	1	2	0	0	0	0								
Dan Meyer, L (10, PH) OBP: 0.295, SLG: 0.426														1	0	0	0	1	0	1								
Mike Heath, R (1, 2) OBP: 0.287, SLG: 0.320														6	0	1	2	0	1	5								
Dave McKay, S (1, 4) OBP: 0.223, SLG: 0.250														3	0	1	1	0	0	2								
Mitchell Page, L (9, PR) OBP: 0.316, SLG: 0.200														0	1	0	0	0	0	0								
Fred Stanley, R (9, 4) OBP: 0.282, SLG: 0.215														2	0	0	0	0	0	0								
Jimmy Sexton, R (1, 6) OBP: 0.250, SLG: 0.273														5	0	1	0	0	0	1								
Inning Stats	R: 5 E: 0 K: 0 S: 7	H: 4 LOB: 1 BB: 2 P: 15	R: 0 E: 0 K: 1 S: 4	H: 0 LOB: 0 BB: 1 P: 8	R: 0 E: 0 K: 0 S: 5	H: 2 LOB: 2 BB: 0 P: 5	R: 0 E: 0 K: 0 S: 4	H: 1 LOB: 0 BB: 1 P: 8	R: 0 E: 0 K: 0 S: 3	H: 0 LOB: 0 BB: 0 P: 7	R: 0 E: 0 K: 1 S: 5	H: 0 LOB: 0 BB: 0 P: 5	R: 0 E: 0 K: 0 S: 3	H: 0 LOB: 0 BB: 0 P: 7	R: 0 E: 0 K: 0 S: 5	H: 0 LOB: 1 BB: 1 P: 9	R: 0 E: 0 K: 0 S: 3	H: 0 LOB: 0 BB: 0 P: 3	R: 1 E: 0 K: 1 S: 7	H: 2 LOB: 2 BB: 1 P: 11	R: 0 E: 0 K: 0 S: 3	H: 0 LOB: 0 BB: 0 P: 3	R: 0 E: 0 K: 0 S: 3	H: 0 LOB: 0 BB: 0 P: 3	1B: 10 2B: 2 3B: 0 HR: 0	SF: 2 SAC: 1 DP: 0 HBP: 0	W/P: 0 PB: 0 SB: 2 CS: 3	PA: 56
PITCHER	IP	WLS	BF	H	R	ER	SO	BB	IBB	HBP	BLK	WP	HR	S	P	ERA	WHIP											
Geoff Zahn, L (1, 1) ERA: 3.57	3.2		21	7	5	5	1	4	0	0	0	0	0	19	35	12.27	3.000											
Bruce Kison, R (4, 1) ERA: 3.66	4.2	16	3	1	1	3	0	0	0	0	0	0	0	22	22	1.93	0.643											
Andy Hassler, L (9, 1) ERA: 1.71	0.1	1	0	0	0	0	0	0	0	0	0	0	0	1	1	0.00	0.000											
Dave Goltz, R (9, 1) ERA: 4.25	4.1	W	17	2	1	1	3	1	1	0	0	0	0	21	29	2.08	0.692											

Oakland Athletics @ California Angels
Anaheim Stadium, Anaheim, CA
Tue Jul 27 1982, 10:05 PM EDT
Att. 32,609 - Unknown

AB 46
R 7
H 12
RBI 7
BB 6
SO 7
LOB 17



Batter	1	2	3	4	5	6	7	8	9	10	11	12	13	AB	R	H	RBI	BB	SO	LOB	BOTTOM									
Brian Downing, R (1, 7) OBP: 0.372, SLG: 0.496														4	1	1	3	2	0	1										
Rob Wilton, L (1, 5) OBP: 0.223, SLG: 0.213														6	0	0	0	0	0	3										
Joe Ferguson, R (13, PH) OBP: 0.288, SLG: 0.296														0	0	0	0	1	0	0										
Reggie Jackson, L (1, 9) OBP: 0.372, SLG: 0.535														7	2	4	1	0	2	2										
Don Baylor, R (1, 10) OBP: 0.330, SLG: 0.432														5	1	2	1	2	0	2										
Fred Lynn, L (1, 8) OBP: 0.365, SLG: 0.514														6	0	1	0	0	1	3										
Bobby Grich, R (1, 4) OBP: 0.365, SLG: 0.441														6	0	1	1	0	2	3										
Ron Jackson, R (1, 3) OBP: 0.302, SLG: 0.305														6	1	2	1	0	0	3										
Tim Foli, R (1, 6) OBP: 0.290, SLG: 0.328														6	0	0	0	0	5											
Bob Boone, R (1, 2) OBP: 0.318, SLG: 0.344														6	2	3	1	0	0	1										
Juan Beniquez, R (13, PR) OBP: 0.320, SLG: 0.333														0	1	0	0	0	0	0										
Inning Stats	R: 0 E: 0 K: 0 S: 4	H: 1 LOB: 1 BB: 0 P: 4	R: 0 E: 0 K: 0 S: 3	H: 0 LOB: 0 BB: 0 P: 3	R: 0 E: 1 K: 0 S: 4	H: 0 LOB: 1 BB: 0 P: 4	R: 0 E: 0 K: 0 S: 5	H: 0 LOB: 0 BB: 0 P: 5	R: 3 E: 0 K: 0 S: 6	H: 3 LOB: 0 BB: 0 P: 6	R: 1 E: 0 K: 0 S: 6	H: 1 LOB: 1 BB: 1 P: 10	R: 0 E: 0 K: 0 S: 3	H: 0 LOB: 0 BB: 0 P: 7	R: 1 E: 0 K: 2 S: 10	H: 3 LOB: 2 BB: 0 P: 10	R: 1 E: 0 K: 0 S: 5	H: 2 LOB: 1 BB: 0 P: 5	R: 0 E: 0 K: 0 S: 3	H: 0 LOB: 0 BB: 0 P: 3	R: 0 E: 0 K: 0 S: 3	H: 0 LOB: 1 BB: 1 P: 7	R: 1 E: 0 K: 0 S: 5	H: 2 LOB: 2 BB: 1 P: 9	R: 1 E: 0 K: 1 S: 6	H: 2 LOB: 2 BB: 1 P: 10	1B: 9 2B: 2 3B: 0 HR: 3	SF: 0 SAC: 1 DP: 0 HBP: 0	W/P: 0 PB: 0 SB: 1 CS: 0	PA: 58
PITCHER	IP	WLS	BF	H	R	ER	SO	BB	IBB	HBP	BLK	WP	HR	S	P	ERA	WHIP													
Mike Norris, R (1, 1) ERA: 4.5	11.0		47	10	6	6	4	3	0	0	0	0	3	52	64	4.91	1.182													
Brian Kingman, R (12, 1) ERA: 4.91	0.0	2	1	1	1	0	0	1	0	0	0	0	1	5																
Bob Ovwchinko, L (12, 1) ERA: 4.87	1.2	L	9	3	1	1	1	1	0	0	0	0	0	10	14	5.40	2.400													

Oakland Athletics @ California Angels
Anaheim Stadium, Anaheim, CA
Tue Jul 27 1982, 10:05 PM EDT
Att. 32,609 - Unknown

AB 52
R 8
H 14
RBI 8
BB 5
SO 5
LOB 23



Batter	1	2	3	4	5	6	7	8	9	AB	R	H	RBI	BB	SO	LOB	TOP			
Rickey Henderson, R OBP: 0.422, SLG: 0.416 (1.7) (7.8)	0-3 K		4-0 CS BB			0-0 4-3		0-0 1B		3	0	1	0	1	1	0	Oakland Athletics @ California Angels Anaheim Stadium, Anaheim, CA Wed Jul 28 1982, 10:05 PM EDT Att: 32,689 - Unknown livebaseballscorecards.com			
Dwayne Murphy, L OBP: 0.350, SLG: 0.408 Jeff Burroughs, R OBP: 0.340, SLG: 0.488 (1.8) (7.7)	0-0 6-3		0-0 CS	0-0 FC5-6 1B		0-0 4-3		0-0 5-3		3	0	1	0	0	0	0				
Dan Meyer, L OBP: 0.294, SLG: 0.421 (1.3) (7.8)	0-0 F7			0-0 FC5-6 WP 1-2		0-0 3-1			0-0 1B SF8 2B	4	1	1	0	0	0	1				
Tony Armas, R OBP: 0.264, SLG: 0.399 (1.9) (7.8)		0-0 4-3		0-3 K 1-2					0-0 2-3 1B	4	0	1	0	0	2	1				
Wayne Gross, L OBP: 0.315, SLG: 0.312 (1.5) (7.8)		0-0 4-3		0-0 F8					0-0 SF8	3	0	0	1	0	0	2				
Mitchell Page, L OBP: 0.304, SLG: 0.211 (1.10) (7.8)		0-0 1B			0-0 3-1				0-3 3-H K	4	0	1	0	0	1	2				
Mike Heath, R OBP: 0.286, SLG: 0.318 (1.2) (7.8)		0-0 4-3			0-0 4-3 1B				0-0 F8	4	0	1	0	0	0	3				
Dave McKay, S OBP: 0.219, SLG: 0.245 (1.4) (7.8)			0-0 F8		0-0 4-3				0-0 F8	3	0	0	0	0	0	1				
Fred Stanley, R OBP: 0.277, SLG: 0.211 (1.6) (7.8)			0-0 4-3			0-0 F9			0-0 5-3	3	0	0	0	0	0	1				
Inning Stats	R: 0 E: 0 K: 1 S: 5	H: 0 LOB: 0 BB: 0 P: 5	R: 0 E: 0 K: 0 S: 4	H: 1 LOB: 1 BB: 1 P: 4	R: 0 E: 0 K: 0 S: 2	H: 0 LOB: 0 BB: 1 P: 6	R: 0 E: 0 K: 1 S: 6	H: 1 LOB: 1 BB: 0 P: 6	R: 0 E: 0 K: 0 S: 4	H: 0 LOB: 0 BB: 0 P: 3	R: 0 E: 0 K: 1 S: 6	H: 0 LOB: 1 BB: 0 P: 6	R: 0 E: 0 K: 0 S: 4	H: 1 LOB: 1 BB: 0 P: 4	R: 1 E: 0 K: 1 S: 7	H: 2 LOB: 1 BB: 7 P: 7		1B: 5 2B: 1 3B: 0 HR: 0	SF: 1 SAC: 0 DP: 0 HBP: 0	WP: 2 PB: 0 SB: 0 CS: 1
PITCHER Mike Witt, R ERA: 3.4 (1.1)	IP: 9.0 WLS: W BF: 34 H: 6 R: 1 ER: 1 SO: 4 BB: 1 IBB: 0 HBP: 0 BLK: 0 WP: 2 HR: 0 S: 41 P: 45 ERA: 1.00 WHIP: 0.778											PITCHER	IP: 9.0 WLS: W BF: 34 H: 6 R: 1 ER: 1 SO: 4 BB: 1 IBB: 0 HBP: 0 BLK: 0 WP: 2 HR: 0 S: 41 P: 45 ERA: 1.00 WHIP: 0.778							

Batter	1	2	3	4	5	6	7	8	9	AB	R	H	RBI	BB	SO	LOB	BOTTOM			
Brian Downing, R OBP: 0.369, SLG: 0.491 Mick Kelleher, R OBP: 0.118, SLG: 0.032 (1.7) (7.5)	0-0 P5	0-0 6-3		0-0 G6-4-3 1-2	0-0 6-3 1-2 2-H		0-0 4-3			4	0	0	1	0	0	2	Oakland Athletics @ California Angels Anaheim Stadium, Anaheim, CA Wed Jul 28 1982, 10:05 PM EDT Att: 32,689 - Unknown livebaseballscorecards.com			
Rob Wilfong, L OBP: 0.230, SLG: 0.212 (1.5) (7.4)	0-0 1B 1B	0-0 4-3		0-0 F8	0-0 F8		0-3 K			5	1	1	0	0	1	1				
Reggie Jackson, L OBP: 0.375, SLG: 0.533 Bobby Clark, R OBP: 0.267, SLG: 0.367 (1.9) (6, PH) (7.9) (8.8)	0-0 F9		4-0 HR BB		4-0 HR BB		0-0 F9	0-0 P5		1	2	0	0	2	0	1				
Don Baylor, R OBP: 0.336, SLG: 0.451 (1.10) (7.8)	0-0 1B 1B		0-0 HR		0-0 HR BB	4-0 1B BB		0-0 F9		4	4	3	4	1	0	0				
Fred Lynn, L OBP: 0.369, SLG: 0.515 Joe Ferguson, R OBP: 0.283, SLG: 0.291 (1.8) (8.9)	0-0 HBP 1B 1B		0-0 P5		4-0 BB SF9 BB	0-0 1B BB		0-0 4-3		3	3	2	1	1	0	0				
Bobby Grich, R OBP: 0.387, SLG: 0.440 Juan Benquez, R OBP: 0.333, SLG: 0.348 (1.4) (6, PH) (7.7)	1-0 1B HBP		0-0 P4		4-0 SF9 BB	0-0 1B BB		0-0 1B		1	1	0	0	1	0	0				
Ron Jackson, R OBP: 0.338, SLG: 0.349 (1.3) (7.8)	0-0 FC6-4 1B		0-0 1B		4-0 WP 1B BB	0-0 1B BB		0-0 F9		4	1	3	4	1	0	1				
Tim Foli, R OBP: 0.286, SLG: 0.325 (1.6) (7.8)	0-0 FC6-4 1-2		0-0 1-3		0-0 SF9 BB	0-0 5-3				3	0	0	1	0	0	4				
Bob Boone, R OBP: 0.321, SLG: 0.346 (1.2) (7.8)		0-0 6-3		0-0 G6-4-3 1B	0-0 WP 1B		0-0 F8			4	0	2	1	0	0	1				
Inning Stats	R: 3 E: 0 K: 0 S: 7	H: 4 LOB: 2 BB: 0 P: 8	R: 0 E: 0 K: 0 S: 3	H: 0 LOB: 0 BB: 0 P: 3	R: 2 E: 0 K: 0 S: 5	H: 2 LOB: 1 BB: 1 P: 9	R: 0 E: 0 K: 0 S: 3	H: 1 LOB: 0 BB: 0 P: 3	R: 5 E: 0 K: 0 S: 5	H: 2 LOB: 1 BB: 4 P: 21	R: 3 E: 0 K: 0 S: 6	H: 3 LOB: 1 BB: 1 P: 10	R: 0 E: 0 K: 1 S: 5	H: 0 LOB: 0 BB: 0 P: 5	R: 0 E: 0 K: 0 S: 4	H: 1 LOB: 1 BB: 0 P: 4		1B: 10 2B: 1 3B: 0 HR: 2	SF: 1 SAC: 0 DP: 1 HBP: 1	WP: 1 PB: 0 SB: 0 CS: 0
PITCHER Matt Keough, R ERA: 5.72 Preston Hanna, R ERA: 5.4 Bob Owchinko, L ERA: 4.65 (1.1) (5.1) (6.1)	IP: 4.0 WLS: L BF: 22 H: 4 R: 6 ER: 6 SO: 7 BB: 4 IBB: 0 HBP: 0 BLK: 0 WP: 1 HR: 0 S: 8 P: 28 ERA: 15.75 WHIP: 6.000											PITCHER	IP: 4.0 WLS: L BF: 22 H: 4 R: 6 ER: 6 SO: 7 BB: 4 IBB: 0 HBP: 0 BLK: 0 WP: 1 HR: 0 S: 8 P: 28 ERA: 15.75 WHIP: 6.000							

Batter	1	2	3	4	5	6	7	8	9	AB	R	H	RBI	BB	SO	LOB	TOP			
Bobby Mitchell, L OBP: 0.318, SLG: 0.290 (1,8)	0-0 4-3		0-0 F8			0-0 1-3			0-0 F8	4	0	0	0	0	0	1				
Ron Washington, R OBP: 0.301, SLG: 0.388 (1,6)	0-0 L9			0-3 K			0-3 K		0-0 L8	4	0	0	0	0	2	0				
Tom Brunansky, R OBP: 0.392, SLG: 0.500 (1,9)	0-0 L7			0-0 L7			0-0 FC6-4 1B		0-3 K	4	0	1	0	0	1	0				
Kent Hrbek, L OBP: 0.386, SLG: 0.544 (1,3)		0-0 4-3		0-0 4-3			0-0 FC6-4 1B			3	0	1	0	0	0	0				
Gary Ward, R OBP: 0.304, SLG: 0.475 (1,7)		0-0 L8			0-0 6-3		0-0 FC6-4			3	0	0	0	0	0	2				
Mickey Hatcher, R OBP: 0.263, SLG: 0.311 (7, PR) (7,7)							1-2 2-3			0	0	0	0	0	0	0				
Gary Gaetti, R OBP: 0.280, SLG: 0.473 (1,5)		0-3 K			0-0 L7		0-0 F4			3	0	0	0	0	1	2				
Tim Laudner, R OBP: 0.362, SLG: 0.419 (1,2)			0-0 F8		0-3 K			0-0 G6-4-3 1B		3	0	1	0	0	1	0				
Dave Engle, R OBP: 0.279, SLG: 0.360 (1,10)			0-0 F8		0-0 6-3			0-0 G6-4-3		3	0	0	0	0	0	1				
John Castino, R OBP: 0.312, SLG: 0.321 (1,4)			0-0 2B		0-0 1-3			0-0 4-3		3	0	1	0	0	0	0				
Inning Stats	R: 0 E: 0 K: 0 S: 3	H: 0 LOB: 0 BB: 0 P: 3	R: 0 E: 0 K: 1 S: 5	H: 0 LOB: 0 BB: 0 P: 5	R: 0 E: 0 K: 1 S: 4	H: 1 LOB: 1 BB: 0 P: 4	R: 0 E: 0 K: 1 S: 5	H: 0 LOB: 0 BB: 0 P: 5	R: 0 E: 0 K: 1 S: 5	H: 0 LOB: 0 BB: 0 P: 3	R: 0 E: 0 K: 1 S: 7	H: 2 LOB: 2 BB: 0 P: 7	R: 0 E: 0 K: 0 S: 3	H: 1 LOB: 0 BB: 0 P: 3	R: 0 E: 0 K: 1 S: 5	H: 0 LOB: 0 BB: 0 P: 5	1B: 3 2B: 1 3B: 0 HR: 0	SF: 0 SAC: 0 DP: 1 HBP: 0	WP: 0 PB: 0 SB: 0 CS: 0	PA: 30
PITCHER Rick Langford, R ERA: 4.17 (1,1)	IP: 9.0 WLS: W BF: 30 H: 4 R: 0 ER: 0 SO: 5 BB: 0 IBB: 0 HBP: 0 BLK: 0 WP: 0 HR: 0 S: 40 P: 40 ERA: 0.00 WHIP: 0.444															PITCHER IP: WLS: BF: H: R: ER: SO: BB: IBB: HBP: BLK: WP: HR: S: P: ERA: WHIP:				

Minnesota Twins @ Oakland Athletics
Oakland-Alameda County Coliseum, Oakland, CA

Thu Jul 29 1982, 7:05 PM PDT
Att: 11,653 - Unknown - 68 F

AB 30
R 0
H 4
RBI 0
BB 0
SO 5
LOB 6



Batter	1	2	3	4	5	6	7	8	9	AB	R	H	RBI	BB	SO	LOB	BOTTOM			
Rickey Henderson, R OBP: 0.424, SLG: 0.418 (1,8)	0-0 S BB E 1B	0-0 L7		0-0 2B			4-0 CS BB			3	1	2	0	1	0	0				
Davey Lopes, R OBP: 0.313, SLG: 0.384 (1,4)	4-0 S SF8 BB		0-0 F7	0-0 5-3			0-0 F8			3	1	0	0	1	0	2				
Mickey Klutts, R OBP: 0.213, SLG: 0.240 (1,5)	0-0 F3		0-3 K		0-0 F5		0-0 1-4-3			4	0	0	0	0	1	2				
Tony Armas, R OBP: 0.264, SLG: 0.398 (1,9)	0-0 SF8		0-0 1B		0-0 F6			0-0 F4		3	0	1	1	0	0	0				
Jeff Burroughs, R OBP: 0.345, SLG: 0.512 (1,10)	0-0 FC5 BB 1B		0-0 F8		0-0 6-3			0-0 HR		4	1	2	1	0	0	1				
Joe Rudi, R OBP: 0.331, SLG: 0.317 (1,3)	4-0 1-2 BB		0-0 F4		0-0 L9		0-0 6-3			3	0	0	0	1	0	0				
Mike Heath, R OBP: 0.291, SLG: 0.322 (1,7)	0-0 FC5			0-0 1B 2B 1B				0-0 F9		4	1	2	0	0	2					
Jeff Newman, R OBP: 0.236, SLG: 0.346 (1,2)		0-0 F3		0-0 2B 1B			0-0 F3			3	1	1	0	0	0	1				
Jimmy Sexton, R OBP: 0.255, SLG: 0.298 (1,6)		0-0 F8		0-0 1B 2B			0-3 K			3	0	1	2	0	1	1				
Inning Stats	R: 2 E: 0 K: 0 S: 5	H: 2 LOB: 2 BB: 2 P: 13	R: 0 E: 0 K: 0 S: 3	H: 0 LOB: 0 BB: 0 P: 3	R: 0 E: 0 K: 1 S: 6	H: 1 LOB: 1 BB: 0 P: 6	R: 2 E: 0 K: 0 S: 6	H: 4 LOB: 1 BB: 0 P: 6	R: 0 E: 0 K: 1 S: 6	H: 0 LOB: 0 BB: 0 P: 3	R: 0 E: 0 K: 1 S: 2	H: 1 LOB: 1 BB: 0 P: 6	R: 0 E: 0 K: 0 S: 4	H: 0 LOB: 0 BB: 0 P: 4	R: 1 E: 0 K: 0 S: 4	H: 1 LOB: 0 BB: 0 P: 4	1B: 7 2B: 1 3B: 0 HR: 1	SF: 1 SAC: 0 DP: 0 HBP: 0	WP: 0 PB: 0 SB: 3 CS: 1	PA: 34
PITCHER Brad Havens, L ERA: 4.5 (1,1)	IP: 7.0 WLS: L BF: 30 H: 8 R: 4 ER: 4 SO: 2 BB: 3 IBB: 0 HBP: 0 BLK: 0 WP: 0 HR: 0 S: 31 P: 43 ERA: 5.14 WHIP: 1.571															PITCHER IP: WLS: BF: H: R: ER: SO: BB: IBB: HBP: BLK: WP: HR: S: P: ERA: WHIP:				
Terry Felton, R ERA: 4.66 (8,1)	1.0 4 1 1 1 0 0 0 0 0 0 1 4 4 9.00 1.000																			

Minnesota Twins @ Oakland Athletics
Oakland-Alameda County Coliseum, Oakland, CA

Thu Jul 29 1982, 7:05 PM PDT
Att: 11,653 - Unknown - 68 F

AB 30
R 5
H 9
RBI 4
BB 3
SO 2
LOB 9



Batter	1	2	3	4	5	6	7	8	9	10	AB	R	H	RBI	BB	SO	LOB	TOP	
Bobby Mitchell, L OBP: 0.323, SLG: 0.291 (1.8)	0-0 BB 2B 1B		4-0 CS BB		0-3 K		4-0 S BB		0-0 F8		3	1	1	0	2	1	2		
Ron Washington, R OBP: 0.300, SLG: 0.385 (1.6)	0-3 K		0-0 F9		0-0 1-2		0-0 F7		0-3 K		5	0	1	0	0	2	3		
Tom Brunansky, R OBP: 0.392, SLG: 0.496 (1.9)	4-0 2B BB		0-3 K		0-3 K		0-3 K		0-0 FC5-4 1B		4	1	1	0	1	3	4		
Kent Hrbek, L OBP: 0.361, SLG: 0.536 (1.3)	0-0 F4			0-3 K		0-0 F8		0-0 F7		0-3 K		5	0	0	0	2	3		
Jesus Vega, R OBP: 0.264, SLG: 0.388 (1.10)	0-0 2B 1-H 2-H		0-0 E6		4-0 BB E BB		0-0 F3		0-0 FC5-4 1-2		4	1	1	2	1	0	1		
Gary Gaetti, R OBP: 0.279, SLG: 0.468 (1.5)	0-3 K		0-0 F9		4-0 FC6-4 BB		0-0 F4				3	0	0	0	1	1	2		
Tim Laudner, R OBP: 0.354, SLG: 0.409 (1.2)		0-0 L5		0-0 F9		0-0 FC6-4 1-2 2-H		0-0 F8			4	0	0	0	0	2			
Mickey Hatcher, R OBP: 0.263, SLG: 0.310 (1.7)		0-0 4-3			0-0 FC1-6 1B		0-0 L4		0-0 F3		4	0	1	0	0	0	1		
John Castino, R OBP: 0.311, SLG: 0.317 (1.4)		0-0 F9			0-0 FC1-6 1B		0-0 F8		4-0 BB		3	0	0	0	1	0	1		
Inning Stats	R: 2 E: 0 K: 2 S: 9	H: 2 LOB: 1 BB: 1 P: 13	R: 0 E: 0 K: 0 S: 3	H: 0 LOB: 0 BB: 0 P: 3	R: 0 E: 0 K: 1 S: 4	H: 0 LOB: 1 BB: 1 P: 8	R: 0 E: 0 K: 2 S: 9	H: 2 LOB: 2 BB: 0 P: 9	R: 1 E: 0 K: 0 S: 3	H: 0 LOB: 1 BB: 2 P: 11	R: 0 E: 0 K: 1 S: 5	H: 0 LOB: 1 BB: 1 P: 9	R: 0 E: 0 K: 0 S: 3	H: 0 LOB: 0 BB: 0 P: 3	R: 0 E: 0 K: 2 S: 8	H: 1 LOB: 1 BB: 0 P: 8	1B: 4 2B: 2 3B: 0 HR: 0	SF: 0 SAC: 0 DP: 1 HBP: 0	WP: 0 PA: 41
PITCHER Brian Kingman, R ERA: 4.48 (1.1)	IP: 10.0 W: 1 L: 0 S: 9	WLS: 41 BF: 5 R: 3 ER: 2 SO: 9	H: 5 R: 3 ER: 2 SO: 9	BB: 6 IBB: 0 HBP: 0 BLK: 0	WP: 0 HR: 0 S: 53 P: 77	ERA: 1.80 WHIP: 1.100		PITCHER	IP: 10.0 W: 1 L: 0 S: 9	WLS: 41 BF: 5 R: 3 ER: 2 SO: 9	H: 5 R: 3 ER: 2 SO: 9	BB: 6 IBB: 0 HBP: 0 BLK: 0	WP: 0 HR: 0 S: 53 P: 77	ERA: 1.80 WHIP: 1.100					

Minnesota Twins @ Oakland Athletics
Oakland-Alameda County Coliseum, Oakland, CA

AB 35
R 3
H 5
RBI 2
BB 6
SO 9
LOB 19



WP: 0 PA: 41
PB: 0
SB: 1
CS: 1

Batter	1	2	3	4	5	6	7	8	9	10	AB	R	H	RBI	BB	SO	LOB	BOTTOM			
Rickey Henderson, R OBP: 0.428, SLG: 0.422 (1.8)	0-0 S 4-3 1B		4-0 CS G5-4-3 BB			0-0 F4		4-0 S BB		0-0 1B 2B	3	2	2	0	2	0	0				
Davey Lopes, R OBP: 0.311, SLG: 0.379 (1.4)	0-0 F3		0-0 G5-4-3 1-2			0-0 E6		0-3 K		4-0 1B BB	4	0	0	0	1	1	3				
Dan Meyer, L OBP: 0.292, SLG: 0.417 (1.3)	0-0 4-3			0-0 F9		0-0 4-1		0-3 K		0-0 1B	5	0	1	2	0	1	2				
Tony Armas, R OBP: 0.263, SLG: 0.396 (1.9)	0-0 CS BB 1B			0-0 5-3			0-0 F3		0-3 K		4	0	1	0	0	1	0				
Wayne Gross, L OBP: 0.317, SLG: 0.316 (1.5)	4-0 1-2 BB			0-0 1-3			0-0 1B 2B		0-3 K		3	1	1	0	1	1	0				
Jeff Burroughs, R OBP: 0.342, SLG: 0.527 (1.10)	0-0 CS	0-3 K			0-3 K		0-0 F5		0-0 HR		4	1	1	1	0	2	1				
Mike Heath, R OBP: 0.295, SLG: 0.326 (1.7)		0-0 CS 1B			0-0 5-3		0-0 1B		0-0 L7		4	0	2	1	0	0	0				
Jeff Newman, R OBP: 0.231, SLG: 0.339 (1.2)		0-3 K			0-0 F8		0-3 K		0-3 K		4	0	0	0	0	3	2				
Jimmy Sexton, R OBP: 0.236, SLG: 0.275 (1.6)			0-0 F9			0-0 5-3		0-0 F6		0-3 K	4	0	0	0	0	1	0				
Inning Stats	R: 1 E: 0 K: 0 S: 4	H: 2 LOB: 1 BB: 1 P: 8	R: 0 E: 0 K: 2 S: 7	H: 1 LOB: 1 BB: 0 P: 7	R: 0 E: 0 K: 0 S: 2	H: 0 LOB: 0 BB: 1 P: 6	R: 0 E: 0 K: 0 S: 3	H: 0 LOB: 0 BB: 0 P: 5	R: 0 E: 1 K: 0 S: 4	H: 2 LOB: 1 BB: 0 P: 4	R: 1 E: 0 K: 1 S: 7	H: 2 LOB: 1 BB: 0 P: 7	R: 0 E: 0 K: 2 S: 7	H: 0 LOB: 1 BB: 1 P: 11	R: 1 E: 0 K: 2 S: 8	H: 1 LOB: 0 BB: 0 P: 8	R: 1 E: 0 K: 2 S: 8	H: 2 LOB: 2 BB: 1 P: 12	1B: 5 2B: 3 3B: 0 HR: 1	SF: 0 SAC: 0 DP: 2 HBP: 0	WP: 0 PA: 40 PB: 0 SB: 4 CS: 2
PITCHER Albert Williams, R ERA: 5.38 (7.1)	IP: 6.0 W: 1 L: 0 S: 3	WLS: 18 BF: 5 R: 3 ER: 3 SO: 7	H: 3 R: 1 ER: 3 SO: 7	BB: 2 IBB: 0 HBP: 0 BLK: 0	WP: 0 HR: 1 S: 25 P: 33	ERA: 1.50 WHIP: 0.833		PITCHER	IP: 7.1 W: 1 L: 0 S: 3	WLS: 18 BF: 5 R: 3 ER: 3 SO: 7	H: 3 R: 1 ER: 3 SO: 7	BB: 2 IBB: 0 HBP: 0 BLK: 0	WP: 0 HR: 1 S: 25 P: 33	ERA: 1.50 WHIP: 0.833							

Minnesota Twins @ Oakland Athletics
Oakland-Alameda County Coliseum, Oakland, CA

AB 35
R 4
H 8
RBI 4
BB 4
SO 10
LOB 8



WP: 0 PA: 40
PB: 0
SB: 4
CS: 2

Fri Jul 30 1982, 7:05 PM PDT
Att: 13,034 - Unknown - 70 F

Batter	1	2	3	4	5	6	7	8	9	AB	R	H	RBI	BB	SO	LOB	TOP								
Bobby Mitchell, L (1, 8) OBP: 0.325, SLG: 0.294										4	0	2	0	0	0	3	Minnesota Twins @ Oakland Athletics Oakland-Alameda County Coliseum, Oakland, CA Sat Jul 31 1982, 3:33 AM PDT Att: 20,738 - Unknown - 78 F								
John Castino, R (1, 4) OBP: 0.314, SLG: 0.317										3	0	1	0	1	0	2									
Tom Brunansky, R (1, 9) OBP: 0.386, SLG: 0.488										4	0	0	0	0	4										
Kent Hrbek, L (1, 3) OBP: 0.383, SLG: 0.544										4	1	2	1	0	0	0									
Gary Ward, R (1, 10) OBP: 0.304, SLG: 0.471										3	0	0	0	1	0	1									
Gary Gaetti, R (1, 5) OBP: 0.276, SLG: 0.462										4	0	0	0	0	0	2									
Tim Laudner, R (1, 2) OBP: 0.347, SLG: 0.400										4	0	0	0	0	1	1									
Mickey Hatcher, R (1, 7) OBP: 0.262, SLG: 0.308										4	1	1	0	0	0	0									
Lenny Faedo, R (1, 6) OBP: 0.270, SLG: 0.356										3	0	2	1	0	0	0									
Dave Engle, R (9, PH) OBP: 0.277, SLG: 0.358										1	0	0	0	0	0	0									
Inning Stats	R: 0 E: 0 K: 0 S: 3	H: 1 LOB: 0 BB: 0 P: 3	R: 0 E: 0 K: 0 S: 3	H: 0 LOB: 0 BB: 0 P: 3	R: 1 E: 1 K: 1 S: 7	H: 1 LOB: 2 BB: 1 P: 11	R: 0 E: 0 K: 0 S: 4	H: 1 LOB: 1 BB: 0 P: 4	R: 0 E: 0 K: 0 S: 5	H: 3 LOB: 2 BB: 0 P: 5	R: 1 E: 0 K: 0 S: 4	H: 1 LOB: 0 BB: 0 P: 4	R: 0 E: 0 K: 0 S: 4	H: 1 LOB: 1 BB: 0 P: 4	R: 0 E: 0 K: 0 S: 3	H: 0 LOB: 1 BB: 1 P: 7	R: 0 E: 0 K: 0 S: 3	H: 0 LOB: 0 BB: 0 P: 3	1B: 6 2B: 1 3B: 0 HR: 1	SF: 0 SAC: 0 DP: 1 HBP: 0	WP: 0 PB: 0 SB: 0 CS: 1	PA: 36			
PITCHER	IP	WLS	BF	H	R	ER	SO	BB	IBB	HBP	BLK	WP	HR	S	P	ERA	WHIP								
Steve McCatty, R (1, 1) ERA: 4.01	7.0		29	8	2	1	1	1	0	0	0	0	1	30	34	1.29	1.286								
Tom Underwood, L (8, 1) ERA: 3.21	2.0	W	7	0	0	0	0	1	0	0	0	0	0	6	10	0.00	0.500								

Batter	1	2	3	4	5	6	7	8	9	AB	R	H	RBI	BB	SO	LOB	BOTTOM								
Rickey Henderson, R (1, 8) OBP: 0.425, SLG: 0.418										4	0	0	0	0	0	4	Minnesota Twins @ Oakland Athletics Oakland-Alameda County Coliseum, Oakland, CA Sat Jul 31 1982, 3:33 AM PDT Att: 20,738 - Unknown - 78 F								
Davey Lopes, R (1, 4) OBP: 0.310, SLG: 0.375										3	0	0	0	1	2	2									
Mike Heath, R (1, 7) OBP: 0.294, SLG: 0.325										4	0	1	2	0	0	2									
Tony Armas, R (1, 9) OBP: 0.261, SLG: 0.392										4	0	0	0	0	1	2									
Jeff Burroughs, R (1, 10) OBP: 0.336, SLG: 0.515										3	0	0	0	0	1	0									
Joe Rudi, R (1, 3) OBP: 0.326, SLG: 0.311										3	0	0	0	0	1	0									
Mickey Klutts, R (1, 5) OBP: 0.211, SLG: 0.238										1	0	0	0	0	0	0									
Dave McKay, S (6, 5) OBP: 0.228, SLG: 0.250										1	1	1	0	1	0	0									
Jeff Newman, R (1, 2) OBP: 0.233, SLG: 0.344										3	0	1	1	0	0	1									
Mitchell Page, L (8, PR) OBP: 0.304, SLG: 0.211										0	1	0	0	0	0	0									
Fred Stanley, R (9, 6) OBP: 0.277, SLG: 0.211										0	0	0	0	0	0	0									
Jimmy Sexton, R (1, 6) OBP: 0.246, SLG: 0.283										2	0	1	0	0	0	0									
Dan Meyer, L (8, PH) OBP: 0.295, SLG: 0.419										1	1	1	0	0	0	0									
Inning Stats	R: 0 E: 0 K: 1 S: 5	H: 0 LOB: 0 BB: 0 P: 5	R: 0 E: 0 K: 1 S: 5	H: 0 LOB: 0 BB: 0 P: 5	R: 0 E: 0 K: 0 S: 3	H: 0 LOB: 0 BB: 0 P: 3	R: 0 E: 0 K: 0 S: 3	H: 0 LOB: 0 BB: 0 P: 3	R: 0 E: 0 K: 1 S: 5	H: 0 LOB: 0 BB: 0 P: 5	R: 1 E: 0 K: 1 S: 8	H: 3 LOB: 2 BB: 0 P: 8	R: 0 E: 0 K: 1 S: 5	H: 0 LOB: 0 BB: 0 P: 5	R: 2 E: 0 K: 1 S: 7	H: 2 LOB: 2 BB: 2 P: 15	R: 0 E: 0 K: 1 S: 5	H: 0 LOB: 0 BB: 0 P: 3	1B: 4 2B: 1 3B: 0 HR: 0	SF: 0 SAC: 0 DP: 0 HBP: 0	WP: 0 PB: 0 SB: 1 CS: 0	PA: 31			
PITCHER	IP	WLS	BF	H	R	ER	SO	BB	IBB	HBP	BLK	WP	HR	S	P	ERA	WHIP								
Jack O'Connor, L (1, 1) ERA: 4.22	7.0		25	3	2	2	4	1	0	0	0	0	0	32	36	2.57	0.571								
Terry Felton, R (8, 1) ERA: 4.7	1.0	L	6	2	1	1	1	1	0	0	0	0	0	7	11	9.00	3.000								



livebaseballscores.com

livebaseballscores.com

Batter	1	2	3	4	5	6	7	8	9	AB	R	H	RBI	BB	SO	LOB	TOP								
Bobby Mitchell, L (1, 8) OBP: 0.330, SLG: 0.298	0-3 K		0-0 6-3	0-0 FC5-4 1B			4-0 SH3 HR BB	0-0 1B		4	1	2	1	1	1	0	Minnesota Twins @ Oakland Athletics Oakland-Alameda County Coliseum, Oakland, CA Sun Aug 01 1982, 3:33 AM PDT Att: 18,539 - Unknown - 78 F								
Ron Washington, R (1, 4) OBP: 0.296, SLG: 0.381	0-0 5-3		0-0 G3	0-0 FC5-4 1-2 2-3 3H			0-0 SH3	0-0 4-3		4	0	0	0	0	0	4									
Tom Brunansky, R (1, 9) OBP: 0.390, SLG: 0.500	0-0 1B			4-0 G4-6-3 BB	0-0 F4		0-0 HR		0-0 E5 HR	4	2	2	2	1	0	0									
Kent Hrbek, L (1, 3) OBP: 0.378, SLG: 0.536	0-3 K			0-0 G4-6-3 1-2	0-3 K		0-3 K		0-0 F7	5	0	0	0	0	3	3									
Gary Ward, R (1, 7) OBP: 0.305, SLG: 0.482		0-0 E5 5-3		0-0 WP 1B 2B	0-3 K		0-0 HR		0-0 F9	5	2	2	1	0	1	1									
Gary Gaetti, R (1, 5) OBP: 0.281, SLG: 0.481		0-0 5-3 1-2		0-0 BB 1B 2H		0-3 K	0-0 3B		0-0 HR	5	2	3	3	0	1	1									
Jesus Vega, R (1, 10) OBP: 0.291, SLG: 0.383		0-0 F3		0-0 BB 1B 1-2		0-0 5-3	0-0 6-3		0-0 F9	5	1	1	0	0	0	2									
Sal Butera, R (1, 2) OBP: 0.388, SLG: 0.293		0-0 G3		4-0 1B BB 1-2 2-3 3H		0-0 1B			0-0 L4	3	0	1	0	1	0	1									
Lenny Faedo, R (1, 6) OBP: 0.270, SLG: 0.346			0-3 K	4-0 1B 1-2 2-3 3H		0-3 K			0-0 L6	3	0	0	1	1	2	1									
Inning Stats	R: 0 E: 0 K: 2 S: 8	H: 1 LOB: 1 BB: 0 P: 8	R: 0 E: 1 K: 0 S: 4	H: 0 LOB: 1 BB: 0 P: 4	R: 0 E: 0 K: 1 S: 5	H: 0 LOB: 0 BB: 0 P: 5	R: 3 E: 0 K: 0 S: 6	H: 4 LOB: 3 BB: 3 P: 18	R: 0 E: 0 K: 2 S: 7	H: 0 LOB: 0 BB: 0 P: 7	R: 0 E: 0 K: 2 S: 8	H: 1 LOB: 1 BB: 0 P: 8	R: 3 E: 0 K: 1 S: 8	H: 3 LOB: 1 BB: 1 P: 12	R: 0 E: 0 K: 0 S: 4	H: 1 LOB: 1 BB: 0 P: 4	R: 2 E: 1 K: 0 S: 5	H: 1 LOB: 0 BB: 0 P: 5	1B: 6 2B: 1 3B: 1 HR: 3	SF: 0 SAC: 1 DP: 1 HBP: 0	WP: 1 PB: 0 SB: 0 CS: 0	PA: 43			
PITCHER	IP	WLS	BF	H	R	ER	SO	BB	IBB	HBP	BLK	WP	HR	S	P	ERA	WHIP								
Mike Norris, R (1, 1) ERA: 4.58	3.2		19	5	3	3	3	3	0	0	0	1	0	22	34	7.36	2.182								
Dave Beard, R (4, 1) ERA: 4.14	3.0	L	14	4	3	3	5	1	0	0	0	0	2	23	27	9.00	1.667								
Preston Hanna, R (7, 1) ERA: 5.22	1.1		5	1	0	0	0	0	0	0	0	0	0	5	5	0.00	0.750								
Tom Underwood, L (9, 1) ERA: 3.19	1.0		5	1	2	0	0	0	0	0	0	0	1	5	5	0.00	1.000								

AB	38
R	8
H	11
RBI	8
BB	4
SO	8
LOB	13



Batter	1	2	3	4	5	6	7	8	9	AB	R	H	RBI	BB	SO	LOB	BOTTOM								
Rickey Henderson, R (1, 8) OBP: 0.427, SLG: 0.419	0-0 CS 1B		0-0 5-3			0-0 BB 2B 1B 1-2 3H	4-0 E 1B BB		0-0 L7	4	1	2	1	1	0	0	Minnesota Twins @ Oakland Athletics Oakland-Alameda County Coliseum, Oakland, CA Sun Aug 01 1982, 3:33 AM PDT Att: 18,539 - Unknown - 78 F								
Davey Lopes, R (1, 4) OBP: 0.314, SLG: 0.376	0-0 1-2 1B			0-0 5-3		4-0 BB 2B BB 1-2 2-3	0-0 E 1B		0-0 L8	4	1	2	0	1	0	0									
Mike Heath, R (1, 7) OBP: 0.296, SLG: 0.328	0-0 F9			0-3 K		0-0 S 2B 1-2 2-3 3H	0-0 E5		4-0 HR BB	4	1	1	4	1	1	3									
Tony Armas, R (1, 9) OBP: 0.260, SLG: 0.398	0-0 F8			0-0 5-3		0-0 F3	0-0 F4		0-0 HR	5	1	1	2	0	0	5									
Jeff Burroughs, R (1, 10) OBP: 0.325, SLG: 0.496		0-3 K			0-0 L7	0-0 L6	0-3 K		0-0 6-3	5	0	0	0	0	2	4									
Joe Rudi, R (1, 3) OBP: 0.326, SLG: 0.307		0-0 F8			0-0 F7	4-0 BB			0-0 6-3	2	0	0	0	1	0	0									
Dan Meyer, L (8, 3) OBP: 0.294, SLG: 0.417										1	0	0	0	0	0	0									
Dave McKay, S (1, 5) OBP: 0.223, SLG: 0.244		0-0 F4			0-0 F9	0-0 F9			0-0 F9	4	0	0	0	0	0	2									
Jeff Newman, R (1, 2) OBP: 0.235, SLG: 0.345			0-0 F8			0-0 1B 1B	4-0 1B BB	4-0 BB		2	1	1	0	0	0	0									
Dwayne Murphy, L (7, 8) OBP: 0.354, SLG: 0.408						0-0 1B 1B	0-0 E BB	0-0 BB		0	1	0	0	2	0	0									
Jimmy Sexton, R (1, 6) OBP: 0.250, SLG: 0.286						0-0 BB 1B	0-0 L7	0-3 BB		3	1	1	0	0	0	1									
Wayne Gross, L (8, PH) OBP: 0.317, SLG: 0.316						0-0 BB 1B				0	0	0	0	0	0	0									
Cliff Johnson, R (6, PH) OBP: 0.311, SLG: 0.364						1-3 BB 2B 1B				1	0	0	0	0	1	1									
Fred Stanley, R (9, 6) OBP: 0.277, SLG: 0.211										0	0	0	0	0	0	0									
Inning Stats	R: 0 E: 0 K: 0 S: 4	H: 2 LOB: 1 BB: 0 P: 4	R: 0 E: 0 K: 1 S: 5	H: 0 LOB: 0 BB: 0 P: 5	R: 0 E: 0 K: 1 S: 5	H: 0 LOB: 0 BB: 0 P: 5	R: 0 E: 0 K: 0 S: 7	H: 0 LOB: 0 BB: 2 P: 15	R: 1 E: 1 K: 1 S: 7	H: 1 LOB: 3 BB: 2 P: 15	R: 0 E: 0 K: 1 S: 5	H: 0 LOB: 1 BB: 1 P: 9	R: 2 E: 0 K: 0 S: 4	H: 1 LOB: 0 BB: 1 P: 8	1B: 6 2B: 1 3B: 0 HR: 1	SF: 0 SAC: 0 DP: 0 HBP: 0	WP: 0 PB: 0 SB: 1 CS: 1	PA: 41							
PITCHER	IP	WLS	BF	H	R	ER	SO	BB	IBB	HBP	BLK	WP	HR	S	P	ERA	WHIP								
Frank Viola, L (1, 1) ERA: 5.14	5.0		19	5	3	3	2	0	0	0	0	0	0	23	23	5.40	1.000								
John Pacella, R (6, 1) ERA: 5.4	1.1	W	9	1	2	2	0	4	0	0	0	0	0	5	21	13.50	3.750								
Terry Felton, R (7, 1) ERA: 4.63	1.1		7	1	0	0	1	1	0	0	0	0	0	8	12	0.00	1.500								
Jeff Little, L (8, 1) ERA: 3.21	0.1		1	0	0	0	1	0	0	0	0	0	0	3	3	0.00	0.000								
Ron Davis, R (9, 1) ERA: 4.85	1.0	S	5	1	2	2	0	1	0	0	0	0	1	4	8	18.00	2.000								

AB	35
R	7
H	8
RBI	7
BB	6
SO	4
LOB	16



Batter	1	2	3	4	5	6	7	8	9	AB	R	H	RBI	BB	SO	LOB	TOP			
Julio Cruz, S OBP: 0.311, SLG: 0.302 (1, 4)	F7		F7		6-3		F7			4	0	0	0	0	0	2	Seattle Mariners @ Oakland Athletics Oakland-Alameda County Coliseum, Oakland, CA Mon Aug 02 1982, 7:05 PM PDT Att: 18,751 - Unknown			
Manny Castillo, S OBP: 0.311, SLG: 0.345 (1, 5)	G1-6-3 1B		2B		F7		CS	1-3		4	1	2	0	0	0	0				
Bruce Bochte, L OBP: 0.382, SLG: 0.387 (1, 7)	G1-6-3 1-2		1B					4-3		3	2	1	2	1	0	1				
Richie Zisk, R OBP: 0.366, SLG: 0.494 (1, 10)								5-3		3	0	1	1	1	0	1				
Al Cowens, R OBP: 0.329, SLG: 0.484 (1, 9)										4	1	1	2	0	3	2				
Rick Sweet, S OBP: 0.331, SLG: 0.380 (1, 2)	F7				4-3		G3			4	0	0	0	0	0	1				
Gary Gray, R OBP: 0.348, SLG: 0.368 (1, 3)	F7				5-3		K			4	0	0	0	0	2	1				
Todd Cruz, R OBP: 0.258, SLG: 0.373 (1, 6)			F7		K			6-3		3	0	0	0	0	1	0				
Joe Simpson, L OBP: 0.313, SLG: 0.356 (1, 8)			1B							3	1	2	0	0	1	0				
Inning Stats	R: 0 E: 0 K: 0 S: 3	H: 1 LOB: 0 BB: 0 P: 3	R: 0 E: 0 K: 1 S: 5	H: 0 LOB: 1 BB: 1 P: 9	R: 3 E: 0 K: 1 S: 9	H: 4 LOB: 1 BB: 0 P: 9	R: 0 E: 0 K: 1 S: 5	H: 0 LOB: 0 BB: 0 P: 5	R: 0 E: 0 K: 1 S: 5	H: 0 LOB: 0 BB: 0 P: 5	R: 2 E: 0 K: 0 S: 6	H: 1 LOB: 0 BB: 1 P: 10	R: 0 E: 0 K: 0 S: 3	H: 1 LOB: 0 BB: 0 P: 3	R: 0 E: 0 K: 2 S: 7	H: 0 LOB: 0 BB: 0 P: 7	1B: 5 2B: 1 3B: 0 HR: 1	SF: 0 SAC: 0 DP: 1 HBP: 0	WP: 0 PB: 0 SB: 0 CS: 1	PA: 35
PITCHER Matt Keough, R ERA: 5.67 (1, 1)	IP: 9.0 WLS: W BF: 34 H: 7 R: 5 ER: 5 SO: 7 BB: 2 IBB: 0 HBP: 0 BLK: 0 WP: 0 HR: 1 S: 46 P: 54 ERA: 5.00 WHIP: 1.000															PITCHER				

Batter	1	2	3	4	5	6	7	8	9	AB	R	H	RBI	BB	SO	LOB	BOTTOM			
Rickey Henderson, R OBP: 0.425, SLG: 0.417 (1, 7)	F3		F9			F9	BLK S SH1-3 2-3 1B			4	1	1	0	0	0	0	Seattle Mariners @ Oakland Athletics Oakland-Alameda County Coliseum, Oakland, CA Mon Aug 02 1982, 7:05 PM PDT Att: 18,751 - Unknown			
Dwayne Murphy, L OBP: 0.355, SLG: 0.410 (1, 8)	L4		L5			G3 HR 2B	SH1-3 BLK 1-2 BB			3	1	1	0	1	0	0				
Dan Meyer, L OBP: 0.294, SLG: 0.416 (1, 3)					F8	G3	SH1-3			3	0	1	1	0	0	1				
Tony Armas, R OBP: 0.265, SLG: 0.416 (1, 9)								1-3 2-H 3-H		4	1	3	2	0	0	1				
Wayne Gross, L OBP: 0.313, SLG: 0.311 (1, 5)			1-3		K	L3				4	0	0	0	0	1	1				
Davey Lopes, R OBP: 0.314, SLG: 0.375 (1, 4)			F5		K					4	1	1	0	0	1	1				
Mitchell Page, L OBP: 0.333, SLG: 0.304 (1, 10)			FC5 2B			K				4	1	2	0	0	2	0				
Mike Heath, R OBP: 0.297, SLG: 0.333 (1, 2)			FC5							3	1	1	1	0	0	1				
Fred Stanley, R OBP: 0.274, SLG: 0.208 (1, 6)										2	0	0	0	0	2	0				
Jeff Burroughs, R OBP: 0.323, SLG: 0.493 (7, PH)										1	0	0	0	0	0	1				
Jimmy Sexton, R OBP: 0.250, SLG: 0.286 (8, 6)										0	0	0	0	0	0	0				
Inning Stats	R: 0 E: 0 K: 0 S: 4	H: 2 LOB: 2 BB: 0 P: 4	R: 0 E: 0 K: 0 S: 4	H: 1 LOB: 0 BB: 0 P: 4	R: 0 E: 0 K: 1 S: 5	H: 0 LOB: 0 BB: 0 P: 5	R: 0 E: 0 K: 2 S: 8	H: 1 LOB: 1 BB: 0 P: 8	R: 0 E: 0 K: 2 S: 7	H: 0 LOB: 0 BB: 0 P: 7	R: 2 E: 0 K: 0 S: 5	H: 2 LOB: 0 BB: 0 P: 5	R: 4 E: 1 K: 0 S: 7	H: 4 LOB: 1 BB: 1 P: 11	R: 0 E: 0 K: 1 S: 5	H: 0 LOB: 0 BB: 0 P: 5	1B: 4 2B: 5 3B: 0 HR: 1	SF: 0 SAC: 1 DP: 0 HBP: 0	WP: 0 PB: 0 SB: 1 CS: 0	PA: 34
PITCHER Gaylord Perry, R ERA: 4.74 (1, 1)	IP: 6.0 WLS: L BF: 25 H: 8 R: 4 ER: 4 SO: 5 BB: 0 IBB: 0 HBP: 0 BLK: 0 WP: 0 HR: 1 S: 35 P: 35 ERA: 6.00 WHIP: 1.333															PITCHER				
Mike Stanton, R ERA: 2.35 (7, 1)	0.1	L	3	2	0	0	0	0	0	0	0	3	3	0.00	6.000					
Ed Vande Berg, L ERA: 2.05 (7, 1)	0.1		2	0	2	2	0	1	0	0	1	5	54.00	3.000						
Bill Caudill, R ERA: 2.0 (7, 1)	1.1		4	0	0	0	1	0	0	0	6	6	0.00	0.000						

AB	32
R	5
H	7
RBI	5
BB	2
SO	7
LOB	8



AB	32
R	6
H	10
RBI	4
BB	1
SO	6
LOB	6



Batter	1	2	3	4	5	6	7	8	9	AB	R	H	RBI	BB	SO	LOB	TOP			
Joe Simpson, L (1, 8) OBP: 0.305, SLG: 0.347	6-3		6-3		4-3			G3		4	0	0	0	0	0	3	Seattle Mariners @ Oakland Athletics Oakland-Alameda County Coliseum, Oakland, CA Tue Aug 03 1982, 7:05 PM PDT Att: 10,318 - Unknown			
Manny Castillo, S (1, 5) OBP: 0.307, SLG: 0.340	4-3		4-3			E6 HR		F7		4	1	0	0	0	0	1				
Bruce Bochte, L (1, 7) Julio Cruz, S (8, 4) OBP: 0.380, SLG: 0.394 OBP: 0.311, SLG: 0.302	F5			F9		HR		F9		4	1	1	2	0	0	0				
Richie Zisk, R (1, 10) OBP: 0.367, SLG: 0.503		FC5-4 1B		HR		5-3			5-3	4	1	2	1	0	0	0				
Al Cowens, R (1, 9) OBP: 0.326, SLG: 0.479		K		F9		F6			6-3	4	0	0	0	0	1	1				
Rick Sweet, S (1, 2) OBP: 0.323, SLG: 0.370		F9		4-3		4-3			F8	4	0	0	0	0	0	1				
Gary Gray, R (1, 3) OBP: 0.343, SLG: 0.362		FC5-4 1-2			F9				1-3	3	0	0	0	0	0	1				
Todd Cruz, R (1, 6) OBP: 0.259, SLG: 0.373			E4 CS 1B		F4				1-3	3	0	1	0	0	0	0				
Paul Serna, R (1, 4) Dave Henderson, R (8, 8) OBP: 0.237, SLG: 0.288 OBP: 0.339, SLG: 0.476			FC 6-3 CS						4-3	3	0	1	0	0	0	1				
										0	0	0	0	0	0	0				
Inning Stats	R: 0 E: 0 K: 0 S: 3	H: 0 LOB: 0 BB: 0 P: 3	R: 0 E: 0 K: 1 S: 6	H: 1 LOB: 1 BB: 0 P: 6	R: 0 E: 1 K: 0 S: 4	H: 1 LOB: 1 BB: 0 P: 4	R: 1 E: 0 K: 0 S: 4	H: 1 LOB: 0 BB: 0 P: 4	R: 0 E: 0 K: 0 S: 5	H: 1 LOB: 1 BB: 0 P: 5	R: 0 E: 0 K: 0 S: 3	H: 0 LOB: 0 BB: 0 P: 3	R: 0 E: 0 K: 0 S: 3	H: 0 LOB: 0 BB: 0 P: 3	R: 0 E: 0 K: 0 S: 3	H: 0 LOB: 0 BB: 0 P: 3	1B: 3 2B: 0 3B: 0 HR: 2	SF: 0 SAC: 0 DP: 0 HBP: 0	WP: 0 PB: 0 SB: 0 CS: 2	PA: 33
PITCHER Rick Langford, R (1, 1) ERA: 4.06	IP: 9.0 WLS: L BF: 33 H: 5 R: 3 ER: 2 SO: 1 BB: 0 IBB: 0 HBP: 0 BLK: 0 WP: 0 HR: 2 S: 35 P: 35 ERA: 2.00 WHIP: 0.556															PITCHER				

Batter	1	2	3	4	5	6	7	8	9	AB	R	H	RBI	BB	SO	LOB	BOTTOM					
Rickey Henderson, R (1, 7) OBP: 0.424, SLG: 0.415	6-3		K			F3 1B		F9		4	0	1	0	0	1	2	Seattle Mariners @ Oakland Athletics Oakland-Alameda County Coliseum, Oakland, CA Tue Aug 03 1982, 7:05 PM PDT Att: 10,318 - Unknown					
Dwayne Murphy, L (1, 8) OBP: 0.352, SLG: 0.406	4-3		K			F3 1-2		6-3		4	0	0	0	0	1	3						
Dan Meyer, L (1, 3) OBP: 0.290, SLG: 0.410	F8			F8		F5		1-3		4	0	0	0	0	0	0						
Tony Armas, R (1, 9) OBP: 0.265, SLG: 0.414		F8		E6		K			FC6-4 1B	4	0	1	0	0	1	0						
Wayne Gross, L (1, 5) Mickey Klutts, R (9, PH) OBP: 0.313, SLG: 0.309 OBP: 0.209, SLG: 0.236		F9		F6		HR BB			K	2	1	0	0	1	0	1						
Davey Lopes, R (1, 4) OBP: 0.313, SLG: 0.383		1-3		5-3		HR		F7		4	1	1	2	0	0	2						
Mitchell Page, L (1, 10) Jeff Burroughs, R (7, PH) OBP: 0.345, SLG: 0.292 OBP: 0.319, SLG: 0.486			S 1B BB		K		K		FC6-4 1-2	1	0	0	0	1	1	0						
Mike Heath, R (1, 2) OBP: 0.302, SLG: 0.338			S 1B		6-3					3	0	2	0	0	0	0						
Jimmy Sexton, R (1, 6) Cliff Johnson, R (7, PH) Fred Stanley, R (8, 6) OBP: 0.242, SLG: 0.276 OBP: 0.310, SLG: 0.362 OBP: 0.274, SLG: 0.208			K		F6		K			2	0	0	0	0	1	2						
										1	0	0	0	0	1	1						
										0	0	0	0	0	0	0						
Inning Stats	R: 0 E: 0 K: 0 S: 3	H: 0 LOB: 0 BB: 0 P: 3	R: 0 E: 0 K: 0 S: 3	H: 0 LOB: 0 BB: 0 P: 3	R: 0 E: 0 K: 3 S: 10	H: 1 LOB: 2 BB: 1 P: 14	R: 0 E: 1 K: 0 S: 4	H: 0 LOB: 1 BB: 0 P: 4	R: 0 E: 0 K: 1 S: 5	H: 0 LOB: 0 BB: 0 P: 5	R: 0 E: 0 K: 0 S: 3	H: 1 LOB: 0 BB: 0 P: 3	R: 2 E: 0 K: 3 S: 11	H: 2 LOB: 1 BB: 1 P: 15	R: 0 E: 0 K: 0 S: 3	H: 0 LOB: 0 BB: 0 P: 3	R: 0 E: 0 K: 1 S: 6	H: 1 LOB: 1 BB: 0 P: 6	1B: 4 2B: 0 3B: 0 HR: 1	SF: 0 SAC: 0 DP: 0 HBP: 0	WP: 0 PB: 0 SB: 2 CS: 0	PA: 34
PITCHER Mike Moore, R (1, 1) ERA: 5.25 Ed Yarde Berg, L (7, 1) ERA: 1.98 Bill Caudill, R (9, 1) ERA: 1.97	IP: 6.1 WLS: W BF: 24 H: 3 R: 2 ER: 2 SO: 5 BB: 2 IBB: 0 HBP: 0 BLK: 0 WP: 0 HR: 1 S: 32 P: 40 ERA: 2.84 WHIP: 0.789															PITCHER						



Batter	1	2	3	4	5	6	7	8	9	AB	R	H	RBI	BB	SO	LOB	TOP								
Joe Simpson, L (1, 8) OBP: 0.320, SLG: 0.359										3	2	2	0	2	0	0	Seattle Mariners @ Oakland Athletics Oakland-Alameda County Coliseum, Oakland, CA Wed Aug 04 1982, 3:33 AM PDT Unknown								
Manny Castillo, S (1, 5) OBP: 0.308, SLG: 0.341										5	0	2	1	0	1	2									
Bruce Bochte, L (1, 7) OBP: 0.379, SLG: 0.401										4	1	1	1	0	1	3									
Richie Zisk, R (1, 10) OBP: 0.369, SLG: 0.500										2	1	0	0	2	1	0									
Al Cowens, R (1, 9) OBP: 0.328, SLG: 0.478										1	1	0	1	2	0	0									
Rick Sweet, S (1, 2) OBP: 0.323, SLG: 0.365										2	0	0	0	1	0	2									
Gary Gray, R (1, 3) OBP: 0.341, SLG: 0.359										4	0	1	1	0	3	1									
Todd Cruz, R (1, 6) OBP: 0.256, SLG: 0.370										3	0	0	1	0	1	0									
Paul Serna, R (1, 4) OBP: 0.231, SLG: 0.281										3	0	0	0	0	0	1									
Julio Cruz, S (8, 4) OBP: 0.310, SLG: 0.301										1	0	0	0	0	1	0									
Inning Stats	R: 1 E: 0 K: 0 S: 5	H: 2 LOB: 2 BB: 1 P: 9	R: 0 E: 0 K: 1 S: 5	H: 0 LOB: 0 BB: 0 P: 5	R: 1 E: 0 K: 1 S: 6	H: 1 LOB: 0 BB: 0 P: 6	R: 0 E: 0 K: 1 S: 5	H: 0 LOB: 0 BB: 0 P: 5	R: 1 E: 0 K: 1 S: 7	H: 2 LOB: 1 BB: 0 P: 7	R: 2 E: 0 K: 0 S: 4	H: 1 LOB: 1 BB: 2 P: 12	R: 0 E: 0 K: 2 S: 6	H: 0 LOB: 0 BB: 1 P: 10	R: 0 E: 0 K: 1 S: 4	H: 0 LOB: 1 BB: 2 P: 12	R: 0 E: 0 K: 1 S: 5	H: 0 LOB: 1 BB: 1 P: 9	1B: 4 2B: 1 3B: 0 HR: 1	SF: 2 SAC: 1 DP: 0 HBP: 0	WP: 1 PB: 0 SB: 1 CS: 2	PA: 38			
PITCHER	IP WLS BF H R ER SO BB IBB HBP BLK WP HR S P ERA WHIP	5.1 L 25 6 5 5 4 3 0 0 0 0 1 30 42 8.44 1.688	6.1 L 13 0 0 0 4 4 0 0 0 1 0 17 33 0.00 1.091																						

AB	28
R	5
H	6
RBI	5
BB	7
SO	8
LOB	9



Batter	1	2	3	4	5	6	7	8	9	AB	R	H	RBI	BB	SO	LOB	BOTTOM								
Rickey Henderson, R (1, 7) OBP: 0.422, SLG: 0.412										3	1	0	0	1	0	0	Seattle Mariners @ Oakland Athletics Oakland-Alameda County Coliseum, Oakland, CA Wed Aug 04 1982, 3:33 AM PDT Unknown								
Dwayne Murphy, L (1, 8) OBP: 0.351, SLG: 0.404										4	0	1	1	0	1	0									
Dan Meyer, L (1, 3) OBP: 0.289, SLG: 0.408										4	0	1	0	0	0	1									
Tony Armas, R (1, 9) OBP: 0.262, SLG: 0.410										4	0	0	0	0	1	2									
Wayne Gross, L (1, 5) OBP: 0.316, SLG: 0.313										3	1	1	0	1	0	1									
Davey Lopes, R (1, 4) OBP: 0.309, SLG: 0.378										4	0	0	0	0	1	2									
Mike Heath, R (1, 2) OBP: 0.298, SLG: 0.333										3	0	0	0	0	0	1									
Mitchell Page, L (1, 10) OBP: 0.344, SLG: 0.296										3	0	1	1	0	1	0									
Fred Stanley, R (1, 6) OBP: 0.271, SLG: 0.205										2	0	0	0	0	0	0									
Mickey Klutts, R (7, PH) OBP: 0.208, SLG: 0.234										1	0	0	0	0	0	1									
Jimmy Sexton, R (8, 6) OBP: 0.242, SLG: 0.276										0	0	0	0	0	0	0									
Inning Stats	R: 1 E: 0 K: 0 S: 4	H: 1 LOB: 1 BB: 1 P: 8	R: 0 E: 0 K: 0 S: 3	H: 0 LOB: 0 BB: 0 P: 3	R: 0 E: 0 K: 1 S: 5	H: 0 LOB: 0 BB: 0 P: 5	R: 0 E: 0 K: 1 S: 5	H: 0 LOB: 1 BB: 1 P: 9	R: 0 E: 0 K: 1 S: 5	H: 0 LOB: 0 BB: 0 P: 5	R: 0 E: 0 K: 0 S: 4	H: 1 LOB: 1 BB: 0 P: 4	R: 1 E: 0 K: 0 S: 5	H: 2 LOB: 1 BB: 0 P: 5	R: 0 E: 0 K: 0 S: 3	H: 0 LOB: 0 BB: 0 P: 3	R: 0 E: 0 K: 1 S: 5	H: 0 LOB: 0 BB: 0 P: 5	1B: 3 2B: 1 3B: 0 HR: 0	SF: 0 SAC: 0 DP: 0 HBP: 0	WP: 0 PB: 0 SB: 1 CS: 0	PA: 33			
PITCHER	IP WLS BF H R ER SO BB IBB HBP BLK WP HR S P ERA WHIP	9.0 W 33 4 2 2 4 2 0 0 0 0 0 39 47 2.00 0.667																							

AB	31
R	2
H	4
RBI	2
BB	2
SO	4
LOB	8



Batter	1	2	3	4	5	6	7	8	9	AB	R	H	RBI	BB	SO	LOB	TOP								
Bobby Brown, S OBP: 0.288, SLG: 0.323 (1, 7)	F5		F8				4-3			4	0	1	0	0	0	1	Seattle Mariners @ Oakland Athletics Oakland-Alameda County Coliseum, Oakland, CA Wed Aug 04 1982, 3:38 AM PDT Att: 19,526 - Unknown livebaseballscores.com								
Manny Castillo, S OBP: 0.308, SLG: 0.340 (1, 4)	K			HR	K			6-3		4	1	1	0	0	2	2									
Bruce Bochte, L OBP: 0.376, SLG: 0.396 (1, 3)	F7			F4	K			F7		4	0	0	0	0	1	3									
Richie Zisk, R OBP: 0.370, SLG: 0.507 (1, 10)		K		HR		FC5-4	6-3	K		3	1	1	2	1	2	0									
Al Cowens, R OBP: 0.327, SLG: 0.478 (1, 9)	F5					6-3		E6		4	1	1	0	0	0	1									
Rick Sweet, S OBP: 0.321, SLG: 0.362 (1, 2)	F9			F6		F8		FC4-6		4	0	1	0	0	0	2									
Dave Henderson, R OBP: 0.333, SLG: 0.467 (1, 8)			F7	K		FC5-4		L3		4	0	0	0	0	1	4									
Todd Cruz, R OBP: 0.253, SLG: 0.366 (1, 6)			6-3		6-3		K	SF8		3	0	0	1	0	1	0									
Dave Edler, R OBP: 0.359, SLG: 0.441 (1, 5)				BB	1B		K	FC4-6		2	0	0	0	2	1	1									
Inning Stats	R: 0 E: 0 K: 1 S: 5	H: 0 LOB: 0 BB: 0 P: 5	R: 0 E: 0 K: 1 S: 5	H: 0 LOB: 0 BB: 0 P: 5	R: 0 E: 0 K: 0 S: 3	H: 0 LOB: 1 BB: 1 P: 7	R: 2 E: 0 K: 1 S: 8	H: 3 LOB: 1 BB: 0 P: 8	R: 0 E: 0 K: 2 S: 8	H: 1 LOB: 2 BB: 1 P: 12	R: 0 E: 0 K: 0 S: 3	H: 0 LOB: 1 BB: 1 P: 7	R: 0 E: 0 K: 2 S: 7	H: 0 LOB: 0 BB: 0 P: 7	R: 0 E: 0 K: 1 S: 5	H: 0 LOB: 0 BB: 0 P: 5		R: 1 E: 1 K: 0 S: 5	H: 1 LOB: 1 BB: 0 P: 5	1B: 3 2B: 1 3B: 0 HR: 1	SF: 1 SAC: 0 DP: 0 HBP: 0	WP: 0 PB: 0 SB: 1 CS: 0	PA: 36		
PITCHER	IP	WLS	BF	H	R	ER	SO	BB	IBB	HBP	BLK	WP	HR	S	P	ERA	WHIP								
Steve McCatty, R ERA: 3.95 (1, 1)	6.0	W	25	4	2	2	5	3	0	0	0	0	1	32	44	3.00	1.167								
Dave Beard, R ERA: 3.95 (7, 1)	3.0	S	11	1	1	0	3	0	0	0	0	0	0	17	17	0.00	0.333								

Batter	1	2	3	4	5	6	7	8	9	AB	R	H	RBI	BB	SO	LOB	BOTTOM								
Rickey Henderson, R OBP: 0.421, SLG: 0.410 (1, 8)	S						F7			4	1	1	0	0	0	1	Seattle Mariners @ Oakland Athletics Oakland-Alameda County Coliseum, Oakland, CA Wed Aug 04 1982, 3:38 AM PDT Att: 19,526 - Unknown livebaseballscores.com								
Dave McKay, S OBP: 0.222, SLG: 0.244 (9, 4)	5-3	L6			F9		F7			0	0	0	0	0	0	0									
Dan Meyer, L OBP: 0.289, SLG: 0.405 (1, 3)	5-3		F5		L1			G6-4-3		4	0	1	1	0	0	1									
Jeff Burroughs, R OBP: 0.323, SLG: 0.503 (1, 7)	HR		K			2B		G6-4-3		3	2	1	1	1	1	1									
Tony Armas, R OBP: 0.267, SLG: 0.425 (1, 9)	2B		5-3			1B		HR		4	3	3	2	0	0	0									
Wayne Gross, L OBP: 0.322, SLG: 0.321 (1, 5)	2B			3-1		1B		HR		3	1	2	1	0	0	0									
Davey Lopes, R OBP: 0.308, SLG: 0.387 (1, 4)	SF7		F7		F2			HR		3	1	1	3	0	0	1									
Mitchell Page, L OBP: 0.333, SLG: 0.290 (1, 10)	F9		F8		G1-6-3			HR		4	0	1	0	0	0	2									
Jeff Newman, R OBP: 0.231, SLG: 0.338 (1, 2)		K			K		F4	F8		4	0	0	0	0	2	1									
Jimmy Sexton, R OBP: 0.246, SLG: 0.267 (1, 6)		F8			BB		F4			2	0	0	0	1	0	0									
Inning Stats	R: 3 E: 0 K: 0 S: 7	H: 4 LOB: 1 BB: 0 P: 7	R: 0 E: 0 K: 1 S: 5	H: 0 LOB: 0 BB: 0 P: 5	R: 0 E: 0 K: 0 S: 3	H: 0 LOB: 0 BB: 0 P: 3	R: 0 E: 0 K: 0 S: 4	H: 2 LOB: 0 BB: 1 P: 8	R: 0 E: 0 K: 0 S: 3	H: 0 LOB: 0 BB: 0 P: 3	R: 3 E: 0 K: 0 S: 6	H: 4 LOB: 1 BB: 0 P: 7	1B: 5 2B: 2 3B: 0 HR: 3	SF: 1 SAC: 0 DP: 2 HBP: 1	WP: 0 PB: 0 SB: 2 CS: 0	PA: 35									
PITCHER	IP	WLS	BF	H	R	ER	SO	BB	IBB	HBP	BLK	WP	HR	S	P	ERA	WHIP								
Rich Bordi, R ERA: 108.0 (1, 1)	4.2	L	18	2	2	2	3	2	0	0	0	0	0	22	30	3.86	0.857								
Bryan Clark, L ERA: 2.6 (6, 1)	2.2		11	4	3	3	0	0	0	1	0	0	2	10	11	10.12	1.500								
Larry Andersen, R ERA: 5.12 (8, 1)	0.1		1	0	0	0	0	0	0	0	0	0	0	1	1	0.00	0.000								

Batter	1	2	3	4	5	6	7	8	9	AB	R	H	RBI	BB	SO	LOB	TOP								
Rickey Henderson, R OBP: 0.417, SLG: 0.406 (1, 7)	0-3 K		0-0 1-3			0-0 E6 F8 S 2B	0-3 K			4	1	0	0	0	2	1									
Dwayne Murphy, L OBP: 0.350, SLG: 0.402 (1, 8)	0-0 BB 1B		0-0 4-3			0-0 F8		0-0 F8		4	0	1	0	0	0	1									
Davey Lopes, R OBP: 0.314, SLG: 0.393 (1, 4)	4-0 FC5-4 BB			0-0 S 1B		0-0 1B 2B		0-0 5-3		3	1	2	1	1	0	0									
Tony Armas, R OBP: 0.264, SLG: 0.420 (1, 9)	0-3 K			0-0 F9		0-0 F7		0-3 K		4	0	0	0	0	2	4									
Jeff Burroughs, R OBP: 0.327, SLG: 0.500 Mitchell Page, L OBP: 0.333, SLG: 0.290 (9, PR)	0-0 FC5-4			0-3 K		0-0 1B			4-0 3-1 SH5-3 1B BB	3	0	1	1	1	1	3									
Mike Heath, R OBP: 0.294, SLG: 0.329 (1, 2)		0-0 L7		0-3 K					0-0 SH5-3	3	0	0	0	0	2	1									
Joe Rudi, R OBP: 0.324, SLG: 0.325 (1, 3)		0-3 K			0-0 F8				0-0 3-1	4	1	1	1	0	1	2									
Mickey Klutts, R OBP: 0.216, SLG: 0.250 (1, 5)		0-0 6-3			0-0 F8				0-0 2-3	4	0	2	1	0	0	0									
Jimmy Sexton, R OBP: 0.232, SLG: 0.250 (1, 6)			0-0 F9		0-0 F8				0-3 3-H 1B	4	0	0	0	0	2	2									
Inning Stats	R: 0 E: 0 K: 2 S: 8	H: 1 LOB: 2 BB: 1 P: 12	R: 0 E: 0 K: 1 S: 5	H: 0 LOB: 0 BB: 0 P: 5	R: 0 E: 0 K: 0 S: 3	H: 0 LOB: 0 BB: 0 P: 3	R: 0 E: 0 K: 2 S: 8	H: 1 LOB: 1 BB: 0 P: 8	R: 0 E: 0 K: 0 S: 3	H: 0 LOB: 0 BB: 0 P: 3	R: 2 E: 1 K: 0 S: 5	H: 2 LOB: 1 BB: 0 P: 5	R: 1 E: 0 K: 3 S: 11	H: 2 LOB: 1 BB: 0 P: 11	R: 0 E: 0 K: 1 S: 5	H: 0 LOB: 0 BB: 0 P: 5	R: 1 E: 0 K: 1 S: 6	H: 1 LOB: 1 BB: 1 P: 10	1B: 4 2B: 2 3B: 0 HR: 1	SF: 0 SAC: 1 DP: 0 HBP: 0	WP: 0 PB: 0 CS: 2	PA: 36			
PITCHER	IP	WLS	BF	H	R	ER	SO	BB	IBB	HBP	BLK	WP	HR	S	P	ERA	WHIP								
Frank Viola, L ERA: 4.79 (1, 1)	6.1	L	26	6	3	1	6	1	0	0	0	0	1	37	41	1.42	1.105								
Terry Felton, R ERA: 4.71 (7, 1)	2.2		10	1	1	1	4	1	0	0	0	0	0	17	21	3.38	0.750								

Oakland Athletics @ Minnesota Twins
Hubert H. Humphrey Metrodome, Minneapolis, MN
Fri Aug 06 1982, 8:05 PM EDT
Att: 11,910 - Dome - 82 F

AB	33
R	4
H	7
RBI	4
BB	2
SO	10
LOB	14



Batter	1	2	3	4	5	6	7	8	9	AB	R	H	RBI	BB	SO	LOB	BOTTOM								
Bobby Mitchell, L OBP: 0.328, SLG: 0.295 Dave Engle, R OBP: 0.274, SLG: 0.354 (7, PH)	0-0 4-3		1-0 G6-4-3 HBP		4-0 BB 1-2 BB		0-0 F9		0-0 6-3	1	0	0	0	1	0	0									
Ron Washington, R OBP: 0.297, SLG: 0.388 (1, 4)	0-0 6-3		0-0 G6-4-3 1-2		0-0 F2		0-0 6-3			4	0	0	0	0	0	3									
Tom Brunansky, R OBP: 0.399, SLG: 0.519 (8, 8)	0-0 HR		0-0 F8		4-0 BB 1-2 2-3 G6-3			0-0 L5		3	1	1	1	1	0	0									
Kent Hrbek, L OBP: 0.374, SLG: 0.524 (1, 3)	0-3 K			0-0 FC6-4 1B	0-0 G6-3			0-0 F5		4	0	1	0	0	1	3									
Gary Ward, R OBP: 0.312, SLG: 0.493 (1, 7)		0-0 2B		0-3 K		0-3 K		0-0 1B		4	0	2	0	0	2	1									
Gary Gaetti, R OBP: 0.275, SLG: 0.463 (1, 5)		0-3 K		0-0 FC6-4 1B		0-0 F7		0-0 F8		4	0	0	0	0	1	3									
Tim Laudner, R OBP: 0.357, SLG: 0.418 (1, 2)		4-0 BB		0-0 1B		0-0 2B			0-0 F3	3	0	2	0	1	0	0									
Mickey Hatcher, R OBP: 0.267, SLG: 0.322 (1, 10)		0-3 K		0-0 F7		0-0 5-3			0-0 L7	4	0	0	0	0	1	5									
Lenny Faedo, R OBP: 0.280, SLG: 0.336 Jesus Vega, R OBP: 0.295, SLG: 0.383 (9, PH)		0-3 K			0-0 BB BB 1B				4-0 BB	3	0	1	0	0	2	2									
Inning Stats	R: 1 E: 0 K: 1 S: 6	H: 1 LOB: 0 BB: 0 P: 6	R: 0 E: 0 K: 3 S: 10	H: 1 LOB: 2 BB: 1 P: 14	R: 0 E: 0 K: 0 S: 2	H: 0 LOB: 0 BB: 0 P: 3	R: 0 E: 0 K: 1 S: 7	H: 2 LOB: 2 BB: 0 P: 7	R: 0 E: 0 K: 0 S: 3	H: 1 LOB: 2 BB: 2 P: 11	R: 0 E: 0 K: 1 S: 6	H: 1 LOB: 1 BB: 0 P: 6	R: 0 E: 0 K: 1 S: 5	H: 0 LOB: 0 BB: 0 P: 5	R: 0 E: 0 K: 0 S: 4	H: 1 LOB: 1 BB: 0 P: 4	R: 0 E: 0 K: 0 S: 3	H: 0 LOB: 1 BB: 1 P: 7	1B: 4 2B: 2 3B: 0 HR: 1	SF: 0 SAC: 0 DP: 2 HBP: 1	WP: 0 PB: 0 CS: 0	PA: 37			
PITCHER	IP	WLS	BF	H	R	ER	SO	BB	IBB	HBP	BLK	WP	HR	S	P	ERA	WHIP								
Mike Norris, R ERA: 4.47 (1, 1)	5.1	W	23	5	1	1	6	3	0	1	0	0	0	31	44	1.69	1.500								
Dave Beard, R ERA: 3.94 (6, 1)	0.2		3	1	0	0	0	0	0	0	0	0	0	3	3	0.00	1.500								
Tom Underwood, L ERA: 3.11 (7, 1)	3.0	S	11	1	0	0	1	1	0	0	0	0	0	12	16	0.00	0.667								

Oakland Athletics @ Minnesota Twins
Hubert H. Humphrey Metrodome, Minneapolis, MN
Fri Aug 06 1982, 8:05 PM EDT
Att: 11,910 - Dome - 82 F

AB	32
R	1
H	7
RBI	1
BB	4
SO	7
LOB	18



Batter	1	2	3	4	5	6	7	8	9	AB	R	H	RBI	BB	SO	LOB	TOP										
Rickey Henderson, R OBP: 0.413, SLG: 0.401 (1,7)	F9		G6-4-3	FC5-4		F8	FC5-4			5	0	0	0	0	0	6	Oakland Athletics @ Minnesota Twins Hubert H. Humphrey Metrodome, Minneapolis, MN Sat Aug 07 1982, 4:33 AM EDT Att: 10,979 - Dome - 84 F livebaseballscorecards.com										
Dwayne Murphy, L OBP: 0.353, SLG: 0.406 (1,8)	1B		2B		G3			K		4	0	2	1	1	1	0											
Dan Meyer, L OBP: 0.284, SLG: 0.398 (1,3)	F2		G3		5-3	F9		1-3		5	0	0	0	0	0	4											
Tony Armas, R OBP: 0.271, SLG: 0.434 (1,9)	K			HR	1B	BLK		1B		5	3	4	1	0	1	1											
Wayne Gross, L OBP: 0.330, SLG: 0.340 (1,5)										4	2	3	2	1	1	1											
Davey Lopes, R OBP: 0.319, SLG: 0.396 (1,4)										3	1	2	0	1	0	1											
Dave McKay, S OBP: 0.222, SLG: 0.242 (8,4)										1	0	0	0	0	1	0											
Mitchell Page, L OBP: 0.308, SLG: 0.265 (1,10)										3	0	0	0	0	2	3											
Jeff Burroughs, R OBP: 0.328, SLG: 0.497 (7,PH)	K									1	0	0	0	1	1	0											
Jeff Newman, R OBP: 0.239, SLG: 0.338 (1,2)										3	1	1	1	2	1	3											
Jimmy Sexton, R OBP: 0.233, SLG: 0.254 (1,6)										3	0	1	1	0	0	2											
Inning Stats	R: 0 E: 0 K: 1 S: 6	H: 1 LOB: 1 BB: 0 P: 6	R: 0 E: 0 K: 1 S: 5	H: 1 LOB: 0 BB: 0 P: 5	R: 1 E: 0 K: 0 S: 4	H: 2 LOB: 1 BB: 1 P: 8	R: 3 E: 0 K: 0 S: 7	H: 4 LOB: 1 BB: 0 P: 7	R: 1 E: 0 K: 1 S: 7	H: 2 LOB: 2 BB: 1 P: 11	R: 0 E: 0 K: 0 S: 3	H: 0 LOB: 2 BB: 2 P: 11	R: 2 E: 0 K: 1 S: 7	H: 2 LOB: 2 BB: 2 P: 15	R: 0 E: 0 K: 2 S: 8	H: 1 LOB: 1 BB: 0 P: 8	R: 0 E: 0 K: 2 S: 7	H: 0 LOB: 0 BB: 0 P: 7	1B: 10 2B: 1 3B: 0 HR: 2	SF: 1 SAC: 0 DP: 2 HBP: 0	WP: 1 PB: 0 SB: 2 CS: 0	PA: 44					
PITCHER	IP	WLS	BF	H	R	ER	SO	BB	IBB	HBP	BLK	WP	HR	S	P	ERA	WHIP										
Bobby Castillo, R ERA: 4.38 (1,1)	4.2	L	24	10	5	5	2	2	0	0	1	0	1	26	34	9.64	2.571										
John Pacella, R ERA: 5.37 (5,1)	0.1		2	0	0	0	1	1	0	0	0	0	0	3	7	0.00	3.000										
Paul Boris, R ERA: 6.07 (6,1)	1.0		7	2	2	0	0	2	0	0	0	0	1	5	13	18.00	4.000										
Jeff Little, L ERA: 3.47 (7,1)	3.0		11	1	0	0	5	1	0	0	0	1	0	20	24	0.00	0.667										

Batter	1	2	3	4	5	6	7	8	9	AB	R	H	RBI	BB	SO	LOB	BOTTOM										
Bobby Mitchell, L OBP: 0.327, SLG: 0.295 (1,8)	K		F7					F2		4	0	1	0	0	1	0	Oakland Athletics @ Minnesota Twins Hubert H. Humphrey Metrodome, Minneapolis, MN Sat Aug 07 1982, 4:33 AM EDT Att: 10,979 - Dome - 84 F livebaseballscorecards.com										
Ron Washington, R OBP: 0.299, SLG: 0.397 (1,4)	F9			6-3		FC6-4			HR	3	1	1	1	1	0	0											
Tom Brunansky, R OBP: 0.394, SLG: 0.511 (1,9)	K			G3		K		F5		4	0	0	0	0	2	2											
Kent Hrbek, L OBP: 0.376, SLG: 0.524 (1,3)										0	0	0	0	1	0	0											
Jesus Vega, R OBP: 0.296, SLG: 0.382 (4,3)										3	0	1	0	0	0	2											
Gary Ward, R OBP: 0.316, SLG: 0.499 (1,7)										4	0	3	0	0	0	0											
Gary Gaetti, R OBP: 0.272, SLG: 0.458 (1,5)										4	0	0	0	0	0	4											
Tim Laudner, R OBP: 0.356, SLG: 0.427 (1,2)										3	0	1	0	0	1	1											
Mickey Hatcher, R OBP: 0.263, SLG: 0.316 (1,10)										3	0	0	0	0	0	1											
Lenny Faedo, R OBP: 0.276, SLG: 0.331 (1,6)										2	0	0	0	0	0	0											
Randy Bush, L OBP: 0.205, SLG: 0.214 (8,PH)										1	0	0	0	0	0	0											
John Castino, R OBP: 0.314, SLG: 0.317 (9,4)										0	0	0	0	0	0	0											
Inning Stats	R: 0 E: 0 K: 2 S: 7	H: 0 LOB: 0 BB: 0 P: 7	R: 0 E: 0 K: 0 S: 3	H: 1 LOB: 1 BB: 1 P: 7	R: 0 E: 0 K: 0 S: 3	H: 0 LOB: 0 BB: 0 P: 3	R: 0 E: 0 K: 0 S: 3	H: 0 LOB: 0 BB: 0 P: 3	R: 0 E: 0 K: 1 S: 6	H: 1 LOB: 2 BB: 1 P: 10	R: 0 E: 0 K: 1 S: 5	H: 1 LOB: 0 BB: 0 P: 5	R: 0 E: 0 K: 0 S: 3	H: 0 LOB: 0 BB: 0 P: 3	R: 1 E: 0 K: 0 S: 5	H: 3 LOB: 1 BB: 0 P: 5	1B: 4 2B: 2 3B: 1 HR: 1	SF: 0 SAC: 0 DP: 2 HBP: 0	WP: 0 PB: 0 SB: 0 CS: 0	PA: 33							
PITCHER	IP	WLS	BF	H	R	ER	SO	BB	IBB	HBP	BLK	WP	HR	S	P	ERA	WHIP										
Matt Keough, R ERA: 5.41 (1,1)	9.0	W	33	7	1	1	4	2	0	0	0	0	1	39	47	1.00	1.000										



Batter	1	2	3	4	5	6	7	8	9	AB	R	H	RBI	BB	SO	LOB	TOP					
Rickey Henderson, R OBP: 0.411, SLG: 0.388 (1, 7)										4	0	0	0	1	1	1	Oakland Athletics @ Minnesota Twins Hubert H. Humphrey Metrodome, Minneapolis, MN Sun Aug 08 1982, 4:33 AM EDT Att: 10,902 - Dome - 78 F livebaseballscorecards.com					
Dwayne Murphy, L OBP: 0.351, SLG: 0.402 (1, 8)										4	0	0	0	1	2	1						
Davey Lopes, R OBP: 0.320, SLG: 0.396 (1, 4)										5	2	2	0	0	0	1						
Tony Armas, R OBP: 0.276, SLG: 0.440 (1, 9)										4	2	3	1	0	1	0						
Jeff Burroughs, R OBP: 0.339, SLG: 0.503 (1, 10)										2	1	1	2	2	0	0						
Mike Heath, R OBP: 0.293, SLG: 0.324 (1, 2)										3	0	0	0	1	0	5						
Joe Rudi, R OBP: 0.326, SLG: 0.327 Wayne Gross, L OBP: 0.332, SLG: 0.343 (6, PH) (6, 5)										2	0	1	1	0	0	1						
Mickey Klutts, R OBP: 0.213, SLG: 0.246 Dan Meyer, L OBP: 0.295, SLG: 0.359 (6, PH) (6, 3)										2	0	0	0	0	0	2						
Jimmy Sexton, R OBP: 0.234, SLG: 0.254 (1, 6)										4	0	1	0	0	1	1						
Inning Stats	R: 0 E: 0 K: 1 S: 5	H: 1 LOB: 0 BB: 0 P: 5	R: 0 E: 0 K: 1 S: 5	H: 0 LOB: 1 BB: 1 P: 9	R: 0 E: 0 K: 1 S: 5	H: 0 LOB: 1 BB: 1 P: 9	R: 1 E: 0 K: 0 S: 5	H: 2 LOB: 2 BB: 1 P: 9	R: 0 E: 0 K: 1 S: 5	H: 1 LOB: 1 BB: 0 P: 5	R: 3 E: 0 K: 0 S: 7	H: 4 LOB: 1 BB: 0 P: 7	R: 1 E: 0 K: 0 S: 4	H: 1 LOB: 2 BB: 2 P: 12	R: 0 E: 0 K: 0 S: 3	H: 1 LOB: 0 BB: 0 P: 3		R: 0 E: 0 K: 1 S: 5	H: 0 LOB: 0 BB: 0 P: 5	1B: 8 2B: 3 3B: 0 HR: 0	SF: 0 SAC: 1 DP: 2 HBP: 0	WP: 0 PB: 0 SB: 1 CS: 1
PITCHER	IP WLS BF H R ER SO BB IBB HBP BLK WP HR S P ERA WHIP																					
Brad Havens, L ERA: 4.52 (1, 1)	5.0 L 22 6 3 3 4 3 0 0 0 0 0 0 27 39 5.40 1.800																					
Terry Felton, R ERA: 4.73 (6, 1)	0.1 2 1 0 0 0 0 0 0 0 0 0 0 2 2 0.00 3.000																					
Pete Redfern, R ERA: 6.69 (6, 1)	1.2 9 2 2 2 0 2 0 0 0 0 0 0 7 15 10.80 2.400																					
Ron Davis, R ERA: 4.74 (8, 1)	2.0 6 1 0 0 1 0 0 0 0 0 0 0 8 8 0.00 0.500																					

Batter	1	2	3	4	5	6	7	8	9	AB	R	H	RBI	BB	SO	LOB	BOTTOM	
Bobby Mitchell, L OBP: 0.324, SLG: 0.291 Dave Engle, R OBP: 0.277, SLG: 0.355 (1, 8) (7, PH) (8, 9)										3	0	0	0	0	0	4	Oakland Athletics @ Minnesota Twins Hubert H. Humphrey Metrodome, Minneapolis, MN Sun Aug 08 1982, 4:33 AM EDT Att: 10,902 - Dome - 78 F livebaseballscorecards.com	
Ron Washington, R OBP: 0.300, SLG: 0.397 (1, 6)										5	1	2	1	0	1	2		
Tom Brunansky, R OBP: 0.396, SLG: 0.513 (1, 9) (8, 8)										3	0	1	0	1	0	2		
Kent Hrbek, L OBP: 0.375, SLG: 0.520 (1, 3)										3	0	0	0	1	0	3		
Gary Ward, R OBP: 0.313, SLG: 0.493 (1, 7)										4	0	0	0	0	2	3		
Gary Gaetti, R OBP: 0.275, SLG: 0.456 (1, 5)										3	0	1	0	1	2	0		
Randy Johnson, L OBP: 0.328, SLG: 0.435 Mickey Hatcher, R OBP: 0.285, SLG: 0.330 (1, 10) (6, PH)										2	0	0	0	0	1	1		
John Castino, R OBP: 0.317, SLG: 0.320 (1, 4)										4	1	2	0	0	0	1		
Sal Butera, R OBP: 0.387, SLG: 0.300 (1, 2)										4	0	2	0	0	0	2		
Inning Stats	R: 1 E: 0 K: 1 S: 6	H: 2 LOB: 2 BB: 1 P: 10	R: 0 E: 0 K: 0 S: 5	H: 2 LOB: 2 BB: 0 P: 5	R: 0 E: 0 K: 1 S: 5	H: 0 LOB: 0 BB: 0 P: 5	R: 0 E: 0 K: 2 S: 8	H: 0 LOB: 0 BB: 0 P: 8	R: 0 E: 0 K: 0 S: 3	H: 1 LOB: 0 BB: 0 P: 3	R: 0 E: 0 K: 0 S: 3	H: 0 LOB: 2 BB: 2 P: 11	R: 0 E: 0 K: 1 S: 6	H: 1 LOB: 1 BB: 0 P: 6	1B: 8 2B: 2 3B: 1 HR: 0	SF: 0 SAC: 0 DP: 2 HBP: 0		WP: 0 PB: 1 SB: 0 CS: 1
PITCHER	IP WLS BF H R ER SO BB IBB HBP BLK WP HR S P ERA WHIP																	
Jeff Jones, R ERA: 5.34 (1, 1)	4.0 2 2 1 2 1 2 0 0 0 0 0 0 21 25 2.25 1.750																	
Tom Underwood, L ERA: 2.99 (5, 1)	5.0 W 20 4 0 0 3 2 0 0 0 0 0 0 24 32 0.00 1.200																	


Batter	1	2	3	4	5	6	7	8	9	AB	R	H	RBI	BB	SO	LOB	TOP				
Dwayne Murphy, L (1, 8) OBP: 0.349, SLG: 0.399	0-3 K	0-3 K		0-3 K		0-0 FC5-4 1B		0-0 6-3		5	0	1	0	0	3	3	<p>Oakland Athletics @ Seattle Mariners</p> <p>The Kingdome, Seattle, WA</p> <p>Mon Aug 09 1982, 10:05 PM EDT</p> <p>Att: 11,045 - Unknown</p>				
Davey Lopes, R (1, 4) OBP: 0.322, SLG: 0.407	0-0	0-0		0-3 K		0-0 FC5-4 1B		0-3 K		4	3	2	4	0	1	2					
Dave McKay, S (7, 4) OBP: 0.220, SLG: 0.241	S BLK 1B	1-H 2-H HR		0-3 K		1-2 1B		0-0 K		1	0	0	0	0	1	0					
Dan Meyer, L (1, 3) OBP: 0.284, SLG: 0.406	0-3 K	0-3 K		0-0		0-0		0-0 4-3		5	1	1	2	0	2	2					
Tony Armas, R (1, 9) OBP: 0.280, SLG: 0.445	0-0			0-0 F8		0-0		0-0		5	0	3	1	0	0	0					
Wayne Gross, L (1, 5) OBP: 0.340, SLG: 0.346	4-0			0-0		0-0		0-0		3	0	2	1	2	0	0					
Jeff Burroughs, R (1, 7) OBP: 0.346, SLG: 0.526	0-3 K			0-0		0-0		0-0		5	1	3	1	0	1	4					
Mitchell Page, L (1, 10) OBP: 0.273, SLG: 0.231		0-3 K		0-3 K		0-0 F7		0-3 K		5	0	0	0	0	4	5					
Jeff Newman, R (1, 2) OBP: 0.239, SLG: 0.332		4-0		0-0 F7		0-0		0-3 K		4	1	0	0	1	2	5					
Jimmy Sexton, R (1, 6) OBP: 0.256, SLG: 0.267		4-0		0-0		0-0		0-0		4	3	2	0	1	0	3					
Inning Stats	R: 1 E: 0 K: 3 S: 11	H: 2 LOB: 2 BB: 1 P: 15	R: 3 E: 0 K: 3 S: 10	H: 1 LOB: 0 BB: 2 P: 18	R: 0 E: 0 K: 1 S: 7	H: 2 LOB: 2 BB: 0 P: 7	R: 2 E: 0 K: 2 S: 9	H: 2 LOB: 0 BB: 0 P: 9	R: 1 E: 0 K: 0 S: 4	H: 1 LOB: 2 BB: 0 P: 4	R: 2 E: 0 K: 0 S: 7	H: 4 LOB: 2 BB: 0 P: 7	R: 0 E: 0 K: 1 S: 5	H: 0 LOB: 0 BB: 0 P: 5	R: 0 E: 0 K: 2 S: 9	H: 2 LOB: 3 BB: 1 P: 13	1B: 10 2B: 1 3B: 0 HR: 3	SF: 0 SAC: 0 DP: 0 HBP: 0	WP: 0 PB: 0 SB: 2 CS: 0	PA: 45	
PITCHER	IP WLS BF H R ER SO BB IBB HBP BLK WP HR S P ERA WHIP	IP WLS BF H R ER SO BB IBB HBP BLK WP HR S P ERA WHIP	IP WLS BF H R ER SO BB IBB HBP BLK WP HR S P ERA WHIP	IP WLS BF H R ER SO BB IBB HBP BLK WP HR S P ERA WHIP	IP WLS BF H R ER SO BB IBB HBP BLK WP HR S P ERA WHIP	IP WLS BF H R ER SO BB IBB HBP BLK WP HR S P ERA WHIP	IP WLS BF H R ER SO BB IBB HBP BLK WP HR S P ERA WHIP	IP WLS BF H R ER SO BB IBB HBP BLK WP HR S P ERA WHIP	IP WLS BF H R ER SO BB IBB HBP BLK WP HR S P ERA WHIP	IP WLS BF H R ER SO BB IBB HBP BLK WP HR S P ERA WHIP	IP WLS BF H R ER SO BB IBB HBP BLK WP HR S P ERA WHIP	IP WLS BF H R ER SO BB IBB HBP BLK WP HR S P ERA WHIP	IP WLS BF H R ER SO BB IBB HBP BLK WP HR S P ERA WHIP	IP WLS BF H R ER SO BB IBB HBP BLK WP HR S P ERA WHIP	IP WLS BF H R ER SO BB IBB HBP BLK WP HR S P ERA WHIP	IP WLS BF H R ER SO BB IBB HBP BLK WP HR S P ERA WHIP	IP WLS BF H R ER SO BB IBB HBP BLK WP HR S P ERA WHIP	IP WLS BF H R ER SO BB IBB HBP BLK WP HR S P ERA WHIP	IP WLS BF H R ER SO BB IBB HBP BLK WP HR S P ERA WHIP	IP WLS BF H R ER SO BB IBB HBP BLK WP HR S P ERA WHIP	IP WLS BF H R ER SO BB IBB HBP BLK WP HR S P ERA WHIP
Jim Beattie, R (1, 1) ERA: 3.3	3.2	L	21	7	6	6	9	3	0	0	0	0	0	0	0	0	14.73	2.727			
Larry Andersen, R (4, 1) ERA: 5.72	2.1	12	5	3	3	0	0	0	0	0	0	0	0	0	0	1	12	12	11.57	2.143	
Mike Stanton, R (7, 1) ERA: 2.4	2.0	6	0	0	0	0	3	0	0	0	0	0	0	0	0	0	0.00	0.000			
Bill Caudill, R (9, 1) ERA: 1.94	1.0	6	2	0	0	0	2	1	0	0	0	0	0	0	0	0	0.00	3.000			

AB	41
R	9
H	14
RBI	9
BB	4
SO	14
LOB	24



Batter	1	2	3	4	5	6	7	8	9	AB	R	H	RBI	BB	SO	LOB	BOTTOM					
Joe Simpson, L (1, 8) OBP: 0.326, SLG: 0.372	0-3 K	0-0 F7							0-0	4	1	2	0	1	1	2	<p>Oakland Athletics @ Seattle Mariners</p> <p>The Kingdome, Seattle, WA</p> <p>Mon Aug 09 1982, 10:05 PM EDT</p> <p>Att: 11,045 - Unknown</p>					
Manny Castillo, S (1, 5) OBP: 0.318, SLG: 0.354	4-0			0-0					0-0	4	1	2	0	1	0	1						
Bruce Bochte, L (1, 7) OBP: 0.378, SLG: 0.394	4-0			0-0					0-0	3	1	2	0	2	0	0						
Richie Zisk, R (1, 10) OBP: 0.363, SLG: 0.503	0-0			0-0					0-0	5	0	0	0	0	1	9						
Al Cowens, R (1, 9) OBP: 0.332, SLG: 0.482	0-0			0-0					0-0	5	1	2	1	0	0	5						
Dave Revering, L (1, 3) OBP: 0.294, SLG: 0.328				0-0					0-0	4	0	1	0	0	1	1						
Gary Gray, R (9, PH) OBP: 0.339, SLG: 0.369				0-0					0-0	0	0	0	0	1	0	0						
Rick Sweet, S (1, 2) OBP: 0.348, SLG: 0.377				0-0					0-0	4	0	3	0	0	1	0						
Dave Edler, R (9, PH) OBP: 0.349, SLG: 0.421				0-0					0-0	1	0	1	2	0	0	0						
Todd Cruz, R (1, 6) OBP: 0.252, SLG: 0.368				0-0					0-0	4	0	0	0	1	0	5						
Julio Cruz, S (1, 4) OBP: 0.309, SLG: 0.309				0-3					0-0	4	0	0	0	0	1	2						
Bobby Brown, S (9, PH) OBP: 0.283, SLG: 0.317				0-0					0-0	1	0	0	0	0	0	3						
Inning Stats	R: 0 E: 0 K: 1 S: 5	H: 0 LOB: 2 BB: 2 P: 13	R: 0 E: 0 K: 1 S: 7	H: 2 LOB: 2 BB: 0 P: 7	R: 0 E: 0 K: 0 S: 3	H: 0 LOB: 0 BB: 0 P: 3	R: 0 E: 0 K: 0 S: 4	H: 1 LOB: 1 BB: 0 P: 4	R: 0 E: 0 K: 0 S: 4	H: 1 LOB: 2 BB: 1 P: 8	R: 0 E: 0 K: 0 S: 4	H: 2 LOB: 1 BB: 0 P: 4	R: 0 E: 0 K: 1 S: 8	H: 3 LOB: 3 BB: 0 P: 8	R: 0 E: 0 K: 2 S: 7	H: 0 LOB: 0 BB: 0 P: 7	R: 4 E: 0 K: 0 S: 7	H: 4 LOB: 3 BB: 3 P: 19	1B: 10 2B: 3 3B: 0 HR: 0	SF: 0 SAC: 0 DP: 1 HBP: 0	WP: 0 PB: 1 SB: 1 CS: 0	PA: 45
PITCHER	IP WLS BF H R ER SO BB IBB HBP BLK WP HR S P ERA WHIP	IP WLS BF H R ER SO BB IBB HBP BLK WP HR S P ERA WHIP	IP WLS BF H R ER SO BB IBB HBP BLK WP HR S P ERA WHIP	IP WLS BF H R ER SO BB IBB HBP BLK WP HR S P ERA WHIP	IP WLS BF H R ER SO BB IBB HBP BLK WP HR S P ERA WHIP	IP WLS BF H R ER SO BB IBB HBP BLK WP HR S P ERA WHIP	IP WLS BF H R ER SO BB IBB HBP BLK WP HR S P ERA WHIP	IP WLS BF H R ER SO BB IBB HBP BLK WP HR S P ERA WHIP	IP WLS BF H R ER SO BB IBB HBP BLK WP HR S P ERA WHIP	IP WLS BF H R ER SO BB IBB HBP BLK WP HR S P ERA WHIP	IP WLS BF H R ER SO BB IBB HBP BLK WP HR S P ERA WHIP	IP WLS BF H R ER SO BB IBB HBP BLK WP HR S P ERA WHIP	IP WLS BF H R ER SO BB IBB HBP BLK WP HR S P ERA WHIP	IP WLS BF H R ER SO BB IBB HBP BLK WP HR S P ERA WHIP	IP WLS BF H R ER SO BB IBB HBP BLK WP HR S P ERA WHIP	IP WLS BF H R ER SO BB IBB HBP BLK WP HR S P ERA WHIP	IP WLS BF H R ER SO BB IBB HBP BLK WP HR S P ERA WHIP	IP WLS BF H R ER SO BB IBB HBP BLK WP HR S P ERA WHIP	IP WLS BF H R ER SO BB IBB HBP BLK WP HR S P ERA WHIP	IP WLS BF H R ER SO BB IBB HBP BLK WP HR S P ERA WHIP	IP WLS BF H R ER SO BB IBB HBP BLK WP HR S P ERA WHIP	
Brian Kingman, R (1, 1) ERA: 4.39	6.1	W	29	8	0	0	2	3	0	0	0	0	0	0	0	0	0.00	1.737				
Bob Ojchinko, L (7, 1) ERA: 5.05	2.1	14	5	4	4	3	2	0	0	0	0	0	0	0	0	0	15.43	3.000				
Preston Hanna, R (9, 1) ERA: 4.74	0.1	2	0	0	0	0	0	1	0	0	0	0	0	0	0	0	0.00	3.000				

AB	39
R	4
H	13
RBI	3
BB	6
SO	5
LOB	28




Batter	1	2	3	4	5	6	7	8	9	AB	R	H	RBI	BB	SO	LOB	TOP										
Rickey Henderson, R OBP: 0.408, SLG: 0.394 (1, 7)	0-3 K		0-0 5-3		0-3 K			0-3 K		4	0	0	0	0	3	1	Oakland Athletics @ Seattle Mariners The Kingdome, Seattle, WA Tue Aug 10 1982, 10:05 PM EDT Att: 11,509 - Unknown										
Dwayne Murphy, L OBP: 0.350, SLG: 0.398 (1, 8)	0-0 G6-3 1B		4-0 G5-4-3 BB		0-0 F4			0-3 K		3	0	1	0	1	1	0											
Davey Lopes, R OBP: 0.318, SLG: 0.402 (1, 4)	0-0 G6-3 1-2		0-0 G5-4-3 1-2		0-0 6-3			0-0 1-3		4	0	0	0	0	2												
Tony Armas, R OBP: 0.280, SLG: 0.443 (1, 9)		0-0 HR 1B		0-0 F4				0-3 K		4	1	1	0	0	1	0											
Jeff Burroughs, R OBP: 0.350, SLG: 0.544 (1, 10)		0-0 1-H HR		0-3 K				0-0 2B 1B		4	1	2	2	0	2	0											
Joe Rudi, R OBP: 0.319, SLG: 0.319 (1, 3)		0-0 F3		0-0 5-3				0-0 F3		4	0	0	0	0	1												
Mike Heath, R OBP: 0.294, SLG: 0.329 (1, 2)		0-0 5-3			0-0 5-3			0-0 1-3 2B		3	0	1	0	0	0	0											
Mickey Klutts, R OBP: 0.217, SLG: 0.244 Wayne Gross, L OBP: 0.330, SLG: 0.345 (7, PH) (7, 5)		4-0 BB		0-0 6-3				0-3 K		1	0	0	0	1	0	0											
Jimmy Sexton, R OBP: 0.262, SLG: 0.286 Dan Meyer, L OBP: 0.293, SLG: 0.404 Fred Stanley, R OBP: 0.271, SLG: 0.205 (7, PH) (7, 6) (7, 6)		0-0 5-3			0-0 5-3			0-3 K		2	0	1	0	0	0	1											
										1	0	0	0	0	1	2											
										0	0	0	0	0	0	0											
Inning Stats	R: 0 E: 0 K: 1 S: 5	H: 1 LOB: 0 BB: 0 P: 5	R: 2 E: 0 K: 0 S: 5	H: 2 LOB: 1 BB: 1 P: 9	R: 0 E: 0 K: 0 S: 2	H: 0 LOB: 0 BB: 1 P: 6	R: 0 E: 0 K: 1 S: 5	H: 0 LOB: 0 BB: 0 P: 5	R: 0 E: 0 K: 1 S: 6	H: 1 LOB: 1 BB: 0 P: 6	R: 0 E: 0 K: 1 S: 5	H: 0 LOB: 0 BB: 0 P: 5	R: 0 E: 0 K: 2 S: 7	H: 2 LOB: 2 BB: 0 P: 9	R: 0 E: 0 K: 1 S: 5	H: 0 LOB: 0 BB: 0 P: 5	1B: 3 2B: 2 3B: 0 HR: 1	SF: 0 SAC: 0 DP: 2 HBP: 0	WP: 0 PB: 0 SB: 0 CS: 0	PA: 33							
PITCHER	IP	WLS	BF	H	R	ER	SO	BB	IBB	HBP	BLK	WP	HR	S	P	ERA	WHIP										
Bryan Clark, L ERA: 2.62 Mike Stanton, R ERA: 2.39 Ed Vande Berg, L ERA: 2.3 (1, 1) (7, 1) (7, 1)	6.1		25	6	2	2	4	2	0	0	0	0	1	31	39	2.84	1.263										

Batter	1	2	3	4	5	6	7	8	9	AB	R	H	RBI	BB	SO	LOB	BOTTOM										
Joe Simpson, L OBP: 0.321, SLG: 0.365 (1, 8) (8, 7)	0-0 6-3		0-3 K 1-2		0-0 4-3			0-0 SH1-4		3	0	0	0	0	1	1	Oakland Athletics @ Seattle Mariners The Kingdome, Seattle, WA Tue Aug 10 1982, 10:05 PM EDT Att: 11,509 - Unknown										
Manny Castillo, S OBP: 0.318, SLG: 0.353 (1, 5)	0-0 BB 1B		0-0 4-3		0-0 5-3			0-0 F7		4	0	1	0	0	2												
Bruce Bochte, L OBP: 0.362, SLG: 0.397 Dave Henderson, R OBP: 0.336, SLG: 0.461 (7, PR) (8, 8)	4-0 1-2 BB		0-0 1B 2B		0-0 G3			4-0 2B BB		2	1	1	1	2	0	0											
Richie Zisk, R OBP: 0.367, SLG: 0.507 (1, 10)	0-3 K		0-0 1B		4-0 FC5-4 BB			0-0 1-H 3-H 2B		3	0	2	2	1	1	2											
Al Cowens, R OBP: 0.331, SLG: 0.480 (1, 9)	0-0 F4		0-0 1B		0-3 K			0-3 K		4	0	1	1	0	2	5											
Dave Revering, L OBP: 0.294, SLG: 0.323 (1, 3)		0-0 4-3		0-0 F9				4-0 FC5-4 BB		3	0	0	0	1	1	2											
Rick Sweet, S OBP: 0.341, SLG: 0.367 (1, 2)		0-0 L5		0-0 3-1				0-0 FC5-4 1-2 2-3		4	0	0	0	0	1	2											
Todd Cruz, R OBP: 0.249, SLG: 0.364 (1, 6)		0-0 F7		0-3 K				0-0 4-3		4	0	0	0	0	1	2											
Julio Cruz, S OBP: 0.311, SLG: 0.310 (1, 4)			0-0 4-3 2B 1B		0-0 F3			4-0 S 2B SH1-4 BB		2	2	1	0	1	0	0											
										1B: 4 2B: 2 3B: 0 HR: 0	SF: 0 SAC: 1 DP: 0 HBP: 0	WP: 0 PB: 0 SB: 2 CS: 0	PA: 35														
PITCHER	IP	WLS	BF	H	R	ER	SO	BB	IBB	HBP	BLK	WP	HR	S	P	ERA	WHIP										
Steve McCatty, R ERA: 4.03 Bob Ovchinko, L ERA: 4.97 (1, 1) (8, 1)	7.0	L	32	6	4	4	5	5	0	0	0	0	0	7	7	5.14	1.571										

Batter	1	2	3	4	5	6	7	8	9	AB	R	H	RBI	BB	SO	LOB	TOP			
Rickey Henderson, R OBP: 0.407, SLG: 0.391 (1, 8)	0-3 K		0-3 K		4-0 S BB		0-3 K			3	0	0	0	1	3	0				
Davey Lopes, R OBP: 0.316, SLG: 0.398 (1, 4)	0-0 6-3		4-0 G6-4-3 BB		0-0 F8			0-0 5-3		3	0	0	0	1	0	1				
Jeff Burroughs, R OBP: 0.348, SLG: 0.534 (1, 7)	4-0 HR BB		0-0 G6-4-3 1-2		0-0 F4			0-0 4-3		3	1	0	0	1	0	2				
Tony Armas, R OBP: 0.282, SLG: 0.451 (1, 9)	0-0 HR HR			0-0 FC5-4 1B	0-0 5-3			0-3 K		4	1	2	2	0	1	1				
Joe Rudi, R OBP: 0.312, SLG: 0.311 (1, 3)	0-3 K			0-0 FC5-4 2B 1-2		0-0 6-3			0-0 F7	4	1	0	0	0	1	1				
Mike Heath, R OBP: 0.301, SLG: 0.338 (1, 2)		0-0 FC6-4 1B		0-0 2B		0-0 4-3			4-0 BB BB	3	1	2	0	1	0	0				
Jeff Newman, R OBP: 0.240, SLG: 0.337 (1, 10)		0-0 FC6-4 1-2		0-0 2B		0-0 6-3			4-0 FC4-6 BB	3	0	1	2	0	0	1	AB 31			
Wayne Gross, L OBP: 0.341, SLG: 0.345 (9, PH)		0-0 4-3		0-3 2B					0-0 FC4-6 BB	0	0	0	0	1	0	0	R 4			
Dave McKay, S OBP: 0.216, SLG: 0.236 (1, 5)		0-0 4-3		0-3 K			0-0 F9		0-0 FC4-6 1-2	3	0	0	0	0	1	2	H 5			
Dan Meyer, L OBP: 0.292, SLG: 0.403 (9, PH)		1-2							0-3 K	1	0	0	0	0	0	2	RBI 4			
Jimmy Sexton, R OBP: 0.253, SLG: 0.275 (1, 6)		0-0 F8		0-0 1-4-3			0-0 F8		0-3 K	3	0	0	0	0	0	2	BB 5			
Dwayne Murphy, L OBP: 0.350, SLG: 0.397 (9, PH)										1	0	0	0	0	1	2	SO 7			
Inning Stats	R: 2 E: 0 K: 2 S: 8	H: 1 LOB: 0 BB: 1 P: 12	R: 0 E: 0 K: 0 S: 4	H: 1 LOB: 1 BB: 0 P: 4	R: 0 E: 0 K: 1 S: 4	H: 0 LOB: 0 BB: 1 P: 8	R: 2 E: 0 K: 1 S: 8	H: 3 LOB: 1 BB: 0 P: 8	R: 0 E: 0 K: 0 S: 3	H: 0 LOB: 1 BB: 1 P: 7	R: 0 E: 0 K: 0 S: 3	H: 0 LOB: 0 BB: 0 P: 3	R: 0 E: 0 K: 1 S: 5	H: 0 LOB: 0 BB: 0 P: 5	R: 0 E: 0 K: 1 S: 5	H: 0 LOB: 2 BB: 2 P: 13	1B: 2 2B: 2 3B: 0 HR: 1	SF: 0 SAC: 0 DP: 1 HBP: 0	WP: 0 PB: 0 SB: 2 CS: 0	PA: 36
PITCHER	IP WLS BF H R ER SO BB IBB HBP BLK WP HR S P ERA WHIP	8.1 W 33 5 4 4 6 4 0 0 0 0 1 41 57 4.32 1.080	0.2 S 3 0 0 0 1 1 0 0 0 0 0 4 8 0.00 1.500																	

Oakland Athletics @ Seattle Mariners
The Kingdome, Seattle, WA
Wed Aug 11 1982, 10:05 PM EDT
Att: 13,861 - Unknown


AB	31
R	4
H	5
RBI	4
BB	5
SO	7
LOB	14



Batter	1	2	3	4	5	6	7	8	9	AB	R	H	RBI	BB	SO	LOB	BOTTOM			
Joe Simpson, L OBP: 0.328, SLG: 0.368 (1, 9)	0-0 F8		0-0 1B 1B	4-0 BB		0-0 3-1		0-0 FC5-4 1B		4	1	2	0	1	0	0				
Manny Castillo, S OBP: 0.316, SLG: 0.351 (1, 5)	0-0 F8		0-0 G3 SF9 1B	0-0 F8		0-0 F8		0-0 FC5-4 1-2		5	1	1	1	0	0	3				
Bruce Bochte, L OBP: 0.385, SLG: 0.402 (1, 7)	0-0 F8		0-0 G3 1B		0-0 E 2B	4-0 S BB				3	1	2	1	1	0	0				
Bobby Brown, S OBP: 0.283, SLG: 0.317 (6, PR) (7, 7)	0-0 F8		1-2 3H 1B		0-0 E 2B	4-0 S BB				0	0	0	0	0	0	0				
Richie Zisk, R OBP: 0.366, SLG: 0.504 (1, 10)		0-0 4-3 1B	0-0 G3	0-0 E 2B	0-0 6-3					4	2	1	0	0	0	3				
Dave Revering, L OBP: 0.288, SLG: 0.318 (1, 3)		0-0 4-3 1-2	0-0 SF9	0-0 1-3			0-3 K			3	0	0	1	0	1	2				
Rick Sweet, S OBP: 0.333, SLG: 0.359 (1, 2)		0-0 1-3	0-0 F7		0-0 F7		0-0 4-3			4	0	0	0	0	0	3				
Dave Henderson, R OBP: 0.339, SLG: 0.462 (1, 8)		0-0 FC6-4 1B		0-0 6-3	0-0 2B 1B		0-0 F4			4	1	2	2	0	0	0	AB 35			
Todd Cruz, R OBP: 0.252, SLG: 0.368 (1, 6)		0-0 FC6-4 1-2		0-0 FC4 1B	0-0 1B			0-0 F4		4	0	2	1	0	0	1	R 7			
Julio Cruz, S OBP: 0.311, SLG: 0.309 (1, 4)			0-0 1B 1B	0-0 FC4 S 1B	0-0 L6			0-0 F9		4	1	1	0	0	0	2	H 11			
Inning Stats	R: 0 E: 0 K: 0 S: 3	H: 2 LOB: 1 BB: 0 P: 3	R: 1 E: 0 K: 0 S: 5	H: 2 LOB: 1 BB: 0 P: 5	R: 3 E: 0 K: 0 S: 7	H: 4 LOB: 1 BB: 0 P: 7	R: 0 E: 0 K: 0 S: 4	H: 1 LOB: 2 BB: 1 P: 8	R: 3 E: 1 K: 0 S: 7	H: 3 LOB: 1 BB: 0 P: 7	R: 0 E: 0 K: 0 S: 3	H: 0 LOB: 2 BB: 1 P: 7	R: 0 E: 0 K: 1 S: 5	H: 0 LOB: 0 BB: 0 P: 5	R: 0 E: 0 K: 0 S: 4	H: 1 LOB: 1 BB: 0 P: 4	1B: 9 2B: 2 3B: 0 HR: 0	SF: 1 SAC: 0 DP: 0 HBP: 0	WP: 0 PB: 1 SB: 3 CS: 0	PA: 38
PITCHER	IP WLS BF H R ER SO BB IBB HBP BLK WP HR S P ERA WHIP	8.0 L 38 11 7 4 1 2 0 0 0 0 0 38 46 4.50 1.625																		

Oakland Athletics @ Seattle Mariners
The Kingdome, Seattle, WA
Wed Aug 11 1982, 10:05 PM EDT
Att: 13,861 - Unknown

AB	35
R	7
H	11
RBI	6
BB	2
SO	1
LOB	14



Batter	1	2	3	4	5	6	7	8	9	AB	R	H	RBI	BB	SO	LOB	TOP								
Brian Downing, R OBP: 0.376, SLG: 0.479	4-0 1B BB BB	0-0 5-3		1-0 BB 1B HBP	4-0 1B BB		0-3 K		0-0 FC4 1B	3	2	1	0	2	1	0									
Rod Carew, L OBP: 0.385, SLG: 0.367	0-0 F8	0-0 G3		0-0 BB 1-2 1B	0-0 G3 1B 1-2 3-H 1B		4-0 BB		0-0 L5	4	0	2	1	1	0	1									
Rob Wilfong, L OBP: 0.227, SLG: 0.220										1	0	0	0	0	0	1									
Doug DeCinces, R OBP: 0.369, SLG: 0.565	0-0 BB 1B 1-2 BB	0-0 F4		4-0 1-2 2-3 BB	0-0 G3 1-2 2-H 1B		0-0 P4		0-0 FC4 1-2	5	1	2	1	1	0	2									
Reggie Jackson, L OBP: 0.368, SLG: 0.511	0-0 BB BB 1-2 2-3 E 1B		0-0 HR	0-3 K	0-0 G3				0-0 6-3	4	2	2	1	0	1	5									
Bobby Clark, R OBP: 0.229, SLG: 0.314										1	0	0	0	0	0	0									
Fred Lynn, L OBP: 0.366, SLG: 0.497	4-0 E BB 1-2 2-3 SH1-3 BB		4-0 L5-3 BB	0-3 K	0-0 F8				4-0 1B BB	2	1	0	1	2	1	5									
Juan Beniquez, R OBP: 0.339, SLG: 0.356										0	0	0	0	1	0	0									
Don Baylor, R OBP: 0.328, SLG: 0.433	4-0 SH1-3 E 1-2 2-3 3-H BB		0-0 L5-3 1-2		4-0 2B E BB		0-0 F3		0-0 1B	3	1	1	1	2	0	1									
Bobby Grich, R OBP: 0.368, SLG: 0.439	0-0 E5 SH1-3		0-0 2B		0-3 K		0-0 F8		0-0 F9	4	0	1	1	0	1	3									
Ron Jackson, R OBP: 0.358, SLG: 0.396										1	0	0	0	0	0	2									
Tim Foli, R OBP: 0.284, SLG: 0.326	0-0 SH1-3 1-2 2-3 3-H		0-0 P4		0-0 E 2B		0-0 F7		0-0 F9	4	1	1	1	0	0	3									
Bob Boone, R OBP: 0.310, SLG: 0.334	0-0 F7			0-0 L1	0-0 E8 1B 2-H 3-H 1B		0-0 F8		0-0 5-3	5	1	1	2	0	0	2									
Inning Stats	R: 4 E: 1 K: 0 S: 6	H: 2 LOB: 2 BB: 3 P: 18	R: 0 E: 0 K: 0 S: 3	H: 0 LOB: 0 BB: 0 P: 3	R: 1 E: 0 K: 0 S: 4	H: 2 LOB: 1 BB: 1 P: 8	R: 0 E: 0 K: 2 S: 8	H: 1 LOB: 3 BB: 1 P: 13	R: 4 E: 1 K: 1 S: 9	H: 4 LOB: 2 BB: 2 P: 17	R: 0 E: 0 K: 0 S: 3	H: 0 LOB: 0 BB: 0 P: 3	R: 0 E: 0 K: 1 S: 5	H: 0 LOB: 1 BB: 1 P: 9	R: 0 E: 0 K: 0 S: 4	H: 1 LOB: 2 BB: 1 P: 8	R: 0 E: 0 K: 0 S: 4	H: 1 LOB: 1 BB: 0 P: 4	1B: 8 2B: 3 3B: 0 HR: 1	SF: 0 SAC: 1 DP: 1 HBP: 1	WP: 0 PB: 0 SB: 0 CS: 0	PA: 48			
PITCHER	IP	WLS	BF	H	R	ER	SO	BB	IBB	HBP	BLK	WP	HR	S	P	ERA	WHIP								
Mike Norris, R ERA: 4.66	0.1	L	7	2	4	3	0	3	0	0	0	0	0	4	16	81.00	15.000								
Jeff Jones, R ERA: 5.18	2.2		10	2	1	1	0	1	0	0	0	0	1	9	13	3.38	1.125								
Preston Hanna, R ERA: 4.7	0.1		4	1	0	0	0	1	0	1	0	0	0	2	7	0.00	6.000								
Bob Owchinko, L ERA: 5.09	5.2		27	6	4	4	4	4	0	0	0	0	0	31	47	6.35	1.765								

California Angels @ Oakland Athletics
Oakland-Alameda County Coliseum, Oakland, CA

AB 37
R 9
H 11
RBI 9
BB 9
SO 4
LOB 25



WP: 0 PA: 48
PB: 0
SB: 0
CS: 0

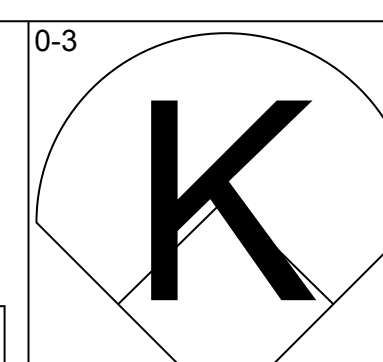
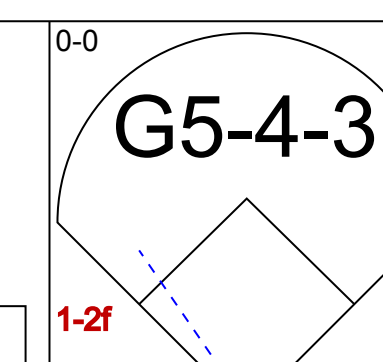
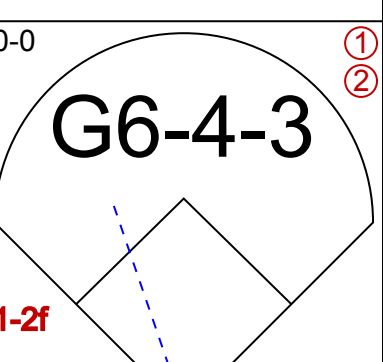
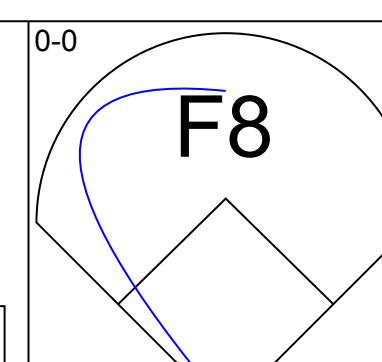
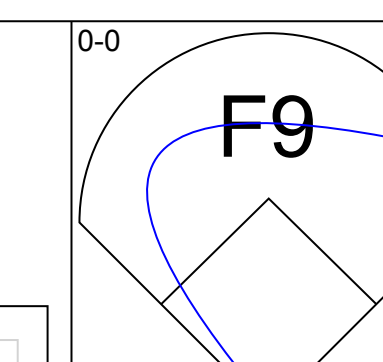
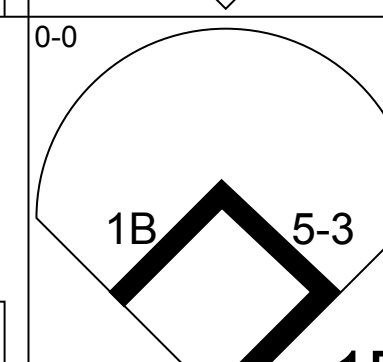
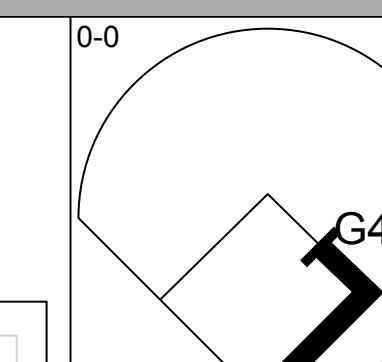

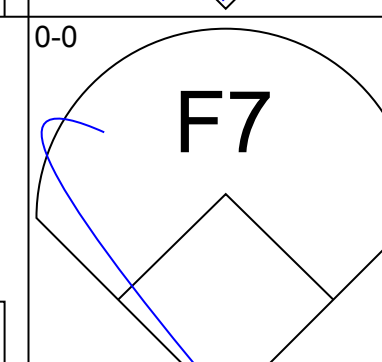
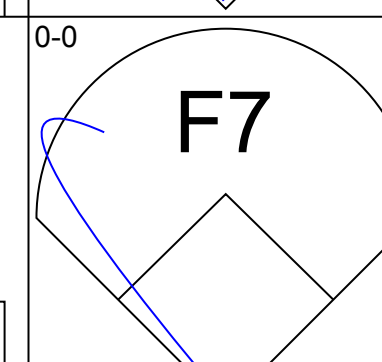
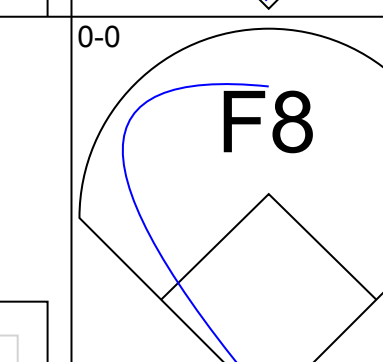
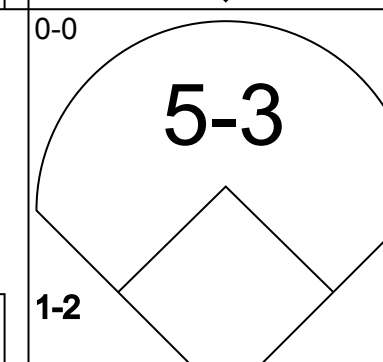
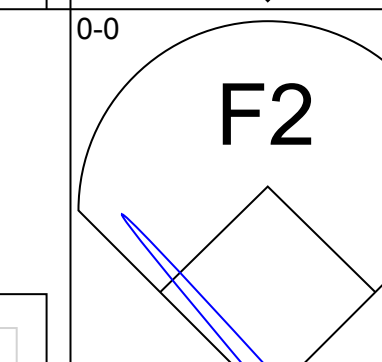
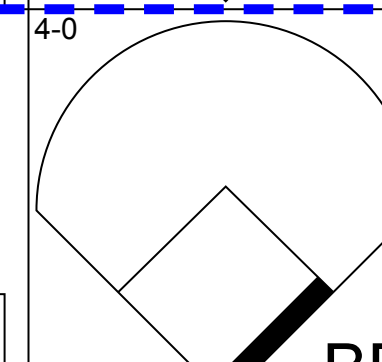
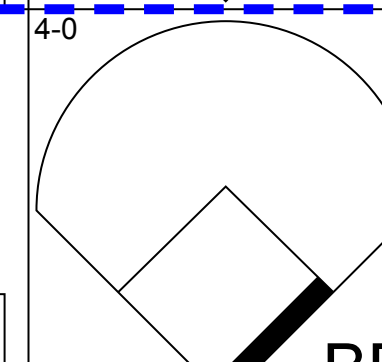
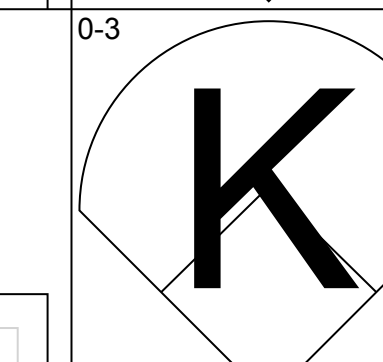
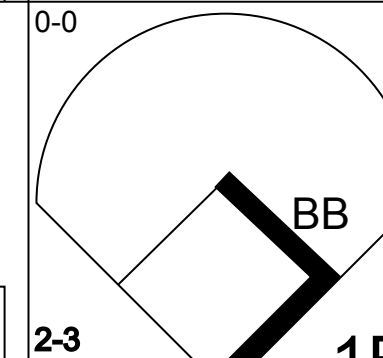
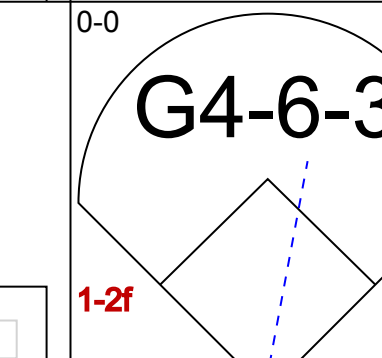
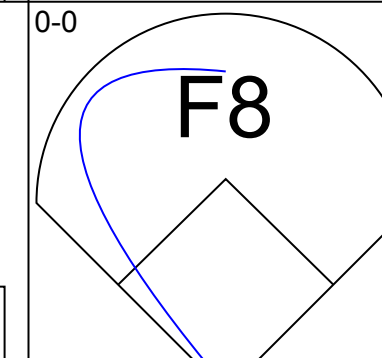
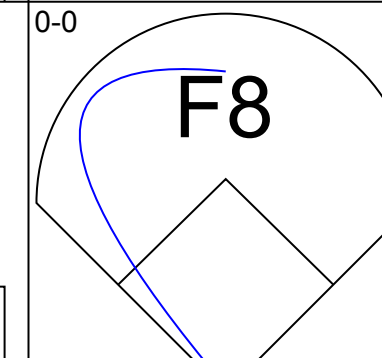
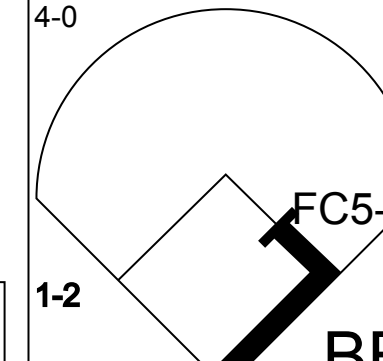
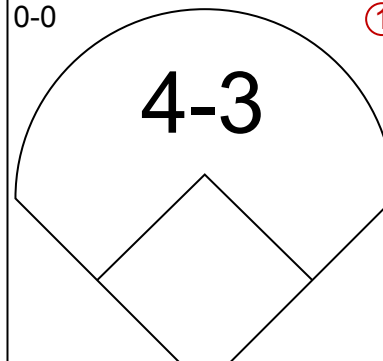
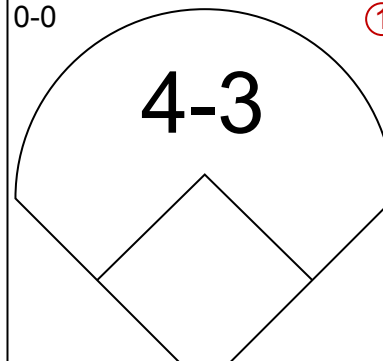
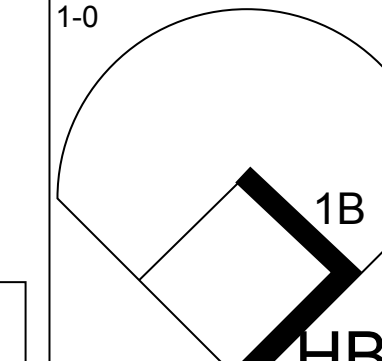
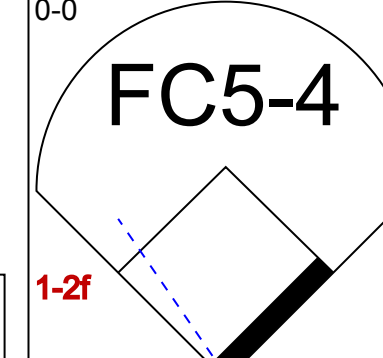
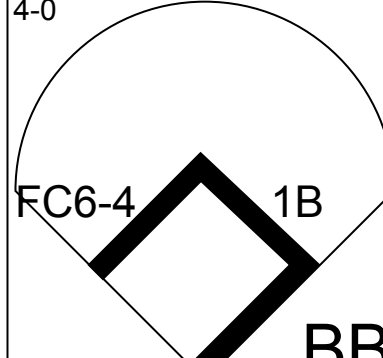
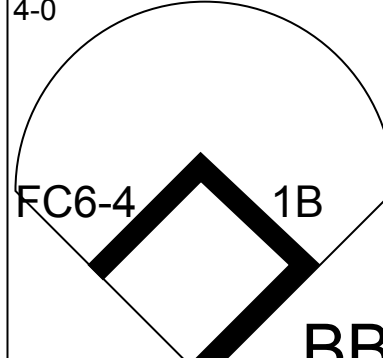
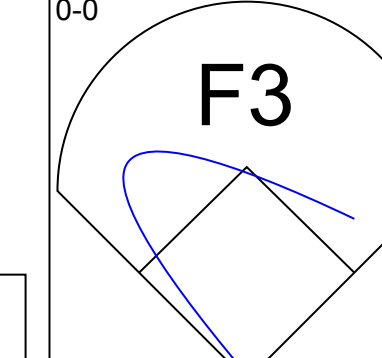
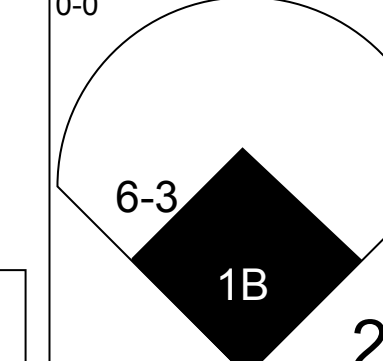
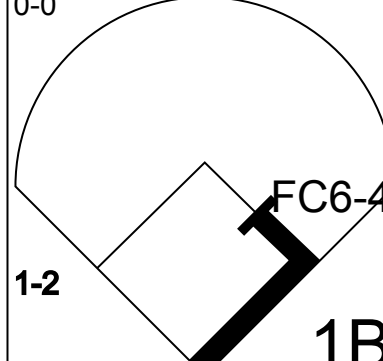
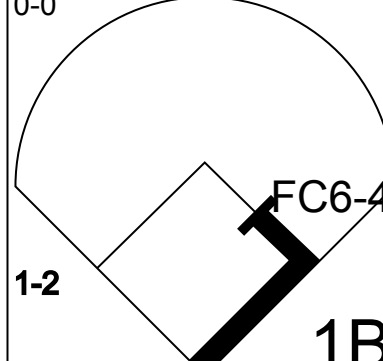
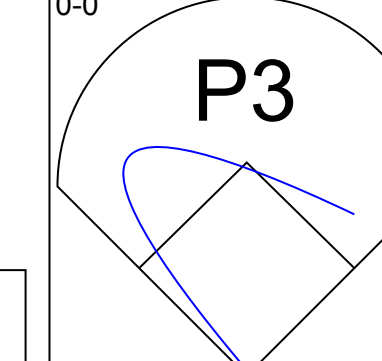
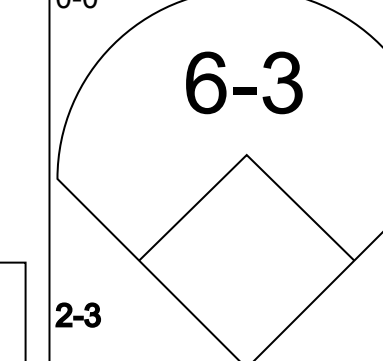
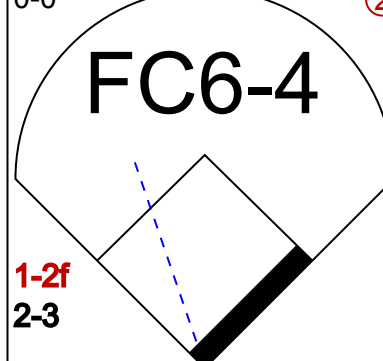
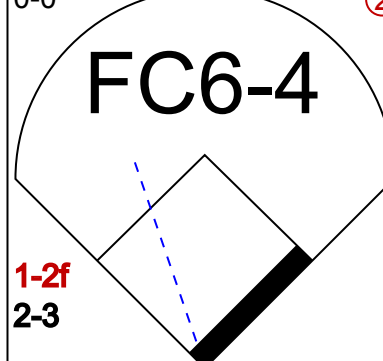
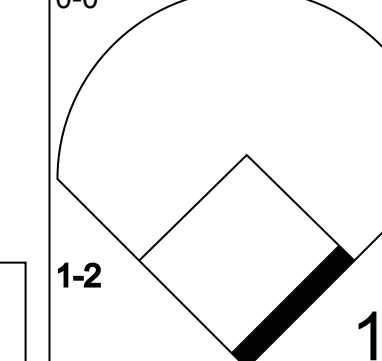
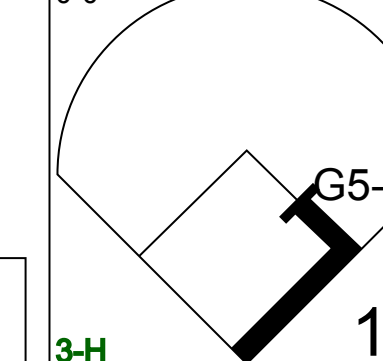


Batter	1	2	3	4	5	6	7	8	9	AB	R	H	RBI	BB	SO	LOB	BOTTOM								
Rickey Henderson, R OBP: 0.408, SLG: 0.389	4-0 FC4-6 BB		4-0 CS BB		0-0 F8			0-3 K		2	0	0	0	2	1	2									
Dwayne Murphy, L OBP: 0.347, SLG: 0.393	0-0 FC4-6 1B 1-2		0-0 4-3 1-2			0-0 P4		0-0 4-3		4	0	0	0	0	0	2									
Dan Meyer, L OBP: 0.285, SLG: 0.404	0-0 1-3 1B			0-0 F7		0-0 1B			0-0 6-3	4	0	2	0	0	0	0									
Tony Armas, R OBP: 0.279, SLG: 0.446	0-3 K			0-0 5-3		0-0 F7		0-3 K		4	0	0	0	0	2	3									
Wayne Gross, L OBP: 0.337, SLG: 0.340	0-0 F8			0-0 F9		0-0 P6		0-0 F9		4	0	0	0	0	0	3									
Davey Lopes, R OBP: 0.316, SLG: 0.396		0-0 5-3			0-0 F7		0-3 K			2	0	0	0	0	0	0									
Dave McKay, S OBP: 0.215, SLG: 0.235										1	0	0	0	0	1	0									
Mike Heath, R OBP: 0.298, SLG: 0.333		0-0 6-3			0-0 F9		0-0 F8			3	0	0	0	0	0	0									
Mitchell Page, L OBP: 0.277, SLG: 0.238			0-0 G3		0-0 1B 1B		0-0 F3			3	0	1	0	0	0	0									
Fred Stanley, R OBP: 0.272, SLG: 0.208			0-0 F8		0-0 1-2 1B		0-0 F3			3	0	1	0	0	0	0									
Inning Stats	R: 0 E: 0 K: 1 S: 6	H: 1 LOB: 2 BB: 1 P: 10	R: 0 E: 0 K: 0 S: 3	H: 0 LOB: 0 BB: 0 P: 3	R: 0 E: 0 K: 0 S: 2	H: 0 LOB: 0 BB: 1 P: 6	R: 0 E: 0 K: 0 S: 3	H: 0 LOB: 0 BB: 0 P: 3	R: 0 E: 0 K: 0 S: 5	H: 2 LOB: 2 BB: 0 P: 5	R: 0 E: 0 K: 0 S: 4	H: 1 LOB: 1 BB: 0 P: 4	R: 0 E: 0 K: 1 S: 5	H: 0 LOB: 0 BB: 0 P: 5	R: 0 E: 0 K: 1 S: 5	H: 0 LOB: 0 BB: 0 P: 5	R: 0 E: 0 K: 1 S: 5	H: 0 LOB: 0 BB: 0 P: 5	1B: 4 2B: 0 3B: 0 HR: 0	SF: 0 SAC: 0 DP: 0 HBP: 0	WP: 0 PB: 0 SB: 0 CS: 1	PA: 32			
PITCHER	IP	WLS	BF	H	R	ER	SO	BB	IBB	HBP	BLK	WP	HR	S	P	ERA	WHIP								
Mike Witt, R ERA: 3.03	9.0	W	32	4	0	0	4	2	0	0	0	0	0	38	46	0.00	0.667								

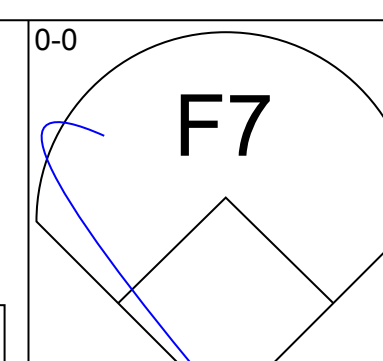
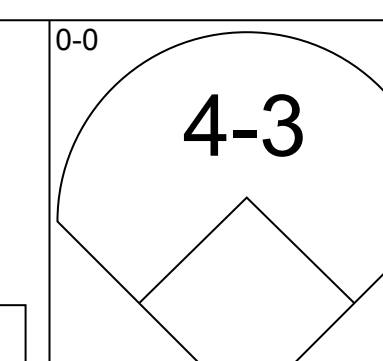
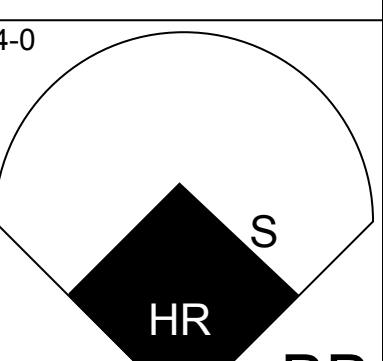
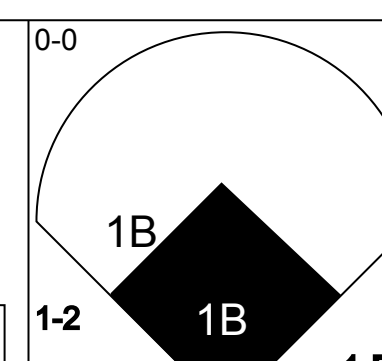

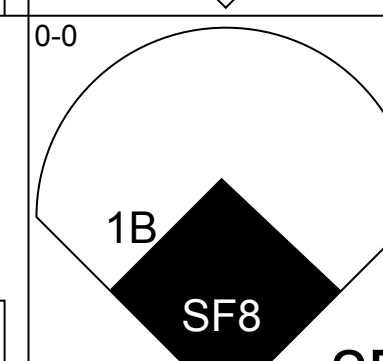
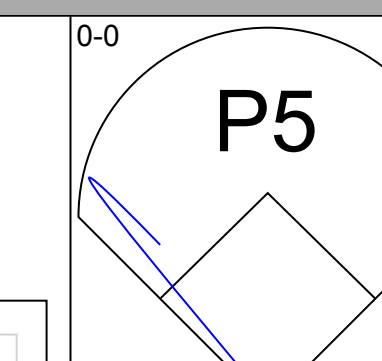
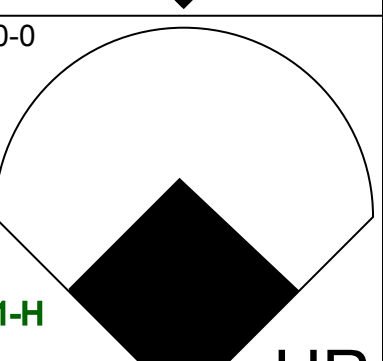
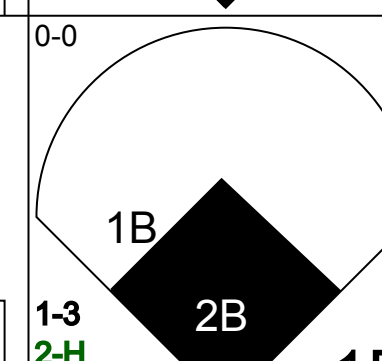

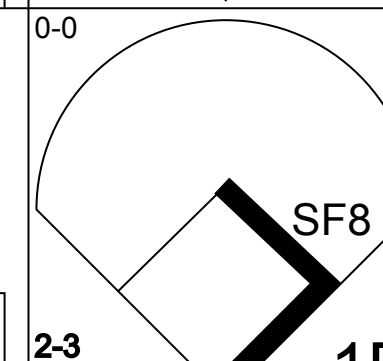
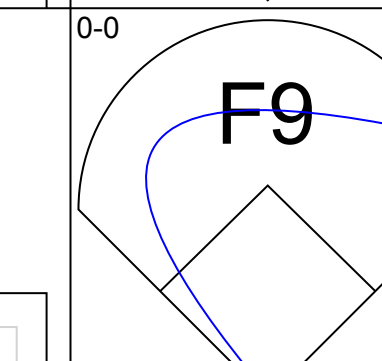
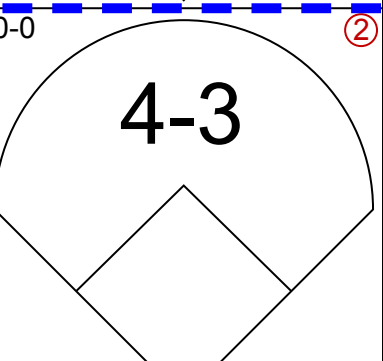
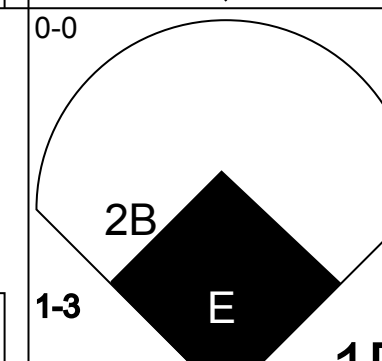

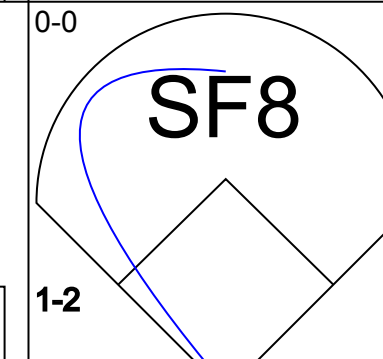
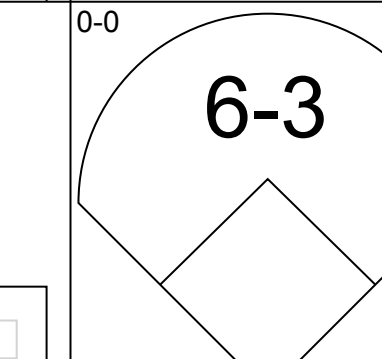
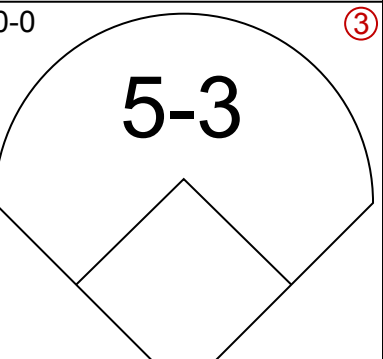
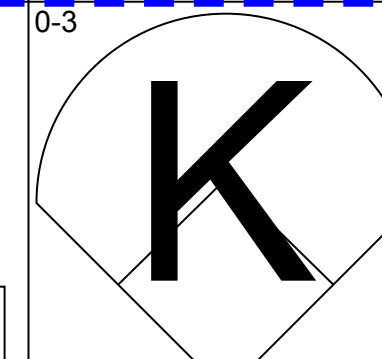

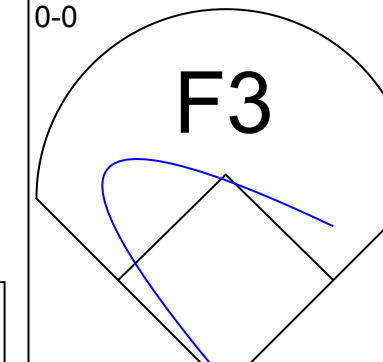
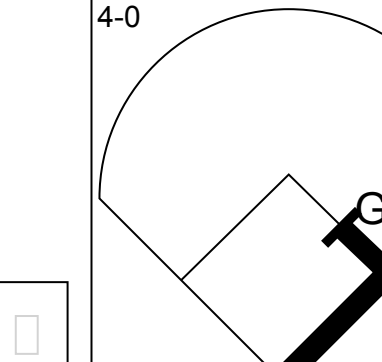
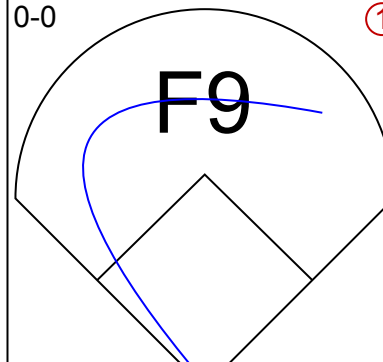
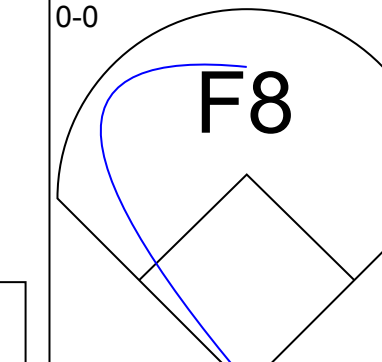

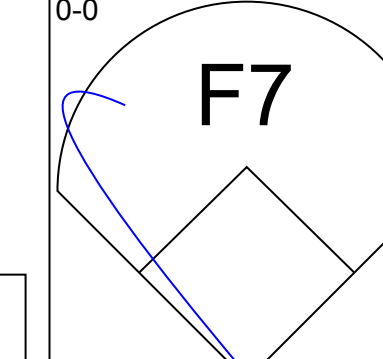
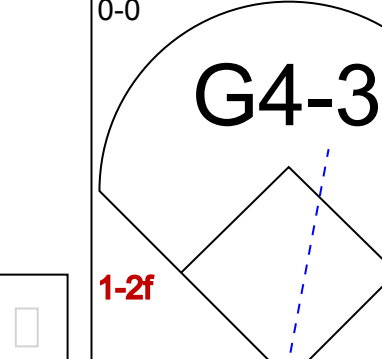
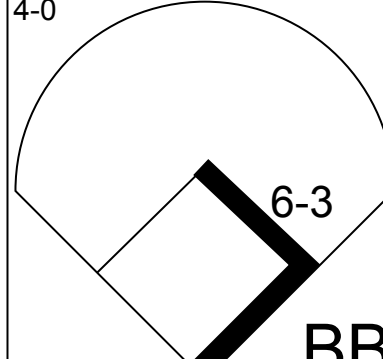

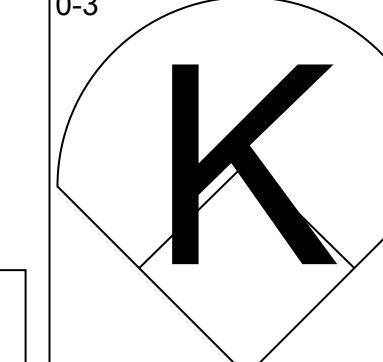
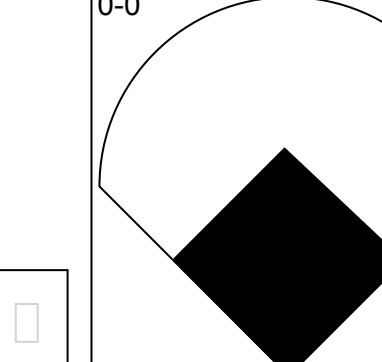
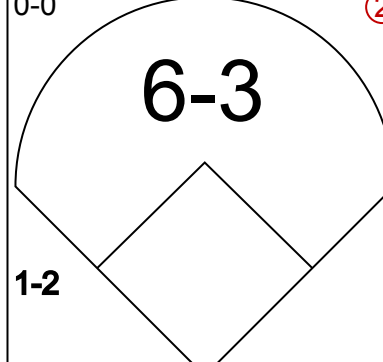

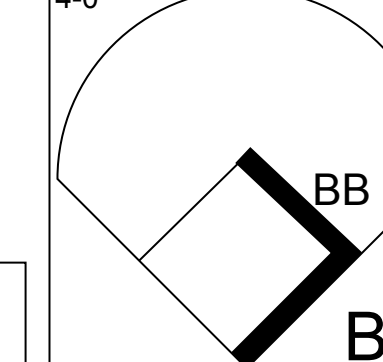
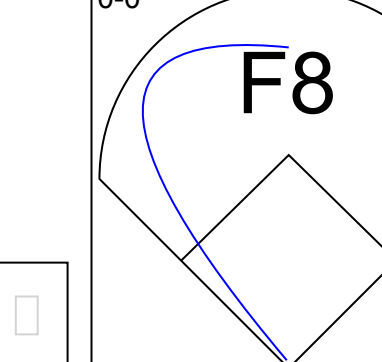
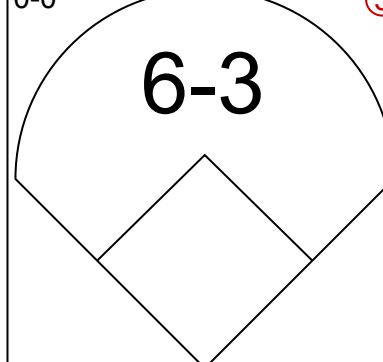

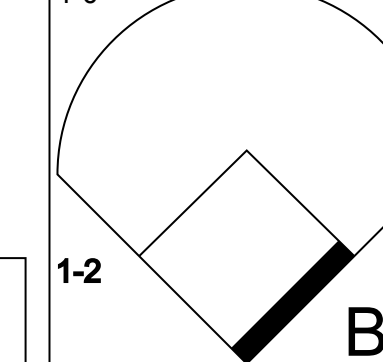


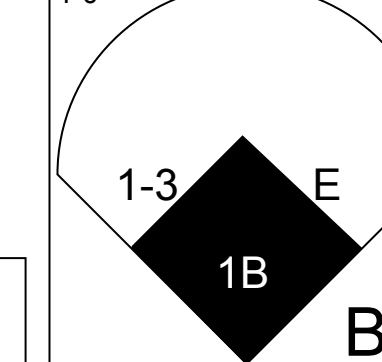
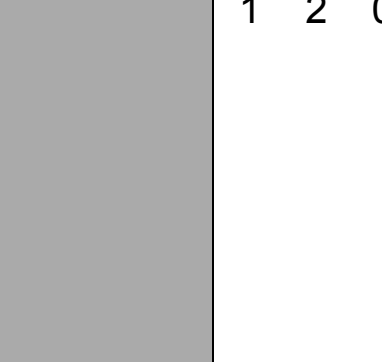
California Angels @ Oakland Athletics
Oakland-Alameda County Coliseum, Oakland, CA

AB 30
R 0
H 4
RBI 0
BB 2
SO 4
LOB 10



WP: 0 PA: 32
PB: 0
SB: 0
CS: 1

Batter	1	2	3	4	5	6	7	8	9	AB	R	H	RBI	BB	SO	LOB	TOP	
Brian Downing, R OBP: 0.372, SLG: 0.474 (1, 7)										5	0	0	0	0	1	2	California Angels @ Oakland Athletics Oakland-Alameda County Coliseum, Oakland, CA Sat Aug 14 1982, 3:33 AM PDT Att: 32,139 - Unknown	
Rod Carew, L OBP: 0.388, SLG: 0.368 (1, 3)										4	0	2	0	1	0	0		
Doug DeCinces, R OBP: 0.369, SLG: 0.561 (1, 5)										3	0	0	0	2	1	2		
Reggie Jackson, L OBP: 0.366, SLG: 0.508 (1, 9)										4	0	1	0	0	0	4		
Fred Lynn, L OBP: 0.370, SLG: 0.497 Bobby Clark, R OBP: 0.229, SLG: 0.314 (8, PR) (8, 8)										2	0	1	0	1	0	0		
Don Baylor, R OBP: 0.327, SLG: 0.430 (1, 10)										3	0	0	0	1	0	5		
Bobby Grich, R OBP: 0.372, SLG: 0.443 (1, 4)										3	1	2	0	1	0	1		
Tim Foli, R OBP: 0.283, SLG: 0.325 (1, 6)										4	0	1	0	0	0	4		
Bob Boone, R OBP: 0.313, SLG: 0.336 (1, 2)										4	0	2	1	0	1	4		
Inning Stats	R: 0 E: 0 K: 1 S: 7	H: 2 LOB: 3 BB: 1 P: 11	R: 1 E: 0 K: 0 S: 4	H: 2 LOB: 0 BB: 0 P: 4	R: 0 E: 0 K: 0 S: 3	H: 1 LOB: 1 BB: 0 P: 3	R: 0 E: 0 K: 0 S: 3	H: 1 LOB: 2 BB: 1 P: 7	R: 0 E: 0 K: 1 S: 6	H: 0 LOB: 1 BB: 1 P: 10	R: 0 E: 0 K: 0 S: 4	H: 1 LOB: 2 BB: 0 P: 5	R: 0 E: 0 K: 1 S: 5	H: 0 LOB: 0 BB: 0 P: 5	1B: 8 2B: 1 3B: 0 HR: 0	SF: 0 SAC: 0 DP: 3 HBP: 1		WP: 0 PB: 0 SB: 0 CS: 1
PITCHER	IP WLS BF H R ER SO BB IBB HBP BLK WP HR S P ERA WHIP																	
Matt Keough, R ERA: 5.25 (1, 1)	6.2 W 29 8 1 1 2 5 0 0 0 0 0 0 28 48 1.35 1.950																	
Tom Underwood, L ERA: 2.93 (7, 1)	2.1 S 10 1 0 0 1 1 0 1 0 0 0 0 10 15 0.00 0.857																	

Batter	1	2	3	4	5	6	7	8	9	AB	R	H	RBI	BB	SO	LOB	BOTTOM			
Rickey Henderson, R OBP: 0.408, SLG: 0.388 (1, 7)										4	2	1	0	1	1	3	California Angels @ Oakland Athletics Oakland-Alameda County Coliseum, Oakland, CA Sat Aug 14 1982, 3:33 AM PDT Att: 32,139 - Unknown			
Dwayne Murphy, L OBP: 0.348, SLG: 0.406 (1, 8)										5	4	3	3	0	0	1				
Dan Meyer, L OBP: 0.287, SLG: 0.404 (1, 3)										5	1	2	1	0	0	2				
Tony Armas, R OBP: 0.278, SLG: 0.444 (1, 9)										4	0	1	3	0	1	2				
Wayne Gross, L OBP: 0.334, SLG: 0.335 (1, 5)										4	0	0	0	1	1	4				
Davey Lopes, R OBP: 0.318, SLG: 0.398 (1, 4)										3	0	1	1	1	0	1				
Mitchell Page, L OBP: 0.275, SLG: 0.304 (1, 10)										4	1	1	1	0	1	2				
Jeff Newman, R OBP: 0.240, SLG: 0.332 (1, 2)										3	0	0	0	1	0	3				
Fred Stanley, R OBP: 0.282, SLG: 0.206 (1, 6)										1	2	0	0	3	0	0				
Inning Stats	R: 1 E: 0 K: 0 S: 5	H: 2 LOB: 1 BB: 0 P: 5	R: 0 E: 0 K: 1 S: 5	H: 0 LOB: 2 BB: 2 P: 13	R: 0 E: 0 K: 0 S: 3	H: 0 LOB: 0 BB: 0 P: 3	R: 1 E: 0 K: 0 S: 3	H: 1 LOB: 1 BB: 1 P: 7	R: 2 E: 0 K: 0 S: 4	H: 1 LOB: 0 BB: 1 P: 8	R: 0 E: 0 K: 0 S: 3	H: 0 LOB: 1 BB: 1 P: 7	R: 4 E: 1 K: 2 S: 12	H: 4 LOB: 2 BB: 1 P: 16	R: 2 E: 1 K: 1 S: 7	H: 1 LOB: 1 BB: 1 P: 11		1B: 5 2B: 2 3B: 0 HR: 2	SF: 1 SAC: 0 DP: 1 HBP: 0	WP: 0 PB: 0 SB: 1 CS: 0
PITCHER	IP WLS BF H R ER SO BB IBB HBP BLK WP HR S P ERA WHIP																			
Steve Renko, R ERA: 3.81 (1, 1)	4.1 L 20 4 4 4 1 4 0 0 0 0 0 0 2 18 34 8.31 1.846																			
Andy Hassler, L ERA: 1.95 (5, 1)	1.2 10 3 4 3 0 2 0 0 0 0 0 0 8 16 16.20 3.000																			
Bruce Kison, R ERA: 3.93 (7, 1)	1.0 5 1 0 0 2 0 0 0 0 0 0 0 9 9 0.00 1.000																			
Rick Steiner, R ERA: 3.0 (8, 1)	1.0 6 1 2 0 1 1 0 0 0 0 0 0 7 11 0.00 2.000																			

Batter	1	2	3	4	5	6	7	8	9	AB	R	H	RBI	BB	SO	LOB	TOP								
Brian Downing, R OBP: 0.371, SLG: 0.478 (1, 7)										4	1	1	1	0	0	1									
Rod Carew, L OBP: 0.387, SLG: 0.365 (1, 3)										3	0	0	0	1	1	1									
Reggie Jackson, L OBP: 0.367, SLG: 0.509 (1, 9)										3	1	1	0	1	0	0									
Doug DeCinces, R OBP: 0.366, SLG: 0.556 Ron Jackson, R OBP: 0.356, SLG: 0.396 (1, 5) (9, 5)										4	0	0	0	0	0	3									
Fred Lynn, L OBP: 0.369, SLG: 0.495 (1, 8)										2	0	0	1	1	0	0									
Don Baylor, R OBP: 0.325, SLG: 0.426 (1, 10)										4	0	0	0	0	1	3									
Bobby Grich, R OBP: 0.371, SLG: 0.442 (1, 4)										3	0	1	0	0	0	3									
Joe Ferguson, R OBP: 0.296, SLG: 0.281 (1, 2)										3	0	0	0	0	1	1									
Tim Foli, R OBP: 0.284, SLG: 0.323 Juan Beniquez, R OBP: 0.339, SLG: 0.356 Mick Kelleher, R OBP: 0.154, SLG: 0.057 (1, 6) (8, PR) (8, 6)										2	0	0	0	1	0	0									
										0	0	0	0	0	0	0									
										0	0	0	0	0	0	0									
Inning Stats	R: 1 E: 0 K: 0 S: 4	H: 1 LOB: 0 BB: 0 P: 4	R: 0 E: 0 K: 1 S: 5	H: 0 LOB: 0 BB: 0 P: 5	R: 0 E: 0 K: 1 S: 5	H: 0 LOB: 0 BB: 0 P: 5	R: 0 E: 0 K: 0 S: 3	H: 0 LOB: 3 BB: 0 P: 15	R: 0 E: 0 K: 0 S: 3	H: 0 LOB: 0 BB: 0 P: 3	R: 0 E: 0 K: 0 S: 5	H: 0 LOB: 0 BB: 0 P: 5	R: 0 E: 0 K: 0 S: 4	H: 1 LOB: 1 BB: 0 P: 4	R: 0 E: 0 K: 0 S: 2	H: 0 LOB: 1 BB: 1 P: 6	R: 1 E: 0 K: 0 S: 4	H: 1 LOB: 0 BB: 0 P: 4	1B: 1 2B: 1 3B: 0 HR: 1	SF: 1 SAC: 0 DP: 1 HBP: 0	WP: 0 PB: 0 SB: 0 CS: 0	PA: 33			
PITCHER	IP	WLS	BF	H	R	ER	SO	BB	IBB	HBP	BLK	WP	HR	S	P	ERA	WHIP								
Brian Kingman, R ERA: 4.21 (1, 1)	8.0		30	3	2	2	3	4	0	0	0	0	1	32	48	2.25	0.875								
Dave Beard, R ERA: 3.93 (9, 1)	0.1		1	0	0	0	0	0	0	0	0	0	0	1	1	0.00	0.000								
Tom Underwood, L ERA: 2.92 (9, 1)	0.2	W	2	0	0	0	0	0	0	0	0	0	0	2	2	0.00	0.000								

California Angels @ Oakland Athletics
Oakland-Alameda County Coliseum, Oakland, CA
Sun Aug 15 1982, 3:33 AM PDT
Att: 40,634 - Unknown

AB 28
R 2
H 3
RBI 2
BB 4
SO 3
LOB 12



Batter	1	2	3	4	5	6	7	8	9	AB	R	H	RBI	BB	SO	LOB	BOTTOM								
Rickey Henderson, R OBP: 0.408, SLG: 0.386 (1, 7)										2	1	0	0	2	1	1									
Wayne Gross, L OBP: 0.340, SLG: 0.338 (1, 5)										3	1	2	1	1	0	2									
Dwayne Murphy, L OBP: 0.353, SLG: 0.408 (1, 8)										3	0	2	0	1	0	2									
Tony Armas, R OBP: 0.276, SLG: 0.440 (1, 9)										4	0	0	0	0	2	5									
Dan Meyer, L OBP: 0.283, SLG: 0.399 (1, 3)										4	0	0	0	0	1	4									
Davey Lopes, R OBP: 0.314, SLG: 0.393 (1, 4)										4	0	0	0	0	1	2									
Mitchell Page, L OBP: 0.273, SLG: 0.360 (1, 10)										4	1	1	1	0	1	0									
Mike Heath, R OBP: 0.294, SLG: 0.329 (1, 2)										3	0	0	0	0	1	0									
Fred Stanley, R OBP: 0.289, SLG: 0.205 (1, 6)										1	0	0	0	2	0	0									
Inning Stats	R: 0 E: 0 K: 1 S: 6	H: 1 LOB: 2 BB: 1 P: 10	R: 0 E: 0 K: 1 S: 5	H: 0 LOB: 0 BB: 0 P: 5	R: 2 E: 0 K: 1 S: 6	H: 2 LOB: 0 BB: 1 P: 10	R: 0 E: 0 K: 0 S: 3	H: 0 LOB: 0 BB: 0 P: 3	R: 0 E: 0 K: 1 S: 5	H: 0 LOB: 2 BB: 2 P: 13	R: 0 E: 0 K: 1 S: 5	H: 0 LOB: 0 BB: 0 P: 5	R: 0 E: 0 K: 0 S: 3	H: 0 LOB: 1 BB: 1 P: 7	R: 0 E: 0 K: 2 S: 8	H: 1 LOB: 2 BB: 1 P: 12	R: 1 E: 0 K: 0 S: 1	H: 1 LOB: 0 BB: 0 P: 1	1B: 4 2B: 0 3B: 0 HR: 1	SF: 0 SAC: 0 DP: 0 HBP: 0	WP: 0 PB: 1 SB: 3 CS: 2	PA: 34			
PITCHER	IP	WLS	BF	H	R	ER	SO	BB	IBB	HBP	BLK	WP	HR	S	P	ERA	WHIP								
Ken Forsch, R ERA: 3.76 (1, 1)	7.0		30	4	2	2	5	6	0	0	0	0	0	34	58	2.57	1.429								
Dave Goltz, R ERA: 4.95 (8, 1)	1.0	L	4	1	1	1	2	0	0	0	0	0	1	8	8	9.00	1.000								

California Angels @ Oakland Athletics
Oakland-Alameda County Coliseum, Oakland, CA
Sun Aug 15 1982, 3:33 AM PDT
Att: 40,634 - Unknown

AB 28
R 3
H 5
RBI 2
BB 6
SO 7
LOB 16



Batter	1	2	3	4	5	6	7	8	9	AB	R	H	RBI	BB	SO	LOB	TOP										
Brian Downing, R (1, 7) OBP: 0.375, SLG: 0.479 Juan Beniquez, R (9, 7) OBP: 0.339, SLG: 0.356	4-0 5-3 BB		4-0 BB		0-0 F2		0-0 1B		4-0 E SF7 BB	2	1	1	0	3	0	0											
Rod Carew, L (1, 3) OBP: 0.384, SLG: 0.363	0-0 1-3		0-0 F7			0-0 HR 1B	0-0 4-3		0-0 E1 G6-4-3	5	1	1	0	0	0	4											
Reggie Jackson, L (1, 9) OBP: 0.365, SLG: 0.507 Bobby Clark, R (9, 9) OBP: 0.228, SLG: 0.314	0-0 5-3		0-0 F9			0-3 K		0-0 1B 1B	0-0 SF7	4	1	1	1	0	1	3											
Don Baylor, R (1, 10) OBP: 0.323, SLG: 0.424	0-3 K		0-0 F9			0-0 F5		0-0 1B 1B	0-0 G6-4-3	5	1	1	0	0	1	4											
Fred Lynn, L (1, 8) OBP: 0.370, SLG: 0.501		4-0 E 1B SF7 BB		0-0 P4		0-0 HR		0-3 K		3	2	1	2	1	1	2											
Bobby Grich, R (1, 4) OBP: 0.370, SLG: 0.440		0-0 E6 1B		0-0 5-3		0-0 6-3		0-3 K		4	0	1	0	0	1	2											
Rob Wilfong, L (1, 5) OBP: 0.234, SLG: 0.250		0-0 F9		0-0 F8			0-0 HR	0-0 1B 1B		4	2	2	2	0	0	2											
Tim Foli, R (1, 6) OBP: 0.284, SLG: 0.323		0-0 SF7		0-0 F8		0-0 L5		0-0 1B 1B		3	0	1	3	0	0	0											
Bob Boone, R (1, 2) OBP: 0.309, SLG: 0.332		0-0 P4		0-0 6-3		0-0 F8		0-0 P6		4	0	0	0	0	0	2											
Inning Stats	R: 0 E: 0 K: 1 S: 5	H: 0 LOB: 1 BB: 1 P: 9	R: 1 E: 1 K: 0 S: 4	H: 1 LOB: 1 BB: 1 P: 8	R: 0 E: 0 K: 0 S: 3	H: 0 LOB: 0 BB: 0 P: 7	R: 0 E: 0 K: 0 S: 3	H: 0 LOB: 0 BB: 0 P: 3	R: 0 E: 0 K: 1 S: 7	H: 2 LOB: 0 BB: 0 P: 7	R: 1 E: 0 K: 0 S: 5	H: 2 LOB: 1 BB: 0 P: 5	R: 3 E: 0 K: 2 S: 11	H: 4 LOB: 1 BB: 0 P: 11	R: 1 E: 1 K: 0 S: 3	H: 0 LOB: 0 BB: 1 P: 7	1B: 7 2B: 0 3B: 0 HR: 2	SF: 2 SAC: 0 DP: 1 HBP: 0	WP: 0 PB: 0 SB: 0 CS: 0	PA: 40							
PITCHER	IP	WLS	BF	H	R	ER	SO	BB	IBB	HBP	BLK	WP	HR	S	P	ERA	WHIP										
Steve McCatty, R (1, 1) ERA: 4.02	7.0	L	29	5	4	3	2	3	0	0	0	0	2	30	42	3.86	1.143										
Bob Ovetchinko, L (8, 1) ERA: 5.32	0.1		3	2	2	1	1	0	0	0	0	0	0	5	5	54.00	6.000										
Jeff Jones, R (8, 1) ERA: 5.35	0.2		4	2	1	1	1	0	0	0	0	0	0	6	6	13.50	3.000										
Preston Hanna, R (9, 1) ERA: 4.7	0.0		2	0	1	0	0	1	0	0	0	0	0	1	5	∞	∞										
Tom Underwood, L (9, 1) ERA: 2.89	1.0		2	0	0	0	0	0	0	0	0	0	0	2	2	0.00	0.000										

California Angels @ Oakland Athletics
Oakland-Alameda County Coliseum, Oakland, CA
Mon Aug 16 1982, 7:05 PM PDT
Att: 37,388 - Unknown

AB	34
R	8
H	9
RBI	8
BB	4
SO	4
LOB	19



Batter	1	2	3	4	5	6	7	8	9	AB	R	H	RBI	BB	SO	LOB	BOTTOM										
Rickey Henderson, R (1, 7) OBP: 0.410, SLG: 0.386	4-0 CS BB		4-0 CS 1B BB		0-0 1B			0-0 F3	0-3 K	3	0	1	0	2	1	0											
Dwayne Murphy, L (1, 8) OBP: 0.352, SLG: 0.405	0-3 K		0-0 P4		0-3 K			4-0 1B BB		3	1	0	0	1	2	3											
Davey Lopes, R (1, 4) OBP: 0.315, SLG: 0.393 Dave McKay, S (6, 4) OBP: 0.220, SLG: 0.239	0-0 1-3		0-0 1B		0-0 F9			0-0 1B 1B		3	0	1	0	0	0	2											
Tony Armas, R (1, 9) OBP: 0.278, SLG: 0.439		4-0 FC5-4 BB	0-0 CS	0-3 K		0-3 K		0-0 1B 1B		3	0	1	1	1	2	0											
Jeff Burroughs, R (1, 10) OBP: 0.351, SLG: 0.533		0-0 FC5-4 1-3 1B		0-0 HR 1B		0-0 P4		0-0 1B 1B		4	1	2	1	0	0	1											
Joe Rudi, R (1, 3) OBP: 0.318, SLG: 0.335 Wayne Gross, L (8, PH) OBP: 0.339, SLG: 0.337		0-0 1-3 1B		0-0 HR		0-0 4-3		0-3 K		3	1	2	2	0	0	0											
Mickey Klutts, R (1, 5) OBP: 0.213, SLG: 0.239 Dan Meyer, L (8, PH) OBP: 0.282, SLG: 0.397		0-0 1-3		0-0 4-3			0-0 F3	0-0 P4		3	0	0	0	0	0	2											
Jeff Newman, R (1, 2) OBP: 0.236, SLG: 0.326		0-0 F7		0-0 F7			0-0 F2		0-0 5-3	4	0	0	0	0	0	2											
Fred Stanley, R (1, 6) OBP: 0.284, SLG: 0.201 Mitchell Page, L (8, PH) OBP: 0.268, SLG: 0.353			0-3 K		0-0 6-3		0-0 6-3		0-0 4-3	3	0	0	0	0	1	0											
Inning Stats	R: 0 E: 0 K: 1 S: 4	H: 0 LOB: 0 BB: 1 P: 8	R: 0 E: 0 K: 0 S: 4	H: 1 LOB: 2 BB: 1 P: 8	R: 0 E: 0 K: 1 S: 5	H: 1 LOB: 1 BB: 1 P: 9	R: 2 E: 0 K: 1 S: 7	H: 2 LOB: 0 BB: 0 P: 7	R: 0 E: 0 K: 1 S: 5	H: 0 LOB: 0 BB: 0 P: 5	R: 0 E: 0 K: 0 S: 3	H: 0 LOB: 0 BB: 0 P: 3	R: 2 E: 0 K: 1 S: 8	H: 3 LOB: 2 BB: 1 P: 12	R: 0 E: 0 K: 1 S: 5	H: 0 LOB: 0 BB: 0 P: 5	1B: 7 2B: 0 3B: 0 HR: 1	SF: 0 SAC: 0 DP: 0 HBP: 0	WP: 0 PB: 0 SB: 0 CS: 2	PA: 38							
PITCHER	IP	WLS	BF	H	R	ER	SO	BB	IBB	HBP	BLK	WP	HR	S	P	ERA	WHIP										
Geoff Zahn, L (1, 1) ERA: 3.83	7.1	W	32	8	4	4	5	4	0	0	0	0	1	38	54	4.91	1.636										
Dave Goltz, R (8, 1) ERA: 4.82	1.2	S	5	0	0	0	2	0	0	0	0	0	0	9	9	0.00	0.000										

California Angels @ Oakland Athletics
Oakland-Alameda County Coliseum, Oakland, CA
Mon Aug 16 1982, 7:05 PM PDT
Att: 37,388 - Unknown

AB	33
R	4
H	8
RBI	4
BB	4
SO	7
LOB	14



Batter	1	2	3	4	5	6	7	8	9	AB	R	H	RBI	BB	SO	LOB	TOP																			
Paul Moltis, R OBP: 0.364, SLG: 0.435 (1, 5)	6-3		F5				F9		HR	4	1	1	0	1	0	0	Milwaukee Brewers @ Oakland Athletics Oakland-Alameda County Coliseum, Oakland, CA Tue Aug 17 1982, 7:05 PM PDT Att: 12,692 - Unknown																			
Robin Yount, R OBP: 0.357, SLG: 0.578 (1, 6)	BB 1B		HR				F5		HR	5	2	3	3	0	0	2																				
Cecil Cooper, L OBP: 0.296, SLG: 0.550 Don Money, R OBP: 0.372, SLG: 0.534 (1, 3) (6, 3)	BB 1B		HR				G4-6-3		E	3	1	3	1	0	0	0																				
Ted Simmons, S OBP: 0.301, SLG: 0.451 (1, 2)	F8		6-3				G4-6-3		E3	5	1	1	0	0	0	6																				
Ben Oglivie, L OBP: 0.320, SLG: 0.437 (1, 7)	BB		F7				4-3		G3 1B	4	0	1	1	1	0	1																				
Gorman Thomas, R OBP: 0.356, SLG: 0.560 (1, 8)	6-3			K			1B		F2	5	0	2	1	0	1	5																				
Roy Howell, L OBP: 0.294, SLG: 0.344 Ned Yost, R OBP: 0.346, SLG: 0.421 (1, 10) (9, PH)		4-3		4-3			1B		G3	4	0	1	0	0	1	1																				
Charlie Moore, R OBP: 0.288, SLG: 0.347 (1, 9)	F6		F9				1B		F4	5	0	0	0	0	0	5																				
Jim Gantner, L OBP: 0.346, SLG: 0.391 (1, 4)	4-3						1B BB		3-1	4	0	1	0	0	0	4																				
Inning Stats	R: 0 E: 0 K: 0 S: 5	H: 2 LOB: 3 BB: 1 P: 9	R: 0 E: 0 K: 0 S: 3	H: 0 LOB: 0 BB: 0 P: 3	R: 2 E: 0 K: 0 S: 5	H: 2 LOB: 0 BB: 0 P: 5	R: 0 E: 0 K: 1 S: 5	H: 0 LOB: 0 BB: 1 P: 5	R: 0 E: 0 K: 0 S: 4	H: 2 LOB: 2 BB: 0 P: 8	R: 0 E: 0 K: 0 S: 3	H: 0 LOB: 0 BB: 0 P: 3	R: 1 E: 1 K: 1 S: 8	H: 2 LOB: 2 BB: 0 P: 8	R: 3 E: 1 K: 0 S: 8	H: 4 LOB: 2 BB: 0 P: 8		1B: 10 2B: 1 3B: 0 HR: 3	SF: 0 SAC: 0 DP: 1 HBP: 0	WP: 1 PA: 44 PB: 0 SB: 0 CS: 0																
PITCHER	IP	WLS	BF	H	R	ER	SO	BB	IBB	HBP	BLK	WP	HR	S	P	ERA	WHIP	PITCHER		IP	WLS	BF	H	R	ER	SO	BB	IBB	HBP	BLK	WP	HR	S	P	ERA	WHIP
Rick Langford, R ERA: 4.14 (1, 1)	8.0	W	39	13	6	5	2	2	0	0	0	1	3	41	49	5.62	1.875																			
Jeff Jones, R ERA: 5.35 (9, 1)	0.0		1	0	0	0	0	0	0	0	0	0	0	1	1	∞	∞																			
Tom Underwood, L ERA: 2.87 (9, 1)	1.0		4	1	0	0	0	0	0	0	0	0	0	4	4	0.00	1.000																			

AB	42
R	6
H	14
RBI	6
BB	2
SO	2
LOB	26



Batter	1	2	3	4	5	6	7	8	9	AB	R	H	RBI	BB	SO	LOB	BOTTOM																			
Rickey Henderson, R OBP: 0.411, SLG: 0.385 Jeff Newman, R OBP: 0.239, SLG: 0.329 (1, 7) (7, PH) (8, 2)	G3 HR	BB	F3	F4			1B			3	1	1	0	1	0	3	Milwaukee Brewers @ Oakland Athletics Oakland-Alameda County Coliseum, Oakland, CA Tue Aug 17 1982, 7:05 PM PDT Att: 12,692 - Unknown																			
Wayne Gross, L OBP: 0.340, SLG: 0.333 (1, 5)	G3	BB		BB 1B	F2		F8			3	1	0	0	2	0	3																				
Dwayne Murphy, L OBP: 0.352, SLG: 0.405 (1, 8)	K	F9		FC4-6 BB	6-3		1B			5	1	2	1	0	1	4																				
Tony Armas, R OBP: 0.279, SLG: 0.445 (1, 9)	HR		F3	FC4-6 BB	5-3		F9			4	1	1	2	1	0	2																				
Dan Meyer, L OBP: 0.287, SLG: 0.401 (1, 3)	1B		1B	FC4-6 BB			6-3			5	2	3	1	0	0	2																				
Mike Heath, R OBP: 0.296, SLG: 0.327 (1, 2) (8, 7)	F9		1B	SF8 BB	1B		F8			4	2	1	0	1	0	2																				
Mitchell Page, L OBP: 0.293, SLG: 0.396 Jeff Burroughs, R OBP: 0.351, SLG: 0.527 (1, 10) (4, PH)		CS	1B	1B	1B		K		K	2	1	2	1	0	0	0																				
Dave McKay, S OBP: 0.232, SLG: 0.253 (1, 4)	BB	BB	BB	FC5-4	SF8		1B			3	1	3	3	0	0	0																				
Jimmy Sexton, R OBP: 0.253, SLG: 0.274 (1, 6)	K	K	FC5-4	S	1B		F8			4	0	1	1	0	1	3																				
Inning Stats	R: 2 E: 0 K: 1 S: 8	H: 3 LOB: 1 BB: 0 P: 8	R: 0 E: 0 K: 1 S: 6	H: 2 LOB: 2 BB: 2 P: 14	R: 3 E: 0 K: 0 S: 7	H: 4 LOB: 1 BB: 0 P: 7	R: 4 E: 0 K: 0 S: 5	H: 2 LOB: 2 BB: 4 P: 21	R: 0 E: 0 K: 1 S: 5	H: 1 LOB: 0 BB: 0 P: 5	R: 1 E: 0 K: 0 S: 6	H: 3 LOB: 2 BB: 0 P: 6	R: 0 E: 0 K: 1 S: 5	H: 0 LOB: 0 BB: 0 P: 5	1B: 13 2B: 1 3B: 0 HR: 1	SF: 1 SAC: 0 DP: 1 HBP: 0		WP: 1 PA: 43 PB: 0 SB: 2 CS: 1																		
PITCHER	IP	WLS	BF	H	R	ER	SO	BB	IBB	HBP	BLK	WP	HR	S	P	ERA	WHIP	PITCHER		IP	WLS	BF	H	R	ER	SO	BB	IBB	HBP	BLK	WP	HR	S	P	ERA	WHIP
Moose Haas, R ERA: 4.81 (1, 1)	3.0	L	19	9	5	5	2	2	0	0	0	1	1	21	29	15.00	3.667																			
Jerry Augustine, L ERA: 4.99 (4, 1)	0.1		5	1	4	4	0	2	1	0	0	1	0	2	14	108.00	9.000																			
Dwight Bernard, R ERA: 3.03 (4, 1)	4.2		19	5	1	1	2	1	0	0	0	0	0	22	26	1.93	1.286																			



Batter	1	2	3	4	5	6	7	8	9	10	11	AB	R	H	RBI	BB	SO	LOB	TOP					
Paul Molitor, R OBP: 0.362, SLG: 0.433 (1, 5)	F6		F5				6-3			6-3		5	0	1	1	0	0	1						
Robin Yount, R OBP: 0.353, SLG: 0.572 (1, 6)	F8		6-3		F7			F9		F8		5	0	0	0	0	0	3						
Cecil Cooper, L OBP: 0.352, SLG: 0.546 Marshall Edwards, L OBP: 0.245, SLG: 0.311 Don Money, R OBP: 0.372, SLG: 0.534 (11, 3)	E6			4-3	F9			F8			BB BB	5	0	1	0	0	0	2						
Ted Simmons, S OBP: 0.300, SLG: 0.448 (1, 2)		1-3		3-1				F7		F7		5	0	1	0	0	0	1						
Ben Oglivie, L OBP: 0.319, SLG: 0.433 (1, 7)		6-3		F6				F8				4	0	0	0	1	1	1						
Gorman Thomas, R OBP: 0.353, SLG: 0.556 (1, 8)						1B		FC5-4		F6		3	1	0	0	2	1	3						
Roy Howell, L OBP: 0.303, SLG: 0.344 (1, 10)								F8				3	1	1	0	2	1	2						
Charlie Moore, R OBP: 0.287, SLG: 0.344 (1, 9)					F9			4-3		F7		5	0	1	1	0	0	4						
Jim Gantner, L OBP: 0.345, SLG: 0.395 (1, 4)						FC1-6		F7				4	0	1	0	0	1	2						
Inning Stats	R: 0 E: 1 K: 0 S: 3	H: 0 LOB: 1 BB: 0 P: 3	R: 0 E: 0 K: 1 S: 5	H: 0 LOB: 1 BB: 1 P: 9	R: 0 E: 0 K: 1 S: 4	H: 1 LOB: 1 BB: 0 P: 4	R: 0 E: 0 K: 0 S: 3	H: 0 LOB: 0 BB: 0 P: 3	R: 2 E: 0 K: 0 S: 6	H: 3 LOB: 2 BB: 1 P: 10	R: 0 E: 0 K: 0 S: 4	H: 1 LOB: 1 BB: 0 P: 4	R: 0 E: 0 K: 0 S: 3	H: 0 LOB: 0 BB: 0 P: 3	R: 0 E: 0 K: 1 S: 5	H: 0 LOB: 1 BB: 1 P: 9	R: 0 E: 0 K: 1 S: 5	H: 0 LOB: 0 BB: 0 P: 5	R: 0 E: 0 K: 1 S: 6	H: 1 LOB: 3 BB: 2 P: 14	1B: 5 2B: 0 3B: 1 HR: 0	SF: 0 SAC: 0 DP: 0 HBP: 0	WP: 0 PB: 0 SB: 1 CS: 0	PA: 44
PITCHER	IP: 9.0 WLS: 9 BF: 35 H: 5 R: 2 ER: 0 SO: 2 BB: 3 IBB: 0 HBP: 0 BLK: 0 WP: 0 HR: 0 S: 36 P: 48 ERA: 2.00 WHIP: 0.889																							
Mike Norris, R ERA: 4.40 Dave Beard, R ERA: 3.82 (1, 1)																								

Milwaukee Brewers @ Oakland Athletics
Oakland-Alameda County Coliseum, Oakland, CA

Wed Aug 18 1982, 7:05 PM PDT
Att: 16,841 - Unknown

AB 39
R 2
H 6
RBI 2
BB 5
SO 4
LOB 19



Batter	1	2	3	4	5	6	7	8	9	10	11	AB	R	H	RBI	BB	SO	LOB	BOTTOM					
Rickey Henderson, R OBP: 0.409, SLG: 0.583 (1, 7)	K		5-3			4-3					E5	5	1	1	2	0	1	0						
Dwayne Murphy, L OBP: 0.352, SLG: 0.402 (1, 8)	K			F6			4-3	CS			SH1-3	3	0	0	0	1	1	0						
Joe Rudi, R OBP: 0.316, SLG: 0.333 (1, 3)	6-3			6-3			F6			SH1-4		4	0	1	1	0	0	0						
Tony Armas, R OBP: 0.281, SLG: 0.444 (1, 9)		F5										3	0	1	0	1	1	0						
Jeff Burroughs, R OBP: 0.343, SLG: 0.515 (1, 10)		F5										4	0	0	0	0	2	3						
Jeff Newman, R OBP: 0.244, SLG: 0.329 (1, 2)		E7					F8				F7	3	1	1	0	1	0	0						
Mickey Klutts, R OBP: 0.207, SLG: 0.232 (1, 5)		6-3					6-3					4	0	0	0	0	1	2						
Dave McKay, S OBP: 0.232, SLG: 0.249 (1, 4)					5-3							3	0	0	0	1	0	1						
Fred Stanley, R OBP: 0.201, SLG: 0.199 Mike Heath, R OBP: 0.299, SLG: 0.335 Jimmy Sexton, R OBP: 0.250, SLG: 0.271 (8, PH) (9, 6)												2	0	0	0	0	1	0						
Inning Stats	R: 0 E: 0 K: 2 S: 7	H: 0 LOB: 0 BB: 0 P: 7	R: 0 E: 1 K: 0 S: 4	H: 1 LOB: 1 BB: 0 P: 4	R: 0 E: 0 K: 1 S: 5	H: 0 LOB: 0 BB: 0 P: 5	R: 0 E: 0 K: 1 S: 5	H: 0 LOB: 0 BB: 0 P: 5	R: 0 E: 0 K: 0 S: 3	H: 0 LOB: 0 BB: 0 P: 3	R: 0 E: 0 K: 1 S: 6	H: 1 LOB: 1 BB: 0 P: 6	R: 2 E: 0 K: 1 S: 6	H: 2 LOB: 2 BB: 1 P: 10	R: 0 E: 0 K: 0 S: 2	H: 0 LOB: 1 BB: 2 P: 10	R: 0 E: 0 K: 0 S: 3	H: 0 LOB: 1 BB: 1 P: 7	R: 1 E: 1 K: 0 S: 3	H: 1 LOB: 1 BB: 0 P: 3	1B: 4 2B: 2 3B: 0 HR: 0	SF: 0 SAC: 2 DP: 1 HBP: 0	WP: 0 PB: 0 SB: 0 CS: 1	PA: 40
PITCHER	IP: 10.1 WLS: L BF: 39 H: 5 R: 3 ER: 2 SO: 7 BB: 3 IBB: 1 HBP: 0 BLK: 1 WP: 0 HR: 0 S: 49 P: 65 ERA: 1.74 WHIP: 0.774																							
Bob McClure, L ERA: 4.22 (1, 1)																								

Milwaukee Brewers @ Oakland Athletics
Oakland-Alameda County Coliseum, Oakland, CA

Wed Aug 18 1982, 7:05 PM PDT
Att: 16,841 - Unknown

AB 33
R 3
H 5
RBI 3
BB 4
SO 7
LOB 7



Batter	1	2	3	4	5	6	7	8	9	AB	R	H	RBI	BB	SO	LOB	TOP								
Paul Moltzer, R OBP: 0.366, SLG: 0.441	0-0 BLK E 1B	0-0 2H 3H 2B			5-3		0-0 2B 2B		0-0 2B 1B	5	3	4	2	0	0	0	Milwaukee Brewers @ Oakland Athletics Oakland-Alameda County Coliseum, Oakland, CA Thu Aug 19 1982, 3:33 AM PDT Att. 15,461 - Cloudy								
Robin Yount, R OBP: 0.356, SLG: 0.575	0-0 F7	0-0 F3			4-0 E 1B BB		0-0 2B		0-0 1B 2B	4	2	2	1	1	0	2									
Cecil Cooper, L OBP: 0.349, SLG: 0.540	0-0 E3 2H		0-0 F8		0-0 E4 1B HR		0-0 F7		0-0 F5	5	1	0	0	0	0	4									
Ted Simmons, S OBP: 0.301, SLG: 0.447	0-0 F7		0-3 K		0-0 HR 1B		0-0 6-3		0-0	5	1	2	3	0	1	2									
Ben Oglvie, L OBP: 0.318, SLG: 0.437	0-0 F4		0-0 6-3		0-0 HR		0-0 F8		0-0 F7	5	1	1	3	0	0	3									
Gorman Thomas, R OBP: 0.356, SLG: 0.552		4-0 SH5-4 1B 2B BB		0-0 F8	0-0 F2				0-0 F9	3	1	0	0	1	0	0									
Roy Howell, L OBP: 0.303, SLG: 0.344		0-0 SH5-4 2B		0-0 1-5-3			0-0 F7		0-0 F8	3	1	1	0	0	0	0									
Don Money, R OBP: 0.371, SLG: 0.532		1-2 2B								1	0	0	0	0	0	0									
Marshall Edwards, L OBP: 0.244, SLG: 0.307		0-0 SH5-4		0-0 F5			0-0 F7		0-0 F7	2	0	0	0	0	0	0									
Charlie Moore, R OBP: 0.286, SLG: 0.343		1-2 2-3								1	0	0	0	0	0	0									
Jim Gantner, L OBP: 0.341, SLG: 0.391		0-0 F9			0-0 3-1		0-0 G3		0-0 4-3	4	0	0	0	0	0	2									
Inning Stats	R: 1 E: 1 K: 0 S: 5	H: 1 LOB: 1 BB: 0 P: 5	R: 2 E: 0 K: 0 S: 5	H: 2 LOB: 1 BB: 1 P: 9	R: 0 E: 0 K: 1 S: 5	H: 0 LOB: 0 BB: 0 P: 5	R: 0 E: 0 K: 0 S: 3	H: 0 LOB: 0 BB: 0 P: 3	R: 4 E: 1 K: 0 S: 6	H: 2 LOB: 0 BB: 1 P: 10	R: 0 E: 0 K: 0 S: 3	H: 0 LOB: 0 BB: 0 P: 3	R: 1 E: 0 K: 0 S: 5	H: 2 LOB: 1 BB: 0 P: 5	R: 0 E: 0 K: 0 S: 3	H: 0 LOB: 0 BB: 0 P: 3	R: 2 E: 0 K: 0 S: 6	H: 3 LOB: 1 BB: 0 P: 6	1B: 5 2B: 4 3B: 0 HR: 1	SF: 0 SAC: 1 DP: 0 HBP: 0	WP: 0 PB: 0 SB: 0 CS: 0	PA: 41			
PITCHER	IP WLS BF H R ER SO BB IBB HBP BLK WP HR S P ERA WHIP	IP WLS BF H R ER SO BB IBB HBP BLK WP HR S P ERA WHIP																							
Matt Keough, R ERA: 5.22	(1, 1)	6.0	L	29	7	8	3	1	2	0	0	0	1	0	0	29	37	4.50	1.500						
Bob Ovwchinko, L ERA: 5.35	(7, 1)	3.0	S	12	3	2	2	0	0	0	0	0	0	0	0	12	12	6.00	1.000						

AB	38
R	10
H	10
RBI	9
BB	2
SO	1
LOB	13




Batter	1	2	3	4	5	6	7	8	9	AB	R	H	RBI	BB	SO	LOB	BOTTOM							
Rickey Henderson, R OBP: 0.409, SLG: 0.384	0-0 4-3		0-0 F8				0-0 2B		0-3 K	4	1	1	1	1	1	0	Milwaukee Brewers @ Oakland Athletics Oakland-Alameda County Coliseum, Oakland, CA Thu Aug 19 1982, 3:33 AM PDT Att. 15,461 - Cloudy							
Wayne Gross, L OBP: 0.337, SLG: 0.335	0-0 4-3			0-0 3B 2B	0-0 4-3		0-0 6-3		0-0 4-1	5	1	1	0	0	0	2								
Dwayne Murphy, L OBP: 0.352, SLG: 0.404	0-0 3-1			0-0 1-3		0-0 HR 1B	0-0 2B		0-3 K	5	1	2	1	0	1	1								
Tony Armas, R OBP: 0.281, SLG: 0.449		0-0 6-3		0-3 K		0-0 HR 1B	0-3 K			4	1	1	2	0	2	2								
Dan Meyer, L OBP: 0.290, SLG: 0.407		0-0 F8		0-0 3B		0-0 F4	4-0 BB			3	0	1	1	1	0	0								
Jeff Burroughs, R OBP: 0.347, SLG: 0.511		4-0 CS BB		0-0 6-3		0-0 5-3 1B	0-0 F7			3	0	1	0	1	0	3								
Dave McKay, S OBP: 0.232, SLG: 0.249		0-0 CS		0-0 F8		0-0 F7	0-0 G3			4	0	1	0	0	0	0								
Mike Heath, R OBP: 0.298, SLG: 0.338			0-0 6-3		0-0 2B	0-0 5-3	0-0 F7			4	1	1	0	0	0	2								
Fred Stanley, R OBP: 0.282, SLG: 0.220				0-0 F9		0-0 F6				3	1	1	1	0	0	3								
Joe Rudi, R OBP: 0.315, SLG: 0.331					0-0 HR					1	0	0	0	0	0	0								
Jimmy Sexton, R OBP: 0.250, SLG: 0.271										0	0	0	0	0	0	0								
Inning Stats	R: 0 E: 0 K: 0 S: 3	H: 0 LOB: 0 BB: 0 P: 3	R: 0 E: 0 K: 0 S: 2	H: 0 LOB: 0 BB: 1 P: 6	R: 1 E: 0 K: 0 S: 4	H: 1 LOB: 0 BB: 0 P: 4	R: 1 E: 0 K: 1 S: 7	H: 2 LOB: 1 BB: 0 P: 7	R: 1 E: 0 K: 0 S: 5	H: 2 LOB: 1 BB: 0 P: 5	R: 2 E: 0 K: 0 S: 7	H: 4 LOB: 2 BB: 0 P: 7	R: 1 E: 0 K: 1 S: 6	H: 1 LOB: 2 BB: 2 P: 14	R: 0 E: 0 K: 0 S: 3	H: 0 LOB: 0 BB: 0 P: 3	R: 0 E: 0 K: 2 S: 7	H: 0 LOB: 0 BB: 0 P: 7	1B: 3 2B: 4 3B: 1 HR: 2	SF: 0 SAC: 0 DP: 0 HBP: 0	WP: 0 PB: 0 SB: 1 CS: 1	PA: 40		
PITCHER	IP WLS BF H R ER SO BB IBB HBP BLK WP HR S P ERA WHIP	IP WLS BF H R ER SO BB IBB HBP BLK WP HR S P ERA WHIP																						
Pete Vuckovich, R ERA: 3.28	(1, 1)	6.0	W	27	9	5	5	1	1	0	0	0	0	0	28	32	7.50	1.667						
Jim Slaton, R ERA: 3.53	(7, 1)	3.0	S	12	1	1	1	3	2	0	0	0	0	0	16	24	3.00	1.000						



Batter	1	2	3	4	5	6	7	8	9	AB	R	H	RBI	BB	SO	LOB	TOP										
Jerry Remy, L (1.4) OBP: 0.344, SLG: 0.320	E6 FC4-6		2B		1B	F9			F5	5	0	2	0	0	0	2											
Rick Miller, L (1.8) OBP: 0.326, SLG: 0.324	FC4-6		F8		F2				K	5	0	1	0	0	1	3											
Tony Perez, R (9.3) OBP: 0.335, SLG: 0.396	FC4-6 PB 4-6-3 1-2				F7		G3 1B		K	0	0	0	0	0	0	0											
Dwight Evans, R (1.9) OBP: 0.394, SLG: 0.507	4-6-3				F7		G3 1B		2B	4	1	2	0	1	0	2											
Carl Yastrzemski, L (1.10) OBP: 0.349, SLG: 0.439	4-3		F7			4-3	G3		2B	5	0	1	1	0	0	5											
Carney Lansford, R (1.5) OBP: 0.355, SLG: 0.430			F9		F7	2B 1B	G5-4-3		F8	4	1	1	0	1	0	1											
Dave Stapleton, R (1.3) OBP: 0.290, SLG: 0.373	5-3				FC1-6 BB	1B 2B	G5-4-3			3	1	1	0	1	0	3											
Reid Nichols, R (1.7) OBP: 0.348, SLG: 0.460					FC1-6 1-2	1B			5-3	4	0	2	1	0	0	1											
Glenn Hoffman, R (1.6) OBP: 0.275, SLG: 0.322					F3	2-3 3-H			K	2	0	0	0	0	1	2											
Wade Boggs, L (6, PH) OBP: 0.421, SLG: 0.421	K				1-2	1B			K	1	0	1	1	0	0	0											
Julio Valdez, S (6.6) OBP: 0.400, SLG: 0.500					1-2	1B			K	1	0	0	0	0	1	0											
Gary Allenson, R (1.2) OBP: 0.283, SLG: 0.311			5-3			F7	F2		K	4	0	0	0	0	1	2											
Inning Stats	R: 0 E: 1 K: 0 S: 4	H: 0 LOB: 1 BB: 0 P: 4	R: 0 E: 0 K: 1 S: 6	H: 1 LOB: 1 BB: 0 P: 6	R: 0 E: 0 K: 0 S: 4	H: 1 LOB: 2 BB: 1 P: 8	R: 0 E: 0 K: 0 S: 3	H: 0 LOB: 1 BB: 1 P: 7	R: 0 E: 0 K: 0 S: 4	H: 1 LOB: 1 BB: 0 P: 4	R: 2 E: 0 K: 0 S: 7	H: 4 LOB: 2 BB: 0 P: 7	R: 0 E: 0 K: 0 S: 4	H: 2 LOB: 2 BB: 1 P: 8	R: 0 E: 0 K: 2 S: 7	H: 0 LOB: 0 BB: 0 P: 7	R: 1 E: 0 K: 1 S: 7	H: 2 LOB: 1 BB: 0 P: 7	1B: 6 2B: 4 3B: 1 HR: 0	SF: 0 SAC: 0 DP: 1 HBP: 0	WP: 0 PB: 1 SB: 1 CS: 0	PA: 41					
PITCHER	IP	WLS	BF	H	R	ER	SO	BB	IBB	HBP	BLK	WP	HR	S	P	ERA	WHIP										
Brian Kingman, R (1.1) ERA: 4.13	6.0		30	9	2	2	1	2	0	0	0	0	0	30	38	3.00	1.833										
Tom Underwood, L (7.1) ERA: 2.89	2.2		10	2	1	1	3	1	0	0	0	0	0	15	19	3.38	1.125										
Dave Beard, R (9.1) ERA: 3.81	0.1	W	1	0	0	0	0	0	0	0	0	0	0	1	1	0.00	0.000										

Boston Red Sox @ Oakland Athletics
Oakland-Alameda County Coliseum, Oakland, CA
Fri Aug 20 1982, 7:05 PM PDT
Att: 20,000 - Unknown


AB 38
R 3
H 11
RBI 3
BB 3
SO 4
LOB 21



Batter	1	2	3	4	5	6	7	8	9	AB	R	H	RBI	BB	SO	LOB	BOTTOM										
Rickey Henderson, R (1.7) OBP: 0.406, SLG: 0.382	3-1		F5	FC4-6			FC1-6 BB		F5	3	0	0	0	0	0	2											
Joe Rudi, R (6.7) OBP: 0.312, SLG: 0.328				1-2			1-2			2	0	0	0	0	0	3											
Wayne Gross, L (1.5) OBP: 0.343, SLG: 0.349	CS 1B		BB				K		SH	3	1	2	2	1	1	1											
Dwayne Murphy, L (1.8) OBP: 0.355, SLG: 0.403	K		BB				HR			1	0	0	0	3	1	1											
Tony Armas, R (1.9) OBP: 0.281, SLG: 0.446			F9				G5-4-3		K	3	0	0	0	1	1	5											
Dan Meyer, L (1.3) OBP: 0.289, SLG: 0.405			F8				F4			4	0	1	0	0	0	1											
Jeff Burroughs, R (1.10) OBP: 0.345, SLG: 0.503	K						5-3		G6-4-3 1B	3	1	0	0	1	2	2											
Davey Lopes, R (1.4) OBP: 0.314, SLG: 0.391	F6						1B		G6-4-3 1B	4	0	1	0	0	0	1											
Mike Heath, R (1.2) OBP: 0.301, SLG: 0.346							FC5-4-6			3	2	1	0	1	0	2											
Fred Stanley, R (1.6) OBP: 0.292, SLG: 0.223			6-3				FC4-6 BB			2	0	1	1	2	0	0											
Inning Stats	R: 0 E: 0 K: 1 S: 5	H: 1 LOB: 1 BB: 0 P: 5	R: 0 E: 0 K: 1 S: 5	H: 0 LOB: 1 BB: 1 P: 9	R: 0 E: 0 K: 0 S: 4	H: 1 LOB: 2 BB: 2 P: 12	R: 0 E: 0 K: 0 S: 4	H: 1 LOB: 2 BB: 2 P: 12	R: 1 E: 0 K: 0 S: 3	H: 1 LOB: 0 BB: 1 P: 7	R: 0 E: 0 K: 2 S: 7	H: 0 LOB: 0 BB: 2 P: 15	R: 0 E: 0 K: 0 S: 3	H: 1 LOB: 0 BB: 0 P: 3	R: 0 E: 0 K: 0 S: 3	H: 1 LOB: 2 BB: 1 P: 7	R: 1 E: 0 K: 0 S: 3	H: 1 LOB: 2 BB: 1 P: 7	1B: 4 2B: 1 3B: 1 HR: 1	SF: 0 SAC: 1 DP: 3 HBP: 0	WP: 0 PB: 0 SB: 2 CS: 1	PA: 38					
PITCHER	IP	WLS	BF	H	R	ER	SO	BB	IBB	HBP	BLK	WP	HR	S	P	ERA	WHIP										
Mike Torrez, R (1.1) ERA: 5.62	8.0		34	5	3	3	5	8	0	0	0	0	0	36	68	3.38	1.625										
Mark Clear, R (9.1) ERA: 2.94	0.1	L	4	1	1	1	0	1	0	0	0	0	0	3	7	27.00	6.000										

Boston Red Sox @ Oakland Athletics
Oakland-Alameda County Coliseum, Oakland, CA
Fri Aug 20 1982, 7:05 PM PDT
Att: 20,000 - Unknown

AB 28
R 4
H 6
RBI 3
BB 9
SO 5
LOB 18




Batter	1	2	3	4	5	6	7	8	9	AB R H RBI BB SO LOB	TOP															
Jerry Remy, L (1,4) OBP: 0.342, SLG: 0.317	4-3	FC6-4 BB		F8			4-3		F7	4 0 0 0 1 0 1	Boston Red Sox @ Oakland Athletics Oakland-Alameda County Coliseum, Oakland, CA Sat Aug 21 1982, 3:33 AM PDT Att: 36,162 - Sunny															
Dave Stapleton, R (1,3) OBP: 0.292, SLG: 0.377	HR	F9		G6-3 1B			6-3			4 1 2 0 0 0 1																
Dwight Evans, R (1,9) OBP: 0.393, SLG: 0.511	HR	FC6-4		G6-3			F8			4 1 1 2 0 0 2																
Carl Yastrzemski, L (1,10) OBP: 0.353, SLG: 0.438	1B E			HR					F7	1 2 0 0 2 0 0																
Carney Lansford, R (1,5) OBP: 0.357, SLG: 0.440	E8 1B			HR					F8	4 1 2 2 0 0 1																
Rich Gedman, L (1,2) OBP: 0.285, SLG: 0.371	4-3			K					F8	4 0 0 0 0 1 1																
Reid Nichols, R (1,7) OBP: 0.345, SLG: 0.450									F7	3 0 0 0 1 0 0																
Rick Miller, L (1,8) OBP: 0.325, SLG: 0.323	F8								6-3	4 0 1 0 0 0 2																
Glenn Hoffman, R (1,6) OBP: 0.273, SLG: 0.319		3-1		F6					5-3	4 0 0 0 0 0 1																
Inning Stats	R: 3 E: 1 K: 0 S: 6	H: 3 LOB: 2 BB: 2 P: 14	R: 0 E: 0 K: 0 S: 3	H: 0 LOB: 1 BB: 1 P: 7	R: 2 E: 0 K: 1 S: 7	H: 2 LOB: 1 BB: 1 P: 11	R: 0 E: 0 K: 0 S: 3	H: 1 LOB: 0 BB: 0 P: 3	R: 0 E: 0 K: 0 S: 2	H: 0 LOB: 0 BB: 0 P: 3	R: 0 E: 0 K: 0 S: 3	H: 0 LOB: 0 BB: 0 P: 3	R: 0 E: 0 K: 0 S: 3	H: 0 LOB: 0 BB: 0 P: 3	R: 0 E: 1 K: 0 S: 4	H: 0 LOB: 1 BB: 0 P: 4	1B: 3 2B: 1 3B: 0 HR: 2	SF: 0 SAC: 0 DP: 2 HBP: 1	WP: 0 PB: 0 SB: 0 CS: 0	PA: 37						
PITCHER	IP WLS BF H R ER SO BB IBB HBP BLK WP HR S P ERA WHIP											PITCHER	IP WLS BF H R ER SO BB IBB HBP BLK WP HR S P ERA WHIP													
Steve McCatty, R (1,1) ERA: 4.2	4.0	22	6	5	4	1	4	0	1	0	0	2	19	36	9.00	2.500										
Bob Ovwchinko, L (5,1) ERA: 5.0	5.0	W 15	0	0	0	0	0	0	0	0	0	0	15	15	0.00	0.000										


Batter	1	2	3	4	5	6	7	8	9	AB R H RBI BB SO LOB	BOTTOM															
Rickey Henderson, R (1,7) OBP: 0.410, SLG: 0.385	CS S 1B		G3 SF8 BB		6-3	1B HR 1B			S 1B 1B	4 3 3 1 1 0 0	Boston Red Sox @ Oakland Athletics Oakland-Alameda County Coliseum, Oakland, CA Sat Aug 21 1982, 3:33 AM PDT Att: 36,162 - Sunny															
Wayne Gross, L (1,5) OBP: 0.348, SLG: 0.352			G3		1B HR BB	1B HR 1B		E 1B		3 2 2 1 2 0 1																
Dwayne Murphy, L (1,8) OBP: 0.354, SLG: 0.402	F7		SF8		1B HR 1B	F9		E3		4 1 1 1 0 0 5																
Tony Armas, R (1,9) OBP: 0.280, SLG: 0.450	K		5-3		F3	HR		F8		5 1 1 4 0 1 5																
Dan Meyer, L (1,3) OBP: 0.291, SLG: 0.414					G3	F7		F7		5 1 2 3 0 0 2																
Jeff Burroughs, R (1,10) OBP: 0.341, SLG: 0.492					F3	F8		5-3		4 0 0 0 1 0 2																
Davey Lopes, R (1,4) OBP: 0.313, SLG: 0.390						6-3		5-3		4 1 1 0 0 1 2																
Mike Heath, R (1,2) OBP: 0.308, SLG: 0.363						1B 1B 1B				3 2 2 2 1 1 2																
Fred Stanley, R (1,6) OBP: 0.291, SLG: 0.224					6-3	1B HR 1B		F9		4 1 1 0 0 0 3																
Inning Stats	R: 0 E: 0 K: 1 S: 5	H: 1 LOB: 1 BB: 1 P: 9	R: 0 E: 0 K: 2 S: 8	H: 1 LOB: 2 BB: 1 P: 12	R: 1 E: 0 K: 0 S: 3	H: 0 LOB: 0 BB: 1 P: 7	R: 2 E: 0 K: 0 S: 5	H: 2 LOB: 0 BB: 0 P: 5	R: 3 E: 0 K: 0 S: 5	H: 2 LOB: 0 BB: 1 P: 9	R: 5 E: 0 K: 0 S: 8	H: 5 LOB: 0 BB: 0 P: 8	R: 0 E: 0 K: 0 S: 3	H: 0 LOB: 1 BB: 1 P: 7	R: 1 E: 1 K: 0 S: 6	H: 2 LOB: 2 BB: 0 P: 6	1B: 10 2B: 0 3B: 0 HR: 3	SF: 1 SAC: 0 DP: 0 HBP: 0	WP: 0 PB: 0 SB: 4 CS: 1	PA: 42						
PITCHER	IP WLS BF H R ER SO BB IBB HBP BLK WP HR S P ERA WHIP											PITCHER	IP WLS BF H R ER SO BB IBB HBP BLK WP HR S P ERA WHIP													
Chuck Rainey, R (1,1) ERA: 4.96	4.0	18	4	3	3	3	3	0	0	0	0	1	21	33	6.75	1.750										
Bob Stanley, R (5,1) ERA: 3.56	2.0	L 14	7	8	8	0	1	0	0	0	0	2	13	17	36.00	4.000										
Luis Aponte, R (7,1) ERA: 3.97	2.0	10	2	1	1	0	1	0	0	0	0	0	9	13	4.50	1.500										



Batter	1	2	3	4	5	6	7	8	9	AB	R	H	RBI	BB	SO	LOB	TOP			
Jerry Remy, L OBP: 0.343, SLG: 0.319 (1, 4)										4	1	2	1	0	0	0	Boston Red Sox @ Oakland Athletics Oakland-Alameda County Coliseum, Oakland, CA Sun Aug 22 1982, 3:33 AM PDT Att: 31,398 - Sunny AB 34 R 4 H 12 RBI 4 BB 1 SO 3 LOB 12 			
Rick Miller, L OBP: 0.324, SLG: 0.331 (1, 8)										4	1	1	2	0	1	1				
Dwight Evans, R OBP: 0.393, SLG: 0.511 (1, 9)										4	0	2	0	0	0	1				
Carl Yastrzemski, L OBP: 0.350, SLG: 0.433 (1, 10)										4	0	0	0	0	0	3				
Carney Lansford, R OBP: 0.358, SLG: 0.440 (1, 5)										4	0	2	0	0	0	1				
Dave Stapleton, R OBP: 0.293, SLG: 0.380 (1, 3)										4	1	2	0	0	0	2				
Reid Nichols, R OBP: 0.345, SLG: 0.447 (1, 7)										3	0	1	0	0	0	1				
Gary Allenson, R OBP: 0.288, SLG: 0.311 (1, 2)										3	1	1	1	1	1	2				
Glenn Hoffman, R OBP: 0.272, SLG: 0.321 (1, 6)										4	0	1	0	0	1	1				
Inning Stats	R: 0 E: 0 K: 0 S: 4	H: 1 LOB: 1 BB: 0 P: 4	R: 0 E: 0 K: 0 S: 3	H: 1 LOB: 0 BB: 0 P: 3	R: 0 E: 0 K: 2 S: 7	H: 0 LOB: 0 BB: 0 P: 7	R: 0 E: 0 K: 1 S: 6	H: 1 LOB: 1 BB: 0 P: 6	R: 4 E: 0 K: 0 S: 8	H: 6 LOB: 1 BB: 0 P: 8	R: 0 E: 0 K: 0 S: 4	H: 2 LOB: 1 BB: 0 P: 4	R: 0 E: 0 K: 0 S: 3	H: 0 LOB: 0 BB: 0 P: 3	R: 0 E: 0 K: 0 S: 2	H: 0 LOB: 0 BB: 1 P: 6	1B: 9 2B: 2 3B: 0 HR: 1	SF: 0 SAC: 1 DP: 0 HBP: 0	WP: 0 PB: 0 SB: 0 CS: 3	PA: 37
PITCHER Rick Langford, R ERA: 4.14 (1, 1)	IP: 9.0 WLS: L BF: 36	H: 12 R: 4 ER: 4 SO: 3	BB: 1 IBB: 0 HBP: 0 BLK: 0	WP: 0 HR: 1 S: 41 P: 45	ERA: 4.00 WHIP: 1.444	PITCHER										IP: 9.0 WLS: L BF: 36	H: 12 R: 4 ER: 4 SO: 3	BB: 1 IBB: 0 HBP: 0 BLK: 0	WP: 0 HR: 1 S: 41 P: 45	ERA: 4.00 WHIP: 1.444

Batter	1	2	3	4	5	6	7	8	9	AB	R	H	RBI	BB	SO	LOB	BOTTOM			
Rickey Henderson, R OBP: 0.409, SLG: 0.384 (1, 7)										4	1	1	0	0	1	1	Boston Red Sox @ Oakland Athletics Oakland-Alameda County Coliseum, Oakland, CA Sun Aug 22 1982, 3:33 AM PDT Att: 31,398 - Sunny AB 32 R 2 H 7 RBI 2 BB 1 SO 2 LOB 9 			
Wayne Gross, L OBP: 0.348, SLG: 0.351 (1, 5)										4	0	1	1	0	0	0				
Dwayne Murphy, L OBP: 0.351, SLG: 0.399 (1, 8)										3	0	0	1	0	0	0				
Tony Armas, R OBP: 0.277, SLG: 0.446 (1, 9)										4	0	0	0	0	1	1				
Dan Meyer, L OBP: 0.288, SLG: 0.410 Joe Rudi, R OBP: 0.310, SLG: 0.326 (9, PH)										3	0	0	0	0	0	1				
Jeff Burroughs, R OBP: 0.344, SLG: 0.489 (1, 10)										3	0	1	0	1	0	0				
Davey Lopes, R OBP: 0.315, SLG: 0.391 (1, 4)										4	0	2	0	0	0	1				
Mike Heath, R OBP: 0.308, SLG: 0.363 (1, 2)										3	0	1	0	0	0	3				
Fred Stanley, R OBP: 0.291, SLG: 0.225 (1, 6)										3	1	1	0	0	0	2				
Inning Stats	R: 0 E: 0 K: 0 S: 3	H: 0 LOB: 0 BB: 0 P: 3	R: 0 E: 0 K: 0 S: 4	H: 1 LOB: 1 BB: 0 P: 4	R: 0 E: 0 K: 1 S: 5	H: 0 LOB: 0 BB: 0 P: 5	R: 0 E: 0 K: 0 S: 4	H: 2 LOB: 1 BB: 0 P: 4	R: 2 E: 0 K: 0 S: 6	H: 3 LOB: 1 BB: 0 P: 6	R: 0 E: 0 K: 0 S: 4	H: 1 LOB: 1 BB: 0 P: 4	R: 0 E: 0 K: 1 S: 5	H: 0 LOB: 0 BB: 0 P: 5	R: 0 E: 0 K: 0 S: 3	H: 0 LOB: 1 BB: 1 P: 7	1B: 7 2B: 0 3B: 0 HR: 0	SF: 1 SAC: 0 DP: 1 HBP: 0	WP: 0 PB: 0 SB: 0 CS: 0	PA: 34
PITCHER Brian Denman, R ERA: 3.6 Tom Burgmeier, L ERA: 2.35 (6, 1)	IP: 5.0 WLS: W BF: 20	H: 6 R: 2 ER: 2 SO: 1	BB: 0 IBB: 0 HBP: 0 BLK: 0	WP: 0 HR: 0 S: 22 P: 22	ERA: 3.60 WHIP: 1.200	PITCHER										IP: 4.0 WLS: S BF: 14	H: 1 R: 0 ER: 0 SO: 1	BB: 1 IBB: 0 HBP: 0 BLK: 0	WP: 0 HR: 0 S: 15 P: 19	ERA: 0.00 WHIP: 0.500


Batter	1	2	3	4	5	6	7	8	9	AB	R	H	RBI	BB	SO	LOB	TOP							
Lou Whitaker, L (1,4) OBP: 0.347, SLG: 0.441	0-0 4-3		0-0 E7 HR		0-0 4-3		0-0 F9		4-0 1B BB BB	4	1	0	0	1	0	1	<p>Detroit Tigers @ Oakland Athletics Oakland-Alameda County Coliseum, Oakland, CA</p> <p>Mon Aug 23 1982, 7:05 PM PDT Att: 28,860 - Unknown</p> <p>livebaseballscorecards.com</p> <p>AB 33 R 5 H 7 RBI 5 BB 6 SO 4 LOB 19</p> 							
Glenn Wilson, R (1,8) OBP: 0.355, SLG: 0.524	0-0 F9		0-3 K		0-0 HR		0-0 WP 1B		4-0 1B BB	4	1	2	2	1	1	1								
Larry Hemdon, R (1,7) OBP: 0.331, SLG: 0.486	4-0 BB		0-0 HR		0-0 6-3		0-3 3H 0-3 K		0-0 FC5-4 1B	4	1	2	3	1	1	1								
Lance Parrish, R (1,2) OBP: 0.353, SLG: 0.546	0-0 F4		0-3 K			0-0 FC1-5 BB 1B		0-0 F8	5	0	1	0	0	2	4									
Mike Ivie, R (1,10) OBP: 0.300, SLG: 0.438		0-0 F7		0-0 F8		4-0 FC1-5 BB		0-0 E6	4	0	0	0	1	0	3									
Enos Cabell, R (1,5) OBP: 0.284, SLG: 0.330		0-0 4-3		0-0 E6 L1-4 S		0-0 FC1-5 G5-4-3		0-0 F8	4	0	0	0	0	0	3									
Rick Leach, L (1,3) OBP: 0.283, SLG: 0.338		4-0 BB		4-0 BB		0-0 G5-4-3		0-0 G3	2	0	0	0	2	0	3									
Lynn Jones, R (1,9) OBP: 0.256, SLG: 0.261		0-0 F4		0-0 L1-4			0-0 F9 SH3-4 1B 1B		0-0 BB SH1 1B 1B	4	2	2	0	0	0	3								
Alan Trammell, R (1,6) OBP: 0.311, SLG: 0.363			0-0 1-4-3		0-0 5-3		0-0 SH3-4		0-0 SH1	2	0	0	0	0	0	0								
Inning Stats	R: 0 E: 0 K: 0 S: 3	H: 0 LOB: 1 BB: 1 P: 7	R: 0 E: 0 K: 0 S: 3	H: 0 LOB: 1 BB: 1 P: 7	R: 2 E: 1 K: 2 S: 9	H: 1 LOB: 0 BB: 0 P: 9	R: 0 E: 1 K: 0 S: 3	H: 0 LOB: 1 BB: 1 P: 7	R: 1 E: 0 K: 0 S: 4	H: 1 LOB: 0 BB: 0 P: 4	R: 0 E: 0 K: 0 S: 3	H: 1 LOB: 1 BB: 0 P: 7	R: 1 E: 0 K: 1 S: 7	H: 2 LOB: 1 BB: 0 P: 7	R: 0 E: 1 K: 0 S: 4	H: 0 LOB: 1 BB: 0 P: 4	R: 1 E: 0 K: 1 S: 7	H: 2 LOB: 3 BB: 2 P: 15	1B: 5 2B: 1 3B: 0 HR: 2	SF: 0 SAC: 2 DP: 2 HBP: 0	WP: 1 PB: 0 SB: 1 CS: 0	PA: 41		
PITCHER	IP WLS BF H R ER SO BB IBB HBP BLK WP HR S P ERA WHIP	6.2 L 29 5 4 2 2 4 0 0 0 0 2 29 45 2.70 1.350	2.1 12 2 1 1 2 2 0 0 0 1 0 14 22 3.86 1.714											IP WLS BF H R ER SO BB IBB HBP BLK WP HR S P ERA WHIP										
Mike Norris, R (1,1) ERA: 4.41																								
Jeff Jones, R (7,1) ERA: 5.25																								

Batter	1	2	3	4	5	6	7	8	9	AB	R	H	RBI	BB	SO	LOB	BOTTOM						
Rickey Henderson, R (1,7) OBP: 0.407, SLG: 0.382	0-0 6-3		0-0 CS S 1B		0-0 F4		0-0 FC6-4		0-0 FC5-4	5	0	1	0	0	0	5	<p>Detroit Tigers @ Oakland Athletics Oakland-Alameda County Coliseum, Oakland, CA</p> <p>Mon Aug 23 1982, 7:05 PM PDT Att: 28,860 - Unknown</p> <p>livebaseballscorecards.com</p> <p>AB 36 R 1 H 11 RBI 1 BB 1 SO 3 LOB 18</p> 						
Wayne Gross, L (1,5) OBP: 0.344, SLG: 0.346	0-0 1-3		0-0 F4		0-3 K				0-0 1-3	4	0	0	0	0	1	3							
Dwayne Murphy, L (1,8) OBP: 0.354, SLG: 0.405	0-0 S 1B			0-0 G5-4-3 1B		0-0 3-1		0-0 F8 2B	4	0	3	0	0	0	0								
Tony Armas, R (1,9) OBP: 0.275, SLG: 0.442	0-0 6-3			0-0 G5-4-3		0-3 K		0-0 F8	4	0	0	0	0	1	3								
Dan Meyer, L (1,3) OBP: 0.288, SLG: 0.408		0-3 K		0-0 FC6-4 1B		0-0 1-3		0-0 G3	4	0	1	0	0	1	1								
Davey Lopes, R (1,4) OBP: 0.314, SLG: 0.389		0-0 6-3		0-0 FC6-4			0-0 BB 1B		0-0 6-3	4	0	1	0	0	0	1							
Mitchell Page, L (1,10) OBP: 0.323, SLG: 0.439		0-0 1B			0-0 2B 1B		0-0 F9		0-0 1B 2B	4	1	3	0	0	0	1							
Jeff Newman, R (1,2) OBP: 0.239, SLG: 0.323		0-0 4-3			0-0 F4		0-0 F6		0-0 F8	4	0	0	0	0	0	4							
Fred Stanley, R (1,6) OBP: 0.297, SLG: 0.234			0-0 F9			0-0 2B		4-0 FC6-4 BB	2	0	1	0	1	0	0	0							
Jeff Burroughs, R (9,PH) OBP: 0.347, SLG: 0.492					1-3 2B			0-0 FC5-4 1B	1	0	1	1	0	0	0	0							
Inning Stats	R: 0 E: 0 K: 0 S: 4	H: 1 LOB: 1 BB: 0 P: 4	R: 0 E: 0 K: 1 S: 6	H: 1 LOB: 0 BB: 0 P: 6	R: 0 E: 0 K: 0 S: 3	H: 1 LOB: 0 BB: 0 P: 3	R: 0 E: 0 K: 0 S: 4	H: 2 LOB: 1 BB: 0 P: 4	R: 0 E: 0 K: 1 S: 7	H: 2 LOB: 2 BB: 0 P: 7	R: 0 E: 0 K: 1 S: 5	H: 0 LOB: 0 BB: 0 P: 5	R: 0 E: 0 K: 0 S: 4	H: 1 LOB: 2 BB: 1 P: 8	R: 0 E: 0 K: 0 S: 4	H: 1 LOB: 1 BB: 0 P: 4	R: 1 E: 0 K: 0 S: 5	H: 2 LOB: 1 BB: 0 P: 5	1B: 8 2B: 3 3B: 0 HR: 0	SF: 0 SAC: 0 DP: 1 HBP: 0	WP: 0 PB: 0 SB: 2 CS: 1	PA: 37	
PITCHER	IP WLS BF H R ER SO BB IBB HBP BLK WP HR S P ERA WHIP	9.0 W 37 11 1 1 3 1 0 0 0 0 0 42 46 1.00 1.333											IP WLS BF H R ER SO BB IBB HBP BLK WP HR S P ERA WHIP										
Dan Petry, R (1,1) ERA: 3.07																							

Batter	1	2	3	4	5	6	7	8	9	AB	R	H	RBI	BB	SO	LOB	TOP					
Lou Whitaker L (1.4) OBP: 0.346, SLG: 0.442	0-3 K		0-0 2B		0-0 F7		0-0 4-3			4	0	1	0	0	1	1						
Glenn Wilson R (1.8) OBP: 0.353, SLG: 0.518	0-0 F5		0-3 K		0-0 FC6-4 1B			0-0 F2		4	0	1	0	0	1	1						
Larry Hemdon R (1.7) OBP: 0.330, SLG: 0.484	0-0 F9			0-0 1B BB 1B	0-0 FC6-4			0-0 F9		4	0	1	0	0	0	1						
Mike Ivie R (1.10) OBP: 0.299, SLG: 0.435		0-0 FC6-4 1B		0-0 F9		0-0 F8		0-0 6-3		4	0	1	0	0	0	1						
Enos Cabell R (1.5) OBP: 0.282, SLG: 0.327		0-0 F4		0-3 K		0-0 5-3			0-0 5-3	4	0	0	0	0	1	2						
Rick Leach L (1.3) OBP: 0.282, SLG: 0.331		0-3 K		4-0 1B 1-2 BB		0-0 F7			0-0 F8	3	0	0	0	1	1	1						
Lynn Jones R (1.9) OBP: 0.264, SLG: 0.270		0-0 FC6-4 1-2		0-0 1B 1-2 2-3			0-0 F9 WP 1B		0-0 F7	4	0	2	0	0	0	1						
Bill Fahey L (1.2) OBP: 0.116, SLG: 0.143			0-0 F3	0-0 F7			0-0 F9			3	0	0	0	0	0	4						
Alan Trammell R (1.6) OBP: 0.308, SLG: 0.360			0-0 6-3		0-0 F9		0-0 F8			3	0	0	0	0	0	1						
Inning Stats	R: 0 E: 0 K: 1 S: 5	H: 0 LOB: 0 BB: 0 P: 5	R: 0 E: 0 K: 1 S: 6	H: 1 LOB: 1 BB: 0 P: 6	R: 0 E: 0 K: 1 S: 6	H: 1 LOB: 1 BB: 0 P: 6	R: 0 E: 0 K: 1 S: 7	H: 2 LOB: 3 BB: 1 P: 11	R: 0 E: 0 K: 0 S: 4	H: 1 LOB: 1 BB: 0 P: 4	R: 0 E: 0 K: 0 S: 3	H: 0 LOB: 0 BB: 0 P: 3	R: 0 E: 0 K: 0 S: 4	H: 1 LOB: 1 BB: 0 P: 4	R: 0 E: 0 K: 0 S: 3	H: 0 LOB: 0 BB: 0 P: 3	R: 0 E: 0 K: 0 S: 3	H: 0 LOB: 0 BB: 0 P: 3	1B: 5 2B: 1 3B: 0 HR: 0	SF: 0 SAC: 0 DP: 0 HBP: 0	WP: 1 PB: 0 SB: 0 CS: 0	PA: 34
PITCHER Matt Keough R (1.1) ERA: 4.96	IP: 9.0 WLS: W BF: 34 H: 6 R: 0 ER: 0 SO: 4 BB: 1 IBB: 0 HBP: 0 BLK: 0 WP: 1 HR: 0 S: 41 P: 45 ERA: 0.00 WHIP: 0.778																					

Detroit Tigers @ Oakland Athletics
Oakland-Alameda County Coliseum, Oakland, CA
Tue Aug 24 1982, 3:33 AM PDT
Att: 17,098 - Sunny


AB	33
R	0
H	6
RBI	0
BB	1
SO	4
LOB	13



Batter	1	2	3	4	5	6	7	8	9	AB	R	H	RBI	BB	SO	LOB	BOTTOM			
Rickey Henderson R (1.7) OBP: 0.408, SLG: 0.381	4-0 S WP BB	0-0 F9			0-0 F8			0-0 CS 1B		3	1	1	0	1	0	2				
Wayne Gross L (1.5) OBP: 0.346, SLG: 0.344	4-0 WP 1-2 6-3 BB		0-0 F8		0-0 F9			4-0 1-2 2-3 BB		2	1	0	0	2	0	1				
Dwayne Murphy L (1.8) OBP: 0.355, SLG: 0.403	4-0 6-3 SF8 BB		4-0 CS BB			0-3 K		0-0 F9		2	1	0	0	2	1	1				
Dave McKay S (9.4) OBP: 0.232, SLG: 0.249	1-3 2-H									0	0	0	0	0	0	0				
Tony Armas R (1.9) OBP: 0.273, SLG: 0.439	0-0 6-3		0-0 F7		0-0 F7		0-3 K			3	0	0	1	0	1	2				
Dan Meyer L (1.3) OBP: 0.285, SLG: 0.406	0-0 SF8			0-3 K			0-0 F8			2	0	0	1	0	1	0				
Davey Lopes R (1.4) OBP: 0.312, SLG: 0.386	0-0 F5			0-3 K			0-0 F7			3	0	0	0	0	1	0				
Mitchell Page L (1.10) OBP: 0.323, SLG: 0.433		0-0 F9		0-3 K			0-0 G5-4-3 1B			3	0	1	0	0	1	0				
Mike Heath R (1.2) OBP: 0.312, SLG: 0.364		4-0 S BB			0-0 1B		0-0 G5-4-3			2	0	1	0	1	0	1				
Fred Stanley R (1.6) OBP: 0.298, SLG: 0.232		0-3 K		0-0 F3			4-0 CS 1B BB			2	0	0	0	1	1	2				
Inning Stats	R: 3 E: 0 K: 0 S: 3	H: 0 LOB: 0 BB: 3 P: 15	R: 0 E: 0 K: 1 S: 5	H: 0 LOB: 1 BB: 1 P: 9	R: 0 E: 0 K: 0 S: 2	H: 0 LOB: 0 BB: 1 P: 6	R: 0 E: 0 K: 3 S: 9	H: 0 LOB: 0 BB: 0 P: 9	R: 0 E: 0 K: 0 S: 4	H: 1 LOB: 1 BB: 0 P: 4	R: 0 E: 0 K: 2 S: 7	H: 0 LOB: 0 BB: 0 P: 7	R: 0 E: 0 K: 0 S: 3	H: 1 LOB: 0 BB: 0 P: 3	R: 0 E: 0 K: 0 S: 2	H: 1 LOB: 2 BB: 2 P: 10	1B: 3 2B: 0 3B: 0 HR: 0	SF: 1 SAC: 0 DP: 1 HBP: 0	WP: 1 PB: 0 SB: 0 CS: 3	PA: 30
PITCHER Jerry Ujdur R (1.1) ERA: 3.61	IP: 8.0 WLS: L BF: 30 H: 3 R: 3 ER: 3 SO: 6 BB: 7 IBB: 0 HBP: 0 BLK: 0 WP: 1 HR: 0 S: 35 P: 63 ERA: 3.38 WHIP: 1.250																			


Detroit Tigers @ Oakland Athletics
Oakland-Alameda County Coliseum, Oakland, CA
Tue Aug 24 1982, 3:33 AM PDT
Att: 17,098 - Sunny


AB	22
R	3
H	3
RBI	2
BB	7
SO	6
LOB	9



Batter	1	2	3	4	5	6	7	8	9	AB	R	H	RBI	BB	SO	LOB	TOP					
Rickey Henderson, R OBP: 0.407, SLG: 0.380 (1, 7)	0-0 4-3 S 6-3 1B		0-0 F9			0-0 6-3		0-0 F8		4	1	1	0	0	0	0	Oakland Athletics @ Milwaukee Brewers Milwaukee County Stadium, Milwaukee, WI Thu Aug 26 1982, 8:05 PM EDT Att: 30,896 - Unknown livebaseballscorecards.com					
Dwayne Murphy, L OBP: 0.356, SLG: 0.411 Mickey Klutts, R OBP: 0.218, SLG: 0.243 (1, 8) (4, 5)	0-0 4-3 1-3		0-0 HR			0-0 WP 1B 1B		0-0 E 1B		2	1	1	1	0	0	1						
Davey Lopes, R OBP: 0.309, SLG: 0.382 (1, 4)	0-0 6-3		0-3 K			0-0 F8 1-2		0-0 E4 G5-4-3		4	0	0	1	0	1	2						
Tony Armas, R OBP: 0.275, SLG: 0.438 (1, 9) (4, 8)	4-0 FC4-6 BB			0-3 K		0-0 1B 1B		0-0 G5-4-3 1-2		3	0	1	1	1	1	2						
Jeff Burroughs, R OBP: 0.345, SLG: 0.487 (1, 10)	0-0 FC4-6 1-2			0-3 K		0-0 1B 1B			0-0 5-3	4	0	1	0	0	1	1						
Joe Rudi, R OBP: 0.309, SLG: 0.324 (1, 3)		0-0 G5-4-3 1B		0-0 F9		0-0 F8			0-0 5-3	4	0	1	0	0	0	2						
Mike Heath, R OBP: 0.308, SLG: 0.358 (1, 5) (4, 9)		0-0 F4			0-0 F4		0-0 5-3		0-0 6-3	4	0	0	0	0	0	1						
Jeff Newman, R OBP: 0.237, SLG: 0.319 (1, 2)		0-0 G5-4-3 1-2			0-0 F9		0-0 F8			3	0	0	0	0	0	1						
Fred Stanley, R OBP: 0.293, SLG: 0.228 (1, 6)			0-0 F5		0-0 6-3		0-0 6-3			3	0	0	0	0	0	0						
Inning Stats	R: 1 E: 0 K: 0 S: 4	H: 1 LOB: 1 BB: 1 P: 8	R: 0 E: 0 K: 0 S: 3	H: 1 LOB: 0 BB: 0 P: 3	R: 1 E: 0 K: 1 S: 6	H: 1 LOB: 0 BB: 0 P: 6	R: 0 E: 0 K: 2 S: 7	H: 0 LOB: 0 BB: 0 P: 7	R: 0 E: 0 K: 0 S: 3	H: 0 LOB: 0 BB: 0 P: 3	R: 1 E: 0 K: 0 S: 6	H: 3 LOB: 2 BB: 0 P: 6	R: 0 E: 0 K: 0 S: 3	H: 0 LOB: 0 BB: 0 P: 3	R: 0 E: 0 K: 0 S: 4	H: 1 LOB: 1 BB: 0 P: 4	R: 0 E: 0 K: 0 S: 3	H: 0 LOB: 0 BB: 0 P: 3	1B: 6 2B: 0 3B: 0 HR: 1	SF: 0 SAC: 0 DP: 2 HBP: 0	WP: 1 PB: 0 SB: 1 CS: 0	PA: 34
PITCHER Mike Caldwell, L ERA: 4.07 (1, 1)	IP: 9.0 WLS: W BF: 34 H: 7 R: 3 ER: 3 SO: 3 BB: 1 IBB: 0 HBP: 0 BLK: 0 WP: 1 HR: 1 S: 39 P: 43 ERA: 3.00 WHIP: 0.889															PITCHER	IP: WLS: BF: H: R: ER: SO: BB: IBB: HBP: BLK: WP: HR: S: P: ERA: WHIP:					

Batter	1	2	3	4	5	6	7	8	9	AB	R	H	RBI	BB	SO	LOB	BOTTOM			
Paul Molitor, R OBP: 0.366, SLG: 0.436 (1, 5)	0-0 F8	0-3 K		0-0 F8		0-0 F4		4-0 2B 1-2 BB		4	0	0	0	1	1	2	Oakland Athletics @ Milwaukee Brewers Milwaukee County Stadium, Milwaukee, WI Thu Aug 26 1982, 8:05 PM EDT Att: 30,896 - Unknown livebaseballscorecards.com			
Robin Yount, R OBP: 0.368, SLG: 0.591 (1, 6)	0-0 F8		4-0 1B BB	0-0 3B		0-0 1B 2B		0-0 1-3 2H 2B		4	2	3	1	1	0	0				
Cecil Cooper, L OBP: 0.343, SLG: 0.525 (1, 3)	0-0 F8		0-0 F9 1B HR	0-3 K		0-0 F9		0-3 K		5	1	1	0	0	2	4				
Ted Simmons, S OBP: 0.308, SLG: 0.455 (1, 2)		0-0 F6	0-0 HR 1B	0-0 5-3		0-0 HR 1B		0-0 F8		5	2	2	2	0	0	3				
Ben Oglivie, L OBP: 0.318, SLG: 0.433 (1, 7)		0-0 1B 3B	0-0 F9 2-3		0-0 F3		0-0 F3			4	1	1	0	0	0	3				
Gorman Thomas, R OBP: 0.397, SLG: 0.551 (1, 8)		0-0 BB SF8 1B	0-0 1H HR		0-0 F3		0-0 1H HR			4	3	3	6	0	0	0				
Roy Howell, L OBP: 0.308, SLG: 0.365 (1, 10)		0-0 SF8 BB 1-2 1B	0-0 1B		0-0 3-1		0-0 F6			4	0	2	0	0	0	0				
Charlie Moore, R OBP: 0.285, SLG: 0.335 (1, 9)		4-0 SF8 BB 1-2 2-3 3H	0-0 F3			0-0 F7		0-0 BB 2B 1B		3	1	1	0	1	0	1				
Jim Gantner, L OBP: 0.337, SLG: 0.384 (1, 4)		0-0 SF8	0-0 F5			0-0 F8		0-0 F8		3	0	0	1	0	0	2				
Inning Stats	R: 0 E: 0 K: 0 S: 3	H: 0 LOB: 0 BB: 0 P: 3	R: 2 E: 0 K: 1 S: 8	H: 3 LOB: 2 BB: 1 P: 12	R: 4 E: 0 K: 0 S: 7	H: 4 LOB: 1 BB: 1 P: 11	R: 0 E: 0 K: 1 S: 6	H: 1 LOB: 1 BB: 0 P: 6	R: 0 E: 0 K: 0 S: 3	H: 0 LOB: 0 BB: 0 P: 3	R: 3 E: 0 K: 0 S: 6	H: 3 LOB: 0 BB: 0 P: 6	R: 1 E: 0 K: 1 S: 7	H: 2 LOB: 2 BB: 1 P: 11	R: 0 E: 0 K: 0 S: 3	H: 0 LOB: 0 BB: 0 P: 3	1B: 7 2B: 2 3B: 2 HR: 2	SF: 1 SAC: 0 DP: 0 HBP: 0	WP: 0 PB: 0 SB: 0 CS: 0	PA: 40
PITCHER Brian Kingman, R ERA: 4.5 Bob Ojwachko, L ERA: 5.16 Preston Hanna, R ERA: 4.76 (1, 1) (3, 1) (7, 1)	IP: 2.0 WLS: L BF: 13 H: 5 R: 5 ER: 5 SO: 1 BB: 2 IBB: 0 HBP: 0 BLK: 0 WP: 0 HR: 0 S: 13 P: 21 ERA: 22.50 WHIP: 3.500															PITCHER	IP: WLS: BF: H: R: ER: SO: BB: IBB: HBP: BLK: WP: HR: S: P: ERA: WHIP:			

Batter	1	2	3	4	5	6	7	8	9	AB	R	H	RBI	BB	SO	LOB	TOP								
Dwayne Murphy, L (1, 8) OBP: 0.359, SLG: 0.419	F8			F7	1B 2 BB		1B BB		SH2-4 HR 1B	3	2	1	0	2	0	0	Oakland Athletics @ Milwaukee Brewers Milwaukee County Stadium, Milwaukee, WI Sat Aug 28 1982, 8:05 PM EDT Att: 43,099 - Unknown - 58 F livebaseballscorecards.com								
Mike Heath, R (1, 7) OBP: 0.307, SLG: 0.357	F8			G3 1B	SF8		E 1B 1B	SH2-4	3	1	2	1	0	0	0										
Wayne Gross, L (1, 5) OBP: 0.348, SLG: 0.356	F6			G3			E2 1B	HR	5	1	3	4	0	0	1										
Tony Armas, R (1, 9) OBP: 0.272, SLG: 0.431		F8		1B 1B	2	E5 FC3-6	F8	E7	5	0	1	1	0	0	2										
Dan Meyer, L (1, 3) OBP: 0.281, SLG: 0.398	F7			1B		FC3-6 1B	F3	F7	5	0	1	0	0	0	4										
Mitchell Page, L (1, 10) OBP: 0.311, SLG: 0.441	K			K		K		HR IBB	4	1	1	1	1	3	3										
Dave McKay, S (1, 4) OBP: 0.237, SLG: 0.253			3-1		BB SF8 1B	FC5-4 1B	F8	K	5	1	2	0	0	1	2										
Jeff Newman, R (1, 2) OBP: 0.233, SLG: 0.313			5-3		F5	FC5-4	F9		4	0	0	0	0	0	3										
Fred Stanley, R (1, 6) OBP: 0.288, SLG: 0.225			K				F4	4-3	4	1	1	0	0	1	0										
Inning Stats	R: 0 E: 0 K: 0 S: 3	H: 0 LOB: 0 BB: 0 P: 3	R: 0 E: 0 K: 1 S: 5	H: 0 LOB: 0 BB: 0 P: 5	R: 0 E: 0 K: 1 S: 5	H: 0 LOB: 0 BB: 0 P: 5	R: 1 E: 0 K: 1 S: 8	H: 3 LOB: 2 BB: 0 P: 8	R: 2 E: 0 K: 0 S: 5	H: 3 LOB: 2 BB: 1 P: 9	R: 0 E: 1 K: 0 S: 7	H: 1 LOB: 2 BB: 0 P: 7	R: 1 E: 1 K: 0 S: 5	H: 2 LOB: 2 BB: 1 P: 9	R: 1 E: 0 K: 0 S: 4		H: 1 LOB: 0 BB: 0 P: 4	R: 2 E: 1 K: 1 S: 8	H: 2 LOB: 2 BB: 1 P: 12	1B: 10 2B: 0 3B: 0 HR: 2	SF: 1 SAC: 1 DP: 0 HBP: 0	WP: 0 PB: 0 SB: 0 CS: 0	PA: 43		
PITCHER	IP	WLS	BF	H	R	ER	SO	BB	IBB	HBP	BLK	WP	HR	S	P	ERA	WHIP								
Moose Haas, R (1, 1) ERA: 4.85	6.1		30	8	4	4	4	2	0	0	0	0	0	35	43	5.68	1.579								
Pete Ladd, R (7, 1) ERA: 3.0	2.2	L	14	4	3	3	1	0	1	0	0	0	2	15	19	10.12	1.500								


Batter	1	2	3	4	5	6	7	8	9	AB	R	H	RBI	BB	SO	LOB	BOTTOM								
Paul Molitor, R (1, 5) OBP: 0.364, SLG: 0.433	4-3 S 2B 1B			F8		F8		F7	K	5	1	1	0	1	1	3	Oakland Athletics @ Milwaukee Brewers Milwaukee County Stadium, Milwaukee, WI Sat Aug 28 1982, 8:05 PM EDT Att: 43,099 - Unknown - 58 F livebaseballscorecards.com								
Robin Yount, R (1, 6) OBP: 0.367, SLG: 0.584	4-3	F9		F8	F8			1B		5	0	1	0	0	0	3									
Cecil Cooper, L (1, 3) OBP: 0.344, SLG: 0.529					F8		F7	F7		5	1	2	2	0	0	2									
Gorman Thomas, R (1, 8) OBP: 0.363, SLG: 0.552	K					1B 2B	FC4-5 BB 1B	1B 1B		4	2	3	0	1	1	1									
Ben Oglivie, L (1, 7) OBP: 0.325, SLG: 0.436				F9	1B BB	FC4-5 BB 1B	FC4-5 BB 1B	E 1B 1B		2	2	1	0	3	0	1									
Charlie Moore, R (1, 9) OBP: 0.294, SLG: 0.330	FC4-6			F5	1B 1B	FC4-5	FC4-5	F9		5	0	1	1	0	0	7									
Roy Howell, L (1, 10) OBP: 0.315, SLG: 0.367			F5	5-3		6-3		E7		5	0	2	2	0	0	3									
Ned Yost, R (1, 2) OBP: 0.341, SLG: 0.402					6-3					3	0	0	0	0	2	2									
Marshall Edwards, L (8, PH) OBP: 0.239, SLG: 0.298	K			K						1	0	1	0	0	0	0									
Ted Simmons, S (9, PH) OBP: 0.306, SLG: 0.453										1	0	1	1	0	0	0									
Rob Piccolo, R (9, PH) OBP: 0.246, SLG: 0.238										0	0	0	0	0	0	0									
Jim Gantner, L (1, 4) OBP: 0.340, SLG: 0.382				F2		F9		FC1-6 1B	FC4-2-5	5	0	1	0	0	0	3									
Inning Stats	R: 1 E: 0 K: 1 S: 7	H: 2 LOB: 2 BB: 1 P: 11	R: 0 E: 0 K: 1 S: 6	H: 1 LOB: 2 BB: 1 P: 10	R: 1 E: 0 K: 0 S: 4	H: 1 LOB: 1 BB: 1 P: 8	R: 0 E: 0 K: 1 S: 5	H: 0 LOB: 0 BB: 0 P: 5	R: 2 E: 0 K: 0 S: 6	H: 3 LOB: 2 BB: 1 P: 10	R: 0 E: 0 K: 0 S: 3	H: 0 LOB: 0 BB: 0 P: 3	R: 0 E: 0 K: 0 S: 4	H: 1 LOB: 2 BB: 1 P: 8	R: 0 E: 0 K: 0 S: 5	H: 2 LOB: 2 BB: 0 P: 5		R: 2 E: 1 K: 1 S: 9	H: 4 LOB: 2 BB: 0 P: 9	1B: 11 2B: 2 3B: 0 HR: 1	SF: 0 SAC: 0 DP: 0 HBP: 0	WP: 1 PB: 0 SB: 1 CS: 0	PA: 46		
PITCHER	IP	WLS	BF	H	R	ER	SO	BB	IBB	HBP	BLK	WP	HR	S	P	ERA	WHIP								
Rick Langford, R (1, 1) ERA: 4.23	8.1	W	44	14	6	6	3	4	1	0	0	0	0	45	65	6.48	2.160								
Bob Ovwchinko, L (9, 1) ERA: 5.06	0.2	S	2	0	0	0	1	0	0	0	0	0	0	4	4	0.00	0.000								

Batter	1	2	3	4	5	6	7	8	9	AB	R	H	RBI	BB	SO	LOB	TOP			
Mike Heath, R OBP: 0.306, SLG: 0.355 (1, 7)	G3		1B 2H		4-3			F7		4	0	1	1	0	0	1				
Dwayne Murphy, L OBP: 0.356, SLG: 0.417 (1, 8)	F7		1B 1-2			F4		K		4	0	1	0	0	1	0				
Joe Rudi, R OBP: 0.303, SLG: 0.317 (1, 3)	K		F3			K		F7		4	0	0	0	0	2	2				
Tony Armas, R OBP: 0.270, SLG: 0.427 (1, 9)		F8		K		F8		F9		4	0	0	0	0	1	0				
Jeff Burroughs, R OBP: 0.341, SLG: 0.479 (1, 10)	F8			6-3						3	0	0	0	0	0	0				
Mickey Klutts, R OBP: 0.213, SLG: 0.238 (1, 5)	F6			6-3				F7		3	0	0	0	0	0	0				
Dave McKay, S OBP: 0.233, SLG: 0.249 (1, 4)				5-3		F7		5-3		3	0	0	0	0	0	0				
Jeff Newman, R OBP: 0.230, SLG: 0.309 (1, 2)			K		F8			F6		3	0	0	0	0	1	0				
Fred Stanley, R OBP: 0.294, SLG: 0.233 (1, 6)			1B 2B					K		2	1	1	0	0	1	0				
Inning Stats	R: 0 E: 0 K: 1 S: 5	H: 0 LOB: 0 BB: 0 P: 5	R: 0 E: 0 K: 0 S: 3	H: 0 LOB: 0 BB: 0 P: 3	R: 1 E: 0 K: 1 S: 8	H: 3 LOB: 2 BB: 0 P: 8	R: 0 E: 0 K: 1 S: 5	H: 0 LOB: 1 BB: 0 P: 5	R: 0 E: 0 K: 0 S: 3	H: 0 LOB: 0 BB: 0 P: 3	R: 0 E: 0 K: 1 S: 5	H: 0 LOB: 0 BB: 0 P: 5	R: 0 E: 0 K: 1 S: 5	H: 0 LOB: 0 BB: 0 P: 5	R: 0 E: 0 K: 1 S: 5	H: 0 LOB: 0 BB: 0 P: 5	1B: 2 2B: 1 3B: 0 HR: 0	SF: 0 SAC: 0 DP: 0 HBP: 1	WP: 0 PB: 0 SB: 0 CS: 0	PA: 31
PITCHER Bob McClure, L ERA: 4.13 (1, 1)	IP: 9.0 WLS: W BF: 31 H: 3 R: 1 ER: 1 SO: 6 BB: 0 IBB: 0 HBP: 1 BLK: 0 WP: 0 HR: 0 S: 42 P: 43 ERA: 1.00 WHIP: 0.333																			

Oakland Athletics @ Milwaukee Brewers
Milwaukee County Stadium, Milwaukee, WI
Sun Aug 29 1982, 4:33 AM EDT
Att. 34,563 - Cloudy

livebaseballscores.com

AB 30
R 1
H 3
RBI 1
BB 0
SO 6
LOB 3




Batter	1	2	3	4	5	6	7	8	9	AB	R	H	RBI	BB	SO	LOB	BOTTOM			
Paul Molitor, R OBP: 0.366, SLG: 0.434 (1, 5)	HR 1B	1B BB		5-3		1B 1B		F9		4	2	2	0	1	0	0				
Robin Yount, R OBP: 0.369, SLG: 0.584 (1, 6)	F6	FC6 1B		S 1B		1B 1B		F3		5	1	3	0	0	0	1				
Cecil Cooper, L OBP: 0.346, SLG: 0.535 (1, 3)	HR 1H	FC6 1-2		F7		1B 1B		1B 1B		5	2	3	3	0	0	4				
Ted Simmons, S OBP: 0.312, SLG: 0.457 (1, 2)	4-3		E 1B		FC3-6 1B	1B 1B		1B 1B		5	1	4	1	0	0	0				
Ben Oglivie, L OBP: 0.326, SLG: 0.435 (1, 7)	FC6-4 BB		K		FC3-6 1B	F5		1B		4	1	1	1	1	1	4				
Gorman Thomas, R OBP: 0.359, SLG: 0.546 (1, 8)	FC6-4 1-2		6-3		K	F8		K		5	0	0	0	0	2	7				
Roy Howell, L OBP: 0.317, SLG: 0.368 (1, 10)		F8			2B 1B	K		F8		5	1	2	2	0	1	4				
Charlie Moore, R OBP: 0.286, SLG: 0.338 (1, 9)		1B 2B		4-3				6-3		4	0	2	1	0	0	1				
Jim Gantner, L OBP: 0.336, SLG: 0.378 (1, 4)	K			F7		4-3		F7		4	0	0	0	0	1	2				
Inning Stats	R: 2 E: 0 K: 0 S: 5	H: 2 LOB: 1 BB: 1 P: 9	R: 0 E: 0 K: 1 S: 7	H: 2 LOB: 3 BB: 1 P: 11	R: 1 E: 1 K: 1 S: 7	H: 2 LOB: 1 BB: 0 P: 7	R: 0 E: 0 K: 0 S: 4	H: 1 LOB: 1 BB: 0 P: 4	R: 2 E: 0 K: 1 S: 8	H: 3 LOB: 1 BB: 0 P: 8	R: 2 E: 0 K: 1 S: 9	H: 4 LOB: 2 BB: 0 P: 9	R: 0 E: 0 K: 0 S: 3	H: 0 LOB: 0 BB: 0 P: 3	R: 1 E: 0 K: 1 S: 8	H: 3 LOB: 2 BB: 0 P: 8	1B: 14 2B: 2 3B: 0 HR: 1	SF: 0 SAC: 0 DP: 0 HBP: 0	WP: 0 PB: 0 SB: 2 CS: 0	PA: 43
PITCHER Mike Norris, R ERA: 4.62 (1, 1) Preston Hanna, R ERA: 4.64 (6, 1)	IP: 5.0 WLS: L BF: 30 H: 13 R: 7 ER: 6 SO: 3 BB: 2 IBB: 0 HBP: 0 BLK: 0 WP: 0 HR: 1 S: 34 P: 42 ERA: 10.80 WHIP: 3.000																			

Oakland Athletics @ Milwaukee Brewers
Milwaukee County Stadium, Milwaukee, WI
Sun Aug 29 1982, 4:33 AM EDT
Att. 34,563 - Cloudy

livebaseballscores.com

AB 41
R 8
H 17
RBI 8
BB 2
SO 5
LOB 23



Batter	1	2	3	4	5	6	7	8	9	AB	R	H	RBI	BB	SO	LOB	TOP			
Rickey Henderson, R OBP: 0.411, SLG: 0.384										5	1	3	1	0	0	0	Oakland Athletics @ Boston Red Sox Fenway Park, Boston, MA Mon Aug 30 1982, 7:05 PM EDT Att: 24,128 - Unknown - 62 F			
Wayne Gross, L OBP: 0.346, SLG: 0.354										5	0	1	0	0	0	3				
Dwayne Murphy, L OBP: 0.357, SLG: 0.415										5	1	1	0	0	2	3				
Tony Armas, R OBP: 0.271, SLG: 0.432										4	1	1	2	1	1	0				
Dan Meyer, L OBP: 0.277, SLG: 0.392										5	0	0	0	0	0	3				
Jeff Burroughs, R OBP: 0.348, SLG: 0.492										3	2	2	0	1	0	0				
Mike Heath, R OBP: 0.309, SLG: 0.358										4	1	2	1	0	0	1				
Dave McKay, S OBP: 0.239, SLG: 0.270										4	1	2	2	0	1	2				
Fred Stanley, R OBP: 0.293, SLG: 0.233										4	0	1	0	0	0	3				
Inning Stats	R: 4 E: 1 K: 0 S: 8	H: 5 LOB: 2 BB: 1 P: 12	R: 0 E: 0 K: 0 S: 3	H: 1 LOB: 0 BB: 0 P: 3	R: 0 E: 0 K: 0 S: 3	H: 0 LOB: 0 BB: 0 P: 3	R: 1 E: 0 K: 0 S: 4	H: 1 LOB: 0 BB: 0 P: 4	R: 0 E: 0 K: 1 S: 6	H: 1 LOB: 1 BB: 0 P: 6	R: 0 E: 0 K: 1 S: 7	H: 2 LOB: 3 BB: 1 P: 11	R: 2 E: 0 K: 0 S: 6	H: 3 LOB: 1 BB: 0 P: 6	R: 0 E: 0 K: 2 S: 7	H: 0 LOB: 0 BB: 0 P: 7	1B: 8 2B: 3 3B: 0 HR: 2	SF: 0 SAC: 0 DP: 0 HBP: 0	WP: 1 PB: 1 SB: 1 CS: 1	PA: 42
PITCHER	IP WLS BF H R ER SO BB IBB HBP BLK WP HR S P ERA WHIP																			
Mike Torrez, R ERA: 5.9	(1, 1) 0.2 8 5 4 4 0 1 0 0 0 0 1 7 11 54.00 9.000																			
Bruce Hurst, L ERA: 5.47	(1, 1) 6.1 26 7 3 3 2 0 1 0 0 0 1 29 33 4.26 1.105																			
Mark Clear, R ERA: 2.79	(8, 1) 2.0 W 7 1 0 0 2 0 0 0 0 0 1 0 11 11 0.00 0.500																			

Batter	1	2	3	4	5	6	7	8	9	AB	R	H	RBI	BB	SO	LOB	BOTTOM			
Jerry Remy, L OBP: 0.342, SLG: 0.324										5	0	0	0	0	1	0	Oakland Athletics @ Boston Red Sox Fenway Park, Boston, MA Mon Aug 30 1982, 7:05 PM EDT Att: 24,128 - Unknown - 62 F			
Dwight Evans, R OBP: 0.386, SLG: 0.522										5	3	3	2	0	1	0				
Jim Rice, R OBP: 0.380, SLG: 0.506										4	1	1	1	1	0	0				
Carl Yastrzemski, L OBP: 0.346, SLG: 0.422										5	0	2	1	0	0	0				
Julio Valdez, S OBP: 0.400, SLG: 0.500										0	0	0	0	0	0	0				
Carney Lansford, R OBP: 0.361, SLG: 0.446										4	2	2	0	1	0	3				
Wade Boggs, L OBP: 0.426, SLG: 0.461										4	1	3	3	0	0	1				
Reid Nichols, R OBP: 0.360, SLG: 0.506										4	1	2	0	0	0	2				
Dave Stapleton, R OBP: 0.291, SLG: 0.373										2	0	0	0	1	0	2				
Glenn Hoffman, R OBP: 0.274, SLG: 0.323										0	0	0	0	0	0	0				
Gary Allenson, R OBP: 0.281, SLG: 0.293										3	0	0	0	0	0	3				
Tony Perez, R OBP: 0.335, SLG: 0.413										1	1	1	2	0	0	0				
Rich Gedman, L OBP: 0.280, SLG: 0.365										0	0	0	0	0	0	0				
Inning Stats	R: 0 E: 0 K: 1 S: 5	H: 0 LOB: 0 BB: 0 P: 5	R: 0 E: 0 K: 0 S: 5	H: 2 LOB: 3 BB: 1 P: 9	R: 3 E: 0 K: 0 S: 8	H: 5 LOB: 2 BB: 0 P: 8	R: 0 E: 0 K: 1 S: 5	H: 0 LOB: 0 BB: 0 P: 5	R: 0 E: 0 K: 0 S: 4	H: 1 LOB: 1 BB: 0 P: 4	R: 0 E: 0 K: 0 S: 3	H: 0 LOB: 0 BB: 0 P: 3	R: 1 E: 0 K: 0 S: 4	H: 1 LOB: 0 BB: 0 P: 4	R: 5 E: 0 K: 0 S: 8	H: 5 LOB: 2 BB: 2 P: 16	1B: 5 2B: 2 3B: 2 HR: 5	SF: 0 SAC: 1 DP: 0 HBP: 0	WP: 0 PB: 0 SB: 0 CS: 0	PA: 41
PITCHER	IP WLS BF H R ER SO BB IBB HBP BLK WP HR S P ERA WHIP																			
Matt Keough, R ERA: 5.11	(1, 1) 7.0 34 11 7 7 2 2 0 0 0 0 1 36 44 9.00 1.857																			
Tom Underwood, L ERA: 3.01	(8, 1) 1.0 L 7 3 2 2 0 0 1 0 0 0 0 1 6 10 18.00 3.000																			

AB	39
R	7
H	13
RBI	6
BB	2
SO	4
LOB	15



AB	37
R	9
H	14
RBI	9
BB	3
SO	2
LOB	11



Batter	1	2	3	4	5	6	7	8	9	AB	R	H	RBI	BB	SO	LOB	TOP			
Rickey Henderson, R OBP: 0.408, SLG: 0.381 (1, 7)	0-3 K ①		0-0 5-3 ③			0-0 1-3 ①		0-0 1-3 ②		4	0	0	0	0	1	0				
Dwayne Murphy, L OBP: 0.356, SLG: 0.412 (1, 8)	0-0 G3 ②			4-0 CS G3 BB ①		0-0 P6 ②		0-0 P6 ③		3	0	0	0	1	0	0				
Dan Meyer, L OBP: 0.274, SLG: 0.387 (1, 3)	0-0 G3 ③			0-0 G3 ①		0-0 F7 ③			0-0 F8 ①	4	0	0	0	0	0	1				
Tony Armas, R OBP: 0.273, SLG: 0.433 (1, 9)		0-0 G3-6-3 1B ①		0-3 K ②			0-0 FC1-4 BB 1B ①		0-3 K ②	4	0	2	0	2	2	1				
Wayne Gross, L OBP: 0.343, SLG: 0.349 (1, 5)	0-0 G3-6-3 ①				0-0 4-3 ①		0-0 F8 ①		0-3 K ③	4	0	0	0	0	1	2				
Jeff Burroughs, R OBP: 0.357, SLG: 0.503 (1, 10)	0-0 2B ①				0-0 2B 1B ①		4-0 FC1-4 BB 1-2 ①			2	0	2	0	1	0	0				
Mike Heath, R OBP: 0.306, SLG: 0.354 (1, 2)	0-0 4-3 ③				0-0 F8 ②		0-0 FC1-4 BB 1-2 2-3 ②			3	0	0	0	0	0	4				
Dave McKay, S OBP: 0.240, SLG: 0.277 (1, 4)			0-0 4-3 ①		0-0 2B 1-3 ②		0-0 F9 ③			3	0	1	0	0	0	2				
Fred Stanley, R OBP: 0.290, SLG: 0.231 (8, PH)			0-0 5-3 ②		0-0 5-3 ③			0-0 F7 ①		2	0	0	0	0	0	2				
Mitchell Page, L OBP: 0.307, SLG: 0.435 (8, 6)										1	0	0	0	0	0	0				
Jimmy Sexton, R OBP: 0.250, SLG: 0.271 (8, 6)										0	0	0	0	0	0	0				
Inning Stats	R: 0 E: 0 K: 1 S: 5	H: 0 LOB: 0 BB: 0 P: 5	R: 0 E: 0 K: 0 S: 4	H: 2 LOB: 1 BB: 0 P: 4	R: 0 E: 0 K: 0 S: 3	H: 0 LOB: 0 BB: 0 P: 3	R: 0 E: 0 K: 1 S: 4	H: 0 LOB: 1 BB: 1 P: 8	R: 0 E: 0 K: 0 S: 5	H: 2 LOB: 2 BB: 0 P: 5	R: 0 E: 0 K: 0 S: 3	H: 1 LOB: 2 BB: 1 P: 8	R: 0 E: 0 K: 0 S: 3	H: 0 LOB: 0 BB: 0 P: 7	R: 0 E: 0 K: 2 S: 7	H: 0 LOB: 0 BB: 0 P: 7	1B: 3 2B: 3 3B: 0 HR: 0	SF: 0 SAC: 0 DP: 2 HBP: 0	WP: 0 PB: 0 SB: 0 CS: 1	PA: 32
PITCHER Chuck Rainey, R ERA: 4.69 (1, 1)	IP: 9.0 WLS: W BF: 32 H: 5 R: 0 ER: 0 SO: 4 BB: 2 IBB: 0 HBP: 0 BLK: 0 WP: 0 HR: 0 S: 38 P: 46 ERA: 0.00 WHIP: 0.778															PITCHER	IP: 9.0 WLS: W BF: 32 H: 5 R: 0 ER: 0 SO: 4 BB: 2 IBB: 0 HBP: 0 BLK: 0 WP: 0 HR: 0 S: 38 P: 46 ERA: 0.00 WHIP: 0.778			

Oakland Athletics @ Boston Red Sox
Fenway Park, Boston, MA
Tue Aug 31 1982, 7:05 PM EDT
Att: 23,550 - Unknown - 75 F

AB 30
R 0
H 5
RBI 0
BB 2
SO 4
LOB 12



Batter	1	2	3	4	5	6	7	8	9	AB	R	H	RBI	BB	SO	LOB	BOTTOM			
Jerry Remy, L OBP: 0.342, SLG: 0.326 (1, 4)	0-0 F9 ①		0-0 SF7 ①			0-0 HR 2B ③		0-0 6-3 ③		3	1	1	1	0	0	1				
Dwight Evans, R OBP: 0.397, SLG: 0.526 (1, 9)	0-0 F9 ②		3-H 0-3 K 1-2 ②			0-0 HR ②		0-3 K ①		4	1	1	2	0	2	1				
Jim Rice, R OBP: 0.379, SLG: 0.503 (1, 7)	0-0 P4 ③			0-0 5-3 ①		0-0 HR 1B ①		0-0 P3 ②		4	1	1	0	0	0	0				
Carl Yastrzemski, L OBP: 0.345, SLG: 0.419 (1, 10)		4-0 WP BB ①		0-0 G3 ②		0-0 E3 G6-4-3 1B ①		0-0 P4 ③		3	0	0	0	1	0	1				
Carney Lansford, R OBP: 0.358, SLG: 0.443 (1, 5)	0-0 1-3 ①			0-0 6-3 ③		0-0 G6-4-3 ①		0-0 P4 ③		3	0	0	0	0	0	2				
Wade Boggs, L OBP: 0.424, SLG: 0.464 (1, 3)	0-3 K ②				0-0 2B ①	0-0 F8 ③				3	0	1	0	0	1	1				
Reid Nichols, R OBP: 0.360, SLG: 0.503 (1, 8)	0-0 6-3 ③				0-0 F8 ①		0-0 G4-6-3 1B ①			3	0	1	0	0	0	2				
Dave Stapleton, R OBP: 0.291, SLG: 0.373 (1, 6)			0-0 E SF7 1B ①		0-0 F8 ②		0-0 G4-6-3 ②			3	1	1	0	0	0	2				
Gary Allenson, R OBP: 0.277, SLG: 0.288 (1, 2)			0-0 E4 CS 1-3 ①		0-0 6-3 ③		0-0 E4 ①			3	0	0	0	0	0	2				
Inning Stats	R: 0 E: 0 K: 0 S: 3	H: 0 LOB: 0 BB: 0 P: 3	R: 0 E: 0 K: 1 S: 5	H: 0 LOB: 1 BB: 1 P: 9	R: 1 E: 1 K: 1 S: 6	H: 1 LOB: 1 BB: 0 P: 6	R: 0 E: 0 K: 0 S: 3	H: 0 LOB: 0 BB: 0 P: 3	R: 0 E: 0 K: 0 S: 4	H: 1 LOB: 1 BB: 0 P: 4	R: 3 E: 1 K: 0 S: 6	H: 3 LOB: 0 BB: 0 P: 6	R: 0 E: 1 K: 0 S: 4	H: 1 LOB: 1 BB: 0 P: 4	R: 0 E: 0 K: 1 S: 5	H: 0 LOB: 0 BB: 0 P: 5	1B: 3 2B: 3 3B: 0 HR: 1	SF: 1 SAC: 0 DP: 3 HBP: 0	WP: 1 PB: 0 SB: 0 CS: 1	PA: 31
PITCHER Preston Hanna, R ERA: 4.33 (1, 1)	IP: 8.0 WLS: L BF: 31 H: 6 R: 4 ER: 2 SO: 3 BB: 1 IBB: 0 HBP: 0 BLK: 0 WP: 1 HR: 1 S: 36 P: 40 ERA: 2.25 WHIP: 0.875															PITCHER	IP: 8.0 WLS: L BF: 31 H: 6 R: 4 ER: 2 SO: 3 BB: 1 IBB: 0 HBP: 0 BLK: 0 WP: 1 HR: 1 S: 36 P: 40 ERA: 2.25 WHIP: 0.875			

Oakland Athletics @ Boston Red Sox
Fenway Park, Boston, MA
Tue Aug 31 1982, 7:05 PM EDT
Att: 23,550 - Unknown - 75 F

AB 29
R 4
H 6
RBI 3
BB 1
SO 3
LOB 12



Batter	1	2	3	4	5	6	7	8	9	AB	R	H	RBI	BB	SO	LOB	TOP			
Dwayne Murphy, L (1, 8) OBP: 0.397, SLG: 0.410										4	1	1	0	1	0	3	Oakland Athletics @ Boston Red Sox Fenway Park, Boston, MA Wed Sep 01 1982, 7:05 PM EDT Att: 18,489 - Unknown - 55 F			
Mitchell Page, L (1, 10) OBP: 0.325, SLG: 0.472										3	2	1	2	2	0	0				
Jeff Burroughs, R (1, 7) OBP: 0.353, SLG: 0.498 Rickey Henderson, R (8, PR) OBP: 0.407, SLG: 0.380										4	0	1	0	0	1	0				
Tony Armas, R (1, 9) OBP: 0.273, SLG: 0.431										4	0	1	1	0	0	0				
Wayne Gross, L (1, 3) OBP: 0.339, SLG: 0.345										4	0	0	0	0	1	2				
Mike Heath, R (1, 5) OBP: 0.305, SLG: 0.356										4	0	1	0	0	1	2				
Dave McKay, S (1, 4) OBP: 0.241, SLG: 0.274 Dan Meyer, L (9, PH) OBP: 0.273, SLG: 0.386										2	1	0	0	1	0	1				
Jeff Newman, R (1, 2) OBP: 0.231, SLG: 0.309 Cliff Johnson, R (9, PH) OBP: 0.309, SLG: 0.360										3	0	1	0	0	0	1				
Jimmy Sexton, R (1, 6) OBP: 0.271, SLG: 0.295										3	0	2	1	0	0	0				
Inning Stats	R: 0 E: 0 K: 1 S: 5	H: 0 LOB: 0 BB: 0 P: 5	R: 0 E: 0 K: 0 S: 3	H: 0 LOB: 0 BB: 0 P: 3	R: 0 E: 0 K: 0 S: 4	H: 1 LOB: 1 BB: 0 P: 4	R: 0 E: 0 K: 0 S: 3	H: 0 LOB: 0 BB: 0 P: 3	R: 0 E: 0 K: 0 S: 4	H: 1 LOB: 1 BB: 0 P: 4	R: 2 E: 0 K: 0 S: 5	H: 2 LOB: 0 BB: 0 P: 5	R: 1 E: 0 K: 2 S: 8	H: 2 LOB: 2 BB: 1 P: 12	R: 0 E: 0 K: 0 S: 3	H: 0 LOB: 3 BB: 2 P: 12		1B: 5 2B: 3 3B: 0 HR: 1	SF: 0 SAC: 0 DP: 1 HBP: 1	WP: 0 PB: 0 SB: 1 CS: 1
PITCHER	IP WLS BF H R ER SO BB IBB HBP BLK WP HR S P ERA WHIP																			
Brian Denman, R (1, 1) ERA: 5.63	6.0 W 22 4 2 2 1 0 0 0 0 0 1 24 24 3.00 0.667																			
Bob Stanley, R (7, 1) ERA: 3.49	1.0 9 4 2 2 0 2 0 0 0 0 0 7 15 18.00 6.000																			
Mark Clear, R (8, 1) ERA: 2.73	2.0 S 8 0 0 0 2 2 0 1 0 0 0 9 18 0.00 1.000																			

AB	34
R	4
H	8
RBI	4
BB	4
SO	3
LOB	12



Batter	1	2	3	4	5	6	7	8	9	AB	R	H	RBI	BB	SO	LOB	BOTTOM			
Jerry Remy, L (1, 4) OBP: 0.343, SLG: 0.332										6	1	3	1	0	1	2	Oakland Athletics @ Boston Red Sox Fenway Park, Boston, MA Wed Sep 01 1982, 7:05 PM EDT Att: 18,489 - Unknown - 55 F			
Dwight Evans, R (1, 9) OBP: 0.384, SLG: 0.521										5	0	0	0	0	2	7				
Jim Rice, R (1, 7) OBP: 0.361, SLG: 0.503										4	0	2	1	1	1	3				
Carl Yastrzemski, L (1, 10) OBP: 0.348, SLG: 0.420										4	0	2	1	1	0	4				
Carney Lansford, R (1, 5) OBP: 0.363, SLG: 0.456										4	2	3	1	1	0	1				
Wade Boggs, L (1, 3) OBP: 0.424, SLG: 0.460										4	1	1	1	1	1	7				
Reid Nichols, R (1, 8) OBP: 0.361, SLG: 0.497										4	1	1	0	1	0	5				
Dave Stapleton, R (1, 6) OBP: 0.291, SLG: 0.374 Glenn Hoffman, R (9, 6) OBP: 0.274, SLG: 0.323										4	1	1	0	0	0	2				
Gary Allenson, R (1, 2) OBP: 0.289, SLG: 0.297										4	1	3	1	1	0	1				
Inning Stats	R: 0 E: 0 K: 1 S: 6	H: 1 LOB: 1 BB: 0 P: 6	R: 1 E: 0 K: 0 S: 4	H: 1 LOB: 1 BB: 1 P: 8	R: 0 E: 0 K: 3 S: 10	H: 1 LOB: 2 BB: 2 P: 18	R: 1 E: 1 K: 0 S: 5	H: 1 LOB: 2 BB: 1 P: 9	R: 0 E: 0 K: 0 S: 4	H: 1 LOB: 1 BB: 0 P: 4	R: 3 E: 0 K: 1 S: 10	H: 5 LOB: 3 BB: 1 P: 14	R: 0 E: 0 K: 0 S: 5	H: 2 LOB: 3 BB: 1 P: 9	R: 2 E: 0 K: 0 S: 6	H: 4 LOB: 1 BB: 0 P: 6		1B: 11 2B: 4 3B: 0 HR: 1	SF: 0 SAC: 1 DP: 0 HBP: 0	WP: 0 PB: 0 SB: 1 CS: 0
PITCHER	IP WLS BF H R ER SO BB IBB HBP BLK WP HR S P ERA WHIP																			
Steve McCatty, R (1, 1) ERA: 4.06	5.0 25 9 5 5 1 2 0 0 0 0 0 17 25 22.50 5.500																			
Bob Ojeda, L (6, 1) ERA: 5.46	2.0 L 17 9 5 5 1 2 0 0 0 0 0 0 17 25 22.50 5.500																			
Jeff Jones, R (8, 1) ERA: 5.11	1.0 4 2 0 0 0 0 0 0 0 0 0 4 4 0.00 2.000																			



Batter	1	2	3	4	5	6	7	8	9	AB	R	H	RBI	BB	SO	LOB	TOP			
Rickey Henderson, R OBP: 0.407, SLG: 0.378 Jeff Burroughs, R OBP: 0.353, SLG: 0.495	4-0 CS S BB		0-3 K		0-0 5-3		0-0 FC5-4			2	0	0	0	1	1	0				
Dwayne Murphy, L OBP: 0.356, SLG: 0.418	0-3 K		0-0 1B			0-0 F9		0-0 HR		4	1	2	1	0	1	1				
Dan Meyer, L OBP: 0.275, SLG: 0.386	4-0 BB		0-0 F8			0-0 1B		0-0 P5		3	0	1	0	1	0	1				
Tony Armas, R OBP: 0.270, SLG: 0.428	0-3 K			0-3 K		0-3 K		0-0 F8		4	0	0	0	0	3	2				
Wayne Gross, L OBP: 0.341, SLG: 0.354		0-0 HR		4-0 BB		0-0 1-3		0-0 F9		3	1	1	1	1	0	1				
Mitchell Page, L OBP: 0.333, SLG: 0.487		0-0 G6-4-3 1B		0-3 K			0-0 F8 1B 2B		0-0 P6	4	1	2	0	0	1	1				
Davey Lopes, R OBP: 0.308, SLG: 0.381		0-0 G6-4-3 1-2		0-0 F8			0-0 F8 2-3		0-0 1B	4	0	1	0	0	0	3				
Mike Heath, R OBP: 0.301, SLG: 0.351		0-0 6-3			0-0 6-3		0-3 K		0-3 K	4	0	0	0	0	2	2				
Jimmy Sexton, R OBP: 0.265, SLG: 0.289 Cliff Johnson, R OBP: 0.312, SLG: 0.363 Fred Stanley, R OBP: 0.289, SLG: 0.230			0-0 F7		0-0 F9		0-0 FC5-4 1B		0-3 K	2	0	0	0	0	0	0				
Inning Stats	R: 0 E: 0 K: 2 S: 6	H: 0 LOB: 1 BB: 2 P: 14	R: 1 E: 0 K: 0 S: 4	H: 2 LOB: 0 BB: 0 P: 4	R: 0 E: 0 K: 1 S: 6	H: 1 LOB: 1 BB: 0 P: 6	R: 0 E: 0 K: 2 S: 7	H: 0 LOB: 1 BB: 1 P: 11	R: 0 E: 0 K: 0 S: 3	H: 0 LOB: 0 BB: 0 P: 3	R: 0 E: 0 K: 1 S: 6	H: 1 LOB: 1 BB: 0 P: 6	R: 1 E: 0 K: 1 S: 7	H: 2 LOB: 1 BB: 0 P: 7	R: 0 E: 0 K: 2 S: 4	H: 1 LOB: 0 BB: 0 P: 4	1B: 5 2B: 1 3B: 0 HR: 2	SF: 0 SAC: 0 DP: 1 HBP: 0	WP: 0 PB: 0 SB: 1 CS: 1	PA: 36
PITCHER Jerry Ujdur, R ERA: 3.46	IP: 9.0 WLS: W BF: 36 H: 8 R: 3 ER: 3 SO: 9 BB: 3 IBB: 0 HBP: 0 BLK: 0 WP: 0 HR: 2 S: 51 P: 63 ERA: 3.00 WHIP: 1.222															PITCHER				

Oakland Athletics @ Detroit Tigers
Tiger Stadium, Detroit, MI
Fri Sep 03 1982, 7:05 PM EDT
Att: 22,756 - Unknown - 69 F

AB	33
R	3
H	8
RBI	3
BB	3
SO	9
LOB	13



Batter	1	2	3	4	5	6	7	8	9	AB	R	H	RBI	BB	SO	LOB	BOTTOM			
Lou Whitaker, L OBP: 0.333, SLG: 0.429	0-0 P4		0-0 G1-4-3 1B		0-0 F8		0-0 5-3 1B	0-0 P4		5	1	2	0	0	0	3				
Glenn Wilson, R OBP: 0.353, SLG: 0.509	0-0 6-3		0-0 G1-4-3 1-2			0-0 F9	0-0 5-3			4	0	0	0	0	0	2				
Larry Hemdon, R OBP: 0.331, SLG: 0.481	0-0 6-3		0-3 K			0-0 BB 1B	0-0 HR 1B			4	2	2	1	0	1	0				
Lance Parrish, R OBP: 0.349, SLG: 0.548		0-0 G3 HR 1B		0-0 P3		4-0 1B BB	0-0 HR 1B			3	2	2	2	1	0	0				
Jerry Turner, L OBP: 0.327, SLG: 0.402 Mike Ivie, R OBP: 0.298, SLG: 0.424		0-0 4-3		0-3 K2-3		4-0 1B BB	0-0 F9			2	0	0	0	0	1	1				
Howard Johnson, S OBP: 0.344, SLG: 0.368 Tom Brookens, R OBP: 0.295, SLG: 0.370		0-0 G3		0-0 4-3		0-3 K		0-0 P6		2	0	0	0	0	0	1				
Mike Laga, L OBP: 0.299, SLG: 1.000 Enos Cabell, R OBP: 0.295, SLG: 0.338		0-0 HR			0-0 FC4-6 1B	0-0 1-2 2-3 3-H 1B		0-0 S 1B		2	0	2	1	0	0	0				
Rick Leach, L OBP: 0.290, SLG: 0.333		0-0 BB		0-0 FC4-6	0-0 1-2	0-0 F9		0-3 K		3	0	0	0	1	1	5				
Alan Trammell, R OBP: 0.320, SLG: 0.374		0-0 P6		0-0 F7		0-0 F8		0-0 BB		3	0	0	0	1	0	2				
Inning Stats	R: 0 E: 0 K: 0 S: 3	H: 0 LOB: 0 BB: 0 P: 3	R: 2 E: 0 K: 0 S: 5	H: 2 LOB: 1 BB: 1 P: 9	R: 0 E: 0 K: 1 S: 5	H: 1 LOB: 0 BB: 0 P: 5	R: 0 E: 0 K: 1 S: 5	H: 0 LOB: 0 BB: 0 P: 5	R: 0 E: 0 K: 0 S: 4	H: 1 LOB: 1 BB: 0 P: 4	R: 1 E: 0 K: 1 S: 7	H: 2 LOB: 3 BB: 2 P: 15	R: 3 E: 0 K: 0 S: 6	H: 3 LOB: 0 BB: 0 P: 6	R: 0 E: 0 K: 1 S: 6	H: 1 LOB: 2 BB: 1 P: 10	1B: 8 2B: 0 3B: 0 HR: 2	SF: 0 SAC: 0 DP: 1 HBP: 0	WP: 0 PB: 0 SB: 1 CS: 0	PA: 37
PITCHER Rick Langford, R ERA: 4.21 Tom Underwood, L ERA: 3.17 John D'Acquisto, R ERA: 6.75	IP: 5.0 WLS: L BF: 19 H: 4 R: 2 ER: 2 SO: 2 BB: 1 IBB: 0 HBP: 0 BLK: 0 WP: 0 HR: 1 S: 22 P: 26 ERA: 3.60 WHIP: 1.000															PITCHER				

Oakland Athletics @ Detroit Tigers
Tiger Stadium, Detroit, MI
Fri Sep 03 1982, 7:05 PM EDT
Att: 22,756 - Unknown - 69 F

AB	33
R	6
H	10
RBI	6
BB	4
SO	4
LOB	17



Batter	1	2	3	4	5	6	7	8	9	AB	R	H	RBI	BB	SO	LOB	TOP					
Davey Lopes, R OBP: 0.309, SLG: 0.390 (1, 4)										5	2	2	0	0	0	1						
Dwayne Murphy, L OBP: 0.360, SLG: 0.420 (1, 8)										5	1	3	0	0	2	1						
Jeff Burroughs, R OBP: 0.358, SLG: 0.490 Rickey Henderson, R OBP: 0.407, SLG: 0.378 (1, 7) (9, PR) (9, 7)										2	0	0	1	3	0	1						
Tony Armas, R OBP: 0.272, SLG: 0.435 (1, 9)										4	1	2	3	0	2	3						
Cliff Johnson, R OBP: 0.314, SLG: 0.364 (1, 10)										5	0	2	0	0	0	4						
Joe Rudi, R OBP: 0.302, SLG: 0.312 Mitchell Page, L OBP: 0.333, SLG: 0.487 Dan Meyer, L OBP: 0.275, SLG: 0.384 (1, 3) (8, PR) (8, 3)										3	0	0	0	1	1	4						
Mickey Klutts, R OBP: 0.209, SLG: 0.233 Wayne Gross, L OBP: 0.341, SLG: 0.354 (1, 5) (8, PH) (8, 5)										3	0	0	0	0	0	0						
Jeff Newman, R OBP: 0.235, SLG: 0.313 (1, 2)										4	0	2	0	0	0	2						
Jimmy Sexton, R OBP: 0.255, SLG: 0.277 (1, 6)										4	0	0	0	0	1	4						
Inning Stats	R: 0 E: 0 K: 1 S: 6	H: 1 LOB: 2 BB: 1 P: 10	R: 0 E: 0 K: 0 S: 4	H: 1 LOB: 1 BB: 0 P: 4	R: 1 E: 0 K: 2 S: 10	H: 3 LOB: 2 BB: 0 P: 10	R: 0 E: 0 K: 1 S: 6	H: 1 LOB: 1 BB: 0 P: 6	R: 0 E: 0 K: 2 S: 8	H: 1 LOB: 2 BB: 1 P: 12	R: 0 E: 0 K: 0 S: 3	H: 0 LOB: 0 BB: 0 P: 3	R: 2 E: 0 K: 0 S: 5	H: 2 LOB: 0 BB: 0 P: 5	R: 0 E: 0 K: 0 S: 3	H: 0 LOB: 2 BB: 1 P: 7	R: 1 E: 0 K: 0 S: 5	H: 2 LOB: 2 BB: 1 P: 9	1B: 8 2B: 1 3B: 1 HR: 1	SF: 1 SAC: 1 DP: 0 HBP: 0	WP: 0 PB: 1 SB: 0 CS: 0	PA: 42
PITCHER	IP	WLS	BF	H	R	ER	SO	BB	IBB	HBP	BLK	WP	HR	S	P	ERA	WHIP					
Dave Rucker, L ERA: 4.6 Larry Rothschild, R ERA: 9.0 Howard Bailey, L ERA: Elias Sosa, R ERA: 4.05 Pat Underwood, L ERA: 4.74 (1, 1) (6, 1) (8, 1) (8, 1) (9, 1)	5.0		24	7	1	1	6	2	0	0	0	0	0	34	42	1.80	1.800					
PITCHER	IP	WLS	BF	H	R	ER	SO	BB	IBB	HBP	BLK	WP	HR	S	P	ERA	WHIP					
Dave Tobik, R ERA: 2.74 (9, 1)	1.0		4	0	0	0	0	1	0	0	0	0	0	3	7	0.00	1.000					

Oakland Athletics @ Detroit Tigers
Tiger Stadium, Detroit, MI
Sat Sep 04 1982, 3:33 AM EDT
Att: 18,538 - Sunny - 71 F

AB	36
R	4
H	11
RBI	4
BB	4
SO	6
LOB	22



Batter	1	2	3	4	5	6	7	8	9	AB	R	H	RBI	BB	SO	LOB	BOTTOM					
Lou Whitaker, L OBP: 0.333, SLG: 0.434 (1, 4)										4	1	1	2	0	0	1						
Glenn Wilson, R OBP: 0.347, SLG: 0.500 (1, 8)										4	0	0	0	0	1	1						
Larry Hemdon, R OBP: 0.328, SLG: 0.478 (1, 7)										4	0	0	0	0	0	0						
Lance Parrish, R OBP: 0.350, SLG: 0.546 (1, 2)										3	1	1	0	1	1	0						
Mike Ivie, R OBP: 0.295, SLG: 0.419 Jerry Turner, L OBP: 0.325, SLG: 0.400 (1, 10) (9, PH)										3	0	0	0	0	3	2						
Howard Johnson, S OBP: 0.343, SLG: 0.367 (1, 5)										3	0	1	1	0	1	1						
Mike Laga, L OBP: 0.364, SLG: 0.700 (1, 3)										3	0	0	0	0	2	1						
Rick Leach, L OBP: 0.291, SLG: 0.333 (1, 9)										3	0	1	0	0	0	0						
Alan Trammell, R OBP: 0.321, SLG: 0.374 (1, 6)										2	1	1	0	0	0	0						
Inning Stats	R: 0 E: 0 K: 0 S: 3	H: 0 LOB: 0 BB: 0 P: 3	R: 1 E: 0 K: 2 S: 7	H: 1 LOB: 1 BB: 1 P: 11	R: 0 E: 0 K: 0 S: 3	H: 0 LOB: 0 BB: 0 P: 3	R: 0 E: 0 K: 1 S: 5	H: 0 LOB: 0 BB: 0 P: 5	R: 0 E: 0 K: 3 S: 9	H: 0 LOB: 0 BB: 0 P: 9	R: 0 E: 0 K: 0 S: 4	H: 1 LOB: 1 BB: 0 P: 4	R: 0 E: 0 K: 1 S: 6	H: 1 LOB: 1 BB: 0 P: 6	R: 2 E: 0 K: 1 S: 7	H: 2 LOB: 0 BB: 0 P: 7	R: 0 E: 0 K: 0 S: 3	H: 0 LOB: 0 BB: 0 P: 3	1B: 4 2B: 0 3B: 0 HR: 1	SF: 0 SAC: 1 DP: 0 HBP: 0	WP: 0 PB: 0 SB: 2 CS: 1	PA: 32
PITCHER	IP	WLS	BF	H	R	ER	SO	BB	IBB	HBP	BLK	WP	HR	S	P	ERA	WHIP					
Mike Norris, R ERA: 4.53 (1, 1)	9.0		32	5	3	3	8	1	0	0	0	0	1	47	51	3.00	0.667					
PITCHER	IP	WLS	BF	H	R	ER	SO	BB	IBB	HBP	BLK	WP	HR	S	P	ERA	WHIP					

Oakland Athletics @ Detroit Tigers
Tiger Stadium, Detroit, MI
Sat Sep 04 1982, 3:33 AM EDT
Att: 18,538 - Sunny - 71 F


AB	30
R	3
H	5
RBI	3
BB	1
SO	8
LOB	6




Batter	1	2	3	4	5	6	7	8	9	AB	R	H	RBI	BB	SO	LOB	TOP			
Dwayne Murphy, L (1, 8) OBP: 0.361, SLG: 0.426	0-0 1-3		0-0 HR			4-0 FC6-4 BB		0-0 P3		3	1	1	1	1	0	0	<p>Oakland Athletics @ Detroit Tigers</p> <p>Tiger Stadium, Detroit, MI</p> <p>Sun Sep 05 1982, 3:33 AM EDT</p> <p>Att: 16,955 - Sunny</p>			
Davey Lopes, R (1, 4) OBP: 0.307, SLG: 0.387	0-0 F8		0-0 1-3			0-0 F8		0-3 K		3	0	0	0	0	0	1				
Dave McKay, S (7, 4) OBP: 0.240, SLG: 0.272										1	0	0	0	0	1	0				
Dan Meyer, L (1, 3) OBP: 0.272, SLG: 0.380	0-0 4-3				0-0 F7		0-0 F8		0-0 3-1		4	0	0	0	0	1				
Tony Armas, R (1, 9) OBP: 0.270, SLG: 0.431		0-0 5-3			0-0 F9		0-0 FC6-4		0-3 K		4	0	0	0	1	1				
Wayne Gross, L (1, 5) OBP: 0.340, SLG: 0.351		4-0 BB			0-0 P5			0-0 F9		3	0	0	0	1	0	0				
Jeff Burroughs, R (1, 7) OBP: 0.357, SLG: 0.486	0-0 P4					0-3 K		0-0 WP 1B		4	0	1	0	0	1	1				
Mitchell Page, L (1, 10) OBP: 0.337, SLG: 0.481	0-0 4-3					4-0 CS BB		0-0 P3		1	0	0	0	1	0	1				
Cliff Johnson, R (7, PH) OBP: 0.312, SLG: 0.362								1-2		1	0	0	0	0	0	1				
Mike Heath, R (1, 2) OBP: 0.305, SLG: 0.349			0-0 P3			4-0 1-2 BB		4-0 FC6-4 BB		1	0	0	0	2	0	0				
Fred Stanley, R (1, 6) OBP: 0.285, SLG: 0.226			0-0 F7			0-0 F8		0-0 FC6-4		3	0	0	0	0	0	3				
Inning Stats	R: 0 E: 0 K: 0 S: 3	H: 0 LOB: 0 BB: 0 P: 3	R: 0 E: 0 K: 0 S: 3	H: 0 LOB: 1 BB: 1 P: 7	R: 1 E: 0 K: 0 S: 4	H: 1 LOB: 0 BB: 0 P: 4	R: 0 E: 0 K: 0 S: 3	H: 0 LOB: 0 BB: 0 P: 3	R: 0 E: 0 K: 1 S: 4	H: 0 LOB: 1 BB: 2 P: 12	R: 0 E: 0 K: 0 S: 3	H: 1 LOB: 2 BB: 1 P: 7	R: 0 E: 0 K: 1 S: 5	H: 0 LOB: 0 BB: 0 P: 5	R: 0 E: 0 K: 1 S: 5	H: 0 LOB: 0 BB: 0 P: 5	1B: 1 2B: 0 3B: 0 HR: 1	SF: 0 SAC: 0 DP: 0 HBP: 0	WP: 1 PB: 0 SB: 0 CS: 1	PA: 33
PITCHER Jack Morris, R (1, 1) ERA: 4.14	IP: 9.0 WLS: W BF: 33 H: 2 R: 1 ER: 1 SO: 3 BB: 5 IBB: 0 HBP: 0 BLK: 0 WP: 1 HR: 1 S: 34 P: 54 ERA: 1.00 WHIP: 0.778																			

Batter	1	2	3	4	5	6	7	8	9	AB	R	H	RBI	BB	SO	LOB	BOTTOM			
Lou Whitaker, L (1, 4) OBP: 0.335, SLG: 0.434	4-0 FC6-4 BB		4-0 HR	0-0 BB 1B	0-0 P4		0-0 4-3			3	1	1	0	2	0	2	<p>Oakland Athletics @ Detroit Tigers</p> <p>Tiger Stadium, Detroit, MI</p> <p>Sun Sep 05 1982, 3:33 AM EDT</p> <p>Att: 16,955 - Sunny</p>			
Tom Brookens, R (8, 4) OBP: 0.295, SLG: 0.370										0	0	0	0	0	0	0				
Glenn Wilson, R (1, 8) OBP: 0.348, SLG: 0.496	0-0 FC6-4 1-2		0-0 P5	0-0 BB 1B		4-0 FC6-4 BB		0-0 6-3		4	0	1	0	1	0	3				
Larry Hemdon, R (1, 7) OBP: 0.329, SLG: 0.482	0-0 G6-4-3 1-2		0-0 HR	4-0 G4-6-3 BB		0-3 K		0-0 F9		4	1	1	3	1	1	2				
Jerry Turner, L (1, 10) OBP: 0.327, SLG: 0.401		0-0 F8	0-0 1B 1B	0-0 G4-6-3 1-2		0-0 FC6-4 BB		0-0 5-3		2	1	1	0	0	0	0				
Mike Ivie, R (4, PH) OBP: 0.291, SLG: 0.414						1-2 2B				3	1	0	0	0	0	4				
Howard Johnson, S (1, 5) OBP: 0.366, SLG: 0.381	0-3 K		0-0 BB 1B		0-0 E9 1B 2B	4-0 BB				3	3	2	0	1	1	0				
Mike Laga, L (1, 3) OBP: 0.467, SLG: 0.750	4-0 BB		4-0 1B BB		0-3 K	0-0 1-2 2B				2	0	1	2	2	1	1				
Rick Leach, L (1, 9) OBP: 0.269, SLG: 0.331	0-0 F8		0-0 FC6-4 1B		0-0 2B 1B	0-0 F8				1	0	0	0	0	0	1				
Lynn Jones, R (3, PH) OBP: 0.265, SLG: 0.264			1-3 2H 3H		2-3 1B					3	0	2	2	0	0	1				
Bill Fahey, L (1, 2) OBP: 0.111, SLG: 0.136			3-1							1	0	0	0	0	0	0				
John Wockenuss, R (3, PH) OBP: 0.354, SLG: 0.389			FC6-4		1-3 3H					3	0	1	1	0	1	2				
Alan Trammell, R (1, 6) OBP: 0.320, SLG: 0.376			HR		5-3					4	1	1	0	0	1	2				
Inning Stats	R: 0 E: 0 K: 0 S: 2	H: 0 LOB: 1 BB: 1 P: 6	R: 0 E: 0 K: 1 S: 5	H: 0 LOB: 1 BB: 1 P: 9	R: 5 E: 0 K: 0 S: 8	H: 5 LOB: 2 BB: 2 P: 16	R: 0 E: 0 K: 0 S: 4	H: 2 LOB: 2 BB: 1 P: 8	R: 1 E: 1 K: 2 S: 10	H: 3 LOB: 2 BB: 0 P: 10	R: 2 E: 0 K: 1 S: 6	H: 1 LOB: 1 BB: 2 P: 14	R: 0 E: 0 K: 1 S: 5	H: 0 LOB: 0 BB: 0 P: 5	R: 0 E: 0 K: 0 S: 3	H: 0 LOB: 0 BB: 0 P: 3	1B: 7 2B: 3 3B: 0 HR: 1	SF: 0 SAC: 0 DP: 2 HBP: 0	WP: 0 PB: 0 SB: 0 CS: 0	PA: 40
PITCHER Matt Keough, R (1, 1) ERA: 5.28	IP: 2.2 WLS: L BF: 14 H: 4 R: 5 ER: 5 SO: 1 BB: 3 IBB: 0 HBP: 0 BLK: 0 WP: 0 HR: 1 S: 13 P: 25 ERA: 16.88 WHIP: 2.625																			
Bob Ojwachko, L (3, 1) ERA: 5.46	1.2 10 4 1 1 1 2 0 0 0 0 0 10 18 5.40 3.600																			
Preston Hanna, R (5, 1) ERA: 4.5	1.2 10 3 2 2 2 2 0 0 0 0 0 12 20 10.80 3.000																			
John D'Acquisto, R (7, 1) ERA: 2.7	2.0 6 0 0 0 0 1 0 0 0 0 0 8 8 0.00 0.000																			

AB 28
R 1
H 2
RBI 1
BB 5
SO 3
LOB 9



AB 33
R 8
H 11
RBI 8
BB 7
SO 5
LOB 18



Batter	1	2	3	4	5	6	7	8	9	AB	R	H	RBI	BB	SO	LOB	TOP								
Rance Mulliniks, L (1.5)										4	0	1	0	0	0	1									
Geno Petralli, L (1.2)										4	0	2	0	0	0	3									
Lloyd Moseby, L (1.8)										4	0	2	1	0	0	1									
Willie Upshaw, L (1.3)										4	0	0	0	0	0	5									
Hosken Powell, L (1.9)											3	1	2	0	0	0									
Barry Bonnell, R (7.7)										1	0	0	0	0	0	2									
Al Woods, L (1.7)										2	1	1	1	0	0	0									
Jesse Barfield, R (7.9)										1	0	0	0	0	0										
Glenn Adams, L (1.10)											2	0	1	1	0	0									
Damaso Garcia, R (6. PR)										0	0	0	0	0	0										
Wayne Nordhagen, R (7. PH)										1	0	1	0	0	0										
Tony Johnson, R (7. PR)										1	0	0	0	0	0										
Garth Iorg, R (1.4)											4	0	1	0	0	2	2								
Alfredo Griffin, S (1.6)										2	1	0	0	0	0	1									
Inning Stats	R: 0 E: 0 K: 0 S: 4	H: 1 LOB: 1 BB: 0 P: 4	R: 0 E: 0 K: 0 S: 3	H: 0 LOB: 0 BB: 0 P: 3	R: 0 E: 0 K: 0 S: 4	H: 1 LOB: 1 BB: 0 P: 4	R: 0 E: 0 K: 0 S: 3	H: 1 LOB: 0 BB: 0 P: 3	R: 1 E: 0 K: 1 S: 6	H: 2 LOB: 1 BB: 0 P: 6	R: 0 E: 0 K: 0 S: 4	H: 2 LOB: 1 BB: 0 P: 4	R: 1 E: 0 K: 1 S: 6	H: 2 LOB: 1 BB: 0 P: 6	R: 1 E: 1 K: 0 S: 6	H: 2 LOB: 2 BB: 0 P: 6	R: 0 E: 0 K: 0 S: 3	H: 0 LOB: 0 BB: 0 P: 3	1B: 9 2B: 3 3B: 1 HR: 0	SF: 1 SAC: 1 DP: 3 HBP: 0	WP: 0 PB: 0 SB: 1 CS: 3	PA: 36			
PITCHER	IP	WLS	BF	H	R	ER	SO	BB	IBB	HBP	BLK	WP	HR	S	P	ERA	WHIP								
Brian Kingman, R (1.1)	7.0	L	28	10	3	2	2	0	0	0	0	0	0	32	32	2.57	1.429								
Bob Ovcchinko, L (8.1)	0.2		3	1	0	0	0	0	0	0	0	0	0	3	3	0.00	1.500								
Dave Beard, R (8.1)	0.1		1	0	0	0	0	0	0	0	0	0	0	1	1	0.00	0.000								
John D'Acquisto, R (9.1)	1.0		3	0	0	0	0	0	0	0	0	0	0	3	3	0.00	0.000								

Toronto Blue Jays @ Oakland Athletics
Oakland-Alameda County Coliseum, Oakland, CA
Mon Sep 06 1982, 3:33 AM PDT
Att. 20,172 - Cloudy

AB	33
R	3
H	11
RBI	3
BB	0
SO	2
LOB	15



Batter	1	2	3	4	5	6	7	8	9	AB	R	H	RBI	BB	SO	LOB	BOTTOM								
Rickey Henderson, R (1.7)										4	0	0	0	0	0	1									
Dwayne Murphy, L (1.8)											3	0	0	0	1	1									
Wayne Gross, L (1.5)											4	0	0	0	0	1									
Tony Armas, R (1.9)											4	1	1	1	0	1	0								
Dan Meyer, L (1.3)											3	0	0	0	0	2	0								
Davey Lopes, R (1.4)											2	0	0	0	1	1	0								
Jeff Burroughs, R (1.10)										2	0	1	0	1	0	0									
Mike Heath, R (1.2)										3	0	0	0	0	1	3									
Jimmy Sexton, R (1.6)										2	0	0	0	0	1	0									
Mike Davis, L (8. PH)										1	0	0	0	0	1	1									
Fred Stanley, R (9.6)										0	0	0	0	0	0	0									
Inning Stats	R: 0 E: 0 K: 0 S: 2	H: 0 LOB: 1 BB: 1 P: 6	R: 0 E: 0 K: 0 S: 3	H: 0 LOB: 2 BB: 2 P: 11	R: 0 E: 0 K: 0 S: 3	H: 0 LOB: 0 BB: 0 P: 3	R: 0 E: 0 K: 1 S: 5	H: 0 LOB: 0 BB: 0 P: 5	R: 0 E: 0 K: 1 S: 5	H: 0 LOB: 0 BB: 0 P: 5	R: 0 E: 0 K: 2 S: 7	H: 0 LOB: 0 BB: 0 P: 7	R: 1 E: 0 K: 1 S: 6	H: 1 LOB: 0 BB: 0 P: 6	R: 0 E: 0 K: 2 S: 8	H: 1 LOB: 1 BB: 0 P: 8	R: 0 E: 0 K: 2 S: 7	H: 0 LOB: 0 BB: 0 P: 7	1B: 1 2B: 0 3B: 0 HR: 1	SF: 0 SAC: 0 DP: 0 HBP: 0	WP: 0 PB: 0 SB: 2 CS: 0	PA: 31			
PITCHER	IP	WLS	BF	H	R	ER	SO	BB	IBB	HBP	BLK	WP	HR	S	P	ERA	WHIP								
Dave Stieb, R (1.1)	9.0	W	31	2	1	1	9	3	0	0	0	0	1	46	58	1.00	0.556								

Toronto Blue Jays @ Oakland Athletics
Oakland-Alameda County Coliseum, Oakland, CA
Mon Sep 06 1982, 3:33 AM PDT
Att. 20,172 - Cloudy


AB	28
R	1
H	2
RBI	1
BB	3
SO	9
LOB	6



Batter	1	2	3	4	5	6	7	8	9	AB	R	H	RBI	BB	SO	LOB	TOP				
Tony Johnson, R OBP: 0.302, SLG: 0.398 Al Woods, L OBP: 0.292, SLG: 0.318	4-0 BB 1B	6-3	5-3			F7		P4		1	0	0	0	1	0	1					
Garth Iorg, R OBP: 0.296, SLG: 0.349	0-0 3B 1B	4-0 1B BB			F9	5-3			0-3 K	4	1	1	0	1	1	0					
Barry Bonnell, R OBP: 0.348, SLG: 0.426	0-0 2B 3B	0-0 1B			5-3 1B		F7		0-3 K	5	1	3	2	0	1	0					
Jesse Barfield, R OBP: 0.337, SLG: 0.443	0-0 FC1-4 2B	0-3 K			5-3		HR		0-0 1-3	5	1	2	2	0	1	3					
Wayne Nordhagen, R OBP: 0.331, SLG: 0.345	0-0 FC1-4-5 BB			WP BB 1B		5-3		P2		4	1	1	0	0	0	2					
Willie Upshaw, L OBP: 0.324, SLG: 0.429	4-0 1-2 BB			1B WP SF9 BB		P6		G3		2	1	0	0	2	0	0					
Buck Martinez, R OBP: 0.289, SLG: 0.382	0-3 K			1-2 2-3		P5		F7		4	0	0	0	0	1	4					
Lloyd Moseby, L OBP: 0.296, SLG: 0.367		0-3 K		2-3 3-H 1B		K		3B		4	0	2	1	0	2	0					
Alfredo Griffin, S OBP: 0.267, SLG: 0.312		4-0 6-3 E 1B BB		SF9		F8		4-3		2	1	0	1	1	0	1					
Inning Stats	R: 2 E: 0 K: 1 S: 7	H: 3 LOB: 2 BB: 2 P: 15	R: 1 E: 1 K: 2 S: 8	H: 1 LOB: 2 BB: 2 P: 16	R: 2 E: 0 K: 0 S: 5	H: 2 LOB: 1 BB: 1 P: 9	R: 0 E: 0 K: 0 S: 4	H: 1 LOB: 1 BB: 0 P: 4	R: 0 E: 0 K: 1 S: 5	H: 0 LOB: 0 BB: 0 P: 5	R: 0 E: 0 K: 0 S: 3	H: 0 LOB: 0 BB: 0 P: 3	R: 1 E: 0 K: 0 S: 4	H: 1 LOB: 0 BB: 0 P: 4	R: 0 E: 0 K: 2 S: 7	H: 1 LOB: 1 BB: 0 P: 7	1B: 5 2B: 1 3B: 2 HR: 1	SF: 1 SAC: 0 DP: 0 HBP: 0	WP: 1 PB: 0 SB: 0 CS: 0	PA: 40	
PITCHER	IP	WLS	BF	H	R	ER	SO	BB	IBB	HBP	BLK	WP	HR	S	P	ERA	WHIP				
Tim Conroy, L ERA: 18.0	(1, 1)	2.0	L	15	5	5	4	3	5	0	0	0	0	16	36	18.00	5.000				
Steve Baker, R ERA: 1.29	(3, 1)	7.0		25	4	1	1	3	0	0	0	0	1	31	31	1.29	0.571				

Toronto Blue Jays @ Oakland Athletics
Oakland-Alameda County Coliseum, Oakland, CA
Wed Sep 08 1982, 3:33 AM PDT
Att: 10,786 - Sunny


AB	34
R	6
H	9
RBI	6
BB	5
SO	6
LOB	13



Batter	1	2	3	4	5	6	7	8	9	AB	R	H	RBI	BB	SO	LOB	BOTTOM					
Davey Lopes, R OBP: 0.303, SLG: 0.377	6-3	P6		K			4-3		4-3	5	0	0	0	0	1	1						
Mike Davis, L OBP: 0.400, SLG: 0.400	0-0 BB 1B			HR 1B		WP 1B	6-3		4-3	5	1	3	0	0	0	0						
Dwayne Murphy, L OBP: 0.357, SLG: 0.425	F9			1-H HR		K		F7		4	1	1	2	0	1	2						
Tony Armas, R OBP: 0.271, SLG: 0.433 Rickey Henderson, R OBP: 0.405, SLG: 0.377 Mike Heath, R OBP: 0.302, SLG: 0.345	4-0 1-2 BB			6-3		K		1B BB		2	0	0	0	2	1	1						
Dan Meyer, L OBP: 0.272, SLG: 0.377 Cliff Johnson, R OBP: 0.315, SLG: 0.365 Darrell Brown, S OBP: 0.302, SLG: 0.345	0-0 F8			P6		BB		1B FC9-2 1B		2	0	0	0	1	0	2						
Wayne Gross, L OBP: 0.337, SLG: 0.347		0-0 1B SF8 1B		F9		P3		1-3 2-H 1B		4	1	2	1	0	0	2						
Kelvin Moore, R OBP: 0.333, SLG: 0.476		0-0 1-3 1B		HR		5-3		FC9-2		4	1	2	1	0	0	2						
Bob Kearney, R OBP: 0.229, SLG: 0.226		SF8		K		6-3		3-H P4		3	0	0	1	0	1	1						
Jimmy Sexton, R OBP: 0.252, SLG: 0.265 Jeff Burroughs, R OBP: 0.397, SLG: 0.481		3-H 4-0 S BB		K		F9		P2		2	0	0	0	1	1	0						
Inning Stats	R: 0 E: 0 K: 0 S: 4	H: 1 LOB: 2 BB: 1 P: 8	R: 1 E: 0 K: 0 S: 4	H: 2 LOB: 1 BB: 1 P: 8	R: 2 E: 0 K: 0 S: 5	H: 2 LOB: 0 BB: 0 P: 5	R: 1 E: 0 K: 3 S: 10	H: 1 LOB: 0 BB: 0 P: 10	R: 0 E: 0 K: 2 S: 8	H: 1 LOB: 2 BB: 1 P: 12	R: 0 E: 0 K: 0 S: 3	H: 0 LOB: 0 BB: 0 P: 3	R: 0 E: 0 K: 0 S: 3	H: 0 LOB: 0 BB: 0 P: 3	R: 1 E: 0 K: 0 S: 4	H: 2 LOB: 1 BB: 1 P: 8	R: 0 E: 0 K: 0 S: 3	H: 0 LOB: 0 BB: 0 P: 3	1B: 7 2B: 1 3B: 0 HR: 2	SF: 1 SAC: 0 DP: 1 HBP: 0	WP: 1 PB: 0 SB: 1 CS: 0	PA: 38
PITCHER	IP	WLS	BF	H	R	ER	SO	BB	IBB	HBP	BLK	WP	HR	S	P	ERA	WHIP					
Mark Eichhorn, R ERA: 7.82	(1, 1)	2.0		12	2	0	0	0	0	0	0	0	0	10	18	13.50	3.500					
Roy Lee Jackson, R ERA: 3.43	(3, 1)	3.2	W	14	2	1	1	5	1	0	0	0	1	1	23	2.46	0.818					
Jim Gott, R ERA: 4.4	(6, 1)	1.1		5	0	1	1	0	1	0	0	0	0	4	8	6.75	0.750					
Dave Geisel, L ERA: 3.9	(8, 1)	0.0		2	2	0	0	0	0	0	0	0	0	2	2	∞	∞					
Dale Murray, R ERA: 2.6	(8, 1)	2.0	S	5	0	0	0	0	0	0	0	0	0	5	5	0.00	0.000					

Toronto Blue Jays @ Oakland Athletics
Oakland-Alameda County Coliseum, Oakland, CA
Wed Sep 08 1982, 3:33 AM PDT
Att: 10,786 - Sunny

AB	33
R	5
H	9
RBI	5
BB	4
SO	5
LOB	11



Batter	1	2	3	4	5	6	7	8	9	AB	R	H	RBI	BB	SO	LOB	TOP								
Rudy Law, L OBP: 0.355, SLG: 0.420 Rusty Kuntz, R (8, 8)	G3	G3		L6		4-3		FC6-4		5	0	0	0	0	0	3									
Tony Bernazard, S OBP: 0.340, SLG: 0.400 (1, 4)	E3 HR			P3 HR		4-3		G3		5	2	1	0	0	0	2									
Harold Baines, L OBP: 0.321, SLG: 0.457 (1, 9)	F9			HR		4-3 BB		HR		4	2	2	2	1	0	1									
Greg Luzinski, R OBP: 0.385, SLG: 0.467 Jay Loviglio, R (9, PR)	HR			K		4-3 BB		K		3	1	1	0	2	2	1									
Steve Kemp, L OBP: 0.389, SLG: 0.438 Jerry Hairston, S OBP: 0.315, SLG: 0.494 (9, 7)	HR			HR		K		F8		5	2	2	4	0	1	4									
Carlton Fisk, R OBP: 0.348, SLG: 0.416 Marc Hill, R OBP: 0.289, SLG: 0.343 (9, 2)	F9			HR		4-3		HR		5	1	3	3	0	0	2									
Mike Squires, L OBP: 0.324, SLG: 0.343 (1, 3)						F7		F9		4	0	0	0	1	0	3									
Vance Law, R OBP: 0.329, SLG: 0.375 (1, 6)										5	0	1	0	0	1	3									
Aurelio Rodriguez, R OBP: 0.254, SLG: 0.310 (1, 5)										2	0	1	0	1	0	0									
Inning Stats	R: 3 E: 1 K: 0 S: 6	H: 2 LOB: 0 BB: 0 P: 6	R: 0 E: 0 K: 1 S: 5	H: 0 LOB: 1 BB: 1 P: 9	R: 3 E: 0 K: 1 S: 9	H: 4 LOB: 1 BB: 0 P: 9	R: 0 E: 0 K: 0 S: 3	H: 0 LOB: 0 BB: 0 P: 3	R: 0 E: 0 K: 1 S: 6	H: 1 LOB: 2 BB: 1 P: 10	R: 0 E: 0 K: 0 S: 4	H: 1 LOB: 1 BB: 0 P: 4	R: 2 E: 0 K: 1 S: 6	H: 1 LOB: 0 BB: 1 P: 10	R: 0 E: 0 K: 0 S: 4	H: 1 LOB: 2 BB: 0 P: 4	R: 1 E: 0 K: 0 S: 4	H: 1 LOB: 2 BB: 2 P: 12	1B: 6 2B: 1 3B: 0 HR: 4	SF: 0 SAC: 1 DP: 0 HBP: 0	WP: 1 PB: 0 SB: 0 CS: 0	PA: 44			
PITCHER	IP	WLS	BF	H	R	ER	SO	BB	IBB	HBP	BLK	WP	HR	S	P	ERA	WHIP								
Mike Norris, R ERA: 4.63 (1, 1)	2.1	L	14	5	6	3	2	1	0	0	0	1	3	17	21	11.57	2.571								
Preston Hanna, R ERA: 4.46 (3, 1)	4.2		20	4	2	2	2	2	0	0	0	0	1	22	30	3.86	1.286								
John D'Acquisto, R ERA: 3.12 (8, 1)	2.0		10	2	1	1	0	2	0	0	0	0	0	8	16	4.50	2.000								

Chicago White Sox @ Oakland Athletics
Oakland-Alameda County Coliseum, Oakland, CA
Fri Sep 10 1982, 7:05 PM PDT
Att: 20,814 - Unknown

AB 38
R 9
H 11
RBI 9
BB 5
SO 4
LOB 19



Batter	1	2	3	4	5	6	7	8	9	AB	R	H	RBI	BB	SO	LOB	BOTTOM								
Rickey Henderson, R OBP: 0.404, SLG: 0.374 (1, 7)	K					4-3				3	1	0	0	1	2	0									
Mike Davis, L OBP: 0.429, SLG: 0.643 (1, 9)						4-3				4	1	2	2	0	0	0									
Dwayne Murphy, L OBP: 0.354, SLG: 0.421 (1, 8)										4	0	0	0	0	1	1									
Dan Meyer, L OBP: 0.270, SLG: 0.374 Jeff Burroughs, R OBP: 0.360, SLG: 0.481 (9, PH)										3	0	0	0	0	0	1									
Wayne Gross, L OBP: 0.341, SLG: 0.353 (1, 5)										3	1	2	0	1	0	1									
Davey Lopes, R OBP: 0.302, SLG: 0.374 (1, 4)										3	0	0	0	1	0	3									
Kelvin Moore, R OBP: 0.320, SLG: 0.440 (1, 3)										4	0	1	0	0	1	5									
Bob Kearney, R OBP: 0.205, SLG: 0.206 (1, 2)										3	0	0	1	0	0	2									
Fred Stanley, R OBP: 0.280, SLG: 0.222 Tony Armas, R OBP: 0.270, SLG: 0.432 Jimmy Sexton, R OBP: 0.250, SLG: 0.263 (6, 6)										1	0	0	0	0	1	0									
Inning Stats	R: 0 E: 0 K: 1 S: 5	H: 1 LOB: 0 BB: 0 P: 5	R: 0 E: 0 K: 1 S: 6	H: 1 LOB: 0 BB: 0 P: 6	R: 0 E: 0 K: 2 S: 7	H: 0 LOB: 0 BB: 0 P: 7	R: 0 E: 1 K: 0 S: 3	H: 0 LOB: 0 BB: 0 P: 3	R: 1 E: 1 K: 1 S: 6	H: 0 LOB: 1 BB: 1 P: 10	R: 0 E: 0 K: 0 S: 3	H: 0 LOB: 0 BB: 0 P: 3	R: 0 E: 0 K: 0 S: 3	H: 1 LOB: 1 BB: 1 P: 7	R: 2 E: 0 K: 1 S: 6	H: 1 LOB: 0 BB: 1 P: 10	R: 0 E: 0 K: 0 S: 4	H: 1 LOB: 2 BB: 1 P: 8	1B: 3 2B: 1 3B: 0 HR: 1	SF: 1 SAC: 0 DP: 2 HBP: 0	WP: 1 PB: 0 SB: 0 CS: 1	PA: 35			
PITCHER	IP	WLS	BF	H	R	ER	SO	BB	IBB	HBP	BLK	WP	HR	S	P	ERA	WHIP								
Dennis Lamp, R ERA: 4.29 (1, 1)	7.0	W	25	3	1	0	5	2	0	0	0	0	0	33	41	0.00	0.714								
Jim Kern, R ERA: 3.5 (8, 1)	1.0		5	1	2	2	1	1	0	0	0	0	1	6	10	18.00	2.000								
Sparky Lyle, L ERA: 4.74 (9, 1)	1.0		5	1	0	0	0	1	0	0	0	0	0	4	8	0.00	2.000								

Chicago White Sox @ Oakland Athletics
Oakland-Alameda County Coliseum, Oakland, CA
Fri Sep 10 1982, 7:05 PM PDT
Att: 20,814 - Unknown


AB 30
R 3
H 5
RBI 3
BB 4
SO 6
LOB 14



Batter	1	2	3	4	5	6	7	8	9	AB	R	H	RBI	BB	SO	LOB	TOP	
Rudy Law, L OBP: 0.397, SLG: 0.428 Rusty Kuntz, R (8, 8)	F8		3B			G3		1B		4	0	2	0	0	0	0		
Tony Bernazard, S OBP: 0.336, SLG: 0.397 (1, 4)	F7		K			F8		P5		4	0	0	0	0	1	3		
Harold Baines, L OBP: 0.319, SLG: 0.454 (1, 9)	4-3		F8			F7		4-3		4	0	0	0	0	0	3		
Greg Luzinski, R OBP: 0.386, SLG: 0.465 (1, 10)		G3 HR BB			P4			5-3		2	1	0	0	2	0	0		
Steve Kemp, L OBP: 0.386, SLG: 0.435 (1, 7)	G3				F8		P4	P2		4	0	0	0	0	0	2		
Carlton Fisk, R OBP: 0.348, SLG: 0.422 (1, 2)		HR			F7		P3	K		4	1	1	2	0	1	1		
Mike Squires, L OBP: 0.319, SLG: 0.337 (1, 3)		K			3-1		L6			3	0	0	0	0	1	1		
Vance Law, R OBP: 0.326, SLG: 0.371 (1, 6)	F8				F8			P4		3	0	0	0	0	0	0		
Aurelio Rodriguez, R OBP: 0.296, SLG: 0.310 (1, 5)			5-3			F9		1B		3	0	1	0	0	0	0		
Inning Stats	R: 0 E: 0 K: 0 S: 3	H: 0 LOB: 0 BB: 0 P: 3	R: 2 E: 0 K: 1 S: 6	H: 1 LOB: 0 BB: 1 P: 10	R: 0 E: 0 K: 1 S: 6	H: 1 LOB: 1 BB: 0 P: 6	R: 0 E: 0 K: 0 S: 3	H: 0 LOB: 0 BB: 0 P: 3	R: 0 E: 0 K: 0 S: 3	H: 0 LOB: 1 BB: 0 P: 7	R: 0 E: 0 K: 0 S: 5	H: 2 LOB: 2 BB: 0 P: 5	R: 0 E: 0 K: 1 S: 5	H: 0 LOB: 0 BB: 0 P: 5	1B: 2 2B: 0 3B: 1 HR: 1	SF: 0 SAC: 0 DP: 0 HBP: 0	WP: 0 PA: 33 CS: 0	
PITCHER	IP	WLS	BF	H	R	ER	SO	BB	IBB	HBP	BLK	WP	HR	S	P	ERA	WHIP	
Chris Codiroli, R ERA: 2.25 Dave Beard, R ERA: 3.71	(1, 1)	8.0	L	30	4	2	2	2	2	0	0	0	0	1	32	40	2.25	0.750
(9, 1)	1.0		3	0	0	0	1	0	0	0	0	0	0	5	5	0.00	0.000	

Chicago White Sox @ Oakland Athletics
Oakland-Alameda County Coliseum, Oakland, CA
Sat Sep 11 1982, 3:33 AM PDT
Att: 22,851 - Sunny - 75 F

AB 31
R 2
H 4
RBI 2
BB 2
SO 3
LOB 10



Batter	1	2	3	4	5	6	7	8	9	AB	R	H	RBI	BB	SO	LOB	BOTTOM
Rickey Henderson, R OBP: 0.401, SLG: 0.371 (1, 7)	6-3		K		6-3			K		4	0	0	0	0	2	1	
Davey Lopes, R OBP: 0.304, SLG: 0.375 (1, 4)	1B		F8			F7		G6-4-3 BB 1B		4	0	2	0	0	0	0	
Jeff Burroughs, R OBP: 0.358, SLG: 0.474 (1, 10)	F8		F7			5-3		G6-4-3 BB 1-2		3	0	0	0	1	0	1	
Tony Armas, R OBP: 0.270, SLG: 0.431 (1, 9)	1B				F8		F8	G6-4-3 1-2 2-3		4	0	1	0	0	0	2	
Kelvin Moore, R OBP: 0.310, SLG: 0.414 (1, 3)	K				6-3		L1-3 1B	F8		4	0	1	0	0	1	3	
Dwayne Murphy, L OBP: 0.352, SLG: 0.418 (1, 8)		3-1			K		L1-3 1-2			3	0	0	0	0	1	1	
Mike Heath, R OBP: 0.299, SLG: 0.342 (9, 2)		F9			K		6-3			3	0	0	0	0	1	0	
Bob Kearney, R OBP: 0.220, SLG: 0.222 Joe Rudi, R OBP: 0.300, SLG: 0.310 Kevin Bell, R (9, 5)						F8		P5		2	0	1	0	0	0	0	
Jimmy Sexton, R OBP: 0.255, SLG: 0.267 Cliff Johnson, R OBP: 0.314, SLG: 0.364 Fred Stanley, R OBP: 0.280, SLG: 0.222 (9, 6)		1B						K		1	0	0	0	0	0	0	
		L9								2	0	1	0	0	0	1	
Inning Stats	R: 0 E: 0 K: 1 S: 7	H: 2 LOB: 2 BB: 0 P: 7	R: 0 E: 0 K: 0 S: 4	H: 1 LOB: 0 BB: 0 P: 4	R: 0 E: 0 K: 1 S: 5	H: 0 LOB: 0 BB: 0 P: 5	R: 0 E: 0 K: 1 S: 5	H: 0 LOB: 0 BB: 0 P: 5	R: 0 E: 0 K: 0 S: 3	H: 1 LOB: 0 BB: 0 P: 3	R: 0 E: 0 K: 2 S: 7	H: 0 LOB: 0 BB: 0 P: 7	R: 0 E: 0 K: 0 S: 3	H: 1 LOB: 1 BB: 1 P: 7	1B: 6 2B: 1 3B: 0 HR: 0	SF: 0 SAC: 0 DP: 2 HBP: 0	WP: 0 PA: 32 CS: 0
PITCHER	IP	WLS	BF	H	R	ER	SO	BB	IBB	HBP	BLK	WP	HR	S	P	ERA	WHIP
Jerry Kosman, L ERA: 3.54 Salome Barojas, R ERA: 3.61	(1, 1)	8.0	W	30	6	0	0	0	0	0	0	0	0	41	45	0.00	0.875
(9, 1)	1.0	S	2	0	0	0	0	0	0	0	0	0	0	2	2	0.00	0.000

Chicago White Sox @ Oakland Athletics
Oakland-Alameda County Coliseum, Oakland, CA
Sat Sep 11 1982, 3:33 AM PDT
Att: 22,851 - Sunny - 75 F

AB 31
R 0
H 6
RBI 0
BB 1
SO 6
LOB 9



Batter	1	2	3	4	5	6	7	8	9	AB	R	H	RBI	BB	SO	LOB	TOP				
Rudy Law, L (1, 8) OBP: 0.356, SLG: 0.427 Ron Kittle, R (7, PH) Rusty Kuntz, R (7, 8)	F8		1-3			1B	F7			3	0	1	0	0	0	0	Chicago White Sox @ Oakland Athletics Oakland-Alameda County Coliseum, Oakland, CA Sun Sep 12 1982, 3:33 AM PDT Att: 24,767 - Sunny - 84 F				
Tony Bemazzard, S (1, 4) Jay Loviglio, R (2, 4)	F8		F8		6-3		K			1	0	0	0	0	0	0					
Harold Baines, L (1, 9) OBP: 0.318, SLG: 0.458	HR		5-3			F9		K		4	1	1	1	0	1	0					
Greg Luzinski, R (1, 10) OBP: 0.387, SLG: 0.464	K			G6-4-3 1B		BB		K		3	0	1	0	1	2	0					
Steve Kemp, L (1, 7) OBP: 0.387, SLG: 0.434		K		G6-4-3 1B		F7				3	0	1	0	1	1	1					
Carlton Fisk, R (1, 2) OBP: 0.347, SLG: 0.419	F7		G6-4-3					BB		3	0	0	0	1	0	3					
Mike Squires, L (1, 3) Chris Nyman, R (9, PH) OBP: 0.171, SLG: 0.171		2B		1-2 1B		F8			L9	3	1	1	0	0	0	3					
Vance Law, R (1, 5) OBP: 0.328, SLG: 0.375				1-2 1B					L4	3	0	1	1	1	0	0					
Bill Almon, R (1, 6) OBP: 0.317, SLG: 0.359		3B		1-2 1B					6-3	4	0	0	0	0	0	2					
Inning Stats	R: 1 E: 0 K: 1 S: 6	H: 1 LOB: 0 BB: 0 P: 6	R: 1 E: 0 K: 1 S: 7	H: 2 LOB: 1 BB: 0 P: 7	R: 0 E: 0 K: 0 S: 3	H: 0 LOB: 0 BB: 0 P: 3	R: 0 E: 0 K: 0 S: 4	H: 2 LOB: 1 BB: 0 P: 4	R: 0 E: 0 K: 0 S: 4	H: 1 LOB: 1 BB: 0 P: 4	R: 0 E: 0 K: 0 S: 3	H: 0 LOB: 1 BB: 2 P: 11	R: 0 E: 0 K: 1 S: 5	H: 0 LOB: 1 BB: 1 P: 9	R: 0 E: 0 K: 2 S: 7	H: 0 LOB: 1 BB: 1 P: 11		R: 0 E: 0 K: 0 S: 3	H: 0 LOB: 0 BB: 0 P: 3	1B: 3 2B: 1 3B: 1 HR: 1	SF: 0 SAC: 0 DP: 1 HBP: 0
PITCHER	IP	WLS	BF	H	R	ER	SO	BB	IBB	HBP	BLK	WP	HR	S	P	ERA	WHIP			ERA	WHIP
Rick Langford, R (1, 1) ERA: 4.2	5.0	W	20	6	2	2	2	0	0	0	0	0	1	24	24	3.60	1.200				
Tom Underwood, L (6, 1) ERA: 3.13	2.0		9	0	0	0	1	3	0	0	0	0	0	8	20	0.00	1.500				
Bob Owcinko, L (8, 1) ERA: 5.3	2.0	S	7	0	0	0	2	1	0	0	0	0	0	10	14	0.00	0.500				

Batter	1	2	3	4	5	6	7	8	9	AB	R	H	RBI	BB	SO	LOB	BOTTOM				
Dwayne Murphy, L (1, 8) OBP: 0.352, SLG: 0.423	F8	4-3			4-3			HR		4	1	1	1	0	0	1	Chicago White Sox @ Oakland Athletics Oakland-Alameda County Coliseum, Oakland, CA Sun Sep 12 1982, 3:33 AM PDT Att: 24,767 - Sunny - 84 F				
Mike Davis, L (1, 7) OBP: 0.333, SLG: 0.500	P6		K			F8		4-3		4	0	0	0	0	1	0					
Dan Meyer, L (1, 10) OBP: 0.268, SLG: 0.371	P5		P5			4-3				3	0	0	0	0	0	0					
Tony Armas, R (1, 9) OBP: 0.268, SLG: 0.428		K	P3			K				3	0	0	0	0	2	0					
Wayne Gross, L (1, 5) OBP: 0.341, SLG: 0.353		2B			L9		P4			3	1	1	0	0	0	0					
Davey Lopes, R (1, 4) OBP: 0.306, SLG: 0.380		SF8			K			CS		3	1	2	0	0	1	0					
Kelvin Moore, R (1, 3) OBP: 0.281, SLG: 0.387		SF8			5-3			1B		2	0	0	1	0	1	1					
Mike Heath, R (1, 2) OBP: 0.299, SLG: 0.342		2B			L6			6-3		3	1	1	1	0	0	0					
Jimmy Sexton, R (1, 6) OBP: 0.257, SLG: 0.279		1B			K			6-3		3	0	1	1	0	1	0					
Inning Stats	R: 0 E: 0 K: 0 S: 3	H: 0 LOB: 0 BB: 0 P: 3	R: 3 E: 0 K: 1 S: 9	H: 4 LOB: 1 BB: 0 P: 9	R: 0 E: 0 K: 1 S: 5	H: 0 LOB: 0 BB: 0 P: 5	R: 0 E: 0 K: 1 S: 5	H: 0 LOB: 0 BB: 0 P: 5	R: 0 E: 0 K: 1 S: 5	H: 1 LOB: 0 BB: 0 P: 5	R: 0 E: 0 K: 1 S: 5	H: 0 LOB: 0 BB: 0 P: 5	R: 0 E: 0 K: 1 S: 5	H: 1 LOB: 0 BB: 0 P: 5	R: 1 E: 0 K: 0 S: 4	H: 1 LOB: 0 BB: 0 P: 4		1B: 3 2B: 2 3B: 0 HR: 1	SF: 1 SAC: 0 DP: 0 HBP: 0	WP: 0 PA: 29 CS: 1	
PITCHER	IP	WLS	BF	H	R	ER	SO	BB	IBB	HBP	BLK	WP	HR	S	P	ERA	WHIP			ERA	WHIP
LaMarr Hoyt, R (1, 1) ERA: 3.62	8.0	L	29	6	4	4	6	0	0	0	0	0	1	41	41	4.50	0.750				

Batter	1	2	3	4	5	6	7	8	9	AB	R	H	RBI	BB	SO	LOB	TOP		
Dwayne Murphy, L (1, 8) OBP: 0.391, SLG: 0.421	G3		K			G6-4-3 BB		F9		3	0	0	0	1	1	2			
Davey Lopes, R (1, 4) OBP: 0.304, SLG: 0.376	P4			P5		G6-4-3 1-2			5-3	4	0	0	0	0	0	1			
Mike Davis, L (1, 7) OBP: 0.318, SLG: 0.455	1-3			G3			G3		WP 1B	4	1	1	0	0	0	0			
Tony Armas, R (1, 9) OBP: 0.272, SLG: 0.437		K					HR		1B	4	1	3	2	0	1	0			
Dan Meyer, L (1, 10) OBP: 0.265, SLG: 0.367	G3			K				F9		4	0	0	0	0	2	2			
Wayne Gross, L (1, 5) OBP: 0.338, SLG: 0.349	G3					F9		F8		4	0	0	0	0	0	1			
Kelvin Moore, R (1, 3) OBP: 0.286, SLG: 0.382			K					FC6-4 1B		3	0	1	0	0	2	0			
Mike Heath, R (1, 2) OBP: 0.296, SLG: 0.338			P3			F9		FC6-4 1-2		3	0	0	0	0	0	1			
Jimmy Sexton, R (1, 6) OBP: 0.261, SLG: 0.283 (8, PH)								F9		2	0	1	0	0	1	0			
Jeff Burroughs, R (8, PH) OBP: 0.357, SLG: 0.472										1	0	0	0	0	0	1			
Fred Stanley, R (8, 6) OBP: 0.280, SLG: 0.222										0	0	0	0	0	0	0			
Inning Stats	R: 0 E: 0 K: 0 S: 3	H: 0 LOB: 0 BB: 0 P: 3	R: 0 E: 0 K: 1 S: 5	H: 0 LOB: 0 BB: 0 P: 5	R: 0 E: 0 K: 2 S: 8	H: 1 LOB: 1 BB: 0 P: 8	R: 0 E: 0 K: 1 S: 6	H: 1 LOB: 1 BB: 0 P: 6	R: 0 E: 0 K: 1 S: 5	H: 0 LOB: 0 BB: 1 P: 8	R: 1 E: 0 K: 0 S: 6	H: 1 LOB: 0 BB: 0 P: 6	R: 0 E: 0 K: 0 S: 4	H: 1 LOB: 1 BB: 0 P: 4	R: 1 E: 0 K: 0 S: 5	H: 2 LOB: 1 BB: 0 P: 5	1B: 5 2B: 0 3B: 0 HR: 1	SF: 0 SAC: 0 DP: 1 HBP: 0	WP: 1 PA: 33 PB: 0 SB: 0 CS: 0
PITCHER	IP WLS BF H R ER SO BB IBB HBP BLK WP HR S P ERA WHIP																		
Luis Leal, R (1, 1) ERA: 3.7	7.2 W 27 4 1 1 7 1 0 0 0 0 1 40 44 1.17 0.652																		
Dale Murray, R (8, 1) ERA: 2.91	1.1 S 6 2 1 1 0 0 0 0 0 1 0 6 6 6.75 1.500																		

Oakland Athletics @ Toronto Blue Jays
Exhibition Stadium, Toronto, ON
Wed Sep 15 1982, 7:05 PM EDT
Unknown - 58 F

AB 32
R 2
H 6
RBI 2
BB 1
SO 7
LOB 8



Batter	1	2	3	4	5	6	7	8	9	AB	R	H	RBI	BB	SO	LOB	BOTTOM
Lloyd Moseby, L (1, 8) OBP: 0.295, SLG: 0.372	4-3 E 6-3 BB				K			E3 1-2		3	1	1	0	1	1	3	
Garth Iorg, R (1, 4) OBP: 0.302, SLG: 0.354	4-3 1-3		4-3 3B			P4		K		4	0	0	0	0	1	4	
Jesse Barfield, R (1, 9) OBP: 0.332, SLG: 0.431	6-3 3-H			6-3		F9		FC4-6 1B		4	0	1	1	0	0	0	
Wayne Nordhagen, R (1, 10) OBP: 0.327, SLG: 0.340						F8		FC4-6 1-2		3	0	0	0	0	1	0	
Hosken Powell, L (8, PH) OBP: 0.304, SLG: 0.401	K					P5				1	0	0	0	0	0	1	
Leon Roberts, R (1, 7) OBP: 0.250, SLG: 0.270			P6					P5		2	0	0	0	1	0	0	
Damaso Garcia, R (7, PR) OBP: 0.347, SLG: 0.402								S E SH2-4 BB		0	1	0	0	0	0	0	
Geno Petralli, L (8, 2) OBP: 0.333, SLG: 0.348										1	0	0	0	0	0	1	
Willie Upshaw, L (1, 3) OBP: 0.319, SLG: 0.424		5-3						SH2-4 1-2		3	0	0	0	0	1	1	
Buck Martinez, R (1, 2) OBP: 0.286, SLG: 0.376										1	0	0	0	1	0	0	
Al Woods, L (7, PH) OBP: 0.298, SLG: 0.316 (8, 7)								S E BB		0	1	0	0	1	0	0	
Dave Baker, L (1, 5) OBP: 0.333, SLG: 0.667										3	0	1	0	0	1	0	
Alfredo Griffin, S (1, 6) OBP: 0.266, SLG: 0.308										2	0	0	0	1	0	2	
Inning Stats	R: 1 E: 1 K: 1 S: 5	H: 0 LOB: 0 BB: 1 P: 9	R: 0 E: 0 K: 0 S: 3	H: 0 LOB: 0 BB: 0 P: 3	R: 0 E: 0 K: 0 S: 4	H: 1 LOB: 1 BB: 0 P: 4	R: 0 E: 0 K: 0 S: 3	H: 0 LOB: 0 BB: 0 P: 3	R: 0 E: 0 K: 0 S: 3	H: 0 LOB: 0 BB: 0 P: 3	R: 2 E: 0 K: 2 S: 8	H: 0 LOB: 2 BB: 3 P: 20	R: 0 E: 0 K: 1 S: 6	H: 1 LOB: 1 BB: 0 P: 6	1B: 1 2B: 1 3B: 1 HR: 0	SF: 0 SAC: 1 DP: 0 HBP: 0	WP: 0 PA: 33 PB: 0 SB: 3 CS: 0
PITCHER	IP WLS BF H R ER SO BB IBB HBP BLK WP HR S P ERA WHIP																
Tim Conroy, L (1, 1) ERA: 4.32	6.1 L 24 2 3 0 2 2 0 0 0 0 0 0 7 15 0.00 0.789																
Dave Beard, R (7, 1) ERA: 3.68	0.2 5 0 0 0 2 2 0 0 0 0 0 0 7 15 0.00 3.000																
John D'Acquisto, R (8, 1) ERA: 2.79	1.0 4 1 0 0 1 0 0 0 0 0 0 0 6 6 0.00 1.000																

Oakland Athletics @ Toronto Blue Jays
Exhibition Stadium, Toronto, ON
Wed Sep 15 1982, 7:05 PM EDT
Unknown - 58 F

AB 27
R 3
H 3
RBI 1
BB 5
SO 5
LOB 12



Batter	1	2	3	4	5	6	7	8	9	AB	R	H	RBI	BB	SO	LOB	TOP					
Dwayne Murphy, L (1, 8) Mike Heath, R (5, 7) OBP: 0.351, SLG: 0.419 OBP: 0.300, SLG: 0.341	F8		G5-4-3		1-3		E7	K		2	0	0	0	1	0	1						
Mike Davis, L (1, 7) OBP: 0.357, SLG: 0.464	E5		F8		1B		F	F7	1B	6	3	3	1	0	0	4						
Jeff Burroughs, R (1, 10) Rickey Henderson, R (9, PR) OBP: 0.466 OBP: 0.401, SLG: 0.371	5-3		G5-4-3		SF7		E	HR	1B	4	1	2	6	1	0	3						
Tony Armas, R (1, 9) Darrell Brown, S (5, PR) OBP: 0.274, SLG: 0.440 OBP: 0.333, SLG: 0.667	2B				FC6-4		E5		1B	3	0	2	1	0	0	0						
Kelvin Moore, R (1, 3) OBP: 0.244, SLG: 0.333	5-3				FC6-4		SF9	F9	P4	5	0	0	1	0	0	6						
Kevin Bell, R (1, 5) Dan Meyer, L (9, PH) OBP: 0.250, SLG: 0.500 OBP: 0.267, SLG: 0.369			F9		2B		5-3	K	1B	4	0	1	0	0	1	2						
Dave McKay, S (1, 4) OBP: 0.234, SLG: 0.265	F7				K		F7	P5	F9	5	0	0	0	0	1	5						
Bob Kearney, R (1, 2) Wayne Gross, L (9, PH) OBP: 0.222, SLG: 0.205 OBP: 0.330, SLG: 0.351	5-3				F7		FC5-4	K	1B	3	0	0	0	1	1	2						
Jimmy Sexton, R (1, 6) Cliff Johnson, R (9, PH) Fred Stanley, R (9, PR) OBP: 0.280, SLG: 0.222			S		1B		FC5-4	HR	BB	3	2	2	0	1	0	1						
Inning Stats	R: 1 E: 1 K: 0 S: 5	H: 1 LOB: 1 BB: 0 P: 5	R: 0 E: 0 K: 0 S: 3	H: 0 LOB: 0 BB: 0 P: 3	R: 0 E: 0 K: 0 S: 3	H: 1 LOB: 1 BB: 1 P: 7	R: 0 E: 1 K: 1 S: 7	H: 1 LOB: 2 BB: 0 P: 7	R: 1 E: 0 K: 0 S: 6	H: 3 LOB: 2 BB: 0 P: 6	R: 0 E: 0 K: 0 S: 3	H: 0 LOB: 1 BB: 1 P: 7	R: 2 E: 2 K: 1 S: 9	H: 3 LOB: 2 BB: 0 P: 9	R: 3 E: 0 K: 1 S: 8	H: 3 LOB: 1 BB: 1 P: 12	R: 4 E: 0 K: 1 S: 10	H: 5 LOB: 2 BB: 1 P: 14	1B: 13 2B: 2 3B: 1 HR: 1	SF: 2 SAC: 0 DP: 1 HBP: 0	WP: 0 PB: 0 SB: 1 CS: 0	PA: 50
PITCHER	IP WLS BF H R ER SO BB IBB HBP BLK WP HR S P ERA WHIP																					
Mark Eichhorn, R (1, 1) ERA: 6.75	6.0	30	9	4	3	1	2	0	0	0	0	0	0	30	38	4.50	1.833					
Steve Senteney, R (7, 1) ERA: 7.36	2.1	14	5	5	5	2	1	0	0	0	0	1	17	21	19.29	2.571						
Dale Murray, R (9, 1) ERA: 3.07	0.1	5	3	2	2	1	1	0	0	0	0	0	6	10	54.00	12.000						
Roy Lee Jackson, R (9, 1) ERA: 3.42	0.1	W	1	0	0	0	0	0	0	0	0	0	1	1	0.00	0.000						

Oakland Athletics @ Toronto Blue Jays
Exhibition Stadium, Toronto, ON
Wed Sep 15 1982, 7:05 PM EDT
Att: 12,090 - Unknown

livebaseballscores.com

AB 44
R 11
H 17
RBI 11
BB 4
SO 4
LOB 29



Batter	1	2	3	4	5	6	7	8	9	AB	R	H	RBI	BB	SO	LOB	BOTTOM					
Dave Baker, L (1, 5) OBP: 0.444, SLG: 0.429	K		F8	E	3B		1-3			4	2	1	1	1	1	1						
Lloyd Moseby, L (1, 8) OBP: 0.296, SLG: 0.377	P4		P5	E5	1B		K		1B	5	1	2	4	0	1	1						
Willie Upshaw, L (1, 3) OBP: 0.322, SLG: 0.426	P4			HR	2B				1B	4	1	2	2	1	0	1						
Al Woods, L (1, 7) OBP: 0.305, SLG: 0.341	K		P5	HR			FC6-4		1B	5	1	3	2	0	1	1						
Hosken Powell, L (1, 10) Wayne Nordhagen, R (6, PH) Glenn Adams, L (6, PH) OBP: 0.304, SLG: 0.400 OBP: 0.325, SLG: 0.338 OBP: 0.313, SLG: 0.414	F9			1B	P6		FC6-4		P2	3	1	1	0	0	0	0						
Jesse Barfield, R (1, 9) OBP: 0.332, SLG: 0.427	1B			G3	1B		K		K	3	1	0	0	2	3	3						
Geno Petralli, L (1, 2) OBP: 0.379, SLG: 0.429	1B			1B	G3		K		K	5	1	3	0	0	2	2						
Garth Iorg, R (1, 4) OBP: 0.303, SLG: 0.354	F7			F9	1B		F8		SH3-4	5	2	2	0	0	0	7						
Alfredo Griffin, S (1, 6) OBP: 0.268, SLG: 0.311			F8	G3	3B		6-3		SH3-4	4	2	2	1	0	0	2						
Inning Stats	R: 0 E: 0 K: 1 S: 5	H: 0 LOB: 0 BB: 0 P: 5	R: 0 E: 0 K: 1 S: 6	H: 1 LOB: 2 BB: 1 P: 10	R: 1 E: 0 K: 0 S: 4	H: 1 LOB: 1 BB: 1 P: 8	R: 7 E: 1 K: 0 S: 8	H: 5 LOB: 0 BB: 1 P: 13	R: 3 E: 0 K: 2 S: 10	H: 3 LOB: 1 BB: 1 P: 14	R: 0 E: 0 K: 1 S: 5	H: 2 LOB: 0 BB: 0 P: 7	R: 0 E: 0 K: 2 S: 9	H: 0 LOB: 0 BB: 0 P: 9	R: 0 E: 0 K: 2 S: 9	H: 2 LOB: 1 BB: 0 P: 9	R: 1 E: 0 K: 0 S: 3	H: 2 LOB: 1 BB: 0 P: 3	1B: 11 2B: 3 3B: 1 HR: 1	SF: 0 SAC: 1 DP: 0 HBP: 1	WP: 1 PB: 0 SB: 0 CS: 0	PA: 46
PITCHER	IP WLS BF H R ER SO BB IBB HBP BLK WP HR S P ERA WHIP																					
Matt Keough, R (1, 1) ERA: 5.54	4.0	23	7	8	8	2	3	0	0	0	0	0	1	23	36	18.00	2.500					
Bob Ojehinko, L (5, 1) ERA: 5.48	2.0	12	5	3	3	3	1	0	0	0	0	0	17	21	13.50	3.000						
Preston Hanna, R (7, 1) ERA: 4.43	2.1	L	11	4	1	1	3	0	0	0	0	0	17	17	3.86	1.714						

Oakland Athletics @ Toronto Blue Jays
Exhibition Stadium, Toronto, ON
Wed Sep 15 1982, 7:05 PM EDT
Att: 12,090 - Unknown

livebaseballscores.com

AB 40
R 12
H 16
RBI 10
BB 4
SO 8
LOB 21



Batter	1	2	3	4	5	6	7	8	9	AB	R	H	RBI	BB	SO	LOB	TOP				
Dwayne Murphy, L (1, 8) OBP: 0.348, SLG: 0.414	F8	K		F9		F9			G3	5	0	0	0	0	1	2					
Darrell Brown, S (1, 9) OBP: 0.394, SLG: 0.545	1B		1-3	F7			K		1B	5	0	2	1	0	1	1					
Mike Davis, L (1, 7) OBP: 0.394, SLG: 0.485	1B	2B	1B	1B		S	3-1		P3	5	2	3	0	0	0	2					
Jeff Burroughs, R (1, 10) OBP: 0.361, SLG: 0.482	2B	1B	P6		BB		F9		F8	4	0	1	0	1	0	3					
Wayne Gross, L (1, 5) OBP: 0.341, SLG: 0.355	2B	1B	1B	1B	P2			K		4	0	2	1	0	1	2					
Dan Meyer, L (1, 3) OBP: 0.270, SLG: 0.368	IBB	FC6-4	1B	1B	F9			G3		3	0	1	1	1	0	2					
Dave McKay, S (1, 4) OBP: 0.235, SLG: 0.265	FC6-4		G3		P6			1B		4	0	1	0	0	0	7					
Bob Kearney, R (1, 2) OBP: 0.213, SLG: 0.195		K		5-3		1-3		F9		2	0	0	0	0	1	0					
Mike Heath, R (5, 2) OBP: 0.236, SLG: 0.339		K								2	0	0	0	0	0	1					
Jimmy Sexton, R (1, 6) OBP: 0.279, SLG: 0.295										3	0	1	0	0	0	0					
Cliff Johnson, R (9, PH) OBP: 0.320, SLG: 0.374	6-3									1	0	1	0	0	0	0					
Fred Stanley, R (9, PR) OBP: 0.280, SLG: 0.222				S		F9			G3	0	1	0	0	0	0	0					
				1B					1B	0	1	0	0	0	0	0					
Inning Stats	R: 1 E: 0 K: 0 S: 6	H: 4 LOB: 3 BB: 1 P: 10	R: 0 E: 0 K: 2 S: 7	H: 0 LOB: 0 BB: 0 P: 7	R: 1 E: 0 K: 0 S: 6	H: 3 LOB: 2 BB: 0 P: 6	R: 0 E: 0 K: 0 S: 4	H: 1 LOB: 1 BB: 0 P: 4	R: 0 E: 0 K: 0 S: 3	H: 0 LOB: 0 BB: 0 P: 3	R: 0 E: 0 K: 1 S: 5	H: 0 LOB: 0 BB: 0 P: 5	R: 0 E: 0 K: 1 S: 6	H: 1 LOB: 1 BB: 0 P: 6	R: 1 E: 0 K: 0 S: 5	H: 2 LOB: 2 BB: 0 P: 5	1B: 10 2B: 2 3B: 0 HR: 0	SF: 0 SAC: 0 DP: 0 HBP: 0	WP: 0 PB: 0 SB: 2 CS: 0	PA: 40	
PITCHER	IP WLS BF H R ER SO BB IBB HBP BLK WP HR S P ERA WHIP	8.1 W 38 12 3 3 4 1 1 0 0 0 0 0 44 52 3.24 1.560	0.2 S 2 0 0 0 0 0 0 0 0 0 0 0 2 2 0.00 0.000																		

Oakland Athletics @ Chicago White Sox
 Comiskey Park, Chicago, IL
 Thu Sep 16 1982, 8:05 PM EDT
 Att: 10,929 - Unknown - 57 F

AB 38
R 3
H 12
RBI 3
BB 2
SO 4
LOB 20



Batter	1	2	3	4	5	6	7	8	9	AB	R	H	RBI	BB	SO	LOB	BOTTOM	
Rudy Law, L (1, 8) OBP: 0.358, SLG: 0.427	E	F7		5-3		S		1B		4	1	2	1	0	0	2		
Rusty Kuntz, R (7, 8) OBP: 0.200, SLG: 0.200	1B			1-2		2H		1B		1	0	1	1	0	0	0		
Chris Nyman, R (1, 3) OBP: 0.200, SLG: 0.184	K		G6-4-3	1B	6-3	K		F8		5	0	1	0	0	2	4		
Harold Baines, L (1, 9) OBP: 0.317, SLG: 0.456	5-3		K			1-2				4	0	1	1	0	1	1		
Greg Luzinski, R (1, 10) OBP: 0.386, SLG: 0.464	BB	3H	G6-4-3	1B	5-3			F9		3	0	0	0	1	0	2		
Steve Kemp, L (1, 7) OBP: 0.383, SLG: 0.427	BB				G3			F8		3	0	0	0	1	0	1		
Carlton Fisk, R (1, 2) OBP: 0.350, SLG: 0.429	P5			2B	4-3	1-3			F8	4	1	1	0	0	0	2		
Vance Law, R (1, 6) OBP: 0.329, SLG: 0.385		4-3		1B		1B		K		4	2	2	1	0	1	0		
Aurelio Rodriguez, R (1, 5) OBP: 0.269, SLG: 0.335	E7	G3		1B	FC3-6	SH2-3		1B		4	2	4	1	0	0	0		
Jay Loviglio, R (1, 4) OBP: 0.250, SLG: 0.250	G3			1B	FC3-6	SH2-3		1B		3	0	1	1	0	0	2		
				2B	1B	1B		2B		1B: 9 2B: 3 3B: 1 HR: 0	SF: 0 SAC: 1 DP: 1 HBP: 0	WP: 0 PB: 0 SB: 2 CS: 0	PA: 38					
Inning Stats	R: 1 E: 1 K: 1 S: 6	H: 1 LOB: 2 BB: 2 P: 14	R: 0 E: 1 K: 0 S: 4	H: 1 LOB: 1 BB: 0 P: 4	R: 0 E: 0 K: 1 S: 5	H: 1 LOB: 0 BB: 0 P: 5	R: 2 E: 0 K: 0 S: 6	H: 3 LOB: 1 BB: 0 P: 6	R: 0 E: 0 K: 1 S: 8	H: 3 LOB: 1 BB: 0 P: 8	R: 0 E: 0 K: 0 S: 3	H: 0 LOB: 0 BB: 0 P: 3	R: 1 E: 0 K: 1 S: 8	H: 3 LOB: 2 BB: 0 P: 8	1B: 9 2B: 3 3B: 1 HR: 0	SF: 0 SAC: 1 DP: 1 HBP: 0	WP: 0 PB: 0 SB: 2 CS: 0	PA: 38
PITCHER	IP WLS BF H R ER SO BB IBB HBP BLK WP HR S P ERA WHIP	5.2 L 28 10 5 4 2 0 0 0 0 0 0 14 14 3.86 1.286																

Oakland Athletics @ Chicago White Sox
 Comiskey Park, Chicago, IL
 Thu Sep 16 1982, 8:05 PM EDT
 Att: 10,929 - Unknown - 57 F

AB 35
R 6
H 13
RBI 6
BB 2
SO 4
LOB 14



Batter	1	2	3	4	5	6	7	8	9	AB	R	H	RBI	BB	SO	LOB	TOP		
Mike Davis, L OBP: 0.351, SLG: 0.432 (1, 7)	F9		4-3			4-3		FC1-6		4	0	0	0	0	0	1			
Davey Lopes, R OBP: 0.301, SLG: 0.372 (1, 4)	5-3					F9		F8		4	0	0	0	0	0	1			
Dwayne Murphy, L OBP: 0.349, SLG: 0.416 (1, 8)						F9		1-3		3	1	1	0	1	0	1			
Jeff Burroughs, R OBP: 0.359, SLG: 0.491 (1, 10)						F7		HR		4	1	1	2	0	1	1			
Dan Meyer, L OBP: 0.270, SLG: 0.367 (1, 3)								HR		4	0	1	0	0	1	0			
Wayne Gross, L OBP: 0.337, SLG: 0.351 (1, 5)								P5		4	0	1	0	0	1	0			
Mike Heath, R OBP: 0.298, SLG: 0.339 (1, 2)								6-3		4	0	0	0	0	1	1			
Darrell Brown, S OBP: 0.286, SLG: 0.429 (1, 9)								6-3		3	0	1	0	0	0	1			
Jimmy Sexton, R OBP: 0.280, SLG: 0.296 (1, 6)								FC4-6		3	0	0	0	0	0	2			
Inning Stats	R: 0 E: 0 K: 1 S: 6	H: 1 LOB: 1 BB: 0 P: 6	R: 0 E: 0 K: 1 S: 5	H: 0 LOB: 0 BB: 0 P: 5	R: 0 E: 0 K: 0 S: 3	H: 0 LOB: 0 BB: 0 P: 3	R: 0 E: 0 K: 0 S: 3	H: 0 LOB: 1 BB: 0 P: 3	R: 2 E: 0 K: 0 S: 5	H: 2 LOB: 1 BB: 1 P: 9	R: 0 E: 0 K: 1 S: 5	H: 1 LOB: 0 BB: 0 P: 4	R: 0 E: 0 K: 1 S: 5	H: 0 LOB: 0 BB: 0 P: 5	1B: 3 2B: 1 3B: 0 HR: 1	SF: 0 SAC: 0 DP: 0 HBP: 0	WP: 0 PB: 0 SB: 0 CS: 0	PA: 33	
PITCHER	IP	WLS	BF	H	R	ER	SO	BB	IBB	HBP	BLK	WP	HR	S	P	ERA	WHIP		
Richard Dotson, R ERA: 3.75 (1, 1)	7.0	L	27	5	2	2	2	1	0	0	0	0	1	30	34	2.57	0.857		
Kevin Hickey, L ERA: 2.99 (8, 1)	2.0	S	6	0	0	0	1	0	0	0	0	0	0	8	8	0.00	0.000		

Oakland Athletics @ Chicago White Sox
Comiskey Park, Chicago, IL
Sat Sep 18 1982, 8:05 PM EDT
Unknown

AB 32
R 2
H 5
RBI 2
BB 1
SO 3
LOB 8



Batter	1	2	3	4	5	6	7	8	9	AB	R	H	RBI	BB	SO	LOB	BOTTOM					
Rudy Law, L OBP: 0.353, SLG: 0.421 (1, 8)	5-3		F7					F7		4	0	0	0	0	1	2						
Chris Nyman, R OBP: 0.222, SLG: 0.208 (1, 3)										4	1	2	0	0	1	0						
Harold Baines, L OBP: 0.317, SLG: 0.455 (1, 9)										2	0	0	0	1	0	0						
Greg Luzinski, R OBP: 0.387, SLG: 0.466 (1, 10)										4	0	2	1	0	0	2						
Steve Kemp, L OBP: 0.381, SLG: 0.424 (1, 7)										4	0	0	0	0	0	4						
Carlton Fisk, R OBP: 0.349, SLG: 0.426 (1, 2)										3	0	0	0	1	1	2						
Vance Law, R OBP: 0.332, SLG: 0.387 (1, 6)										3	0	2	0	0	0	1						
Bill Almon, R OBP: 0.315, SLG: 0.356 (7, PR) (8, 6)										1	0	0	0	0	0	1						
Aurelio Rodriguez, R OBP: 0.266, SLG: 0.330 (1, 5)										3	0	0	0	0	1	2						
Jay Loviglio, R OBP: 0.222, SLG: 0.222 (1, 4)										2	0	0	0	0	0	1						
Jerry Hairston, S OBP: 0.305, SLG: 0.476 (7, PH)										1	0	0	0	0	0	2						
Steve Dillard, R (8, 4)										0	0	0	0	0	0	0						
Inning Stats	R: 0 E: 0 K: 0 S: 4	H: 1 LOB: 2 BB: 1 P: 8	R: 0 E: 1 K: 1 S: 6	H: 1 LOB: 1 BB: 0 P: 6	R: 0 E: 0 K: 0 S: 3	H: 0 LOB: 0 BB: 0 P: 3	R: 0 E: 0 K: 0 S: 4	H: 1 LOB: 1 BB: 0 P: 4	R: 0 E: 0 K: 2 S: 7	H: 0 LOB: 0 BB: 0 P: 7	R: 1 E: 0 K: 0 S: 5	H: 2 LOB: 1 BB: 0 P: 5	R: 0 E: 0 K: 0 S: 4	H: 1 LOB: 2 BB: 0 P: 4	R: 0 E: 0 K: 1 S: 5	H: 0 LOB: 0 BB: 0 P: 5	R: 0 E: 0 K: 0 S: 2	H: 0 LOB: 0 BB: 1 P: 6	1B: 5 2B: 2 3B: 0 HR: 0	SF: 0 SAC: 1 DP: 1 HBP: 0	WP: 0 PB: 0 SB: 1 CS: 0	PA: 34
PITCHER	IP	WLS	BF	H	R	ER	SO	BB	IBB	HBP	BLK	WP	HR	S	P	ERA	WHIP					
Chris Codiroli, R ERA: 1.8 (1, 1)	7.0	W	28	6	1	1	3	1	0	0	0	0	0	33	37	1.29	1.000					
Tom Underwood, L ERA: 3.05 (8, 1)	2.0	S	6	0	0	0	1	1	0	0	0	0	0	7	11	0.00	0.500					

Oakland Athletics @ Chicago White Sox
Comiskey Park, Chicago, IL
Sat Sep 18 1982, 8:05 PM EDT
Unknown

AB 31
R 1
H 6
RBI 1
BB 2
SO 4
LOB 17




Batter	1	2	3	4	5	6	7	8	9	AB	R	H	RBI	BB	SO	LOB	TOP					
Jimmy Sexton, R (1, 6) <small>OBP: 0.286, SLG: 0.322</small> Mike Davis, L (9, PH) <small>OBP: 0.341, SLG: 0.409</small>	F9		P4		SF9		BB 1B		K	3	0	1	1	0	0	0						
Dwayne Murphy, L (1, 8) <small>OBP: 0.345, SLG: 0.415</small>	HR 1B		F7		1B		K		K	5	1	2	0	0	2	2						
Jeff Burroughs, R (1, 7) <small>OBP: 0.375, SLG: 0.504</small>	F7			FC5-4 BB 1B	1-2 1B					3	0	2	0	1	0	1						
Tony Armas, R (1, 9) <small>OBP: 0.276, SLG: 0.446</small>	1-H HR			FC5-4 BB 1B	K		K			3	1	1	2	1	2	5						
Mickey Klutts, R (1, 5) <small>OBP: 0.217, SLG: 0.235</small> Wayne Gross, L (7, PH) <small>OBP: 0.342, SLG: 0.351</small>	K			FC5-4 FC6-4			4-3			2	0	0	0	1	1	2						
Joe Rudi, R (1, 10) <small>OBP: 0.296, SLG: 0.305</small> Dan Meyer, L (8, PH) <small>OBP: 0.269, SLG: 0.364</small>		0-3 K		0-3 K			0-3 K		0-0 3-1	3	0	0	0	0	3	3						
Kevin Moore, R (1, 3) <small>OBP: 0.234, SLG: 0.295</small>		0-3 K		FC6-4			0-3 K		0-3 K	4	0	0	0	0	3	3						
Dave McKay, S (1, 4) <small>OBP: 0.234, SLG: 0.273</small>		0-0 F8			0-0 SF9 3B		1-3		0-0 P4	4	1	1	0	0	0	1						
Bob Kearney, R (1, 2) <small>OBP: 0.216, SLG: 0.200</small>			0-0 P2		0-3 K				0-0 P2	4	0	1	0	0	1	1						
Inning Stats	R: 2 E: 0 K: 1 S: 7	H: 2 LOB: 0 BB: 7 P: 7	R: 0 E: 0 K: 2 S: 7	H: 0 LOB: 0 BB: 7 P: 7	R: 0 E: 0 K: 0 S: 3	H: 0 LOB: 0 BB: 0 P: 3	R: 0 E: 0 K: 1 S: 6	H: 1 LOB: 2 BB: 1 P: 10	R: 1 E: 0 K: 2 S: 10	H: 3 LOB: 2 BB: 0 P: 10	R: 0 E: 0 K: 2 S: 7	H: 0 LOB: 1 BB: 1 P: 11	R: 0 E: 0 K: 1 S: 9	H: 2 LOB: 3 BB: 1 P: 13	R: 0 E: 0 K: 1 S: 5	H: 0 LOB: 0 BB: 5 P: 5	R: 0 E: 0 K: 2 S: 7	H: 0 LOB: 0 BB: 7 P: 7	1B: 6 2B: 0 3B: 1 HR: 1	SF: 1 SAC: 0 DP: 0 HBP: 0	WP: 0 PB: 0 SB: 0 CS: 0	PA: 38
PITCHER	IP	WLS	BF	H	R	ER	SO	BB	IBB	HBP	BLK	WP	HR	S	P	ERA	WHIP					
Jerry Koosman, L (1, 1) <small>ERA: 3.55</small> Jim Kern, R (7, 1) <small>ERA: 3.7</small>	6.1	W	29	8	3	3	9	2	0	0	0	0	1	45	53	4.26	1.579					

Oakland Athletics @ Chicago White Sox
 Comiskey Park, Chicago, IL
 Sun Sep 19 1982, 4:33 AM EDT
 Att: 19,742 - Sunny

livebaseballscorecards.com

AB	34
R	3
H	8
RBI	3
BB	3
SO	13
LOB	21




Batter	1	2	3	4	5	6	7	8	9	AB	R	H	RBI	BB	SO	LOB	BOTTOM				
Lorenzo Gray, R (1, 5) <small>OBP: 0.300, SLG: 0.125</small>	K	0-0 F9		S BB		0-0 1B 2B BB	4-3			3	1	0	0	2	1	3					
Tom Paciorek, R (1, 3) <small>OBP: 0.367, SLG: 0.490</small> Chris Nyman, R (8, FR) <small>OBP: 0.254, SLG: 0.214</small>	BB 1B BB		0-0 F9	0-0 F7		0-0 2B 1B			FC3-6 1B	4	2	2	0	1	0	1					
Harold Baines, L (1, 9) <small>OBP: 0.319, SLG: 0.455</small>	1-2 1B BB		0-0 1B	0-3 K		0-0 P6			FC3-6 FC6-4	4	2	1	0	1	1	5					
Greg Luzinski, R (1, 10) <small>OBP: 0.389, SLG: 0.467</small>	0-0 1B		0-0 HR 1B		4-0 S BB	0-0 1B 2B			FC6-4	4	1	3	5	1	0	1					
Steve Kemp, L (1, 7) <small>OBP: 0.383, SLG: 0.429</small>	1-2 2H 1B		0-0 HR		0-3 K	0-0 1B			F8	5	1	3	3	0	1	2					
Carlton Fisk, R (1, 2) <small>OBP: 0.349, SLG: 0.422</small> Marc Hill, R (9, 2) <small>OBP: 0.299, SLG: 0.343</small>	0-0 P5		0-3 K		0-0 P2		0-0 F7			4	0	0	0	0	1	3					
Vance Law, R (1, 6) <small>OBP: 0.336, SLG: 0.392</small>	0-0 F9				0-0 F9		4-0 1B BB			3	0	1	0	1	0	3					
Rusty Kuntz, R (1, 8) <small>OBP: 0.308, SLG: 0.333</small>		0-0 6-3	0-3 K			4-0 1B 2B BB	1-3 1B			3	1	1	0	1	1	1					
Jay Loviglio, R (1, 4) <small>OBP: 0.240, SLG: 0.208</small> Ron Kittle, R (7, PH) <small>OBP: 0.286, SLG: 0.357</small> Steve Dillard, R (8, 4) <small>OBP: 0.286, SLG: 0.357</small>		0-0 CS 1B		0-0 P4		0-3 K	0-3 K			3	0	1	0	0	1	1					
Inning Stats	R: 2 E: 0 K: 1 S: 7	H: 2 LOB: 2 BB: 2 P: 15	R: 0 E: 0 K: 0 S: 3	H: 1 LOB: 0 BB: 0 P: 3	R: 3 E: 0 K: 2 S: 11	H: 4 LOB: 1 BB: 0 P: 11	R: 0 E: 0 K: 1 S: 5	H: 0 LOB: 1 BB: 1 P: 9	R: 0 E: 0 K: 1 S: 7	H: 3 LOB: 2 BB: 2 P: 15	R: 0 E: 0 K: 1 S: 6	H: 1 LOB: 2 BB: 1 P: 10	R: 0 E: 0 K: 0 S: 4	H: 1 LOB: 1 BB: 0 P: 4	R: 0 E: 0 K: 2 S: 7	H: 1 LOB: 1 BB: 0 P: 4	1B: 9 2B: 1 3B: 1 HR: 1	SF: 0 SAC: 0 DP: 0 HBP: 0	WP: 0 PB: 0 SB: 2 CS: 1	PA: 41	
PITCHER	IP	WLS	BF	H	R	ER	SO	BB	IBB	HBP	BLK	WP	HR	S	P	ERA	WHIP				
Preston Hanna, R (1, 1) <small>ERA: 4.89</small> Steve McCatty, R (3, 1) <small>ERA: 3.99</small> John D'Acquisto, R (6, 1) <small>ERA: 3.72</small> Bob Owchinko, L (6, 1) <small>ERA: 5.32</small>	2.1	L	14	4	1	1	5	2	0	0	0	0	0	20	32	3.00	1.333				

Oakland Athletics @ Chicago White Sox
 Comiskey Park, Chicago, IL
 Sun Sep 19 1982, 4:33 AM EDT
 Att: 19,742 - Sunny

livebaseballscorecards.com

AB	34
R	8
H	12
RBI	8
BB	7
SO	7
LOB	22



Batter	1	2	3	4	5	6	7	8	9	AB	R	H	RBI	BB	SO	LOB	TOP				
George Wright, S OBP: 0.293, SLG: 0.375	4-0 1B 3B BB	0-0 L4		4-0 1-3 1B 2B	0-3 K			0-0 F6		4	2	1	0	1	1	1					
Bill Sample, R OBP: 0.319, SLG: 0.393	0-0 3B 1B	0-0 6-3		0-0 2H 3H 6-3 1B		4-0 F SF8 BB		0-0 L9		4	2	2	2	1	0	0					
Buddy Bell, R OBP: 0.376, SLG: 0.428 Wayne Tolleson, S OBP: 0.163, SLG: 0.130	0-0 1H 2H 1B 3B	0-3 K		0-0 K		0-0 F8		0-0 1B 1B		5	1	2	2	0	2	2					
Larry Parrish, R OBP: 0.324, SLG: 0.417 Nick Capra, R	0-0 1B HR 1B		0-0 F9	0-0 4-3		0-0 E9 SF8 1B		0-0 1B 1B		5	1	3	1	0	0	1					
Johnny Grubb, L OBP: 0.375, SLG: 0.375	0-0 F4		0-0 BB 1B 1B	4-0 BB		0-0 SF8		0-3 K		3	1	1	1	1	1	3					
Dave Hostetter, R OBP: 0.301, SLG: 0.447	0-0 F3		4-0 1B 1-2 BB	0-3 K		0-0 K			0-3 K	4	0	0	0	1	3	4					
Jim Sundberg, R OBP: 0.323, SLG: 0.364	0-0 1-3 HR 1B		0-3 K		4-0 BB		0-0 G1-6-3 1B		0-0 6-3	4	1	2	0	1	1	2					
Mike Richardt, R OBP: 0.275, SLG: 0.287	0-0 1-3 HR		0-0 1-3 2H 1B		0-0 F8		0-3 K		0-0 4-3	5	1	2	4	0	1	2					
Bucky Dent, R OBP: 0.235, SLG: 0.238	0-0 F7			0-0 2B 1B 1B		0-0 F6		0-0 G1-6-3		4	1	1	0	0	0	2					
Inning Stats	R: 6 E: 0 K: 0 S: 8	H: 5 LOB: 0 BB: 1 P: 12	R: 0 E: 0 K: 1 S: 5	H: 0 LOB: 0 BB: 0 P: 5	R: 1 E: 0 K: 1 S: 6	H: 2 LOB: 2 BB: 1 P: 10	R: 2 E: 0 K: 2 S: 10	H: 3 LOB: 2 BB: 1 P: 14	R: 0 E: 0 K: 1 S: 5	H: 0 LOB: 1 BB: 1 P: 9	R: 1 E: 1 K: 1 S: 6	H: 1 LOB: 1 BB: 1 P: 10	R: 0 E: 0 K: 1 S: 5	H: 1 LOB: 0 BB: 0 P: 5	R: 0 E: 0 K: 1 S: 5	H: 0 LOB: 0 BB: 0 P: 5	1B: 11 2B: 1 3B: 1 HR: 1	SF: 1 SAC: 0 DP: 1 HBP: 0	WP: 0 PB: 0 SB: 0 CS: 0	PA: 44	
PITCHER	IP WLS BF H R ER SO BB IBB HBP BLK WP HR S P ERA WHIP	0.2 L 8 5 6 6 0 1 0 0 0 0 1 7 11 81.00 9.000	5.1 25 6 4 4 6 4 0 0 0 0 0 0 33 49 6.75 1.875	3.0 11 3 0 0 3 0 0 0 0 0 0 0 17 17 0.00 1.000																	

Texas Rangers @ Oakland Athletics
Oakland-Alameda County Coliseum, Oakland, CA

AB 38
R 10
H 14
RBI 10
BB 5
SO 9
LOB 17



Mon Sep 20 1982, 7:05 PM PDT
Att: 10,833 - Unknown


Batter	1	2	3	4	5	6	7	8	9	AB	R	H	RBI	BB	SO	LOB	BOTTOM					
Rickey Henderson, R OBP: 0.400, SLG: 0.376	0-0 4-3		0-0 HR		0-3 K		0-3 K			4	1	1	1	0	2	3						
Dwayne Murphy, L OBP: 0.347, SLG: 0.412	0-0 L9		0-0 1-6-3		0-0 L4			0-0 G3		4	0	0	0	0	0	2						
Jeff Burroughs, R OBP: 0.373, SLG: 0.498	0-0 F7			0-0 5-3		0-0 5-3		4-0 BB		3	0	0	0	1	0	0						
Tony Armas, R OBP: 0.274, SLG: 0.442		0-0 F2		0-0 F7		0-3 K		0-0 L9		4	0	0	0	0	1	1						
Davey Lopes, R OBP: 0.297, SLG: 0.367 Dave McKay, S OBP: 0.233, SLG: 0.272		0-0 1B		0-0 L5		0-0 5-3		0-3 K		3	0	1	0	0	0	0						
Mike Heath, R OBP: 0.296, SLG: 0.348		0-0 F8			0-0 5-3		0-0 HR		0-0 F9	4	1	1	1	0	0	1						
Kelvin Moore, R OBP: 0.235, SLG: 0.354		0-0 5-3			0-0 HR		0-3 K		0-3 K	4	1	1	1	0	2	1						
Jeff Newman, R OBP: 0.242, SLG: 0.319			0-0 5-3		0-0 1B 1B		0-0 F7		0-0 1B 1B	4	0	2	0	0	0	0						
Jimmy Sexton, R OBP: 0.292, SLG: 0.323			0-0 F7		0-0 1-2 1B		4-0 BB		0-0 1-3	3	0	1	0	1	0	1						
Inning Stats	R: 0 E: 0 K: 0 S: 3	H: 0 LOB: 0 BB: 0 P: 3	R: 0 E: 0 K: 0 S: 4	H: 1 LOB: 1 BB: 0 P: 4	R: 1 E: 0 K: 0 S: 4	H: 1 LOB: 0 BB: 0 P: 4	R: 0 E: 0 K: 0 S: 3	H: 0 LOB: 0 BB: 0 P: 3	R: 1 E: 0 K: 1 S: 8	H: 3 LOB: 2 BB: 0 P: 8	R: 0 E: 0 K: 1 S: 5	H: 0 LOB: 0 BB: 0 P: 5	R: 1 E: 0 K: 2 S: 8	H: 1 LOB: 1 BB: 1 P: 12	R: 0 E: 0 K: 1 S: 5	H: 0 LOB: 1 BB: 1 P: 9	R: 0 E: 0 K: 1 S: 6	H: 1 LOB: 1 BB: 0 P: 6	1B: 4 2B: 0 3B: 0 HR: 3	SF: 0 SAC: 0 DP: 0 HBP: 0	WP: 0 PB: 0 SB: 0 CS: 0	PA: 36
PITCHER	IP WLS BF H R ER SO BB IBB HBP BLK WP HR S P ERA WHIP	7.0 W 28 6 3 3 4 1 0 0 0 0 3 35 39 3.86 1.000	2.0 8 1 0 0 2 1 0 0 0 0 0 0 11 15 0.00 1.000																			


Texas Rangers @ Oakland Athletics
Oakland-Alameda County Coliseum, Oakland, CA

AB 34
R 3
H 7
RBI 3
BB 2
SO 6
LOB 10



Mon Sep 20 1982, 7:05 PM PDT
Att: 10,833 - Unknown

Batter	1	2	3	4	5	6	7	8	9	AB	R	H	RBI	BB	SO	LOB	TOP				
George Wright, S OBP: 0.294, SLG: 0.375	P3		FC6-4 1B		P3			BB		3	0	1	0	1	0	0	<p>Texas Rangers @ Oakland Athletics Oakland-Alameda County Coliseum, Oakland, CA</p> <p>Tue Sep 21 1982, 7:05 PM PDT Att: 7,778 - Unknown</p> <p>livebaseballscores.com</p> <p>AB 31 R 1 H 5 RBI 1 BB 4 SO 6 LOB 17</p> 				
Bill Sample, R OBP: 0.318, SLG: 0.395	6-3 2B		FC6-4 E		P3			F8		4	0	1	0	0	0	3					
Buddy Bell, R OBP: 0.375, SLG: 0.426	6-3		SF9					F7		2	0	0	1	1	0	2					
Larry Parrish, R OBP: 0.321, SLG: 0.413	F7		K					K		4	0	0	0	0	2	4					
Lamar Johnson, R OBP: 0.326, SLG: 0.360		4-3			F9			1B 2B		4	0	1	0	0	0	1					
Dave Hostetter, R OBP: 0.298, SLG: 0.442		K			K			5-3		4	0	0	0	0	2	1					
Jim Sundberg, R OBP: 0.325, SLG: 0.366		BB			K			F7		3	0	1	0	1	1	1					
Mike Richardt, R OBP: 0.275, SLG: 0.286	P4				K			6-3		4	0	1	0	0	1	2					
Bucky Dent, R OBP: 0.235, SLG: 0.235			FC6-4 SF9 BB		5-6-3			F9		3	1	0	0	1	0	3					
Inning Stats	R: 0 E: 0 K: 0 S: 4	H: 1 LOB: 1 BB: 0 P: 4	R: 0 E: 0 K: 1 S: 5	H: 0 LOB: 1 BB: 1 P: 9	R: 1 E: 1 K: 1 S: 6	H: 1 LOB: 1 BB: 1 P: 10	R: 0 E: 0 K: 2 S: 7	H: 0 LOB: 0 BB: 0 P: 7	R: 0 E: 0 K: 1 S: 5	H: 0 LOB: 1 BB: 0 P: 5	R: 0 E: 0 K: 0 S: 3	H: 1 LOB: 1 BB: 0 P: 7	R: 0 E: 0 K: 1 S: 5	H: 0 LOB: 1 BB: 1 P: 9	R: 0 E: 0 K: 0 S: 5	H: 2 LOB: 2 BB: 0 P: 5	1B: 2 2B: 3 3B: 0 HR: 0	SF: 1 SAC: 0 DP: 0 HBP: 0	WP: 0 PB: 0 SB: 0 CS: 0	PA: 36	
PITCHER Tim Conroy, L ERA: 2.6	IP: 9.0 WLS: W BF: 36	H: 5 R: 1 ER: 1 SO: 6	BB: 4 IBB: 0 HBP: 0 BLK: 0	WP: 0 HR: 0 S: 44 P: 60	ERA: 1.00 WHIP: 1.000	PITCHER											IP: 9.0 WLS: W BF: 36	H: 5 R: 1 ER: 1 SO: 6	BB: 4 IBB: 0 HBP: 0 BLK: 0	WP: 0 HR: 0 S: 44 P: 60	ERA: 1.00 WHIP: 1.000

Batter	1	2	3	4	5	6	7	8	9	AB	R	H	RBI	BB	SO	LOB	BOTTOM				
Mike Davis, L OBP: 0.367, SLG: 0.449	1B 2B	P6		G3 SH5-3 1B	1-2 1B			F8		5	1	3	0	0	0	1	<p>Texas Rangers @ Oakland Athletics Oakland-Alameda County Coliseum, Oakland, CA</p> <p>Tue Sep 21 1982, 7:05 PM PDT Att: 7,778 - Unknown</p> <p>livebaseballscores.com</p> <p>AB 32 R 6 H 11 RBI 6 BB 6 SO 5 LOB 16</p> 				
Dwayne Murphy, L OBP: 0.344, SLG: 0.409	K		4-1	SH5-3	G3			K		4	0	0	0	0	2	3					
Dan Meyer, L OBP: 0.271, SLG: 0.363	1B BB		FC6-4 1B	G3	2-3			5-3		4	0	1	0	1	0	1					
Tony Armas, R OBP: 0.276, SLG: 0.442	1B 1B		FC6-4 HR	IBB	5-3					3	1	1	1	1	0	1					
Wayne Gross, L OBP: 0.344, SLG: 0.361	1B		HR	P5	F9					4	1	2	2	0	0	2					
Jeff Burroughs, R OBP: 0.375, SLG: 0.500	K		WP 2B		F7			FC6-4 BB		3	1	1	0	1	1	2					
Davey Lopes, R OBP: 0.301, SLG: 0.366		S BB	WP 2B BB		1B BB			K		1	2	0	0	3	1	1					
Bob Kearney, R OBP: 0.218, SLG: 0.224	P2		1B 2B		F8			FC6-4		4	0	1	2	0	0	3					
Jimmy Sexton, R OBP: 0.298, SLG: 0.328	F8		2-3 1B		1B			K		4	0	2	1	0	1	2					
Inning Stats	R: 1 E: 0 K: 2 S: 9	H: 3 LOB: 2 BB: 1 P: 13	R: 0 E: 0 K: 0 S: 3	H: 0 LOB: 1 BB: 1 P: 7	R: 4 E: 0 K: 0 S: 7	H: 5 LOB: 2 BB: 1 P: 11	R: 0 E: 0 K: 0 S: 4	H: 1 LOB: 2 BB: 1 P: 8	R: 1 E: 0 K: 0 S: 5	H: 2 LOB: 2 BB: 1 P: 9	R: 0 E: 0 K: 2 S: 3	H: 0 LOB: 0 BB: 1 P: 3	R: 0 E: 0 K: 1 S: 5	H: 0 LOB: 0 BB: 0 P: 5	R: 0 E: 0 K: 1 S: 5	H: 0 LOB: 0 BB: 0 P: 5	1B: 7 2B: 3 3B: 0 HR: 1	SF: 0 SAC: 1 DP: 0 HBP: 0	WP: 1 PB: 0 SB: 1 CS: 0	PA: 39	
PITCHER Charlie Hough, R ERA: 3.77 Jon Matlack, L ERA: 3.54	IP: 3.0 WLS: L BF: 18	H: 8 R: 5 ER: 5 SO: 2	BB: 3 IBB: 0 HBP: 0 BLK: 0	WP: 1 HR: 1 S: 19 P: 31	ERA: 15.00 WHIP: 3.667	PITCHER											IP: 5.0 WLS: L BF: 21	H: 3 R: 1 ER: 1 SO: 3	BB: 2 IBB: 1 HBP: 0 BLK: 0	WP: 0 HR: 0 S: 24 P: 36	ERA: 1.80 WHIP: 1.000

Batter	1	2	3	4	5	6	7	8	9	AB	R	H	RBI	BB	SO	LOB	TOP					
Wayne Tolleson, S OBP: 0.167, SLG: 0.137	6-3		4-3			4-3		BB 1B SF8 1B	P6	5	1	1	0	0	0	0						
Mike Richardt, R OBP: 0.274, SLG: 0.286	K		4-3			F8		BB 1-2 2B 1B		4	1	1	0	0	1	0						
George Wright, S OBP: 0.296, SLG: 0.375	K			4-3				2B 1-2 2-3 BB		3	0	1	0	1	1	0						
Pete O'Brien, L OBP: 0.278, SLG: 0.396		E3 FC6-4		F8		F7		SF8		3	0	0	1	0	0	1						
Pat Putnam, L OBP: 0.273, SLG: 0.306		F7		F9				3-H F9		4	0	1	0	0	0	3						
Bill Stein, R OBP: 0.302, SLG: 0.313		FC6-4 1B				1B		1-3 2-H 2B		4	0	2	1	0	1	2						
Terry Bogener, L OBP: 0.263, SLG: 0.308				F8		1B		F9		4	0	1	0	0	0	4						
Bob Johnson, R OBP: 0.174, SLG: 0.262		K							P2	4	0	1	0	0	2	3						
Nick Capra, R OBP: 0.200, SLG: 0.444			K			G5-4-3 1B			K	4	1	1	1	0	2	2						
Inning Stats	R: 0 E: 0 K: 2 S: 7	H: 0 LOB: 0 BB: 0 P: 7	R: 0 E: 1 K: 1 S: 7	H: 1 LOB: 2 BB: 0 P: 7	R: 0 E: 0 K: 1 S: 5	H: 0 LOB: 0 BB: 0 P: 5	R: 0 E: 0 K: 0 S: 3	H: 0 LOB: 0 BB: 0 P: 3	R: 0 E: 0 K: 0 S: 4	H: 2 LOB: 1 BB: 0 P: 4	R: 0 E: 0 K: 0 S: 4	H: 1 LOB: 1 BB: 0 P: 4	R: 0 E: 0 K: 2 S: 8	H: 1 LOB: 1 BB: 0 P: 8	R: 3 E: 0 K: 0 S: 7	H: 4 LOB: 2 BB: 1 P: 11	R: 0 E: 0 K: 1 S: 5	H: 0 LOB: 0 BB: 0 P: 5	1B: 7 2B: 1 3B: 0 HR: 1	SF: 1 SAC: 0 DP: 1 HBP: 0	WP: 0 PB: 0 SB: 0 CS: 0	PA: 37
PITCHER	IP	WLS	BF	H	R	ER	SO	BB	IBB	HBP	BLK	WP	HR	S	P	ERA	WHIP					
Steve Baker, R ERA: 3.66	7.0	W	29	8	3	3	6	0	0	0	0	0	1	41	41	3.86	1.143					
Dave Beard, R ERA: 3.51	2.0	S	8	1	0	0	1	1	0	0	0	0	0	9	13	0.00	1.000					

Texas Rangers @ Oakland Athletics
Oakland-Alameda County Coliseum, Oakland, CA

AB 35
R 3
H 9
RBI 3
BB 1
SO 7
LOB 15



Wed Sep 22 1982, 7:05 PM PDT
Att: 13,509 - Unknown

Batter	1	2	3	4	5	6	7	8	9	AB	R	H	RBI	BB	SO	LOB	BOTTOM				
Rickey Henderson, R OBP: 0.399, SLG: 0.377	K		F8			F8				4	1	1	0	0	1	1					
Mike Davis, L OBP: 0.377, SLG: 0.472	6-3									4	1	2	1	0	0	0					
Dwayne Murphy, L OBP: 0.347, SLG: 0.409	WP BB		CS 1B			1B 1B		G3		2	1	1	0	2	0	0					
Tony Armas, R OBP: 0.276, SLG: 0.440	F7									4	0	1	1	0	0	2					
Jeff Burroughs, R OBP: 0.377, SLG: 0.498		K								3	1	1	0	1	1	2					
Wayne Gross, L OBP: 0.345, SLG: 0.365										4	1	2	1	0	0	3					
Davey Lopes, R OBP: 0.305, SLG: 0.373										3	0	2	2	1	0	1					
Bob Kearney, R OBP: 0.203, SLG: 0.208		G5-3								4	0	0	0	0	0	5					
Jimmy Sexton, R OBP: 0.292, SLG: 0.321										3	0	0	0	0	1	1					
Inning Stats	R: 0 E: 0 K: 1 S: 5	H: 0 LOB: 1 BB: 1 P: 9	R: 0 E: 0 K: 1 S: 5	H: 1 LOB: 1 BB: 1 P: 9	R: 0 E: 0 K: 0 S: 3	H: 1 LOB: 0 BB: 0 P: 3	R: 3 E: 0 K: 0 S: 6	H: 4 LOB: 0 BB: 0 P: 6	R: 2 E: 0 K: 1 S: 8	H: 3 LOB: 2 BB: 1 P: 12	R: 0 E: 0 K: 0 S: 4	H: 1 LOB: 1 BB: 0 P: 4	R: 0 E: 0 K: 0 S: 3	H: 0 LOB: 0 BB: 0 P: 3	R: 0 E: 0 K: 0 S: 3	H: 0 LOB: 1 BB: 1 P: 7	1B: 6 2B: 3 3B: 1 HR: 0	SF: 0 SAC: 0 DP: 1 HBP: 0	WP: 1 PB: 0 SB: 0 CS: 2	PA: 36	
PITCHER	IP	WLS	BF	H	R	ER	SO	BB	IBB	HBP	BLK	WP	HR	S	P	ERA	WHIP				
Mike Smithson, R ERA: 4.82	4.1	L	22	9	5	5	3	2	1	0	0	0	0	25	37	10.38	2.538				
Jim Farr, R ERA: 3.6	3.2		13	1	0	0	0	1	0	0	0	0	0	12	16	0.00	0.545				

Texas Rangers @ Oakland Athletics
Oakland-Alameda County Coliseum, Oakland, CA

AB 31
R 5
H 10
RBI 5
BB 4
SO 3
LOB 15



Wed Sep 22 1982, 7:05 PM PDT
Att: 13,509 - Unknown

Batter	1	2	3	4	5	6	7	8	9	AB	R	H	RBI	BB	SO	LOB	TOP				
Willie Wilson, S OBP: 0.370, SLG: 0.430										3	1	1	0	1	0	1	Kansas City Royals @ Oakland Athletics Oakland-Alameda County Coliseum, Oakland, CA Sat Sep 25 1982, 3:33 AM PDT Att: 16,913 - Unknown livebaseballscorecards.com				
U L Washington, S OBP: 0.333, SLG: 0.399 Buddy Biancalana, S										4	0	2	1	0	0	2					
George Brett, L OBP: 0.380, SLG: 0.515										4	0	0	1	0	0	4					
Jerry Martin, R OBP: 0.311, SLG: 0.381										4	1	1	1	0	1	1					
John Wathan, R OBP: 0.350, SLG: 0.328										4	0	0	0	0	1	1					
Steve Hammond, L OBP: 0.250, SLG: 0.310 Bombo Rivera, R										2	0	0	0	0	2	0					
Ron Johnson, R OBP: 0.333, SLG: 0.286										4	1	1	0	0	0	0					
Cesar Geronimo, L OBP: 0.311, SLG: 0.453										1	0	0	0	3	0	0					
Onix Concepcion, R OBP: 0.256, SLG: 0.285										4	0	0	0	0	0	4					
Inning Stats	R: 2 E: 0 K: 1 S: 7	H: 2 LOB: 0 BB: 0 P: 7	R: 0 E: 0 K: 1 S: 5	H: 0 LOB: 0 BB: 0 P: 5	R: 0 E: 1 K: 0 S: 4	H: 0 LOB: 1 BB: 0 P: 4	R: 0 E: 0 K: 2 S: 7	H: 0 LOB: 0 BB: 0 P: 7	R: 1 E: 0 K: 0 S: 4	H: 2 LOB: 2 BB: 2 P: 12	R: 0 E: 0 K: 0 S: 3	H: 0 LOB: 0 BB: 0 P: 3	R: 0 E: 0 K: 0 S: 3	H: 0 LOB: 1 BB: 1 P: 7	R: 0 E: 0 K: 0 S: 4	H: 0 LOB: 1 BB: 1 P: 7	1B: 3 2B: 1 3B: 0 HR: 1	SF: 0 SAC: 0 DP: 1 HBP: 0	WP: 0 PB: 0 SB: 1 CS: 0	PA: 36	
PITCHER	IP	WLS	BF	H	R	ER	SO	BB	IBB	HBP	BLK	WP	HR	S	P	ERA	WHIP				
Brian Kingman, R ERA: 4.49	(1, 1)	2.1	10	2	2	2	2	0	0	0	0	0	1	14	14	7.71	0.857				
Tom Underwood, L ERA: 3.02	(3, 1)	4.2	18	2	1	1	2	3	0	0	0	0	0	19	31	1.93	1.071				
Bob Ovwchinko, L ERA: 5.16	(8, 1)	2.0	8	1	0	0	0	1	0	0	0	0	0	7	11	0.00	1.000				

Batter	1	2	3	4	5	6	7	8	9	AB	R	H	RBI	BB	SO	LOB	BOTTOM				
Rickey Henderson, R OBP: 0.403, SLG: 0.388										4	1	2	1	1	0	2	Kansas City Royals @ Oakland Athletics Oakland-Alameda County Coliseum, Oakland, CA Sat Sep 25 1982, 3:33 AM PDT Att: 16,913 - Unknown livebaseballscorecards.com				
Mike Davis, L OBP: 0.373, SLG: 0.448										4	1	1	1	1	2	2					
Dwayne Murphy, L OBP: 0.350, SLG: 0.411										3	0	2	3	1	1	1					
Tony Armas, R OBP: 0.275, SLG: 0.435										4	0	0	0	1	0	5					
Jeff Burroughs, R OBP: 0.375, SLG: 0.502										4	1	2	1	0	2	3					
Wayne Gross, L OBP: 0.347, SLG: 0.366										4	2	2	0	1	0	3					
Davey Lopes, R OBP: 0.304, SLG: 0.370										5	1	2	1	0	0	3					
Bob Kearney, R OBP: 0.212, SLG: 0.203										3	2	0	0	0	0	3					
Fred Stanley, R OBP: 0.282, SLG: 0.225										4	2	2	3	0	0	0					
Inning Stats	R: 0 E: 0 K: 1 S: 6	H: 1 LOB: 2 BB: 1 P: 10	R: 5 E: 0 K: 0 S: 8	H: 5 LOB: 2 BB: 2 P: 16	R: 0 E: 0 K: 0 S: 3	H: 0 LOB: 0 BB: 0 P: 3	R: 0 E: 0 K: 2 S: 7	H: 0 LOB: 1 BB: 1 P: 11	R: 5 E: 0 K: 0 S: 8	H: 5 LOB: 1 BB: 0 P: 9	R: 0 E: 1 K: 0 S: 4	H: 1 LOB: 1 BB: 0 P: 4	R: 0 E: 0 K: 1 S: 5	H: 0 LOB: 0 BB: 0 P: 5	R: 0 E: 0 K: 1 S: 6	H: 1 LOB: 2 BB: 1 P: 10	1B: 11 2B: 2 3B: 0 HR: 0	SF: 2 SAC: 0 DP: 0 HBP: 1	WP: 0 PB: 1 SB: 1 CS: 0	PA: 43	
PITCHER	IP	WLS	BF	H	R	ER	SO	BB	IBB	HBP	BLK	WP	HR	S	P	ERA	WHIP				
Dennis Leonard, R ERA: 5.01	(1, 1)	4.0	25	9	8	8	3	3	1	0	0	0	0	27	43	18.00	3.000				
Don Hood, L ERA: 3.56	(5, 1)	3.0	13	3	2	2	1	0	0	1	0	0	0	14	15	6.00	1.000				
Derek Botelho, R ERA: 4.3	(8, 1)	1.0	5	1	0	0	1	1	0	0	0	0	0	6	10	0.00	2.000				

Batter	1	2	3	4	5	6	7	8	9	AB	R	H	RBI	BB	SO	LOB	TOP										
Willie Wilson, S OBP: 0.369, SLG: 0.428	0-0 4-3	0-0 L9		0-0 FC4-6		0-0 2H 1B			0-0 F7	5	0	1	0	0	0	3											
U L Washington, S OBP: 0.331, SLG: 0.404	0-0 F5		0-0 HR	0-0 L8			0-0 6-3	0-3 K	5	1	1	1	0	1	2												
George Brett, L OBP: 0.376, SLG: 0.510	0-0 F7		0-0 L9		0-0 F4		0-0 5-3	0-0 F9	5	0	0	0	0	0	0												
Jerry Martin, R OBP: 0.314, SLG: 0.390		0-0 HR	0-0 1B		0-0 1B		0-0 5-3			4	1	3	1	0	0												
John Wathan, R OBP: 0.347, SLG: 0.325		0-3 K	0-0 P4		0-0 F7			0-0 P3	4	0	0	0	0	1	2												
Steve Hammond, L OBP: 0.242, SLG: 0.300		0-0 4-3	0-3 K		0-0 4-3			0-0 6-3	4	0	0	0	0	1	2												
Ron Johnson, R OBP: 0.538, SLG: 0.600		0-0 2B		0-0 FC4-6 G3 1B		0-0 G3 1B		4-0 BB 1B	3	1	3	0	1	0	0												
Cesar Geronimo, L OBP: 0.318, SLG: 0.465		0-0 2H 1B 2B		0-0 G3 1-2		0-0 G3 1-2		0-0 1-2 1B	4	1	2	1	0	0	2												
Onix Concepcion, R OBP: 0.256, SLG: 0.284		0-0 2H 1B		0-0 E6 FC4-6		0-0 5-3		0-3 K	4	0	1	1	0	1	4												
Inning Stats	R: 0 E: 0 K: 0 S: 3	H: 0 LOB: 0 BB: 0 P: 3	R: 3 E: 0 K: 1 S: 9	H: 4 LOB: 1 BB: 0 P: 9	R: 1 E: 0 K: 1 S: 7	H: 2 LOB: 1 BB: 0 P: 7	R: 0 E: 1 K: 0 S: 5	H: 1 LOB: 2 BB: 0 P: 5	R: 0 E: 0 K: 0 S: 4	H: 1 LOB: 1 BB: 0 P: 4	R: 0 E: 0 K: 0 S: 4	H: 0 LOB: 0 BB: 0 P: 3	R: 0 E: 0 K: 1 S: 6	H: 1 LOB: 2 BB: 1 P: 10	R: 0 E: 0 K: 1 S: 5	H: 0 LOB: 0 BB: 0 P: 5	1B: 7 2B: 2 3B: 0 HR: 2	SF: 0 SAC: 0 DP: 0 HBP: 0	WP: 0 PB: 0 SB: 0 CS: 0	PA: 39							
PITCHER	IP	WLS	BF	H	R	ER	SO	BB	IBB	HBP	BLK	WP	HR	S	P	ERA	WHIP										
Matt Keough, R ERA: 5.75	7.2		35	11	4	4	2	1	0	0	0	0	2	38	42	4.70	1.565										
Dave Beard, R ERA: 3.45	8.1	W	4	0	0	0	2	0	0	0	0	0	0	8	8	0.00	0.000										

Kansas City Royals @ Oakland Athletics
Oakland-Alameda County Coliseum, Oakland, CA

AB	38
R	4
H	11
RBI	4
BB	1
SO	4
LOB	15



WP	0	PA	39
PB	0		
SB	0		
CS	0		

Batter	1	2	3	4	5	6	7	8	9	AB	R	H	RBI	BB	SO	LOB	BOTTOM										
Rickey Henderson, R OBP: 0.402, SLG: 0.387	0-3 K		0-0 6-3		0-0 5-3		0-0 2B 1B			4	1	1	0	0	1	0											
Mike Davis, L OBP: 0.381, SLG: 0.468	0-0 1B S 1B		0-0 4-3		0-0 1-3		0-0 1-2 2H 2B			4	0	2	2	0	0	0											
Dwayne Murphy, L OBP: 0.349, SLG: 0.416	0-0 E7 1-2 1B		0-0 HR		0-0 4-3		0-0 4-3			4	1	1	1	0	0	2											
Tony Armas, R OBP: 0.276, SLG: 0.441	0-0 1-2 2-3 1B		0-0 F9		0-0 HR		0-0 6-3			4	1	2	1	0	0	0											
Wayne Gross, L OBP: 0.344, SLG: 0.362	0-0 F5		0-0 F7		0-0 G3		0-3 K			4	0	0	0	0	1	3											
Jeff Burroughs, R OBP: 0.377, SLG: 0.498	0-0 5-3		0-3 K		0-3 K		0-0 1B 1B			4	1	1	0	0	2	3											
Davey Lopes, R OBP: 0.306, SLG: 0.374		0-0 F8		0-0 2B		0-0 L7		0-0 1-2 1B	4	0	2	0	0	0	0												
Mike Heath, R OBP: 0.299, SLG: 0.356		0-3 K		0-3 K		0-0 5-3		0-0 1-3 2H 1B	4	0	1	1	0	2	1												
Fred Stanley, R OBP: 0.282, SLG: 0.226		0-0 6-3		0-0 4-3		0-0 1B 2B 1B			3	1	1	0	0	0	0												
Inning Stats	R: 0 E: 1 K: 1 S: 8	H: 2 LOB: 3 BB: 0 P: 8	R: 0 E: 0 K: 1 S: 5	H: 0 LOB: 0 BB: 0 P: 5	R: 1 E: 0 K: 0 S: 4	H: 1 LOB: 0 BB: 0 P: 4	R: 0 E: 0 K: 2 S: 8	H: 1 LOB: 1 BB: 0 P: 8	R: 0 E: 0 K: 0 S: 3	H: 0 LOB: 0 BB: 0 P: 3	R: 1 E: 0 K: 1 S: 6	H: 1 LOB: 0 BB: 0 P: 6	R: 2 E: 0 K: 0 S: 6	H: 3 LOB: 1 BB: 0 P: 6	R: 1 E: 0 K: 1 S: 7	H: 3 LOB: 2 BB: 0 P: 7	1B: 7 2B: 2 3B: 0 HR: 2	SF: 0 SAC: 0 DP: 0 HBP: 0	WP: 0 PB: 0 SB: 1 CS: 0	PA: 35							
PITCHER	IP	WLS	BF	H	R	ER	SO	BB	IBB	HBP	BLK	WP	HR	S	P	ERA	WHIP										
Bill Castro, R ERA: 3.21	5.0		20	4	1	1	4	0	0	0	0	0	1	28	28	1.80	0.800										
Bob Tufts, L ERA: 4.02	6.1	L	9	4	3	3	1	0	0	0	0	0	1	11	11	16.20	2.400										
Dan Quisenberry, R ERA: 2.6	7.1	L	6	3	1	1	1	0	0	0	0	0	0	8	8	6.75	2.250										

Kansas City Royals @ Oakland Athletics
Oakland-Alameda County Coliseum, Oakland, CA

AB	35
R	5
H	11
RBI	5
BB	0
SO	6
LOB	9



WP	0	PA	35
PB	0		
SB	1		
CS	0		

Sun Sep 26 1982, 3:33 AM PDT
Att: 26,272 - Unknown

livebaseballscores.com

Batter	1	2	3	4	5	6	7	8	9	AB	R	H	RBI	BB	SO	LOB	TOP			
Rickey Henderson, R OBP: 0.400, SLG: 0.386 Darrell Brown, S OBP: 0.368, SLG: 0.444	(1, 7) 0-3 K			(1) 0-0 G3			(1) 0-0 2B 1B		(1) 0-0 4-3	2	0	0	0	0	1	0				
Mike Davis, L OBP: 0.388, SLG: 0.485	(1, 3) 0-0 G3			(2) 0-0 G6-4-3 1B			(2) 0-0 G6-4-3 1-H 2B		(2) 0-0 4-3	4	0	2	1	0	0	0				
Dwayne Murphy, L OBP: 0.350, SLG: 0.417	(1, 8) 0-0 L4			(3) 0-0 G6-4-3 1-2 1B			(3) 0-0 G6-4-3 BB		(3) 0-0 2B	3	0	1	0	1	0	1				
Tony Armas, R OBP: 0.274, SLG: 0.438	(1, 9) 0-0 P3			(1) 0-0 K			(1) 0-0 G6-4-3 1-2 2-3		(1) 0-0 F7	4	0	0	0	0	1	3				
Wayne Gross, L OBP: 0.344, SLG: 0.360	(1, 5) 0-0 L9			(2) 0-0 F7			(2) 0-0 FC5-4 BB		(2) 0-0 2B	2	0	0	0	1	0	0				
Jeff Burroughs, R OBP: 0.373, SLG: 0.492	(1, 10) 0-0 6-3			(3) 0-0 L9			(3) 0-0 FC5-4 1-2		(3) 0-0 FC5-4	3	0	0	0	0	0	2				
Mike Heath, R OBP: 0.297, SLG: 0.353	(1, 2) 0-0 5-3			(1) 0-0 K			(1) 0-0 K		(1) 0-0 F9	3	0	0	0	0	1	0				
Jimmy Sexton, R OBP: 0.291, SLG: 0.319	(1, 6) 0-0 5-3			(2) 0-0 5-3			(2) 0-0 6-3		(2) 0-0 P4	3	0	0	0	0	0	0				
Fred Stanley, R OBP: 0.279, SLG: 0.223	(1, 4) 0-0 K			(3) 0-0 F9			(3) 0-0 F9		(3) 0-0 K	3	0	0	0	0	2	0				
Inning Stats	R: 0 E: 0 K: 1 S: 5	H: 0 LOB: 0 BB: 0 P: 5	R: 0 E: 0 K: 0 S: 3	H: 0 LOB: 0 BB: 0 P: 3	R: 0 E: 0 K: 1 S: 5	H: 0 LOB: 0 BB: 0 P: 5	R: 0 E: 0 K: 0 S: 3	H: 1 LOB: 0 BB: 0 P: 3	R: 0 E: 0 K: 1 S: 5	H: 0 LOB: 0 BB: 0 P: 5	R: 1 E: 0 K: 0 S: 4	H: 2 LOB: 2 BB: 2 P: 12	R: 0 E: 0 K: 1 S: 5	H: 0 LOB: 0 BB: 0 P: 5	R: 0 E: 0 K: 0 S: 4	H: 1 LOB: 1 BB: 0 P: 4	1B: 2 2B: 2 3B: 0 HR: 0	SF: 0 SAC: 0 DP: 2 HBP: 0	WP: 0 PB: 0 SB: 0 CS: 0	PA: 31
PITCHER Mike Smithson, R ERA: 4.08	(1, 1)	IP: 9.0 WLS: W BF: 31	H: 4 R: 1 ER: 1 SO: 5	BB: 2 IBB: 0 HBP: 0 BLK: 0	WP: 0 HR: 0 S: 39 P: 47	ERA: 1.00 WHIP: 0.667	PITCHER	IP: 9.0 WLS: W BF: 31	H: 4 R: 1 ER: 1 SO: 5	BB: 2 IBB: 0 HBP: 0 BLK: 0	WP: 0 HR: 0 S: 39 P: 47	ERA: 1.00 WHIP: 0.667	PITCHER	IP: 9.0 WLS: W BF: 31	H: 4 R: 1 ER: 1 SO: 5	BB: 2 IBB: 0 HBP: 0 BLK: 0	WP: 0 HR: 0 S: 39 P: 47	ERA: 1.00 WHIP: 0.667		

Oakland Athletics @ Texas Rangers
Arlington Stadium, Arlington, TX
Mon Sep 27 1982, 8:05 PM EDT
Att: 7,263 - Unknown

AB	29
R	1
H	4
RBI	1
BB	2
SO	5
LOB	6



Batter	1	2	3	4	5	6	7	8	9	AB	R	H	RBI	BB	SO	LOB	BOTTOM			
Wayne Tolleson, S OBP: 0.155, SLG: 0.127	(1, 6) 0-0 F7	(2) 0-0 G1-6-3 1-2		(3) 0-0 K		(2) 0-0 FC3-2 2-3 3-H				4	0	0	0	0	1	5				
Mike Richardt, R OBP: 0.276, SLG: 0.285	(1, 4) 4-0 FC6-4 BB		(1) 0-0 F8		(3) 0-0 FC4-6 1B	(3) 0-0 F9				3	0	1	0	1	0	2				
George Wright, S OBP: 0.303, SLG: 0.377	(1, 8) 0-0 P5		(2) 0-0 1B 2B		(1) 0-0 FC4-6 1-2		(1) 0-0 1B			4	0	2	0	0	0	2				
Larry Parrish, R OBP: 0.314, SLG: 0.410	(1, 9) 0-0 FC6-4 1-2		(3) 0-0 CS 1B		(2) 0-0 F8		(2) 0-0 K			4	0	1	0	0	1	3				
Pete O'Brien, L OBP: 0.274, SLG: 0.393	(1, 10) 0-0 FC4-6 1B		(1) 0-0 K		(3) 0-0 K		(3) 0-0 K			4	0	1	0	0	3	4				
Pat Putnam, L OBP: 0.280, SLG: 0.322	(1, 3) 0-0 FC4-6 1B 1B		(2) 0-0 FC4-6 1B 1B		(1) 0-0 1B 2B		(1) 0-0 FC5-6 1B		(3) 0-0 G3	4	2	2	0	0	0	2				
Bill Stein, R OBP: 0.313, SLG: 0.325	(1, 5) 0-0 1B 1B		(1) 0-0 1B 2B		(3) 0-0 FC5-4 2-H 1B		(3) 0-0 FC5-6 2B 1B		(1) 0-0 5-3	4	2	3	1	0	0	0				
Terry Bogener, L OBP: 0.279, SLG: 0.321	(1, 7) 0-0 1B 1B		(2) 0-0 FC5-4 1B		(1) 0-0 FC5-6 2B 1B		(1) 0-0 FC5-6 2B 1B		(2) 0-0 K	4	0	2	0	0	1	2				
Bob Johnson, R OBP: 0.200, SLG: 0.304	(1, 2) 0-0 G1-6-3 1-2 2-H 3-H 1B		(3) 0-0 FC5-4 1-2 2-3		(2) 0-0 FC5-4 1-2 2-3		(2) 0-0 FC3-2 1-3 2-H 2B		(3) 0-0 F8	4	0	2	3	0	0	2				
Inning Stats	R: 0 E: 0 K: 0 S: 3	H: 4 LOB: 1 BB: 1 P: 7	R: 2 E: 0 K: 0 S: 6	H: 4 LOB: 1 BB: 0 P: 6	R: 0 E: 0 K: 1 S: 6	H: 2 LOB: 1 BB: 0 P: 6	R: 1 E: 0 K: 1 S: 7	H: 3 LOB: 1 BB: 0 P: 7	R: 0 E: 0 K: 1 S: 6	H: 1 LOB: 1 BB: 0 P: 6	R: 1 E: 0 K: 0 S: 6	H: 3 LOB: 2 BB: 0 P: 6	R: 0 E: 0 K: 2 S: 8	H: 1 LOB: 1 BB: 0 P: 8	R: 0 E: 0 K: 1 S: 5	H: 0 LOB: 0 BB: 0 P: 5	1B: 11 2B: 3 3B: 0 HR: 0	SF: 0 SAC: 0 DP: 2 HBP: 0	WP: 0 PB: 0 SB: 0 CS: 1	PA: 36
PITCHER Rick Langford, R ERA: 4.21	(1, 1)	IP: 8.0 WLS: L BF: 36	H: 14 R: 4 ER: 4 SO: 6	BB: 1 IBB: 0 HBP: 0 BLK: 0	WP: 0 HR: 0 S: 47 P: 51	ERA: 4.50 WHIP: 1.875	PITCHER	IP: 8.0 WLS: L BF: 36	H: 14 R: 4 ER: 4 SO: 6	BB: 1 IBB: 0 HBP: 0 BLK: 0	WP: 0 HR: 0 S: 47 P: 51	ERA: 4.50 WHIP: 1.875	PITCHER	IP: 8.0 WLS: L BF: 36	H: 14 R: 4 ER: 4 SO: 6	BB: 1 IBB: 0 HBP: 0 BLK: 0	WP: 0 HR: 0 S: 47 P: 51	ERA: 4.50 WHIP: 1.875		

Oakland Athletics @ Texas Rangers
Arlington Stadium, Arlington, TX
Mon Sep 27 1982, 8:05 PM EDT
Att: 7,263 - Unknown

AB	35
R	4
H	14
RBI	4
BB	1
SO	6
LOB	22



Batter	1	2	3	4	5	6	7	8	9	AB	R	H	RBI	BB	SO	LOB	TOP										
Rickey Henderson, R OBP: 0.400, SLG: 0.387 (1, 7)	0-0 6-3		0-0 F9		0-0 1B 2B		0-0 6-3		0-3 K	5	1	1	1	0	1	2											
Dwayne Murphy, L OBP: 0.345, SLG: 0.414 (1, 8)	0-0 3-1		0-0 P3		0-0 2H WP 1B		0-3 K		0-3 K	5	0	1	1	0	2	2											
Davey Lopes, R OBP: 0.306, SLG: 0.372 (1, 4)	0-3 K			0-0 FC5-4 1B	0-0 F9		0-0 6-3			4	0	1	0	0	1	1											
Jeff Burroughs, R OBP: 0.375, SLG: 0.502 (1, 10)		0-0 G6-4-3 1B		0-0 FC5-4 1B		0-0 HR		0-3 K		4	1	3	1	0	1	0											
Tony Armas, R OBP: 0.276, SLG: 0.435 (1, 9)		0-0 G6-4-3		0-0 FC5-4		0-0 6-3		0-0 1B		4	0	1	0	0	0	3											
Mickey Klutts, R OBP: 0.221, SLG: 0.234 (8, PH)	4-0 BB			0-0 F7		0-0 5-3 1B		0-0 F7		2	0	1	0	1	0	1											
Wayne Gross, L OBP: 0.344, SLG: 0.360 (8, 5)				0-0 F7		0-0 1B		0-0 F7		1	0	0	0	0	0	1											
Kevin Moore, R OBP: 0.238, SLG: 0.339 (1, 3)	0-0 1-3				0-3 K	0-0 5-3 1B		0-0 F9		4	0	1	0	0	1	2											
Mike Heath, R OBP: 0.296, SLG: 0.352 (1, 2)			0-0 4-3		0-0 WP 2B 1B	0-0 5-3		0-0 1-3		4	1	1	0	0	0	2											
Fred Stanley, R OBP: 0.283, SLG: 0.234 Mike Davis, L OBP: 0.406, SLG: 0.493 (9, PH)				0-0 1B		0-0 P6	0-0 L4		4-0 BB	3	0	1	0	0	0	3											
										0	0	0	0	1	0	0											
Inning Stats	R: 0 E: 0 K: 1 S: 5	H: 0 LOB: 0 BB: 0 P: 5	R: 0 E: 0 K: 0 S: 3	H: 1 LOB: 1 BB: 1 P: 7	R: 0 E: 0 K: 0 S: 4	H: 1 LOB: 1 BB: 0 P: 4	R: 0 E: 0 K: 0 S: 4	H: 2 LOB: 1 BB: 0 P: 4	R: 2 E: 0 K: 1 S: 8	H: 3 LOB: 1 BB: 0 P: 8	R: 1 E: 0 K: 0 S: 6	H: 3 LOB: 2 BB: 0 P: 6	R: 0 E: 0 K: 1 S: 5	H: 0 LOB: 0 BB: 0 P: 5	R: 0 E: 0 K: 1 S: 6	H: 1 LOB: 1 BB: 0 P: 6	R: 0 E: 0 K: 2 S: 7	H: 0 LOB: 1 BB: 1 P: 11	1B: 9 2B: 1 3B: 0 HR: 1	SF: 0 SAC: 0 DP: 2 HBP: 0	WP: 2 PA: 38 PB: 0 SB: 0 CS: 0						
PITCHER	IP	WLS	BF	H	R	ER	SO	BB	IBB	HBP	BLK	WP	HR	S	P	ERA	WHIP										
Rick Honeycutt, L ERA: 5.27 Tom Henke, R ERA: 0.75	5.1		25	10	3	3	2	1	0	0	0	2	1	28	32	5.06	2.062										

Oakland Athletics @ Texas Rangers
Arlington Stadium, Arlington, TX
Wed Sep 29 1982, 8:05 PM EDT
Att: 9,510 - Unknown

AB	36
R	3
H	11
RBI	3
BB	2
SO	6
LOB	17

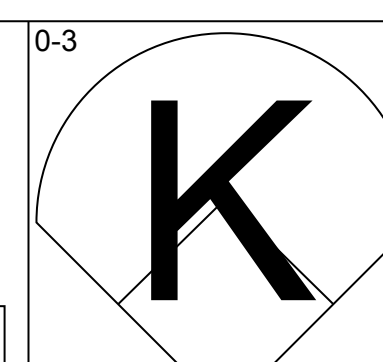
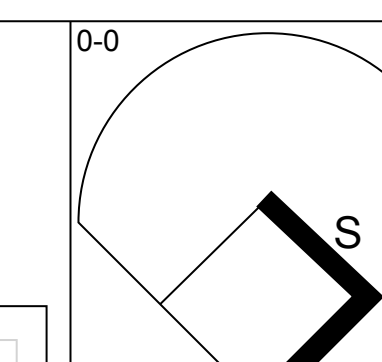
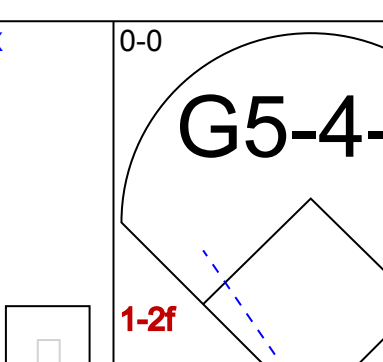
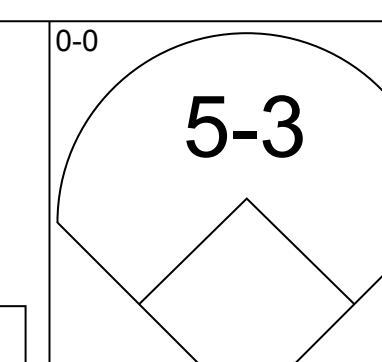
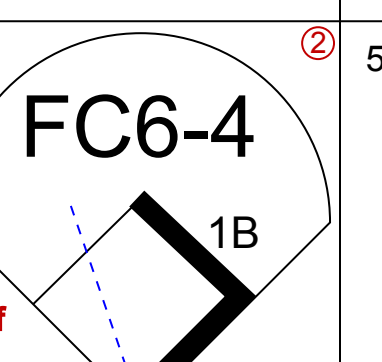
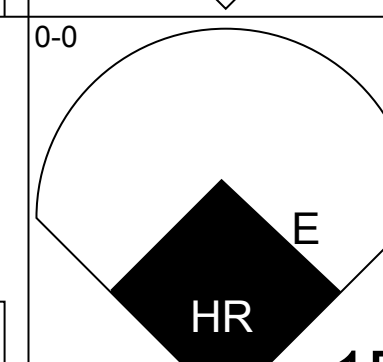
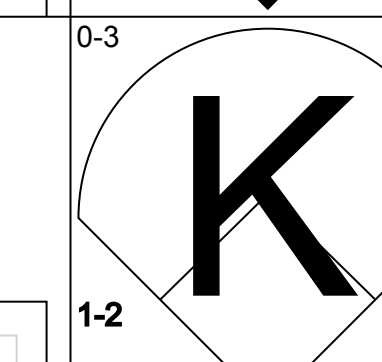
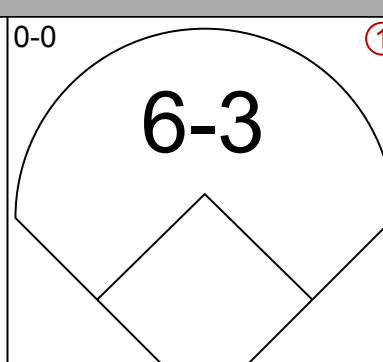
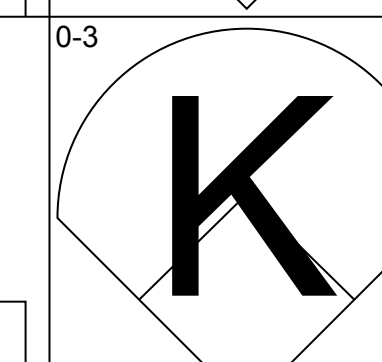
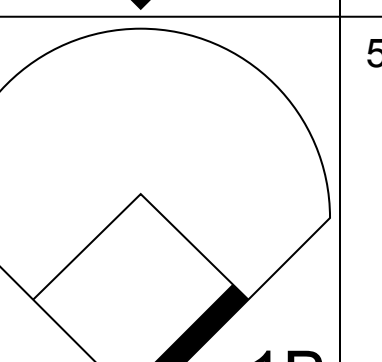
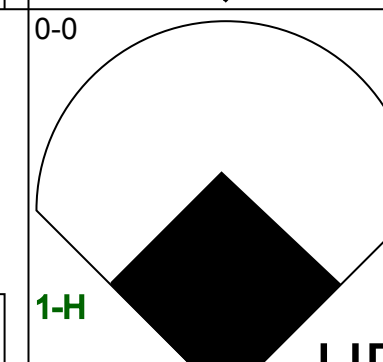
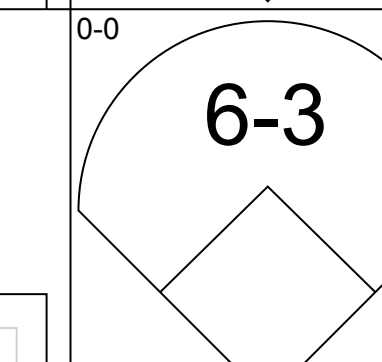
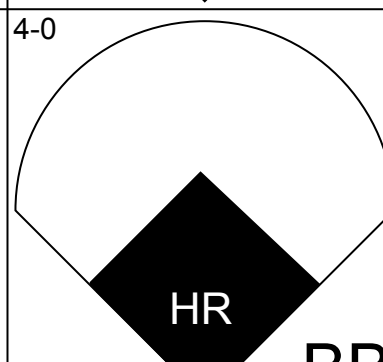
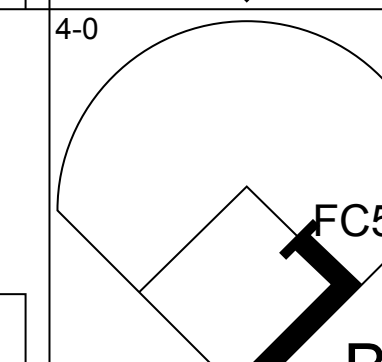
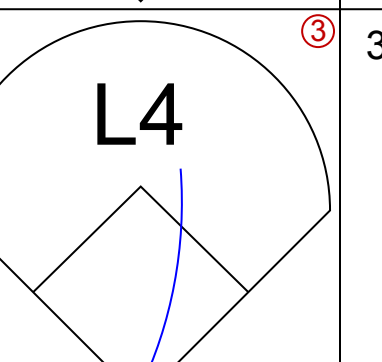
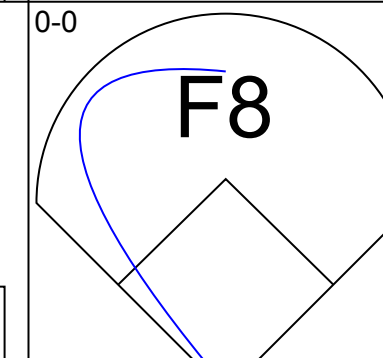
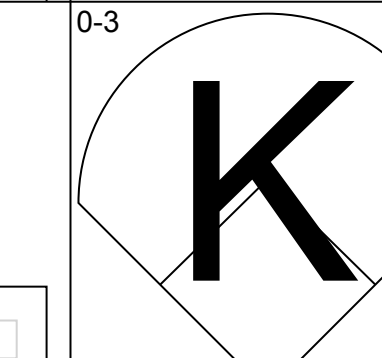
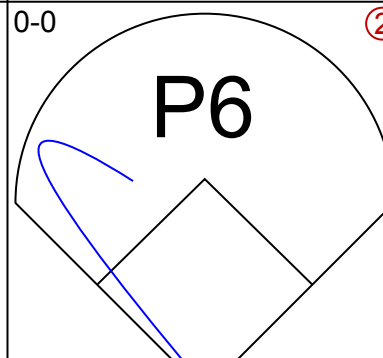
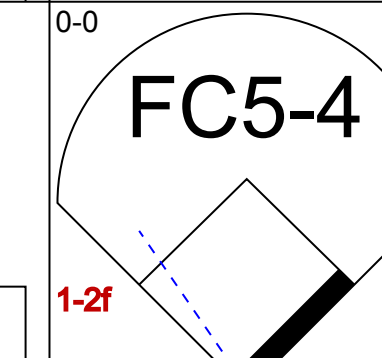
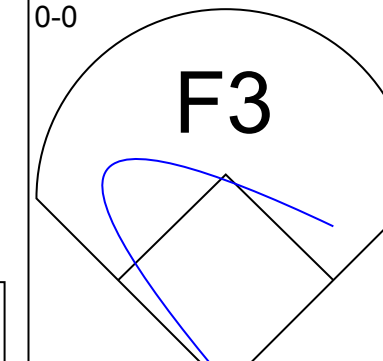
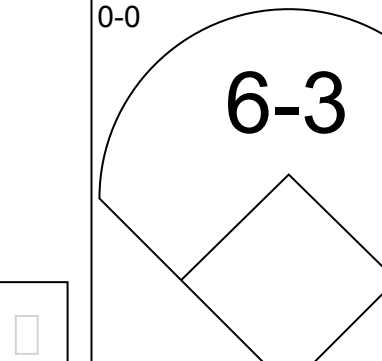
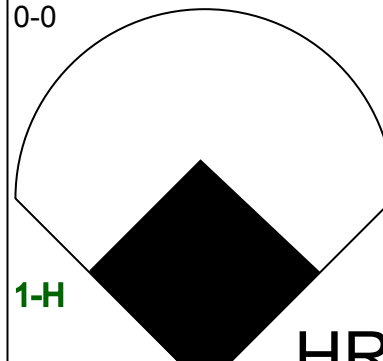
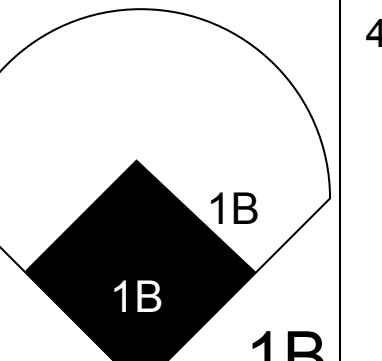
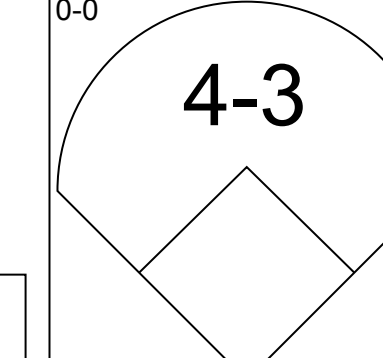
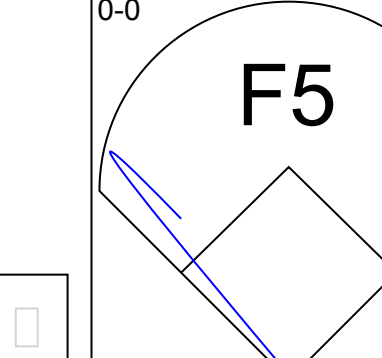
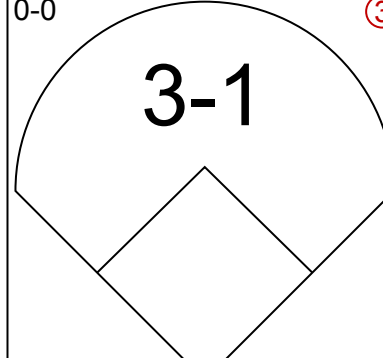
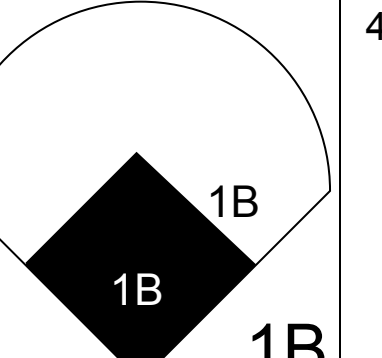
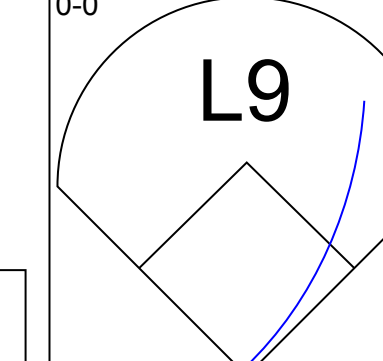
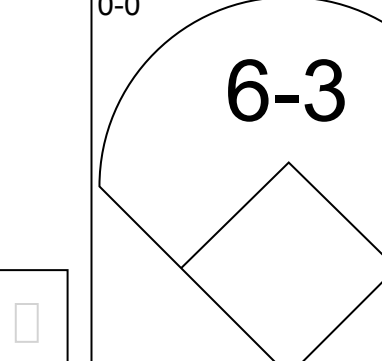
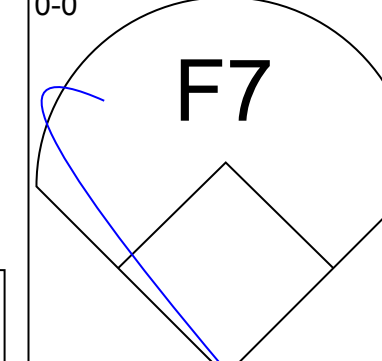
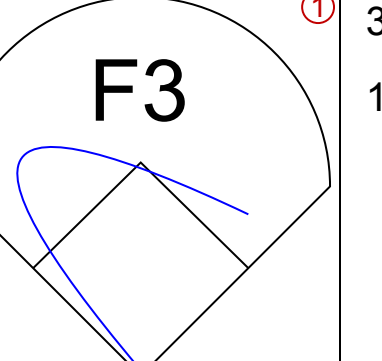
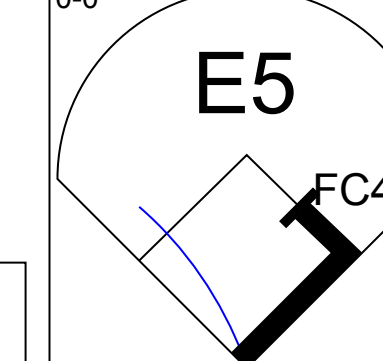
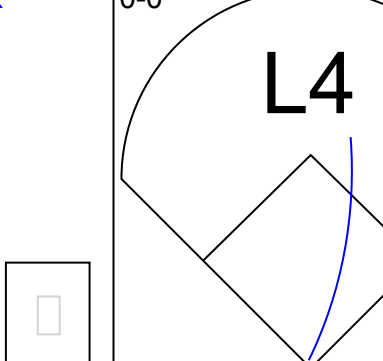
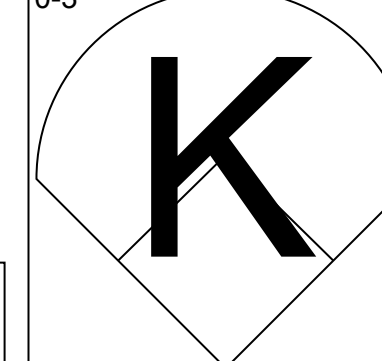
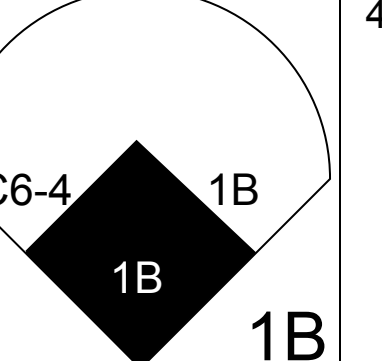
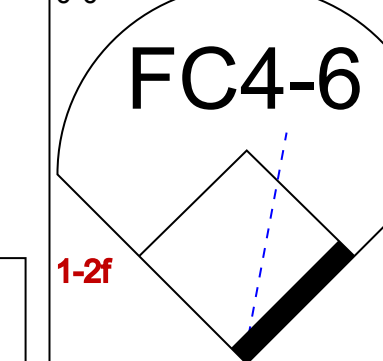
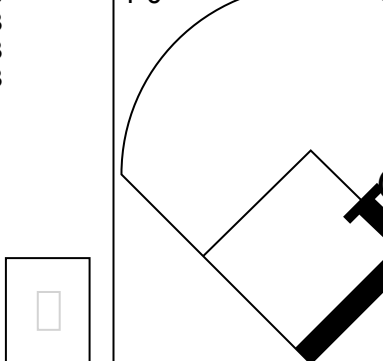
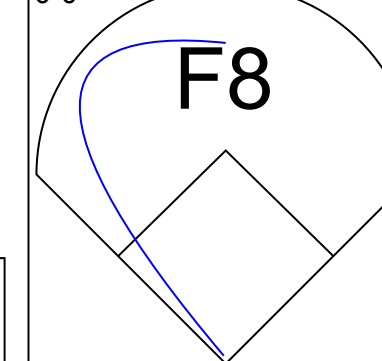
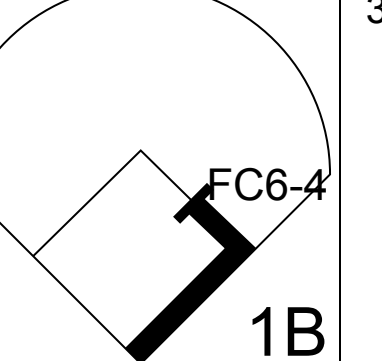


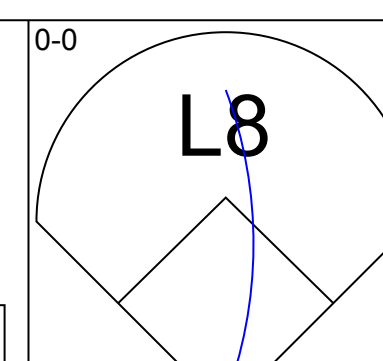
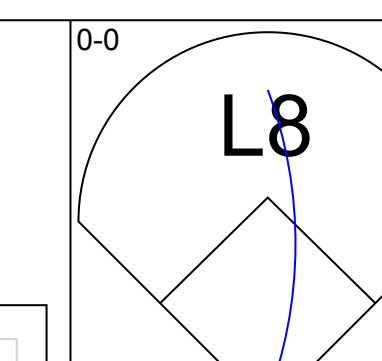
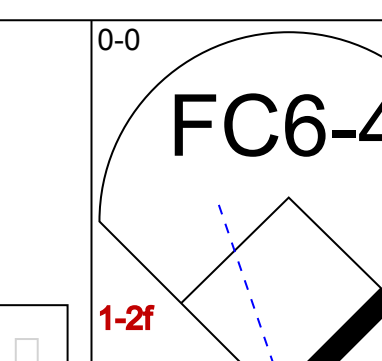
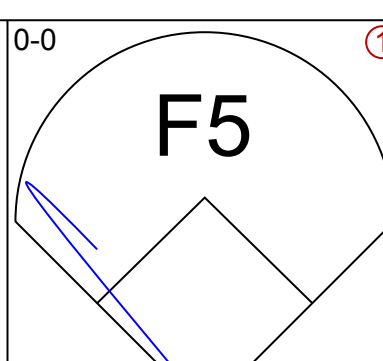
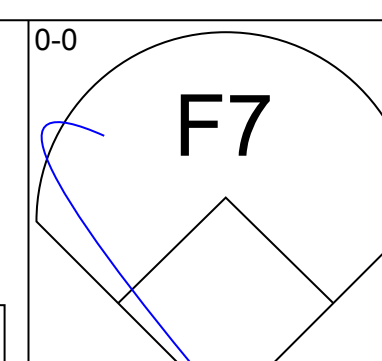
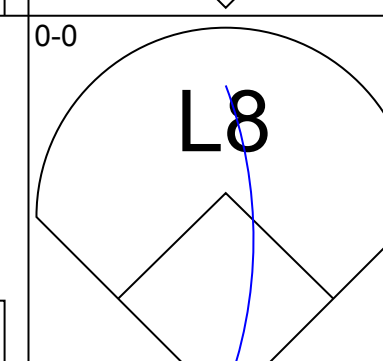
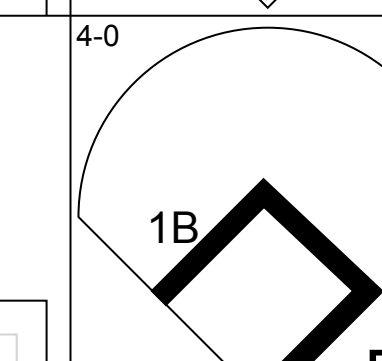
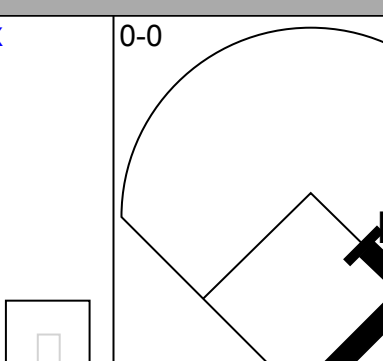
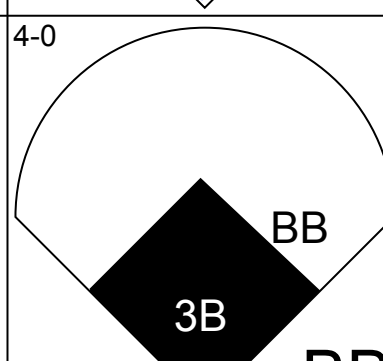
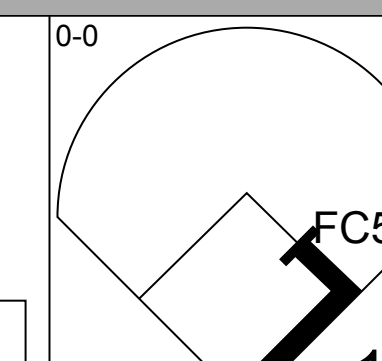
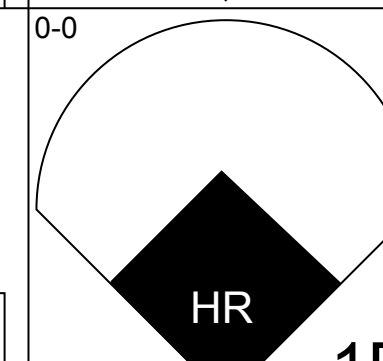
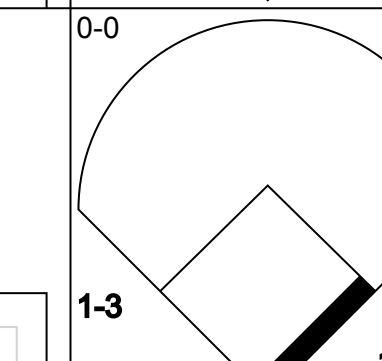
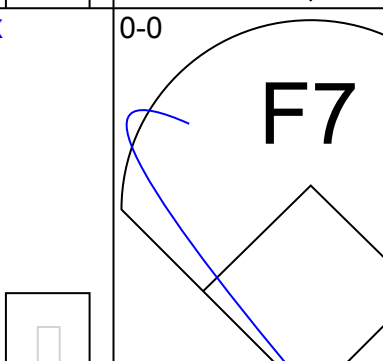
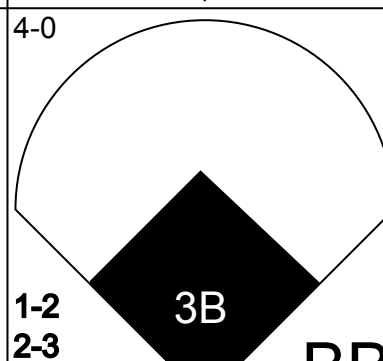
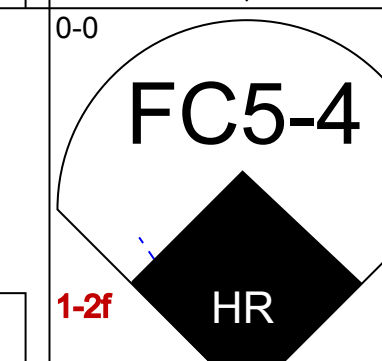
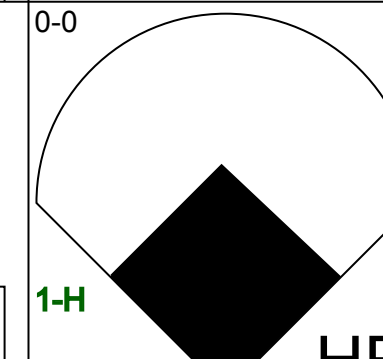
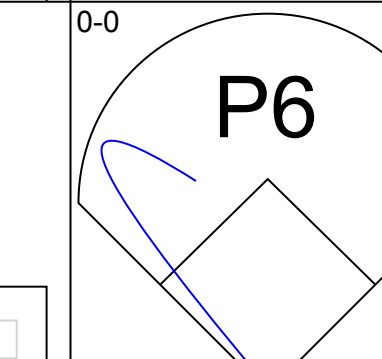
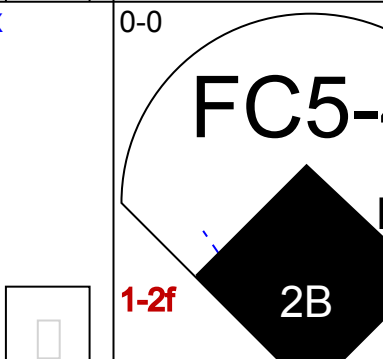
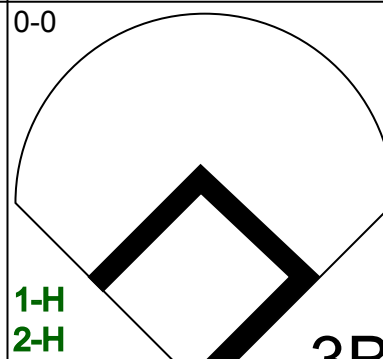
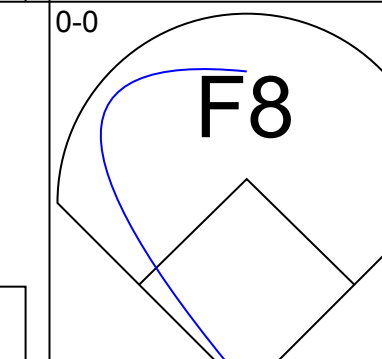
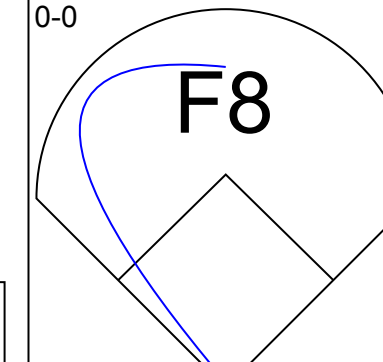
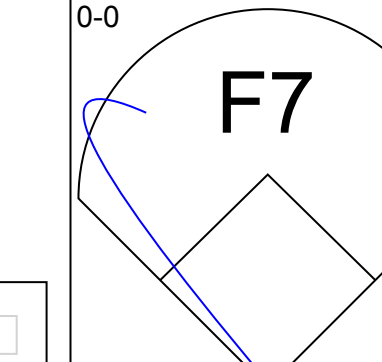
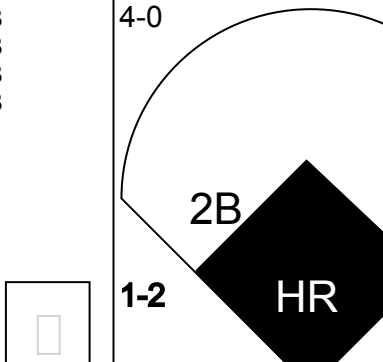
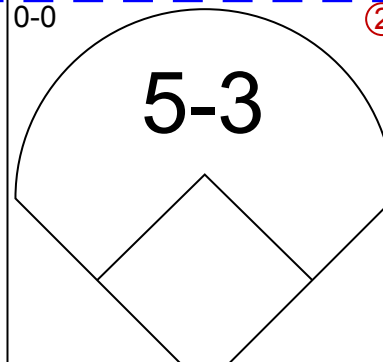
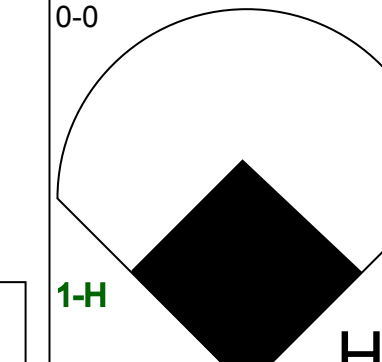
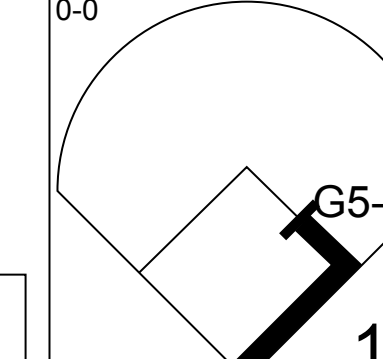
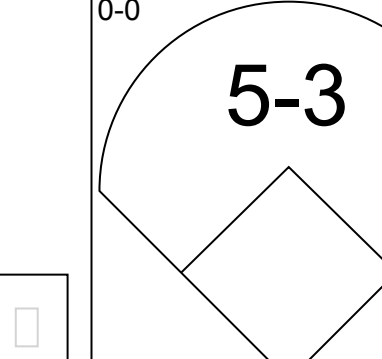
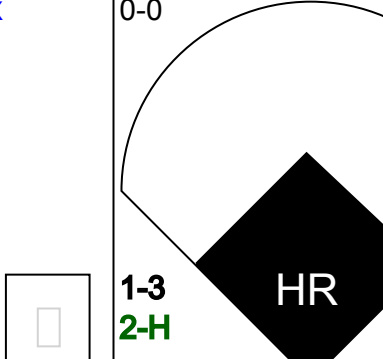

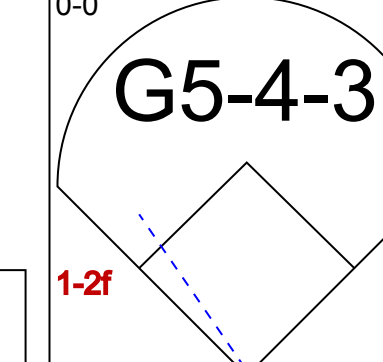

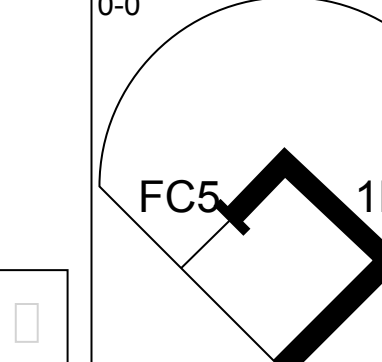
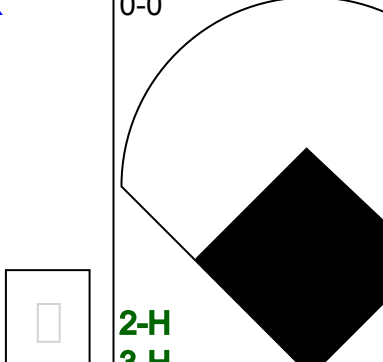
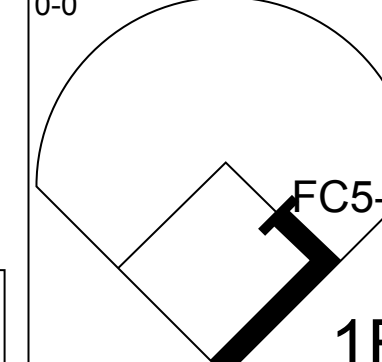
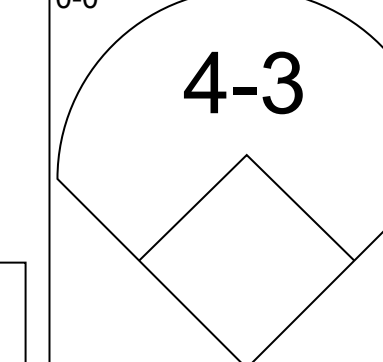
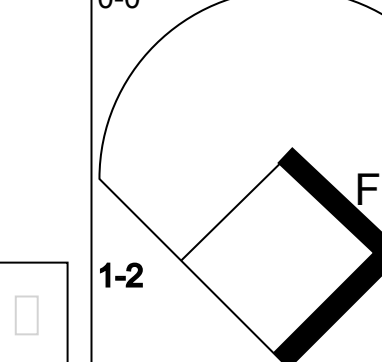
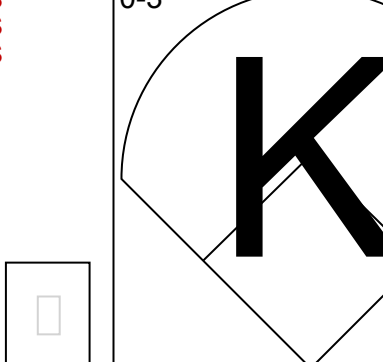
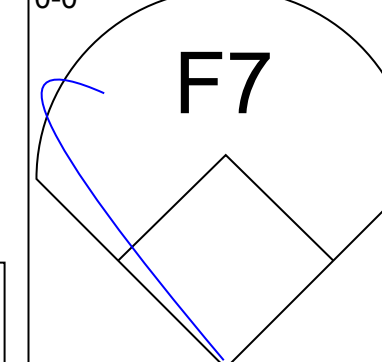
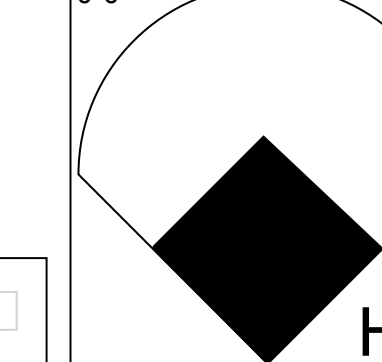
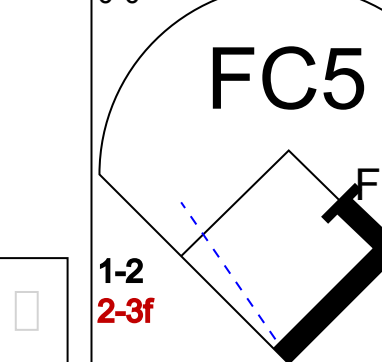
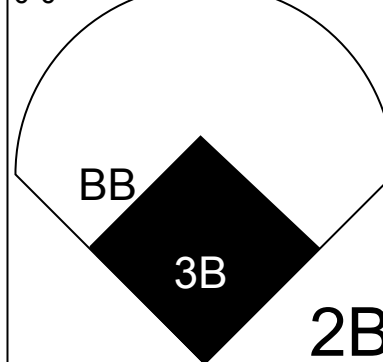
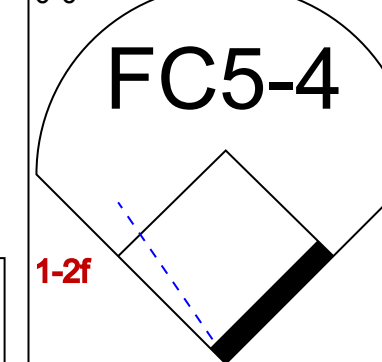
Batter	1	2	3	4	5	6	7	8	9	AB	R	H	RBI	BB	SO	LOB	BOTTOM										
Wayne Tolleson, S OBP: 0.169, SLG: 0.117 (1, 6)	0-0 4-3		0-0 1-3	0-0 1-3		0-0 4-3				4	0	0	0	0	0	4											
Mike Richardt, R OBP: 0.279, SLG: 0.286 (1, 4)	0-0 E 1B		0-0 5-3		0-0 1B		0-0 SH1-3 1B			4	1	3	0	0	0	0											
George Wright, S OBP: 0.306, SLG: 0.379 (1, 8)	0-0 E8 1B			0-0 1B 2B 1B	0-3 K		0-0 SH1-3			3	1	2	0	0	1	1											
Larry Parrish, R OBP: 0.315, SLG: 0.410 (1, 9)	0-3 K			0-0 2B BB 1B	0-3 K		0-0 E S WP 1B			4	2	2	1	0	2	3											
Pete O'Brien, L OBP: 0.273, SLG: 0.373 (1, 10)	0-0 4-3			0-0 2B BB	0-0 F5		0-0 1-4-3			3	1	0	0	1	0	4											
Pat Putnam, L OBP: 0.287, SLG: 0.345 (1, 3)		0-3 K		0-0 4-3 2B		0-0 E9 2B	0-0 G3			4	0	2	3	0	1	0											
Bill Stein, R OBP: 0.299, SLG: 0.310 (1, 5)		0-0 6-3		0-0 4-3		0-0 F9		0-0 F7		4	0	0	0	0	0	2											
Terry Bogener, L OBP: 0.286, SLG: 0.316 Nick Capra, R OBP: 0.429, SLG: 0.545 (6, PH)	0-0 F7			0-0 BB		0-0 BB		0-0 CS S 1B		1	0	0	0	1	0	0											
Bob Johnson, R OBP: 0.175, SLG: 0.264 (1, 2)			0-3 K	0-3 K		0-0 F2		0-3 K		4	0	0	0	0	3	5											
										1B: 8 2B: 2 3B: 0 HR: 0	SF: 0 SAC: 1 DP: 0 HBP: 0	WP: 1 PA: 36 PB: 0 SB: 2 CS: 1															
PITCHER	IP	WLS	BF	H	R	ER	SO	BB	IBB	HBP	BLK	WP	HR	S	P	ERA	WHIP										
Steve Baker, R ERA: 4.3 Bob Ouchinko, L ERA: 5.08 Dave Beard, R ERA: 3.49 Preston Hanna, R ERA: 4.84	3.1		16	5	3	3	3	1	0	0	0	0	0	14	22	0.00	2.000										
	2.0		10	2	0	0	3	2	0	0	0	0	0	7	7	5.40	1.200										
	1.0	L	7	2	2	1	0	0	0	0	0	0	0	5	5	0.00	1.000										

Oakland Athletics @ Texas Rangers
Arlington Stadium, Arlington, TX
Wed Sep 29 1982, 8:05 PM EDT
Att: 9,510 - Unknown

AB	32
R	5
H	10
RBI	4
BB	3
SO	7
LOB	19



Batter	1	2	3	4	5	6	7	8	9	AB	R	H	RBI	BB	SO	LOB	TOP					
Rickey Henderson, R OBP: 0.398, SLG: 0.385 (1, 7)										5	0	1	0	0	1	3	Oakland Athletics @ Kansas City Royals Royals Stadium, Kansas City, MO Fri Oct 01 1982, 8:05 PM EDT Att: 26,369 - Unknown - 79 F					
Mike Davis, L OBP: 0.413, SLG: 0.493 (1, 3)										5	1	2	1	0	2	1						
Dwayne Murphy, L OBP: 0.351, SLG: 0.424 (1, 8)										3	2	1	2	2	0	3						
Tony Armas, R OBP: 0.274, SLG: 0.430 (1, 9)										4	0	0	0	0	1	3						
Jeff Burroughs, R OBP: 0.372, SLG: 0.505 (1, 10)										4	2	2	2	0	0	0						
Wayne Gross, L OBP: 0.342, SLG: 0.357 (1, 5)										4	1	1	0	0	0	0						
Davey Lopes, R OBP: 0.302, SLG: 0.367 Dave McKay, S OBP: 0.234, SLG: 0.269 (1, 4) (7, 4)										3	0	0	0	0	0	0						
Mike Heath, R OBP: 0.296, SLG: 0.350 (1, 2)										4	1	1	1	0	1	0						
Fred Stanley, R OBP: 0.287, SLG: 0.250 (1, 6)										3	0	1	1	1	0	1						
Inning Stats	R: 2 E: 1 K: 1 S: 7	H: 2 LOB: 0 BB: 0 P: 7	R: 0 E: 1 K: 0 S: 4	H: 0 LOB: 1 BB: 0 P: 4	R: 0 E: 0 K: 2 S: 8	H: 1 LOB: 1 BB: 0 P: 8	R: 0 E: 0 K: 0 S: 3	H: 0 LOB: 0 BB: 0 P: 3	R: 0 E: 0 K: 0 S: 2	H: 0 LOB: 0 BB: 1 P: 6	R: 2 E: 0 K: 0 S: 4	H: 1 LOB: 0 BB: 1 P: 8	R: 0 E: 0 K: 1 S: 5	H: 0 LOB: 0 BB: 0 P: 5	R: 0 E: 0 K: 1 S: 5	H: 0 LOB: 1 BB: 1 P: 9	R: 3 E: 0 K: 0 S: 8	H: 5 LOB: 2 BB: 0 P: 8	1B: 7 2B: 0 3B: 0 HR: 2	SF: 0 SAC: 0 DP: 1 HBP: 0	WP: 0 PB: 0 SB: 1 CS: 0	PA: 39
PITCHER	IP WLS BF H R ER SO BB IBB HBP BLK WP HR S P ERA WHIP																					
Bill Castro, R ERA: 3.45 Bob Tufts, L ERA: 4.5	(1, 1) (6, 1)	5.2 3.1	W S	23 16	4 5	4 3	4 3	3 2	2 1	0 0	0 0	0 0	0 0	0 0	19 23	35 23	6.35 8.10	1.059 1.800				

Batter	1	2	3	4	5	6	7	8	9	AB	R	H	RBI	BB	SO	LOB	BOTTOM					
Willie Wilson, S OBP: 0.365, SLG: 0.428 Steve Hammond, L OBP: 0.252, SLG: 0.317 (1, 7) (8, 7)										4	0	0	0	0	0	3	Oakland Athletics @ Kansas City Royals Royals Stadium, Kansas City, MO Fri Oct 01 1982, 8:05 PM EDT Att: 26,369 - Unknown - 79 F					
U L Washington, S OBP: 0.335, SLG: 0.406 (1, 6)										3	1	2	0	2	0	0						
George Brett, L OBP: 0.379, SLG: 0.507 Greg Pryor, R OBP: 0.304, SLG: 0.376 (1, 5) (9, 5)										4	3	2	0	1	0	2						
Hal McRae, R OBP: 0.371, SLG: 0.545 (1, 10)										5	2	2	5	0	0	4						
Willie Aikens, L OBP: 0.342, SLG: 0.457 (1, 3)										4	2	1	2	1	0	3						
Frank White, R OBP: 0.317, SLG: 0.470 Onix Concepcion, R OBP: 0.251, SLG: 0.279 (1, 4) (8, 4)										4	1	2	1	0	0	1						
Jerry Martin, R OBP: 0.319, SLG: 0.403 (1, 9)										4	1	3	3	0	0	1						
Cesar Geronimo, L OBP: 0.312, SLG: 0.482 (1, 8)										4	0	1	0	0	1	1						
Jamie Quirk, L OBP: 0.263, SLG: 0.316 John Wathan, R OBP: 0.339, SLG: 0.317 (1, 2) (5, 2)										1	1	1	1	0	0	0						
Inning Stats	R: 2 E: 0 K: 0 S: 5	H: 2 LOB: 0 BB: 0 P: 5	R: 0 E: 0 K: 0 S: 3	H: 1 LOB: 0 BB: 0 P: 3	R: 1 E: 0 K: 0 S: 5	H: 2 LOB: 2 BB: 1 P: 9	R: 0 E: 0 K: 0 S: 5	H: 2 LOB: 2 BB: 0 P: 5	R: 4 E: 0 K: 1 S: 8	H: 3 LOB: 0 BB: 1 P: 12	R: 3 E: 0 K: 0 S: 5	H: 2 LOB: 1 BB: 2 P: 13	R: 0 E: 0 K: 0 S: 4	H: 1 LOB: 1 BB: 0 P: 4	R: 2 E: 0 K: 0 S: 5	H: 2 LOB: 0 BB: 0 P: 5	1B: 8 2B: 2 3B: 1 HR: 4	SF: 0 SAC: 0 DP: 1 HBP: 0	WP: 0 PB: 0 SB: 0 CS: 0	PA: 42		
PITCHER	IP WLS BF H R ER SO BB IBB HBP BLK WP HR S P ERA WHIP																					
Brian Kingman, R ERA: 4.59 Tom Underwood, L ERA: 3.25 John D'Acquisto, R ERA: 5.29 Steve Baker, R ERA: 4.56	(1, 1) (4, 1) (6, 1) (6, 1)	3.1 1.2 0.1 2.2	L 9	17 3	3 4	3 4	3 4	1 1	0 0	0 0	0 0	0 0	0 0	0 0	3 11	14 11	8.10 21.60 81.00 6.75	2.400 2.400 12.000 1.125				

AB	36
R	7
H	9
RBI	7
BB	3
SO	5
LOB	13

AB	38
R	12
H	15
RBI	12
BB	4
SO	1
LOB	19



Batter	1	2	3	4	5	6	7	8	9	AB	R	H	RBI	BB	SO	LOB	TOP											
Kevin Bell, R OBP: 0.333, SLG: 0.444 (1, 5)										5	1	2	0	0	1	2	Oakland Athletics @ Kansas City Royals Royals Stadium, Kansas City, MO Sun Oct 03 1982, 4:33 AM EDT Att: 24,488 - Unknown - 77 F											
Dwayne Murphy, L OBP: 0.349, SLG: 0.418 (1, 6)										4	0	0	0	0	2	2												
Davey Lopes, R OBP: 0.304, SLG: 0.371 Rick Langford, R (5, 8) (6, 7) (8, 9)										3	0	0	0	0	0	2												
Darrell Brown, S OBP: 0.368, SLG: 0.444 (6, 8)											0	0	0	0	0	0												
Jeff Burroughs, R OBP: 0.372, SLG: 0.505 Mike Davis, L OBP: 0.416, SLG: 0.493 (6, 8)											3	0	2	1	0	0												
Tony Armas, R OBP: 0.275, SLG: 0.433 Mike Norris, R (9, PR)											4	0	1	0	0	1												
Mike Heath, R OBP: 0.298, SLG: 0.352 (8, 7)											4	1	2	0	0	1												
Joe Rudi, R OBP: 0.332, SLG: 0.332 Kelvin Moore, R OBP: 0.250, SLG: 0.358 (5, 3)											2	2	2	2	0	0												
Dave McKay, S OBP: 0.235, SLG: 0.283 (1, 4)											4	1	1	2	0	1												
Bob Kearney, R OBP: 0.218, SLG: 0.211 (1, 2)											4	0	1	1	0	1												
Inning Stats	R: 1 E: 0 K: 1 S: 7	H: 2 LOB: 1 BB: 0 P: 7	R: 2 E: 0 K: 0 S: 5	H: 2 LOB: 0 BB: 0 P: 5	R: 0 E: 0 K: 0 S: 3	H: 0 LOB: 0 BB: 0 P: 3	R: 2 E: 0 K: 1 S: 7	H: 2 LOB: 0 BB: 0 P: 7	R: 0 E: 0 K: 0 S: 3	H: 1 LOB: 0 BB: 0 P: 3	R: 0 E: 0 K: 1 S: 6	H: 1 LOB: 0 BB: 0 P: 6	R: 0 E: 0 K: 1 S: 5	H: 0 LOB: 0 BB: 0 P: 5	R: 0 E: 0 K: 2 S: 7	H: 0 LOB: 0 BB: 0 P: 7	R: 0 E: 0 K: 1 S: 8	H: 0 LOB: 0 BB: 0 P: 8	R: 1 E: 0 K: 1 S: 8	H: 3 LOB: 2 BB: 0 P: 8	1B: 7 2B: 2 3B: 0 HR: 2	SF: 0 SAC: 0 DP: 1 HBP: 0	WP: 0 PB: 1 SB: 0 CS: 0	PA: 37				
PITCHER	IP	WLS	BF	H	R	ER	SO	BB	IBB	HBP	BLK	WP	HR	S	P	ERA	WHIP											
Larry Gura, L ERA: 4.03 (1, 1)	5.0	L	21	7	5	4	2	0	0	0	0	0	2	25	25	7.20	1.400											
Don Hood, L ERA: 3.51 (6, 1)	1.0		4	1	0	0	1	0	0	0	0	0	0	6	6	0.00	1.000											
Derek Botelho, R ERA: 4.13 (7, 1)	1.0		3	0	0	0	1	0	0	0	0	0	0	5	5	0.00	0.000											
Bud Black, L ERA: 4.58 (8, 1)	1.0		3	0	0	0	2	0	0	0	0	0	0	7	7	0.00	0.000											
Dave Frost, R ERA: 5.51 (9, 1)	1.0		6	3	1	1	1	0	0	0	0	0	0	8	8	9.00	3.000											
Batter	1	2	3	4	5	6	7	8	9	AB	R	H	RBI	BB	SO	LOB	BOTTOM											
Onix Concepcion, R OBP: 0.256, SLG: 0.288 (1, 4)										4	1	2	0	0	0	2	Oakland Athletics @ Kansas City Royals Royals Stadium, Kansas City, MO Sun Oct 03 1982, 4:33 AM EDT Att: 24,488 - Unknown - 77 F											
Greg Pryor, R OBP: 0.315, SLG: 0.388 (1, 5)										3	1	2	0	1	0	0												
John Wathan, R OBP: 0.343, SLG: 0.328 Jamie Quirk, L OBP: 0.256, SLG: 0.308 (6, PH) (7, 2)											2	1	1	3	0	1												
Jerry Martin, R OBP: 0.316, SLG: 0.399 Cesar Geronimo, L OBP: 0.305, SLG: 0.471 (1, 10) (6, PH)											2	0	0	0	0	2												
Bombo Rivera, R OBP: 0.100, SLG: 0.100 (1, 7)										4	0	0	0	0	0	2												
Ron Johnson, R OBP: 0.444, SLG: 0.429 (1, 3)											4	0	0	0	0	2												
Steve Hammond, L OBP: 0.252, SLG: 0.310 (1, 9)											3	0	0	0	1	1												
Mark Ryal, L OBP: 0.143, SLG: 0.077 (1, 8)											3	0	0	0	1	0												
Buddy Biancalana, S OBP: 0.667, SLG: 1.500 (1, 6)											2	0	1	0	1	0												
Inning Stats	R: 0 E: 0 K: 1 S: 6	H: 1 LOB: 1 BB: 0 P: 6	R: 0 E: 0 K: 1 S: 5	H: 0 LOB: 0 BB: 0 P: 5	R: 3 E: 0 K: 1 S: 6	H: 2 LOB: 0 BB: 2 P: 14	R: 0 E: 0 K: 0 S: 3	H: 0 LOB: 0 BB: 0 P: 3	R: 0 E: 0 K: 1 S: 6	H: 1 LOB: 1 BB: 0 P: 6	R: 0 E: 0 K: 0 S: 3	H: 0 LOB: 2 BB: 2 P: 11	R: 0 E: 0 K: 0 S: 4	H: 1 LOB: 1 BB: 0 P: 4	R: 0 E: 0 K: 2 S: 7	H: 0 LOB: 0 BB: 0 P: 7		1B: 3 2B: 2 3B: 1 HR: 1	SF: 0 SAC: 0 DP: 1 HBP: 0	WP: 0 PB: 0 SB: 0 CS: 0	PA: 36							
PITCHER	IP	WLS	BF	H	R	ER	SO	BB	IBB	HBP	BLK	WP	HR	S	P	ERA	WHIP											
Tim Conroy, L ERA: 3.55 (1, 1)	3.0		13	3	3	3	3	2	0	0	0	0	0	1	17	25	9.00	1.667										
Brian Kingman, R ERA: 4.45 (4, 1)	3.0	W	10	3	0	0	1	0	0	0	0	0	0	12	12	0.00	1.000											
Preston Hanna, R ERA: 4.8 (7, 1)	0.2		4	0	0	0	0	2	0	0	0	0	0	2	10	0.00	3.000											
Dave Beard, R ERA: 3.44 (7, 1)	2.1	S	8	1	0	0	2	0	0	0	0	0	0	12	12	0.00	0.429											