


Oakland Athletics - 1983

Batter	1	2	3	4	5	6	7	8	9	AB R H RBI BB SO LOB	TOP
Mike Hargrove, L (1, 3) X	0-0 G3 1B	4-0 2B BB		0-0 SF9 3-H		4-0 BB	0-0 4-3 1-2 2-3 3-H		0-0 F9 2-3	3 0 0 1 2 0 4	
Toby Harrah, R (1, 5) X	0-0 1B HR 1B	0-0 1-3 2B		0-0 WP PB 1B		0-0 F8		0-0 SH5-3 1B	0-0 F9	6 2 4 0 0 0 3	
Bake McBride, L (1, 9) X Alan Bannister, R (8, 7)	0-0 1-3 HR 1B	0-0 F7		0-0 F7 1-3		0-0 1-3		0-0 SH5-3 1-2		4 1 1 0 0 0 4 0 0 0 0 0 0 0	
Andre Thornton, R (1, 10) X	0-0 2-H 3-H HR		0-3 K		0-0 F5		0-0 5-3	4-0 1B IBB		4 1 1 3 1 1 0	
George Vukovich, L (1, 7) X (8, 9)	0-0 F7		0-0 G3		0-3 K		0-3 K	0-0 1-3 2-H G1-6-3 1B		5 0 1 1 0 2 0	
Manny Trillo, R (1, 4) X BBB	4-0 BB		0-0 1-3		0-0 1B 1B		4-0 1B BB	0-0 G1-6-3 1-2		3 1 1 0 2 0 2	
Rick Manning, L (1, 8) X	0-0 F6			0-0 1B SF9 1B	0-0 1-2 1B		0-0 E 1B PB 1B		0-0 3-1	5 2 3 0 0 0 1	AB 38 R 8 H 15 RBI 7 BB 6 SO 3 LOB 16
Ron Hassey, L (1, 2) X		0-0 4-3		0-0 SF9 1-3 1B	0-0 4-3		0-0 E8 PB S 1B 1-3 2-H		0-0 F9 1B 1B	5 1 3 1 0 0 2	
Julio Franco, R (1, 6) X		0-0 5-3		0-0 SF9 2-3 3-H		0-0 F7	4-0 PB BB		0-0 1-2 1B	3 0 1 1 1 0 0	
Inning Stats	R: 3 E: 0 K: 0 S: 6 H: 3 LOB: 1 BB: 1 P: 10	R: 0 E: 0 K: 0 S: 4 H: 1 LOB: 2 BB: 1 P: 8	R: 0 E: 0 K: 1 S: 5 H: 0 LOB: 0 BB: 0 P: 5	R: 2 E: 0 K: 0 S: 6 H: 3 LOB: 1 BB: 0 P: 6	R: 0 E: 0 K: 1 S: 7 H: 2 LOB: 2 BB: 0 P: 7	R: 0 E: 0 K: 0 S: 3 H: 0 LOB: 1 BB: 1 P: 7	R: 2 E: 1 K: 1 S: 7 H: 2 LOB: 2 BB: 2 P: 15	R: 1 E: 0 K: 0 S: 4 H: 2 LOB: 1 BB: 1 P: 8	R: 0 E: 0 K: 0 S: 5 H: 2 LOB: 2 BB: 0 P: 5	1B: 13 2B: 1 3B: 0 HR: 1 SF: 2 SAC: 1 DP: 1 HBP: 0	WP: 1 PB: 2 SB: 1 CS: 0 PA: 47
PITCHER	IP WLS BF H R ER SO BB IBB HBP BLK WP HR S P ERA WHIP										
Rick Langford, R (1, 1) ERA: 12.27	3.2 L 20 7 5 5 1 2 0 0 0 0 0 1 20 28 12.27 2.455										
Tim Conroy, L (4, 1) ERA: 3.0	3.0 15 4 2 1 2 2 0 0 0 1 0 17 25 3.00 2.000										
Steve Baker, R (7, 1) ERA: 27.0	0.1 3 1 1 1 0 1 0 0 0 0 0 2 6 27.00 6.000										
Tom Burgmeier, L (8, 1) ERA:	2.0 9 3 0 0 0 0 0 1 0 0 0 0 8 12 0.00 1.500										

Cleveland Indians @ Oakland Athletics
Oakland-Alameda County Coliseum, Oakland, CA
Mon Apr 04 1983, 6:05 PM PST
Att. 34,831 - Unknown

livebaseballscorecards.com

Batter	1	2	3	4	5	6	7	8	9	AB R H RBI BB SO LOB
Rickey Henderson, R (1, 7) OBP: 0.400, SLG: 0.250	4-0 S 2B BB		0-0 6-3		0-0 FC5-4 2B		0-0 3B 1B		0-0 F9	4 2 1 0 1 0 1
Mike Davis, L (1, 9) OBP: 0.400, SLG: 1.000	0-3 K 1-2		0-0 F8		0-0 2B		0-0 1B 3B		0-0 4-3	5 1 2 1 0 1 1
Carney Lansford, R (1, 5) OBP: 0.200, SLG: 0.400	0-0 5-3			0-0 2B	0-3 K		0-3 K		0-0 5-3	5 0 1 0 0 2 4
Dwayne Murphy, L (1, 8) OBP: 0.500, SLG: 0.750	0-0 2B			0-0 F2		0-0 F6		0-0 1B		4 0 2 2 0 0 1
Jeff Burroughs, R (1, 10) OBP: 0.250, SLG: 0.250	0-0 3-1			0-0 F8		0-0 HR 1B		0-0 F6		4 1 1 0 0 0 3
Kelvin Moore, R (1, 3) OBP: 0.500, SLG: 1.333		0-3 K		4-0 BB		0-0 HR		0-0 F9		3 1 1 2 1 1 0
Davey Lopes, R (1, 4)		0-0 5-3		0-3 K		0-0 4-3		0-0 F9		4 0 0 0 0 1 2
Bob Kearney, R (1, 2) OBP: 0.500, SLG: 0.750			0-0 F8		0-0 FC5-4 1B		0-0 5-3			4 0 2 0 0 0 0
Tony Phillips, S (1, 6)			0-0 F8		0-0 P3		0-0 1-3		0-0 3-1	4 0 0 0 0 0 2

Inning Stats	R: 1	H: 1	E: 0	K: 1	S: 6	R: 0	H: 0	E: 0	K: 1	S: 5	R: 0	H: 0	E: 0	K: 0	S: 3	R: 0	H: 1	E: 0	K: 1	S: 6	R: 0	H: 2	E: 0	K: 1	S: 7	R: 2	H: 2	E: 0	K: 0	S: 5	R: 2	H: 3	E: 0	K: 1	S: 8	R: 0	H: 1	E: 0	K: 0	S: 4	R: 0	H: 0	E: 0	K: 0	S: 3	1B: 4	SF: 0	2B: 4	SAC: 0	3B: 1	DP: 0	HR: 1	HBP: 0	WP: 0	PA: 39
--------------	------	------	------	------	------	------	------	------	------	------	------	------	------	------	------	------	------	------	------	------	------	------	------	------	------	------	------	------	------	------	------	------	------	------	------	------	------	------	------	------	------	------	------	------	------	-------	-------	-------	--------	-------	-------	-------	--------	-------	--------

PITCHER	IP	WLS	BF	H	R	ER	SO	BB	IBB	HBP	BLK	WP	HR	S	P	ERA	WHIP
Rick Sutcliffe, R (1, 1) ERA: 5.68	6.1	W	28	7	4	4	4	2	0	0	0	0	1	34	42	5.68	1.421
Ed Glynn, L (7, 1) ERA: 13.5	0.2		4	2	1	1	1	0	0	0	0	0	0	6	6	13.50	3.000
Dan Spillner, R (8, 1) ERA:	2.0	S	7	1	0	0	0	0	0	0	0	0	0	7	7	0.00	0.500

BOTTOM

Cleveland Indians @ Oakland Athletics
Oakland-Alameda County Coliseum, Oakland, CA

Mon Apr 04 1983, 6:05 PM PST
Att. 34,831 - Unknown

livebaseballscorecards.com

AB	37
R	5
H	10
RBI	5
BB	2
SO	5
LOB	14



Batter	1	2	3	4	5	6	7	8	9	AB R H RBI BB SO LOB	TOP									
Mike Hargrove, L (1, 3) OBP: 0.364, SLG: 0.286	0-0 2B		0-0 4-3			4-0 1B BB	0-0 F4		0-3 K	4 1 1 0 1 1 2	Cleveland Indians @ Oakland Athletics Oakland-Alameda County Coliseum, Oakland, CA Wed Apr 06 1983, 3:33 AM PST Att. 19,121 - Sunny - 64 F livebaseballscorecards.com									
Toby Harrah, R (1, 5) OBP: 0.455, SLG: 0.500	0-0 F4		0-0 F7			4-0 1B BB		0-0 F3	0-0 FC6-4	4 1 0 0 1 0 3										
Bake McBride, L (1, 9) OBP: 0.250, SLG: 0.250	0-3 K				0-0 F7	0-0 1B BB		0-0 F9		4 0 1 1 0 1 1										
Andre Thornton, R (1, 10) OBP: 0.667, SLG: 1.000	4-0 BB				4-0 1B BB	0-0 G3 1B		4-0 BB		1 0 1 1 3 0 0										
George Vukovich, L (1, 7) OBP: 0.222, SLG: 0.222	0-3 K				0-0 G5-4-3 1B	0-0 G3 1B		0-0 F9		4 0 1 0 0 1 5										
Manny Trillo, R (1, 4) OBP: 0.556, SLG: 0.333		0-0 5-3			0-0 G5-4-3 1B	4-0 BB			0-0 1B 1B	3 1 1 0 1 0 2										
Rick Manning, L (1, 8) OBP: 0.333, SLG: 0.333		0-0 F7			0-0 6-3	0-0 G3-2			0-0 F9	4 0 0 0 0 0 4										
Ron Hassey, L (1, 2) OBP: 0.444, SLG: 0.444 Miguel Dilone, S (9, PR)		0-0 4-3			0-0 4-3		0-0 1-3		0-0 1B 1B	4 0 1 0 0 0 0 0 0 0 0 0 0 0										
Julio Franco, R (1, 6) OBP: 0.333, SLG: 0.286			0-0 6-3		0-0 F7		0-0 5-3		0-0 FC6-4 1B	4 0 1 1 0 0 0										
Inning Stats	R: 0 E: 0 K: 2 S: 8	H: 1 LOB: 2 BB: 1 P: 12	R: 0 E: 0 K: 0 S: 3	H: 0 LOB: 0 BB: 0 P: 3	R: 0 E: 0 K: 0 S: 3	H: 1 LOB: 1 BB: 1 P: 7	R: 0 E: 0 K: 0 S: 3	H: 0 LOB: 0 BB: 0 P: 3	R: 2 E: 0 K: 0 S: 4	H: 2 LOB: 2 BB: 3 P: 16	R: 0 E: 0 K: 0 S: 3	H: 0 LOB: 0 BB: 0 P: 3	R: 0 E: 0 K: 0 S: 3	H: 0 LOB: 1 BB: 1 P: 7	R: 1 E: 0 K: 1 S: 8	H: 3 LOB: 2 BB: 0 P: 8	1B: 6 2B: 1 3B: 0 HR: 0	SF: 0 SAC: 0 DP: 2 HBP: 0	WP: 0 PB: 0 SB: 0 CS: 0	PA: 38
PITCHER	IP WLS BF H R ER SO BB IBB HBP BLK WP HR S P ERA WHIP																			
Mike Norris, R (1, 1) ERA: 3.6	5.0 W 20 2 2 2 2 4 0 0 0 0 0 0 20 36 3.60 1.200																			
Tom Burgmeier, L (6, 1) ERA:	2.0 8 2 0 0 0 1 0 0 0 0 0 0 7 11 0.00 1.500																			
Dave Beard, R (8, 1) ERA: 4.5	2.0 S 10 3 1 1 1 1 0 0 0 0 0 0 11 15 4.50 2.000																			

Cleveland Indians @ Oakland Athletics
Oakland-Alameda County Coliseum, Oakland, CA
 Wed Apr 06 1983, 3:33 AM PST
 Att. 19,121 - Sunny - 64 F

AB	32
R	3
H	7
RBI	3
BB	6
SO	3
LOB	17



Batter	1	2	3	4	5	6	7	8	9
Rickey Henderson, R (1, 7) OBP: 0.700, SLG: 0.800	0-0 SF8 3B		4-0 1B 2B BB	4-0 1-2 BB		4-0 1-2 BB		4-0 FC4 BB	
Mike Davis, L (1, 9) OBP: 0.300, SLG: 0.600	0-3 K		0-0 S 2B 1B	0-0 F8		0-0 F8		0-0 FC4 1B 1-2f	
Carney Lansford, R (1, 5) OBP: 0.300, SLG: 0.444	0-0 SF8		0-0 1-3 1-2		0-0 S 5-3 1B		0-0 E 1B	0-0 F8	
Dwayne Murphy, L (1, 8) OBP: 0.556, SLG: 0.778	0-0 1B		0-0 CS 2B		0-0 5-3		0-0 4-3	0-0 1B	
Jeff Burroughs, R (1, 10) OBP: 0.500, SLG: 0.333 Mitchell Page, L (7, PR) Bill Almon, R (8, PH)	0-3 K		4-0 2B BB		4-0 G6-4-3 BB		0-0 E 1B	0-0 F8	
Kelvin Moore, R (1, 3) OBP: 0.250, SLG: 0.571 Wayne Gross, L (8, 3)		0-3 K	0-0 F9		0-0 G6-4-3		0-0 F8		
Davey Lopes, R (1, 4) OBP: 0.250, SLG: 0.375		0-0 6-3		0-0 6-3		0-0 BB 1B	0-0 E5 1-H 2B		
Bob Kearney, R (1, 2) OBP: 0.500, SLG: 0.571		0-0 1B		0-0 4-3		0-0 F5	4-0 FC4-6 BB		
Tony Phillips, S (1, 6)		0-3 K		4-0 S BB		0-0 F7	0-0 FC4-6 1-2f		

Inning Stats	R: 1	H: 2	E: 0	K: 2	S: 9	LOB: 1	BB: 0	P: 9
	R: 0	H: 1	E: 0	K: 2	S: 8	LOB: 1	BB: 0	P: 8
	R: 2	H: 2	E: 0	K: 0	S: 4	LOB: 1	BB: 2	P: 12
	R: 0	H: 0	E: 0	K: 0	S: 3	LOB: 2	BB: 2	P: 11
	R: 0	H: 1	E: 0	K: 0	S: 3	LOB: 1	BB: 1	P: 7
	R: 0	H: 1	E: 0	K: 0	S: 4	LOB: 2	BB: 1	P: 8
	R: 2	H: 3	E: 2	K: 0	S: 6	LOB: 2	BB: 1	P: 10
	R: 0	H: 1	E: 0	K: 0	S: 4	LOB: 2	BB: 1	P: 8

AB	R	H	RBI	BB	SO	LOB
1	2	1	0	4	0	0
5	1	1	0	0	1	6
4	1	2	1	0	0	3
5	0	3	2	0	0	2
2	0	1	1	2	1	1
0	1	0	0	0	0	0
1	0	0	0	0	0	2
4	0	0	0	0	1	4
0	0	0	0	0	0	0
4	0	2	1	0	0	0
3	0	1	0	1	0	1
3	0	0	0	1	1	4

BOTTOM

Cleveland Indians @ Oakland Athletics
Oakland-Alameda County Coliseum, Oakland, CA

Wed Apr 06 1983, 3:33 AM PST
Att: 19,121 - Sunny - 64 F

AB	32
R	5
H	11
RBI	5
BB	8
SO	4
LOB	23



PITCHER	IP	WLS	BF	H	R	ER	SO	BB	IBB	HBP	BLK	WP	HR	S	P	ERA	WHIP
Bert Blyleven, R (1, 1) ERA: 6.23	4.1	L	23	6	3	3	4	5	0	0	0	0	0	26	46	6.23	2.538
Juan Eichelberger, R (5, 1) ERA: 5.4	3.1		17	5	2	2	0	3	0	0	0	0	0	14	26	5.40	2.400
Ed Glynn, L (8, 1) ERA: 9.0	0.1		1	0	0	0	0	0	0	0	0	0	0	1	1	0.00	0.000

Batter	1	2	3	4	5	6	7	8	9	AB R H RBI BB SO LOB	TOP											
Mike Hargrove, L (1, 3) OBP: 0.438, SLG: 0.300	0-0 F7	0-0 1B 1-2 2-H		4-0 FC4 BB		1-0 3B HBP	0-0 F7			3 2 1 1 1 0 2												
Alan Bannister, R (1, 7) OBP: 0.400, SLG: 0.400	0-0 E5 1B	0-0 1B 1-3 2-H		0-0 FC4 CS		0-0 F8		0-0 F8		5 2 2 1 0 0 2												
Toby Harrah, R (1, 5) OBP: 0.625, SLG: 0.769	4-0 1B BB	0-0 1B 1-2		0-0 CS 1-2	4-0 HR BB	0-0 3B 1-H		0-0 2B 1B		3 1 3 2 2 0 0												
Andre Thornton, R (1, 10) OBP: 0.714, SLG: 1.300	0-0 1B G4-6-3 1-2 2-H	0-0 1B G4-6-3 1-2 2-H			0-0 HR 1-H	0-0 5-3		0-0 2B 1-3		5 1 4 4 0 0 1												
George Vukovich, L (1, 9) OBP: 0.143, SLG: 0.143	0-0 G4-6-3 1-2f	0-0 G4-6-3 1-2f			0-0 6-3	0-0 6-3		0-0 F9		5 0 0 0 0 0 7												
Manny Trillo, R (1, 4) OBP: 0.643, SLG: 0.556		0-0 1B SF8 1B	4-0 G4-6-3 BB		0-0 2B		4-0 G1 BB	0-0 F9		3 1 2 0 2 0 2												
Rick Manning, L (1, 8) OBP: 0.286, SLG: 0.286		0-0 1B 1-3 1B	0-0 G4-6-3 1-2f		0-0 F7		0-0 G1 1-2	0-0 F9		5 1 1 0 0 0 3												
Jim Essian, R (1, 2)		0-0 SF8 3-H	0-0 P3		4-0 BB		4-0 BB	0-0 F8		2 0 0 1 2 0 0												
Julio Franco, R (1, 6) OBP: 0.286, SLG: 0.250		0-0 1B 1-2 1B		0-0 F6		0-0 F8	0-3 K	0-0 P3		5 1 1 0 0 1 4												
Inning Stats	R: 1 E: 1 K: 0 S: 4	H: 2 LOB: 1 BB: 1 P: 8	R: 5 E: 0 K: 0 S: 9	H: 7 LOB: 1 BB: 0 P: 9	R: 0 E: 0 K: 0 S: 2	H: 0 LOB: 0 BB: 1 P: 6	R: 0 E: 0 K: 0 S: 2	H: 0 LOB: 0 BB: 1 P: 6	R: 2 E: 0 K: 0 S: 5	H: 2 LOB: 2 BB: 2 P: 13	R: 1 E: 0 K: 0 S: 4	H: 1 LOB: 1 BB: 0 P: 5	R: 0 E: 0 K: 1 S: 5	H: 0 LOB: 2 BB: 2 P: 13	R: 0 E: 0 K: 0 S: 5	H: 2 LOB: 2 BB: 0 P: 5	R: 0 E: 0 K: 0 S: 3	H: 0 LOB: 0 BB: 0 P: 3	1B: 10 2B: 2 3B: 1 HR: 1	SF: 1 SAC: 0 DP: 3 HBP: 1	WP: 0 PB: 0 SB: 0 CS: 1	PA: 46
PITCHER	IP WLS BF H R ER SO BB IBB HBP BLK WP HR S P ERA WHIP																					
Tom Underwood, L (1, 1) ERA: 40.5	1.1 L 12 8 6 6 0 1 0 0 0 0 0 0 11 15 40.50 6.750																					
Steve Baker, R (2, 1) ERA: 6.75	5.0 23 4 3 3 0 6 0 1 0 0 1 16 41 5.40 2.000																					
Tim Conroy, L (7, 1) ERA: 1.59	2.2 10 2 0 0 1 0 0 0 0 0 0 0 12 12 0.00 0.750																					

Cleveland Indians @ Oakland Athletics
 Oakland-Alameda County Coliseum, Oakland, CA
 Thu Apr 07 1983, 6:05 PM PST
 Att. 8,761 - Unknown

livebaseballscorecards.com

AB	36
R	9
H	14
RBI	9
BB	7
SO	1
LOB	21



Batter	1	2	3	4	5	6	7	8	9	AB	R	H	RBI	BB	SO	LOB
Rickey Henderson, R (1, 7) Dan Meyer, L (8, 7)	0-0 4-3		0-0 E7 WP 1B		0-3 K			0-0 1-3		3	0	1	1	0	1	0
Mike Davis, L (1, 9) BBB (8, 8)	4-0 G6-4-3 BB		0-0 4-3			0-0 4-3		0-0 6-3		3	0	0	0	1	0	1
Carney Lansford, R (1, 5) Wayne Gross, L (8, 5)	0-0 G6-4-3 1-2f			0-0 1B 1B		0-0 1B		4-0 BB		3	0	2	0	0	0	1
Dwayne Murphy, L (1, 8) Garry Hancock, L (8, 9)		0-0 4-3		0-0 F8		0-0 F8		0-0 4-3		3	0	0	0	0	0	2
Jeff Burroughs, R (1, 10) Mitchell Page, L (9, PH)		0-3 K		0-0 F8		0-0 F8			0-0 4-3	3	0	0	0	0	1	2
Kelvin Moore, R (1, 3) OBP: 0.250, SLG: 0.455		0-0 F9		0-0 1-2 1B			0-0 6-3		0-3 K	4	0	1	0	0	1	0
Davey Lopes, R (1, 4) Bill Almon, R (8, 6)			0-0 PB S E 1B		0-0 F5		0-0 1B		0-0 E6	3	1	2	0	0	0	2
Bob Kearney, R (1, 2) OBP: 0.333, SLG: 0.364			0-0 F9 1-3		0-0 P3		0-3 K		0-0 P3	4	0	0	0	0	1	3
Tony Phillips, S (1, 6) (8, 4)			0-0 F8		0-0 4-3		0-0 F8			3	0	0	0	0	0	2

Inning Stats	R: 0	H: 0	E: 0	LOB: 0	K: 0	S: 2	P: 6	R: 0	H: 0	E: 0	LOB: 0	K: 1	S: 5	R: 1	H: 2	E: 1	LOB: 1	K: 0	S: 5	R: 0	H: 2	E: 0	LOB: 2	K: 0	S: 5	R: 0	H: 0	E: 0	LOB: 0	K: 1	S: 5	R: 0	H: 1	E: 0	LOB: 1	K: 0	S: 4	R: 0	H: 1	E: 0	LOB: 1	K: 1	S: 6	R: 0	H: 0	E: 0	LOB: 1	K: 0	S: 3	R: 0	H: 0	E: 1	LOB: 1	K: 1	S: 6	R: 0	H: 0	E: 1	LOB: 1	K: 1	S: 6	1B: 6	SF: 0	2B: 0	SAC: 0	3B: 0	DP: 1	HR: 0	HBP: 0	WP: 1	PA: 35
--------------	------	------	------	--------	------	------	------	------	------	------	--------	------	------	------	------	------	--------	------	------	------	------	------	--------	------	------	------	------	------	--------	------	------	------	------	------	--------	------	------	------	------	------	--------	------	------	------	------	------	--------	------	------	------	------	------	--------	------	------	------	------	------	--------	------	------	-------	-------	-------	--------	-------	-------	-------	--------	-------	--------

PITCHER	IP	WLS	BF	H	R	ER	SO	BB	IBB	HBP	BLK	WP	HR	S	P	ERA	WHIP
Len Barker, R (1, 1) ERA: 1.29	7.0	W	27	6	1	1	3	1	0	0	0	1	0	32	36	1.29	1.000
Neal Heaton, L (8, 1) ERA:	2.0		8	0	0	0	1	1	0	0	0	0	0	9	13	0.00	0.500


BOTTOM

Cleveland Indians @ Oakland Athletics
Oakland-Alameda County Coliseum, Oakland, CA

Thu Apr 07 1983, 6:05 PM PST
Att. 8,761 - Unknown

livebaseballscorecards.com

AB	33
R	1
H	6
RBI	1
BB	2
SO	4
LOB	14



Batter	1	2	3	4	5	6	7	8	9	AB R H RBI BB SO LOB	TOP														
Brian Downing, R (1, 7) OBP: 0.353, SLG: 0.462	0-0 F9 2B		0-0 6-3			4-0 WP SH1-3 1B BB	0-0 F9		0-3 K	4 1 1 0 1 1 4															
Bobby Clark, R (1, 9) OBP: 0.267, SLG: 0.400	0-0 F9 2-3		0-3 K			0-0 SH1-3		0-0 1B 1B	0-3 K	4 0 1 0 0 2 3															
Daryl Sconiers, L (1, 3) OBP: 0.333, SLG: 0.667	0-0 G3				0-0 F8	0-0 1B		0-0 1B 1-2	0-0 F8	5 0 2 1 0 0 3															
Reggie Jackson, L (1, 10) OBP: 0.438, SLG: 0.333	4-0 BB				4-0 K2-3-2 BB	0-0 F8		0-0 F2		2 0 0 0 2 0 3															
Fred Lynn, L (1, 8) OBP: 0.250, SLG: 0.400	0-0 G3				0-3 K2-3-2 1-1	0-0 F7		0-0 F8		4 0 0 0 0 1 6															
Doug DeCinces, R (1, 5) OBP: 0.357, SLG: 0.571		0-3 K			0-0 6-3		0-0 FC6-4 1B	0-3 K		4 0 1 0 0 2 2															
Bobby Grich, R (1, 4) OBP: 0.267, SLG: 0.385		0-3 K			0-3 K		0-0 FC6-4 1B 1-2f		0-0 E8 1B 1B	4 1 0 0 0 2 1															
Tim Lincecum, R (1, 6) OBP: 0.214, SLG: 0.214		0-0 F8			0-3 K		0-0 1B 1-2		0-0 1B 2-3 1B	4 0 2 0 0 1 0															
Bob Boone, R (1, 2) Rod Carew, L (9, PH) OBP: 1.000, SLG: 1.000			0-0 6-3			4-0 SH1-3 WP BB BB	0-0 P3		0-0 1B 1-2 3-H	2 1 0 0 1 0 2 1 0 1 1 0 0 0															
Inning Stats	R: 0 E: 0 K: 0 S: 4	H: 1 LOB: 2 BB: 1 P: 8	R: 0 E: 0 K: 2 S: 7	H: 0 LOB: 0 BB: 0 P: 7	R: 0 E: 0 K: 1 S: 5	H: 0 LOB: 0 BB: 0 P: 5	R: 0 E: 0 K: 1 S: 4	H: 0 LOB: 1 BB: 1 P: 8	R: 0 E: 0 K: 2 S: 7	H: 0 LOB: 0 BB: 0 P: 7	R: 2 E: 0 K: 0 S: 4	H: 1 LOB: 1 BB: 2 P: 12	R: 0 E: 0 K: 0 S: 5	H: 2 LOB: 2 BB: 0 P: 5	R: 0 E: 0 K: 1 S: 7	H: 2 LOB: 2 BB: 0 P: 7	R: 1 E: 1 K: 2 S: 10	H: 2 LOB: 2 BB: 0 P: 10	1B: 7 2B: 2 3B: 0 HR: 0	SF: 0 SAC: 1 DP: 1 HBP: 0	WP: 1 PB: 0 SB: 0 CS: 0	PA: 39			
PITCHER	IP WLS BF H R ER SO BB IBB HBP BLK WP HR S P ERA WHIP																								
Chris Codioli, R (1, 1) ERA: 3.38	5.1		21	2	2	2	6	4	0	0	0	1	0	29	45	3.38	1.125								
Tom Burgmeier, L (6, 1) ERA:	2.1		11	4	0	0	0	0	0	0	0	0	0	11	11	0.00	1.714								
Dave Beard, R (8, 1) ERA: 2.7	1.1	W	7	2	1	0	3	0	0	0	0	0	0	13	13	0.00	1.500								

California Angels @ Oakland Athletics
Oakland-Alameda County Coliseum, Oakland, CA

Fri Apr 08 1983, 6:05 PM PST
Att. 21,341 - Unknown

livebaseballscorecards.com



AB	34
R	3
H	8
RBI	2
BB	4
SO	9
LOB	24

Batter	1	2	3	4	5	6	7	8	9	AB	R	H	RBI	BB	SO	LOB
Rickey Henderson, R (1, 7) OBP: 0.471, SLG: 0.417	0-3 K		0-0 G3		0-3 K		0-0 F5			4	0	0	0	0	2	5
Mike Davis, L (1, 9) OBP: 0.222, SLG: 0.353	0-0 2-3		0-0 E1		0-0 1-3			0-0 1-3		4	0	0	0	0	0	2
Carney Lansford, R (1, 5) OBP: 0.353, SLG: 0.400	0-3 K		0-3 K			0-0 F8		4-0 BB 2B BB		3	1	0	0	1	2	2
Dwayne Murphy, L (1, 8) OBP: 0.438, SLG: 0.533		0-0 G6-4-3 1B		0-3 K		0-0 F7		4-0 BB 2B BB		3	1	1	0	1	1	0
Jeff Burroughs, R (1, 10) OBP: 0.400, SLG: 0.385 Mitchell Page, L (8, PR)		0-0 G6-4-3		0-0 1B SF9 1B		0-0 1-3		0-0 BB 1B 2B		4	1	2	2	0	0	1
Kelvin Moore, R (1, 3) OBP: 0.250, SLG: 0.400 Wayne Gross, L (9, 3)		0-0 1-3		0-0 CS 1B			0-0 6-3	0-3 K		4	0	1	0	0	1	1
Davey Lopes, R (1, 4) OBP: 0.400, SLG: 0.500			0-0 6-3		0-0 SF9		0-0 F9 1B 1B	0-0 BB 2B 1B		3	0	2	2	0	0	0
Bob Kearney, R (1, 2) OBP: 0.500, SLG: 0.600			0-0 G3 1B E 1B		0-0 CS 1-2	0-0 CS 2B	0-0 1-2 1B	0-0 1-2 1B		4	1	4	0	0	0	0
Tony Phillips, S (1, 6) OBP: 0.200, SLG: 0.143			0-0 E G3 1B			0-0 E1 1B	0-0 F9 2-3	0-0 4-3		4	0	2	0	0	0	4

Inning Stats	R: 0	H: 0	R: 0	H: 1	R: 1	H: 2	R: 0	H: 2	R: 0	H: 0	R: 0	H: 2	R: 3	H: 3	1B: 10	SF: 1	WP: 0	PA: 37
	E: 0	LOB: 0	E: 0	LOB: 0	E: 1	LOB: 2	E: 1	LOB: 1	E: 0	LOB: 0	E: 0	LOB: 2	E: 0	LOB: 2	2B: 2	SAC: 0	PB: 0	
	K: 2	BB: 0	K: 0	BB: 0	K: 1	BB: 0	K: 1	BB: 0	K: 0	BB: 0	K: 0	BB: 0	K: 1	BB: 2	3B: 0	DP: 1	SB: 0	
	S: 7	P: 7	S: 3	P: 3	S: 8	P: 8	S: 6	P: 6	S: 3	P: 3	S: 5	P: 5	S: 8	P: 16	HR: 0	HBP: 0	CS: 2	

BOTTOM

California Angels @ Oakland Athletics
Oakland-Alameda County Coliseum, Oakland, CA

Fri Apr 08 1983, 6:05 PM PST
Att. 21,341 - Unknown

livebaseballscorecards.com

AB	33
R	5
H	12
RBI	4
BB	2
SO	6
LOB	15



Batter	1	2	3	4	5	6	7	8	9	AB R H RBI BB SO LOB
Rod Carew, L (1, 10) OBP: 0.714, SLG: 1.143 Ron Jackson, R (9, PH) OBP: 0.556, SLG: 0.500	0-0 G5-4-3 1B		0-3 K		0-0 HR	0-0 F8		0-0 1B BB E	4-0 G4-3 BB	5 2 3 4 0 1 1 0 0 0 0 1 0 0
Daryl Sconiers, L (1, 3) OBP: 0.467, SLG: 0.692	0-0 G5-4-3 1B		0-0 6-3		0-0 1B 2B		4-0 1B 2B BB	4-0 E 1B 1B BB	0-0 G4-3 BB	4 3 2 0 2 0 2
Brian Downing, R (1, 7) OBP: 0.381, SLG: 0.471 Juan Beniquez, R (7, 9) OBP: 1.000, SLG: 1.000	0-0 G5-4-3 1-2f 2-3			0-0 F2	0-0 1B 1B		0-0 2B 1B	0-0 E 1B		4 0 2 0 0 0 2 1 1 1 0 0 0 0
Reggie Jackson, L (1, 9) OBP: 0.450, SLG: 0.438 Bobby Clark, R (7, PR) OBP: 0.250, SLG: 0.375	0-3 K		0-3 K	0-0 F6	0-0 G5-3 1B 1-2 2-3		0-0 1-3 2-H 2B	0-0 E5 1B 1B		4 0 2 1 0 2 1 1 1 0 0 0 0 2
Fred Lynn, L (1, 8) OBP: 0.333, SLG: 0.450		0-0 S 1B		0-0 F6	0-0 1-2 2-3 3-H 1B		0-3 K	0-0 1B 1B		5 0 3 3 0 1 2
Doug DeCinces, R (1, 5) OBP: 0.421, SLG: 0.529 Ricky Adams, R (8, PR) (8, 5)		0-3 K		0-0 F6	0-0 1B 1B G5-3 2-3f		4-0 G6-4-3 IBB	0-0 FC5-4 1B		3 1 1 1 2 1 4 0 0 0 0 0 0 0
Bobby Grich, R (1, 4) OBP: 0.250, SLG: 0.333		0-0 F9		0-3 K	0-0 K	0-0 S 1B	0-0 G6-4-3	0-0 FC5-4		5 0 1 0 0 1 7
Tim Foli, R (1, 6) OBP: 0.211, SLG: 0.211		0-0 F4		0-0 F4	0-0 1B HR 1B	0-0 F7		0-0 F8	0-0 5-3	5 1 1 0 0 0 2
Bob Boone, R (1, 2) OBP: 0.222, SLG: 0.125			0-0 F8		0-0 1-2 2-3 HR 1B	0-0 F8		0-0 F8	0-0 BB 1B	5 1 2 0 0 0 1

Inning Stats	R: 0 E: 0 K: 1 S: 6	H: 2 LOB: 1 BB: 0 P: 6	R: 0 E: 0 K: 1 S: 6	H: 1 LOB: 1 BB: 0 P: 6	R: 0 E: 0 K: 1 S: 5	H: 0 LOB: 0 BB: 0 P: 5	R: 0 E: 0 K: 1 S: 5	H: 0 LOB: 0 BB: 0 P: 5	R: 5 E: 0 K: 1 S: 11	H: 7 LOB: 2 BB: 1 P: 15	R: 0 E: 0 K: 0 S: 4	H: 1 LOB: 1 BB: 0 P: 4	R: 1 E: 0 K: 1 S: 6	H: 2 LOB: 2 BB: 2 P: 14	R: 4 E: 1 K: 0 S: 8	H: 4 LOB: 2 BB: 1 P: 12	R: 0 E: 0 K: 0 S: 3	H: 1 LOB: 1 BB: 1 P: 7	1B: 15 2B: 2 3B: 0 HR: 1	SF: 0 SAC: 0 DP: 4 HBP: 0
--------------	------------------------------	---------------------------------	------------------------------	---------------------------------	------------------------------	---------------------------------	------------------------------	---------------------------------	-------------------------------	----------------------------------	------------------------------	---------------------------------	------------------------------	----------------------------------	------------------------------	----------------------------------	------------------------------	---------------------------------	-----------------------------------	------------------------------------

PITCHER	IP	WLS	BF	H	R	ER	SO	BB	IBB	HBP	BLK	WP	HR	S	P	ERA	WHIP
Matt Keough, R (1, 1) ERA: 10.38	4.1	L	21	8	5	5	5	1	0	0	0	0	1	30	34	10.38	2.077
Tom Underwood, L (5, 1) ERA: 21.0	1.2		10	5	1	1	0	1	0	0	0	0	0	9	13	5.40	3.600
Tim Conroy, L (7, 1) ERA: 1.17	2.0		12	4	4	0	1	1	1	0	0	0	0	12	20	0.00	2.500
Steve Baker, R (9, 1) ERA: 5.68	1.0		4	1	0	0	0	1	0	0	0	0	0	3	7	0.00	2.000


TOP

California Angels @ Oakland Athletics
Oakland-Alameda County Coliseum, Oakland, CA

Sat Apr 09 1983, 3:33 AM PST
Att: 22,507 - Cloudy

AB	42
R	10
H	18
RBI	9
BB	5
SO	6
LOB	24

livebaseballscorecards.com



Batter	1	2	3	4	5	6	7	8	9	AB	R	H	RBI	BB	SO	LOB
Rickey Henderson, R Garry Hancock, L (1, 7) (9, 9)	0-0 F3		0-0 1B 2B			0-0 G4-6-3 1B		0-0 G6-4-3		4	1	2	1	0	0	1
Mike Davis, L (1, 9) (9, 8)	0-0 4-3		0-0 1B			0-0 G4-6-3			0-0 2B	4	0	2	1	0	0	1
Carney Lansford, R Wayne Gross, L (1, 5) (9, 5)	0-0 4-3		0-0 6-3			0-0 G3			0-0 6-3	3	0	0	0	0	0	1
Dwayne Murphy, L Dan Meyer, L (1, 8) (9, 7)		0-0 G4-3 1B		0-0 F7			4-0 BB BB		0-0 F7	2	0	1	0	1	0	0
Jeff Burroughs, R Mitchell Page, L (1, 10) (9, PH)		0-0 G4-3		0-0 CS 1B			0-3 K		0-0 F6	3	0	1	0	0	1	2
Kelvin Moore, R (1, 3)		0-0 5-3		0-3 K			0-3 K			3	0	0	0	0	2	2
Davey Lopes, R Bill Almon, R (1, 4) (9, 6)			4-0 BB BB		0-0 1-3		0-3 K			2	0	0	0	1	1	1
Bob Kearney, R (1, 2)			0-0 FC1-6 BB		0-0 1-3			4-0 BB BB	0-0 G6-4-3 BB	2	0	0	0	1	0	1
Tony Phillips, S (1, 6) (9, 4)			0-0 FC3-6 2B		0-0 5-3			0-0 F8		3	1	0	0	0	0	2

BOTTOM

California Angels @ Oakland Athletics
Oakland-Alameda County Coliseum, Oakland, CA

Sat Apr 09 1983, 3:33 AM PST
Att: 22,507 - Cloudy

livebaseballscorecards.com

AB 29
R 2
H 6
RBI 2
BB 3
SO 4
LOB 14



Inning Stats		R: 0	H: 0	R: 0	H: 1	R: 2	H: 2	R: 0	H: 1	R: 0	H: 0	R: 0	H: 1	R: 0	H: 0	R: 0	H: 0	R: 0	H: 1	R: 0	H: 1	1B: 4	SF: 0	WP: 0	PA: 32		
		E: 0	LOB: 0	E: 0	LOB: 0	E: 0	LOB: 1	E: 0	LOB: 1	E: 0	LOB: 0	E: 0	LOB: 0	E: 0	LOB: 1	E: 0	LOB: 0	E: 0	LOB: 1	E: 0	LOB: 1	2B: 3	SAC: 0	PB: 0			
		K: 0	BB: 0	K: 0	BB: 0	K: 0	BB: 1	K: 1	BB: 0	K: 3	BB: 1	K: 0	BB: 0	K: 3	BB: 1	K: 0	BB: 1	K: 0	BB: 0	K: 0	BB: 0	3B: 0	DP: 4	SB: 2			
		S: 3	P: 3	S: 3	P: 3	S: 5	P: 9	S: 5	P: 5	S: 9	P: 13	S: 2	P: 6	S: 4	P: 4	S: 4	P: 4	S: 4	P: 4	S: 4	P: 4	HR: 0	HBP: 0	CS: 1			
PITCHER	IP	WLS	BF	H	R	ER	SO	BB	IBB	HBP	BLK	WP	HR	S	P	ERA	WHIP										
Ken Forsch, R ERA: 3.6	(1, 1)	5.0	W	18	4	2	2	1	1	0	0	0	0	19	23	3.60	1.000										
Luis Sanchez, R ERA: 1.5	(6, 1)	4.0	S	14	2	0	0	3	2	0	0	0	0	18	26	0.00	1.000										

Batter	1	2	3	4	5	6	7	8	9	AB R H RBI BB SO LOB	TOP		
Brian Downing, R (1, 7) OBP: 0.385, SLG: 0.429	0-0 G4-6-3 1B		0-0 5-3		4-0 E 1B BB		0-0 4-3	0-0 F7		4 1 1 0 1 0 2	California Angels @ Oakland Athletics Oakland-Alameda County Coliseum, Oakland, CA Sun Apr 10 1983, 3:33 AM PST Att. 28,590 - Sunny livebaseballscorecards.com		
Juan Beniquez, R (1, 9) OBP: 0.333, SLG: 0.333	0-0 G4-6-3 1-2f		0-0 F2		0-0 F8		0-0 E7 4-3 2B 1B	0-0 P3		5 1 1 0 0 0 4			
Fred Lynn, L (1, 8) OBP: 0.308, SLG: 0.400	0-3 K		0-0 F8		0-0 E1 1-H 1B		0-0 4-3		0-0 4-3	5 1 1 0 0 1 1			
Doug DeCinces, R (1, 5) OBP: 0.435, SLG: 0.571 Ricky Adams, R (7, PR) (7, 5)		0-0 5-3		0-0 6-3		0-0 2-H 1B			0-0 4-3	4 0 2 2 0 0 0 1 0 0 0 0 0 0			
Reggie Jackson, L (1, 10) OBP: 0.500, SLG: 0.444 Daryl Sconiers, L (9, PH) (9, PH)				4-0 1B BB		0-0 F7		1-0 FC6-4 HBP	0-0 F5	2 0 1 0 1 0 1 1 0 0 0 0 0 0			
Ron Jackson, R (1, 3) OBP: 0.462, SLG: 0.417		0-0 FC6-4 1-2f 1B		0-0 1B 1B		0-0 F5		0-0 FC6-4 1-2f		4 1 1 0 0 0 3			
Bobby Grich, R (1, 4) OBP: 0.333, SLG: 0.350		4-0 PB 1B 1-2 BB		0-0 1-2 2-H 1B		4-0 BB		0-3 K		2 0 1 0 2 1 0			
Tim Foli, R (1, 6) OBP: 0.261, SLG: 0.261		0-0 PB 1B 1-2 2-H		0-0 1-4-3		0-0 F7		0-0 1B 1B		4 0 2 1 0 0 3			
Bob Boone, R (1, 2) OBP: 0.227, SLG: 0.150		0-0 5-3 1-2 2-3		0-0 F9		0-0 F7		0-0 1B		4 0 1 0 0 0 3			
Inning Stats	R: 0 H: 1 E: 0 LOB: 0 K: 1 BB: 0 S: 5 P: 5	R: 1 H: 2 E: 0 LOB: 2 K: 0 BB: 1 S: 5 P: 9	R: 0 H: 0 E: 0 LOB: 0 K: 0 BB: 0 S: 3 P: 3	R: 0 H: 2 E: 0 LOB: 2 K: 0 BB: 1 S: 4 P: 8	R: 2 H: 2 E: 1 LOB: 1 K: 0 BB: 1 S: 5 P: 9	R: 0 H: 0 E: 0 LOB: 1 K: 0 BB: 1 S: 3 P: 7	R: 1 H: 2 E: 1 LOB: 2 K: 0 BB: 0 S: 5 P: 6	R: 0 H: 2 E: 0 LOB: 2 K: 1 BB: 0 S: 7 P: 7	R: 0 H: 0 E: 0 LOB: 0 K: 0 BB: 0 S: 3 P: 3	1B: 10 SF: 0 2B: 1 SAC: 0 3B: 0 DP: 1 HR: 0 HBP: 1		WP: 0 PA: 41 PB: 1 SB: 0 CS: 0	
PITCHER	IP WLS BF H R ER SO BB IBB HBP BLK WP HR S P ERA WHIP											PITCHER	IP WLS BF H R ER SO BB IBB HBP BLK WP HR S P ERA WHIP
Bill Krueger, L (1, 1) ERA: 3.86	7.0 W 33 9 4 3 1 4 0 1 0 0 0 0 30 47 3.86 1.857												
Steve Baker, R (8, 1) ERA: 4.32	2.0 8 2 0 0 1 0 0 0 0 0 0 0 10 10 0.00 1.000												

Batter	1	2	3	4	5	6	7	8	9
Rickey Henderson, R OBP: 0.500, SLG: 0.550 (1, 7)	0-0 2B	0-0 1B	0-0 F9		0-0 5-3		4-0 BB		
Mike Davis, L OBP: 0.333, SLG: 0.500 (1, 9)	0-0 1B	0-0 F7		0-0 1B	0-0 F7		0-0 F5		
Wayne Gross, L OBP: 0.714, SLG: 0.600 (1, 5)	0-0 2B	4-0 WP		0-0 1B		0-0 2B		0-3 K	
Dwayne Murphy, L OBP: 0.417, SLG: 0.429 (1, 8)	0-3 K	0-0 F7		4-0 1B	0-0 F9		0-0 4-3		
Jeff Burroughs, R OBP: 0.391, SLG: 0.429 (1, 10)	0-3 K	0-0 4-3		0-0 E5	0-0 SF9		0-3 K		
Kelvin Moore, R OBP: 0.217, SLG: 0.381 (1, 3)	0-0 2B	0-3 K		0-3 K	0-0 SF9		0-0 F8		
Davey Lopes, R OBP: 0.409, SLG: 0.450 (1, 4)	0-0 6-3		0-0 CS	0-0 G6-4-3	0-0 F8				
Bob Kearney, R OBP: 0.478, SLG: 0.550 (1, 2)		0-0 SH	1-0 HBP	0-0 G6-4-3	0-0 4-3				
Tony Phillips, S OBP: 0.143, SLG: 0.100 (1, 6)		0-0 SH	0-3 K		0-3 K				

Inning Stats	R: 2	H: 4	E: 0	K: 2	S: 11	LOB: 2	BB: 0	P: 11	R: 5	H: 3	E: 2	K: 1	S: 9	LOB: 0	BB: 1	P: 13	R: 0	H: 1	E: 0	K: 1	S: 5	LOB: 1	BB: 0	P: 6	R: 3	H: 4	E: 1	K: 1	S: 8	LOB: 1	BB: 1	P: 12	R: 0	H: 0	E: 0	K: 1	S: 5	LOB: 0	BB: 0	P: 5	R: 1	H: 2	E: 0	K: 0	S: 5	LOB: 1	BB: 0	P: 5	R: 0	H: 0	E: 0	K: 0	S: 3	LOB: 1	BB: 1	P: 7	R: 0	H: 0	E: 0	K: 2	S: 7	LOB: 0	BB: 0	P: 7
--------------	------	------	------	------	-------	--------	-------	-------	------	------	------	------	------	--------	-------	-------	------	------	------	------	------	--------	-------	------	------	------	------	------	------	--------	-------	-------	------	------	------	------	------	--------	-------	------	------	------	------	------	------	--------	-------	------	------	------	------	------	------	--------	-------	------	------	------	------	------	------	--------	-------	------

PITCHER	IP	WLS	BF	H	R	ER	SO	BB	IBB	HBP	BLK	WP	HR	S	P	ERA	WHIP
Bruce Kison, R ERA: 5.87 (1, 1)	1.0	L	10	6	5	4	2	0	0	0	0	0	0	14	14	36.00	6.000
Dave Goltz, R ERA: 6.43 (2, 1)	5.0		24	8	6	4	4	2	0	1	0	1	0	29	38	7.20	2.000
John Curtis, L ERA: (7, 1)	1.0		4	0	0	0	0	1	0	0	0	0	0	3	7	0.00	1.000
Doug Corbett, R ERA: 5.4 (8, 1)	1.0		3	0	0	0	2	0	0	0	0	0	0	7	7	0.00	0.000

BOTTOM

California Angels @ Oakland Athletics
Oakland-Alameda County Coliseum, Oakland, CA

Sun Apr 10 1983, 3:33 AM PST
Att. 28,590 - Sunny

AB	R	H	RBI	BB	SO	LOB
4	2	2	1	1	0	1
5	3	3	2	0	0	1
4	3	3	1	1	1	0
4	1	0	0	1	1	4
5	0	2	2	0	2	2
3	0	1	1	0	2	2
4	0	2	1	0	0	3
3	1	1	0	0	0	2
3	1	0	0	0	2	1

AB	35
R	11
H	14
RBI	8
BB	3
SO	8
LOB	16

livebaseballscorecards.com



WP: 1	PA: 41
PB: 0	
SB: 1	
CS: 1	

Batter	1	2	3	4	5	6	7	8	9	10	11	12	13	14	AB	R	H	RBI	BB	SO	LOB	TOP				
Bobby Mitchell, L (1, 8) OBP: 0.346, SLG: 0.227 Mickey Hatcher, R (12, 9) OBP: 0.500, SLG: 0.500	K		G3		1-3			E2 SH		4-3		6-3			6	1	1	1	0	1	2					
John Castino, R (1, 4) OBP: 0.353, SLG: 0.613	K		F8					SH		F9		6-3			5	0	0	1	0	1	2					
Gary Ward, R (1, 7) OBP: 0.206, SLG: 0.188	L9		F8					L6				6-3			6	0	0	0	0	0	1					
Kent Hrbek, L (1, 3) OBP: 0.273, SLG: 0.355			G3					F8				6-3		P3	5	0	0	0	1	2	2					
Tom Brunansky, R (1, 9) OBP: 0.212, SLG: 0.071			F9 BB WP 1B					F8		6-3		P5		F2	6	1	1	0	0	1	1					
Gary Gaetti, R (1, 5) OBP: 0.469, SLG: 0.654			FC5 WP BB					G4-3 1B		6-3		6-3		6-3	5	0	3	0	1	0	0					
Randy Bush, L (1, 10) OBP: 0.333, SLG: 0.643			F9 BB					G4-3 1-2f		F9		4-3		6-3	6	0	1	0	0	1	6					
Tim Laudner, R (1, 2) OBP: 0.333, SLG: 0.167 Tack Wilson, R (8, PR)			1-2 BB					5-3				F9		L4	2	0	1	0	1	0	0					
Ray Smith, R (8, 2) OBP: 0.429, SLG: 0.200			1-2 3-H BB					SH3-4 E 1B				SH1-4 1B		L4	0	1	0	0	0	0	0					
Lenny Faedo, R (1, 6) OBP: 0.231, SLG: 0.167 Dave Engle, R (14, PH)			FC5					SH3-4				SH1-4		6-3	3	0	1	0	0	0	2					
Ron Washington, R (14, 6) OBP: 0.231, SLG: 0.167			2-3f					5-3				4-3 1B		6-3	1	0	0	0	0	0	1					
															0	0	0	0	0	0	0					
Inning Stats	R: 0 E: 0 K: 2 S: 7	H: 0 LOB: 0 BB: 0 P: 7	R: 1 E: 0 K: 0 S: 4	H: 1 LOB: 2 BB: 2 P: 12	R: 0 E: 0 K: 0 S: 3	H: 0 LOB: 0 BB: 0 P: 3	R: 0 E: 0 K: 3 S: 10	H: 1 LOB: 1 BB: 0 P: 10	R: 0 E: 0 K: 0 S: 3	H: 0 LOB: 0 BB: 0 P: 3	R: 0 E: 0 K: 0 S: 3	H: 0 LOB: 0 BB: 0 P: 3	R: 0 E: 0 K: 1 S: 5	H: 1 LOB: 1 BB: 0 P: 4	R: 0 E: 0 K: 0 S: 4	H: 1 LOB: 1 BB: 0 P: 4	R: 0 E: 0 K: 1 S: 5	H: 0 LOB: 0 BB: 0 P: 5	R: 0 E: 0 K: 0 S: 4	H: 1 LOB: 1 BB: 0 P: 4	R: 0 E: 0 K: 0 S: 4	H: 1 LOB: 1 BB: 0 P: 4	1B: 7 2B: 2 3B: 0 HR: 0	SF: 0 SAC: 3 DP: 1 HBP: 0	WP: 1 PB: 0 SB: 2 CS: 0	PA: 54
PITCHER	IP	WLS	BF	H	R	ER	SO	BB	IBB	HBP	BLK	WP	HR	S	P	ERA	WHIP									
Mike Norris, R (1, 1) ERA: 2.84	7.2		30	5	3	2	5	2	0	0	0	1	0	38	46	2.35	0.913									
Tom Burgmeier, L (8, 1) ERA:	2.0		7	1	0	0	0	0	0	0	0	0	0	7	7	0.00	0.500									
Dave Beard, R (10, 1) ERA: 1.17	4.1	W	17	3	0	0	1	1	0	0	0	0	0	18	22	0.00	0.923									

Minnesota Twins @ Oakland Athletics
Oakland-Alameda County Coliseum, Oakland, CA

Tue Apr 12 1983, 6:05 PM PST
Att: 7,129 - Unknown - 63 F

livebaseballscorecards.com

AB 48
R 3
H 9
RBI 2
BB 3
SO 6
LOB 18



Batter	1	2	3	4	5	6	7	8	9	10	11	12	13	14
Rickey Henderson, R OBP: 0.455, SLG: 0.462 (1, 7)	0-3 K		0-0 F4		0-3 K		0-0 F6		0-0 CS	0-0 6-3		0-0 1B		4-0 1B IBB
Mike Davis, L OBP: 0.324, SLG: 0.485 (1, 9)	0-0 L6		0-0 WP 2B		0-0 FC5-4 1B			0-0 G3		0-0 L9		0-0 4-3		0-3 K
Bill Almon, R OBP: 0.444, SLG: 0.375 (1, 5)	0-0 4-3		4-0 BB		0-0 FC5-4 1-2f 1B			0-0 FC3-6 1B		0-3 K			0-0 S SH1-3 1B	0-0 1-2 2-H 1B
Dwayne Murphy, L OBP: 0.345, SLG: 0.346 (1, 8)		0-0 L4	0-0 4-3		0-0 F9			0-0 FC3-6 1-2f HR			0-0 4-3		0-0 SH1-3 1-2	
Jeff Burroughs, R OBP: 0.414, SLG: 0.538 (1, 10)		0-0 WP 1B		0-0 5-3		0-0 F4		0-0 1-H HR		0-3 K			4-0 FC6-4 IBB	
Kelvin Moore, R OBP: 0.241, SLG: 0.346 (1, 3)	0-3 K		0-3 1-2	4-0 E BB		0-3 K		0-3 K		0-0 CS 1B			0-3 K	
Davey Lopes, R OBP: 0.393, SLG: 0.400 (1, 4)	0-0 2-H 1B		0-0 2-H 1B	0-0 E6 1-3		0-0 5-3			0-0 F8		0-0 CS 1-2	4-0 SH1-3 BB		0-0 FC6-4 1-2f
Bob Kearney, R OBP: 0.429, SLG: 0.480 (1, 2)	0-0 P5		0-0 P5	0-0 P3			0-0 P3		0-0 6-3			0-0 SH1-3 1-2		0-0 SH3-4 1B 1B
Tony Phillips, S OBP: 0.154, SLG: 0.083 (1, 6)			0-0 L7	0-3 K			0-3 K		4-0 CS BB			0-3 K		0-0 SH3-4 1-2

Inning Stats	R: 0	H: 0	E: 0	K: 1	S: 5	R: 1	H: 2	E: 0	K: 1	S: 7	R: 0	H: 1	E: 0	K: 0	S: 4	R: 0	H: 0	E: 1	K: 1	S: 6	R: 0	H: 1	E: 0	K: 1	S: 6	R: 0	H: 0	E: 0	K: 1	S: 5	R: 2	H: 2	E: 0	K: 1	S: 7	R: 0	H: 0	E: 0	K: 1	S: 5	R: 0	H: 0	E: 0	K: 1	S: 2	R: 0	H: 0	E: 0	K: 1	S: 5	R: 0	H: 1	E: 0	K: 1	S: 5	R: 0	H: 1	E: 0	K: 1	S: 6	R: 0	H: 1	E: 0	K: 1	S: 6	R: 1	H: 2	E: 0	K: 1	S: 6	1B: 9	2B: 1	3B: 0	HR: 1	SF: 0	SAC: 3	DP: 0	HBP: 0	WP: 2	PA: 59
--------------	------	------	------	------	------	------	------	------	------	------	------	------	------	------	------	------	------	------	------	------	------	------	------	------	------	------	------	------	------	------	------	------	------	------	------	------	------	------	------	------	------	------	------	------	------	------	------	------	------	------	------	------	------	------	------	------	------	------	------	------	------	------	------	------	------	------	------	------	------	------	-------	-------	-------	-------	-------	--------	-------	--------	-------	--------

PITCHER	IP	WLS	BF	H	R	ER	SO	BB	IBB	HBP	BLK	WP	HR	S	P	ERA	WHIP
Jack O'Connor, L ERA: 2.77 (1, 1)	7.2		31	5	2	2	6	2	0	0	0	2	0	41	49	2.35	0.913
Ron Davis, R ERA: 2.08 (8, 1)	3.1		11	2	1	1	3	1	0	0	0	0	1	16	20	2.70	0.900
Rick Lysander, R ERA: 1.0 (12, 1)	0.2		4	1	0	0	1	1	0	0	0	0	0	5	9	0.00	3.000
Len Whitehouse, L ERA: 2.57 (12, 1)	2.0	L	11	3	1	1	2	0	2	0	0	0	0	13	21	4.50	1.500

AB R H RBI BB SO LOB

6	0	1	0	1	2	0
7	0	2	0	0	1	4
6	0	3	1	1	1	1
5	1	0	0	0	0	4
5	2	2	2	1	1	0
5	0	1	0	1	4	3
5	0	1	1	1	0	3
5	1	1	0	0	0	3
4	0	0	0	1	3	3

AB	48
R	4
H	11
RBI	4
BB	6
SO	12
LOB	21
WP: 2	PA: 59
PB: 0	SB: 1
CS: 2	



Minnesota Twins @ Oakland Athletics
Oakland-Alameda County Coliseum, Oakland, CA
Tue Apr 12 1983, 6:05 PM PST
Att: 7,129 - Unknown - 63 F

livebaseballscorecards.com

Batter	1	2	3	4	5	6	7	8	9	AB R H RBI BB SO LOB	TOP																								
Tack Wilson, R (1, 8) OBP: 0.250, SLG: 0.500 Randy Bush, L (9, PH) OBP: 0.323, SLG: 0.621	0-0 4-3		0-0 F9		0-0 1B 2B	0-0 6-3			0-0 E3 1B	4 1 1 1 0 0 2 1 1 0 0 0 0 0																									
John Castino, R (1, 4) OBP: 0.359, SLG: 0.583	0-0 G5-4-3 1B		0-0 6-3		0-0 1B		0-3 K		0-0 F9	5 0 2 1 0 1 1																									
Gary Ward, R (1, 7) OBP: 0.205, SLG: 0.167	0-0 G5-4-3 1-2f			0-0 F9	0-0 F8		0-0 F8		4-0 1B 1-2 BB	4 0 0 0 1 0 2																									
Gary Gaetti, R (1, 5) OBP: 0.432, SLG: 0.581		0-0 E4 BB		0-0 F8	0-0 F8		0-0 4-3		0-0 1-3 2-H 1B	5 0 1 1 0 0 1																									
Tom Brunansky, R (1, 9) OBP: 0.211, SLG: 0.091		0-0 F8		0-0 BB 1B		0-0 F7		0-0 F6	0-0 F9	5 0 1 0 0 0 3																									
Kent Hrbek, L (1, 3) OBP: 0.297, SLG: 0.382		0-0 F9		4-0 1-2 BB		0-0 F8 1B 2B		0-0 F6		3 1 1 0 1 0 1																									
Mickey Hatcher, R (1, 10) OBP: 0.500, SLG: 0.400		4-0 1-2 BB FC6-4		0-0 L8		0-0 F8 2-3		0-0 1B		3 0 1 0 1 0 3																									
Dave Engle, R (1, 2) OBP: 0.333, SLG: 0.333		0-0 FC6-4 1-2f			0-0 4-3 2B 1B	0-0 1B 1B		0-3 K		4 1 2 1 0 1 3																									
Lenny Faedo, R (1, 6) OBP: 0.235, SLG: 0.188			0-0 3-1		0-0 4-3	0-0 1-2 1B		0-3 K		4 0 1 0 0 1 1																									
Inning Stats	R: 0 E: 0 K: 0 S: 3	H: 1 LOB: 0 BB: 0 P: 3	R: 0 E: 1 K: 0 S: 4	H: 0 LOB: 2 BB: 1 P: 8	R: 0 E: 0 K: 0 S: 3	H: 0 LOB: 0 BB: 0 P: 3	R: 0 E: 0 K: 0 S: 4	H: 1 LOB: 2 BB: 1 P: 8	R: 2 E: 0 K: 0 S: 6	H: 3 LOB: 1 BB: 0 P: 6	R: 1 E: 0 K: 0 S: 6	H: 3 LOB: 2 BB: 0 P: 6	R: 0 E: 0 K: 1 S: 5	H: 0 LOB: 0 BB: 0 P: 5	R: 0 E: 0 K: 1 S: 6	H: 1 LOB: 1 BB: 0 P: 6	R: 1 E: 1 K: 1 S: 7	H: 1 LOB: 2 BB: 1 P: 11	1B: 8 2B: 2 3B: 0 HR: 0	SF: 0 SAC: 0 DP: 1 HBP: 0	WP: 0 PB: 0 SB: 0 CS: 0	PA: 41													
PITCHER	IP WLS BF H R ER SO BB IBB HBP BLK WP HR S P ERA WHIP																			PITCHER	IP WLS BF H R ER SO BB IBB HBP BLK WP HR S P ERA WHIP														
Tom Underwood, L (1, 1) ERA: 10.38	5.2	W	27	8	3	3	0	2	0	0	0	0	0	25	33	4.76	1.765																		
Steve Baker, R (6, 1) ERA: 3.09	3.1	W	14	2	1	0	3	1	0	0	0	0	0	19	23	0.00	0.900																		

Minnesota Twins @ Oakland Athletics
Oakland-Alameda County Coliseum, Oakland, CA

Wed Apr 13 1983, 6:05 PM PST
Att. 10,677 - Unknown - 61 F

livebaseballscorecards.com

AB	38
R	4
H	10
RBI	4
BB	3
SO	3
LOB	17




Batter	1	2	3	4	5	6	7	8	9	AB	R	H	RBI	BB	SO	LOB
Davey Lopes, R OBP: 0.387, SLG: 0.500 (1, 4)	0-0 F7		0-0 SH1-3		0-0 6-3		0-0 HR			3	1	1	2	0	0	0
Mike Davis, L OBP: 0.342, SLG: 0.486 (1, 8)	0-0 6-3		0-0 G5-4-3 1B		0-0 CS 1B		0-0 F7			4	0	2	1	0	0	0
Bill Almon, R OBP: 0.462, SLG: 0.364 (1, 7) (9, 9)	4-0 S BB		0-0 G5-4-3 1-2f		0-0 CS 1-2	0-0 6-3		0-0 E S 1B 1B		3	1	1	0	1	0	1
Jeff Burroughs, R OBP: 0.394, SLG: 0.483 (1, 10)	0-3 K 1-2			0-0 6-3		4-0 FC4-6 BB		0-0 5-3 1-3		3	0	0	0	1	1	2
Wayne Gross, L OBP: 0.545, SLG: 0.375 (1, 5)		0-3 K		0-0 G3		0-0 FC4-6 1-2f		4-0 S 1B IBB		3	1	0	0	1	1	1
Kelvin Moore, R OBP: 0.250, SLG: 0.379 (1, 3)		0-0 L6		0-0 2B		0-3 K		0-3 K		3	0	1	0	0	1	1
Dwayne Murphy, L OBP: 0.333, SLG: 0.333 (8, PH)										1	0	0	0	0	1	2
Dan Meyer, L (9, 3)										0	0	0	0	0	0	0
Garry Hancock, L OBP: 0.500, SLG: 0.333 (1, 9)		0-0 1B		4-0 IBB				4-0 1B 1-2 IBB		2	0	1	0	1	0	0
Rickey Henderson, R OBP: 0.471, SLG: 0.462 (8, PH)										0	0	0	0	1	0	0
Mitchell Page, L (8, PR)										0	0	0	0	0	0	0
Mitchell Page, L (9, 7)																
Bob Kearney, R OBP: 0.406, SLG: 0.448 (1, 2)		0-0 F5		0-0 L8				0-0 6-3	0-0 1-3 2-H 3-H 1B	4	0	1	2	0	0	3
Tony Phillips, S OBP: 0.200, SLG: 0.111 (1, 6)			0-0 SH1-3 S 1B 1B		0-0 F7		4-0 HR BB	0-3 K		3	2	1	0	1	1	3

Inning Stats	R: 0	H: 0	E: 0	K: 1	S: 5	H: 0	LOB: 1	BB: 1	P: 9	R: 0	H: 1	E: 0	K: 1	S: 6	H: 1	LOB: 1	BB: 0	P: 6	R: 1	H: 2	E: 0	K: 0	S: 4	H: 2	LOB: 0	BB: 0	P: 4	R: 0	H: 1	E: 0	K: 0	S: 4	H: 0	LOB: 2	BB: 1	P: 8	R: 0	H: 1	E: 0	K: 0	S: 3	H: 0	LOB: 1	BB: 1	P: 9	R: 2	H: 1	E: 0	K: 0	S: 4	H: 1	LOB: 0	BB: 1	P: 8	R: 2	H: 2	E: 0	K: 2	S: 9	H: 2	LOB: 3	BB: 2	P: 17	1B: 6	SF: 0	2B: 1	SAC: 1	3B: 0	DP: 1	HR: 1	HBP: 0
--------------	------	------	------	------	------	------	--------	-------	------	------	------	------	------	------	------	--------	-------	------	------	------	------	------	------	------	--------	-------	------	------	------	------	------	------	------	--------	-------	------	------	------	------	------	------	------	--------	-------	------	------	------	------	------	------	------	--------	-------	------	------	------	------	------	------	------	--------	-------	-------	-------	-------	-------	--------	-------	-------	-------	--------

PITCHER	IP	WLS	BF	H	R	ER	SO	BB	IBB	HBP	BLK	WP	HR	S	P	ERA	WHIP
Albert Williams, R ERA: 5.52 (1, 1)	7.0	L	30	7	4	4	3	3	1	0	0	0	1	32	48	5.14	1.429
Rick Lysander, R ERA: 1.93 (8, 1)	0.1		2	0	0	0	0	0	1	0	0	0	0	1	5	0.00	0.000
Len Whitehouse, L ERA: 2.35 (8, 1)	0.2		4	1	1	1	2	0	1	0	0	0	0	7	11	13.50	1.500

MINNESOTA TWINS @ OAKLAND ATHLETICS
Oakland-Alameda County Coliseum, Oakland, CA
 Wed Apr 13 1983, 6:05 PM PST
 Att: 10,677 - Unknown - 61 F

AB	29
R	5
H	8
RBI	5
BB	6
SO	5
LOB	13



WP: 0	PA: 37
PB: 0	
SB: 4	
CS: 1	

Batter	1	2	3	4	5	6	7	8	9	AB R H RBI BB SO LOB	TOP	
Davey Lopes, R (1, 4) OBP: 0.333, SLG: 0.424	0-3 K		0-0 F7		0-0 6-3	0-0 FC6-4			0-3 K	5 0 0 0 0 2 3		
Mike Davis, L (1, 8) OBP: 0.349, SLG: 0.463	0-3 K		1-0 S 1B 1B HBP		0-0 4-3 WP 1B			0-0 F8	0-0 F8	4 1 1 0 0 1 0		
Bill Almon, R (1, 7) OBP: 0.500, SLG: 0.438	0-0 CS HR 1B		0-0 1B 1-2 2B 1B		0-0 4-3 1-3			0-0 BB 1B	0-0 6-3	5 2 3 0 0 0 1		
Wayne Gross, L (1, 5) OBP: 0.600, SLG: 0.727	0-0 1-H HR		0-0 2B 1-2 2-H SF7-5-4 1B		0-3 K			4-0 BB 1-2 BB		3 2 2 3 1 1 1		
Mitchell Page, L (1, 10) OBP: 0.500, SLG: 0.667	0-0 1B		0-0 SF7-5-4 1-3 2-H 2B			0-0 1B 1B 1B		0-3 K		4 0 3 1 0 1 2		
Dan Meyer, L (1, 3) OBP: 0.167, SLG: 0.200		0-0 FC6-4 1B	0-0 SF7-5-4 2-3 3-H			0-0 F6		0-0 F7		3 0 1 1 0 0 3		
Garry Hancock, L (1, 9) OBP: 0.500, SLG: 0.429		0-0 F8		0-0 G4-6-3 1B		0-0 1B 1-2 1B		0-0 4-3		4 0 2 0 0 0 1		
Bob Kearney, R (1, 2) OBP: 0.361, SLG: 0.394		0-0 FC6-4 1-2f		0-0 G4-6-3 1-2f		0-3 K		0-0 6-3		4 0 0 0 0 1 4		
Tony Phillips, S (1, 6) OBP: 0.206, SLG: 0.129		0-0 F8		0-0 F7		0-0 FC6-4 1-2 2-3 1B		0-3 K		4 0 1 0 0 1 1		
Inning Stats	R: 2 H: 3 E: 0 LOB: 1 K: 2 BB: 0 S: 9 P: 9	R: 0 H: 1 E: 0 LOB: 1 K: 0 BB: 0 S: 4 P: 4	R: 3 H: 3 E: 0 LOB: 0 K: 0 BB: 0 S: 5 P: 6	R: 0 H: 1 E: 0 LOB: 0 K: 0 BB: 0 S: 3 P: 3	R: 0 H: 1 E: 0 LOB: 1 K: 1 BB: 0 S: 6 P: 6	R: 0 H: 3 E: 0 LOB: 3 K: 1 BB: 0 S: 8 P: 8	R: 0 H: 1 E: 0 LOB: 2 K: 1 BB: 1 S: 6 P: 10	R: 0 H: 0 E: 0 LOB: 0 K: 1 BB: 0 S: 5 P: 5	R: 0 H: 0 E: 0 LOB: 0 K: 1 BB: 0 S: 5 P: 5	1B: 11 SF: 1 2B: 2 SAC: 0 3B: 0 DP: 2 HR: 1 HBP: 1	WP: 1 PA: 39 PB: 0 SB: 1 CS: 1	
PITCHER	IP WLS BF H R ER SO BB IBB HBP BLK WP HR S P ERA WHIP											
Ed Nunez, R (1, 1) ERA: 4.32	2.1 L 13 6 5 3 2 0 0 1 0 0 0 1 16 17 11.57 2.571											
Bryan Clark, L (3, 1) ERA: 2.12	5.2 23 7 0 0 4 1 0 0 0 1 0 30 34 0.00 1.412											
Mike Stanton, R (9, 1) ERA:	1.0 3 0 0 0 1 0 0 0 0 0 0 5 5 0.00 0.000											

Oakland Athletics @ Seattle Mariners

The Kingdome, Seattle, WA

Thu Apr 14 1983, 9:05 PM EST

Att. 4,600 - Dome

livebaseballscorecards.com

AB	36
R	5
H	13
RBI	5
BB	1
SO	7
LOB	16



Batter	1	2	3	4	5	6	7	8	9	AB R H RBI BB SO LOB
Steve Henderson, R (1, 7) OBP: 0.477, SLG: 0.556	0-3 K ①		0-3 K ②			0-0 5-3 ②		0-0 5-3 ②		4 0 0 0 0 2 2
Manny Castillo, S (1, 5) OBP: 0.286, SLG: 0.333	0-0 1B		0-0 CS ③	0-0 F8 ①		0-0 1B		0-0 2B		4 0 3 1 0 0 0
Al Cowens, R (1, 9) OBP: 0.233, SLG: 0.250	0-3 K ②			0-0 1B		0-0 1-3 ③		0-0 F7 ③		4 0 1 0 0 1 3
Richie Zisk, R (1, 10) OBP: 0.167, SLG: 0.206	0-0 5-3 ③			0-3 K ②			0-3 K ①		0-0 F9 ①	4 0 0 0 0 2 2
Ken Phelps, L (1, 3) OBP: 0.250, SLG: 0.800		0-0 F6 ①		0-0 G3 ③			0-0 4-3 ②		0-0 HR	4 1 1 1 0 0 1
Dave Henderson, R (1, 8) OBP: 0.325, SLG: 0.487		0-0 1-3 ②			0-0 F8 ①		0-0 6-3 ③		0-0 4-3 ②	4 0 0 0 0 0 0
Todd Cruz, R (1, 6) OBP: 0.410, SLG: 0.556		0-0 G1 ③			0-0 F6 ②			0-0 E6 ③	0-3 K ③	4 1 0 0 0 1 0
Orlando Mercado, R (1, 2) OBP: 0.174, SLG: 0.348 Pat Putnam, L (8, PH) OBP: 0.242, SLG: 0.344 Bud Bulling, R (9, 2)			0-0 CS ③		0-3 K ③			0-0 4-3 ③		2 0 1 0 0 1 0 1 1 1 0 0 0 0 0 0 0 0 0 0 0
Julio Cruz, S (1, 4) OBP: 0.400, SLG: 0.548			0-0 F8 ①			0-0 3-1 ①		0-0 4-3 ①		3 0 0 1 0 0 2

Inning Stats	R: 0	H: 1	E: 0	K: 2	S: 8	LOB: 1	BB: 0	P: 8	R: 0	H: 0	E: 0	K: 0	S: 3	LOB: 0	BB: 0	P: 3	R: 0	H: 1	E: 0	K: 1	S: 5	LOB: 0	BB: 0	P: 5	R: 0	H: 1	E: 0	K: 1	S: 6	LOB: 1	BB: 0	P: 6	R: 0	H: 0	E: 0	K: 1	S: 5	LOB: 0	BB: 0	P: 5	R: 0	H: 1	E: 0	K: 0	S: 4	LOB: 1	BB: 0	P: 4	R: 0	H: 0	E: 0	K: 1	S: 5	LOB: 0	BB: 0	P: 5	R: 2	H: 2	E: 1	K: 0	S: 6	LOB: 1	BB: 0	P: 6	R: 1	H: 1	E: 0	K: 1	S: 6	LOB: 0	BB: 0	P: 6	1B: 5	SF: 0	2B: 1	SAC: 0	3B: 0	DP: 0	HR: 1	HBP: 0	WP: 0	PA: 35
--------------	------	------	------	------	------	--------	-------	------	------	------	------	------	------	--------	-------	------	------	------	------	------	------	--------	-------	------	------	------	------	------	------	--------	-------	------	------	------	------	------	------	--------	-------	------	------	------	------	------	------	--------	-------	------	------	------	------	------	------	--------	-------	------	------	------	------	------	------	--------	-------	------	------	------	------	------	------	--------	-------	------	-------	-------	-------	--------	-------	-------	-------	--------	-------	--------

PITCHER	IP	WLS	BF	H	R	ER	SO	BB	IBB	HBP	BLK	WP	HR	S	P	ERA	WHIP
Chris Codioli, R (1, 1) ERA: 1.38	7.2	W	29	6	2	0	6	0	0	0	0	0	0	41	41	0.00	0.783
Dave Beard, R (8, 1) ERA: 2.0	1.1	S	5	1	1	1	1	0	0	0	0	0	1	7	7	6.75	0.750

BOTTOM

Oakland Athletics @ Seattle Mariners
The Kingdome, Seattle, WA

Thu Apr 14 1983, 9:05 PM EST
Att: 4,600 - Dome

livebaseballscorecards.com

AB	34
R	3
H	7
RBI	3
BB	0
SO	7
LOB	10



Batter	1	2	3	4	5	6	7	8	9	AB R H RBI BB SO LOB	TOP											
Mitchell Page, L (1, 9) OBP: 0.300, SLG: 0.400	0-0 ① 3-1		0-0 ③ 6-3		0-0 ③ 4-3			0-0 ③ F7		4 0 0 0 0 0 1												
Mike Davis, L (1, 8) OBP: 0.319, SLG: 0.422	0-0 ② 5-3			0-0 ① F4		0-3 ① K			0-0 ① 4-3	4 0 0 0 0 1 0												
Bill Almon, R (1, 6) OBP: 0.455, SLG: 0.400	0-0 1B			0-0 ② F7		0-0 ② F4			0-0 ② 1-3	4 0 1 0 0 0 0												
Wayne Gross, L (1, 5) OBP: 0.579, SLG: 0.667	0-0 ③ F4			0-0 1B		0-0 ③ 6-3			0-0 FC6-4 1B	4 0 2 0 0 0 1												
Jeff Burroughs, R (1, 10) OBP: 0.351, SLG: 0.424		0-3 ① K		0-3 ③ K			0-0 ① 6-3		0-0 ③ FC6-4 1-2f	4 0 0 0 0 2 2												
Dan Meyer, L (1, 7) OBP: 0.111, SLG: 0.125		0-0 ② F9			0-0 ① 4-3		0-0 ② F6			3 0 0 0 0 0 0												
Davey Lopes, R (1, 4) OBP: 0.308, SLG: 0.389		0-0 ③ F9			0-0 E5 1B		0-0 ③ F8			3 1 0 0 0 0 0												
Kelvin Moore, R (1, 3) OBP: 0.257, SLG: 0.375			0-0 ① 6-3		0-0 S 1B			0-0 ① F4		3 0 1 1 0 0 0												
Bob Kearney, R (1, 2) OBP: 0.333, SLG: 0.361			0-3 ② K		0-0 ② F6 1-2			0-0 ② 5-3		3 0 0 0 0 1 1												
Inning Stats	R: 0 E: 0 K: 0 S: 4	H: 1 LOB: 1 BB: 0 P: 4	R: 0 E: 0 K: 1 S: 5	H: 0 LOB: 0 BB: 0 P: 5	R: 0 E: 0 K: 1 S: 5	H: 0 LOB: 0 BB: 0 P: 5	R: 0 E: 0 K: 1 S: 6	H: 1 LOB: 1 BB: 0 P: 6	R: 1 E: 2 K: 0 S: 5	H: 1 LOB: 1 BB: 0 P: 5	R: 0 E: 0 K: 1 S: 5	H: 0 LOB: 0 BB: 0 P: 5	R: 0 E: 0 K: 0 S: 3	H: 0 LOB: 0 BB: 0 P: 3	R: 0 E: 0 K: 0 S: 3	H: 0 LOB: 0 BB: 0 P: 3	R: 0 E: 0 K: 0 S: 4	H: 1 LOB: 1 BB: 0 P: 4	1B: 4 2B: 0 3B: 0 HR: 0	SF: 0 SAC: 0 DP: 0 HBP: 0	WP: 0 PB: 0 SB: 1 CS: 0	PA: 32
PITCHER	IP WLS BF H R ER SO BB IBB HBP BLK WP HR S P ERA WHIP																					
Gaylord Perry, R (1, 1) ERA: 4.91	7.0 W 25 3 1 0 4 0 0 0 0 0 0 0 33 33 0.00 0.429																					
Mike Stanton, R (8, 1) ERA:	2.0 7 1 0 0 0 0 0 0 0 0 0 0 7 7 0.00 0.500																					

Oakland Athletics @ Seattle Mariners
The Kingdome, Seattle, WA
Fri Apr 15 1983, 9:05 PM EST
Att. 6,175 - Dome

livebaseballscorecards.com

AB	32
R	1
H	4
RBI	1
BB	0
SO	4
LOB	5



Batter	1	2	3	4	5	6	7	8	9	AB R H RBI BB SO LOB	TOP	
Rickey Henderson, R OBP: 0.487, SLG: 0.467 (1, 7)	0-0 4-3 BB 1B		4-0 1B 2B BB	0-0 1B 1-2 2-3 1B		0-3 K		0-0 5-3		4 1 2 0 1 1 2		
Davey Lopes, R OBP: 0.341, SLG: 0.400 (1, 4)	4-0 4-3 1-2 BB		0-0 1-3 2B 1B	0-0 1-3 2-H 3-H 1B		0-3 K		0-3 K		4 1 2 1 1 2 2		
Bill Almon, R OBP: 0.444, SLG: 0.417 (1, 5)	0-0 4-3 1-2 2-3		0-0 1-3 1-H FC6-2 2B	0-3 K			0-0 5-3		4-0 4-3 S BB	4 0 1 2 1 1 3		
Dwayne Murphy, L OBP: 0.286, SLG: 0.281 (1, 8)	0-3 K		0-0 1-3 2-3		0-3 K		0-3 K		0-0 4-3 1-3	5 0 0 0 0 3 4		
Jeff Burroughs, R OBP: 0.333, SLG: 0.395 (1, 10)	0-0 6-3		0-0 FC6-2 3-H		0-3 K		0-0 1B 1B		0-0 6-3	5 0 1 0 0 1 4		
Kelvin Moore, R OBP: 0.256, SLG: 0.361 (1, 3)		0-0 4-3	0-0 K		0-0 5-3		0-0 1-2 1B			4 0 1 0 0 1 1 0 0 0 0 0 0 0		
Wayne Gross, L OBP: 0.579, SLG: 0.667 (9, 3)												
Mike Heath, R OBP: 0.500, SLG: 0.333 (1, 9)		0-0 4-3		0-0 1B 1B 1B		4-0 1B FC5 BB		0-0 F7		3 1 1 0 1 0 2		
Bob Kearney, R OBP: 0.302, SLG: 0.325 (1, 2)		0-0 4-3		0-3 K		0-0 FC5 1B		0-3 K		4 0 0 0 0 2 2		
Tony Phillips, S OBP: 0.263, SLG: 0.286 (1, 6)			0-0 HR	0-0 1-2 1B 1B		0-0 1-2 2-3 1B		0-3 K		4 2 3 1 0 1 0		
Inning Stats	R: 0 H: 1 E: 0 LOB: 2 K: 1 BB: 1 S: 6 P: 10	R: 0 H: 0 E: 0 LOB: 0 K: 0 BB: 0 S: 3 P: 3	R: 3 H: 3 E: 0 LOB: 1 K: 1 BB: 1 S: 8 P: 12	R: 2 H: 4 E: 0 LOB: 1 K: 2 BB: 0 S: 10 P: 10	R: 0 H: 0 E: 0 LOB: 0 K: 2 BB: 0 S: 7 P: 7	R: 0 H: 1 E: 0 LOB: 2 K: 2 BB: 1 S: 8 P: 12	R: 0 H: 2 E: 0 LOB: 2 K: 1 BB: 0 S: 7 P: 7	R: 0 H: 0 E: 0 LOB: 0 K: 2 BB: 0 S: 7 P: 7	R: 0 H: 0 E: 0 LOB: 1 K: 1 BB: 1 S: 5 P: 9	1B: 9 SF: 0 2B: 1 SAC: 0 3B: 0 DP: 0 HR: 1 HBP: 0	WP: 0 PA: 41 PB: 0 SB: 1 CS: 0	
PITCHER	IP WLS BF H R ER SO BB IBB HBP BLK WP HR S P ERA WHIP											
Matt Young, L ERA: 7.47 (1, 1)	3.1 L 19 7 5 5 3 2 0 0 0 0 0 1 23 31 13.50 2.700											
Roy Thomas, R ERA: (4, 1)	4.2 18 4 0 0 8 1 0 0 0 0 0 0 33 37 0.00 1.071											
Ed Nunez, R ERA: 4.15 (9, 1)	0.1 2 0 0 0 1 1 0 0 0 0 0 0 3 7 0.00 3.000											
Ed Vande Berg, L ERA: (9, 1)	0.2 2 0 0 0 0 0 0 0 0 0 0 0 2 2 0.00 0.000											

Oakland Athletics @ Seattle Mariners
The Kingdome, Seattle, WA
Sat Apr 16 1983, 9:05 PM EST
Att. 22,234 - Dome

livebaseballscorecards.com

AB 37
R 5
H 11
RBI 4
BB 4
SO 12
LOB 20



Batter	1	2	3	4	5	6	7	8	9	AB	R	H	RBI	BB	SO	LOB
Steve Henderson, R (1, 7) OBP: 0.442, SLG: 0.488	0-0 1-3		0-0 4-3		0-0 3-1		0-0 4-3			4	0	0	0	0	0	1
Dave Edler, R (1, 5) OBP: 0.421, SLG: 0.313	4-0 S BB		4-0 G4-6-3 BB		0-0 2-3 1B			4-0 5-3 BB		1	0	1	1	3	0	0
Al Cowens, R (1, 9) OBP: 0.216, SLG: 0.229	0-3 K 1-2		0-0 G4-6-3 1-2f		0-0 F7			0-3 K		4	0	0	0	0	2	4
Richie Zisk, R (1, 10) OBP: 0.175, SLG: 0.237	0-3 K			0-0 2B		0-3 K		0-0 5-3 1-2		4	0	1	0	0	2	2
Dave Henderson, R (1, 8) OBP: 0.295, SLG: 0.442		0-0 F3		0-0 F8		0-3 K		0-0 F9		4	0	0	0	0	1	2
Ken Phelps, L (1, 3) OBP: 0.292, SLG: 0.818		0-0 E6		0-0 F8		0-3 K			0-0 L3-6 2B	4	0	1	0	0	1	1
Todd Cruz, R (1, 6) OBP: 0.426, SLG: 0.558		0-0 E5 1-3		0-3 K			0-0 S SF9 1B		0-0 F2	4	1	1	0	0	1	3
Orlando Mercado, R (1, 2) OBP: 0.192, SLG: 0.320		0-3 K			4-0 3-1 5-3 1B BB		0-0 5-3		0-0 L3-6	2	1	0	0	1	1	3
Pat Putnam, L (9, PH) OBP: 0.211, SLG: 0.297							1-2 5-3		0-0 L3-6 2-3	1	0	0	0	0	0	1
Julio Cruz, S (1, 4) OBP: 0.381, SLG: 0.500		0-0 F3			0-0 5-3		0-0 SF9			2	0	0	1	0	0	3

Inning Stats	R: 0	H: 0	E: 0	K: 2	S: 7	LOB: 1	BB: 1	P: 11	R: 0	H: 0	E: 2	K: 1	S: 7	LOB: 2	BB: 0	P: 7	R: 0	H: 0	E: 0	K: 0	S: 2	LOB: 0	BB: 1	P: 6	R: 0	H: 1	E: 0	K: 1	S: 6	LOB: 1	BB: 0	P: 6	R: 1	H: 1	E: 0	K: 0	S: 4	LOB: 1	BB: 1	P: 8	R: 0	H: 0	E: 0	K: 3	S: 9	LOB: 0	BB: 0	P: 9	R: 1	H: 1	E: 0	K: 0	S: 4	LOB: 0	BB: 0	P: 4	R: 0	H: 0	E: 0	K: 1	S: 5	LOB: 1	BB: 1	P: 9	R: 0	H: 1	E: 0	K: 0	S: 3	LOB: 0	BB: 0	P: 3	1B: 2	2B: 3	3B: 0	HR: 0	SF: 1	SAC: 0	DP: 2	HBP: 0	WP: 0	PB: 0	SB: 2	CS: 0	PA: 35
PITCHER	IP	WLS	BF	H	R	ER	SO	BB	IBB	HBP	BLK	WP	HR	S	P	ERA	WHIP																																																																				
Bill Krueger, L (1, 1) ERA: 3.0	8.0	W	33	4	2	2	8	4	0	0	0	0	0	45	61	2.25	1.000																																																																				
Dave Beard, R (9, 1) ERA: 1.8	1.0	S	2	0	0	0	0	0	0	0	0	0	0	2	2	0.00	0.000																																																																				

BOTTOM

Oakland Athletics @ Seattle Mariners
The Kingdome, Seattle, WA
Sat Apr 16 1983, 9:05 PM EST
Att. 22,234 - Dome

livebaseballscores.com

AB	30
R	2
H	4
RBI	2
BB	4
SO	8
LOB	20



Batter	1	2	3	4	5	6	7	8	9	AB R H RBI BB SO LOB	TOP																
Rickey Henderson, R OBP: 0.455, SLG: 0.412 (1, 7)	0-0 F7	0-0 F4		4-0 S BB		0-0 4-3			0-3 K	4 0 0 0 1 1 3																	
Mike Davis, L OBP: 0.327, SLG: 0.408 (1, 9)	0-0 2B 1B	0-0 FC3-6 BLK		0-0 F8		0-3 K			4-0 CS BB	4 0 1 1 1 1 3																	
Bill Almon, R OBP: 0.438, SLG: 0.448 (1, 6) (8, 5)	0-0 1-2 2B	0-3 K			0-0 F3		0-0 CS 1B		0-3 K	5 0 2 0 0 2 2																	
Dwayne Murphy, L OBP: 0.308, SLG: 0.371 (1, 8)	4-0 BB		0-0 4-3		0-0 HR		0-0 CS F8			3 1 1 1 1 0 0																	
Jeff Burroughs, R OBP: 0.348, SLG: 0.476 (1, 10) Mitchell Page, L OBP: 0.300, SLG: 0.400 (7, PR)	0-3 K		0-0 HR		0-0 1-3		0-0 CS 1B			4 1 2 1 0 1 2 0 0 0 0 0 0 0																	
Wayne Gross, L OBP: 0.609, SLG: 0.667 (1, 5) (8, 3)		0-0 BB 1B BB 1B	0-0 CS 1B		4-0 2B BB		0-0 G3			3 2 2 0 1 0 1																	
Mike Heath, R OBP: 0.500, SLG: 0.571 (1, 2) Davey Lopes, R OBP: 0.341, SLG: 0.400 (8, 4)		0-0 BB BB FC3-6 1B	0-3 K		0-0 E CS 2B			0-0 3-1		4 2 2 1 0 1 1 0 0 0 0 0 0 0	AB 33 R 7 H 10 RBI 5 BB 6 SO 6 LOB 14																
Kelvin Moore, R OBP: 0.256, SLG: 0.333 (1, 3) Bob Kearney, R OBP: 0.302, SLG: 0.325 (8, 2)		4-0 FC3-6 BLK BB		0-0 6-3	0-0 E6 CS		0-0 F4			3 1 0 0 1 0 1 0 0 0 0 0 0 0																	
Tony Phillips, S OBP: 0.262, SLG: 0.263 (1, 4) (8, 6)		4-0 FC3-6 BB		0-0 3-1	0-0 F9		0-0 5-3			3 0 0 1 1 0 1																	
Inning Stats	R: 0 E: 0 K: 1 S: 6	H: 2 LOB: 2 BB: 1 P: 10	R: 3 E: 0 K: 1 S: 7	H: 2 LOB: 1 BB: 2 P: 15	R: 1 E: 0 K: 1 S: 6	H: 2 LOB: 1 BB: 0 P: 6	R: 0 E: 0 K: 0 S: 3	H: 0 LOB: 1 BB: 1 P: 7	R: 3 E: 1 K: 0 S: 6	H: 2 LOB: 1 BB: 1 P: 10	R: 0 E: 0 K: 1 S: 5	H: 1 LOB: 0 BB: 0 P: 5	R: 0 E: 0 K: 0 S: 3	H: 1 LOB: 1 BB: 0 P: 3	R: 0 E: 0 K: 0 S: 3	H: 0 LOB: 0 BB: 0 P: 3	R: 0 E: 0 K: 2 S: 6	H: 0 LOB: 1 BB: 1 P: 10	1B: 6 2B: 4 3B: 0 HR: 2	SF: 0 SAC: 0 DP: 2 HBP: 0	WP: 0 PB: 0 SB: 1 CS: 6	PA: 40					
PITCHER	IP	WLS	BF	H	R	ER	SO	BB	IBB	HBP	BLK	WP	HR	S	P	ERA	WHIP										
Bob Stoddard, R ERA: 5.71 (1, 1)	4.2	L	23	7	5	5	3	4	0	0	1	0	2	25	41	9.64	2.357										
Bryan Clark, L ERA: 2.21 (5, 1)	3.1		13	3	2	1	1	1	0	0	0	0	0	14	18	2.70	1.200										
Bill Caudill, R ERA: 1.29 (9, 1)	1.0		3	0	0	0	2	1	0	0	0	0	0	6	10	0.00	1.000										

Oakland Athletics @ Seattle Mariners
The Kingdome, Seattle, WA
Sun Apr 17 1983, 6:33 AM EST
Att. 5,153 - Dome

livebaseballscorecards.com



Batter	1	2	3	4	5	6	7	8	9	AB R H RBI BB SO LOB
John Moses, S (1, 9) X	0-0 F8		0-3 K		0-0 E4			0-3 K		4 0 0 0 0 2 0
Manny Castillo, S (1, 5) OBP: 0.250, SLG: 0.273 X	0-0 6-3		0-0 4-3		0-0 6-3			0-0 2-3		4 0 0 0 0 0 1
Steve Henderson, R (1, 7) OBP: 0.446, SLG: 0.478 X	0-0 HR 1B		0-3 K					4-0 BB		3 1 1 0 1 1 0
Ken Phelps, L (1, 3) OBP: 0.286, SLG: 0.846 X	0-0 HR			0-3 K				0-3 K		4 1 1 2 0 3 1
Pat Putnam, L (1, 10) OBP: 0.195, SLG: 0.275 Richie Zisk, R (9, PH) OBP: 0.171, SLG: 0.231 S	0-3 K			0-3 K				0-3 K	0-0 F7	3 0 0 0 0 3 0 1 0 0 0 0 0 0
Dave Henderson, R (1, 8) OBP: 0.292, SLG: 0.489 Rod Allen, R (9, PR) OBP: 0.250, SLG: 0.250 S		0-3 K		0-0 HR				0-0 5-3	0-3 K 1B	4 1 1 1 0 2 0 0 0 0 0 0 0 0
Rick Sweet, S (1, 2) OBP: 0.286, SLG: 0.167 Al Cowens, R (9, PH) OBP: 0.212, SLG: 0.224 B B B		4-0 BB FC5-4		0-3 K HR				0-0 3-1	0-0 F9	2 0 0 0 1 1 0 1 0 0 0 0 0 1
Todd Cruz, R (1, 6) OBP: 0.412, SLG: 0.532 X		0-0 FC5-4 2B			0-0 E6 G6-4-3			0-0 6-3	0-0 1B	4 0 1 0 0 0 1
Domingo Ramos, R (1, 4) OBP: 0.500, SLG: 1.500 X		0-0 2B			0-0 G6-4-3			0-0 HR	0-0 F9	4 1 2 1 0 0 3

Inning Stats	R: 2	H: 2	E: 0	LOB: 0	K: 1	S: 7	R: 0	H: 1	E: 0	LOB: 2	K: 1	S: 5	R: 0	H: 0	E: 0	LOB: 0	K: 2	S: 7	R: 1	H: 1	E: 2	LOB: 1	K: 0	S: 4	R: 0	H: 0	E: 0	LOB: 0	K: 2	S: 3	R: 1	H: 1	E: 0	LOB: 1	K: 2	S: 8	R: 0	H: 1	E: 0	LOB: 2	K: 1	S: 7	1B: 2	SF: 0	2B: 1	SAC: 0	3B: 0	DP: 1	HR: 3	HBP: 0	WP: 1	PA: 36
PITCHER	IP	WLS	BF	H	R	ER	SO	BB	IBB	HBP	BLK	WP	HR	S	P	ERA	WHIP																																			
Mike Norris, R (1, 1) ERA: 3.48	8.0	W	31	5	4	4	11	2	0	0	0	0	0	3	51	59	4.50	0.875																																		
Tom Burgmeier, L (9, 1) ERA:	1.0	S	5	1	0	0	1	0	0	0	0	1	0	7	7	0.00	1.000																																			

Oakland Athletics @ Seattle Mariners
The Kingdome, Seattle, WA
Sun Apr 17 1983, 6:33 AM EST
Att. 5,153 - Dome

AB	34
R	4
H	6
RBI	4
BB	2
SO	12
LOB	7



Batter	1	2	3	4	5	6	7	8	9	AB R H RBI BB SO LOB	TOP
Rickey Henderson, R OBP: 0.429, SLG: 0.368 (1, 7) X	0-0 5-3		4-0 1B BB	0-0 F9		0-3 K			0-0 F9	4 1 0 0 1 1 1	
Mike Davis, L OBP: 0.316, SLG: 0.389 (1, 9) X	0-0 E4 CS		0-0 1B G6-4-3		0-0 F6		0-0 F5		0-0 E3	5 1 1 2 0 0 0	
Wayne Gross, L OBP: 0.536, SLG: 0.565 (1, 5) S (8, 3) S	0-3 K		0-0 1B G6-4-3		0-0 F9		0-0 F9		0-0 3-1	5 0 1 1 0 1 2	
Dwayne Murphy, L OBP: 0.302, SLG: 0.359 (1, 8) S	0-0 CS 1-2	0-3 K	0-0 G6-4-3		0-0 1B 1B		0-0 F9			4 0 1 0 0 1 1	
Jeff Burroughs, R OBP: 0.360, SLG: 0.478 Mitchell Page, L OBP: 0.300, SLG: 0.400 (1, 10) S (8, PR)		0-0 6-3	0-0 L3		0-0 BB 1B		0-0 FC5-4 E 1B			4 0 2 0 0 0 0 0 0 0 0 0 0 0	
Davey Lopes, R OBP: 0.375, SLG: 0.442 (1, 4) X		0-0 WP 1B		0-0 1B 2B		4-0 1-2 BB		0-0 E5 FC5-4		3 1 2 0 1 0 1	
Kelvin Moore, R OBP: 0.255, SLG: 0.326 Bill Almon, R OBP: 0.438, SLG: 0.448 (1, 3) X (8, PR) S (8, 5)		0-0 6-3		0-0 G6-4-3 1B		0-0 F9		0-0 FC5-4 1-2 2-3		4 0 1 1 0 0 6 0 0 0 0 0 0 0	
Bob Kearney, R OBP: 0.298, SLG: 0.318 (1, 2) X			0-0 1B 1B	0-0 G6-4-3		0-0 6-3		0-0 4-3		4 1 1 0 0 0 2	
Tony Phillips, S OBP: 0.283, SLG: 0.268 (1, 6) X			0-0 BB 1B	4-0 BB		0-0 F8		0-0 F9		3 1 1 0 1 0 0	
Inning Stats	R: 0 E: 1 K: 1 S: 5 H: 0 LOB: 0 BB: 0 P: 5	R: 0 E: 0 K: 1 S: 6 H: 1 LOB: 1 BB: 0 P: 6	R: 4 E: 0 K: 0 S: 6 H: 4 LOB: 0 BB: 1 P: 10	R: 1 E: 0 K: 0 S: 4 H: 2 LOB: 1 BB: 1 P: 8	R: 0 E: 0 K: 0 S: 5 H: 2 LOB: 3 BB: 1 P: 9	R: 0 E: 0 K: 1 S: 5 H: 0 LOB: 0 BB: 0 P: 5	R: 0 E: 0 K: 0 S: 3 H: 0 LOB: 0 BB: 0 P: 3	R: 0 E: 1 K: 0 S: 4 H: 1 LOB: 1 BB: 0 P: 4	R: 0 E: 1 K: 0 S: 4 H: 0 LOB: 1 BB: 0 P: 4	1B: 9 2B: 1 3B: 0 HR: 0 SF: 0 SAC: 0 DP: 2 HBP: 0	WP: 1 PB: 0 SB: 0 CS: 1 PA: 40
PITCHER	IP WLS BF H R ER SO BB IBB HBP BLK WP HR S P ERA WHIP	IP WLS BF H R ER SO BB IBB HBP BLK WP HR S P ERA WHIP	IP WLS BF H R ER SO BB IBB HBP BLK WP HR S P ERA WHIP	IP WLS BF H R ER SO BB IBB HBP BLK WP HR S P ERA WHIP	IP WLS BF H R ER SO BB IBB HBP BLK WP HR S P ERA WHIP	IP WLS BF H R ER SO BB IBB HBP BLK WP HR S P ERA WHIP	IP WLS BF H R ER SO BB IBB HBP BLK WP HR S P ERA WHIP	IP WLS BF H R ER SO BB IBB HBP BLK WP HR S P ERA WHIP	IP WLS BF H R ER SO BB IBB HBP BLK WP HR S P ERA WHIP	IP WLS BF H R ER SO BB IBB HBP BLK WP HR S P ERA WHIP	IP WLS BF H R ER SO BB IBB HBP BLK WP HR S P ERA WHIP
Mike Witt, R ERA: 8.4 (1, 1)	3.0 L										
Dave Goltz, R ERA: 5.4 (4, 1)	5.0										
Luis Sanchez, R ERA: 1.35 (9, 1)	0.2										
Andy Hassler, L ERA: 10.8 (9, 1)	0.1										

Oakland Athletics @ California Angels
Anaheim Stadium, Anaheim, CA
Mon Apr 18 1983, 9:05 PM EST
Att: 27,780 - Unknown

livebaseballscorecards.com

AB	36
R	5
H	10
RBI	4
BB	3
SO	3
LOB	13



Batter	1	2	3	4	5	6	7	8	9	AB	R	H	RBI	BB	SO	LOB
Rod Carew, L OBP: 0.375, SLG: 0.462 (1, 3)	0-0 4-3 ①		0-0 FC1-6 1B 2-H 3-H ②		0-0 G6-3 1-2f 2-3 ① ②			0-0 G3 ①		4	0	1	2	0	0	2
Bobby Clark, R OBP: 0.265, SLG: 0.353 (1, 9)	0-0 5-3 ②		0-0 FC1-6 1-2f ②		0-0 5-3 ③			0-0 G4-6-3 1B ②		4	0	1	0	0	0	2
Fred Lynn, L OBP: 0.286, SLG: 0.453 (1, 8)	0-0 F5 ③		0-0 F3 ③			0-3 K ①		0-0 G4-6-3 1-2f ② ③		4	0	0	0	0	1	2
Doug DeCinces, R OBP: 0.327, SLG: 0.532 (1, 5)		0-0 F9 ①		0-0 F8 ①		0-0 1B ②		0-0 6-3 ①		4	0	1	0	0	0	0
Reggie Jackson, L OBP: 0.434, SLG: 0.682 (1, 10)		0-0 F8 ②		0-0 F8 ②		0-0 F8 ②		0-0 HR ②		4	1	1	1	0	0	1
Brian Downing, R OBP: 0.389, SLG: 0.372 (1, 7)		0-0 F8 ③		4-0 BB ③		0-0 F8 ③		0-0 F8 ③		3	0	0	0	1	0	1
Bobby Grich, R OBP: 0.385, SLG: 0.455 (1, 4)			0-0 E BB 1B 1B ③		0-3 K ③		0-0 6-3 ①		0-3 K ③	4	1	1	0	0	2	1
Tim Foli, R OBP: 0.333, SLG: 0.348 (1, 6)			4-0 BB BB BB E 1B BB ①		0-0 G6-3 BB 1B ②		0-0 6-3 ②			2	1	1	0	1	0	0
Bob Boone, R OBP: 0.273, SLG: 0.317 (1, 2)			0-0 L4 1-2 2-3 ①		4-0 G6-3 BB ③		0-3 K ③			2	0	0	0	1	1	2

Inning Stats	R: 0	H: 0	E: 0	LOB: 0	K: 0	BB: 0	S: 3	P: 3
Rod Carew	R: 0	H: 0	E: 0	LOB: 0	K: 0	BB: 0	S: 3	P: 3
Bobby Clark	R: 0	H: 0	E: 0	LOB: 0	K: 0	BB: 0	S: 3	P: 3
Fred Lynn	R: 2	H: 2	E: 1	LOB: 1	K: 0	BB: 1	S: 5	P: 9
Doug DeCinces	R: 0	H: 0	E: 0	LOB: 1	K: 1	BB: 1	S: 5	P: 9
Reggie Jackson	R: 0	H: 1	E: 0	LOB: 1	K: 0	BB: 0	S: 6	P: 6
Brian Downing	R: 0	H: 0	E: 0	LOB: 0	K: 1	BB: 0	S: 5	P: 5
Bobby Grich	R: 0	H: 1	E: 0	LOB: 1	K: 0	BB: 1	S: 5	P: 7
Tim Foli	R: 0	H: 1	E: 0	LOB: 0	K: 1	BB: 0	S: 3	P: 3
Bob Boone	R: 1	H: 1	E: 0	LOB: 0	K: 1	BB: 0	S: 6	P: 6

PITCHER	IP	WLS	BF	H	R	ER	SO	BB	IBB	HBP	BLK	WP	HR	S	P	ERA	WHIP
Tom Underwood, L ERA: 6.75 (1, 1)	6.0	W	24	4	2	1	2	3	0	0	0	0	0	25	37	1.50	1.167
Steve Baker, R ERA: 3.07 (7, 1)	3.0	S	10	2	1	1	2	0	0	0	0	0	1	14	14	3.00	0.667

BOTTOM

Oakland Athletics @ California Angels

Anaheim Stadium, Anaheim, CA

Mon Apr 18 1983, 9:05 PM EST
Att. 27,780 - Unknown

AB 31

R 3

H 6

RBI 3

BB 3

SO 4

LOB 11



1B	2B	3B	HR	SF	SAC	DP	HBP	WP	HR	S	P	ERA	WHIP
5	0	0	1	0	0	2	0	0	0	1	34		

Batter	1	2	3	4	5	6	7	8	9	AB R H RBI BB SO LOB	TOP																													
Rickey Henderson, R OBP: 0.434, SLG: 0.439 (1, 7) BB BB BB	4-0 2B BB		0-3 K		0-3 K			0-0 HR		3 1 1 1 1 2 2																														
Mike Davis, L OBP: 0.311, SLG: 0.379 (1, 9) SS SS	0-3 K		0-0 1B		0-0 F9			0-0 6-3		4 0 1 0 0 1 2																														
Bill Almon, R OBP: 0.444, SLG: 0.500 (1, 5) X	0-0 2B 1-H		0-0 SF8				0-0 1B G4-6-3	0-3 K		3 0 2 1 0 1 0																														
Dwayne Murphy, L OBP: 0.298, SLG: 0.333 (1, 8) BB BB BB	4-0 BB		0-0 3-1				0-0 1B G4-6-3 1-2f	0-0 3-1		3 0 0 0 1 0 2																														
Jeff Burroughs, R OBP: 0.352, SLG: 0.449 (1, 10) X	0-0 P3				0-3 K		4-0 BB	0-0 6-3		3 0 0 0 1 1 2																														
Davey Lopes, R OBP: 0.365, SLG: 0.426 (1, 4) X		0-0 1B CS			0-0 6-3		0-3 K	0-0 G3		4 0 1 0 0 1 1																														
Kelvin Moore, R OBP: 0.235, SLG: 0.298 (1, 3) X		0-0 F8			0-0 6-3			0-0 P3		4 0 0 0 0 0 1																														
Bob Kearney, R OBP: 0.300, SLG: 0.304 (1, 2) X		0-0 6-3 1-2				4-0 BB		0-0 5-3		2 0 0 0 1 0 1																														
Tony Phillips, S OBP: 0.286, SLG: 0.256 (1, 6) BB BB BB			4-0 1B SF8 BB			0-3 K		0-0 F7		2 1 0 0 1 1 1																														
Inning Stats	R: 0 E: 0 K: 1 S: 5	H: 1 LOB: 2 BB: 2 P: 13	R: 0 E: 0 K: 0 S: 3	H: 1 LOB: 0 BB: 0 P: 3	R: 1 E: 0 K: 1 S: 6	H: 1 LOB: 1 BB: 1 P: 10	R: 0 E: 0 K: 1 S: 5	H: 0 LOB: 0 BB: 0 P: 5	R: 0 E: 0 K: 2 S: 7	H: 0 LOB: 1 BB: 1 P: 11	R: 0 E: 0 K: 1 S: 5	H: 1 LOB: 1 BB: 1 P: 9	R: 0 E: 0 K: 0 S: 3	H: 0 LOB: 0 BB: 0 P: 3	R: 1 E: 0 K: 1 S: 6	H: 1 LOB: 0 BB: 0 P: 6	R: 0 E: 0 K: 0 S: 3	H: 0 LOB: 0 BB: 0 P: 3	1B: 3 2B: 1 3B: 0 HR: 1	SF: 1 SAC: 0 DP: 1 HBP: 0	WP: 0 PB: 0 SB: 0 CS: 1	PA: 34																		
PITCHER Geoff Zahn, L ERA: 2.13 (1, 1)	IP 9.0	WLS W	BF 34	H 5	R 2	ER 2	SO 7	BB 5	IBB 0	HBP 0	BLK 0	WP 0	HR 1	S 43	P 63	ERA 2.00	WHIP 1.111						PITCHER	IP 9.0	WLS W	BF 34	H 5	R 2	ER 2	SO 7	BB 5	IBB 0	HBP 0	BLK 0	WP 0	HR 1	S 43	P 63	ERA 2.00	WHIP 1.111

Oakland Athletics @ California Angels
Anaheim Stadium, Anaheim, CA
Thu Apr 21 1983, 9:05 PM EST
Unknown

livebaseballscorecards.com

AB	28
R	2
H	5
RBI	2
BB	5
SO	7
LOB	12



Batter	1	2	3	4	5	6	7	8	9
Rod Carew, L OBP: 0.386, SLG: 0.465 (1, 3)	0-0 F8		0-0 G3			0-0 HR 1B			
Brian Downing, R OBP: 0.362, SLG: 0.340 Juan Beniquez, R OBP: 0.417, SLG: 0.300 (1, 7) (8, 7)	0-0 6-3			0-0 6-3	0-0 F8	0-3 K			
Fred Lynn, L OBP: 0.300, SLG: 0.500 (1, 8)	0-0 G3			4-0 FC5-4 BB	0-0 HR		0-0 F5		
Reggie Jackson, L OBP: 0.421, SLG: 0.646 Bobby Clark, R OBP: 0.265, SLG: 0.353 (1, 9) (8, 9)		0-3 K		0-0 FC5-4 HR	0-0 1B		0-3 K		
Doug DeCinces, R OBP: 0.339, SLG: 0.588 (1, 5)		0-0 3-1 1B		0-0 HR	0-3 K		0-3 K		
Daryl Sconiers, L OBP: 0.414, SLG: 0.480 (1, 10)		0-0 3-1		0-0 E S 1B		0-0 F7	0-0 F4		
Rob Wilfong, L (1, 4)		0-3 K		0-0 F8		0-0 F7		0-0 F9	
Tim Foli, R OBP: 0.346, SLG: 0.360 (1, 6)			0-0 4-3		0-0 SH1-4 1B	0-0 1B 1B	0-0 F9		
Bob Boone, R OBP: 0.277, SLG: 0.318 (1, 2)			0-0 F8		0-0 SH1-4	0-0 1B 1B	0-0 F4		

Inning Stats	R: 0	H: 0	E: 0	K: 0	S: 3	LOB: 0	BB: 0	P: 3
	R: 0	H: 1	E: 0	K: 2	S: 8	LOB: 1	BB: 0	P: 8
	R: 0	H: 0	E: 0	K: 0	S: 3	LOB: 0	BB: 0	P: 3
	R: 2	H: 2	E: 0	K: 0	S: 5	LOB: 1	BB: 1	P: 9
	R: 3	H: 4	E: 0	K: 1	S: 9	LOB: 1	BB: 0	P: 9
	R: 1	H: 3	E: 0	K: 1	S: 8	LOB: 2	BB: 0	P: 8
	R: 0	H: 0	E: 0	K: 2	S: 8	LOB: 1	BB: 0	P: 8
	R: 0	H: 0	E: 0	K: 0	S: 3	LOB: 0	BB: 0	P: 3

PITCHER	IP	WLS	BF	H	R	ER	SO	BB	IBB	HBP	BLK	WP	HR	S	P	ERA	WHIP
Chris Codioli, R ERA: 3.57 (1, 1)	4.2	L	22	7	5	5	2	1	0	0	0	0	2	25	29	9.64	1.714
Steve McCatty, R ERA: 2.7 (5, 1)	3.1		14	3	1	1	4	0	0	0	0	1	0	22	22	2.70	0.900

PITCHER	IP	WLS	BF	H	R	ER	SO	BB	IBB	HBP	BLK	WP	HR	S	P	ERA	WHIP

AB R H RBI BB SO LOB

4	1	2	2	0	0	0
4	0	0	0	0	1	3
0	0	0	0	0	0	0
3	1	1	2	1	0	0
4	1	1	0	0	2	1
0	0	0	0	0	0	0
4	1	2	2	0	2	1
4	0	1	0	0	0	2
4	0	0	0	0	1	2
4	2	2	0	0	0	0
3	0	1	0	0	0	0

AB	34
R	6
H	10
RBI	6
BB	1
SO	6
LOB	9



Oakland Athletics @ California Angels
Anaheim Stadium, Anaheim, CA
Thu Apr 21 1983, 9:05 PM EST
Unknown

livebaseballscorecards.com

WP	HR	S	P	ERA	WHIP
1	0	3	3	9.64	1.714
1	0	4	2	2.70	0.900

Batter	1	2	3	4	5	6	7	8	9	AB R H RBI BB SO LOB	TOP	
Rickey Henderson, R OBP: 0.456, SLG: 0.429 (1, 7) BB	4-0 FC6 BB		0-3 K			4-0 S 1B SF8 BB 1-2	4-0 2B BB 1-2 2-3			1 1 0 0 3 1 1		
Mike Davis, L OBP: 0.338, SLG: 0.419 (1, 9) X	0-0 FC6 4-3 S 1-2f		0-0 CS 1B 2-H			0-0 SF8 S 1B 1-2	0-0 2B 1-3 2-H 3-H			4 0 3 3 0 0 1		
Bill Almon, R OBP: 0.400, SLG: 0.457 (1, 6) X	0-0 4-3 1-3		0-0 CS 1-2	0-0 6-3		0-0 SF8 1-3 2-H	0-0 F9			3 0 0 1 0 0 3		
Dwayne Murphy, L OBP: 0.275, SLG: 0.304 (1, 8) X	0-0 F8			0-0 F8		0-0 1-3		0-0 F8		4 0 0 0 0 0 2		
Wayne Gross, L OBP: 0.500, SLG: 0.519 (1, 5) X		0-0 F7		0-3 K			0-0 FC6-4 1B	0-0 F9		4 0 1 0 0 1 0		
Mitchell Page, L OBP: 0.214, SLG: 0.286 (1, 10) SS		0-3 K		0-3 K			0-0 FC6-4 1B 1-2f	0-0 4-3		4 1 0 0 0 2 1		
Garry Hancock, L OBP: 0.417, SLG: 0.364 (1, 3) X		0-0 4-3			0-0 G3		0-0 BB 1B 2B 1B 1-2		0-0 F7	4 1 1 0 0 0 0		
Bob Kearney, R OBP: 0.315, SLG: 0.320 (1, 2) X			0-0 G3 1B 1B		0-3 K		0-0 BB 2B 1B 1-2 2-H		0-0 F5	4 2 2 1 0 1 0		
Tony Phillips, S OBP: 0.294, SLG: 0.267 (1, 4) X			0-0 G3			0-0 CS 1B	0-0 F6		0-0 6-3	2 0 1 0 0 0 1		
Jeff Burroughs, R OBP: 0.345, SLG: 0.440 (7, PH) X										1 0 0 0 0 0 2		
Davey Lopes, R OBP: 0.358, SLG: 0.417 (7, 4) X										1 0 0 0 0 0 0		
Inning Stats	R: 0 E: 0 K: 0 S: 3 H: 0 LOB: 1 BB: 1 P: 7	R: 0 E: 0 K: 1 S: 5 H: 0 LOB: 0 BB: 0 P: 5	R: 1 E: 0 K: 1 S: 6 H: 2 LOB: 0 BB: 0 P: 6	R: 0 E: 0 K: 1 S: 5 H: 0 LOB: 0 BB: 0 P: 5	R: 0 E: 0 K: 1 S: 7 H: 0 LOB: 0 BB: 0 P: 7	R: 1 E: 0 K: 0 S: 4 H: 2 LOB: 1 BB: 1 P: 8	R: 3 E: 0 K: 0 S: 7 H: 4 LOB: 2 BB: 1 P: 11	R: 0 E: 0 K: 0 S: 3 H: 0 LOB: 0 BB: 0 P: 3	R: 0 E: 0 K: 0 S: 3 H: 0 LOB: 0 BB: 0 P: 3	1B: 7 2B: 1 3B: 0 HR: 0 SF: 1 SAC: 0 DP: 0 HBP: 0	WP: 0 PB: 0 SB: 3 CS: 2	PA: 37
PITCHER	IP WLS BF H R ER SO BB IBB HBP BLK WP HR S P ERA WHIP											
Ken Forsch, R ERA: 3.98 (1, 1)	6.1 W 26 7 5 5 5 2 0 0 0 0 0 0 34 42 7.11 1.421											
Luis Sanchez, R ERA: 0.96 (7, 1)	2.2 S 10 1 0 0 0 1 0 0 0 0 0 0 9 13 0.00 0.750											

Oakland Athletics @ California Angels
Anaheim Stadium, Anaheim, CA
Thu Apr 21 1983, 9:05 PM EST
Att: 29,400 - Unknown

livebaseballscorecards.com

AB	32
R	5
H	8
RBI	5
BB	3
SO	5
LOB	11



Batter	1	2	3	4	5	6	7	8	9
Rod Carew, L (1, 3) OBP: 0.408, SLG: 0.479	0-0 6-3		0-0 E9 1B		0-0 1B	0-0 4-3 1B	0-0 4-3		
Juan Beniquez, R (1, 9) (9, 7) OBP: 0.294, SLG: 0.200	0-0 4-3		0-0 6-3		0-0 L5	0-0 4-3		0-3 K	
Fred Lynn, L (1, 8) OBP: 0.308, SLG: 0.541	0-3 K		0-0 4-3			HR		0-0 1B 1B	
Reggie Jackson, L (1, 10) OBP: 0.435, SLG: 0.620		4-0 FC5-4 BB		0-3 K		BB 1B BB		0-0 F6	
Doug DeCinces, R (1, 5) OBP: 0.344, SLG: 0.564		0-0 FC5-4 1B		0-0 F9		BB 1B BB		0-0 1B	
Brian Downing, R (1, 7) OBP: 0.381, SLG: 0.340 Bobby Clark, R (9, 9) OBP: 0.265, SLG: 0.353		0-3 K		4-0 BB		0-0 1B E 1B	4-0 FC1-5 1B BB	0-0 F8	
Bobby Grich, R (1, 4) OBP: 0.411, SLG: 0.479		0-0 1B		0-0 F8		0-0 E 1B	0-0 FC1-5 1B		
Tim Foli, R (1, 6) OBP: 0.352, SLG: 0.365 Ricky Adams, R (6, 6)		0-0 F7			0-0 1B	4-0 1B E 4-3 BB	0-0 FC1-5		
Joe Ferguson, R (1, 2) Daryl Sconiers, L (7, PH) OBP: 0.400, SLG: 0.462 Bob Boone, R (8, 2) OBP: 0.277, SLG: 0.318			0-0 F6		0-0 F3	0-0 E6 4-3 1B	0-3 K		

Inning Stats	R: 0 E: 0 K: 1 S: 5	H: 0 LOB: 0 BB: 0 P: 5	R: 0 E: 0 K: 1 S: 6	H: 1 LOB: 2 BB: 1 P: 10	R: 0 E: 1 K: 0 S: 4	H: 1 LOB: 1 BB: 0 P: 4	R: 0 E: 0 K: 1 S: 5	H: 0 LOB: 1 BB: 1 P: 9	R: 0 E: 0 K: 0 S: 4	H: 2 LOB: 1 BB: 0 P: 4	R: 6 E: 2 K: 1 S: 10	H: 4 LOB: 3 BB: 4 P: 26	R: 0 E: 0 K: 1 S: 6	H: 1 LOB: 2 BB: 1 P: 10	R: 0 E: 0 K: 1 S: 7	H: 2 LOB: 2 BB: 0 P: 7
--------------	------------------------------	---------------------------------	------------------------------	----------------------------------	------------------------------	---------------------------------	------------------------------	---------------------------------	------------------------------	---------------------------------	-------------------------------	----------------------------------	------------------------------	----------------------------------	------------------------------	---------------------------------

PITCHER	IP	WLS	BF	H	R	ER	SO	BB	IBB	HBP	BLK	WP	HR	S	P	ERA	WHIP
Matt Keough, R (1, 1) ERA: 8.22	5.0	L	24	6	4	4	3	4	0	0	0	0	1	26	42	7.20	2.000
Tim Conroy, L (6, 1) ERA: 1.86	0.0		4	2	1	1	0	1	0	0	0	0	0	3	7	∞	∞
Steve Baker, R (6, 1) ERA: 2.65	2.1		11	2	1	0	3	1	1	0	0	0	0	15	23	0.00	1.286
Tom Burgmeier, L (8, 1) ERA:	0.2		3	1	0	0	0	0	0	0	0	0	0	3	3	0.00	1.500

BOTTOM

Oakland Athletics @ California Angels
Anaheim Stadium, Anaheim, CA

Thu Apr 21 1983, 9:05 PM EST
 Att. 29,400 - Unknown

AB	R	H	RBI	BB	SO	LOB
5	0	3	1	0	0	2
5	0	0	1	0	1	4
5	1	2	1	0	2	3
2	1	0	0	3	1	1
4	1	1	0	1	0	4
3	1	1	1	2	1	3
0	0	0	0	0	0	0
4	1	3	1	0	0	1
2	0	1	0	0	0	2
1	1	0	0	1	0	2
3	0	0	1	0	0	2
1	0	0	0	0	1	2
0	0	0	0	0	0	0

1B:	10	SF:	0
2B:	0	SAC:	0
3B:	0	DP:	0
HR:	1	HBP:	0

WP:	0	PA:	42
PB:	0		
SB:	0		
CS:	0		

livebaseballscorecards.com



Batter	1	2	3	4	5	6	7	8	9	AB R H RBI BB SO LOB	TOP	
Jerry Remy, L (1, 4) OBP: 0.182, SLG: 0.143 Julio Valdez, S (5, 4) OBP: 0.185, SLG: 0.120 Ed Jurak, R (9, PH) OBP: 0.333, SLG: 0.200	0-0 F7 		0-0 6-3 			0-0 4-3 			0-3 K 	2 0 0 0 0 0 0		
Dwight Evans, R (1, 9) OBP: 0.385, SLG: 0.474	0-0 		0-0 F9 			0-3 K 			4-0 	3 2 1 0 1 1 0		
Jim Rice, R (1, 7) OBP: 0.365, SLG: 0.577	0-0 6-3 			0-0 F8 		0-0 6-3 			0-0 	4 1 1 3 0 0 0		
Tony Armas, R (1, 10) OBP: 0.239, SLG: 0.146	0-3 K 			0-0 6-3 			0-0 F9 		0-3 K 	4 0 0 0 0 2 0		
Wade Boggs, L (1, 5) OBP: 0.455, SLG: 0.482		0-0 4-3 		0-3 K 			4-0 		0-0 4-3 	3 0 0 0 1 1 0		
Dave Stapleton, R (1, 3) OBP: 0.286, SLG: 0.404		0-0 F9 			0-0 		0-0 F2 			3 0 1 0 0 0 1		
Reid Nichols, R (1, 8) OBP: 0.308, SLG: 0.306		0-0 		0-0 F4 			0-0 F8 			3 0 1 0 0 0 1		
Gary Allenson, R (1, 2)		0-3 K 			0-0 F7 			0-0 6-3 		3 0 0 0 0 1 2		
Glenn Hoffman, R (1, 6) OBP: 0.382, SLG: 0.360			0-0 1-3 		0-0 F9 			0-3 K 		3 0 0 0 0 1 1		
Inning Stats	R: 1 H: 1 E: 0 LOB: 0 K: 1 BB: 0 S: 6 P: 6	R: 0 H: 1 E: 0 LOB: 1 K: 1 BB: 0 S: 6 P: 6	R: 0 H: 0 E: 0 LOB: 0 K: 0 BB: 0 S: 3 P: 3	R: 0 H: 0 E: 0 LOB: 0 K: 1 BB: 0 S: 5 P: 5	R: 0 H: 1 E: 0 LOB: 1 K: 0 BB: 0 S: 4 P: 4	R: 0 H: 0 E: 0 LOB: 0 K: 1 BB: 0 S: 5 P: 5	R: 0 H: 0 E: 0 LOB: 0 K: 0 BB: 1 S: 2 P: 6	R: 0 H: 0 E: 0 LOB: 0 K: 1 BB: 0 S: 5 P: 5	R: 2 H: 1 E: 0 LOB: 0 K: 2 BB: 1 S: 8 P: 12	1B: 2 SF: 0 2B: 0 SAC: 0 3B: 1 DP: 0 HR: 1 HBP: 0	WP: 0 PA: 32 PB: 1 SB: 1 CS: 1	
PITCHER Bill Krueger, L (1, 1) ERA: 2.7 Dave Beard, R (9, 1) ERA: 2.53	IP WLS BF H R ER SO BB IBB HBP BLK WP HR S P ERA WHIP 8.1 L 29 3 2 2 6 2 0 0 0 0 0 0 39 47 2.16 0.600 0.2 3 1 1 1 1 0 0 0 0 0 0 1 5 5 13.50 1.500											PITCHER IP WLS BF H R ER SO BB IBB HBP BLK WP HR S P ERA WHIP

Boston Red Sox @ Oakland Athletics
 Oakland-Alameda County Coliseum, Oakland, CA

Fri Apr 22 1983, 6:05 PM PST
 Att. 16,497 - Unknown

livebaseballscorecards.com

AB	30
R	3
H	4
RBI	3
BB	2
SO	7
LOB	5



Batter	1	2	3	4	5	6	7	8	9	AB	R	H	RBI	BB	SO	LOB
Rickey Henderson, R (1, 7) OBP: 0.443, SLG: 0.413	0-0 1B		0-3 K		0-0 F8			0-0 6-3		4	0	1	0	0	1	0
Mike Davis, L (1, 9) OBP: 0.319, SLG: 0.394	0-0 F7		0-0 3-1		0-0 G3			0-0 6-3		4	0	0	0	0	0	1
Carney Lansford, R (1, 5) OBP: 0.333, SLG: 0.364	0-0 F9			0-0 2B 1B		0-0 P3		0-0 1B		4	1	2	0	0	0	1
Dwayne Murphy, L (1, 8) OBP: 0.273, SLG: 0.320	0-0 F9			0-0 4-3 1-H FC5-2-5 2B		0-3 K		0-0 F9		4	0	1	1	0	1	2
Jeff Burroughs, R (1, 10) OBP: 0.339, SLG: 0.426 Mitchell Page, L (9, PR) OBP: 0.214, SLG: 0.286		0-0 6-3		0-0 4-3 2-3		0-3 K			0-0 5-3 1B	4	0	1	0	0	1	1
Davey Lopes, R (1, 4) OBP: 0.351, SLG: 0.392		0-0 F9		4-0 FC5-2-5 BB		0-0 F8			0-0 5-3 1-2	3	0	0	0	1	0	1
Kelvin Moore, R (1, 3) OBP: 0.241, SLG: 0.286 Wayne Gross, L (9, PH) OBP: 0.485, SLG: 0.500		4-0 BB		0-0 FC5-2-5 1-2 BB		0-0 F9			0-3 K	2	0	0	0	1	0	2
Bob Kearney, R (1, 2) OBP: 0.310, SLG: 0.302		0-3 K		0-0 3-H P3		4-0 BB			0-0 F8	3	0	0	0	1	1	5
Tony Phillips, S (1, 6) OBP: 0.278, SLG: 0.250			0-0 F8		0-0 F7			0-0 F5		3	0	0	0	0	0	1

Inning Stats	R: 0	H: 1	E: 0	K: 0	S: 4	LOB: 1	BB: 0	P: 4	R: 0	H: 0	E: 0	K: 1	S: 5	LOB: 1	BB: 1	P: 9	R: 0	H: 0	E: 0	K: 1	S: 5	LOB: 0	BB: 0	P: 5	R: 1	H: 2	E: 0	K: 0	S: 5	LOB: 2	BB: 1	P: 9	R: 0	H: 0	E: 0	K: 0	S: 3	LOB: 0	BB: 0	P: 3	R: 0	H: 0	E: 0	K: 2	S: 7	LOB: 0	BB: 0	P: 7	R: 0	H: 0	E: 0	K: 0	S: 3	LOB: 1	BB: 1	P: 7	R: 0	H: 1	E: 0	K: 0	S: 4	LOB: 1	BB: 0	P: 4	R: 0	H: 1	E: 0	K: 1	S: 6	LOB: 2	BB: 0	P: 6	1B: 4	SF: 0	2B: 1	SAC: 0	3B: 0	DP: 0	HR: 0	HBP: 0	WP: 0	PA: 35
PITCHER	IP	WLS	BF	H	R	ER	SO	BB	IBB	HBP	BLK	WP	HR	S	P	ERA	WHIP																																																																	
Bruce Hurst, L (1, 1) ERA: 2.16	8.0	W	32	5	1	1	4	3	0	0	0	0	0	37	49	1.12	1.000																																																																	
Bob Stanley, R (9, 1) ERA: 2.04	1.0	S	3	0	0	0	1	0	0	0	0	0	0	5	5	0.00	0.000																																																																	

BOTTOM

Boston Red Sox @ Oakland Athletics
Oakland-Alameda County Coliseum, Oakland, CA

Fri Apr 22 1983, 6:05 PM PST
Att. 16,497 - Unknown

livebaseballscorecards.com

AB	32
R	1
H	5
RBI	1
BB	3
SO	5
LOB	16



Batter	1	2	3	4	5	6	7	8	9	AB R H RBI BB SO LOB	TOP											
Wade Boggs, L (1, 5) OBP: 0.457, SLG: 0.483	0-0 F8		0-0 F7			0-0 1B		0-0 1B		4 1 2 0 0 0 1	Boston Red Sox @ Oakland Athletics Oakland-Alameda County Coliseum, Oakland, CA Sun Apr 24 1983, 3:33 AM PDT Att: 15,175 - Unknown livebaseballscorecards.com											
Dwight Evans, R (1, 9) OBP: 0.391, SLG: 0.574	0-0 HR		0-0 5-6-3			0-0 F2		0-0 HR		4 2 2 4 0 0 2												
Jim Rice, R (1, 7) OBP: 0.358, SLG: 0.554	0-0 F9			0-3 K		0-0 F9		0-0 1B		4 0 1 0 0 1 1												
Carl Yastrzemski, L (1, 10) OBP: 0.349, SLG: 0.333	0-0 4-3			0-0 F9		0-0 1B		0-0 G6-4-3		4 0 1 0 0 0 1												
Tony Armas, R (1, 8) OBP: 0.240, SLG: 0.156		0-0 G1-6-3 1B		0-0 F6		0-0 F4		0-0 F2		4 0 1 0 0 0 2												
Rich Gedman, L (1, 2) OBP: 0.310, SLG: 0.359		0-0 G1-6-3 1-2f			0-0 1B		0-0 4-3		0-0 4-3	4 0 1 0 0 0 1												
Dave Stapleton, R (1, 4) OBP: 0.267, SLG: 0.375		0-0 F8			0-0 F8		0-0 F5		0-0 F7	4 0 0 0 0 0 1												
Glenn Hoffman, R (1, 6) OBP: 0.356, SLG: 0.333			0-0 6-3		0-3 K		0-0 F9		0-0 E5	4 0 0 0 0 1 1												
Ed Jurak, R (1, 3) OBP: 0.300, SLG: 0.222			0-0 E8		0-0 F6			0-0 1B HR	0-0 F9	4 1 1 0 0 0 2												
Inning Stats	R: 1 E: 0 K: 0 S: 4	H: 1 LOB: 0 BB: 0 P: 4	R: 0 E: 0 K: 0 S: 3	H: 1 LOB: 0 BB: 0 P: 3	R: 0 E: 1 K: 0 S: 4	H: 0 LOB: 1 BB: 0 P: 4	R: 0 E: 0 K: 1 S: 5	H: 0 LOB: 0 BB: 0 P: 5	R: 0 E: 0 K: 1 S: 6	H: 1 LOB: 1 BB: 0 P: 6	R: 0 E: 0 K: 0 S: 5	H: 2 LOB: 2 BB: 0 P: 5	R: 0 E: 0 K: 0 S: 3	H: 0 LOB: 0 BB: 0 P: 3	R: 3 E: 0 K: 0 S: 6	H: 4 LOB: 0 BB: 0 P: 6	R: 0 E: 1 K: 0 S: 4	H: 0 LOB: 1 BB: 0 P: 4	1B: 7 2B: 0 3B: 0 HR: 2	SF: 0 SAC: 0 DP: 2 HBP: 0	WP: 0 PB: 0 SB: 0 CS: 0	PA: 36
PITCHER	IP WLS BF H R ER SO BB IBB HBP BLK WP HR S P ERA WHIP																					
Mike Norris, R (1, 1) ERA: 3.58	7.0 L 28 7 3 3 2 0 0 0 0 0 0 1 32 32 3.86 1.000																					
Steve Baker, R (8, 1) ERA: 3.18	0.0 2 2 1 1 0 0 0 0 0 0 0 1 2 2 ∞ ∞																					
Tom Burgmeier, L (8, 1) ERA:	2.0 6 0 0 0 0 0 0 0 0 0 0 0 6 6 0.00 0.000																					



Batter	1	2	3	4	5	6	7	8	9	AB	R	H	RBI	BB	SO	LOB
Rickey Henderson, R (1, 7) OBP: 0.470, SLG: 0.417	4-0 S FC5-2 1B BB	4-0 1-2 BB		0-0 BLK S 1B			4-0 CS BB		0-0 F9	2	0	1	0	3	0	1
Mike Davis, L (1, 9) OBP: 0.311, SLG: 0.380	0-0 FC5-2 S 1B 1B	0-0 F5		0-0 F4			0-0 P1 1-2		0-0 FC4-6 1-2f	5	1	1	0	0	0	5
Carney Lansford, R (1, 5) OBP: 0.276, SLG: 0.296	0-3 K 1-2 2-3		0-0 F8	0-0 F9			0-3 K		0-0 6-3	5	0	0	0	0	2	4
Jeff Burroughs, R (1, 10) OBP: 0.349, SLG: 0.421	0-0 FC5-2 1B		0-0 F8		0-0 F8			4-0 SH1-3 BB BB		3	1	1	0	1	0	2
Mitchell Page, L (8, PR) OBP: 0.214, SLG: 0.286	2-3 3-H		0-0 K 1B 1B		0-0 1-3			4-0 SH1-3 BB BB		0	0	0	0	0	0	0
Dwayne Murphy, L (1, 8) OBP: 0.288, SLG: 0.321	0-0 1-2 3-H 1B		0-3 K		0-0 1-3			4-0 SH1-3 BB BB		3	0	1	1	1	1	1
Davey Lopes, R (1, 4) OBP: 0.350, SLG: 0.389	0-0 F8		0-0 K S 1B 1B		0-0 F7			0-0 SH1-3		3	0	1	0	0	0	2
Kelvin Moore, R (1, 3) OBP: 0.263, SLG: 0.294		0-0 F8	0-0 K S 1B 1B			H 1-0 CS HBP		4-0 G6-3 IBB		2	0	1	1	0	0	0
Wayne Gross, L (8, PH) (9, 3) OBP: 0.500, SLG: 0.500			0-0 F8					4-0 G6-3 IBB		0	0	0	0	1	0	0
Bob Kearney, R (1, 2) OBP: 0.290, SLG: 0.281		0-3 K	0-0 F8		0-0 P3			0-0 G6-3		4	0	0	0	0	1	6
Tony Phillips, S (1, 6) OBP: 0.281, SLG: 0.240		4-0 S BB		0-0 F8			X 0-0 F2		0-0 FC4-6 1B	2	0	0	0	1	0	0
Bill Almon, R (9, PH) OBP: 0.415, SLG: 0.472										1	0	1	0	0	0	0

BOTTOM	
Boston Red Sox @ Oakland Athletics Oakland-Alameda County Coliseum, Oakland, CA	
Sun Apr 24 1983, 3:33 AM PDT Att. 15,175 - Unknown	
AB 30 R 2 H 7 RBI 2 BB 7 SO 4 LOB 21	

Inning Stats	R: 1	H: 2	E: 0	K: 1	S: 7	LOB: 2	BB: 1	P: 11	R: 0	H: 0	E: 0	K: 1	S: 5	LOB: 2	BB: 2	P: 13	R: 1	H: 3	E: 0	K: 1	S: 8	LOB: 2	BB: 0	P: 8	R: 0	H: 1	E: 0	K: 0	S: 4	LOB: 1	BB: 1	P: 4	R: 0	H: 0	E: 0	K: 0	S: 3	LOB: 0	BB: 0	P: 3	R: 0	H: 0	E: 0	K: 1	S: 4	LOB: 0	BB: 1	P: 8	R: 0	H: 0	E: 0	K: 0	S: 2	LOB: 0	BB: 0	P: 3	R: 0	H: 0	E: 0	K: 1	S: 4	LOB: 0	BB: 1	P: 8	R: 0	H: 0	E: 0	K: 0	S: 2	LOB: 3	BB: 3	P: 14	R: 0	H: 1	E: 0	K: 0	S: 4	LOB: 1	BB: 0	P: 4	1B: 7	2B: 0	3B: 0	HR: 0	SF: 0	SAC: 1	DP: 1	HBP: 1	WP: 0	PB: 0	SB: 6	CS: 2	PA: 39
PITCHER John Tudor, L (1, 1) ERA: 3.18 Mark Clear, R (8, 1) ERA: 6.75 Bob Stanley, R (8, 1) ERA: 1.83	IP	WLS	BF	H	R	ER	SO	BB	IBB	HBP	BLK	WP	HR	S	P	ERA	WHIP																																																																												
	7.0		30	6	2	2	4	4	0	1	1	0	0	0	8	2.57	1.429																																																																												
	0.0		2	0	0	0	0	2	0	0	0	0	0	0	8	∞	∞																																																																												
	2.0	S	7	1	0	0	0	0	1	0	0	0	0	6	10	0.00	0.500																																																																												

Batter	1	2	3	4	5	6	7	8	9	AB R H RBI BB SO LOB	TOP
Al Bumbry, L (1, 8) OBP: 0.373, SLG: 0.386 Joe Nolan, L (8, 2) OBP: 0.316, SLG: 0.389 Benny Ayala, R (9, PH) OBP: 0.333, SLG: 0.778	0-0 G6-4-3 1B			0-0 5-3 		0-0 F7 		0-3 K 	0-3 K 	4 0 1 0 0 1 3 0 0 0 0 0 0 0 1 0 0 0 0 1 2	
Dan Ford, R (1, 9) OBP: 0.371, SLG: 0.446	0-0 G6-4-3 1-2f			0-0 5-3 		0-0 FC6-4 1-2f		0-0 2B		4 0 1 1 0 0 3	
Cal Ripken Jr., R (1, 6) OBP: 0.367, SLG: 0.479	0-0 F9 			0-0 L4 			0-0 1B 2B 1B	4-0 BB		3 1 1 0 1 0 0	
Eddie Murray, S (1, 3) OBP: 0.440, SLG: 0.484		0-0 4-3 			4-0 G3-6 BB		0-0 2B 1B	0-0 P4 		3 1 1 0 1 0 2	
John Lowenstein, L (1, 7) OBP: 0.438, SLG: 0.634 Gary Roenicke, R (8, PH) OBP: 0.208, SLG: 0.391 (8, 7)		4-0 G6-3 BB		0-0 G3-6 1-2f	0-0 2B	0-0 4-3 1-H 2-H	0-0 F8 			2 0 1 2 1 0 1 1 0 0 0 0 0 2	
Ken Singleton, S (1, 10) OBP: 0.271, SLG: 0.372		0-0 G6-3 1-2f		0-0 4-3 		0-3 K 		0-0 5-3 		4 0 0 0 0 1 2	
Rich Dauer, R (1, 4) OBP: 0.306, SLG: 0.348 Lenn Sakata, R (9, PR)			0-0 5-3 		4-0 BB BB	0-0 4-3 2-3	0-0 4-3 	0-0 1B 1B		3 0 1 0 1 0 1 0 0 0 0 0 0 0	
Leo Hernandez, R (1, 5) OBP: 0.297, SLG: 0.417			0-0 5-3 		0-0 F5 	0-0 6-3 		0-0 1B 1B		4 0 1 0 0 0 2	
Rick Dempsey, R (1, 2) OBP: 0.205, SLG: 0.211 John Shelby, S (8, PH) OBP: 0.486, SLG: 0.706 (8, 8)			0-0 L4 		4-0 FC6-4 BB		0-0 2B 2B	0-0 F8 		1 0 0 0 1 0 0 2 1 1 0 0 0 2	
Inning Stats	R: 0 H: 1 E: 0 LOB: 0 K: 0 BB: 0 S: 3 P: 3	R: 0 H: 0 E: 0 LOB: 0 K: 0 BB: 1 S: 2 P: 6	R: 0 H: 0 E: 0 LOB: 0 K: 0 BB: 0 S: 3 P: 3	R: 0 H: 0 E: 0 LOB: 0 K: 0 BB: 0 S: 3 P: 3	R: 0 H: 0 E: 0 LOB: 0 K: 0 BB: 1 S: 2 P: 6	R: 0 H: 0 E: 0 LOB: 2 K: 1 BB: 2 S: 8 P: 11	R: 2 H: 3 E: 0 LOB: 1 K: 1 BB: 0 S: 8 P: 8	R: 1 H: 2 E: 0 LOB: 2 K: 1 BB: 1 S: 7 P: 11	R: 0 H: 2 E: 0 LOB: 2 K: 1 BB: 0 S: 7 P: 7	1B: 5 SF: 0 2B: 3 SAC: 0 3B: 0 DP: 3 HR: 0 HBP: 0	WP: 0 PA: 37 PB: 0 SB: 0 CS: 0
PITCHER Chris Codioli, R (1, 1) ERA: 3.28 Dave Beard, R (8, 1) ERA: 3.27 Steve McCatty, R (8, 1) ERA: 2.45 Tom Burgmeier, L (8, 1) ERA:	IP WLS BF H R ER SO BB IBB HBP BLK WP HR S P ERA WHIP 7.0 W 26 4 2 2 1 4 0 0 0 0 0 0 24 40 2.57 1.143 0.1 3 2 1 1 1 0 0 0 0 0 0 0 5 5 27.00 6.000 0.1 2 0 0 0 0 1 0 0 0 0 0 0 1 5 0.00 3.000 1.1 S 6 2 0 0 1 0 0 0 0 0 0 0 8 8 0.00 1.500					PITCHER IP WLS BF H R ER SO BB IBB HBP BLK WP HR S P ERA WHIP					

Baltimore Orioles @ Oakland Athletics
 Oakland-Alameda County Coliseum, Oakland, CA
 Tue Apr 26 1983, 7:05 PM PDT
 Att. 8,653 - Unknown

livebaseballscorecards.com

AB	32
R	3
H	8
RBI	3
BB	5
SO	3
LOB	20



Batter	1	2	3	4	5	6	7	8	9	AB	R	H	RBI	BB	SO	LOB
Rickey Henderson, R (1, 7) OBP: 0.500, SLG: 0.429	0-0 1B 1B		4-0 BLK S BB	4-0 1B 1-2 BB		4-0 CS BB				1	1	1	0	3	0	0
Mike Davis, L (1, 9) OBP: 0.308, SLG: 0.378	0-0 1B 1-3 G4-6-3 1B		0-0 F3	0-0 SF8		0-3 K 1-2				3	1	1	1	0	1	2
Carney Lansford, R (1, 5) OBP: 0.333, SLG: 0.333	0-0 G4-6-3 1-3 3-H 1B		4-0 BLK 1-2 BB	0-0 1-3 3-H 1B			0-0 F2			3	0	2	2	1	0	0
Dwayne Murphy, L (1, 8) OBP: 0.286, SLG: 0.316	0-0 G4-6-3 1-2f 3-H		0-3 K	0-0 G3			0-0 G6-4-3 1B			4	0	1	0	0	1	5
Jeff Burroughs, R (1, 10) OBP: 0.358, SLG: 0.417	0-0 F8		4-0 BB		0-0 FC5-4 1B		0-0 G6-4-3			3	0	1	0	1	0	1
Bill Almon, R (1, 6) OBP: 0.422, SLG: 0.475		0-0 S 1B		0-0 F9		0-0 F8		0-0 G6-4-3 1B		4	0	2	0	0	0	4
Wayne Gross, L (9, 3) OBP: 0.500, SLG: 0.500										0	0	0	0	0	0	0
Davey Lopes, R (1, 4) OBP: 0.344, SLG: 0.379		0-0 L5 1-2		0-0 1B SF8 1B		0-0 FC5-4 1-2f		0-0 G6-4-3 1-2f		4	1	1	0	0	0	3
Kelvin Moore, R (1, 3) OBP: 0.246, SLG: 0.273		0-3 K		0-0 F8		0-0 F9		0-0 1-3		4	0	0	0	0	1	3
Tony Phillips, S (9, 6) OBP: 0.281, SLG: 0.240										0	0	0	0	0	0	0
Bob Kearney, R (1, 2) OBP: 0.292, SLG: 0.283		0-3 K		0-0 SF8 1B 1B		0-3 K				3	1	1	0	0	2	1

Inning Stats	R: 2	H: 3	E: 0	K: 0	S: 5	H: 3	LOB: 0	BB: 0	P: 5	R: 0	H: 1	E: 0	K: 2	S: 8	H: 0	LOB: 1	BB: 0	P: 8	R: 0	H: 0	E: 0	K: 1	S: 5	H: 3	LOB: 3	BB: 3	P: 17	R: 2	H: 3	E: 0	K: 0	S: 6	H: 1	LOB: 1	BB: 0	P: 4	R: 0	H: 0	E: 0	K: 2	S: 6	H: 0	LOB: 0	BB: 1	P: 10	R: 0	H: 1	E: 0	K: 0	S: 3	H: 1	LOB: 0	BB: 0	P: 3	R: 0	H: 1	E: 0	K: 0	S: 3	H: 1	LOB: 0	BB: 0	P: 3
--------------	------	------	------	------	------	------	--------	-------	------	------	------	------	------	------	------	--------	-------	------	------	------	------	------	------	------	--------	-------	-------	------	------	------	------	------	------	--------	-------	------	------	------	------	------	------	------	--------	-------	-------	------	------	------	------	------	------	--------	-------	------	------	------	------	------	------	------	--------	-------	------

PITCHER	IP	WLS	BF	H	R	ER	SO	BB	IBB	HBP	BLK	WP	HR	S	P	ERA	WHIP
Jim Palmer, R (1, 1) ERA: 2.16	3.2	L	21	7	4	4	3	4	0	0	1	0	0	23	39	9.82	3.000
Storm Davis, R (4, 1) ERA: 2.89	3.1		11	2	0	0	2	1	0	0	0	0	0	14	18	0.00	0.900
Tippy Martinez, L (8, 1) ERA: 5.06	1.0		3	1	0	0	0	0	0	0	0	0	0	3	3	0.00	1.000


BOTTOM

Baltimore Orioles @ Oakland Athletics
Oakland-Alameda County Coliseum, Oakland, CA

Tue Apr 26 1983, 7:05 PM PDT
Att. 8,653 - Unknown

livebaseballscorecards.com

AB	29
R	4
H	10
RBI	3
BB	5
SO	5
LOB	19



WP: 0	PA: 35
PB: 0	
SB: 2	
CS: 1	

Batter	1	2	3	4	5	6	7	8	9	AB R H RBI BB SO LOB
John Shelby, S (1, 8) OBP: 0.450, SLG: 0.641	0-0 6-3			0-0 BLK 1B		E6 1B 1B			0-0 P4	5 0 1 0 0 1 4
Dan Ford, R (1, 9) OBP: 0.373, SLG: 0.435	0-0 F8			0-0 F8		FC5-2 1B 1-2 2-3	0-0 4-3		4-0 WP BB BB	4 2 1 0 1 0 1
Cal Ripken Jr., R (1, 6) OBP: 0.369, SLG: 0.468	0-0 5-3			0-0 5-3		FC5-2 1B 1-2 2-3 3-H	0-0 F8		4-0 BB WP BB	4 1 1 1 1 0 1
Eddie Murray, S (1, 3) OBP: 0.425, SLG: 0.456		0-0 6-3		0-3 K		FC5-2 BB 1B 1-2 2-3 3-H	0-0 G3		4-0 BB BB	4 1 0 0 1 1 4
Gary Roenicke, R (1, 7) OBP: 0.310, SLG: 0.423		0-0 5-3			0-0 5-3 1B	0-0 BB E 1-2 2-H 3-H		4-0 PB BB	4-0 FC6-4 BB	3 1 2 3 2 0 0
Ken Singleton, S (1, 10) OBP: 0.264, SLG: 0.340		0-3 K			0-0 F9	4-0 F8 E BB 1-2 2-3		0-0 F7	0-0 FC6-4	4 0 0 0 1 1 5
Rich Dauer, R (1, 4) OBP: 0.289, SLG: 0.329			0-0 6-3		0-0 5-3	0-0 E5 BB 1-2 2-H 3-H		0-3 K		4 0 0 1 0 1 3
Leo Hernandez, R (1, 5) OBP: 0.279, SLG: 0.391			0-0 P6		0-0 4-3	0-0 F8		0-0 6-3		4 0 0 0 0 0 4
Rick Dempsey, R (1, 2) OBP: 0.229, SLG: 0.220			0-0 6-3			E6 1B 1B			0-0 F8	3 1 1 0 1 0 0

TOP	
Baltimore Orioles @ Oakland Athletics	
Oakland-Alameda County Coliseum, Oakland, CA	
Wed Apr 27 1983, 7:05 PM PDT	
Att. 7,273 - Unknown	
AB 35	
R 6	
H 6	
RBI 5	
BB 7	
SO 4	
LOB 22	
WP: 1 PA: 42	
PB: 1	
SB: 0	
CS: 0	

Inning Stats	R: 0	H: 0	E: 0	K: 0	S: 3	R: 0	H: 0	E: 0	K: 1	S: 5	R: 0	H: 0	E: 0	K: 0	S: 3	R: 0	H: 1	E: 0	K: 1	S: 6	R: 0	H: 1	E: 0	K: 0	S: 4	R: 5	H: 4	E: 3	K: 1	S: 11	R: 0	H: 0	E: 0	K: 0	S: 3	R: 0	H: 0	E: 0	K: 1	S: 5	R: 1	H: 0	E: 0	K: 0	S: 3	R: 1	H: 0	E: 0	K: 0	S: 3			
	0	0	0	0	3	0	0	0	1	5	0	0	0	0	3	0	1	0	0	6	0	0	0	0	4	0	3	0	0	0	0	0	0	0	0	0	0	0	0	0	0	0	0	0	0	0	0	0	0	0	0	0	
	0	0	0	0	3	0	0	0	0	5	0	0	0	0	3	0	1	0	0	6	0	0	0	0	4	0	3	0	0	0	0	0	0	0	0	0	0	0	0	0	0	0	0	0	0	0	0	0	0	0	0	0	0
	0	0	0	0	3	0	0	0	0	5	0	0	0	0	3	0	1	0	0	6	0	0	0	0	4	0	3	0	0	0	0	0	0	0	0	0	0	0	0	0	0	0	0	0	0	0	0	0	0	0	0	0	0
	0	0	0	0	3	0	0	0	0	5	0	0	0	0	3	0	1	0	0	6	0	0	0	0	4	0	3	0	0	0	0	0	0	0	0	0	0	0	0	0	0	0	0	0	0	0	0	0	0	0	0	0	0
	0	0	0	0	3	0	0	0	0	5	0	0	0	0	3	0	1	0	0	6	0	0	0	0	4	0	3	0	0	0	0	0	0	0	0	0	0	0	0	0	0	0	0	0	0	0	0	0	0	0	0	0	0

PITCHER	IP	WLS	BF	H	R	ER	SO	BB	IBB	HBP	BLK	WP	HR	S	P	ERA	WHIP
Bill Krueger, L (1, 1) ERA: 2.83	5.1	L	23	6	5	2	2	0	0	0	1	0	0	27	27	3.38	1.125
Matt Keough, R (6, 1) ERA: 7.41	1.2		8	0	0	0	1	2	0	0	0	0	0	8	16	0.00	1.200
Tim Conroy, L (8, 1) ERA: 2.38	1.2		9	0	1	1	1	4	0	0	0	1	0	7	23	5.40	2.400
Steve Baker, R (9, 1) ERA: 3.12	0.1		2	0	0	0	0	1	0	0	0	0	0	1	5	0.00	3.000



Batter	1	2	3	4	5	6	7	8	9	AB	R	H	RBI	BB	SO	LOB
Rickey Henderson, R (1, 7) OBP: 0.486, SLG: 0.434	0-0 F8		0-0 2B		0-0 F9			0-0 F9		4	0	1	0	0	0	1
Bill Almon, R (1, 9) OBP: 0.408, SLG: 0.455	0-0 FC5-4 1B		0-0 F8			0-0 5-3		0-3 K		4	0	1	0	0	1	1
Carney Lansford, R (1, 5) Wayne Gross, L (8, PH) OBP: 0.486, SLG: 0.483	0-0 L6		0-0 F8			0-0 5-3		0-0 P5		3	0	0	0	0	0	2
Jeff Burroughs, R (1, 10) OBP: 0.352, SLG: 0.406	0-0 FC5-4 1-2f			0-0 5-3		0-0 1B			0-0 1-3	4	0	1	0	0	0	1
Dwayne Murphy, L (1, 8) OBP: 0.269, SLG: 0.295		0-0 5-3		0-0 F2		0-0 F7			0-0 4-3	4	0	0	0	0	0	1
Davey Lopes, R (1, 4) OBP: 0.338, SLG: 0.371		0-0 FC5-4 1B		0-0 F8			0-0 5-3		0-0 P6	4	0	1	0	0	0	0
Kelvin Moore, R (1, 3) OBP: 0.234, SLG: 0.259		0-0 FC5-4 FC6-4 1-2f		0-0 1-3		0-3 K				3	0	0	0	0	1	1
Darryl Cias, R (1, 2) OBP: 0.333, SLG: 0.667		0-0 FC6-4 1-2f		0-0 P5		0-0 2B				3	0	1	0	0	0	1
Tony Phillips, S (1, 6) OBP: 0.283, SLG: 0.245			0-0 P6		0-0 1B		0-3 K			3	0	1	0	0	1	1
Inning Stats	R: 0 E: 0 K: 0 S: 4	H: 1 LOB: 1 BB: 0 P: 4	R: 0 E: 0 K: 0 S: 4	H: 1 LOB: 1 BB: 0 P: 4	R: 0 E: 0 K: 0 S: 4	H: 0 LOB: 0 BB: 0 P: 3	R: 0 E: 0 K: 0 S: 4	H: 1 LOB: 1 BB: 0 P: 4	R: 0 E: 0 K: 2 S: 8	H: 1 LOB: 1 BB: 0 P: 8	R: 0 E: 0 K: 1 S: 5	H: 0 LOB: 0 BB: 0 P: 5	R: 0 E: 0 K: 0 S: 3	H: 0 LOB: 0 BB: 0 P: 3	1B: 4 2B: 2 3B: 0 HR: 0	SF: 0 SAC: 0 DP: 0 HBP: 0

BOTTOM

Baltimore Orioles @ Oakland Athletics
Oakland-Alameda County Coliseum, Oakland, CA
 Wed Apr 27 1983, 7:05 PM PDT
 Att. 7,273 - Unknown

livebaseballscorecards.com

AB	33
R	0
H	6
RBI	0
BB	0
SO	3
LOB	9



PITCHER	IP	WLS	BF	H	R	ER	SO	BB	IBB	HBP	BLK	WP	HR	S	P	ERA	WHIP
Mike Flanagan, L (1, 1) ERA: 3.41	5.0	W	19	4	0	0	0	0	0	0	0	0	0	19	19	0.00	0.800
Sammy Stewart, R (6, 1) ERA: 2.5	4.0	S	14	2	0	0	3	0	0	0	0	0	0	20	20	0.00	0.500

WP: 0	PA: 33
PB: 0	
SB: 0	
CS: 0	

Batter	1	2	3	4	5	6	7	8	9	AB R H RBI BB SO LOB	TOP																
Lou Whitaker, L (1, 4) OBP: 0.293, SLG: 0.276	0-0 F8		0-0 F7	0-0 1B			0-0 SF8		0-0 F7	4 0 1 1 0 0 1																	
Chet Lemon, R (1, 8) OBP: 0.368, SLG: 0.373	0-0 F7		0-0 E5		0-3 K		0-0 6-3		0-0 L4	5 0 0 1 0 1 1																	
Larry Herndon, R (1, 7) OBP: 0.329, SLG: 0.554	0-0 1B		0-3 K		0-0 E1		0-0 E9			4 2 1 0 0 1 1																	
Lance Parrish, R (1, 2) OBP: 0.392, SLG: 0.475	0-0 1B		0-0 1B		0-0 G6-3		0-0 1B			4 0 3 1 0 0 1																	
Glenn Wilson, R (1, 9) OBP: 0.339, SLG: 0.600	0-0 1B		0-0 F9			0-0 F9		0-3 K		4 0 1 1 0 1 2																	
John Wockenfuss, R (1, 10) OBP: 0.281, SLG: 0.276	0-0 F8			0-0 1B		0-0 6-3		4-0 FC6-4		3 0 1 0 0 0 2																	
Kirk Gibson, L (8, PH) OBP: 0.375, SLG: 0.385								BB		0 0 0 0 1 0 0																	
Tom Brookens, R (1, 5) OBP: 0.400, SLG: 0.513		0-0 F9		0-3 K		4-0 CS		0-0 FC6-4		3 0 0 0 1 1 2																	
Enos Cabell, R (1, 3) OBP: 0.353, SLG: 0.353		0-0 1-3		0-0 F4		0-0 CS		0-0 F8		4 1 1 0 0 0 2																	
Alan Trammell, R (1, 6) OBP: 0.375, SLG: 0.352			0-0 F9		0-0 E5		0-0 SF8		4-0 L4	3 1 1 0 0 0 1																	
Johnny Grubb, L (9, PH) OBP: 0.318, SLG: 0.222				1-2 1B			1-3 6-3			0 0 0 0 1 0 0																	
Howard Johnson, S (9, PR) OBP: 0.182, SLG: 0.129										0 0 0 0 0 0 0																	
Inning Stats	R: 1 E: 0 K: 0 S: 6	H: 3 LOB: 2 BB: 0 P: 6	R: 0 E: 0 K: 0 S: 3	H: 0 LOB: 0 BB: 0 P: 3	R: 0 E: 1 K: 1 S: 7	H: 1 LOB: 2 BB: 0 P: 7	R: 0 E: 1 K: 1 S: 7	H: 2 LOB: 2 BB: 0 P: 7	R: 0 E: 1 K: 1 S: 5	H: 0 LOB: 0 BB: 0 P: 5	R: 0 E: 0 K: 0 S: 2	H: 0 LOB: 0 BB: 1 P: 6	R: 3 E: 1 K: 0 S: 6	H: 3 LOB: 1 BB: 0 P: 6	R: 0 E: 0 K: 1 S: 5	H: 0 LOB: 1 BB: 1 P: 9	R: 0 E: 0 K: 0 S: 2	H: 0 LOB: 1 BB: 1 P: 6	1B: 8 2B: 2 3B: 0 HR: 0	SF: 1 SAC: 0 DP: 2 HBP: 0	WP: 0 PB: 0 SB: 0 CS: 1	PA: 39					
PITCHER	IP WLS BF H R ER SO BB IBB HBP BLK WP HR S P ERA WHIP																										
Tom Underwood, L (1, 1) ERA: 6.0	6.1		28	8	3	3	3	1	0	0	0	0	0	33	37	4.26	1.421										
Steve Baker, R (7, 1) ERA: 3.0	0.2	W	3	1	1	0	0	0	0	0	0	0	0	3	3	0.00	1.500										
Steve McCatty, R (8, 1) ERA: 1.59	2.0	S	7	0	0	0	1	2	0	0	0	0	0	7	15	0.00	1.000										

Detroit Tigers @ Oakland Athletics
 Oakland-Alameda County Coliseum, Oakland, CA

Fri Apr 29 1983, 7:05 PM PDT
 Att. 7,965 - Unknown

livebaseballscorecards.com

AB 34
R 4
H 9
RBI 4
BB 3
SO 4
LOB 13



Batter	1	2	3	4	5	6	7	8	9	AB	R	H	RBI	BB	SO	LOB
Rickey Henderson, R OBP: 0.474, SLG: 0.411 (1, 7)	0-0 F4	0-3 K		4-0 BB			0-0 F6			3	0	0	0	1	1	0
Mike Davis, L OBP: 0.329, SLG: 0.397 (1, 9)	0-0 4-3 S 1B	0-0 WP BB WP 1B		0-0 F4			0-0 4-3 S 1B 1B			4	2	3	0	0	0	1
Bill Almon, R OBP: 0.396, SLG: 0.426 (1, 5)	0-0 4-3	4-0 WP BB 1-2 BB		0-3 K			0-0 4-3			3	0	0	0	1	1	3
Kelvin Moore, R OBP: 0.234, SLG: 0.259 (9, 3)	1-3						1-3			0	0	0	0	0	0	0
Dwayne Murphy, L OBP: 0.296, SLG: 0.290 (1, 8)	4-0 BB	4-0 WP BB 1-2 2-3 BB			0-3 K		4-0 1B BB			1	0	0	0	3	1	0
Wayne Gross, L OBP: 0.462, SLG: 0.455 (1, 3) (9, 5)	0-3 K	0-0 6-3 1-2 2-3 3-H			0-0 F8		0-0 1-2 3-H 1B			4	0	1	1	0	1	4
Davey Lopes, R OBP: 0.347, SLG: 0.379 (1, 4)		0-0 1B FC6-4 1B	0-0 CS 1B		0-0 5-3		0-0 F8			4	1	2	0	0	0	2
Dan Meyer, L OBP: 0.231, SLG: 0.250 (1, 10)		0-0 1B FC6-4 1-3 1B	0-0 F6			0-0 FC3-6 1B	0-0 F9			4	0	2	0	0	0	1
Bob Kearney, R OBP: 0.275, SLG: 0.266 (1, 2)		0-0 FC6-4 1-2f HR 3-H	0-0 1-3			0-0 FC3-6 G6-3	0-3 K			4	1	0	1	0	1	2
Tony Phillips, S OBP: 0.281, SLG: 0.298 (1, 6)		0-0 1-H HR		0-0 4-3		0-0 G6-3	0-0 F7			4	1	1	2	0	0	1
Inning Stats	R: 0 H: 1 E: 0 LOB: 2 K: 1 BB: 1 S: 6 P: 10	R: 4 H: 4 E: 0 LOB: 2 K: 1 BB: 2 S: 9 P: 17	R: 0 H: 1 E: 0 LOB: 0 K: 0 BB: 0 S: 3 P: 3	R: 0 H: 0 E: 0 LOB: 1 K: 1 BB: 1 S: 5 P: 9	R: 0 H: 0 E: 0 LOB: 0 K: 1 BB: 0 S: 5 P: 5	R: 0 H: 1 E: 0 LOB: 0 K: 0 BB: 0 S: 3 P: 3	R: 1 H: 2 E: 0 LOB: 2 K: 0 BB: 1 S: 5 P: 9	R: 0 H: 0 E: 0 LOB: 0 K: 1 BB: 0 S: 5 P: 5			1B: 8 SF: 0 2B: 0 SAC: 0 3B: 0 DP: 1 HR: 1 HBP: 0	WP: 2 PA: 36 PB: 0 SB: 2 CS: 1				

BOTTOM

Detroit Tigers @ Oakland Athletics
Oakland-Alameda County Coliseum, Oakland, CA

livebaseballscores.com

AB 31
R 5
H 9
RBI 4
BB 5
SO 5
LOB 14



ERA 5.62 WHIP 1.750

Fri Apr 29 1983, 7:05 PM PDT
Att. 7,965 - Unknown

Batter	1	2	3	4	5	6	7	8	9	AB R H RBI BB SO LOB	TOP	
Lou Whitaker, L (1, 4) OBP: 0.302, SLG: 0.269	4-0 SH1-3 G3 S BB	0-0 G3			0-0 F8			4-0 HBP BB		2 1 0 0 2 0 1		
Chet Lemon, R (1, 8) OBP: 0.366, SLG: 0.361	0-0 SH1-3 1-3		0-3 K		0-0 F7			1-0 1-2 HBP		2 0 0 0 0 1 0		
Kirk Gibson, L (1, 10) OBP: 0.333, SLG: 0.333	0-0 G3 3-H		0-0 F7		0-3 K			0-0 F8		4 0 0 1 0 1 2		
Lance Parrish, R (1, 2) OBP: 0.372, SLG: 0.446	0-0 F6		0-0 6-3		0-0 5-3			0-0 5-3		4 0 0 0 0 0 2		
Larry Herndon, R (1, 7) OBP: 0.325, SLG: 0.538		0-0 1B E 4-3 1B		0-0 F9		0-0 F3		0-0 F1		4 1 1 0 0 0 0		
Glenn Wilson, R (1, 9) OBP: 0.333, SLG: 0.576		0-0 4-3 1-2		0-0 FC5-4 1B		0-0 F6		0-0 5-3		4 0 1 0 0 0 1		
Mike Ivie, R (1, 3) OBP: 0.297, SLG: 0.382		0-0 E 4-3 1B 2-3		0-0 FC5-4 1-2f		0-0 5-3		0-0 F7		4 1 1 0 0 0 1		
Tom Brookens, R (1, 5) OBP: 0.375, SLG: 0.476		0-0 E5 4-3 1-3 3-H		0-0 1-3		0-0 5-3				3 0 0 0 0 0 2		
Alan Trammell, R (1, 6) OBP: 0.358, SLG: 0.333		0-0 4-3 2-3 3-H		0-0 F7		0-3 K				3 0 0 1 0 1 1		
Inning Stats	R: 1 H: 0 E: 0 LOB: 0 K: 0 BB: 1 S: 3 P: 7	R: 2 H: 2 E: 1 LOB: 1 K: 0 BB: 0 S: 6 P: 6	R: 0 H: 0 E: 0 LOB: 0 K: 1 BB: 0 S: 5 P: 5	R: 0 H: 1 E: 0 LOB: 1 K: 0 BB: 0 S: 4 P: 4	R: 0 H: 0 E: 0 LOB: 0 K: 0 BB: 0 S: 3 P: 3	R: 0 H: 0 E: 0 LOB: 0 K: 1 BB: 0 S: 5 P: 5	R: 0 H: 0 E: 0 LOB: 0 K: 0 BB: 0 S: 3 P: 3	R: 0 H: 0 E: 0 LOB: 2 K: 1 BB: 1 S: 5 P: 10	R: 0 H: 0 E: 0 LOB: 0 K: 0 BB: 0 S: 3 P: 3	1B: 3 SF: 0 2B: 0 SAC: 1 3B: 0 DP: 0 HR: 0 HBP: 1	WP: 0 PA: 34 PB: 0 SB: 1 CS: 0	
PITCHER Chris Codirotti, R (1, 1) ERA: 2.67	IP WLS BF H R ER SO BB IBB HBP BLK WP HR S P ERA WHIP	9.0 W 34 3 3 1 3 2 0 1 0 0 0 0 37 46 1.00 0.556										

Detroit Tigers @ Oakland Athletics
 Oakland-Alameda County Coliseum, Oakland, CA
 Sun May 01 1983, 3:33 AM PDT
 Overcast

AB	30
R	3
H	3
RBI	2
BB	2
SO	3
LOB	10



Batter	1	2	3	4	5	6	7	8	9	AB R H RBI BB SO LOB	TOP											
Lou Whitaker, L (1, 4) OBP: 0.311, SLG: 0.272	0-3 K		0-3 K		4-0 BB			0-0 SH1-4 1B		3 0 1 0 1 2 0												
Chet Lemon, R (1, 8) OBP: 0.378, SLG: 0.375	0-0 E2 1B			0-0 1B 1B	0-0 F7			0-0 SH1-4		3 0 2 0 0 0 2												
Kirk Gibson, L (1, 10) OBP: 0.308, SLG: 0.303 John Wockenfuss, R (8, PH) OBP: 0.273, SLG: 0.267	0-3 K		0-3 K		0-0 G3			0-3 K		3 0 0 0 0 2 2 1 0 0 0 0 1 2												
Lance Parrish, R (1, 2) OBP: 0.366, SLG: 0.435	0-3 K			0-0 1-2 1B	0-0 6-3			0-0 F9		4 0 1 0 0 1 3												
Larry Herndon, R (1, 7) OBP: 0.321, SLG: 0.519		0-0 5-3		0-3 K		0-3 K			4-0 BB BB	3 0 0 0 1 2 2												
Glenn Wilson, R (1, 9) OBP: 0.313, SLG: 0.540		0-0 6-3		0-0 F9			0-0 6-3		0-0 F2	4 0 0 0 0 0 3												
Rick Leach, L (1, 3) OBP: 0.273, SLG: 0.333		0-0 4-3			0-0 2B		0-0 F7		0-3 K	4 0 1 0 0 1 1												
Tom Brookens, R (1, 5) OBP: 0.353, SLG: 0.444 Johnny Grubb, L (9, PH) OBP: 0.348, SLG: 0.222 Enos Cabell, R (9, PR) OBP: 0.353, SLG: 0.353			0-0 5-3		0-0 F8		0-0 5-3		4-0 BB BB BB BB	3 0 0 0 0 0 1 0 0 0 0 1 0 0 0 0 0 0 0 0 0												
Alan Trammell, R (1, 6) OBP: 0.348, SLG: 0.322 Howard Johnson, S (8, PH) OBP: 0.200, SLG: 0.152			0-0 F4		0-3 K			0-0 SH1-4 1B 1B	0-0 3-1	2 0 0 0 0 1 1 2 0 1 0 0 0 2												
Inning Stats	R: 0 E: 1 K: 3 S: 10	H: 1 LOB: 1 BB: 0 P: 10	R: 0 E: 0 K: 0 S: 3	H: 0 LOB: 0 BB: 0 P: 3	R: 0 E: 0 K: 1 S: 5	H: 0 LOB: 0 BB: 0 P: 5	R: 0 E: 0 K: 2 S: 9	H: 2 LOB: 2 BB: 0 P: 9	R: 0 E: 0 K: 1 S: 6	H: 1 LOB: 2 BB: 1 P: 10	R: 0 E: 0 K: 1 S: 5	H: 0 LOB: 0 BB: 0 P: 5	R: 0 E: 0 K: 0 S: 3	H: 0 LOB: 0 BB: 0 P: 3	R: 0 E: 0 K: 1 S: 7	H: 2 LOB: 2 BB: 0 P: 7	R: 0 E: 0 K: 1 S: 5	H: 0 LOB: 2 BB: 2 P: 13	1B: 5 2B: 1 3B: 0 HR: 0	SF: 0 SAC: 1 DP: 0 HBP: 0	WP: 0 PB: 0 SB: 0 CS: 0	PA: 36
PITCHER	IP WLS BF H R ER SO BB IBB HBP BLK WP HR S P ERA WHIP																					
Mike Norris, R (1, 1) ERA: 2.83	7.1 W 29 6 0 0 8 1 0 0 0 0 0 0 44 48 0.00 0.955																					
Tom Burgmeier, L (8, 1) ERA:	0.1 1 0 0 0 1 0 0 0 0 0 0 0 3 3 0.00 0.000																					
Steve McCatty, R (8, 1) ERA: 1.29	1.1 S 6 0 0 0 1 2 0 0 0 0 0 0 6 14 0.00 1.500																					

Detroit Tigers @ Oakland Athletics
 Oakland-Alameda County Coliseum, Oakland, CA
 Sun May 01 1983, 3:38 AM PDT
 Att. 23,819 - Sunny

livebaseballscorecards.com

AB	32
R	0
H	6
RBI	0
BB	3
SO	10
LOB	19



Batter	1	2	3	4	5	6	7	8	9
Bill Almon, R (1, 6) <small>OBP: 0.375, SLG: 0.400</small> Rickey Henderson, R (9, 7) <small>OBP: 0.458, SLG: 0.410</small>	0-0 6-3		0-0 5-3			0-0 6-3			
Mike Davis, L (1, 9) <small>OBP: 0.333, SLG: 0.407</small>	0-0 F7			0-0 G3			0-0 6-3 1B 2B		
Wayne Gross, L (1, 5) <small>OBP: 0.426, SLG: 0.439</small>	0-0 F8			0-0 4-3			0-0 F6		
Dwayne Murphy, L (1, 8) <small>OBP: 0.278, SLG: 0.271</small>		0-0 F7		0-0 F8			0-0 6-3 2-3		
Dan Meyer, L (1, 3) <small>OBP: 0.300, SLG: 0.278</small> Kelvin Moore, R (7, PR) <small>OBP: 0.234, SLG: 0.259</small> (8, 3)		0-0 G3			0-0 F8		0-0 CS 1B		
Mitchell Page, L (1, 10) <small>OBP: 0.235, SLG: 0.250</small>		4-0 PO BB			0-0 1-3		0-0 CS 1-2	0-3 K	
Garry Hancock, L (1, 7) <small>OBP: 0.333, SLG: 0.286</small> Davey Lopes, R (9, 4) <small>OBP: 0.355, SLG: 0.377</small>		0-0 PO 1-2	0-0 F7		0-0 4-3			0-0 4-3	
Bob Kearney, R (1, 2) <small>OBP: 0.306, SLG: 0.333</small>			0-0 HR			4-0 G1-6-3 BB		0-0 1B	
Tony Phillips, S (1, 4) <small>OBP: 0.268, SLG: 0.270</small> (9, 6)			0-0 4-3			0-0 G1-6-3 1-2f		0-0 4-3	

AB	R	H	RBI	BB	SO	LOB
3	0	0	0	0	0	0
0	0	0	0	0	0	0
3	1	1	0	0	0	0
3	0	0	0	0	0	1
3	0	0	0	0	0	1
3	0	1	1	0	0	0
0	0	0	0	0	0	0
2	0	0	0	1	1	0
3	0	0	0	0	0	0
0	0	0	0	0	0	0
2	1	2	1	1	0	0
3	0	0	0	0	0	2

BOTTOM

Detroit Tigers @ Oakland Athletics
 Oakland-Alameda County Coliseum, Oakland, CA

Sun May 01 1983, 3:38 AM PDT
 Att. 23,819 - Sunny

livebaseballscores.com

AB	25
R	2
H	4
RBI	2
BB	2
SO	1
LOB	4



Inning Stats	R: 0	H: 0	E: 0	LOB: 0	K: 0	BB: 0	S: 3	P: 3
	0	0	0	0	0	0	3	3
	0	0	0	0	0	1	6	6
	1	1	0	0	0	0	4	4
	0	0	0	0	0	0	3	3
	0	0	0	0	0	0	3	3
	0	0	0	0	0	0	6	6
	0	0	0	0	0	0	3	3
	0	0	0	0	0	0	6	6
	0	0	0	0	0	0	6	6
	0	0	0	0	0	0	6	6

PITCHER	IP	WLS	BF	H	R	ER	SO	BB	IBB	HBP	BLK	WP	HR	S	P	ERA	WHIP
Milt Wilcox, R (1, 1) <small>ERA: 3.28</small>	8.0	L	27	4	2	2	1	2	0	0	0	0	1	27	35	2.25	0.750

PITCHER	IP	WLS	BF	H	R	ER	SO	BB	IBB	HBP	BLK	WP	HR	S	P	ERA	WHIP

WP: 0	PA: 29
PB: 0	
SB: 0	
CS: 1	

Batter	1	2	3	4	5	6	7	8	9	AB R H RBI BB SO LOB	TOP									
Rickey Henderson, R OBP: 0.448, SLG: 0.415 (1, 7)	0-3 K		0-0 2B		0-0 1-3			0-0 F9		4 0 1 0 0 1 0										
Mike Davis, L OBP: 0.319, SLG: 0.389 (1, 9)	0-0 F6		0-0 F6			0-0 3-1		0-0 3-1		4 0 0 0 0 0 1										
Wayne Gross, L OBP: 0.412, SLG: 0.422 (1, 5)	0-0 F9			0-0 F8 1B 1B		0-0 F6			0-0 6-3	4 0 1 0 0 0 0										
Dwayne Murphy, L OBP: 0.265, SLG: 0.257 (1, 8)		0-0 4-3		0-0 F9		0-0 F9			0-0 4-3	4 0 0 0 0 0 1										
Dan Meyer, L OBP: 0.375, SLG: 0.455 (1, 3)		0-0 F9		0-0 FC5-4 1B			0-0 4-3 SF7 2B		0-0 4-3 2B	4 1 3 0 0 0 0										
Mitchell Page, L OBP: 0.238, SLG: 0.250 (1, 10)		0-0 S 1B		0-0 F8 2-3			0-0 4-3 2-3		0-0 G3	4 0 1 0 0 0 4										
Davey Lopes, R OBP: 0.342, SLG: 0.366 (1, 4)		0-3 K		0-0 FC5-4 1-2			0-0 SF7 3-H			2 0 0 1 0 1 3										
Bob Kearney, R OBP: 0.297, SLG: 0.324 (1, 2)			0-3 K		0-0 F9		0-0 F8			2 0 0 0 0 0 1 0										
Garry Hancock, L OBP: 0.313, SLG: 0.267 (7, PH)										1 0 0 0 0 0 0 0										
Darryl Cias, R OBP: 0.429, SLG: 0.500 (7, 2)										0 0 0 0 0 0 0 0										
Tony Phillips, S OBP: 0.260, SLG: 0.262 (1, 6)			0-0 3-1		0-0 F7				0-3 K	2 0 0 0 0 0 0 0										
Bill Almon, R OBP: 0.368, SLG: 0.392 (8, PH)										1 0 0 0 0 0 1 0										
Inning Stats	R: 0 E: 0 K: 1 S: 5	H: 0 LOB: 0 BB: 0 P: 5	R: 0 E: 0 K: 1 S: 6	H: 1 LOB: 1 BB: 0 P: 6	R: 0 E: 0 K: 1 S: 6	H: 1 LOB: 1 BB: 0 P: 6	R: 0 E: 0 K: 0 S: 5	H: 2 LOB: 2 BB: 0 P: 5	R: 0 E: 0 K: 0 S: 3	H: 0 LOB: 0 BB: 0 P: 3	R: 1 E: 0 K: 0 S: 4	H: 1 LOB: 0 BB: 0 P: 4	R: 0 E: 0 K: 1 S: 5	H: 0 LOB: 0 BB: 0 P: 5	R: 0 E: 0 K: 0 S: 4	H: 1 LOB: 1 BB: 0 P: 4	1B: 3 2B: 3 3B: 0 HR: 0	SF: 1 SAC: 0 DP: 0 HBP: 0	WP: 0 PB: 0 SB: 1 CS: 0	PA: 33
PITCHER	IP WLS BF H R ER SO BB IBB HBP BLK WP HR S P ERA WHIP																			
Dennis Eckersley, R ERA: 3.29 (1, 1)	8.0 W 29 5 1 1 4 0 0 0 0 0 0 0 37 37 1.12 0.625																			
Bob Stanley, R ERA: 1.4 (9, 1)	1.0 S 4 1 0 0 0 0 0 0 0 0 0 0 4 4 0.00 1.000																			

Oakland Athletics @ Boston Red Sox
Fenway Park, Boston, MA
Tue May 03 1983, 7:05 PM EDT
Att. 13,189 - Cloudy

livebaseballscorecards.com

AB	32
R	1
H	6
RBI	1
BB	0
SO	4
LOB	9



Batter	1	2	3	4	5	6	7	8	9	AB R H RBI BB SO LOB
Jerry Remy, L (1, 4) OBP: 0.282, SLG: 0.250	0-0 F7		0-0 HR 1B	0-0 5-3			4-0 BB BB			3 1 1 0 1 0 2
Dwight Evans, R (1, 9) OBP: 0.375, SLG: 0.530	0-0 FC5-4 1B		0-0 HR	4-0 BB			0-0 F7			3 1 2 3 1 0 1
Jim Rice, R (1, 7) OBP: 0.351, SLG: 0.531	0-0 F8		4-0 FC6-4 BB	0-0 F3			0-0 F6			3 0 0 0 1 0 5
Tony Armas, R (1, 10) OBP: 0.253, SLG: 0.362	0-0 FC5-4 1-2f		0-0 FC6-4 FC5 1B 1-2f		0-3 K		4-0 BB 1-2			3 0 0 0 1 1 2
Wade Boggs, L (1, 5) OBP: 0.469, SLG: 0.476		0-0 F7	0-0 1-2 1B		0-0 6-3		0-0 4-3			4 0 1 0 0 0 2
Dave Stapleton, R (1, 3) OBP: 0.267, SLG: 0.316		0-0 F8	0-0 FC5 2-3f		0-0 F6			0-0 F4		4 0 0 0 0 0 2
Jeff Newman, R (1, 2) OBP: 0.227, SLG: 0.286		0-3 K		0-0 5-3 1B 1B		0-0 F9		0-3 K		4 0 1 0 0 2 0
Reid Nichols, R (1, 8) OBP: 0.309, SLG: 0.286			0-0 F8	0-0 5-3 1B 1B		0-3 K		4-0 BB		3 0 1 0 1 1 0
Glenn Hoffman, R (1, 6) OBP: 0.313, SLG: 0.274			0-0 1B HR 1B	0-0 F4		0-0 F6		0-0 5-3		4 1 1 0 0 0 3

Inning Stats	R: 0 E: 0 K: 0 S: 4	H: 1 LOB: 1 BB: 0 P: 4	R: 0 E: 0 K: 1 S: 5	H: 0 LOB: 0 BB: 0 P: 5	R: 3 E: 0 K: 0 S: 7	H: 4 LOB: 2 BB: 1 P: 11	R: 0 E: 0 K: 0 S: 5	H: 2 LOB: 3 BB: 1 P: 9	R: 0 E: 0 K: 1 S: 5	H: 0 LOB: 0 BB: 0 P: 5	R: 0 E: 0 K: 1 S: 5	H: 0 LOB: 0 BB: 0 P: 5	R: 0 E: 0 K: 0 S: 3	H: 0 LOB: 2 BB: 2 P: 11	R: 0 E: 0 K: 1 S: 5	H: 0 LOB: 1 BB: 1 P: 9	1B: 6 2B: 0 3B: 0 HR: 1	SF: 0 SAC: 0 DP: 0 HBP: 0	WP: 0 PB: 0 SB: 0 CS: 0	PA: 36
--------------	------------------------------	---------------------------------	------------------------------	---------------------------------	------------------------------	----------------------------------	------------------------------	---------------------------------	------------------------------	---------------------------------	------------------------------	---------------------------------	------------------------------	----------------------------------	------------------------------	---------------------------------	----------------------------------	------------------------------------	----------------------------------	--------

PITCHER	IP	WLS	BF	H	R	ER	SO	BB	IBB	HBP	BLK	WP	HR	S	P	ERA	WHIP
Bill Krueger, L (1, 1) ERA: 3.03	7.0	L	32	7	3	3	3	4	0	0	0	0	1	34	50	3.86	1.571
Dave Beard, R (8, 1) ERA: 3.0	1.0		4	0	0	0	1	1	0	0	0	0	0	5	9	0.00	1.000

BOTTOM

Oakland Athletics @ Boston Red Sox
 Fenway Park, Boston, MA
 Tue May 03 1983, 7:05 PM EDT
 Att: 13,189 - Cloudy

livebaseballscorecards.com

AB	31
R	3
H	7
RBI	3
BB	5
SO	4
LOB	17



Batter	1	2	3	4	5	6	7	8	9	AB R H RBI BB SO LOB	TOP																				
Rickey Henderson, R OBP: 0.462, SLG: 0.433 (1, 7)	0-3 K		0-0 E 2B		4-0 BB BB BB			4-0 1B BB		2 1 1 0 2 1 0	<p>Oakland Athletics @ Boston Red Sox</p> <p>Fenway Park, Boston, MA</p> <p>Wed May 04 1983, 7:05 PM EDT</p> <p>Att. 14,164 - Unknown - 61 F</p>																				
Mike Davis, L OBP: 0.316, SLG: 0.383 (1, 9)	0-3 K		0-0 E3 S 2-3		0-0 F8			0-0 1-3 1B		4 0 1 0 0 1 3																					
Bill Almon, R OBP: 0.361, SLG: 0.382 (1, 5)	0-3 K		0-0 G3 1-2		0-0 G4-6-3 1B			0-0 1-3 1-2 3-H		4 0 1 1 0 1 3																					
Jeff Burroughs, R OBP: 0.342, SLG: 0.389 (1, 10)					0-0 F9			0-0 F7		4 0 1 0 0 0 2																					
Dwayne Murphy, L OBP: 0.264, SLG: 0.247 (1, 8)					4-0 G4-6-3 BB			0-0 G4-6-3 1-2f		3 0 0 0 1 1 2																					
Davey Lopes, R OBP: 0.337, SLG: 0.360 (1, 4)					0-0 G4-6-3 1-2f			0-0 F7		4 0 1 0 0 0 1																					
Kelvin Moore, R OBP: 0.221, SLG: 0.242 (1, 3)					0-0 G4-6-3 1-2f			0-0 5-3		4 0 0 0 0 1 1																					
Bob Kearney, R OBP: 0.286, SLG: 0.310 (1, 2)					0-0 K			0-0 F8		3 0 0 0 0 0 0																					
Tony Phillips, S OBP: 0.263, SLG: 0.254 (1, 6)					0-0 F8			0-0 F9		2 0 0 0 1 1 0																					
					4-0 BB BB			0-3 K																							
Inning Stats	R: 0 E: 0 K: 3 S: 9	H: 0 LOB: 0 BB: 0 P: 9	R: 0 E: 0 K: 0 S: 4	H: 2 LOB: 1 BB: 0 P: 4	R: 0 E: 1 K: 0 S: 5	H: 1 LOB: 2 BB: 0 P: 5	R: 0 E: 0 K: 0 S: 2	H: 0 LOB: 0 BB: 1 P: 6	R: 0 E: 0 K: 1 S: 5	H: 0 LOB: 2 BB: 2 P: 13	R: 0 E: 0 K: 0 S: 3	H: 1 LOB: 0 BB: 0 P: 3	R: 0 E: 0 K: 0 S: 3	H: 0 LOB: 0 BB: 0 P: 3	R: 1 E: 0 K: 1 S: 6	H: 1 LOB: 1 BB: 1 P: 10	R: 0 E: 0 K: 1 S: 5	H: 0 LOB: 0 BB: 0 P: 5	1B: 4 2B: 1 3B: 0 HR: 0	SF: 0 SAC: 0 DP: 3 HBP: 0	WP: 0 PB: 1 SB: 1 CS: 0	PA: 34									
PITCHER Bruce Hurst, L ERA: 2.79 (1, 1)	IP 9.0	WLS W	BF 34	H 5	R 1	ER 1	SO 6	BB 4	IBB 0	HBP 0	BLK 0	WP 0	HR 0	S 42	P 58	ERA 1.00	WHIP 1.000														
											PITCHER	IP	WLS	BF	H	R	ER	SO	BB	IBB	HBP	BLK	WP	HR	S	P	ERA	WHIP			

livebaseballscorecards.com

AB	30
R	1
H	5
RBI	1
BB	4
SO	6
LOB	12



Batter	1	2	3	4	5	6	7	8	9	AB R H RBI BB SO LOB
Jerry Remy, L (1, 4) OBP: 0.318, SLG: 0.275	0-0 F7	0-0 E6 1B	0-0 4-3			4-0 BB		0-0 4-3 1B		4 1 2 2 1 0 2
Dwight Evans, R (1, 9) OBP: 0.376, SLG: 0.517	4-0 BB	0-0 1B 1B	0-0 F9			0-0 9-6 1-2f		0-0 4-3 1-2 2-3		4 0 1 2 1 0 5
Jim Rice, R (1, 7) OBP: 0.354, SLG: 0.518	0-0 E6 1-2 G6-4-3	0-0 1B 1B		0-0 F2		0-0 6-3		4-0 BB		4 0 1 0 1 0 1
Tony Armas, R (1, 10) OBP: 0.250, SLG: 0.392	0-0 G6-4-3 1-2f	0-0 5-3		0-0 F8			0-0 HR	0-0 F3		5 1 1 1 0 0 7
Wade Boggs, L (1, 5) OBP: 0.460, SLG: 0.459		4-0 1B 1B BB	0-0 6-3	0-3 K			0-0 F7			3 1 0 0 1 1 0
Rich Gedman, L (1, 2) OBP: 0.362, SLG: 0.442		0-3 K	4-0 BB 1B BB		0-3 K		0-0 4-3			3 1 0 0 1 2 1
Dave Stapleton, R (1, 3) OBP: 0.267, SLG: 0.305		0-0 1-3 1-2	4-0 1B 4-3 BB		0-0 F4		0-0 5-3			3 1 0 0 1 0 1
Rick Miller, L (1, 8) OBP: 0.391, SLG: 0.500		0-0 1B BB E	0-0 4-3 BB		0-0 1B			0-0 F7		4 1 3 1 0 0 0
Glenn Hoffman, R (1, 6) OBP: 0.333, SLG: 0.280		4-0 E 1B BB	4-0 4-3 BB		0-0 G1			0-0 4-3 1B 1B		2 1 1 0 2 0 1


Inning Stats	R: 0 E: 1 K: 0 S: 3	H: 0 LOB: 1 BB: 1 P: 7	R: 4 E: 1 K: 1 S: 9	H: 4 LOB: 2 BB: 2 P: 17	R: 2 E: 0 K: 0 S: 4	H: 1 LOB: 2 BB: 3 P: 16	R: 0 E: 0 K: 1 S: 5	H: 0 LOB: 0 BB: 0 P: 5	R: 0 E: 0 K: 1 S: 6	H: 1 LOB: 1 BB: 0 P: 6	R: 0 E: 0 K: 0 S: 2	H: 0 LOB: 0 BB: 1 P: 6	R: 1 E: 0 K: 0 S: 4	H: 1 LOB: 0 BB: 0 P: 4	R: 0 E: 0 K: 0 S: 5	H: 2 LOB: 3 BB: 1 P: 9
--------------	------------------------------	---------------------------------	------------------------------	----------------------------------	------------------------------	----------------------------------	------------------------------	---------------------------------	------------------------------	---------------------------------	------------------------------	---------------------------------	------------------------------	---------------------------------	------------------------------	---------------------------------

PITCHER	IP	WLS	BF	H	R	ER	SO	BB	IBB	HBP	BLK	WP	HR	S	P	ERA	WHIP
Rick Langford, R (1, 1) ERA: 15.19	1.2	L	12	4	4	4	1	3	0	0	0	0	0	11	23	21.60	4.200
Tim Conroy, L (2, 1) ERA: 3.75	0.2		6	1	2	2	0	3	0	0	0	0	0	3	15	27.00	6.000
Tom Underwood, L (3, 1) ERA: 5.06	5.2		22	4	1	1	2	2	0	0	0	0	1	24	32	1.59	1.059

BOTTOM

Oakland Athletics @ Boston Red Sox
Fenway Park, Boston, MA
 Wed May 04 1983, 7:05 PM EDT
 Att: 14,164 - Unknown - 61 F

AB	32
R	7
H	9
RBI	6
BB	8
SO	3
LOB	18



WP	HR	S	P	ERA	WHIP
0	0	0	0	0	0

Batter	1	2	3	4	5	6	7	8	9	AB R H RBI BB SO LOB	TOP	
Rickey Henderson, R (1, 7) Garry Hancock, L (8, 7) OBP: 0.463, SLG: 0.437 OBP: 0.313, SLG: 0.267	0-0 G1-6-3 1B		0-0 F8		0-3 K			0-0 S 1B		4 0 2 0 0 1 1 0 0 0 0 0 0 0		
Mike Davis, L (1, 9) OBP: 0.304, SLG: 0.367	0-0 G1-6-3 1-2f		0-0 G6-3 1-2f			0-0 6-3		0-0 6-3 1-2		4 0 0 0 0 0 3		
Wayne Gross, L (1, 5) OBP: 0.382, SLG: 0.388	0-0 3-1			0-0 F4		0-0 L8		0-0 F7		4 0 0 0 0 0 0		
Dwayne Murphy, L (1, 8) OBP: 0.275, SLG: 0.250		0-0 F8		0-0 1B		0-0 1-3		4-0 BB		3 0 1 0 1 0 0		
Jeff Burroughs, R (1, 10) OBP: 0.349, SLG: 0.395		0-0 1B		0-0 F2			0-0 G6-4-3 1B	0-0 F7		4 0 2 0 0 0 2		
Davey Lopes, R (1, 4) Bill Almon, R (7, 6) OBP: 0.326, SLG: 0.346 OBP: 0.355, SLG: 0.375		0-3 K		0-0 F7			0-0 F6	0-3 K		3 0 0 0 0 1 3 1 0 0 0 0 1 1		
Kelvin Moore, R (1, 3) OBP: 0.225, SLG: 0.292		0-3 K			0-0 HR		0-0 G6-4-3 1-2f			3 1 1 1 0 1 2		
Bob Kearney, R (1, 2) OBP: 0.288, SLG: 0.351			0-0 HR		0-0 6-3			0-0 F7		3 1 1 1 0 0 0		
Tony Phillips, S (1, 6) (7, 4) OBP: 0.266, SLG: 0.257			0-0 G6-3 1B		0-0 F8			0-0 F7		3 0 1 0 0 0 0		
Inning Stats	R: 0 H: 1 E: 0 LOB: 0 K: 0 BB: 0 S: 3 P: 3	R: 0 H: 1 E: 0 LOB: 1 K: 2 BB: 0 S: 8 P: 8	R: 1 H: 2 E: 0 LOB: 0 K: 0 BB: 0 S: 4 P: 4	R: 0 H: 1 E: 0 LOB: 1 K: 0 BB: 0 S: 4 P: 4	R: 1 H: 1 E: 0 LOB: 0 K: 1 BB: 0 S: 6 P: 6	R: 0 H: 0 E: 0 LOB: 0 K: 0 BB: 0 S: 3 P: 3	R: 0 H: 1 E: 0 LOB: 0 K: 0 BB: 0 S: 3 P: 3	R: 0 H: 1 E: 0 LOB: 1 K: 0 BB: 0 S: 4 P: 4	R: 0 H: 0 E: 0 LOB: 1 K: 1 BB: 1 S: 5 P: 9	1B: 6 SF: 0 2B: 0 SAC: 0 3B: 0 DP: 3 HR: 2 HBP: 0	WP: 0 PA: 33 PB: 0 SB: 1 CS: 0	
PITCHER Dennis Martinez, R (1, 1) ERA: 4.82	IP WLS BF H R ER SO BB IBB HBP BLK WP HR S P ERA WHIP											PITCHER IP WLS BF H R ER SO BB IBB HBP BLK WP HR S P ERA WHIP

Oakland Athletics @ Baltimore Orioles
Memorial Stadium, Baltimore, MD
Fri May 06 1983, 7:05 PM EDT
Att. 44,252 - Unknown - 66 F

livebaseballscorecards.com



Batter	1	2	3	4	5	6	7	8	9
Al Bumbry, L OBP: 0.366, SLG: 0.365 John Shelby, S OBP: 0.367, SLG: 0.521	4-0 BB G5-4-3		0-0 FC3-6 CS 1-2f		0-0 4-3	0-0 P5	0-3 K		
Dan Ford, R OBP: 0.406, SLG: 0.500	0-0 G5-4-3 1-2f		0-0 HR 2B		0-0 HR 1B	0-0 HR		0-3 K	
Cal Ripken Jr., R OBP: 0.357, SLG: 0.520	0-0 P3		0-0 HR		0-0 HR 1B	0-0 1B 1B		0-0 F8	
Eddie Murray, S OBP: 0.407, SLG: 0.413		0-0 6-3	4-0 BB		0-0 2B 1B	0-0 1-2 1B		4-0 BB	
John Lowenstein, L OBP: 0.431, SLG: 0.600 Gary Roenicke, R OBP: 0.350, SLG: 0.400		0-0 F9	0-0 L4		4-0 2B BB	0-3 K		0-0 F6	
Ken Singleton, S OBP: 0.338, SLG: 0.479		0-0 PB 1B			0-3 K	0-0 F9	0-3 K		
Rich Dauer, R OBP: 0.310, SLG: 0.344 Lenn Sakata, R OBP: 0.312, SLG: 0.402		4-0 FC6-4 BB 1-2			0-0 6-3	0-0 2B 2B 1-H 2-H		0-0 6-3	
Leo Hernandez, R OBP: 0.312, SLG: 0.402		0-0 FC6-4 1-2f			0-0 P3	0-0 2B		4-0 BB	
Rick Dempsey, R OBP: 0.279, SLG: 0.269			0-0 FC3-6 1B			0-0 1B 2B 6-3		0-0 F4	

Inning Stats	R: 0 E: 0 K: 0 S: 2	H: 0 LOB: 0 BB: 1 P: 6	R: 0 E: 0 K: 0 S: 4	H: 1 LOB: 2 BB: 1 P: 8	R: 2 E: 0 K: 0 S: 5	H: 3 LOB: 1 BB: 1 P: 9	R: 0 E: 0 K: 1 S: 5	H: 0 LOB: 0 BB: 0 P: 5	R: 6 E: 0 K: 0 S: 9	H: 6 LOB: 1 BB: 1 P: 13	R: 1 E: 0 K: 2 S: 10	H: 3 LOB: 2 BB: 0 P: 10	R: 0 E: 0 K: 1 S: 5	H: 0 LOB: 1 BB: 1 P: 9	R: 0 E: 0 K: 1 S: 5	H: 0 LOB: 1 BB: 1 P: 9
--------------	------------------------------	---------------------------------	------------------------------	---------------------------------	------------------------------	---------------------------------	------------------------------	---------------------------------	------------------------------	----------------------------------	-------------------------------	----------------------------------	------------------------------	---------------------------------	------------------------------	---------------------------------

PITCHER	IP	WLS	BF	H	R	ER	SO	BB	IBB	HBP	BLK	WP	HR	S	P	ERA	WHIP
Mike Norris, R ERA: 3.66	(1, 1)	4.1	L	21	7	5	5	1	3	0	0	0	2	20	32	10.38	2.308
Matt Keough, R ERA: 9.0	(5, 1)	1.0		10	6	4	4	0	1	0	0	0	1	9	13	36.00	7.000
Tim Conroy, L ERA: 3.07	(6, 1)	2.2		10	0	0	4	2	0	0	0	0	0	16	24	0.00	0.750

BOTTOM

AB	R	H	RBI	BB	SO	LOB
3	0	0	0	1	0	2
1	0	0	0	0	1	1

5	3	3	2	0	1	1
5	2	3	4	0	0	0

3	1	2	0	2	0	0
2	1	0	0	1	0	1
2	0	0	0	0	1	3

4	0	1	0	0	2	4
---	---	---	---	---	---	---

3	1	1	2	1	0	0
0	0	0	0	0	0	0

3	0	1	1	1	0	2
---	---	---	---	---	---	---

4	1	2	0	0	0	2
---	---	---	---	---	---	---

1B:	6	SF:	0
2B:	4	SAC:	0
3B:	0	DP:	1
HR:	3	HBP:	0

WP:	0	PA:	41
PB:	1	SB:	0
CS:	1		

AB	35
R	9
H	13
RBI	9
BB	6
SO	5
LOB	16



Oakland Athletics @ Baltimore Orioles
Memorial Stadium, Baltimore, MD
 Fri May 06 1983, 7:05 PM EDT
 Att: 44,252 - Unknown - 66 F

livebaseballscorecards.com

Batter	1	2	3	4	5	6	7	8	9	AB	R	H	RBI	BB	SO	LOB	TOP								
Rickey Henderson, R OBP: 0.470, SLG: 0.461 (1, 7)	0-0 F7	0-3 K		0-0 3-1 2B		0-0 1-2 2-H 1B		0-0 S 1B		5	0	3	1	0	1	2									
Mike Davis, L OBP: 0.299, SLG: 0.359 (1, 9)	0-3 K	0-0 FC5-4 1B		0-0 3-1 2-3		0-0 1-2 2-3		0-3 K		5	0	1	0	0	2	4									
Bill Almon, R OBP: 0.343, SLG: 0.361 (1, 5) (7, 6)	0-0 2B 1B	0-0 FC5-4 FC4 1-2f 2-3 3-H		0-0 F2		0-3 K		0-3 K		5	1	1	1	0	2	6									
Jeff Burroughs, R OBP: 0.352, SLG: 0.400 (1, 10)	0-0 E 1B 2B 1-H	0-0 FC4 1-2f				0-0 F8		4-0 G6-4-3 1B BB		4	2	1	1	1	1	3									
Dwayne Murphy, L OBP: 0.281, SLG: 0.250 (1, 8)	4-0 E 1B BB			0-0 6-3		0-3 K		0-0 G6-4-3 1B 1-2		4	1	1	0	1	1	0									
Davey Lopes, R OBP: 0.319, SLG: 0.337 (1, 4)	0-0 E5 PC 1B 1-2 2-3			0-0 1B		0-0 F2		0-0 G6-4-3 1-2f 2-3		5	0	1	0	0	0	4									
Kelvin Moore, R OBP: 0.250, SLG: 0.314 (1, 3)	0-0 1B 1-2 2-H 3-H			0-0 F8		0-0 BB 1B		0-0 BB 1B 3-H		5	1	3	3	0	0	1									
Bob Kearney, R OBP: 0.301, SLG: 0.355 Dan Meyer, L OBP: 0.400, SLG: 0.455 Darryl Cias, R OBP: 0.429, SLG: 0.500 (1, 2) (7, PH) (7, 2)	0-0 PO 2-3	0-0 1B FC5-4 1B		0-0 6-3		4-0 1-3 BB 1B		4-0 1-2 BB		2	1	1	0	1	0	1									
Tony Phillips, S OBP: 0.268, SLG: 0.260 Wayne Gross, L OBP: 0.375, SLG: 0.380 (1, 6) (7, PH) (7, 5)		0-0 FC5-4 1B 1-2		0-0 F8		0-3 K		0-0 F7		3	0	1	0	0	1	2									
										1	0	0	0	0	0	2									
Inning Stats	R: 3 E: 1 K: 1 S: 8	H: 3 LOB: 1 BB: 1 P: 12	R: 1 E: 0 K: 1 S: 8	H: 3 LOB: 2 BB: 0 P: 8	R: 0 E: 0 K: 0 S: 4	H: 1 LOB: 1 BB: 0 P: 4	R: 0 E: 0 K: 0 S: 4	H: 1 LOB: 1 BB: 0 P: 4	R: 0 E: 0 K: 1 S: 5	H: 0 LOB: 0 BB: 0 P: 5	R: 1 E: 0 K: 2 S: 9	H: 2 LOB: 2 BB: 1 P: 13	R: 1 E: 0 K: 0 S: 4	H: 2 LOB: 2 BB: 2 P: 12	R: 0 E: 0 K: 3 S: 10	H: 1 LOB: 1 BB: 0 P: 10	R: 0 E: 0 K: 0 S: 3	H: 0 LOB: 0 BB: 0 P: 3	1B: 11 2B: 2 3B: 0 HR: 0	SF: 0 SAC: 0 DP: 1 HBP: 0	WP: 0 PB: 0 SB: 1 CS: 0	PA: 44			
PITCHER	IP	WLS	BF	H	R	ER	SO	BB	IBB	HBP	BLK	WP	HR	S	P	ERA	WHIP								
Mike Flanagan, L ERA: 3.3 (1, 1)	5.2	W	29	10	5	3	4	2	0	0	0	0	0	35	43	4.76	2.118								
Sammy Stewart, R ERA: 4.5 (6, 1)	1.0		6	2	1	1	1	2	0	0	0	0	0	6	14	9.00	4.000								
Tippy Martinez, L ERA: 4.58 (7, 1)	2.1	S	8	1	0	0	3	0	0	0	0	0	0	14	14	0.00	0.429								

Oakland Athletics @ Baltimore Orioles
 Memorial Stadium, Baltimore, MD
 Sat May 07 1983, 3:33 AM EDT
 Att. 17,249 - Unknown - 71 F

livebaseballscorecards.com

AB	39
R	6
H	13
RBI	6
BB	4
SO	8
LOB	25



Batter	1	2	3	4	5	6	7	8	9
Al Bumbry, L (1, 8) <small>OBP: 0.370, SLG: 0.369</small> John Shelby, S (4, PH) <small>OBP: 0.404, SLG: 0.569</small> (5, 8)	0-0 F2	0-0 FC6-4 1B		0-0 4-3 WP 2B	0-0 E8 1B			0-0 1B	
Dan Ford, R (1, 9) <small>OBP: 0.387, SLG: 0.475</small>	0-0 F4	0-0 FC6-4 1-2f		0-0 4-3 2-3	0-0 F8			0-0 F9	
Cal Ripken Jr., R (1, 6) <small>OBP: 0.342, SLG: 0.495</small>	0-0 4-3		0-0 6-3	0-0 P3				0-0 4-3-2	
Eddie Murray, S (1, 3) <small>OBP: 0.420, SLG: 0.432</small>		0-0 1B 2B	4-0 1B BB	0-0 FC6-4 1B			0-3 K		
John Lowenstein, L (1, 7) Gary Roenicke, R (4, PH) <small>OBP: 0.333, SLG: 0.378</small> (5, 7)		0-0 HR 1B	4-0 6-3 1B BB	0-0 FC6-4 1-2f			0-0 6-3		
Ken Singleton, S (1, 10) <small>OBP: 0.357, SLG: 0.526</small>		0-0 HR	0-0 6-3 1B		4-0 G4-3 E 1B BB			0-0 F9	
Rich Dauer, R (1, 4) <small>OBP: 0.317, SLG: 0.344</small>		4-0 1-3 1B BB	0-0 6-3		0-0 G4-3 1-2 1B			0-0 F7	
Leo Hernandez, R (1, 5) <small>OBP: 0.299, SLG: 0.385</small> Aurelio Rodriguez, R (8, 5)		0-3 K	0-0 4-3		0-0 G4-3 1-2f 2-3			0-0 5-3	
Rick Dempsey, R (1, 2) <small>OBP: 0.292, SLG: 0.327</small>		0-0 1-3		0-0 HR	4-0 E BB			0-0 F8	

Inning Stats	R: 0	H: 0	E: 0	K: 0	S: 3	LOB: 0	BB: 0	P: 3
	R: 4	H: 4	E: 0	K: 1	S: 9	LOB: 1	BB: 1	P: 13
	R: 1	H: 1	E: 0	K: 0	S: 4	LOB: 2	BB: 2	P: 12
	R: 2	H: 3	E: 0	K: 0	S: 6	LOB: 1	BB: 0	P: 6
	R: 1	H: 2	E: 1	K: 0	S: 4	LOB: 2	BB: 2	P: 12
	R: 0	H: 0	E: 0	K: 1	S: 5	LOB: 0	BB: 0	P: 5
	R: 0	H: 0	E: 0	K: 0	S: 3	LOB: 0	BB: 0	P: 3
	R: 0	H: 1	E: 0	K: 0	S: 4	LOB: 1	BB: 0	P: 4

PITCHER	IP	WLS	BF	H	R	ER	SO	BB	IBB	HBP	BLK	WP	HR	S	P	ERA	WHIP
Chris Codiroli, R (1, 1) <small>ERA: 3.75</small>	2.1	L	15	5	5	5	1	3	0	0	0	0	1	14	26	19.29	3.429
Tom Underwood, L (3, 1) <small>ERA: 5.4</small>	1.2		8	3	2	2	0	0	0	0	0	1	1	8	8	10.80	1.800
Tom Burgmeier, L (5, 1) <small>ERA: 0.51</small>	4.0		16	3	1	1	1	2	0	0	0	0	0	16	24	2.25	1.250

BOTTOM

AB	R	H	RBI	BB	SO	LOB
2	0	1	1	0	0	0
3	1	3	1	0	0	0
5	0	0	0	0	0	5
5	0	0	0	0	0	1
3	2	2	0	1	1	0
1	1	1	1	1	0	0
2	0	0	0	0	0	1
3	2	2	3	1	0	0
3	1	1	0	1	0	2
4	0	0	0	0	1	5
0	0	0	0	0	0	0
3	1	1	1	1	0	1

AB	34
R	8
H	11
RBI	7
BB	5
SO	2
LOB	15



WP	HR	S	P	ERA	WHIP
1	1	1	1	0	1

Oakland Athletics @ Baltimore Orioles
Memorial Stadium, Baltimore, MD
 Sat May 07 1983, 3:33 AM EDT
 Att: 17,249 - Unknown - 7.1 F

livebaseballscorecards.com

Batter	1	2	3	4	5	6	7	8	9	AB R H RBI BB SO LOB	TOP						
Rickey Henderson, R OBP: 0.476, SLG: 0.463 (1, 7) BB	4-0 CS BB		0-3 K		0-0 S 1B		0-0 FC5-4 1B		0-3 K	4 0 2 0 1 2 2							
Mike Davis, L OBP: 0.291, SLG: 0.349 (1, 9) Bill Almon, R OBP: 0.338, SLG: 0.355 (7, PH) Garry Hancock, L OBP: 0.353, SLG: 0.313 (7, 9) SS	0-3 K		0-0 F7		0-0 4-3		0-0 FC5-4 1-2		0-0 1B	3 0 0 0 0 1 4 1 0 0 0 0 0 2 1 0 1 0 0 0 0							
Wayne Gross, L OBP: 0.377, SLG: 0.426 (1, 5) SS	0-3 K 1-2			0-0 E5 BB		4-0 BB BB		0-0 HR	0-0 5-3	4 1 1 1 1 1 2							
Dwayne Murphy, L OBP: 0.280, SLG: 0.241 (1, 8) X		0-0 4-3		4-0 BB 1-2		0-0 F8		0-0 5-3		3 0 0 0 1 0 1							
Jeff Burroughs, R OBP: 0.337, SLG: 0.381 (1, 10) SS		0-3 K		0-0 F5		0-0 F9		0-0 E7 1B		4 0 0 0 0 1 3							
Davey Lopes, R OBP: 0.316, SLG: 0.333 (1, 4) SS		0-3 K		0-0 F9		0-0 6-3		0-0 1B 2-3		4 0 1 0 0 1 3							
Kelvin Moore, R OBP: 0.238, SLG: 0.297 (1, 3) SS			0-3 K	0-0 G3			0-3 K	0-0 F3		4 0 0 0 0 2 4							
Bob Kearney, R OBP: 0.314, SLG: 0.359 (1, 2) Mitchell Page, L OBP: 0.238, SLG: 0.250 (7, PR) Darryl Cias, R OBP: 0.375, SLG: 0.429 (7, 2) BB			4-0 1B BB		0-0 3-1		0-0 1B 1B	0-0 F3		2 0 1 0 1 0 0 0 0 0 0 0 0 0 1 0 0 0 0 0 2							
Tony Phillips, S OBP: 0.267, SLG: 0.260 (1, 6) X			0-0 1B 1-2		0-3 K		0-3 K		0-0 1-3	4 0 1 0 0 2 1							
Inning Stats	R: 0 E: 0 K: 2 S: 6 H: 0 LOB: 0 BB: 1 P: 10	R: 0 E: 0 K: 2 S: 7 H: 0 LOB: 0 BB: 0 P: 7	R: 0 E: 0 K: 2 S: 8 H: 1 LOB: 2 BB: 1 P: 12	R: 0 E: 1 K: 0 S: 4 H: 0 LOB: 2 BB: 1 P: 8	R: 0 E: 0 K: 1 S: 6 H: 1 LOB: 1 BB: 0 P: 6	R: 0 E: 0 K: 0 S: 3 H: 0 LOB: 1 BB: 1 P: 7	R: 0 E: 0 K: 2 S: 9 H: 2 LOB: 2 BB: 0 P: 9	R: 1 E: 1 K: 0 S: 6 H: 2 LOB: 2 BB: 0 P: 6	R: 0 E: 0 K: 1 S: 6 H: 1 LOB: 1 BB: 0 P: 6	1B: 6 2B: 0 3B: 0 HR: 1 SF: 0 SAC: 0 DP: 0 HBP: 0	WP: 0 PB: 0 SB: 1 CS: 1 PA: 39						
PITCHER	IP WLS BF H R ER SO BB IBB HBP BLK WP HR S P ERA WHIP																
Storm Davis, R ERA: 2.4 (1, 1)	6.0		24	2	0	0	7	4	0	0	0	0	0	34	50	0.00	1.000
Tim Stoddard, R ERA: 2.53 (7, 1)	0.2		4	2	0	0	2	0	0	0	0	0	0	8	8	0.00	3.000
Tippy Martinez, L ERA: 4.91 (7, 1)	0.2	L	3	1	1	1	0	0	0	0	0	0	1	3	3	13.50	1.500
Mike Boddicker, R ERA: (8, 1)	1.2		8	2	0	0	1	0	0	0	0	0	0	10	10	0.00	1.200

Oakland Athletics @ Baltimore Orioles
Memorial Stadium, Baltimore, MD
Sun May 08 1983, 3:33 AM EDT
Att. 15,392 - Unknown - 61 F

livebaseballscorecards.com

AB	35
R	1
H	7
RBI	1
BB	4
SO	10
LOB	24



Batter	1	2	3	4	5	6	7	8	9	AB	R	H	RBI	BB	SO	LOB
John Shelby, S (1, 8) OBP: 0.375, SLG: 0.527	0-0 F3		0-0 L7		0-0 F9			0-0 FC6-4 BB		4	0	0	0	0	0	3
Dan Ford, R (1, 9) OBP: 0.400, SLG: 0.475	0-0 1B		4-0 CS BB			0-0 F9		4-0 BB		2	0	1	0	2	0	0
Cal Ripken Jr., R (1, 6) OBP: 0.355, SLG: 0.500	0-0 1B		0-0 CS	0-0 G5-4-3 1B		4-0 G5-4-3 BB		0-3 K		3	0	2	0	1	1	2
Eddie Murray, S (1, 3) OBP: 0.414, SLG: 0.418	0-3 K			0-0 G5-4-3		0-0 G5-4-3			4-0 SH1-4 BB	3	0	0	0	1	1	3
Gary Roenicke, R (1, 7) OBP: 0.311, SLG: 0.350		0-0 E5		0-0 5-3			0-0 5-3		0-0 SH1-4	3	0	0	0	0	0	0
Ken Singleton, S (1, 10) OBP: 0.352, SLG: 0.506		0-3 K			0-0 E6 6-3		0-0 1-3		4-0 BB	3	0	0	0	1	1	1
Jim Dwyer, L (9, PR) OBP: 0.387, SLG: 0.423										0	0	0	0	0	0	0
Rich Dauer, R (1, 4) OBP: 0.306, SLG: 0.330		0-0 F8			0-0 6-3		0-0 5-3		0-0 F9	4	0	0	0	0	0	4
Leo Hernandez, R (1, 5) OBP: 0.303, SLG: 0.387		0-0 6-3						0-0 6-3	0-0 F5	2	0	1	0	0	0	1
Al Bumbry, L (8, PH) OBP: 0.365, SLG: 0.364										1	0	0	0	0	0	0
Joe Nolan, L (9, 2) OBP: 0.333, SLG: 0.357										1	0	0	0	0	0	2
Rick Dempsey, R (1, 2) OBP: 0.284, SLG: 0.316			0-0 F4		0-3 K			4-0 FC6-4 BB		2	0	0	0	0	1	2
John Lowenstein, L (8, PH) OBP: 0.443, SLG: 0.607										0	0	0	0	0	0	0
Benny Ayala, R (8, PH) OBP: 0.455, SLG: 0.800										0	0	0	0	1	0	0
Aurelio Rodriguez, R (9, 5) OBP: 0.455, SLG: 0.800										0	0	0	0	0	0	0

Inning Stats	R: 0	H: 2	E: 0	K: 1	S: 6	R: 0	H: 0	E: 1	K: 1	S: 6	R: 0	H: 0	E: 0	K: 0	S: 2	R: 0	H: 1	E: 0	K: 0	S: 3	R: 0	H: 1	E: 1	K: 1	S: 7	R: 0	H: 0	E: 0	K: 0	S: 2	R: 0	H: 0	E: 0	K: 0	S: 3	R: 0	H: 0	E: 0	K: 1	S: 5	R: 0	H: 0	E: 0	K: 0	S: 3	R: 0	H: 0	E: 0	K: 1	S: 5	R: 0	H: 0	E: 0	K: 0	S: 3	R: 0	H: 0	E: 0	K: 0	S: 3	R: 0	H: 0	E: 0	K: 0	S: 11	1B: 4	2B: 0	3B: 0	HR: 0	SF: 0	SAC: 1	DP: 2	HBP: 0	WP: 0	PB: 0	SB: 0	CS: 1	PA: 36
--------------	------	------	------	------	------	------	------	------	------	------	------	------	------	------	------	------	------	------	------	------	------	------	------	------	------	------	------	------	------	------	------	------	------	------	------	------	------	------	------	------	------	------	------	------	------	------	------	------	------	------	------	------	------	------	------	------	------	------	------	------	------	------	------	------	-------	-------	-------	-------	-------	-------	--------	-------	--------	-------	-------	-------	-------	--------

PITCHER	IP	WLS	BF	H	R	ER	SO	BB	IBB	HBP	BLK	WP	HR	S	P	ERA	WHIP
Bill Krueger, L (1, 1) ERA: 2.53	7.0		25	4	0	0	3	2	0	0	0	0	0	29	37	0.00	0.857
Steve McCatty, R (8, 1) ERA: 1.23	0.1		1	0	0	0	0	0	0	0	0	0	0	1	1	0.00	0.000
Tom Burgmeier, L (8, 1) ERA: 0.5	0.1		2	0	0	0	0	1	0	0	0	0	0	1	5	0.00	3.000
Dave Beard, R (8, 1) ERA: 2.7	1.1	S	7	0	0	0	1	3	0	0	0	0	0	6	18	0.00	2.250

BOTTOM

Oakland Athletics @ Baltimore Orioles
Memorial Stadium, Baltimore, MD

Sun May 08 1983, 3:33 AM EDT
Att: 15,392 - Unknown - 61 F

livebaseballscorecards.com

AB	28
R	0
H	4
RBI	0
BB	6
SO	4
LOB	18



Batter	1	2	3	4	5	6	7	8	9	AB R H RBI BB SO LOB	TOP
Rickey Henderson, R OBP: 0.468, SLG: 0.452 (1, 7)	0-0 CS 1B		0-0 F8			0-0 F8		0-3 K		4 0 1 0 0 1 1	
Davey Lopes, R OBP: 0.313, SLG: 0.363 (1, 4)	0-0 F3 1-2			0-0 6-3			0-0 HR	0-0 F7		4 1 1 1 0 0 1	
Bill Almon, R OBP: 0.333, SLG: 0.364 (1, 9) (7, 6)	0-0 F8			0-0 6-3			0-0 1B 1B 2B	0-0 F7		4 1 1 0 0 0 0	
Jeff Burroughs, R OBP: 0.344, SLG: 0.379 (1, 10)		0-0 G6-3 1B		0-0 F7			4-0 1B 1B SF7 BB	0-3 K		3 1 1 0 1 1 0	
Dwayne Murphy, L OBP: 0.288, SLG: 0.244 (1, 8)		0-0 G6-3 1-2f			0-3 K		0-0 1B 1-2 2-3	4-0 BB BB		3 0 1 0 1 1 1	
Kelvin Moore, R OBP: 0.232, SLG: 0.289 (1, 3)		0-3 K			0-0 1-3		0-0 1-2 2-3 3-H 1B	0-3 K		2 0 0 0 0 1 0 2 0 1 1 0 1 1	
Dan Meyer, L OBP: 0.407, SLG: 0.458 (7, PH) (7, 3)											
Wayne Gross, L OBP: 0.385, SLG: 0.418 (1, 5)			4-0 4-3 BB		0-0 3-1		0-0 SF7 3-H	4-0 1-2 BB		1 0 0 1 2 0 0	
Bob Kearney, R OBP: 0.307, SLG: 0.350 (1, 2)			0-0 F6			0-0 5-3	0-3 K	0-0 G3		2 0 0 0 0 0 1 2 0 0 0 0 1 4	
Mike Davis, L OBP: 0.286, SLG: 0.343 (7, PH) (7, 9)											
Tony Phillips, S OBP: 0.261, SLG: 0.253 (1, 6)			0-0 4-3 1-2			0-0 F8	0-3 K2-3			2 0 0 0 0 0 1 1 0 0 0 0 1 2 0 0 0 0 0 0 0	
Mitchell Page, L OBP: 0.227, SLG: 0.238 (7, PH)											
Darryl Cias, R OBP: 0.375, SLG: 0.429 (7, 2)											
Inning Stats	R: 0 H: 1 E: 0 LOB: 0 K: 0 BB: 0 S: 3 P: 3	R: 0 H: 1 E: 0 LOB: 0 K: 1 BB: 0 S: 5 P: 5	R: 0 H: 0 E: 0 LOB: 1 K: 0 BB: 1 S: 3 P: 7	R: 0 H: 0 E: 0 LOB: 0 K: 0 BB: 0 S: 3 P: 3	R: 0 H: 0 E: 0 LOB: 0 K: 1 BB: 0 S: 5 P: 5	R: 0 H: 0 E: 0 LOB: 0 K: 0 BB: 0 S: 3 P: 3	R: 3 H: 4 E: 0 LOB: 2 K: 2 BB: 1 S: 11 P: 15	R: 0 H: 0 E: 0 LOB: 0 K: 1 BB: 0 S: 5 P: 5	R: 0 H: 0 E: 0 LOB: 2 K: 2 BB: 2 S: 7 P: 15	1B: 4 SF: 1 2B: 1 SAC: 0 3B: 0 DP: 1 HR: 1 HBP: 0	WP: 0 PA: 35 PB: 0 SB: 0 CS: 1
PITCHER Dave Rucker, L ERA: 4.5 (1, 1)	IP: 6.0 WLS: W BF: 23 H: 5 R: 3 ER: 3 SO: 2 BB: 2 IBB: 0 HBP: 0 BLK: 0 WP: 0 HR: 1 S: 25 P: 33 ERA: 4.50 WHIP: 1.167	PITCHER Aurelio Lopez, R ERA: 1.59 (7, 1)	IP: 3.0 WLS: S BF: 12 H: 1 R: 0 ER: 0 SO: 5 BB: 2 IBB: 0 HBP: 0 BLK: 0 WP: 0 HR: 0 S: 20 P: 28 ERA: 0.00 WHIP: 1.000								

Oakland Athletics @ Detroit Tigers
Tiger Stadium, Detroit, MI
Tue May 10 1983, 7:05 PM EDT
Att: 9,410 - Unknown - 67 F

livebaseballscorecards.com

AB	30
R	3
H	6
RBI	3
BB	4
SO	7
LOB	12



Batter	1	2	3	4	5	6	7	8	9
Lou Whitaker, L OBP: 0.291, SLG: 0.327 (1, 4)	0-0 G3	0-0 2B		0-0 F8			0-0 4-3		
Howard Johnson, S OBP: 0.250, SLG: 0.233 Tom Brookens, R OBP: 0.344, SLG: 0.382 (2, PH) (3, 5)	1-0 1B SF7 HBP	0-0 F5		0-0 1-2 1B			0-0 F6		
Kirk Gibson, L OBP: 0.293, SLG: 0.245 (1, 10)	0-0 1-3 1B S	0-3 K		0-3 K			4-0 BB		
Lance Parrish, R OBP: 0.376, SLG: 0.511 (1, 2)	0-0 1-2 3-H SF7		0-0 F4		0-0 F4		0-0 F8		
Larry Herndon, R OBP: 0.306, SLG: 0.495 (1, 7)	0-0 2-H FC6-4 1B		0-0 5-3		0-0 F9		0-0 F9		
Glenn Wilson, R OBP: 0.310, SLG: 0.469 (1, 9)	0-0 1-2f FC6-4		0-0 1B		0-0 4-3		0-0 F7		
Chet Lemon, R OBP: 0.340, SLG: 0.353 (1, 8)		0-0 F3	0-0 F3		0-0 5-3		0-0 F7		
Enos Cabell, R OBP: 0.379, SLG: 0.370 (1, 3)		0-0 2B 1B		0-0 F7		0-0 5-3			
Alan Trammell, R OBP: 0.318, SLG: 0.346 (1, 6)		0-0 1-H 2B 2B		0-0 1B 1B		0-0 F3			

Inning Stats	R: 2 E: 0 K: 0 S: 5	H: 2 LOB: 1 BB: 0 P: 6	R: 2 E: 0 K: 1 S: 8	H: 3 LOB: 1 BB: 0 P: 8	R: 0 E: 0 K: 0 S: 4	H: 1 LOB: 1 BB: 0 P: 4	R: 0 E: 0 K: 1 S: 7	H: 2 LOB: 2 BB: 0 P: 7	R: 0 E: 0 K: 0 S: 3	H: 0 LOB: 0 BB: 0 P: 3	R: 0 E: 0 K: 0 S: 3	H: 0 LOB: 1 BB: 1 P: 7	R: 0 E: 0 K: 0 S: 3	H: 0 LOB: 0 BB: 0 P: 3
1B: 6 2B: 2 3B: 0 HR: 0	SF: 1 SAC: 0 DP: 0 HBP: 1	WP: 0 PA: 34												

PITCHER	IP	WLS	BF	H	R	ER	SO	BB	IBB	HBP	BLK	WP	HR	S	P	ERA	WHIP
Rick Langford, R ERA: 17.55 (1, 1)	1.1	L	10	5	4	4	0	0	0	1	0	0	0	9	10	27.00	3.750
Tom Underwood, L ERA: 4.94 (2, 1)	2.2		11	3	0	0	2	0	0	0	0	0	0	15	15	0.00	1.125
Tim Conroy, L ERA: 2.5 (5, 1)	3.1		11	0	0	0	0	1	0	0	0	0	0	10	14	0.00	0.300
Steve McCatty, R ERA: 1.13 (8, 1)	0.2		2	0	0	0	0	0	0	0	0	0	0	2	2	0.00	0.000

BOTTOM

Oakland Athletics @ Detroit Tigers
Tiger Stadium, Detroit, MI
Tue May 10 1983, 7:05 PM EDT
Att. 9,410 - Unknown - 67 F

AB	31
R	4
H	8
RBI	4
BB	1
SO	2
LOB	8



WP	PA	ERA	WHIP
0	34		

Batter	1	2	3	4	5	6	7	8	9	AB R H RBI BB SO LOB	TOP											
Rickey Henderson, R OBP: 0.460, SLG: 0.443 (1, 7)	0-3 K		0-0 1B			0-3 K	0-0 F9			4 0 1 0 0 2 1	Oakland Athletics @ Detroit Tigers Tiger Stadium, Detroit, MI Wed May 11 1983, 7:05 PM EDT Att. 10,772 - Unknown - 70 F											
Mike Davis, L OBP: 0.284, SLG: 0.339 (1, 9)	0-0 F3		0-0 F7			0-0 1B		0-0 F8		4 1 1 0 0 0 1												
Carney Lansford, R OBP: 0.325, SLG: 0.324 (1, 5)	0-0 F7			0-0 CS 1B		0-0 1B		0-0 F7		4 0 2 0 0 0 0												
Dwayne Murphy, L OBP: 0.287, SLG: 0.237 (1, 8)		0-0 6-3		0-3 K		4-0 1B		0-0 1-3		3 0 0 0 1 1 1												
Jeff Burroughs, R OBP: 0.340, SLG: 0.374 (1, 10)		0-3 K		0-3 K		0-0 FC5-4 1B			0-0 6-3	4 0 1 1 0 2 0												
Davey Lopes, R OBP: 0.301, SLG: 0.347 (1, 4)		0-0 5-3			0-0 5-3	0-0 FC5-4			0-0 4-3	4 0 0 0 0 0 3												
Kelvin Moore, R OBP: 0.244, SLG: 0.338 (1, 3)			0-0 HR		0-0 1B		0-3 K		0-3 K	4 1 2 1 0 2 0												
Bob Kearney, R OBP: 0.300, SLG: 0.341 (1, 2)			0-0 F8		0-0 5-3		0-3 K			2 0 0 0 0 0 0												
Dan Meyer, L OBP: 0.393, SLG: 0.440 (7, PH)										1 0 0 0 0 1 0												
Bill Almon, R OBP: 0.333, SLG: 0.364 (7, 6)										0 0 0 0 0 0 0												
Tony Phillips, S OBP: 0.256, SLG: 0.247 (1, 6)			0-0 4-3			0-0 F6				2 0 0 0 0 0 0												
Mitchell Page, L OBP: 0.261, SLG: 0.273 (7, PH)										1 0 1 0 0 0 0												
Darryl Cias, R OBP: 0.375, SLG: 0.429 (7, 2)										0 0 0 0 0 0 0												
Inning Stats	R: 0 E: 0 K: 1 S: 5	H: 0 LOB: 0 BB: 0 P: 5	R: 0 E: 0 K: 1 S: 5	H: 0 LOB: 0 BB: 0 P: 5	R: 1 E: 0 K: 0 S: 5	H: 2 LOB: 1 BB: 0 P: 5	R: 0 E: 0 K: 2 S: 7	H: 1 LOB: 0 BB: 0 P: 7	R: 0 E: 0 K: 0 S: 3	H: 1 LOB: 0 BB: 0 P: 3	R: 1 E: 0 K: 1 S: 8	H: 3 LOB: 3 BB: 1 P: 12	R: 0 E: 0 K: 2 S: 8	H: 1 LOB: 1 BB: 0 P: 8	R: 0 E: 0 K: 0 S: 3	H: 0 LOB: 0 BB: 0 P: 3	R: 0 E: 0 K: 1 S: 5	H: 0 LOB: 0 BB: 0 P: 5	1B: 7 2B: 0 3B: 0 HR: 1	SF: 0 SAC: 0 DP: 0 HBP: 0	WP: 0 PB: 0 SB: 0 CS: 1	PA: 34
PITCHER Milt Wilcox, R ERA: 3.23 (1, 1)	IP 9.0	WLS W	BF 34	H 8	R 2	ER 2	SO 8	BB 1	IBB 0	HBP 0	BLK 0	WP 0	HR 1	S 49	P 53	ERA 2.00	WHIP 1.000					

livebaseballscores.com

AB	33
R	2
H	8
RBI	2
BB	1
SO	8
LOB	6



Batter	1	2	3	4	5	6	7	8	9
Lou Whitaker, L OBP: 0.298, SLG: 0.327 (1, 4) BBB	4-0 CS BB		0-0 F5		0-0 G4-6-3 1B		0-0 4-3		
Howard Johnson, S OBP: 0.235, SLG: 0.217 (1, 5) Tom Brookens, R OBP: 0.338, SLG: 0.375 (8, 5) SSS	0-3 K 1-2		0-0 G1		0-0 G4-6-3 1-2f		0-0 F7		
Kirk Gibson, L OBP: 0.274, SLG: 0.226 (1, 10) SSS	0-3 K			0-0 F3		0-0 F6		0-3 K	
Lance Parrish, R OBP: 0.363, SLG: 0.490 (1, 2)		0-0 5-3		0-0 F8		0-3 K		0-0 5-3	
Larry Herndon, R OBP: 0.307, SLG: 0.486 (1, 7) BBB		4-0 HR BB		0-0 F9		0-0 F8			
Glenn Wilson, R OBP: 0.322, SLG: 0.512 (1, 9) 1-H		0-0 HR			0-0 5-3		0-0 E 1B 1B		
Chet Lemon, R OBP: 0.340, SLG: 0.345 (1, 8) H		0-0 6-3			1-0 3B HBP		0-3 K		
Enos Cabell, R OBP: 0.406, SLG: 0.467 (1, 3) X		0-0 5-3			0-0 1B 3B		0-0 E7 1B		
Alan Trammell, R OBP: 0.319, SLG: 0.346 (1, 6) X			0-0 5-3		0-0 1B 1B 3-H		0-0 F4		

Inning Stats	R: 0	H: 0	E: 0	LOB: 0	K: 2	BB: 1	S: 6	P: 10
	R: 2	H: 1	E: 0	LOB: 0	K: 0	BB: 1	S: 4	P: 8
	R: 0	H: 0	E: 0	LOB: 0	K: 0	BB: 0	S: 3	P: 3
	R: 0	H: 0	E: 0	LOB: 0	K: 0	BB: 0	S: 3	P: 3
	R: 2	H: 3	E: 0	LOB: 1	K: 0	BB: 0	S: 5	P: 6
	R: 0	H: 0	E: 0	LOB: 0	K: 1	BB: 0	S: 5	P: 5
	R: 1	H: 2	E: 1	LOB: 1	K: 1	BB: 0	S: 7	P: 7
	R: 0	H: 0	E: 0	LOB: 0	K: 1	BB: 0	S: 5	P: 5

PITCHER	IP	WLS	BF	H	R	ER	SO	BB	IBB	HBP	BLK	WP	HR	S	P	ERA	WHIP
Mike Norris, R ERA: 3.8 (1, 1)	8.0	L	31	6	5	4	5	2	0	1	0	0	1	38	47	4.50	1.000

BOTTOM

AB	R	H	RBI	BB	SO	LOB
3	0	1	0	1	0	1
3	0	0	0	0	1	3
1	0	0	0	0	0	0
4	0	0	0	0	2	0
4	0	0	0	0	1	0
2	1	0	0	1	0	0
3	2	2	2	0	0	0
2	1	0	0	0	1	1
3	1	2	1	0	0	0
3	0	1	1	0	0	1

AB	28
R	5
H	6
RBI	4
BB	2
SO	5
LOB	6



WP	PA
0	31

Oakland Athletics @ Detroit Tigers
Tiger Stadium, Detroit, MI
 Wed May 11 1983, 7:05 PM EDT
 Att: 10,772 - Unknown - 70 F

livebaseballscorecards.com

Batter	1	2	3	4	5	6	7	8	9	AB R H RBI BB SO LOB	TOP
Rickey Henderson, R OBP: 0.466, SLG: 0.444 Garry Hancock, L OBP: 0.316, SLG: 0.278	0-0 6-3		4-0 1B FC1-5 BB		0-0 HR 1B	0-0 E8 1B CS		0-3 K		2 1 1 0 1 0 0 2 1 0 0 0 1 0	
Mike Davis, L OBP: 0.306, SLG: 0.353	0-0 F7		0-0 FC1-5 SF7 1B		4-0 HR BB	0-0 CS 1B		0-0 FC4-6 1B		4 2 3 2 1 0 0	
Carney Lansford, R OBP: 0.311, SLG: 0.293	0-0 5-3		0-0 FC1-5		0-0 F9	4-0 1B BB		0-0 F8		4 0 0 0 1 0 6	
Dwayne Murphy, L OBP: 0.283, SLG: 0.268		0-0 4-3	0-0 SF7		0-0 HR	0-0 3-1		0-3 K		4 1 1 5 0 1 2	
Bill Almon, R OBP: 0.325, SLG: 0.352		0-0 6-3	0-0 G3		0-0 CS 1B			0-0 FC4-6		5 0 1 0 0 1 2	
Mitchell Page, L OBP: 0.259, SLG: 0.240		0-3 K			0-0 F8	4-0 1B HR BB		0-3 K		3 1 0 0 1 2 0	
Kelvin Moore, R OBP: 0.256, SLG: 0.417			0-0 HR		0-0 F8	0-0 1B HR		0-3 K		4 2 2 3 0 1 0	
Bob Kearney, R OBP: 0.298, SLG: 0.337			0-0 BB 1B BB		0-3 K	0-0 F8		0-3 K		4 1 1 0 0 2 0	
Tony Phillips, S OBP: 0.266, SLG: 0.262			4-0 1B BB		0-0 1B HR 2B	0-0 3-1		0-3 K		3 2 1 0 1 1 0	
Inning Stats	R: 0 H: 0 E: 0 LOB: 0 K: 0 BB: 0 S: 3 P: 3	R: 0 H: 0 E: 0 LOB: 0 K: 1 BB: 0 S: 5 P: 5	R: 4 H: 3 E: 0 LOB: 1 K: 0 BB: 2 S: 6 P: 14	R: 0 H: 0 E: 0 LOB: 0 K: 1 BB: 0 S: 5 P: 5	R: 6 H: 5 E: 0 LOB: 0 K: 0 BB: 2 S: 7 P: 15	R: 1 H: 1 E: 1 LOB: 1 K: 0 BB: 1 S: 4 P: 8	R: 0 H: 0 E: 0 LOB: 0 K: 3 BB: 0 S: 9 P: 9	R: 0 H: 0 E: 0 LOB: 0 K: 3 BB: 0 S: 9 P: 9	R: 0 H: 1 E: 0 LOB: 1 K: 1 BB: 0 S: 6 P: 6	1B: 6 SF: 1 2B: 1 SAC: 0 3B: 0 DP: 0 HR: 3 HBP: 0	WP: 0 PA: 41 PB: 0 SB: 1 CS: 3
PITCHER	IP WLS BF H R ER SO BB IBB HBP BLK WP HR S P ERA WHIP										
Dan Petry, R ERA: 3.58	(1, 1) 4.1 L 22 6 8 8 2 3 0 0 0 0 0 2 23 35 16.61 2.077										
Jerry Ujdur, R ERA: 6.63	(5, 1) 0.2 4 2 2 2 0 1 0 0 0 0 0 1 3 7 27.00 4.500										
Juan Berenguer, R ERA: 3.72	(6, 1) 4.0 15 2 1 0 7 1 0 0 0 0 0 0 28 32 0.00 0.750										

Oakland Athletics @ Detroit Tigers
Tiger Stadium, Detroit, MI
Thu May 12 1983, 3:33 AM EDT
Att. 14,488 - Sunny - 70 F

livebaseballscorecards.com

AB 35
R 11
H 10
RBI 10
BB 5
SO 9
LOB 10



Batter	1	2	3	4	5	6	7	8	9	AB R H RBI BB SO LOB
Lou Whitaker, L (1, 4) OBP: 0.294, SLG: 0.330	0-0 6-3	0-0 F7		0-0 1B 2B		0-3 K		0-3 K		5 1 1 0 0 2 3
Howard Johnson, S (1, 5) OBP: 0.264, SLG: 0.298 Tom Brookens, R (4, PH) OBP: 0.338, SLG: 0.390	0-0 HR	4-0 1-2 2-3 BB		0-0 F9		0-0 F7		0-0 2B		1 1 1 1 1 0 0 3 0 1 0 0 0 1
Kirk Gibson, L (1, 8) OBP: 0.269, SLG: 0.211	1-0 1B HBP	0-3 K		0-0 F1		0-3 K		0-3 K		4 1 0 0 0 3 5
Lance Parrish, R (1, 2) OBP: 0.368, SLG: 0.490 Sal Butera, R (8, 2)	0-0 1B		0-0 5-3	0-0 1B		0-0 F4		0-0 F2		4 0 2 2 0 0 0 1 0 0 0 0 0 1
Johnny Grubb, L (1, 10) OBP: 0.364, SLG: 0.429 Lynn Jones, R (5, PH) OBP: 0.250, SLG: 0.250	0-0 F8		0-0 1B 2B		0-0 1B 1B		0-0 6-3		0-0 F6	2 1 1 0 0 0 1 3 0 1 0 0 0 1
Glenn Wilson, R (1, 9) OBP: 0.319, SLG: 0.500	0-0 4-3		0-0 FC5 1B 1B		0-3 K		0-0 F6			4 0 1 1 0 1 2
Rick Leach, L (1, 7) OBP: 0.310, SLG: 0.308 Larry Herndon, R (5, PH) OBP: 0.310, SLG: 0.495		4-0 BB 1B BB	0-0 FC5 1B		0-0 F8		0-0 WP 2B			1 0 1 0 1 0 0 2 0 1 0 0 0 1
Enos Cabell, R (1, 3) OBP: 0.389, SLG: 0.441		0-3 K	0-0 FC5 FC5-4		0-0 1B		0-3 K2-3			4 0 1 0 0 2 4
Alan Trammell, R (1, 6) OBP: 0.316, SLG: 0.341		0-0 BB 1B	0-0 FC5-4		0-0 F9		0-0 6-3			4 0 1 0 0 0 5

Inning Stats	R: 2	H: 2	E: 1	K: 0	S: 5	LOB: 1	BB: 0	P: 6	R: 0	H: 1	E: 0	K: 2	S: 8	LOB: 3	BB: 2	P: 16	R: 1	H: 3	E: 0	K: 0	S: 6	LOB: 2	BB: 0	P: 6	R: 1	H: 2	E: 0	K: 0	S: 4	LOB: 1	BB: 0	P: 4	R: 0	H: 2	E: 0	K: 1	S: 7	LOB: 2	BB: 0	P: 7	R: 0	H: 0	E: 0	K: 2	S: 7	LOB: 0	BB: 0	P: 7	R: 0	H: 0	E: 0	K: 0	S: 3	LOB: 0	BB: 0	P: 3	R: 0	H: 1	E: 0	K: 2	S: 8	LOB: 1	BB: 0	P: 8	R: 0	H: 1	E: 0	K: 1	S: 6	LOB: 1	BB: 0	P: 6	1B: 7	2B: 4	3B: 0	HR: 1	SF: 0	SAC: 0	DP: 0	HBP: 1	WP: 1	PB: 0	SB: 0	CS: 0	PA: 41
PITCHER	IP	WLS	BF	H	R	ER	SO	BB	IBB	HBP	BLK	WP	HR	S	P	ERA	WHIP																																																																				
Chris Codiroli, R (1, 1) ERA: 3.99	2.1		16	6	3	2	2	2	0	0	0	0	0	17	26	7.71	3.429																																																																				
Tom Burgmeier, L (3, 1) ERA: 0.79	4.2	W	17	4	1	1	3	0	0	0	0	0	0	23	23	1.93	0.857																																																																				
Matt Keough, R (8, 1) ERA: 8.1	2.0		8	2	0	0	3	0	0	0	0	1	0	14	14	0.00	1.000																																																																				

BOTTOM

Oakland Athletics @ Detroit Tigers


Tiger Stadium, Detroit, MI

Thu May 12 1983, 3:33 AM EDT

Att. 14,488 - Sunny - 70 F

livebaseballscores.com

AB	38
R	4
H	12
RBI	4
BB	2
SO	8
LOB	24



Batter	1	2	3	4	5	6	7	8	9	AB R H RBI BB SO LOB	TOP
Steve Henderson, R (1, 7) OBP: 0.408, SLG: 0.438	0-0 6-3		0-0 G3 1B			0-0 1B BB 1B	4-0 BB		0-0 F3	4 1 2 0 1 0 1	
Jamie Allen, R (1, 5) OBP: 0.348, SLG: 0.439	0-0 6-3		0-0 G3 1-2			4-0 1B FC BB	0-3 K		0-0 F8	4 1 0 0 1 1 3	
Al Cowens, R (1, 9) OBP: 0.233, SLG: 0.282	0-0 1-3		0-0 3-1			0-0 FC 1B 1-2 2-3		4-0 BB BB		3 0 1 0 1 0 1	
Dave Henderson, R (1, 8) OBP: 0.339, SLG: 0.425		0-3 K		0-0 F8		0-0 FC 1B 1-2 2-3 3-H		4-0 BB BB		3 0 1 1 1 1 0	
Todd Cruz, R (1, 6) OBP: 0.282, SLG: 0.410		0-0 E 1B		0-0 F9		0-0 F3		0-3 K		4 0 1 0 0 1 5	
Dave Edler, R (1, 10) OBP: 0.298, SLG: 0.340 Ken Phelps, L (8, PH) OBP: 0.247, SLG: 0.420		0-0 E5 1-2		0-0 5-3		0-0 FC FC6-4 1-2 2-3 3-H		0-3 K		3 0 0 1 0 0 3 1 0 0 0 0 1 2	
Jim Malar, R (1, 3) OBP: 0.231, SLG: 0.167 Pat Putnam, L (8, PH) OBP: 0.300, SLG: 0.374		0-3 K			0-3 K	0-0 FC6-4 1-2f		0-0 F6		3 0 0 0 0 2 4 1 0 0 0 0 0 2	
Orlando Mercado, R (1, 2) OBP: 0.235, SLG: 0.360		0-0 F7			0-3 K		0-0 G6-4-3 1B		0-0 F8	4 0 1 0 0 1 2	
Julio Cruz, S (1, 4) OBP: 0.362, SLG: 0.412			0-0 6-3		0-0 F9		0-0 G6-4-3 1-2f		4-0 BB	3 0 0 0 1 0 1	
Inning Stats	R: 0 E: 0 K: 0 S: 3 H: 0 LOB: 0 BB: 0 P: 3	R: 0 E: 1 K: 2 S: 9 H: 1 LOB: 2 BB: 0 P: 9	R: 0 E: 0 K: 0 S: 4 H: 1 LOB: 1 BB: 0 P: 4	R: 0 E: 0 K: 0 S: 3 H: 0 LOB: 0 BB: 0 P: 3	R: 0 E: 0 K: 2 S: 7 H: 0 LOB: 0 BB: 0 P: 7	R: 2 E: 1 K: 0 S: 6 H: 3 LOB: 2 BB: 1 P: 10	R: 0 E: 0 K: 1 S: 5 H: 1 LOB: 1 BB: 1 P: 9	R: 0 E: 0 K: 2 S: 7 H: 0 LOB: 2 BB: 2 P: 15	R: 0 E: 0 K: 0 S: 3 H: 0 LOB: 1 BB: 1 P: 7	1B: 6 2B: 0 3B: 0 HR: 0 SF: 1 SAC: 0 DP: 1 HBP: 0	WP: 0 PB: 0 SB: 0 CS: 0 PA: 38
PITCHER Bill Krueger, L (1, 1) ERA: 2.54 Steve McCatty, R (8, 1) ERA: 0.9	IP 7.0 WLS W BF 30 H 6 R 2 ER 2 SO 5 BB 3 IBB 0 HBP 0 BLK 0 WP 0 HR 0 S 37 P 49 ERA 2.57 WHIP 1.286	IP 2.0 WLS W BF 8 H 0 R 0 ER 0 SO 2 BB 2 IBB 0 HBP 0 BLK 0 WP 0 HR 0 S 10 P 18 ERA 0.00 WHIP 1.000	PITCHER IP WLS BF H R ER SO BB IBB HBP BLK WP HR S P ERA WHIP								

Seattle Mariners @ Oakland Athletics
Oakland-Alameda County Coliseum, Oakland, CA

Fri May 13 1983, 7:05 PM PDT
Att: 10,484 - Unknown

livebaseballscorecards.com



Batter	1	2	3	4	5	6	7	8	9	AB	R	H	RBI	BB	SO	LOB
Rickey Henderson, R OBP: 0.467, SLG: 0.441 (1, 7) (9, 8)	0-3 K		0-0 HR 1B		0-3 K		4-0 F8 BB			3	1	1	2	1	2	0
Mike Davis, L OBP: 0.320, SLG: 0.387 (1, 9) (9, 8)	0-3 K		0-0 HR			0-0 6-3 HR 1B	4-0 1-2 BB			3	2	2	2	1	1	0
Wayne Gross, L OBP: 0.362, SLG: 0.390 (1, 5) (9, 8)	0-0 4-3		0-0 F8			0-0 6-3 1-3	0-0 2-3 F8			4	0	0	0	0	0	3
Dwayne Murphy, L OBP: 0.282, SLG: 0.297 Garry Hancock, L OBP: 0.316, SLG: 0.278 (1, 8) (9, 7)		0-3 K	0-0 G3			0-0 HR	0-3 K			4	1	1	2	0	2	2
Jeff Burroughs, R OBP: 0.337, SLG: 0.362 (1, 10) (9, 8)		0-0 5-3		0-0 1-3		3-4 4-0 HR BB	0-3 K			3	1	0	0	1	1	2
Kelvin Moore, R OBP: 0.255, SLG: 0.402 (1, 3) (9, 8)		0-3 K		0-0 5-3		4-0 1-2 HR BB	0-3 K			3	1	0	0	1	2	0
Davey Lopes, R OBP: 0.299, SLG: 0.343 (1, 4) (9, 8)			0-0 1-3	0-0 4-3		0-0 F9	0-0 G1-6-3 1B			4	0	1	0	0	0	2
Bob Kearney, R OBP: 0.306, SLG: 0.378 (1, 2) (9, 8)			0-0 2B 1B 1B		0-0 1-3	0-0 HR	0-0 G1-6-3			4	2	2	3	0	0	1
Tony Phillips, S OBP: 0.268, SLG: 0.276 (1, 6) (9, 8)			0-0 1B 2B		0-0 G3	0-3 K				3	1	1	0	0	1	0

Inning Stats	R: 0	H: 0	E: 0	K: 2	S: 7	LOB: 0	BB: 0	P: 7	R: 0	H: 0	E: 0	K: 2	S: 7	LOB: 0	BB: 0	P: 7	R: 0	H: 0	E: 0	K: 1	S: 5	LOB: 0	BB: 2	P: 15	R: 0	H: 1	E: 0	K: 1	S: 5	LOB: 0	BB: 0	P: 5
--------------	------	------	------	------	------	--------	-------	------	------	------	------	------	------	--------	-------	------	------	------	------	------	------	--------	-------	-------	------	------	------	------	------	--------	-------	------

PITCHER	IP	WLS	BF	H	R	ER	SO	BB	IBB	HBP	BLK	WP	HR	S	P	ERA	WHIP
Bob Stoddard, R ERA: 5.27 (1, 1)	5.1	L	22	6	6	6	5	0	0	0	0	0	2	32	32	10.12	1.125
Mike Stanton, R ERA: 3.52 (6, 1)	0.1		4	1	3	3	0	2	0	0	0	0	1	2	10	81.00	9.000
Ed Nunez, R ERA: 6.0 (6, 1)	2.1		9	1	0	0	4	2	0	0	0	0	0	15	23	0.00	1.286


BOTTOM

Seattle Mariners @ Oakland Athletics
Oakland-Alameda County Coliseum, Oakland, CA

Fri May 13 1983, 7:05 PM PDT
Att. 10,484 - Unknown

livebaseballscorecards.com

AB	31
R	9
H	8
RBI	9
BB	4
SO	9
LOB	10



WP: 0	PA: 35
PB: 0	
SB: 1	
CS: 0	

Batter	1	2	3	4	5	6	7	8	9	AB R H RBI BB SO LOB	TOP	
Steve Henderson, R (1, 7) OBP: 0.407, SLG: 0.435 John Moses, S (6, 7) OBP: 0.222, SLG: 0.045	0-0 5-3		0-0 G5-4-3		0-0 CS 1B		0-0 F7		0-0 F9	3 0 1 0 0 0 1 2 0 0 0 0 0 3		
Jamie Allen, R (1, 5) OBP: 0.320, SLG: 0.400	0-0 6-3		0-0 F9		0-3 K			0-0 F8		4 0 0 0 0 1 1		
Al Cowens, R (1, 9) OBP: 0.234, SLG: 0.276	4-0 3B BB				0-0 F4		0-0 F9	0-3 K		3 1 0 0 1 1 0		
Pat Putnam, L (1, 3) OBP: 0.316, SLG: 0.408	0-0 1-H 3B				0-0 1B HR 1B		0-0 F9	0-0 1B		4 1 3 1 0 0 0		
Ken Phelps, L (1, 10) OBP: 0.250, SLG: 0.417 Dave Edler, R (8, PH) OBP: 0.293, SLG: 0.333	0-0 F8				0-0 1-2 HR 1B		0-0 F2	0-0 F3		3 1 1 0 0 0 1 1 0 0 0 0 0 1		
Dave Henderson, R (1, 8) OBP: 0.336, SLG: 0.445					0-0 1-H 2-H HR		0-0 F8		0-0 E6 BB	4 1 1 3 0 0 0		
Rick Sweet, S (1, 2) OBP: 0.306, SLG: 0.333					0-0 G3				0-3 K	4 0 0 0 0 1 1		
Todd Cruz, R (1, 6) OBP: 0.281, SLG: 0.413					0-0 2B				0-3 K	4 0 1 0 0 1 1		
Manny Castillo, S (1, 4) OBP: 0.269, SLG: 0.271 Julio Cruz, S (7, PR) OBP: 0.368, SLG: 0.412 (7, 4)					0-0 G3				4-0 BB BB BB 1-2 BB	2 0 1 0 0 0 1 0 0 0 0 1 0 0		
Inning Stats	R: 1 H: 1 E: 0 LOB: 1 K: 0 BB: 1 S: 4 P: 8	R: 0 H: 0 E: 0 LOB: 0 K: 0 BB: 0 S: 3 P: 3	R: 0 H: 0 E: 0 LOB: 0 K: 0 BB: 0 S: 2 P: 3	R: 3 H: 4 E: 0 LOB: 1 K: 0 BB: 0 S: 7 P: 7	R: 0 H: 1 E: 0 LOB: 0 K: 1 BB: 0 S: 5 P: 5	R: 0 H: 0 E: 0 LOB: 0 K: 0 BB: 0 S: 3 P: 3	R: 0 H: 1 E: 0 LOB: 1 K: 0 BB: 0 S: 4 P: 4	R: 0 H: 1 E: 0 LOB: 1 K: 1 BB: 0 S: 6 P: 6	R: 0 H: 0 E: 1 LOB: 2 K: 2 BB: 1 S: 8 P: 12	1B: 5 SF: 0 2B: 1 SAC: 0 3B: 1 DP: 1 HR: 1 HBP: 1	WP: 0 PA: 37 PB: 0 SB: 0 CS: 1	
PITCHER Rick Langford, R (1, 1) ERA: 14.81 Tim Conroy, L (4, 1) ERA: 1.93	IP WLS BF H R ER SO BB IBB HBP BLK WP HR S P ERA WHIP											
	3.2 L 17 5 4 4 0 1 0 1 0 0 0 1 15 20 9.82 1.636											
	5.1 20 3 0 0 4 1 0 0 0 0 0 0 27 31 0.00 0.750											

Seattle Mariners @ Oakland Athletics
Oakland-Alameda County Coliseum, Oakland, CA
Sat May 14 1983, 3:33 AM PDT
Att: 17,097 - Unknown

livebaseballscorecards.com

AB	34
R	4
H	8
RBI	4
BB	2
SO	4
LOB	10



Batter	1	2	3	4	5	6	7	8	9	AB	R	H	RBI	BB	SO	LOB
Rickey Henderson, R (1, 7) OBP: 0.468, SLG: 0.432	0-3 K		0-0 4-3		4-0 FC5-4 BB		4-0 BB			2	0	0	0	2	1	0
Mike Davis, L (1, 9) OBP: 0.310, SLG: 0.374	0-0 B1-3		0-0 F5		0-0 FC5-4		0-3 K			4	0	0	0	0	1	3
Bill Almon, R (1, 5) (9, 6) OBP: 0.333, SLG: 0.351	0-0 BB 1B			0-3 K		4-0 E 1B BB		0-3 K		3	1	1	0	1	2	0
Jeff Burroughs, R (1, 10) OBP: 0.352, SLG: 0.381	4-0 1-2 BB			0-0 1B 2B		0-0 FC4-6 1B		0-3 K		3	0	2	1	1	1	0
Dwayne Murphy, L (1, 8) OBP: 0.281, SLG: 0.295	0-0 F9			0-0 G4-6-3 1B		0-0 FC4-6 4-3		0-0 F8		4	0	1	0	0	0	3
Kelvin Moore, R (1, 3) OBP: 0.245, SLG: 0.385		0-3 K		0-0 G4-6-3		0-0 4-3		0-0 F7		4	0	0	0	0	1	3
Davey Lopes, R (1, 4) OBP: 0.288, SLG: 0.330		0-0 6-3			0-0 5-3		0-0 5-3		0-0 F8		4	0	0	0	0	1
Bob Kearney, R (1, 2) OBP: 0.297, SLG: 0.366		0-0 4-3			0-0 1-3		0-0 F8		0-3 K		3	0	0	0	0	0
Dan Meyer, L (9, PH) OBP: 0.379, SLG: 0.423										1	0	0	0	0	1	0
Tony Phillips, S (1, 6) OBP: 0.270, SLG: 0.270			0-0 6-3		1-0 BB HBP		0-0 5-3			2	0	0	0	0	0	0
Wayne Gross, L (9, 5) OBP: 0.362, SLG: 0.390										0	0	0	0	0	0	0

Inning Stats	R: 0	H: 1	R: 0	H: 0	R: 0	H: 0	R: 0	H: 2	R: 0	H: 0	R: 0	H: 0	R: 1	H: 1	R: 0	H: 0	R: 0	H: 0	R: 0	H: 0	R: 0	H: 0	1B: 3	SF: 0	WP: 0	PA: 35
	E: 0	LOB: 2	E: 0	LOB: 0	E: 0	LOB: 0	E: 0	LOB: 1	E: 0	LOB: 2	E: 0	LOB: 2	E: 1	LOB: 1	E: 0	LOB: 1	E: 0	LOB: 0	E: 0	LOB: 0	E: 0	LOB: 0	2B: 1	SAC: 0	PB: 0	
	K: 1	BB: 1	K: 1	BB: 0	K: 0	BB: 0	K: 1	BB: 0	K: 0	BB: 1	K: 0	BB: 1	K: 1	BB: 1	K: 1	BB: 1	K: 2	BB: 0	K: 1	BB: 0	K: 1	BB: 0	3B: 0	DP: 1	SB: 0	
	S: 6	P: 10	S: 5	P: 5	S: 3	P: 3	S: 6	P: 6	S: 3	P: 8	S: 4	P: 8	S: 5	P: 9	S: 7	P: 7	S: 5	P: 5	S: 5	P: 5	S: 5	P: 5	HR: 0	HBP: 1	CS: 0	

PITCHER	IP	WLS	BF	H	R	ER	SO	BB	IBB	HBP	BLK	WP	HR	S	P	ERA	WHIP
Matt Young, L (1, 1) ERA: 2.66	8.0	W	32	4	1	0	6	4	0	1	0	0	0	39	56	0.00	1.000
Bill Caudill, R (9, 1) ERA: 4.91	1.0	S	3	0	0	0	1	0	0	0	0	0	0	5	5	0.00	0.000


BOTTOM

Seattle Mariners @ Oakland Athletics
Oakland-Alameda County Coliseum, Oakland, CA

Sat May 14 1983, 3:33 AM PDT
Att. 17,097 - Unknown

livebaseballscorecards.com

AB	30
R	1
H	4
RBI	1
BB	4
SO	7
LOB	10



Batter	1	2	3	4	5	6	7	8	9	AB R H RBI BB SO LOB	TOP		
Julio Cruz, S (1, 4) OBP: 0.364, SLG: 0.400	4-0 G4-6-3 1B BB		x 0-0 F8			x 0-0 6-3		x 0-0 2-3		3 0 0 0 1 0 1			
Jamie Allen, R (1, 5) OBP: 0.315, SLG: 0.388	x 0-0 1-2 G4-6-3 1B		x 0-0 F3			x 0-0 F7		x 0-0 F5	4 0 1 0 0 0 0				
Al Cowens, R (1, 9) OBP: 0.227, SLG: 0.267	x 0-0 G4-6-3 1-2f 2-3		x 0-0 F8			x 0-0 F8		SS 0-3 K	4 0 0 0 0 1 2				
Dave Henderson, R (1, 8) OBP: 0.325, SLG: 0.430	x 0-0 4-3		SS 0-3 K			SS 0-3 K		x 0-0 F9	4 0 0 0 0 2 1				
Todd Cruz, R (1, 6) OBP: 0.282, SLG: 0.411		x 0-0 F8				SS 0-3 K2-3			3 0 1 0 0 1 0				
Pat Putnam, L (1, 3) OBP: 0.316, SLG: 0.406		x 0-0 F9				x 0-0 1B			3 0 1 0 0 0 1				
Jim Malar, R (1, 10) OBP: 0.267, SLG: 0.154		BB 4-0 BB				SS 0-3 K		x 0-0 F9	1 0 0 0 1 1 0				
Ken Phelps, L (7, PH) OBP: 0.247, SLG: 0.411									1 0 0 0 0 0 1				
Orlando Mercado, R (1, 2) OBP: 0.226, SLG: 0.346		SS 0-3 K				x 0-0 1-6-3		x 0-0 FC4-6 1B	2 0 0 0 0 1 1				
Rick Sweet, S (8, PH) (8, 2) OBP: 0.317, SLG: 0.345									1 0 1 0 0 0 0				
John Moses, S (1, 7) OBP: 0.200, SLG: 0.040			x 0-0 6-3			x 0-0 1-3		x 0-0 FC4-6 1-2f CS	3 0 0 0 0 0 1				
Inning Stats	R: 0 H: 1 E: 0 LOB: 1 K: 0 BB: 1 S: 3 P: 7	R: 0 H: 0 E: 0 LOB: 1 K: 1 BB: 1 S: 5 P: 9	R: 0 H: 0 E: 0 LOB: 0 K: 0 BB: 0 S: 3 P: 3	R: 0 H: 1 E: 0 LOB: 1 K: 1 BB: 0 S: 6 P: 6	R: 0 H: 0 E: 0 LOB: 0 K: 1 BB: 0 S: 5 P: 5	R: 0 H: 0 E: 0 LOB: 0 K: 0 BB: 0 S: 3 P: 3	R: 0 H: 1 E: 0 LOB: 1 K: 2 BB: 0 S: 8 P: 8	R: 0 H: 1 E: 0 LOB: 0 K: 0 BB: 0 S: 3 P: 3	R: 0 H: 0 E: 0 LOB: 0 K: 1 BB: 0 S: 5 P: 5	1B: 4 SF: 0 2B: 0 SAC: 0 3B: 0 DP: 1 HR: 0 HBP: 0	WP: 0 PA: 31 PB: 0 SB: 0 CS: 1		
PITCHER	IP WLS BF H R ER SO BB IBB HBP BLK WP HR S P ERA WHIP											PITCHER	IP WLS BF H R ER SO BB IBB HBP BLK WP HR S P ERA WHIP
Tom Underwood, L (1, 1) ERA: 4.06	6.2 W 24 3 0 0 5 2 0 0 0 0 0 0 32 40 0.00 0.750												
Steve McCatty, R (7, 1) ERA: 0.73	2.1 S 7 1 0 0 1 0 0 0 0 0 0 0 9 9 0.00 0.429												

Seattle Mariners @ Oakland Athletics
Oakland-Alameda County Coliseum, Oakland, CA
Sun May 15 1983, 3:33 AM PDT
Att. 24,664 - Unknown

livebaseballscorecards.com

AB	29
R	0
H	4
RBI	0
BB	2
SO	6
LOB	8



Batter	1	2	3	4	5	6	7	8	9	AB R H RBI BB SO LOB	TOP		
Rickey Henderson, R (1, 7) Garry Hancock, L (8, 7) OBP: 0.462, SLG: 0.436 OBP: 0.273, SLG: 0.238	0-0 6-3	0-0 F8			0-0 1B SF8 2B	0-0 G6-4-3			0-0 F8	4 1 1 0 0 0 3 1 0 0 0 0 0 0			
Mike Davis, L (1, 9) OBP: 0.312, SLG: 0.379	0-0 L3 1B		0-0 4-3		0-0 E 2B 1B		0-0 F7		0-0 4-3	5 1 2 0 0 0 0			
Bill Almon, R (1, 5) Wayne Cross, L (7, 5) OBP: 0.318, SLG: 0.338 OBP: 0.365, SLG: 0.438	0-0 L3		0-3 K		0-0 SF8		0-0 4-3		0-0 HR	3 0 0 1 0 1 1 1 1 1 1 0 0 0			
Jeff Burroughs, R (1, 10) OBP: 0.354, SLG: 0.386		0-0 F8	0-0 F3		0-0 2B		0-3 K		4-0 BB	4 0 1 1 1 1 0			
Dwayne Murphy, L (1, 8) OBP: 0.300, SLG: 0.304		4-0 WP BB HR BB		0-0 4-3	0-3 K		0-0 F5		0-3 K	4 1 0 0 1 2 2			
Kelvin Moore, R (1, 3) OBP: 0.255, SLG: 0.378		4-0 WP HR BB		0-0 6-3		0-0 F3		0-0 6-3 1B 1B		3 1 1 0 1 0 0			
Davey Lopes, R (1, 4) OBP: 0.311, SLG: 0.333		0-3 K		4-0 BB		4-0 1B 1B BB		0-0 6-3 1B		2 1 1 0 2 1 2			
Bob Kearney, R (1, 2) OBP: 0.294, SLG: 0.386		0-0 HR		0-0 F3		0-0 1B 1B		0-0 6-3		4 1 2 3 0 0 3			
Tony Phillips, S (1, 6) OBP: 0.280, SLG: 0.281		0-0 1B		0-3 K		0-0 G6-4-3 1B		0-0 F7		4 0 2 1 0 1 2			
Inning Stats	R: 0 H: 1 E: 0 LOB: 0 K: 0 BB: 0 S: 3 P: 3	R: 3 H: 2 E: 0 LOB: 1 K: 1 BB: 2 S: 7 P: 15	R: 0 H: 0 E: 0 LOB: 0 K: 1 BB: 0 S: 5 P: 5	R: 0 H: 0 E: 0 LOB: 1 K: 0 BB: 1 S: 3 P: 7	R: 2 H: 3 E: 1 LOB: 1 K: 2 BB: 0 S: 10 P: 10	R: 1 H: 2 E: 0 LOB: 1 K: 0 BB: 1 S: 4 P: 8	R: 0 H: 0 E: 0 LOB: 0 K: 1 BB: 0 S: 5 P: 5	R: 0 H: 2 E: 0 LOB: 2 K: 0 BB: 0 S: 5 P: 5	R: 1 H: 1 E: 0 LOB: 1 K: 1 BB: 1 S: 6 P: 10	1B: 7 SF: 1 2B: 3 SAC: 0 3B: 0 DP: 2 HR: 2 HBP: 0	WP: 1 PA: 41 PB: 0 SB: 0 CS: 0		
PITCHER	IP WLS BF H R ER SO BB IBB HBP BLK WP HR S P ERA WHIP											PITCHER	IP WLS BF H R ER SO BB IBB HBP BLK WP HR S P ERA WHIP
Brad Havens, L (1, 1) ERA: 7.29	5.1 L 26 7 6 6 4 4 0 0 0 1 1 30 46 10.12 2.062												
Ken Schrom, R (6, 1) ERA: 2.0	3.2 15 4 1 1 2 1 0 0 0 0 1 18 22 2.46 1.364												

Oakland Athletics @ Minnesota Twins
 Hubert H. Humphrey Metrodome, Minneapolis, MN
 Mon May 16 1983, 8:05 PM EDT
 Att: 7,056 - Unknown - 64 F

livebaseballscorecards.com

AB	35
R	7
H	11
RBI	7
BB	5
SO	6
LOB	13



Batter	1	2	3	4	5	6	7	8	9	AB R H RBI BB SO LOB
Bobby Mitchell, L (1, 8) OBP: 0.361, SLG: 0.265	4-0 FC6-4 BB		0-0 L7		4-0 4-3 1B BB		4-0 1-2 BB		0-0 HR	2 1 1 1 3 0 0
John Castino, R (1, 4) OBP: 0.367, SLG: 0.517	0-0 FC6-4 1-2f 5-3		0-0 1B 1B		0-0 4-3 1B		0-3 K		4-0 4-3 HR BB	4 1 2 0 1 1 3
Gary Ward, R (1, 7) OBP: 0.274, SLG: 0.401	0-0 5-3 1-2		0-0 1B		0-0 4-3 1-2 2-3		0-0 F6		0-3 K	5 0 1 0 0 1 6
Kent Hrbek, L (1, 3) OBP: 0.388, SLG: 0.571	0-0 F5		0-3 K		0-0 4-3			4-0 1B BB	0-0 4-3 1-2	4 0 0 0 1 1 6
Gary Gaetti, R (1, 5) OBP: 0.295, SLG: 0.383		0-0 5-3		0-0 E5 FC6-4		0-0 F7		0-0 F8	0-0 HR	5 1 1 2 0 0 1
Tom Brunansky, R (1, 9) OBP: 0.264, SLG: 0.240		4-0 BB		0-0 F8		0-0 L8		0-3 K	4-0 HR BB	3 1 0 0 2 1 2
Randy Bush, L (1, 10) OBP: 0.385, SLG: 0.512		0-0 F8		0-3 K		0-0 4-3		0-0 1B	0-0 HR	4 0 1 0 0 1 2
Mickey Hatcher, R (9, PH) OBP: 0.324, SLG: 0.412								1-2 1B	1-H HR	1 1 1 2 0 0 0
Lenny Faedo, R (1, 6) OBP: 0.333, SLG: 0.374		0-0 F5		0-0 FC6-4 1-2f			0-0 BB 1B	0-0 F9	0-0 1B	5 0 2 0 0 0 4
Tim Laudner, R (1, 2) OBP: 0.260, SLG: 0.227			0-3 K		0-0 5-3		0-0 F8		0-0 HR	3 0 0 0 0 1 1
Dave Engle, R (9, PH) OBP: 0.333, SLG: 0.487									0-0 K	2 1 1 1 0 1 1

BOTTOM

Oakland Athletics @ Minnesota Twins
Hubert H. Humphrey Metrodome, Minneapolis, MN
 Mon May 16 1983, 8:05 PM EDT
 Att. 7,056 - Unknown - 64 F

livebaseballscores.com

AB	38
R	6
H	10
RBI	6
BB	7
SO	7
LOB	26



Inning Stats	R: 0	H: 0	E: 0	K: 0	S: 3	LOB: 1	BB: 1	P: 7	R: 0	H: 0	E: 0	K: 0	S: 3	LOB: 1	BB: 1	P: 7	R: 0	H: 2	E: 0	K: 2	S: 9	LOB: 2	BB: 0	P: 9	R: 0	H: 0	E: 1	K: 1	S: 6	LOB: 1	BB: 0	P: 6	R: 0	H: 1	E: 0	K: 0	S: 4	LOB: 2	BB: 1	P: 8	R: 0	H: 0	E: 0	K: 0	S: 3	LOB: 0	BB: 0	P: 3	R: 0	H: 1	E: 0	K: 1	S: 6	LOB: 2	BB: 1	P: 10	R: 0	H: 1	E: 0	K: 1	S: 6	LOB: 2	BB: 1	P: 10	R: 6	H: 5	E: 0	K: 2	S: 12	LOB: 1	BB: 2	P: 20	1B: 6	SF: 0	2B: 0	SAC: 0	3B: 0	DP: 0	HR: 4	HBP: 0	WP: 0	PA: 45
--------------	------	------	------	------	------	--------	-------	------	------	------	------	------	------	--------	-------	------	------	------	------	------	------	--------	-------	------	------	------	------	------	------	--------	-------	------	------	------	------	------	------	--------	-------	------	------	------	------	------	------	--------	-------	------	------	------	------	------	------	--------	-------	-------	------	------	------	------	------	--------	-------	-------	------	------	------	------	-------	--------	-------	-------	-------	-------	-------	--------	-------	-------	-------	--------	-------	--------

PITCHER	IP	WLS	BF	H	R	ER	SO	BB	IBB	HBP	BLK	WP	HR	S	P	ERA	WHIP
Mike Norris, R (1, 1) ERA: 3.38	6.0	W	25	3	0	0	3	3	0	0	0	0	0	28	40	0.00	1.000
Matt Keough, R (7, 1) ERA: 7.36	2.0		10	2	0	0	2	2	0	0	0	0	0	12	20	0.00	2.000
Dave Beard, R (9, 1) ERA: 5.79	0.2		7	3	5	5	1	2	0	0	0	0	3	7	15	67.50	7.500
Tom Burgmeier, L (9, 1) ERA: 1.17	0.1	S	3	2	1	1	1	0	0	0	0	0	1	5	5	27.00	6.000

Batter	1	2	3	4	5	6	7	8	9	AB R H RBI BB SO LOB	TOP											
Rickey Henderson, R OBP: 0.474, SLG: 0.437 (1, 7)	0-3 K	4-0 S BB			4-0 2B 6-3 BB	0-0 1B 1B			4-0 FC2-5 S BB	2 1 1 0 3 1 0												
Mike Davis, L OBP: 0.315, SLG: 0.387 Garry Hancock, L OBP: 0.273, SLG: 0.238 (1, 9)	0-0 4-3	0-0 4-3 1-2			0-0 6-3 1B 2B	0-0 1B 1B			0-0 FC2-5 S CS	5 1 2 1 0 0 2 0 0 0 0 0 0 0												
Wayne Gross, L OBP: 0.354, SLG: 0.420 (1, 5)	0-0 BB HR 1B				0-0 6-3				0-3 K 1-H	5 1 1 1 0 2 2												
Dwayne Murphy, L OBP: 0.306, SLG: 0.304 (1, 8)	4-0 1-2 HR BB				0-0 4-3	0-0 6-3 1B			0-3 K	3 1 1 1 1 1 0												
Jeff Burroughs, R OBP: 0.350, SLG: 0.410 (1, 10)	0-0 1-H 2-H HR				0-0 5-3	0-0 6-3			0-0 F3	4 1 1 3 0 0 1												
Bill Almon, R OBP: 0.315, SLG: 0.325 Davey Lopes, R OBP: 0.311, SLG: 0.333 (1, 6)	4-0 S BB				0-0 6-3	0-3 K			0-0 6-3	3 0 0 0 1 1 1 0 0 0 0 0 0 0												
Kelvin Moore, R OBP: 0.255, SLG: 0.373 (1, 3)	0-3 1-2 K				0-0 6-3				0-0 F5 1B	4 0 1 0 0 1 1												
Bob Kearney, R OBP: 0.292, SLG: 0.410 (1, 2)					0-3 K				0-3 K HR	4 1 1 1 0 2 1												
Tony Phillips, S OBP: 0.279, SLG: 0.280 (8, 6)					0-0 1-3				0-3 K	4 1 1 0 0 2 1												
Inning Stats	R: 3 E: 0 K: 2 S: 9	H: 2 LOB: 1 BB: 2 P: 17	R: 0 E: 0 K: 0 S: 3	H: 0 LOB: 1 BB: 1 P: 7	R: 0 E: 0 K: 1 S: 5	H: 0 LOB: 0 BB: 0 P: 5	R: 0 E: 0 K: 1 S: 5	H: 0 LOB: 0 BB: 0 P: 5	R: 3 E: 0 K: 1 S: 8	H: 3 LOB: 1 BB: 1 P: 12	R: 1 E: 0 K: 1 S: 7	H: 3 LOB: 2 BB: 0 P: 7	R: 0 E: 0 K: 1 S: 5	H: 0 LOB: 0 BB: 0 P: 5	R: 0 E: 0 K: 2 S: 8	H: 1 LOB: 1 BB: 0 P: 8	R: 0 E: 0 K: 1 S: 4	H: 0 LOB: 1 BB: 1 P: 8	1B: 6 2B: 2 3B: 0 HR: 2	SF: 0 SAC: 0 DP: 1 HBP: 0	WP: 0 PB: 0 SB: 6 CS: 1	PA: 39
PITCHER	IP WLS BF H R ER SO BB IBB HBP BLK WP HR S P ERA WHIP																					
Albert Williams, R ERA: 6.98 (1, 1)	5.1 L 26 6 7 7 5 4 0 0 0 0 0 2 32 48 11.81 1.875																					
Pete Filson, L ERA: 2.88 (6, 1)	2.0 8 3 0 0 2 0 0 0 0 0 0 0 12 12 0.00 1.500																					
Rick Lysander, R ERA: 2.89 (8, 1)	0.2 3 0 0 0 2 1 0 0 0 0 0 0 6 10 0.00 1.500																					
Len Whitehouse, L ERA: 2.55 (9, 1)	1.0 2 0 0 0 1 0 0 0 0 0 0 0 4 4 0.00 0.000																					

Oakland Athletics @ Minnesota Twins
 Hubert H. Humphrey Metrodome, Minneapolis, MN
 Tue May 17 1983, 8:05 PM EDT
 Att. 4,686 - Unknown - 65 F

AB	34
R	7
H	9
RBI	7
BB	5
SO	10
LOB	9



WP: 0	PA: 39
PB: 0	
SB: 6	
CS: 1	

Batter	1	2	3	4	5	6	7	8	9	AB	R	H	RBI	BB	SO	LOB
Bobby Mitchell, L (1, 8) OBP: 0.359, SLG: 0.269 Mickey Hatcher, R (6, 9) OBP: 0.342, SLG: 0.429	0-0 BB 1B	0-3 K			0-0 G3	0-0 E 1B		0-0 1B		3	1	1	0	0	1	0
John Castino, R (1, 4) OBP: 0.362, SLG: 0.503	4-0 1B BB		0-0 4-3		0-0 5-3	0-0 E4		0-0 F9		4	1	0	0	1	0	3
Gary Ward, R (1, 7) OBP: 0.284, SLG: 0.400	4-0 1B BB		0-0 CS 1B		1-0 2B HBP	0-3 K		0-0 F4		3	1	1	0	1	1	3
Kent Hrbek, L (1, 3) OBP: 0.381, SLG: 0.565	0-0 F5		0-3 K		0-0 2B	0-0 4-3		0-0 F9		5	0	1	1	0	1	7
Gary Gaetti, R (1, 5) OBP: 0.291, SLG: 0.384	0-3 K			0-0 6-3	0-0 L5		0-0 F7		0-0 2B	5	1	1	0	0	1	4
Randy Bush, L (1, 10) OBP: 0.406, SLG: 0.547 Darrell Brown, S (9, PR) OBP: 0.313, SLG: 0.339	0-0 1B			4-0 1B BB		0-0 E 2B	0-0 F6	0-0 2B	0-0 2B	4	1	3	3	1	0	0
Tom Brunansky, R (1, 9) OBP: 0.255, SLG: 0.230	0-0 F7			0-3 K		0-0 F7	0-3 K	0-0 F8		5	0	0	0	0	2	5
Lenny Faedo, R (1, 6) OBP: 0.330, SLG: 0.369		0-0 F7		0-0 FC4-6 1B		0-0 E4		0-0 F7		4	1	1	0	0	0	-1
Tim Laudner, R (1, 2) OBP: 0.264, SLG: 0.234 Dave Engle, R (8, PH) OBP: 0.329, SLG: 0.481		0-3 K		0-0 FC4-6		0-0 E 1B		0-0 F8		3	0	1	0	0	1	2
				1-2		1B				1	0	0	0	0	0	0

Inning Stats	R: 2	H: 2	E: 0	K: 1	S: 7	H: 2	LOB: 2	BB: 2	P: 15	R: 0	H: 0	E: 0	K: 2	S: 7	R: 0	H: 1	E: 0	K: 1	S: 5	R: 0	H: 1	E: 0	K: 1	S: 6	R: 1	H: 1	E: 0	K: 0	S: 4	R: 2	H: 3	E: 2	K: 1	S: 10	R: 0	H: 0	E: 0	K: 1	S: 5	R: 0	H: 1	E: 0	K: 0	S: 4	R: 1	H: 2	E: 0	K: 0	S: 5	1B: 7	2B: 4	3B: 0	HR: 0	SF: 0	SAC: 0	DP: 0	HBP: 1	WP: 0	PB: 0	SB: 0	CS: 1	PA: 43
--------------	------	------	------	------	------	------	--------	-------	-------	------	------	------	------	------	------	------	------	------	------	------	------	------	------	------	------	------	------	------	------	------	------	------	------	-------	------	------	------	------	------	------	------	------	------	------	------	------	------	------	------	-------	-------	-------	-------	-------	--------	-------	--------	-------	-------	-------	-------	--------

PITCHER	IP	WLS	BF	H	R	ER	SO	BB	IBB	HBP	BLK	WP	HR	S	P	ERA	WHIP
Chris Codioli, R (1, 1) ERA: 4.33	5.1	W	27	7	5	4	5	3	0	1	0	0	0	33	46	6.75	1.875
Tom Burgmeier, L (6, 1) ERA: 1.09	1.2		7	1	0	0	2	0	0	0	0	0	0	11	11	0.00	0.600
Steve McCatty, R (8, 1) ERA: 1.26	2.0	S	9	3	1	1	0	0	0	0	0	0	0	9	9	4.50	1.500


BOTTOM

Oakland Athletics @ Minnesota Twins
Hubert H. Humphrey Metrodome, Minneapolis, MN

Tue May 17 1983, 8:05 PM EDT
Att. 4,686 - Unknown - 65 F

livebaseballscorecards.com

AB	39
R	6
H	11
RBI	4
BB	3
SO	7
LOB	23



Batter	1	2	3	4	5	6	7	8	9	AB R H RBI BB SO LOB
Rickey Henderson, R Dan Meyer, L OBP: 0.464, SLG: 0.425 OBP: 0.343, SLG: 0.355	0-3 K	0-0 F3		0-0 F7			0-3 K	0-3 K		3 0 0 0 0 1 2 2 0 0 0 0 2 2
Mike Davis, L OBP: 0.318, SLG: 0.394	0-3 K		0-3 K	0-0 1B			0-0 F7		0-0 2B	5 0 2 0 0 2 0
Bill Almon, R OBP: 0.319, SLG: 0.341	0-0 FC6-4 1B		0-0 1B 2B	0-0 F7			0-0 5-3		0-0 6-3	5 1 2 0 0 0 2
Jeff Burroughs, R OBP: 0.352, SLG: 0.418	0-0 FC6-4 1-2f		0-0 BB 1B		0-0 F3			0-0 BB 1B 2B	0-3 K	5 2 2 0 0 1 2
Dwayne Murphy, L Mitchell Page, L OBP: 0.307, SLG: 0.305 OBP: 0.276, SLG: 0.231		0-0 FC5-4 1B	0-3 K		0-0 F7			4-0 BB 1B BB	0-3 K	3 0 1 0 0 1 2 1 1 0 0 1 1 1
Kelvin Moore, R OBP: 0.263, SLG: 0.365		0-0 L8	4-0 1B BB		0-0 5-3			4-0 1-2 2-3 BB		2 0 0 0 2 0 1
Davey Lopes, R Garry Hancock, L OBP: 0.320, SLG: 0.342 OBP: 0.304, SLG: 0.273		0-0 FC5-4 S 1-2f BB 1B	0-0 1B			0-0 G5-4-3 1B		0-0 1-2 2-H 3-H 1B		3 1 2 2 0 0 1 1 0 1 2 0 0 0
Bob Kearney, R Darryl Cias, R OBP: 0.293, SLG: 0.402 OBP: 0.333, SLG: 0.375		4-0 1B BB	0-0 L8			0-0 G5-4-3		0-0 F3		2 0 0 0 1 0 3 1 0 0 0 0 0 2
Tony Phillips, S OBP: 0.278, SLG: 0.279		0-0 1-2 2-H 1B		0-0 F8		0-0 F9		0-0 F8		4 0 1 1 0 0 2

Inning Stats	R: 0 E: 0 K: 2 S: 8	H: 1 LOB: 1 BB: 0 P: 8	R: 1 E: 0 K: 0 S: 5	H: 2 LOB: 2 BB: 1 P: 9	R: 2 E: 0 K: 2 S: 10	H: 3 LOB: 2 BB: 1 P: 14	R: 0 E: 0 K: 0 S: 4	H: 1 LOB: 1 BB: 0 P: 4	R: 0 E: 0 K: 0 S: 3	H: 0 LOB: 0 BB: 0 P: 3	R: 0 E: 0 K: 0 S: 3	H: 1 LOB: 0 BB: 0 P: 3	R: 0 E: 0 K: 1 S: 5	H: 0 LOB: 0 BB: 0 P: 5	R: 2 E: 0 K: 1 S: 7	H: 2 LOB: 2 BB: 2 P: 15	R: 0 E: 0 K: 2 S: 8	H: 1 LOB: 1 BB: 0 P: 8	1B: 8 2B: 3 3B: 0 HR: 0	SF: 0 SAC: 0 DP: 1 HBP: 0	WP: 0 PB: 0 SB: 1 CS: 0	PA: 41
--------------	------------------------------	---------------------------------	------------------------------	---------------------------------	-------------------------------	----------------------------------	------------------------------	---------------------------------	------------------------------	---------------------------------	------------------------------	---------------------------------	------------------------------	---------------------------------	------------------------------	----------------------------------	------------------------------	---------------------------------	----------------------------------	------------------------------------	----------------------------------	--------


PITCHER	IP	WLS	BF	H	R	ER	SO	BB	IBB	HBP	BLK	WP	HR	S	P	ERA	WHIP
Frank Viola, L ERA: 5.44	(1, 1)	7.0	W	34	10	5	5	4	0	0	0	0	0	40	56	6.43	2.000
Jack O'Connor, L ERA: 6.57	(8, 1)	2.0		7	1	0	3	0	0	0	0	0	0	13	13	0.00	0.500

TOP

Oakland Athletics @ Minnesota Twins
Hubert H. Humphrey Metrodome, Minneapolis, MN

Wed May 18 1983, 4:33 AM EDT
Att: 4,069 - Unknown - 63 F

AB	37
R	5
H	11
RBI	5
BB	4
SO	8
LOB	20



livebaseballscorecards.com

Batter	1	2	3	4	5	6	7	8	9	AB	R	H	RBI	BB	SO	LOB
Darrell Brown, S OBP: 0.343, SLG: 0.358 (1, 8)	0-0 3-1	0-0 2B 1B	4-0 9-3 BB		0-0 6-3	0-0 2B 1B	0-0 FC6-4 1B			5	2	3	2	1	0	2
John Castino, R OBP: 0.361, SLG: 0.500 (1, 4)	0-3 K	0-0 F4	0-0 9-3		0-0 2B BB	0-0 HR 2B	0-0 FC6-4			5	1	1	1	1	1	4
Gary Ward, R OBP: 0.292, SLG: 0.432 (1, 7)	0-0 1B 1B 1B	0-0 2B			0-0 F8	0-0 SF8	0-0 HR		0-0 L9	5	2	3	5	0	0	0
Kent Hrbek, L OBP: 0.389, SLG: 0.570 (1, 3)	0-0 1B 1B 1B	0-3 K			0-0 4-3	0-0 2B	4-0 BB 1B BB		1-0 FC6-4 HBP	4	1	2	1	1	1	1
Scott Ulger, R (7, 3)										0	0	0	0	0	0	0
Gary Gaetti, R OBP: 0.306, SLG: 0.403 (1, 5)	0-0 1B 1B 1B				0-0 1B E 2B	0-0 1B	0-0 F9 BB 1B		0-0 FC6-4	6	1	4	0	0	0	3
Mickey Hatcher, R OBP: 0.354, SLG: 0.427 (1, 10)	0-0 1B 1B				0-0 F8		1-3		0-0 F7	5	1	2	1	1	0	2
Tom Brunansky, R OBP: 0.267, SLG: 0.233 (1, 9)	0-0 1B				0-0 E BB 1B		0-0 F9			3	2	1	1	2	0	3
Ron Washington, R OBP: 0.313, SLG: 0.250 (1, 6)		0-3 K			0-0 F8		0-0 F3			4	2	1	0	1	1	3
Tim Laudner, R OBP: 0.293, SLG: 0.288 (1, 2)		0-0 2B 1B			0-0 E2 WP 2B		0-0 F4			5	4	3	3	0	0	0

Inning Stats	R: 2	H: 5	E: 0	K: 1	S: 9	LOB: 3	BB: 0	P: 9	R: 2	H: 3	E: 0	K: 2	S: 10	LOB: 1	BB: 0	P: 10	R: 4	H: 3	E: 1	K: 0	S: 5	LOB: 0	BB: 2	P: 13	R: 0	H: 1	E: 0	K: 0	S: 4	LOB: 1	BB: 0	P: 4	R: 3	H: 2	E: 0	K: 0	S: 5	LOB: 2	BB: 3	P: 17	R: 5	H: 5	E: 1	K: 0	S: 9	LOB: 3	BB: 2	P: 17	R: 0	H: 0	E: 0	K: 0	S: 4	LOB: 1	BB: 0	P: 4
1B: 13	SF: 1	2B: 7	SAC: 0	3B: 0	DP: 1	HR: 1	HBP: 1	WP: 1	PA: 51	SB: 0	CS: 0																																													

PITCHER	IP	WLS	BF	H	R	ER	SO	BB	IBB	HBP	BLK	WP	HR	S	P	ERA	WHIP
Bill Krueger, L ERA: 3.81 (1, 1)	2.1	L	18	11	8	8	3	1	0	0	0	0	0	23	27	30.86	5.143
Matt Keough, R ERA: 7.77 (3, 1)	2.1		12	2	3	3	0	4	0	0	0	1	0	8	24	11.57	2.571
Tim Conroy, L ERA: 1.85 (5, 1)	1.0		10	5	5	0	0	1	0	0	0	0	1	9	13	0.00	6.000
Wayne Gross, R ERA: (6, 1)	2.1		11	2	0	0	0	1	0	1	0	0	0	9	14	0.00	1.286


BOTTOM

Oakland Athletics @ Minnesota Twins
Hubert H. Humphrey Metrodome, Minneapolis, MN

Wed May 18 1983, 4:33 AM EDT
Att. 4,069 - Unknown - 63 F

livebaseballscores.com

AB	42
R	16
H	20
RBI	14
BB	7
SO	3
LOB	18



Batter	1	2	3	4	5	6	7	8	9	AB R H RBI BB SO LOB
--------	---	---	---	---	---	---	---	---	---	----------------------

Willie Randolph, R (1, 4) <small>OBP: 0.339, SLG: 0.313</small>	4-0 		0-0 F7	0-0 FC6			4-0 E 6-3 BB	4-0 		2 2 0 0 3 0 2
Ken Griffey, L (1, 3) <small>OBP: 0.385, SLG: 0.452</small>	0-0 		0-0 S BB E 1B		0-0 4-3		0-0 E6	0-0 F3		5 1 2 0 0 0 4
Dave Winfield, R (1, 7) <small>OBP: 0.346, SLG: 0.546</small>	0-0 F4		4-0 S BB 1-2		0-0 E6		0-0 6-3		0-0 F2	4 0 0 1 1 0 3
Don Baylor, R (1, 10) <small>OBP: 0.371, SLG: 0.450</small>	0-0 SF8		0-0 F2		0-0 F8		0-0 5-3		0-0 BB 1B	4 1 1 1 0 0 3
Lou Piniella, R (1, 9) <small>OBP: 0.415, SLG: 0.472</small> Steve Kemp, L (7, PH) <small>OBP: 0.328, SLG: 0.447</small>	0-3 K		0-0 F4		0-0 1-3		0-0 F9		0-0 F5	3 0 0 0 0 1 3 2 0 0 0 0 0 2
Roy Smalley, S (1, 6) <small>OBP: 0.336, SLG: 0.414</small>		0-0 F8		0-0 		0-0 		0-0 BB BB 1B	4-0 1B BB 1-2	4 0 3 0 1 0 0
Jerry Mumphrey, S (1, 8) <small>OBP: 0.289, SLG: 0.402</small>		4-0 		0-0 F4		0-0 G6-4-3		4-0 BB BB 1-2	0-0 1-3 2-H 1B	3 0 1 1 2 0 2
Graig Nettles, L (1, 5) <small>OBP: 0.341, SLG: 0.327</small>		0-0 F8		4-0 		0-0 		0-3 K	0-0 G3	4 0 1 0 1 1 5
Rick Cerone, R (1, 2) <small>OBP: 0.218, SLG: 0.257</small>		0-0 F9		0-0 F7		0-0 F4		0-0 F9		4 0 0 0 0 0 6

TOP

New York Yankees @ Oakland Athletics
 Oakland-Alameda County Coliseum, Oakland, CA

AB	35
R	4
H	8
RBI	3
BB	8
SO	2
LOB	30



WP: 0	PA: 44
PB: 0	
SB: 3	
CS: 0	

PITCHER	IP	WLS	BF	H	R	ER	SO	BB	IBB	HBP	BLK	WP	HR	S	P	ERA	WHIP
Tom Underwood, L (1, 1) <small>ERA: 3.71</small>	6.0	W	27	5	2	1	1	4	0	0	0	0	0	25	41	1.50	1.500
Steve Baker, R (7, 1) <small>ERA: 2.89</small>	0.2		4	0	1	0	0	1	0	0	0	0	0	3	7	0.00	1.500
Tom Burgmeier, L (7, 1) <small>ERA: 1.05</small>	1.0		5	1	0	0	1	1	0	0	0	0	0	6	10	0.00	2.000
Steve McCatty, R (8, 1) <small>ERA: 1.72</small>	1.1	S	8	2	1	1	0	2	0	0	0	0	0	6	14	6.75	3.000

Fri May 20 1983, 7:05 PM PDT
 Att: 38,007 - Unknown

livebaseballscorecards.com

Batter	1	2	3	4	5	6	7	8	9	AB	R	H	RBI	BB	SO	LOB
Rickey Henderson, R OBP: 0.469, SLG: 0.450 (1, 7)	4-0 BB 2B BB	0-0 HR		4-0 4-3 BB		0-3 K		0-0 6-3		3	2	1	1	2	1	1
Mike Davis, L OBP: 0.320, SLG: 0.386 (1, 9)	4-0 2B 1-2 SF8 BB	0-0 4-3		0-0 4-3			4-0 G6-4-3 S BB	0-0 F8		3	1	0	0	2	0	2
Bill Almon, R Wayne Gross, L OBP: 0.320, SLG: 0.352 OBP: 0.363, SLG: 0.420 (1, 5) (7, PH) (8, 5)	0-0 SF8 1-3 2-H 2B	0-0 5-3		0-3 K			4-0 G6-4-3 1-2 BB			3	1	1	1	0	1	1
Jeff Burroughs, R OBP: 0.341, SLG: 0.407 (1, 10)	0-0 SF8 2-3 3-H		0-3 K	0-0 F2			0-0 G6-4-3 1-2f 2-3			3	0	0	1	0	1	3
Dwayne Murphy, L OBP: 0.305, SLG: 0.311 (1, 8)	0-0 1B 3-H 2B		0-3 K		0-0 4-1		0-0 4-3			4	0	1	1	0	1	1
Kelvin Moore, R Dan Meyer, L OBP: 0.271, SLG: 0.374 OBP: 0.343, SLG: 0.355 (1, 3) (9, 3)	0-3 K		0-0 E 2B		0-0 F1			4-0 SH3-4 WP SH BB		3	2	1	0	1	1	1
Davey Lopes, R OBP: 0.333, SLG: 0.351 (1, 4)	0-0 FC6-4 2-3 1B		0-0 E2 2-H 1B		0-0 F4			4-0 SH3-4 1-2 SH BB		3	2	2	0	1	0	0
Bob Kearney, R OBP: 0.294, SLG: 0.400 (1, 2)	0-0 FC6-4 1-2f		0-0 2-H 1B			0-0 F7		0-0 SH3-4 1-2 2-3		3	0	1	1	0	0	2
Tony Phillips, S OBP: 0.271, SLG: 0.271 (1, 6)		0-0 F7	0-3 K			0-0 F7		0-0 SH 6-3 2-H 3-H		3	0	0	1	0	1	1

Inning Stats	R: 3	H: 3	E: 0	K: 1	S: 8	L: 2	LOB: 2	BB: 2	P: 16	R: 1	H: 1	E: 0	K: 0	S: 4	R: 2	H: 3	E: 1	K: 3	S: 12	R: 0	H: 0	E: 0	K: 1	S: 5	R: 0	H: 0	E: 0	K: 0	S: 3	R: 0	H: 0	E: 0	K: 1	S: 5	R: 0	H: 0	E: 0	K: 0	S: 2	R: 2	H: 0	E: 1	K: 0	S: 4	R: 2	H: 0	E: 1	K: 0	S: 4	1B: 3	2B: 3	3B: 0	HR: 1	SF: 1	SAC: 2	DP: 1	HBP: 0	WP: 1	PB: 0	SB: 1	CS: 0	PA: 38
--------------	------	------	------	------	------	------	--------	-------	-------	------	------	------	------	------	------	------	------	------	-------	------	------	------	------	------	------	------	------	------	------	------	------	------	------	------	------	------	------	------	------	------	------	------	------	------	------	------	------	------	------	-------	-------	-------	-------	-------	--------	-------	--------	-------	-------	-------	-------	--------

PITCHER	IP	WLS	BF	H	R	ER	SO	BB	IBB	HBP	BLK	WP	HR	S	P	ERA	WHIP
Bob Shirley, L ERA: 4.37 (1, 1)	2.2	L	16	6	6	4	3	2	0	0	0	0	1	20	28	13.50	3.000
George Frazier, R ERA: 3.45 (3, 1)	2.1		9	1	0	0	2	1	0	0	0	0	0	12	16	0.00	0.857
Doyle Alexander, R ERA: 6.65 (6, 1)	1.0		4	0	0	0	1	1	0	0	0	0	0	5	9	0.00	1.000
Rudy May, L ERA: 5.4 (7, 1)	1.1		6	0	2	2	0	3	0	0	0	1	0	3	15	13.50	2.250
Dale Murray, R ERA: 6.04 (8, 1)	0.2		3	0	0	0	0	0	0	0	0	0	0	3	3	0.00	0.000


BOTTOM

New York Yankees @ Oakland Athletics
Oakland-Alameda County Coliseum, Oakland, CA

Fri May 20 1983, 7:05 PM PDT
Att. 38,007 - Unknown

AB	28
R	8
H	7
RBI	6
BB	7
SO	6
LOB	12



Batter	1	2	3	4	5	6	7	8	9	AB R H RBI BB SO LOB	TOP														
Willie Randolph, R (1, 4) OBP: 0.351, SLG: 0.316	4-0 BB G6-4-3			x 0-0 1B		x 0-0 6-3			BBB 4-0 SH5-3 1B BB	2 1 1 0 2 0 0	<p>New York Yankees @ Oakland Athletics Oakland-Alameda County Coliseum, Oakland, CA</p> <p>Sat May 21 1983, 3:33 AM PDT Att: 38,236 - Unknown</p> <p>livebaseballscorecards.com</p> <table border="1"> <tr><td>AB</td><td>27</td></tr> <tr><td>R</td><td>1</td></tr> <tr><td>H</td><td>4</td></tr> <tr><td>RBI</td><td>1</td></tr> <tr><td>BB</td><td>3</td></tr> <tr><td>SO</td><td>9</td></tr> <tr><td>LOB</td><td>7</td></tr> </table> 	AB	27	R	1	H	4	RBI	1	BB	3	SO	9	LOB	7
AB	27																								
R	1																								
H	4																								
RBI	1																								
BB	3																								
SO	9																								
LOB	7																								
Ken Griffey, L (1, 3) OBP: 0.384, SLG: 0.449	0-3 K		x 0-0 1B	0-0 1B	0-3 K			0-0 SH5-3	3 0 1 0 0 2 1																
Dave Winfield, R (1, 7) OBP: 0.344, SLG: 0.538	0-0 G6-4-3 1-2f		x 0-0 1B	x 0-0 5-3		x 0-0 5-3		x 0-0 1B G4-6-3	4 0 1 1 0 0 2																
Steve Kemp, L (1, 9) OBP: 0.319, SLG: 0.433		x 0-0 F3		x 0-0 6-3		x 0-0 G3		x 0-0 G4-6-3 1-2f	4 0 0 0 0 0 2																
Oscar Gamble, L (1, 10) OBP: 0.375, SLG: 0.421		0-3 K		0-3 K		0-0 F7			3 0 0 0 0 2 0																
Roy Smalley, S (1, 6) OBP: 0.329, SLG: 0.405		0-3 K		0-3 K				0-3 K	3 0 0 0 0 3 0																
Graig Nettles, L (1, 5) OBP: 0.341, SLG: 0.321			x 0-0 F9		BBB 4-0 BB		x 0-0 F8		2 0 0 0 1 0 0																
Jerry Mumphrey, S (1, 8) OBP: 0.300, SLG: 0.400			x 0-0 4-3		x 0-0 F9		x 0-0 1B		3 0 1 0 0 0 1																
Juan Espino, R (1, 2) Bobby Murcer, L (8, PH) Rick Cerone, R (8, 2) OBP: 0.200, SLG: 0.400 OBP: 0.218, SLG: 0.257			0-3 K		0-3 K		x 0-0 6-3		2 0 0 0 0 2 0 1 0 0 0 0 0 1 0 0 0 0 0 0 0																
Inning Stats	R: 0 E: 0 K: 1 S: 4	H: 0 LOB: 0 BB: 1 P: 8	R: 0 E: 0 K: 2 S: 7	H: 0 LOB: 0 BB: 0 P: 7	R: 0 E: 0 K: 1 S: 5	H: 0 LOB: 0 BB: 0 P: 5	R: 0 E: 0 K: 0 S: 4	H: 2 LOB: 1 BB: 0 P: 4	R: 0 E: 0 K: 2 S: 7	H: 0 LOB: 0 BB: 0 P: 7	R: 0 E: 0 K: 0 S: 3	H: 0 LOB: 0 BB: 0 P: 3	R: 0 E: 0 K: 1 S: 6	H: 1 LOB: 1 BB: 0 P: 6	R: 1 E: 0 K: 0 S: 3	H: 1 LOB: 0 BB: 1 P: 7	1B: 4 2B: 0 3B: 0 HR: 0	SF: 0 SAC: 1 DP: 2 HBP: 0	WP: 0 PB: 0 SB: 0 CS: 0	PA: 31					
PITCHER Mike Norris, R (1, 1) ERA: 3.03	IP 9.0	WLS L	BF 31	H 4	R 1	ER 1	SO 9	BB 3	IBB 0	HBP 0	BLK 0	WP 0	HR 0	S 46	P 58	ERA 1.00	WHIP 0.778					PITCHER IP WLS BF H R ER SO BB IBB HBP BLK WP HR S P ERA WHIP			

Batter	1	2	3	4	5	6	7	8	9	AB	R	H	RBI	BB	SO	LOB
Rickey Henderson, R OBP: 0.456, SLG: 0.434 (1, 8)	0-0 4-3 ①		0-0 9-3 ② 1-2f		0-0 FC5-4 ③ 1-2f			0-0 1-3 ①		4	0	0	0	0	0	4
Mike Davis, L OBP: 0.318, SLG: 0.383 (1, 9)	0-0 4-3 ②			0-0 6-3 ①		0-0 4-3 ①		0-0 E8 8-4 1B		4	0	1	0	0	0	0
Bill Almon, R OBP: 0.307, SLG: 0.337 (1, 5)	0-0 F9 ③			0-0 6-3 ②		0-3 K ②		0-0 8-4 ② ③ 2-3f		4	0	0	0	0	1	1
Jeff Burroughs, R OBP: 0.338, SLG: 0.402 (1, 10)		0-0 F3 ①		0-0 5-3 ③		0-0 1B		0-0 F8		4	0	1	0	0	0	0
Dwayne Murphy, L OBP: 0.303, SLG: 0.304 (1, 7)		4-0 BB		0-0 K		0-3 K ① ③		0-0 F5		3	0	0	0	1	1	1
Davey Lopes, R OBP: 0.346, SLG: 0.359 (1, 4)		0-0 F6 ②		0-0 FC1 1B 1B		0-0 FC1-6 1B		1-0 S HBP		3	0	2	0	0	0	1
Wayne Gross, L OBP: 0.357, SLG: 0.411 (1, 3)		0-3 K ③		0-0 K 1-2 1B		0-0 BB FC1 1B		0-0 FC1-6 6-3 ① 1-2f		4	0	1	0	0	2	3
Bob Kearney, R OBP: 0.295, SLG: 0.398 (1, 2)			0-0 FC3-6 1B		0-0 FC1 BB		0-0 6-3 ② 1-2 2-3f		0-0 6-3 ③ 1-2		3	0	1	0	0	3
Tony Phillips, S OBP: 0.273, SLG: 0.266 (1, 6)			0-0 FC3-6 9-3 1-2f		0-0 FC5-4 BB		0-0 6-3 ③				2	0	0	0	1	0

Inning Stats	R: 0	H: 0	E: 0	K: 0	S: 3	H: 0	LOB: 0	BB: 0	P: 3	R: 0	H: 1	E: 0	K: 1	S: 3	H: 0	LOB: 0	BB: 0	P: 3	R: 0	H: 2	E: 0	K: 1	S: 7	H: 1	LOB: 1	BB: 0	P: 6	R: 0	H: 1	E: 1	K: 0	S: 3	H: 1	LOB: 0	BB: 0	P: 3	R: 0	H: 0	E: 0	K: 1	S: 5	H: 0	LOB: 1	BB: 0	P: 6	1B: 6	SF: 0	2B: 2	SAC: 0	3B: 0	DP: 2	HR: 0	HBP: 1	WP: 0	PA: 34
--------------	------	------	------	------	------	------	--------	-------	------	------	------	------	------	------	------	--------	-------	------	------	------	------	------	------	------	--------	-------	------	------	------	------	------	------	------	--------	-------	------	------	------	------	------	------	------	--------	-------	------	-------	-------	-------	--------	-------	-------	-------	--------	-------	--------

PITCHER	IP	WLS	BF	H	R	ER	SO	BB	IBB	HBP	BLK	WP	HR	S	P	ERA	WHIP
Shane Rawley, L ERA: 3.12 (1, 1)	8.2	W	32	6	0	0	3	2	0	0	0	0	0	36	44	0.00	0.923
Rich Gossage, R ERA: 4.5 (9, 1)	0.1	S	2	0	0	0	1	0	0	1	0	0	0	3	4	0.00	0.000

BOTTOM

New York Yankees @ Oakland Athletics
Oakland-Alameda County Coliseum, Oakland, CA

Sat May 21 1983, 3:33 AM PDT
Att. 38,236 - Unknown

livebaseballscorecards.com

AB	31
R	0
H	6
RBI	0
BB	2
SO	4
LOB	15



Batter	1	2	3	4	5	6	7	8	9	AB R H RBI BB SO LOB	TOP												
Jerry Mumphrey, S (1, 8) OBP: 0.287, SLG: 0.385	0-3 K	0-0 4-3			0-0 F7		0-0 6-3		0-0 SF7	4 0 0 1 0 1 3													
Ken Griffey, L (1, 3) OBP: 0.378, SLG: 0.439	0-0 2B 4-3 1B		0-0 F7		0-0 F8			0-0 F7	0-0 F8	5 1 1 0 0 0 2													
Dave Winfield, R (1, 7) OBP: 0.345, SLG: 0.540	0-0 1-3 2B		0-0 6-3			0-0 1-3 BB SF9 1B		0-0 5-3	0-0 F9	5 1 2 0 0 0 1													
Steve Kemp, L (1, 9) OBP: 0.324, SLG: 0.431	0-0 4-3		0-0 F8			4-0 SF9 1-2 BB		0-0 1B 1B		3 0 1 1 1 0 1													
Don Baylor, R (1, 10) OBP: 0.368, SLG: 0.444	0-0 F4			0-0 F9		0-0 1-3		0-0 1-2 1B		4 0 1 0 0 0 3													
Roy Smalley, S (1, 6) OBP: 0.327, SLG: 0.398		4-0 BB BB		0-0 4-3		0-0 SF9		0-0 F4		2 0 0 1 1 0 2													
Graig Nettles, L (1, 5) OBP: 0.338, SLG: 0.318			0-0 F9		0-0 F8		2-3 3-H 0-0 F7		0-0 SH 1B 1B	4 1 1 0 0 0 2													
Bert Campaneris, R (1, 4) OBP: 0.409, SLG: 0.500			0-0 E1			0-0 2B		0-0 5-3	0-0 SH 1B SF7	3 1 1 0 0 0 1													
Rick Cerone, R (1, 2) OBP: 0.220, SLG: 0.256			0-0 F3		0-3 K		0-0 1-3		0-0 SF7 1B	4 0 1 1 0 1 3													
Inning Stats	R: 1 E: 0 K: 1 S: 7	H: 2 LOB: 1 BB: 0 P: 7	R: 0 E: 1 K: 0 S: 4	H: 0 LOB: 2 BB: 1 P: 8	R: 0 E: 0 K: 0 S: 3	H: 0 LOB: 0 BB: 0 P: 3	R: 0 E: 0 K: 0 S: 3	H: 0 LOB: 0 BB: 0 P: 3	R: 0 E: 0 K: 1 S: 6	H: 1 LOB: 1 BB: 0 P: 6	R: 1 E: 0 K: 0 S: 4	H: 1 LOB: 1 BB: 1 P: 8	R: 0 E: 0 K: 0 S: 3	H: 0 LOB: 0 BB: 0 P: 3	R: 0 E: 0 K: 0 S: 5	H: 2 LOB: 2 BB: 0 P: 5	R: 2 E: 1 K: 0 S: 6	H: 2 LOB: 1 BB: 0 P: 6	1B: 6 2B: 2 3B: 0 HR: 0	SF: 2 SAC: 1 DP: 0 HBP: 0	WP: 0 PB: 0 SB: 0 CS: 0	PA: 39	
PITCHER	IP WLS BF H R ER SO BB IBB HBP BLK WP HR S P ERA WHIP																						
Chris Codioli, R (1, 1) ERA: 4.2	5.2		24	4	2	2	2	2	2	0	0	0	0	0	26	34	3.18	1.059					
Tom Burgmeier, L (6, 1) ERA: 1.29	2.1	L	12	4	2	1	0	0	0	0	0	0	0	12	12	3.86	1.714						
Steve McCatty, R (9, 1) ERA: 1.62	1.0		3	0	0	0	0	0	0	0	0	0	0	3	3	0.00	0.000						

New York Yankees @ Oakland Athletics
Oakland-Alameda County Coliseum, Oakland, CA
 Sun May 22 1983, 3:33 AM PDT
 Att. 40,065 - Sunny

livebaseballscorecards.com

AB	34
R	4
H	8
RBI	4
BB	2
SO	2
LOB	18



Batter	1	2	3	4	5	6	7	8	9	AB	R	H	RBI	BB	SO	LOB
Rickey Henderson, R (1, 8) OBP: 0.457, SLG: 0.457	4-0 5-4 1B BB		0-0 F4		0-0 6-3			0-0 1-H HR	0-0 CS	3	1	1	2	1	0	3
Mike Davis, L (1, 9) OBP: 0.317, SLG: 0.379	0-0 1-2 1B		0-0 F7			0-0 4-3		0-0 G3		4	0	1	0	0	0	2
Bill Almon, R (1, 5) OBP: 0.305, SLG: 0.333	0-0 F8		0-0 F9			0-0 F4		0-0 S 1B		4	0	1	0	0	0	4
Jeff Burroughs, R (1, 10) OBP: 0.336, SLG: 0.392	0-0 5-4 2-3f			0-3 K		4-0 BB		0-0 F8		3	0	0	0	1	1	3
Dwayne Murphy, L (1, 7) OBP: 0.302, SLG: 0.302		0-0 G6-4-3 1B		0-3 K		0-0 F8		0-3 K		4	0	1	0	0	2	2
Davey Lopes, R (1, 4) OBP: 0.336, SLG: 0.347		0-0 G6-4-3 1-2f		0-0 6-3			0-0 F7		0-3 K	4	0	0	0	0	1	1
Wayne Gross, L (1, 3) OBP: 0.352, SLG: 0.403		0-0 G3			0-0 1-3		0-0 F8		0-0 CS BB 1B	4	0	1	0	0	0	0
Bob Kearney, R (1, 2) OBP: 0.304, SLG: 0.400			4-0 1B BB		0-0 1B		0-3 K		0-3 K	2	0	1	0	1	1	0
Garry Hancock, L (9, PH) OBP: 0.292, SLG: 0.261							0-3 K		0-3 K	1	0	0	0	0	1	1
Tony Phillips, S (1, 6) OBP: 0.282, SLG: 0.277			0-0 1-2 1B		0-3 K			0-0 HR 1B	4-0 BB	3	1	2	0	0	1	1
Mitchell Page, L (9, PH) OBP: 0.300, SLG: 0.231									1-2 BB	0	0	0	0	1	0	0

Inning Stats	R: 0	H: 1	E: 0	LOB: 1	K: 0	BB: 1	S: 3	P: 7	R: 0	H: 1	E: 0	LOB: 0	K: 0	BB: 0	S: 3	P: 3	R: 0	H: 1	E: 0	LOB: 2	K: 0	BB: 1	S: 4	P: 8	R: 0	H: 0	E: 0	LOB: 0	K: 2	BB: 0	S: 7	P: 7	R: 0	H: 1	E: 0	LOB: 1	K: 1	BB: 0	S: 6	P: 6	R: 0	H: 0	E: 0	LOB: 1	K: 0	BB: 1	S: 3	P: 7	R: 0	H: 0	E: 0	LOB: 0	K: 1	BB: 0	S: 5	P: 5	R: 2	H: 3	E: 0	LOB: 1	K: 1	BB: 0	S: 8	P: 8	R: 0	H: 1	E: 0	LOB: 1	K: 2	BB: 1	S: 7	P: 11	1B: 7	SF: 0	2B: 1	SAC: 0	3B: 0	DP: 2	HR: 1	HBP: 0	WP: 0	PA: 37
--------------	------	------	------	--------	------	-------	------	------	------	------	------	--------	------	-------	------	------	------	------	------	--------	------	-------	------	------	------	------	------	--------	------	-------	------	------	------	------	------	--------	------	-------	------	------	------	------	------	--------	------	-------	------	------	------	------	------	--------	------	-------	------	------	------	------	------	--------	------	-------	------	------	------	------	------	--------	------	-------	------	-------	-------	-------	-------	--------	-------	-------	-------	--------	-------	--------

PITCHER	IP	WLS	BF	H	R	ER	SO	BB	IBB	HBP	BLK	WP	HR	S	P	ERA	WHIP
Ron Guidry, L (1, 1) ERA: 3.55	8.0	W	32	7	2	2	5	3	0	0	0	0	1	39	51	2.25	1.250
Rich Gossage, R (9, 1) ERA: 4.26	1.0	S	4	1	0	0	2	1	0	0	0	0	0	7	11	0.00	2.000

BOTTOM

New York Yankees @ Oakland Athletics
Oakland-Alameda County Coliseum, Oakland, CA

Sun May 22 1983, 3:33 AM PDT
Att. 40,065 - Sunny

AB	32
R	2
H	8
RBI	2
BB	4
SO	7
LOB	17



WP	PA
0	37

Batter	1	2	3	4	5	6	7	8	9	10	11	12	13	14	15	16	17	AB	R	H	RBI	BB	SO	LOB	TOP									
Charlie Moore, R (1, 9) OBP: 0.352, SLG: 0.421	K		F7			5-3		F8		B3		F8		SH3-4		F6		7	0	0	0	0	1	0										
Cecil Cooper, L (1, 3) OBP: 0.299, SLG: 0.430	K			1-3		FC6-4 BB		K		BB 2B		F9		3-1			SH3-4 1B	7	0	2	0	1	2	1										
Robin Yount, R (1, 6) OBP: 0.410, SLG: 0.556	5-3				G5-4-3 1B	FC6-4 1B 1-2f			K	BB BB		F9					F8	6	0	1	0	2	1	2										
Ted Simmons, S (1, 10) OBP: 0.364, SLG: 0.476																																		
Moose Haas, R (13, PR)																																		
Jamie Easterly, L (14, PH)																																		
Ben Oglivie, L (1, 7) OBP: 0.447, SLG: 0.583																																		
Gorman Thomas, R (1, 8) OBP: 0.286, SLG: 0.336																																		
Paul Molitor, R (9, PR) OBP: 0.331, SLG: 0.352																																		
Ed Romero, R (11, PH) OBP: 0.429, SLG: 0.857																																		
Don Money, R (1, 5) OBP: 0.250, SLG: 0.271																																		
Roy Howell, L (9, PH) OBP: 0.349, SLG: 0.482																																		
Marshall Edwards, L (9, 8)																																		
Rob Picciolo, R (13, PH)																																		
Bob Skube, L (13, 8) OBP: 0.296, SLG: 0.394																																		
Jim Ganther, L (1, 4) OBP: 0.311, SLG: 0.400																																		
Ned Yost, R (1, 2) OBP: 0.286, SLG: 0.439																																		
Inning Stats	R: 0 E: 0 K: 2 S: 7	H: 0 LOB: 0 BB: 0 P: 7	R: 0 E: 0 K: 0 S: 3	H: 1 LOB: 0 BB: 0 P: 3	R: 1 E: 0 K: 0 S: 4	H: 1 LOB: 0 BB: 0 P: 4	R: 0 E: 0 K: 0 S: 4	H: 1 LOB: 2 BB: 1 P: 8	R: 0 E: 0 K: 2 S: 7	H: 0 LOB: 0 BB: 0 P: 7	R: 0 E: 0 K: 1 S: 5	H: 0 LOB: 0 BB: 0 P: 5	R: 3 E: 0 K: 1 S: 6	H: 1 LOB: 1 BB: 2 P: 14	R: 0 E: 0 K: 1 S: 6	H: 1 LOB: 1 BB: 0 P: 6	R: 0 E: 0 K: 0 S: 3	H: 0 LOB: 0 BB: 0 P: 3	R: 0 E: 0 K: 1 S: 6	H: 0 LOB: 2 BB: 1 P: 10	R: 0 E: 0 K: 0 S: 4	H: 1 LOB: 2 BB: 1 P: 8	R: 0 E: 0 K: 1 S: 5	H: 0 LOB: 0 BB: 0 P: 5	R: 0 E: 0 K: 0 S: 3	H: 0 LOB: 0 BB: 0 P: 3	R: 0 E: 0 K: 0 S: 4	H: 1 LOB: 2 BB: 1 P: 8	1B: 9 2B: 1 3B: 0 HR: 2	SF: 0 DP: 3 HBP: 0	WP: 0 PB: 0 SB: 0 CS: 0	PA: 69		
PITCHER	IP WLS BF H R ER SO BB IBB HBP BLK WP HR S P ERA WHIP																																	
Bill Krueger, L (1, 1) ERA: 3.71	8.2	33	6	3	3	6	4	0	0	0	0	0	0	1	7	15	3.12	1.154																
Steve McCatty, R (9, 1) ERA: 2.04	1.0	7	2	1	1	1	2	0	0	0	0	0	0	1	7	15	9.00	4.000																
Tom Burgmeier, L (10, 1) ERA: 1.15	3.1	13	2	0	0	2	1	0	0	0	0	0	0	0	16	20	0.00	0.900																
Steve Baker, R (14, 1) ERA: 2.38	4.0	W	16	2	0	0	1	0	2	0	0	0	0	0	16	24	0.00	0.500																

Milwaukee Brewers @ Oakland Athletics
Oakland-Alameda County Coliseum, Oakland, CA
Mon May 23 1983, 7:05 PM PDT
Att: 24,029 - Unknown

AB	58
R	4
H	12
RBI	4
BB	9
SO	10
LOB	27



Batter	1	2	3	4	5	6	7	8	9	10	11	12	13	14	15	16	17	AB	R	H	RBI	BB	SO	LOB	BOTTOM					
Rickey Henderson, R OBP: 0.450, SLG: 0.439 (1, 7)	K		F9			5-3	FC5-4		G6-4-3 BB		FC3-6				K				7	0	1	1	2	2	6					
Mike Davis, L OBP: 0.302, SLG: 0.360 (1, 9)	F5		K			K		K	G6-4-3		F5		F8		FC4				8	0	0	0	0	3	8					
Wayne Gross, L OBP: 0.354, SLG: 0.398 (1, 5)	F8			F3		K													6	0	1	0	2	1	0					
Dwayne Murphy, L OBP: 0.303, SLG: 0.299 (1, 8)		G3 1B SF9 BB		F9															5	2	1	0	1	0	1					
Jeff Burroughs, R OBP: 0.343, SLG: 0.398 (1, 10)																			3	0	2	0	0	1	0					
Mitchell Page, L OBP: 0.314, SLG: 0.207 (7, PR)				K															3	0	0	0	2	1	1					
Dan Meyer, L OBP: 0.349, SLG: 0.324 (1, 3)																			6	1	1	0	2	0	8					
Davey Lopes, R OBP: 0.333, SLG: 0.394 (1, 4)																			6	2	2	3	0	1	5					
Bob Kearney, R OBP: 0.305, SLG: 0.393 (1, 2)																			2	0	0	0	0	0	1					
Garry Hancock, L OBP: 0.320, SLG: 0.333 (9, PH)																			1	0	1	0	0	0	0					
Darryl Cias, R OBP: 0.462, SLG: 0.455 (10, 2)																			3	0	2	0	1	0	1					
Tony Phillips, S OBP: 0.288, SLG: 0.271 (1, 6)																			6	0	1	1	2	0	4					
Inning Stats	R: 0 H: 0 E: 0 LOB: 0 K: 1 BB: 0 S: 5 P: 5	R: 1 H: 1 E: 0 LOB: 1 K: 0 BB: 1 S: 4 P: 8	R: 0 H: 0 E: 0 LOB: 0 K: 1 BB: 0 S: 5 P: 5	R: 0 H: 0 E: 0 LOB: 0 K: 1 BB: 0 S: 5 P: 5	R: 1 H: 1 E: 0 LOB: 0 K: 0 BB: 4 S: 4 P: 4	R: 0 H: 0 E: 0 LOB: 0 K: 2 BB: 0 S: 7 P: 7	R: 1 H: 2 E: 0 LOB: 3 K: 0 BB: 1 S: 5 P: 10	R: 0 H: 1 E: 0 LOB: 2 K: 1 BB: 1 S: 6 P: 10	R: 1 H: 2 E: 0 LOB: 1 K: 0 BB: 1 S: 4 P: 8	R: 0 H: 0 E: 0 LOB: 1 K: 0 BB: 2 S: 2 P: 10	R: 0 H: 2 E: 0 LOB: 2 K: 0 BB: 0 S: 5 P: 5	R: 0 H: 0 E: 0 LOB: 0 K: 0 BB: 0 S: 3 P: 3	R: 0 H: 1 E: 0 LOB: 3 K: 0 BB: 2 S: 4 P: 12	R: 0 H: 0 E: 0 LOB: 2 K: 1 BB: 2 S: 5 P: 13	R: 0 H: 0 E: 0 LOB: 1 K: 1 BB: 1 S: 5 P: 9	R: 0 H: 0 E: 0 LOB: 0 K: 1 BB: 0 S: 5 P: 5	R: 1 H: 2 E: 0 LOB: 2 K: 0 BB: 1 S: 4 P: 8	1B: 8 2B: 2 3B: 0 HR: 2	SF: 1 SAC: 3 DP: 2 HBP: 1	WP: 0 PB: 0 SB: 0 CS: 0	PA: 73									
PITCHER	IP WLS BF H R ER SO BB IBB HBP BLK WP HR S P ERA WHIP																													
Don Sutton, R ERA: 3.13 (1, 1)	8.0	34	6	4	4	6	3	0	1	0	0	0	0	2	42	55	4.50	1.125												
Tom Tellmann, R ERA: 1.3 (9, 1)	4.0	16	3	0	0	0	3	0	0	0	0	0	0	13	25	0.00	1.500													
Jim Stalon, R ERA: 2.1 (13, 1)	4.2	L	23	3	1	1	3	5	1	0	0	0	0	23	47	1.93	1.714													

Milwaukee Brewers @ Oakland Athletics
Oakland-Alameda County Coliseum, Oakland, CA

Mon May 23 1983, 7:05 PM PDT
Att. 24,029 - Unknown

livebaseballscorecards.com

AB 56
R 5
H 12
RBI 5
BB 12
SO 9
LOB 35



Batter	1	2	3	4	5	6	7	8	9	AB R H RBI BB SO LOB	TOP						
Charlie Moore, R (1, 9) OBP: 0.358, SLG: 0.427	4-0 BB SF9 BB	0-0 4-3		0-0 G3 1B 2B	0-0 FC6-4 1B		0-0 1-4-3		0-0 F6	5 2 2 2 1 0 3	Milwaukee Brewers @ Oakland Athletics Oakland-Alameda County Coliseum, Oakland, CA Tue May 24 1983, 7:05 PM PDT Att. 12,198 - Unknown livebaseballscorecards.com						
Cecil Cooper, L (1, 3) OBP: 0.300, SLG: 0.423	4-0 E BB BB	0-3 K		0-0 G3	0-0 F9			0-0 1B 1B	0-0 6-3	5 0 1 0 1 1 5							
Robin Yount, R (1, 6) OBP: 0.416, SLG: 0.555	4-0 E BB		0-0 F8	0-0 CS 1B 1B	0-0 FC6-4			0-0 S 1B		4 1 2 1 1 0 2							
Ted Simmons, S (1, 10)	0-0 SF9		0-0 E 1B	0-0 1B		0-0 4-3		0-0 F8		4 0 2 2 0 0 2							
Ben Oglivie, L (1, 7)	0-0 E7		0-3 K	0-0 5-3		0-0 F5		4-0 IBB		4 0 0 0 1 1 4							
Gorman Thomas, R (1, 8)	0-0 G5-4-3		0-0 E5		4-0 G3 1B 1B BB	0-3 K		0-3 K		4 1 0 0 1 2 7							
Don Money, R (1, 5) OBP: 0.250, SLG: 0.270		0-0 E6	0-0 F3		0-0 1B G3 1B 1B		0-0 6-3	0-3 K		4 2 1 0 0 0 2							
Roy Howell, L (8, PH) OBP: 0.344, SLG: 0.474		SH1-4 4-3								1 0 0 0 0 1 3							
Ed Romero, R (8, 5) OBP: 0.429, SLG: 0.857										0 0 0 0 0 0 0							
Jim Gantner, L (1, 4) OBP: 0.321, SLG: 0.410		0-0 SH1-4 1B		0-0 6-3	0-0 G3		0-0 2B	4-0 BB		4 0 2 0 1 0 2							
Ned Yost, R (1, 2) OBP: 0.304, SLG: 0.511		0-0 SH1-4		0-0 HR	0-0 1B		0-0 F9	0-3 K		4 1 2 2 0 1 2							
Inning Stats	R: 1 H: 0 E: 1 LOB: 2 K: 0 BB: 3 S: 3 P: 15	R: 1 H: 1 E: 1 LOB: 1 K: 1 BB: 0 S: 7 P: 7	R: 0 H: 1 E: 1 LOB: 2 K: 1 BB: 0 S: 7 P: 7	R: 3 H: 4 E: 0 LOB: 1 K: 0 BB: 0 S: 7 P: 7	R: 2 H: 3 E: 0 LOB: 2 K: 0 BB: 1 S: 6 P: 10	R: 0 H: 0 E: 0 LOB: 0 K: 1 BB: 0 S: 5 P: 5	R: 0 H: 1 E: 0 LOB: 1 K: 0 BB: 0 S: 4 P: 4	R: 0 H: 2 E: 0 LOB: 3 K: 2 BB: 1 S: 9 P: 13	R: 0 H: 0 E: 0 LOB: 1 K: 1 BB: 1 S: 5 P: 9	1B: 9 SF: 1 2B: 2 SAC: 1 3B: 0 DP: 1 HR: 1 HBP: 0	WP: 0 PA: 47 PB: 0 SB: 1 CS: 1						
PITCHER	IP WLS BF H R ER SO BB IBB HBP BLK WP HR S P ERA WHIP																
Tim Conroy, L (1, 1) ERA: 2.54	4.0	W	23	6	5	3	2	3	0	0	0	0	1	24	36	6.75	2.250
Matt Keough, R (5, 1) ERA: 7.31	4.0	W	21	6	2	2	3	2	1	0	0	0	0	24	36	4.50	2.000
Steve Baker, R (9, 1) ERA: 2.28	1.0	S	3	0	0	0	1	0	0	0	0	0	0	5	5	0.00	0.000

Milwaukee Brewers @ Oakland Athletics
Oakland-Alameda County Coliseum, Oakland, CA
 Tue May 24 1983, 7:05 PM PDT
 Att. 12,198 - Unknown

AB	39
R	7
H	12
RBI	7
BB	6
SO	6
LOB	32



Batter	1	2	3	4	5	6	7	8	9	AB	R	H	RBI	BB	SO	LOB
Davey Lopes, R OBP: 0.342, SLG: 0.420 (1, 4)	0-0 1B BB 1B	0-0 1-H HR	0-0 5-3		0-3 K		4-0 IBB			4	2	2	2	1	1	2
Dan Meyer, L OBP: 0.354, SLG: 0.317 (1, 3)	0-0 F7	4-0 1B 1B BB		0-0 F8		0-0 1B 1B	0-0 6-3			4	1	1	0	1	0	3
Bill Almon, R OBP: 0.327, SLG: 0.350 (1, 9) (8, 7)	4-0 1B 1B BB	0-0 1B SF7 1B		0-0 F1		0-0 1B		0-0 SH5-4 S 1B		4	2	3	0	1	0	0
Jeff Burroughs, R OBP: 0.352, SLG: 0.406 (1, 10) Mitchell Page, L OBP: 0.314, SLG: 0.207 (8, PR)	0-0 1B 1B	0-0 1B		0-3 K		0-0 F5		0-0 CS SH5-4 1B		5	0	3	1	0	1	2
Dwayne Murphy, L OBP: 0.308, SLG: 0.307 (1, 8)	0-0 1B	0-0 SF7			0-0 F9 SF6 1B 1B		0-0 F8		0-0 SH5-4	3	1	2	2	0	0	2
Garry Hancock, L OBP: 0.321, SLG: 0.333 Rickey Henderson, R OBP: 0.447, SLG: 0.435 (6, PH) Mike Davis, L OBP: 0.308, SLG: 0.360 (8, 9)	0-0 F5	0-0 F7			0-0 E F9 1B 1B		0-3 K		4-0 S BB	3	1	1	0	0	0	4
Wayne Gross, L OBP: 0.347, SLG: 0.379 (1, 5)	0-0 F9		0-0 F2		0-0 F9		1-0 SH3-4 HBP		0-0 3-1	4	0	0	0	0	0	7
Bob Kearney, R OBP: 0.305, SLG: 0.395 (1, 2)		0-0 5-3	0-0 6-3 1B		0-0 SF6		0-0 SH3-4			2	0	1	1	0	0	0
Tony Phillips, S OBP: 0.294, SLG: 0.279 (1, 6)		0-0 HR 1B	0-0 6-3		0-0 S 1B		0-3 K			4	1	2	1	0	1	2

BOTTOM

Milwaukee Brewers @ Oakland Athletics
Oakland-Alameda County Coliseum, Oakland, CA

Tue May 24 1983, 7:05 PM PDT
Att. 12,198 - Unknown

AB	34
R	8
H	15
RBI	7
BB	4
SO	4
LOB	24




Inning Stats	R: 1	H: 3	E: 0	K: 0	S: 6	R: 4	H: 4	E: 0	K: 0	S: 7	R: 0	H: 1	E: 0	K: 0	S: 4	R: 0	H: 0	E: 0	K: 1	S: 5	R: 2	H: 3	E: 1	K: 1	S: 8	R: 0	H: 2	E: 0	K: 1	S: 7	R: 0	H: 0	E: 0	K: 1	S: 5	R: 1	H: 2	E: 0	K: 0	S: 4	R: 0	H: 2	E: 0	K: 1	S: 4	R: 1	H: 2	E: 0	K: 0	S: 4	1B: 14	2B: 0	3B: 0	HR: 1	SF: 2	SAC: 2	DP: 0	HBP: 1	WP: 0	PB: 0	SB: 3	CS: 1	PA: 43
--------------	------	------	------	------	------	------	------	------	------	------	------	------	------	------	------	------	------	------	------	------	------	------	------	------	------	------	------	------	------	------	------	------	------	------	------	------	------	------	------	------	------	------	------	------	------	------	------	------	------	------	--------	-------	-------	-------	-------	--------	-------	--------	-------	-------	-------	-------	--------

PITCHER	IP	WLS	BF	H	R	ER	SO	BB	IBB	HBP	BLK	WP	HR	S	P	ERA	WHIP
Jerry Augustine, L ERA: 6.35 (1, 1)	1.1		13	7	5	5	0	2	0	0	0	0	1	11	19	33.75	6.750
Chuck Porter, R ERA: 7.84 (2, 1)	4.0		18	6	2	2	2	0	0	0	0	0	0	22	22	4.50	1.500
Jamie Easterly, L ERA: 4.7 (6, 1)	2.2	L	12	2	1	1	2	1	1	1	0	0	0	13	22	3.38	1.125

WP: 0	PA: 43
PB: 0	
SB: 3	
CS: 1	

Batter	1	2	3	4	5	6	7	8	9	AB R H RBI BB SO LOB
Charlie Moore, R (1, 9) OBP: 0.362, SLG: 0.448 Bob Skube, L (8, 9) OBP: 0.321, SLG: 0.333	0-0 6-3		0-0 FC5-4 HR		0-0 HR		4-0 FC4-6 IBB		0-0 1B	3 2 1 1 1 0 1 1 0 1 0 0 0 0
Cecil Cooper, L (1, 3) OBP: 0.297, SLG: 0.435	0-0 F8		0-0 HR		0-0 G3		0-0 FC4-6 3B		0-0 F8	5 2 1 3 0 0 3
Robin Yount, R (1, 6) OBP: 0.410, SLG: 0.556	0-0 6-3		0-0 F9		0-0 6-3		0-0 3B		0-0 F9	5 0 1 2 0 0 1
Ted Simmons, S (1, 10) OBP: 0.354, SLG: 0.461		0-0 F6		0-0 4-3		0-3 K		0-0 4-3	0-0 5-3	5 0 0 0 0 1 2
Ben Oglivie, L (1, 7) OBP: 0.441, SLG: 0.561		0-3 K		0-0 BB 1B G1-2-3 1B		0-0 F5		4-0 5-3 BB		3 0 1 0 1 1 0
Don Money, R (1, 5) OBP: 0.250, SLG: 0.269		0-0 F7		0-0 BB 1-2 1B		0-0 5-3		0-0 5-3 1-2		4 0 1 0 0 0 1
Gorman Thomas, R (1, 8) OBP: 0.295, SLG: 0.328			0-0 1-3 BB BB BB	4-0 1-2 2-3 BB		0-0 SH1-4 FC4-6 1B		4-0 BB BB		2 1 1 0 2 0 0
Jim Gantner, L (1, 4) OBP: 0.319, SLG: 0.419			0-0 1B 3B	0-0 G1-2-3 BB		0-0 FC FC4-6 SH1-4 3B		0-0 F8		4 2 1 0 0 0 6
Ned Yost, R (1, 2) OBP: 0.306, SLG: 0.500			0-0 FC5-4 1B		0-0 G3		0-0 SH1-4 1-2 2-3		0-0 6-3	3 0 1 1 0 0 2

TOP										
Milwaukee Brewers @ Oakland Athletics Oakland-Alameda County Coliseum, Oakland, CA Wed May 25 1983, 3:33 AM PDT Att. 18,375 - Sunny										
livebaseballscorecards.com										
AB	35									
R	7									
H	9									
RBI	7									
BB	4									
SO	2									
LOB	16									
										

Inning Stats	R: 0	H: 0	E: 0	K: 0	S: 3	P: 3	R: 0	H: 0	E: 0	K: 1	S: 5	P: 5	R: 3	H: 3	E: 0	K: 0	S: 6	P: 6	R: 0	H: 2	E: 0	K: 0	S: 4	P: 8	R: 1	H: 1	E: 0	K: 0	S: 4	P: 4	R: 0	H: 0	E: 0	K: 1	S: 5	P: 5	R: 3	H: 2	E: 0	K: 0	S: 6	P: 10	R: 0	H: 0	E: 0	K: 0	S: 3	P: 11	R: 0	H: 1	E: 0	K: 0	S: 4	P: 4	1B: 5	SF: 0	2B: 0	3B: 2	HR: 2	WP: 0	PA: 40
--------------	------	------	------	------	------	------	------	------	------	------	------	------	------	------	------	------	------	------	------	------	------	------	------	------	------	------	------	------	------	------	------	------	------	------	------	------	------	------	------	------	------	-------	------	------	------	------	------	-------	------	------	------	------	------	------	-------	-------	-------	-------	-------	-------	--------

PITCHER	IP	WLS	BF	H	R	ER	SO	BB	IBB	HBP	BLK	WP	HR	S	P	ERA	WHIP
Tom Underwood, L (1, 1) ERA: 4.47	6.2	L	30	8	7	7	2	1	1	0	0	0	2	32	40	9.45	1.350
Steve McCatty, R (7, 1) ERA: 1.8	2.1		10	1	0	0	0	2	0	0	0	0	0	8	16	0.00	1.286

PITCHER	IP	WLS	BF	H	R	ER	SO	BB	IBB	HBP	BLK	WP	HR	S	P	ERA	WHIP
---------	----	-----	----	---	---	----	----	----	-----	-----	-----	----	----	---	---	-----	------

Batter	1	2	3	4	5	6	7	8	9	AB	R	H	RBI	BB	SO	LOB
Bill Almon, R OBP: 0.322, SLG: 0.343 (1, 6)	0-0 F7		0-0 1-3		0-0 1B 2B 1B	0-0 E5		0-0 5-3		5	1	1	1	0	0	2
Mike Davis, L OBP: 0.314, SLG: 0.364 (1, 9)	0-0 6-3			1-0 G3 1B HBP	0-0 2B 1B	0-0 1-3			0-0 HR 1B	4	2	2	0	0	0	2
Wayne Gross, L OBP: 0.358, SLG: 0.435 (1, 5)	0-0 4-3			0-0 G3	0-0 2B		0-0 5-3 1B		0-0 HR	5	1	3	4	0	0	1
Dwayne Murphy, L OBP: 0.311, SLG: 0.300 (1, 8)		0-0 F5		0-0 F7	4-0 IBB		0-0 F8		4-0 BB 3-1 BB	3	0	0	0	2	0	2
Jeff Burroughs, R OBP: 0.347, SLG: 0.398 (1, 10)		0-0 F8		0-0 FC6-4 1B	0-0 F6		0-0 5-3		0-0 F8	5	0	1	1	0	0	5
Dan Meyer, L OBP: 0.340, SLG: 0.289 (1, 3)		0-0 F7		0-0 FC6-4	0-0 F5		4-0 BB BB BB BB BB		0-0 3-1	4	0	0	0	1	0	5
Garry Hancock, L OBP: 0.333, SLG: 0.323 (1, 7)			0-0 6-3		0-0 1B 1B	0-0 F8	0-0 F7		4-0 IBB	4	1	1	0	1	0	2
Darryl Cias, R OBP: 0.375, SLG: 0.357 (1, 2)			0-0 5-3		0-3 K	0-0 F6		0-3 K	0-0 6-3	3	0	0	0	0	1	1
Mitchell Page, L OBP: 0.306, SLG: 0.200 (8, PH)					0-0 1B 2B 1B					1	0	0	0	0	1	0
Mike Heath, R OBP: 0.500, SLG: 0.571 (9, 2)										0	0	0	0	0	0	0
Davey Lopes, R OBP: 0.340, SLG: 0.417 (9, PH)										1	0	0	0	0	0	2
Tony Phillips, S OBP: 0.307, SLG: 0.288 (1, 4)			4-0 BB		0-0 1B 2B 1B	0-0 E 1B		0-3 K		3	1	2	0	1	1	0

Inning Stats	R: 0	H: 0	E: 0	LOB: 0	K: 0	BB: 0	S: 3	P: 3	R: 0	H: 0	E: 0	LOB: 0	K: 0	BB: 0	S: 3	P: 3	R: 1	H: 1	E: 0	LOB: 1	K: 0	BB: 0	S: 4	P: 5	R: 3	H: 5	E: 0	LOB: 3	K: 1	BB: 1	S: 10	P: 14	R: 0	H: 1	E: 1	LOB: 2	K: 0	BB: 0	S: 5	P: 5	R: 0	H: 1	E: 0	LOB: 2	K: 0	BB: 1	S: 4	P: 8	R: 0	H: 0	E: 0	LOB: 0	K: 2	BB: 0	S: 7	P: 7	R: 2	H: 2	E: 0	LOB: 2	K: 0	BB: 2	S: 5	P: 13	1B: 8	SF: 0	2B: 1	SAC: 0	3B: 0	DP: 0	HR: 1	HBP: 1	WP: 0	PA: 44
--------------	------	------	------	--------	------	-------	------	------	------	------	------	--------	------	-------	------	------	------	------	------	--------	------	-------	------	------	------	------	------	--------	------	-------	-------	-------	------	------	------	--------	------	-------	------	------	------	------	------	--------	------	-------	------	------	------	------	------	--------	------	-------	------	------	------	------	------	--------	------	-------	------	-------	-------	-------	-------	--------	-------	-------	-------	--------	-------	--------

PITCHER	IP	WLS	BF	H	R	ER	SO	BB	IBB	HBP	BLK	WP	HR	S	P	ERA	WHIP
Moose Haas, R ERA: 4.59 (1, 1)	8.0	W	38	9	5	5	3	2	1	1	0	0	0	40	53	5.62	1.375
Bob Gibson, R ERA: 2.03 (9, 1)	0.0		2	1	1	1	0	1	0	0	0	0	1	1	5	∞	∞
Tom Tellmann, R ERA: 1.26 (9, 1)	1.0	S	4	0	0	0	0	0	1	0	0	0	0	3	7	0.00	0.000

BOTTOM

Milwaukee Brewers @ Oakland Athletics
Oakland-Alameda County Coliseum, Oakland, CA

Wed May 25 1983, 3:33 AM PDT
Att. 18,375 - Sunny

AB	38
R	6
H	10
RBI	6
BB	5
SO	3
LOB	22



WP	HR	S	P	ERA	WHIP
0	0	0	0	0	0

Batter	1	2	3	4	5	6	7	8	9	AB R H RBI BB SO LOB	TOP
Rickey Henderson, R OBP: 0.455, SLG: 0.437 (1, 7) BB	4-0 S 1B BB		4-0 S BB		0-0 F6			0-0 E5 1B		2 1 1 0 2 0 0	
Mike Davis, L OBP: 0.309, SLG: 0.357 (1, 9) Bob Kearney, R OBP: 0.311, SLG: 0.395 (8, PH) Luis Quinones, S (8, PR) (8, 9) S	0-3 K 1-2		0-0 F6 1-2			0-3 K		4-0 CS BB		3 0 0 0 0 2 2 0 0 0 0 1 0 0 0 0 0 0 0 0 0	
Bill Almon, R OBP: 0.319, SLG: 0.339 (1, 5) (8, 6) X	0-0 CS 1B 2-H		0-3 K			0-0 E6 G5-4-3		0-0 F7 1-2		4 0 1 1 0 1 3	
Jeff Burroughs, R OBP: 0.344, SLG: 0.416 (1, 10) X	0-0 HR 1-2		0-3 K			0-0 G5-4-3 1-2f			0-3 K	4 1 1 1 0 2 2	
Dwayne Murphy, L OBP: 0.304, SLG: 0.292 (1, 8) S	0-3 K			0-0 F8			0-3 K		0-0 4-3	4 0 0 0 0 2 0	
Davey Lopes, R OBP: 0.340, SLG: 0.422 (1, 4) Dan Meyer, L OBP: 0.333, SLG: 0.283 (8, 3) X		0-0 F2		0-0 3-1			0-0 4-3 2B		0-0 F4	3 0 1 0 0 0 0 1 0 0 0 0 0 0	
Mike Heath, R OBP: 0.455, SLG: 0.600 (1, 2) X		0-0 2B		0-0 F9			0-0 4-3 2-3			3 0 1 0 0 0 1	
Kelvin Moore, R OBP: 0.264, SLG: 0.364 (1, 3) Wayne Gross, L OBP: 0.358, SLG: 0.435 (8, 5) S		0-3 K			0-3 K		0-0 6-3			3 0 0 0 0 2 2 0 0 0 0 0 0 0	
Tony Phillips, S OBP: 0.301, SLG: 0.281 (1, 6) (8, 4) X		0-0 1-3			0-0 5-3			0-0 6-3		3 0 0 0 0 0 1	
Inning Stats	R: 2 H: 2 E: 0 LOB: 0 K: 2 BB: 1 S: 8 P: 12	R: 0 H: 1 E: 0 LOB: 1 K: 1 BB: 0 S: 6 P: 6	R: 0 H: 0 E: 0 LOB: 1 K: 2 BB: 1 S: 7 P: 11	R: 0 H: 0 E: 0 LOB: 0 K: 0 BB: 0 S: 3 P: 3	R: 0 H: 0 E: 0 LOB: 0 K: 1 BB: 0 S: 5 P: 5	R: 0 H: 0 E: 1 LOB: 0 K: 1 BB: 0 S: 5 P: 5	R: 0 H: 1 E: 0 LOB: 1 K: 1 BB: 0 S: 6 P: 6	R: 0 H: 1 E: 1 LOB: 2 K: 0 BB: 1 S: 3 P: 7	R: 0 H: 0 E: 0 LOB: 0 K: 1 BB: 0 S: 5 P: 5	1B: 2 SF: 0 2B: 2 SAC: 0 3B: 0 DP: 1 HR: 1 HBP: 0	WP: 0 PA: 33 PB: 0 SB: 2 CS: 2
PITCHER Ron Guidry, L ERA: 3.44 (1, 1) Rich Gossage, R ERA: 3.57 (8, 1)	IP WLS BF H R ER SO BB IBB HBP BLK WP HR S P ERA WHIP	7.1 W 29 5 2 2 8 3 0 0 0 0 0 1 42 54 2.46 1.091	1.2 S 4 0 0 0 1 0 0 0 0 0 0 0 6 6 0.00 0.000	PITCHER IP WLS BF H R ER SO BB IBB HBP BLK WP HR S P ERA WHIP							

Oakland Athletics @ New York Yankees
 Yankee Stadium, Bronx, NY
 Fri May 27 1983, 7:05 PM EDT
 Att: 19,237 - Unknown

AB	30
R	2
H	5
RBI	2
BB	3
SO	9
LOB	11



Batter	1	2	3	4	5	6	7	8	9
Willie Randolph, R OBP: 0.338, SLG: 0.295 (1, 4)	0-3 K		0-0 F9		0-0 F9		4-0 WP BB		
Ken Griffey, L OBP: 0.381, SLG: 0.459 (1, 3)	0-0 F9		0-0 2-H 1B			0-0 F7	0-0 F6		
Dave Winfield, R OBP: 0.348, SLG: 0.522 Don Baylor, R OBP: 0.366, SLG: 0.435 (1, 7) (1, PH) (2, 9)	0-0 F5		0-0 F8			0-0 F7	1-0 HBP		
Steve Kemp, L OBP: 0.304, SLG: 0.404 (1, 9) (2, 7)		0-0 F9		0-0 6-3		0-0 4-3	0-0 3-1		
Oscar Gamble, L OBP: 0.455, SLG: 0.600 (1, 10)		0-3 K		0-0 F8			4-0 1B HR BB	4-0 FC5-8 BB	
Butch Wynegar, S OBP: 0.406, SLG: 0.491 (1, 2)		4-0 BB		0-0 1B			0-0 1B HR	0-0 FC5-6 1B	
Graig Nettles, L OBP: 0.338, SLG: 0.369 (1, 5)		0-3 K		0-3 K			0-0 1B HR	0-0 G6-4-3 1B	
Jerry Mumphrey, S OBP: 0.293, SLG: 0.367 (1, 8)			4-0 BLK 1B BB		0-0 4-3		4-0 WP BB BB	0-0 G6-4-3	
Andre Robertson, R OBP: 0.274, SLG: 0.304 (1, 6)			0-0 F5		0-0 F7		0-0 F3		

AB	R	H	RBI	BB	SO	LOB
3	0	0	0	1	1	1
4	0	1	1	0	0	2
0	0	0	0	0	0	0
3	0	0	0	0	0	1
4	0	0	0	0	0	3
2	1	0	0	2	1	0
3	1	2	0	1	0	1
4	1	2	3	0	2	2
2	1	0	0	2	0	2
3	0	0	0	0	0	2

BOTTOM

Oakland Athletics @ New York Yankees
 Yankee Stadium, Bronx, NY
 Fri May 27 1983, 7:05 PM EDT
 Att. 19,237 - Unknown

AB	28
R	4
H	5
RBI	4
BB	6
SO	4
LOB	14

WP: 1 PA: 35
 PB: 0
 SB: 0
 CS: 0



Inning Stats		R: 0	H: 0	E: 0	LOB: 0	K: 1	BB: 0	S: 5	R: 0	H: 0	E: 0	LOB: 1	K: 2	BB: 1	S: 7	R: 1	H: 1	E: 0	LOB: 1	K: 0	BB: 1	S: 4	R: 0	H: 1	E: 0	LOB: 1	K: 1	BB: 0	S: 6	R: 0	H: 0	E: 0	LOB: 0	K: 0	BB: 0	S: 3	R: 0	H: 0	E: 0	LOB: 0	K: 0	BB: 0	S: 3	R: 3	H: 2	E: 0	LOB: 3	K: 0	BB: 3	S: 5	R: 0	H: 1	E: 0	LOB: 1	K: 0	BB: 1	S: 3
PITCHER	IP	WLS	BF	H	R	ER	SO	BB	IBB	HBP	BLK	WP	HR	S	P	ERA	WHIP																																								
Mike Norris, R ERA: 3.29 (1, 1)	6.0	L	26	4	4	4	4	4	0	0	1	0	1	0	46	6.00	1.333																																								
Dave Beard, R ERA: 5.52 (7, 1)	0.2		4	0	0	0	0	1	0	1	0	1	0	2	7	0.00	1.500																																								
Tom Burgmeier, L ERA: 1.1 (7, 1)	1.1		5	1	0	0	0	1	0	0	0	0	0	4	8	0.00	1.500																																								

WP	HR	S	P	ERA	WHIP
1	0	1	3	0.00	1.500

Batter	1	2	3	4	5	6	7	8	9	AB R H RBI BB SO LOB	TOP											
Rickey Henderson, R OBP: 0.450, SLG: 0.426 (1, 7)	0-3 K		4-0 BB F7		0-0 F7			0-0 4-3		3 0 0 0 1 1 0												
Davey Lopes, R OBP: 0.338, SLG: 0.424 (1, 4)	0-0 2B		0-0 F9		0-0 5-3			0-3 K		4 0 1 0 0 1 2												
Bill Almon, R OBP: 0.317, SLG: 0.345 (1, 9)	0-0 5-3		0-0 5-3					0-0 1B 2B		4 1 1 0 0 0 3												
Jeff Burroughs, R OBP: 0.348, SLG: 0.418 (1, 10)	0-3 K			0-0 1B 1B				0-0 1B		4 1 2 1 0 1 1												
Mike Davis, L OBP: 0.309, SLG: 0.357 (8, PR)								2-H 1B		0 0 0 0 0 0 0												
Dwayne Murphy, L OBP: 0.297, SLG: 0.284 (1, 8)		0-0 F8		0-0 F5				0-3 K		4 0 0 0 0 2 2												
Kelvin Moore, R OBP: 0.256, SLG: 0.351 (1, 3)		0-0 4-3		0-3 K					0-0 6-3	4 0 0 0 0 2 1												
Bob Kearney, R OBP: 0.316, SLG: 0.407 (1, 2)		0-0 F7		0-0 1B				1-6-3 2B		4 0 2 1 0 1 0												
Tony Phillips, S OBP: 0.299, SLG: 0.280 (1, 6)			0-0 FC5-4 1B		0-0 F8			1-6-3 2B		4 0 1 0 0 0 2												
Luis Quinones, S (1, 5)			0-0 FC5-4 F9 BB		0-0 1-3			0-0 F8		3 0 0 0 0 0 2												
Inning Stats	R: 0 E: 0 K: 2 S: 8	H: 1 LOB: 1 BB: 0 P: 8	R: 0 E: 0 K: 0 S: 3	H: 0 LOB: 0 BB: 0 P: 3	R: 0 E: 0 K: 0 S: 4	H: 1 LOB: 2 BB: 1 P: 8	R: 1 E: 0 K: 1 S: 7	H: 2 LOB: 1 BB: 0 P: 7	R: 0 E: 0 K: 0 S: 3	H: 0 LOB: 0 BB: 0 P: 3	R: 0 E: 0 K: 1 S: 5	H: 0 LOB: 0 BB: 0 P: 5	R: 0 E: 0 K: 1 S: 6	H: 1 LOB: 1 BB: 0 P: 6	R: 1 E: 0 K: 2 S: 9	H: 2 LOB: 1 BB: 0 P: 9	R: 0 E: 0 K: 1 S: 5	H: 0 LOB: 0 BB: 0 P: 5	1B: 4 2B: 3 3B: 0 HR: 0	SF: 0 SAC: 0 DP: 0 HBP: 0	WP: 1 PB: 0 SB: 1 CS: 0	PA: 35
PITCHER Dave Righetti, L ERA: 3.44 (1, 1)	IP: 9.0 WLS: W BF: 35 H: 7 R: 2 ER: 2 SO: 8 BB: 1 IBB: 0 HBP: 0 BLK: 0 WP: 1 HR: 0 S: 50 P: 54 ERA: 2.00 WHIP: 0.889											PITCHER	IP: 9.0 WLS: W BF: 35 H: 7 R: 2 ER: 2 SO: 8 BB: 1 IBB: 0 HBP: 0 BLK: 0 WP: 1 HR: 0 S: 50 P: 54 ERA: 2.00 WHIP: 0.889									

Oakland Athletics @ New York Yankees
 Yankee Stadium, Bronx, NY
 Sat May 28 1983, 7:05 PM EDT
 Att. 25,174 - Unknown - 68 F

livebaseballscorecards.com

AB 34
 R 2
 H 7
 RBI 2
 BB 1
 SO 8
 LOB 13



Batter	1	2	3	4	5	6	7	8	9	AB	R	H	RBI	BB	SO	LOB
Bobby Murcer, L OBP: 0.300, SLG: 0.444 (1, 10) X	0-0 F9	0-3 K			0-0 1B 2B		0-0 E1	4-0 FC6-4 BB		4	0	1	0	1	1	2
Ken Griffey, L OBP: 0.382, SLG: 0.458 (1, 3) X	0-0 1B		0-0 L3		0-0 G4-6-3 1B		0-0 F4	0-0 FC6-4		5	0	2	0	0	0	4
Dave Winfield, R OBP: 0.341, SLG: 0.509 (1, 8) S S S	0-3 K		0-3 K		0-0 F9		0-3 K			4	0	0	0	0	3	4
Steve Kemp, L OBP: 0.303, SLG: 0.407 (1, 7) S S S	0-3 K		0-0 E 2B		0-0 G4-6-3			0-0 F1		4	1	1	0	0	1	3
Oscar Gamble, L OBP: 0.459, SLG: 0.586 (1, 9) X		0-0 F8	0-0 E9 1B		0-0 4-3			0-0 1B 2B 1B		4	1	2	1	0	0	0
Butch Wynegar, S OBP: 0.426, SLG: 0.500 (1, 2) B B B		4-0 1B 1B BB	0-3 K		0-0 CS 1B			0-0 2B SF8 1B		3	2	2	0	1	1	1
Graig Nettles, L OBP: 0.342, SLG: 0.381 (1, 5) X		0-0 1B 1B		0-0 G3		0-3 K		0-0 SF8 2B		4	0	2	1	0	1	1
Roy Smalley, S OBP: 0.331, SLG: 0.434 (1, 6) X		0-0 1B		0-3 K			0-0 HR	4-0 BB IBB		3	1	2	2	1	1	0
Andre Robertson, R OBP: 0.260, SLG: 0.292 (1, 4) X	0-0 F9		0-3 K				0-0 F7	0-0 SF8		3	0	0	1	0	1	2

Inning Stats	R: 0	H: 1	E: 0	K: 2	S: 8	H: 1	LOB: 1	BB: 0	P: 8	R: 1	H: 2	E: 0	K: 1	S: 7	H: 2	LOB: 2	BB: 1	P: 11	R: 1	H: 2	E: 1	K: 2	S: 9	H: 0	LOB: 0	BB: 0	P: 7	R: 0	H: 2	E: 0	K: 1	S: 5	H: 1	LOB: 1	BB: 0	P: 5	R: 1	H: 1	E: 1	K: 1	S: 7	H: 3	LOB: 3	BB: 2	P: 14
--------------	------	------	------	------	------	------	--------	-------	------	------	------	------	------	------	------	--------	-------	-------	------	------	------	------	------	------	--------	-------	------	------	------	------	------	------	------	--------	-------	------	------	------	------	------	------	------	--------	-------	-------

PITCHER	IP	WLS	BF	H	R	ER	SO	BB	IBB	HBP	BLK	WP	HR	S	P	ERA	WHIP
Chris Codiroli, R ERA: 4.2 (1, 1)	6.1	L	27	9	3	3	8	1	0	0	0	0	1	42	46	4.26	1.579
Tom Burgmeier, L ERA: 1.6 (7, 1)	1.0		7	3	2	2	1	0	0	0	0	0	0	9	9	18.00	3.000
Steve Baker, R ERA: 2.22 (8, 1)	0.2		4	0	0	0	0	1	1	0	0	0	0	2	10	0.00	1.500

BOTTOM

Oakland Athletics @ New York Yankees
Yankee Stadium, Bronx, NY

Sat May 28 1983, 7:05 PM EDT
Att: 25,174 - Unknown - 68 F

AB	34
R	5
H	12
RBI	5
BB	3
SO	9
LOB	17

WP: 0 PA: 38
PB: 0 SB: 0
CS: 1



PITCHER	IP	WLS	BF	H	R	ER	SO	BB	IBB	HBP	BLK	WP	HR	S	P	ERA	WHIP
---------	----	-----	----	---	---	----	----	----	-----	-----	-----	----	----	---	---	-----	------

Batter	1	2	3	4	5	6	7	8	9	AB R H RBI BB SO LOB	TOP												
Rickey Henderson, R OBP: 0.439, SLG: 0.414 (1, 7) (6, 8)	0-3 K		0-0 F9		0-3 K		0-3 K			4 0 0 0 0 3 3													
Mike Davis, L OBP: 0.306, SLG: 0.353 Bill Almon, R OBP: 0.312, SLG: 0.339 (5, PH) (5, 9)	0-3 K		0-0 6-3		0-3 K		0-0 FC5-4			2 0 0 0 0 1 0 2 0 0 0 0 1 3													
Wayne Gross, L OBP: 0.358, SLG: 0.426 Davey Lopes, R OBP: 0.335, SLG: 0.421 (1, 5) (8, PH) (8, 4)	4-0 BB BB		0-0 4-3		0-0 F7		0-0 F8			2 0 0 0 1 0 0 1 0 0 0 0 0 0													
Dwayne Murphy, L OBP: 0.297, SLG: 0.280 Kelvin Moore, R OBP: 0.254, SLG: 0.348 (1, 8) (6, 3)	4-0 BB BB		0-0 F4		0-3 K		0-3 K			2 0 0 0 1 1 0 1 0 0 0 0 1 0													
Jeff Burroughs, R OBP: 0.346, SLG: 0.414 (1, 10)	0-0 F4		0-0 F8		0-0 E 1B		0-0 F9			4 0 1 0 0 0 2													
Dan Meyer, L OBP: 0.316, SLG: 0.265 (1, 3) (6, 7)		0-3 K		0-0 4-3		0-0 E4 FC6-4		0-0 5-3		3 0 0 0 0 1 1 1 0 0 0 0 0 0													
Bob Kearney, R OBP: 0.314, SLG: 0.403 (9, PH)																							
Mike Heath, R OBP: 0.400, SLG: 0.571 (1, 2)		0-0 4-3			0-3 K		0-0 FC6-4		0-0 E6 2B	4 0 1 0 0 1 2													
Tony Phillips, S OBP: 0.311, SLG: 0.284 (1, 4) (8, 6)		4-0 BB BB			4-0 1B S BB		0-0 FC5-4 1B		0-3 K	2 0 1 0 2 1 1													
Luis Quinones, S OBP: 0.143, SLG: 0.143 (1, 6) (8, 5)		0-0 F9			0-0 S 1B		0-0 F7		0-0 F7	4 0 1 0 0 0 3													
Inning Stats	R: 0 E: 0 K: 2 S: 7	H: 0 LOB: 2 BB: 2 P: 15	R: 0 E: 0 K: 1 S: 5	H: 0 LOB: 1 BB: 1 P: 9	R: 0 E: 0 K: 0 S: 3	H: 0 LOB: 0 BB: 0 P: 3	R: 0 E: 0 K: 0 S: 10	H: 1 LOB: 2 BB: 1 P: 14	R: 0 E: 1 K: 1 S: 7	H: 1 LOB: 2 BB: 0 P: 7	R: 0 E: 0 K: 1 S: 6	H: 1 LOB: 1 BB: 0 P: 6	R: 0 E: 0 K: 1 S: 5	H: 0 LOB: 0 BB: 0 P: 5	R: 0 E: 1 K: 1 S: 6	H: 1 LOB: 1 BB: 0 P: 6	1B: 3 2B: 1 3B: 0 HR: 0	SF: 0 SAC: 0 DP: 0 HBP: 0	WP: 0 PB: 0 SB: 2 CS: 0	PA: 36			
PITCHER Jay Howell, R ERA: 4.5 Rudy May, L ERA: 4.73	IP WLS BF H R ER SO BB IBB HBP BLK WP HR S P ERA WHIP	(1, 1) 4.2 19 1 0 0 5 4 0 0 0 0 0 0 25 41 0.00 1.071	(5, 1) 4.1 W 17 3 0 0 5 0 0 0 0 0 0 27 27 0.00 0.692	PITCHER IP WLS BF H R ER SO BB IBB HBP BLK WP HR S P ERA WHIP																			

Oakland Athletics @ New York Yankees
Yankee Stadium, Bronx, NY
Sun May 29 1983, 3:33 AM EDT
Att. 25,432 - Cloudy - 60 F

AB	32
R	0
H	4
RBI	0
BB	4
SO	10
LOB	15



Batter	1	2	3	4	5	6	7	8	9	AB	R	H	RBI	BB	SO	LOB
Bert Campaneris, R OBP: 0.367, SLG: 0.429 (1, 4)	0-0 4-3		0-0 FC4-6 BB PB 1-2f		0-0 F9		0-0 F5			4	0	0	0	0	0	1
Ken Griffey, L OBP: 0.379, SLG: 0.449 (1, 3)	0-0 F6		4-0 1B 1-3 BB			0-0 F9	0-0 F7			3	0	0	0	1	0	0
Don Baylor, R OBP: 0.376, SLG: 0.440 (1, 10)	0-0 1B		0-0 1B			4-0 1B WP BB		0-0 F2		3	1	2	0	1	0	0
Lou Piniella, R OBP: 0.388, SLG: 0.432 (1, 7)	0-0 F8		0-0 F6			0-0 WP 1-2 FC6-5 1B		0-0 1B HR 1B		4	2	2	0	0	0	3
Roy Smalley, S OBP: 0.347, SLG: 0.446 (1, 5)		4-0 CS BB		0-0 G4-6-3 1B		0-0 FC6-5 WP 1-2 2-3 1B		0-0 1-3 HR 1B		3	1	3	0	1	0	0
Oscar Gamble, L OBP: 0.463, SLG: 0.656 (1, 9)		0-3 K 1-2		0-3 K		4-0 FC6-5 BB 1-2 2-3 3-H		0-0 HR		3	1	1	3	1	2	2
Jerry Mumphrey, S OBP: 0.291, SLG: 0.357 (1, 8)		4-0 FC6-4 BB		0-0 G4-6-3 1-2f		0-0 FC6-5 1-2 2-3f 3-H		0-0 4-3		3	0	0	1	1	0	3
Rick Cerone, R OBP: 0.215, SLG: 0.239 (1, 2)		0-0 FC6-4 1-2f		0-0 4-3		0-0 F9		0-3 K		4	0	0	0	0	1	3
Andre Robertson, R OBP: 0.263, SLG: 0.293 (1, 6)			0-0 FC4-6 1B		0-0 F8		0-0 F9			3	0	1	0	0	0	0

Inning Stats	R: 0	H: 1	E: 0	LOB: 1	K: 0	BB: 0	S: 4	P: 4	R: 0	H: 0	E: 0	LOB: 1	K: 1	BB: 2	S: 4	P: 12	R: 0	H: 2	E: 0	LOB: 2	K: 0	BB: 1	S: 4	P: 8	R: 0	H: 1	E: 0	LOB: 0	K: 1	BB: 0	S: 5	P: 5	R: 0	H: 0	E: 0	LOB: 0	K: 0	BB: 0	S: 3	P: 3	R: 2	H: 2	E: 0	LOB: 2	K: 0	BB: 2	S: 5	P: 13	R: 0	H: 0	E: 0	LOB: 0	K: 0	BB: 0	S: 3	P: 3	R: 3	H: 3	E: 0	LOB: 0	K: 1	BB: 0	S: 8	P: 8
AB	30																																																															
R	5																																																															
H	9																																																															
RBI	4																																																															
BB	5																																																															
SO	3																																																															
LOB	12																																																															
WP: 1	PA: 35																																																															
PB: 1	SB: 0																																																															
CS: 1																																																																
PITCHER	IP	WLS	BF	H	R	ER	SO	BB	IBB	HBP	BLK	WP	HR	S	P	ERA	WHIP	PITCHER	IP	WLS	BF	H	R	ER	SO	BB	IBB	HBP	BLK	WP	HR	S	P	ERA	WHIP																													
Bill Krueger, L ERA: 3.97 (1, 1)	7.1	L	33	9	5	5	2	5	0	0	0	1	1	32	52	6.14	1.909	Steve Baker, R ERA: 2.16 (8, 1)	0.2		2	0	0	0	1	0	0	0	0	0	4	4	0.00	0.000																														

BOTTOM

Oakland Athletics @ New York Yankees
 Yankee Stadium, Bronx, NY
 Sun May 29 1983, 3:33 AM EDT
 Att. 25,432 - Cloudy - 60 F

livebaseballscorecards.com

AB	30
R	5
H	9
RBI	4
BB	5
SO	3
LOB	12



Batter	1	2	3	4	5	6	7	8	9	AB R H RBI BB SO LOB	TOP
Rickey Henderson, R OBP: 0.444, SLG: 0.423 (1, 7) X	0-0 6-3		0-0 3-1 HR 2B		0-0 S 1B			4-0 SH5-4 SF8 BB	0-3 K	4 2 2 2 1 1 2	
Mike Davis, L OBP: 0.304, SLG: 0.347 (1, 9) S S S	0-3 K		0-0 3-1		0-0 3-H F8 1-3			4-0 SF8 SH5-4 CS BB		3 0 0 0 1 1 2	
Dwayne Murphy, L OBP: 0.298, SLG: 0.301 (1, 8) X	0-0 F8		0-0 HR		0-3 K			0-0 SH5-4		3 1 1 2 0 1 1	
Jeff Burroughs, R OBP: 0.337, SLG: 0.405 (1, 10) S S S		0-0 F8	0-0 F6			0-0 6-3		0-0 SF8		3 0 0 1 0 0 0	
Wayne Gross, L OBP: 0.363, SLG: 0.423 (1, 5) S S S		0-3 K		0-0 F7		0-0 CS 1B		4-0 IBB		3 0 1 0 1 1 0	
Davey Lopes, R OBP: 0.335, SLG: 0.420 Bill Almon, R OBP: 0.310, SLG: 0.336 (1, 4) (8, 4)		0-0 FC5-4 1B		0-0 F8		0-0 F7 1-2		0-0 CS	0-0 F4	3 0 1 0 0 0 1 1 0 0 0 0 0 0	
Bob Kearney, R OBP: 0.312, SLG: 0.406 (1, 2) X		0-0 FC5-4 1-2f		0-0 F7			0-0 F8		0-0 1B 2B	4 0 1 0 0 0 1	
Kelvin Moore, R OBP: 0.254, SLG: 0.353 (1, 3) S S S			0-0 SH5-3 2B 2B		0-3 K		0-3 K		0-3 K	4 1 1 0 0 3 1	
Luis Quinones, S OBP: 0.222, SLG: 0.444 Tony Phillips, S OBP: 0.316, SLG: 0.289 (1, 6) (7, 6) X			0-0 SH5-3		0-0 1B 3B		0-0 F6		0-0 2-3 1B	2 1 1 0 0 0 0 1 0 1 0 0 0 0	
Inning Stats	R: 0 E: 0 K: 1 S: 5 H: 0 LOB: 0 BB: 0 P: 5	R: 0 E: 0 K: 1 S: 6 H: 1 LOB: 1 BB: 0 P: 6	R: 3 E: 0 K: 0 S: 6 H: 3 LOB: 0 BB: 0 P: 6	R: 0 E: 0 K: 0 S: 3 H: 0 LOB: 0 BB: 0 P: 3	R: 1 E: 0 K: 2 S: 9 H: 2 LOB: 1 BB: 0 P: 9	R: 0 E: 0 K: 0 S: 3 H: 1 LOB: 0 BB: 0 P: 3	R: 0 E: 0 K: 1 S: 5 H: 0 LOB: 0 BB: 0 P: 5	R: 1 E: 0 K: 0 S: 2 H: 0 LOB: 1 BB: 3 P: 14	R: 0 E: 0 K: 2 S: 9 H: 2 LOB: 2 BB: 0 P: 9	1B: 4 2B: 3 3B: 1 HR: 1 SF: 1 SAC: 2 DP: 0 HBP: 0	WP: 0 PB: 0 SB: 3 CS: 2 PA: 38
PITCHER Doyle Alexander, R ERA: 6.35 Bob Shirley, L ERA: 4.83 Rich Gossage, R ERA: 3.28 (1, 1) (5, 1) (8, 1)	IP WLS BF H R ER SO BB IBB HBP BLK WP HR S P ERA WHIP	IP WLS BF H R ER SO BB IBB HBP BLK WP HR S P ERA WHIP	IP WLS BF H R ER SO BB IBB HBP BLK WP HR S P ERA WHIP	IP WLS BF H R ER SO BB IBB HBP BLK WP HR S P ERA WHIP	IP WLS BF H R ER SO BB IBB HBP BLK WP HR S P ERA WHIP	IP WLS BF H R ER SO BB IBB HBP BLK WP HR S P ERA WHIP	IP WLS BF H R ER SO BB IBB HBP BLK WP HR S P ERA WHIP	IP WLS BF H R ER SO BB IBB HBP BLK WP HR S P ERA WHIP	IP WLS BF H R ER SO BB IBB HBP BLK WP HR S P ERA WHIP	ERA WHIP	ERA WHIP

Oakland Athletics @ New York Yankees
 Yankee Stadium, Bronx, NY
 Mon May 30 1983, 3:33 AM EDT
 Att. 22,480 - Unknown - 70 F

AB	31
R	5
H	9
RBI	5
BB	3
SO	7
LOB	8



Batter	1	2	3	4	5	6	7	8	9	AB	R	H	RBI	BB	SO	LOB
Ken Griffey, L OBP: 0.385, SLG: 0.450 (1, 3)	4-0 BB G1-6-3	0-0 F8		0-0 BB 1B		0-0 L4-3		0-0 BB 3B 1B		4	1	2	1	1	0	3
Roy Smalley, S OBP: 0.354, SLG: 0.450 (1, 6)	0-0 G1-6-3 1-2f		0-0 E 2B	1-2 BB BB		0-3 K		4-0 BB 3B BB		3	2	1	0	2	1	1
Dave Winfield, R OBP: 0.347, SLG: 0.518 (1, 8)	0-0 F7		0-0 E6 2-H	1-2 2-3 BB			4-0 SH1-3 BB	0-0 SH1-3 3B		3	1	1	3	2	0	0
Don Baylor, R OBP: 0.369, SLG: 0.431 (1, 10)		0-0 F5	0-0 F3	0-0 F7			0-0 SH1-3 1-2	0-0 SH1-3		3	0	0	1	0	0	4
Lou Piniella, R OBP: 0.370, SLG: 0.408 (1, 7)		0-0 F9	0-0 5-3		0-0 5-3		0-0 F9	0-0 BB 1B 1B		5	1	1	0	0	0	2
Oscar Gamble, L OBP: 0.444, SLG: 0.639 Steve Kemp, L OBP: 0.307, SLG: 0.407 (8, PH) (9, 9)		0-0 1B 2B	0-0 F3		0-0 F3		0-0 F9	4-0 1B BB 1B BB		4	1	1	0	0	0	2
Butch Wynegar, S OBP: 0.452, SLG: 0.556 (1, 2)		0-0 1B 1B 1B		0-0 HR	4-0 BB			0-0 5-3		3	2	2	2	2	0	0
Graig Nettles, L OBP: 0.347, SLG: 0.385 Bert Campaneris, R OBP: 0.387, SLG: 0.448 (8, PR) (9, 5)		0-0 1B 1B	0-0 G3	0-0 K	0-3 K			0-0 1B 1B		4	0	2	0	0	1	1
Andre Robertson, R OBP: 0.282, SLG: 0.313 (1, 4)		0-0 1B	0-0 F4		0-0 L4-3 1B			0-0 1B 3B 1B		1	1	1	1	0	0	0
		0-0 1B						0-0 F8		5	1	3	1	0	0	3

Inning Stats	R: 0	H: 0	E: 0	K: 0	S: 2	LOB: 0	BB: 1	P: 6
	R: 2	H: 4	E: 0	K: 0	S: 7	LOB: 2	BB: 0	P: 7
	R: 1	H: 1	E: 1	K: 0	S: 5	LOB: 1	BB: 0	P: 5
	R: 1	H: 2	E: 0	K: 0	S: 5	LOB: 3	BB: 2	P: 13
	R: 0	H: 0	E: 0	K: 1	S: 5	LOB: 1	BB: 1	P: 9
	R: 0	H: 1	E: 0	K: 1	S: 5	LOB: 0	BB: 0	P: 5
	R: 0	H: 0	E: 0	K: 0	S: 3	LOB: 1	BB: 1	P: 7
	R: 6	H: 6	E: 0	K: 0	S: 9	LOB: 3	BB: 3	P: 21

PITCHER	IP	WLS	BF	H	R	ER	SO	BB	IBB	HBP	BLK	WP	HR	S	P	ERA	WHIP
Tom Underwood, L ERA: 4.61 (1, 1)	2.1		13	5	3	2	0	1	0	0	0	0	0	12	16	7.71	2.571
Matt Keough, R ERA: 6.61 (3, 1)	4.1		19	3	1	1	2	4	0	0	0	0	1	19	35	2.08	1.615
Tom Burgmeier, L ERA: 2.36 (7, 1)	0.2	L	5	3	3	3	0	0	0	0	0	0	0	5	5	40.50	4.500
Steve McCatty, R ERA: 3.05 (8, 1)	0.2		8	3	3	3	0	3	0	0	0	0	0	5	17	40.50	9.000

BOTTOM

Oakland Athletics @ New York Yankees
 Yankee Stadium, Bronx, NY

Mon May 30 1983, 3:33 AM EDT
 Att: 22,480 - Unknown - 70 F

AB	35
R	10
H	14
RBI	9
BB	8
SO	2
LOB	16

WP: 0 PA: 45
 PB: 0
 SB: 0
 CS: 0



1B	2B	3B	HR	SF	SAC	DP	HBP
10	3	1	1	0	2	2	0

Batter	1	2	3	4	5	6	7	8	9	AB R H RBI BB SO LOB	TOP	
Rickey Henderson, R OBP: 0.440, SLG: 0.426 (1, 7) X	0-0 F9 ①		0-0 F4 ③			0-0 1B 2B		0-0 F8 ②		4 1 1 0 0 0 0		
Mike Davis, L OBP: 0.309, SLG: 0.350 (1, 8) X	0-0 G3 ②			0-3 K ①		0-0 2B 1B		0-0 1B 1B		4 1 2 1 0 1 0		
Wayne Gross, L OBP: 0.368, SLG: 0.436 (1, 5) X	0-0 F8 ③			0-3 K ②		0-0 1-H 2B		0-0 1-2 1B		4 0 2 1 0 1 0		
Jeff Burroughs, R OBP: 0.335, SLG: 0.408 (1, 10) X		0-0 2B		0-0 F6 ③		0-0 1-3 ③		0-0 F8 ③		4 0 1 0 0 0 3		
Davey Lopes, R OBP: 0.327, SLG: 0.408 (1, 4) X		0-0 F5 ①			0-0 F3 ①		0-0 F5 ①		0-0 5-3 ①	4 0 0 0 0 0 1		
Dan Meyer, L OBP: 0.295, SLG: 0.245 (1, 3) X		0-0 F7 ②			0-0 F6 ②		0-0 F9 ②		0-0 F9 ②	4 0 0 0 0 0 1		
Mike Heath, R OBP: 0.421, SLG: 0.556 (1, 2) X		0-0 F9 ③			0-0 1-3 ③		0-0 1B		0-0 1B	4 0 2 0 0 0 1		
Kelvin Moore, R OBP: 0.254, SLG: 0.353 (9, PR) X										0 0 0 0 0 0 0		
Tony Phillips, S OBP: 0.308, SLG: 0.281 (1, 6) X			0-0 F9 ①			0-0 G3 ①	0-0 4-3 ③		0-0 F8 ③	4 0 0 0 0 0 2		
Luis Quinones, S OBP: 0.167, SLG: 0.333 (1, 9) X			0-3 K ②			0-0 F6 ②		0-0 F6 ①		3 0 0 0 0 1 0		
Inning Stats	R: 0 H: 0 E: 0 LOB: 0 K: 0 BB: 0 S: 3 P: 3	R: 0 H: 1 E: 0 LOB: 1 K: 0 BB: 0 S: 4 P: 4	R: 0 H: 0 E: 0 LOB: 0 K: 1 BB: 0 S: 5 P: 5	R: 0 H: 0 E: 0 LOB: 0 K: 2 BB: 0 S: 7 P: 7	R: 0 H: 0 E: 0 LOB: 0 K: 0 BB: 0 S: 3 P: 3	R: 2 H: 3 E: 0 LOB: 1 K: 0 BB: 0 S: 6 P: 6	R: 0 H: 1 E: 0 LOB: 1 K: 0 BB: 0 S: 4 P: 4	R: 0 H: 2 E: 0 LOB: 2 K: 0 BB: 0 S: 5 P: 5	R: 0 H: 1 E: 0 LOB: 1 K: 0 BB: 0 S: 4 P: 4	1B: 5 SF: 0 2B: 3 SAC: 0 3B: 0 DP: 0 HR: 0 HBP: 0	WP: 0 PA: 35 PB: 0 SB: 0 CS: 0	
PITCHER Moose Haas, R (1, 1) ERA: 4.19	IP WLS BF H R ER SO BB IBB HBP BLK WP HR S P ERA WHIP	9.0 W 35 8 2 2 3 0 0 0 0 0 0 0 41 41 2.00 0.889										

Oakland Athletics @ Milwaukee Brewers
Milwaukee County Stadium, Milwaukee, WI

Tue May 31 1983, 8:05 PM EDT
Att: 8,525 - Unknown - 53 F

livebaseballscorecards.com

AB	35
R	2
H	8
RBI	2
BB	0
SO	3
LOB	8



Batter	1	2	3	4	5	6	7	8	9	AB	R	H	RBI	BB	SO	LOB
Charlie Moore, R OBP: 0.374, SLG: 0.454 (1, 9)	0-3 K		0-0 2B SF8 1B	0-0 G4-6-3			0-0 E WP 1B			4	1	2	0	0	1	1
Robin Yount, R OBP: 0.418, SLG: 0.554 Rob Picciolo, R OBP: 0.250, SLG: 0.250 (1, 6) (4, 6)	0-0 F7		0-0 SF8 SF7 2B		0-0 4-3 1B		0-0 F3			2	1	1	2	0	0	0
Cecil Cooper, L OBP: 0.292, SLG: 0.430 (1, 3)	0-0 1B		0-0 SF8		0-0 4-3		0-0 F8			3	0	1	1	0	0	2
Gorman Thomas, R OBP: 0.284, SLG: 0.336 (1, 8)	0-3 K		0-0 SF7		0-0 F7		0-0 E6			3	0	0	1	0	1	3
Ted Simmons, S OBP: 0.370, SLG: 0.464 (1, 10)		0-0 F8	0-0 2B		0-0 F9		0-0 F4			4	0	1	0	0	0	3
Ben Oglivie, L OBP: 0.421, SLG: 0.551 (1, 7)		4-0 4-3 BB	0-0 3-1		0-0 F4		0-3 K			3	0	0	0	1	1	1
Paul Molitor, R OBP: 0.338, SLG: 0.360 (1, 5)		0-0 4-3		0-0 6-3		0-0 WP 6-3 1B		0-0 F4		4	0	1	0	0	0	1
Ned Yost, R OBP: 0.304, SLG: 0.509 (1, 2)			0-0 1B 2B 1B	0-0 1B 3B		0-0 6-3		0-0 F8		4	2	2	0	0	0	1
Jim Gantner, L OBP: 0.322, SLG: 0.445 (1, 4)			4-0 1B 2B BB	0-0 G4-6-3 1B		0-0 6-3				2	1	1	1	1	0	1

Inning Stats	R: 0	H: 1	E: 0	LOB: 1	K: 2	BB: 0	S: 8	P: 8	R: 0	H: 0	E: 0	LOB: 0	K: 0	BB: 1	S: 2	P: 6	R: 4	H: 4	E: 0	LOB: 1	K: 0	BB: 1	S: 7	P: 11	R: 1	H: 2	E: 0	LOB: 0	K: 0	BB: 0	S: 4	P: 4	R: 0	H: 1	E: 0	LOB: 1	K: 0	BB: 0	S: 4	P: 4	R: 0	H: 1	E: 1	LOB: 2	K: 0	BB: 0	S: 5	P: 5	R: 0	H: 0	E: 0	LOB: 0	K: 1	BB: 0	S: 5	P: 5
--------------	------	------	------	--------	------	-------	------	------	------	------	------	--------	------	-------	------	------	------	------	------	--------	------	-------	------	-------	------	------	------	--------	------	-------	------	------	------	------	------	--------	------	-------	------	------	------	------	------	--------	------	-------	------	------	------	------	------	--------	------	-------	------	------

PITCHER	IP	WLS	BF	H	R	ER	SO	BB	IBB	HBP	BLK	WP	HR	S	P	ERA	WHIP
Tim Conroy, L ERA: 3.45 (1, 1)	3.0	L	15	5	4	4	2	2	0	0	0	0	0	17	25	12.00	2.333
Steve Baker, R ERA: 2.1 (4, 1)	5.0		20	5	1	1	1	0	0	0	0	2	0	22	22	1.80	1.000


BOTTOM

Oakland Athletics @ Milwaukee Brewers
Milwaukee County Stadium, Milwaukee, WI

Tue May 31 1983, 8:05 PM EDT
Att. 8,525 - Unknown - 53 F

livebaseballscorecards.com

AB	31
R	5
H	10
RBI	5
BB	2
SO	3
LOB	14



1B: 7	SF: 2	WP: 2	PA: 35
2B: 3	SAC: 0	PB: 0	
3B: 1	DP: 2	SB: 0	
HR: 0	HBP: 0	CS: 0	

Batter	1	2	3	4	5	6	7	8	9	AB R H RBI BB SO LOB	TOP																	
Rickey Henderson, R OBP: 0.439, SLG: 0.432 (1, 7)	0-0 F7		0-0 F8		0-0 1B 2B	0-3 K		0-0 1-2 2-H 1B		5 1 2 1 0 1 1																		
Bill Almon, R OBP: 0.313, SLG: 0.347 (1, 5)	0-0 2B		0-0 F4		0-0 1B 2-H 1B		0-0 4-3	0-0 6-3		5 1 2 1 0 0 2																		
Dwayne Murphy, L OBP: 0.311, SLG: 0.329 (1, 8)	0-0 F8 2-H 2B		0-0 F8		0-0 1-3 S 1B		0-0 1B S 1B		0-0 4-3 SH1-3 2B	5 2 4 1 0 0 0																		
Jeff Burroughs, R OBP: 0.331, SLG: 0.408 (1, 10)	0-0 F8 2-3			0-0 1B 2B	0-3 K 1-2		0-3 K 1-2		0-0 4-3	5 1 1 0 0 2 5																		
Davey Lopes, R OBP: 0.331, SLG: 0.411 (1, 4)	0-0 5-3			0-0 2B SF7 1B 2-3	0-3 K		0-0 S 1B 2-H		0-0 SH1-3	4 1 2 2 0 1 3																		
Bob Kearney, R OBP: 0.315, SLG: 0.414 (1, 2)		0-0 FC5 1B 1B		0-0 SF7 1-3 3-H 2B	0-3 K		0-3 K 1-2		0-0 1-6-3	5 0 2 1 0 2 3																		
Kelvin Moore, R OBP: 0.258, SLG: 0.355 (1, 3)		0-0 FC5 1B 1-2		0-3 K		0-0 4-3 2B		0-0 G3		2 0 1 0 0 1 2																		
Wayne Gross, L OBP: 0.370, SLG: 0.447 (6, PH)		0-0 FC5 1B 1-2		0-3 K		0-0 4-3 2B		0-0 G3		2 0 1 0 0 0 0																		
Tony Phillips, S OBP: 0.306, SLG: 0.277 (1, 6)		0-0 FC5 1-3 1-2 2-3f		0-0 SF7		0-0 4-3		4-0 1B HBP BB		2 1 0 1 1 0 3																		
Luis Quinones, S OBP: 0.133, SLG: 0.267 (1, 9)		0-0 1-3		0-0 5-3		0-0 G3		1-0 6-3 1B HBP		3 0 0 0 0 0 4																		
Mike Davis, L OBP: 0.312, SLG: 0.350 (8, PH)		0-0 1-3								0 0 0 0 0 0 0																		
Inning Stats	R: 1 E: 0 K: 0 S: 5	H: 2 LOB: 1 BB: 0 P: 5	R: 0 E: 0 K: 0 S: 4	H: 2 LOB: 1 BB: 0 P: 4	R: 0 E: 0 K: 0 S: 3	H: 0 LOB: 0 BB: 0 P: 3	R: 2 E: 0 K: 1 S: 8	H: 3 LOB: 1 BB: 0 P: 8	R: 1 E: 0 K: 3 S: 12	H: 3 LOB: 2 BB: 0 P: 12	R: 0 E: 0 K: 1 S: 6	H: 1 LOB: 1 BB: 0 P: 6	R: 1 E: 0 K: 2 S: 9	H: 2 LOB: 1 BB: 0 P: 9	R: 1 E: 0 K: 0 S: 3	H: 1 LOB: 1 BB: 1 P: 8	R: 1 E: 0 K: 0 S: 4	H: 1 LOB: 0 BB: 0 P: 4	1B: 8 2B: 8 3B: 0 HR: 0	SF: 1 SAC: 1 DP: 1 HBP: 1	WP: 0 PB: 0 SB: 3 CS: 0	PA: 42						
PITCHER	IP WLS BF H R ER SO BB IBB HBP BLK WP HR S P ERA WHIP																											
Bob McClure, L ERA: 3.93 (1, 1)	4.0		21	10	4	4	1	0	0	0	0	0	0	23	23	9.00	2.500											
Chuck Porter, R ERA: 7.24 (5, 1)	3.1	L	14	3	2	2	6	1	0	0	0	0	0	25	29	5.40	1.200											
Jamie Easterly, L ERA: 4.15 (8, 1)	0.0		1	0	0	0	0	0	0	1	0	0	0	1	∞	∞												
Tom Tellmann, R ERA: 1.64 (8, 1)	1.2		6	2	1	1	0	0	0	0	0	0	0	6	6	5.40	1.200											

Oakland Athletics @ Milwaukee Brewers
Milwaukee County Stadium, Milwaukee, WI

Wed Jun 01 1983, 8:05 PM EDT
Att. 12,513 - Unknown - 65 F

AB	38
R	7
H	15
RBI	7
BB	1
SO	7
LOB	23



WP: 0	PA: 42
-------	--------

ERA	WHIP
-----	------

livebaseballscorecards.com

Batter	1	2	3	4	5	6	7	8	9	AB	R	H	RBI	BB	SO	LOB
Jim Gantner, L (1, 4) OBP: 0.326, SLG: 0.446	0-0 SH1-3 1B	0-0 4-3 2-3			0-0 FC3-6 BB 1-3 G3 1B	0-0 4-3		0-0 SH1-3 1-2		4	1	2	0	0	0	2
Charlie Moore, R (1, 9) OBP: 0.375, SLG: 0.449	0-3 K		0-0 F4		4-0 FC3-6 BB 1-2	0-0 F4		0-0 G4-6-3 2-3 1B		4	0	1	0	1	1	1
Cecil Cooper, L (1, 3) OBP: 0.291, SLG: 0.426	0-0 SH1-3 1-2		0-3 K		0-0 FC3-6 BB 1-2f 2-3 3-H 1B	0-0 BB 1B		0-0 G4-6-3 1-2f		4	1	1	1	0	1	4
Ted Simmons, S (1, 2) OBP: 0.365, SLG: 0.453	0-0 G3		0-0 4-3		0-0 G3 1-2 3-H	4-0 BB 1B			0-3 K	4	0	0	1	1	1	2
Ben Oglivie, L (1, 7) OBP: 0.426, SLG: 0.553		0-0 F9 FC 1B		0-0 CS BB 1B	0-0 BB 2B 1B	0-0 F6		0-0 F5		5	2	3	1	0	0	2
Gorman Thomas, R (1, 8) OBP: 0.287, SLG: 0.329		0-0 FC S 1B		4-0 CS BB 1-2	4-0 2B BB 1-2		0-0 1-3	0-0 5-3		3	0	0	0	2	0	1
Roy Howell, L (1, 10) OBP: 0.338, SLG: 0.464		0-0 F9 2-3		0-3 K 1-2 2-3	0-0 1-3 2-H 2B		0-0 F7			3	0	1	1	0	1	4
Don Money, R (7, PH) OBP: 0.221, SLG: 0.234										1	0	0	0	0	0	0
Paul Molitor, R (1, 5) OBP: 0.341, SLG: 0.359		0-0 1B 1-2 3-H		0-3 K S	4-0 IBB		0-0 1-3			3	0	1	1	1	1	1
Ed Romero, R (1, 6) OBP: 0.308, SLG: 0.538		0-0 F4			0-0 1B FC3-6			0-0 1B SH1-3 1B		3	1	1	0	0	1	5
Robin Yount, R (8, PH) OBP: 0.421, SLG: 0.557										1	0	1	0	0	0	0
Rob Picciolo, R (8, PR) OBP: 0.250, SLG: 0.250										0	0	0	0	0	0	0
										0	0	0	0	0	0	0

Inning Stats	R: 0	H: 1	E: 0	K: 1	S: 6	LOB: 1	BB: 0	P: 6	R: 1	H: 2	E: 0	K: 0	S: 6	LOB: 2	BB: 0	P: 6	R: 0	H: 0	E: 0	K: 1	S: 5	LOB: 0	BB: 0	P: 5	R: 0	H: 1	E: 0	K: 2	S: 7	LOB: 1	BB: 1	P: 11	R: 4	H: 4	E: 0	K: 1	S: 9	LOB: 3	BB: 3	P: 21	R: 0	H: 1	E: 0	K: 0	S: 4	LOB: 2	BB: 1	P: 8	R: 0	H: 0	E: 0	K: 0	S: 3	LOB: 0	BB: 0	P: 3	R: 0	H: 2	E: 0	K: 0	S: 4	LOB: 2	BB: 0	P: 4	R: 0	H: 0	E: 0	K: 1	S: 5	LOB: 0	BB: 0	P: 5	1B: 10	SF: 0	2B: 1	SAC: 2	3B: 0	DP: 1	HR: 0	HBP: 0	WP: 0	PA: 42
--------------	------	------	------	------	------	--------	-------	------	------	------	------	------	------	--------	-------	------	------	------	------	------	------	--------	-------	------	------	------	------	------	------	--------	-------	-------	------	------	------	------	------	--------	-------	-------	------	------	------	------	------	--------	-------	------	------	------	------	------	------	--------	-------	------	------	------	------	------	------	--------	-------	------	------	------	------	------	------	--------	-------	------	--------	-------	-------	--------	-------	-------	-------	--------	-------	--------

PITCHER	IP	WLS	BF	H	R	ER	SO	BB	IBB	HBP	BLK	WP	HR	S	P	ERA	WHIP
Mike Norris, R (1, 1) ERA: 3.7	4.2		25	8	5	5	4	3	0	0	0	0	0	30	42	9.64	2.357
Tom Burgmeier, L (5, 1) ERA: 2.19	2.2	W	13	3	0	0	1	1	1	0	0	0	0	13	21	0.00	1.500
Tom Underwood, L (8, 1) ERA: 4.47	1.2	S	4	0	0	0	1	0	0	0	0	0	0	6	6	0.00	0.000

BOTTOM

Oakland Athletics @ Milwaukee Brewers
Milwaukee County Stadium, Milwaukee, WI

Wed Jun 01 1983, 8:05 PM EDT
Att: 12,513 - Unknown - 65 F

livebaseballscorecards.com

AB	35
R	5
H	11
RBI	5
BB	5
SO	6
LOB	22



Batter	1	2	3	4	5	6	7	8	9	AB R H RBI BB SO LOB	TOP
Rickey Henderson, R OBP: 0.429, SLG: 0.420 (1, 7) X	0-0 F7 1-2f	0-0 FC4-6 1-2f			0-0 F8 1-2f			0-0 6-3		4 0 0 0 0 0 2	
Bill Almon, R OBP: 0.311, SLG: 0.344 (1, 5) X	0-0 1B 1B		0-0 5-3			0-0 F8		0-0 5-3		4 0 1 0 0 0 0	
Dwayne Murphy, L OBP: 0.316, SLG: 0.325 (1, 8) X	0-0 F8		0-0 G3			4-0 BB G5-4-3		4-0 BB		2 0 0 0 2 0 1	
Jeff Burroughs, R OBP: 0.330, SLG: 0.404 (1, 10) X	0-0 FC6-4 1-2 1B		0-0 F9			0-0 G5-4-3 1-2f		0-0 6-3		4 0 1 0 0 0 2	
Davey Lopes, R OBP: 0.324, SLG: 0.400 (1, 4) X	0-0 FC6-4 1-2f			0-0 F6			0-0 F7		0-0 6-3	4 0 0 0 0 0 2	
Mike Heath, R OBP: 0.391, SLG: 0.545 (1, 2) X		0-0 6-3		0-0 F8			0-0 PB 1B 2B		0-0 F8	4 1 1 0 0 0 0	
Mike Davis, L OBP: 0.311, SLG: 0.348 (1, 9) X		0-0 F9		0-3 K			0-0 F6 2-3		0-0 E 1B	4 0 1 0 0 1 1	
Kelvin Moore, R OBP: 0.272, SLG: 0.363 (1, 3) X		4-0 BB BB			0-0 F8		0-0 BB 1B		0-0 E5 1-3 1B	3 0 2 1 1 0 0	
Tony Phillips, S OBP: 0.305, SLG: 0.271 (1, 6) X		4-0 FC4-6 1-2 BB			0-0 2-3		0-0 G3		0-0 5-3	3 0 0 0 1 0 3	
Inning Stats	R: 0 H: 2 E: 0 LOB: 2 K: 0 BB: 0 S: 5 P: 5	R: 0 H: 0 E: 0 LOB: 2 K: 0 BB: 2 S: 3 P: 11	R: 0 H: 0 E: 0 LOB: 0 K: 0 BB: 0 S: 3 P: 3	R: 0 H: 0 E: 0 LOB: 0 K: 1 BB: 0 S: 5 P: 5	R: 0 H: 0 E: 0 LOB: 0 K: 0 BB: 0 S: 3 P: 3	R: 0 H: 0 E: 0 LOB: 0 K: 0 BB: 1 S: 2 P: 6	R: 1 H: 2 E: 0 LOB: 1 K: 0 BB: 0 S: 5 P: 5	R: 0 H: 0 E: 1 LOB: 1 K: 0 BB: 1 S: 3 P: 7	R: 0 H: 2 E: 1 LOB: 2 K: 0 BB: 0 S: 5 P: 5	1B: 5 SF: 0 2B: 1 SAC: 0 3B: 0 DP: 1 HR: 0 HBP: 0	WP: 0 PA: 36 PB: 1 SB: 0 CS: 0
PITCHER Mike Caldwell, L (1, 1) ERA: 3.72	IP WLS BF H R ER SO BB IBB HBP BLK WP HR S P ERA WHIP										
	9.0 W 36 6 1 1 1 4 0 0 0 0 0 34 50 1.00 1.111										
PITCHER	IP WLS BF H R ER SO BB IBB HBP BLK WP HR S P ERA WHIP										

Oakland Athletics @ Milwaukee Brewers
Milwaukee County Stadium, Milwaukee, WI

Thu Jun 02 1983, 4:33 AM EDT
Att. 16,722 - Sunny - 69 F

livebaseballscorecards.com

AB 32
R 1
H 6
RBI 1
BB 4
SO 1
LOB 11



Batter	1	2	3	4	5	6	7	8	9	AB	R	H	RBI	BB	SO	LOB
Jim Gantner, L (1, 4) OBP: 0.324, SLG: 0.442	0-0 4-3		0-0 F7		0-0 G3		0-0 SH2-4	0-0 1B		4	0	1	0	0	0	0
Robin Yount, R (1, 6) OBP: 0.420, SLG: 0.575	0-0 HR		0-0 F9		0-0 5-3		0-0 HR	0-0 F7		5	2	2	2	0	0	1
Cecil Cooper, L (1, 3) OBP: 0.305, SLG: 0.457	0-0 HR		0-0 2B		0-0 1B		4-0 2B	BB		3	1	3	2	1	0	0
Ben Oglivie, L (1, 7) OBP: 0.422, SLG: 0.545	0-0 G4-6-3		0-0 4-3		0-0 F6		0-0 F9			4	0	1	0	0	0	3
Roy Howell, L (1, 10) OBP: 0.336, SLG: 0.451	0-0 G4-6-3				4-0 SH5-3		0-0 F7	0-0 2B		2	0	0	0	1	0	1
Don Money, R (7, PH) OBP: 0.230, SLG: 0.256	1-2f				BB		1-3			1	0	1	0	0	0	0
Gorman Thomas, R (1, 8) OBP: 0.281, SLG: 0.320		0-0 6-3		0-3 K		0-3 K	0-3 K			4	0	0	0	0	3	3
Paul Molitor, R (1, 5) OBP: 0.353, SLG: 0.414		0-0 SH1-3		0-0 SH5-3		0-0 2B		0-0 HR		3	2	3	1	0	0	0
Charlie Moore, R (1, 9) OBP: 0.374, SLG: 0.443		0-0 SH1-3		4-0 IBB		0-0 5-3		0-0 F7		2	0	0	1	1	0	1
Ned Yost, R (1, 2) OBP: 0.300, SLG: 0.483		0-0 F7		0-0 F8			4-0 HR	BB	0-0 F7	3	1	0	0	1	0	2

Inning Stats	R: 2	H: 3	E: 0	K: 0	S: 5	LOB: 0	BB: 0	P: 5	R: 1	H: 1	E: 0	K: 0	S: 4	LOB: 0	BB: 0	P: 4	R: 0	H: 1	E: 0	K: 1	S: 5	LOB: 2	BB: 2	P: 13	R: 0	H: 1	E: 0	K: 0	S: 4	LOB: 1	BB: 0	P: 4	R: 0	H: 1	E: 0	K: 1	S: 6	LOB: 1	BB: 0	P: 6	R: 2	H: 2	E: 0	K: 1	S: 7	LOB: 2	BB: 2	P: 15	R: 1	H: 2	E: 0	K: 0	S: 5	LOB: 1	BB: 0	P: 5
--------------	------	------	------	------	------	--------	-------	------	------	------	------	------	------	--------	-------	------	------	------	------	------	------	--------	-------	-------	------	------	------	------	------	--------	-------	------	------	------	------	------	------	--------	-------	------	------	------	------	------	------	--------	-------	-------	------	------	------	------	------	--------	-------	------

PITCHER																	1B: 3	SF: 0	WP: 0	PA: 38
IP	WLS	BF	H	R	ER	SO	BB	IBB	HBP	BLK	WP	HR	S	P	ERA	WHIP	2B: 4	SAC: 3	PB: 0	
Chris Codiroli, R (1, 1) ERA: 4.5	6.1	L	29	8	5	5	2	2	1	0	0	2	30	42	7.11	1.579	3B: 1	DP: 1	SB: 0	
Tim Conroy, L (7, 1) ERA: 3.41	0.1		3	1	0	0	1	0	0	0	0	0	2	6	0.00	6.000	HR: 3	HBP: 0	CS: 0	
Matt Keough, R (7, 1) ERA: 6.62	1.1		6	2	1	1	1	0	0	0	0	1	8	8	6.75	1.500				

BOTTOM

Oakland Athletics @ Milwaukee Brewers
Milwaukee County Stadium, Milwaukee, WI

Thu Jun 02 1983, 4:33 AM EDT
 Att: 16,722 - Sunny - 69 F

livebaseballscores.com

AB	31
R	6
H	11
RBI	6
BB	4
SO	3
LOB	11



Batter	1	2	3	4	5	6	7	8	9	AB R H RBI BB SO LOB	TOP																
Rickey Henderson, R OBP: 0.429, SLG: 0.426 (1, 7)	0-0 1-3		0-0 F9		0-0 1-3		0-0 1B		0-0 1B	5 2 2 0 0 0 2																	
Mike Davis, L OBP: 0.311, SLG: 0.353 (1, 9)	0-0 F8		0-0 G3			0-0 1B	4-0 1B		0-0 1B	3 1 1 0 0 0 0																	
Bill Almon, R OBP: 0.321, SLG: 0.349 (7, PH)							1-2 BB		1-4-3 1B	1 1 1 0 1 0 0																	
Dwayne Murphy, L OBP: 0.323, SLG: 0.331 (1, 8)	0-0 1B			0-3 K		4-0 SH1-4 BB	0-0 SF7		0-0 1-4-3 1B	3 1 2 2 1 1 0																	
Jeff Burroughs, R OBP: 0.331, SLG: 0.404 (1, 10)	0-0 1-3			0-0 5-3		0-0 SH1-4 1B	0-0 3-H		0-0 F3	5 0 2 2 0 0 3																	
Wayne Gross, L OBP: 0.358, SLG: 0.430 (1, 5)		0-0 4-3		0-0 F8		0-0 SH1-4	0-0 2-3		0-0 1-4-3	4 0 0 0 0 0 4																	
Davey Lopes, R OBP: 0.331, SLG: 0.406 (1, 4)		0-0 1B			0-0 6-3	0-0 5-3		0-0 F9 SH3-4 1B	0-0 1B	5 0 3 2 0 0 2																	
Dan Meyer, L OBP: 0.277, SLG: 0.228 (1, 3)		0-0 F7			0-0 E9 1B	0-0 1-3		0-0 SH3-4	0-0 F8	4 0 0 0 0 0 4																	
Bob Kearney, R OBP: 0.320, SLG: 0.412 (1, 2)		0-0 F7			0-0 1B		1-0 1B SF7 WP HBP	0-0 F9		3 1 1 0 0 0 2																	
Tony Phillips, S OBP: 0.299, SLG: 0.265 (1, 6)			0-0 F7		0-0 F6		0-0 F8	0-3 K		3 0 0 0 0 0 3																	
Mike Heath, R OBP: 0.375, SLG: 0.522 (8, PH)										1 0 0 0 0 1 1																	
Garry Hancock, L OBP: 0.333, SLG: 0.323 (8, 9)										0 0 0 0 0 0 0																	
Inning Stats	R: 0 E: 0 K: 0 S: 4	H: 1 LOB: 1 BB: 0 P: 4	R: 0 E: 0 K: 0 S: 4	H: 1 LOB: 1 BB: 0 P: 4	R: 0 E: 0 K: 0 S: 3	H: 0 LOB: 0 BB: 0 P: 3	R: 0 E: 0 K: 1 S: 5	H: 0 LOB: 0 BB: 0 P: 5	R: 0 E: 1 K: 0 S: 5	H: 1 LOB: 2 BB: 0 P: 5	R: 1 E: 0 K: 0 S: 5	H: 2 LOB: 2 BB: 1 P: 9	R: 2 E: 0 K: 0 S: 5	H: 2 LOB: 2 BB: 1 P: 10	R: 0 E: 0 K: 1 S: 6	H: 1 LOB: 1 BB: 0 P: 6	R: 3 E: 0 K: 0 S: 7	H: 4 LOB: 1 BB: 0 P: 7	1B: 10 2B: 2 3B: 0 HR: 0	SF: 1 SAC: 2 DP: 0 HBP: 1	WP: 1 PB: 0 SB: 1 CS: 0	PA: 43					
PITCHER	IP WLS BF H R ER SO BB IBB HBP BLK WP HR S P ERA WHIP																										
Lary Sorensen, R ERA: 4.11 (1, 1)	6.1		28	6	3	3	1	1	0	1	0	1	0	28	33	4.26	1.105										
Rick Waits, L ERA: 4.58 (7, 1)	1.2	L	11	5	3	3	1	1	0	0	0	0	0	12	16	16.20	3.600										
Dan Spillner, R ERA: 5.56 (9, 1)	1.0		4	1	0	0	0	0	0	0	0	0	0	4	4	0.00	1.000										

Oakland Athletics @ Cleveland Indians
Cleveland Municipal Stadium, Cleveland, OH

Sat Jun 04 1983, 7:05 PM EDT
Att: 9,014 - Cloudy - 62 F

livebaseballscorecards.com

AB	37
R	6
H	12
RBI	6
BB	2
SO	2
LOB	21



Batter	1	2	3	4	5	6	7	8	9	AB R H RBI BB SO LOB
Miguel Dilone, S OBP: 0.432, SLG: 0.417 (1, 7)	0-0 6-3	0-0 5-3		4-0 BB			0-0 F3		0-0 5-3	4 0 0 0 1 0 1
Manny Trillo, R OBP: 0.360, SLG: 0.327 (1, 4)	4-0 F8 1B BB		0-0 E5 4-3 1B	0-3 K			0-3 K		0-3 K	4 1 0 0 1 3 1
Mike Hargrove, L OBP: 0.361, SLG: 0.398 (1, 3)	0-0 F8 1-2 1B		0-0 4-3	0-0 F8			0-0 1B			4 0 2 0 0 0 2
Andre Thornton, R OBP: 0.449, SLG: 0.491 (1, 10)	0-0 F8 1-2 2-3		0-0 1B BB SF8 1B		0-0 5-3		0-0 F4			4 1 1 1 0 0 3
Toby Harrah, R OBP: 0.339, SLG: 0.299 (1, 5)	0-3 K		4-0 1B 1-2 BB		0-0 6-3			0-0 1B PB 1B		3 0 1 0 1 1 2
Julio Franco, R OBP: 0.305, SLG: 0.387 (1, 6)		4-0 CS BB	0-0 1-2 2-3 1B		0-0 F8			0-0 G4-3-6 1-3 1B		3 0 2 0 1 0 0
Alan Bannister, R OBP: 0.309, SLG: 0.355 (1, 9)		4-0 1B 1-2 SF8 BB	0-0 SF8		0-0 F8		0-0 F8	0-0 G4-3-6 1-2f		2 1 0 1 1 0 2
Rick Manning, L OBP: 0.318, SLG: 0.324 (1, 8)		0-0 1-3 1B	0-0 F7		0-0 G3		0-3 K			4 0 1 0 0 1 3
Chris Bando, S OBP: 0.338, SLG: 0.298 (1, 2)		0-0 SF8		0-0 F9		0-0 F7			0-0 F1	2 0 0 1 0 0 0 1 0 0 0 0 0 0

Inning Stats	R: 0 E: 0 K: 1 S: 6	H: 1 LOB: 2 BB: 1 P: 10	R: 1 E: 0 K: 0 S: 3	H: 1 LOB: 1 BB: 2 P: 11	R: 2 E: 1 K: 0 S: 6	H: 2 LOB: 2 BB: 1 P: 10	R: 0 E: 0 K: 1 S: 5	H: 0 LOB: 1 BB: 1 P: 9	R: 0 E: 0 K: 0 S: 3	H: 0 LOB: 0 BB: 0 P: 3	R: 0 E: 0 K: 1 S: 6	H: 1 LOB: 1 BB: 0 P: 6	R: 0 E: 0 K: 1 S: 6	H: 2 LOB: 1 BB: 0 P: 6	R: 0 E: 0 K: 1 S: 5	H: 0 LOB: 0 BB: 0 P: 5	1B: 7 2B: 0 3B: 0 HR: 0	SF: 2 SAC: 0 DP: 1 HBP: 0	WP: 0 PB: 1 SB: 0 CS: 1	PA: 38
--------------	------------------------------	----------------------------------	------------------------------	----------------------------------	------------------------------	----------------------------------	------------------------------	---------------------------------	------------------------------	---------------------------------	------------------------------	---------------------------------	------------------------------	---------------------------------	------------------------------	---------------------------------	----------------------------------	------------------------------------	----------------------------------	--------

PITCHER	IP	WLS	BF	H	R	ER	SO	BB	IBB	HBP	BLK	WP	HR	S	P	ERA	WHIP
Bill Krueger, L ERA: 3.72 (1, 1)	7.0		32	6	3	1	3	5	0	0	0	0	0	33	53	1.29	1.571
Steve Baker, R ERA: 2.05 (8, 1)	0.2		2	1	0	0	0	0	0	0	0	0	0	2	2	0.00	1.500
Tom Burgmeier, L ERA: 2.11 (8, 1)	1.1	W	4	0	0	0	2	0	0	0	0	0	0	8	8	0.00	0.000

BOTTOM

Oakland Athletics @ Cleveland Indians
Cleveland Municipal Stadium, Cleveland, OH

Sat Jun 04 1983, 7:05 PM EDT
Att. 9,014 - Cloudy - 62 F

livebaseballscores.com

AB	31
R	3
H	7
RBI	3
BB	5
SO	5
LOB	14



Batter	1	2	3	4	5	6	7	8	9	AB R H RBI BB SO LOB	TOP																
Rickey Henderson, R OBP: 0.428, SLG: 0.425 (1, 7) (4, 8)	0-3 K		0-0 F8			0-0 G1-6-3 1B		0-0 F7	0-0 1B SF8 1B	5 1 2 1 0 1 2																	
Mike Davis, L OBP: 0.308, SLG: 0.349 (1, 9)	0-0 F7			0-0 G4-6-3 1B		0-0 G1-6-3 1-2f 2-3		0-0 5-3	0-3 K	5 0 1 0 0 1 6																	
Dwayne Murphy, L OBP: 0.320, SLG: 0.327 Garry Hancock, L OBP: 0.361, SLG: 0.382 (1, 8) (4, 7)	0-3 K			0-0 G4-6-3 1-2f		0-0 F7			0-0 1B 2B	2 0 0 0 0 1 1 3 1 2 2 0 0 1																	
Jeff Burroughs, R OBP: 0.330, SLG: 0.400 Luis Quinones, S OBP: 0.125, SLG: 0.267 (1, 10) (9, PR)		0-0 4-3		0-0 E6			0-0 5-3		0-0 1B WP 1B SF8	4 0 1 1 0 0 0 0 1 0 1 0 0 0																	
Wayne Gross, L OBP: 0.367, SLG: 0.427 (1, 5) (9, 3)		4-0 CS BB		0-0 G1			0-0 1B		0-0 1B 1B BB F9	3 1 1 0 2 0 2																	
Davey Lopes, R OBP: 0.330, SLG: 0.402 (1, 4)		0-3 K 1-2			0-0 F8		0-0 F5		0-0 1B 2B 1B	4 1 1 0 0 1 2																	
Dan Meyer, L OBP: 0.265, SLG: 0.217 Bill Almon, R OBP: 0.326, SLG: 0.354 (1, 3) (9, PH) (9, 5)			0-0 F8		0-0 F9		0-0 F9		0-0 2B 1B 1B	3 0 0 0 0 0 1 1 1 1 1 0 0 0																	
Mike Heath, R OBP: 0.383, SLG: 0.556 (1, 2)			0-0 1B		0-3 K			0-0 F7	0-0 1B 1B 2B	4 1 2 2 0 1 0																	
Tony Phillips, S OBP: 0.310, SLG: 0.264 (1, 6)			0-0 F8			4-0 G1-6-3 1B BB		4-0 BB	4-0 1B 1B BB	1 1 0 0 3 0 1																	
Inning Stats	R: 0 E: 0 K: 2 S: 7	H: 0 LOB: 0 BB: 0 P: 7	R: 0 E: 0 K: 1 S: 4	H: 0 LOB: 0 BB: 1 P: 8	R: 0 E: 0 K: 0 S: 4	H: 1 LOB: 1 BB: 0 P: 4	R: 0 E: 1 K: 0 S: 4	H: 1 LOB: 1 BB: 0 P: 4	R: 0 E: 0 K: 1 S: 5	H: 0 LOB: 0 BB: 0 P: 5	R: 0 E: 0 K: 0 S: 3	H: 1 LOB: 1 BB: 1 P: 7	R: 0 E: 0 K: 0 S: 4	H: 1 LOB: 1 BB: 0 P: 4	R: 0 E: 0 K: 0 S: 3	H: 0 LOB: 1 BB: 1 P: 7	R: 8 E: 0 K: 1 S: 12	H: 7 LOB: 1 BB: 2 P: 20	1B: 9 2B: 2 3B: 0 HR: 0	SF: 1 SAC: 0 DP: 2 HBP: 0	WP: 1 PB: 0 SB: 0 CS: 1	PA: 41					
PITCHER	IP WLS BF H R ER SO BB IBB HBP BLK WP HR S P ERA WHIP																										
Juan Eichelberger, R ERA: 3.11 (1, 1)	8.0		32	6	3	3	4	4	0	0	0	1	0	36	52	3.38	1.250										
Neal Heaton, L ERA: 2.35 (9, 1)	0.0	L	4	3	1	1	0	1	0	0	0	0	0	3	7	∞	∞										
Dan Spillner, R ERA: 5.66 (9, 1)	1.0		5	2	4	4	1	0	0	0	0	0	0	7	7	36.00	2.000										

Oakland Athletics @ Cleveland Indians
Cleveland Municipal Stadium, Cleveland, OH
Sun Jun 05 1983, 3:33 AM EDT
Sunny - 66 F

livebaseballscorecards.com

AB	35
R	8
H	11
RBI	8
BB	5
SO	5
LOB	16



Batter	1	2	3	4	5	6	7	8	9	AB R H RBI BB SO LOB
Alan Bannister, R (1, 7) OBP: 0.305, SLG: 0.348	0-3 K ①		0-0 F7 ①		0-0 F7 5-3 1B		0-0 1-3 ②		0-0 F8 ③	5 0 1 0 0 1 0
Manny Trillo, R (1, 4) OBP: 0.358, SLG: 0.325	0-0 F6 ②		0-0 1B SF7 1B		0-0 5-3 ①		0-0 F4 ③			4 1 1 0 0 0 1
Mike Hargrove, L (1, 3) OBP: 0.369, SLG: 0.402	0-0 F7 ③		0-0 1-3 SF7 1B		4-0 F7 BB		0-0 FC5-4 BB 1B			3 0 2 0 1 0 0
Andre Thornton, R (1, 10) OBP: 0.445, SLG: 0.494		0-0 1B 2B	0-0 1-2 SF7 ②		0-0 1-2 2-3 F7 ②		0-0 F2 ①			3 1 1 1 0 0 3
Toby Harrah, R (1, 5) OBP: 0.336, SLG: 0.290		0-0 G3 ①	0-0 3-H F8 ③		0-0 F5 ③		4-0 FC5-4 BB ①			3 0 0 0 1 0 4
Broderick Perkins, L (1, 9) George Vukovich, L (9, 9) OBP: 0.321, SLG: 0.352 OBP: 0.215, SLG: 0.253		0-0 1B 2-H 1B		0-3 K ①		0-0 4-3 ①		0-0 FC5-4 ②		4 0 1 1 0 1 2 0 0 0 0 0 0 0
Julio Franco, R (1, 6) OBP: 0.299, SLG: 0.379		0-0 F9 ②		0-0 6-3 ②		0-0 F6 ②		0-0 4-3 ③		4 0 0 0 0 0 3
Rick Manning, L (1, 8) OBP: 0.317, SLG: 0.323		0-0 1-3 1B		0-0 4-3 ③		0-0 F7 ③			0-0 F7 ①	4 0 1 0 0 0 0
Chris Bando, S (1, 2) OBP: 0.333, SLG: 0.344		0-0 F9 ③			0-0 HR		0-3 K ①		0-0 F8 ②	4 1 1 1 0 1 2

Inning Stats	R: 0 E: 0 K: 1 S: 5	H: 0 LOB: 0 BB: 0 P: 5	R: 1 E: 0 K: 0 S: 6	H: 3 LOB: 2 BB: 0 P: 6	R: 1 E: 0 K: 0 S: 5	H: 2 LOB: 1 BB: 0 P: 5	R: 0 E: 0 K: 1 S: 5	H: 0 LOB: 0 BB: 0 P: 5	R: 1 E: 0 K: 0 S: 5	H: 2 LOB: 2 BB: 1 P: 9	R: 0 E: 0 K: 0 S: 3	H: 0 LOB: 0 BB: 0 P: 3	R: 0 E: 0 K: 1 S: 5	H: 0 LOB: 0 BB: 0 P: 5	R: 0 E: 0 K: 0 S: 4	H: 1 LOB: 2 BB: 1 P: 8	R: 0 E: 0 K: 0 S: 3	H: 0 LOB: 0 BB: 0 P: 3	1B: 6 2B: 1 3B: 0 HR: 1	SF: 1 SAC: 0 DP: 0 HBP: 0
--------------	------------------------------	---------------------------------	------------------------------	---------------------------------	------------------------------	---------------------------------	------------------------------	---------------------------------	------------------------------	---------------------------------	------------------------------	---------------------------------	------------------------------	---------------------------------	------------------------------	---------------------------------	------------------------------	---------------------------------	----------------------------------	------------------------------------

BOTTOM

Oakland Athletics @ Cleveland Indians
Cleveland Municipal Stadium, Cleveland, OH
 Sun Jun 05 1983, 3:33 AM EDT
 Sunny - 66 F

livebaseballscorecards.com

AB	34
R	3
H	8
RBI	3
BB	2
SO	3
LOB	15



PITCHER	IP	WLS	BF	H	R	ER	SO	BB	IBB	HBP	BLK	WP	HR	S	P	ERA	WHIP
Tom Underwood, L (1, 1) ERA: 4.6	4.1		21	7	3	3	2	1	0	0	0	0	1	24	28	6.23	1.846
Matt Keough, R (5, 1) ERA: 5.97	3.2	W	13	1	0	0	1	1	0	0	0	0	0	14	18	0.00	0.545
Dave Beard, R (9, 1) ERA: 5.17	1.0		3	0	0	0	0	0	0	0	0	0	0	3	3	0.00	0.000

Batter	1	2	3	4	5	6	7	8	9	AB R H RBI BB SO LOB	TOP											
Rickey Henderson, R OBP: 0.427, SLG: 0.442 (1, 8)	0-0 6-3		0-0 F9		0-0 1B	0-0 1B			0-0 6-3	5 2 2 3 0 0 0	Oakland Athletics @ Cleveland Indians Cleveland Municipal Stadium, Cleveland, OH Sun Jun 05 1983, 3:38 AM EDT Att: 14,048 - Unknown livebaseballscorecards.com											
Mike Davis, L OBP: 0.320, SLG: 0.361 (1, 9)	0-0 1B			0-0 1B	0-0 1B	0-0 F6			0-0 1B	5 1 4 2 0 0 0												
Bill Almon, R OBP: 0.322, SLG: 0.356 (1, 6) (5, 5)	0-0 F8			0-0 1-6-3	0-0 F8				0-0 G4-3	5 1 1 0 0 0 4												
Wayne Gross, L OBP: 0.374, SLG: 0.455 Davey Lopes, R OBP: 0.328, SLG: 0.402 (1, 5) (5, 4)		4-0 BB		0-0 HR	0-0 F7			0-0 SF8		2 1 1 2 1 0 1 0 0 0 1 0 0 0												
Bob Kearney, R OBP: 0.331, SLG: 0.420 (1, 2)		4-0 BB		0-0 BB		0-0 G3		0-3 K		2 1 1 0 2 1 0												
Dan Meyer, L OBP: 0.250, SLG: 0.203 (1, 3)		0-0 G4-6-3		0-0 F7		0-0 G3		0-0 3-1		4 0 0 0 0 0 4												
Garry Hancock, L OBP: 0.325, SLG: 0.342 (1, 7)		0-3 K		0-0 F7		0-0 4-3		0-0 4-3		4 0 0 0 0 1 3												
Tony Phillips, S OBP: 0.309, SLG: 0.263 (1, 4) (5, 6)		0-3 K		0-3 K		0-0 F7		0-0 4-3		4 1 1 1 0 1 0												
Luis Quinones, S OBP: 0.200, SLG: 0.316 (1, 10)				0-0 F7		0-0 1B		0-0 F9		4 2 2 0 0 0 0												
Inning Stats	R: 0 E: 0 K: 0 S: 3	H: 1 LOB: 0 BB: 0 P: 3	R: 0 E: 0 K: 1 S: 4	H: 0 LOB: 1 BB: 2 P: 12	R: 0 E: 0 K: 1 S: 5	H: 0 LOB: 0 BB: 0 P: 5	R: 2 E: 0 K: 0 S: 5	H: 2 LOB: 1 BB: 1 P: 9	R: 2 E: 0 K: 0 S: 6	H: 3 LOB: 1 BB: 0 P: 6	R: 4 E: 0 K: 0 S: 7	H: 4 LOB: 0 BB: 0 P: 7	R: 1 E: 0 K: 1 S: 6	H: 1 LOB: 0 BB: 0 P: 6	R: 0 E: 0 K: 0 S: 3	H: 0 LOB: 0 BB: 0 P: 3	R: 0 E: 0 K: 0 S: 3	H: 1 LOB: 0 BB: 0 P: 3	1B: 8 2B: 2 3B: 0 HR: 2	SF: 1 SAC: 0 DP: 2 HBP: 0	WP: 1 PB: 0 SB: 1 CS: 1	PA: 39
PITCHER	IP WLS BF H R ER SO BB IBB HBP BLK WP HR S P ERA WHIP												PITCHER	IP WLS BF H R ER SO BB IBB HBP BLK WP HR S P ERA WHIP								
Len Barker, R ERA: 5.35 (1, 1)	5.2 L 26 8 6 6 2 3 0 0 0 0 0 1 27 39 9.53 1.941																					
Bud Anderson, R ERA: 6.75 (6, 1)	3.1 13 4 3 3 1 0 0 0 0 0 1 1 15 15 8.10 1.200																					



Batter	1	2	3	4	5	6	7	8	9	AB	R	H	RBI	BB	SO	LOB
Miguel Dilone, S (1, 7) OBP: 0.438, SLG: 0.410	0-0 CS 1B		0-0 F6			0-0 F6		4-0 1B 1B BB		3	1	1	0	1	0	1
Manny Trillo, R (1, 4) OBP: 0.355, SLG: 0.319	4-0 G4-6-3 1-2 BB		0-3 K			0-0 F8		0-0 F3		3	0	0	0	1	1	3
Mike Hargrove, L (1, 3) OBP: 0.391, SLG: 0.410	0-0 G4-6-3 1-2f		0-0 F7			0-0 2B		0-0 1B 1B 1B		4	0	2	1	0	0	2
Andre Thornton, R (1, 10) OBP: 0.446, SLG: 0.494		0-0 BB 1B		0-0 5-3		0-0 F3		0-0 1B 1B		4	0	2	1	0	0	1
Toby Harrah, R (1, 5) OBP: 0.333, SLG: 0.288		0-0 F5		0-0 4-3			0-0 F9	0-0 G6-4-3 1B		4	0	1	0	0	0	1
Bake McBride, L (1, 9) OBP: 0.333, SLG: 0.346		4-0 1-2 BB		0-0 F8			0-0 1B	0-0 G6-4-3 1-2f		3	0	1	0	1	0	3
Rick Manning, L (1, 8) OBP: 0.319, SLG: 0.325		0-0 F6			0-0 G1-6-3 1B		4-0 BB		0-0 6-3	2	0	1	0	0	0	2
Alan Bannister, R (7, 8) OBP: 0.308, SLG: 0.345										1	0	0	0	1	0	0
Mike Fischlin, R (1, 6) OBP: 0.286, SLG: 0.318		0-0 F8			0-0 F9		0-3 K		0-0 6-3	4	0	0	0	0	1	4
Ron Hassey, L (1, 2) OBP: 0.346, SLG: 0.305			4-0 BB			0-0 G1-6-3 1-2f		0-0 BB 1B		3	1	1	0	1	0	1

Inning Stats	R: 0	H: 1	E: 0	K: 0	S: 2	R: 0	H: 1	E: 0	K: 0	S: 4	R: 0	H: 0	E: 0	K: 1	S: 5	R: 0	H: 0	E: 0	K: 0	S: 3	R: 0	H: 1	E: 0	K: 0	S: 3	R: 0	H: 1	E: 0	K: 1	S: 5	R: 0	H: 1	E: 0	K: 0	S: 4	R: 2	H: 4	E: 0	K: 0	S: 6	R: 0	H: 0	E: 0	K: 0	S: 3	1B: 8	SF: 0	2B: 1	3B: 0	HR: 0
	LOB: 0	BB: 1	P: 6			LOB: 2	BB: 1	P: 8			LOB: 0	BB: 0	P: 3			LOB: 0	BB: 0	P: 3			LOB: 1	BB: 0	P: 4			LOB: 1	BB: 1	P: 9			LOB: 2	BB: 1	P: 10			LOB: 0	BB: 0	P: 3			1B: 8 <td>SF: 0 <td>2B: 1 <td>3B: 0 <td>HR: 0</td> </td></td></td>	SF: 0 <td>2B: 1 <td>3B: 0 <td>HR: 0</td> </td></td>	2B: 1 <td>3B: 0 <td>HR: 0</td> </td>	3B: 0 <td>HR: 0</td>	HR: 0					

PITCHER	IP	WLS	BF	H	R	ER	SO	BB	IBB	HBP	BLK	WP	HR	S	P	ERA	WHIP
Steve McCatty, R (1, 1) ERA: 2.36	6.0	W	22	4	0	0	1	3	0	0	0	0	0	21	33	0.00	1.167
Tim Conroy, L (7, 1) ERA: 3.82	1.1		9	4	2	2	1	2	0	0	0	0	0	9	17	13.50	4.500
Steve Baker, R (8, 1) ERA: 1.95	1.2		5	1	0	0	0	0	0	0	0	0	0	5	5	0.00	0.600

BOTTOM

Oakland Athletics @ Cleveland Indians
Cleveland Municipal Stadium, Cleveland, OH

Sun Jun 05 1983, 3:38 AM EDT
Att. 14,048 - Unknown

AB	31
R	2
H	9
RBI	2
BB	5
SO	2
LOB	18



WP	PA	ERA	WHIP
0	36		

Batter	1	2	3	4	5	6	7	8	9	AB R H RBI BB SO LOB	TOP																										
Damaso Garcia, R (1, 4) OBP: 0.280, SLG: 0.324	0-3 K		0-3 K2-3		0-0 F9		0-3 K		0-0 4-3	5 0 0 0 0 3 0																											
Rance Mulliniks, L (1, 5) OBP: 0.392, SLG: 0.486	0-0 6-3		0-3 K		4-0 BB 1B BB		0-0 1-3			1 0 0 0 0 0 0																											
Garth Iorg, R (3, PH) OBP: 0.310, SLG: 0.327										2 0 0 0 1 1 0																											
Willie Upshaw, L (1, 3) OBP: 0.369, SLG: 0.523	0-0 HR		4-0 BB		0-0 BB 1B 1-2			0-0 HR 1B		3 2 3 1 1 0 0																											
Cliff Johnson, R (1, 10) OBP: 0.396, SLG: 0.587	0-0 6-3		0-3 K		4-0 BB 1B 1-2 2-3			0-0 F9		3 0 0 0 1 1 2																											
Lloyd Moseby, L (1, 8) OBP: 0.358, SLG: 0.524		H 1-0 5-3 HBP		X 0-0 6-3	X 0-0 3-1			X 0-0 HR		3 1 1 2 0 0 3																											
Barry Bonnell, R (1, 7) OBP: 0.350, SLG: 0.355		B 4-0 5-3 HBP		X 0-0 5-3	S 0-3 K			X 0-0 E6		3 0 0 0 1 1 0																											
Ernie Whitt, L (1, 2) OBP: 0.314, SLG: 0.380		X 0-0 F3		B 4-0 BB	B 4-0 BB			X 0-0 G6-4-3		2 0 0 0 2 0 3																											
Jesse Barfield, R (1, 9) OBP: 0.246, SLG: 0.409		X 0-0 5-3		S 0-3 K	X 0-0 G4-3			X 0-0 4-3		4 0 0 0 0 1 4																											
Alfredo Griffin, S (1, 6) OBP: 0.253, SLG: 0.339		X 0-0 F8			X 0-0 F8			X 0-0 F8		3 0 0 0 0 0 2																											
Jorge Orta, L (9, PH) OBP: 0.237, SLG: 0.319								X 0-0 F7		1 0 0 0 0 0 0																											
Inning Stats	R: 1 E: 0 K: 1 S: 6	H: 1 LOB: 0 BB: 0 P: 6	R: 0 E: 0 K: 0 S: 3	H: 0 LOB: 2 BB: 1 P: 8	R: 0 E: 0 K: 3 S: 9	H: 0 LOB: 1 BB: 1 P: 13	R: 0 E: 0 K: 1 S: 5	H: 0 LOB: 1 BB: 1 P: 9	R: 0 E: 0 K: 1 S: 4	H: 1 LOB: 3 BB: 2 P: 12	R: 0 E: 0 K: 1 S: 4	H: 0 LOB: 0 BB: 1 P: 8	R: 0 E: 0 K: 1 S: 5	H: 0 LOB: 0 BB: 0 P: 5	R: 2 E: 1 K: 0 S: 5	H: 2 LOB: 0 BB: 0 P: 5	R: 0 E: 0 K: 0 S: 3	H: 0 LOB: 0 BB: 0 P: 3	1B: 2 2B: 0 3B: 0 HR: 2	SF: 0 SAC: 0 DP: 2 HBP: 1	WP: 0 PB: 0 SB: 1 CS: 0	PA: 37															
PITCHER	IP WLS BF H R ER SO BB IBB HBP BLK WP HR S P ERA WHIP																																				
Mike Norris, R (1, 1) ERA: 3.72	2.0	9	1	1	1	1	1	1	0	1	0	0	1	9	14	4.50	1.000																				
Tim Conroy, L (3, 1) ERA: 3.76	5.1	W	23	3	2	2	6	5	0	0	0	0	1	30	50	3.38	1.500																				
Steve Baker, R (8, 1) ERA: 1.85	1.2	S	5	0	0	0	0	0	0	0	0	0	0	5	5	0.00	0.000																				

Toronto Blue Jays @ Oakland Athletics
Oakland-Alameda County Coliseum, Oakland, CA

Tue Jun 07 1983, 7:05 PM PDT
Att. 8,353 - Unknown

livebaseballscorecards.com

AB	30
R	3
H	4
RBI	3
BB	6
SO	7
LOB	14



Batter	1	2	3	4	5	6	7	8	9	AB	R	H	RBI	BB	SO	LOB
Rickey Henderson, R (1, 7) OBP: 0.424, SLG: 0.435	0-0 L3		0-0 G3		4-0 BLK SH1-3 BB		0-3 K			3	1	0	0	1	1	2
Mike Davis, L (1, 9) OBP: 0.325, SLG: 0.365	0-3 K		0-0 SH1-3		0-0 SH1-3		0-0 CS 1B			3	1	2	3	0	1	0
Dwayne Murphy, L (1, 8) OBP: 0.323, SLG: 0.323	0-0 6-3		0-0 4-3		4-0 BB 1B BB		4-0 1-2 BB			2	0	0	0	2	0	1
Jeff Burroughs, R (1, 10) OBP: 0.333, SLG: 0.402		0-0 F3	0-0 1B		0-0 FC5 1B		0-0 1-3			4	0	2	1	0	0	1
Wayne Gross, L (1, 5) OBP: 0.370, SLG: 0.443		0-0 6-3	0-0 F9		4-0 1-2 2-3 BB			0-0 G3		3	0	0	0	1	0	1
Davey Lopes, R (1, 4) OBP: 0.332, SLG: 0.419		0-0 HR		4-0 G4-3 BB		0-0 FC5		0-0 6-3		3	1	1	1	1	0	3
Dan Meyer, L (1, 3) OBP: 0.237, SLG: 0.191		0-0 3-1		0-0 G4-3				0-0 F9		4	0	0	0	0	0	1
Mike Heath, R (1, 2) OBP: 0.387, SLG: 0.533			0-0 G3 1B 1B		0-3 K			0-0 4-3		3	1	1	0	0	1	0
Tony Phillips, S (1, 6) OBP: 0.309, SLG: 0.265			0-0 1B G3 1B				0-3 K		0-3 K	3	1	1	0	0	2	0

Inning Stats	R: 0	H: 0	E: 0	K: 1	S: 5	R: 1	H: 1	E: 0	K: 0	S: 4	R: 3	H: 4	E: 0	K: 0	S: 7	R: 0	H: 0	E: 0	K: 1	S: 4	R: 1	H: 1	E: 0	K: 1	S: 6	R: 0	H: 0	E: 0	K: 1	S: 5	R: 0	H: 1	E: 0	K: 0	S: 3	R: 0	H: 0	E: 0	K: 0	S: 3
	LOB: 0	BB: 0	P: 5	LOB: 0	BB: 0	LOB: 1	BB: 0	LOB: 0	BB: 1	P: 8	LOB: 3	BB: 3	LOB: 0	BB: 0	P: 5	LOB: 1	BB: 1	LOB: 0	BB: 0	P: 9	LOB: 0	BB: 0	LOB: 0	BB: 0	P: 3	LOB: 0	SF: 0	SAC: 1	DP: 1	HBP: 0	1B: 6	2B: 0	3B: 0	HR: 1	SF: 0	SAC: 1	DP: 1	HBP: 0		

PITCHER	IP	WLS	BF	H	R	ER	SO	BB	IBB	HBP	BLK	WP	HR	S	P	ERA	WHIP
Jim Gott, R (1, 1) ERA: 5.34	4.1	L	19	5	5	5	3	2	0	0	0	0	1	23	31	10.38	1.615
Stan Clarke, L (5, 1) ERA:	0.1		4	1	0	0	0	2	0	0	1	0	0	2	10	0.00	9.000
Jim Acker, R (5, 1) ERA: 3.57	1.1		4	0	0	0	1	0	0	0	0	0	0	6	6	0.00	0.000
Roy Lee Jackson, R (7, 1) ERA: 4.58	1.0		4	1	0	0	1	1	0	0	0	0	0	5	9	0.00	2.000
Randy Moffitt, R (8, 1) ERA: 1.89	1.0		3	0	0	0	0	0	0	0	0	0	0	3	3	0.00	0.000

BOTTOM

Toronto Blue Jays @ Oakland Athletics
Oakland-Alameda County Coliseum, Oakland, CA

Tue Jun 07 1983, 7:05 PM PDT
Att. 8,353 - Unknown

livebaseballscorecards.com

AB	28
R	5
H	7
RBI	5
BB	5
SO	5
LOB	9



WP: 0	PA: 34
PB: 0	
SB: 1	
CS: 1	

Batter	1	2	3	4	5	6	7	8	9	AB	R	H	RBI	BB	SO	LOB	TOP								
Rance Mulliniks, L (1, 5) OBP: 0.395, SLG: 0.482 Mickey Klutts, R (8, PH) OBP: 0.261, SLG: 0.364 (8, 5)	0-0 G3	0-0 1-3 2-H 1B		0-0 4-3			4-0 FC5-4 IBB	0-0 1-2 2-3 3-H 1B		3	0	1	1	1	0	1									
Garth Iorg, R (1, 4) OBP: 0.297, SLG: 0.313	0-0 F9	0-3 K			0-0 G3		0-0 FC5-4	0-0 5-3		5	0	0	0	0	1	7									
Willie Upshaw, L (1, 3) OBP: 0.370, SLG: 0.519	0-0 2B 1B		0-0 3-1		0-0 4-3		0-3 K		0-0 2B 1B	5	2	2	0	0	1	2									
Cliff Johnson, R (1, 10) OBP: 0.396, SLG: 0.595 Jorge Orta, L (9, PR) OBP: 0.237, SLG: 0.319	0-0 1-H 2B		0-0 F5		0-3 K			0-3 K	0-0 1-H 2B	5	0	2	2	0	2	0									
Lloyd Moseby, L (1, 8) OBP: 0.359, SLG: 0.533	0-0 3-1		0-0 2B			0-0 G3		0-0 1B 2B	0-0 F7	5	1	2	0	0	0	2									
Ernie Whitt, L (1, 2) OBP: 0.314, SLG: 0.374 Buck Martinez, R (8, PH) OBP: 0.366, SLG: 0.492 (8, 2)		4-0 1B BB	0-0 F7		0-0 F9			0-0 5-3	0-0 F7	2	0	0	0	1	0	1									
Hosken Powell, L (1, 9) OBP: 0.230, SLG: 0.246 Jesse Barfield, R (8, PH) OBP: 0.250, SLG: 0.410 (8, 9)		0-0 1-3 1B 1B		0-0 F3		0-0 F7		0-0 1B 1B 1B	0-0 F9	3	1	1	0	0	0	0									
Barry Bonnell, R (1, 7) OBP: 0.354, SLG: 0.368		0-0 F7		0-0 F8			0-0 FC5-4 2B	0-0 1B 1B 1B		4	0	2	1	0	0	1									
Alfredo Griffin, S (1, 6) OBP: 0.264, SLG: 0.345		4-0 1B BB		0-0 1B			0-0 F3	0-0 1-2 2-3 1B		3	0	2	0	1	0	1									
Inning Stats	R: 1 E: 0 K: 0 S: 5	H: 2 LOB: 1 BB: 0 P: 5	R: 1 E: 0 K: 1 S: 6	H: 2 LOB: 2 BB: 2 P: 14	R: 0 E: 0 K: 0 S: 4	H: 1 LOB: 1 BB: 0 P: 4	R: 0 E: 0 K: 0 S: 4	H: 1 LOB: 1 BB: 0 P: 4	R: 0 E: 0 K: 1 S: 5	H: 0 LOB: 0 BB: 0 P: 5	R: 0 E: 0 K: 1 S: 3	H: 0 LOB: 0 BB: 0 P: 3	R: 0 E: 0 K: 1 S: 6	H: 1 LOB: 2 BB: 1 P: 10	R: 2 E: 0 K: 1 S: 10	H: 5 LOB: 3 BB: 0 P: 10	R: 1 E: 0 K: 0 S: 5	H: 2 LOB: 1 BB: 0 P: 5	1B: 9 2B: 5 3B: 0 HR: 0	SF: 0 SAC: 0 DP: 0 HBP: 0	WP: 0 PB: 0 SB: 1 CS: 0	PA: 43			
PITCHER	IP	WLS	BF	H	R	ER	SO	BB	IBB	HBP	BLK	WP	HR	S	P	ERA	WHIP								
Chris Codioli, R (1, 1) ERA: 4.33	6.2	L	29	7	2	2	2	2	1	0	0	0	0	30	42	2.70	1.350								
Tom Burgmeier, L (7, 1) ERA: 2.72	1.1		10	6	3	3	2	0	0	0	0	0	0	14	14	20.25	4.500								
Matt Keough, R (9, 1) ERA: 5.82	1.0		4	1	0	0	0	0	0	0	0	0	0	4	4	0.00	1.000								

Toronto Blue Jays @ Oakland Athletics
Oakland-Alameda County Coliseum, Oakland, CA

Wed Jun 08 1983, 3:33 AM PDT
Att: 11,229 - Sunny

livebaseballscorecards.com

AB	40
R	5
H	14
RBI	5
BB	3
SO	4
LOB	18



Batter	1	2	3	4	5	6	7	8	9
Rickey Henderson, R OBP: 0.421, SLG: 0.427 (1, 7)	0-0 F6 ①		0-0 L4-3 ② 1-2			1-0 CS HBP		0-3 K ②	
Mike Davis, L OBP: 0.324, SLG: 0.360 (1, 9)	0-0 G3			0-3 K ①		0-0 6-3 ② 1-2		4-0 BB	
Dwayne Murphy, L OBP: 0.322, SLG: 0.318 (1, 8)	0-0 F9			0-0 G3 ②		4-0 BLK G3 1B BB		0-3 K ③	
Jeff Burroughs, R OBP: 0.326, SLG: 0.393 (1, 10)			0-3 K ①		0-0 6-3 ③		0-3 K ①		0-0 5-3 ①
Wayne Gross, L OBP: 0.374, SLG: 0.436 (1, 5)					0-0 F9 ①		0-0 G3 ② 1-2		4-0 E BB
Bill Almon, R OBP: 0.327, SLG: 0.360 (1, 6)					0-0 F7 ②		0-0 S 1B		0-0 E8 1-2
Dan Meyer, L OBP: 0.225, SLG: 0.181 (1, 3)					0-0 1-3 ③		0-0 F8 ② 1-2		0-0 F8 ②
Bob Kearney, R OBP: 0.329, SLG: 0.437 (1, 2)			0-3 K ①		0-0 F9 ③			0-0 HR	0-0 F5 ③
Tony Phillips, S OBP: 0.309, SLG: 0.266 (1, 4)			0-0 L4-3 1B			0-0 F1 ①		0-3 K	

AB	R	H	RBI	BB	SO	LOB
3	0	0	0	0	1	1
3	0	0	0	1	1	1
3	1	0	0	1	1	1
4	0	0	0	0	2	1
2	0	0	0	2	0	1
4	0	2	1	0	0	2
4	0	0	0	0	0	5
4	1	1	1	0	1	3
3	0	1	0	0	1	0

BOTTOM

Toronto Blue Jays @ Oakland Athletics
Oakland-Alameda County Coliseum, Oakland, CA
 Wed Jun 08 1983, 3:33 AM PDT
 Att. 11,229 - Sunny

livebaseballscorecards.com

AB	30
R	2
H	4
RBI	2
BB	4
SO	7
LOB	15



Inning Stats	R: 0	H: 0	E: 0	K: 0	S: 3	H: 0	LOB: 0	BB: 0	P: 3	R: 0	H: 0	E: 0	K: 1	S: 5	H: 0	LOB: 1	BB: 1	P: 9	R: 0	H: 1	E: 0	K: 1	S: 5	H: 0	LOB: 0	BB: 0	P: 5	R: 0	H: 0	E: 0	K: 1	S: 5	R: 0	H: 1	E: 0	K: 0	S: 4	R: 1	H: 1	E: 0	K: 1	S: 6	R: 1	H: 1	E: 0	K: 3	S: 10	R: 0	H: 1	E: 1	K: 0	S: 4	1B: 3	SF: 0	2B: 1	SAC: 0	3B: 0	DP: 1	HR: 1	HBP: 1	WP: 0	PA: 35
--------------	------	------	------	------	------	------	--------	-------	------	------	------	------	------	------	------	--------	-------	------	------	------	------	------	------	------	--------	-------	------	------	------	------	------	------	------	------	------	------	------	------	------	------	------	------	------	------	------	------	-------	------	------	------	------	------	-------	-------	-------	--------	-------	-------	-------	--------	-------	--------

PITCHER	IP	WLS	BF	H	R	ER	SO	BB	IBB	HBP	BLK	WP	HR	S	P	ERA	WHIP
Dave Stieb, R ERA: 2.1 (1, 1)	7.0	W	26	4	2	2	4	2	0	1	1	0	1	31	40	2.57	0.857
Joey McLaughlin, R ERA: 2.1 (8, 1)	2.0	S	9	0	0	0	3	2	0	0	0	0	0	13	21	0.00	1.000

Batter	1	2	3	4	5	6	7	8	9	AB R H RBI BB SO LOB	TOP	
Lloyd Moseby, L (1, 8) OBP: 0.356, SLG: 0.523	0-0 F8		0-3 K			4-0 2B SF8 BB		0-0 4-3		3 1 0 0 1 1 1		
Garth Iorg, R (1, 4) OBP: 0.298, SLG: 0.322 Rance Mulliniks, L (8, PH) OBP: 0.392, SLG: 0.477 (8, 4)	0-0 6-3		0-0 6-3			0-0 SF8 1-3 2B		0-0 F8		3 0 1 0 0 0 1 1 0 0 0 0 0 0		
Jesse Barfield, R (1, 9) OBP: 0.245, SLG: 0.401 Jorge Orta, L (8, PH) OBP: 0.247, SLG: 0.329 (8, 7)	0-0 5-3			0-0 5-3		0-0 F4		0-0 1B		3 0 0 0 0 0 2 1 0 1 0 0 0 0		
Cliff Johnson, R (1, 10) OBP: 0.392, SLG: 0.581		0-0 5-3		0-0 6-3		1-0 SF8 HBP		0-3 K		3 0 0 0 0 1 1		
Barry Bonnell, R (1, 7) OBP: 0.351, SLG: 0.368 (8, 9)		0-0 6-3		0-0 F9		0-0 SF8			0-0 FC3-6 1B	3 0 1 1 0 0 0		
Willie Upshaw, L (1, 3) OBP: 0.373, SLG: 0.524		0-0 2B			0-0 1B	0-0 F7			0-0 FC3-6 1-2	4 0 2 0 0 0 3		
Buck Martinez, R (1, 2) OBP: 0.347, SLG: 0.464		0-0 F8			0-0 F3		0-0 F8		0-0 F4	4 0 0 0 0 0 3		
Mickey Klutts, R (1, 5) OBP: 0.259, SLG: 0.346			0-0 1-3 1B		0-3 K		0-0 F7		0-0 F3	4 0 1 0 0 1 2		
Alfredo Griffin, S (1, 6) OBP: 0.260, SLG: 0.339			0-0 1-3		0-0 F4		0-0 5-3			3 0 0 0 0 0 2		
Inning Stats	R: 0 E: 0 K: 0 S: 3 H: 0 LOB: 0 BB: 0 P: 3	R: 0 E: 0 K: 0 S: 4 H: 1 LOB: 1 BB: 0 P: 4	R: 0 E: 0 K: 1 S: 6 H: 1 LOB: 1 BB: 0 P: 6	R: 0 E: 0 K: 0 S: 3 H: 0 LOB: 0 BB: 0 P: 3	R: 0 E: 0 K: 1 S: 6 H: 1 LOB: 1 BB: 0 P: 6	R: 1 E: 0 K: 0 S: 4 H: 1 LOB: 2 BB: 1 P: 9	R: 0 E: 0 K: 0 S: 3 H: 0 LOB: 0 BB: 0 P: 3	R: 0 E: 0 K: 1 S: 4 H: 1 LOB: 1 BB: 0 P: 6	R: 0 E: 0 K: 0 S: 4 H: 1 LOB: 1 BB: 0 P: 4	1B: 4 2B: 2 3B: 0 HR: 0 SF: 1 SAC: 0 DP: 0 HBP: 1	WP: 0 PB: 0 SB: 0 CS: 0 PA: 35	
PITCHER Tom Underwood, L (1, 1) ERA: 4.23 Steve Baker, R (8, 1) ERA: 1.77	IP WLS BF H R ER SO BB IBB HBP BLK WP HR S P ERA WHIP	7.1 W 28 4 1 1 2 1 0 1 0 0 0 0 30 35 1.23 0.682	1.2 S 7 2 0 0 1 0 0 0 0 0 0 0 9 9 0.00 1.200	PITCHER IP WLS BF H R ER SO BB IBB HBP BLK WP HR S P ERA WHIP								

Toronto Blue Jays @ Oakland Athletics
Oakland-Alameda County Coliseum, Oakland, CA

Thu Jun 09 1983, 7:05 PM PDT
Att. 6,846 - Unknown

livebaseballscorecards.com

AB	32
R	1
H	6
RBI	1
BB	1
SO	3
LOB	15



Batter	1	2	3	4	5	6	7	8	9
Rickey Henderson, R (1, 7) Garry Hancock, L (4, 7) OBP: 0.417, SLG: 0.422 OBP: 0.310, SLG: 0.325	0-0 F8		0-3 K	0-0 4-3			0-0 F9		
Mike Davis, L (1, 9) OBP: 0.323, SLG: 0.363	0-0 2B		0-0 G3		0-0 F8		0-0 F6		
Dwayne Murphy, L (1, 8) OBP: 0.325, SLG: 0.318	0-3 K		0-0 G3		4-0 BB		0-0 1B		
Jeff Burroughs, R (1, 10) OBP: 0.330, SLG: 0.389	4-0 BB			4-0 1B BB	0-0 8-3		0-0 F9		
Wayne Gross, L (1, 3) OBP: 0.378, SLG: 0.458	0-0 F4			4-0 1B BB		0-0 4-3		0-0 HR	
Bill Almon, R (1, 5) OBP: 0.331, SLG: 0.364		0-0 F8		0-0 1B 1B		0-0 3-1 BB		0-0 6-3	
Davey Lopes, R (1, 4) OBP: 0.340, SLG: 0.420		0-0 FC5-4 1B		0-0 F7		4-0 3-1 BB		4-0 BB	
Bob Kearney, R (1, 2) OBP: 0.321, SLG: 0.425		0-0 FC5-4		0-0 F7		0-0 3-1		0-3 K	
Tony Phillips, S (1, 6) OBP: 0.308, SLG: 0.265		0-3 K		0-0 1B		0-0 F4		0-0 F9	

Inning Stats	R: 0	H: 1	E: 0	K: 1	S: 6	LOB: 2	BB: 1	P: 10
	R: 0	H: 1	E: 0	K: 1	S: 6	LOB: 1	BB: 0	P: 6
	R: 0	H: 0	E: 0	K: 1	S: 5	LOB: 0	BB: 0	P: 5
	R: 2	H: 2	E: 0	K: 0	S: 5	LOB: 2	BB: 2	P: 13
	R: 0	H: 0	E: 0	K: 0	S: 2	LOB: 0	BB: 1	P: 6
	R: 0	H: 1	E: 0	K: 0	S: 4	LOB: 2	BB: 1	P: 8
	R: 0	H: 1	E: 0	K: 0	S: 4	LOB: 1	BB: 0	P: 4
	R: 1	H: 1	E: 0	K: 1	S: 6	LOB: 1	BB: 1	P: 10

PITCHER	IP	WLS	BF	H	R	ER	SO	BB	IBB	HBP	BLK	WP	HR	S	P	ERA	WHIP
Jim Clancy, R (1, 1) ERA: 3.57	5.1	L	25	5	2	2	3	5	0	0	0	0	0	26	46	3.38	1.875
Roy Lee Jackson, R (6, 1) ERA: 4.5	2.2		11	2	1	1	1	1	0	0	0	0	1	12	16	3.38	1.125

AB R H RBI BB SO LOB

2	0	0	0	0	1	0
2	0	0	0	0	0	2
4	0	1	0	0	0	0
3	0	1	0	1	1	1
2	1	0	0	2	0	2
3	2	1	1	1	0	2
4	0	2	1	0	0	0
2	0	1	0	2	0	2
4	0	0	0	0	1	6
4	0	1	1	0	1	4

AB	R	H	RBI	BB	SO	LOB
30	3	7	3	6	4	19



Toronto Blue Jays @ Oakland Athletics
Oakland-Alameda County Coliseum, Oakland, CA

Thu Jun 09 1983, 7:05 PM PDT
Att. 6,846 - Unknown

WP: 0 PA: 36
PB: 0
SB: 0
CS: 0

SF: 0
SAC: 0
DP: 1
HBP: 0

ERA
WHIP

livebaseballscorecards.com

Batter	1	2	3	4	5	6	7	8	9	10	11	12	13	14	15	16	AB R H RBI BB SO LOB	TOP								
Tony Bernazard, S OBP: 0.308, SLG: 0.372 (1, 4)	0-0 6-3		0-0 2B 1B			0-0 BB 1B		4-0 L5-3 BB		0-0 L5			0-0 4-3		0-0 2B		6 0 3 1 1 0 0									
Tom Paciorek, R OBP: 0.306, SLG: 0.424 (1, 9)	0-3 K		0-0 1-3 2B			0-0 F9		0-0 L5-3 1-2			0-0 6-3		0-0 2B		4-0 IBB		6 0 2 0 1 1 2									
Harold Baines, L OBP: 0.325, SLG: 0.386 (1, 8)	0-0 4-3		0-3 K			0-3 K		0-0 1B			0-0 1B FC1-2		0-0 F8		0-0 F1		7 0 2 0 0 2 6									
Greg Luzinski, R OBP: 0.320, SLG: 0.399 (1, 10)		0-0 6-3		0-3 K		4-0 1-2 BB		0-0 F9			0-0 1B FC1-2		4-0 BB		0-0 F6		4 0 1 0 1 1 1									
Carlton Fisk, R OBP: 0.303, SLG: 0.361 (11, PR)																	0 0 0 0 0 0 0									
Jerry Hairston, S OBP: 0.413, SLG: 0.486 (13, PH)																	1 0 0 0 1 0 2									
Ron Kittle, R OBP: 0.295, SLG: 0.482 (1, 7)		0-3 K		0-0 F9		0-0 F6			0-0 F4			0-0 FC1-2		0-3 K		0-0 F2		7 0 0 0 0 2 8								
Marc Hill, R OBP: 0.293, SLG: 0.327 (1, 2)		0-0 5-3		0-0 6-3			0-0 F7		0-0 6-3			0-0 F4			0-0 L7		7 0 0 0 0 0 2									
Chris Nyman, R OBP: 0.357, SLG: 0.375 (1, 3)			0-0 5-3		0-0 6-3		4-0 5-3 BB		0-0 F5			0-0 5-3			4-0 BLK BB		3 0 0 0 1 0 0									
Mike Squires, L OBP: 0.289, SLG: 0.225 (9, 3)																	2 0 0 0 1 0 0									
Vance Law, R OBP: 0.271, SLG: 0.370 (1, 5)			0-0 G3 1B 2B		0-0 G6-3 1B		0-0 5-3			0-0 L7		0-0 L5		0-0 F3		0-0 F7		4 1 2 0 0 0 1								
Greg Walker, L OBP: 0.309, SLG: 0.449 (12, PH)						1-2								1-2			1 0 0 0 0 0 0									
Scott Fletcher, R OBP: 0.361, SLG: 0.306 (12, 5)						0-3 K				0-0 L5		0-3 K		0-0 F9			2 0 0 0 0 0 1									
Jerry Dyzinski, R OBP: 0.339, SLG: 0.347 (1, 6)			0-0 G3		0-0 G6-3		0-3 K										6 0 0 0 0 2 4									
Inning Stats	R: 0 E: 0 K: 1 S: 5	H: 0 LOB: 0 BB: 0 P: 5	R: 0 E: 0 K: 1 S: 5	H: 0 LOB: 0 BB: 0 P: 5	R: 1 E: 0 K: 1 S: 8	H: 3 LOB: 2 BB: 0 P: 8	R: 0 E: 0 K: 1 S: 5	H: 0 LOB: 0 BB: 0 P: 5	R: 0 E: 0 K: 0 S: 3	H: 1 LOB: 0 BB: 0 P: 3	R: 0 E: 0 K: 1 S: 6	H: 0 LOB: 0 BB: 0 P: 10	R: 0 E: 0 K: 1 S: 5	H: 0 LOB: 0 BB: 0 P: 5	R: 0 E: 0 K: 1 S: 6	H: 1 LOB: 2 BB: 1 P: 10	R: 0 E: 0 K: 0 S: 4	H: 0 LOB: 0 BB: 0 P: 8	R: 0 E: 0 K: 0 S: 3	H: 0 LOB: 0 BB: 0 P: 3	1B: 6 2B: 5 3B: 0 HR: 0	SF: 0 SAC: 0 DP: 2 HBP: 0	WP: 0 PB: 0 SB: 0 CS: 0	PA: 62		
PITCHER	IP 10.0	WLS 10	BF 37	H 6	R 1	ER 1	SO 6	BB 3	IBB 0	HBP 0	BLK 0	WP 0	HR 0	S 46	P 58	ERA 0.90	WHIP 0.900									
Bill Krueger, L ERA: 3.39 (1, 1)																										
Steve Baker, R ERA: 1.66 (11, 1)	2.1		10	3	0	0	1	0	0	0	0	0	0	0	12	12	0.00	1.286								
Tom Burgmeier, L ERA: 2.49 (13, 1)	3.2	W	15	1	0	0	1	2	1	0	1	0	0	14	26	0.00	0.818									

Chicago White Sox @ Oakland Athletics
Oakland-Alameda County Coliseum, Oakland, CA

Fri Jun 10 1983, 7:05 PM PDT
Att. 12,804 - Overcast - 61 F

AB 56
R 1
H 10
RBI 1
BB 6
SO 8
LOB 27



livebaseballscores.com

Batter	1	2	3	4	5	6	7	8	9	10	11	12	13	14	15	16	AB	R	H	RBI	BB	SO	LOB
Rickey Henderson, R OBP: 0.414, SLG: 0.416 Gary Hancock, L OBP: 0.302, SLG: 0.317	0-0 FC S G6-4-3 1B		0-3 K		4-0 BB			0-3 K			0-0 F9		0-0 5-3		0-0 FC3-6 1B E	5 1 1 0 1 2 0							
Bill Almon, R OBP: 0.335, SLG: 0.377	4-0 G6-4-3 FC 1-2 BB		0-0 L5		0-3 K			0-0 5-3			0-0 S CS 2B		0-0 FC3-6 2B		0-0 F6	6 0 2 0 1 1 3							
Dwayne Murphy, L OBP: 0.324, SLG: 0.313	0-0 FC G6-4-3 1-2 2-3			0-0 F7				0-3 K			0-3 K		4-0 E IBB		0-0 S 1B	6 0 1 0 1 2 3							
Jeff Burroughs, R OBP: 0.319, SLG: 0.374	0-0 G6-4-3 1-2 2-3 3-H			0-0 5-3				0-0 F7			0-0 5-3		0-0 6-3		0-3 K	7 0 0 0 0 1 5							
Davey Lopes, R OBP: 0.335, SLG: 0.411	0-3 K			0-0 1B				0-0 F8			0-0 1-6-3		0-0 5-3		0-0 FC5-3-6 1-3 2-3	6 0 1 0 0 1 3							
Wayne Gross, L OBP: 0.376, SLG: 0.456		0-0 G3		0-0 F7				0-0 2B			0-0 F5		4-0 FC6-4 BB		0-0 F9	5 0 1 0 1 0 1							
Bob Kearney, R OBP: 0.310, SLG: 0.408		0-0 F9			0-0 6-3			0-0 F5			0-0 F2		0-0 FC6-4 1-2		0-0 F6	6 0 0 0 0 0 2							
Mike Davis, L OBP: 0.314, SLG: 0.352		0-0 G3			0-0 5-3			0-0 F7			0-3 K		0-0 6-3		0-0 F6	6 0 0 0 0 1 1							
Tony Phillips, S OBP: 0.309, SLG: 0.263			0-0 6-3			0-0 S 1B		0-0 F9			0-0 5-3		0-3 K		4-0 FC3-6 BB	5 0 1 0 1 1 1							

BOTTOM

Chicago White Sox @ Oakland Athletics
Oakland-Alameda County Coliseum, Oakland, CA

livebaseballscores.com

AB 53
R 2
H 7
RBI 0
BB 5
SO 9
LOB 20



WP: 0 PA: 58
PB: 0
SB: 4
CS: 1

Inning Stats	R: 1	H: 1	E: 0	LOB: 1	K: 1	S: 6	P: 10	R: 0	H: 0	E: 0	LOB: 0	K: 0	S: 3	P: 3	R: 0	H: 0	E: 0	LOB: 0	K: 1	S: 5	R: 0	H: 1	E: 0	LOB: 1	K: 0	S: 4	P: 4	R: 0	H: 0	E: 0	LOB: 0	K: 2	S: 7	R: 0	H: 0	E: 0	LOB: 0	K: 0	S: 3	R: 0	H: 0	E: 0	LOB: 0	K: 1	S: 5	R: 0	H: 0	E: 0	LOB: 0	K: 1	S: 5	R: 0	H: 1	E: 0	LOB: 0	K: 1	S: 5	R: 0	H: 0	E: 1	LOB: 1	K: 1	S: 5	R: 0	H: 1	E: 0	LOB: 1	K: 0	S: 3	R: 0	H: 0	E: 0	LOB: 0	K: 0	S: 3	R: 1	H: 1	E: 1	LOB: 2	K: 0	S: 4	1B: 4	2B: 4	3B: 0	HR: 0	SF: 0	SAC: 0	DP: 2	HBP: 0	WP: 0	PA: 58
FLOYD BANNISTER, L ERA: 3.98	(1, 1)	10.0	36	4	1	1	6	2	0	0	0	0	0	0	0	0	0	0	0	0	0	0	0	46	54	0.90	0.600																																																																
Juan Agosto, L ERA: 0.87	(11, 1)	1.0	3	1	0	0	1	0	0	0	0	0	0	0	0	0	0	0	0	0	0	0	5	5	0.00	1.000																																																																	
Dick Tidrow, R ERA: 3.2	(12, 1)	4.2	L	19	2	1	0	2	2	1	0	0	0	0	0	0	0	0	0	0	0	0	20	32	0.00	0.857																																																																	

Fri Jun 10 1983, 7:05 PM PDT
Att. 12,804 - Overcast - 61 F

Batter	1	2	3	4	5	6	7	8	9	AB R H RBI BB SO LOB	TOP	
Rudy Law, L (1, 8) OBP: 0.338, SLG: 0.317 Ron Kittle, R (9, PH) OBP: 0.293, SLG: 0.480 (9, 7)	0-0 F3		4-0 HR BB		0-0 SF7 2B		0-0 L1		0-0 F3	3 2 1 0 1 0 0 1 0 0 0 0 0 0		
Jerry Hairston, S (1, 7) Mike Squires, L (7, 3) OBP: 0.400, SLG: 0.537 OBP: 0.289, SLG: 0.225	0-0 F8		0-0 HR		0-0 G3		0-0 F7		0-0 F7	4 1 1 2 0 0 1 0 0 0 0 0 0 0		
Harold Baines, L (1, 9) OBP: 0.332, SLG: 0.384 (9, 8)	4-0 BB		4-0 BB		4-0 BB BB		0-0 F7		0-0 F7	1 0 0 0 3 0 0		
Tom Paciorek, R (1, 3) OBP: 0.299, SLG: 0.416 (7, 7) (9, 9)	0-0 F7		0-0 F7		0-0 SF7		0-0 6-3		0-0 6-3	3 0 0 1 0 0 2		
Greg Walker, L (1, 10) OBP: 0.310, SLG: 0.431 Greg Luzinski, R (8, PH) OBP: 0.319, SLG: 0.397		0-3 K	0-0 F9		4-0 BB		0-3 K		0-3 K	2 0 0 0 1 1 1 1 0 0 0 0 1 0		
Marc Hill, R (1, 2) OBP: 0.290, SLG: 0.322		0-0 F8		0-3 K	0-3 K		0-0 1B		0-0 1B	4 0 1 0 0 2 2		
Tony Bernazard, S (1, 4) OBP: 0.303, SLG: 0.365		0-0 F5		0-0 F7		0-0 5-3		0-3 K	0-3 K	4 0 0 0 0 1 1		
Vance Law, R (1, 5) OBP: 0.279, SLG: 0.394			0-0 SF8 3B		0-0 1B		0-0 6-3		0-0 F8	4 1 2 0 0 0 0		
Scott Fletcher, R (1, 6) OBP: 0.338, SLG: 0.288			0-0 SF8		0-0 F7		0-0 F7		0-0 F9	3 0 0 1 0 0 1		
Inning Stats	R: 0 H: 0 E: 0 LOB: 1 K: 0 BB: 1 S: 3 P: 7	R: 0 H: 0 E: 0 LOB: 0 K: 1 BB: 0 S: 5 P: 5	R: 3 H: 2 E: 1 LOB: 1 K: 0 BB: 2 S: 5 P: 13	R: 0 H: 1 E: 0 LOB: 1 K: 1 BB: 0 S: 6 P: 6	R: 1 H: 1 E: 0 LOB: 2 K: 1 BB: 2 S: 6 P: 14	R: 0 H: 0 E: 0 LOB: 0 K: 0 BB: 0 S: 3 P: 3	R: 0 H: 0 E: 0 LOB: 0 K: 0 BB: 0 S: 3 P: 3	R: 0 H: 1 E: 0 LOB: 1 K: 2 BB: 0 S: 8 P: 8	R: 0 H: 0 E: 0 LOB: 0 K: 0 BB: 0 S: 3 P: 3	1B: 2 SF: 2 2B: 1 SAC: 0 3B: 1 DP: 0 HR: 1 HBP: 0	WP: 0 PA: 37 PB: 0 SB: 0 CS: 0	
PITCHER Steve McCatty, R (1, 1) ERA: 3.13 Tim Conroy, L (6, 1) ERA: 3.4	IP WLS BF H R ER SO BB IBB HBP BLK WP HR S P ERA WHIP	5.0 24 4 4 4 3 5 0 0 0 0 1 25 45 7.20 1.800	4.0 13 1 0 0 2 0 0 0 0 0 0 0 17 17 0.00 0.250	PITCHER IP WLS BF H R ER SO BB IBB HBP BLK WP HR S P ERA WHIP								

Chicago White Sox @ Oakland Athletics
Oakland-Alameda County Coliseum, Oakland, CA

Sat Jun 11 1983, 3:33 AM PDT
Att. 19,888 - Sunny - 69 F

livebaseballscorecards.com

AB	30
R	4
H	5
RBI	4
BB	5
SO	5
LOB	8



Batter	1	2	3	4	5	6	7	8	9	AB R H RBI BB SO LOB
Rickey Henderson, R (1, 7) OBP: 0.412, SLG: 0.420	0-0 6-3		0-0 SF8		0-0 2B			0-0 6-3		3 0 1 1 0 0 0
Mike Davis, L (1, 9) OBP: 0.311, SLG: 0.349 Garry Hancock, L (3, PR) OBP: 0.311, SLG: 0.395	0-0 G3		0-0 E8		0-0 F8			0-0 HR		2 0 0 0 0 0 0 2 1 1 1 0 0 1
Dwayne Murphy, L (1, 8) OBP: 0.318, SLG: 0.306	0-0 G3		0-0 F8					0-3 K		4 0 0 0 0 1 1
Wayne Cross, L (1, 5) OBP: 0.392, SLG: 0.500		0-0 FC1-6 1B		0-0 HR				4-0 E 1B BB		3 1 3 1 1 0 0
Bill Almon, R (1, 6) OBP: 0.333, SLG: 0.373		0-0 FC1-6 G1-6-3 1-2f		0-0 F4				0-0 E9 1B		4 0 1 0 0 0 2
Dan Meyer, L (1, 3) OBP: 0.214, SLG: 0.171		0-0 G1-6-3 1-2f		0-0 4-3				0-0 F9		4 0 0 0 0 0 4
Mitchell Page, L (1, 10) OBP: 0.325, SLG: 0.242 Luis Quinones, S (9, PR) OBP: 0.200, SLG: 0.316			4-0 2B PB BB		0-3 K			0-0 1B 2B		3 1 1 0 1 2 0 0 1 0 0 0 0 0
Bob Kearney, R (1, 2) OBP: 0.308, SLG: 0.404			0-3 K		0-0 4-3			0-0 1B 1B		4 0 1 0 0 1 1
Tony Phillips, S (1, 4) OBP: 0.313, SLG: 0.275			0-0 PB SF8 2B		0-0 4-3			0-0 1B		4 1 2 1 0 0 0

Inning Stats	R: 0 E: 0 K: 0 S: 3	H: 0 LOB: 0 BB: 0 P: 3	R: 0 E: 0 K: 0 S: 3	H: 1 LOB: 0 BB: 0 P: 3	R: 2 E: 1 K: 1 S: 7	H: 1 LOB: 1 BB: 1 P: 11	R: 1 E: 0 K: 1 S: 6	H: 1 LOB: 0 BB: 0 P: 6	R: 0 E: 0 K: 0 S: 4	H: 1 LOB: 1 BB: 0 P: 4	R: 0 E: 0 K: 1 S: 5	H: 0 LOB: 0 BB: 0 P: 5	R: 1 E: 1 K: 1 S: 7	H: 2 LOB: 2 BB: 1 P: 11	R: 1 E: 0 K: 0 S: 3	H: 3 LOB: 2 BB: 0 P: 3	1B: 4 2B: 4 3B: 0 HR: 2	SF: 1 SAC: 0 DP: 1 HBP: 0
--------------	------------------------------	---------------------------------	------------------------------	---------------------------------	------------------------------	----------------------------------	------------------------------	---------------------------------	------------------------------	---------------------------------	------------------------------	---------------------------------	------------------------------	----------------------------------	------------------------------	---------------------------------	----------------------------------	------------------------------------

PITCHER	IP	WLS	BF	H	R	ER	SO	BB	IBB	HBP	BLK	WP	HR	S	P	ERA	WHIP
LaMarr Hoyt, R (1, 1) ERA: 4.24	8.0	L	36	10	5	4	4	2	0	0	0	0	2	42	50	4.50	1.500

BOTTOM

Chicago White Sox @ Oakland Athletics
Oakland-Alameda County Coliseum, Oakland, CA

Sat Jun 11 1983, 3:33 AM PDT
Att: 19,888 - Sunny - 69 F

livebaseballscorecards.com

AB	33
R	5
H	10
RBI	4
BB	2
SO	4
LOB	9



WP: 0	PA: 36
PB: 1	
SB: 0	
CS: 0	

Batter	1	2	3	4	5	6	7	8	9	10	11	AB R H RBI BB SO LOB	TOP				
Rudy Law, L (1, 8) <small>OBP: 0.331, SLG: 0.310</small> Tom Paciorek, R (6, PH) <small>OBP: 0.310, SLG: 0.417</small> (6, 9)												3 1 0 0 0 1 1 2 2 1 0 2 0 0	Chicago White Sox @ Oakland Athletics Oakland-Alameda County Coliseum, Oakland, CA Sun Jun 12 1983, 3:33 AM PDT Sunny - 70 F livebaseballscorecards.com				
Mike Squires, L (1, 3) <small>OBP: 0.301, SLG: 0.268</small> Jerry Dybzinski, R (6, PH) <small>OBP: 0.339, SLG: 0.340</small> (6, 6)												2 2 1 1 1 0 0 2 1 0 0 1 0 3					
Harold Baines, L (1, 9) <small>OBP: 0.336, SLG: 0.386</small> (6, 8)												4 1 1 1 2 0 2					
Greg Luzinski, R (1, 10) <small>OBP: 0.319, SLG: 0.391</small>												5 0 1 0 1 0 5					
Ron Kittle, R (1, 7) <small>OBP: 0.294, SLG: 0.485</small>												6 1 2 3 0 3 5					
Marc Hill, R (1, 2) <small>OBP: 0.303, SLG: 0.339</small> Jerry Hairston, S (9, PH) <small>OBP: 0.412, SLG: 0.548</small> Joel Skinner, R (9, 2)												3 2 1 1 1 0 1 1 0 1 0 0 0 0 1 0 0 0 0 0 1					
Tony Bernazard, S (1, 4) <small>OBP: 0.304, SLG: 0.373</small>												6 1 2 0 0 0 3					
Vance Law, R (1, 5) <small>OBP: 0.291, SLG: 0.398</small>												4 0 2 2 1 1 1					
Scott Fletcher, R (1, 6) <small>OBP: 0.328, SLG: 0.278</small> Greg Walker, L (6, PH) <small>OBP: 0.323, SLG: 0.491</small> (6, 3)												2 0 0 0 0 0 2 4 1 2 2 0 0 2					
Inning Stats	R: 2 H: 1 E: 1 LOB: 1 K: 0 BB: 1 S: 5 P: 9	R: 0 H: 0 E: 0 LOB: 1 K: 1 BB: 1 S: 5 P: 9	R: 0 H: 0 E: 0 LOB: 1 K: 1 BB: 1 S: 5 P: 9	R: 0 H: 1 E: 0 LOB: 1 K: 0 BB: 0 S: 4 P: 4	R: 1 H: 1 E: 0 LOB: 1 K: 1 BB: 1 S: 6 P: 10	R: 1 H: 2 E: 0 LOB: 2 K: 0 BB: 2 S: 4 P: 12	R: 2 H: 3 E: 1 LOB: 2 K: 0 BB: 0 S: 7 P: 7	R: 1 H: 2 E: 0 LOB: 1 K: 1 BB: 0 S: 7 P: 7	R: 0 H: 1 E: 0 LOB: 0 K: 1 BB: 0 S: 5 P: 5	R: 3 H: 1 E: 0 LOB: 1 K: 0 BB: 3 S: 4 P: 16	R: 2 H: 2 E: 0 LOB: 0 K: 0 BB: 0 S: 5 P: 5	1B: 8 SF: 1 2B: 2 SAC: 1 3B: 2 DP: 1 HR: 2 HBP: 0		WP: 1 PA: 56 PB: 0 SB: 5 CS: 1			
PITCHER	IP WLS BF H R ER SO BB IBB HBP BLK WP HR S P ERA WHIP																
Matt Keough, R (1, 1) <small>ERA: 5.52</small>	5.1	27	5	4	2	3	5	0	0	0	1	0	0	28	48	3.38	1.875
Tom Burgmeier, L (6, 1) <small>ERA: 2.6</small>	1.2	9	3	2	1	0	1	0	0	0	0	0	0	8	12	5.40	2.400
Steve Baker, R (8, 1) <small>ERA: 2.45</small>	2.1	12	3	4	4	2	3	0	0	0	0	0	0	13	25	15.43	2.571
Mike Warren, R (10, 1) <small>ERA: 10.8</small>	1.2	L	8	3	2	2	0	0	0	0	1	1	1	8	8	10.80	1.800




Batter	1	2	3	4	5	6	7	8	9	10	11	AB	R	H	RBI	BB	SO	LOB
Rickey Henderson, R <i>OBP: 0.401, SLG: 0.406</i>	F3		FC4-6 1B	L5	FC3-2			5-3		F9		6	1	0	0	0	0	5
Gary Hancock, L <i>OBP: 0.353, SLG: 0.429</i>			E4 1B							HR		6	3	4	0	0	0	4
Dwayne Murphy, L <i>OBP: 0.323, SLG: 0.328</i>	FC4-6							G1-6-3 1B				6	3	3	3	0	1	2
Wayne Gross, L <i>OBP: 0.396, SLG: 0.522</i>												6	1	3	2	0	1	3
Bill Almon, R <i>OBP: 0.341, SLG: 0.387</i>										HR		5	1	3	2	0	1	0
Dan Meyer, L <i>OBP: 0.209, SLG: 0.167</i>												2	0	0	0	0	0	3
Davey Lopes, R <i>OBP: 0.333, SLG: 0.404</i>												3	1	0	0	1	1	1
Mitchell Page, L <i>OBP: 0.310, SLG: 0.229</i>												2	0	0	0	0	2	1
Jeff Burroughs, R <i>OBP: 0.322, SLG: 0.374</i>												3	0	1	1	1	1	0
Darryl Cias, R <i>OBP: 0.389, SLG: 0.375</i>												2	0	1	0	0	1	1
Mike Davis, L <i>OBP: 0.314, SLG: 0.352</i>												1	0	1	2	0	0	0
Bob Kearney, R <i>OBP: 0.314, SLG: 0.409</i>												3	0	2	0	0	1	2
Tony Phillips, S <i>OBP: 0.313, SLG: 0.273</i>												5	0	1	0	1	1	3

Inning Stats		R: 0	H: 1	R: 0	H: 1	R: 3	H: 4	R: 0	H: 1	R: 4	H: 5	R: 0	H: 0	R: 0	H: 1	R: 0	H: 1	R: 0	H: 1	R: 3	H: 3	R: 0	H: 1
Richard Dotson, R <i>ERA: 4.77</i>	(1, 1)	4.0	20	8	4	3	4	0	0	0	0	0	0	0	0	0	0	0	0	0	0	0	0
Kevin Hickey, L <i>ERA: 5.4</i>	(5, 1)	0.1	4	2	0	0	0	0	1	0	0	0	0	0	0	0	0	0	0	0	0	0	0
Salome Barojas, R <i>ERA: 3.38</i>	(5, 1)	3.0	14	4	3	3	3	1	0	0	0	0	0	0	0	0	0	0	0	0	0	0	0
Juan Agosto, L <i>ERA: 0.79</i>	(8, 1)	1.0	3	1	0	0	0	0	0	0	0	0	0	0	0	0	0	0	0	0	0	0	0
Dick Tidrow, R <i>ERA: 3.64</i>	(9, 1)	2.2	13	4	3	3	3	0	1	0	0	0	2	18	22	10.12	1.500						

Chicago White Sox @ Oakland Athletics
Oakland-Alameda County Coliseum, Oakland, CA

Sun Jun 12 1983, 3:33 AM PDT
 Sunny - 70 F

AB	50
R	10
H	19
RBI	10
BB	3
SO	10
LOB	25
WP: 0	PA: 54
PB: 0	
SB: 3	
CS: 0	



BOTTOM

Batter	1	2	3	4	5	6	7	8	9	AB R H RBI BB SO LOB	TOP	
Rudy Law, L (1, 8) OBP: 0.327, SLG: 0.307	0-0 F7		0-0 4-3 PB FC 1B	0-0 G3		0-3 K			0-0 F7	5 1 1 0 0 1 1	Chicago White Sox @ Oakland Athletics Oakland-Alameda County Coliseum, Oakland, CA Sun Jun 12 1983, 7:05 PM PDT Att. 33,122 - Sunny livebaseballscorecards.com	
Jerry Hairston, S (1, 7) Mike Squires, L (3, 3) OBP: 0.415, SLG: 0.545 OBP: 0.313, SLG: 0.265	0-0 PB 1B		0-0 4-3 1-3 2-H	4-0 BB		0-0 1-3			4-0 2B FC6-4 BB	2 0 1 1 0 0 1 1 1 0 0 2 0 1		
Harold Baines, L (1, 9) OBP: 0.337, SLG: 0.391	0-0 4-3		0-0 FC 2B	0-0 F8		0-0 2-H 1B			0-0 FC6-4 1-3 2B	5 1 2 2 0 0 2		
Greg Walker, L (1, 10) OBP: 0.343, SLG: 0.500	4-0 BB		0-0 3-H 1-H 1B 2B	0-0 F4		0-0 4-3			4-0 FC6-4 IBB	3 1 1 1 2 0 1		
Tom Paciorek, R (1, 3) OBP: 0.301, SLG: 0.404 (3, 7)	0-0 F4		0-0 F8		0-0 F9		0-0 F8		0-0 FC6-4	5 0 0 1 0 0 5		
Tony Bernazard, S (1, 4) Scott Fletcher, R (7, 4) OBP: 0.303, SLG: 0.371 OBP: 0.324, SLG: 0.273		0-0 F5	0-0 2-H 2B 1B		0-3 K		0-0 1-3		0-0 F8	4 1 1 1 0 1 0 1 0 0 0 0 0 2		
Vance Law, R (1, 5) OBP: 0.298, SLG: 0.411		0-0 4-3	0-0 2-H 1B 2B		0-0 1B			0-0 F8		4 1 2 1 0 0 0		
Jerry Dybzinski, R (1, 6) OBP: 0.336, SLG: 0.336		0-3 K	0-0 2-H 1B		0-0 L9			0-0 4-3		4 0 1 1 0 1 1		
Joel Skinner, R (1, 2) OBP: 0.400, SLG: 0.400			0-0 PB 4-3 1B K		0-0 1B 1B			0-0 F8		4 2 2 0 0 1 1		
Inning Stats	R: 0 E: 0 K: 0 S: 4 H: 1 LOB: 2 BB: 1 P: 8	R: 0 E: 0 K: 1 S: 5 H: 0 LOB: 0 BB: 0 P: 5	R: 6 E: 0 K: 1 S: 12 H: 6 LOB: 1 BB: 0 P: 12	R: 0 E: 0 K: 0 S: 3 H: 0 LOB: 1 BB: 1 P: 7	R: 0 E: 0 K: 1 S: 6 H: 1 LOB: 1 BB: 0 P: 6	R: 1 E: 0 K: 1 S: 6 H: 2 LOB: 1 BB: 0 P: 6	R: 0 E: 0 K: 0 S: 3 H: 0 LOB: 0 BB: 0 P: 3	R: 0 E: 0 K: 0 S: 3 H: 0 LOB: 0 BB: 0 P: 3	R: 1 E: 0 K: 0 S: 4 H: 1 LOB: 2 BB: 2 P: 12	1B: 8 2B: 3 3B: 0 HR: 0 SF: 0 SAC: 0 DP: 0 HBP: 0	WP: 0 PB: 2 SB: 0 CS: 0 PA: 42	
PITCHER Chris Codioli, R (1, 1) ERA: 4.75	IP WLS BF H R ER SO BB IBB HBP BLK WP HR S P ERA WHIP											
	9.0 L 42 11 8 8 4 3 1 0 0 0 0 0 46 62 8.00 1.556											

AB	38
R	8
H	11
RBI	8
BB	4
SO	4
LOB	15



Batter	1	2	3	4	5	6	7	8	9	AB R H RBI BB SO LOB
Rickey Henderson, R OBP: 0.398, SLG: 0.403 (1, 7)	0-3 K ①		0-0 CS 1B		0-0 F7 ③			0-0 F8 ①		4 0 1 0 0 1 0
Bill Almon, R OBP: 0.345, SLG: 0.396 (1, 5)	0-0 F8 ②		0-0 1-2 2B			0-0 1B 1B		0-0 F8 ②		4 0 2 0 0 0 0
Dwayne Murphy, L OBP: 0.322, SLG: 0.323 (1, 8)	0-0 G3 ③		4-0 BB			0-0 F8 ①		0-0 4-3 ③		3 0 0 0 1 0 1
Jeff Burroughs, R OBP: 0.321, SLG: 0.371 (1, 10)		0-0 F8 1B E 1B	0-0 F7 ③			0-3 K ②		0-0 6-3 ①		4 1 1 0 0 1 3
Davey Lopes, R OBP: 0.342, SLG: 0.412 (1, 4)		0-0 S 1-2 1B		0-0 F8 ①		0-0 1-3 1B		0-0 FC4-6 1B		4 0 3 0 0 0 0
Wayne Gross, L OBP: 0.387, SLG: 0.507 (1, 3)		0-0 F8 ①		0-0 4-3 ②		0-3 K ③		0-0 F9 ②		4 0 0 0 0 1 5
Mike Heath, R OBP: 0.353, SLG: 0.485 Garry Hancock, L OBP: 0.346, SLG: 0.420 (1, 9) (8, 9)		0-3 K ②		0-0 5-3 ③		0-3 K ①		0-0 FC4-6 ③		3 0 0 0 0 2 1 1 0 0 0 0 0 1
Bob Kearney, R OBP: 0.309, SLG: 0.401 (1, 2)		0-0 F7 ③			0-0 F8 ①		0-0 5-3 ②			3 0 0 0 0 0 1
Tony Phillips, S OBP: 0.309, SLG: 0.268 (1, 6)			0-0 F9 ①		0-0 4-3 ②		0-0 F8 ③			3 0 0 0 0 0 0

Inning Stats	R: 0 E: 0 K: 1 S: 5	H: 0 LOB: 0 BB: 0 P: 5	R: 1 E: 0 K: 1 S: 7	H: 2 LOB: 1 BB: 0 P: 7	R: 0 E: 0 K: 0 S: 4	H: 2 LOB: 2 BB: 1 P: 8	R: 0 E: 0 K: 0 S: 3	H: 0 LOB: 0 BB: 0 P: 3	R: 0 E: 0 K: 2 S: 9	H: 2 LOB: 2 BB: 0 P: 9	R: 0 E: 0 K: 1 S: 5	H: 0 LOB: 0 BB: 0 P: 5	R: 0 E: 0 K: 0 S: 3	H: 0 LOB: 0 BB: 0 P: 3	R: 0 E: 0 K: 0 S: 4	H: 1 LOB: 1 BB: 0 P: 4	1B: 6 2B: 1 3B: 0 HR: 0	SF: 0 SAC: 0 DP: 0 HBP: 0	WP: 0 PB: 0 SB: 2 CS: 1	PA: 34	
PITCHER Jerry Koosman, L ERA: 3.83 (1, 1)	IP 9.0	WLS W	BF 34	H 7	R 1	ER 0	SO 5	BB 1	IBB 0	HBP 0	BLK 0	WP 0	HR 0	S 43	P 47	ERA 0.00	WHIP 0.889				
PITCHER	IP	WLS	BF	H	R	ER	SO	BB	IBB	HBP	BLK	WP	HR	S	P	ERA	WHIP				

BOTTOM

Chicago White Sox @ Oakland Athletics
Oakland-Alameda County Coliseum, Oakland, CA

Sun Jun 12 1983, 7:05 PM PDT
Att. 33,122 - Sunny

livebaseballscorecards.com

AB 33
R 1
H 7
RBI 0
BB 1
SO 5
LOB 12



Batter	1	2	3	4	5	6	7	8	9	AB R H RBI BB SO LOB	TOP			
Rickey Henderson, R OBP: 0.394, SLG: 0.395 (1, 7) X	0-0 E6 2B SF8		4-0 S 1B 2B BB	0-0 F4		0-0 F9		0-3 K		4 2 0 0 1 1 0				
Bill Almon, R OBP: 0.352, SLG: 0.409 (1, 9) X	0-0 1-3 2B		0-0 1-2 2B 1B	0-0 F8			0-0 1B 4-3 1B	0-3 K		5 2 3 0 0 1 0				
Dwayne Murphy, L OBP: 0.319, SLG: 0.325 (1, 8) X	0-0 F6		0-0 1B 1B 2B 1-H 2-H		0-0 F4		0-0 4-3		0-0 G3	5 1 1 2 0 0 3				
Jeff Burroughs, R OBP: 0.323, SLG: 0.374 (1, 10) X	0-0 SF8		0-0 E 1B SF7 1B 2-3		0-0 F4		0-0 BB 1B 1B 2-3		0-0 6-3	4 1 2 1 0 0 0				
Carney Lansford, R OBP: 0.340, SLG: 0.326 (1, 5) X	0-0 F8		0-0 E 1B 1B 1-2 3-H				0-0 BB 1B 1B 1-2		0-3 K	5 1 3 2 0 1 1				
Wayne Gross, L OBP: 0.383, SLG: 0.500 (1, 3) X		0-0 F9	0-0 E4 1B 1B 1-2 2-3		0-0 1B 1B 1-2		0-3 K			4 0 1 0 0 1 4				
Davey Lopes, R OBP: 0.340, SLG: 0.408 (1, 4) X		0-3 K	0-0 SF7		0-0 6-3		4-0 BB 1-2 2-3			2 0 0 1 1 1 2				
Mike Heath, R OBP: 0.342, SLG: 0.459 (1, 2) X		0-0 4-3	0-0 1B 1B 1-H 2-H			0-0 F7		0-0 F9		4 0 1 1 0 0 3				
Tony Phillips, S OBP: 0.303, SLG: 0.262 (1, 6) X			0-0 F9		0-0 F8			0-0 F7		4 0 0 0 0 0 0				
Inning Stats	R: 1 E: 1 K: 0 S: 5 H: 1 LOB: 1 BB: 0 P: 5	R: 0 E: 0 K: 1 S: 5 H: 0 LOB: 0 BB: 0 P: 5	R: 5 E: 1 K: 0 S: 8 H: 5 LOB: 2 BB: 1 P: 12	R: 0 E: 0 K: 0 S: 3 H: 0 LOB: 0 BB: 0 P: 3	R: 0 E: 0 K: 0 S: 5 H: 2 LOB: 2 BB: 0 P: 5	R: 0 E: 0 K: 0 S: 3 H: 0 LOB: 0 BB: 0 P: 3	R: 1 E: 0 K: 1 S: 8 H: 3 LOB: 3 BB: 1 P: 12	R: 0 E: 0 K: 2 S: 7 H: 0 LOB: 0 BB: 0 P: 7	R: 0 E: 0 K: 1 S: 5 H: 0 LOB: 0 BB: 0 P: 5	1B: 9 2B: 2 3B: 0 HR: 0 SF: 2 SAC: 0 DP: 0 HBP: 0	WP: 0 PB: 0 SB: 1 CS: 0 PA: 41			
PITCHER	IP WLS BF H R ER SO BB IBB HBP BLK WP HR S P ERA WHIP													
Jim Clancy, R ERA: 3.78 (1, 1)	3.0		6 6 3 1 1 0 0 0 0 0 0 0 0 18 22 9.00 2.333											
Roy Lee Jackson, R ERA: 4.23 (4, 1)	3.1	W	15 5 1 1 0 0 0 0 0 0 0 0 0 15 15 2.70 1.500											
Stan Clarke, L ERA: 6.75 (7, 1)	0.1		2 0 0 0 0 1 1 0 0 0 0 0 0 3 7 0.00 3.000											
Randy Moffitt, R ERA: 1.44 (7, 1)	2.1		7 0 0 0 0 3 0 0 0 0 0 0 0 13 13 0.00 0.000											

Oakland Athletics @ Toronto Blue Jays
Exhibition Stadium, Toronto, ON
Tue Jun 14 1983, 7:05 PM EDT
Att. 20,189 - Unknown - 84 F

livebaseballscorecards.com

AB	37
R	7
H	11
RBI	7
BB	2
SO	5
LOB	13



Batter	1	2	3	4	5	6	7	8	9
Damaso Garcia, R OBP: 0.288, SLG: 0.325 Mickey Klutts, R OBP: 0.250, SLG: 0.333	0-0 1B 1B	0-0 F8	0-0 2-H 1B		0-3 K		0-3 K		
Lloyd Moseby, L OBP: 0.351, SLG: 0.491	0-0 1B HR 1B	0-0 F7	0-0 G3		0-0 1-3		0-3 K		
Garth Iorg, R OBP: 0.326, SLG: 0.347	0-0 HR 1B		0-0 F8	4-0 HR BB	0-0 6-3		0-0 FC6-4		
Cliff Johnson, R OBP: 0.376, SLG: 0.534	0-3 K		0-0 HR 2B	0-0 F7		0-0 F8		4-0 G4-6-3 BB	
Jesse Barfield, R OBP: 0.245, SLG: 0.430	0-0 HR		0-0 HR	0-3 K		0-0 5-3		0-3 K	
Barry Bonnell, R OBP: 0.358, SLG: 0.398	0-0 4-3		0-0 1B 2B	0-0 HR		0-0 1B		0-0 G4-6-3	
Willie Upshaw, L OBP: 0.368, SLG: 0.520	0-3 K2-3		0-0 1B 1B	0-0 WP 2B 1B		0-0 F9			
Buck Martinez, R OBP: 0.378, SLG: 0.539		0-0 HR	0-0 1B 1B	0-0 1-H 2B		0-0 1B 1B			
Alfredo Griffin, S OBP: 0.261, SLG: 0.339		0-0 F8	0-0 1B 1B	0-0 F9		0-0 FC6-4 1B			

AB R H RBI BB SO LOB

4 1 2 1 0 1 0
1 0 0 0 0 1 2

5 1 1 0 0 1 3

4 2 1 1 1 0 2

4 1 1 0 1 1 3

5 2 2 5 0 2 2

5 2 3 2 0 0 1

4 2 2 0 0 1 1

4 1 4 3 0 0 0

4 1 2 1 0 0 1

1B: 11 SF: 0
2B: 3 SAC: 0
3B: 0 DP: 1
HR: 4 HBP: 0

WP: 1 PA: 42
PB: 0
SB: 0
CS: 0

ERA: 3.61

IP WLS BF H R ER SO BB IBB HBP BLK WP HR S P ERA WHIP

2.1 L 15 8 8 8 2 0 0 0 0 0 0 3 19 19 30.86 3.429

0.2 5 4 2 2 0 0 0 0 0 0 0 5 5 27.00 6.000

5.0 22 6 3 3 5 2 0 0 0 1 1 30 38 5.40 1.600

ERA: 5.14
ERA: 15.43

ERA: 3.61

ERA: 3.61

ERA: 3.61

ERA: 3.61

ERA: 3.61

Oakland Athletics @ Toronto Blue Jays
Exhibition Stadium, Toronto, ON
Tue Jun 14 1983, 7:05 PM EDT
Att: 20,189 - Unknown - 84 F

livebaseballscores.com



Oakland Athletics @ Toronto Blue Jays
 Exhibition Stadium, Toronto, ON

Wed Jun 15 1983, 7:05 PM EDT
 Att. 20,039 - Unknown - 85 F

AB	36
R	10
H	15
RBI	10
BB	2
SO	3
LOB	9



WP	0	PA	41
PB	0		
SB	1		
CS	1		

Batter	1	2	3	4	5	6	7	8	9	AB	R	H	RBI	BB	SO	LOB
Rickey Henderson, R OBP: 0.394, SLG: 0.392 (1, 7) (7, 8)	0-0 6-3	0-0 1B		4-0 BB	0-0 FC4-6			0-3 K		4	0	1	0	1	1	1
Mike Davis, L OBP: 0.307, SLG: 0.344 (1, 9)	0-0 F7	0-0 F7		0-0 4-3		0-0 4-3			0-0 F7	5	0	0	0	0	0	2
Dwayne Murphy, L OBP: 0.318, SLG: 0.323 Garry Hancock, L OBP: 0.358, SLG: 0.451 Dan Meyer, L OBP: 0.209, SLG: 0.167 (1, 8) (7, 7) (9, 7)	0-0 2B 1B		0-0 F8		0-0 4-3	0-0 4-3			0-0 1B 2B	4	0	1	0	0	0	0
Jeff Burroughs, R OBP: 0.329, SLG: 0.384 (1, 10)	0-0 1-3 2B		0-0 F8		0-0 FC4-6 HR 1B		0-0 F8		0-0 2-3 1B	5	1	3	0	0	0	0
Carney Lansford, R OBP: 0.345, SLG: 0.347 (1, 5)		0-0 1B 2B 2B	0-0 5-3		4-0 FC4-6 BB		0-0 6-3		0-0 SF9-3-6	3	1	1	1	1	0	0
Bill Almon, R OBP: 0.361, SLG: 0.417 (1, 6)		0-0 2-3 2B 1B		0-0 4-3 3B 1B	0-0 FC4-6 HBP HR		0-0 G4-6-3 1B			4	3	3	0	0	0	2
Wayne Gross, L OBP: 0.380, SLG: 0.490 (1, 3)		0-0 F4		0-0 4-3	1-0 HR HBP		0-0 G4-6-3			3	1	0	0	0	0	4
Davey Lopes, R OBP: 0.348, SLG: 0.447 Tony Phillips, S OBP: 0.303, SLG: 0.262 (1, 4) (8, 4)		0-0 1-H 3-H 1B 2B		0-0 2-H SH1-3 3B	0-0 1-H 2-H 3-H HR		0-3 K			4	3	3	7	0	1	0
Bob Kearney, R OBP: 0.315, SLG: 0.406 (1, 2)		0-0 2-H CS 1B		0-0 3-H SH1-3	0-0 FC4-6 1B		0-3 K			0	0	0	0	0	0	0
Bob Kearney, R OBP: 0.315, SLG: 0.406 (1, 2)		0-0 2-H CS 1B		0-0 3-H SH1-3	0-0 FC4-6 1B		0-3 K			3	0	2	2	0	1	0

Inning Stats	R: 0	H: 2	E: 0	LOB: 2	K: 0	BB: 0	S: 4	P: 4	R: 3	H: 5	E: 0	LOB: 1	K: 0	BB: 0	S: 7	P: 7	R: 0	H: 0	E: 0	LOB: 0	K: 0	BB: 0	S: 3	P: 3	R: 2	H: 2	E: 0	LOB: 1	K: 0	BB: 1	S: 5	P: 9	R: 4	H: 3	E: 0	LOB: 1	K: 0	BB: 1	S: 6	P: 11	R: 0	H: 0	E: 0	LOB: 0	K: 0	BB: 0	S: 3	P: 3	R: 0	H: 1	E: 0	LOB: 0	K: 0	BB: 0	S: 3	P: 3	R: 0	H: 0	E: 0	LOB: 0	K: 3	BB: 0	S: 9	P: 9	R: 1	H: 2	E: 0	LOB: 0	K: 0	BB: 0	S: 4	P: 4	1B: 9	SF: 1	2B: 5	SAC: 1	3B: 1	DP: 2	HR: 1	HBP: 1	WP: 0	PA: 41
--------------	------	------	------	--------	------	-------	------	------	------	------	------	--------	------	-------	------	------	------	------	------	--------	------	-------	------	------	------	------	------	--------	------	-------	------	------	------	------	------	--------	------	-------	------	-------	------	------	------	--------	------	-------	------	------	------	------	------	--------	------	-------	------	------	------	------	------	--------	------	-------	------	------	------	------	------	--------	------	-------	------	------	-------	-------	-------	--------	-------	-------	-------	--------	-------	--------

PITCHER	IP	WLS	BF	H	R	ER	SO	BB	IBB	HBP	BLK	WP	HR	S	P	ERA	WHIP
Luis Leal, R ERA: 4.1 (1, 1)	3.2	L	19	9	5	5	0	1	0	0	0	0	0	18	22	12.27	2.727
Dave Geisel, L ERA: 6.75 (4, 1)	1.0		8	3	4	4	0	1	0	1	0	0	1	6	11	36.00	4.000
Jim Acker, R ERA: 3.42 (5, 1)	3.1		10	1	0	0	3	0	0	0	0	0	0	16	16	0.00	0.300
Stan Clarke, L ERA: 7.71 (9, 1)	1.0		4	2	1	1	0	0	0	0	0	0	0	4	4	9.00	2.000

PITCHER	IP	WLS	BF	H	R	ER	SO	BB	IBB	HBP	BLK	WP	HR	S	P	ERA	WHIP
---------	----	-----	----	---	---	----	----	----	-----	-----	-----	----	----	---	---	-----	------

Batter	1	2	3	4	5	6	7	8	9	AB R H RBI BB SO LOB
Damaso Garcia, R OBP: 0.288, SLG: 0.325 Mickey Klutts, R OBP: 0.233, SLG: 0.310	0-0 6-3 1B	0-0 1B			0-0 F9		0-0 F7		0-3 K	3 0 1 0 0 0 0 2 0 0 0 0 1 3
Lloyd Moseby, L OBP: 0.352, SLG: 0.494	0-0 4-3 PB 1B	0-0 F3			0-3 K			0-0 1B 2B	0-3 K	5 0 2 0 0 2 4
Garth Iorg, R OBP: 0.324, SLG: 0.352	0-0 4-3 1-3		0-0 F8			0-0 2B		0-0 F7		4 0 1 0 0 0 2
Cliff Johnson, R OBP: 0.374, SLG: 0.523	4-0 BB		0-3 K			0-0 F4		0-0 F9		3 0 0 0 1 1 2
Jesse Barfield, R OBP: 0.245, SLG: 0.425	0-3 K		0-3 K2-3			0-3 K		0-0 FC5-4 1B		4 0 1 0 0 3 3
Barry Bonnell, R OBP: 0.349, SLG: 0.387		0-0 F7		0-0 1-3		0-0 F9		0-0 FC5-4		4 0 0 0 0 0 3
Willie Upshaw, L OBP: 0.376, SLG: 0.527 Hosken Powell, L OBP: 0.200, SLG: 0.212		1-0 2B HBP		4-0 G5-4-3 BB			0-0 2B		0-0 F5	1 1 1 0 1 0 0 1 0 0 0 0 0 0
Buck Martinez, R OBP: 0.376, SLG: 0.544 Ernie Whitt, L OBP: 0.322, SLG: 0.407		0-0 6-3 1-H 2B		0-0 G5-4-3 1-2f			0-3 K		0-0 1B 1B	3 0 1 1 0 1 2 1 0 1 0 0 0 0
Alfredo Griffin, S OBP: 0.257, SLG: 0.333 Rance Mulliniks, L OBP: 0.407, SLG: 0.492		0-0 6-3 2-3			0-0 F7		0-0 6-3		0-0 1B	3 0 0 0 0 0 2 1 0 1 0 0 0 0

Inning Stats	R: 0 E: 0 K: 1 S: 6	H: 1 LOB: 2 BB: 1 P: 10	R: 1 E: 0 K: 0 S: 5	H: 2 LOB: 2 BB: 0 P: 6	R: 0 E: 0 K: 2 S: 7	H: 0 LOB: 0 BB: 0 P: 7	R: 0 E: 0 K: 0 S: 2	H: 0 LOB: 0 BB: 1 P: 6	R: 0 E: 0 K: 1 S: 5	H: 0 LOB: 0 BB: 0 P: 5	R: 0 E: 0 K: 1 S: 6	H: 1 LOB: 1 BB: 0 P: 6	R: 0 E: 0 K: 1 S: 6	H: 1 LOB: 1 BB: 0 P: 6	R: 0 E: 0 K: 0 S: 5	H: 2 LOB: 2 BB: 0 P: 5	R: 0 E: 0 K: 2 S: 9	H: 2 LOB: 2 BB: 0 P: 9	1B: 5 2B: 4 3B: 0 HR: 0	SF: 0 SAC: 0 DP: 1 HBP: 1	WP: 0 PB: 1 SB: 0 CS: 0	PA: 38
--------------	------------------------------	----------------------------------	------------------------------	---------------------------------	------------------------------	---------------------------------	------------------------------	---------------------------------	------------------------------	---------------------------------	------------------------------	---------------------------------	------------------------------	---------------------------------	------------------------------	---------------------------------	------------------------------	---------------------------------	----------------------------------	------------------------------------	----------------------------------	--------

PITCHER	IP	WLS	BF	H	R	ER	SO	BB	IBB	HBP	BLK	WP	HR	S	P	ERA	WHIP
Bill Krueger, L ERA: 3.16	(1, 1)	9.0	38	9	1	1	8	2	0	1	0	0	0	51	60	1.00	1.222

BOTTOM

Oakland Athletics @ Toronto Blue Jays
Exhibition Stadium, Toronto, ON

Wed Jun 15 1983, 7:05 PM EDT
Att: 20,039 - Unknown - 85 F

livebaseballscorecards.com

AB	35
R	1
H	9
RBI	1
BB	2
SO	8
LOB	21



Batter	1	2	3	4	5	6	7	8	9	AB R H RBI BB SO LOB	TOP											
Bill Almon, R OBP: 0.353, SLG: 0.407 (1, 6) X	0-0 F3		0-0 6-3		0-3 K			0-0 F7		4 0 0 0 0 1 1												
Mike Davis, L OBP: 0.311, SLG: 0.347 (1, 9) X (7, 8)	0-0 1B		0-0 1B			0-3 K		0-0 F7		4 0 2 0 0 1 0												
Dwayne Murphy, L OBP: 0.322, SLG: 0.325 Dan Meyer, L OBP: 0.218, SLG: 0.190 (1, 8) X (7, 9)	0-0 FC5-4		0-0 4-3			4-0 1B		0-0 1B		2 0 1 0 1 0 1 1 0 1 0 0 0 0												
Jeff Burroughs, R OBP: 0.332, SLG: 0.386 (1, 10) S S S	0-3 K			0-3 K		0-0 1B		0-0 1B		4 0 2 0 0 2 2												
Carney Lansford, R OBP: 0.322, SLG: 0.321 (1, 5) X	0-0 FC5-4			0-0 F8		0-0 G6-4-3		0-0 G6-4-3		4 0 0 0 0 0 4												
Wayne Gross, L OBP: 0.383, SLG: 0.510 (1, 3) X		0-0 1-3		0-0 G3						4 1 2 1 0 0 0												
Garry Hancock, L OBP: 0.339, SLG: 0.426 Mitchell Page, L OBP: 0.302, SLG: 0.222 (1, 7) X (7, 7)		0-0 F9			0-0 F7			0-0 F7		3 0 0 0 0 0 1 1 0 0 0 0 0 0												
Mike Heath, R OBP: 0.317, SLG: 0.425 Darryl Cias, R OBP: 0.368, SLG: 0.353 (1, 2) S S S (7, 2)		0-3 K			0-3 K			0-3 K		3 0 0 0 0 3 1 1 0 0 0 0 1 0												
Tony Phillips, S OBP: 0.303, SLG: 0.263 (1, 4) X			0-0 3-1		0-0 1B			0-0 F7		3 0 1 0 0 0 1												
Inning Stats	R: 0 E: 0 K: 1 S: 7	H: 2 LOB: 2 BB: 0 P: 7	R: 0 E: 0 K: 1 S: 5	H: 0 LOB: 0 BB: 0 P: 5	R: 0 E: 0 K: 0 S: 4	H: 1 LOB: 1 BB: 0 P: 4	R: 0 E: 0 K: 1 S: 5	H: 0 LOB: 0 BB: 0 P: 5	R: 0 E: 0 K: 2 S: 8	H: 1 LOB: 1 BB: 0 P: 8	R: 0 E: 0 K: 1 S: 5	H: 1 LOB: 1 BB: 1 P: 9	R: 0 E: 0 K: 1 S: 6	H: 1 LOB: 1 BB: 0 P: 6	R: 0 E: 0 K: 0 S: 4	H: 2 LOB: 2 BB: 0 P: 4	R: 1 E: 0 K: 1 S: 6	H: 1 LOB: 0 BB: 0 P: 6	1B: 7 2B: 1 3B: 0 HR: 1	SF: 0 SAC: 0 DP: 1 HBP: 0	WP: 0 PB: 0 SB: 0 CS: 0	PA: 35
PITCHER	IP WLS BF H R ER SO BB IBB HBP BLK WP HR S P ERA WHIP																					
Jim Gott, R ERA: 4.42 (1, 1)	8.1 W 33 9 1 1 7 1 0 0 0 0 0 1 46 50 1.08 1.200																					
Joey McLaughlin, R ERA: 2.57 (9, 1)	0.2 2 0 0 0 1 0 0 0 0 0 0 0 4 4 0.00 0.000																					

Oakland Athletics @ Toronto Blue Jays
Exhibition Stadium, Toronto, ON
Thu Jun 16 1983, 7:05 PM EDT
Att. 18,186 - Unknown - 84 F

livebaseballscorecards.com

AB	34
R	1
H	9
RBI	1
BB	1
SO	8
LOB	11



Batter	1	2	3	4	5	6	7	8	9	AB R H RBI BB SO LOB	TOP																									
Rickey Henderson, R OBP: 0.394, SLG: 0.386 (1, 7)	1-0 BB 1B HBP	0-0 FC5-4 1-2f		4-0 G4-3 BB		0-0 5-3			0-0 F6	3 1 0 0 1 0 3																										
Bill Almon, R OBP: 0.354, SLG: 0.403 (1, 9)	4-0 1B 1-2 BB		0-0 6-3	0-0 G4-3 1-2f			0-0 G6-4-3 1B		0-3 K	4 0 1 0 1 1 4																										
Carney Lansford, R OBP: 0.313, SLG: 0.310 (1, 5)	0-0 1B 1-3 2-H 1B		0-0 4-3		0-3 K		0-0 G6-4-3 1-2f 1B		0-0 6-3	5 0 1 1 0 1 2																										
Jeff Burroughs, R OBP: 0.335, SLG: 0.389 (1, 10)	0-0 1-2 1B		0-0 F8		0-0 F5		0-0 1B			4 0 2 0 0 0 0																										
Mitchell Page, L OBP: 0.302, SLG: 0.222 (7, PR)										0 0 0 0 0 0 0																										
Dwayne Murphy, L OBP: 0.325, SLG: 0.329 (1, 8)	0-0 F8			0-0 3B 1B	0-0 FC5-4 1B		0-0 F8			4 1 2 0 0 0 3																										
Davey Lopes, R OBP: 0.346, SLG: 0.453 (1, 4)	0-0 F5			0-0 1B 3B	0-0 FC5-4 1-2f			0-0 L6		4 1 1 1 0 0 3																										
Bob Kearney, R OBP: 0.319, SLG: 0.408 (1, 2)		0-0 FC5-4 1B		0-0 S 1B 1B		0-0 5-3		0-0 L5		4 0 2 1 0 0 0																										
Wayne Gross, L OBP: 0.385, SLG: 0.516 (1, 3)		0-0 F9		0-0 3-H G3 1B		0-0 1-2 2B		0-0 F3		4 0 2 0 0 0 1																										
Tony Phillips, S OBP: 0.299, SLG: 0.259 (1, 6)		0-0 F8		0-0 G3 1-2 2-3		0-0 F7			0-0 2B	3 0 0 0 0 0 4																										
Mike Davis, L OBP: 0.314, SLG: 0.354 (9, PH)										1 0 1 0 0 0 0																										
Inning Stats	R: 1 E: 0 K: 0 S: 4	H: 2 LOB: 2 BB: 1 P: 9	R: 0 E: 0 K: 0 S: 4	H: 1 LOB: 1 BB: 0 P: 4	R: 0 E: 0 K: 0 S: 3	H: 0 LOB: 0 BB: 0 P: 3	R: 2 E: 0 K: 0 S: 6	H: 4 LOB: 2 BB: 1 P: 10	R: 0 E: 0 K: 1 S: 6	H: 1 LOB: 1 BB: 0 P: 6	R: 0 E: 0 K: 0 S: 4	H: 1 LOB: 1 BB: 0 P: 4	R: 0 E: 0 K: 0 S: 3	H: 0 LOB: 0 BB: 0 P: 3	R: 0 E: 0 K: 1 S: 6	H: 1 LOB: 1 BB: 0 P: 6	1B: 9 2B: 2 3B: 1 HR: 0	SF: 0 SAC: 0 DP: 2 HBP: 1	WP: 0 PB: 0 SB: 1 CS: 0	PA: 39																
PITCHER	IP WLS BF H R ER SO BB IBB HBP BLK WP HR S P ERA WHIP																			PITCHER	IP WLS BF H R ER SO BB IBB HBP BLK WP HR S P ERA WHIP															
Jerry Koosman, L ERA: 4.07 (1, 1)	3.1		19	7	3	3	0	2	0	1	0	0	0	16	25	8.10	2.700																			
Dennis Lamp, R ERA: 4.37 (4, 1)	4.1		15	4	0	0	1	0	0	0	0	0	0	17	17	0.00	0.923																			
Kevin Hickey, L ERA: 5.25 (8, 1)	0.1	W	1	0	0	0	0	0	0	0	0	0	0	1	1	0.00	0.000																			
Salome Barojas, R ERA: 3.26 (9, 1)	1.0	S	4	1	0	0	1	0	0	0	0	0	0	6	6	0.00	1.000																			

Oakland Athletics @ Chicago White Sox
Comiskey Park, Chicago, IL
Fri Jun 17 1983, 8:05 PM EDT
Att. 24,629 - Cloudy - 65 F

livebaseballscorecards.com

AB	36
R	3
H	12
RBI	3
BB	2
SO	2
LOB	20



Batter	1	2	3	4	5	6	7	8	9
Rudy Law, L OBP: 0.313, SLG: 0.294 (1, 8)	4-0 S 1B BB		0-0 4-3		0-0 F2		0-0 2B 2B	0-0 F4 1-2 3-H	
Carlton Fisk, R OBP: 0.305, SLG: 0.374 (1, 2)	0-0 WP 1-H 1B		0-3 K		4-0 BB		0-0 2B		
Harold Baines, L OBP: 0.332, SLG: 0.383 (1, 9)	0-0 4-3 2-3		0-3 K		0-0 F9		0-0 F4		
Greg Luzinski, R OBP: 0.326, SLG: 0.395 Lorenzo Gray, R OBP: 0.275, SLG: 0.278 (1, 10) (8, PR)	0-3 K		4-0 BB 1B BB		0-0 5-3		0-0 SH3-4 2B 1B		
Greg Walker, L OBP: 0.325, SLG: 0.515 Mike Squires, L OBP: 0.327, SLG: 0.267 (1, 3) (8, PH) (9, 3)	0-3 K		0-3 K		0-0 F9		0-0 SH3-4 1-2		
Tom Paciorek, R OBP: 0.302, SLG: 0.402 (1, 7)		0-3 K	0-0 BB 1-2 1B		0-0 5-3		4-0 2B SF9 IBB		
Vance Law, R OBP: 0.301, SLG: 0.402 (1, 5)		0-3 K	4-0 FC6 1-2 2-3 BB		0-0 K		0-0 SF9 BLK 2B		
Scott Fletcher, R OBP: 0.333, SLG: 0.317 (1, 6)		0-0 F8	0-0 FC6 1-2f		0-0 2B 2B		4-0 BLK BB		
Julio Cruz, S OBP: 0.325, SLG: 0.348 (1, 4)		0-0 6-3	0-0 6-3		0-0 G3		0-0 SF9 2-3 3-H		

Inning Stats	R: 1	H: 1	E: 0	K: 2	S: 8	LOB: 1	BB: 1	P: 12	R: 0	H: 0	E: 0	K: 2	S: 7	LOB: 0	BB: 0	P: 7	R: 0	H: 1	E: 0	K: 2	S: 8	LOB: 3	BB: 2	P: 16	R: 0	H: 0	E: 0	K: 0	S: 3	LOB: 1	BB: 1	P: 7	R: 0	H: 0	E: 0	K: 0	S: 3	LOB: 0	BB: 0	P: 3	R: 2	H: 3	E: 0	K: 1	S: 8	LOB: 1	BB: 0	P: 8	R: 3	H: 2	E: 0	K: 0	S: 5	LOB: 2	BB: 2	P: 13
--------------	------	------	------	------	------	--------	-------	-------	------	------	------	------	------	--------	-------	------	------	------	------	------	------	--------	-------	-------	------	------	------	------	------	--------	-------	------	------	------	------	------	------	--------	-------	------	------	------	------	------	------	--------	-------	------	------	------	------	------	------	--------	-------	-------

PITCHER	IP	WLS	BF	H	R	ER	SO	BB	IBB	HBP	BLK	WP	HR	S	P	ERA	WHIP
Mike Norris, R ERA: 3.84 (1, 1)	0.0		2	1	1	1	0	1	0	0	0	0	0	1	5	∞	∞
Tim Conroy, L ERA: 3.23 (1, 1)	5.2		21	1	0	0	7	3	0	0	0	1	0	32	44	0.00	0.706
Steve Baker, R ERA: 2.76 (6, 1)	1.0		6	3	2	2	1	0	0	0	0	0	0	8	8	18.00	3.000
Tom Burgmeier, L ERA: 3.04 (7, 1)	1.1	L	8	2	3	3	0	1	1	0	1	0	0	6	14	20.25	2.250

BOTTOM

AB	R	H	RBI	BB	SO	LOB
4	2	1	1	1	0	1
3	0	2	2	1	1	0
4	0	0	0	0	1	3
3	0	1	0	1	1	1
0	1	0	0	0	0	0
3	0	0	0	0	2	2
0	0	0	0	0	0	0
3	1	1	0	1	1	0
3	1	1	1	1	2	0
3	1	1	0	1	0	3
3	0	0	1	0	0	1

AB 29
R 6
H 7
RBI 5
BB 6
SO 8
LOB 11



Oakland Athletics @ Chicago White Sox
Comiskey Park, Chicago, IL
Fri Jun 17 1983, 8:05 PM EDT
Att. 24,629 - Cloudy - 65 F

WP	HR	S	P	ERA	WHIP
1	0	1	37		
0	0	1			
1	0	0			
0	0	0			

livebaseballscorecards.com

Batter	1	2	3	4	5	6	7	8	9	AB R H RBI BB SO LOB												
Rickey Henderson, R OBP: 0.391, SLG: 0.382 (1, 7)	0-0 F9		0-0 FC4-6 1B		0-0 F9		0-0 F9	0-0 FC6-4		5 0 1 0 0 0 3												
Mike Davis, L OBP: 0.311, SLG: 0.351 (1, 9)	0-0 3-1		0-0 FC4-6		0-0 F7		0-0 1B 1B		0-3 K	5 1 1 0 0 1 3												
Carney Lansford, R OBP: 0.304, SLG: 0.295 (1, 5)	0-3 K		0-0 SF8		0-0 5-3		0-0 F9		4-0 CS BB BB	3 0 0 1 1 1 2												
Jeff Burroughs, R OBP: 0.338, SLG: 0.393 (1, 10)		0-3 K	0-0 F6			0-0 4-3 FC6-2 2B	4-0 1B IBB		4-0 BB BB BB BB	3 0 1 0 1 1 1												
Mitchell Page, L OBP: 0.302, SLG: 0.222 (7, PR)									1-2 BB	0 0 0 0 0 0 0												
Bob Kearney, R OBP: 0.323, SLG: 0.408 (9, PH)										0 0 0 0 1 0 0												
Dan Meyer, L OBP: 0.218, SLG: 0.190 (9, PR)										0 0 0 0 0 0 0												
Dwayne Murphy, L OBP: 0.323, SLG: 0.325 (1, 8)		0-0 E3 1B		0-0 F1		0-0 4-3	0-0 CS 1B		0-0 F9	5 0 1 1 0 0 3												
Bill Almon, R OBP: 0.365, SLG: 0.410 (1, 6)		0-0		0-0		4-0 BB BB BB	0-0 CS	0-3 K		2 1 2 0 1 0 0												
Tony Phillips, S OBP: 0.298, SLG: 0.258 (7, 6)		1-2 1B		BLK 1B		FC6-2 1B BB	1-2 CS			1 0 0 0 0 1 0												
Davey Lopes, R OBP: 0.344, SLG: 0.449 (1, 4)		0-0 F7		0-3 K		0-0 FC6-2		0-0 1B 1B		4 0 1 0 0 1 5												
Wayne Gross, L OBP: 0.383, SLG: 0.510 (1, 3)		0-3 K		0-0 6-3		0-0 1B		0-3 K		4 0 1 1 0 2 4												
Mike Heath, R OBP: 0.356, SLG: 0.455 (1, 2)			0-0 FC4-6 1B SF8 1B		0-0 1B	0-0 4-3		0-0 FC6-4 1B		4 1 3 0 0 0 2												
Inning Stats	R: 0 E: 0 K: 1 S: 5	H: 0 LOB: 0 BB: 0 P: 5	R: 0 E: 1 K: 2 S: 9	H: 1 LOB: 2 BB: 0 P: 9	R: 1 E: 0 K: 0 S: 5	H: 2 LOB: 1 BB: 0 P: 5	R: 0 E: 0 K: 1 S: 6	H: 1 LOB: 1 BB: 0 P: 6	R: 0 E: 0 K: 0 S: 4	H: 1 LOB: 1 BB: 0 P: 4	R: 1 E: 0 K: 0 S: 5	H: 2 LOB: 2 BB: 1 P: 9	R: 1 E: 0 K: 0 S: 4	H: 2 LOB: 2 BB: 1 P: 8	R: 0 E: 0 K: 2 S: 9	H: 2 LOB: 2 BB: 0 P: 9	R: 0 E: 0 K: 1 S: 4	H: 0 LOB: 1 BB: 2 P: 12	1B: 10 2B: 1 3B: 0 HR: 0	SF: 1 SAC: 0 DP: 0 HBP: 0	WP: 0 PB: 0 SB: 1 CS: 2	PA: 42
PITCHER	IP WLS BF H R ER SO BB IBB HBP BLK WP HR S P ERA WHIP																				IP WLS BF H R ER SO BB IBB HBP BLK WP HR S P ERA WHIP	
Floyd Bannister, L ERA: 3.9 (1, 1)	8.1 L 40 11 3 3 7 3 1 0 1 0 0 50 66 3.24 1.680																				Juan Agosto, L ERA: 0.69 (9, 1)	

Oakland Athletics @ Chicago White Sox
Comiskey Park, Chicago, IL

Sat Jun 18 1983, 4:33 AM EDT
Att. 24,298 - Sunny - 66 F

AB	36
R	3
H	11
RBI	3
BB	4
SO	7
LOB	23



livebaseballscorecards.com

Batter	1	2	3	4	5	6	7	8	9	AB	R	H	RBI	BB	SO	LOB
Julio Cruz, S OBP: 0.324, SLG: 0.346 (1, 4)	0-0 FC4-6 1B SF7 1B		0-0 1-3		0-0 6-3			0-0 F7		4	1	1	0	0	0	0
Jerry Hairston, S OBP: 0.421, SLG: 0.532 (1, 8)	0-0 FC4-6 1-2 1B		4-0 BB			0-0 4-3			0-0 4-3	3	0	1	0	1	0	0
Harold Baines, L OBP: 0.331, SLG: 0.378 (1, 9)	0-0 FC4-6 1-2f 2-3		0-0 F7			4-0 G6-3 BB			0-3 K	3	0	0	0	1	1	3
Greg Luzinski, R OBP: 0.324, SLG: 0.399 (1, 10)	0-0 SF7			0-0 FC5 2B		0-0 G6-3			0-0 6-3	3	0	1	1	0	0	1
Greg Walker, L OBP: 0.313, SLG: 0.493 (1, 3)	0-0 4-3			0-3 K2-3			0-0 F7			3	0	0	0	0	1	2
Tom Paciorek, R OBP: 0.297, SLG: 0.395 (1, 7)		0-0 F7		0-3 K			0-3 K			3	0	0	0	0	2	1
Marc Hill, R OBP: 0.304, SLG: 0.338 (1, 2)		0-0 G5-4-3 1B		0-0 FC5			0-0 F5			3	0	1	0	0	0	1
Vance Law, R OBP: 0.296, SLG: 0.395 (1, 5)		0-0 G5-4-3			0-0 F9			0-0 4-3		2	0	0	0	0	0	1
Rudy Law, L OBP: 0.311, SLG: 0.293 (8, PH)		1-2f								1	0	0	0	0	0	0
Lorenzo Gray, R OBP: 0.275, SLG: 0.278 (9, 5)										0	0	0	0	0	0	0
Jerry Dybzinski, R OBP: 0.323, SLG: 0.322 (1, 6)			0-0 6-3					0-0 L4		2	0	0	0	0	0	0
Mike Squires, L OBP: 0.324, SLG: 0.264 (8, PH)						0-0 4-3				1	0	0	0	0	0	0
Scott Fletcher, R OBP: 0.333, SLG: 0.317 (9, 6)										0	0	0	0	0	0	0

Inning Stats	R: 1	H: 2	R: 0	H: 1	R: 0	H: 0	R: 0	H: 1	R: 0	H: 0	R: 0	H: 0	R: 0	H: 0	R: 0	H: 0	R: 0	H: 0	R: 0	H: 0	1B: 3	SF: 1	WP: 0	PA: 31
	E: 0	LOB: 1	E: 0	LOB: 0	E: 0	LOB: 1	E: 0	LOB: 1	E: 0	LOB: 0	E: 0	LOB: 0	E: 0	LOB: 0	E: 0	LOB: 0	E: 0	LOB: 0	E: 0	LOB: 0	E: 0	LOB: 0	PB: 0	
	K: 0	BB: 0	K: 0	BB: 0	K: 0	BB: 1	K: 2	BB: 0	K: 0	BB: 1	K: 1	BB: 0	K: 0	BB: 0	K: 1	BB: 0	K: 1	BB: 0	K: 0	BB: 0	K: 0	BB: 0	SB: 0	
	S: 5	P: 5	S: 3	P: 3	S: 3	P: 7	S: 8	P: 8	S: 3	P: 3	S: 2	P: 6	S: 5	P: 5	S: 3	P: 3	S: 5	P: 5	S: 3	P: 3	S: 3	P: 3	CS: 0	

PITCHER	IP	WLS	BF	H	R	ER	SO	BB	IBB	HBP	BLK	WP	HR	S	P	ERA	WHIP	PITCHER	IP	WLS	BF	H	R	ER	SO	BB	IBB	HBP	BLK	WP	HR	S	P	ERA	WHIP	
Chris Codiroli, R ERA: 4.36 (1, 1)	9.0	W	31	4	1	1	4	2	0	0	0	0	0	37	45	1.00	0.667																			

BOTTOM

Oakland Athletics @ Chicago White Sox
Comiskey Park, Chicago, IL

Sat Jun 18 1983, 4:33 AM EDT
Att. 24,298 - Sunny - 66 F

livebaseballscorecards.com

AB	28
R	1
H	4
RBI	1
BB	2
SO	4
LOB	9

Batter	1	2	3	4	5	6	7	8	9	AB R H RBI BB SO LOB	TOP									
Rickey Henderson, R OBP: 0.392, SLG: 0.386 (1, 7)	0-0 FC5-2 2B		0-0 6-3			4-0 BB BB		0-0 F4		3 0 1 0 1 0 1										
Mike Davis, L OBP: 0.310, SLG: 0.346 (1, 9)	0-0 F5 2-3			0-0 F8		4-0 BB 1-2		0-0 4-3		3 0 0 0 1 0 2										
Carney Lansford, R OBP: 0.288, SLG: 0.277 (1, 5)	0-0 FC5-2			0-3 K		0-0 F9			0-0 F7	4 0 0 0 0 1 3										
Jeff Burroughs, R OBP: 0.335, SLG: 0.389 (1, 10)	0-3 K			0-0 6-3		0-0 4-3			0-3 K	2 0 0 0 0 1 1										
Mike Heath, R OBP: 0.340, SLG: 0.435 (6, PH)										2 0 0 0 0 1 2										
Dwayne Murphy, L OBP: 0.329, SLG: 0.327 (1, 8)		0-0 G3			4-0 BB BB		0-0 CS 1B		4-0 BB	2 0 1 0 2 0 0										
Bill Almon, R OBP: 0.357, SLG: 0.401 (1, 6)		0-0 5-3			0-0 F8		0-0 F8 1-2		0-0 F7	4 0 0 0 0 0 3										
Davey Lopes, R OBP: 0.339, SLG: 0.442 (1, 4)		0-0 F9			0-3 K		0-0 5-3			3 0 0 0 0 1 1										
Wayne Gross, L OBP: 0.376, SLG: 0.500 (1, 3)			0-0 F3		0-0 3-4-3			0-0 F3		3 0 0 0 0 0 1										
Bob Kearney, R OBP: 0.323, SLG: 0.407 (1, 2)			0-0 L6			0-0 5-3		0-0 1B		3 0 1 0 0 0 0										
Tony Phillips, S OBP: 0.298, SLG: 0.258 (8, PR)										0 0 0 0 0 0 0										
Darryl Cias, R OBP: 0.368, SLG: 0.353 (8, 2)										0 0 0 0 0 0 0										
Inning Stats	R: 0 E: 0 K: 1 S: 6	H: 1 LOB: 1 BB: 0 P: 6	R: 0 E: 0 K: 0 S: 3	H: 0 LOB: 0 BB: 0 P: 3	R: 0 E: 0 K: 0 S: 3	H: 0 LOB: 0 BB: 0 P: 3	R: 0 E: 0 K: 1 S: 5	H: 0 LOB: 0 BB: 0 P: 5	R: 0 E: 0 K: 1 S: 5	H: 0 LOB: 1 BB: 1 P: 9	R: 0 E: 0 K: 0 S: 3	H: 1 LOB: 0 BB: 0 P: 3	R: 0 E: 0 K: 0 S: 4	H: 1 LOB: 1 BB: 0 P: 4	R: 0 E: 0 K: 1 S: 5	H: 0 LOB: 1 BB: 1 P: 9	1B: 2 2B: 1 3B: 0 HR: 0	SF: 0 SAC: 0 DP: 0 HBP: 0	WP: 0 PB: 0 SB: 1 CS: 1	PA: 33
PITCHER Britt Burns, L ERA: 3.83 (1, 1)	IP: 9.0 WLS: W BF: 33 H: 3 R: 0 ER: 0 SO: 4 BB: 4 IBB: 0 HBP: 0 BLK: 0 WP: 0 HR: 0 S: 37 P: 53 ERA: 0.00 WHIP: 0.778																			

Oakland Athletics @ Chicago White Sox
Comiskey Park, Chicago, IL
Sun Jun 19 1983, 4:33 AM EDT
Att. 26,169 - Cloudy - 67 F

livebaseballscorecards.com

AB	29
R	0
H	3
RBI	0
BB	4
SO	4
LOB	14



Batter	1	2	3	4	5	6	7	8	9	AB	R	H	RBI	BB	SO	LOB
Julio Cruz, S OBP: 0.324, SLG: 0.346 (1, 4)	0-0 F3		0-0 1B		0-3 K			0-0 SH1-3		3	0	1	0	0	1	0
Carlton Fisk, R OBP: 0.298, SLG: 0.365 (1, 2)	0-3 K		0-0 F8		0-0 F8			0-0 F9		4	0	0	0	0	1	3
Tom Paciorek, R OBP: 0.291, SLG: 0.386 (1, 9)	0-0 L5			0-0 F4				0-0 F7		4	0	0	0	0	0	1
Greg Luzinski, R OBP: 0.325, SLG: 0.398 (1, 10)		0-0 F7		0-0 2B 1B				0-0 6-3		3	0	1	0	0	0	0
Ron Kittle, R OBP: 0.296, SLG: 0.507 (1, 7)		0-0 F9		0-0 2B 1-H				0-0 F5		3	1	1	0	0	0	0
Harold Baines, L OBP: 0.331, SLG: 0.381 (1, 8)		0-3 K		0-0 2B 2-H				0-0 1-3		3	0	1	1	0	1	0
Vance Law, R OBP: 0.297, SLG: 0.389 (1, 5)			0-0 F9	4-0 BB				0-0 4-3		2	0	0	0	1	0	0
Jerry Dybzinski, R OBP: 0.315, SLG: 0.314 (1, 6)			0-0 F8	0-0 6-3				0-3 K		3	0	0	0	0	1	2
Mike Squires, L OBP: 0.333, SLG: 0.270 (1, 3)			0-0 1B		0-0 F7			4-0 SH1-3 BB		2	0	1	0	1	0	0

Inning Stats	R: 0	H: 0	E: 0	K: 1	S: 5	R: 0	H: 0	E: 0	K: 1	S: 5	R: 0	H: 2	E: 0	K: 0	S: 5	R: 1	H: 3	E: 0	K: 0	S: 5	R: 0	H: 0	E: 0	K: 1	S: 5	R: 0	H: 0	E: 0	K: 0	S: 3	R: 0	H: 0	E: 0	K: 1	S: 5	R: 0	H: 0	E: 0	K: 0	S: 3	R: 0	H: 0	E: 0	K: 0	S: 3	R: 0	H: 0	E: 0	K: 0	S: 3
	LOB: 0	BB: 0	P: 5	LOB: 0	BB: 0	P: 5	LOB: 2	BB: 0	P: 5	LOB: 0	BB: 0	LOB: 0	BB: 0	P: 5	LOB: 0	BB: 1	LOB: 0	BB: 0	P: 5	LOB: 0	BB: 0	LOB: 0	BB: 0	LOB: 0	BB: 0	P: 5	LOB: 0	BB: 0	LOB: 0	BB: 0	P: 3	LOB: 0	BB: 0	LOB: 1	BB: 1	P: 7	LOB: 0	SAC: 1	DP: 0	HBP: 0	1B: 3	SF: 0	2B: 2	3B: 0	HR: 0					

BOTTOM

Oakland Athletics @ Chicago White Sox
Comiskey Park, Chicago, IL
 Sun Jun 19 1983, 4:33 AM EDT
 Att. 26,169 - Cloudy - 67 F

AB	27
R	1
H	5
RBI	1
BB	2
SO	4
LOB	6



PITCHER	IP	WLS	BF	H	R	ER	SO	BB	IBB	HBP	BLK	WP	HR	S	P	ERA	WHIP
Tom Underwood, L ERA: 5.21 (1, 1)	6.0	L	23	5	1	1	3	1	0	0	0	0	0	28	32	1.50	1.000
Tom Burgmeier, L ERA: 2.96 (7, 1)	1.1		5	0	0	0	1	1	0	0	0	0	0	6	10	0.00	0.750
Steve Baker, R ERA: 2.72 (8, 1)	0.2		2	0	0	0	0	0	0	0	0	0	0	2	2	0.00	0.000

Batter	1	2	3	4	5	6	7	8	9	AB R H RBI BB SO LOB	TOP		
Rickey Henderson, R OBP: 0.396, SLG: 0.395 (1, 7)	0-0 S FC 1B	0-0 4-3		0-0 S 1B	0-0 G6-4-3 1-2f			0-0 E 2B		5 2 3 0 0 0 1			
Mike Davis, L OBP: 0.316, SLG: 0.352 (1, 9)	0-0 FC E 1B		0-0 G3 S 1B	0-0 S 1B		0-0 3-1		0-0 E6 2-3		5 3 3 1 0 0 1			
Carney Lansford, R OBP: 0.282, SLG: 0.271 (1, 5)	0-3 K 1-2 2-3		0-0 G3 1-3	0-0 PB HR 1B		0-0 F9		0-0 F9		5 1 1 1 0 1 5			
Jeff Burroughs, R OBP: 0.340, SLG: 0.405 (1, 10)	4-0 E BB		0-0 1B 1B 3-H	0-0 HR		0-0 5-3		0-0 6-3		4 1 2 3 1 0 0			
Dwayne Murphy, L OBP: 0.331, SLG: 0.326 (1, 8)	0-0 FC 1-2 2-H 3-H		0-0 1B 1B	4-0 FC6-4 CS BB		0-0 F8		0-0 F4		4 0 1 1 1 0 1			
Bill Almon, R OBP: 0.360, SLG: 0.403 Tony Phillips, S OBP: 0.301, SLG: 0.262 (1, 6) (7, 6)	0-0 F9		0-0 1B	0-0 FC6-4 1B		0-0 5-3		0-0 1B 1B		4 0 2 0 0 0 2 1 0 1 0 0 0 0			
Davey Lopes, R OBP: 0.536, SLG: 0.436 (1, 4)	0-3 K		0-0 F6	0-0 FC6-4 1-2f 2-3		0-0 5-3		0-0 1B		5 0 1 0 0 1 7			
Wayne Gross, L OBP: 0.372, SLG: 0.494 Dan Meyer, L OBP: 0.211, SLG: 0.183 (1, 3) (5, PH) (5, 3)		0-0 F9	0-0 4-3	0-0 CS 3-H	0-0 K			0-0 4-3	0-0 F8	2 0 0 0 0 0 3 3 0 0 0 0 1 2			
Mike Heath, R OBP: 0.333, SLG: 0.420 (1, 2)		0-0 F9		0-3 K	0-0 G6-4-3 1B			0-0 6-3		4 0 1 0 0 1 0			
Inning Stats	R: 2 E: 1 K: 2 S: 10 H: 2 LOB: 2 BB: 1 P: 14	R: 0 E: 0 K: 0 S: 3 H: 0 LOB: 0 BB: 0 P: 3	R: 1 E: 0 K: 0 S: 7 H: 4 LOB: 3 BB: 0 P: 7	R: 4 E: 0 K: 1 S: 9 H: 5 LOB: 1 BB: 1 P: 13	R: 0 E: 0 K: 1 S: 5 H: 1 LOB: 0 BB: 0 P: 5	R: 0 E: 0 K: 0 S: 3 H: 0 LOB: 0 BB: 0 P: 3	R: 0 E: 0 K: 0 S: 3 H: 0 LOB: 0 BB: 0 P: 3	R: 0 E: 1 K: 0 S: 5 H: 1 LOB: 2 BB: 0 P: 5	R: 0 E: 0 K: 0 S: 5 H: 2 LOB: 2 BB: 0 P: 5	1B: 13 2B: 1 3B: 0 HR: 1 SF: 0 SAC: 0 DP: 1 HBP: 0	WP: 0 PB: 1 SB: 5 CS: 1 PA: 45		
PITCHER	IP WLS BF H R ER SO BB IBB HBP BLK WP HR S P ERA WHIP											PITCHER	IP WLS BF H R ER SO BB IBB HBP BLK WP HR S P ERA WHIP
Vida Blue, L ERA: 4.7 (1, 1)	2.1 L 15 6 3 3 2 1 0 0 0 0 0 18 22 11.57 3.000												
Steve Renko, R ERA: 4.99 (3, 1)	1.1 10 5 4 4 1 1 0 0 0 0 0 1 11 15 27.00 4.500												
Don Hood, L ERA: 1.83 (4, 1)	4.1 14 2 0 0 1 0 0 0 0 0 0 0 16 16 0.00 0.462												
Bill Castro, R ERA: 5.87 (9, 1)	1.0 5 2 0 0 0 0 0 0 0 0 0 0 5 5 0.00 2.000												

Oakland Athletics @ Kansas City Royals
 Royals Stadium, Kansas City, MO
 Mon Jun 20 1983, 8:05 PM EDT
 Att. 30,748 - Unknown - 87 F

AB	42
R	7
H	15
RBI	6
BB	2
SO	4
LOB	22



WP: 0	PA: 45
PB: 1	
SB: 5	
CS: 1	

Batter	1	2	3	4	5	6	7	8	9	AB	R	H	RBI	BB	SO	LOB	BOTTOM
--------	---	---	---	---	---	---	---	---	---	----	---	---	-----	----	----	-----	--------

<p>Willie Wilson, S (1, 7) OBP: 0.324, SLG: 0.369</p>			<p>F3</p>			<p>5-3</p>			4	1	2	1	0	0	0	
<p>U L Washington, S (1, 6) OBP: 0.305, SLG: 0.329</p>			<p>F8</p>			<p>BB</p>			3	0	1	0	1	0	2	
<p>Frank White, R (1, 4) OBP: 0.295, SLG: 0.434</p>			<p>SF8</p>			<p>F7</p>			3	0	0	1	0	0	3	
<p>Hal McRae, R (1, 10) OBP: 0.408, SLG: 0.516</p>			<p>6-3</p>			<p>F6</p>			2	0	0	0	2	0	0	
<p>Amos Otis, R (1, 8) OBP: 0.310, SLG: 0.353</p>			<p>6-3</p>			<p>F6</p>			3	0	0	0	1	0	4	
<p>Leon Roberts, R (1, 9) OBP: 0.286, SLG: 0.328</p>			<p>F9</p>			<p>F4</p>			4	0	0	0	0	1	1	
<p>Willie Aikens, L (1, 3) OBP: 0.392, SLG: 0.511</p>			<p>K</p>			<p>G5-4-3</p>			3	0	1	0	1	0	0	
<p>Cliff Pastornicky, R (1, 5) OBP: 0.105, SLG: 0.263</p>			<p>FC5-4</p>			<p>F8</p>			4	0	1	0	0	0	2	
<p>John Wathan, R (1, 2) OBP: 0.315, SLG: 0.344</p>			<p>FC5-4</p>			<p>G5-4-3</p>			4	1	1	0	0	0	2	

Oakland Athletics @ Kansas City Royals
Royals Stadium, Kansas City, MO
 Mon Jun 20 1983, 8:05 PM EDT
 Att: 30,748 - Unknown - 87 F

AB	30
R	2
H	6
RBI	2
BB	5
SO	1
LOB	14



Inning Stats	R: 0 H: 1 E: 0 K: 5 S: 4	H: 1 LOB: 2 BB: 1 P: 8	R: 0 H: 0 E: 0 K: 3 S: 3	H: 0 LOB: 0 BB: 0 P: 3	R: 2 H: 2 E: 0 K: 5 S: 5	H: 0 LOB: 0 BB: 0 P: 5	R: 0 H: 0 E: 0 K: 1 S: 5	H: 0 LOB: 1 BB: 1 P: 9	R: 0 H: 0 E: 0 K: 3 S: 3	H: 0 LOB: 0 BB: 1 P: 7	R: 0 H: 1 E: 0 K: 0 S: 3	H: 1 LOB: 0 BB: 0 P: 3	R: 0 H: 1 E: 0 K: 0 S: 4	H: 1 LOB: 2 BB: 1 P: 8	R: 0 H: 1 E: 0 K: 0 S: 4	H: 1 LOB: 1 BB: 0 P: 4	1B: 3 2B: 1 3B: 2 HR: 0	SF: 1 SAC: 0 DP: 2 HBP: 0	WP: 0 PB: 0 SB: 0 CS: 0	PA: 36
---------------------	--------------------------	------------------------	--------------------------	------------------------	--------------------------	------------------------	--------------------------	------------------------	--------------------------	------------------------	--------------------------	------------------------	--------------------------	------------------------	--------------------------	------------------------	----------------------------------	------------------------------------	----------------------------------	--------

PITCHER Bill Krueger, L (1, 1) ERA: 3.06	IP: 9.0	WLS: 1	BF: 36	H: 6	R: 2	ER: 2	SO: 1	BB: 5	IBB: 0	HBP: 0	BLK: 0	WP: 0	HR: 0	S: 33	P: 53	ERA: 2.00	WHIP: 1.222	PITCHER IP: 9.0 WLS: 1 BF: 36 H: 6 R: 2 ER: 2 SO: 1 BB: 5 IBB: 0 HBP: 0 BLK: 0 WP: 0 HR: 0 S: 33 P: 53 ERA: 2.00 WHIP: 1.222	PITCHER IP: 9.0 WLS: 1 BF: 36 H: 6 R: 2 ER: 2 SO: 1 BB: 5 IBB: 0 HBP: 0 BLK: 0 WP: 0 HR: 0 S: 33 P: 53 ERA: 2.00 WHIP: 1.222
--	---------	--------	--------	------	------	-------	-------	-------	--------	--------	--------	-------	-------	-------	-------	-----------	-------------	--	--

Batter	1	2	3	4	5	6	7	8	9	AB R H RBI BB SO LOB	TOP																								
Rickey Henderson, R OBP: 0.394, SLG: 0.393 (1, 7)	0-0 1-3		0-0 4-3		0-0 1B			0-0 FC6-5 S 1B		4 1 1 0 0 0 2																									
Mike Davis, L OBP: 0.315, SLG: 0.358 (1, 9)	0-0 6-3			0-0 SF9 3B	0-0 F7			0-0 F8		4 1 1 0 0 0 3																									
Bill Almon, R OBP: 0.358, SLG: 0.400 Tony Phillips, S OBP: 0.301, SLG: 0.262 (1, 6) (8, PR) (8, 6)	0-3 K			0-0 6-3		0-0 F9		0-0 FC6-4 1B		4 0 1 1 0 1 1 0 0 0 0 0 0 0																									
Davey Lopes, R OBP: 0.330, SLG: 0.430 (1, 4)		0-0 5-3		0-0 SF9		0-0 5-3		0-0 FC6-4		3 0 0 1 0 0 2																									
Dwayne Murphy, L OBP: 0.330, SLG: 0.324 (1, 8)		0-0 6-3		0-0 1B 1B		0-0 4-3			0-0 1-3	4 0 1 0 0 0 0																									
Carney Lansford, R OBP: 0.280, SLG: 0.270 (1, 5)		0-0 5-3		0-0 1-2 1B		0-0 F9			0-0 4-3	4 0 1 0 0 0 0																									
Mike Heath, R OBP: 0.315, SLG: 0.396 Garry Hancock, L OBP: 0.351, SLG: 0.436 (1, 10) (9, PH)			0-0 4-3	0-3 K		0-0 F9			0-0 1B	3 0 0 0 0 1 2 1 0 1 0 0 0 0																									
Wayne Gross, L OBP: 0.365, SLG: 0.482 (1, 3)			0-3 K		0-0 F4		0-0 4-3		0-0 4-3	4 0 0 0 0 1 1																									
Bob Kearney, R OBP: 0.328, SLG: 0.417 Mitchell Page, L OBP: 0.302, SLG: 0.222 Darryl Cias, R OBP: 0.368, SLG: 0.353 (1, 2) (8, PR) (8, 2)			0-0 1B		0-3 K			0-0 FC6-5 2B		3 0 2 0 0 1 0 0 0 0 0 0 0 0 0 0 0 0 0 0 0																									
Inning Stats	R: 0 E: 0 K: 1 S: 5	H: 0 LOB: 0 BB: 0 P: 5	R: 0 E: 0 K: 0 S: 3	H: 0 LOB: 0 BB: 0 P: 3	R: 0 E: 0 K: 1 S: 6	H: 1 LOB: 1 BB: 0 P: 6	R: 1 E: 0 K: 1 S: 8	H: 3 LOB: 2 BB: 0 P: 8	R: 0 E: 0 K: 1 S: 6	H: 1 LOB: 1 BB: 0 P: 6	R: 0 E: 0 K: 0 S: 3	H: 0 LOB: 0 BB: 0 P: 3	R: 0 E: 0 K: 0 S: 3	H: 0 LOB: 0 BB: 0 P: 3	R: 1 E: 0 K: 0 S: 5	H: 2 LOB: 2 BB: 0 P: 5	R: 0 E: 0 K: 0 S: 4	H: 1 LOB: 1 BB: 0 P: 4	1B: 6 2B: 1 3B: 1 HR: 0	SF: 1 SAC: 0 DP: 0 HBP: 0	WP: 0 PB: 0 SB: 2 CS: 0	PA: 35													
PITCHER Paul Splittorff, L ERA: 3.7 Dan Quisenberry, R ERA: 1.45	IP 7.0	WLS W	BF 27	H 6	R 2	ER 2	SO 4	BB 0	IBB 0	HBP 0	BLK 0	WP 0	HR 0	S 35	P 35	ERA 2.57	WHIP 0.857	PITCHER	IP 2.0	WLS S	BF 8	H 2	R 0	ER 0	SO 0	BB 0	IBB 0	HBP 0	BLK 0	WP 0	HR 0	S 8	P 8	ERA 0.00	WHIP 1.000

Oakland Athletics @ Kansas City Royals
Royals Stadium, Kansas City, MO
Tue Jun 21 1983, 8:05 PM EDT
Att. 17,848 - Unknown - 85 F

livebaseballscorecards.com

AB	34
R	2
H	8
RBI	2
BB	0
SO	4
LOB	11



Batter	1	2	3	4	5	6	7	8	9	10	11	12	AB R H RBI BB SO LOB	TOP								
Rickey Henderson, R OBP: 0.397, SLG: 0.391 Dan Meyer, L OBP: 0.204, SLG: 0.176	(1, 7) X 0-0 F8		4-0 CS 1-3 BB			1-0 E S SF8 HBP		0-0 FC6-4 3B		0-0 F3		0-0 F6	1 1 0 0 1 0 0 3 1 0 0 0 0 2									
Tony Phillips, S OBP: 0.303, SLG: 0.277	(1, 6) X 0-0 HR 1B		0-0 1-3			0-0 SF8		0-0 3B		0-0 4-3			4 2 2 2 0 0 1									
Mike Davis, L OBP: 0.313, SLG: 0.367	(1, 9) X (2, 8) 1-H HR		0-3 K			0-0 F9		0-3 K			0-0 F9		5 1 1 2 0 2 2									
Davey Lopes, R OBP: 0.328, SLG: 0.434	(1, 4) X 0-0 5-3				0-0 6-3			0-0 5-3			0-0 F8		5 0 1 1 0 0 0									
Dwayne Murphy, L OBP: 0.328, SLG: 0.323 Garry Hancock, L OBP: 0.328, SLG: 0.407	(1, 8) S (2, 9) S 0-3 K				0-0 4-3		0-0 3-1	0-0 F7			0-0 E5		1 0 0 0 0 1 0 4 0 0 0 0 0 1									
Carney Lansford, R OBP: 0.276, SLG: 0.304	(1, 5) X 0-0 HR				0-0 6-3		0-0 F9		0-0 F8		0-0 F9		5 1 1 1 0 0 1									
Mike Heath, R OBP: 0.322, SLG: 0.414	(1, 2) X 0-0 F9				0-0 F8		0-0 2B		0-0 G6-4-3 1B		0-0 F2		5 0 2 0 0 0 0	AB 43 R 6 H 9 RBI 6 BB 1 SO 3 LOB 10								
Wayne Gross, L OBP: 0.360, SLG: 0.480	(1, 3) X 0-0 F8				0-0 F9		0-0 4-3		0-0 G6-4-3 1-2f		0-0 F9 2B		5 0 1 0 0 0 2									
Bob Kearney, R OBP: 0.325, SLG: 0.412 Mitchell Page, L OBP: 0.304, SLG: 0.231	(1, 10) X (8, PH) 0-0 F3				0-0 F8			0-0 FC6-4 1B		0-0 F7		0-0 F9 2-3	2 0 0 0 0 0 0 3 0 1 0 0 0 1									
Inning Stats	R: 2 E: 0 K: 1 S: 7	H: 2 LOB: 0 BB: 0 P: 7	R: 1 E: 0 K: 0 S: 4	H: 1 LOB: 0 BB: 0 P: 4	R: 0 E: 0 K: 1 S: 4	H: 0 LOB: 0 BB: 1 P: 8	R: 0 E: 0 K: 0 S: 3	H: 0 LOB: 0 BB: 0 P: 3	R: 0 E: 0 K: 0 S: 3	H: 1 LOB: 1 BB: 0 P: 4	R: 2 E: 0 K: 1 S: 8	H: 3 LOB: 1 BB: 0 P: 8	R: 0 E: 0 K: 0 S: 3	H: 1 LOB: 0 BB: 0 P: 3	R: 0 E: 1 K: 0 S: 4	H: 0 LOB: 1 BB: 0 P: 4	R: 0 E: 0 K: 0 S: 4	H: 1 LOB: 1 BB: 0 P: 4	1B: 3 2B: 2 3B: 2 HR: 2	SF: 1 SAC: 0 DP: 1 HBP: 1	WP: 0 PB: 0 SB: 1 CS: 1	PA: 46
PITCHER	IP WLS BF H R ER SO BB IBB HBP BLK WP HR S P ERA WHIP																					
Larry Gura, L ERA: 4.25	(1, 1) 7.0 0 26 4 4 3 2 1 0 0 0 0 0 0 0 0 3.86 0.714																					
Dan Quisenberry, R ERA: 1.65	(8, 1) 4.0 0 16 4 2 2 1 0 0 0 0 0 0 0 0 0 4.50 1.000																					
Mike Armstrong, R ERA: 3.86	(12, 1) 1.0 W 4 1 0 0 0 0 0 0 0 0 0 0 0 0 0 0.00 1.000																					

Oakland Athletics @ Kansas City Royals
Royals Stadium, Kansas City, MO
Wed Jun 22 1983, 8:05 PM EDT
Att. 25,601 - Unknown - 90 F

livebaseballscorecards.com



Batter	1	2	3	4	5	6	7	8	9	10	11	12	AB	R	H	RBI	BB	SO	LOB	BOTTOM								
Willie Wilson, S OBP: 0.323, SLG: 0.364 (1, 7) X	0-0 F7		0-0 F9			0-0 S E 1B	4-0 FC5-4 1-2 BB	0-3 K			0-0 F3			5	1	1	0	1	1	2	Oakland Athletics @ Kansas City Royals Royals Stadium, Kansas City, MO Wed Jun 22 1983, 8:05 PM EDT Att: 25,601 - Unknown - 90 F livebaseballscorecards.com							
U L Washington, S OBP: 0.296, SLG: 0.319 (1, 6) X	0-0 4-3		0-0 1B			0-0 4-3 1-3	0-0 FC5-4 PB 2B			0-0 1-3	0-0 F8			6	1	1	0	0	0	3								
Frank White, R OBP: 0.300, SLG: 0.437 (1, 4) X	0-0 6-3		0-0 F9			0-0 E5 5-3 HR	0-0 1-H 2-3 2B			0-0 F6				6	2	2	3	0	0	1								
Hal McRae, R OBP: 0.408, SLG: 0.506 (1, 10) X		0-0 5-3		0-0 6-3		0-0 5-3 1-2	0-0 3-H 4-0 IBB			0-0 BB				4	0	0	0	2	0	2								
Willie Aikens, L OBP: 0.385, SLG: 0.525 (1, 3) X		0-0 2B		0-0 F7		0-0 HR	0-0 F7			0-0 F8				4	2	2	2	0	0	2								
Joe Simpson, L OBP: 0.242, SLG: 0.214 (8, 3) X		2B				2-H HR								0	0	0	0	0	0	0								
John Wathan, R OBP: 0.317, SLG: 0.346 (9, PH) X														2	0	1	0	0	0	1								
Amos Otis, R OBP: 0.324, SLG: 0.364 (1, 8) X		0-0 1B		0-0 F9		0-0 S 1B								5	0	3	1	1	0	0								
Cesar Geronimo, L OBP: 0.314, SLG: 0.333 (1, 9) X		2-H 2B				0-0 1B								2	0	1	0	0	0	0								
Leon Roberts, R OBP: 0.277, SLG: 0.317 (6, PH) X						0-0 G3								2	0	0	0	0	0	1								
Pat Sheridan, L OBP: 0.239, SLG: 0.353 (12, PH) X		2-3 1B				1-2 1B								1	0	1	1	0	0	0								
Cliff Pastornicky, R OBP: 0.160, SLG: 0.400 (1, 5) X						0-0 4-3								3	1	1	0	0	0	2								
Greg Pryor, R OBP: 0.268, SLG: 0.260 (8, 5) X		1-2 G6-3				0-0 4-3								2	0	0	0	0	0	1								
Don Slaught, R OBP: 0.224, SLG: 0.210 (1, 2) X				0-0 F9		0-0 F1		0-3 K						4	0	0	0	1	1	1								
Inning Stats	R: 0 E: 0 K: 0 S: 3	H: 0 LOB: 0 BB: 0 P: 3	R: 1 E: 0 K: 0 S: 5	H: 3 LOB: 1 BB: 0 P: 5	R: 0 E: 0 K: 0 S: 4	H: 1 LOB: 1 BB: 0 P: 4	R: 0 E: 0 K: 0 S: 3	H: 0 LOB: 0 BB: 0 P: 3	R: 0 E: 0 K: 0 S: 3	H: 0 LOB: 0 BB: 0 P: 3	R: 3 E: 1 K: 0 S: 7	H: 3 LOB: 1 BB: 0 P: 7	R: 2 E: 0 K: 1 S: 7	H: 2 LOB: 2 BB: 2 P: 15	R: 0 E: 0 K: 1 S: 6	H: 1 LOB: 2 BB: 1 P: 10	R: 0 E: 0 K: 0 S: 3	H: 0 LOB: 1 BB: 1 P: 7	R: 0 E: 0 K: 0 S: 3	H: 0 LOB: 0 BB: 0 P: 3	R: 0 E: 0 K: 0 S: 3	H: 0 LOB: 0 BB: 0 P: 3	R: 1 E: 0 K: 0 S: 4	H: 3 LOB: 3 BB: 1 P: 8	1B: 9 2B: 3 3B: 0 HR: 1	SF: 0 DP: 1 HBP: 0	WP: 0 PB: 2 SB: 4 CS: 0	PA: 52
PITCHER	IP	WLS	BF	H	R	ER	SO	BB	IBB	HBP	BLK	WP	HR	S	P	ERA	WHIP											
Chris Codiroli, R ERA: 4.29 (1, 1)	5.2		24	7	4	2	0	0	0	0	0	0	0	1	24	3.18	1.235											
Tim Conroy, L ERA: 3.5 (6, 1)	1.0		5	1	2	2	1	1	0	0	0	0	0	6	10	18.00	2.000											
Steve Baker, R ERA: 2.72 (7, 1)	0.0		1	1	0	0	0	0	0	0	0	0	0	1	1	∞	∞											
Tom Burgmeier, L ERA: 2.72 (7, 1)	3.1		14	1	0	0	1	2	1	0	0	0	0	13	25	0.00	0.900											
Ben Callahan, R ERA: 6.75 (11, 1)	1.1	L	7	2	1	1	0	0	1	0	0	0	0	6	10	6.75	1.500											
PITCHER	IP	WLS	BF	H	R	ER	SO	BB	IBB	HBP	BLK	WP	HR	S	P	ERA	WHIP											
Jeff Jones, R ERA: 27.0 (12, 1)	0.0		1	1	0	0	0	0	0	0	0	0	0	1	1	∞	∞											

Batter	1	2	3	4	5	6	7	8	9	AB R H RBI BB SO LOB	TOP
Rickey Henderson, R OBP: 0.391, SLG: 0.384 (1, 8) (9, 7)	0-0 G3	0-0 6-3			0-0 6-3		0-0 5-3			4 0 0 0 0 0 1	
Mike Davis, L OBP: 0.316, SLG: 0.369 (1, 9)	0-0 S 2B 1B		0-0 F6		0-0 S 1B		0-3 K			4 1 2 0 0 1 1	
Wayne Gross, L OBP: 0.363, SLG: 0.491 (1, 3)	0-0 1-H 1B 2B		0-0 1B 2B		0-3 K		0-0 F3			4 2 2 1 0 1 1	
Jeff Burroughs, R OBP: 0.343, SLG: 0.404 Mitchell Page, L OBP: 0.304, SLG: 0.231 (1, 10) (8, PR)	4-0 1B 2B BB		0-3 K		0-0 5-3		0-0 CS 1B			3 1 1 0 1 1 2 0 0 0 0 0 0 0	
Davey Lopes, R OBP: 0.335, SLG: 0.440 (1, 4)	0-0 1-2 2-H 2B 1B		0-0 2-H 1B		0-0 3-6 S 1B		0-3 K			4 1 3 2 0 1 1	
Carney Lansford, R OBP: 0.275, SLG: 0.313 (1, 5)	0-0 1-H 2-H 2B		0-0 6-3		0-0 3-6		0-0 F9			4 0 1 2 0 0 2	
Garry Hancock, L OBP: 0.323, SLG: 0.397 Rick Peters, S (1, 7) (9, PR) (9, 8)	0-0 F7			0-0 G3		0-0 F9		0-0 CS 1B		4 0 1 0 0 0 0 0 0 0 0 0 0 0	
Mike Heath, R OBP: 0.333, SLG: 0.410 Bill Almon, R OBP: 0.358, SLG: 0.400 Bob Kearney, R OBP: 0.325, SLG: 0.412 (1, 2) (9, PR) (9, 2)		0-3 K		0-0 4-3		0-0 SH1-4 1B		4-0 S BB		3 0 1 0 1 1 0 0 0 0 0 0 0 0 0 0 0 0 0 0 0	
Tony Phillips, S OBP: 0.299, SLG: 0.273 (1, 6)		0-0 4-3		0-3 K		0-0 SH1-4		0-3 K		3 0 0 0 0 2 1	
Inning Stats	R: 4 E: 0 K: 0 S: 6 H: 4 LOB: 0 BB: 1 P: 10	R: 0 E: 0 K: 1 S: 5 H: 0 LOB: 0 BB: 0 P: 5	R: 1 E: 0 K: 1 S: 7 H: 2 LOB: 1 BB: 0 P: 7	R: 0 E: 0 K: 1 S: 5 H: 0 LOB: 0 BB: 0 P: 5	R: 0 E: 0 K: 1 S: 6 H: 1 LOB: 1 BB: 0 P: 6	R: 0 E: 0 K: 0 S: 3 H: 1 LOB: 0 BB: 0 P: 3	R: 0 E: 0 K: 1 S: 6 H: 1 LOB: 1 BB: 0 P: 6	R: 0 E: 0 K: 1 S: 5 H: 1 LOB: 1 BB: 0 P: 5	R: 0 E: 0 K: 1 S: 5 H: 1 LOB: 2 BB: 1 P: 9	1B: 8 2B: 4 3B: 0 HR: 0 SF: 0 SAC: 1 DP: 1 HBP: 0	WP: 0 PB: 0 SB: 4 CS: 2 PA: 36
PITCHER Mike Smithson, R ERA: 4.3 (1, 1)	IP 9.0 WLS W BF 36 H 11 R 5 ER 5 SO 7 BB 2 IBB 0 HBP 0 BLK 0 WP 0 HR 0 S 48 P 56 ERA 5.00 WHIP 1.444										

Oakland Athletics @ Texas Rangers
Arlington Stadium, Arlington, TX
Fri Jun 24 1983, 8:05 PM EDT
Sunny

livebaseballscorecards.com

AB 33
R 5
H 11
RBI 5
BB 2
SO 7
LOB 9



Batter	1	2	3	4	5	6	7	8	9	AB	R	H	RBI	BB	SO	LOB
Bill Sample, R (1, 7) OBP: 0.334, SLG: 0.414	1-0 HR HBP	0-0 6-3		0-0 5-3				0-0 FC1-5 1-2 2-3f		4	2	1	1	0	0	4
Bill Stein, R (1, 4) OBP: 0.339, SLG: 0.431	0-0 F9		0-0 1B		0-0 F4		0-0 FC1-5 BB 1B	0-0 F9		5	0	2	0	0	0	3
Buddy Bell, R (1, 5) OBP: 0.338, SLG: 0.433	0-0 HR 1-H		0-0 WP 1B		4-0 BB		4-0 FC1-5 BB 1-2	0-0 5-3		3	1	2	2	2	0	2
Larry Parrish, R (1, 9) OBP: 0.370, SLG: 0.540	0-0 F8		0-0 F9 1-2		0-3 K		0-0 FC1-5 1-2 2-3f		0-0 1B 3B	5	1	1	0	0	1	4
George Wright, S (1, 8) OBP: 0.326, SLG: 0.407	0-0 F2		4-0 BB		0-0 F8		0-0 F5		0-3 K	4	0	0	0	1	1	4
Pete O'Brien, L (1, 3) OBP: 0.318, SLG: 0.351		4-0 3B BB	0-3 K				0-0 G3		0-0 1B	3	1	1	1	2	1	4
Dave Hostetter, R (1, 10) OBP: 0.291, SLG: 0.289		0-0 7-2 3B		0-0 5-3			0-0 G6-4-3 BB 1-2f		4-0 SH BB 1B	3	0	1	1	1	0	1
Bucky Dent, R (8, PR) OBP: 0.309, SLG: 0.341										0	1	0	0	0	0	0
Jim Anderson, R (1, 6) OBP: 0.182, SLG: 0.188		0-0 7-2		0-0 F8			0-0 1B		0-0 SH FC1-5 1B 1-2	3	0	1	0	0	0	1
Bob Johnson, R (1, 2) OBP: 0.263, SLG: 0.345		0-0 E6		0-0 1B			0-0 F9		0-0 FC1-5 1B 1-2 2-H	2	0	1	0	0	0	0
Mickey Rivers, L (6, PH) OBP: 0.280, SLG: 0.297										1	0	0	0	0	0	1
Jim Sundberg, R (7, 2) OBP: 0.257, SLG: 0.277										1	0	1	1	0	0	0

Inning Stats	R: 2	H: 1	E: 0	K: 0	S: 4	LOB: 0	BB: 0	P: 5	R: 1	H: 1	E: 1	K: 0	S: 4	LOB: 1	BB: 1	P: 8	R: 0	H: 2	E: 0	K: 1	S: 6	LOB: 2	BB: 1	P: 10	R: 0	H: 1	E: 0	K: 0	S: 4	LOB: 1	BB: 0	P: 4	R: 0	H: 0	E: 0	K: 1	S: 5	LOB: 1	BB: 1	P: 9	R: 0	H: 1	E: 0	K: 0	S: 3	LOB: 1	BB: 1	P: 7	R: 1	H: 2	E: 0	K: 0	S: 5	LOB: 2	BB: 1	P: 9	R: 1	H: 1	E: 0	K: 0	S: 5	LOB: 2	BB: 1	P: 9	R: 1	H: 2	E: 0	K: 1	S: 5	LOB: 1	BB: 0	P: 5	R: 1	H: 2	E: 0	K: 1	S: 5	LOB: 1	BB: 0	P: 5
1B: 7	2B: 1	3B: 2	HR: 2	SF: 0	SAC: 1	DP: 2	HBP: 1	WP: 1	PB: 0	SB: 0	CS: 0	PA: 42																																																																				

PITCHER	IP	WLS	BF	H	R	ER	SO	BB	IBB	HBP	BLK	WP	HR	S	P	ERA	WHIP
Tom Underwood, L (1, 1) ERA: 5.18	5.2		26	6	3	3	2	4	0	1	0	1	1	25	42	4.76	1.765
Jeff Jones, R (6, 1) ERA: 27.0	0.1		3	2	1	1	0	0	0	0	0	0	1	3	3	27.00	6.000
Steve Baker, R (7, 1) ERA: 3.0	2.0	L	11	2	2	2	0	2	0	0	0	0	0	9	17	9.00	2.000
Tom Burgmeier, L (9, 1) ERA: 2.7	0.1		2	1	0	0	1	0	0	0	0	0	0	4	4	0.00	3.000

BOTTOM

Oakland Athletics @ Texas Rangers
Arlington Stadium, Arlington, TX

Fri Jun 24 1983, 8:05 PM EDT
Sunny

AB	34
R	6
H	11
RBI	6
BB	6
SO	3
LOB	24



PITCHER	IP	WLS	BF	H	R	ER	SO	BB	IBB	HBP	BLK	WP	HR	S	P	ERA	WHIP
Tom Underwood, L (1, 1) ERA: 5.18	5.2		26	6	3	3	2	4	0	1	0	1	1	25	42	4.76	1.765
Jeff Jones, R (6, 1) ERA: 27.0	0.1		3	2	1	1	0	0	0	0	0	0	1	3	3	27.00	6.000
Steve Baker, R (7, 1) ERA: 3.0	2.0	L	11	2	2	2	0	2	0	0	0	0	0	9	17	9.00	2.000
Tom Burgmeier, L (9, 1) ERA: 2.7	0.1		2	1	0	0	1	0	0	0	0	0	0	4	4	0.00	3.000

Batter	1	2	3	4	5	6	7	8	9	AB R H RBI BB SO LOB	TOP											
Rickey Henderson, R OBP: 0.386, SLG: 0.377 (1, 7) X	0-0 F5		0-0 1-3			0-3 K			0-0 F7	4 0 0 0 0 1 1												
Rick Peters, S OBP: 0.500, SLG: 0.500 (1, 8) X	0-0 1B		0-0 6-3			0-0 4-3			0-0 2B 1B	4 1 2 0 0 0 1												
Mike Davis, L OBP: 0.315, SLG: 0.372 (1, 9) S S S	0-3 K		0-3 K			0-0 F7			0-0 1-3 1B 2B	4 1 1 0 0 2 1												
Davey Lopes, R OBP: 0.329, SLG: 0.432 (1, 4) X	0-0 F8		0-3 K			0-0 F9			0-0 F5	4 0 0 0 0 1 3												
Wayne Gross, L OBP: 0.361, SLG: 0.486 (1, 3) S S S		0-3 K			0-0 F5			0-0 1-3	0-0 2-H 3-H 1B 1B	4 0 1 2 0 1 0												
Carney Lansford, R OBP: 0.274, SLG: 0.310 (1, 5) X		0-0 5-3			0-0 5-3			0-0 F8	0-0 1-2 1B	4 0 1 0 0 0 0												
Dan Meyer, L OBP: 0.196, SLG: 0.169 (1, 10) X		0-0 1-3			0-0 F9			0-0 F5	0-0 F8	4 0 0 0 0 0 2												
Bob Kearney, R OBP: 0.325, SLG: 0.417 (1, 2) S S S			0-3 K			0-0 F7			0-0 2B	3 0 1 0 0 1 0												
Tony Phillips, S OBP: 0.300, SLG: 0.274 (1, 6) X			0-0 S 1B			0-0 3-1			0-0 F7	3 0 1 0 0 0 1												
Inning Stats	R: 0 E: 0 K: 1 S: 6	H: 1 LOB: 1 BB: 0 P: 6	R: 0 E: 0 K: 1 S: 5	H: 0 LOB: 0 BB: 0 P: 5	R: 0 E: 0 K: 1 S: 6	H: 1 LOB: 1 BB: 0 P: 6	R: 0 E: 0 K: 2 S: 7	H: 0 LOB: 0 BB: 0 P: 7	R: 0 E: 0 K: 0 S: 3	H: 0 LOB: 0 BB: 0 P: 3	R: 0 E: 0 K: 1 S: 5	H: 0 LOB: 0 BB: 0 P: 5	R: 0 E: 0 K: 0 S: 3	H: 0 LOB: 0 BB: 0 P: 3	R: 0 E: 0 K: 0 S: 4	H: 1 LOB: 1 BB: 0 P: 4	R: 2 E: 0 K: 0 S: 7	H: 4 LOB: 2 BB: 0 P: 7	1B: 5 2B: 2 3B: 0 HR: 0	SF: 0 SAC: 0 DP: 0 HBP: 0	WP: 0 PB: 0 SB: 1 CS: 0	PA: 34
PITCHER Charlie Hough, R (1, 1) ERA: 3.54	IP: 9.0 WLS: W BF: 34 H: 7 R: 2 ER: 2 SO: 6 BB: 0 IBB: 0 HBP: 0 BLK: 0 WP: 0 HR: 0 S: 46 P: 46 ERA: 2.00 WHIP: 0.778																				PITCHER IP: WLS: BF: H: R: ER: SO: BB: IBB: HBP: BLK: WP: HR: S: P: ERA: WHIP	

Oakland Athletics @ Texas Rangers
Arlington Stadium, Arlington, TX
Fri Jun 24 1983, 8:05 PM EDT
Att. 24,297 - Unknown

livebaseballscorecards.com

AB	34
R	2
H	7
RBI	2
BB	0
SO	6
LOB	9



Batter	1	2	3	4	5	6	7	8	9	AB	R	H	RBI	BB	SO	LOB
Bill Sample, R OBP: 0.333, SLG: 0.412 (1, 7)	F8		F3			FC6-4				4	1	1	0	0	0	4
Bill Stein, R OBP: 0.348, SLG: 0.452 (1, 4)	F3		2B			F8				4	1	2	3	0	0	2
Buddy Bell, R OBP: 0.337, SLG: 0.431 (1, 5)	F9		F9						6-3	4	1	1	0	0	0	1
Larry Parrish, R OBP: 0.372, SLG: 0.554 (1, 9)		K		F4					4-3	4	0	2	2	0	1	0
George Wright, S OBP: 0.325, SLG: 0.402 (1, 8)		5-3		2B		K			4-3	3	1	0	0	1	1	2
Dave Hostetler, R OBP: 0.285, SLG: 0.282 (1, 10)		6-3		K		F7			F9	4	0	0	0	0	1	3
Pete O'Brien, L OBP: 0.324, SLG: 0.356 (1, 3)			2B			K			5-3	2	1	1	1	2	1	0
Jim Sundberg, R OBP: 0.262, SLG: 0.275 (1, 2)			2B		F7				5-3	2	1	0	0	2	0	2
Bucky Dent, R OBP: 0.308, SLG: 0.340 (1, 6)			F7			5-3			6-3	4	0	1	0	0	0	2

Inning Stats	R: 0	H: 0	E: 0	K: 0	S: 3	R: 0	H: 0	E: 0	K: 1	S: 5	R: 2	H: 1	E: 0	K: 0	S: 4	R: 1	H: 1	E: 0	K: 1	S: 6	R: 3	H: 4	E: 0	K: 1	S: 9	R: 0	H: 1	E: 0	K: 1	S: 6	R: 0	H: 1	E: 0	K: 0	S: 2	R: 0	H: 0	E: 0	K: 0	S: 2
	LOB: 0	BB: 0	LOB: 0	BB: 0	P: 3	LOB: 0	BB: 0	LOB: 0	BB: 0	P: 5	LOB: 1	BB: 2	LOB: 1	BB: 1	P: 12	LOB: 1	BB: 1	LOB: 1	BB: 1	P: 10	LOB: 2	BB: 1	LOB: 2	BB: 1	P: 10	LOB: 0	BB: 1	LOB: 0	BB: 1	P: 6	LOB: 0	BB: 0	LOB: 0	BB: 1	P: 6	LOB: 0	BB: 0	LOB: 0	BB: 0	P: 6

PITCHER	IP	WLS	BF	H	R	ER	SO	BB	IBB	HBP	BLK	WP	HR	S	P	ERA	WHIP
Curt Young, L ERA: 10.38 (1, 1)	4.1	L	20	4	5	5	2	3	0	0	0	0	0	21	33	10.38	1.615
Tim Conroy, L ERA: 3.56 (5, 1)	1.2		9	3	1	1	2	1	0	0	0	0	0	12	16	5.40	2.400
Jeff Jones, R ERA: 10.8 (7, 1)	2.0		7	1	0	0	0	1	0	0	0	0	0	6	10	0.00	1.000

BOTTOM

Oakland Athletics @ Texas Rangers
Arlington Stadium, Arlington, TX

Fri Jun 24 1983, 8:05 PM EDT
Att. 24,297 - Unknown

AB	31
R	6
H	8
RBI	6
BB	5
SO	4
LOB	16



1B	2B	3B	HR	SF	SAC	DP	HBP	WP	PA
4	4	1	0	0	1	1	0	0	36

Batter	1	2	3	4	5	6	7	8	9	AB R H RBI BB SO LOB	TOP	
Rickey Henderson, R (1, 8) OBP: 0.387, SLG: 0.378 Bob Kearney, R (4, 2) OBP: 0.322, SLG: 0.412	0-0 E S 1B		0-0 5-3		0-0 F8		0-0 G6-4-3 1-2f			2 0 1 0 0 0 0 2 0 0 0 0 0 1		
Rick Peters, S (1, 7) OBP: 0.375, SLG: 0.375	0-3 K 1-3		0-0 WP HR 1B		0-0 1-3			0-0 G3		4 1 1 0 0 1 1		
Davey Lopes, R (1, 4) OBP: 0.332, SLG: 0.446 Bill Almon, R (8, 6) OBP: 0.358, SLG: 0.400	0-0 F2		0-0 1-H HR		0-0 E9 2B 1B			0-0 F7		4 2 2 2 0 0 1 0 0 0 0 0 0 0		
Jeff Burroughs, R (1, 10) OBP: 0.349, SLG: 0.409	4-0 BB		4-0 BB		0-0 2-H 2B			0-3 K		2 0 1 1 2 1 0		
Carney Lansford, R (1, 5) OBP: 0.273, SLG: 0.308	0-3 K		0-0 F8		0-0 5-3			0-0 F8 4-3 1B		4 0 1 0 0 1 4		
Wayne Gross, L (1, 3) OBP: 0.354, SLG: 0.475		0-3 K		0-3 K		0-0 F3		0-0 4-3		4 0 0 0 0 2 2		
Mike Heath, R (1, 2) OBP: 0.313, SLG: 0.385		0-0 F2		0-3 K		0-0 F8		0-0 F8		4 0 0 0 0 1 2		
Mike Davis, L (1, 9) OBP: 0.311, SLG: 0.367 Garry Hancock, L (7, 8) OBP: 0.318, SLG: 0.391		0-0 4-3		0-0 F4			0-0 6-3	0-0 G3		3 0 0 0 0 0 0 1 0 0 0 0 0 1		
Tony Phillips, S (1, 6) OBP: 0.300, SLG: 0.271			0-3 K		0-0 F9		4-0 G6-4-3 BB			2 0 0 0 1 1 0		
Inning Stats	R: 0 H: 1 E: 0 LOB: 2 K: 2 BB: 1 S: 8 P: 12	R: 0 H: 0 E: 0 LOB: 0 K: 1 BB: 0 S: 5 P: 5	R: 2 H: 2 E: 0 LOB: 1 K: 1 BB: 1 S: 7 P: 11	R: 0 H: 0 E: 0 LOB: 0 K: 2 BB: 0 S: 7 P: 7	R: 0 H: 0 E: 0 LOB: 0 K: 0 BB: 0 S: 3 P: 3	R: 1 H: 2 E: 1 LOB: 1 K: 0 BB: 0 S: 5 P: 5	R: 0 H: 0 E: 0 LOB: 0 K: 0 BB: 1 S: 2 P: 6	R: 0 H: 0 E: 0 LOB: 0 K: 1 BB: 0 S: 5 P: 5	R: 0 H: 1 E: 0 LOB: 1 K: 0 BB: 0 S: 4 P: 4	1B: 4 SF: 0 2B: 1 SAC: 0 3B: 0 DP: 1 HR: 1 HBP: 0	WP: 1 PA: 35 PB: 0 SB: 1 CS: 0	
PITCHER Frank Tanana, L (1, 1) ERA: 1.9 John Butcher, R (7, 1) ERA: 3.69	IP WLS BF H R ER SO BB IBB HBP BLK WP HR S P ERA WHIP	6.0 W 25 5 3 2 6 2 0 0 0 1 1 35 43 3.00 1.167	3.0 S 10 1 0 0 1 1 0 0 0 0 0 0 11 15 0.00 0.667	PITCHER IP WLS BF H R ER SO BB IBB HBP BLK WP HR S P ERA WHIP								

Oakland Athletics @ Texas Rangers
Arlington Stadium, Arlington, TX
Sat Jun 25 1983, 8:05 PM EDT
Att. 22,112 - Unknown

livebaseballscorecards.com

AB 32
R 3
H 6
RBI 3
BB 3
SO 7
LOB 12



Batter	1	2	3	4	5	6	7	8	9	AB R H RBI BB SO LOB	TOP	
Rick Peters, S (1, 7) OBP: 0.455, SLG: 0.400	4-0 4-3 S 2B BB		x 0-0 F6			x 0-0 1B				2 1 1 0 1 0 0	Oakland Athletics @ Texas Rangers Arlington Stadium, Arlington, TX Sun Jun 26 1983, 8:05 PM EDT Att. 27,600 - Unknown livebaseballscorecards.com	
Bill Almon, R (1, 6) OBP: 0.353, SLG: 0.394	x 0-0 4-3 1-3		0-3 K			x 0-0 F7				3 0 0 0 0 1 2		
Mike Davis, L (1, 8) OBP: 0.311, SLG: 0.371	x 0-0 2B			0-3 K		x 0-0 F5				3 0 1 1 0 1 1		
Jeff Burroughs, R (1, 10) OBP: 0.345, SLG: 0.404	0-3 K			x 0-0 G3		x 0-0 6-3				3 0 0 0 0 1 1		
Wayne Gross, L (1, 3) OBP: 0.349, SLG: 0.468	x 0-0 G3			x 0-0 F6		0-3 K				3 0 0 0 0 1 1		
Carney Lansford, R (1, 5) OBP: 0.275, SLG: 0.309		x 0-0 F9		0-3 K		x 0-0 FC6-4 1B				3 0 1 0 0 1 0		
Garry Hancock, L (1, 9) OBP: 0.304, SLG: 0.373	x 0-0 4-3			x 0-0 F5		x 0-0 FC6-4 1-2f				3 0 0 0 0 0 1		
Bob Kearney, R (1, 2) OBP: 0.317, SLG: 0.405	x 0-0 F4			0-3 K			x 0-0 4-3			3 0 0 0 0 1 0		
Tony Phillips, S (1, 4) OBP: 0.297, SLG: 0.268			x 0-0 F9			x 0-0 4-3				2 0 0 0 0 0 0		
Inning Stats	R: 1 H: 1 E: 0 LOB: 1 K: 1 BB: 1 S: 6 P: 10	R: 0 H: 0 E: 0 LOB: 0 K: 0 BB: 0 S: 3 P: 3	R: 0 H: 0 E: 0 LOB: 0 K: 1 BB: 0 S: 5 P: 5	R: 0 H: 0 E: 0 LOB: 0 K: 1 BB: 0 S: 5 P: 5	R: 0 H: 0 E: 0 LOB: 0 K: 2 BB: 0 S: 7 P: 7	R: 0 H: 1 E: 0 LOB: 1 K: 0 BB: 0 S: 4 P: 4	R: 0 H: 1 E: 0 LOB: 1 K: 1 BB: 0 S: 6 P: 6	R: 0 H: 0 E: 0 LOB: 0 K: 0 BB: 0 S: 1 P: 1		1B: 2 SF: 0 2B: 1 SAC: 0 3B: 0 DP: 0 HR: 0 HBP: 0	WP: 0 PA: 26 PB: 0 SB: 1 CS: 0	
PITCHER Danny Darwin, R (1, 1) ERA: 2.67	IP WLS BF H R ER SO BB IBB HBP BLK WP HR S P ERA WHIP	7.1 W 26 3 1 1 6 1 0 0 0 0 0 0 37 41 1.23 0.545										



Batter	1	2	3	4	5	6	7	8	9
Wayne Tolleson, S OBP: 0.350, SLG: 0.395 (1, 4)	0-0 E S 1B	0-0 1B		0-0 1-2 1B		0-0 1-3			
Mickey Rivers, L OBP: 0.275, SLG: 0.291 Dave Hostetter, R OBP: 0.283, SLG: 0.275 (4, PH)	0-0 F4	0-0 F3		0-0 F7			0-0 5-3		
Buddy Bell, R OBP: 0.337, SLG: 0.438 (1, 5)	0-0 E6 BB 1B		0-0 HR	0-0 5-3			0-0 1-3 1B		
Larry Parrish, R OBP: 0.362, SLG: 0.535 (1, 9)	0-0 F3		0-0 F7		0-0 6-3		0-0 1-3		
George Wright, S OBP: 0.323, SLG: 0.393 (1, 8)	4-0 1B BB		0-0 F7		0-3 K		0-0 6-3		
Bill Sample, R OBP: 0.338, SLG: 0.416 (1, 7)	0-0 1B		0-0 F6		0-0 E7				
Pete O'Brien, L OBP: 0.323, SLG: 0.360 (1, 3)	0-0 F4			0-0 1B 3B		0-0 4-3			
Jim Sundberg, R OBP: 0.263, SLG: 0.268 (1, 2)		0-0 6-3		0-0 5-3		0-3 K			
Bucky Dent, R OBP: 0.312, SLG: 0.342 (1, 6)		0-0 F8		0-0 1B 1B		0-0 F4			

AB	R	H	RBI	BB	SO	LOB
4	1	3	0	0	0	0
2	0	0	0	0	0	2
2	0	0	0	0	0	2
4	2	2	1	0	0	3
4	0	0	0	0	0	3
3	0	0	0	1	1	1
3	0	1	2	0	0	0
3	1	1	0	0	0	3
3	0	0	0	0	1	1
3	0	1	1	0	0	0

AB	31
R	4
H	8
RBI	4
BB	1
SO	2
LOB	15

Inning	1	2	3	4	5	6	7	8	9
R	2	0	1	1	0	1	0	0	1
H	2	1	1	3	0	0	1	0	0
E	1	0	0	0	1	0	0	0	0
LOB	2	1	0	2	1	0	1	0	1
K	0	0	0	0	1	1	0	0	0
BB	1	0	0	0	0	0	0	0	0
S	6	4	4	6	6	5	4	4	4


PITCHER	IP	WLS	BF	H	R	ER	SO	BB	IBB	HBP	BLK	WP	HR	S	P	ERA	WHIP
Steve McCatty, R ERA: 3.64 (1, 1)	3.1	L	19	7	4	2	0	1	0	0	0	0	1	18	22	5.40	2.400
Tom Burgmeier, L ERA: 2.53 (4, 1)	3.2		13	1	0	0	2	0	0	0	0	0	0	17	17	0.00	0.273

BOTTOM

Oakland Athletics @ Texas Rangers
Arlington Stadium, Arlington, TX

Sun Jun 26 1983, 8:05 PM EDT
Att. 27,600 - Unknown

livebaseballscorecards.com



Batter	1	2	3	4	5	6	7	8	9	AB R H RBI BB SO LOB	TOP		
Willie Wilson, S (1, 7) OBP: 0.320, SLG: 0.359	0-0 SH3 S 1B		0-0 F8			0-0 F3		0-0 S 1B		4 0 2 0 0 0 0	Kansas City Royals @ Oakland Athletics Oakland-Alameda County Coliseum, Oakland, CA Mon Jun 27 1983, 7:05 PM PDT Att. 21,841 - Unknown livebaseballscorecards.com		
U L Washington, S (1, 6) OBP: 0.294, SLG: 0.306	0-0 SH3 1-3			0-0 F8		0-0 F8		4-0 BB 1-2 BB		2 0 0 0 1 0 0			
Amos Otis, R (1, 8) OBP: 0.321, SLG: 0.356	0-3 K			0-0 F9		0-0 F9		0-0 F8		4 0 0 0 0 1 3			
Hal McRae, R (1, 10) OBP: 0.406, SLG: 0.504	0-0 F8			0-0 BB 1B		4-0 BB 2B 1B BB		0-0 1-3		3 1 1 0 1 0 3			
Willie Aikens, L (1, 3) OBP: 0.386, SLG: 0.536		0-0 F7		4-0 BB 1-2 BB		0-0 1B 1-3 2B		0-0 F4		3 0 1 0 1 0 0			
Cesar Geronimo, L (1, 9) OBP: 0.295, SLG: 0.310		0-0 4-3		0-0 4-3		0-0 F4		0-0 4-3		4 0 0 0 0 0 4			
Don Slaught, R (1, 2) OBP: 0.247, SLG: 0.258		0-0 6-3			0-0 5-3		0-0 G4-6-3 2-3 3-H 1B		0-0 F9			4 0 1 1 0 0 0	
Onix Concepcion, R (1, 4) OBP: 0.121, SLG: 0.156			0-0 F6		0-0 1-3		0-0 G4-6-3 1-2			3 0 0 0 0 0 2			
Greg Pryor, R (1, 5) OBP: 0.258, SLG: 0.250 Pat Sheridan, L (8, PH) OBP: 0.237, SLG: 0.333 Cliff Pastornicky, R (8, 5) OBP: 0.125, SLG: 0.313			0-0 F3		0-0 1-3			0-0 F8		2 0 0 0 0 0 0 1 0 0 0 0 0 0 0 0 0 0 0 0 0			
Inning Stats	R: 0 H: 1 E: 0 LOB: 1 K: 1 BB: 0 S: 6 P: 6	R: 0 H: 0 E: 0 LOB: 0 K: 0 BB: 0 S: 3 P: 3	R: 0 H: 0 E: 0 LOB: 0 K: 0 BB: 0 S: 3 P: 3	R: 0 H: 1 E: 0 LOB: 2 K: 0 BB: 1 S: 4 P: 8	R: 0 H: 0 E: 0 LOB: 0 K: 0 BB: 0 S: 3 P: 3	R: 0 H: 0 E: 0 LOB: 0 K: 0 BB: 0 S: 3 P: 3	R: 1 H: 2 E: 0 LOB: 1 K: 0 BB: 1 S: 4 P: 8	R: 0 H: 1 E: 0 LOB: 2 K: 0 BB: 1 S: 4 P: 8	R: 0 H: 0 E: 0 LOB: 0 K: 0 BB: 0 S: 3 P: 3	1B: 4 SF: 0 2B: 1 SAC: 1 3B: 0 DP: 1 HR: 0 HBP: 0	WP: 0 PA: 34 PB: 0 SB: 2 CS: 0		
PITCHER	IP WLS BF H R ER SO BB IBB HBP BLK WP HR S P ERA WHIP											PITCHER	IP WLS BF H R ER SO BB IBB HBP BLK WP HR S P ERA WHIP
Ben Callahan, R (1, 1) ERA: 2.45	6.0 W 23 3 1 1 1 2 0 0 0 0 0 0 23 31 1.50 0.833												
Chris Codiroli, R (7, 1) ERA: 4.15	3.0 S 11 2 0 0 0 1 0 0 0 0 0 0 10 14 0.00 1.000												

Kansas City Royals @ Oakland Athletics
Oakland-Alameda County Coliseum, Oakland, CA
 Mon Jun 27 1983, 7:05 PM PDT
 Att. 21,841 - Unknown

AB 30
R 1
H 5
RBI 1
BB 3
SO 1
LOB 12



Batter	1	2	3	4	5	6	7	8	9	AB R H RBI BB SO LOB
Rick Peters, S (1, 8) OBP: 0.429, SLG: 0.385	0-0 CS 1B		0-0 6-3		0-0 F5			0-0 SH BB SH1-3 2B		3 1 1 0 0 0 2
Bill Almon, R (1, 7) OBP: 0.352, SLG: 0.408	0-0 5-3 1-2			0-0 HR		0-0 6-3		0-0 SH1-3 1-2 2-3		3 1 1 1 0 0 1
Davey Lopes, R (1, 4) OBP: 0.331, SLG: 0.441	0-0 F2			0-0 F8		0-0 6-3		4-0 BB 2B IBB		3 1 0 0 1 0 0
Jeff Burroughs, R (1, 10) OBP: 0.348, SLG: 0.403		0-0 5-3		0-0 F5		0-0		4-0 BB BB BB		3 0 1 1 1 0 0
Mitchell Page, L (8, PR) OBP: 0.304, SLG: 0.231								1-2 2-3 3-H BB		0 1 0 0 0 0 0
Carney Lansford, R (1, 5) OBP: 0.283, SLG: 0.357		0-0 HR		0-0 F4		0-3 K		0-0 SF7 1-H 2-H 3-H 2B		4 2 2 4 0 1 1
Mike Heath, R (1, 9) OBP: 0.300, SLG: 0.368		0-3 K			0-0 4-3		0-0 F9	0-0 SF7 3-H		3 0 0 0 0 1 0
Garry Hancock, L (8, 9) OBP: 0.300, SLG: 0.373										0 0 0 1 0 0 0
Wayne Gross, L (1, 3) OBP: 0.343, SLG: 0.458		0-3 K			0-0 F7		0-0 F4	0-0 4-3		4 0 0 0 0 1 1
Bob Kearney, R (1, 2) OBP: 0.317, SLG: 0.404			0-0 F1		0-0 E 1B		0-0 6-3			3 0 1 0 0 0 0
Tony Phillips, S (1, 6) OBP: 0.298, SLG: 0.269			0-3 K		0-0 E5			0-0 SH1-3 BB SH 1B		3 1 1 0 0 1 1

Inning Stats	R: 0	H: 1	E: 0	LOB: 0	K: 0	S: 3	P: 3	R: 1	H: 1	E: 0	LOB: 0	K: 2	S: 8	R: 0	H: 0	E: 0	LOB: 0	K: 1	S: 5	R: 1	H: 1	E: 0	LOB: 0	K: 0	S: 4	R: 0	H: 1	E: 1	LOB: 2	K: 0	S: 5	R: 0	H: 0	E: 0	LOB: 0	K: 0	S: 3	R: 5	H: 2	E: 0	LOB: 1	K: 0	S: 6	P: 14					
PITCHER	IP	WLS	BF	H	R	ER	SO	BB	IBB	HBP	BLK	WP	HR	S	P	ERA	WHIP													PITCHER	IP	WLS	BF	H	R	ER	SO	BB	IBB	HBP	BLK	WP	HR	S	P	ERA	WHIP		
Larry Gura, L (1, 1) ERA: 4.45	7.1	L	31	6	6	6	4	1	1	0	0	0	0	37	45	7.36	0.955																																
Dan Quisenberry, R (8, 1) ERA: 1.78	0.2		3	1	1	1	0	0	0	0	0	0	0	3	3	13.50	1.500																																

BOTTOM

Kansas City Royals @ Oakland Athletics
Oakland-Alameda County Coliseum, Oakland, CA

Mon Jun 27 1983, 7:05 PM PDT
Att. 21,841 - Unknown

livebaseballscores.com

AB	29
R	7
H	7
RBI	7
BB	2
SO	4
LOB	6



1B: 4	SF: 1	WP: 0	PA: 34
2B: 1	SAC: 2	PB: 0	
3B: 0	DP: 0	SB: 0	
HR: 2	HBP: 0	CS: 1	

Batter	1	2	3	4	5	6	7	8	9	AB R H RBI BB SO LOB	TOP		
U L Washington, S (1, 6) OBP: 0.296, SLG: 0.316	0-0 SF9 3B		0-0 FC6-4 S 1-2f 2-3		0-0 F7		0-0 FC6 1B 1-2f 2-3		0-0 6-3 1B 2-3 3-H	5 1 2 1 0 0 4			
John Wathan, R (1, 9) OBP: 0.316, SLG: 0.342	0-0 SF9		0-0 F9 1-2		0-0 1B		0-0 1B 1-3 3-H		0-0 6-3 2-3 3-H	4 0 2 2 0 0 4			
Frank White, R (1, 4) OBP: 0.292, SLG: 0.435	0-3 K		0-0 1-3		0-0 F8		0-3 K 1-2		0-0 F6	5 0 0 0 0 2 6			
Hal McRae, R (1, 10) OBP: 0.404, SLG: 0.500	0-0 5-3				0-0 1B 1B 1B		0-0 F8			4 0 1 0 0 0 3			
Amos Otis, R (1, 8) OBP: 0.317, SLG: 0.351			0-0 F8		0-0 F9		0-0 F9		0-0 G3	3 0 0 0 0 0 1			
Cesar Geronimo, L (8, PH) OBP: 0.290, SLG: 0.305										1 0 0 0 0 0 0			
Leon Roberts, R (1, 7) OBP: 0.329, SLG: 0.348			0-0 F8		0-0 F8		0-0 F8		0-0 4-3	3 0 1 0 0 0 0			
Pat Sheridan, L (8, PH) OBP: 0.234, SLG: 0.329					FC5 1B 1-2					1 0 0 0 0 0 0			
Willie Aikens, L (1, 3) OBP: 0.383, SLG: 0.529			0-0 F5		0-0 1B 1-2 2-3		0-0 F8		0-0 3-1	4 0 1 0 0 0 0			
Don Slaught, R (1, 2) OBP: 0.242, SLG: 0.253					0-0 E6 FC6-4 1B		0-0 FC6 BB 1B		0-0 E S 1B	2 0 0 0 0 1 3			
Willie Wilson, S (5, 7) OBP: 0.325, SLG: 0.363					K					2 2 2 0 0 0 0			
Onix Concepcion, R (1, 5) OBP: 0.162, SLG: 0.171			0-0 FC6-4 1B		0-0 FC5		4-0 FC6 BB		0-0 E6 1B CS	3 0 1 0 1 0 4			
Inning Stats	R: 1 E: 0 K: 1 S: 6 H: 1 LOB: 0 BB: 0 P: 6	R: 0 E: 0 K: 0 S: 3 H: 0 LOB: 0 BB: 0 P: 3	R: 0 E: 1 K: 0 S: 5 H: 1 LOB: 2 BB: 0 P: 5	R: 0 E: 0 K: 1 S: 8 H: 3 LOB: 3 BB: 0 P: 8	R: 0 E: 0 K: 0 S: 4 H: 1 LOB: 1 BB: 0 P: 4	R: 0 E: 0 K: 0 S: 3 H: 0 LOB: 0 BB: 0 P: 3	R: 1 E: 0 K: 1 S: 7 H: 2 LOB: 2 BB: 1 P: 11	R: 0 E: 0 K: 0 S: 3 H: 0 LOB: 0 BB: 0 P: 3	R: 1 E: 1 K: 0 S: 5 H: 2 LOB: 1 BB: 0 P: 5	1B: 9 2B: 0 3B: 1 HR: 0 SF: 1 SAC: 0 DP: 0 HBP: 0	WP: 0 PB: 0 SB: 3 CS: 1 PA: 39		
PITCHER	IP WLS BF H R ER SO BB IBB HBP BLK WP HR S P ERA WHIP											PITCHER	IP WLS BF H R ER SO BB IBB HBP BLK WP HR S P ERA WHIP
Tom Underwood, L (1, 1) ERA: 5.02	6.0 W 27 7 2 2 2 1 0 0 0 0 0 0 30 34 3.00 1.333												
Steve Baker, R (7, 1) ERA: 3.42	3.0 S 12 3 1 1 1 0 0 0 0 0 0 0 14 14 3.00 1.000												

Kansas City Royals @ Oakland Athletics
Oakland-Alameda County Coliseum, Oakland, CA

Tue Jun 28 1983, 7:05 PM PDT
Att. 10,135 - Unknown

livebaseballscorecards.com

AB	37
R	3
H	10
RBI	3
BB	1
SO	3
LOB	25



Batter	1	2	3	4	5	6	7	8	9	AB	R	H	RBI	BB	SO	LOB
Rick Peters, S (1, 8) OBP: 0.444, SLG: 0.375	0-0 G6-4-3 1B	0-0 6-3			0-0 F7		4-0 BB 1-2			3	0	1	0	1	0	1
Bill Almon, R (1, 7) OBP: 0.346, SLG: 0.400 Garry Hancock, L (8, 7) OBP: 0.300, SLG: 0.373	0-0 G6-4-3 1-2f		0-0 6-3		0-0 5-3		0-0 6-3			4	0	0	0	0	0	2
Davey Lopes, R (1, 4) OBP: 0.329, SLG: 0.450	0-3 K		0-0 F1			0-0 HR		0-0 6-3		4	1	1	1	0	1	0
Jeff Burroughs, R (1, 10) OBP: 0.346, SLG: 0.400		0-0 1B E	0-0 F9		0-0 5-3		0-0 F7			4	1	1	0	0	0	0
Carney Lansford, R (1, 5) OBP: 0.300, SLG: 0.366		0-0 E 1-2 1B		0-0 F8		4-0 FC6-4 BB		0-0 CS 1B		3	1	2	0	1	0	0
Mike Heath, R (1, 9) OBP: 0.301, SLG: 0.366		0-3 K		0-0 1B		0-0 F8		0-0 CS		3	0	1	0	0	1	3
Marshall Brant, R (1, 3) OBP: 0.333, SLG: 0.333 Wayne Gross, L (8, 3) OBP: 0.343, SLG: 0.458		0-0 E7 E 1-3 2-H 5-3 1B		0-0 F7		0-0 FC6-4 1-2f				3	1	1	1	0	0	2
Bob Kearney, R (1, 2) OBP: 0.313, SLG: 0.398		0-0 E6 5-3		0-0 F8		0-3 K				3	0	0	1	0	1	2
Tony Phillips, S (1, 6) OBP: 0.298, SLG: 0.267		0-0 5-3 1-2 3-H		0-0 F8		4-0 BB CS BB				2	0	0	1	1	0	1

Inning Stats	R: 0	H: 1	E: 0	LOB: 0	K: 1	S: 5	P: 5	R: 3	H: 3	E: 2	LOB: 1	K: 1	S: 9	P: 9	R: 0	H: 0	E: 0	LOB: 0	K: 0	S: 3	R: 0	H: 1	E: 0	LOB: 1	K: 0	S: 4	P: 4	R: 0	H: 0	E: 0	LOB: 0	K: 0	S: 3	R: 1	H: 1	E: 0	LOB: 1	K: 0	S: 4	P: 8	R: 0	H: 0	E: 0	LOB: 1	K: 1	S: 4	P: 12	R: 0	H: 1	E: 0	LOB: 0	K: 0	S: 3	P: 3
1B: 6	SF: 0	2B: 0	SAC: 0	3B: 0	DP: 1	HR: 1	HBP: 0	WP: 0	PA: 33																																													

PITCHER	IP	WLS	BF	H	R	ER	SO	BB	IBB	HBP	BLK	WP	HR	S	P	ERA	WHIP
Bud Black, L (1, 1) ERA: 3.05	6.0	L	25	6	4	3	2	1	0	0	0	0	1	28	32	4.50	1.167
Mike Armstrong, R (7, 1) ERA: 3.32	2.0		7	1	0	0	1	2	0	0	0	0	0	7	15	0.00	1.500

BOTTOM

Kansas City Royals @ Oakland Athletics
Oakland-Alameda County Coliseum, Oakland, CA

Tue Jun 28 1983, 7:05 PM PDT
Att. 10,135 - Unknown

livebaseballscorecards.com

AB	29
R	4
H	7
RBI	4
BB	3
SO	3
LOB	11



Batter	1	2	3	4	5	6	7	8	9	AB R H RBI BB SO LOB
Willie Wilson, S OBP: 0.326, SLG: 0.364 (1, 8) X	0-0 2B E 1B	0-0 1B	0-0 1-3			0-0 G6-4-3 1-2f		0-0 F9		5 1 2 0 0 0 3
U L Washington, S OBP: 0.297, SLG: 0.319 (1, 6) X	0-0 1-3 1B 2B	0-0 5-3			0-0 E3 6-3	4-0 BB		0-0 L5		4 1 1 0 1 0 1
George Brett, L OBP: 0.450, SLG: 0.691 (1, 9) X	0-0 E6 1B 3-H		0-0 1B 2B 1B		0-0 6-3 1-2	0-0 F8		0-0 F4		5 1 1 1 0 0 3
Hal McRae, R OBP: 0.400, SLG: 0.494 (1, 10) X	0-0 1-3 2-H 1B		0-0 F8 S S S		0-3 K		0-0 5-3	0-0 F8		5 0 1 1 0 1 2
Frank White, R OBP: 0.294, SLG: 0.435 (1, 4) X	0-0 F9		0-0 1-2 2B 1B		0-0 F8		0-0 1B 1B	0-0 F9		5 1 2 0 0 0 2
John Wathan, R OBP: 0.315, SLG: 0.345 (1, 2) X	0-0 F8		0-0 1-H 2-H 1B 2B		0-0 F9		0-3 K			4 1 1 2 0 1 2
Willie Aikens, L OBP: 0.385, SLG: 0.528 (1, 3) X		0-0 F8	0-0 2-H 1B 1B		0-0 G3		0-0 1-3 1B			4 0 2 1 0 0 0
Leon Roberts, R OBP: 0.338, SLG: 0.400 (1, 7) X		0-0 HR	0-0 1-2 1B		0-0 F8		0-0 F7			4 1 2 1 0 0 2
Onix Concepcion, R OBP: 0.171, SLG: 0.179 (1, 5) X		0-0 F9	0-3 K			0-0 G6-4-3 1B		0-0 6-3		4 0 1 0 0 1 2

Inning Stats	R: 2 E: 1 K: 0 S: 6	H: 3 LOB: 1 BB: 0 P: 6	R: 1 E: 0 K: 0 S: 5	H: 2 LOB: 1 BB: 0 P: 5	R: 3 E: 0 K: 1 S: 10	H: 5 LOB: 2 BB: 0 P: 10	R: 0 E: 1 K: 1 S: 6	H: 0 LOB: 1 BB: 0 P: 6	R: 0 E: 0 K: 0 S: 3	H: 0 LOB: 0 BB: 0 P: 3	R: 0 E: 0 K: 0 S: 3	H: 1 LOB: 1 BB: 1 P: 7	R: 0 E: 0 K: 1 S: 7	H: 2 LOB: 2 BB: 0 P: 7	R: 0 E: 0 K: 0 S: 3	H: 0 LOB: 0 BB: 0 P: 3	R: 0 E: 0 K: 0 S: 3	H: 0 LOB: 0 BB: 0 P: 3	1B: 10 2B: 2 3B: 0 HR: 1	SF: 0 SAC: 0 DP: 1 HBP: 0	WP: 0 PB: 0 SB: 0 CS: 0	PA: 41
--------------	------------------------------	---------------------------------	------------------------------	---------------------------------	-------------------------------	----------------------------------	------------------------------	---------------------------------	------------------------------	---------------------------------	------------------------------	---------------------------------	------------------------------	---------------------------------	------------------------------	---------------------------------	------------------------------	---------------------------------	-----------------------------------	------------------------------------	----------------------------------	--------

PITCHER	IP	WLS	BF	H	R	ER	SO	BB	IBB	HBP	BLK	WP	HR	S	P	ERA	WHIP
Curt Young, L ERA: 14.85 (1, 1)	2.1		15	8	6	6	0	0	0	0	0	0	1	15	15	23.14	3.429
Jeff Jones, R ERA: 3.27 (3, 1)	4.2	W	20	5	0	0	3	1	0	0	0	0	0	25	29	0.00	1.286
Tom Burgmeier, L ERA: 2.44 (8, 1)	2.0		6	0	0	0	0	0	0	0	0	0	0	6	6	0.00	0.000

TOP

Kansas City Royals @ Oakland Athletics
Oakland-Alameda County Coliseum, Oakland, CA

Wed Jun 29 1983, 7:05 PM PDT
Att: 11,453 - Unknown

AB	40
R	6
H	13
RBI	6
BB	1
SO	3
LOB	17

livebaseballscorecards.com

Batter	1	2	3	4	5	6	7	8	9	AB	R	H	RBI	BB	SO	LOB
Rickey Henderson, R OBP: 0.387, SLG: 0.379 (1, 7)	0-0 1B 1B	0-0 1-6-3 1-2		0-3 K	0-0 2-H 1B			0-3 K		5	1	2	1	0	2	2
Rick Peters, S OBP: 0.478, SLG: 0.476 (1, 8)	0-0 1B HR 1B	0-0 CS 1B		0-0 1-H 2B	0-0 F7			0-0 6-3		5	1	3	1	0	0	1
Davey Lopes, R OBP: 0.328, SLG: 0.447 (1, 4)	0-0 1-3 2-H HR 1B	0-0 F8 1-2 3-H		0-0 F9				0-0 5-3		4	1	1	1	0	0	2
Jeff Burroughs, R OBP: 0.352, SLG: 0.401 (1, 10)	4-0 1-2 HR BB		4-0 CS BB		0-0 2B 1B			0-3 K		2	2	1	0	2	1	0
Carney Lansford, R OBP: 0.307, SLG: 0.400 (1, 5)	0-0 1-H 2-H 3-H HR		0-3 K 1-2		0-0 2B 1B			0-0 F9		4	2	2	4	0	1	1
Bill Almon, R OBP: 0.349, SLG: 0.407 (1, 9)	0-0 G3		0-0 FC5-4 1B		0-0 1B WP 2B			0-0 1-3 2-H		4	1	2	1	0	0	0
Marshall Brant, R OBP: 0.286, SLG: 0.286 Wayne Gross, L OBP: 0.343, SLG: 0.458 (1, 3) (8, 3)	0-0 6-3		0-0 FC5-4 1-2f		0-0 2-3 3-H 1B 1B			0-0 5-3		4	1	1	1	0	0	1
Bob Kearney, R OBP: 0.307, SLG: 0.390 (1, 2)	0-0 F9				0-0 F8 1-2 3-H			0-3 K		4	0	0	0	0	1	1
Tony Phillips, S OBP: 0.302, SLG: 0.271 (1, 6)		0-0 1B CS 1B			0-0 2B 1B			0-0 F9		4	2	2	0	0	1	1

Inning Stats	R: 5	H: 4	E: 0	K: 0	S: 7	L: 0	LOB: 0	BB: 1	P: 11	R: 1	H: 2	E: 0	K: 0	S: 4	L: 0	LOB: 0	BB: 0	P: 4	R: 0	H: 1	E: 0	K: 1	S: 5	L: 0	LOB: 1	BB: 1	P: 9	R: 1	H: 2	E: 0	K: 1	S: 7	L: 0	LOB: 1	BB: 0	P: 7	R: 4	H: 5	E: 0	K: 1	S: 10	L: 0	LOB: 1	BB: 0	P: 10	R: 0	H: 0	E: 0	K: 1	S: 5	L: 0	LOB: 0	BB: 0	P: 5	R: 0	H: 0	E: 0	K: 1	S: 5	L: 0	LOB: 0	BB: 0	P: 5	R: 0	H: 0	E: 0	K: 1	S: 5	L: 0	LOB: 0	BB: 0	P: 5
--------------	------	------	------	------	------	------	--------	-------	-------	------	------	------	------	------	------	--------	-------	------	------	------	------	------	------	------	--------	-------	------	------	------	------	------	------	------	--------	-------	------	------	------	------	------	-------	------	--------	-------	-------	------	------	------	------	------	------	--------	-------	------	------	------	------	------	------	------	--------	-------	------	------	------	------	------	------	------	--------	-------	------

PITCHER	IP	WLS	BF	H	R	ER	SO	BB	IBB	HBP	BLK	WP	HR	S	P	ERA	WHIP
Paul Splittorf, L ERA: 4.62	2.0		12	6	6	6	0	1	0	0	0	1	1	11	15	27.00	3.500
Steve Renko, R ERA: 5.21	4.0	L	20	8	5	5	4	1	0	0	0	1	0	27	31	11.25	2.250
Don Hood, L ERA: 2.0	2.0		6	0	0	0	2	0	0	0	0	0	0	10	10	0.00	0.000

BOTTOM

Kansas City Royals @ Oakland Athletics
Oakland-Alameda County Coliseum, Oakland, CA

Wed Jun 29 1983, 7:05 PM PDT
Att. 11,453 - Unknown

livebaseballscorecards.com

AB	36
R	11
H	14
RBI	9
BB	2
SO	6
LOB	9



1B: 11	SF: 0	WP: 2	PA: 38
2B: 3	SAC: 0	PB: 0	
3B: 0	DP: 1	SB: 0	
HR: 1	HBP: 0	CS: 3	

Batter	1	2	3	4	5	6	7	8	9	AB R H RBI BB SO LOB	TOP																				
Willie Wilson, S OBP: 0.330, SLG: 0.368 (1, 8) X	0-0 F6		0-0 2B 1B			0-0 BB 1B S	0-0 3B 1B	0-0 4-3		5 3 3 0 0 0 1																					
U L Washington, S OBP: 0.303, SLG: 0.336 (1, 6) X	0-0 F7		0-0 2B 1-H			0-0 F2	0-0 SF7 3B	0-0 1B		5 1 3 4 0 0 1																					
George Brett, L OBP: 0.449, SLG: 0.685 (1, 9) X	0-0 FC6-4 1B		0-0 1-3			4-0 1B BB	0-0 SF7		0-0 6-3	3 0 1 1 1 0 1																					
Pat Sheridan, L OBP: 0.234, SLG: 0.329 (9, 9) X						BB BB				0 0 0 0 0 0 0																					
Hal McRae, R OBP: 0.397, SLG: 0.486 (1, 10) X	0-0 FC6-4 1-2f			0-0 B4		4-0 1B BB	0-0 F2		0-0 F8	4 0 0 0 1 0 1																					
Willie Aikens, L OBP: 0.388, SLG: 0.527 (1, 3) X		0-0 F8		0-0 G3		0-0 FC5 1B	0-0 1B		0-0 1B 1B	4 0 2 1 0 0 0																					
Joe Simpson, L OBP: 0.253, SLG: 0.227 (7, PR) (7, 3) X						1-2 2-3 3-H				1 0 1 0 0 0 0																					
Leon Roberts, R OBP: 0.329, SLG: 0.387 (1, 7) X		0-0 6-3		0-0 F2		0-0 F3	0-0 F3		0-0 FC6-4 1B	5 0 1 0 0 0 4																					
Frank White, R OBP: 0.292, SLG: 0.430 (1, 4) X		0-0 F2			0-0 7-3 1B	0-0 FC5 1-2f		0-3 K	0-0 FC6-4 1-2f	5 0 1 0 0 1 5																					
John Wathan, R OBP: 0.318, SLG: 0.345 (1, 2) X			0-0 F8		0-0 7-3 1-2f		H 1-0 1B BB 3B HBP	0-0 1B E 1B		3 2 1 0 0 0 1																					
Onix Concepcion, R OBP: 0.200, SLG: 0.190 (1, 5) X			0-0 4-3		0-0 5-3		BB BB 4-0 1B BB 3B	0-0 1B 4-3 1B		3 1 1 1 1 0 0																					
Inning Stats	R: 0 E: 0 K: 0 S: 4	H: 1 LOB: 1 BB: 0 P: 4	R: 0 E: 0 K: 0 S: 3	H: 0 LOB: 0 BB: 0 P: 3	R: 1 E: 0 K: 0 S: 5	H: 2 LOB: 1 BB: 0 P: 5	R: 0 E: 0 K: 0 S: 3	H: 0 LOB: 0 BB: 0 P: 3	R: 0 E: 0 K: 0 S: 3	H: 1 LOB: 0 BB: 0 P: 3	R: 1 E: 0 K: 0 S: 5	H: 2 LOB: 3 BB: 2 P: 13	R: 4 E: 0 K: 0 S: 6	H: 3 LOB: 1 BB: 1 P: 11	R: 1 E: 1 K: 1 S: 7	H: 3 LOB: 2 BB: 0 P: 7	R: 0 E: 0 K: 0 S: 5	H: 2 LOB: 2 BB: 0 P: 5	1B: 12 2B: 2 3B: 1 HR: 0	SF: 1 SAC: 0 DP: 1 HBP: 1	WP: 0 PB: 0 SB: 1 CS: 0	PA: 43									
PITCHER	IP WLS BF H R ER SO BB IBB HBP BLK WP HR S P ERA WHIP																														
Steve McCatty, R ERA: 3.61 (1, 1)	5.1		22	5	2	2	0	2	0	0	0	0	0	20	28	3.38	1.312														
Steve Baker, R ERA: 3.73 (6, 1)	0.2		5	1	2	2	0	1	0	1	0	0	0	3	8	27.00	3.000														
Tom Burgmeier, L ERA: 2.73 (7, 1)	0.1	L	3	2	2	2	0	0	0	0	0	0	0	3	3	54.00	6.000														
Chris Codioli, R ERA: 4.13 (7, 1)	2.2		13	6	1	1	1	0	0	0	0	0	0	15	15	3.38	2.250														

Kansas City Royals @ Oakland Athletics
Oakland-Alameda County Coliseum, Oakland, CA

AB 38
R 7
H 14
RBI 7
BB 3
SO 1
LOB 14



Thu Jun 30 1983, 3:33 AM PDT
Att. 16,048 - Sunny

livebaseballscorecards.com

Batter	1	2	3	4	5	6	7	8	9	AB	R	H	RBI	BB	SO	LOB
Rickey Henderson, R (1, 7) OBP: 0.388, SLG: 0.382	0-0 F8 G3 2B	0-3 K			4-0 CS BB		0-3 K			3	1	1	0	1	2	1
Rick Peters, S (1, 8) OBP: 0.444, SLG: 0.440	0-0 F8 2-3	0-0 F7			0-0 G4-6-3 1B			0-0 4-3		4	0	1	0	0	0	1
Mike Davis, L (1, 9) Garry Hancock, L (4, 9) OBP: 0.309, SLG: 0.368 OBP: 0.292, SLG: 0.362	0-0 G3	0-0 F8			0-0 G4-6-3			0-0 4-3		2	0	0	1	0	0	0
Jeff Burroughs, R (1, 10) OBP: 0.351, SLG: 0.398	0-0 BB 1B				0-0 F6			0-0 1-3		4	1	1	0	0	0	0
Carney Lansford, R (1, 5) OBP: 0.322, SLG: 0.407	4-0 1B BB				0-0 1B			0-0 F4		3	1	2	0	1	0	0
Bill Almon, R (1, 6) OBP: 0.347, SLG: 0.404	0-0 S 1B				0-0 F4			0-0 6-3		4	1	1	2	0	0	1
Wayne Gross, L (1, 3) OBP: 0.345, SLG: 0.453	4-0 1B BB				4-0 FC1-4 BB			0-0 4-3		2	0	0	0	2	0	1
Mike Heath, R (1, 2) Mitchell Page, L (9, PH) OBP: 0.303, SLG: 0.365 OBP: 0.298, SLG: 0.225	0-0 1B				0-0 FC1-4 CS			0-3 K		3	0	1	1	0	1	1
Tony Phillips, S (1, 4) OBP: 0.302, SLG: 0.269	0-0 4-3				0-0 5-3			4-0 BB		1	0	0	0	0	1	1

Inning Stats	R: 4	H: 4	E: 0	LOB: 2	K: 0	P: 7	R: 0	H: 0	E: 0	LOB: 0	K: 1	P: 5	R: 0	H: 1	E: 0	LOB: 0	K: 0	P: 3	R: 0	H: 0	E: 0	LOB: 0	K: 0	P: 3	R: 0	H: 1	E: 0	LOB: 1	K: 1	P: 6	R: 0	H: 0	E: 0	LOB: 0	K: 0	P: 3	R: 0	H: 1	E: 0	LOB: 1	K: 1	P: 6	1B: 6	SF: 0	2B: 1	SAC: 0	3B: 0	DP: 1	HR: 0	HBP: 0	WP: 0	PA: 35
--------------	------	------	------	--------	------	------	------	------	------	--------	------	------	------	------	------	--------	------	------	------	------	------	--------	------	------	------	------	------	--------	------	------	------	------	------	--------	------	------	------	------	------	--------	------	------	-------	-------	-------	--------	-------	-------	-------	--------	-------	--------

PITCHER	IP	WLS	BF	H	R	ER	SO	BB	IBB	HBP	BLK	WP	HR	S	P	ERA	WHIP
Keith Creel, R (1, 1) ERA: 8.76	0.2		8	4	4	4	0	2	0	0	0	0	0	6	14	54.00	9.000
Mike Armstrong, R (1, 1) ERA: 3.14	2.1		7	1	0	0	1	0	0	0	0	0	0	9	9	0.00	0.429
Don Hood, L (4, 1) ERA: 1.8	3.0	W	9	1	0	0	0	2	0	0	0	0	0	7	15	0.00	1.000
Dan Quisenberry, R (7, 1) ERA: 1.7	3.0	S	11	1	0	0	3	1	0	0	0	0	0	16	20	0.00	0.667

BOTTOM

Kansas City Royals @ Oakland Athletics
Oakland-Alameda County Coliseum, Oakland, CA

Thu Jun 30 1983, 3:33 AM PDT
Att. 16,048 - Sunny

livebaseballscores.com

AB	30
R	4
H	7
RBI	4
BB	5
SO	4
LOB	10



Batter	1	2	3	4	5	6	7	8	9	AB R H RBI BB SO LOB	TOP											
Bill Sample, R (1, 7) OBP: 0.345, SLG: 0.412	0-3 K	0-0 1B 3B 2B		0-0 F6			4-0 CS BB		4-0 BB BB	3 1 1 0 2 1 0												
Mickey Rivers, L (1, 10) OBP: 0.280, SLG: 0.297 Dave Hostetter, R (9, PH) OBP: 0.281, SLG: 0.273	0-0 1B SF8 1B	0-0 3B 1B		0-0 F9			0-0 1-6-3		0-3 K	4 2 2 0 0 0 1 1 0 0 0 0 1 2												
Buddy Bell, R (1, 5) OBP: 0.339, SLG: 0.447	0-0 BB 1B 1B	0-0 1-H SF7 3B				4-0 CS BB		0-3 K		3 2 2 2 1 1 0												
Larry Parrish, R (1, 9) OBP: 0.356, SLG: 0.511	4-0 E 1B 2B BB	0-0 SF7		0-0 F9			0-0 F9		0-0 F9	2 1 0 1 1 0 1												
Pete O'Brien, L (1, 3) OBP: 0.315, SLG: 0.344	0-0 SF8	0-0 F8		0-0 F9				0-3 K		3 0 0 1 0 1 0												
George Wright, S (1, 8) OBP: 0.327, SLG: 0.401	0-0 E8 2B 1B			0-0 F7			0-3 K		0-0 HR	4 2 2 2 0 1 0												
Bill Stein, R (1, 4) OBP: 0.346, SLG: 0.442 Jim Anderson, R (9, 4) OBP: 0.182, SLG: 0.188	0-0 1-H 2B			0-0 5-3			0-0 F8		0-0 BB 1B	4 0 2 2 0 0 0 0 0 0 0 0 0 0	AB 32 R 8 H 9 RBI 8 BB 4 SO 5 LOB 7											
Jim Sundberg, R (1, 2) OBP: 0.256, SLG: 0.256	0-0 F3			0-0 F2			0-0 F4		0-0 F4	4 0 0 0 0 0 2												
Bucky Dent, R (1, 6) OBP: 0.303, SLG: 0.331		0-0 G3		0-0 F3			0-0 F7		0-0 F3	4 0 0 0 0 0 1												
Inning Stats	R: 4 E: 1 K: 1 S: 9	H: 4 LOB: 1 BB: 1 P: 13	R: 3 E: 0 K: 0 S: 6	H: 3 LOB: 0 BB: 0 P: 6	R: 0 E: 0 K: 0 S: 3	H: 0 LOB: 0 BB: 0 P: 3	R: 0 E: 0 K: 0 S: 3	H: 0 LOB: 0 BB: 0 P: 3	R: 0 E: 0 K: 1 S: 5	H: 0 LOB: 0 BB: 0 P: 5	R: 0 E: 0 K: 0 S: 2	H: 0 LOB: 0 BB: 1 P: 6	R: 0 E: 0 K: 2 S: 7	H: 0 LOB: 0 BB: 0 P: 7	R: 0 E: 0 K: 1 S: 7	H: 0 LOB: 0 BB: 1 P: 11	R: 1 E: 0 K: 1 S: 7	H: 2 LOB: 2 BB: 1 P: 11	1B: 5 2B: 2 3B: 1 HR: 1	SF: 2 SAC: 0 DP: 0 HBP: 0	WP: 0 PB: 0 SB: 0 CS: 2	PA: 38
PITCHER	IP WLS BF H R ER SO BB IBB HBP BLK WP HR S P ERA WHIP																					
Ben Callahan, R (1, 1) ERA: 9.35	1.1 L 12 7 7 7 1 1 0 0 0 0 0 0 13 17 47.25 6.000																					
Tim Conroy, L (2, 1) ERA: 3.2	7.1 25 2 1 1 3 3 0 0 0 0 0 1 28 40 1.23 0.682																					
Steve Baker, R (9, 1) ERA: 3.71	0.1 1 0 0 0 1 0 0 0 0 0 0 0 3 3 0.00 0.000																					

Texas Rangers @ Oakland Athletics
Oakland-Alameda County Coliseum, Oakland, CA
Fri Jul 01 1983, 7:05 PM PDT
Att. 9,326 - Unknown

livebaseballscorecards.com



Batter	1	2	3	4	5	6	7	8	9	AB R H RBI BB SO LOB
Rickey Henderson, R (1, 7) OBP: 0.385, SLG: 0.376	4-0 4-3 S SF8 BB		0-0 FC5-4 E S SF7 1-2f		0-0 F9			0-0 6-3	0-0 E9 S	4 2 0 0 1 0 1
Rick Peters, S (1, 8) OBP: 0.438, SLG: 0.429	0-0 4-3 1-3		0-0 SF7 1-H		0-0 F4			0-0 FC3-6 1B 1B	4-0 FC6-4 BB 2-3	3 0 1 1 1 0 1
Davey Lopes, R (1, 4) OBP: 0.333, SLG: 0.448	4-0 FC4 BB		0-0 S 1B		0-0 6-3			0-0 FC3-6 1B 1-2	0-0 FC6-4 1-2f	4 1 2 0 1 0 2
Wayne Cross, L (1, 3) OBP: 0.344, SLG: 0.451	0-0 SF8 3-H		0-0 1B 1-H		0-3 K			0-0 FC3-6 1-2f 2-3		3 0 1 2 0 1 2
Carney Lansford, R (1, 5) OBP: 0.311, SLG: 0.393	0-0 FC4 1-2f		0-0 F7		0-0 F4			0-0 5-3		4 0 0 0 0 0 4
Garry Hancock, L (1, 9) OBP: 0.276, SLG: 0.342		0-0 F9		0-0 F7		0-0 F3		0-0 F7		4 0 0 0 0 0 0
Dan Meyer, L (1, 10) OBP: 0.188, SLG: 0.161		0-0 F5		0-0 3-1		0-0 F8		0-0 F7		4 0 0 0 0 0 0
Bob Kearney, R (1, 2) OBP: 0.307, SLG: 0.389		0-0 F3		0-0 E7 1B		0-0 F3		4-0 HBP E BB		3 0 1 0 0 0 0
Mike Davis, L (9, PH) OBP: 0.312, SLG: 0.368										0 0 0 0 1 0 0
Mitchell Page, L (9, PR) OBP: 0.298, SLG: 0.225										0 1 0 0 0 0 0
Tony Phillips, S (1, 6) OBP: 0.302, SLG: 0.269			0-0 FC5-4 1B		0-0 F8		0-0 4-3	1-0 E HBP		3 0 1 0 0 0 1
Bill Almon, R (9, PH) OBP: 0.350, SLG: 0.404								1-2 E		0 1 0 0 0 0 0

BOTTOM

Texas Rangers @ Oakland Athletics
Oakland-Alameda County Coliseum, Oakland, CA

Fri Jul 01 1983, 7:05 PM PDT
Att. 9,326 - Unknown

livebaseballscorecards.com

AB	32
R	5
H	6
RBI	3
BB	4
SO	1
LOB	11



Inning Stats	R: 1	H: 0	E: 0	K: 0	S: 3	H: 0	LOB: 1	BB: 2	P: 11	R: 0	H: 0	E: 0	K: 0	S: 3	R: 0	H: 0	E: 0	K: 0	S: 6	R: 0	H: 3	E: 0	K: 0	S: 6	R: 0	H: 1	E: 1	K: 0	S: 4	R: 0	H: 0	E: 0	K: 1	S: 5	R: 0	H: 0	E: 0	K: 0	S: 3	R: 0	H: 2	E: 1	K: 0	S: 4	R: 2	H: 0	E: 1	K: 0	S: 4	1B: 6	2B: 0	3B: 0	HR: 0	SF: 2	SAC: 0	DP: 0	HBP: 1	WP: 0	PB: 0	SB: 4	CS: 0	PA: 39
--------------	------	------	------	------	------	------	--------	-------	-------	------	------	------	------	------	------	------	------	------	------	------	------	------	------	------	------	------	------	------	------	------	------	------	------	------	------	------	------	------	------	------	------	------	------	------	------	------	------	------	------	-------	-------	-------	-------	-------	--------	-------	--------	-------	-------	-------	-------	--------

PITCHER	IP	WLS	BF	H	R	ER	SO	BB	IBB	HBP	BLK	WP	HR	S	P	ERA	WHIP
Danny Darwin, R (1, 1) ERA: 2.72	8.0	W	32	6	3	3	1	2	0	0	0	0	0	32	40	3.38	1.000
Odell Jones, R (9, 1) ERA: 3.72	0.2		6	0	2	0	0	2	0	1	0	0	0	3	12	0.00	3.000
Dave Tobik, R (9, 1) ERA: 6.75	0.1	S	1	0	0	0	0	0	0	0	0	0	0	1	1	0.00	0.000

Batter	1	2	3	4	5	6	7	8	9	AB R H RBI BB SO LOB	TOP											
Bucky Dent, R OBP: 0.304, SLG: 0.328 (1, 6) X	0-0 F8 1-2 2-H	0-3 K 1-2 2-H		0-0 2B 1B 1-2 2-H		0-0 F8 1-2 2-H	0-0 F7 1-2 2-H		4-0 G6-4-3 1B 1-2 2-H	5 2 1 1 1 1 4												
Bill Stein, R OBP: 0.349, SLG: 0.451 Larry Blittner, L OBP: 0.313, SLG: 0.338 (1, 4) X (7, 3)	0-0 F9 1-2 2-H	0-0 G4-6-3 1-2f		0-0 2B 1-2 2-H			FC6-4		0-0 G6-4-3 1B 1-2 2-H	5 1 2 2 0 0 3 1 0 1 1 0 0 0												
Buddy Bell, R OBP: 0.342, SLG: 0.447 (1, 5) X	0-0 1B 2B		4-0 G6-4-3 BB	0-0 F4 1-2 2-H			0-0 F8 1-2 2-H	4-0 E 1B BB	0-0 G6-4-3 1-2f 2-3	4 1 1 0 2 0 4												
Larry Parrish, R OBP: 0.361, SLG: 0.513 Bob Jones, L OBP: 0.667, SLG: 0.667 (1, 9) X (9, PH) (9, 9)	0-0 HR 2-H		0-0 G6-4-3 1-2f		0-0 6-3		0-0 PB 1B 1-2	0-0 E 1B 1-2	0-0 1B 3-H	5 2 3 1 0 0 1 1 0 1 1 0 0 0												
George Wright, S OBP: 0.327, SLG: 0.408 (1, 8) X	0-0 HR 1-H		0-0 F2 1-2f		0-0 1-3		4-0 1B 1B 1-2 2-3	0-0 F7 1-2 2-3	0-3 K 1-2f 2-3	5 2 1 2 1 1 3												
Pete O'Brien, L OBP: 0.316, SLG: 0.342 (1, 3) B (7, 7) B	4-0 1B BB			0-0 4-3	0-0 G3		0-0 1B 1B 1-3 2-H 3-H	0-3 K		4 1 1 2 1 1 2												
Dave Hostetler, R OBP: 0.284, SLG: 0.277 (1, 10) X	0-0 FC6-4 1B 1-3			0-0 5-3		0-0 E3	0-0 PB 1B 1B 1-3 3-H	0-0 E6 1-2 2-3		5 1 2 1 0 0 2												
Bob Johnson, R OBP: 0.265, SLG: 0.340 (1, 2) X	0-0 FC6-4 1-2f			0-0 1B 1B		0-0 6-3	0-0 1B 1B 1-2 2-H 3-H	0-0 1-3		5 1 2 2 0 0 6												
Jim Anderson, R OBP: 0.263, SLG: 0.270 (1, 7) (7, 4)		0-0 G4-6-3 1B		0-0 1B 2B 1-2		0-0 6-3	0-0 FC6-4 1B 1-2		0-0 BB 1B	5 2 4 0 0 0 1												
Inning Stats	R: 3 E: 0 K: 0 S: 7	H: 4 LOB: 2 BB: 1 P: 11	R: 0 E: 0 K: 1 S: 5	H: 1 LOB: 0 BB: 0 P: 5	R: 0 E: 0 K: 0 S: 2	H: 0 LOB: 0 BB: 1 P: 6	R: 3 E: 0 K: 0 S: 7	H: 4 LOB: 1 BB: 0 P: 7	R: 0 E: 0 K: 0 S: 3	H: 0 LOB: 0 BB: 0 P: 3	R: 0 E: 1 K: 0 S: 4	H: 0 LOB: 1 BB: 0 P: 4	R: 5 E: 0 K: 0 S: 9	H: 6 LOB: 2 BB: 1 P: 13	R: 0 E: 1 K: 1 S: 7	H: 1 LOB: 3 BB: 1 P: 11	R: 2 E: 0 K: 1 S: 7	H: 3 LOB: 1 BB: 1 P: 11	1B: 16 2B: 2 3B: 0 HR: 1	SF: 0 SAC: 0 DP: 3 HBP: 0	WP: 0 PB: 2 SB: 0 CS: 0	PA: 50
PITCHER	IP WLS BF H R ER SO BB IBB HBP BLK WP HR S P ERA WHIP																					
Tom Underwood, L ERA: 5.42 (1, 1)	3.2 L 20 9 6 6 1 2 0 0 0 0 0 1 20 28 14.73 3.000																					
Chris Codiroli, R ERA: 4.47 (4, 1)	2.2 14 4 5 5 0 0 1 0 0 0 0 0 13 17 16.88 1.500																					
Tom Burgmeier, L ERA: 2.66 (7, 1)	1.2 10 3 0 0 1 1 0 0 0 0 0 0 11 15 0.00 2.400																					
Dave Beard, R ERA: 5.94 (9, 1)	1.0 6 3 2 2 1 1 0 0 0 0 0 0 7 11 18.00 4.000																					

Texas Rangers @ Oakland Athletics
 Oakland-Alameda County Coliseum, Oakland, CA
 Sat Jul 02 1983, 3:33 AM PDT
 Att: 18,760 - Sunny

AB	45
R	13
H	19
RBI	13
BB	5
SO	3
LOB	26



livebaseballscorecards.com

Batter	1	2	3	4	5	6	7	8	9	10	11	12	13	14	15	AB	R	H	RBI	BB	SO	LOB	TOP				
Mickey Rivers, L OBP: 0.278, SLG: 0.294 (1, 10)	0-0 FC5-4 1B		0-0 F9		0-0 F9			0-0 E2 1B SF8 1B		0-0 6-3			0-0 6-3	0-0 F9	0-0 E4 1B	8	2	2	1	0	0	5					
Bucky Dent, R OBP: 0.309, SLG: 0.328 (1, 6)	0-0 F8			0-0 F7		0-3 K		0-0 2-3 1B		0-0 6-3			4-0 BB BB		1-3 2B 3-H 1B	6	2	2	1	2	1	1					
Buddy Bell, R OBP: 0.346, SLG: 0.458 (1, 5)	0-0 FC5-4 1-2r			0-0 HR		0-0 6-3		0-0 SF8			0-3 K		4-0 BB G5-4-3 BB		1-3 1B	6	3	3	3	1	1	1					
Larry Parrish, R OBP: 0.357, SLG: 0.520 (1, 9)	0-0 F7			0-0 HR		0-3 K		0-0 F8			0-0 F7		0-0 G5-4-3 1-2r		1-3 1B	8	2	2	3	0	1	6					
George Wright, S OBP: 0.331, SLG: 0.415 (1, 8)		0-0 F8		0-0 F6				0-0 F7 1B			0-0 3B			0-0 1B		7	2	3	0	1	0	1					
Bob Jones, L OBP: 0.636, SLG: 0.909 (1, 7) (12, 3) (14, 7)		0-0 F9		0-3 K				0-0 G5-4-3 1B			0-0 F8			0-0 1B		8	2	5	4	0	1	1					
Pete O'Brien, L OBP: 0.312, SLG: 0.337 (1, 3)		0-0 F8		0-0 4-3				0-0 2B 1B			0-0 F7		0-0 G1-6-3 1B			4	0	0	0	0	1	2					
Bill Stein, R OBP: 0.356, SLG: 0.458 (12, PH)								0-0 2H 1B			0-0 F7			0-3 K		1	0	1	0	0	0	0					
Wayne Tolleson, S OBP: 0.339, SLG: 0.382 (12, PR)								0-0 1B						0-0 K		1	0	0	0	0	1	2					
Bob Johnson, R OBP: 0.279, SLG: 0.347 (14, 2)								0-0 1-3 1B						0-3 K		1	1	1	1	1	0	0					
Jim Sundberg, R OBP: 0.254, SLG: 0.255 (1, 2)			0-0 F7		0-0 1-3 1B			0-0 6-3			0-0 G5-4-3		0-0 G1-6-3		4-0 1B	5	0	1	0	0	0	3					
Larry Bittner, L OBP: 0.325, SLG: 0.342 (14, PH)								0-0 1-2r			0-0 F8		0-0 1-2r		1-2 IBB	2	1	1	1	1	0	1					
Jim Anderson, R OBP: 0.244, SLG: 0.233 (1, 4) (12, 7) (14, 4)			0-0 5-3		0-0 1-3			0-0 6-3			0-0 F8		0-0 6-3		0-0 F8	6	1	0	0	1	0	5					
Inning Stats	R: 0 E: 0 K: 0 S: 4	H: 1 LOB: 1 BB: 0 P: 4	R: 0 E: 0 K: 0 S: 3	H: 0 LOB: 0 BB: 0 P: 3	R: 0 E: 0 K: 1 S: 3	H: 0 LOB: 0 BB: 0 P: 3	R: 2 E: 0 K: 1 S: 7	H: 2 LOB: 0 BB: 0 P: 7	R: 0 E: 0 K: 0 S: 4	H: 1 LOB: 1 BB: 0 P: 4	R: 0 E: 0 K: 2 S: 7	H: 0 LOB: 0 BB: 0 P: 7	R: 0 E: 0 K: 0 S: 3	H: 0 LOB: 0 BB: 0 P: 3	R: 0 E: 0 K: 1 S: 2	H: 2 LOB: 3 BB: 1 P: 11	R: 12 E: 1 K: 0 S: 12	H: 8 LOB: 1 BB: 4 P: 28	1B: 14 2B: 4 3B: 1 HR: 2	SF: 1 SAC: 0 DP: 3 HBP: 0	WP: 1 PB: 0 SB: 0 CS: 0	PA: 71					
PITCHER	IP WLS BF H R ER SO BB IBB HBP BLK WP HR S P ERA WHIP	IP WLS BF H R ER SO BB IBB HBP BLK WP HR S P ERA WHIP															IP WLS BF H R ER SO BB IBB HBP BLK WP HR S P ERA WHIP										
Jeff Jones, R ERA: 3.12 (1, 1)	6.1																										
Steve Baker, R ERA: 3.59 (7, 1)	1.2																										
Chris Codiroli, R ERA: 4.34 (9, 1)	3.0																										
Tom Burgmeier, L ERA: 2.6 (12, 1)	1.1																										
Dave Beard, R ERA: 7.71 (13, 1)	2.0	L																									

Texas Rangers @ Oakland Athletics
 Oakland-Alameda County Coliseum, Oakland, CA
 Sun Jul 03 1983, 3:33 AM PDT
 Att: 20,697 - Sunny

livebaseballscorecards.com

AB	63
R	16
H	21
RBI	14
BB	7
SO	6
LOB	28



Batter	1	2	3	4	5	6	7	8	9	10	11	12	13	14	15	AB	R	H	RBI	BB	SO	LOB	BOTTOM									
Rickey Henderson, R OBP: 0.363, SLG: 0.572 (1, 7)	0-0 S 1B		4-0 1B BB		0-0 S 1B		0-0 F6 1-2		0-0 S 1B	0-0 F8			0-0 F9		0-0 F8	7	1	3	0	1	0	1										
Rick Peters, S OBP: 0.349, SLG: 0.333 (1, 8)	0-3 K		0-0		0-0 F4		0-0 E3 PB		0-3 K		0-0 5-3		0-0 F7			7	0	1	0	0	2	5										
Davey Lopes, R OBP: 0.339, SLG: 0.445 (1, 4)	0-0 F6		0-0 F2		4-0 G4-3 BB		4-0 1-2 BB		0-3 K		0-0 F2		0-0 S 1B			5	0	1	0	2	1	4										
Wayne Gross, L OBP: 0.339, SLG: 0.443 (1, 3)	0-0 F7		0-0 4-3		0-0 G4-3 BB		0-0 F4		0-0 S 1B		0-0		0-3 K			5	0	1	1	0	0	7										
Tony Phillips, S OBP: 0.304, SLG: 0.269 (9, PR) (10, 6)					1-2				2-H S 1B				1-2 K			2	1	1	0	0	1	1										
Carney Lansford, R OBP: 0.318, SLG: 0.408 (1, 5)		0-0 E5 CS BB		4-0 CS BB		0-0 F7		0-0 HR	0-0 S 1B		0-0 F7			0-3 K		6	1	2	1	1	1	1										
Bill Almon, R OBP: 0.355, SLG: 0.408 (1, 6) (10, 9)		4-0 1-2 BB		0-0 FC4-6 1B		0-0 F8		0-0 5-3	0-0 1-2 2-H 1B			0-0 FC1-6 1B		0-0 4-3		6	0	3	1	1	0	0										
Garry Hancock, L OBP: 0.253, SLG: 0.313 (1, 9) (10, 3)		0-0 F8		0-0 FC4-6 1B		0-0 3-1		0-0 6-3	0-0 3-1			0-0 FC1-6		0-0 F6		7	0	0	0	0	0	5										
Mitchell Page, L OBP: 0.333, SLG: 0.256 (1, 10)		0-0 F7		0-0 1B			0-0 FC3-6 1B		4-0 BB		0-0 F8		0-3 K		0-3 K	3	0	2	0	1	0	1										
Jeff Burroughs, R OBP: 0.342, SLG: 0.387 (10, PH)				1-3 1B			0-0 1B		0-3 BB		0-0 F7		0-3 K		0-3 K	3	0	0	0	0	2	1										
Bob Kearney, R OBP: 0.304, SLG: 0.385 (1, 2)			0-0 6-3		0-0 F3		0-0 FC3-6 E WP PB		0-3 K		0-0 F7		0-3 K		0-3 K	2	0	0	0	0	0	2										
Mike Davis, L OBP: 0.310, SLG: 0.366 (7, PH)																1	0	0	0	0	0	1										
Dan Meyer, L OBP: 0.186, SLG: 0.160 (7, PR)																0	1	0	0	0	0	0										
Mike Heath, R OBP: 0.298, SLG: 0.354 (8, 2)																4	0	0	0	0	3	2										
Inning Stats	R: 0 E: 0 K: 1 S: 6	H: 1 LOB: 1 BB: 0 P: 6	R: 0 E: 1 K: 0 S: 3	H: 0 LOB: 1 BB: 1 P: 7	R: 0 E: 0 K: 0 S: 4	H: 1 LOB: 2 BB: 1 P: 8	R: 0 E: 0 K: 0 S: 3	H: 2 LOB: 2 BB: 1 P: 8	R: 0 E: 0 K: 0 S: 3	H: 1 LOB: 1 BB: 1 P: 7	R: 0 E: 0 K: 0 S: 3	H: 0 LOB: 0 BB: 0 P: 3	R: 1 E: 1 K: 0 S: 5	H: 1 LOB: 2 BB: 1 P: 9	R: 1 E: 0 K: 1 S: 6	H: 1 LOB: 1 BB: 1 P: 10	R: 2 E: 0 K: 2 S: 11	H: 4 LOB: 2 BB: 0 P: 11	R: 0 E: 0 K: 0 S: 3	H: 0 LOB: 0 BB: 0 P: 3	R: 0 E: 0 K: 2 S: 8	H: 1 LOB: 1 BB: 0 P: 8	R: 0 E: 0 K: 1 S: 6	H: 1 LOB: 1 BB: 0 P: 6	R: 0 E: 0 K: 1 S: 5	H: 0 LOB: 0 BB: 0 P: 5	R: 0 E: 0 K: 2 S: 7	H: 0 LOB: 0 BB: 0 P: 7	1B: 13 2B: 0 3B: 0 HR: 1	SF: 0 SAC: 0 DP: 1 HBP: 0	WP: 1 PB: 1 SB: 5 CS: 2	PA: 64
PITCHER	IP WLS BF H R ER SO BB IBB HBP BLK WP HR S P ERA WHIP																					IP WLS BF H R ER SO BB IBB HBP BLK WP HR S P ERA WHIP										
Charlie Hough, R ERA: 3.17 (1, 1)	7.2	35	7	2	1	1	1	1	1.17	1.696																						
Dave Schmidt, R ERA: 3.24 (8, 1)	1.1	8	4	2	2	3	0	0	13.50	3.000																						
Jon Matlack, L ERA: 3.65 (10, 1)	2.1	9	2	0	0	0	0	0	0.00	0.857																						
Odell Jones, R ERA: 3.4 (12, 1)	3.2	W 12	1	0	0	6	0	0	0.00	0.273																						

Texas Rangers @ Oakland Athletics
Oakland-Alameda County Coliseum, Oakland, CA
Sun Jul 03 1983, 3:33 AM PDT
Att: 20,697 - Sunny

livebaseballscorecards.com

AB	58
R	4
H	14
RBI	3
BB	6
SO	10
LOB	31



Batter	1	2	3	4	5	6	7	8	9	AB R H RBI BB SO LOB	TOP	
Mickey Rivers, L (1, 10) OBP: 0.270, SLG: 0.285 Dave Hostetler, R (8, PH) OBP: 0.283, SLG: 0.275	0-0 F7	0-0 F8		0-0 FC5-4			0-0 F8	0-0 G3		4 0 0 0 0 0 4 1 0 0 0 0 0 2		
Bucky Dent, R (1, 6) OBP: 0.307, SLG: 0.323	4-0 BB S BB		0-0 F7		0-0 F8		0-3 K		0-0 F7	4 0 0 0 1 1 0		
Buddy Bell, R (1, 5) OBP: 0.344, SLG: 0.454	0-0 F8 1-2		0-0 F4		0-0 F3		0-0 1B		0-0 6-3	5 0 1 0 0 0 1		
Larry Parrish, R (1, 9) OBP: 0.355, SLG: 0.514	0-0 F8		0-0 6-3		0-0 1B		0-3 K		0-0 5-3	5 0 1 0 0 1 2		
George Wright, S (1, 8) OBP: 0.333, SLG: 0.419		0-0 1B 2B		0-0 4-3	0-0 1-3			0-0 1B 1B		4 2 2 0 0 0 1		
Bob Jones, L (1, 7) OBP: 0.571, SLG: 0.786 Bill Stein, R (8, PH) OBP: 0.352, SLG: 0.452 (8, 3)		0-0 CS BB 2-H 1B		0-0 4-3		0-0 G3		0-0 F8		3 0 1 1 0 0 0 1 0 0 0 0 0 1		
Pete O'Brien, L (1, 3) OBP: 0.318, SLG: 0.338 (8, 7)		4-0 BB BB BB CS 1B BB		4-0 BB BB BB		0-0 F9		0-0 1B WP 1B		2 1 1 0 2 0 0		
Jim Sundberg, R (1, 2) OBP: 0.263, SLG: 0.260		0-0 1B 1-H 2-3		4-0 BB BB		0-0 1B		0-3 K		3 0 2 1 1 1 2		
Jim Anderson, R (1, 4) OBP: 0.265, SLG: 0.239		0-0 F7		4-0 FC5-4 BB		0-0 F7		0-0 1B		3 0 1 1 1 0 2		
Inning Stats	R: 0 H: 0 E: 0 LOB: 1 K: 0 BB: 1 S: 3 P: 7	R: 2 H: 3 E: 0 LOB: 1 K: 0 BB: 1 S: 5 P: 9	R: 0 H: 0 E: 0 LOB: 0 K: 0 BB: 0 S: 3 P: 3	R: 0 H: 0 E: 0 LOB: 3 K: 0 BB: 3 S: 3 P: 15	R: 0 H: 1 E: 0 LOB: 1 K: 0 BB: 0 S: 4 P: 4	R: 0 H: 1 E: 0 LOB: 1 K: 0 BB: 0 S: 4 P: 4	R: 0 H: 1 E: 0 LOB: 1 K: 2 BB: 0 S: 8 P: 8	R: 1 H: 3 E: 0 LOB: 2 K: 1 BB: 0 S: 8 P: 8	R: 0 H: 0 E: 0 LOB: 0 K: 0 BB: 0 S: 3 P: 3	1B: 8 SF: 0 2B: 1 SAC: 0 3B: 0 DP: 0 HR: 0 HBP: 0	WP: 1 PA: 40 PB: 0 SB: 1 CS: 2	
PITCHER Steve McCatty, R (1, 1) ERA: 3.64 Tom Underwood, L (8, 1) ERA: 5.3	IP WLS BF H R ER SO BB IBB HBP BLK WP HR S P ERA WHIP	7.0 W 32 7 3 3 2 5 0 0 0 0 0 0 31 51 3.86 1.714	2.0 S 8 2 0 0 1 0 0 0 0 0 1 0 10 10 0.00 1.000	PITCHER IP WLS BF H R ER SO BB IBB HBP BLK WP HR S P ERA WHIP								

Texas Rangers @ Oakland Athletics
 Oakland-Alameda County Coliseum, Oakland, CA
 Mon Jul 04 1983, 7:05 PM PDT
 Att: 45,413 - Sunny

livebaseballscorecards.com

AB	35
R	3
H	9
RBI	3
BB	5
SO	3
LOB	15



Batter	1	2	3	4	5	6	7	8	9
Rickey Henderson, R OBP: 0.388, SLG: 0.379 (1, 7)	0-0 4-3 S SF9 1B		4-0 4-3 S SF4 BB		0-0 S SF7 2B		0-0 5-3		
Rick Peters, S OBP: 0.319, SLG: 0.310 (1, 8)	0-0 4-3 1-3		0-0 4-3 1-3		0-0 SF7 2-H		0-0 F8		
Bill Almon, R OBP: 0.350, SLG: 0.406 Tony Phillips, S OBP: 0.307, SLG: 0.272 (1, 6) (8, 6)	0-0 SF9 3-H		0-0 SF4 3-H		0-0 6-3		0-0 FC5-4 1B		
Carney Lansford, R OBP: 0.309, SLG: 0.395 (1, 5)	0-0 5-3		0-0 G3		0-0 F9		0-0 FC5-4 1-2f		
Davey Lopes, R OBP: 0.338, SLG: 0.442 (1, 4)		0-0 FC3-6 1B		0-3 K		0-0 5-3		0-0 FC5-4 1-2f	
Jeff Burroughs, R OBP: 0.342, SLG: 0.384 (1, 10)		0-0 FC3-6 1-2f 3B		4-0 BB		0-3 K			
Wayne Gross, L OBP: 0.335, SLG: 0.436 (1, 3)		0-0 F8		0-0 F3		0-0 F7			
Garry Hancock, L OBP: 0.256, SLG: 0.337 (1, 9)		0-0 1-H 3B		0-0 F7		0-0 4-3			
Mike Heath, R OBP: 0.299, SLG: 0.353 (1, 2)		0-3 K		0-3 K		0-0 1B			

Inning Stats	R: 1 E: 0 K: 0 S: 4	H: 1 LOB: 0 BB: 0 P: 4	R: 1 E: 0 K: 1 S: 7	H: 2 LOB: 1 BB: 0 P: 7	R: 1 E: 0 K: 0 S: 3	H: 0 LOB: 0 BB: 1 P: 7	R: 0 E: 0 K: 1 S: 5	H: 0 LOB: 1 BB: 1 P: 9	R: 1 E: 0 K: 1 S: 6	H: 1 LOB: 0 BB: 0 P: 6	R: 0 E: 0 K: 1 S: 5	H: 0 LOB: 0 BB: 0 P: 5	R: 0 E: 0 K: 0 S: 4	H: 1 LOB: 1 BB: 0 P: 4	R: 0 E: 0 K: 0 S: 4	H: 1 LOB: 1 BB: 0 P: 4
	1B: 4	SF: 3	2B: 1	SAC: 0	3B: 1	DP: 0	HR: 0	HBP: 0	WP: 0	PA: 32						

PITCHER	IP	WLS	BF	H	R	ER	SO	BB	IBB	HBP	BLK	WP	HR	S	P	ERA	WHIP
Mike Smithson, R ERA: 4.16 (1, 1)	8.0	L	32	6	4	4	4	2	0	0	0	0	0	38	46	4.50	1.000

BOTTOM

AB	R	H	RBI	BB	SO	LOB
3	3	2	0	1	0	1
3	0	0	1	0	0	2
1	0	0	2	0	0	0
1	0	1	0	0	0	0
4	0	0	0	0	0	1
4	0	1	0	0	1	1
2	1	0	0	1	1	1

AB	27
R	4
H	6
RBI	4
BB	2
SO	4
LOB	10



WP	PA
0	32

Texas Rangers @ Oakland Athletics
Oakland-Alameda County Coliseum, Oakland, CA
 Mon Jul 04 1983, 7:05 PM PDT
 Att. 45,413 - Sunny

livebaseballscorecards.com

Batter	1	2	3	4	5	6	7	8	9	AB R H RBI BB SO LOB	TOP																								
Rickey Henderson, R OBP: 0.391, SLG: 0.376 (1, 7)	0-0 5-3		0-0 F9		4-0 E S 1B BB		1-0 S SH5-3 HBP		4-0 BB 1-2 BB	2 2 0 0 2 0 0																									
Rick Peters, S OBP: 0.353, SLG: 0.318 (1, 8)	4-0 1B BB		4-0 1B BB		0-0 1H 1B		0-0 SH5-3		0-0 F9	2 0 1 2 2 0 2																									
Bill Almon, R OBP: 0.353, SLG: 0.408 (1, 6)	0-0 S 1B		0-0 1-3 1B		0-0 6-3		0-3 K		4-0 1-2 2-3 BB	4 0 2 0 0 1 1 0 0 0 0 1 0 0																									
Tony Phillips, S OBP: 0.310, SLG: 0.272 (7, 6)	0-3 K		0-0 F7		0-0 E6 S		0-3 K		0-3 K	5 0 0 0 0 3 6																									
Carney Lansford, R OBP: 0.298, SLG: 0.380 (1, 5)	0-0 F7		0-0 6-3		0-0 5-3		4-0 E BB			3 0 0 0 1 0 3																									
Davey Lopes, R OBP: 0.337, SLG: 0.437 (1, 4)			0-0 6-3		0-3 F3		0-0 5-3			4 0 0 0 0 1 2																									
Jeff Burroughs, R OBP: 0.337, SLG: 0.378 (1, 10)			0-0 G3		0-0 F6		4-0 FC5-4 BB		0-0 G3	3 0 0 0 1 0 1																									
Wayne Gross, L OBP: 0.333, SLG: 0.430 (1, 3)			0-0 F9		0-0 FC5-4				0-0 FC4-5-6 S 1B	4 0 2 0 0 0 2																									
Garry Hancock, L OBP: 0.267, SLG: 0.345 (1, 9)			0-0 1-3		0-0 6-3		0-0 CS HBP 1B		0-0 FC4-5-6 BB PB	4 0 1 0 0 0 2 0 0 0 0 0 0 0																									
Mike Heath, R OBP: 0.297, SLG: 0.348 (1, 2)																																			
Dan Meyer, L OBP: 0.186, SLG: 0.160 (9, PR)																																			
Inning Stats	R: 0 E: 0 K: 1 S: 6	H: 1 LOB: 2 BB: 1 P: 10	R: 0 E: 0 K: 0 S: 4	H: 1 LOB: 1 BB: 0 P: 4	R: 0 E: 0 K: 0 S: 3	H: 0 LOB: 0 BB: 1 P: 3	R: 0 E: 1 K: 1 S: 6	H: 0 LOB: 2 BB: 1 P: 10	R: 1 E: 0 K: 1 S: 5	H: 1 LOB: 0 BB: 0 P: 6	R: 0 E: 1 K: 1 S: 5	H: 0 LOB: 1 BB: 1 P: 9	R: 0 E: 0 K: 1 S: 6	H: 1 LOB: 3 BB: 2 P: 14	1B: 6 2B: 0 3B: 0 HR: 0	SF: 0 SAC: 1 DP: 0 HBP: 1	WP: 0 PB: 1 SB: 6 CS: 1	PA: 40																	
PITCHER	IP WLS BF H R ER SO BB IBB HBP BLK WP HR S P ERA WHIP																																		
Dan Petry, R ERA: 4.0 (1, 1)	7.0		30	5	2	1	3	4	0	1	0	0	0	31	48	1.29	1.286																		
Doug Bair, R ERA: 2.23 (8, 1)	1.2	W	9	1	0	0	1	3	0	0	0	0	0	8	20	0.00	2.400																		
Doug Bair, R ERA: 2.23 (9, 1)	1.2	W	9	1	0	0	1	3	0	0	0	0	0	8	20	0.00	2.400																		
Aurelio Lopez, R ERA: 1.82 (9, 1)	0.1	S	1	0	0	0	1	0	0	0	0	0	0	3	3	0.00	0.000																		

Oakland Athletics @ Detroit Tigers
Tiger Stadium, Detroit, MI
Fri Jul 08 1983, 7:05 PM EDT
Att: 46,723 - Unknown

livebaseballscorecards.com

AB	31
R	2
H	6
RBI	2
BB	7
SO	5
LOB	19




Batter	1	2	3	4	5	6	7	8	9	AB	R	H	RBI	BB	SO	LOB
Lou Whitaker, L OBP: 0.362, SLG: 0.451 (1, 4)	0-0 6-3 ①		0-0 1B ②		0-3 K ②		0-0 F8 ③			4	0	1	0	0	1	1
Enos Cabell, R OBP: 0.362, SLG: 0.463 (1, 3)	0-3 K ②		0-0 F9 ②		0-0 1B ③			4-0 1B HR BB ①		3	1	1	0	1	1	1
Larry Herndon, R OBP: 0.310, SLG: 0.442 (1, 7)	0-0 3B ③		0-0 F8 ③			4-0 F8 BB ①		0-0 F3 ①		3	0	1	0	1	0	2
Lance Parrish, R OBP: 0.333, SLG: 0.482 (1, 10) (9, 2)	0-3 K ③			0-0 F8 ①		0-0 F8 1-2 ①		0-0 1-3 HR 1B ②		4	1	1	0	0	1	2
Glenn Wilson, R OBP: 0.303, SLG: 0.462 (1, 9)		0-3 K ①		0-3 K ②		0-0 F7 ②		0-3 K ②		4	0	0	0	0	3	3
John Wockenfuss, R OBP: 0.309, SLG: 0.440 Doug Bair, R Aurelio Lopez, R		0-0 1B ②		4-0 HBP BB ③		0-0 F9 ③		0-0 1-H 3-H HR ③		3	1	2	3	1	0	1
Chet Lemon, R OBP: 0.375, SLG: 0.440 (1, 8)		0-0 F3 ②		1-0 FC6-4 HBP BB ③			4-0 FC1-6 BB ①		0-0 1B ③	2	0	1	0	1	0	1
Tom Brookens, R OBP: 0.289, SLG: 0.329 (1, 6)		0-0 F8 ③		0-0 FC6-4 1-2f ③			0-0 FC1-6 1-2f ①			3	0	0	0	0	0	4
Marty Castillo, R OBP: 0.242, SLG: 0.313 Lynn Jones, R Wayne Krenchicki, L			0-0 5-3 ①		0-3 K ①		0-3 K ②			2	0	0	0	0	1	0

Inning Stats	R: 0	H: 1	E: 0	LOB: 1	K: 2	BB: 0	S: 8	P: 8	R: 0	H: 1	E: 0	LOB: 1	K: 1	BB: 0	S: 6	P: 6	R: 0	H: 1	E: 0	LOB: 2	K: 1	BB: 1	S: 5	P: 10	R: 0	H: 1	E: 0	LOB: 1	K: 2	BB: 0	S: 7	P: 7	R: 0	H: 0	E: 0	LOB: 1	K: 0	BB: 1	S: 3	P: 7	R: 0	H: 0	E: 0	LOB: 1	K: 1	BB: 1	S: 5	P: 9	R: 3	H: 3	E: 0	LOB: 1	K: 1	BB: 1	S: 7	P: 11	
PITCHER	IP	WLS	BF	H	R	ER	SO	BB	IBB	HBP	BLK	WP	HR	S	P	ERA	WHIP	IP	WLS	BF	H	R	ER	SO	BB	IBB	HBP	BLK	WP	HR	S	P	ERA	WHIP	IP	WLS	BF	H	R	ER	SO	BB	IBB	HBP	BLK	WP	HR	S	P	ERA	WHIP						
Tim Conroy, L ERA: 3.01	(1, 1)	7.0		4	1	1	7	4	0	1	0	0	0	38	55	1.29	1.143																																								
Steve Baker, R ERA: 3.86	(8, 1)	1.0	L	5	3	2	1	0	0	0	0	0	0	7	7	18.00	3.000																																								

BOTTOM

Oakland Athletics @ Detroit Tigers
Tiger Stadium, Detroit, MI
Fri Jul 08 1983, 7:05 PM EDT
Att. 46,723 - Unknown

AB	29
R	3
H	7
RBI	3
BB	4
SO	8
LOB	16



1B: 5	SF: 0	WP: 0	PA: 34
2B: 0	SAC: 0	PB: 0	
3B: 1	DP: 0	SB: 0	
HR: 1	HBP: 1	CS: 0	

Batter	1	2	3	4	5	6	7	8	9	AB R H RBI BB SO LOB	TOP		
Rickey Henderson, R OBP: 0.391, SLG: 0.374 (1, 7) X	0-0 F4		4-0 BB		0-0 SF8 S 1-3 1B		0-3 K		0-0 6-3	4 0 1 0 1 1 2			
Rick Peters, S OBP: 0.327, SLG: 0.298 (1, 8) X	0-0 F7		0-0 F3		0-0 SF8		0-0 4-3			3 0 0 1 0 0 2			
Bill Almon, R OBP: 0.347, SLG: 0.401 (1, 6) X Tony Phillips, S OBP: 0.310, SLG: 0.272 (8, 6)	0-0 F7			0-3 K	0-0 6-3			0-0 3-1		4 0 0 0 0 1 1 0 0 0 0 0 0 0			
Davey Lopes, R OBP: 0.343, SLG: 0.444 (1, 4) X		0-0 6-3		4-0 1B BB		0-0 HR 1B		0-0 2B		3 1 2 0 1 0 0			
Carney Lansford, R OBP: 0.297, SLG: 0.398 (1, 5) S		0-3 K		0-0 F8		0-0 HR		0-0 F8		4 1 1 2 0 1 2			
Wayne Gross, L OBP: 0.332, SLG: 0.427 (1, 3) X		0-0 F3		0-0 FC1-6 1-2 1B		0-0 4-3		0-0 F7		4 0 1 0 0 0 1			
Garry Hancock, L OBP: 0.266, SLG: 0.341 (1, 9) X			0-0 F9	0-0 FC1-6 1-2f		0-0 F7			0-0 B3-6-4 BB 1B	4 0 1 0 0 0 2			
Dan Meyer, L OBP: 0.198, SLG: 0.165 (1, 10) X			0-0 6-3		0-0 FC6-4 1B		0-3 K		4-0 B3-6-4 1-2 BB	3 0 1 0 1 1 0			
Bob Kearney, R OBP: 0.308, SLG: 0.387 (1, 2) X			0-0 BB 1B		0-0 FC6-4 1B SF8		0-0 CS 1B		0-0 B3-6-4 1-2 2-3f	4 1 2 0 0 0 3			
Inning Stats	R: 0 E: 0 K: 0 S: 3 H: 0 LOB: 0 BB: 0 P: 3	R: 0 E: 0 K: 1 S: 5 H: 0 LOB: 0 BB: 0 P: 5	R: 0 E: 0 K: 0 S: 4 H: 1 LOB: 2 BB: 1 P: 8	R: 0 E: 0 K: 1 S: 6 H: 1 LOB: 2 BB: 1 P: 10	R: 1 E: 0 K: 0 S: 5 H: 2 LOB: 1 BB: 0 P: 5	R: 2 E: 0 K: 1 S: 7 H: 2 LOB: 0 BB: 0 P: 7	R: 0 E: 0 K: 1 S: 5 H: 1 LOB: 0 BB: 0 P: 5	R: 0 E: 0 K: 0 S: 4 H: 1 LOB: 1 BB: 0 P: 4	R: 0 E: 0 K: 0 S: 3 H: 1 LOB: 1 BB: 1 P: 7	1B: 7 2B: 1 3B: 0 HR: 1 SF: 1 SAC: 0 DP: 1 HBP: 0	WP: 0 PB: 0 SB: 1 CS: 1 PA: 37		
PITCHER	IP WLS BF H R ER SO BB IBB HBP BLK WP HR S P ERA WHIP											PITCHER	IP WLS BF H R ER SO BB IBB HBP BLK WP HR S P ERA WHIP
Jack Morris, R ERA: 4.18 (1, 1)	8.0 L 35 9 3 3 4 3 0 0 0 0 0 1 40 52 3.38 1.500												
Doug Bair, R ERA: 2.2 (9, 1)	0.2 1 0 0 0 0 0 0 0 0 0 0 0 1 1 0.00 0.000												
Aurelio Lopez, R ERA: 1.81 (9, 1)	0.1 1 0 0 0 0 0 0 0 0 0 0 0 0 1 1 0.00 0.000												

Oakland Athletics @ Detroit Tigers
Tiger Stadium, Detroit, MI
Sat Jul 09 1983, 7:05 PM EDT
Att. 32,740 - Unknown - 79 F

livebaseballscorecards.com

AB	33
R	3
H	9
RBI	3
BB	3
SO	4
LOB	13



Batter	1	2	3	4	5	6	7	8	9	AB R H RBI BB SO LOB	BOTTOM									
Lou Whitaker, L (1, 4) OBP: 0.365, SLG: 0.457	0-0 2B	0-0 F8			0-0 G5-4-3 1B		0-0 1-2 1B		0-0 F8	5 1 3 0 0 0 3	Oakland Athletics @ Detroit Tigers Tiger Stadium, Detroit, MI Sat Jul 09 1983, 7:05 PM EDT Att: 32,740 - Unknown - 79 F									
Enos Cabell, R (1, 3) OBP: 0.360, SLG: 0.464	0-0 F8 2-H 2B		0-0 6-3		0-0 G5-4-3 1-2f		0-0 F8			4 0 1 1 0 0 4										
Kirk Gibson, L (1, 10) OBP: 0.298, SLG: 0.404	0-0 F3		0-0 CS 1B		0-0 FC6-4 1B		0-3 K			4 0 2 0 0 1 1										
Lance Parrish, R (1, 2) OBP: 0.329, SLG: 0.476	0-0 F8 2-3		0-0 F8 1-2		0-0 FC6-4 FC4-6 1-2f		0-0 5-3			4 0 0 0 0 0 3										
Johnny Grubb, L (1, 9) OBP: 0.370, SLG: 0.432	0-0 F7		0-0 G3		0-0 F9		0-0 2B			2 0 0 0 0 0 1										
Glenn Wilson, R (6, PH) OBP: 0.305, SLG: 0.466										2 0 1 0 0 0 1										
Larry Herndon, R (1, 7) OBP: 0.306, SLG: 0.436		0-0 F8		0-0 6-3		0-0 FC4-6 1-2f		0-0 F8		4 0 0 0 0 0 2										
Chet Lemon, R (1, 8) OBP: 0.377, SLG: 0.450		0-0 3B		0-0 F7		0-0 1B 1B		0-0 F7		4 0 2 0 0 0 0										
Wayne Krenchicki, L (1, 5) OBP: 0.354, SLG: 0.310		4-0 BB			0-0 1B 1B		0-3 K			1 0 1 0 1 0 0										
Marty Castillo, R (7, PH) OBP: 0.235, SLG: 0.303							0-3 K			1 0 0 0 0 1 1										
Lynn Jones, R (9, PH) OBP: 0.200, SLG: 0.400							0-3 K			1 0 0 0 0 0 0										
Tom Brookens, R (1, 6) OBP: 0.285, SLG: 0.324		0-0 F4			0-3 K			4-0 BB		3 0 0 0 0 2 4										
John Wockenfuss, R (9, PH) OBP: 0.315, SLG: 0.440										0 0 0 0 1 0 0										
Inning Stats	R: 1 E: 0 K: 5 S: 5	H: 2 LOB: 1 BB: 0 P: 5	R: 0 E: 0 K: 0 S: 4	H: 1 LOB: 2 BB: 1 P: 8	R: 0 E: 0 K: 0 S: 3	H: 1 LOB: 0 BB: 0 P: 3	R: 0 E: 0 K: 0 S: 3	H: 0 LOB: 0 BB: 0 P: 3	R: 0 E: 0 K: 1 S: 6	H: 2 LOB: 1 BB: 0 P: 6	R: 0 E: 0 K: 2 S: 9	H: 2 LOB: 2 BB: 0 P: 9	R: 0 E: 0 K: 1 S: 6	H: 1 LOB: 1 BB: 0 P: 6	R: 0 E: 0 K: 0 S: 3	H: 0 LOB: 1 BB: 1 P: 7	1B: 6 2B: 3 3B: 1 HR: 0	SF: 0 SAC: 0 DP: 1 HBP: 0	WP: 0 PB: 0 SB: 0 CS: 1	PA: 37
PITCHER	IP WLS BF H R ER SO BB IBB HBP BLK WP HR S P ERA WHIP																			
Steve McCatty, R (1, 1) ERA: 3.48	5.1 W 22 7 1 1 1 1 1 1 0 0 0 0 23 27 1.69 1.500																			
Tom Underwood, L (6, 1) ERA: 5.1	3.2 S 15 3 0 0 3 1 0 0 0 0 0 0 20 24 0.00 1.091																			

AB	35
R	1
H	10
RBI	1
BB	2
SO	4
LOB	20



livebaseballscorecards.com

Batter	1	2	3	4	5	6	7	8	9	AB R H RBI BB SO LOB	TOP														
Rickey Henderson, R (1, 7) OBP: 0.393, SLG: 0.383	0-3 K		0-0 S 1B			0-0 1B 3B		0-0 5-3		4 1 2 0 0 1 0															
Rick Peters, S (1, 8) OBP: 0.322, SLG: 0.294	0-0 F8		0-0 F8 1-2			0-0 CS 1B		0-0 E5 1B		4 1 1 1 0 0 1															
Bill Almon, R (1, 5) Carney Lansford, R (8, 5) OBP: 0.349, SLG: 0.400 OBP: 0.297, SLG: 0.398	0-3 K				0-0 E5 FC5-4	4-0 BB 1-2		0-0 1B		3 0 1 1 1 1 0 0 0 0 0 0 0 0															
Davey Lopes, R (1, 4) OBP: 0.345, SLG: 0.442		0-0 CS 1B			0-0 FC5-4 6-3 1-2f	0-0 F9		4-0 IBB		3 0 1 0 1 0 2															
Wayne Gross, L (1, 3) OBP: 0.327, SLG: 0.419	0-3 K 1-2				0-0 6-3 1-2f	0-0 F9		0-0 F3		4 0 0 0 0 1 5															
Garry Hancock, L (1, 9) OBP: 0.276, SLG: 0.379		0-0 1B			0-0 HR		0-0 4-3		0-0 4-3	4 1 2 1 0 0 0															
Dan Meyer, L (1, 10) Marshall Brant, R (7, PH) OBP: 0.194, SLG: 0.162 OBP: 0.154, SLG: 0.154		0-0 F7			0-0 3-1		0-3 K		0-3 K	2 0 0 0 0 0 1 2 0 0 0 0 2 0															
Mike Heath, R (1, 2) OBP: 0.295, SLG: 0.344			0-0 F7		0-0 F9		0-0 F5		0-0 1B	4 0 1 0 0 0 0															
Tony Phillips, S (1, 6) OBP: 0.305, SLG: 0.268			0-0 F8		0-0 F8			0-0 F8	0-0 F7	4 0 0 0 0 0 1															
Inning Stats	R: 0 E: 0 K: 2 S: 7	H: 0 LOB: 0 BB: 0 P: 7	R: 0 E: 0 K: 1 S: 6	H: 2 LOB: 1 BB: 0 P: 6	R: 0 E: 0 K: 0 S: 4	H: 1 LOB: 1 BB: 0 P: 4	R: 0 E: 1 K: 0 S: 3	H: 0 LOB: 0 BB: 0 P: 3	R: 1 E: 0 K: 0 S: 4	H: 1 LOB: 0 BB: 0 P: 4	R: 1 E: 0 K: 0 S: 4	H: 2 LOB: 1 BB: 1 P: 8	R: 0 E: 0 K: 1 S: 5	H: 0 LOB: 0 BB: 0 P: 5	R: 1 E: 1 K: 0 S: 5	H: 1 LOB: 2 BB: 1 P: 9	R: 0 E: 0 K: 1 S: 6	H: 1 LOB: 1 BB: 0 P: 6	1B: 6 2B: 2 3B: 1 HR: 1	SF: 0 SAC: 0 DP: 2 HBP: 0	WP: 0 PB: 0 SB: 1 CS: 2	PA: 36			
PITCHER	IP WLS BF H R ER SO BB IBB HBP BLK WP HR S P ERA WHIP																								
Juan Berenguer, R (1, 1) ERA: 3.16	5.2		22	6	2	2	3	1	0	0	0	0	1	27	31	3.18	1.235								
Howard Bailey, L (6, 1) ERA: 2.83	3.1	W	14	2	1	0	2	0	1	0	0	0	0	17	21	0.00	0.600								

Oakland Athletics @ Detroit Tigers
Tiger Stadium, Detroit, MI
Sun Jul 10 1983, 3:33 AM EDT
Att. 20,769 - Sunny - 75 F

livebaseballscorecards.com

AB	34
R	3
H	8
RBI	3
BB	2
SO	5
LOB	10



Batter	1	2	3	4	5	6	7	8	9	AB R H RBI BB SO LOB
Lou Whitaker, L (1, 4) OBP: 0.367, SLG: 0.457	0-0 4-3		0-0 1B			0-0 F7			0-0 HR	4 1 2 0 0 0 0
Kirk Gibson, L (1, 7) OBP: 0.294, SLG: 0.398 Larry Herndon, R (9, PH) OBP: 0.309, SLG: 0.438	0-0 F7		0-3 K			0-0 G3			0-0 HR	3 0 0 0 0 1 1 1 1 1 1 0 0 0
Johnny Grubb, L (1, 10) OBP: 0.360, SLG: 0.418 John Wockenfuss, R (9, PH) OBP: 0.321, SLG: 0.440 Jack Morris, R (9, PR)	0-0 1-3				0-0 F8				4-0 HR	3 0 0 0 0 0 0 0 0 0 0 1 0 0 0 1 0 0 0 0 0
Lance Parrish, R (1, 2) OBP: 0.328, SLG: 0.483		0-3 K			0-0 5-3				0-0 HR	4 1 1 4 0 1 0
Glenn Wilson, R (1, 9) OBP: 0.305, SLG: 0.465					0-0 6-3				0-0 HR	3 0 1 0 0 0 0
Rick Leach, L (1, 3) OBP: 0.301, SLG: 0.319					0-0 F8				0-0 HR	3 0 0 0 0 0 1
Chet Lemon, R (1, 8) OBP: 0.373, SLG: 0.444					0-0 F8				0-0 HR	3 0 0 0 0 0 1
Wayne Krenchicki, L (1, 5) OBP: 0.343, SLG: 0.299					0-0 F8				0-0 HR	3 0 0 0 0 0 0
Tom Brookens, R (1, 6) OBP: 0.283, SLG: 0.321 Alan Trammell, R (9, PH) OBP: 0.356, SLG: 0.402					0-0 1-3				4-0 HR	2 0 0 0 0 1 0 0 1 0 0 1 0 0

Inning Stats	R: 0 E: 0 K: 0 S: 3	H: 0 LOB: 0 BB: 0 P: 3	R: 0 E: 0 K: 1 S: 6	H: 1 LOB: 1 BB: 0 P: 6	R: 0 E: 0 K: 1 S: 6	H: 1 LOB: 1 BB: 0 P: 6	R: 0 E: 0 K: 0 S: 3	H: 0 LOB: 0 BB: 0 P: 3	R: 0 E: 0 K: 0 S: 3	H: 0 LOB: 0 BB: 0 P: 3	R: 0 E: 0 K: 1 S: 5	H: 0 LOB: 0 BB: 0 P: 5	R: 0 E: 0 K: 0 S: 3	H: 0 LOB: 0 BB: 0 P: 3	R: 0 E: 0 K: 0 S: 3	H: 0 LOB: 0 BB: 0 P: 3	R: 5 E: 1 K: 0 S: 3	H: 3 LOB: 1 BB: 2 P: 11	1B: 4 2B: 0 3B: 0 HR: 1	SF: 0 SAC: 0 DP: 0 HBP: 0
--------------	------------------------------	---------------------------------	------------------------------	---------------------------------	------------------------------	---------------------------------	------------------------------	---------------------------------	------------------------------	---------------------------------	------------------------------	---------------------------------	------------------------------	---------------------------------	------------------------------	---------------------------------	------------------------------	----------------------------------	----------------------------------	------------------------------------

PITCHER	IP	WLS	BF	H	R	ER	SO	BB	IBB	HBP	BLK	WP	HR	S	P	ERA	WHIP
Chris Codiroli, R (1, 1) ERA: 4.11	8.0		28	3	2	2	3	1	0	0	0	0	0	33	37	2.25	0.500
Tom Burgmeier, L (9, 1) ERA: 2.74	0.0		1	1	0	0	0	0	0	0	0	0	0	1	1	∞	∞
Dave Beard, R (9, 1) ERA: 8.2	0.0	L	1	0	0	0	0	1	0	0	0	0	0	4	4	∞	∞
Jeff Jones, R (9, 1) ERA: 3.63	0.0		1	1	3	2	0	0	0	0	0	0	1	1	1	∞	∞

BOTTOM

Oakland Athletics @ Detroit Tigers
Tiger Stadium, Detroit, MI
Sun Jul 10 1983, 3:33 AM EDT
Att. 20,769 - Sunny - 75 F

AB	29
R	5
H	5
RBI	5
BB	2
SO	3
LOB	3



WP: 0	PA: 31
PB: 0	
SB: 0	
CS: 0	

livebaseballscores.com

Oakland Athletics @ Baltimore Orioles
 Memorial Stadium, Baltimore, MD
 Mon Jul 11 1983, 7:05 PM EDT
 Att. 22,546 - Unknown - 81 F

livebaseballscorecards.com



AB	37
R	6
H	13
RBI	6
BB	1
SO	3
LOB	12

WP:	0	PA:	40
PB:	0		
SB:	1		
CS:	2		

AB R H RBI BB SO LOB

5	0	3	0	0	0	0
5	0	1	2	0	0	2
5	1	2	0	0	0	4
4	2	2	1	0	1	2
4	1	1	2	0	0	1
3	0	0	1	0	1	0
2	0	0	0	1	0	0
1	0	0	0	0	0	1
0	0	0	0	0	0	0
3	1	2	0	0	0	0
1	0	0	0	0	0	0
4	1	2	0	0	1	2
0	0	0	0	0	0	0

Batter 1 2 3 4 5 6 7 8 9

Rickey Henderson, R OBP: 0.396, SLG: 0.391 (1, 7)	0-0 F9		0-0 5-3		0-0 CS 2B		0-0 1B 1B		0-0 1B
Rick Peters, S OBP: 0.313, SLG: 0.286 (1, 10)	0-0 G3		0-0 4-3		0-0 CS 2-3	0-0 F7	0-0 1B G6-4-3		0-0 F9
Bill Almon, R OBP: 0.350, SLG: 0.404 (1, 6) (8, 9)	0-0 1B		0-0 F9			0-0 HR 2B	0-0 G6-4-3 1-2f		0-0 F7
Davey Lopes, R OBP: 0.347, SLG: 0.455 (1, 4)	0-0 L6			0-0 F9 S 4-3 1B		0-3 K 2		0-0 HR	
Carney Lansford, R OBP: 0.295, SLG: 0.416 (1, 5)		0-0 F6		0-0 F9 1-3		0-0 HR 2-H		0-0 E6 CS SH1-4	
Dwayne Murphy, L OBP: 0.325, SLG: 0.319 (1, 8)		0-0 F9		0-0 4-3		0-3 K 3		0-0 SH1-4 1-2	
Wayne Gross, L OBP: 0.327, SLG: 0.415 Jeff Burroughs, R OBP: 0.336, SLG: 0.376 Tony Phillips, S OBP: 0.305, SLG: 0.268 (1, 3) (8, PH) (8, 6)		4-0 E 1B BB		0-0 F8 3-H			0-0 F9 1	0-0 L5 2-3	
Garry Hancock, L OBP: 0.287, SLG: 0.388 (1, 9) (8, 3) Marshall Brant, R OBP: 0.143, SLG: 0.143 (9, PH)		0-0 E9 1-3 1B		0-0 6-3			0-0 1B 1B 1B		0-0 F8
Bob Kearney, R OBP: 0.311, SLG: 0.389 Mitchell Page, L OBP: 0.333, SLG: 0.256 (1, 2) (9, PR)		0-3 K 3		0-0 F7			0-0 1B 1B 1-2		0-0 1B

Inning Stats	R: 0 E: 0 K: 0 S: 4	H: 1 LOB: 1 BB: 0 P: 4	R: 0 E: 1 K: 1 S: 6	H: 1 LOB: 2 BB: 1 P: 10	R: 0 E: 0 K: 0 S: 3	H: 0 LOB: 0 BB: 0 P: 3	R: 1 E: 0 K: 0 S: 4	H: 1 LOB: 0 BB: 0 P: 4	R: 0 E: 0 K: 0 S: 3	H: 1 LOB: 0 BB: 0 P: 3	R: 2 E: 0 K: 2 S: 9	H: 2 LOB: 0 BB: 0 P: 9	R: 2 E: 0 K: 0 S: 6	H: 4 LOB: 1 BB: 0 P: 6	R: 1 E: 1 K: 0 S: 4	H: 1 LOB: 0 BB: 0 P: 4	R: 0 E: 0 K: 0 S: 5	H: 2 LOB: 2 BB: 0 P: 5	1B: 9 2B: 2 3B: 0 HR: 2	SF: 0 SAC: 1 DP: 1 HBP: 0
---------------------	------------------------------	---------------------------------	------------------------------	----------------------------------	------------------------------	---------------------------------	------------------------------	---------------------------------	------------------------------	---------------------------------	------------------------------	---------------------------------	------------------------------	---------------------------------	------------------------------	---------------------------------	------------------------------	---------------------------------	----------------------------------	------------------------------------

PITCHER	IP	WLS	BF	H	R	ER	SO	BB	IBB	HBP	BLK	WP	HR	S	P	ERA	WHIP
Dennis Martinez, R ERA: 5.64 (1, 1)	6.1	W	28	9	5	5	3	1	0	0	0	0	1	33	37	7.11	1.579
Sammy Stewart, R ERA: 4.44 (7, 1)	0.2		4	2	1	1	0	0	0	0	0	0	1	4	4	13.50	3.000
Dan Morigiello, L ERA: 3.43 (8, 1)	2.0	S	7	2	0	0	0	0	0	0	0	0	0	7	7	0.00	1.000

Batter	1	2	3	4	5	6	7	8	9	AB	R	H	RBI	BB	SO	LOB
Al Bumbry, L OBP: 0.317, SLG: 0.344 (1, 8)										5	1	1	0	0	0	5
Rich Dauer, R OBP: 0.266, SLG: 0.270 (1, 4)										5	1	1	0	0	0	3
Cal Ripken Jr., R OBP: 0.353, SLG: 0.475 (1, 6)										4	1	2	0	1	1	1
Eddie Murray, S OBP: 0.390, SLG: 0.488 (1, 3)										4	2	1	2	1	0	4
John Lowenstein, L OBP: 0.365, SLG: 0.470 (1, 7)										2	1	1	1	0	1	0
Gary Roenicke, R OBP: 0.311, SLG: 0.478 (3, PH)										3	0	0	0	0	0	4
Ken Singleton, S OBP: 0.395, SLG: 0.504 (1, 10)										3	1	2	3	1	0	0
Jim Dwyer, L OBP: 0.354, SLG: 0.486 (1, 9)										1	0	1	1	1	0	0
Mike Young, S OBP: 0.063, SLG: 0.063 (4, PH)										2	0	0	0	0	1	1
Todd Cruz, R OBP: 0.236, SLG: 0.335 (1, 5)										4	0	2	0	0	1	1
Rick Dempsey, R OBP: 0.321, SLG: 0.306 (1, 2)										4	0	1	0	0	0	5

Inning Stats	R: 4	H: 4	E: 1	LOB: 3	K: 0	BB: 2	S: 8	P: 16	R: 3	H: 3	E: 0	LOB: 1	K: 2	BB: 1	S: 10	P: 14	R: 0	H: 3	E: 0	LOB: 3	K: 0	BB: 0	S: 6	P: 6	R: 0	H: 1	E: 0	LOB: 2	K: 0	BB: 1	S: 4	P: 8	R: 0	H: 1	E: 0	LOB: 1	K: 0	BB: 0	S: 4	P: 4	R: 0	H: 0	E: 0	LOB: 0	K: 1	BB: 0	S: 5	P: 5	R: 0	H: 0	E: 0	LOB: 0	K: 0	BB: 0	S: 3	P: 3	R: 0	H: 0	E: 0	LOB: 0	K: 1	BB: 0	S: 5	P: 5
--------------	------	------	------	--------	------	-------	------	-------	------	------	------	--------	------	-------	-------	-------	------	------	------	--------	------	-------	------	------	------	------	------	--------	------	-------	------	------	------	------	------	--------	------	-------	------	------	------	------	------	--------	------	-------	------	------	------	------	------	--------	------	-------	------	------	------	------	------	--------	------	-------	------	------

PITCHER	IP	WLS	BF	H	R	ER	SO	BB	IBB	HBP	BLK	WP	HR	S	P	ERA	WHIP
Steve Baker, R ERA: 4.33 (1, 1)	0.1	L	7	3	4	3	0	2	0	0	0	0	0	5	13	81.00	15.000
Jeff Jones, R ERA: 4.66 (1, 1)	2.0		14	7	3	3	2	1	0	0	0	0	2	17	21	13.50	4.000
Tom Burgmeier, L ERA: 2.51 (3, 1)	5.2		20	2	0	0	2	1	0	0	0	0	0	23	27	0.00	0.529

BOTTOM

Oakland Athletics @ Baltimore Orioles
Memorial Stadium, Baltimore, MD

Mon Jul 11 1983, 7:05 PM EDT
Att: 22,546 - Unknown - 81 F

AB	37
R	7
H	12
RBI	7
BB	4
SO	4
LOB	24

WP: 0 PA: 41
PB: 0
SB: 0
CS: 0

PITCHER	IP	WLS	BF	H	R	ER	SO	BB	IBB	HBP	BLK	WP	HR	S	P	ERA	WHIP
---------	----	-----	----	---	---	----	----	----	-----	-----	-----	----	----	---	---	-----	------

Batter	1	2	3	4	5	6	7	8	9	AB R H RBI BB SO LOB	TOP											
Rickey Henderson, R OBP: 0.400, SLG: 0.407 (1, 7)	0-0 F7		0-0 PO 1B			0-0 F8 S 1B			0-0 HR	4 1 3 1 0 0 0												
Rick Peters, S OBP: 0.324, SLG: 0.300 (1, 10)	0-0 CS 1B		0-0 PO 1-2	0-0 3-1		0-0 F8 1-3			0-0 2B 1B	4 0 2 0 0 0 1												
Bill Almon, R OBP: 0.349, SLG: 0.406 (1, 6)	0-0 F7 1-2			0-0 F5		0-0 F9			0-0 1-3 2B	4 0 1 0 0 0 2												
Davey Lopes, R OBP: 0.346, SLG: 0.449 (1, 4)		0-0 5-3		4-0 S BB		0-0 1-4-3			0-3 K	3 0 0 0 1 1 2												
Carney Lansford, R OBP: 0.301, SLG: 0.421 (1, 5)		0-0 2B		0-0 6-3 1-2		4-0 G3-6-3 BB			0-0 5-3	3 0 1 0 1 0 3												
Dwayne Murphy, L OBP: 0.320, SLG: 0.313 (1, 8)		0-0 L4			0-0 F5		0-0 G3-6-3 1-2f		0-0 F8	4 0 0 0 0 0 4												
Garry Hancock, L OBP: 0.279, SLG: 0.376 (1, 9)		0-0 F3			0-0 F7			0-0 L9		3 0 0 0 0 0 1												
Dan Meyer, L OBP: 0.189, SLG: 0.157 (1, 3)			0-0 F7		0-3 K			0-0 4-3		3 0 0 0 0 1 0												
Mike Heath, R OBP: 0.289, SLG: 0.337 (1, 2)			0-0 F8			0-0 F8		0-3 K		2 0 0 0 0 0 0												
Wayne Gross, L OBP: 0.325, SLG: 0.413 (8, PH)										1 0 0 0 0 1 0												
Bob Kearney, R OBP: 0.311, SLG: 0.389 (8, 2)										0 0 0 0 0 0 0												
Inning Stats	R: 0 E: 0 K: 0 S: 3	H: 1 LOB: 0 BB: 0 P: 3	R: 0 E: 0 K: 0 S: 4	H: 1 LOB: 1 BB: 0 P: 4	R: 0 E: 0 K: 0 S: 3	H: 1 LOB: 0 BB: 0 P: 3	R: 0 E: 0 K: 0 S: 3	H: 0 LOB: 1 BB: 1 P: 7	R: 0 E: 0 K: 1 S: 5	H: 0 LOB: 0 BB: 0 P: 5	R: 0 E: 0 K: 0 S: 4	H: 1 LOB: 1 BB: 0 P: 4	R: 0 E: 0 K: 0 S: 2	H: 0 LOB: 0 BB: 1 P: 6	R: 0 E: 0 K: 1 S: 5	H: 0 LOB: 0 BB: 0 P: 5	R: 1 E: 0 K: 1 S: 8	H: 3 LOB: 2 BB: 0 P: 8	1B: 4 2B: 2 3B: 0 HR: 1	SF: 0 SAC: 0 DP: 1 HBP: 0	WP: 0 PB: 0 SB: 2 CS: 1	PA: 34
PITCHER	IP WLS BF H R ER SO BB IBB HBP BLK WP HR S P ERA WHIP																					
Allan Ramirez, R ERA: 1.8 (1, 1)	8.0 W 29 6 1 1 2 2 0 0 0 0 0 1 31 39 1.12 1.000																					
Tim Stoddard, R ERA: 5.91 (9, 1)	1.0 S 4 1 0 0 1 0 0 0 0 0 0 0 6 6 0.00 1.000																					

Oakland Athletics @ Baltimore Orioles
 Memorial Stadium, Baltimore, MD
 Tue Jul 12 1983, 7:05 PM EDT
 Att. 16,265 - Unknown

livebaseballscorecards.com

AB 31
 R 1
 H 7
 RBI 1
 BB 2
 SO 3
 LOB 13



Batter	1	2	3	4	5	6	7	8	9	AB	R	H	RBI	BB	SO	LOB	BOTTOM															
Todd Cruz, R OBP: 0.240, SLG: 0.335 (1, 5) X	0-0 1B S 1B		0-0 F8		4-0 FC6 2-3 BB		0-0 F7			3	0	1	0	1	0	3	Oakland Athletics @ Baltimore Orioles Memorial Stadium, Baltimore, MD Tue Jul 12 1983, 7:05 PM EDT Att. 16,265 - Unknown livebaseballscorecards.com															
Rich Dauer, R OBP: 0.262, SLG: 0.266 (1, 4) X	0-0 F4		0-0 6-3		0-0 FC6 1-2f 3-H		0-0 F7			4	0	0	1	0	0	3																
Cal Ripken Jr., R OBP: 0.352, SLG: 0.470 (1, 6) S S S	0-3 K 1-2		0-0 F7		0-0 L5		4-0 HR BB			3	1	0	0	1	1	3																
Eddie Murray, S OBP: 0.391, SLG: 0.498 (1, 3) X	0-0 2-3 1B			0-0 F9		0-0 F3		0-0 1-H HR		4	1	2	2	0	0	0																
Gary Roenicke, R OBP: 0.309, SLG: 0.469 (1, 8) (8, 7) X	0-0 F8			4-0 FC5-4 BB		0-0 L7		0-0 F8		3	0	0	0	1	0	2																
Ken Singleton, S OBP: 0.389, SLG: 0.496 (1, 10) X		0-0 1-3		0-0 F8		0-3 K		0-3 K		4	0	0	0	0	2	1																
Benny Ayala, R OBP: 0.250, SLG: 0.414 (1, 7) X		0-0 5-3		0-0 FC5-4 1-2f		0-0 SH2-4 2B				3	0	1	0	0	0	1																
Al Bumbry, L OBP: 0.317, SLG: 0.344 (7, PR) (8, 8) X					4-0 WP SH1-4 FC6 BB		0-0 SH2-4 2-3			0	0	0	0	0	0	0																
Mike Young, S OBP: 0.111, SLG: 0.059 (1, 9) X		0-0 F7			0-0 SH1-4 1-2 2B		0-0 F3			1	1	0	0	1	0	0																
Rick Dempsey, R OBP: 0.322, SLG: 0.314 (1, 2) X										2	0	1	0	0	0	2																
Inning Stats	R: 0 E: 0 K: 1 S: 7	H: 2 LOB: 2 BB: 0 P: 7	R: 0 E: 0 K: 0 S: 3	H: 0 LOB: 0 BB: 0 P: 3	R: 0 E: 0 K: 0 S: 4	H: 1 LOB: 1 BB: 0 P: 4	R: 0 E: 0 K: 0 S: 3	H: 0 LOB: 1 BB: 1 P: 7	R: 1 E: 1 K: 0 S: 3	H: 0 LOB: 1 BB: 2 P: 11	R: 0 E: 0 K: 1 S: 5	H: 0 LOB: 0 BB: 0 P: 5	R: 0 E: 0 K: 0 S: 4	H: 1 LOB: 2 BB: 0 P: 4	R: 2 E: 0 K: 1 S: 6	H: 1 LOB: 0 BB: 1 P: 10	1B: 2 2B: 2 3B: 0 HR: 1	SF: 0 SAC: 2 DP: 0 HBP: 0	WP: 1 PB: 0 SB: 1 CS: 0	PA: 33												
PITCHER	IP WLS L	WLS BF	H R	R ER	SO BB	BB IBB	HBP BLK	WP HR	S P	ERA WHIP	PITCHER										IP WLS BF	H R	ER SO	BB IBB	HBP BLK	WP HR	S P	ERA WHIP				
Gorman Heimueller, L ERA: 3.68 (1, 1)	7.1	31	5	3	3	2	4	1	31	3.68											47	1.227										
Dave Beard, R ERA: 7.91 (8, 1)	0.2	2	0	0	0	1	0	0	4	0.00											4	0.000										

AB	27
R	3
H	5
RBI	3
BB	4
SO	3
LOB	15



Batter	1	2	3	4	5	6	7	8	9	AB R H RBI BB SO LOB	TOP											
Rickey Henderson, R OBP: 0.398, SLG: 0.405 (1, 7)	0-3 K		0-3 K			0-0 1B	0-0 FC6-4 WP			4 1 1 0 0 2 1												
Rick Peters, S OBP: 0.333, SLG: 0.313 (1, 9) (8, 8)	0-0 F7			0-0 G5-4-3 1B		0-0 1B	0-0 F7			4 1 2 0 0 0 1												
Bill Almon, R OBP: 0.347, SLG: 0.403 (1, 6)	0-0 5-3			0-0 G5-4-3 1-2f		0-0 1B		0-0 F8		4 0 1 0 0 0 1												
Wayne Gross, L OBP: 0.320, SLG: 0.405 (1, 3)		0-0 3-1		0-0 F8		0-0 F4		0-0 F3		4 0 0 0 0 0 3												
Carney Lansford, R OBP: 0.306, SLG: 0.424 (1, 5)		0-0 F8			0-0 G6-4-3 1B	0-0 1B		0-0 5-3		4 0 2 2 0 0 0												
Dwayne Murphy, L OBP: 0.327, SLG: 0.319 (1, 8) Dan Meyer, L OBP: 0.188, SLG: 0.155 (8, 9)		0-0 1B		0-0 G6-4-3 1B		0-0 BB		0-0 F7		2 0 2 0 1 0 0 1 0 0 0 0 0 0												
Garry Hancock, L OBP: 0.278, SLG: 0.371 (1, 10)		0-0 F7		0-0 G6-4-3 1-2f 2-3		0-0 G3		0-0 G4-3 1B		4 0 1 0 0 0 6												
Mike Heath, R OBP: 0.277, SLG: 0.323 (1, 2)			0-0 6-3		0-0 1-3		0-0 5-3		0-0 G4-3 1-2f	4 0 0 0 0 0 2												
Tony Phillips, S OBP: 0.305, SLG: 0.265 (1, 4)			0-3 K			0-0 F6	0-0 FC6-4 BB			2 0 0 0 1 1 0												
Inning Stats	R: 0 E: 0 K: 1 S: 5	H: 0 LOB: 0 BB: 0 P: 5	R: 0 E: 0 K: 0 S: 4	H: 1 LOB: 1 BB: 0 P: 4	R: 0 E: 0 K: 2 S: 7	H: 0 LOB: 0 BB: 0 P: 7	R: 0 E: 0 K: 0 S: 3	H: 1 LOB: 0 BB: 0 P: 3	R: 0 E: 0 K: 0 S: 4	H: 2 LOB: 1 BB: 0 P: 4	R: 2 E: 0 K: 0 S: 7	H: 4 LOB: 3 BB: 1 P: 11	R: 0 E: 0 K: 0 S: 3	H: 0 LOB: 1 BB: 1 P: 7	R: 0 E: 0 K: 0 S: 3	H: 0 LOB: 0 BB: 0 P: 3	R: 0 E: 0 K: 0 S: 3	H: 1 LOB: 0 BB: 0 P: 3	1B: 9 2B: 0 3B: 0 HR: 0	SF: 0 SAC: 0 DP: 3 HBP: 0	WP: 1 PB: 0 SB: 0 CS: 0	PA: 35
PITCHER	IP WLS BF H R ER SO BB IBB HBP BLK WP HR S P ERA WHIP																					
Storm Davis, R ERA: 3.13 (1, 1)	6.0 W 25 8 2 2 3 1 0 0 0 0 0 0 30 34 3.00 1.500																					
Sammy Stewart, R ERA: 4.28 (7, 1)	3.0 S 10 1 0 0 0 1 0 0 0 0 1 0 9 13 0.00 0.667																					

Oakland Athletics @ Baltimore Orioles
 Memorial Stadium, Baltimore, MD
 Wed Jul 13 1983, 7:05 PM EDT
 Att. 14,187 - Unknown

AB	33
R	2
H	9
RBI	2
BB	2
SO	3
LOB	14



Batter	1	2	3	4	5	6	7	8	9
Todd Cruz, R OBP: 0.243, SLG: 0.342 (1, 5)	0-3 K		0-3 K	4-0 HR BB		0-0 3B		0-0 F7	
Rich Dauer, R OBP: 0.266, SLG: 0.269 (1, 4)	0-0 1B		0-0 1B 2B 1B	0-0 F3		0-0 6-3			
Cal Ripken Jr., R OBP: 0.351, SLG: 0.477 (1, 6)	0-0 F3		0-0 F8	0-0 HR			0-0 4-3		
Eddie Murray, S OBP: 0.392, SLG: 0.497 (1, 3)	0-0 F2		0-0 2B 1B	0-3 K			4-0 BB		
Gary Roenicke, R OBP: 0.308, SLG: 0.470 (1, 8) (9, 7)		0-0 F6	0-0 1-3 2-H 2B		0-3 K		0-0 F7		
Ken Singleton, S OBP: 0.384, SLG: 0.487 (1, 10)		0-0 4-3	0-0 4-3		0-3 K		0-0 L9		
Benny Ayala, R OBP: 0.279, SLG: 0.467 (1, 7)		4-0 2B BB		4-0 SH5-4 HBP HR BB	0-3 K			0-0 HR	
Al Bumbry, L OBP: 0.317, SLG: 0.344 (9, 8)									
Mike Young, S OBP: 0.227, SLG: 0.200 (1, 9)		0-0 1-3 2B		1-0 HR SH5-4 HBP		0-0 1B		0-0 6-3	
Rick Dempsey, R OBP: 0.318, SLG: 0.309 (1, 2)		0-0 6-3		0-0 SH5-4		0-0 F8		0-0 6-3	

Inning Stats	R: 0	H: 1	E: 0	LOB: 1	K: 1	S: 6	P: 6	R: 0	H: 1	E: 0	LOB: 2	K: 0	BB: 1	S: 4	R: 1	H: 3	E: 0	LOB: 2	K: 1	BB: 0	S: 8	R: 4	H: 1	E: 0	LOB: 0	K: 1	BB: 2	S: 6	R: 0	H: 0	E: 0	LOB: 0	K: 3	BB: 0	S: 9	R: 0	H: 2	E: 0	LOB: 1	K: 0	BB: 0	S: 4	R: 0	H: 0	E: 0	LOB: 1	K: 0	BB: 1	S: 3	R: 1	H: 1	E: 0	LOB: 0	K: 0	BB: 0	S: 4
--------------	------	------	------	--------	------	------	------	------	------	------	--------	------	-------	------	------	------	------	--------	------	-------	------	------	------	------	--------	------	-------	------	------	------	------	--------	------	-------	------	------	------	------	--------	------	-------	------	------	------	------	--------	------	-------	------	------	------	------	--------	------	-------	------

PITCHER	IP	WLS	BF	H	R	ER	SO	BB	IBB	HBP	BLK	WP	HR	S	P	ERA	WHIP
Tim Conroy, L ERA: 3.46 (1, 1)	3.2	L	21	6	5	5	2	3	0	1	0	0	1	21	34	12.27	2.455
Dave Beard, R ERA: 7.06 (4, 1)	2.1		8	2	0	0	4	0	0	0	0	0	0	16	16	0.00	0.857
Tom Underwood, L ERA: 5.09 (7, 1)	2.0		8	1	1	1	0	1	0	0	0	0	1	7	11	4.50	1.000


BOTTOM

Oakland Athletics @ Baltimore Orioles
Memorial Stadium, Baltimore, MD
 Wed Jul 13 1983, 7:05 PM EDT
 Att. 14,187 - Unknown

AB	R	H	RBI	BB	SO	LOB
4	1	1	0	1	2	0
4	1	2	0	0	0	4
4	1	1	4	0	0	2
3	0	1	0	1	1	1
4	0	1	1	0	1	1
4	0	0	0	0	1	3
2	2	1	1	2	1	0
0	0	0	0	0	0	0
3	1	2	0	0	0	0
3	0	0	0	0	0	2

AB	31
R	6
H	9
RBI	6
BB	4
SO	6
LOB	13

livebaseballscorecards.com



WP	PA
0	37

Batter	1	2	3	4	5	6	7	8	9	AB R H RBI BB SO LOB	TOP									
Rickey Henderson, R OBP: 0.401, SLG: 0.419 (1, 7)	0-0 4-3 SF8 2B		0-0 S 1B 1B		0-3 K		0-0 1B 3B		0-3 K 1-2	5 3 3 0 0 2 2										
Rick Peters, S OBP: 0.351, SLG: 0.333 (1, 9) (7, 8)	0-0 4-3 2-3		0-0 CS 1B 1-H		0-0 6-3 1-2		0-0 1B 1B 3-H		0-0 BB 1B 1B	5 0 3 2 0 0 2										
Davey Lopes, R OBP: 0.344, SLG: 0.448 Garry Hancock, L OBP: 0.284, SLG: 0.377 (1, 4) (7, 3)	0-0 SF8 3-H		0-3 K 1-2		0-0 F7		0-0 1B 1B		0-0 BB 1B 1-2 2-H	3 0 1 1 0 1 2 1 0 1 1 0 0 0										
Jeff Burroughs, R OBP: 0.344, SLG: 0.384 Dan Meyer, L OBP: 0.188, SLG: 0.155 (1, 10) (9, PR)	0-0 2B			0-0 1B 1B		4-0 FC6-4 BB		0-0 F3	4-0 BB BB BB BB 1-2 2-3 BB	3 0 2 0 2 0 2 0 0 0 0 0 0 0										
Bill Almon, R OBP: 0.341, SLG: 0.395 (1, 5) (7, 6)	0-0 F9			0-0 F8		0-0 FC6-4 PB 1-2f		0-0 F7	0-3 K	5 0 0 0 0 1 6										
Dwayne Murphy, L OBP: 0.324, SLG: 0.315 Mitchell Page, L OBP: 0.327, SLG: 0.250 (1, 8) (7, 9)		0-0 F9		0-3 K		0-3 K 1-2		0-3 K		3 0 0 0 0 2 2 1 0 0 0 0 1 0										
Bob Kearney, R OBP: 0.310, SLG: 0.387 (1, 2)		0-0 F3		0-0 1B		0-0 F9		0-0 F6		4 0 1 0 0 0 1										
Wayne Gross, L OBP: 0.318, SLG: 0.402 Mike Heath, R OBP: 0.282, SLG: 0.327 (1, 3) (7, PH) (7, 5)		0-3 K		0-3 K			0-0 G6-3 1B		0-0 F8	2 0 0 0 0 2 2 2 0 1 0 0 0 0										
Tony Phillips, S OBP: 0.308, SLG: 0.269 (1, 6) (7, 4)			0-0 6-3		0-0 6-3 1B		0-0 G6-3 1-2f		0-0 WP 1B 1B	4 1 2 0 0 0 1										
Inning Stats	R: 1 E: 0 K: 0 S: 5	H: 2 LOB: 1 BB: 0 P: 5	R: 0 E: 0 K: 1 S: 5	H: 0 LOB: 0 BB: 0 P: 5	R: 1 E: 0 K: 1 S: 6	H: 2 LOB: 1 BB: 0 P: 6	R: 0 E: 0 K: 2 S: 9	H: 2 LOB: 2 BB: 0 P: 9	R: 0 E: 0 K: 1 S: 6	H: 0 LOB: 1 BB: 1 P: 9	R: 1 E: 0 K: 0 S: 6	H: 4 LOB: 2 BB: 0 P: 6	R: 0 E: 0 K: 1 S: 5	H: 0 LOB: 0 BB: 0 P: 5	R: 1 E: 0 K: 2 S: 10	H: 3 LOB: 3 BB: 1 P: 14	1B: 11 2B: 3 3B: 1 HR: 0	SF: 1 SAC: 0 DP: 2 HBP: 0	WP: 1 PB: 1 SB: 2 CS: 1	PA: 41
PITCHER	IP WLS BF H R ER SO BB IBB HBP BLK WP HR S P ERA WHIP																			
John Tudor, L ERA: 3.48 (1, 1)	7.0 W 31 11 3 3 6 1 0 0 0 0 0 0 42 46 3.86 1.714																			
Luis Aponte, R ERA: 2.89 (8, 1)	1.2 9 3 1 1 2 1 0 0 0 1 0 12 16 5.40 2.400																			
Bob Stanley, R ERA: 2.22 (9, 1)	0.1 S 1 0 0 0 1 0 0 0 0 0 0 0 3 3 0.00 0.000																			

Oakland Athletics @ Boston Red Sox
Fenway Park, Boston, MA
Thu Jul 14 1983, 7:05 PM EDT
Att. 24,914 - Unknown - 77 F

livebaseballscorecards.com

AB	38
R	4
H	14
RBI	4
BB	2
SO	9
LOB	20



Batter	1	2	3	4	5	6	7	8	9
Jerry Remy, L OBP: 0.280, SLG: 0.295 (1, 4) BBB	4-0 F9 1B HR BB	0-0 6-3		0-0 4-3		0-0 1-3 2-H BB 1B		0-0 F8	
Wade Boggs, L OBP: 0.450, SLG: 0.472 (1, 5) X	0-0 1-2 HR 1B		0-0 HR	0-0 1B		4-0 1-2 BB 1B			
Jim Rice, R OBP: 0.374, SLG: 0.574 (1, 7) X	0-0 F9 2-3		0-0 HR 2B	0-0 F4		0-0 1-2 2-H 1B			
Tony Armas, R OBP: 0.276, SLG: 0.468 (1, 8) X	0-0 F3		0-0 2-H HR		4-0 BB G6-4-3	0-3 K			
Dwight Evans, R OBP: 0.349, SLG: 0.454 (1, 9) X	0-0 1-H 3-H HR		4-0 1B BB G6-4-3		0-0 1-2f G6-4-3		4-0 BB G4-3		
Carl Yastrzemski, L OBP: 0.417, SLG: 0.491 Rick Miller, L OBP: 0.427, SLG: 0.438 (1, 10) (5, PH) BBB	4-0 BB		0-0 1-3 1B G6-4-3		0-0 G3		0-0 F7		
Dave Stapleton, R OBP: 0.266, SLG: 0.324 (1, 3) X	0-0 F8		0-0 1-2f 3-H G6-4-3			0-0 FC4-6 1B	0-0 1-2f G4-3		
Rich Gedman, L OBP: 0.319, SLG: 0.357 (1, 2) SSSS		0-3 K	0-0 4-3			0-0 1-2f BB 1B FC4-6		0-0 G3	
Glenn Hoffman, R OBP: 0.303, SLG: 0.317 (1, 6) X		0-0 F7		0-0 F8		0-0 1B 1-2 1B		0-0 F8	

Inning Stats	R: 3	H: 2	E: 0	K: 5	LOB: 1	P: 13	R: 0	H: 0	E: 0	K: 5	LOB: 0	P: 5	R: 4	H: 4	E: 0	K: 6	LOB: 0	P: 10	R: 0	H: 1	E: 0	K: 4	LOB: 1	P: 4	R: 0	H: 0	E: 0	K: 2	LOB: 0	P: 6	R: 2	H: 4	E: 0	K: 1	LOB: 2	P: 12	R: 0	H: 0	E: 0	K: 3	LOB: 0	P: 6	R: 0	H: 0	E: 0	K: 3	LOB: 0	P: 3
	3	2	0	5	1	13	0	0	0	5	0	5	4	4	0	6	0	10	0	1	0	1	0	1	4	2	0	0	0	0	6	4	0	1	12	0	0	0	0	0	0	0	0	0	0	0	0	3

PITCHER													PITCHER																																					
IP	WLS	BF	H	R	ER	SO	BB	IBB	HBP	BLK	WP	HR	S	P	ERA	WHIP	IP	WLS	BF	H	R	ER	SO	BB	IBB	HBP	BLK	WP	HR	S	P	ERA	WHIP																	
Steve McCatty, R	(1, 1)	2.0	L	13	5	6	1	2	0	0	0	3	13	21	27.00	3.500																																		
Jeff Jones, R	(3, 1)	4.0		18	6	3	1	3	0	0	0	0	17	29	6.75	2.250																																		
Keith Atherton, R	(7, 1)	2.0		6	0	0	0	1	0	0	0	0	5	9	0.00	0.500																																		


BOTTOM

Oakland Athletics @ Boston Red Sox
Fenway Park, Boston, MA
Thu Jul 14 1983, 7:05 PM EDT
Att: 24,914 - Unknown - 77 F

AB	R	H	RBI	BB	SO	LOB
4	2	1	1	1	0	0
3	2	3	1	1	0	0
4	1	2	1	0	0	3
3	1	1	2	1	1	4
2	2	1	3	2	0	1
1	0	1	0	1	0	0
2	0	0	0	0	0	1
4	0	1	0	0	0	3
4	1	0	0	0	1	1
4	0	1	0	0	0	0

livebaseballscorecards.com

AB	31
R	9
H	11
RBI	8
BB	6
SO	2
LOB	13



1B:	7	SF:	0	WP:	0	PA:	37
2B:	1	SAC:	0	PB:	0		
3B:	0	DP:	3	SB:	0		
HR:	3	HBP:	0	CS:	0		

Batter	1	2	3	4	5	6	7	8	9	AB R H RBI BB SO LOB	TOP	
Rickey Henderson, R OBP: 0.404, SLG: 0.418 (1, 7) X	0-0 S BLK 1B	0-0 F9			0-0 F7	4-0 HBP IBB		4-0 S BB		3 1 1 0 2 0 2		
Rick Peters, S OBP: 0.354, SLG: 0.329 (1, 9) S S S	0-3 K 1-2		0-3 K		0-0 S 1B	1-0 FC6-4 HBP		0-0 F3 1-2		4 1 1 0 0 2 2		
Davey Lopes, R OBP: 0.345, SLG: 0.456 (1, 4) X	0-0 F7 2-H		0-0 HR		4-0 1B BB	0-0 FC6-4 1-2f		0-0 F6		4 1 1 1 1 0 4		
Jeff Burroughs, R OBP: 0.345, SLG: 0.384 (1, 10) S S S	0-3 K		0-0 1B		0-0 F8		0-0 G6-4-3 1B	0-0 G3		5 0 2 0 0 1 3		
Carney Lansford, R OBP: 0.309, SLG: 0.430 (1, 5) X		0-0 F9	0-0 F8		0-0 1-2 2-H 1B		0-0 G6-4-3 1-2f		0-0 6-3 HR 2B	5 1 2 1 0 0 2		
Dwayne Murphy, L OBP: 0.321, SLG: 0.321 (1, 8) X		0-0 1B 3B	0-0 F8		0-0 F4		0-0 E1 2B	0-0 6-3 2-3		5 2 1 0 0 0 4		
Bill Almon, R OBP: 0.342, SLG: 0.411 (1, 6) X		0-0 F4		0-0 6-3		0-3 K	0-0 S 2B	0-0 HR		5 1 2 3 0 1 1		
Wayne Gross, L OBP: 0.319, SLG: 0.399 (1, 3) X		0-0 1B 3-H		0-0 1-3		0-0 3-1	4-0 BB 2-3 BB	0-3 K		4 0 1 1 1 1 0		
Mike Heath, R OBP: 0.287, SLG: 0.340 (1, 2) X		0-0 1B 1-2		0-0 F8		0-0 HBP 2B	0-0 5-3	0-3 K		5 0 2 0 0 1 2		
Inning Stats	R: 1 E: 0 K: 2 S: 8 H: 1 LOB: 0 BB: 0 P: 8	R: 1 E: 0 K: 0 S: 6 H: 3 LOB: 2 BB: 0 P: 6	R: 1 E: 0 K: 1 S: 7 H: 2 LOB: 1 BB: 0 P: 7	R: 0 E: 0 K: 0 S: 3 H: 0 LOB: 0 BB: 0 P: 3	R: 1 E: 0 K: 0 S: 5 H: 2 LOB: 2 BB: 1 P: 9	R: 0 E: 0 K: 1 S: 6 H: 1 LOB: 3 BB: 1 P: 11	R: 1 E: 1 K: 0 S: 5 H: 2 LOB: 2 BB: 1 P: 9	R: 0 E: 0 K: 0 S: 3 H: 0 LOB: 1 BB: 1 P: 7	R: 2 E: 0 K: 2 S: 9 H: 2 LOB: 0 BB: 0 P: 9	1B: 7 2B: 3 3B: 1 HR: 2 SF: 0 SAC: 0 DP: 1 HBP: 1	WP: 0 PB: 0 SB: 5 CS: 0 PA: 45	
PITCHER Bruce Hurst, L ERA: 4.78 (1, 1)	IP: 5.2 WLS: 29 BF: 9 H: 4 R: 4 ER: 4 SO: 4 BB: 1 IBB: 1 HBP: 1 BLK: 1 WP: 0 HR: 1 S: 34 P: 43 ERA: 6.35 WHIP: 1.765	IP: 3.1 WLS: 16 BF: 4 H: 3 R: 3 ER: 2 SO: 2 BB: 2 IBB: 0 HBP: 0 BLK: 0 WP: 0 HR: 1 S: 18 P: 26 ERA: 5.40 WHIP: 1.800										

Oakland Athletics @ Boston Red Sox
 Fenway Park, Boston, MA
 Fri Jul 15 1983, 7:05 PM EDT
 Att. 25,243 - Unknown - 90 F

AB	40
R	7
H	13
RBI	6
BB	4
SO	6
LOB	20



Batter	1	2	3	4	5	6	7	8	9	AB	R	H	RBI	BB	SO	LOB
Jerry Remy, L OBP: 0.285, SLG: 0.304 (1, 4)	0-0 BLK E 1B	0-3 K 2-3		4-0 BB BB BB BB		0-0 FC3-6 3B 1-2 2-3f		0-0 WP 3B		4	3	2	0	1	1	4
Wade Boggs, L OBP: 0.452, SLG: 0.484 (1, 5)	0-0 E8 FC5-4 1B 1B 1-H		0-0 1B FC5-4 2B	0-0 F7		0-0 1B 3B 1-H 2-H		0-3 K 3B 3-H		5	2	3	2	0	1	1
Jim Rice, R OBP: 0.374, SLG: 0.571 (1, 7)	0-0 F8		0-0 FC5-4 1B 2-3		0-0 F8	0-0 5-3		0-0 FC5-4 1B		5	0	2	0	0	0	2
Tony Armas, R OBP: 0.278, SLG: 0.467 (1, 8)	0-0 FC5-4 1B 1-2		0-0 FC5-4 HR 1-2f 3-H		0-0 F8	0-0 1B		0-0 FC5-4 1B 1-2f		5	1	2	2	0	0	2
Dwight Evans, R OBP: 0.348, SLG: 0.461 (1, 9)	0-0 FC5-4 1-2f 2-3		0-0 HR 1-H		0-0 6-3	0-0 F6				4	1	1	2	0	0	3
Carl Yastrzemski, L OBP: 0.413, SLG: 0.486 Reid Nichols, R OBP: 0.378, SLG: 0.447 (1, 10) (6, PH)	0-0 F7		0-3 K			0-0 SH 1B 1B	4-0 G6-4-3 BB			2	0	0	0	0	1	2
Dave Stapleton, R OBP: 0.263, SLG: 0.321 (1, 3)		0-0 5-3	0-0 F7			0-0 SH 1B 1-3	0-0 G6-4-3 1-2f			3	1	0	0	0	0	1
Rich Gedman, L OBP: 0.321, SLG: 0.359 Jeff Newman, R OBP: 0.242, SLG: 0.319 (1, 2) (6, PH) (7, 2)		0-0 CS E 1B		0-3 K		4-0 FC3-6 1B IBB	0-0 F3			2	0	1	0	0	1	0
Glenn Hoffman, R OBP: 0.303, SLG: 0.316 (1, 6)		0-0 FC4 1-2		0-0 F8		0-0 FC3-6 3B 1B 1-2 2-H 3-H		0-0 5-3		4	1	1	2	0	0	1

Inning Stats	R: 1	H: 3	E: 1	LOB: 2	K: 0	BB: 0	S: 6	R: 0	H: 1	E: 1	LOB: 2	K: 1	BB: 0	S: 6	R: 3	H: 3	E: 0	LOB: 0	K: 1	BB: 0	S: 8	R: 0	H: 0	E: 0	LOB: 1	K: 1	BB: 1	S: 5	R: 0	H: 0	E: 0	LOB: 0	K: 0	BB: 0	S: 3	R: 5	H: 4	E: 1	LOB: 1	K: 0	BB: 1	S: 8	R: 0	H: 0	E: 0	LOB: 0	K: 0	BB: 1	S: 2	R: 1	H: 2	E: 0	LOB: 1	K: 1	BB: 0	S: 7	P: 7
--------------	------	------	------	--------	------	-------	------	------	------	------	--------	------	-------	------	------	------	------	--------	------	-------	------	------	------	------	--------	------	-------	------	------	------	------	--------	------	-------	------	------	------	------	--------	------	-------	------	------	------	------	--------	------	-------	------	------	------	------	--------	------	-------	------	------


PITCHER	IP	WLS	BF	H	R	ER	SO	BB	IBB	HBP	BLK	WP	HR	S	P	ERA	WHIP
Chris Codiroli, R ERA: 4.34 (1, 1)	2.1		14	7	4	4	1	0	0	0	1	0	1	16	16	15.43	3.000
Tom Burgmeier, L ERA: 3.04 (3, 1)	3.0	L	15	3	5	5	2	1	1	0	0	0	0	17	25	15.00	1.333
Dave Beard, R ERA: 6.58 (6, 1)	1.2		6	1	0	0	0	1	0	0	0	0	0	5	9	0.00	1.200
Tom Underwood, L ERA: 5.13 (8, 1)	1.0		5	2	1	1	1	0	0	0	0	1	0	7	7	9.00	2.000

BOTTOM

Oakland Athletics @ Boston Red Sox
Fenway Park, Boston, MA
 Fri Jul 15 1983, 7:05 PM EDT
 Att: 25,243 - Unknown - 90 F

livebaseballscorecards.com

AB	36
R	10
H	13
RBI	8
BB	3
SO	4
LOB	16



1B: 9	SF: 0	WP: 1	PA: 40
2B: 2	SAC: 1	PB: 0	
3B: 2	DP: 2	SB: 0	
HR: 1	HBP: 0	CS: 1	

Batter	1	2	3	4	5	6	7	8	9	AB R H RBI BB SO LOB	TOP																											
Rickey Henderson, R OBP: 0.407, SLG: 0.425 (1, 7)	0-0 6-3		0-0 1B SF9 1B		0-0 F8		0-0 1-3 3-H 2B 2B	0-0 1-2 3-H 1B 1B		5 3 3 2 0 0 1																												
Rick Peters, S OBP: 0.353, SLG: 0.329 Bob Kearney, R OBP: 0.310, SLG: 0.387 Garry Hancock, L OBP: 0.288, SLG: 0.389 (1, 9) (6, 2) (7, PH) (7, 9)	0-3 K		0-0 BB 1B		0-0 F3		0-0 2-H 3-H 1B SF9 2B	0-0 F8		3 0 1 0 0 1 1 0 0 0 0 0 0 0 2 1 1 2 0 0 2																												
Davey Lopes, R OBP: 0.346, SLG: 0.457 (1, 4)	0-0 F6		0-0 SF9		0-3 K		0-0 SF9 S 1B	0-0 WP 1-3 2-H 1B		4 0 2 2 0 1 1																												
Jeff Burroughs, R OBP: 0.346, SLG: 0.395 (1, 10)		0-0 E5 BB 1B	4-0 G5-4-3 BB				0-0 HR	0-0 SF9 1-3 3-H	0-0 F9 1-3 3-H	3 2 1 2 1 0 1																												
Carney Lansford, R OBP: 0.311, SLG: 0.444 (1, 5)		4-0 1B SF8 BB	0-0 G5-4-3				0-0 F9	0-0 5-3	0-0 HR	4 2 1 1 1 0 3																												
Dwayne Murphy, L OBP: 0.319, SLG: 0.318 (1, 8)		0-0 FC6-4 1-3 2-H 1B		0-0 F7			0-0 F7	0-0 1-3	0-0 F3	5 0 1 1 0 0 1																												
Bill Almon, R OBP: 0.338, SLG: 0.408 Tony Phillips, S OBP: 0.306, SLG: 0.267 (1, 6) (7, 6)		0-0 SF8		0-0 3-1			0-3 K		0-3 K	2 0 0 1 0 1 0 2 0 0 0 0 2 0																												
Wayne Gross, L OBP: 0.321, SLG: 0.401 (1, 3)		0-0 F8		0-0 2-3			0-0 1B 2B	4-0 1B 1B BB	0-0 F8	4 2 1 0 1 0 1																												
Mike Heath, R OBP: 0.304, SLG: 0.364 (1, 2) (6, 9) (7, 2)		0-0 FC6-4					0-0 2B	0-0 2B 2B 1B	0-0 1-3 1B 1B	4 2 3 0 0 0 1																												
Inning Stats	R: 0 E: 0 K: 1 S: 5	H: 0 LOB: 0 BB: 0 P: 5	R: 2 E: 1 K: 0 S: 5	H: 1 LOB: 1 BB: 1 P: 9	R: 1 E: 0 K: 0 S: 4	H: 2 LOB: 1 BB: 1 P: 8	R: 0 E: 0 K: 0 S: 3	H: 0 LOB: 0 BB: 0 P: 3	R: 0 E: 0 K: 1 S: 6	H: 1 LOB: 1 BB: 0 P: 6	R: 1 E: 0 K: 1 S: 6	H: 1 LOB: 0 BB: 0 P: 6	R: 4 E: 0 K: 0 S: 8	H: 5 LOB: 1 BB: 0 P: 8	R: 3 E: 0 K: 1 S: 8	H: 3 LOB: 1 BB: 1 P: 12	R: 1 E: 0 K: 1 S: 6	H: 1 LOB: 0 BB: 0 P: 6	1B: 8 2B: 4 3B: 0 HR: 2	SF: 3 SAC: 0 DP: 1 HBP: 0	WP: 2 PB: 0 SB: 1 CS: 0	PA: 44																
PITCHER	IP WLS BF H R ER SO BB IBB HBP BLK WP HR S P ERA WHIP																				PITCHER	IP WLS BF H R ER SO BB IBB HBP BLK WP HR S P ERA WHIP																
Bob Ojeda, L ERA: 4.87 (1, 1)	6.0		25	5	4	3	3	2	0	0	0	0	0	1	29	37	4.50	1.167																				
Bob Stanley, R ERA: 2.86 (7, 1)	2.0	L	15	8	7	7	1	1	0	0	0	1	0	16	20	31.50	4.500																					
Doug Bird, R ERA: 8.78 (9, 1)	1.0		4	1	1	1	1	0	0	0	0	0	1	6	6	9.00	1.000																					

Oakland Athletics @ Boston Red Sox
Fenway Park, Boston, MA
Sat Jul 16 1983, 3:33 AM EDT
Att. 28,537 - Sunny - 95 F

livebaseballscorecards.com

AB	38
R	12
H	14
RBI	11
BB	3
SO	5
LOB	12



Batter	1	2	3	4	5	6	7	8	9	AB R H RBI BB SO LOB	BOTTOM
Jerry Remy, L (1, 4) OBP: 0.287, SLG: 0.309	0-0 F9 BB FC6-4 1B		0-0 F8	0-0 3-1 1-H 2B		0-0 4-3			0-0 4-3	5 1 2 1 0 0 0	Oakland Athletics @ Boston Red Sox Fenway Park, Boston, MA Sat Jul 16 1983, 3:33 AM EDT Att. 28,537 - Sunny - 95 F livebaseballscorecards.com
Wade Boggs, L (1, 5) OBP: 0.457, SLG: 0.491	4-0 FC6-4 1-2 BB		0-0 1B	0-0 3-1 2-3			0-0 2B		0-0 1B	4 0 3 0 1 0 1	
Jim Rice, R (1, 7) OBP: 0.370, SLG: 0.563	0-0 F9 2-3		0-0 F9	0-0 5-3			0-0 6-3		0-3 K	5 0 0 0 0 1 6	
Tony Armas, R (1, 8) OBP: 0.275, SLG: 0.461	0-0 FC6-4 1-2f 3-H		0-0 F8		0-3 K		0-0 F8			4 0 0 1 0 1 3	
Dwight Evans, R (1, 10) OBP: 0.349, SLG: 0.468	0-0 FC6-4 1-2f			0-0 HR	4-0 BB		0-3 K			3 1 1 1 1 1 2	
Reid Nichols, R (1, 9) OBP: 0.375, SLG: 0.437		0-0 F9	4-0 HR BB	0-0 F7			0-0 F5			3 1 0 0 1 0 1	
Dave Stapleton, R (1, 3) OBP: 0.266, SLG: 0.335		0-0 1B	0-0 HR	0-0 F8			0-0 5-3			4 1 2 2 0 0 1	
Glenn Hoffman, R (1, 6) OBP: 0.300, SLG: 0.313		0-3 K	0-0 F7			0-0 F9		0-0 F7		3 0 0 0 0 1 1	
Rick Miller, L (8, PH) OBP: 0.422, SLG: 0.432										1 0 0 0 0 0 0	
Ed Jurak, R (9, 6) OBP: 0.376, SLG: 0.375										0 0 0 0 0 0 0	
Gary Allenson, R (1, 2) OBP: 0.299, SLG: 0.346		0-0 F8		0-0 2B 1B		0-3 K			0-0 F8	3 1 1 0 0 1 1	
Carl Yastrzemski, L (9, PH) OBP: 0.411, SLG: 0.483										1 0 0 0 0 0 0	
Inning Stats	R: 1 H: 1 E: 0 LOB: 1 K: 0 BB: 1 S: 4 P: 8	R: 0 H: 1 E: 0 LOB: 1 K: 1 BB: 0 S: 6 P: 6	R: 0 H: 1 E: 0 LOB: 1 K: 0 BB: 0 S: 4 P: 4	R: 4 H: 4 E: 0 LOB: 1 K: 0 BB: 1 S: 7 P: 11	R: 0 H: 0 E: 0 LOB: 1 K: 1 BB: 1 S: 5 P: 9	R: 0 H: 0 E: 0 LOB: 0 K: 1 BB: 0 S: 5 P: 5	R: 0 H: 1 E: 0 LOB: 1 K: 1 BB: 0 S: 6 P: 6	R: 0 H: 0 E: 0 LOB: 0 K: 0 BB: 0 S: 3 P: 3	R: 0 H: 1 E: 0 LOB: 1 K: 1 BB: 0 S: 6 P: 6	1B: 5 SF: 0 2B: 2 SAC: 0 3B: 0 DP: 0 HR: 2 HBP: 0	WP: 0 PA: 39 PB: 0 SB: 0 CS: 0
PITCHER	IP WLS BF H R ER SO BB IBB HBP BLK WP HR S P ERA WHIP										
Gorman Heimueller, L (1, 1) ERA: 6.55	3.2 0 20 7 5 5 1 2 0 0 0 0 2 28 12.27 2.455										
Keith Atherton, R (4, 1) ERA:	5.1 W 19 2 0 0 4 1 0 0 0 0 0 0 26 30 0.00 0.562										



Batter	1	2	3	4	5	6	7	8	9	AB	R	H	RBI	BB	SO	LOB	TOP										
Rickey Henderson, R OBP: 0.408, SLG: 0.422 (1, 7)	0-0 5-3		0-0 2B 1B	0-0 1-3	0-3 K		4-0 1-2 BB	4-0 IBB		4	1	1	0	2	1	2											
Rick Peters, S OBP: 0.352, SLG: 0.313 (1, 9) (8, 8)	4-0 G3-6-3 BB		4-0 2B BB	0-0 F7		0-0 F5	0-3 K	0-0 F6		4	0	0	0	2	1	5											
Dwayne Murphy, L OBP: 0.328, SLG: 0.327 Garry Hancock, L OBP: 0.295, SLG: 0.422 (1, 8) (8, PR) (8, 9)	0-0 G3-6-3 1-2f		0-0 1-3 2-H 3-H 2B		0-0 S 1B SF 1B	4-0 CS BB		4-0 2B 1B BB	0-0 HR	3	1	2	2	2	0	1											
Davey Lopes, R OBP: 0.349, SLG: 0.465 (1, 4)		0-0 F8	0-0 5-3		0-0 SF S 1B	0-3 K		0-0 1-3 1B 2B	0-0 2B	6	2	3	0	0	1	3											
Carney Lansford, R OBP: 0.324, SLG: 0.445 (1, 5)		4-0 S 1B BB	4-0 IBB		0-0 SF 1B		0-0 1B SH5-3 1B	4-0 1B SF9 BB	0-3 K	2	4	1	1	3	1	1											
Jeff Burroughs, R OBP: 0.347, SLG: 0.395 Dan Meyer, L OBP: 0.186, SLG: 0.154 (1, 10) (8, PR)		0-0 FC8-4 1-H 1B	0-3 K		0-3 K		0-0 F4	0-0 2B 1B	0-0 3-1	5	0	2	3	0	2	6											
Bill Almon, R OBP: 0.341, SLG: 0.409 Tony Phillips, S OBP: 0.304, SLG: 0.266 (1, 6) (7, 6)		0-0 FC8-4 1-2f	0-0 F7		0-0 S S 1B		0-0 SH5-3 1-3 1B	0-0 SF9	0-0 F8	4	0	2	2	0	0	4											
Wayne Gross, L OBP: 0.323, SLG: 0.413 (1, 3)		0-0 F8		0-0 HR	4-0 S 1B		0-0 SH5-3 1-3 3-H 1B	0-0 F3		3	1	1	2	1	0	2											
Mike Heath, R OBP: 0.316, SLG: 0.377 (1, 2)			0-0 BB 2B 1B	0-0 5-3	0-3 K		0-0 S BB	0-0 2B		4	1	2	1	1	1	2											
Inning Stats	R: 0 E: 0 K: 0 S: 2	H: 0 LOB: 0 BB: 1 P: 6	R: 1 E: 0 K: 0 S: 4	H: 1 LOB: 1 BB: 1 P: 8	R: 2 E: 0 K: 1 S: 8	H: 3 LOB: 3 BB: 2 P: 16	R: 1 E: 0 K: 0 S: 4	H: 1 LOB: 0 BB: 0 P: 4	R: 3 E: 1 K: 3 S: 13	H: 3 LOB: 2 BB: 1 P: 17	R: 0 E: 0 K: 1 S: 4	H: 0 LOB: 1 BB: 1 P: 8	R: 1 E: 0 K: 1 S: 7	H: 2 LOB: 3 BB: 2 P: 15	R: 4 E: 0 K: 0 S: 6	H: 3 LOB: 2 BB: 3 P: 18	R: 1 E: 0 K: 1 S: 7	H: 2 LOB: 1 BB: 0 P: 7	1B: 9 2B: 5 3B: 0 HR: 2	SF: 2 SAC: 1 DP: 2 HBP: 0	WP: 0 PB: 0 SB: 7 CS: 1	PA: 52					
PITCHER	IP	WLS	BF	H	R	ER	SO	BB	IBB	HBP	BLK	WP	HR	S	P	ERA	WHIP										
Mike Brown, R ERA: 4.43 (1, 1)	4.0		23	7	7	6	1	3	1	0	0	0	1	21	37	13.50	2.500										
Luis Aponte, R ERA: 2.93 (5, 1)	2.1		11	3	1	1	4	1	1	0	0	0	0	17	25	3.86	1.714										
John Henry Johnson, L ERA: 2.31 (7, 1)	0.1		1	0	0	0	0	0	0	0	0	0	0	1	1	0.00	0.000										
Mark Clear, R ERA: 6.18 (7, 1)	0.1	L	7	2	4	4	1	4	0	0	0	0	0	5	21	108.00	18.000										
Doug Bird, R ERA: 8.58 (8, 1)	2.0		10	3	1	1	1	0	1	0	0	0	1	11	15	4.50	1.500										

Oakland Athletics @ Boston Red Sox
Fenway Park, Boston, MA
Sun Jul 17 1983, 3:33 AM EDT
Att. 24,326 - Sunny - 86 F

livebaseballscorecards.com

AB	38
R	13
H	15
RBI	13
BB	11
SO	7
LOB	28



Batter	1	2	3	4	5	6	7	8	9	AB R H RBI BB SO LOB
Jerry Remy, L (1, 4) OBP: 0.288, SLG: 0.309	0-0 F8	0-0 5-3		0-0 F7		0-0 F7	0-0 E 1B		0-0 1B 1B	6 0 2 0 0 0 3
Wade Boggs, L (1, 5) OBP: 0.457, SLG: 0.492	0-0 2B		0-0 F7	0-0 F5		4-0 1B BB	0-0 E3 FC6-4		0-0 1B 1B	5 0 2 0 1 0 2
Jim Rice, R (1, 7) OBP: 0.369, SLG: 0.559	0-0 F6		0-0 1B 1B	0-0 F8		0-0 1B	0-0 FC6-4		0-0 F3	6 1 2 1 0 0 6
Dwight Evans, R (1, 9) OBP: 0.345, SLG: 0.462	0-0 F8		0-0 F4		0-0 F5	0-0 F3		0-0 F6		5 0 0 0 0 0 4
Carl Yastrzemski, L (1, 10) OBP: 0.415, SLG: 0.500		4-0 1B 1B E BB	0-0 1B 1B		0-0 4-3		0-0 HR	0-0 4-3		4 2 2 1 1 0 0
Rick Miller, L (1, 8) OBP: 0.443, SLG: 0.462		0-0 E 1B G5-4-3 1B	0-0 FC6-4 1B		0-0 G3		4-0 1-3 SH1-4 WP BB	0-0 2B		4 2 3 1 1 0 0
Dave Stapleton, R (1, 3) OBP: 0.270, SLG: 0.337		0-0 G5-4-3 E 1B	0-0 FC6-4			0-0 2B SF9 1B	0-0 SH1-4	0-0 F9		4 1 2 0 0 0 3
Rich Gedman, L (1, 2) OBP: 0.329, SLG: 0.382		0-0 E4		0-0 1B 2B		0-0 SF9 1B 2B	0-0 1-3		0-0 6-3	3 2 2 1 0 0 2
Tony Armas, R (7, PH) OBP: 0.274, SLG: 0.460		1-2 2-3 3-H								1 0 0 0 0 0 1
Gary Allenson, R (8, 2) OBP: 0.295, SLG: 0.342		0-0 G5-4-3								1 0 0 0 0 0 0
Glenn Hoffman, R (1, 6) OBP: 0.301, SLG: 0.315		0-0 G5-4-3		0-0 1B		0-0 SF9	0-0 1B E 1B		0-0 F7	4 1 2 2 0 0 2

Inning Stats	R: 0	H: 1	E: 0	LOB: 1	K: 0	BB: 0	S: 4	P: 4	R: 2	H: 2	E: 1	LOB: 1	K: 0	BB: 1	S: 5	P: 9	R: 1	H: 3	E: 0	LOB: 2	K: 0	BB: 0	S: 6	P: 6	R: 1	H: 2	E: 0	LOB: 1	K: 0	BB: 0	S: 5	P: 5	R: 0	H: 0	E: 0	LOB: 0	K: 0	BB: 0	S: 3	P: 3	R: 2	H: 3	E: 0	LOB: 2	K: 0	BB: 1	S: 6	P: 10	R: 3	H: 3	E: 1	LOB: 2	K: 0	BB: 1	S: 7	P: 11	R: 0	H: 1	E: 0	LOB: 1	K: 0	BB: 0	S: 4	P: 4	R: 0	H: 2	E: 0	LOB: 2	K: 0	BB: 0	S: 5	P: 5	1B: 12	SF: 1	2B: 4	SAC: 1	3B: 0	DP: 1	HR: 1	HBP: 0	WP: 1	PA: 48
--------------	------	------	------	--------	------	-------	------	------	------	------	------	--------	------	-------	------	------	------	------	------	--------	------	-------	------	------	------	------	------	--------	------	-------	------	------	------	------	------	--------	------	-------	------	------	------	------	------	--------	------	-------	------	-------	------	------	------	--------	------	-------	------	-------	------	------	------	--------	------	-------	------	------	------	------	------	--------	------	-------	------	------	--------	-------	-------	--------	-------	-------	-------	--------	-------	--------

PITCHER	IP	WLS	BF	H	R	ER	SO	BB	IBB	HBP	BLK	WP	HR	S	P	ERA	WHIP
Rick Langford, R (1, 1) ERA: 13.5	3.0		18	8	4	3	0	1	0	0	0	0	0	17	21	9.00	3.000
Tom Underwood, L (4, 1) ERA: 5.07	1.0		3	0	0	0	0	0	0	0	0	0	0	3	3	0.00	0.000
Dave Beard, R (5, 1) ERA: 7.36	2.1		13	4	4	4	0	2	0	0	0	0	1	11	19	15.43	2.571
Tom Burgmeier, L (7, 1) ERA: 3.03	0.1		4	2	1	0	0	0	0	0	0	1	0	4	4	0.00	6.000
Chris Codioli, R (7, 1) ERA: 4.26	2.1	W	10	3	0	0	0	0	0	0	0	0	0	10	10	0.00	1.286

BOTTOM

Oakland Athletics @ Boston Red Sox
Fenway Park, Boston, MA
Sun Jul 17 1983, 3:33 AM EDT
Att. 24,326 - Sunny - 86 F

livebaseballscores.com

AB	43
R	9
H	17
RBI	6
BB	3
SO	0
LOB	23



Batter	1	2	3	4	5	6	7	8	9	AB R H RBI BB SO LOB	TOP											
Lou Whitaker, L (1, 4) OBP: 0.371, SLG: 0.465	0-3 K	0-0 E 2-H 1B			0-0 F9		0-0 6-3 2-3		0-0 4-3	5 0 1 1 0 1 1												
Enos Cabell, R (1, 3) OBP: 0.358, SLG: 0.475	0-0 2B	0-0 E5 2-3 1B			0-0 G6-4-3 1B			0-0 F7	0-0 F9	5 0 2 0 0 0 1												
Larry Herndon, R (1, 7) OBP: 0.322, SLG: 0.455	0-0 F9	0-0 F9			0-0 G6-4-3 1-2f			0-0 S 3B 1B	0-0 F7	5 1 1 0 0 0 4												
Lance Parrish, R (1, 2) OBP: 0.328, SLG: 0.489	4-0 FC6-4 BB			4-0 E 9-4-6-3 BB		0-3 K2-3		0-0 1-H 2B 3B		2 1 1 1 2 1 0												
Glenn Wilson, R (1, 9) OBP: 0.301, SLG: 0.449	0-0 FC6-4 1-2f			0-0 E6 9-4-6-3 1-2		0-0 F8		0-0 BB 2B		4 0 1 1 0 0 3												
John Wockenfuss, R (1, 10) OBP: 0.338, SLG: 0.421		0-0 F7		0-0 9-4-6-3 1-2f 2-3f		0-0 FC6-4 1B		0-0 3-H 6-3		4 0 1 0 0 0 3												
Chet Lemon, R (1, 8) OBP: 0.372, SLG: 0.435		0-0 HR			0-0 G3		0-0 FC6-4 1-2f		4-0 BB IBB	3 1 1 1 1 0 1												
Alan Trammell, R (1, 6) OBP: 0.364, SLG: 0.402		4-0 S 1B BB			0-0 F9		4-0 CS SH1-4 BB	4-0 FC6-4 1-2 2-3 BB		1 1 0 0 3 0 0												
Marty Castillo, R (1, 5) OBP: 0.273, SLG: 0.340		0-3 K 1-2			0-0 G3		0-0 SH1-4 1-2	0-0 FC6-4 1-2f		3 0 0 0 0 1 4												
Inning Stats	R: 0 E: 0 K: 1 S: 6	H: 1 LOB: 2 BB: 1 P: 10	R: 2 E: 1 K: 1 S: 8	H: 2 LOB: 2 BB: 1 P: 12	R: 0 E: 1 K: 0 S: 2	H: 0 LOB: 0 BB: 1 P: 6	R: 0 E: 0 K: 0 S: 3	H: 0 LOB: 0 BB: 0 P: 3	R: 0 E: 0 K: 0 S: 3	H: 1 LOB: 0 BB: 0 P: 3	R: 0 E: 0 K: 1 S: 6	H: 1 LOB: 1 BB: 0 P: 6	R: 0 E: 0 K: 0 S: 2	H: 0 LOB: 0 BB: 1 P: 6	R: 2 E: 0 K: 0 S: 6	H: 3 LOB: 3 BB: 2 P: 14	R: 0 E: 0 K: 0 S: 3	H: 0 LOB: 0 BB: 0 P: 3	1B: 4 2B: 2 3B: 2 HR: 1	SF: 0 SAC: 1 DP: 1 HBP: 0	WP: 0 PB: 0 SB: 2 CS: 1	PA: 39
PITCHER	IP WLS BF H R ER SO BB IBB HBP BLK WP HR S P ERA WHIP																					
Tim Conroy, L (1, 1) ERA: 3.48	7.1 L 30 6 3 3 3 4 0 0 0 0 0 1 32 48 3.68 1.364																					
Keith Atherton, R (8, 1) ERA: 1.23	0.0 2 2 1 1 0 0 0 0 0 0 0 0 2 2 ∞ ∞																					
Gorman Heimueller, L (8, 1) ERA: 5.68	1.2 7 0 0 0 0 1 1 0 0 0 0 0 5 13 0.00 0.600																					

Detroit Tigers @ Oakland Athletics
 Oakland-Alameda County Coliseum, Oakland, CA
 Mon Jul 18 1983, 7:05 PM PDT
 Att. 16,950 - Unknown

AB	32
R	4
H	8
RBI	4
BB	6
SO	3
LOB	17



WP: 0	PA: 39
-------	--------

ERA	WHIP
-----	------

1B: 4	SF: 0
2B: 2	SAC: 1
3B: 2	DP: 1
HR: 1	HBP: 0

BOTTOM

Detroit Tigers @ Oakland Athletics
Oakland-Alameda County Coliseum, Oakland, CA

livebaseballscorecards.com

AB 35
R 2
H 9
RBI 2
BB 2
SO 8
LOB 19



WP: 0 PA: 37
PB: 0
SB: 1
CS: 0

ERA WHIP

Mon Jul 18 1983, 7:05 PM PDT
Att. 16,950 - Unknown

AB R H RBI BB SO LOB

5	0	1	0	0	1	3
3	0	0	0	1	0	1
3	0	1	0	1	1	1
4	0	2	0	0	1	3
0	1	0	0	0	0	0
4	0	2	0	0	0	3
4	0	0	0	0	2	4
4	0	0	0	0	2	3
3	1	1	1	0	1	1
1	0	1	1	0	0	0
0	0	0	0	0	0	0
1	0	1	0	0	0	0

1B: 6 SF: 0
2B: 3 SAC: 0
3B: 0 DP: 1
HR: 1 HBP: 0

WP HR S P ERA WHIP

Batter	1	2	3	4	5	6	7	8	9
Rickey Henderson, R (1, 7) OBP: 0.405, SLG: 0.419	0-0 G3 1B		0-0 5-3			0-3 K		0-0 6-3	0-0 F9
Rick Peters, S (1, 9) OBP: 0.347, SLG: 0.301	0-0 G3 1-3		0-0 6-3			0-0 G3		4-0 BB	
Dwayne Murphy, L (1, 8) OBP: 0.330, SLG: 0.331	4-0 FC6-4 BB		0-0 F7			0-0 2B		0-3 K	
Jeff Burroughs, R (1, 10) OBP: 0.349, SLG: 0.400 Tom Burgmeier, L (9, PR)	0-3 K			0-0 4-3 7-2 2B		0-0 5-3			0-0 1B 1B
Carney Lansford, R (1, 5) OBP: 0.328, SLG: 0.447	0-0 FC6-4 1-2f			0-0 4-3 2-3			0-0 4-3 1B		0-0 1B 1B 1B
Bill Almon, R (1, 6) OBP: 0.336, SLG: 0.403		0-0 F7		0-0 7-2 3-Hf			0-3 K		0-3 K
Wayne Gross, L (1, 3) OBP: 0.319, SLG: 0.406		0-0 F5			0-3 K		0-0 4-3 1-2		0-3 K
Bob Kearney, R (1, 2) OBP: 0.310, SLG: 0.400 Davey Lopes, R (9, PH) OBP: 0.351, SLG: 0.467		0-0 HR			0-0 5-3		0-3 K		0-0 1B 1B
Tony Phillips, S (1, 4) OBP: 0.301, SLG: 0.264 Mitchell Page, L (8, PH) OBP: 0.321, SLG: 0.244 Dan Meyer, L (9, 3) OBP: 0.186, SLG: 0.154 Garry Hancock, L (9, PH) OBP: 0.301, SLG: 0.427		0-0 F7			0-0 1-3			0-0 F9	0-0 1B 1-2 2-3

Inning Stats	R: 0	H: 1	E: 0	K: 1	S: 6	R: 1	H: 1	E: 0	K: 0	S: 4	R: 0	H: 0	E: 0	K: 0	S: 3	R: 0	H: 1	E: 0	K: 0	S: 3	R: 0	H: 0	E: 0	K: 1	S: 5	R: 0	H: 1	E: 0	K: 1	S: 6	R: 0	H: 1	E: 0	K: 2	S: 8	R: 0	H: 0	E: 0	K: 1	S: 5	R: 1	H: 4	E: 0	K: 2	S: 11	1B: 6	SF: 0	2B: 3	SAC: 0	3B: 0	DP: 1	HR: 1	HBP: 0	WP: 0	PA: 37
--------------	------	------	------	------	------	------	------	------	------	------	------	------	------	------	------	------	------	------	------	------	------	------	------	------	------	------	------	------	------	------	------	------	------	------	------	------	------	------	------	------	------	------	------	------	-------	-------	-------	-------	--------	-------	-------	-------	--------	-------	--------

PITCHER	IP	WLS	BF	H	R	ER	SO	BB	IBB	HBP	BLK	WP	HR	S	P	ERA	WHIP
Dan Petry, R (1, 1) ERA: 3.68	7.0	W	26	5	1	1	5	1	0	0	0	0	1	35	39	1.29	0.857
Aurelio Lopez, R (8, 1) ERA: 1.78	1.2		10	4	1	1	3	1	0	0	0	0	0	15	19	5.40	3.000
Doug Bair, R (9, 1) ERA: 1.84	0.1	S	1	0	0	0	0	0	0	0	0	0	0	1	1	0.00	0.000

Batter	1	2	3	4	5	6	7	8	9	AB R H RBI BB SO LOB	TOP																
Lou Whitaker, L (1, 4) OBP: 0.377, SLG: 0.468	0-0 5-3 1B		4-0 BB		0-0 1B		0-0 6-3		0-0 S SF9 1B	4 1 3 1 1 0 0																	
Enos Cabell, R (1, 3) OBP: 0.355, SLG: 0.473	0-0 5-3 1-2		0-0 F2		0-0 SF3		0-0 1B		0-0 SF9	3 0 1 2 0 0 2																	
Johnny Grubb, L (1, 9) OBP: 0.385, SLG: 0.434 Glenn Wilson, R (7, PH) OBP: 0.306, SLG: 0.453	4-0 BB		0-0 F8		0-0 1B		0-0 1B		0-0 E S 1B	2 0 1 0 1 0 1 2 0 2 1 0 0 0																	
Lance Parrish, R (1, 2) OBP: 0.323, SLG: 0.482	0-0 F3		0-0 F2		0-3 K		0-3 K		0-0 F7	5 0 0 0 0 2 8																	
Larry Herndon, R (1, 10) OBP: 0.320, SLG: 0.450	0-0 F9			0-0 F5	0-0 F9		0-0 F9		4-0 E IBB	4 0 0 0 1 0 6																	
Kirk Gibson, L (1, 7) OBP: 0.288, SLG: 0.382 John Wockenfuss, R (9, PH) OBP: 0.336, SLG: 0.417 Jack Morris, R (9, 1)		0-0 F8		0-0 F9		0-3 K		0-0 F5	0-0 E6	4 0 0 0 0 1 0 1 0 0 0 0 0 2 0 0 0 0 0 0 0																	
Chet Lemon, R (1, 8) OBP: 0.372, SLG: 0.433		4-0 FC3-6 BB		0-3 K		0-0 1B		0-3 K	0-0 F9	4 0 1 0 1 2 3																	
Wayne Krenchicki, L (1, 5) OBP: 0.336, SLG: 0.301 Tom Brookens, R (6, PH) OBP: 0.274, SLG: 0.314		0-0 FC3-6 1-2			0-0 1B	0-0 F9		0-0 4-3		2 1 1 0 0 0 1 2 0 0 0 0 0 1																	
Alan Trammell, R (1, 6) OBP: 0.366, SLG: 0.401		0-0 F9			0-0 1B	0-0 4-3			4-0 1B SF9 BB	3 2 1 0 1 0 2																	
Inning Stats	R: 0 E: 0 K: 0 S: 4	H: 1 LOB: 2 BB: 1 P: 8	R: 0 E: 0 K: 0 S: 3	H: 0 LOB: 1 BB: 1 P: 7	R: 0 E: 0 K: 0 S: 3	H: 0 LOB: 1 BB: 1 P: 7	R: 0 E: 0 K: 1 S: 5	H: 0 LOB: 0 BB: 0 P: 5	R: 2 E: 0 K: 1 S: 9	H: 4 LOB: 2 BB: 0 P: 9	R: 0 E: 0 K: 1 S: 6	H: 1 LOB: 1 BB: 0 P: 6	R: 0 E: 0 K: 1 S: 7	H: 2 LOB: 2 BB: 0 P: 7	R: 0 E: 0 K: 1 S: 5	H: 0 LOB: 0 BB: 0 P: 5	R: 2 E: 1 K: 0 S: 6	H: 2 LOB: 3 BB: 2 P: 14	1B: 10 2B: 0 3B: 0 HR: 0	SF: 2 SAC: 0 DP: 0 HBP: 0	WP: 0 PB: 0 SB: 2 CS: 0	PA: 43					
PITCHER	IP WLS BF H R ER SO BB IBB HBP BLK WP HR S P ERA WHIP																										
Steve McCatty, R (1, 1) ERA: 4.18	4.1		21	5	2	2	1	3	0	0	0	0	0	20	32	4.15	1.846										
Tom Underwood, L (5, 1) ERA: 4.94	2.2		11	3	0	0	3	0	0	0	0	0	0	17	17	0.00	1.125										
Dave Beard, R (8, 1) ERA: 7.67	1.1	L	7	2	2	2	1	1	0	0	0	0	0	8	12	13.50	2.250										
Tom Burgmeier, L (9, 1) ERA: 3.0	0.2		4	0	0	0	0	0	1	0	0	0	0	3	7	0.00	0.000										

Detroit Tigers @ Oakland Athletics
 Oakland-Alameda County Coliseum, Oakland, CA

Tue Jul 19 1983, 7:05 PM PDT
 Att. 9,211 - Unknown

AB	36
R	4
H	10
RBI	4
BB	5
SO	5
LOB	26



Batter	1	2	3	4	5	6	7	8	9
Rickey Henderson, R (1, 7) OBP: 0.404, SLG: 0.416	0-0 4-3		0-0 K 1B 1-2 1B		0-0 F5			0-3 K 1-3	
Rick Peters, S (1, 9) (4, 8) OBP: 0.354, SLG: 0.302	4-0 CS BB		0-0 S 1-2 2-H 1B		0-3 K			0-0 3-1	
Dwayne Murphy, L (1, 8) Garry Hancock, L (4, 9) OBP: 0.328, SLG: 0.328 OBP: 0.296, SLG: 0.420	0-0 F7 1-2		0-3 K 1-2 2-3		0-0 F8			0-0 4-3	
Davey Lopes, R (1, 4) OBP: 0.350, SLG: 0.474		0-0 HR	0-0 F8		0-3 K			0-0 F7	
Carney Lansford, R (1, 5) OBP: 0.331, SLG: 0.444		0-0 1-3		0-0 G3 1B		0-0 F6		4-0 BB	
Jeff Burroughs, R (1, 10) OBP: 0.347, SLG: 0.396		4-0 BB		0-3 K		0-0 F3		0-0 F3	
Bill Almon, R (1, 6) Bob Kearney, R (9, 2) OBP: 0.332, SLG: 0.398 OBP: 0.309, SLG: 0.398		0-0 F4		0-0 G3 1-2		0-0 G1		0-0 F8	
Wayne Gross, L (1, 3) OBP: 0.315, SLG: 0.401		0-0 F6		0-0 G3 2-3		0-3 K			
Mike Heath, R (1, 2) Tony Phillips, S (8, PR) (9, 6) OBP: 0.325, SLG: 0.385 OBP: 0.301, SLG: 0.264			0-0 1B 1B		0-0 F8			0-0 E WP 1B	

Inning Stats	R: 0 E: 0 K: 0 S: 2	H: 0 LOB: 0 BB: 1 P: 6	R: 1 E: 0 K: 0 S: 4	H: 1 LOB: 1 BB: 1 P: 8	R: 1 E: 0 K: 1 S: 7	H: 3 LOB: 1 BB: 0 P: 7	R: 0 E: 0 K: 1 S: 6	H: 1 LOB: 1 BB: 0 P: 6	R: 0 E: 0 K: 1 S: 5	H: 0 LOB: 0 BB: 0 P: 5	R: 0 E: 0 K: 1 S: 5	H: 0 LOB: 0 BB: 0 P: 5	R: 0 E: 0 K: 1 S: 5	H: 0 LOB: 0 BB: 0 P: 5	R: 1 E: 1 K: 1 S: 6	H: 1 LOB: 1 BB: 0 P: 6	R: 0 E: 0 K: 0 S: 3	H: 0 LOB: 1 BB: 1 P: 7	1B: 5 2B: 0 3B: 0 HR: 1	SF: 0 SAC: 0 DP: 0 HBP: 0
--------------	------------------------------	---------------------------------	------------------------------	---------------------------------	------------------------------	---------------------------------	------------------------------	---------------------------------	------------------------------	---------------------------------	------------------------------	---------------------------------	------------------------------	---------------------------------	------------------------------	---------------------------------	------------------------------	---------------------------------	----------------------------------	------------------------------------

PITCHER	IP	WLS	BF	H	R	ER	SO	BB	IBB	HBP	BLK	WP	HR	S	P	ERA	WHIP	
Jack Morris, R ERA: 3.95	(1, 1)	9.0	W	34	6	3	2	6	3	0	0	0	1	1	43	55	2.00	1.000
Jack Morris, R ERA: 3.95	(9, 1)	9.0	W	34	6	3	2	6	3	0	0	0	1	1	43	55	2.00	1.000

BOTTOM

Detroit Tigers @ Oakland Athletics
Oakland-Alameda County Coliseum, Oakland, CA

livebaseballscores.com

AB	31
R	3
H	6
RBI	2
BB	3
SO	6
LOB	14



WP: 1	PA: 34
PB: 0	
SB: 1	
CS: 1	

PITCHER	IP	WLS	BF	H	R	ER	SO	BB	IBB	HBP	BLK	WP	HR	S	P	ERA	WHIP
---------	----	-----	----	---	---	----	----	----	-----	-----	-----	----	----	---	---	-----	------

Tue Jul 19 1983, 7:05 PM PDT
Att: 9,211 - Unknown

Batter	1	2	3	4	5	6	7	8	9	AB R H RBI BB SO LOB	TOP									
Lou Whitaker, L (1, 4) OBP: 0.378, SLG: 0.467	4-0 BB 6-3		0-0 CS 1B			0-0 F8		0-0 F7		3 0 1 0 1 0 1										
Alan Trammell, R (1, 6) OBP: 0.372, SLG: 0.405	0-0 6-3 1-2		0-0 CS 1-2	4-0 G3-6-1 BB		0-0 1B		0-0 1B		3 0 2 0 1 0 1										
Johnny Grubb, L (1, 10) OBP: 0.373, SLG: 0.417	0-3 K			0-0 G3-6-1 1-2f		0-3 K		0-0 F8		4 0 0 0 0 2 5										
Glenn Wilson, R (1, 9) OBP: 0.305, SLG: 0.450	0-0 6-3			0-0 6-3			0-0 F4	0-0 1B		4 0 1 0 0 0 1										
Kirk Gibson, L (1, 8) OBP: 0.285, SLG: 0.377		0-0 G3			0-0 F9		0-0 F8	0-0 F3		3 0 0 0 0 0 0										
Lance Parrish, R (7, 2) OBP: 0.322, SLG: 0.480										1 0 0 0 0 0 2										
Larry Herndon, R (1, 7) OBP: 0.322, SLG: 0.450		0-0 F8			0-0 G6-3 1B		0-0 BB 2B 1B		0-0 4-3	4 1 2 0 0 0 0										
Wayne Krenchicki, L (1, 5) OBP: 0.336, SLG: 0.295		0-3 K			0-0 G6-3 1-2f		4-0 BB BB BB 1-2 2B BB		0-0 4-3	2 1 0 0 1 1 1										
Chet Lemon, R (7, 8) OBP: 0.371, SLG: 0.431										1 0 0 0 0 0 0										
Rick Leach, L (1, 3) OBP: 0.318, SLG: 0.364			0-0 F8			4-0 FC3-6 BB		0-0 1-H 2-H 2B		2 0 1 2 1 0 0										
Enos Cabell, R (7, PR) OBP: 0.353, SLG: 0.471									0-0 6-3	1 0 0 0 0 0 0										
Marty Castillo, R (1, 2) OBP: 0.259, SLG: 0.321			0-0 5-3			0-0 FC3-6 1B 1-2f		0-0 F7		3 0 0 0 0 0 2										
Inning Stats	R: 0 E: 0 K: 1 S: 5	H: 0 LOB: 1 BB: 1 P: 9	R: 0 E: 0 K: 1 S: 5	H: 0 LOB: 0 BB: 0 P: 5	R: 0 E: 0 K: 0 S: 3	H: 1 LOB: 0 BB: 0 P: 3	R: 0 E: 0 K: 0 S: 2	H: 0 LOB: 0 BB: 1 P: 6	R: 0 E: 0 K: 0 S: 3	H: 1 LOB: 0 BB: 0 P: 3	R: 2 E: 0 K: 0 S: 5	H: 2 LOB: 1 BB: 1 P: 9	R: 0 E: 0 K: 0 S: 5	H: 2 LOB: 2 BB: 0 P: 5	R: 0 E: 0 K: 0 S: 3	H: 0 LOB: 0 BB: 0 P: 3	1B: 6 2B: 1 3B: 0 HR: 0	SF: 0 SAC: 0 DP: 2 HBP: 0	WP: 0 PB: 0 SB: 0 CS: 1	PA: 36
PITCHER	IP WLS BF H R ER SO BB IBB HBP BLK WP HR S P ERA WHIP																			
Chris Codioli, R (1, 1) ERA: 4.09	9.0 W 35 7 2 2 3 4 0 0 0 0 0 0 37 53 2.00 1.222																			
Chris Codioli, R (8, 1) ERA: 4.09	9.0 W 35 7 2 2 3 4 0 0 0 0 0 0 37 53 2.00 1.222																			

Detroit Tigers @ Oakland Athletics
 Oakland-Alameda County Coliseum, Oakland, CA
 Wed Jul 20 1983, 3:33 AM PDT
 Att. 16,561 - Sunny

AB	31
R	2
H	7
RBI	2
BB	4
SO	3
LOB	13



livebaseballscorecards.com

Batter	1	2	3	4	5	6	7	8	9
Rickey Henderson, R OBP: 0.406, SLG: 0.427 (1, 7)	0-0 F9		0-0 F4		4-0 BB		0-0 1B	0-0 HR	
Rick Peters, S OBP: 0.337, SLG: 0.286 (1, 9)	0-0 5-3		0-0 6-3		0-0 F8		0-0 5-3	0-0 4-3	
Dwayne Murphy, L OBP: 0.332, SLG: 0.342 (1, 8)	4-0 BB			0-3 K		0-0 HR	0-0 HR	0-0 F4	
Davey Lopes, R OBP: 0.346, SLG: 0.468 (1, 10) (8, 4)	0-0 F6		0-0 F2		0-0 F5		0-0 HR		
Carney Lansford, R OBP: 0.341, SLG: 0.455 (1, 5)		0-0 1B		0-0 2B		4-0 BB	0-0 F8		
Bill Almon, R OBP: 0.331, SLG: 0.407 Chris Codioli, R (8, 1)		0-3 K		0-3 K		0-0 F6	0-0 HR		
Wayne Gross, L OBP: 0.311, SLG: 0.394 (1, 3)		0-0 F7			0-0 F3	0-3 K	0-0 G3		
Mike Heath, R OBP: 0.331, SLG: 0.397 (1, 2)		0-0 G3			0-0 F7		0-0 1B	0-0 HR	
Tony Phillips, S OBP: 0.304, SLG: 0.264 (8, 6)			0-0 F7		1-0 HBP		0-0 1B	0-0 4-3	

Inning Stats	R: 0	H: 0	E: 0	K: 3	S: 3	R: 0	H: 1	E: 0	K: 1	S: 6	R: 0	H: 0	E: 0	K: 0	S: 3	R: 0	H: 1	E: 0	K: 2	S: 8	R: 0	H: 0	E: 0	K: 0	S: 3	R: 1	H: 1	E: 0	K: 1	S: 6	R: 6	H: 5	E: 1	K: 0	S: 9	R: 2	H: 2	E: 0	K: 0	S: 5
	0	0	0	3	3	0	1	0	1	6	0	0	0	0	3	0	1	0	2	8	0	1	0	0	3	0	1	0	1	10	6	5	1	0	9	2	2	0	5	

PITCHER	IP	WLS	BF	H	R	ER	SO	BB	IBB	HBP	BLK	WP	HR	S	P	ERA	WHIP
Juan Berenguer, R ERA: 3.39 (1, 1)	6.0		25	3	1	1	4	3	0	1	0	0	1	29	42	1.50	1.000
Doug Bair, R ERA: 2.34 (7, 1)	1.0	L	9	5	6	3	0	0	0	0	0	0	1	9	9	27.00	5.000
Dave Gumpert, R ERA: 4.3 (8, 1)	1.0		5	2	2	2	0	0	0	0	0	0	1	5	5	18.00	2.000

BOTTOM


Detroit Tigers @ Oakland Athletics
Oakland-Alameda County Coliseum, Oakland, CA

Wed Jul 20 1983, 3:33 AM PDT
Att. 16,561 - Sunny

AB	R	H	RBI	BB	SO	LOB
4	2	2	3	1	0	0
5	0	0	0	0	0	4
4	2	2	3	1	1	0
4	1	0	0	0	0	2
3	0	2	0	1	0	2
4	1	1	3	0	2	3
0	0	0	0	0	0	0
4	0	0	0	0	1	2
4	2	2	0	0	0	1
3	1	1	0	0	0	1

AB	35
R	9
H	10
RBI	9
BB	3
SO	4
LOB	15

livebaseballscorecards.com



WP: 0	PA: 39
PB: 0	
SB: 3	
CS: 0	

Batter	1	2	3	4	5	6	7	8	9	AB R H RBI BB SO LOB	TOP																
Dan Ford, R OBP: 0.343, SLG: 0.504 (1, 9)	0-0 F9		0-0 F7		0-0 E6 2B	0-0 1B	0-0 F9			5 1 2 3 0 0 5	<p>Baltimore Orioles @ Oakland Athletics Oakland-Alameda County Coliseum, Oakland, CA</p> <p>Thu Jul 21 1983, 7:05 PM PDT Att. 9,326 - Unknown</p> <p>livebaseballscorecards.com</p>																
Lenn Sakata, R OBP: 0.301, SLG: 0.368 (1, 4)	0-0 G3-6-1 1B		0-0 6-3		0-0 BB 2B	0-0 P6	0-0 F2			5 0 2 1 0 0 6																	
Cal Ripken Jr., R OBP: 0.360, SLG: 0.493 (1, 6)	0-0 G3-6-1 1-2f			0-0 G5-4-3 2B	0-0 F7		0-0 4-3	0-0 5-3		5 0 1 0 0 0 2																	
Eddie Murray, S OBP: 0.390, SLG: 0.509 (1, 3)		0-0 L6		4-0 G5-4-3 BB	0-0 6-3		0-0 HR	0-3 K		4 1 1 1 1 1 1																	
Gary Roenicke, R OBP: 0.308, SLG: 0.468 (1, 8) (7, 7)		0-0 6-3		0-0 G5-4-3 1-2f 2-3	4-0 BB BB		0-0 1B 2B	0-0 5-3		4 1 1 0 1 0 2																	
Ken Singleton, S OBP: 0.392, SLG: 0.479 Al Bumbry, L OBP: 0.322, SLG: 0.351 (1, 10) (7, PR)		4-0 CS BB		0-0 4-3	4-0 BB BB		0-0 2B HBP 1B	0-0 P4		2 0 1 0 2 0 1 1 1 0 0 0 0 0																	
Benny Ayala, R OBP: 0.296, SLG: 0.479 Jim Dwyer, L OBP: 0.396, SLG: 0.607 (1, 7) (5, PH) (5, 7)	0-0 CS	0-0 F3			1-2 E BB		0-0 HBP 1-3 3-H 2B	0-0 F7		1 1 0 0 1 0 0 1 0 0 0 0 0 3																	
John Shelby, S OBP: 0.311, SLG: 0.405 (7, PH) (7, 8)	1-2									2 0 1 1 0 0 0																	
Todd Cruz, R OBP: 0.240, SLG: 0.330 John Lowenstein, L OBP: 0.373, SLG: 0.452 Joe Nolan, L OBP: 0.360, SLG: 0.438 (1, 5) (7, PH) (7, 2)			4-0 E BB		0-0 1B E 1B	0-0 1-3	0-0 HBP IBB	0-3 K		2 1 1 0 1 0 0 0 0 0 0 1 0 0 1 0 0 0 0 1 0																	
Rick Dempsey, R OBP: 0.318, SLG: 0.322 Rich Dauer, R OBP: 0.279, SLG: 0.284 (1, 2) (7, PH) (7, 5)			0-0 E5		0-0 E 1B	0-3 K	1-0 HBP			3 1 1 0 0 1 1 0 0 0 1 0 0 0																	
Inning Stats	R: 0 E: 0 K: 0 S: 3	H: 1 LOB: 0 BB: 0 P: 3	R: 0 E: 0 K: 0 S: 2	H: 0 LOB: 0 BB: 1 P: 6	R: 0 E: 1 K: 0 S: 4	H: 0 LOB: 2 BB: 1 P: 8	R: 0 E: 0 K: 0 S: 3	H: 1 LOB: 1 BB: 1 P: 7	R: 4 E: 1 K: 0 S: 7	H: 4 LOB: 3 BB: 3 P: 19	R: 0 E: 0 K: 1 S: 6	H: 1 LOB: 1 BB: 0 P: 6	R: 3 E: 0 K: 0 S: 7	H: 4 LOB: 3 BB: 1 P: 12	R: 0 E: 0 K: 1 S: 5	H: 0 LOB: 0 BB: 0 P: 5	R: 0 E: 0 K: 1 S: 5	H: 0 LOB: 0 BB: 0 P: 5	1B: 5 2B: 5 3B: 0 HR: 1	SF: 0 SAC: 0 DP: 2 HBP: 1	WP: 0 PB: 0 SB: 0 CS: 1	PA: 45					
PITCHER	IP WLS BF H R ER SO BB IBB HBP BLK WP HR S P ERA WHIP											PITCHER	IP WLS BF H R ER SO BB IBB HBP BLK WP HR S P ERA WHIP														
Gorman Heimueller, L ERA: 6.48 (1, 1)	4.0		19	5	4	4	0	4	0	0	0	0	0	15	31	9.00	2.250										
Keith Atherton, R ERA: 2.79 (5, 1)	2.1		13	4	2	2	1	2	0	0	0	0	1	13	21	7.71	2.571										
Tom Underwood, L ERA: 5.03 (7, 1)	0.0		2	2	0	0	0	0	0	0	0	0	0	2	2	∞	∞										
Dave Beard, R ERA: 7.22 (7, 1)	1.2	W	7	0	1	1	1	0	1	1	0	0	0	7	12	5.40	0.000										
Tom Burgmeier, L ERA: 2.96 (9, 1)	1.0	S	3	0	0	0	1	0	0	0	0	0	0	5	5	0.00	0.000										

AB	36
R	7
H	11
RBI	7
BB	7
SO	3
LOB	21



Batter	1	2	3	4	5	6	7	8	9
Rickey Henderson, R OBP: 0.409, SLG: 0.433 (1, 7)	0-0 F7 BB	4-0 BB		0-3 K		4-0 1B WP BB		0-0 SF7 3B	
Rick Peters, S OBP: 0.349, SLG: 0.305 (1, 9)	0-0 HR 1B	0-0 F7			0-0 G5-4-3 1B	0-0 WP 1B		0-0 SF7	
Davey Lopes, R OBP: 0.346, SLG: 0.475 (1, 4)	0-0 P4		4-0 FC6-4 BB		0-0 G5-4-3 1-2f	0-0 6-3		0-0 HR	
Jeff Burroughs, R OBP: 0.345, SLG: 0.403 (1, 10)	0-0 HR		0-0 F9		0-0 F7		0-0 6-3	0-3 K	
Bill Almon, R OBP: 0.330, SLG: 0.409 Wayne Gross, L OBP: 0.311, SLG: 0.394 (1, 5) (9, 5)	0-0 4-3		0-0 FC6-4 BB 1-2f			0-0 F8	0-0 4-3 2B		
Dwayne Murphy, L OBP: 0.334, SLG: 0.354 (1, 8)		0-0 4-3	4-0 FC5-4 BB 1-2			0-0 HR	0-0 4-3 2-3		
Mike Heath, R OBP: 0.336, SLG: 0.395 (1, 2)		0-0 1B SH1-3 1B	0-0 FC5-4 BB 1-2f			0-0 F3	4-0 FC4-6 IBB		
Garry Hancock, L OBP: 0.303, SLG: 0.422 (1, 3)		0-0 SH1-3 1B		0-0 F7		0-0 BB 1B	0-0 FC4-6		
Tony Phillips, S OBP: 0.305, SLG: 0.262 (1, 6)		0-0 SH1-3		0-0 F7		4-0 1B BB		0-0 4-3	

Inning Stats	R: 2 E: 0 K: 0 S: 5	H: 2 LOB: 0 BB: 0 P: 5	R: 1 E: 0 K: 0 S: 5	H: 2 LOB: 2 BB: 1 P: 9	R: 0 E: 0 K: 0 S: 3	H: 0 LOB: 2 BB: 2 P: 11	R: 0 E: 0 K: 1 S: 5	H: 0 LOB: 0 BB: 0 P: 5	R: 0 E: 0 K: 0 S: 3	H: 1 LOB: 0 BB: 0 P: 3	R: 4 E: 0 K: 0 S: 6	H: 3 LOB: 1 BB: 2 P: 14	R: 0 E: 0 K: 0 S: 4	H: 1 LOB: 2 BB: 1 P: 8	R: 2 E: 0 K: 1 S: 7	H: 2 LOB: 0 BB: 0 P: 7
--------------	------------------------------	---------------------------------	------------------------------	---------------------------------	------------------------------	----------------------------------	------------------------------	---------------------------------	------------------------------	---------------------------------	------------------------------	----------------------------------	------------------------------	---------------------------------	------------------------------	---------------------------------

BOTTOM																	
AB	R	H	RBI	BB	SO	LOB					3	2	1	0	2	1	0
							4	1	3	3	0	0	2				
							4	1	1	1	1	0	3				
							5	1	1	2	0	1	1				
							4	0	1	0	0	0	1				
							0	0	0	0	0	0	0				
							3	1	1	1	1	0	1				
							3	1	1	0	1	0	2				
							4	1	2	0	0	0	2				
							2	1	0	1	1	0	0				
1B:	6	SF:	1	WP:	1	PA:	40										
2B:	1	SAC:	1	PB:	0	SB:	0										
3B:	1	DP:	1	CS:	0												
HR:	3	HBP:	0														

Baltimore Orioles @ Oakland Athletics
Oakland-Alameda County Coliseum, Oakland, CA
Thu Jul 21 1983, 7:05 PM PDT
Att. 9,326 - Unknown

AB	32
R	9
H	11
RBI	8
BB	6
SO	2
LOB	12



PITCHER																
IP	WLS	BF	H	R	ER	SO	BB	IBB	HBP	BLK	WP	HR	S	P	ERA	WHIP
Paul Mirabella, L ERA: 4.05 (1, 1)	2.2		15	4	3	3	0	3	0	0	0	1	12	24	10.12	2.625
Dennis Martinez, R ERA: 5.84 (3, 1)	3.0		13	3	4	4	1	2	0	0	0	1	13	21	12.00	1.667
Sammy Stewart, R ERA: 4.34 (6, 1)	0.2		4	2	0	0	0	0	0	0	1	0	4	4	0.00	3.000
Dan Morogiello, L ERA: 3.68 (7, 1)	1.0	L	5	1	1	1	0	0	1	0	0	0	4	8	9.00	1.000
Tim Stoddard, R ERA: 5.88 (8, 1)	0.2		3	1	1	1	1	0	0	0	0	1	5	5	13.50	1.500

Batter	1	2	3	4	5	6	7	8	9	AB R H RBI BB SO LOB	TOP
Al Bumbry, L (1, 8) OBP: 0.326, SLG: 0.355 John Shelby, S (6, PH) OBP: 0.314, SLG: 0.406 (6, 8)	0-0 		0-0 		0-0 	0-0 		0-0 		3 0 2 0 0 0 0 2 0 1 0 0 0 2	
Dan Ford, R (1, 9) OBP: 0.336, SLG: 0.494 (6, 8)	0-0 		0-0 		0-0 	0-0 			0-0 	5 0 0 0 0 0 6	
Cal Ripken Jr., R (1, 6) OBP: 0.358, SLG: 0.492 (6, 8)	0-0 		0-0 		0-0 		0-0 		0-0 	5 0 1 0 0 0 3	
Eddie Murray, S (1, 3) OBP: 0.390, SLG: 0.506 (6, 8)		0-0 		0-0 		0-0 		4-0 	0-0 	4 0 1 0 1 0 1	
Jim Dwyer, L (1, 7) OBP: 0.404, SLG: 0.641 Gary Roenicke, R (7, PH) OBP: 0.310, SLG: 0.466 (7, 7)		0-0 		0-0 		0-0 		4-0 	4-0 	3 2 2 1 0 0 0 1 0 0 0 1 0 1	
Ken Singleton, S (1, 10) OBP: 0.392, SLG: 0.476 (6, 8)		0-0 		0-0 		4-0 		0-0 	0-0 	4 0 1 0 1 0 2	
Joe Nolan, L (1, 2) OBP: 0.348, SLG: 0.422 Benny Ayala, R (8, PH) OBP: 0.293, SLG: 0.472 Rick Dempsey, R (8, 2) OBP: 0.318, SLG: 0.322 (6, 8)			0-0 		0-0 		0-0 		0-0 	3 0 0 0 0 0 3 1 0 0 0 0 0 0 0 0 0 0 0 0 0	
Todd Cruz, R (1, 5) OBP: 0.247, SLG: 0.347 (6, 8)			0-0 		0-0 		0-0 		0-0 	4 1 3 2 0 0 1	
Lenn Sakata, R (1, 4) OBP: 0.325, SLG: 0.380 (6, 8)			0-0 		0-0 		4-0 		0-0 	3 0 2 0 1 0 2	
Inning Stats	R: 0 H: 1 E: 0 LOB: 0 K: 0 BB: 0 S: 3 P: 3	R: 0 H: 0 E: 0 LOB: 0 K: 0 BB: 0 S: 3 P: 3	R: 1 H: 3 E: 0 LOB: 2 K: 0 BB: 0 S: 6 P: 6	R: 1 H: 3 E: 1 LOB: 2 K: 0 BB: 0 S: 6 P: 6	R: 0 H: 1 E: 0 LOB: 1 K: 0 BB: 0 S: 4 P: 4	R: 1 H: 2 E: 0 LOB: 3 K: 0 BB: 2 S: 5 P: 13	R: 0 H: 0 E: 0 LOB: 0 K: 0 BB: 1 S: 2 P: 6	R: 0 H: 2 E: 0 LOB: 2 K: 0 BB: 0 S: 5 P: 5	R: 0 H: 1 E: 0 LOB: 2 K: 0 BB: 1 S: 4 P: 8	1B: 10 SF: 0 2B: 1 SAC: 0 3B: 0 DP: 2 HR: 2 HBP: 0	WP: 0 PA: 42 PB: 0 SB: 0 CS: 0
PITCHER Rick Langford, R (1, 1) ERA: 11.29 Tom Burgmeier, L (6, 1) ERA: 2.61	IP WLS BF H R ER SO BB IBB HBP BLK WP HR S P ERA WHIP 5.0 24 9 3 3 0 1 0 0 0 0 2 23 27 5.40 2.000 4.0 W 18 4 0 0 0 3 0 0 0 0 0 0 15 27 0.00 1.750	PITCHER IP WLS BF H R ER SO BB IBB HBP BLK WP HR S P ERA WHIP									

Baltimore Orioles @ Oakland Athletics
 Oakland-Alameda County Coliseum, Oakland, CA

Fri Jul 22 1983, 7:05 PM PDT
 Att: 15,211 - Unknown

livebaseballscorecards.com



Batter	1	2	3	4	5	6	7	8	9	AB	R	H	RBI	BB	SO	LOB
Rickey Henderson, R (1, 7) OBP: 0.410, SLG: 0.430	0-0 F9		0-0 G6-4-3			4-0 BB	4-0 BB			2	0	0	0	2	0	1
Rick Peters, S (1, 9) OBP: 0.336, SLG: 0.293	0-0 3-1			0-0 F9		0-0 F7	0-0 4-3			4	0	0	0	0	0	4
Dwayne Murphy, L (1, 8) OBP: 0.333, SLG: 0.364	0-0 HR			0-0 6-3		0-3 K		0-3 K		4	1	1	1	0	2	1
Davey Lopes, R (1, 4) OBP: 0.351, SLG: 0.478	0-3 K			0-0 PO 1B			0-0 BB 1B	0-0 1B		4	1	3	0	0	1	0
Carney Lansford, R (1, 5) OBP: 0.339, SLG: 0.450		0-0 G6-4-3 1B		0-0 PO	0-0 F9		0-0 F8	0-0 F8		4	0	1	0	0	0	2
Jeff Burroughs, R (1, 10) OBP: 0.345, SLG: 0.400		0-0 G6-4-3			0-0 F7		4-0 BB 1B E BB	0-0 F7		2	0	0	0	1	0	1
Dan Meyer, L (7, PR) OBP: 0.184, SLG: 0.152		0-0 G6-4-3								1	1	0	0	0	0	1
Bill Almon, R (1, 6) OBP: 0.330, SLG: 0.408		0-0 F8			0-0 1-3		0-0 WP E 1B			3	0	1	1	0	0	0
Wayne Gross, L (8, 3) OBP: 0.311, SLG: 0.394							1-3 2-H			0	0	0	0	0	0	0
Garry Hancock, L (1, 3) OBP: 0.314, SLG: 0.458			0-0 G6-4-3 1B			0-0 HR	0-0 E6 WP			2	1	2	1	0	0	0
Bob Kearney, R (7, PH) OBP: 0.308, SLG: 0.396							1-2 3-H			1	0	0	1	0	0	1
Tony Phillips, S (8, 6) OBP: 0.305, SLG: 0.262			0-3 K				0-3 K			0	0	0	0	0	0	0
Mike Heath, R (1, 2) OBP: 0.328, SLG: 0.386						0-0 F7	0-3 K			3	0	0	0	0	2	3

Inning Stats	R: 1	H: 1	R: 0	H: 1	R: 0	H: 1	R: 0	H: 0	R: 1	H: 1	R: 2	H: 2	R: 0	H: 1
	E: 0	LOB: 0	E: 0	LOB: 0	E: 0	LOB: 0	E: 0	LOB: 0	E: 0	LOB: 1	E: 1	LOB: 3	E: 0	LOB: 1
	K: 1	BB: 0	K: 0	BB: 0	K: 0	BB: 0	K: 0	BB: 0	K: 1	BB: 1	K: 1	BB: 2	K: 1	BB: 0
	S: 6	P: 6	S: 3	P: 3	S: 5	P: 5	S: 3	P: 3	S: 6	P: 10	S: 8	P: 16	S: 6	P: 6

PITCHER	IP	WLS	BF	H	R	ER	SO	BB	IBB	HBP	BLK	WP	HR	S	P	ERA	WHIP
Allan Ramirez, R (1, 1) ERA: 2.29	6.1	L	25	7	4	4	3	2	0	0	0	0	2	29	37	5.68	1.421
Dan Morogiello, L (7, 1) ERA: 3.63	0.1		2	0	0	0	1	0	0	0	0	1	0	4	4	0.00	0.000
Tim Stoddard, R (7, 1) ERA: 5.66	1.1		6	1	0	0	1	1	0	0	0	0	0	7	11	0.00	1.500


BOTTOM

Baltimore Orioles @ Oakland Athletics
Oakland-Alameda County Coliseum, Oakland, CA

Fri Jul 22 1983, 7:05 PM PDT
Att. 15,211 - Unknown

livebaseballscorecards.com

AB	30
R	4
H	8
RBI	4
BB	3
SO	5
LOB	14



1B: 6	SF: 0	WP: 1	PA: 34
2B: 0	SAC: 0	PB: 0	
3B: 0	DP: 2	SB: 2	
HR: 2	HBP: 0	CS: 0	

Batter	1	2	3	4	5	6	7	8	9	AB R H RBI BB SO LOB	TOP											
John Shelby, S (1, 8) OBP: 0.311, SLG: 0.400	0-3 K		0-3 K		X 0-0 F8		0-3 K		X 0-0 1B	5 1 1 0 0 3 1												
Rich Dauer, R (1, 4) OBP: 0.281, SLG: 0.286	0-0 5-3		0-0 FC6-4 1B		X 0-0 4-3		X 0-0 F8		X 0-0 1B	5 0 2 0 0 0 0												
Cal Ripken Jr., R (1, 6) OBP: 0.361, SLG: 0.500	0-0 5-3		0-0 FC6-4 1-2f		X 0-0 HR			BB SH1-4 2B	X 0-0 1B	4 2 2 2 1 0 1												
Eddie Murray, S (1, 3) OBP: 0.395, SLG: 0.516		X 0-0 HR	X 0-0 F9		X 0-0 WP 1B			BB SH1-4 2B	BB 1-2 2-3 BB	3 2 2 1 2 0 1												
Gary Roenicke, R (1, 9) OBP: 0.313, SLG: 0.461	0-3 K			BB 4-0 BB	BB 4-0 BB	BB 1-2 BB		X 0-0 SH1-4	X 0-0 F5	2 0 0 0 2 1 3												
Ken Singleton, S (1, 10) OBP: 0.392, SLG: 0.471		BB 4-0 BB		BB 0-3 K	BB 0-3 K	BB 0-3 K		BB 4-0 2B IBB	BB 0-0 F2	3 1 0 0 2 2 6												
Benny Ayala, R (1, 7) OBP: 0.282, SLG: 0.453		BB 0-3 K		X 0-0 P3	X 0-0 F9			X 0-0 SF9 2B	X 0-0 G3	3 0 0 0 0 1 4												
Jim Dwyer, L (8, PH) OBP: 0.406, SLG: 0.649								BB 1-3 2-H 3-H 2B		2 0 1 2 0 0 3												
Todd Cruz, R (1, 5) OBP: 0.244, SLG: 0.343		X 0-0 P6		BB 0-3 K	X 0-0 P6			X 0-0 SF9		3 0 0 1 0 1 4												
Rick Dempsey, R (1, 2) OBP: 0.316, SLG: 0.325			X 0-0 BLK WP 2B		X 0-0 5-3		BB 0-3 K	X 0-0 F9		4 1 1 0 0 1 1												
Inning Stats	R: 0 E: 0 K: 1 S: 5	H: 0 LOB: 0 BB: 0 P: 5	R: 1 E: 0 K: 2 S: 8	H: 1 LOB: 1 BB: 1 P: 12	R: 1 E: 0 K: 1 S: 7	H: 2 LOB: 1 BB: 0 P: 7	R: 0 E: 0 K: 2 S: 7	H: 0 LOB: 1 BB: 1 P: 11	R: 0 E: 0 K: 1 S: 3	H: 0 LOB: 0 BB: 0 P: 3	R: 1 E: 0 K: 1 S: 7	H: 2 LOB: 2 BB: 1 P: 11	R: 0 E: 0 K: 2 S: 7	H: 0 LOB: 0 BB: 0 P: 7	R: 3 E: 0 K: 0 S: 4	H: 1 LOB: 1 BB: 3 P: 16	R: 1 E: 0 K: 0 S: 6	H: 3 LOB: 3 BB: 1 P: 10	1B: 5 2B: 2 3B: 0 HR: 2	SF: 1 SAC: 1 DP: 0 HBP: 0	WP: 2 PB: 0 SB: 0 CS: 0	PA: 43
PITCHER	IP WLS BF H R ER SO BB IBB HBP BLK WP HR S P ERA WHIP																					
Tim Conroy, L (1, 1) ERA: 3.71	7.0 L 31 5 5 5 9 5 0 0 0 1 2 2 44 64 6.43 1.429																					
Keith Atherton, R (8, 1) ERA: 3.38	1.0 5 1 1 1 0 0 0 1 0 0 0 0 4 8 9.00 1.000																					
Rich Wortham, L (9, 1) ERA:	0.0 4 3 1 1 0 1 0 0 0 0 0 0 3 7 ∞ ∞																					
Dave Beard, R (9, 1) ERA: 6.98	1.0 3 0 0 0 0 0 0 0 0 0 0 0 0 3 3 0.00 0.000																					

Baltimore Orioles @ Oakland Athletics
Oakland-Alameda County Coliseum, Oakland, CA

Sat Jul 23 1983, 3:33 AM PDT
Att. 23,069 - Unknown

livebaseballscorecards.com

AB	34
R	7
H	9
RBI	6
BB	7
SO	9
LOB	24



Batter	1	2	3	4	5	6	7	8	9	AB	R	H	RBI	BB	SO	LOB
Rickey Henderson, R OBP: 0.407, SLG: 0.425 (1, 7)	0-0 F9		4-0 S 4-3 BB		0-0 F9			0-0 L4	0-0 5-3	4	0	0	0	1	0	3
Rick Peters, S OBP: 0.333, SLG: 0.301 (1, 9)	0-0 F7		0-0 4-3			0-0 F8 2B		0-0 6-3		4	0	1	0	0	0	1
Dwayne Murphy, L OBP: 0.329, SLG: 0.358 (1, 8)	0-3 K		0-0 F7			0-0 F7		0-0 6-3		4	0	0	0	0	1	2
Davey Lopes, R OBP: 0.350, SLG: 0.475 (1, 4)		0-0 E 1B 4-3 1B		0-0 4-3		0-0 F8 2-3		0-0 P3		4	1	1	0	0	0	1
Carney Lansford, R OBP: 0.342, SLG: 0.457 (1, 5)		0-0 E 1B 1-2 1B		0-0 5-3		0-0 5-3		0-0 1B 2B		4	1	2	0	0	0	1
Jeff Burroughs, R OBP: 0.345, SLG: 0.397 Tom Burgmeier, L (7, PR) Wayne Gross, L (9, PH) OBP: 0.313, SLG: 0.397		0-3 K 1-2 2-3		0-3 K		4-0 1-3 BB		0-0 1B 2B 1B		2	0	0	0	1	2	2
Bill Almon, R OBP: 0.329, SLG: 0.406 (1, 6)		0-0 4-3		0-0 5-3		0-0 1-3		0-0 FC5-4 1B		4	0	1	2	0	0	2
Garry Hancock, L OBP: 0.304, SLG: 0.443 (1, 3)		0-0 3-H F7		0-3 K		0-0 P6		0-0 FC5-4 2B 1-2f		4	0	0	0	0	1	5
Bob Kearney, R OBP: 0.309, SLG: 0.397 Mike Heath, R (7, 2) OBP: 0.331, SLG: 0.395			0-0 6-3		0-0 1B		0-0 F9		0-0 1-3 2-H 2B		2	0	1	0	0	0
										2	0	1	1	0	0	2

Inning Stats	R: 0	H: 0	E: 0	K: 1	S: 5	R: 1	H: 2	E: 1	K: 1	S: 7	R: 0	H: 0	E: 0	K: 0	S: 3	R: 0	H: 0	E: 0	K: 1	S: 5	R: 0	H: 1	E: 0	K: 1	S: 6	R: 0	H: 1	E: 0	K: 0	S: 4	R: 0	H: 0	E: 0	K: 0	S: 3	R: 0	H: 0	E: 0	K: 0	S: 3	R: 2	H: 4	E: 0	K: 0	S: 7	R: 0	H: 0	E: 0	K: 0	S: 7	1B: 5	2B: 3	3B: 0	HR: 0	SF: 0	SAC: 0	DP: 0	HBP: 0	WP: 0	PA: 37
PITCHER Storm Davis, R ERA: 3.11 (1, 1)	IP	WLS	BF	H	R	ER	SO	BB	IBB	HBP	BLK	WP	HR	S	P	ERA	WHIP	IP	WLS	BF	H	R	ER	SO	BB	IBB	HBP	BLK	WP	HR	S	P	ERA	WHIP	IP	WLS	BF	H	R	ER	SO	BB	IBB	HBP	BLK	WP	HR	S	P	ERA	WHIP									


BOTTOM

Baltimore Orioles @ Oakland Athletics
Oakland-Alameda County Coliseum, Oakland, CA

Sat Jul 23 1983, 3:33 AM PDT
Att. 23,069 - Unknown

livebaseballscorecards.com

AB	35
R	3
H	8
RBI	3
BB	2
SO	4
LOB	19



Batter	1	2	3	4	5	6	7	8	9	AB R H RBI BB SO LOB	TOP		
Al Bumbry, L (1, 7) OBP: 0.324, SLG: 0.352	0-0 F7	0-0 F7			0-0 SH2-3 2B 1B	0-0 F8			0-0 6-3	5 1 1 0 0 0 1	<p>Baltimore Orioles @ Oakland Athletics Oakland-Alameda County Coliseum, Oakland, CA</p> <p>Sun Jul 24 1983, 3:33 AM PDT Att. 23,215 - Unknown</p> <p>livebaseballscorecards.com</p>		
John Shelby, S (1, 8) OBP: 0.316, SLG: 0.404	0-0 WP 2B 1B	0-3 K			0-0 SH2-3 1-2			0-0 G6-4-3 1B	3 1 2 0 0 1 1				
Cal Ripken Jr., R (1, 6) OBP: 0.360, SLG: 0.496	4-0 2B 1-2 BB				0-0 5-3			0-0 G6-4-3 1-2f	3 0 0 0 1 1 2				
Eddie Murray, S (1, 3) OBP: 0.396, SLG: 0.517	0-0 1-3 2-H 2B				4-0 F8 2B 1B IBB			0-0 F8	3 1 1 1 1 0 0				
Jim Dwyer, L (1, 9) OBP: 0.404, SLG: 0.649 Gary Roenicke, R (8, PH) OBP: 0.312, SLG: 0.458	0-0 F9				0-0 1-3 2-H 1B 2B			0-0 4-3	3 1 1 1 0 1 2 1 0 0 0 0 0 0				
Ken Singleton, S (1, 10) OBP: 0.393, SLG: 0.469	4-0 BB				0-0 4-3			0-0 L4	3 0 1 2 1 0 0				
Joe Nolan, L (1, 2) OBP: 0.337, SLG: 0.407 Rick Dempsey, R (8, PH) OBP: 0.315, SLG: 0.324	0-3 K				0-0 F2			0-0 5-3	3 0 0 0 0 1 4 1 0 0 0 0 0 0				
Todd Cruz, R (1, 5) OBP: 0.247, SLG: 0.343		4-0 S BB			0-0 1B			0-0 F5	3 0 1 0 1 0 0				
Rich Dauer, R (1, 4) OBP: 0.278, SLG: 0.282		0-0 F9 1-2			0-0 5-3			0-0 F8	4 0 0 0 0 0 2				
Inning Stats	R: 1 H: 2 E: 0 LOB: 3 K: 1 BB: 2 S: 7 P: 15	R: 0 H: 0 E: 0 LOB: 1 K: 1 BB: 1 S: 5 P: 9	R: 0 H: 0 E: 0 LOB: 0 K: 2 BB: 0 S: 7 P: 7	R: 0 H: 1 E: 0 LOB: 1 K: 0 BB: 0 S: 4 P: 4	R: 3 H: 3 E: 0 LOB: 1 K: 0 BB: 1 S: 6 P: 10	R: 0 H: 0 E: 0 LOB: 0 K: 0 BB: 0 S: 3 P: 3	R: 0 H: 1 E: 0 LOB: 0 K: 0 BB: 0 S: 3 P: 3	R: 0 H: 0 E: 0 LOB: 0 K: 0 BB: 0 S: 3 P: 3	R: 0 H: 0 E: 0 LOB: 0 K: 0 BB: 0 S: 3 P: 3	1B: 5 SF: 0 2B: 2 SAC: 1 3B: 0 DP: 1 HR: 0 HBP: 0		WP: 1 PA: 37 PB: 0 SB: 1 CS: 0	
PITCHER	IP WLS BF H R ER SO BB IBB HBP BLK WP HR S P ERA WHIP											PITCHER	IP WLS BF H R ER SO BB IBB HBP BLK WP HR S P ERA WHIP
Steve McCatty, R (1, 1) ERA: 4.32	6.0 L 29 7 4 4 4 3 1 0 0 0 1 0 33 49 6.00 1.667												
Tom Underwood, L (7, 1) ERA: 4.89	3.0 8 0 0 0 0 0 0 0 0 0 0 0 8 8 0.00 0.000												

AB	32
R	4
H	7
RBI	4
BB	4
SO	4
LOB	12



Batter	1	2	3	4	5	6	7	8	9	AB	R	H	RBI	BB	SO	LOB
Rickey Henderson, R OBP: 0.406, SLG: 0.422 (1, 7)	0-0 F8		0-0 F8		0-0 G4-3-6-3-4-9-1 1-2f		0-0 E5 1B			4	0	1	0	0	0	3
Rick Peters, S OBP: 0.331, SLG: 0.292 (1, 9)	0-0 F9		4-0 FC5-4 1-2 BB			0-0 F8	0-3 K			3	0	0	0	1	1	1
Davey Lopes, R OBP: 0.346, SLG: 0.469 (1, 4)	0-0 P6		0-0 FC5-4 1-2f			0-0 G3		0-0 F8		4	0	0	0	0	0	3
Jeff Burroughs, R OBP: 0.347, SLG: 0.399 (1, 10)		0-0 6-3		0-0 G5-4-3 1B		0-0 HR 1B		0-0 5-3		4	1	2	0	0	0	0
Carney Lansford, R OBP: 0.340, SLG: 0.469 (1, 5)		0-3 K		0-0 G5-4-3 1-2f		0-0 HR		0-0 F9		4	1	1	2	0	1	1
Dwayne Murphy, L OBP: 0.334, SLG: 0.375 (1, 8)		0-3 K		0-0 1B		0-0 1B			0-0 HR	4	1	3	1	0	1	0
Bill Almon, R OBP: 0.328, SLG: 0.404 (1, 3)			0-0 1B S 1B	0-0 F9		0-0 F8			0-3 K	4	0	1	0	0	1	2
Mike Heath, R OBP: 0.321, SLG: 0.383 (1, 2)			0-0 F9		0-0 F7		0-3 K		0-0 F8	4	0	0	0	0	1	1
Tony Phillips, S OBP: 0.307, SLG: 0.266 (1, 6)			0-0 BB 1-3 1B		0-0 1B		0-3 K		0-0 F9	4	0	2	0	0	1	0

Inning Stats	R: 0	H: 0	E: 0	K: 0	S: 3	R: 0	H: 0	E: 0	K: 2	S: 7	R: 0	H: 2	E: 0	K: 0	S: 5	R: 0	H: 2	E: 0	K: 0	S: 4	R: 0	H: 1	E: 0	K: 0	S: 3	R: 2	H: 3	E: 0	K: 0	S: 6	R: 0	H: 1	E: 1	K: 3	S: 10	R: 0	H: 0	E: 0	K: 0	S: 3	R: 1	H: 1	E: 0	K: 1	S: 6	R: 0	H: 0	E: 0	K: 0	S: 3	R: 0	H: 1	E: 0	K: 1	S: 6	1B: 8	2B: 0	3B: 0	HR: 2	SF: 0	SAC: 0	DP: 2	HBP: 0	WP: 0	PA: 36
PITCHER Scott McGregor, L ERA: 3.11 (1, 1)	IP	WLS	BF	H	R	ER	SO	BB	IBB	HBP	BLK	WP	HR	S	P	ERA	WHIP																			IP	WLS	BF	H	R	ER	SO	BB	IBB	HBP	BLK	WP	HR	S	P	ERA	WHIP													


BOTTOM

Baltimore Orioles @ Oakland Athletics
Oakland-Alameda County Coliseum, Oakland, CA

Sun Jul 24 1983, 3:33 AM PDT
Att. 23,215 - Unknown

livebaseballscorecards.com

AB	35
R	3
H	10
RBI	3
BB	1
SO	6
LOB	11



Batter	1	2	3	4	5	6	7	8	9	AB R H RBI BB SO LOB	TOP
Jerry Remy, L (1, 4) OBP: 0.289, SLG: 0.307	0-0 4-3		0-0 SH2-3		0-0 1B SF7 1B		0-0 SH3-4		0-3 K	3 1 1 0 0 1 0	
Dave Stapleton, R (1, 3) OBP: 0.291, SLG: 0.372	0-0 6-3		0-0 1B		0-0 1B		0-0 5-3		0-0 1B	5 0 3 0 0 0 1	
Wade Boggs, L (1, 5) OBP: 0.448, SLG: 0.501	0-0 F7		0-0 SF7		0-0 SF7		4-0 BB		0-0 3-1	2 0 0 2 1 0 1	
Tony Armas, R (1, 8) Reid Nichols, R (9, 7) OBP: 0.269, SLG: 0.459 OBP: 0.365, SLG: 0.432		0-0 F3	0-0 1-3		0-0 5-3		0-0 F2			4 0 0 0 0 0 4 0 0 0 0 0 0 0	
Dwight Evans, R (1, 9) OBP: 0.340, SLG: 0.449		4-0 FC4-6 BB BB		0-0 6-3		0-0 HR		0-0 6-3		3 1 1 1 1 0 0	
Carl Yastrzemski, L (1, 10) OBP: 0.394, SLG: 0.455		4-0 FC4-6 BB		0-0 4-3		0-0 F7		0-0 F7		3 0 0 0 1 0 0	
Rick Miller, L (1, 7) OBP: 0.432, SLG: 0.442		0-0 FC4-6		4-0 BB		0-0 4-3		4-0 BB		2 0 0 0 2 0 2	
Gary Allenson, R (1, 2) OBP: 0.298, SLG: 0.359		0-0 F7		0-0 6-3		0-0 F8		0-3 K		4 0 0 0 0 1 4	
Glenn Hoffman, R (1, 6) OBP: 0.302, SLG: 0.322			0-0 1B SH2-3 SF7 1B		0-0 F9		0-0 SH3-4 1B		0-0 5-3	4 1 2 0 0 0 0	
Inning Stats	R: 0 H: 0 E: 0 LOB: 0 K: 0 BB: 0 S: 3 P: 3	R: 0 H: 0 E: 0 LOB: 2 K: 0 BB: 2 S: 3 P: 11	R: 1 H: 2 E: 0 LOB: 1 K: 0 BB: 0 S: 5 P: 5	R: 0 H: 0 E: 0 LOB: 1 K: 0 BB: 1 S: 3 P: 7	R: 1 H: 2 E: 0 LOB: 1 K: 0 BB: 0 S: 5 P: 5	R: 1 H: 1 E: 0 LOB: 0 K: 0 BB: 0 S: 4 P: 4	R: 0 H: 1 E: 0 LOB: 2 K: 0 BB: 1 S: 4 P: 8	R: 0 H: 0 E: 0 LOB: 1 K: 1 BB: 1 S: 5 P: 9	R: 0 H: 1 E: 0 LOB: 1 K: 1 BB: 0 S: 6 P: 6	1B: 6 SF: 2 2B: 0 SAC: 2 3B: 0 DP: 0 HR: 1 HBP: 0	WP: 0 PA: 39 PB: 0 SB: 0 CS: 0
PITCHER Chris Codioli, R (1, 1) ERA: 4.02	IP WLS BF H R ER SO BB IBB HBP BLK WP HR S P ERA WHIP										
	9.0 L 39 7 3 3 2 5 0 0 0 0 0 1 38 58 3.00 1.333										

Boston Red Sox @ Oakland Athletics
Oakland-Alameda County Coliseum, Oakland, CA

Mon Jul 25 1983, 7:05 PM PDT
Att. 24,383 - Unknown

livebaseballscorecards.com

AB 30
R 3
H 7
RBI 3
BB 5
SO 2
LOB 12



Batter	1	2	3	4	5	6	7	8	9	AB R H RBI BB SO LOB
Rickey Henderson, R OBP: 0.407, SLG: 0.426 (1, 7)	0-0 F9 ①		0-0 1B S			0-0 1-3 ②			0-0 2B S	4 0 2 0 0 0 0
Bill Almon, R OBP: 0.327, SLG: 0.405 (1, 3) (9, 6)	0-0 2B 3-1		0-3 K 1-2			0-0 F8 ③			0-0 5-3 2-3	4 0 1 0 0 1 2
Dwayne Murphy, L OBP: 0.330, SLG: 0.370 (1, 8)	0-0 2-3 3-1 ②			0-0 E6 G6-4-3			0-0 G3 ①		0-3 K ②	4 0 0 0 0 1 2
Davey Lopes, R OBP: 0.342, SLG: 0.463 (1, 9) (9, 4)	0-0 F8 ③			0-0 G6-4-3 1-2f			0-0 6-3 ②		0-0 6-3 ③	4 0 0 0 0 0 3
Carney Lansford, R OBP: 0.340, SLG: 0.467 (1, 5)		0-0 1B G5-4-3		0-0 F8 ③			0-0 F9 ③			3 0 1 0 0 0 0
Jeff Burroughs, R OBP: 0.343, SLG: 0.395 (1, 10)		0-0 G5-4-3 1-2f			0-0 6-3 ①			0-0 6-3 ①		3 0 0 0 0 0 1
Mike Heath, R OBP: 0.314, SLG: 0.375 (1, 2)		0-0 5-3 ③			0-0 5-3 ②			0-0 F8 ②		3 0 0 0 0 0 0
Donnie Hill, S (1, 6)			0-3 K ①		0-0 5-3 ③			0-0 1B		2 0 0 0 0 1 0
Rick Peters, S OBP: 0.336, SLG: 0.299 (8, PH) (9, 9)								0-0 F7 ③		1 0 1 0 0 0 0
Tony Phillips, S OBP: 0.305, SLG: 0.264 (1, 4)			0-0 F8 ②			0-0 5-3 ①				2 0 0 0 0 0 0
Bob Kearney, R OBP: 0.308, SLG: 0.395 (8, PH)										1 0 0 0 0 0 1
Wayne Cross, L OBP: 0.313, SLG: 0.397 (9, 3)										0 0 0 0 0 0 0

Inning Stats	R: 0	H: 1	E: 0	LOB: 1	K: 0	BB: 0	S: 4	P: 4	R: 0	H: 1	E: 0	LOB: 0	K: 0	BB: 0	S: 3	P: 3	R: 0	H: 0	E: 1	LOB: 0	K: 0	BB: 0	S: 3	P: 3	R: 0	H: 0	E: 0	LOB: 0	K: 0	BB: 0	S: 3	P: 3	R: 0	H: 0	E: 0	LOB: 0	K: 0	BB: 0	S: 3	P: 3	R: 0	H: 1	E: 0	LOB: 1	K: 0	BB: 0	S: 4	P: 4	R: 0	H: 1	E: 0	LOB: 1	K: 1	BB: 0	S: 6	P: 6	1B: 3	SF: 0	2B: 2	SAC: 0	3B: 0	DP: 2	HR: 0	HBP: 0	WP: 0	PA: 31
PITCHER Bruce Hurst, L ERA: 4.38 (1, 1)	IP	WLS	BF	H	R	ER	SO	BB	IBB	HBP	BLK	WP	HR	S	P	ERA	WHIP	IP	WLS	BF	H	R	ER	SO	BB	IBB	HBP	BLK	WP	HR	S	P	ERA	WHIP	IP	WLS	BF	H	R	ER	SO	BB	IBB	HBP	BLK	WP	HR	S	P	ERA	WHIP															

BOTTOM

Boston Red Sox @ Oakland Athletics
Oakland-Alameda County Coliseum, Oakland, CA

Mon Jul 25 1983, 7:05 PM PDT
Att. 24,383 - Unknown

livebaseballscorecards.com

AB	31
R	0
H	5
RBI	0
BB	0
SO	3
LOB	9



Batter	1	2	3	4	5	6	7	8	9	AB R H RBI BB SO LOB	TOP	
Jerry Remy, L (1, 4) OBP: 0.291, SLG: 0.310	0-0 6-3 SF8 S 1B		0-0 F8		0-0 F4			0-0 FC6-4 1B		4 1 2 0 0 0 1	<p>Boston Red Sox @ Oakland Athletics Oakland-Alameda County Coliseum, Oakland, CA</p> <p>Tue Jul 26 1983, 7:05 PM PDT Sunny</p>	
Dave Stapleton, R (1, 3) OBP: 0.287, SLG: 0.367	0-0 6-3 1-3		0-0 6-3			0-0 5-3		0-0 FC6-4 FC4-6 1-2f		4 0 0 0 0 0 2		
Dwight Evans, R (1, 9) OBP: 0.339, SLG: 0.445	1-0 HBP			0-3 K		0-0 F3		0-0 FC4-6 1-2f		3 0 0 0 0 1 1		
Tony Armas, R (1, 8) OBP: 0.269, SLG: 0.467	0-0 SF8 3-H			0-0 HR		0-0 F4		0-3 K2-3		3 1 1 2 0 1 1		
Carl Yastrzemski, L (1, 10) OBP: 0.389, SLG: 0.448 Reid Nichols, R (9, PH) OBP: 0.363, SLG: 0.430	0-0 G3			0-3 K			0-3 K		0-0 F7	3 0 0 0 0 2 1 1 0 0 0 0 0 0		
Rick Miller, L (1, 7) OBP: 0.434, SLG: 0.434		4-0 BB		0-0 F6					0-0 E6 G5-4-3	2 0 0 0 2 0 0		
Rich Gedman, L (1, 2) OBP: 0.325, SLG: 0.374 Jeff Newman, R (9, PH) OBP: 0.240, SLG: 0.315		0-0 G4-6-3 1-2f			0-0 6-3		0-3 K		0-0 G5-4-3 1-2f	3 0 0 0 0 1 2 1 0 0 0 0 0 1		
Ed Jurak, R (1, 5) OBP: 0.385, SLG: 0.378		0-0 5-3			0-0 6-3 1B		4-0 BB 1-2			2 0 1 0 1 0 0		
Glenn Hoffman, R (1, 6) OBP: 0.299, SLG: 0.319			0-0 5-3		0-0 6-3 1-2		0-0 F9			3 0 0 0 0 0 3		
Inning Stats	R: 1 H: 1 E: 0 LOB: 1 K: 0 BB: 0 S: 4 P: 5	R: 0 H: 0 E: 0 LOB: 0 K: 0 BB: 1 S: 2 P: 6	R: 0 H: 0 E: 0 LOB: 0 K: 0 BB: 0 S: 3 P: 3	R: 1 H: 1 E: 0 LOB: 0 K: 2 BB: 0 S: 8 P: 8	R: 0 H: 1 E: 0 LOB: 1 K: 0 BB: 0 S: 4 P: 4	R: 0 H: 0 E: 0 LOB: 0 K: 0 BB: 0 S: 3 P: 3	R: 0 H: 0 E: 0 LOB: 2 K: 2 BB: 2 S: 7 P: 15	R: 0 H: 1 E: 0 LOB: 1 K: 1 BB: 0 S: 6 P: 6	R: 0 H: 0 E: 1 LOB: 0 K: 0 BB: 0 S: 3 P: 3	1B: 3 SF: 1 2B: 0 SAC: 0 3B: 0 DP: 2 HR: 1 HBP: 1	WP: 0 PA: 34 PB: 0 SB: 1 CS: 0	
PITCHER Mike Norris, R (1, 1) ERA: 3.78 Tom Underwood, L (7, 1) ERA: 4.75	IP WLS BF H R ER SO BB IBB HBP BLK WP HR S P ERA WHIP											PITCHER IP WLS BF H R ER SO BB IBB HBP BLK WP HR S P ERA WHIP

AB	29
R	2
H	4
RBI	2
BB	3
SO	5
LOB	12



livebaseballscorecards.com

Batter	1	2	3	4	5	6	7	8	9
Rickey Henderson, R (1, 7) OBP: 0.406, SLG: 0.424	0-0 F7		0-0 F4			0-0 F8	4-0 S 1B 2-3 3-H BB	0-0 S 1B	
Bill Almon, R (1, 3) Wayne Gross, L (8, 3) OBP: 0.326, SLG: 0.403 OBP: 0.316, SLG: 0.399	0-3 K		0-0 F9			0-0 FC5-4 1-2f	0-0 IBB 1-2 1B 3-H	0-0 WP 1B 1-H 1B 3-H	
Dwayne Murphy, L (1, 8) OBP: 0.328, SLG: 0.364	0-3 K				0-3 K	0-0 FC4-6 1-2f	4-0 BB 1B 1-2 2-3 IBB	0-0 G3 1-2	
Davey Lopes, R (1, 9) Garry Hancock, L (8, 9) OBP: 0.341, SLG: 0.461 OBP: 0.302, SLG: 0.439		0-3 K		0-0 6-3			0-0 1B 1B	0-0 3-1 F6	
Carney Lansford, R (1, 5) OBP: 0.343, SLG: 0.467		0-3 K		0-0 1-3			0-0 1B 1B		
Jeff Burroughs, R (1, 10) Rick Peters, S (7, PR) OBP: 0.346, SLG: 0.395 OBP: 0.341, SLG: 0.299		4-0 FC5-4 BB			0-0 F9		0-0 1B 1B		
Mike Heath, R (1, 2) OBP: 0.313, SLG: 0.371		0-0 FC5-4 1-2f			0-0 F9		0-0 WP 1B 1B		
Donnie Hill, S (1, 6) OBP: 0.167, SLG: 0.333			0-0 2B		0-0 F9		0-0 E2 WP 1B 1-3 2-H 3-H	0-0 G3	
Tony Phillips, S (1, 4) OBP: 0.308, SLG: 0.268			0-3 K			0-0 FC5-4 1B	0-3 K	0-0 1B 1B	

Inning Stats	R: 0 E: 0 K: 2 S: 7	H: 0 LOB: 0 BB: 0 P: 7	R: 0 E: 0 K: 2 S: 7	H: 0 LOB: 1 BB: 1 P: 11	R: 0 E: 0 K: 1 S: 6	H: 1 LOB: 1 BB: 0 P: 6	R: 0 E: 0 K: 1 S: 5	H: 0 LOB: 0 BB: 0 P: 5	R: 0 E: 0 K: 0 S: 3	H: 0 LOB: 0 BB: 0 P: 3	R: 0 E: 0 K: 0 S: 4	H: 1 LOB: 1 BB: 0 P: 4	R: 7 E: 1 K: 1 S: 12	H: 6 LOB: 3 BB: 3 P: 24	R: 2 E: 0 K: 0 S: 6	H: 3 LOB: 1 BB: 0 P: 6
--------------	------------------------------	---------------------------------	------------------------------	----------------------------------	------------------------------	---------------------------------	------------------------------	---------------------------------	------------------------------	---------------------------------	------------------------------	---------------------------------	-------------------------------	----------------------------------	------------------------------	---------------------------------

PITCHER	IP	WLS	BF	H	R	ER	SO	BB	IBB	HBP	BLK	WP	HR	S	P	ERA	WHIP
Bob Ojeda, L (1, 1) ERA: 5.08	6.0		23	4	2	2	6	1	0	0	0	0	0	34	38	3.00	0.833
Bob Stanley, R (7, 1) ERA: 2.85	1.0	L	11	4	5	2	1	2	1	0	0	1	0	10	22	18.00	6.000
Mark Clear, R (8, 1) ERA: 6.87	1.0		6	3	2	2	0	0	0	0	0	1	0	6	6	18.00	3.000

AB R H RBI BB SO LOB

4	2	1	0	1	0	2
4	1	1	1	0	1	2
1	0	1	2	0	0	0
4	0	0	0	1	2	2
4	1	1	0	0	1	3
1	0	0	0	0	0	1
4	1	2	2	0	1	0
2	0	1	1	1	0	0
0	1	0	0	1	0	0
4	1	1	0	0	0	4
4	1	1	0	0	0	1
4	1	2	0	0	2	4

AB	36
R	9
H	11
RBI	6
BB	4
SO	7
LOB	19



WP	HR	S	P	ERA	WHIP
2	0	40			

BOTTOM

Boston Red Sox @ Oakland Athletics
Oakland-Alameda County Coliseum, Oakland, CA

Tue Jul 26 1983, 7:05 PM PDT
Sunny

livebaseballscorecards.com

Batter	1	2	3	4	5	6	7	8	9	AB R H RBI BB SO LOB	TOP				
Marty Barrett, R (1, 4) OBP: 0.368, SLG: 0.474 Jerry Remy, L (7, PH) OBP: 0.292, SLG: 0.311 (7, 4)	0-0 5-3	0-0 FC5-4 1-2f			0-0 5-3		0-0 E5 1B SF7		0-0 SH3 1B	3 0 0 0 0 0 1 2 2 1 0 0 0 0					
Dave Stapleton, R (1, 3) OBP: 0.293, SLG: 0.372	0-0 HR 1B		0-3 K		0-0 1B 1B		0-0 1-3 1B		0-0 SH3	4 1 3 0 0 1 0					
Wade Boggs, L (1, 5) OBP: 0.448, SLG: 0.510	0-0 1-H HR		0-0 F6		0-0 F7		0-0 SF7		0-0 2B 1B	4 2 2 4 0 0 1					
Tony Armas, R (1, 10) OBP: 0.273, SLG: 0.471	0-0 6-3		0-0 1B		0-0 1-2 1B		0-0 F8		0-0 2B	5 0 3 1 0 0 1					
Dwight Evans, R (1, 9) OBP: 0.340, SLG: 0.443	0-0 1B		0-0 F8		0-3 K		0-3 K		4-0 IBB	4 0 1 0 1 2 4					
Reid Nichols, R (1, 8) OBP: 0.358, SLG: 0.422	0-0 1-3			0-0 8-3 1B		0-0 F4		0-0 F7	0-0 F7	5 0 1 0 0 0 3					
Ed Jurak, R (1, 6) OBP: 0.376, SLG: 0.368		0-0 F4		0-0 8-3 1-2f 1B		0-0 1B		0-3 K	0-3 K	5 0 1 0 0 2 3					
Rick Miller, L (1, 7) OBP: 0.437, SLG: 0.436		0-0 F8		0-0 FC5-4 1B		0-0 F5		0-0 S 1B		4 0 2 0 0 0 1					
Gary Allenson, R (1, 2) OBP: 0.299, SLG: 0.352 Carl Yastrzemski, L (8, PH) OBP: 0.387, SLG: 0.446 Jeff Newman, R (8, 2) OBP: 0.240, SLG: 0.315		4-0 FC5-4 BB		0-0 FC5-4 1-2f		0-0 F8		0-0 6-3		2 0 0 0 1 0 2 1 0 0 0 0 0 1 0 0 0 0 0 0 0					
Inning Stats	R: 2 H: 3 E: 0 LOB: 1 K: 0 BB: 0 S: 6 P: 6	R: 0 H: 0 E: 0 LOB: 1 K: 0 BB: 1 S: 3 P: 7	R: 0 H: 1 E: 0 LOB: 1 K: 1 BB: 0 S: 6 P: 6	R: 0 H: 2 E: 0 LOB: 1 K: 0 BB: 0 S: 4 P: 4	R: 0 H: 2 E: 0 LOB: 2 K: 1 BB: 0 S: 7 P: 7	R: 0 H: 1 E: 0 LOB: 1 K: 0 BB: 0 S: 4 P: 4	R: 1 H: 1 E: 1 LOB: 1 K: 1 BB: 0 S: 7 P: 7	R: 0 H: 1 E: 0 LOB: 1 K: 1 BB: 0 S: 6 P: 6	R: 2 H: 3 E: 0 LOB: 2 K: 1 BB: 1 S: 8 P: 12	1B: 12 SF: 1 2B: 2 SAC: 1 3B: 0 DP: 1 HR: 1 HBP: 0	WP: 0 PA: 43 PB: 0 SB: 1 CS: 0				
PITCHER	IP WLS BF H R ER SO BB IBB HBP BLK WP HR S P ERA WHIP											PITCHER	IP WLS BF H R ER SO BB IBB HBP BLK WP HR S P ERA WHIP		
Gorman Heim Mueller, L (1, 1) ERA: 5.56	6.0		9 2 2 2 1 0 0 0 0 0 0 0 1 30 34 3.00 1.667												
Keith Atherton, R (7, 1) ERA: 2.84	2.0		9 2 1 0 2 0 0 0 0 0 0 0 0 13 13 0.00 1.000												
Tom Burgmeier, L (9, 1) ERA: 3.03	0.1	L	3 2 2 2 0 0 0 0 0 0 0 0 0 3 3 54.00 6.000												
Dave Beard, R (9, 1) ERA: 6.82	0.2		4 1 0 0 1 0 1 0 0 0 0 0 0 5 9 0.00 1.500												

Boston Red Sox @ Oakland Athletics
Oakland-Alameda County Coliseum, Oakland, CA

Tue Jul 26 1983, 7:05 PM PDT
Att. 14,750 - Unknown

livebaseballscorecards.com

AB	39
R	5
H	14
RBI	5
BB	2
SO	5
LOB	17



Batter	1	2	3	4	5	6	7	8	9	AB R H RBI BB SO LOB
Bill Almon, R OBP: 0.324, SLG: 0.397 (1, 7) BBB (7, 3)	4-0 S 2B BB	0-3 K			0-0 F4		0-0 F4		0-0 5-3	4 1 0 0 1 1 2
Rick Peters, S OBP: 0.336, SLG: 0.304 (1, 8) (9, 9)	0-0 1-H 2B		0-0 F8		0-0 6-3		0-3 K		0-0 4-3	5 0 1 1 0 1 1
Dwayne Murphy, L OBP: 0.326, SLG: 0.359 (1, 10) (9, 8)	0-0 F8		0-0 E3 G4-6-3		0-0 F8		0-3 K		4-0 BB	4 0 0 0 1 1 1
Garry Hancock, L OBP: 0.297, SLG: 0.432 Mike Heath, R OBP: 0.313, SLG: 0.366 (1, 9) (6, PH) (7, 9) (9, 2)	0-0 F7		0-0 G4-6-3 1-2f		4-0 1B 1B BB		0-0 F6		0-0 F7	2 0 0 0 0 0 2 2 1 0 0 1 0 2
Carney Lansford, R OBP: 0.351, SLG: 0.473 (1, 5)	0-0 F7			0-0 1B 6-3 1B		0-0 1B 1B 1B		0-0 G3 1B		4 0 3 0 0 0 1
Wayne Gross, L OBP: 0.313, SLG: 0.396 Davey Lopes, R OBP: 0.345, SLG: 0.462 (1, 3) (6, PH) (7, 4)		0-0 F4		0-0 F6		4-0 1B IBB		0-0 G3 1B		2 0 0 0 0 0 1 1 0 1 0 1 0 0
Donnie Hill, S OBP: 0.300, SLG: 0.400 (1, 6)		0-0 S 3B 1B		0-0 6-3 1-2		0-0 G6-4-3 1B		0-0 G3		4 1 2 1 0 0 3
Bob Kearney, R OBP: 0.308, SLG: 0.395 Jeff Burroughs, R OBP: 0.345, SLG: 0.394 Tom Burgmeier, L Dave Beard, L (1, 2) (8, PH) (9, 1) (9, 1)		0-0 5-3		0-0 1B 2-3		0-3 K		0-0 F7		3 0 1 0 0 0 1 4 1 0 0 0 0 0 2 0 0 0 0 0 0 0 0 0 0 0 0 0 0
Tony Phillips, S OBP: 0.309, SLG: 0.277 Rickey Henderson, R OBP: 0.407, SLG: 0.425 (1, 4) (6, PH) (7, 7)		0-0 2-H 3B		0-0 F8		0-0 G6-4-3 1-2f		0-0 5-3 1B		2 0 1 1 0 0 2 2 0 1 0 0 0 3

Inning Stats	R: 1 E: 0 K: 0 S: 4	H: 1 LOB: 1 BB: 1 P: 8	R: 1 E: 0 K: 1 S: 7	H: 2 LOB: 1 BB: 0 P: 7	R: 0 E: 1 K: 0 S: 3	H: 0 LOB: 0 BB: 0 P: 3	R: 0 E: 0 K: 0 S: 5	H: 2 LOB: 2 BB: 0 P: 5	R: 0 E: 0 K: 0 S: 3	H: 0 LOB: 0 BB: 0 P: 3	R: 1 E: 0 K: 1 S: 6	H: 2 LOB: 2 BB: 2 P: 14	R: 0 E: 0 K: 2 S: 7	H: 0 LOB: 0 BB: 0 P: 7	R: 0 E: 0 K: 0 S: 5	H: 2 LOB: 2 BB: 0 P: 5	R: 0 E: 0 K: 0 S: 4	H: 1 LOB: 2 BB: 1 P: 8	1B: 8 2B: 1 3B: 1 HR: 0	SF: 0 SAC: 0 DP: 2 HBP: 0	WP: 0 PB: 0 SB: 2 CS: 0	PA: 40
--------------	------------------------------	---------------------------------	------------------------------	---------------------------------	------------------------------	---------------------------------	------------------------------	---------------------------------	------------------------------	---------------------------------	------------------------------	----------------------------------	------------------------------	---------------------------------	------------------------------	---------------------------------	------------------------------	---------------------------------	----------------------------------	------------------------------------	----------------------------------	--------

PITCHER	IP	WLS	BF	H	R	ER	SO	BB	IBB	HBP	BLK	WP	HR	S	P	ERA	WHIP
Doug Bird, R ERA: 7.9 (1, 1)	5.0		21	5	2	2	1	1	0	0	0	0	0	22	26	3.60	1.200
John Henry Johnson, L ERA: 2.54 (6, 1)	2.0		9	2	1	1	3	1	1	0	0	0	0	13	21	4.50	1.500
Bob Stanley, R ERA: 2.79 (8, 1)	2.0	W	10	3	0	0	0	1	0	0	0	0	0	9	13	0.00	2.000

BOTTOM

Boston Red Sox @ Oakland Athletics
Oakland-Alameda County Coliseum, Oakland, CA

Tue Jul 26 1983, 7:05 PM PDT
Att. 14,750 - Unknown

livebaseballscores.com

AB	36
R	3
H	10
RBI	3
BB	4
SO	4
LOB	24



Batter	1	2	3	4	5	6	7	8	9	AB R H RBI BB SO LOB	TOP																												
Jerry Remy, L (1, 4) OBP: 0.296, SLG: 0.313	0-0 E4 3-6-5 1B	4-0 2B IBB			0-0 1B 1B	0-0 G4-6-3 1-2f			0-0 F7	4 0 2 0 1 0 2																													
Dave Stapleton, R (1, 3) OBP: 0.294, SLG: 0.376	0-0 3-6-5 2-3f	0-0 2B			0-0 1B			0-0 F5	0-0 F8	5 0 2 2 0 0 1																													
Wade Boggs, L (1, 5) OBP: 0.447, SLG: 0.515	0-0 F9	0-0 F7			0-0 4-3			4-0 BB	0-0 HR	4 1 1 1 1 0 4																													
Tony Armas, R (1, 8) OBP: 0.272, SLG: 0.466		4-0 1B 1B BB			0-0 F9			0-0 F3	0-0 5-3	4 1 0 0 1 0 3																													
Dwight Evans, R (1, 9) OBP: 0.344, SLG: 0.445		0-0 1B 1B 1B			0-0 G4-6-3 1B			0-3 K		3 1 2 0 1 1 1																													
Carl Yastrzemski, L (1, 10) OBP: 0.389, SLG: 0.461		0-0 SH5-4 1B 2B 1B			0-0 G4-6-3				0-0 HR	4 2 2 2 0 0 4																													
Rick Miller, L (1, 7) OBP: 0.431, SLG: 0.430		0-0 SH5-4 2B 1B			0-0 4-3			0-0 6-3	0-0 F9	4 1 1 1 0 0 0																													
Gary Allenson, R (1, 2) OBP: 0.303, SLG: 0.349		0-0 SH5-4			0-3 K			4-0 1B BB	0-3 K	1 0 0 0 1 1 0																													
Rich Gedman, L (8, PH) OBP: 0.322, SLG: 0.371		1-2 2-3			0-0 4-3			0-0 G4-6-3 1B	0-3 K	1 0 0 0 0 1 0																													
Glenn Hoffman, R (1, 6) OBP: 0.299, SLG: 0.318		0-0 5-3			0-0 4-3					4 0 1 0 0 1 2																													
Inning Stats	R: 0 E: 1 K: 0 S: 3	H: 1 LOB: 0 BB: 0 P: 3	R: 4 E: 0 K: 0 S: 7	H: 4 LOB: 2 BB: 2 P: 15	R: 0 E: 0 K: 0 S: 3	H: 1 LOB: 0 BB: 0 P: 3	R: 0 E: 0 K: 1 S: 5	H: 0 LOB: 0 BB: 0 P: 5	R: 0 E: 0 K: 0 S: 5	H: 2 LOB: 3 BB: 1 P: 9	R: 0 E: 0 K: 0 S: 3	H: 1 LOB: 1 BB: 1 P: 7	R: 0 E: 0 K: 1 S: 5	H: 0 LOB: 1 BB: 1 P: 9	R: 1 E: 0 K: 2 S: 8	H: 1 LOB: 0 BB: 0 P: 8	R: 1 E: 0 K: 0 S: 4	H: 1 LOB: 0 BB: 0 P: 4	1B: 8 2B: 2 3B: 0 HR: 2	SF: 0 SAC: 1 DP: 3 HBP: 0	WP: 0 PB: 0 SB: 0 CS: 0	PA: 40																	
PITCHER	IP WLS BF H R ER SO BB IBB HBP BLK WP HR S P ERA WHIP																					PITCHER	IP WLS BF H R ER SO BB IBB HBP BLK WP HR S P ERA WHIP																
Rick Langford, R (1, 1) ERA: 12.15	1.2		11	5	4	4	0	1	1	0	0	0	0	0	9	17	21.60	3.600																					
Tom Underwood, L (2, 1) ERA: 4.74	0.1		1	0	0	0	0	0	0	0	0	0	0	1	1	0.00	0.000																						
Bill Krueger, L (3, 1) ERA: 3.34	3.1	W	14	3	0	0	1	1	1	0	0	0	0	14	22	0.00	1.200																						
Keith Atherton, R (6, 1) ERA: 3.31	3.2	S	14	3	2	2	3	1	0	0	0	0	0	2	19	23	4.91	1.091																					

Boston Red Sox @ Oakland Athletics
Oakland-Alameda County Coliseum, Oakland, CA

Wed Jul 27 1983, 7:05 PM PDT
Att: 15,604 - Unknown

livebaseballscorecards.com

AB	34
R	6
H	11
RBI	6
BB	5
SO	4
LOB	17



Batter	1	2	3	4	5	6	7	8	9
Rickey Henderson, R OBP: 0.402, SLG: 0.418 (1, 10)	0-3 K		0-0 5-3		0-3 K	0-0 9-3		0-3 K	
Rick Peters, S OBP: 0.338, SLG: 0.316 (1, 7) (9, 8)	0-0 1B		0-0 3-1		0-0 2B 6-3 1B		0-0 F7	0-0 G3	
Dwayne Murphy, L OBP: 0.333, SLG: 0.368 Wayne Gross, L OBP: 0.313, SLG: 0.396 (1, 8) (9, 3)	0-0 1B			4-0 2B 6-3 BB	0-0 1-3 2B		0-0 BB 1B	0-0 3-1	
Davey Lopes, R OBP: 0.346, SLG: 0.461 (1, 9)	0-0 1B		0-0 6-3	0-0 6-3	0-0 6-3		4-0 1B BB		
Carney Lansford, R OBP: 0.354, SLG: 0.476 (1, 5)	0-0 G6-4-3		0-0 1B 2B	0-0 1B IBB	0-0 IBB		0-0 F8		
Garry Hancock, L OBP: 0.295, SLG: 0.426 (1, 3) (9, 7)		0-0 4-3	0-0 F8	0-0 G3	0-0 G3		0-0 1B		
Donnie Hill, S OBP: 0.357, SLG: 0.429 (1, 6)		0-0 F7	0-0 2B 1B	0-0 4-3	0-0 4-3		0-0 FC4-6 1B		
Mike Heath, R OBP: 0.318, SLG: 0.377 (1, 2)		0-0 5-3	0-0 2B	0-0 1B	0-0 1B		0-0 FC4-6		
Tony Phillips, S OBP: 0.315, SLG: 0.282 (1, 4)			0-0 F8		0-0 1B	0-0 1B		4-0 BB	

Inning Stats	R: 1	H: 3	E: 0	K: 1	S: 7	R: 0	H: 0	E: 0	K: 0	S: 3	R: 0	H: 0	E: 0	K: 0	S: 3	R: 2	H: 3	E: 0	K: 0	S: 5	R: 2	H: 3	E: 1	K: 1	S: 8	R: 0	H: 2	E: 0	K: 0	S: 4	R: 2	H: 3	E: 0	K: 0	S: 6	R: 0	H: 0	E: 0	K: 1	S: 5
	LOB: 1	BB: 0	P: 7	LOB: 0	BB: 0	P: 3	LOB: 0	BB: 0	P: 3	LOB: 2	BB: 1	P: 9	LOB: 2	BB: 1	P: 12	LOB: 1	BB: 0	P: 4	LOB: 2	BB: 1	P: 10	LOB: 1	BB: 1	P: 9	LOB: 0	BB: 1	P: 9	LOB: 0	BB: 0	P: 10	LOB: 0	BB: 0	P: 10	LOB: 1	BB: 1	P: 9	LOB: 0	BB: 0	P: 9	

PITCHER	IP	WLS	BF	H	R	ER	SO	BB	IBB	HBP	BLK	WP	HR	S	P	ERA	WHIP
Mike Brown, R ERA: 4.68 (1, 1)	4.1	L	21	9	5	5	2	1	0	0	0	0	0	24	28	10.38	2.308
Luis Aponte, R ERA: 3.33 (5, 1)	2.1		13	5	2	2	0	1	1	0	0	0	0	11	19	7.71	2.571
Mark Clear, R ERA: 6.71 (7, 1)	1.1		5	0	0	0	1	1	0	0	0	0	0	6	10	0.00	0.750

BOTTOM

Boston Red Sox @ Oakland Athletics
Oakland-Alameda County Coliseum, Oakland, CA

Wed Jul 27 1983, 7:05 PM PDT
Att. 15,604 - Unknown

AB	R	H	RBI	BB	SO	LOB
5	0	0	0	0	3	4
5	2	2	1	0	0	1
4	2	3	1	1	0	1
0	0	0	0	0	0	0
3	1	1	1	1	0	2
3	1	1	1	1	0	4
4	0	1	1	0	0	3
4	0	2	2	0	0	0
4	0	2	0	0	0	2
3	1	2	0	1	0	0

AB	35
R	7
H	14
RBI	7
BB	4
SO	3
LOB	17



1B	10	SF	0	WP	0	PA	39
2B	5	SAC	0	PB	0		
3B	0	DP	2	SB	1		
HR	0	HBP	0	CS	0		

WP	HR	S	P	ERA	WHIP
0	0	0	0	0.00	0.750

Batter	1	2	3	4	5	6	7	8	9	AB R H RBI BB SO LOB	TOP
Rickey Henderson, R OBP: 0.402, SLG: 0.416 (1, 7) X	0-0 F9		0-0 L4	0-0 1B		0-3 K			4-0 S E BB	4 1 1 1 1 1 1	
Mike Davis, L OBP: 0.309, SLG: 0.363 (1, 9) X	0-0 S 1B		0-0 B1-3	0-0 F5		0-3 K			0-0 F8	5 1 1 0 0 1 3	
Dwayne Murphy, L OBP: 0.337, SLG: 0.372 (1, 8) X	0-0 FC5-4 BB 1B		0-0 FC5 1B		0-3 K				0-3 K	5 0 3 1 0 2 0	
Davey Lopes, R OBP: 0.348, SLG: 0.460 (1, 4) B B B B	4-0 FC5-4 BB 1B		0-0 1B		0-0 F8				0-0 F9	3 0 1 0 1 0 1	
Tony Phillips, S OBP: 0.314, SLG: 0.281 (7, 4) B B	1-2 BB		1-2 1B		1-2f				0-0 F9	1 0 0 0 0 0 0	
Carney Lansford, R OBP: 0.352, SLG: 0.472 (1, 5) X	0-0 FC5-4		0-0 FC5		0-0 HR 1B				0-0 F9	4 1 1 0 0 0 4	
Garry Hancock, L OBP: 0.301, SLG: 0.451 (1, 3) X	0-0 4-3		0-0 1B 1B		0-0 HR				0-0 F8	4 2 2 2 0 0 2	
Wayne Gross, L OBP: 0.313, SLG: 0.396 (8, 3) X			0-0 1B 1B		1-H HR				0-0 F8	0 0 0 0 0 0 0	
Bill Almon, R OBP: 0.323, SLG: 0.399 (1, 10) X		0-0 F8	0-0 F9		0-3 K				0-0 3-1 2B	4 0 1 0 0 1 1	
Donnie Hill, S OBP: 0.278, SLG: 0.333 (1, 6) X		0-0 F8	0-3 K			0-0 F8			0-0 3-1	4 0 0 0 0 1 2	
Mike Heath, R OBP: 0.323, SLG: 0.380 (1, 2) X		0-3 K	0-0 1B		1-2 1B	0-0 1B			0-0 F4	4 0 2 0 0 1 1	
Inning Stats	R: 1 H: 2 E: 0 LOB: 2 K: 0 BB: 1 S: 5 P: 9	R: 0 H: 0 E: 0 LOB: 0 K: 1 BB: 0 S: 5 P: 5	R: 0 H: 2 E: 0 LOB: 2 K: 0 BB: 0 S: 5 P: 5	R: 1 H: 3 E: 0 LOB: 2 K: 1 BB: 0 S: 8 P: 8	R: 2 H: 2 E: 0 LOB: 0 K: 2 BB: 0 S: 9 P: 9	R: 0 H: 1 E: 0 LOB: 1 K: 2 BB: 0 S: 8 P: 8	R: 0 H: 1 E: 0 LOB: 0 K: 0 BB: 0 S: 3 P: 3	R: 0 H: 1 E: 0 LOB: 1 K: 0 BB: 0 S: 4 P: 4	R: 1 H: 0 E: 0 LOB: 0 K: 1 BB: 1 S: 5 P: 9	1B: 10 SF: 0 2B: 1 SAC: 0 3B: 0 DP: 1 HR: 1 HBP: 0	WP: 0 PA: 40 PB: 0 SB: 3 CS: 0
PITCHER Ken Forsch, R ERA: 3.53 (1, 1)	IP WLS BF H R ER SO BB IBB HBP BLK WP HR S P ERA WHIP	8.0 L 37 12 5 5 6 2 0 0 0 0 0 1 47 55 5.62 1.750									
Andy Hassler, L ERA: 5.4 (9, 1)	IP WLS BF H R ER SO BB IBB HBP BLK WP HR S P ERA WHIP	1.0 3 0 0 0 1 0 0 0 0 0 0 0 5 5 0.00 0.000									

Oakland Athletics @ California Angels
Anaheim Stadium, Anaheim, CA
Fri Jul 29 1983, 10:05 PM EDT
Att: 43,662 - Unknown

AB	38
R	5
H	12
RBI	4
BB	2
SO	7
LOB	15



Batter	1	2	3	4	5	6	7	8	9	AB R H RBI BB SO LOB
Rod Carew, L (1, 3) OBP: 0.429, SLG: 0.459	0-0 6-3		0-0 1B			0-0 F7		4-0 1B BB		3 0 1 0 1 0 0
Rick Burleson, R (1, 6) OBP: 0.397, SLG: 0.458	0-0 F9		0-0 F6			0-3 K		0-0 1B G4-6-3		4 0 1 0 0 1 1
Mike Brown, R (1, 7) OBP: 0.265, SLG: 0.419	0-3 K					0-0 F8		4-0 2B BB 1-2f		3 1 0 0 1 1 2
Brian Downing, R (1, 10) OBP: 0.373, SLG: 0.412		0-0 CS 1B				0-0 F7		4-0 2B SF8 BB 1-2		3 1 1 0 1 0 0
Fred Lynn, L (1, 8) OBP: 0.348, SLG: 0.476		0-3 K 1-2				0-0 G3		0-0 F8		4 0 0 0 0 1 3
Bobby Grich, R (1, 4) OBP: 0.404, SLG: 0.412		4-0 BB				0-3 K		0-0 2B 1-3 2-H		3 0 2 1 1 1 0
Ellis Valentine, R (1, 9) OBP: 0.250, SLG: 0.398		0-0 F4				0-3 K		0-0 SF8		3 0 0 1 0 1 2
Steve Lubratic, R (1, 5) OBP: 0.237, SLG: 0.289			0-0 CS 1B			0-0 F9		0-3 K		3 0 1 0 0 1 1
Bob Boone, R (1, 2) OBP: 0.274, SLG: 0.324			0-3 K 1-2			0-0 F3		0-0 5-3		3 0 0 0 0 1 1

BOTTOM	
Oakland Athletics @ California Angels Anaheim Stadium, Anaheim, CA	
AB 29	
R 2	
H 6	
RBI 2	
BB 4	
SO 7	
LOB 10	
	
WP: 0 PA: 34	
PB: 0	
SB: 0	
CS: 2	

Inning Stats	R: 0	H: 0	E: 0	K: 1	S: 5	R: 0	H: 1	E: 0	K: 1	S: 5	R: 0	H: 2	E: 0	K: 1	S: 6	R: 0	H: 0	E: 0	K: 0	S: 3	R: 0	H: 0	E: 0	K: 2	S: 7	R: 0	H: 0	E: 0	K: 1	S: 5	R: 2	H: 1	E: 0	K: 1	S: 6	R: 0	H: 1	E: 0	K: 0	S: 3	R: 0	H: 1	E: 0	K: 0	S: 4	1B: 5	SF: 1	2B: 1	3B: 0	HR: 0	WP: 0	PA: 34
PITCHER	IP	WLS	BF	H	R	ER	SO	BB	IBB	HBP	BLK	WP	HR	S	P	ERA	WHIP	PITCHER	IP	WLS	BF	H	R	ER	SO	BB	IBB	HBP	BLK	WP	HR	S	P	ERA	WHIP																	
Tim Conroy, L (1, 1) ERA: 3.67	6.0	W	22	3	2	2	6	3	0	0	0	0	0	31	43	3.00	1.000																																			
Tom Underwood, L (7, 1) ERA: 4.61	3.0	S	12	3	0	0	1	1	0	0	0	0	0	13	17	0.00	1.333																																			

WP: 0	PA: 34
ERA	WHIP

Oakland Athletics @ California Angels
Anaheim Stadium, Anaheim, CA
Fri Jul 29 1983, 10:05 PM EDT
Att. 43,662 - Unknown

livebaseballscorecards.com

Oakland Athletics @ California Angels
Anaheim Stadium, Anaheim, CA
 Sat Jul 30 1983, 6:33 AM EDT
 Unknown

livebaseballscorecards.com



AB 46
R 13
H 20
RBI 12
BB 2
SO 9
LOB 27

WP: 0 PA: 49
 PB: 0
 SB: 1
 CS: 0

AB R H RBI BB SO LOB

2 1 0 0 0 1 1
 4 0 1 0 0 15

6 1 2 2 0 2 3

4 1 2 1 1 1 2

2 1 1 2 0 0 1
 4 1 2 0 0 0 3

5 1 2 1 0 1 2
 0 0 0 0 0 0 0

2 0 1 0 0 1 0
 2 1 1 0 1 0 1

2 1 1 0 0 0 2
 2 1 2 2 0 0 0
 1 1 0 0 0 1 2

5 2 2 3 0 0 3

5 1 3 1 0 1 2

1B: 13 SF: 1
 2B: 5 SAC: 0
 3B: 0 DP: 2
 HR: 2 HBP: 0

Batter	1	2	3	4	5	6	7	8	9
Mike Davis, L (1, 9) OBP: 0.306, SLG: 0.361 Bill Almon, R (4, PH) OBP: 0.322, SLG: 0.397 (4, 9) (5, 3)	0-3 K		0-0 E4 2B SF9	0-3 K		0-0 G5-4-3 1B	0-0 FC5-2		0-0 F3
Donnie Hill, S (1, 6) OBP: 0.292, SLG: 0.375	0-3 K		0-0 SF9 HR 2B	0-3 K		0-0 G5-4-3 1-2f	0-0 F7		0-0 E3 1B 1-3 3-H
Dwayne Murphy, L (1, 8) OBP: 0.340, SLG: 0.377	4-0 BB		0-0 SF9		0-0 F9		0-0 1B 2B	0-0 FC4-5 2B	0-3 K
Garry Hancock, L (1, 7) OBP: 0.304, SLG: 0.474 Davey Lopes, R (5, PH) OBP: 0.350, SLG: 0.463 (5, 9) (8, 4)	0-0 F8		0-0 HR		0-0 2B		0-0 2B 1B	0-0 FC4-5 1B 2-3	0-0 F8
Carney Lansford, R (1, 5) OBP: 0.353, SLG: 0.475 Bob Kearney, R (8, 2) OBP: 0.308, SLG: 0.395		0-0 1B 1B	0-0 5-3		0-3 K		0-0 1B 2B	0-0 F3	
Wayne Gross, L (1, 3) OBP: 0.318, SLG: 0.397 Rickey Henderson, R (5, PH) OBP: 0.404, SLG: 0.417 (5, 7)		0-0 G4-6-3 1B	0-3 K		0-0 F7		4-0 1B E IBB	0-0 S 1B	
Mitchell Page, L (1, 10) OBP: 0.327, SLG: 0.255 Jeff Burroughs, R (6, PH) OBP: 0.349, SLG: 0.398 Rick Peters, S (7, PR) OBP: 0.336, SLG: 0.314		0-0 F7		0-0 1-3 1B 1B		0-0 HR 1B	0-0 E 1B	0-3 K	
Mike Heath, R (1, 2) OBP: 0.325, SLG: 0.406 (8, 9)		0-0 G4-6-3 1-2f		0-0 1-3		0-0 HR	0-0 E2 FC5-2		0-0 1B 2B
Tony Phillips, S (1, 4) OBP: 0.319, SLG: 0.287 (8, 5)			0-0 E 2B 1B	0-0 1B		0-3 K	0-0 F7		0-0 E 1B 2B

Inning Stats	R: 0	H: 0	E: 0	K: 2	S: 7	P: 11	R: 0	H: 2	E: 0	K: 0	S: 4	P: 4	R: 4	H: 3	E: 1	K: 1	S: 9	P: 9	R: 1	H: 2	E: 0	K: 2	S: 9	P: 9	R: 0	H: 1	E: 0	K: 1	S: 6	P: 6	R: 2	H: 3	E: 0	K: 1	S: 7	P: 7	R: 5	H: 4	E: 1	K: 0	S: 8	P: 12	R: 0	H: 2	E: 0	K: 1	S: 7	P: 7	R: 1	H: 3	E: 1	K: 1	S: 8	P: 8
--------------	------	------	------	------	------	-------	------	------	------	------	------	------	------	------	------	------	------	------	------	------	------	------	------	------	------	------	------	------	------	------	------	------	------	------	------	------	------	------	------	------	------	-------	------	------	------	------	------	------	------	------	------	------	------	------

PITCHER	IP	WLS	BF	H	R	ER	SO	BB	IBB	HBP	BLK	WP	HR	S	P	ERA	WHIP
Bruce Kison, R (1, 1) ERA: 4.46	3.1		18	7	5	4	3	1	0	0	0	0	1	23	27	10.80	2.400
John Curtis, L (4, 1) ERA: 4.04	2.2		11	4	2	2	4	0	0	0	0	0	1	19	19	6.75	1.500
Luis Sanchez, R (7, 1) ERA: 3.65	0.0	L	5	4	5	4	0	0	1	0	0	0	0	4	8	∞	∞
Rick Steirer, R (7, 1) ERA: 6.97	3.0		15	5	1	1	2	0	0	0	0	0	0	19	19	3.00	1.667

Batter	1	2	3	4	5	6	7	8	9	AB	R	H	RBI	BB	SO	LOB
Rod Carew, L OBP: 0.431, SLG: 0.460 (1, 10)										4	1	2	1	1	0	1
Tim Foli, R OBP: 0.267, SLG: 0.300 (1, 6)										3	0	0	0	0	1	2
Daryl Sconiers, L OBP: 0.296, SLG: 0.441 (1, 3)										5	1	1	1	0	0	1
Brian Downing, R OBP: 0.373, SLG: 0.412 (1, 7)										5	0	2	0	0	0	1
Fred Lynn, L OBP: 0.353, SLG: 0.483 (1, 8)										4	1	3	1	0	0	1
Reggie Jackson, L OBP: 0.317, SLG: 0.389 (1, 9)										4	1	1	1	0	1	3
Ron Jackson, R OBP: 0.316, SLG: 0.364 (1, 5)										3	1	1	0	1	0	0
Bobby Grich, R OBP: 0.408, SLG: 0.425 (1, 4)										3	2	2	1	1	0	1
Bob Boone, R OBP: 0.274, SLG: 0.328 (1, 2)										3	1	1	3	0	0	1


Inning Stats	R: 7	H: 8	E: 0	LOB: 1	K: 12	S: 16	R: 0	H: 1	E: 0	LOB: 1	K: 0	S: 4	R: 0	H: 0	E: 0	LOB: 0	K: 0	S: 2	R: 0	H: 0	E: 0	LOB: 1	K: 0	S: 3	R: 0	H: 1	E: 0	LOB: 0	K: 0	S: 3	R: 0	H: 1	E: 0	LOB: 1	K: 1	S: 6	R: 1	H: 1	E: 0	LOB: 0	K: 0	S: 4	R: 0	H: 0	E: 0	LOB: 0	K: 0	S: 3	1B: 10	SF: 0	2B: 2	SAC: 3	3B: 0	DP: 2	HR: 1	HBP: 0	WP: 0	PA: 40
PITCHER	IP	WLS	BF	H	R	ER	SO	BB	IBB	HBP	BLK	WP	HR	S	P	ERA	WHIP																																									
Chris Codioli, R ERA: 4.47 (1, 1)	0.2		10	8	7	7	0	1	0	0	0	0	0	9	13	94.50	13.500																																									
Tom Burgmeier, L ERA: 2.84 (1, 1)	8.1	W	30	5	1	1	2	2	0	0	0	0	1	32	40	1.08	0.840																																									

BOTTOM

Oakland Athletics @ California Angels
Anaheim Stadium, Anaheim, CA
 Sat Jul 30 1983, 6:33 AM EDT
 Unknown

livebaseballscorecards.com

AB	34
R	8
H	13
RBI	8
BB	3
SO	2
LOB	11



Batter	1	2	3	4	5	6	7	8	9	10	11	12	AB R H RBI BB SO LOB	TOP										
Rickey Henderson, R OBP: 0.405, SLG: 0.415 (1, 7)	0-0 F9		0-0 F9			0-0 5-3		4-0 1B IBB		4-0 G6-4-3 IBB		0-0 1-2 3-H 1B	4 0 1 1 2 0 1											
Rick Peters, S OBP: 0.328, SLG: 0.306 (8, PH)	0-0 4-3		0-3 K			0-0 6-3		0-0 1-2 2-3 1B		0-0 G6-4-3		0-0 F8	3 0 0 0 0 1 1 1 0 1 0 0 0 0 0 0 0 0 0 0 0 2 0 0 0 0 0 4											
Davey Lopes, R OBP: 0.351, SLG: 0.485 (8, PH)																								
Mike Davis, L OBP: 0.306, SLG: 0.361 (8, 9)																								
Bob Kearney, R OBP: 0.306, SLG: 0.391 (10, PH)																								
Dwayne Murphy, L OBP: 0.338, SLG: 0.374 (1, 8)	0-0 4-3			0-0 4-3			0-0 G6-4-3 1B	0-0 L9				0-0 F8	5 0 1 0 0 0 3											
Jeff Burroughs, R OBP: 0.344, SLG: 0.391 (1, 10)		0-0 6-3		0-0 5-3			0-0 G6-4-3 1-2f		0-0 6-3			0-0 F8	5 0 0 0 0 0 1											
Carney Lansford, R OBP: 0.350, SLG: 0.466 (1, 5)		0-0 5-3		0-0 5-3			1-0 FC6-4 HBP		0-0 F8			0-0 G3	4 0 0 0 0 0 0											
Bill Almon, R OBP: 0.323, SLG: 0.400 (1, 3)																								
Wayne Gross, L OBP: 0.315, SLG: 0.397 (12, 3)						0-3 K	0-0 FC6-4 1-2f		0-0 FC6-4			0-0 SH3-4 1B	5 1 2 0 0 1 1 0 0 0 0 0 0 0											
Donnie Hill, S OBP: 0.286, SLG: 0.357 (1, 6)						0-0 1B FC5-4 1B	0-0 F6		0-0 F7		0-0 6-3	0-0 SH3-4 1B	4 1 1 0 0 0 1											
Mike Heath, R OBP: 0.333, SLG: 0.409 (1, 2)						0-0 F8	0-0 F8		0-0 6-3			4-0 SH3-4 1B IBB	4 0 2 0 1 0 0											
Tony Phillips, S OBP: 0.318, SLG: 0.290 (1, 4)						0-0 FC5-4 1-2f 3-H	0-0 G2		0-0 1B 2B			0-0 SH3-4 1-2	4 0 1 1 0 0 3											
												0-0 F9	4 0 1 1 0 0 3											
Inning Stats	R: 0 E: 0 K: 0 S: 3	H: 0 LOB: 0 BB: 0 P: 3	R: 0 E: 0 K: 0 S: 3	H: 0 LOB: 0 BB: 0 P: 3	R: 1 E: 0 K: 1 S: 7	H: 2 LOB: 1 BB: 0 P: 7	R: 0 E: 0 K: 0 S: 3	H: 0 LOB: 0 BB: 0 P: 3	R: 0 E: 0 K: 1 S: 5	H: 0 LOB: 0 BB: 0 P: 5	R: 0 E: 0 K: 0 S: 3	H: 1 LOB: 1 BB: 0 P: 4	R: 0 E: 0 K: 0 S: 4	H: 1 LOB: 1 BB: 0 P: 4	R: 0 E: 0 K: 0 S: 3	H: 0 LOB: 0 BB: 0 P: 3	R: 1 E: 0 K: 0 S: 5	H: 2 LOB: 2 BB: 1 P: 9	1B: 7 2B: 2 3B: 0 HR: 0	SF: 0 SAC: 2 DP: 2 HBP: 1	WP: 0 PB: 0 SB: 1 CS: 0	PA: 47		
PITCHER Tommy John, L ERA: 4.16 (1, 1)	IP 12.0	WLS L	BF 47	H 9	R 2	ER 2	SO 2	BB 0	IBB 3	HBP 1	BLK 0	WP 0	HR 0	S 47	P 60	ERA 1.50	WHIP 0.750							
PITCHER	IP	WLS	BF	H	R	ER	SO	BB	IBB	HBP	BLK	WP	HR	S	P	ERA	WHIP							

Oakland Athletics @ California Angels
Anaheim Stadium, Anaheim, CA
Sat Jul 30 1983, 10:05 PM EDT
Att. 41,306 - Unknown

AB	41
R	2
H	9
RBI	2
BB	3
SO	2
LOB	15



WP: 0	PA: 47
PB: 0	
SB: 1	
CS: 0	

livebaseballscorecards.com

Batter	1	2	3	4	5	6	7	8	9	10	11	12	AB	R	H	RBI	BB	SO	LOB
Rod Carew, L (1, 3) OBP: 0.429, SLG: 0.455	4-0 G6-4-3 BB		0-0 L6			0-0 4-3		0-0 SH1-3			0-0 4-3		3	0	0	0	1	0	0
Rick Burleson, R (1, 6) OBP: 0.373, SLG: 0.429	0-0 G6-4-3 1-2f		0-0 F7			0-0 F6		0-0 F9			0-0 5-3		5	0	0	0	0	0	2
Daryl Sconiers, L (1, 10) OBP: 0.294, SLG: 0.435	0-0 1B			0-0 L6		0-0 E6		0-0 F9			0-0 F7		5	0	1	0	0	0	1
Brian Downing, R (1, 7) OBP: 0.370, SLG: 0.404	0-3 K			4-0 BB		0-3 K		0-3 K		0-0 F7		0-3 K	4	0	0	0	1	3	2
Fred Lynn, L (1, 8) OBP: 0.353, SLG: 0.491		0-0 3-1 BB 1B		0-3 K		0-0 K		0-0 HR		0-0 F5		0-0 F9	5	1	2	1	0	1	1
Reggie Jackson, L (1, 9) OBP: 0.315, SLG: 0.383		4-0 L6-4 1-2 BB		0-3 K		0-0 F8		0-0 F6		0-0 F6		0-0 4-3	4	0	0	0	1	1	1
Ron Jackson, R (1, 5) OBP: 0.315, SLG: 0.362		0-0 3-1 1-2 2-3		0-0 4-3		0-0 4-3		0-0 CS 1B		0-0 F9			4	0	1	0	0	0	2
Rob Wilfong, L (1, 4) OBP: 0.231, SLG: 0.328		0-0 L6-4 2-3		0-0 3-1		0-0 3-1		0-0 F9 1-2		0-0 F5			4	0	0	0	0	0	3
Mike O'Berry, R (1, 2) OBP: 0.176, SLG: 0.156			0-3 K		0-0 F9			0-0 SH1-3 1B		0-0 F3			2	0	0	0	0	1	0
Bobby Grich, R (8, PH) OBP: 0.410, SLG: 0.427													1	0	1	0	0	0	0
Bob Boone, R (9, 2) OBP: 0.274, SLG: 0.327													1	0	0	0	0	0	0

Inning Stats	R: 0	H: 1	E: 0	LOB: 1	K: 1	P: 9	R: 0	H: 1	E: 0	LOB: 1	K: 0	P: 7	R: 0	H: 0	E: 0	LOB: 0	K: 1	P: 5	R: 0	H: 0	E: 0	LOB: 1	K: 2	P: 11	R: 0	H: 0	E: 0	LOB: 0	K: 0	P: 3	R: 1	H: 2	E: 0	LOB: 0	K: 0	P: 4	R: 0	H: 1	E: 0	LOB: 1	K: 0	P: 4	R: 0	H: 0	E: 0	LOB: 0	K: 0	P: 3	R: 0	H: 0	E: 0	LOB: 0	K: 0	P: 3	R: 0	H: 0	E: 0	LOB: 0	K: 1	P: 5	1B: 4	2B: 1	3B: 0	HR: 1	SF: 0	SAC: 1	DP: 2	HBP: 0	WP: 0	PA: 42
PITCHER	IP	WLS	BF	H	R	ER	SO	BB	IBB	HBP	BLK	WP	HR	S	P	ERA	WHIP																																																					
Steve McCatty, R (1, 1) ERA: 4.02	8.0		30	5	1	1	5	3	0	0	0	0	1	37	49	1.12	1.000																																																					
Dave Beard, R (9, 1) ERA: 6.03	4.0	W	12	0	0	0	1	0	0	0	0	0	0	14	14	0.00	0.000																																																					


BOTTOM

Oakland Athletics @ California Angels
 Anaheim Stadium, Anaheim, CA

Sat Jul 30 1983, 10:05 PM EDT
 Att: 41,306 - Unknown

livebaseballscorecards.com

AB	38
R	1
H	5
RBI	1
BB	3
SO	6
LOB	12



Batter	1	2	3	4	5	6	7	8	9	AB R H RBI BB SO LOB	TOP	
Rickey Henderson, R OBP: 0.404, SLG: 0.413 (1, 7) X	0-0 G1-6-3 1B		0-0 5-3			0-0 G6-4-3 1-2f			0-0 1-3	4 0 1 0 0 0 2		
Rick Peters, S OBP: 0.326, SLG: 0.304 (1, 9) X	0-0 F9			0-3 K			0-0 F8		0-0 1B	4 0 1 0 0 1 1		
Dwayne Murphy, L OBP: 0.337, SLG: 0.373 (1, 8) X	0-0 G1-6-3 1-2f			0-0 4-3			0-0 L6-3 1B		0-0 F9	4 0 1 0 0 0 2		
Davey Lopes, R OBP: 0.348, SLG: 0.459 (1, 4)		0-3 K		0-0 F7			0-0 L6-3 1-2		0-0 5-3	4 0 0 0 0 1 2		
Carney Lansford, R OBP: 0.349, SLG: 0.464 (1, 5)		0-0 F8			0-0 F7			0-0 1B 1B		3 0 1 0 0 0 0		
Jeff Burroughs, R OBP: 0.341, SLG: 0.388 (1, 10)		0-0 G1			0-0 F8			0-0 F8		3 0 0 0 0 0 1		
Bill Almon, R OBP: 0.323, SLG: 0.399 (1, 3)			0-0 6-3		0-0 F8			0-0 1-2 1B		3 0 1 0 0 0 0		
Donnie Hill, S OBP: 0.258, SLG: 0.323 (1, 6)			0-0 5-3			0-0 F7		0-0 F3		3 0 0 0 0 0 2		
Bob Kearney, R OBP: 0.310, SLG: 0.399 (1, 2)			0-0 2B			0-0 G6-4-3 1B		0-0 F7		3 0 2 0 0 0 2		
Inning Stats	R: 0 H: 1 E: 0 LOB: 0 K: 0 BB: 0 S: 3 P: 3	R: 0 H: 0 E: 0 LOB: 0 K: 1 BB: 0 S: 5 P: 5	R: 0 H: 1 E: 0 LOB: 1 K: 0 BB: 0 S: 4 P: 4	R: 0 H: 0 E: 0 LOB: 0 K: 1 BB: 0 S: 5 P: 5	R: 0 H: 0 E: 0 LOB: 0 K: 0 BB: 0 S: 3 P: 3	R: 0 H: 1 E: 0 LOB: 0 K: 0 BB: 0 S: 3 P: 3	R: 0 H: 1 E: 0 LOB: 0 K: 0 BB: 0 S: 3 P: 3	R: 0 H: 2 E: 0 LOB: 2 K: 0 BB: 0 S: 5 P: 5	R: 0 H: 1 E: 0 LOB: 1 K: 0 BB: 0 S: 4 P: 4	1B: 6 SF: 0 2B: 2 SAC: 0 3B: 0 DP: 3 HR: 0 HBP: 0	WP: 0 PA: 31 PB: 0 SB: 0 CS: 0	
PITCHER Geoff Zahn, L (1, 1) ERA: 3.42	IP WLS BF H R ER SO BB IBB HBP BLK WP HR S P ERA WHIP											PITCHER IP WLS BF H R ER SO BB IBB HBP BLK WP HR S P ERA WHIP

Oakland Athletics @ California Angels
Anaheim Stadium, Anaheim, CA
Sun Jul 31 1983, 6:33 AM EDT
Att: 27,051 - Unknown

livebaseballscorecards.com

AB 31
R 0
H 7
RBI 0
BB 0
SO 2
LOB 12



Batter	1	2	3	4	5	6	7	8	9
Rod Carew, L OBP: 0.426, SLG: 0.450 (1, 3)	4-0 SH1-3 BB		0-0 FC4-6 1-2f		0-0 1-3		0-0 3-1	0-0 6-3 1-2	
Steve Lubratic, R OBP: 0.268, SLG: 0.300 (1, 5)	0-0 SH1-3 1-2		0-0 F9		4-0 3B BB		0-0 2B 1B		
Mike Brown, R OBP: 0.316, SLG: 0.529 (1, 8)	0-3 K		4-0 1-2 BB		0-0 1-H 3B		0-0 1-H 1B 2B		
Ron Jackson, R OBP: 0.314, SLG: 0.360 (1, 7)	0-0 6-3		0-0 4-3		0-0 F9		0-0 2-H 1B		
Bobby Grich, R OBP: 0.408, SLG: 0.424 (1, 4)		0-3 K		0-0 5-3		0-0 1B	0-3 K		
Reggie Jackson, L OBP: 0.315, SLG: 0.392 (1, 10)		0-0 F5		0-0 4-3		0-0 F6	0-0 HR		
Ellis Valentine, R OBP: 0.255, SLG: 0.402 (1, 9)		0-0 2B		4-0 BB		0-0 F9	0-0 F9		
Tim Foli, R OBP: 0.263, SLG: 0.296 (1, 6)		0-0 F8		0-0 F5		0-0 F6	0-0 F7		
Bob Boone, R OBP: 0.276, SLG: 0.327 (1, 2)			0-0 FC4-6 1B		0-0 F2		0-0 F3	4-0 S BB	

Inning Stats	R: 0	H: 0	E: 0	K: 1	S: 5	LOB: 1	BB: 1	P: 9
	R: 0	H: 1	E: 0	K: 1	S: 6	LOB: 1	BB: 0	P: 6
	R: 0	H: 1	E: 0	K: 0	S: 4	LOB: 2	BB: 1	P: 8
	R: 0	H: 0	E: 0	K: 0	S: 3	LOB: 1	BB: 1	P: 7
	R: 1	H: 1	E: 0	K: 0	S: 4	LOB: 1	BB: 1	P: 8
	R: 0	H: 1	E: 0	K: 0	S: 4	LOB: 1	BB: 0	P: 4
	R: 2	H: 3	E: 0	K: 1	S: 8	LOB: 1	BB: 0	P: 8
	R: 1	H: 1	E: 0	K: 0	S: 4	LOB: 1	BB: 1	P: 8

PITCHER	IP	WLS	BF	H	R	ER	SO	BB	IBB	HBP	BLK	WP	HR	S	P	ERA	WHIP
Gorman Heimueller, L ERA: 5.22 (1, 1)	6.2	L	30	6	3	3	2	4	0	0	0	0	0	30	46	4.05	1.500
Keith Atherton, R ERA: 3.57 (7, 1)	1.1		7	2	1	1	1	1	0	0	0	0	1	8	12	6.75	2.250

AB	R	H	RBI	BB	SO	LOB
4	0	0	0	1	0	2
2	2	1	0	1	0	1
3	1	2	2	1	1	1
4	0	1	1	0	0	4
4	0	1	0	0	2	1
4	1	1	1	0	0	1
3	0	1	0	1	0	1
4	0	0	0	0	0	3
3	0	1	0	1	0	0

WP	PA
0	37

1B	2B	3B	HR	SF	SAC	DP	HBP
4	2	1	1	0	1	0	0

WP	HR	S	P	ERA	WHIP
0	1	8	12	6.75	2.250

Oakland Athletics @ California Angels
Anaheim Stadium, Anaheim, CA
 Sun Jul 31 1983, 6:33 AM EDT
 Att. 27,051 - Unknown

livebaseballscorecards.com

AB	31
R	4
H	8
RBI	4
BB	5
SO	3
LOB	14



Batter	1	2	3	4	5	6	7	8	9	AB R H RBI BB SO LOB	TOP							
Rickey Henderson, R OBP: 0.406, SLG: 0.412 (1, 7) BB BB	4-0 S 1B BB		0-0 6-3 2-3		0-3 K		0-0 E2 S E 1B		4-0 BB HBP 1-2 BB	3 2 1 1 2 1 1								
Mike Davis, L OBP: 0.307, SLG: 0.360 (1, 9) Bill Almon, R OBP: 0.327, SLG: 0.399 (7, PH) (7, 3) Wayne Gross, L OBP: 0.315, SLG: 0.397 (9, 9)	0-0 CS 1B		0-3 K		0-3 K		4-0 2-H BB 1B		1-0 BB HBP	3 0 1 1 0 2 1 0 0 0 0 1 0 0 0 0 0 0 0 0 0								
Dwayne Murphy, L OBP: 0.332, SLG: 0.367 (1, 8)	0-0 F8 1-2		0-0 F8		0-0 F8		0-0 F2		0-3 K	5 0 0 0 0 1 6								
Davey Lopes, R OBP: 0.351, SLG: 0.460 (1, 10)	0-0 S 1B			0-0 4-3		0-0 1B 1B 1B		0-0 5-3 1-2	4-0 BB	4 0 2 1 1 0 1								
Carney Lansford, R OBP: 0.350, SLG: 0.462 (1, 5)	0-0 F8 1-2			0-0 5-3		0-0 1B 1B		0-0 9-3 1B	0-3 K	5 0 2 0 0 1 4								
Garry Hancock, L OBP: 0.317, SLG: 0.486 (1, 3) (7, 9) (9, 3)		4-0 BB BB		0-0 BB 2B		0-0 1B 1B		0-0 9-3 1-2f		3 0 2 0 1 0 1								
Donnie Hill, S OBP: 0.229, SLG: 0.286 (1, 6)		0-3 K		0-0 L6		0-0 4-3		0-3 K		4 0 0 0 0 2 5								
Mike Heath, R OBP: 0.325, SLG: 0.399 (1, 2)		0-0 G3-6-3 1-2f		0-0 1-3		0-3 K		0-0 5-3		4 0 0 0 0 1 1								
Tony Phillips, S OBP: 0.324, SLG: 0.301 (1, 4)			0-0 6-3 2B		0-0 F8		0-0 E 2B		4-0 HBP S BB BB	3 2 2 0 1 0 0								
Inning Stats	R: 1 E: 0 K: 0 S: 4 H: 2 LOB: 1 BB: 1 P: 8	R: 0 E: 0 K: 1 S: 4 H: 0 LOB: 0 BB: 1 P: 8	R: 0 E: 0 K: 1 S: 6 H: 1 LOB: 1 BB: 0 P: 6	R: 0 E: 0 K: 0 S: 4 H: 1 LOB: 1 BB: 0 P: 4	R: 0 E: 0 K: 1 S: 5 H: 0 LOB: 0 BB: 0 P: 5	R: 0 E: 0 K: 1 S: 8 H: 3 LOB: 3 BB: 0 P: 8	R: 2 E: 1 K: 1 S: 7 H: 2 LOB: 1 BB: 1 P: 11	R: 0 E: 0 K: 1 S: 5 H: 1 LOB: 0 BB: 0 P: 5	R: 1 E: 0 K: 2 S: 7 H: 0 LOB: 3 BB: 3 P: 20	1B: 7 2B: 4 3B: 0 HR: 0 SF: 0 SAC: 0 DP: 2 HBP: 1	WP: 0 PB: 0 SB: 5 CS: 1 PA: 41							
PITCHER	IP WLS BF H R ER SO BB IBB HBP BLK WP HR S P ERA WHIP																	
Mike Moore, R ERA: 4.78 (1, 1)	6.1		28	9	3	2	5	2	0	0	0	0	0	0	36	44	2.84	1.737
Ed Vande Berg, L ERA: 4.02 (7, 1)	0.1		2	0	0	0	0	1	0	0	0	0	0	1	5	0.00	3.000	
Mike Stanton, R ERA: 4.38 (7, 1)	1.2	L	7	1	1	1	1	2	0	0	1	0	0	7	15	5.40	1.800	
Bill Caudill, R ERA: 4.45 (9, 1)	0.2		4	0	0	0	2	1	0	1	0	0	0	6	11	0.00	1.500	

Oakland Athletics @ Seattle Mariners

The Kingdome, Seattle, WA

Mon Aug 01 1983, 10:05 PM EDT
Att. 6,510 - Unknown

livebaseballscorecards.com

AB	34
R	4
H	10
RBI	3
BB	6
SO	8
LOB	20



Batter	1	2	3	4	5	6	7	8	9	AB R H RBI BB SO LOB
Spike Owen, S (1, 6) OBP: 0.289, SLG: 0.326	0-0 F9		0-3 K		0-0 E G3 1B		0-3 K2-3		4-0 BB 1-2 2-3 BB	4 1 1 0 1 2 0
Tony Bernazard, S (1, 4) OBP: 0.324, SLG: 0.361	0-0 S 1B		0-3 K		0-0 G3			0-0 4-3	0-0 3-1	5 0 1 0 0 1 5
Pat Putnam, L (1, 3) OBP: 0.312, SLG: 0.448	0-3 K			0-0 3-1	0-0 E3 FC4			0-0 F3		4 0 0 0 0 1 1
Al Chambers, L (1, 10) OBP: 0.481, SLG: 0.455 Richie Zisk, R (5, PH) OBP: 0.309, SLG: 0.413 Domingo Ramos, R (8, PR) OBP: 0.356, SLG: 0.397	0-3 K			4-0 E SF7 BB	0-0 FC4			0-0 FC6-4 1B		1 1 0 0 1 1 1 2 0 1 0 0 0 1 0 0 0 0 0 0 0
Ron Roenicke, S (1, 8) OBP: 0.299, SLG: 0.311		0-0 G3		0-0 E3 S		0-0 F8		0-0 FC6-4		4 0 0 0 0 0 2
Steve Henderson, R (1, 7) OBP: 0.350, SLG: 0.381 John Moses, S (7, 7) OBP: 0.273, SLG: 0.272 Jamie Allen, R (9, PH) OBP: 0.332, SLG: 0.325		0-0 6-3		0-0 SF7		0-0 4-1		4-0 BB BB BB		2 0 0 1 0 0 0 0 0 0 0 0 0 0 0 0 0 0 1 0 0
Dave Henderson, R (1, 9) OBP: 0.300, SLG: 0.400		4-0 BB		0-0 F6		0-3 K2-3		0-3 K		3 0 0 0 1 2 2
Manny Castillo, S (1, 5) OBP: 0.241, SLG: 0.280 Ricky Nelson, L (9, PH) OBP: 0.317, SLG: 0.419		0-0 6-3			0-0 4-3		0-0 F8	4-0 BB BB BB	4-0 BB BB	3 0 0 0 0 0 1 0 0 0 0 1 0 0
Jamie Nelson, R (1, 2) OBP: 0.158, SLG: 0.316 Rick Sweet, S (9, PH) OBP: 0.260, SLG: 0.244			0-0 F4		0-0 G3 E 1B 1B		0-0 F3	0-0 F7		3 1 1 0 0 0 0 1 0 0 0 0 0 2

Inning Stats	R: 0 E: 0 K: 2 S: 8	H: 1 LOB: 1 BB: 0 P: 8	R: 0 E: 0 K: 0 S: 3	H: 0 LOB: 1 BB: 1 P: 7	R: 0 E: 0 K: 2 S: 7	H: 0 LOB: 0 BB: 0 P: 7	R: 1 E: 1 K: 0 S: 4	H: 0 LOB: 1 BB: 1 P: 8	R: 2 E: 1 K: 0 S: 6	H: 2 LOB: 1 BB: 0 P: 6	R: 0 E: 0 K: 1 S: 5	H: 0 LOB: 0 BB: 0 P: 5	R: 0 E: 0 K: 1 S: 5	H: 0 LOB: 0 BB: 0 P: 5	R: 0 E: 0 K: 0 S: 4	H: 1 LOB: 1 BB: 0 P: 4	R: 0 E: 0 K: 1 S: 5	H: 0 LOB: 3 BB: 3 P: 17	1B: 4 2B: 0 3B: 0 HR: 0	SF: 1 SAC: 0 DP: 0 HBP: 0
--------------	------------------------------	---------------------------------	------------------------------	---------------------------------	------------------------------	---------------------------------	------------------------------	---------------------------------	------------------------------	---------------------------------	------------------------------	---------------------------------	------------------------------	---------------------------------	------------------------------	---------------------------------	------------------------------	----------------------------------	----------------------------------	------------------------------------

PITCHER	IP	WLS	BF	H	R	ER	SO	BB	IBB	HBP	BLK	WP	HR	S	P	ERA	WHIP
Mike Norris, R (1, 1) ERA: 3.57	4.2		20	3	3	0	4	2	0	0	0	0	0	26	34	0.00	1.071
Tom Underwood, L (5, 1) ERA: 4.47	3.1	W	13	1	0	0	2	1	0	0	0	0	0	16	20	0.00	0.600
Dave Beard, R (9, 1) ERA: 5.86	1.0	S	5	0	0	0	1	2	0	0	0	0	0	5	13	0.00	2.000


BOTTOM

Oakland Athletics @ Seattle Mariners
The Kingdome, Seattle, WA

Mon Aug 01 1983, 10:05 PM EDT
Att. 6,510 - Unknown

AB	32
R	3
H	4
RBI	1
BB	5
SO	7
LOB	15

WP: 0 PA: 38
PB: 0
SB: 2
CS: 0



PITCHER	IP	WLS	BF	H	R	ER	SO	BB	IBB	HBP	BLK	WP	HR	S	P	ERA	WHIP
---------	----	-----	----	---	---	----	----	----	-----	-----	-----	----	----	---	---	-----	------

Batter 1 2 3 4 5 6 7 8 9 AB R H RBI BB SO LOB TOP

Rickey Henderson, R OBP: 0.408, SLG: 0.421 (1, 7)	0-0 SF7 3B	0-0 2B 1B	0-0 FC6-4		0-0 F8		0-0 CS S 1B		5 2 3 1 0 0 3
Bill Almon, R Wayne Gross, L Donnie Hill, S OBP: 0.326, SLG: 0.396 OBP: 0.315, SLG: 0.397 OBP: 0.222, SLG: 0.278 (1, 3) (5, 3) (8, PH) (8, 6)	0-0 E5 CS	0-3 K		4-0 S HR BB	0-3 K 2-3		0-0 L5		3 1 0 0 1 2 6 0 0 0 0 0 0 0 1 0 0 0 0 0 1
Dwayne Murphy, L OBP: 0.331, SLG: 0.368 (1, 8)	0-0 SF7	0-0 HR 2B		0-3 K 1-2	0-0 4-3		0-0 CS 1-3	0-0 4-3	4 1 1 4 0 1 1
Davey Lopes, R OBP: 0.349, SLG: 0.455 (1, 4)	0-0 6-3	0-3 K		4-0 HR BB	0-3 K			0-0 F8	4 1 0 0 1 2 2
Carney Lansford, R OBP: 0.356, SLG: 0.493 (1, 5)				0-0 HR	0-3 K2-3			0-0 F9	5 3 3 5 0 1 0
Jeff Burroughs, R Rick Peters, S OBP: 0.343, SLG: 0.387 OBP: 0.326, SLG: 0.304 (1, 10) (7, PR)				0-0 F3					3 1 1 0 1 1 0 0 0 0 0 0 0 0
Mike Heath, R OBP: 0.329, SLG: 0.401 (1, 9) (7, 2)		0-0 E 1B 1B	0-0 FC6-4 1B	0-0 3-1					4 1 2 1 0 1 1
Bob Kearney, R Mike Davis, L OBP: 0.315, SLG: 0.400 OBP: 0.306, SLG: 0.359 (1, 2) (7, PH) (7, 9)		0-0 1B E 2B 1B	0-3 K		4-0 CS 1B BB			0-0 F9	2 1 1 1 1 1 1 1 0 0 0 0 0 1
Tony Phillips, S Garry Hancock, L OBP: 0.324, SLG: 0.302 OBP: 0.315, SLG: 0.482 (1, 6) (8, PH) (8, 3)		0-0 E3 2B 1B	0-0 F8		0-0 1B			0-3 K	3 1 1 0 0 0 3 1 0 0 0 0 1 0

Inning Stats	R: 1 H: 1 E: 1 K: 0 S: 4	H: 1 LOB: 0 BB: 0 P: 4	R: 8 H: 7 E: 1 K: 3 S: 17	H: 7 LOB: 0 BB: 0 P: 17	R: 0 H: 1 E: 0 K: 1 S: 6	H: 1 LOB: 1 BB: 0 P: 6	R: 3 H: 1 E: 0 K: 1 S: 6	H: 1 LOB: 0 BB: 2 P: 14	R: 0 H: 1 E: 0 K: 1 S: 5	H: 1 LOB: 2 BB: 1 P: 9	R: 0 H: 0 E: 0 K: 2 S: 7	H: 0 LOB: 0 BB: 0 P: 7	R: 0 H: 0 E: 0 K: 1 S: 4	H: 0 LOB: 1 BB: 1 P: 8	R: 0 H: 1 E: 0 K: 1 S: 5	H: 1 LOB: 0 BB: 0 P: 5	R: 0 H: 0 E: 0 K: 0 S: 3	H: 0 LOB: 0 BB: 0 P: 3	1B: 8 SF: 1 2B: 2 SAC: 0 3B: 1 DP: 1 HR: 2 HBP: 0	WP: 0 PA: 42 PB: 0 SB: 2 CS: 3
--------------	--------------------------	------------------------	---------------------------	-------------------------	--------------------------	------------------------	--------------------------	-------------------------	--------------------------	------------------------	--------------------------	------------------------	--------------------------	------------------------	--------------------------	------------------------	--------------------------	------------------------	--	---

PITCHER	IP WLS BF H R ER SO BB IBB HBP BLK WP HR S P ERA WHIP	Bryan Clark, L ERA: 4.0 (1, 1)	1.0 0 10 6 7 7 0 0 0 0 0 0 0 10 10 63.00 6.000	Bob Stoddard, R ERA: 4.75 (2, 1)	2.1 0 13 4 5 4 5 2 0 0 0 0 0 2 21 29 15.43 2.571	Roy Thomas, R ERA: 3.99 (4, 1)	4.0 W 14 2 0 0 5 2 0 0 0 0 0 0 22 30 0.00 1.000	Ed Vande Berg, L ERA: 3.88 (8, 1)	1.2 S 4 0 0 0 0 0 0 0 0 0 0 0 0 4 4 0.00 0.000	PITCHER	IP WLS BF H R ER SO BB IBB HBP BLK WP HR S P ERA WHIP
---------	---	--------------------------------------	--	--	--	--------------------------------------	---	---	--	---------	---

Oakland Athletics @ Seattle Mariners
The Kingdome, Seattle, WA
Tue Aug 02 1983, 10:05 PM EDT
Att. 5,833 - Unknown

livebaseballscorecards.com

AB	36
R	12
H	12
RBI	12
BB	4
SO	10
LOB	19



Batter	1	2	3	4	5	6	7	8	9	AB R H RBI BB SO LOB	TOP									
Rickey Henderson, R OBP: 0.407, SLG: 0.419 (1, 7) X	0-0 F9			X 0-0 F7			X 0-0 L1-3 1B	X 0-0 F8		4 0 1 0 0 0 3	<p>Oakland Athletics @ Seattle Mariners</p> <p>The Kingdome, Seattle, WA</p> <p>Wed Aug 03 1983, 10:05 PM EDT</p> <p>Att. 6,261 - Unknown</p> <p>livebaseballscorecards.com</p>									
Mike Davis, L OBP: 0.305, SLG: 0.368 (1, 9) X	0-0 F7			X 0-0 4-3			X 0-0 L1-3 1-2	X 0-0 HR		4 1 1 3 0 0 1										
Dwayne Murphy, L OBP: 0.330, SLG: 0.367 (1, 8) S S S	0-3 K			X 0-0 4-3			X 0-0 1B	0-3 K		4 0 1 0 0 2 1										
Davey Lopes, R OBP: 0.348, SLG: 0.451 (1, 4) X		0-0 L6			X 0-0 5-3		X 0-0 F2	4-0 PB BB		3 0 0 0 1 0 1										
Carney Lansford, R OBP: 0.358, SLG: 0.491 (1, 5) X		0-0 G3			X 0-0 F3			3B 1B		3 1 1 0 1 0 0										
Garry Hancock, L OBP: 0.315, SLG: 0.493 (1, 10) X		0-0 3-1						1B 3B		3 0 1 1 0 1 0										
Tony Phillips, S OBP: 0.323, SLG: 0.301 (8, PR) X								FC6-4 1B		1 1 0 0 0 0 3										
Wayne Gross, L OBP: 0.317, SLG: 0.396 (1, 3) X				X 0-0 L4		S S S 0-3 K		X 0-0 SH PB 1B	4-0 G6-4-3 BB	3 1 1 1 1 1 0										
Donnie Hill, S OBP: 0.205, SLG: 0.256 (1, 6) X				X 0-0 F8		X 0-0 F6		X 0-0 SH 1B	0-3 K	3 1 0 0 0 1 1										
Mike Heath, R OBP: 0.328, SLG: 0.398 (1, 2) X				X 0-0 6-3		S S S 0-3 K		X 0-0 HR 1B	0-0 G6-4-3	4 1 1 1 0 1 1										
Inning Stats	R: 0 E: 0 K: 1 S: 5	H: 0 LOB: 0 BB: 0 P: 5	R: 0 E: 0 K: 0 S: 3	H: 0 LOB: 0 BB: 0 P: 3	R: 0 E: 0 K: 0 S: 3	H: 0 LOB: 0 BB: 0 P: 3	R: 0 E: 0 K: 1 S: 5	H: 0 LOB: 0 BB: 0 P: 5	R: 0 E: 0 K: 2 S: 7	H: 0 LOB: 0 BB: 0 P: 7	R: 0 E: 0 K: 0 S: 4	H: 2 LOB: 1 BB: 0 P: 4	R: 6 E: 1 K: 1 S: 11	H: 5 LOB: 3 BB: 2 P: 19	R: 0 E: 0 K: 1 S: 4	H: 0 LOB: 0 BB: 1 P: 8	1B: 5 2B: 1 3B: 1 HR: 1	SF: 0 SAC: 1 DP: 2 HBP: 0	WP: 0 PB: 2 SB: 0 CS: 0	PA: 36
PITCHER	IP WLS BF H R ER SO BB IBB HBP BLK WP HR S P ERA WHIP																			
Jim Beattie, R ERA: 4.02 (1, 1)	7.0 L 27 6 6 5 4 0 0 0 0 0 0 0 0 35 35 6.43 0.857																			
Mike Stanton, R ERA: 4.35 (8, 1)	0.1 1 0 0 0 0 0 0 0 0 0 0 0 0 1 1 0.00 0.000																			
Ed Vande Berg, L ERA: 4.01 (8, 1)	0.2 5 1 0 0 0 1 1 1 0 0 0 0 1 5 13 0.00 3.000																			
Bill Caudill, R ERA: 4.37 (9, 1)	1.0 3 0 0 0 0 1 1 0 0 0 0 0 0 4 8 0.00 1.000																			



Batter	1	2	3	4	5	6	7	8	9
Spike Owen, S (1, 6) OBP: 0.289, SLG: 0.345 Jamie Allen, R (2, 5) OBP: 0.328, SLG: 0.321	0-3 K		0-0 G6-4-3 1-2f 2-3		0-3 K			0-0 6-3	
Tony Bernazard, S (1, 4) OBP: 0.329, SLG: 0.365	0-0 F3		0-3 K			0-0 F8		0-0 F7	
Pat Putnam, L (1, 3) OBP: 0.316, SLG: 0.447	4-0 BB			0-0 FC5-4 1B		0-0 G3		0-0 G3	
Richie Zisk, R (1, 10) OBP: 0.306, SLG: 0.402	0-0 F9			0-0 FC5-4 2B		0-0 6-3		0-0 5-3	
Ron Roenicke, S (1, 8) OBP: 0.301, SLG: 0.309		4-0 BB		0-0 F9		0-3 K		0-0 1B	
Steve Henderson, R (1, 7) OBP: 0.353, SLG: 0.404 John Moses, S (7, PR) OBP: 0.270, SLG: 0.269 (8, 7)		0-0 G4-6-3		0-0 2B		4-0 F9 1B BB		0-0 F8	
Dave Henderson, R (1, 9) OBP: 0.303, SLG: 0.418		0-0 F2		0-0 F3		0-0 1B		0-3 K2-3	
Domingo Ramos, R (1, 5) OBP: 0.358, SLG: 0.427 (2, 6)			4-0 G6-4-3 BB BB		0-0 F8		0-0 F9		
Jamie Nelson, R (1, 2) OBP: 0.222, SLG: 0.280			4-0 G6-4-3 BB		0-0 F8		0-3 K		

Inning Stats	R: 0	H: 0	E: 0	K: 1	S: 5	LOB: 1	BB: 1	P: 9	R: 0	H: 0	E: 0	K: 0	S: 2	LOB: 0	BB: 1	P: 6	R: 0	H: 0	E: 0	K: 1	S: 4	LOB: 1	BB: 2	P: 12	R: 1	H: 2	E: 0	K: 0	S: 5	LOB: 1	BB: 0	P: 5	R: 0	H: 0	E: 0	K: 1	S: 5	LOB: 0	BB: 0	P: 5	R: 0	H: 0	E: 0	K: 2	S: 8	LOB: 2	BB: 1	P: 12	R: 0	H: 0	E: 0	K: 0	S: 3	LOB: 0	BB: 0	P: 3	R: 0	H: 1	E: 0	K: 1	S: 6	LOB: 1	BB: 0	P: 6	R: 0	H: 1	E: 0	K: 1	S: 6	LOB: 1	BB: 0	P: 6
IP 9.0	WLS W	BF 34	H 4	R 1	ER 1	SO 6	BB 5	IBB 0	HBP 0	BLK 0	WP 0	HR 0	S 41	P 61	ERA 1.00	WHIP 1.000																																																								
PITCHER Tim Conroy, L (1, 1) ERA: 3.44	IP 9.0	WLS W	BF 34	H 4	R 1	ER 1	SO 6	BB 5	IBB 0	HBP 0	BLK 0	WP 0	HR 0	S 41	P 61	ERA 1.00	WHIP 1.000																																																							

BOTTOM

Oakland Athletics @ Seattle Mariners
The Kingdome, Seattle, WA
Wed Aug 03 1983, 10:05 PM EDT
Att. 6,261 - Unknown

AB	R	H	RBI	BB	SO	LOB
1	0	0	0	0	1	0
3	0	0	0	0	1	2
4	0	0	0	0	1	1
3	0	1	0	1	0	0
4	1	0	0	0	0	2
3	0	1	0	1	1	1
2	0	1	1	1	0	1
1	0	0	0	0	0	1
4	0	1	0	0	1	2
2	0	0	0	1	0	2
2	0	0	0	1	1	2

AB 29
R 1
H 4
RBI 1
BB 5
SO 6
LOB 14



WP : 0	PA : 34
PB : 0	SB : 0
CS : 0	
1B : 3	SF : 0
2B : 1	SAC : 0
3B : 0	DP : 2
HR : 0	HBP : 0
IP	WLS
BF	H
R	ER
SO	BB
IBB	HBP
BLK	WP
HR	S
P	ERA
WHIP	

Batter	1	2	3	4	5	6	7	8	9	AB R H RBI BB SO LOB	TOP		
Rick Peters, S (1, 7) OBP: 0.324, SLG: 0.302 Bill Almon, R (8, 3) OBP: 0.328, SLG: 0.397	0-0 CS 1B		0-3 K		0-3 K		0-0 4-3		0-0 1B	4 0 1 0 0 2 3 1 0 1 0 0 0 0			
Mike Davis, L (1, 9) OBP: 0.306, SLG: 0.376	0-0 G3 1-2		0-0 1B 2-H		0-0 4-3			0-0 4-3 3B	0-3 K	5 1 2 1 0 1 2			
Dwayne Murphy, L (1, 8) OBP: 0.331, SLG: 0.363	4-0 BB		0-3 K			4-0 L1-3 BB		0-0 4-3	0-0 4-3	3 0 0 1 2 1 2			
Garry Hancock, L (1, 3) OBP: 0.315, SLG: 0.490 Carney Lansford, R (8, PH) OBP: 0.361, SLG: 0.498 (8, 5)	0-3 K			0-0 2B G3-2 1B		0-0 L1-3 BB 1-2		0-0 E 2B		3 0 1 0 0 1 2 1 1 1 0 0 0 0			
Wayne Gross, L (1, 5) OBP: 0.315, SLG: 0.401 Davey Lopes, R (8, PH) OBP: 0.347, SLG: 0.449 (8, 4)		4-0 BB BB BB G6-3 BB		0-0 1-3 2B		0-0 4-3		0-3 K		2 0 1 0 1 0 0 1 0 0 0 0 1 1			
Bob Kearney, R (1, 2) OBP: 0.315, SLG: 0.397 Rickey Henderson, R (8, PH) OBP: 0.408, SLG: 0.420 (8, 7)		0-0 G6-3 1-2f		4-0 BB			0-0 F2	0-0 E7 1B		2 0 0 0 1 0 1 1 0 1 1 0 0 0			
Donnie Hill, S (1, 6) OBP: 0.190, SLG: 0.238 Mike Heath, R (8, PH) OBP: 0.331, SLG: 0.398 (8, 2)		0-0 4-3		0-3 K			0-0 G3	4-0 FC5-4 IBB		3 0 0 0 0 1 3 0 0 0 0 1 0 0			
Mitchell Page, L (1, 10) OBP: 0.345, SLG: 0.286 Jeff Burroughs, R (8, PH) OBP: 0.342, SLG: 0.386			0-0 1B 2B	0-0 G3-2			1-0 1B HBP	0-0 FC5-4 1-2f		2 1 1 0 0 0 3 1 0 0 0 0 0 2			
Tony Phillips, S (1, 4) OBP: 0.322, SLG: 0.300 (8, 6)			0-0 F5		0-0 4-3		0-0 1B		0-3 K	4 0 1 0 0 1 1			
Inning Stats	R: 0 E: 0 K: 1 S: 5 H: 1 LOB: 1 BB: 1 P: 9	R: 0 E: 0 K: 0 S: 2 H: 0 LOB: 0 BB: 1 P: 6	R: 1 E: 0 K: 2 S: 9 H: 2 LOB: 1 BB: 0 P: 9	R: 0 E: 0 K: 1 S: 6 H: 2 LOB: 2 BB: 1 P: 10	R: 0 E: 0 K: 1 S: 5 H: 0 LOB: 0 BB: 0 P: 5	R: 0 E: 0 K: 0 S: 2 H: 0 LOB: 0 BB: 1 P: 6	R: 0 E: 0 K: 0 S: 4 H: 1 LOB: 2 BB: 0 P: 5	R: 2 E: 1 K: 1 S: 8 H: 3 LOB: 2 BB: 1 P: 12	R: 0 E: 0 K: 2 S: 8 H: 1 LOB: 1 BB: 0 P: 8	1B: 6 2B: 4 3B: 1 HR: 0 SF: 0 SAC: 0 DP: 3 HBP: 1	WP: 0 PB: 0 SB: 0 CS: 1 PA: 39		
PITCHER	IP WLS BF H R ER SO BB IBB HBP BLK WP HR S P ERA WHIP											PITCHER	IP WLS BF H R ER SO BB IBB HBP BLK WP HR S P ERA WHIP
Ken Schrom, R (1, 1) ERA: 4.19 Len Whitehouse, L (8, 1) ERA: 3.38	7.0 29 7 2 2 5 4 0 1 0 0 0 0 34 51 2.57 1.571												

Oakland Athletics @ Minnesota Twins
 Hubert H. Humphrey Metrodome, Minneapolis, MN
 Thu Aug 04 1983, 8:05 PM EDT
 Att. 12,457 - Dome - 74 F

AB	33
R	3
H	10
RBI	3
BB	5
SO	8
LOB	20



Batter	1	2	3	4	5	6	7	8	9	AB	R	H	RBI	BB	SO	LOB
Darrell Brown, S (1, 8) OBP: 0.316, SLG: 0.328	0-3 K		0-0 F7		0-0 4-3		0-3 K			4	0	0	0	0	2	2
John Castino, R (1, 4) OBP: 0.371, SLG: 0.457	4-0 BB		0-0 5-3		0-0 F7		0-0 F8			3	0	0	0	1	0	1
Gary Ward, R (1, 7) OBP: 0.330, SLG: 0.482	0-0 F8			0-3 K		0-0 F9 1B		0-0 4-3		4	1	1	0	0	1	1
Kent Hrbek, L (1, 3) OBP: 0.365, SLG: 0.477	0-0 F5			0-0 2B 1B		0-0 1B 1B		0-0 1-3		4	2	2	0	0	0	1
Gary Gaetti, R (1, 5) OBP: 0.305, SLG: 0.413		0-0 F8		0-0 F8		0-0 F9		0-0 1B 1B		4	1	1	0	0	0	3
Randy Bush, L (1, 10) OBP: 0.351, SLG: 0.483		4-0 BB		0-0 1B		4-0 1B		0-0 1B		1	0	1	1	2	0	0
Dave Engle, R (8, PH) OBP: 0.372, SLG: 0.512				1-H 2B				1-2 1B		1	0	1	0	0	0	0
Tom Brunansky, R (1, 9) OBP: 0.288, SLG: 0.385		0-3 K		0-0 6-3		0-0 1B		0-3 K		4	0	1	2	0	2	4
Houston Jimenez, R (1, 6) OBP: 0.257, SLG: 0.323			0-0 F5		0-0 F7		0-0 L7		0-0 1B	3	0	0	0	0	0	3
Ron Washington, R (8, PH) OBP: 0.296, SLG: 0.344					0-0 4-3		0-0 L7		1-2 2-H	1	0	1	1	0	0	0
Ray Smith, R (1, 2) OBP: 0.294, SLG: 0.280			0-0 E5		0-0 2B		0-0 L7		0-0 F8	4	0	1	0	0	0	4

Inning Stats	R: 0	H: 0	E: 0	K: 1	S: 5	LOB: 1	BB: 1	P: 9	R: 0	H: 0	E: 0	K: 1	S: 5	LOB: 1	BB: 1	P: 9	R: 0	H: 0	E: 1	K: 0	S: 3	LOB: 0	BB: 0	P: 3	R: 1	H: 2	E: 0	K: 1	S: 7	LOB: 1	BB: 0	P: 7	R: 0	H: 1	E: 0	K: 0	S: 4	LOB: 1	BB: 0	P: 4	R: 2	H: 3	E: 0	K: 0	S: 6	LOB: 2	BB: 1	P: 10	R: 0	H: 0	E: 0	K: 1	S: 5	LOB: 0	BB: 0	P: 5	R: 1	H: 3	E: 0	K: 1	S: 8	LOB: 2	BB: 0	P: 8
Steve McCatty, R (1, 1) ERA: 4.08	IP	WLS	BF	H	R	ER	SO	BB	IBB	HBP	BLK	WP	HR	S	P	ERA	WHIP																																															
Tom Burgmeier, L (6, 1) ERA: 2.87	2.0	L	8	2	1	1	1	0	0	0	0	0	0	10	10	4.50	1.000																																															
Dave Beard, R (8, 1) ERA: 5.75	0.2		3	1	0	0	1	0	0	0	0	0	0	5	5	0.00	1.500																																															


BOTTOM

Oakland Athletics @ Minnesota Twins
 Hubert H. Humphrey Metrodome, Minneapolis, MN

Thu Aug 04 1983, 8:05 PM EDT
 Att. 12,457 - Dome - 74 F

AB	33
R	4
H	9
RBI	4
BB	3
SO	5
LOB	19

livebaseballscorecards.com



1B: 7	SF: 0	WP: 0	PA: 36
2B: 2	SAC: 0	PB: 0	
3B: 0	DP: 0	SB: 0	
HR: 0	HBP: 0	CS: 0	

Batter	1	2	3	4	5	6	7	8	9	AB R H RBI BB SO LOB	TOP
Rickey Henderson, R OBP: 0.407, SLG: 0.417 (1, 7) X	0-0 F9 ①		0-0 F9 ③		4-0 S BB ②			0-0 5-3 ①		3 0 0 0 1 0 0	
Bill Almon, R OBP: 0.325, SLG: 0.393 (1, 3) X	0-0 F9 ②			0-0 F8 ①	0-3 K ③			0-0 5-3 ②		4 0 0 0 0 1 1	
Wayne Gross, L OBP: 0.321, SLG: 0.401 (9, 3)					1-2 K					0 0 0 0 0 0 0	
Dwayne Murphy, L OBP: 0.332, SLG: 0.363 (1, 8) S S S	0-3 K ③			0-0 2B HR 1B		4-0 1B BB		0-3 K ③		3 1 1 0 1 2 0	
Davey Lopes, R OBP: 0.346, SLG: 0.447 (1, 4) X		0-0 F6 ①		0-0 F7 ②		0-0 G6-4-3 1B		0-0 L8 ①		4 0 1 0 0 0 1	
Carney Lansford, R OBP: 0.359, SLG: 0.498 (1, 5) X		0-0 L4 ②		0-0 HR 2B		0-0 L5 ①		0-0 F3 ②		4 1 1 0 0 0 2	
Jeff Burroughs, R OBP: 0.344, SLG: 0.397 (1, 10) X		0-0 1B		0-0 HR		0-0 G6-4-3 ② ③		0-3 K ③		4 1 2 3 0 1 2	
Mike Heath, R OBP: 0.326, SLG: 0.391 (1, 2) X	0-0 F9 ③			0-3 K ③			0-0 F8 ①			3 0 0 0 0 1 1	
Mike Davis, L OBP: 0.310, SLG: 0.377 (1, 9) B B B B			4-0 CS BB		0-0 CS SH5-3 1B		0-0 L8 ②			2 0 1 0 1 0 0	
Donnie Hill, S OBP: 0.182, SLG: 0.227 (1, 6) X			0-0 F4 ① ②		0-0 SH5-3 ①		0-0 F8 ③			2 0 0 0 0 0 1	
Inning Stats	R: 0 H: 0 E: 0 LOB: 0 K: 1 BB: 0 S: 5 P: 5	R: 0 H: 1 E: 0 LOB: 1 K: 0 BB: 0 S: 4 P: 4	R: 0 H: 0 E: 0 LOB: 0 K: 0 BB: 1 S: 2 P: 6	R: 3 H: 3 E: 0 LOB: 0 K: 1 BB: 0 S: 8 P: 8	R: 0 H: 1 E: 0 LOB: 1 K: 1 BB: 1 S: 5 P: 9	R: 0 H: 1 E: 0 LOB: 1 K: 0 BB: 1 S: 3 P: 7	R: 0 H: 0 E: 0 LOB: 0 K: 0 BB: 0 S: 3 P: 3	R: 0 H: 0 E: 0 LOB: 0 K: 1 BB: 0 S: 5 P: 5	R: 0 H: 0 E: 0 LOB: 0 K: 1 BB: 0 S: 5 P: 5	1B: 4 SF: 0 2B: 1 SAC: 1 3B: 0 DP: 1 HR: 1 HBP: 0	WP: 0 PA: 33 PB: 0 SB: 1 CS: 2
PITCHER	IP WLS BF H R ER SO BB IBB HBP BLK WP HR S P ERA WHIP										
Jack O'Connor, L ERA: 6.28 (1, 1)	5.0 L 21 5 3 3 3 3 0 0 0 0 0 1 24 36 5.40 1.600										
Mike Walters, R ERA: 2.63 (6, 1)	4.0 12 1 0 0 2 0 0 0 0 0 0 0 16 16 0.00 0.250										

Oakland Athletics @ Minnesota Twins
 Hubert H. Humphrey Metrodome, Minneapolis, MN
 Fri Aug 05 1983, 8:05 PM EDT
 Att. 8,203 - Dome

livebaseballscorecards.com

AB 29
 R 3
 H 6
 RBI 3
 BB 3
 SO 5
 LOB 8



Batter	1	2	3	4	5	6	7	8	9	AB	R	H	RBI	BB	SO	LOB
Darrell Brown, S OBP: 0.328, SLG: 0.336 (1, 8)	0-0 6-3		0-0 G6-3 1B		0-0 CS 1B			4-0 SH1-4 BB		3	0	2	0	1	0	0
John Castino, R OBP: 0.371, SLG: 0.455 (1, 4)	4-0 6-3 BB		0-0 G6-3 1-2f		0-0 L7 1-2			0-0 SH1-4 1-2		2	0	0	0	1	0	2
Gary Ward, R OBP: 0.329, SLG: 0.480 (1, 7)	0-0 6-3 1-2			0-0 1-3		0-0 FC5-4 1B		0-3 K		4	0	1	0	0	1	2
Dave Engle, R OBP: 0.370, SLG: 0.505 (1, 10)	0-0 5-3			4-0 1B 1B BB		0-0 F7		0-3 K		3	1	0	0	1	1	3
Kent Hrbek, L OBP: 0.364, SLG: 0.474 (1, 3)		0-0 CS 1B		0-0 F7		0-3 K		0-0 4-3		4	0	1	0	0	1	2
Gary Gaetti, R OBP: 0.304, SLG: 0.411 (1, 5)		0-0 6-3 1-2		0-0 1B 1B		0-0 FC5-4 1-2f		0-0 F3		4	0	1	0	0	0	2
Tom Brunansky, R OBP: 0.290, SLG: 0.394 (1, 9)		0-0 HR		0-0 FC5-4 1B 1-2 3-H		0-0 F3		0-0 F3		4	1	2	2	0	0	0
Houston Jimenez, R OBP: 0.247, SLG: 0.309 (1, 6)		0-0 F8		0-0 FC5-4 1-2f		0-0 5-3		0-0 5-3		3	0	0	0	0	0	2
Ray Smith, R OBP: 0.288, SLG: 0.274 (1, 2)			0-0 6-3		0-0 F8		0-0 5-3			3	0	0	0	0	0	0

Inning Stats	R: 0	H: 0	E: 0	K: 0	S: 3	LOB: 1	BB: 1	P: 7	R: 1	H: 2	E: 0	K: 0	S: 4	LOB: 0	BB: 0	P: 4	R: 0	H: 1	E: 0	K: 0	S: 3	LOB: 0	BB: 0	P: 3	R: 1	H: 2	E: 0	K: 0	S: 5	LOB: 2	BB: 1	P: 9	R: 0	H: 1	E: 0	K: 0	S: 3	LOB: 0	BB: 0	P: 3	R: 0	H: 1	E: 0	K: 1	S: 6	LOB: 1	BB: 0	P: 6	R: 0	H: 0	E: 0	K: 0	S: 3	LOB: 0	BB: 0	P: 3	R: 0	H: 0	E: 0	K: 2	S: 7	LOB: 1	BB: 1	P: 11	R: 0	H: 0	E: 0	K: 0	S: 3	LOB: 0	BB: 0	P: 3	R: 0	H: 0	E: 0	K: 0	S: 3	LOB: 0	BB: 0	P: 3
AB	30																																																																															
R	2																																																																															
H	7																																																																															
RBI	2																																																																															
BB	3																																																																															
SO	3																																																																															
LOB	13																																																																															

BOTTOM

Oakland Athletics @ Minnesota Twins
 Hubert H. Humphrey Metrodome, Minneapolis, MN

Fri Aug 05 1983, 8:05 PM EDT
 Att: 8,203 - Dome

livebaseballscorecards.com

MINNESOTA TWINS
 BASEBALL CLUB

WP: 0 PA: 34
PB: 0 SB: 0 CS: 2

PITCHER	IP	WLS	BF	H	R	ER	SO	BB	IBB	HBP	BLK	WP	HR	S	P	ERA	WHIP
Gorman Heimuller, L ERA: 4.66 (1, 1)	7.1	W	29	7	2	2	1	3	0	0	0	0	1	28	40	2.46	1.364
Dave Beard, R ERA: 5.5 (8, 1)	1.2	S	5	0	0	0	2	0	0	0	0	0	0	9	9	0.00	0.000

Batter	1	2	3	4	5	6	7	8	9	10	11	12	13	AB R H RBI BB SO LOB	TOP	
Rickey Henderson, R OBP: 0.406, SLG: 0.415 Mitchell Page, L OBP: 0.339, SLG: 0.280 Bill Almon, R OBP: 0.324, SLG: 0.389 (7, PH) (7, 3)	(1, 7) X 0-0 F3		(1, 7) X 0-0 G6-4-3		(1, 7) X 0-0 L9-5		(1, 7) X 4-0 BB		(1, 7) X 0-0 L9			(1, 7) X 0-0 5-3	(1, 7) X 0-3 K	2 0 0 0 0 0 1 1 0 0 0 0 0 2 3 0 0 0 1 1 0		
Mike Davis, L OBP: 0.314, SLG: 0.390 (1, 9)	(1, 9) X 0-0 F8			(1, 9) X 0-0 CS 1B		(1, 9) X 0-0 HR	(1, 9) X 0-3 K			(1, 9) X 0-3 K		(1, 9) X 0-0 CS 1B		6 1 3 1 0 2 2		
Dwayne Murphy, L OBP: 0.327, SLG: 0.356 (1, 10) (11, 8)	(1, 10) X 0-0 3-1			(1, 10) X 0-3 K		(1, 10) X 0-0 F5	(1, 10) X 0-3 K			(1, 10) X 0-0 6-3		(1, 10) X 0-3 K		6 0 0 0 0 3 4		
Davey Lopes, R OBP: 0.346, SLG: 0.442 (1, 4)		(1, 4) X 0-0 5-3		(1, 4) X 4-0 S 2B		(1, 4) X 0-3 K		(1, 4) X 0-0 4-3		(1, 4) X 0-3 K		(1, 4) X 4-0 BB		4 1 0 0 2 2 0		
Carney Lansford, R OBP: 0.370, SLG: 0.517 (1, 5)		(1, 5) X 0-0 3B		(1, 5) X 0-0 2B		(1, 5) X 0-0 HR 1B	(1, 5) X 1-0 G5-3 1B			(1, 5) X 0-0 BB SH3 CS 1B		(1, 5) X 0-0 F9		5 1 4 1 0 0 2		
Garry Hancock, L OBP: 0.318, SLG: 0.507 (1, 3) (7, 7)		(1, 3) X 0-0 F6		(1, 3) X 0-0 4-3		(1, 3) X 0-0 HR	(1, 3) X 1-2 1B			(1, 3) X 0-0 SH3		(1, 3) X 0-0 F7		5 1 2 2 0 0 2		
Rick Peters, S OBP: 0.322, SLG: 0.295 Jeff Burroughs, R OBP: 0.346, SLG: 0.397 Steve McCatty, R (11, PR) Tom Burgmeier, L (11, 1) Keith Atherton, R (12, 1)		(1, 8) X 0-0 L9		(1, 8) X 4-0 FC1-5 1B		(1, 8) X 0-3 K	(1, 8) X 0-0 G5-3			(1, 8) X 4-0 BB IBB		(1, 8) X 0-3 K		3 0 0 0 1 1 3 0 0 0 0 1 0 0 0 0 0 0 0 0 0 0 0 0 0 0 0 0 1 0 0 0 0 1 0	AB 46 R 6 H 13 RBI 6 BB 7 SO 13 LOB 21	
Mike Heath, R OBP: 0.332, SLG: 0.391 (1, 2)			(1, 2) X 0-0 F8		(1, 2) X 0-0 L9-5 FC1-5 1B		(1, 2) X 0-3 K		(1, 2) X 0-3 K		(1, 2) X 4-0 BB		(1, 2) X 0-0 HR 1B	5 1 2 0 1 2 0		
Tony Phillips, S OBP: 0.325, SLG: 0.316 (1, 6)			(1, 6) X 4-0 G6-4-3 BB		(1, 6) X 0-0 FC1-5		(1, 6) X 0-0 WP 2B		(1, 6) X 0-0 5-3		(1, 6) X 0-3 K		(1, 6) X 0-0 HR	5 1 2 2 1 1 5		
Inning Stats	R: 0 H: 0 E: 0 K: 0 S: 3 LOB: 0 BB: 0 P: 3	R: 0 H: 1 E: 0 K: 0 S: 4 LOB: 1 BB: 0 P: 4	R: 0 H: 0 E: 0 K: 0 S: 2 LOB: 0 BB: 1 P: 6	R: 1 H: 2 E: 0 K: 1 S: 6 LOB: 1 BB: 1 P: 10	R: 0 H: 1 E: 0 K: 2 S: 3 LOB: 1 BB: 1 P: 7	R: 3 H: 3 E: 0 K: 2 S: 10 LOB: 0 BB: 0 P: 10	R: 0 H: 1 E: 0 K: 3 S: 10 LOB: 2 BB: 1 P: 14	R: 0 H: 1 E: 0 K: 0 S: 3 LOB: 1 BB: 0 P: 4	R: 0 H: 0 E: 0 K: 1 S: 5 LOB: 0 BB: 0 P: 5	R: 0 H: 0 E: 0 K: 2 S: 7 LOB: 0 BB: 0 P: 7	R: 0 H: 1 E: 0 K: 1 S: 5 LOB: 2 BB: 2 P: 13	R: 0 H: 1 E: 0 K: 1 S: 6 LOB: 2 BB: 1 P: 10	R: 2 H: 2 E: 0 K: 2 S: 9 LOB: 0 BB: 0 P: 9	1B: 7 SF: 0 2B: 4 SAC: 1 3B: 1 DP: 4 HR: 3 HBP: 1	WP: 1 PA: 55 PB: 0 SB: 3 CS: 2	
PITCHER	IP WLS BF H R ER SO BB IBB HBP BLK WP HR S P ERA WHIP															
Bobby Castillo, R ERA: 4.41 (1, 1)	6.1															
Len Whitehouse, L ERA: 3.16 (7, 1)	4.0															
Ron Davis, R ERA: 3.68 (11, 1)	2.2	L														

Oakland Athletics @ Minnesota Twins
 Hubert H. Humphrey Metrodome, Minneapolis, MN
 Sat Aug 06 1983, 8:05 PM EDT
 Att. 11,759 - Dome - 75 F


livebaseballscorecards.com




Batter	1	2	3	4	5	6	7	8	9	10	11	12	13	AB R H RBI BB SO LOB
Darrell Brown, S OBP: 0.336, SLG: 0.343 (1, 8)	0-0 F7		0-0 6-3 4-3 1B 1B		0-0 G6-4-3 1B 2B 1B		0-0 6-3		0-0 F8			0-0 E7 4-3 1B		6 2 3 0 0 0 1
John Castino, R OBP: 0.369, SLG: 0.450 (1, 4)	0-0 4-3		0-0 4-3		0-0 G6-4-3 1B		0-0 F8			0-0 L8		0-0 4-3		6 0 1 0 0 0 2
Gary Ward, R OBP: 0.327, SLG: 0.480 (1, 7)	0-3 K		0-0 6-3		0-0 G6-4-3 1-2f 2-3		0-3 K			0-0 3B		0-3 K		6 0 1 0 0 3 4
Kent Hrbek, L OBP: 0.366, SLG: 0.476 (1, 3)		4-0 G6-4-3 BB	0-0 HR 1B		0-0 2B		0-3 K			0-0 F6		0-0 L7		5 1 2 2 1 1 1
Gary Gaetti, R OBP: 0.304, SLG: 0.416 (1, 5)		0-0 G6-4-3 1-2f	0-0 HR		4-0 IBB		0-3 K2-3			0-0 F7		0-3 K		5 1 1 2 1 2 2
Randy Bush, L OBP: 0.352, SLG: 0.481 (1, 10)		4-0 BB BB BB	0-0 5-3		0-0 4-3		0-0 F7				0-0 6-3		0-0 F9	1 0 0 0 1 0 0 4 0 0 0 0 0 2
Dave Engle, R OBP: 0.394, SLG: 0.495 (5, PH)														
Tom Brunansky, R OBP: 0.291, SLG: 0.391 (1, 9)		4-0 BB BB BB		0-0 F7		4-0 G5-4-3 BB			0-0 5-3		0-0 F8			3 0 0 0 2 0 0
Ray Smith, R OBP: 0.293, SLG: 0.275 (1, 2)		4-0 BB BB BB		0-3 K		0-0 G5-4-3			0-0 1B		0-0 5-3			3 0 1 0 1 1 1 0 0 0 0 0 0 0 1 0 0 0 0 0 0
Bobby Mitchell, L OBP: 0.347, SLG: 0.307 (9, PR)		1-2 2-3 BB		0-0 K		1-2f								
Tim Laudner, R OBP: 0.232, SLG: 0.309 (10, 2)														
Houston Jimenez, R OBP: 0.237, SLG: 0.296 (1, 6)		0-3 K		0-0 6-3		0-3 K			0-0 F8			0-3 K		3 0 0 0 0 2 3 2 0 0 0 0 1 1
Ron Washington, R OBP: 0.294, SLG: 0.341 (9, PH) (10, 6)														

BOTTOM	
AB	45
R	4
H	9
RBI	4
BB	6
SO	10
LOB	17

Oakland Athletics @ Minnesota Twins
 Hubert H. Humphrey Metrodome, Minneapolis, MN
 Sat Aug 06 1983, 8:05 PM EDT
 Att: 11,759 - Dome - 75 F



Inning Stats															PITCHER														
R:	H:	E:	K:	S:	LOB:	BB:	P:	R:	H:	E:	K:	S:	LOB:	BB:	P:	R:	H:	E:	K:	S:	LOB:	BB:	P:	ERA	WHIP				
0	0	0	1	5	0	0	5	0	0	0	1	5	0	0	5	0	0	0	1	5	0	0	3	2	3	9.00	2.333		
0	0	0	1	5	0	0	5	0	0	0	1	5	0	0	5	0	0	0	1	5	0	0	3	2	3	3.00	1.333		
0	0	0	1	5	0	0	5	0	0	0	1	5	0	0	5	0	0	0	1	5	0	0	3	2	3	0.00	0.400		
0	0	0	1	5	0	0	5	0	0	0	1	5	0	0	5	0	0	0	1	5	0	0	3	2	3	0.00	0.400		
0	0	0	1	5	0	0	5	0	0	0	1	5	0	0	5	0	0	0	1	5	0	0	3	2	3	0.00	0.500		

Batter	1	2	3	4	5	6	7	8	9	AB R H RBI BB SO LOB	TOP		
Bill Almon, R OBP: 0.325, SLG: 0.390 (1, 3) X	0-0 L7	4-0 WP 1-2 1B BB		0-0 FC3-6 1B		0-0 SF9-3-2-6 1-2 3-H		0-0 SF8 3-H		2 1 1 2 1 0 0			
Mike Heath, R OBP: 0.333, SLG: 0.391 (1, 7) X	0-0 BB 1B	0-0 BB 1B		0-0 FC3-6 1-2f FC6-4			0-0 5-3	0-0 G3		5 0 2 2 0 0 1			
Davey Lopes, R OBP: 0.349, SLG: 0.443 (1, 4) S S S	0-3 K	4-0 BB 1B		0-0 FC6-4 1-2f			0-0 BLK 1B		0-0 1B 1B	4 0 2 0 1 1 2			
Jeff Burroughs, R OBP: 0.344, SLG: 0.392 (1, 10) B B B	4-0 BB 1-2	0-3 K			0-0 1-3		0-0 F7	0-0 L5		4 0 0 0 1 1 4			
Carney Lansford, R OBP: 0.367, SLG: 0.509 (1, 5) X	0-0 4-3		0-0 6-3		0-0 4-3		4-0 1-2 IBB	0-0 F9		4 0 0 0 1 0 3			
Dwayne Murphy, L OBP: 0.326, SLG: 0.354 (1, 8)		0-0 F7	0-0 L9		0-3 K		0-3 K	0-0 FC5-4 1-2 1B		5 0 1 0 0 2 2			
Bob Kearney, R OBP: 0.324, SLG: 0.413 (1, 2)		0-0 FC6-4 WP BB 1B	4-0 BB 1B		1-0 1B SF9-3-2-6 HBP			0-0 HR	0-0 FC5-4 1-2f	3 3 2 1 1 0 2	AB 34 R 6 H 10 RBI 5 BB 6 SO 4 LOB 19		
Mike Davis, L OBP: 0.316, SLG: 0.389 (1, 9)		4-0 FC6-4 1-2 BB	0-0 L6		0-0 F8			0-0 E SF8 1B		3 1 1 0 1 0 2			
Tony Phillips, S OBP: 0.324, SLG: 0.315 (1, 6)		0-0 FC6-4 WP BB 1B 1-2f 2-3		0-0 5-3		0-0 1B SF9-3-2-6		0-0 4-3 1-3		4 1 1 0 0 0 3			
Inning Stats	R: 0 H: 1 E: 0 LOB: 2 K: 1 BB: 1 S: 6 P: 10	R: 3 H: 2 E: 0 LOB: 2 K: 1 BB: 3 S: 7 P: 19	R: 0 H: 0 E: 0 LOB: 1 K: 0 BB: 1 S: 3 P: 7	R: 0 H: 1 E: 0 LOB: 1 K: 0 BB: 0 S: 4 P: 4	R: 0 H: 0 E: 0 LOB: 0 K: 1 BB: 0 S: 5 P: 5	R: 1 H: 1 E: 0 LOB: 0 K: 0 BB: 0 S: 3 P: 4	R: 0 H: 1 E: 0 LOB: 2 K: 1 BB: 1 S: 6 P: 10	R: 2 H: 2 E: 1 LOB: 0 K: 0 BB: 0 S: 5 P: 5	R: 0 H: 2 E: 0 LOB: 2 K: 0 BB: 0 S: 5 P: 5	1B: 9 SF: 2 2B: 1 SAC: 0 3B: 0 DP: 1 HR: 1 HBP: 1	WP: 1 PA: 43 PB: 0 SB: 0 CS: 0		
PITCHER	IP WLS BF H R ER SO BB IBB HBP BLK WP HR S P ERA WHIP											PITCHER	IP WLS BF H R ER SO BB IBB HBP BLK WP HR S P ERA WHIP
Frank Viola, L ERA: 5.42 (1, 1)	7.0 L 35 8 6 5 4 5 1 1 1 1 1 1 36 61 6.43 1.857												
Rick Lysander, R ERA: 2.82 (8, 1)	1.0 3 0 0 0 0 0 0 0 0 0 0 0 3 3 0.00 0.000												
Pete Filson, L ERA: 3.6 (9, 1)	1.0 5 2 0 0 0 0 0 0 0 0 0 0 5 5 0.00 2.000												

Oakland Athletics @ Minnesota Twins
 Hubert H. Humphrey Metrodome, Minneapolis, MN
 Sun Aug 07 1983, 4:33 AM EDT
 Att. 8,503 - Dome - 76 F

livebaseballscorecards.com

Batter	1	2	3	4	5	6	7	8	9	AB	R	H	RBI	BB	SO	LOB
Darrell Brown, S OBP: 0.324, SLG: 0.331 (1, 8)	0-0 6-3		0-3 K		0-3 K		0-3 K		0-0 F8	5	0	0	0	0	3	5
John Castino, R OBP: 0.367, SLG: 0.446 (1, 4)	0-0 F8		4-0 FC6-4 BB		0-0 FC5-4		0-3 K		0-0 F8	4	0	0	0	1	1	5
Gary Ward, R OBP: 0.326, SLG: 0.480 (1, 7)	0-0 F8		0-0 FC6-4			0-0 F7 2B			0-0 F9	4	0	1	0	0	0	3
Kent Hrbek, L OBP: 0.370, SLG: 0.478 (1, 3)		0-0 1B 1B		0-0 FC4 1B		0-0 F3		4-0 G6-4-3 BB		3	0	2	0	1	0	1
Gary Gaetti, R OBP: 0.304, SLG: 0.413 (1, 5)		0-3 K		0-0 FC4		4-0 BB		0-0 G6-4-3		3	0	0	0	1	1	3
Randy Bush, L OBP: 0.348, SLG: 0.474 (1, 10)		0-0 F8		0-0 F7		0-0 F7		0-0 F8		4	0	0	0	0	0	4
Tom Brunansky, R OBP: 0.293, SLG: 0.391 (1, 9)		0-0 1B		0-0 F7		0-0 L5			4-0 2B BB	3	0	1	0	1	0	3
Ron Washington, R OBP: 0.297, SLG: 0.341 (1, 6)		0-0 F8			0-0 FC5-4 1B		4-0 BB BB		0-0 F7	3	0	1	0	1	0	3
Ray Smith, R OBP: 0.289, SLG: 0.271 (1, 2)			0-0 5-3		0-3 K		4-0 BB		0-0 2B	2	0	0	0	0	1	1
Dave Engle, R (7, PH) OBP: 0.367, SLG: 0.495							1-2 BB			0	0	0	0	1	0	0
Tim Laudner, R OBP: 0.257, SLG: 0.323 (8, 2)									1-3 2B	1	0	1	0	0	0	0

BOTTOM

Oakland Athletics @ Minnesota Twins
 Hubert H. Humphrey Metrodome, Minneapolis, MN
 Sun Aug 07 1983, 4:33 AM EDT
 Att. 8,503 - Dome - 76 F

livebaseballscores.com

AB	32
R	0
H	6
RBI	0
BB	6
SO	6
LOB	28



Inning Stats	R: 0	H: 0	E: 0	K: 0	S: 3	R: 0	H: 2	E: 0	K: 1	S: 7	R: 0	H: 0	E: 0	K: 1	S: 5	R: 0	H: 1	E: 0	K: 0	S: 4	R: 0	H: 1	E: 0	K: 2	S: 8	R: 0	H: 1	E: 0	K: 0	S: 4	R: 0	H: 0	E: 0	K: 0	S: 2	R: 0	H: 1	E: 0	K: 0	S: 4	R: 0	H: 1	E: 0	K: 0	S: 4	1B: 4	SF: 0	2B: 2	3B: 0	HR: 0	WP: 0	PB: 0	SB: 0	CS: 0	PA: 38
--------------	------	------	------	------	------	------	------	------	------	------	------	------	------	------	------	------	------	------	------	------	------	------	------	------	------	------	------	------	------	------	------	------	------	------	------	------	------	------	------	------	------	------	------	------	------	-------	-------	-------	-------	-------	-------	-------	-------	-------	--------

PITCHER	IP	WLS	BF	H	R	ER	SO	BB	IBB	HBP	BLK	WP	HR	S	P	ERA	WHIP
Chris Codiroli, R ERA: 4.52 (1, 1)	6.0	W	27	5	0	0	4	4	0	0	0	0	0	31	47	0.00	1.500
Keith Atherton, R ERA: 2.96 (7, 1)	3.0	S	11	1	0	0	2	2	0	0	0	0	0	13	21	0.00	1.000

Batter	1	2	3	4	5	6	7	8	9	AB R H RBI BB SO LOB	TOP											
Tony Bernazard, S (1, 4) OBP: 0.341, SLG: 0.384	0-0 S 1B		0-0 1B		4-0 BB 1-2 BB		0-0 G6-4-3 1-2f			3 1 2 0 1 0 1	Seattle Mariners @ Oakland Athletics Oakland-Alameda County Coliseum, Oakland, CA Mon Aug 08 1983, 7:05 PM PDT Att: 14,329 - Unknown livebaseballscorecards.com											
Domingo Ramos, R (1, 6) OBP: 0.350, SLG: 0.389	0-0 F9		0-0 F8		0-0 F9		0-0 F9			4 0 0 0 0 0 4												
Pat Putnam, L (1, 3) OBP: 0.313, SLG: 0.438	4-0 1B 1-2 BB		0-0 F8		4-0 1-2 2-3 BB		0-0 F8			2 0 0 0 2 0 1												
Richie Zisk, R (1, 10) OBP: 0.307, SLG: 0.397	0-0 G4-6-3 1-2 2-H 1B		0-3 K		0-3 K		0-0 4-3			4 0 1 1 0 2 4												
Steve Henderson, R (1, 7) OBP: 0.350, SLG: 0.395	0-0 G4-6-3 1-2f				0-0 F7		0-0 F8			4 0 0 0 0 0 2												
Dave Henderson, R (1, 9) OBP: 0.297, SLG: 0.407		0-0 F8		0-3 K2-3		0-0 F4		0-3 K		3 0 0 0 0 1 0 1 0 0 0 0 1 0												
Manny Castillo, S (9, PH) OBP: 0.250, SLG: 0.286																						
Jamie Allen, R (1, 5) OBP: 0.330, SLG: 0.322		0-0 F4		0-0 6-3		0-0 1B		0-3 K		3 0 1 0 0 0 0 1 0 0 0 0 1 0												
Al Chambers, L (9, PH) OBP: 0.436, SLG: 0.406																						
Jamie Nelson, R (1, 2) OBP: 0.282, SLG: 0.324		0-0 S 1B				0-0 6-3		0-0 F9		3 0 1 0 0 0 1 1 0 0 0 0 0 0												
Ricky Nelson, L (9, PH) OBP: 0.314, SLG: 0.415																						
John Moses, S (1, 8) OBP: 0.304, SLG: 0.287		0-0 6-3			4-0 BB BB BB		4-0 G6-4-3 BB			1 0 0 0 2 0 1												
Inning Stats	R: 1 E: 0 K: 0 S: 4	H: 2 LOB: 1 BB: 1 P: 8	R: 0 E: 0 K: 0 S: 4	H: 1 LOB: 1 BB: 0 P: 4	R: 0 E: 0 K: 1 S: 6	H: 1 LOB: 1 BB: 0 P: 6	R: 0 E: 0 K: 1 S: 5	H: 0 LOB: 0 BB: 0 P: 5	R: 0 E: 0 K: 1 S: 5	H: 0 LOB: 3 BB: 3 P: 17	R: 0 E: 0 K: 0 S: 4	H: 1 LOB: 1 BB: 0 P: 4	R: 0 E: 0 K: 0 S: 2	H: 0 LOB: 0 BB: 1 P: 6	R: 0 E: 0 K: 0 S: 3	H: 0 LOB: 0 BB: 0 P: 3	R: 0 E: 0 K: 2 S: 7	H: 0 LOB: 0 BB: 0 P: 7	1B: 5 2B: 0 3B: 0 HR: 0	SF: 0 SAC: 0 DP: 2 HBP: 0	WP: 0 PB: 0 SB: 2 CS: 0	PA: 35
PITCHER	IP WLS BF H R ER SO BB IBB HBP BLK WP HR S P ERA WHIP																					
Tim Conroy, L (1, 1) ERA: 3.3	7.0 W 29 5 1 1 3 5 0 0 0 0 0 0 30 50 1.29 1.429																					
Dave Beard, R (8, 1) ERA: 5.22	2.0 S 6 0 0 0 2 0 0 0 0 0 0 0 10 10 0.00 0.000																					



Batter	1	2	3	4	5	6	7	8	9
Tony Phillips, S OBP: 0.320, SLG: 0.311 (1, 6) S S	0-3 K		0-0 G3-6-3		0-0 4-3		0-0 1-3		
Mike Davis, L OBP: 0.318, SLG: 0.394 (1, 9) X	0-0 F7 2B		0-3 K		0-0 1B			0-0 4-3	
Dwayne Murphy, L OBP: 0.327, SLG: 0.365 (1, 8) X	0-0 F7 2-3			0-0 HR	0-0 1B			0-0 F7	
Davey Lopes, R OBP: 0.348, SLG: 0.439 (1, 4) B B B	4-0 BB			0-0 1-3	0-0 F4			0-0 6-3	
Carney Lansford, R OBP: 0.363, SLG: 0.502 (1, 5) X	0-0 1-3			0-0 6-3		0-0 6-3			
Garry Hancock, L OBP: 0.318, SLG: 0.523 (1, 7) X		0-0 F8		0-0 HR		0-0 F8			
Jeff Burroughs, R OBP: 0.343, SLG: 0.389 (1, 10) B B B B		0-3 K		4-0 BB		0-0 F9			
Wayne Gross, L OBP: 0.318, SLG: 0.396 (1, 3) X		0-0 F9		0-0 F5			0-0 F8		
Mike Heath, R OBP: 0.333, SLG: 0.387 (1, 2) H			1-0 G3-6-3 HBP		0-0 F4		0-0 F4		

Inning Stats	R: 0	H: 1	E: 0	K: 1	S: 6	LOB: 2	BB: 1	P: 10
	R: 0	H: 0	E: 0	K: 1	S: 5	LOB: 0	BB: 0	P: 5
	R: 2	H: 2	E: 0	K: 0	S: 5	LOB: 1	BB: 1	P: 9
	R: 0	H: 2	E: 0	K: 0	S: 5	LOB: 2	BB: 0	P: 5
	R: 0	H: 0	E: 0	K: 0	S: 3	LOB: 0	BB: 0	P: 3
	R: 0	H: 0	E: 0	K: 0	S: 3	LOB: 0	BB: 0	P: 3
	R: 0	H: 0	E: 0	K: 0	S: 3	LOB: 0	BB: 0	P: 3

PITCHER	IP	WLS	BF	H	R	ER	SO	BB	IBB	HBP	BLK	WP	HR	S	P	ERA	WHIP
Jim Beattie, R ERA: 3.91 (1, 1)	8.0	L	31	5	2	2	3	2	0	1	0	0	2	34	43	2.25	0.875

AB R H RBI BB SO LOB

4	0	0	0	0	1	1
4	0	2	0	0	1	0
4	1	2	1	0	0	1
3	0	0	0	1	0	2
3	0	0	0	0	0	2
3	1	1	1	0	0	0
2	0	0	0	1	1	0
3	0	0	0	0	0	1
2	0	0	0	0	0	0

AB	R	H	RBI	BB	SO	LOB
28	2	5	2	2	3	7



Seattle Mariners @ Oakland Athletics
Oakland-Alameda County Coliseum, Oakland, CA
Mon Aug 08 1983, 7:05 PM PDT
Att. 14,329 - Unknown

livebaseballscorecards.com

WP	HR	S	P	ERA	WHIP
0	0	1	3	3.91	1.125

Batter	1	2	3	4	5	6	7	8	9	AB R H RBI BB SO LOB	TOP																									
Tony Bernazard, S (1, 4) OBP: 0.339, SLG: 0.380	0-0 F5	[Greyed Out]		0-0 2-3	[Greyed Out]		4-0 E S 2B BB	0-3 K	0-0 F6	4 1 0 0 1 1 2	Seattle Mariners @ Oakland Athletics Oakland-Alameda County Coliseum, Oakland, CA Tue Aug 09 1983, 7:05 PM PDT Att. 6,848 - Unknown livebaseballscorecards.com																									
Spike Owen, S (1, 6) OBP: 0.286, SLG: 0.336	4-0 BB BB	[Greyed Out]		0-3 K	[Greyed Out]		0-0 F5	0-0 FC6-4 1-2f	0-0 5-3	4 0 0 0 1 1 3																										
Pat Putnam, L (1, 3) OBP: 0.314, SLG: 0.440	0-0 F3	[Greyed Out]		0-0 1B BB 2B 1B	[Greyed Out]		0-0 FC6-5 1-H 2B	0-0 F7	0-0 F5	5 1 2 1 0 0 1																										
Al Chambers, L (1, 10) OBP: 0.463, SLG: 0.406 Richie Zisk, R (5, PH) OBP: 0.305, SLG: 0.394	4-0 1-2 BB	[Greyed Out]		4-0 1-2 1B 2B BB	[Greyed Out]		0-0 FC6-5-4 2-3	0-0 F4	0-0 F4	0 1 0 0 2 0 0 2 0 0 0 0 0 1																										
Ricky Nelson, L (1, 7) OBP: 0.314, SLG: 0.413 Dave Henderson, R (6, 9) OBP: 0.296, SLG: 0.405	0-3 K	[Greyed Out]		0-0 2B 4-3 1B	[Greyed Out]		0-3 K	0-0 F7	0-0 F7	3 1 1 0 0 2 3 1 0 0 0 0 0 0																										
Ron Roenicke, S (1, 9) OBP: 0.299, SLG: 0.313	[Greyed Out]		0-0 4-3	0-0 4-3 SF8 2B	[Greyed Out]		0-0 WP 5-3 2B	0-0 2-3	0-0 2-3	4 2 2 2 0 0 0																										
Manny Castillo, S (1, 5) OBP: 0.250, SLG: 0.285	[Greyed Out]		0-0 6-3	0-0 4-3	[Greyed Out]		0-0 5-3	0-0 1B	0-0 1B	4 0 1 2 0 0 1																										
Rick Sweet, S (1, 2) OBP: 0.255, SLG: 0.241 Steve Henderson, R (8, PH) OBP: 0.349, SLG: 0.393 Jamie Nelson, R (8, 2) OBP: 0.282, SLG: 0.324	[Greyed Out]		0-0 4-3	0-0 SF8	[Greyed Out]		0-1 CI E	0-0 F8	0-0 F8	1 0 0 1 0 0 0 1 0 0 0 0 0 1 0 0 0 0 0 0 0																										
John Moses, S (1, 8) OBP: 0.293, SLG: 0.276	[Greyed Out]		0-0 F4	0-3 K	[Greyed Out]		0-0 E4 FC6-4 1-2	0-0 F8	0-0 F8	4 0 0 0 0 1 2																										
Inning Stats	R: 0 E: 0 K: 1 S: 5	H: 0 LOB: 2 BB: 2 P: 13	R: 0 E: 0 K: 0 S: 3	H: 0 LOB: 0 BB: 0 P: 3	R: 0 E: 0 K: 1 S: 5	H: 0 LOB: 0 BB: 0 P: 5	R: 4 E: 0 K: 1 S: 8	H: 3 LOB: 0 BB: 1 P: 12	R: 1 E: 0 K: 1 S: 6	H: 1 LOB: 1 BB: 1 P: 10	R: 1 E: 2 K: 1 S: 8	H: 1 LOB: 2 BB: 0 P: 8	R: 0 E: 0 K: 0 S: 3	H: 0 LOB: 0 BB: 0 P: 3	R: 0 E: 0 K: 0 S: 4	H: 1 LOB: 1 BB: 0 P: 4	R: 0 E: 0 K: 0 S: 3	H: 0 LOB: 0 BB: 0 P: 3	1B: 3 2B: 3 3B: 0 HR: 0	SF: 1 SAC: 0 DP: 0 HBP: 0	WP: 1 PB: 0 SB: 1 CS: 0	PA: 39														
PITCHER	IP WLS BF H R ER SO BB IBB HBP BLK WP HR S P ERA WHIP																			ERA WHIP																
Steve McCatty, R (1, 1) ERA: 4.37	4.1		21	4	5	5	3	4	0	0	0	0	0	0	23	39	10.38	1.846																		
Tom Underwood, L (5, 1) ERA: 4.4	3.0	W	13	2	1	1	2	0	0	0	0	1	0	17	17	3.00	0.667																			
Dave Beard, R (8, 1) ERA: 5.01	1.2	S	5	0	0	0	0	0	0	0	0	0	0	5	5	0.00	0.000																			

Batter	1	2	3	4	5	6	7	8	9	AB	R	H	RBI	BB	SO	LOB
Mike Davis, L OBP: 0.317, SLG: 0.394 (1, 9)	0-0 F9	0-0 F2		0-0 1B 2B		0-0 F4		0-0 6-3		5	1	1	1	0	0	3
Mike Heath, R OBP: 0.337, SLG: 0.386 (1, 2)	0-0 6-3	0-0 G3		0-0 BB 1B			4-0 HR BB			3	1	1	1	1	0	2
Dwayne Murphy, L OBP: 0.329, SLG: 0.373 (1, 8)	0-0 G3		0-0 3-1	4-0 FC6-4 BB			0-0 HR			3	1	1	2	1	0	0
Davey Lopes, R OBP: 0.347, SLG: 0.437 (1, 4)		0-0 E 3B 1B	0-3 K	0-0 FC6-4			0-0 F8			4	1	1	0	0	1	2
Carney Lansford, R OBP: 0.365, SLG: 0.506 (1, 5)		0-0 E8 3B 1B	0-0		0-0 F8		0-3 K			4	1	2	0	0	1	0
Garry Hancock, L OBP: 0.317, SLG: 0.529 (1, 7)		0-0 E 3B	0-0 6-3		0-0 F7		0-3 K			4	1	1	2	0	1	1
Wayne Gross, L OBP: 0.313, SLG: 0.390 (1, 3)		0-0 F2		0-0 F8	0-0 6-3			0-0 4-3		4	0	0	0	0	0	1
Mitchell Page, L OBP: 0.355, SLG: 0.288 Jeff Burroughs, R OBP: 0.345, SLG: 0.391 Bill Almon, R OBP: 0.325, SLG: 0.390 (1, 10)		1-0 E HBP		0-0 6-3 S 2B 1B		0-0 F7		0-0		2	1	1	0	0	0	0
Tony Phillips, S OBP: 0.316, SLG: 0.306 (1, 6)		0-0 E1		0-0 6-3		0-3 K		0-0 F9		1	0	1	0	0	0	0

Inning Stats	R: 0	H: 0	E: 0	LOB: 0	K: 0	P: 3	R: 3	H: 3	E: 2	LOB: 2	K: 0	P: 8	R: 0	H: 1	E: 0	LOB: 1	K: 1	P: 6	R: 2	H: 3	E: 0	LOB: 2	K: 0	P: 10	R: 0	H: 0	E: 0	LOB: 0	K: 0	P: 3	R: 0	H: 0	E: 0	LOB: 0	K: 1	P: 5	R: 2	H: 1	E: 0	LOB: 0	K: 2	P: 12	R: 0	H: 1	E: 0	LOB: 1	K: 0	P: 4
	3	3	3	0	0	3	7	3	2	2	0	8	0	1	0	1	0	6	6	0	3	2	10	3	5	0	0	0	0	0	3	0	0	0	5	5	0	12	0	1	0	4	0	4				

PITCHER	IP	WLS	BF	H	R	ER	SO	BB	IBB	HBP	BLK	WP	HR	S	P	ERA	WHIP
Glenn Abbott, R ERA: 4.38 (1, 1)	3.2		21	7	5	4	1	1	0	0	0	0	0	21	26	9.82	2.182
Bob Stoddard, R ERA: 4.61 (4, 1)	2.1	L	9	1	2	2	1	1	0	0	0	0	1	10	14	7.71	0.857
Mike Stanton, R ERA: 4.28 (7, 1)	0.2		2	0	0	0	1	0	0	0	0	0	0	4	4	0.00	0.000
Ed Vande Berg, L ERA: 3.74 (7, 1)	1.1		5	1	0	0	1	0	0	0	0	0	0	7	7	0.00	0.750


BOTTOM

Seattle Mariners @ Oakland Athletics
Oakland-Alameda County Coliseum, Oakland, CA

Tue Aug 09 1983, 7:05 PM PDT
Att. 6,848 - Unknown

livebaseballscorecards.com

AB	34
R	7
H	9
RBI	6
BB	2
SO	4
LOB	12



1B: 5	SF: 0	WP: 0	PA: 37
2B: 2	SAC: 0	PB: 0	
3B: 1	DP: 0	SB: 1	
HR: 1	HBP: 1	CS: 0	

Batter	1	2	3	4	5	6	7	8	9	AB R H RBI BB SO LOB	TOP	
Tony Bernazard, S (1, 4) OBP: 0.342, SLG: 0.381	0-0 CS 1B		0-0 SF9 1B	4-0 2B IBB		0-3 K		0-0 F8		4 1 2 0 1 1 0		
Spike Owen, S (1, 6) OBP: 0.283, SLG: 0.340	0-0 4-3 1-2		0-0 SF9 1-3 3-H	0-0 2B 1-3 2-H		0-0 6-3		0-0 G3		4 0 1 2 0 0 1		
Steve Henderson, R (1, 7) OBP: 0.352, SLG: 0.399 Bill Caudill, R (9, 1) Ed Vande Berg, R (9, 1)	0-0 6-3		0-0 HR 1B	0-3 K			0-0 F9 2B		0-0 6-3 1B	5 1 3 1 0 1 2 0 0 0 0 0 0 0 0 0 0 0 0 0 0		
Richie Zisk, R (1, 10) OBP: 0.308, SLG: 0.396 John Moses, S (7, PR) OBP: 0.291, SLG: 0.274 (9, 8)		0-0 5-3	0-0 HR 1B		0-0 F3		0-0 1B		0-0 6-3	4 1 2 0 0 0 0 1 0 0 0 0 0 1		
Ron Roenicke, S (1, 8) OBP: 0.306, SLG: 0.337 (9, 7)		0-0 5-3	0-0 HR 1-3 2-H		0-0 3B 2B		0-0 F3		1-0 HBP	4 2 2 3 0 0 2		
Dave Henderson, R (1, 9) OBP: 0.295, SLG: 0.405		0-0 2B	0-0 F9		0-0 L8		0-0 F9 2-3		0-0 F7	5 0 1 0 0 0 5		
Manny Castillo, S (1, 3) OBP: 0.250, SLG: 0.297		0-0 6-3		0-0 F7		0-0 3B 2-H		0-0 F7		4 0 1 1 0 0 3		
Jamie Allen, R (1, 5) OBP: 0.329, SLG: 0.321			0-0 5-3	0-0 S 2B 1B		0-0 6-3		0-0 F7		4 1 1 0 0 0 1		
Jamie Nelson, R (1, 2) OBP: 0.279, SLG: 0.317			0-0 SF9 1B	0-3 K		0-3 K		0-3 K		4 1 1 0 0 3 1		
Inning Stats	R: 0 E: 0 K: 0 S: 3 H: 1 LOB: 0 BB: 0 P: 3	R: 0 E: 0 K: 0 S: 4 H: 1 LOB: 1 BB: 0 P: 4	R: 5 E: 0 K: 0 S: 8 H: 5 LOB: 0 BB: 0 P: 8	R: 1 E: 0 K: 2 S: 9 H: 2 LOB: 2 BB: 1 P: 13	R: 1 E: 0 K: 0 S: 5 H: 2 LOB: 1 BB: 0 P: 5	R: 0 E: 0 K: 2 S: 7 H: 0 LOB: 0 BB: 0 P: 7	R: 0 E: 0 K: 0 S: 5 H: 2 LOB: 2 BB: 0 P: 5	R: 0 E: 0 K: 1 S: 5 H: 0 LOB: 0 BB: 0 P: 5	R: 0 E: 0 K: 0 S: 4 H: 1 LOB: 2 BB: 0 P: 5	1B: 8 2B: 4 3B: 1 HR: 1 SF: 1 SAC: 0 DP: 0 HBP: 1	WP: 0 PB: 0 SB: 2 CS: 1 PA: 42	
PITCHER	IP WLS BF H R ER SO BB IBB HBP BLK WP HR S P ERA WHIP											
Gorman Heimueller, L (1, 1) ERA: 5.58	3.2 L 20 9 6 6 1 0 1 0 0 0 1 21 25 14.73 2.455											
Keith Atherton, R (4, 1) ERA: 2.73	5.1 22 5 1 1 4 0 0 1 0 0 0 29 30 1.69 0.938											

Seattle Mariners @ Oakland Athletics
Oakland-Alameda County Coliseum, Oakland, CA
Wed Aug 10 1983, 3:33 AM PDT
Att: 13,780 - Unknown

livebaseballscorecards.com

AB	39
R	7
H	14
RBI	7
BB	1
SO	5
LOB	16



Batter	1	2	3	4	5	6	7	8	9	AB	R	H	RBI	BB	SO	LOB
Bill Almon, R OBP: 0.323, SLG: 0.397 (1, 3) (9, 6)	0-0 F9	0-0 FC3-2 1B			0-0 HR		0-0 F6	0-0 SF8		4	1	1	2	0	0	3
Mike Heath, R OBP: 0.333, SLG: 0.381 (1, 9)	0-0 4-3	0-0 1B			0-0 4-3		0-3 K	0-3 K		5	0	1	1	0	2	2
Davey Lopes, R OBP: 0.353, SLG: 0.439 (1, 4)	0-0 E4 1B	0-0 4-3			4-0 BB		0-0 1B 1B		4-0 WP BB	3	0	2	0	2	0	2
Jeff Burroughs, R OBP: 0.347, SLG: 0.391 Mike Davis, L OBP: 0.316, SLG: 0.393 (1, 10) (7, PR)	4-0 BB BB		0-0 F4		0-0 F9		0-0 1B		0-0 F8	3	0	1	1	1	0	1
Carney Lansford, R OBP: 0.362, SLG: 0.498 (1, 5)	4-0 1B BB		0-0 6-3		0-3 K		0-3 6-3		0-0 F7	4	0	0	0	1	1	4
Dwayne Murphy, L OBP: 0.328, SLG: 0.369 (1, 8)	0-3 K		0-3 K			0-3 K		0-0 1-3	4-0 BB	4	0	0	0	1	3	3
Bob Kearney, R OBP: 0.322, SLG: 0.406 (1, 2)		0-0 5-3		0-0 F8		0-0 5-3		4-0 1B BB	0-0 F3	4	1	0	0	1	0	2
Rick Peters, S OBP: 0.327, SLG: 0.301 (1, 7)		0-0 E FC3-2 1B		0-3 K		0-0 F9		0-0 1B SF8 1B		4	1	2	0	0	1	0
Donnie Hill, S OBP: 0.213, SLG: 0.255 Garry Hancock, L OBP: 0.321, SLG: 0.532 (8, PH) (9, 3)		0-0 E5 FC3-2 1B		0-3 K			0-0 1B PB 1B	0-0 1B		3	2	2	0	0	1	0
		1-3 1B						1-3 2-H		1	0	1	1	0	0	0

Inning Stats	R: 0	H: 1	E: 1	K: 1	S: 6	H: 3	LOB: 2	BB: 0	P: 6	R: 0	H: 0	E: 0	K: 1	S: 5	H: 0	LOB: 0	BB: 0	P: 5	R: 0	H: 1	E: 0	K: 1	S: 6	H: 1	LOB: 1	BB: 1	P: 10	R: 0	H: 0	E: 0	K: 1	S: 5	H: 0	LOB: 0	BB: 0	P: 5	R: 1	H: 3	E: 0	K: 1	S: 8	H: 2	LOB: 1	BB: 1	P: 11	R: 0	H: 0	E: 0	K: 0	S: 3	H: 0	LOB: 2	BB: 2	P: 11	1B: 9	SF: 1	2B: 0	SAC: 0	3B: 0	DP: 0	HR: 1	HBP: 0	WP: 1	PA: 43
--------------	------	------	------	------	------	------	--------	-------	------	------	------	------	------	------	------	--------	-------	------	------	------	------	------	------	------	--------	-------	-------	------	------	------	------	------	------	--------	-------	------	------	------	------	------	------	------	--------	-------	-------	------	------	------	------	------	------	--------	-------	-------	-------	-------	-------	--------	-------	-------	-------	--------	-------	--------

PITCHER	IP	WLS	BF	H	R	ER	SO	BB	IBB	HBP	BLK	WP	HR	S	P	ERA	WHIP
Matt Young, L ERA: 3.04 (1, 1)	7.1	W	34	8	4	4	7	4	0	0	0	0	1	44	60	4.91	1.636
Bill Caudill, R ERA: 4.3 (8, 1)	1.1		7	2	1	1	1	1	0	0	0	0	0	8	12	6.75	2.250
Bill Caudill, R ERA: 4.3 (9, 1)	1.1		7	2	1	1	1	1	0	0	0	0	0	8	12	6.75	2.250
Ed Vande Berg, L ERA: 3.71 (9, 1)	0.1	S	2	0	0	0	0	1	0	0	0	1	0	1	5	0.00	3.000


BOTTOM

Seattle Mariners @ Oakland Athletics
Oakland-Alameda County Coliseum, Oakland, CA

Wed Aug 10 1983, 3:33 AM PDT
Att. 13,780 - Unknown

livebaseballscorecards.com

AB	36
R	5
H	10
RBI	5
BB	6
SO	8
LOB	18



Batter	1	2	3	4	5	6	7	8	9	AB R H RBI BB SO LOB	TOP																			
Darrell Brown, S (1, 8) OBP: 0.307, SLG: 0.319	0-0 F7		0-0 L7		0-0 2-3			0-0 6-3		4 0 0 0 0 0 1																				
John Castino, R (1, 4) OBP: 0.360, SLG: 0.437	0-0 F9		0-0 F8		0-0 F9			0-0 G3		4 0 0 0 0 0 1																				
Gary Ward, R (1, 7) OBP: 0.325, SLG: 0.482	0-0 1B		0-0 1B				0-0 4-3	0-0 F8		4 0 2 0 0 0 0																				
Kent Hrbek, L (1, 3) OBP: 0.370, SLG: 0.472	0-0 F6		0-0 F9			4-0 BB		0-0 6-3		3 0 0 0 1 0 2																				
Gary Gaetti, R (1, 5) OBP: 0.308, SLG: 0.425		H 1-0 FC3-6 HBP		0-0 6-3		0-0 F6		0-0 FC5-4 1B		3 0 1 0 0 0 1																				
Randy Bush, L (1, 10) OBP: 0.338, SLG: 0.459		X 0-0 FC3-6 1B		0-0 F5		0-0 F7		0-3 K		4 0 0 0 0 1 3																				
Tom Brunansky, R (1, 9) OBP: 0.294, SLG: 0.391		X 0-0 L5		0-0 4-3			0-0 F9	0-0 FC5-4		4 0 0 0 0 0 2																				
Ron Washington, R (1, 6) OBP: 0.294, SLG: 0.335		X 0-0 1B			0-0 2-3 1B		0-0 5-3			3 0 2 0 0 0 0																				
Ray Smith, R (1, 2) OBP: 0.284, SLG: 0.266		X 0-0 F8			0-0 F7		0-0 5-3			3 0 0 0 0 0 3																				
Inning Stats	R: 0 E: 0 K: 0 S: 4	H: 1 LOB: 1 BB: 0 P: 4	R: 0 E: 0 K: 0 S: 4	H: 1 LOB: 2 BB: 0 P: 5	R: 0 E: 0 K: 0 S: 4	H: 1 LOB: 1 BB: 0 P: 4	R: 0 E: 0 K: 0 S: 3	H: 0 LOB: 0 BB: 0 P: 3	R: 0 E: 0 K: 0 S: 4	H: 1 LOB: 1 BB: 0 P: 4	R: 0 E: 0 K: 0 S: 3	H: 0 LOB: 0 BB: 0 P: 3	R: 0 E: 0 K: 0 S: 3	H: 0 LOB: 0 BB: 0 P: 3	R: 0 E: 0 K: 1 S: 6	H: 1 LOB: 1 BB: 0 P: 6	1B: 5 2B: 0 3B: 0 HR: 0	SF: 0 SAC: 0 DP: 0 HBP: 1	WP: 0 PB: 0 SB: 0 CS: 0	PA: 34										
PITCHER Chris Codioli, R (1, 1) ERA: 4.26	IP 9.0	WLS W	BF 34	H 5	R 0	ER 0	SO 1	BB 1	IBB 0	HBP 1	BLK 0	WP 0	HR 0	S 34	P 39	ERA 0.00	WHIP 0.667													
											PITCHER	IP	WLS	BF	H	R	ER	SO	BB	IBB	HBP	BLK	WP	HR	S	P	ERA	WHIP		

Minnesota Twins @ Oakland Athletics
Oakland-Alameda County Coliseum, Oakland, CA
Thu Aug 11 1983, 7:05 PM PDT
Att. 6,915 - Unknown

livebaseballscorecards.com

AB	32
R	0
H	5
RBI	0
BB	1
SO	1
LOB	13



Batter	1	2	3	4	5	6	7	8	9	AB R H RBI BB SO LOB	TOP																
Darrell Brown, S (1, 8) OBP: 0.316, SLG: 0.327	0-0 F9 WP 2B 1B		0-0 1B			0-0 F8 1B FC5-4 1B	0-0 F9 2		0-0 F8 3	5 2 3 0 0 0 0																	
John Castino, R (1, 4) OBP: 0.359, SLG: 0.435	0-0 F9 1 1-3		0-0 L8 3			0-0 FC5-4 BB 1-2 E 1B	0-0 G3 3			4 1 1 0 0 0 2																	
Gary Ward, R (1, 7) OBP: 0.325, SLG: 0.486	0-3 K			0-0 5-3 1		0-0 F8 1 2-3		0-0 HR		4 1 1 1 0 1 3																	
Kent Hrbek, L (1, 3) OBP: 0.374, SLG: 0.475	0-0 3-H 2B			4-0 BB		4-0 FC5-4 BB 1-2		0-0 5-3 1		2 0 1 1 2 0 0																	
Gary Gaetti, R (1, 5) OBP: 0.308, SLG: 0.422		0-0 F7 1		0-0 F7 2		0-0 FC5-4 2 1B		4-0 1B BB		3 1 0 1 1 0 3																	
Randy Bush, L (1, 10) Dave Engle, R (6, PH) OBP: 0.374, SLG: 0.513		0-0 F6 2		0-0 4-3 3		0-0 E6 1B 1-2 3-H		0-0 G6-3 1B 1-2		2 0 0 0 0 0 1 2 0 1 0 0 0 1																	
Tom Brunansky, R (1, 9) OBP: 0.293, SLG: 0.389		0-3 K 3			0-0 F8 1	0-0 FC6 1B 1-3 2-H		0-0 G6-3 2 1-2 3		4 0 1 1 0 1 2																	
Ron Washington, R (1, 6) OBP: 0.290, SLG: 0.329			0-0 F7 1		0-0 1-3	0-0 FC6 3 1-2f			0-0 F9 1	4 0 0 0 0 0 2																	
Ray Smith, R (1, 2) OBP: 0.277, SLG: 0.259			0-0 1-3 2		0-0 F8 3		0-0 6-3 1		0-0 F7 2	4 0 0 0 0 0 0																	
Inning Stats	R: 1 E: 0 K: 1 S: 6	H: 2 LOB: 1 BB: 0 P: 6	R: 0 E: 0 K: 1 S: 5	H: 0 LOB: 0 BB: 0 P: 5	R: 0 E: 0 K: 0 S: 4	H: 1 LOB: 1 BB: 0 P: 4	R: 0 E: 0 K: 0 S: 3	H: 0 LOB: 1 BB: 1 P: 7	R: 0 E: 0 K: 0 S: 3	H: 0 LOB: 0 BB: 0 P: 3	R: 3 E: 1 K: 0 S: 7	H: 3 LOB: 2 BB: 1 P: 11	R: 0 E: 0 K: 0 S: 3	H: 0 LOB: 0 BB: 0 P: 3	R: 1 E: 0 K: 0 S: 4	H: 2 LOB: 1 BB: 1 P: 8	R: 0 E: 0 K: 0 S: 3	H: 0 LOB: 0 BB: 0 P: 3	1B: 6 2B: 1 3B: 0 HR: 1	SF: 0 SAC: 0 DP: 1 HBP: 0	WP: 1 PB: 0 SB: 0 CS: 0	PA: 37					
PITCHER	IP WLS BF H R ER SO BB IBB HBP BLK WP HR S P ERA WHIP																										
Mike Warren, R (1, 1) ERA: 7.04	5.1		21	5	3	2	2	1	0	0	0	1	0	24	28	3.38	1.125										
Tom Underwood, L (6, 1) ERA: 4.4	2.0	L	12	3	2	1	0	2	0	0	0	0	1	10	18	4.50	2.500										
Mark Smith, R (8, 1) ERA:	1.2		4	0	0	0	0	0	0	0	0	0	0	4	4	0.00	0.000										

Minnesota Twins @ Oakland Athletics
Oakland-Alameda County Coliseum, Oakland, CA

Fri Aug 12 1983, 7:05 PM PDT
Att. 10,735 - Unknown - 68 F

AB	34
R	5
H	8
RBI	4
BB	3
SO	2
LOB	14



WP: 1	PA: 37
-------	--------

Batter	1	2	3	4	5	6	7	8	9	AB R H RBI BB SO LOB
Bill Almon, R OBP: 0.322, SLG: 0.396 (1, 3) (9, 7)	0-0 5-3 BB	4-0 BB 1-2 2-3 3-H		0-0 F8			0-0 SH1-3		0-0 L5	3 0 0 1 1 0 1
Mike Davis, L OBP: 0.311, SLG: 0.386 Davey Lopes, R OBP: 0.351, SLG: 0.435 (1, 9) (7, PH) (8, 4)	0-0 F7	0-0 F9			0-3 K		0-0 F7			3 0 0 0 0 1 3 1 0 0 0 0 0 1
Dwayne Murphy, L OBP: 0.324, SLG: 0.372 (1, 8)	0-0 4-3		0-3 K		0-0 G3		0-0 F4			4 0 0 0 0 1 1
Gary Hancock, L OBP: 0.315, SLG: 0.522 Rickey Henderson, R OBP: 0.404, SLG: 0.414 Wayne Gross, L OBP: 0.312, SLG: 0.389 (1, 7) (8, PH) (9, 3)		0-0 F7	0-0 4-3		0-3 K			0-0 6-3		3 0 0 0 0 1 0 1 0 0 0 0 0 0 0 0 0 0 0 0 0
Carney Lansford, R OBP: 0.360, SLG: 0.490 Bob Kearney, R OBP: 0.324, SLG: 0.408 (1, 5) (8, 2)		1-0 1B HBP	0-0 L8			0-0 F9		0-0 WP 1B		2 1 0 0 0 0 0 1 0 1 0 0 0 0
Jeff Burroughs, R OBP: 0.345, SLG: 0.387 (1, 10)		0-0 F9		4-0 G4-3-6 1B BB		0-0 5-3		0-3 K 1-2		3 1 0 0 1 1 2
Mike Heath, R OBP: 0.340, SLG: 0.386 (1, 2) (8, 9)		0-0 1B BB 1B		0-0 G4-3-6 1B		0-0 1B		0-3 K		4 1 3 0 0 1 1
Donnie Hill, S OBP: 0.222, SLG: 0.259 (1, 6)		0-0 BB BB 1B		0-0 G4-3-6 1-2f 2-3		0-3 K		0-0 F5		4 0 1 1 0 1 3
Tony Phillips, S OBP: 0.322, SLG: 0.310 (1, 4) (8, 5)		4-0 BB 1-2 BB		0-0 BB 3-H 1B			0-0 SH1-3 1B		0-0 F5	3 0 2 1 1 0 0

BOTTOM

Minnesota Twins @ Oakland Athletics
Oakland-Alameda County Coliseum, Oakland, CA

livebaseballscorecards.com

AB	32
R	3
H	7
RBI	3
BB	3
SO	6
LOB	12



WP: 1	PA: 37
PB: 0	
SB: 0	
CS: 0	

Fri Aug 12 1983, 7:05 PM PDT
Att: 10,735 - Unknown - 68 F

Inning Stats	R: 0	H: 0	E: 0	K: 0	S: 3	LOB: 0	BB: 0	P: 3									
PITCHER	IP	WLS	BF	H	R	ER	SO	BB	IBB	HBP	BLK	WP	HR	S	P	ERA	WHIP
Ken Schrom, R ERA: 4.04 (1, 1)	6.1	W	28	6	3	3	4	3	0	1	0	0	0	32	45	4.26	1.421
Len Whitehouse, L ERA: 3.11 (7, 1)	1.0		4	1	0	0	0	0	0	0	0	0	0	4	4	0.00	1.000
Ron Davis, R ERA: 3.58 (8, 1)	1.2	S	5	0	0	0	2	0	0	0	0	1	0	9	9	0.00	0.000

Batter	1	2	3	4	5	6	7	8	9	AB R H RBI BB SO LOB	TOP											
Darrell Brown, S (1, 8) OBP: 0.313, SLG: 0.324	0-0 4-3		0-0 6-3	0-0 2B 1B		0-3 K		0-0 6-3		5 1 1 2 0 1 0												
John Castino, R (1, 4) OBP: 0.361, SLG: 0.436	4-0 BB		0-0 E5 2B 4-3	0-0 1B SF7 2B		4-0 WP BB		0-3 K	3 2 1 1 2 1 0													
Gary Ward, R (1, 7) OBP: 0.325, SLG: 0.487	0-3 K		0-0 4-3 1-3 2B	0-0 BB 1B		0-3 K		0-0 F9	5 0 2 1 0 2 2													
Kent Hrbek, L (1, 3) OBP: 0.369, SLG: 0.469	0-3 K		0-0 4-3 2-3 3-H	0-0 SF7 3-H		0-0 4-3 1-2		0-0 F7	4 0 0 2 0 1 3													
Gary Gaetti, R (1, 5) OBP: 0.307, SLG: 0.419		0-0 F8	0-0 F6	4-0 1-2 BB		0-0 F8			3 0 0 0 1 0 1													
Dave Engle, R (1, 10) OBP: 0.372, SLG: 0.506		0-0 5-3		BB 1B BB		0-0 F7			3 1 0 0 1 0 2													
Tom Brunansky, R (1, 9) OBP: 0.293, SLG: 0.388		0-0 1B		0-0 F2	0-0 F7		0-0 F2		4 0 1 0 0 0 1													
Ron Washington, R (1, 6) OBP: 0.286, SLG: 0.324		0-0 F8		0-0 E9 1B BB	0-3 K		0-0 6-3		4 1 0 0 0 1 2													
Tim Laudner, R (1, 2) OBP: 0.259, SLG: 0.336			0-0 HR	4-0 1B 2B BB	0-3 K		0-0 F4		3 2 1 1 1 1 0													
Inning Stats	R: 0 E: 0 K: 2 S: 7	H: 0 LOB: 1 BB: 1 P: 11	R: 0 E: 0 K: 0 S: 4	H: 1 LOB: 1 BB: 0 P: 4	R: 2 E: 1 K: 0 S: 6	H: 2 LOB: 1 BB: 0 P: 6	R: 5 E: 1 K: 0 S: 7	H: 3 LOB: 2 BB: 3 P: 19	R: 0 E: 0 K: 2 S: 7	H: 0 LOB: 0 BB: 0 P: 7	R: 0 E: 0 K: 2 S: 7	H: 0 LOB: 1 BB: 1 P: 11	R: 0 E: 0 K: 0 S: 3	H: 0 LOB: 0 BB: 0 P: 3	R: 0 E: 0 K: 0 S: 3	H: 0 LOB: 0 BB: 0 P: 3	R: 0 E: 0 K: 1 S: 5	H: 0 LOB: 0 BB: 0 P: 5	1B: 3 2B: 2 3B: 0 HR: 1	SF: 1 SAC: 0 DP: 0 HBP: 0	WP: 1 PB: 0 SB: 0 CS: 0	PA: 40
PITCHER	IP WLS BF H R ER SO BB IBB HBP BLK WP HR S P ERA WHIP																					
Tim Conroy, L (1, 1) ERA: 3.52	3.1 L 19 4 6 4 2 3 0 0 0 0 0 1 20 32 10.80 2.100																					
Keith Atherton, R (4, 1) ERA: 2.55	5.2 21 2 1 1 5 2 0 0 0 1 0 29 37 1.59 0.706																					

Minnesota Twins @ Oakland Athletics
Oakland-Alameda County Coliseum, Oakland, CA
 Sat Aug 13 1983, 3:33 AM PDT
 Att: 18,028 - Unknown

AB	34
R	7
H	6
RBI	7
BB	5
SO	7
LOB	11



WP: 1	PA: 40
-------	--------

Batter	1	2	3	4	5	6	7	8	9	AB	R	H	RBI	BB	SO	LOB
Rickey Henderson, R (1, 7) OBP: 0.401, SLG: 0.410 Mitchell Page, L (7, 7) OBP: 0.363, SLG: 0.288	0-3 K ①		0-3 K ②			0-0 F4 ②		4-0 E BB ②		3	0	0	0	0	2	0
Mike Davis, L (1, 9) OBP: 0.308, SLG: 0.383 Bob Keamey, R (8, 2) OBP: 0.323, SLG: 0.407	0-3 K ②		0-3 K ③			0-0 F8 ③		0-0 F7 ②		3	0	0	0	0	2	0
Dwayne Murphy, L (1, 8) OBP: 0.324, SLG: 0.373 Bill Almon, R (7, 8) OBP: 0.325, SLG: 0.402	0-0 1B			0-0 G3 ①			0-0 L6 1B ①	0-0 E2 ②		2	0	1	0	0	0	0
Davey Lopes, R (1, 4) OBP: 0.349, SLG: 0.433 Tony Phillips, S (7, 4) OBP: 0.323, SLG: 0.311	0-0 5-3 ③			0-0 6-3 ②			0-0 1B	0-0 5-3 ③		2	0	0	0	0	0	1
Garry Hancock, L (1, 3) OBP: 0.308, SLG: 0.509		0-0 4-3 ①		0-0 1-4-3 ③			0-0 L6 ②		0-0 F7 ①	4	0	0	0	0	0	2
Jeff Burroughs, R (1, 10) OBP: 0.344, SLG: 0.383		4-0 FC6-4 BB			0-0 F8 ①		0-0 F3 ③		0-3 K ②	3	0	0	0	1	1	1
Wayne Gross, L (1, 5) OBP: 0.308, SLG: 0.383		0-3 K ②			0-0 L8 ②			0-0 6-3 ①	0-3 K ③	4	0	0	0	0	2	1
Mike Heath, R (1, 2) OBP: 0.340, SLG: 0.385 (8, 9)		0-0 FC6-4 ③			0-0 F8 ③			0-0 BB E 1B		3	1	1	0	0	0	1
Donnie Hill, S (1, 6) OBP: 0.211, SLG: 0.246			0-3 K ①			0-0 F8 ①		0-0 E3 BB ②		3	1	0	0	0	1	1

BOTTOM

Minnesota Twins @ Oakland Athletics
Oakland-Alameda County Coliseum, Oakland, CA

AB	32
R	3
H	5
RBI	3
BB	2
SO	8
LOB	11



WP: 0	PA: 34
PB: 0	
SB: 0	
CS: 0	

Inning Stats	R: 0	H: 1	E: 0	K: 2	S: 8	LOB: 1	BB: 0	P: 8
R: 0	H: 0	E: 0	K: 3	S: 5	LOB: 1	BB: 1	P: 9	
R: 0	H: 0	E: 0	K: 3	S: 9	LOB: 0	BB: 0	P: 9	
R: 0	H: 0	E: 0	K: 0	S: 3	LOB: 0	BB: 0	P: 3	
R: 0	H: 0	E: 0	K: 0	S: 3	LOB: 0	BB: 0	P: 3	
R: 0	H: 2	E: 0	K: 0	S: 4	LOB: 1	BB: 0	P: 4	
R: 3	H: 2	E: 2	K: 0	S: 6	LOB: 1	BB: 1	P: 10	
R: 0	H: 0	E: 0	K: 2	S: 7	LOB: 0	BB: 0	P: 7	
1B: 4	SF: 0	2B: 2	SAC: 0	3B: 0	DP: 1	HR: 0	HBP: 0	

PITCHER	IP	WLS	BF	H	R	ER	SO	BB	IBB	HBP	BLK	WP	HR	S	P	ERA	WHIP
Albert Williams, R (1, 1) ERA: 4.74	7.1	W	28	4	3	0	6	2	0	0	0	0	0	38	46	0.00	0.818
Jack O'Connor, L (8, 1) ERA: 6.2	1.2		6	1	0	0	2	0	0	0	0	0	0	10	10	0.00	0.600

PITCHER	IP	WLS	BF	H	R	ER	SO	BB	IBB	HBP	BLK	WP	HR	S	P	ERA	WHIP

Sat Aug 13 1983, 3:33 AM PDT
Att: 18,028 - Unknown

livebaseballscorecards.com

Batter	1	2	3	4	5	6	7	8	9	AB R H RBI BB SO LOB	TOP									
Darrell Brown, S (1, 8) OBP: 0.306, SLG: 0.316	0-0 F7		0-0 F8			0-0 F7		0-3 K		4 0 0 0 0 1 0	Minnesota Twins @ Oakland Athletics Oakland-Alameda County Coliseum, Oakland, CA Sun Aug 14 1983, 3:33 AM PDT Att: 19,155 - Unknown livebaseballscorecards.com									
John Castino, R (1, 4) OBP: 0.363, SLG: 0.436	0-0 4-3			4-0 G5-4-3 BB		0-0 1B		0-0 F8	3 0 1 0 1 0 0											
Gary Ward, R (1, 7) OBP: 0.325, SLG: 0.485	0-0 PO 1B			0-0 G5-4-3 1-2f		0-0 F8		0-0 F8	4 0 1 0 0 0 2											
Kent Hrbek, L (1, 3) OBP: 0.371, SLG: 0.467	0-0 PO 1-2	4-0 BB		4-0 BB		0-0 L6		0-0 F5	2 0 0 0 2 0 1											
Gary Gaetti, R (1, 5) OBP: 0.306, SLG: 0.416		0-0 F7		0-0 F8		0-3 K			3 0 0 0 0 1 2											
Randy Bush, L (1, 10) OBP: 0.332, SLG: 0.451		0-0 F5		0-0 L9		0-0 F7			3 0 0 0 0 0 1											
Tom Brunansky, R (1, 9) OBP: 0.291, SLG: 0.385		0-0 L7		0-3 K		0-0 1-3			3 0 0 0 0 1 1											
Ron Washington, R (1, 6) OBP: 0.286, SLG: 0.324		0-0 6-3		0-0 1B		0-0 1-3			3 0 1 0 0 0 0											
Tim Laudner, R (1, 2) OBP: 0.253, SLG: 0.328		0-0 5-3		0-0 F3		0-0 F2			3 0 0 0 0 0 1											
Inning Stats	R: 0 E: 0 K: 0 S: 3	H: 1 LOB: 0 BB: 0 P: 3	R: 0 E: 0 K: 0 S: 3	H: 0 LOB: 1 BB: 1 P: 7	R: 0 E: 0 K: 0 S: 3	H: 0 LOB: 0 BB: 0 P: 3	R: 0 E: 0 K: 0 S: 2	H: 0 LOB: 1 BB: 2 P: 10	R: 0 E: 0 K: 1 S: 6	H: 1 LOB: 1 BB: 0 P: 6	R: 0 E: 0 K: 1 S: 5	H: 0 LOB: 0 BB: 0 P: 5	R: 0 E: 0 K: 1 S: 5	H: 0 LOB: 0 BB: 0 P: 5	R: 0 E: 0 K: 0 S: 3	H: 0 LOB: 0 BB: 0 P: 3	1B: 3 2B: 0 3B: 0 HR: 0	SF: 0 SAC: 0 DP: 1 HBP: 0	WP: 0 PB: 0 SB: 0 CS: 0	PA: 32
PITCHER Steve McCatty, R (1, 1) ERA: 3.99	IP: 9.0 WLS: W BF: 31 H: 3 R: 0 ER: 0 SO: 3 BB: 3 IBB: 0 HBP: 0 BLK: 0 WP: 0 HR: 0 S: 34 P: 46 ERA: 0.00 WHIP: 0.667																			

Minnesota Twins @ Oakland Athletics
Oakland-Alameda County Coliseum, Oakland, CA
Sun Aug 14 1983, 3:33 AM PDT
Att: 19,155 - Unknown

AB	28
R	0
H	3
RBI	0
BB	3
SO	3
LOB	8



Batter	1	2	3	4	5	6	7	8	9
Rickey Henderson, R (1, 7) OBP: 0.404, SLG: 0.411	0-0 6-3		0-0 4-3 SH2-3 1-2 1B		4-0 S BB		4-0 1-2 3B BB		
Mike Davis, L (1, 9) OBP: 0.308, SLG: 0.389	0-3 K		0-0 SH2-3 1-2 2-3		0-3 K 1-2		0-0 1-H 2-H SF8 3B		
Dwayne Murphy, L (1, 8) OBP: 0.324, SLG: 0.375	0-0 F2		0-0 4-3 2-3 3-H		0-0 HR 2B		0-0 SF8 3-H		
Davey Lopes, R (1, 4) OBP: 0.351, SLG: 0.441		0-0 5-3 BB 1B	0-0 F5		0-0 HR 2-H		0-0 L7		
Carney Lansford, R (1, 5) OBP: 0.358, SLG: 0.484		4-0 5-3 BB		0-0 F9		0-0 F9		0-0 6-3	
Garry Hancock, L (1, 3) OBP: 0.306, SLG: 0.503		0-0 F6		0-0 L6-3 1B		0-0 F8		0-0 4-3	
Bill Almon, R (1, 10) OBP: 0.322, SLG: 0.398		0-0 5-3 1-2 2-3		0-0 L6-3 1-2		0-0 L3		0-0 F7	
Bob Kearney, R (1, 2) OBP: 0.323, SLG: 0.406		0-0 6-3		0-0 5-3		0-0 5-3 BB 3B 1B			
Donnie Hill, S (1, 6) OBP: 0.217, SLG: 0.237			4-0 SH2-3 4-3 BB		0-0 F8		0-0 F9		

Inning Stats	R: 0 E: 0 K: 1 S: 5	H: 0 LOB: 0 BB: 0 P: 5	R: 0 E: 0 K: 0 S: 4	H: 1 LOB: 2 BB: 1 P: 8	R: 1 E: 0 K: 0 S: 4	H: 1 LOB: 1 BB: 1 P: 8	R: 0 E: 0 K: 0 S: 3	H: 1 LOB: 0 BB: 0 P: 3	R: 0 E: 0 K: 1 S: 5	H: 0 LOB: 1 BB: 1 P: 9	R: 2 E: 0 K: 0 S: 5	H: 2 LOB: 0 BB: 0 P: 5	R: 3 E: 0 K: 0 S: 5	H: 2 LOB: 0 BB: 1 P: 9	R: 0 E: 0 K: 0 S: 3	H: 0 LOB: 0 BB: 0 P: 3
--------------	------------------------------	---------------------------------	------------------------------	---------------------------------	------------------------------	---------------------------------	------------------------------	---------------------------------	------------------------------	---------------------------------	------------------------------	---------------------------------	------------------------------	---------------------------------	------------------------------	---------------------------------

PITCHER													PITCHER																				
IP	WLS	BF	H	R	ER	SO	BB	IBB	HBP	BLK	WP	HR	S	P	ERA	WHIP	IP	WLS	BF	H	R	ER	SO	BB	IBB	HBP	BLK	WP	HR	S	P	ERA	WHIP
Bobby Castillo, R (1, 1) ERA: 4.21	6.0	L	25	5	3	3	2	3	0	0	0	0	1	26	38	4.50	1.333																
Mike Walters, R (7, 1) ERA: 3.52	0.1		3	1	2	0	1	0	0	0	0	0	0	2	6	54.00	6.000																
Len Whitehouse, L (7, 1) ERA: 3.22	0.2		3	1	1	0	0	0	0	0	0	0	0	3	3	13.50	1.500																
Rick Lysander, R (8, 1) ERA: 3.13	1.0		3	0	0	0	0	0	0	0	0	0	0	3	3	0.00	0.000																

AB R H RBI BB SO LOB

2	1	1	0	2	0	0
3	1	1	2	0	2	1
3	1	1	2	0	0	1
4	1	2	2	0	0	1
3	0	0	0	1	0	0
4	0	1	0	0	0	2
4	0	0	0	0	0	3
3	1	1	0	0	0	2
2	1	0	0	1	0	1


1B: 4	SF: 1	WP: 0	PA: 34
2B: 2	SAC: 1	PB: 0	
3B: 1	DP: 1	SB: 1	
HR: 1	HBP: 0	CS: 0	

Minnesota Twins @ Oakland Athletics
Oakland-Alameda County Coliseum, Oakland, CA
Sun Aug 14 1983, 3:33 AM PDT
Att. 19,155 - Unknown

livebaseballscorecards.com

AB	28
R	6
H	7
RBI	6
BB	4
SO	2
LOB	11



Batter	1	2	3	4	5	6	7	8	9	AB R H RBI BB SO LOB	TOP														
Rod Carew, L (1, 3) OBP: 0.427, SLG: 0.448	0-3 K		0-0 3-1			0-0 1-3			0-0 FC5-4 1B	4 0 1 0 0 1 0	<p>California Angels @ Oakland Athletics Oakland-Alameda County Coliseum, Oakland, CA</p> <p>Mon Aug 15 1983, 7:05 PM PDT Att: 31,619 - Unknown</p> <p>livebaseballscorecards.com</p> <table border="1"> <tr><td>AB</td><td>31</td></tr> <tr><td>R</td><td>0</td></tr> <tr><td>H</td><td>4</td></tr> <tr><td>RBI</td><td>0</td></tr> <tr><td>BB</td><td>0</td></tr> <tr><td>SO</td><td>7</td></tr> <tr><td>LOB</td><td>10</td></tr> </table> 	AB	31	R	0	H	4	RBI	0	BB	0	SO	7	LOB	10
AB	31																								
R	0																								
H	4																								
RBI	0																								
BB	0																								
SO	7																								
LOB	10																								
Steve Lubratic, R (1, 6) OBP: 0.279, SLG: 0.338	0-0 6-3		0-0 F7			0-0 6-3			0-0 F7	4 0 0 0 0 0 1															
Juan Beniquez, R (1, 9) OBP: 0.319, SLG: 0.359	0-0 F7				0-0 F6				0-0 FC5-4 1B	4 0 1 0 0 0 0															
Fred Lynn, L (1, 8) OBP: 0.357, SLG: 0.485		0-0 F8			0-0 1-3				0-0 FC5-4 1B	4 0 0 0 0 0 2															
Bobby Grich, R (1, 4) OBP: 0.413, SLG: 0.454		1-0 HBP			0-0 F8				0-0 FC5-4	3 0 0 0 0 0 2															
Reggie Jackson, L (1, 10) OBP: 0.320, SLG: 0.386		0-0 1B			0-3 K				0-3 K	3 0 1 0 0 2 0															
Brian Downing, R (1, 7) OBP: 0.371, SLG: 0.428		0-0 F4			0-3 K				0-0 F9	3 0 0 0 0 1 2															
Rob Wilfong, L (1, 5) OBP: 0.259, SLG: 0.333		0-3 K			0-3 K				0-0 1B	3 0 1 0 0 2 2															
Bob Boone, R (1, 2) OBP: 0.278, SLG: 0.330			0-0 1-3			0-3 K			0-0 F9	3 0 0 0 0 1 1															
Inning Stats	R: 0 E: 0 K: 1 S: 5	H: 0 LOB: 0 BB: 0 P: 5	R: 0 E: 0 K: 1 S: 6	H: 1 LOB: 2 BB: 0 P: 7	R: 0 E: 0 K: 0 S: 3	H: 0 LOB: 0 BB: 0 P: 3	R: 0 E: 0 K: 0 S: 3	H: 0 LOB: 0 BB: 0 P: 3	R: 0 E: 0 K: 3 S: 9	H: 0 LOB: 0 BB: 0 P: 9	R: 0 E: 0 K: 1 S: 5	H: 0 LOB: 0 BB: 0 P: 5	R: 0 E: 0 K: 0 S: 3	H: 0 LOB: 0 BB: 0 P: 3	R: 0 E: 0 K: 1 S: 6	H: 1 LOB: 1 BB: 0 P: 6	R: 0 E: 0 K: 0 S: 5	H: 2 LOB: 2 BB: 0 P: 5	1B: 4 2B: 0 3B: 0 HR: 0	SF: 0 SAC: 0 DP: 0 HBP: 1	WP: 0 PB: 0 SB: 0 CS: 0	PA: 32			
PITCHER Gorman Heimueller, L (1, 1) ERA: 4.56	IP: 9.0 WLS: W BF: 32 H: 4 R: 0 ER: 0 SO: 7 BB: 0 IBB: 0 HBP: 1 BLK: 0 WP: 0 HR: 0 S: 45 P: 46 ERA: 0.00 WHIP: 0.444											PITCHER	IP: 9.0 WLS: W BF: 32 H: 4 R: 0 ER: 0 SO: 7 BB: 0 IBB: 0 HBP: 1 BLK: 0 WP: 0 HR: 0 S: 45 P: 46 ERA: 0.00 WHIP: 0.444												

Batter	1	2	3	4	5	6	7	8	9	AB	R	H	RBI	BB	SO	LOB
Rickey Henderson, R OBP: 0.405, SLG: 0.412 (1, 7)	0-0 F8 BB 1B	0-0 FC6-4-5 CS 1-2 2-3 3-H			0-3 K		0-0 S IBB 1B			4	0	2	2	0	1	2
Bill Almon, R OBP: 0.326, SLG: 0.404 Wayne Gross, L OBP: 0.308, SLG: 0.383 (1, 3) (8, 3)	4-0 G4-6-3 BB	0-0 CS	0-0 F9		0-0 CS 3B		4-0 S IBB 1B			2	0	1	0	2	0	0
Davey Lopes, R OBP: 0.347, SLG: 0.437 (1, 4)	0-0 F8 2-3		0-0 5-3		0-0 6-3 3-H		0-0 L5			4	0	0	0	0	0	6
Jeff Burroughs, R OBP: 0.340, SLG: 0.379 (1, 10)	0-0 G4-6-3 1-2f		0-0 5-3			0-0 5-3	0-0 F8			4	0	0	0	0	0	4
Carney Lansford, R OBP: 0.360, SLG: 0.484 (1, 5)		0-0 1B 1B 1B		0-3 K		0-0 L6-4 1B		0-0 1-3		4	1	2	0	0	1	0
Dwayne Murphy, L OBP: 0.325, SLG: 0.376 (1, 8)		0-0 1B 1B 1B		0-0 F7		0-0 1-2 1B		0-3 K		4	1	2	0	0	1	0
Mike Heath, R OBP: 0.342, SLG: 0.402 (1, 9)		0-0 1B 1B 1B FC6-4-5		0-0 HR		0-0 L6-4 2-3		0-0 4-3		4	2	2	1	0	0	2
Bob Kearney, R OBP: 0.331, SLG: 0.413 (1, 2)		0-0 FC6-4-5 1B 1B		0-0 1B			0-0 E 1B 1B			3	1	3	2	0	0	0
Donnie Hill, S OBP: 0.222, SLG: 0.242 (1, 6)		0-0 1B 1B		0-0 6-3			0-0 E6 IBB 1B L5			3	0	1	0	0	0	2

Inning Stats	R: 0	H: 1	E: 0	LOB: 1	K: 0	BB: 1	S: 3	P: 7	R: 3	H: 5	E: 0	LOB: 0	K: 0	BB: 0	S: 6	P: 6	R: 0	H: 0	E: 0	LOB: 0	K: 0	BB: 0	S: 3	P: 3	R: 1	H: 2	E: 0	LOB: 1	K: 1	BB: 0	S: 7	P: 7	R: 0	H: 1	E: 0	LOB: 0	K: 1	BB: 0	S: 5	P: 5	R: 0	H: 2	E: 0	LOB: 1	K: 0	BB: 0	S: 4	P: 4	R: 1	H: 2	E: 1	LOB: 2	K: 0	BB: 1	S: 5	P: 9	R: 0	H: 0	E: 0	LOB: 0	K: 1	BB: 0	S: 5	P: 5
--------------	------	------	------	--------	------	-------	------	------	------	------	------	--------	------	-------	------	------	------	------	------	--------	------	-------	------	------	------	------	------	--------	------	-------	------	------	------	------	------	--------	------	-------	------	------	------	------	------	--------	------	-------	------	------	------	------	------	--------	------	-------	------	------	------	------	------	--------	------	-------	------	------

PITCHER	IP	WLS	BF	H	R	ER	SO	BB	IBB	HBP	BLK	WP	HR	S	P	ERA	WHIP
Geoff Zahn, L ERA: 3.59 (1, 1)	6.0	L	28	13	5	4	2	1	0	0	0	0	1	31	35	6.00	2.333
Luis Sanchez, R ERA: 3.52 (7, 1)	2.0		6	0	0	0	1	0	1	0	0	0	0	7	11	0.00	0.000

BOTTOM

California Angels @ Oakland Athletics
Oakland-Alameda County Coliseum, Oakland, CA

Mon Aug 15 1983, 7:05 PM PDT
Att. 31,619 - Unknown

livebaseballscorecards.com

AB	32
R	5
H	13
RBI	5
BB	2
SO	3
LOB	16



WP: 0	PA: 35
PB: 0	
SB: 2	
CS: 2	

Batter	1	2	3	4	5	6	7	8	9	AB R H RBI BB SO LOB	TOP									
Rod Carew, L (1, 3) OBP: 0.423, SLG: 0.443	0-0 F7		0-0 F9		0-0 F7			0-0 F8		4 0 0 0 0 0 1										
Rob Wilfong, L (1, 5) OBP: 0.282, SLG: 0.346	0-0 F2		0-0 FC6-4 1B			0-0 1B		4-0 BB WP BB		3 0 2 0 1 0 0										
Juan Beniquez, R (1, 9) OBP: 0.327, SLG: 0.364	0-0 1B		0-0 FC6-4 1-2f			0-0 L4 1B		4-0 BB BB		3 0 2 0 1 0 1										
Fred Lynn, L (1, 8) OBP: 0.356, SLG: 0.481	0-3 K			0-0 1-3		0-0 L4 1-2		4-0 BB BB		3 0 0 0 1 1 3										
Bobby Grich, R (1, 4) OBP: 0.409, SLG: 0.449		0-0 F8		0-3 K		0-0 5-3		0-0 L6		4 0 0 0 0 1 4										
Reggie Jackson, L (1, 10) OBP: 0.317, SLG: 0.382		0-0 F8		0-3 K			0-0 F7		0-0 G3	4 0 0 0 0 1 0										
Brian Downing, R (1, 7) OBP: 0.369, SLG: 0.425		0-0 FC6-4 1B			0-0 F5		0-0 F8		0-0 F8	4 0 1 0 0 0 0										
Steve Lubratic, R (1, 6) OBP: 0.288, SLG: 0.324		0-0 FC6-4 1-2f			0-0 F4		0-0 6-3		0-0 1B	3 0 0 0 0 0 1										
Daryl Sconiers, L (9, PH) OBP: 0.294, SLG: 0.427										1 0 1 0 0 0 0										
Bob Boone, R (1, 2) OBP: 0.278, SLG: 0.330			0-0 L6		0-0 1B			0-0 6-3	0-3 K	4 0 1 0 0 1 1										
Inning Stats	R: 0 E: 0 K: 1 S: 6	H: 1 LOB: 1 BB: 0 P: 6	R: 0 E: 0 K: 0 S: 4	H: 1 LOB: 1 BB: 0 P: 4	R: 0 E: 0 K: 0 S: 4	H: 1 LOB: 1 BB: 0 P: 4	R: 0 E: 0 K: 2 S: 7	H: 0 LOB: 0 BB: 0 P: 7	R: 0 E: 0 K: 0 S: 4	H: 1 LOB: 1 BB: 0 P: 4	R: 0 E: 0 K: 0 S: 3	H: 0 LOB: 0 BB: 0 P: 3	R: 0 E: 0 K: 0 S: 3	H: 0 LOB: 3 BB: 3 P: 15	R: 0 E: 0 K: 1 S: 6	H: 1 LOB: 1 BB: 0 P: 6	1B: 7 2B: 1 3B: 0 HR: 0	SF: 0 SAC: 0 DP: 1 HBP: 0	WP: 1 PB: 0 SB: 0 CS: 0	PA: 36
PITCHER	IP WLS BF H R ER SO BB IBB HBP BLK WP HR S P ERA WHIP																			
Chris Codioli, R (1, 1) ERA: 4.06	7.2 W 29 6 0 0 3 1 0 0 0 0 0 0 34 38 0.00 0.913																			
Dave Beard, R (8, 1) ERA: 4.85	1.1 S 7 1 0 0 1 2 0 0 0 0 1 0 7 15 0.00 2.250																			

California Angels @ Oakland Athletics
Oakland-Alameda County Coliseum, Oakland, CA

Tue Aug 16 1983, 7:05 PM PDT
Att: 16,560 - Unknown

livebaseballscorecards.com

AB	33
R	0
H	7
RBI	0
BB	3
SO	4
LOB	11



Batter	1	2	3	4	5	6	7	8	9
Rickey Henderson, R (1, 7) OBP: 0.406, SLG: 0.413	0-0 F8 S 1B		0-0 CS 1B		0-0 F4		0-0 F8		
Mike Davis, L (1, 9) OBP: 0.310, SLG: 0.390	0-0 F8 1-3		0-0 F9 1-2		0-0 1B 1B		0-0 1-3 1B		
Dwayne Murphy, L (1, 8) OBP: 0.325, SLG: 0.375	0-3 K			0-0 4-3	0-0 1-3 1B			0-0 F9	
Davey Lopes, R (1, 4) OBP: 0.346, SLG: 0.435	0-0 5-3			0-0 F5	0-0 F9			0-0 1B 1B	
Carney Lansford, R (1, 5) OBP: 0.359, SLG: 0.481		0-0 5-3		0-0 5-3		0-0 F7		0-0 CS 1B 1B	
Garry Hancock, L (1, 3) OBP: 0.313, SLG: 0.506		0-0			0-0 SH 1B	0-0 4-3		0-0 1-2 3-H 1B	
Bill Almon, R (8, PH) OBP: 0.328, SLG: 0.406		0-0 FC6-4 1B			0-0 SH 1B	0-0 5-3		0-0 F9	
Wayne Gross, L (9, 3) OBP: 0.308, SLG: 0.383									
Mike Heath, R (1, 2) OBP: 0.341, SLG: 0.399		0-0 FC6-4 1-2f			0-0 SH 1B			0-0 2-3	
Mitchell Page, L (1, 10) OBP: 0.369, SLG: 0.296		0-0 F7			0-0 SH 1B 1-H 2-H		0-0 1B 1B		
Donnie Hill, S (1, 6) OBP: 0.227, SLG: 0.246			0-0 F9		0-0 1B		0-0 F5		

Inning Stats	R: 0 E: 0 K: 1 S: 6	H: 1 LOB: 1 BB: 0 P: 6	R: 0 E: 1 K: 0 S: 4	H: 1 LOB: 1 BB: 0 P: 4	R: 0 E: 0 K: 0 S: 3	H: 1 LOB: 0 BB: 0 P: 3	R: 0 E: 0 K: 0 S: 3	H: 0 LOB: 0 BB: 0 P: 3	R: 3 E: 1 K: 0 S: 8	H: 5 LOB: 2 BB: 0 P: 8	R: 0 E: 0 K: 0 S: 3	H: 0 LOB: 0 BB: 0 P: 3	R: 0 E: 0 K: 0 S: 4	H: 2 LOB: 2 BB: 0 P: 4	R: 1 E: 0 K: 0 S: 5	H: 3 LOB: 1 BB: 0 P: 5
	1B: 13 2B: 0 3B: 0 HR: 0	SF: 0 SAC: 1 DP: 0 HBP: 0	WP: 0 PB: 0 SB: 1 CS: 2	WP: 0 HR: 0 S: 1 P: 1 ERA: 3.68 WHIP: 1.636	WP: 0 HR: 0 S: 1 P: 1 ERA: ∞ WHIP: ∞	WP: 0 HR: 0 S: 1 P: 1 ERA: 0.00 WHIP: 0.000										

PITCHER	IP	WLS	BF	H	R	ER	SO	BB	IBB	HBP	BLK	WP	HR	S	P	ERA	WHIP
Rick Steirer, R (1, 1) ERA: 4.96	7.1	L	32	12	4	3	1	0	0	0	0	0	0	34	34	3.68	1.636
Andy Hassler, L (8, 1) ERA: 5.4	0.0		1	1	0	0	0	0	0	0	0	0	0	1	1	∞	∞
Bruce Kison, R (8, 1) ERA: 4.17	0.2		1	0	0	0	0	0	0	0	0	0	0	1	1	0.00	0.000

BOTTOM

California Angels @ Oakland Athletics
Oakland-Alameda County Coliseum, Oakland, CA


Tue Aug 16 1983, 7:05 PM PDT
Att. 16,560 - Unknown

livebaseballscores.com

AB	33
R	4
H	13
RBI	2
BB	0
SO	1
LOB	12



WP: 0	PA: 34
PB: 0	
SB: 1	
CS: 2	

Batter	1	2	3	4	5	6	7	8	9	AB R H RBI BB SO LOB	TOP	
Rod Carew, L (1, 3) OBP: 0.428, SLG: 0.446	4-0 BB 1-3 BB		0-0 2B		0-0 F7		4-0 BB HR IBB		4-0 FC2-6 BB	2 1 1 0 3 0 1		
Rob Wilfong, L (1, 5) OBP: 0.289, SLG: 0.341	0-0 F3		0-3 K			0-0 E SF7 1B	4-0 HR BB		0-0 FC2-6 1B	4 3 1 0 1 1 3		
Juan Beniquez, R (1, 9) OBP: 0.329, SLG: 0.379 (8, 7)	0-0 1-3			0-0 F2		0-0 E2 FC5 1B	0-0 HR		0-0 1B	5 1 2 4 0 0 2		
Fred Lynn, L (1, 8) OBP: 0.359, SLG: 0.489	0-0 F8			0-0 2B		0-0 SF7	0-0 2B		0-0 1B	4 0 3 2 0 0 1		
Bobby Grich, R (1, 4) OBP: 0.409, SLG: 0.448		0-0 6-3		0-0 6-3		0-0 1B	0-0 5-3		0-0 1B	5 0 2 0 0 0 2		
Reggie Jackson, L (1, 10) OBP: 0.313, SLG: 0.376		0-0 F9		0-0 F7		0-0 F5	0-0 F9		0-0 F7	5 0 0 0 0 0 6		
Brian Downing, R (1, 7) OBP: 0.365, SLG: 0.419 Ellis Valentine, R (8, 9) OBP: 0.263, SLG: 0.401		0-3 K			0-0 F8	0-0 FC5			0-0 F9	4 0 0 0 0 1 2 0 0 0 0 0 0 0	AB 37 R 6 H 11 RBI 6 BB 4 SO 4 LOB 17	
Steve Lubratic, R (1, 6) OBP: 0.253, SLG: 0.306			0-0 F8		0-3 K		0-0 F9		0-3 K	4 0 0 0 0 2 0		
Bob Boone, R (1, 2) OBP: 0.280, SLG: 0.334			0-0 6-3		0-0 1B		0-0 BB HR 2B		0-0 F8	4 1 2 0 0 0 0		
Inning Stats	R: 0 E: 0 K: 0 S: 3 H: 0 LOB: 1 BB: 1 P: 7	R: 0 E: 0 K: 1 S: 5 H: 0 LOB: 0 BB: 0 P: 5	R: 0 E: 0 K: 1 S: 6 H: 1 LOB: 1 BB: 0 P: 6	R: 0 E: 0 K: 0 S: 4 H: 1 LOB: 1 BB: 0 P: 4	R: 0 E: 0 K: 1 S: 6 H: 1 LOB: 1 BB: 0 P: 6	R: 1 E: 1 K: 0 S: 6 H: 2 LOB: 2 BB: 0 P: 6	R: 4 E: 0 K: 0 S: 6 H: 3 LOB: 1 BB: 2 P: 14	R: 0 E: 0 K: 1 S: 5 H: 0 LOB: 0 BB: 0 P: 5	R: 1 E: 0 K: 0 S: 5 H: 3 LOB: 2 BB: 1 P: 9	1B: 6 2B: 4 3B: 0 HR: 1 SF: 1 SAC: 0 DP: 0 HBP: 0	WP: 0 PB: 0 SB: 0 CS: 0 PA: 42	
PITCHER	IP WLS BF H R ER SO BB IBB HBP BLK WP HR S P ERA WHIP											
Mike Warren, R (1, 1) ERA: 6.43	6.1 L 30 7 5 4 3 2 1 0 0 0 0 1 33 45 5.68 1.421											
Tom Underwood, L (7, 1) ERA: 4.38	2.2 12 4 1 1 1 1 0 0 0 0 0 0 13 17 3.38 1.875											

California Angels @ Oakland Athletics
Oakland-Alameda County Coliseum, Oakland, CA
Wed Aug 17 1983, 7:05 PM PDT
Att. 13,520 - Unknown

livebaseballscorecards.com

Batter	1	2	3	4	5	6	7	8	9	AB	R	H	RBI	BB	SO	LOB
Rickey Henderson, R OBP: 0.408, SLG: 0.416 (1, 7)	0-0 S 2B 1B		4-0 SH2-3 BB 1-2		0-0 1-3		0-0 F9		0-0 4-3 2B	4	1	2	0	1	0	2
Mike Davis, L OBP: 0.311, SLG: 0.399 Bill Almon, R OBP: 0.327, SLG: 0.405 (1, 9) (9, PH)	0-0 F9		0-0 SH2-3 BB 1-2 2-3		0-0 F7		0-0 HR		0-0 4-3 2B 2-3 3-H	3	1	1	2	0	0	2
Dwayne Murphy, L OBP: 0.326, SLG: 0.376 (1, 8)	0-0 1-H 2B		4-0 8-4 IBB			0-0 4-3	0-0 G3		0-3 K	4	0	1	1	1	1	1
Davey Lopes, R OBP: 0.343, SLG: 0.430 (1, 10)	0-0 F3		0-0 8-4 1-2f			0-0 5-3		0-0 6-3		4	0	0	0	0	0	4
Carney Lansford, R OBP: 0.357, SLG: 0.481 (1, 5)	0-0 G3			0-0 6-3		0-0 1B 2B		0-0 5-3		4	0	1	0	0	0	1
Garry Hancock, L OBP: 0.311, SLG: 0.497 (1, 3)		0-0 E4 G6-4-3		0-0 F8		4-0 1B IBB		0-0 L6		3	0	0	0	1	0	0
Mike Heath, R OBP: 0.339, SLG: 0.396 (1, 2)		0-0 G6-4-3 1-2f		0-3 K		0-0 1-2 2-H 1B			0-0 F6	4	0	1	0	0	1	1
Donnie Hill, S OBP: 0.243, SLG: 0.275 (1, 6)		0-3 K			0-0 SH1-4 1B		0-0 F5		0-0 1B 2B	4	1	2	0	0	1	0
Tony Phillips, S OBP: 0.328, SLG: 0.318 (1, 4)			0-0 SH2-3 BB 1B		0-0 SH1-4 1B		0-0 HR 1B		0-0 2B 4-3 1B	3	2	3	1	0	0	0

Inning Stats	R: 1	H: 2	E: 0	K: 0	S: 5	H: 2	LOB: 1	BB: 0	P: 5	R: 0	H: 0	E: 1	K: 1	S: 5	H: 0	LOB: 0	BB: 0	P: 5	R: 0	H: 1	E: 0	K: 0	S: 3	H: 1	LOB: 2	BB: 2	P: 11	R: 0	H: 0	E: 0	K: 1	S: 5	R: 0	H: 2	E: 0	K: 0	S: 4	H: 2	LOB: 2	BB: 1	P: 8	R: 2	H: 2	E: 0	K: 0	S: 5	H: 2	LOB: 0	BB: 0	P: 5	R: 0	H: 0	E: 0	K: 0	S: 3	H: 0	LOB: 0	BB: 0	P: 3	R: 2	H: 3	E: 0	K: 1	S: 8	H: 3	LOB: 1	BB: 0	P: 8	1B: 6	2B: 5	3B: 0	HR: 1	SF: 0	SAC: 2	DP: 2	HBP: 0	WP: 0	PB: 0	SB: 1	CS: 0	PA: 39
--------------	------	------	------	------	------	------	--------	-------	------	------	------	------	------	------	------	--------	-------	------	------	------	------	------	------	------	--------	-------	-------	------	------	------	------	------	------	------	------	------	------	------	--------	-------	------	------	------	------	------	------	------	--------	-------	------	------	------	------	------	------	------	--------	-------	------	------	------	------	------	------	------	--------	-------	------	-------	-------	-------	-------	-------	--------	-------	--------	-------	-------	-------	-------	--------

PITCHER	IP	WLS	BF	H	R	ER	SO	BB	IBB	HBP	BLK	WP	HR	S	P	ERA	WHIP
Mike Witt, R ERA: 4.78 (1, 1)	6.2		29	8	3	3	2	1	2	0	0	0	1	30	42	4.05	1.350
Andy Hassler, L ERA: 5.34 (7, 1)	0.1		1	0	0	0	0	0	0	0	0	0	0	1	1	0.00	0.000
Bruce Kison, R ERA: 4.27 (8, 1)	1.1		7	3	2	2	0	0	0	0	0	0	0	7	7	13.50	2.250
John Curtis, L ERA: 4.14 (9, 1)	0.2	S	2	0	0	0	1	0	0	0	0	0	0	4	4	0.00	0.000


BOTTOM

California Angels @ Oakland Athletics
Oakland-Alameda County Coliseum, Oakland, CA
Wed Aug 17 1983, 7:05 PM PDT
Att. 13,520 - Unknown

AB	34
R	5
H	11
RBI	5
BB	3
SO	3
LOB	12



PITCHER	IP	WLS	BF	H	R	ER	SO	BB	IBB	HBP	BLK	WP	HR	S	P	ERA	WHIP
Mike Witt, R ERA: 4.78 (1, 1)	6.2		29	8	3	3	2	1	2	0	0	0	1	30	42	4.05	1.350
Andy Hassler, L ERA: 5.34 (7, 1)	0.1		1	0	0	0	0	0	0	0	0	0	0	1	1	0.00	0.000
Bruce Kison, R ERA: 4.27 (8, 1)	1.1		7	3	2	2	0	0	0	0	0	0	0	7	7	13.50	2.250
John Curtis, L ERA: 4.14 (9, 1)	0.2	S	2	0	0	0	1	0	0	0	0	0	0	4	4	0.00	0.000

Batter	1	2	3	4	5	6	7	8	9	AB R H RBI BB SO LOB	TOP	
Rickey Henderson, R (1, 7) Wayne Gross, L (7, 3) OBP: 0.411, SLG: 0.421 OBP: 0.310, SLG: 0.385	0-0 F9		0-0 S 1B		0-0 2B		4-0 S 1B BB	0-0 1-3 2-H 1B		3 3 2 1 1 0 0 1 0 1 1 0 0 0		
Mike Davis, L (1, 9) OBP: 0.315, SLG: 0.403	0-3 K		0-0 3-H FC3-6 1B		0-0 2-H HR 2B		4-0 1-2 1B BB	0-0 F5		4 2 2 2 1 1 2		
Dwayne Murphy, L (1, 8) OBP: 0.329, SLG: 0.390	0-3 K		0-0 FC3-6 1-2f S 1B		0-0 2-H HR		0-0 1-H 2-H 1B		0-0 2B	5 1 3 4 0 1 1		
Davey Lopes, R (1, 10) OBP: 0.342, SLG: 0.427		0-0 E 1B	0-3 K 1-2		0-0 6-3		0-0 F8		0-0 F3	5 0 1 0 0 1 3		
Carney Lansford, R (1, 5) OBP: 0.351, SLG: 0.472		0-0 E1 G6-3 1-2	0-3 K		0-3 K		0-0 F8		0-0 F9	5 0 0 0 0 2 4		
Garry Hancock, L (1, 3) OBP: 0.303, SLG: 0.483 (7, 7)		0-3 K		0-0 F9		0-3 K		0-0 F8	0-0 4-3	5 0 0 0 0 2 3		
Mike Heath, R (1, 2) OBP: 0.336, SLG: 0.391		0-0 G6-3 1-2f		0-0 F9		0-0 F4		4-0 BB 1B BB		3 1 0 0 1 0 2	AB 37 R 9 H 10 RBI 9 BB 5 SO 7 LOB 16	
Donnie Hill, S (1, 6) OBP: 0.243, SLG: 0.264			4-0 WP 3B BB		0-0 F8		0-0 F8		0-0 F8	3 1 0 0 1 0 1		
Tony Phillips, S (1, 4) OBP: 0.330, SLG: 0.325			0-0 1-H 1B 3B		0-0 G3		0-0 F7	4-0 1B 1-2 BB		3 1 1 1 1 0 0		
Inning Stats	R: 0 E: 0 K: 2 S: 7 H: 0 LOB: 0 BB: 0 P: 7	R: 0 E: 1 K: 1 S: 6 H: 1 LOB: 1 BB: 0 P: 6	R: 3 E: 0 K: 2 S: 10 H: 3 LOB: 1 BB: 1 P: 14	R: 0 E: 0 K: 0 S: 3 H: 0 LOB: 0 BB: 0 P: 3	R: 3 E: 0 K: 1 S: 8 H: 3 LOB: 0 BB: 0 P: 8	R: 0 E: 0 K: 1 S: 5 H: 0 LOB: 0 BB: 0 P: 5	R: 2 E: 0 K: 0 S: 4 H: 1 LOB: 1 BB: 2 P: 12	R: 1 E: 0 K: 0 S: 4 H: 1 LOB: 2 BB: 2 P: 12	R: 0 E: 0 K: 0 S: 4 H: 1 LOB: 1 BB: 0 P: 4	1B: 5 2B: 3 3B: 1 HR: 1 SF: 0 SAC: 0 DP: 1 HBP: 0	WP: 1 PB: 0 SB: 6 CS: 0 PA: 42	
PITCHER	IP WLS BF H R ER SO BB IBB HBP BLK WP HR S P ERA WHIP											
Don Sutton, R (1, 1) ERA: 4.38	4.1 L 21 7 6 6 5 1 0 0 0 1 1 30 34 12.46 1.846											
Bob Gibson, R (5, 1) ERA: 4.05	4.2 21 3 3 3 2 4 0 0 0 0 0 21 37 5.79 1.500											

Oakland Athletics @ Milwaukee Brewers
Milwaukee County Stadium, Milwaukee, WI

Fri Aug 19 1983, 8:05 PM EDT
Att. 43,898 - Unknown - 92 F

livebaseballscorecards.com

Batter	1	2	3	4	5	6	7	8	9	AB	R	H	RBI	BB	SO	LOB
Paul Molitor, R OBP: 0.363, SLG: 0.481 (1, 5) X	0-0 5-3	4-0 FC6-4 1-2 BB			X 0-0 F8		X 0-0 F8			3	0	0	0	1	0	0
Charlie Moore, R OBP: 0.348, SLG: 0.367 (1, 9) X	0-0 F8	0-0 FC6-4 1-2f			X 0-0 F8		X 0-0 F6			4	0	0	0	0	0	2
Robin Yount, R OBP: 0.391, SLG: 0.518 (1, 6) B B B B	4-0 1B 1B BB		S S S 0-3 K		X 0-0 E5 1B		X 0-0 6-3			3	1	0	0	1	1	0
Cecil Cooper, L OBP: 0.341, SLG: 0.532 (1, 3) X	0-0 1B 1-2 1B		X 0-0 F7		X 0-0 1B 1-3		X 0-0 F5			4	0	2	0	0	0	0
Ted Simmons, S OBP: 0.356, SLG: 0.438 (1, 10) X	0-0 1B 1-2 2-H		X 0-0 5-3		X 0-0 F9		S S S 0-3 K			4	0	1	1	0	1	2
Ben Oglivie, L OBP: 0.373, SLG: 0.459 (1, 7) S S S S	0-3 K		B B B B 4-0 6-3 BB		X 0-0 6-3		X 0-0 F6			3	0	0	0	1	1	2
Ned Yost, R OBP: 0.264, SLG: 0.400 (1, 2) X		0-0 F7	X 0-0 6-3 1-2		X 0-0 6-3 1-2		X 0-0 K FC6-4 1B			4	0	1	0	0	1	1
Rick Manning, L OBP: 0.296, SLG: 0.321 (1, 8) X		0-0 F6	X 0-0 6-3		X 0-3 K		X 0-0 FC6-4 1-2f			4	0	0	0	0	1	2
Jim Gantner, L OBP: 0.351, SLG: 0.443 (1, 4) B B B B		4-0 BB BB	X 0-0 4-3		X 0-0 F9		X 0-0 F9			3	0	0	0	1	0	2

BOTTOM

Oakland Athletics @ Milwaukee Brewers
Milwaukee County Stadium, Milwaukee, WI

Fri Aug 19 1983, 8:05 PM EDT
Att: 43,898 - Unknown - 92 F

AB	32
R	1
H	4
RBI	1
BB	4
SO	5
LOB	11



Inning Stats																	WP: 0	PA: 36																															
R: 1	H: 2	E: 0	K: 1	S: 7	R: 0	H: 0	E: 0	K: 0	S: 3	R: 0	H: 0	E: 0	K: 1	S: 5	R: 0	H: 1	E: 1	K: 0	S: 5	R: 0	H: 0	E: 0	K: 2	S: 7	R: 0	H: 0	E: 0	K: 0	S: 3	R: 0	H: 0	E: 0	K: 1	S: 5	R: 0	H: 1	E: 0	K: 0	S: 4	1B: 4	2B: 0	3B: 0	HR: 0	SF: 0	SAC: 0	DP: 0	HBP: 0	WP: 0	PA: 36
PITCHER																																																	
Tim Conroy, L ERA: 3.39 (1, 1)	IP	WLS	BF	H	R	ER	SO	BB	IBB	HBP	BLK	WP	HR	S	P	ERA	WHIP																																
Keith Atherton, R ERA: 2.41 (8, 1)	2.0	7	1	0	0	1	0	0	0	0	0	0	0	9	9	0.00	0.500																																

Batter	1	2	3	4	5	6	7	8	9	AB	R	H	RBI	BB	SO	LOB	TOP										
Rickey Henderson, R OBP: 0.410, SLG: 0.419 (1, 7)	0-0 4-3			0-0 4-3		0-0 F3		0-0 S 1B		4	0	1	0	0	0	1											
Mike Heath, R OBP: 0.336, SLG: 0.388 (1, 2)	0-0 F8			0-3 K		0-0 2-H 1B		0-0 1-2 5-3		4	0	1	1	0	1	1											
Bill Almon, R OBP: 0.325, SLG: 0.402 (1, 3) Garry Hancock, L OBP: 0.299, SLG: 0.478 (6, PH) (6, 3)	0-3 K			0-0 5-3		0-0 F7		0-0 F6		2	0	0	0	0	1	0											
Davey Lopes, R OBP: 0.343, SLG: 0.428 (1, 9)		0-0 FC6-4 1B			0-0 F8		0-0 SH2-3 1B		0-3 SS K	4	0	2	0	0	1	0											
Carney Lansford, R OBP: 0.353, SLG: 0.473 (1, 5)		0-0 FC6-4 G4-6-3 1-2f			0-0 1B		0-0 1-2 SH2-3 1B		0-0 F8	4	0	2	0	0	0	1											
Dwayne Murphy, L OBP: 0.326, SLG: 0.387 (1, 8)		0-0 G4-6-3 1-2f			0-0 F8		0-0 1-2 2-3 SH2-3		0-3 SS K	3	0	0	0	0	1	2											
Jeff Burroughs, R OBP: 0.339, SLG: 0.376 (1, 10) Mike Davis, L OBP: 0.315, SLG: 0.403 (7, PH) Bob Kearney, R OBP: 0.330, SLG: 0.411 (7, PH)			0-0 F4		0-0 F5		0-3 SS K			2	0	0	0	0	0	1											
Donnie Hill, S OBP: 0.247, SLG: 0.267 (1, 6)			0-0 F6		0-0 SH1 1B		0-3 SS K			3	1	1	0	0	1	2											
Tony Phillips, S OBP: 0.329, SLG: 0.323 (1, 4)			0-0 4-3		0-0 SH1 1-2		0-3 SS K			2	0	0	0	0	1	0											
Inning Stats	R: 0 E: 0 K: 1 S: 5	H: 0 LOB: 0 BB: 0 P: 5	R: 0 E: 0 K: 0 S: 3	H: 1 LOB: 0 BB: 0 P: 3	R: 0 E: 0 K: 0 S: 3	H: 0 LOB: 0 BB: 0 P: 3	R: 0 E: 0 K: 1 S: 5	H: 0 LOB: 0 BB: 0 P: 5	R: 0 E: 0 K: 0 S: 4	H: 1 LOB: 1 BB: 0 P: 4	R: 1 E: 0 K: 0 S: 5	H: 2 LOB: 1 BB: 0 P: 5	R: 0 E: 0 K: 2 S: 9	H: 2 LOB: 2 BB: 0 P: 9	R: 0 E: 0 K: 1 S: 6	H: 1 LOB: 1 BB: 0 P: 6	R: 0 E: 0 K: 2 S: 7	H: 0 LOB: 0 BB: 0 P: 7	1B: 7 2B: 0 3B: 0 HR: 0	SF: 0 SAC: 2 DP: 1 HBP: 0	WP: 0 PB: 0 SB: 1 CS: 0	PA: 33					
PITCHER	IP	WLS	BF	H	R	ER	SO	BB	IBB	HBP	BLK	WP	HR	S	P	ERA	WHIP										
Bob McClure, L ERA: 4.52 (1, 1)	0.2		2	0	0	0	0	0	0	0	0	0	0	2	2	0.00	0.000										
Tom Tellmann, R ERA: 2.95 (1, 1)	5.2	W	22	6	1	1	2	0	0	0	0	0	0	26	26	1.59	1.059										
Jerry Augustine, L ERA: 5.75 (7, 1)	1.0		3	0	0	0	3	0	0	0	0	0	0	9	9	0.00	0.000										
Pete Ladd, R ERA: 2.61 (8, 1)	1.2	S	6	1	0	0	2	0	0	0	0	0	0	10	10	0.00	0.600										

Oakland Athletics @ Milwaukee Brewers
Milwaukee County Stadium, Milwaukee, WI

Sat Aug 20 1983, 8:05 PM EDT
Att. 51,722 - Unknown - 72 F

AB	31
R	1
H	7
RBI	1
BB	0
SO	7
LOB	12



WP: 0	PA: 33
PB: 0	
SB: 1	
CS: 0	

Batter	1	2	3	4	5	6	7	8	9
Paul Molitor, R OBP: 0.362, SLG: 0.479 (1, 5) X	0-0 F8 ①		0-3 K ①		0-0 F9 ②		0-0 1B		
Jim Gantner, L OBP: 0.355, SLG: 0.449 (1, 4) X	0-0 1B		0-0 3B ②-H		4-0 BB		0-0 G3 ③		
Robin Yount, R OBP: 0.392, SLG: 0.518 (1, 6) X	0-0 1B		0-3 K ②		0-0 F6 ③		0-0 1B	0-0 6-3 1B	
Cecil Cooper, L OBP: 0.338, SLG: 0.527 (1, 3) X	0-0 4 ② ③		0-0 3-1 ③		0-0 F7 ①		0-0 F7 ①		
Ted Simmons, S OBP: 0.355, SLG: 0.443 (1, 10) X		0-0 6-3 ①		0-3 K ①		0-0 HR		0-0 6-3 ②	
Ben Oglivie, L OBP: 0.374, SLG: 0.458 (1, 7) X		0-0 1B		0-0 1-3 ②		0-0 F8 ②		4-0 1B	
Rick Manning, L OBP: 0.296, SLG: 0.320 (1, 8) X		0-0 F9 ②		0-0 F7 ③		0-0 F8 ③		0-0 1B	
Ned Yost, R OBP: 0.257, SLG: 0.388 (1, 2) X		0-0 F8 ③			0-0 F9 ①		0-0 6-3 ①	0-0 F8 ③	
Charlie Moore, R OBP: 0.350, SLG: 0.372 (1, 9) X			0-0 3B		0-0 1B		0-0 5-3 ②		

Inning Stats	R: 0	H: 2	E: 0	LOB: 1	K: 0	BB: 0	S: 4	P: 4
	R: 0	H: 1	E: 0	LOB: 1	K: 0	BB: 0	S: 4	P: 4
	R: 1	H: 2	E: 0	LOB: 1	K: 2	BB: 0	S: 9	P: 9
	R: 0	H: 0	E: 0	LOB: 0	K: 1	BB: 0	S: 5	P: 5
	R: 0	H: 1	E: 0	LOB: 2	K: 0	BB: 1	S: 4	P: 8
	R: 1	H: 1	E: 0	LOB: 0	K: 0	BB: 0	S: 4	P: 4
	R: 0	H: 1	E: 0	LOB: 1	K: 0	BB: 0	S: 4	P: 4
	R: 1	H: 2	E: 0	LOB: 2	K: 0	BB: 1	S: 5	P: 9

PITCHER	IP	WLS	BF	H	R	ER	SO	BB	IBB	HBP	BLK	WP	HR	S	P	ERA	WHIP
Steve McCatty, R ERA: 3.95 (1, 1)	8.0	L	35	10	3	3	3	1	1	0	0	0	1	39	47	3.38	1.375

AB R H RBI BB SO LOB

4	0	1	0	0	1	2
3	0	2	1	1	0	1
4	1	2	0	0	1	3
4	0	0	0	0	0	4
4	1	1	1	0	1	1
3	0	1	0	1	0	0
4	0	1	1	0	0	1
4	0	0	0	0	0	3
3	1	2	0	0	0	0

1B: 7	SF: 0	WP: 0	PA: 35
2B: 2	SAC: 0	PB: 0	
3B: 1	DP: 1	SB: 1	
HR: 1	HBP: 0	CS: 0	

Oakland Athletics @ Milwaukee Brewers
Milwaukee County Stadium, Milwaukee, WI
 Sat Aug 20 1983, 8:05 PM EDT
 Att: 51,722 - Unknown - 72 F

livebaseballscorecards.com

AB	33
R	3
H	10
RBI	3
BB	2
SO	3
LOB	15



Batter	1	2	3	4	5	6	7	8	9	AB R H RBI BB SO LOB	TOP	
Rickey Henderson, R OBP: 0.413, SLG: 0.420 (1, 7) X	0-0 G4-6-3 S 1B		0-0 SH1-3 1-3		4-0 BB BB			4-0 F8 S BB		1 0 1 0 2 0 0		
Mike Davis, L OBP: 0.317, SLG: 0.402 (1, 9) B B B	4-0 G4-6-3 1-2 BB		0-0 3-H 1B		0-0 F9			0-0 F8		3 0 1 1 1 0 2		
Dwayne Murphy, L OBP: 0.324, SLG: 0.383 (1, 8) X	0-0 G4-6-3 1-2f 2-3		0-0 F9		0-0 F6			0-0 F6		4 0 0 0 0 0 4		
Garry Hancock, L OBP: 0.293, SLG: 0.468 (1, 10) X	0-0 F6		0-0 4-3		0-0 F7			0-0 F5		4 0 0 0 0 0 3		
Carney Lansford, R OBP: 0.352, SLG: 0.470 (1, 5) X		0-0 5-3		0-0 F4				0-0 4-3		4 0 1 0 0 0 0		
Wayne Gross, L OBP: 0.306, SLG: 0.380 (1, 3) X		0-0 6-3		0-0 F6				0-0 F2		4 0 0 0 0 0 1		
Mike Heath, R OBP: 0.339, SLG: 0.390 (1, 2) X		0-0 1B		0-0 5-3			0-0 F8			4 0 2 0 0 0 0		
Donnie Hill, S OBP: 0.247, SLG: 0.266 (1, 6) S S S		0-3 K		0-0 6-3			0-0 F5			4 0 1 0 0 1 1		
Tony Phillips, S OBP: 0.328, SLG: 0.322 (1, 4) X			0-0 SH1-3 1B		0-0 F7			0-0 F7		4 1 1 0 0 1 2		
Inning Stats	R: 0 H: 1 E: 0 LOB: 1 K: 0 BB: 1 S: 3 P: 7	R: 0 H: 1 E: 0 LOB: 1 K: 1 BB: 0 S: 6 P: 6	R: 1 H: 2 E: 0 LOB: 1 K: 0 BB: 0 S: 5 P: 5	R: 0 H: 0 E: 0 LOB: 0 K: 0 BB: 0 S: 3 P: 3	R: 0 H: 0 E: 0 LOB: 1 K: 0 BB: 1 S: 3 P: 7	R: 0 H: 1 E: 0 LOB: 1 K: 0 BB: 0 S: 4 P: 4	R: 0 H: 0 E: 0 LOB: 0 K: 0 BB: 0 S: 3 P: 3	R: 0 H: 0 E: 0 LOB: 1 K: 0 BB: 1 S: 3 P: 7	R: 0 H: 2 E: 0 LOB: 2 K: 1 BB: 0 S: 7 P: 7	1B: 7 SF: 0 2B: 0 SAC: 1 3B: 0 DP: 1 HR: 0 HBP: 0	WP: 0 PA: 36 PB: 0 SB: 3 CS: 0	
PITCHER Moose Haas, R (1, 1) ERA: 3.31 Jim Slaton, R (7, 1) ERA: 3.95	IP WLS BF H R ER SO BB IBB HBP BLK WP HR S P ERA WHIP											PITCHER IP WLS BF H R ER SO BB IBB HBP BLK WP HR S P ERA WHIP

Oakland Athletics @ Milwaukee Brewers
Milwaukee County Stadium, Milwaukee, WI

Sun Aug 21 1983, 4:33 AM EDT
Att. 43,609 - Sunny - 88 F

AB	32
R	1
H	7
RBI	1
BB	3
SO	2
LOB	13



Batter	1	2	3	4	5	6	7	8	9	AB	R	H	RBI	BB	SO	LOB
Jim Gantner, L (1, 4) OBP: 0.354, SLG: 0.447	0-0 F8		0-0 F9		0-0 SH2-4 1B		0-0 F9			4	1	1	0	0	0	1
Charlie Moore, R (1, 9) OBP: 0.352, SLG: 0.374	0-0 G6-3 1B		0-0 BB 1B		0-0 SH2-4		0-0 5-3			3	1	2	0	0	0	0
Robin Yount, R (1, 6) OBP: 0.391, SLG: 0.514	0-0 G6-3 1-2f		4-0 BB 1B		0-0 5-3		0-0 6-3			3	0	0	0	1	0	3
Cecil Cooper, L (1, 3) OBP: 0.341, SLG: 0.531		0-3 K	0-0 BB 1B		0-0 2B 1B		0-0 2B 2B			4	2	3	4	0	1	0
Ted Simmons, S (1, 10) OBP: 0.359, SLG: 0.447		0-0 BLK 1B	0-0 G3		0-0 1B 2B		0-0 2B BB			3	1	2	1	1	0	2
Ben Oglivie, L (1, 7) OBP: 0.370, SLG: 0.453		0-0 2-3		0-0 F3		0-3 K		0-0 F8		4	0	0	0	0	1	4
Rick Manning, L (1, 8) OBP: 0.298, SLG: 0.322		0-0 4-3		4-0 BB BB		0-0 G3		0-0 2B		3	0	1	2	1	0	1
Ned Yost, R (1, 2) OBP: 0.250, SLG: 0.378			0-3 K		0-0 G4-3 1-2f		0-0 F2			4	0	0	0	0	1	2
Ed Romero, R (1, 5) OBP: 0.328, SLG: 0.377			0-0 BB 1B		0-0 SH2-4 1B		0-0 6-3			4	2	2	0	0	0	1

Inning Stats	R: 0	H: 1	E: 0	K: 0	S: 3	LOB: 0	BB: 0	P: 3	R: 0	H: 1	E: 0	K: 1	S: 6	LOB: 1	BB: 0	P: 6	R: 2	H: 3	E: 0	K: 1	S: 8	LOB: 2	BB: 1	P: 12	R: 0	H: 0	E: 0	K: 0	S: 2	LOB: 0	BB: 1	P: 6	R: 3	H: 4	E: 0	K: 1	S: 9	LOB: 1	BB: 0	P: 9	R: 0	H: 0	E: 0	K: 0	S: 3	LOB: 0	BB: 0	P: 3	R: 0	H: 0	E: 0	K: 0	S: 3	LOB: 0	BB: 0	P: 3	R: 2	H: 2	E: 0	K: 0	S: 5	LOB: 1	BB: 1	P: 9
--------------	------	------	------	------	------	--------	-------	------	------	------	------	------	------	--------	-------	------	------	------	------	------	------	--------	-------	-------	------	------	------	------	------	--------	-------	------	------	------	------	------	------	--------	-------	------	------	------	------	------	------	--------	-------	------	------	------	------	------	------	--------	-------	------	------	------	------	------	------	--------	-------	------

PITCHER	IP	WLS	BF	H	R	ER	SO	BB	IBB	HBP	BLK	WP	HR	S	P	ERA	WHIP
Chris Codiroli, R (1, 1) ERA: 4.21	4.2	L	22	8	5	5	2	2	0	0	1	0	0	24	32	9.64	2.143
Tom Underwood, L (5, 1) ERA: 4.3	2.1		8	1	0	0	1	0	0	0	0	0	0	10	10	0.00	0.429
Tom Burgmeier, L (8, 1) ERA: 2.88	1.0		6	2	2	2	0	1	0	0	0	0	0	5	9	18.00	3.000

BOTTOM

Oakland Athletics @ Milwaukee Brewers
Milwaukee County Stadium, Milwaukee, WI

Sun Aug 21 1983, 4:33 AM EDT
 Att: 43,609 - Sunny - 88 F

livebaseballscorecards.com

AB	32
R	7
H	11
RBI	7
BB	3
SO	3
LOB	14



1B : 8	SF : 0	WP : 0	PA : 36
2B : 3	SAC : 1	PB : 0	
3B : 0	DP : 2	SB : 0	
HR : 0	HBP : 0	CS : 0	

Batter	1	2	3	4	5	6	7	8	9	10	11	12	13	14	AB R H RBI BB SO LOB	TOP															
Rickey Henderson, R OBP: 0.416, SLG: 0.421 (1, 7)	0-0 6-3		0-0 1B		0-0 G6-4-3			0-0 FC6-4 1B	4-0 BB 1B			0-0 S 1B	0-0 G3		6 0 3 1 1 0 3																
Mike Heath, R OBP: 0.337, SLG: 0.391 (1, 9) (9, 2)	0-0 G4-6-3 1B		0-0 4-3		0-0 6-3			0-0 FC6-4 1B	0-3 1-2 2-3 3-H BB			0-3 K		0-0 SH 1B 2B	7 1 2 0 0 2 7																
Bill Almon, R OBP: 0.323, SLG: 0.397 (1, 6)	0-0 G4-6-3 1-2			0-0 F9				0-0 F7		0-3 K		4-0 IBB		0-0 SH FC4	5 0 0 0 1 1 2																
Jeff Burroughs, R OBP: 0.337, SLG: 0.372 (1, 10)		0-3 K		4-0 1B BB				0-3 K		0-0 5-3		0-0 F7		0-0 FC4 1B	4 1 0 0 1 2 1 2 0 0 0 0 0 4 0 0 0 0 0 0 0																
Davey Lopes, R OBP: 0.342, SLG: 0.426 (12, PH)																															
Rick Peters, S OBP: 0.327, SLG: 0.309 (14, PR)																															
Carney Lansford, R OBP: 0.357, SLG: 0.470 (1, 5)		0-0 F9		0-0 1B 1B				0-0 6-3	4-0 BB 1B BB			0-0 F3		0-0 G4-3 1B	6 1 3 1 1 0 2																
Dwayne Murphy, L OBP: 0.321, SLG: 0.379 (1, 8)		0-0 F8		0-3 K				0-0 G3	0-0 F3	0-0 G3			0-0 5-3 1B	7 0 1 0 0 1 6																	
Bob Kearney, R OBP: 0.330, SLG: 0.410 (1, 2)			0-0 G3	0-0 1B				0-0 F8	0-0 BB BB 1B			0-0 F9		0-0 5-3	3 0 1 1 0 0 0 3 0 1 0 0 0 1																
Mike Davis, L OBP: 0.317, SLG: 0.402 (9, PH) (9, 9)				1-2 2-H 1B					1-2 1B				1-2																		
Wayne Gross, L OBP: 0.307, SLG: 0.379 (1, 3)			0-0 4-3	0-3 K				0-0 1B	0-0 F7			0-0 F7	4-0		3 0 1 0 0 1 2 2 0 0 0 1 0 2																
Garry Hancock, L OBP: 0.294, SLG: 0.463 (9, PH) (9, 3)														IBB																	
Tony Phillips, S OBP: 0.331, SLG: 0.321 (1, 4)			4-0 1B BB		0-0 G6-4-3 1B			0-0 1-3	4-0 1-2 2-3 BB			0-3 K	0-3 K		4 0 1 0 2 2 3																
Inning Stats	R: 0 E: 0 K: 0 S: 3	H: 1 LOB: 0 BB: 0 P: 3	R: 0 E: 0 K: 1 S: 5	H: 0 LOB: 0 BB: 0 P: 5	R: 0 E: 0 K: 1 S: 4	H: 1 LOB: 2 BB: 1 P: 8	R: 1 E: 0 K: 2 S: 9	H: 2 LOB: 2 BB: 1 P: 13	R: 0 E: 0 K: 0 S: 3	H: 1 LOB: 0 BB: 0 P: 3	R: 0 E: 0 K: 0 S: 4	H: 1 LOB: 1 BB: 0 P: 4	R: 0 E: 0 K: 1 S: 6	H: 1 LOB: 1 BB: 0 P: 6	R: 0 E: 0 K: 1 S: 5	H: 0 LOB: 0 BB: 0 P: 5	R: 0 E: 0 K: 1 S: 6	H: 1 LOB: 2 BB: 1 P: 10	R: 0 E: 0 K: 1 S: 6	H: 1 LOB: 2 BB: 1 P: 10	R: 1 E: 1 K: 0 S: 5	H: 2 LOB: 2 BB: 0 P: 5	1B: 12 2B: 1 3B: 0 HR: 0	SF: 0 SAC: 1 DP: 3 HBP: 0	WP: 0 PB: 0 SB: 1 CS: 0	PA: 60					
PITCHER	IP WLS BF H R ER SO BB IBB HBP BLK WP HR S P ERA WHIP																														
Ray Fontenot, L ERA: 3.12 (1, 1)	8.0	32	7	2	2	4	3	0	0	0	0	0	0	0	0	2.25	1.250														
Rich Gossage, R ERA: 1.97 (9, 1)	3.0	13	2	0	0	3	2	0	0	0	0	0	0	0	0	0.00	1.333														
George Frazier, R ERA: 3.54 (12, 1)	3.0	L 15	4	1	1	2	0	2	0	0	0	0	0	0	0	3.00	1.333														

Oakland Athletics @ New York Yankees
 Yankee Stadium, Bronx, NY
 Mon Aug 22 1983, 7:05 PM EDT
 Att. 22,339 - Unknown - 87 F

AB	52
R	3
H	13
RBI	3
BB	7
SO	9
LOB	33



WP: 0	PA: 60
FB: 0	
CS: 0	

Batter	1	2	3	4	5	6	7	8	9	10	11	12	13	14	AB	R	H	RBI	BB	SO	LOB					
Willie Randolph, R (1, 4) OBP: 0.368, SLG: 0.337	F9 1-3 2-H 3-H 1B				1-3 2 3		6-3 2-3			6-3 2			F8 1		6	0	2	2	0	0	1					
Ken Griffey, L (1, 3) OBP: 0.369, SLG: 0.453	F9 BB	F9 3			4-3 3		G3 3			F7 2			F4 2		5	0	0	0	1	0	4					
Dave Winfield, R (1, 7) OBP: 0.341, SLG: 0.514	L8 2									1-3 3			F7 3		6	0	1	0	0	0	2					
Don Baylor, R (1, 10) OBP: 0.350, SLG: 0.475	F4 3												F7 1		6	0	1	0	0	0	2					
Butch Wynegar, S (1, 2) OBP: 0.377, SLG: 0.433																										
Bert Campaneris, R (14, PR) OBP: 0.343, SLG: 0.349		E BB 1B BB											G6-3 1B		5	1	1	0	1	0	2					
Graig Nettles, L (1, 5) OBP: 0.349, SLG: 0.453		E 1B BB											G6-3 1-2f		0	0	0	0	0	0	0					
Steve Kemp, L (1, 9) OBP: 0.319, SLG: 0.404													F4 3		5	1	2	0	1	0	0					
Roy Smalley, S (1, 6) OBP: 0.350, SLG: 0.429															6	0	0	0	0	0	6					
Omar Moreno, L (1, 8) OBP: 0.283, SLG: 0.330																										
Inning Stats	R: 0 E: 0 K: 0 S: 3	H: 0 LOB: 1 BB: 1 P: 7	R: 2 E: 1 K: 1 S: 7	H: 1 LOB: 2 BB: 2 P: 15	R: 0 E: 0 K: 0 S: 3	H: 0 LOB: 0 BB: 0 P: 3	R: 0 E: 0 K: 0 S: 3	H: 0 LOB: 0 BB: 0 P: 3	R: 0 E: 0 K: 0 S: 3	H: 0 LOB: 1 BB: 1 P: 7	R: 0 E: 0 K: 0 S: 3	H: 0 LOB: 0 BB: 0 P: 3	R: 0 E: 0 K: 0 S: 3	H: 1 LOB: 1 BB: 0 P: 4	R: 0 E: 0 K: 0 S: 3	H: 1 LOB: 0 BB: 0 P: 3	R: 0 E: 0 K: 0 S: 3	H: 0 LOB: 0 BB: 0 P: 3	R: 0 E: 0 K: 0 S: 3	H: 0 LOB: 2 BB: 0 P: 4	R: 0 E: 0 K: 0 S: 4	H: 2 LOB: 2 BB: 0 P: 4	1B: 6 2B: 1 3B: 0 HR: 0	SF: 0 SAC: 1 DP: 1 HBP: 0	WP: 0 PB: 0 SB: 0 CS: 0	PA: 52

PITCHER	IP	WLS	BF	H	R	ER	SO	BB	IBB	HBP	BLK	WP	HR	S	P	ERA	WHIP
Gorman Heimueller, L (1, 1) ERA: 4.04	6.1		27	3	2	0	1	4	0	0	0	0	0	25	41	0.00	1.105
Keith Atherton, R (7, 1) ERA: 2.2	3.2		13	2	0	0	0	0	0	0	0	0	0	13	13	0.00	0.545
Tom Underwood, L (11, 1) ERA: 4.27	1.0		2	0	0	0	0	0	0	0	0	0	0	2	2	0.00	0.000
Dave Beard, R (12, 1) ERA: 4.53	3.0	W	10	2	0	0	0	0	0	0	0	0	0	10	10	0.00	0.667

BOTTOM

Oakland Athletics @ New York Yankees
Yankee Stadium, Bronx, NY

Mon Aug 22 1983, 7:05 PM EDT
Att. 22,339 - Unknown - 87 F

livebaseballscorecards.com

AB	47
R	2
H	7
RBI	2
BB	4
SO	1
LOB	22

Batter	1	2	3	4	5	6	7	8	9	AB R H RBI BB SO LOB	TOP		
Rickey Henderson, R OBP: 0.420, SLG: 0.425 (1, 7) BB	4-0 S 1B BB		0-0 CS 1B		0-0 E SF8 1B	0-0 G6-4-3 1-2f			0-0 S HR 1B	4 3 3 0 1 0 1			
Mike Davis, L OBP: 0.313, SLG: 0.396 (1, 9) X	0-0 F8 1-2		0-0 E4 CS 1-2		0-3 K 1-3		0-0 L5	0-0 1-3	5 0 0 0 0 1 4				
Mike Heath, R OBP: 0.339, SLG: 0.389 (1, 2) X	0-0 1B 2-H		0-0 CS 1-2	0-0 E4 1B SH1-3 1B	4-0 3B IBB		0-0 F7	0-0 F9	4 2 1 1 1 0 1				
Garry Hancock, L OBP: 0.292, SLG: 0.460 Jeff Burroughs, R OBP: 0.337, SLG: 0.382 (5, PH) X	0-0 F4			0-0 SH1-3 1-2	0-0 SF8 3-H		0-3 K	0-0 HR 3-H	1 0 0 0 0 0 1 2 1 1 3 0 1 0				
Carney Lansford, R OBP: 0.361, SLG: 0.479 (1, 5) X	0-0 F6			0-0 1B 2B 1B	0-0 3B 3B 1-H			0-0 SH1-3 BB SF9 1B	5 3 3 1 0 0 1				
Dwayne Murphy, L OBP: 0.325, SLG: 0.386 (1, 8) S		0-3 K		0-0 2B 1B 1-2 3-H	0-0 3B 3B 3-H			4-0 SF9 SH1-3 BB 1-2	3 0 2 2 1 1 0				
Donnie Hill, S OBP: 0.250, SLG: 0.280 (1, 6) S		0-0 F9		0-0 2B 1-3 2-H	0-0 F9			0-0 SH1-3 1-2 2-3	3 0 1 1 0 0 1				
Wayne Gross, L OBP: 0.306, SLG: 0.378 Bill Almon, R OBP: 0.323, SLG: 0.397 (4, PH) (4, 3) S		0-3 K		0-0 5-3		0-0 G6-4-3 1B		0-0 SF9 2-3 3-H	1 0 0 0 0 1 0 2 0 1 1 0 0 2				
Tony Phillips, S OBP: 0.327, SLG: 0.317 (1, 4) S			0-0 F7	0-3 K		0-0 F8		0-0 F8	4 0 0 0 0 1 4				
Inning Stats	R: 1 E: 0 K: 0 S: 4 H: 1 LOB: 1 BB: 1 P: 8	R: 0 E: 0 K: 2 S: 7 H: 0 LOB: 0 BB: 0 P: 7	R: 0 E: 1 K: 0 S: 3 H: 1 LOB: 0 BB: 0 P: 3	R: 2 E: 1 K: 1 S: 9 H: 3 LOB: 2 BB: 0 P: 9	R: 3 E: 0 K: 1 S: 8 H: 3 LOB: 1 BB: 1 P: 12	R: 0 E: 0 K: 0 S: 3 H: 1 LOB: 0 BB: 0 P: 3	R: 0 E: 0 K: 1 S: 5 H: 0 LOB: 0 BB: 0 P: 5	R: 1 E: 0 K: 0 S: 4 H: 1 LOB: 1 BB: 1 P: 8	R: 2 E: 0 K: 0 S: 5 H: 2 LOB: 0 BB: 0 P: 5	1B: 8 2B: 1 3B: 2 HR: 1 SF: 2 SAC: 2 DP: 1 HBP: 0	WP: 0 PB: 0 SB: 4 CS: 2 PA: 42		
PITCHER	IP WLS BF H R ER SO BB IBB HBP BLK WP HR S P ERA WHIP											PITCHER	IP WLS BF H R ER SO BB IBB HBP BLK WP HR S P ERA WHIP
Matt Keough, R ERA: 5.48 (1, 1)	0.1 L 3 1 1 1 0 1 0 0 0 0 0 0 2 6 27.00 6.000												
Bob Shirley, L ERA: 5.56 (1, 1)	4.0 18 5 4 3 4 0 1 0 0 0 0 0 25 29 6.75 1.250												
Dale Murray, R ERA: 4.91 (5, 1)	3.0 13 4 2 2 1 1 0 0 0 0 0 0 14 18 6.00 1.667												
George Frazier, R ERA: 3.51 (8, 1)	0.2 2 0 0 0 0 0 0 0 0 0 0 0 2 2 0.00 0.000												
Dave LaRoche, L ERA: 18.0 (9, 1)	1.0 5 2 2 2 0 0 0 0 0 0 0 0 1 5 18.00 2.000												

Oakland Athletics @ New York Yankees
 Yankee Stadium, Bronx, NY
 Tue Aug 23 1983, 7:05 PM EDT
 Att. 27,475 - Unknown - 76 F

AB	34
R	9
H	12
RBI	9
BB	3
SO	5
LOB	15




WP: 0	PA: 42
PB: 0	
SB: 4	
CS: 2	

Batter	1	2	3	4	5	6	7	8	9	AB	R	H	RBI	BB	SO	LOB
Willie Randolph, R (1, 4) OBP: 0.363, SLG: 0.332	0-0 6-3		0-0 F3			0-0 6-3	0-0 F9			4	0	0	0	0	0	4
Ken Griffey, L (1, 3) OBP: 0.368, SLG: 0.451	0-0 F7		0-0 F8			0-0 F8 2-H 1B		0-3 K		4	0	1	1	0	1	2
Dave Winfield, R (1, 8) OBP: 0.338, SLG: 0.510	0-0 F2			0-3 K		0-0 F8 1-2		0-0 5-3		4	0	0	0	0	1	1
Graig Nettles, L (1, 5) OBP: 0.346, SLG: 0.448		0-0 6-3		0-0 F8		0-0 F9		0-0 F8		4	0	0	0	0	0	1
Oscar Gamble, L (1, 9) OBP: 0.367, SLG: 0.500		0-3 K		0-0 4-3			0-0 F8		0-0 F9	3	0	0	0	0	1	0
Lou Piniella, R (9, PH) OBP: 0.346, SLG: 0.408										1	0	0	0	0	0	0
Don Baylor, R (1, 10) OBP: 0.346, SLG: 0.471		0-0 F5			0-0 F3		0-3 K		0-0 F7	4	0	0	0	0	1	0
Butch Wynegar, S (1, 2) OBP: 0.379, SLG: 0.432			4-0 BB BB BB		0-0 3-1		0-0 2B 1B		0-0 F7	3	1	1	0	1	0	0
Don Mattingly, L (1, 7) OBP: 0.353, SLG: 0.497			0-0 F7		0-0 F9		0-0 E 1-H 1B 2B			3	1	1	1	0	0	1
Roy Smalley, S (1, 6) OBP: 0.355, SLG: 0.436			4-0 BB BB BB			0-0 1B 2B	0-0 2B 1B			2	1	2	1	1	0	0

BOTTOM	
AB	32
R	3
H	5
RBI	3
BB	2
SO	4
LOB	9
WP: 0 PB: 0 SB: 0 CS: 0	PA: 34

Oakland Athletics @ New York Yankees
 Yankee Stadium, Bronx, NY
 Tue Aug 23 1983, 7:05 PM EDT
 Att: 27,475 - Unknown - 76 F



Inning Stats																																							
R: 0		H: 0		R: 0		H: 0		R: 0		H: 0		R: 0		H: 0		R: 0		H: 0		R: 0		H: 0		R: 0		H: 0		R: 0		H: 0		R: 0		H: 0		R: 0		H: 0	
E: 0		LOB: 0		E: 0		LOB: 0		E: 0		LOB: 0		E: 0		LOB: 0		E: 0		LOB: 0		E: 0		LOB: 0		E: 0		LOB: 0		E: 0		LOB: 0		E: 0		LOB: 0		E: 0		LOB: 0	
K: 0		BB: 0		K: 1		BB: 0		K: 0		BB: 2		K: 1		BB: 0		K: 1		BB: 0		K: 1		BB: 0		K: 1		BB: 0		K: 1		BB: 0		K: 1		BB: 0		K: 1		BB: 0	
S: 3		P: 3		S: 5		P: 5		S: 3		P: 3		S: 5		P: 5		S: 8		P: 8		S: 5		P: 5		S: 3		P: 3		S: 3		P: 3		S: 3		P: 3		S: 3		P: 3	
PITCHER		IP	WLS	BF	H	R	ER	SO	BB	IBB	HBP	BLK	WP	HR	S	P	ERA	WHIP																					
Mike Warren, R (1, 1) ERA: 5.66		6.2	W	26	4	3	3	3	2	0	0	0	0	0	30	38	4.05	0.900																					
Tom Burgmeier, L (7, 1) ERA: 2.81		2.1		8	1	0	0	1	0	0	0	0	0	0	10	10	0.00	0.429																					

Batter	1	2	3	4	5	6	7	8	9	AB R H RBI BB SO LOB	TOP
Rickey Henderson, R OBP: 0.418, SLG: 0.423 (1, 7) X	0-0 F8		0-0 F3			0-0 FC5-4		0-0		4 0 1 0 0 0 1	Oakland Athletics @ Cleveland Indians Cleveland Municipal Stadium, Cleveland, OH Wed Aug 24 1983, 7:05 PM EDT Unknown - 81 F
Mike Heath, R OBP: 0.333, SLG: 0.383 (1, 9) X	0-0 E4 1B		0-0 F4			0-0 F9		0-0 F6		4 0 0 0 0 0 2	
Bill Almon, R OBP: 0.322, SLG: 0.396 (1, 3) X	0-0 F9				0-0 G6-4-3 1B	0-0 F4			0-3 K	4 0 1 0 0 1 2	
Davey Lopes, R OBP: 0.341, SLG: 0.424 (1, 4) X	0-0				0-0 G6-4-3		0-3 K		0-0 F8	4 0 1 0 0 1 1	
Carney Lansford, R OBP: 0.359, SLG: 0.480 (1, 5) X	0-0 5-3				0-0 F8		0-0 F7		0-0	4 0 1 0 0 0 2	
Dwayne Murphy, L OBP: 0.324, SLG: 0.383 (1, 8) X		0-0 F8			0-0 G3		4-0		0-0	3 0 0 0 1 0 1	
Jeff Burroughs, R OBP: 0.334, SLG: 0.378 (1, 10) X		0-3 K			0-0 F9		0-3 K		0-0 G3	3 0 0 0 0 2 1	
Bob Kearney, R OBP: 0.326, SLG: 0.406 (1, 2) X		0-0 F7			0-0 F7				0-0 F7	3 0 0 0 0 0 0	
Donnie Hill, S OBP: 0.253, SLG: 0.282 (1, 6) X			0-0 5-3			0-0 FC5-4 1B			0-0 F7	3 0 1 0 0 0 0	
Inning Stats	R: 0 H: 1 E: 1 LOB: 2 K: 0 BB: 0 S: 5 P: 5	R: 0 H: 0 E: 0 LOB: 0 K: 1 BB: 0 S: 5 P: 5	R: 0 H: 0 E: 0 LOB: 0 K: 0 BB: 0 S: 3 P: 3	R: 0 H: 1 E: 0 LOB: 0 K: 0 BB: 0 S: 3 P: 3	R: 0 H: 0 E: 0 LOB: 0 K: 0 BB: 0 S: 3 P: 3	R: 0 H: 1 E: 0 LOB: 1 K: 0 BB: 0 S: 4 P: 4	R: 0 H: 0 E: 0 LOB: 1 K: 2 BB: 1 S: 7 P: 11	R: 0 H: 1 E: 0 LOB: 1 K: 0 BB: 0 S: 4 P: 4	R: 0 H: 1 E: 0 LOB: 1 K: 1 BB: 0 S: 6 P: 6	1B: 4 SF: 0 2B: 1 SAC: 0 3B: 0 DP: 1 HR: 0 HBP: 0	WP: 0 PA: 33 PB: 0 SB: 1 CS: 0
PITCHER Neal Heaton, L (1, 1) ERA: 3.5	IP WLS BF H R ER SO BB IBB HBP BLK WP HR S P ERA WHIP										

livebaseballscorecards.com

AB	32
R	0
H	5
RBI	0
BB	1
SO	4
LOB	10



Batter	1	2	3	4	5	6	7	8	9
Alan Bannister, R (1, 10) OBP: 0.328, SLG: 0.402	0-3 K		4-0 BB		0-0 F5			0-0 F6	
Toby Harrah, R (1, 5) OBP: 0.368, SLG: 0.362	0-0 F7		0-3 K			4-0 FC3-6 BB		0-0 F3	
Julio Franco, R (1, 6) OBP: 0.320, SLG: 0.415	0-0 1B			0-0 1B G6-4-3 2B		0-0 FC3-6			
Andre Thornton, R (1, 3) OBP: 0.381, SLG: 0.427	0-0 6-3			0-0 G6-4-3 1B		0-0 F8			
Pat Tabler, R (1, 7) OBP: 0.367, SLG: 0.389		0-3 K		0-0 G6-4-3		0-0 F8			
Gorman Thomas, R (1, 8) OBP: 0.289, SLG: 0.359		0-3 K		0-0 F5			0-3 K		
Carmen Castillo, R (1, 9) OBP: 0.333, SLG: 0.200		0-0 6-3			0-0 1B		0-3 K		
Jim Essian, R (1, 2) OBP: 0.316, SLG: 0.313			0-0 CS 1B		0-0 F1		0-0 F8		
Mike Fischlin, R (1, 4) OBP: 0.303, SLG: 0.268			0-3 K		0-0 F9			0-0 1-3	

Inning Stats	R: 0	H: 1	E: 0	LOB: 1	K: 1	S: 6	P: 6	R: 0	H: 0	E: 0	LOB: 0	K: 2	S: 7	P: 7	R: 0	H: 1	E: 0	LOB: 1	K: 2	S: 7	P: 11	R: 1	H: 2	E: 0	LOB: 0	K: 0	S: 4	P: 4	R: 0	H: 1	E: 1	LOB: 1	K: 0	S: 3	P: 7	R: 0	H: 0	E: 0	LOB: 0	K: 2	S: 7	P: 7	R: 0	H: 0	E: 0	LOB: 0	K: 0	S: 3	P: 3
	1B: 4	SF: 0	2B: 1	SAC: 0	3B: 0	DP: 1	HR: 0	HBP: 0	WP: 0	PA: 29																																							

PITCHER	IP	WLS	BF	H	R	ER	SO	BB	IBB	HBP	BLK	WP	HR	S	P	ERA	WHIP
Tim Conroy, L (1, 1) ERA: 3.25	8.0	L	29	5	1	1	7	2	0	0	0	0	0	41	49	1.12	0.875

BOTTOM

Oakland Athletics @ Cleveland Indians
 Cleveland Municipal Stadium, Cleveland, OH

Wed Aug 24 1983, 7:05 PM EDT
 Unknown - 81 F

AB	27
R	1
H	5
RBI	0
BB	2
SO	7
LOB	10

C

livebaseballscorecards.com

Batter	1	2	3	4	5	6	7	8	9	AB R H RBI BB SO LOB	TOP
Rickey Henderson, R OBP: 0.423, SLG: 0.426 (1, 7) BB	4-0 BB 6-3		X 0-0 S 2B 1B		BB 4-0 BB G4-6-3 BB		X 0-0 1B			2 1 2 0 2 0 0	
Mike Davis, L OBP: 0.312, SLG: 0.397 (1, 9) X	0-0 6-3 1-2		X 0-0 1B 4-3 2B		X 0-0 1-2f G4-6-3		X 0-0 F7			4 1 1 1 0 0 3	
Mike Heath, R OBP: 0.340, SLG: 0.386 (1, 2) X	0-0 2B 1B		X 0-0 2-3 4-3 1B		X 0-0 5-3			BB 4-0 BB G4-3 BB		3 0 2 0 1 0 0	
Dwayne Murphy, L OBP: 0.323, SLG: 0.384 (1, 8) X	0-0 1-3 2B		X 0-0 1-2 4-3		X 0-0 F3			X 0-0 F2		4 0 1 1 0 0 2	
Carney Lansford, R OBP: 0.359, SLG: 0.478 Garry Hancock, L OBP: 0.292, SLG: 0.460 Bill Almon, R OBP: 0.322, SLG: 0.394 (1, 5) (7, 3) (8, PH) (8, 3) X	0-0 1-3		X 0-0 4-3		X 0-0 1B			X 0-0 1-2f G4-3		3 0 1 0 0 0 3 0 0 0 0 0 0 0 1 0 0 0 0 0 1	
Wayne Gross, L OBP: 0.306, SLG: 0.375 (1, 3) (7, 5) Davey Lopes, R OBP: 0.340, SLG: 0.423 (9, PH)		BB 4-0 BB 5-3 BB		X 0-0 4-3 4-3		X 0-0 F9		X 0-0 F9		2 0 0 0 1 0 1 1 0 0 0 0 0 0	
Donnie Hill, S OBP: 0.242, SLG: 0.270 (1, 6) X		X 0-0 5-3 1-2f		X 0-0 4-3 1-2		X 0-0 F8		X 0-0 F8		4 0 0 0 0 0 3	
Mitchell Page, L OBP: 0.353, SLG: 0.281 Jeff Burroughs, R OBP: 0.333, SLG: 0.377 (1, 10) (9, PH) X		0-0 K		X 0-0 4-3 2-3		X 0-0 F7		X 0-0 F9		3 0 0 0 0 1 1 1 0 0 0 0 0 0	
Tony Phillips, S OBP: 0.324, SLG: 0.314 (1, 4) X			X 0-0 F9		X 0-0 F8		X 0-0 1-4-3			3 0 0 0 0 0 1	
Inning Stats	R: 0 H: 2 E: 0 LOB: 2 K: 0 BB: 1 S: 4 P: 8	R: 0 H: 0 E: 0 LOB: 0 K: 1 BB: 1 S: 4 P: 8	R: 2 H: 3 E: 0 LOB: 1 K: 0 BB: 0 S: 6 P: 6	R: 0 H: 0 E: 1 LOB: 1 K: 0 BB: 0 S: 4 P: 4	R: 0 H: 0 E: 0 LOB: 0 K: 0 BB: 1 S: 2 P: 6	R: 0 H: 1 E: 0 LOB: 1 K: 0 BB: 0 S: 4 P: 4	R: 0 H: 1 E: 0 LOB: 1 K: 0 BB: 0 S: 4 P: 4	R: 0 H: 0 E: 0 LOB: 0 K: 0 BB: 1 S: 2 P: 6	R: 0 H: 0 E: 0 LOB: 0 K: 0 BB: 0 S: 3 P: 3	1B: 5 SF: 0 2B: 3 SAC: 0 3B: 0 DP: 3 HR: 0 HBP: 0	WP: 0 PA: 35 PB: 0 SB: 1 CS: 0
PITCHER Lary Sorensen, R ERA: 4.32 Jamie Easterly, L ERA: 2.83 (1, 1) (8, 1)	IP WLS BF H R ER SO BB IBB HBP BLK WP HR S P ERA WHIP	7.0 W 30 7 2 2 1 4 0 0 0 0 0 0 28 44 2.57 1.571	2.0 S 5 0 0 0 0 0 0 0 0 0 0 0 5 5 0.00 0.000								

Oakland Athletics @ Cleveland Indians
Cleveland Municipal Stadium, Cleveland, OH
Wed Aug 24 1983, 7:05 PM EDT
Att. 6,096 - Unknown

livebaseballscorecards.com

AB	31
R	2
H	7
RBI	2
BB	4
SO	1
LOB	15



Batter	1	2	3	4	5	6	7	8	9
Toby Harrah, R OBP: 0.369, SLG: 0.364 (1, 5) X	0-0 1B FC5-4-2 2B		H 1-0 FC4 WP HBP	X 0-0 F7		X 0-0 F8			
Mike Hargrove, L OBP: 0.393, SLG: 0.383 (1, 3) X	0-0 2-3 1B		B B B B 4-0 FC4 1-2 2-3 BB		B B B B 4-0 FC4-6 BB		X 0-0 F6		
Julio Franco, R OBP: 0.317, SLG: 0.411 (1, 6) X	0-0 FC5-4-2 1-2 3-H		X 0-0 FC4 1-2f 2-3 3-H		X 0-0 FC4-6 2B		X 0-0 5-3		
Broderick Perkins, L OBP: 0.293, SLG: 0.333 (1, 10) X	0-0 G3 1-2		X 0-0 F9		X 0-0 F9		X 0-0 F8		
Pat Tabler, R OBP: 0.368, SLG: 0.391 (1, 7)		X 0-0 9-6-4 2B		X 0-0 F9			X 0-0 F7		
Ron Hassey, L OBP: 0.336, SLG: 0.349 (1, 2)		X 0-0 9-6-4 2-3f		B B B B 4-0 1B BB		X 0-0 1-H 2-H 2B	X 0-0 F7		
Gorman Thomas, R OBP: 0.290, SLG: 0.358 (1, 8)		B B B B 0-3 K		X 0-0 E 1B 1-2 1B		X 0-0 5-3	B B B B 4-0 2B BB		
George Vukovich, L OBP: 0.258, SLG: 0.292 (1, 9)			X 0-0 WP S FC4 1B	X 0-0 F5		X 0-0 BLK 1B	X 0-0 1-H 2B		
Mike Fischlin, R OBP: 0.302, SLG: 0.267 (1, 4)			S S S 0-3 K	X 0-0 E8 1-3 2-H 1B		X 0-0 F8	X 0-0 F4		

Inning Stats	R: 0	H: 2	E: 0	LOB: 1	K: 0	S: 4	P: 4	R: 0	H: 1	E: 0	LOB: 0	K: 1	S: 5	P: 5	R: 1	H: 1	E: 0	LOB: 2	K: 1	S: 6	P: 11	R: 1	H: 2	E: 1	LOB: 2	K: 0	S: 5	P: 9	R: 0	H: 1	E: 0	LOB: 1	K: 0	S: 4	P: 4	R: 0	H: 0	E: 0	LOB: 0	K: 0	S: 3	P: 3	R: 1	H: 1	E: 0	LOB: 1	K: 0	S: 4	P: 8
--------------	------	------	------	--------	------	------	------	------	------	------	--------	------	------	------	------	------	------	--------	------	------	-------	------	------	------	--------	------	------	------	------	------	------	--------	------	------	------	------	------	------	--------	------	------	------	------	------	------	--------	------	------	------

PITCHER	IP	WLS	BF	H	R	ER	SO	BB	IBB	HBP	BLK	WP	HR	S	P	ERA	WHIP
Mark Smith, R ERA: 3.38 (1, 1)	3.2		18	6	2	2	2	2	0	1	0	1	0	19	28	4.91	2.182
Keith Atherton, R ERA: 2.38 (4, 1)	4.1	L	18	3	2	2	0	3	0	0	1	0	0	15	27	4.15	1.385

BOTTOM

AB	R	H	RBI	BB	SO	LOB
3	0	1	0	0	0	3
2	0	1	0	2	0	0
4	1	0	1	0	0	5
4	0	0	0	0	0	4
3	0	1	0	1	0	0
3	1	1	1	1	0	1
3	1	1	0	1	1	0
4	1	3	1	0	0	2
4	0	1	1	0	1	3

AB 30
R 4
H 9
RBI 4
BB 5
SO 2
LOB 18

WP: 1 **PA: 36**
PB: 0
SB: 3
CS: 0

WP: 1 **PA: 36**
PB: 0
SB: 3
CS: 0

WP: 1 **PA: 36**
PB: 0
SB: 3
CS: 0

WP: 1 **PA: 36**
PB: 0
SB: 3
CS: 0

Oakland Athletics @ Cleveland Indians
Cleveland Municipal Stadium, Cleveland, OH

Wed Aug 24 1983, 7:05 PM EDT
Att. 6,096 - Unknown

livebaseballscorecards.com



Batter	1	2	3	4	5	6	7	8	9	AB R H RBI BB SO LOB	TOP		
Donnie Hill, S (1, 6) OBP: 0.242, SLG: 0.269	0-0 5-3		0-0 SH3-4		0-0 2B 1B	0-0 F3		0-0 F6	0-0 F6	4 1 1 0 0 0 1	Oakland Athletics @ Cleveland Indians Cleveland Municipal Stadium, Cleveland, OH Thu Aug 25 1983, 3:33 AM EDT Att. 6,044 - Sunny livebaseballscorecards.com		
Mike Heath, R (1, 9) OBP: 0.337, SLG: 0.386	0-0 F8		0-0 4-3		0-0 1B 1B 2B	0-0 4-3		0-3 K	0-3 K	5 1 1 2 0 1 2			
Bill Almon, R (1, 3) OBP: 0.320, SLG: 0.392	0-0 F9		0-0 5-3		0-0 2B 1B		0-0 5-3	0-0 FC5-4	0-0 FC5-4	5 1 1 0 0 0 2			
Davey Lopes, R (1, 4) OBP: 0.341, SLG: 0.431 Tony Phillips, S (7, 4) OBP: 0.324, SLG: 0.314		0-0 4-3		0-0 HR	0-0 2B 1B		0-0 4-3			4 2 2 2 0 0 0 0 0 0 0 0 0 0			
Jeff Burroughs, R (1, 10) OBP: 0.333, SLG: 0.379		0-3 K		0-0 F8	0-0 2B		0-3 K			4 0 1 2 0 2 0			
Bob Kearney, R (1, 2) OBP: 0.321, SLG: 0.399		0-0 E6 BB		0-0 5-3	0-0 F3		0-3 K			4 0 0 0 0 1 1			
Mike Davis, L (1, 8) OBP: 0.314, SLG: 0.399		4-0 1-2 BB		0-0 2B	0-3 K		0-0 4-1			3 0 1 0 1 1 1			
Garry Hancock, L (1, 7) OBP: 0.286, SLG: 0.451		0-0 4-3		0-0 F8	0-0 4-3		0-3 K			4 0 0 0 0 1 4			
Wayne Gross, L (1, 5) OBP: 0.312, SLG: 0.382			0-0 SH3-4 2B		0-0 2B 1B		0-0 4-3	4-0 FC5-4 BB	4-0 FC5-4	3 1 2 0 1 0 0			
Inning Stats	R: 0 E: 0 K: 0 S: 3 H: 0 LOB: 0 BB: 0 P: 3	R: 0 E: 1 K: 1 S: 6 H: 0 LOB: 2 BB: 1 P: 10	R: 0 E: 0 K: 0 S: 4 H: 1 LOB: 1 BB: 0 P: 4	R: 1 E: 0 K: 0 S: 5 H: 2 LOB: 1 BB: 0 P: 5	R: 5 E: 0 K: 1 S: 11 H: 6 LOB: 1 BB: 0 P: 11	R: 0 E: 0 K: 0 S: 3 H: 0 LOB: 0 BB: 0 P: 3	R: 0 E: 0 K: 1 S: 5 H: 0 LOB: 0 BB: 0 P: 5	R: 0 E: 0 K: 2 S: 7 H: 0 LOB: 0 BB: 0 P: 7	R: 0 E: 0 K: 1 S: 5 H: 0 LOB: 1 BB: 1 P: 9	1B: 4 2B: 4 3B: 0 HR: 1 SF: 0 SAC: 1 DP: 0 HBP: 0	WP: 0 PB: 0 SB: 0 CS: 0 PA: 39		
PITCHER	IP WLS BF H R ER SO BB IBB HBP BLK WP HR S P ERA WHIP											PITCHER	IP WLS BF H R ER SO BB IBB HBP BLK WP HR S P ERA WHIP
Mike Jeffcoat, L (1, 1) ERA: 6.3	4.0 L 20 6 4 4 1 1 0 0 0 0 0 1 21 25 9.00 1.750												
Tom Brennan, R (5, 1) ERA: 3.82	3.0 12 3 2 2 2 0 0 0 0 0 0 0 16 16 6.00 1.000												
Bud Anderson, R (8, 1) ERA: 3.17	2.0 7 0 0 0 0 3 1 0 0 0 0 0 0 12 16 0.00 0.500												



Batter	1	2	3	4	5	6	7	8	9	AB	R	H	RBI	BB	SO	LOB
Toby Harrah, R OBP: 0.368, SLG: 0.362 (1, 5) BB	4-0 4-3 BB	0-0 FC5 2-3f			0-0 G6-3 1-2f			0-0 F7		3	0	0	0	1	0	3
Mike Hargrove, L OBP: 0.389, SLG: 0.379 (1, 3) X	0-0 4-3 1-2		0-0 F6			0-0 F8		0-0 F8		4	0	0	0	0	0	1
Julio Franco, R OBP: 0.314, SLG: 0.408 (1, 6) X	0-0 F7		0-0 4-3			0-0 6-3		0-0 4-3		4	0	0	0	0	0	1
Broderick Perkins, L OBP: 0.292, SLG: 0.327 (1, 10) BB	4-0 BB		0-0 4-3			0-0 4-3			0-3 K	3	0	0	0	1	1	0
Pat Tabler, R OBP: 0.367, SLG: 0.388 (1, 7) X	0-0 F9			4-0 BB	G3-6-3 BB		0-0 6-3		0-0 F8	3	0	0	0	1	0	2
Ron Hassey, L OBP: 0.337, SLG: 0.348 (1, 2) Chris Bando, S OBP: 0.331, SLG: 0.391 (7, PH) (8, 2)		4-0 FC5 1B BB		0-0 G3-6-3 1-2f		0-3 K		0-0 K	1 2	0 2	0 0	0 1	0 0	1 0	0 1	0
Gorman Thomas, R OBP: 0.290, SLG: 0.357 (1, 8) X		0-0 F7		0-0 F8		0-0 1B 1B		0-3 K	4	0	1	0	0	0	1	2
George Vukovich, L OBP: 0.263, SLG: 0.294 (1, 9) S		0-3 K			4-0 G6-3 BB		0-0 1B 1B		0-3 K	2	0	1	0	1	1	1
Mike Fischlin, R OBP: 0.303, SLG: 0.269 (1, 4) X		0-0 1B			0-0 F7		0-0 3-1			3	0	1	0	0	0	3

Inning Stats	R: 0	H: 0	E: 0	K: 3	S: 3	R: 0	H: 1	E: 0	K: 1	S: 6	R: 0	H: 0	E: 0	K: 0	S: 3	R: 0	H: 0	E: 0	K: 0	S: 2	R: 0	H: 0	E: 0	K: 0	S: 2	R: 0	H: 2	E: 0	K: 1	S: 7	R: 0	H: 0	E: 0	K: 0	S: 3	R: 0	H: 1	E: 0	K: 2	S: 8	1B: 4	2B: 0	3B: 0	HR: 0	SF: 0	SAC: 0	DP: 2	HBP: 0	WP: 0	PB: 0	SB: 0	CS: 0	PA: 34
--------------	------	------	------	------	------	------	------	------	------	------	------	------	------	------	------	------	------	------	------	------	------	------	------	------	------	------	------	------	------	------	------	------	------	------	------	------	------	------	------	------	-------	-------	-------	-------	-------	--------	-------	--------	-------	-------	-------	-------	--------

PITCHER	IP	WLS	BF	H	R	ER	SO	BB	IBB	HBP	BLK	WP	HR	S	P	ERA	WHIP	PITCHER	IP	WLS	BF	H	R	ER	SO	BB	IBB	HBP	BLK	WP	HR	S	P	ERA	WHIP																			
Steve McCatty, R ERA: 3.65 (1, 1)	9.0	W	34	4	0	0	4	5	0	0	0	0	0	37	57	0.00	1.000																																					


BOTTOM

Oakland Athletics @ Cleveland Indians
Cleveland Municipal Stadium, Cleveland, OH

Thu Aug 25 1983, 3:33 AM EDT
Att: 6,044 - Sunny

livebaseballscorecards.com

AB	29
R	0
H	4
RBI	0
BB	5
SO	4
LOB	14



Batter	1	2	3	4	5	6	7	8	9	AB R H RBI BB SO LOB	TOP											
Paul Molitor, R (1, 5) OBP: 0.359, SLG: 0.468	0-0 6-3			0-0 F3		0-0 G5-4-3		0-0 F8		4 0 0 0 0 0 1												
Jim Gantner, L (1, 4) OBP: 0.349, SLG: 0.437	0-0 G5-4-3 1B			0-0 F9		0-0 2-3			0-0 1B FC6-4 1B	4 1 2 0 0 0 0												
Robin Yount, R (1, 6) OBP: 0.386, SLG: 0.509	0-0 G5-4-3			0-0 F7			0-0 6-3		0-0 F8	4 0 0 0 0 0 2												
Cecil Cooper, L (1, 3) OBP: 0.341, SLG: 0.531		0-0 2-3			0-0 HR		0-0 4-3 2B		0-0 FC6-4 1B	4 1 3 1 0 0 0												
Ted Simmons, S (1, 2) OBP: 0.363, SLG: 0.443 Marshall Edwards, L (9, PR) OBP: 0.288, SLG: 0.324		0-0 G3			0-0 4-3		0-0 4-3		0-0 FC6-4 1B	4 0 0 1 0 0 2 0 0 0 0 0 0 0												
Ben Oglivie, L (1, 7) OBP: 0.370, SLG: 0.446		0-0 F9			0-0 CS 1B		0-0 BB		0-0 1-2 1B	3 0 2 0 1 0 0												
Roy Howell, L (1, 10) OBP: 0.337, SLG: 0.430 Mark Brouhard, R (7, PH) OBP: 0.315, SLG: 0.412			0-0 F7		0-0 4-1		0-3 K		0-0 F3	2 0 0 0 0 0 1 2 0 0 0 0 1 4	AB 32 R 3 H 8 RBI 2 BB 2 SO 2 LOB 10											
Rick Manning, L (1, 8) OBP: 0.283, SLG: 0.315			0-3 K			4-0 1B G5-4-3 BB		0-0 F7		2 1 0 0 1 1 0												
Charlie Moore, R (1, 9) OBP: 0.351, SLG: 0.368			0-0 6-3			0-0 G5-4-3 1B		0-0 F9		3 0 1 0 0 0 0												
Inning Stats	R: 0 E: 0 K: 0 S: 3	H: 1 LOB: 0 BB: 0 P: 3	R: 0 E: 0 K: 0 S: 3	H: 0 LOB: 0 BB: 0 P: 3	R: 0 E: 0 K: 1 S: 5	H: 0 LOB: 0 BB: 0 P: 5	R: 0 E: 0 K: 0 S: 3	H: 0 LOB: 0 BB: 0 P: 3	R: 1 E: 0 K: 0 S: 4	H: 2 LOB: 0 BB: 0 P: 4	R: 1 E: 0 K: 0 S: 3	H: 1 LOB: 0 BB: 1 P: 7	R: 0 E: 0 K: 1 S: 6	H: 1 LOB: 2 BB: 1 P: 10	R: 0 E: 0 K: 0 S: 3	H: 0 LOB: 0 BB: 0 P: 3	R: 1 E: 0 K: 0 S: 6	H: 3 LOB: 2 BB: 0 P: 6	1B: 6 2B: 1 3B: 0 HR: 1	SF: 0 SAC: 0 DP: 2 HBP: 0	WP: 0 PB: 0 SB: 0 CS: 1	PA: 34
PITCHER	IP WLS BF H R ER SO BB IBB HBP BLK WP HR S P ERA WHIP																					
Chris Codioli, R (1, 1) ERA: 4.15	6.2 W 23 5 2 2 1 1 0 0 0 0 1 24 28 2.70 0.900																					
Tom Underwood, L (7, 1) ERA: 4.27	0.0 1 0 0 0 0 1 0 0 0 0 0 0 4 ∞ ∞																					
Dave Beard, R (7, 1) ERA: 4.5	2.1 S 10 3 1 1 1 0 0 0 0 0 0 0 12 12 3.86 1.286																					

Milwaukee Brewers @ Oakland Athletics
Oakland-Alameda County Coliseum, Oakland, CA

Fri Aug 26 1983, 7:05 PM PDT
Att: 20,027 - Unknown

livebaseballscorecards.com



Batter	1	2	3	4	5	6	7	8	9
Rickey Henderson, R (1, 7) OBP: 0.421, SLG: 0.423	0-0 F8		0-0 6-3		4-0 CS BB		0-0 FC6-4		
Mike Davis, L (1, 9) OBP: 0.313, SLG: 0.399	0-0 6-3 1B			0-0 F8	0-0 SF7		0-0 CS	0-0 F7	
Mike Heath, R (1, 2) OBP: 0.343, SLG: 0.404	0-0 6-3 1-2			0-0 FC6-4 BB 1B	0-0 FC5-4 1B			0-0 HR	
Davey Lopes, R (1, 5) OBP: 0.341, SLG: 0.428 Bill Almon, R (9, 3) OBP: 0.320, SLG: 0.392	0-0 1-3			4-0 FC6-4 BB 1-2	0-0 FC5-4 1-2f			0-0 5-3	
Dwayne Murphy, L (1, 8) OBP: 0.320, SLG: 0.380		0-0 4-3		0-0 FC6-4 1-2f 2-3		0-0 G3		0-0 F7	
Wayne Gross, L (1, 3) OBP: 0.309, SLG: 0.378 (9, 5)		0-0 4-3		0-0 F3		0-0 F8			
Garry Hancock, L (1, 10) OBP: 0.287, SLG: 0.449		0-0 4-3			0-0 1B 1B	0-0 F6			
Donnie Hill, S (1, 6) OBP: 0.245, SLG: 0.271			0-0 F9		0-0 1B E 1B		0-0 5-3		
Tony Phillips, S (1, 4) OBP: 0.327, SLG: 0.315			0-0 F8		0-0 E9 SF7 1B 1-H 2-H		4-0 FC6-4 BB		

Inning Stats	R: 0	H: 1	E: 0	LOB: 1	K: 0	BB: 0	S: 4	P: 4
	R: 0	H: 0	E: 0	LOB: 0	K: 0	BB: 0	S: 3	P: 3
	R: 0	H: 0	E: 0	LOB: 0	K: 0	BB: 0	S: 3	P: 3
	R: 0	H: 1	E: 0	LOB: 2	K: 0	BB: 1	S: 4	P: 8
	R: 3	H: 4	E: 1	LOB: 1	K: 0	BB: 1	S: 6	P: 10
	R: 0	H: 0	E: 0	LOB: 0	K: 0	BB: 0	S: 3	P: 3
	R: 0	H: 0	E: 1	LOB: 0	K: 0	BB: 1	S: 2	P: 6
	R: 1	H: 1	E: 0	LOB: 0	K: 0	BB: 0	S: 4	P: 4

PITCHER	IP	WLS	BF	H	R	ER	SO	BB	IBB	HBP	BLK	WP	HR	S	P	ERA	WHIP
Moose Haas, R (1, 1) ERA: 3.37	8.0	L	32	7	4	4	0	3	0	0	0	0	1	29	41	4.50	1.250

AB R H RBI BB SO LOB

3	0	0	0	1	0	1
3	0	1	1	0	0	0
4	1	3	1	0	0	1
3	0	0	0	1	0	2
0	0	0	0	0	0	0
4	0	0	0	0	0	2
3	0	0	0	0	0	2
3	1	1	0	0	0	0
3	1	1	0	0	0	0
2	1	1	1	1	0	0

1B: 6	SF: 1	WP: 0	PA: 33
2B: 0	SAC: 0	PB: 0	
3B: 0	DP: 0	SB: 0	
HR: 1	HBP: 0	CS: 2	
WP: 0	PA: 33	ERA	WHIP

Milwaukee Brewers @ Oakland Athletics
Oakland-Alameda County Coliseum, Oakland, CA
Fri Aug 26 1983, 7:05 PM PDT
Att. 20,027 - Unknown

livebaseballscorecards.com

AB	28
R	4
H	7
RBI	3
BB	3
SO	0
LOB	8



Batter	1	2	3	4	5	6	7	8	9	AB R H RBI BB SO LOB	TOP											
Paul Molitor, R (1, 5) OBP: 0.360, SLG: 0.466	4-0 CS BB		4-0 S 1B BB		0-0 F7			0-0 6-3		2 1 0 0 2 0 2	Milwaukee Brewers @ Oakland Athletics Oakland-Alameda County Coliseum, Oakland, CA Sat Aug 27 1983, 3:33 AM PDT Att. 26,110 - Sunny livebaseballscorecards.com											
Charlie Moore, R (1, 9) OBP: 0.352, SLG: 0.369	0-0 F5 1-2		0-0 1B			0-0 G3-6-3 1B		0-0 G3		4 0 2 1 0 0 3												
Robin Yount, R (1, 6) OBP: 0.383, SLG: 0.504	0-0 F4		0-0 F9			0-0 F8		0-0 5-3		4 0 0 0 0 0 2												
Cecil Cooper, L (1, 3) OBP: 0.340, SLG: 0.529		0-0 1-3 1B	0-0 F5			0-0 G3-6-3 1-2f		0-0 F6		4 1 1 0 0 0 2												
Ted Simmons, S (1, 10) OBP: 0.361, SLG: 0.439		0-0 1-3 1-2		0-0 5-3			0-0 F8	0-3 K		4 0 0 0 0 1 1												
Ben Oglivie, L (1, 7) OBP: 0.370, SLG: 0.445		0-0 2-H 1B		0-0 F8			0-0 G3			3 0 1 1 0 0 0												
Ned Yost, R (1, 2) OBP: 0.261, SLG: 0.404		0-0 F7		0-3 K			0-0 1-3			3 0 0 0 0 1 1												
Rick Manning, L (1, 8) OBP: 0.291, SLG: 0.313		0-0 F8			0-0 5-3			0-0 SH3-4 1B		2 0 0 0 0 0 1												
Mark Brouhard, R (8, PH) OBP: 0.322, SLG: 0.419										1 0 1 0 0 0 0												
Marshall Edwards, L (8, PR) OBP: 0.288, SLG: 0.324										0 0 0 0 0 0 0												
Jim Gantner, L (1, 4) OBP: 0.348, SLG: 0.436			0-0 G3		0-0 F7			0-0 SH3-4 1-2		2 0 0 0 0 0 0												
Inning Stats	R: 0 E: 0 K: 0 S: 2	H: 0 LOB: 0 BB: 1 P: 6	R: 1 E: 0 K: 0 S: 5	H: 2 LOB: 1 BB: 0 P: 5	R: 1 E: 0 K: 0 S: 4	H: 1 LOB: 1 BB: 1 P: 8	R: 0 E: 0 K: 1 S: 5	H: 0 LOB: 0 BB: 0 P: 5	R: 0 E: 0 K: 0 S: 3	H: 0 LOB: 0 BB: 0 P: 3	R: 0 E: 0 K: 0 S: 3	H: 1 LOB: 0 BB: 0 P: 3	R: 0 E: 0 K: 0 S: 3	H: 0 LOB: 0 BB: 0 P: 3	R: 0 E: 0 K: 0 S: 4	H: 1 LOB: 2 BB: 0 P: 4	R: 0 E: 0 K: 1 S: 5	H: 0 LOB: 0 BB: 0 P: 5	1B: 5 2B: 0 3B: 0 HR: 0	SF: 0 SAC: 1 DP: 1 HBP: 0	WP: 0 PB: 0 SB: 1 CS: 1	PA: 32
PITCHER Gorman Heimueller, L (1, 1) ERA: 3.76	IP: 9.0 WLS: W BF: 32 H: 5 R: 2 ER: 2 SO: 2 BB: 2 IBB: 0 HBP: 0 BLK: 0 WP: 0 HR: 0 S: 34 P: 42 ERA: 2.00 WHIP: 0.778											PITCHER	IP: WLS: BF: H: R: ER: SO: BB: IBB: HBP: BLK: WP: HR: S: P: ERA: WHIP:									

Batter	1	2	3	4	5	6	7	8	9
Rickey Henderson, R (1, 7) OBP: 0.423, SLG: 0.425	0-0 S BB 4-3 1B	0-0 S 1B			0-0 F9 1		0-0 G1-6-3 1B	0-3 K 3	
Mike Davis, L (1, 9) OBP: 0.313, SLG: 0.395	4-0 4-3 S 1-2 1B BB	0-0 F9 1-2			0-0 3-1 2		0-0 G1-6-3 1-2f		
Mike Heath, R (1, 2) OBP: 0.349, SLG: 0.419	0-0 4-3 1-3 2-H		4-0 G1-4-3 BB		0-0 FC5-4 1B			0-0 HR	
Davey Lopes, R (1, 5) OBP: 0.340, SLG: 0.425 Bill Almon, R (9, 3) OBP: 0.320, SLG: 0.392	4-0 S 1B BB		0-0 G1-4-3 1-2f		0-0 FC5-4 1-2f			0-0 F4 1	
Dwayne Murphy, L (1, 8) OBP: 0.320, SLG: 0.386	0-3 K 1-2		0-3 K 3			0-0 G3		0-0 HR	
Garry Hancock, L (1, 10) OBP: 0.293, SLG: 0.452 Jeff Burroughs, R (8, PH) OBP: 0.334, SLG: 0.380 Rick Peters, S (8, PR) OBP: 0.327, SLG: 0.309	0-0 2-H 3-H 1B			0-0 F5 1		0-0 1B		0-0 E 1B 1B	
Wayne Gross, L (1, 3) OBP: 0.308, SLG: 0.376 (9, 5)	0-0 6-3 3			0-0 F8 2		0-0 F2		0-0 E 1-2 1B	
Donnie Hill, S (1, 6) OBP: 0.245, SLG: 0.270		0-0 F8 1		0-0 1B		0-0 F3 3		0-0 E7 1-2 2-3	
Tony Phillips, S (1, 4) OBP: 0.324, SLG: 0.311		0-3 K2-3 2		0-0 F7 3			0-3 K 1 3	0-3 K 2	

Inning Stats	R: 3 E: 0 K: 1 S: 7	H: 2 LOB: 1 BB: 2 P: 15	R: 0 E: 0 K: 1 S: 6	H: 1 LOB: 1 BB: 0 P: 6	R: 0 E: 0 K: 1 S: 4	H: 0 LOB: 0 BB: 1 P: 8	R: 0 E: 0 K: 0 S: 4	H: 1 LOB: 1 BB: 0 P: 4	R: 0 E: 0 K: 0 S: 4	H: 1 LOB: 1 BB: 0 P: 4	R: 0 E: 0 K: 1 S: 5	H: 1 LOB: 0 BB: 0 P: 5	R: 2 E: 1 K: 2 S: 12	H: 4 LOB: 3 BB: 0 P: 12
--------------	------------------------------	----------------------------------	------------------------------	---------------------------------	------------------------------	---------------------------------	------------------------------	---------------------------------	------------------------------	---------------------------------	------------------------------	---------------------------------	-------------------------------	----------------------------------

PITCHER	IP	WLS	BF	H	R	ER	SO	BB	IBB	HBP	BLK	WP	HR	S	P	ERA	WHIP
Chuck Porter, R (1, 1) ERA: 3.93	7.1	L	32	9	5	5	4	3	0	0	0	0	2	37	49	6.14	1.636
Jerry Augustine, L (8, 1) ERA: 5.68	0.2		5	2	0	0	2	0	0	0	0	0	0	9	9	0.00	3.000

BOTTOM

Milwaukee Brewers @ Oakland Athletics
Oakland-Alameda County Coliseum, Oakland, CA

Sat Aug 27 1983, 3:33 AM PDT
Att. 26,110 - Sunny

AB	R	H	RBI	BB	SO	LOB
5	1	3	0	0	1	3
3	1	0	0	1	0	2
3	1	2	2	1	0	1
3	1	0	0	1	0	2
0	0	0	0	0	0	0
4	1	1	1	0	2	2
3	0	2	2	0	0	0
1	0	1	0	0	0	0
0	0	0	0	0	0	0
4	0	1	0	0	0	2
4	0	1	0	0	0	3
4	0	0	0	0	3	4

livebaseballscores.com

AB	34
R	5
H	11
RBI	5
BB	3
SO	6
LOB	19



WP: 0	PA: 37
PB: 0	
SB: 4	
CS: 0	

Batter	1	2	3	4	5	6	7	8	9	AB R H RBI BB SO LOB	TOP
Paul Molitor, R (1, 5) OBP: 0.357, SLG: 0.461	0-0 F3		0-0 F8	0-0 4-3			0-3 K		0-3 K	5 0 0 0 0 2 2	
Jim Gantner, L (1, 4) OBP: 0.349, SLG: 0.438	0-0 F8			0-0 1B 2B		0-0 F8				4 1 2 0 0 0 0	
Robin Yount, R (1, 6) OBP: 0.384, SLG: 0.504	0-0 6-3			0-0 2B 1-2 4-3		0-0 1B				4 1 2 0 0 1 1	
Cecil Cooper, L (1, 3) OBP: 0.339, SLG: 0.529		0-0 G3 2B		0-0 F6		0-0 G4-6-3		0-0 F6		4 0 1 0 0 0 3	
Ted Simmons, S (1, 2) OBP: 0.362, SLG: 0.442		0-0 F3		0-0 4-3 1-3 2-H 1B		0-0 F5		0-0 1B		4 1 2 1 0 0 1	
Ben Oglivie, L (1, 7) OBP: 0.369, SLG: 0.442		0-0 G3		0-0 4-3		4-0 BB		0-3 K		3 0 0 1 1 1 3	
Roy Howell, L (1, 10) OBP: 0.335, SLG: 0.426		0-0 3-1		0-0 BB 1B		0-0 F8		0-0 F6		4 1 1 1 0 0 3	
Rick Manning, L (1, 8) OBP: 0.291, SLG: 0.311			0-0 F9	0-0 1B BB		0-0 1-3			0-0 4-3	3 0 0 0 1 0 1	
Charlie Moore, R (1, 9) OBP: 0.351, SLG: 0.368			0-0 F8	0-0 1B			0-0 F9		0-0 G3	4 0 1 1 0 0 0	
Inning Stats	R: 0 H: 0 E: 0 LOB: 0 K: 0 BB: 0 S: 3 P: 3	R: 0 H: 1 E: 0 LOB: 1 K: 0 BB: 0 S: 4 P: 4	R: 0 H: 0 E: 0 LOB: 0 K: 0 BB: 0 S: 3 P: 3	R: 4 H: 5 E: 0 LOB: 2 K: 0 BB: 1 S: 8 P: 12	R: 0 H: 1 E: 0 LOB: 0 K: 0 BB: 0 S: 3 P: 3	R: 0 H: 0 E: 0 LOB: 1 K: 0 BB: 1 S: 3 P: 7	R: 0 H: 1 E: 0 LOB: 1 K: 2 BB: 0 S: 8 P: 8	R: 0 H: 1 E: 0 LOB: 1 K: 1 BB: 0 S: 6 P: 6	R: 0 H: 0 E: 0 LOB: 0 K: 1 BB: 0 S: 5 P: 5	1B: 6 SF: 0 2B: 3 SAC: 0 3B: 0 DP: 1 HR: 0 HBP: 0	WP: 0 PA: 37 PB: 0 SB: 0 CS: 0
PITCHER	IP WLS BF H R ER SO BB IBB HBP BLK WP HR S P ERA WHIP										
Mike Warren, R (1, 1) ERA: 6.29	3.2 L 18 6 4 4 0 1 0 0 0 0 0 0 17 21 9.82 1.909										
Keith Atherton, R (4, 1) ERA: 2.13	5.1 19 3 0 0 4 1 0 0 0 0 0 0 26 30 0.00 0.750										

Milwaukee Brewers @ Oakland Athletics
Oakland-Alameda County Coliseum, Oakland, CA

Sun Aug 28 1983, 3:33 AM PDT
Att. 24,052 - Sunny

livebaseballscorecards.com

AB	35
R	4
H	9
RBI	4
BB	2
SO	4
LOB	14



Batter	1	2	3	4	5	6	7	8	9	AB R H RBI BB SO LOB	BOTTOM
--------	---	---	---	---	---	---	---	---	---	----------------------	--------

Rickey Henderson, R <small>(1, 7) OBP: 0.424, SLG: 0.433</small>	0-0 6-3		0-0 CS 1-3 1B			0-0 HR		0-0 F8		4 1 2 1 0 0 1	Milwaukee Brewers @ Oakland Athletics Oakland-Alameda County Coliseum, Oakland, CA Sun Aug 28 1983, 3:33 AM PDT Att. 24,052 - Sunny
Bill Almon, R <small>(1, 3) OBP: 0.317, SLG: 0.388</small>	0-0 F5		0-0 F7			0-0 1-3		0-0 F6		4 0 0 0 0 0 3	
Mike Heath, R <small>(1, 9) OBP: 0.348, SLG: 0.414</small>	0-3 K				0-3 K				4-0 BB	3 0 0 0 1 2 0	
Davey Lopes, R <small>(1, 5) OBP: 0.337, SLG: 0.421</small>		0-0 F7		0-0 1-5-3		0-0 4-3		0-0 F6		4 0 0 0 0 0 1	
Jeff Burroughs, R <small>(1, 10) OBP: 0.334, SLG: 0.378</small> Garry Hancock, L <small>(9, PH) OBP: 0.293, SLG: 0.452</small> Rick Peters, S <small>(9, PH) OBP: 0.325, SLG: 0.307</small>		4-0 BB		0-0 5-3		0-0 6-3		0-3 K		2 0 0 0 1 0 0 0 0 0 0 0 0 0 1 0 0 0 0 1 1	
Dwayne Murphy, L <small>(1, 8) OBP: 0.319, SLG: 0.383</small>		0-0 3			0-0 F8		4-0 BB	0-3 K		3 0 0 0 1 1 2	
Bob Kearney, R <small>(1, 2) OBP: 0.322, SLG: 0.398</small>			0-0 E7 1B FC6-4 1B		0-0 6-3		0-0 F7			3 1 1 0 0 0 1	
Donnie Hill, S <small>(1, 6) OBP: 0.248, SLG: 0.272</small>			0-0 FC6-4 2-3 1B		0-0 F7			0-3 K		3 0 1 0 0 1 0	
Tony Phillips, S <small>(1, 4) OBP: 0.324, SLG: 0.311</small>			0-0 FC6-4 1B 1-2f 3-H			0-0 F8		0-0 1B		3 0 1 1 0 0 1	

Inning Stats	R: 0	H: 0	E: 0	K: 1	S: 5	LOB: 0	BB: 0	P: 5	R: 0	H: 0	E: 0	K: 0	S: 2	LOB: 0	BB: 1	P: 6	R: 1	H: 3	E: 1	K: 0	S: 5	LOB: 1	BB: 0	P: 5	R: 0	H: 0	E: 0	K: 1	S: 5	LOB: 0	BB: 0	P: 5	R: 0	H: 0	E: 0	K: 0	S: 3	LOB: 0	BB: 0	P: 3	R: 1	H: 1	E: 0	K: 0	S: 4	LOB: 0	BB: 0	P: 4	R: 0	H: 0	E: 0	K: 0	S: 3	LOB: 1	BB: 1	P: 7	R: 0	H: 1	E: 0	K: 1	S: 6	LOB: 1	BB: 0	P: 6	R: 0	H: 0	E: 0	K: 2	S: 7	LOB: 1	BB: 1	P: 11	1B: 4	SF: 0	2B: 1	SAC: 0	3B: 0	DP: 1	HR: 1	HBP: 0	WP: 0	PA: 33
--------------	------	------	------	------	------	--------	-------	------	------	------	------	------	------	--------	-------	------	------	------	------	------	------	--------	-------	------	------	------	------	------	------	--------	-------	------	------	------	------	------	------	--------	-------	------	------	------	------	------	------	--------	-------	------	------	------	------	------	------	--------	-------	------	------	------	------	------	------	--------	-------	------	------	------	------	------	------	--------	-------	-------	-------	-------	-------	--------	-------	-------	-------	--------	-------	--------

PITCHER	IP	WLS	BF	H	R	ER	SO	BB	IBB	HBP	BLK	WP	HR	S	P	ERA	WHIP
Mike Caldwell, L <small>(1, 1) ERA: 4.52</small>	7.1	W	27	5	2	2	3	2	0	0	0	0	1	31	39	2.46	0.955
Jim Staton, R <small>(8, 1) ERA: 3.72</small>	1.0		4	0	0	0	0	1	0	0	0	0	0	3	7	0.00	1.000
Jerry Augustine, L <small>(9, 1) ERA: 5.62</small>	0.2	S	2	0	0	0	2	0	0	0	0	0	0	6	6	0.00	0.000

livebaseballscores.com

AB	30
R	2
H	5
RBI	2
BB	3
SO	5
LOB	10

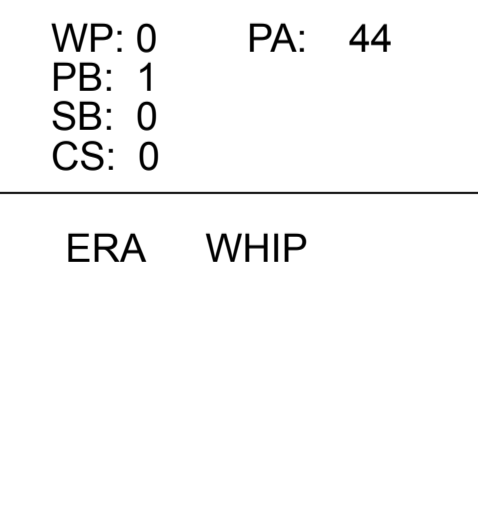


Batter	1	2	3	4	5	6	7	8	9	AB R H RBI BB SO LOB
Willie Randolph, R (1, 4) OBP: 0.360, SLG: 0.333	0-0 F9		0-0 F9		0-0 3B 2B		0-0 G6-4-3 PB 1B	0-0 6-3		5 2 2 2 0 0 0
Ken Griffey, L (1, 3) OBP: 0.371, SLG: 0.459	0-0 F9		0-0 G3		0-0 3B		0-0 G6-4-3 1B	0-0 F8		5 0 2 1 0 0 0
Dave Winfield, R (1, 7) OBP: 0.338, SLG: 0.502	0-0 6-3			0-0 5-3	0-0 5-3		0-0 G6-4-3 1B	0-0 BB 3B 1B		5 1 1 0 0 0 3
Graig Nettles, L (1, 5) OBP: 0.348, SLG: 0.448		0-0 4-1		4-0 FC6-4 BB	0-3 K		0-0 1B	4-0 3B BB		3 1 1 0 2 1 1
Oscar Gamble, L (1, 10) OBP: 0.374, SLG: 0.520		0-0 F5		0-0 F7		0-0 F7	0-0 1B	0-0 1B 3B		5 1 2 2 0 0 1
Don Mattingly, L (1, 9) OBP: 0.366, SLG: 0.497		0-0 BB 1B		0-0 FC6-4 1-2f		0-0 BB 1B	0-0 F9	0-0 FC3-6 1B		5 0 3 1 0 0 3
Roy Smalley, S (1, 6) OBP: 0.354, SLG: 0.445		4-0 1-2 BB			4-0 SH5-4 2B BB	4-0 1-2 BB		0-0 HR	0-0 FC3-6 1-2f	2 2 1 1 3 0 1
Omar Moreno, L (1, 8) OBP: 0.291, SLG: 0.347		0-0 F9			0-0 SH5-4 2B 1B	0-0 F6		0-0 G3	0-3 K	5 1 1 0 0 1 5
Rick Cerone, R (1, 2) OBP: 0.258, SLG: 0.267			0-0 F8		0-0 SH5-4 1-2 2-3	0-0 F7		0-0 F8		3 0 0 0 0 0 2

TOP													
New York Yankees @ Oakland Athletics Oakland-Alameda County Coliseum, Oakland, CA													
Tue Aug 30 1983, 7:05 PM PDT Att: 22,141 - Unknown													
AB	38	R	8	H	13	RBI	7	BB	5	SO	2	LOB	16
WP	0	PA	44	PB	1	SF	0	SB	0	SAC	1	CS	0

Inning Stats	R: 0	H: 0	E: 0	K: 0	S: 3	P: 3	R: 0	H: 1	E: 0	K: 0	S: 4	P: 8	R: 0	H: 0	E: 0	K: 0	S: 3	P: 7	R: 3	H: 3	E: 0	K: 1	S: 8	P: 12	R: 0	H: 1	E: 0	K: 0	S: 4	P: 8	R: 1	H: 4	E: 0	K: 0	S: 6	P: 6	R: 1	H: 1	E: 0	K: 0	S: 4	P: 4	R: 3	H: 3	E: 0	K: 1	S: 8	P: 12	1B: 9	SF: 0	2B: 1	SAC: 1	3B: 2	DP: 1	HR: 1	HBP: 0	WP: 0	PA: 44
--------------	------	------	------	------	------	------	------	------	------	------	------	------	------	------	------	------	------	------	------	------	------	------	------	-------	------	------	------	------	------	------	------	------	------	------	------	------	------	------	------	------	------	------	------	------	------	------	------	-------	-------	-------	-------	--------	-------	-------	-------	--------	-------	--------

PITCHER	IP	WLS	BF	H	R	ER	SO	BB	IBB	HBP	BLK	WP	HR	S	P	ERA	WHIP
Steve McCatty, R (1, 1) ERA: 3.77	6.0		28	6	4	4	1	4	0	0	0	0	0	26	42	6.00	1.667
Tom Underwood, L (7, 1) ERA: 4.23	1.0		5	3	0	0	0	0	0	0	0	0	0	5	5	0.00	3.000
Dave Beard, R (8, 1) ERA: 5.04	2.0	L	11	4	4	4	1	1	0	0	0	0	1	12	16	18.00	2.500



Batter	1	2	3	4	5	6	7	8	9	AB	R	H	RBI	BB	SO	LOB
Rickey Henderson, R OBP: 0.422, SLG: 0.432 (1, 7)	0-3 K		0-3 K		0-0 FC1-6 S 1B 1-2f		0-0 2B 2B	0-0 F8		5	1	1	1	0	2	4
Bill Almon, R OBP: 0.320, SLG: 0.393 (1, 3)	0-0 F3		0-0 6-3		0-0 FC5-4 1B 1-2		0-0 SF9 2B 2-H 3-H		0-0 1-3 1B	5	1	3	2	0	0	0
Mike Heath, R OBP: 0.342, SLG: 0.408 (1, 9) (9, 2)	0-0 3-1			0-0 F6	0-0 FC5-4 1B 1-2f 2-3		0-0 SF9 2B 2-H		0-0 1-3 1-2	4	0	0	1	0	0	3
Davey Lopes, R OBP: 0.340, SLG: 0.430 (1, 5)		0-0 S 1B 1B		0-0 BB 1B		0-0 HR	0-0 F2		0-0 F3	5	1	3	1	0	0	1
Jeff Burroughs, R OBP: 0.335, SLG: 0.375 Mitchell Page, L OBP: 0.353, SLG: 0.281 (1, 10) (9, PR)		0-0 F7		4-0 BB 1-2		0-3 K	0-0 F9		4-0 BB	3	0	0	0	2	1	1
Dwayne Murphy, L OBP: 0.318, SLG: 0.381 (1, 8)		0-0 1-2 1B		0-3 K		0-0 4-3		0-3 K	0-0 F8	5	0	1	0	0	2	4
Bob Kearney, R OBP: 0.321, SLG: 0.396 Mike Davis, L OBP: 0.313, SLG: 0.395 (1, 2) (8, PR) (9, 9)		0-3 K		0-3 K		0-0 5-3		0-0 2B 1B		4	0	1	0	0	2	4
Donnie Hill, S OBP: 0.266, SLG: 0.292 (1, 6)		0-3 K			0-0 FC1-6 1B		4-0 1B BB	0-0 1-3 2B		3	1	2	0	1	1	2
Tony Phillips, S OBP: 0.323, SLG: 0.311 (1, 4)			0-0 F7		0-0 F7		0-0 2B 1B	0-3 K		4	1	1	0	0	1	4

Inning Stats	R: 0	H: 0	E: 0	K: 1	S: 5	R: 0	H: 2	E: 0	K: 2	S: 9	R: 0	H: 0	E: 0	K: 1	S: 5	R: 0	H: 1	E: 0	K: 2	S: 8	R: 0	H: 2	E: 0	K: 0	S: 5	R: 1	H: 1	E: 0	K: 1	S: 6	R: 4	H: 3	E: 0	K: 0	S: 6	R: 0	H: 2	E: 0	K: 2	S: 9	R: 0	H: 1	E: 0	K: 0	S: 4	1B: 8	2B: 3	3B: 0	HR: 1	SF: 1	SAC: 0	DP: 0	HBP: 0	WP: 0	PA: 42
PITCHER Ron Guidry, L ERA: 3.64 (1, 1)	IP	WLS	BF	H	R	ER	SO	BB	IBB	HBP	BLK	WP	HR	S	P	ERA	WHIP	IP	WLS	BF	H	R	ER	SO	BB	IBB	HBP	BLK	WP	HR	S	P	ERA	WHIP	IP	WLS	BF	H	R	ER	SO	BB	IBB	HBP	BLK	WP	HR	S	P	ERA	WHIP				

BOTTOM

New York Yankees @ Oakland Athletics
Oakland-Alameda County Coliseum, Oakland, CA

Tue Aug 30 1983, 7:05 PM PDT
Att. 22,141 - Unknown

livebaseballscorecards.com

AB	38
R	5
H	12
RBI	5
BB	3
SO	9
LOB	23



Batter	1	2	3	4	5	6	7	8	9	AB R H RBI BB SO LOB
Willie Randolph, R (1, 4) OBP: 0.360, SLG: 0.332	4-0 FC4-6 BB	0-0 F6		0-0 F9		0-0 S 1B		0-0 4-3		4 0 1 0 1 0 2
Ken Griffey, L (1, 3) OBP: 0.369, SLG: 0.458	0-0 FC4-6 FC5-4 1-2f		0-0 1B 2B	0-3 K		0-0 F8 1-2		0-0 4-3	5 1 1 0 0 1 2	
Dave Winfield, R (1, 7) OBP: 0.338, SLG: 0.501	0-0 FC5-4 E 1B 1-2f		0-0 F9	0-0 1B		0-0 1B 1B		0-0 6-3	5 1 2 0 0 0 2	
Don Baylor, R (1, 10) OBP: 0.352, SLG: 0.480	0-0 1B 1-H		0-0 S 1B 2-H	0-0 6-3		0-0 1B 1-2		0-0 F8	5 1 3 2 0 0 1	
Graig Nettles, L (1, 5) OBP: 0.347, SLG: 0.446		0-0 E6 1B 1B	0-3 K 1-2		0-0 F8		0-0 F4		4 1 1 0 0 1 3	
Roy Smalley, S (1, 6) OBP: 0.356, SLG: 0.443		4-0 E 1B BB	4-0 1B 1B BB		0-0 F7		0-3 K		2 1 0 0 2 1 2	
Don Mattingly, L (1, 9) OBP: 0.364, SLG: 0.492		0-3 K	0-0 1B 1B 1-3 2-H		0-0 4-3		0-0 F7		4 1 1 1 0 1 4	
Rick Cerone, R (1, 2) OBP: 0.263, SLG: 0.272		0-0 E8 1B 1-3 2-H	0-0 1B 1B 1-2 3-H		0-0 F6		0-0 F3		4 0 2 2 0 0 0	
Omar Moreno, L (1, 8) OBP: 0.290, SLG: 0.346		0-0 F7	0-0 1B 1-3 2-H		0-0 F8		0-3 K		4 0 1 1 0 1 2	

Inning Stats	R: 1 E: 1 K: 0 S: 3	H: 1 LOB: 1 BB: 1 P: 7	R: 1 E: 2 K: 1 S: 7	H: 2 LOB: 2 BB: 1 P: 11	R: 4 E: 0 K: 1 S: 9	H: 5 LOB: 2 BB: 1 P: 13	R: 0 E: 0 K: 1 S: 6	H: 1 LOB: 1 BB: 0 P: 6	R: 0 E: 0 K: 0 S: 3	H: 0 LOB: 0 BB: 0 P: 3	R: 0 E: 0 K: 0 S: 4	H: 1 LOB: 1 BB: 0 P: 4	R: 0 E: 0 K: 1 S: 7	H: 2 LOB: 2 BB: 0 P: 7	R: 0 E: 0 K: 1 S: 5	H: 0 LOB: 0 BB: 0 P: 5	R: 0 E: 0 K: 0 S: 3	H: 0 LOB: 0 BB: 0 P: 3	1B: 11 2B: 1 3B: 0 HR: 0	SF: 0 SAC: 0 DP: 0 HBP: 0	WP: 0 PB: 0 SB: 2 CS: 0	PA: 40
--------------	------------------------------	---------------------------------	------------------------------	----------------------------------	------------------------------	----------------------------------	------------------------------	---------------------------------	------------------------------	---------------------------------	------------------------------	---------------------------------	------------------------------	---------------------------------	------------------------------	---------------------------------	------------------------------	---------------------------------	-----------------------------------	------------------------------------	----------------------------------	--------

PITCHER	IP	WLS	BF	H	R	ER	SO	BB	IBB	HBP	BLK	WP	HR	S	P	ERA	WHIP
Tim Conroy, L (1, 1) ERA: 3.53	2.2	L	16	6	6	5	2	3	0	0	0	0	0	17	29	16.88	3.375
Mark Smith, R (3, 1) ERA: 1.86	4.1		18	6	0	0	2	0	0	0	0	0	0	22	22	0.00	1.385
Tom Underwood, L (8, 1) ERA: 4.17	2.0		6	0	0	0	1	0	0	0	0	0	0	8	8	0.00	0.000


TOP

New York Yankees @ Oakland Athletics
Oakland-Alameda County Coliseum, Oakland, CA

Wed Aug 31 1983, 7:05 PM PDT
Att: 15,279 - Unknown

livebaseballscorecards.com

AB	37
R	6
H	12
RBI	6
BB	3
SO	5
LOB	18



Batter	1	2	3	4	5	6	7	8	9	AB	R	H	RBI	BB	SO	LOB
Rickey Henderson, R (1, 7) OBP: 0.418, SLG: 0.427	0-0 F3	0-0 F6			0-0 F9	0-0 6-3		0-3 K		5	0	0	0	0	1	5
Bill Almon, R (1, 3) (9, 4) OBP: 0.319, SLG: 0.393	0-0 E6 BB	0-0 4-3			0-0 2B		0-0 F9		0-0 5-3	5	0	1	0	0	0	2
Mike Heath, R (1, 2) OBP: 0.343, SLG: 0.405	4-0 1-2 BB		0-0 F8		0-0 6-3		0-0 5-3		0-0 1B	4	0	1	0	1	0	1
Davey Lopes, R (1, 5) Wayne Gross, L (8, 5) OBP: 0.337, SLG: 0.426 OBP: 0.307, SLG: 0.375	0-0 F7		0-3 K		0-0 F7		0-0 5-3		0-0 F2	4	0	0	0	0	1	3
Jeff Burroughs, R (1, 10) OBP: 0.336, SLG: 0.378	0-3 K		0-0 1B				0-0 F2		0-0 F8	5	1	2	0	0	1	3
Dwayne Murphy, L (1, 8) OBP: 0.320, SLG: 0.381		0-0 F7	0-0 F8			0-0 1B 2B		4-0 1B 2B WP		3	2	1	0	1	0	1
Donnie Hill, S (1, 6) OBP: 0.274, SLG: 0.327		0-0 HR		0-0 F8		0-0 1B 2B		0-0 F5		4	1	2	1	0	0	2
Mike Davis, L (1, 9) OBP: 0.317, SLG: 0.403		4-0 BB BB		0-0 F8		0-0 2B		0-0 2B		3	0	2	3	1	0	0
Tony Phillips, S (1, 4) Garry Hancock, L (8, PH) (9, 3) OBP: 0.323, SLG: 0.309 OBP: 0.291, SLG: 0.450		4-0 BB		0-0 5-3		0-0 6-3		0-0 F8		2	0	0	0	1	0	2

Inning Stats	R: 0	H: 0	E: 1	K: 1	S: 6	H: 0	LOB: 2	BB: 1	P: 10	R: 1	H: 1	E: 0	K: 0	S: 4	H: 0	LOB: 1	BB: 0	P: 6	R: 0	H: 0	E: 0	K: 1	S: 3	H: 0	LOB: 0	BB: 0	P: 3	R: 0	H: 1	E: 0	K: 0	S: 4	H: 3	LOB: 2	BB: 0	P: 6	R: 0	H: 0	E: 0	K: 0	S: 3	H: 2	LOB: 1	BB: 1	P: 11	R: 0	H: 1	E: 0	K: 0	S: 4	H: 1	LOB: 1	BB: 0	P: 4
1B: 4	SF: 0	2B: 4	SAC: 0	3B: 0	DP: 0	HR: 1	HBP: 0	WP: 1	PA: 41																																													


BOTTOM

New York Yankees @ Oakland Athletics
Oakland-Alameda County Coliseum, Oakland, CA

Wed Aug 31 1983, 7:05 PM PDT
Att. 15,279 - Unknown

livebaseballscorecards.com

AB	37
R	4
H	9
RBI	4
BB	4
SO	3
LOB	21



PITCHER	IP	WLS	BF	H	R	ER	SO	BB	IBB	HBP	BLK	WP	HR	S	P	ERA	WHIP
Shane Rawley, L (1, 1) ERA: 3.76	7.0	W	33	7	4	4	2	4	0	0	0	0	1	33	49	5.14	1.571
George Frazier, R (8, 1) ERA: 3.57	0.1		2	1	0	0	0	0	0	0	0	1	0	2	2	0.00	3.000
Rich Gossage, R (8, 1) ERA: 2.0	1.2	S	6	1	0	0	1	0	0	0	0	0	0	8	8	0.00	0.600

Batter	1	2	3	4	5	6	7	8	9	AB R H RBI BB SO LOB	TOP
Willie Randolph, R (1, 4) OBP: 0.362, SLG: 0.332	4-0 BB 4-3		0-0 6-3			0-0 4-3		0-0 BB 1-2 1B		3 0 1 0 1 0 0	New York Yankees @ Oakland Athletics Oakland-Alameda County Coliseum, Oakland, CA Thu Sep 01 1983, 7:05 PM PDT Att: 19,153 - Unknown livebaseballscorecards.com
Ken Griffey, L (1, 3) OBP: 0.368, SLG: 0.454	0-0 4-3 1-2			0-0 4-3		0-0 F8		4-0 BB 1-2 2-3	3 0 0 0 1 0 1		
Dave Winfield, R (1, 7) OBP: 0.336, SLG: 0.497	0-0 5-3			0-0 F5		0-0 5-3		0-0 6-3	4 0 0 0 0 0 4		
Graig Nettles, L (1, 5) OBP: 0.349, SLG: 0.444	0-0 F9			4-0 BB		0-0 3-1		4-0 FC3-6 BB	2 0 0 0 2 0 1		
Oscar Gamble, L (1, 10) OBP: 0.366, SLG: 0.506		0-0 G3		0-0 4-3		0-0 G3		0-0 FC3-6 FC4-6 1-2f	4 0 0 0 0 0 2		
Don Mattingly, L (1, 9) OBP: 0.361, SLG: 0.487		0-0 F7			0-0 1B	0-0 F8		0-0 FC4-6 1-2f	4 0 1 0 0 0 1		
Roy Smalley, S (1, 6) OBP: 0.355, SLG: 0.441		0-0 F9			0-3 K		0-0 FC3-6 1B	0-3 K	4 0 1 0 0 2 2		
Omar Moreno, L (1, 8) OBP: 0.289, SLG: 0.344			0-0 4-3		0-3 K		0-0 FC3-6 BB 1-2f 1B		3 0 0 0 0 1 2		
Rick Cerone, R (1, 2) OBP: 0.260, SLG: 0.269			0-3 K		0-3 K		0-0 F3		2 0 0 0 0 2 1		
Steve Kemp, L (8, PH) OBP: 0.317, SLG: 0.403									1 0 0 0 0 0 1		
Juan Espino, R (8, 2) OBP: 0.429, SLG: 0.429									0 0 0 0 0 0 0		
Inning Stats	R: 0 H: 0 E: 0 LOB: 1 K: 0 BB: 1 S: 3 P: 7	R: 0 H: 0 E: 0 LOB: 0 K: 0 BB: 0 S: 3 P: 3	R: 0 H: 0 E: 0 LOB: 0 K: 1 BB: 0 S: 5 P: 5	R: 0 H: 0 E: 0 LOB: 1 K: 0 BB: 1 S: 3 P: 7	R: 0 H: 1 E: 0 LOB: 1 K: 3 BB: 0 S: 10 P: 10	R: 0 H: 0 E: 0 LOB: 0 K: 0 BB: 0 S: 3 P: 3	R: 0 H: 0 E: 0 LOB: 0 K: 0 BB: 0 S: 3 P: 3	R: 0 H: 2 E: 0 LOB: 3 K: 0 BB: 1 S: 5 P: 9	R: 0 H: 0 E: 0 LOB: 1 K: 1 BB: 1 S: 5 P: 9	1B: 3 SF: 0 2B: 0 SAC: 0 3B: 0 DP: 0 HR: 0 HBP: 0	WP: 0 PA: 34 PB: 0 SB: 0 CS: 0
PITCHER Chris Codioli, R (1, 1) ERA: 3.95	IP WLS BF H R ER SO BB IBB HBP BLK WP HR S P ERA WHIP										

New York Yankees @ Oakland Athletics
Oakland-Alameda County Coliseum, Oakland, CA
 Thu Sep 01 1983, 7:05 PM PDT
 Att: 19,153 - Unknown

AB	30
R	0
H	3
RBI	0
BB	4
SO	5
LOB	15



Batter	1	2	3	4	5	6	7	8	9
Rickey Henderson, R OBP: 0.418, SLG: 0.427 (1, 7)	0-0 6-3		0-0 2B 1B		0-3 K		4-0 BB		
Bill Almon, R OBP: 0.318, SLG: 0.394 (1, 3)	0-0 F6		0-0 1-H 2-H 2B		0-3 K		0-0 F9		
Mike Heath, R OBP: 0.341, SLG: 0.403 (1, 2)	0-0 4-3		0-0 F8		0-3 K		0-0 S 1B		
Jeff Burroughs, R OBP: 0.333, SLG: 0.374 (1, 10)		0-0 F8	0-3 K		0-3 K		0-0 F5 1-2		
Dwayne Murphy, L OBP: 0.317, SLG: 0.377 (1, 8)		0-3 K		0-3 K		0-0 F5	0-3 K		
Donnie Hill, S OBP: 0.274, SLG: 0.319 (1, 6)		4-0 WP BB		0-0 F3		0-0 F7	0-0 1-3		
Mike Davis, L OBP: 0.320, SLG: 0.402 (1, 9)		0-3 K 1-2		4-0 S S BB		4-0 SH1-4 BB			
Tony Phillips, S OBP: 0.326, SLG: 0.311 (1, 4)			0-0 SH5-3 2B 1B		4-0 S BB		0-0 SH1-4 1-2		
Wayne Gross, L OBP: 0.305, SLG: 0.372 (1, 5)			0-0 SH5-3 1-2		0-3 K 1-2 2-3		0-0 F3		

Inning Stats	R: 0 E: 0 K: 0 S: 3	H: 0 LOB: 0 BB: 0 P: 3	R: 0 E: 0 K: 2 S: 7	H: 0 LOB: 1 BB: 1 P: 11	R: 2 E: 0 K: 1 S: 8	H: 3 LOB: 1 BB: 0 P: 8	R: 0 E: 0 K: 2 S: 7	H: 0 LOB: 2 BB: 2 P: 15	R: 0 E: 0 K: 3 S: 9	H: 0 LOB: 0 BB: 0 P: 9	R: 0 E: 0 K: 1 S: 5	H: 0 LOB: 0 BB: 0 P: 5	R: 0 E: 0 K: 0 S: 3	H: 0 LOB: 2 BB: 2 P: 11	R: 0 E: 0 K: 1 S: 6	H: 1 LOB: 1 BB: 0 P: 6
1B: 3 2B: 1 3B: 0 HR: 0	SF: 0 SAC: 2 DP: 0 HBP: 0	1B: 1 2B: 1 3B: 0 HR: 0	SF: 0 SAC: 2 DP: 0 HBP: 0	1B: 1 2B: 1 3B: 0 HR: 0	SF: 0 SAC: 2 DP: 0 HBP: 0	1B: 1 2B: 1 3B: 0 HR: 0	SF: 0 SAC: 2 DP: 0 HBP: 0	1B: 1 2B: 1 3B: 0 HR: 0	SF: 0 SAC: 2 DP: 0 HBP: 0	1B: 1 2B: 1 3B: 0 HR: 0	SF: 0 SAC: 2 DP: 0 HBP: 0	1B: 1 2B: 1 3B: 0 HR: 0	SF: 0 SAC: 2 DP: 0 HBP: 0	1B: 1 2B: 1 3B: 0 HR: 0	SF: 0 SAC: 2 DP: 0 HBP: 0	

PITCHER	IP	WLS	BF	H	R	ER	SO	BB	IBB	HBP	BLK	WP	HR	S	P	ERA	WHIP
Dave Righetti, L ERA: 3.11 (1, 1)	8.0	L	33	4	2	2	10	5	0	0	0	1	0	48	68	2.25	1.125

BOTTOM

New York Yankees @ Oakland Athletics
Oakland-Alameda County Coliseum, Oakland, CA

Thu Sep 01 1983, 7:05 PM PDT
Att. 19,153 - Unknown

livebaseballscorecards.com

AB	26
R	2
H	4
RBI	2
BB	5
SO	10
LOB	11



WP: 1	PA: 33
PB: 0	SB: 4
CS: 0	

Batter	1	2	3	4	5	6	7	8	9	AB R H RBI BB SO LOB	TOP									
Alan Bannister, R (1, 9) OBP: 0.331, SLG: 0.402 (8, 7)	0-0 F8		0-3 K	0-0 F6		0-0 F3			4-0 CS BB	4 0 0 0 1 1 3										
Toby Harrah, R (1, 5) OBP: 0.363, SLG: 0.360	0-0 3B 1B		0-0 F9		0-0 5-3		0-0 F8		0-3 K 1-2	5 1 1 0 0 1 1										
Julio Franco, R (1, 6) OBP: 0.312, SLG: 0.407	0-0 1-H 3B		0-0 1B 2B		0-0 F3		0-0 5-3		0-0 F9	5 1 2 1 0 0 0										
Bake McBride, L (1, 10) OBP: 0.311, SLG: 0.335	0-0 4-3		0-0 2-H 1B		0-3 K		0-0 5-3			4 0 1 1 0 1 1										
Pat Tabler, R (1, 7) OBP: 0.368, SLG: 0.392 George Vukovich, L (8, 9) OBP: 0.279, SLG: 0.310	0-0 F9		0-0 F8			0-0 1-3		0-0 F8		4 0 0 0 0 0 2 0 0 0 0 0 0 0										
Mike Hargrove, L (1, 3) OBP: 0.389, SLG: 0.376		0-0 1B		0-3 K		0-0 F8		0-0 1B 1B		4 0 2 0 0 1 0										
Gorman Thomas, R (1, 8) OBP: 0.301, SLG: 0.364		0-3 K		0-3 K		0-0 BB 1B 1B		0-0 1-2 1B		4 1 2 0 0 2 1										
Ron Hassey, L (1, 2) OBP: 0.341, SLG: 0.356		0-0 F3		0-0 HR		4-0 BB BB BB 1B BB		0-0 F7		3 1 1 1 1 0 3										
Mike Fischlin, R (1, 4) OBP: 0.284, SLG: 0.250		0-0 F4		0-0 2B		0-0 1-2 2-H 1B		0-0 F8		4 0 2 1 0 0 3										
Inning Stats	R: 1 E: 0 K: 0 S: 5	H: 2 LOB: 1 BB: 0 P: 5	R: 0 E: 0 K: 1 S: 6	H: 1 LOB: 1 BB: 0 P: 6	R: 1 E: 0 K: 1 S: 7	H: 2 LOB: 1 BB: 0 P: 9	R: 1 E: 0 K: 2 S: 9	H: 2 LOB: 1 BB: 0 P: 9	R: 0 E: 0 K: 1 S: 5	H: 0 LOB: 0 BB: 0 P: 5	R: 0 E: 0 K: 0 S: 3	H: 0 LOB: 0 BB: 0 P: 3	R: 0 E: 0 K: 0 S: 5	H: 2 LOB: 2 BB: 0 P: 5	R: 0 E: 0 K: 1 S: 4	H: 0 LOB: 0 BB: 1 P: 8	1B: 7 2B: 2 3B: 1 HR: 1	SF: 0 SAC: 0 DP: 0 HBP: 0	WP: 0 PB: 0 SB: 0 CS: 1	PA: 39
PITCHER	IP WLS BF H R ER SO BB IBB HBP BLK WP HR S P ERA WHIP																			
Gorman Heim Mueller, L (1, 1) ERA: 3.93	4.0 L 19 7 3 3 4 0 0 0 0 0 1 27 27 6.75 1.750																			
Keith Atherton, R (5, 1) ERA: 2.14	4.0 17 4 1 1 1 1 0 0 0 0 0 18 22 2.25 1.250																			
Dave Beard, R (9, 1) ERA: 4.94	1.0 3 0 0 0 0 1 1 0 0 0 0 4 8 0.00 1.000																			

Cleveland Indians @ Oakland Athletics
 Oakland-Alameda County Coliseum, Oakland, CA
 Fri Sep 02 1983, 7:05 PM PDT
 Att. 6,916 - Unknown

AB	37
R	4
H	11
RBI	4
BB	2
SO	6
LOB	14



WP: 0	PA: 39
-------	--------

ERA	WHIP
-----	------

Batter	1	2	3	4	5	6	7	8	9	AB	R	H	RBI	BB	SO	LOB
Rickey Henderson, R (1, 7) OBP: 0.419, SLG: 0.427	0-0 6-3		0-0 FC6-4			0-0 CS 1B		0-0 2-H FC6-4 1B		4	0	2	1	0	0	1
Mike Davis, L (1, 9) OBP: 0.322, SLG: 0.402	0-0 4-3			4-0 FC6-4 BB		0-0 WP 1B		0-0 1-2f FC6-4 FC5-4		3	0	1	0	1	0	1
Mike Heath, R (1, 2) OBP: 0.337, SLG: 0.397	0-0 5-3			0-0 FC6-4 FC4-6		0-0 F8		0-0 1-2f FC5-4 FC5-4		4	0	0	0	0	0	3
Garry Hancock, L (1, 3) OBP: 0.286, SLG: 0.441		0-0 4-3		0-0 FC4-6		0-0 6-3		0-0 1-2f FC5-4		4	0	0	0	0	0	3
Dwayne Murphy, L (1, 8) OBP: 0.316, SLG: 0.376		0-0 F9		0-0 4-3			0-0 4-3		0-0 E4 1B	4	0	1	0	0	0	1
Donnie Hill, S (1, 6) OBP: 0.273, SLG: 0.325		0-0 2B			0-0 F9		0-0 F5		0-0 F5	4	0	1	0	0	0	1
Wayne Gross, L (1, 5) OBP: 0.301, SLG: 0.367			0-0 G3		0-0 F3		0-0 6-3		0-0 F3	4	0	0	0	0	0	1
Mitchell Page, L (1, 10) OBP: 0.375, SLG: 0.300			0-0 FC5-4 1B		0-0 1B			4-0 2B BB	0-3 K	3	1	2	0	1	1	1
Tony Phillips, S (1, 4) OBP: 0.326, SLG: 0.314			0-0 FC5-4 FC6-4		0-0 4-3			0-0 1-H 1B 2B		3	1	1	1	0	0	2

BOTTOM	
Cleveland Indians @ Oakland Athletics Oakland-Alameda County Coliseum, Oakland, CA Fri Sep 02 1983, 7:05 PM PDT Att. 6,916 - Unknown	
AB 33 R 2 H 8 RBI 2 BB 2 SO 1 LOB 14	

Inning Stats		R: 0	H: 0	E: 0	K: 0	S: 3	R: 0	H: 1	E: 0	K: 0	S: 3	R: 0	H: 1	E: 0	K: 0	S: 4	R: 0	H: 0	E: 0	K: 0	S: 3	R: 0	H: 1	E: 0	K: 0	S: 4	R: 0	H: 2	E: 0	K: 0	S: 4	R: 0	H: 0	E: 0	K: 0	S: 3	R: 2	H: 2	E: 0	K: 0	S: 5	R: 0	H: 1	E: 1	K: 1	S: 6
IP 7.0 WLS W BF 28 H 7 R 2 ER 2 SO 0 BB 2 IBB 0 HBP 0 BLK 0 WP 1 HR 0 S 26 P 34 ERA 2.57 WHIP 1.286		IP 2.0 WLS S BF 7 H 1 R 0 ER 0 SO 1 BB 0 IBB 0 HBP 0 BLK 0 WP 0 HR 0 S 9 P 9 ERA 0.00 WHIP 0.500		IP 7.0 WLS W BF 28 H 7 R 2 ER 2 SO 0 BB 2 IBB 0 HBP 0 BLK 0 WP 1 HR 0 S 26 P 34 ERA 2.57 WHIP 1.286		IP 2.0 WLS S BF 7 H 1 R 0 ER 0 SO 1 BB 0 IBB 0 HBP 0 BLK 0 WP 0 HR 0 S 9 P 9 ERA 0.00 WHIP 0.500		IP 7.0 WLS W BF 28 H 7 R 2 ER 2 SO 0 BB 2 IBB 0 HBP 0 BLK 0 WP 1 HR 0 S 26 P 34 ERA 2.57 WHIP 1.286		IP 2.0 WLS S BF 7 H 1 R 0 ER 0 SO 1 BB 0 IBB 0 HBP 0 BLK 0 WP 0 HR 0 S 9 P 9 ERA 0.00 WHIP 0.500		IP 7.0 WLS W BF 28 H 7 R 2 ER 2 SO 0 BB 2 IBB 0 HBP 0 BLK 0 WP 1 HR 0 S 26 P 34 ERA 2.57 WHIP 1.286		IP 2.0 WLS S BF 7 H 1 R 0 ER 0 SO 1 BB 0 IBB 0 HBP 0 BLK 0 WP 0 HR 0 S 9 P 9 ERA 0.00 WHIP 0.500		IP 7.0 WLS W BF 28 H 7 R 2 ER 2 SO 0 BB 2 IBB 0 HBP 0 BLK 0 WP 1 HR 0 S 26 P 34 ERA 2.57 WHIP 1.286		IP 2.0 WLS S BF 7 H 1 R 0 ER 0 SO 1 BB 0 IBB 0 HBP 0 BLK 0 WP 0 HR 0 S 9 P 9 ERA 0.00 WHIP 0.500		IP 7.0 WLS W BF 28 H 7 R 2 ER 2 SO 0 BB 2 IBB 0 HBP 0 BLK 0 WP 1 HR 0 S 26 P 34 ERA 2.57 WHIP 1.286		IP 2.0 WLS S BF 7 H 1 R 0 ER 0 SO 1 BB 0 IBB 0 HBP 0 BLK 0 WP 0 HR 0 S 9 P 9 ERA 0.00 WHIP 0.500		IP 7.0 WLS W BF 28 H 7 R 2 ER 2 SO 0 BB 2 IBB 0 HBP 0 BLK 0 WP 1 HR 0 S 26 P 34 ERA 2.57 WHIP 1.286		IP 2.0 WLS S BF 7 H 1 R 0 ER 0 SO 1 BB 0 IBB 0 HBP 0 BLK 0 WP 0 HR 0 S 9 P 9 ERA 0.00 WHIP 0.500		IP 7.0 WLS W BF 28 H 7 R 2 ER 2 SO 0 BB 2 IBB 0 HBP 0 BLK 0 WP 1 HR 0 S 26 P 34 ERA 2.57 WHIP 1.286		IP 2.0 WLS S BF 7 H 1 R 0 ER 0 SO 1 BB 0 IBB 0 HBP 0 BLK 0 WP 0 HR 0 S 9 P 9 ERA 0.00 WHIP 0.500																

Batter	1	2	3	4	5	6	7	8	9	AB	R	H	RBI	BB	SO	LOB	TOP								
Mike Hargrove, L (1, 3) <small>OBP: 0.390, SLG: 0.374</small> Carmen Castillo, R (8, PR) <small>OBP: 0.333, SLG: 0.167</small> Alan Bannister, R (8, 4) <small>OBP: 0.332, SLG: 0.404</small>	0-0 G3		4-0 1B BB			0-0 F6		4-0 BB	0-0 2B 1B	2	0	0	1	2	0	0									
Toby Harrah, R (1, 5) <small>OBP: 0.363, SLG: 0.364</small>	0-0 1-3		0-0 1B			0-0 F5		0-0 SF9	0-0 2B 2B	4	1	2	5	0	0	0									
Julio Franco, R (1, 6) <small>OBP: 0.309, SLG: 0.403</small>	0-0 6-3		0-0 F4			0-0 F6		0-0 9-2	0-0 5-3	5	0	0	0	0	0	5									
Bake McBride, L (1, 10) <small>OBP: 0.318, SLG: 0.335</small> (9, 9)		0-0 F8 1B				0-0 F7		0-0 F7	4-0 BB BB	3	2	1	0	2	0	0									
Pat Tabler, R (1, 7) <small>OBP: 0.368, SLG: 0.393</small>		0-0 F8 1-2				0-0 F4		0-0 F8	4-0 2B 1B BB	4	2	1	2	1	0	1									
Gorman Thomas, R (1, 8) <small>OBP: 0.302, SLG: 0.373</small>		0-3 K				0-3 K		0-0 F6	4-0 1B 2B HR	5	2	2	3	0	2	0									
George Vukovich, L (1, 9) <small>OBP: 0.280, SLG: 0.310</small> Chris Bando, S (9, PH) <small>OBP: 0.346, SLG: 0.402</small> Dan Spillner, R (9, 1)			0-0 F6			0-0 F2		0-0 1B BB 1B	4-0 1B BB 1B	3	1	1	0	0	0	0									
Jim Essian, R (1, 2) <small>OBP: 0.310, SLG: 0.338</small> Broderick Perkins, L (8, PH) <small>OBP: 0.291, SLG: 0.322</small> (8, 3) Andre Thornton, R (9, PH) <small>OBP: 0.384, SLG: 0.431</small> (9, 3)			4-0 FC2-4 BB			0-3 K		4-0 BB 1B BB	4-0 1B WP 2B 1B	1	0	0	0	1	1	0									
Mike Fischlin, R (1, 4) <small>OBP: 0.281, SLG: 0.247</small> Ron Hassey, L (8, PH) <small>OBP: 0.344, SLG: 0.357</small> (8, 2)			0-0 FC2-4 BB 1B			0-0 6-3		0-0 SF9 BB 1B	4-0 1B HBP 4-3	2	1	0	0	0	0	1									
Inning Stats	R: 0 E: 0 K: 0 S: 3	H: 0 LOB: 0 BB: 0 P: 3	R: 0 E: 0 K: 1 S: 5	H: 1 LOB: 0 BB: 0 P: 5	R: 1 E: 0 K: 0 S: 4	H: 1 LOB: 2 BB: 2 P: 12	R: 0 E: 0 K: 1 S: 5	H: 0 LOB: 0 BB: 0 P: 5	R: 0 E: 0 K: 1 S: 5	H: 0 LOB: 0 BB: 0 P: 5	R: 0 E: 0 K: 0 S: 3	H: 0 LOB: 0 BB: 0 P: 3	R: 0 E: 0 K: 0 S: 3	H: 0 LOB: 0 BB: 0 P: 3	R: 2 E: 0 K: 0 S: 4	H: 2 LOB: 1 BB: 2 P: 12	R: 10 E: 0 K: 0 S: 11	H: 9 LOB: 2 BB: 3 P: 24	1B: 9 2B: 4 3B: 0 HR: 1	SF: 1 SAC: 0 DP: 1 HBP: 1	WP: 1 PB: 0 SB: 0 CS: 0	PA: 45			
PITCHER	IP	WLS	BF	H	R	ER	SO	BB	IBB	HBP	BLK	WP	HR	S	P	ERA	WHIP								
Mike Warren, R (1, 1) <small>ERA: 5.74</small> Dave Beard, R (8, 1) <small>ERA: 5.37</small> Tom Underwood, L (9, 1) <small>ERA: 4.17</small> Ed Farmer, R (9, 1) <small>ERA: 6.33</small> Curt Young, L (9, 1) <small>ERA: 16.2</small>	7.0		27	4	3	3	3	3	0	0	0	0	0	30	42	3.86	1.000								
Bert Bradley, R (9, 1) <small>ERA: 108.0</small> Jeff Jones, R (9, 1) <small>ERA: 5.32</small>	0.1		5	3	5	5	0	0	0	0	0	0	0	3	15	27.00	4.000								
	0.1		4	3	2	2	0	0	0	0	0	0	0	4	4	54.00	9.000								

Cleveland Indians @ Oakland Athletics
 Oakland-Alameda County Coliseum, Oakland, CA
 Sat Sep 03 1983, 3:33 AM PDT
 Att. 15,196 - Sunny

livebaseballscorecards.com

AB 36
R 13
H 13
RBI 13
BB 7
SO 3
LOB 9



Batter	1	2	3	4	5	6	7	8	9	AB	R	H	RBI	BB	SO	LOB
Rickey Henderson, R (1, 7) OBP: 0.419, SLG: 0.424	0-3 K			0-0 6-3	4-0 3-1 S BB		4-0 FC5-4 IBB		0-0 F9	3	0	0	0	2	1	0
Bill Almon, R (1, 3) OBP: 0.317, SLG: 0.392	0-3 K			0-0 F8	0-0 3-1		0-0 FC5-4 HBP 1B		0-0 2B 1B	5	1	1	0	0	1	3
Mike Heath, R (1, 5) Wayne Gross, L (7, 5) OBP: 0.333, SLG: 0.393 OBP: 0.303, SLG: 0.368	0-3 K			0-0 E7 1B HR			0-0 F9 HBP 1B		0-0 F5	3	1	0	0	0	1	0
Davey Lopes, R (1, 10) OBP: 0.342, SLG: 0.429		0-0 F7		4-0 1B HR IBB		4-0 S BB BB	1-0 3-H 1-2 2-3 HBP		0-0 2B	2	1	1	1	2	0	0
Bob Kearney, R (1, 2) OBP: 0.322, SLG: 0.394		0-0 F4		0-0 HR 1B		4-0 PB BB	0-3 K		0-0 F9	4	1	1	0	1	1	4
Dwayne Murphy, L (1, 8) OBP: 0.316, SLG: 0.382		0-0 4-3		0-0 HR		0-0 F6 1-2 2-3		0-3 K		4	1	1	4	0	1	2
Donnie Hill, S (1, 6) OBP: 0.280, SLG: 0.331			0-0 1B	0-0 1B		0-0 F3		0-3 K		4	0	2	0	0	1	2
Mike Davis, L (1, 9) OBP: 0.324, SLG: 0.399			0-0 3	0-0 F8		4-0 FC5-4 SH3-4 1B BB		4-0 S BB		2	1	0	0	2	0	2
Tony Phillips, S (1, 4) OBP: 0.324, SLG: 0.311			0-0 5-3		0-0 F7		0-0 SH3-4		0-3 K	3	0	0	0	0	1	1

BOTTOM

Cleveland Indians @ Oakland Athletics
Oakland-Alameda County Coliseum, Oakland, CA

livebaseballscorecards.com

AB	32
R	6
H	7
RBI	6
BB	7
SO	7
LOB	15



WP: 0	PA: 41
PB: 1	
SB: 3	
CS: 0	

Inning Stats	R: 0	H: 0	E: 0	K: 3	S: 9	P: 9	R: 0	H: 0	E: 0	K: 0	S: 3	R: 0	H: 1	E: 0	K: 0	S: 3	R: 4	H: 3	E: 1	K: 0	S: 7	R: 0	H: 0	E: 0	K: 0	S: 2	R: 0	H: 0	E: 0	K: 0	S: 3	R: 1	H: 1	E: 0	K: 1	S: 6	R: 0	H: 0	E: 0	K: 3	S: 9	R: 1	H: 2	E: 0	K: 0	S: 5	1B: 5	SF: 0	2B: 2	SAC: 1	3B: 0	DP: 1	HR: 1	HBP: 1	WP: 0	PA: 41
--------------	------	------	------	------	------	------	------	------	------	------	------	------	------	------	------	------	------	------	------	------	------	------	------	------	------	------	------	------	------	------	------	------	------	------	------	------	------	------	------	------	------	------	------	------	------	------	-------	-------	-------	--------	-------	-------	-------	--------	-------	--------

PITCHER	IP	WLS	BF	H	R	ER	SO	BB	IBB	HBP	BLK	WP	HR	S	P	ERA	WHIP
Neal Heaton, L (1, 1) ERA: 3.42	6.2		30	5	5	1	3	4	2	0	0	0	1	30	54	1.35	1.350
Dan Spillner, R (7, 1) ERA: 5.42	2.1	W	11	2	1	1	4	1	0	1	0	0	0	17	22	3.86	1.286
Dan Spillner, R (9, 1) ERA: 5.42	2.1	W	11	2	1	1	4	1	0	1	0	0	0	17	22	3.86	1.286

Sat Sep 03 1983, 3:33 AM PDT
Att. 15,196 - Sunny

Batter	1	2	3	4	5	6	7	8	9	AB R H RBI BB SO LOB	TOP		
Mike Hargrove, L OBP: 0.390, SLG: 0.374 (1, 3) X	0-0 F5		0-0 F8		0-0 1B	0-0 1B	0-0 G1-2-3			5 1 2 1 0 0 3			
Toby Harrah, R OBP: 0.361, SLG: 0.360 (1, 5) X	0-0 F6		0-0 F7		4-0 1B BB	0-0 F8		0-0 F5		4 1 0 0 1 0 1			
Julio Franco, R OBP: 0.308, SLG: 0.401 (1, 6) X	0-0 E5 1B		0-0 6-3		0-0 4-3		0-0 F8	0-0 F8		5 0 1 1 0 0 2			
Broderick Perkins, L OBP: 0.299, SLG: 0.331 (1, 10) X	0-0 F7			0-0 CS 1B	4-0 1B 2B IBB		0-0 1B 1B 2B	0-0 4-3		4 2 2 0 1 0 1			
Pat Tabler, R OBP: 0.370, SLG: 0.393 (1, 7) X		0-0 F7		0-0 F7			4-0 1B 1B BB		0-0 F3	3 2 1 2 1 0 1			
Alan Bannister, R OBP: 0.332, SLG: 0.403 (7, 7) X				1-2 F7	1-2 2B E 1B					1 0 0 0 0 0 0			
Ron Hassey, L OBP: 0.348, SLG: 0.363 (1, 2) X		0-0 F4		4-0 BB	0-0 E6 2B		0-0 1B 1B 1B		0-0 F9	4 1 2 1 1 0 0			
Gorman Thomas, R OBP: 0.305, SLG: 0.376 (1, 8) X		0-0 WP S 1B		0-3 K	0-0 E6		0-0 1B 1B 1B		0-0 1B	5 0 3 2 0 1 2			
George Vukovich, L OBP: 0.293, SLG: 0.325 (1, 9) X		4-0 WP BB			0-0 FC1-6-5 2B	0-0 SH1-3 1B	0-0 1B 1B		0-0 1B	4 1 4 0 1 0 0			
Mike Fischlin, R OBP: 0.280, SLG: 0.247 (1, 4) X		0-0 F8			0-0 FC1-6-5 1B	0-0 SH1-3	0-0 1B		0-0 1-3	4 1 1 1 0 0 5			
Inning Stats	R: 0 H: 1 E: 1 LOB: 1 K: 0 BB: 0 S: 4 P: 4	R: 0 H: 1 E: 0 LOB: 2 K: 0 BB: 1 S: 4 P: 8	R: 0 H: 0 E: 0 LOB: 0 K: 0 BB: 0 S: 3 P: 3	R: 0 H: 1 E: 0 LOB: 1 K: 1 BB: 1 S: 5 P: 9	R: 5 H: 4 E: 1 LOB: 2 K: 0 BB: 2 S: 7 P: 15	R: 1 H: 2 E: 0 LOB: 0 K: 0 BB: 0 S: 4 P: 4	R: 3 H: 5 E: 0 LOB: 2 K: 0 BB: 1 S: 7 P: 11	R: 0 H: 0 E: 0 LOB: 0 K: 0 BB: 0 S: 3 P: 3	R: 0 H: 2 E: 0 LOB: 2 K: 0 BB: 0 S: 5 P: 5	1B: 13 SF: 0 2B: 3 SAC: 1 3B: 0 DP: 1 HR: 0 HBP: 0	WP: 1 PA: 45 PB: 0 SB: 1 CS: 2		
PITCHER	IP WLS BF H R ER SO BB IBB HBP BLK WP HR S P ERA WHIP											PITCHER	IP WLS BF H R ER SO BB IBB HBP BLK WP HR S P ERA WHIP
Steve McCatty, R ERA: 3.91 (1, 1)	4.2 L 24 7 5 4 1 3 1 0 0 1 0 22 38 7.71 2.143												
Mark Smith, R ERA: 3.97 (5, 1)	1.2 8 3 3 3 0 1 0 0 0 0 0 7 11 16.20 2.400												
Curt Young, L ERA: 17.55 (7, 1)	0.0 1 1 0 0 0 0 0 0 0 0 0 1 1 ∞ ∞												
Ed Farmer, R ERA: 6.33 (7, 1)	0.0 2 2 0 0 0 0 0 0 0 0 0 2 2 ∞ ∞												
Bert Bradley, R ERA: 12.0 (7, 1)	2.2 10 3 1 1 0 0 0 0 0 0 0 10 10 3.38 1.125												

Cleveland Indians @ Oakland Athletics
Oakland-Alameda County Coliseum, Oakland, CA
 Sun Sep 04 1983, 3:33 AM PDT
 Att. 10,274 - Sunny

AB	39
R	9
H	16
RBI	8
BB	5
SO	1
LOB	15



livebaseballscorecards.com

Batter	1	2	3	4	5	6	7	8	9	AB R H RBI BB SO LOB
Mike Davis, L (1, 9) OBP: 0.323, SLG: 0.396 Dave Hudgens, L (9, 3)	0-3 K	4-0 FC6-4 1-2 2-3 BB		0-0 4-3		0-3 K			0-3 K	3 0 0 0 1 2 4 1 0 0 0 0 1 0
Mike Heath, R (1, 2) OBP: 0.329, SLG: 0.387 Rusty McNealy, L (8, 8)	0-3 K	0-0 FC6-4 1-2f			0-0 F5	0-3 K			0-0 F7	4 0 0 0 0 2 6 1 0 0 0 0 0 0
Garry Hancock, L (1, 3) OBP: 0.284, SLG: 0.435	0-0 3-1		0-0 F7		0-0 1B		0-0 6-3		0-0 F4	5 0 1 0 0 0 0
Davey Lopes, R (1, 10) OBP: 0.343, SLG: 0.430		0-0 SH2-4 1B	0-0 E7		0-0 F8		0-0 1B			4 1 2 0 0 0 1
Dwayne Murphy, L (1, 8) OBP: 0.315, SLG: 0.379 Darryl Cias, R (8, 2) OBP: 0.388, SLG: 0.353		4-0 SH2-4 1B BB	0-3 K		0-0 F8		0-0 F7			3 1 0 0 1 1 3 0 0 0 0 0 0 0
Bill Almon, R (1, 5) OBP: 0.317, SLG: 0.391		0-0 SH2-4 1-2 2-3	0-3 K			0-0 E 1B 1B	0-0 F8			3 0 1 0 0 1 2
Dan Meyer, L (1, 7) OBP: 0.195, SLG: 0.165		0-0 BB WP 1B 2-H 3-H		0-0 1B		0-0 F7		0-0 F8		4 0 2 2 0 0 1
Donnie Hill, S (1, 6) OBP: 0.279, SLG: 0.328		0-3 K 1-2		0-0 F6		0-0 E 1B		0-0 3-1		4 0 1 0 0 1 2
Tony Phillips, S (1, 4) OBP: 0.323, SLG: 0.309		4-0 BB BB		0-0 F8		0-0 E4 1-2 2-3		0-0 F8		3 0 0 0 1 0 3

Inning Stats	R: 0 E: 0 K: 2 S: 7	H: 0 LOB: 0 BB: 0 P: 7	R: 2 E: 0 K: 1 S: 7	H: 2 LOB: 3 BB: 3 P: 19	R: 0 E: 1 K: 2 S: 8	H: 0 LOB: 1 BB: 0 P: 8	R: 0 E: 0 K: 0 S: 4	H: 1 LOB: 1 BB: 0 P: 4	R: 0 E: 0 K: 0 S: 4	H: 1 LOB: 1 BB: 0 P: 4	R: 0 E: 1 K: 2 S: 10	H: 2 LOB: 3 BB: 0 P: 10	R: 0 E: 0 K: 0 S: 4	H: 1 LOB: 1 BB: 0 P: 4	R: 0 E: 0 K: 0 S: 3	H: 0 LOB: 0 BB: 0 P: 3	R: 0 E: 0 K: 1 S: 5	H: 0 LOB: 0 BB: 0 P: 5	1B: 7 2B: 0 3B: 0 HR: 0	SF: 0 SAC: 1 DP: 0 HBP: 0	WP: 1 PB: 0 SB: 1 CS: 0	PA: 39
PITCHER Rick Sutcliffe, R (1, 1) ERA: 3.75	IP 9.0 WLS W BF 39 H 7 R 2 ER 2 SO 8 BB 3 IBB 0 HBP 0 BLK 0 WP 1 HR 0 S 52 P 64 ERA 2.00 WHIP 1.111																					

BOTTOM

Cleveland Indians @ Oakland Athletics
Oakland-Alameda County Coliseum, Oakland, CA

Sun Sep 04 1983, 3:33 AM PDT
Att. 10,274 - Sunny

livebaseballscorecards.com

AB	35
R	2
H	7
RBI	2
BB	3
SO	8
LOB	22



Batter	1	2	3	4	5	6	7	8	9	AB R H RBI BB SO LOB	TOP											
Rickey Henderson, R OBP: 0.418, SLG: 0.426 Rick Peters, S OBP: 0.323, SLG: 0.305	0-0 K 2B			0-0 6-3		0-0 4-3			0-0 G5-4-3 1-2f	3 0 1 0 0 0 0 1 0 0 0 0 0 1												
Bill Almon, R OBP: 0.314, SLG: 0.387	0-3 K 2-3			0-3 K		0-3 K			0-0 F7	4 0 0 0 0 3 1												
Mike Heath, R OBP: 0.326, SLG: 0.383 Darryl Cias, R OBP: 0.368, SLG: 0.353	0-0 1-3			0-0 F8		0-0 F9				3 0 0 0 0 0 0 0 0 0 0 0 0 0												
Davey Lopes, R OBP: 0.343, SLG: 0.436 Luis Quinones, S OBP: 0.200, SLG: 0.316		0-0 F4			0-0 HR				0-0 5-3	3 1 1 1 0 0 0 0 0 0 0 0 0 0												
Dwayne Murphy, L OBP: 0.315, SLG: 0.379 Rusty McNealy, L		0-3 K			0-3 K				0-0 FC5-4 1B	3 0 1 0 0 2 0 0 0 0 0 0 0 0												
Jeff Burroughs, R OBP: 0.333, SLG: 0.374		0-3 K			0-0 5-3				0-0 FC5-4 1B	3 0 1 0 0 1 0												
Dan Meyer, L OBP: 0.190, SLG: 0.161			0-0 4-3		0-0 F7				0-0 FC5-4 1-2 2-3	3 0 0 0 0 0 2												
Donnie Hill, S OBP: 0.273, SLG: 0.320			0-0 F7			0-0 6-3			0-0 F8	3 0 0 0 0 0 1												
Mike Davis, L OBP: 0.323, SLG: 0.396			0-3 K			0-0 G3			0-0 G5-4-3 1B	3 0 1 0 0 1 0												
Inning Stats	R: 0 E: 0 K: 1 S: 5	H: 1 LOB: 0 BB: 0 P: 5	R: 0 E: 0 K: 2 S: 7	H: 0 LOB: 0 BB: 0 P: 7	R: 0 E: 0 K: 1 S: 5	H: 0 LOB: 0 BB: 0 P: 5	R: 0 E: 0 K: 1 S: 5	H: 0 LOB: 0 BB: 0 P: 5	R: 1 E: 0 K: 1 S: 6	H: 1 LOB: 0 BB: 0 P: 6	R: 0 E: 0 K: 0 S: 3	H: 0 LOB: 0 BB: 0 P: 3	R: 0 E: 0 K: 1 S: 5	H: 0 LOB: 0 BB: 0 P: 5	R: 0 E: 0 K: 0 S: 4	H: 2 LOB: 1 BB: 0 P: 4	R: 0 E: 0 K: 0 S: 3	H: 1 LOB: 0 BB: 0 P: 3	1B: 3 2B: 1 3B: 0 HR: 1	SF: 0 SAC: 0 DP: 2 HBP: 0	WP: 0 PB: 0 SB: 0 CS: 0	PA: 29
PITCHER	IP WLS BF H R ER SO BB IBB HBP BLK WP HR S P ERA WHIP																					
Floyd Bannister, L ERA: 3.55	(1, 1) 7.0 W 22 2 1 1 7 0 0 0 0 0 0 1 36 36 1.29 0.286																					
Juan Agosto, L ERA: 4.67	(8, 1) 1.0 4 2 0 0 0 0 0 0 0 0 0 0 4 4 0.00 2.000																					
Guy Hoffman, L ERA: 5.79	(9, 1) 1.0 3 1 0 0 0 0 0 0 0 0 0 0 3 3 0.00 1.000																					

Oakland Athletics @ Chicago White Sox
Comiskey Park, Chicago, IL
Mon Sep 05 1983, 4:33 AM EDT
Att. 43,014 - Sunny - 87 F

livebaseballscorecards.com

AB 29
R 1
H 5
RBI 1
BB 0
SO 7
LOB 5



Batter	1	2	3	4	5	6	7	8	9
Rudy Law, L OBP: 0.334, SLG: 0.356 Dave Stegman, R OBP: 0.298, SLG: 0.237	0-0 L6	0-0 1-2 1B		0-0 1-H 1B 3B		0-0 F7	0-0 2B	0-0 F8 SF8 2B	
Carlton Fisk, R OBP: 0.357, SLG: 0.541 Marc Hill, R OBP: 0.264, SLG: 0.286	0-0 F3	0-3 K		0-0 3-H 1B		0-0 HR	0-0 2-H 1B 2B	0-0 F8 2-3	
Tom Paciorek, R OBP: 0.320, SLG: 0.420 Mike Squires, L OBP: 0.317, SLG: 0.264	0-0 E 1B		0-0 F8	0-3 K		0-0 6-3	4-0 1B 2B BB	0-0 SF8 3-H	
Greg Luzinski, R OBP: 0.341, SLG: 0.475	0-0 E4 E 1-H		0-3 K		0-0 F9	0-0 HR 1B	0-0 2B 1-2 2-H 1B	0-0 F3	
Ron Kittle, R OBP: 0.316, SLG: 0.522	0-0 E9 2-H		0-0 E5		0-0 2B 1B	0-0 1-H HR	0-0 F8		
Harold Baines, L OBP: 0.326, SLG: 0.410	0-3 K2-3		0-3 K		0-0 1-3 2B	0-0 E 2B	0-0 F8		
Vance Law, R OBP: 0.314, SLG: 0.339 Aurelio Rodriguez, R OBP: 0.129, SLG: 0.118		0-3 K		0-0 F8	4-0 IBB	4-0 E BB	0-0 1-3 2-H 2B		
Jerry Dybzinski, R OBP: 0.287, SLG: 0.290		4-0 1B BB		0-0 F7	0-0 F9	0-0 E6 1-2 2-3	4-0 FC6-4 BB		
Julio Cruz, S OBP: 0.305, SLG: 0.323 Scott Fletcher, R OBP: 0.344, SLG: 0.411		0-0 F8		0-0 E 3B 1B	0-0 F7	0-0 4-3	0-0 FC6-4 1-2f		

AB	R	H	RBI	BB	SO	LOB
5	2	3	1	0	0	0
1	1	1	0	0	0	0
5	2	3	3	0	1	2
1	0	0	0	0	0	1
4	1	1	0	0	1	1
0	1	0	1	1	0	0
6	2	2	1	0	1	0
5	1	2	2	0	0	2
5	0	2	0	0	2	4
3	0	1	1	2	1	0
0	0	0	0	0	0	0
3	0	0	0	2	0	5
5	1	1	0	0	0	10
0	0	0	0	0	0	0

Inning Stats		R: 2	H: 1	E: 2	LOB: 1	K: 1	P: 8	R: 0	H: 1	E: 0	LOB: 2	K: 2	P: 8	R: 0	H: 0	E: 1	LOB: 1	K: 2	P: 8	R: 2	H: 3	E: 1	LOB: 1	K: 1	P: 8	R: 0	H: 2	E: 0	LOB: 3	K: 0	P: 9	R: 3	H: 4	E: 1	LOB: 3	K: 0	P: 12	R: 3	H: 4	E: 0	LOB: 3	K: 0	P: 15	R: 1	H: 1	E: 0	LOB: 0	K: 0	P: 4										
PITCHER		IP	WLS	BF	H	R	ER	SO	BB	IBB	HBP	BLK	WP	HR	S	P	ERA	WHIP	PITCHER										IP	WLS	BF	H	R	ER	SO	BB	IBB	HBP	BLK	WP	HR	S	P	ERA	WHIP														
Tim Conroy, L ERA: 3.71	(1, 1)	5.2	L	33	11	7	5	6	1	1	0	0	0	0	2	51	7.94	2.118																																									
Dave Beard, R ERA: 5.85	(6, 1)	0.1		7	3	3	3	0	2	0	0	0	0	0	5	13	81.00	15.000																																									
Tom Underwood, L ERA: 4.17	(7, 1)	2.0		9	2	1	1	0	1	0	0	0	0	0	8	12	4.50	1.500																																									

BOTTOM

Oakland Athletics @ Chicago White Sox

Comiskey Park, Chicago, IL

Mon Sep 05 1983, 4:33 AM EDT
Att: 43,014 - Sunny - 87 F

AB	43
R	11
H	16
RBI	9
BB	5
SO	6
LOB	25



WP	PA
0	49
0	0
0	0

Batter	1	2	3	4	5	6	7	8	9	AB R H RBI BB SO LOB	TOP											
Rickey Henderson, R OBP: 0.417, SLG: 0.429 (1, 7)	0-0 L4		0-0 5-3		0-0 G3			0-0 SF7 1-H 3B		4 1 1 1 0 0 1												
Mike Davis, L OBP: 0.322, SLG: 0.398 (1, 9)	0-0 4-3			0-3 K		0-0 SF9 4-3 2B		0-0 SF7		3 1 1 1 0 1 0												
Garry Hancock, L OBP: 0.280, SLG: 0.429 (1, 3) Bill Almon, R OBP: 0.313, SLG: 0.386 (8, PH) (8, 3)	0-0 F6			0-0 6-3		0-0 4-3		0-0 6-3		3 0 0 0 0 0 1 1 0 0 0 0 0 0												
Davey Lopes, R OBP: 0.340, SLG: 0.433 (1, 4)		0-0 6-3		0-0 6-3		0-0 SF9		0-3 K		3 0 0 1 0 1 0												
Wayne Gross, L OBP: 0.306, SLG: 0.391 (1, 5) Jeff Burroughs, R OBP: 0.334, SLG: 0.375 (9, PH) Rusty McNealy, L (9, PR)		0-0 HR			0-0 HR		0-0 6-3		0-0 4-3 E 1B	3 2 2 2 0 0 0 1 0 1 0 0 0 0 0 0 0 0 0 0 0												
Dwayne Murphy, L OBP: 0.315, SLG: 0.378 (1, 8)		0-0 G1-6-3 1B			0-3 K		0-0 F7		0-0 F1	4 0 1 0 0 1 1												
Mike Heath, R OBP: 0.325, SLG: 0.381 (1, 2)		0-0 G1-6-3 1-2f			0-0 2B 1B		0-0 6-3		0-0 4-3	4 1 1 0 0 0 3												
Dan Meyer, L OBP: 0.192, SLG: 0.172 (1, 10)			0-0 1-3		0-0 2B		0-0 6-3		0-0 5-3	4 0 1 1 0 0 2												
Tony Phillips, S OBP: 0.322, SLG: 0.307 (1, 6) Mitchell Page, L OBP: 0.384, SLG: 0.311 (8, PH) Donnie Hill, S OBP: 0.273, SLG: 0.320 (8, 6)			0-0 4-3		0-0 6-3			0-0 3B 1B		2 0 0 0 0 0 1 1 1 1 0 0 0 0 0 0 0 0 0 0 0												
Inning Stats	R: 0 E: 0 K: 0 S: 3	H: 0 LOB: 0 BB: 0 P: 3	R: 1 E: 0 K: 0 S: 4	H: 2 LOB: 0 BB: 0 P: 4	R: 0 E: 0 K: 0 S: 3	H: 0 LOB: 0 BB: 0 P: 3	R: 0 E: 0 K: 1 S: 5	H: 0 LOB: 0 BB: 0 P: 5	R: 2 E: 0 K: 1 S: 8	H: 3 LOB: 1 BB: 0 P: 8	R: 1 E: 0 K: 0 S: 4	H: 1 LOB: 0 BB: 0 P: 4	R: 0 E: 0 K: 0 S: 3	H: 0 LOB: 0 BB: 0 P: 3	R: 2 E: 0 K: 1 S: 7	H: 2 LOB: 0 BB: 0 P: 7	R: 0 E: 1 K: 0 S: 4	H: 1 LOB: 2 BB: 0 P: 4	1B: 4 2B: 2 3B: 1 HR: 2	SF: 2 SAC: 0 DP: 1 HBP: 0	WP: 0 PB: 0 SB: 0 CS: 0	PA: 35
PITCHER	IP WLS BF H R ER SO BB IBB HBP BLK WP HR S P ERA WHIP																					
LaMarr Hoyt, R ERA: 3.84 (1, 1)	7.0 W 28 8 6 6 2 0 0 0 0 0 0 2 32 32 7.71 1.143																					
Guy Hoffman, L ERA: 5.4 (8, 1)	0.1 1 0 0 0 0 0 0 0 0 0 0 0 1 1 0.00 0.000																					
Salome Barojas, R ERA: 2.2 (8, 1)	0.2 2 0 0 0 1 0 0 0 0 0 0 0 4 4 0.00 0.000																					
Juan Agosto, L ERA: 4.63 (9, 1)	0.1 2 1 0 0 0 0 0 0 0 0 0 0 2 2 0.00 3.000																					
Dennis Lamp, R ERA: 3.74 (9, 1)	0.2 S 2 0 0 0 0 0 0 0 0 0 0 0 2 2 0.00 0.000																					

Oakland Athletics @ Chicago White Sox
Comiskey Park, Chicago, IL
Tue Sep 06 1983, 8:05 PM EDT
Att. 18,742 - Unknown - 77 F

livebaseballscorecards.com

AB 33
R 6
H 9
RBI 6
BB 0
SO 3
LOB 9



Batter	1	2	3	4	5	6	7	8	9	10	AB	R	H	RBI	BB	SO	LOB	TOP									
Rickey Henderson, R OBP: 0.417, SLG: 0.426 (1, 7) X	0-0 5-3		4-0 S BB		4-0 S 1B BB	0-0 F4			0-0 6-3		3	1	0	0	2	0	0										
Bill Almon, R OBP: 0.314, SLG: 0.387 (1, 3) S	0-3 K		0-0 1-3		0-0 BB 1B				0-0 5-3		5	1	2	1	0	1	1										
Mike Heath, R OBP: 0.327, SLG: 0.381 (1, 9) S	0-3 K		0-0 4-3		4-0 1B E BB				0-0 CS 1B		3	1	1	0	1	1	1										
Mike Davis, L OBP: 0.322, SLG: 0.397 (7, 9) S	0-3 K				1-2 E BB				CS 1B		1	0	0	0	0	1	1										
Davey Lopes, R OBP: 0.339, SLG: 0.430 (1, 10) S		0-0 5-3			0-0 E S 1B				0-3 K		5	0	1	1	0	2	1										
Bob Kearney, R OBP: 0.321, SLG: 0.392 (1, 2) S		0-0 E SF7 1B			0-0 F8				0-0 F6		4	1	1	0	0	0	1										
Dwayne Murphy, L OBP: 0.314, SLG: 0.377 (1, 8) S		0-0 E9 1B			0-0 F7				0-0 F8		4	0	1	0	0	1	0										
Donnie Hill, S OBP: 0.279, SLG: 0.351 (1, 6) S		0-0 SF7			0-0 SH3-4 1B				0-0 HR		3	2	2	2	0	0	0										
Wayne Gross, L OBP: 0.303, SLG: 0.387 (1, 5) S		0-3 K			0-0 SH3-4				0-0 F2		3	0	0	0	0	1	1										
Tony Phillips, S OBP: 0.323, SLG: 0.317 (1, 4) S			0-0 4-3		0-0 CS 1B				0-0 HR		4	1	2	2	0	0	0										
Inning Stats	R: 0 E: 0 K: 2 S: 7	H: 0 LOB: 0 BB: 0 P: 7	R: 1 E: 1 K: 1 S: 7	H: 2 LOB: 1 BB: 0 P: 7	R: 0 E: 0 K: 0 S: 3	H: 0 LOB: 1 BB: 1 P: 7	R: 0 E: 0 K: 0 S: 3	H: 0 LOB: 0 BB: 0 P: 3	R: 4 E: 0 K: 0 S: 6	H: 4 LOB: 1 BB: 2 P: 14	R: 2 E: 0 K: 0 S: 5	H: 2 LOB: 0 BB: 0 P: 5	R: 0 E: 0 K: 1 S: 5	H: 1 LOB: 1 BB: 0 P: 5	R: 0 E: 0 K: 1 S: 5	H: 0 LOB: 0 BB: 0 P: 5	R: 0 E: 0 K: 0 S: 3	H: 0 LOB: 0 BB: 0 P: 3	R: 0 E: 0 K: 2 S: 7	H: 1 LOB: 0 BB: 0 P: 7	1B: 8 2B: 1 3B: 0 HR: 2	SF: 1 SAC: 1 DP: 1 HBP: 0	WP: 0 PB: 0 SB: 5 CS: 3	PA: 40			
PITCHER	IP	WLS	BF	H	R	ER	SO	BB	IBB	HBP	BLK	WP	HR	S	P	ERA	WHIP										
Jerry Koosman, L ERA: 5.21 (1, 1)	4.2		21	5	5	5	3	3	0	0	0	0	0	24	36	9.64	1.714										
Dick Tidrow, R ERA: 3.68 (5, 1)	2.2		11	4	2	2	1	0	0	0	0	0	2	13	13	6.75	1.500										
Juan Agosto, L ERA: 4.3 (8, 1)	2.2	W	8	1	0	0	3	0	0	0	0	0	0	14	14	0.00	0.375										

Oakland Athletics @ Chicago White Sox
 Comiskey Park, Chicago, IL
 Wed Sep 07 1983, 8:05 PM EDT
 Att. 21,881 - Unknown - 72 F

AB	35
R	7
H	10
RBI	6
BB	3
SO	7
LOB	6



livebaseballscorecards.com

BOTTOM

Oakland Athletics @ Chicago White Sox
Comiskey Park, Chicago, IL
Wed Sep 07 1983, 8:05 PM EDT
Att. 21,881 - Unknown - 72 F

livebaseballscorecards.com

AB 41
R 8
H 15
RBI 7
BB 3
SO 5
LOB 18



WP: 0 PA: 45
PB: 0
SB: 1
CS: 1

AB R H RBI BB SO LOB

5 3 3 0 0 0 1

5 1 2 3 0 1 2

5 0 2 1 0 0 1

5 1 2 2 0 1 2

4 0 1 0 1 2 1

5 1 2 0 0 0 3

5 0 1 0 0 0 1

3 1 0 0 0 0 3

0 0 0 0 1 0 0
0 0 0 0 0 0 0
4 1 2 1 1 1 4

1B: 12 SF: 0
2B: 1 SAC: 1
3B: 0 DP: 1
HR: 2 HBP: 0

Batter	1	2	3	4	5	6	7	8	9	10
Rudy Law, L OBP: 0.342, SLG: 0.371 (1, 8)	4-3		E S 1B 1B		1-2 2B 1B	1-3 2-H HR 1B		F7		
Carlton Fisk, R OBP: 0.358, SLG: 0.545 (1, 2)	1-3 1B		1-3 K		F9	1-H 3-H HR		F2		
Tom Paciorek, R OBP: 0.321, SLG: 0.419 (1, 3)	1-3		1-2 3-H 1B		1-2 2B 1B	F9		F8		
Greg Luzinski, R OBP: 0.341, SLG: 0.480 (1, 10)	F8		0-3 K		1-3 2-H 2B	F9		HR		
Ron Kittle, R OBP: 0.317, SLG: 0.524 (1, 7)		1B 1B 1B	0-3 K		4-0 BB		0-3 K	F4		
Harold Baines, L OBP: 0.327, SLG: 0.410 (1, 9)		0-0 G5-3 1-2 1B 1B		0-0 1-3	0-0 1-3		0-0 4-3		0-0 SH1-4 E 1B 1B	
Vance Law, R OBP: 0.315, SLG: 0.340 (1, 5)		0-0 1-2 2-3 1B		0-0 F8		0-0 L3	0-0 F9		0-0 E6 1B SH1-4	
Scott Fletcher, R OBP: 0.342, SLG: 0.403 (1, 6)		0-0 F9		0-0 4-3		0-0 E6 1B BB E		4-0 CS BB	0-0 SH1-4	
Jerry Hairston, S OBP: 0.397, SLG: 0.567 (8, PH)									1-2 2-3	
Jerry Dybzinski, R OBP: 0.287, SLG: 0.290 (8, PR)										
Julio Cruz, S OBP: 0.305, SLG: 0.322 (1, 4)		0-0 G5-3 2-3f			0-0 1B 1B	4-0 E 1-2 HR BB		0-3 K	0-0 2-3 3-H 1B	

Inning Stats	R: 0	H: 1	E: 0	LOB: 1	K: 0	BB: 0	S: 4	P: 4	R: 0	H: 3	E: 0	LOB: 2	K: 0	BB: 0	S: 5	P: 5	R: 1	H: 2	E: 0	LOB: 1	K: 3	BB: 0	S: 11	P: 11	R: 0	H: 0	E: 0	LOB: 0	K: 0	BB: 0	S: 3	P: 3	R: 1	H: 4	E: 2	LOB: 3	K: 0	BB: 1	S: 6	P: 10	R: 4	H: 2	E: 2	LOB: 0	K: 0	BB: 1	S: 6	P: 10	R: 0	H: 0	E: 0	LOB: 0	K: 1	BB: 0	S: 5	P: 5	R: 0	H: 0	E: 0	LOB: 0	K: 1	BB: 1	S: 4	P: 8	R: 1	H: 1	E: 0	LOB: 0	K: 0	BB: 0	S: 4	P: 4	R: 1	H: 2	E: 1	LOB: 2	K: 0	BB: 0	S: 4	P: 4	R: 0	H: 0	E: 0	LOB: 0	K: 0	BB: 0	S: 4	P: 4
--------------	------	------	------	--------	------	-------	------	------	------	------	------	--------	------	-------	------	------	------	------	------	--------	------	-------	-------	-------	------	------	------	--------	------	-------	------	------	------	------	------	--------	------	-------	------	-------	------	------	------	--------	------	-------	------	-------	------	------	------	--------	------	-------	------	------	------	------	------	--------	------	-------	------	------	------	------	------	--------	------	-------	------	------	------	------	------	--------	------	-------	------	------	------	------	------	--------	------	-------	------	------

PITCHER	IP	WLS	BF	H	R	ER	SO	BB	IBB	HBP	BLK	WP	HR	S	P	ERA	WHIP
Gorman Heimueller, L ERA: 3.91	(1, 1)		24	10	2	2	3	1	0	0	0	0	0	29	33	3.60	2.200
Mike Warren, R ERA: 6.54	(6, 1)	0.1	5	2	4	3	0	1	0	0	0	0	0	4	8	81.00	9.000
Dave Beard, R ERA: 5.66	(6, 1)	3.1	11	1	1	1	2	1	0	0	0	0	1	14	18	2.70	0.600
Keith Atherton, R ERA: 2.2	(9, 1)	0.2	L 5	2	1	1	0	0	0	0	0	0	0	5	5	13.50	3.000

Batter	1	2	3	4	5	6	7	8	9	AB R H RBI BB SO LOB	TOP	
Rickey Henderson, R OBP: 0.417, SLG: 0.432 (1, 7) X	0-0 HR		0-0 1B FC6-4 1B		0-0 6-3		0-0 6-3	0-0 FC5-4 1-2f 3-H		5 2 2 1 0 0 3		
Mike Davis, L OBP: 0.325, SLG: 0.408 (1, 8) X	0-0 HR		0-0 1B FC6-4 1-3		0-3 K		0-0 1B		0-3 K	5 1 3 1 0 2 0		
Bill Almon, R OBP: 0.311, SLG: 0.382 (1, 3) X	0-0 6-3		0-0 FC6-4 SF8 1-2f		0-0 F7		0-0 6-3		0-0 F8	5 1 0 1 0 0 2		
Wayne Gross, L OBP: 0.305, SLG: 0.390 (1, 5) X	0-0 3-1		0-0 E6 1-3			0-0 1B 1B		0-0 E7 2B	0-3 K	5 1 2 0 0 1 1		
Dan Meyer, L OBP: 0.194, SLG: 0.185 Rusty McNealy, L (8, PR) X	0-0 F7		0-0 SF8 3-H			0-0 F5		0-0 1B 2B 3-H		3 0 1 2 0 0 1 0 1 0 0 0 0 0		
Garry Hancock, L OBP: 0.284, SLG: 0.431 (1, 9) X		0-0 FC4-6 1B	0-3 K			0-0 1B		0-0 F6		4 0 2 0 0 1 2		
Mike Heath, R OBP: 0.326, SLG: 0.379 (1, 2) X		0-0 FC4-6 1-2f		0-0 F9		0-3 K		0-0 E 1B 2-H		4 1 1 1 0 1 3		
Donnie Hill, S OBP: 0.279, SLG: 0.356 (1, 6) X		0-0 F5		0-3 K		0-3 K		0-0 E9 CS 1-H 2B		4 0 1 1 0 2 3		
Tony Phillips, S OBP: 0.323, SLG: 0.315 (1, 4) X		0-0 F5		0-0 4-3			0-0 4-3	4-0 FC5-4 BB		3 0 0 0 1 0 1		
Inning Stats	R: 2 E: 0 K: 0 S: 5 H: 2 LOB: 0 BB: 0 P: 5	R: 0 E: 0 K: 0 S: 4 H: 1 LOB: 1 BB: 0 P: 4	R: 2 E: 1 K: 1 S: 8 H: 2 LOB: 1 BB: 0 P: 8	R: 0 E: 0 K: 1 S: 5 H: 0 LOB: 0 BB: 0 P: 5	R: 0 E: 0 K: 1 S: 5 H: 0 LOB: 0 BB: 0 P: 5	R: 0 E: 0 K: 2 S: 9 H: 2 LOB: 2 BB: 0 P: 9	R: 0 E: 0 K: 0 S: 4 H: 1 LOB: 1 BB: 0 P: 4	R: 3 E: 2 K: 0 S: 6 H: 4 LOB: 2 BB: 1 P: 10	R: 0 E: 0 K: 2 S: 7 H: 0 LOB: 0 BB: 0 P: 7	1B: 7 2B: 3 3B: 0 HR: 2 SF: 1 SAC: 0 DP: 0 HBP: 0	WP: 0 PB: 0 SB: 0 CS: 1 PA: 40	
PITCHER	IP WLS BF H R ER SO BB IBB HBP BLK WP HR S P ERA WHIP											
Jim Clancy, R ERA: 3.59 (1, 1)	7.1 L 34 11 7 6 5 0 0 0 0 0 0 2 44 44 7.36 1.500											
Jim Acker, R ERA: 4.24 (8, 1)	1.2 6 1 0 0 2 1 0 0 0 0 0 0 9 13 0.00 1.200											

Oakland Athletics @ Toronto Blue Jays
Exhibition Stadium, Toronto, ON
Fri Sep 09 1983, 7:05 PM EDT
Att. 20,336 - Unknown - 72 F

livebaseballscorecards.com

AB	38
R	7
H	12
RBI	7
BB	1
SO	7
LOB	16



Batter	1	2	3	4	5	6	7	8	9	AB	R	H	RBI	BB	SO	LOB
Dave Collins, S OBP: 0.340, SLG: 0.321 (1, 7)	0-0 4-3 S FC3-6 1B	0-0 E8 1-H 2-H 1B			0-0 F7		0-0 G3		0-0 FC4-6 1-2f	5	2	2	1	0	0	1
Rance Mulliniks, L OBP: 0.377, SLG: 0.469 (1, 5)	0-0 4-3 1-3	0-0 6-3			0-0 2B		0-3 K			4	0	1	0	0	1	1
Lloyd Moseby, L OBP: 0.375, SLG: 0.513 (1, 8)	4-0 FC3-6 BB	0-0 F9			0-0 F7		0-0 F6			3	0	0	0	1	0	1
Willie Upshaw, L OBP: 0.369, SLG: 0.498 (1, 3)	0-0 FC3-6 1-2f 3-H		0-0 4-3		4-0 BB		0-0 FC1-5 2B			3	0	1	1	1	0	1
Jorge Orta, L OBP: 0.296, SLG: 0.391 (1, 10)	0-3 K		0-3 K		0-0 F5		0-0 FC1-5 2-3			4	0	0	0	0	2	4
Ernie Whitt, L OBP: 0.347, SLG: 0.455 (1, 2)		0-0 1B SF9 2B	0-0 1-4		0-0 F9		0-0 1-3			4	1	1	0	0	0	1
Jesse Barfield, R OBP: 0.288, SLG: 0.495 (1, 9)		0-0 2-3 1B SF9 1B		0-0 F9		0-3 K		0-0 F2		4	1	1	0	0	1	0
Damaso Garcia, R OBP: 0.329, SLG: 0.392 (1, 4)		0-0 1-2 3-H SF9		0-0 F7		0-0 2-3		0-0 FC5-4 1B		3	0	1	1	0	0	0
Alfredo Griffin, S OBP: 0.285, SLG: 0.350 (1, 6)		4-0 1B E BB		0-0 F3		0-3 K		0-0 FC5-4 FC4-6 1-2f		2	1	0	0	1	1	0
Cliff Johnson, R OBP: 0.378, SLG: 0.500 (9, PH)										1	0	0	0	0	0	1

Inning Stats	R: 1	H: 1	E: 0	K: 1	S: 6	LOB: 1	BB: 1	P: 10	R: 4	H: 3	E: 1	K: 0	S: 6	LOB: 0	BB: 1	P: 10	R: 0	H: 0	E: 0	K: 1	S: 5	LOB: 0	BB: 0	P: 5	R: 0	H: 1	E: 0	K: 0	S: 4	LOB: 2	BB: 1	P: 8	R: 0	H: 0	E: 0	K: 1	S: 5	LOB: 0	BB: 0	P: 5	R: 0	H: 0	E: 0	K: 2	S: 7	LOB: 0	BB: 0	P: 7	R: 0	H: 1	E: 0	K: 0	S: 4	LOB: 1	BB: 0	P: 4	R: 0	H: 1	E: 0	K: 0	S: 4	LOB: 1	BB: 0	P: 4	1B: 4	SF: 1	2B: 3	SAC: 0	3B: 0	DP: 0	HR: 0	HBP: 0	WP: 0	PA: 37
Steve McCatty, R ERA: 3.94 (1, 1)	8.0	WLS	W	33	H	6	R	5	ER	4	SO	5	BB	3	IBB	0	HBP	0	BLK	0	WP	0	HR	0	S	40	P	52	ERA	4.50	WHIP	1.125																																										
Keith Atherton, R ERA: 2.16 (9, 1)	1.0	S	4	1	0	0	0	0	0	0	0	0	0	0	0	0	0	0	0	0	0	0	0	0	0	0	0	0	0.00	1.000																																												

BOTTOM

Oakland Athletics @ Toronto Blue Jays
Exhibition Stadium, Toronto, ON
Fri Sep 09 1983, 7:05 PM EDT
Att: 20,336 - Unknown - 72 F

livebaseballscorecards.com

AB	33
R	5
H	7
RBI	3
BB	3
SO	5
LOB	10



Batter	1	2	3	4	5	6	7	8	9	AB R H RBI BB SO LOB	TOP											
Rickey Henderson, R OBP: 0.415, SLG: 0.434 (1, 7)	0-0 F9		0-0 1B 3B	0-0 FC5-4			0-0 F5		0-0 F7	5 1 1 1 0 0 1												
Mike Davis, L OBP: 0.326, SLG: 0.415 (1, 8) (8, 9)	0-0 6-3		0-0 G3-6 1B			0-0 F2	0-0 HR		0-0 4-3	5 1 2 2 0 0 0												
Wayne Gross, L OBP: 0.304, SLG: 0.389 (1, 5)	0-3 K		0-0 G3-6			0-0 F5	0-0 1B			4 0 1 0 0 1 1												
Davey Lopes, R OBP: 0.340, SLG: 0.430 (1, 4)		0-0 F6	4-0 HR BB			0-0 1B	0-0 F7			3 1 1 0 1 0 1												
Dwayne Murphy, L OBP: 0.314, SLG: 0.382 (1, 10)		0-0 F2	0-0 HR			0-3 K		0-3 K		4 1 1 2 0 2 1												
Dan Meyer, L OBP: 0.197, SLG: 0.182 (1, 3)		4-0 1B BB	0-0 F9			0-0 6-3		0-0 F8		2 0 0 0 1 0 0												
Bill Almon, R OBP: 0.310, SLG: 0.381 (8, PH) (8, 3)										1 0 0 0 0 0 0												
Mike Heath, R OBP: 0.328, SLG: 0.379 (1, 2)		0-0 1B		0-0 F8		0-0 5-3		4-0 FC5-4 BB		3 0 1 0 1 0 0												
Rusty McNealy, L (8, PR)										0 0 0 0 0 0 0												
Darryl Cias, R OBP: 0.368, SLG: 0.353 (8, 2)		1-2 1B		0-0 F8						0 0 0 0 0 0 0												
Garry Hancock, L OBP: 0.284, SLG: 0.427 (1, 9)		0-0 G3		1-0 FC5-6 HBP		0-0 F8		0-0 FC5-4		2 0 0 0 0 0 2												
Jeff Burroughs, R OBP: 0.333, SLG: 0.374 (8, PH)										1 0 0 0 0 0 1												
Rick Peters, S OBP: 0.323, SLG: 0.305 (8, 8)										0 0 0 0 0 0 0												
Donnie Hill, S OBP: 0.278, SLG: 0.353 (1, 6)			0-0 3B 1B	0-0 FC5-6 FC5-4			0-0 G3		0-0 F7	4 1 1 0 0 0 1												
Inning Stats	R: 0 E: 0 K: 1 S: 5	H: 0 LOB: 0 BB: 0 P: 5	R: 0 E: 0 K: 0 S: 4	H: 1 LOB: 2 BB: 1 P: 8	R: 4 E: 0 K: 0 S: 6	H: 4 LOB: 0 BB: 1 P: 10	R: 0 E: 0 K: 0 S: 3	H: 0 LOB: 1 BB: 0 P: 4	R: 0 E: 0 K: 1 S: 6	H: 1 LOB: 1 BB: 0 P: 6	R: 0 E: 0 K: 0 S: 3	H: 0 LOB: 0 BB: 0 P: 3	R: 1 E: 0 K: 0 S: 5	H: 2 LOB: 1 BB: 0 P: 5	R: 0 E: 0 K: 1 S: 5	H: 0 LOB: 1 BB: 1 P: 9	R: 0 E: 0 K: 0 S: 3	H: 0 LOB: 0 BB: 0 P: 3	1B: 5 2B: 0 3B: 1 HR: 2	SF: 0 SAC: 0 DP: 1 HBP: 1	WP: 0 PB: 0 SB: 0 CS: 0	PA: 38
PITCHER	IP WLS BF H R ER SO BB IBB HBP BLK WP HR S P ERA WHIP																				PITCHER	IP WLS BF H R ER SO BB IBB HBP BLK WP HR S P ERA WHIP
Dave Stieb, R ERA: 2.88 (1, 1)	7.0 W 31 8 5 5 2 2 0 1 0 0 2 32 41 6.43 1.429																					
Dave Geisel, L ERA: 4.53 (8, 1)	0.2 3 0 0 0 1 1 0 0 0 0 0 0 4 8 0.00 1.500																					
Randy Moffitt, R ERA: 3.83 (8, 1)	1.1 S 4 0 0 0 0 0 0 0 0 0 0 4 4 0.00 0.000																					

Oakland Athletics @ Toronto Blue Jays
Exhibition Stadium, Toronto, ON
Sat Sep 10 1983, 3:33 AM EDT
Att. 26,434 - Sunny - 80 F

livebaseballscorecards.com

AB	34
R	5
H	8
RBI	5
BB	3
SO	3
LOB	8



Batter	1	2	3	4	5	6	7	8	9	AB	R	H	RBI	BB	SO	LOB
Damaso Garcia, R OBP: 0.332, SLG: 0.393 (1, 4)	0-0 F8	0-3 K2-3			0-0 1B 2B	0-0 FC6-4		4-0 1B SF8 BB		4	1	2	0	1	1	0
Garth Iorg, R OBP: 0.303, SLG: 0.385 Rance Mulliniks, L OBP: 0.376, SLG: 0.469 (5, PH) (6, 5)	4-0 HR BB	0-0 WP 2B			0-0 1B 6-4-3 1B	4-0 1B IBB		0-0 1-3 1B		1	1	1	0	1	0	0
Jesse Barfield, R OBP: 0.287, SLG: 0.500 (1, 9)	0-0 1-H HR	0-0 WP 2-H			0-0 1-3 3-H 1B	0-3 K		0-0 3-H SF8		6	1	1	2	0	3	4
Cliff Johnson, R OBP: 0.374, SLG: 0.495 (1, 10)	0-3 K		0-0 6-3		0-3 K		0-3 K	0-3 K		4	0	0	1	0	1	1
Barry Bonnell, R OBP: 0.365, SLG: 0.463 Lloyd Moseby, L OBP: 0.375, SLG: 0.515 (5, PH) (6, 8)	0-0 1B		0-0 F7		0-0 6-4-3		0-0 F3			2	0	1	0	0	0	0
George Bell, R OBP: 0.341, SLG: 0.470 Dave Collins, S OBP: 0.344, SLG: 0.325 (6, PH) (7, 7)	0-0 1-3 BB 1B		0-0 6-3		0-0 F6		0-0 1B 2B			2	0	1	0	0	0	0
Willie Upshaw, L OBP: 0.372, SLG: 0.497 (1, 3)	4-0 1-2 FC5-4 BB			0-0 F8		0-0 E 1B	0-0 CS WP 1B			1	0	0	0	3	0	0
Buck Martinez, R OBP: 0.329, SLG: 0.441 Ernie Whitt, L OBP: 0.345, SLG: 0.452 (6, PH) (7, 2)	0-0 FC5-4		0-0 3-1		4-0 1-2 FC6-4 BB		4-0 1-2 IBB			2	0	0	0	0	1	3
Tony Fernandez, S OBP: 0.286, SLG: 0.333 Alfredo Griffin, S OBP: 0.285, SLG: 0.350 (9, 6)		0-0 F9		0-3 K		0-3 K	0-0 CS	0-0 6-3		3	2	1	0	1	0	1

Inning Stats	R: 2	H: 3	E: 0	K: 1	S: 8	LOB: 3	BB: 2	P: 16	R: 0	H: 1	E: 0	K: 1	S: 5	LOB: 0	BB: 0	P: 5	R: 0	H: 0	E: 0	K: 0	S: 3	LOB: 0	BB: 0	P: 3	R: 0	H: 0	E: 0	K: 1	S: 5	LOB: 0	BB: 0	P: 5	R: 2	H: 3	E: 0	K: 1	S: 8	LOB: 1	BB: 0	P: 8	R: 1	H: 1	E: 1	K: 2	S: 8	LOB: 2	BB: 2	P: 16	R: 1	H: 2	E: 0	K: 1	S: 6	LOB: 1	BB: 1	P: 10	R: 1	H: 1	E: 0	K: 1	S: 6	LOB: 1	BB: 1	P: 10	R: 1	H: 1	E: 0	K: 1	S: 6	LOB: 1	BB: 1	P: 10
--------------	------	------	------	------	------	--------	-------	-------	------	------	------	------	------	--------	-------	------	------	------	------	------	------	--------	-------	------	------	------	------	------	------	--------	-------	------	------	------	------	------	------	--------	-------	------	------	------	------	------	------	--------	-------	-------	------	------	------	------	------	--------	-------	-------	------	------	------	------	------	--------	-------	-------	------	------	------	------	------	--------	-------	-------

PITCHER	IP	WLS	BF	H	R	ER	SO	BB	IBB	HBP	BLK	WP	HR	S	P	ERA	WHIP
Tim Conroy, L ERA: 3.86 (1, 1)	4.0		20	6	4	4	3	2	0	0	0	1	1	23	31	9.00	2.000
Bert Bradley, R ERA: 6.75 (5, 1)	1.0		6	2	1	0	1	1	0	0	0	0	0	7	11	0.00	3.000
Tom Underwood, L ERA: 4.22 (6, 1)	2.2	L	13	3	2	2	3	1	2	0	0	1	0	16	28	6.75	1.500
Dave Beard, R ERA: 5.63 (8, 1)	0.1		1	0	0	0	1	0	0	0	0	0	0	3	3	0.00	0.000

BOTTOM

Oakland Athletics @ Toronto Blue Jays
Exhibition Stadium, Toronto, ON

Sat Sep 10 1983, 3:33 AM EDT
Att. 26,434 - Sunny - 80 F

AB	33
R	7
H	11
RBI	6
BB	6
SO	8
LOB	14



WP	HR	S	P	ERA	WHIP
2	0	41			

Batter	1	2	3	4	5	6	7	8	9	AB	R	H	RBI	BB	SO	LOB	TOP								
Rickey Henderson, R OBP: 0.417, SLG: 0.433 Rusty McNealy, L (1, 7) BB (7, 7) BB (8, 9)	4-0 S E BB		0-0 6-3 ②		4-0 1B BB		4-0 1B 1B BB	0-0 F6 ②		1	2	0	0	3	0	0									
Mike Davis, L OBP: 0.328, SLG: 0.416 Dave Hudgens, L (1, 9) S (8, PH) S (8, 3)	0-3 K 1-H		0-3 K ③		0-0 1B		0-0 1B 2B 1B	0-0 G3 ③		4	1	2	0	0	2	0									
Wayne Gross, L OBP: 0.303, SLG: 0.387 Luis Quinones, S OBP: 0.190, SLG: 0.300 (1, 5) X (8, 5)	0-0 F6 ②			0-0 3-1 ① X	0-0 F8 ②		0-0 2B 4-3 1B		0-0 F4 ①	4	1	1	1	0	0	2									
Davey Lopes, R OBP: 0.340, SLG: 0.429 Rick Peters, S OBP: 0.331, SLG: 0.329 (1, 8) X (6, 8)	0-0 FC4-6 1B			0-0 F9 ② X	0-0 F9 ③		0-0 4-3 2B		0-0 2B	3	0	1	0	0	0	2									
Dwayne Murphy, L OBP: 0.315, SLG: 0.384 Mitchell Page, L OBP: 0.378, SLG: 0.306 (1, 10) X (9, PH)	0-0 FC4-6 1-2f			0-0 1B 2B		4-0 2B BB	0-0 4-3 ①		0-0 F6 ②	3	2	1	1	1	0	2									
Dan Meyer, L OBP: 0.204, SLG: 0.192 (1, 3) (8, 7)		0-0 F6 ①		4-0 1B BB		0-0 1B 2B 1-H	0-0 1-3 ②		0-0 4-3 ③	4	0	1	1	1	0	2									
Donnie Hill, S OBP: 0.284, SLG: 0.357 (1, 6)		0-0 G6-4-3 1B		0-0 1B		0-3 K 1-2 2-H	0-0 G3 ③			4	0	2	1	0	1	2									
Bob Kearney, R OBP: 0.320, SLG: 0.390 (1, 2)		0-0 G6-4-3 1-2f		0-3 K ③		0-0 G4-6-3 1B 2-3		0-3 K ①		4	0	1	0	0	2	3									
Tony Phillips, S OBP: 0.322, SLG: 0.317 (1, 4)			0-3 K ①		0-0 F7 ① X	0-0 G4-6-3 ② ③		0-0 2B		4	0	1	0	0	1	2									
Inning Stats	R: 1 E: 0 K: 1 S: 6	H: 1 LOB: 1 BB: 1 P: 10	R: 0 E: 0 K: 2 S: 3	H: 1 LOB: 0 BB: 0 P: 3	R: 0 E: 0 K: 2 S: 7	H: 0 LOB: 0 BB: 0 P: 7	R: 1 E: 0 K: 1 S: 7	H: 2 LOB: 2 BB: 1 P: 11	R: 0 E: 0 K: 0 S: 4	H: 1 LOB: 2 BB: 1 P: 8	R: 1 E: 0 K: 1 S: 6	H: 2 LOB: 1 BB: 1 P: 10	R: 3 E: 0 K: 0 S: 6	H: 3 LOB: 1 BB: 1 P: 10	R: 0 E: 0 K: 1 S: 6	H: 1 LOB: 1 BB: 0 P: 6	R: 0 E: 0 K: 0 S: 4	H: 1 LOB: 1 BB: 0 P: 4	1B: 7 2B: 5 3B: 0 HR: 0	SF: 0 SAC: 0 DP: 2 HBP: 0	WP: 0 PB: 0 SB: 2 CS: 0	PA: 42			
PITCHER	IP	WLS	BF	H	R	ER	SO	BB	IBB	HBP	BLK	WP	HR	S	P	ERA	WHIP								
Jim Gott, R ERA: 4.63 (1, 1)	5.0	W	24	6	3	3	4	4	0	0	0	0	0	28	44	5.40	2.000								
Jim Acker, R ERA: 4.4 (6, 1)	3.0		14	5	3	3	2	1	0	0	0	0	0	17	21	9.00	2.000								
Joey McLaughlin, R ERA: 4.24 (9, 1)	1.0		4	1	0	0	0	0	0	0	0	0	0	4	4	0.00	1.000								

Oakland Athletics @ Toronto Blue Jays
Exhibition Stadium, Toronto, ON
Sun Sep 11 1983, 3:33 AM EDT
Att. 38,439 - Sunny - 77 F

livebaseballscorecards.com

AB	37
R	6
H	12
RBI	5
BB	5
SO	6
LOB	18



Batter	1	2	3	4	5	6	7	8	9
Dave Collins, S (1, 7) OBP: 0.345, SLG: 0.331 Mitch Webster, S (7, 8)	4-0 E HR BB	0-3 K		0-0 G3		0-0 1B 3B	0-0 F7		
Rance Mulliniks, L (1, 5) OBP: 0.377, SLG: 0.468	0-0 E1 BB HR	0-0 3-1			0-0 E 1B	0-0 G4-6-3 1B	0-3 K		
Lloyd Moseby, L (1, 8) OBP: 0.374, SLG: 0.512 George Bell, R (7, 7) OBP: 0.348, SLG: 0.500	4-0 HR BB	0-0 F7			0-0 E4 G3 1B	0-0 G4-6-3 1-2f		0-0 2B 3B	
Willie Upshaw, L (1, 3) OBP: 0.370, SLG: 0.500	0-0 HR		0-0 F5		0-0 G3	0-3 K		0-3 K	
Jorge Orta, L (1, 10) OBP: 0.302, SLG: 0.401 Alfredo Griffin, S (8, PR) OBP: 0.285, SLG: 0.350	0-3 K		0-0 F7		0-0 3B 1B		0-0 HBP 2B 1B	0-0 1B 2B	
Ernie Whitt, L (1, 2) OBP: 0.345, SLG: 0.452 Geno Petralli, L (9, 2)	0-0 G3		0-0 F7		0-0 3B 1B		0-0 F7	0-0 BB 1B	
Jesse Barfield, R (1, 9) OBP: 0.294, SLG: 0.522	0-0 1B 2B			0-0 HR	0-0 SF9 3B		1-0 2B 3B HBP	0-3 K	
Damaso Garcia, R (1, 4) OBP: 0.335, SLG: 0.397	0-0 FC4-6 1B			0-0 F9	0-0 SF9		0-0 3B 2B	4-0 BB	
Tony Fernandez, S (1, 6) OBP: 0.250, SLG: 0.455	0-0 FC4-6			0-0 4-3	0-0 F4		0-0 3B	0-0 F7	

AB	R	H	RBI	BB	SO	LOB
3	2	1	0	1	1	0
1	0	0	0	0	0	1
5	2	2	1	0	1	2
3	2	0	0	1	0	1
1	1	1	0	0	0	0
5	1	1	4	0	2	2
5	2	3	2	0	1	0
0	1	0	0	0	0	0
5	1	2	1	0	0	1
0	0	0	0	0	0	0
4	3	3	3	0	1	2
3	1	2	2	1	0	0
5	0	1	2	0	0	4

AB	R	H	RBI	BB	SO	LOB
40	16	16	15	3	6	13

Inning Stats	R	H	E	K	S	IP	WLS	BF	H	R	ER	SO	BB	IBB	HBP	BLK	WP	HR	S	P	ERA	WHIP	
R: 4 E: 1 K: 1 S: 9	3	3	2	17																			
R: 0 E: 0 K: 1 S: 5	0	0	0	5																			
R: 0 E: 0 K: 0 S: 3	0	0	0	3																			
R: 1 E: 0 K: 0 S: 4	1	1	0	4																			
R: 5 E: 1 K: 0 S: 8	5	4	0	8																			
R: 1 E: 0 K: 1 S: 6	1	2	0	6																			
R: 3 E: 0 K: 1 S: 8	3	3	1	9																			
R: 2 E: 0 K: 2 S: 10	2	3	2	14																			

WP	HR	S	P	ERA	WHIP
0	0	0	0	0	0

BOTTOM

Oakland Athletics @ Toronto Blue Jays
 Exhibition Stadium, Toronto, ON
 Sun Sep 11 1983, 3:33 AM EDT
 Att: 38,439 - Sunny - 77 F

livebaseballscores.com



Batter	1	2	3	4	5	6	7	8	9	AB R H RBI BB SO LOB	TOP											
Bill Sample, R (1, 7) OBP: 0.321, SLG: 0.399	0-0 F7			4-0 HR BB		0-0 1B	0-0 F8			3 1 1 0 1 0 2	<p>Texas Rangers @ Oakland Athletics Oakland-Alameda County Coliseum, Oakland, CA</p> <p>Tue Sep 13 1983, 7:05 PM PDT Att. 5,643 - Unknown</p> <p>livebaseballscorecards.com</p>											
Buddy Bell, R (1, 5) OBP: 0.334, SLG: 0.416	0-0 6-3			0-0 F2		0-0 6-3		0-0 F7		4 0 0 0 0 0 2												
George Wright, S (1, 8) OBP: 0.320, SLG: 0.432	0-0 4-3			0-0 F5		0-0 6-3		0-0 1B FC6-4 1B		4 1 1 0 0 0 2												
Larry Parrish, R (1, 9) OBP: 0.327, SLG: 0.472		0-0 F8		0-0 1-H HR		4-0 1B E BB		0-0 FC6-4 1B		3 2 2 2 1 0 0												
Mickey Rivers, L (1, 10) OBP: 0.297, SLG: 0.333		0-0 F7		0-0 4-3		0-0 FC4-6 E WP 1B		0-0 FC6-4 CS		4 1 1 1 0 0 1												
Pete O'Brien, L (1, 3) OBP: 0.307, SLG: 0.345 Nick Capra, R (9, PR)		0-0 4-3			0-0 F7		0-0 E9 FC4-6 1B	0-0 CS	0-0 FC3-6 1B	4 0 2 0 0 0 0 0 0 0 0 0 0 0												
Bucky Dent, R (1, 6) OBP: 0.280, SLG: 0.285 Larry Bittner, L (7, PH) OBP: 0.328, SLG: 0.342 Bill Stein, R (7, PH) OBP: 0.340, SLG: 0.422			0-0 F5		0-0 F7		0-0 F7		0-0 FC3-6 FC6-4	2 0 0 0 0 0 0 0 0 0 0 0 0 0 2 0 0 0 0 0 3												
Jim Sundberg, R (1, 2) OBP: 0.272, SLG: 0.260 Bob Jones, L (9, PH) OBP: 0.274, SLG: 0.273			0-3 K		0-0 5-3		0-0 FC4-6 BB		0-0 F7	3 0 0 0 0 1 2 1 0 0 0 0 0 1												
Jim Anderson, R (1, 4) OBP: 0.260, SLG: 0.253 Dave Hostetler, R (7, PH) OBP: 0.320, SLG: 0.365 Curtis Wilkerson, S (7, PR)			0-0 6-3		0-3 K		4-0 1-2 3-H BB		0-0 FC6-4	2 0 0 0 0 1 0 0 0 0 0 1 0 0 1 0 0 0 0 0 1												
Inning Stats	R: 0 E: 0 K: 0 S: 3	H: 0 LOB: 0 BB: 0 P: 3	R: 0 E: 0 K: 0 S: 3	H: 0 LOB: 0 BB: 0 P: 3	R: 0 E: 0 K: 1 S: 5	H: 0 LOB: 0 BB: 0 P: 5	R: 2 E: 0 K: 0 S: 4	H: 1 LOB: 0 BB: 1 P: 8	R: 0 E: 0 K: 0 S: 3	H: 0 LOB: 0 BB: 0 P: 3		R: 0 E: 0 K: 1 S: 6	H: 1 LOB: 1 BB: 0 P: 6	R: 2 E: 1 K: 0 S: 5	H: 2 LOB: 2 BB: 2 P: 13	R: 1 E: 0 K: 0 S: 4	H: 2 LOB: 0 BB: 0 P: 4	R: 0 E: 0 K: 0 S: 4	H: 1 LOB: 1 BB: 0 P: 4	1B: 6 2B: 0 3B: 0 HR: 1	SF: 0 SAC: 0 DP: 0 HBP: 0	WP: 1 PB: 0 SB: 1 CS: 1
PITCHER	IP WLS BF H R ER SO BB IBB HBP BLK WP HR S P ERA WHIP																					
Mike Warren, R (1, 1) ERA: 6.45	6.0 W 24 4 4 4 2 2 0 0 0 0 1 26 34 6.00 1.000																					
Tom Underwood, L (7, 1) ERA: 4.2	0.2 3 0 0 0 0 1 0 0 0 0 1 0 2 6 0.00 1.500																					
Dave Beard, R (7, 1) ERA: 5.65	1.1 6 3 1 1 0 0 0 0 0 0 0 0 6 6 6.75 2.250																					
Keith Atherton, R (9, 1) ERA: 2.12	1.0 S 3 0 0 0 0 0 0 0 0 0 0 0 3 3 0.00 0.000																					

Texas Rangers @ Oakland Athletics
Oakland-Alameda County Coliseum, Oakland, CA

Tue Sep 13 1983, 7:05 PM PDT
Att. 5,643 - Unknown

livebaseballscorecards.com

AB	33
R	5
H	7
RBI	3
BB	3
SO	2
LOB	14



Batter	1	2	3	4	5	6	7	8	9	AB	R	H	RBI	BB	SO	LOB
Rickey Henderson, R OBP: 0.418, SLG: 0.434 (1, 7)	0-0 E4 2B		0-0 S 1B	0-0 6-3			0-0 WP S 1B			4	2	2	0	0	0	0
Bill Almon, R OBP: 0.312, SLG: 0.384 (1, 3)	0-0 S 2B		0-0 1B HR 1B			0-3 K	0-3 K 1-3			4	1	2	2	0	2	1
Mike Heath, R OBP: 0.330, SLG: 0.390 (1, 2)	0-0 5-3		0-0 1-3 HR 1B			0-0 HR	0-3 K			4	2	2	1	0	1	2
Davey Lopes, R OBP: 0.341, SLG: 0.428 (1, 10)	4-0 1-3 BB		0-0 F2			0-0 4-3		0-0 G4-6-3 1B		3	0	1	0	1	0	2
Dwayne Murphy, L OBP: 0.315, SLG: 0.389 (1, 8)	0-0 1-3		0-0 1-2 3-H HR			0-3 K		0-0 G4-6-3 1-2f 1B		4	1	1	3	0	1	3
Donnie Hill, S OBP: 0.283, SLG: 0.354 (1, 6)	0-0 5-3		0-0 3-1			0-0 F9		0-0 E 1B		4	0	1	0	0	0	2
Mike Davis, L OBP: 0.327, SLG: 0.415 (1, 9)		0-0 F8	0-3 K			0-0 1-3		0-0 E8 1-3 1B		4	0	1	0	0	1	0
Tony Phillips, S OBP: 0.319, SLG: 0.313 (1, 4)		0-3 K		0-0 F9		0-0 3-1		0-0 F8		4	0	0	0	0	1	2
Wayne Gross, L OBP: 0.301, SLG: 0.383 (1, 5)		0-3 K		0-0 4-3			0-0 F3			3	0	0	0	0	1	0

Inning Stats	R: 1	H: 1	E: 1	K: 0	S: 5	LOB: 2	BB: 1	P: 9	R: 0	H: 0	E: 0	K: 2	S: 7	LOB: 0	BB: 0	P: 7	R: 4	H: 4	E: 0	K: 1	S: 9	LOB: 0	BB: 0	P: 9	R: 0	H: 0	E: 0	K: 0	S: 3	LOB: 0	BB: 0	P: 3	R: 1	H: 1	E: 0	K: 2	S: 8	LOB: 0	BB: 0	P: 8	R: 0	H: 0	E: 0	K: 0	S: 3	LOB: 0	BB: 0	P: 3	R: 0	H: 1	E: 0	K: 2	S: 8	LOB: 1	BB: 0	P: 8	R: 0	H: 3	E: 1	K: 0	S: 5	LOB: 2	BB: 0	P: 5
--------------	------	------	------	------	------	--------	-------	------	------	------	------	------	------	--------	-------	------	------	------	------	------	------	--------	-------	------	------	------	------	------	------	--------	-------	------	------	------	------	------	------	--------	-------	------	------	------	------	------	------	--------	-------	------	------	------	------	------	------	--------	-------	------	------	------	------	------	------	--------	-------	------

PITCHER	IP	WLS	BF	H	R	ER	SO	BB	IBB	HBP	BLK	WP	HR	S	P	ERA	WHIP
Frank Tanana, L ERA: 3.03 (1, 1)	5.0	L	23	6	6	5	5	1	0	0	0	0	2	32	36	9.00	1.400
Al Lachowicz, R ERA: (6, 1)	2.0		8	2	0	0	2	0	0	0	0	1	0	12	12	0.00	1.000
Jon Matlack, L ERA: 4.67 (8, 1)	1.0		4	2	0	0	0	0	0	0	0	0	0	4	4	0.00	2.000

BOTTOM

Texas Rangers @ Oakland Athletics
Oakland-Alameda County Coliseum, Oakland, CA

Tue Sep 13 1983, 7:05 PM PDT
Att. 5,643 - Unknown

livebaseballscores.com

AB	34
R	6
H	10
RBI	6
BB	1
SO	7
LOB	12



1B	2B	3B	HR	SF	SAC	DP	HBP	WP	HR	S	P	ERA	WHIP
7	1	0	2	0	0	1	0	1	0	0	0	9.00	1.400

Batter	1	2	3	4	5	6	7	8	9	AB R H RBI BB SO LOB	TOP	
Mickey Rivers, L (1, 7) OBP: 0.304, SLG: 0.337 Nick Capra, R (9, PH) (9, 9)	4-0 BB		0-0 1B BB 2B 1B	0-0 4-3 1-3			0-0 S 1B		0-0 5-3	3 1 2 0 1 0 1 1 0 0 0 0 0 0		
Tom Dunbar, L (1, 9) OBP: 0.400, SLG: 0.182 Bill Sample, R (9, PH) OBP: 0.320, SLG: 0.398 (9, 7)	0-0 F7		4-0 1B 1-2 2B BB	0-3 K			0-0 F7 1-2		0-0 F8	3 1 0 0 1 1 3 1 0 0 0 0 0 0		
George Wright, S (1, 8) OBP: 0.319, SLG: 0.430	0-0 F6		0-0 1-2 2-3 2B 1B				0-0 F3		0-3 K2-3	5 1 1 0 0 1 2		
Larry Parrish, R (1, 10) OBP: 0.328, SLG: 0.480	0-0 F9		0-0 1-1 2-1 3-1 2B			0-3 K		0-0 HR		4 1 2 4 0 1 1		
Buddy Bell, R (1, 5) OBP: 0.334, SLG: 0.414		0-3 K	4-0 BB			0-0 F9		0-0 5-3		3 0 0 0 1 1 0		
Pete O'Brien, L (1, 3) OBP: 0.311, SLG: 0.347		4-0 BB	0-3 K			0-0 CS 1B		0-0 E 1B		3 0 2 0 1 1 2		
Mike Richardt, R (1, 4) OBP: 0.183, SLG: 0.253		0-0 F3	0-0 F7			0-0 F3 1-2		0-0 E1 1-3		4 0 0 0 0 0 5		
Jim Sundberg, R (1, 2) OBP: 0.269, SLG: 0.257		0-3 K		0-0 F7		0-0 F9		0-0 6-3		4 0 0 0 0 1 3		
Curtis Wilkerson, S (1, 6) OBP: 0.167, SLG: 0.091			0-3 K	0-0 4-3 S 1B			0-0 6-3	0-0 6-3		4 0 1 0 0 1 2		
Inning Stats	R: 0 H: 0 E: 0 LOB: 1 K: 0 BB: 1 S: 3 P: 7	R: 0 H: 0 E: 0 LOB: 1 K: 2 BB: 1 S: 7 P: 11	R: 3 H: 3 E: 0 LOB: 2 K: 2 BB: 2 S: 10 P: 18	R: 0 H: 1 E: 0 LOB: 1 K: 1 BB: 0 S: 6 P: 6	R: 0 H: 0 E: 0 LOB: 0 K: 1 BB: 0 S: 5 P: 5	R: 0 H: 1 E: 0 LOB: 0 K: 0 BB: 0 S: 3 P: 3	R: 0 H: 1 E: 0 LOB: 1 K: 0 BB: 0 S: 4 P: 4	R: 1 H: 2 E: 1 LOB: 2 K: 0 BB: 0 S: 6 P: 6	R: 0 H: 0 E: 0 LOB: 0 K: 1 BB: 0 S: 5 P: 5	1B: 6 SF: 0 2B: 1 SAC: 0 3B: 0 DP: 0 HR: 1 HBP: 0	WP: 0 PA: 39 PB: 0 SB: 2 CS: 1	
PITCHER	IP WLS BF H R ER SO BB IBB HBP BLK WP HR S P ERA WHIP											
Steve McCatty, R (1, 1) ERA: 3.99	7.1 L 33 8 4 4 6 4 0 0 0 0 0 1 41 57 4.91 1.636											
Tom Underwood, L (8, 1) ERA: 4.15	1.2 6 0 0 0 1 0 0 0 0 0 0 0 8 8 0.00 0.000											

Texas Rangers @ Oakland Athletics
Oakland-Alameda County Coliseum, Oakland, CA

Wed Sep 14 1983, 7:05 PM PDT
Att. 8,890 - Unknown

livebaseballscorecards.com

AB	35
R	4
H	8
RBI	4
BB	4
SO	7
LOB	19



Batter	1	2	3	4	5	6	7	8	9	AB	R	H	RBI	BB	SO	LOB
Rickey Henderson, R (1, 7) OBP: 0.416, SLG: 0.430	0-0 1-3 ①		0-0 F8 ③			4-0 CS BB		0-0 6-3 ② X	0-0 F8 ③	4	0	0	0	1	0	1
Mike Heath, R (1, 2) OBP: 0.329, SLG: 0.388	0-0 F7 ②			0-0 F7 ①		0-0 F8 ③ ②		0-0 1B BB 1B		4	1	1	0	0	0	1
Dwayne Murphy, L (1, 8) OBP: 0.316, SLG: 0.389 Bill Almon, R (9, 3) OBP: 0.312, SLG: 0.384	0-0 F7 ③			0-0 G3 ②		0-0 1B 1B		4-0 1B BB		3	1	1	0	1	0	0
Davey Lopes, R (1, 10) OBP: 0.342, SLG: 0.429		0-3 K ①		0-3 K ③		0-0 1B 1B		0-0 1B 1B		4	0	2	0	0	2	0
Mike Davis, L (1, 9) OBP: 0.326, SLG: 0.413		0-0 2-3 ②			0-0 4-3 ① X	0-0 F3 ③		0-0 1B FC6 1B		4	0	1	2	0	0	2
Dan Meyer, L (1, 3) OBP: 0.207, SLG: 0.189 Mitchell Page, L (8, PH) OBP: 0.373, SLG: 0.302 Rusty McNealy, L (9, 8)		4-0 BB			0-0 1-3 ②			0-0 F7 ① X	0-0 FC6 ③	2	0	0	0	1	0	0
Donnie Hill, S (1, 6) OBP: 0.288, SLG: 0.358		0-0 F2 ③			0-0 2B 1B			0-0 4-3 ②		4	0	2	0	0	0	1
Wayne Gross, L (1, 5) OBP: 0.300, SLG: 0.385			0-3 K ①		0-0 2B			0-0 F9 ③		4	0	1	0	0	1	1
Tony Phillips, S (1, 4) OBP: 0.317, SLG: 0.311 Garry Hancock, L (9, PH) OBP: 0.288, SLG: 0.429			0-0 F7 ②		0-0 F5 ③			0-0 3-1 ① X		3	0	0	0	0	0	2

Inning Stats	R: 0	H: 0	E: 0	K: 0	S: 3	H: 0	LOB: 0	BB: 0	P: 3	R: 0	H: 0	E: 0	K: 1	S: 5	H: 0	LOB: 1	BB: 1	P: 9	R: 0	H: 0	E: 0	K: 1	S: 5	H: 0	LOB: 0	BB: 0	P: 5	R: 0	H: 2	E: 0	K: 0	S: 5	H: 2	LOB: 2	BB: 0	P: 5	R: 0	H: 2	E: 0	K: 0	S: 4	H: 2	LOB: 2	BB: 1	P: 8	R: 0	H: 0	E: 0	K: 0	S: 3	H: 0	LOB: 0	BB: 0	P: 3	R: 2	H: 3	E: 0	K: 0	S: 6	H: 3	LOB: 2	BB: 1	P: 10	R: 0	H: 2	E: 0	K: 0	S: 4	H: 2	LOB: 1	BB: 0	P: 4	1B: 8	SF: 0	2B: 1	SAC: 0	3B: 0	DP: 1	HR: 0	HBP: 0	WP: 0	PA: 37
--------------	------	------	------	------	------	------	--------	-------	------	------	------	------	------	------	------	--------	-------	------	------	------	------	------	------	------	--------	-------	------	------	------	------	------	------	------	--------	-------	------	------	------	------	------	------	------	--------	-------	------	------	------	------	------	------	------	--------	-------	------	------	------	------	------	------	------	--------	-------	-------	------	------	------	------	------	------	--------	-------	------	-------	-------	-------	--------	-------	-------	-------	--------	-------	--------

PITCHER	IP	WLS	BF	H	R	ER	SO	BB	IBB	HBP	BLK	WP	HR	S	P	ERA	WHIP
Charlie Hough, R (1, 1) ERA: 3.29	8.0	W	33	7	2	2	3	3	0	0	0	0	0	36	48	2.25	1.250
Dave Tobik, R (9, 1) ERA: 4.15	1.0	S	4	2	0	0	0	0	0	0	0	0	0	4	4	0.00	2.000

BOTTOM

Texas Rangers @ Oakland Athletics
Oakland-Alameda County Coliseum, Oakland, CA
 Wed Sep 14 1983, 7:05 PM PDT
 Att. 8,890 - Unknown

AB	34
R	2
H	9
RBI	2
BB	3
SO	3
LOB	10



PITCHER	IP	WLS	BF	H	R	ER	SO	BB	IBB	HBP	BLK	WP	HR	S	P	ERA	WHIP
---------	----	-----	----	---	---	----	----	----	-----	-----	-----	----	----	---	---	-----	------

Batter	1	2	3	4	5	6	7	8	9	AB R H RBI BB SO LOB	TOP	
Bill Sample, R (1, 7) OBP: 0.321, SLG: 0.398	0-0 F4		0-0 1B		0-0 F8		0-0 2B 1B		0-0 F5	5 1 2 1 0 0 0		
Dave Hostetter, R (1, 10) OBP: 0.322, SLG: 0.364 Mickey Rivers, L (9, PR) OBP: 0.304, SLG: 0.337	0-0 F8		4-0 BB		0-0 F8		0-0 SF8		0-0 1B	3 0 1 1 1 0 0 0 0 0 0 0 0 0		
George Wright, S (1, 8) OBP: 0.320, SLG: 0.436	0-0 HR		0-0 F7		0-0 F8		0-0 2B		0-0 F5	5 1 2 3 0 0 2		
Larry Parrish, R (1, 9) OBP: 0.327, SLG: 0.477	0-3 K		0-0 F6		4-0 FC6-4 BB		0-0 5-3			3 0 0 0 1 1 3		
Buddy Bell, R (1, 5) OBP: 0.333, SLG: 0.412		0-0 F7		0-0 5-3		0-0 FC6-4		4-0 BB		3 0 0 0 1 0 1		
Bill Stein, R (1, 3) OBP: 0.338, SLG: 0.418		0-0 4-3		0-0 5-3			0-0 BB 1B 1B		0-3 K	4 1 1 0 0 1 1		
Bucky Dent, R (1, 6) OBP: 0.280, SLG: 0.292		0-0 HR		0-0 F4			0-0 F9		0-0 F8	4 1 1 1 0 0 2		
Bob Johnson, R (1, 2) OBP: 0.262, SLG: 0.327 Nick Capra, R (7, PR) Jim Sundberg, R (7, 2) OBP: 0.269, SLG: 0.256		0-0 3B			0-0 F7		0-0 1B BB SF8 1B		0-3 K	3 0 2 0 0 0 0 0 1 0 0 0 0 0 1 0 0 0 0 1 1		
Curtis Wilkerson, S (1, 4) OBP: 0.188, SLG: 0.071		0-0 F3			0-0 F5		4-0 1B 2B BB		0-0 F7	3 1 0 0 1 0 1		
Inning Stats	R: 1 E: 0 K: 1 S: 6 H: 1 LOB: 0 BB: 0 P: 6	R: 1 E: 0 K: 0 S: 5 H: 2 LOB: 1 BB: 0 P: 5	R: 0 E: 0 K: 0 S: 3 H: 1 LOB: 1 BB: 1 P: 7	R: 0 E: 0 K: 0 S: 3 H: 0 LOB: 0 BB: 0 P: 3	R: 0 E: 0 K: 0 S: 3 H: 0 LOB: 0 BB: 0 P: 3	R: 0 E: 0 K: 0 S: 3 H: 0 LOB: 1 BB: 1 P: 7	R: 4 E: 0 K: 0 S: 7 H: 4 LOB: 2 BB: 1 P: 11	R: 0 E: 0 K: 2 S: 7 H: 0 LOB: 1 BB: 1 P: 11	R: 0 E: 0 K: 0 S: 4 H: 1 LOB: 1 BB: 0 P: 4	1B: 5 2B: 1 3B: 1 HR: 2 SF: 1 SAC: 0 DP: 0 HBP: 0	WP: 0 PB: 0 SB: 0 CS: 0 PA: 39	
PITCHER	IP WLS BF H R ER SO BB IBB HBP BLK WP HR S P ERA WHIP											
Tim Conroy, L (1, 1) ERA: 4.0	6.1 L 27 6 5 5 1 3 0 0 0 0 0 2 26 38 7.11 1.421											
Keith Atherton, R (7, 1) ERA: 2.26	0.1 3 2 1 1 0 0 0 0 0 0 0 0 3 3 27.00 6.000											
Dave Beard, R (7, 1) ERA: 5.43	2.1 9 1 0 0 2 1 0 0 0 0 0 0 12 16 0.00 0.857											

Texas Rangers @ Oakland Athletics
 Oakland-Alameda County Coliseum, Oakland, CA
 Thu Sep 15 1983, 3:33 AM PDT
 Att. 6,947 - Sunny

livebaseballscorecards.com

AB	34
R	6
H	9
RBI	6
BB	4
SO	3
LOB	11



Batter	1	2	3	4	5	6	7	8	9	AB	R	H	RBI	BB	SO	LOB
Rickey Henderson, R (1, 7) OBP: 0.417, SLG: 0.428	F4		F4			F4			F8	2	1	0	0	3	0	0
Mike Heath, R (1, 2) OBP: 0.325, SLG: 0.383	F9		F8			SH			K	4	1	0	0	0	1	5
Dwayne Murphy, L (1, 10) OBP: 0.315, SLG: 0.386	F9				G3-2-3				F7	4	1	0	0	1	1	3
Davey Lopes, R (1, 4) OBP: 0.346, SLG: 0.436		6-3								4	1	3	2	0	0	0
Mike Davis, L (1, 8) OBP: 0.325, SLG: 0.411		1-3			FC6-4					4	1	1	1	0	0	3
Donnie Hill, S (1, 6) OBP: 0.281, SLG: 0.351		F7			SF7				G1-4-3	3	0	0	1	0	0	1
Garry Hancock, L (1, 9) OBP: 0.288, SLG: 0.428			F7						K	3	0	1	1	0	0	0
Jeff Burroughs, R (8, PH) OBP: 0.333, SLG: 0.373										1	0	0	0	0	1	0
Tony Phillips, S (9, 5) OBP: 0.317, SLG: 0.311										0	0	0	0	0	0	0
Dan Meyer, L (1, 3) OBP: 0.210, SLG: 0.200			F5							3	0	1	0	0	0	1
Bill Almon, R (8, PH) OBP: 0.313, SLG: 0.384			F7							0	0	0	0	1	0	0
Wayne Gross, L (1, 5) OBP: 0.306, SLG: 0.387										1	0	1	0	1	0	0
Bob Kearney, R (8, PH) OBP: 0.319, SLG: 0.388										1	0	0	0	0	0	1

Inning Stats	R: 0	H: 0	E: 0	K: 0	S: 3	H: 0	LOB: 0	BB: 0	P: 3	R: 0	H: 0	E: 0	K: 0	S: 3	H: 0	LOB: 2	BB: 2	P: 11	R: 2	H: 2	E: 0	K: 0	S: 5	H: 2	LOB: 1	BB: 1	P: 9	R: 2	H: 2	E: 0	K: 0	S: 5	H: 1	LOB: 3	BB: 1	P: 9	R: 1	H: 2	E: 0	K: 1	S: 6	H: 2	LOB: 0	BB: 0	P: 6	R: 0	H: 0	E: 0	K: 1	S: 4	H: 0	LOB: 0	BB: 1	P: 8	R: 0	H: 0	E: 0	K: 1	S: 5	H: 0	LOB: 0	BB: 0	P: 5	1B: 5	SF: 1	2B: 2	SAC: 1	3B: 1	DP: 3	HR: 0	HBP: 1	WP: 0	PA: 39
--------------	------	------	------	------	------	------	--------	-------	------	------	------	------	------	------	------	--------	-------	-------	------	------	------	------	------	------	--------	-------	------	------	------	------	------	------	------	--------	-------	------	------	------	------	------	------	------	--------	-------	------	------	------	------	------	------	------	--------	-------	------	------	------	------	------	------	------	--------	-------	------	-------	-------	-------	--------	-------	-------	-------	--------	-------	--------

PITCHER	IP	WLS	BF	H	R	ER	SO	BB	IBB	HBP	BLK	WP	HR	S	P	ERA	WHIP
Mike Smithson, R (1, 1) ERA: 4.12	4.0		17	2	2	2	0	3	0	0	0	0	0	14	26	4.50	1.250
Mike Mason, L (5, 1) ERA: 8.22	0.2		4	1	2	2	0	1	0	0	0	0	0	3	7	27.00	3.000
Dave Schmidt, R (5, 1) ERA: 3.88	1.1	W	8	2	0	0	0	1	0	1	0	0	0	6	11	0.00	2.250
Jon Matlack, L (7, 1) ERA: 4.66	2.0		7	2	1	1	2	1	0	0	0	0	0	10	14	4.50	1.500
Dave Tobik, R (9, 1) ERA: 4.05	1.0	S	3	0	0	0	1	0	0	0	0	0	0	5	5	0.00	0.000

BOTTOM

Texas Rangers @ Oakland Athletics
Oakland-Alameda County Coliseum, Oakland, CA

livebaseballscores.com

AB	30
R	5
H	7
RBI	5
BB	6
SO	3
LOB	14



WP	PA
0	39

Thu Sep 15 1983, 3:33 AM PDT
Att: 6,947 - Sunny

Batter	1	2	3	4	5	6	7	8	9	AB R H RBI BB SO LOB	TOP																								
Rickey Henderson, R OBP: 0.417, SLG: 0.427 (1, 7)	0-0 S 1B	0-0 F8		0-0 G3		0-0 E5 2B		4-0 BB G5-4-3		4 2 1 0 1 0 4																									
Mike Heath, R OBP: 0.326, SLG: 0.387 (1, 2) (7, 9)	0-0 F9 1-2		0-0 F4		0-0 FC4-6 1B	0-0 1H 2H 2B		0-0 G5-4-3 1-2f		5 0 2 2 0 0 2																									
Dwayne Murphy, L OBP: 0.314, SLG: 0.382 (1, 10)	0-0 F7		0-3 K		0-3 K	4-0 BB		0-0 F7		4 0 0 0 1 2 2																									
Davey Lopes, R OBP: 0.344, SLG: 0.432 (1, 8) (4, 4)	4-0 1B BB		0-0 F7		0-0 FC4-6 FC5-4 1-2f	0-3 K		0-0 6-3		4 1 0 0 1 1 3																									
Mike Davis, L OBP: 0.326, SLG: 0.411 (1, 9) (4, 8)	0-0 1B 1-3 2-H 1B		0-3 K		0-0 FC5-4 1-2f		0-0 F7		0-0 1B	5 0 2 1 0 1 1																									
Dan Meyer, L OBP: 0.226, SLG: 0.212 (1, 3)	0-0		4-0		0-0	0-0	0-0	0-0	0-0	2 1 2 1 1 0 0																									
Bill Almon, R OBP: 0.313, SLG: 0.383 (7, PH)	FC4-6		5-3 1B BB			F8 1B E 1B		F4		1 0 0 0 0 0 0																									
Mitchell Page, L OBP: 0.368, SLG: 0.297 (9, PH)	1-2 3-H 1B									1 0 0 0 0 0 1																									
Donnie Hill, S OBP: 0.280, SLG: 0.348 (1, 6)	0-0		0-0		0-0	0-0	0-0	0-0	0-0	1 0 0 0 0 0 2																									
Garry Hancock, L OBP: 0.294, SLG: 0.433 (4, PH)	FC4-6		5-3 1B		1-2 1B	1-2 2B 1B		E8		2 1 2 0 0 0 0																									
Bob Kearney, R OBP: 0.318, SLG: 0.387 (7, PH) (7, 2)	1-2f									1 0 0 0 0 0 0																									
Wayne Gross, L OBP: 0.303, SLG: 0.382 (1, 5)		0-0 F8		0-0 5-3		0-0 F8	0-3 K			4 0 0 0 0 1 5																									
Tony Phillips, S OBP: 0.316, SLG: 0.308 (1, 4) (4, 6)		0-3 K		4-0 BB		0-0 F8		0-0 1-3		3 0 0 0 1 1 2																									
Inning Stats	R: 2 E: 0 K: 0 S: 6	H: 3 LOB: 2 BB: 1 P: 10	R: 0 E: 0 K: 1 S: 5	H: 0 LOB: 0 BB: 0 P: 5	R: 0 E: 0 K: 1 S: 5	H: 0 LOB: 0 BB: 0 P: 5	R: 0 E: 0 K: 1 S: 6	H: 1 LOB: 1 BB: 0 P: 6	R: 3 E: 1 K: 1 S: 9	H: 3 LOB: 2 BB: 1 P: 13	R: 0 E: 1 K: 1 S: 6	H: 0 LOB: 1 BB: 0 P: 6	R: 0 E: 0 K: 0 S: 2	H: 0 LOB: 0 BB: 1 P: 6	R: 0 E: 0 K: 0 S: 4	H: 1 LOB: 1 BB: 0 P: 4	1B: 8 2B: 1 3B: 0 HR: 0	SF: 0 SAC: 0 DP: 1 HBP: 0	WP: 0 PB: 0 SB: 1 CS: 0	PA: 42															
PITCHER	IP WLS BF H R ER SO BB IBB HBP BLK WP HR S P ERA WHIP																			PITCHER	IP WLS BF H R ER SO BB IBB HBP BLK WP HR S P ERA WHIP														
Gaylord Perry, R ERA: 4.62 (1, 1)	6.0	31	8	5	2	5	4	0	0	0	0	0	0	37	53	3.00	2.000																		
Larry Gura, L ERA: 4.98 (7, 1)	2.0	W	7	0	0	0	1	1	0	0	0	0	0	8	12	0.00	0.500																		
Dan Quisenberry, R ERA: 1.87 (9, 1)	1.0	S	4	1	0	0	0	0	0	0	0	0	0	4	4	0.00	1.000																		

Oakland Athletics @ Kansas City Royals
Royals Stadium, Kansas City, MO
Fri Sep 16 1983, 8:05 PM EDT
Att. 20,951 - Unknown

AB 37
R 5
H 9
RBI 4
BB 5
SO 6
LOB 22



livebaseballscorecards.com

Batter	1	2	3	4	5	6	7	8	9	AB	R	H	RBI	BB	SO	LOB	
Willie Wilson, S OBP: 0.314, SLG: 0.353 (1, 8) X	0-0 E4 E S 6-3		4-0 S E BB		0-0 G4-6-3 1-2 2-3 1B		0-0 F8 1-2			3	2	1	0	1	0	1	
U L Washington, S OBP: 0.298, SLG: 0.325 (1, 6) X	0-0 6-3 1-H		4-0 G3-6-3 1-H BB		0-0 G4-6-3 1-2f 2-3 3-H		4-0 E S BB			2	0	0	1	2	0	2	
Pat Sheridan, L OBP: 0.312, SLG: 0.397 (1, 9) S S	0-3 K		0-0 G3-6-3 1-2f		0-0 4-1		0-3 K 1-3			4	0	0	0	0	2	3	
Hal McRae, R OBP: 0.381, SLG: 0.476 (1, 10) X	0-0 1B			0-0 4-3 1B		0-0 HR 1B		0-0 SF9 3B		4	2	4	0	0	0	0	
Willie Aikens, L OBP: 0.374, SLG: 0.513 (1, 3) X	0-0 4-3			0-0 4-3		0-0 HR		4-0 IBB IBB		3	1	1	2	1	0	2	
Joe Simpson, L OBP: 0.250, SLG: 0.220 (8, PR) (9, 3)				1-2		1-H				0	0	0	0	0	0	0	
Frank White, R OBP: 0.278, SLG: 0.396 (1, 4) X		0-0 F3		0-0 5-3		0-0 4-3		4-0 IBB		3	0	0	0	1	0	1	
Butch Davis, R OBP: 0.292, SLG: 0.350 (1, 7) X		0-0 F9		0-0 5-3		0-3 K		0-0 SF9		3	0	0	1	0	1	1	
Don Slaught, R OBP: 0.325, SLG: 0.371 (1, 2) X		0-0 6-3			0-0 1B G4-6-3 1B		0-0 F8		0-0 F8		4	1	1	0	0	2	
Onix Concepcion, R OBP: 0.287, SLG: 0.326 (1, 5) X			0-0 5-3		0-0 G4-6-3 1-2 1B		4-0 CS BB		0-0 F8		3	0	1	0	1	0	2

Inning Stats	R: 1	H: 1	E: 1	K: 1	S: 7	LOB: 1	BB: 0	P: 7	R: 0	H: 0	E: 0	K: 0	S: 3	LOB: 0	BB: 0	P: 3	R: 1	H: 0	E: 0	K: 0	S: 2	LOB: 0	BB: 2	P: 10	R: 0	H: 1	E: 0	K: 0	S: 4	LOB: 1	BB: 0	P: 4	R: 1	H: 3	E: 0	K: 0	S: 5	LOB: 1	BB: 0	P: 5	R: 2	H: 2	E: 0	K: 1	S: 7	LOB: 0	BB: 0	P: 7	R: 0	H: 0	E: 0	K: 1	S: 4	LOB: 1	BB: 2	P: 12	R: 1	H: 1	E: 0	K: 0	S: 4	LOB: 2	BB: 2	P: 12
--------------	------	------	------	------	------	--------	-------	------	------	------	------	------	------	--------	-------	------	------	------	------	------	------	--------	-------	-------	------	------	------	------	------	--------	-------	------	------	------	------	------	------	--------	-------	------	------	------	------	------	------	--------	-------	------	------	------	------	------	------	--------	-------	-------	------	------	------	------	------	--------	-------	-------

PITCHER	IP	WLS	BF	H	R	ER	SO	BB	IBB	HBP	BLK	WP	HR	S	P	ERA	WHIP
Chris Codioli, R ERA: 4.35 (1, 1)	5.0		23	7	5	3	1	2	0	0	0	0	1	23	31	5.40	1.800
Keith Atherton, R ERA: 2.3 (6, 1)	3.0	L	13	1	1	1	2	2	2	0	0	0	0	13	29	3.00	1.000

BOTTOM

Oakland Athletics @ Kansas City Royals
Royals Stadium, Kansas City, MO

Fri Sep 16 1983, 8:05 PM EDT
Att. 20,951 - Unknown

AB	29
R	6
H	8
RBI	4
BB	6
SO	3
LOB	14



WP	HR	S	P	ERA	WHIP
0	0	0	0	0	0

Batter	1	2	3	4	5	6	7	8	9	AB R H RBI BB SO LOB	TOP
Rickey Henderson, R OBP: 0.418, SLG: 0.425 (1, 7) BB	4-0 F7 5-3 1B BB		x 0-0 1-3		BB 4-0 E S BB		x 0-0 FC5-4 1-2f			2 1 0 0 2 0 1	
Mike Heath, R OBP: 0.323, SLG: 0.382 (1, 2) x	0-0 5-3 1-2		x 0-0 F8		x 0-0 F9 1-3			0-3 K		4 0 0 0 0 1 2	
Dwayne Murphy, L OBP: 0.314, SLG: 0.380 (1, 10) x	0-0 F7 2-3			0-3 K		BB 4-0 BB		0-3 K		3 0 0 0 1 2 1	
Davey Lopes, R OBP: 0.343, SLG: 0.431 (1, 4) x	0-0 1B		x 0-0 F4		x 0-0 F6		x 0-0 4-3			4 0 1 1 0 0 1	
Mike Davis, L OBP: 0.326, SLG: 0.409 (1, 8) S S S	0-3 K		x 0-0 BB 1B		S S S 0-3 K		x 0-0 4-3		0-0 4-3	4 0 1 0 0 2 2	
Dan Meyer, L OBP: 0.227, SLG: 0.207 (1, 3) x		0-0 F8		BB 4-0 1-2 BB		x 0-0 F7		x 0-0 F8		3 0 0 0 1 0 1	
Garry Hancock, L OBP: 0.294, SLG: 0.430 (1, 9) x		0-0 F7		x 0-0 F2		x 0-0 F8		x 0-0 1B		4 0 1 0 0 0 2	
Bill Almon, R OBP: 0.310, SLG: 0.380 (1, 5) x		0-0 F7		S S S 0-3 K		x 0-0 F7		x 0-0 1-3		4 0 0 0 0 1 1	
Tony Phillips, S OBP: 0.316, SLG: 0.309 (1, 6) x			0-0 F8		x 0-0 F8		x 0-0 FC5-4 1B			3 0 1 0 0 0 0	
Inning Stats	R: 1 H: 1 E: 0 LOB: 1 K: 1 BB: 1 S: 6 P: 10	R: 0 H: 0 E: 0 LOB: 0 K: 0 BB: 0 S: 3 P: 3	R: 0 H: 0 E: 0 LOB: 0 K: 0 BB: 0 S: 3 P: 3	R: 0 H: 1 E: 0 LOB: 2 K: 1 BB: 1 S: 6 P: 10	R: 0 H: 0 E: 0 LOB: 1 K: 1 BB: 1 S: 5 P: 9	R: 0 H: 0 E: 0 LOB: 1 K: 1 BB: 1 S: 5 P: 9	R: 0 H: 1 E: 0 LOB: 1 K: 0 BB: 0 S: 4 P: 4	R: 0 H: 0 E: 0 LOB: 0 K: 2 BB: 0 S: 7 P: 7	R: 0 H: 1 E: 0 LOB: 1 K: 0 BB: 0 S: 4 P: 4	1B: 4 SF: 0 2B: 0 SAC: 0 3B: 0 DP: 0 HR: 0 HBP: 0	WP: 0 PA: 35 PB: 0 SB: 1 CS: 0
PITCHER Eric Rasmussen, R (1, 1) ERA: 5.63 Dan Quisenberry, R (8, 1) ERA: 1.84	IP WLS BF H R ER SO BB IBB HBP BLK WP HR S P ERA WHIP										
	7.0 W 28 3 1 1 4 4 0 0 0 0 0 0 32 48 1.29 1.000										
	2.0 S 7 1 0 0 2 0 0 0 0 0 0 0 11 11 0.00 0.500										

Oakland Athletics @ Kansas City Royals
Royals Stadium, Kansas City, MO
Sat Sep 17 1983, 8:05 PM EDT
Att. 22,494 - Unknown - 91 F

livebaseballscorecards.com

AB	31
R	1
H	4
RBI	1
BB	4
SO	6
LOB	11



Batter	1	2	3	4	5	6	7	8	9	AB	R	H	RBI	BB	SO	LOB	BOTTOM		
Willie Wilson, S (1, 8) Pat Sheridan, L (9, 8) OBP: 0.315, SLG: 0.353 OBP: 0.312, SLG: 0.397	0-3 K2-3		0-0 F6		0-0 5-3			0-0 2B 1B		5	1	2	0	0	1	0			
U L Washington, S (1, 6) OBP: 0.301, SLG: 0.326	0-0 WP 2B S 1B		4-0 HR BB		0-0 5-3			0-0 2B 3B 1B		4	3	2	0	1	0	2			
Frank White, R (1, 4) Greg Pryor, R (9, 5) OBP: 0.281, SLG: 0.409 OBP: 0.267, SLG: 0.280	0-0 1-H 2B		0-0 1-H HR		0-0 F8			0-0 1-3 2-H 3B 2B		4	2	3	4	0	0	0			
Hal McRae, R (1, 10) OBP: 0.381, SLG: 0.477	0-3 K		0-0 F3		0-0 1B 2B			4-0 3B IBB		3	2	1	0	1	1	1			
Ron Johnson, R (1, 3) Joe Simpson, L (8, 3) OBP: 0.500, SLG: 0.444 OBP: 0.248, SLG: 0.218	0-0 F8		0-0 5-3		0-0 2-H 1B G6-3			0-0 F7		3	0	1	1	0	0	1			
Butch Davis, R (1, 7) OBP: 0.304, SLG: 0.391		0-0 CS 1B		0-0 6-3		0-0 1-2f G6-3		0-0 1-H 2-H 3-H SF8 3B		4	1	2	3	0	0	1			
John Wathan, R (1, 2) OBP: 0.292, SLG: 0.308		0-0 1-2 F7		0-0 F8				4-0 SF8 1B BB		3	1	0	0	1	0	1			
Darryl Motley, R (1, 9) OBP: 0.256, SLG: 0.343		0-0 E6		0-0 6-3				0-0 1-2 3-H SF8		3	0	0	1	0	0	0			
Onix Concepcion, R (1, 5) (9, 4) OBP: 0.286, SLG: 0.324		0-0 1-3			0-0 F7			0-0 2-H 1B 1B		4	0	1	1	0	0	1			
Inning Stats	R: 1 E: 0 K: 2 S: 9	H: 2 LOB: 1 BB: 0 P: 9	R: 0 E: 1 K: 0 S: 4	H: 1 LOB: 1 BB: 0 P: 4	R: 2 E: 0 K: 0 S: 4	H: 1 LOB: 0 BB: 1 P: 8	R: 0 E: 0 K: 0 S: 3	H: 0 LOB: 0 BB: 0 P: 3	R: 1 E: 0 K: 0 S: 4	H: 2 LOB: 0 BB: 0 P: 4	R: 0 E: 0 K: 0 S: 3	H: 0 LOB: 0 BB: 0 P: 3	R: 6 E: 0 K: 0 S: 9	H: 6 LOB: 2 BB: 2 P: 17					
PITCHER	IP WLS L	WLS L	BF H R ER SO	BF H R ER SO	BF H R ER SO	BF H R ER SO	BF H R ER SO	IP WLS L	IP WLS L	BF H R ER SO	BF H R ER SO	BF H R ER SO	BF H R ER SO	BB IBB HBP BLK	WP HR S P	ERA WHIP			
Gorman Heim Mueller, L (1, 1) ERA: 4.24	7.0	29	8 6 6 2	8 6 6 2	1 0 0 2	1 0 0 2	1 0 0 2	7.0	4.24	29	8 6 6 2	8 6 6 2	1 0 0 2	1 0 0 2	1 0 0 2	54.00	6.000		
Mark Smith, R (8, 1) ERA: 7.24	0.1	4	2 2 2 0	2 2 2 0	0 1 0 0	0 1 0 0	0 1 0 0	0.1	7.24	4	2 2 2 0	2 2 2 0	0 1 0 0	0 1 0 0	0 0 4 8	27.00	4.500		
Bert Bradley, R (8, 1) ERA: 7.36	0.2	5	2 2 2 0	2 2 2 0	1 0 0 0	1 0 0 0	1 0 0 0	0.2	7.36	5	2 2 2 0	2 2 2 0	1 0 0 0	1 0 0 0	1 0 4 8	27.00	4.500		
			1B: 7 2B: 3 3B: 1 HR: 1	SF: 1 SAC: 0 DP: 1 HBP: 0	WP: 1 PB: 0 SB: 1 CS: 1	PA: 38													

Oakland Athletics @ Kansas City Royals
Royals Stadium, Kansas City, MO

Sat Sep 17 1983, 8:05 PM EDT
Att: 22,494 - Unknown - 91 F

livebaseballscores.com

AB 34
R 10
H 12
RBI 10
BB 3
SO 2
LOB 10



Batter	1	2	3	4	5	6	7	8	9	AB R H RBI BB SO LOB	TOP	
Mike Davis, L OBP: 0.326, SLG: 0.410 (1, 8) (7, 9)	0-0 4-3	0-0 1-H 2B		0-0 F8		0-0 FC6-4			4-0 S E BB	4 1 1 1 1 0 1		
Mitchell Page, L OBP: 0.363, SLG: 0.294 Rusty McNealy, L (1, 7) (7, 8)	0-0 S 1B SF8 1B	0-0 F4		0-3 K			0-0 F9		0-0 1-H E6 CS	4 1 1 0 0 1 1 1 0 0 0 0 0 0		
Garry Hancock, L OBP: 0.292, SLG: 0.425 (1, 9) (7, 7)	0-0 1B 1-2 1B		0-0 F7	0-0 F4			0-0 F8		0-0 1-2 F7	5 0 1 0 0 0 1		
Jeff Burroughs, R OBP: 0.333, SLG: 0.375 (1, 10)	0-0 SF8 2-H		0-0 1B 2B 1B		0-0 G4-6-3 1B		0-0 F7		0-0 4-3	4 1 2 1 0 0 0		
Dan Meyer, L OBP: 0.234, SLG: 0.216 (1, 3)	0-0 1-2 1B		0-0 1-2 2B 1B		0-0 G4-6-3 1-2f			0-0 6-3		4 1 2 0 0 0 1		
Bill Almon, R OBP: 0.309, SLG: 0.377 (1, 5)	0-3 K		0-3 K		0-0 5-3			4-0 S 1B BB		3 1 0 0 1 2 4		
Bob Kearney, R OBP: 0.324, SLG: 0.394 (1, 2)		4-0 2B BB	0-0 1-H 2-H 2B		0-0 F7		0-0 F7		0-0 1-H 1B	3 1 2 3 1 0 0		
Tony Phillips, S OBP: 0.315, SLG: 0.306 (1, 6)		0-0 F2	4-0 BB		0-0 F5		0-0 F5		0-0 F7	3 0 0 0 1 0 2		
Luis Quinones, S OBP: 0.200, SLG: 0.261 (1, 4)		0-0 F5	0-0 F4		4-0 FC6-4 BB		4-0 F7		0-0 F7	3 0 0 0 1 0 4		
Inning Stats	R: 1 E: 0 K: 1 S: 8 H: 3 LOB: 2 BB: 0 P: 8	R: 1 E: 0 K: 0 S: 4 H: 1 LOB: 1 BB: 1 P: 8	R: 2 E: 0 K: 1 S: 8 H: 3 LOB: 2 BB: 1 P: 12	R: 0 E: 0 K: 1 S: 5 H: 0 LOB: 0 BB: 0 P: 5	R: 0 E: 0 K: 0 S: 3 H: 1 LOB: 0 BB: 0 P: 3	R: 0 E: 0 K: 0 S: 3 H: 0 LOB: 1 BB: 1 P: 7	R: 0 E: 0 K: 0 S: 3 H: 0 LOB: 0 BB: 0 P: 3	R: 1 E: 0 K: 0 S: 4 H: 1 LOB: 1 BB: 1 P: 8	R: 1 E: 1 K: 0 S: 3 H: 0 LOB: 0 BB: 1 P: 7	1B: 7 2B: 2 3B: 0 HR: 0 SF: 1 SAC: 0 DP: 1 HBP: 0	WP: 0 PB: 0 SB: 3 CS: 1 PA: 40	
PITCHER Frank Wills, R ERA: 4.57 Mark Huismann, R ERA: 7.23	IP 7.0 WLS L BF 31 H 8 R 4 ER 4 SO 3 BB 3 IBB 0 HBP 0 BLK 0 WP 0 HR 0 S 34 P 46 ERA 5.14 WHIP 1.571	IP 2.0 WLS BF 9 H 1 R 2 ER 1 SO 0 BB 2 IBB 0 HBP 0 BLK 0 WP 0 HR 0 S 7 P 15 ERA 4.50 WHIP 1.500	PITCHER IP WLS BF H R ER SO BB IBB HBP BLK WP HR S P ERA WHIP									

Oakland Athletics @ Kansas City Royals
Royals Stadium, Kansas City, MO
Sun Sep 18 1983, 4:33 AM EDT
Att. 19,862 - Sunny - 93 F

AB	34
R	6
H	9
RBI	5
BB	5
SO	3
LOB	14



Batter	1	2	3	4	5	6	7	8	9	AB R H RBI BB SO LOB
Willie Wilson, S OBP: 0.315, SLG: 0.356 (1, 8)	0-0 F9		0-3 K2-3			0-0 5-3 3B		0-0 5-3		4 1 1 0 0 1 0
Pat Sheridan, L OBP: 0.308, SLG: 0.391 (1, 9)	0-0 F6			0-0 6-3		0-3 K			0-0 6-3	4 0 0 0 0 1 1
Frank White, R OBP: 0.281, SLG: 0.408 (1, 4)	0-3 K			0-0 F4		0-0 5-3			0-0 G6-4-3 1B	4 0 1 1 0 1 0
Hal McRae, R OBP: 0.379, SLG: 0.473 (1, 10)		0-0 F8		0-0 F8		0-0 F8			0-0 G6-4-3 1-2	4 0 0 0 0 0 1
Willie Aikens, L OBP: 0.374, SLG: 0.512 (1, 3)		0-0 F7			0-0 2B SF8 1B			0-0 F8		3 1 1 0 0 0 0
Butch Davis, R OBP: 0.306, SLG: 0.403 (1, 7)		0-0 2B			0-0 F6			0-0 F9		3 0 1 0 0 0 1
Don Slaught, R OBP: 0.325, SLG: 0.374 (1, 2)		0-0 5-3			0-0 1-3 2B			0-0 6-3		3 0 1 0 0 0 1
Onix Concepcion, R OBP: 0.282, SLG: 0.320 (1, 5)			0-0 F7		0-0 SF8			0-0 F6		2 0 0 1 0 0 0
Buddy Biancalana, S (1, 6)			0-3 K		0-3 K			0-3 K		3 0 0 0 0 3 1

Inning Stats	R: 0 H: 0 E: 0 K: 1 S: 5	H: 0 LOB: 0 BB: 0 P: 5	R: 0 H: 1 E: 0 K: 0 S: 4	H: 1 LOB: 1 BB: 0 P: 4	R: 0 H: 0 E: 0 K: 2 S: 7	H: 0 LOB: 0 BB: 0 P: 7	R: 0 H: 0 E: 0 K: 0 S: 3	H: 0 LOB: 0 BB: 0 P: 3	R: 1 H: 2 E: 0 K: 1 S: 7	H: 2 LOB: 1 BB: 0 P: 7	R: 1 H: 1 E: 0 K: 1 S: 6	H: 1 LOB: 0 BB: 0 P: 6	R: 0 H: 0 E: 0 K: 0 S: 3	H: 0 LOB: 0 BB: 0 P: 3	R: 0 H: 0 E: 0 K: 1 S: 5	H: 0 LOB: 0 BB: 0 P: 5	R: 0 H: 1 E: 0 K: 0 S: 3	H: 1 LOB: 0 BB: 0 P: 3	1B: 2 2B: 2 3B: 1 HR: 0	SF: 1 SAC: 0 DP: 1 HBP: 0	WP: 0 PB: 0 SB: 0 CS: 0	PA: 31
PITCHER Mike Warren, R ERA: 5.59 (1, 1)	IP 9.0 WLS W BF 31 H 5 R 2 ER 2 SO 6 BB 0 IBB 0 HBP 0 BLK 0 WP 0 HR 0 S 43 P 43 ERA 2.00 WHIP 0.556																					


BOTTOM

Oakland Athletics @ Kansas City Royals
Royals Stadium, Kansas City, MO

Sun Sep 18 1983, 4:33 AM EDT
Att. 19,862 - Sunny - 93 F

livebaseballscorecards.com

AB	30
R	2
H	5
RBI	2
BB	0
SO	6
LOB	5



Batter	1	2	3	4	5	6	7	8	9	AB R H RBI BB SO LOB	TOP																								
Rickey Henderson, R OBP: 0.415, SLG: 0.421 (1, 7)	0-0 5-3	0-0 F9			0-0 6-3			0-0 F7		4 0 0 0 0 0 3																									
Rick Peters, S OBP: 0.335, SLG: 0.333 (1, 8)	0-0 4-3		0-0 G5-4-3 1B			0-0 CS 1B		0-3 K		4 0 2 0 0 1 0																									
Mitchell Page, L OBP: 0.357, SLG: 0.292 (1, 10)	0-3 K		0-0 G5-4-3			0-0 4-3			0-0 5-3 1B	4 0 1 0 0 1 2																									
Davey Lopes, R OBP: 0.341, SLG: 0.427 Donnie Hill, S OBP: 0.280, SLG: 0.348 (1, 4) (9, 6)		0-3 K	0-0 5-3			0-0 F5			0-0 5-3	4 0 0 0 0 1 1 0 0 0 0 0 0 0																									
Mike Davis, L OBP: 0.326, SLG: 0.409 (1, 9)					0-0 F7			0-0 F8		4 1 1 0 0 0 1																									
Dan Meyer, L OBP: 0.234, SLG: 0.211 (1, 3)		4-0 1B 1B BB			0-0 1-3			0-0 4-3		3 1 0 0 1 0 1																									
Bill Almon, R OBP: 0.312, SLG: 0.379 (1, 5)					0-0 F9			0-0 1B		3 0 2 1 0 0 0																									
Bob Kearney, R OBP: 0.320, SLG: 0.389 (1, 2)						0-0 F8		0-3 K		3 0 0 0 0 1 3																									
Tony Phillips, S OBP: 0.318, SLG: 0.309 (1, 6) (9, 4)								0-0 1-3		3 0 2 1 0 0 0																									
Inning Stats	R: 0 E: 0 K: 1 S: 5	H: 0 LOB: 0 BB: 0 P: 5	R: 2 E: 0 K: 1 S: 8	H: 3 LOB: 2 BB: 1 P: 12	R: 0 E: 0 K: 0 S: 3	H: 1 LOB: 0 BB: 0 P: 3	R: 0 E: 0 K: 0 S: 3	H: 0 LOB: 0 BB: 0 P: 3	R: 0 E: 0 K: 1 S: 6	H: 1 LOB: 1 BB: 0 P: 6	R: 0 E: 0 K: 1 S: 5	H: 0 LOB: 0 BB: 0 P: 5	R: 0 E: 0 K: 0 S: 4	H: 1 LOB: 1 BB: 0 P: 4	1B: 8 2B: 0 3B: 0 HR: 0	SF: 0 SAC: 0 DP: 1 HBP: 0	WP: 0 PB: 0 SB: 1 CS: 2	PA: 33																	
PITCHER Charlie Hough, R ERA: 3.24 (1, 1)	IP 9.0	WLS W	BF 33	H 8	R 2	ER 2	SO 4	BB 1	IBB 0	HBP 0	BLK 0	WP 0	HR 0	S 40	P 44	ERA 2.00	WHIP 1.000	PITCHER	IP 9.0	WLS W	BF 33	H 8	R 2	ER 2	SO 4	BB 1	IBB 0	HBP 0	BLK 0	WP 0	HR 0	S 40	P 44	ERA 2.00	WHIP 1.000

Oakland Athletics @ Texas Rangers
Arlington Stadium, Arlington, TX
Tue Sep 20 1983, 8:05 PM EDT
Att: 5,272 - Unknown - 57 F

livebaseballscorecards.com

AB 32
R 2
H 8
RBI 2
BB 1
SO 4
LOB 11



Batter	1	2	3	4	5	6	7	8	9	AB R H RBI BB SO LOB
Mickey Rivers, L (1, 10) OBP: 0.302, SLG: 0.335	0-0 1-3		0-0 1B		4-0 BB			0-0 4-3		3 0 1 0 1 0 0
Bill Sample, R (1, 7) OBP: 0.326, SLG: 0.399	0-0 WP 1B		0-0 F9		0-3 K			4-0 BB		3 0 1 0 1 1 3
George Wright, S (1, 8) OBP: 0.320, SLG: 0.432	0-3 K 1-2			0-0 FC4-6 1B		0-0 F2		0-0 F5		4 0 1 0 0 1 2
Larry Parrish, R (1, 9) OBP: 0.326, SLG: 0.482	0-3 K			0-3 K		0-0 5-3		0-0 F7		4 0 0 0 0 2 2
Bill Stein, R (1, 5) OBP: 0.333, SLG: 0.417		0-0 F8		0-0 FC4-6 1-2f		0-0 F8		0-0 1B 2B		4 1 1 0 0 0 1
Pete O'Brien, L (1, 3) OBP: 0.314, SLG: 0.354 Curtis Wilkerson, S (9, PR) OBP: 0.190, SLG: 0.105		0-0 F7		0-0 4-3		0-3 K		0-0 HR 1B		4 0 1 1 0 1 1 0 1 0 0 0 0 0
Bucky Dent, R (1, 6) OBP: 0.282, SLG: 0.303 Bob Jones, L (9, PH) OBP: 0.284, SLG: 0.328		0-0 F4			0-3 K		0-0 6-3	0-0 HR 1B		3 0 0 0 0 1 0 1 1 1 2 0 0 0
Jim Sundberg, R (1, 2) OBP: 0.267, SLG: 0.253			0-0 F7		0-0 6-3		0-0 6-3			3 0 0 0 0 0 0
Wayne Tolleson, S (1, 4) OBP: 0.319, SLG: 0.324			0-0 4-3		0-0 2B			0-0 6-3		3 0 1 0 0 0 0

BOTTOM

Oakland Athletics @ Texas Rangers
Arlington Stadium, Arlington, TX
Tue Sep 20 1983, 8:05 PM EDT
Att. 5,272 - Unknown - 57 F

livebaseballscorecards.com

AB	32
R	3
H	7
RBI	3
BB	2
SO	6
LOB	9



Inning Stats		R: 0	H: 1	E: 0	LOB: 1	K: 2	BB: 0	S: 8	P: 8
R: 0	H: 0	E: 0	LOB: 0	K: 0	BB: 0	S: 3	P: 3		
R: 0	H: 1	E: 0	LOB: 1	K: 0	BB: 0	S: 4	P: 4		
R: 0	H: 1	E: 0	LOB: 1	K: 1	BB: 0	S: 6	P: 6		
R: 0	H: 1	E: 0	LOB: 2	K: 2	BB: 1	S: 8	P: 12		
R: 0	H: 0	E: 0	LOB: 0	K: 0	BB: 0	S: 3	P: 3		
R: 0	H: 0	E: 0	LOB: 0	K: 1	BB: 0	S: 5	P: 5		
R: 0	H: 0	E: 0	LOB: 1	K: 0	BB: 1	S: 3	P: 7		
R: 3	H: 3	E: 0	LOB: 1	K: 0	BB: 0	S: 4	P: 4		
1B: 4	SF: 0	2B: 2	SAC: 0	3B: 0	DP: 0	HR: 1	HBP: 0		

PITCHER		IP	WLS	BF	H	R	ER	SO	BB	IBB	HBP	BLK	WP	HR	S	P	ERA	WHIP
Steve McCatty, R (1, 1) ERA: 3.83		6.0		23	4	0	0	5	1	0	0	0	1	0	32	36	0.00	0.833
Keith Atherton, R (7, 1) ERA: 2.63		2.1	L	11	3	3	3	1	1	0	0	0	0	1	12	16	11.57	1.714

WP: 1	PA: 34
PB: 0	
SB: 0	
CS: 0	

Batter	1	2	3	4	5	6	7	8	9	AB R H RBI BB SO LOB	TOP																					
Rick Peters, S (1, 8) OBP: 0.327, SLG: 0.325	0-0 4-3			x 0-0 3-1		x 0-0 F8		x 0-0 1-3		4 0 0 0 0 0 1																						
Mike Davis, L (1, 9) OBP: 0.323, SLG: 0.405	0-0 6-3			x 0-0 4-3		x 0-0 F9		x 0-0 1-3		4 0 0 0 0 0 1																						
Garry Hancock, L (1, 7) OBP: 0.295, SLG: 0.430	0-0 F3			x 0-0 2B			x 0-0 2B		x 0-0 F7	4 1 2 0 0 0 0																						
Dan Meyer, L (1, 3) OBP: 0.235, SLG: 0.219		0-3 K		x 0-0 3-1			x 0-0 1B		x 0-0 3-1	4 1 1 1 0 1 1																						
Mitchell Page, L (1, 10) OBP: 0.356, SLG: 0.293		0-3 K			x 0-0 4-3		x 0-0 1B			3 0 1 0 0 1 0																						
Bill Almon, R (1, 5) OBP: 0.310, SLG: 0.376		0-0 G3			x 0-0 6-3		x 0-0 G4-6-3			3 0 0 1 0 0 1																						
Bob Kearney, R (1, 2) OBP: 0.318, SLG: 0.387			x 0-0 F8		0-3 K		0-3 K			2 0 0 0 0 1 0																						
Dave Hudgens, L (7, PH) Darryl Cias, R (7, 2) OBP: 0.368, SLG: 0.353										1 0 0 0 0 1 0																						
Tony Phillips, S (1, 6) OBP: 0.318, SLG: 0.309			x 0-0 F7			x 0-0 1B		x 0-0 F7		0 0 0 0 0 0 0																						
Luis Quinones, S (1, 4) OBP: 0.179, SLG: 0.231			x 0-0 4-3			x 0-0 3-1		x 0-3 K		3 0 1 0 0 0 0																						
Inning Stats	R: 0 E: 0 K: 0 S: 3	H: 0 LOB: 0 BB: 0 P: 3	R: 0 E: 0 K: 2 S: 7	H: 0 LOB: 0 BB: 0 P: 7	R: 0 E: 0 K: 0 S: 3	H: 0 LOB: 0 BB: 0 P: 3	R: 0 E: 0 K: 0 S: 4	H: 1 LOB: 1 BB: 0 P: 4	R: 0 E: 0 K: 1 S: 5	H: 0 LOB: 0 BB: 0 P: 5	R: 2 E: 0 K: 1 S: 7	H: 3 LOB: 0 BB: 0 P: 7	R: 0 E: 0 K: 1 S: 5	H: 0 LOB: 0 BB: 0 P: 5	R: 0 E: 0 K: 0 S: 3	H: 0 LOB: 0 BB: 0 P: 3	1B: 3 2B: 3 3B: 0 HR: 0	SF: 0 SAC: 0 DP: 1 HBP: 0	WP: 0 PB: 0 SB: 0 CS: 0	PA: 31												
PITCHER Mike Smithson, R (1, 1) ERA: 4.03	IP 9.0	WLS W	BF 31	H 5	R 2	ER 2	SO 5	BB 0	IBB 0	HBP 0	BLK 0	WP 0	HR 0	S 41	P 41	ERA 2.00	WHIP 0.556															
											PITCHER	IP	WLS	BF	H	R	ER	SO	BB	IBB	HBP	BLK	WP	HR	S	P	ERA	WHIP				

Oakland Athletics @ Texas Rangers
Arlington Stadium, Arlington, TX
Wed Sep 21 1983, 8:05 PM EDT
Att. 5,869 - Unknown

livebaseballscorecards.com

AB	31
R	2
H	5
RBI	2
BB	0
SO	5
LOB	5



Batter	1	2	3	4	5	6	7	8	9
Mickey Rivers, L OBP: 0.301, SLG: 0.337 (1, 10)	0-0 6-3 E 2B		0-0 F8		0-0 FC4-6 1-2f 2-3 3-H		0-0 4-3 1-2		
Bill Sample, R OBP: 0.324, SLG: 0.396 (1, 7)	0-0 6-3 2-3		0-0 F9		0-0 6-3 1-2		0-0 FC6-5-4 2-3		
George Wright, S OBP: 0.321, SLG: 0.433 (1, 8)	0-0 4-3 3-H			0-0 F4		0-0 2B SF7 1B		0-0 FC5-4 1B	
Larry Parrish, R OBP: 0.329, SLG: 0.485 (1, 9)	0-0 1B			1-0 L4-3 HBP		0-0 SF7 1-3 2B		0-0 FC5-4 FC4-6 1-2f	
Bill Stein, R OBP: 0.328, SLG: 0.412 (1, 5)	0-0 5-3			0-0 L4-3 1-2		0-0 SF7 2-3 3-H		0-0 F4	
Pete O'Brien, L OBP: 0.311, SLG: 0.352 (1, 3)		0-0 4-3			0-0 F9		0-0 SF7 3-H	0-0 FC4-6 1-2f	
Bob Johnson, R OBP: 0.286, SLG: 0.365 (1, 2)		0-0 6-3			4-0 WP FC4-6 BB		4-0 BB		
Bucky Dent, R OBP: 0.282, SLG: 0.303 (1, 6)		0-0 6-3			0-0 FC4-6 1-2 WP 1B		0-0 F3		
Wayne Tolleson, S OBP: 0.322, SLG: 0.323 (1, 4)			0-0 F7		4-0 FC4-6 1-2 2-3 BB		4-0 FC6-5-4 4-3 BB		

Inning Stats	R: 1	H: 2	E: 1	K: 0	S: 5	LOB: 1	BB: 0	P: 5	R: 0	H: 0	E: 0	K: 0	S: 3	LOB: 0	BB: 0	P: 3	R: 0	H: 0	E: 0	K: 0	S: 2	LOB: 0	BB: 0	P: 3	R: 1	H: 1	E: 0	K: 0	S: 4	LOB: 2	BB: 2	P: 12	R: 2	H: 2	E: 0	K: 0	S: 5	LOB: 1	BB: 1	P: 9	R: 0	H: 0	E: 0	K: 0	S: 2	LOB: 0	BB: 1	P: 6	R: 0	H: 1	E: 0	K: 0	S: 4	LOB: 1	BB: 0	P: 4
--------------	------	------	------	------	------	--------	-------	------	------	------	------	------	------	--------	-------	------	------	------	------	------	------	--------	-------	------	------	------	------	------	------	--------	-------	-------	------	------	------	------	------	--------	-------	------	------	------	------	------	------	--------	-------	------	------	------	------	------	------	--------	-------	------

PITCHER	IP	WLS	BF	H	R	ER	SO	BB	IBB	HBP	BLK	WP	HR	S	P	ERA	WHIP
Chris Codiroli, R ERA: 4.42 (1, 1)	5.1	L	23	5	4	4	0	2	0	1	0	1	0	20	29	6.75	1.312
Tom Underwood, L ERA: 4.08 (6, 1)	2.2		10	1	0	0	0	2	0	0	0	0	0	8	16	0.00	1.125

BOTTOM

Oakland Athletics @ Texas Rangers
Arlington Stadium, Arlington, TX
Wed Sep 21 1983, 8:05 PM EDT
Att. 5,869 - Unknown

livebaseballscorecards.com

AB	26
R	4
H	6
RBI	3
BB	4
SO	0
LOB	13



1B: 4	SF: 2	WP: 1	PA: 33
2B: 4	SAC: 0	PB: 0	
3B: 0	DP: 2	SB: 1	
HR: 0	HBP: 1	CS: 0	

PITCHER	IP	WLS	BF	H	R	ER	SO	BB	IBB	HBP	BLK	WP	HR	S	P	ERA	WHIP
---------	----	-----	----	---	---	----	----	----	-----	-----	-----	----	----	---	---	-----	------

Batter	1	2	3	4	5	6	7	8	9	AB R H RBI BB SO LOB	TOP
Damaso Garcia, R (1, 4) OBP: 0.333, SLG: 0.391	0-0 F8		0-0 6-3		0-0 5-3			0-0 F9		4 0 0 0 0 0 0	
Lloyd Moseby, L (1, 8) OBP: 0.378, SLG: 0.510	0-0 5-3		0-3 K			0-0 F8		0-3 K	4 0 0 0 0 2 0		
Jesse Barfield, R (1, 9) OBP: 0.293, SLG: 0.506	4-0 BB BB		0-0 1B			0-3 K		0-3 K	3 0 1 0 1 2 0		
Cliff Johnson, R (1, 10) OBP: 0.375, SLG: 0.491 Mitch Webster, S (9, PR) OBP: 0.182, SLG: 0.100	4-0 FC4-6 1-2 BB		0-0 F8			0-0 F2		0-0 FC5-4 1B	3 0 1 0 1 0 1 0 0 0 0 0 0 0		
George Bell, R (1, 7) OBP: 0.296, SLG: 0.417	0-0 FC4-6 1-2f			0-0 L4-3 1B			0-0 F9	0-0 FC5-4 1B 1-2f	4 0 1 0 0 0 3		
Garth Iorg, R (1, 5) OBP: 0.293, SLG: 0.373		0-0 2B		0-0 L4-3 1-2			0-0 F7		3 0 1 0 0 0 1		
Willie Upshaw, L (1, 3) OBP: 0.378, SLG: 0.519		0-0 F8		0-0 4-3			0-0 F2		3 0 0 0 0 0 1		
Buck Martinez, R (1, 2) OBP: 0.339, SLG: 0.456		0-3 K			0-0 CS 1B			0-0 6-3	3 0 1 0 0 1 1		
Alfredo Griffin, S (1, 6) OBP: 0.285, SLG: 0.349		0-0 F8			0-0 F9 1-2			0-0 F8	3 0 0 0 0 0 2		
Inning Stats	R: 0 E: 0 K: 0 S: 3 H: 0 LOB: 2 BB: 2 P: 11	R: 0 E: 0 K: 1 S: 6 H: 1 LOB: 1 BB: 0 P: 6	R: 0 E: 0 K: 1 S: 6 H: 1 LOB: 1 BB: 0 P: 6	R: 0 E: 0 K: 0 S: 3 H: 1 LOB: 0 BB: 0 P: 3	R: 0 E: 0 K: 0 S: 3 H: 1 LOB: 0 BB: 0 P: 3	R: 0 E: 0 K: 1 S: 5 H: 0 LOB: 0 BB: 0 P: 5	R: 0 E: 0 K: 0 S: 3 H: 0 LOB: 0 BB: 0 P: 3	R: 0 E: 0 K: 0 S: 3 H: 0 LOB: 0 BB: 0 P: 3	R: 0 E: 0 K: 2 S: 8 H: 1 LOB: 1 BB: 0 P: 8	1B: 4 2B: 2 3B: 0 HR: 0 SF: 0 SAC: 0 DP: 1 HBP: 0	WP: 0 PB: 0 SB: 0 CS: 1 PA: 32
PITCHER Tim Conroy, L (1, 1) ERA: 3.77	IP: 9.0 WLS: W BF: 32 H: 5 R: 0 ER: 0 SO: 5 BB: 2 IBB: 0 HBP: 0 BLK: 0 WP: 0 HR: 0 S: 40 P: 48 ERA: 0.00 WHIP: 0.778										

Toronto Blue Jays @ Oakland Athletics
Oakland-Alameda County Coliseum, Oakland, CA

Fri Sep 23 1983, 7:05 PM PDT
Att. 8,069 - Unknown

livebaseballscorecards.com

AB	30
R	0
H	5
RBI	0
BB	2
SO	5
LOB	9



Batter	1	2	3	4	5	6	7	8	9
Rickey Henderson, R (1, 7) OBP: 0.414, SLG: 0.419	4-0 S 2B BB		0-3 K		0-0 FC5-2			0-3 K	
Mike Davis, L (1, 8) OBP: 0.320, SLG: 0.402	0-0 F9		0-3 K		0-0 4-3			0-0 SF8	
Garry Hancock, L (1, 9) OBP: 0.294, SLG: 0.432 Dwayne Murphy, L (9, 8) OBP: 0.314, SLG: 0.380	0-0 2-H 2B			0-0 6-3				0-0 F8	
Davey Lopes, R (1, 10) OBP: 0.341, SLG: 0.425	4-0 G4-6-3 BB			0-0 5-3				0-0 6-3	
Dan Meyer, L (1, 3) OBP: 0.230, SLG: 0.215	0-0 G4-6-3			0-0 F7				0-0 3-4-1	
Bill Almon, R (1, 5) OBP: 0.308, SLG: 0.374 Wayne Gross, L (9, 5) OBP: 0.303, SLG: 0.382		0-0 6-3			0-0 F8			0-0 6-3	
Donnie Hill, S (1, 6) OBP: 0.280, SLG: 0.348		0-0 F6			0-0 BB FC5-2 1B			0-0 F8	
Bob Kearney, R (1, 2) OBP: 0.318, SLG: 0.384		0-3 K			4-0 FC5-2 BB BB			0-0 6-3	
Tony Phillips, S (1, 4) OBP: 0.320, SLG: 0.313			0-3 K		4-0 FC5-2 BB			0-0 S SF8 2B	

Inning Stats	R: 1 E: 0 K: 0 S: 3	H: 1 LOB: 1 BB: 2 P: 11	R: 0 E: 0 K: 1 S: 5	H: 0 LOB: 0 BB: 0 P: 5	R: 0 E: 0 K: 3 S: 9	H: 0 LOB: 0 BB: 0 P: 9	R: 0 E: 0 K: 0 S: 3	H: 0 LOB: 0 BB: 0 P: 3	R: 0 E: 0 K: 0 S: 4	H: 1 LOB: 3 BB: 2 P: 12	R: 0 E: 0 K: 0 S: 3	H: 0 LOB: 0 BB: 0 P: 3	R: 0 E: 0 K: 0 S: 3	H: 0 LOB: 0 BB: 0 P: 3	R: 1 E: 0 K: 1 S: 6	H: 1 LOB: 0 BB: 0 P: 6
1B: 1 2B: 2 3B: 0 HR: 0	SF: 1 SAC: 0 DP: 1 HBP: 0	WP: 0 PB: 0 SB: 2 CS: 0														

PITCHER	IP	WLS	BF	H	R	ER	SO	BB	IBB	HBP	BLK	WP	HR	S	P	ERA	WHIP
Luis Leal, R (1, 1) ERA: 4.13	8.0	L	30	3	2	2	5	4	0	0	0	0	0	36	52	2.25	0.875

BOTTOM

Toronto Blue Jays @ Oakland Athletics
Oakland-Alameda County Coliseum, Oakland, CA

AB	25
R	2
H	3
RBI	2
BB	4
SO	5
LOB	10



WP	PA
0	30

Fri Sep 23 1983, 7:05 PM PDT
Att. 8,069 - Unknown

livebaseballscores.com

Batter	1	2	3	4	5	6	7	8	9	10	AB R H RBI BB SO LOB	TOP													
Dave Collins, S OBP: 0.349, SLG: 0.335 (1, 7) S	0-3 K		0-3 K		4-0 G1-6-3 BB		0-0 F8			0-0 F7	4 0 0 0 1 2 1														
Rance Mulliniks, L OBP: 0.375, SLG: 0.464 (1, 5) X	0-0 F4		0-0 G1-6-3 1B		0-0 G1-6-3 1-2f			0-3 K		0-0 4-3	5 0 1 0 0 1 3														
Lloyd Moseby, L OBP: 0.379, SLG: 0.510 (1, 8) X	0-0 1B		0-0 F8		0-0 F6			0-0 CS 1B			4 0 2 0 0 0 1														
Willie Upshaw, L OBP: 0.377, SLG: 0.517 (1, 3) X	0-0 G3		0-0 F8		0-0 1B SF8 1B			0-0 F9 1-2			4 1 1 0 0 0 3														
Jorge Orta, L OBP: 0.296, SLG: 0.413 (1, 10) S		0-3 K		0-0 F6		0-0 1B 1-3		0-0 F6		0-0 F6	4 0 1 0 0 1 0														
Ernie Whitt, L OBP: 0.340, SLG: 0.447 (1, 2) S		0-3 K		0-0 F5		0-0 SF8		0-0 F9		0-0 F9	3 0 0 1 0 1 0														
Jesse Barfield, R OBP: 0.295, SLG: 0.504 (1, 9) S		4-0 1B BB BB		0-3 K		0-0 6-3		0-0 CS 1B		0-0 CS 1B	3 0 1 0 1 1 1														
Tony Fernandez, S OBP: 0.310, SLG: 0.370 (1, 6) X		0-0 1B 1-3		0-0 E1 SH1-4		0-0 F5		0-0 CS		0-0 SH5-4 HBP	3 0 1 0 0 0 0														
Alfredo Griffin, S OBP: 0.284, SLG: 0.348 (1, 4) X		0-0 F6		0-0 SH1-4 1-2		0-0 6-3		0-0 SH5-4 1-2		0-0 SH5-4	2 0 0 0 0 0 2														
Inning Stats	R: 0 E: 0 K: 1 S: 6	H: 1 LOB: 1 BB: 0 P: 6	R: 0 E: 0 K: 2 S: 8	H: 1 LOB: 2 BB: 1 P: 12	R: 0 E: 0 K: 1 S: 6	H: 1 LOB: 1 BB: 0 P: 6	R: 0 E: 0 K: 1 S: 5	H: 0 LOB: 0 BB: 0 P: 5	R: 0 E: 1 K: 0 S: 3	H: 2 LOB: 1 BB: 1 P: 5	R: 0 E: 0 K: 0 S: 3	H: 0 LOB: 0 BB: 0 P: 3	R: 0 E: 0 K: 1 S: 5	H: 1 LOB: 0 BB: 0 P: 5	R: 0 E: 0 K: 0 S: 3	H: 1 LOB: 0 BB: 0 P: 3	R: 0 E: 0 K: 0 S: 3	H: 1 LOB: 0 BB: 0 P: 3	R: 0 E: 0 K: 0 S: 3	H: 0 LOB: 1 BB: 0 P: 4	1B: 7 2B: 0 3B: 0 HR: 0	SF: 1 SAC: 2 DP: 1 HBP: 1	WP: 0 PB: 0 SB: 0 CS: 2	PA: 39	
PITCHER Mike Warren, R ERA: 4.76 (1, 1)	IP 10.0	WLS W	BF 38	H 7	R 1	ER 1	SO 6	BB 2	IBB 0	HBP 1	BLK 0	WP 0	HR 0	S 47	P 56	ERA 0.90	WHIP 0.900								

Toronto Blue Jays @ Oakland Athletics
Oakland-Alameda County Coliseum, Oakland, CA

livebaseballscorecards.com

AB	32
R	1
H	7
RBI	1
BB	2
SO	6
LOB	11



Sat Sep 24 1983, 3:33 AM PDT
Att. 11,732 - Sunny

Batter	1	2	3	4	5	6	7	8	9	10	AB	R	H	RBI	BB	SO	LOB
Rickey Henderson, R OBP: 0.414, SLG: 0.419 (1, 7)	F3		5-3			1-3 S 1B		F8		2-H 1B	5	0	2	1	0	0	1
Mike Davis, L OBP: 0.317, SLG: 0.398 (1, 8)	F8			F9		1-2 K			4-3		4	0	0	0	0	1	2
Garry Hancock, L OBP: 0.290, SLG: 0.424 (1, 9)	F8			G3		G3			3-1		4	0	0	0	0	0	2
Davey Lopes, R OBP: 0.340, SLG: 0.426 (1, 4)		0-3 K		F8				F7		1B 2B	4	1	1	0	0	1	0
Dan Meyer, L OBP: 0.243, SLG: 0.229 (1, 3)		1B				G4-3 1B		5-3		E 2-H 1B	4	0	3	1	0	0	0
Jeff Burroughs, R OBP: 0.330, SLG: 0.371 (1, 10)		F9		G4-3		F4			E5		4	0	0	0	0	0	3
Mitchell Page, L OBP: 0.356, SLG: 0.293 (9, PR)						1-2f			1-3		0	0	0	0	0	0	0
Bill Almon, R OBP: 0.307, SLG: 0.373 (1, 5)		1-3		6-3				1B 1B	K		4	0	1	0	0	1	3
Bob Kearney, R OBP: 0.316, SLG: 0.381 (1, 2)			0-3 K					F4		SH3-4 1B	2	0	0	0	0	1	0
Wayne Gross, L OBP: 0.305, SLG: 0.384 (8, PH)								1-3 1B		1B	1	0	1	0	0	0	0
Rusty McNealy, L OBP: 0.305, SLG: 0.384 (8, PR)										1B	0	0	0	0	0	0	0
Darryl Cias, R OBP: 0.400, SLG: 0.389 (9, 2)										1B	1	1	1	0	0	0	0
Tony Phillips, S OBP: 0.320, SLG: 0.313 (1, 6)			F8			1B 1B		F7		SH3-4	3	0	1	0	0	0	1

Inning Stats	R: 0	H: 0	R: 0	H: 1	R: 0	H: 0	R: 0	H: 1	R: 0	H: 2	R: 0	H: 0	R: 0	H: 2	R: 1	H: 2	R: 1	H: 2	R: 0	H: 2	1B: 9	SF: 0	WP: 0	PA: 37	
E: 0	LOB: 0	E: 0	LOB: 1	E: 0	LOB: 0	E: 0	LOB: 0	E: 0	LOB: 2	E: 0	LOB: 0	E: 0	LOB: 0	E: 1	LOB: 2	E: 0	LOB: 1	E: 0	LOB: 1	K: 0	BB: 0	2B: 1	SAC: 1	PB: 0	
K: 0	BB: 0	K: 1	BB: 0	K: 0	BB: 0	K: 0	BB: 0	K: 1	BB: 0	K: 0	BB: 0	K: 0	BB: 0	K: 1	BB: 0	K: 0	BB: 0	K: 0	BB: 0	S: 3	P: 3	3B: 0	DP: 1	SB: 1	
S: 3	P: 3	S: 6	P: 6	S: 5	P: 5	S: 3	P: 3	S: 3	P: 3	S: 7	P: 7	S: 3	P: 3	S: 4	P: 4	S: 8	P: 8	S: 3	P: 3	HR: 0	HBP: 0	CS: 0			

PITCHER	IP	WLS	BF	H	R	ER	SO	BB	IBB	HBP	BLK	WP	HR	S	P	ERA	WHIP
Jim Clancy, R ERA: 3.72 (1, 1)	9.1	L	37	10	2	2	4	0	0	0	0	0	0	45	45	1.93	1.071

Toronto Blue Jays @ Oakland Athletics
Oakland-Alameda County Coliseum, Oakland, CA

Sat Sep 24 1983, 3:33 AM PDT
Att: 11,732 - Sunny

livebaseballscorecards.com

AB 36
R 2
H 10
RBI 2
BB 0
SO 4
LOB 12



Batter	1	2	3	4	5	6	7	8	9	AB	R	H	RBI	BB	SO	LOB	TOP										
Dave Collins, S (1, 7) OBP: 0.350, SLG: 0.336	0-0 F8	0-0 F7			0-0 1B			0-0 BB 1B	0-0 F1	5	1	2	0	0	0	3											
Rance Mulliniks, L (1, 5) OBP: 0.373, SLG: 0.469	0-0 F5		0-0 4-3		0-0 G3			0-0 F8	0-0 HR	5	1	1	3	0	0	2											
Lloyd Moseby, L (1, 8) OBP: 0.379, SLG: 0.508	0-0 4-3		0-0 F3				0-0 F7	4-0 BB 1B	0-0 WP 1B	4	1	1	0	1	0	0											
Willie Upshaw, L (1, 3) OBP: 0.377, SLG: 0.521		0-0 HR	0-0 G3				0-0 6-3	4-0 BB 1B	0-0 4-3	4	1	1	1	1	0	1											
Jorge Orta, L (1, 10) OBP: 0.293, SLG: 0.408 Cliff Johnson, R (8, PH) OBP: 0.374, SLG: 0.489		0-0 G3		0-0 F9			0-0 F8	0-0 F3	0-3 K	3	0	0	0	0	0	0											
Ernie Whitt, L (1, 2) OBP: 0.343, SLG: 0.449 George Bell, R (8, PH) OBP: 0.303, SLG: 0.423 Buck Martinez, R (8, 2) OBP: 0.339, SLG: 0.456		0-0 HR 1B		0-0 G6-4-3 1B			0-0 F4	1-2 2-3 3-H 1B		3	1	2	0	0	0	0											
Jesse Barfield, R (1, 9) OBP: 0.297, SLG: 0.512		0-0 HR		0-0 G6-4-3			0-0 1-3 1B	0-3 K		4	1	2	2	0	1	3											
Alfredo Griffin, S (1, 4) OBP: 0.286, SLG: 0.348		0-0 1B			0-0 F8			1-2 1-3	4-0 BB HR BB	3	1	1	0	1	0	1											
Tony Fernandez, S (1, 6) OBP: 0.303, SLG: 0.333		0-0 F7			0-0 5-3			0-0 4-3	4-0 HR BB	3	1	0	0	1	0	2											
Inning Stats	R: 0 E: 0 K: 0 S: 3	H: 0 LOB: 0 BB: 0 P: 3	R: 3 E: 0 K: 0 S: 7	H: 4 LOB: 1 BB: 0 P: 7	R: 0 E: 0 K: 0 S: 3	H: 0 LOB: 0 BB: 0 P: 3	R: 0 E: 0 K: 0 S: 3	H: 1 LOB: 0 BB: 0 P: 3	R: 0 E: 0 K: 0 S: 4	H: 1 LOB: 1 BB: 0 P: 4	R: 0 E: 0 K: 0 S: 3	H: 0 LOB: 0 BB: 0 P: 3	R: 0 E: 0 K: 0 S: 4	H: 1 LOB: 1 BB: 0 P: 4	R: 2 E: 0 K: 1 S: 7	H: 2 LOB: 2 BB: 2 P: 15	R: 3 E: 0 K: 1 S: 7	H: 2 LOB: 1 BB: 2 P: 15	1B: 8 2B: 0 3B: 0 HR: 3	SF: 0 SAC: 0 DP: 1 HBP: 0	WP: 1 PB: 0 SB: 1 CS: 0	PA: 41					
PITCHER	IP	WLS	BF	H	R	ER	SO	BB	IBB	HBP	BLK	WP	HR	S	P	ERA	WHIP										
Steve McCatty, R (1, 1) ERA: 3.94	7.1		31	8	5	5	0	2	0	0	0	0	2	29	37	6.14	1.364										
Tom Underwood, L (8, 1) ERA: 4.07	0.1		2	1	0	0	0	0	0	0	0	0	0	2	2	0.00	3.000										
Dave Beard, R (8, 1) ERA: 5.55	0.1		2	0	1	1	1	1	0	0	0	0	0	3	7	27.00	3.000										
Keith Atherton, R (9, 1) ERA: 2.89	0.1	L	3	1	2	2	0	1	0	0	0	0	1	2	6	54.00	6.000										
Gorman Heim Mueller, L (9, 1) ERA: 4.2	0.2		3	1	0	0	1	0	0	0	0	1	0	5	5	0.00	1.500										

Toronto Blue Jays @ Oakland Athletics
Oakland-Alameda County Coliseum, Oakland, CA
Sun Sep 25 1983, 3:33 AM PDT
Att. 14,650 - Sunny

livebaseballscorecards.com

AB	37
R	8
H	11
RBI	8
BB	4
SO	2
LOB	16



Batter	1	2	3	4	5	6	7	8	9	AB R H RBI BB SO LOB
Rickey Henderson, R (1, 7) OBP: 0.415, SLG: 0.419	0-0 1B		0-0 1B		0-0 1-3	4-0 BB			0-0 1-2f	4 0 2 1 1 0 2
Mike Davis, L (1, 8) OBP: 0.316, SLG: 0.394	0-3 1-2 K		0-0 1-2 F9		1-0 1B S HBP	0-0 1-3			0-0 E3	4 1 0 0 0 1 4
Garry Hancock, L (1, 9) OBP: 0.288, SLG: 0.420	0-0 F8		0-0 F8		0-0 1-3 3-H S 1B				0-0 G1	5 0 1 1 0 0 3
Davey Lopes, R (1, 4) OBP: 0.338, SLG: 0.423	0-3 K		0-0 F7		0-0 1-2 3-H				0-0 4-3	3 0 0 0 0 1 3
Luis Quinones, S (7, PH) OBP: 0.172, SLG: 0.222										1 0 0 0 0 0 0
Dan Meyer, L (1, 3) OBP: 0.249, SLG: 0.250		0-0 HR		0-0 F7		4-0 1B WP BB			0-0 6-3	3 2 1 1 1 0 0
Bill Almon, R (1, 5) OBP: 0.304, SLG: 0.369		0-0 F7		0-0 6-3		0-0 4-3			0-0 6-3	4 0 0 0 0 0 1
Wayne Gross, L (9, 5) OBP: 0.305, SLG: 0.384						1-2				0 0 0 0 0 0 0
Dave Hudgens, L (1, 10) OBP: 0.187, SLG: 0.167		0-0 F4		0-0 4-3					0-0 5-3	3 0 1 0 0 0 0
Rusty McNealy, L (6, PR)						2-3 1B WP 1B				1 1 0 0 0 0 0
Bob Kearney, R (1, 2) OBP: 0.313, SLG: 0.376		0-3 K			0-0 6-3	0-3 K			0-0 F4	4 0 0 0 0 2 1
Tony Phillips, S (1, 6) OBP: 0.327, SLG: 0.321			0-0 1B 2B		4-0 E S 1B BB	0-0 E S 1B 2-H			0-0 G6-3 1B	3 2 3 1 1 0 0

Inning Stats	R: 0	H: 1	E: 0	K: 2	S: 8	LOB: 1	BB: 0	P: 8	R: 1	H: 1	E: 0	K: 1	S: 6	LOB: 0	BB: 0	P: 6	R: 1	H: 2	E: 0	K: 0	S: 5	LOB: 1	BB: 0	P: 5	R: 0	H: 0	E: 0	K: 0	S: 3	LOB: 0	BB: 0	P: 3	R: 2	H: 1	E: 0	K: 0	S: 4	LOB: 1	BB: 1	P: 9	R: 2	H: 2	E: 0	K: 1	S: 7	LOB: 2	BB: 2	P: 15	R: 0	H: 0	E: 0	K: 0	S: 3	LOB: 0	BB: 0	P: 3	R: 0	H: 0	E: 0	K: 0	S: 3	LOB: 0	BB: 0	P: 3	R: 0	H: 1	E: 1	K: 0	S: 4	LOB: 1	BB: 0	P: 4	1B: 6	SF: 0	2B: 1	SAC: 0	3B: 0	DP: 1	HR: 1	HBP: 1	WP: 2	PA: 39
PITCHER	IP	WLS	BF	H	R	ER	SO	BB	IBB	HBP	BLK	WP	HR	S	P	ERA	WHIP																																																																	
Dave Stieb, R (1, 1) ERA: 3.14	5.2		27	7	6	6	4	2	0	1	0	2	1	32	41	9.53	1.588																																																																	
Jim Acker, R (6, 1) ERA: 4.34	3.1	W	12	1	0	0	0	1	0	0	0	0	0	11	15	0.00	0.600																																																																	

Toronto Blue Jays @ Oakland Athletics
Oakland-Alameda County Coliseum, Oakland, CA
 Sun Sep 25 1983, 3:33 AM PDT
 Att. 14,650 - Sunny

AB	35
R	6
H	8
RBI	4
BB	3
SO	4
LOB	14



Batter	1	2	3	4	5	6	7	8	9	AB R H RBI BB SO LOB	TOP		
Rudy Law, L (1, 8) OBP: 0.346, SLG: 0.375 Ron Kittle, R (9, PH) OBP: 0.315, SLG: 0.503 (9, 8)	4-0 4-3 S 2B BB	0-0 5-3		0-0 4-3			4-0 BB 1B BB		0-0 F8	2 1 0 0 2 0 3 1 0 0 0 0 0 0			
Carlton Fisk, R (1, 2) OBP: 0.357, SLG: 0.518	0-0 4-3 1-3		0-3 K		0-0 2B 1B	0-3 K	0-3 K		0-0 G3	5 1 1 0 0 2 2			
Harold Baines, L (1, 9) OBP: 0.335, SLG: 0.446	0-0 HR 2B		0-0 F4		0-0 F9	0-3 K	0-3 K			4 1 1 1 0 1 2			
Greg Luzinski, R (1, 3) OBP: 0.351, SLG: 0.497 Mike Squires, L (7, 3) OBP: 0.316, SLG: 0.262	0-0 F7		0-0		0-0 1B 2B	4-0 1B BB	4-0 1B BB			3 0 2 1 1 0 1 0 0 0 0 0 0 0			
Greg Walker, L (1, 10) OBP: 0.335, SLG: 0.447 Tom Paciorek, R (7, PH) OBP: 0.339, SLG: 0.451	0-0 HR		0-0 F7		0-0 6-3	0-0 1B	0-0 1B			3 1 1 2 0 0 2 1 0 1 0 0 0 0			
Jerry Hairston, S (1, 7) OBP: 0.379, SLG: 0.500	0-0 4-3			0-0 1-3 1B	0-0 4-1			0-3 K		4 0 1 0 0 1 1			
Scott Fletcher, R (1, 6) OBP: 0.320, SLG: 0.369				0-0 1-3 1B		0-0 1-3		0-0 6-3		4 0 1 0 0 0 1			
Vance Law, R (1, 5) OBP: 0.323, SLG: 0.344 Aurelio Rodriguez, R (7, 5) OBP: 0.115, SLG: 0.105				0-3 K		0-0 F3		0-3 K		2 0 0 0 1 1 1 1 0 0 0 0 1 0			
Julio Cruz, S (1, 4) OBP: 0.314, SLG: 0.325				0-0 4-3		0-3 K			0-3 K	4 0 0 0 0 2 3			
Inning Stats	R: 3 H: 2 E: 0 LOB: 0 K: 0 BB: 1 S: 5 P: 9	R: 0 H: 1 E: 1 LOB: 1 K: 1 BB: 0 S: 6 P: 6	R: 0 H: 1 E: 0 LOB: 1 K: 1 BB: 0 S: 6 P: 6	R: 0 H: 1 E: 0 LOB: 2 K: 1 BB: 1 S: 6 P: 10	R: 1 H: 2 E: 0 LOB: 1 K: 0 BB: 0 S: 5 P: 5	R: 0 H: 0 E: 0 LOB: 0 K: 0 BB: 0 S: 3 P: 3	R: 0 H: 1 E: 0 LOB: 2 K: 2 BB: 2 S: 7 P: 15	R: 0 H: 0 E: 0 LOB: 0 K: 2 BB: 0 S: 7 P: 7	R: 0 H: 0 E: 0 LOB: 0 K: 1 BB: 0 S: 5 P: 5	1B: 5 SF: 0 2B: 2 SAC: 0 3B: 0 DP: 0 HR: 1 HBP: 0	WP: 0 PA: 38 PB: 0 SB: 1 CS: 0		
PITCHER	IP WLS BF H R ER SO BB IBB HBP BLK WP HR S P ERA WHIP											PITCHER	IP WLS BF H R ER SO BB IBB HBP BLK WP HR S P ERA WHIP
Chris Codioli, R (1, 1) ERA: 4.46 Tom Underwood, L (7, 1) ERA: 3.98	6.0 28 7 4 4 3 3 0 0 0 0 1 31 43 6.00 1.667												

Chicago White Sox @ Oakland Athletics
Oakland-Alameda County Coliseum, Oakland, CA
Tue Sep 27 1983, 7:05 PM PDT
Att. 7,876 - Unknown

AB	34
R	4
H	8
RBI	4
BB	4
SO	8
LOB	16



Batter	1	2	3	4	5	6	7	8	9	AB	R	H	RBI	BB	SO	LOB
Rickey Henderson, R (1, 7) OBP: 0.414, SLG: 0.417	0-0 F8	0-3 K		0-0 1B		0-0 FC5-2		0-0 6-3		5	0	1	1	0	1	4
Tony Phillips, S (1, 6) OBP: 0.325, SLG: 0.317	0-0 F9		0-0 F8	0-3 K		4-0 IBB		0-0 F8		4	0	0	0	1	1	2
Mike Heath, R (1, 2) OBP: 0.318, SLG: 0.376	0-0 F9		0-0 1-3		0-0 F8	0-0 F4			0-0 6-3	5	0	0	0	0	0	3
Jeff Burroughs, R (1, 10) OBP: 0.336, SLG: 0.378 Rusty McNealy, L (9, PR)		0-0 FC4-6 1B 2B 1B	4-0 FC5-4 BB		0-0 3B	0-0 FC5 2-3f			4-0 E 1B 1B BB	3	1	2	0	2	0	3
Bill Almon, R (1, 5) OBP: 0.303, SLG: 0.367 Wayne Gross, L (7, PH) OBP: 0.308, SLG: 0.386 (8, 5)		0-0 F7	0-0 FC5-4 1-2f		0-0 5-3		BB BB BB 0-0 1B SH1-4 BB		0-0 1B E 1B	3	0	0	0	0	0	3
Mike Davis, L (1, 9) OBP: 0.315, SLG: 0.393		0-0 FC4-6 1-2 1B		0-0 4-1	0-0 3-1		BB BB BB 0-0 SH1-4 1-2		0-0 E4 1B	4	0	1	0	0	0	3
Rick Peters, S (1, 8) OBP: 0.335, SLG: 0.333		0-0 FC4-6 1-2f 2-3 2B		0-0 F9		0-0 1B E 1B	0-0 G6-4-3 2-3 1B		0-0 1B	5	2	3	1	0	0	2
Dan Meyer, L (1, 3) OBP: 0.261, SLG: 0.255 Carney Lansford, R (7, PH) OBP: 0.358, SLG: 0.477 Dave Hudgens, L (8, 3) OBP: 0.187, SLG: 0.167		4-0 2B 1-2 BB		4-0 1B 1B BB		0-0 E 1-2 FC5-2 1B	0-0 G6-4-3 1-2f			1	1	1	0	2	0	0
Luis Quinones, S (1, 4) OBP: 0.242, SLG: 0.323		0-0 1-3 2-H 3-H 2B		0-0 1B		0-0 E5 FC5-2 1-3 2-H 1B		0-0 6-3		1	0	0	0	0	0	0

Inning Stats	R: 0	H: 0	E: 0	K: 0	S: 3	H: 0	LOB: 0	BB: 0	P: 3	R: 2	H: 3	E: 0	K: 1	S: 8	H: 0	LOB: 1	BB: 1	P: 12	R: 0	H: 0	E: 0	K: 0	S: 3	R: 1	H: 2	E: 0	K: 1	S: 7	H: 1	LOB: 1	BB: 0	P: 4	R: 0	H: 1	E: 1	K: 0	S: 6	H: 3	LOB: 3	BB: 1	P: 10	R: 0	H: 1	E: 0	K: 0	S: 3	H: 0	LOB: 0	BB: 0	P: 3	R: 1	H: 2	E: 1	K: 0	S: 4	H: 0	LOB: 3	BB: 1	P: 8	1B: 10	SF: 0	2B: 1	SAC: 1	3B: 1	DP: 1	HR: 0	HBP: 0	WP: 0	PA: 43
--------------	------	------	------	------	------	------	--------	-------	------	------	------	------	------	------	------	--------	-------	-------	------	------	------	------	------	------	------	------	------	------	------	--------	-------	------	------	------	------	------	------	------	--------	-------	-------	------	------	------	------	------	------	--------	-------	------	------	------	------	------	------	------	--------	-------	------	--------	-------	-------	--------	-------	-------	-------	--------	-------	--------

PITCHER	IP	WLS	BF	H	R	ER	SO	BB	IBB	HBP	BLK	WP	HR	S	P	ERA	WHIP
Floyd Bannister, L (1, 1) ERA: 3.47	5.0		24	6	3	3	2	3	3	0	0	0	0	25	37	5.40	1.800
Salome Barojas, R (6, 1) ERA: 2.49	1.0		8	3	1	1	0	1	1	0	0	0	0	6	14	9.00	4.000
Juan Agosto, L (7, 1) ERA: 4.35	0.1		2	1	0	0	0	0	0	0	0	0	0	2	2	0.00	3.000
Dick Tidrow, R (7, 1) ERA: 3.94	2.0	L	6	0	1	1	0	1	0	0	0	0	0	5	9	4.50	0.500
Guy Hoffman, L (9, 1) ERA: 7.5	0.0		3	2	0	0	0	0	0	0	0	0	0	3	3	∞	∞


BOTTOM


Chicago White Sox @ Oakland Athletics
Oakland-Alameda County Coliseum, Oakland, CA

Tue Sep 27 1983, 7:05 PM PDT
Att. 7,876 - Unknown

livebaseballscorecards.com

AB	36
R	5
H	12
RBI	4
BB	6
SO	2
LOB	22



Batter	1	2	3	4	5	6	7	8	9	AB R H RBI BB SO LOB	TOP											
Dave Stegman, R (1, 8) <small>OBP: 0.302, SLG: 0.216</small> Rudy Law, L (6, PH) <small>OBP: 0.345, SLG: 0.373</small> (6, 8)	0-0 F9		4-0 BB	0-0 F8		0-0 5-3		0-0 F7		2 0 0 0 1 0 3 2 0 0 0 0 0 2												
Marc Hill, R (1, 2) <small>OBP: 0.275, SLG: 0.293</small> Greg Walker, L (6, PH) <small>OBP: 0.334, SLG: 0.446</small> Joel Skinner, R (6, 2) <small>OBP: 0.300, SLG: 0.300</small>	0-0 F8		0-0 F9		0-0 F4	0-0 L8		0-0 5-3	3 0 0 0 0 0 1 1 0 0 0 0 0 1 1 0 0 0 0 0 0													
Tom Paciorek, R (1, 9) <small>OBP: 0.344, SLG: 0.457</small>	0-0 PB 2B			4-0 3B BB	0-0 HR 1B		0-0 S 1B		0-0 L7	4 2 3 0 1 0 0												
Greg Luzinski, R (1, 10) <small>OBP: 0.352, SLG: 0.502</small> Casey Parsons, L (9, PR) <small>OBP: 0.600, SLG: 0.333</small>	0-0 F3 2-3			0-0 F3	0-0 HR		0-3 K 1-2		0-0 1B	5 1 2 2 0 1 3 0 0 0 0 0 0 0												
Ron Kittle, R (1, 7) <small>OBP: 0.315, SLG: 0.505</small>		4-0 FC6-4 BB		0-0 1B 3B	0-0 F6		0-3 K		0-0 F7	4 1 1 1 1 1 2												
Chris Nyman, R (1, 3) <small>OBP: 0.394, SLG: 0.500</small>		0-0 FC6-4 G6-4-3 1-2f		0-0 BB 1B 1B HR			0-0 F6			4 1 2 2 0 0 2												
Aurelio Rodriguez, R (1, 5) <small>OBP: 0.122, SLG: 0.113</small>		0-0 G6-4-3 1-2f		0-0 F9	0-3 K					4 0 1 0 0 1 2												
Jerry Dybzinski, R (1, 6) <small>OBP: 0.283, SLG: 0.291</small> Jerry Hairston, S (8, PH) <small>OBP: 0.377, SLG: 0.496</small> Scott Fletcher, R (8, 6) <small>OBP: 0.320, SLG: 0.369</small>			0-0 4-3	0-0 BB 1-2 1B		0-0 6-3		0-0 5-3 1B	3 0 1 0 0 0 0 1 0 0 0 0 0 1 0 0 0 0 0 0 0	AB 37 R 5 H 11 RBI 5 BB 4 SO 3 LOB 18												
Julio Cruz, S (1, 4) <small>OBP: 0.315, SLG: 0.325</small>			0-0 F7	4-0 1-2 2-3 BB		0-0 5-3 S 1B		0-0 4-3	3 0 1 0 1 0 1													
Inning Stats	R: 0 E: 0 K: 0 S: 4	H: 1 LOB: 1 BB: 0 P: 4	R: 0 E: 0 K: 0 S: 2	H: 0 LOB: 0 BB: 1 P: 6	R: 0 E: 0 K: 0 S: 3	H: 0 LOB: 1 BB: 1 P: 7	R: 2 E: 0 K: 0 S: 6	H: 3 LOB: 3 BB: 2 P: 14	R: 3 E: 0 K: 1 S: 8	H: 3 LOB: 0 BB: 0 P: 8	R: 0 E: 0 K: 0 S: 4	H: 1 LOB: 1 BB: 0 P: 4	R: 0 E: 0 K: 2 S: 8	H: 1 LOB: 1 BB: 0 P: 8	R: 0 E: 0 K: 0 S: 4	H: 1 LOB: 1 BB: 0 P: 4	R: 0 E: 0 K: 0 S: 4	H: 1 LOB: 1 BB: 0 P: 4	1B: 7 2B: 1 3B: 1 HR: 2	SF: 0 SAC: 0 DP: 1 HBP: 0	WP: 0 PB: 1 SB: 2 CS: 0	PA: 41
PITCHER	IP WLS BF H R ER SO BB IBB HBP BLK WP HR S P ERA WHIP																					
Tim Conroy, L (1, 1) <small>ERA: 3.94</small> Ed Farmer, R (5, 1) <small>ERA: 5.45</small>	4.2 L	24 7 5 0 4	7 5 5 0 0	5 5 0 3 0	0 4 0 0 0	0 0 0 0 0	0 0 0 0 0	0 0 0 0 0	0 0 0 0 0	0 2 20 36	9.64 2.357											

Chicago White Sox @ Oakland Athletics
Oakland-Alameda County Coliseum, Oakland, CA
Wed Sep 28 1983, 3:33 AM PDT
Att. 6,705 - Unknown

livebaseballscorecards.com

Batter	1	2	3	4	5	6	7	8	9	AB R H RBI BB SO LOB
Rick Peters, S (1, 8) OBP: 0.331, SLG: 0.329	0-0 1-3	0-3 K			0-0 4-3		0-0 F3		0-0 G4-6-3 1B	5 0 1 0 0 1 2
Mike Davis, L (1, 9) OBP: 0.318, SLG: 0.398	0-0 2B	0-3 K			0-0 1B		0-0 BB 1B		0-0 G4-6-3 1-2f	5 0 3 0 0 1 3
Davey Lopes, R (1, 4) OBP: 0.337, SLG: 0.420	0-0 F6		0-0 5-3		0-3 K		4-0 1-2 BB		0-0 6-3	4 0 0 0 1 1 2
Dan Meyer, L (1, 3) OBP: 0.268, SLG: 0.258 Rickey Henderson, R (7, PH) OBP: 0.413, SLG: 0.416 (8, 7)	0-0 F5		0-0 G6-3 1B		4-0 BB BB		0-0 F3			2 0 1 0 1 0 1 1 0 0 0 0 0 2
Mike Heath, R (1, 2) OBP: 0.317, SLG: 0.373		4-0 1B 1B BB	0-0 G6-3		0-3 K		0-0 B2-3			3 1 0 0 1 1 2
Garry Hancock, L (1, 7) OBP: 0.290, SLG: 0.421 Bill Almon, R (6, PH) OBP: 0.303, SLG: 0.366 (7, 7) (8, 3)		0-0 1B 2B 1B		0-0 F9		4-0 1-2 BB		0-0 5-3		2 1 1 0 0 0 0 1 0 0 0 1 0 0
Jeff Burroughs, R (1, 10) OBP: 0.339, SLG: 0.380 Rusty McNealy, L (8, PR)		0-0 2B 1-2 3-H 1B		4-0 FC3-6 BB		0-3 K		0-0 2B 1B		3 0 2 1 1 1 2 0 1 0 0 0 0 0
Wayne Gross, L (1, 5) OBP: 0.309, SLG: 0.389 Carney Lansford, R (6, PH) OBP: 0.357, SLG: 0.475 Donnie Hill, S (7, 6) OBP: 0.280, SLG: 0.348 Tony Phillips, S (8, PH) OBP: 0.327, SLG: 0.322 (9, 6)		0-0 1-3 2-H 2B		0-0 FC3-6 CS		0-3 K		0-0 1-H 2B		2 0 1 1 0 0 1 1 0 0 0 0 1 2 0 0 0 0 0 0 0 1 0 1 1 0 0 0
Luis Quinones, S (1, 6) OBP: 0.216, SLG: 0.286 (7, 5)		0-0 F7		0-0 CS	0-0 1-3		0-0 6-3	0-0 G3		4 0 0 0 0 0 4

Inning Stats	R: 0 E: 0 K: 0 S: 4	H: 1 LOB: 1 BB: 0 P: 4	R: 2 E: 0 K: 2 S: 10	H: 3 LOB: 2 BB: 1 P: 14	R: 0 E: 0 K: 0 S: 3	H: 1 LOB: 0 BB: 0 P: 3	R: 0 E: 0 K: 0 S: 2	H: 0 LOB: 0 BB: 1 P: 6	R: 0 E: 0 K: 1 S: 6	H: 1 LOB: 1 BB: 0 P: 6	R: 0 E: 0 K: 3 S: 9	H: 0 LOB: 2 BB: 2 P: 17	R: 0 E: 0 K: 0 S: 4	H: 1 LOB: 2 BB: 1 P: 8	R: 1 E: 0 K: 0 S: 5	H: 2 LOB: 2 BB: 0 P: 5	R: 0 E: 0 K: 0 S: 3	H: 1 LOB: 0 BB: 0 P: 3	1B: 7 2B: 3 3B: 0 HR: 0	SF: 0 SAC: 0 DP: 2 HBP: 0
--------------	------------------------------	---------------------------------	-------------------------------	----------------------------------	------------------------------	---------------------------------	------------------------------	---------------------------------	------------------------------	---------------------------------	------------------------------	----------------------------------	------------------------------	---------------------------------	------------------------------	---------------------------------	------------------------------	---------------------------------	----------------------------------	------------------------------------

PITCHER	IP	WLS	BF	H	R	ER	SO	BB	IBB	HBP	BLK	WP	HR	S	P	ERA	WHIP
Richard Dotson, R (1, 1) ERA: 3.3	5.0	W	21	6	2	2	3	2	0	0	0	0	0	25	33	3.60	1.600
Jerry Koosman, L (6, 1) ERA: 4.84	2.0		10	1	0	0	3	3	0	0	0	0	0	13	25	0.00	2.000
Dennis Lamp, R (8, 1) ERA: 3.77	2.0	S	8	3	1	1	0	0	0	0	0	0	0	8	8	4.50	1.500


BOTTOM

Chicago White Sox @ Oakland Athletics
Oakland-Alameda County Coliseum, Oakland, CA

Wed Sep 28 1983, 3:33 AM PDT
Att. 6,705 - Unknown

livebaseballscorecards.com

AB	34
R	3
H	10
RBI	3
BB	5
SO	6
LOB	21



WP: 0	PA: 40
PB: 0	
SB: 0	
CS: 1	

Batter	1	2	3	4	5	6	7	8	9	AB R H RBI BB SO LOB	TOP											
Rudy Law, L (1, 8) OBP: 0.342, SLG: 0.370	0-0 4-3			0-0 F7		0-0 6-3			0-3 K	4 0 0 0 0 1 1												
Carlton Fisk, R (1, 2) OBP: 0.354, SLG: 0.514	0-3 K			0-0 F7			0-3 K		0-0 F7	4 0 0 0 0 2 1												
Harold Baines, L (1, 9) OBP: 0.334, SLG: 0.443	0-0 F8			0-0 F9			0-0 F7			3 0 0 0 0 0 0												
Greg Luzinski, R (1, 10) OBP: 0.350, SLG: 0.499		0-0 F8			0-0 F9		0-0 F3			3 0 0 0 0 0 0												
Tom Paciorek, R (1, 3) OBP: 0.344, SLG: 0.455		0-0 F5			4-0 BB			0-0 F8		2 0 0 0 1 0 0												
Ron Kittle, R (1, 7) OBP: 0.314, SLG: 0.502		0-3 K2-3			0-3 K			0-0 6-3		3 0 0 0 0 2 1												
Aurelio Rodriguez, R (1, 5) OBP: 0.119, SLG: 0.110 Mike Squires, L (8, PH) OBP: 0.314, SLG: 0.260 Jerry Dybzinski, R (8, 5) OBP: 0.283, SLG: 0.291			0-0 6-3		0-0 1-3			0-0 F9		2 0 0 0 0 0 1 1 0 0 0 0 0 0 0 0 0 0 0 0 0												
Scott Fletcher, R (1, 6) OBP: 0.322, SLG: 0.368 Jerry Hairston, S (9, PH) OBP: 0.381, SLG: 0.496			4-0 CS BB			0-0 F9			4-0 BB	1 0 0 0 1 0 0 0 0 0 0 1 0 0												
Tim Hulett, R (1, 4) OBP: 0.200, SLG: 0.200 Greg Walker, L (9, PH) OBP: 0.333, SLG: 0.444			0-0 F3			0-0 F7			0-0 F8	2 0 0 0 0 0 1 1 0 0 0 0 0 1												
Inning Stats	R: 0 E: 0 K: 1 S: 5	H: 0 LOB: 0 BB: 0 P: 5	R: 0 E: 0 K: 1 S: 5	H: 0 LOB: 0 BB: 0 P: 5	R: 0 E: 0 K: 0 S: 2	H: 0 LOB: 0 BB: 1 P: 6	R: 0 E: 0 K: 0 S: 3	H: 0 LOB: 0 BB: 0 P: 3	R: 0 E: 0 K: 1 S: 5	H: 0 LOB: 0 BB: 0 P: 5	R: 0 E: 0 K: 0 S: 3	H: 0 LOB: 0 BB: 0 P: 3	R: 0 E: 0 K: 1 S: 5	H: 0 LOB: 0 BB: 0 P: 3	R: 0 E: 0 K: 0 S: 5	H: 0 LOB: 1 BB: 1 P: 9	R: 0 E: 0 K: 1 S: 5	H: 0 LOB: 1 BB: 1 P: 9	1B: 0 2B: 0 3B: 0 HR: 0	SF: 0 SAC: 0 DP: 0 HBP: 0	WP: 0 PB: 0 SB: 0 CS: 1	PA: 29
PITCHER Mike Warren, R (1, 1) ERA: 4.11	IP: 9.0 WLS: W BF: 29 H: 0 R: 0 ER: 0 SO: 5 BB: 3 IBB: 0 HBP: 0 BLK: 0 WP: 0 HR: 0 S: 36 P: 48 ERA: 0.00 WHIP: 0.333											PITCHER IP: 9.0 WLS: W BF: 29 H: 0 R: 0 ER: 0 SO: 5 BB: 3 IBB: 0 HBP: 0 BLK: 0 WP: 0 HR: 0 S: 36 P: 48 ERA: 0.00 WHIP: 0.333										

Chicago White Sox @ Oakland Athletics
Oakland-Alameda County Coliseum, Oakland, CA

Thu Sep 29 1983, 7:05 PM PDT
Att. 9,058 - Unknown

livebaseballscorecards.com

AB	26
R	0
H	0
RBI	0
BB	3
SO	5
LOB	6



Batter	1	2	3	4	5	6	7	8	9
Rickey Henderson, R (1, 7) OBP: 0.413, SLG: 0.416	0-0 2-3 2B 1B		4-0 CS BB		0-0 F9		0-0 F8		
Rick Peters, S (1, 8) OBP: 0.330, SLG: 0.327	0-0 2-3 1-2		0-0 F9		0-0 1B			0-0 5-3	
Davey Lopes, R (1, 4) Mike Davis, L (8, 9) OBP: 0.339, SLG: 0.425 OBP: 0.320, SLG: 0.398	0-0 4-3 2-H 2B		0-0 HR 2B			0-0 F8		1-0 CS HBP	
Jeff Burroughs, R (1, 10) Rusty McNealy, L (8, PR) OBP: 0.341, SLG: 0.389	0-0 4-3 2-3		0-0 HR			0-0 5-3		0-0 FC6-4 1B	
Mike Heath, R (1, 2) OBP: 0.316, SLG: 0.374	0-0 5-3		0-0 F9			0-0 2B		0-0 FC6-4 1-2f	
Bill Almon, R (1, 5) Wayne Gross, L (9, 5) OBP: 0.304, SLG: 0.364 OBP: 0.309, SLG: 0.389		0-0 5-3		0-0 F8		4-0 FC6-4 IBB			
Tony Phillips, S (1, 6) (8, 4) OBP: 0.325, SLG: 0.319		0-3 K		0-0 F8		0-0 FC6-4 1-2f			
Dan Meyer, L (1, 3) OBP: 0.269, SLG: 0.255		4-0 BB		0-0 4-3			0-0 F7		
Luis Quinones, S (1, 9) Donnie Hill, S (8, 6) OBP: 0.200, SLG: 0.263 OBP: 0.280, SLG: 0.348		0-0 F8			0-3 K		0-0 5-3		

Inning Stats	R: 1 E: 0 K: 0 S: 5	H: 2 LOB: 1 BB: 0 P: 5	R: 0 E: 0 K: 1 S: 5	H: 0 LOB: 1 BB: 1 P: 9	R: 2 E: 0 K: 0 S: 4	H: 2 LOB: 0 BB: 1 P: 8	R: 0 E: 0 K: 0 S: 3	H: 0 LOB: 0 BB: 0 P: 3	R: 0 E: 0 K: 1 S: 5	H: 1 LOB: 1 BB: 0 P: 5	R: 0 E: 0 K: 0 S: 4	H: 1 LOB: 2 BB: 1 P: 8	R: 0 E: 0 K: 0 S: 3	H: 0 LOB: 0 BB: 0 P: 3	R: 0 E: 0 K: 0 S: 3	H: 1 LOB: 1 BB: 0 P: 4
1B: 3 2B: 3 3B: 0 HR: 1	SF: 0 SAC: 0 DP: 0 HBP: 1	WP: 0 PA: 32														

PITCHER	IP	WLS	BF	H	R	ER	SO	BB	IBB	HBP	BLK	WP	HR	S	P	ERA	WHIP
Britt Burns, L (1, 1) ERA: 3.58	8.0	L	32	7	3	3	2	2	1	1	0	0	1	32	45	3.38	1.125


BOTTOM

Chicago White Sox @ Oakland Athletics
Oakland-Alameda County Coliseum, Oakland, CA

Thu Sep 29 1983, 7:05 PM PDT
Att. 9,058 - Unknown

livebaseballscorecards.com

AB	28
R	3
H	7
RBI	3
BB	3
SO	2
LOB	8



Batter	1	2	3	4	5	6	7	8	9	AB R H RBI BB SO LOB	TOP											
Willie Wilson, S OBP: 0.316, SLG: 0.352 (1, 8) X	0-0 6-3		0-0 3-1		0-0 4-3		0-0 F5		0-0 F3	5 0 0 0 0 0 1	Kansas City Royals @ Oakland Athletics Oakland-Alameda County Coliseum, Oakland, CA Sat Oct 01 1983, 3:33 AM PDT Overcast livebaseballscorecards.com											
Pat Sheridan, L OBP: 0.309, SLG: 0.382 (1, 9) X	0-0 4-3		0-0 S 1B		0-0 HR 1B		0-0 6-3		0-3 K	5 1 2 0 0 1 0												
George Brett, L OBP: 0.383, SLG: 0.563 (1, 3) X	0-0 3-1		0-0 F7 1-2		0-0 HR 1-H		0-0 1B 2B		0-0 1B 2B	4 2 2 2 0 0 1												
Willie Aikens, L OBP: 0.377, SLG: 0.544 (1, 10) X		0-0 1B 1B		0-0 4-3		0-0 HR		0-0 1B 1B		4 1 3 2 0 0 0												
Frank White, R OBP: 0.284, SLG: 0.406 (1, 4) X		0-0 F7		0-3 K		0-0 F8		0-3 K		4 0 0 0 0 2 2												
Butch Davis, R OBP: 0.347, SLG: 0.482 (1, 7) X		0-0 1-2 1B		0-0 F9		0-0 E6 1B		0-0 1-2 1B		4 0 3 0 0 0 0												
Don Slaught, R OBP: 0.333, SLG: 0.386 (1, 2) X		0-0 F7		0-0 5-3		0-0 F9		0-3 K		4 0 0 0 0 1 5												
Onix Concepcion, R OBP: 0.283, SLG: 0.321 (1, 5) X		0-0 F9		0-0 E9		0-0 F8		0-0 F3		3 0 0 0 0 0 3												
Hal McRae, R OBP: 0.373, SLG: 0.464 (8, PH)										1 0 0 0 0 0 2												
Greg Pryor, R OBP: 0.250, SLG: 0.269 (8, 5)										0 0 0 0 0 0 0												
U L Washington, S OBP: 0.298, SLG: 0.320 (1, 6) X			0-0 6-3		0-0 F1		0-0 F7		0-0 F5	4 0 0 0 0 0 1												
Inning Stats	R: 0 E: 0 K: 0 S: 3	H: 0 LOB: 0 BB: 0 P: 3	R: 0 E: 0 K: 0 S: 5	H: 2 LOB: 2 BB: 0 P: 5	R: 0 E: 0 K: 0 S: 4	H: 1 LOB: 1 BB: 0 P: 4	R: 0 E: 0 K: 1 S: 5	H: 0 LOB: 0 BB: 0 P: 5	R: 0 E: 1 K: 0 S: 4	H: 0 LOB: 1 BB: 0 P: 4	R: 3 E: 1 K: 0 S: 7	H: 4 LOB: 1 BB: 0 P: 7	R: 0 E: 0 K: 0 S: 3	H: 0 LOB: 0 BB: 0 P: 3	R: 1 E: 0 K: 2 S: 10	H: 3 LOB: 2 BB: 0 P: 10	R: 0 E: 0 K: 1 S: 5	H: 0 LOB: 0 BB: 0 P: 5	1B: 7 2B: 1 3B: 0 HR: 2	SF: 0 SAC: 0 DP: 0 HBP: 0	WP: 0 PB: 0 SB: 1 CS: 0	PA: 38
PITCHER	IP WLS BF H R ER SO BB IBB HBP BLK WP HR S P ERA WHIP																					
Steve McCatty, R ERA: 3.99 (1, 1)	7.0 L 31 9 4 4 1 0 0 0 0 0 0 2 33 33 5.14 1.286																					
Dave Beard, R ERA: 5.46 (8, 1)	1.0 4 1 0 0 2 0 0 0 0 0 0 8 8 0.00 1.000																					
Keith Atherton, R ERA: 2.85 (9, 1)	1.0 3 0 0 0 1 0 0 0 0 0 0 5 5 0.00 0.000																					

Batter	1	2	3	4	5	6	7	8	9	AB	R	H	RBI	BB	SO	LOB
Rickey Henderson, R (1, 7) OBP: 0.412, SLG: 0.415	0-0 F4		0-0 1B		0-0 F8			0-0 F9		4	1	1	0	0	0	0
Rick Peters, S (1, 8) OBP: 0.333, SLG: 0.331	0-0 BB		0-0 6-3 1B		0-0 5-3			0-0 5-3		4	0	2	0	0	0	0
Davey Lopes, R (1, 4) OBP: 0.342, SLG: 0.426	4-0 1-2 BB		0-0 6-3 1B		4-0 G5-4-3 BB			0-0 6-3		2	0	1	1	2	0	0
Jeff Burroughs, R (1, 10) OBP: 0.339, SLG: 0.386	0-3 K		0-0 6-3		0-0 G5-4-3			0-0 F8		3	0	0	0	0	1	5
Garry Hancock, L (9, PH) OBP: 0.288, SLG: 0.419			1-2 2-3		1-2					1	0	0	0	0	0	0
Mike Heath, R (1, 2) OBP: 0.316, SLG: 0.373	0-3 K		0-0 5-3		0-0			0-0 5-3		4	0	1	0	0	1	4
Mike Davis, L (1, 9) OBP: 0.317, SLG: 0.394		0-0 F7		0-0 F6		0-0 F8		0-0 K		4	0	0	0	0	1	1
Bill Almon, R (1, 5) OBP: 0.302, SLG: 0.363		0-0 F8		0-0 F4			0-0 F8			2	0	0	0	0	0	0
Wayne Gross, L (7, PH) OBP: 0.309, SLG: 0.388										1	0	0	0	0	0	0
Dan Meyer, L (1, 3) OBP: 0.265, SLG: 0.250		0-0 6-3		0-0 F7				0-0 6-3		3	0	0	0	0	0	0
Tony Phillips, S (1, 6) OBP: 0.322, SLG: 0.317			0-0 6-3		0-0 5-3			0-0 6-3		3	0	0	0	0	0	0

Inning Stats	R: 0	H: 1	E: 0	K: 2	S: 8	LOB: 2	BB: 1	P: 12
	R: 0	H: 0	E: 0	K: 0	S: 3 <td>LOB: 0</td> <td>BB: 0</td> <td>P: 3 </td>	LOB: 0	BB: 0	P: 3
	R: 1	H: 3	E: 0	K: 0	S: 6 <td>LOB: 2</td> <td>BB: 0</td> <td>P: 6 </td>	LOB: 2	BB: 0	P: 6
	R: 0	H: 0	E: 0	K: 0	S: 3 <td>LOB: 0</td> <td>BB: 0</td> <td>P: 3 </td>	LOB: 0	BB: 0	P: 3
	R: 0	H: 0	E: 0	K: 0	S: 3 <td>LOB: 0</td> <td>BB: 0</td> <td>P: 3 </td>	LOB: 0	BB: 0	P: 3
	R: 0	H: 1	E: 0	K: 0	S: 3 <td>LOB: 1</td> <td>BB: 1</td> <td>P: 7 </td>	LOB: 1	BB: 1	P: 7
	R: 0	H: 0	E: 0	K: 0	S: 3 <td>LOB: 0</td> <td>BB: 0</td> <td>P: 3 </td>	LOB: 0	BB: 0	P: 3
	R: 0	H: 0	E: 0	K: 0	S: 3 <td>LOB: 0</td> <td>BB: 0</td> <td>P: 3 </td>	LOB: 0	BB: 0	P: 3
	R: 0	H: 0	E: 0	K: 1	S: 5 <td>LOB: 0</td> <td>BB: 0</td> <td>P: 5 </td>	LOB: 0	BB: 0	P: 5

BOTTOM

Kansas City Royals @ Oakland Athletics
Oakland-Alameda County Coliseum, Oakland, CA

Sat Oct 01 1983, 3:33 AM PDT
Overcast

livebaseballscores.com

AB	31
R	1
H	5
RBI	1
BB	2
SO	3
LOB	10



PITCHER	IP	WLS	BF	H	R	ER	SO	BB	IBB	HBP	BLK	WP	HR	S	P	ERA	WHIP
Paul Splittorf, L (1, 1) ERA: 3.63	6.0	W	24	5	1	1	2	2	0	0	0	0	0	26	34	1.50	1.167
Dan Quisenberry, R (7, 1) ERA: 1.95	3.0	S	9	0	0	0	1	0	0	0	0	0	0	11	11	0.00	0.000

Batter	1	2	3	4	5	6	7	8	9	AB R H RBI BB SO LOB
Rick Peters, S OBP: 0.330, SLG: 0.328 (1, 8)	0-0 F3 1B		0-0 4-3 1B		0-0 4-3		0-0 F7		0-0 F4	5 1 1 0 0 0 1
Tony Phillips, S OBP: 0.323, SLG: 0.318 (1, 6) (9, 4)	0-0 F9		0-0 4-3 1-2		0-0 5-3		0-0 1B		0-0 1-2 1B	5 0 2 0 0 0 1
Mike Heath, R OBP: 0.320, SLG: 0.385 (1, 9) (7, 2)	0-0 BB 1B		0-0 FC4 2-H 1B			0-0 HR	0-0 F4		0-3 K	5 1 3 2 0 1 3
Jeff Burroughs, R OBP: 0.341, SLG: 0.387 Rusty McNealy, L (6, PR) Davey Lopes, R (7, PH) OBP: 0.341, SLG: 0.424	4-0 1-2 BB		0-0 FC4 1-2f			0-0 SH5-4 1B	0-0 F6		0-0 5-3	2 0 1 0 1 0 1 0 0 0 0 0 0 0 2 0 0 0 0 0 3
Bill Almon, R OBP: 0.302, SLG: 0.362 (1, 5) (7, 4) Dave Hudgens, L OBP: 0.143, SLG: 0.143 (8, PH) (9, 3)	0-0 F8			0-0 4-3		0-0 SH5-4 1-2 1B		0-3 K		3 0 1 0 0 0 2 1 0 0 0 0 1 0
Garry Hancock, L OBP: 0.289, SLG: 0.418 (1, 3) (9, 7)		0-0 4-3		0-0 1B		0-0 SH5-4 1-2 2-3		0-0 F8		3 0 1 0 0 0 0
Bob Kearney, R OBP: 0.311, SLG: 0.374 Mike Davis, L OBP: 0.320, SLG: 0.402 (1, 2) (6, PH) (7, 9)		0-0 F3		0-0 F8		4-0 IBB		0-0 HR		2 0 0 0 0 0 1 1 1 1 1 1 0 0
Mitchell Page, L OBP: 0.341, SLG: 0.278 Donnie Hill, S OBP: 0.280, SLG: 0.348 (1, 7) (9, 6)		0-3 K		0-0 F9		0-0 F4		0-0 F5		4 0 0 0 0 1 4 0 0 0 0 0 0 0
Luis Quinones, S OBP: 0.190, SLG: 0.250 Dan Meyer, L OBP: 0.263, SLG: 0.248 Wayne Gross, L OBP: 0.310, SLG: 0.390 (1, 4) (6, PH) (7, 5)			0-3 K		0-0 6-3	0-0 F9			0-0 1B 1B	2 0 0 0 0 1 0 1 0 0 0 0 0 3 1 0 1 0 0 0 0

Inning Stats	R: 0 E: 0 K: 0 S: 4	H: 1 LOB: 2 BB: 1 P: 8	R: 0 E: 0 K: 1 S: 5	H: 0 LOB: 0 BB: 0 P: 5	R: 1 E: 0 K: 1 S: 7	H: 2 LOB: 1 BB: 0 P: 7	R: 0 E: 0 K: 0 S: 4	H: 1 LOB: 1 BB: 0 P: 4	R: 0 E: 0 K: 0 S: 3	H: 0 LOB: 0 BB: 0 P: 3	R: 1 E: 0 K: 0 S: 6	H: 3 LOB: 3 BB: 1 P: 10	R: 0 E: 0 K: 0 S: 4	H: 1 LOB: 1 BB: 0 P: 4	R: 1 E: 0 K: 1 S: 6	H: 1 LOB: 0 BB: 0 P: 6	R: 0 E: 0 K: 1 S: 7	H: 2 LOB: 2 BB: 0 P: 7	1B: 9 2B: 0 3B: 0 HR: 2	SF: 0 SAC: 1 DP: 0 HBP: 0	WP: 0 PB: 0 SB: 0 CS: 0	PA: 40
--------------	------------------------------	---------------------------------	------------------------------	---------------------------------	------------------------------	---------------------------------	------------------------------	---------------------------------	------------------------------	---------------------------------	------------------------------	----------------------------------	------------------------------	---------------------------------	------------------------------	---------------------------------	------------------------------	---------------------------------	----------------------------------	------------------------------------	----------------------------------	--------

PITCHER	IP	WLS	BF	H	R	ER	SO	BB	IBB	HBP	BLK	WP	HR	S	P	ERA	WHIP
Danny Jackson, L ERA: 5.21 (1, 1)	5.0		23	7	2	2	2	1	0	0	0	0	1	26	30	3.60	1.600
Don Hood, L ERA: 2.31 (6, 1)	0.1		1	0	0	0	0	0	0	0	0	0	0	1	1	0.00	0.000
Mike Armstrong, R ERA: 3.86 (6, 1)	3.0	W	14	4	1	1	1	0	1	0	0	0	1	15	19	3.00	1.333
Dan Quisenberry, R ERA: 1.94 (9, 1)	0.2	S	2	0	0	0	1	0	0	0	0	0	0	4	4	0.00	0.000

BOTTOM

Kansas City Royals @ Oakland Athletics
Oakland-Alameda County Coliseum, Oakland, CA

Sat Oct 01 1983, 3:38 AM PDT
Att. 11,346 - Cloudy

livebaseballscores.com

AB	37
R	3
H	11
RBI	3
BB	2
SO	4
LOB	19



Batter	1	2	3	4	5	6	7	8	9
Rickey Henderson, R (1, 7) OBP: 0.414, SLG: 0.421	0-0 HR		0-0 F8		0-0 1B		0-0 E6 1B 2B	4-0 2B BB	
Rick Peters, S (1, 8) OBP: 0.327, SLG: 0.326	0-3 K		0-0 F7		0-0 SF7		0-0 2B FC4-6 1B	0-0 E2 2B	
Davey Lopes, R (1, 4) Wayne Gross, L (4, 5) OBP: 0.341, SLG: 0.423 OBP: 0.311, SLG: 0.392	4-0 G6-4-3 BB		0-0 F7		0-0 F4		0-3 K	0-0 2B	
Jeff Burroughs, R (1, 10) Rusty McNealy, L (6, PR) Luis Quinones, S (7, PH) OBP: 0.341, SLG: 0.387 OBP: 0.205, SLG: 0.286	0-0 G6-4-3 1-2f		0-0 F5		0-0 E7 1B		0-0 FC4-6 1-3 3-H 2B	0-0 F9	
Mike Heath, R (1, 2) Bob Kearney, R (5, 2) OBP: 0.318, SLG: 0.383 OBP: 0.312, SLG: 0.372		0-0 4-3		0-0 F9		0-0 F3			
Mike Davis, L (1, 9) OBP: 0.322, SLG: 0.402		0-3 K		4-0 S 1B BB		0-0 1B 1B		0-0 FC4-6 1B	
Bill Almon, R (1, 5) Donnie Hill, S (9, 6) OBP: 0.302, SLG: 0.361 OBP: 0.280, SLG: 0.348		0-0 F7		0-0 1B		0-0 F8		0-0 5-3	
Dan Meyer, L (1, 3) OBP: 0.268, SLG: 0.260			0-0 2B		0-0 F7		0-0 1B	0-0 6-3	
Tony Phillips, S (1, 6) OBP: 0.327, SLG: 0.320			4-0 BB		0-0 1B SF7 1B		0-0 F8	0-0 BB E2 1B	

Inning Stats	R: 1 E: 0 K: 1 S: 5	H: 1 LOB: 0 BB: 1 P: 9	R: 0 E: 0 K: 1 S: 5	H: 0 LOB: 0 BB: 0 P: 5	R: 0 E: 0 K: 0 S: 4	H: 1 LOB: 2 BB: 1 P: 8	R: 1 E: 0 K: 0 S: 3	H: 1 LOB: 1 BB: 1 P: 7	R: 1 E: 0 K: 0 S: 5	H: 2 LOB: 1 BB: 0 P: 5	R: 1 E: 1 K: 0 S: 6	H: 3 LOB: 3 BB: 0 P: 6	R: 2 E: 1 K: 1 S: 8	H: 2 LOB: 2 BB: 1 P: 12	R: 2 E: 1 K: 0 S: 5	H: 2 LOB: 1 BB: 1 P: 9
1B: 8 2B: 3 3B: 0 HR: 1	SF: 1 SAC: 0 DP: 1 HBP: 0	WP: 0 PB: 0 SB: 2 CS: 0														

PITCHER	IP	WLS	BF	H	R	ER	SO	BB	IBB	HBP	BLK	WP	HR	S	P	ERA	WHIP
Keith Creel, R (1, 1) ERA: 6.35	6.0		27	8	4	4	2	3	0	0	0	0	1	28	40	6.00	1.833
Don Hood, L (7, 1) ERA: 2.27	1.0	L	7	2	2	0	1	0	1	0	0	0	0	8	12	0.00	2.000
Eric Rasmussen, R (8, 1) ERA: 5.67	1.0		6	2	2	2	0	1	0	0	0	0	0	5	9	18.00	3.000

BOTTOM


Kansas City Royals @ Oakland Athletics
Oakland-Alameda County Coliseum, Oakland, CA

Sun Oct 02 1983, 3:33 AM PDT
Att. 23,699 - Sunny

AB	R	H	RBI	BB	SO	LOB
4	3	2	1	1	0	2
4	2	1	1	0	1	4
1	0	0	0	1	0	2
3	0	1	2	0	1	3
3	0	1	0	0	0	1
0	1	0	0	0	0	0
2	0	1	1	0	0	1
2	0	0	0	0	0	0
1	0	0	0	1	0	1
3	1	1	2	1	1	2
4	0	1	1	0	0	4
0	0	0	0	0	0	0
4	0	2	0	0	0	0
3	1	2	0	1	0	3

AB	34
R	8
H	12
RBI	8
BB	5
SO	3
LOB	23

livebaseballscores.com



WP	PA
0	40
0	
2	
0	