

# Oakland Athletics - 1983

Batter	1	2	3	4	5	6	7	8	9	AB	R	H	RBI	BB	SO	LOB	TOP					
Mike Hargrove, L (1, 3)	G3	2B		SF9		BB	4-3		F9	3	0	0	1	2	0	4	<b>Cleveland Indians @ Oakland Athletics</b> <b>Oakland-Alameda County Coliseum, Oakland, CA</b> Mon Apr 04 1983, 6:05 PM PST Att: 34,831 - Unknown					
Toby Harrah, R (1, 5) OBP: 0.250, SLG: 0.833	1B	1B		WP		F8		SH5-3	F9	6	2	4	0	0	0	3						
Bake McBride, L (1, 9) Alan Bannister, R (8, 7)	HR	1B		F7		1-3		SH5-3		4	1	1	0	0	0	4						
Andre Thornton, R (1, 10) OBP: 0.400, SLG: 1.000	HR			K		F5		5-3	1B	4	1	1	3	1	1	0						
George Vukovich, L (1, 7) OBP: 0.200, SLG: 0.200	F7			G3		K		K	1B	5	0	1	1	0	2	0						
Manny Trillo, R (1, 4) OBP: 0.600, SLG: 0.333	BB			1-3		1B		1B	G1-6-3	3	1	1	0	2	0	2						
Rick Manning, L (1, 8) OBP: 0.600, SLG: 0.600	F6			1B		1B		1B	3-1	5	2	3	0	0	0	1						
Ron Hassey, L (1, 2) OBP: 0.600, SLG: 0.600		4-3		SF9		4-3		E8	F9	5	1	3	1	0	0	2						
Julio Franco, R (1, 6) OBP: 0.400, SLG: 0.333	5-3			SF9		F7		BB	1B	3	0	1	1	1	0	0						
<b>Inning Stats</b>	R: 3 E: 0 K: 0 S: 6	H: 3 LOB: 1 BB: 1 P: 10	R: 0 E: 0 K: 0 S: 4	H: 1 LOB: 2 BB: 1 P: 8	R: 0 E: 0 K: 1 S: 5	H: 0 LOB: 0 BB: 0 P: 5	R: 2 E: 0 K: 0 S: 6	H: 3 LOB: 1 BB: 0 P: 6	R: 0 E: 0 K: 1 S: 7	H: 2 LOB: 2 BB: 0 P: 7	R: 0 E: 0 K: 0 S: 3	H: 0 LOB: 1 BB: 1 P: 7	R: 2 E: 1 K: 1 S: 7	H: 2 LOB: 2 BB: 2 P: 15	R: 1 E: 0 K: 0 S: 4	H: 2 LOB: 1 BB: 1 P: 8	R: 0 E: 0 K: 0 S: 5	H: 2 LOB: 2 BB: 0 P: 5	1B: 13 2B: 1 3B: 0 HR: 1	SF: 2 SAC: 1 DP: 1 HBP: 0	WP: 1 PB: 2 SB: 1 CS: 0	PA: 47
<b>PITCHER</b>	IP	WLS	BF	H	R	ER	SO	BB	IBB	HBP	BLK	WP	HR	S	P	ERA	WHIP					
Rick Langford, R (1, 1) ERA: 12.27	3.2	L	20	7	5	5	1	2	0	0	0	0	1	0	28	12.27	2.455					
Tim Conroy, L (4, 1) ERA: 3.0	3.0		15	4	2	1	2	2	0	0	0	1	0	17	25	3.00	2.000					
Steve Baker, R (7, 1) ERA: 27.0	0.1		3	1	1	1	0	1	0	0	0	0	0	2	6	27.00	6.000					
Tom Burgmeier, L (8, 1) ERA:	2.0		9	3	0	0	0	0	1	0	0	0	0	8	12	0.00	1.500					

Batter	1	2	3	4	5	6	7	8	9	AB	R	H	RBI	BB	SO	LOB	BOTTOM					
Rickey Henderson, R (1, 7) OBP: 0.400, SLG: 0.250	S		6-3		FC5-4		3B		F9	4	2	1	0	1	0	1	<b>Cleveland Indians @ Oakland Athletics</b> <b>Oakland-Alameda County Coliseum, Oakland, CA</b> Mon Apr 04 1983, 6:05 PM PST Att: 34,831 - Unknown					
Mike Davis, L (1, 9) OBP: 0.400, SLG: 1.000	K		F8		2B		1B		4-3	5	1	2	1	0	1	1						
Carney Lansford, R (1, 5) OBP: 0.200, SLG: 0.400	5-3			2B	K		K		5-3	5	0	1	0	0	2	4						
Dwayne Murphy, L (1, 8) OBP: 0.500, SLG: 0.750	2B			F2		F6		1B		4	0	2	2	0	0	1						
Jeff Burroughs, R (1, 10) OBP: 0.250, SLG: 0.250	3-1			F8		HR		F6		4	1	1	0	0	0	3						
Kelvin Moore, R (1, 3) OBP: 0.500, SLG: 1.333	K			BB		HR		F9		3	1	1	2	1	1	0						
Davey Lopes, R (1, 4)	5-3			K		4-3		F9		4	0	0	0	0	1	2						
Bob Kearney, R (1, 2) OBP: 0.500, SLG: 0.750	F8			K		5-3				4	0	2	0	0	0	0						
Tony Phillips, S (1, 6)	F8			P3		1-3		3-1		4	0	0	0	0	0	2						
<b>Inning Stats</b>	R: 1 E: 0 K: 1 S: 6	H: 1 LOB: 1 BB: 1 P: 10	R: 0 E: 0 K: 1 S: 5	H: 0 LOB: 0 BB: 0 P: 5	R: 0 E: 0 K: 1 S: 6	H: 0 LOB: 0 BB: 0 P: 3	R: 0 E: 0 K: 1 S: 6	H: 1 LOB: 2 BB: 1 P: 10	R: 0 E: 0 K: 0 S: 5	H: 2 LOB: 2 BB: 0 P: 7	R: 2 E: 0 K: 0 S: 5	H: 2 LOB: 0 BB: 0 P: 5	R: 2 E: 0 K: 1 S: 8	H: 3 LOB: 1 BB: 0 P: 8	R: 0 E: 0 K: 0 S: 4	H: 1 LOB: 1 BB: 0 P: 4	R: 0 E: 0 K: 0 S: 3	H: 0 LOB: 0 BB: 0 P: 3	1B: 4 2B: 4 3B: 1 HR: 1	SF: 0 SAC: 0 DP: 0 HBP: 0	WP: 0 PB: 0 SB: 1 CS: 0	PA: 39
<b>PITCHER</b>	IP	WLS	BF	H	R	ER	SO	BB	IBB	HBP	BLK	WP	HR	S	P	ERA	WHIP					
Rick Sutcliffe, R (1, 1) ERA: 5.68	6.1	W	28	7	4	4	4	2	0	0	0	0	1	34	42	5.68	1.421					
Ed Glynn, L (7, 1) ERA: 13.5	0.2		4	2	1	1	1	0	0	0	0	0	0	6	6	13.50	3.000					
Dan Spillner, R (8, 1) ERA:	2.0	S	7	1	0	0	0	0	0	0	0	0	0	7	7	0.00	0.500					



Batter	1	2	3	4	5	6	7	8	9	AB	R	H	RBI	BB	SO	LOB	TOP			
Mike Hargrove, L (1, 3) OBP: 0.364, SLG: 0.286	0-0 2B		0-0 4-3			4-0 1B BB	0-0 F4		0-3 K	4	1	0	1	1	2		<b>Cleveland Indians @ Oakland Athletics</b> Oakland-Alameda County Coliseum, Oakland, CA Wed Apr 06 1983, 3:33 AM PST Att: 19,121 - Sunny - 64 F			
Toby Harrah, R (1, 5) OBP: 0.455, SLG: 0.500	0-0 F4		0-0 F7			4-0 1B BB	0-0 F3	0-0 FC6-4	4	1	0	0	1	0	3					
Bake McBride, L (1, 9) OBP: 0.250, SLG: 0.250	0-3 K			0-0 F7		0-0 1B BB	0-0 F9		4	0	1	1	0	1	1					
Andre Thornton, R (1, 10) OBP: 0.667, SLG: 1.000	4-0 BB			4-0 1B BB		0-0 G3 1B	4-0 BB		1	0	1	1	3	0	0					
George Vukovich, L (1, 7) OBP: 0.222, SLG: 0.222	0-3 K			0-0 G5-4-3 1B		0-0 G3 1B	0-0 F9		4	0	1	0	0	1	5					
Manny Trillo, R (1, 4) OBP: 0.556, SLG: 0.333		0-0 5-3		0-0 G5-4-3 1B		4-0 BB		0-0 1B 1B	3	1	1	0	1	0	2					
Rick Manning, L (1, 8) OBP: 0.333, SLG: 0.333		0-0 F7			0-0 6-3	0-0 G3-2		0-0 F9	4	0	0	0	0	0	4					
Ron Hassey, L (1, 2) OBP: 0.444, SLG: 0.444		0-0 4-3			0-0 4-3		0-0 1-3	0-0 1B 1B	4	0	1	0	0	0	0					
Miguel Dilone, S (9, PR)									0	0	0	0	0	0	0					
Julio Franco, R (1, 6) OBP: 0.333, SLG: 0.286			0-0 6-3			0-0 F7		0-0 5-3	4	0	1	1	0	0	0					
<b>Inning Stats</b>	R: 0 E: 0 K: 2 S: 8	H: 1 LOB: 2 BB: 1 P: 12	R: 0 E: 0 K: 0 S: 3	H: 0 LOB: 0 BB: 0 P: 3	R: 0 E: 0 K: 0 S: 3	H: 0 LOB: 0 BB: 0 P: 3	R: 0 E: 0 K: 0 S: 3	H: 1 LOB: 1 BB: 1 P: 7	R: 0 E: 0 K: 0 S: 3	H: 0 LOB: 0 BB: 0 P: 3	R: 0 E: 0 K: 0 S: 3	H: 0 LOB: 1 BB: 1 P: 7	R: 0 E: 0 K: 0 S: 3	H: 0 LOB: 2 BB: 0 P: 8	R: 1 E: 0 K: 1 S: 8	H: 3 LOB: 2 BB: 0 P: 8	1B: 6 2B: 1 3B: 0 HR: 0	SF: 0 SAC: 0 DP: 2 HBP: 0	WP: 0 PB: 0 SB: 0 CS: 0	PA: 38
<b>PITCHER</b>	IP WLS BF H R ER SO BB IBB HBP BLK WP HR S P ERA WHIP																			
Mike Norris, R (1, 1) ERA: 3.6	5.0 W 20 2 2 2 2 4 0 0 0 0 0 20 36 3.60 1.200																			
Tom Burgmeier, L (6, 1) ERA:	2.0 S 8 2 0 0 0 1 0 0 0 0 0 7 11 0.00 1.500																			
Dave Beard, R (8, 1) ERA: 4.5	2.0 S 10 3 1 1 1 1 0 0 0 0 0 0 11 15 4.50 2.000																			

Batter	1	2	3	4	5	6	7	8	9	AB	R	H	RBI	BB	SO	LOB	BOTTOM			
Rickey Henderson, R (1, 7) OBP: 0.700, SLG: 0.800	0-0 SF8 3B		4-0 1B 2B BB	4-0 1-2 BB		4-0 1-2 BB		4-0 FC4 BB		1	2	1	0	4	0	0	<b>Cleveland Indians @ Oakland Athletics</b> Oakland-Alameda County Coliseum, Oakland, CA Wed Apr 06 1983, 3:33 AM PST Att: 19,121 - Sunny - 64 F			
Mike Davis, L (1, 9) OBP: 0.300, SLG: 0.600	0-3 K		0-0 2B S 1B	0-0 F8		0-0 F8		0-0 FC4 1B	5	1	1	0	0	1	6					
Carney Lansford, R (1, 5) OBP: 0.300, SLG: 0.444	0-0 SF8		0-0 1-3 1B		0-0 S 5-3 1B		0-0 E 1B 1B	0-0 F8	4	1	2	1	0	0	3					
Dwayne Murphy, L (1, 8) OBP: 0.556, SLG: 0.778	0-0 1B		0-0 CS 2B		0-0 5-3 1B		0-0 4-3 1B	0-0 1B	5	0	3	2	0	0	2					
Jeff Burroughs, R (1, 10) OBP: 0.500, SLG: 0.333	0-3 K		4-0 2B		4-0 G6-4-3 BB		0-0 E 1B	0-0 F8	2	0	1	1	2	1	1					
Mitchell Page, L (7, PR)									0	1	0	0	0	0	0					
Bill Almon, R (8, PH)									1	0	0	0	0	0	2					
Kelvin Moore, R (1, 3) OBP: 0.250, SLG: 0.571		0-3 K		0-0 F9		0-0 G6-4-3		0-0 F8	4	0	0	0	0	1	4					
Wayne Gross, L (8, 3)									0	0	0	0	0	0	0					
Davey Lopes, R (1, 4) OBP: 0.250, SLG: 0.375		0-0 6-3			0-0 6-3		0-0 BB 1B	0-0 E5 2B	4	0	2	1	0	0	0					
Bob Kearney, R (1, 2) OBP: 0.500, SLG: 0.571		0-0 1B			0-0 4-3		0-0 F5	4-0 FC4-B BB	3	0	1	0	1	0	1					
Tony Phillips, S (1, 6)		0-3 K			4-0 S BB		0-0 F7	0-0 FC4-6	3	0	0	0	1	1	4					
<b>Inning Stats</b>	R: 1 E: 0 K: 2 S: 9	H: 2 LOB: 1 BB: 0 P: 9	R: 0 E: 0 K: 2 S: 8	H: 1 LOB: 1 BB: 0 P: 8	R: 2 E: 0 K: 0 S: 4	H: 2 LOB: 1 BB: 2 P: 12	R: 0 E: 0 K: 0 S: 3	H: 0 LOB: 2 BB: 2 P: 11	R: 0 E: 0 K: 0 S: 4	H: 1 LOB: 2 BB: 1 P: 8	R: 2 E: 2 K: 0 S: 6	H: 3 LOB: 2 BB: 1 P: 10	R: 0 E: 0 K: 0 S: 4	H: 1 LOB: 2 BB: 1 P: 8	R: 0 E: 0 K: 0 S: 4	H: 1 LOB: 2 BB: 1 P: 8	1B: 8 2B: 2 3B: 1 HR: 0	SF: 1 SAC: 0 DP: 1 HBP: 0	WP: 0 PB: 0 SB: 3 CS: 1	PA: 41
<b>PITCHER</b>	IP WLS BF H R ER SO BB IBB HBP BLK WP HR S P ERA WHIP																			
Bert Blyleven, R (1, 1) ERA: 6.23	4.1 L 23 6 3 3 4 5 0 0 0 0 0 0 26 46 6.23 2.538																			
Juan Echegaray, R (5, 1) ERA: 5.4	3.1 17 5 2 2 0 3 0 0 0 0 0 0 14 26 5.40 2.400																			
Ed Glynn, L (8, 1) ERA: 9.0	0.1 1 0 0 0 0 0 0 0 0 0 0 0 1 1 0.00 0.000																			





Batter	1	2	3	4	5	6	7	8	9	AB	R	H	RBI	BB	SO	LOB	TOP					
Mike Hargrove, L (1, 3) OBP: 0.338, SLG: 0.300	F7	1B					F7			3	2	1	1	1	0	2	<b>Cleveland Indians @ Oakland Athletics</b> Oakland-Alameda County Coliseum, Oakland, CA Thu Apr 07 1983, 6:05 PM PST Att: 8,761 - Unknown					
Alan Bannister, R (1, 7) OBP: 0.400, SLG: 0.400	E5	1B		FC4		F8		F8		5	2	2	1	0	0	2						
Toby Harrah, R (1, 5) OBP: 0.625, SLG: 0.769	1B	1B		CS						3	1	3	2	2	0	0						
Andre Thornton, R (1, 10) OBP: 0.714, SLG: 1.300	1B	1B		HR		3B		2B		5	1	4	4	0	0	1						
George Vukovich, L (1, 9) OBP: 0.143, SLG: 0.143	G4-6-3	G4-6-3		HR		6-3		F9		5	0	0	0	0	0	7						
Manny Trillo, R (1, 4) OBP: 0.643, SLG: 0.556		1B		BB		2B		F9		3	1	2	0	2	0	2						
Rick Manning, L (1, 8) OBP: 0.286, SLG: 0.286		1B		G4-6-3		F7		F9		5	1	1	0	0	0	3						
Jim Essian, R (1, 2)		SF8		P3				F8		2	0	0	1	2	0	0						
Julio Franco, R (1, 6) OBP: 0.286, SLG: 0.250		1B		F6		F8		P3		5	1	1	0	0	1	4						
<b>Inning Stats</b>	R: 1 E: 1 K: 0 S: 4	H: 2 LOB: 1 BB: 1 P: 8	R: 5 E: 0 K: 0 S: 9	H: 7 LOB: 1 BB: 0 P: 9	R: 0 E: 0 K: 0 S: 2	H: 0 LOB: 0 BB: 1 P: 6	R: 0 E: 0 K: 0 S: 2	H: 0 LOB: 0 BB: 1 P: 6	R: 2 E: 0 K: 0 S: 5	H: 2 LOB: 2 BB: 2 P: 13	R: 1 E: 0 K: 1 S: 4	H: 1 LOB: 1 BB: 0 P: 5	R: 0 E: 0 K: 1 S: 5	H: 0 LOB: 2 BB: 2 P: 13	R: 0 E: 0 K: 0 S: 5	H: 2 LOB: 0 BB: 0 P: 5		R: 0 E: 0 K: 0 S: 3	H: 0 LOB: 0 BB: 0 P: 3	1B: 10 2B: 2 3B: 1 HR: 1	SF: 1 2B: 2 3B: 1 HBP: 1	WP: 0 PB: 0 SB: 0 CS: 1
<b>PITCHER</b>	IP	WLS	BF	H	R	ER	SO	BB	IBB	HBP	BLK	WP	HR	S	P	ERA	WHIP					
Tom Underwood, L (1, 1) ERA: 40.5	1.1	L	12	8	6	6	0	1	0	0	0	0	0	11	15	40.50	6.750					
Steve Baker, R (2, 1) ERA: 8.75	5.0		23	4	3	3	0	6	0	1	0	0	1	16	41	5.40	2.000					
Tim Conroy, L (7, 1) ERA: 1.59	2.2		10	2	0	0	1	0	0	0	0	0	0	12	12	0.00	0.750					

Batter	1	2	3	4	5	6	7	8	9	AB	R	H	RBI	BB	SO	LOB	BOTTOM				
Rickey Henderson, R (1, 7) OBP: 0.615, SLG: 0.625	4-3		E7					1-3		3	0	1	1	0	1	0	<b>Cleveland Indians @ Oakland Athletics</b> Oakland-Alameda County Coliseum, Oakland, CA Thu Apr 07 1983, 6:05 PM PST Att: 8,761 - Unknown				
Dan Meyer, L (8, 7)			1B							1	0	0	0	0	0	0					
Mike Davis, L (1, 9) OBP: 0.286, SLG: 0.462	G6-4-3		4-3			4-3		6-3		3	0	0	0	1	0	1					
Carney Lansford, R (1, 5) OBP: 0.385, SLG: 0.500	G6-4-3					1B				3	0	2	0	0	0	1					
Wayne Gross, L (8, 5)						1B				0	0	0	0	1	0	0					
Dwayne Murphy, L (1, 8) OBP: 0.417, SLG: 0.583		4-3				F8		F8		3	0	0	0	0	0	2					
Garry Hancock, L (8, 9)						F8		F8		1	0	0	0	0	0	1					
Jeff Burroughs, R (1, 10) OBP: 0.364, SLG: 0.222						F8		F8		3	0	0	0	0	1	2					
Mitchell Page, L (9, PH)										1	0	0	0	0	0	0					
Kelvin Moore, R (1, 3) OBP: 0.250, SLG: 0.455								6-3		4	0	1	0	0	1	0					
Davey Lopes, R (1, 4) OBP: 0.364, SLG: 0.455										3	1	2	0	0	0	2					
Bill Almon, R (8, 6)										1	0	0	0	0	0	0					
Bob Kearney, R (1, 2) OBP: 0.333, SLG: 0.364										4	0	0	0	0	1	3					
Tony Phillips, S (1, 6) (8, 4)										3	0	0	0	0	0	2					
<b>Inning Stats</b>	R: 0 E: 0 K: 0 S: 2	H: 0 LOB: 0 BB: 1 P: 6	R: 0 E: 0 K: 1 S: 5	H: 0 LOB: 0 BB: 0 P: 5	R: 1 E: 1 K: 0 S: 5	H: 2 LOB: 1 BB: 0 P: 5	R: 0 E: 0 K: 0 S: 5	H: 2 LOB: 2 BB: 0 P: 5	R: 0 E: 0 K: 1 S: 4	H: 1 LOB: 1 BB: 0 P: 4	R: 0 E: 0 K: 1 S: 6	H: 1 LOB: 1 BB: 0 P: 6	R: 0 E: 0 K: 0 S: 3	H: 0 LOB: 1 BB: 1 P: 7	R: 0 E: 1 K: 1 S: 6	H: 0 LOB: 1 BB: 0 P: 6	1B: 6 2B: 0 3B: 0 HR: 0	SF: 0 2B: 0 3B: 0 HBP: 0	WP: 1 PB: 1 SB: 1 CS: 0	PA: 35	
<b>PITCHER</b>	IP	WLS	BF	H	R	ER	SO	BB	IBB	HBP	BLK	WP	HR	S	P	ERA	WHIP				
Len Barker, R (1, 1) ERA: 1.29	7.0	W	27	6	1	1	3	1	0	0	0	0	0	9	13	0.00	0.500				
Neal Heaton, L (8, 1) ERA:	2.0		8	0	0	0	1	1	0	0	0	0	0	9	13	0.00	0.500				





Batter	1	2	3	4	5	6	7	8	9	AB	R	H	RBI	BB	SO	LOB	TOP
Brian Downing, R OBP: 0.353, SLG: 0.462										4	1	1	0	1	1	4	<b>California Angels @ Oakland Athletics</b> Oakland-Alameda County Coliseum, Oakland, CA Fri Apr 08 1983, 6:05 PM PST Att: 21,341 - Unknown
Bobby Clark, R OBP: 0.297, SLG: 0.400										4	0	1	0	0	2	3	
Daryl Sconiers, L OBP: 0.333, SLG: 0.667										5	0	2	1	0	0	3	
Reggie Jackson, L OBP: 0.438, SLG: 0.333										2	0	0	0	2	0	3	
Fred Lynn, L OBP: 0.250, SLG: 0.400										4	0	0	0	0	1	6	
Doug DeCinces, R OBP: 0.357, SLG: 0.571										4	0	1	0	0	2	2	
Bobby Grich, R OBP: 0.267, SLG: 0.385										4	1	0	0	0	2	1	
Tim Foli, R OBP: 0.214, SLG: 0.214										4	0	2	0	0	1	0	
Bob Boone, R										2	1	0	0	1	0	2	
Rod Carew, L OBP: 1.000, SLG: 1.000										1	0	1	1	0	0	0	
<b>Inning Stats</b>	R: 0 E: 0 K: 0 S: 4	H: 1 LOB: 2 BB: 1 P: 8	R: 0 E: 0 K: 2 S: 7	H: 0 LOB: 0 BB: 0 P: 7	R: 0 E: 0 K: 1 S: 5	H: 0 LOB: 1 BB: 1 P: 8	R: 0 E: 0 K: 2 S: 7	H: 0 LOB: 0 BB: 0 P: 7	R: 0 E: 0 K: 0 S: 4	H: 2 LOB: 2 BB: 0 P: 5	R: 0 E: 0 K: 0 S: 5	H: 2 LOB: 2 BB: 0 P: 7	R: 1 E: 1 K: 2 S: 10	H: 2 LOB: 2 BB: 0 P: 10	1B: 7 2B: 2 3B: 0 HR: 0	SF: 0 SAC: 1 DP: 1 HBP: 0	WP: 1 PA: 39 PB: 0 SB: 0 CS: 0
<b>PITCHER</b>	IP WLS BF H R ER SO BB IBB HBP BLK WP HR S P ERA WHIP																
Chris Codiroli, R ERA: 3.38	(1, 1) 5.1 21 2 2 2 6 4 0 0 0 1 0 29 45 3.38 1.125																
Tom Burgmeier, L ERA:	(6, 1) 2.1 11 4 0 0 0 0 0 0 0 0 0 11 11 0.00 1.714																
Dave Beard, R ERA: 2.7	(8, 1) 1.1 W 7 2 1 0 3 0 0 0 0 0 0 0 13 13 0.00 1.500																

Batter	1	2	3	4	5	6	7	8	9	AB	R	H	RBI	BB	SO	LOB	BOTTOM		
Rickey Henderson, R OBP: 0.471, SLG: 0.417										4	0	0	0	0	2	5	<b>California Angels @ Oakland Athletics</b> Oakland-Alameda County Coliseum, Oakland, CA Fri Apr 08 1983, 6:05 PM PST Att: 21,341 - Unknown		
Mike Davis, L OBP: 0.222, SLG: 0.353										4	0	0	0	0	2				
Carney Lansford, R OBP: 0.353, SLG: 0.400										3	1	0	0	1	2				
Dwayne Murphy, L OBP: 0.438, SLG: 0.533										3	1	1	0	1	1	0			
Jeff Burroughs, R OBP: 0.400, SLG: 0.385										4	1	2	2	0	0	1			
Mitchell Page, L OBP: 0.200, SLG: 0.100										0	1	0	0	0	0	0			
Kelvin Moore, R OBP: 0.250, SLG: 0.400										4	0	1	0	0	1	1			
Wayne Gross, L OBP: 0.250, SLG: 0.400										0	0	0	0	0	0	0			
Davey Lopes, R OBP: 0.400, SLG: 0.500										3	0	2	2	0	0	0			
Bob Kearney, R OBP: 0.500, SLG: 0.600										4	1	4	0	0	0	0			
Tony Phillips, S OBP: 0.200, SLG: 0.143										4	0	2	0	0	0	4			
<b>Inning Stats</b>	R: 0 E: 0 K: 2 S: 7	H: 0 LOB: 0 BB: 0 P: 7	R: 0 E: 0 K: 0 S: 3	H: 1 LOB: 0 BB: 0 P: 3	R: 1 E: 1 K: 1 S: 8	H: 2 LOB: 2 BB: 0 P: 8	R: 1 E: 0 K: 1 S: 6	H: 2 LOB: 0 BB: 0 P: 6	R: 0 E: 0 K: 1 S: 6	H: 2 LOB: 1 BB: 0 P: 6	R: 0 E: 0 K: 0 S: 3	H: 0 LOB: 0 BB: 0 P: 3	R: 0 E: 0 K: 0 S: 5	H: 2 LOB: 2 BB: 0 P: 5	R: 3 E: 0 K: 1 S: 8	H: 3 LOB: 2 BB: 2 P: 16	1B: 10 2B: 2 3B: 0 HR: 0	SF: 1 SAC: 0 DP: 1 HBP: 0	WP: 0 PA: 37 PB: 0 SB: 0 CS: 2
<b>PITCHER</b>	IP WLS BF H R ER SO BB IBB HBP BLK WP HR S P ERA WHIP																		
Geoff Zahn, L ERA: 3.68	(1, 1) 7.1 L 31 9 4 3 3 0 2 0 0 0 0 0 0 7 7 3.68 1.500																		
Doug Corbett, R ERA: 13.5	(8, 1) 0.2 5 3 1 1 1 0 0 0 0 0 0 0 7 7 13.50 4.500																		

AB 34  
R 3  
H 8  
RBI 2  
BB 4  
SO 9  
LOB 24



AB 33  
R 5  
H 12  
RBI 4  
BB 2  
SO 6  
LOB 15









Batter	1	2	3	4	5	6	7	8	9	AB	R	H	RBI	BB	SO	LOB	TOP								
Brian Downing, R OBP: 0.385, SLG: 0.429	0-0 G4-6-3 1B		0-0 5-3		4-0 1B E BB		0-0 4-3	0-0 F7		4	1	1	0	1	0	2	<b>California Angels @ Oakland Athletics</b> Oakland-Alameda County Coliseum, Oakland, CA Sun Apr 10 1983, 3:33 AM PST Att: 28,590 - Sunny								
Juan Beniquez, R OBP: 0.333, SLG: 0.333	0-0 G4-6-3 1-2		0-0 F2		0-0 F8		0-0 E7 4-3 2B 1B	0-0 P3		5	1	1	0	0	0	4									
Fred Lynn, L OBP: 0.308, SLG: 0.400	0-3 K		0-0 F8		0-0 E1 1B 1B		0-0 4-3		0-0 4-3	5	1	1	0	0	1	1									
Doug DeCinces, R OBP: 0.435, SLG: 0.571 Ricky Adams, R (7, PR) (7, 5)		0-0 5-3		0-0 6-3		0-0 1B 2H			0-0 4-3	4	0	2	2	0	0	0		0							
Reggie Jackson, L OBP: 0.500, SLG: 0.444 Daryl Scotters, L OBP: 0.438, SLG: 0.643		0-0 FC6-4 1B		4-0 1B 1B BB		0-0 F7		0-0 FC6-4 HBP	0-0 F5	2	0	1	0	1	0	1		0							
Ron Jackson, R OBP: 0.462, SLG: 0.417		0-0 FC6-4 1B 1-2		0-0 1B 1-2		0-0 F5		0-0 FC6-4 1-2		4	1	1	0	0	0	3									
Bobby Grich, R OBP: 0.333, SLG: 0.350		4-0 PB 1B 1-2		0-0 1B 1-2 2H		4-0 1B BB		0-3 K		2	0	1	0	2	1	0									
Tim Foli, R OBP: 0.261, SLG: 0.261		0-0 PB 1B 1-2 2H		0-0 1-4-3		0-0 F7		0-0 1B		4	0	2	1	0	0	3									
Bob Boone, R OBP: 0.227, SLG: 0.150		0-0 5-3 1-2 2-3		0-0 F9		0-0 F7		0-0 1B		4	0	1	0	0	0	3									
<b>Inning Stats</b>	R: 0 E: 0 K: 1 S: 5	H: 1 LOB: 0 BB: 0 P: 5	R: 1 E: 0 K: 0 S: 5	H: 2 LOB: 2 BB: 1 P: 9	R: 0 E: 0 K: 0 S: 3	H: 0 LOB: 0 BB: 0 P: 3	R: 0 E: 0 K: 0 S: 4	H: 2 LOB: 2 BB: 1 P: 8	R: 2 E: 1 K: 0 S: 5	H: 2 LOB: 1 BB: 1 P: 9	R: 0 E: 0 K: 0 S: 3	H: 0 LOB: 1 BB: 1 P: 7	R: 1 E: 1 K: 0 S: 5	H: 2 LOB: 2 BB: 0 P: 6	R: 0 E: 0 K: 1 S: 7	H: 2 LOB: 2 BB: 0 P: 7		R: 0 E: 0 K: 0 S: 3	H: 0 LOB: 0 BB: 0 P: 3	1B: 10 2B: 1 3B: 0 HR: 0	SF: 0 SAC: 0 DP: 1 HBP: 1	WP: 0 PB: 1 SB: 0 CS: 0	PA: 41		
<b>PITCHER</b>	IP WLS BF H R ER SO BB IBB HBP BLK WP HR S P ERA WHIP	7.0 W 33 9 4 3 1 4 0 1 0 0 0 30 47 3.86 1.857	2.0 8 2 0 0 1 0 0 0 0 0 0 10 10 0.00 1.000																						

AB	36
R	4
H	11
RBI	3
BB	4
SO	2
LOB	17



Batter	1	2	3	4	5	6	7	8	9	AB	R	H	RBI	BB	SO	LOB	BOTTOM							
Rickey Henderson, R OBP: 0.500, SLG: 0.550	0-0 2B	0-0 1B 1B	0-0 F9		0-0 5-3		4-0 BB			4	2	2	1	1	0	1	<b>California Angels @ Oakland Athletics</b> Oakland-Alameda County Coliseum, Oakland, CA Sun Apr 10 1983, 3:33 AM PST Att: 28,590 - Sunny							
Mike Davis, L OBP: 0.333, SLG: 0.500	0-0 1B 2H	0-0 F7 S WP 1B		0-0 1B 1B	0-0 F7		0-0 F5			5	3	3	2	0	0	1								
Wayne Gross, L OBP: 0.714, SLG: 0.600	0-0 2B 2H	4-0 WP E BB		0-0 1B 1B		0-0 2B SF9 1B		0-3 K		4	3	3	1	1	1	0								
Dwayne Murphy, L OBP: 0.417, SLG: 0.429	0-3 K	0-0 F7		4-0 E 1B BB		0-0 F9		0-0 4-3		4	1	0	0	1	1	4								
Jeff Burroughs, R OBP: 0.391, SLG: 0.429	0-3 K	0-0 4-3		0-0 E5 1B BB		0-0 SF9 2B		0-3 K		5	0	2	2	0	2	2								
Kelvin Moore, R OBP: 0.217, SLG: 0.381	0-0 1-3 2B	0-3 K		0-3 K		0-0 SF9		0-0 2-3 3H		3	0	1	1	0	2	2								
Davey Lopes, R OBP: 0.409, SLG: 0.450	0-0 6-3		0-0 CS 1B	0-0 G6-4-3 1B		0-0 F8				4	0	2	1	0	0	3								
Bob Kearney, R OBP: 0.478, SLG: 0.550		0-0 SH 2B	0-0 1-2 HBP	0-0 G6-4-3		0-0 4-3				3	1	1	0	0	0	2								
Tony Phillips, S OBP: 0.143, SLG: 0.100		0-0 SH 1B 2H	0-3 K		0-3 K		0-0 F9			3	1	0	0	0	2	1								
<b>Inning Stats</b>	R: 2 E: 0 K: 2 S: 11	H: 4 LOB: 2 BB: 0 P: 11	R: 5 E: 2 K: 1 S: 9	H: 3 LOB: 0 BB: 1 P: 13	R: 0 E: 0 K: 1 S: 5	H: 1 LOB: 1 BB: 0 P: 6	R: 3 E: 1 K: 1 S: 8	H: 4 LOB: 1 BB: 1 P: 12	R: 0 E: 0 K: 1 S: 5	H: 0 LOB: 0 BB: 0 P: 5	R: 1 E: 0 K: 0 S: 5	H: 2 LOB: 1 BB: 0 P: 5	R: 0 E: 0 K: 0 S: 3	H: 0 LOB: 1 BB: 1 P: 7	R: 0 E: 0 K: 2 S: 7	H: 0 LOB: 0 BB: 0 P: 7		R: 0 E: 0 K: 0 S: 3	H: 0 LOB: 0 BB: 0 P: 3	1B: 9 2B: 5 3B: 0 HR: 0	SF: 1 SAC: 1 DP: 1 HBP: 1	WP: 1 PB: 0 SB: 1 CS: 1	PA: 41	
<b>PITCHER</b>	IP WLS BF H R ER SO BB IBB HBP BLK WP HR S P ERA WHIP	1.0 L 10 8 6 4 4 2 0 1 0 1 0 29 38 7.20 2.000	5.0 24 8 6 4 4 2 0 1 0 0 0 3 7 0.00 1.000	1.0 4 0 0 0 0 1 0 0 0 0 0 3 7 0.00 1.000	1.0 3 0 0 0 2 0 0 0 0 0 0 7 7 0.00 0.000																			









Batter	1	2	3	4	5	6	7	8	9	AB	R	H	RBI	BB	SO	LOB	TOP								
Tack Wilson, R (1, 8) OBP: 0.250, SLG: 0.500 Randy Bush, L (9, PH) OBP: 0.323, SLG: 0.621	0-0 4-3		0-0 F9		0-0 1B 2B	0-0 6-3		0-0 E3 1B	4 1 1 1 0 0 2	1 1 0 0 0 0 0															
John Castino, R (1, 4) OBP: 0.359, SLG: 0.583	0-0 G5-4-3 1B		0-0 6-3		0-0 2H 1B		0-3 K	0-0 F9	5 0 2 1 0 1 1																
Gary Ward, R (1, 7) OBP: 0.205, SLG: 0.167	0-0 G5-4-3 1-2			0-0 F9	0-0 F8		0-0 F8	4-0 1B BB	4 0 0 0 1 0 2																
Gary Gaetti, R (1, 5) OBP: 0.432, SLG: 0.581		0-0 E4 BB		0-0 F8	0-0 F8		0-0 4-3	0-0 1B	5 0 1 1 0 0 1																
Tom Brunansky, R (1, 9) OBP: 0.211, SLG: 0.091		0-0 F8		0-0 BB 1B		0-0 F7		0-0 F6	5 0 1 0 0 0 3																
Kent Hrbek, L (1, 3) OBP: 0.297, SLG: 0.382		0-0 F9		4-0 BB 1-2		0-0 F8 2B		0-0 F6	3 1 1 0 1 0 1																
Mickey Hatcher, R (1, 10) OBP: 0.500, SLG: 0.400	4-0 FC6-4 BB			0-0 L8		0-0 F8 2-3		0-0 1B	3 0 1 0 1 0 3																
Dave Engle, R (1, 2) OBP: 0.333, SLG: 0.333	0-0 FC6-4 1-2				0-0 4-3 2B 1B	0-0 1B		0-3 K	4 1 2 1 0 1 3																
Lenny Faedo, R (1, 6) OBP: 0.235, SLG: 0.188			0-0 3-1		0-0 4-3 1-2	0-0 1B		0-3 K	4 0 1 0 0 1 1																
<b>Inning Stats</b>	R: 0 E: 0 K: 0 S: 3	H: 1 LOB: 0 BB: 0 P: 3	R: 0 E: 1 K: 0 S: 4	H: 0 LOB: 2 BB: 1 P: 8	R: 0 E: 0 K: 0 S: 3	H: 0 LOB: 0 BB: 0 P: 3	R: 0 E: 0 K: 0 S: 4	H: 1 LOB: 2 BB: 1 P: 8	R: 2 E: 0 K: 0 S: 6	H: 3 LOB: 1 BB: 0 P: 6	R: 1 E: 0 K: 0 S: 6	H: 3 LOB: 2 BB: 0 P: 6	R: 0 E: 0 K: 1 S: 5	H: 0 LOB: 0 BB: 0 P: 5	R: 0 E: 0 K: 1 S: 6	H: 1 LOB: 1 BB: 0 P: 6	R: 1 E: 1 K: 1 S: 7	H: 1 LOB: 2 BB: 1 P: 11	1B: 8 2B: 2 3B: 0 HR: 0	SF: 0 SAC: 0 DP: 1 HBP: 0	WP: 0 PB: 0 SB: 0 CS: 0	PA: 41			
<b>PITCHER</b>	IP	WLS	BF	H	R	ER	SO	BB	IBB	HBP	BLK	WP	HR	S	P	ERA	WHIP								
Tom Underwood, L (1, 1) ERA: 10.38	5.2		27	8	3	3	0	2	0	0	0	0	0	25	33	4.76	1.765								
Steve Baker, R (6, 1) ERA: 3.09	3.1	W	14	2	1	0	3	1	0	0	0	0	0	19	23	0.00	0.900								

Minnesota Twins @ Oakland Athletics  
Oakland-Alameda County Coliseum, Oakland, CA  
Wed Apr 13 1983, 6:05 PM PST  
Att: 10,677 - Unknown - 61 F

AB	38
R	4
H	10
RBI	4
BB	3
SO	3
LOB	17



Batter	1	2	3	4	5	6	7	8	9	AB	R	H	RBI	BB	SO	LOB	BOTTOM								
Davey Lopes, R (1, 4) OBP: 0.397, SLG: 0.500	0-0 F7		0-0 SH1-3 1-3		0-0 6-3		0-0 1H HR		3 1 1 2 0 0 0																
Mike Davis, L (1, 8) OBP: 0.342, SLG: 0.486	0-0 6-3		0-0 G5-4-3 1B		0-0 CS 1B		0-0 F7		4 0 2 1 0 0 0																
Bill Almon, R (1, 7) OBP: 0.462, SLG: 0.364	4-0 S BB		0-0 G5-4-3 1-2		0-0 CS 1-2		0-0 6-3	0-0 E S 1B	3 1 1 0 1 0 1																
Jeff Burroughs, R (1, 10) OBP: 0.394, SLG: 0.483	0-3 K 1-2			0-0 6-3		4-0 FC4-6 BB		0-0 5-3	3 0 0 0 1 1 2																
Wayne Gross, L (1, 5) OBP: 0.545, SLG: 0.375		0-3 K		0-0 G3		0-0 FC4-6 1-2		4-0 S 1B IBB	3 1 0 0 1 1 1																
Kelvin Moore, R (1, 3) OBP: 0.250, SLG: 0.379		0-0 L6		0-0 2B		0-3 K		0-3 K	3 0 1 0 0 1 1																
Dwayne Murphy, L (8, PH) OBP: 0.333, SLG: 0.333									1 0 0 0 0 1 2																
Dan Meyer, L (9, 3)									0 0 0 0 0 0 0																
Gary Hancock, L (1, 9) OBP: 0.500, SLG: 0.333		0-0 1B		4-0 IBB				4-0 1B IBB	2 0 1 0 1 0 0																
Rickey Henderson, R (8, PH) OBP: 0.471, SLG: 0.462									0 0 0 0 0 1 0 0																
Mitchell Page, L (9, 7)									0 0 0 0 0 0 0																
Bob Kearney, R (1, 2) OBP: 0.406, SLG: 0.448		0-0 F5		0-0 L8				0-0 6-3	4 0 1 2 0 0 3																
Tony Phillips, S (1, 6) OBP: 0.200, SLG: 0.111			0-0 SH1-3 1B		0-0 F7		4-0 HR BB	0-3 K	3 2 1 0 1 1 3																
<b>Inning Stats</b>	R: 0 E: 0 K: 1 S: 5	H: 0 LOB: 1 BB: 1 P: 9	R: 0 E: 0 K: 1 S: 6	H: 1 LOB: 1 BB: 0 P: 6	R: 1 E: 0 K: 0 S: 4	H: 2 LOB: 0 BB: 0 P: 4	R: 0 E: 0 K: 0 S: 4	H: 1 LOB: 2 BB: 1 P: 8	R: 0 E: 0 K: 1 S: 5	H: 0 LOB: 1 BB: 1 P: 9	R: 2 E: 0 K: 0 S: 4	H: 1 LOB: 0 BB: 0 P: 8	R: 2 E: 0 K: 2 S: 9	H: 2 LOB: 3 BB: 2 P: 17	1B: 6 2B: 1 3B: 0 HR: 1	SF: 0 SAC: 1 DP: 1 HBP: 0	WP: 0 PB: 0 SB: 4 CS: 1	PA: 37							
<b>PITCHER</b>	IP	WLS	BF	H	R	ER	SO	BB	IBB	HBP	BLK	WP	HR	S	P	ERA	WHIP								
Albert Williams, R (1, 1) ERA: 5.52	7.0	L	30	7	4	4	3	3	1	0	0	0	1	32	48	5.14	1.429								
Rick Lyssander, R (8, 1) ERA: 1.93	0.1		2	0	0	0	0	0	1	0	0	0	0	1	5	0.00	0.000								
Len Whitehouse, L (8, 1) ERA: 2.35	0.2		4	1	1	1	2	0	1	0	0	0	0	7	11	13.50	1.500								

Minnesota Twins @ Oakland Athletics  
Oakland-Alameda County Coliseum, Oakland, CA  
Wed Apr 13 1983, 6:05 PM PST  
Att: 10,677 - Unknown - 61 F

AB	29
R	5
H	8
RBI	5
BB	6
SO	5
LOB	13





Batter	1	2	3	4	5	6	7	8	9	AB	R	H	RBI	BB	SO	LOB	TOP										
Davey Lopes, R OBP: 0.333, SLG: 0.424 (1, 4)										5	0	0	0	0	2	3											
Mike Davis, L OBP: 0.349, SLG: 0.463 (1, 8)										4	1	1	0	0	1	0											
Bill Almon, R OBP: 0.500, SLG: 0.438 (1, 7)										5	2	3	0	0	0	1											
Wayne Gross, L OBP: 0.600, SLG: 0.727 (1, 5)										3	2	2	3	1	1	1											
Mitchell Page, L OBP: 0.500, SLG: 0.667 (1, 10)										4	0	3	1	0	1	2											
Dan Meyer, L OBP: 0.167, SLG: 0.200 (1, 3)										3	0	1	1	0	0	3											
Garry Hancock, L OBP: 0.500, SLG: 0.429 (1, 9)										4	0	2	0	0	0	1											
Bob Kearney, R OBP: 0.361, SLG: 0.394 (1, 2)										4	0	0	0	0	1	4											
Tony Phillips, S OBP: 0.206, SLG: 0.129 (1, 6)										4	0	1	0	0	1	1											
<b>Inning Stats</b>	R: 2 E: 0 K: 2 S: 9	H: 3 LOB: 1 BB: 0 P: 9	R: 0 E: 0 K: 0 S: 4	H: 1 LOB: 1 BB: 0 P: 4	R: 3 E: 0 K: 0 S: 5	H: 3 LOB: 0 BB: 0 P: 6	R: 0 E: 0 K: 0 S: 3	H: 1 LOB: 1 BB: 0 P: 3	R: 0 E: 0 K: 1 S: 6	H: 3 LOB: 3 BB: 0 P: 8	R: 0 E: 0 K: 1 S: 6	H: 1 LOB: 2 BB: 1 P: 10	R: 0 E: 0 K: 1 S: 5	H: 0 LOB: 0 BB: 0 P: 5	R: 0 E: 0 K: 1 S: 5	H: 0 LOB: 0 BB: 0 P: 5	1B: 11 2B: 2 3B: 0 HR: 1	SF: 1 SAC: 0 DP: 2 HBP: 1	WP: 1 PB: 0 SB: 1 CS: 1	PA: 39							
<b>PITCHER</b>	IP	WLS	BF	H	R	ER	SO	BB	IBB	HBP	BLK	WP	HR	S	P	ERA	WHIP										
Ed Nunez, R ERA: 4.32 (1, 1)	2.1	L	13	6	5	3	2	0	0	1	0	0	1	16	17	11.57	2.571										
Bryan Clark, L ERA: 2.12 (3, 1)	5.2		23	7	0	0	4	1	0	0	0	1	0	30	34	0.00	1.412										
Mike Stanton, R ERA: (9, 1)	1.0		3	0	0	0	1	0	0	0	0	0	0	5	5	0.00	0.000										

Oakland Athletics @ Seattle Mariners  
The Kingdome, Seattle, WA  
Thu Apr 14 1983, 9:05 PM EST  
Att: 4,600 - Dome

AB 36  
R 5  
H 13  
RBI 5  
BB 1  
SO 7  
LOB 16



Batter	1	2	3	4	5	6	7	8	9	AB	R	H	RBI	BB	SO	LOB	BOTTOM										
Steve Henderson, R OBP: 0.477, SLG: 0.556 (1, 7)										4	0	0	0	0	2	2											
Manny Castillo, S OBP: 0.286, SLG: 0.333 (1, 5)										4	0	3	1	0	0	0											
Al Cowens, R OBP: 0.233, SLG: 0.250 (1, 9)										4	0	1	0	0	1	3											
Richie Zisk, R OBP: 0.167, SLG: 0.206 (1, 10)										4	0	0	0	0	2	2											
Ken Phelps, L OBP: 0.250, SLG: 0.800 (1, 3)										4	1	1	1	0	0	1											
Dave Henderson, R OBP: 0.325, SLG: 0.487 (1, 8)										4	0	0	0	0	0	0											
Todd Cruz, R OBP: 0.410, SLG: 0.556 (1, 6)										4	1	0	0	0	1	0											
Orlando Mercado, R OBP: 0.174, SLG: 0.348 (1, 2)										2	0	1	0	0	1	0											
Pat Putnam, L OBP: 0.242, SLG: 0.344 (8, PH)										1	1	1	0	0	0	0											
Bud Bulling, R (9, 2)										0	0	0	0	0	0	0											
Julio Cruz, S OBP: 0.400, SLG: 0.548 (1, 4)										3	0	0	1	0	0	2											
<b>Inning Stats</b>	R: 0 E: 0 K: 2 S: 8	H: 1 LOB: 1 BB: 0 P: 8	R: 0 E: 0 K: 0 S: 3	H: 0 LOB: 0 BB: 0 P: 3	R: 0 E: 0 K: 1 S: 5	H: 1 LOB: 0 BB: 0 P: 5	R: 0 E: 0 K: 1 S: 6	H: 1 LOB: 1 BB: 0 P: 6	R: 0 E: 0 K: 0 S: 4	H: 1 LOB: 1 BB: 0 P: 4	R: 0 E: 0 K: 1 S: 5	H: 0 LOB: 0 BB: 0 P: 5	R: 2 E: 1 K: 0 S: 6	H: 2 LOB: 1 BB: 0 P: 6	R: 1 E: 0 K: 1 S: 6	H: 1 LOB: 0 BB: 0 P: 6	1B: 5 2B: 1 3B: 0 HR: 1	SF: 0 SAC: 0 DP: 0 HBP: 0	WP: 0 PB: 0 SB: 0 CS: 1	PA: 35							
<b>PITCHER</b>	IP	WLS	BF	H	R	ER	SO	BB	IBB	HBP	BLK	WP	HR	S	P	ERA	WHIP										
Chris Codiroli, R ERA: 1.38 (1, 1)	7.2	W	29	6	2	0	6	0	0	0	0	0	0	41	41	0.00	0.783										
Dave Beard, R ERA: 2.0 (8, 1)	1.1	S	5	1	1	1	1	0	0	0	0	0	1	7	7	6.75	0.750										

Oakland Athletics @ Seattle Mariners  
The Kingdome, Seattle, WA  
Thu Apr 14 1983, 9:05 PM EST  
Att: 4,600 - Dome

AB 34  
R 3  
H 7  
RBI 3  
BB 0  
SO 7  
LOB 10





Batter	1	2	3	4	5	6	7	8	9	AB	R	H	RBI	BB	SO	LOB	TOP				
Mitchell Page, L OBP: 0.300, SLG: 0.400	3-1		6-3		4-3			F7		4	0	0	0	0	0	1					
Mike Davis, L OBP: 0.319, SLG: 0.422	5-3			F4		K			4-3	4	0	0	0	0	1	0					
Bill Almon, R OBP: 0.455, SLG: 0.400				F7		F4			1-3	4	0	1	0	0	0	0					
Wayne Gross, L OBP: 0.579, SLG: 0.667	F4				1B			6-3		4	0	2	0	0	0	1					
Jeff Burroughs, R OBP: 0.351, SLG: 0.424			K		K				6-3	4	0	0	0	0	2	2					
Dan Meyer, L OBP: 0.111, SLG: 0.125			F9						4-3	3	0	0	0	0	0	0					
Davey Lopes, R OBP: 0.308, SLG: 0.389			F9		E5 1B				F6	3	1	0	0	0	0	0					
Kevin Moore, R OBP: 0.257, SLG: 0.375				6-3					F4	3	0	1	1	0	0	0					
Bob Kearney, R OBP: 0.333, SLG: 0.361			K						F6	3	0	0	0	0	1	1					
<b>Inning Stats</b>	R: 0 E: 0 K: 0 S: 4	H: 1 LOB: 1 BB: 0 P: 4	R: 0 E: 0 K: 1 S: 5	H: 0 LOB: 0 BB: 0 P: 5	R: 0 E: 0 K: 1 S: 5	H: 0 LOB: 0 BB: 0 P: 5	R: 0 E: 0 K: 1 S: 6	H: 1 LOB: 1 BB: 0 P: 6	R: 1 E: 2 K: 0 S: 5	H: 1 LOB: 1 BB: 0 P: 5	R: 0 E: 0 K: 0 S: 3	H: 0 LOB: 2 BB: 0 P: 3	R: 0 E: 0 K: 0 S: 3	H: 0 LOB: 0 BB: 0 P: 3	R: 0 E: 0 K: 0 S: 4	H: 1 LOB: 1 BB: 0 P: 4	1B: 4 2B: 0 3B: 0 HR: 0	SF: 0 SAC: 0 DP: 0 HBP: 0	WP: 0 PB: 0 SB: 1 CS: 0	PA: 32	
<b>PITCHER</b>	IP	WLS	BF	H	R	ER	SO	BB	IBB	HBP	BLK	WP	HR	S	P	ERA	WHIP				
Gaylord Perry, R ERA: 4.91	7.0	W	25	3	1	0	4	0	0	0	0	0	0	33	33	0.00	0.429				
Mike Stanton, R ERA:	2.0		7	1	0	0	0	0	0	0	0	0	0	7	7	0.00	0.500				

Oakland Athletics @ Seattle Mariners  
The Kingdome, Seattle, WA  
Fri Apr 15 1983, 9:05 PM EST  
Att: 6,175 - Dome

AB 32  
R 1  
H 4  
RBI 1  
BB 0  
SO 4  
LOB 5




Batter	1	2	3	4	5	6	7	8	9	AB	R	H	RBI	BB	SO	LOB	BOTTOM				
John Moses, S	L9		F8		K					3	0	0	0	1	1	3					
Manny Castillo, S OBP: 0.281, SLG: 0.310	F7			BB	SF8				F9	2	0	0	1	1	0	2					
Steve Henderson, R OBP: 0.479, SLG: 0.538				K	F7					3	0	1	1	1	1	3					
Ken Phelps, L OBP: 0.300, SLG: 0.889	F7								F7	3	1	1	1	1	0	3					
Pat Putnam, L OBP: 0.216, SLG: 0.306			F5		G4-6-3				F8	4	0	0	0	0	0	4					
Al Cowens, R OBP: 0.234, SLG: 0.250			3-1						F8	4	1	1	0	0	0	0					
Rick Sweet, S OBP: 0.250, SLG: 0.250			K						F7	4	1	1	0	0	1	0					
Todd Cruz, R OBP: 0.442, SLG: 0.590					K2-3					3	1	2	0	1	1	0					
Julio Cruz, S OBP: 0.410, SLG: 0.529					4-3					3	1	1	1	1	0	1					
<b>Inning Stats</b>	R: 0 E: 0 K: 0 S: 3	H: 0 LOB: 1 BB: 1 P: 7	R: 0 E: 0 K: 1 S: 5	H: 0 LOB: 0 BB: 0 P: 5	R: 0 E: 0 K: 1 S: 5	H: 0 LOB: 0 BB: 0 P: 5	R: 0 E: 0 K: 1 S: 4	H: 0 LOB: 1 BB: 2 P: 12	R: 2 E: 0 K: 0 S: 4	H: 3 LOB: 2 BB: 1 P: 12	R: 1 E: 0 K: 0 S: 4	H: 1 LOB: 0 BB: 0 P: 4	R: 2 E: 1 K: 0 S: 6	H: 3 LOB: 2 BB: 1 P: 10	R: 0 E: 0 K: 0 S: 3	H: 0 LOB: 1 BB: 1 P: 7	1B: 5 2B: 1 3B: 0 HR: 1	SF: 1 SAC: 0 DP: 1 HBP: 0	WP: 0 PB: 0 SB: 2 CS: 0	PA: 36	
<b>PITCHER</b>	IP	WLS	BF	H	R	ER	SO	BB	IBB	HBP	BLK	WP	HR	S	P	ERA	WHIP				
Matt Keough, R ERA: 8.71	6.0	L	27	6	5	5	4	4	0	0	0	0	0	31	47	7.50	1.667				
Tim Conroy, L ERA: 0.93	2.0		9	1	0	0	0	2	0	0	0	0	0	7	15	0.00	1.500				


Oakland Athletics @ Seattle Mariners  
The Kingdome, Seattle, WA  
Fri Apr 15 1983, 9:05 PM EST  
Att: 6,175 - Dome

AB 29  
R 5  
H 7  
RBI 4  
BB 6  
SO 4  
LOB 16





Batter	1	2	3	4	5	6	7	8	9	AB R H RBI BB SO LOB	TOP									
Rickey Henderson, R OBP: 0.487, SLG: 0.467 (1, 7)	0-0 4-3 BB 1B		4-0 1B 2B BB	0-0 1B 1-2 2-3 1B		0-3 K		0-0 5-3		4 1 2 0 1 1 2	<p>Oakland Athletics @ Seattle Mariners The Kingdome, Seattle, WA Sat Apr 16 1983, 9:05 PM EST Att: 22,234 - Dome</p> <p>livebaseballscores.com</p> <p>AB 37 R 5 H 11 RBI 4 BB 4 SO 12 LOB 20</p> 									
Davey Lopes, R OBP: 0.341, SLG: 0.400 (1, 4)	4-0 4-3 BB		0-0 2B 1B	0-0 1-3 1-3 2-H 3-H 1B		0-3 K		0-3 K	4 1 2 1 1 2 2											
Bill Almon, R OBP: 0.444, SLG: 0.417 (1, 5)	0-0 4-3		0-0 1-3 1-H 3-H FC6-2 2B	0-0 K		0-0 5-3		4-0 4-3 S BB	4 0 1 2 1 1 3											
Dwayne Murphy, L OBP: 0.286, SLG: 0.281 (1, 8)	0-3 K		0-0 1-3		0-3 K		0-3 K	0-0 4-3	5 0 0 0 0 3 4											
Jeff Burroughs, R OBP: 0.333, SLG: 0.395 (1, 10)	0-0 6-3		0-0 FC6-2		0-3 K		0-0 1B 1B	0-0 6-3	5 0 1 0 0 1 4											
Kevin Moore, R OBP: 0.295, SLG: 0.361 (1, 3)		0-0 4-3	0-3 K		0-0 5-3				4 0 1 0 0 1 1											
Wayne Gross, L OBP: 0.579, SLG: 0.667 (9, 3)							1-2 1B		0 0 0 0 0 0 0											
Mike Heath, R OBP: 0.500, SLG: 0.333 (1, 9)		0-0 4-3		0-0 1B 1B 1B		4-0 1B FC5 BB		0-0 F7	3 1 1 0 1 0 2											
Bob Kearney, R OBP: 0.302, SLG: 0.325 (1, 2)		0-0 4-3		0-3 K		0-0 FC5 1B		0-3 K	4 0 0 0 0 2 2											
Tony Phillips, S OBP: 0.263, SLG: 0.286 (1, 6)			0-0 HR	0-0 1B 1B		0-0 1-2 2-3 1B		0-3 K	4 2 3 1 0 1 0											
<b>Inning Stats</b>	R: 0 E: 0 K: 1 S: 6	H: 1 LOB: 2 BB: 1 P: 10	R: 0 E: 0 K: 0 S: 3	H: 0 LOB: 0 BB: 0 P: 3	R: 3 E: 0 K: 1 S: 8	H: 3 LOB: 1 BB: 1 P: 12	R: 2 E: 0 K: 2 S: 10	H: 4 LOB: 1 BB: 0 P: 10	R: 0 E: 0 K: 2 S: 7	H: 0 LOB: 0 BB: 0 P: 7	R: 0 E: 0 K: 1 S: 7	H: 2 LOB: 2 BB: 0 P: 7	R: 0 E: 0 K: 2 S: 7	H: 0 LOB: 0 BB: 0 P: 7	R: 0 E: 0 K: 1 S: 5	H: 0 LOB: 1 BB: 1 P: 9	1B: 9 2B: 1 3B: 0 HR: 1	SF: 0 SAC: 0 DP: 0 HBP: 0	WP: 0 PB: 0 SB: 1 CS: 0	PA: 41
<b>PITCHER</b>	IP WLS BF H R ER SO BB IBB HBP BLK WP HR S P ERA WHIP											IP WLS BF H R ER SO BB IBB HBP BLK WP HR S P ERA WHIP								
Matt Young, L ERA: 7.47 (1, 1)	3.1 L 19 7 5 5 3 2 0 0 0 0 0 1 23 31 13.50 2.700																			
Roy Thomas, R ERA: (4, 1)	4.2 18 4 0 0 8 1 0 0 0 0 0 33 37 0.00 1.071																			
Ed Nunez, R ERA: 4.15 (9, 1)	0.1 2 0 0 0 1 1 0 0 0 0 0 0 3 7 0.00 3.000																			
Ed Vande Berg, L ERA: (9, 1)	0.2 2 0 0 0 0 0 0 0 0 0 0 0 2 2 0.00 0.000																			

Batter	1	2	3	4	5	6	7	8	9	AB R H RBI BB SO LOB	BOTTOM											
Steve Henderson, R OBP: 0.442, SLG: 0.488 (1, 7)	0-0 1-3		0-0 4-3		0-0 3-1		0-0 4-3			4 0 0 0 0 0 1	<p>Oakland Athletics @ Seattle Mariners The Kingdome, Seattle, WA Sat Apr 16 1983, 9:05 PM EST Att: 22,234 - Dome</p> <p>livebaseballscores.com</p> <p>AB 30 R 2 H 4 RBI 2 BB 4 SO 8 LOB 20</p> 											
Dave Edler, R OBP: 0.421, SLG: 0.313 (1, 5)	4-0 S BB		4-0 G4-6-3 BB		0-0 3-H 1B		4-0 5-3 BB			1 0 1 1 3 0 0												
Al Cowens, R OBP: 0.216, SLG: 0.229 (1, 9)	0-3 K		0-0 G4-6-3 1-2		0-0 F7		0-3 K		0-3 K	4 0 0 0 0 2 4												
Richie Zisk, R OBP: 0.175, SLG: 0.237 (1, 10)	0-3 K			0-0 2B		0-3 K		0-0 5-3	0-0 1-2 K	4 0 1 0 0 2 2												
Dave Henderson, R OBP: 0.295, SLG: 0.442 (1, 8)		0-0 F3		0-0 F8		0-3 K		0-0 F9		4 0 0 0 0 1 2												
Ken Phelps, L OBP: 0.292, SLG: 0.818 (1, 3)		0-0 E6		0-0 F8		0-3 K			0-0 L3-6 2B	4 0 1 0 0 1 1												
Todd Cruz, R OBP: 0.426, SLG: 0.558 (1, 6)		0-0 E5		0-3 K			0-0 S SF9 1B		0-0 F2	4 1 1 0 0 1 3												
Orlando Mercado, R OBP: 0.192, SLG: 0.320 (1, 2)		0-3 K			4-0 3-1 5-3 1B BB		0-0 5-3		0-0 L3-6	2 1 0 0 1 1 3												
Pat Putnam, L OBP: 0.211, SLG: 0.297 (9, PH)							1-2 K		2-3 K	1 0 0 0 0 0 1												
Julio Cruz, S OBP: 0.381, SLG: 0.500 (1, 4)		0-0 F3			0-0 5-3		0-0 SF9			2 0 0 1 0 0 3												
<b>Inning Stats</b>	R: 0 E: 0 K: 2 S: 7	H: 0 LOB: 1 BB: 1 P: 11	R: 0 E: 0 K: 1 S: 7	H: 0 LOB: 2 BB: 0 P: 7	R: 0 E: 0 K: 0 S: 2	H: 0 LOB: 0 BB: 1 P: 6	R: 0 E: 0 K: 1 S: 6	H: 1 LOB: 1 BB: 0 P: 6	R: 1 E: 0 K: 0 S: 4	H: 1 LOB: 1 BB: 1 P: 8	R: 0 E: 0 K: 3 S: 9	H: 0 LOB: 0 BB: 0 P: 9	R: 1 E: 0 K: 0 S: 4	H: 1 LOB: 0 BB: 0 P: 4	R: 0 E: 0 K: 1 S: 5	H: 0 LOB: 1 BB: 1 P: 9	R: 0 E: 0 K: 0 S: 3	H: 1 LOB: 0 BB: 0 P: 3	1B: 2 2B: 3 3B: 0 HR: 0	SF: 1 SAC: 0 DP: 2 HBP: 0	WP: 0 PB: 0 SB: 2 CS: 0	PA: 35
<b>PITCHER</b>	IP WLS BF H R ER SO BB IBB HBP BLK WP HR S P ERA WHIP											IP WLS BF H R ER SO BB IBB HBP BLK WP HR S P ERA WHIP										
Bill Krueger, L ERA: 3.0 (1, 1)	8.0 W 33 4 2 2 8 4 0 0 0 0 0 0 45 61 2.25 1.000																					
Dave Beard, R ERA: 1.8 (9, 1)	1.0 S 2 0 0 0 0 0 0 0 0 0 0 0 2 2 0.00 0.000																					



Batter	1	2	3	4	5	6	7	8	9	AB	R	H	RBI	BB	SO	LOB	TOP			
Rickey Henderson, R OBP: 0.459, SLG: 0.412 (1, 7)	F7	F4		BB		4-3			K	4	0	0	0	1	1	3				
Mike Davis, L OBP: 0.327, SLG: 0.408 (1, 9)		FC3-6				K			CS	4	0	1	1	1	1	3				
Bill Almon, R OBP: 0.438, SLG: 0.448 (1, 6) (8, 5)									K	5	0	2	0	0	2	2				
Dwayne Murphy, L OBP: 0.308, SLG: 0.371 (1, 8)										3	1	1	1	1	0	0				
Jeff Burroughs, R OBP: 0.348, SLG: 0.476 Mitchell Page, L (7, PR) OBP: 0.300, SLG: 0.400 (1, 10)										4	1	2	1	0	1	2				
Wayne Gross, L OBP: 0.609, SLG: 0.667 (1, 5) (8, 3)										0	0	0	0	0	0	0				
Mike Heath, R OBP: 0.256, SLG: 0.571 Davey Lopes, R OBP: 0.341, SLG: 0.400 (1, 2) (8, 4)										4	2	2	1	0	1	1				
Kelvin Moore, R OBP: 0.256, SLG: 0.333 Bob Kearney, R OBP: 0.302, SLG: 0.325 (1, 3) (8, 2)										3	1	0	0	1	0	1				
Tony Phillips, S OBP: 0.282, SLG: 0.263 (1, 4) (8, 6)										3	0	0	1	1	0	1				
<b>Inning Stats</b>	R: 0 E: 0 K: 1 S: 6	H: 2 LOB: 2 BB: 1 P: 10	R: 3 E: 0 K: 1 S: 7	H: 2 LOB: 1 BB: 2 P: 15	R: 1 E: 0 K: 1 S: 6	H: 2 LOB: 1 BB: 0 P: 6	R: 0 E: 0 K: 0 S: 3	H: 0 LOB: 1 BB: 1 P: 7	R: 3 E: 1 K: 0 S: 6	H: 2 LOB: 1 BB: 1 P: 10	R: 0 E: 0 K: 1 S: 5	H: 1 LOB: 0 BB: 0 P: 5	R: 0 E: 0 K: 0 S: 3	H: 1 LOB: 1 BB: 0 P: 3	R: 0 E: 0 K: 2 S: 6	H: 0 LOB: 1 BB: 1 P: 10	1B: 6 2B: 4 3B: 0 HR: 2	SF: 0 SAC: 0 DP: 2 HBP: 0	WP: 0 PB: 0 SB: 1 CS: 6	PA: 40
<b>PITCHER</b>	IP	WLS	BF	H	R	ER	SO	BB	IBB	HBP	BLK	WP	HR	S	P	ERA	WHIP			
Bob Stoddard, R ERA: 5.71 (1, 1)	4.2	L	23	7	5	5	3	4	0	0	1	0	2	25	41	9.64	2.357			
Bryan Clark, L ERA: 2.21 (5, 1)	3.1		13	3	2	1	1	1	0	0	0	0	0	14	18	2.70	1.200			
Bill Caudill, R ERA: 1.29 (9, 1)	1.0	S	3	0	0	0	2	1	0	0	0	0	0	6	10	0.00	1.000			

Oakland Athletics @ Seattle Mariners  
The Kingdome, Seattle, WA  
Sun Apr 17 1983, 6:33 AM EST  
Att: 5,153 - Dome

AB 33  
R 7  
H 10  
RBI 5  
BB 6  
SO 6  
LOB 14



Batter	1	2	3	4	5	6	7	8	9	AB	R	H	RBI	BB	SO	LOB	BOTTOM					
John Moses, S (1, 9)	F8		K							4	0	0	0	0	2	0						
Manny Castillo, S OBP: 0.250, SLG: 0.273 (1, 5)	6-3		4-3							4	0	0	0	0	0	1						
Steve Henderson, R OBP: 0.446, SLG: 0.478 (1, 7)			K							3	1	1	0	1	1	0						
Ken Phelps, L OBP: 0.286, SLG: 0.846 (1, 3)										4	1	1	2	0	3	1						
Pat Putnam, L OBP: 0.195, SLG: 0.275 Richie Zisk, R (9, PH) OBP: 0.171, SLG: 0.231 (1, 10)										3	0	0	0	0	3	0						
Dave Henderson, R OBP: 0.292, SLG: 0.489 Rod Allen, R (9, PR) OBP: 0.250, SLG: 0.250 (1, 8)										4	1	1	1	1	0	2						
Rick Sweet, S OBP: 0.266, SLG: 0.167 Al Cowens, R (9, PH) OBP: 0.212, SLG: 0.224 (1, 2)										2	0	0	0	1	1	0						
Todd Cruz, R OBP: 0.412, SLG: 0.532 (1, 6)										4	0	1	0	0	0	1						
Domingo Ramos, R OBP: 0.500, SLG: 1.500 (1, 4)										4	1	2	1	0	0	3						
<b>Inning Stats</b>	R: 2 E: 0 K: 1 S: 7	H: 2 LOB: 0 BB: 0 P: 7	R: 0 E: 0 K: 1 S: 5	H: 1 LOB: 2 BB: 1 P: 9	R: 0 E: 0 K: 2 S: 7	H: 0 LOB: 0 BB: 0 P: 7	R: 1 E: 0 K: 3 S: 10	H: 1 LOB: 0 BB: 0 P: 10	R: 0 E: 2 K: 0 S: 4	H: 0 LOB: 1 BB: 0 P: 4	R: 0 E: 0 K: 2 S: 7	H: 0 LOB: 0 BB: 0 P: 7	R: 0 E: 0 K: 0 S: 3	H: 0 LOB: 0 BB: 0 P: 3	R: 1 E: 0 K: 2 S: 8	H: 1 LOB: 1 BB: 1 P: 12	R: 0 E: 0 K: 1 S: 7	H: 1 LOB: 2 BB: 0 P: 7	1B: 2 2B: 1 3B: 0 HR: 3	SF: 0 SAC: 0 DP: 1 HBP: 0	WP: 1 PB: 0 SB: 0 CS: 0	PA: 36
<b>PITCHER</b>	IP	WLS	BF	H	R	ER	SO	BB	IBB	HBP	BLK	WP	HR	S	P	ERA	WHIP					
Mike Norris, R ERA: 3.48 (1, 1)	8.0	W	31	5	4	4	11	2	0	0	0	1	0	7	7	4.50	0.875					
Tom Burgmeier, L ERA: (9, 1)	1.0	S	5	1	0	0	1	0	0	0	0	1	0	7	7	0.00	1.000					

Oakland Athletics @ Seattle Mariners  
The Kingdome, Seattle, WA  
Sun Apr 17 1983, 6:33 AM EST  
Att: 5,153 - Dome

AB 34  
R 4  
H 6  
RBI 4  
BB 2  
SO 12  
LOB 7





Batter	1	2	3	4	5	6	7	8	9	AB	R	H	RBI	BB	SO	LOB	TOP										
Rickey Henderson, R OBP: 0.429, SLG: 0.388 (1, 7)	5-3		1B 1-2 BB	F9		K		F9	F9	4	1	0	0	1	1	1											
Mike Davis, L OBP: 0.316, SLG: 0.389 (1, 9)	E4		1B 1-2 G6-4-3 1B		F6		F5	E3	E3	5	1	1	2	0	0	0											
Wayne Gross, L OBP: 0.536, SLG: 0.565 (1, 5) (8, 3)	K		1B 1-3 2-H	G6-4-3 1B	F9		F9	F9	3-1	5	0	1	1	0	1	2											
Dwayne Murphy, L OBP: 0.302, SLG: 0.359 (1, 8)	CS	K	G6-4-3	1B	1B		F9	F9		4	0	1	0	0	1	1											
Jeff Burroughs, R OBP: 0.360, SLG: 0.478 Mitchell Page, L OBP: 0.300, SLG: 0.400 (8, PR)	6-3	L3			BB			FC5-4 1B		4	0	2	0	0	0	0											
Davey Lopes, R OBP: 0.375, SLG: 0.442 (1, 4)	WP 1B			1B	2B			E5 FC5-4		3	1	2	0	1	0	1											
Kelvin Moore, R OBP: 0.255, SLG: 0.326 Bill Almon, R OBP: 0.438, SLG: 0.448 (8, PR)	6-3			G6-4-3 1B	F9			FC5-4		4	0	1	1	0	0	6											
Bob Kearney, R OBP: 0.296, SLG: 0.318 (1, 2)			1B 1B	G6-4-3		6-3		4-3		4	1	1	0	0	0	2											
Tony Phillips, S OBP: 0.283, SLG: 0.268 (1, 6)			1B 1B			F8		F9		3	1	1	0	1	0	0											
<b>Inning Stats</b>	R: 0 E: 1 K: 1 S: 5	H: 0 LOB: 0 BB: 0 P: 5	R: 0 E: 0 K: 1 S: 6	H: 1 LOB: 1 BB: 0 P: 6	R: 4 E: 0 K: 0 S: 6	H: 4 LOB: 0 BB: 1 P: 10	R: 1 E: 0 K: 0 S: 4	H: 2 LOB: 1 BB: 1 P: 8	R: 0 E: 0 K: 0 S: 5	H: 0 LOB: 0 BB: 0 P: 5	R: 0 E: 0 K: 0 S: 3	H: 0 LOB: 0 BB: 0 P: 3	R: 0 E: 1 K: 0 S: 4	H: 1 LOB: 1 BB: 0 P: 4	R: 0 E: 1 K: 0 S: 4	H: 0 LOB: 1 BB: 0 P: 4	1B: 9 2B: 1 3B: 0 HR: 0	SF: 0 SAC: 0 DP: 2 HBP: 0	WP: 1 PB: 0 SB: 0 CS: 1	PA: 40							
<b>PITCHER</b>	IP	WLS	BF	H	R	ER	SO	BB	IBB	HBP	BLK	WP	HR	S	P	ERA	WHIP										
Mike Witt, R ERA: 8.4 (1, 1)	3.0	L	16	7	5	5	2	1	0	0	0	1	0	19	23	15.00	2.667										
Dave Goltz, R ERA: 5.4 (4, 1)	5.0		19	3	0	0	1	2	0	0	0	0	0	19	27	0.00	1.000										
Luis Sanchez, R ERA: 1.35 (9, 1)	0.2		3	0	0	0	0	0	0	0	0	0	0	3	3	0.00	0.000										
Andy Hassler, L ERA: 10.8 (9, 1)	0.1		1	0	0	0	0	0	0	0	0	0	0	1	1	0.00	0.000										

Oakland Athletics @ California Angels  
Anaheim Stadium, Anaheim, CA  
Mon Apr 18 1983, 9:05 PM EST  
Att: 27,780 - Unknown

AB 36  
R 5  
H 10  
RBI 4  
BB 3  
SO 3  
LOB 13



Batter	1	2	3	4	5	6	7	8	9	AB	R	H	RBI	BB	SO	LOB	BOTTOM										
Rod Carew, L OBP: 0.375, SLG: 0.462 (1, 3)	4-3		FC1-6 1B		G6-3			G3		4	0	1	2	0	0	2											
Bobby Clark, R OBP: 0.285, SLG: 0.353 (1, 9)	5-3		FC1-6		5-3			G4-6-3 1B		4	0	1	0	0	0	2											
Fred Lynn, L OBP: 0.286, SLG: 0.453 (1, 8)	F5		F3			K		G4-6-3		4	0	0	0	0	1	2											
Doug DeCinces, R OBP: 0.327, SLG: 0.532 (1, 5)		F9		F8		1B		6-3		4	0	1	0	0	0	0											
Reggie Jackson, L OBP: 0.434, SLG: 0.682 (1, 10)		F8		F8		F8		HR		4	1	1	1	0	0	1											
Brian Downing, R OBP: 0.389, SLG: 0.372 (1, 7)		F8		BB		F8		F8		3	0	0	0	1	0	1											
Bobby Grich, R OBP: 0.385, SLG: 0.455 (1, 4)			E 1B	K		6-3		K		4	1	1	0	0	2	1											
Tim Foli, R OBP: 0.333, SLG: 0.348 (1, 6)			E 1B		G6-3 BB		6-3			2	1	1	0	1	0	0											
Bob Boone, R OBP: 0.273, SLG: 0.317 (1, 2)			L4		G6-3 BB		K			2	0	0	0	1	1	2											
<b>Inning Stats</b>	R: 0 E: 0 K: 0 S: 3	H: 0 LOB: 0 BB: 0 P: 3	R: 0 E: 0 K: 0 S: 3	H: 0 LOB: 0 BB: 0 P: 3	R: 2 E: 1 K: 0 S: 5	H: 2 LOB: 1 BB: 1 P: 9	R: 0 E: 0 K: 1 S: 5	H: 0 LOB: 1 BB: 1 P: 9	R: 0 E: 0 K: 1 S: 6	H: 1 LOB: 1 BB: 0 P: 6	R: 0 E: 0 K: 1 S: 5	H: 0 LOB: 0 BB: 0 P: 5	R: 0 E: 0 K: 0 S: 3	H: 1 LOB: 0 BB: 0 P: 3	R: 1 E: 0 K: 1 S: 6	H: 1 LOB: 0 BB: 0 P: 6	1B: 5 2B: 0 3B: 0 HR: 1	SF: 0 SAC: 0 DP: 2 HBP: 0	WP: 0 PB: 0 SB: 0 CS: 0	PA: 34							
<b>PITCHER</b>	IP	WLS	BF	H	R	ER	SO	BB	IBB	HBP	BLK	WP	HR	S	P	ERA	WHIP										
Tom Underwood, L ERA: 6.75 (1, 1)	6.0	W	24	4	2	1	2	3	0	0	0	0	0	25	37	1.50	1.167										
Steve Baker, R ERA: 3.07 (7, 1)	3.0	S	10	2	1	1	2	0	0	0	0	0	1	14	14	3.00	0.667										

Oakland Athletics @ California Angels  
Anaheim Stadium, Anaheim, CA  
Mon Apr 18 1983, 9:05 PM EST  
Att: 27,780 - Unknown

AB 31  
R 3  
H 6  
RBI 3  
BB 3  
SO 4  
LOB 11






Batter	1	2	3	4	5	6	7	8	9	AB	R	H	RBI	BB	SO	LOB	TOP					
Rickey Henderson, R OBP: 0.434, SLG: 0.439	4-0 2B BB		0-3 K		0-3 K			0-0 HR		3	1	1	1	1	2	2	<p>Oakland Athletics @ California Angels Anaheim Stadium, Anaheim, CA Thu Apr 21 1983, 9:05 PM EST Unknown</p>					
Mike Davis, L OBP: 0.311, SLG: 0.379	0-3 K		0-0 1B		0-0 F9			0-0 6-3		4	0	1	0	0	1	2						
Bill Almon, R OBP: 0.444, SLG: 0.500	0-0 2B		0-0 SF8		0-0 1B			0-3 K		3	0	2	1	0	1	0						
Dwayne Murphy, L OBP: 0.298, SLG: 0.333	4-0 BB		0-0 3-1		0-0 G4-6-3			0-0 3-1		3	0	0	0	1	0	2						
Jeff Burroughs, R OBP: 0.352, SLG: 0.449	0-0 P3			0-3 K				4-0 BB		3	0	0	0	1	1	2						
Davey Lopes, R OBP: 0.365, SLG: 0.426		0-0 CS 1B		0-0 6-3				0-3 K		4	0	1	0	0	1	1						
Kelvin Moore, R OBP: 0.235, SLG: 0.298		0-0 F8		0-0 6-3				0-0 5-3		4	0	0	0	0	0	1						
Bob Kearney, R OBP: 0.300, SLG: 0.304		0-0 6-3			4-0 BB			0-0 5-3		2	0	0	0	1	0	1						
Tony Phillips, S OBP: 0.286, SLG: 0.256			4-0 1B SF8 BB		0-3 K			0-0 F7		2	1	0	0	1	1	1						
<b>Inning Stats</b>	R: 0 E: 0 K: 1 S: 5	H: 1 LOB: 2 BB: 2 P: 13	R: 0 E: 0 K: 0 S: 3	H: 1 LOB: 0 BB: 0 P: 3	R: 1 E: 0 K: 1 S: 6	H: 1 LOB: 1 BB: 1 P: 10	R: 0 E: 0 K: 1 S: 5	H: 0 LOB: 0 BB: 0 P: 5	R: 0 E: 0 K: 2 S: 7	H: 0 LOB: 1 BB: 1 P: 11	R: 0 E: 0 K: 1 S: 5	H: 1 LOB: 1 BB: 1 P: 9	R: 0 E: 0 K: 0 S: 3	H: 0 LOB: 0 BB: 0 P: 3	R: 1 E: 0 K: 1 S: 6	H: 1 LOB: 0 BB: 0 P: 6	R: 0 E: 0 K: 0 S: 3	H: 0 LOB: 0 BB: 0 P: 3	1B: 3 2B: 1 3B: 0 HR: 1	SF: 1 SAC: 0 DP: 1 HBP: 0	WP: 0 PB: 0 SB: 0 CS: 1	PA: 34
<b>PITCHER</b> Geoff Zahn, L ERA: 2.13	IP: 9.0 WLS: W BF: 34 H: 5 R: 2 ER: 2 SO: 7 BB: 5 IBB: 0 HBP: 0 BLK: 0 WP: 0 HR: 1 S: 43 P: 63 ERA: 2.00 WHIP: 1.111															<b>PITCHER</b>	IP: 9.0 WLS: W BF: 34 H: 5 R: 2 ER: 2 SO: 7 BB: 5 IBB: 0 HBP: 0 BLK: 0 WP: 0 HR: 1 S: 43 P: 63 ERA: 2.00 WHIP: 1.111					


Batter	1	2	3	4	5	6	7	8	9	AB	R	H	RBI	BB	SO	LOB	BOTTOM			
Rod Carew, L OBP: 0.386, SLG: 0.465	0-0 F8		0-0 G3			0-0 HR 1B		0-0 1B		4	1	2	2	0	0	0	<p>Oakland Athletics @ California Angels Anaheim Stadium, Anaheim, CA Thu Apr 21 1983, 9:05 PM EST Unknown</p>			
Brian Downing, R OBP: 0.382, SLG: 0.340	0-0 6-3			0-0 6-3		0-0 F8		0-3 K		4	0	0	0	0	1	3				
Juan Beniquez, R OBP: 0.417, SLG: 0.300										0	0	0	0	0	0	0				
Fred Lynn, L OBP: 0.300, SLG: 0.500	0-0 G3			4-0 FC5-4 BB		0-0 HR		0-0 F5		3	1	1	2	1	0	0				
Reggie Jackson, L OBP: 0.421, SLG: 0.646		0-3 K		0-0 FC5-4 HR		0-0 1B		0-3 K		4	1	1	0	0	2	1				
Bobby Clark, R OBP: 0.265, SLG: 0.353				0-0 HR		0-0 1B				0	0	0	0	0	0	0				
Doug DeCinces, R OBP: 0.339, SLG: 0.588		0-0 3-1 1B		0-0 HR		0-3 K		0-3 K		4	1	2	2	0	2	1				
Daryl Scaniers, L OBP: 0.414, SLG: 0.480		0-0 3-1		0-0 E S 1B		0-0 F7		0-0 F4		4	0	1	0	0	0	2				
Rob Wilfong, L	0-3 K		0-0 F8		0-0 F8			0-0 F7		4	0	0	0	0	1	2				
Tim Foli, R OBP: 0.346, SLG: 0.360			0-0 4-3		0-0 SH1-4 1B			0-0 F9		4	2	2	0	0	0	0				
Bob Boone, R OBP: 0.277, SLG: 0.318		0-0 F8		0-0 SH1-4 1B		0-0 1B		0-0 F4		3	0	1	0	0	0	0				
<b>Inning Stats</b>	R: 0 E: 0 K: 0 S: 3	H: 0 LOB: 0 BB: 0 P: 3	R: 0 E: 0 K: 2 S: 8	H: 1 LOB: 0 BB: 0 P: 8	R: 0 E: 0 K: 0 S: 3	H: 0 LOB: 0 BB: 0 P: 3	R: 2 E: 0 K: 0 S: 5	H: 2 LOB: 1 BB: 1 P: 9	R: 3 E: 0 K: 1 S: 9	H: 4 LOB: 1 BB: 0 P: 9	R: 1 E: 0 K: 1 S: 8	H: 3 LOB: 2 BB: 0 P: 8	R: 0 E: 0 K: 2 S: 8	H: 0 LOB: 1 BB: 0 P: 8	R: 0 E: 0 K: 0 S: 3	H: 0 LOB: 0 BB: 0 P: 3	1B: 8 2B: 0 3B: 0 HR: 2	SF: 0 SAC: 1 DP: 0 HBP: 0	WP: 1 PB: 0 SB: 1 CS: 0	PA: 36
<b>PITCHER</b> Chris Codiroli, R ERA: 3.57 Steve McCatty, R ERA: 2.7	IP: 4.2 WLS: L BF: 22 H: 7 R: 5 ER: 5 SO: 2 BB: 1 IBB: 0 HBP: 0 BLK: 0 WP: 0 HR: 2 S: 25 P: 29 ERA: 9.64 WHIP: 1.714															<b>PITCHER</b>	IP: 5.1 WLS: L BF: 14 H: 3 R: 1 ER: 1 SO: 4 BB: 0 IBB: 0 HBP: 0 BLK: 0 WP: 1 HR: 0 S: 22 P: 22 ERA: 2.70 WHIP: 0.900			







Batter	1	2	3	4	5	6	7	8	9	AB	R	H	RBI	BB	SO	LOB	TOP										
Jerry Remy, L OBP: 0.182, SLG: 0.143 Julio Valdez, S OBP: 0.185, SLG: 0.120 Ed Jurak, R OBP: 0.333, SLG: 0.200 (9, 4)	F7		6-3			4-3			K	2	0	0	0	0	0	0	<b>Boston Red Sox @ Oakland Athletics</b> Oakland-Alameda County Coliseum, Oakland, CA Fri Apr 22 1983, 6:05 PM PST Att: 16,497 - Unknown  <b>AB 30</b> <b>R 3</b> <b>H 4</b> <b>RBI 3</b> <b>BB 2</b> <b>SO 7</b> <b>LOB 5</b> 										
Dwight Evans, R OBP: 0.365, SLG: 0.474 (1, 9)	6-3		F9			K			HR	3	2	1	0	1	1	0											
Jim Rice, R OBP: 0.365, SLG: 0.577 (1, 7)	6-3			F8		6-3			HR	4	1	1	3	0	0	0											
Tony Armas, R OBP: 0.239, SLG: 0.146 (1, 10)	K			6-3			F9		K	4	0	0	0	0	2	0											
Wade Boggs, L OBP: 0.355, SLG: 0.482 (1, 5)		4-3		K			CS		4-3	3	0	0	0	1	1	0											
Dave Stapleton, R OBP: 0.286, SLG: 0.404 (1, 3)		F9			PB		F2			3	0	1	0	0	0	1											
Reid Nichols, R OBP: 0.308, SLG: 0.306 (1, 8)				F4				F8		3	0	1	0	0	0	1											
Gary Allenson, R (1, 2)				K			F7		6-3	3	0	0	0	0	1	2											
Glenn Hoffman, R OBP: 0.382, SLG: 0.360 (1, 6)			1-3				F9		K	3	0	0	0	0	1	1											
<b>Inning Stats</b>	R: 1 E: 0 K: 1 S: 6	H: 1 LOB: 0 BB: 0 P: 6	R: 0 E: 0 K: 1 S: 6	H: 1 LOB: 1 BB: 0 P: 6	R: 0 E: 0 K: 0 S: 3	H: 0 LOB: 0 BB: 0 P: 3	R: 0 E: 0 K: 1 S: 5	H: 1 LOB: 1 BB: 0 P: 5	R: 0 E: 0 K: 0 S: 4	H: 0 LOB: 0 BB: 0 P: 4	R: 0 E: 0 K: 0 S: 2	H: 0 LOB: 0 BB: 1 P: 6	R: 0 E: 0 K: 1 S: 5	H: 0 LOB: 0 BB: 0 P: 5	R: 2 E: 0 K: 2 S: 8	H: 1 LOB: 0 BB: 1 P: 12	1B: 2 2B: 0 3B: 1 HR: 1	SF: 0 SAC: 0 DP: 0 HBP: 0	WP: 0 PB: 1 SB: 1 CS: 1	PA: 32							
<b>PITCHER</b>	IP	WLS	BF	H	R	ER	SO	BB	IBB	HBP	BLK	WP	HR	S	P	ERA	WHIP										
Bill Krueger, L ERA: 2.7 Dave Beard, R ERA: 2.53	8.1	L	29	3	2	2	6	2	0	0	0	0	0	39	47	2.16	0.600										

Batter	1	2	3	4	5	6	7	8	9	AB	R	H	RBI	BB	SO	LOB	BOTTOM											
Rickey Henderson, R OBP: 0.443, SLG: 0.413 (1, 7)			K		F8			6-3		4	0	1	0	0	1	0	<b>Boston Red Sox @ Oakland Athletics</b> Oakland-Alameda County Coliseum, Oakland, CA Fri Apr 22 1983, 6:05 PM PST Att: 16,497 - Unknown  <b>AB 32</b> <b>R 1</b> <b>H 5</b> <b>RBI 1</b> <b>BB 3</b> <b>SO 5</b> <b>LOB 16</b> 											
Mike Davis, L OBP: 0.319, SLG: 0.394 (1, 9)	1B				G3			6-3		4	0	0	0	0	0	1												
Carney Lansford, R OBP: 0.333, SLG: 0.364 (1, 5)						P3				4	1	2	0	0	0	1												
Dwayne Murphy, L OBP: 0.273, SLG: 0.320 (1, 8)						K		F9		4	0	1	1	0	1	2												
Jeff Burroughs, R OBP: 0.339, SLG: 0.426 Mitchell Page, L OBP: 0.214, SLG: 0.286 (9, PR)		6-3			4-3				5-3	4	0	1	0	0	1	1												
Davey Lopes, R OBP: 0.351, SLG: 0.392 (1, 4)		F9						F8		3	0	0	0	1	0	1												
Kelvin Moore, R OBP: 0.241, SLG: 0.286 Wayne Gross, L OBP: 0.485, SLG: 0.500 (9, PH)								F9		2	0	0	0	1	0	2												
Bob Kearney, R OBP: 0.310, SLG: 0.302 (1, 2)									F8	1	0	0	0	0	1	2												
Tony Phillips, S OBP: 0.278, SLG: 0.250 (1, 6)					F8			F7		3	0	0	0	0	0	1												
<b>Inning Stats</b>	R: 0 E: 0 K: 0 S: 4	H: 1 LOB: 1 BB: 0 P: 4	R: 0 E: 0 K: 1 S: 5	H: 0 LOB: 1 BB: 1 P: 9	R: 0 E: 0 K: 1 S: 5	H: 0 LOB: 0 BB: 0 P: 5	R: 1 E: 0 K: 0 S: 5	H: 2 LOB: 2 BB: 1 P: 9	R: 0 E: 0 K: 0 S: 3	H: 0 LOB: 0 BB: 0 P: 3	R: 0 E: 0 K: 2 S: 7	H: 0 LOB: 0 BB: 0 P: 7	R: 0 E: 0 K: 0 S: 3	H: 0 LOB: 1 BB: 1 P: 7	R: 0 E: 0 K: 0 S: 4	H: 1 LOB: 1 BB: 0 P: 4		R: 0 E: 0 K: 1 S: 6	H: 1 LOB: 2 BB: 0 P: 6	1B: 4 2B: 1 3B: 0 HR: 0	SF: 0 SAC: 0 DP: 0 HBP: 0	WP: 0 PB: 0 SB: 0 CS: 0	PA: 35					
<b>PITCHER</b>	IP	WLS	BF	H	R	ER	SO	BB	IBB	HBP	BLK	WP	HR	S	P	ERA		WHIP										
Bruce Hurst, L ERA: 2.16 Bob Stanley, R ERA: 2.04	8.0	W	32	5	1	1	4	3	0	0	0	0	0	5	5	0.00		0.000										



Batter	1	2	3	4	5	6	7	8	9	AB	R	H	RBI	BB	SO	LOB	TOP								
Wade Boggs, L (1.5) OBP: 0.357, SLG: 0.483	F8		F7			1B		HR		4	1	2	0	0	0	1	<b>Boston Red Sox @ Oakland Athletics</b> Oakland-Alameda County Coliseum, Oakland, CA Sun Apr 24 1983, 3:33 AM PDT Att: 15,175 - Unknown								
Dwight Evans, R (1.9) OBP: 0.391, SLG: 0.574	HR		5-6-3			F2		HR		4	2	2	4	0	0	2									
Jim Rice, R (1.7) OBP: 0.358, SLG: 0.554	F9					F9		HR		4	0	1	0	0	1	1									
Carl Yastrzemski, L (1.10) OBP: 0.349, SLG: 0.333	4-3					F9		G6-4-3		4	0	1	0	0	0	1									
Tony Armas, R (1.8) OBP: 0.240, SLG: 0.156						F6		F2		4	0	1	0	0	0	2									
Rich Gedman, L (1.2) OBP: 0.310, SLG: 0.359										4	0	1	0	0	0	1									
Dave Stapleton, R (1.4) OBP: 0.267, SLG: 0.375						F8		F7		4	0	0	0	0	0	1									
Glenn Hoffman, R (1.6) OBP: 0.356, SLG: 0.333						K		E5		4	0	0	0	0	1	1									
Ed Jurak, R (1.3) OBP: 0.300, SLG: 0.222						F6		F9		4	1	1	0	0	0	2									
<b>Inning Stats</b>	R: 1 E: 0 K: 0 S: 4	H: 1 LOB: 0 BB: 0 P: 4	R: 0 E: 0 K: 0 S: 3	H: 1 LOB: 0 BB: 0 P: 3	R: 0 E: 1 K: 0 S: 4	H: 0 LOB: 1 BB: 0 P: 4	R: 0 E: 0 K: 1 S: 5	H: 0 LOB: 0 BB: 0 P: 5	R: 0 E: 0 K: 1 S: 6	H: 1 LOB: 1 BB: 0 P: 6	R: 0 E: 0 K: 0 S: 5	H: 2 LOB: 2 BB: 0 P: 5	R: 0 E: 0 K: 0 S: 3	H: 0 LOB: 0 BB: 0 P: 3	R: 3 E: 0 K: 0 S: 6	H: 4 LOB: 0 BB: 0 P: 6	R: 0 E: 1 K: 0 S: 4	H: 0 LOB: 1 BB: 0 P: 4	1B: 7 2B: 0 3B: 0 HR: 2	SF: 0 SAC: 0 DP: 2 HBP: 0	WP: 0 PB: 0 SB: 0 CS: 0	PA: 36			
<b>PITCHER</b>	IP	WLS	BF	H	R	ER	SO	BB	IBB	HBP	BLK	WP	HR	S	P	ERA	WHIP								
Mike Norris, R (1.1) ERA: 3.58	7.0	L	28	7	3	3	2	0	0	0	0	0	1	32	32	3.86	1.000								
Steve Baker, R (8.1) ERA: 3.18	0.0		2	2	1	1	0	0	0	0	0	0	1	2	2	∞	∞								
Tom Burgmeier, L (8.1) ERA:	2.0		6	0	0	0	0	0	0	0	0	0	0	6	6	0.00	0.000								

AB	36
R	4
H	9
RBI	4
BB	0
SO	2
LOB	12



Batter	1	2	3	4	5	6	7	8	9	AB	R	H	RBI	BB	SO	LOB	BOTTOM								
Rickey Henderson, R (1.7) OBP: 0.470, SLG: 0.417	FC5-2								F9	2	0	1	0	3	0	1	<b>Boston Red Sox @ Oakland Athletics</b> Oakland-Alameda County Coliseum, Oakland, CA Sun Apr 24 1983, 3:33 AM PDT Att: 15,175 - Unknown								
Mike Davis, L (1.9) OBP: 0.311, SLG: 0.380	FC5-2								FC4-6	5	1	1	0	0	0	5									
Carney Lansford, R (1.5) OBP: 0.276, SLG: 0.296	K								6-3	5	0	0	0	0	2	4									
Jeff Burroughs, R (1.10) OBP: 0.349, SLG: 0.421	FC5-2									3	1	1	0	1	0	2									
Mitchell Page, L (8, PR) OBP: 0.214, SLG: 0.286	FC5-2									0	0	0	0	0	0	0									
Dwayne Murphy, L (1.8) OBP: 0.288, SLG: 0.321										3	0	1	1	1	1	1									
Davey Lopes, R (1.4) OBP: 0.350, SLG: 0.389	F8									3	0	1	0	0	0	2									
Kelvin Moore, R (1.3) OBP: 0.263, SLG: 0.294										2	0	1	1	0	0	0									
Wayne Gross, L (8, PH) OBP: 0.500, SLG: 0.500										0	0	0	0	1	0	0									
Bob Kearney, R (1.2) OBP: 0.290, SLG: 0.281										4	0	0	0	0	1	6									
Tony Phillips, S (1.6) OBP: 0.281, SLG: 0.240										2	0	0	0	1	0	0									
Bill Almon, R (8, PH) OBP: 0.415, SLG: 0.472										1	0	1	0	0	0	0									
<b>Inning Stats</b>	R: 1 E: 0 K: 1 S: 7	H: 2 LOB: 2 BB: 1 P: 11	R: 0 E: 0 K: 1 S: 5	H: 0 LOB: 2 BB: 2 P: 13	R: 1 E: 0 K: 1 S: 8	H: 3 LOB: 2 BB: 0 P: 8	R: 0 E: 0 K: 0 S: 4	H: 1 LOB: 1 BB: 0 P: 4	R: 0 E: 0 K: 0 S: 3	H: 0 LOB: 0 BB: 0 P: 3	R: 0 E: 0 K: 1 S: 2	H: 0 LOB: 0 BB: 0 P: 3	R: 0 E: 0 K: 0 S: 4	H: 0 LOB: 0 BB: 1 P: 8	R: 0 E: 0 K: 0 S: 2	H: 0 LOB: 3 BB: 3 P: 14	R: 0 E: 0 K: 0 S: 4	H: 1 LOB: 1 BB: 0 P: 4	1B: 7 2B: 0 3B: 0 HR: 0	SF: 0 SAC: 1 DP: 1 HBP: 1	WP: 0 PB: 0 SB: 0 CS: 2	PA: 39			
<b>PITCHER</b>	IP	WLS	BF	H	R	ER	SO	BB	IBB	HBP	BLK	WP	HR	S	P	ERA	WHIP								
John Tudor, L (1.1) ERA: 3.18	7.0	W	30	4	0	2	4	4	0	1	1	0	0	33	50	2.57	1.429								
Mark Clear, R (8.1) ERA: 8.75	0.0		2	0	0	0	0	2	0	0	0	0	0	0	8	∞	∞								
Bob Stanley, R (8.1) ERA: 1.83	2.0	S	7	1	0	0	0	0	1	0	0	0	0	6	10	0.00	0.500								







Batter	1	2	3	4	5	6	7	8	9	AB	R	H	RBI	BB	SO	LOB	TOP			
Al Bumbry, L OBP: 0.373, SLG: 0.386 (1, 8)										4	0	1	0	0	1	3	<b>Baltimore Orioles @ Oakland Athletics</b> Oakland-Alameda County Coliseum, Oakland, CA Tue Apr 26 1983, 7:05 PM PDT Att: 8,653 - Unknown			
Joe Nolan, L OBP: 0.316, SLG: 0.389 (8, 2)										0	0	0	0	0	0	0				
Benny Ayala, R OBP: 0.333, SLG: 0.778 (9, PH)										1	0	0	0	0	1	2				
Dan Ford, R OBP: 0.371, SLG: 0.446 (1, 9)										4	0	1	1	0	0	3				
Cal Ripken Jr., R OBP: 0.367, SLG: 0.479 (1, 6)										3	1	1	0	1	0	0				
Eddie Murray, S OBP: 0.440, SLG: 0.484 (1, 3)										3	1	1	0	1	0	2				
John Lowenstein, L OBP: 0.438, SLG: 0.634 (8, PH)										2	0	1	2	1	0	1				
Gary Roenicke, R OBP: 0.208, SLG: 0.391 (8, 7)										1	0	0	0	0	0	2				
Ken Singleton, S OBP: 0.271, SLG: 0.372 (1, 10)										4	0	0	0	0	1	2				
Rich Dauer, R OBP: 0.306, SLG: 0.348 (9, PR)										3	0	1	0	1	0	1	<b>AB 32</b> <b>R 3</b> <b>H 8</b> <b>RBI 3</b> <b>BB 5</b> <b>SO 3</b> <b>LOB 20</b>			
Lenn Sakata, R (9, PR)										0	0	0	0	0	0	0				
Leo Hernandez, R OBP: 0.297, SLG: 0.417 (1, 5)										4	0	1	0	0	0	2				
Rick Dempsey, R OBP: 0.205, SLG: 0.211 (1, 2)										1	0	0	0	1	0	0				
John Shelby, S OBP: 0.486, SLG: 0.706 (8, PH)										2	1	1	0	0	0	2				
<b>Inning Stats</b>	R: 0 E: 0 K: 0 S: 3	H: 1 LOB: 0 BB: 0 P: 3	R: 0 E: 0 K: 0 S: 2	H: 0 LOB: 0 BB: 1 P: 6	R: 0 E: 0 K: 0 S: 3	H: 0 LOB: 0 BB: 0 P: 3	R: 0 E: 0 K: 0 S: 3	H: 0 LOB: 0 BB: 1 P: 3	R: 0 E: 0 K: 0 S: 2	H: 0 LOB: 0 BB: 1 P: 6	R: 2 E: 0 K: 1 S: 8	H: 3 LOB: 1 BB: 0 P: 8	R: 1 E: 0 K: 1 S: 7	H: 2 LOB: 2 BB: 1 P: 11	R: 0 E: 0 K: 1 S: 7	H: 2 LOB: 2 BB: 0 P: 7	1B: 5 2B: 3 3B: 0 HR: 0	SF: 0 SAC: 0 DP: 3 HBP: 0	WP: 0 PB: 0 SB: 0 CS: 0	PA: 37
<b>PITCHER</b>	IP WLS BF H R ER SO BB IBB HBP BLK WP HR S P ERA WHIP																			
Chris Codiroli, R ERA: 3.28	(1, 1) 7.0 W 26 4 2 2 1 4 0 0 0 0 0 0 0 24 40 2.57 1.143																			
Dave Beard, R ERA: 3.27	(8, 1) 0.1 3 2 1 1 1 0 0 0 0 0 0 0 5 5 27.00 6.000																			
Steve McCatty, R ERA: 2.45	(8, 1) 0.1 2 0 0 0 0 1 0 0 0 0 0 0 1 5 0.00 3.000																			
Tom Burgmeier, L ERA:	(8, 1) 1.1 S 6 2 0 0 1 0 0 0 0 0 0 0 8 8 0.00 1.500																			

Batter	1	2	3	4	5	6	7	8	9	AB	R	H	RBI	BB	SO	LOB	BOTTOM			
Rickey Henderson, R OBP: 0.500, SLG: 0.429 (1, 7)										1	1	1	0	3	0	0	<b>Baltimore Orioles @ Oakland Athletics</b> Oakland-Alameda County Coliseum, Oakland, CA Tue Apr 26 1983, 7:05 PM PDT Att: 8,653 - Unknown			
Mike Davis, L OBP: 0.308, SLG: 0.378 (1, 9)										3	1	1	1	0	1	2				
Carney Lansford, R OBP: 0.333, SLG: 0.333 (1, 5)										3	0	2	2	1	0	0				
Dwayne Murphy, L OBP: 0.286, SLG: 0.316 (1, 8)										4	0	1	0	0	1	5				
Jeff Burroughs, R OBP: 0.358, SLG: 0.417 (1, 10)										3	0	1	0	1	0	1				
Bill Almon, R OBP: 0.422, SLG: 0.475 (1, 6)										4	0	2	0	0	0	4				
Wayne Gross, L OBP: 0.500, SLG: 0.500 (9, 3)										0	0	0	0	0	0	0				
Davey Lopes, R OBP: 0.344, SLG: 0.379 (1, 4)										4	1	1	0	0	0	3				
Kelvin Moore, R OBP: 0.246, SLG: 0.273 (1, 3)										4	0	0	0	0	1	3				
Tony Phillips, S OBP: 0.281, SLG: 0.240 (9, 6)										0	0	0	0	0	0	0				
Bob Kearney, R OBP: 0.292, SLG: 0.283 (1, 2)										3	1	1	0	0	2	1				
<b>Inning Stats</b>	R: 2 E: 0 K: 0 S: 5	H: 3 LOB: 0 BB: 0 P: 5	R: 0 E: 0 K: 2 S: 8	H: 1 LOB: 1 BB: 0 P: 8	R: 0 E: 0 K: 1 S: 5	H: 0 LOB: 3 BB: 3 P: 17	R: 2 E: 0 K: 0 S: 6	H: 3 LOB: 2 BB: 1 P: 10	R: 0 E: 0 K: 0 S: 4	H: 1 LOB: 1 BB: 0 P: 4	R: 0 E: 0 K: 2 S: 6	H: 0 LOB: 0 BB: 1 P: 10	R: 0 E: 0 K: 0 S: 3	H: 1 LOB: 0 BB: 0 P: 3	R: 0 E: 0 K: 0 S: 3	H: 1 LOB: 0 BB: 0 P: 3	1B: 10 2B: 0 3B: 0 HR: 0	SF: 1 SAC: 0 DP: 3 HBP: 0	WP: 0 PB: 0 SB: 2 CS: 1	PA: 35
<b>PITCHER</b>	IP WLS BF H R ER SO BB IBB HBP BLK WP HR S P ERA WHIP																			
Jim Palmer, R ERA: 2.16	(1, 1) 3.2 L 21 7 4 4 3 4 0 0 0 0 0 0 0 14 18 9.82 3.000																			
Storm Davis, R ERA: 2.89	(4, 1) 3.1 11 2 0 0 2 1 0 0 0 0 0 0 14 18 0.00 0.900																			
Tippy Martinez, L ERA: 5.06	(8, 1) 1.0 3 1 0 0 0 0 0 0 0 0 0 0 3 3 0.00 1.000																			



Batter	1	2	3	4	5	6	7	8	9	AB	R	H	RBI	BB	SO	LOB	TOP										
<b>John Shelby, S</b> OBP: 0.450, SLG: 0.641 (1, 8)	6-3			BLK 1B		E6 1B			P4	5	0	1	0	0	1	4	<b>Baltimore Orioles @ Oakland Athletics</b> Oakland-Alameda County Coliseum, Oakland, CA Wed Apr 27 1983, 7:05 PM PDT Att: 7,273 - Unknown <a href="http://livebaseballscorecards.com">livebaseballscorecards.com</a>										
<b>Dan Ford, R</b> OBP: 0.373, SLG: 0.435 (1, 9)	F8			F8		FC5-2 1B	4-3		WP BB BB	4	2	1	0	1	0	1											
<b>Cal Ripken Jr., R</b> OBP: 0.369, SLG: 0.468 (1, 6)	5-3			5-3		FC5-2 1B	F8		BB WP BB	4	1	1	1	1	0	1											
<b>Eddie Murray, S</b> OBP: 0.425, SLG: 0.456 (1, 3)	6-3			K		FC5-2 1B	G3		BB BB	4	1	0	0	1	1	4											
<b>Gary Roenicke, R</b> OBP: 0.310, SLG: 0.423 (1, 7)	5-3			5-3 1B		BB E 1B			FC6-4 BB	3	1	2	3	2	0	0											
<b>Ken Singleton, S</b> OBP: 0.294, SLG: 0.340 (1, 10)	K			F9		F8 E BB			FC6-4	4	0	0	0	1	1	5											
<b>Rich Dauer, R</b> OBP: 0.289, SLG: 0.329 (1, 4)	6-3			5-3		E5 BB			K	4	0	0	1	0	1	3											
<b>Leo Hernandez, R</b> OBP: 0.279, SLG: 0.391 (1, 5)	P6			4-3		F8			6-3	4	0	0	0	0	0	4											
<b>Rick Dempsey, R</b> OBP: 0.229, SLG: 0.220 (1, 2)	6-3			6-3		E6 1B			F8	3	1	1	0	1	0	0	<b>AB 35</b> <b>R 6</b> <b>H 6</b> <b>RBI 5</b> <b>BB 7</b> <b>SO 4</b> <b>LOB 22</b> 										
<b>Inning Stats</b>	R: 0 E: 0 K: 0 S: 3	H: 0 LOB: 0 BB: 0 P: 3	R: 0 E: 0 K: 1 S: 5	H: 0 LOB: 0 BB: 0 P: 5	R: 0 E: 0 K: 0 S: 3	H: 0 LOB: 0 BB: 0 P: 3	R: 0 E: 0 K: 1 S: 6	H: 1 LOB: 1 BB: 0 P: 6	R: 0 E: 0 K: 0 S: 4	H: 1 LOB: 1 BB: 0 P: 4	R: 5 E: 3 K: 1 S: 11	H: 4 LOB: 3 BB: 2 P: 19	R: 0 E: 0 K: 0 S: 3	H: 0 LOB: 0 BB: 0 P: 3	R: 0 E: 0 K: 1 S: 5	H: 0 LOB: 1 BB: 1 P: 9		R: 1 E: 0 K: 0 S: 3	H: 0 LOB: 3 BB: 4 P: 19	1B: 6 2B: 0 3B: 0 HR: 0	SF: 0 SAC: 0 DP: 0 HBP: 0	WP: 1 PB: 1 SB: 0 CS: 0	PA: 42				
<b>PITCHER</b>	IP	WLS	BF	H	R	ER	SO	BB	IBB	HBP	BLK	WP	HR	S	P	ERA	WHIP										
<b>Bill Krueger, L</b> ERA: 2.83 (1, 1)	5.1	L	23	6	5	2	2	0	0	0	0	0	0	27	27	3.38	1.125										
<b>Matt Keough, R</b> ERA: 7.41 (6, 1)	1.2		8	0	0	0	1	2	0	0	0	0	0	8	16	0.00	1.200										
<b>Tim Conroy, L</b> ERA: 2.38 (8, 1)	1.2		9	0	1	1	1	4	0	0	0	1	0	7	23	5.40	2.400										
<b>Steve Baker, R</b> ERA: 3.12 (9, 1)	0.1		2	0	0	0	0	1	0	0	0	0	0	1	5	0.00	3.000										


Batter	1	2	3	4	5	6	7	8	9	AB	R	H	RBI	BB	SO	LOB	BOTTOM										
<b>Rickey Henderson, R</b> OBP: 0.486, SLG: 0.434 (1, 7)	F8			2B		F9			F9	4	0	1	0	0	0	1	<b>Baltimore Orioles @ Oakland Athletics</b> Oakland-Alameda County Coliseum, Oakland, CA Wed Apr 27 1983, 7:05 PM PDT Att: 7,273 - Unknown <a href="http://livebaseballscorecards.com">livebaseballscorecards.com</a>										
<b>Bill Almon, R</b> OBP: 0.408, SLG: 0.455 (1, 9)	FC5-4 1B			F8		5-3			K	4	0	1	0	0	1	1											
<b>Carney Lansford, R</b> OBP: 0.306, SLG: 0.303 (6, PH) <b>Wayne Gross, L</b> OBP: 0.486, SLG: 0.483 (9, 5)	L6			F8		5-3			P5	3	0	0	0	0	0	2											
<b>Jeff Burroughs, R</b> OBP: 0.352, SLG: 0.406 (1, 10)	FC5-4 1-2			5-3		1B			1-3	4	0	1	0	0	0	1											
<b>Dwayne Murphy, L</b> OBP: 0.269, SLG: 0.295 (1, 8)	5-3			F2		F7			4-3	4	0	0	0	0	0	1											
<b>Davey Lopes, R</b> OBP: 0.338, SLG: 0.371 (1, 4)	FC5-4 1B			F8		5-3			P6	4	0	1	0	0	0	0											
<b>Kelvin Moore, R</b> OBP: 0.234, SLG: 0.259 (1, 3)	FC5-4 FC6-4 1-2			1-3		K			K	3	0	0	0	0	1	1											
<b>Darryl Clax, R</b> OBP: 0.333, SLG: 0.667 (1, 2)	FC6-4 1-2			P5		2B			K	3	0	1	0	0	0	1											
<b>Tony Phillips, S</b> OBP: 0.283, SLG: 0.245 (1, 6)	P6			1B		K			K	3	0	1	0	0	1	1	<b>AB 33</b> <b>R 0</b> <b>H 6</b> <b>RBI 0</b> <b>BB 0</b> <b>SO 3</b> <b>LOB 9</b> 										
<b>Inning Stats</b>	R: 0 E: 0 K: 0 S: 4	H: 1 LOB: 1 BB: 0 P: 4	R: 0 E: 0 K: 0 S: 4	H: 1 LOB: 1 BB: 0 P: 4	R: 0 E: 0 K: 0 S: 3	H: 0 LOB: 0 BB: 0 P: 3	R: 0 E: 0 K: 0 S: 4	H: 1 LOB: 1 BB: 0 P: 4	R: 0 E: 0 K: 2 S: 8	H: 1 LOB: 1 BB: 0 P: 8	R: 0 E: 0 K: 1 S: 5	H: 0 LOB: 0 BB: 0 P: 5	R: 0 E: 0 K: 0 S: 3	H: 0 LOB: 0 BB: 0 P: 3	R: 0 E: 0 K: 0 S: 3	H: 0 LOB: 0 BB: 0 P: 3		1B: 4 2B: 2 3B: 0 HR: 0	SF: 0 SAC: 0 DP: 0 HBP: 0	WP: 0 PB: 0 SB: 0 CS: 0	PA: 33						
<b>PITCHER</b>	IP	WLS	BF	H	R	ER	SO	BB	IBB	HBP	BLK	WP	HR	S	P	ERA	WHIP										
<b>Mike Flanagan, L</b> ERA: 3.41 (1, 1)	5.0	W	19	4	0	0	0	0	0	0	0	0	0	19	19	0.00	0.800										
<b>Sammy Stewart, R</b> ERA: 2.5 (6, 1)	4.0	S	14	2	0	0	3	0	0	0	0	0	0	20	20	0.00	0.500										




Batter	1	2	3	4	5	6	7	8	9	AB	R	H	RBI	BB	SO	LOB	TOP										
Lou Whitaker, L (1,4) OBP: 0.293, SLG: 0.276	F8		F7	1B			SF8		F7	4	0	1	1	0	0	1	<b>Detroit Tigers @ Oakland Athletics</b> Oakland-Alameda County Coliseum, Oakland, CA Fri Apr 29 1983, 7:05 PM PDT Att: 7,965 - Unknown										
Chet Lemon, R (1,8) OBP: 0.398, SLG: 0.373	F7		E5			6-3			L4	5	0	0	1	0	1												
Larry Hemdon, R (1,7) OBP: 0.329, SLG: 0.554	1B		K			E1			E9	4	2	1	0	0	1												
Lance Parrish, R (1,2) OBP: 0.392, SLG: 0.475	1B					G6-3				4	0	3	1	0	0												
Glenn Wilson, R (1,9) OBP: 0.339, SLG: 0.600	1B		F9						K	4	0	1	1	0	1												
John Wockenfuss, R (1,10) OBP: 0.281, SLG: 0.276	F8					6-3				3	0	1	0	0	0												
Kirk Gibson, L (8,PH) OBP: 0.375, SLG: 0.385									FC6-4	0	0	0	0	1	0												
Tom Brookens, R (1,5) OBP: 0.400, SLG: 0.513			F9			K			FC6-4	3	0	0	0	1	1												
Enos Cabell, R (1,3) OBP: 0.353, SLG: 0.353	1-3					F4			F8	4	1	1	0	0	0												
Alan Trammell, R (1,6) OBP: 0.375, SLG: 0.352	F9					E5			L4	3	1	1	0	0	0												
Johnny Grubb, L (9,PH) OBP: 0.318, SLG: 0.222										0	0	0	0	1	0												
Howard Johnson, S (9,PR) OBP: 0.182, SLG: 0.129										0	0	0	0	0	0												
<b>Inning Stats</b>	R: 1 E: 0 K: 0 S: 6	H: 3 LOB: 2 BB: 0 P: 6	R: 0 E: 0 K: 0 S: 3	H: 0 LOB: 0 BB: 0 P: 3	R: 0 E: 1 K: 1 S: 7	H: 1 LOB: 2 BB: 0 P: 7	R: 0 E: 1 K: 1 S: 5	H: 2 LOB: 0 BB: 0 P: 7	R: 0 E: 0 K: 0 S: 2	H: 0 LOB: 0 BB: 1 P: 6	R: 3 E: 1 K: 0 S: 6	H: 3 LOB: 1 BB: 0 P: 6	R: 0 E: 0 K: 1 S: 5	H: 0 LOB: 1 BB: 1 P: 9	R: 0 E: 0 K: 0 S: 2	H: 0 LOB: 1 BB: 1 P: 6	1B: 8 2B: 2 3B: 0 HR: 0	SF: 1 SAC: 0 DP: 2 HBP: 0	WP: 0 PB: 0 SB: 0 CS: 1	PA: 39							
<b>PITCHER</b>	IP	WLS	BF	H	R	ER	SO	BB	IBB	HBP	BLK	WP	HR	S	P	ERA	WHIP										
Tom Underwood, L (1,1) ERA: 6.0	6.1		28	8	3	3	3	1	0	0	0	0	0	33	37	4.26	1.421										
Steve Baker, R (7,1) ERA: 3.0	0.2	W	3	1	1	0	0	0	0	0	0	0	0	3	3	0.00	1.500										
Steve McCatty, R (8,1) ERA: 1.59	2.0	S	7	0	0	0	1	2	0	0	0	0	0	7	15	0.00	1.000										

Batter	1	2	3	4	5	6	7	8	9	AB	R	H	RBI	BB	SO	LOB	BOTTOM										
Rickey Henderson, R (1,7) OBP: 0.474, SLG: 0.411	F4		K				F6			3	0	0	0	1	1	0	<b>Detroit Tigers @ Oakland Athletics</b> Oakland-Alameda County Coliseum, Oakland, CA Fri Apr 29 1983, 7:05 PM PDT Att: 7,965 - Unknown										
Mike Davis, L (1,9) OBP: 0.329, SLG: 0.397	4-3	WP				F4	4-3			4	2	3	0	0	0												
Bill Almon, R (1,5) OBP: 0.396, SLG: 0.426	4-3	WP				K	4-3			3	0	0	0	1	1												
Kelvin Moore, R (9,3) OBP: 0.234, SLG: 0.259	1-3	WP								0	0	0	0	0	0												
Dwayne Murphy, L (1,8) OBP: 0.296, SLG: 0.290		WP				K				1	0	0	0	3	1												
Wayne Gross, L (1,3) OBP: 0.462, SLG: 0.455	K	1-2				F8				4	0	1	1	0	1												
Davey Lopes, R (1,4) OBP: 0.347, SLG: 0.379		1B				5-3				4	1	2	0	0	0												
Dan Meyer, L (1,10) OBP: 0.231, SLG: 0.250		FC6-4				F6			F9	4	0	2	0	0	0												
Bob Kearney, R (1,2) OBP: 0.275, SLG: 0.266		FC6-4				1-3			K	4	1	0	1	0	1												
Tony Phillips, S (1,6) OBP: 0.281, SLG: 0.298		HR				4-3			F7	4	1	1	2	0	0												
<b>Inning Stats</b>	R: 0 E: 0 K: 1 S: 6	H: 1 LOB: 2 BB: 1 P: 10	R: 4 E: 0 K: 1 S: 9	H: 4 LOB: 2 BB: 2 P: 17	R: 0 E: 0 K: 0 S: 3	H: 1 LOB: 0 BB: 0 P: 3	R: 0 E: 0 K: 1 S: 5	H: 0 LOB: 1 BB: 1 P: 9	R: 0 E: 0 K: 1 S: 5	H: 0 LOB: 0 BB: 0 P: 5	R: 0 E: 0 K: 0 S: 3	H: 1 LOB: 0 BB: 0 P: 3	R: 1 E: 0 K: 0 S: 5	H: 2 LOB: 2 BB: 1 P: 9	R: 0 E: 0 K: 1 S: 5	H: 0 LOB: 0 BB: 0 P: 5	1B: 8 2B: 0 3B: 0 HR: 1	SF: 0 SAC: 0 DP: 1 HBP: 0	WP: 2 PB: 0 SB: 2 CS: 1	PA: 36							
<b>PITCHER</b>	IP	WLS	BF	H	R	ER	SO	BB	IBB	HBP	BLK	WP	HR	S	P	ERA	WHIP										
Jack Morris, R (1,1) ERA: 6.25	8.0	L	36	9	5	5	5	5	0	0	0	2	1	41	61	5.62	1.750										



Batter	1	2	3	4	5	6	7	8	9	AB	R	H	RBI	BB	SO	LOB	TOP					
Lou Whitaker, L (1, 4) OBP: 0.302, SLG: 0.269	4-0 SH1-3 G3 BB	0-0 G3			0-0 F8			4-0 HBP BB		2	1	0	0	2	0	1	<b>Detroit Tigers @ Oakland Athletics</b> Oakland-Alameda County Coliseum, Oakland, CA Sun May 01 1983, 3:33 AM PDT Overcast  <b>AB 30</b> <b>R 3</b> <b>H 3</b> <b>RBI 2</b> <b>BB 2</b> <b>SO 3</b> <b>LOB 10</b> 					
Chet Lemon, R (1, 8) OBP: 0.396, SLG: 0.361	0-0 SH1-3		0-3 K		0-0 F7			1-0 HBP		2	0	0	0	0	1	0						
Kirk Gibson, L (1, 10) OBP: 0.333, SLG: 0.333	0-0 G3		0-0 F7			0-3 K		0-0 F8		4	0	0	1	0	1	2						
Lance Parrish, R (1, 2) OBP: 0.372, SLG: 0.446	0-0 F6		0-0 6-3			0-0 5-3		0-0 5-3		4	0	0	0	0	0	2						
Larry Herndon, R (1, 7) OBP: 0.325, SLG: 0.538		0-0 1B E 4-3 1B		0-0 F9		0-0 F3			0-0 F1	4	1	1	0	0	0	0						
Glenn Wilson, R (1, 9) OBP: 0.333, SLG: 0.576	0-0 4-3		0-0 FC5-4 1B				0-0 F6		0-0 5-3	4	0	1	0	0	0	1						
Mike Ivie, R (1, 3) OBP: 0.297, SLG: 0.382	0-0 E 4-3 1B		0-0 FC5-4 1-2				0-0 5-3		0-0 F7	4	1	1	0	0	0	1						
Tom Brookens, R (1, 5) OBP: 0.375, SLG: 0.476	0-0 E5 4-3 1-3 3-H		0-0 1-3				0-0 5-3			3	0	0	0	0	0	2						
Alan Trammell, R (1, 6) OBP: 0.358, SLG: 0.333	0-0 4-3 2-3 3-H				0-0 F7			0-3 K		3	0	0	1	0	1	1						
<b>Inning Stats</b>	R: 1 E: 0 K: 0 S: 3	H: 0 LOB: 0 BB: 1 P: 7	R: 2 E: 1 K: 0 S: 6	H: 2 LOB: 1 BB: 0 P: 6	R: 0 E: 0 K: 1 S: 5	H: 0 LOB: 0 BB: 0 P: 5	R: 0 E: 0 K: 0 S: 4	H: 1 LOB: 1 BB: 0 P: 4	R: 0 E: 0 K: 0 S: 3	H: 0 LOB: 0 BB: 0 P: 3	R: 0 E: 0 K: 0 S: 3	H: 0 LOB: 0 BB: 0 P: 3	R: 0 E: 0 K: 0 S: 3	H: 0 LOB: 0 BB: 0 P: 3	R: 0 E: 0 K: 0 S: 3	H: 0 LOB: 2 BB: 1 P: 10	R: 0 E: 0 K: 0 S: 3	H: 0 LOB: 0 BB: 0 P: 3	1B: 3 2B: 0 3B: 0 HR: 0	SF: 0 SAC: 1 DP: 0 HBP: 1	WP: 0 PB: 0 SB: 1 CS: 0	PA: 34
<b>PITCHER</b> Chris Codiroli, R (1, 1) ERA: 2.67	IP: 9.0 WLS: W BF: 34 H: 3 R: 3 ER: 1 SO: 3 BB: 2 IBB: 0 HBP: 1 BLK: 0 WP: 0 HR: 0 S: 37 P: 46 ERA: 1.00 WHIP: 0.556															<b>PITCHER</b>	IP: 9.0 WLS: W BF: 34 H: 3 R: 3 ER: 1 SO: 3 BB: 2 IBB: 0 HBP: 1 BLK: 0 WP: 0 HR: 0 S: 37 P: 46 ERA: 1.00 WHIP: 0.556					

Batter	1	2	3	4	5	6	7	8	9	AB	R	H	RBI	BB	SO	LOB	BOTTOM					
Rickey Henderson, R (1, 7) OBP: 0.458, SLG: 0.410	0-0 F8		0-3 K	0-0 F9	0-0 1-H 2-H 3-H 2B			0-0 F6		5	0	1	3	0	1	4	<b>Detroit Tigers @ Oakland Athletics</b> Oakland-Alameda County Coliseum, Oakland, CA Sun May 01 1983, 3:33 AM PDT Overcast  <b>AB 36</b> <b>R 8</b> <b>H 10</b> <b>RBI 8</b> <b>BB 4</b> <b>SO 5</b> <b>LOB 21</b> 					
Mike Davis, L (1, 9) OBP: 0.333, SLG: 0.398	0-0 FC4-6 1B		0-0 5-3		0-0 1B 6-3			0-0 3-1		5	1	2	0	0	0	2						
Wayne Gross, L (1, 5) OBP: 0.455, SLG: 0.474	0-0 FC4-6 1-2			0-0 E8 1B	0-0 1-H BB 1B	0-0 S 2B		0-0 E1		5	2	2	1	0	0	1						
Dwayne Murphy, L (1, 8) OBP: 0.289, SLG: 0.284	0-0 F5			0-0 1B BB 1B	0-0 F5	0-0 F7		0-0 F8		5	1	1	1	0	0	4						
Jeff Burroughs, R (1, 10) OBP: 0.347, SLG: 0.397		0-3 K		0-0 F8	0-0 BB BB 1B	0-0 6-3				4	1	1	0	0	1	2						
Dan Meyer, L (1, 3) OBP: 0.294, SLG: 0.267				0-0 F7	0-0 BB 1B	0-0 F2				3	1	1	0	1	0	1						
Kelvin Moore, R (9, 3) OBP: 0.234, SLG: 0.259				0-0 BB 1B	0-0 BB BB 2B BB					0	0	0	0	0	0	0						
Davey Lopes, R (1, 4) OBP: 0.355, SLG: 0.377	0-0 F8			0-0 BB 1B	0-0 BB 2B BB			0-0 6-3		3	1	1	1	1	0	0						
Darryl Cias, R (1, 2) OBP: 0.429, SLG: 0.500			0-0 1B	0-0 1-2 2-3 3-H BB	0-0 K			0-0 1-3		3	0	1	1	1	1	3						
Tony Phillips, S (1, 6) OBP: 0.279, SLG: 0.283			0-0 F6	0-0 K	0-0 1-2 2-3 3-H 2B BB			0-3 K		3	1	0	1	1	2	4						
<b>Inning Stats</b>	R: 0 E: 0 K: 0 S: 4	H: 1 LOB: 1 BB: 0 P: 4	R: 0 E: 0 K: 1 S: 5	H: 0 LOB: 0 BB: 0 P: 5	R: 0 E: 0 K: 1 S: 6	H: 1 LOB: 1 BB: 0 P: 6	R: 2 E: 1 K: 1 S: 9	H: 3 LOB: 3 BB: 1 P: 13	R: 6 E: 1 K: 1 S: 9	H: 4 LOB: 1 BB: 3 P: 21	R: 0 E: 0 K: 0 S: 4	H: 1 LOB: 1 BB: 0 P: 4	R: 0 E: 0 K: 1 S: 5	H: 0 LOB: 0 BB: 0 P: 5	R: 0 E: 1 K: 0 S: 4	H: 0 LOB: 1 BB: 0 P: 4	R: 0 E: 0 K: 0 S: 4	H: 0 LOB: 0 BB: 0 P: 4	1B: 8 2B: 2 3B: 0 HR: 0	SF: 0 SAC: 0 DP: 0 HBP: 0	WP: 0 PB: 0 SB: 1 CS: 0	PA: 40
<b>PITCHER</b> Jerry Ujdur, R (1, 1) ERA: 5.89 Juan Berenguer, R (5, 1) ERA: 6.35 Howard Bailey, L (5, 1) ERA: 5.59	IP: 4.0 WLS: L BF: 21 H: 7 R: 4 ER: 4 SO: 3 BB: 3 IBB: 0 HBP: 0 BLK: 0 WP: 0 HR: 0 S: 26 P: 30 ERA: 6.75 WHIP: 2.000															<b>PITCHER</b>	IP: 4.0 WLS: L BF: 21 H: 7 R: 4 ER: 4 SO: 3 BB: 3 IBB: 0 HBP: 0 BLK: 0 WP: 0 HR: 0 S: 26 P: 30 ERA: 6.75 WHIP: 2.000					



Batter	1	2	3	4	5	6	7	8	9	AB	R	H	RBI	BB	SO	LOB	TOP										
Lou Whitaker, L (1, 4) OBP: 0.311, SLG: 0.272	0-3 K		0-3 K					0-0 SH1-4 1-2 1B		3	0	1	0	1	2	0	<b>Detroit Tigers @ Oakland Athletics</b> Oakland-Alameda County Coliseum, Oakland, CA Sun May 01 1983, 3:38 AM PDT Att: 23,819 - Sunny										
Chat Lemon, R (1, 8) OBP: 0.378, SLG: 0.375	0-0 E2 1B			0-0 1B 1B	0-0 F7			0-0 SH1-4 1-2 2-3		3	0	2	0	0	0	2											
Kirk Gibson, L (1, 10) John Wockenfuss, R (8, PH) OBP: 0.273, SLG: 0.267	0-3 K			0-3 K		0-0 G3		0-3 K		3	0	0	0	0	2	2											
Lance Parrish, R (1, 2) OBP: 0.366, SLG: 0.435	0-3 K			0-0 1B 1-2 1B		0-0 6-3		0-0 F9		4	0	1	0	0	1	3											
Larry Herndon, R (1, 7) OBP: 0.321, SLG: 0.519		0-0 5-3		0-3 K		0-3 K			0-0 BB BB	3	0	0	0	1	2	2											
Glenn Wilson, R (1, 9) OBP: 0.313, SLG: 0.540		0-0 6-3		0-0 F9			0-0 6-3		0-0 F2	4	0	0	0	0	0	3											
Rick Leach, L (1, 3) OBP: 0.273, SLG: 0.333		0-0 4-3			0-0 2B		0-0 F7		0-3 K	4	0	1	0	0	1	1											
Tom Brookens, R (1, 5) OBP: 0.353, SLG: 0.444			0-0 5-3		0-0 F8		0-0 5-3		0-0 BB	3	0	0	0	0	0	1											
Johnny Grubb, L (9, PH) Enos Cabell, R (9, PR) OBP: 0.348, SLG: 0.222 OBP: 0.353, SLG: 0.353									0-0 BB	0	0	0	0	1	0	0											
Alan Trammell, R (1, 6) Howard Johnson, S (8, PH) OBP: 0.348, SLG: 0.322 OBP: 0.200, SLG: 0.152			0-0 F4		0-3 K			0-0 SH1-4 1B 1B	0-0 3-1	2	0	1	0	0	0	2											
<b>Inning Stats</b>	R: 0 E: 1 K: 3 S: 10	H: 1 LOB: 1 BB: 0 P: 10	R: 0 E: 0 K: 0 S: 3	H: 0 LOB: 0 BB: 0 P: 3	R: 0 E: 0 K: 1 S: 5	H: 0 LOB: 0 BB: 0 P: 5	R: 0 E: 0 K: 2 S: 9	H: 2 LOB: 2 BB: 0 P: 9	R: 0 E: 0 K: 1 S: 6	H: 1 LOB: 2 BB: 1 P: 10	R: 0 E: 0 K: 0 S: 5	H: 0 LOB: 0 BB: 0 P: 5	R: 0 E: 0 K: 0 S: 3	H: 0 LOB: 0 BB: 0 P: 3	R: 0 E: 0 K: 1 S: 7	H: 2 LOB: 2 BB: 0 P: 7	R: 0 E: 0 K: 1 S: 5	H: 0 LOB: 2 BB: 2 P: 13	1B: 5 2B: 1 3B: 0 HR: 0	SF: 0 SAC: 1 DP: 0 HBP: 0	WP: 0 PB: 0 SB: 0 CS: 0	PA: 36					
<b>PITCHER</b>	IP	WLS	BF	H	R	ER	SO	BB	IBB	HBP	BLK	WP	HR	S	P	ERA	WHIP										
Mike Norris, R (1, 1) ERA: 2.83	7.1	W	29	6	0	0	8	1	0	0	0	0	0	44	48	0.00	0.955										
Tom Burgmeier, L (8, 1) ERA:	0.1		1	0	0	0	1	0	0	0	0	0	0	3	3	0.00	0.000										
Steve McCatty, R (8, 1) ERA: 1.29	1.1	S	6	0	0	0	1	2	0	0	0	0	0	6	14	0.00	1.500										

AB 32  
R 0  
H 6  
RBI 0  
BB 3  
SO 10  
LOB 19



Batter	1	2	3	4	5	6	7	8	9	AB	R	H	RBI	BB	SO	LOB	BOTTOM										
Bill Almon, R (1, 6) Rickey Henderson, R (9, 7) OBP: 0.375, SLG: 0.400 OBP: 0.459, SLG: 0.410	0-0 6-3		0-0 5-3			0-0 6-3				3	0	0	0	0	0	0	<b>Detroit Tigers @ Oakland Athletics</b> Oakland-Alameda County Coliseum, Oakland, CA Sun May 01 1983, 3:38 AM PDT Att: 23,819 - Sunny										
Mike Davis, L (1, 9) OBP: 0.333, SLG: 0.407	0-0 F7			0-0 G3		0-0 6-3 1B 2B				3	1	1	0	0	0	0											
Wayne Gross, L (1, 5) OBP: 0.426, SLG: 0.439	0-0 F8			0-0 4-3		0-0 F6				3	0	0	0	0	0	1											
Dwayne Murphy, L (1, 8) OBP: 0.278, SLG: 0.271		0-0 F7		0-0 F8		0-0 6-3		0-0 2-3		3	0	0	0	0	0	1											
Dan Meyer, L (1, 3) Kelvin Moore, R (7, PR) OBP: 0.300, SLG: 0.278 OBP: 0.234, SLG: 0.259		0-0 G3			0-0 F8		0-0 CS 1B			3	0	1	1	0	0	0											
Mitchell Page, L (1, 10) OBP: 0.235, SLG: 0.250		0-0 PO BB		0-0 1-3		0-0 CS 1-2		0-3 K		2	0	0	0	1	1	0											
Garry Hancock, L (1, 7) Davey Lopes, R (9, 4) OBP: 0.333, SLG: 0.286 OBP: 0.355, SLG: 0.377		0-0 PO	0-0 F7		0-0 4-3			0-0 4-3		3	0	0	0	0	0	0											
Bob Kearney, R (1, 2) OBP: 0.306, SLG: 0.333					0-0 HR		0-0 G1-6-3 BB			2	1	2	1	1	0	0											
Tony Phillips, S (1, 4) OBP: 0.288, SLG: 0.270			0-0 4-3			0-0 G1-6-3 1-2		0-0 4-3		3	0	0	0	0	0	2											
<b>Inning Stats</b>	R: 0 E: 0 K: 0 S: 3	H: 0 LOB: 0 BB: 0 P: 3	R: 0 E: 0 K: 0 S: 2	H: 0 LOB: 0 BB: 1 P: 6	R: 1 E: 0 K: 0 S: 4	H: 1 LOB: 0 BB: 0 P: 4	R: 0 E: 0 K: 0 S: 3	H: 0 LOB: 0 BB: 0 P: 3	R: 0 E: 0 K: 0 S: 2	H: 0 LOB: 0 BB: 1 P: 6	R: 1 E: 0 K: 0 S: 4	H: 2 LOB: 1 BB: 0 P: 4	R: 0 E: 0 K: 1 S: 6	H: 1 LOB: 1 BB: 0 P: 6	1B: 2 2B: 1 3B: 0 HR: 1	SF: 0 SAC: 0 DP: 1 HBP: 0		WP: 0 PB: 0 SB: 0 CS: 1	PA: 29								
<b>PITCHER</b>	IP	WLS	BF	H	R	ER	SO	BB	IBB	HBP	BLK	WP	HR	S	P	ERA	WHIP										
Milt Wilcox, R (1, 1) ERA: 3.28	8.0	L	27	4	2	2	1	2	0	0	0	0	1	27	35	2.25	0.750										

AB 25  
R 2  
H 4  
RBI 2  
BB 2  
SO 1  
LOB 4





Batter	1	2	3	4	5	6	7	8	9	AB	R	H	RBI	BB	SO	LOB	TOP										
<b>Rickey Henderson, R</b> OBP: 0.448, SLG: 0.415 (1, 7)	0-3 K		0-0 2B		0-0 1-3			0-0 F9		4	0	1	0	0	1	0											
<b>Mike Davis, L</b> OBP: 0.319, SLG: 0.389 (1, 9)	0-0 F6		0-0 F6			0-0 3-1		0-0 3-1		4	0	0	0	0	0	1											
<b>Wayne Gross, L</b> OBP: 0.412, SLG: 0.422 (1, 5)	0-0 F9			0-0 F8 1B 1B		0-0 F6			0-0 6-3	4	0	1	0	0	0	0											
<b>Dwayne Murphy, L</b> OBP: 0.265, SLG: 0.257 (1, 8)		0-0 4-3		0-0 F9		0-0 F9			0-0 4-3	4	0	0	0	0	0	1											
<b>Dan Meyer, L</b> OBP: 0.375, SLG: 0.455 (1, 3)		0-0 F9		0-0 FC5-4 1B			0-0 4-3 SF7 2B		0-0 4-3	4	1	3	0	0	0	0											
<b>Mitchell Page, L</b> OBP: 0.238, SLG: 0.250 (1, 10)		0-0 S 1B		0-0 F8			0-0 4-3		0-0 G3	4	0	1	0	0	0	4											
<b>Davey Lopes, R</b> OBP: 0.342, SLG: 0.366 (1, 4)	0-3 K			0-0 FC5-4			0-0 SF7			2	0	0	1	0	1	3											
<b>Bob Kearney, R</b> OBP: 0.297, SLG: 0.324 (7, PH)			0-3 K		0-0 F9		0-0 F8			2	0	0	0	0	1	0											
<b>Garry Hancock, L</b> OBP: 0.313, SLG: 0.267 (7, 2)										1	0	0	0	0	0	0											
<b>Darryl Clax, R</b> OBP: 0.429, SLG: 0.500 (8, PH)										0	0	0	0	0	0	0											
<b>Tony Phillips, S</b> OBP: 0.280, SLG: 0.262 (8, PH)			0-0 3-1		0-0 F7					2	0	0	0	0	0	0											
<b>Bill Almon, R</b> OBP: 0.368, SLG: 0.392 (8, 6)									0-3 K	1	0	0	0	0	1	0											
<b>Inning Stats</b>	R: 0 E: 0 K: 1 S: 5	H: 0 LOB: 0 BB: 0 P: 5	R: 0 E: 0 K: 1 S: 6	H: 1 LOB: 1 BB: 0 P: 6	R: 0 E: 0 K: 1 S: 6	H: 1 LOB: 1 BB: 0 P: 6	R: 0 E: 0 K: 0 S: 5	H: 2 LOB: 2 BB: 0 P: 5	R: 0 E: 0 K: 0 S: 3	H: 0 LOB: 0 BB: 0 P: 3	R: 1 E: 0 K: 0 S: 4	H: 1 LOB: 0 BB: 0 P: 4	R: 0 E: 0 K: 1 S: 5	H: 0 LOB: 0 BB: 0 P: 5	R: 0 E: 0 K: 0 S: 4	H: 1 LOB: 1 BB: 0 P: 4	1B: 3 2B: 3 3B: 0 HR: 0	SF: 1 SAC: 0 DP: 0 HBP: 0	WP: 0 PB: 0 SB: 1 CS: 0	PA: 33							
<b>PITCHER</b>	IP	WLS	BF	H	R	ER	SO	BB	IBB	HBP	BLK	WP	HR	S	P	ERA	WHIP										
<b>Dennis Eckersley, R</b> ERA: 3.29	(1, 1)	8.0	W	29	5	1	1	4	0	0	0	0	0	37	37	1.12	0.625										
<b>Bob Stanley, R</b> ERA: 1.4	(8, 1)	1.0	S	4	1	0	0	0	0	0	0	0	0	4	4	0.00	1.000										

Oakland Athletics @ Boston Red Sox  
Fenway Park, Boston, MA  
Tue May 03 1983, 7:05 PM EDT  
Att: 13,189 - Cloudy

AB	32
R	1
H	6
RBI	1
BB	0
SO	4
LOB	9



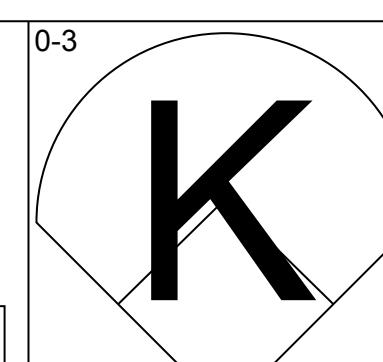
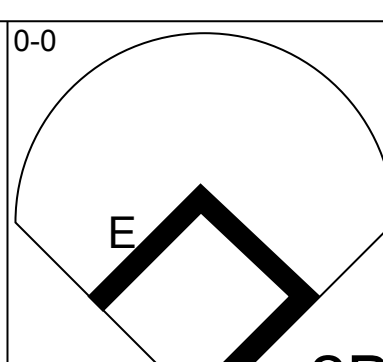
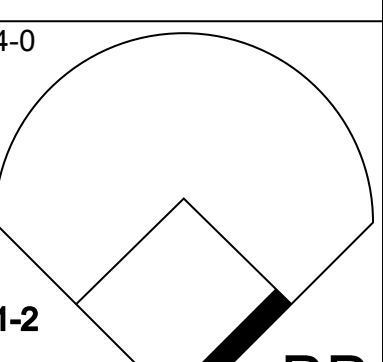
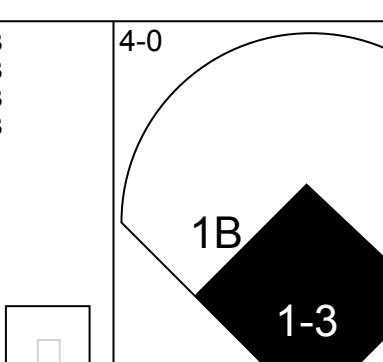
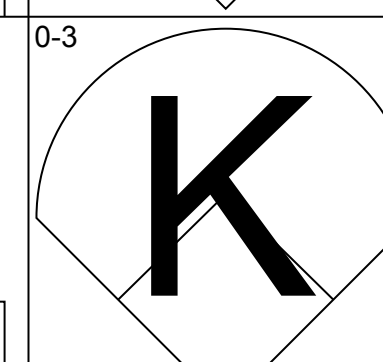
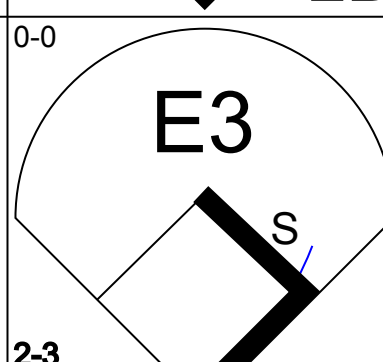
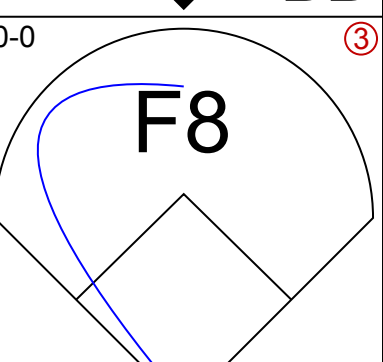
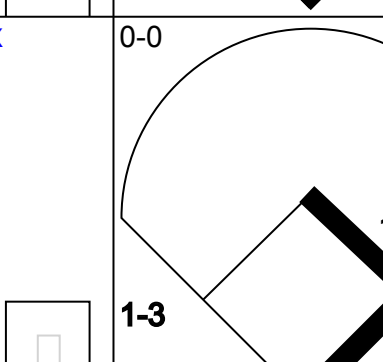
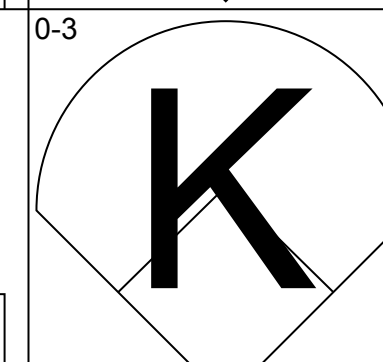
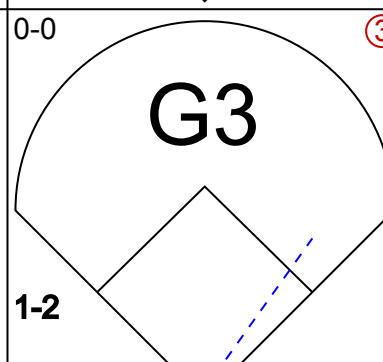

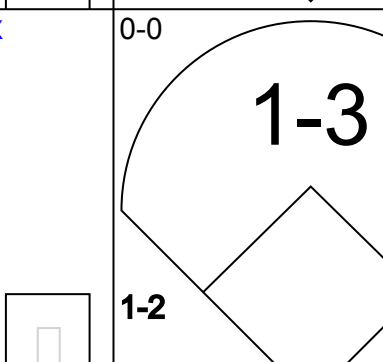
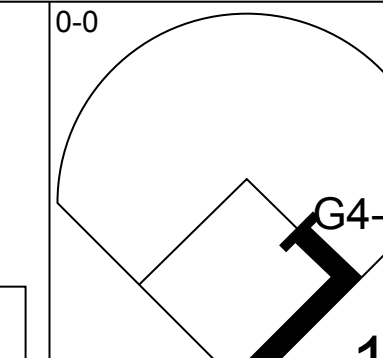
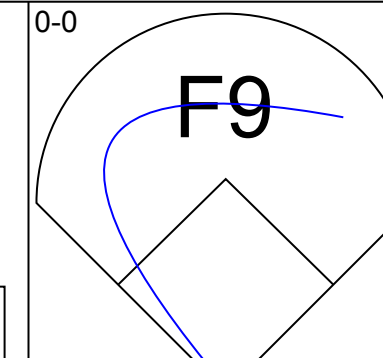
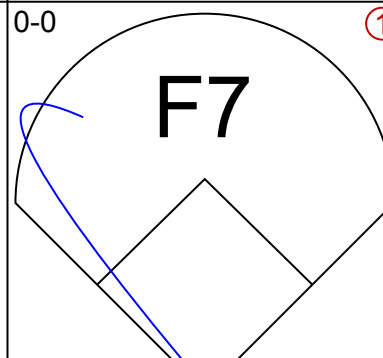
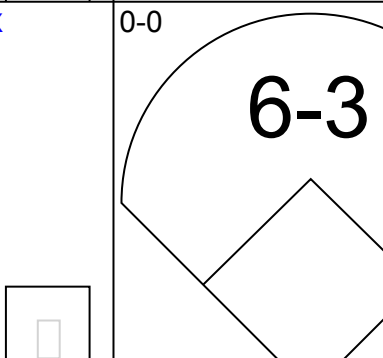
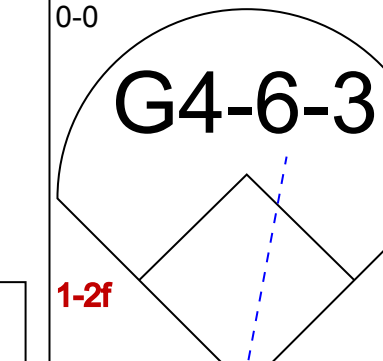
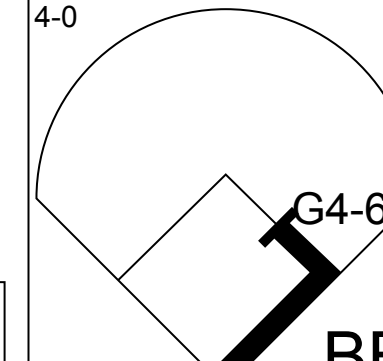
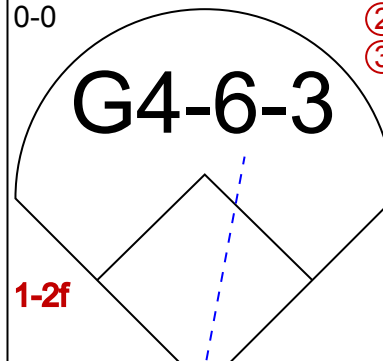
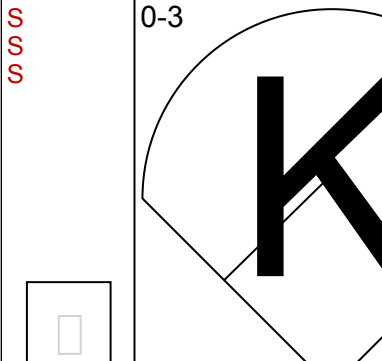
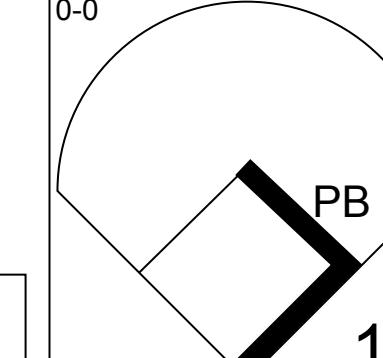
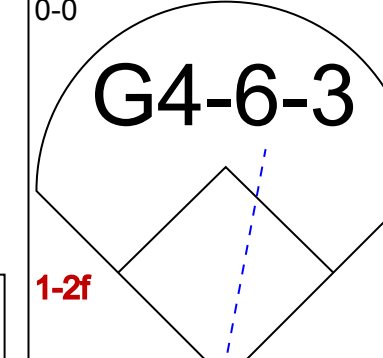
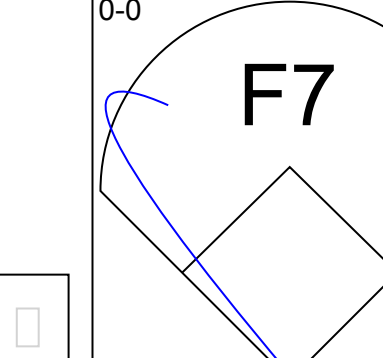
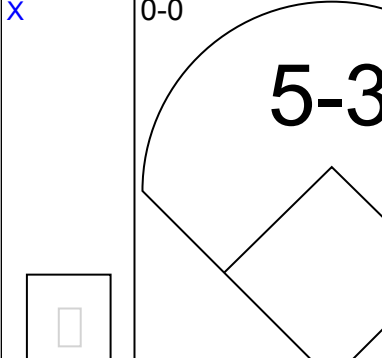
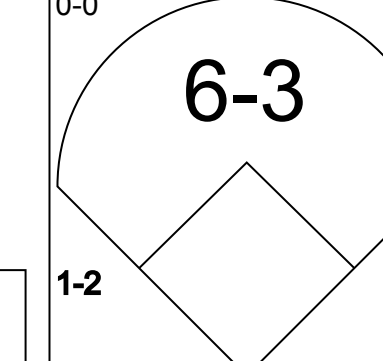
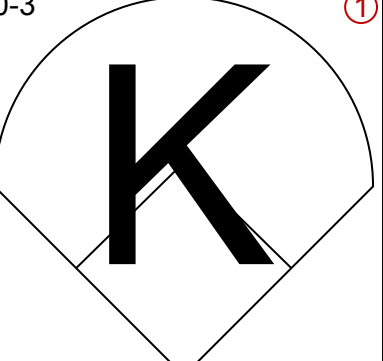
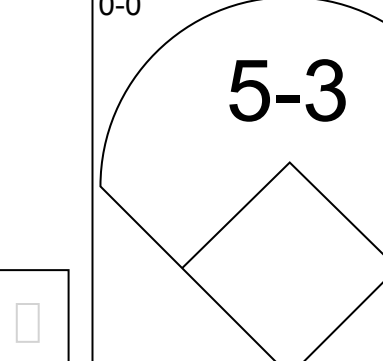
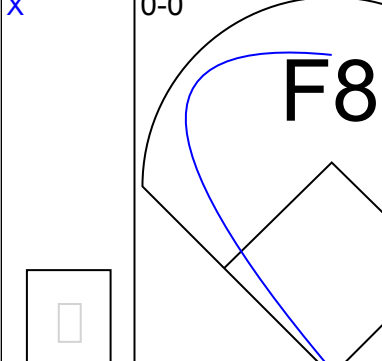
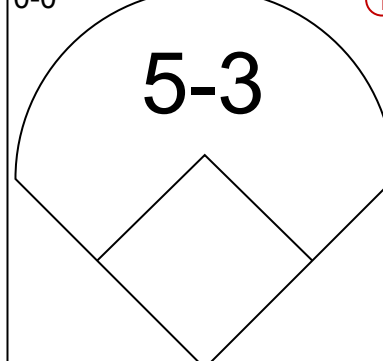
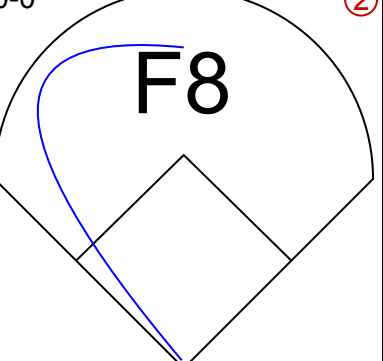
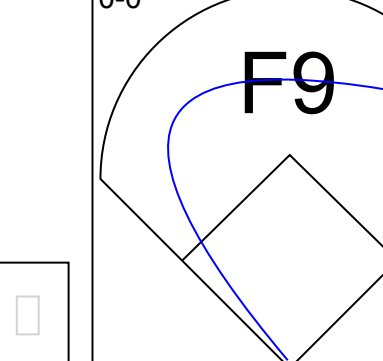
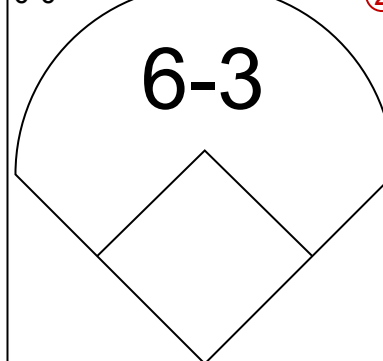
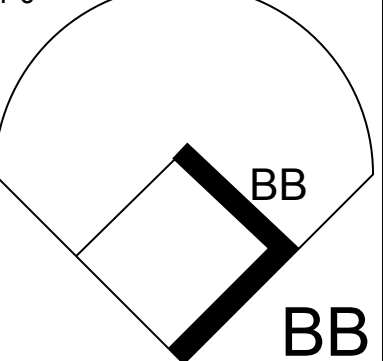
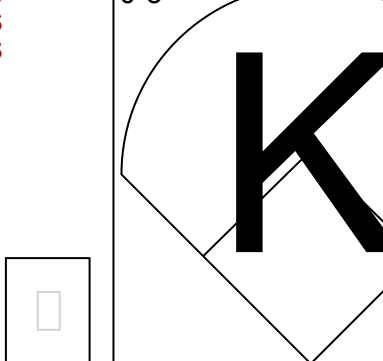
Batter	1	2	3	4	5	6	7	8	9	AB	R	H	RBI	BB	SO	LOB	BOTTOM										
<b>Jerry Remy, L</b> OBP: 0.282, SLG: 0.250 (1, 4)	0-0 F7		0-0 HR 1B	0-0 5-3			4-0 BB BB			3	1	1	0	1	0	2											
<b>Dwight Evans, R</b> OBP: 0.375, SLG: 0.530 (1, 9)	0-0 FC5-4 1B		0-0 1-H 3-H HR	4-0 BB			0-0 F7			3	1	2	3	1	0	1											
<b>Jim Rice, R</b> OBP: 0.351, SLG: 0.531 (1, 7)	0-0 F8		0-0 FC6-4 BB	0-0 F3			0-0 F6			3	0	0	0	1	0	5											
<b>Tony Armas, R</b> OBP: 0.253, SLG: 0.362 (1, 10)	0-0 FC5-4		0-0 FC6-4 1B	0-3 K			4-0 BB			3	0	0	0	1	1	2											
<b>Wade Boggs, L</b> OBP: 0.469, SLG: 0.476 (1, 5)		0-0 F7	0-0 1-2 1B	0-0 6-3			0-0 4-3			4	0	1	0	0	0	2											
<b>Dave Stapleton, R</b> OBP: 0.267, SLG: 0.316 (1, 3)		0-0 F8	0-0 FC5	0-0 F6			0-0 F4			4	0	0	0	0	0	2											
<b>Jeff Newman, R</b> OBP: 0.227, SLG: 0.286 (1, 2)		0-3 K		0-0 5-3 1B 1B			0-0 F9		0-3 K	4	0	1	0	0	2	0											
<b>Reid Nichols, R</b> OBP: 0.309, SLG: 0.286 (1, 8)			0-0 F8	0-0 5-3 1B			0-3 K		4-0 BB	3	0	1	0	1	1	0											
<b>Glenn Hoffman, R</b> OBP: 0.313, SLG: 0.274 (1, 6)			0-0 1B HR 1B	0-0 F4			0-0 F6		0-0 5-3	4	1	1	0	0	0	3											
<b>Inning Stats</b>	R: 0 E: 0 K: 0 S: 4	H: 1 LOB: 1 BB: 0 P: 4	R: 0 E: 0 K: 1 S: 5	H: 0 LOB: 0 BB: 0 P: 5	R: 3 E: 0 K: 0 S: 7	H: 4 LOB: 2 BB: 1 P: 11	R: 0 E: 0 K: 0 S: 5	H: 2 LOB: 3 BB: 1 P: 9	R: 0 E: 0 K: 1 S: 5	H: 0 LOB: 0 BB: 0 P: 5	R: 0 E: 0 K: 0 S: 3	H: 0 LOB: 2 BB: 2 P: 11	R: 0 E: 0 K: 1 S: 5	H: 0 LOB: 1 BB: 1 P: 9	R: 0 E: 0 K: 0 S: 5	H: 0 LOB: 1 BB: 1 P: 9	1B: 6 2B: 0 3B: 0 HR: 1	SF: 0 SAC: 0 DP: 0 HBP: 0	WP: 0 PB: 0 SB: 0 CS: 0	PA: 36							
<b>PITCHER</b>	IP	WLS	BF	H	R	ER	SO	BB	IBB	HBP	BLK	WP	HR	S	P	ERA	WHIP										
<b>Bill Krueger, L</b> ERA: 3.03	(1, 1)	7.0	L	32	7	3	3	3	4	0	0	0	0	34	50	3.86	1.571										
<b>Dave Beard, R</b> ERA: 3.0	(8, 1)	1.0		4	0	0	0	1	1	0	0	0	0	5	9	0.00	1.000										

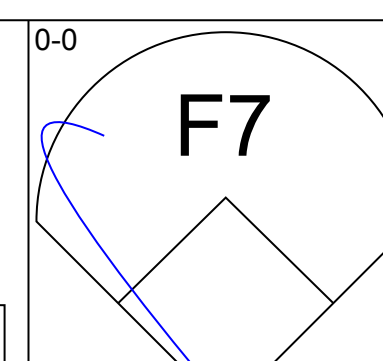
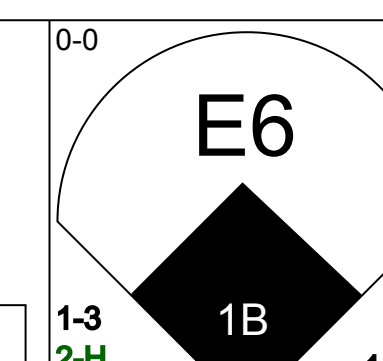
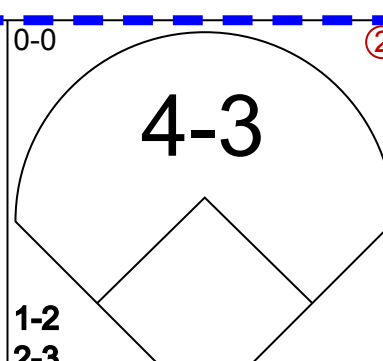
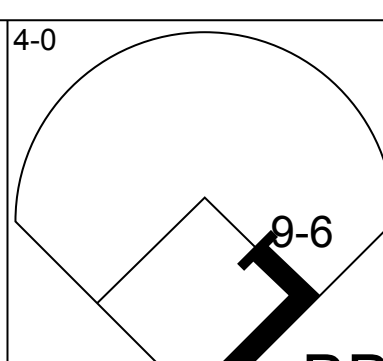
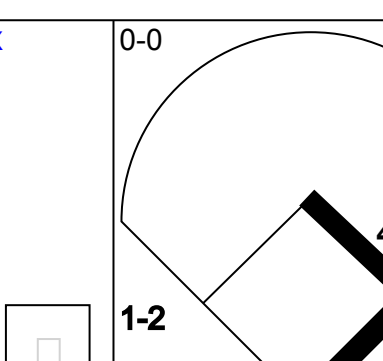
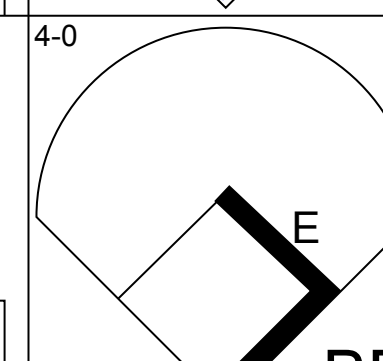
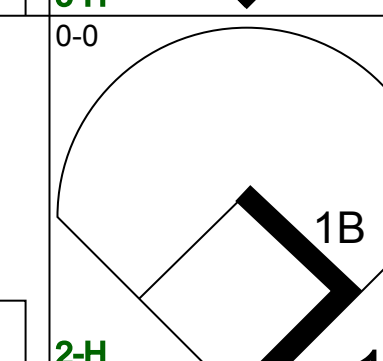
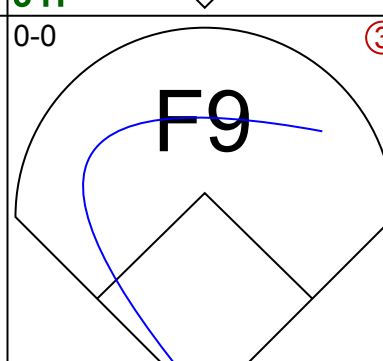
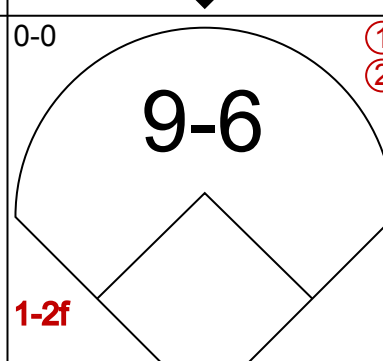
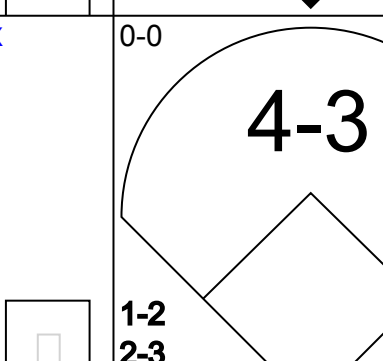
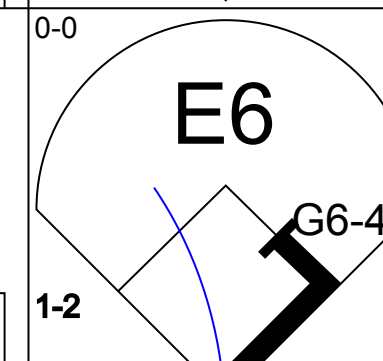
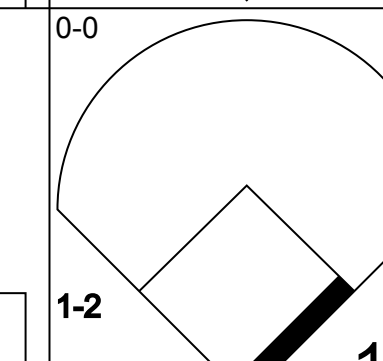
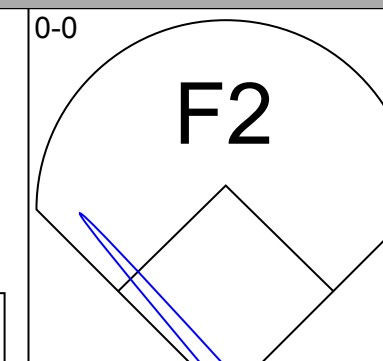
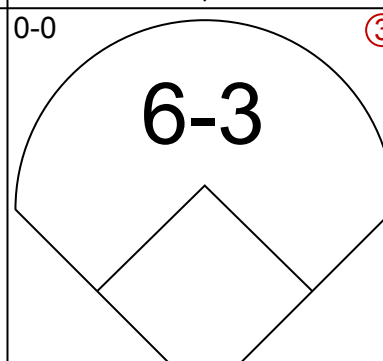
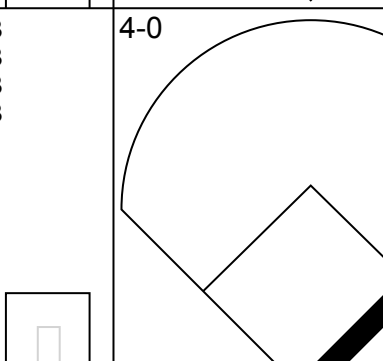
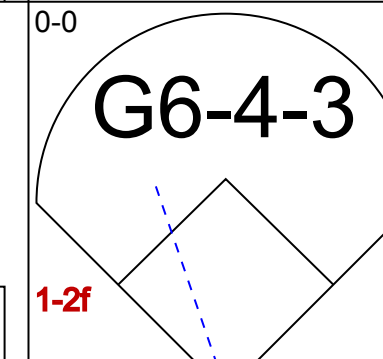
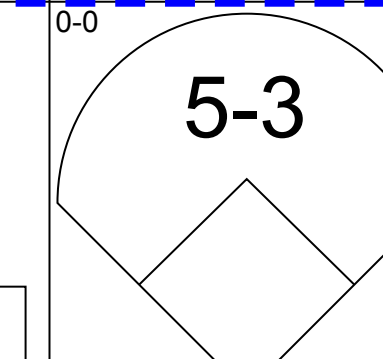
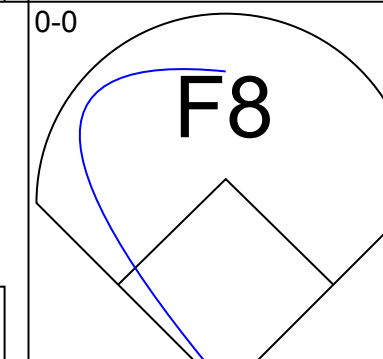
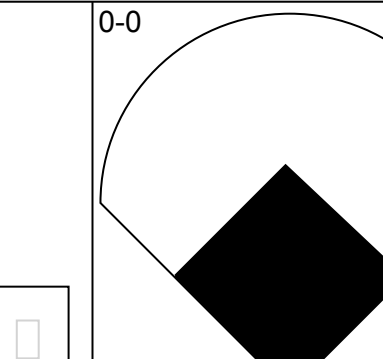
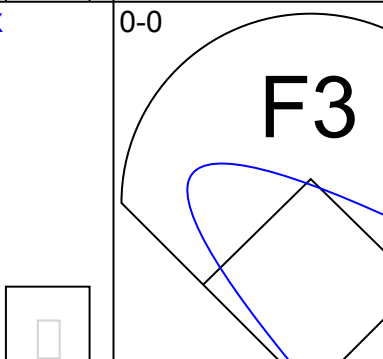
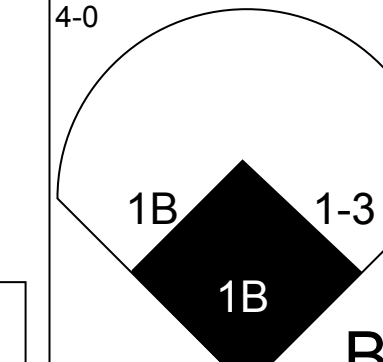
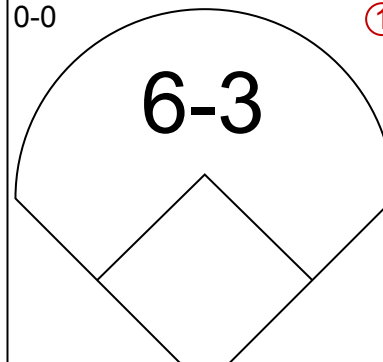
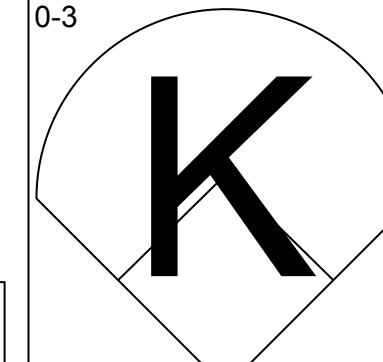
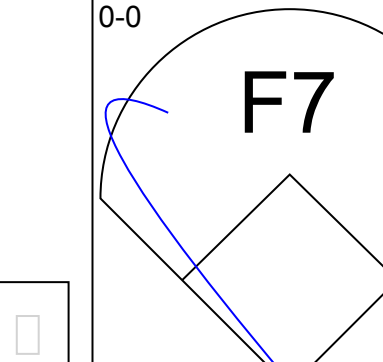
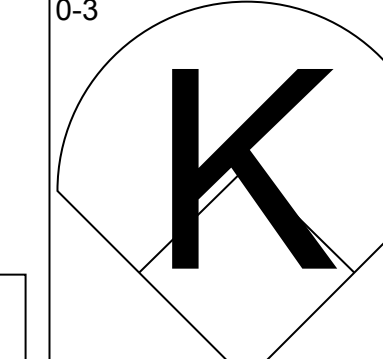
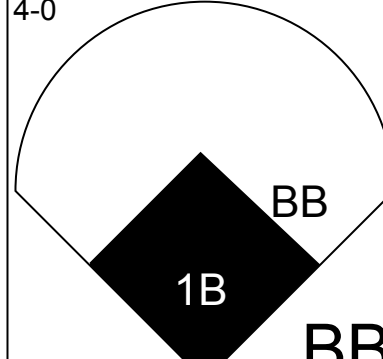
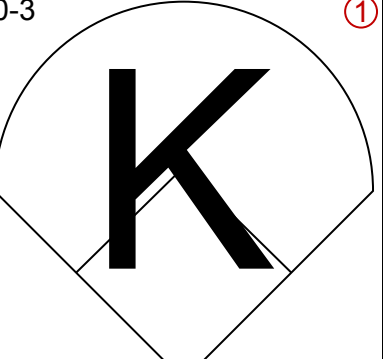
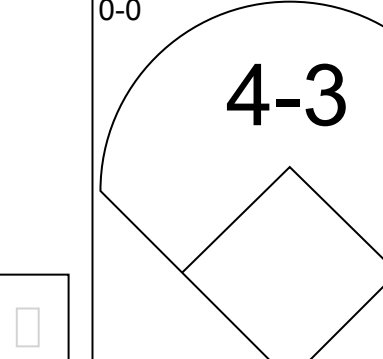
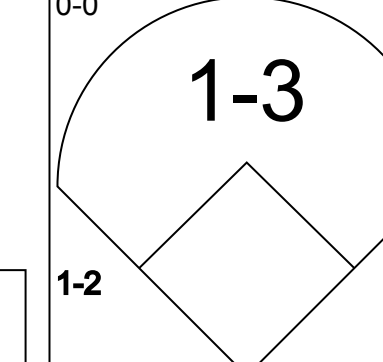
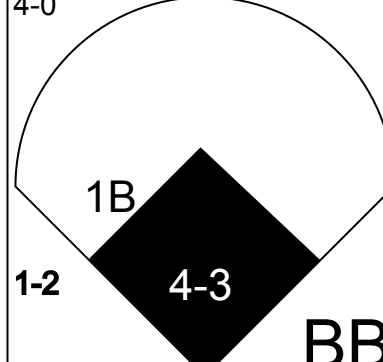
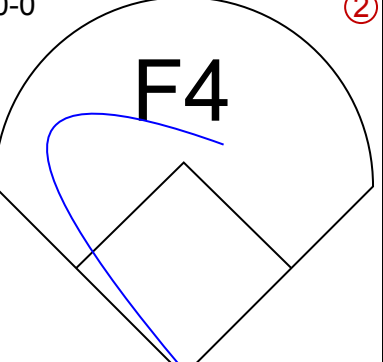
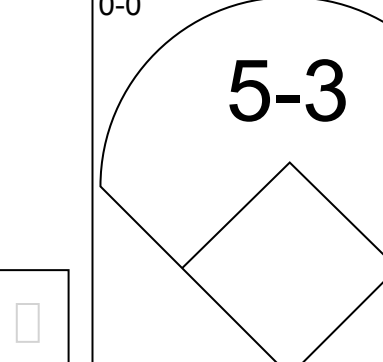
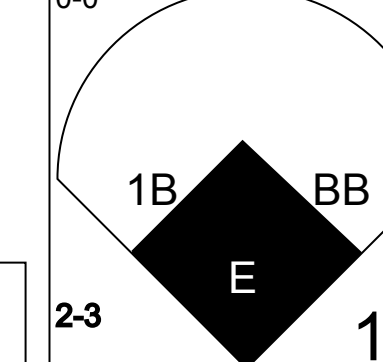
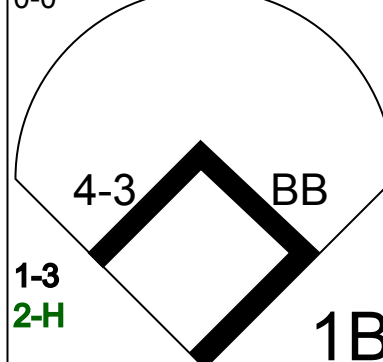
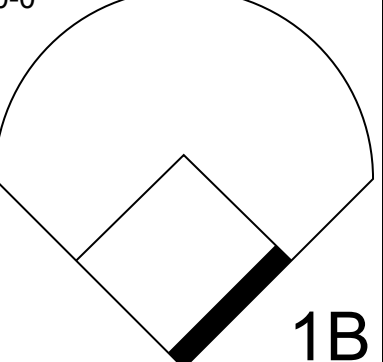
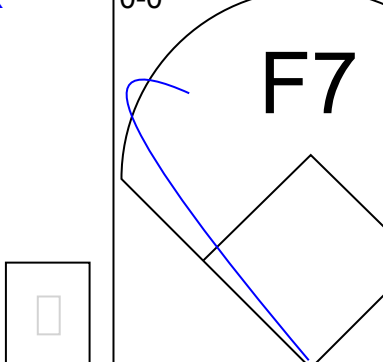
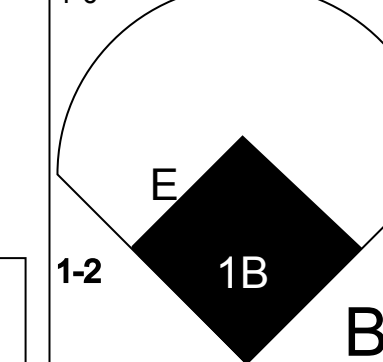
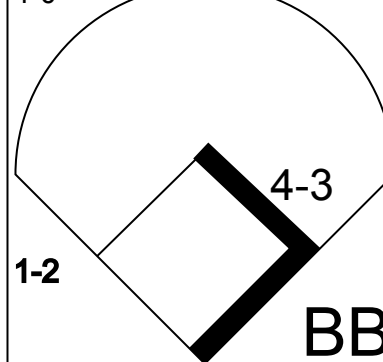
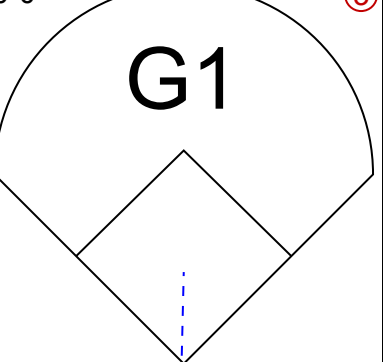
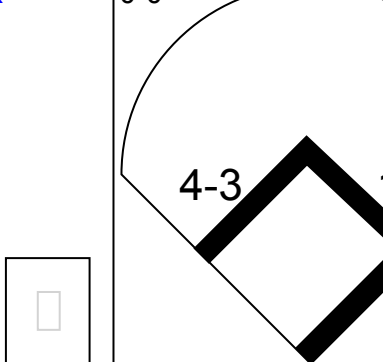
Oakland Athletics @ Boston Red Sox  
Fenway Park, Boston, MA  
Tue May 03 1983, 7:05 PM EDT  
Att: 13,189 - Cloudy

AB	31
R	3
H	7
RBI	3
BB	5
SO	4
LOB	17





Batter	1	2	3	4	5	6	7	8	9	AB	R	H	RBI	BB	SO	LOB	TOP					
<b>Rickey Henderson, R</b> OBP: 0.462, SLG: 0.433 (1, 7)			 2B		 1-2			 1-3		2	1	1	0	2	1	0	<b>Oakland Athletics @ Boston Red Sox</b> Fenway Park, Boston, MA Wed May 04 1983, 7:05 PM EDT Att: 14,164 - Unknown - 61 F					
<b>Mike Davis, L</b> OBP: 0.316, SLG: 0.383 (1, 9)			 3		 8			 1-3		4	0	1	0	0	1	3						
<b>Bill Almon, R</b> OBP: 0.361, SLG: 0.382 (1, 5)			 3		 G4-6-3			 1-3		4	0	1	1	0	1	3						
<b>Jeff Burroughs, R</b> OBP: 0.342, SLG: 0.389 (1, 10)		 G4-6-3		 9		 7		 6-3		4	0	1	0	0	0	2						
<b>Dwayne Murphy, L</b> OBP: 0.264, SLG: 0.247 (1, 8)		 G4-6-3		 G4-6-3		 G4-6-3				3	0	0	0	1	1	2						
<b>Davey Lopes, R</b> OBP: 0.337, SLG: 0.360 (1, 4)		 PB		 G4-6-3			 7		 5-3	4	0	1	0	0	0	1						
<b>Kelvin Moore, R</b> OBP: 0.221, SLG: 0.242 (1, 3)		 6-3					 5-3		 8	4	0	0	0	0	1	1						
<b>Bob Kearney, R</b> OBP: 0.286, SLG: 0.310 (1, 2)			 5-3		 8		 9			3	0	0	0	0	0	0						
<b>Tony Phillips, S</b> OBP: 0.263, SLG: 0.254 (1, 6)			 6-3							2	0	0	0	1	1	0						
<b>Inning Stats</b>	R: 0 E: 0 K: 3 S: 9	H: 0 LOB: 0 BB: 0 P: 9	R: 0 E: 0 K: 0 S: 4	H: 2 LOB: 1 BB: 0 P: 4	R: 0 E: 1 K: 0 S: 5	H: 1 LOB: 2 BB: 0 P: 5	R: 0 E: 0 K: 0 S: 2	H: 0 LOB: 0 BB: 1 P: 6	R: 0 E: 0 K: 1 S: 5	H: 0 LOB: 2 BB: 0 P: 13	R: 0 E: 0 K: 0 S: 3	H: 1 LOB: 0 BB: 0 P: 3	R: 0 E: 0 K: 0 S: 3	H: 0 LOB: 0 BB: 0 P: 3	R: 1 E: 0 K: 1 S: 6	H: 1 LOB: 1 BB: 1 P: 10	R: 0 E: 0 K: 1 S: 5	H: 0 LOB: 0 BB: 0 P: 5	1B: 4 2B: 1 3B: 0 HR: 0	SF: 0 SAC: 0 DP: 3 HBP: 0	WP: 0 PB: 1 SB: 1 CS: 0	PA: 34
<b>PITCHER</b> <b>Bruce Hurst, L</b> ERA: 2.79 (1, 1)	IP: 9.0 WLS: W BF: 34	H: 5 R: 1 ER: 1 SO: 6	BB: 4 IBB: 0 HBP: 0 BLK: 0	WP: 0 HR: 0 S: 42 P: 58	ERA: 1.00 WHIP: 1.000											<b>PITCHER</b>						

Batter	1	2	3	4	5	6	7	8	9	AB	R	H	RBI	BB	SO	LOB	BOTTOM					
<b>Jerry Remy, L</b> OBP: 0.316, SLG: 0.275 (1, 4)	 7	 6	 4-3			 9-6		 4-3		4	1	2	2	1	0	2	<b>Oakland Athletics @ Boston Red Sox</b> Fenway Park, Boston, MA Wed May 04 1983, 7:05 PM EDT Att: 14,164 - Unknown - 61 F					
<b>Dwight Evans, R</b> OBP: 0.376, SLG: 0.517 (1, 9)	 E	 1B	 9			 9-6		 4-3		4	0	1	2	1	0	5						
<b>Jim Rice, R</b> OBP: 0.354, SLG: 0.518 (1, 7)	 6	 1B			 2		 6-3		 BB	4	0	1	0	1	0	1						
<b>Tony Armas, R</b> OBP: 0.250, SLG: 0.392 (1, 10)	 G6-4-3	 5-3			 8				 3	5	1	1	1	0	0	7						
<b>Wade Boggs, L</b> OBP: 0.460, SLG: 0.459 (1, 5)		 1B	 6-3				 7			3	1	0	0	1	1	0						
<b>Rich Gedman, L</b> OBP: 0.382, SLG: 0.442 (1, 2)			 1B				 4-3			3	1	0	0	1	2	1						
<b>Dave Stapleton, R</b> OBP: 0.267, SLG: 0.305 (1, 3)		 1-3	 4-3		 4		 5-3			3	1	0	0	1	0	1						
<b>Rick Miller, L</b> OBP: 0.391, SLG: 0.500 (1, 8)		 1B	 4-3		 1B			 7		4	1	3	1	0	0	0						
<b>Glenn Hoffman, R</b> OBP: 0.333, SLG: 0.280 (1, 6)		 E	 4-3		 1			 4-3		2	1	1	0	2	0	1						
<b>Inning Stats</b>	R: 0 E: 1 K: 0 S: 3	H: 0 LOB: 1 BB: 1 P: 7	R: 4 E: 1 K: 1 S: 9	H: 4 LOB: 2 BB: 2 P: 17	R: 2 E: 0 K: 0 S: 4	H: 1 LOB: 2 BB: 3 P: 16	R: 0 E: 0 K: 1 S: 5	H: 0 LOB: 0 BB: 0 P: 5	R: 0 E: 0 K: 1 S: 6	H: 1 LOB: 1 BB: 0 P: 6	R: 0 E: 0 K: 0 S: 2	H: 0 LOB: 0 BB: 1 P: 6	R: 1 E: 0 K: 0 S: 4	H: 1 LOB: 0 BB: 0 P: 4	R: 0 E: 0 K: 0 S: 5	H: 2 LOB: 3 BB: 1 P: 9	R: 0 E: 0 K: 1 S: 5	H: 0 LOB: 0 BB: 0 P: 5	1B: 8 2B: 1 3B: 0 HR: 1	SF: 0 SAC: 0 DP: 2 HBP: 0	WP: 0 PB: 0 SB: 0 CS: 0	PA: 40
<b>PITCHER</b> <b>Rick Langford, R</b> ERA: 15.19 (1, 1)	IP: 1.2 WLS: L BF: 6	H: 4 R: 4 ER: 4 SO: 4	BB: 3 IBB: 0 HBP: 0 BLK: 0	WP: 0 HR: 0 S: 3 P: 15	ERA: 21.60 WHIP: 4.200											<b>PITCHER</b>						
<b>Tom Underwood, L</b> ERA: 5.06 (3, 1)	IP: 5.2 WLS: L BF: 22	H: 4 R: 1 ER: 1 SO: 2	BB: 2 IBB: 0 HBP: 0 BLK: 0	WP: 0 HR: 1 S: 24 P: 32	ERA: 1.59 WHIP: 1.059											<b>PITCHER</b>						



Batter	1	2	3	4	5	6	7	8	9	AB	R	H	RBI	BB	SO	LOB	TOP			
Rickey Henderson, R OBP: 0.463, SLG: 0.437 Gary Hancock, L OBP: 0.313, SLG: 0.267	0-0 G1-6-3 1B		0-0 F8		0-3 K			0-0 S 1B		4	0	2	0	0	1	1				
Mike Davis, L OBP: 0.304, SLG: 0.367	0-0 G1-6-3 1-2		0-0 G6-3 1-2			0-0 6-3		0-0 6-3 1-2		4	0	0	0	0	0	3				
Wayne Gross, L OBP: 0.382, SLG: 0.388	0-0 3-1			0-0 F4			0-0 L8		0-0 F7	4	0	0	0	0	0	0				
Dwayne Murphy, L OBP: 0.275, SLG: 0.250		0-0 F8		0-0 1B			0-0 1-3		4-0 BB	3	0	1	0	1	0	0				
Jeff Burroughs, R OBP: 0.349, SLG: 0.395		0-0 1B		0-0 F2			0-0 G6-4-3 1B		0-0 F7	4	0	2	0	0	0	2				
Davey Lopes, R OBP: 0.326, SLG: 0.346 Bill Almon, R OBP: 0.355, SLG: 0.375		0-3 K		0-0 F7			0-0 F6		0-3 K	3	0	0	0	0	1	3				
Kevin Moore, R OBP: 0.225, SLG: 0.292		0-3 K			0-0 HR		0-0 G6-4-3 1-2			3	1	1	1	0	1	2				
Bob Kearney, R OBP: 0.288, SLG: 0.351			0-0 HR		0-0 6-3			0-0 F7		3	1	1	1	0	0	0				
Tony Phillips, S OBP: 0.266, SLG: 0.257			0-0 G6-3 1B		0-0 F8			0-0 F7		3	0	1	0	0	0	0				
<b>Inning Stats</b>	R: 0 E: 0 K: 0 S: 3	H: 1 LOB: 0 BB: 0 P: 3	R: 0 E: 0 K: 2 S: 8	H: 1 LOB: 1 BB: 0 P: 8	R: 1 E: 0 K: 0 S: 4	H: 2 LOB: 0 BB: 0 P: 4	R: 0 E: 0 K: 0 S: 4	H: 1 LOB: 1 BB: 0 P: 4	R: 1 E: 0 K: 1 S: 6	H: 1 LOB: 0 BB: 0 P: 6	R: 0 E: 0 K: 0 S: 3	H: 0 LOB: 0 BB: 0 P: 3	R: 0 E: 0 K: 0 S: 3	H: 1 LOB: 0 BB: 0 P: 3	R: 0 E: 0 K: 1 S: 5	H: 0 LOB: 1 BB: 1 P: 9	1B: 6 2B: 0 3B: 0 HR: 2	SF: 0 SAC: 0 DP: 3 HBP: 0	WP: 0 PB: 0 SB: 1 CS: 0	PA: 33
<b>PITCHER</b> Dennis Martinez, R ERA: 4.82	IP: 9.0 WLS: W BF: 33	H: 8 R: 2 ER: 2 SO: 4	BB: 1 IBB: 0 HBP: 0 BLK: 0	WP: 0 HR: 2 S: 40 P: 44	ERA: 2.00 WHIP: 1.000															

Oakland Athletics @ Baltimore Orioles  
Memorial Stadium, Baltimore, MD

AB 32  
R 2  
H 8  
RBI 2  
BB 1  
SO 4  
LOB 12



WP: 0  
PB: 0  
SB: 1  
CS: 0

Batter	1	2	3	4	5	6	7	8	9	AB	R	H	RBI	BB	SO	LOB	BOTTOM			
Al Bumbry, L OBP: 0.366, SLG: 0.365 John Shelby, S OBP: 0.367, SLG: 0.521	4-0 G5-4-3 BB		0-0 FC3-6 CS 1-2		0-0 4-3	0-0 P5	0-3 K			3	0	0	0	1	0	2				
Dan Ford, R OBP: 0.406, SLG: 0.500	0-0 G5-4-3 1-2		0-0 HR 2B		0-0 HR 1B	0-0 HR	0-3 K			5	3	3	2	0	1	1				
Cal Ripken Jr., R OBP: 0.357, SLG: 0.520	0-0 P3		0-0 HR 2H		0-0 HR 1B	0-0 1B	0-0 F8			5	2	3	4	0	0	0				
Eddie Murray, S OBP: 0.407, SLG: 0.413		0-0 6-3	4-0 BB		0-0 BB 2B	0-0 1B	4-0 K		4-0 BB	3	1	2	0	2	0	0				
John Lowenstein, L OBP: 0.431, SLG: 0.600 Gary Roenicke, R OBP: 0.350, SLG: 0.400		0-0 F9	0-0 L4		4-0 BB 2B	0-3 K	0-0 F6		0-0 F6	2	1	0	0	1	0	1				
Ken Singleton, S OBP: 0.338, SLG: 0.479		0-0 PB 1B		0-3 K	0-0 F9	0-3 K				4	0	1	0	0	2	4				
Rich Dauer, R OBP: 0.310, SLG: 0.344 Lenn Sakata, R OBP: 0.350, SLG: 0.400		4-0 FC6-4 BB		0-0 6-3	0-0 2B	0-0 2B	0-0 6-3			3	1	1	2	1	0	0				
Leo Hernandez, R OBP: 0.312, SLG: 0.402		0-0 FC6-4 1-2		0-0 P3	0-0 2B	4-0 BB				3	0	1	1	1	0	2				
Rick Dempsey, R OBP: 0.279, SLG: 0.269			0-0 FC3-6 1B		0-0 2B	0-0 6-3		0-0 F4		4	1	2	0	0	0	2				
<b>Inning Stats</b>	R: 0 E: 0 K: 0 S: 2	H: 0 LOB: 0 BB: 1 P: 6	R: 0 E: 0 K: 0 S: 4	H: 1 LOB: 2 BB: 1 P: 8	R: 2 E: 0 K: 0 S: 5	H: 3 LOB: 1 BB: 1 P: 9	R: 0 E: 0 K: 1 S: 5	H: 0 LOB: 0 BB: 0 P: 5	R: 6 E: 0 K: 0 S: 9	H: 6 LOB: 1 BB: 1 P: 13	R: 1 E: 0 K: 2 S: 10	H: 3 LOB: 2 BB: 0 P: 10	R: 0 E: 0 K: 1 S: 5	H: 0 LOB: 1 BB: 1 P: 9	R: 0 E: 0 K: 1 S: 5	H: 0 LOB: 1 BB: 1 P: 9	1B: 6 2B: 4 3B: 0 HR: 3	SF: 0 SAC: 0 DP: 1 HBP: 0	WP: 0 PB: 1 SB: 0 CS: 1	PA: 41
<b>PITCHER</b> Mike Norris, R ERA: 3.66 Matt Keough, R ERA: 9.0 Tim Conroy, L ERA: 3.07	IP: 4.1 WLS: L BF: 21	H: 7 R: 5 ER: 4 SO: 0	BB: 3 IBB: 0 HBP: 0 BLK: 0	WP: 0 HR: 2 S: 20 P: 32	ERA: 10.38 WHIP: 2.308															
<b>PITCHER</b>	IP: 1.0 WLS: L BF: 10	H: 6 R: 4 ER: 4 SO: 0	BB: 1 IBB: 0 HBP: 0 BLK: 0	WP: 0 HR: 1 S: 9 P: 13	ERA: 36.00 WHIP: 7.000															
<b>PITCHER</b>	IP: 2.2 WLS: L BF: 10	H: 0 R: 0 ER: 0 SO: 4	BB: 2 IBB: 0 HBP: 0 BLK: 0	WP: 0 HR: 0 S: 16 P: 24	ERA: 0.00 WHIP: 0.750															



Oakland Athletics @ Baltimore Orioles  
Memorial Stadium, Baltimore, MD

AB 35  
R 9  
H 13  
RBI 9  
BB 6  
SO 5  
LOB 16



WP: 0  
PB: 1  
SB: 0  
CS: 1



Batter	1	2	3	4	5	6	7	8	9	AB	R	H	RBI	BB	SO	LOB	TOP					
Rickey Henderson, R OBP: 0.470, SLG: 0.461 (1, 7)	F7	K		3-1 2B		1-2 2-H 1-3 1B		S 1B		5	0	3	1	0	1	2	<b>Oakland Athletics @ Baltimore Orioles</b> <b>Memorial Stadium, Baltimore, MD</b> Sat May 07 1983, 3:33 AM EDT Att: 17,249 - Unknown - 71 F					
Mike Davis, L OBP: 0.299, SLG: 0.359 (1, 9)	K	FC5-4 1B		3-1		1-3		K 1B		5	0	1	0	0	2	4						
Bill Almon, R OBP: 0.343, SLG: 0.361 (1, 5) (7, 6)	2B 1B	FC5-4 FC4 1-2 2-3 3-H		F2		K		K 1B		5	1	1	1	0	2	6						
Jeff Burroughs, R OBP: 0.352, SLG: 0.400 (1, 10)	E 1B 1-H	FC4 1-2			F8		G6-4-3 1B BB	K 1-2		4	2	1	1	1	1	3						
Dwayne Murphy, L OBP: 0.281, SLG: 0.250 (1, 8)	E 1B BB		6-3		K		G6-4-3 1B	1-3		4	1	1	0	1	1	0						
Davey Lopes, R OBP: 0.319, SLG: 0.337 (1, 4)	E5 PO 1B 1-2 2-3				F2		G6-4-3 1B 1-2 2-3	4-3		5	0	1	0	0	0	4						
Kelvin Moore, R OBP: 0.250, SLG: 0.314 (1, 3)	1-2 2-H 3-H 1B			F8		BB 1B	BB 1B	5-3		5	1	3	3	0	0	1						
Bob Kearney, R OBP: 0.301, SLG: 0.355 (7, 2)	PO	1B FC5-4 1B	6-3		4-0 1-3 1B BB	4-0 1-2 BB		2 1 1 0 1 0 1		0 0 0 0 1 0 0								<b>AB</b> 39 <b>R</b> 6 <b>H</b> 13 <b>RBI</b> 6 <b>BB</b> 4 <b>SO</b> 8 <b>LOB</b> 25				
Dan Meyer, L OBP: 0.400, SLG: 0.455 (7, PH)										0	0	0	0	0	0	0						
Darryl Clax, R OBP: 0.429, SLG: 0.500 (7, 2)	2-3									0	0	0	0	0	0	0						
Tony Phillips, S OBP: 0.288, SLG: 0.260 (1, 6)					F8					3	0	1	0	0	1	2						
Wayne Gross, L OBP: 0.375, SLG: 0.380 (7, PH) (7, 5)		FC5-4 1B 1-2				K	F7			1	0	0	0	0	0	2						
<b>Inning Stats</b>	R: 3 E: 1 K: 1 S: 8	H: 3 LOB: 1 BB: 1 P: 12	R: 1 E: 0 K: 1 S: 8	H: 3 LOB: 2 BB: 0 P: 8	R: 0 E: 0 K: 0 S: 4	H: 1 LOB: 1 BB: 0 P: 4	R: 0 E: 0 K: 0 S: 4	H: 1 LOB: 1 BB: 0 P: 4	R: 0 E: 0 K: 1 S: 5	H: 0 LOB: 0 BB: 0 P: 5	R: 1 E: 0 K: 2 S: 9	H: 2 LOB: 2 BB: 1 P: 13	R: 1 E: 0 K: 0 S: 4	H: 2 LOB: 2 BB: 2 P: 12	R: 0 E: 0 K: 3 S: 10	H: 1 LOB: 1 BB: 0 P: 10	R: 0 E: 0 K: 0 S: 3	H: 0 LOB: 0 BB: 0 P: 3	1B: 11 2B: 2 3B: 0 HR: 0	SF: 0 SAC: 0 DP: 1 HBP: 0	WP: 0 PB: 0 SB: 1 CS: 0	PA: 44
<b>PITCHER</b>	IP WLS BF H R ER SO BB IBB HBP BLK WP HR S P ERA WHIP	5.2 W 29 10 5 3 4 2 0 0 0 0 0 35 43 4.76 2.118	1.0 L 6 2 1 1 1 2 0 0 0 0 0 6 14 9.00 4.000	2.1 S 8 1 0 0 3 0 0 0 0 0 0 14 14 0.00 0.429	<b>PITCHER</b>										IP WLS BF H R ER SO BB IBB HBP BLK WP HR S P ERA WHIP							

Batter	1	2	3	4	5	6	7	8	9	AB	R	H	RBI	BB	SO	LOB	BOTTOM			
Al Bumbry, L OBP: 0.370, SLG: 0.369 (1, 8)	F2	FC6-4 1B		4-3 WP 2B	E8 1-3 3-H 1B			1B		2	0	1	1	0	0	0	<b>Oakland Athletics @ Baltimore Orioles</b> <b>Memorial Stadium, Baltimore, MD</b> Sat May 07 1983, 3:33 AM EDT Att: 17,249 - Unknown - 71 F			
John Shelby, S OBP: 0.404, SLG: 0.569 (4, PH) (5, 8)										3	1	3	1	0	0	0				
Dan Ford, R OBP: 0.387, SLG: 0.475 (1, 9)	F4	FC6-4 1-2		4-3	F8			F9		5	0	0	0	0	0	5				
Cal Ripken Jr., R OBP: 0.342, SLG: 0.495 (1, 6)	4-3		6-3	P3		F8		4-3-2		5	0	0	0	0	0	1				
Eddie Murray, S OBP: 0.420, SLG: 0.432 (1, 3)		1B 2B	BB 1B	FC6-4 1B		K				3	2	2	0	1	1	0				
John Lowenstein, L OBP: 0.448, SLG: 0.607 (1, 7)										1	1	1	1	1	0	0				
Gary Roenicke, R OBP: 0.333, SLG: 0.378 (4, PH) (5, 7)		HR 1B	6-3 BB	FC6-4		6-3				2	0	0	0	0	0	1				
Ken Singleton, S OBP: 0.357, SLG: 0.526 (1, 10)										3	2	2	3	1	0	0				
Rich Dauer, R OBP: 0.317, SLG: 0.344 (1, 4)		HR 1B	6-3	6-3	G4-3 1B BB			F7		3	1	1	0	1	0	2				
Leo Hernandez, R OBP: 0.299, SLG: 0.385 (1, 5)										4	0	0	0	0	1	5				
Aurelio Rodriguez, R (8, 5)										0	0	0	0	0	0	0				
Rick Dempsey, R OBP: 0.292, SLG: 0.327 (1, 2)	1-3				HR			F8		3	1	1	1	1	0	1				
<b>Inning Stats</b>	R: 0 E: 0 K: 0 S: 3	H: 0 LOB: 0 BB: 0 P: 3	R: 4 E: 0 K: 1 S: 9	H: 4 LOB: 1 BB: 1 P: 13	R: 1 E: 0 K: 0 S: 4	H: 1 LOB: 2 BB: 2 P: 12	R: 2 E: 0 K: 0 S: 6	H: 3 LOB: 1 BB: 0 P: 6	R: 1 E: 1 K: 0 S: 4	H: 2 LOB: 2 BB: 2 P: 12	R: 0 E: 0 K: 1 S: 5	H: 0 LOB: 0 BB: 0 P: 5	R: 0 E: 0 K: 0 S: 3	H: 0 LOB: 0 BB: 0 P: 3	R: 0 E: 0 K: 0 S: 4	H: 1 LOB: 1 BB: 0 P: 4	1B: 7 2B: 2 3B: 0 HR: 2	SF: 0 SAC: 0 DP: 1 HBP: 0	WP: 1 PB: 0 SB: 0 CS: 0	PA: 39
<b>PITCHER</b>	IP WLS BF H R ER SO BB IBB HBP BLK WP HR S P ERA WHIP	2.1 L 15 5 5 5 1 3 0 0 0 1 1 8 26 10.80 1.800	1.2 L 8 3 2 2 0 0 0 0 0 1 1 8 8 10.80 1.800	4.0 L 16 3 1 1 1 2 0 0 0 0 0 16 24 2.25 1.250	<b>PITCHER</b>										IP WLS BF H R ER SO BB IBB HBP BLK WP HR S P ERA WHIP					



Batter	1	2	3	4	5	6	7	8	9	AB	R	H	RBI	BB	SO	LOB	TOP										
Rickey Henderson, R OBP: 0.476, SLG: 0.463 (1, 7)	4-0 CS BB		0-3 K		0-0 S 1B		0-0 FC5-4 1B		0-3 K	4	0	2	0	1	2	2	<b>Oakland Athletics @ Baltimore Orioles</b> <b>Memorial Stadium, Baltimore, MD</b> Sun May 08 1983, 3:33 AM EDT Att: 15,392 - Unknown - 61 F										
Mike Davis, L OBP: 0.291, SLG: 0.349 Bill Almon, R OBP: 0.338, SLG: 0.355 Garry Hancock, L OBP: 0.353, SLG: 0.313 (1, 9) (7, PH) (7, 9)	0-3 K		0-0 F7		0-0 4-3		0-0 FC5-4 1B		0-0 1B	3	0	0	0	0	1	4											
Wayne Gross, L OBP: 0.377, SLG: 0.426 (1, 5)	0-3 K			0-0 E5 BB		4-0 BB		0-0 HR	5-3	4	1	1	1	1	1	2											
Dwayne Murphy, L OBP: 0.280, SLG: 0.241 (1, 8)		0-0 4-3		4-0 BB		0-0 F8		0-0 5-3		3	0	0	0	1	0	1											
Jeff Burroughs, R OBP: 0.337, SLG: 0.381 (1, 10)	0-3 K		0-0 F5		0-0 BB		0-0 F9		0-0 E7 1B	4	0	0	0	0	1	3											
Davey Lopes, R OBP: 0.316, SLG: 0.333 (1, 4)	0-3 K		0-0 F9		0-0 F9		0-0 6-3		0-0 1B	4	0	1	0	0	1	3											
Kevin Moore, R OBP: 0.238, SLG: 0.297 (1, 3)			0-3 K		0-0 G3		0-3 K		0-0 F3	4	0	0	0	0	2	4											
Bob Kearney, R OBP: 0.314, SLG: 0.359 Mitchell Page, L OBP: 0.238, SLG: 0.250 Darryl Clax, R OBP: 0.375, SLG: 0.429 (1, 2) (7, PR) (7, 2)			4-0 1B BB		0-0 3-1		0-0 1B 1B		0-0 F3	2	0	1	0	1	0	0											
Tony Phillips, S OBP: 0.267, SLG: 0.260 (1, 6)			0-0 1B		0-3 K		0-3 K		0-0 1-3	4	0	1	0	0	2	1											
<b>Inning Stats</b>	R: 0 E: 0 K: 2 S: 6	H: 0 LOB: 0 BB: 1 P: 10	R: 0 E: 0 K: 2 S: 7	H: 0 LOB: 0 BB: 0 P: 7	R: 0 E: 0 K: 2 S: 8	H: 1 LOB: 2 BB: 1 P: 12	R: 0 E: 1 K: 0 S: 4	H: 0 LOB: 2 BB: 1 P: 8	R: 0 E: 0 K: 1 S: 6	H: 1 LOB: 1 BB: 0 P: 6	R: 0 E: 0 K: 0 S: 3	H: 0 LOB: 1 BB: 0 P: 7	R: 0 E: 0 K: 2 S: 9	H: 2 LOB: 2 BB: 0 P: 9	R: 1 E: 1 K: 0 S: 6	H: 2 LOB: 2 BB: 0 P: 6		R: 0 E: 0 K: 1 S: 6	H: 1 LOB: 1 BB: 0 P: 6	1B: 6 2B: 0 3B: 0 HR: 1	SF: 0 SAC: 0 DP: 0 HBP: 0	WP: 0 PB: 0 SB: 1 CS: 1	PA: 39				
<b>PITCHER</b>	IP	WLS	BF	H	R	ER	SO	BB	IBB	HBP	BLK	WP	HR	S	P	ERA	WHIP										
Storm Davis, R ERA: 2.4 (1, 1)	6.0		24	2	0	0	7	4	0	0	0	0	0	34	50	0.00	1.000										
Tim Stoddard, R ERA: 2.53 (7, 1)	0.2		4	2	0	0	2	0	0	0	0	0	0	8	8	0.00	3.000										
Tippy Martinez, L ERA: 4.91 (7, 1)	0.2	L	3	1	1	1	0	0	0	0	0	0	1	3	3	13.50	1.500										
Mike Boddicker, R ERA: (8, 1)	1.2		8	2	0	0	1	0	0	0	0	0	0	10	10	0.00	1.200										

Batter	1	2	3	4	5	6	7	8	9	AB	R	H	RBI	BB	SO	LOB	BOTTOM										
John Shelby, S OBP: 0.375, SLG: 0.527 (1, 8)	0-0 F3		0-0 L7		0-0 F9			0-0 FC6-4 BB		4	0	0	0	0	0	3	<b>Oakland Athletics @ Baltimore Orioles</b> <b>Memorial Stadium, Baltimore, MD</b> Sun May 08 1983, 3:33 AM EDT Att: 15,392 - Unknown - 61 F										
Dan Ford, R OBP: 0.400, SLG: 0.475 (1, 9)	0-0 1B		4-0 CS BB		0-0 F9		0-0 F9		4-0 BB	2	0	1	0	2	0	0											
Cal Ripken Jr., R OBP: 0.355, SLG: 0.500 (1, 6)	0-0 1B		0-0 CS		0-0 G5-4-3 1B		4-0 G5-4-3 BB		0-3 K	3	0	2	0	1	1	2											
Eddie Murray, S OBP: 0.414, SLG: 0.418 (1, 3)	0-3 K		0-0 G5-4-3		0-0 G5-4-3		0-0 G5-4-3		4-0 SH1-4 BB	3	0	0	0	1	1	3											
Gary Roenicke, R OBP: 0.311, SLG: 0.350 (1, 7)		0-0 E5		0-0 5-3			0-0 5-3		0-0 SH1-4	3	0	0	0	0	0	0											
Ken Singleton, S OBP: 0.352, SLG: 0.506 Jim Dwyer, L OBP: 0.387, SLG: 0.423 (1, 10) (8, PR)	0-3 K		0-0 E6 6-3		0-0 1-3		0-0 1-3		4-0 BB	3	0	0	0	1	1	1											
Rich Dauer, R OBP: 0.306, SLG: 0.330 (1, 4)	0-0 F8		0-0 6-3		0-0 6-3		0-0 5-3		0-0 F9	4	0	0	0	0	0	4											
Leo Hernandez, R OBP: 0.303, SLG: 0.387 Al Bumbry, L OBP: 0.365, SLG: 0.364 Joe Nolan, L OBP: 0.333, SLG: 0.357 (1, 5) (8, PH) (9, 2)	0-0 6-3		0-0 1B		0-0 K		0-0 6-3		0-0 F5	2	0	1	0	0	0	1											
Rick Dempsey, R OBP: 0.284, SLG: 0.316 John Lowenstein, L OBP: 0.448, SLG: 0.607 Benny Ayala, R OBP: 0.453, SLG: 0.800 Aurelio Rodriguez, R (1, 2) (8, PH) (8, PH) (9, 5)	0-0 F4		0-0 F4		0-3 K		4-0 FC6-4 BB		0-0 BB	2	0	0	0	0	0	0											
<b>Inning Stats</b>	R: 0 E: 0 K: 1 S: 6	H: 2 LOB: 1 BB: 0 P: 6	R: 0 E: 1 K: 1 S: 6	H: 0 LOB: 1 BB: 0 P: 6	R: 0 E: 0 K: 0 S: 2	H: 0 LOB: 0 BB: 1 P: 6	R: 0 E: 1 K: 0 S: 3	H: 1 LOB: 0 BB: 0 P: 3	R: 0 E: 1 K: 1 S: 7	H: 1 LOB: 2 BB: 0 P: 7	R: 0 E: 0 K: 0 S: 2	H: 0 LOB: 0 BB: 1 P: 6	R: 0 E: 0 K: 0 S: 3	H: 0 LOB: 0 BB: 0 P: 3	R: 0 E: 0 K: 1 S: 5	H: 0 LOB: 2 BB: 2 P: 13		R: 0 E: 0 K: 0 S: 3	H: 0 LOB: 2 BB: 2 P: 11	1B: 4 2B: 0 3B: 0 HR: 0	SF: 0 SAC: 1 DP: 2 HBP: 0	WP: 0 PB: 0 SB: 0 CS: 1	PA: 36				
<b>PITCHER</b>	IP	WLS	BF	H	R	ER	SO	BB	IBB	HBP	BLK	WP	HR	S	P	ERA	WHIP										
Bill Krueger, L ERA: 2.53 (1, 1)	7.0		25	4	0	0	3	2	0	0	0	0	0	29	37	0.00	0.857										
Steve McCatty, R ERA: 1.23 (8, 1)	0.1		1	0	0	0	0	0	0	0	0	0	0	1	1	0.00	0.000										
Tom Burgmeier, L ERA: 0.5 (8, 1)	0.1		2	0	0	0	0	1	0	0	0	0	0	1	5	0.00	3.000										
Dave Beard, R ERA: 2.7 (8, 1)	1.1	S	7	0	0	0	1	3	0	0	0	0	0	6	18	0.00	2.250										








Batter	1	2	3	4	5	6	7	8	9	AB	R	H	RBI	BB	SO	LOB	TOP					
Rickey Henderson, R OBP: 0.460, SLG: 0.443 (1, 7)	0-3 K		0-0 1B			0-3 K	0-0 F9			4	0	1	0	0	2	1						
Mike Davis, L OBP: 0.284, SLG: 0.339 (1, 9)	0-0 F3		0-0 F7			0-0 1B 1B		0-0 F8		4	1	1	0	0	0	1						
Carney Lansford, R OBP: 0.325, SLG: 0.324 (1, 5)	0-0 F7			0-0 CS 1B		0-0 1B BB 1B		0-0 F7		4	0	2	0	0	0	0						
Dwayne Murphy, L OBP: 0.287, SLG: 0.237 (1, 8)		0-0 6-3		0-3 K 1-2		4-0 1B BB		0-0 1-3		3	0	0	0	1	1							
Jeff Burroughs, R OBP: 0.340, SLG: 0.374 (1, 10)	0-3 K		0-3 K			0-0 FC5-4 1B		0-0 6-3		4	0	1	1	0	2	0						
Davey Lopes, R OBP: 0.301, SLG: 0.347 (1, 4)	0-0 5-3				0-0 5-3	0-0 FC5-4 1-2		0-0 4-3		4	0	0	0	0	0	3						
Kelvin Moore, R OBP: 0.244, SLG: 0.338 (1, 3)			0-0 HR		0-0 1B		0-3 K		0-3 K	4	1	2	1	0	2	0						
Bob Kearney, R OBP: 0.300, SLG: 0.341 (1, 2)			0-0 F8		0-0 5-3		0-3 K			2	0	0	0	0	0	0						
Dan Meyer, L OBP: 0.261, SLG: 0.273 (7, PH)										1	0	0	0	0	1	0						
Bill Almon, R OBP: 0.333, SLG: 0.364 (7, 6)										0	0	0	0	0	0	0						
Tony Phillips, S OBP: 0.256, SLG: 0.247 (1, 6)			0-0 4-3				0-0 F6			2	0	0	0	0	0	0						
Mitchell Page, L OBP: 0.261, SLG: 0.273 (7, PH)										1	0	1	0	0	0	0						
Darryl Cas, R OBP: 0.375, SLG: 0.429 (7, 2)										0	0	0	0	0	0	0						
<b>Inning Stats</b>	R: 0 E: 0 K: 1 S: 5	H: 0 LOB: 0 BB: 0 P: 5	R: 0 E: 0 K: 1 S: 5	H: 0 LOB: 0 BB: 0 P: 5	R: 1 E: 0 K: 0 S: 5	H: 2 LOB: 1 BB: 0 P: 5	R: 0 E: 0 K: 2 S: 7	H: 1 LOB: 0 BB: 0 P: 7	R: 0 E: 0 K: 0 S: 3	H: 1 LOB: 0 BB: 0 P: 3	R: 1 E: 0 K: 1 S: 8	H: 3 LOB: 3 BB: 1 P: 12	R: 0 E: 0 K: 2 S: 8	H: 1 LOB: 1 BB: 0 P: 8	R: 0 E: 0 K: 0 S: 3	H: 0 LOB: 0 BB: 0 P: 3	R: 0 E: 0 K: 1 S: 5	H: 0 LOB: 0 BB: 0 P: 5	1B: 7 2B: 0 3B: 0 HR: 1	SF: 0 SAC: 0 DP: 0 HBP: 0	WP: 0 PB: 0 SB: 0 CS: 1	PA: 34
<b>PITCHER</b> Milt Wilcox, R ERA: 3.23 (1, 1)	IP: 9.0 WLS: W BF: 34 H: 8 R: 2 ER: 2 SO: 8 BB: 1 IBB: 0 HBP: 0 BLK: 0 WP: 0 HR: 1 S: 49 P: 53 ERA: 2.00 WHIP: 1.000															<b>PITCHER</b>	IP: 9.0 WLS: W BF: 34 H: 8 R: 2 ER: 2 SO: 8 BB: 1 IBB: 0 HBP: 0 BLK: 0 WP: 0 HR: 1 S: 49 P: 53 ERA: 2.00 WHIP: 1.000					

Oakland Athletics @ Detroit Tigers  
Tiger Stadium, Detroit, MI  
Wed May 11 1983, 7:05 PM EDT  
Att: 10,772 - Unknown - 70 F


AB	33
R	2
H	8
RBI	2
BB	1
SO	8
LOB	6



Batter	1	2	3	4	5	6	7	8	9	AB	R	H	RBI	BB	SO	LOB	BOTTOM			
Lou Whitaker, L OBP: 0.298, SLG: 0.327 (1, 4)	4-0 CS BB		0-0 F5		0-0 G4-6-3 1B		0-0 4-3			3	0	1	0	1	0	1				
Howard Johnson, S OBP: 0.235, SLG: 0.217 (1, 5)	0-3 K		0-0 G1		0-0 G4-6-3 1-2			0-0 F7		3	0	0	0	0	1	3				
Tom Brookens, R OBP: 0.338, SLG: 0.375 (8, 5)	1-2 K									1	0	0	0	0	0	0				
Kirk Gibson, L OBP: 0.274, SLG: 0.226 (1, 10)	0-3 K			0-0 F3		0-0 F6		0-3 K		4	0	0	0	0	2	0				
Lance Parrish, R OBP: 0.363, SLG: 0.490 (1, 2)		0-0 5-3		0-0 F8		0-3 K		0-0 5-3		4	0	0	0	0	1	0				
Larry Herndon, R OBP: 0.307, SLG: 0.486 (1, 7)		4-0 HR BB		0-0 F9		0-0 F8				2	1	0	0	1	0	0				
Glenn Wilson, R OBP: 0.322, SLG: 0.512 (1, 9)		0-0 HR 1-H			0-0 5-3		0-0 1B E 1B			3	2	2	2	0	0	0				
Chet Lemon, R OBP: 0.340, SLG: 0.345 (1, 8)		0-0 6-3			1-0 3B HBP		0-3 K			2	1	0	0	0	1	1				
Enos Cabell, R OBP: 0.406, SLG: 0.467 (1, 3)		0-0 5-3			0-0 1B 3B		0-0 E7 1B			3	1	2	1	0	0	0				
Alan Trammell, R OBP: 0.319, SLG: 0.346 (1, 6)			0-0 5-3		0-0 1B 3H		0-0 F4			3	0	1	1	0	0	1				
<b>Inning Stats</b>	R: 0 E: 0 K: 2 S: 6	H: 0 LOB: 0 BB: 1 P: 10	R: 2 E: 0 K: 0 S: 4	H: 1 LOB: 0 BB: 1 P: 8	R: 0 E: 0 K: 0 S: 3	H: 0 LOB: 0 BB: 0 P: 3	R: 0 E: 0 K: 0 S: 3	H: 0 LOB: 0 BB: 0 P: 3	R: 2 E: 0 K: 0 S: 5	H: 3 LOB: 1 BB: 0 P: 6	R: 0 E: 0 K: 1 S: 5	H: 0 LOB: 0 BB: 0 P: 5	R: 1 E: 1 K: 1 S: 7	H: 2 LOB: 1 BB: 0 P: 7	R: 0 E: 0 K: 1 S: 5	H: 0 LOB: 0 BB: 0 P: 5	1B: 4 2B: 1 3B: 1 HR: 1	SF: 0 SAC: 0 DP: 2 HBP: 1	WP: 0 PB: 0 SB: 0 CS: 1	PA: 31
<b>PITCHER</b> Mike Norris, R ERA: 3.8 (1, 1)	IP: 8.0 WLS: L BF: 31 H: 6 R: 5 ER: 4 SO: 5 BB: 2 IBB: 0 HBP: 1 BLK: 0 WP: 0 HR: 1 S: 38 P: 47 ERA: 4.50 WHIP: 1.000															<b>PITCHER</b>	IP: 8.0 WLS: L BF: 31 H: 6 R: 5 ER: 4 SO: 5 BB: 2 IBB: 0 HBP: 1 BLK: 0 WP: 0 HR: 1 S: 38 P: 47 ERA: 4.50 WHIP: 1.000			

Oakland Athletics @ Detroit Tigers  
Tiger Stadium, Detroit, MI  
Wed May 11 1983, 7:05 PM EDT  
Att: 10,772 - Unknown - 70 F

AB	28
R	5
H	6
RBI	4
BB	2
SO	5
LOB	6





Batter	1	2	3	4	5	6	7	8	9	AB	R	H	RBI	BB	SO	LOB	TOP								
Rickey Henderson, R OBP: 0.466, SLG: 0.444 Gary Hancock, L OBP: 0.316, SLG: 0.278	6-3		1B FC1-5 BB		HR	E8 1B CS		K		2	1	1	0	1	0	0									
Mike Davis, L OBP: 0.306, SLG: 0.353	F7		FC1-5 SF7 1B		HR				FC4-6 1B	4	2	3	2	1	0	0									
Carney Lansford, R OBP: 0.311, SLG: 0.293	5-3		FC1-5		F9				F8	4	0	0	0	1	0	6									
Dwayne Murphy, L OBP: 0.283, SLG: 0.268		4-3	SF7		HR	3-1			K	4	1	1	5	0	1	2									
Bill Almon, R OBP: 0.325, SLG: 0.352	6-3		G3						FC4-6	5	0	1	0	0	1	2									
Mitchell Page, L OBP: 0.299, SLG: 0.240	K				F8	HR				3	1	0	0	1	2	0									
Kelvin Moore, R OBP: 0.296, SLG: 0.417			HR		F8	HR				4	2	2	3	0	1	0									
Bob Kearney, R OBP: 0.296, SLG: 0.337			BB 1B		K	F8			K	4	1	1	0	0	2	0									
Tony Phillips, S OBP: 0.266, SLG: 0.262			BB 1B			3-1			K	3	2	1	0	1	1	0									
<b>Inning Stats</b>	R: 0 E: 0 K: 0 S: 3	H: 0 LOB: 0 BB: 0 P: 3	R: 0 E: 0 K: 1 S: 5	H: 0 LOB: 0 BB: 0 P: 5	R: 4 E: 0 K: 0 S: 6	H: 3 LOB: 1 BB: 2 P: 14	R: 0 E: 0 K: 1 S: 5	H: 0 LOB: 0 BB: 0 P: 5	R: 6 E: 0 K: 0 S: 7	H: 5 LOB: 0 BB: 2 P: 15	R: 1 E: 1 K: 0 S: 4	H: 1 LOB: 1 BB: 1 P: 8	R: 0 E: 0 K: 3 S: 9	H: 0 LOB: 0 BB: 0 P: 9	R: 0 E: 0 K: 3 S: 9	H: 0 LOB: 0 BB: 0 P: 9	R: 0 E: 0 K: 1 S: 6	H: 1 LOB: 1 BB: 0 P: 6	1B: 6 2B: 1 3B: 0 HR: 3	SF: 1 SAC: 0 DP: 0 HBP: 0	WP: 0 PB: 0 SB: 1 CS: 3	PA: 41			
<b>PITCHER</b>	IP	WLS	BF	H	R	ER	SO	BB	IBB	HBP	BLK	WP	HR	S	P	ERA	WHIP								
Dan Petry, R ERA: 3.58	4.1	L	22	6	8	8	2	3	0	0	0	0	2	23	35	16.61	2.077								
Jerry Ujdur, R ERA: 6.53	0.2		4	2	2	2	0	1	0	0	0	0	1	3	7	27.00	4.500								
Juan Berenguer, R ERA: 3.72	4.0		15	2	1	0	7	1	0	0	0	0	0	28	32	0.00	0.750								

Oakland Athletics @ Detroit Tigers  
Tiger Stadium, Detroit, MI  
Thu May 12 1983, 3:33 AM EDT  
Att: 14,488 - Sunny - 70 F

AB	35
R	11
H	10
RBI	10
BB	5
SO	9
LOB	10



Batter	1	2	3	4	5	6	7	8	9	AB	R	H	RBI	BB	SO	LOB	BOTTOM								
Lou Whitaker, L OBP: 0.294, SLG: 0.330	6-3	F7		1B 2B		K		K		5	1	1	0	0	2	3									
Howard Johnson, S OBP: 0.264, SLG: 0.298 Tom Brookens, R OBP: 0.338, SLG: 0.390	HR	BB			F9	F7			2B	1	1	1	1	1	0	0									
Kirk Gibson, L OBP: 0.269, SLG: 0.211	1B HBP	K			F1	K			K	4	1	0	0	0	3	5									
Lance Parrish, R OBP: 0.368, SLG: 0.490 Sal Butera, R	1B		5-3			F4			F2	4	0	2	2	0	0	0									
Johnny Grubb, L OBP: 0.364, SLG: 0.429 Lynn Jones, R OBP: 0.250, SLG: 0.250	F8		1B 2B			6-3			F6	2	1	1	0	0	0	1									
Glenn Wilson, R OBP: 0.319, SLG: 0.500	4-3		FC5 1B		K	F6				4	0	1	1	0	1	2									
Rick Leach, L OBP: 0.310, SLG: 0.308 Larry Herndon, R OBP: 0.310, SLG: 0.495		BB 1B BB	FC5 1B		F8				WP 2B	1	0	1	0	1	0	0									
Enos Cabell, R OBP: 0.389, SLG: 0.441		K	FC5 FC5-4			K2-3				4	0	1	0	0	2	4									
Alan Trammell, R OBP: 0.316, SLG: 0.341		BB 1B	FC5-4		F9	6-3				4	0	1	0	0	0	5									
<b>Inning Stats</b>	R: 2 E: 1 K: 0 S: 5	H: 2 LOB: 1 BB: 0 P: 6	R: 0 E: 0 K: 2 S: 8	H: 1 LOB: 3 BB: 2 P: 16	R: 1 E: 0 K: 0 S: 6	H: 3 LOB: 2 BB: 0 P: 6	R: 1 E: 0 K: 0 S: 4	H: 2 LOB: 1 BB: 0 P: 4	R: 0 E: 0 K: 1 S: 7	H: 2 LOB: 2 BB: 0 P: 7	R: 0 E: 0 K: 2 S: 7	H: 0 LOB: 0 BB: 0 P: 7	R: 0 E: 0 K: 0 S: 3	H: 0 LOB: 0 BB: 0 P: 3	R: 0 E: 0 K: 2 S: 8	H: 1 LOB: 1 BB: 0 P: 8	R: 0 E: 0 K: 1 S: 6	H: 1 LOB: 1 BB: 0 P: 6	1B: 7 2B: 4 3B: 0 HR: 1	SF: 0 SAC: 0 DP: 0 HBP: 1	WP: 1 PB: 0 SB: 0 CS: 0	PA: 41			
<b>PITCHER</b>	IP	WLS	BF	H	R	ER	SO	BB	IBB	HBP	BLK	WP	HR	S	P	ERA	WHIP								
Chris Codiroli, R ERA: 3.99	2.1		16	6	3	2	2	2	0	0	0	0	0	17	26	7.71	3.429								
Tom Burgmeier, L ERA: 0.79	4.2	W	17	4	1	1	3	0	0	0	0	0	0	23	23	1.93	0.857								
Matt Keough, R ERA: 8.1	2.0		8	2	0	0	3	0	0	0	0	1	0	14	14	0.00	1.000								

Oakland Athletics @ Detroit Tigers  
Tiger Stadium, Detroit, MI  
Thu May 12 1983, 3:33 AM EDT  
Att: 14,488 - Sunny - 70 F

AB	38
R	4
H	12
RBI	4
BB	2
SO	8
LOB	24





Batter	1	2	3	4	5	6	7	8	9	AB	R	H	RBI	BB	SO	LOB	TOP										
Steve Henderson, R (1.7) OBP: 0.408, SLG: 0.438	0-0 6-3		0-0 G3 1B			0-0 1B BB	4-0 BB		0-0 F3	4	1	2	0	1	0	1											
Jamie Allen, R (1.5) OBP: 0.348, SLG: 0.439	0-0 6-3		0-0 G3 1-2			4-0 1B FC BB	0-3 K		0-0 F8	4	1	0	0	1	1	3											
Al Cowens, R (1.9) OBP: 0.233, SLG: 0.282	0-0 1-3		0-0 3-1			0-0 FC 1B 1-2 2-3		4-0 BB BB		3	0	1	0	1	0	1											
Dave Henderson, R (1.8) OBP: 0.339, SLG: 0.425		0-3 K		0-0 F8		0-0 FC 1B 1-2 2-3 3-H		4-0 BB 1-2 BB		3	0	1	1	1	1	0											
Todd Cruz, R (1.6) OBP: 0.282, SLG: 0.410		0-0 E 1B		0-0 F9		0-0 F3		0-3 K		4	0	1	0	0	1	5											
Dave Edler, R (1.10) Ken Phelps, L (8, PH) OBP: 0.298, SLG: 0.340 OBP: 0.247, SLG: 0.420		0-0 E5 1-2		0-0 5-3		0-0 FC FC6-4 1-2 2-3 3-H		0-3 K		3	0	0	1	0	0	3											
Jim Malar, R (1.3) Pat Putnam, L (8, PH) OBP: 0.300, SLG: 0.374		0-3 K		0-3 K		0-3 FC6-4 1-2		0-0 F6		3	0	0	0	0	2	4											
Orlando Mercado, R (1.2) OBP: 0.235, SLG: 0.360		0-0 F7		0-3 K		0-0 K	0-0 G6-4-3 1B		0-0 F8	4	0	1	0	0	1	2											
Julio Cruz, S (1.4) OBP: 0.362, SLG: 0.412			0-0 6-3		0-0 F9		0-0 G6-4-3 1-2		4-0 BB	3	0	0	0	1	0	1											
<b>Inning Stats</b>	R: 0 E: 0 K: 0 S: 3	H: 0 LOB: 0 BB: 0 P: 3	R: 0 E: 1 K: 2 S: 9	H: 1 LOB: 2 BB: 0 P: 9	R: 0 E: 0 K: 0 S: 4	H: 1 LOB: 1 BB: 0 P: 4	R: 0 E: 0 K: 0 S: 3	H: 0 LOB: 0 BB: 0 P: 3	R: 0 E: 0 K: 1 S: 7	H: 0 LOB: 0 BB: 0 P: 7	R: 2 E: 1 K: 0 S: 6	H: 3 LOB: 2 BB: 1 P: 10	R: 0 E: 0 K: 2 S: 5	H: 1 LOB: 1 BB: 1 P: 9	R: 0 E: 0 K: 2 S: 7	H: 0 LOB: 2 BB: 2 P: 15	R: 0 E: 0 K: 0 S: 3	H: 0 LOB: 1 BB: 1 P: 7	1B: 6 2B: 0 3B: 0 HR: 0	SF: 1 SAC: 0 DP: 1 HBP: 0	WP: 0 PB: 0 SB: 0 CS: 0	PA: 38					
<b>PITCHER</b>	IP	WLS	BF	H	R	ER	SO	BB	IBB	HBP	BLK	WP	HR	S	P	ERA	WHIP										
Bill Krueger, L (1.1) ERA: 2.54	7.0	W	30	6	2	2	5	3	0	0	0	0	0	37	49	2.57	1.286										
Steve McCatty, R (8.1) ERA: 0.9	2.0		8	0	0	0	2	2	0	0	0	0	0	10	18	0.00	1.000										

Seattle Mariners @ Oakland Athletics  
Oakland-Alameda County Coliseum, Oakland, CA  
Fri May 13 1983, 7:05 PM PDT  
Att: 10,484 - Unknown

AB	33
R	2
H	6
RBI	2
BB	5
SO	7
LOB	24



Batter	1	2	3	4	5	6	7	8	9	AB	R	H	RBI	BB	SO	LOB	BOTTOM										
Rickey Henderson, R (1.7) OBP: 0.467, SLG: 0.441	0-3 K		0-0 HR 1B		0-3 K		4-0 F8 BB BB			3	1	1	2	1	2	0											
Mike Davis, L (1.9) OBP: 0.320, SLG: 0.387	0-3 K		0-0 2-H 3-H HR			0-0 6-3 HR 1B	4-0 1-2 BB			3	2	2	2	1	1	0											
Wayne Gross, L (1.5) OBP: 0.362, SLG: 0.390	0-0 4-3		0-0 F8			0-0 6-3 1-3	0-0 F8 2-3			4	0	0	0	0	0	3											
Dwayne Murphy, L (1.8) Garry Hancock, L (9.7) OBP: 0.282, SLG: 0.297 OBP: 0.316, SLG: 0.278		0-3 K	0-0 G3			0-0 HR BB	0-3 K			4	1	1	2	0	2	2											
Jeff Burroughs, R (1.10) OBP: 0.337, SLG: 0.362		0-0 5-3		0-0 1-3		0-0 HR BB	0-3 K			3	1	0	0	1	1	2											
Kelvin Moore, R (1.3) OBP: 0.255, SLG: 0.402		0-3 K		0-0 5-3		0-0 HR BB	0-3 K			3	1	0	0	1	2	0											
Davey Lopes, R (1.4) OBP: 0.299, SLG: 0.343			0-0 1-3	0-0 4-3		0-0 F9		0-0 G1-6-3 1B		4	0	1	0	0	2												
Bob Kearney, R (1.2) OBP: 0.306, SLG: 0.378			0-0 2B 1B 1B		0-0 1-3	0-0 HR		0-0 G1-6-3		4	2	2	3	0	0	1											
Tony Phillips, S (1.6) OBP: 0.288, SLG: 0.276			0-0 1B 2B		0-0 G3		0-3 K			3	1	1	0	0	1	0											
<b>Inning Stats</b>	R: 0 E: 0 K: 2 S: 7	H: 0 LOB: 0 BB: 0 P: 7	R: 0 E: 0 K: 2 S: 7	H: 0 LOB: 0 BB: 0 P: 7	R: 4 E: 0 K: 0 S: 7	H: 4 LOB: 0 BB: 0 P: 7	R: 0 E: 0 K: 0 S: 3	H: 0 LOB: 0 BB: 0 P: 3	R: 0 E: 0 K: 1 S: 5	H: 0 LOB: 0 BB: 0 P: 5	R: 5 E: 0 K: 1 S: 8	H: 3 LOB: 2 BB: 2 P: 16	R: 0 E: 0 K: 2 S: 7	H: 0 LOB: 2 BB: 2 P: 15	R: 0 E: 0 K: 1 S: 5	H: 1 LOB: 0 BB: 0 P: 5	1B: 4 2B: 1 3B: 0 HR: 3	SF: 0 SAC: 0 DP: 1 HBP: 0	WP: 0 PB: 0 SB: 1 CS: 0	PA: 35							
<b>PITCHER</b>	IP	WLS	BF	H	R	ER	SO	BB	IBB	HBP	BLK	WP	HR	S	P	ERA	WHIP										
Bob Stoddard, R (1.1) ERA: 5.27	5.1	L	22	6	6	6	5	0	0	0	0	0	2	32	32	10.12	1.125										
Mike Stanton, R (6.1) ERA: 3.52	0.1		4	1	3	3	0	2	0	0	0	0	1	2	10	81.00	9.000										
Ed Nunez, R (6.1) ERA: 6.0	2.1		9	1	0	0	4	2	0	0	0	0	0	15	23	0.00	1.286										

Seattle Mariners @ Oakland Athletics  
Oakland-Alameda County Coliseum, Oakland, CA  
Fri May 13 1983, 7:05 PM PDT  
Att: 10,484 - Unknown

AB	31
R	9
H	8
RBI	9
BB	4
SO	9
LOB	10





Batter	1	2	3	4	5	6	7	8	9	AB	R	H	RBI	BB	SO	LOB	TOP								
Steve Henderson, R (1,7) John Moses, S (6,7) OBP: 0.407, SLG: 0.435 OBP: 0.222, SLG: 0.045	5-3		G5-4-3				F7		F9	3	0	1	0	0	0	1									
Jamie Allen, R (1,5) OBP: 0.320, SLG: 0.400	6-3		F9						F8	4	0	0	0	0	1	1									
Al Cowens, R (1,9) OBP: 0.234, SLG: 0.276	3B								K	3	1	0	0	1	1	0									
Pat Putnam, L (1,3) OBP: 0.316, SLG: 0.408	3B									4	1	3	1	0	0	0									
Ken Phelps, L (1,10) Dave Edler, R (8,PH) OBP: 0.250, SLG: 0.417 OBP: 0.293, SLG: 0.333	F8								F3	3	1	1	0	0	0	1									
Dave Henderson, R (1,8) OBP: 0.336, SLG: 0.445									E6	4	1	1	3	0	0	0									
Rick Sweet, S (1,2) OBP: 0.306, SLG: 0.333									K	4	0	0	0	0	1	1									
Todd Cruz, R (1,6) OBP: 0.281, SLG: 0.413									K	4	0	1	0	0	1	1									
Manny Castillo, S (1,4) Julio Cruz, S (7,PR) OBP: 0.269, SLG: 0.271 OBP: 0.368, SLG: 0.412										2	0	1	0	0	0	1									
<b>Inning Stats</b>	R: 1 E: 0 K: 0 S: 4	H: 1 LOB: 1 BB: 1 P: 8	R: 0 E: 0 K: 0 S: 3	H: 0 LOB: 0 BB: 0 P: 3	R: 0 E: 0 K: 0 S: 2	H: 0 LOB: 0 BB: 0 P: 3	R: 3 E: 0 K: 0 S: 7	H: 4 LOB: 1 BB: 0 P: 7	R: 0 E: 0 K: 1 S: 5	H: 1 LOB: 0 BB: 0 P: 5	R: 0 E: 0 K: 0 S: 3	H: 0 LOB: 0 BB: 0 P: 3	R: 0 E: 0 K: 1 S: 4	H: 1 LOB: 1 BB: 0 P: 4	R: 0 E: 0 K: 1 S: 6	H: 1 LOB: 1 BB: 0 P: 6	R: 0 E: 1 K: 2 S: 8	H: 0 LOB: 2 BB: 1 P: 12	1B: 5 2B: 1 3B: 1 HR: 1	SF: 0 SAC: 0 DP: 1 HBP: 1	WP: 0 PB: 0 SB: 0 CS: 1	PA: 37			
<b>PITCHER</b>	IP	WLS	BF	H	R	ER	SO	BB	IBB	HBP	BLK	WP	HR	S	P	ERA	WHIP								
Rick Langford, R (1,1) ERA: 14.81	3.2	L	17	5	4	4	0	1	0	1	0	0	1	15	20	9.82	1.636								
Tim Conroy, L (4,1) ERA: 1.93	5.1		20	3	0	0	4	1	0	0	0	0	0	27	31	0.00	0.750								

Seattle Mariners @ Oakland Athletics  
Oakland-Alameda County Coliseum, Oakland, CA  
Sat May 14 1983, 3:33 AM PDT  
Att: 17,097 - Unknown

AB	34
R	4
H	8
RBI	4
BB	2
SO	4
LOB	10



Batter	1	2	3	4	5	6	7	8	9	AB	R	H	RBI	BB	SO	LOB	BOTTOM								
Rickey Henderson, R (1,7) OBP: 0.468, SLG: 0.432	K		4-3							2	0	0	0	2	1	0									
Mike Davis, L (1,9) OBP: 0.310, SLG: 0.374	B1-3		F5							4	0	0	0	0	1	3									
Bill Almon, R (1,5) OBP: 0.333, SLG: 0.351	BB									3	1	1	0	1	2	0									
Jeff Burroughs, R (1,10) OBP: 0.352, SLG: 0.381	BB									3	0	2	1	1	1	0									
Dwayne Murphy, L (1,8) OBP: 0.281, SLG: 0.295	F9									4	0	1	0	0	0	3									
Kelvin Moore, R (1,3) OBP: 0.245, SLG: 0.385										4	0	0	0	0	1	3									
Davey Lopes, R (1,4) OBP: 0.288, SLG: 0.330										4	0	0	0	0	0	1									
Bob Kearney, R (1,2) Dan Meyer, L (9,PH) OBP: 0.297, SLG: 0.366 OBP: 0.379, SLG: 0.423										3	0	0	0	0	0	0									
Tony Phillips, S (1,6) Wayne Gross, L (9,5) OBP: 0.270, SLG: 0.270 OBP: 0.362, SLG: 0.390										2	0	0	0	0	0	0									
<b>Inning Stats</b>	R: 0 E: 0 K: 1 S: 6	H: 1 LOB: 2 BB: 1 P: 10	R: 0 E: 0 K: 1 S: 5	H: 0 LOB: 0 BB: 0 P: 5	R: 0 E: 0 K: 0 S: 3	H: 0 LOB: 0 BB: 0 P: 3	R: 0 E: 0 K: 1 S: 6	H: 2 LOB: 1 BB: 0 P: 6	R: 0 E: 0 K: 0 S: 3	H: 0 LOB: 2 BB: 1 P: 8	R: 1 E: 1 K: 0 S: 4	H: 1 LOB: 1 BB: 1 P: 8	R: 0 E: 0 K: 1 S: 5	H: 0 LOB: 0 BB: 1 P: 9	R: 0 E: 0 K: 2 S: 7	H: 0 LOB: 0 BB: 0 P: 7	R: 0 E: 0 K: 1 S: 5	H: 0 LOB: 0 BB: 0 P: 5	1B: 3 2B: 1 3B: 0 HR: 0	SF: 0 SAC: 0 DP: 1 HBP: 1	WP: 0 PB: 0 SB: 0 CS: 0	PA: 35			
<b>PITCHER</b>	IP	WLS	BF	H	R	ER	SO	BB	IBB	HBP	BLK	WP	HR	S	P	ERA	WHIP								
Matt Young, L (1,1) ERA: 2.66	8.0	W	32	4	1	0	6	4	0	1	0	0	0	39	56	0.00	1.000								
Bill Caudill, R (9,1) ERA: 4.91	1.0	S	3	0	0	0	1	0	0	0	0	0	0	5	5	0.00	0.000								

Seattle Mariners @ Oakland Athletics  
Oakland-Alameda County Coliseum, Oakland, CA  
Sat May 14 1983, 3:33 AM PDT  
Att: 17,097 - Unknown

AB	30
R	1
H	4
RBI	1
BB	4
SO	7
LOB	10





Batter	1	2	3	4	5	6	7	8	9	AB	R	H	RBI	BB	SO	LOB	TOP					
Julio Cruz, S OBP: 0.364, SLG: 0.400 (1,4)										3	0	0	0	1	0	1						
Jamie Allen, R OBP: 0.315, SLG: 0.388 (1,5)										4	0	1	0	0	0	0						
Al Cowens, R OBP: 0.227, SLG: 0.267 (1,9)										4	0	0	0	0	1	2						
Dave Henderson, R OBP: 0.325, SLG: 0.430 (1,8)										4	0	0	0	0	2	1						
Todd Cruz, R OBP: 0.282, SLG: 0.411 (1,6)										3	0	1	0	0	1	0						
Pat Putnam, L OBP: 0.316, SLG: 0.406 (1,3)										3	0	1	0	0	0	1						
Jim Maler, R OBP: 0.267, SLG: 0.154 (7, PH)										1	0	0	0	1	1	0	AB 29					
Ken Phelps, L OBP: 0.247, SLG: 0.411 (7, PH)										1	0	0	0	0	0	1	R 0					
Orlando Mercado, R OBP: 0.226, SLG: 0.346 (8, PH)										2	0	0	0	0	1	1	H 4					
Rick Sweet, S OBP: 0.317, SLG: 0.345 (8, 2)										1	0	1	0	0	0	0	RBI 0					
John Moses, S OBP: 0.200, SLG: 0.040 (1,7)										3	0	0	0	0	0	1	BB 2					
																	SO 6					
																	LOB 8					
<b>Inning Stats</b>	R: 0 E: 0 K: 0 S: 3	H: 1 LOB: 1 BB: 1 P: 7	R: 0 E: 0 K: 1 S: 5	H: 0 LOB: 1 BB: 1 P: 9	R: 0 E: 0 K: 0 S: 3	H: 0 LOB: 0 BB: 0 P: 3	R: 0 E: 0 K: 1 S: 6	H: 1 LOB: 1 BB: 0 P: 6	R: 0 E: 0 K: 0 S: 5	H: 0 LOB: 0 BB: 0 P: 5	R: 0 E: 0 K: 0 S: 3	H: 0 LOB: 0 BB: 0 P: 3	R: 0 E: 0 K: 2 S: 8	H: 1 LOB: 1 BB: 0 P: 8	R: 0 E: 0 K: 0 S: 3	H: 1 LOB: 0 BB: 0 P: 3	R: 0 E: 0 K: 1 S: 5	H: 0 LOB: 0 BB: 0 P: 5	1B: 4 2B: 0 3B: 0 HR: 0	SF: 0 SAC: 0 DP: 1 HBP: 0	WP: 0 PB: 0 SB: 0 CS: 1	PA: 31
<b>PITCHER</b>	IP WLS BF H R ER SO BB IBB HBP BLK WP HR S P ERA WHIP																	ERA WHIP				
Tom Underwood, L ERA: 4.06 (1,1)	6.2 W 24 3 0 0 5 2 0 0 0 0 0 0 0 32 40 0.00 0.750																					
Steve McCatty, R ERA: 0.73 (7,1)	2.1 S 7 1 0 0 1 0 0 0 0 0 0 0 0 9 9 0.00 0.429																					

Seattle Mariners @ Oakland Athletics  
Oakland-Alameda County Coliseum, Oakland, CA  
Sun May 15 1983, 3:33 AM PDT  
Att: 24,664 - Unknown

AB	29
R	0
H	4
RBI	0
BB	2
SO	6
LOB	8




Batter	1	2	3	4	5	6	7	8	9	AB	R	H	RBI	BB	SO	LOB	BOTTOM			
Rickey Henderson, R OBP: 0.468, SLG: 0.433 (1,7)										2	0	1	0	0	0	0				
Gary Hancock, L OBP: 0.256, SLG: 0.250 (5,7)										2	0	0	0	0	0	1				
Mike Davis, L OBP: 0.308, SLG: 0.378 (1,9)										4	1	1	0	0	0	1				
Wayne Gross, L OBP: 0.356, SLG: 0.381 (1,5)										4	0	1	0	0	0	1				
Dwayne Murphy, L OBP: 0.304, SLG: 0.315 (1,8)										3	2	3	1	1	0	0				
Dan Meyer, L OBP: 0.364, SLG: 0.379 (1,10)										3	0	0	0	1	1	4				
Kelvin Moore, R OBP: 0.245, SLG: 0.379 (1,3)										4	0	1	1	0	1	3				
Davey Lopes, R OBP: 0.296, SLG: 0.330 (1,4)										3	0	1	1	1	1	2	AB 32			
Bob Kearney, R OBP: 0.286, SLG: 0.351 (1,2)										4	0	0	0	0	2	5	R 3			
Tony Phillips, S OBP: 0.272, SLG: 0.272 (1,6)										3	0	1	0	0	1	0	H 9			
																	RBI 3			
																	BB 3			
																	SO 6			
																	LOB 17			
<b>Inning Stats</b>	R: 1 E: 0 K: 0 S: 5	H: 2 LOB: 1 BB: 0 P: 5	R: 0 E: 0 K: 0 S: 3	H: 0 LOB: 0 BB: 0 P: 3	R: 0 E: 0 K: 1 S: 5	H: 1 LOB: 0 BB: 0 P: 5	R: 1 E: 1 K: 2 S: 9	H: 1 LOB: 2 BB: 1 P: 13	R: 0 E: 0 K: 0 S: 3	H: 0 LOB: 0 BB: 0 P: 3	R: 0 E: 0 K: 2 S: 9	H: 2 LOB: 2 BB: 0 P: 9	R: 0 E: 0 K: 0 S: 3	H: 1 LOB: 0 BB: 0 P: 3	R: 0 E: 0 K: 1 S: 7	H: 2 LOB: 2 BB: 2 P: 15	1B: 8 2B: 2 3B: 0 HR: 0	SF: 0 SAC: 0 DP: 2 HBP: 0	WP: 0 PB: 0 SB: 1 CS: 0	PA: 35
<b>PITCHER</b>	IP WLS BF H R ER SO BB IBB HBP BLK WP HR S P ERA WHIP																	ERA WHIP		
Jim Beattie, R ERA: 4.13 (1,1)	7.2 L 33 9 3 2 5 1 1 0 0 0 0 0 0 41 49 2.35 1.304																			
Roy Thomas, R ERA: 4.5 (8,1)	0.1 2 0 0 0 1 1 0 0 0 0 0 0 3 7 0.00 3.000																			


Seattle Mariners @ Oakland Athletics  
Oakland-Alameda County Coliseum, Oakland, CA  
Sun May 15 1983, 3:33 AM PDT  
Att: 24,664 - Unknown

AB	32
R	3
H	9
RBI	3
BB	3
SO	6
LOB	17





Batter	1	2	3	4	5	6	7	8	9	AB	R	H	RBI	BB	SO	LOB	TOP										
Rickey Henderson, R OBP: 0.462, SLG: 0.436 Gary Hancock, L OBP: 0.273, SLG: 0.238	0-0 6-3	0-0 F8				0-0 G6-4-3			0-0 F8	4	1	1	0	0	0	3	<p>Oakland Athletics @ Minnesota Twins</p> <p>Hubert H. Humphrey Metrodome, Minneapolis, MN</p> <p>Mon May 16 1983, 8:05 PM EDT</p> <p>Att: 7,056 - Unknown - 64 F</p> <p>livebaseballscores.com</p> <p>AB 35 R 7 H 11 RBI 7 BB 5 SO 6 LOB 13</p> 										
Mike Davis, L OBP: 0.312, SLG: 0.379	0-0 L3		0-0 4-3		0-0 2B		0-0 F7		0-0 4-3	5	1	2	0	0	0												
Bill Almon, R OBP: 0.318, SLG: 0.338 Wayne Gross, L OBP: 0.365, SLG: 0.438	0-0 L3		0-3 K		0-0 SF8		0-0 4-3		0-0 HR	3	0	0	1	0	1												
Jeff Burroughs, R OBP: 0.354, SLG: 0.386		0-0 F8	0-0 F3		0-0 2B		0-3 K		4-0 BB	4	0	1	1	1	1	0											
Dwayne Murphy, L OBP: 0.300, SLG: 0.304		4-0 WP HR BB		0-0 4-3		0-3 K		0-0 F5	0-3 K	4	1	0	0	1	2	2											
Kevin Moore, R OBP: 0.255, SLG: 0.378		4-0 WP HR BB		0-0 6-3		0-0 F3		0-0 6-3 1B		3	1	1	0	1	0	0											
Davey Lopes, R OBP: 0.311, SLG: 0.333		0-3 K		4-0 BB		4-0 1B BB		0-0 6-3 1B		2	1	1	0	2	1	2											
Bob Kearney, R OBP: 0.294, SLG: 0.386		0-0 HR		0-0 F3		0-0 1B 1B		0-0 6-3		4	1	2	3	0	0	3											
Tony Phillips, S OBP: 0.280, SLG: 0.281		2-H 3-H 0-0 1B				0-3 K		0-0 F7		4	0	2	1	0	1	2											
Inning Stats	R: 0 E: 0 K: 0 S: 3	H: 1 LOB: 0 BB: 0 P: 3	R: 3 E: 0 K: 1 S: 7	H: 2 LOB: 1 BB: 2 P: 15	R: 0 E: 0 K: 1 S: 5	H: 0 LOB: 0 BB: 0 P: 5	R: 0 E: 0 K: 0 S: 3	H: 0 LOB: 1 BB: 1 P: 7	R: 2 E: 1 K: 2 S: 10	H: 3 LOB: 1 BB: 0 P: 10	R: 1 E: 0 K: 0 S: 4	H: 2 LOB: 1 BB: 1 P: 8	R: 0 E: 0 K: 1 S: 5	H: 0 LOB: 0 BB: 0 P: 5	R: 0 E: 0 K: 0 S: 5	H: 2 LOB: 2 BB: 0 P: 5		R: 1 E: 0 K: 1 S: 6	H: 1 LOB: 1 BB: 1 P: 10	1B: 7 2B: 3 3B: 0 HR: 2	SF: 1 SAC: 0 DP: 2 HBP: 0	WP: 1 PB: 0 SB: 0 CS: 0	PA: 41				
PITCHER	IP	WLS	BF	H	R	ER	SO	BB	IBB	HBP	BLK	WP	HR	S	P	ERA	WHIP										
Brad Havens, L ERA: 7.29	5.1	L	26	7	6	6	4	4	0	0	0	1	1	30	46	10.12	2.062										
Ken Schrom, R ERA: 2.0	6.1		15	4	1	1	2	1	0	0	0	0	1	18	22	2.46	1.364										

Batter	1	2	3	4	5	6	7	8	9	AB	R	H	RBI	BB	SO	LOB	BOTTOM										
Bobby Mitchell, L OBP: 0.361, SLG: 0.265	4-0 FC6-4 BB		0-0 L7		4-0 4-3 1B BB		4-0 1-2 BB		0-0 HR	2	1	1	1	3	0	0	<p>Oakland Athletics @ Minnesota Twins</p> <p>Hubert H. Humphrey Metrodome, Minneapolis, MN</p> <p>Mon May 16 1983, 8:05 PM EDT</p> <p>Att: 7,056 - Unknown - 64 F</p> <p>livebaseballscores.com</p> <p>AB 38 R 6 H 10 RBI 6 BB 7 SO 7 LOB 26</p> 										
John Castino, R OBP: 0.367, SLG: 0.517	0-0 FC6-4 1-2		0-0 1B		0-0 4-3 1B		0-3 K		4-0 HR 4-3 BB	4	1	2	0	1	1	3											
Gary Ward, R OBP: 0.274, SLG: 0.401	0-0 5-3 1-2		0-0 1B		0-0 4-3 1-2 2-3		0-0 F6		0-3 K	5	0	1	0	0	1	6											
Kent Hrbek, L OBP: 0.388, SLG: 0.571	0-0 F5		0-3 K		0-0 4-3			4-0 1B BB	0-0 4-3	4	0	0	0	1	1	6											
Gary Gaetti, R OBP: 0.295, SLG: 0.383		0-0 5-3		0-0 E5 FC6-4		0-0 F7		0-0 F8	0-0 2-H HR	5	1	1	2	0	0	1											
Tom Brunansky, R OBP: 0.284, SLG: 0.240		4-0 BB		0-0 F8		0-0 L8		0-3 K	4-0 HR BB	3	1	0	0	2	1	2											
Randy Bush, L OBP: 0.365, SLG: 0.512 Mickey Hatcher, R OBP: 0.324, SLG: 0.412	0-0 F8		0-3 K		0-0 4-3			0-0 1B	0-0 HR	4	0	1	0	0	1	2											
Lenny Faedo, R OBP: 0.333, SLG: 0.374	0-0 F5		0-0 FC6-4 1-2				0-0 BB 1B	0-0 F9	0-0 1B	5	0	2	0	0	0	4											
Tim Laudner, R OBP: 0.260, SLG: 0.227 Dave Engle, R OBP: 0.333, SLG: 0.487			0-3 K		0-0 5-3		0-0 F8		0-0 HR K	3	0	0	0	0	1	1											
Inning Stats	R: 0 E: 0 K: 0 S: 3	H: 0 LOB: 1 BB: 1 P: 7	R: 0 E: 0 K: 0 S: 3	H: 0 LOB: 1 BB: 1 P: 7	R: 0 E: 2 K: 2 S: 9	H: 2 LOB: 0 BB: 0 P: 9	R: 0 E: 1 K: 1 S: 6	H: 0 LOB: 1 BB: 0 P: 6	R: 0 E: 0 K: 0 S: 4	H: 1 LOB: 2 BB: 1 P: 8	R: 0 E: 0 K: 0 S: 3	H: 0 LOB: 0 BB: 0 P: 3	R: 0 E: 0 K: 1 S: 6	H: 1 LOB: 2 BB: 1 P: 10	R: 0 E: 0 K: 1 S: 6	H: 1 LOB: 2 BB: 1 P: 10		R: 6 E: 0 K: 2 S: 12	H: 5 LOB: 1 BB: 2 P: 20	1B: 6 2B: 0 3B: 0 HR: 4	SF: 0 SAC: 0 DP: 0 HBP: 0	WP: 0 PB: 0 SB: 0 CS: 0	PA: 45				
PITCHER	IP	WLS	BF	H	R	ER	SO	BB	IBB	HBP	BLK	WP	HR	S	P	ERA	WHIP										
Mike Norris, R ERA: 3.38	6.0	W	25	3	0	0	3	3	0	0	0	0	0	28	40	0.00	1.000										
Matt Keough, R ERA: 7.36	7.1		10	2	0	0	2	2	0	0	0	0	0	12	20	0.00	2.000										
Dave Beard, R ERA: 5.79	9.1		7	3	5	5	1	2	0	0	0	0	3	7	15	67.50	7.500										
Tom Burgmeier, L ERA: 1.17	9.1	S	3	2	1	1	1	0	0	0	0	0	1	5	5	27.00	6.000										



Batter	1	2	3	4	5	6	7	8	9	AB	R	H	RBI	BB	SO	LOB	TOP								
Rickey Henderson, R OBP: 0.474, SLG: 0.437 (1, 7)	0-3 K	4-0 S BB			4-0 2B 6-3 BB	0-0 1B 1B			4-0 FC2-5 S BB	2	1	1	0	3	1	0									
Mike Davis, L OBP: 0.315, SLG: 0.387 Garry Hancock, L OBP: 0.273, SLG: 0.238 (1, 9) (9, 9)	0-0 4-3	0-0 4-3			0-0 6-3 1B 2B	0-0 1B			0-0 FC2-5 S CS	5	1	2	1	0	0	2									
Wayne Gross, L OBP: 0.354, SLG: 0.420 (1, 5)	0-0 BB HR 1B		0-3 K		0-0 6-3		0-0 3-1		0-3 K	5	1	1	1	0	2	2									
Dwayne Murphy, L OBP: 0.306, SLG: 0.304 (1, 8)	4-0 HR BB		0-0 4-3		0-0 6-3 1B		0-3 K			3	1	1	1	1	1	0									
Jeff Burroughs, R OBP: 0.350, SLG: 0.410 (1, 10)	0-0 HR		0-0 5-3		0-0 6-3		0-0 F3			4	1	1	3	0	0	1									
Bill Almon, R OBP: 0.315, SLG: 0.325 Davey Lopes, R OBP: 0.311, SLG: 0.333 (1, 6) (8, 4)	4-0 S BB			0-0 6-3	0-3 K			0-0 6-3		3	0	0	0	1	1	0									
Kelvin Moore, R OBP: 0.295, SLG: 0.373 (1, 3)	0-3 K		0-0 6-3		0-0 F5			0-0 1B		4	0	1	0	0	1	1									
Bob Kearney, R OBP: 0.292, SLG: 0.410 (1, 2)		0-0 F7		0-3 K		0-0 HR		0-3 K		4	1	1	1	0	2	1									
Tony Phillips, S OBP: 0.279, SLG: 0.280 (1, 4) (8, 6)		0-0 1-3			0-0 2B 1B			0-3 K		4	1	1	0	0	2	1									
<b>Inning Stats</b>	R: 3 E: 0 K: 2 S: 9	H: 2 LOB: 1 BB: 2 P: 17	R: 0 E: 0 K: 0 S: 3	H: 0 LOB: 1 BB: 1 P: 7	R: 0 E: 0 K: 1 S: 5	H: 0 LOB: 0 BB: 0 P: 5	R: 0 E: 0 K: 1 S: 5	H: 0 LOB: 0 BB: 0 P: 5	R: 3 E: 0 K: 1 S: 8	H: 3 LOB: 1 BB: 1 P: 12	R: 1 E: 0 K: 1 S: 7	H: 3 LOB: 2 BB: 0 P: 7	R: 0 E: 0 K: 1 S: 5	H: 0 LOB: 0 BB: 0 P: 5	R: 0 E: 0 K: 2 S: 8	H: 1 LOB: 1 BB: 0 P: 8	R: 0 E: 0 K: 1 S: 4	H: 0 LOB: 1 BB: 1 P: 8	1B: 6 2B: 2 3B: 0 HR: 2	SF: 0 SAC: 0 DP: 1 HBP: 0	WP: 0 PB: 0 SB: 6 CS: 1	PA: 39			
<b>PITCHER</b>	IP	WLS	BF	H	R	ER	SO	BB	IBB	HBP	BLK	WP	HR	S	P	ERA	WHIP								
Albert Williams, R ERA: 6.98 Pete Filson, L ERA: 2.99 Rick Lysander, R ERA: 2.89 Len Whitehouse, L ERA: 2.55 (1, 1) (6, 1) (8, 1) (9, 1)	5.1	L	26	6	7	7	5	4	0	0	0	0	2	32	48	11.81	1.875								

Oakland Athletics @ Minnesota Twins  
Hubert H. Humphrey Metrodome, Minneapolis, MN  
Tue May 17 1983, 8:05 PM EDT  
Att. 4,686 - Unknown - 65 F

AB 34  
R 7  
H 9  
RBI 7  
BB 5  
SO 10  
LOB 9



Batter	1	2	3	4	5	6	7	8	9	AB	R	H	RBI	BB	SO	LOB	BOTTOM								
Bobby Mitchell, L OBP: 0.359, SLG: 0.269 Mickey Hatcher, R OBP: 0.342, SLG: 0.429 (1, 8) (6, 9)	0-0 BB BB 1B				0-0 G3	0-0 E 1B			0-0 1B	3	1	1	0	0	1	0									
John Castino, R OBP: 0.362, SLG: 0.503 (1, 4)	4-0 BB BB		0-0 4-3		0-0 5-3	0-0 E4		0-0 F9		4	1	0	0	1	0	3									
Gary Ward, R OBP: 0.284, SLG: 0.400 (1, 7)	4-0 1B BB		0-0 CS 1B		1-0 2B HBP	0-3 K		0-0 F4		3	1	1	0	1	1	3									
Kent Hrbek, L OBP: 0.381, SLG: 0.565 (1, 3)	0-0 F5		0-3 K		0-0 1B 2B	0-0 4-3		0-0 F9		5	0	1	1	0	1	7									
Gary Gaetti, R OBP: 0.291, SLG: 0.384 (1, 5)	0-3 K			0-0 6-3	0-0 L5		0-0 F7		0-0 2B	5	1	1	0	0	1	4									
Randy Bush, L OBP: 0.406, SLG: 0.547 Darrell Brown, S OBP: 0.313, SLG: 0.339 (1, 10) (8, FR)	0-0 1B			4-0 1B BB		0-0 E 2B		0-0 F6		4	1	3	3	1	0	0									
Tom Brunansky, R OBP: 0.255, SLG: 0.230 (1, 9) (6, 8)	0-0 F7		0-3 K		0-0 K		0-0 F7		0-0 F8	5	0	0	0	0	2	5									
Lenny Faedo, R OBP: 0.330, SLG: 0.369 (1, 6)		0-0 F7		0-0 FC4-6 1B		0-0 E4		0-0 F7		4	1	1	0	0	0	-1									
Tim Laudner, R OBP: 0.264, SLG: 0.234 Dave Engle, R OBP: 0.329, SLG: 0.481 (1, 2) (8, PH) (9, 2)		0-3 K		0-0 FC4-6 1B		0-0 E 1B		0-0 F8		3	0	1	0	0	1	2									
<b>Inning Stats</b>	R: 2 E: 0 K: 1 S: 7	H: 2 LOB: 2 BB: 2 P: 15	R: 0 E: 0 K: 2 S: 7	H: 0 LOB: 0 BB: 0 P: 7	R: 0 E: 0 K: 1 S: 5	H: 1 LOB: 0 BB: 0 P: 5	R: 0 E: 0 K: 1 S: 6	H: 1 LOB: 2 BB: 1 P: 10	R: 1 E: 0 K: 0 S: 4	H: 1 LOB: 1 BB: 0 P: 5	R: 2 E: 2 K: 1 S: 10	H: 3 LOB: 3 BB: 0 P: 10	R: 0 E: 0 K: 1 S: 5	H: 0 LOB: 0 BB: 0 P: 5	R: 0 E: 0 K: 0 S: 4	H: 1 LOB: 1 BB: 0 P: 4	R: 1 E: 0 K: 0 S: 5	H: 2 LOB: 1 BB: 0 P: 5	1B: 7 2B: 4 3B: 0 HR: 0	SF: 0 SAC: 0 DP: 0 HBP: 1	WP: 0 PB: 0 SB: 0 CS: 1	PA: 43			
<b>PITCHER</b>	IP	WLS	BF	H	R	ER	SO	BB	IBB	HBP	BLK	WP	HR	S	P	ERA	WHIP								
Chris Codiroli, R ERA: 4.33 Tom Burgmeier, L ERA: 1.09 Steve McCatty, R ERA: 1.26 (1, 1) (6, 1) (8, 1)	5.1	W	27	7	1	0	2	0	0	0	0	0	0	11	11	0.00	0.600								
Steve McCatty, R ERA: 1.26 (8, 1)	2.0	S	9	3	1	1	0	0	0	0	0	0	0	9	9	4.50	1.500								

Oakland Athletics @ Minnesota Twins  
Hubert H. Humphrey Metrodome, Minneapolis, MN  
Tue May 17 1983, 8:05 PM EDT  
Att. 4,686 - Unknown - 65 F

AB 39  
R 6  
H 11  
RBI 4  
BB 3  
SO 7  
LOB 23





Batter	1	2	3	4	5	6	7	8	9	AB	R	H	RBI	BB	SO	LOB	TOP					
Rickey Henderson, R OBP: 0.464, SLG: 0.425 Dan Meyer, L OBP: 0.343, SLG: 0.355	(1,7) 0-3 K	(1,7) 0-0 F3		(1,7) 0-0 F7			(1,7) 0-3 K	(1,7) 0-3 K		3	0	0	0	0	1	2						
Mike Davis, L OBP: 0.318, SLG: 0.394	(1,9) 0-3 K		(1,9) 0-3 K				(1,9) 0-0 F7		(1,9) 0-0 2B	5	0	2	0	0	2	0						
Bill Almon, R OBP: 0.319, SLG: 0.341	(1,5) 0-0 1B		(1,5) 0-0 1B		(1,5) 0-0 F7		(1,5) 0-0 5-3		(1,5) 0-0 6-3	5	1	2	0	0	0	2						
Jeff Burroughs, R OBP: 0.352, SLG: 0.418	(1,10) 0-0 FC6-4		(1,10) 0-0 1B		(1,10) 0-0 F3			(1,10) 0-0 BB	(1,10) 0-3 K	5	2	2	0	0	1	2						
Dwayne Murphy, L OBP: 0.307, SLG: 0.305 Mitchell Page, L OBP: 0.276, SLG: 0.231		(1,8) 0-0 FC5-4	(1,8) 0-3 K		(1,8) 0-0 F7			(1,8) 0-0 BB	(1,8) 0-3 K	3	0	1	0	0	1	2						
Kevin Moore, R OBP: 0.283, SLG: 0.365	(1,3) 0-0 L8		(1,3) 0-0 1B		(1,3) 0-0 5-3			(1,3) 0-0 1B		2	0	0	0	2	0	1						
Davey Lopes, R OBP: 0.342 Garry Hancock, L OBP: 0.304, SLG: 0.273	(1,4) 0-0 FC5-4		(1,4) 0-0 1B		(1,4) 0-0 G5-4-3			(1,4) 0-0 1B		3	1	2	2	0	0	1						
Bob Kearney, R OBP: 0.293, SLG: 0.402 Darryl Glas, R OBP: 0.333, SLG: 0.375	(1,2) 0-0 1B		(1,2) 0-0 L8		(1,2) 0-0 G5-4-3			(1,2) 0-0 F3		2	0	0	0	1	0	3						
Tony Phillips, S OBP: 0.278, SLG: 0.279	(1,6) 0-0 1B				(1,6) 0-0 F8			(1,6) 0-0 F8		4	0	1	1	0	0	2						
<b>Inning Stats</b>	R: 0 E: 0 K: 2 S: 8	H: 1 LOB: 1 BB: 0 P: 8	R: 1 E: 0 K: 0 S: 5	H: 2 LOB: 2 BB: 1 P: 9	R: 2 E: 0 K: 2 S: 10	H: 3 LOB: 2 BB: 1 P: 14	R: 0 E: 0 K: 0 S: 4	H: 1 LOB: 1 BB: 0 P: 4	R: 0 E: 0 K: 0 S: 3	H: 0 LOB: 0 BB: 0 P: 3	R: 0 E: 0 K: 0 S: 3	H: 1 LOB: 0 BB: 0 P: 3	R: 0 E: 0 K: 1 S: 5	H: 0 LOB: 0 BB: 0 P: 5	R: 2 E: 0 K: 1 S: 7	H: 2 LOB: 2 BB: 2 P: 15	R: 0 E: 0 K: 2 S: 8	H: 1 LOB: 1 BB: 0 P: 8	1B: 8 2B: 3 3B: 0 HR: 0	SF: 0 SAC: 0 DP: 1 HBP: 0	WP: 0 PB: 0 SB: 1 CS: 0	PA: 41
<b>PITCHER</b>	IP WLS BF H R ER SO BB IBB HBP BLK WP HR S P ERA WHIP	7.0 W 34 10 5 5 5 4 0 0 0 0 0 40 56 6.43 2.000	2.0 L 7 1 0 0 3 0 0 0 0 0 0 13 13 0.00 0.500																			

Oakland Athletics @ Minnesota Twins  
Hubert H. Humphrey Metrodome, Minneapolis, MN  
Wed May 18 1983, 4:33 AM EDT  
Att. 4,069 - Unknown - 63 F

AB 37  
R 5  
H 11  
RBI 5  
BB 4  
SO 8  
LOB 20



Batter	1	2	3	4	5	6	7	8	9	AB	R	H	RBI	BB	SO	LOB	BOTTOM			
Darrell Brown, S OBP: 0.343, SLG: 0.358	(1,8) 0-0 3-1		(1,8) 0-0 2B		(1,8) 0-0 6-3		(1,8) 0-0 FC6-4			5	2	3	2	1	0	2				
John Castino, R OBP: 0.361, SLG: 0.500	(1,4) 0-3 K		(1,4) 0-0 F4		(1,4) 0-0 9-3		(1,4) 0-0 FC6-4			5	1	1	1	1	1	4				
Gary Ward, R OBP: 0.292, SLG: 0.432	(1,7) 0-0 1B		(1,7) 0-0 2B		(1,7) 0-0 F8		(1,7) 0-0 SF8		(1,7) 0-0 L9	5	2	3	5	0	0	0				
Kent Hrbek, L OBP: 0.389, SLG: 0.570 Scott Ulger, R	(1,3) 0-0 1B		(1,3) 0-3 K		(1,3) 0-0 4-3		(1,3) 0-0 HR		(1,3) 0-0 FC6-4	4	1	2	1	1	1	1				
Gary Gaetti, R OBP: 0.306, SLG: 0.403	(1,5) 0-0 1B		(1,5) 0-0 E		(1,5) 0-0 F9		(1,5) 0-0 BB		(1,5) 0-0 FC6-4	6	1	4	0	0	0	3				
Mickey Hatcher, R OBP: 0.354, SLG: 0.427	(1,10) 0-0 1B		(1,10) 0-0 E		(1,10) 0-0 F8		(1,10) 0-0 1-3		(1,10) 0-0 F7	5	1	2	1	1	0	2				
Tom Brunansky, R OBP: 0.267, SLG: 0.233	(1,9) 0-0 1B		(1,9) 0-0 E		(1,9) 0-0 F8		(1,9) 0-0 F9			3	2	1	1	2	0	3				
Ron Washington, R OBP: 0.313, SLG: 0.250		(1,6) 0-3 K		(1,6) 0-0 F8		(1,6) 0-0 6-3		(1,6) 0-0 F3		4	2	1	0	1	1	3				
Tim Laudner, R OBP: 0.293, SLG: 0.288	(1,2) 0-0 2B		(1,2) 0-0 E		(1,2) 0-0 SF8		(1,2) 0-0 E5		(1,2) 0-0 F4	5	4	3	3	0	0	0				
<b>Inning Stats</b>	R: 2 E: 0 K: 1 S: 9	H: 5 LOB: 3 BB: 0 P: 9	R: 2 E: 0 K: 2 S: 10	H: 3 LOB: 1 BB: 0 P: 10	R: 4 E: 1 K: 0 S: 5	H: 3 LOB: 0 BB: 2 P: 13	R: 0 E: 0 K: 0 S: 4	H: 1 LOB: 1 BB: 0 P: 4	R: 3 E: 0 K: 0 S: 5	H: 2 LOB: 2 BB: 3 P: 17	R: 5 E: 1 K: 0 S: 9	H: 5 LOB: 3 BB: 2 P: 17	R: 0 E: 0 K: 0 S: 4	H: 1 LOB: 1 BB: 0 P: 4	R: 0 E: 0 K: 0 S: 3	H: 0 LOB: 1 BB: 0 P: 4	1B: 13 2B: 7 3B: 0 HR: 1	SF: 1 SAC: 0 DP: 1 HBP: 1	WP: 1 PB: 0 SB: 0 CS: 0	PA: 51
<b>PITCHER</b>	IP WLS BF H R ER SO BB IBB HBP BLK WP HR S P ERA WHIP	2.1 L 12 2 3 3 0 4 0 0 0 1 0 8 24 11.57 2.571	1.0 L 10 5 5 0 0 1 0 0 0 0 1 9 13 0.00 6.000	2.1 L 11 2 0 0 0 1 0 1 0 0 0 0 9 14 0.00 1.286																

Oakland Athletics @ Minnesota Twins  
Hubert H. Humphrey Metrodome, Minneapolis, MN  
Wed May 18 1983, 4:33 AM EDT  
Att. 4,069 - Unknown - 63 F


AB 42  
R 16  
H 20  
RBI 14  
BB 7  
SO 3  
LOB 18






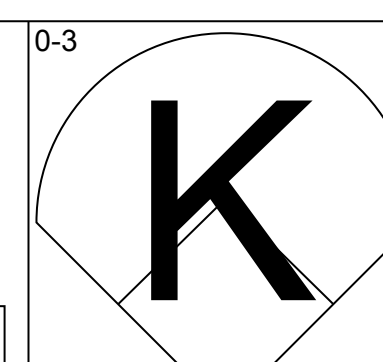
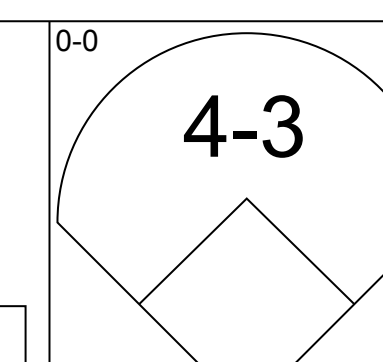
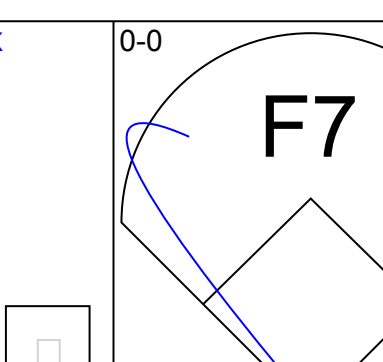
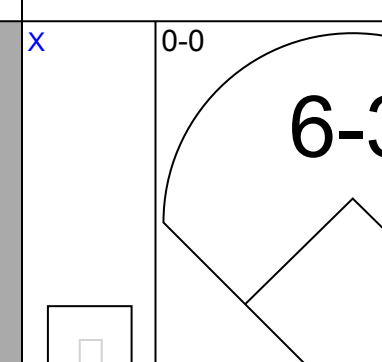
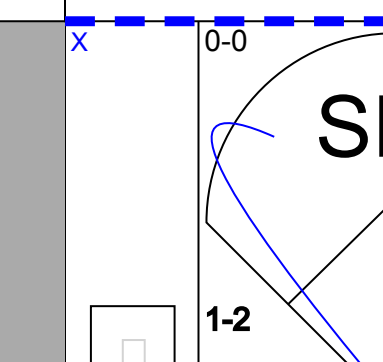
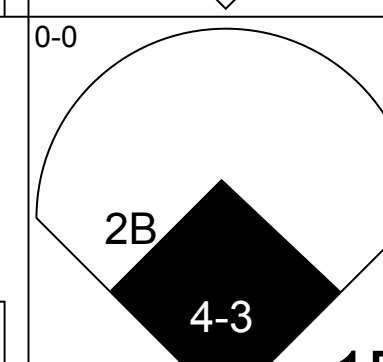
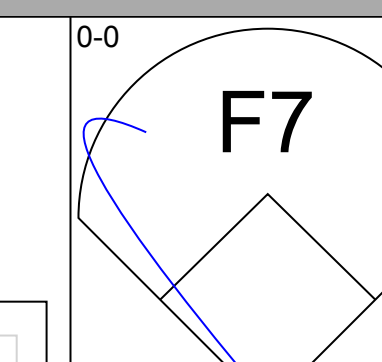
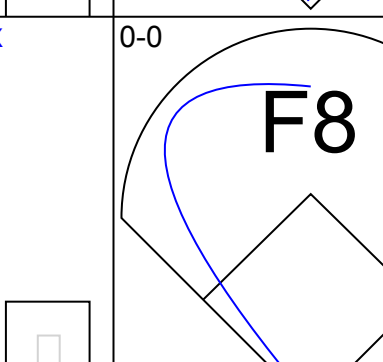
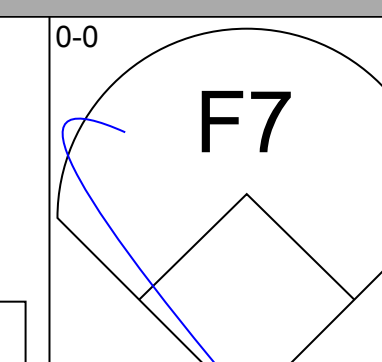
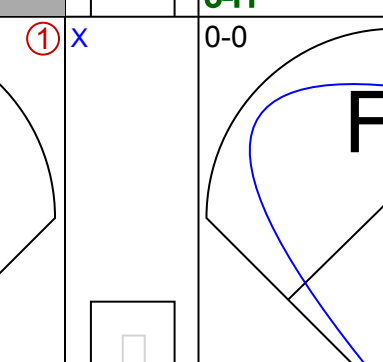
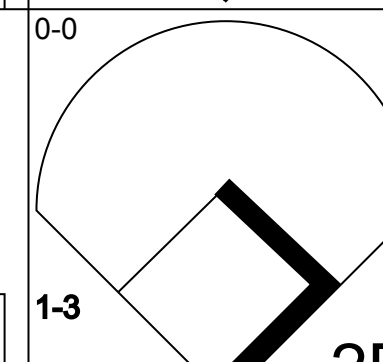
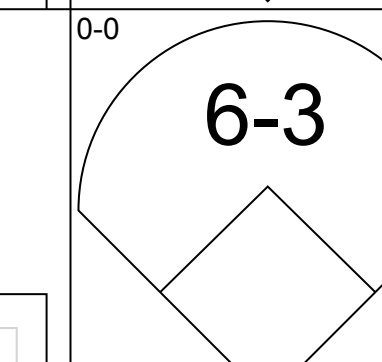
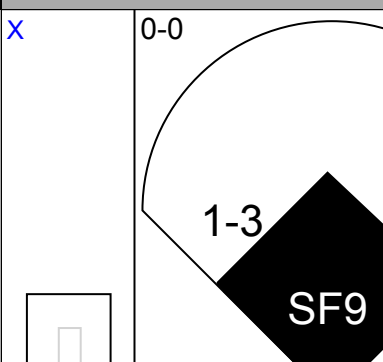
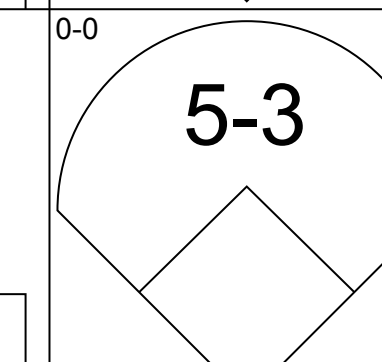
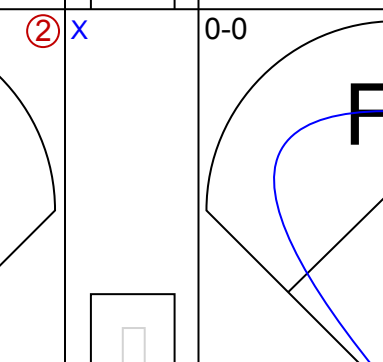
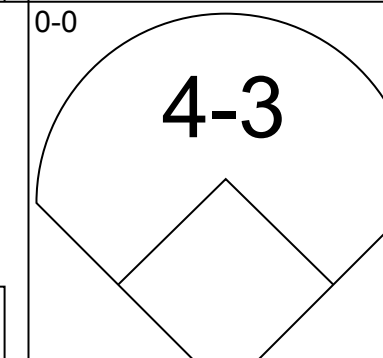
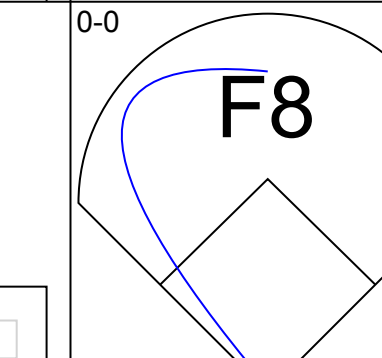
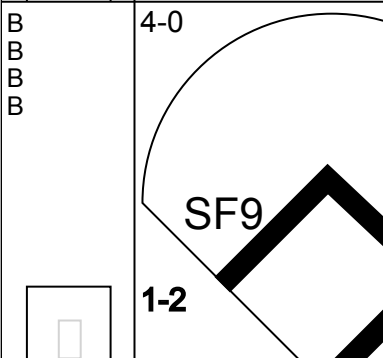
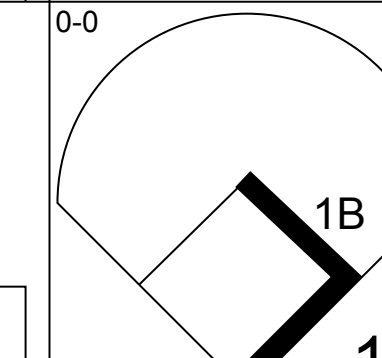

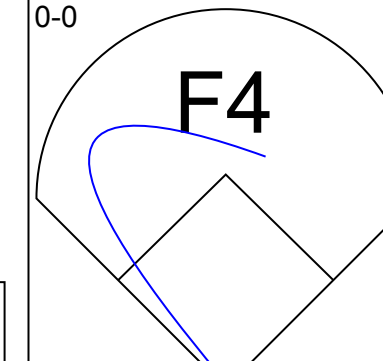
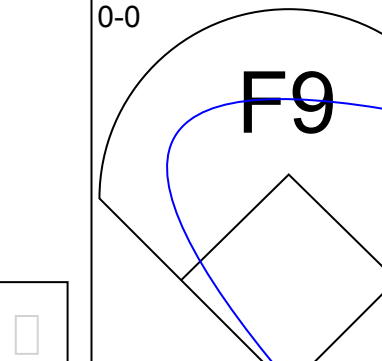
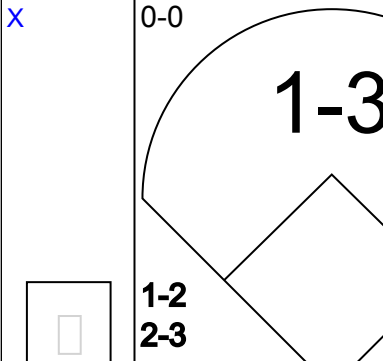
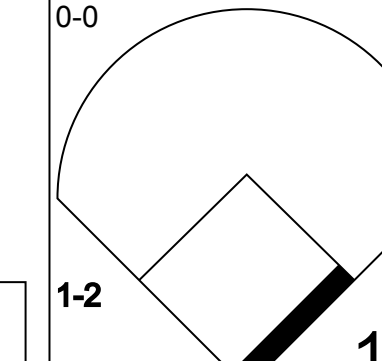

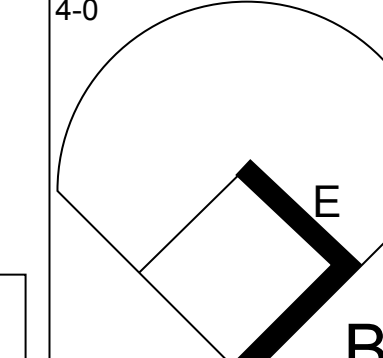
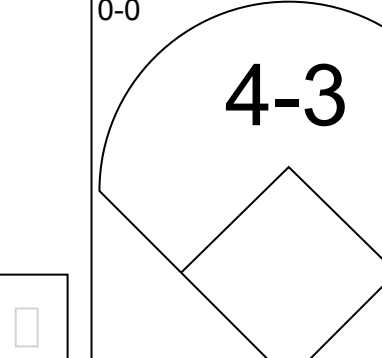
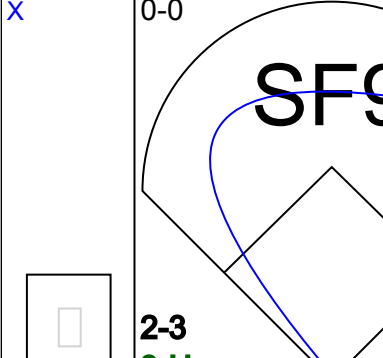
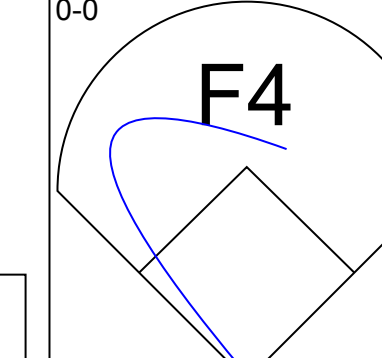
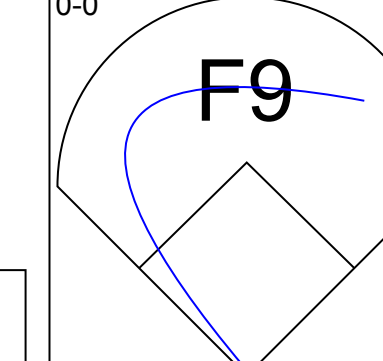
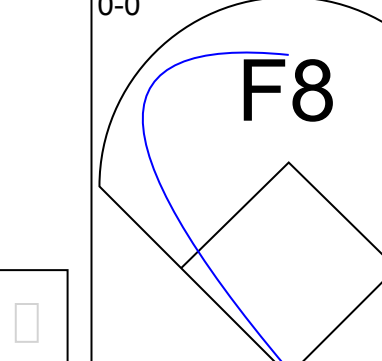
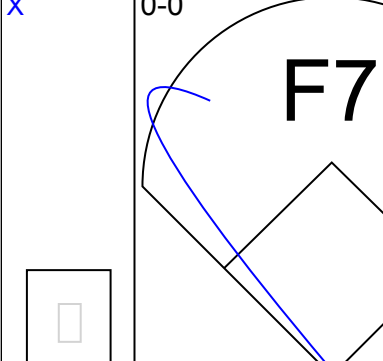
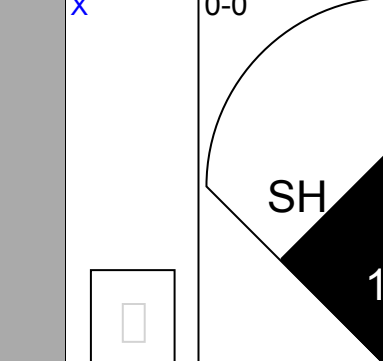
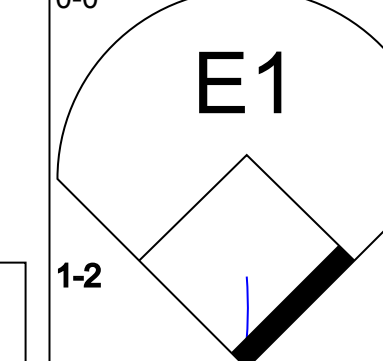
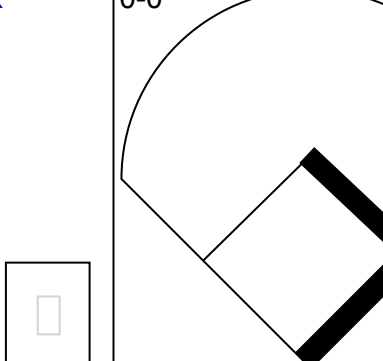
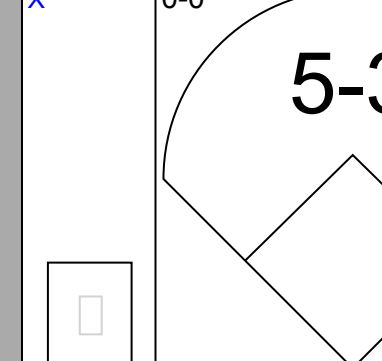
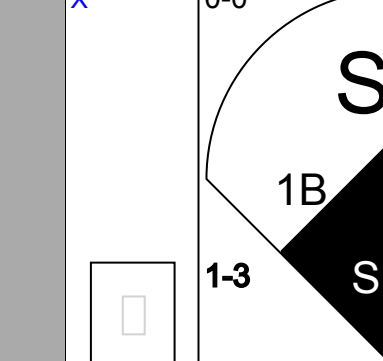
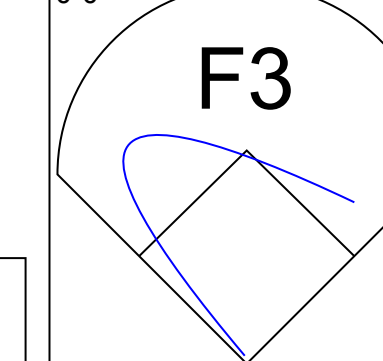
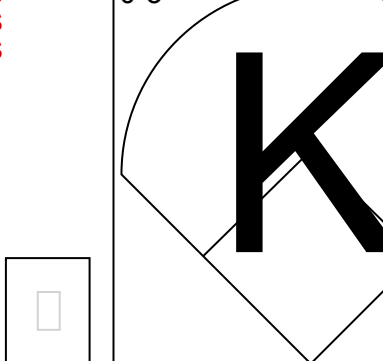
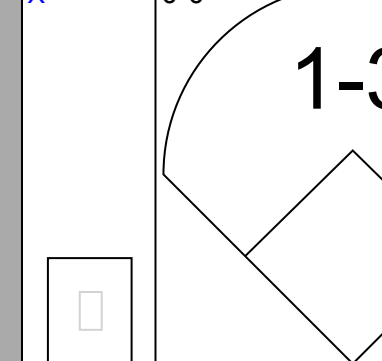
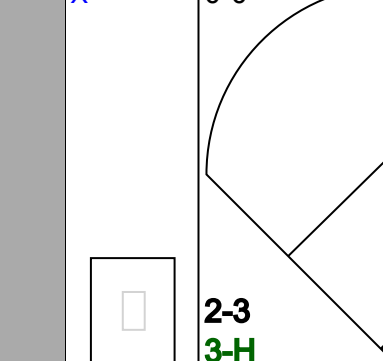




Batter	1	2	3	4	5	6	7	8	9	AB	R	H	RBI	BB	SO	LOB	TOP			
Willie Randolph, R (1,4) OBP: 0.391, SLG: 0.316	4-0 G6-4-3 BB			0-0 1B		0-0 6-3			4-0 SH5-3 1B BB	2	1	1	0	2	0	0	<p><b>New York Yankees @ Oakland Athletics</b> Oakland-Alameda County Coliseum, Oakland, CA</p> <p>Sat May 21 1983, 3:33 AM PDT Att: 38,236 - Unknown</p> <p>livebaseballscorecards.com</p> <p>AB 27 R 1 H 4 RBI 1 BB 3 SO 9 LOB 7</p> 			
Ken Griffey, L (1,3) OBP: 0.384, SLG: 0.449	0-3 K			0-0 1B		0-3 K			0-0 SH5-3	3	0	1	0	0	2	1				
Dave Winfield, R (1,7) OBP: 0.344, SLG: 0.538	0-0 G6-4-3			0-0 5-3					0-0 G4-6-3 1B	4	0	1	1	0	0	2				
Steve Kemp, L (1,9) OBP: 0.319, SLG: 0.433		0-0 F3		0-0 6-3					0-0 G4-6-3	4	0	0	0	0	0	2				
Oscar Gamble, L (1,10) OBP: 0.375, SLG: 0.421		0-3 K			0-3 K					3	0	0	0	0	2	0				
Roy Smalley, S (1,6) OBP: 0.325, SLG: 0.405		0-3 K			0-3 K					3	0	0	0	0	3	0				
Graig Nettles, L (1,5) OBP: 0.341, SLG: 0.321			0-0 F9		4-0 BB				0-0 F8	2	0	0	0	1	0	0				
Jerry Mumphy, S (1,8) OBP: 0.300, SLG: 0.400			0-0 4-3		0-0 F9				0-0 1B	3	0	1	0	0	0	1				
Juan Espino, R (1,2) Bobby Murcer, L (8,PH) Rick Cerone, R (8,2) OBP: 0.218, SLG: 0.257			0-3 K		0-3 K				0-0 6-3	2	0	0	0	0	2	0				
<b>Inning Stats</b>	R: 0 E: 0 K: 1 S: 4	H: 0 LOB: 0 BB: 1 P: 8	R: 0 E: 0 K: 2 S: 7	H: 0 LOB: 0 BB: 0 P: 7	R: 0 E: 0 K: 1 S: 5	H: 1 LOB: 1 BB: 0 P: 5	R: 0 E: 0 K: 0 S: 4	H: 2 LOB: 1 BB: 0 P: 4	R: 0 E: 0 K: 2 S: 7	H: 0 LOB: 0 BB: 0 P: 7	R: 0 E: 0 K: 0 S: 3	H: 0 LOB: 0 BB: 0 P: 3	R: 0 E: 0 K: 1 S: 6	H: 1 LOB: 1 BB: 0 P: 6	R: 1 E: 0 K: 0 S: 3	H: 1 LOB: 0 BB: 1 P: 7	1B: 4 2B: 0 3B: 0 HR: 0	SF: 0 SAC: 1 DP: 2 HBP: 0	WP: 0 PB: 0 SB: 0 CS: 0	PA: 31
<b>PITCHER</b> Mike Norris, R (1,1) ERA: 3.03	IP: 9.0 WLS: L BF: 31 H: 4 R: 1 ER: 1 SO: 9 BB: 3 IBB: 0 HBP: 0 BLK: 0 WP: 0 HR: 0 S: 46 P: 58 ERA: 1.00 WHIP: 0.778															<b>PITCHER</b>				

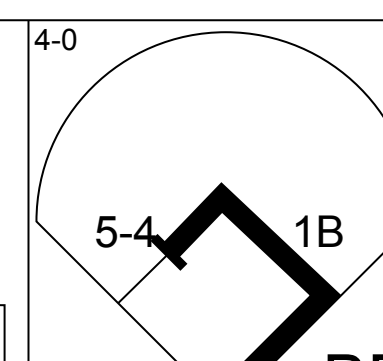
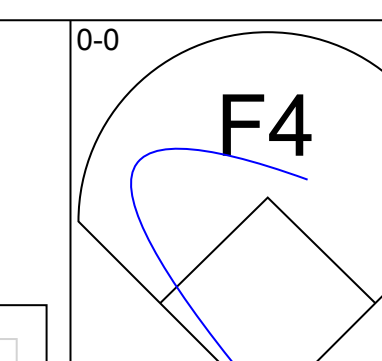
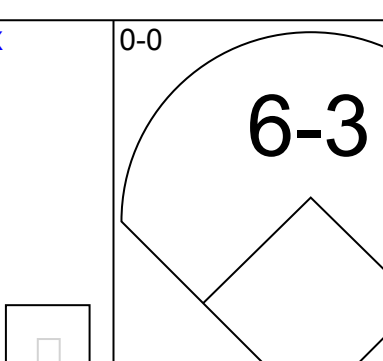
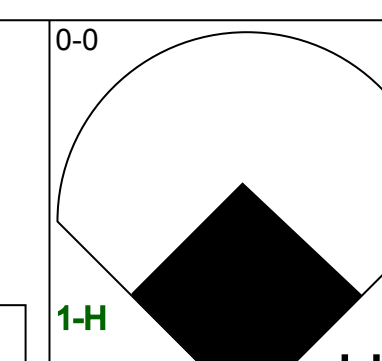
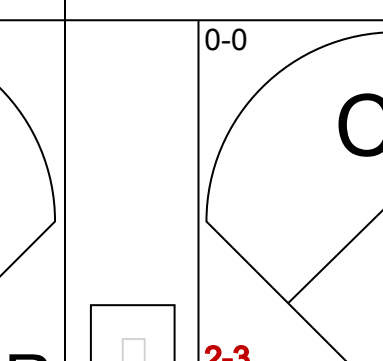
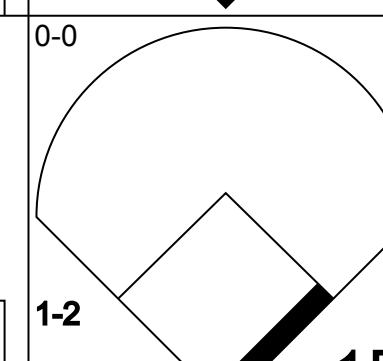
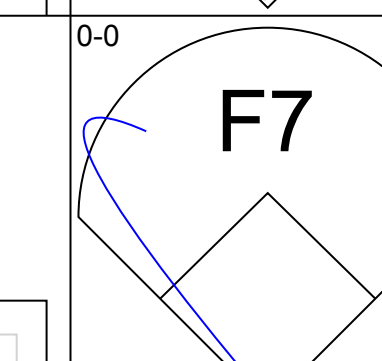
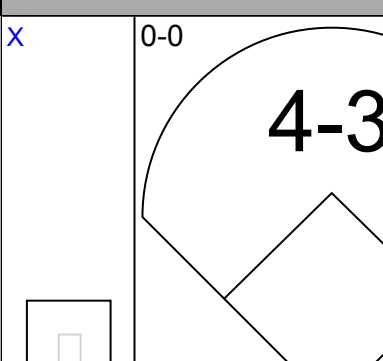
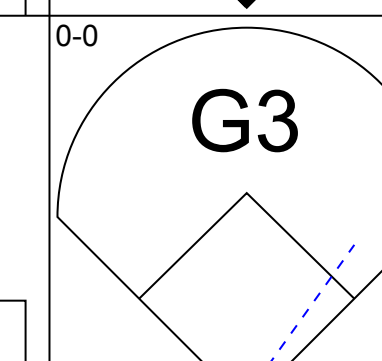
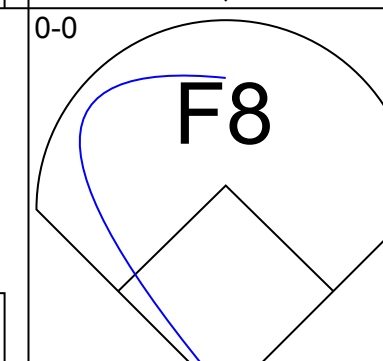
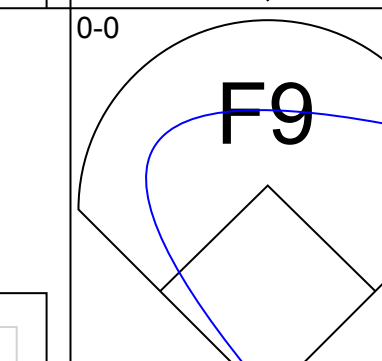
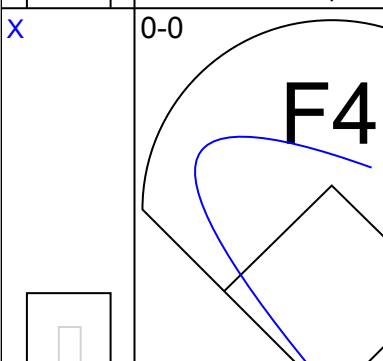
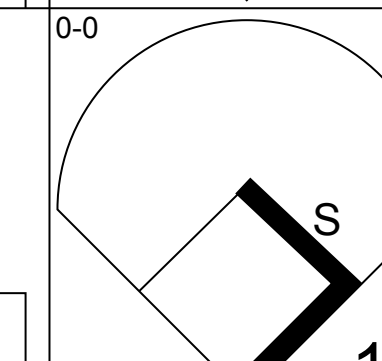
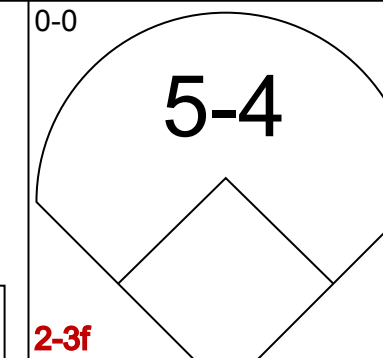
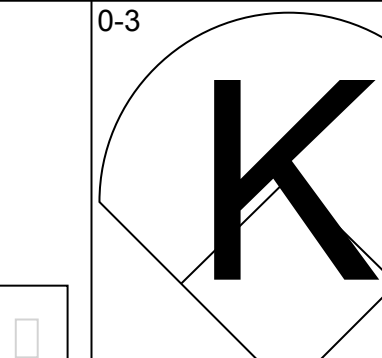
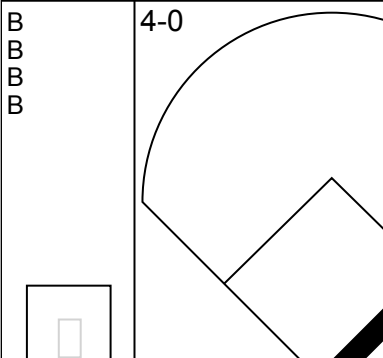
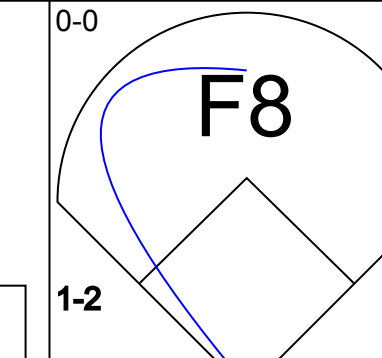
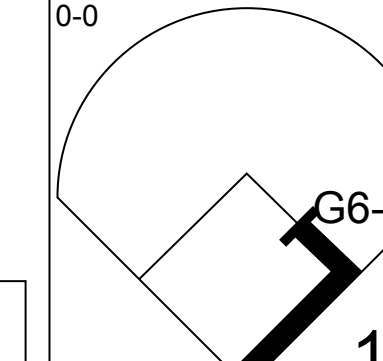
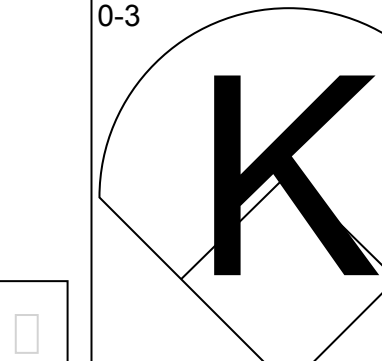
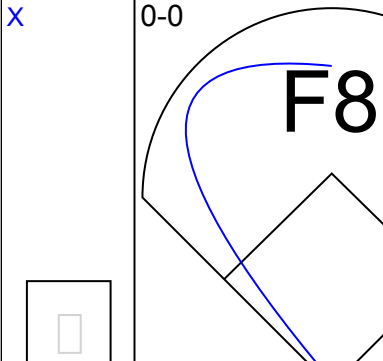
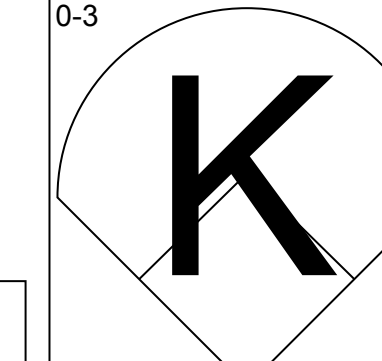
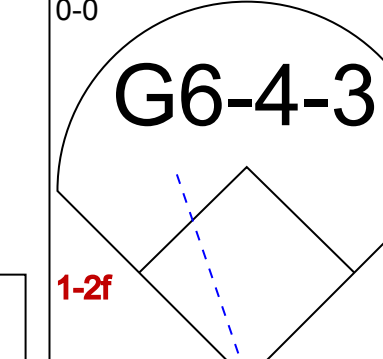
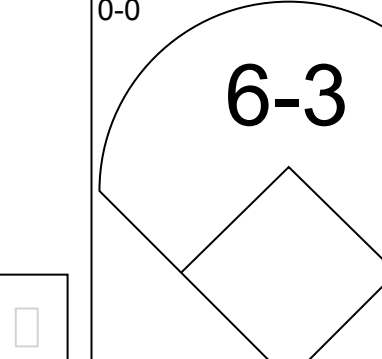
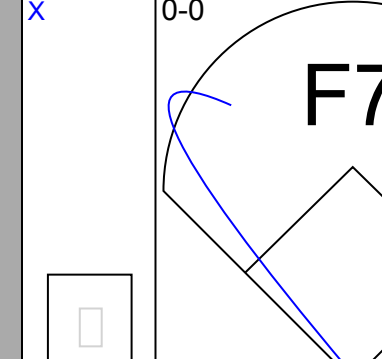
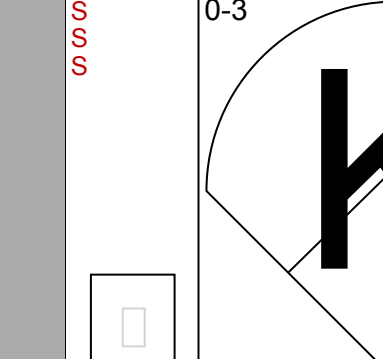
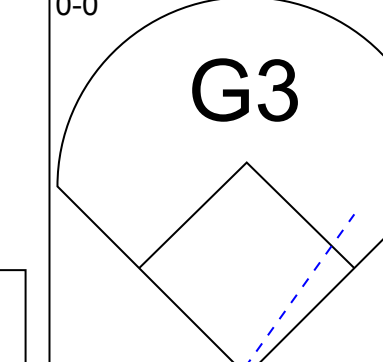
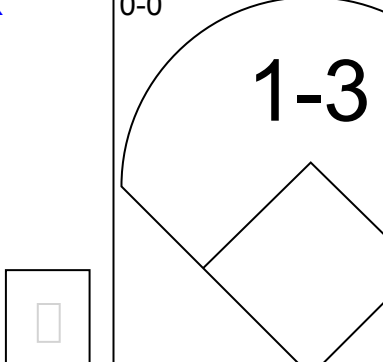
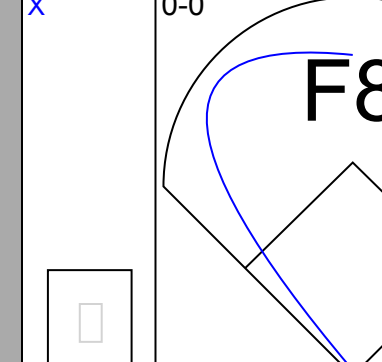
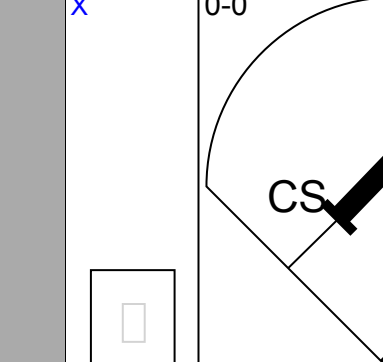
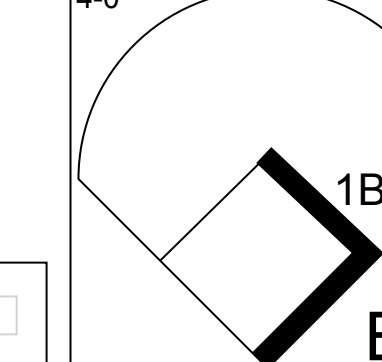
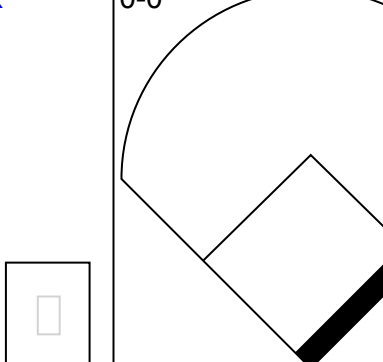
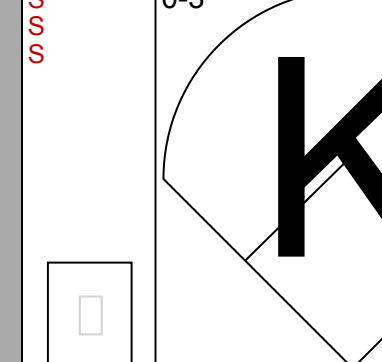
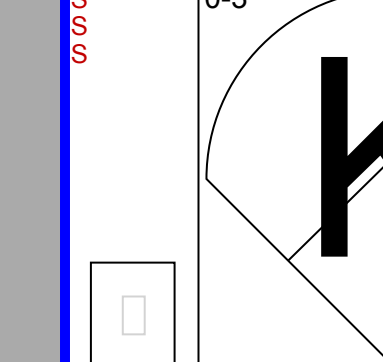
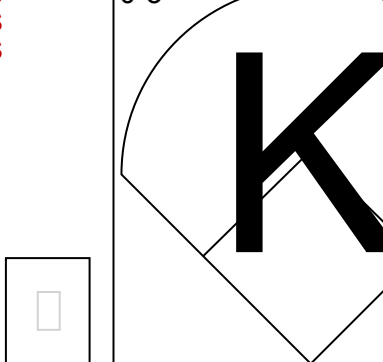
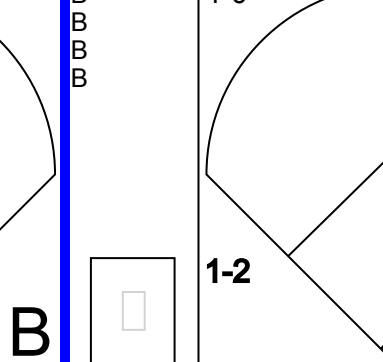
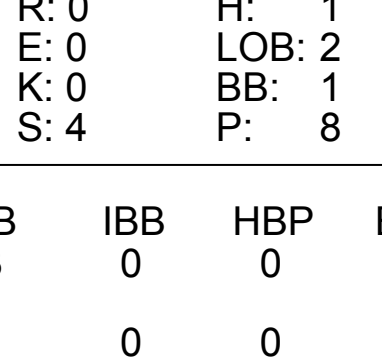
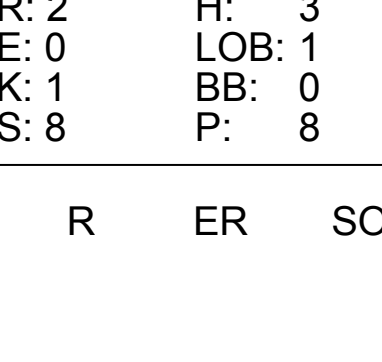
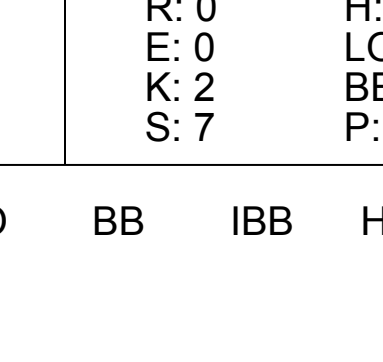


Batter	1	2	3	4	5	6	7	8	9	AB	R	H	RBI	BB	SO	LOB	BOTTOM					
Rickey Henderson, R (1,8) OBP: 0.456, SLG: 0.434	0-0 4-3		0-0 9-3		0-0 FC5-4			0-0 1-3		4	0	0	0	0	0	4	<p><b>New York Yankees @ Oakland Athletics</b> Oakland-Alameda County Coliseum, Oakland, CA</p> <p>Sat May 21 1983, 3:33 AM PDT Att: 38,236 - Unknown</p> <p>livebaseballscorecards.com</p> <p>AB 31 R 0 H 6 RBI 0 BB 2 SO 4 LOB 15</p> 					
Mike Davis, L (1,9) OBP: 0.318, SLG: 0.383	0-0 4-3			0-0 6-3		0-0 4-3		0-0 E8 1B		4	0	1	0	0	0	0						
Bill Almon, R (1,5) OBP: 0.307, SLG: 0.337	0-0 F9			0-0 6-3		0-3 K		0-0 8-4		4	0	0	0	0	1	1						
Jeff Burroughs, R (1,10) OBP: 0.338, SLG: 0.402		0-0 F3		0-0 5-3		0-0 1B			0-0 F8	4	0	1	0	0	0	0						
Dwayne Murphy, L (1,7) OBP: 0.303, SLG: 0.304		4-0 BB			0-3 K	0-0 F5			0-0 F5	3	0	0	0	1	1	1						
Davey Lopes, R (1,4) OBP: 0.346, SLG: 0.359		0-0 F6			0-0 FC1 1B			0-0 FC1-6 1B		3	0	2	0	0	0	1						
Wayne Gross, L (1,3) OBP: 0.357, SLG: 0.411		0-3 K			0-0 BB FC1 1B			0-0 FC1-6 6-3		4	0	1	0	0	2	3						
Bob Kearney, R (1,2) OBP: 0.295, SLG: 0.398			0-0 FC3-6 1B		0-0 FC1 BB			0-0 6-3		3	0	1	0	0	0	3						
Tony Phillips, S (1,6) OBP: 0.273, SLG: 0.266			0-0 FC3-6		4-0 FC5-4 BB			0-0 6-3		2	0	0	0	1	0	2						
<b>Inning Stats</b>	R: 0 E: 0 K: 0 S: 3	H: 0 LOB: 0 BB: 0 P: 3	R: 0 E: 0 K: 1 S: 5	H: 0 LOB: 1 BB: 1 P: 9	R: 0 E: 0 K: 0 S: 3	H: 1 LOB: 0 BB: 0 P: 3	R: 0 E: 0 K: 0 S: 3	H: 0 LOB: 0 BB: 0 P: 3	R: 0 E: 0 K: 1 S: 7	H: 2 LOB: 3 BB: 1 P: 11	R: 0 E: 0 K: 1 S: 6	H: 1 LOB: 1 BB: 0 P: 6	R: 0 E: 0 K: 0 S: 4	H: 1 LOB: 1 BB: 0 P: 4	R: 0 E: 1 K: 0 S: 3	H: 1 LOB: 0 BB: 0 P: 3	R: 0 E: 0 K: 1 S: 5	H: 0 LOB: 1 BB: 0 P: 6	1B: 6 2B: 2 3B: 0 HR: 0	SF: 0 SAC: 0 DP: 2 HBP: 1	WP: 0 PB: 0 SB: 1 CS: 0	PA: 34
<b>PITCHER</b> Shane Rawley, L (1,1) Rich Gossage, R (9,1) ERA: 4.5	IP: 8.2 WLS: W BF: 32 H: 6 R: 0 ER: 0 SO: 3 BB: 2 IBB: 0 HBP: 0 BLK: 0 WP: 0 HR: 0 S: 36 P: 44 ERA: 0.00 WHIP: 0.923															<b>PITCHER</b>						

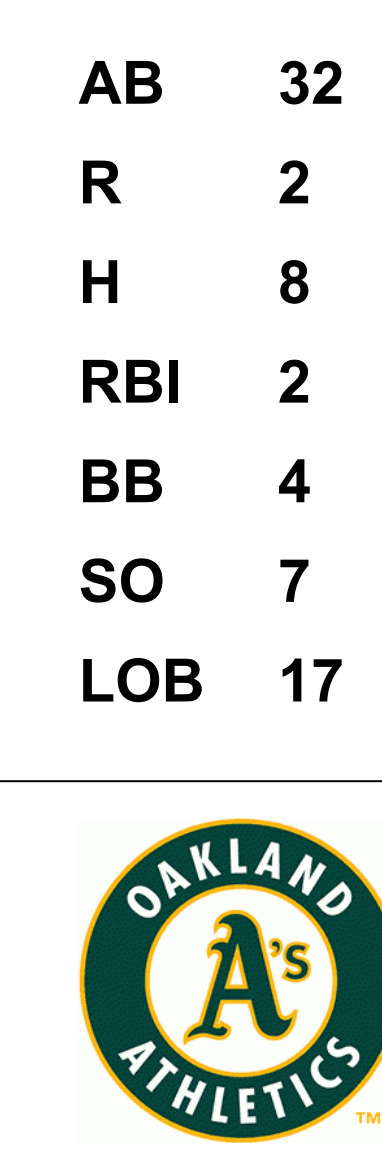


Batter	1	2	3	4	5	6	7	8	9	AB	R	H	RBI	BB	SO	LOB	TOP								
Jerry Mumphy, S OBP: 0.287, SLG: 0.385										4	0	0	1	0	1	3	<b>New York Yankees @ Oakland Athletics</b> Oakland-Alameda County Coliseum, Oakland, CA Sun May 22, 1983, 3:33 AM PDT Att: 40,065 - Sunny								
Ken Griffey, L OBP: 0.378, SLG: 0.439										5	1	1	0	0	0	2									
Dave Winfield, R OBP: 0.345, SLG: 0.540										5	1	2	0	0	0	1									
Steve Kemp, L OBP: 0.324, SLG: 0.431										3	0	1	1	1	0	1									
Don Baylor, R OBP: 0.368, SLG: 0.444										4	0	1	0	0	0	3									
Roy Smalley, S OBP: 0.327, SLG: 0.398										2	0	0	1	1	0	2									
Graig Nettles, L OBP: 0.338, SLG: 0.318										4	1	1	0	0	0	2									
Bert Campaneris, R OBP: 0.409, SLG: 0.500										3	1	1	0	0	0	1									
Rick Cerone, R OBP: 0.220, SLG: 0.256										4	0	1	1	0	1	3									
<b>Inning Stats</b>	R: 1 E: 0 K: 1 S: 7	H: 2 LOB: 1 BB: 0 P: 7	R: 0 E: 1 K: 0 S: 4	H: 0 LOB: 2 BB: 1 P: 8	R: 0 E: 0 K: 0 S: 3	H: 0 LOB: 0 BB: 0 P: 3	R: 0 E: 0 K: 0 S: 3	H: 0 LOB: 0 BB: 0 P: 3	R: 0 E: 0 K: 1 S: 6	H: 1 LOB: 1 BB: 0 P: 6	R: 1 E: 0 K: 0 S: 4	H: 1 LOB: 1 BB: 1 P: 8	R: 0 E: 0 K: 0 S: 3	H: 0 LOB: 0 BB: 0 P: 3	R: 0 E: 0 K: 0 S: 5	H: 2 LOB: 2 BB: 0 P: 5	R: 2 E: 1 K: 0 S: 6	H: 2 LOB: 1 BB: 0 P: 6	1B: 6 2B: 2 3B: 0 HR: 0	SF: 2 SAC: 1 DP: 0 HBP: 0	WP: 0 PB: 0 SB: 0 CS: 0	PA: 39			
<b>PITCHER</b>	IP	WLS	BF	H	R	ER	SO	BB	IBB	HBP	BLK	WP	HR	S	P	ERA	WHIP								
Chris Codiroli, R ERA: 4.2	5.2	L	24	4	2	2	2	2	0	0	0	0	0	26	34	3.18	1.059								
Tom Burgmeier, L ERA: 1.29	2.1	L	12	4	2	1	0	0	0	0	0	0	0	12	12	3.86	1.714								
Steve McCatty, R ERA: 1.62	1.0	S	3	0	0	0	0	0	0	0	0	0	0	3	3	0.00	0.000								

AB	34
R	4
H	8
RBI	4
BB	2
SO	2
LOB	18



Batter	1	2	3	4	5	6	7	8	9	AB	R	H	RBI	BB	SO	LOB	BOTTOM								
Rickey Henderson, R OBP: 0.457, SLG: 0.457										3	1	1	2	1	0	3	<b>New York Yankees @ Oakland Athletics</b> Oakland-Alameda County Coliseum, Oakland, CA Sun May 22, 1983, 3:33 AM PDT Att: 40,065 - Sunny								
Mike Davis, L OBP: 0.317, SLG: 0.379										4	0	1	0	0	0	2									
Bill Almon, R OBP: 0.305, SLG: 0.333										4	0	1	0	0	0	4									
Jeff Burroughs, R OBP: 0.336, SLG: 0.392										3	0	0	0	1	1	3									
Dwayne Murphy, L OBP: 0.302, SLG: 0.302										4	0	1	0	0	2	2									
Davey Lopes, R OBP: 0.336, SLG: 0.347										4	0	0	0	0	1	1									
Wayne Gross, L OBP: 0.352, SLG: 0.403										4	0	1	0	0	0	0									
Bob Kearney, R OBP: 0.304, SLG: 0.400										2	0	1	0	1	1	0									
Gary Hancock, L OBP: 0.292, SLG: 0.261										1	0	0	0	0	1	1									
Tony Phillips, S OBP: 0.282, SLG: 0.277										3	1	2	0	0	1	1									
Mitchell Page, L OBP: 0.300, SLG: 0.231										0	0	0	0	1	0	0									
<b>Inning Stats</b>	R: 0 E: 0 K: 0 S: 3	H: 1 LOB: 1 BB: 1 P: 7	R: 0 E: 0 K: 0 S: 3	H: 1 LOB: 0 BB: 0 P: 3	R: 0 E: 0 K: 2 S: 7	H: 0 LOB: 0 BB: 0 P: 7	R: 0 E: 0 K: 1 S: 6	H: 1 LOB: 1 BB: 0 P: 6	R: 0 E: 0 K: 0 S: 3	H: 0 LOB: 1 BB: 1 P: 7	R: 0 E: 0 K: 1 S: 5	H: 0 LOB: 0 BB: 0 P: 5	R: 2 E: 0 K: 1 S: 8	H: 3 LOB: 1 BB: 0 P: 8	R: 0 E: 0 K: 2 S: 7	H: 1 LOB: 1 BB: 1 P: 11	1B: 7 2B: 1 3B: 0 HR: 1	SF: 0 SAC: 0 DP: 2 HBP: 0	WP: 0 PB: 0 SB: 1 CS: 1	PA: 37					
<b>PITCHER</b>	IP	WLS	BF	H	R	ER	SO	BB	IBB	HBP	BLK	WP	HR	S	P	ERA	WHIP								
Ron Guidry, L ERA: 3.55	8.0	W	32	7	2	2	5	3	0	0	0	0	0	39	51	2.25	1.250								
Rich Gossage, R ERA: 4.26	1.0	S	4	1	0	0	2	1	0	0	0	0	0	7	11	0.00	2.000								





Batter	1	2	3	4	5	6	7	8	9	10	11	12	13	14	15	16	17	AB	R	H	RBI	BB	SO	LOB	TOP					
Charlie Moore, R OBP: 0.352, SLG: 0.421 (1, 9)	K		F7			5-3		F8		B3		F8		SH3-4		F6		7	0	0	0	0	1	0						
Cecil Cooper, L OBP: 0.369, SLG: 0.430 (1, 3)	K			1-3		FC6-4 BB		K		BB 2B		F9		3-1				7	0	2	0	1	2	1						
Robin Yount, R OBP: 0.410, SLG: 0.556 (1, 6)	5-3			CS-4-3 1B		FC6-4 1B		K		BB BB		F9						6	0	1	0	2	2	2						
Ted Simmons, S OBP: 0.384, SLG: 0.476 (13, PR)				G5-4-3 1B				4-3										4	0	2	0	2	0	1						
Moose Haas, R (14, PH)																		0	0	0	0	0	0	0						
Jamie Easterly, L (14, PH)																		1	0	0	0	0	0	2						
Ben Oglivie, L OBP: 0.447, SLG: 0.583 (1, 7)				G6-4-3 1B														6	1	1	0	2	0	7						
Ben Oglivie, L OBP: 0.447, SLG: 0.583 (1, 7)						FC5-4 1B		4-3										6	1	1	0	2	0	7						
Gorman Thomas, R OBP: 0.286, SLG: 0.336 (9, PR)																		3	0	1	0	1	1	0						
Paul Molitor, R OBP: 0.331, SLG: 0.352 (9, S)								K2-3										0	1	0	0	0	0	0						
Ed Romero, R OBP: 0.426, SLG: 0.897 (11, PH)																		4	0	2	0	0	0	2						
Ed Romero, R OBP: 0.426, SLG: 0.897 (11, PH)																		4	0	2	0	0	0	2						
Don Money, R OBP: 0.276, SLG: 0.271 (9, PH)																		3	0	0	0	0	1	2						
Roy Halladay, R OBP: 0.349, SLG: 0.482 (8, S)																		1	1	1	3	0	0	0						
Marshall Edwards, L (13, PH)																		1	0	0	0	0	1	2						
Rob Piccolo, R OBP: 0.291, SLG: 0.304 (13, S)																		1	0	0	0	0	1	2						
Bob Stauber, L OBP: 0.291, SLG: 0.304 (13, S)																		1	0	0	0	0	1	0						
Jim Gantner, L OBP: 0.311, SLG: 0.400 (1, 4)																		6	0	0	0	1	0	4						
Ned Yost, R OBP: 0.286, SLG: 0.439 (1, 2)																		7	1	2	1	0	2	3						
Ned Yost, R OBP: 0.286, SLG: 0.439 (1, 2)																		7	1	2	1	0	2	3						
Inning Stats	R: 0 E: 0 K: 2 S: 7	H: 0 LOB: 0 BB: 0 P: 7	R: 0 E: 0 K: 0 S: 3	H: 1 LOB: 0 BB: 0 P: 3	R: 1 E: 0 K: 0 S: 4	H: 1 LOB: 0 BB: 0 P: 4	R: 0 E: 0 K: 0 S: 3	H: 1 LOB: 0 BB: 0 P: 3	R: 0 E: 0 K: 0 S: 4	H: 2 LOB: 2 K: 0 BB: 1 P: 8	R: 0 E: 0 K: 0 S: 4	H: 1 LOB: 2 K: 1 BB: 1 P: 8	R: 0 E: 0 K: 0 S: 5	H: 0 LOB: 0 K: 1 BB: 0 P: 5	R: 0 E: 0 K: 1 S: 5	H: 1 LOB: 1 K: 1 BB: 0 P: 6	R: 0 E: 0 K: 0 S: 3	H: 0 LOB: 0 K: 0 S: 3	R: 0 E: 0 K: 0 S: 4	H: 1 LOB: 2 K: 0 BB: 1 P: 8	R: 0 E: 0 K: 0 S: 4	H: 0 LOB: 0 K: 0 S: 3	R: 0 E: 0 K: 0 S: 3	H: 0 LOB: 0 K: 0 S: 3	R: 0 E: 0 K: 0 S: 4	H: 1 LOB: 2 K: 0 BB: 1 P: 8	1B: 9 2B: 1 3B: 0 HR: 2	SF: 0 SAC: 2 DP: 3 HBP: 0	WP: 0 PB: 0 CS: 0	PA: 69
PITCHER	IP 8.2	WLS 33	BF 3	H 3	R 3	ER 6	SO 6	BB 4	IBB 0	HBP 0	BLK 0	WP 0	HR 1	S 41	P 57	ERA 3.12	WHIP 1.154													
Bill Krueger, L ERA: 3.11 (1, 1)																														
Steve McCatty, R ERA: 2.04 (9, 1)																														
Tom Burgmeier, L ERA: 1.15 (10, 1)																														
Steve Baker, R ERA: 2.38 (14, 1)																														

Milwaukee Brewers @ Oakland Athletics  
Oakland-Alameda County Coliseum, Oakland, CA  
Mon May 23 1983, 7:05 PM PDT  
Att. 24,029 - Unknown

AB 58  
R 4  
H 12  
RBI 4  
BB 9  
SO 10  
LOB 27

Batter	1	2	3	4	5	6	7	8	9	10	11	12	13	14	15	16	17	AB	R	H	RBI	BB	SO	LOB	BOTTOM			
Rickey Henderson, R OBP: 0.450, SLG: 0.439 (1, 7)	K		F9			5-3		FC5-4										7	0	1	1	2	2	6				
Mike Davis, L OBP: 0.302, SLG: 0.360 (1, 9)	F5																	8	0	0	0	0	3	8				
Wayne Gross, L OBP: 0.354, SLG: 0.398 (1, 5)	F8																	6	0	1	0	2	1	0				
Dwayne Murphy, L OBP: 0.303, SLG: 0.299 (1, 8)																		5	2	1	0	1	0	1				
Jeff Burroughs, R OBP: 0.305, SLG: 0.398 (1, 10)																		3	0	2	0	0	1	0				
Mitchell Page, L OBP: 0.314, SLG: 0.207 (7, PR)																		3	0	0	0	2	1	1				
Dan Meyer, L OBP: 0.349, SLG: 0.324 (1, 3)																		6	1	1	0	2	0	8				
Davey Lopes, R OBP: 0.333, SLG: 0.394 (1, 4)																		6	2	2	3	0	1	5				
Bob Kearney, R OBP: 0.305, SLG: 0.393 (1, 2)																		2	0	0	0	0	0	1				
Garry Hancock, L OBP: 0.320, SLG: 0.333 (9, PH)																		1	0	1	0	0	0	0				
Darvyl Cass, R OBP: 0.482, SLG: 0.455 (10, 2)																		3	0	2	0	1	0	1				
Tony Phillips, S OBP: 0.288, SLG: 0.271 (1, 6)																		6	0	1	1	2	0	4				
Tony Phillips, S OBP: 0.288, SLG: 0.271 (1, 6)																		6	0	1	1	2	0	4				
Inning Stats	R: 0 E: 0 K: 1 S: 5	H: 0 LOB: 0 BB: 0 P: 5	R: 1 E: 0 K: 0 S: 4	H: 1 LOB: 1 BB: 1 P: 8	R: 0 E: 0 K: 1 S: 5	H: 0 LOB: 0 K: 1 BB: 0 P: 5	R: 0 E: 0 K: 0 S: 7	H: 0 LOB: 0 K: 0 BB: 0 P: 7	R: 1 E: 0 K: 0 S: 4	H: 2 LOB: 3 K: 0 BB: 1 P: 10	R: 0 E: 0 K: 0 S: 2	H: 1 LOB: 1 K: 1 BB: 1 P: 10	R: 0 E: 0 K: 0 S: 5	H: 0 LOB: 0 K: 0 BB: 0 P: 5	R: 0 E: 0 K: 0 S: 3	H: 0 LOB: 0 K: 0 BB: 0 P: 3	R: 0 E: 0 K: 0 S: 4	H: 1 LOB: 2 K: 1 BB: 2 P: 12	R: 0 E: 0 K: 0 S: 5	H: 0 LOB: 0 K: 0 BB: 0 P: 9	R: 0 E: 0 K: 0 S: 5	H: 0 LOB: 0 K: 0 BB: 0 P: 5	R: 0 E: 0 K: 0 S: 4	H: 2 LOB: 2 K: 0 BB: 1 P: 8	1B: 8 2B: 2 3B: 0 HR: 2	SF: 1 SAC: 3 DP: 2 HBP: 1	WP: 0 PB: 0 CS: 0	PA: 73
PITCHER	IP 8.0	WLS 34	BF 4	H 4	R 4	ER 4	SO 6	BB 3	IBB 0	HBP 0	BLK 0	WP 0	HR 2	S 42	P 55	ERA 4.50	WHIP 1.125											
Don Sutton, R ERA: 3.13 (1, 1)																												
Tom Tellmann, R ERA: 1.3 (9, 1)																												
Jim Slaton, R ERA: 2.1 (13, 1)																												

Milwaukee Brewers @ Oakland Athletics  
Oakland-Alameda County Coliseum, Oakland, CA  
Mon May 23 1983, 7:05 PM PDT  
Att. 24,029 - Unknown

AB 56  
R 5  
H 12  
RBI 5  
BB 12  
SO 9  
LOB 35



Batter	1	2	3	4	5	6	7	8	9	AB	R	H	RBI	BB	SO	LOB	TOP								
<b>Charlie Moore, R</b> OBP: 0.358, SLG: 0.427	4-0 BB SF9 BB	0-0 4-3		0-0 G3 1B 2B	0-0 FC6-4 1B		0-0 1-4-3		0-0 F6	5	2	2	2	1	0	3									
<b>Cecil Cooper, L</b> OBP: 0.300, SLG: 0.423	4-0 E BB BB	0-3 K		0-0 G3	0-0 F9			0-0 1B	0-0 6-3	5	0	1	0	1	1	5									
<b>Robin Yount, R</b> OBP: 0.416, SLG: 0.555	4-0 E 1-2 2-3 BB		0-0 F8	0-0 CS 1B	0-0 FC6-4			0-0 S 1B		4	1	2	1	1	0	2									
<b>Ted Simmons, S</b> OBP: 0.365, SLG: 0.476	0-0 SF9		0-0 E 1B	0-0 1B		0-0 4-3		0-0 F8		4	0	2	2	0	0	2									
<b>Ben Oglivie, L</b> OBP: 0.440, SLG: 0.566	0-0 E7 G5-4-3		0-3 K	0-0 5-3		0-0 F5		4-0 IBB		4	0	0	0	1	1	4									
<b>Gorman Thomas, R</b> OBP: 0.283, SLG: 0.325	0-0 G5-4-3		0-0 E5		4-0 G3 1B BB	0-3 K		0-3 K		4	1	0	0	1	2	7									
<b>Don Money, R</b> OBP: 0.250, SLG: 0.270		0-0 E6		0-0 F3		0-0 6-3		0-3 K		4	2	1	0	0	0	2									
<b>Roy Howell, L</b> OBP: 0.344, SLG: 0.474		SH1-4 1B			0-0 1B G3 1B					1	0	0	0	0	1	3									
<b>Ed Romero, R</b> OBP: 0.429, SLG: 0.857										0	0	0	0	0	0	0									
<b>Jim Gantner, L</b> OBP: 0.321, SLG: 0.410		0-0 SH1-4 1B		0-0 6-3	0-0 G3		0-0 2B	4-0 BB		4	0	2	0	1	0	2									
<b>Ned Yost, R</b> OBP: 0.304, SLG: 0.511		0-0 SH1-4		0-0 HR	0-0 1B	0-0 F9		0-3 K		4	1	2	2	0	1	2									
<b>Inning Stats</b>	R: 1 E: 1 K: 0 S: 3	H: 0 LOB: 2 BB: 3 P: 15	R: 1 E: 1 K: 1 S: 7	H: 1 LOB: 1 BB: 0 P: 7	R: 0 E: 1 K: 1 S: 7	H: 1 LOB: 2 BB: 0 P: 7	R: 3 E: 0 K: 0 S: 7	H: 4 LOB: 1 BB: 1 P: 7	R: 2 E: 0 K: 1 S: 6	H: 3 LOB: 2 BB: 1 P: 10	R: 0 E: 0 K: 1 S: 5	H: 0 LOB: 0 BB: 0 P: 5	R: 0 E: 0 K: 0 S: 4	H: 1 LOB: 1 BB: 0 P: 4	R: 0 E: 0 K: 2 S: 9	H: 2 LOB: 3 BB: 1 P: 13	R: 0 E: 0 K: 1 S: 5	H: 0 LOB: 1 BB: 1 P: 9	1B: 9 2B: 2 3B: 0 HR: 1	SF: 1 SAC: 1 DP: 1 HBP: 0	WP: 0 PB: 0 SB: 1 CS: 1	PA: 47			
<b>PITCHER</b>	IP	WLS	BF	H	R	ER	SO	BB	IBB	HBP	BLK	WP	HR	S	P	ERA	WHIP								
<b>Tim Conroy, L</b> ERA: 2.54	4.0		23	6	5	3	2	3	0	0	0	0	1	24	36	6.75	2.250								
<b>Matt Keough, R</b> ERA: 7.31	4.0	W	21	6	2	2	3	2	1	0	0	0	0	24	36	4.50	2.000								
<b>Steve Baker, R</b> ERA: 2.28	1.0	S	3	0	0	0	1	0	0	0	0	0	0	5	5	0.00	0.000								

Milwaukee Brewers @ Oakland Athletics  
Oakland-Alameda County Coliseum, Oakland, CA  
Tue May 24 1983, 7:05 PM PDT  
Att: 12,198 - Unknown

AB 39  
R 7  
H 12  
RBI 7  
BB 6  
SO 6  
LOB 32



Batter	1	2	3	4	5	6	7	8	9	AB	R	H	RBI	BB	SO	LOB	BOTTOM								
<b>Davey Lopes, R</b> OBP: 0.342, SLG: 0.420	0-0 1B BB 1B	0-0 HR	0-0 5-3		0-3 K		4-0 IBB			4	2	2	2	1	1	2									
<b>Dan Meyer, L</b> OBP: 0.354, SLG: 0.317	0-0 F7	4-0 1B BB		0-0 F8		0-0 1B	0-0 6-3			4	1	1	0	1	0	3									
<b>Bill Almon, R</b> OBP: 0.327, SLG: 0.350	4-0 1B BB	0-0 1B SF7 1B		0-0 F1		0-0 1B		0-0 SH5-4 1B		4	2	3	0	1	0	0									
<b>Jeff Burroughs, R</b> OBP: 0.352, SLG: 0.406	0-0 1B	0-0 1B		0-3 K		0-0 F5		0-0 CS SH5-4 1B		5	0	3	1	0	1	2									
<b>Mitchell Page, L</b> OBP: 0.314, SLG: 0.207	1-2 2-3 1B	1-3 2H 1B						1-2 CS SH5-4 1B		0	0	0	0	0	0	0									
<b>Dwayne Murphy, L</b> OBP: 0.308, SLG: 0.307	0-0 1B	0-0 SF7			0-0 F9 SF6 1B	0-0 F8		0-0 SH5-4		3	1	2	2	0	0	2									
<b>Gary Hancock, L</b> OBP: 0.321, SLG: 0.333	0-0 F5	0-0 F7			0-0 E F9 1B	0-3 K		4-0 S BB		3	1	1	0	0	0	4									
<b>Rickey Henderson, R</b> OBP: 0.447, SLG: 0.435					0-0 F9			0-0 SH3-4 HBP		1	0	0	0	0	1	2									
<b>Mike Davis, L</b> OBP: 0.306, SLG: 0.360					0-0 E F9 1B			0-0 S BB		0	0	0	0	1	0	0									
<b>Wayne Gross, L</b> OBP: 0.347, SLG: 0.379	0-0 F9		0-0 F2		0-0 F9		1-0 SH3-4 HBP	0-0 3-1		4	0	0	0	0	0	7									
<b>Bob Kearney, R</b> OBP: 0.305, SLG: 0.395		0-0 5-3		0-0 6-3 1B	0-0 SF6		0-0 SH3-4			2	0	1	1	0	0	0									
<b>Tony Phillips, S</b> OBP: 0.284, SLG: 0.279		0-0 HR 1B		0-0 6-3	0-0 S 1B		0-3 K			4	1	2	1	0	1	2									
<b>Inning Stats</b>	R: 1 E: 0 K: 0 S: 6	H: 3 LOB: 3 BB: 1 P: 10	R: 4 E: 0 K: 0 S: 7	H: 4 LOB: 1 BB: 1 P: 11	R: 0 E: 0 K: 1 S: 4	H: 1 LOB: 1 BB: 0 P: 4	R: 0 E: 0 K: 1 S: 5	H: 0 LOB: 0 BB: 0 P: 5	R: 2 E: 1 K: 1 S: 8	H: 3 LOB: 1 BB: 0 P: 8	R: 0 E: 0 K: 1 S: 7	H: 2 LOB: 2 BB: 0 P: 7	R: 0 E: 0 K: 1 S: 5	H: 0 LOB: 2 BB: 1 P: 10	R: 1 E: 0 K: 0 S: 4	H: 2 LOB: 2 BB: 1 P: 8	1B: 14 2B: 0 3B: 0 HR: 1	SF: 2 SAC: 2 DP: 0 HBP: 1	WP: 0 PB: 0 SB: 3 CS: 1	PA: 43					
<b>PITCHER</b>	IP	WLS	BF	H	R	ER	SO	BB	IBB	HBP	BLK	WP	HR	S	P	ERA	WHIP								
<b>Jerry Augustine, L</b> ERA: 6.35	1.1		13	7	5	5	0	2	0	0	0	0	1	11	19	33.75	6.750								
<b>Chuck Porter, R</b> ERA: 7.84	4.0		18	6	2	2	2	0	0	0	0	0	0	22	22	4.50	1.500								
<b>Jamie Easterly, L</b> ERA: 4.7	2.2	L	12	2	1	1	2	1	1	1	0	0	0	13	22	3.38	1.125								

Milwaukee Brewers @ Oakland Athletics  
Oakland-Alameda County Coliseum, Oakland, CA  
Tue May 24 1983, 7:05 PM PDT  
Att: 12,198 - Unknown

AB 34  
R 8  
H 15  
RBI 7  
BB 4  
SO 4  
LOB 24





Batter	1	2	3	4	5	6	7	8	9	AB	R	H	RBI	BB	SO	LOB	TOP											
Charlie Moore, R OBP: 0.362, SLG: 0.448 Bob Skube, L OBP: 0.321, SLG: 0.333	0-0 6-3		0-0 FC5-4 HR		0-0 HR		4-0 FC4-6 IBB		0-0 1B	3	2	1	1	1	0	1												
Cecil Cooper, L OBP: 0.297, SLG: 0.435	0-0 F8		0-0 HR		0-0 G3		0-0 FC4-6 3B		0-0 F8	5	2	1	3	0	0	3												
Robin Yount, R OBP: 0.410, SLG: 0.556	0-0 6-3		0-0 F9		0-0 6-3		0-0 3B		0-0 F9	5	0	1	2	0	0	1												
Ted Simmons, S OBP: 0.354, SLG: 0.461		0-0 F6		0-0 4-3		0-3 K		0-0 4-3		0-0 5-3	5	0	0	0	0	1	2											
Ben Oglivie, L OBP: 0.441, SLG: 0.561		0-3 K		0-0 BB G1-2-3 1B		0-0 F5		4-0 5-3 BB			3	0	1	0	1	1	0											
Don Money, R OBP: 0.250, SLG: 0.269		0-0 F7		0-0 BB 1B		0-0 5-3		0-0 5-3			4	0	1	0	0	0	1											
Gorman Thomas, R OBP: 0.295, SLG: 0.328			0-0 1-3		4-0 1-2 2-3 BB		0-0 SH1-4 FC4-6 1B		4-0 BB		2	1	1	0	2	0	0											
Jim Gantner, L OBP: 0.319, SLG: 0.419			0-0 1B 3B		0-0 G1-2-3		0-0 FC SH1-4 3B		0-0 F8		4	2	1	0	0	0	6											
Ned Yost, R OBP: 0.306, SLG: 0.500			0-0 FC5-4 1B		0-0 G3		0-0 SH1-4		0-0 6-3		3	0	1	1	0	0	2											
<b>Inning Stats</b>	R: 0 E: 0 K: 0 S: 3	H: 0 LOB: 0 BB: 0 P: 3	R: 0 E: 0 K: 1 S: 5	H: 0 LOB: 0 BB: 0 P: 5	R: 3 E: 0 K: 0 S: 6	H: 3 LOB: 0 BB: 0 P: 6	R: 0 E: 0 K: 0 S: 4	H: 2 LOB: 2 BB: 1 P: 8	R: 1 E: 0 K: 0 S: 4	H: 1 LOB: 0 BB: 0 P: 4	R: 0 E: 0 K: 1 S: 5	H: 0 LOB: 0 BB: 0 P: 5	R: 3 E: 0 K: 0 S: 6	H: 2 LOB: 1 BB: 1 P: 10	R: 0 E: 0 K: 0 S: 3	H: 0 LOB: 2 BB: 2 P: 11	R: 0 E: 0 K: 0 S: 4	H: 1 LOB: 1 BB: 0 P: 4	1B: 5 2B: 0 3B: 2 HR: 2	SF: 0 SAC: 1 DP: 1 HBP: 0	WP: 0 PB: 0 SB: 0 CS: 0	PA: 40						
<b>PITCHER</b>	IP	WLS	BF	H	R	ER	SO	BB	IBB	HBP	BLK	WP	HR	S	P	ERA	WHIP											
Tom Underwood, L ERA: 4.47	(1, 1)	6.2	L	30	8	7	7	2	1	1	0	0	0	2	32	40	9.45	1.350										
Steve McCatty, R ERA: 1.6	(7, 1)	2.1		10	1	0	0	0	2	0	0	0	0	0	8	16	0.00	1.286										

Milwaukee Brewers @ Oakland Athletics  
Oakland-Alameda County Coliseum, Oakland, CA  
Wed May 25 1983, 3:33 AM PDT  
Att: 18,375 - Sunny

AB 35  
R 7  
H 9  
RBI 7  
BB 4  
SO 2  
LOB 16



Batter	1	2	3	4	5	6	7	8	9	AB	R	H	RBI	BB	SO	LOB	BOTTOM											
Bill Almon, R OBP: 0.322, SLG: 0.343	0-0 F7		0-0 1-3		0-0 1B 2B		0-0 E5		0-0 5-3	5	1	1	1	0	0	2												
Mike Davis, L OBP: 0.314, SLG: 0.364	0-0 6-3			0-0 G3 1B HBP		0-0 1-3			0-0 HR	4	2	2	0	0	0	2												
Wayne Gross, L OBP: 0.358, SLG: 0.435	0-0 4-3			0-0 G3		0-0 1-3 2-H 3-H		0-0 5-3 1B		0-0 1-H HR	5	1	3	4	0	1												
Dwayne Murphy, L OBP: 0.311, SLG: 0.300		0-0 F5		0-0 F7		0-0 2B		0-0 F8		4-0 3-1 BB	3	0	0	0	2	2												
Jeff Burroughs, R OBP: 0.347, SLG: 0.398		0-0 F8		0-0 FC6-4 1B		0-0 F6		0-0 5-3		0-0 F8	5	0	1	1	0	5												
Dan Meyer, L OBP: 0.340, SLG: 0.289		0-0 F7		0-0 FC6-4		0-0 F5		4-0 BB		0-0 3-1	4	0	0	0	1	5												
Garry Hancock, L OBP: 0.333, SLG: 0.323			0-0 6-3		0-0 1B 1B		0-0 F8		0-0 F7	4	1	1	0	1	0	2												
Darryl Cias, R OBP: 0.375, SLG: 0.357			0-0 5-3		0-3 1B 1B		0-0 F6		0-3 K	3	0	0	0	0	1	1												
Mitchell Page, L OBP: 0.305, SLG: 0.200					0-0 K				0-0 6-3	1	0	0	0	0	1	0												
Mike Heath, R OBP: 0.500, SLG: 0.571									0-0 K	0	0	0	0	0	0	0												
Davey Lopes, R OBP: 0.340, SLG: 0.417									0-0 K	1	0	0	0	0	0	2												
Tony Phillips, S OBP: 0.307, SLG: 0.288			4-0 BB		0-0 1B 2B 1B		0-0 E		0-3 K	3	1	2	0	1	1	0												
<b>Inning Stats</b>	R: 0 E: 0 K: 0 S: 3	H: 0 LOB: 0 BB: 0 P: 3	R: 0 E: 0 K: 0 S: 3	H: 0 LOB: 0 BB: 0 P: 3	R: 0 E: 0 K: 0 S: 3	H: 0 LOB: 1 BB: 1 P: 7	R: 1 E: 0 K: 0 S: 4	H: 1 LOB: 1 BB: 0 P: 5	R: 3 E: 0 K: 1 S: 10	H: 5 LOB: 3 BB: 1 P: 14	R: 0 E: 1 K: 0 S: 5	H: 1 LOB: 2 BB: 0 P: 5	R: 0 E: 0 K: 2 S: 7	H: 0 LOB: 0 BB: 0 P: 7	R: 2 E: 0 K: 0 S: 5	H: 2 LOB: 2 BB: 2 P: 13	1B: 8 2B: 1 3B: 0 HR: 1	SF: 0 SAC: 0 DP: 0 HBP: 1	WP: 0 PB: 0 SB: 0 CS: 0	PA: 44								
<b>PITCHER</b>	IP	WLS	BF	H	R	ER	SO	BB	IBB	HBP	BLK	WP	HR	S	P	ERA	WHIP											
Moose Haas, R ERA: 4.59	(1, 1)	8.0	W	38	9	5	5	3	2	1	1	0	0	1	40	53	5.62	1.375										
Bob Gibson, R ERA: 2.03	(9, 1)	0.0		2	1	1	1	0	1	0	0	0	0	1	1	5	∞	∞										
Tom Tellmann, R ERA: 1.26	(9, 1)	1.0	S	4	0	0	0	0	0	1	0	0	0	0	3	7	0.00	0.000										

Milwaukee Brewers @ Oakland Athletics  
Oakland-Alameda County Coliseum, Oakland, CA  
Wed May 25 1983, 3:33 AM PDT  
Att: 18,375 - Sunny

AB 38  
R 6  
H 10  
RBI 6  
BB 5  
SO 3  
LOB 22









Batter	1	2	3	4	5	6	7	8	9	AB	R	H	RBI	BB	SO	LOB	TOP			
Rickey Henderson, R OBP: 0.450, SLG: 0.428 (1, 7)										3	0	0	0	1	1	0				
Davey Lopes, R OBP: 0.338, SLG: 0.424 (1, 4)										4	0	1	0	0	1	2				
Bill Almon, R OBP: 0.317, SLG: 0.345 (1, 9)										4	1	1	0	0	0	3				
Jeff Burroughs, R OBP: 0.348, SLG: 0.418 Mike Davis, L OBP: 0.309, SLG: 0.357 (8, PR)										4	1	2	1	0	1	1				
Dwayne Murphy, L OBP: 0.297, SLG: 0.284 (1, 8)										4	0	0	0	0	2	2				
Kelvin Moore, R OBP: 0.256, SLG: 0.351 (1, 3)										4	0	0	0	0	2	1				
Bob Kearney, R OBP: 0.316, SLG: 0.407 (1, 2)										4	0	2	1	0	1	0				
Tony Phillips, S OBP: 0.299, SLG: 0.280 (1, 6)										4	0	1	0	0	0	2				
Luis Quinones, S (1, 5)										3	0	0	0	0	0	2				
<b>Inning Stats</b>	R: 0 E: 0 K: 2 S: 8	H: 1 LOB: 1 BB: 0 P: 8	R: 0 E: 0 K: 0 S: 3	H: 0 LOB: 0 BB: 0 P: 3	R: 0 E: 0 K: 0 S: 4	H: 1 LOB: 2 BB: 1 P: 8	R: 1 E: 0 K: 1 S: 7	H: 2 LOB: 1 BB: 0 P: 7	R: 0 E: 0 K: 0 S: 3	H: 0 LOB: 0 BB: 0 P: 3	R: 0 E: 0 K: 1 S: 5	H: 1 LOB: 1 BB: 0 P: 6	R: 1 E: 0 K: 2 S: 9	H: 2 LOB: 1 BB: 0 P: 9	R: 0 E: 0 K: 1 S: 5	H: 0 LOB: 0 BB: 0 P: 5	1B: 4 2B: 3 3B: 0 HR: 0	SF: 0 SAC: 0 DP: 0 HBP: 0	WP: 1 PB: 0 SB: 1 CS: 0	PA: 35
<b>PITCHER</b> Dave Righetti, L ERA: 3.44 (1, 1)	IP: 9.0 WLS: W BF: 35 H: 7 R: 2 ER: 2 SO: 8 BB: 1 IBB: 0 HBP: 0 BLK: 0 WP: 1 HR: 0 S: 50 P: 54 ERA: 2.00 WHIP: 0.889																			

Oakland Athletics @ New York Yankees  
Yankee Stadium, Bronx, NY  
Sat May 28 1983, 7:05 PM EDT  
Att: 25,174 - Unknown - 68 F

AB	34
R	2
H	7
RBI	2
BB	1
SO	8
LOB	13



Batter	1	2	3	4	5	6	7	8	9	AB	R	H	RBI	BB	SO	LOB	BOTTOM			
Bobby Murcer, L OBP: 0.300, SLG: 0.444 (1, 10)										4	0	1	0	1	1	2				
Ken Griffey, L OBP: 0.382, SLG: 0.458 (1, 3)										5	0	2	0	0	0	4				
Dave Winfield, R OBP: 0.341, SLG: 0.509 (1, 8)										4	0	0	0	0	3	4				
Steve Kemp, L OBP: 0.303, SLG: 0.407 (1, 7)										4	1	1	0	0	1	3				
Oscar Gamble, L OBP: 0.459, SLG: 0.586 (1, 9)										4	1	2	1	0	0	0				
Butch Wynegar, S OBP: 0.426, SLG: 0.500 (1, 2)										3	2	2	0	1	1	1				
Graig Nettles, L OBP: 0.342, SLG: 0.381 (1, 5)										4	0	2	1	0	1	1				
Roy Smalley, S OBP: 0.331, SLG: 0.434 (1, 6)										3	1	2	2	1	1	0				
Andre Robertson, R OBP: 0.260, SLG: 0.292 (1, 4)										3	0	0	1	0	1	2				
<b>Inning Stats</b>	R: 0 E: 0 K: 2 S: 8	H: 1 LOB: 1 BB: 0 P: 8	R: 1 E: 0 K: 1 S: 7	H: 2 LOB: 1 BB: 1 P: 11	R: 1 E: 1 K: 2 S: 9	H: 2 LOB: 1 BB: 0 P: 9	R: 0 E: 0 K: 2 S: 7	H: 0 LOB: 0 BB: 0 P: 7	R: 0 E: 0 K: 0 S: 4	H: 2 LOB: 1 BB: 0 P: 4	R: 0 E: 0 K: 1 S: 5	H: 1 LOB: 1 BB: 0 P: 5	R: 1 E: 1 K: 1 S: 7	H: 1 LOB: 1 BB: 0 P: 7	R: 2 E: 0 K: 0 S: 6	H: 3 LOB: 3 BB: 2 P: 14	1B: 8 2B: 4 3B: 0 HR: 1	SF: 1 SAC: 0 DP: 2 HBP: 0	WP: 0 PB: 0 SB: 0 CS: 1	PA: 38
<b>PITCHER</b> Chris Codiroli, R ERA: 4.2 Tom Burgmeier, L ERA: 1.5 Steve Baker, R ERA: 2.22	IP: 6.1 WLS: L BF: 27 H: 9 R: 3 ER: 3 SO: 8 BB: 1 IBB: 0 HBP: 0 BLK: 0 WP: 0 HR: 1 S: 42 P: 46 ERA: 4.26 WHIP: 1.579																			

Oakland Athletics @ New York Yankees  
Yankee Stadium, Bronx, NY  
Sat May 28 1983, 7:05 PM EDT  
Att: 25,174 - Unknown - 68 F

AB	34
R	5
H	12
RBI	5
BB	3
SO	9
LOB	17





Batter	1	2	3	4	5	6	7	8	9	AB	R	H	RBI	BB	SO	LOB	TOP										
Rickey Henderson, R OBP: 0.439, SLG: 0.414 (1, 7) (6, 8)	0-3 K		0-0 F9		0-3 K		0-3 K			4	0	0	0	0	0	3											
Mike Davis, L OBP: 0.398, SLG: 0.353 Bill Almon, R OBP: 0.312, SLG: 0.339 (1, 9) (5, PH) (5, 9)	0-3 K		0-0 6-3		0-3 K		0-0 FC5-4			2	0	0	0	0	1	0											
Wayne Gross, L OBP: 0.359, SLG: 0.426 Davey Lopes, R OBP: 0.335, SLG: 0.421 (1, 5) (6, PH) (8, 4)	4-0 BB		0-0 4-3		0-0 F7		0-0 F8			2	0	0	0	1	0	0											
Dwayne Murphy, L OBP: 0.297, SLG: 0.280 Kelvin Moore, R OBP: 0.254, SLG: 0.348 (1, 8) (6, 3)	4-0 BB		0-0 F4		0-3 K		0-3 K			2	0	0	0	1	1	0											
Jeff Burroughs, R OBP: 0.346, SLG: 0.414 (1, 10)	0-0 F4		0-0 F8		0-0 E		0-0 F9			4	0	1	0	0	0	2											
Dan Meyer, L OBP: 0.316, SLG: 0.265 Bob Kearney, R OBP: 0.314, SLG: 0.403 (1, 3) (6, 7) (9, PH)	0-3 K		0-0 4-3		0-0 E4		0-0 5-3			3	0	0	0	0	1	1											
Mike Heath, R OBP: 0.400, SLG: 0.571 (1, 2)	0-0 4-3		0-3 K		0-0 FC6-4		0-0 E6			4	0	1	0	0	1	2											
Tony Phillips, S OBP: 0.311, SLG: 0.284 (1, 4) (8, 6)	4-0 BB		0-0 1B		0-0 FC5-4		0-3 K			2	0	1	0	2	1	1											
Luis Quinones, S OBP: 0.143, SLG: 0.143 (1, 6) (8, 5)	0-0 F9		0-0 1B		0-0 F7		0-0 F7			4	0	1	0	0	0	3											
<b>Inning Stats</b>	R: 0 E: 0 K: 2 S: 7	H: 0 LOB: 2 BB: 2 P: 15	R: 0 E: 0 K: 1 S: 5	H: 0 LOB: 1 BB: 1 P: 9	R: 0 E: 0 K: 0 S: 3	H: 0 LOB: 0 BB: 0 P: 3	R: 0 E: 0 K: 0 S: 3	H: 1 LOB: 2 BB: 0 P: 3	R: 0 E: 0 K: 3 S: 10	H: 1 LOB: 2 BB: 1 P: 14	R: 0 E: 0 K: 1 S: 6	H: 1 LOB: 1 BB: 0 P: 6	R: 0 E: 0 K: 1 S: 5	H: 0 LOB: 0 BB: 0 P: 5	R: 0 E: 1 K: 1 S: 6	H: 1 LOB: 1 BB: 0 P: 6	1B: 3 2B: 1 3B: 0 HR: 0	SF: 0 SAC: 0 DP: 0 HBP: 0	WP: 0 PB: 0 SB: 2 CS: 0	PA: 36							
<b>PITCHER</b>	IP	WLS	BF	H	R	ER	SO	BB	IBB	HBP	BLK	WP	HR	S	P	ERA	WHIP										
Jay Howell, R ERA: 4.5 Rudy May, L ERA: 4.73 (1, 1) (5, 1)	4.2		19	1	0	0	5	4	0	0	0	0	0	25	41	0.00	1.071										

Oakland Athletics @ New York Yankees  
Yankee Stadium, Bronx, NY  
Sun May 29 1983, 3:33 AM EDT  
Att: 25,432 - Cloudy - 60 F

AB 32  
R 0  
H 4  
RBI 0  
BB 4  
SO 10  
LOB 15



Batter	1	2	3	4	5	6	7	8	9	AB	R	H	RBI	BB	SO	LOB	BOTTOM										
Bert Campaneris, R OBP: 0.367, SLG: 0.429 (1, 4)	0-0 4-3		0-0 FC4-6		0-0 F9		0-0 F5			4	0	0	0	0	0	1											
Ken Griffey, L OBP: 0.379, SLG: 0.449 (1, 3)	0-0 F6		4-0 1B		0-0 F9		0-0 F7			3	0	0	0	1	0	0											
Don Baylor, R OBP: 0.376, SLG: 0.440 (1, 10)	0-0 1B		0-0 1B		4-0 1B		0-0 F2			3	1	2	0	1	0	0											
Lou Piniella, R OBP: 0.388, SLG: 0.432 (1, 7)	0-0 F8		0-0 F6		0-0 FC6-5		0-0 1B			4	2	2	0	0	0	3											
Roy Smalley, S OBP: 0.347, SLG: 0.446 (1, 5)	4-0 CS		0-0 G4-6-3		0-0 FC6-5		0-0 1B			3	1	3	0	1	0	0											
Oscar Gamble, L OBP: 0.483, SLG: 0.656 (1, 9)	0-3 K		0-3 K		4-0 FC6-5		0-0 HR			3	1	1	3	1	2	2											
Jerry Mumphrey, S OBP: 0.291, SLG: 0.357 (1, 8)	4-0 FC6-4		0-0 G4-6-3		0-0 FC6-5		0-0 4-3			3	0	0	1	1	0	3											
Rick Cerone, R OBP: 0.215, SLG: 0.239 (1, 2)	0-0 FC6-4		0-0 4-3		0-0 F9		0-3 K			4	0	0	0	0	1	3											
Andre Robertson, R OBP: 0.263, SLG: 0.293 (1, 6)	0-0 FC4-6		0-0 F8		0-0 F9					3	0	1	0	0	0	0											
<b>Inning Stats</b>	R: 0 E: 0 K: 0 S: 4	H: 1 LOB: 1 BB: 0 P: 4	R: 0 E: 0 K: 1 S: 4	H: 0 LOB: 2 BB: 2 P: 12	R: 0 E: 0 K: 0 S: 4	H: 2 LOB: 2 BB: 1 P: 8	R: 0 E: 0 K: 1 S: 5	H: 1 LOB: 0 BB: 0 P: 5	R: 0 E: 0 K: 0 S: 3	H: 0 LOB: 0 BB: 0 P: 3	R: 2 E: 0 K: 0 S: 5	H: 2 LOB: 2 BB: 2 P: 13	R: 0 E: 0 K: 0 S: 3	H: 0 LOB: 0 BB: 0 P: 3	R: 3 E: 0 K: 1 S: 8	H: 3 LOB: 0 BB: 0 P: 8	1B: 8 2B: 1 3B: 0 HR: 1	SF: 0 SAC: 0 DP: 2 HBP: 0	WP: 1 PB: 1 SB: 0 CS: 1	PA: 35							
<b>PITCHER</b>	IP	WLS	BF	H	R	ER	SO	BB	IBB	HBP	BLK	WP	HR	S	P	ERA	WHIP										
Bill Krueger, L ERA: 3.97 Steve Baker, R ERA: 2.16 (1, 1) (8, 1)	7.1		33	9	5	5	2	5	0	0	0	0	0	4	4	0.00	0.000										

Oakland Athletics @ New York Yankees  
Yankee Stadium, Bronx, NY  
Sun May 29 1983, 3:33 AM EDT  
Att: 25,432 - Cloudy - 60 F

AB 30  
R 5  
H 9  
RBI 4  
BB 5  
SO 3  
LOB 12





Batter	1	2	3	4	5	6	7	8	9	AB	R	H	RBI	BB	SO	LOB	TOP										
Rickey Henderson, R OBP: 0.444, SLG: 0.423 (1,7)	0-0 6-3		0-0 3-1 HR 2B		0-0 S 1B			4-0 SH5-4 SF8 BB	0-3 K	4	2	2	2	1	1	2											
Mike Davis, L OBP: 0.304, SLG: 0.347 (1,9)	0-3 K		0-0 3-1		0-0 F8			4-0 SF8 SH5-4 CS BB		3	0	0	0	1	1	2											
Dwayne Murphy, L OBP: 0.298, SLG: 0.301 (1,8)	0-0 F8		0-0 HR		0-3 K			0-0 SH5-4		3	1	1	2	0	1	1											
Jeff Burroughs, R OBP: 0.337, SLG: 0.405 (1,10)		0-0 F8	0-0 F6		0-0 6-3			0-0 SF8		3	0	0	1	0	0	0											
Wayne Gross, L OBP: 0.363, SLG: 0.423 (1,5)		0-3 K		0-0 F7		0-0 CS 1B		4-0 IBB		3	0	1	0	1	1	0											
Davey Lopes, R OBP: 0.335, SLG: 0.420 Bill Almon, R OBP: 0.310, SLG: 0.336 (1,4) (8,4)	0-0 FC5-4 1B		0-0 F8		0-0 F7			0-0 CS	0-0 F4	3	0	1	0	0	0	1											
Bob Kearney, R OBP: 0.312, SLG: 0.406 (1,2)	0-0 FC5-4 1-2		0-0 F7		0-0 F8			0-0 1B 2B		4	0	1	0	0	0	1											
Kelvin Moore, R OBP: 0.254, SLG: 0.353 (1,3)		0-0 SH5-3 2B		0-3 K		0-3 K		0-3 K		4	1	1	0	0	3	1											
Luis Quinones, S OBP: 0.222, SLG: 0.444 Tony Phillips, S OBP: 0.316, SLG: 0.289 (1,6) (7,6)		0-0 SH5-3		0-0 1B 3B		0-0 F6		0-0 1B		2	1	1	0	0	0	0											
<b>Inning Stats</b>	R: 0 E: 0 K: 1 S: 5	H: 0 LOB: 0 BB: 0 P: 5	R: 0 E: 0 K: 1 S: 6	H: 1 LOB: 1 BB: 0 P: 6	R: 3 E: 0 K: 0 S: 6	H: 3 LOB: 0 BB: 0 P: 6	R: 0 E: 0 K: 0 S: 3	H: 0 LOB: 3 BB: 0 P: 3	R: 1 E: 0 K: 2 S: 9	H: 2 LOB: 1 BB: 0 P: 9	R: 0 E: 0 K: 0 S: 3	H: 1 LOB: 0 BB: 0 P: 3	R: 0 E: 0 K: 1 S: 5	H: 0 LOB: 0 BB: 0 P: 5	R: 1 E: 0 K: 0 S: 2	H: 0 LOB: 1 BB: 3 P: 14	R: 0 E: 0 K: 2 S: 9	H: 2 LOB: 2 BB: 0 P: 9	1B: 4 2B: 3 3B: 1 HR: 1	SF: 1 SAC: 2 DP: 0 HBP: 0	WP: 0 PB: 0 SB: 3 CS: 2	PA: 38					
<b>PITCHER</b>	IP	WLS	BF	H	R	ER	SO	BB	IBB	HBP	BLK	WP	HR	S	P	ERA	WHIP										
Doyle Alexander, R ERA: 6.35 Bob Shirley, L ERA: 4.83 Rich Gossage, R ERA: 3.28 (1,1) (5,1) (8,1)	4.1		19	6	4	4	3	0	0	0	0	0	1	25	25	8.31	1.385										

Oakland Athletics @ New York Yankees  
Yankee Stadium, Bronx, NY  
Mon May 30 1983, 3:33 AM EDT  
Att: 22,480 - Unknown - 70 F

AB	31
R	5
H	9
RBI	5
BB	3
SO	7
LOB	8



Batter	1	2	3	4	5	6	7	8	9	AB	R	H	RBI	BB	SO	LOB	BOTTOM										
Ken Griffey, L OBP: 0.385, SLG: 0.450 (1,3)	4-0 G1-6-3 BB		0-0 F8		0-0 BB 1B			0-0 L4-3		4	1	2	1	1	0	3											
Roy Smalley, S OBP: 0.354, SLG: 0.450 (1,6)	0-0 G1-6-3 1-2		0-0 E 2B		4-0 BB BB		0-3 K	4-0 1-3 2H 3B 1B		3	2	1	0	2	1	1											
Dave Winfield, R OBP: 0.347, SLG: 0.518 (1,8)	0-0 F7		0-0 E6 2H		4-0 BB BB			4-0 SH1-3 BB	0-0 SH1-3 1H 2H 3H 3B	3	1	1	3	2	0	0											
Don Baylor, R OBP: 0.369, SLG: 0.431 (1,10)		0-0 F5	0-0 F3		0-0 F7			0-0 SH1-3	0-0 SH1-3	3	0	0	1	0	0	4											
Lou Piniella, R OBP: 0.370, SLG: 0.408 (1,7)		0-0 F9	0-0 5-3		0-0 5-3			0-0 F9	0-0 BB BB 1B 1B	5	1	1	0	0	0	2											
Oscar Gamble, L OBP: 0.444, SLG: 0.639 Steve Kemp, L OBP: 0.307, SLG: 0.407 (1,9) (8, FH) (9,9)		0-0 1B 2B	0-0 F3		0-0 F3			0-0 F9	4-0 1B BB BB	4	1	1	0	0	0	2											
Butch Wynegar, S OBP: 0.452, SLG: 0.556 (1,2)		0-0 1B 1B 2H		0-0 HR		4-0 BB		5-3		3	2	2	2	2	0	0											
Graig Nettles, L OBP: 0.347, SLG: 0.385 Bert Campaneris, R OBP: 0.387, SLG: 0.448 (1,5) (8, PR) (9,5)		0-0 1B 1B		0-0 G3		0-3 K		0-0 1B 1B	4-0 1B BB BB	4	0	2	0	0	1	1											
Andre Robertson, R OBP: 0.282, SLG: 0.313 (1,4)		0-0 1-2 3H 1B		0-0 F4		0-0 L4-3 1B		0-0 1B 1B	0-0 F8	5	1	3	1	0	0	3											
<b>Inning Stats</b>	R: 0 E: 0 K: 0 S: 2	H: 0 LOB: 1 BB: 1 P: 6	R: 2 E: 0 K: 0 S: 7	H: 4 LOB: 2 BB: 0 P: 7	R: 1 E: 1 K: 0 S: 5	H: 1 LOB: 1 BB: 0 P: 5	R: 1 E: 0 K: 0 S: 5	H: 2 LOB: 2 BB: 2 P: 13	R: 0 E: 0 K: 1 S: 5	H: 0 LOB: 1 BB: 1 P: 9	R: 0 E: 0 K: 1 S: 5	H: 1 LOB: 0 BB: 0 P: 5	R: 0 E: 0 K: 0 S: 3	H: 0 LOB: 1 BB: 1 P: 7	R: 6 E: 0 K: 0 S: 9	H: 6 LOB: 3 BB: 3 P: 21	1B: 10 2B: 3 3B: 1 HR: 1	SF: 0 SAC: 2 DP: 2 HBP: 0	WP: 0 PB: 0 SB: 0 CS: 0	PA: 45							
<b>PITCHER</b>	IP	WLS	BF	H	R	ER	SO	BB	IBB	HBP	BLK	WP	HR	S	P	ERA	WHIP										
Tom Underwood, L ERA: 4.61 Matt Keough, R ERA: 6.61 Tom Burgmeier, L ERA: 2.36 Steve McCatty, R ERA: 3.05 (1,1) (3,1) (7,1) (8,1)	2.1		13	5	3	2	0	1	0	0	0	0	1	19	35	2.08	1.615										
Tom Burgmeier, L ERA: 2.36 Steve McCatty, R ERA: 3.05 (7,1) (8,1)	0.2	L	5	3	3	3	0	0	0	0	0	0	0	5	5	40.50	4.500										
Steve McCatty, R ERA: 3.05 (8,1)	0.2		8	3	3	3	0	3	0	0	0	0	0	5	17	40.50	9.000										

Oakland Athletics @ New York Yankees  
Yankee Stadium, Bronx, NY  
Mon May 30 1983, 3:33 AM EDT  
Att: 22,480 - Unknown - 70 F

AB	35
R	10
H	14
RBI	9
BB	8
SO	2
LOB	16





Batter	1	2	3	4	5	6	7	8	9	AB	R	H	RBI	BB	SO	LOB	TOP					
Rickey Henderson, R OBP: 0.440, SLG: 0.428 (1, 7)	F9		F4			1B 2B		F8		4	1	1	0	0	0	0	<b>Oakland Athletics @ Milwaukee Brewers</b> Milwaukee County Stadium, Milwaukee, WI Tue May 31 1983, 8:05 PM EDT Att. 8,525 - Unknown - 53 F					
Mike Davis, L OBP: 0.309, SLG: 0.350 (1, 8)	G3			K		2B 1B		1B		4	1	2	1	0	1	0						
Wayne Gross, L OBP: 0.368, SLG: 0.436 (1, 5)	F8			K		1B 2B		1B		4	0	2	1	0	1	0						
Jeff Burroughs, R OBP: 0.335, SLG: 0.408 (1, 10)		2B		F6		1-3		F8		4	0	1	0	0	0	3						
Davey Lopes, R OBP: 0.327, SLG: 0.408 (1, 4)	F5				F3		F5		5-3	4	0	0	0	0	0	1						
Dan Meyer, L OBP: 0.295, SLG: 0.245 (1, 3)	F7				F6		F9		F9	4	0	0	0	0	0	1						
Mike Heath, R OBP: 0.421, SLG: 0.556 Kelvin Moore, R OBP: 0.254, SLG: 0.353 (0, PR)	F9				1-3		1B		1B	4	0	2	0	0	0	1						
Tony Phillips, S OBP: 0.308, SLG: 0.281 (1, 6)			F9			G3	4-3		F8	4	0	0	0	0	0	2						
Luis Quinones, S OBP: 0.167, SLG: 0.333 (1, 9)			K			F6		F6		3	0	0	0	0	1	0						
<b>Inning Stats</b>	R: 0 E: 0 K: 0 S: 3	H: 0 LOB: 0 BB: 0 P: 3	R: 0 E: 0 K: 0 S: 4	H: 1 LOB: 1 BB: 0 P: 4	R: 0 E: 0 K: 1 S: 5	H: 0 LOB: 0 BB: 0 P: 5	R: 0 E: 0 K: 2 S: 7	H: 0 LOB: 0 BB: 0 P: 7	R: 0 E: 0 K: 0 S: 3	H: 0 LOB: 0 BB: 0 P: 3	R: 2 E: 0 K: 0 S: 6	H: 3 LOB: 1 BB: 0 P: 6	R: 0 E: 0 K: 0 S: 4	H: 1 LOB: 1 BB: 0 P: 4	R: 0 E: 0 K: 0 S: 5	H: 2 LOB: 2 BB: 0 P: 5	R: 0 E: 0 K: 0 S: 4	H: 1 LOB: 1 BB: 0 P: 4	1B: 5 2B: 3 3B: 0 HR: 0	SF: 0 SAC: 0 DP: 0 HBP: 0	WP: 0 PB: 0 SB: 0 CS: 0	PA: 35
<b>PITCHER</b> Moose Haas, R ERA: 4.19 (1, 1)	IP: 9.0 WLS: W BF: 35 H: 8 R: 2 ER: 2 SO: 3 BB: 0 IBB: 0 HBP: 0 BLK: 0 WP: 0 HR: 0 S: 41 P: 41 ERA: 2.00 WHIP: 0.889															<b>PITCHER</b>						

Batter	1	2	3	4	5	6	7	8	9	AB	R	H	RBI	BB	SO	LOB	BOTTOM			
Charlie Moore, R OBP: 0.374, SLG: 0.454 (1, 9)	K		2B SF8 1B	G4-6-3			E WP 1B			4	1	2	0	0	1	1	<b>Oakland Athletics @ Milwaukee Brewers</b> Milwaukee County Stadium, Milwaukee, WI Tue May 31 1983, 8:05 PM EDT Att. 8,525 - Unknown - 53 F			
Robin Yount, R OBP: 0.418, SLG: 0.554 Rob Picciolo, R OBP: 0.250, SLG: 0.250 (1, 6) (4, 6)	F7		SF8 SF7 2B	4-3 1B		F3	1-2			2	1	1	2	0	0	0				
Cecil Cooper, L OBP: 0.292, SLG: 0.430 (1, 3)	1B		SF8	4-3 1-2		F8				3	0	1	1	0	0	2				
Gorman Thomas, R OBP: 0.284, SLG: 0.336 (1, 8)	K		SF7	F7		E6	2-3			3	0	0	1	0	1	3				
Ted Simmons, S OBP: 0.370, SLG: 0.464 (1, 10)	F8		2B	F9		F4				4	0	1	0	0	0	3				
Ben Oglivie, L OBP: 0.421, SLG: 0.551 (1, 7)	4-3 BB		3-1			F4		K		3	0	0	0	1	1	1				
Paul Moltor, R OBP: 0.336, SLG: 0.360 (1, 5)	4-3			6-3		WP 6-3 1B		F4		4	0	1	0	0	0	1				
Ned Yost, R OBP: 0.304, SLG: 0.509 (1, 2)			1B 2B 1B	1B 3B		6-3		F8		4	2	2	0	0	0	1				
Jim Gantner, L OBP: 0.322, SLG: 0.445 (1, 4)			1B 2B BB	G4-6-3 1B		6-3				2	1	1	1	1	0	1				
<b>Inning Stats</b>	R: 0 E: 0 K: 2 S: 8	H: 1 LOB: 1 BB: 0 P: 8	R: 0 E: 0 K: 0 S: 2	H: 0 LOB: 1 BB: 1 P: 6	R: 4 E: 0 K: 0 S: 7	H: 4 LOB: 1 BB: 1 P: 11	R: 1 E: 0 K: 0 S: 4	H: 2 LOB: 2 BB: 0 P: 4	R: 0 E: 0 K: 0 S: 4	H: 1 LOB: 1 BB: 0 P: 4	R: 0 E: 0 K: 0 S: 5	H: 1 LOB: 2 BB: 0 P: 5	R: 0 E: 0 K: 1 S: 5	H: 0 LOB: 0 BB: 0 P: 5	R: 0 E: 0 K: 0 S: 5	H: 0 LOB: 0 BB: 0 P: 5	1B: 7 2B: 3 3B: 1 HR: 0	SF: 2 SAC: 0 DP: 2 HBP: 0	WP: 2 PB: 0 SB: 0 CS: 0	PA: 35
<b>PITCHER</b> Tim Conroy, L ERA: 3.45 Steve Baker, R ERA: 2.1 (1, 1) (4, 1)	IP: 3.0 WLS: L BF: 15 H: 5 R: 4 ER: 4 SO: 2 BB: 2 IBB: 0 HBP: 0 BLK: 0 WP: 2 HR: 0 S: 17 P: 25 ERA: 12.00 WHIP: 2.333															<b>PITCHER</b>				

AB	35
R	2
H	8
RBI	2
BB	0
SO	3
LOB	8



AB	31
R	5
H	10
RBI	5
BB	2
SO	3
LOB	14









Batter	1	2	3	4	5	6	7	8	9	AB	R	H	RBI	BB	SO	LOB	TOP			
Rickey Henderson, R OBP: 0.429, SLG: 0.420	F7	FC4-6			F8			6-3		4	0	0	0	0	0	2				
Bill Almon, R OBP: 0.311, SLG: 0.344	1B		5-3			F8		5-3		4	0	1	0	0	0	0				
Dwayne Murphy, L OBP: 0.316, SLG: 0.325	F8		G3			G5-4-3 BB		BB		2	0	0	0	2	0	1				
Jeff Burroughs, R OBP: 0.330, SLG: 0.404	FC6-4 1B		F9			G5-4-3 1-2		6-3		4	0	1	0	0	0	2				
Davey Lopes, R OBP: 0.324, SLG: 0.400	FC6-4			F6			F7		6-3	4	0	0	0	0	0	2				
Mike Heath, R OBP: 0.391, SLG: 0.545		6-3		F8			PB 1B 2B		F8	4	1	1	0	0	0	0				
Mike Davis, L OBP: 0.311, SLG: 0.348		F9		K			F6		E 1B	4	0	1	0	0	1	1				
Kevin Moore, R OBP: 0.272, SLG: 0.363		BB BB		F8			2-3 1B		E5 1B	3	0	2	1	1	0	0				
Tony Phillips, S OBP: 0.305, SLG: 0.271		FC4-6 BB		2-3			G3		5-3	3	0	0	0	1	0	3				
<b>Inning Stats</b>	R: 0 E: 0 K: 0 S: 5	H: 2 LOB: 2 BB: 0 P: 5	R: 0 E: 0 K: 0 S: 3	H: 0 LOB: 2 BB: 2 P: 11	R: 0 E: 0 K: 1 S: 3	H: 0 LOB: 0 BB: 0 P: 3	R: 0 E: 0 K: 1 S: 5	H: 0 LOB: 0 BB: 0 P: 5	R: 0 E: 0 K: 0 S: 2	H: 0 LOB: 0 BB: 1 P: 6	R: 1 E: 0 K: 0 S: 5	H: 2 LOB: 1 BB: 0 P: 5	R: 0 E: 0 K: 0 S: 3	H: 0 LOB: 1 BB: 1 P: 7	R: 0 E: 1 K: 0 S: 5	H: 2 LOB: 2 BB: 0 P: 5	1B: 5 2B: 1 3B: 0 HR: 0	SF: 0 SAC: 0 DP: 1 HBP: 0	WP: 0 PB: 1 SB: 0 CS: 0	PA: 36
<b>PITCHER</b> Mike Caldwell, L ERA: 3.72	IP: 9.0 WLS: W BF: 36 H: 6 R: 1 ER: 1 SO: 1 BB: 4 IBB: 0 HBP: 0 BLK: 0 WP: 0 HR: 0 S: 34 P: 50 ERA: 1.00 WHIP: 1.111																			

Oakland Athletics @ Milwaukee Brewers  
Milwaukee County Stadium, Milwaukee, WI  
Thu Jun 02 1983, 4:33 AM EDT  
Att: 16,722 - Sunny - 69 F

AB 32  
R 1  
H 6  
RBI 1  
BB 4  
SO 1  
LOB 11



Batter	1	2	3	4	5	6	7	8	9	AB	R	H	RBI	BB	SO	LOB	BOTTOM
Jim Gantner, L OBP: 0.324, SLG: 0.442	4-3		F7		G3		SH2-4			4	0	1	0	0	0	0	
Robin Yount, R OBP: 0.420, SLG: 0.575	HR 2B		F9		5-3		HR		F7	5	2	2	2	0	0	1	
Cecil Cooper, L OBP: 0.305, SLG: 0.457	2H HR			2B			2B BB			3	1	3	2	1	0	0	
Ben Oglivie, L OBP: 0.422, SLG: 0.545	G4-6-3 1B		4-3		F6		F9			4	0	1	0	0	0	3	
Roy Howell, L OBP: 0.338, SLG: 0.451 Don Money, R OBP: 0.230, SLG: 0.256	G4-6-3			SH5-3 BB			F7		1-3 2B	2	0	0	0	1	0	1	
Gorman Thomas, R OBP: 0.281, SLG: 0.320		6-3		K			K		K	4	0	0	0	0	3	3	
Paul Moltor, R OBP: 0.353, SLG: 0.414		SH1-3 3B		SH5-3					HR	3	2	3	1	0	0	0	
Charlie Moore, R OBP: 0.374, SLG: 0.443		SH1-3					5-3		F7	2	0	0	1	1	0	1	
Ned Yost, R OBP: 0.300, SLG: 0.483	F7			IBB					F7	3	1	0	0	1	0	2	
<b>Inning Stats</b>	R: 2 E: 0 K: 0 S: 5	H: 3 LOB: 0 BB: 0 P: 5	R: 1 E: 0 K: 0 S: 4	H: 1 LOB: 0 BB: 0 P: 4	R: 0 E: 0 K: 1 S: 4	H: 0 LOB: 2 BB: 2 P: 13	R: 0 E: 0 K: 1 S: 6	H: 1 LOB: 1 BB: 0 P: 6	R: 2 E: 0 K: 1 S: 7	H: 2 LOB: 2 BB: 2 P: 15	R: 1 E: 0 K: 0 S: 5	H: 2 LOB: 1 BB: 0 P: 5	1B: 3 2B: 4 3B: 1 HR: 3	SF: 0 SAC: 3 DP: 1 HBP: 0	WP: 0 PB: 0 SB: 0 CS: 0	PA: 38	
<b>PITCHER</b> Chris Codiroli, R ERA: 4.5 Tim Conroy, L ERA: 3.41 Matt Keough, R ERA: 6.62	IP: 6.1 WLS: L BF: 29 H: 8 R: 5 ER: 5 SO: 2 BB: 2 IBB: 1 HBP: 0 BLK: 0 WP: 0 HR: 2 S: 30 P: 42 ERA: 7.11 WHIP: 1.579																

Oakland Athletics @ Milwaukee Brewers  
Milwaukee County Stadium, Milwaukee, WI  
Thu Jun 02 1983, 4:33 AM EDT  
Att: 16,722 - Sunny - 69 F

AB 31  
R 6  
H 11  
RBI 6  
BB 4  
SO 3  
LOB 11





Batter	1	2	3	4	5	6	7	8	9	AB	R	H	RBI	BB	SO	LOB	TOP										
Rickey Henderson, R OBP: 0.429, SLG: 0.428 (1, 7)	1-3		F9		1-3		1B		1B	5	2	2	0	0	0	2											
Mike Davis, L OBP: 0.311, SLG: 0.353 Bill Almon, R OBP: 0.321, SLG: 0.349 (7, PH) (7, 9) (8, 6)	F8		G3			1B	1B		1B	3	1	1	0	0	0	0											
Dwayne Murphy, L OBP: 0.323, SLG: 0.331 (1, 8)	1B				K	SH1-4	SF7		1B	3	1	2	2	1	1	0											
Jeff Burroughs, R OBP: 0.331, SLG: 0.404 (1, 10)	1-3			5-3		SH1-4	1B		F3	5	0	2	2	0	0	3											
Wayne Gross, L OBP: 0.358, SLG: 0.430 (1, 5)		4-3		F8		SH1-4	2-3		1-4-3	4	0	0	0	0	0	4											
Davey Lopes, R OBP: 0.331, SLG: 0.406 (1, 4)		1B			6-3	5-3			F9	5	0	3	2	0	0	2											
Dan Meyer, L OBP: 0.277, SLG: 0.228 (1, 3)	F7				E9	1-3		SH3-4	F8	4	0	0	0	0	0	4											
Bob Kearney, R OBP: 0.320, SLG: 0.412 (1, 2)	F7						1B	F9		3	1	1	0	0	0	2											
Tony Phillips, S OBP: 0.299, SLG: 0.265 Mike Heath, R OBP: 0.375, SLG: 0.522 Garry Hancock, L OBP: 0.333, SLG: 0.323 (8, PH) (8, 9)	F7				F6		F8	K		3	0	0	0	0	0	3											
<b>Inning Stats</b>	R: 0 E: 0 K: 0 S: 4	H: 1 LOB: 1 BB: 0 P: 4	R: 0 E: 0 K: 0 S: 4	H: 1 LOB: 1 BB: 0 P: 4	R: 0 E: 0 K: 0 S: 3	H: 0 LOB: 0 BB: 0 P: 3	R: 0 E: 0 K: 1 S: 5	H: 0 LOB: 0 BB: 0 P: 5	R: 0 E: 1 K: 0 S: 5	H: 1 LOB: 2 BB: 0 P: 5	R: 1 E: 0 K: 0 S: 5	H: 2 LOB: 2 BB: 1 P: 9	R: 2 E: 0 K: 0 S: 5	H: 2 LOB: 2 BB: 1 P: 10	R: 0 E: 0 K: 1 S: 6	H: 1 LOB: 1 BB: 0 P: 6	R: 3 E: 0 K: 0 S: 7	H: 4 LOB: 1 BB: 0 P: 7	1B: 10 2B: 2 3B: 0 HR: 0	SF: 1 SAC: 2 DP: 0 HBP: 1	WP: 1 PB: 0 SB: 1 CS: 0	PA: 43					
<b>PITCHER</b>	IP	WLS	BF	H	R	ER	SO	BB	IBB	HBP	BLK	WP	HR	S	P	ERA	WHIP										
Lary Sorensen, R ERA: 4.11 (1, 1)	6.1		28	6	3	3	1	1	0	1	0	1	0	28	33	4.26	1.105										
Rick Waits, L ERA: 4.59 (7, 1)	1.2	L	11	5	3	3	1	1	0	0	0	0	0	12	16	16.20	3.600										
Dan Spillner, R ERA: 5.56 (9, 1)	1.0		4	1	0	0	0	0	0	0	0	0	0	4	4	0.00	1.000										

Oakland Athletics @ Cleveland Indians  
Cleveland Municipal Stadium, Cleveland, OH

AB 37  
R 6  
H 12  
RBI 6  
BB 2  
SO 2  
LOB 21



Sat Jun 04 1983, 7:05 PM EDT  
Att: 9,014 - Cloudy - 62 F

Batter	1	2	3	4	5	6	7	8	9	AB	R	H	RBI	BB	SO	LOB	BOTTOM										
Miguel Dilone, S OBP: 0.432, SLG: 0.417 (1, 7)	6-3	5-3		BB			F3		5-3	4	0	0	0	1	0	1											
Manny Trillo, R OBP: 0.360, SLG: 0.327 (1, 4)	F8	1B	E5	K			K		K	4	1	0	0	1	3	1											
Mike Hargrove, L OBP: 0.361, SLG: 0.398 (1, 3)	F8	1B	4-3	F8			1B			4	0	2	0	0	0	2											
Andre Thornton, R OBP: 0.449, SLG: 0.491 (1, 10)	F8		4-3	1B	5-3		F4			4	1	1	1	0	0	3											
Toby Harrah, R OBP: 0.339, SLG: 0.299 (1, 5)	K		4-3	1B	6-3			1B	PB	3	0	1	0	1	1	2											
Julio Franco, R OBP: 0.305, SLG: 0.387 (1, 6)		CS	4-3	1B	F8			G4-3-6	1B	3	0	2	0	1	0	0											
Alan Bannister, R OBP: 0.309, SLG: 0.355 (1, 9)		1B	SF8		F8			G4-3-6		2	1	0	1	1	0	2											
Rick Manning, L OBP: 0.318, SLG: 0.324 (1, 8)		1B	F7		G3			K		4	0	1	0	0	1	3											
Chris Bando, S OBP: 0.338, SLG: 0.298 Ron Hassey, L OBP: 0.340, SLG: 0.304 (8, 2)	SF8				F9		F7		F1	2	0	0	1	0	0	0											
<b>Inning Stats</b>	R: 0 E: 0 K: 1 S: 6	H: 1 LOB: 2 BB: 1 P: 10	R: 0 E: 0 K: 0 S: 3	H: 1 LOB: 1 BB: 2 P: 11	R: 2 E: 1 K: 0 S: 6	H: 2 LOB: 2 BB: 1 P: 10	R: 0 E: 0 K: 1 S: 5	H: 0 LOB: 0 BB: 1 P: 9	R: 0 E: 0 K: 0 S: 3	H: 0 LOB: 0 BB: 0 P: 3	R: 0 E: 0 K: 1 S: 6	H: 1 LOB: 1 BB: 0 P: 6	R: 0 E: 0 K: 1 S: 6	H: 2 LOB: 1 BB: 0 P: 6	R: 0 E: 0 K: 1 S: 5	H: 0 LOB: 0 BB: 0 P: 5	1B: 7 2B: 0 3B: 0 HR: 0	SF: 2 SAC: 0 DP: 1 HBP: 0	WP: 0 PB: 1 SB: 0 CS: 1	PA: 38							
<b>PITCHER</b>	IP	WLS	BF	H	R	ER	SO	BB	IBB	HBP	BLK	WP	HR	S	P	ERA	WHIP										
Bill Krueger, L ERA: 3.72 (1, 1)	7.0		32	6	3	1	3	5	0	0	0	0	0	33	53	1.29	1.571										
Steve Baker, R ERA: 2.05 (8, 1)	0.2		2	1	0	0	0	0	0	0	0	0	0	2	2	0.00	1.500										
Tom Burgmeier, L ERA: 2.11 (8, 1)	1.1	W	4	0	0	0	2	0	0	0	0	0	0	8	8	0.00	0.000										

Oakland Athletics @ Cleveland Indians  
Cleveland Municipal Stadium, Cleveland, OH

AB 31  
R 3  
H 7  
RBI 3  
BB 5  
SO 5  
LOB 14



Sat Jun 04 1983, 7:05 PM EDT  
Att: 9,014 - Cloudy - 62 F



Batter	1	2	3	4	5	6	7	8	9	AB	R	H	RBI	BB	SO	LOB	TOP								
Rickey Henderson, R OBP: 0.428, SLG: 0.425 (1, 7) (4, 8)	0-3 K		0-0 F8			0-0 G1-6-3 1B		0-0 F7	0-0 1B SF8 1B	5	1	2	1	0	1	2									
Mike Davis, L OBP: 0.308, SLG: 0.349 (1, 9) X	0-0 F7			0-0 G4-6-3 1B		0-0 G1-6-3 1B		0-0 5-3	0-3 K	5	0	1	0	0	1	6									
Dwayne Murphy, L OBP: 0.320, SLG: 0.327 Garry Hancock, L OBP: 0.361, SLG: 0.382 (1, 8) (4, 7)	0-3 K			0-0 G4-6-3 1-2		0-0 F7			1B 2B	2	0	0	0	0	1	1									
Jeff Burroughs, R OBP: 0.330, SLG: 0.400 Luis Quinones, S OBP: 0.125, SLG: 0.267 (1, 10) (9, PR)		0-0 4-3		0-0 E6			0-0 5-3		1B 2B SF8 1B	4	0	1	1	0	0	0									
Wayne Gross, L OBP: 0.367, SLG: 0.427 (1, 5) (9, 3)		4-0 CS BB		0-0 G1			0-0 1B		1B 2B BB F9	3	1	1	0	2	0	2									
Davey Lopes, R OBP: 0.330, SLG: 0.402 (1, 4)	0-3 K				0-0 F8		0-0 F5		0-0 1B 2B 1B	4	1	1	0	0	1	2									
Dan Meyer, L OBP: 0.265, SLG: 0.217 Bill Almon, R OBP: 0.326, SLG: 0.354 (1, 3) (9, PH) (9, 5)			0-0 F8		0-0 F9		0-0 F9		0-0 2B 1B 1B	3	0	0	0	0	0	1									
Mike Heath, R OBP: 0.393, SLG: 0.556 (1, 2)			0-0 1B		0-3 K			0-0 F7	0-0 1B 1B 2B	4	1	2	2	0	1	0									
Tony Phillips, S OBP: 0.310, SLG: 0.264 (1, 6)			0-0 F8			4-0 C1-6-3 1B BB			4-0 1B BB	1	1	0	0	3	0	1									
<b>Inning Stats</b>	R: 0 E: 0 K: 2 S: 7	H: 0 LOB: 0 BB: 7 P: 7	R: 0 E: 0 K: 1 S: 4	H: 0 LOB: 0 BB: 1 P: 8	R: 0 E: 0 K: 0 S: 4	H: 1 LOB: 1 BB: 0 P: 4	R: 0 E: 1 K: 0 S: 4	H: 1 LOB: 1 BB: 0 P: 4	R: 0 E: 0 K: 1 S: 5	H: 0 LOB: 0 BB: 0 P: 5	R: 0 E: 0 K: 0 S: 3	H: 1 LOB: 1 BB: 0 P: 7	R: 0 E: 0 K: 0 S: 4	H: 1 LOB: 1 BB: 0 P: 4	R: 0 E: 0 K: 0 S: 3	H: 0 LOB: 1 BB: 1 P: 7	R: 8 E: 0 K: 1 S: 12	H: 7 LOB: 1 BB: 2 P: 20	1B: 9 2B: 2 3B: 0 HR: 0	SF: 1 SAC: 0 DP: 2 HBP: 0	WP: 1 PB: 0 SB: 0 CS: 1	PA: 41			
<b>PITCHER</b>	IP	WLS	BF	H	R	ER	SO	BB	IBB	HBP	BLK	WP	HR	S	P	ERA	WHIP								
Juan Eichelberger, R ERA: 3.11 Neal Heaton, L ERA: 2.35 Dan Spilner, R ERA: 5.66	(1, 1) (9, 1) (9, 1)	8.0 0.0 1.0	32 L 4 5	6 3 2	3 1 4	3 1 4	0 0 1	4 1 0	0 0 0	0 0 0	0 0 0	1 0 0	0 0 7	36 3 7	52 7 7	3.38 ∞ 36.00	1.250 ∞ 2.000								

Oakland Athletics @ Cleveland Indians  
Cleveland Municipal Stadium, Cleveland, OH  
Sun Jun 05 1983, 3:33 AM EDT  
Sunny - 66 F

livebaseballscores.com

AB 35  
R 8  
H 11  
RBI 8  
BB 5  
SO 5  
LOB 16



Batter	1	2	3	4	5	6	7	8	9	AB	R	H	RBI	BB	SO	LOB	BOTTOM								
Alan Bannister, R OBP: 0.305, SLG: 0.348 (1, 7) S	0-3 K		0-0 F7		0-0 F7 5-3 1B		0-0 1-3		0-0 F8	5	0	1	0	0	1	0									
Manny Trillo, R OBP: 0.358, SLG: 0.325 (1, 4) X	0-0 F6		0-0 1B SF7 1B		0-0 5-3 1-2		0-0 F4			4	1	1	0	0	0	1									
Mike Hargrove, L OBP: 0.389, SLG: 0.402 (1, 3) X	0-0 F7		0-0 1-3 SF7 1B		4-0 F7 BB			0-0 FC5-4 BB 1B		3	0	2	0	1	0	0									
Andre Thornton, R OBP: 0.445, SLG: 0.494 (1, 10)		0-0 1B 2B	0-0 SF7		0-0 F7 1-2 2-3		0-0 F2		0-0 F2	3	1	1	1	0	0	3									
Toby Harrah, R OBP: 0.336, SLG: 0.290 (1, 5)		0-0 G3	0-0 F8		0-0 F5			4-0 FC5-4 BB		3	0	0	0	1	0	4									
Broderick Perkins, L OBP: 0.321, SLG: 0.352 George Vukovich, L OBP: 0.219, SLG: 0.253 (1, 9) (9, 9)		0-0 1B 2H 1B		0-3 K		0-0 4-3		0-0 FC5-4 BB	0-0 1-2 2-3	4	0	1	1	0	1	2									
Julio Franco, R OBP: 0.299, SLG: 0.379 (1, 6)		0-0 F9		0-0 6-3		0-0 F6		0-0 4-3		4	0	0	0	0	0	3									
Rick Manning, L OBP: 0.317, SLG: 0.323 (1, 8)		0-0 1-3 1B		0-0 4-3		0-0 F7			0-0 F7	4	0	1	0	0	0	0									
Chris Bando, S OBP: 0.333, SLG: 0.344 (1, 2)		0-0 F9			0-0 HR		0-3 K		0-0 F8	4	1	1	1	0	1	2									
<b>Inning Stats</b>	R: 0 E: 0 K: 1 S: 5	H: 0 LOB: 0 BB: 0 P: 5	R: 1 E: 0 K: 0 S: 6	H: 3 LOB: 2 BB: 0 P: 6	R: 1 E: 0 K: 0 S: 5	H: 2 LOB: 1 BB: 0 P: 5	R: 0 E: 0 K: 1 S: 5	H: 0 LOB: 0 BB: 0 P: 5	R: 1 E: 0 K: 0 S: 5	H: 2 LOB: 2 BB: 1 P: 9	R: 0 E: 0 K: 0 S: 3	H: 0 LOB: 0 BB: 0 P: 3	R: 0 E: 0 K: 1 S: 5	H: 0 LOB: 0 BB: 0 P: 5	R: 0 E: 0 K: 0 S: 4	H: 1 LOB: 2 BB: 1 P: 8	R: 0 E: 0 K: 0 S: 3	H: 0 LOB: 0 BB: 0 P: 3	1B: 6 2B: 1 3B: 0 HR: 1	SF: 1 SAC: 0 DP: 0 HBP: 0	WP: 0 PB: 0 SB: 0 CS: 0	PA: 37			
<b>PITCHER</b>	IP	WLS	BF	H	R	ER	SO	BB	IBB	HBP	BLK	WP	HR	S	P	ERA	WHIP								
Tom Underwood, L ERA: 4.6 Matt Keough, R ERA: 5.97 Dave Beard, R ERA: 5.17	(1, 1) (5, 1) (9, 1)	4.1 3.2 1.0	21 W 13 3	7 1 0	3 0 0	3 0 0	2 1 0	0 1 0	0 0 0	0 0 0	0 0 0	0 0 0	0 0 3	24 14 3	28 18 3	6.23 0.00 0.000	1.846 0.545 0.000								

Oakland Athletics @ Cleveland Indians  
Cleveland Municipal Stadium, Cleveland, OH  
Sun Jun 05 1983, 3:33 AM EDT  
Sunny - 66 F

livebaseballscores.com

AB 34  
R 3  
H 8  
RBI 3  
BB 2  
SO 3  
LOB 15





Batter	1	2	3	4	5	6	7	8	9	AB	R	H	RBI	BB	SO	LOB	TOP					
Rickey Henderson, R OBP: 0.427, SLG: 0.442	(1, 8) X 6-3		(1, 8) X F9			(1, 8) X 1B 1B			(1, 8) X 6-3	5	2	2	3	0	0	0	<b>Oakland Athletics @ Cleveland Indians</b> Cleveland Municipal Stadium, Cleveland, OH Sun Jun 05 1983, 3:38 AM EDT Att: 14,048 - Unknown					
Mike Davis, L OBP: 0.320, SLG: 0.361	(1, 9) X CS 1B			(1, 9) X HR 1B	(1, 9) X 1B	(1, 9) X F6			(1, 9) X G4-3 1B	5	1	4	2	0	0							
Bill Almon, R OBP: 0.322, SLG: 0.356	(1, 6) X F8			(1, 6) X 1-6-3 1B	(1, 6) X F8			(1, 6) X WP SF8 2B	(1, 6) X G4-3	5	1	1	0	0	4							
Wayne Gross, L OBP: 0.374, SLG: 0.455	(1, 5)	(1, 5) B G4-6-3 BB		(1, 5) X HR	(1, 5) X F7			(1, 5) X SF8		2	1	1	2	1	0	1						
Davey Lopes, R OBP: 0.326, SLG: 0.402	(5, 4)	(5, 4) B BB		(5, 4) X HR				(5, 4) X 2H		0	0	0	1	0	0	0						
Bob Kearney, R OBP: 0.331, SLG: 0.420	(1, 2)	(1, 2) B G4-6-3 BB		(1, 2) X BB				(1, 2) X K		2	1	1	0	2	1	0						
Dan Meyer, L OBP: 0.250, SLG: 0.203	(1, 3)	(1, 3) X G4-6-3		(1, 3) X F7	(1, 3) X G3			(1, 3) X 3-1		4	0	0	0	0	4							
Garry Hancock, L OBP: 0.325, SLG: 0.342	(1, 7)	(1, 7) X K		(1, 7) X F7	(1, 7) X 4-3			(1, 7) X 4-3		4	0	0	0	0	1	3						
Tony Phillips, S OBP: 0.309, SLG: 0.263	(1, 4) X (5, 6)		(1, 4) X K		(1, 4) X F7	(1, 4) X 1B HR 1B			(1, 4) X 4-3	4	1	1	1	0	1	0						
Luis Quinones, S OBP: 0.200, SLG: 0.316	(1, 10) X		(1, 10) X F7		(1, 10) X 1B 1B	(1, 10) X 1B HR 1B			(1, 10) X F9	4	2	2	0	0	0	0						
<b>Inning Stats</b>	R: 0 E: 0 K: 0 S: 3	H: 1 LOB: 0 BB: 0 P: 3	R: 0 E: 0 K: 1 S: 4	H: 0 LOB: 1 BB: 2 P: 12	R: 0 E: 0 K: 1 S: 5	H: 0 LOB: 0 BB: 0 P: 5	R: 2 E: 0 K: 0 S: 5	H: 2 LOB: 1 BB: 1 P: 9	R: 2 E: 0 K: 0 S: 6	H: 3 LOB: 1 BB: 0 P: 6	R: 4 E: 0 K: 0 S: 7	H: 4 LOB: 0 BB: 0 P: 7	R: 1 E: 0 K: 1 S: 6	H: 1 LOB: 0 BB: 0 P: 6	R: 0 E: 0 K: 0 S: 3	H: 0 LOB: 0 BB: 0 P: 3	R: 0 E: 0 K: 0 S: 3	H: 1 LOB: 0 BB: 0 P: 3	1B: 8 2B: 2 3B: 0 HR: 2	SF: 1 SAC: 0 DP: 2 HBP: 0	WP: 1 PB: 0 SB: 1 CS: 1	PA: 39
<b>PITCHER</b>	IP WLS BF H R ER SO BB IBB HBP BLK WP HR S P ERA WHIP	IP WLS BF H R ER SO BB IBB HBP BLK WP HR S P ERA WHIP																				
Len Barker, R ERA: 5.35	(1, 1)	5.2 L 26 8 6 6 2 3 0 0 0 0 1 1 27 39 9.53 1.941																				
Bud Anderson, R ERA: 6.75	(6, 1)	3.1 13 4 3 3 1 0 0 0 0 1 1 15 15 8.10 1.200																				

Batter	1	2	3	4	5	6	7	8	9	AB	R	H	RBI	BB	SO	LOB	BOTTOM			
Miguel Dilone, S OBP: 0.438, SLG: 0.410	(1, 7) X CS 1B		(1, 7) X F6			(1, 7) X F6			(1, 7) X 1B BB	3	1	1	0	1	0	1	<b>Oakland Athletics @ Cleveland Indians</b> Cleveland Municipal Stadium, Cleveland, OH Sun Jun 05 1983, 3:38 AM EDT Att: 14,048 - Unknown			
Manny Trillo, R OBP: 0.355, SLG: 0.319	(1, 4) B G4-6-3 BB		(1, 4) X K			(1, 4) X F8			(1, 4) X F3	3	0	0	0	1	1	3				
Mike Hargrove, L OBP: 0.391, SLG: 0.410	(1, 3) X G4-6-3		(1, 3) X F7			(1, 3) X 2B			(1, 3) X 1B 1B 1B	4	0	2	1	0	0	2				
Andre Thornton, R OBP: 0.446, SLG: 0.494	(1, 10) X BB 1B		(1, 10) X 5-3			(1, 10) X F3			(1, 10) X 1B 1B	4	0	2	1	0	0	1				
Toby Harrah, R OBP: 0.333, SLG: 0.288	(1, 5) X F5		(1, 5) X 4-3			(1, 5) X F9			(1, 5) X G6-4-3 1B	4	0	1	0	0	0	1				
Bake McBride, L OBP: 0.333, SLG: 0.346	(1, 9) B BB		(1, 9) X F8			(1, 9) X 1B			(1, 9) X G6-4-3	3	0	1	0	1	0	3				
Rick Manning, L OBP: 0.319, SLG: 0.325	(1, 8) X F6		(1, 8) X F6			(1, 8) X G1-6-3 1B			(1, 8) X 6-3	2	0	1	0	0	0	2				
Alan Bannister, R OBP: 0.308, SLG: 0.345	(7, 8) X F6		(7, 8) X F6			(7, 8) X BB			(7, 8) X 6-3	1	0	0	0	1	0	0				
Mike Fischlin, R OBP: 0.286, SLG: 0.318	(1, 6) X F8		(1, 6) X F8			(1, 6) X K			(1, 6) X 6-3	4	0	0	0	0	1	4				
Ron Hassey, L OBP: 0.346, SLG: 0.305	(1, 2) X BB		(1, 2) X G1-6-3			(1, 2) X BB 1B			(1, 2) X F8	3	1	1	0	1	0	1				
<b>Inning Stats</b>	R: 0 E: 0 K: 0 S: 2	H: 1 LOB: 1 BB: 1 P: 6	R: 0 E: 0 K: 0 S: 4	H: 1 LOB: 2 BB: 1 P: 8	R: 0 E: 0 K: 1 S: 5	H: 0 LOB: 1 BB: 1 P: 9	R: 0 E: 0 K: 0 S: 3	H: 0 LOB: 0 BB: 0 P: 3	R: 0 E: 0 K: 0 S: 4	H: 1 LOB: 1 BB: 0 P: 4	R: 0 E: 0 K: 1 S: 5	H: 1 LOB: 1 BB: 1 P: 9	R: 2 E: 0 K: 0 S: 6	H: 4 LOB: 2 BB: 1 P: 10	R: 0 E: 0 K: 0 S: 3	H: 0 LOB: 0 BB: 0 P: 3	1B: 8 2B: 1 3B: 0 HR: 0	SF: 0 SAC: 0 DP: 3 HBP: 0	WP: 0 PB: 0 SB: 0 CS: 1	PA: 36
<b>PITCHER</b>	IP WLS BF H R ER SO BB IBB HBP BLK WP HR S P ERA WHIP	IP WLS BF H R ER SO BB IBB HBP BLK WP HR S P ERA WHIP																		
Steve McCatty, R ERA: 2.36	(1, 1)	6.0 W 22 4 0 0 0 3 0 0 0 0 0 0 21 33 0.00 1.167																		
Tim Conroy, L ERA: 3.62	(7, 1)	1.1 9 4 2 2 1 2 0 0 0 0 0 0 9 17 13.50 4.500																		
Steve Baker, R ERA: 1.95	(8, 1)	1.2 5 1 0 0 0 0 0 0 0 0 0 0 5 5 0.00 0.600																		



Batter	1	2	3	4	5	6	7	8	9	AB	R	H	RBI	BB	SO	LOB	TOP										
Damaso Garcia, R OBP: 0.280, SLG: 0.324	0-3 K		0-3 K2-3		0-0 F9		0-3 K		0-0 4-3	5	0	0	0	0	3	0	<b>Toronto Blue Jays @ Oakland Athletics</b> Oakland-Alameda County Coliseum, Oakland, CA Tue Jun 07 1983, 7:05 PM PDT Att: 8,353 - Unknown <a href="http://livebaseballscores.com">livebaseballscores.com</a>										
Rance Mulliniks, L OBP: 0.392, SLG: 0.486 Garth Iorg, R OBP: 0.310, SLG: 0.327	0-0 6-3		0-3 K		4-0 BB 1B BB		0-0 1-3			1	0	0	0	0	0	0											
Willie Upshaw, L OBP: 0.369, SLG: 0.523	0-0 HR		4-0 BB		0-0 BB 1-2 1B			0-0 HR 1B		3	2	3	1	1	0	0											
Cliff Johnson, R OBP: 0.396, SLG: 0.587	0-0 6-3		0-3 K		4-0 1-2 2-3 BB			0-0 F9		3	0	0	0	1	1	2											
Lloyd Moseby, L OBP: 0.358, SLG: 0.524		1-0 5-3 HBP		0-0 6-3		0-0 3-1		0-0 HR		3	1	1	2	0	0	3											
Barry Bonnell, R OBP: 0.350, SLG: 0.355		4-0 5-3 BB		0-0 5-3		0-3 K		0-0 E6 G6-4-3		3	0	0	0	1	1	0											
Ernie Whitt, L OBP: 0.314, SLG: 0.380		0-0 F3		4-0 BB		4-0 G4-3 BB		0-0 G6-4-3		2	0	0	0	2	0	3											
Jesse Barfield, R OBP: 0.246, SLG: 0.409		0-0 5-3		0-3 K		0-0 G4-3		0-0 4-3		4	0	0	0	0	1	4											
Alfredo Griffin, S OBP: 0.253, SLG: 0.339 Jorge Orta, L OBP: 0.237, SLG: 0.319		0-0 F8		0-0 F8		0-0 F8		0-0 F7		3	0	0	0	0	0	2											
										1	0	0	0	0	0	0											
<b>Inning Stats</b>	R: 1 E: 0 K: 1 S: 6	H: 1 LOB: 0 BB: 0 P: 6	R: 0 E: 0 K: 0 S: 3	H: 0 LOB: 2 BB: 1 P: 8	R: 0 E: 0 K: 3 S: 9	H: 0 LOB: 1 BB: 1 P: 13	R: 0 E: 0 K: 1 S: 5	H: 1 LOB: 3 BB: 2 P: 12	R: 0 E: 0 K: 1 S: 4	H: 0 LOB: 0 BB: 1 P: 8	R: 0 E: 0 K: 1 S: 5	H: 0 LOB: 0 BB: 0 P: 5	R: 2 E: 1 K: 0 S: 5	H: 2 LOB: 0 BB: 0 P: 5	R: 0 E: 0 K: 0 S: 3	H: 0 LOB: 0 BB: 0 P: 3	1B: 2 2B: 0 3B: 0 HR: 2	SF: 0 SAC: 0 DP: 2 HBP: 1	WP: 0 PB: 0 SB: 1 CS: 0	PA: 37							
<b>PITCHER</b>	IP	WLS	BF	H	R	ER	SO	BB	IBB	HBP	BLK	WP	HR	S	P	ERA	WHIP										
Mike Norris, R ERA: 3.72	(1, 1)	2.0	9	1	1	1	1	1	0	1	0	0	1	9	14	4.50	1.000										
Tim Conroy, L ERA: 3.75	(3, 1)	5.1	W	23	3	2	2	6	5	0	0	0	1	30	50	3.38	1.500										
Steve Baker, R ERA: 1.85	(8, 1)	1.2	S	5	0	0	0	0	0	0	0	0	0	5	5	0.00	0.000										

Batter	1	2	3	4	5	6	7	8	9	AB	R	H	RBI	BB	SO	LOB	BOTTOM										
Rickey Henderson, R OBP: 0.424, SLG: 0.435	0-0 L3		0-0 G3		4-0 BLK SH1-3 S BB		0-3 K			3	1	0	0	1	1	2	<b>Toronto Blue Jays @ Oakland Athletics</b> Oakland-Alameda County Coliseum, Oakland, CA Tue Jun 07 1983, 7:05 PM PDT Att: 8,353 - Unknown <a href="http://livebaseballscores.com">livebaseballscores.com</a>										
Mike Davis, L OBP: 0.325, SLG: 0.365	0-3 K		0-0 4-3 1B		0-0 SH1-3 1-H		0-0 CS 1B			3	1	2	3	0	1	0											
Dwayne Murphy, L OBP: 0.323, SLG: 0.323	0-0 6-3		0-0 4-3		4-0 BB 1B BB		4-0 1-2 BB			2	0	0	0	2	0	1											
Jeff Burroughs, R OBP: 0.333, SLG: 0.402		0-0 F3		0-0 1B		0-0 FC5 1B		0-0 1-3		4	0	2	1	0	0	1											
Wayne Gross, L OBP: 0.370, SLG: 0.443		0-0 6-3		0-0 F9		4-0 1-2 2-3 BB		0-0 G3		3	0	0	0	1	0	1											
Davey Lopes, R OBP: 0.332, SLG: 0.419		0-0 HR		4-0 G4-3 BB		0-0 FC5		0-0 6-3		3	1	1	1	1	0	3											
Dan Meyer, L OBP: 0.237, SLG: 0.191		0-0 3-1		0-0 G4-3		0-0 4-3		0-0 F9		4	0	0	0	0	0	1											
Mike Heath, R OBP: 0.387, SLG: 0.533			0-0 G3 1B 1B		0-3 K		0-0 4-3			3	1	1	0	0	1	0											
Tony Phillips, S OBP: 0.309, SLG: 0.265			0-0 G3 1B 1B		0-3 K		0-3 K			3	1	1	0	0	2	0											
<b>Inning Stats</b>	R: 0 E: 0 K: 1 S: 5	H: 0 LOB: 0 BB: 0 P: 5	R: 1 E: 0 K: 0 S: 4	H: 1 LOB: 0 BB: 0 P: 4	R: 3 E: 0 K: 0 S: 7	H: 4 LOB: 1 BB: 0 P: 7	R: 0 E: 0 K: 1 S: 4	H: 0 LOB: 0 BB: 1 P: 8	R: 1 E: 0 K: 1 S: 6	H: 1 LOB: 3 BB: 3 P: 18	R: 0 E: 0 K: 1 S: 5	H: 0 LOB: 0 BB: 0 P: 5	R: 0 E: 0 K: 1 S: 5	H: 1 LOB: 1 BB: 1 P: 9	R: 0 E: 0 K: 0 S: 3	H: 0 LOB: 0 BB: 0 P: 3	1B: 6 2B: 0 3B: 0 HR: 1	SF: 0 SAC: 1 DP: 1 HBP: 0	WP: 0 PB: 0 SB: 1 CS: 1	PA: 34							
<b>PITCHER</b>	IP	WLS	BF	H	R	ER	SO	BB	IBB	HBP	BLK	WP	HR	S	P	ERA	WHIP										
Jim Gott, R ERA: 5.34	(1, 1)	4.1	L	19	5	5	3	5	0	0	0	0	0	23	31	10.38	1.615										
Stan Clarke, L ERA: 3.57	(5, 1)	0.1		4	1	0	0	0	2	0	0	1	0	2	10	0.00	9.000										
Jim Acker, R ERA: 3.57	(5, 1)	1.1		4	0	0	0	1	0	0	0	0	0	6	6	0.00	0.000										
Roy Lee Jackson, R ERA: 4.58	(7, 1)	1.0		4	1	0	0	1	1	0	0	0	0	5	9	0.00	2.000										
Randy Moffitt, R ERA: 1.89	(8, 1)	1.0		3	0	0	0	0	0	0	0	0	0	3	3	0.00	0.000										



Batter	1	2	3	4	5	6	7	8	9	AB	R	H	RBI	BB	SO	LOB	TOP										
Rance Mulliniks, L (1, 5) OBP: 0.395, SLG: 0.482 Mickey Klutts, R (8, PH) OBP: 0.261, SLG: 0.364 (8, 5)	0-0 G3	0-0 1B		0-0 4-3			4-0 FC5-4 IBB	0-0 1B		3	0	1	1	1	0	1											
Garth Iorg, R (1, 4) OBP: 0.297, SLG: 0.313	0-0 F9	0-3 K			0-0 G3		0-0 FC5-4 S	0-0 5-3		5	0	0	0	0	1	7											
Willie Upshaw, L (1, 3) OBP: 0.370, SLG: 0.519	0-0 2B 1B		0-0 3-1		0-0 4-3		0-3 K		0-0 2B 1B	5	2	2	0	0	1	2											
Cliff Johnson, R (1, 10) OBP: 0.396, SLG: 0.595 Jorge Orta, L (9, PR) OBP: 0.237, SLG: 0.319	0-0 1H 2B		0-3 F5		0-3 K			0-3 K	0-0 1H 2B	5	0	2	2	0	2	0											
Lloyd Moseby, L (1, 8) OBP: 0.359, SLG: 0.533	0-0 3-1		0-0 2B		0-0 G3			0-0 1B 2B	0-0 F7	5	1	2	0	0	0	2											
Ernie Whitt, L (1, 2) OBP: 0.314, SLG: 0.374 Buck Martinez, R (8, PH) OBP: 0.366, SLG: 0.492 (8, 2)		4-0 1B BB	0-0 F7		0-0 F9			0-0 5-3	0-0 F7	2	0	0	0	1	0	1											
Hosken Powell, L (1, 9) OBP: 0.230, SLG: 0.246 Jesse Barfield, R (8, PH) OBP: 0.250, SLG: 0.410 (8, 9)		0-0 1B 1B	0-0 F3		0-0 F7			0-0 1B 1B	0-0 F9	3	1	1	0	0	0	0											
Barry Bonnell, R (1, 7) OBP: 0.354, SLG: 0.368		0-0 F7	0-0 F8				0-0 FC5-4 2B	0-0 1B 1B		4	0	2	1	0	0	1											
Alfredo Griffin, S (1, 6) OBP: 0.264, SLG: 0.345		4-0 1B BB	0-0 1B		0-0 F3		0-0 F3	0-0 1B		3	0	2	0	1	0	1											
<b>Inning Stats</b>	R: 1 E: 0 K: 0 S: 5	H: 2 LOB: 1 BB: 0 P: 5	R: 1 E: 0 K: 1 S: 6	H: 2 LOB: 2 BB: 2 P: 14	R: 0 E: 0 K: 0 S: 4	H: 1 LOB: 1 BB: 0 P: 4	R: 0 E: 0 K: 0 S: 4	H: 1 LOB: 0 BB: 0 P: 4	R: 0 E: 0 K: 1 S: 5	H: 0 LOB: 0 BB: 0 P: 3	R: 0 E: 0 K: 1 S: 6	H: 1 LOB: 2 BB: 1 P: 10	R: 2 E: 0 K: 1 S: 10	H: 5 LOB: 3 BB: 0 P: 10	R: 1 E: 0 K: 0 S: 5	H: 2 LOB: 1 BB: 0 P: 5	1B: 9 2B: 5 3B: 0 HR: 0	SF: 0 SAC: 0 DP: 0 HBP: 0	WP: 0 PB: 0 SB: 1 CS: 0	PA: 43							
<b>PITCHER</b>	IP	WLS	BF	H	R	ER	SO	BB	IBB	HBP	BLK	WP	HR	S	P	ERA	WHIP										
Chris Codiroli, R (1, 1) ERA: 4.33	6.2	L	29	7	2	2	2	2	1	0	0	0	0	30	42	2.70	1.350										
Tom Burgmeier, L (7, 1) ERA: 2.72	1.1		10	6	3	3	2	0	0	0	0	0	0	14	14	20.25	4.500										
Matt Keough, R (9, 1) ERA: 5.82	1.0		4	1	0	0	0	0	0	0	0	0	0	4	4	0.00	1.000										

Toronto Blue Jays @ Oakland Athletics  
Oakland-Alameda County Coliseum, Oakland, CA  
Wed Jun 08 1983, 3:33 AM PDT  
Att: 11,229 - Sunny

AB 40  
R 5  
H 14  
RBI 5  
BB 3  
SO 4  
LOB 18



Batter	1	2	3	4	5	6	7	8	9	AB	R	H	RBI	BB	SO	LOB	BOTTOM										
Rickey Henderson, R (1, 7) OBP: 0.421, SLG: 0.427	0-0 F6		0-0 L4-3			1-0 CS HBP		0-3 K		3	0	0	0	0	1	1											
Mike Davis, L (1, 9) OBP: 0.324, SLG: 0.360	0-0 G3			0-3 K		0-0 6-3		BB		3	0	0	0	1	1	1											
Dwayne Murphy, L (1, 8) OBP: 0.322, SLG: 0.318	0-0 F9			0-0 G3			4-0 BLK G3 1B BB	0-3 K		3	1	0	0	1	1	1											
Jeff Burroughs, R (1, 10) OBP: 0.326, SLG: 0.393		0-3 K		0-0 6-3			0-3 K		0-0 5-3	4	0	0	0	0	2	1											
Wayne Gross, L (1, 5) OBP: 0.374, SLG: 0.436		4-0 BB			0-0 F9		0-0 G3		4-0 BB	2	0	0	0	2	0	1											
Bill Almon, R (1, 6) OBP: 0.327, SLG: 0.360		0-0 F7			0-0 1B		0-0 S 1B		0-0 E8 BB	4	0	2	1	0	0	2											
Dan Meyer, L (1, 3) OBP: 0.225, SLG: 0.181		0-0 1-3			0-0 F8		0-0 3-1		0-0 F8	4	0	0	0	0	0	5											
Bob Kearney, R (1, 2) OBP: 0.329, SLG: 0.437			0-3 K		0-0 F9			0-0 HR	0-0 F5	4	1	1	1	0	1	3											
Tony Phillips, S (1, 4) OBP: 0.309, SLG: 0.266			0-0 L4-3 1B			0-0 F1		0-3 K		3	0	1	0	0	1	0											
<b>Inning Stats</b>	R: 0 E: 0 K: 0 S: 3	H: 0 LOB: 0 BB: 0 P: 3	R: 0 E: 0 K: 1 S: 5	H: 0 LOB: 1 BB: 1 P: 9	R: 0 E: 0 K: 1 S: 5	H: 1 LOB: 0 BB: 0 P: 5	R: 0 E: 0 K: 1 S: 5	H: 0 LOB: 0 BB: 0 P: 5	R: 0 E: 0 K: 0 S: 2	H: 0 LOB: 0 BB: 0 P: 3	R: 1 E: 0 K: 1 S: 6	H: 1 LOB: 1 BB: 1 P: 10	R: 1 E: 0 K: 3 S: 10	H: 1 LOB: 1 BB: 1 P: 14	R: 0 E: 1 K: 0 S: 4	H: 0 LOB: 2 BB: 1 P: 8	1B: 3 2B: 1 3B: 0 HR: 1	SF: 0 SAC: 0 DP: 1 HBP: 1	WP: 0 PB: 0 SB: 1 CS: 1	PA: 35							
<b>PITCHER</b>	IP	WLS	BF	H	R	ER	SO	BB	IBB	HBP	BLK	WP	HR	S	P	ERA	WHIP										
Dave Stieb, R (1, 1) ERA: 2.1	7.0	W	26	4	2	2	4	2	0	1	1	0	0	31	40	2.57	0.857										
Joey McLaughlin, R (8, 1) ERA: 2.1	2.0	S	9	0	0	0	3	2	0	0	0	0	0	13	21	0.00	1.000										

Toronto Blue Jays @ Oakland Athletics  
Oakland-Alameda County Coliseum, Oakland, CA  
Wed Jun 08 1983, 3:33 AM PDT  
Att: 11,229 - Sunny

AB 30  
R 2  
H 4  
RBI 2  
BB 4  
SO 7  
LOB 15





Batter	1	2	3	4	5	6	7	8	9	AB	R	H	RBI	BB	SO	LOB	TOP			
Lloyd Moseby, L (1, 8) OBP: 0.356, SLG: 0.523	F8		K			2B SF8 BB		4-3		3	1	0	0	1	1	1	<b>Toronto Blue Jays @ Oakland Athletics</b> Oakland-Alameda County Coliseum, Oakland, CA Thu Jun 09 1983, 7:05 PM PDT Att: 6,846 - Unknown			
Garth Iorg, R (1, 4) OBP: 0.298, SLG: 0.322 Rance Mulliniks, L (8, PH) OBP: 0.392, SLG: 0.477	6-3		6-3			SF8 1-3 2B		F8		3	0	1	0	0	0	1				
Jesse Barfield, R (1, 9) OBP: 0.245, SLG: 0.401 Jorge Orta, L (8, PH) OBP: 0.247, SLG: 0.329	5-3			5-3		F4				3	0	0	0	0	2					
Cliff Johnson, R (1, 10) OBP: 0.392, SLG: 0.581		5-3		6-3		SF8 HBP		K		3	0	0	0	1	1					
Barry Bonnell, R (1, 7) OBP: 0.351, SLG: 0.368		6-3		F9		SF8				3	0	1	1	0	0					
Willie Upshaw, L (1, 3) OBP: 0.373, SLG: 0.524						1-2 2-3 3-4 1B		F7		4	0	2	0	0	3					
Buck Martinez, R (1, 2) OBP: 0.347, SLG: 0.464						1B		F8		4	0	0	0	0	3					
Mickey Klutts, R (1, 5) OBP: 0.259, SLG: 0.346						F3		F4		4	0	1	0	0	1					
Alfredo Griffin, S (1, 6) OBP: 0.260, SLG: 0.339						K		F3		4	0	1	0	0	1					
						1-3 1B				3	0	0	0	0	2					
						F4		5-3												
						1-2														
<b>Inning Stats</b>	R: 0 E: 0 K: 0 S: 3	H: 0 LOB: 0 BB: 0 P: 3	R: 0 E: 0 K: 0 S: 4	H: 1 LOB: 1 BB: 0 P: 4	R: 0 E: 0 K: 1 S: 6	H: 1 LOB: 1 BB: 0 P: 6	R: 0 E: 0 K: 0 S: 3	H: 0 LOB: 0 BB: 0 P: 3	R: 0 E: 0 K: 1 S: 6	H: 1 LOB: 1 BB: 0 P: 6	R: 0 E: 0 K: 0 S: 3	H: 0 LOB: 0 BB: 0 P: 3	R: 0 E: 0 K: 1 S: 6	H: 1 LOB: 1 BB: 0 P: 6	R: 0 E: 0 K: 0 S: 4	H: 1 LOB: 1 BB: 0 P: 4	1B: 4 2B: 2 3B: 0 HR: 0	SF: 1 SAC: 0 DP: 0 HBP: 1	WP: 0 PB: 0 SB: 0 CS: 0	PA: 35
<b>PITCHER</b>	IP WLS BF H R ER SO BB IBB HBP BLK WP HR S P ERA WHIP																			
Tom Underwood, L (1, 1) ERA: 4.23	7.1 W 28 4 1 1 2 1 0 0 0 0 0 30 35 1.23 0.682																			
Steve Baker, R (8, 1) ERA: 1.77	1.2 S 7 2 0 0 1 0 0 0 0 0 0 9 9 0.00 1.200																			

AB 32  
R 1  
H 6  
RBI 1  
BB 1  
SO 3  
LOB 15



Batter	1	2	3	4	5	6	7	8	9	AB	R	H	RBI	BB	SO	LOB	BOTTOM			
Rickey Henderson, R (1, 7) OBP: 0.417, SLG: 0.422 Gary Hancock, L (4, 7) OBP: 0.310, SLG: 0.325	F8		K	4-3				F9		2	0	0	0	0	1	0	<b>Toronto Blue Jays @ Oakland Athletics</b> Oakland-Alameda County Coliseum, Oakland, CA Thu Jun 09 1983, 7:05 PM PDT Att: 6,846 - Unknown			
Mike Davis, L (1, 9) OBP: 0.323, SLG: 0.363			G3				F8	F6		4	0	1	0	0	0					
Dwayne Murphy, L (1, 8) OBP: 0.325, SLG: 0.318			G3							3	0	1	0	1	1					
Jeff Burroughs, R (1, 10) OBP: 0.330, SLG: 0.389										2	1	0	0	2	2					
Wayne Gross, L (1, 3) OBP: 0.378, SLG: 0.458										3	2	1	1	1	0					
Bill Almon, R (1, 5) OBP: 0.331, SLG: 0.364										4	0	2	1	0	0					
Davey Lopes, R (1, 4) OBP: 0.340, SLG: 0.420										2	0	1	0	2	2					
Bob Kearney, R (1, 2) OBP: 0.321, SLG: 0.425										4	0	0	0	1	6					
Tony Phillips, S (1, 6) OBP: 0.308, SLG: 0.265										4	0	1	1	0	1					
<b>Inning Stats</b>	R: 0 E: 0 K: 1 S: 6	H: 1 LOB: 2 BB: 1 P: 10	R: 0 E: 0 K: 1 S: 6	H: 1 LOB: 1 BB: 0 P: 6	R: 0 E: 0 K: 1 S: 5	H: 0 LOB: 0 BB: 0 P: 5	R: 2 E: 0 K: 0 S: 5	H: 2 LOB: 2 BB: 2 P: 13	R: 0 E: 0 K: 0 S: 2	H: 0 LOB: 0 BB: 1 P: 6	R: 0 E: 0 K: 0 S: 4	H: 1 LOB: 2 BB: 1 P: 8	R: 0 E: 0 K: 0 S: 4	H: 1 LOB: 1 BB: 0 P: 4	R: 1 E: 0 K: 1 S: 6	H: 1 LOB: 1 BB: 1 P: 10	1B: 5 2B: 2 3B: 0 HR: 1	SF: 0 SAC: 0 DP: 1 HBP: 0	WP: 0 PB: 0 SB: 0 CS: 0	PA: 36
<b>PITCHER</b>	IP WLS BF H R ER SO BB IBB HBP BLK WP HR S P ERA WHIP																			
Jim Clancy, R (1, 1) ERA: 3.57	5.1 L 25 5 2 2 3 1 0 0 0 0 0 1 26 46 3.38 1.875																			
Roy Lee Jackson, R (6, 1) ERA: 4.5	2.2 11 2 1 1 1 1 0 0 0 0 0 1 12 16 3.38 1.125																			

AB 30  
R 3  
H 7  
RBI 3  
BB 6  
SO 4  
LOB 19









Batter	1	2	3	4	5	6	7	8	9	AB	R	H	RBI	BB	SO	LOB	TOP					
Rudy Law, L OBP: 0.338, SLG: 0.317 Ron Kittle, R OBP: 0.293, SLG: 0.480	F3		HR		SF7		L1		F3	3	2	1	0	1	0	0						
Jerry Hairston, S OBP: 0.400, SLG: 0.537 Mike Squires, L OBP: 0.289, SLG: 0.225	F8		HR		G3		F7			4	1	1	2	0	0	1						
Harold Baines, L OBP: 0.332, SLG: 0.384							F7			1	0	0	0	3	0	0						
Tom Paciorek, R OBP: 0.299, SLG: 0.416	F7		F7		SF7				6-3	3	0	0	1	0	0	2						
Greg Walker, L OBP: 0.310, SLG: 0.431 Greg Luzinski, R OBP: 0.319, SLG: 0.397		K	F9						K	2	0	0	0	1	1	1						
Marc Hill, R OBP: 0.290, SLG: 0.322	F8				K		K			4	0	1	0	0	2	2						
Tony Bernazard, S OBP: 0.303, SLG: 0.365	F5				F7				K	4	0	0	0	0	1	1						
Vance Law, R OBP: 0.279, SLG: 0.394			SF8						F8	4	1	2	0	0	0	0						
Scott Fletcher, R OBP: 0.338, SLG: 0.288			SF8		F7		F7		F9	3	0	0	1	0	0	1						
<b>Inning Stats</b>	R: 0 E: 0 K: 0 S: 3	H: 0 LOB: 1 BB: 1 P: 7	R: 0 E: 0 K: 1 S: 5	H: 0 LOB: 0 BB: 0 P: 5	R: 3 E: 1 K: 0 S: 5	H: 2 LOB: 1 BB: 2 P: 13	R: 0 E: 0 K: 1 S: 6	H: 1 LOB: 1 BB: 0 P: 6	R: 1 E: 0 K: 0 S: 6	H: 1 LOB: 2 BB: 2 P: 14	R: 0 E: 0 K: 0 S: 3	H: 0 LOB: 0 BB: 0 P: 3	R: 0 E: 0 K: 0 S: 3	H: 0 LOB: 0 BB: 0 P: 3	R: 0 E: 0 K: 2 S: 8	H: 1 LOB: 1 BB: 0 P: 8	R: 0 E: 0 K: 0 S: 3	H: 0 LOB: 0 BB: 0 P: 3	1B: 2 2B: 1 3B: 1 HR: 1	SF: 2 SAC: 0 DP: 0 HBP: 0	WP: 0 PB: 0 CS: 0	PA: 37
<b>PITCHER</b>	IP	WLS	BF	H	R	ER	SO	BB	IBB	HBP	BLK	WP	HR	S	P	ERA	WHIP					
Steve McCatty, R ERA: 3.13 Tim Conroy, L ERA: 3.4	(1, 1) 5.0		24	4	4	4	3	5	0	0	0	0	1	25	45	7.20	1.800					
(6, 1) 4.0	W	13	1	0	0	0	2	0	0	0	0	0	0	17	17	0.00	0.250					

Chicago White Sox @ Oakland Athletics  
Oakland-Alameda County Coliseum, Oakland, CA

AB 30  
R 4  
H 5  
RBI 4  
BB 5  
SO 5  
LOB 8



Sat Jun 11 1983, 3:33 AM PDT  
Att: 19,888 - Sunny - 69 F

Batter	1	2	3	4	5	6	7	8	9	AB	R	H	RBI	BB	SO	LOB	BOTTOM					
Rickey Henderson, R OBP: 0.412, SLG: 0.420	6-3		SF8					6-3		3	0	1	1	0	0	0						
Mike Davis, L OBP: 0.311, SLG: 0.349 Garry Hancock, L OBP: 0.311, SLG: 0.395	G3		E8		F8			HR		2	0	0	0	0	0	0						
Dwayne Murphy, L OBP: 0.318, SLG: 0.306	G3		F8					K		4	0	0	0	0	1	1						
Wayne Gross, L OBP: 0.392, SLG: 0.500								1B		3	1	3	1	1	0	0						
Bill Almon, R OBP: 0.333, SLG: 0.373								BB		4	0	1	0	0	0	2						
Dan Meyer, L OBP: 0.214, SLG: 0.171								1B		4	0	0	0	0	0	4						
Mitchell Page, L OBP: 0.325, SLG: 0.242 Luis Quinones, S OBP: 0.200, SLG: 0.316										3	1	1	0	1	2	0						
Bob Kearney, R OBP: 0.308, SLG: 0.404										0	1	0	0	0	0	0						
Tony Phillips, S OBP: 0.313, SLG: 0.275										4	0	1	0	0	1	1						
<b>Inning Stats</b>	R: 0 E: 0 K: 0 S: 3	H: 0 LOB: 0 BB: 0 P: 3	R: 0 E: 0 K: 0 S: 3	H: 1 LOB: 0 BB: 0 P: 3	R: 2 E: 1 K: 1 S: 7	H: 1 LOB: 1 BB: 1 P: 11	R: 1 E: 0 K: 1 S: 6	H: 1 LOB: 0 BB: 0 P: 6	R: 0 E: 0 K: 0 S: 4	H: 1 LOB: 1 BB: 0 P: 4	R: 0 E: 0 K: 0 S: 4	H: 1 LOB: 0 BB: 0 P: 4	R: 0 E: 0 K: 1 S: 5	H: 0 LOB: 0 BB: 0 P: 5	R: 1 E: 1 K: 1 S: 7	H: 2 LOB: 2 BB: 1 P: 11	R: 0 E: 0 K: 0 S: 3	H: 3 LOB: 2 BB: 0 P: 3	1B: 4 2B: 4 3B: 0 HR: 2	SF: 1 SAC: 0 DP: 1 HBP: 0	WP: 0 PB: 1 CS: 0	PA: 36
<b>PITCHER</b>	IP	WLS	BF	H	R	ER	SO	BB	IBB	HBP	BLK	WP	HR	S	P	ERA	WHIP					
LaMarr Hoyt, R ERA: 4.24	(1, 1) 8.0	L	36	10	5	4	4	2	0	0	0	0	2	42	50	4.50	1.500					

Chicago White Sox @ Oakland Athletics  
Oakland-Alameda County Coliseum, Oakland, CA

AB 33  
R 5  
H 10  
RBI 4  
BB 2  
SO 4  
LOB 9



Sat Jun 11 1983, 3:33 AM PDT  
Att: 19,888 - Sunny - 69 F




Batter	1	2	3	4	5	6	7	8	9	10	11	AB	R	H	RBI	BB	SO	LOB	TOP				
Rudy Law, L OBP: 0.331, SLG: 0.310 Tom Paciorek, R OBP: 0.310, SLG: 0.417	E3 1B S FC9-6	K			F9	G6-4-3 BB		SH1-4 2B		BB WP BB	F9	3	1	0	0	0	1	1					
Mike Squires, L OBP: 0.301, SLG: 0.268 Jerry Dyzbinski, R OBP: 0.339, SLG: 0.340	FC9-6 1B S		F7		HR	G6-4-3		SH1-4 1-2		BB BB	F9	2	2	1	1	1	0	0					
Harold Baines, L OBP: 0.336, SLG: 0.386	F8			FC4-6 BB	F8			F8		BB BB	3B BB	4	1	1	1	2	0	2					
Greg Luzinski, R OBP: 0.319, SLG: 0.391	FC9-6 1B		FC4-6		BB			L9		F9	F9	5	0	1	0	1	0	5					
Ron Kittle, R OBP: 0.294, SLG: 0.485	FC9-6 S		K		K			K				6	1	2	3	0	3	5					
Marc Hill, R OBP: 0.303, SLG: 0.339 Jerry Hairston, S OBP: 0.412, SLG: 0.548 Joel Skinner, R OBP: 0.329, SLG: 0.373	F8 1-2 3-H			6-3		1B BLK BB		E 1B 2B		CS 1B	1-3	3	2	1	1	1	0	1					
Tony Bernazard, S OBP: 0.304, SLG: 0.373		F9			S 1B	F9		E6 1B			SF8 3B	6	1	2	0	0	0	3					
Vance Law, R OBP: 0.291, SLG: 0.398				F7		BB 1B				K	SF8	4	0	2	2	1	1	1					
Scott Fletcher, R OBP: 0.328, SLG: 0.278 Greg Walker, L OBP: 0.323, SLG: 0.491		4-3 BB			F3	1B BB		G3			F7	2	0	0	0	0	0	2					
<b>Inning Stats</b>	R: 2 E: 1 K: 0 S: 5	H: 1 LOB: 1 BB: 1 P: 9	R: 0 E: 0 K: 1 S: 5	H: 0 LOB: 1 BB: 1 P: 9	R: 0 E: 0 K: 1 S: 5	H: 0 LOB: 1 BB: 1 P: 9	R: 0 E: 0 K: 0 S: 4	H: 1 LOB: 1 BB: 0 P: 4	R: 1 E: 0 K: 1 S: 6	H: 1 LOB: 1 BB: 1 P: 10	R: 1 E: 0 K: 1 S: 7	H: 2 LOB: 1 BB: 0 P: 7	R: 0 E: 0 K: 1 S: 5	H: 1 LOB: 0 BB: 0 P: 5	R: 3 E: 0 K: 0 S: 4	H: 1 LOB: 1 BB: 3 P: 16	R: 2 E: 0 K: 0 S: 5	H: 2 LOB: 0 BB: 0 P: 5	1B: 8 2B: 2 3B: 2 HR: 2	SF: 1 SAC: 1 DP: 1 HBP: 0	WP: 1 PB: 0 SB: 5 CS: 1	PA: 56	
<b>PITCHER</b>	IP ERA WLS BF H R ER SO BB IBB HBP BLK WP HR S P ERA WHIP	Matt Keough, R ERA: 5.52 Tom Burgmeier, L ERA: 2.6 Steve Baker, R ERA: 2.45 Mike Warren, R ERA: 10.8	1.1 (6, 1) (8, 1) (10, 1)	5 3 3 2	2 2 4 2	0 1 2 0	3 1 3 0	0 0 0 0	0 0 0 0	0 0 0 0	1 0 1 0	28 12 13 8	48 2400 2571 1800	3.38 5.40 15.43 10.80	1.875 2.400 2.571 1.800								

Chicago White Sox @ Oakland Athletics  
Oakland-Alameda County Coliseum, Oakland, CA  
Sun Jun 12 1983, 3:33 AM PDT  
Sunny - 70 F

livebaseballscores.com

AB 45  
R 12  
H 14  
RBI 10  
BB 9  
SO 5  
LOB 26




Batter	1	2	3	4	5	6	7	8	9	10	11	AB	R	H	RBI	BB	SO	LOB	BOTTOM	
Rickey Henderson, R OBP: 0.401, SLG: 0.408	F3		FC4-6 E S 1B	L5	FC3-2 1-2 2-3 3-H			5-3		F9		6	1	0	0	0	0	5		
Garry Hancock, L OBP: 0.353, SLG: 0.429	FC4-6 1B		E4 1B 1B					G1-6-3 1B			HR 1B	6	3	4	0	0	0	4		
Dwayne Murphy, L OBP: 0.323, SLG: 0.328	FC4-6 1-2		1B 1B 1B					G1-6-3 1-2			HR	6	3	3	3	0	1	2		
Wayne Gross, L OBP: 0.396, SLG: 0.522	K		1B 1B		F8	F5				SH2-4 1B	HR	6	1	3	2	0	1	3		
Bill Almon, R OBP: 0.341, SLG: 0.387			S 1B		G1-6-3 1B 1B	K				SH2-4 1-2	6-3	5	1	3	2	0	1	0		
Dan Meyer, L OBP: 0.209, SLG: 0.167 Davey Lopes, R OBP: 0.333, SLG: 0.404		F8	G1-6-3		1B 1B IBB			L5			F3	2	0	0	0	0	3			
Mitchell Page, L OBP: 0.310, SLG: 0.229 Jeff Burroughs, R OBP: 0.322, SLG: 0.374		K			K			F9			K	2	0	0	0	0	2	1		
Darryl Cias, R OBP: 0.389, SLG: 0.375 Mike Davis, L OBP: 0.314, SLG: 0.352 Bob Kearney, R OBP: 0.314, SLG: 0.409		K			4-3 S 1B	FC3-2 BB 1B					1B	2	0	1	0	0	1	1		
Tony Phillips, S OBP: 0.313, SLG: 0.273					4-3	FC3-2 BB		K		G3	F7	5	0	1	0	1	1	3		
<b>Inning Stats</b>	R: 0 E: 0 K: 1 S: 6	H: 1 LOB: 1 BB: 0 P: 6	R: 0 E: 0 K: 2 S: 8	H: 1 LOB: 1 BB: 0 P: 8	R: 3 E: 1 K: 0 S: 7	H: 4 LOB: 1 BB: 7	R: 0 E: 0 K: 1 S: 6	H: 1 LOB: 1 BB: 0 P: 6	R: 0 E: 0 K: 1 S: 6	H: 1 LOB: 1 BB: 0 P: 6	R: 0 E: 0 K: 2 S: 8	H: 1 LOB: 1 BB: 1 P: 12	R: 3 E: 0 K: 0 S: 6	H: 3 LOB: 0 BB: 0 P: 6	R: 0 E: 0 K: 1 S: 6	H: 1 LOB: 1 BB: 0 P: 6	1B: 16 2B: 1 3B: 0 HR: 2	SF: 0 SAC: 1 DP: 2 HBP: 0	WP: 0 PB: 0 SB: 3 CS: 0	PA: 54
<b>PITCHER</b>	IP ERA WLS BF H R ER SO BB IBB HBP BLK WP HR S P ERA WHIP	Richard Dotson, R ERA: 4.77 Kevin Hickey, L ERA: 5.4 Salome Barojas, R ERA: 3.38 Juan Agosto, L ERA: 0.79 Dick Tidrow, R ERA: 3.64	(1, 1) (5, 1) (5, 1) (8, 1) (9, 1)	4 2 4 1	4 0 3 3	3 0 3 0	0 0 0 0	0 0 0 0	0 0 0 0	0 0 0 0	2 3 3 3	28 7 19 3	28 6.75 23 9.00 3 0.00 3 10.12 22 1.500	2.000 6.000 1.667 1.000						

Chicago White Sox @ Oakland Athletics  
Oakland-Alameda County Coliseum, Oakland, CA  
Sun Jun 12 1983, 3:33 AM PDT  
Sunny - 70 F

livebaseballscores.com

AB 50  
R 10  
H 19  
RBI 10  
BB 3  
SO 10  
LOB 25





Batter	1	2	3	4	5	6	7	8	9	AB	R	H	RBI	BB	SO	LOB	TOP					
Rudy Law, L OBP: 0.327, SLG: 0.307 (1, 8)	F7		FC 1B	G3		K		F7		5	1	1	0	0	1	1	<b>Chicago White Sox @ Oakland Athletics</b> Oakland-Alameda County Coliseum, Oakland, CA Sun Jun 12 1983, 7:05 PM PDT Att: 33,122 - Sunny					
Jerry Hairston, S OBP: 0.415, SLG: 0.545 Mike Squires, L OBP: 0.313, SLG: 0.265 (3, 3)	1B		4-3 1B	BB		1-3		FC6-4 BB		2	0	1	1	0	0	1						
Harold Baines, L OBP: 0.337, SLG: 0.391 (1, 9)	4-3		FC 2B	F8		1-2		FC6-4 2B		5	1	2	2	0	0	2						
Greg Walker, L OBP: 0.343, SLG: 0.500 (1, 10)	BB		1B 2B	F4		4-3		FC6-4 IBB		3	1	1	1	2	0	1						
Tom Paciorek, R OBP: 0.301, SLG: 0.404 (1, 3) (3, 7)	F4		F8		F9		F8	FC6-4		5	0	0	1	0	0	5						
Tony Bemazzard, S OBP: 0.303, SLG: 0.371 Scott Fletcher, R OBP: 0.324, SLG: 0.273 (7, 4)		F5	2B 1B		K		1-3	F8		4	1	1	1	0	1	0						
Vance Law, R OBP: 0.298, SLG: 0.411 (1, 5)	4-3		1B 2B		1B			F8		4	1	2	1	0	0	0						
Jerry Dybzinski, R OBP: 0.336, SLG: 0.336 (1, 6)	K		1B		L9		4-3			4	0	1	1	0	1	1						
Joel Skinner, R OBP: 0.400, SLG: 0.400 (1, 2)			1B		K			F8		4	2	2	0	0	1	1						
<b>Inning Stats</b>	R: 0 E: 0 K: 0 S: 4	H: 1 LOB: 2 BB: 1 P: 8	R: 0 E: 0 K: 1 S: 5	H: 0 LOB: 0 BB: 0 P: 5	R: 6 E: 0 K: 1 S: 12	H: 6 LOB: 1 BB: 0 P: 12	R: 0 E: 0 K: 0 S: 3	H: 0 LOB: 1 BB: 1 P: 7	R: 0 E: 0 K: 1 S: 6	H: 1 LOB: 1 BB: 0 P: 6	R: 1 E: 0 K: 1 S: 6	H: 2 LOB: 1 BB: 0 P: 6	R: 0 E: 0 K: 0 S: 3	H: 0 LOB: 0 BB: 0 P: 3	R: 0 E: 0 K: 0 S: 3	H: 0 LOB: 0 BB: 0 P: 3		R: 1 E: 0 K: 0 S: 4	H: 1 LOB: 2 BB: 2 P: 12	1B: 8 2B: 3 3B: 0 HR: 0	SF: 0 SAC: 0 DP: 0 HBP: 0	WP: 0 PB: 2 CS: 0
<b>PITCHER</b> Chris Codiroli, R ERA: 4.75 (1, 1)	IP: 9.0 WLS: L BF: 42	H: 11 R: 8 ER: 8 SO: 4	BB: 3 IBB: 1 HBP: 0 BLK: 0	WP: 0 HR: 0 S: 46 P: 62	ERA: 8.00 WHIP: 1.556	<b>PITCHER</b>																

Batter	1	2	3	4	5	6	7	8	9	AB	R	H	RBI	BB	SO	LOB	BOTTOM			
Rickey Henderson, R OBP: 0.398, SLG: 0.403 (1, 7)	K		CS 1B		F7			F8		4	0	1	0	0	1	0	<b>Chicago White Sox @ Oakland Athletics</b> Oakland-Alameda County Coliseum, Oakland, CA Sun Jun 12 1983, 7:05 PM PDT Att: 33,122 - Sunny			
Bill Almon, R OBP: 0.345, SLG: 0.396 (1, 5)	F8		2B			1B 1B		F8		4	0	2	0	0	0	0				
Dwayne Murphy, L OBP: 0.322, SLG: 0.323 (1, 8)	G3		BB			F8		4-3		3	0	0	0	1	0	1				
Jeff Burroughs, R OBP: 0.321, SLG: 0.371 (1, 10)		F8 1B E 1B	F7			K		6-3		4	1	1	0	0	1	3				
Davey Lopes, R OBP: 0.342, SLG: 0.412 (1, 4)		S 1B			F8			FC4-6 1B		4	0	3	0	0	0	0				
Wayne Gross, L OBP: 0.387, SLG: 0.507 (1, 3)	F8				4-3			F9		4	0	0	0	0	1	5				
Mike Heath, R OBP: 0.353, SLG: 0.485 Garry Hancock, L OBP: 0.346, SLG: 0.420 (8, 9)		K			5-3			FC4-6		3	0	0	0	0	2	1				
Bob Kearney, R OBP: 0.309, SLG: 0.401 (1, 2)		F7				F8		5-3		3	0	0	0	0	0	1				
Tony Phillips, S OBP: 0.309, SLG: 0.268 (1, 6)			F9			4-3		F8		3	0	0	0	0	0	0				
<b>Inning Stats</b>	R: 0 E: 0 K: 1 S: 5	H: 0 LOB: 0 BB: 0 P: 5	R: 1 E: 0 K: 1 S: 7	H: 2 LOB: 1 BB: 0 P: 7	R: 0 E: 0 K: 0 S: 4	H: 2 LOB: 2 BB: 1 P: 8	R: 0 E: 0 K: 0 S: 3	H: 0 LOB: 0 BB: 0 P: 3	R: 0 E: 0 K: 2 S: 9	H: 2 LOB: 2 BB: 0 P: 9	R: 0 E: 0 K: 1 S: 5	H: 0 LOB: 0 BB: 0 P: 5	R: 0 E: 0 K: 0 S: 3	H: 0 LOB: 0 BB: 0 P: 3	R: 0 E: 0 K: 0 S: 4	H: 1 LOB: 1 BB: 0 P: 4		1B: 6 2B: 1 3B: 0 HR: 0	SF: 0 SAC: 0 DP: 0 HBP: 0	WP: 0 PB: 0 CS: 1
<b>PITCHER</b> Jerry Kosman, L ERA: 3.83 (1, 1)	IP: 9.0 WLS: W BF: 34	H: 7 R: 1 ER: 0 SO: 5	BB: 1 IBB: 0 HBP: 0 BLK: 0	WP: 0 HR: 0 S: 43 P: 47	ERA: 0.00 WHIP: 0.889	<b>PITCHER</b>														



Batter	1	2	3	4	5	6	7	8	9	AB	R	H	RBI	BB	SO	LOB	TOP								
Rickey Henderson, R OBP: 0.394, SLG: 0.395	0-0 E6 2B SF8		4-0 S 2B BB	0-0 F4		0-0 F9		0-3 K		4	2	0	0	1	1	0									
Bill Almon, R OBP: 0.352, SLG: 0.409	0-0 1-3 2B		0-0 2B 1B	0-0 F8			0-0 1B 4-3 1B	0-3 K		5	2	3	0	0	1	0									
Dwayne Murphy, L OBP: 0.319, SLG: 0.325	0-0 F6		0-0 1B 1B	0-0 F4			0-0 4-3		0-0 G3	5	1	1	2	0	0	3									
Jeff Burroughs, R OBP: 0.323, SLG: 0.374	0-0 SF8		0-0 E 1B SF7	0-0 F4			0-0 BB 1B		0-0 6-3	4	1	2	1	0	0	0									
Carney Lansford, R OBP: 0.340, SLG: 0.326	0-0 F8		0-0 1-2 1B 1B	0-0 1B			0-0 BB 1B		0-3 K	5	1	3	2	0	1	1									
Wayne Gross, L OBP: 0.383, SLG: 0.500		0-0 F9	0-0 E4 1B 1B	0-0 1-2 1B			0-3 K			4	0	1	0	0	1	4									
Davey Lopes, R OBP: 0.340, SLG: 0.408		0-3 K	0-0 SF7	0-0 6-3			4-0 1-2 2-3 BB			2	0	0	1	1	1	2									
Mike Heath, R OBP: 0.342, SLG: 0.459		0-0 4-3	0-0 1B	0-0 F7			0-0 F9			4	0	1	1	0	0	3									
Tony Phillips, S OBP: 0.303, SLG: 0.262			0-0 F9	0-0 F8			0-0 F7		0-0 F7	4	0	0	0	0	0	0									
<b>Inning Stats</b>	R: 1 E: 1 K: 0 S: 5	H: 1 LOB: 1 BB: 0 P: 5	R: 0 E: 0 K: 1 S: 5	H: 0 LOB: 0 BB: 0 P: 5	R: 5 E: 1 K: 0 S: 8	H: 5 LOB: 2 BB: 1 P: 12	R: 0 E: 0 K: 0 S: 3	H: 0 LOB: 0 BB: 0 P: 3	R: 0 E: 0 K: 0 S: 5	H: 2 LOB: 2 BB: 0 P: 5	R: 0 E: 0 K: 0 S: 3	H: 0 LOB: 0 BB: 0 P: 3	R: 1 E: 0 K: 1 S: 8	H: 3 LOB: 3 BB: 1 P: 12	R: 0 E: 0 K: 2 S: 7	H: 0 LOB: 0 BB: 0 P: 7	R: 0 E: 0 K: 1 S: 5	H: 0 LOB: 0 BB: 0 P: 5	1B: 9 2B: 2 3B: 0 HR: 0	SF: 2 SAC: 0 DP: 0 HBP: 0	WP: 0 PB: 0 SB: 1 CS: 0	PA: 41			
<b>PITCHER</b>	IP	WLS	BF	H	R	ER	SO	BB	IBB	HBP	BLK	WP	HR	S	P	ERA	WHIP								
Jim Clancy, R ERA: 3.78	3.0		17	6	6	3	1	1	0	0	0	0	0	18	22	9.00	2.333								
Roy Lee Jackson, R ERA: 4.23	3.1	W	15	5	1	1	0	0	0	0	0	0	0	15	15	2.70	1.500								
Stan Clarke, L ERA: 6.75	0.1		2	0	0	0	1	1	0	0	0	0	0	3	7	0.00	3.000								
Randy Moffitt, R ERA: 1.44	2.1		7	0	0	0	3	0	0	0	0	0	0	13	13	0.00	0.000								

Oakland Athletics @ Toronto Blue Jays  
Exhibition Stadium, Toronto, ON  
Tue Jun 14 1983, 7:05 PM EDT  
Att: 20,189 - Unknown - 84 F

AB	37
R	7
H	11
RBI	7
BB	2
SO	5
LOB	13



Batter	1	2	3	4	5	6	7	8	9	AB	R	H	RBI	BB	SO	LOB	BOTTOM								
Damaso Garcia, R OBP: 0.288, SLG: 0.325	0-0 1B 1B		0-0 F8	0-0 2H 1B		0-3 K		0-3 K		4	1	2	1	0	1	0									
Mickey Klutts, R OBP: 0.250, SLG: 0.333			0-0 G3	0-0 1-3			0-3 K			1	0	0	0	0	1	2									
Lloyd Moseby, L OBP: 0.351, SLG: 0.491	0-0 1-2 HR 1B		0-0 F7	0-0 G3			0-3 K			5	1	1	0	0	1	3									
Garth Iorg, R OBP: 0.326, SLG: 0.347	0-0 1-2 2H HR 1B		0-0 F8	4-0 HR BB		0-0 6-3		0-0 FC6-4		4	2	1	1	1	0	2									
Cliff Johnson, R OBP: 0.376, SLG: 0.534	0-3 K		0-0 HR 2B	0-0 F7		0-0 F8		4-0 G4-6-3 BB		4	1	1	0	1	1	3									
Jesse Barfield, R OBP: 0.245, SLG: 0.430	0-0 1-1 2H HR		0-0 HR	0-3 K		0-0 5-3		0-3 K		5	2	2	5	0	2	2									
Barry Bonnell, R OBP: 0.396, SLG: 0.398	0-0 4-3		0-0 1B 2B	0-0 1H HR		0-0 1B		0-0 G4-6-3		5	2	3	2	0	0	1									
Willie Upshaw, L OBP: 0.368, SLG: 0.520	0-3 K2-3		0-0 1B 1B	0-0 WP 2B 1B		0-0 F9				4	2	2	0	0	1	1									
Buck Martinez, R OBP: 0.378, SLG: 0.539		0-0 HR	0-0 1B 1B	0-0 1-3 1B		0-0 1-1 2B				4	1	4	3	0	0	0									
Alfredo Griffin, S OBP: 0.261, SLG: 0.339		0-0 F8	0-0 1-3 3H 1B 1B	0-0 F9			0-0 FC6-4			4	1	2	1	0	0	1									
<b>Inning Stats</b>	R: 4 E: 0 K: 2 S: 11	H: 4 LOB: 0 BB: 0 P: 11	R: 1 E: 0 K: 0 S: 4	H: 1 LOB: 0 BB: 0 P: 4	R: 5 E: 0 K: 0 S: 9	H: 7 LOB: 1 BB: 0 P: 9	R: 3 E: 0 K: 1 S: 8	H: 3 LOB: 1 BB: 1 P: 12	R: 0 E: 0 K: 1 S: 5	H: 0 LOB: 0 BB: 0 P: 5	R: 0 E: 0 K: 0 S: 4	H: 1 LOB: 0 BB: 0 P: 4	R: 0 E: 0 K: 2 S: 9	H: 2 LOB: 2 BB: 0 P: 9	R: 0 E: 0 K: 1 S: 4	H: 0 LOB: 0 BB: 1 P: 8	1B: 11 2B: 3 3B: 0 HR: 4	SF: 0 SAC: 0 DP: 1 HBP: 0	WP: 1 PB: 0 SB: 0 CS: 0	PA: 42					
<b>PITCHER</b>	IP	WLS	BF	H	R	ER	SO	BB	IBB	HBP	BLK	WP	HR	S	P	ERA	WHIP								
Tom Underwood, L ERA: 5.14	2.1	L	15	8	8	8	2	0	0	0	0	0	0	5	5	27.00	6.000								
Mike Warren, R ERA: 15.43	0.2		5	4	2	2	0	0	0	0	0	0	0	5	5	27.00	6.000								
Tim Conroy, L ERA: 3.61	5.0		22	6	3	3	5	2	0	0	0	1	1	30	38	5.40	1.600								

Oakland Athletics @ Toronto Blue Jays  
Exhibition Stadium, Toronto, ON  
Tue Jun 14 1983, 7:05 PM EDT  
Att: 20,189 - Unknown - 84 F

AB	40
R	13
H	18
RBI	13
BB	2
SO	7
LOB	15





Batter	1	2	3	4	5	6	7	8	9	AB	R	H	RBI	BB	SO	LOB	TOP										
Rickey Henderson, R OBP: 0.394, SLG: 0.392 (1.7)	6-3	1B		BB	FC4-6			K		4	0	1	0	1	1	1											
Mike Davis, L OBP: 0.307, SLG: 0.344 (1.9)	F7	F7			4-3				F7	5	0	0	0	0	0	2											
Dwayne Murphy, L OBP: 0.319, SLG: 0.323 Garry Hancock, L OBP: 0.358, SLG: 0.451 Dan Meyer, L OBP: 0.209, SLG: 0.167 (1.8)	1B				4-3				1B	4	0	1	0	0	0	0											
Jeff Burroughs, R OBP: 0.329, SLG: 0.384 (1.10)	2B				F8				2B	1	1	1	0	0	0	0											
Carney Lansford, R OBP: 0.345, SLG: 0.347 (1.5)		1B			5-3				SF9-3-6	3	1	1	1	1	0	0											
Bill Almon, R OBP: 0.361, SLG: 0.417 (1.6)		2B			4-3					4	3	3	0	0	0	2											
Wayne Gross, L OBP: 0.380, SLG: 0.490 (1.3)		1B			4-3				G4-6-3	3	1	0	0	0	0	4											
Davey Lopes, R OBP: 0.348, SLG: 0.447 Tony Phillips, S OBP: 0.303, SLG: 0.262 (1.4)		1B			SH1-3			K		4	3	3	7	0	1	0											
Bob Kearney, R OBP: 0.315, SLG: 0.406 (1.2)		2B			SH1-3			K		0	0	2	2	0	1	0											
<b>Inning Stats</b>	R: 0 E: 0 K: 0 S: 4	H: 2 LOB: 2 BB: 0 P: 4	R: 3 E: 0 K: 0 S: 7	H: 5 LOB: 1 BB: 0 P: 7	R: 0 E: 0 K: 0 S: 3	H: 0 LOB: 0 BB: 0 P: 3	R: 2 E: 0 K: 0 S: 5	H: 2 LOB: 1 BB: 1 P: 9	R: 4 E: 0 K: 0 S: 6	H: 3 LOB: 1 BB: 1 P: 11	R: 0 E: 0 K: 0 S: 3	H: 0 LOB: 0 BB: 0 P: 3	R: 0 E: 0 K: 0 S: 3	H: 1 LOB: 0 BB: 0 P: 3	R: 0 E: 0 K: 3 S: 9	H: 0 LOB: 0 BB: 0 P: 9	R: 1 E: 0 K: 0 S: 4	H: 2 LOB: 0 BB: 0 P: 4	1B: 9 2B: 5 3B: 1 HR: 1	SF: 1 SAC: 1 DP: 2 HBP: 1	WP: 0 PB: 0 SB: 1 CS: 1	PA: 41					
<b>PITCHER</b>	IP	WLS	BF	H	R	ER	SO	BB	IBB	HBP	BLK	WP	HR	S	P	ERA	WHIP										
Luis Leal, R ERA: 4.1 (1.1)	3.2	L	19	9	5	5	0	1	0	0	0	0	0	18	22	12.27	2.727										
Dave Geisel, L ERA: 8.75 (4.1)	1.0		8	3	4	4	0	1	0	1	0	0	1	6	11	36.00	4.000										
Jim Acker, R ERA: 3.42 (5.1)	3.1		10	1	0	0	3	0	0	0	0	0	0	16	16	0.00	0.300										
Stan Clarke, L ERA: 7.71 (9.1)	1.0		4	2	1	1	0	0	0	0	0	0	0	4	4	9.00	2.000										

Oakland Athletics @ Toronto Blue Jays  
Exhibition Stadium, Toronto, ON  
Wed Jun 15 1983, 7:05 PM EDT  
Att: 20,039 - Unknown - 85 F

livebaseballscores.com

AB 36  
R 10  
H 15  
RBI 10  
BB 2  
SO 3  
LOB 9



Batter	1	2	3	4	5	6	7	8	9	AB	R	H	RBI	BB	SO	LOB	BOTTOM										
Damaso Garcia, R OBP: 0.288, SLG: 0.325 Mickey Klutts, R OBP: 0.233, SLG: 0.310 (1.4)	6-3	1B			F9				K	3	0	1	0	0	0	0											
Lloyd Moseby, L OBP: 0.352, SLG: 0.494 (1.8)	4-3	F3			K			1B	K	5	0	2	0	0	2	4											
Garth Iorg, R OBP: 0.324, SLG: 0.352 (6.4)	4-3				F8				F7	4	0	1	0	0	0	2											
Cliff Johnson, R OBP: 0.374, SLG: 0.523 (1.10)	BB				K				F9	3	0	0	0	1	1	2											
Jesse Barfield, R OBP: 0.245, SLG: 0.425 (1.9)	K				K2-3				FC5-4	4	0	1	0	0	3	3											
Barry Bonnell, R OBP: 0.349, SLG: 0.387 (1.7)		F7			1-3				FC5-4	4	0	0	0	0	0	3											
Willie Upshaw, L OBP: 0.376, SLG: 0.527 Hosken Powell, L OBP: 0.200, SLG: 0.212 (1.3)		2B			G5-4-3				F5	1	1	1	0	1	0	0											
Buck Martinez, R OBP: 0.376, SLG: 0.544 Ernie Whitl, L OBP: 0.322, SLG: 0.407 (1.2)		2B			G5-4-3				1B	3	0	1	1	0	1	2											
Alfredo Griffin, S OBP: 0.257, SLG: 0.333 Rance Mulliniks, L OBP: 0.407, SLG: 0.492 (1.6)		2B			F7				1B	3	0	0	0	0	0	2											
<b>Inning Stats</b>	R: 0 E: 0 K: 1 S: 6	H: 1 LOB: 2 BB: 1 P: 10	R: 1 E: 0 K: 0 S: 5	H: 2 LOB: 2 BB: 0 P: 6	R: 0 E: 0 K: 2 S: 7	H: 0 LOB: 0 BB: 0 P: 7	R: 0 E: 0 K: 0 S: 2	H: 0 LOB: 0 BB: 1 P: 6	R: 0 E: 0 K: 1 S: 5	H: 0 LOB: 0 BB: 0 P: 5	R: 0 E: 0 K: 1 S: 6	H: 1 LOB: 1 BB: 0 P: 6	R: 0 E: 0 K: 1 S: 6	H: 1 LOB: 1 BB: 0 P: 6	R: 0 E: 0 K: 0 S: 5	H: 2 LOB: 2 BB: 0 P: 5	R: 0 E: 0 K: 2 S: 9	H: 2 LOB: 2 BB: 0 P: 9	1B: 5 2B: 4 3B: 0 HR: 0	SF: 0 SAC: 0 DP: 1 HBP: 1	WP: 0 PB: 1 SB: 0 CS: 0	PA: 38					
<b>PITCHER</b>	IP	WLS	BF	H	R	ER	SO	BB	IBB	HBP	BLK	WP	HR	S	P	ERA	WHIP										
Bill Krueger, L ERA: 3.16 (1.1)	9.0	W	38	9	1	1	8	2	0	1	0	0	0	51	60	1.00	1.222										

Oakland Athletics @ Toronto Blue Jays  
Exhibition Stadium, Toronto, ON  
Wed Jun 15 1983, 7:05 PM EDT  
Att: 20,039 - Unknown - 85 F

livebaseballscores.com

AB 35  
R 1  
H 9  
RBI 1  
BB 2  
SO 8  
LOB 21





Batter	1	2	3	4	5	6	7	8	9	AB	R	H	RBI	BB	SO	LOB	TOP										
Bill Almon, R OBP: 0.353, SLG: 0.407 (1, 6)	F3		6-3		K			F7		4	0	0	0	0	1	1	<b>Oakland Athletics @ Toronto Blue Jays</b> Exhibition Stadium, Toronto, ON Thu Jun 16 1983, 7:05 PM EDT Att: 18,186 - Unknown - 84 F <a href="http://livebaseballscorecards.com">livebaseballscorecards.com</a>										
Mike Davis, L OBP: 0.311, SLG: 0.347 (1, 9) (7, 8)	1B		1B		K			F7		4	0	2	0	0	1	0											
Dwayne Murphy, L OBP: 0.339, SLG: 0.325 Dan Meyer, L OBP: 0.218, SLG: 0.190 (1, 8) (7, 9)	FC5-4 1B		4-3		1B			1B 2B		2	0	1	0	1	0	1											
Jeff Burroughs, R OBP: 0.332, SLG: 0.386 (1, 10)	K				K			1B 2B		4	0	2	0	0	2	2											
Carney Lansford, R OBP: 0.322, SLG: 0.321 (1, 5)	FC5-4 1-2				F8			G6-4-3 1B		4	0	0	0	0	0	4											
Wayne Gross, L OBP: 0.383, SLG: 0.510 (1, 3)		1-3			G3			1B		4	1	2	1	0	0	0											
Garry Hancock, L OBP: 0.322, SLG: 0.426 Mitchell Page, L OBP: 0.302, SLG: 0.222 (1, 7) (7, 7)	F9				F7			F7		3	0	0	0	0	0	1											
Mike Heath, R OBP: 0.317, SLG: 0.425 Darryl Cas, R OBP: 0.368, SLG: 0.353 (1, 2) (7, 2)	K				K			K		3	0	0	0	0	3	1											
Tony Phillips, S OBP: 0.303, SLG: 0.263 (1, 4)			3-1		1B			F7		3	0	1	0	0	0	1											
<b>Inning Stats</b>	R: 0 E: 0 K: 1 S: 7	H: 2 LOB: 2 BB: 0 P: 7	R: 0 E: 0 K: 1 S: 5	H: 0 LOB: 0 BB: 0 P: 5	R: 0 E: 0 K: 0 S: 4	H: 1 LOB: 1 BB: 0 P: 4	R: 0 E: 0 K: 1 S: 5	H: 0 LOB: 0 BB: 0 P: 5	R: 0 E: 0 K: 2 S: 8	H: 1 LOB: 1 BB: 0 P: 8	R: 0 E: 0 K: 1 S: 5	H: 1 LOB: 1 BB: 1 P: 9	R: 0 E: 0 K: 1 S: 6	H: 1 LOB: 1 BB: 0 P: 6	R: 0 E: 0 K: 0 S: 4	H: 2 LOB: 2 BB: 0 P: 4		R: 1 E: 0 K: 1 S: 6	H: 1 LOB: 0 BB: 0 P: 6	1B: 7 2B: 1 3B: 0 HR: 1	SF: 0 SAC: 0 DP: 1 HBP: 0	WP: 0 PB: 0 SB: 0 CS: 0	PA: 35				
<b>PITCHER</b>	IP	WLS	BF	H	R	ER	SO	BB	IBB	HBP	BLK	WP	HR	S	P	ERA	WHIP										
Jim Gott, R ERA: 4.42 Joey McLaughlin, R ERA: 2.97 (1, 1) (9, 1)	8.1	W	33	9	1	1	7	1	0	0	0	0	1	46	50	1.08	1.200										

Batter	1	2	3	4	5	6	7	8	9	AB	R	H	RBI	BB	SO	LOB	BOTTOM										
Rance Mulliniks, L OBP: 0.407, SLG: 0.479 (1, 5)	F7		1B		F2			F7		3	0	0	0	2	0	0	<b>Oakland Athletics @ Toronto Blue Jays</b> Exhibition Stadium, Toronto, ON Thu Jun 16 1983, 7:05 PM EDT Att: 18,186 - Unknown - 84 F <a href="http://livebaseballscorecards.com">livebaseballscorecards.com</a>										
Garth Iorg, R OBP: 0.326, SLG: 0.348 (1, 4)	6-3		1-3 1B		4-3			F4		4	0	1	0	0	0	0											
Willie Upshaw, L OBP: 0.374, SLG: 0.536 (1, 3)	F8		1-3 1-2		1-3			HR		4	1	1	1	0	1	5											
Jorge Orta, L OBP: 0.253, SLG: 0.329 Cliff Johnson, R OBP: 0.375, SLG: 0.520 (1, 10) (6, PH)	F8 HR 1B		F5		F5			HR		2	1	1	0	0	0	2											
Lloyd Moseby, L OBP: 0.350, SLG: 0.495 (1, 8)	F8 1-3				F8			G3		4	1	1	0	0	0	1											
Ernie Whitt, L OBP: 0.327, SLG: 0.428 (1, 2)	HR				G3			F8		3	2	1	2	1	0	0											
Barry Bonnell, R OBP: 0.353, SLG: 0.418 (1, 7)	K				5-3			1B 3B		4	1	2	3	0	1	0											
Hosken Powell, L OBP: 0.205, SLG: 0.217 Jesse Barfield, R OBP: 0.244, SLG: 0.422 (1, 9) (7, PH) (8, 9)	F7				F8			1B 3B		3	1	1	1	0	0	0											
Alfredo Griffin, S OBP: 0.262, SLG: 0.362 (1, 6)			F5		HR			4-3		4	1	2	2	0	0	0											
<b>Inning Stats</b>	R: 0 E: 0 K: 0 S: 3	H: 0 LOB: 0 BB: 0 P: 3	R: 2 E: 0 K: 1 S: 7	H: 2 LOB: 0 BB: 0 P: 7	R: 0 E: 0 K: 0 S: 4	H: 1 LOB: 2 BB: 1 P: 8	R: 0 E: 0 K: 0 S: 3	H: 0 LOB: 0 BB: 0 P: 3	R: 1 E: 0 K: 0 S: 4	H: 1 LOB: 0 BB: 0 P: 4	R: 6 E: 0 K: 1 S: 9	H: 5 LOB: 3 BB: 3 P: 22	R: 0 E: 0 K: 1 S: 6	H: 1 LOB: 1 BB: 0 P: 6	R: 0 E: 0 K: 0 S: 3	H: 0 LOB: 0 BB: 0 P: 3		1B: 3 2B: 1 3B: 3 HR: 3	SF: 0 SAC: 0 DP: 1 HBP: 1	WP: 1 PB: 0 SB: 0 CS: 0	PA: 38						
<b>PITCHER</b>	IP	WLS	BF	H	R	ER	SO	BB	IBB	HBP	BLK	WP	HR	S	P	ERA	WHIP										
Steve McCatty, R ERA: 3.44 Tom Underwood, L ERA: 5.53 Jeff Jones, R ERA: 27.0 Tom Burgmeier, L ERA: 2.54 Steve Baker, R ERA: 2.4 (1, 1) (6, 1) (6, 1) (7, 1) (8, 1)	5.0	L	20	4	3	3	1	1	0	0	0	0	1	2	6	5.40	1.000										



Batter	1	2	3	4	5	6	7	8	9	AB	R	H	RBI	BB	SO	LOB	TOP				
Rickey Henderson, R OBP: 0.394, SLG: 0.386 (1, 7)										3	1	0	0	1	0	3					
Bill Almon, R OBP: 0.354, SLG: 0.403 (1, 9)										4	0	1	0	1	1	4					
Carney Lansford, R OBP: 0.313, SLG: 0.310 (1, 5)										5	0	1	1	0	1	2					
Jeff Burroughs, R OBP: 0.335, SLG: 0.389 Mitchell Page, L OBP: 0.302, SLG: 0.222 (7, PR)										4	0	2	0	0	0	0					
Dwayne Murphy, L OBP: 0.325, SLG: 0.329 (1, 8)										4	1	2	0	0	0	3					
Davey Lopes, R OBP: 0.346, SLG: 0.453 (1, 4)										4	1	1	1	0	0	3					
Bob Kearney, R OBP: 0.319, SLG: 0.408 (1, 2)										4	0	2	1	0	0	0					
Wayne Gross, L OBP: 0.385, SLG: 0.516 (1, 3)										4	0	2	0	0	0	1					
Tony Phillips, S OBP: 0.299, SLG: 0.259 Mike Davis, L OBP: 0.314, SLG: 0.354 (9, PH)										3	0	0	0	0	0	4					
										1	0	1	0	0	0	0					
<b>Inning Stats</b>	R: 1 E: 0 K: 0 S: 4	H: 2 LOB: 2 BB: 1 P: 9	R: 0 E: 0 K: 0 S: 4	H: 1 LOB: 1 BB: 0 P: 4	R: 0 E: 0 K: 0 S: 3	H: 0 LOB: 0 BB: 0 P: 3	R: 2 E: 0 K: 0 S: 6	H: 4 LOB: 2 BB: 1 P: 10	R: 0 E: 0 K: 1 S: 6	H: 1 LOB: 1 BB: 0 P: 6	R: 0 E: 0 K: 0 S: 4	H: 2 LOB: 0 BB: 0 P: 4	R: 0 E: 0 K: 0 S: 3	H: 0 LOB: 0 BB: 0 P: 3	R: 0 E: 0 K: 1 S: 6	H: 1 LOB: 1 BB: 0 P: 6	1B: 9 2B: 2 3B: 1 HR: 0	SF: 0 SAC: 0 DP: 2 HBP: 1	WP: 0 PB: 0 SB: 1 CS: 0	PA: 39	
<b>PITCHER</b>	IP	WLS	BF	H	R	ER	SO	BB	IBB	HBP	BLK	WP	HR	S	P	ERA	WHIP				
Jerry Koosman, L ERA: 4.07 (1, 1)	3.1		19	7	3	3	0	2	0	1	0	0	0	16	25	8.10	2.700				
Dennis Lamp, R ERA: 4.37 (4, 1)	4.1		15	4	0	0	1	0	0	0	0	0	0	17	17	0.00	0.923				
Kevin Hickey, L ERA: 5.25 (8, 1)	0.1	W	1	0	0	0	0	0	0	0	0	0	0	1	1	0.00	0.000				
Salome Barojas, R ERA: 3.26 (9, 1)	1.0	S	4	1	0	0	1	0	0	0	0	0	0	6	6	0.00	1.000				

Oakland Athletics @ Chicago White Sox  
Comiskey Park, Chicago, IL  
Fri Jun 17 1983, 8:05 PM EDT  
Att: 24,629 - Cloudy - 65 F

livebaseballscorecards.com

AB 36  
R 3  
H 12  
RBI 3  
BB 2  
SO 2  
LOB 20

Batter	1	2	3	4	5	6	7	8	9	AB	R	H	RBI	BB	SO	LOB	BOTTOM				
Rudy Law, L OBP: 0.313, SLG: 0.294 (1, 8)										4	2	1	1	1	0	1					
Carlton Fisk, R OBP: 0.305, SLG: 0.374 (1, 2)										3	0	2	2	1	1	0					
Harold Baines, L OBP: 0.332, SLG: 0.383 (1, 9)										4	0	0	0	0	1	3					
Greg Luzinski, R OBP: 0.326, SLG: 0.395 Lorenzo Gray, R OBP: 0.275, SLG: 0.278 (8, PR)										3	0	1	0	1	1	1					
Greg Walker, L OBP: 0.325, SLG: 0.515 Mike Squires, L OBP: 0.327, SLG: 0.267 (8, PH)										3	0	0	0	0	2	2					
Tom Paciorek, R OBP: 0.302, SLG: 0.402 (1, 7)										3	1	1	0	1	1	0					
Vance Law, R OBP: 0.301, SLG: 0.402 (1, 5)										3	1	1	1	1	2	0					
Scott Fletcher, R OBP: 0.333, SLG: 0.317 (1, 6)										3	1	1	0	1	0	3					
Julio Cruz, S OBP: 0.325, SLG: 0.348 (1, 4)										3	0	0	1	0	0	1					
<b>Inning Stats</b>	R: 1 E: 0 K: 2 S: 8	H: 1 LOB: 1 BB: 1 P: 12	R: 0 E: 0 K: 2 S: 7	H: 0 LOB: 0 BB: 0 P: 7	R: 0 E: 0 K: 1 S: 5	H: 0 LOB: 0 BB: 0 P: 5	R: 0 E: 0 K: 2 S: 8	H: 1 LOB: 3 BB: 2 P: 16	R: 0 E: 0 K: 0 S: 3	H: 0 LOB: 0 BB: 1 P: 7	R: 0 E: 0 K: 0 S: 3	H: 0 LOB: 0 BB: 0 P: 3	R: 2 E: 0 K: 1 S: 8	H: 3 LOB: 1 BB: 0 P: 8	R: 3 E: 0 K: 0 S: 5	H: 2 LOB: 2 BB: 2 P: 13	1B: 3 2B: 4 3B: 0 HR: 0	SF: 1 SAC: 1 DP: 0 HBP: 0	WP: 1 PB: 0 SB: 1 CS: 0	PA: 37	
<b>PITCHER</b>	IP	WLS	BF	H	R	ER	SO	BB	IBB	HBP	BLK	WP	HR	S	P	ERA	WHIP				
Mike Norris, R ERA: 3.84 (1, 1)	0.0		21	1	0	0	7	3	0	0	0	1	0	32	44	0.00	0.706				
Tim Conroy, L ERA: 3.23 (6, 1)	1.0		6	3	2	2	1	0	0	0	0	0	0	8	8	18.00	3.000				
Tom Burgmeier, L ERA: 3.04 (7, 1)	1.1	L	8	2	3	3	0	1	1	0	1	0	0	6	14	20.25	2.250				

Oakland Athletics @ Chicago White Sox  
Comiskey Park, Chicago, IL  
Fri Jun 17 1983, 8:05 PM EDT  
Att: 24,629 - Cloudy - 65 F

livebaseballscorecards.com

AB 29  
R 6  
H 7  
RBI 5  
BB 6  
SO 8  
LOB 11



Batter	1	2	3	4	5	6	7	8	9	AB	R	H	RBI	BB	SO	LOB	TOP										
Rickey Henderson, R OBP: 0.391, SLG: 0.382 (1, 7)	F9		FC4-6 1B		F9		F9	FC6-4		5	0	1	0	0	0	3											
Mike Davis, L OBP: 0.311, SLG: 0.351 (1, 9)	3-1		FC4-6		F7		1B		K	5	1	1	0	0	1	3											
Carney Lansford, R OBP: 0.304, SLG: 0.295 (1, 5)	K		SF8		5-3		F9		CS BB	3	0	0	1	1	1	2											
Jeff Burroughs, R OBP: 0.338, SLG: 0.393 (1, 10)		K	F6				4-3 FC6-2 2B	1B		3	0	1	0	1	1	1											
Mitchell Page, L OBP: 0.302, SLG: 0.222 (7, PR)										0	0	0	0	0	0	0											
Bob Kearney, R OBP: 0.323, SLG: 0.408 (9, PH)										0	0	0	0	1	0	0											
Dan Meyer, L OBP: 0.218, SLG: 0.190 (9, PR)										0	0	0	0	0	0	0											
Dwayne Murphy, L OBP: 0.323, SLG: 0.325 (1, 8)	E3 1B				F1		4-3		F9	5	0	1	1	0	0	3											
Bill Almon, R OBP: 0.365, SLG: 0.410 (1, 6)										2	1	2	0	1	0	0											
Tony Phillips, S OBP: 0.288, SLG: 0.258 (7, 6)		1B			BLK 1B		FC6-2 1B	CS	K	1	0	0	0	0	1	0											
Davey Lopes, R OBP: 0.344, SLG: 0.449 (1, 4)	F7				K		FC6-2 1B		1B	4	0	1	0	0	1	5											
Wayne Gross, L OBP: 0.383, SLG: 0.510 (1, 3)	K				6-3				K	4	0	1	1	0	2	4											
Mike Heath, R OBP: 0.356, SLG: 0.455 (1, 2)			FC4-6 SF8 1B				4-3		FC6-4 1B	4	1	3	0	0	0	2											
<b>Inning Stats</b>	R: 0 E: 0 K: 1 S: 5	H: 0 LOB: 0 BB: 0 P: 5	R: 0 E: 1 K: 2 S: 9	H: 1 LOB: 2 BB: 0 P: 9	R: 1 E: 0 K: 0 S: 5	H: 2 LOB: 1 BB: 0 P: 5	R: 0 E: 0 K: 1 S: 6	H: 1 LOB: 1 BB: 0 P: 6	R: 0 E: 0 K: 0 S: 4	H: 1 LOB: 1 BB: 0 P: 4	R: 1 E: 0 K: 0 S: 5	H: 2 LOB: 2 BB: 1 P: 9	R: 1 E: 0 K: 0 S: 4	H: 2 LOB: 2 BB: 1 P: 8	R: 0 E: 0 K: 2 S: 9	H: 2 LOB: 2 BB: 0 P: 9	R: 0 E: 0 K: 1 S: 4	H: 0 LOB: 1 BB: 2 P: 12	1B: 10 2B: 1 3B: 0 HR: 0	SF: 1 SAC: 0 DP: 0 HBP: 0	WP: 0 PB: 0 SB: 1 CS: 2	PA: 42					
<b>PITCHER</b>	IP	WLS	BF	H	R	ER	SO	BB	IBB	HBP	BLK	WP	HR	S	P	ERA	WHIP										
Floyd Bannister, L ERA: 3.9 (1, 1)	8.1	L	40	11	3	3	7	3	1	0	1	0	0	50	66	3.24	1.680										
Juan Agosto, L ERA: 0.69 (9, 1)	0.2		1	0	0	0	0	0	0	0	0	0	0	1	1	0.00	0.000										

Oakland Athletics @ Chicago White Sox  
Comiskey Park, Chicago, IL  
Sat Jun 18 1983, 4:33 AM EDT  
Att: 24,298 - Sunny - 66 F


AB 36  
R 3  
H 11  
RBI 3  
BB 4  
SO 7  
LOB 23



Batter	1	2	3	4	5	6	7	8	9	AB	R	H	RBI	BB	SO	LOB	BOTTOM										
Julio Cruz, S OBP: 0.324, SLG: 0.346 (1, 4)	FC4-6 SF7 1B		1-3		6-3			F7		4	1	1	0	0	0	0											
Jerry Hairston, S OBP: 0.421, SLG: 0.532 (1, 8)	FC4-6 1B					4-3			4-3	3	0	1	0	1	0	0											
Harold Baines, L OBP: 0.331, SLG: 0.378 (1, 9)	FC4-6		F7			G6-3 BB			K	3	0	0	0	1	1	3											
Greg Luzinski, R OBP: 0.324, SLG: 0.399 (1, 10)	SF7				FC5 2B		G6-3		6-3	3	0	1	1	0	0	1											
Greg Walker, L OBP: 0.313, SLG: 0.493 (1, 3)	4-3				K2-3		F7			3	0	0	0	0	1	2											
Tom Paciorek, R OBP: 0.297, SLG: 0.395 (1, 7)			F7		K		K			3	0	0	0	0	2	1											
Marc Hill, R OBP: 0.304, SLG: 0.338 (1, 2)					FC5		F5			3	0	1	0	0	0	1											
Vance Law, R OBP: 0.296, SLG: 0.395 (1, 5)										2	0	0	0	0	0	1											
Rudy Law, L OBP: 0.311, SLG: 0.293 (8, PH)			G5-4-3				F9		4-3	1	0	0	0	0	0	0											
Lorenzo Gray, R OBP: 0.275, SLG: 0.278 (9, 5)										0	0	0	0	0	0	0											
Jerry Dybzinski, R OBP: 0.323, SLG: 0.322 (1, 6)										2	0	0	0	0	0	0											
Mike Squires, L OBP: 0.324, SLG: 0.264 (8, PH)										1	0	0	0	0	0	0											
Scott Fletcher, R OBP: 0.333, SLG: 0.317 (9, 6)			6-3						L4	0	0	0	0	0	0	0											
<b>Inning Stats</b>	R: 1 E: 0 K: 0 S: 5	H: 2 LOB: 1 BB: 0 P: 5	R: 0 E: 0 K: 0 S: 3	H: 1 LOB: 0 BB: 0 P: 3	R: 0 E: 0 K: 0 S: 3	H: 0 LOB: 1 BB: 1 P: 7	R: 0 E: 0 K: 2 S: 8	H: 1 LOB: 0 BB: 0 P: 8	R: 0 E: 0 K: 0 S: 3	H: 0 LOB: 0 BB: 0 P: 3	R: 0 E: 0 K: 0 S: 2	H: 0 LOB: 0 BB: 1 P: 6	R: 0 E: 0 K: 1 S: 5	H: 0 LOB: 0 BB: 0 P: 5	R: 0 E: 0 K: 0 S: 3	H: 0 LOB: 0 BB: 0 P: 3	R: 0 E: 0 K: 1 S: 5	H: 0 LOB: 0 BB: 0 P: 5	1B: 3 2B: 1 3B: 0 HR: 0	SF: 1 SAC: 0 DP: 2 HBP: 0	WP: 0 PB: 0 SB: 0 CS: 0	PA: 31					
<b>PITCHER</b>	IP	WLS	BF	H	R	ER	SO	BB	IBB	HBP	BLK	WP	HR	S	P	ERA	WHIP										
Chris Codiroli, R ERA: 4.36 (1, 1)	9.0	W	31	4	1	1	4	2	0	0	0	0	0	37	45	1.00	0.667										

Oakland Athletics @ Chicago White Sox  
Comiskey Park, Chicago, IL  
Sat Jun 18 1983, 4:33 AM EDT  
Att: 24,298 - Sunny - 66 F

AB 28  
R 1  
H 4  
RBI 1  
BB 2  
SO 4  
LOB 9





Batter	1	2	3	4	5	6	7	8	9	AB	R	H	RBI	BB	SO	LOB	TOP	
Rickey Henderson, R OBP: 0.392, SLG: 0.386 (1, 7)										3	0	1	0	1	0	1		
Mike Davis, L OBP: 0.310, SLG: 0.346 (1, 9)										3	0	0	0	1	0	2		
Carney Lansford, R OBP: 0.288, SLG: 0.277 (1, 5)										4	0	0	0	0	1	3		
Jeff Burroughs, R OBP: 0.335, SLG: 0.389 (6, PH)										2	0	0	0	0	1	1		
Mike Heath, R OBP: 0.340, SLG: 0.435 (6, PH)										2	0	0	0	0	1	2		
Dwayne Murphy, L OBP: 0.329, SLG: 0.327 (1, 8)										2	0	1	0	2	0	0		
Bill Almon, R OBP: 0.357, SLG: 0.401 (1, 6)										4	0	0	0	0	0	3		
Davey Lopes, R OBP: 0.339, SLG: 0.442 (1, 4)										3	0	0	0	0	1	1		
Wayne Gross, L OBP: 0.376, SLG: 0.500 (1, 3)										3	0	0	0	0	0	1		
Bob Kearney, R OBP: 0.323, SLG: 0.407 (8, PR)										3	0	1	0	0	0	0		
Tony Phillips, S OBP: 0.298, SLG: 0.258 (8, PR)										0	0	0	0	0	0	0		
Darryl Clax, R OBP: 0.368, SLG: 0.353 (8, 2)										0	0	0	0	0	0	0		
<b>Inning Stats</b>	R: 0 E: 0 K: 1 S: 6	H: 1 LOB: 1 BB: 0 P: 6	R: 0 E: 0 K: 0 S: 3	H: 0 LOB: 0 BB: 0 P: 3	R: 0 E: 0 K: 0 S: 3	H: 0 LOB: 0 BB: 0 P: 3	R: 0 E: 0 K: 1 S: 5	H: 0 LOB: 1 BB: 1 P: 9	R: 0 E: 0 K: 0 S: 3	H: 1 LOB: 0 BB: 0 P: 3	R: 0 E: 0 K: 0 S: 4	H: 1 LOB: 1 BB: 0 P: 4	R: 0 E: 0 K: 1 S: 5	H: 0 LOB: 1 BB: 1 P: 9	1B: 2 2B: 1 3B: 0 HR: 0	SF: 0 SAC: 0 DP: 0 HBP: 0	WP: 0 PB: 0 SB: 1 CS: 1	PA: 33
<b>PITCHER</b> Britt Burns, L ERA: 3.83 (1, 1)	IP: 9.0 WLS: W BF: 33 H: 3 R: 0 ER: 0 SO: 4 BB: 4 IBB: 0 HBP: 0 BLK: 0 WP: 0 HR: 0 S: 37 P: 53 ERA: 0.00 WHIP: 0.778															<b>PITCHER</b>		

Oakland Athletics @ Chicago White Sox  
Comiskey Park, Chicago, IL  
Sun Jun 19 1983, 4:33 AM EDT  
Att: 26,169 - Cloudy - 67 F

AB	29
R	0
H	3
RBI	0
BB	4
SO	4
LOB	14



Batter	1	2	3	4	5	6	7	8	9	AB	R	H	RBI	BB	SO	LOB	BOTTOM	
Julio Cruz, S OBP: 0.324, SLG: 0.346 (1, 4)										3	0	1	0	0	1	0		
Carlton Fisk, R OBP: 0.298, SLG: 0.365 (1, 2)										4	0	0	0	0	1	3		
Tom Paciorek, R OBP: 0.291, SLG: 0.386 (1, 9)										4	0	0	0	0	0	1		
Greg Luzinski, R OBP: 0.325, SLG: 0.398 (1, 10)										3	0	1	0	0	0	0		
Ron Kittle, R OBP: 0.296, SLG: 0.507 (1, 7)										3	1	1	0	0	0	0		
Harold Baines, L OBP: 0.331, SLG: 0.381 (1, 8)										3	0	1	1	0	1	0		
Vance Law, R OBP: 0.297, SLG: 0.389 (1, 5)										2	0	0	0	1	0	0		
Jerry Dybzinski, R OBP: 0.315, SLG: 0.314 (1, 6)										3	0	0	0	0	1	2		
Mike Squires, L OBP: 0.333, SLG: 0.270 (1, 3)										2	0	1	0	1	0	0		
<b>Inning Stats</b>	R: 0 E: 0 K: 1 S: 5	H: 0 LOB: 0 BB: 0 P: 5	R: 0 E: 0 K: 1 S: 5	H: 0 LOB: 0 BB: 0 P: 5	R: 0 E: 0 K: 0 S: 5	H: 2 LOB: 2 BB: 0 P: 5	R: 1 E: 0 K: 0 S: 5	H: 3 LOB: 2 BB: 1 P: 9	R: 0 E: 0 K: 0 S: 3	H: 0 LOB: 0 BB: 0 P: 3	R: 0 E: 0 K: 1 S: 5	H: 0 LOB: 0 BB: 0 P: 5	R: 0 E: 0 K: 0 S: 3	H: 0 LOB: 1 BB: 1 P: 7	1B: 3 2B: 2 3B: 0 HR: 0	SF: 0 SAC: 1 DP: 0 HBP: 0	WP: 0 PB: 0 SB: 0 CS: 0	PA: 30
<b>PITCHER</b> Tom Underwood, L ERA: 5.21 (7, 1)	IP: 6.0 WLS: L BF: 23 H: 5 R: 1 ER: 1 SO: 3 BB: 1 IBB: 0 HBP: 0 BLK: 0 WP: 0 HR: 0 S: 28 P: 32 ERA: 1.50 WHIP: 1.000															<b>PITCHER</b>		
Tom Burgmeier, L ERA: 2.99 (8, 1)	IP: 1.1 WLS: L BF: 5 H: 0 R: 0 ER: 0 SO: 1 BB: 1 IBB: 0 HBP: 0 BLK: 0 WP: 0 HR: 0 S: 6 P: 10 ERA: 0.00 WHIP: 0.750															<b>PITCHER</b>		
Steve Baker, R ERA: 2.72 (8, 1)	IP: 0.2 WLS: L BF: 2 H: 0 R: 0 ER: 0 SO: 0 BB: 0 IBB: 0 HBP: 0 BLK: 0 WP: 0 HR: 0 S: 2 P: 2 ERA: 0.00 WHIP: 0.000															<b>PITCHER</b>		

Oakland Athletics @ Chicago White Sox  
Comiskey Park, Chicago, IL  
Sun Jun 19 1983, 4:33 AM EDT  
Att: 26,169 - Cloudy - 67 F

AB	27
R	1
H	5
RBI	1
BB	2
SO	4
LOB	6









Batter	1	2	3	4	5	6	7	8	9	AB	R	H	RBI	BB	SO	LOB	TOP																									
Rickey Henderson, R OBP: 0.394, SLG: 0.393 (1,7)	1-3		4-3					FC6-5 S 1B		4	1	1	0	0	0	2																										
Mike Davis, L OBP: 0.315, SLG: 0.358 (1,9)	6-3							F8		4	1	1	0	0	0	3																										
Bill Almon, R OBP: 0.358, SLG: 0.400 (1,6)										4	0	1	1	0	1	1																										
Tony Phillips, S OBP: 0.301, SLG: 0.262 (8, PR) (8,6)	K							FC6-4 1B		0	0	0	0	0	0	0																										
Davey Lopes, R OBP: 0.330, SLG: 0.430 (1,4)		5-3						FC6-4 3-H 1-2		3	0	0	1	0	0	2																										
Dwayne Murphy, L OBP: 0.330, SLG: 0.324 (1,8)	6-3									4	0	1	0	0	0	0																										
Carney Lansford, R OBP: 0.280, SLG: 0.270 (1,5)	5-3									4	0	1	0	0	0	0																										
Mike Heath, R OBP: 0.315, SLG: 0.398 (1,10)			4-3							3	0	0	0	0	1	2																										
Garry Hancock, L OBP: 0.351, SLG: 0.436 (9, PH)										1	0	1	0	0	0	0																										
Wayne Gross, L OBP: 0.365, SLG: 0.482 (1,3)			K							4	0	0	0	0	1	1																										
Bob Kearney, R OBP: 0.328, SLG: 0.417 (1,2)										3	0	2	0	0	1	0																										
Mitchell Page, L OBP: 0.302, SLG: 0.222 (8, PR)										0	0	0	0	0	0	0																										
Darryl Clax, R OBP: 0.368, SLG: 0.353 (8,2)								FC6-5 2B		0	0	0	0	0	0	0																										
<b>Inning Stats</b>	R: 0 E: 0 K: 1 S: 5	H: 0 LOB: 0 BB: 0 P: 5	R: 0 E: 0 K: 0 S: 3	H: 0 LOB: 0 BB: 0 P: 3	R: 0 E: 0 K: 1 S: 6	H: 1 LOB: 1 BB: 0 P: 6	R: 1 E: 0 K: 1 S: 8	H: 3 LOB: 2 BB: 0 P: 8	R: 0 E: 0 K: 0 S: 6	H: 1 LOB: 1 BB: 0 P: 6	R: 0 E: 0 K: 0 S: 3	H: 0 LOB: 0 BB: 0 P: 3	R: 0 E: 0 K: 0 S: 3	H: 0 LOB: 0 BB: 0 P: 3	R: 1 E: 0 K: 0 S: 5	H: 2 LOB: 2 BB: 0 P: 5	R: 0 E: 0 K: 0 S: 4	H: 1 LOB: 1 BB: 0 P: 4	1B: 6 2B: 1 3B: 1 HR: 0	SF: 1 SAC: 0 DP: 0 HBP: 0	WP: 0 PB: 0 SB: 2 CS: 0	PA: 35																				
<b>PITCHER</b>	IP	WLS	BF	H	R	ER	SO	BB	IBB	HBP	BLK	WP	HR	S	P	ERA	WHIP	<b>PITCHER</b>								IP	WLS	BF	H	R	ER	SO	BB	IBB	HBP	BLK	WP	HR	S	P	ERA	WHIP
Paul Spittorf, L ERA: 3.7 (1,1)	7.0	W	27	6	2	2	4	0	0	0	0	0	0	35	35	2.57	0.857																									
Dan Quisenberry, R ERA: 1.45 (8,1)	2.0	S	8	2	0	0	0	0	0	0	0	0	0	8	8	0.00	1.000																									

Oakland Athletics @ Kansas City Royals  
Royals Stadium, Kansas City, MO

AB 34  
R 2  
H 8  
RBI 2  
BB 0  
SO 4  
LOB 11



WP: 0 PA: 35  
PB: 0  
SB: 2  
CS: 0

Oakland Athletics @ Kansas City Royals  
Royals Stadium, Kansas City, MO

AB 33  
R 4  
H 8  
RBI 4  
BB 1  
SO 1  
LOB 18



WP: 0 PA: 35  
PB: 0  
SB: 3  
CS: 0

Batter	1	2	3	4	5	6	7	8	9	AB	R	H	RBI	BB	SO	LOB	BOTTOM																											
Willie Wilson, S OBP: 0.323, SLG: 0.367 (1,7)	F8		4-3					F8		4	0	1	0	0	0	1																												
U L Washington, S OBP: 0.300, SLG: 0.323 (1,6)	G3		F5					E3 S 1B		4	1	0	0	0	0	1																												
Frank White, R OBP: 0.299, SLG: 0.436 (1,4)			6-3					1B S FC3-2 1B		4	0	2	1	0	0	1																												
Hal McRae, R OBP: 0.409, SLG: 0.515 (1,10)	F8							FC3-2 G3 1B		4	1	2	0	0	0	1																												
Willie Aikens, L OBP: 0.382, SLG: 0.496 (1,3)			F3					G3		4	0	0	0	0	0	3																												
Joe Simpson, L OBP: 0.242, SLG: 0.214 (9,3)			G3					G3		0	0	0	0	0	0	0																												
Amos Otis, R OBP: 0.314, SLG: 0.352 (1,8)								G3		3	1	1	0	1	0	1																												
Cesar Geronimo, L OBP: 0.306, SLG: 0.326 (1,9)			F9					FC3-2 IBB		3	0	1	1	0	0	4																												
Cliff Pastornicky, R OBP: 0.136, SLG: 0.409 (1,5)								FC3-2 1-2 2-3 3-H		3	1	1	2	0	1	2																												
Greg Pryor, R OBP: 0.279, SLG: 0.271 (8,5)								F8		1	0	0	0	0	0	3																												
Don Slaught, R OBP: 0.225, SLG: 0.221 (1,2)								F8		3	0	0	0	0	0	1																												
<b>Inning Stats</b>	R: 0 E: 0 K: 0 S: 4	H: 1 LOB: 1 BB: 0 P: 4	R: 2 E: 0 K: 0 S: 5	H: 2 LOB: 0 BB: 0 P: 5	R: 0 E: 0 K: 0 S: 3	H: 0 LOB: 0 BB: 0 P: 3	R: 1 E: 0 K: 1 S: 7	H: 2 LOB: 1 BB: 0 P: 7	R: 0 E: 0 K: 0 S: 4	H: 1 LOB: 1 BB: 0 P: 4	R: 0 E: 0 K: 0 S: 3	H: 0 LOB: 0 BB: 0 P: 3	R: 0 E: 0 K: 0 S: 3	H: 0 LOB: 1 BB: 0 P: 4	R: 1 E: 1 K: 0 S: 6	H: 2 LOB: 3 BB: 1 P: 10	1B: 7 2B: 0 3B: 0 HR: 1	SF: 0 SAC: 0 DP: 0 HBP: 1	WP: 0 PB: 0 SB: 3 CS: 0	PA: 35																								
<b>PITCHER</b>	IP	WLS	BF	H	R	ER	SO	BB	IBB	HBP	BLK	WP	HR	S	P	ERA	WHIP	<b>PITCHER</b>								IP	WLS	BF	H	R	ER	SO	BB	IBB	HBP	BLK	WP	HR	S	P	ERA	WHIP		
Steve McCatty, R ERA: 3.5 (1,1)	7.0	L	29	6	4	3	1	0	0	1	0	0	0	30	31	3.86	0.857																											
Steve Baker, R ERA: 2.72 (8,1)	0.0		2	2	0	0	0	0	0	0	0	0	0	2	2	∞	∞																											
Tom Burgmeier, L ERA: 2.9 (8,1)	1.0		4	0	0	0	0	0	1	0	0	0	0	3	7	0.00	0.000																											

WP: 0 PA: 35  
PB: 0  
SB: 3  
CS: 0



Batter	1	2	3	4	5	6	7	8	9	10	11	12	AB	R	H	RBI	BB	SO	LOB	TOP		
Rickey Henderson, R OBP: 0.397, SLG: 0.391 Dan Meyer, L OBP: 0.204, SLG: 0.176	F8		CS 1-3 BB			SF8 HBP		FC6-4 3B		F3		F6	1 1 0 0 1 0 0 3 1 0 0 0 0 2									
Tony Phillips, S OBP: 0.303, SLG: 0.277	HR 1B		1-3			SF8		3B 3B		4-3			4 2 2 2 0 0 1									
Mike Davis, L OBP: 0.313, SLG: 0.367	HR		K			F9		K				F9	5 1 1 2 0 2 2									
Davey Lopes, R OBP: 0.328, SLG: 0.434	5-3					5-3						F8	5 0 1 1 0 0 0									
Dwayne Murphy, L OBP: 0.328, SLG: 0.323 Gary Hancock, L OBP: 0.328, SLG: 0.407	K					4-3		3-1 F7				E5	1 0 0 0 0 1 0 4 0 0 0 0 0 1									
Carney Lansford, R OBP: 0.276, SLG: 0.304						6-3						F9	5 1 1 1 0 0 1									
Mike Heath, R OBP: 0.322, SLG: 0.414													5 0 2 0 0 0 0									
Wayne Gross, L OBP: 0.360, SLG: 0.480													5 0 1 0 0 0 2									
Bob Kearney, R OBP: 0.304, SLG: 0.412 Mitchell Page, L OBP: 0.304, SLG: 0.231													2 0 0 0 0 0 0 3 0 1 0 0 0 1									
<b>Inning Stats</b>	R: 2 E: 0 K: 1 S: 7	H: 2 LOB: 0 BB: 0 P: 7	R: 1 E: 0 K: 0 S: 4	H: 1 LOB: 0 BB: 0 P: 4	R: 0 E: 0 K: 1 S: 4	H: 0 LOB: 0 BB: 1 P: 6	R: 0 E: 0 K: 0 S: 3	H: 0 LOB: 0 BB: 0 P: 3	R: 0 E: 0 K: 0 S: 3	H: 1 LOB: 1 BB: 0 P: 4	R: 2 E: 0 K: 1 S: 8	H: 3 LOB: 1 BB: 0 P: 6	R: 0 E: 0 K: 0 S: 3	H: 1 LOB: 0 BB: 0 P: 3	R: 0 E: 1 K: 0 S: 4	H: 0 LOB: 1 BB: 0 P: 4	R: 0 E: 0 K: 0 S: 4	H: 1 LOB: 1 BB: 0 P: 4	1B: 3 2B: 2 3B: 2 HR: 2	SF: 1 SAC: 0 DP: 1 HBP: 1	WP: 0 PB: 0 CS: 1	PA: 46
<b>PITCHER</b>	IP WLS BF H R ER SO BB IBB HBP BLK WP HR S P ERA WHIP	2 7.0 26 4 4 3 2 1 0 0 0 0 0 0 18 18 4.50 1.000	1 7.0 26 4 2 2 1 0 0 0 0 0 0 0 18 18 4.50 1.000	1 7.0 26 4 2 2 1 0 0 0 0 0 0 0 18 18 4.50 1.000	1 7.0 26 4 2 2 1 0 0 0 0 0 0 0 18 18 4.50 1.000	1 7.0 26 4 2 2 1 0 0 0 0 0 0 0 18 18 4.50 1.000	1 7.0 26 4 2 2 1 0 0 0 0 0 0 0 18 18 4.50 1.000	1 7.0 26 4 2 2 1 0 0 0 0 0 0 0 18 18 4.50 1.000	1 7.0 26 4 2 2 1 0 0 0 0 0 0 0 18 18 4.50 1.000	1 7.0 26 4 2 2 1 0 0 0 0 0 0 0 18 18 4.50 1.000	1 7.0 26 4 2 2 1 0 0 0 0 0 0 0 18 18 4.50 1.000	1 7.0 26 4 2 2 1 0 0 0 0 0 0 0 18 18 4.50 1.000	1 7.0 26 4 2 2 1 0 0 0 0 0 0 0 18 18 4.50 1.000	1 7.0 26 4 2 2 1 0 0 0 0 0 0 0 18 18 4.50 1.000	1 7.0 26 4 2 2 1 0 0 0 0 0 0 0 18 18 4.50 1.000	1 7.0 26 4 2 2 1 0 0 0 0 0 0 0 18 18 4.50 1.000	1 7.0 26 4 2 2 1 0 0 0 0 0 0 0 18 18 4.50 1.000	1 7.0 26 4 2 2 1 0 0 0 0 0 0 0 18 18 4.50 1.000	1 7.0 26 4 2 2 1 0 0 0 0 0 0 0 18 18 4.50 1.000	1 7.0 26 4 2 2 1 0 0 0 0 0 0 0 18 18 4.50 1.000	1 7.0 26 4 2 2 1 0 0 0 0 0 0 0 18 18 4.50 1.000	

Oakland Athletics @ Kansas City Royals  
Royals Stadium, Kansas City, MO

Wed Jun 22 1983, 8:05 PM EDT  
Att: 25,601 - Unknown - 90 F

AB 43  
R 6  
H 9  
RBI 6  
BB 1  
SO 3  
LOB 10



Batter	1	2	3	4	5	6	7	8	9	10	11	12	AB	R	H	RBI	BB	SO	LOB	BOTTOM	
Willie Wilson, S OBP: 0.323, SLG: 0.364	F7		F9			4-3 E 1B	FC5-4 BB	K			F3		5 1 1 0 1 1 2								
U L Washington, S OBP: 0.286, SLG: 0.319	4-3					4-3	FC5-4 PB 2B			1-3		F8	6 1 1 0 0 0 3								
Frank White, R OBP: 0.300, SLG: 0.437	6-3		F9			E5 HR 5-3	1-2 2-3 2B			F6			6 2 2 3 0 0 1								
Hal McRae, R OBP: 0.408, SLG: 0.506			5-3			5-3	3-4 4-0 2B					S 1B 1B	4 0 0 0 2 0 2								
Willie Aikens, L OBP: 0.385, SLG: 0.525 Joe Simpson, L OBP: 0.242, SLG: 0.214 John Wathan, R OBP: 0.317, SLG: 0.348			2B 2B			F7	F7			F8		1B S 1B	4 2 2 2 0 0 2 0 0 0 0 0 0 0 2 0 1 0 0 0 1								
Amos Otis, R OBP: 0.324, SLG: 0.364			1B 2B			F9	2H HR					1B 1B	5 0 3 1 1 0 0								
Cesar Geronimo, L OBP: 0.314, SLG: 0.333 Leon Roberts, R OBP: 0.277, SLG: 0.317			G6-3 1B			G3	1-3	SH1-3 1B		5-3		1B 1B	2 0 1 0 0 0 0 2 0 0 0 0 0 1								
Pat Sheridan, L OBP: 0.239, SLG: 0.353			G6-3 1B									1B	1 0 1 1 0 0 0								
Cliff Pastornicky, R OBP: 0.160, SLG: 0.400 Greg Pryor, R OBP: 0.268, SLG: 0.280			G6-3			4-3		FC5-4 BB 1B		F4			3 1 1 0 0 0 2 2 0 0 0 0 0 1								
Don Slaught, R OBP: 0.224, SLG: 0.210			F9			F1		K				F8	4 0 0 0 1 1 1								
<b>Inning Stats</b>	R: 0 E: 0 K: 0 S: 3	H: 0 LOB: 0 BB: 0 P: 3	R: 1 E: 0 K: 0 S: 5	H: 3 LOB: 1 BB: 0 P: 5	R: 0 E: 0 K: 0 S: 3	H: 1 LOB: 1 BB: 0 P: 4	R: 0 E: 0 K: 0 S: 3	H: 0 LOB: 0 BB: 0 P: 3	R: 0 E: 0 K: 0 S: 3	H: 1 LOB: 2 BB: 1 P: 10	R: 0 E: 0 K: 0 S: 3	H: 0 LOB: 1 BB: 0 P: 3	R: 0 E: 0 K: 0 S: 3	R: 0 E: 0 K: 0 S: 4	H: 3 LOB: 3 BB: 1 P: 8	1B: 9 2B: 3 3B: 0 HR: 1	SF: 0 SAC: 1 DP: 1 HBP: 0	WP: 0 PB: 2 CS: 0	PA: 52		
<b>PITCHER</b>	IP WLS BF H R ER SO BB IBB HBP BLK WP HR S P ERA WHIP	5.2 1.0 0.0 3.1	5.2 1.0 0.0 3.1	5.2 1.0 0.0 3.1	5.2 1.0 0.0 3.1	5.2 1.0 0.0 3.1	5.2 1.0 0.0 3.1	5.2 1.0 0.0 3.1	5.2 1.0 0.0 3.1	5.2 1.0 0.0 3.1	5.2 1.0 0.0 3.1	5.2 1.0 0.0 3.1	5.2 1.0 0.0 3.1	5.2 1.0 0.0 3.1	5.2 1.0 0.0 3.1	5.2 1.0 0.0 3.1	5.2 1.0 0.0 3.1	5.2 1.0 0.0 3.1	5.2 1.0 0.0 3.1	5.2 1.0 0.0 3.1	5.2 1.0 0.0 3.1

Oakland Athletics @ Kansas City Royals  
Royals Stadium, Kansas City, MO

Wed Jun 22 1983, 8:05 PM EDT  
Att: 25,601 - Unknown - 90 F

AB 46  
R 7  
H 13  
RBI 7  
BB 5  
SO 2  
LOB 16





Batter	1	2	3	4	5	6	7	8	9	AB	R	H	RBI	BB	SO	LOB	TOP			
Rickey Henderson, R OBP: 0.391, SLG: 0.384 (1, 8)	G3	6-3			6-3		5-3			4	0	0	0	0	0	1				
Mike Davis, L OBP: 0.316, SLG: 0.369 (1, 9)	S 2B		F6		S 1B		K			4	1	2	0	0	1	1				
Wayne Gross, L OBP: 0.363, SLG: 0.491 (1, 3)	1B		1B		K			F3		4	2	2	1	0	1	1				
Jeff Burroughs, R OBP: 0.343, SLG: 0.404 Mitchell Page, L OBP: 0.304, SLG: 0.231 (1, 10)	1B		K		5-3			CS 1B		3	1	1	0	1	1	2				
Davey Lopes, R OBP: 0.335, SLG: 0.440 (1, 4)	1B							K		4	1	3	2	0	1	1				
Carney Lansford, R OBP: 0.275, SLG: 0.313 (1, 5)	2B		6-3					F9		4	0	1	2	0	0	2				
Garry Hancock, L OBP: 0.323, SLG: 0.397 Rick Peters, S (9, PR)	F7				G3			F9		4	0	1	0	0	0	0				
Mike Heath, R OBP: 0.333, SLG: 0.410 Bill Almon, R OBP: 0.358, SLG: 0.400 Bob Kearney, R OBP: 0.325, SLG: 0.412 (1, 2)		K			4-3			S 1B		3	0	1	0	1	1	0				
Tony Phillips, S OBP: 0.299, SLG: 0.273 (1, 6)		4-3			K		SH1-4			3	0	0	0	0	2	1				
<b>Inning Stats</b>	R: 4 E: 0 K: 0 S: 6	H: 4 LOB: 0 BB: 1 P: 10	R: 0 E: 0 K: 1 S: 5	H: 0 LOB: 0 BB: 0 P: 5	R: 1 E: 0 K: 1 S: 7	H: 2 LOB: 1 BB: 0 P: 7	R: 0 E: 0 K: 1 S: 5	H: 0 LOB: 0 BB: 0 P: 5	R: 0 E: 0 K: 0 S: 3	H: 1 LOB: 1 BB: 0 P: 3	R: 0 E: 0 K: 1 S: 6	H: 1 LOB: 1 BB: 0 P: 6	R: 0 E: 0 K: 1 S: 5	H: 1 LOB: 1 BB: 1 P: 5	R: 0 E: 0 K: 1 S: 5	H: 1 LOB: 2 BB: 1 P: 9	1B: 8 2B: 4 3B: 0 HR: 0	SF: 0 SAC: 1 DP: 1 HBP: 0	WP: 0 PB: 0 SB: 4 CS: 2	PA: 36
<b>PITCHER</b> Mike Smithson, R ERA: 4.3 (1, 1)	IP: 9.0 WLS: W BF: 36 H: 11 R: 5 ER: 5 SO: 7 BB: 2 IBB: 0 HBP: 0 BLK: 0 WP: 0 HR: 0 S: 48 P: 56 ERA: 5.00 WHIP: 1.444															<b>PITCHER</b>				

Oakland Athletics @ Texas Rangers  
Arlington Stadium, Arlington, TX  
Fri Jun 24 1983, 8:05 PM EDT  
Sunny

AB 33  
R 5  
H 11  
RBI 5  
BB 2  
SO 7  
LOB 9



Batter	1	2	3	4	5	6	7	8	9	AB	R	H	RBI	BB	SO	LOB	BOTTOM					
Bill Sample, R OBP: 0.334, SLG: 0.414 (1, 7)	HR HBP	6-3		5-3			HR	FC1-5		4	2	1	1	0	0	4						
Bill Stein, R OBP: 0.339, SLG: 0.431 (1, 4)	F9			1B		F4	FC1-5 BB 1B	F9		5	0	2	0	0	0	3						
Buddy Bell, R OBP: 0.338, SLG: 0.433 (1, 5)	HR			WP 1B		BB	FC1-5 BB	5-3		3	1	2	2	2	0	2						
Larry Parrish, R OBP: 0.370, SLG: 0.540 (1, 9)	F8		F9		K		FC1-5			5	1	1	0	0	1	4						
George Wright, S OBP: 0.326, SLG: 0.407 (1, 8)	F2				F8		F5			4	0	0	0	1	1	4						
Pete O'Brien, L OBP: 0.318, SLG: 0.351 (1, 3)		3B BB		K		G6-4-3 BB	G3			3	1	1	1	2	1	4						
Dave Hostetter, R OBP: 0.291, SLG: 0.289 Bucky Dent, R OBP: 0.309, SLG: 0.341 (1, 10)		7-2 3B		5-3		G6-4-3	SH 1B BB			3	0	1	1	1	0	1						
Jim Anderson, R OBP: 0.182, SLG: 0.188 (1, 6)		7-2		F8			SH 1B			3	0	1	0	0	0	1						
Bob Johnson, R OBP: 0.263, SLG: 0.345 Mickey Rivers, L OBP: 0.280, SLG: 0.297 Jim Sundberg, R OBP: 0.257, SLG: 0.277 (1, 2)	E6					F9	FC1-5 1B			2	0	1	0	0	0	0						
<b>Inning Stats</b>	R: 2 E: 0 K: 0 S: 4	H: 1 LOB: 0 BB: 0 P: 5	R: 1 E: 1 K: 0 S: 4	H: 1 LOB: 1 BB: 1 P: 8	R: 0 E: 0 K: 1 S: 6	H: 2 LOB: 2 BB: 1 P: 10	R: 0 E: 0 K: 0 S: 4	H: 1 LOB: 1 BB: 0 P: 4	R: 0 E: 0 K: 1 S: 5	H: 0 LOB: 1 BB: 1 P: 9	R: 0 E: 0 K: 0 S: 3	H: 1 LOB: 1 BB: 1 P: 7	R: 1 E: 0 K: 0 S: 5	H: 2 LOB: 2 BB: 1 P: 9	R: 1 E: 0 K: 0 S: 5	H: 1 LOB: 2 BB: 1 P: 9	R: 1 E: 0 K: 1 S: 5	H: 2 LOB: 1 BB: 0 P: 5	1B: 7 2B: 1 3B: 2 HR: 2	SF: 0 SAC: 1 DP: 2 HBP: 1	WP: 1 PB: 0 SB: 0 CS: 0	PA: 42
<b>PITCHER</b> Tom Underwood, L ERA: 5.18 (1, 1)	IP: 5.2 WLS: L BF: 26 H: 6 R: 3 ER: 3 SO: 2 BB: 4 IBB: 0 HBP: 0 BLK: 0 WP: 0 HR: 1 S: 25 P: 42 ERA: 4.76 WHIP: 1.765															<b>PITCHER</b>						
Jeff Jones, R ERA: 27.0 (6, 1)	0.1	3	2	1	1	0	0	0	0	0	1	3	3	27.00	6.000							
Steve Baker, R ERA: 3.0 (7, 1)	2.0	L	11	2	2	2	0	2	0	0	9	17	9.00	2.000								
Tom Burgmeier, L ERA: 2.7 (9, 1)	0.1	2	1	0	0	1	0	0	0	0	4	4	0.00	3.000								

Oakland Athletics @ Texas Rangers  
Arlington Stadium, Arlington, TX  
Fri Jun 24 1983, 8:05 PM EDT  
Sunny

AB 34  
R 6  
H 11  
RBI 6  
BB 6  
SO 3  
LOB 24





Batter	1	2	3	4	5	6	7	8	9	AB	R	H	RBI	BB	SO	LOB	TOP					
Rickey Henderson, R OBP: 0.386, SLG: 0.377 (1, 7)										4	0	0	0	0	1	1						
Rick Peters, S OBP: 0.500, SLG: 0.500 (1, 8)										4	1	2	0	0	0	1						
Mike Davis, L OBP: 0.315, SLG: 0.372 (1, 9)										4	1	1	0	0	2	1						
Davey Lopes, R OBP: 0.329, SLG: 0.432 (1, 4)										4	0	0	0	0	1	3						
Wayne Gross, L OBP: 0.361, SLG: 0.486 (1, 3)										4	0	1	2	0	1	0						
Carney Lansford, R OBP: 0.274, SLG: 0.310 (1, 5)										4	0	1	0	0	0	0						
Dan Meyer, L OBP: 0.196, SLG: 0.169 (1, 10)										4	0	0	0	0	0	2						
Bob Kearney, R OBP: 0.325, SLG: 0.417 (1, 2)										3	0	1	0	0	1	0						
Tony Phillips, S OBP: 0.300, SLG: 0.274 (1, 6)										3	0	1	0	0	0	1						
<b>Inning Stats</b>	R: 0 E: 0 K: 1 S: 6	H: 1 LOB: 1 BB: 0 P: 6	R: 0 E: 0 K: 1 S: 5	H: 0 LOB: 0 BB: 0 P: 5	R: 0 E: 0 K: 1 S: 6	H: 1 LOB: 1 BB: 0 P: 6	R: 0 E: 0 K: 2 S: 7	H: 0 LOB: 0 BB: 0 P: 7	R: 0 E: 0 K: 0 S: 3	H: 0 LOB: 0 BB: 0 P: 3	R: 0 E: 0 K: 1 S: 5	H: 0 LOB: 0 BB: 0 P: 5	R: 0 E: 0 K: 0 S: 3	H: 0 LOB: 0 BB: 0 P: 3	R: 0 E: 0 K: 0 S: 4	H: 1 LOB: 1 BB: 0 P: 4	R: 2 E: 0 K: 0 S: 7	H: 4 LOB: 2 BB: 0 P: 7	1B: 5 2B: 2 3B: 0 HR: 0	SF: 0 SAC: 0 DP: 0 HBP: 0	WP: 0 PB: 0 SB: 1 CS: 0	PA: 34
<b>PITCHER</b> Charlie Hough, R ERA: 3.54 (1, 1)	IP: 9.0 WLS: W BF: 34 H: 7 R: 2 ER: 2 SO: 6 BB: 0 IBB: 0 HBP: 0 BLK: 0 WP: 0 HR: 0 S: 46 P: 46 ERA: 2.00 WHIP: 0.778															<b>PITCHER</b>						

Oakland Athletics @ Texas Rangers  
Arlington Stadium, Arlington, TX  
Fri Jun 24 1983, 8:05 PM EDT  
Att: 24,297 - Unknown

AB	34
R	2
H	7
RBI	2
BB	0
SO	6
LOB	9



Batter	1	2	3	4	5	6	7	8	9	AB	R	H	RBI	BB	SO	LOB	BOTTOM			
Bill Sample, R OBP: 0.333, SLG: 0.412 (1, 7)										4	1	1	0	0	0	4				
Bill Stein, R OBP: 0.348, SLG: 0.452 (1, 4)										4	1	2	3	0	0	2				
Buddy Bell, R OBP: 0.337, SLG: 0.431 (1, 5)										4	1	1	0	0	0	1				
Larry Parrish, R OBP: 0.372, SLG: 0.554 (1, 9)										4	0	2	2	0	1	0				
George Wright, S OBP: 0.325, SLG: 0.402 (1, 8)										3	1	0	0	1	1	2				
Dave Hostetler, R OBP: 0.285, SLG: 0.282 (1, 10)										4	0	0	0	0	1	3				
Pete O'Brien, L OBP: 0.324, SLG: 0.356 (1, 3)										2	1	1	1	2	1	0				
Jim Sundberg, R OBP: 0.262, SLG: 0.275 (1, 2)										2	1	0	0	2	0	2				
Bucky Dent, R OBP: 0.308, SLG: 0.340 (1, 6)										4	0	1	0	0	0	2				
<b>Inning Stats</b>	R: 0 E: 0 K: 0 S: 3	H: 0 LOB: 0 BB: 0 P: 3	R: 0 E: 0 K: 1 S: 5	H: 0 LOB: 0 BB: 0 P: 5	R: 2 E: 0 K: 0 S: 4	H: 1 LOB: 2 BB: 2 P: 12	R: 1 E: 0 K: 1 S: 6	H: 1 LOB: 1 BB: 1 P: 10	R: 3 E: 0 K: 1 S: 9	H: 4 LOB: 1 BB: 0 P: 9	R: 0 E: 0 K: 1 S: 6	H: 1 LOB: 2 BB: 1 P: 10	R: 0 E: 0 K: 0 S: 4	H: 1 LOB: 1 BB: 0 P: 4	R: 0 E: 0 K: 0 S: 2	H: 0 LOB: 0 BB: 1 P: 6	1B: 4 2B: 4 3B: 1 HR: 0	SF: 0 SAC: 0 DP: 1 HBP: 0	WP: 0 PB: 0 SB: 1 CS: 0	PA: 36
<b>PITCHER</b> Curt Young, L ERA: 10.38 (1, 1)	IP: 4.1 WLS: L BF: 20 H: 4 R: 5 ER: 5 SO: 2 BB: 3 IBB: 0 HBP: 0 BLK: 0 WP: 0 HR: 0 S: 21 P: 33 ERA: 10.38 WHIP: 1.615															<b>PITCHER</b>				
Tim Conroy, L ERA: 3.56 (5, 1)	IP: 1.2 WLS: L BF: 9 H: 3 R: 1 ER: 1 SO: 2 BB: 1 IBB: 0 HBP: 0 BLK: 0 WP: 0 HR: 0 S: 12 P: 16 ERA: 5.40 WHIP: 2.400															<b>PITCHER</b>				
Jeff Jones, R ERA: 10.8 (7, 1)	IP: 2.0 WLS: L BF: 7 H: 1 R: 0 ER: 0 SO: 0 BB: 1 IBB: 0 HBP: 0 BLK: 0 WP: 0 HR: 0 S: 6 P: 10 ERA: 0.00 WHIP: 1.000															<b>PITCHER</b>				

Oakland Athletics @ Texas Rangers  
Arlington Stadium, Arlington, TX  
Fri Jun 24 1983, 8:05 PM EDT  
Att: 24,297 - Unknown

AB	31
R	6
H	8
RBI	6
BB	5
SO	4
LOB	16





Batter	1	2	3	4	5	6	7	8	9	AB	R	H	RBI	BB	SO	LOB	TOP								
Rickey Henderson, R OBP: 0.387, SLG: 0.378 Bob Kearney, R OBP: 0.322, SLG: 0.412			5-3		F8		G6-4-3			2	0	1	0	0	0	0	<b>Oakland Athletics @ Texas Rangers</b> Arlington Stadium, Arlington, TX Sat Jun 25 1983, 8:05 PM EDT Att: 22,112 - Unknown <a href="http://livebaseballscorecards.com">livebaseballscorecards.com</a>								
Rick Peters, S OBP: 0.375, SLG: 0.375	K		WP HR		1-3			G3		4	1	1	0	0	1	1									
Davey Lopes, R OBP: 0.332, SLG: 0.446 Bill Almont, R OBP: 0.358, SLG: 0.400	F2		HR		E9 2B			F7		4	2	2	2	0	0	1									
Jeff Burroughs, R OBP: 0.349, SLG: 0.409						2B		K		2	0	1	1	2	1	0									
Carney Lansford, R OBP: 0.273, SLG: 0.308	K		F8		5-3			F8 4-3		4	0	1	0	0	1	4									
Wayne Gross, L OBP: 0.354, SLG: 0.475		K			F3			4-3		4	0	0	0	0	2	2									
Mike Heath, R OBP: 0.313, SLG: 0.385	F2		K		F8			F8		4	0	0	0	0	1	2									
Mike Davis, L OBP: 0.311, SLG: 0.367 Garry Hancock, L OBP: 0.318, SLG: 0.391	4-3		F4		6-3			G3		3	0	0	0	0	0	0									
Tony Phillips, S OBP: 0.300, SLG: 0.271			K		F9			G6-4-3 BB		2	0	0	0	1	1	0									
<b>Inning Stats</b>	R: 0 E: 0 K: 2 S: 8	H: 1 LOB: 2 BB: 1 P: 12	R: 0 E: 0 K: 1 S: 5	H: 0 LOB: 0 BB: 0 P: 5	R: 2 E: 0 K: 1 S: 7	H: 2 LOB: 1 BB: 1 P: 11	R: 0 E: 0 K: 2 S: 7	H: 0 LOB: 0 BB: 0 P: 7	R: 0 E: 0 K: 0 S: 3	H: 0 LOB: 0 BB: 0 P: 3	R: 1 E: 1 K: 0 S: 5	H: 2 LOB: 1 BB: 0 P: 5	R: 0 E: 0 K: 0 S: 2	H: 0 LOB: 0 BB: 1 P: 6	R: 0 E: 0 K: 1 S: 5	H: 0 LOB: 0 BB: 0 P: 5		R: 0 E: 0 K: 0 S: 4	H: 1 LOB: 1 BB: 0 P: 4	1B: 4 2B: 1 3B: 0 HR: 1	SF: 0 SAC: 0 DP: 1 HBP: 0	WP: 1 PB: 0 SB: 1 CS: 0	PA: 35		
<b>PITCHER</b>	IP	WLS	BF	H	R	ER	SO	BB	IBB	HBP	BLK	WP	HR	S	P	ERA	WHIP								
Frank Tanana, L ERA: 1.9 John Butcher, R ERA: 3.69	6.0	W	25	5	3	2	6	2	0	0	0	1	1	35	43	3.00	1.167								

Batter	1	2	3	4	5	6	7	8	9	AB	R	H	RBI	BB	SO	LOB	BOTTOM								
Bill Sample, R OBP: 0.338, SLG: 0.417	F8	1B SF7 1B		1-3 2-H	1B 2B			5-3		4	2	2	2	1	0	0	<b>Oakland Athletics @ Texas Rangers</b> Arlington Stadium, Arlington, TX Sat Jun 25 1983, 8:05 PM EDT Att: 22,112 - Unknown <a href="http://livebaseballscorecards.com">livebaseballscorecards.com</a>								
Bill Stein, R OBP: 0.366, SLG: 0.463	F9	WP 1B		2-H 3-H	1B K			1B		5	0	3	4	0	1	2									
Buddy Bell, R OBP: 0.334, SLG: 0.426	FC5-4 BB	SF7 3-H		2-H 3-H	K 1B		5-3	K		3	0	0	1	1	2	2									
Larry Parrish, R OBP: 0.368, SLG: 0.545	FC5-4	F8		1-2	1B		K	F8		5	0	1	0	0	1	3									
George Wright, S OBP: 0.324, SLG: 0.398		BB 1B BB	4-3	1-2	K		F7			3	1	0	0	1	1	2									
Dave Hostetler, R OBP: 0.286, SLG: 0.278 Bob Jones, L OBP: 1.000, SLG: 1.000	1B BB	1B BB	4-3	1-2	F9		FC5-4 1B			2	1	0	0	1	0	2									
Pete O'Brien, L OBP: 0.323, SLG: 0.352	P4	4-3			WP BB		F9			3	0	0	0	1	0	3									
Jim Sundberg, R OBP: 0.267, SLG: 0.272	1B 1B BB	1B 1B BB	4-3	1-2 2-3	F8		FC5-4			2	2	0	0	2	0	2									
Bucky Dent, R OBP: 0.312, SLG: 0.342	1B 1B	1B 1B		1-2	F7		F1			4	2	2	1	0	0	2									
<b>Inning Stats</b>	R: 0 E: 0 K: 0 S: 3	H: 0 LOB: 1 BB: 1 P: 7	R: 5 E: 0 K: 0 S: 6	H: 3 LOB: 1 BB: 3 P: 18	R: 0 E: 0 K: 0 S: 3	H: 0 LOB: 0 BB: 0 P: 3	R: 3 E: 0 K: 2 S: 11	H: 4 LOB: 2 BB: 1 P: 15	R: 0 E: 0 K: 1 S: 5	H: 0 LOB: 0 BB: 2 P: 13	R: 0 E: 0 K: 1 S: 5	H: 0 LOB: 0 BB: 0 P: 5	R: 0 E: 0 K: 0 S: 4	H: 1 LOB: 1 BB: 0 P: 4	R: 0 E: 0 K: 1 S: 6	H: 1 LOB: 1 BB: 0 P: 6		1B: 8 2B: 1 3B: 0 HR: 0	SF: 1 SAC: 0 DP: 0 HBP: 0	WP: 2 PB: 0 SB: 0 CS: 0	PA: 40				
<b>PITCHER</b>	IP	WLS	BF	H	R	ER	SO	BB	IBB	HBP	BLK	WP	HR	S	P	ERA	WHIP								
Bill Krueger, L ERA: 3.45 Steve Baker, R ERA: 3.45 Tim Conroy, L ERA: 3.45 Jeff Jones, R ERA: 5.88	1.1	L	11	3	5	5	0	4	0	0	0	0	0	12	16	13.50	2.500								



Batter	1	2	3	4	5	6	7	8	9	AB	R	H	RBI	BB	SO	LOB	TOP			
<b>Rick Peters, S</b> OBP: 0.455, SLG: 0.400	4-0 S 2B BB		0-0 F6			0-0 1B				2	1	1	0	1	0	0				
<b>Bill Almon, R</b> OBP: 0.353, SLG: 0.394	0-0 4-3		0-3 K			0-0 F7				3	0	0	0	0	1	2				
<b>Mike Davis, L</b> OBP: 0.311, SLG: 0.371	0-0 2B		0-3 K			0-0 F5				3	0	1	1	0	1	1				
<b>Jeff Burroughs, R</b> OBP: 0.345, SLG: 0.404	0-3 K		0-0 G3			0-0 6-3				3	0	0	0	0	1	1				
<b>Wayne Gross, L</b> OBP: 0.349, SLG: 0.468	0-0 G3		0-0 F6			0-3 K				3	0	0	0	0	1	1				
<b>Carney Lansford, R</b> OBP: 0.275, SLG: 0.309		0-0 F9			0-3 K			0-0 FC6-4 1B		3	0	1	0	0	1	0				
<b>Garry Hancock, L</b> OBP: 0.304, SLG: 0.373		0-0 4-3			0-0 F5			0-0 FC6-4 1-2		3	0	0	0	0	0	1				
<b>Bob Kearney, R</b> OBP: 0.317, SLG: 0.405		0-0 F4			0-3 K			0-0 4-3		3	0	0	0	0	1	0				
<b>Tony Phillips, S</b> OBP: 0.297, SLG: 0.268			0-0 F9			0-0 4-3				2	0	0	0	0	0	0				
<b>Inning Stats</b>	R: 1 E: 0 K: 1 S: 6	H: 1 LOB: 1 BB: 1 P: 10	R: 0 E: 0 K: 0 S: 3	H: 0 LOB: 0 BB: 0 P: 3	R: 0 E: 0 K: 1 S: 5	H: 0 LOB: 0 BB: 0 P: 5	R: 0 E: 0 K: 1 S: 5	H: 0 LOB: 0 BB: 0 P: 5	R: 0 E: 0 K: 2 S: 7	H: 0 LOB: 0 BB: 0 P: 7	R: 0 E: 0 K: 0 S: 4	H: 1 LOB: 1 BB: 0 P: 4	R: 0 E: 0 K: 1 S: 6	H: 1 LOB: 0 BB: 0 P: 6	R: 0 E: 0 K: 0 S: 1	H: 0 LOB: 0 BB: 0 P: 1	1B: 2 2B: 1 3B: 0 HR: 0	SF: 0 SAC: 0 DP: 0 HBP: 0	WP: 0 PB: 0 SB: 1 CS: 0	PA: 26
<b>PITCHER</b> <b>Danny Darwin, R</b> ERA: 2.67	IP: 7.1 WLS: W BF: 26 H: 3 R: 1 ER: 1 SO: 6 BB: 1 IBB: 0 HBP: 0 BLK: 0 WP: 0 HR: 0 S: 37 P: 41 ERA: 1.23 WHIP: 0.545															<b>PITCHER</b>				

Oakland Athletics @ Texas Rangers  
Arlington Stadium, Arlington, TX  
Sun Jun 26 1983, 8:05 PM EDT  
Att: 27,600 - Unknown

AB 25  
R 1  
H 3  
RBI 1  
BB 1  
SO 6  
LOB 6



Batter	1	2	3	4	5	6	7	8	9	AB	R	H	RBI	BB	SO	LOB	BOTTOM			
<b>Wayne Tolleson, S</b> OBP: 0.350, SLG: 0.395	0-0 E 1B			0-0 1-2 1B		0-0 1-3				4	1	3	0	0	0	0				
<b>Mickey Rivers, L</b> OBP: 0.275, SLG: 0.291	0-0 F4			0-0 F7		0-0 5-3				2	0	0	0	0	0	2				
<b>Dave Hostetler, R</b> OBP: 0.283, SLG: 0.275	1-2									2	0	0	0	0	0	2				
<b>Buddy Bell, R</b> OBP: 0.337, SLG: 0.438	0-0 E6 BB 1B		0-0 HR	0-0 5-3		0-0 1-3 1B				4	2	2	1	0	0	3				
<b>Larry Parrish, R</b> OBP: 0.362, SLG: 0.535	0-0 F3		0-0 F7		0-0 6-3			0-0 1-3		4	0	0	0	0	0	3				
<b>George Wright, S</b> OBP: 0.323, SLG: 0.393	4-0 1B BB		0-0 F7		0-3 K			0-0 6-3		3	0	0	0	1	1	1				
<b>Bill Sample, R</b> OBP: 0.338, SLG: 0.416	0-0 1-3 2H 3H 1B		0-0 F6		0-0 E7					3	0	1	2	0	0	0				
<b>Pete O'Brien, L</b> OBP: 0.323, SLG: 0.360	0-0 F4			0-0 1B 3B		0-0 4-3				3	1	1	0	0	0	3				
<b>Jim Sundberg, R</b> OBP: 0.263, SLG: 0.268		0-0 6-3		0-0 5-3		0-3 K				3	0	0	0	0	1	1				
<b>Bucky Dent, R</b> OBP: 0.312, SLG: 0.342		0-0 F8		0-0 1B 3H 1B		0-0 F4				3	0	1	1	0	0	0				
<b>Inning Stats</b>	R: 2 E: 1 K: 0 S: 6	H: 2 LOB: 2 BB: 1 P: 10	R: 0 E: 0 K: 0 S: 4	H: 1 LOB: 1 BB: 0 P: 4	R: 1 E: 0 K: 0 S: 4	H: 1 LOB: 0 BB: 0 P: 4	R: 1 E: 0 K: 0 S: 6	H: 3 LOB: 2 BB: 0 P: 6	R: 0 E: 1 K: 1 S: 6	H: 0 LOB: 1 BB: 1 P: 6	R: 0 E: 0 K: 0 S: 5	H: 0 LOB: 0 BB: 0 P: 5	R: 0 E: 0 K: 0 S: 4	H: 1 LOB: 1 BB: 0 P: 4	R: 0 E: 0 K: 0 S: 4	H: 1 LOB: 1 BB: 0 P: 4	1B: 6 2B: 0 3B: 1 HR: 1	SF: 0 SAC: 0 DP: 0 HBP: 0	WP: 0 PB: 0 SB: 1 CS: 0	PA: 32
<b>PITCHER</b> <b>Steve McCatty, R</b> ERA: 3.64	IP: 3.1 WLS: L BF: 19 H: 7 R: 4 ER: 2 SO: 0 BB: 1 IBB: 0 HBP: 0 BLK: 0 WP: 1 HR: 1 S: 18 P: 22 ERA: 5.40 WHIP: 2.400															<b>PITCHER</b>				
<b>Tom Burgmeier, L</b> ERA: 2.53	IP: 3.2 WLS: L BF: 13 H: 1 R: 0 ER: 0 SO: 2 BB: 0 IBB: 0 HBP: 0 BLK: 0 WP: 0 HR: 0 S: 17 P: 17 ERA: 0.00 WHIP: 0.273															<b>PITCHER</b>				

Oakland Athletics @ Texas Rangers  
Arlington Stadium, Arlington, TX  
Sun Jun 26 1983, 8:05 PM EDT  
Att: 27,600 - Unknown

AB 31  
R 4  
H 8  
RBI 4  
BB 1  
SO 2  
LOB 15





Batter	1	2	3	4	5	6	7	8	9	AB	R	H	RBI	BB	SO	LOB	TOP			
Willie Wilson, S (1.7) OBP: 0.320, SLG: 0.359	SH3 S 1B		F8			F3		S 1B		4	0	2	0	0	0	0	<b>Kansas City Royals @ Oakland Athletics</b> Oakland-Alameda County Coliseum, Oakland, CA Mon Jun 27 1983, 7:05 PM PDT Att: 21,841 - Unknown <a href="http://livebaseballscorecards.com">livebaseballscorecards.com</a>			
U L Washington, S (1.6) OBP: 0.294, SLG: 0.306	SH3 1-3		F8			F8		BB 1-2 BB		2	0	0	0	1	0	0				
Amos Otis, R (1.8) OBP: 0.321, SLG: 0.356	K		F9			F9		F8		4	0	0	0	0	1	3				
Hal McRae, R (1.10) OBP: 0.406, SLG: 0.504	F8		F8			BB 1B		2B 1B BB		3	1	1	0	1	0	3				
Willie Aikens, L (1.3) OBP: 0.386, SLG: 0.536		F7				1B 1-3 2B		F4		3	0	1	0	1	0	0				
Cesar Geronimo, L (1.9) OBP: 0.295, SLG: 0.310	4-3		4-3			F4		4-3		4	0	0	0	0	0	4				
Don Slaught, R (1.2) OBP: 0.247, SLG: 0.258	6-3					G4-6-3 1B		F9		4	0	1	1	0	0	0				
Onix Concepcion, R (1.4) OBP: 0.121, SLG: 0.156			F6			G4-6-3 1-2				3	0	0	0	0	0	2				
Greg Pryor, R (1.5) OBP: 0.258, SLG: 0.250			F3			1-3		F8		2	0	0	0	0	0	0				
Pat Sheridan, L (8. PH) OBP: 0.237, SLG: 0.333						1-3				1	0	0	0	0	0	0				
Cliff Pastornicky, R (8.5) OBP: 0.125, SLG: 0.313										0	0	0	0	0	0	0				
<b>Inning Stats</b>	R: 0 E: 0 K: 1 S: 6	H: 1 LOB: 1 BB: 0 P: 6	R: 0 E: 0 K: 0 S: 3	H: 0 LOB: 0 BB: 0 P: 3	R: 0 E: 0 K: 0 S: 3	H: 0 LOB: 0 BB: 0 P: 3	R: 0 E: 0 K: 0 S: 4	H: 1 LOB: 2 BB: 1 P: 8	R: 0 E: 0 K: 0 S: 3	H: 0 LOB: 0 BB: 0 P: 3	R: 1 E: 0 K: 0 S: 4	H: 2 LOB: 1 BB: 1 P: 8	R: 0 E: 0 K: 0 S: 4	H: 1 LOB: 2 BB: 1 P: 8	R: 0 E: 0 K: 0 S: 3	H: 0 LOB: 0 BB: 0 P: 3	1B: 4 2B: 1 3B: 0 HR: 0	SF: 0 SAC: 1 DP: 1 HBP: 0	WP: 0 PB: 0 SB: 2 CS: 0	PA: 34
<b>PITCHER</b>	IP WLS BF H R ER SO BB IBB HBP BLK WP HR S P ERA WHIP																			
Ben Callahan, R (1.1) ERA: 2.45	6.0 W 23 3 1 1 1 2 0 0 0 0 0 23 31 1.50 0.833																			
Chris Codiroli, R (7.1) ERA: 4.15	3.0 S 11 2 0 0 0 1 0 0 0 0 0 10 14 0.00 1.000																			

Batter	1	2	3	4	5	6	7	8	9	AB	R	H	RBI	BB	SO	LOB	BOTTOM			
Rick Peters, S (1.8) OBP: 0.429, SLG: 0.385	CS 1B		6-3			F5		SH BB SH1-3 2B		3	1	1	0	0	0	2	<b>Kansas City Royals @ Oakland Athletics</b> Oakland-Alameda County Coliseum, Oakland, CA Mon Jun 27 1983, 7:05 PM PDT Att: 21,841 - Unknown <a href="http://livebaseballscorecards.com">livebaseballscorecards.com</a>			
Bill Almon, R (1.7) OBP: 0.352, SLG: 0.408	5-3 1-2					6-3		SH1-3 1-2 2-3		3	1	1	1	0	0	1				
Davey Lopes, R (1.4) OBP: 0.331, SLG: 0.441	F2					6-3		BB 2B IBB		3	1	0	0	1	0	0				
Jeff Burroughs, R (1.10) OBP: 0.348, SLG: 0.403			5-3			F5		2B BB		3	0	1	1	1	0	0				
Mitchell Page, L (8. PR) OBP: 0.304, SLG: 0.231						1B		2B BB		0	1	0	0	0	0	0				
Carney Lansford, R (1.5) OBP: 0.283, SLG: 0.357						F4		1-2 2-3 3-H 0-0		4	2	2	4	0	1	1				
Mike Heath, R (1.9) OBP: 0.300, SLG: 0.368								1-H 2-H 3-H 0-0		3	0	0	0	0	1	0				
Garry Hancock, L (8.9) OBP: 0.300, SLG: 0.373	K					4-3		SF7		0	0	0	1	0	0	0				
Wayne Gross, L (1.3) OBP: 0.343, SLG: 0.458						F7		4-3		4	0	0	0	0	1	1				
Bob Kearney, R (1.2) OBP: 0.317, SLG: 0.404						F1		6-3		3	0	1	0	0	0	0				
Tony Phillips, S (1.6) OBP: 0.298, SLG: 0.269						K		SH1-3 BB SH 1B		3	1	1	0	0	1	1				
<b>Inning Stats</b>	R: 0 E: 0 K: 0 S: 3	H: 1 LOB: 0 BB: 0 P: 3	R: 1 E: 0 K: 2 S: 8	H: 1 LOB: 0 BB: 0 P: 8	R: 0 E: 0 K: 1 S: 5	H: 0 LOB: 0 BB: 0 P: 5	R: 1 E: 0 K: 0 S: 4	H: 1 LOB: 0 BB: 0 P: 4	R: 0 E: 1 K: 0 S: 5	H: 1 LOB: 2 BB: 0 P: 5	R: 0 E: 0 K: 1 S: 6	H: 0 LOB: 1 BB: 0 P: 6	R: 0 E: 0 K: 0 S: 3	H: 0 LOB: 0 BB: 0 P: 3	R: 5 E: 0 K: 0 S: 6	H: 2 LOB: 1 BB: 2 P: 14	1B: 4 2B: 1 3B: 0 HR: 2	SF: 1 SAC: 2 DP: 0 HBP: 0	WP: 0 PB: 0 SB: 0 CS: 1	PA: 34
<b>PITCHER</b>	IP WLS BF H R ER SO BB IBB HBP BLK WP HR S P ERA WHIP																			
Larry Gura, L (1.1) ERA: 4.45	7.1 L 31 6 6 6 4 1 0 0 0 0 0 2 37 45 7.36 0.955																			
Dan Quisenberry, R (8.1) ERA: 1.79	0.2 3 1 1 1 0 0 0 0 0 0 0 3 3 13.50 1.500																			



Batter	1	2	3	4	5	6	7	8	9	AB	R	H	RBI	BB	SO	LOB	TOP					
U L Washington, S OBP: 0.296, SLG: 0.316										5	1	2	1	0	0	4	<b>Kansas City Royals @ Oakland Athletics</b> Oakland-Alameda County Coliseum, Oakland, CA Tue Jun 28 1983, 7:05 PM PDT Att: 10,135 - Unknown <a href="http://livebaseballscores.com">livebaseballscores.com</a>					
John Wathan, R OBP: 0.316, SLG: 0.342										4	0	2	2	0	0	4						
Frank White, R OBP: 0.292, SLG: 0.435										5	0	0	0	0	2	6						
Hal McRae, R OBP: 0.404, SLG: 0.500										4	0	1	0	0	0	3						
Amos Otis, R OBP: 0.317, SLG: 0.351										3	0	0	0	0	0	1						
Cesar Geronimo, L OBP: 0.290, SLG: 0.305										1	0	0	0	0	0	0						
Leon Roberts, R OBP: 0.329, SLG: 0.348										3	0	1	0	0	0	0						
Pat Sheridan, L OBP: 0.234, SLG: 0.329										1	0	0	0	0	0	0						
Willie Aikens, L OBP: 0.393, SLG: 0.529										4	0	1	0	0	0	0						
Don Slaught, R OBP: 0.242, SLG: 0.253										2	0	0	0	0	1	3						
Willie Wilson, S OBP: 0.325, SLG: 0.363										2	2	2	0	0	0	0						
Onix Concepcion, R OBP: 0.162, SLG: 0.171										3	0	1	0	1	0	4						
<b>Inning Stats</b>	R: 1 E: 0 K: 1 S: 6	H: 1 LOB: 0 BB: 0 P: 6	R: 0 E: 0 K: 0 S: 3	H: 0 LOB: 0 BB: 0 P: 3	R: 0 E: 1 K: 0 S: 5	H: 1 LOB: 2 BB: 0 P: 5	R: 0 E: 0 K: 1 S: 8	H: 3 LOB: 3 BB: 0 P: 8	R: 0 E: 0 K: 0 S: 4	H: 1 LOB: 1 BB: 0 P: 4	R: 0 E: 0 K: 0 S: 3	H: 0 LOB: 0 BB: 0 P: 3	R: 1 E: 0 K: 1 S: 7	H: 2 LOB: 2 BB: 1 P: 11	R: 0 E: 0 K: 0 S: 3	H: 0 LOB: 0 BB: 0 P: 3	R: 1 E: 1 K: 0 S: 5	H: 2 LOB: 1 BB: 0 P: 5	1B: 9 2B: 0 3B: 1 HR: 0	SF: 1 SAC: 0 DP: 0 HBP: 0	WP: 0 PB: 0 SB: 3 CS: 1	PA: 39
<b>PITCHER</b>	IP WLS BF H R ER SO BB IBB HBP BLK WP HR S P ERA WHIP																					
Tom Underwood, L ERA: 5.02	(1, 1) 6.0 W 27 7 2 2 2 1 0 0 0 0 0 0 30 34 3.00 1.333																					
Steve Baker, R ERA: 3.42	(7, 1) 3.0 S 12 3 1 1 1 0 0 0 0 0 0 0 14 14 3.00 1.000																					

Batter	1	2	3	4	5	6	7	8	9	AB	R	H	RBI	BB	SO	LOB	BOTTOM			
Rick Peters, S OBP: 0.444, SLG: 0.375										3	0	1	0	1	0	1	<b>Kansas City Royals @ Oakland Athletics</b> Oakland-Alameda County Coliseum, Oakland, CA Tue Jun 28 1983, 7:05 PM PDT Att: 10,135 - Unknown <a href="http://livebaseballscores.com">livebaseballscores.com</a>			
Bill Almon, R OBP: 0.346, SLG: 0.400										4	0	0	0	0	0	2				
Garry Hancock, L OBP: 0.300, SLG: 0.373										0	0	0	0	0	0	0				
Davey Lopes, R OBP: 0.329, SLG: 0.450										4	1	1	1	0	1	0				
Jeff Burroughs, R OBP: 0.346, SLG: 0.400										4	1	1	0	0	0	0				
Carney Lansford, R OBP: 0.300, SLG: 0.366										3	1	2	0	1	0	0				
Mike Heath, R OBP: 0.301, SLG: 0.366										3	0	1	0	0	1	3				
Marshall Brant, R OBP: 0.333, SLG: 0.333										3	1	1	1	0	0	2				
Wayne Gross, L OBP: 0.343, SLG: 0.458										0	0	0	0	0	0	0				
Bob Kearney, R OBP: 0.313, SLG: 0.398										3	0	0	1	0	1	2				
Tony Phillips, S OBP: 0.298, SLG: 0.267										2	0	0	1	1	0	1				
<b>Inning Stats</b>	R: 0 E: 0 K: 1 S: 5	H: 1 LOB: 0 BB: 0 P: 5	R: 3 E: 2 K: 1 S: 9	H: 3 LOB: 1 BB: 0 P: 9	R: 0 E: 0 K: 0 S: 3	H: 0 LOB: 0 BB: 0 P: 3	R: 0 E: 0 K: 0 S: 4	H: 1 LOB: 1 BB: 0 P: 4	R: 0 E: 0 K: 0 S: 3	H: 0 LOB: 0 BB: 0 P: 3	R: 1 E: 0 K: 0 S: 4	H: 1 LOB: 1 BB: 1 P: 8	R: 0 E: 0 K: 1 S: 4	H: 0 LOB: 2 BB: 2 P: 12	R: 0 E: 0 K: 0 S: 3	H: 1 LOB: 0 BB: 0 P: 3	1B: 6 2B: 0 3B: 0 HR: 1	SF: 0 SAC: 0 DP: 1 HBP: 0	WP: 0 PB: 0 SB: 0 CS: 2	PA: 33
<b>PITCHER</b>	IP WLS BF H R ER SO BB IBB HBP BLK WP HR S P ERA WHIP																			
Bud Black, L ERA: 3.05	(1, 1) 6.0 L 25 6 4 3 2 1 0 0 0 0 0 0 7 28 32 4.50 1.167																			
Mike Armstrong, R ERA: 3.32	(7, 1) 2.0 7 1 0 0 1 2 0 0 0 0 0 0 7 15 0.00 1.500																			



Batter	1	2	3	4	5	6	7	8	9	AB	R	H	RBI	BB	SO	LOB	TOP																	
Willie Wilson, S OBP: 0.326, SLG: 0.364 (1, 8)										5	1	2	0	0	0	3	<b>Kansas City Royals @ Oakland Athletics</b> Oakland-Alameda County Coliseum, Oakland, CA Wed Jun 29 1983, 7:05 PM PDT Att: 11,453 - Unknown <a href="http://livebaseballscorecards.com">livebaseballscorecards.com</a>																	
U L Washington, S OBP: 0.297, SLG: 0.319 (1, 6)										4	1	1	0	1	0	1																		
George Brett, L OBP: 0.450, SLG: 0.691 (1, 9)										5	1	1	1	1	0	3																		
Hal McRae, R OBP: 0.400, SLG: 0.494 (1, 10)										5	0	1	1	0	1	2																		
Frank White, R OBP: 0.294, SLG: 0.435 (1, 4)										5	1	2	0	0	0	2																		
John Wathan, R OBP: 0.315, SLG: 0.345 (1, 2)										4	1	1	2	0	1	2																		
Willie Aikens, L OBP: 0.385, SLG: 0.528 (1, 3)										4	0	2	1	0	0	0																		
Leon Roberts, R OBP: 0.338, SLG: 0.400 (1, 7)										4	1	2	1	0	0	2																		
Onix Concepcion, R OBP: 0.171, SLG: 0.179 (1, 5)										4	0	1	0	0	1	2																		
<b>Inning Stats</b>	R: 2 E: 1 K: 0 S: 6	H: 3 LOB: 1 BB: 0 P: 6	R: 1 E: 0 K: 0 S: 5	H: 2 LOB: 1 BB: 0 P: 5	R: 3 E: 0 K: 1 S: 10	H: 5 LOB: 2 BB: 0 P: 10	R: 0 E: 1 K: 1 S: 6	H: 0 LOB: 1 BB: 0 P: 6	R: 0 E: 0 K: 0 S: 3	H: 0 LOB: 0 BB: 0 P: 3	R: 0 E: 0 K: 1 S: 7	H: 2 LOB: 2 BB: 0 P: 7	R: 0 E: 0 K: 0 S: 3	H: 0 LOB: 0 BB: 0 P: 3	R: 0 E: 0 K: 0 S: 3	H: 0 LOB: 0 BB: 0 P: 3	1B: 10 2B: 2 3B: 0 HR: 1	SF: 0 SAC: 0 DP: 1 HBP: 0	WP: 0 PB: 0 SB: 0 CS: 0	PA: 41														
<b>PITCHER</b>	IP WLS BF H R ER SO BB IBB HBP BLK WP HR S P ERA WHIP	IP WLS BF H R ER SO BB IBB HBP BLK WP HR S P ERA WHIP																																
Curt Young, L ERA: 14.85 (1, 1)	2.1	15	8	6	6	0	0	0	0	0	0	0	1	15	15	23.14	3.429																	
Jeff Jones, R ERA: 3.27 (3, 1)	4.2	W	20	5	0	0	3	1	0	0	0	0	0	25	29	0.00	1.286																	
Tom Burgmeier, L ERA: 2.44 (8, 1)	2.0		6	0	0	0	0	0	0	0	0	0	0	6	6	0.00	0.000																	

Batter	1	2	3	4	5	6	7	8	9	AB	R	H	RBI	BB	SO	LOB	BOTTOM																		
Rickey Henderson, R OBP: 0.387, SLG: 0.379 (1, 7)										5	1	2	1	0	2	2	<b>Kansas City Royals @ Oakland Athletics</b> Oakland-Alameda County Coliseum, Oakland, CA Wed Jun 29 1983, 7:05 PM PDT Att: 11,453 - Unknown <a href="http://livebaseballscorecards.com">livebaseballscorecards.com</a>																		
Rick Peters, S OBP: 0.478, SLG: 0.476 (1, 8)										5	1	3	1	0	0	1																			
Davey Lopes, R OBP: 0.328, SLG: 0.447 (1, 4)										4	1	1	1	0	0	2																			
Jeff Burroughs, R OBP: 0.352, SLG: 0.401 (1, 10)										2	2	1	0	2	1	0																			
Carney Lansford, R OBP: 0.307, SLG: 0.400 (1, 5)										4	2	2	4	0	1	1																			
Bill Almon, R OBP: 0.349, SLG: 0.407 (1, 9)										4	1	2	1	0	0	0																			
Marshall Brant, R OBP: 0.286, SLG: 0.286 Wayne Gross, L OBP: 0.343, SLG: 0.458 (1, 3) (8, 3)										4	1	1	1	0	0	1																			
Bob Kearney, R OBP: 0.307, SLG: 0.390 (1, 2)										4	0	0	0	0	1	1																			
Tony Phillips, S OBP: 0.302, SLG: 0.271 (1, 6)										4	2	2	0	0	1	1																			
<b>Inning Stats</b>	R: 5 E: 0 K: 0 S: 7	H: 4 LOB: 0 BB: 1 P: 11	R: 1 E: 0 K: 0 S: 4	H: 2 LOB: 0 BB: 0 P: 4	R: 0 E: 0 K: 1 S: 5	H: 1 LOB: 1 BB: 1 P: 9	R: 1 E: 0 K: 1 S: 7	H: 2 LOB: 1 BB: 0 P: 7	R: 4 E: 0 K: 1 S: 10	H: 5 LOB: 1 BB: 0 P: 10	R: 0 E: 0 K: 1 S: 5	H: 0 LOB: 0 BB: 0 P: 5	R: 0 E: 0 K: 1 S: 5	H: 0 LOB: 0 BB: 0 P: 5	R: 0 E: 0 K: 1 S: 5	H: 0 LOB: 0 BB: 0 P: 5	1B: 11 2B: 3 3B: 0 HR: 1	SF: 0 SAC: 0 DP: 1 HBP: 0	WP: 2 PB: 0 SB: 0 CS: 3	PA: 38															
<b>PITCHER</b>	IP WLS BF H R ER SO BB IBB HBP BLK WP HR S P ERA WHIP	IP WLS BF H R ER SO BB IBB HBP BLK WP HR S P ERA WHIP																																	
Paul Spittorf, L ERA: 4.62 (1, 1)	2.0		12	6	6	0	1	0	0	0	0	0	1	1	11	15	27.00	3.500																	
Steve Renko, R ERA: 5.21 (3, 1)	4.0	L	20	8	5	5	4	1	0	0	0	1	0	27	31	11.25	2.250																		
Don Hood, L ERA: 2.0 (7, 1)	2.0		6	0	0	0	2	0	0	0	0	0	0	10	10	0.00	0.000																		





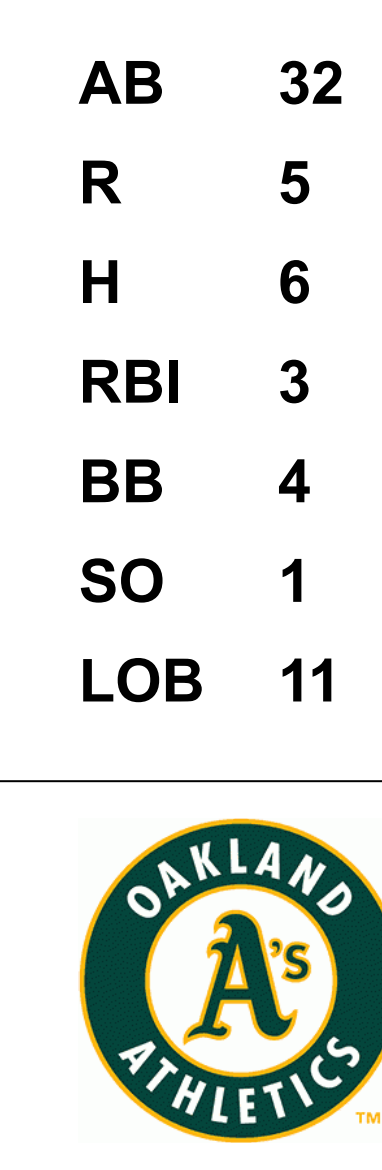


Batter	1	2	3	4	5	6	7	8	9	AB	R	H	RBI	BB	SO	LOB	TOP											
Bill Sample, R OBP: 0.345, SLG: 0.412 (1, 7)										3	1	1	0	2	1	0	<b>Texas Rangers @ Oakland Athletics</b> Oakland-Alameda County Coliseum, Oakland, CA Fri Jul 01 1983, 7:05 PM PDT Att: 9,326 - Unknown <a href="http://livebaseballscorecards.com">livebaseballscorecards.com</a>											
Mickey Rivers, L OBP: 0.280, SLG: 0.297 Dave Hostetter, R OBP: 0.281, SLG: 0.273 (1, 10) (9, PH)										4	2	2	0	0	0	1												
Buddy Bell, R OBP: 0.339, SLG: 0.447 (1, 5)										3	2	2	2	1	1	0												
Larry Parrish, R OBP: 0.356, SLG: 0.511 (1, 9)										2	1	0	1	1	0	1												
Pete O'Brien, L OBP: 0.315, SLG: 0.344 (1, 3)										3	0	0	1	0	1	0												
George Wright, S OBP: 0.327, SLG: 0.401 (1, 8)										4	2	2	2	0	1	0												
Bill Stein, R OBP: 0.346, SLG: 0.442 Jim Anderson, R OBP: 0.182, SLG: 0.188 (1, 4) (9, 4)										4	0	2	2	0	0	0												
Jim Sundberg, R OBP: 0.256, SLG: 0.256 (1, 2)										4	0	0	0	0	0	2												
Bucky Dent, R OBP: 0.303, SLG: 0.331 (1, 6)										4	0	0	0	0	0	1												
<b>Inning Stats</b>	R: 4 E: 1 K: 1 S: 9	H: 4 LOB: 1 BB: 1 P: 13	R: 3 E: 0 K: 0 S: 6	H: 3 LOB: 0 BB: 0 P: 6	R: 0 E: 0 K: 0 S: 3	H: 0 LOB: 0 BB: 0 P: 3	R: 0 E: 0 K: 0 S: 3	H: 0 LOB: 0 BB: 0 P: 3	R: 0 E: 0 K: 1 S: 5	H: 0 LOB: 0 BB: 0 P: 5	R: 0 E: 0 K: 0 S: 2	H: 0 LOB: 0 BB: 1 P: 6	R: 0 E: 0 K: 2 S: 7	H: 0 LOB: 0 BB: 0 P: 7	R: 1 E: 0 K: 1 S: 7	H: 2 LOB: 2 BB: 1 P: 11		1B: 5 2B: 2 3B: 1 HR: 1	SF: 2 SAC: 0 DP: 0 HBP: 0	WP: 0 PB: 0 SB: 0 CS: 2	PA: 38							
<b>PITCHER</b>	IP WLS BF H R ER SO BB IBB HBP BLK WP HR S P ERA WHIP	1.1 L 12 7 7 7 1 1 0 0 0 0 0 0 13 17 47.25 6.000	7.1 25 2 1 1 3 3 0 0 0 0 1 28 40 1.23 0.682	0.1 1 0 0 0 1 0 0 0 0 0 0 0 3 3 0.00 0.000	<b>PITCHER</b>										IP WLS BF H R ER SO BB IBB HBP BLK WP HR S P ERA WHIP													
Ben Callahan, R ERA: 9.35 (1, 1)											1.1	L	12	7	7	7	1	1	0	0	0	0	0	0	13	17	47.25	6.000
Tim Conroy, L ERA: 3.2 (2, 1)											7.1	25	2	1	1	3	3	0	0	0	0	1	28	40	1.23	0.682		
Steve Baker, R ERA: 3.71 (9, 1)											0.1	1	0	0	0	1	0	0	0	0	0	0	3	3	0.00	0.000		

AB	32
R	8
H	9
RBI	8
BB	4
SO	5
LOB	7



Batter	1	2	3	4	5	6	7	8	9	AB	R	H	RBI	BB	SO	LOB	BOTTOM										
Rickey Henderson, R OBP: 0.385, SLG: 0.376 (1, 7)										4	2	0	0	1	0	1	<b>Texas Rangers @ Oakland Athletics</b> Oakland-Alameda County Coliseum, Oakland, CA Fri Jul 01 1983, 7:05 PM PDT Att: 9,326 - Unknown <a href="http://livebaseballscorecards.com">livebaseballscorecards.com</a>										
Rick Peters, S OBP: 0.438, SLG: 0.429 (1, 8)										3	0	1	1	1	0	1											
Davey Lopes, R OBP: 0.333, SLG: 0.448 (1, 4)										4	1	2	0	1	0	2											
Wayne Gross, L OBP: 0.344, SLG: 0.451 (1, 3)										3	0	1	2	0	1	2											
Carney Lansford, R OBP: 0.311, SLG: 0.393 (1, 5)										4	0	0	0	0	0	4											
Garry Hancock, L OBP: 0.276, SLG: 0.342 (1, 9)										4	0	0	0	0	0	0											
Dan Meyer, L OBP: 0.188, SLG: 0.161 (1, 10)										4	0	0	0	0	0	0											
Bob Kearney, R OBP: 0.307, SLG: 0.389 Mike Davis, L OBP: 0.312, SLG: 0.368 Mitchell Page, L OBP: 0.298, SLG: 0.225 (1, 2) (9, PH) (9, FR)										3	0	1	0	0	0	0											
Tony Phillips, S OBP: 0.302, SLG: 0.269 Bill Almon, R OBP: 0.350, SLG: 0.404 (1, 6) (9, PH)										3	0	1	0	0	0	1											
<b>Inning Stats</b>	R: 1 E: 0 K: 0 S: 3	H: 0 LOB: 1 BB: 2 P: 11	R: 0 E: 0 K: 0 S: 3	H: 0 LOB: 0 BB: 0 P: 3	R: 2 E: 0 K: 0 S: 6	H: 3 LOB: 1 BB: 0 P: 6	R: 0 E: 1 K: 0 S: 4	H: 1 LOB: 1 BB: 0 P: 4	R: 0 E: 0 K: 0 S: 3	H: 0 LOB: 0 BB: 0 P: 3	R: 0 E: 0 K: 1 S: 5	H: 0 LOB: 0 BB: 0 P: 5	R: 0 E: 0 K: 0 S: 3	H: 0 LOB: 2 BB: 0 P: 5	R: 2 E: 1 K: 0 S: 4	H: 0 LOB: 2 BB: 2 P: 13		1B: 6 2B: 0 3B: 0 HR: 0	SF: 2 SAC: 0 DP: 0 HBP: 1	WP: 0 PB: 0 SB: 4 CS: 0	PA: 39						
<b>PITCHER</b>	IP WLS BF H R ER SO BB IBB HBP BLK WP HR S P ERA WHIP	8.0 W 32 6 3 3 1 2 0 0 0 0 0 3 12 0.00 3.000	0.2 6 0 2 0 0 2 0 1 0 0 0 0 3 12 0.00 3.000	0.1 S 1 0 0 0 0 0 0 0 0 0 0 1 1 0.00 0.000	<b>PITCHER</b>										IP WLS BF H R ER SO BB IBB HBP BLK WP HR S P ERA WHIP												
Danny Darwin, R ERA: 2.72 (1, 1)											8.0	W	32	6	3	3	1	2	0	0	0	0	0	3	12	0.00	3.000
Odele Jones, R ERA: 3.72 (9, 1)											0.2	6	0	2	0	0	2	0	1	0	0	0	3	12	0.00	3.000	
Dave Tobik, R ERA: 6.75 (9, 1)											0.1	S	1	0	0	0	0	0	0	0	0	1	1	0.00	0.000		





Batter	1	2	3	4	5	6	7	8	9	AB	R	H	RBI	BB	SO	LOB	TOP				
<b>Bucky Dent, R</b> OBP: 0.304, SLG: 0.328 (1, 6)	F8	K		2B		F8	F7		G6-4-3 1B BB	5	2	1	1	1	1	4					
<b>Bill Stein, R</b> OBP: 0.349, SLG: 0.451 <b>Larry Bittner, L</b> OBP: 0.313, SLG: 0.338 (1, 4) (7, 3)	F9	G4-6-3								5	1	2	2	0	0	3					
<b>Buddy Bell, R</b> OBP: 0.342, SLG: 0.447 (1, 5)	1B	2B		F4			F8	E	G6-4-3	4	1	1	0	2	0	4					
<b>Larry Parrish, R</b> OBP: 0.361, SLG: 0.513 <b>Bob Jones, L</b> OBP: 0.667, SLG: 0.667 (9, PH) (9, 9)	HR	1B		G6-4-3		6-3	PB	E		5	2	3	1	0	0	1					
<b>George Wright, S</b> OBP: 0.327, SLG: 0.408 (1, 8)	HR			F2		1-3	1B	F7	K	5	2	1	2	1	1	3					
<b>Pete O'Brien, L</b> OBP: 0.316, SLG: 0.342 (1, 3) (7, 7)	1B	BB		4-3		G3	1B	K		4	1	1	2	1	1	2					
<b>Dave Hostetter, R</b> OBP: 0.284, SLG: 0.277 (1, 10)	1B			5-3		E3	PB	E6		5	1	2	1	0	0	2					
<b>Bob Johnson, R</b> OBP: 0.265, SLG: 0.340 (1, 2)	FC6-4			1B		6-3	1B	1-3		5	1	2	2	0	0	6					
<b>Jim Anderson, R</b> OBP: 0.263, SLG: 0.270 (1, 7) (7, 4)				1B		6-3	1B		BB	5	2	4	0	0	0	1					
<b>Inning Stats</b>	R: 3 E: 0 K: 0 S: 7	H: 4 LOB: 2 BB: 1 P: 11	R: 0 E: 0 K: 1 S: 5	H: 1 LOB: 0 BB: 0 P: 5	R: 0 E: 0 K: 0 S: 2	H: 0 LOB: 0 BB: 1 P: 6	R: 3 E: 0 K: 0 S: 7	H: 4 LOB: 1 BB: 0 P: 7	R: 0 E: 1 K: 0 S: 4	H: 0 LOB: 1 BB: 0 P: 4	R: 5 E: 0 K: 0 S: 9	H: 6 LOB: 2 BB: 1 P: 13	R: 0 E: 1 K: 1 S: 7	H: 1 LOB: 3 BB: 1 P: 11	R: 2 E: 0 K: 1 S: 7	H: 3 LOB: 1 BB: 1 P: 11	1B: 16 2B: 2 3B: 0 HR: 1	SF: 0 SAC: 0 DP: 3 HBP: 0	WP: 0 PB: 2 SB: 0 CS: 0	PA: 50	
<b>PITCHER</b>	IP	WLS	BF	H	R	ER	SO	BB	IBB	HBP	BLK	WP	HR	S	P	ERA	WHIP				
<b>Tom Underwood, L</b> ERA: 5.42 (1, 1)	3.2	L	20	9	6	6	1	2	0	0	0	0	1	20	28	14.73	3.000				
<b>Chris Codiroli, R</b> ERA: 4.47 (4, 1)	2.2		14	4	5	5	0	0	1	0	0	0	0	13	17	16.88	1.500				
<b>Tom Burgmeier, L</b> ERA: 2.66 (7, 1)	1.2		10	3	0	0	1	1	0	0	0	0	0	11	15	0.00	2.400				
<b>Dave Beard, R</b> ERA: 5.94 (9, 1)	1.0		6	3	2	2	1	1	0	0	0	0	0	7	11	18.00	4.000				

Texas Rangers @ Oakland Athletics  
Oakland-Alameda County Coliseum, Oakland, CA

AB 45  
R 13  
H 19  
RBI 13  
BB 5  
SO 3  
LOB 26




WP: 0 PA: 50  
PB: 2  
SB: 0  
CS: 0

Batter	1	2	3	4	5	6	7	8	9	AB	R	H	RBI	BB	SO	LOB	BOTTOM					
<b>Rickey Henderson, R</b> OBP: 0.380, SLG: 0.370 <b>Mitchell Page, L</b> OBP: 0.236, SLG: 0.225 (1, 7) (8, 7)	6-3		K		G3		F4			4	0	0	0	0	1	2						
<b>Rick Peters, S</b> OBP: 0.389, SLG: 0.375 <b>Garry Hancock, L</b> OBP: 0.276, SLG: 0.342 (1, 8) (9, 8)	5-3			5-3	6-3			F9		4	0	0	0	0	0	0						
<b>Davey Lopes, R</b> OBP: 0.337, SLG: 0.450 <b>Dan Meyer, L</b> OBP: 0.186, SLG: 0.160 (1, 4) (8, 9)	5-3			E		G5-4-3		F7		3	1	2	0	0	0	0						
<b>Jeff Burroughs, R</b> OBP: 0.346, SLG: 0.392 (1, 10)		K		E4		G5-4-3		E7		4	1	0	0	0	1	2						
<b>Carney Lansford, R</b> OBP: 0.312, SLG: 0.386 <b>Wayne Gross, L</b> OBP: 0.342, SLG: 0.449 (1, 5) (8, 5)	F8			F9		FC4-6		K		2	0	0	0	1	0	2						
<b>Bill Almon, R</b> OBP: 0.348, SLG: 0.406 (1, 9) (8, 6)	K			1B		FC4-6		K		4	1	1	1	0	2	1						
<b>Mike Heath, R</b> OBP: 0.313, SLG: 0.372 (1, 2)				1B			F8		6-3	4	0	2	2	0	0	0						
<b>Marshall Brant, R</b> OBP: 0.182, SLG: 0.182 (1, 3)				F8			5-3		F8	4	0	0	0	0	1	2						
<b>Tony Phillips, S</b> OBP: 0.303, SLG: 0.267 (1, 6) (8, 4)				F9						2	0	0	0	1	1	1						
<b>Inning Stats</b>	R: 0 E: 0 K: 0 S: 3	H: 0 LOB: 0 BB: 0 P: 3	R: 0 E: 0 K: 2 S: 7	H: 0 LOB: 0 BB: 0 P: 7	R: 0 E: 0 K: 1 S: 6	H: 1 LOB: 0 BB: 0 P: 6	R: 3 E: 1 K: 1 S: 9	H: 3 LOB: 1 BB: 0 P: 9	R: 0 E: 0 K: 0 S: 5	H: 0 LOB: 0 BB: 0 P: 5	R: 0 E: 0 K: 0 S: 3	H: 1 LOB: 1 BB: 1 P: 7	R: 0 E: 0 K: 0 S: 3	H: 0 LOB: 1 BB: 1 P: 7	R: 0 E: 1 K: 1 S: 6	H: 0 LOB: 1 BB: 0 P: 6	R: 0 E: 0 K: 1 S: 5	H: 0 LOB: 0 BB: 0 P: 5	1B: 4 2B: 1 3B: 0 HR: 0	SF: 0 SAC: 0 DP: 1 HBP: 0	WP: 0 PB: 0 SB: 0 CS: 0	PA: 35
<b>PITCHER</b>	IP	WLS	BF	H	R	ER	SO	BB	IBB	HBP	BLK	WP	HR	S	P	ERA	WHIP					
<b>Rick Honeycutt, L</b> ERA: 1.52 (1, 1)	8.0	W	32	5	3	0	6	2	0	0	0	0	0	42	50	0.00	0.875					
<b>John Butcher, R</b> ERA: 3.72 (9, 1)	1.0		3	0	0	0	1	0	0	0	0	0	0	5	5	0.00	0.000					

Texas Rangers @ Oakland Athletics  
Oakland-Alameda County Coliseum, Oakland, CA

AB 33  
R 3  
H 5  
RBI 3  
BB 2  
SO 7  
LOB 11



WP: 0 PA: 35  
PB: 0  
SB: 0  
CS: 0







Batter	1	2	3	4	5	6	7	8	9	AB	R	H	RBI	BB	SO	LOB	TOP				
Mickey Rivers, L OBP: 0.270, SLG: 0.285 Dave Hostetter, R OBP: 0.283, SLG: 0.275	F7	F8		FC5-4			F8	G3		4	0	0	0	0	0	4					
Bucky Dent, R OBP: 0.307, SLG: 0.323			F7		F8		K		F7	4	0	0	0	1	1	0					
Buddy Bell, R OBP: 0.344, SLG: 0.454	F8		F4		F3				6-3	5	0	1	0	0	0	1					
Larry Parrish, R OBP: 0.355, SLG: 0.514	F8		6-3				K		5-3	5	0	1	0	0	1	2					
George Wright, S OBP: 0.333, SLG: 0.419				4-3	1-3					4	2	2	0	0	0	1					
Bob Jones, L OBP: 0.571, SLG: 0.786 Bill Stein, R OBP: 0.352, SLG: 0.452				4-3			G3	F8		3	0	1	1	0	0	0					
Pete O'Brien, L OBP: 0.318, SLG: 0.338							F9			2	1	1	0	2	0	0					
Jim Sundberg, R OBP: 0.263, SLG: 0.260										3	0	2	1	1	1	2					
Jim Anderson, R OBP: 0.265, SLG: 0.239							F7			3	0	1	1	1	0	2					
<b>Inning Stats</b>	R: 0 E: 0 K: 0 S: 3	H: 0 LOB: 1 BB: 1 P: 7	R: 2 E: 0 K: 0 S: 5	H: 3 LOB: 1 BB: 1 P: 9	R: 0 E: 0 K: 0 S: 3	H: 0 LOB: 0 BB: 0 P: 3	R: 0 E: 0 K: 0 S: 3	H: 0 LOB: 3 BB: 3 P: 15	R: 0 E: 0 K: 0 S: 4	H: 1 LOB: 1 BB: 0 P: 4	R: 0 E: 0 K: 0 S: 8	H: 1 LOB: 1 BB: 0 P: 8	R: 1 E: 0 K: 1 S: 8	H: 3 LOB: 2 BB: 0 P: 8	R: 0 E: 0 K: 0 S: 3	H: 0 LOB: 0 BB: 0 P: 3	1B: 8 2B: 1 3B: 0 HR: 0	SF: 0 SAC: 0 DP: 0 HBP: 0	WP: 1 PB: 0 SB: 1 CS: 2	PA: 40	
<b>PITCHER</b>	IP	WLS	BF	H	R	ER	SO	BB	IBB	HBP	BLK	WP	HR	S	P	ERA	WHIP				
Steve McCatty, R ERA: 3.64	7.0	W	32	7	3	3	2	5	0	0	0	0	0	31	51	3.86	1.714				
Tom Underwood, L ERA: 5.3	2.0	S	8	2	0	0	1	0	0	0	0	1	0	10	10	0.00	1.000				

Texas Rangers @ Oakland Athletics  
Oakland-Alameda County Coliseum, Oakland, CA  
Mon Jul 04 1983, 7:05 PM PDT  
Att: 45,413 - Sunny

AB	35
R	3
H	9
RBI	3
BB	5
SO	3
LOB	15



Batter	1	2	3	4	5	6	7	8	9	AB	R	H	RBI	BB	SO	LOB	BOTTOM				
Rickey Henderson, R OBP: 0.388, SLG: 0.379							5-3			3	3	2	0	1	0	1					
Rick Peters, S OBP: 0.319, SLG: 0.310								F8		3	0	0	1	0	0	2					
Bill Almon, R OBP: 0.350, SLG: 0.406 Tony Phillips, S OBP: 0.307, SLG: 0.272										1	0	0	2	0	0	0					
Carney Lansford, R OBP: 0.309, SLG: 0.395										1	0	1	0	0	0	0					
Davey Lopes, R OBP: 0.338, SLG: 0.442										4	0	0	0	0	0	1					
Jeff Burroughs, R OBP: 0.342, SLG: 0.384										4	0	1	0	0	1	1					
Wayne Gross, L OBP: 0.335, SLG: 0.436										2	1	0	0	1	1	1					
Garry Hancock, L OBP: 0.256, SLG: 0.337										3	0	0	0	0	0	2					
Mike Heath, R OBP: 0.299, SLG: 0.353										3	0	1	0	0	2	1					
<b>Inning Stats</b>	R: 1 E: 0 K: 0 S: 4	H: 1 LOB: 0 BB: 0 P: 4	R: 1 E: 0 K: 1 S: 7	H: 2 LOB: 1 BB: 0 P: 7	R: 1 E: 0 K: 0 S: 3	H: 0 LOB: 0 BB: 1 P: 7	R: 0 E: 0 K: 1 S: 5	H: 0 LOB: 1 BB: 1 P: 9	R: 1 E: 0 K: 1 S: 6	H: 1 LOB: 0 BB: 0 P: 6	R: 0 E: 0 K: 1 S: 5	H: 0 LOB: 0 BB: 0 P: 5	R: 0 E: 0 K: 0 S: 4	H: 1 LOB: 1 BB: 0 P: 4	R: 0 E: 0 K: 0 S: 4	H: 1 LOB: 1 BB: 0 P: 4	1B: 4 2B: 1 3B: 1 HR: 0	SF: 3 SAC: 0 DP: 0 HBP: 0	WP: 0 PB: 0 SB: 3 CS: 0	PA: 32	
<b>PITCHER</b>	IP	WLS	BF	H	R	ER	SO	BB	IBB	HBP	BLK	WP	HR	S	P	ERA	WHIP				
Mike Smithson, R ERA: 4.16	8.0	L	32	6	4	4	4	2	0	0	0	0	0	38	46	4.50	1.000				

Texas Rangers @ Oakland Athletics  
Oakland-Alameda County Coliseum, Oakland, CA  
Mon Jul 04 1983, 7:05 PM PDT  
Att: 45,413 - Sunny

AB	27
R	4
H	6
RBI	4
BB	2
SO	4
LOB	10






Batter	1	2	3	4	5	6	7	8	9	AB	R	H	RBI	BB	SO	LOB	TOP								
Rickey Henderson, R OBP: 0.391, SLG: 0.376 (1, 7)	5-3		F9		E 1B S BB		S SH5-3 HBP		BB BB	2	2	0	0	2	0	0									
Rick Peters, S OBP: 0.353, SLG: 0.318 (1, 8)	1B BB		1B BB		1-H 1B		SH5-3		F9	2	0	1	2	2	0	2									
Bill Almon, R OBP: 0.353, SLG: 0.408 Tony Phillips, S OBP: 0.310, SLG: 0.272 (1, 6) (7, 6)	1-3 S 1B		1-3 1B		6-3		K		1-2-3 BB	4	0	2	0	0	1	1									
Carney Lansford, R OBP: 0.298, SLG: 0.380 (1, 5)	K		F7		E6		K		K	5	0	0	0	0	3	6									
Davey Lopes, R OBP: 0.337, SLG: 0.437 (1, 4)	F7				6-3		5-3		E BB	3	0	0	0	1	0	3									
Jeff Burroughs, R OBP: 0.337, SLG: 0.378 (1, 10)			6-3		F3		K		5-3	4	0	0	0	0	1	2									
Wayne Gross, L OBP: 0.333, SLG: 0.430 (1, 3)			G3		F6		FC5-4 BB		G3	3	0	0	0	1	0	1									
Garry Hancock, L OBP: 0.267, SLG: 0.345 (1, 9)			1B		F9		FC5-4		FC4-5 S 1B	4	0	2	0	0	0	2									
Mike Heath, R OBP: 0.297, SLG: 0.348 Dan Meyer, L OBP: 0.186, SLG: 0.160 (1, 2) (9, PR)	1-3		1-3		6-3		CS HBP 1B		FC4-5-6 BB PB	4	0	1	0	0	0	2									
<b>Inning Stats</b>	R: 0 E: 0 K: 1 S: 6	H: 1 LOB: 2 BB: 1 P: 10	R: 0 E: 0 K: 0 S: 4	H: 1 LOB: 1 BB: 0 P: 4	R: 0 E: 0 K: 0 S: 3	H: 1 LOB: 1 BB: 1 P: 7	R: 0 E: 0 K: 0 S: 3	H: 0 LOB: 0 BB: 0 P: 3	R: 1 E: 0 K: 0 S: 4	H: 1 LOB: 1 BB: 1 P: 8	R: 0 E: 1 K: 1 S: 6	H: 0 LOB: 2 BB: 1 P: 10	R: 1 E: 0 K: 1 S: 5	H: 1 LOB: 0 BB: 0 P: 6	R: 0 E: 1 K: 1 S: 5	H: 0 LOB: 1 BB: 1 P: 9	R: 0 E: 0 K: 1 S: 6	H: 1 LOB: 3 BB: 2 P: 14	1B: 6 2B: 0 3B: 0 HR: 0	SF: 0 SAC: 1 DP: 0 HBP: 1	WP: 0 PB: 1 SB: 6 CS: 1	PA: 40			
<b>PITCHER</b>	IP	WLS	BF	H	R	ER	SO	BB	IBB	HBP	BLK	WP	HR	S	P	ERA	WHIP								
Dan Petry, R ERA: 4.0 (1, 1)	7.0		30	5	2	1	3	4	0	1	0	0	0	31	48	1.29	1.286								
Doug Bair, R ERA: 2.23 (8, 1)	1.2	W	9	1	0	0	1	3	0	0	0	0	0	8	20	0.00	2.400								
Doug Bair, R ERA: 2.23 (9, 1)	1.2	S	9	1	0	0	1	3	0	0	0	0	0	8	20	0.00	2.400								
Aurelio Lopez, R ERA: 1.82 (9, 1)	0.1	S	1	0	0	0	1	0	0	0	0	0	0	3	3	0.00	0.000								

Oakland Athletics @ Detroit Tigers  
Tiger Stadium, Detroit, MI  
Fri Jul 08 1983, 7:05 PM EDT  
Att: 46,723 - Unknown


AB 31  
R 2  
H 6  
RBI 2  
BB 7  
SO 5  
LOB 19



Batter	1	2	3	4	5	6	7	8	9	AB	R	H	RBI	BB	SO	LOB	BOTTOM								
Lou Whitaker, L OBP: 0.362, SLG: 0.451 (1, 4)	6-3		1B		K		F8			4	0	1	0	0	1	1									
Enos Cabell, R OBP: 0.362, SLG: 0.463 (1, 3)	K		F9		1B		1B		1B HR BB	3	1	1	0	1	1	1									
Larry Hemdon, R OBP: 0.310, SLG: 0.442 (1, 7)	3B		F8		F8 BB		F3		F3	3	0	1	0	1	0	2									
Lance Parrish, R OBP: 0.333, SLG: 0.482 (1, 10) (9, 2)	K		F8		F8		F8		1-3 HR 1B	4	1	1	0	0	1	2									
Glenn Wilson, R OBP: 0.303, SLG: 0.462 (1, 9)			K		K		F7		K	4	0	0	0	0	3	3									
John Wockenfuss, R OBP: 0.305, SLG: 0.440 Doug Bair, R (9, 1) Aurelio Lopez, R (9, 1)			1B		HBP BB		F9		1-H HR	3	1	2	3	1	0	1									
Chet Lemon, R OBP: 0.375, SLG: 0.440 (1, 8)			F3		FC6-4 HBP		FC1-6 BB		1B	2	0	1	0	1	0	1									
Tom Brookens, R OBP: 0.289, SLG: 0.329 (1, 6)			F8		FC6-4		FC1-6			3	0	0	0	0	0	4									
Marty Castillo, R OBP: 0.242, SLG: 0.313 Lynn Jones, R OBP: 0.231, SLG: 0.421 Wayne Krenchicki, L OBP: 0.340, SLG: 0.351 (1, 5) (7, PH) (8, 5)			5-3		K		K			2	0	0	0	0	1	0									
<b>Inning Stats</b>	R: 0 E: 0 K: 2 S: 8	H: 1 LOB: 1 BB: 0 P: 8	R: 0 E: 0 K: 1 S: 6	H: 1 LOB: 1 BB: 0 P: 6	R: 0 E: 0 K: 0 S: 4	H: 1 LOB: 1 BB: 0 P: 4	R: 0 E: 0 K: 1 S: 5	H: 0 LOB: 2 BB: 1 P: 10	R: 0 E: 0 K: 2 S: 7	H: 1 LOB: 1 BB: 0 P: 7	R: 0 E: 0 K: 0 S: 3	H: 0 LOB: 1 BB: 1 P: 7	R: 0 E: 0 K: 1 S: 5	H: 0 LOB: 1 BB: 1 P: 9	R: 3 E: 0 K: 1 S: 7	H: 3 LOB: 1 BB: 1 P: 11	R: 0 E: 0 K: 1 S: 6	H: 1 LOB: 3 BB: 2 P: 14	1B: 5 2B: 0 3B: 1 HR: 1	SF: 0 SAC: 0 DP: 0 HBP: 1	WP: 0 PB: 0 SB: 0 CS: 0	PA: 34			
<b>PITCHER</b>	IP	WLS	BF	H	R	ER	SO	BB	IBB	HBP	BLK	WP	HR	S	P	ERA	WHIP								
Tim Conroy, L ERA: 3.01 (1, 1)	7.0		29	4	1	1	7	4	0	1	0	0	0	38	55	1.29	1.143								
Steve Baker, R ERA: 3.95 (8, 1)	1.0	L	5	3	2	2	1	0	0	0	0	0	1	7	7	18.00	3.000								

Oakland Athletics @ Detroit Tigers  
Tiger Stadium, Detroit, MI  
Fri Jul 08 1983, 7:05 PM EDT  
Att: 46,723 - Unknown

AB 29  
R 3  
H 7  
RBI 3  
BB 4  
SO 8  
LOB 16






Batter	1	2	3	4	5	6	7	8	9	AB	R	H	RBI	BB	SO	LOB	TOP								
Rickey Henderson, R OBP: 0.391, SLG: 0.374 (1, 7)	F4		BB						6-3	4	0	1	0	1	1	2									
Rick Peters, S OBP: 0.327, SLG: 0.298 (1, 8)	F7		F3							3	0	0	1	0	0	2									
Bill Almon, R OBP: 0.347, SLG: 0.401 Tony Phillips, S OBP: 0.310, SLG: 0.272 (1, 6) (8, 6)	F7									4	0	0	0	0	1	1									
Davey Lopes, R OBP: 0.343, SLG: 0.444 (1, 4)		6-3								3	1	2	0	1	0	0									
Carney Lansford, R OBP: 0.297, SLG: 0.398 (1, 5)		K								4	1	1	2	0	1	2									
Wayne Gross, L OBP: 0.332, SLG: 0.427 (1, 3)		F3								4	0	1	0	0	0	1									
Garry Hancock, L OBP: 0.266, SLG: 0.341 (1, 9)			F9							4	0	1	0	0	0	2									
Dan Meyer, L OBP: 0.198, SLG: 0.165 (1, 10)			6-3							3	0	1	0	1	1	0									
Bob Kearney, R OBP: 0.308, SLG: 0.387 (1, 2)										4	1	2	0	0	0	3									
<b>Inning Stats</b>	R: 0 E: 0 K: 0 S: 3	H: 0 LOB: 0 BB: 0 P: 3	R: 0 E: 0 K: 1 S: 5	H: 0 LOB: 0 BB: 0 P: 5	R: 0 E: 0 K: 0 S: 4	H: 1 LOB: 2 BB: 1 P: 8	R: 0 E: 0 K: 1 S: 6	H: 1 LOB: 2 BB: 1 P: 10	R: 1 E: 0 K: 0 S: 5	H: 2 LOB: 1 BB: 0 P: 5	R: 2 E: 0 K: 1 S: 7	H: 2 LOB: 0 BB: 0 P: 7	R: 0 E: 0 K: 1 S: 5	H: 1 LOB: 0 BB: 0 P: 5	R: 0 E: 0 K: 0 S: 4	H: 1 LOB: 1 BB: 0 P: 4	R: 0 E: 0 K: 0 S: 3	H: 1 LOB: 1 BB: 1 P: 7	1B: 7 2B: 1 3B: 0 HR: 1	SF: 1 SAC: 0 DP: 1 HBP: 0	WP: 0 PB: 0 SB: 1 CS: 1	PA: 37			
<b>PITCHER</b>	IP	WLS	BF	H	R	ER	SO	BB	IBB	HBP	BLK	WP	HR	S	P	ERA	WHIP								
Jack Morris, R ERA: 4.18 (1, 1)	8.0	L	35	9	3	3	4	3	0	0	0	0	1	40	52	3.38	1.500								
Doug Bair, R ERA: 2.2 (9, 1)	0.2		1	0	0	0	0	0	0	0	0	0	0	1	1	0.00	0.000								
Aurelio Lopez, R ERA: 1.81 (9, 1)	0.1		1	0	0	0	0	0	0	0	0	0	0	1	1	0.00	0.000								

Oakland Athletics @ Detroit Tigers  
Tiger Stadium, Detroit, MI  
Sat Jul 09 1983, 7:05 PM EDT  
Att: 32,740 - Unknown - 79 F


AB 33  
R 3  
H 9  
RBI 3  
BB 3  
SO 4  
LOB 13



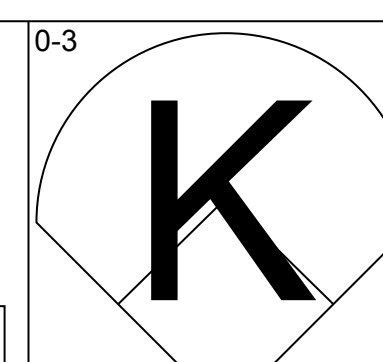
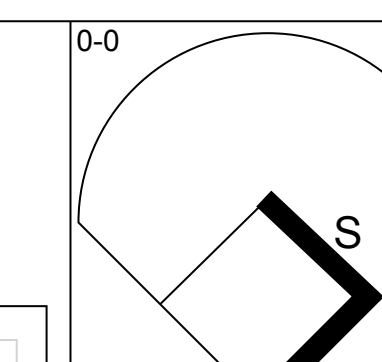
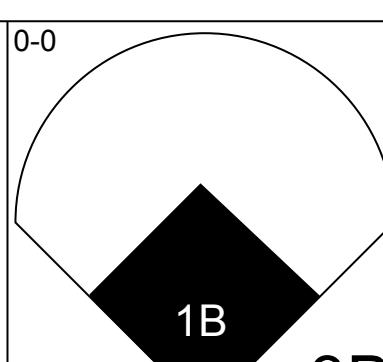
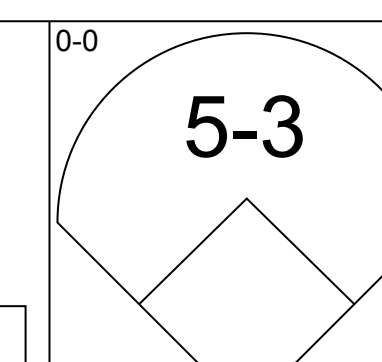
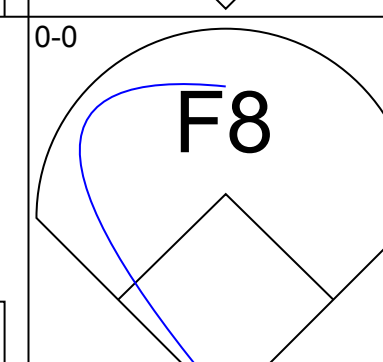
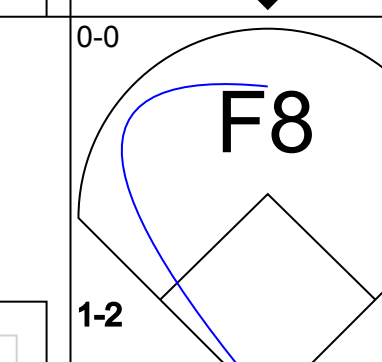
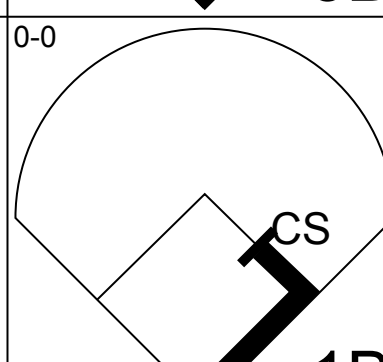
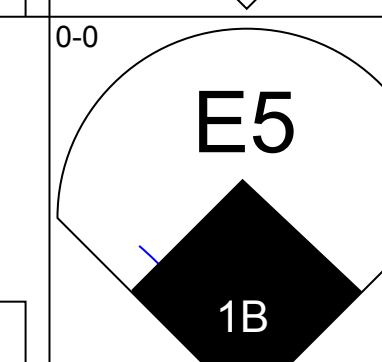
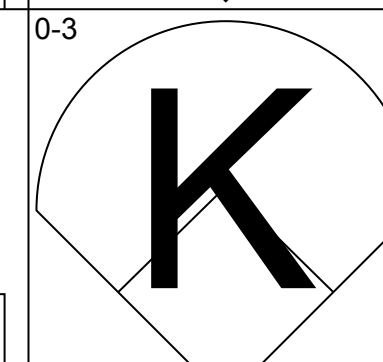
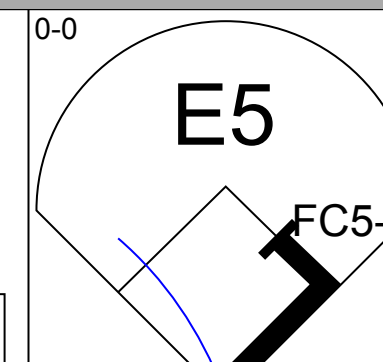
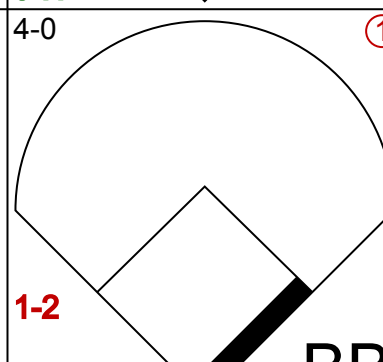
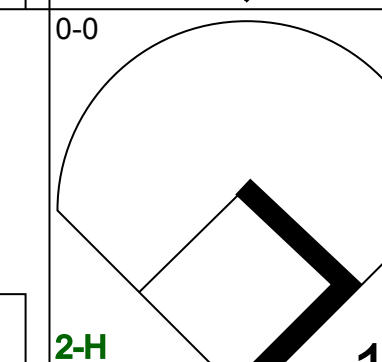
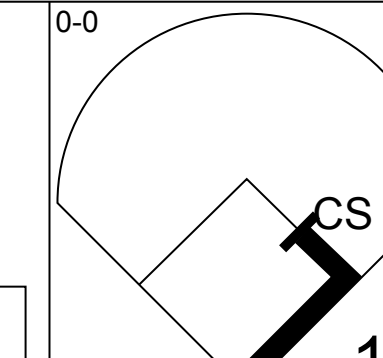
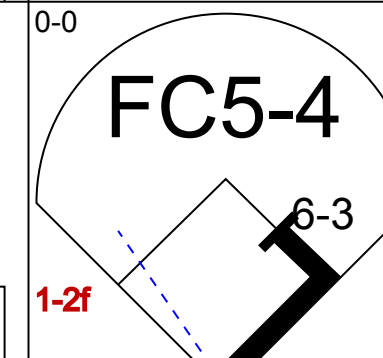
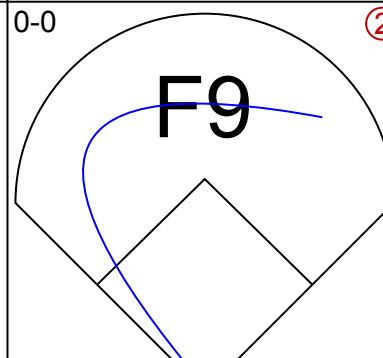
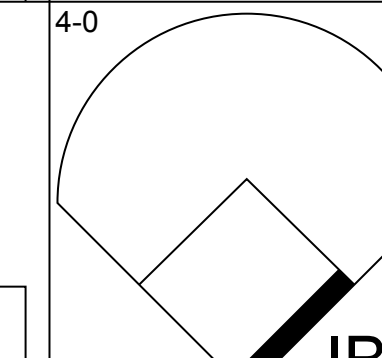

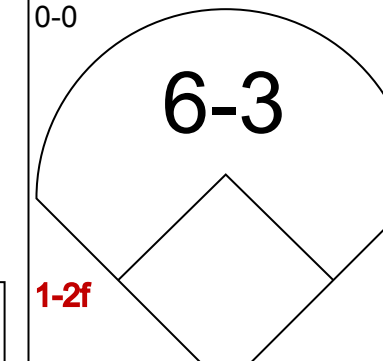
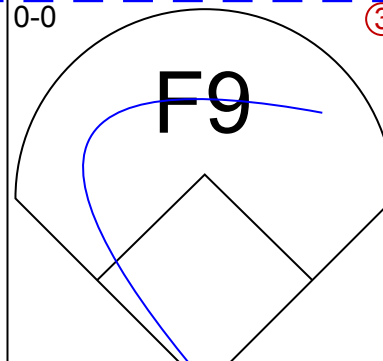
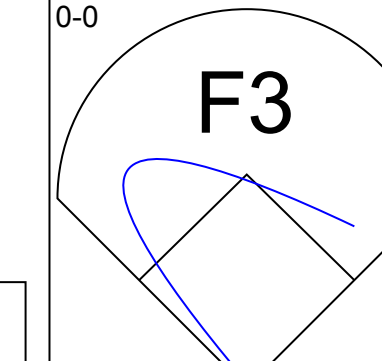
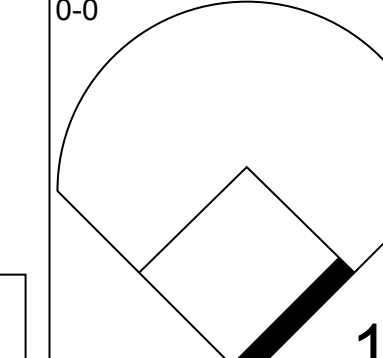

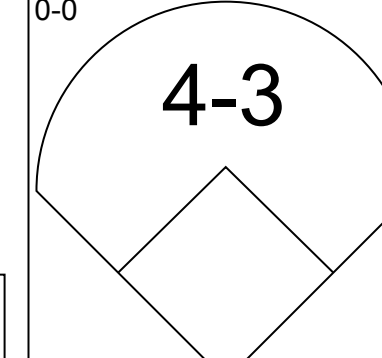

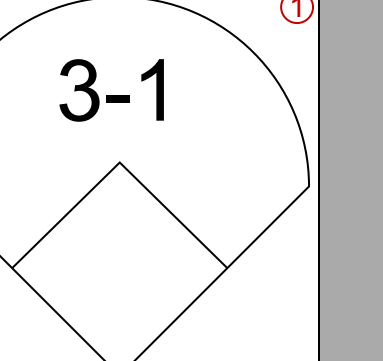
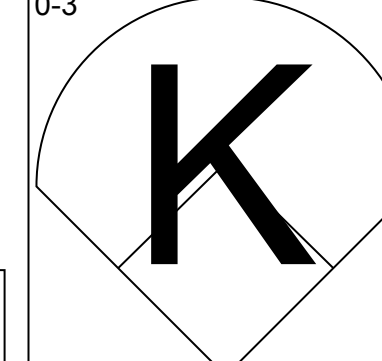
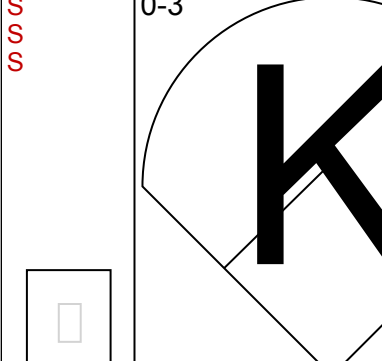
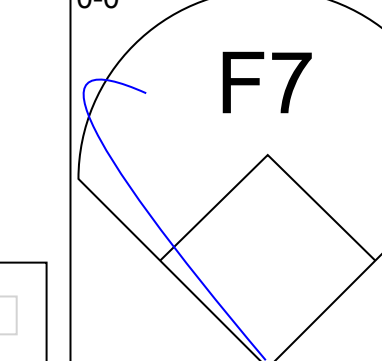
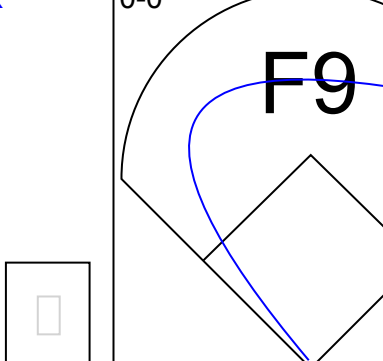
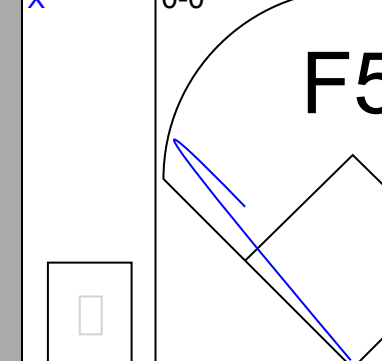
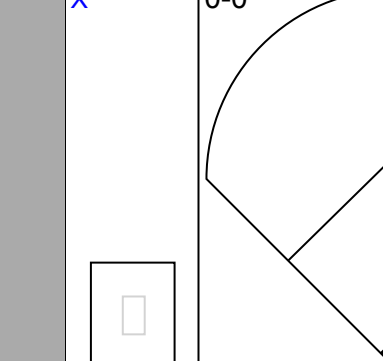
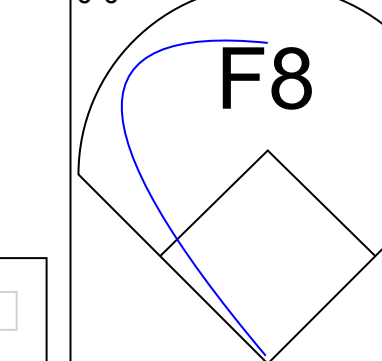
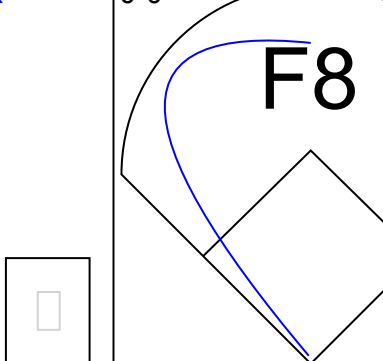
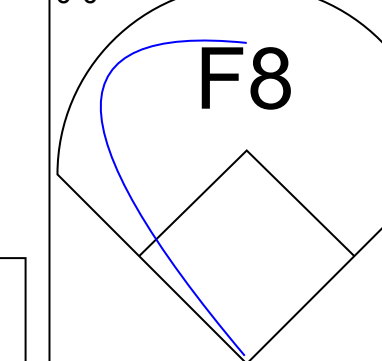
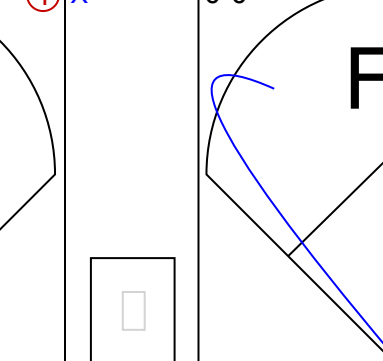
Batter	1	2	3	4	5	6	7	8	9	AB	R	H	RBI	BB	SO	LOB	BOTTOM								
Lou Whitaker, L OBP: 0.365, SLG: 0.457 (1, 4)	2B								F8	5	1	3	0	0	0	3									
Enos Cabell, R OBP: 0.360, SLG: 0.464 (1, 3)	F8		6-3							4	0	1	1	0	0	4									
Kirk Gibson, L OBP: 0.298, SLG: 0.404 (1, 10)	F3									4	0	2	0	0	1	1									
Lance Parrish, R OBP: 0.329, SLG: 0.476 (1, 2)	F8		F8							4	0	0	0	0	0	3									
Johnny Grubb, L OBP: 0.370, SLG: 0.432 Glenn Wilson, R OBP: 0.305, SLG: 0.466 (1, 9) (6, PH) (7, 9)	F7									2	0	0	0	0	0	1									
Larry Hemdon, R OBP: 0.306, SLG: 0.436 (1, 7)		F8								4	0	0	0	0	0	2									
Chet Lemon, R OBP: 0.377, SLG: 0.450 (1, 8)										4	0	2	0	0	0	0									
Wayne Krenchicki, L OBP: 0.354, SLG: 0.310 Marty Castillo, R OBP: 0.235, SLG: 0.303 (1, 5) (7, PH) (8, 5) (9, PH)										1	0	1	0	1	0	0									
Lynn Jones, R OBP: 0.200, SLG: 0.400 (9, PH)										1	0	0	0	0	0	0									
Tom Brookens, R OBP: 0.285, SLG: 0.324 John Wockenfuss, R OBP: 0.315, SLG: 0.440 (1, 6) (9, PH)										3	0	0	0	0	2	4									
<b>Inning Stats</b>	R: 1 E: 0 K: 0 S: 5	H: 2 LOB: 1 BB: 0 P: 5	R: 0 E: 0 K: 0 S: 4	H: 1 LOB: 2 BB: 1 P: 8	R: 0 E: 0 K: 0 S: 3	H: 0 LOB: 0 BB: 0 P: 3	R: 0 E: 0 K: 0 S: 6	H: 0 LOB: 0 BB: 0 P: 6	R: 0 E: 0 K: 0 S: 4	H: 1 LOB: 1 BB: 0 P: 4	R: 0 E: 0 K: 2 S: 9	H: 2 LOB: 2 BB: 0 P: 9	R: 0 E: 0 K: 1 S: 6	H: 1 LOB: 1 BB: 0 P: 6	R: 0 E: 0 K: 0 S: 3	H: 0 LOB: 1 BB: 1 P: 7	1B: 6 2B: 3 3B: 1 HR: 0	SF: 0 SAC: 0 DP: 1 HBP: 0	WP: 0 PB: 0 SB: 0 CS: 1	PA: 37					
<b>PITCHER</b>	IP	WLS	BF	H	R	ER	SO	BB	IBB	HBP	BLK	WP	HR	S	P	ERA	WHIP								
Steve McCatty, R ERA: 3.48 (1, 1)	5.1	W	22	7	1	1	1	1	0	0	0	0	0	23	27	1.69	1.500								
Tom Underwood, L ERA: 5.1 (6, 1)	3.2	S	15	3	0	0	3	1	0	0	0	0	0	20	24	0.00	1.091								

Oakland Athletics @ Detroit Tigers  
Tiger Stadium, Detroit, MI  
Sat Jul 09 1983, 7:05 PM EDT  
Att: 32,740 - Unknown - 79 F

AB 35  
R 1  
H 10  
RBI 1  
BB 2  
SO 4  
LOB 20



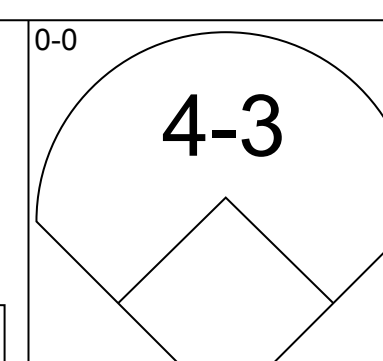
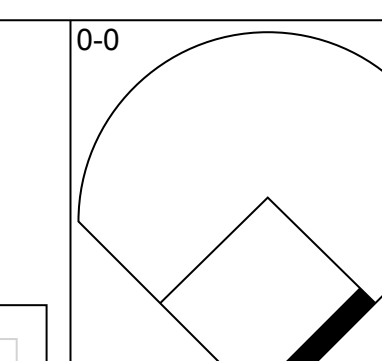
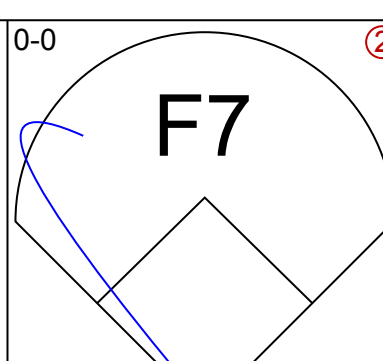
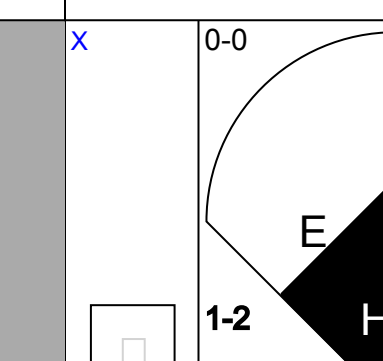
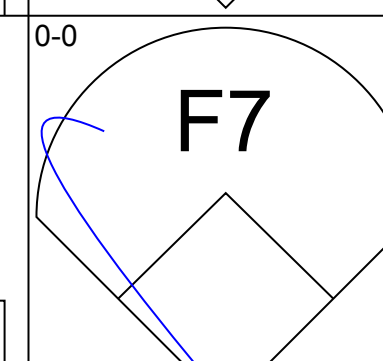
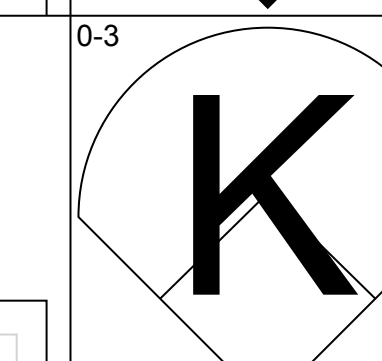
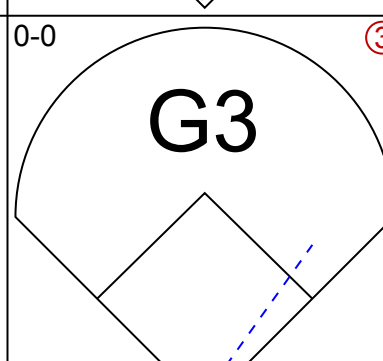
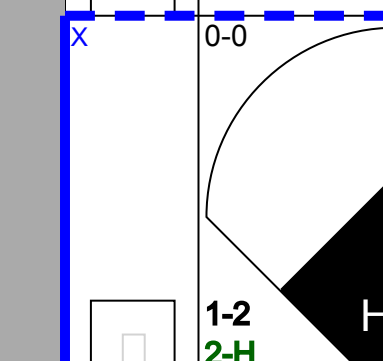
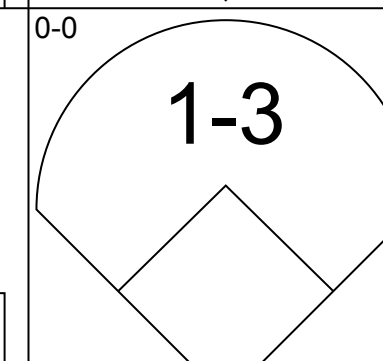
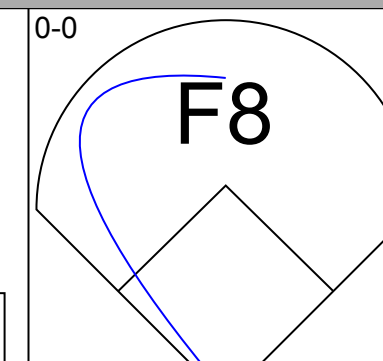
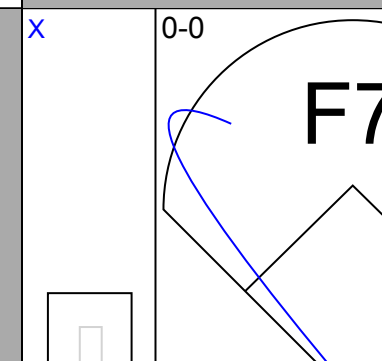
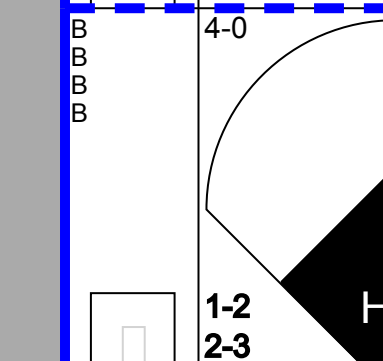
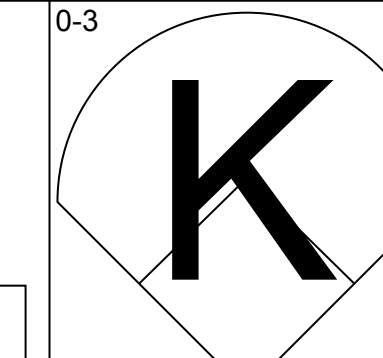
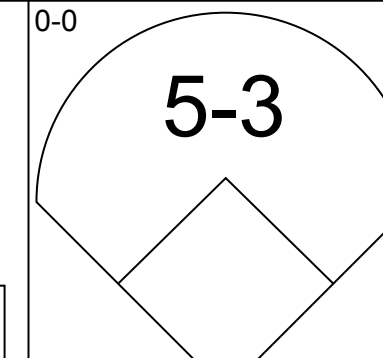
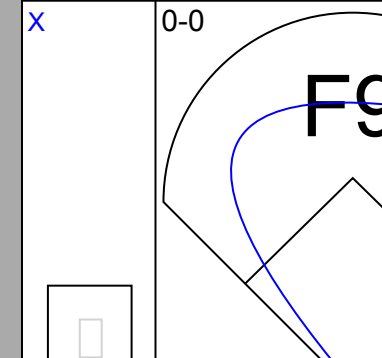
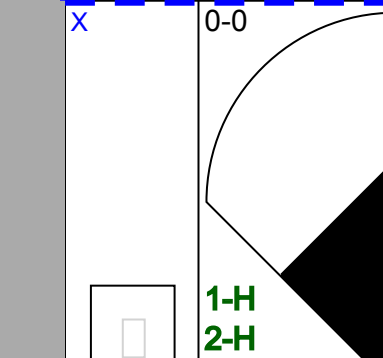
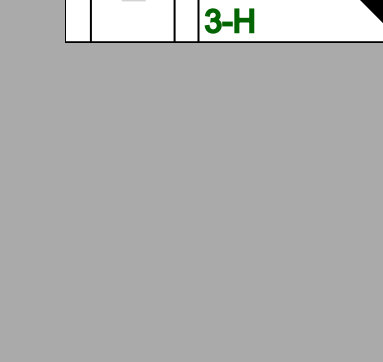
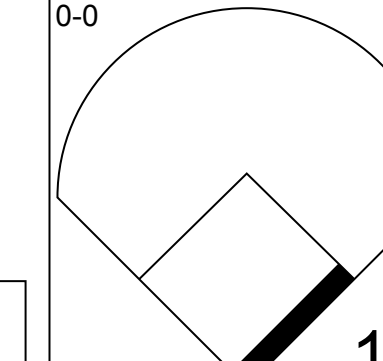
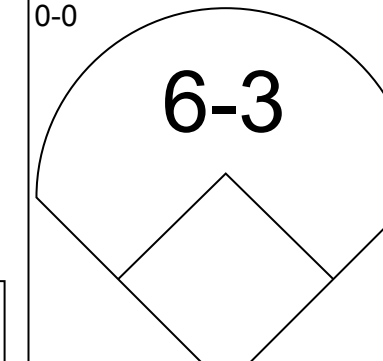
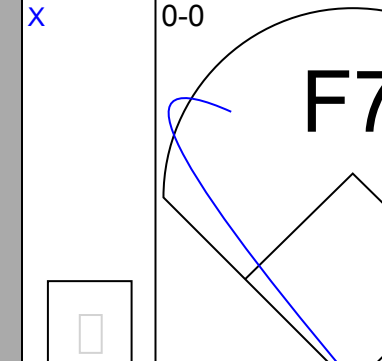


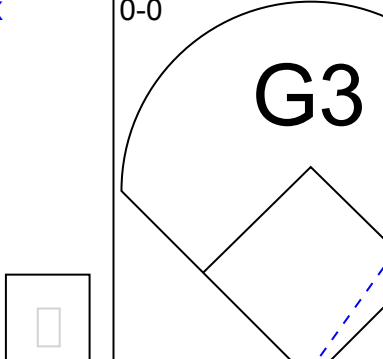
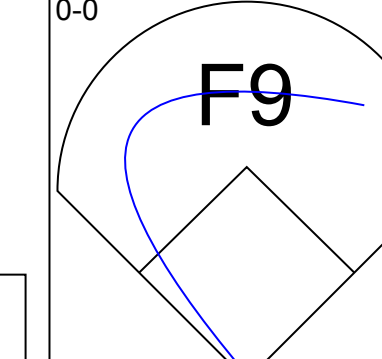

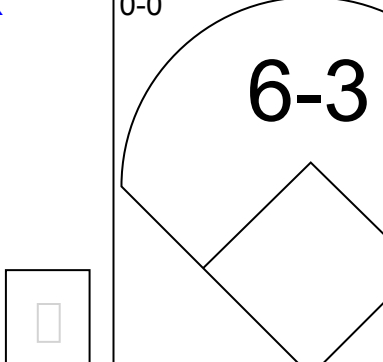
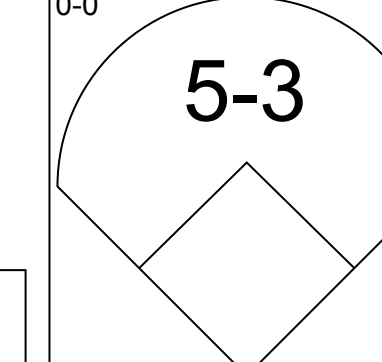
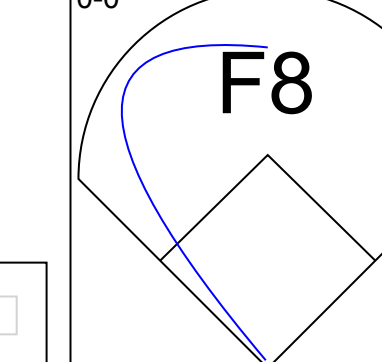
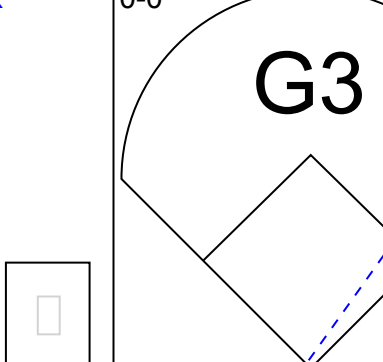
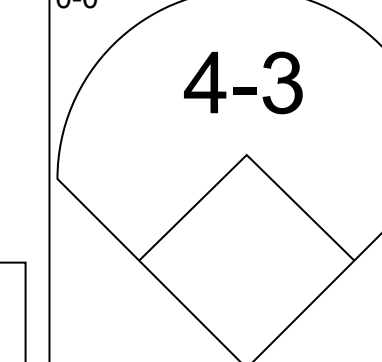

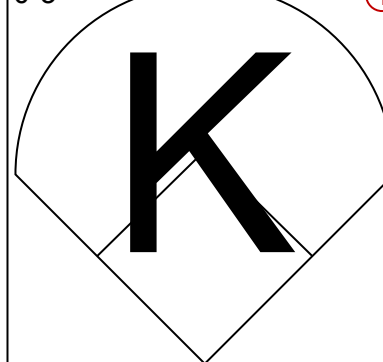
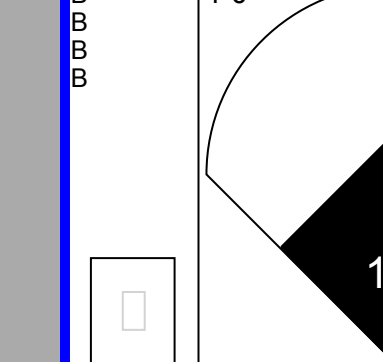


Batter	1	2	3	4	5	6	7	8	9	AB	R	H	RBI	BB	SO	LOB	TOP						
Rickey Henderson, R OBP: 0.393, SLG: 0.383 (1.7)			 1B			 3B				4	1	2	0	0	1	0							
Rick Peters, S OBP: 0.322, SLG: 0.294 (1.8)			 1-2			 1B		 1B		4	1	1	1	1	0	1							
Bill Almon, R OBP: 0.349, SLG: 0.490 Carney Lansford, R OBP: 0.297, SLG: 0.398 (8.5)				 FC5-4		 1-2		 2-H		3	0	1	1	1	1	0							
Davey Lopes, R OBP: 0.345, SLG: 0.442 (1.4)		 1B		 6-3		 1-2		 4-0		3	0	1	0	1	0	2							
Wayne Gross, L OBP: 0.327, SLG: 0.419 (1.3)	 1-2			 1-2		 3-0		 1B		4	0	0	0	0	1	5							
Gary Hancock, L OBP: 0.276, SLG: 0.379 (1.9)										4	1	2	1	0	0	0							
Dan Meyer, L OBP: 0.194, SLG: 0.162 Marshall Brant, R OBP: 0.154, SLG: 0.154 (7.7)										2	0	0	0	0	0	1							
Mike Heath, R OBP: 0.295, SLG: 0.344 (1.2)										4	0	1	0	0	0	0							
Tony Phillips, S OBP: 0.305, SLG: 0.268 (1.6)										4	0	0	0	0	0	1							
<b>Inning Stats</b>	R: 0 E: 0 K: 2 S: 7	H: 0 LOB: 0 BB: 0 P: 7	R: 0 E: 0 K: 1 S: 6	H: 2 LOB: 1 BB: 0 P: 6	R: 0 E: 0 K: 0 S: 4	H: 1 LOB: 1 BB: 0 P: 4	R: 0 E: 1 K: 0 S: 3	H: 0 LOB: 0 BB: 0 P: 3	R: 1 E: 0 K: 0 S: 4	H: 1 LOB: 0 BB: 0 P: 4	R: 1 E: 0 K: 0 S: 4	H: 2 LOB: 1 BB: 1 P: 8	R: 0 E: 0 K: 1 S: 5	H: 0 LOB: 0 BB: 0 P: 5	R: 1 E: 1 K: 0 S: 5	H: 1 LOB: 2 BB: 1 P: 9	R: 0 E: 0 K: 1 S: 6	H: 1 LOB: 0 BB: 0 P: 6	1B: 6 2B: 2 3B: 1 HR: 1	SF: 0 SAC: 0 DP: 2 HBP: 0	WP: 0 PB: 0 SB: 1 CS: 2	PA: 36	
<b>PITCHER</b>	IP	WLS	BF	H	R	ER	SO	BB	IBB	HBP	BLK	WP	HR	S	P	ERA	WHIP						
Juan Berenguer, R ERA: 3.16 (1.1)	5.2		22	6	2	2	3	1	0	0	0	0	1	27	31	3.18	1.235						
Howard Bailey, L ERA: 2.83 (6.1)	3.1	W	14	2	1	0	2	0	1	0	0	0	0	17	21	0.00	0.600						

Oakland Athletics @ Detroit Tigers  
Tiger Stadium, Detroit, MI  
Sun Jul 10 1983, 3:33 AM EDT  
Att: 20,769 - Sunny - 75 F

AB 34  
R 3  
H 8  
RBI 3  
BB 2  
SO 5  
LOB 10



Batter	1	2	3	4	5	6	7	8	9	AB	R	H	RBI	BB	SO	LOB	BOTTOM						
Lou Whitaker, L OBP: 0.367, SLG: 0.457 (1.4)									 1B	4	1	2	0	0	0	0							
Kirk Gibson, L OBP: 0.294, SLG: 0.398 Larry Herndon, R OBP: 0.309, SLG: 0.438 (9.7)									 1B	3	0	0	0	0	1	1							
Johnny Grubb, L OBP: 0.360, SLG: 0.418 John Wockenfuss, R OBP: 0.321, SLG: 0.440 Jack Morris, R OBP: 0.356, SLG: 0.402 (9.7)									 1B	3	0	0	0	0	0	0							
Lance Parrish, R OBP: 0.328, SLG: 0.483 (1.2)								 1-2		4	1	1	4	0	1	1							
Glenn Wilson, R OBP: 0.305, SLG: 0.465 (1.9)									 1-H	3	0	1	0	0	0	0							
Rick Leach, L OBP: 0.301, SLG: 0.319 (1.3)										3	0	0	0	0	0	1							
Chet Lemon, R OBP: 0.373, SLG: 0.444 (1.8)										3	0	0	0	0	0	1							
Wayne Krenchicki, L OBP: 0.343, SLG: 0.299 (1.5)										3	0	0	0	0	0	0							
Tom Brookens, R OBP: 0.283, SLG: 0.321 Alan Trammell, R OBP: 0.356, SLG: 0.402 (9.7)									 1B	2	0	0	0	0	1	0							
<b>Inning Stats</b>	R: 0 E: 0 K: 0 S: 3	H: 0 LOB: 0 BB: 0 P: 3	R: 0 E: 0 K: 1 S: 6	H: 1 LOB: 1 BB: 0 P: 6	R: 0 E: 0 K: 1 S: 6	H: 1 LOB: 1 BB: 0 P: 6	R: 0 E: 0 K: 0 S: 3	H: 0 LOB: 0 BB: 0 P: 3	R: 0 E: 0 K: 1 S: 5	H: 0 LOB: 0 BB: 0 P: 5	R: 0 E: 0 K: 0 S: 3	H: 0 LOB: 0 BB: 0 P: 3	R: 0 E: 0 K: 0 S: 3	H: 0 LOB: 0 BB: 0 P: 3	R: 5 E: 1 K: 0 S: 3	H: 3 LOB: 1 BB: 2 P: 11	1B: 4 2B: 0 3B: 0 HR: 1	SF: 0 SAC: 0 DP: 0 HBP: 0	WP: 0 PB: 0 SB: 0 CS: 0	PA: 31			
<b>PITCHER</b>	IP	WLS	BF	H	R	ER	SO	BB	IBB	HBP	BLK	WP	HR	S	P	ERA	WHIP						
Chris Codiroli, R ERA: 4.11 (1.1)	8.0		28	3	2	2	3	1	0	0	0	0	0	1	1	*	*						
Tom Runmeier, L ERA: 2.74 (9.1)	0.0	L	1	0	0	0	0	0	0	0	0	0	0	0	4	*	*						
Dave Beard, R ERA: 8.2 (9.1)	0.0		1	0	0	0	0	1	0	0	0	0	0	0	1	*	*						
Jeff Jones, R ERA: 3.63 (9.1)	0.0		1	3	2	0	0	0	0	0	0	0	1	1	1	*	*						

Oakland Athletics @ Detroit Tigers  
Tiger Stadium, Detroit, MI  
Sun Jul 10 1983, 3:33 AM EDT  
Att: 20,769 - Sunny - 75 F

AB 29  
R 5  
H 5  
RBI 5  
BB 2  
SO 3  
LOB 3





Batter	1	2	3	4	5	6	7	8	9	AB	R	H	RBI	BB	SO	LOB	TOP					
Rickey Henderson, R OBP: 0.396, SLG: 0.391	F9		5-3		CS		1B		1-2	5	0	3	0	0	0	0	<b>Oakland Athletics @ Baltimore Orioles</b> <b>Memorial Stadium, Baltimore, MD</b> Mon Jul 11 1983, 7:05 PM EDT Att: 22,546 - Unknown - 81 F					
Rick Peters, S OBP: 0.313, SLG: 0.286	G3		4-3		CS	F7	G6-4-3		F9	5	0	1	2	0	0	2						
Bill Almon, R OBP: 0.350, SLG: 0.404			F9				G6-4-3		F7	5	1	2	0	0	0	4						
Davey Lopes, R OBP: 0.347, SLG: 0.455	L6			F9	S	K				4	2	2	1	0	1	2						
Carney Lansford, R OBP: 0.295, SLG: 0.416		F6		F9					HR	4	1	1	2	0	0	1						
Dwayne Murphy, L OBP: 0.325, SLG: 0.319		F9		4-3		2H	HR		SH1-4	3	0	0	1	0	1	0						
Wayne Gross, L OBP: 0.327, SLG: 0.415										2	0	0	0	1	0	0						
Jeff Burroughs, R OBP: 0.338, SLG: 0.376	E									1	0	0	0	0	0	1						
Tony Phillips, S OBP: 0.305, SLG: 0.268		1B								0	0	0	0	0	0	0						
Garry Hancock, L OBP: 0.287, SLG: 0.388										3	1	2	0	0	0	0						
Marshall Brant, R OBP: 0.143, SLG: 0.143		E9								1	0	0	0	0	0	0						
Bob Kearney, R OBP: 0.311, SLG: 0.389										4	1	2	0	0	1	2						
Mitchell Page, L OBP: 0.333, SLG: 0.256										0	0	0	0	0	0	0						
<b>Inning Stats</b>	R: 0 E: 0 K: 0 S: 4	H: 1 LOB: 1 BB: 0 P: 4	R: 0 E: 1 K: 1 S: 6	H: 1 LOB: 2 BB: 1 P: 10	R: 0 E: 0 K: 0 S: 3	H: 0 LOB: 0 BB: 0 P: 3	R: 1 E: 0 K: 0 S: 4	H: 1 LOB: 0 BB: 0 P: 4	R: 0 E: 0 K: 2 S: 9	H: 1 LOB: 0 BB: 0 P: 3	R: 2 E: 0 K: 2 S: 9	H: 2 LOB: 0 BB: 0 P: 9	R: 2 E: 0 K: 0 S: 6	H: 4 LOB: 1 BB: 0 P: 6	R: 1 E: 1 K: 0 S: 4	H: 1 LOB: 0 BB: 0 P: 4	R: 0 E: 0 K: 0 S: 5	H: 2 LOB: 2 BB: 0 P: 5	1B: 9 2B: 2 3B: 0 HR: 2	SF: 0 SAC: 1 DP: 1 HBP: 0	WP: 0 PB: 0 SB: 1 CS: 2	PA: 40
<b>PITCHER</b>	IP	WLS	BF	H	R	ER	SO	BB	IBB	HBP	BLK	WP	HR	S	P	ERA	WHIP					
Dennis Martinez, R ERA: 5.64	6.1	W	28	9	5	5	3	1	0	0	0	0	1	33	37	7.11	1.579					
Sammy Stewart, R ERA: 4.44	0.2		4	2	1	1	0	0	0	0	0	0	1	4	4	13.50	3.000					
Dan Morigiello, L ERA: 3.43	2.0	S	7	2	0	0	0	0	0	0	0	0	0	7	7	0.00	1.000					

AB 37  
R 6  
H 13  
RBI 6  
BB 1  
SO 3  
LOB 12



Batter	1	2	3	4	5	6	7	8	9	AB	R	H	RBI	BB	SO	LOB	BOTTOM				
Al Bumbry, L OBP: 0.317, SLG: 0.344	E6			FC5-4			G3			5	1	1	0	0	0	5	<b>Oakland Athletics @ Baltimore Orioles</b> <b>Memorial Stadium, Baltimore, MD</b> Mon Jul 11 1983, 7:05 PM EDT Att: 22,546 - Unknown - 81 F				
Rich Dauer, R OBP: 0.266, SLG: 0.270	5-3		L7		4-3		F9			5	1	1	0	0	0	3					
Cal Ripken Jr., R OBP: 0.353, SLG: 0.475	1B				FC6					4	1	2	0	1	1	1					
Eddie Murray, S OBP: 0.390, SLG: 0.488		F9			FC6					4	2	1	2	1	0	4					
John Lowenstein, L OBP: 0.365, SLG: 0.470					FC5-4					2	1	1	1	0	1	0					
Gary Roenicke, R OBP: 0.311, SLG: 0.478					FC5-4					3	0	0	0	0	0	4					
Ken Singleton, S OBP: 0.395, SLG: 0.504										3	1	2	3	1	0	0					
Jim Dwyer, L OBP: 0.354, SLG: 0.486										1	0	1	1	1	0	0					
Mike Young, S OBP: 0.063, SLG: 0.063										2	0	0	0	0	1	1					
Todd Cruz, R OBP: 0.236, SLG: 0.335										4	0	2	0	0	1	1					
Rick Dempsey, R OBP: 0.321, SLG: 0.306	F8									4	0	1	0	0	0	5					
<b>Inning Stats</b>	R: 4 E: 1 K: 0 S: 8	H: 4 LOB: 3 BB: 2 P: 16	R: 3 E: 0 K: 2 S: 10	H: 3 LOB: 1 BB: 1 P: 14	R: 0 E: 0 K: 0 S: 6	H: 3 LOB: 3 BB: 0 P: 6	R: 0 E: 0 K: 0 S: 4	H: 1 LOB: 2 BB: 1 P: 8	R: 0 E: 0 K: 0 S: 4	H: 1 LOB: 1 BB: 0 P: 4	R: 0 E: 0 K: 1 S: 5	H: 0 LOB: 0 BB: 0 P: 5	R: 0 E: 0 K: 0 S: 3	H: 0 LOB: 0 BB: 0 P: 3	R: 0 E: 0 K: 1 S: 5	H: 0 LOB: 0 BB: 0 P: 5	1B: 8 2B: 2 3B: 0 HR: 2	SF: 0 SAC: 0 DP: 0 HBP: 0	WP: 0 PB: 0 SB: 0 CS: 0	PA: 41	
<b>PITCHER</b>	IP	WLS	BF	H	R	ER	SO	BB	IBB	HBP	BLK	WP	HR	S	P	ERA	WHIP				
Steve Baker, R ERA: 4.33	0.1	L	7	3	4	3	0	2	0	0	0	0	0	5	13	81.00	15.000				
Jeff Jones, R ERA: 4.66	2.0		14	7	3	3	2	1	0	0	0	0	2	17	21	13.50	4.000				
Tom Burgmeier, L ERA: 2.51	5.2		20	2	0	0	2	1	0	0	0	0	0	23	27	0.00	0.529				

AB 37  
R 7  
H 12  
RBI 7  
BB 4  
SO 4  
LOB 24













Batter	1	2	3	4	5	6	7	8	9	AB	R	H	RBI	BB	SO	LOB	TOP																									
Rickey Henderson, R OBP: 0.401, SLG: 0.419	0-0 4-3 SF8 2B		0-0 S 1B		0-3 K		0-0 1B 3B		0-3 K	5	3	3	0	0	2	2																										
Rick Peters, S OBP: 0.351, SLG: 0.333	0-0 4-3 2-3		0-0 CS 1B		0-0 6-3 1-2		0-0 1B 1B		0-0 BB 1B	5	0	3	2	0	0	2																										
Davey Lopes, R OBP: 0.344, SLG: 0.448 Garry Hancock, L OBP: 0.284, SLG: 0.377	0-0 SF8 3-H		0-3 K 1-2		0-0 F7		0-0 1B		0-0 BB 1B	3	0	1	1	0	1	2																										
Jeff Burroughs, R OBP: 0.344, SLG: 0.384 Dan Meyer, L OBP: 0.198, SLG: 0.155	0-0 2B			0-0 1B 1B		4-0 FC6-4 BB		0-0 F3	3	0	2	0	2	0	2	0																										
Bill Almon, R OBP: 0.341, SLG: 0.395	0-0 F9			0-0 F8		0-0 FC6-4 PB 1-2		0-0 F7	5	0	0	0	0	1	6																											
Dwayne Murphy, L OBP: 0.324, SLG: 0.315 Mitchell Page, L OBP: 0.327, SLG: 0.250		0-0 F9		0-3 K		0-3 K 1-2		0-3 K	3	0	0	0	0	2	2																											
Bob Kearney, R OBP: 0.310, SLG: 0.387		0-0 F3		0-0 1B		0-0 F9		0-0 F6	4	0	1	0	0	0	1																											
Wayne Gross, L OBP: 0.318, SLG: 0.402 Mike Heath, R OBP: 0.292, SLG: 0.327		0-3 K		0-3 K			0-0 G6-3 1B		0-0 F8	2	0	0	0	0	2	2																										
Tony Phillips, S OBP: 0.308, SLG: 0.269			0-0 6-3		0-0 6-3 1B		0-0 G6-3 1-2		0-0 WP 1B	4	1	2	0	0	0	1																										
<b>Inning Stats</b>	R: 1 E: 0 K: 0 S: 5	H: 2 LOB: 1 BB: 0 P: 5	R: 0 E: 0 K: 1 S: 5	H: 0 LOB: 0 BB: 0 P: 5	R: 1 E: 0 K: 1 S: 6	H: 2 LOB: 1 BB: 0 P: 6	R: 0 E: 0 K: 2 S: 9	H: 2 LOB: 2 BB: 0 P: 9	R: 0 E: 0 K: 1 S: 6	H: 1 LOB: 1 BB: 0 P: 6	R: 0 E: 0 K: 1 S: 5	H: 0 LOB: 1 BB: 1 P: 9	R: 1 E: 0 K: 0 S: 6	H: 4 LOB: 2 BB: 0 P: 6	R: 0 E: 0 K: 1 S: 5	H: 0 LOB: 0 BB: 0 P: 5	R: 1 E: 0 K: 2 S: 10	H: 3 LOB: 3 BB: 1 P: 14	1B: 11 2B: 3 3B: 1 HR: 0	SF: 1 SAC: 0 DP: 2 HBP: 0	WP: 1 PB: 1 SB: 2 CS: 1	PA: 41																				
<b>PITCHER</b>	IP	WLS	BF	H	R	ER	SO	BB	IBB	HBP	BLK	WP	HR	S	P	ERA	WHIP	<b>PITCHER</b>								IP	WLS	BF	H	R	ER	SO	BB	IBB	HBP	BLK	WP	HR	S	P	ERA	WHIP
John Tudor, L ERA: 3.48	7.0	W	31	11	3	3	6	1	0	0	0	0	0	42	46	3.86	1.714																									
Luis Aponte, R ERA: 2.59	1.2		9	3	1	1	2	1	0	0	0	1	0	12	16	5.40	2.400																									
Bob Stanley, R ERA: 2.22	0.1	S	1	0	0	0	1	0	0	0	0	0	0	3	3	0.00	0.000																									

Oakland Athletics @ Boston Red Sox  
Fenway Park, Boston, MA  
Thu Jul 14 1983, 7:05 PM EDT  
Att: 24,914 - Unknown - 77 F

AB 38  
R 4  
H 14  
RBI 4  
BB 2  
SO 9  
LOB 20



Batter	1	2	3	4	5	6	7	8	9	AB	R	H	RBI	BB	SO	LOB	BOTTOM																										
Jerry Remy, L OBP: 0.280, SLG: 0.295	4-0 F9 HR 1B BB		0-0 6-3		0-0 4-3		0-0 BB 1B 1B		0-0 F8	4	2	1	1	1	0	0																											
Wade Boggs, L OBP: 0.450, SLG: 0.472	0-0 HR 1B		0-0 HR		0-0 1B		4-0 1B BB			3	2	3	1	1	0	0																											
Jim Rice, R OBP: 0.374, SLG: 0.574	0-0 F9 2-3		0-0 HR 2B		0-0 F4		0-0 1B		0-0 1B	4	1	2	1	0	0	3																											
Tony Armas, R OBP: 0.276, SLG: 0.468	0-0 F3		0-0 HR		4-0 G6-4-3 BB		0-3 K			3	1	1	2	1	1	4																											
Dwight Evans, R OBP: 0.349, SLG: 0.454	0-0 HR		4-0 1B G6-4-3 BB		0-0 G6-4-3 1-2		4-0 G4-3 BB			2	2	1	3	2	0	1																											
Carl Yastrzemski, L OBP: 0.417, SLG: 0.491 Rick Miller, L OBP: 0.427, SLG: 0.438	4-0 BB		0-0 G6-4-3 1B		0-0 G3		0-0 F7			1	0	1	0	1	0	0																											
Dave Stapleton, R OBP: 0.266, SLG: 0.324	0-0 F8		0-0 G6-4-3 1-2		0-0 G4-3		0-0 FC4-6 1B		0-0 G4-3 1-2	4	0	1	0	0	0	3																											
Rich Gedman, L OBP: 0.319, SLG: 0.357		0-3 K		0-3 4-3		0-0 FC4-6 1B		0-0 G3	4	1	0	0	0	1	1																												
Glenn Hoffman, R OBP: 0.303, SLG: 0.317		0-0 F7		0-0 F8		0-0 1B 1B		0-0 F8	4	0	1	0	0	0	0																												
<b>Inning Stats</b>	R: 3 E: 0 K: 0 S: 5	H: 2 LOB: 1 BB: 2 P: 13	R: 0 E: 0 K: 1 S: 5	H: 0 LOB: 0 BB: 0 P: 5	R: 4 E: 0 K: 0 S: 6	H: 4 LOB: 0 BB: 1 P: 10	R: 0 E: 0 K: 0 S: 4	H: 1 LOB: 1 BB: 0 P: 4	R: 0 E: 0 K: 0 S: 2	H: 0 LOB: 0 BB: 1 P: 6	R: 2 E: 0 K: 1 S: 8	H: 4 LOB: 2 BB: 1 P: 12	R: 0 E: 0 K: 0 S: 2	H: 0 LOB: 0 BB: 1 P: 6	R: 0 E: 0 K: 0 S: 3	H: 0 LOB: 0 BB: 0 P: 3	1B: 7 2B: 1 3B: 0 HR: 3	SF: 0 SAC: 0 DP: 3 HBP: 0	WP: 0 PB: 0 SB: 0 CS: 0	PA: 37																							
<b>PITCHER</b>	IP	WLS	BF	H	R	ER	SO	BB	IBB	HBP	BLK	WP	HR	S	P	ERA	WHIP	<b>PITCHER</b>								IP	WLS	BF	H	R	ER	SO	BB	IBB	HBP	BLK	WP	HR	S	P	ERA	WHIP	
Steve McCatty, R ERA: 4.19	2.0	L	13	6	3	6	1	2	0	0	0	0	0	17	29	6.75	2.250																										
Jeff Jones, R ERA: 5.01	4.0		18	6	3	3	1	3	0	0	0	0	0	5	9	0.00	0.500																										
Keith Atherton, R ERA:	2.0		6	0	0	0	0	1	0	0	0	0	0	5	9	0.00	0.500																										

Oakland Athletics @ Boston Red Sox  
Fenway Park, Boston, MA  
Thu Jul 14 1983, 7:05 PM EDT  
Att: 24,914 - Unknown - 77 F

AB 31  
R 9  
H 11  
RBI 8  
BB 6  
SO 2  
LOB 13





Batter	1	2	3	4	5	6	7	8	9	AB	R	H	RBI	BB	SO	LOB	TOP	
Rickey Henderson, R OBP: 0.404, SLG: 0.418 (1, 7)										3	1	1	0	2	0	2	<b>Oakland Athletics @ Boston Red Sox</b> Fenway Park, Boston, MA Fri Jul 15 1983, 7:05 PM EDT Att: 25,243 - Unknown - 90 F	
Rick Peters, S OBP: 0.354, SLG: 0.329 (1, 9)										4	1	1	0	0	2	2		
Davey Lopes, R OBP: 0.345, SLG: 0.456 (1, 4)										4	1	1	1	1	0	4		
Jeff Burroughs, R OBP: 0.345, SLG: 0.384 (1, 10)										5	0	2	0	0	1	3		
Carney Lansford, R OBP: 0.309, SLG: 0.430 (1, 5)										5	1	2	1	0	0	2		
Dwayne Murphy, L OBP: 0.321, SLG: 0.321 (1, 8)										5	2	1	0	0	0	4		
Bill Almon, R OBP: 0.342, SLG: 0.411 (1, 6)										5	1	2	3	0	1	1		
Wayne Gross, L OBP: 0.319, SLG: 0.399 (1, 3)										4	0	1	1	1	1	0		
Mike Heath, R OBP: 0.287, SLG: 0.340 (1, 2)										5	0	2	0	0	1	2		
<b>Inning Stats</b>	R: 1 E: 0 K: 2 S: 8	H: 1 LOB: 0 BB: 0 P: 8	R: 1 E: 0 K: 0 S: 6	H: 3 LOB: 2 BB: 0 P: 6	R: 1 E: 0 K: 1 S: 7	H: 2 LOB: 1 BB: 0 P: 7	R: 0 E: 0 K: 0 S: 3	H: 0 LOB: 0 BB: 0 P: 3	R: 1 E: 0 K: 0 S: 5	H: 2 LOB: 2 BB: 1 P: 9	R: 0 E: 0 K: 0 S: 3	H: 0 LOB: 1 BB: 1 P: 7	R: 2 E: 0 K: 2 S: 9	H: 2 LOB: 1 BB: 0 P: 9	1B: 7 2B: 3 3B: 1 HR: 2	SF: 0 SAC: 0 DP: 1 HBP: 1	WP: 0 PA: 45 PB: 0 SB: 5 CS: 0	
<b>PITCHER</b>	IP WLS BF H R ER SO BB IBB HBP BLK WP HR S P ERA WHIP	5.2 29 9 4 4 4 1 1 1 1 0 1 34 43 6.35 1.765	3.1 W 16 4 3 2 2 2 0 0 0 0 0 1 18 26 5.40 1.800															

Batter	1	2	3	4	5	6	7	8	9	AB	R	H	RBI	BB	SO	LOB	BOTTOM		
Jerry Remy, L OBP: 0.285, SLG: 0.304 (1, 4)										4	3	2	0	1	1	4	<b>Oakland Athletics @ Boston Red Sox</b> Fenway Park, Boston, MA Fri Jul 15 1983, 7:05 PM EDT Att: 25,243 - Unknown - 90 F		
Wade Boggs, L OBP: 0.452, SLG: 0.484 (1, 5)										5	2	3	2	0	1	1			
Jim Rice, R OBP: 0.374, SLG: 0.571 (1, 7)										5	0	2	0	0	0	2			
Tony Armas, R OBP: 0.278, SLG: 0.467 (1, 8)										5	1	2	2	0	0	2			
Dwight Evans, R OBP: 0.348, SLG: 0.461 (1, 9)										4	1	1	2	0	0	3			
Carl Yastrzemski, L OBP: 0.413, SLG: 0.496 Reid Nichols, R OBP: 0.378, SLG: 0.447 (1, 10) (6, PH)										2	0	0	0	0	1	2			
Dave Stapleton, R OBP: 0.283, SLG: 0.321 (1, 3)										3	1	0	0	0	0	1			
Rich Gedman, L OBP: 0.321, SLG: 0.359 Jeff Newman, R OBP: 0.242, SLG: 0.319 (6, PH) (7, 2)										2	0	1	0	0	1	0			
Glenn Hoffman, R OBP: 0.303, SLG: 0.316 (1, 6)										4	1	1	2	0	0	1			
<b>Inning Stats</b>	R: 1 E: 1 K: 0 S: 6	H: 3 LOB: 2 BB: 0 P: 6	R: 0 E: 1 K: 1 S: 6	H: 1 LOB: 2 BB: 0 P: 6	R: 3 E: 0 K: 1 S: 8	H: 3 LOB: 0 BB: 0 P: 8	R: 0 E: 0 K: 1 S: 5	H: 0 LOB: 1 BB: 1 P: 9	R: 0 E: 0 K: 0 S: 3	H: 0 LOB: 0 BB: 0 P: 3	R: 5 E: 1 K: 0 S: 8	H: 4 LOB: 1 BB: 1 P: 12	R: 0 E: 0 K: 0 S: 2	H: 0 LOB: 0 BB: 1 P: 6	R: 1 E: 0 K: 1 S: 7	H: 2 LOB: 1 BB: 0 P: 7	1B: 9 2B: 2 3B: 2 HR: 1	SF: 0 SAC: 1 DP: 2 HBP: 0	WP: 1 PA: 40 PB: 0 SB: 0 CS: 1
<b>PITCHER</b>	IP WLS BF H R ER SO BB IBB HBP BLK WP HR S P ERA WHIP	2.1 14 7 4 4 1 0 0 0 0 0 0 17 25 15.00 1.333	3.0 L 15 3 5 5 2 1 1 0 0 0 0 0 17 25 15.00 1.333	1.2 6 1 0 0 0 1 0 0 0 0 0 5 9 0.00 1.200	1.0 5 2 1 1 1 0 0 0 0 1 0 7 7 9.00 2.000														

AB 40  
R 7  
H 13  
RBI 6  
BB 4  
SO 6  
LOB 20



AB 36  
R 10  
H 13  
RBI 8  
SO 4  
LOB 16






Batter	1	2	3	4	5	6	7	8	9	AB	R	H	RBI	BB	SO	LOB	TOP										
Rickey Henderson, R OBP: 0.407, SLG: 0.425 (1, 7)	0-0 6-3		0-0 1B SF9		0-0 F8		0-0 2B 1-3	0-0 1B WP		5	3	3	2	0	0	1											
Rick Peters, S OBP: 0.383, SLG: 0.329 Bob Kearney, R OBP: 0.310, SLG: 0.387 Gary Hancock, L OBP: 0.288, SLG: 0.389 (1, 9) (6, 2) (7, PH) (7, 9)	0-3 K		0-0 BB		0-0 F3		0-0 1B SF9	0-0 F8		3	0	1	0	0	1	1											
Davey Lopes, R OBP: 0.346, SLG: 0.457 (1, 4)	0-0 F6		0-0 SF9		0-3 K		0-0 SF9 S	0-0 WP		4	0	2	2	0	1	1											
Jeff Burroughs, R OBP: 0.346, SLG: 0.395 (1, 10)		0-0 E5 BB	4-0 G5-4-3 BB		0-0 HR		0-0 SF9	0-0 F9		3	2	1	2	1	0	1											
Carney Lansford, R OBP: 0.311, SLG: 0.444 (1, 5)		4-0 1B SF8 BB	0-0 G5-4-3		0-0 F9		0-0 5-3			4	2	1	1	1	0	3											
Dwayne Murphy, L OBP: 0.318, SLG: 0.318 (1, 8)		0-0 FC6-4 1B		0-0 F7		0-0 F7	0-0 1-3		0-0 F3	5	0	1	1	0	0	1											
Bill Almon, R OBP: 0.339, SLG: 0.408 Tony Phillips, S OBP: 0.306, SLG: 0.267 (1, 6) (7, 6)	0-0 SF8		0-0 3-1		0-0 K		0-3 K	0-3 K		2	0	0	1	0	1	0											
Wayne Gross, L OBP: 0.321, SLG: 0.401 (1, 3)	0-0 F8		0-0 2-3				0-0 1B 2B	4-0 1B 1B BB	0-0 F8	4	2	1	0	1	0	1											
Mike Heath, R OBP: 0.304, SLG: 0.364 (1, 2) (6, 9) (7, 2)	0-0 FC6-4				0-0 2B		0-0 2B 1B	0-0 1B 1B		4	2	3	0	0	0	1											
<b>Inning Stats</b>	R: 0 E: 0 K: 1 S: 5	H: 0 LOB: 0 BB: 0 P: 5	R: 2 E: 1 K: 0 S: 5	H: 1 LOB: 1 BB: 1 P: 9	R: 1 E: 0 K: 0 S: 4	H: 2 LOB: 1 BB: 1 P: 8	R: 0 E: 0 K: 0 S: 3	H: 0 LOB: 0 BB: 0 P: 3	R: 0 E: 0 K: 1 S: 6	H: 1 LOB: 0 BB: 0 P: 6	R: 1 E: 0 K: 1 S: 6	H: 1 LOB: 0 BB: 0 P: 6	R: 4 E: 0 K: 0 S: 8	H: 5 LOB: 1 BB: 0 P: 8	R: 3 E: 0 K: 1 S: 8	H: 3 LOB: 1 BB: 1 P: 12	R: 1 E: 0 K: 1 S: 6	H: 1 LOB: 0 BB: 0 P: 6	1B: 8 2B: 4 3B: 0 HR: 2	SF: 3 SAC: 0 DP: 1 HBP: 0	WP: 2 PB: 2 SB: 1 CS: 0	PA: 44					
<b>PITCHER</b>	IP	WLS	BF	H	R	ER	SO	BB	IBB	HBP	BLK	WP	HR	S	P	ERA	WHIP										
Bob Ojeda, L ERA: 4.87 Bob Stanley, R ERA: 2.95 Doug Bird, R ERA: 8.78 (1, 1) (7, 1) (9, 1)	6.0	L	25	5	4	3	3	2	0	0	0	0	1	29	37	4.50	1.167										

Oakland Athletics @ Boston Red Sox  
Fenway Park, Boston, MA  
Sat Jul 16 1983, 3:33 AM EDT  
Att: 28,537 - Sunny - 95 F


AB 38  
R 12  
H 14  
RBI 11  
BB 3  
SO 5  
LOB 12



Batter	1	2	3	4	5	6	7	8	9	AB	R	H	RBI	BB	SO	LOB	BOTTOM										
Jerry Remy, L OBP: 0.267, SLG: 0.309 (1, 4)	0-0 F9 BB FC6-4 1B		0-0 F8	0-0 3-1 1-H 2B		0-0 4-3			0-0 4-3	5	1	2	1	0	0	0											
Wade Boggs, L OBP: 0.457, SLG: 0.491 (1, 5)	4-0 FC6-4 1-2 BB		0-0 1B	0-0 3-1 2-3			0-0 2B		0-0 1B	4	0	3	0	1	0	1											
Jim Rice, R OBP: 0.370, SLG: 0.563 (1, 7)	0-0 F9		0-0 F9	0-0 5-3			0-0 6-3		0-3 K	5	0	0	0	0	1	6											
Tony Armas, R OBP: 0.275, SLG: 0.461 (1, 8)	0-0 FC6-4 1-2 3-H		0-0 F8		0-3 K		0-0 F8			4	0	0	1	0	1	3											
Dwight Evans, R OBP: 0.349, SLG: 0.468 (1, 10)	0-0 FC6-4			0-0 HR	4-0 BB		0-3 K			3	1	1	1	1	1	2											
Reid Nichols, R OBP: 0.375, SLG: 0.437 (1, 9)		0-0 F9		4-0 HR BB	0-0 F7			0-0 F5		3	1	0	0	1	0	1											
Dave Stapleton, R OBP: 0.266, SLG: 0.335 (1, 3)		0-0 1B		0-0 HR	0-0 F8			0-0 5-3		4	1	2	2	0	0	1											
Glenn Hoffman, R OBP: 0.300, SLG: 0.313 Rick Miller, L OBP: 0.422, SLG: 0.432 Ed Jurak, R OBP: 0.376, SLG: 0.375 (1, 6) (8, PH) (9, 6)	0-3 K		0-0 F7		0-0 F9		0-0 F7			3	0	0	0	0	1	1											
Gary Allenson, R OBP: 0.299, SLG: 0.346 Carl Yastrzemski, L OBP: 0.411, SLG: 0.643 (1, 2) (9, PH)	0-0 F8		0-0 2B 1B		0-3 K			0-0 F8		3	1	1	0	0	1	1											
<b>Inning Stats</b>	R: 1 E: 0 K: 0 S: 4	H: 1 LOB: 1 BB: 1 P: 8	R: 0 E: 0 K: 1 S: 6	H: 1 LOB: 0 BB: 0 P: 6	R: 0 E: 0 K: 0 S: 4	H: 1 LOB: 1 BB: 0 P: 4	R: 4 E: 0 K: 0 S: 7	H: 4 LOB: 1 BB: 1 P: 11	R: 0 E: 0 K: 1 S: 5	H: 0 LOB: 0 BB: 0 P: 5	R: 0 E: 0 K: 1 S: 6	H: 1 LOB: 1 BB: 0 P: 6	R: 0 E: 0 K: 0 S: 3	H: 0 LOB: 0 BB: 0 P: 3	R: 0 E: 0 K: 1 S: 6	H: 1 LOB: 1 BB: 0 P: 6	1B: 5 2B: 2 3B: 0 HR: 2	SF: 0 SAC: 0 DP: 0 HBP: 0	WP: 0 PB: 0 SB: 0 CS: 0	PA: 39							
<b>PITCHER</b>	IP	WLS	BF	H	R	ER	SO	BB	IBB	HBP	BLK	WP	HR	S	P	ERA	WHIP										
Gorman Heimueller, L ERA: 6.95 Keith Atherton, R ERA: (1, 1) (4, 1)	3.2	W	19	2	0	0	4	1	0	0	0	0	0	26	30	0.00	0.562										

Oakland Athletics @ Boston Red Sox  
Fenway Park, Boston, MA  
Sat Jul 16 1983, 3:33 AM EDT  
Att: 28,537 - Sunny - 95 F

AB 36  
R 5  
H 9  
RBI 5  
BB 3  
SO 5  
LOB 16









Batter	1	2	3	4	5	6	7	8	9	AB	R	H	RBI	BB	SO	LOB	TOP					
Lou Whitaker, L (1, 4) OBP: 0.371, SLG: 0.465	K	E 2H 1B			F9		6-3		4-3	5	0	1	1	0	1	1	<b>Detroit Tigers @ Oakland Athletics</b> Oakland-Alameda County Coliseum, Oakland, CA Mon Jul 18 1983, 7:05 PM PDT Att: 16,950 - Unknown					
Enos Cabell, R (1, 3) OBP: 0.358, SLG: 0.475		E5			G6-4-3 1B			F7	F9	5	0	2	0	0	0	1						
Larry Hemdon, R (1, 7) OBP: 0.322, SLG: 0.455	F9	F9			G6-4-3 1-2			S 3B 1B	F7	5	1	1	0	0	0	4						
Lance Parrish, R (1, 2) OBP: 0.328, SLG: 0.489	FC6-4 BB				E 9-4-6 BB		K2-3	1-H 2B 3B		2	1	1	1	2	1	0						
Glenn Wilson, R (1, 9) OBP: 0.301, SLG: 0.449	FC6-4 1-2				E6 4-6-3 1-2		F8	BB 2B		4	0	1	1	0	0	3						
John Wockenfuss, R (1, 10) OBP: 0.338, SLG: 0.421		F7			9-4-6-3 1-2 2-3		FC6-4 1B	3-H 2B	6-3	4	0	1	0	0	0	3						
Chet Lemon, R (1, 8) OBP: 0.372, SLG: 0.435		HR			G3		FC6-4 1-2	BB IBB		3	1	1	1	1	0	1						
Alan Trammell, R (1, 6) OBP: 0.364, SLG: 0.402		S 1B BB			F9		CS SH1-4 BB	FC6-4 1-2 2-3 BB		1	1	0	0	3	0	0						
Marty Castillo, R (1, 5) OBP: 0.273, SLG: 0.340	K 1-2				G3		SH1-4	FC6-4 1-2		3	0	0	0	0	1	4						
<b>Inning Stats</b>	R: 0 E: 0 K: 1 S: 6	H: 1 LOB: 2 BB: 1 P: 10	R: 2 E: 1 K: 1 S: 8	H: 2 LOB: 2 BB: 1 P: 12	R: 0 E: 1 K: 0 S: 2	H: 0 LOB: 0 BB: 1 P: 6	R: 0 E: 0 K: 0 S: 3	H: 0 LOB: 0 BB: 0 P: 3	R: 0 E: 0 K: 1 S: 6	H: 1 LOB: 1 BB: 0 P: 6	R: 0 E: 0 K: 0 S: 2	H: 0 LOB: 0 BB: 1 P: 6	R: 2 E: 0 K: 0 S: 6	H: 3 LOB: 3 BB: 2 P: 14	R: 0 E: 0 K: 0 S: 3	H: 0 LOB: 0 BB: 0 P: 3		1B: 4 2B: 2 3B: 2 HR: 1	SF: 0 SAC: 1 DP: 1 HBP: 0	WP: 0 PB: 0 SB: 2 CS: 1	PA: 39	
<b>PITCHER</b>	IP WLS BF H R ER SO	IP WLS BF H R ER SO	IP WLS BF H R ER SO	IP WLS BF H R ER SO	IP WLS BF H R ER SO	IP WLS BF H R ER SO	IP WLS BF H R ER SO	IP WLS BF H R ER SO	IP WLS BF H R ER SO	IP WLS BF H R ER SO	IP WLS BF H R ER SO	IP WLS BF H R ER SO	IP WLS BF H R ER SO	IP WLS BF H R ER SO	IP WLS BF H R ER SO	IP WLS BF H R ER SO	ERA WHIP	ERA WHIP				
Tim Conroy, L (1, 1) ERA: 3.48	7.1	L	30	6	3	3	3	4	0	0	0	0	0	0	0	0	0	1	32	48	3.68	1.364
Keith Atherton, R (8, 1) ERA: 1.23	0.0		2	2	1	1	0	0	0	0	0	0	0	0	0	0	0	0	2	2	=	=
Gorman Heumueller, L (8, 1) ERA: 5.68	1.2		7	0	0	0	0	1	1	0	0	0	0	0	0	0	0	0	5	13	0.00	0.600

Batter	1	2	3	4	5	6	7	8	9	AB	R	H	RBI	BB	SO	LOB	BOTTOM					
Rickey Henderson, R (1, 7) OBP: 0.405, SLG: 0.419	G3 S 1B		5-3			K		6-3	F9	5	0	1	0	0	1	3	<b>Detroit Tigers @ Oakland Athletics</b> Oakland-Alameda County Coliseum, Oakland, CA Mon Jul 18 1983, 7:05 PM PDT Att: 16,950 - Unknown					
Rick Peters, S (1, 9) OBP: 0.347, SLG: 0.301	G3 1-3		6-3			G3		BB		3	0	0	0	1	0	1						
Dwayne Murphy, L (1, 8) OBP: 0.330, SLG: 0.331	FC6-4 BB		F7			2B		K		3	0	1	0	1	1	1						
Jeff Burroughs, R (1, 10) OBP: 0.349, SLG: 0.400	K				4-3 7-2 2B	5-3			S 1B 1B	4	0	2	0	0	1	3						
Tom Burgmeier, L (9, PR)									1B 1B	0	1	0	0	0	0	0						
Carney Lansford, R (1, 5) OBP: 0.328, SLG: 0.447	FC6-4 1-2		4-3			4-3 1B			1B 1B 1B	4	0	2	0	0	0	3						
Bill Almon, R (1, 6) OBP: 0.336, SLG: 0.403		F7			7-2 3-H	K		K	K	4	0	0	0	0	2	4						
Wayne Gross, L (1, 3) OBP: 0.319, SLG: 0.406		F5				K		4-3	K	4	0	0	0	0	2	3						
Bob Kearney, R (1, 2) OBP: 0.310, SLG: 0.400					5-3				1B 1B	3	1	1	1	0	1	1						
Davey Lopes, R (9, PH) OBP: 0.351, SLG: 0.467		HR							1-2 2H 1B	1	0	1	1	0	0	0						
Tony Phillips, S (1, 4) OBP: 0.301, SLG: 0.264		F7			1-3			F9		2	0	0	0	0	0	0						
Mitchell Page, L (8, PH) OBP: 0.321, SLG: 0.244										1	0	0	0	0	0	0						
Dan Meyer, L (9, 3) OBP: 0.186, SLG: 0.154										0	0	0	0	0	0	0						
Garry Hancock, L (9, PH) OBP: 0.301, SLG: 0.427									1-2 2-3 1B	1	0	1	0	0	0	0						
<b>Inning Stats</b>	R: 0 E: 0 K: 1 S: 6	H: 1 LOB: 2 BB: 1 P: 10	R: 1 E: 0 K: 0 S: 4	H: 1 LOB: 0 BB: 0 P: 4	R: 0 E: 0 K: 0 S: 3	H: 0 LOB: 0 BB: 0 P: 3	R: 0 E: 0 K: 0 S: 3	H: 1 LOB: 1 BB: 0 P: 3	R: 0 E: 0 K: 2 S: 8	H: 1 LOB: 1 BB: 0 P: 8	R: 0 E: 0 K: 1 S: 5	H: 0 LOB: 1 BB: 1 P: 9	R: 2 E: 0 K: 2 S: 11	H: 4 LOB: 3 BB: 0 P: 11	R: 1 E: 0 K: 2 S: 11	H: 4 LOB: 3 BB: 0 P: 11	1B: 6 2B: 3 3B: 0 HR: 1	SF: 0 SAC: 0 DP: 1 HBP: 0	WP: 0 PB: 0 SB: 1 CS: 0	PA: 37		
<b>PITCHER</b>	IP WLS BF H R ER SO	IP WLS BF H R ER SO	IP WLS BF H R ER SO	IP WLS BF H R ER SO	IP WLS BF H R ER SO	IP WLS BF H R ER SO	IP WLS BF H R ER SO	IP WLS BF H R ER SO	IP WLS BF H R ER SO	IP WLS BF H R ER SO	IP WLS BF H R ER SO	IP WLS BF H R ER SO	IP WLS BF H R ER SO	IP WLS BF H R ER SO	IP WLS BF H R ER SO	IP WLS BF H R ER SO	ERA WHIP	ERA WHIP				
Dan Petry, R (1, 1) ERA: 3.88	7.0	W	26	5	1	1	5	1	0	0	0	0	0	0	0	0	1	35	39	1.29	0.857	
Aurelio Lopez, R (8, 1) ERA: 1.79	1.2		10	4	1	1	3	1	0	0	0	0	0	0	0	0	0	0	15	19	5.40	3.000
Doug Bair, R (9, 1) ERA: 1.84	0.1	S	1	0	0	0	0	0	0	0	0	0	0	0	0	0	0	0	1	1	0.00	0.000









Batter	1	2	3	4	5	6	7	8	9	AB	R	H	RBI	BB	SO	LOB	TOP										
Lou Whitaker, L (1, 4) OBP: 0.378, SLG: 0.467	4-0 BB		0-0 CS 1B			0-0 F8		0-0 F7		3	0	1	0	1	0	1	<b>Detroit Tigers @ Oakland Athletics</b> Oakland-Alameda County Coliseum, Oakland, CA Wed Jul 20 1983, 3:33 AM PDT Att: 16,561 - Sunny										
Alan Trammell, R (1, 6) OBP: 0.372, SLG: 0.405	0-0 6-3		0-0 CS 1-2	4-0 BB G3-6-1		0-0 1B		0-0 1B		3	0	2	0	1	0	1											
Johnny Grubb, L (1, 10) OBP: 0.373, SLG: 0.417	0-3 K			0-0 G3-6-1 1-2		0-3 K		0-0 F8		4	0	0	0	0	2	5											
Glenn Wilson, R (1, 9) OBP: 0.305, SLG: 0.450	0-0 6-3			0-0 6-3				0-0 F4	0-0 1B	4	0	1	0	0	0	1											
Kirk Gibson, L (1, 8) OBP: 0.285, SLG: 0.377		0-0 G3				0-0 F9		0-0 F8	0-0 F3	3	0	0	0	0	0	0											
Lance Parrish, R (7, 2) OBP: 0.322, SLG: 0.480										1	0	0	0	0	0	2											
Larry Hemdon, R (1, 7) OBP: 0.322, SLG: 0.450		0-0 F8				0-0 G6-3 1B				4	1	2	0	0	0	0											
Wayne Krenchicki, L (1, 5) OBP: 0.336, SLG: 0.295										2	1	0	0	1	1	1											
Chet Lemon, R (7, 8) OBP: 0.371, SLG: 0.431		0-3 K				0-0 G6-3 1-2		4-0 1-2 2B		1	0	0	0	0	0	0											
Rick Leach, L (1, 3) OBP: 0.318, SLG: 0.364										2	0	1	2	1	0	0											
Enos Cabell, R (7, PR) OBP: 0.353, SLG: 0.471						4-0 FC3-6 BB	0-0 1-H 2-H			1	0	0	0	0	0	0											
Marty Castillo, R (1, 2) OBP: 0.259, SLG: 0.321						0-0 FC3-6 1B		0-0 F7		3	0	0	0	0	0	2											
<b>Inning Stats</b>	R: 0 E: 0 K: 1 S: 5	H: 0 LOB: 1 BB: 1 P: 9	R: 0 E: 0 K: 1 S: 5	H: 0 LOB: 0 BB: 0 P: 5	R: 0 E: 0 K: 0 S: 3	H: 1 LOB: 0 BB: 0 P: 3	R: 0 E: 0 K: 0 S: 2	H: 0 LOB: 0 BB: 1 P: 6	R: 0 E: 0 K: 0 S: 3	H: 1 LOB: 2 BB: 0 P: 3	R: 0 E: 0 K: 1 S: 6	H: 1 LOB: 2 BB: 1 P: 10	R: 2 E: 0 K: 0 S: 5	H: 2 LOB: 1 BB: 1 P: 9	R: 0 E: 0 K: 0 S: 5	H: 2 LOB: 2 BB: 0 P: 5	R: 0 E: 0 K: 0 S: 3	H: 0 LOB: 0 BB: 0 P: 3	1B: 6 2B: 1 3B: 0 HR: 0	SF: 0 SAC: 0 DP: 2 HBP: 0	WP: 0 PB: 0 SB: 0 CS: 1	PA: 36					
<b>PITCHER</b>	IP	WLS	BF	H	R	ER	SO	BB	IBB	HBP	BLK	WP	HR	S	P	ERA	WHIP										
Chris Codiroli, R (1, 1) ERA: 4.09	9.0	W	35	7	2	2	3	4	0	0	0	0	0	37	53	2.00	1.222										
Chris Codiroli, R (8, 1) ERA: 4.09	9.0	W	35	7	2	2	3	4	0	0	0	0	0	37	53	2.00	1.222										

Batter	1	2	3	4	5	6	7	8	9	AB	R	H	RBI	BB	SO	LOB	BOTTOM										
Rickey Henderson, R (1, 7) OBP: 0.406, SLG: 0.427	0-0 F9		0-0 F4			4-0 S BB		0-0 5-3 1B	0-0 HR	4	2	2	3	1	0	0	<b>Detroit Tigers @ Oakland Athletics</b> Oakland-Alameda County Coliseum, Oakland, CA Wed Jul 20 1983, 3:33 AM PDT Att: 16,561 - Sunny										
Rick Peters, S (1, 9) OBP: 0.337, SLG: 0.286	0-0 5-3		0-0 6-3			0-0 F8 1-2		0-0 5-3 1-2 2-3	0-0 4-3	5	0	0	0	0	0	4											
Dwayne Murphy, L (1, 8) OBP: 0.332, SLG: 0.342	4-0 BB					0-0 K		0-0 HR	0-0 F4	4	2	2	3	1	1	0											
Davey Lopes, R (1, 10) OBP: 0.346, SLG: 0.468	0-0 F6					0-0 F2		0-0 F5	0-0 E4	4	1	0	0	0	0	2											
Carney Lansford, R (1, 5) OBP: 0.341, SLG: 0.455						0-0 1B		4-0 BB	0-0 F8	3	0	2	0	1	0	2											
Bill Almon, R (1, 6) OBP: 0.331, SLG: 0.407						0-3 K		0-0 F6	0-0 HR	4	1	1	3	0	2	3											
Chris Codiroli, R (8, 1) ERA: 2.34						0-3 K		0-0 F6	0-0 HR	0	0	0	0	0	0	0											
Wayne Gross, L (1, 3) OBP: 0.311, SLG: 0.394								0-0 F7	0-0 G3	4	0	0	0	0	1	2											
Mike Heath, R (1, 2) OBP: 0.331, SLG: 0.397								0-0 G3		4	2	2	0	0	0	1											
Tony Phillips, S (1, 4) OBP: 0.304, SLG: 0.264								0-0 F7		3	1	1	0	0	0	1											
<b>Inning Stats</b>	R: 0 E: 0 K: 0 S: 3	H: 0 LOB: 1 BB: 1 P: 7	R: 0 E: 0 K: 1 S: 6	H: 1 LOB: 1 BB: 0 P: 6	R: 0 E: 0 K: 0 S: 3	H: 0 LOB: 0 BB: 0 P: 3	R: 0 E: 0 K: 2 S: 8	H: 1 LOB: 1 BB: 0 P: 8	R: 0 E: 0 K: 0 S: 3	H: 0 LOB: 2 BB: 1 P: 8	R: 1 E: 0 K: 1 S: 6	H: 1 LOB: 1 BB: 1 P: 10	R: 6 E: 1 K: 0 S: 9	H: 5 LOB: 0 BB: 0 P: 9	R: 2 E: 0 K: 0 S: 5	H: 2 LOB: 0 BB: 0 P: 5	R: 0 E: 0 K: 0 S: 3	H: 0 LOB: 0 BB: 0 P: 3	1B: 5 2B: 2 3B: 0 HR: 3	SF: 0 SAC: 0 DP: 0 HBP: 1	WP: 0 PB: 0 SB: 3 CS: 0	PA: 39					
<b>PITCHER</b>	IP	WLS	BF	H	R	ER	SO	BB	IBB	HBP	BLK	WP	HR	S	P	ERA	WHIP										
Juan Berenguer, R (1, 1) ERA: 3.39	6.0	L	25	3	1	1	4	3	0	0	0	0	1	9	29	4.20	1.000										
Doug Bair, R (7, 1) ERA: 2.34	1.0	L	9	5	6	3	0	0	0	0	0	0	1	9	9	27.00	5.000										
Dave Gumpert, R (8, 1) ERA: 4.3	1.0	L	5	2	2	2	0	0	0	0	0	0	1	5	5	18.00	2.000										





Batter	1	2	3	4	5	6	7	8	9	AB	R	H	RBI	BB	SO	LOB	TOP									
Dan Ford, R OBP: 0.343, SLG: 0.504 (1, 9)										5	1	2	3	0	0	5	<p><b>Baltimore Orioles @ Oakland Athletics</b> Oakland-Alameda County Coliseum, Oakland, CA</p> <p>Thu Jul 21 1983, 7:05 PM PDT Att: 9,326 - Unknown</p> <p>livebaseballscorecards.com</p> <p><b>AB 36</b> <b>R 7</b> <b>H 11</b> <b>RBI 7</b> <b>BB 7</b> <b>SO 3</b> <b>LOB 21</b></p>									
Lenn Sakata, R OBP: 0.301, SLG: 0.368 (1, 4)										5	0	2	1	0	0	6										
Cal Ripken Jr., R OBP: 0.360, SLG: 0.493 (1, 6)										5	0	1	0	0	0	2										
Eddie Murray, S OBP: 0.390, SLG: 0.509 (1, 3)										4	1	1	1	1	1	1										
Gary Roenicke, R OBP: 0.308, SLG: 0.468 (1, 8) (7, 7)										4	1	1	0	1	0	2										
Ken Singleton, S OBP: 0.392, SLG: 0.479 (1, 10) Al Bumbry, L OBP: 0.322, SLG: 0.351 (7, PR)										2	0	1	0	2	0	1										
Benny Ayala, R OBP: 0.296, SLG: 0.479 (5, PH) Jim Dwyer, L OBP: 0.396, SLG: 0.607 (5, 7) John Shelby, S OBP: 0.311, SLG: 0.405 (7, PH) (7, 8)										1	1	0	0	1	0	0										
Todd Cruz, R OBP: 0.240, SLG: 0.330 (7, PH) John Lowenstein, L OBP: 0.373, SLG: 0.452 (7, 2) Joe Nolan, L OBP: 0.360, SLG: 0.438 (7, 2)										2	1	1	0	1	0	0										
Rick Dempsey, R OBP: 0.318, SLG: 0.322 (7, PH) Rich Dauer, R OBP: 0.279, SLG: 0.284 (7, 5)										0	0	0	0	1	0	0										
<b>Inning Stats</b>	R: 0 E: 0 K: 0 S: 3	H: 1 LOB: 0 BB: 0 P: 3	R: 0 E: 0 K: 0 S: 2	H: 0 LOB: 0 BB: 1 P: 6	R: 0 E: 1 K: 0 S: 4	H: 0 LOB: 2 BB: 1 P: 8	R: 0 E: 0 K: 0 S: 3	H: 1 LOB: 1 BB: 1 P: 7	R: 4 E: 1 K: 0 S: 7	H: 4 LOB: 3 BB: 3 P: 19	R: 0 E: 0 K: 1 S: 6	H: 1 LOB: 1 BB: 0 P: 6	R: 3 E: 0 K: 0 S: 7	H: 4 LOB: 3 BB: 1 P: 12	R: 0 E: 0 K: 1 S: 5	H: 0 LOB: 0 BB: 0 P: 5		R: 0 E: 0 K: 1 S: 5	H: 0 LOB: 0 BB: 0 P: 5	1B: 5 2B: 5 3B: 0 HR: 1	SF: 0 SAC: 0 DP: 2 HBP: 1	WP: 0 PB: 0 SB: 0 CS: 1	PA: 45			
<b>PITCHER</b>	IP	WLS	BF	H	R	ER	SO	BB	IBB	HBP	BLK	WP	HR	S	P	ERA		WHIP								
Gorman Heimuelter, L ERA: 6.48 Keith Atherton, R ERA: 2.79 Tom Underwood, L ERA: 5.03 Dave Beard, R ERA: 7.22 Tom Burgmeier, L ERA: 2.96	4.0		19	5	4	4	1	4	0	0	0	0	0	15	31	9.00		2.250								

Batter	1	2	3	4	5	6	7	8	9	AB	R	H	RBI	BB	SO	LOB	BOTTOM										
Rickey Henderson, R OBP: 0.409, SLG: 0.433 (1, 7)										3	2	1	0	2	1	0	<p><b>Baltimore Orioles @ Oakland Athletics</b> Oakland-Alameda County Coliseum, Oakland, CA</p> <p>Thu Jul 21 1983, 7:05 PM PDT Att: 9,326 - Unknown</p> <p>livebaseballscorecards.com</p> <p><b>AB 32</b> <b>R 9</b> <b>H 11</b> <b>RBI 8</b> <b>BB 6</b> <b>SO 2</b> <b>LOB 12</b></p>										
Rick Peters, S OBP: 0.349, SLG: 0.305 (1, 9)										4	1	3	3	0	0	2											
Davey Lopes, R OBP: 0.346, SLG: 0.475 (1, 4)										4	1	1	1	1	0	3											
Jeff Burroughs, R OBP: 0.345, SLG: 0.403 (1, 10)										5	1	1	2	0	1	1											
Bill Almon, R OBP: 0.330, SLG: 0.409 Wayne Gross, L OBP: 0.311, SLG: 0.394 (9, 5)										4	0	1	0	0	0	1											
Dwayne Murphy, L OBP: 0.334, SLG: 0.354 (1, 8)										3	1	1	1	1	0	1											
Mike Heath, R OBP: 0.336, SLG: 0.395 (1, 2)										3	1	1	0	1	0	2											
Garry Hancock, L OBP: 0.303, SLG: 0.422 (1, 3)										4	1	2	0	0	0	2											
Tony Phillips, S OBP: 0.305, SLG: 0.262 (1, 6)										2	1	0	1	1	0	0											
<b>Inning Stats</b>	R: 2 E: 0 K: 0 S: 5	H: 2 LOB: 2 BB: 1 P: 9	R: 0 E: 0 K: 0 S: 3	H: 0 LOB: 2 BB: 2 P: 11	R: 0 E: 0 K: 1 S: 5	H: 0 LOB: 0 BB: 0 P: 5	R: 0 E: 0 K: 0 S: 3	H: 1 LOB: 0 BB: 0 P: 3	R: 4 E: 0 K: 0 S: 6	H: 3 LOB: 1 BB: 2 P: 14	R: 0 E: 0 K: 0 S: 4	H: 1 LOB: 2 BB: 1 P: 8	R: 2 E: 0 K: 1 S: 7	H: 2 LOB: 0 BB: 0 P: 7	R: 0 E: 0 K: 1 S: 5	H: 0 LOB: 0 BB: 0 P: 5		1B: 6 2B: 1 3B: 1 HR: 3	SF: 1 SAC: 1 DP: 1 HBP: 0	WP: 1 PB: 0 SB: 0 CS: 0	PA: 40						
<b>PITCHER</b>	IP	WLS	BF	H	R	ER	SO	BB	IBB	HBP	BLK	WP	HR	S	P	ERA		WHIP									
Paul Mirabella, L ERA: 4.05 Dennis Martinez, R ERA: 5.84 Sammy Stewart, R ERA: 4.34 Dan Morogiello, L ERA: 3.68 Tim Stoddard, R ERA: 5.89	2.2		15	4	3	3	0	3	0	0	0	0	0	1	12	24		10.12	2.625								



Batter	1	2	3	4	5	6	7	8	9	AB	R	H	RBI	BB	SO	LOB	TOP								
Al Bumbry, L OBP: 0.326, SLG: 0.355 John Shelby, S OBP: 0.314, SLG: 0.406	0-0 FC5-4 1B		0-0 1-3 1B		0-0 3-1	0-0 1-2 2-3 1B		0-0 FC6-4		3	0	2	0	0	0	0									
Dan Ford, R OBP: 0.336, SLG: 0.494	0-0 FC5-4 1-2 G4-6-3		0-0 F8		0-0 G3	0-0 6-3			0-0 5-3	5	0	0	0	0	0	6									
Cal Ripken Jr., R OBP: 0.358, SLG: 0.492	0-0 G4-6-3		0-0 F7		0-0 2B		0-0 F8		0-0 1-3	5	0	1	0	0	0	3									
Eddie Murray, S OBP: 0.390, SLG: 0.506		0-0 F2		0-0 G3	0-0 F7		4-0 G5-4-3 BB		0-0 BB 1B	4	0	1	0	1	0	1									
Jim Dwyer, L OBP: 0.404, SLG: 0.641 Gary Roenicke, R OBP: 0.310, SLG: 0.466	0-0 F8		0-0 E 1B 1B		0-0 HR		0-0 G5-4-3		4-0 FC6-4 BB	3	2	2	1	0	0	0									
Ken Singleton, S OBP: 0.392, SLG: 0.476	0-0 F7		0-0 E8 1B 1-3 1B		4-0 FC1-6 BB		0-0 1-3		0-0 FC6-4	4	0	1	0	1	0	2									
Joe Nolan, L OBP: 0.349, SLG: 0.422 Benny Ayala, R OBP: 0.293, SLG: 0.472 Rick Dempsey, R OBP: 0.318, SLG: 0.322			0-0 P6		0-0 F7		0-0 FC1-6 1B BB 1-2		0-0 1-3	3	0	0	0	0	0	3	AB 38								
Todd Cruz, R OBP: 0.247, SLG: 0.347			0-0 HR		0-0 1-3 3-H 1B		0-0 F7		0-0 1B 1B	4	1	3	2	0	0	1	R 3								
Lenn Sakata, R OBP: 0.325, SLG: 0.380			0-0 1B 1B		0-0 F3		4-0 1B 1-2 BB		0-0 FC6-4 1B	3	0	2	0	1	0	2	H 13								
<b>Inning Stats</b>	R: 0 E: 0 K: 0 S: 3	H: 1 LOB: 0 BB: 0 P: 3	R: 0 E: 0 K: 0 S: 3	H: 0 LOB: 0 BB: 0 P: 3	R: 1 E: 0 K: 0 S: 6	H: 3 LOB: 2 BB: 0 P: 6	R: 1 E: 1 K: 0 S: 6	H: 3 LOB: 1 BB: 0 P: 6	R: 0 E: 0 K: 0 S: 4	H: 1 LOB: 1 BB: 0 P: 4	R: 1 E: 0 K: 0 S: 5	H: 2 LOB: 3 BB: 2 P: 13	R: 0 E: 0 K: 0 S: 2	H: 0 LOB: 0 BB: 1 P: 6	R: 0 E: 0 K: 0 S: 5	H: 2 LOB: 2 BB: 0 P: 5	R: 0 E: 0 K: 0 S: 4	H: 1 LOB: 2 BB: 1 P: 8	1B: 10 2B: 1 3B: 0 HR: 2	SF: 0 SAC: 0 DP: 2 HBP: 0	WP: 0 PB: 0 SB: 0 CS: 0	PA: 42			
<b>PITCHER</b>	IP	WLS	BF	H	R	ER	SO	BB	IBB	HBP	BLK	WP	HR	S	P	ERA	WHIP	<b>PITCHER</b>							
Rick Langford, R ERA: 11.29	5.0		24	9	3	3	0	1	0	0	0	0	2	23	27	5.40	2.000								
Tom Burgmeier, L ERA: 2.91	4.0	W	18	4	0	0	0	3	0	0	0	0	0	15	27	0.00	1.750								

Baltimore Orioles @ Oakland Athletics  
Oakland-Alameda County Coliseum, Oakland, CA  
Fri Jul 22 1983, 7:05 PM PDT  
Att: 15,211 - Unknown

AB 38  
R 3  
H 13  
RBI 3  
BB 4  
SO 0  
LOB 21



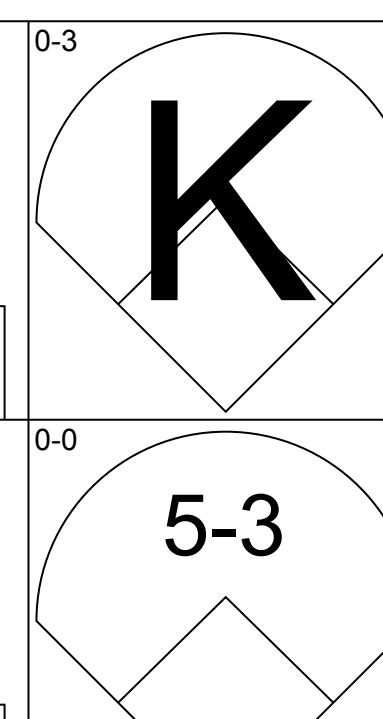
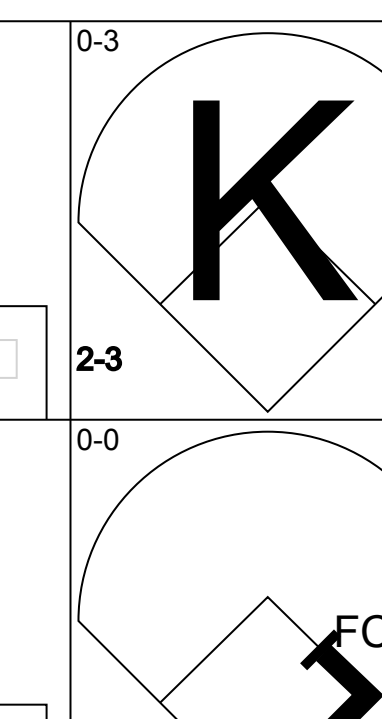
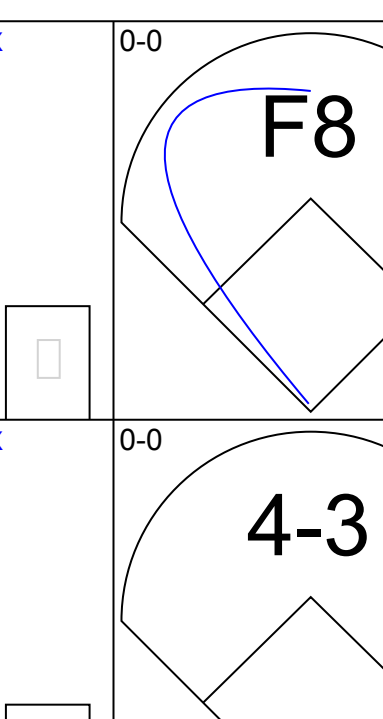
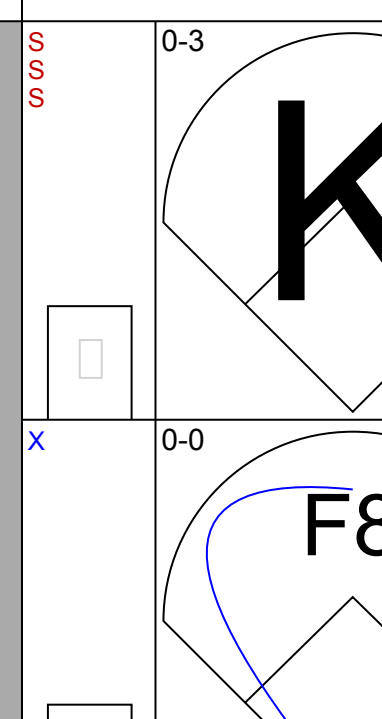
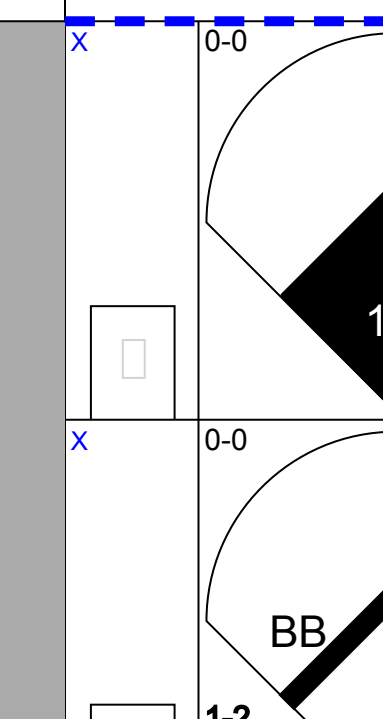
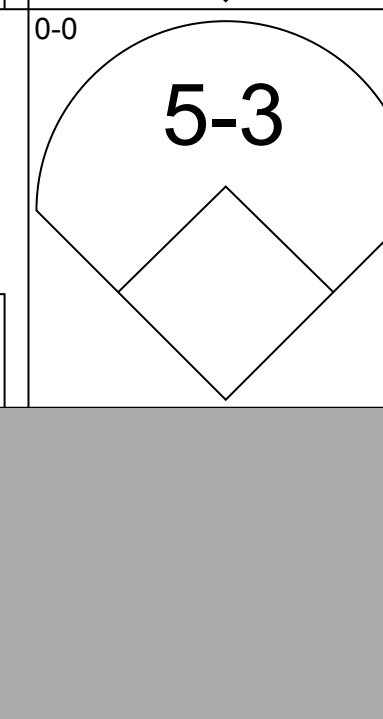
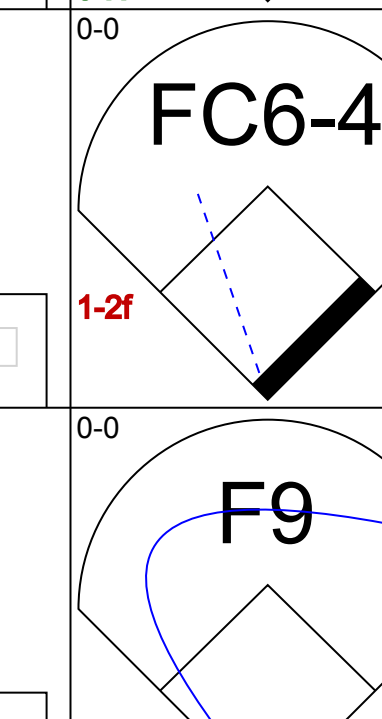


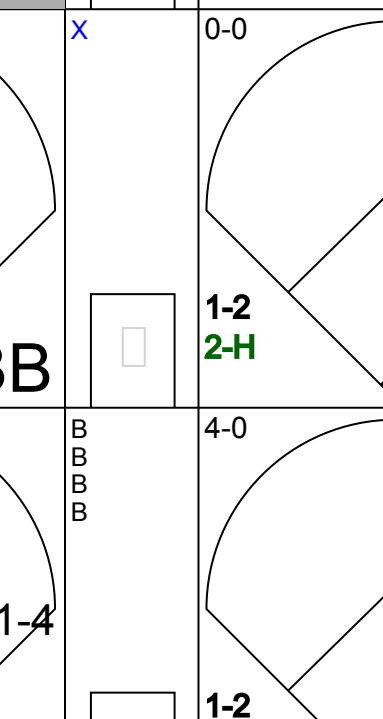




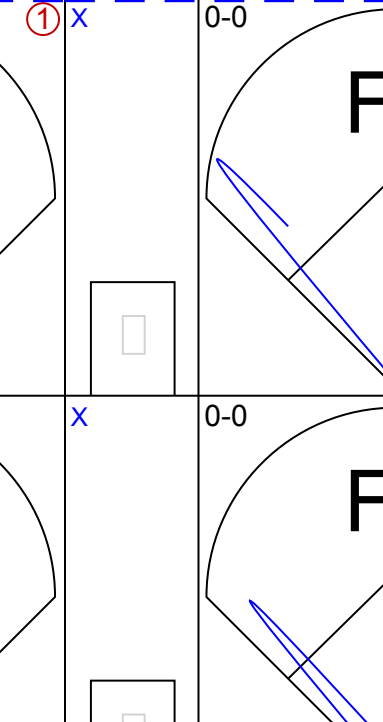
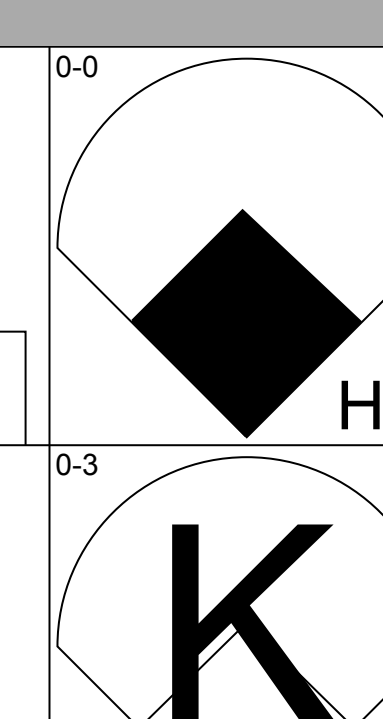
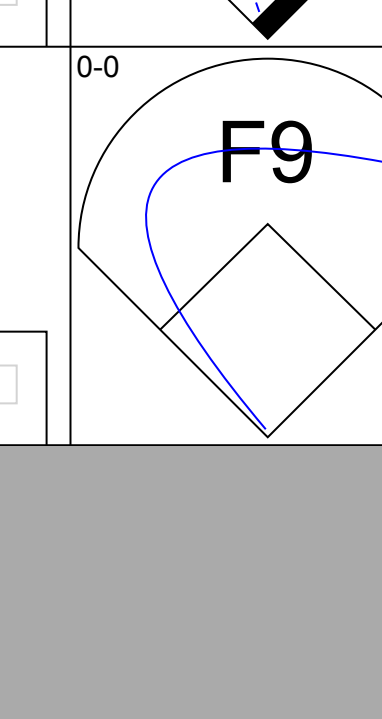


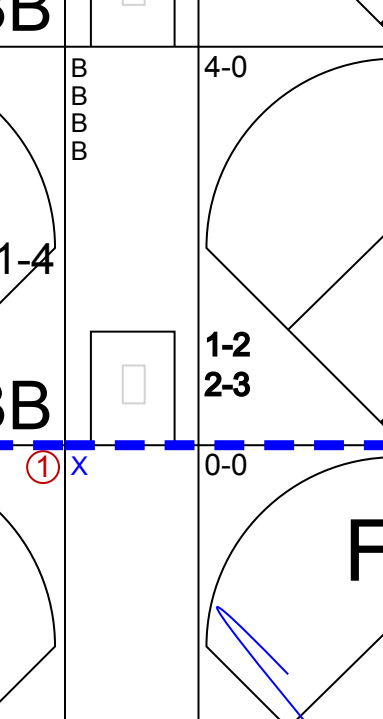
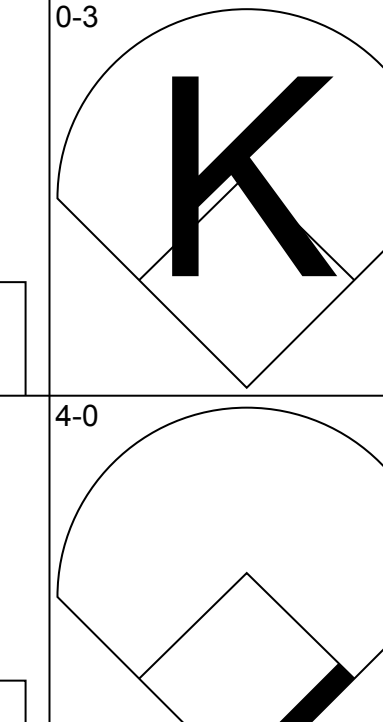
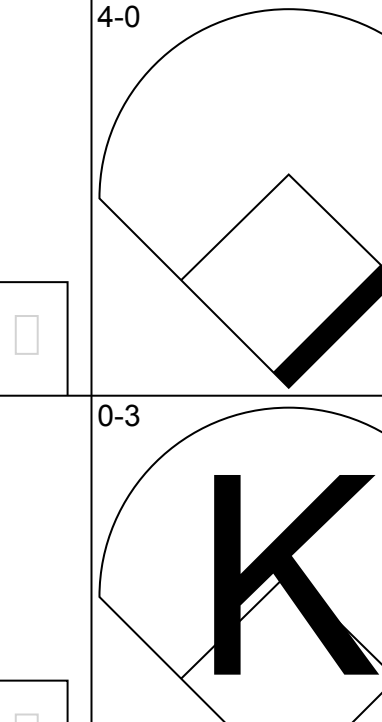


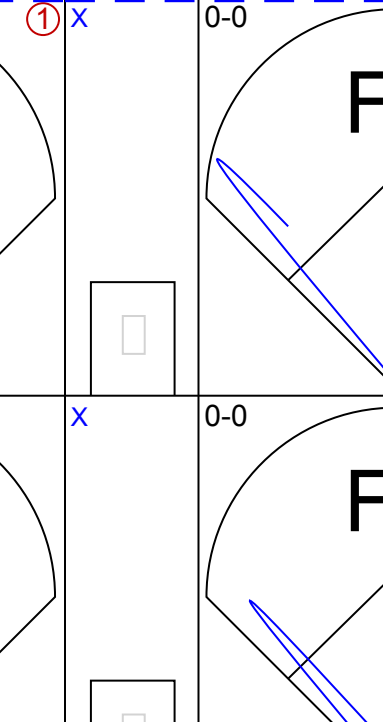
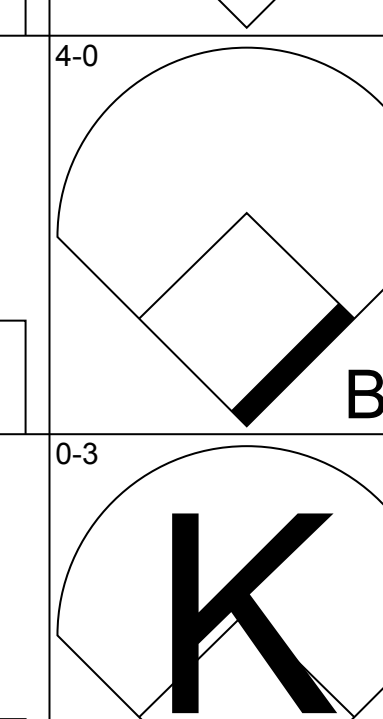
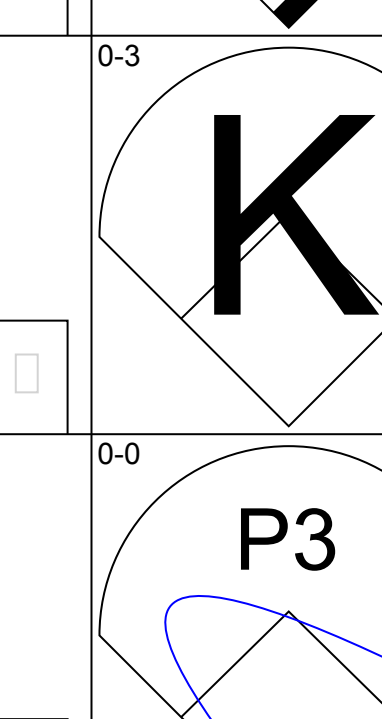


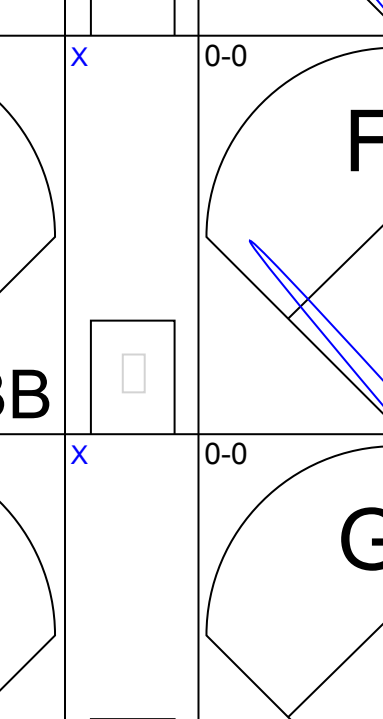
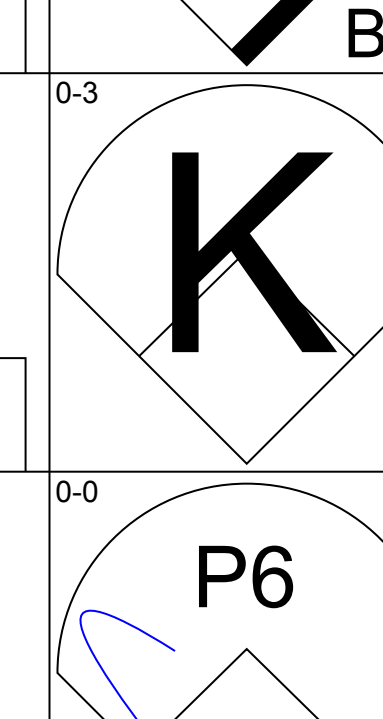
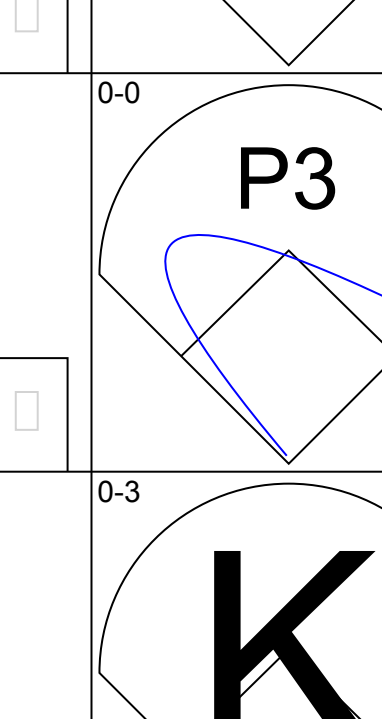


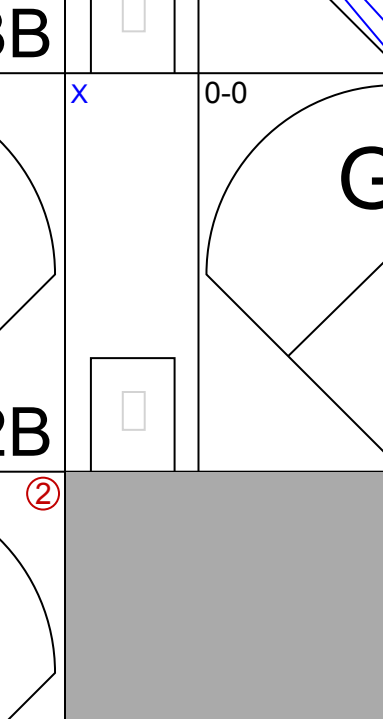
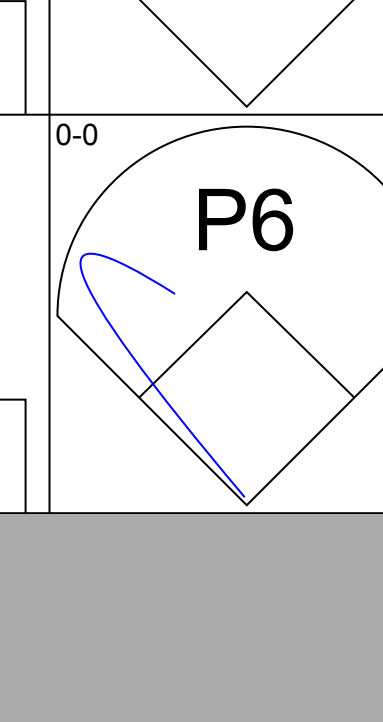
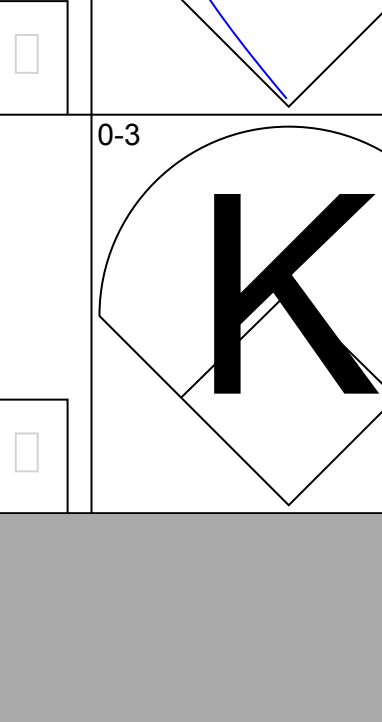
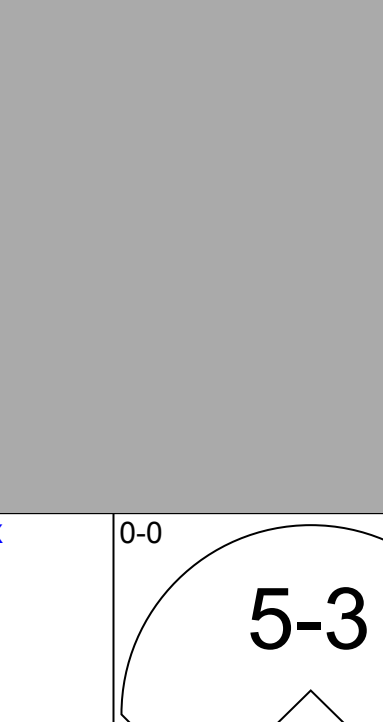
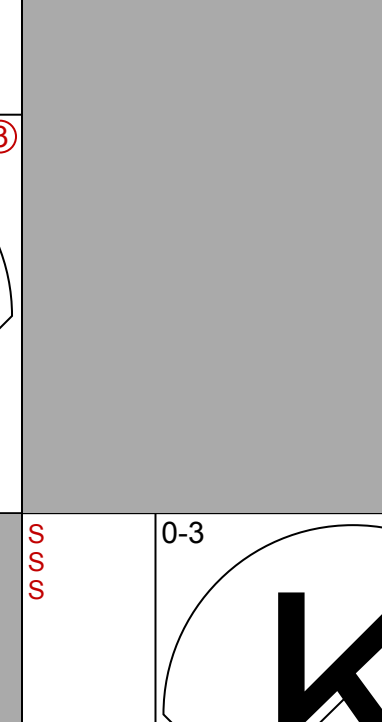


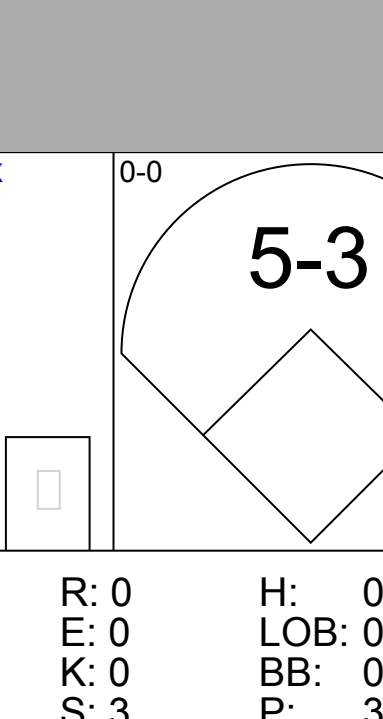
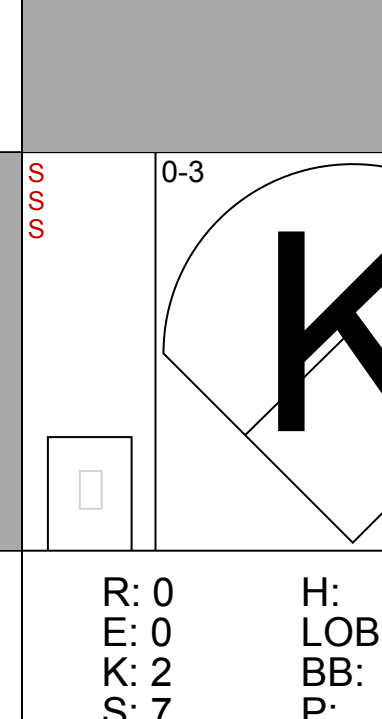
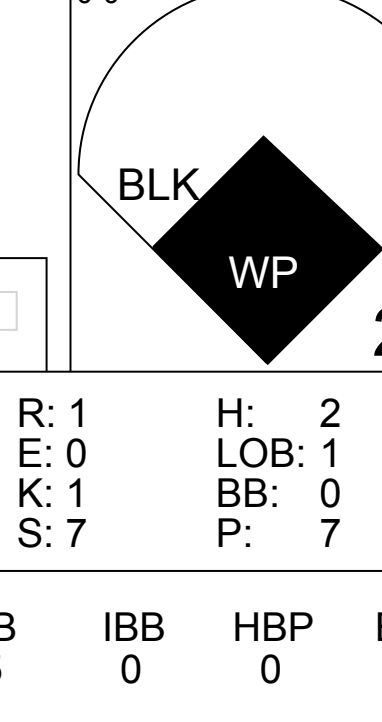
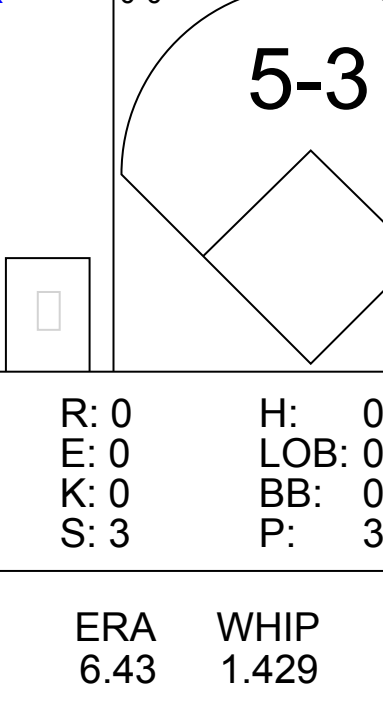
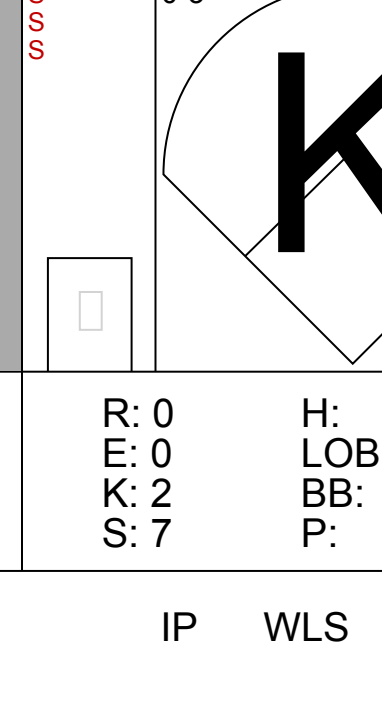
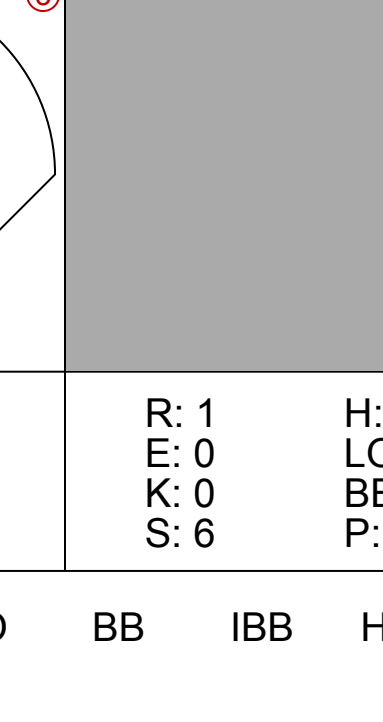
Batter	1	2	3	4	5	6	7	8	9	AB	R	H	RBI	BB	SO	LOB	BOTTOM								
Rickey Henderson, R OBP: 0.410, SLG: 0.430	0-0 F9		0-0 G6-4-3 1-2			4-0 S S BB	4-0 BB			2	0	0	0	2	0	1									
Rick Peters, S OBP: 0.336, SLG: 0.293	0-0 3-1				0-0 F9		0-0 F7		0-0 4-3	4	0	0	0	0	0	4									
Dwayne Murphy, L OBP: 0.333, SLG: 0.364	0-0 HR				0-0 6-3		0-3 K 2-3		0-3 K	4	1	1	1	0	2	1									
Davey Lopes, R OBP: 0.351, SLG: 0.478	0-3 K				0-0 PO 1B		0-0 BB 1B		0-0 1B	4	1	3	0	0	1	0									
Carney Lansford, R OBP: 0.339, SLG: 0.450		0-0 G6-4-3 1B		0-0 PO	0-0 F9		0-0 F8		0-0 F8	4	0	1	0	0	0	2									
Jeff Burroughs, R OBP: 0.345, SLG: 0.400 Dan Meyer, L OBP: 0.184, SLG: 0.152		0-0 G6-4-3 1-2			0-0 F7		4-0 1B E BB		0-0 F7	2	0	0	0	1	0	1									
Bill Almon, R OBP: 0.330, SLG: 0.408 Wayne Gross, L OBP: 0.311, SLG: 0.394		0-0 F8			0-0 1-3		0-0 WP E 1B		1-3 2-H	3	0	1	1	0	0	0	AB 30								
Garry Hancock, L OBP: 0.314, SLG: 0.458 Bob Keamey, R OBP: 0.308, SLG: 0.396 Tony Phillips, S OBP: 0.305, SLG: 0.262			0-0 G6-4-3 1B			0-0 HR	0-0 E6 WP		1-2 3-H 0-3	2	1	2	1	0	0	0	R 4								
Mike Heath, R OBP: 0.328, SLG: 0.386			0-3 K		0-0 F7		1-2 2-3 K			3	0	0	0	0	2	3	H 8								
<b>Inning Stats</b>	R: 1 E: 0 K: 1 S: 6	H: 1 LOB: 0 BB: 0 P: 6	R: 0 E: 0 K: 0 S: 3	H: 1 LOB: 0 BB: 0 P: 3	R: 0 E: 0 K: 0 S: 5	H: 1 LOB: 0 BB: 0 P: 5	R: 0 E: 0 K: 0 S: 3	H: 1 LOB: 0 BB: 0 P: 3	R: 0 E: 0 K: 0 S: 3	H: 0 LOB: 0 BB: 0 P: 3	R: 1 E: 0 K: 1 S: 6	H: 1 LOB: 1 BB: 1 P: 10	R: 2 E: 1 K: 1 S: 8	H: 2 LOB: 3 BB: 2 P: 16	R: 0 E: 0 K: 1 S: 6	H: 1 LOB: 1 BB: 0 P: 6	1B: 6 2B: 0 3B: 0 HR: 2	SF: 0 SAC: 0 DP: 2 HBP: 0	WP: 1 PB: 0 SB: 2 CS: 0	PA: 34					
<b>PITCHER</b>	IP	WLS	BF	H	R	ER	SO	BB	IBB	HBP	BLK	WP	HR	S	P	ERA	WHIP	<b>PITCHER</b>							
Allan Ramirez, R ERA: 2.29	6.1	L	25	7	4	4	3	2	0	0	0	0	2	29	37	5.68	1.421								
Dan Morogello, L ERA: 3.63	0.1		2	0	0	0	1	0	0	0	0	1	0	4	4	0.00	0.000								
Tim Stoddard, R ERA: 5.66	1.1		6	1	0	0	1	1	0	0	0	0	0	7	11	0.00	1.500								

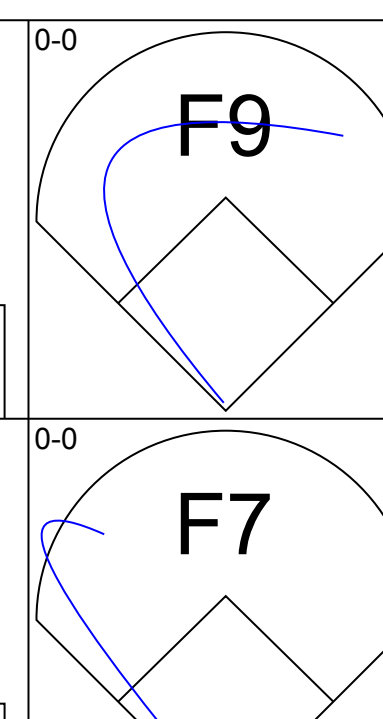
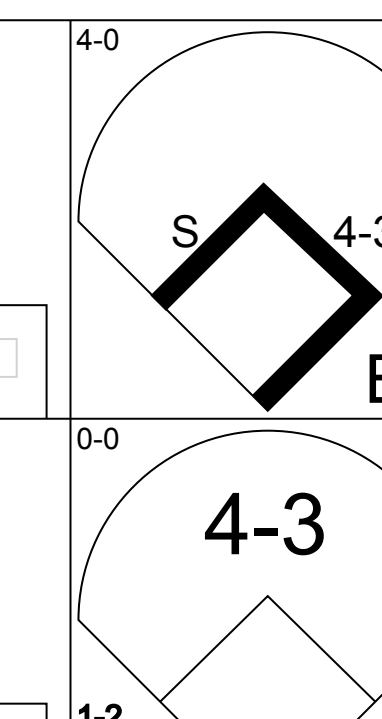
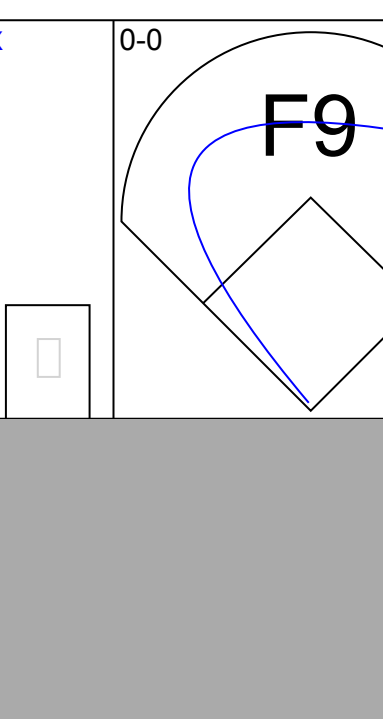

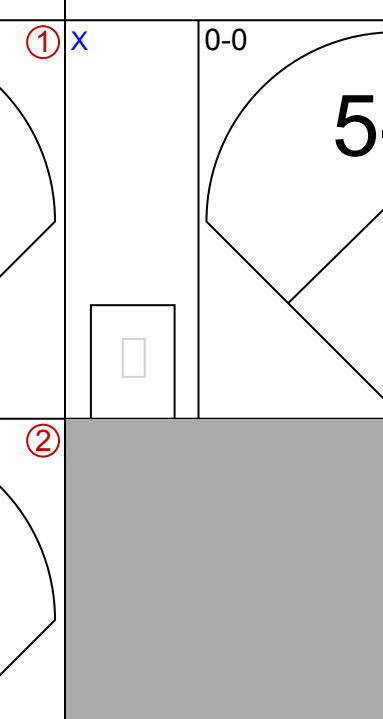
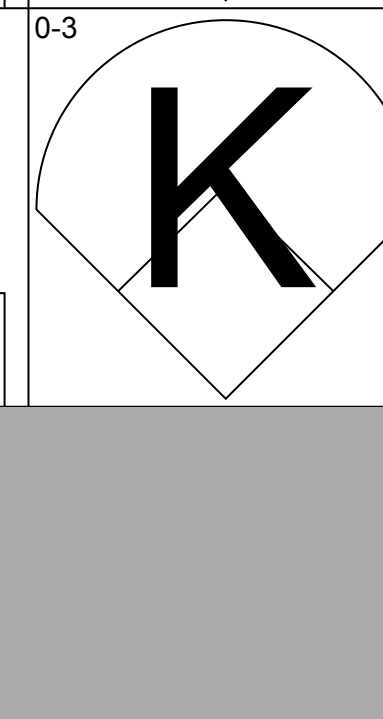
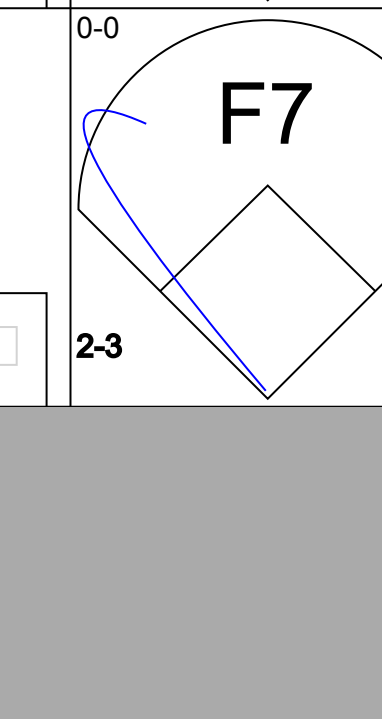





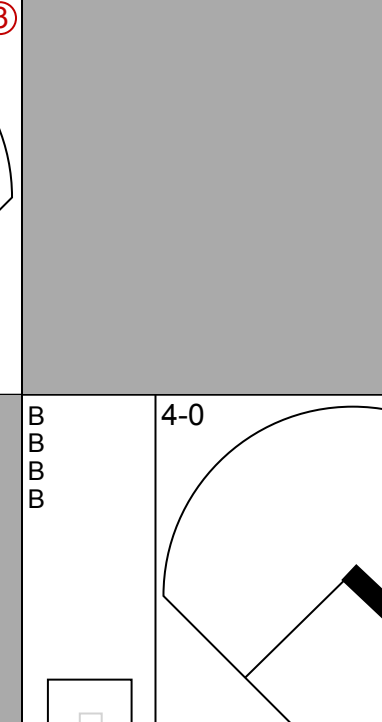
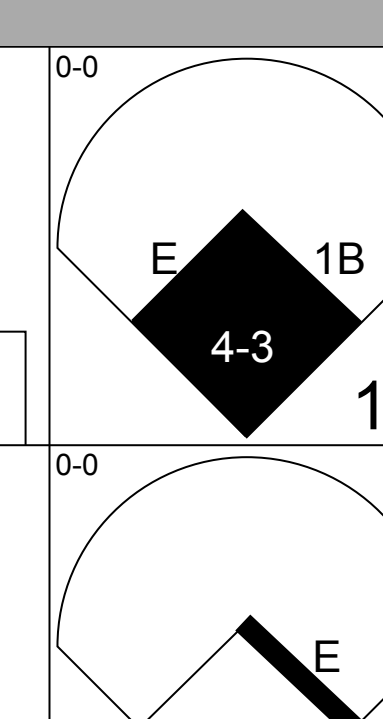
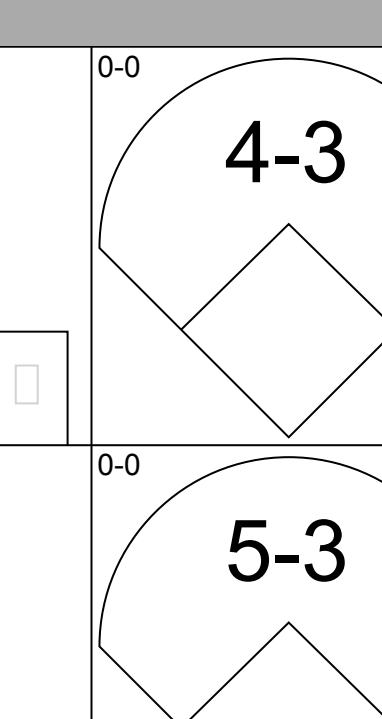


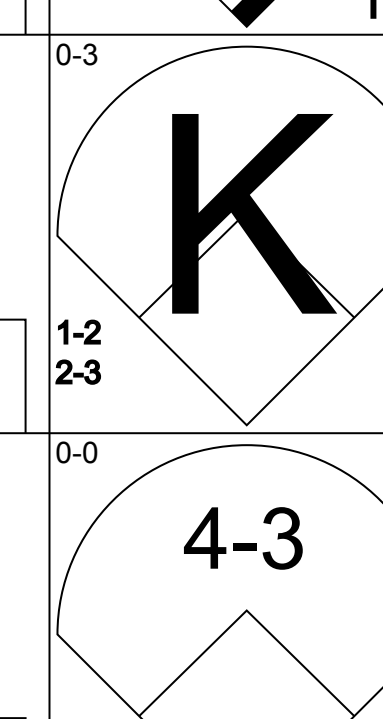
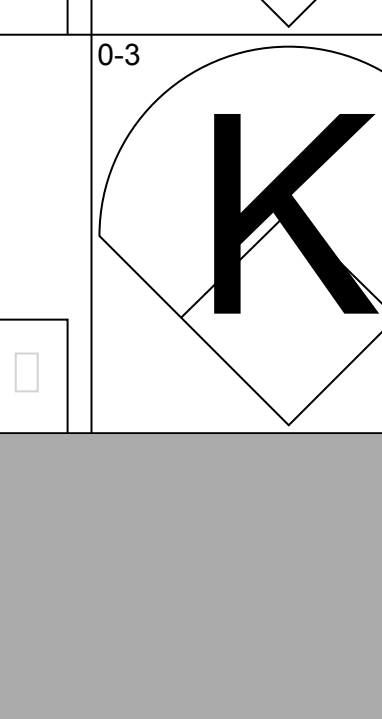
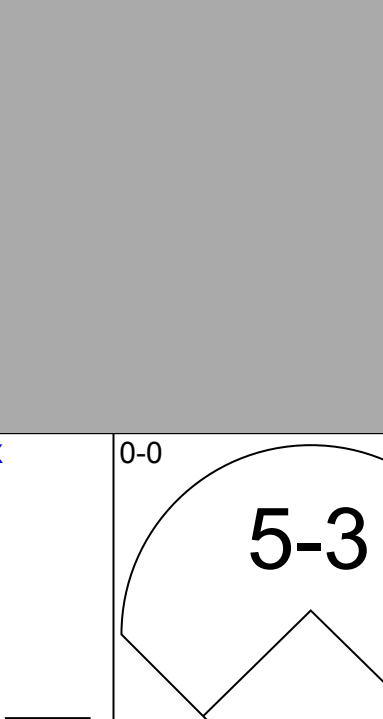
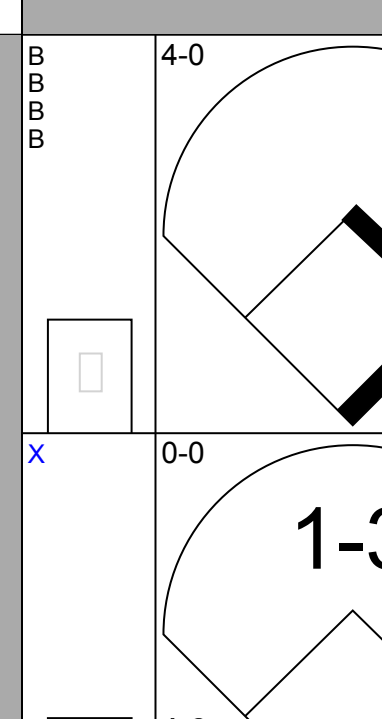
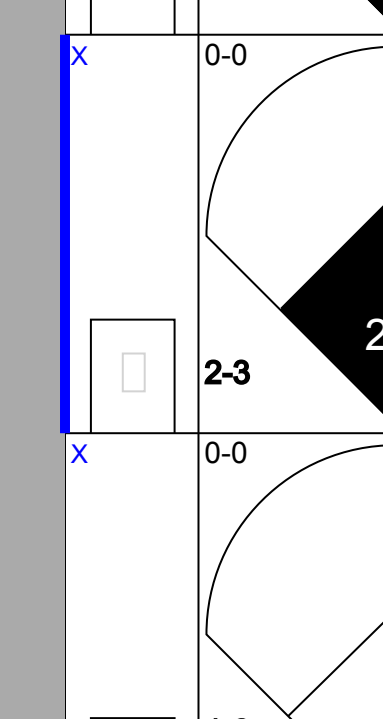
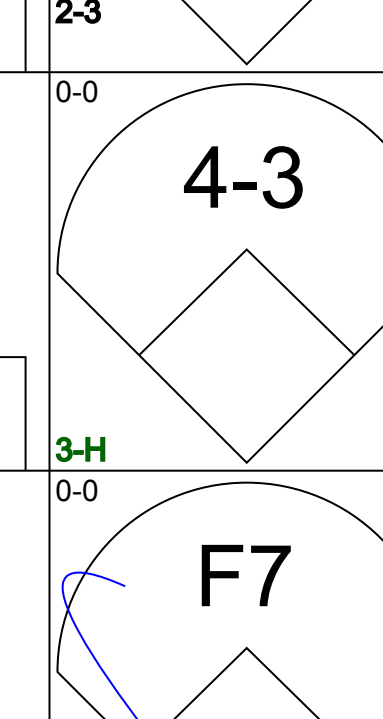

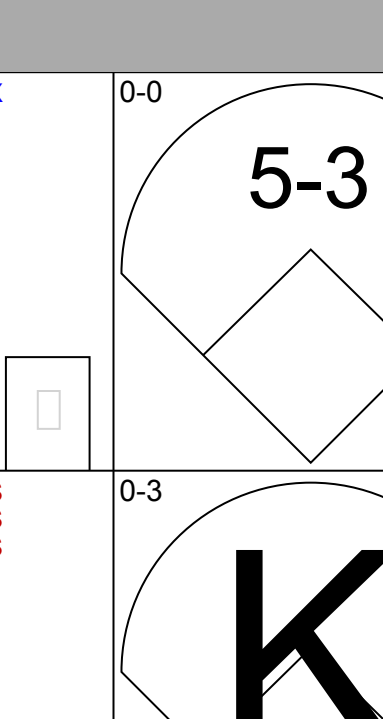
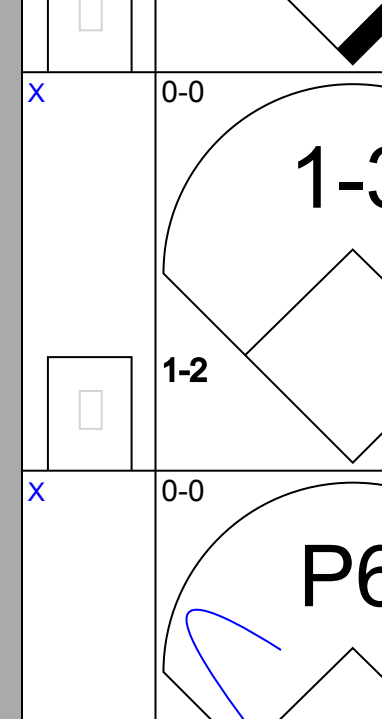
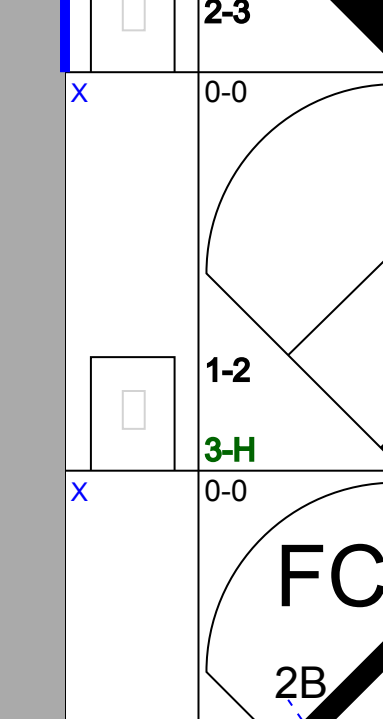
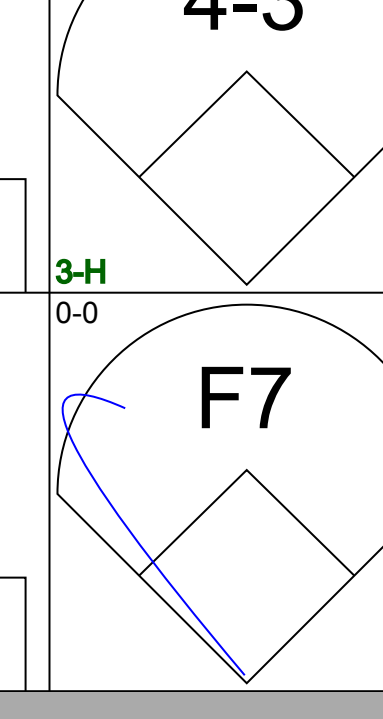

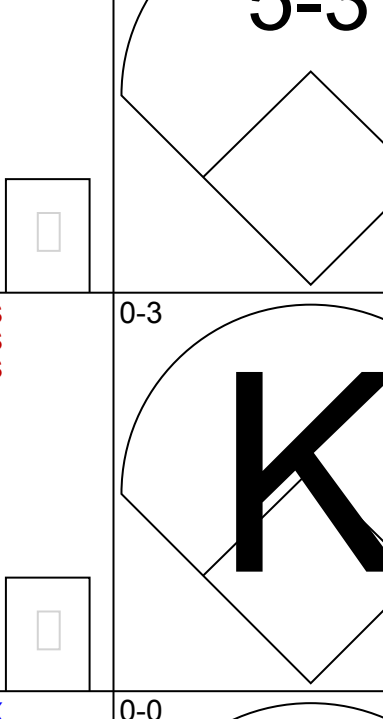
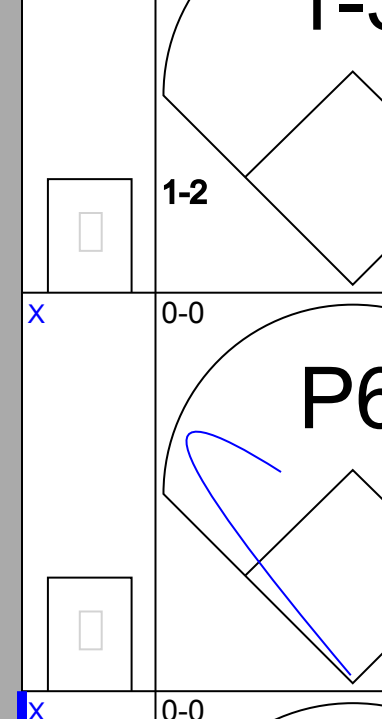
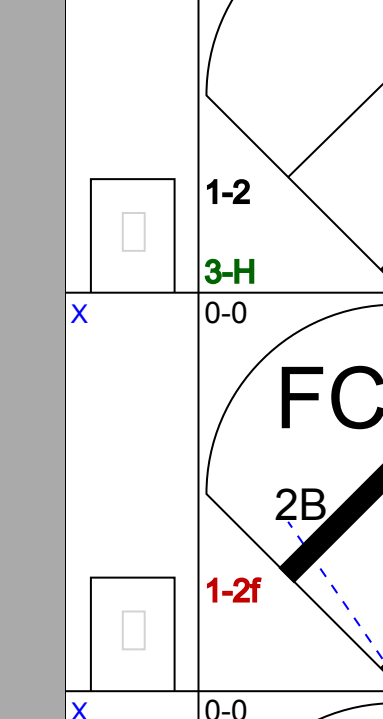
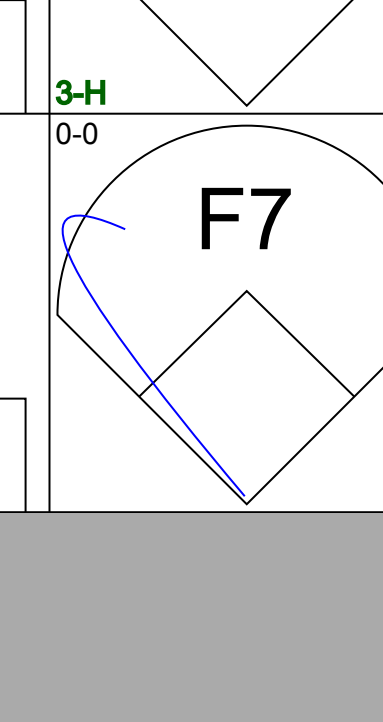

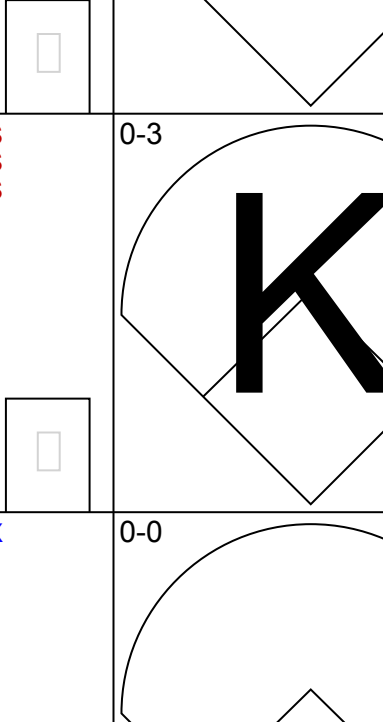
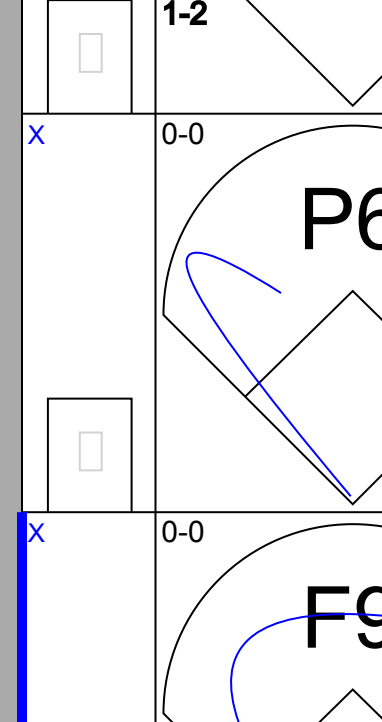
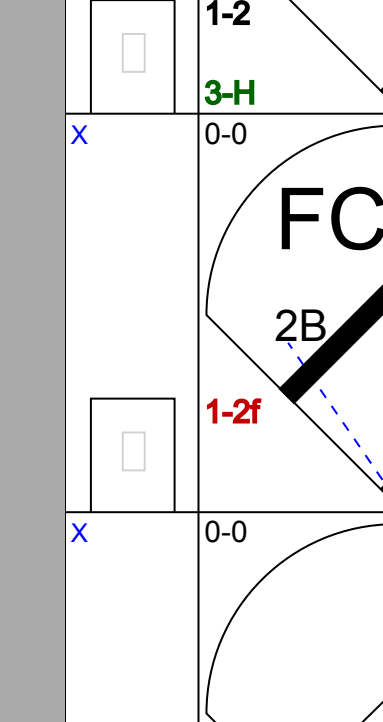
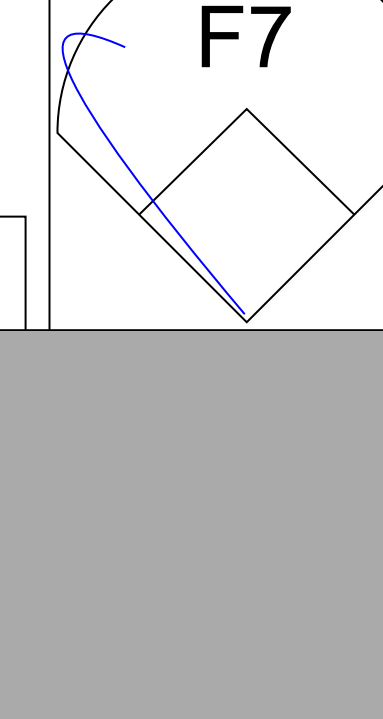

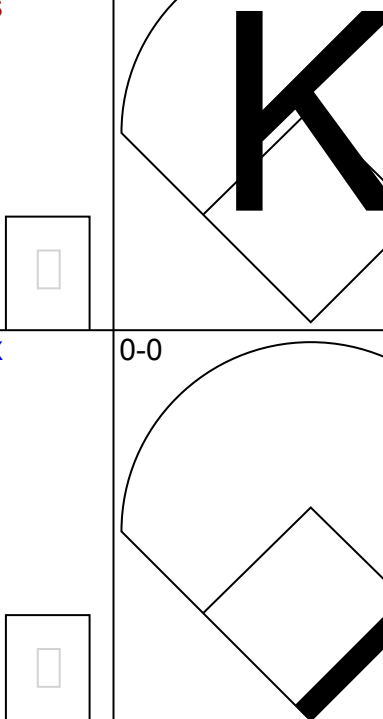
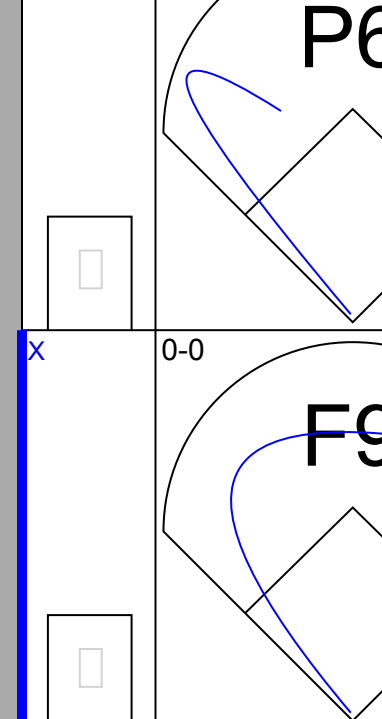
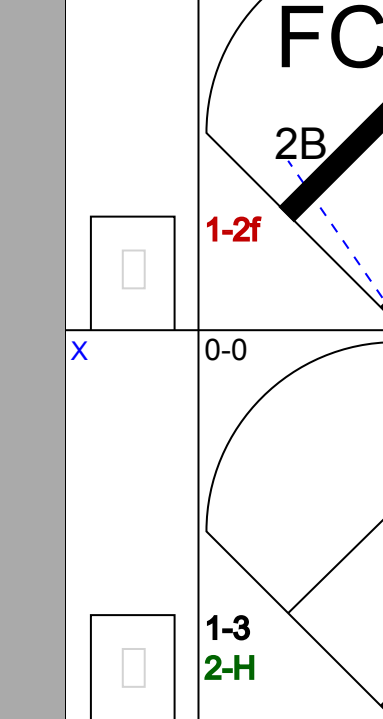
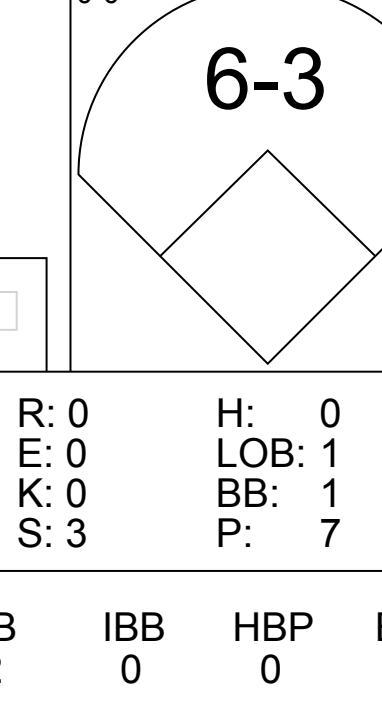
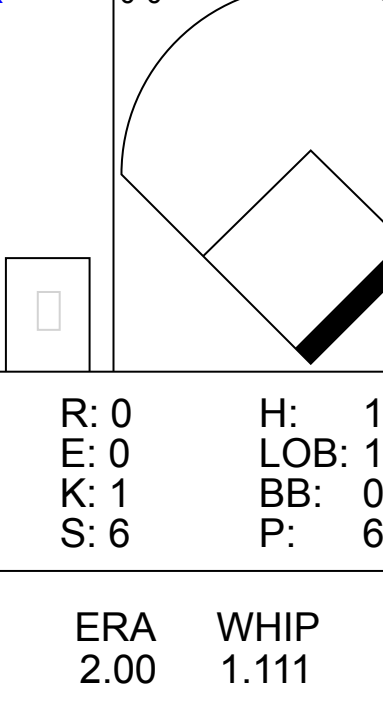
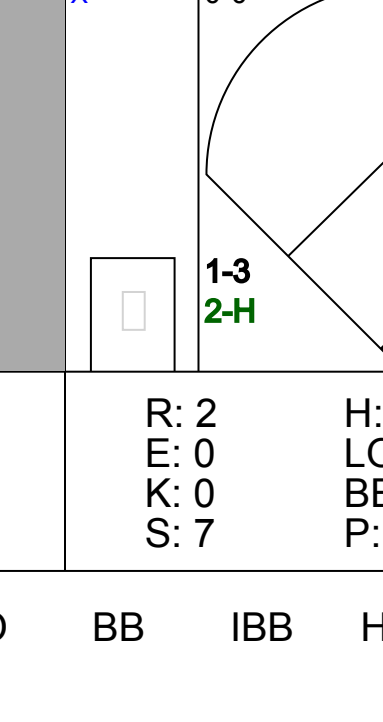
Baltimore Orioles @ Oakland Athletics  
Oakland-Alameda County Coliseum, Oakland, CA  
Fri Jul 22 1983, 7:05 PM PDT  
Att: 15,211 - Unknown


AB 30  
R 4  
H 8  
RBI 4  
BB 3  
SO 5  
LOB 14





Batter	1	2	3	4	5	6	7	8	9	AB	R	H	RBI	BB	SO	LOB	TOP					
<b>John Shelby, S</b> OBP: 0.311, SLG: 0.400 (1, 8)										5	1	1	0	0	3	1	<b>Baltimore Orioles @ Oakland Athletics</b> Oakland-Alameda County Coliseum, Oakland, CA Sat Jul 23 1983, 3:33 AM PDT Att: 23,069 - Unknown <a href="http://livebaseballscores.com">livebaseballscores.com</a>					
<b>Rich Dauer, R</b> OBP: 0.281, SLG: 0.286 (1, 4)										5	0	2	0	0	0	0						
<b>Cal Ripken Jr., R</b> OBP: 0.361, SLG: 0.500 (1, 6)										4	2	2	2	1	0	1						
<b>Eddie Murray, S</b> OBP: 0.395, SLG: 0.516 (1, 3)										3	2	2	1	2	0	1						
<b>Gary Roenicke, R</b> OBP: 0.313, SLG: 0.461 (1, 9)										2	0	0	0	2	1	3						
<b>Ken Singleton, S</b> OBP: 0.392, SLG: 0.471 (1, 10)										3	1	0	0	2	2	6						
<b>Benny Ayala, R</b> OBP: 0.292, SLG: 0.453 (8, PH)										3	0	0	0	0	1	4						
<b>Jim Dwyer, L</b> OBP: 0.406, SLG: 0.649 (8, 7)										2	0	1	2	0	0	3						
<b>Todd Cruz, R</b> OBP: 0.244, SLG: 0.343 (1, 5)										3	0	0	1	0	1	4						
<b>Rick Dempsey, R</b> OBP: 0.316, SLG: 0.325 (1, 2)										4	1	1	0	0	1	1						
<b>Inning Stats</b>	R: 0 E: 0 K: 1 S: 5	H: 0 LOB: 0 BB: 0 P: 5	R: 1 E: 0 K: 2 S: 8	H: 1 LOB: 1 BB: 1 P: 12	R: 1 E: 0 K: 1 S: 7	H: 2 LOB: 1 BB: 0 P: 7	R: 0 E: 0 K: 2 S: 7	H: 0 LOB: 1 BB: 1 P: 11	R: 0 E: 0 K: 0 S: 3	H: 0 LOB: 0 BB: 0 P: 3	R: 1 E: 0 K: 1 S: 7	H: 2 LOB: 2 BB: 1 P: 11	R: 0 E: 0 K: 0 S: 7	H: 0 LOB: 0 BB: 0 P: 7	R: 3 E: 0 K: 0 S: 4	H: 1 LOB: 1 BB: 3 P: 16	R: 1 E: 0 K: 0 S: 6	H: 3 LOB: 3 BB: 1 P: 10	1B: 5 2B: 2 3B: 0 HR: 2	SF: 1 SAC: 1 DP: 0 HBP: 0	WP: 2 PB: 0 SB: 0 CS: 0	PA: 43
<b>PITCHER</b>	IP	WLS	BF	H	R	ER	SO	BB	IBB	HBP	BLK	WP	HR	S	P	ERA	WHIP					
<b>Tim Conroy, L</b> ERA: 3.71 (1, 1)	7.0	L	31	5	5	5	9	5	0	0	1	2	2	44	64	6.43	1.429					
<b>Keith Atherton, R</b> ERA: 3.39 (8, 1)	1.0		5	1	1	1	0	0	1	0	0	0	0	4	8	9.00	1.000					
<b>Rich Wortham, L</b> ERA: (9, 1)	0.0		4	3	1	1	0	1	0	0	0	0	0	3	7	∞	∞					
<b>Dave Beard, R</b> ERA: 6.98 (9, 1)	1.0		3	0	0	0	0	0	0	0	0	0	0	3	3	0.00	0.000					

Batter	1	2	3	4	5	6	7	8	9	AB	R	H	RBI	BB	SO	LOB	BOTTOM					
<b>Rickey Henderson, R</b> OBP: 0.407, SLG: 0.425 (1, 7)										4	0	0	0	1	0	3	<b>Baltimore Orioles @ Oakland Athletics</b> Oakland-Alameda County Coliseum, Oakland, CA Sat Jul 23 1983, 3:33 AM PDT Att: 23,069 - Unknown <a href="http://livebaseballscores.com">livebaseballscores.com</a>					
<b>Rick Peters, S</b> OBP: 0.333, SLG: 0.301 (1, 9)										4	0	1	0	0	0	1						
<b>Dwayne Murphy, L</b> OBP: 0.329, SLG: 0.358 (1, 8)										4	0	0	0	0	1	2						
<b>Davey Lopes, R</b> OBP: 0.350, SLG: 0.475 (1, 4)										4	1	1	0	0	0	1						
<b>Carney Lansford, R</b> OBP: 0.342, SLG: 0.457 (1, 5)										4	1	2	0	0	0	1						
<b>Jeff Burroughs, R</b> OBP: 0.345, SLG: 0.397 (1, 10)										2	0	0	0	1	2	2						
<b>Tom Burgmeier, L</b> (7, FR)										0	0	0	0	0	0	0						
<b>Wayne Gross, L</b> OBP: 0.313, SLG: 0.397 (9, PH)										1	1	1	0	0	0	0						
<b>Bill Almon, R</b> OBP: 0.329, SLG: 0.406 (1, 6)										4	0	1	2	0	0	2						
<b>Garry Hancock, L</b> OBP: 0.304, SLG: 0.443 (1, 3)										4	0	0	0	0	1	5						
<b>Bob Kearney, R</b> OBP: 0.309, SLG: 0.397 (1, 2)										2	0	1	0	0	0	0						
<b>Mike Heath, R</b> OBP: 0.331, SLG: 0.395 (7, 2)										2	0	1	1	0	0	2						
<b>Inning Stats</b>	R: 0 E: 0 K: 1 S: 5	H: 2 LOB: 1 BB: 0 P: 7	R: 1 E: 1 K: 1 S: 7	H: 2 LOB: 1 BB: 0 P: 7	R: 0 E: 0 K: 1 S: 5	H: 0 LOB: 0 BB: 1 P: 7	R: 0 E: 0 K: 1 S: 5	H: 0 LOB: 0 BB: 0 P: 5	R: 0 E: 0 K: 1 S: 6	H: 1 LOB: 1 BB: 0 P: 6	R: 0 E: 0 K: 0 S: 4	H: 1 LOB: 1 BB: 0 P: 4	R: 0 E: 0 K: 0 S: 3	H: 0 LOB: 2 BB: 1 P: 7	R: 0 E: 0 K: 0 S: 3	H: 0 LOB: 0 BB: 0 P: 3	R: 2 E: 0 K: 0 S: 7	H: 4 LOB: 2 BB: 0 P: 7	1B: 5 2B: 3 3B: 0 HR: 0	SF: 0 SAC: 0 DP: 0 HBP: 0	WP: 0 PB: 0 SB: 1 CS: 0	PA: 37
<b>PITCHER</b>	IP	WLS	BF	H	R	ER	SO	BB	IBB	HBP	BLK	WP	HR	S	P	ERA	WHIP					
<b>Storm Davis, R</b> ERA: 3.11 (1, 1)	9.0	W	37	8	3	2	4	2	0	0	0	0	0	43	51	2.00	1.111					





Batter	1	2	3	4	5	6	7	8	9	AB	R	H	RBI	BB	SO	LOB	TOP					
<b>Al Bumbry, L</b> OBP: 0.324, SLG: 0.352 (1, 7)	F7	F7				F8			6-3	5	1	1	0	0	0	1						
<b>John Shelby, S</b> OBP: 0.316, SLG: 0.404 (1, 8)	WP 2B	K			SH2-3					3	1	2	0	0	1	1						
<b>Cal Ripken Jr., R</b> OBP: 0.360, SLG: 0.496 (1, 6)	2B				5-3				G6-4-3	3	0	0	0	1	1	2						
<b>Eddie Murray, S</b> OBP: 0.396, SLG: 0.517 (1, 3)	1-3 2H	2B			F8				F8	3	1	1	1	1	0	0						
<b>Jim Dwyer, L</b> OBP: 0.404, SLG: 0.649 <b>Gary Roenicke, R</b> OBP: 0.312, SLG: 0.458 (8, 9)	F9								4-3	3	1	1	1	0	1	2						
<b>Ken Singleton, S</b> OBP: 0.393, SLG: 0.469 (1, 10)					4-3				L4	1	0	0	0	0	0	0						
<b>Joe Nolan, L</b> OBP: 0.337, SLG: 0.407 <b>Rick Dempsey, R</b> OBP: 0.315, SLG: 0.324 (8, 2)	K				F2				5-3	3	0	0	0	0	1	4						
<b>Todd Cruz, R</b> OBP: 0.247, SLG: 0.343 (1, 5)									5-3	1	0	1	0	1	0	0						
<b>Rich Dauer, R</b> OBP: 0.278, SLG: 0.282 (1, 4)					5-3				6-3	4	0	0	0	0	0	2						
<b>Inning Stats</b>	R: 1 E: 0 K: 1 S: 7	H: 2 LOB: 3 BB: 2 P: 15	R: 0 E: 0 K: 1 S: 5	H: 0 LOB: 1 BB: 1 P: 9	R: 0 E: 0 K: 2 S: 7	H: 0 LOB: 0 BB: 0 P: 7	R: 0 E: 0 K: 0 S: 4	H: 1 LOB: 1 BB: 0 P: 4	R: 3 E: 0 K: 0 S: 6	H: 3 LOB: 1 BB: 1 P: 10	R: 0 E: 0 K: 0 S: 3	H: 0 LOB: 0 BB: 0 P: 3	R: 0 E: 0 K: 0 S: 3	H: 1 LOB: 0 BB: 0 P: 3	R: 0 E: 0 K: 0 S: 3	H: 0 LOB: 0 BB: 0 P: 3	R: 0 E: 0 K: 0 S: 3	H: 0 LOB: 0 BB: 0 P: 3	1B: 5 2B: 2 3B: 0 HR: 0	SF: 0 SAC: 1 DP: 1 HBP: 0	WP: 1 PB: 0 SB: 1 CS: 0	PA: 37
<b>PITCHER</b>	IP	WLS	BF	H	R	ER	SO	BB	IBB	HBP	BLK	WP	HR	S	P	ERA	WHIP					
<b>Steve McCatty, R</b> ERA: 4.32 (1, 1)	6.0	L	29	7	4	4	4	3	1	0	0	1	0	33	49	6.00	1.667					
<b>Tom Underwood, L</b> ERA: 4.89 (7, 1)	3.0		8	0	0	0	0	0	0	0	0	0	0	8	8	0.00	0.000					

Baltimore Orioles @ Oakland Athletics  
Oakland-Alameda County Coliseum, Oakland, CA

Sun Jul 24 1983, 3:33 AM PDT  
Att: 23,215 - Unknown

AB 32  
R 4  
H 7  
RBI 4  
BB 4  
SO 4  
LOB 12



Batter	1	2	3	4	5	6	7	8	9	AB	R	H	RBI	BB	SO	LOB	BOTTOM					
<b>Rickey Henderson, R</b> OBP: 0.406, SLG: 0.422 (1, 7)	F8				G4-3-6-3-4-9-1				E5	4	0	1	0	0	0	3						
<b>Rick Peters, S</b> OBP: 0.331, SLG: 0.292 (1, 9)	F9				FC5-4				K	3	0	0	0	1	1	1						
<b>Davey Lopes, R</b> OBP: 0.346, SLG: 0.469 (1, 4)	P6				FC5-4				F8	4	0	0	0	0	0	3						
<b>Jeff Burroughs, R</b> OBP: 0.347, SLG: 0.399 (1, 10)									5-3	4	1	2	0	0	0	0						
<b>Carney Lansford, R</b> OBP: 0.340, SLG: 0.469 (1, 5)					G5-4-3				F9	4	1	1	2	0	1	1						
<b>Dwayne Murphy, L</b> OBP: 0.334, SLG: 0.375 (1, 8)									HR	4	1	3	1	0	1	0						
<b>Bill Almon, R</b> OBP: 0.328, SLG: 0.404 (1, 3)									K	4	0	1	0	0	1	2						
<b>Mike Heath, R</b> OBP: 0.321, SLG: 0.383 (1, 2)					F9				F8	4	0	0	0	0	1	1						
<b>Tony Phillips, S</b> OBP: 0.307, SLG: 0.266 (1, 6)									F9	4	0	2	0	0	1	0						
<b>Inning Stats</b>	R: 0 E: 0 K: 0 S: 3	H: 0 LOB: 0 BB: 0 P: 3	R: 0 E: 0 K: 2 S: 7	H: 0 LOB: 0 BB: 0 P: 7	R: 0 E: 0 K: 0 S: 5	H: 2 LOB: 3 BB: 1 P: 9	R: 0 E: 0 K: 0 S: 4	H: 2 LOB: 1 BB: 0 P: 4	R: 0 E: 0 K: 0 S: 3	H: 1 LOB: 0 BB: 0 P: 3	R: 2 E: 0 K: 0 S: 6	H: 3 LOB: 1 BB: 0 P: 6	R: 0 E: 1 K: 3 S: 10	H: 1 LOB: 1 BB: 0 P: 10	R: 0 E: 0 K: 0 S: 3	H: 0 LOB: 0 BB: 0 P: 3	R: 1 E: 0 K: 1 S: 6	H: 1 LOB: 0 BB: 0 P: 6	1B: 8 2B: 0 3B: 0 HR: 2	SF: 0 SAC: 0 DP: 2 HBP: 0	WP: 0 PB: 0 SB: 1 CS: 0	PA: 36
<b>PITCHER</b>	IP	WLS	BF	H	R	ER	SO	BB	IBB	HBP	BLK	WP	HR	S	P	ERA	WHIP					
<b>Scott McGregor, L</b> ERA: 3.11 (1, 1)	9.0	W	36	10	3	3	6	1	0	0	0	0	2	47	51	3.00	1.222					


Baltimore Orioles @ Oakland Athletics  
Oakland-Alameda County Coliseum, Oakland, CA

Sun Jul 24 1983, 3:33 AM PDT  
Att: 23,215 - Unknown

AB 35  
R 3  
H 10  
RBI 3  
BB 1  
SO 6  
LOB 11





Batter	1	2	3	4	5	6	7	8	9	AB	R	H	RBI	BB	SO	LOB	TOP																		
Jerry Remy, L OBP: 0.289, SLG: 0.307 (1, 4)	0-0 4-3		0-0 SH2-3		0-0 1B SF7		0-0 SH3-4		0-3 K	3	1	1	0	0	1	0	<b>Boston Red Sox @ Oakland Athletics</b> Oakland-Alameda County Coliseum, Oakland, CA Mon Jul 25 1983, 7:05 PM PDT Att: 24,383 - Unknown <a href="http://livebaseballscorecards.com">livebaseballscorecards.com</a>																		
Dave Stapleton, R OBP: 0.291, SLG: 0.372 (1, 3)	0-0 6-3		0-0		0-0		0-0 5-3		0-0	5	0	3	0	0	0	1																			
Wade Boggs, L OBP: 0.448, SLG: 0.501 (1, 5)	0-0 F7		0-0 SF7		0-0 SF7		4-0		0-0 3-1	2	0	0	2	1	0	1																			
Tony Armas, R OBP: 0.269, SLG: 0.459 Reid Nichols, R OBP: 0.365, SLG: 0.432 (9, 7)		0-0 F3	0-0 1-3		0-0 5-3		0-0		0-0	4	0	0	0	0	0	4																			
Dwight Evans, R OBP: 0.340, SLG: 0.449 (1, 9)		4-0 FC4-6 BB		0-0 6-3		0-0 HR		0-0 6-3		3	1	1	1	1	0	0																			
Carl Yastrzemski, L OBP: 0.394, SLG: 0.455 (1, 10)		4-0 FC4-6 BB		0-0 4-3		0-0 F7		0-0 F7		3	0	0	0	1	0	0																			
Rick Miller, L OBP: 0.432, SLG: 0.442 (9, 8)		0-0 FC4-6		4-0		0-0 4-3		4-0		2	0	0	0	2	0	2																			
Gary Allenson, R OBP: 0.298, SLG: 0.359 (1, 2)		0-0 F7		0-0 6-3		0-0 F8		0-3 K		4	0	0	0	0	1	4																			
Glenn Hoffman, R OBP: 0.302, SLG: 0.322 (1, 6)			0-0 1B SF7		0-0 F9		0-0 SH3-4 1B		0-0 5-3	4	1	2	0	0	0	0																			
<b>Inning Stats</b>	R: 0 E: 0 K: 0 S: 3	H: 0 LOB: 0 BB: 0 P: 3	R: 0 E: 0 K: 0 S: 3	H: 0 LOB: 2 BB: 2 P: 11	R: 1 E: 0 K: 0 S: 5	H: 2 LOB: 1 BB: 0 P: 5	R: 0 E: 0 K: 0 S: 3	H: 0 LOB: 1 BB: 1 P: 7	R: 1 E: 0 K: 0 S: 5	H: 2 LOB: 1 BB: 0 P: 5	R: 1 E: 0 K: 0 S: 4	H: 1 LOB: 0 BB: 0 P: 4	R: 0 E: 0 K: 1 S: 4	H: 1 LOB: 2 BB: 1 P: 8	R: 0 E: 0 K: 1 S: 5	H: 0 LOB: 1 BB: 1 P: 9		R: 0 E: 0 K: 1 S: 6	H: 1 LOB: 1 BB: 0 P: 6	1B: 6 2B: 0 3B: 0 HR: 1	SF: 2 SAC: 2 DP: 0 HBP: 0	WP: 0 PB: 0 SB: 0 CS: 0	PA: 39												
<b>PITCHER</b> Chris Codiroli, R ERA: 4.02 (1, 1)	IP 9.0	WLS L	BF 39	H 7	R 3	ER 3	SO 2	BB 5	IBB 0	HBP 0	BLK 0	WP 0	HR 1	S 38	P 58	ERA 3.00	WHIP 1.333	<b>PITCHER</b>	IP 9.0	WLS L	BF 39	H 7	R 3	ER 3	SO 2	BB 5	IBB 0	HBP 0	BLK 0	WP 0	HR 1	S 38	P 58	ERA 3.00	WHIP 1.333

Batter	1	2	3	4	5	6	7	8	9	AB	R	H	RBI	BB	SO	LOB	BOTTOM																		
Rickey Henderson, R OBP: 0.407, SLG: 0.426 (1, 7)	0-0 F9		0-0 S 1B			0-0 1-3			0-0 S 2B	4	0	2	0	0	0	0	<b>Boston Red Sox @ Oakland Athletics</b> Oakland-Alameda County Coliseum, Oakland, CA Mon Jul 25 1983, 7:05 PM PDT Att: 24,383 - Unknown <a href="http://livebaseballscorecards.com">livebaseballscorecards.com</a>																		
Bill Almon, R OBP: 0.327, SLG: 0.405 (9, 6)	0-0 3-1 2B		0-3 K			0-0 F8			0-0 2-3 5-3	4	0	1	0	0	1	2																			
Dwayne Murphy, L OBP: 0.330, SLG: 0.370 (1, 8)	0-0 3-1				0-0 E6 G6-4-3		0-0 G3		0-3 K	4	0	0	0	0	1	2																			
Davey Lopes, R OBP: 0.342, SLG: 0.463 (9, 4)	0-0 F8				0-0 G6-4-3		0-0 6-3		0-0 6-3	4	0	0	0	0	0	3																			
Carney Lansford, R OBP: 0.340, SLG: 0.467 (1, 5)		0-0 G5-4-3 1B			0-0 F8		0-0 F9			3	0	1	0	0	0	0																			
Jeff Burroughs, R OBP: 0.343, SLG: 0.395 (1, 10)		0-0 G5-4-3				0-0 6-3		0-0 6-3		3	0	0	0	0	0	1																			
Mike Heath, R OBP: 0.314, SLG: 0.375 (1, 2)		0-0 5-3				0-0 5-3		0-0 F8		3	0	0	0	0	0	0																			
Donnie Hill, S OBP: 0.305, SLG: 0.264 Rick Peters, S OBP: 0.336, SLG: 0.299 (8, PH) (9, 9)			0-3 K			0-0 5-3		0-0		2	0	0	0	0	1	0																			
Tony Phillips, S OBP: 0.305, SLG: 0.395 Bob Kearney, R OBP: 0.313, SLG: 0.397 Wayne Gross, L OBP: 0.313, SLG: 0.397 (8, PH) (9, 3)			0-0 F8			0-0 5-3		0-0 F7		2	0	0	0	0	0	0																			
<b>Inning Stats</b>	R: 0 E: 0 K: 0 S: 4	H: 1 LOB: 1 BB: 0 P: 4	R: 0 E: 0 K: 0 S: 3	H: 1 LOB: 0 BB: 0 P: 3	R: 0 E: 0 K: 2 S: 8	H: 1 LOB: 0 BB: 0 P: 8	R: 0 E: 1 K: 0 S: 3	H: 0 LOB: 0 BB: 0 P: 3	R: 0 E: 0 K: 0 S: 3	H: 0 LOB: 0 BB: 0 P: 3	R: 0 E: 0 K: 0 S: 3	H: 0 LOB: 0 BB: 0 P: 3	R: 0 E: 0 K: 0 S: 4	H: 1 LOB: 1 BB: 0 P: 4	R: 0 E: 0 K: 1 S: 6	H: 1 LOB: 1 BB: 0 P: 6	1B: 3 2B: 2 3B: 0 HR: 0	SF: 0 SAC: 0 DP: 2 HBP: 0	WP: 0 PB: 0 SB: 2 CS: 0	PA: 31															
<b>PITCHER</b> Bruce Hurst, L ERA: 4.38 (1, 1)	IP 9.0	WLS W	BF 31	H 5	R 0	ER 0	SO 3	BB 0	IBB 0	HBP 0	BLK 0	WP 0	HR 0	S 37	P 37	ERA 0.00	WHIP 0.556	<b>PITCHER</b>	IP 9.0	WLS W	BF 31	H 5	R 0	ER 0	SO 3	BB 0	IBB 0	HBP 0	BLK 0	WP 0	HR 0	S 37	P 37	ERA 0.00	WHIP 0.556





Batter	1	2	3	4	5	6	7	8	9	AB	R	H	RBI	BB	SO	LOB	TOP			
Jerry Remy, L OBP: 0.291, SLG: 0.310 (1,4)										4	1	2	0	0	0	1	<b>Boston Red Sox @ Oakland Athletics</b> Oakland-Alameda County Coliseum, Oakland, CA Tue Jul 26 1983, 7:05 PM PDT Sunny			
Dave Stapleton, R OBP: 0.287, SLG: 0.367 (1,3)										4	0	0	0	0	0	2				
Dwight Evans, R OBP: 0.339, SLG: 0.445 (1,9)										3	0	0	0	0	1	1				
Tony Armas, R OBP: 0.269, SLG: 0.467 (1,8)										3	1	1	2	0	1	1				
Carl Yastrzemski, L OBP: 0.325, SLG: 0.374 (1,10)										3	0	0	0	0	2	1				
Reid Nichols, R OBP: 0.353, SLG: 0.430 (9, PH)										1	0	0	0	0	0	0				
Rick Miller, L OBP: 0.434, SLG: 0.434 (1,7)										2	0	0	0	2	0	0				
Rich Gedman, L OBP: 0.374 (1,2)										3	0	0	0	0	1	2				
Jeff Newman, R OBP: 0.240, SLG: 0.315 (9, PH)										1	0	0	0	0	0	1				
Ed Jurak, R OBP: 0.385, SLG: 0.378 (1,5)										2	0	1	0	1	0	0				
Glenn Hoffman, R OBP: 0.299, SLG: 0.319 (1,6)										3	0	0	0	0	0	3				
<b>Inning Stats</b>	R: 1 E: 0 K: 0 S: 4	H: 1 LOB: 1 BB: 0 P: 5	R: 0 E: 0 K: 0 S: 2	H: 0 LOB: 0 BB: 1 P: 6	R: 0 E: 0 K: 0 S: 3	H: 0 LOB: 0 BB: 0 P: 3	R: 1 E: 0 K: 2 S: 8	H: 1 LOB: 0 BB: 0 P: 8	R: 0 E: 0 K: 0 S: 4	H: 1 LOB: 1 BB: 0 P: 4	R: 0 E: 0 K: 0 S: 3	H: 0 LOB: 2 BB: 2 P: 15	R: 0 E: 0 K: 1 S: 6	H: 1 LOB: 1 BB: 0 P: 6	R: 0 E: 1 K: 0 S: 3	H: 0 LOB: 0 BB: 0 P: 3	1B: 3 2B: 0 3B: 0 HR: 1	SF: 1 SAC: 0 DP: 2 HBP: 1	WP: 0 PB: 0 SB: 1 CS: 0	PA: 34
<b>PITCHER</b>	IP WLS BF H R ER SO BB IBB HBP BLK WP HR S P ERA WHIP	6.0 0 22 3 2 2 2 1 0 1 0 0 1 24 29 3.00 0.667	3.0 W 12 1 0 0 3 2 0 0 0 0 0 0 16 24 0.00 1.000																	
Mike Norris, R ERA: 3.78 (1,1)																				
Tom Underwood, L ERA: 4.75 (7,1)																				

Batter	1	2	3	4	5	6	7	8	9	AB	R	H	RBI	BB	SO	LOB	BOTTOM			
Rickey Henderson, R OBP: 0.406, SLG: 0.424 (1,7)										4	2	1	0	1	0	2	<b>Boston Red Sox @ Oakland Athletics</b> Oakland-Alameda County Coliseum, Oakland, CA Tue Jul 26 1983, 7:05 PM PDT Sunny			
Bill Almon, R OBP: 0.326, SLG: 0.403 (1,3)										4	1	1	1	0	1	2				
Wayne Gross, L OBP: 0.316, SLG: 0.399 (8,3)										1	0	1	2	0	0	0				
Dwayne Murphy, L OBP: 0.328, SLG: 0.364 (1,8)										4	0	0	0	1	2	2				
Davey Lopes, R OBP: 0.341, SLG: 0.461 (1,9)										4	1	1	0	0	1	3				
Gary Hancock, L OBP: 0.302, SLG: 0.439 (8,9)										1	0	0	0	0	0	1				
Carney Lansford, R OBP: 0.343, SLG: 0.467 (1,5)										4	1	2	2	0	1	0				
Jeff Burroughs, R OBP: 0.346, SLG: 0.395 (1,10)										2	0	1	1	1	0	0				
Rick Peters, S OBP: 0.341, SLG: 0.299 (7, FR)										0	1	0	0	1	0	0				
Mike Heath, R OBP: 0.313, SLG: 0.371 (1,2)										4	1	1	0	0	0	4				
Donnie Hill, S OBP: 0.167, SLG: 0.333 (1,6)										4	1	1	0	0	0	1				
Tony Phillips, S OBP: 0.308, SLG: 0.268 (1,4)										4	1	2	0	0	2	4				
<b>Inning Stats</b>	R: 0 E: 0 K: 2 S: 7	H: 0 LOB: 0 BB: 0 P: 7	R: 0 E: 0 K: 2 S: 7	H: 0 LOB: 1 BB: 1 P: 11	R: 0 E: 0 K: 1 S: 6	H: 1 LOB: 0 BB: 0 P: 6	R: 0 E: 0 K: 1 S: 5	H: 0 LOB: 0 BB: 0 P: 5	R: 0 E: 0 K: 0 S: 3	H: 0 LOB: 0 BB: 0 P: 3	R: 0 E: 0 K: 0 S: 4	H: 1 LOB: 1 BB: 0 P: 4	R: 7 E: 1 K: 1 S: 12	H: 6 LOB: 3 BB: 3 P: 24	R: 2 E: 0 K: 0 S: 6	H: 3 LOB: 1 BB: 0 P: 6	1B: 10 2B: 1 3B: 0 HR: 0	SF: 0 SAC: 0 DP: 0 HBP: 0	WP: 2 PB: 0 SB: 2 CS: 0	PA: 40
<b>PITCHER</b>	IP WLS BF H R ER SO BB IBB HBP BLK WP HR S P ERA WHIP	6.0 0 23 4 2 2 6 1 0 0 0 1 0 10 22 3.00 0.833	1.0 L 11 4 5 2 1 2 1 0 0 0 1 0 6 6 18.00 6.000	1.0 6 3 2 2 0 0 0 0 0 0 1 0 6 6 18.00 3.000																
Bob Ojeda, L ERA: 5.08 (1,1)																				
Bob Stanley, R ERA: 2.95 (7,1)																				
Mark Clear, R ERA: 6.87 (8,1)																				





Batter	1	2	3	4	5	6	7	8	9	AB	R	H	RBI	BB	SO	LOB	TOP																			
Marty Barrett, R (1, 4) OBP: 0.368, SLG: 0.474 Jerry Remy, L (7, PH) OBP: 0.293, SLG: 0.311 (7, 4)	5-3	FC5-4			5-3		E5 1B SF7		SH3 1B	3	0	0	0	0	0	1																				
Dave Stapleton, R (1, 3) OBP: 0.293, SLG: 0.372	HR 1B		K		1B 1B		1-3 1B		SH3 1-2	4	1	3	0	0	1	0																				
Wade Boggs, L (1, 5) OBP: 0.448, SLG: 0.510	1-H HR		F6		F7		SF7		2B 1B	4	2	2	4	0	0	1																				
Tony Armas, R (1, 10) OBP: 0.273, SLG: 0.471	6-3		1B		1-2 1B		3-H F8		2-H 2B	5	0	3	1	0	0	1																				
Dwight Evans, R (1, 9) OBP: 0.340, SLG: 0.443	1B		F8		K		K		IBB	4	0	1	0	1	2	4																				
Reid Nichols, R (1, 8) OBP: 0.358, SLG: 0.422	1-3		8-3 1B		F4		F7		F7	5	0	1	0	0	0	3																				
Ed Jurak, R (1, 6) OBP: 0.376, SLG: 0.368		F4	8-3 1-2		1B		K		K	5	0	1	0	0	2	3																				
Rick Miller, L (1, 7) OBP: 0.437, SLG: 0.436		F8	FC5-4 1B		F5				S 1B	4	0	2	0	0	0	1																				
Gary Atkinson, R (1, 2) OBP: 0.299, SLG: 0.352 Carl Yastrzemski, L (8, PH) OBP: 0.397, SLG: 0.446 Jeff Newman, R (8, 2) OBP: 0.240, SLG: 0.315		4-0 BB	FC5-4 BB		F8		F8		6-3 1-2	2	0	0	0	1	0	2																				
<b>Inning Stats</b>	R: 2 E: 0 K: 0 S: 6	H: 3 LOB: 1 BB: 0 P: 6	R: 0 E: 0 K: 0 S: 3	H: 0 LOB: 1 BB: 1 P: 7	R: 0 E: 0 K: 1 S: 6	H: 1 LOB: 1 BB: 0 P: 6	R: 0 E: 0 K: 0 S: 4	H: 2 LOB: 1 BB: 0 P: 4	R: 0 E: 0 K: 1 S: 7	H: 1 LOB: 2 BB: 0 P: 4	R: 1 E: 1 K: 1 S: 7	H: 1 LOB: 1 BB: 0 P: 7	R: 0 E: 0 K: 1 S: 6	H: 1 LOB: 1 BB: 0 P: 6	R: 2 E: 0 K: 1 S: 8	H: 3 LOB: 2 BB: 1 P: 12	1B: 12 2B: 2 3B: 0 HR: 1	SF: 1 SAC: 1 DP: 1 HBP: 0	WP: 0 PA: 43 PB: 0 SB: 1 CS: 0																	
<b>PITCHER</b>	IP	WLS	BF	H	R	ER	SO	BB	IBB	HBP	BLK	WP	HR	S	P	ERA	WHIP	<b>PITCHER</b>		IP	WLS	BF	H	R	ER	SO	BB	IBB	HBP	BLK	WP	HR	S	P	ERA	WHIP
Goman Heimuelter, L (1, 1) ERA: 5.58	6.0	27	9	2	2	2	2	1	0	0	0	0	1	30	34	3.00	1.667																			
Keith Atherton, R (7, 1) ERA: 2.84	2.0	9	2	1	0	2	2	0	0	0	0	0	0	13	13	0.00	1.000																			
Tom Burgmeier, L (9, 1) ERA: 5.03	0.1	L	3	2	2	2	0	0	0	0	0	0	0	3	3	54.00	6.000																			
Dave Beard, R (9, 1) ERA: 6.82	0.2	4	1	0	0	1	1	0	1	0	0	0	0	5	9	0.00	1.500																			

**Boston Red Sox @ Oakland Athletics**  
Oakland-Alameda County Coliseum, Oakland, CA  
Tue Jul 26 1983, 7:05 PM PDT  
Att: 14,750 - Unknown

AB 39  
R 5  
H 14  
RBI 5  
BB 2  
SO 5  
LOB 17



Batter	1	2	3	4	5	6	7	8	9	AB	R	H	RBI	BB	SO	LOB	BOTTOM																			
Bill Almon, R (1, 7) OBP: 0.324, SLG: 0.397 (7, 3)	S 2B BB	K			F4		F4		5-3	4	1	0	0	1	1	2																				
Rick Peters, S (1, 8) OBP: 0.336, SLG: 0.304 (9, 9)	1-H 2B		F8		6-3		K		4-3	5	0	1	1	0	1	1																				
Dwayne Murphy, L (1, 10) OBP: 0.326, SLG: 0.359 (9, 8)	F8		E3 G4-6-3		F8		K		BB	4	0	0	0	1	1	1																				
Garry Hancock, L (1, 9) OBP: 0.297, SLG: 0.432 Mike Heath, R (6, PH) OBP: 0.313, SLG: 0.366 (7, 9) (9, 2)	F7		G4-6-3 1-2			1B 1B BB		F6	F7	2	0	0	0	0	0	2																				
Carney Lansford, R (1, 5) OBP: 0.351, SLG: 0.473	F7			1B 6-3 1B		1B 1-3 1B		G3 1B		4	0	3	0	0	0	1																				
Wayne Gross, L (1, 3) OBP: 0.313, SLG: 0.396 Davey Lopes, R (6, PH) OBP: 0.345, SLG: 0.462 (7, 4)		F4		F6		1B IBB		1-2 G3 1B		2	0	0	0	0	0	1																				
Donnie Hill, S (1, 6) OBP: 0.300, SLG: 0.400		S 3B 1B		6-3		G6-4-3 1-2 2-3 3-H 1B		G3		4	1	2	1	0	0	3																				
Bob Kearney, R (1, 2) OBP: 0.308, SLG: 0.395 Jeff Burroughs, R (8, PH) OBP: 0.345, SLG: 0.394 Tom Burgmeier, L (9, 1) Dave Beard, L (9, 1)		5-3		1B		K		F7		3	0	1	0	0	1	4																				
Tony Phillips, S (1, 4) OBP: 0.309, SLG: 0.277 Rickey Henderson, R (6, PH) OBP: 0.407, SLG: 0.452 (7, 7)		1-2		2-3 1B		G6-4-3 1-2 1B		5-3 1B		2	0	1	1	0	0	2																				
<b>Inning Stats</b>	R: 1 E: 0 K: 0 S: 4	H: 1 LOB: 1 BB: 1 P: 8	R: 1 E: 0 K: 1 S: 7	H: 2 LOB: 1 BB: 0 P: 7	R: 0 E: 0 K: 0 S: 5	H: 2 LOB: 2 BB: 0 P: 5	R: 0 E: 0 K: 0 S: 3	H: 0 LOB: 0 BB: 0 P: 3	R: 1 E: 0 K: 1 S: 6	H: 2 LOB: 2 BB: 2 P: 14	R: 0 E: 0 K: 2 S: 7	H: 0 LOB: 0 BB: 0 P: 7	R: 0 E: 0 K: 0 S: 5	H: 2 LOB: 2 BB: 0 P: 5	R: 0 E: 0 K: 0 S: 4	H: 1 LOB: 2 BB: 1 P: 8	1B: 8 2B: 1 3B: 1 HR: 0	SF: 0 SAC: 0 DP: 2 HBP: 0	WP: 0 PA: 40 PB: 0 SB: 2 CS: 0																	
<b>PITCHER</b>	IP	WLS	BF	H	R	ER	SO	BB	IBB	HBP	BLK	WP	HR	S	P	ERA	WHIP	<b>PITCHER</b>		IP	WLS	BF	H	R	ER	SO	BB	IBB	HBP	BLK	WP	HR	S	P	ERA	WHIP
Doug Bird, R (1, 1) ERA: 7.9	5.0	21	5	2	2	1	1	1	0	0	0	0	0	22	26	3.60	1.200																			
John Henry Johnson, L (6, 1) ERA: 2.54	2.0	9	2	1	1	1	3	1	1	0	0	0	0	13	21	4.50	1.500																			
Bob Stanley, R (8, 1) ERA: 2.79	2.0	W	10	3	0	0	0	1	0	0	0	0	0	9	13	0.00	2.000																			

**Boston Red Sox @ Oakland Athletics**  
Oakland-Alameda County Coliseum, Oakland, CA  
Tue Jul 26 1983, 7:05 PM PDT  
Att: 14,750 - Unknown

AB 36  
R 3  
H 10  
RBI 3  
BB 4  
SO 4  
LOB 24









Batter	1	2	3	4	5	6	7	8	9	AB	R	H	RBI	BB	SO	LOB	TOP				
Rickey Henderson, R OBP: 0.402, SLG: 0.416 (1, 7)										4	1	1	1	1	1	1					
Mike Davis, L OBP: 0.309, SLG: 0.363 (1, 9)										5	1	1	0	0	1	3					
Dwayne Murphy, L OBP: 0.337, SLG: 0.372 (1, 8)										5	0	3	1	0	2	0					
Davey Lopes, R OBP: 0.348, SLG: 0.460 Tony Phillips, S OBP: 0.314, SLG: 0.281 (7, 4)										3	0	1	0	1	0	1					
Carney Lansford, R OBP: 0.352, SLG: 0.472 (1, 5)										4	1	1	0	0	0	4					
Garry Hancock, L OBP: 0.301, SLG: 0.451 Wayne Gross, L OBP: 0.313, SLG: 0.396 (8, 3)										4	2	2	0	0	2						
Bill Almon, R OBP: 0.323, SLG: 0.399 (1, 10)										4	0	1	0	0	1	1					
Donnie Hill, S OBP: 0.276, SLG: 0.333 (1, 6)										4	0	0	0	0	1	2					
Mike Heath, R OBP: 0.323, SLG: 0.380 (1, 2)										4	0	2	0	0	1	1					
<b>Inning Stats</b>	R: 1 E: 0 K: 0 S: 5	H: 2 LOB: 2 BB: 1 P: 9	R: 0 E: 0 K: 1 S: 5	H: 0 LOB: 0 BB: 0 P: 5	R: 0 E: 0 K: 0 S: 5	H: 2 LOB: 2 BB: 0 P: 5	R: 1 E: 0 K: 1 S: 8	H: 3 LOB: 2 BB: 0 P: 8	R: 2 E: 0 K: 2 S: 9	H: 2 LOB: 0 BB: 0 P: 9	R: 0 E: 0 K: 0 S: 3	H: 1 LOB: 0 BB: 0 P: 3	R: 0 E: 0 K: 0 S: 4	H: 1 LOB: 1 BB: 0 P: 4	R: 1 E: 0 K: 1 S: 5	H: 0 LOB: 0 BB: 1 P: 9	1B: 10 2B: 1 3B: 0 HR: 1	SF: 0 SAC: 0 DP: 1 HBP: 0	WP: 0 PB: 0 SB: 3 CS: 0	PA: 40	
<b>PITCHER</b>	IP	WLS	BF	H	R	ER	SO	BB	IBB	HBP	BLK	WP	HR	S	P	ERA	WHIP				
Ken Forsch, R ERA: 3.53 Andy Hassler, L ERA: 5.4 (9, 1)	8.0	L	37	12	5	5	6	2	0	0	0	0	0	1	47	55	5.62	1.750			

Oakland Athletics @ California Angels  
Anaheim Stadium, Anaheim, CA  
Fri Jul 29 1983, 10:05 PM EDT  
Att: 43,662 - Unknown

AB	38
R	5
H	12
RBI	4
BB	2
SO	7
LOB	15



Batter	1	2	3	4	5	6	7	8	9	AB	R	H	RBI	BB	SO	LOB	BOTTOM							
Rod Carew, L OBP: 0.429, SLG: 0.459 (1, 3)										3	0	1	0	1	0	0								
Rick Burleson, R OBP: 0.397, SLG: 0.458 (1, 6)										4	0	1	0	0	1	1								
Mike Brown, R OBP: 0.265, SLG: 0.419 (1, 7)										3	1	0	0	1	1	2								
Brian Downing, R OBP: 0.373, SLG: 0.412 (1, 10)										3	1	1	0	1	0	0								
Fred Lynn, L OBP: 0.348, SLG: 0.476 (1, 8)										4	0	0	0	0	1	3								
Bobby Grich, R OBP: 0.404, SLG: 0.412 (1, 4)										3	0	2	1	1	1	0								
Ellis Valentine, R OBP: 0.250, SLG: 0.398 (1, 9)										3	0	0	1	0	1	2								
Steve Lubratich, R OBP: 0.237, SLG: 0.289 (1, 5)										3	0	1	0	0	1	1								
Bob Boone, R OBP: 0.274, SLG: 0.324 (1, 2)										3	0	0	0	0	1	1								
<b>Inning Stats</b>	R: 0 E: 0 K: 1 S: 5	H: 0 LOB: 0 BB: 0 P: 5	R: 0 E: 0 K: 1 S: 5	H: 1 LOB: 1 BB: 1 P: 9	R: 0 E: 0 K: 1 S: 6	H: 2 LOB: 1 BB: 0 P: 6	R: 0 E: 0 K: 0 S: 3	H: 0 LOB: 0 BB: 0 P: 3	R: 0 E: 0 K: 2 S: 7	H: 0 LOB: 0 BB: 0 P: 7	R: 0 E: 0 K: 1 S: 5	H: 0 LOB: 0 BB: 0 P: 5	R: 2 E: 0 K: 1 S: 6	H: 1 LOB: 1 BB: 2 P: 14	R: 0 E: 0 K: 0 S: 3	H: 1 LOB: 1 BB: 1 P: 7	R: 0 E: 0 K: 0 S: 4	H: 1 LOB: 1 BB: 0 P: 4	R: 0 E: 0 K: 0 S: 4	H: 1 LOB: 1 BB: 0 P: 4	1B: 5 2B: 1 3B: 0 HR: 0	SF: 1 SAC: 0 DP: 1 HBP: 0	WP: 0 PB: 0 SB: 0 CS: 2	PA: 34
<b>PITCHER</b>	IP	WLS	BF	H	R	ER	SO	BB	IBB	HBP	BLK	WP	HR	S	P	ERA	WHIP							
Tim Conroy, L ERA: 3.67 Tom Underwood, L ERA: 4.61 (7, 1)	6.0	W	22	3	2	2	6	3	0	0	0	0	0	13	17	0.00	1.333							

Oakland Athletics @ California Angels  
Anaheim Stadium, Anaheim, CA  
Fri Jul 29 1983, 10:05 PM EDT  
Att: 43,662 - Unknown

AB	29
R	2
H	6
RBI	2
BB	4
SO	7
LOB	10





Batter	1	2	3	4	5	6	7	8	9	AB	R	H	RBI	BB	SO	LOB	TOP							
<b>Mike Davis, L</b> (1, 9) <small>OBP: 0.306, SLG: 0.361</small> <b>Bill Almon, R</b> (4, PH) <small>OBP: 0.322, SLG: 0.397</small>	K		E4 2B SF9	K		G5-4-3 1B	FC5-2		F3	2	1	0	0	0	1	1								
<b>Donnie Hill, S</b> (1, 6) <small>OBP: 0.292, SLG: 0.375</small>	K		SF9 HR 2B	K		G5-4-3 1-2	F7		E3 1B	6	1	2	2	0	2	3								
<b>Dwayne Murphy, L</b> (1, 8) <small>OBP: 0.340, SLG: 0.377</small>			SF9						K	4	1	2	1	1	1	2								
<b>Garry Hancock, L</b> (1, 7) <small>OBP: 0.304, SLG: 0.474</small> <b>Davey Lopes, R</b> (5, PH) <small>OBP: 0.350, SLG: 0.463</small>	F8		HR						F8	2	1	1	2	0	0	1								
<b>Carney Lansford, R</b> (1, 5) <small>OBP: 0.353, SLG: 0.475</small> <b>Bob Kearney, R</b> (8, 2) <small>OBP: 0.308, SLG: 0.395</small>			5-3							5	1	2	1	0	1	2								
<b>Wayne Gross, L</b> (1, 3) <small>OBP: 0.315, SLG: 0.397</small> <b>Rickey Henderson, R</b> (5, PH) <small>OBP: 0.404, SLG: 0.417</small>			K							2	0	1	0	0	1	0								
<b>Mitchell Page, L</b> (1, 10) <small>OBP: 0.327, SLG: 0.255</small> <b>Jeff Burroughs, R</b> (6, PH) <small>OBP: 0.348, SLG: 0.398</small> <b>Rick Peters, S</b> (7, PR) <small>OBP: 0.336, SLG: 0.314</small>	F7		1B						K	2	1	1	0	0	2									
<b>Mike Heath, R</b> (1, 2) <small>OBP: 0.325, SLG: 0.406</small>	G4-6-3		1-3							5	2	2	3	0	0	3								
<b>Tony Phillips, S</b> (1, 4) <small>OBP: 0.319, SLG: 0.287</small>			E							5	1	3	1	0	1	2								
<b>Inning Stats</b>	R: 0 E: 0 K: 2 S: 7	H: 0 LOB: 1 BB: 1 P: 11	R: 0 E: 0 K: 0 S: 4	H: 2 LOB: 1 BB: 0 P: 4	R: 4 E: 1 K: 1 S: 9	H: 3 LOB: 0 BB: 0 P: 9	R: 1 E: 0 K: 2 S: 9	H: 2 LOB: 1 BB: 0 P: 9	R: 0 E: 0 K: 1 S: 6	H: 1 LOB: 1 BB: 0 P: 6	R: 2 E: 0 K: 1 S: 7	H: 3 LOB: 0 BB: 0 P: 7	R: 5 E: 1 K: 0 S: 8	H: 4 LOB: 1 BB: 1 P: 12	R: 0 E: 0 K: 1 S: 7	H: 2 LOB: 2 BB: 0 P: 7	R: 1 E: 1 K: 1 S: 8	H: 3 LOB: 2 BB: 0 P: 8	1B: 13 2B: 5 3B: 0 HR: 2	SF: 1 SAC: 0 DP: 2 HBP: 0	WP: 0 PB: 0 SB: 1 CS: 0	PA: 49		
<b>PITCHER</b>	IP	WLS	BF	H	R	ER	SO	BB	IBB	HBP	BLK	WP	HR	S	P	ERA	WHIP							
<b>Bruce Kison, R</b> (1, 1) ERA: 4.46	3.1		18	7	5	4	3	1	0	0	0	0	1	23	27	10.80	2.400							
<b>John Curtis, L</b> (4, 1) ERA: 4.04	2.2		11	4	2	2	4	0	0	0	0	0	1	19	19	6.75	1.500							
<b>Luis Sanchez, R</b> (7, 1) ERA: 3.65	0.0	L	5	4	5	4	0	0	1	0	0	0	0	4	8	∞	∞							
<b>Rick Steirer, R</b> (7, 1) ERA: 6.97	3.0		15	5	1	1	2	0	0	0	0	0	0	19	19	3.00	1.667							

Oakland Athletics @ California Angels  
Anaheim Stadium, Anaheim, CA  
Sat Jul 30 1983, 6:33 AM EDT  
Unknown

AB	46
R	13
H	20
RBI	12
BB	2
SO	9
LOB	27



Batter	1	2	3	4	5	6	7	8	9	AB	R	H	RBI	BB	SO	LOB	BOTTOM							
<b>Rod Carew, L</b> (1, 10) <small>OBP: 0.431, SLG: 0.460</small>									F7	4	1	2	1	1	0	1								
<b>Tim Lincecum, R</b> (1, 6) <small>OBP: 0.287, SLG: 0.300</small>									1-3	3	0	0	0	0	1	2								
<b>Daryl Sconiers, L</b> (1, 3) <small>OBP: 0.296, SLG: 0.441</small>									F8	5	1	1	1	0	0	1								
<b>Brian Downing, R</b> (1, 7) <small>OBP: 0.373, SLG: 0.412</small>									F9	5	0	2	0	0	0	1								
<b>Fred Lynn, L</b> (1, 8) <small>OBP: 0.353, SLG: 0.483</small>										4	1	3	1	0	0	1								
<b>Reggie Jackson, L</b> (1, 9) <small>OBP: 0.317, SLG: 0.389</small>										4	1	1	1	0	1	3								
<b>Ron Jackson, R</b> (1, 5) <small>OBP: 0.316, SLG: 0.364</small>									F7	3	1	1	0	1	0	0								
<b>Bobby Grich, R</b> (1, 4) <small>OBP: 0.408, SLG: 0.425</small>										3	2	2	1	1	0	1								
<b>Bob Boone, R</b> (1, 2) <small>OBP: 0.274, SLG: 0.328</small>									F7	3	1	1	3	0	0	1								
<b>Inning Stats</b>	R: 7 E: 0 K: 1 S: 12	H: 8 LOB: 1 BB: 1 P: 16	R: 0 E: 0 K: 0 S: 4	H: 1 LOB: 1 BB: 0 P: 4	R: 0 E: 0 K: 0 S: 2	H: 0 LOB: 0 BB: 1 P: 6	R: 0 E: 0 K: 0 S: 3	H: 0 LOB: 1 BB: 1 P: 7	R: 0 E: 0 K: 0 S: 3	H: 1 LOB: 0 BB: 0 P: 3	R: 0 E: 0 K: 0 S: 4	H: 1 LOB: 1 BB: 0 P: 4	R: 0 E: 0 K: 1 S: 6	H: 1 LOB: 1 BB: 0 P: 6	R: 1 E: 0 K: 0 S: 4	H: 1 LOB: 0 BB: 0 P: 4	R: 0 E: 0 K: 0 S: 3	H: 0 LOB: 0 BB: 0 P: 3	1B: 10 2B: 2 3B: 0 HR: 1	SF: 0 SAC: 3 DP: 2 HBP: 0	WP: 0 PB: 0 SB: 0 CS: 0	PA: 40		
<b>PITCHER</b>	IP	WLS	BF	H	R	ER	SO	BB	IBB	HBP	BLK	WP	HR	S	P	ERA	WHIP							
<b>Chris Codiroli, R</b> (1, 1) ERA: 4.47	0.2		10	8	7	7	0	1	0	0	0	0	0	9	13	94.50	13.500							
<b>Tom Burgmeier, L</b> (1, 1) ERA: 2.84	8.1	W	30	5	1	1	2	2	0	0	0	0	1	32	40	1.08	0.840							

Oakland Athletics @ California Angels  
Anaheim Stadium, Anaheim, CA  
Sat Jul 30 1983, 6:33 AM EDT  
Unknown

AB	34
R	8
H	13
RBI	8
BB	3
SO	2
LOB	11





Batter	1	2	3	4	5	6	7	8	9	10	11	12	AB	R	H	RBI	BB	SO	LOB			
<b>Rickey Henderson, R</b> OBP: 0.465, SLG: 0.415	F9		F9			5-3		1B IBB		G6-4-3 IBB		F8	4	0	1	1	2	0	1			
<b>Rick Peters, S</b> OBP: 0.338, SLG: 0.306 <b>Davey Lopes, R</b> OBP: 0.337, SLG: 0.448 <b>Mike Davis, L</b> OBP: 0.306, SLG: 0.361 <b>Bob Koamey, R</b> OBP: 0.302, SLG: 0.391	4-3		K			6-3		1B 1-2 2-3		G6-4-3		F8	3	0	0	0	0	1	1			
<b>Dwayne Murphy, L</b> OBP: 0.338, SLG: 0.374	4-3			4-3				L9				F8	5	0	1	0	0	0	3			
<b>Jeff Burroughs, R</b> OBP: 0.344, SLG: 0.391		6-3		5-3				G6-4-3				6-3	5	0	0	0	0	0	1			
<b>Carney Lansford, R</b> OBP: 0.350, SLG: 0.466		5-3		5-3				FC6-4 HBP				G3	4	0	0	0	0	0	0			
<b>Bill Almon, R</b> OBP: 0.323, SLG: 0.400 <b>Wayne Gross, L</b> OBP: 0.315, SLG: 0.397	4-3					K		FC6-4				SH3-4 1B	5	1	2	0	0	1	1			
<b>Donnie Hill, S</b> OBP: 0.286, SLG: 0.357			1B FC5-4			F6						6-3	4	1	1	0	0	0	1			
<b>Mike Heath, R</b> OBP: 0.333, SLG: 0.409			FC5-4 1B			F8						SH3-4 1B IBB	4	0	2	0	1	0	0			
<b>Tony Phillips, S</b> OBP: 0.316, SLG: 0.290			FC5-4					G2				SH3-4	4	0	1	1	0	0	3			
<b>Inning Stats</b>	R: 0 E: 0 K: 1 S: 3	H: 0 LOB: 0 BB: 0 P: 3	R: 0 E: 0 K: 0 S: 3	H: 0 LOB: 0 BB: 0 P: 3	R: 1 E: 0 K: 1 S: 7	H: 2 LOB: 1 BB: 0 P: 7	R: 0 E: 0 K: 0 S: 3	H: 0 LOB: 0 BB: 0 P: 3	R: 0 E: 0 K: 1 S: 5	H: 0 LOB: 0 BB: 0 P: 5	R: 0 E: 0 K: 0 S: 3	H: 1 LOB: 1 BB: 0 P: 4	R: 0 E: 0 K: 0 S: 4	H: 1 LOB: 1 BB: 0 P: 4	R: 0 E: 0 K: 0 S: 3	H: 0 LOB: 0 BB: 0 P: 3	R: 1 E: 0 K: 0 S: 5	H: 2 LOB: 2 BB: 1 P: 9	1B: 7 2B: 2 3B: 0 HR: 0	SF: 0 SAC: 2 DP: 2 HBP: 1	WP: 0 PB: 0 SB: 1 CS: 0	PA: 47
<b>PITCHER</b> <b>Tommy John, L</b> ERA: 4.16	IP: 12.0 WLS: 47 BF: 47 H: 9 R: 2 ER: 2 SO: 2		BB: 0 IBB: 3 HBP: 1 BLK: 0	WP: 0 HR: 0 S: 47 P: 60	ERA: 1.50 WHIP: 0.750																	

**Oakland Athletics @ California Angels**  
Anaheim Stadium, Anaheim, CA  
Sat Jul 30 1983, 10:05 PM EDT  
Alt. 41,306 - Unknown


AB 41  
R 2  
H 9  
RBI 2  
BB 3  
SO 2  
LOB 15



Batter	1	2	3	4	5	6	7	8	9	10	11	12	AB	R	H	RBI	BB	SO	LOB					
<b>Rod Carew, L</b> OBP: 0.429, SLG: 0.455	G6-4-3 BB		L6			4-3		SH1-3				4-3	3	0	0	0	1	0	0					
<b>Rick Burleson, R</b> OBP: 0.373, SLG: 0.429	G6-4-3		F7			F6		F9				5-3	5	0	0	0	0	0	2					
<b>Daryl Scomiers, L</b> OBP: 0.294, SLG: 0.435						L6		F9				F7	5	0	1	0	0	0	1					
<b>Brian Downing, R</b> OBP: 0.370, SLG: 0.404	K							K				F7	4	0	0	0	1	3	2					
<b>Fred Lynn, L</b> OBP: 0.353, SLG: 0.491								HR				F9	5	1	2	1	0	1	1					
<b>Reggie Jackson, L</b> OBP: 0.315, SLG: 0.383								F8				F6	4	0	0	0	1	1	1					
<b>Ron Jackson, R</b> OBP: 0.315, SLG: 0.362												4-3	4	0	1	0	0	0	2					
<b>Rob Wilfong, L</b> OBP: 0.231, SLG: 0.328												F9	4	0	0	0	0	0	3					
<b>Mike O'Berry, R</b> OBP: 0.176, SLG: 0.156 <b>Bobby Grich, R</b> OBP: 0.410, SLG: 0.427 <b>Bob Boone, R</b> OBP: 0.274, SLG: 0.327												L6-4	2	0	0	0	0	1	0					
<b>Inning Stats</b>	R: 0 E: 0 K: 1 S: 5	H: 1 LOB: 1 BB: 1 P: 9	R: 0 E: 0 K: 0 S: 3	H: 1 LOB: 1 BB: 1 P: 7	R: 0 E: 0 K: 1 S: 5	H: 0 LOB: 0 BB: 0 P: 5	R: 0 E: 0 K: 2 S: 7	H: 0 LOB: 0 BB: 1 P: 11	R: 0 E: 0 K: 0 S: 3	H: 0 LOB: 0 BB: 0 P: 3	R: 0 E: 0 K: 1 S: 6	H: 2 LOB: 1 BB: 0 P: 4	R: 0 E: 0 K: 0 S: 4	H: 1 LOB: 1 BB: 0 P: 4	R: 0 E: 0 K: 0 S: 3	H: 0 LOB: 0 BB: 0 P: 3	R: 0 E: 0 K: 0 S: 3	H: 0 LOB: 0 BB: 0 P: 3	R: 0 E: 0 K: 1 S: 5	H: 0 LOB: 0 BB: 0 P: 6	1B: 4 2B: 1 3B: 0 HR: 1	SF: 0 SAC: 1 DP: 2 HBP: 0	WP: 0 PB: 0 SB: 0 CS: 1	PA: 42
<b>PITCHER</b> <b>Steve McCatty, R</b> ERA: 4.22	IP: 8.0 WLS: 30 BF: 5	H: 1 ER: 1 SO: 5	BB: 3 IBB: 0 HBP: 0 BLK: 0	WP: 0 HR: 1 S: 37 P: 49	ERA: 1.12 WHIP: 1.000																			
<b>PITCHER</b> <b>Dave Beard, R</b> ERA: 6.03	IP: 4.0 WLS: 12 BF: 0	H: 0 ER: 0 SO: 1	BB: 0 IBB: 0 HBP: 0 BLK: 0	WP: 0 HR: 0 S: 14 P: 14	ERA: 0.00 WHIP: 0.000																			

**Oakland Athletics @ California Angels**  
Anaheim Stadium, Anaheim, CA  
Sat Jul 30 1983, 10:05 PM EDT  
Alt. 41,306 - Unknown

AB 38  
R 1  
H 5  
RBI 1  
BB 3  
SO 6  
LOB 12





Batter	1	2	3	4	5	6	7	8	9	AB	R	H	RBI	BB	SO	LOB	TOP					
Rickey Henderson, R OBP: 0.404, SLG: 0.413										4	0	1	0	0	0	2						
Rick Peters, S OBP: 0.326, SLG: 0.304										4	0	1	0	0	1	1						
Dwayne Murphy, L OBP: 0.337, SLG: 0.373										4	0	1	0	0	0	2						
Davey Lopes, R OBP: 0.348, SLG: 0.459										4	0	0	0	0	1	2						
Carney Lansford, R OBP: 0.349, SLG: 0.464										3	0	1	0	0	0	0						
Jeff Burroughs, R OBP: 0.341, SLG: 0.388										3	0	0	0	0	0	1						
Bill Almon, R OBP: 0.323, SLG: 0.399										3	0	1	0	0	0	0						
Donnie Hill, S OBP: 0.258, SLG: 0.323										3	0	0	0	0	0	2						
Bob Kearney, R OBP: 0.310, SLG: 0.399										3	0	2	0	0	0	2						
<b>Inning Stats</b>	R: 0 E: 0 K: 0 S: 3	H: 1 LOB: 0 BB: 0 P: 3	R: 0 E: 0 K: 1 S: 5	H: 0 LOB: 0 BB: 0 P: 5	R: 0 E: 0 K: 1 S: 4	H: 1 LOB: 1 BB: 0 P: 4	R: 0 E: 0 K: 1 S: 5	H: 0 LOB: 0 BB: 0 P: 5	R: 0 E: 0 K: 0 S: 3	H: 0 LOB: 0 BB: 0 P: 3	R: 0 E: 0 K: 0 S: 3	H: 1 LOB: 0 BB: 0 P: 3	R: 0 E: 0 K: 0 S: 3	H: 1 LOB: 0 BB: 0 P: 3	R: 0 E: 0 K: 0 S: 5	H: 2 LOB: 2 BB: 0 P: 5	R: 0 E: 0 K: 0 S: 4	H: 1 LOB: 1 BB: 0 P: 4	1B: 6 2B: 2 3B: 0 HR: 0	SF: 0 SAC: 0 DP: 3 HBP: 0	WP: 0 PB: 0 SB: 0 CS: 0	PA: 31
<b>PITCHER</b> Geoff Zahn, L ERA: 3.42	IP: 9.0 WLS: W BF: 31 H: 7 R: 0 ER: 0 SO: 2 BB: 0 IBB: 0 HBP: 0 BLK: 0 WP: 0 HR: 0 S: 35 P: 35 ERA: 0.00 WHIP: 0.778															<b>PITCHER</b>						

Oakland Athletics @ California Angels  
Anaheim Stadium, Anaheim, CA  
Sun Jul 31 1983, 6:33 AM EDT  
Att: 27,051 - Unknown

AB 31  
R 0  
H 7  
RBI 0  
BB 0  
SO 2  
LOB 12



Batter	1	2	3	4	5	6	7	8	9	AB	R	H	RBI	BB	SO	LOB	BOTTOM			
Rod Carew, L OBP: 0.426, SLG: 0.450										4	0	0	0	1	0	2				
Steve Lubratich, R OBP: 0.288, SLG: 0.300										2	2	1	0	1	0	1				
Mike Brown, R OBP: 0.316, SLG: 0.529										3	1	2	2	1	1	1				
Ron Jackson, R OBP: 0.314, SLG: 0.360										4	0	1	1	0	0	4				
Bobby Grich, R OBP: 0.408, SLG: 0.424										4	0	1	0	0	2	1				
Reggie Jackson, L OBP: 0.315, SLG: 0.392										4	1	1	1	0	0	1				
Ellis Valentine, R OBP: 0.255, SLG: 0.402										3	0	1	0	1	0	1				
Tim Foli, R OBP: 0.263, SLG: 0.296										4	0	0	0	0	0	3				
Bob Boone, R OBP: 0.276, SLG: 0.327										3	0	1	0	1	0	0				
<b>Inning Stats</b>	R: 0 E: 0 K: 1 S: 5	H: 0 LOB: 1 BB: 1 P: 9	R: 0 E: 0 K: 1 S: 6	H: 1 LOB: 1 BB: 0 P: 6	R: 0 E: 0 K: 0 S: 4	H: 1 LOB: 2 BB: 1 P: 8	R: 0 E: 0 K: 0 S: 3	H: 0 LOB: 1 BB: 1 P: 7	R: 1 E: 0 K: 0 S: 4	H: 1 LOB: 1 BB: 1 P: 8	R: 0 E: 0 K: 0 S: 4	H: 1 LOB: 1 BB: 0 P: 4	R: 2 E: 0 K: 1 S: 8	H: 3 LOB: 1 BB: 0 P: 8	R: 1 E: 0 K: 0 S: 4	H: 1 LOB: 1 BB: 1 P: 8	1B: 4 2B: 2 3B: 1 HR: 1	SF: 0 SAC: 1 DP: 0 HBP: 0	WP: 0 PB: 0 SB: 2 CS: 0	PA: 37
<b>PITCHER</b> Gorman Heimuelter, L ERA: 5.27 Keith Atherton, R ERA: 3.57	IP: 6.2 WLS: L BF: 30 H: 6 R: 3 ER: 3 SO: 2 BB: 4 IBB: 0 HBP: 0 BLK: 0 WP: 0 HR: 0 S: 30 P: 46 ERA: 4.05 WHIP: 1.500															<b>PITCHER</b>				

Oakland Athletics @ California Angels  
Anaheim Stadium, Anaheim, CA  
Sun Jul 31 1983, 6:33 AM EDT  
Att: 27,051 - Unknown

AB 31  
R 4  
H 8  
RBI 4  
BB 5  
SO 3  
LOB 14





Batter	1	2	3	4	5	6	7	8	9	AB	R	H	RBI	BB	SO	LOB	TOP																									
Rickey Henderson, R OBP: 0.406, SLG: 0.412	4-0 S 1B BB		0-0 6-3		0-3 K		0-0 E2 S E 1B		4-0 BB HBP BB	3	2	1	1	2	1	1																										
Mike Davis, L OBP: 0.307, SLG: 0.360	0-0		0-3 K			0-3 K	4-0 2-H BB		1-0 BB HBP BB	3	0	1	1	0	2	1																										
Bill Almon, R OBP: 0.327, SLG: 0.399	0-0 CS 1B						0-0 BLK BB		0-0 BB HBP	0	0	0	0	1	0	0																										
Wayne Gross, L OBP: 0.315, SLG: 0.397	0-0 1-H 1B						0-0 2-H BB		1-2 2-3 HBP	0	0	0	0	0	0	0																										
Dwayne Murphy, L OBP: 0.332, SLG: 0.367	0-0 1-2 F8		0-0 F8			0-0 F8	0-0 F2		0-3 K	5	0	0	0	0	1	6																										
Davey Lopes, R OBP: 0.351, SLG: 0.460	0-0 S 1B			0-0 4-3		0-0 1B 1B	0-0 5-3		4-0 1-2 2-3 3-H BB	4	0	2	1	1	0	1																										
Carney Lansford, R OBP: 0.350, SLG: 0.462	0-0 1-2 F8			0-0 5-3		0-0 1B 1B		0-0 9-3 1B	0-3 K	5	0	2	0	0	1	4																										
Gary Hancock, L OBP: 0.317, SLG: 0.486		4-0 BB BB BB BB		0-0 BB BB BB BB		0-0 1-2 2-3 1B		0-0 1-2 2-3 1B		3	0	2	0	1	0	1																										
Donnie Hill, S OBP: 0.229, SLG: 0.286		0-3 K		0-0 L6		0-0 4-3		0-3 K		4	0	0	0	0	2	5																										
Mike Heath, R OBP: 0.325, SLG: 0.399		0-0 G3-6-3 1-2		0-0 1-3		0-3 K		0-0 5-3		4	0	0	0	0	1	1																										
Tony Phillips, S OBP: 0.324, SLG: 0.301			0-0 6-3 2B		0-0 F8		0-0 E 2B		4-0 HBP S BB BB	3	2	2	0	1	0	0																										
<b>Inning Stats</b>	R: 1 E: 0 K: 0 S: 4	H: 2 LOB: 1 BB: 1 P: 8	R: 0 E: 0 K: 1 S: 4	H: 0 LOB: 0 BB: 1 P: 8	R: 0 E: 0 K: 1 S: 6	H: 1 LOB: 0 BB: 0 P: 6	R: 0 E: 0 K: 0 S: 4	H: 1 LOB: 1 BB: 0 P: 4	R: 0 E: 0 K: 1 S: 5	H: 0 LOB: 0 BB: 0 P: 5	R: 0 E: 0 K: 1 S: 8	H: 3 LOB: 3 BB: 0 P: 8	R: 2 E: 1 K: 1 S: 7	H: 2 LOB: 1 BB: 1 P: 11	R: 0 E: 0 K: 1 S: 5	H: 1 LOB: 0 BB: 0 P: 5	R: 1 E: 0 K: 2 S: 7	H: 0 LOB: 3 BB: 3 P: 20	1B: 7 2B: 4 3B: 0 HR: 0	SF: 0 SAC: 0 DP: 2 HBP: 1	WP: 0 PB: 0 SB: 5 CS: 1	PA: 41																				
<b>PITCHER</b>	IP	WLS	BF	H	R	ER	SO	BB	IBB	HBP	BLK	WP	HR	S	P	ERA	WHIP	<b>PITCHER</b>								IP	WLS	BF	H	R	ER	SO	BB	IBB	HBP	BLK	WP	HR	S	P	ERA	WHIP
Mike Moore, R ERA: 4.78	(1, 1)	6.1	28	9	3	2	5	2	0	0	0	0	0	0	36	44	2.84	1.737																								
Ed VanDe Berg, L ERA: 4.02	(7, 1)	0.1	2	0	0	0	0	1	0	0	0	0	0	0	1	5	0.00	3.000																								
Mike Stanton, R ERA: 4.38	(7, 1)	1.2	L	7	1	1	1	2	0	0	1	0	0	7	15	5.40	1.800																									
Bill Caudill, R ERA: 4.45	(9, 1)	0.2	4	0	0	0	2	1	0	1	0	0	0	6	11	0.00	1.500																									

Oakland Athletics @ Seattle Mariners  
The Kingdome, Seattle, WA  
Mon Aug 01 1983, 10:05 PM EDT  
Att: 6,510 - Unknown

livebaseballscores.com

AB 34  
R 4  
H 10  
RBI 3  
BB 6  
SO 8  
LOB 20




Batter	1	2	3	4	5	6	7	8	9	AB	R	H	RBI	BB	SO	LOB	BOTTOM																									
Spike Owen, S OBP: 0.289, SLG: 0.326	0-0 F9		0-3 K		0-0 G3 E 1B		0-3 K2-3		4-0 1-2 2-3 BB	4	1	1	0	1	2	0																										
Tony Bemazzard, S OBP: 0.324, SLG: 0.361	0-0 S 1B		0-3 K		0-0 G3			0-0 4-3	0-0 3-1	5	0	1	0	0	1	5																										
Pat Putnam, L OBP: 0.312, SLG: 0.448	0-3 K			0-0 3-1	0-0 E3 FC4			0-0 F3		4	0	0	0	0	1	1																										
Al Chambers, L OBP: 0.481, SLG: 0.455	0-3 K			4-0 E SF7 BB	0-0 2-H 3-H FC4			0-0 FC6-4 1B		1	1	0	0	1	1	1																										
Richie Zisk, R OBP: 0.309, SLG: 0.413										2	0	1	0	0	0	1																										
Domingo Ramos, R OBP: 0.356, SLG: 0.397	1-2 K									0	0	0	0	0	0	0																										
Ron Roenicke, S OBP: 0.299, SLG: 0.311		0-0 G3		0-0 E3 S		0-0 F8		0-0 FC6-4		4	0	0	0	0	2	2																										
Steve Henderson, R OBP: 0.350, SLG: 0.381		0-0 6-3		0-0 SF7		0-0 4-1			4-0 BB BB BB	2	0	0	1	0	0	0																										
John Moses, S OBP: 0.273, SLG: 0.272										0	0	0	0	0	0	0																										
Jamie Allen, R OBP: 0.332, SLG: 0.325										0	0	0	0	1	0	0																										
Dave Henderson, R OBP: 0.300, SLG: 0.490		4-0 BB		3-H 0-0 F6		0-3 K2-3			0-3 K	3	0	0	0	1	2	2																										
Manny Castillo, S OBP: 0.241, SLG: 0.280		0-0 6-3			0-0 4-3				4-0 BB BB	3	0	0	0	0	0	1																										
Ricky Nelson, L OBP: 0.317, SLG: 0.419									1-2 BB BB	0	0	0	0	1	0	0																										
Jamie Nelson, R OBP: 0.158, SLG: 0.316			0-0 F4		0-0 G3 1B E 1B				0-0 F7	3	1	1	0	0	0	0																										
Rick Sweet, S OBP: 0.260, SLG: 0.244										1	0	0	0	0	2	2																										
<b>Inning Stats</b>	R: 0 E: 0 K: 2 S: 8	H: 1 LOB: 1 BB: 0 P: 8	R: 0 E: 0 K: 0 S: 3	H: 0 LOB: 1 BB: 1 P: 7	R: 0 E: 0 K: 2 S: 7	H: 0 LOB: 0 BB: 0 P: 7	R: 1 E: 1 K: 0 S: 4	H: 0 LOB: 1 BB: 1 P: 8	R: 2 E: 1 K: 0 S: 6	H: 2 LOB: 1 BB: 0 P: 6	R: 0 E: 0 K: 1 S: 5	H: 0 LOB: 0 BB: 0 P: 5	R: 0 E: 0 K: 1 S: 5	H: 0 LOB: 0 BB: 0 P: 5	R: 0 E: 0 K: 0 S: 4	H: 1 LOB: 1 BB: 0 P: 4	R: 0 E: 0 K: 1 S: 5	H: 0 LOB: 3 BB: 3 P: 17	1B: 4 2B: 0 3B: 0 HR: 0	SF: 1 SAC: 0 DP: 0 HBP: 0	WP: 0 PB: 0 SB: 2 CS: 0	PA: 38																				
<b>PITCHER</b>	IP	WLS	BF	H	R	ER	SO	BB	IBB	HBP	BLK	WP	HR	S	P	ERA	WHIP	<b>PITCHER</b>								IP	WLS	BF	H	R	ER	SO	BB	IBB	HBP	BLK	WP	HR	S	P	ERA	WHIP
Mike Norris, R ERA: 3.57	(1, 1)	4.2	20	3	3	0	4	2	0	0	0	0	0	26	34	0.00	1.071																									
Tom Underwood, L ERA: 4.47	(5, 1)	3.1	W	13	1	0	0	2	1	0	0	0	0	16	20	0.00	0.600																									
Dave Beard, R ERA: 5.86	(9, 1)	1.0	S	5	0	0	0	1	2	0	0	0	0	5	13	0.00	2.000																									

Oakland Athletics @ Seattle Mariners  
The Kingdome, Seattle, WA  
Mon Aug 01 1983, 10:05 PM EDT  
Att: 6,510 - Unknown

livebaseballscores.com

AB 32  
R 3  
H 4  
RBI 1  
BB 5  
SO 7  
LOB 15









Batter	1	2	3	4	5	6	7	8	9	AB	R	H	RBI	BB	SO	LOB	TOP				
Rickey Henderson, R OBP: 0.407, SLG: 0.419 (1, 7)	F9			F7			L1-3 1B	F8		4	0	1	0	0	0	3	<b>Oakland Athletics @ Seattle Mariners</b> The Kingdome, Seattle, WA Wed Aug 03 1983, 10:05 PM EDT Att: 6,261 - Unknown				
Mike Davis, L OBP: 0.305, SLG: 0.368 (1, 9)	F7			4-3			L1-3 1-2	HR		4	1	1	3	0	0	1					
Dwayne Murphy, L OBP: 0.330, SLG: 0.367 (1, 8)	K			4-3			1B	K		4	0	1	0	0	2	1					
Davey Lopes, R OBP: 0.348, SLG: 0.451 (1, 4)		L6			5-3		F2	PB BB		3	0	0	0	1	0	1					
Carney Lansford, R OBP: 0.358, SLG: 0.491 (1, 5)		G3			F3			1B		3	1	1	0	1	0	0					
Garry Hancock, L OBP: 0.315, SLG: 0.493 Tony Phillips, S OBP: 0.323, SLG: 0.301 (8, PR)		3-1			K			1B 3B FC6-4		3	0	1	1	0	1	0					
Wayne Gross, L OBP: 0.317, SLG: 0.396 (1, 3)			L4			K		SH PB 1B	G6-4-3 BB	3	1	1	1	1	1	0					
Donnie Hill, S OBP: 0.205, SLG: 0.256 (1, 6)			F8			F6		SH 1B	K	3	1	0	0	0	1	1					
Mike Heath, R OBP: 0.328, SLG: 0.398 (1, 2)			6-3			K		1-2 3-H HR 1B	G6-4-3	4	1	1	1	0	1	1					
<b>Inning Stats</b>	R: 0 E: 0 K: 1 S: 5	H: 0 LOB: 0 BB: 0 P: 5	R: 0 E: 0 K: 0 S: 3	H: 0 LOB: 0 BB: 0 P: 3	R: 0 E: 0 K: 0 S: 3	H: 0 LOB: 0 BB: 0 P: 3	R: 0 E: 0 K: 0 S: 3	H: 0 LOB: 0 BB: 0 P: 3	R: 0 E: 0 K: 2 S: 7	H: 0 LOB: 0 BB: 0 P: 7	R: 0 E: 0 K: 0 S: 4	H: 2 LOB: 1 BB: 0 P: 4	R: 6 E: 1 K: 1 S: 11	H: 5 LOB: 3 BB: 2 P: 19	R: 0 E: 0 K: 1 S: 4	H: 0 LOB: 0 BB: 1 P: 8		1B: 5 2B: 1 3B: 1 HR: 1	SF: 0 SAC: 1 DP: 2 HBP: 0	WP: 0 PB: 2 SB: 0 CS: 0	PA: 36
<b>PITCHER</b>	IP	WLS	BF	H	R	ER	SO	BB	IBB	HBP	BLK	WP	HR	S	P	ERA	WHIP				
Jim Beattie, R ERA: 4.02 (1, 1)	7.0	L	27	6	6	5	4	0	0	0	0	0	0	35	35	6.43	0.857				
Mike Stanton, R ERA: 4.35 (8, 1)	0.1		1	0	0	0	0	0	0	0	0	0	0	1	1	0.00	0.000				
Ed Vande Berg, L ERA: 4.01 (8, 1)	0.2		5	1	0	0	1	1	1	0	0	0	1	5	13	0.00	3.000				
Bill Caudill, R ERA: 4.37 (9, 1)	1.0		3	0	0	0	1	1	0	0	0	0	0	4	8	0.00	1.000				

AB	32
R	6
H	7
RBI	6
BB	3
SO	6
LOB	11



Batter	1	2	3	4	5	6	7	8	9	AB	R	H	RBI	BB	SO	LOB	BOTTOM				
Spike Owen, S OBP: 0.289, SLG: 0.345 Jamie Allen, R OBP: 0.328, SLG: 0.321 (2, 5)	K		G6-4-3 1-2 2-3		K			6-3		1	0	0	0	0	1	0	<b>Oakland Athletics @ Seattle Mariners</b> The Kingdome, Seattle, WA Wed Aug 03 1983, 10:05 PM EDT Att: 6,261 - Unknown				
Tony Bemazzard, S OBP: 0.325, SLG: 0.365 (1, 4)	F3		K			F8		F7		4	0	0	0	0	1	1					
Pat Putnam, L OBP: 0.316, SLG: 0.447 (1, 3)	BB			FC5-4 1B		G3		G3		3	0	1	0	1	0	0					
Richie Zisk, R OBP: 0.306, SLG: 0.402 (1, 10)	F9			FC5-4 1-2 2B		6-3			5-3	4	1	0	0	0	0	2					
Ron Roenicke, S OBP: 0.301, SLG: 0.309 (1, 8)		G4-6-3 BB		F9			K		1B	3	0	1	0	1	1	1					
Steve Henderson, R OBP: 0.353, SLG: 0.404 John Moses, S OBP: 0.270, SLG: 0.269 (7, PR)		G4-6-3 1-2		1-H 2B		F9 1B BB		F8		2	0	1	1	1	0	1					
Dave Henderson, R OBP: 0.303, SLG: 0.418 (1, 9)		F2		F3			1-2 1B		K2-3	4	0	1	0	0	1	2					
Domingo Ramos, R OBP: 0.358, SLG: 0.427 (2, 6)			G6-4-3 BB BB		F8		F9			2	0	0	0	1	0	2					
Jamie Nelson, R OBP: 0.222, SLG: 0.280 (1, 2)			G6-4-3 1-2 BB		F8		K			2	0	0	0	1	1	2					
<b>Inning Stats</b>	R: 0 E: 0 K: 1 S: 5	H: 0 LOB: 1 BB: 1 P: 9	R: 0 E: 0 K: 0 S: 2	H: 0 LOB: 0 BB: 1 P: 6	R: 0 E: 0 K: 1 S: 4	H: 0 LOB: 1 BB: 2 P: 12	R: 1 E: 0 K: 0 S: 5	H: 2 LOB: 1 BB: 0 P: 5	R: 0 E: 0 K: 1 S: 5	H: 0 LOB: 0 BB: 0 P: 5	R: 0 E: 0 K: 2 S: 3	H: 1 LOB: 2 BB: 1 P: 12	R: 0 E: 0 K: 0 S: 3	H: 0 LOB: 0 BB: 0 P: 3	R: 0 E: 0 K: 1 S: 6	H: 1 LOB: 1 BB: 0 P: 6		1B: 3 2B: 1 3B: 0 HR: 0	SF: 0 SAC: 0 DP: 2 HBP: 0	WP: 0 PB: 0 SB: 0 CS: 0	PA: 34
<b>PITCHER</b>	IP	WLS	BF	H	R	ER	SO	BB	IBB	HBP	BLK	WP	HR	S	P	ERA	WHIP				
Tim Conroy, L ERA: 3.44 (1, 1)	9.0	W	34	4	1	1	6	5	0	0	0	0	0	41	61	1.00	1.000				





Batter	1	2	3	4	5	6	7	8	9	AB	R	H	RBI	BB	SO	LOB	TOP										
<b>Rick Peters, S</b> OBP: 0.324, SLG: 0.302 <b>Bill Almon, R</b> OBP: 0.328, SLG: 0.397	0-0 CS 1B		0-3 K		0-3 K		0-0 4-3		0-0 1B	4	0	1	0	0	2	3	<b>Oakland Athletics @ Minnesota Twins</b> Hubert H. Humphrey Metrodome, Minneapolis, MN Thu Aug 04 1983, 8:05 PM EDT Att: 12,457 - Dome - 74 F <a href="http://livebaseballscorecards.com">livebaseballscorecards.com</a>										
<b>Mike Davis, L</b> OBP: 0.306, SLG: 0.376	0-0 G3 1-2		0-0 1B 2-H		0-0 4-3		0-0 4-3	0-0 4-3 3B	0-3 K	5	1	2	1	0	1	2											
<b>Dwayne Murphy, L</b> OBP: 0.331, SLG: 0.363	4-0 BB		0-3 K		4-0 1-3 BB		0-0 L1-3	0-0 4-3 3-H	0-0 4-3	3	0	0	1	2	1	2											
<b>Garry Hancock, L</b> OBP: 0.315, SLG: 0.490 <b>Carney Lansford, R</b> OBP: 0.361, SLG: 0.498	0-3 K		0-0 2B G3-2 1B		0-0 L1-3		0-0 4-3	0-0 E 2B		3	0	1	0	0	1	2											
<b>Wayne Gross, L</b> OBP: 0.321, SLG: 0.401 <b>Davey Lopes, R</b> OBP: 0.347, SLG: 0.449	4-0 BB G6-3		0-0 1-3 2B		0-0 4-3		0-3 K			2	0	1	0	1	0	0											
<b>Bob Keamey, R</b> OBP: 0.315, SLG: 0.397 <b>Rickey Henderson, R</b> OBP: 0.408, SLG: 0.420	0-0 BB G6-3 1-2		0-0 BB		0-0 F2		0-0 E7	0-0 1B 2-H		2	0	0	0	1	0	1											
<b>Donnie Hill, S</b> OBP: 0.238 <b>Mike Heath, R</b> OBP: 0.331, SLG: 0.398	0-0 4-3		0-3 K		0-0 G3		4-0 FC5-4 IBB			3	0	0	0	0	1	3											
<b>Mitchell Page, L</b> OBP: 0.345, SLG: 0.286 <b>Jeff Burroughs, R</b> OBP: 0.342, SLG: 0.386	0-0 1B 2B		0-0 G3-2		0-0 1B HBP		0-0 FC5-4	0-0 1-2		2	1	1	0	0	0	3											
<b>Tony Phillips, S</b> OBP: 0.322, SLG: 0.300	0-0 F5		0-0 4-3		0-0 4-3		0-0 1B	0-3 K		4	0	1	0	0	1	1											
<b>Inning Stats</b>	R: 0 E: 0 K: 1 S: 5	H: 1 LOB: 1 BB: 1 P: 9	R: 0 E: 0 K: 0 S: 2	H: 0 LOB: 0 BB: 1 P: 6	R: 1 E: 0 K: 2 S: 9	H: 2 LOB: 1 BB: 0 P: 9	R: 0 E: 0 K: 1 S: 6	H: 2 LOB: 2 BB: 1 P: 10	R: 0 E: 0 K: 0 S: 5	H: 0 LOB: 0 BB: 1 P: 6	R: 0 E: 0 K: 0 S: 4	H: 1 LOB: 2 BB: 0 P: 5	R: 2 E: 1 K: 1 S: 8	H: 3 LOB: 2 BB: 1 P: 12	R: 0 E: 0 K: 2 S: 8	H: 1 LOB: 1 BB: 0 P: 8		1B: 6 2B: 4 3B: 1 HR: 0	SF: 0 SAC: 0 DP: 3 HBP: 1	WP: 0 PB: 0 SB: 0 CS: 1	PA: 39						
<b>PITCHER</b>	IP	WLS	BF	H	R	ER	SO	BB	IBB	HBP	BLK	WP	HR	S	P	ERA	WHIP										
<b>Ken Schrom, R</b> ERA: 4.19	(1, 1)	7.0	29	7	2	2	5	4	0	1	0	0	0	34	51	2.57	1.571										
<b>Len Whitehouse, L</b> ERA: 3.39	(8, 1)	2.0	W	10	3	1	1	3	0	1	0	0	0	15	19	4.50	1.500										

Batter	1	2	3	4	5	6	7	8	9	AB	R	H	RBI	BB	SO	LOB	BOTTOM										
<b>Darrell Brown, S</b> OBP: 0.316, SLG: 0.328	0-3 K		0-0 F7 1-2		0-0 4-3 2-3		0-3 K			4	0	0	0	0	2	2	<b>Oakland Athletics @ Minnesota Twins</b> Hubert H. Humphrey Metrodome, Minneapolis, MN Thu Aug 04 1983, 8:05 PM EDT Att: 12,457 - Dome - 74 F <a href="http://livebaseballscorecards.com">livebaseballscorecards.com</a>										
<b>John Castino, R</b> OBP: 0.371, SLG: 0.457	4-0 BB		0-0 5-3		0-0 F7		0-0 F8			3	0	0	0	1	0	1											
<b>Gary Ward, R</b> OBP: 0.330, SLG: 0.482	0-0 F8		0-3 K		0-0 F9 1B 1B		0-0 4-3			4	1	1	0	0	1	1											
<b>Kent Hrbek, L</b> OBP: 0.365, SLG: 0.477	0-0 F5		0-0 2B 1B		0-0 F9 1B 1B		0-0 1-3			4	2	2	0	0	0	1											
<b>Gary Gaetti, R</b> OBP: 0.305, SLG: 0.413	0-0 F8		0-0 F8		0-0 F9		0-0 1B 1B			4	1	1	0	0	0	3											
<b>Randy Bush, L</b> OBP: 0.351, SLG: 0.483 <b>Dave Engle, R</b> OBP: 0.372, SLG: 0.512	4-0 BB		0-0 1B 2B		0-0 1B IBB		0-0 1B 1B			1	0	1	1	2	0	0											
<b>Tom Brunansky, R</b> OBP: 0.288, SLG: 0.385	0-3 K		0-0 6-3		0-0 1B		0-0 K			4	0	1	2	0	2	4											
<b>Houston Jimenez, R</b> OBP: 0.257, SLG: 0.323 <b>Ron Washington, R</b> OBP: 0.296, SLG: 0.344	0-0 F5		0-0 F7		0-0 L7		0-0 1B			3	0	0	0	0	0	3											
<b>Ray Smith, R</b> OBP: 0.294, SLG: 0.280	0-0 E5		0-0 F7		0-0 4-3 2B		0-0 L7		0-0 F8	4	0	1	0	0	0	4											
<b>Inning Stats</b>	R: 0 E: 0 K: 1 S: 5	H: 0 LOB: 1 BB: 1 P: 9	R: 0 E: 0 K: 1 S: 5	H: 0 LOB: 1 BB: 1 P: 9	R: 0 E: 1 K: 0 S: 3	H: 0 LOB: 0 BB: 0 P: 3	R: 1 E: 0 K: 1 S: 7	H: 2 LOB: 1 BB: 0 P: 7	R: 0 E: 0 K: 0 S: 4	H: 1 LOB: 1 BB: 0 P: 4	R: 2 E: 0 K: 0 S: 6	H: 3 LOB: 2 BB: 1 P: 10	R: 0 E: 0 K: 1 S: 5	H: 0 LOB: 0 BB: 0 P: 5	R: 1 E: 0 K: 1 S: 8	H: 3 LOB: 2 BB: 0 P: 8		1B: 7 2B: 2 3B: 0 HR: 0	SF: 0 SAC: 0 DP: 0 HBP: 0	WP: 0 PB: 0 SB: 0 CS: 0	PA: 36						
<b>PITCHER</b>	IP	WLS	BF	H	R	ER	SO	BB	IBB	HBP	BLK	WP	HR	S	P	ERA	WHIP										
<b>Steve McCatty, R</b> ERA: 4.08	(1, 1)	5.1		6	3	3	3	2	0	0	0	0	0	28	40	5.06	1.500										
<b>Tom Burgmeier, L</b> ERA: 2.57	(6, 1)	2.0	L	8	2	1	1	0	0	0	0	0	0	10	10	4.50	1.000										
<b>Dave Beard, R</b> ERA: 5.75	(8, 1)	0.2		3	1	0	0	1	0	0	0	0	0	5	5	0.00	1.500										



Batter	1	2	3	4	5	6	7	8	9	AB	R	H	RBI	BB	SO	LOB	TOP										
Rickey Henderson, R OBP: 0.407, SLG: 0.417 (1.7)	F9		F9					5-3		3	0	0	0	1	0	0	<p>Oakland Athletics @ Minnesota Twins</p> <p>Hubert H. Humphrey Metrodome, Minneapolis, MN</p> <p>Fri Aug 05 1983, 8:05 PM EDT</p> <p>Att: 8,203 - Dome</p> <p>livebaseballscores.com</p>										
Bill Almon, R Wayne Gross, L OBP: 0.325, SLG: 0.393 (1.3) OBP: 0.321, SLG: 0.401 (9.3)	F9			F8	K			5-3		4	0	0	0	0	1	1											
Dwayne Murphy, L OBP: 0.332, SLG: 0.363 (1.8)	K			2B HR	1B			K		3	1	1	0	1	2	0											
Davey Lopes, R OBP: 0.346, SLG: 0.447 (1.4)		F6		F7				L8		4	0	1	0	0	0	1											
Carney Lansford, R OBP: 0.359, SLG: 0.498 (1.5)	L4			HR	2B			F3		4	1	1	0	0	0	2											
Jeff Burroughs, R OBP: 0.344, SLG: 0.397 (1.10)				HR				K		4	1	2	3	0	1	2											
Mike Heath, R OBP: 0.326, SLG: 0.391 (1.2)	F9			K						3	0	0	0	0	1	1											
Mike Davis, L OBP: 0.310, SLG: 0.377 (1.9)								L8		2	0	1	0	1	0	0											
Donnie Hill, S OBP: 0.182, SLG: 0.227 (1.6)				F4				F8		2	0	0	0	0	0	1											
<b>Inning Stats</b>	R: 0 E: 0 K: 1 S: 5	H: 0 LOB: 0 BB: 0 P: 5	R: 0 E: 0 K: 0 S: 4	H: 1 LOB: 1 BB: 0 P: 4	R: 0 E: 0 K: 0 S: 2	H: 0 LOB: 0 BB: 1 P: 6	R: 3 E: 0 K: 1 S: 8	H: 3 LOB: 0 BB: 0 P: 8	R: 0 E: 0 K: 1 S: 5	H: 1 LOB: 1 BB: 1 P: 9	R: 0 E: 0 K: 0 S: 3	H: 0 LOB: 0 BB: 0 P: 3	R: 0 E: 0 K: 1 S: 5	H: 0 LOB: 0 BB: 0 P: 5	R: 0 E: 0 K: 1 S: 5	H: 0 LOB: 0 BB: 0 P: 5	1B: 4 2B: 1 3B: 0 HR: 1	SF: 0 SAC: 1 DP: 1 HBP: 0	WP: 0 PB: 0 SB: 1 CS: 2	PA: 33							
<b>PITCHER</b>	IP	WLS	BF	H	R	ER	SO	BB	IBB	HBP	BLK	WP	HR	S	P	ERA	WHIP										
Jack O'Connor, L ERA: 6.28 (1.1)	5.0	L	21	5	3	3	3	3	0	0	0	0	1	24	36	5.40	1.600										
Mike Walters, R ERA: 2.63 (6.1)	4.0		12	1	0	0	2	0	0	0	0	0	0	16	16	0.00	0.250										

Batter	1	2	3	4	5	6	7	8	9	AB	R	H	RBI	BB	SO	LOB	BOTTOM											
Darrell Brown, S OBP: 0.328, SLG: 0.336 (1.8)	6-3									3	0	2	0	1	0	0	<p>Oakland Athletics @ Minnesota Twins</p> <p>Hubert H. Humphrey Metrodome, Minneapolis, MN</p> <p>Fri Aug 05 1983, 8:05 PM EDT</p> <p>Att: 8,203 - Dome</p> <p>livebaseballscores.com</p>											
John Castino, R OBP: 0.371, SLG: 0.455 (1.4)			G6-3	1B				SH1-4	BB	2	0	0	0	1	0	2												
Gary Ward, R OBP: 0.329, SLG: 0.480 (1.7)			G6-3		L7			SH1-4		4	0	1	0	0	1	2												
Gary Ward, R OBP: 0.329, SLG: 0.480 (1.7)	6-3			1-3				K		4	0	1	0	0	1	2												
Dave Engle, R OBP: 0.370, SLG: 0.505 (1.10)	5-3			1B	1B			K		3	1	0	0	1	1	3												
Kent Hrbek, L OBP: 0.364, SLG: 0.474 (1.3)					F7			K		4	0	1	0	0	1	2												
Gary Gaetti, R OBP: 0.304, SLG: 0.411 (1.5)	6-3							FC5-4		4	0	1	0	0	0	2												
Tom Brunansky, R OBP: 0.290, SLG: 0.394 (1.9)								F3		4	1	2	2	0	0	0												
Houston Jimenez, R OBP: 0.247, SLG: 0.309 (1.6)					F8					3	0	0	0	0	0	2												
Ray Smith, R OBP: 0.288, SLG: 0.274 (1.2)				6-3				F8		3	0	0	0	0	0	0												
<b>Inning Stats</b>	R: 0 E: 0 K: 0 S: 3	H: 0 LOB: 1 BB: 1 P: 7	R: 1 E: 0 K: 0 S: 4	H: 2 LOB: 0 BB: 0 P: 4	R: 0 E: 0 K: 0 S: 3	H: 1 LOB: 0 BB: 0 P: 3	R: 1 E: 0 K: 0 S: 5	H: 2 LOB: 2 BB: 1 P: 9	R: 0 E: 0 K: 0 S: 3	H: 1 LOB: 0 BB: 0 P: 3	R: 0 E: 0 K: 1 S: 6	H: 1 LOB: 1 BB: 0 P: 6	R: 0 E: 0 K: 0 S: 3	H: 0 LOB: 0 BB: 0 P: 3	R: 0 E: 0 K: 2 S: 7	H: 0 LOB: 1 BB: 1 P: 11		R: 0 E: 0 K: 0 S: 3	H: 0 LOB: 0 BB: 0 P: 3	1B: 6 2B: 0 3B: 0 HR: 1	SF: 0 SAC: 1 DP: 1 HBP: 0	WP: 0 PB: 0 SB: 0 CS: 2	PA: 34					
<b>PITCHER</b>	IP	WLS	BF	H	R	ER	SO	BB	IBB	HBP	BLK	WP	HR	S	P	ERA		WHIP										
Gorman Heimuller, L ERA: 4.66 (1.1)	7.1	W	29	7	2	2	1	3	0	0	0	0	1	28	40	2.46		1.364										
Dave Beard, R ERA: 5.5 (8.1)	1.2	S	5	0	0	0	2	0	0	0	0	0	0	9	9	0.00	0.000											



Batter	1	2	3	4	5	6	7	8	9	10	11	12	13	AB R H RBI BB SO LOB	TOP									
Rickey Henderson, R OBP: 0.400, SLG: 0.410 Mitchell Page, L OBP: 0.330, SLG: 0.280 Bill Almon, R OBP: 0.324, SLG: 0.389 (7, PH) (7, 3)	F3		G6-4-3 1-2		L9-5 2-3				L9			5-3	K	2 0 0 0 0 0 1 1 0 0 0 0 0 2 3 0 0 0 1 1 0										
Mike Davis, L OBP: 0.314, SLG: 0.390 (1, 9)	F8													6 1 3 1 0 2 2										
Dwayne Murphy, L OBP: 0.327, SLG: 0.356 (11, 10) (11, 8)	3-1													6 0 0 0 0 3 4										
Davey Lopes, R OBP: 0.346, SLG: 0.442 (1, 4)														4 1 0 0 2 2 0										
Carney Lansford, R OBP: 0.370, SLG: 0.517 (1, 5)														5 1 4 1 0 0 2										
Garry Hancock, L OBP: 0.318, SLG: 0.507 (1, 3) (7, 7)														5 1 2 2 0 0 2										
Rick Peters, S OBP: 0.322, SLG: 0.295 Jeff Blumofsky, R OBP: 0.348, SLG: 0.397 Steve McCatty, R (11, PR) Tom Burgmeier, L (11, 1) Keith Atherton, R (12, 1)														3 0 0 0 1 1 3 0 0 0 0 1 0 0 0 0 0 0 0 0 0 1 0 0 0 0 1 0 5 1 2 0 1 2 0										
Mike Heath, R OBP: 0.332, SLG: 0.391 (1, 2)														5 1 2 0 1 2 0										
Tony Phillips, S OBP: 0.325, SLG: 0.316 (1, 6)														5 1 2 2 1 1 5										
<b>Inning Stats</b>	R: 0 E: 0 K: 0 S: 3	H: 0 LOB: 0 BB: 0 P: 3	R: 0 E: 0 K: 0 S: 4	H: 1 LOB: 1 BB: 0 P: 4	R: 0 E: 0 K: 0 S: 2	H: 0 LOB: 0 BB: 1 P: 6	R: 1 E: 0 K: 1 S: 6	H: 2 LOB: 1 BB: 1 P: 10	R: 0 E: 0 K: 0 S: 10	H: 1 LOB: 1 BB: 1 P: 4	R: 0 E: 0 K: 1 S: 7	H: 0 LOB: 0 BB: 0 P: 5	R: 0 E: 0 K: 1 S: 5	H: 1 LOB: 3 BB: 2 P: 13	R: 0 E: 0 K: 1 S: 6	H: 1 LOB: 2 BB: 1 P: 10	R: 2 E: 0 K: 2 S: 9	H: 2 LOB: 0 BB: 0 P: 9	1B: 7 2B: 4 3B: 1 HR: 3	SF: 0 SAC: 1 DP: 4 HBP: 1	WP: 1 PB: 0 SB: 3 CS: 2	PA: 55		
<b>PITCHER</b>	IP WLS BF H R ER SO BB IBB HBP BLK WP HR S P ERA WHIP																							
Bobby Castillo, R ERA: 4.41 Len Whitehouse, L ERA: 3.16 Ron Davis, R ERA: 3.68	6.1 4.0 2.2	L 12	27 16	8 2	4 0	4 0	4 5	3 1	0 1	0 0	0 0	0 0	0 0	0 1	18 26	6.75 1.875								

Oakland Athletics @ Minnesota Twins  
Hubert H. Humphrey Metrodome, Minneapolis, MN  
Sat Aug 06 1983, 8:05 PM EDT  
Att. 11,759 - Dome - 75 F

AB	46
R	6
H	13
RBI	6
BB	7
SO	13
LOB	21



Batter	1	2	3	4	5	6	7	8	9	10	11	12	13	AB R H RBI BB SO LOB	BOTTOM										
Darrell Brown, S OBP: 0.336, SLG: 0.343 (1, 8)	F7													6 2 3 0 0 0 1											
John Castillo, R OBP: 0.369, SLG: 0.450 (1, 4)	4-3													6 0 1 0 0 0 2											
Gary Ward, R OBP: 0.327, SLG: 0.480 (1, 7)	K													6 0 1 0 0 3 4											
Kent Hrbek, L OBP: 0.366, SLG: 0.476 (1, 3)														5 1 2 2 1 1 1											
Gary Gaetti, R OBP: 0.304, SLG: 0.416 (1, 5)														5 1 1 2 1 2 2											
Randy Bush, L OBP: 0.352, SLG: 0.481 Dave Engle, R OBP: 0.364, SLG: 0.495 (5, PH)														1 0 0 0 1 0 0 4 0 0 0 0 0 2											
Tom Brunansky, R OBP: 0.291, SLG: 0.391 (1, 9)														3 0 0 0 2 0 0											
Ray Smith, R OBP: 0.293, SLG: 0.275 Bobby Mitchell, L OBP: 0.341, SLG: 0.307 (9, PR) Tim Laudner, R OBP: 0.252, SLG: 0.309 (10, 2)														3 0 1 0 1 1 1 0 0 0 0 0 0 0 1 0 0 0 0 0 0											
Houston Jimenez, R OBP: 0.237, SLG: 0.296 Ron Washington, R OBP: 0.294, SLG: 0.341 (9, PH) (10, 6)														3 0 0 0 0 2 3 2 0 0 0 0 1 1											
<b>Inning Stats</b>	R: 0 E: 0 K: 1 S: 5	H: 0 LOB: 0 BB: 0 P: 5	R: 0 E: 0 K: 1 S: 4	H: 0 LOB: 3 BB: 4 P: 20	R: 3 E: 0 K: 0 S: 6	H: 3 LOB: 0 BB: 0 P: 6	R: 0 E: 0 K: 1 S: 5	H: 0 LOB: 0 BB: 0 P: 5	R: 1 E: 0 K: 0 S: 5	H: 3 LOB: 2 BB: 1 P: 9	R: 0 E: 0 K: 1 S: 4	H: 0 LOB: 0 BB: 1 P: 8	R: 0 E: 0 K: 1 S: 5	H: 1 LOB: 1 BB: 0 P: 4	R: 0 E: 0 K: 0 S: 4	H: 1 LOB: 1 BB: 0 P: 4	R: 0 E: 0 K: 1 S: 8	H: 1 LOB: 1 BB: 0 P: 8	R: 0 E: 0 K: 1 S: 5	H: 0 LOB: 0 BB: 0 P: 5	1B: 6 2B: 1 3B: 1 HR: 1	SF: 0 SAC: 0 DP: 3 HBP: 0	WP: 0 PB: 0 SB: 0 CS: 0	PA: 51	
<b>PITCHER</b>	IP WLS BF H R ER SO BB IBB HBP BLK WP HR S P ERA WHIP																								
Mike Norris, R ERA: 3.76 Tom Underwood, L ERA: 4.44 Tom Burgmeier, L ERA: 2.72 Tom Burgmeier, L ERA: 2.72 Keith Atherton, R ERA: 3.38	3.0 3.0 5.0 5.0 2.0	WLS 12 7 17 W	BF 15 12 2 17 7	H 3 1 0 0	R 3 1 0 0	ER 3 1 0 0	SO 2 1 3 0	BB 4 1 0 0	IBB 0 1 0 0	HBP 0 0 0 0	BLK 0 0 0 0	WP 0 0 0 0	HR 1 14 23 23	S 15 22 23 23	P 31 3.00 0.00 0.00 0.00	ERA 9.00 1.333 0.400 0.400	WHIP 2.333 1.333 0.400 0.400								

Oakland Athletics @ Minnesota Twins  
Hubert H. Humphrey Metrodome, Minneapolis, MN  
Sat Aug 06 1983, 8:05 PM EDT  
Att. 11,759 - Dome - 75 F

AB	45
R	4
H	9
RBI	4
BB	6
SO	10
LOB	17





Batter	1	2	3	4	5	6	7	8	9	AB	R	H	RBI	BB	SO	LOB	TOP						
<b>Bill Almon, R</b> OBP: 0.325, SLG: 0.390 (1, 3)	L7	WP 1B BB		FC3-6 1B		SF9-3-2-6 1-2 3-H		SF8		2	1	1	2	1	0	0							
<b>Mike Heath, R</b> OBP: 0.333, SLG: 0.391 (1, 7)	BB 1B	BB 1B		FC3-6 FC6-4 1-2			5-3	G3		5	0	2	2	0	0	1							
<b>Davey Lopes, R</b> OBP: 0.349, SLG: 0.443 (1, 4)	K			FC6-4 1-2			BLK 1B			4	0	2	0	1	1	2							
<b>Jeff Burroughs, R</b> OBP: 0.344, SLG: 0.392 (1, 10)	BB 1-2	K			1-3		F7		L5	4	0	0	0	1	1	4							
<b>Carney Lansford, R</b> OBP: 0.367, SLG: 0.509 (1, 5)	4-3				4-3		1-2 IBB		F9	4	0	0	0	1	0	3							
<b>Dwayne Murphy, L</b> OBP: 0.326, SLG: 0.354 (1, 8)		F7	L9		K		K		FC5-4 1B	5	0	1	0	0	2	2							
<b>Bob Kearney, R</b> OBP: 0.324, SLG: 0.413 (1, 2)		FC6-4 WP BB 1B				1B HBP			FC5-4 1-2	3	3	2	1	1	0	2							
<b>Mike Davis, L</b> OBP: 0.316, SLG: 0.389 (1, 9)		FC6-4 1-2 BB	L6			F8			SF8 1B	3	1	1	0	1	0	2							
<b>Tony Phillips, S</b> OBP: 0.324, SLG: 0.315 (1, 6)		FC6-4 WP BB 1B		5-3		1B		4-3		4	1	1	0	0	0	3							
<b>Inning Stats</b>	R: 0 E: 0 K: 1 S: 6	H: 1 LOB: 2 BB: 1 P: 10	R: 3 E: 0 K: 1 S: 7	H: 2 LOB: 2 BB: 3 P: 19	R: 0 E: 0 K: 0 S: 3	H: 0 LOB: 1 BB: 0 P: 7	R: 0 E: 0 K: 0 S: 4	H: 1 LOB: 1 BB: 0 P: 4	R: 0 E: 0 K: 1 S: 5	H: 0 LOB: 0 BB: 0 P: 5	R: 1 E: 0 K: 0 S: 3	H: 1 LOB: 0 BB: 0 P: 4	R: 0 E: 0 K: 1 S: 6	H: 1 LOB: 2 BB: 1 P: 10	R: 2 E: 1 K: 0 S: 5	H: 2 LOB: 0 BB: 0 P: 5	R: 0 E: 0 K: 0 S: 5	H: 2 LOB: 2 BB: 0 P: 5	1B: 9 2B: 1 3B: 0 HR: 1	SF: 2 SAC: 0 DP: 1 HBP: 1	WP: 1 PB: 0 SB: 0 CS: 0	PA: 43	
<b>PITCHER</b>	IP	WLS	BF	H	R	ER	SO	BB	IBB	HBP	BLK	WP	HR	S	P	ERA	WHIP					ERA	WHIP
<b>Frank Viola, L</b> ERA: 5.42 (1, 1)	7.0	L	35	8	6	5	4	5	1	1	1	1	1	36	61	6.43	1.857						
<b>Rick Lysander, R</b> ERA: 2.52 (8, 1)	1.0		3	0	0	0	0	0	0	0	0	0	0	3	3	0.00	0.000						
<b>Pete Filson, L</b> ERA: 3.6 (9, 1)	1.0		5	2	0	0	0	0	0	0	0	0	0	5	5	0.00	2.000						

Oakland Athletics @ Minnesota Twins  
Hubert H. Humphrey Metrodome, Minneapolis, MN  
Sun Aug 07 1983, 4:33 AM EDT  
Att: 8,503 - Dome - 76 F

AB	34
R	6
H	10
RBI	5
BB	6
SO	4
LOB	19



Batter	1	2	3	4	5	6	7	8	9	AB	R	H	RBI	BB	SO	LOB	BOTTOM						
<b>Darrell Brown, S</b> OBP: 0.324, SLG: 0.331 (1, 8)	6-3		K		K		K		F8	5	0	0	0	0	3	5							
<b>John Castino, R</b> OBP: 0.367, SLG: 0.446 (1, 4)	F8		FC6-4 BB		FC5-4 1-2		K		F8	4	0	0	0	1	1	5							
<b>Gary Ward, R</b> OBP: 0.326, SLG: 0.480 (1, 7)	F8		FC6-4 1-2			F7 2B		F9		4	0	1	0	0	0	3							
<b>Kent Hrbek, L</b> OBP: 0.370, SLG: 0.478 (1, 3)		1B 1B		FC4 1B		F3		G6-4-3 BB		3	0	2	0	1	0	1							
<b>Gary Gaetti, R</b> OBP: 0.304, SLG: 0.413 (1, 5)		K		FC4 1-2		BB		G6-4-3 1-2		3	0	0	0	1	1	3							
<b>Randy Bush, L</b> OBP: 0.348, SLG: 0.474 (1, 10)		F8		F7		F7 2-3		F8		4	0	0	0	0	0	4							
<b>Tom Brunansky, R</b> OBP: 0.293, SLG: 0.391 (1, 9)			F7		F7		L5			3	0	1	0	1	0	3							
<b>Ron Washington, R</b> OBP: 0.297, SLG: 0.341 (1, 6)		F8		FC5-4 1B		BB BB		F7		3	0	1	0	1	0	3							
<b>Ray Smith, R</b> OBP: 0.289, SLG: 0.271 (1, 2)										2	0	0	0	0	1	1							
<b>Dave Engle, R</b> OBP: 0.367, SLG: 0.495 (7, PH)			5-3							0	0	0	0	1	0	0							
<b>Tim Laudner, R</b> OBP: 0.257, SLG: 0.323 (8, 2)					K					1	0	1	0	0	0	0							
<b>Inning Stats</b>	R: 0 E: 0 K: 0 S: 3	H: 0 LOB: 0 BB: 0 P: 3	R: 0 E: 0 K: 1 S: 7	H: 2 LOB: 0 BB: 0 P: 7	R: 0 E: 0 K: 1 S: 5	H: 0 LOB: 1 BB: 1 P: 9	R: 0 E: 0 K: 0 S: 4	H: 1 LOB: 1 BB: 0 P: 4	R: 0 E: 0 K: 2 S: 8	H: 1 LOB: 1 BB: 0 P: 8	R: 0 E: 0 K: 0 S: 4	H: 0 LOB: 2 BB: 2 P: 15	R: 0 E: 0 K: 0 S: 2	H: 0 LOB: 0 BB: 1 P: 6	R: 0 E: 0 K: 0 S: 4	H: 1 LOB: 2 BB: 1 P: 8	1B: 4 2B: 2 3B: 0 HR: 0	SF: 0 SAC: 0 DP: 1 HBP: 0	WP: 0 PB: 0 SB: 0 CS: 0	PA: 38			
<b>PITCHER</b>	IP	WLS	BF	H	R	ER	SO	BB	IBB	HBP	BLK	WP	HR	S	P	ERA	WHIP					ERA	WHIP
<b>Chris Codiroli, R</b> ERA: 4.52 (1, 1)	6.0	W	27	5	0	0	4	4	0	0	0	0	0	31	47	0.00	1.500						
<b>Keith Atherton, R</b> ERA: 2.96 (7, 1)	3.0	S	11	1	0	0	2	2	0	0	0	0	0	13	21	0.00	1.000						

Oakland Athletics @ Minnesota Twins  
Hubert H. Humphrey Metrodome, Minneapolis, MN  
Sun Aug 07 1983, 4:33 AM EDT  
Att: 8,503 - Dome - 76 F

AB	32
R	0
H	6
RBI	0
BB	6
SO	6
LOB	28





Batter	1	2	3	4	5	6	7	8	9	AB	R	H	RBI	BB	SO	LOB	TOP			
Tony Bernazard, S (1, 4) OBP: 0.341, SLG: 0.384										3	1	2	0	1	0	1	<b>Seattle Mariners @ Oakland Athletics</b> Oakland-Alameda County Coliseum, Oakland, CA Mon Aug 08 1983, 7:05 PM PDT Att: 14,329 - Unknown			
Domingo Ramos, R (1, 6) OBP: 0.350, SLG: 0.389										4	0	0	0	0	0	4				
Pat Putnam, L (1, 3) OBP: 0.313, SLG: 0.438										2	0	0	0	2	0	1				
Richie Zisk, R (1, 10) OBP: 0.307, SLG: 0.397										4	0	1	1	0	2	4				
Steve Henderson, R (1, 7) OBP: 0.350, SLG: 0.395										4	0	0	0	0	0	2				
Dave Henderson, R (1, 9) OBP: 0.297, SLG: 0.407										3	0	0	0	0	1	0				
Manny Castillo, S (9, PH) OBP: 0.250, SLG: 0.286										1	0	0	0	0	1	0				
Jamie Allen, R (1, 5) OBP: 0.330, SLG: 0.322										3	0	1	0	0	0	0				
Al Chambers, L (9, PH) OBP: 0.436, SLG: 0.406										1	0	0	0	0	1	0				
Jamie Nelson, R (1, 2) OBP: 0.282, SLG: 0.324										3	0	1	0	0	0	1				
Ricky Nelson, L (9, PH) OBP: 0.314, SLG: 0.415										1	0	0	0	0	0	0				
John Moses, S (1, 8) OBP: 0.304, SLG: 0.287										1	0	0	0	2	0	1				
<b>Inning Stats</b>	R: 1 E: 0 K: 0 S: 4	H: 2 LOB: 1 BB: 1 P: 8	R: 0 E: 0 K: 0 S: 4	H: 1 LOB: 1 BB: 0 P: 4	R: 0 E: 0 K: 1 S: 6	H: 1 LOB: 0 BB: 0 P: 6	R: 0 E: 0 K: 1 S: 5	H: 0 LOB: 3 BB: 3 P: 17	R: 0 E: 0 K: 0 S: 4	H: 1 LOB: 1 BB: 0 P: 4	R: 0 E: 0 K: 0 S: 2	H: 0 LOB: 0 BB: 1 P: 6	R: 0 E: 0 K: 0 S: 3	H: 0 LOB: 0 BB: 0 P: 3	R: 0 E: 0 K: 2 S: 7	H: 0 LOB: 0 BB: 0 P: 7	1B: 5 2B: 0 3B: 0 HR: 0	SF: 0 SAC: 0 DP: 2 HBP: 0	WP: 0 PB: 0 SB: 2 CS: 0	PA: 35
<b>PITCHER</b>	IP WLS BF H R ER SO BB IBB HBP BLK WP HR S P ERA WHIP																			
Tim Conroy, L (1, 1) ERA: 3.3	7.0 W 29 5 1 1 3 5 0 0 0 0 0 0 0 30 50 1.29 1.429																			
Dave Beard, R (8, 1) ERA: 5.22	2.0 S 6 0 0 0 2 0 0 0 0 0 0 0 0 10 10 0.00 0.000																			

AB	30
R	1
H	5
RBI	1
BB	5
SO	5
LOB	14



Batter	1	2	3	4	5	6	7	8	9	AB	R	H	RBI	BB	SO	LOB	BOTTOM			
Tony Phillips, S (1, 6) OBP: 0.320, SLG: 0.311										4	0	0	0	0	1	1	<b>Seattle Mariners @ Oakland Athletics</b> Oakland-Alameda County Coliseum, Oakland, CA Mon Aug 08 1983, 7:05 PM PDT Att: 14,329 - Unknown			
Mike Davis, L (1, 9) OBP: 0.318, SLG: 0.394										4	0	2	0	0	1	0				
Dwayne Murphy, L (1, 8) OBP: 0.327, SLG: 0.365										4	1	2	1	0	0	1				
Davey Lopes, R (1, 4) OBP: 0.348, SLG: 0.439										3	0	0	0	1	0	2				
Carney Lansford, R (1, 5) OBP: 0.363, SLG: 0.502										3	0	0	0	0	0	2				
Gary Hancock, L (1, 7) OBP: 0.316, SLG: 0.523										3	1	1	1	0	0	0				
Jeff Burroughs, R (1, 10) OBP: 0.343, SLG: 0.389										2	0	0	0	1	1	0				
Wayne Gross, L (1, 3) OBP: 0.318, SLG: 0.396										3	0	0	0	0	0	1				
Mike Heath, R (1, 2) OBP: 0.333, SLG: 0.387										2	0	0	0	0	0	0				
<b>Inning Stats</b>	R: 0 E: 0 K: 1 S: 6	H: 1 LOB: 2 BB: 1 P: 10	R: 0 E: 0 K: 1 S: 5	H: 0 LOB: 0 BB: 0 P: 5	R: 0 E: 0 K: 1 S: 4	H: 0 LOB: 0 BB: 0 P: 5	R: 2 E: 0 K: 0 S: 5	H: 2 LOB: 1 BB: 1 P: 9	R: 0 E: 0 K: 0 S: 3	H: 0 LOB: 0 BB: 0 P: 3	R: 0 E: 0 K: 0 S: 3	H: 0 LOB: 0 BB: 0 P: 3	R: 0 E: 0 K: 0 S: 3	H: 0 LOB: 0 BB: 0 P: 3	R: 0 E: 0 K: 2 S: 7	H: 0 LOB: 0 BB: 0 P: 7		1B: 2 2B: 1 3B: 0 HR: 2	SF: 0 SAC: 0 DP: 1 HBP: 1	WP: 0 PB: 0 SB: 0 CS: 0
<b>PITCHER</b>	IP WLS BF H R ER SO BB IBB HBP BLK WP HR S P ERA WHIP																			
Jim Beattie, R (1, 1) ERA: 3.91	8.0 L 31 5 2 2 3 2 0 1 0 0 2 34 43 2.25 0.875																			

AB	28
R	2
H	5
RBI	2
BB	2
SO	3
LOB	7





Batter	1	2	3	4	5	6	7	8	9	AB	R	H	RBI	BB	SO	LOB	TOP				
Tony Bernazard, S (1, 4) OBP: 0.339, SLG: 0.380	F5		2-3		E 2B S BB	K		F6		4	1	0	0	1	1	2					
Spike Owen, S (1, 6) OBP: 0.296, SLG: 0.336	BB BB		K		F5	FC6-4		5-3		4	0	0	0	1	1	3					
Pat Putnam, L (1, 3) OBP: 0.314, SLG: 0.440	F3			1B BB 2B	1B 1B			F7		5	1	2	1	0	0	1					
Al Chambers, L (1, 10) OBP: 0.463, SLG: 0.406 Richie Zisk, R (6, PH) OBP: 0.305, SLG: 0.394	1-2 BB			1B BB 2B	FC6-5-4			F4		0	1	0	0	2	0	0					
Ricky Nelson, L (1, 7) OBP: 0.314, SLG: 0.413 Dave Henderson, R (6, 9) OBP: 0.296, SLG: 0.405	K			2B 1-2 2-3 1B	K			F7		2	0	0	0	0	0	1					
Ron Roenicke, S (1, 9) OBP: 0.299, SLG: 0.313		4-3		4-3 SF8 2B		WP 5-3 2B		2-3		0	1	0	0	2	0	0					
Manny Castillo, S (1, 5) OBP: 0.250, SLG: 0.285		6-3		4-3		5-3				4	0	1	2	0	0	1					
Rick Sweet, S (1, 2) OBP: 0.255, SLG: 0.241 Steve Henderson, R (8, PH) OBP: 0.349, SLG: 0.393 Jamie Nelson, R (8, 2) OBP: 0.282, SLG: 0.324	4-3			SF8		CI		F8		1	0	0	1	0	0	0					
John Moses, S (1, 8) OBP: 0.293, SLG: 0.276			F4	K		E4 FC6-4		F8		1	0	0	0	0	1	2					
<b>Inning Stats</b>	R: 0 E: 0 K: 1 S: 5	H: 0 LOB: 2 BB: 2 P: 13	R: 0 E: 0 K: 0 S: 3	H: 0 LOB: 0 BB: 0 P: 3	R: 0 E: 0 K: 1 S: 5	H: 0 LOB: 0 BB: 0 P: 5	R: 4 E: 0 K: 1 S: 8	H: 3 LOB: 1 BB: 1 P: 12	R: 1 E: 0 K: 1 S: 6	H: 1 LOB: 1 BB: 1 P: 10	R: 0 E: 0 K: 0 S: 3	H: 0 LOB: 0 BB: 0 P: 3	R: 0 E: 0 K: 0 S: 4	H: 1 LOB: 1 BB: 0 P: 4	R: 0 E: 0 K: 0 S: 3	H: 0 LOB: 0 BB: 0 P: 3	1B: 3 2B: 3 3B: 0 HR: 0	SF: 1 SAC: 0 DP: 0 HBP: 0	WP: 1 PB: 0 SB: 1 CS: 0	PA: 39	
<b>PITCHER</b>	IP	WLS	BF	H	R	ER	SO	BB	IBB	HBP	BLK	WP	HR	S	P	ERA	WHIP				
Steve McCatty, R (1, 1) ERA: 4.37	4.1		21	4	5	5	3	4	0	0	0	0	0	23	39	10.38	1.846				
Tom Underwood, L (5, 1) ERA: 4.4	3.0	W	13	2	1	1	2	0	0	0	0	1	0	17	17	3.00	0.667				
Dave Beard, R (8, 1) ERA: 5.01	1.2	S	5	0	0	0	0	0	0	0	0	0	0	5	5	0.00	0.000				

Seattle Mariners @ Oakland Athletics  
Oakland-Alameda County Coliseum, Oakland, CA  
Tue Aug 09 1983, 7:05 PM PDT  
Att: 6,848 - Unknown

AB	33
R	6
H	6
RBI	6
BB	4
SO	5
LOB	14



Batter	1	2	3	4	5	6	7	8	9	AB	R	H	RBI	BB	SO	LOB	BOTTOM					
Mike Davis, L (1, 9) OBP: 0.317, SLG: 0.394	F9	F2		1B 2B		F4		6-3		5	1	1	1	0	0	3						
Mike Heath, R (1, 2) OBP: 0.337, SLG: 0.386	6-3	G3		BB 1B			HR BB			3	1	1	1	1	0	2						
Dwayne Murphy, L (1, 8) OBP: 0.329, SLG: 0.373	G3		3-1	FC6-4 BB			HR			3	1	1	2	1	0	0						
Davey Lopes, R (1, 4) OBP: 0.347, SLG: 0.437		E 3B 1B	K	FC6-4		F8				4	1	1	0	0	1	2						
Carney Lansford, R (1, 5) OBP: 0.365, SLG: 0.506		E8 3B 1B		2B		F8		K		4	1	2	0	0	1	0						
Gary Hancock, L (1, 7) OBP: 0.317, SLG: 0.529		E 3B	6-3			F7		K		4	1	1	2	0	1	1						
Wayne Gross, L (1, 3) OBP: 0.313, SLG: 0.390	F2			F8		6-3		4-3		4	0	0	0	0	0	1						
Mitchell Page, L (1, 10) OBP: 0.355, SLG: 0.288 Jeff Burroughs, R (8, PH) OBP: 0.345, SLG: 0.391 Bill Almon, R (8, FR) OBP: 0.325, SLG: 0.390		E HBP		6-3 2B 1B		F7		1B		2	1	1	0	0	0	0						
Tony Phillips, S (1, 6) OBP: 0.316, SLG: 0.306	E1			6-3		K		F9		4	0	0	0	0	1	3						
<b>Inning Stats</b>	R: 0 E: 0 K: 0 S: 3	H: 0 LOB: 0 BB: 0 P: 3	R: 3 E: 2 K: 0 S: 7	H: 3 LOB: 2 BB: 0 P: 8	R: 0 E: 0 K: 1 S: 6	H: 1 LOB: 1 BB: 0 P: 6	R: 2 E: 0 K: 0 S: 6	H: 3 LOB: 2 BB: 1 P: 10	R: 0 E: 0 K: 0 S: 3	H: 0 LOB: 0 BB: 0 P: 3	R: 0 E: 0 K: 1 S: 5	H: 0 LOB: 0 BB: 0 P: 5	R: 2 E: 0 K: 2 S: 8	H: 1 LOB: 0 BB: 1 P: 12	R: 0 E: 0 K: 0 S: 4	H: 1 LOB: 1 BB: 0 P: 4	R: 0 E: 0 K: 0 S: 3	H: 0 LOB: 0 BB: 0 P: 3	1B: 5 2B: 2 3B: 1 HR: 1	SF: 0 SAC: 0 DP: 0 HBP: 1	WP: 0 PB: 0 SB: 1 CS: 0	PA: 37
<b>PITCHER</b>	IP	WLS	BF	H	R	ER	SO	BB	IBB	HBP	BLK	WP	HR	S	P	ERA	WHIP					
Glenn Abbott, R (1, 1) ERA: 4.38	3.2		21	7	4	4	1	1	0	0	0	0	1	10	14	7.71	0.857					
Bob Stoddard, R (4, 1) ERA: 4.61	2.1	L	9	1	2	2	1	1	0	0	0	0	0	4	4	0.00	0.000					
Mike Stanton, R (7, 1) ERA: 4.28	0.2		2	0	0	0	1	0	0	0	0	0	0	4	4	0.00	0.000					
Ed Vande Berg, L (7, 1) ERA: 3.74	1.1		5	1	0	0	1	0	0	0	0	0	0	7	7	0.00	0.750					

Seattle Mariners @ Oakland Athletics  
Oakland-Alameda County Coliseum, Oakland, CA  
Tue Aug 09 1983, 7:05 PM PDT  
Att: 6,848 - Unknown

AB	34
R	7
H	9
RBI	6
BB	2
SO	4
LOB	12









Batter	1	2	3	4	5	6	7	8	9	AB	R	H	RBI	BB	SO	LOB	TOP
Darrell Brown, S OBP: 0.307, SLG: 0.319 (1, 8)	F7		L7		2-3			6-3		4	0	0	0	0	0	1	<b>Minnesota Twins @ Oakland Athletics</b> Oakland-Alameda County Coliseum, Oakland, CA Thu Aug 11 1983, 7:05 PM PDT Att: 6,915 - Unknown <a href="http://livebaseballscores.com">livebaseballscores.com</a>
John Castino, R OBP: 0.360, SLG: 0.437 (1, 4)	F9		F8		F9			G3		4	0	0	0	0	0	1	
Gary Ward, R OBP: 0.325, SLG: 0.482 (1, 7)	1B		1B		4-3			F8		4	0	2	0	0	0	0	
Kent Hrbek, L OBP: 0.370, SLG: 0.472 (1, 3)	F6		F9		4-3			6-3		3	0	0	0	1	0	2	
Gary Gaetti, R OBP: 0.308, SLG: 0.425 (1, 5)	HBP		FC3-6		6-3			F6		3	0	1	0	0	0	1	
Randy Bush, L OBP: 0.338, SLG: 0.459 (1, 10)	FC3-6		1B		F5			F7		4	0	0	0	0	1	3	
Tom Brunansky, R OBP: 0.294, SLG: 0.391 (1, 9)	L5		L5		4-3			F9		4	0	0	0	0	0	2	
Ron Washington, R OBP: 0.294, SLG: 0.335 (1, 6)	1B		1B		2-3			5-3		3	0	2	0	0	0	0	
Ray Smith, R OBP: 0.284, SLG: 0.266 (1, 2)	F8		F8		F7			5-3		3	0	0	0	0	0	3	
<b>Inning Stats</b>	R: 0 E: 0 K: 0 S: 4	H: 1 LOB: 1 BB: 0 P: 4	R: 0 E: 0 K: 0 S: 4	H: 1 LOB: 2 BB: 0 P: 5	R: 0 E: 0 K: 0 S: 4	H: 1 LOB: 1 BB: 0 P: 4	R: 0 E: 0 K: 0 S: 3	H: 0 LOB: 0 BB: 0 P: 3	R: 0 E: 0 K: 0 S: 4	H: 1 LOB: 1 BB: 0 P: 4	R: 0 E: 0 K: 0 S: 3	H: 0 LOB: 0 BB: 0 P: 3	R: 0 E: 0 K: 1 S: 6	H: 1 LOB: 1 BB: 0 P: 6	1B: 5 2B: 0 3B: 0 HR: 0	SF: 0 SAC: 0 DP: 0 HBP: 1	WP: 0 PA: 34 PB: 0 SB: 0 CS: 0
<b>PITCHER</b> Chris Codiroli, R ERA: 4.26 (1, 1)	IP: 9.0 WLS: W BF: 34 H: 5 R: 0 ER: 0 SO: 1 BB: 1 IBB: 0 HBP: 1 BLK: 0 WP: 0 HR: 0 S: 34 P: 39 ERA: 0.00 WHIP: 0.667																

Batter	1	2	3	4	5	6	7	8	9	AB	R	H	RBI	BB	SO	LOB	BOTTOM		
Bill Almon, R OBP: 0.322, SLG: 0.399 (1, 3) (7, 7)	1B		G3		SF		F9			3	1	1	1	0	0	0	<b>Minnesota Twins @ Oakland Athletics</b> Oakland-Alameda County Coliseum, Oakland, CA Thu Aug 11 1983, 7:05 PM PDT Att: 6,915 - Unknown <a href="http://livebaseballscores.com">livebaseballscores.com</a>		
Mike Heath, R OBP: 0.332, SLG: 0.379 (1, 2)	1B		K		K		F3			4	1	1	0	0	2	2			
Davey Lopes, R OBP: 0.352, SLG: 0.436 (1, 4)	SF8		K		IBB		F7			2	0	0	1	1	1	0			
Jeff Burroughs, R OBP: 0.346, SLG: 0.390 (1, 10)	5-3		F7		SF8		F8			3	0	1	1	0	0	0			
Carney Lansford, R OBP: 0.360, SLG: 0.494 (1, 5)	5-3		F9		K		1B			4	0	1	1	0	1	3			
Dwayne Murphy, L OBP: 0.327, SLG: 0.376 (1, 8)	K		4-3		HR		K			4	1	1	1	0	2	2			
Rick Peters, S OBP: 0.327, SLG: 0.309 (1, 7)	F7		F7		SH		F9			3	1	1	0	0	0	0			
Wayne Gross, L OBP: 0.312, SLG: 0.389 (7, 3)	1-3		SH		1B		4-3			1	0	0	0	0	0	1			
Mike Davis, L OBP: 0.314, SLG: 0.390 (1, 9)	1-3		SH		1B		F9			2	1	0	0	0	0	0			
Donnie Hill, S OBP: 0.220, SLG: 0.260 (1, 6)	5-3		SF		SF		G3			3	1	1	1	0	0	0			
<b>Inning Stats</b>	R: 2 E: 0 K: 1 S: 8	H: 3 LOB: 1 BB: 0 P: 8	R: 0 E: 0 K: 0 S: 3	H: 0 LOB: 0 BB: 0 P: 3	R: 0 E: 0 K: 2 S: 7	H: 0 LOB: 0 BB: 0 P: 7	R: 0 E: 0 K: 0 S: 3	H: 0 LOB: 0 BB: 0 P: 3	R: 3 E: 1 K: 2 S: 11	H: 2 LOB: 2 BB: 1 P: 15	R: 1 E: 0 K: 0 S: 4	H: 1 LOB: 0 BB: 0 P: 4	R: 0 E: 0 K: 0 S: 3	H: 0 LOB: 0 BB: 0 P: 3	R: 0 E: 0 K: 1 S: 6	H: 1 LOB: 1 BB: 0 P: 6	1B: 4 2B: 2 3B: 0 HR: 1	SF: 3 SAC: 1 DP: 0 HBP: 0	WP: 0 PA: 34 PB: 0 SB: 0 CS: 0
<b>PITCHER</b> Frank Viola, L ERA: 5.52 (1, 1)	IP: 4.0 WLS: L BF: 18 H: 5 R: 5 ER: 4 SO: 3 BB: 0 IBB: 0 HBP: 0 BLK: 0 WP: 0 HR: 0 S: 24 P: 24 ERA: 9.00 WHIP: 1.250																		
Rick Lysander, R ERA: 3.17 (5, 1)	IP: 2.0 WLS: 9 BF: 1 H: 1 R: 1 ER: 1 SO: 2 BB: 0 IBB: 0 HBP: 0 BLK: 0 WP: 0 HR: 1 S: 12 P: 16 ERA: 4.50 WHIP: 0.500																		
Pete Filson, L ERA: 3.47 (7, 1)	IP: 2.0 WLS: 7 BF: 1 H: 0 R: 0 ER: 0 SO: 1 BB: 0 IBB: 0 HBP: 0 BLK: 0 WP: 0 HR: 0 S: 9 P: 9 ERA: 0.00 WHIP: 0.500																		



Batter	1	2	3	4	5	6	7	8	9	AB	R	H	RBI	BB	SO	LOB	TOP								
Darrell Brown, S OBP: 0.316, SLG: 0.327										5	2	3	0	0	0	0									
John Castino, R OBP: 0.359, SLG: 0.435										4	1	1	0	0	0	2									
Gary Ward, R OBP: 0.325, SLG: 0.486										4	1	1	1	0	1	3									
Kent Hrbek, L OBP: 0.374, SLG: 0.475										2	0	1	1	2	0	0									
Gary Gaetti, R OBP: 0.308, SLG: 0.422										3	1	0	1	1	0	3									
Randy Bush, L OBP: 0.335, SLG: 0.456										2	0	0	0	0	0	1									
Dave Engle, R OBP: 0.374, SLG: 0.513										2	0	1	0	0	0	1									
Tom Brunansky, R OBP: 0.293, SLG: 0.389										4	0	1	1	0	1	2									
Ron Washington, R OBP: 0.290, SLG: 0.329										4	0	0	0	0	0	2									
Ray Smith, R OBP: 0.277, SLG: 0.259										4	0	0	0	0	0	0									
<b>Inning Stats</b>	R: 1 E: 0 K: 1 S: 6	H: 2 LOB: 1 BB: 0 P: 6	R: 0 E: 0 K: 1 S: 5	H: 0 LOB: 0 BB: 0 P: 5	R: 0 E: 0 K: 0 S: 4	H: 1 LOB: 1 BB: 0 P: 4	R: 0 E: 0 K: 0 S: 3	H: 0 LOB: 1 BB: 1 P: 7	R: 0 E: 0 K: 0 S: 3	H: 0 LOB: 0 BB: 0 P: 3	R: 3 E: 1 K: 0 S: 7	H: 3 LOB: 2 BB: 1 P: 11	R: 0 E: 0 K: 0 S: 3	H: 0 LOB: 0 BB: 0 P: 3	R: 1 E: 0 K: 0 S: 4	H: 2 LOB: 1 BB: 1 P: 8	R: 0 E: 0 K: 0 S: 3	H: 0 LOB: 0 BB: 0 P: 3	1B: 6 2B: 1 3B: 0 HR: 1	SF: 0 SAC: 0 DP: 1 HBP: 0	WP: 1 PB: 0 SB: 0 CS: 0	PA: 37			
<b>PITCHER</b>	IP WLS BF H R ER SO BB IBB HBP BLK WP HR S P ERA WHIP																								
Mike Warren, R ERA: 7.04	(1, 1) 5.1	21	5	3	2	2	1	0	0	0	0	1	0	24	28	3.38	1.125								
Tom Underwood, L ERA: 4.4	(6, 1) 2.0	L	12	3	2	1	0	2	0	0	0	0	1	10	18	4.50	2.500								
Mark Smith, R ERA:	(8, 1) 1.2		4	0	0	0	0	0	0	0	0	0	0	4	4	0.00	0.000								

Minnesota Twins @ Oakland Athletics  
Oakland-Alameda County Coliseum, Oakland, CA  
Fri Aug 12, 1983, 7:05 PM PDT  
Att: 10,735 - Unknown - 68 F

AB	34
R	5
H	8
RBI	4
BB	3
SO	2
LOB	14



Batter	1	2	3	4	5	6	7	8	9	AB	R	H	RBI	BB	SO	LOB	BOTTOM								
Bill Almon, R OBP: 0.322, SLG: 0.396										3	0	0	1	1	0	1									
Mike Davis, L OBP: 0.311, SLG: 0.386										3	0	0	0	0	1	3									
Davey Lopes, R OBP: 0.351, SLG: 0.435										1	0	0	0	0	0	1									
Dwayne Murphy, L OBP: 0.324, SLG: 0.372										4	0	0	0	0	1	1									
Garry Hancock, L OBP: 0.315, SLG: 0.522										3	0	0	0	0	1	0									
Rickey Henderson, R OBP: 0.404, SLG: 0.414										1	0	0	0	0	0	0									
Wayne Gross, L OBP: 0.312, SLG: 0.389										0	0	0	0	0	0	0									
Carney Lansford, R OBP: 0.360, SLG: 0.490										2	1	0	0	0	0	0									
Bob Kearney, R OBP: 0.324, SLG: 0.408										1	0	1	0	0	0	0									
Jeff Burroughs, R OBP: 0.345, SLG: 0.387										3	1	0	0	1	1	2									
Mike Heath, R OBP: 0.340, SLG: 0.386										4	1	3	0	0	1	1									
Donnie Hill, S OBP: 0.222, SLG: 0.259										4	0	1	1	0	1	3									
Tony Phillips, S OBP: 0.322, SLG: 0.310										3	0	2	1	1	0	0									
<b>Inning Stats</b>	R: 0 E: 0 K: 0 S: 3	H: 0 LOB: 0 BB: 0 P: 3	R: 2 E: 0 K: 0 S: 5	H: 2 LOB: 3 BB: 2 P: 14	R: 0 E: 0 K: 1 S: 5	H: 0 LOB: 0 BB: 0 P: 5	R: 1 E: 0 K: 0 S: 4	H: 2 LOB: 1 BB: 1 P: 8	R: 0 E: 0 K: 2 S: 7	H: 0 LOB: 0 BB: 0 P: 7	R: 0 E: 0 K: 1 S: 6	H: 1 LOB: 1 BB: 0 P: 6	R: 0 E: 0 K: 0 S: 4	H: 1 LOB: 1 BB: 0 P: 4	R: 0 E: 0 K: 2 S: 8	H: 1 LOB: 0 BB: 0 P: 8	R: 0 E: 0 K: 0 S: 3	H: 0 LOB: 0 BB: 0 P: 3	1B: 7 2B: 0 3B: 0 HR: 0	SF: 0 SAC: 1 DP: 1 HBP: 1	WP: 1 PB: 0 SB: 0 CS: 0	PA: 37			
<b>PITCHER</b>	IP WLS BF H R ER SO BB IBB HBP BLK WP HR S P ERA WHIP																								
Ken Schrom, R ERA: 4.04	(1, 1) 6.1	W	28	6	3	3	4	3	0	1	0	0	0	32	45	4.26	1.421								
Len Whitehouse, L ERA: 3.11	(7, 1) 1.0		4	1	0	0	0	0	0	0	0	0	0	4	4	0.00	1.000								
Ron Davis, R ERA: 3.58	(8, 1) 1.2	S	5	0	0	0	2	0	0	0	0	1	0	9	9	0.00	0.000								

Minnesota Twins @ Oakland Athletics  
Oakland-Alameda County Coliseum, Oakland, CA  
Fri Aug 12, 1983, 7:05 PM PDT  
Att: 10,735 - Unknown - 68 F

AB	32
R	3
H	7
RBI	3
BB	3
SO	6
LOB	12





Batter	1	2	3	4	5	6	7	8	9	AB	R	H	RBI	BB	SO	LOB	TOP										
<b>Darrell Brown, S</b> OBP: 0.313, SLG: 0.324 (1, 8)	0-0 4-3		0-0 6-3	0-0 2B 1B 1B		0-3 K		0-0 6-3		5	1	2	0	1	0		<b>Minnesota Twins @ Oakland Athletics</b> Oakland-Alameda County Coliseum, Oakland, CA Sat Aug 13 1983, 3:33 AM PDT Att: 18,028 - Unknown <a href="http://livebaseballscorecards.com">livebaseballscorecards.com</a>										
<b>John Castino, R</b> OBP: 0.361, SLG: 0.436 (1, 4)	4-0 BB		0-0 E5 2B 4-3	0-0 1B SF7 2B		4-0 WP BB		0-3 K		3	2	1	1	2	1	0											
<b>Gary Ward, R</b> OBP: 0.325, SLG: 0.487 (1, 7)	0-3 K		0-0 4-3 2B	0-0 BB 1B		0-3 K		0-0 F9		5	0	2	1	0	2	2											
<b>Kent Hrbek, L</b> OBP: 0.369, SLG: 0.469 (1, 3)	0-3 K		0-0 4-3 2B	0-0 SF7 1B		0-0 4-3		0-0 F7		4	0	0	2	0	1	3											
<b>Gary Gaetti, R</b> OBP: 0.307, SLG: 0.419 (1, 5)		0-0 F8	0-0 F6	0-0 BB 1-2 BB		0-0 F8				3	0	0	0	1	0	1											
<b>Dave Engle, R</b> OBP: 0.372, SLG: 0.506 (1, 10)	0-0 5-3			0-0 BB 6-3		0-0 F7				3	1	0	0	1	0	2											
<b>Tom Brunansky, R</b> OBP: 0.293, SLG: 0.388 (1, 9)		0-0 1B		0-0 F2 1B	0-0 F7		0-0 F2			4	0	1	0	0	0	1											
<b>Ron Washington, R</b> OBP: 0.286, SLG: 0.324 (1, 6)		0-0 F8		0-0 E9 1B BB	0-3 K		0-0 6-3			4	1	0	0	0	1	2											
<b>Tim Laudner, R</b> OBP: 0.259, SLG: 0.336 (1, 2)			0-0 HR	4-0 1B 2B BB	0-3 K		0-0 F4			3	2	1	1	1	1	0											
<b>Inning Stats</b>	R: 0 E: 0 K: 2 S: 7	H: 0 LOB: 1 BB: 1 P: 11	R: 0 E: 0 K: 0 S: 4	H: 1 LOB: 1 BB: 0 P: 4	R: 2 E: 1 K: 0 S: 6	H: 2 LOB: 1 BB: 0 P: 6	R: 5 E: 1 K: 0 S: 7	H: 3 LOB: 2 BB: 3 P: 19	R: 0 E: 0 K: 2 S: 7	H: 0 LOB: 0 BB: 0 P: 7	R: 0 E: 0 K: 0 S: 3	H: 0 LOB: 0 BB: 0 P: 3	R: 0 E: 0 K: 1 S: 5	H: 0 LOB: 0 BB: 0 P: 5	R: 0 E: 0 K: 1 S: 5	H: 0 LOB: 0 BB: 0 P: 5	1B: 3 2B: 2 3B: 0 HR: 1	SF: 1 SAC: 0 DP: 0 HBP: 0	WP: 1 PB: 0 SB: 0 CS: 0	PA: 40							
<b>PITCHER</b>	IP	WLS	BF	H	R	ER	SO	BB	IBB	HBP	BLK	WP	HR	S	P	ERA	WHIP										
<b>Tim Conroy, L</b> ERA: 3.52 (1, 1)	3.1	L	19	4	6	4	2	3	0	0	0	0	1	20	32	10.80	2.100										
<b>Keith Atherton, R</b> ERA: 2.55 (4, 1)	5.2		21	2	1	1	5	2	0	0	0	1	0	29	37	1.59	0.706										

Batter	1	2	3	4	5	6	7	8	9	AB	R	H	RBI	BB	SO	LOB	BOTTOM										
<b>Rickey Henderson, R</b> OBP: 0.491, SLG: 0.410 (1, 7)	0-3 K		0-3 K			0-0 F4		4-0 E BB		3	0	0	0	0	2	0	<b>Minnesota Twins @ Oakland Athletics</b> Oakland-Alameda County Coliseum, Oakland, CA Sat Aug 13 1983, 3:33 AM PDT Att: 18,028 - Unknown <a href="http://livebaseballscorecards.com">livebaseballscorecards.com</a>										
<b>Mitchell Page, L</b> OBP: 0.355, SLG: 0.288 (7, 7)			0-3 K			0-0 F8		0-0 F7		3	0	0	0	0	2	0											
<b>Mike Davis, L</b> OBP: 0.308, SLG: 0.383 (1, 9)	0-3 K		0-3 K					0-0 F7		1	0	0	0	0	3												
<b>Bob Kearney, R</b> OBP: 0.323, SLG: 0.407 (8, 2)								0-0 F7		1	0	0	0	0	3												
<b>Dwayne Murphy, L</b> OBP: 0.324, SLG: 0.373 (1, 8)	0-0 1B				0-0 G3		0-0 L6 1B	0-0 E2 2B		2	0	1	0	0	0	0											
<b>Bill Almon, R</b> OBP: 0.325, SLG: 0.402 (7, 8)							0-0 L6 1B	0-0 E2 2B		2	0	2	3	0	0	0											
<b>Davey Lopes, R</b> OBP: 0.349, SLG: 0.433 (1, 4)	0-0 5-3				0-0 6-3		0-0 1B	0-0 5-3		2	0	0	0	0	0	1											
<b>Tony Phillips, S</b> OBP: 0.323, SLG: 0.311 (7, 4)							1-2 1B			2	0	1	0	0	0	1											
<b>Garry Hancock, L</b> OBP: 0.308, SLG: 0.509 (1, 3)		0-0 4-3		0-0 1-4-3			0-0 L6		0-0 F7	4	0	0	0	0	0	2											
<b>Jeff Burroughs, R</b> OBP: 0.344, SLG: 0.383 (1, 10)		4-0 FC6-4 BB				0-0 F8		0-0 F3		3	0	0	0	1	1	1											
<b>Wayne Gross, L</b> OBP: 0.308, SLG: 0.383 (1, 5)		0-3 K				0-0 L8		0-0 6-3	0-3 K	4	0	0	0	0	2	1											
<b>Mike Heath, R</b> OBP: 0.340, SLG: 0.385 (1, 2) (8, 9)		0-0 FC6-4				0-0 F8		0-0 BB E 1B		3	1	1	0	0	0	1											
<b>Donnie Hill, S</b> OBP: 0.211, SLG: 0.246 (1, 6)			0-3 K			0-0 F8		0-0 E3 BB E		3	1	0	0	0	1	1											
<b>Inning Stats</b>	R: 0 E: 0 K: 2 S: 8	H: 1 LOB: 0 BB: 0 P: 8	R: 0 E: 0 K: 1 S: 5	H: 0 LOB: 1 BB: 1 P: 9	R: 0 E: 0 K: 3 S: 9	H: 0 LOB: 0 BB: 0 P: 9	R: 0 E: 0 K: 0 S: 3	H: 0 LOB: 0 BB: 0 P: 3	R: 0 E: 0 K: 0 S: 3	H: 0 LOB: 0 BB: 0 P: 3	R: 0 E: 0 K: 0 S: 4	H: 2 LOB: 1 BB: 0 P: 4	R: 3 E: 2 K: 0 S: 6	H: 2 LOB: 1 BB: 1 P: 10	R: 0 E: 0 K: 2 S: 7	H: 0 LOB: 0 BB: 0 P: 7	1B: 4 2B: 2 3B: 0 HR: 0	SF: 0 SAC: 0 DP: 1 HBP: 0	WP: 0 PB: 0 SB: 0 CS: 0	PA: 34							
<b>PITCHER</b>	IP	WLS	BF	H	R	ER	SO	BB	IBB	HBP	BLK	WP	HR	S	P	ERA	WHIP										
<b>Albert Williams, R</b> ERA: 4.74 (1, 1)	7.1	W	28	4	3	0	6	2	0	0	0	0	0	10	10	0.00	0.818										
<b>Jack O'Connor, L</b> ERA: 6.2 (8, 1)	1.2		6	1	0	0	2	0	0	0	0	0	0	10	10	0.00	0.600										



Batter	1	2	3	4	5	6	7	8	9	AB	R	H	RBI	BB	SO	LOB	TOP			
Darrell Brown, S OBP: 0.306, SLG: 0.316	F7		F8			F7		K		4	0	0	0	0	1	0	<b>Minnesota Twins @ Oakland Athletics</b> Oakland-Alameda County Coliseum, Oakland, CA Sun Aug 14 1983, 3:33 AM PDT Att: 19,155 - Unknown <a href="http://livebaseballscores.com">livebaseballscores.com</a>			
John Castino, R OBP: 0.363, SLG: 0.436	4-3			G5-4-3 BB					F8	3	0	1	0	1	0					
Gary Ward, R OBP: 0.325, SLG: 0.485				G5-4-3 1B					F8	4	0	1	0	0	2					
Kent Hrbek, L OBP: 0.371, SLG: 0.467	PO					L6			F5	2	0	0	0	2	0					
Gary Gaetti, R OBP: 0.306, SLG: 0.416		F7						K		3	0	0	0	0	1	2				
Randy Bush, L OBP: 0.332, SLG: 0.451		F5				L9				3	0	0	0	0	1					
Tom Brunansky, R OBP: 0.291, SLG: 0.385							K			3	0	0	0	0	1	1				
Ron Washington, R OBP: 0.286, SLG: 0.324			6-3						1-3	3	0	1	0	0	0	0				
Tim Laudner, R OBP: 0.253, SLG: 0.328			5-3			F3			F2	3	0	0	0	0	1					
<b>Inning Stats</b>	R: 0 E: 0 K: 0 S: 3	H: 1 LOB: 0 BB: 0 P: 3	R: 0 E: 0 K: 0 S: 3	H: 0 LOB: 1 BB: 1 P: 7	R: 0 E: 0 K: 0 S: 3	H: 0 LOB: 0 BB: 0 P: 3	R: 0 E: 0 K: 0 S: 2	H: 0 LOB: 1 BB: 2 P: 10	R: 0 E: 0 K: 1 S: 6	H: 1 LOB: 1 BB: 0 P: 6	R: 0 E: 0 K: 1 S: 5	H: 0 LOB: 0 BB: 0 P: 5	R: 0 E: 0 K: 1 S: 5	H: 0 LOB: 0 BB: 0 P: 5	R: 0 E: 0 K: 0 S: 3	H: 0 LOB: 0 BB: 0 P: 3	1B: 3 2B: 0 3B: 0 HR: 0	SF: 0 SAC: 0 DP: 1 HBP: 0	WP: 0 PB: 0 SB: 0 CS: 0	PA: 32
<b>PITCHER</b> Steve McCatty, R ERA: 3.99	IP: 9.0 WLS: W BF: 31 H: 3 R: 0 ER: 0 SO: 3 BB: 3 IBB: 0 HBP: 0 BLK: 0 WP: 0 HR: 0 S: 34 P: 46 ERA: 0.00 WHIP: 0.667																			

Batter	1	2	3	4	5	6	7	8	9	AB	R	H	RBI	BB	SO	LOB	BOTTOM			
Rickey Henderson, R OBP: 0.404, SLG: 0.411	6-3		4-3 SH2-3 1B							2	1	1	0	2	0	0	<b>Minnesota Twins @ Oakland Athletics</b> Oakland-Alameda County Coliseum, Oakland, CA Sun Aug 14 1983, 3:33 AM PDT Att: 19,155 - Unknown <a href="http://livebaseballscores.com">livebaseballscores.com</a>			
Mike Davis, L OBP: 0.308, SLG: 0.389	K		SH2-3							3	1	1	2	0	2	1				
Dwayne Murphy, L OBP: 0.324, SLG: 0.375	F2		4-3						SF8	3	1	1	2	0	0	1				
Davey Lopes, R OBP: 0.351, SLG: 0.441		5-3 BB 1B	F5						L7	4	1	2	2	0	0	1				
Carney Lansford, R OBP: 0.358, SLG: 0.484		4-0 5-3 BB							6-3	3	0	0	0	1	0	0				
Garry Hancock, L OBP: 0.306, SLG: 0.503		F6							4-3	4	0	1	0	0	0	2				
Bill Almon, R OBP: 0.322, SLG: 0.398		5-3							F7	4	0	0	0	0	0	3				
Bob Kearney, R OBP: 0.323, SLG: 0.406		6-3							BB 3B 1B	3	1	1	0	0	0	2				
Donnie Hill, S OBP: 0.217, SLG: 0.237			SH2-3 1B 4-3 BB						F9	2	1	0	0	1	0	1				
<b>Inning Stats</b>	R: 0 E: 0 K: 1 S: 5	H: 0 LOB: 0 BB: 0 P: 5	R: 0 E: 0 K: 0 S: 4	H: 1 LOB: 2 BB: 1 P: 8	R: 1 E: 0 K: 0 S: 4	H: 1 LOB: 1 BB: 1 P: 8	R: 0 E: 0 K: 0 S: 3	H: 1 LOB: 0 BB: 0 P: 3	R: 0 E: 0 K: 1 S: 5	H: 0 LOB: 1 BB: 1 P: 9	R: 2 E: 0 K: 0 S: 5	H: 2 LOB: 0 BB: 0 P: 5	R: 3 E: 0 K: 0 S: 5	H: 2 LOB: 0 BB: 1 P: 9	R: 0 E: 0 K: 0 S: 3	H: 0 LOB: 0 BB: 0 P: 3	1B: 4 2B: 2 3B: 1 HR: 1	SF: 1 SAC: 1 DP: 1 HBP: 0	WP: 0 PB: 0 SB: 1 CS: 0	PA: 34
<b>PITCHER</b> Bobby Castillo, R ERA: 4.21 Mike Walters, R ERA: 3.52 Len Whitehouse, L ERA: 3.22 Rick Lysander, R ERA: 3.13	IP: 6.0 WLS: L BF: 25 H: 5 R: 3 ER: 3 SO: 2 BB: 3 IBB: 0 HBP: 0 BLK: 0 WP: 0 HR: 1 S: 26 P: 38 ERA: 4.50 WHIP: 1.333																			



Batter	1	2	3	4	5	6	7	8	9	AB	R	H	RBI	BB	SO	LOB	TOP			
Rod Carew, L OBP: 0.427, SLG: 0.448 (1, 3)										4	0	1	0	0	1	0	<b>California Angels @ Oakland Athletics</b> Oakland-Alameda County Coliseum, Oakland, CA Mon Aug 15 1983, 7:05 PM PDT Att: 31,619 - Unknown			
Steve Lubratich, R OBP: 0.278, SLG: 0.338 (1, 6)										4	0	0	0	0	0	1				
Juan Beniquez, R OBP: 0.319, SLG: 0.359 (1, 9)										4	0	1	0	0	0	0				
Fred Lynn, L OBP: 0.357, SLG: 0.485 (1, 8)										4	0	0	0	0	0	2				
Bobby Grich, R OBP: 0.413, SLG: 0.454 (1, 4)										3	0	0	0	0	0	2				
Reggie Jackson, L OBP: 0.320, SLG: 0.386 (1, 10)										3	0	1	0	0	2	0				
Brian Downing, R OBP: 0.371, SLG: 0.428 (1, 7)										3	0	0	0	0	1	2				
Rob Wilfong, L OBP: 0.259, SLG: 0.333 (1, 5)										3	0	1	0	0	2	2				
Bob Boone, R OBP: 0.278, SLG: 0.330 (1, 2)										3	0	0	0	0	1	1				
<b>Inning Stats</b>	R: 0 E: 0 K: 1 S: 5	H: 0 LOB: 0 BB: 0 P: 5	R: 0 E: 0 K: 1 S: 6	H: 1 LOB: 2 BB: 0 P: 7	R: 0 E: 0 K: 0 S: 3	H: 0 LOB: 0 BB: 0 P: 3	R: 0 E: 0 K: 0 S: 3	H: 0 LOB: 0 BB: 0 P: 3	R: 0 E: 0 K: 3 S: 9	H: 0 LOB: 0 BB: 0 P: 9	R: 0 E: 0 K: 0 S: 3	H: 0 LOB: 0 BB: 0 P: 3	R: 0 E: 0 K: 1 S: 6	H: 1 LOB: 1 BB: 0 P: 6	R: 0 E: 0 K: 0 S: 5	H: 2 LOB: 2 BB: 0 P: 5	1B: 4 2B: 0 3B: 0 HR: 0	SF: 0 SAC: 0 DP: 0 HBP: 1	WP: 0 PB: 0 SB: 0 CS: 0	PA: 32
<b>PITCHER</b> Goman Heimuelter, L ERA: 4.58 (1, 1)	IP: 9.0 WLS: W BF: 32 H: 4 R: 0 ER: 0 SO: 7 BB: 0 IBB: 0 HBP: 1 BLK: 0 WP: 0 HR: 0 S: 45 P: 46 ERA: 0.00 WHIP: 0.444															<b>PITCHER</b>				

Batter	1	2	3	4	5	6	7	8	9	AB	R	H	RBI	BB	SO	LOB	BOTTOM			
Rickey Henderson, R OBP: 0.405, SLG: 0.412 (1, 7)										4	0	2	2	0	1	2	<b>California Angels @ Oakland Athletics</b> Oakland-Alameda County Coliseum, Oakland, CA Mon Aug 15 1983, 7:05 PM PDT Att: 31,619 - Unknown			
Bill Almon, R OBP: 0.326, SLG: 0.404 Wayne Gross, L OBP: 0.308, SLG: 0.383 (1, 3) (8, 3)										2	0	1	0	2	0	0				
Davey Lopes, R OBP: 0.347, SLG: 0.437 (1, 4)										4	0	0	0	0	0	6				
Jeff Burroughs, R OBP: 0.340, SLG: 0.379 (1, 10)										4	0	0	0	0	0	4				
Carney Lansford, R OBP: 0.360, SLG: 0.484 (1, 5)										4	1	2	0	0	1	0				
Dwayne Murphy, L OBP: 0.325, SLG: 0.376 (1, 8)										4	1	2	0	0	1	0				
Mike Heath, R OBP: 0.342, SLG: 0.402 (1, 9)										4	2	2	1	0	0	2				
Bob Kearney, R OBP: 0.331, SLG: 0.413 (1, 2)										3	1	3	2	0	0	0				
Donnie Hill, S OBP: 0.222, SLG: 0.242 (1, 6)										3	0	1	0	0	0	2				
<b>Inning Stats</b>	R: 0 E: 0 K: 0 S: 3	H: 1 LOB: 1 BB: 1 P: 7	R: 3 E: 0 K: 0 S: 6	H: 5 LOB: 0 BB: 0 P: 6	R: 0 E: 0 K: 0 S: 3	H: 0 LOB: 0 BB: 0 P: 3	R: 1 E: 0 K: 1 S: 7	H: 2 LOB: 1 BB: 0 P: 7	R: 0 E: 0 K: 1 S: 5	H: 1 LOB: 0 BB: 0 P: 5	R: 0 E: 0 K: 0 S: 4	H: 2 LOB: 1 BB: 0 P: 4	R: 1 E: 1 K: 0 S: 5	H: 2 LOB: 2 BB: 1 P: 9	R: 0 E: 0 K: 1 S: 5	H: 0 LOB: 0 BB: 0 P: 5	1B: 11 2B: 3 3B: 1 HR: 1	SF: 0 SAC: 0 DP: 4 HBP: 0	WP: 0 PB: 0 SB: 2 CS: 2	PA: 35
<b>PITCHER</b> Geoff Zahn, L ERA: 3.59 Luis Sanchez, R ERA: 3.52 (1, 1) (7, 1)	IP: 6.0 WLS: L BF: 28 H: 13 R: 5 ER: 4 SO: 2 BB: 1 IBB: 0 HBP: 0 BLK: 0 WP: 0 HR: 1 S: 31 P: 35 ERA: 6.00 WHIP: 2.333															<b>PITCHER</b>				



Batter	1	2	3	4	5	6	7	8	9	AB	R	H	RBI	BB	SO	LOB	TOP			
Rod Carew, L OBP: 0.423, SLG: 0.443 (1,3)	F7		F9		F7			F8		4	0	0	0	0	0	1	<b>California Angels @ Oakland Athletics</b> Oakland-Alameda County Coliseum, Oakland, CA Tue Aug 16 1983, 7:05 PM PDT Att: 16,560 - Unknown <a href="http://livebaseballscorecards.com">livebaseballscorecards.com</a>			
Rob Wilfong, L OBP: 0.292, SLG: 0.346 (1,5)	F2		FC6-4 1B			1B		BB WP BB		3	0	2	0	1	0	0				
Juan Beniquez, R OBP: 0.327, SLG: 0.364 (1,9)			FC6-4					BB BB		3	0	2	0	1	0	1				
Fred Lynn, L OBP: 0.356, SLG: 0.481 (1,8)	K				L4			BB BB		3	0	0	0	1	1	3				
Bobby Grich, R OBP: 0.409, SLG: 0.449 (1,4)					5-3			BB		4	0	0	0	0	1	4				
Reggie Jackson, L OBP: 0.317, SLG: 0.382 (1,10)	F8		K					G3		4	0	0	0	0	1	0				
Brian Downing, R OBP: 0.369, SLG: 0.425 (1,7)					F5			F8		4	0	1	0	0	0	0				
Steve Lubratic, R OBP: 0.268, SLG: 0.324 (1,6)					F4					3	0	0	0	0	0	1				
Daryl Scotters, L OBP: 0.294, SLG: 0.427 (9, PH)	FC6-4							1B		1	0	1	0	0	0	0				
Bob Boone, R OBP: 0.278, SLG: 0.330 (1,2)			L6					6-3		4	0	1	0	0	1	1				
<b>Inning Stats</b>	R: 0 E: 0 K: 1 S: 6	H: 1 LOB: 1 BB: 0 P: 6	R: 0 E: 0 K: 0 S: 4	H: 1 LOB: 1 BB: 0 P: 4	R: 0 E: 0 K: 2 S: 7	H: 0 LOB: 0 BB: 0 P: 7	R: 0 E: 0 K: 0 S: 4	H: 1 LOB: 1 BB: 0 P: 4	R: 0 E: 0 K: 0 S: 3	H: 2 LOB: 1 BB: 0 P: 4	R: 0 E: 0 K: 0 S: 3	H: 0 LOB: 0 BB: 0 P: 3	R: 0 E: 0 K: 1 S: 3	H: 0 LOB: 3 BB: 3 P: 15	R: 0 E: 0 K: 1 S: 6	H: 1 LOB: 1 BB: 0 P: 6	1B: 7 2B: 1 3B: 0 HR: 0	SF: 0 SAC: 0 DP: 1 HBP: 0	WP: 1 PB: 0 SB: 0 CS: 0	PA: 36
<b>PITCHER</b>	IP WLS BF H R ER SO BB IBB HBP BLK WP HR S P ERA WHIP	IP WLS BF H R ER SO BB IBB HBP BLK WP HR S P ERA WHIP																		
Chris Codiroli, R ERA: 4.06 (1,1)	7.2 W 29 6 0 0 3 1 0 0 0 0 0 34 38 0.00 0.913	1.1 S 7 1 0 0 1 2 0 0 0 1 0 7 15 0.00 2.250																		
Dave Beard, R ERA: 4.85 (8,1)																				

Batter	1	2	3	4	5	6	7	8	9	AB	R	H	RBI	BB	SO	LOB	BOTTOM			
Rickey Henderson, R OBP: 0.406, SLG: 0.413 (1,7)	F8 S 1B		CS 1B		F4		F8			4	0	2	0	0	0	1	<b>California Angels @ Oakland Athletics</b> Oakland-Alameda County Coliseum, Oakland, CA Tue Aug 16 1983, 7:05 PM PDT Att: 16,560 - Unknown <a href="http://livebaseballscorecards.com">livebaseballscorecards.com</a>			
Mike Davis, L OBP: 0.310, SLG: 0.390 (1,9)	F8		F9		1B		1B			4	0	2	0	0	0	2				
Dwayne Murphy, L OBP: 0.325, SLG: 0.375 (1,8)	K				4-3			F9		4	0	1	0	0	1	1				
Davey Lopes, R OBP: 0.346, SLG: 0.435 (1,4)	5-3				F5		F9	1B 1B		4	1	1	0	0	0	3				
Carney Lansford, R OBP: 0.359, SLG: 0.481 (1,5)			5-3		5-3		F7	CS 1B 1B		4	0	1	0	0	0	0				
Garry Hancock, L OBP: 0.313, SLG: 0.506 (1,3)							4-3			3	1	2	0	0	0	0				
Bill Almon, R OBP: 0.328, SLG: 0.406 (8, PH)										1	0	1	1	0	0	0				
Wayne Gross, L OBP: 0.306, SLG: 0.383 (9,3)			FC6-4 1B		SH 1B		4-3	1-2 3H 1B		0	0	0	0	0	0	0				
Mike Heath, R OBP: 0.341, SLG: 0.399 (1,2)			FC6-4		SH 1B		5-3	F9		4	1	1	0	0	0	3				
Mitchell Page, L OBP: 0.369, SLG: 0.296 (1,10)			F7		SH 1B			2-3 1B 1B		2	1	1	0	0	0	1				
Donnie Hill, S OBP: 0.227, SLG: 0.246 (1,6)			F9		2H 1B		F5			3	0	1	1	0	0	1				
<b>Inning Stats</b>	R: 0 E: 0 K: 1 S: 6	H: 1 LOB: 1 BB: 0 P: 6	R: 0 E: 1 K: 0 S: 4	H: 1 LOB: 1 BB: 0 P: 4	R: 0 E: 0 K: 0 S: 3	H: 1 LOB: 0 BB: 0 P: 3	R: 0 E: 0 K: 0 S: 3	H: 0 LOB: 0 BB: 0 P: 3	R: 3 E: 1 K: 0 S: 8	H: 5 LOB: 2 BB: 0 P: 8	R: 0 E: 0 K: 0 S: 3	H: 0 LOB: 0 BB: 0 P: 3	R: 0 E: 0 K: 0 S: 4	H: 2 LOB: 2 BB: 0 P: 4	R: 1 E: 0 K: 0 S: 5	H: 3 LOB: 1 BB: 0 P: 5	1B: 13 2B: 0 3B: 0 HR: 0	SF: 0 SAC: 1 DP: 0 HBP: 0	WP: 0 PB: 0 SB: 1 CS: 2	PA: 34
<b>PITCHER</b>	IP WLS BF H R ER SO BB IBB HBP BLK WP HR S P ERA WHIP	IP WLS BF H R ER SO BB IBB HBP BLK WP HR S P ERA WHIP																		
Rick Steirer, R ERA: 4.96 (1,1)	7.1 L 32 12 4 3 1 0 0 0 0 0 1 1 3.68 1.636	0.0 1 1 0 0 0 0 0 0 0 0 0 0 1 1 ∞ ∞																		
Andy Hassler, L ERA: 5.4 (8,1)																				
Bruce Kison, R ERA: 4.17 (8,1)	0.2 1 0 0 0 0 0 0 0 0 0 0 0 1 1 0.00 0.000																			















Batter	1	2	3	4	5	6	7	8	9	AB	R	H	RBI	BB	SO	LOB	TOP										
<b>Rickey Henderson, R</b> OBP: 0.413, SLG: 0.420 (1.7)										1	0	1	0	2	0	0	<b>Oakland Athletics @ Milwaukee Brewers</b> Milwaukee County Stadium, Milwaukee, WI Sun Aug 21 1983, 4:33 AM EDT Att: 43,609 - Sunny - 88 F										
<b>Mike Davis, L</b> OBP: 0.317, SLG: 0.402 (1.9)										3	0	1	1	1	0	2											
<b>Dwayne Murphy, L</b> OBP: 0.324, SLG: 0.383 (1.8)										4	0	0	0	0	0	4											
<b>Garry Hancock, L</b> OBP: 0.293, SLG: 0.468 (1.10)										4	0	0	0	0	0	3											
<b>Carney Lansford, R</b> OBP: 0.352, SLG: 0.470 (1.5)										4	0	1	0	0	0	0											
<b>Wayne Gross, L</b> OBP: 0.306, SLG: 0.380 (1.3)										4	0	0	0	0	0	1											
<b>Mike Heath, R</b> OBP: 0.339, SLG: 0.390 (1.2)										4	0	2	0	0	0	0											
<b>Donnie Hill, S</b> OBP: 0.247, SLG: 0.266 (1.6)										4	0	1	0	0	1	1											
<b>Tony Phillips, S</b> OBP: 0.328, SLG: 0.322 (1.4)										4	1	1	0	0	1	2											
<b>Inning Stats</b>	R: 0 E: 0 K: 0 S: 3	H: 1 LOB: 1 BB: 1 P: 7	R: 0 E: 0 K: 1 S: 6	H: 1 LOB: 1 BB: 0 P: 6	R: 1 E: 0 K: 0 S: 5	H: 2 LOB: 1 BB: 0 P: 5	R: 0 E: 0 K: 0 S: 3	H: 0 LOB: 0 BB: 0 P: 3	R: 0 E: 0 K: 0 S: 4	H: 1 LOB: 1 BB: 0 P: 4	R: 0 E: 0 K: 0 S: 3	H: 0 LOB: 0 BB: 0 P: 3	R: 0 E: 0 K: 0 S: 3	H: 0 LOB: 1 BB: 1 P: 7	R: 0 E: 0 K: 1 S: 7	H: 2 LOB: 2 BB: 0 P: 7	1B: 7 2B: 0 3B: 0 HR: 0	SF: 0 SAC: 1 DP: 1 HBP: 0	WP: 0 PB: 0 SB: 3 CS: 0	PA: 36							
<b>PITCHER</b>	IP	WLS	BF	H	R	ER	SO	BB	IBB	HBP	BLK	WP	HR	S	P	ERA	WHIP										
<b>Moose Haas, R</b> ERA: 3.31 (1.1)	6.0	W	24	5	1	1	1	2	0	0	0	0	0	24	32	1.50	1.167										
<b>Jim Slaton, R</b> ERA: 3.95 (7.1)	3.0	S	12	2	0	0	1	1	0	0	0	0	0	13	17	0.00	1.000										


Batter	1	2	3	4	5	6	7	8	9	AB	R	H	RBI	BB	SO	LOB	BOTTOM										
<b>Jim Gantner, L</b> OBP: 0.354, SLG: 0.447 (1.4)										4	1	1	0	0	0	1	<b>Oakland Athletics @ Milwaukee Brewers</b> Milwaukee County Stadium, Milwaukee, WI Sun Aug 21 1983, 4:33 AM EDT Att: 43,609 - Sunny - 88 F										
<b>Charlie Moore, R</b> OBP: 0.352, SLG: 0.374 (1.9)										3	1	2	0	0	0	0											
<b>Robin Yount, R</b> OBP: 0.391, SLG: 0.514 (1.6)										3	0	0	0	1	0	3											
<b>Cecil Cooper, L</b> OBP: 0.341, SLG: 0.531 (1.3)										4	2	3	4	0	1	0											
<b>Ted Simmons, S</b> OBP: 0.359, SLG: 0.447 (1.10)										3	1	2	1	1	0	2											
<b>Ben Oglivie, L</b> OBP: 0.370, SLG: 0.453 (1.7)										4	0	0	0	0	1	4											
<b>Rick Manning, L</b> OBP: 0.298, SLG: 0.322 (1.8)										3	0	1	2	1	0	1											
<b>Ned Yost, R</b> OBP: 0.250, SLG: 0.378 (1.2)										4	0	0	0	0	1	2											
<b>Ed Romero, R</b> OBP: 0.328, SLG: 0.377 (1.5)										4	2	2	0	0	0	1											
<b>Inning Stats</b>	R: 0 E: 0 K: 0 S: 3	H: 1 LOB: 0 BB: 0 P: 3	R: 0 E: 0 K: 1 S: 6	H: 1 LOB: 1 BB: 0 P: 6	R: 2 E: 0 K: 1 S: 8	H: 3 LOB: 2 BB: 1 P: 12	R: 0 E: 0 K: 0 S: 2	H: 0 LOB: 0 BB: 1 P: 6	R: 3 E: 0 K: 1 S: 9	H: 4 LOB: 1 BB: 0 P: 9	R: 0 E: 0 K: 0 S: 3	H: 0 LOB: 0 BB: 0 P: 3	R: 0 E: 0 K: 0 S: 3	H: 0 LOB: 0 BB: 0 P: 3	R: 2 E: 0 K: 0 S: 5	H: 2 LOB: 1 BB: 1 P: 9	1B: 8 2B: 3 3B: 0 HR: 0	SF: 0 SAC: 1 DP: 2 HBP: 0	WP: 0 PB: 0 SB: 0 CS: 0	PA: 36							
<b>PITCHER</b>	IP	WLS	BF	H	R	ER	SO	BB	IBB	HBP	BLK	WP	HR	S	P	ERA	WHIP										
<b>Chris Codiroli, R</b> ERA: 4.21 (1.1)	4.2	L	22	8	5	5	2	2	0	0	1	0	0	10	10	0.00	0.429										
<b>Tom Underwood, L</b> ERA: 4.3 (5.1)	2.1		8	1	0	0	1	0	0	0	0	0	0	10	10	0.00	0.429										
<b>Tom Burgmeier, L</b> ERA: 2.88 (8.1)	1.0		6	2	2	2	0	1	0	0	0	0	0	5	9	18.00	3.000										



Batter	1	2	3	4	5	6	7	8	9	10	11	12	13	14	AB	R	H	RBI	BB	SO	LOB	TOP																
<b>Rickey Henderson, R</b> OBP: 0.416, SLG: 0.421 (1, 7)	0-0 6-3		0-0 1B		0-0 G6-4-3			0-0 FC6-4 1B	4-0 1-2 2-3 SH BB			0-0 1B	0-0 G3		6	0	3	1	1	0	3																	
<b>Mike Heath, R</b> OBP: 0.337, SLG: 0.391 (1, 9) (9, 2)	0-0 G4-6-3 1B		0-0 4-3		0-0 6-3			0-0 FC6-4 1-2r	0-3 0-3 SH 3			0-3 K		0-0 SH 1B 2B	7	1	2	0	0	2	7																	
<b>Bill Almon, R</b> OBP: 0.323, SLG: 0.397 (1, 6)	0-0 G4-6-3 1-2r							0-0 F9				4-0 IBB		0-0 SH FC4	5	0	0	0	1	1	2																	
<b>Jeff Burroughs, R</b> OBP: 0.337, SLG: 0.372 (1, 10)		0-3 K						4-0 F9						0-0 FC4	4	1	0	0	1	2	1																	
<b>Davey Lopes, R</b> OBP: 0.342, SLG: 0.426 (12, PH)								0-0 K						0-0 FC4 1B	2	0	0	0	0	0	4																	
<b>Rick Peters, S</b> OBP: 0.327, SLG: 0.309 (14, PR)								0-0 K					0-0 1-2r	0	0	0	0	0	0	0	0																	
<b>Carney Lansford, R</b> OBP: 0.357, SLG: 0.470 (1, 5)	0-0 F9							0-0 6-3					0-0 F3		6	1	3	1	1	0	2																	
<b>Dwayne Murphy, L</b> OBP: 0.321, SLG: 0.379 (1, 8)	0-0 F8							0-0 K					0-0 G4-3 1B	1-2 3H	7	0	1	0	0	1	6																	
<b>Bob Kearney, R</b> OBP: 0.330, SLG: 0.410 (1, 2)								0-0 G3					0-0 5-3 1B	1-2r	3	0	1	1	0	0	0																	
<b>Mike Davis, L</b> OBP: 0.317, SLG: 0.402 (9, PH) (9, 9)								0-0 1-2 2H SH 1B					0-0 5-3		3	0	1	0	0	0	0																	
<b>Wayne Gross, L</b> OBP: 0.307, SLG: 0.379 (1, 3)								0-0 4-3					4-0		3	0	1	0	0	1	2																	
<b>Garry Hancock, L</b> OBP: 0.294, SLG: 0.463 (9, PH) (9, 3)								0-0 K					0-0 IBB		2	0	0	0	1	0	2																	
<b>Tony Phillips, S</b> OBP: 0.331, SLG: 0.321 (1, 4)								0-0 1B BB					0-3 K		4	0	1	0	2	2	3																	
<b>Inning Stats</b>	R: 0 E: 0 K: 0 S: 3	H: 1 LOB: 0 BB: 0 P: 3	R: 0 E: 0 K: 1 S: 5	H: 0 LOB: 0 BB: 0 P: 5	R: 0 E: 0 K: 0 S: 4	H: 1 LOB: 2 BB: 1 P: 8	R: 1 E: 0 K: 0 S: 9	H: 2 LOB: 2 BB: 1 P: 13	R: 0 E: 0 K: 0 S: 3	H: 0 LOB: 0 BB: 0 P: 3	R: 0 E: 0 K: 0 S: 4	H: 1 LOB: 1 BB: 0 P: 4	R: 0 E: 0 K: 1 S: 6	H: 1 LOB: 3 BB: 0 P: 18	R: 0 E: 0 K: 1 S: 5	H: 0 LOB: 0 BB: 0 P: 5	R: 0 E: 0 K: 1 S: 6	H: 1 LOB: 2 BB: 1 P: 10	R: 0 E: 1 K: 0 S: 5	H: 2 LOB: 2 BB: 0 P: 5	1B: 12 2B: 1 3B: 0 HR: 0	SF: 0 SAC: 1 DP: 3 HBP: 0	WP: 0 PB: 0 SB: 1 CS: 0	PA: 60														
<b>PITCHER</b>	IP 8.0	WLS 13	BF 2	H 0	R 0	ER 0	SO 3	BB 2	IBB 0	HBP 0	BLK 0	WP 0	HR 0	S 17	P 25	ERA 0.00	WHIP 1.333																					
<b>Ray Fontenot, L</b> ERA: 3.12 (1, 1)											<b>PITCHER</b>	IP 3.0	WLS L	BF 15	H 4	R 1	ER 1	SO 2	BB 0	IBB 2	HBP 0	BLK 0	WP 0	HR 0	S 17	P 25	ERA 3.00	WHIP 1.333										
<b>Rich Gossage, R</b> ERA: 1.97 (9, 1)											<b>PITCHER</b>	IP 3.0	WLS L	BF 15	H 4	R 1	ER 1	SO 2	BB 0	IBB 2	HBP 0	BLK 0	WP 0	HR 0	S 17	P 25	ERA 3.00	WHIP 1.333										
<b>George Frazier, R</b> ERA: 3.54 (12, 1)											<b>PITCHER</b>	IP 3.0	WLS L	BF 15	H 4	R 1	ER 1	SO 2	BB 0	IBB 2	HBP 0	BLK 0	WP 0	HR 0	S 17	P 25	ERA 3.00	WHIP 1.333										

Oakland Athletics @ New York Yankees  
Yankee Stadium, Bronx, NY  
Mon Aug 22 1983, 7:05 PM EDT  
Att. 22,339 - Unknown - 87 F


AB 52  
R 13  
H 13  
RBI 3  
BB 7  
SO 9  
LOB 33



Batter	1	2	3	4	5	6	7	8	9	10	11	12	13	14	AB	R	H	RBI	BB	SO	LOB	BOTTOM																
<b>Willie Randolph, R</b> OBP: 0.368, SLG: 0.337 (1, 4)	0-0 F9				0-0 1-3								0-0 F8		6	0	2	2	0	0	1																	
<b>Ken Griffey, L</b> OBP: 0.369, SLG: 0.453 (1, 3)	4-0 BB	0-0 1-3 2H SH 1B			0-0 4-3								0-0 F4		5	0	0	0	1	0	4																	
<b>Dave Winfield, R</b> OBP: 0.341, SLG: 0.514 (1, 7)	0-0 L8												0-0 F7		6	0	1	0	0	0	2																	
<b>Don Baylor, R</b> OBP: 0.350, SLG: 0.475 (1, 10)	0-0 F4												0-0 F7		6	0	1	0	0	0	2																	
<b>Butch Wynegar, S</b> OBP: 0.377, SLG: 0.433 (1, 2)		4-0 E BB 1B BB											0-0 F7		5	1	1	0	1	0	2																	
<b>Bert Campaneris, R</b> OBP: 0.343, SLG: 0.349 (14, PR)													0-0 1B 2B		0	0	0	0	0	0	0																	
<b>Graig Nettles, L</b> OBP: 0.349, SLG: 0.453 (1, 5)	4-0 1-2 1B BB				0-0 3-1								0-0 F4		5	1	2	0	1	0	0																	
<b>Steve Kemp, L</b> OBP: 0.319, SLG: 0.404 (1, 9)	0-0 F8				0-0 G3								0-0 F9		6	0	0	0	0	0	6																	
<b>Roy Smalley, S</b> OBP: 0.350, SLG: 0.429 (1, 6)	0-0 E5 1B				0-0 4-3								0-0 F8		4	0	0	0	1	0	2																	
<b>Omar Moreno, L</b> OBP: 0.283, SLG: 0.330 (1, 8)	0-3 K												0-0 4-3		4	0	0	0	0	1	3																	
<b>Inning Stats</b>	R: 0 E: 0 K: 0 S: 3	H: 0 LOB: 1 BB: 1 P: 7	R: 2 E: 1 K: 1 S: 7	H: 1 LOB: 2 BB: 2 P: 15	R: 0 E: 0 K: 0 S: 3	H: 0 LOB: 0 BB: 0 P: 3	R: 0 E: 0 K: 0 S: 9	H: 0 LOB: 0 BB: 0 P: 3	R: 0 E: 0 K: 0 S: 3	H: 0 LOB: 1 BB: 0 P: 7	R: 0 E: 0 K: 0 S: 3	H: 0 LOB: 0 BB: 0 P: 3	R: 0 E: 0 K: 0 S: 3	H: 1 LOB: 0 BB: 0 P: 3	R: 0 E: 0 K: 0 S: 3	H: 0 LOB: 0 BB: 0 P: 3	R: 0 E: 0 K: 0 S: 3	H: 0 LOB: 0 BB: 0 P: 3	R: 0 E: 0 K: 0 S: 4	H: 2 LOB: 2 BB: 0 P: 4	1B: 6 2B: 1 3B: 0 HR: 0	SF: 0 SAC: 1 DP: 1 HBP: 0	WP: 0 PB: 0 SB: 0 CS: 0	PA: 52														
<b>PITCHER</b>	IP 6.1	WLS 27	BF 3	H 2	R 0	ER 0	SO 1	BB 4	IBB 0	HBP 0	BLK 0	WP 0	HR 0	S 25	P 41	ERA 0.00	WHIP 1.105																					
<b>Gorman Heimeuer, L</b> ERA: 4.04 (7, 1)											<b>PITCHER</b>	IP 3.2	WLS 13	BF 2	H 0	R 0	ER 0	SO 0	BB 0	IBB 0	HBP 0	BLK 0	WP 0	HR 0	S 13	P 13	ERA 0.00	WHIP 0.545										
<b>Keith Altherton, R</b> ERA: 2.7 (11, 1)											<b>PITCHER</b>	IP 1.0	WLS 2	BF 0	H 0	R 0	ER 0	SO 0	BB 0	IBB 0	HBP 0	BLK 0	WP 0	HR 0	S 2	P 2	ERA 0.00	WHIP 0.000										
<b>Tom Underwood, L</b> ERA: 4.27 (12, 1)											<b>PITCHER</b>	IP 3.0	WLS W	BF 10	H 2	R 0	ER 0	SO 0	BB 0	IBB 0	HBP 0	BLK 0	WP 0	HR 0	S 10	P 10	ERA 0.00	WHIP 0.667										

Oakland Athletics @ New York Yankees  
Yankee Stadium, Bronx, NY  
Mon Aug 22 1983, 7:05 PM EDT  
Att. 22,339 - Unknown - 87 F

AB 47  
R 2  
H 7  
RBI 2  
BB 4  
SO 1  
LOB 22









Batter	1	2	3	4	5	6	7	8	9	AB	R	H	RBI	BB	SO	LOB	TOP			
Rickey Henderson, R OBP: 0.418, SLG: 0.423 (1,7)										4	0	1	0	0	0	1	<b>Oakland Athletics @ Cleveland Indians</b> Cleveland Municipal Stadium, Cleveland, OH Wed Aug 24 1983, 7:05 PM EDT Unknown - 81 F			
Mike Heath, R OBP: 0.333, SLG: 0.383 (1,9)										4	0	0	0	0	2					
Bill Almon, R OBP: 0.322, SLG: 0.396 (1,3)										4	0	1	0	0	1					
Davey Lopes, R OBP: 0.341, SLG: 0.424 (1,4)										4	0	1	0	0	1					
Carney Lansford, R OBP: 0.359, SLG: 0.480 (1,5)										4	0	1	0	0	2					
Dwayne Murphy, L OBP: 0.324, SLG: 0.383 (1,8)										3	0	0	0	1	0					
Jeff Burroughs, R OBP: 0.334, SLG: 0.378 (1,10)										3	0	0	0	2	1					
Bob Kearney, R OBP: 0.326, SLG: 0.406 (1,2)										3	0	0	0	0	0					
Donnie Hill, S OBP: 0.253, SLG: 0.282 (1,6)										3	0	1	0	0	0					
<b>Inning Stats</b>	R: 0 E: 1 K: 0 S: 5	H: 1 LOB: 2 BB: 0 P: 5	R: 0 E: 0 K: 1 S: 5	H: 0 LOB: 0 BB: 0 P: 5	R: 0 E: 0 K: 0 S: 3	H: 0 LOB: 0 BB: 0 P: 3	R: 0 E: 0 K: 0 S: 3	H: 1 LOB: 0 BB: 0 P: 3	R: 0 E: 0 K: 0 S: 4	H: 1 LOB: 1 BB: 0 P: 4	R: 0 E: 0 K: 2 S: 7	H: 0 LOB: 1 BB: 1 P: 11	R: 0 E: 0 K: 0 S: 4	H: 1 LOB: 1 BB: 0 P: 4	R: 0 E: 0 K: 1 S: 6	H: 1 LOB: 1 BB: 0 P: 6	1B: 4 2B: 1 3B: 0 HR: 0	SF: 0 SAC: 0 DP: 1 HBP: 0	WP: 0 PB: 0 SB: 1 CS: 0	PA: 33
<b>PITCHER</b> Neal Heaton, L ERA: 3.5 (1,1)	IP: 9.0 WLS: W BF: 33 H: 5 R: 0 ER: 0 SO: 4 BB: 1 IBB: 0 HBP: 0 BLK: 0 WP: 0 HR: 0 S: 40 P: 44 ERA: 0.00 WHIP: 0.667															<b>PITCHER</b>				

Batter	1	2	3	4	5	6	7	8	9	AB	R	H	RBI	BB	SO	LOB	BOTTOM			
Alan Bannister, R OBP: 0.328, SLG: 0.402 (1,10)										3	0	0	0	1	1	1	<b>Oakland Athletics @ Cleveland Indians</b> Cleveland Municipal Stadium, Cleveland, OH Wed Aug 24 1983, 7:05 PM EDT Unknown - 81 F			
Toby Harrah, R OBP: 0.368, SLG: 0.362 (1,5)										3	0	0	0	1	1	1				
Julio Franco, R OBP: 0.320, SLG: 0.415 (1,6)										3	1	2	0	0	0	1				
Andre Thornton, R OBP: 0.381, SLG: 0.427 (1,3)										3	0	1	0	0	0	2				
Pat Tabler, R OBP: 0.367, SLG: 0.389 (1,7)										3	0	0	0	0	1	2				
Gorman Thomas, R OBP: 0.286, SLG: 0.359 (1,8)										3	0	0	0	0	2	0				
Carmen Castillo, R OBP: 0.333, SLG: 0.290 (1,9)										3	0	1	0	0	1	0				
Jim Essian, R OBP: 0.316, SLG: 0.313 (1,2)										3	0	1	0	0	0	1				
Mike Fischlin, R OBP: 0.303, SLG: 0.268 (1,4)										3	0	0	0	0	1	2				
<b>Inning Stats</b>	R: 0 E: 0 K: 1 S: 6	H: 1 LOB: 1 BB: 0 P: 6	R: 0 E: 0 K: 2 S: 7	H: 0 LOB: 0 BB: 0 P: 7	R: 0 E: 0 K: 2 S: 7	H: 1 LOB: 1 BB: 1 P: 11	R: 1 E: 0 K: 0 S: 4	H: 2 LOB: 0 BB: 0 P: 4	R: 0 E: 0 K: 0 S: 4	H: 1 LOB: 1 BB: 0 P: 4	R: 0 E: 1 K: 0 S: 3	H: 0 LOB: 1 BB: 1 P: 7	R: 0 E: 0 K: 2 S: 7	H: 0 LOB: 0 BB: 0 P: 7	R: 0 E: 0 K: 0 S: 3	H: 0 LOB: 0 BB: 0 P: 3	1B: 4 2B: 1 3B: 0 HR: 0	SF: 0 SAC: 0 DP: 1 HBP: 0	WP: 0 PB: 0 SB: 0 CS: 1	PA: 29
<b>PITCHER</b> Tim Conroy, L ERA: 3.25 (1,1)	IP: 8.0 WLS: L BF: 29 H: 5 R: 1 ER: 1 SO: 7 BB: 2 IBB: 0 HBP: 0 BLK: 0 WP: 0 HR: 0 S: 41 P: 49 ERA: 1.12 WHIP: 0.875															<b>PITCHER</b>				





Batter	1	2	3	4	5	6	7	8	9	AB	R	H	RBI	BB	SO	LOB	TOP				
Rickey Henderson, R OBP: 0.423, SLG: 0.428	4-0 BB		0-0 S 2B 1B		4-0 BB		0-0 1B			2	1	2	0	2	0	0					
Mike Davis, L OBP: 0.312, SLG: 0.397	0-0 6-3		0-0 1B 4-3 2B		0-0 G4-6-3		0-0 F7			4	1	1	1	0	0	3					
Mike Heath, R OBP: 0.340, SLG: 0.386	0-0 2B 1B		0-0 4-3 1B		0-0 5-3			4-0 G4-3 BB		3	0	2	0	1	0	0					
Dwayne Murphy, L OBP: 0.323, SLG: 0.384	0-0 1-3 2B		0-0 4-3		0-0 F3			0-0 F2		4	0	1	1	0	0	2					
Carney Lansford, R OBP: 0.359, SLG: 0.478	0-0 1-3		0-0 4-3		0-0 1B			0-0 G4-3		3	0	1	0	0	0	3					
Garry Hancock, L OBP: 0.292, SLG: 0.460										0	0	0	0	0	0	0					
Bill Almon, R OBP: 0.322, SLG: 0.394										1	0	0	0	0	0	1					
Wayne Gross, L OBP: 0.306, SLG: 0.375		4-0 BB		0-0 E4		0-0 F9			0-0 F9	2	0	0	0	1	0	1					
Davey Lopes, R OBP: 0.340, SLG: 0.423		0-0 5-3 BB		0-0 4-3 4-3		0-0 F8			0-0 F8	1	0	0	0	0	0	0					
Donnie Hill, S OBP: 0.242, SLG: 0.270		0-0 5-3		0-0 4-3		0-0 F7			0-0 F9	4	0	0	0	0	0	3					
Mitchell Page, L OBP: 0.353, SLG: 0.281		0-3 K		0-0 4-3		0-0 F7			0-0 F9	3	0	0	0	0	1	1					
Jeff Burroughs, R OBP: 0.335, SLG: 0.377				0-0 4-3						1	0	0	0	0	0	0					
Tony Phillips, S OBP: 0.324, SLG: 0.314				0-0 F9		0-0 F8				3	0	0	0	0	0	1					
Inning Stats	R: 0 E: 0 K: 0 S: 4	H: 2 LOB: 2 BB: 1 P: 8	R: 0 E: 0 K: 1 S: 4	H: 0 LOB: 0 BB: 1 P: 8	R: 2 E: 0 K: 0 S: 6	H: 3 LOB: 1 BB: 0 P: 6	R: 0 E: 1 K: 0 S: 4	H: 0 LOB: 1 BB: 0 P: 4	R: 0 E: 0 K: 0 S: 2	H: 1 LOB: 1 BB: 0 P: 4	R: 0 E: 0 K: 0 S: 4	H: 1 LOB: 1 BB: 0 P: 4	R: 0 E: 0 K: 0 S: 2	H: 0 LOB: 0 BB: 0 P: 6	R: 0 E: 0 K: 0 S: 3	H: 0 LOB: 0 BB: 0 P: 3	1B: 5 2B: 3 3B: 0 HR: 0	SF: 0 SAC: 0 DP: 3 HBP: 0	WP: 0 PB: 0 SB: 1 CS: 0	PA: 35	
PITCHER	IP	WLS	BF	H	R	ER	SO	BB	IBB	HBP	BLK	WP	HR	S	P	ERA	WHIP				
Lary Sorensen, R ERA: 4.32	(1, 1)	7.0	W	30	7	2	2	1	4	0	0	0	0	28	44	2.57	1.571				
Jamie Easterly, L ERA: 2.83	(8, 1)	2.0	S	5	0	0	0	0	0	0	0	0	0	5	5	0.00	0.000				

Oakland Athletics @ Cleveland Indians  
Cleveland Municipal Stadium, Cleveland, OH  
Wed Aug 24 1983, 7:05 PM EDT  
Att: 6,096 - Unknown

AB 31  
R 2  
H 7  
RBI 2  
BB 4  
SO 1  
LOB 15



Batter	1	2	3	4	5	6	7	8	9	AB	R	H	RBI	BB	SO	LOB	BOTTOM				
Toby Harrah, R OBP: 0.369, SLG: 0.364	0-0 1B 2B		1-0 FC4 WP HBP	0-0 F7		0-0 F8				3	0	1	0	0	0	3					
Mike Hargrove, L OBP: 0.393, SLG: 0.383	0-0 2-3 1B		4-0 FC4 1-2 2-3 BB		4-0 FC4 BB		0-0 F6			2	0	1	0	2	0	0					
Julio Franco, R OBP: 0.317, SLG: 0.411	0-0 FC5-4-2 S		0-0 FC4 1-2 2-3 3-H		0-0 FC4-6 S 2B		0-0 5-3			4	1	0	1	0	0	5					
Broderick Perkins, L OBP: 0.293, SLG: 0.333	0-0 G3		0-0 F9		0-0 F9		0-0 F8			4	0	0	0	0	0	4					
Pat Tabler, R OBP: 0.368, SLG: 0.391		0-0 9-6-4 2B		0-0 F9		4-0 2B BB		0-0 F7		3	0	1	0	1	0	0					
Ron Hassey, L OBP: 0.336, SLG: 0.349		0-0 9-6-4		4-0 1B BB		0-0 1B 2B		0-0 F7		3	1	1	1	1	0	1					
Gorman Thomas, R OBP: 0.290, SLG: 0.358		0-3 K		0-0 E 1B 1B		0-0 5-3		4-0 2B BB		3	1	1	0	1	1	0					
George Vukovich, L OBP: 0.258, SLG: 0.292			0-0 WP S FC4 1B		0-0 F5		0-0 BLK 1B		0-0 2B	4	1	3	1	0	0	2					
Mike Fischlin, R OBP: 0.302, SLG: 0.267			0-3 K		0-0 E8		0-0 F8		0-0 F4	4	0	1	1	0	1	3					
Inning Stats	R: 0 E: 0 K: 0 S: 4	H: 2 LOB: 1 BB: 0 P: 4	R: 0 E: 0 K: 1 S: 5	H: 1 LOB: 0 BB: 0 P: 5	R: 1 E: 0 K: 1 S: 6	H: 1 LOB: 2 BB: 1 P: 11	R: 1 E: 1 K: 0 S: 3	H: 2 LOB: 2 BB: 1 P: 9	R: 1 E: 0 K: 0 S: 4	H: 1 LOB: 1 BB: 0 P: 4	R: 0 E: 0 K: 0 S: 3	H: 0 LOB: 0 BB: 0 P: 3	R: 1 E: 0 K: 0 S: 4	H: 1 LOB: 1 BB: 1 P: 8	1B: 5 2B: 6 3B: 0 HR: 0	SF: 0 SAC: 0 DP: 2 HBP: 1	WP: 1 PB: 0 SB: 3 CS: 0	PA: 36			
PITCHER	IP	WLS	BF	H	R	ER	SO	BB	IBB	HBP	BLK	WP	HR	S	P	ERA	WHIP				
Mark Smith, R ERA: 3.38	(1, 1)	3.2	L	18	3	2	2	2	2	0	0	0	0	19	28	4.91	2.182				
Keith Atherton, R ERA: 2.36	(4, 1)	4.1	L	18	3	2	2	0	3	0	0	1	0	15	27	4.15	1.385				

Oakland Athletics @ Cleveland Indians  
Cleveland Municipal Stadium, Cleveland, OH  
Wed Aug 24 1983, 7:05 PM EDT  
Att: 6,096 - Unknown

AB 30  
R 4  
H 9  
RBI 4  
BB 5  
SO 2  
LOB 18





Batter	1	2	3	4	5	6	7	8	9	AB	R	H	RBI	BB	SO	LOB	TOP								
<b>Donnie Hill, S</b> OBP: 0.242, SLG: 0.269 (1,6)	0-0 5-3		0-0 SH3-4		0-0 2B	0-0 F3		0-0 F6	0-0 F6	4	1	1	0	0	0	1									
<b>Mike Heath, R</b> OBP: 0.337, SLG: 0.386 (1,9)	0-0 F8		0-0 4-3		0-0 1B	0-0 4-3		0-3 K	0-3 K	5	1	1	2	0	1	2									
<b>Bill Almon, R</b> OBP: 0.320, SLG: 0.392 (1,3)	0-0 F9		0-0 5-3		0-0 2B			0-0 5-3	0-0 FC5-4	5	1	1	0	0	0	2									
<b>Davey Lopes, R</b> OBP: 0.341, SLG: 0.431 (1,4)		0-0 4-3		0-0 HR	0-0 2B			0-0 4-3		4	2	2	2	0	0	0									
<b>Tony Phillips, S</b> OBP: 0.324, SLG: 0.314 (7,4)					1-2 2B					0	0	0	0	0	0	0									
<b>Jeff Burroughs, R</b> OBP: 0.333, SLG: 0.379 (1,10)	0-3 K		0-0 F8		0-0 2B			0-3 K		4	0	1	2	0	2	0									
<b>Bob Kearney, R</b> OBP: 0.321, SLG: 0.399 (1,2)	0-0 E6		0-0 5-3		0-0 F3			0-3 K		4	0	0	0	0	1	1									
<b>Mike Davis, L</b> OBP: 0.314, SLG: 0.399 (1,8)	4-0 BB		0-0 2B		0-3 K			0-0 4-1		3	0	1	0	1	1	1									
<b>Garry Hancock, L</b> OBP: 0.286, SLG: 0.451 (1,7)	0-0 4-3		0-0 F8		0-0 4-3			0-3 K		4	0	0	0	0	1	4									
<b>Wayne Gross, L</b> OBP: 0.312, SLG: 0.382 (1,5)			0-0 SH3-4		0-0 2B			0-0 4-3	4-0 FC5-4	3	1	2	0	1	0	0									
<b>Inning Stats</b>	R: 0 E: 0 K: 0 S: 3	H: 0 LOB: 0 BB: 0 P: 3	R: 0 E: 1 K: 1 S: 6	H: 0 LOB: 2 BB: 1 P: 10	R: 0 E: 0 K: 0 S: 4	H: 1 LOB: 1 BB: 0 P: 4	R: 1 E: 0 K: 0 S: 5	H: 2 LOB: 1 BB: 0 P: 5	R: 5 E: 0 K: 1 S: 11	H: 6 LOB: 1 BB: 0 P: 11	R: 0 E: 0 K: 0 S: 3	H: 0 LOB: 0 BB: 0 P: 3	R: 0 E: 0 K: 1 S: 5	H: 0 LOB: 0 BB: 0 P: 5	R: 0 E: 0 K: 2 S: 7	H: 0 LOB: 0 BB: 0 P: 7	R: 0 E: 0 K: 1 S: 5	H: 0 LOB: 1 BB: 1 P: 9	1B: 4 2B: 4 3B: 0 HR: 1	SF: 0 SAC: 1 DP: 0 HBP: 0	WP: 0 PB: 0 SB: 0 CS: 0	PA: 39			
<b>PITCHER</b>	IP	WLS	BF	H	R	ER	SO	BB	IBB	HBP	BLK	WP	HR	S	P	ERA	WHIP								
<b>Mike Jeffcoat, L</b> ERA: 6.3 (1,1)	4.0	L	20	6	4	4	1	1	0	0	0	0	1	21	25	9.00	1.750								
<b>Tom Brennan, R</b> ERA: 3.92 (5,1)	3.0		12	3	2	2	2	0	0	0	0	0	0	16	16	6.00	1.000								
<b>Bud Anderson, R</b> ERA: 3.17 (8,1)	2.0		7	0	0	0	3	1	0	0	0	0	0	12	16	0.00	0.500								

Oakland Athletics @ Cleveland Indians  
Cleveland Municipal Stadium, Cleveland, OH  
Thu Aug 25 1983, 3:33 AM EDT  
Att: 6,044 - Sunny

AB 36  
R 6  
H 9  
RBI 6  
BB 2  
SO 6  
LOB 11



Batter	1	2	3	4	5	6	7	8	9	AB	R	H	RBI	BB	SO	LOB	BOTTOM								
<b>Toby Harrah, R</b> OBP: 0.368, SLG: 0.362 (1,5)	4-0 4-3	0-0 FC5			0-0 G6-3			0-0 F7		3	0	0	0	1	0	3									
<b>Mike Hargrove, L</b> OBP: 0.389, SLG: 0.379 (1,3)	0-0 4-3		0-0 F6		0-0 F8			0-0 F8		4	0	0	0	0	0	1									
<b>Julio Franco, R</b> OBP: 0.314, SLG: 0.408 (1,6)	0-0 F7		0-0 4-3		0-0 6-3			0-0 4-3		4	0	0	0	0	0	1									
<b>Broderick Perkins, L</b> OBP: 0.292, SLG: 0.327 (1,10)	4-0 BB		0-0 4-3		0-0 4-3			0-3 K		3	0	0	0	1	1	0									
<b>Pat Tabler, R</b> OBP: 0.367, SLG: 0.388 (1,7)	0-0 F9			4-0 G3-6-3	0-0 BB		0-0 6-3	0-0 F8		3	0	0	0	1	0	2									
<b>Ron Hassey, L</b> OBP: 0.337, SLG: 0.348 (1,2)		4-0 FC5		0-0 G3-6-3	0-0 BB		0-3 K		1	0	0	0	1	0	1										
<b>Chris Bando, S</b> OBP: 0.331, SLG: 0.391 (7,PH)				0-0 G3-6-3	1-2 BB		0-0 K		2	0	1	0	0	1	0										
<b>Gorman Thomas, R</b> OBP: 0.290, SLG: 0.357 (1,8)	0-0 F7		0-0 F8		0-0 F8		0-0 1B	0-3 K		4	0	1	0	0	1	2									
<b>George Vukovich, L</b> OBP: 0.263, SLG: 0.294 (1,9)		0-3 K			4-0 G6-3		0-0 1B		2	0	1	0	1	1	1										
<b>Mike Fischlin, R</b> OBP: 0.303, SLG: 0.269 (1,4)		0-0 1B			0-0 F7		0-0 3-1		3	0	1	0	0	0	3										
<b>Inning Stats</b>	R: 0 E: 0 K: 0 S: 3	H: 0 LOB: 2 BB: 2 P: 11	R: 0 E: 0 K: 1 S: 6	H: 1 LOB: 2 BB: 1 P: 10	R: 0 E: 0 K: 0 S: 3	H: 0 LOB: 0 BB: 0 P: 3	R: 0 E: 0 K: 0 S: 2	H: 0 LOB: 0 BB: 1 P: 6	R: 0 E: 0 K: 0 S: 2	H: 0 LOB: 0 BB: 1 P: 6	R: 0 E: 0 K: 0 S: 3	H: 0 LOB: 0 BB: 0 P: 3	R: 0 E: 0 K: 1 S: 7	H: 2 LOB: 2 BB: 0 P: 7	R: 0 E: 0 K: 0 S: 3	H: 0 LOB: 0 BB: 0 P: 3	R: 0 E: 0 K: 2 S: 8	H: 1 LOB: 1 BB: 0 P: 8	1B: 4 2B: 0 3B: 0 HR: 0	SF: 0 SAC: 0 DP: 2 HBP: 0	WP: 0 PB: 0 SB: 0 CS: 0	PA: 34			
<b>PITCHER</b>	IP	WLS	BF	H	R	ER	SO	BB	IBB	HBP	BLK	WP	HR	S	P	ERA	WHIP								
<b>Steve McCatty, R</b> ERA: 3.85 (1,1)	9.0	W	34	4	0	0	4	5	0	0	0	0	0	37	57	0.00	1.000								

Oakland Athletics @ Cleveland Indians  
Cleveland Municipal Stadium, Cleveland, OH  
Thu Aug 25 1983, 3:33 AM EDT  
Att: 6,044 - Sunny

AB 29  
R 0  
H 4  
RBI 0  
BB 5  
SO 4  
LOB 14









Batter	1	2	3	4	5	6	7	8	9	AB	R	H	RBI	BB	SO	LOB	TOP			
Paul Moltzer, R OBP: 0.360, SLG: 0.466 (1, 5)										2	1	0	0	2	0	2	<b>Milwaukee Brewers @ Oakland Athletics</b> <b>Oakland-Alameda County Coliseum, Oakland, CA</b> Sat Aug 27 1983, 3:33 AM PDT Att: 26,110 - Sunny			
Charlie Moore, R OBP: 0.352, SLG: 0.369 (1, 9)										4	0	2	1	0	0	3				
Robin Yount, R OBP: 0.383, SLG: 0.504 (1, 6)										4	0	0	0	0	0	2				
Cecil Cooper, L OBP: 0.340, SLG: 0.529 (1, 3)										4	1	1	0	0	0	2				
Ted Simmons, S OBP: 0.361, SLG: 0.439 (1, 10)											4	0	0	0	0	1				
Ben Oglivie, L OBP: 0.370, SLG: 0.445 (1, 7)											3	0	1	1	0	0				
Ned Yost, R OBP: 0.261, SLG: 0.404 (1, 2)											3	0	0	0	0	1				
Rick Manning, L OBP: 0.291, SLG: 0.313 (8, PH)										2	0	0	0	0	0	1				
Mark Brouhard, R OBP: 0.322, SLG: 0.419 (8, PR)										1	0	1	0	0	0	0				
Marshall Edwards, L OBP: 0.266, SLG: 0.324 (8, 8)										0	0	0	0	0	0	0				
Jim Gantner, L OBP: 0.348, SLG: 0.436 (1, 4)										2	0	0	0	0	0	0				
<b>Inning Stats</b>	R: 0 E: 0 K: 0 S: 2	H: 0 LOB: 0 BB: 1 P: 6	R: 1 E: 0 K: 0 S: 5	H: 2 LOB: 1 BB: 0 P: 5	R: 1 E: 0 K: 0 S: 4	H: 1 LOB: 1 BB: 1 P: 8	R: 0 E: 0 K: 1 S: 5	H: 0 LOB: 0 BB: 0 P: 5	R: 0 E: 0 K: 0 S: 3	H: 1 LOB: 0 BB: 0 P: 3	R: 0 E: 0 K: 0 S: 3	H: 0 LOB: 0 BB: 0 P: 3	R: 0 E: 0 K: 0 S: 3	H: 0 LOB: 2 BB: 0 P: 4	R: 0 E: 0 K: 1 S: 5	H: 0 LOB: 0 BB: 0 P: 5	1B: 5 2B: 0 3B: 0 HR: 0	SF: 0 SAC: 1 DP: 1 HBP: 0	WP: 0 PB: 0 SB: 1 CS: 1	PA: 32
<b>PITCHER</b> Goman Heimuelter, L ERA: 3.76 (1, 1)	IP: 9.0 WLS: W BF: 32 H: 5 R: 2 ER: 2 SO: 2 BB: 2 IBB: 0 HBP: 0 BLK: 0 WP: 0 HR: 0 S: 34 P: 42 ERA: 2.00 WHIP: 0.778																			

Batter	1	2	3	4	5	6	7	8	9	AB	R	H	RBI	BB	SO	LOB	BOTTOM			
Rickey Henderson, R OBP: 0.423, SLG: 0.425 (1, 7)										5	1	3	0	0	1	3	<b>Milwaukee Brewers @ Oakland Athletics</b> <b>Oakland-Alameda County Coliseum, Oakland, CA</b> Sat Aug 27 1983, 3:33 AM PDT Att: 26,110 - Sunny			
Mike Davis, L OBP: 0.313, SLG: 0.395 (1, 9)										3	1	0	0	1	0	2				
Mike Heath, R OBP: 0.349, SLG: 0.419 (1, 2)										3	1	2	2	1	0	1				
Davey Lopes, R OBP: 0.340, SLG: 0.425 (1, 5)										3	1	0	0	1	0	2				
Bill Almon, R OBP: 0.320, SLG: 0.392 (9, 3)										0	0	0	0	0	0	0				
Dwayne Murphy, L OBP: 0.320, SLG: 0.386 (1, 8)										4	1	1	1	0	2	2				
Garry Hancock, L OBP: 0.293, SLG: 0.452 (1, 10)										3	0	2	2	0	0	0				
Jeff Burroughs, R OBP: 0.334, SLG: 0.380 (8, PH)										1	0	1	0	0	0	0				
Rick Peters, S OBP: 0.327, SLG: 0.309 (8, PR)										0	0	0	0	0	0	0				
Wayne Gross, L OBP: 0.308, SLG: 0.376 (1, 3) (9, 5)										4	0	1	0	0	0	2				
Donnie Hill, S OBP: 0.245, SLG: 0.270 (1, 6)										4	0	1	0	0	0	3				
Tony Phillips, S OBP: 0.324, SLG: 0.311 (1, 4)										4	0	0	0	0	3	4				
<b>Inning Stats</b>	R: 3 E: 0 K: 1 S: 7	H: 2 LOB: 1 BB: 2 P: 15	R: 0 E: 0 K: 1 S: 6	H: 1 LOB: 0 BB: 0 P: 6	R: 0 E: 0 K: 1 S: 4	H: 0 LOB: 1 BB: 1 P: 8	R: 0 E: 0 K: 0 S: 4	H: 1 LOB: 1 BB: 0 P: 4	R: 0 E: 0 K: 0 S: 4	H: 1 LOB: 1 BB: 0 P: 4	R: 0 E: 0 K: 1 S: 5	H: 1 LOB: 0 BB: 0 P: 5	R: 2 E: 1 K: 2 S: 12	H: 4 LOB: 3 BB: 0 P: 12	R: 0 E: 0 K: 2 S: 12	H: 0 LOB: 0 BB: 0 P: 12	1B: 9 2B: 0 3B: 0 HR: 2	SF: 0 SAC: 0 DP: 2 HBP: 0	WP: 0 PB: 0 SB: 4 CS: 0	PA: 37
<b>PITCHER</b> Chuck Porter, R ERA: 3.93 (1, 1)	IP: 7.1 WLS: L BF: 32 H: 9 R: 5 ER: 5 SO: 4 BB: 3 IBB: 0 HBP: 0 BLK: 0 WP: 0 HR: 2 S: 37 P: 49 ERA: 6.14 WHIP: 1.636																			
<b>PITCHER</b> Jerry Augustine, L ERA: 5.69 (8, 1)	IP: 0.2 WLS: L BF: 5 H: 2 R: 0 ER: 0 SO: 2 BB: 0 IBB: 0 HBP: 0 BLK: 0 WP: 0 HR: 0 S: 9 P: 9 ERA: 0.00 WHIP: 3.000																			

AB 29  
R 2  
H 5  
RBI 2  
BB 2  
SO 2  
LOB 12

AB 34  
R 5  
H 11  
RBI 5  
BB 3  
SO 6  
LOB 19



Batter	1	2	3	4	5	6	7	8	9	AB	R	H	RBI	BB	SO	LOB	TOP				
Paul Moltzer, R OBP: 0.357, SLG: 0.461 (1.5)	F3		F8	4-3			K		K	5	0	0	0	0	2	2					
Jim Gantner, L OBP: 0.345, SLG: 0.438 (1.4)	F8			1B 2B 1B	F8					4	1	2	0	0	0	0					
Robin Yount, R OBP: 0.384, SLG: 0.504 (1.6)	6-3			2B 4-3 1B	G4-6-3 1B		K			4	1	2	0	0	1	1					
Cecil Cooper, L OBP: 0.339, SLG: 0.529 (1.3)		G3 2B		F6	G4-6-3 1-2			F6		4	0	1	0	0	0	3					
Ted Simmons, S OBP: 0.362, SLG: 0.442 (1.2)	F3			4-3 1B 2B		F5				4	1	2	1	0	0	1					
Ben Oglivie, L OBP: 0.366, SLG: 0.442 (1.7)	G3			4-3				K		3	0	0	1	1	1	3					
Roy Howell, L OBP: 0.335, SLG: 0.426 (1.10)	3-1			BB 1B		F8		F6		4	1	1	1	0	0	3					
Rick Manning, L OBP: 0.291, SLG: 0.311 (1.8)			F9	1B BB	1-3				4-3	3	0	0	0	1	0	1					
Charlie Moore, R OBP: 0.351, SLG: 0.368 (1.9)	F8			1-2 BB 1B			F9		G3	4	0	1	1	0	0	0					
<b>Inning Stats</b>	R: 0 E: 0 K: 0 S: 3	H: 0 LOB: 0 BB: 0 P: 3	R: 0 E: 0 K: 0 S: 4	H: 1 LOB: 1 BB: 0 P: 4	R: 0 E: 0 K: 0 S: 3	H: 0 LOB: 0 BB: 0 P: 3	R: 4 E: 0 K: 0 S: 8	H: 5 LOB: 2 BB: 1 P: 12	R: 0 E: 0 K: 0 S: 3	H: 0 LOB: 1 BB: 0 P: 7	R: 0 E: 0 K: 2 S: 8	H: 1 LOB: 1 BB: 0 P: 8	R: 0 E: 0 K: 1 S: 6	H: 1 LOB: 1 BB: 0 P: 6	R: 0 E: 0 K: 1 S: 5	H: 0 LOB: 0 BB: 0 P: 5	1B: 6 2B: 3 3B: 0 HR: 0	SF: 0 SAC: 0 DP: 1 HBP: 0	WP: 0 PB: 0 SB: 0 CS: 0	PA: 37	
<b>PITCHER</b>	IP	WLS	BF	H	R	ER	SO	BB	IBB	HBP	BLK	WP	HR	S	P	ERA	WHIP				
Mike Warren, R ERA: 6.29 (1.1)	3.2	L	18	6	4	4	0	1	0	0	0	0	0	17	21	9.82	1.909				
Keith Atherton, R ERA: 2.13 (4.1)	5.1		19	3	0	0	4	1	0	0	0	0	0	26	30	0.00	0.750				

Milwaukee Brewers @ Oakland Athletics  
Oakland-Alameda County Coliseum, Oakland, CA  
Sun Aug 28 1983, 3:33 AM PDT  
Att: 24,052 - Sunny

AB 35  
R 4  
H 9  
RBI 4  
BB 2  
SO 4  
LOB 14



Batter	1	2	3	4	5	6	7	8	9	AB	R	H	RBI	BB	SO	LOB	BOTTOM					
Rickey Henderson, R OBP: 0.424, SLG: 0.433 (1.7)	6-3			CS 1B				F8		4	1	2	1	0	0	1						
Bill Almon, R OBP: 0.317, SLG: 0.388 (1.3)	F5			F7		1-3		F6		4	0	0	0	0	0	3						
Mike Heath, R OBP: 0.348, SLG: 0.414 (1.9)	K					F8			BB	3	0	0	0	1	2	0						
Davey Lopes, R OBP: 0.337, SLG: 0.421 (1.5)		F7		1-5-3			4-3		F6	4	0	0	0	0	0	1						
Jeff Burroughs, R OBP: 0.334, SLG: 0.378 (1.10)										2	0	0	0	1	0	0						
Garry Hancock, L OBP: 0.290, SLG: 0.452 (9, PH)										0	0	0	0	0	0	0						
Rick Peters, S OBP: 0.325, SLG: 0.307 (9, PH)										1	0	0	0	0	1	1						
Dwayne Murphy, L OBP: 0.316, SLG: 0.383 (1.8)		3				F8				3	0	0	0	1	1	2						
Bob Kearney, R OBP: 0.322, SLG: 0.398 (1.2)			E7 1B FC6-4 1B		6-3			F7		3	1	1	0	0	0	1						
Donnie Hill, S OBP: 0.248, SLG: 0.272 (1.6)						F7				3	0	1	0	0	1	0						
Tony Phillips, S OBP: 0.324, SLG: 0.311 (1.4)			FC6-4 1B			F8				3	0	1	1	0	0	1						
<b>Inning Stats</b>	R: 0 E: 0 K: 1 S: 5	H: 0 LOB: 0 BB: 0 P: 5	R: 0 E: 0 K: 0 S: 2	H: 0 LOB: 1 BB: 1 P: 6	R: 1 E: 1 K: 0 S: 5	H: 3 LOB: 1 BB: 0 P: 5	R: 0 E: 0 K: 1 S: 5	H: 0 LOB: 0 BB: 0 P: 5	R: 0 E: 0 K: 0 S: 3	H: 0 LOB: 0 BB: 0 P: 3	R: 1 E: 0 K: 0 S: 4	H: 1 LOB: 0 BB: 0 P: 4	R: 0 E: 0 K: 0 S: 3	H: 0 LOB: 1 BB: 1 P: 7	R: 0 E: 0 K: 1 S: 6	H: 1 LOB: 1 BB: 0 P: 6	R: 0 E: 0 K: 2 S: 7	H: 0 LOB: 1 BB: 1 P: 11	1B: 4 2B: 1 3B: 0 HR: 1	SF: 0 SAC: 0 DP: 1 HBP: 0	WP: 0 PB: 0 SB: 0 CS: 1	PA: 33
<b>PITCHER</b>	IP	WLS	BF	H	R	ER	SO	BB	IBB	HBP	BLK	WP	HR	S	P	ERA	WHIP					
Mike Caldwell, L ERA: 4.52 (1.1)	7.1	W	27	5	2	2	3	2	0	0	0	0	0	31	39	2.46	0.955					
Jim Staton, R ERA: 3.72 (8.1)	1.0		4	0	0	0	0	1	0	0	0	0	0	3	7	0.00	1.000					
Jerry Augustine, L ERA: 5.62 (9.1)	0.2	S	2	0	0	0	2	0	0	0	0	0	0	6	6	0.00	0.000					

Milwaukee Brewers @ Oakland Athletics  
Oakland-Alameda County Coliseum, Oakland, CA  
Sun Aug 28 1983, 3:33 AM PDT  
Att: 24,052 - Sunny

AB 30  
R 2  
H 5  
RBI 2  
BB 3  
SO 5  
LOB 10





Batter	1	2	3	4	5	6	7	8	9	AB	R	H	RBI	BB	SO	LOB	TOP					
<b>Willie Randolph, R</b> OBP: 0.360, SLG: 0.333 (1, 4)	F9		F9		3B		G6-4-3	6-3		5	2	2	2	0	0	0						
<b>Ken Griffey, L</b> OBP: 0.371, SLG: 0.459 (1, 3)	F9		G3		3B		G6-4-3		F8	5	0	2	1	0	0	0						
<b>Dave Winfield, R</b> OBP: 0.338, SLG: 0.502 (1, 7)	6-3			5-3	5-3		G6-4-3		BB	5	1	1	0	0	0	3						
<b>Graig Nettles, L</b> OBP: 0.348, SLG: 0.448 (1, 5)		4-1		FC6-4	K		1B		3B	3	1	1	0	2	1	1						
<b>Oscar Gamble, L</b> OBP: 0.374, SLG: 0.520 (1, 10)	F5			F7			F7		1B	5	1	2	2	0	0	1						
<b>Don Mattingly, L</b> OBP: 0.386, SLG: 0.497 (1, 9)	BB			FC6-4			BB		FC3-6	5	0	3	1	0	0	3						
<b>Roy Smalley, S</b> OBP: 0.354, SLG: 0.445 (1, 6)					SH5-4				FC3-6	2	2	1	1	1	3	0	1					
<b>Omar Moreno, L</b> OBP: 0.291, SLG: 0.347 (1, 8)	F9				SH5-4		F6		G3	5	1	1	0	0	1	5						
<b>Rick Cerone, R</b> OBP: 0.258, SLG: 0.267 (1, 2)			F8		SH5-4		F7		F8	3	0	0	0	0	0	2						
<b>Inning Stats</b>	R: 0 E: 0 K: 0 S: 3	H: 0 LOB: 0 BB: 0 P: 3	R: 0 E: 0 K: 0 S: 4	H: 1 LOB: 2 BB: 1 P: 8	R: 0 E: 0 K: 0 S: 3	H: 0 LOB: 0 BB: 0 P: 3	R: 0 E: 0 K: 0 S: 3	H: 0 LOB: 1 BB: 1 P: 7	R: 3 E: 0 K: 1 S: 8	H: 3 LOB: 1 BB: 1 P: 12	R: 0 E: 0 K: 0 S: 4	H: 1 LOB: 2 BB: 1 P: 8	R: 1 E: 0 K: 0 S: 6	H: 4 LOB: 2 BB: 0 P: 6	R: 1 E: 0 K: 0 S: 4	H: 1 LOB: 0 BB: 0 P: 4	R: 3 E: 0 K: 1 S: 8	H: 3 LOB: 1 BB: 1 P: 12	1B: 9 2B: 1 3B: 2 HR: 1	SF: 0 SAC: 1 DP: 1 HBP: 0	WP: 0 PB: 1 SB: 0 CS: 0	PA: 44
<b>PITCHER</b>	IP	WLS	BF	H	R	ER	SO	BB	IBB	HBP	BLK	WP	HR	S	P	ERA	WHIP					
<b>Steve McCatty, R</b> ERA: 3.77 (1, 1)	6.0		28	6	4	4	1	4	0	0	0	0	0	26	42	6.00	1.667					
<b>Tom Underwood, L</b> ERA: 4.23 (7, 1)	1.0		5	3	0	0	0	0	0	0	0	0	0	5	5	0.00	3.000					
<b>Dave Beard, R</b> ERA: 5.04 (8, 1)	2.0	L	11	4	4	4	1	1	0	0	0	0	1	12	16	18.00	2.500					

**New York Yankees @ Oakland Athletics**  
Oakland-Alameda County Coliseum, Oakland, CA  
Tue Aug 30 1983, 7:05 PM PDT  
Att: 22,141 - Unknown

AB	38
R	8
H	13
RBI	7
BB	5
SO	2
LOB	16



Batter	1	2	3	4	5	6	7	8	9	AB	R	H	RBI	BB	SO	LOB	BOTTOM					
<b>Rickey Henderson, R</b> OBP: 0.422, SLG: 0.432 (1, 7)	K		K		FC1-6		2B	F8		5	1	1	1	0	2	4						
<b>Bill Almon, R</b> OBP: 0.320, SLG: 0.393 (1, 3)	F3		6-3		FC5-4		SF9		1-3	5	1	3	2	0	0	0						
<b>Mike Heath, R</b> OBP: 0.342, SLG: 0.408 (1, 9)	3-1			F6	FC5-4		SF9		1-3	4	0	0	1	0	0	3						
<b>Davey Lopes, R</b> OBP: 0.340, SLG: 0.430 (1, 5)		S			BB		F2		F3	5	1	3	1	0	0	1						
<b>Jeff Burroughs, R</b> OBP: 0.335, SLG: 0.375 (1, 10)	F7				BB		K			3	0	0	0	2	1	1						
<b>Mitchell Page, L</b> OBP: 0.353, SLG: 0.281 (9, PR)					BB		K		BB	0	0	0	0	0	0	0						
<b>Dwayne Murphy, L</b> OBP: 0.318, SLG: 0.381 (1, 8)				K			4-3		K	5	0	1	0	0	2	4						
<b>Bob Kearney, R</b> OBP: 0.321, SLG: 0.396 (1, 2)										4	0	1	0	0	2	4						
<b>Mike Davis, L</b> OBP: 0.313, SLG: 0.395 (9, PR)							5-3			0	0	0	0	0	0	0						
<b>Donnie Hill, S</b> OBP: 0.266, SLG: 0.292 (1, 6)										3	1	2	0	1	1	2						
<b>Tony Phillips, S</b> OBP: 0.323, SLG: 0.311 (1, 4)			F7				F7			4	1	1	0	0	1	4						
<b>Inning Stats</b>	R: 0 E: 0 K: 1 S: 5	H: 0 LOB: 0 BB: 0 P: 5	R: 0 E: 0 K: 2 S: 9	H: 2 LOB: 0 BB: 0 P: 9	R: 0 E: 0 K: 1 S: 5	H: 0 LOB: 0 BB: 0 P: 5	R: 0 E: 0 K: 2 S: 8	H: 1 LOB: 2 BB: 1 P: 12	R: 0 E: 0 K: 0 S: 5	H: 2 LOB: 2 BB: 0 P: 5	R: 1 E: 0 K: 1 S: 6	H: 1 LOB: 0 BB: 0 P: 6	R: 4 E: 0 K: 0 S: 6	H: 3 LOB: 0 BB: 1 P: 10	R: 0 E: 0 K: 2 S: 9	H: 2 LOB: 3 BB: 0 P: 9	R: 0 E: 0 K: 0 S: 4	H: 1 LOB: 2 BB: 1 P: 8	1B: 8 2B: 3 3B: 0 HR: 1	SF: 1 SAC: 0 DP: 0 HBP: 0	WP: 0 PB: 0 SB: 3 CS: 0	PA: 42
<b>PITCHER</b>	IP	WLS	BF	H	R	ER	SO	BB	IBB	HBP	BLK	WP	HR	S	P	ERA	WHIP					
<b>Ron Guidry, L</b> ERA: 3.64 (1, 1)	9.0	W	42	12	5	5	9	3	0	0	0	0	1	57	69	5.00	1.667					

**New York Yankees @ Oakland Athletics**  
Oakland-Alameda County Coliseum, Oakland, CA  
Tue Aug 30 1983, 7:05 PM PDT  
Att: 22,141 - Unknown

AB	38
R	5
H	12
RBI	5
BB	3
SO	9
LOB	23





Batter	1	2	3	4	5	6	7	8	9	AB	R	H	RBI	BB	SO	LOB	TOP								
Willie Randolph, R OBP: 0.360, SLG: 0.332 (1, 4)										4	0	1	0	1	0	2									
Ken Griffey, L OBP: 0.369, SLG: 0.458 (1, 3)										5	1	1	0	0	1	2									
Dave Winfield, R OBP: 0.338, SLG: 0.501 (1, 7)										5	1	2	0	0	0	2									
Don Baylor, R OBP: 0.352, SLG: 0.480 (1, 10)										5	1	3	2	0	0	1									
Graig Nettles, L OBP: 0.347, SLG: 0.446 (1, 5)										4	1	1	0	0	1	3									
Roy Smalley, S OBP: 0.356, SLG: 0.443 (1, 6)										2	1	0	0	2	1	2									
Don Mattingly, L OBP: 0.364, SLG: 0.492 (1, 9)										4	1	1	1	0	1	4									
Rick Cerone, R OBP: 0.263, SLG: 0.272 (1, 2)										4	0	2	2	0	0	0									
Omar Moreno, L OBP: 0.290, SLG: 0.346 (1, 8)										4	0	1	1	0	1	2									
<b>Inning Stats</b>	R: 1 E: 1 K: 0 S: 3	H: 1 LOB: 1 BB: 1 P: 7	R: 1 E: 2 K: 1 S: 7	H: 2 LOB: 2 BB: 1 P: 11	R: 4 E: 0 K: 1 S: 9	H: 5 LOB: 2 BB: 1 P: 13	R: 0 E: 0 K: 1 S: 6	H: 1 LOB: 1 BB: 0 P: 6	R: 0 E: 0 K: 0 S: 3	H: 0 LOB: 0 BB: 0 P: 3	R: 0 E: 0 K: 0 S: 4	H: 1 LOB: 1 BB: 0 P: 4	R: 0 E: 0 K: 1 S: 7	H: 2 LOB: 2 BB: 0 P: 7	R: 0 E: 0 K: 1 S: 5	H: 0 LOB: 0 BB: 0 P: 5	R: 0 E: 0 K: 0 S: 3	H: 0 LOB: 0 BB: 0 P: 3	1B: 11 2B: 1 3B: 0 HR: 0	SF: 0 SAC: 0 DP: 0 HBP: 0	WP: 0 PB: 0 SB: 2 CS: 0	PA: 40			
<b>PITCHER</b>	IP	WLS	BF	H	R	ER	SO	BB	IBB	HBP	BLK	WP	HR	S	P	ERA	WHIP								
Tim Conroy, L ERA: 3.53 (1, 1)	2.2	L	16	6	6	5	2	3	0	0	0	0	0	17	29	16.88	3.375								
Mark Smith, R ERA: 1.99 (3, 1)	4.1		18	6	0	0	2	0	0	0	0	0	0	22	22	0.00	1.385								
Tom Underwood, L ERA: 4.17 (8, 1)	2.0		6	0	0	0	1	0	0	0	0	0	0	8	8	0.00	0.000								

New York Yankees @ Oakland Athletics  
Oakland-Alameda County Coliseum, Oakland, CA  
Wed Aug 31 1983, 7:05 PM PDT  
Att: 15,279 - Unknown

AB	37
R	6
H	12
RBI	6
BB	3
SO	5
LOB	18




Batter	1	2	3	4	5	6	7	8	9	AB	R	H	RBI	BB	SO	LOB	BOTTOM								
Rickey Henderson, R OBP: 0.418, SLG: 0.427 (1, 7)										5	0	0	0	0	1	5									
Bill Almon, R OBP: 0.319, SLG: 0.393 (9, 4)										5	0	1	0	0	0	2									
Mike Heath, R OBP: 0.343, SLG: 0.405 (1, 2)										4	0	1	0	1	0	1									
Davey Lopes, R OBP: 0.337, SLG: 0.426 Wayne Gross, L OBP: 0.307, SLG: 0.375 (1, 5) (8, 5)										4	0	0	0	0	1	3									
Jeff Burroughs, R OBP: 0.336, SLG: 0.378 (1, 10)										5	1	2	0	0	1	3									
Dwayne Murphy, L OBP: 0.320, SLG: 0.381 (1, 8)										3	2	1	0	1	0	1									
Donnie Hill, S OBP: 0.274, SLG: 0.327 (1, 6)										4	1	2	1	0	0	2									
Mike Davis, L OBP: 0.317, SLG: 0.403 (1, 9)										3	0	2	3	1	0	0									
Tony Phillips, S OBP: 0.323, SLG: 0.309 Garry Hancock, L OBP: 0.291, SLG: 0.450 (1, 4) (8, PH) (9, 3)										2	0	0	0	1	0	2									
<b>Inning Stats</b>	R: 0 E: 1 K: 1 S: 6	H: 0 LOB: 2 BB: 1 P: 10	R: 1 E: 0 K: 0 S: 4	H: 1 LOB: 2 BB: 2 P: 12	R: 0 E: 0 K: 1 S: 6	H: 1 LOB: 0 BB: 0 P: 6	R: 0 E: 0 K: 0 S: 3	H: 0 LOB: 0 BB: 0 P: 3	R: 0 E: 0 K: 0 S: 4	H: 1 LOB: 1 BB: 0 P: 4	R: 1 E: 0 K: 0 S: 6	H: 3 LOB: 2 BB: 0 P: 6	R: 0 E: 0 K: 0 S: 3	H: 0 LOB: 0 BB: 0 P: 3	R: 2 E: 0 K: 1 S: 7	H: 2 LOB: 1 BB: 1 P: 11	R: 0 E: 0 K: 0 S: 4	H: 1 LOB: 1 BB: 0 P: 4	1B: 4 2B: 4 3B: 0 HR: 1	SF: 0 SAC: 0 DP: 0 HBP: 0	WP: 1 PB: 0 SB: 0 CS: 0	PA: 41			
<b>PITCHER</b>	IP	WLS	BF	H	R	ER	SO	BB	IBB	HBP	BLK	WP	HR	S	P	ERA	WHIP								
Shane Rawley, L ERA: 3.76 (1, 1)	7.0	W	33	7	4	4	2	4	0	0	0	0	1	33	49	5.14	1.571								
George Frazier, R ERA: 3.57 (8, 1)	0.1		2	1	0	0	0	0	0	0	0	1	0	2	2	0.00	3.000								
Rich Gossage, R ERA: 2.0 (8, 1)	1.2	S	6	1	0	0	1	0	0	0	0	0	0	8	8	0.00	0.600								


New York Yankees @ Oakland Athletics  
Oakland-Alameda County Coliseum, Oakland, CA  
Wed Aug 31 1983, 7:05 PM PDT  
Att: 15,279 - Unknown

AB	37
R	4
H	9
RBI	4
BB	4
SO	3
LOB	21





Batter	1	2	3	4	5	6	7	8	9	AB	R	H	RBI	BB	SO	LOB	TOP					
Willie Randolph, R (1,4) OBP: 0.362, SLG: 0.332	4-0 BB		0-0 6-3			0-0 4-3		0-0 BB 1B		3	0	1	0	1	0	0	<p><b>New York Yankees @ Oakland Athletics</b> Oakland-Alameda County Coliseum, Oakland, CA</p> <p>Thu Sep 01 1983, 7:05 PM PDT Att: 19,153 - Unknown</p> <p>livebaseballscorecards.com</p> <p>AB 30 R 0 H 3 RBI 0 BB 4 SO 5 LOB 15</p> 					
Ken Griffey, L (1,3) OBP: 0.368, SLG: 0.454	0-0 4-3			0-0 4-3		0-0 F8		4-0 BB		3	0	0	0	1	0	1						
Dave Winfield, R (1,7) OBP: 0.336, SLG: 0.497	0-0 5-3			0-0 F5		0-0 5-3		0-0 6-3		4	0	0	0	0	0	4						
Graig Nettles, L (1,5) OBP: 0.349, SLG: 0.444	0-0 F9			4-0 BB			0-0 3-1		4-0 FC3-6 BB	2	0	0	0	2	0	1						
Oscar Gamble, L (1,10) OBP: 0.366, SLG: 0.506		0-0 G3		0-0 4-3			0-0 G3		0-0 FC3-6 FC4-6	4	0	0	0	0	0	2						
Don Mattingly, L (1,9) OBP: 0.361, SLG: 0.487		0-0 F7			0-0 1B		0-0 F8		0-0 FC4-6	4	0	1	0	0	0	1						
Roy Smalley, S (1,6) OBP: 0.355, SLG: 0.441		0-0 F9			0-3 K			0-0 FC3-6 1B	0-3 K	4	0	1	0	0	2	2						
Omar Moreno, L (1,8) OBP: 0.289, SLG: 0.344			0-0 4-3		0-3 K			0-0 FC3-6 BB 1B		3	0	0	0	0	1	2						
Rick Cerone, R (1,2) OBP: 0.260, SLG: 0.269			0-3 K		0-3 K			0-0 F3		2	0	0	0	0	2	1						
Steve Kemp, L (8, PH) OBP: 0.317, SLG: 0.403					0-3 K					1	0	0	0	0	0	1						
Juan Espino, R (8, 2) OBP: 0.426, SLG: 0.429										0	0	0	0	0	0	0						
<b>Inning Stats</b>	R: 0 E: 0 K: 0 S: 3	H: 0 LOB: 1 BB: 1 P: 7	R: 0 E: 0 K: 0 S: 3	H: 0 LOB: 0 BB: 0 P: 3	R: 0 E: 0 K: 1 S: 5	H: 0 LOB: 0 BB: 0 P: 5	R: 0 E: 0 K: 0 S: 3	H: 0 LOB: 1 BB: 1 P: 7	R: 0 E: 0 K: 3 S: 10	H: 1 LOB: 1 BB: 0 P: 10	R: 0 E: 0 K: 0 S: 3	H: 0 LOB: 0 BB: 0 P: 3	R: 0 E: 0 K: 0 S: 3	H: 0 LOB: 0 BB: 0 P: 3	R: 0 E: 0 K: 0 S: 5	H: 2 LOB: 3 BB: 1 P: 9	R: 0 E: 0 K: 1 S: 5	H: 0 LOB: 1 BB: 1 P: 9	1B: 3 2B: 0 3B: 0 HR: 0	SF: 0 SAC: 0 DP: 0 HBP: 0	WP: 0 PB: 0 SB: 0 CS: 0	PA: 34
<b>PITCHER</b> Chris Codiroli, R (1,1) ERA: 3.95	IP: 9.0 WLS: W BF: 34 H: 3 R: 0 ER: 0 SO: 5 BB: 4 IBB: 0 HBP: 0 BLK: 0 WP: 0 HR: 0 S: 40 P: 56 ERA: 0.00 WHIP: 0.778															<b>PITCHER</b>						

Batter	1	2	3	4	5	6	7	8	9	AB	R	H	RBI	BB	SO	LOB	BOTTOM					
Rickey Henderson, R (1,7) OBP: 0.418, SLG: 0.427	0-0 6-3		0-0 2B 1B		0-3 K		4-0 BB			3	1	1	0	1	1	0	<p><b>New York Yankees @ Oakland Athletics</b> Oakland-Alameda County Coliseum, Oakland, CA</p> <p>Thu Sep 01 1983, 7:05 PM PDT Att: 19,153 - Unknown</p> <p>livebaseballscorecards.com</p> <p>AB 26 R 2 H 4 RBI 2 BB 5 SO 10 LOB 11</p> 					
Bill Almon, R (1,3) OBP: 0.318, SLG: 0.394	0-0 F6		1-1 2-1 2B		0-3 K		0-0 F9			4	0	1	2	0	1	2						
Mike Heath, R (1,2) OBP: 0.341, SLG: 0.403	0-0 4-3		0-0 F8		0-3 K			0-0 S 1B		4	0	1	0	0	1	1						
Jeff Burroughs, R (1,10) OBP: 0.333, SLG: 0.374		0-0 F8	0-3 K		0-3 K		0-0 F5		0-0 F5	4	0	0	0	0	2	2						
Dwayne Murphy, L (1,8) OBP: 0.317, SLG: 0.377		0-3 K		0-3 K		0-0 F5		0-3 K		4	0	0	0	0	3	1						
Donnie Hill, S (1,6) OBP: 0.274, SLG: 0.319		4-0 WP BB		0-0 F3		0-0 F7		0-0 1-3		3	0	0	0	1	0	1						
Mike Davis, L (1,9) OBP: 0.320, SLG: 0.402		0-3 K		4-0 S S BB		4-0 SH1-4 BB				1	0	0	0	2	1	1						
Tony Phillips, S (1,4) OBP: 0.326, SLG: 0.311			0-0 SH5-3 2B 1B		4-0 S BB		0-0 SH1-4			1	1	1	0	1	0	0						
Wayne Gross, L (1,5) OBP: 0.305, SLG: 0.372			0-0 SH5-3		0-3 K		0-0 F3			2	0	0	0	0	1	3						
<b>Inning Stats</b>	R: 0 E: 0 K: 0 S: 3	H: 0 LOB: 0 BB: 0 P: 3	R: 0 E: 0 K: 2 S: 7	H: 0 LOB: 1 BB: 1 P: 11	R: 2 E: 0 K: 1 S: 8	H: 3 LOB: 1 BB: 0 P: 8	R: 0 E: 0 K: 2 S: 7	H: 0 LOB: 2 BB: 2 P: 15	R: 0 E: 0 K: 3 S: 9	H: 0 LOB: 0 BB: 0 P: 9	R: 0 E: 0 K: 1 S: 5	H: 0 LOB: 0 BB: 0 P: 5	R: 0 E: 0 K: 0 S: 3	H: 0 LOB: 2 BB: 2 P: 11	R: 0 E: 0 K: 1 S: 6	H: 1 LOB: 1 BB: 0 P: 6	R: 0 E: 0 K: 1 S: 6	H: 0 LOB: 1 BB: 0 P: 6	1B: 3 2B: 1 3B: 0 HR: 0	SF: 0 SAC: 2 DP: 0 HBP: 0	WP: 1 PB: 0 SB: 4 CS: 0	PA: 33
<b>PITCHER</b> Dave Righetti, L (1,1) ERA: 3.11	IP: 8.0 WLS: L BF: 33 H: 4 R: 2 ER: 2 SO: 10 BB: 5 IBB: 0 HBP: 0 BLK: 0 WP: 1 HR: 0 S: 48 P: 68 ERA: 2.25 WHIP: 1.125															<b>PITCHER</b>						



Batter	1	2	3	4	5	6	7	8	9	AB	R	H	RBI	BB	SO	LOB	TOP								
Alan Bannister, R OBP: 0.331, SLG: 0.402 (1, 9)	F8		K	F6		F3			CS BB	4	0	0	0	1	1	3									
Toby Harrah, R OBP: 0.383, SLG: 0.360 (1, 5)	3B 1B		F9		5-3		F8		K	5	1	1	0	0	1	1									
Julio Franco, R OBP: 0.312, SLG: 0.407 (1, 6)	1-H 3B		1B 2B		F3		5-3		F9	5	1	2	1	0	0	0									
Bake McBride, L OBP: 0.311, SLG: 0.335 (1, 10)	4-3		2B 1B		K		5-3			4	0	1	1	0	1	1									
Pat Tabler, R OBP: 0.368, SLG: 0.392 George Vukovich, L OBP: 0.279, SLG: 0.310 (1, 7) (8, 9)	F9		F8			1-3		F8		4	0	0	0	0	0	2									
Mike Hargrove, L OBP: 0.389, SLG: 0.376 (1, 3)					K		F8		1B 1B	4	0	2	0	0	1	0									
Gorman Thomas, R OBP: 0.301, SLG: 0.364 (1, 8)			K		K		BB 1B		1B 1B	4	1	2	0	0	2	1									
Ron Hassey, L OBP: 0.341, SLG: 0.356 (1, 2)			F3		HR		1B BB		F7	3	1	1	1	1	0	3									
Mike Fischlin, R OBP: 0.284, SLG: 0.250 (1, 4)			F4		2B		1-2 2-H 1B		F8	4	0	2	1	0	0	3									
<b>Inning Stats</b>	R: 1 E: 0 K: 0 S: 5	H: 2 LOB: 1 BB: 0 P: 5	R: 0 E: 0 K: 1 S: 6	H: 1 LOB: 1 BB: 0 P: 6	R: 1 E: 0 K: 1 S: 7	H: 2 LOB: 1 BB: 0 P: 7	R: 1 E: 0 K: 2 S: 9	H: 2 LOB: 1 BB: 0 P: 9	R: 0 E: 0 K: 1 S: 5	H: 0 LOB: 0 BB: 0 P: 5	R: 1 E: 0 K: 0 S: 5	H: 2 LOB: 2 BB: 1 P: 9	R: 0 E: 0 K: 0 S: 3	H: 0 LOB: 0 BB: 0 P: 3	R: 0 E: 0 K: 0 S: 5	H: 2 LOB: 2 BB: 1 P: 5	R: 0 E: 0 K: 1 S: 4	H: 0 LOB: 0 BB: 1 P: 8	1B: 7 2B: 2 3B: 1 HR: 1	SF: 0 SAC: 0 DP: 0 HBP: 0	WP: 0 PB: 0 SB: 0 CS: 1	PA: 39			
<b>PITCHER</b>	IP	WLS	BF	H	R	ER	SO	BB	IBB	HBP	BLK	WP	HR	S	P	ERA	WHIP								
Gorman Heimuelter, L ERA: 3.93 (1, 1)	4.0	L	19	7	3	3	4	0	0	0	0	0	1	27	27	6.75	1.750								
Keith Atherton, R ERA: 2.14 (5, 1)	4.0		17	4	1	1	1	1	0	0	0	0	0	18	22	2.25	1.250								
Dave Beard, R ERA: 4.94 (9, 1)	1.0		3	0	0	0	1	1	0	0	0	0	0	4	8	0.00	1.000								

Cleveland Indians @ Oakland Athletics  
Oakland-Alameda County Coliseum, Oakland, CA

AB 37  
R 4  
H 11  
RBI 4  
BB 2  
SO 6  
LOB 14



WP: 0 PA: 39  
PB: 0  
SB: 0  
CS: 1

Fri Sep 02 1983, 7:05 PM PDT  
Att: 6,916 - Unknown

Batter	1	2	3	4	5	6	7	8	9	AB	R	H	RBI	BB	SO	LOB	BOTTOM								
Rickey Henderson, R OBP: 0.419, SLG: 0.427 (1, 7)	6-3		FC6-4			CS 1B				4	0	2	1	0	0	1									
Mike Davis, L OBP: 0.322, SLG: 0.402 (1, 9)	4-3				FC6-4 BB	WP 1B		FC6-4 FC5-4		3	0	1	0	1	0	1									
Mike Heath, R OBP: 0.337, SLG: 0.397 (1, 2)	5-3		FC6-4 FC4-6		FC6-4 FC4-6	F8		FC5-4 FC5-4		4	0	0	0	0	0	3									
Garry Hancock, L OBP: 0.286, SLG: 0.441 (1, 3)					4-3 FC4-6	6-3		FC5-4		4	0	0	0	0	0	3									
Dwayne Murphy, L OBP: 0.316, SLG: 0.376 (1, 8)					4-3				E4 1B	4	0	1	0	0	0	1									
Donnie Hill, S OBP: 0.273, SLG: 0.325 (1, 6)					F9			F5		4	0	1	0	0	0	1									
Wayne Gross, L OBP: 0.301, SLG: 0.367 (1, 5)					G3			F3		4	0	0	0	0	0	1									
Mitchell Page, L OBP: 0.375, SLG: 0.300 (1, 10)									FC5-4 1B	3	1	2	0	1	1	1									
Tony Phillips, S OBP: 0.326, SLG: 0.314 (1, 4)					FC5-4 FC6-4				2B BB	3	1	1	1	0	0	2									
<b>Inning Stats</b>	R: 0 E: 0 K: 0 S: 3	H: 0 LOB: 0 BB: 0 P: 3	R: 0 E: 0 K: 0 S: 3	H: 1 LOB: 1 BB: 0 P: 3	R: 0 E: 0 K: 0 S: 4	H: 1 LOB: 1 BB: 0 P: 4	R: 0 E: 0 K: 0 S: 3	H: 0 LOB: 1 BB: 1 P: 7	R: 0 E: 0 K: 0 S: 4	H: 1 LOB: 1 BB: 0 P: 4	R: 0 E: 0 K: 0 S: 4	H: 2 LOB: 1 BB: 0 P: 4	R: 0 E: 0 K: 0 S: 3	H: 0 LOB: 0 BB: 0 P: 3	R: 2 E: 0 K: 0 S: 5	H: 2 LOB: 1 BB: 1 P: 9	R: 0 E: 1 K: 1 S: 6	H: 1 LOB: 1 BB: 0 P: 6	1B: 6 2B: 2 3B: 0 HR: 0	SF: 0 SAC: 0 DP: 0 HBP: 0	WP: 1 PB: 0 SB: 0 CS: 1	PA: 35			
<b>PITCHER</b>	IP	WLS	BF	H	R	ER	SO	BB	IBB	HBP	BLK	WP	HR	S	P	ERA	WHIP								
Lary Sorensen, R ERA: 4.14 (1, 1)	7.0	W	28	7	2	2	0	2	0	0	0	0	0	26	34	2.57	1.286								
Bud Anderson, R ERA: 3.09 (8, 1)	2.0	S	7	1	0	0	1	0	0	0	0	0	0	9	9	0.00	0.500								

Cleveland Indians @ Oakland Athletics  
Oakland-Alameda County Coliseum, Oakland, CA

AB 33  
R 2  
H 8  
RBI 2  
BB 2  
SO 1  
LOB 14



WP: 1 PA: 35  
PB: 0  
SB: 0  
CS: 1

Fri Sep 02 1983, 7:05 PM PDT  
Att: 6,916 - Unknown




Batter	1	2	3	4	5	6	7	8	9	AB	R	H	RBI	BB	SO	LOB	TOP				
<b>Mike Hargrove, L</b> (1, 3) <small>OBP: 0.390, SLG: 0.374</small> <b>Carmen Castillo, R</b> (8, FR) <small>OBP: 0.333, SLG: 0.167</small> <b>Alan Bannister, R</b> (8, 4) <small>OBP: 0.332, SLG: 0.404</small>	G3																				
<b>Toby Harrah, R</b> (1, 5) <small>OBP: 0.393, SLG: 0.364</small>	1-3																				
<b>Julio Franco, R</b> (1, 6) <small>OBP: 0.309, SLG: 0.403</small>	6-3																				
<b>Bake McBride, L</b> (1, 10) <small>OBP: 0.318, SLG: 0.335</small> (9, 9)																					
<b>Pat Tabler, R</b> (1, 7) <small>OBP: 0.368, SLG: 0.393</small>																					
<b>Gorman Thomas, R</b> (1, 8) <small>OBP: 0.302, SLG: 0.373</small>																					
<b>George Vukovich, L</b> (1, 9) <small>OBP: 0.280, SLG: 0.310</small> <b>Chris Bando, S</b> (9, PH) <small>OBP: 0.346, SLG: 0.402</small> <b>Dan Spillner, R</b> (9, 1)																					
<b>Jim Essian, R</b> (1, 2) <small>OBP: 0.310, SLG: 0.338</small> <b>Broderick Perkins, L</b> (8, PH) <small>OBP: 0.291, SLG: 0.322</small> <b>Andre Thornton, R</b> (9, PH) <small>OBP: 0.384, SLG: 0.431</small> (9, 3)																					
<b>Mike Fischlin, R</b> (1, 4) <small>OBP: 0.281, SLG: 0.247</small> <b>Ron Hassey, L</b> (8, PH) <small>OBP: 0.344, SLG: 0.357</small> (8, 2)																					
<b>Inning Stats</b>	R: 0 E: 0 K: 0 S: 3	H: 0 LOB: 0 BB: 0 P: 3	R: 0 E: 0 K: 1 S: 5	H: 1 LOB: 0 BB: 0 P: 5	R: 1 E: 0 K: 0 S: 4	H: 1 LOB: 2 BB: 2 P: 12	R: 0 E: 0 K: 1 S: 5	H: 0 LOB: 0 BB: 0 P: 5	R: 0 E: 0 K: 0 S: 3	H: 0 LOB: 0 BB: 0 P: 3	R: 0 E: 0 K: 0 S: 3	H: 0 LOB: 0 BB: 0 P: 3	R: 2 E: 0 K: 0 S: 4	H: 2 LOB: 1 BB: 2 P: 12	R: 10 E: 0 K: 0 S: 11	H: 9 LOB: 2 BB: 3 P: 24	1B: 9 2B: 4 3B: 0 HR: 1	SF: 1 SAC: 0 DP: 1 HBP: 1	WP: 1 PB: 0 SB: 0 CS: 0	PA: 45	
<b>PITCHER</b>	IP WLS BF H R ER SO BB IBB HBP BLK WP HR S P ERA WHIP	IP WLS BF H R ER SO BB IBB HBP BLK WP HR S P ERA WHIP																			
<b>Mike Warren, R</b> (1, 1) <small>ERA: 5.74</small> <b>Dave Beard, R</b> (8, 1) <small>ERA: 5.37</small> <b>Tom Underwood, L</b> (9, 1) <small>ERA: 4.17</small> <b>Ed Farmer, R</b> (9, 1) <small>ERA: 6.33</small> <b>Curt Young, L</b> (9, 1) <small>ERA: 16.2</small>	7.0 1.0 0.0 0.1 0.0	27 L 6 1 0	4 1 1 1 0	3 3 0 0 0	3 3 0 0 0	3 0 0 0 0	0 0 0 0 0	0 0 0 0 0	0 0 0 0 0	0 0 0 0 0	0 0 0 0 0	0 0 0 0 0	0 0 0 0 0	0 0 0 0 0	0 0 0 0 0	0 0 0 0 0	0 0 0 0 0	0 0 0 0 0	0 0 0 0 0	3.86 27.00 ∞ 0.00 ∞	1.000 4.000 ∞ 3.000 ∞
<b>Bert Bradley, R</b> (9, 1) <small>ERA: 108.0</small> <b>Jeff Jones, R</b> (9, 1) <small>ERA: 5.32</small>	0.1 0.1	5 4	3 3	5 2	0 0	0 0	0 0	0 0	0 0	0 0	0 0	0 0	0 0	0 0	0 0	0 0	0 0	0 0	0 0	135.00 54.00	9.000 9.000
<b>Batter</b>	<b>1</b>	<b>2</b>	<b>3</b>	<b>4</b>	<b>5</b>	<b>6</b>	<b>7</b>	<b>8</b>	<b>9</b>	<b>AB</b>	<b>R</b>	<b>H</b>	<b>RBI</b>	<b>BB</b>	<b>SO</b>	<b>LOB</b>	<b>BOTTOM</b>				
<b>Rickey Henderson, R</b> (1, 7) <small>OBP: 0.419, SLG: 0.424</small>	K																				
<b>Bill Almon, R</b> (1, 3) <small>OBP: 0.317, SLG: 0.392</small>	K																				
<b>Mike Heath, R</b> (1, 5) <small>OBP: 0.333, SLG: 0.393</small> <b>Wayne Gross, L</b> (7, 5) <small>OBP: 0.303, SLG: 0.368</small>	K																				
<b>Davey Lopes, R</b> (1, 10) <small>OBP: 0.342, SLG: 0.429</small>																					
<b>Bob Kearney, R</b> (1, 2) <small>OBP: 0.322, SLG: 0.394</small>																					
<b>Dwayne Murphy, L</b> (1, 8) <small>OBP: 0.316, SLG: 0.382</small>																					
<b>Donnie Hill, S</b> (1, 6) <small>OBP: 0.280, SLG: 0.331</small>																					
<b>Mike Davis, L</b> (1, 9) <small>OBP: 0.324, SLG: 0.399</small>																					
<b>Tony Phillips, S</b> (1, 4) <small>OBP: 0.324, SLG: 0.311</small>																					
<b>Inning Stats</b>	R: 0 E: 0 K: 3 S: 9	H: 0 LOB: 0 BB: 0 P: 9	R: 0 E: 0 K: 0 S: 3	H: 0 LOB: 0 BB: 0 P: 3	R: 0 E: 0 K: 0 S: 3	H: 1 LOB: 0 BB: 0 P: 3	R: 4 E: 0 K: 0 S: 7	H: 3 LOB: 1 BB: 1 P: 11	R: 0 E: 0 K: 0 S: 3	H: 0 LOB: 2 BB: 2 P: 11	R: 1 E: 0 K: 1 S: 6	H: 1 LOB: 3 BB: 2 P: 15	R: 0 E: 0 K: 3 S: 9	H: 0 LOB: 1 BB: 1 P: 13	R: 1 E: 0 K: 0 S: 5	H: 2 LOB: 1 BB: 0 P: 5	1B: 5 2B: 2 3B: 0 HR: 1	SF: 0 SAC: 1 DP: 1 HBP: 1	WP: 0 PB: 1 SB: 3 CS: 0	PA: 41	
<b>PITCHER</b>	IP WLS BF H R ER SO BB IBB HBP BLK WP HR S P ERA WHIP	IP WLS BF H R ER SO BB IBB HBP BLK WP HR S P ERA WHIP																			
<b>Neal Heaton, L</b> (1, 1) <small>ERA: 3.42</small> <b>Dan Spillner, R</b> (7, 1) <small>ERA: 5.42</small> <b>Dan Spillner, R</b> (9, 1) <small>ERA: 5.42</small>	6.2 2.1 2.1	30 W 11	5 2 2	5 1 1	1 1 1	3 4 4	0 1 0	0 1 0	0 0 0	0 0 0	0 0 0	0 0 0	0 0 0	0 0 0	0 0 0	0 0 0	0 0 0	0 0 0	0 0 0	1.350 3.86 3.86	1.350 1.286 1.286
<b>PITCHER</b>	IP WLS BF H R ER SO BB IBB HBP BLK WP HR S P ERA WHIP	IP WLS BF H R ER SO BB IBB HBP BLK WP HR S P ERA WHIP																			
<b>Neal Heaton, L</b> (1, 1) <small>ERA: 3.42</small> <b>Dan Spillner, R</b> (7, 1) <small>ERA: 5.42</small> <b>Dan Spillner, R</b> (9, 1) <small>ERA: 5.42</small>	6.2 2.1 2.1	30 W 11	5 2 2	5 1 1	1 1 1	3 4 4	0 1 0	0 1 0	0 0 0	0 0 0	0 0 0	0 0 0	0 0 0	0 0 0	0 0 0	0 0 0	0 0 0	0 0 0	0 0 0	1.350 3.86 3.86	1.350 1.286 1.286

Cleveland Indians @ Oakland Athletics  
Oakland-Alameda County Coliseum, Oakland, CA  
Sat Sep 03 1983, 3:33 AM PDT  
Att: 15,196 - Sunny

livebaseballscores.com


AB 36  
R 13  
H 13  
RBI 13  
BB 7  
SO 3  
LOB 9



Cleveland Indians @ Oakland Athletics  
Oakland-Alameda County Coliseum, Oakland, CA  
Sat Sep 03 1983, 3:33 AM PDT  
Att: 15,196 - Sunny

livebaseballscores.com

AB 32  
R 6  
H 7  
RBI 6  
BB 7  
SO 7  
LOB 15










Batter	1	2	3	4	5	6	7	8	9	AB	R	H	RBI	BB	SO	LOB	TOP						
Rickey Henderson, R OBP: 0.418, SLG: 0.428 Rick Peters, S OBP: 0.353, SLG: 0.305	0-0 K 2B			6-3		4-3			G5-4-3 1-2	3	0	1	0	0	0	0							
Bill Almon, R OBP: 0.314, SLG: 0.387	0-3 K 2-3			K					F7	4	0	0	0	0	0	3							
Mike Heath, R OBP: 0.326, SLG: 0.383 Darryl Cas, R OBP: 0.368, SLG: 0.353	0-0 1-3			F8					F9	3	0	0	0	0	0	0							
Davey Lopes, R OBP: 0.343, SLG: 0.436 Luis Quinones, S OBP: 0.200, SLG: 0.316		0-0 F4							5-3	3	1	1	1	0	0	0							
Dwayne Murphy, L OBP: 0.315, SLG: 0.379 Rusty McNealy, L (8, PR)		0-3 K							HR	3	0	1	0	0	2	0							
Jeff Burroughs, R OBP: 0.333, SLG: 0.374		0-3 K							K	0	0	0	0	0	0	0							
Dan Meyer, L OBP: 0.190, SLG: 0.161				4-3					F7	3	0	0	0	0	0	2							
Donnie Hill, S OBP: 0.273, SLG: 0.320				F7					F8	3	0	0	0	0	0	1							
Mike Davis, L OBP: 0.323, SLG: 0.396				K					G3	3	0	1	0	0	1	0							
<b>Inning Stats</b>	R: 0 E: 0 K: 1 S: 5	H: 1 LOB: 0 BB: 0 P: 5	R: 0 E: 0 K: 2 S: 7	H: 0 LOB: 0 BB: 0 P: 7	R: 0 E: 0 K: 1 S: 5	H: 0 LOB: 0 BB: 0 P: 5	R: 0 E: 0 K: 1 S: 5	H: 0 LOB: 0 BB: 0 P: 5	R: 1 E: 0 K: 1 S: 6	H: 1 LOB: 0 BB: 0 P: 6	R: 0 E: 0 K: 0 S: 3	H: 0 LOB: 0 BB: 0 P: 3	R: 0 E: 0 K: 1 S: 5	H: 0 LOB: 0 BB: 0 P: 5	R: 0 E: 0 K: 0 S: 4	H: 2 LOB: 1 BB: 0 P: 4	R: 0 E: 0 K: 0 S: 3	H: 1 LOB: 0 BB: 0 P: 3	1B: 3 2B: 1 3B: 0 HR: 1	SF: 0 SAC: 0 DP: 2 HBP: 0	WP: 0 PB: 0 SB: 0 CS: 0	PA: 29	
<b>PITCHER</b>	IP	WLS	BF	H	R	ER	SO	BB	IBB	HBP	BLK	WP	HR	S	P	ERA	WHIP					ERA	WHIP
Floyd Bannister, L ERA: 3.55	7.0	W	22	2	1	1	7	0	0	0	0	0	1	36	36	1.29	0.286						
Juan Agosto, L ERA: 4.57	1.0		4	2	0	0	0	0	0	0	0	0	0	4	4	0.00	2.000						
Guy Hoffman, L ERA: 5.79	1.0		3	1	0	0	0	0	0	0	0	0	0	3	3	0.00	1.000						

**Oakland Athletics @ Chicago White Sox**  
Comiskey Park, Chicago, IL  
Mon Sep 05 1983, 4:33 AM EDT  
Att: 43,014 - Sunny - 87 F


**AB 29**  
**R 1**  
**H 5**  
**RBI 1**  
**BB 0**  
**SO 7**  
**LOB 5**



Batter	1	2	3	4	5	6	7	8	9	AB	R	H	RBI	BB	SO	LOB	BOTTOM						
Rudy Law, L OBP: 0.334, SLG: 0.356 Dave Stegman, R OBP: 0.298, SLG: 0.237	0-0 L6			1B		F7		F8		5	2	3	1	0	0	0							
Carlton Fisk, R OBP: 0.320, SLG: 0.541 Marc Hill, R OBP: 0.264, SLG: 0.286	0-0 F3			3B				F8		5	2	3	3	0	1	2							
Tom Paciorek, R OBP: 0.320, SLG: 0.420 Mike Squires, L OBP: 0.317, SLG: 0.264	0-0 E			1B		6-3		SF8		4	1	1	0	0	1	1							
Greg Luzinski, R OBP: 0.341, SLG: 0.475	0-0 E4			K		F9		F3		6	2	2	1	0	1	0							
Ron Kittle, R OBP: 0.316, SLG: 0.522	0-0 E9			E5				F8		5	1	2	2	0	0	2							
Harold Baines, L OBP: 0.326, SLG: 0.410	0-3 K2-3			K				F8		5	0	2	0	0	2	4							
Vance Law, R OBP: 0.314, SLG: 0.339 Aurelio Rodriguez, R OBP: 0.129, SLG: 0.118		0-3 K		F8				2B		3	0	1	1	2	1	0							
Jerry Dybzinski, R OBP: 0.287, SLG: 0.290		4-0 1B		F7		F9		E6		3	0	0	0	2	0	5							
Julio Cruz, S OBP: 0.305, SLG: 0.323 Scott Fletcher, R OBP: 0.344, SLG: 0.411		0-0 F8				F7		4-3		5	1	1	0	0	0	10							
<b>Inning Stats</b>	R: 2 E: 2 K: 1 S: 8	H: 1 LOB: 1 BB: 0 P: 8	R: 0 E: 0 K: 2 S: 8	H: 1 LOB: 2 BB: 1 P: 12	R: 0 E: 1 K: 1 S: 8	H: 0 LOB: 1 BB: 0 P: 8	R: 2 E: 1 K: 1 S: 8	H: 3 LOB: 1 BB: 0 P: 8	R: 0 E: 0 K: 0 S: 5	H: 2 LOB: 3 BB: 1 P: 9	R: 3 E: 1 K: 0 S: 8	H: 4 LOB: 3 BB: 1 P: 12	R: 3 E: 0 K: 0 S: 7	H: 4 LOB: 3 BB: 2 P: 15	R: 1 E: 0 K: 0 S: 4	H: 1 LOB: 0 BB: 0 P: 4	1B: 7 2B: 6 3B: 1 HR: 2	SF: 1 SAC: 0 DP: 0 HBP: 0	WP: 0 PB: 0 SB: 0 CS: 0	PA: 49			
<b>PITCHER</b>	IP	WLS	BF	H	R	ER	SO	BB	IBB	HBP	BLK	WP	HR	S	P	ERA	WHIP					ERA	WHIP
Tim Conroy, L ERA: 3.71	5.2	L	33	11	7	5	6	1	0	0	0	0	0	43	51	7.94	2.118						
Dave Beard, R ERA: 5.95	0.1		7	3	3	3	0	2	0	0	0	0	0	5	13	81.00	15.000						
Tom Underwood, L ERA: 4.17	2.0		9	2	1	1	0	1	0	0	0	0	0	8	12	4.50	1.500						

**Oakland Athletics @ Chicago White Sox**  
Comiskey Park, Chicago, IL  
Mon Sep 05 1983, 4:33 AM EDT  
Att: 43,014 - Sunny - 87 F

**AB 43**  
**R 11**  
**H 16**  
**RBI 9**  
**BB 5**  
**SO 6**  
**LOB 25**





Batter	1	2	3	4	5	6	7	8	9	AB	R	H	RBI	BB	SO	LOB	TOP								
Rickey Henderson, R OBP: 0.417, SLG: 0.429	L4		5-3		G3			SF7 3B		4	1	1	1	0	0	1									
Mike Davis, L OBP: 0.322, SLG: 0.398	4-3			K		SF9 2B		SF7		3	1	1	1	0	1	0									
Garry Hancock, L OBP: 0.280, SLG: 0.429	F6			6-3		4-3		6-3		3	0	0	0	0	0	1									
Bill Almont, R OBP: 0.313, SLG: 0.386				6-3		4-3		6-3		1	0	0	0	0	0	0									
Davey Lopes, R OBP: 0.340, SLG: 0.433		6-3		6-3		SF9		K		3	0	0	1	0	1	0									
Wayne Gross, L OBP: 0.306, SLG: 0.391		HR			HR	6-3		4-3 E		3	2	2	2	0	0	0									
Jeff Burroughs, R OBP: 0.334, SLG: 0.375								4-3 E		1	0	1	0	0	0	0									
Rusty McNealy, L OBP: 0.315, SLG: 0.378								4-3 E		0	0	0	0	0	0	0									
Dwayne Murphy, L OBP: 0.315, SLG: 0.378					K			F7		4	0	1	0	0	1	1									
Mike Heath, R OBP: 0.325, SLG: 0.381								6-3		4	1	1	0	0	0	3									
Dan Meyer, L OBP: 0.192, SLG: 0.172				1-3				6-3		4	0	1	1	0	0	2									
Tony Phillips, S OBP: 0.322, SLG: 0.307				4-3				6-3		2	0	0	0	0	0	1									
Mitchell Page, L OBP: 0.394, SLG: 0.311				4-3				6-3		1	1	1	0	0	0	0									
Donnie Hill, S OBP: 0.273, SLG: 0.320								6-3		0	0	0	0	0	0	0									
<b>Inning Stats</b>	R: 0 E: 0 K: 0 S: 3	H: 0 LOB: 0 BB: 0 P: 3	R: 1 E: 0 K: 0 S: 4	H: 2 LOB: 0 BB: 0 P: 4	R: 0 E: 0 K: 0 S: 3	H: 0 LOB: 0 BB: 0 P: 3	R: 0 E: 0 K: 1 S: 5	H: 0 LOB: 0 BB: 0 P: 5	R: 2 E: 0 K: 0 S: 8	H: 3 LOB: 1 BB: 0 P: 8	R: 1 E: 0 K: 0 S: 4	H: 1 LOB: 0 BB: 0 P: 4	R: 0 E: 0 K: 0 S: 3	H: 0 LOB: 0 BB: 0 P: 3	R: 2 E: 0 K: 1 S: 7	H: 2 LOB: 0 BB: 0 P: 7	R: 0 E: 1 K: 0 S: 4	H: 1 LOB: 2 BB: 0 P: 4	1B: 4 2B: 2 3B: 1 HR: 2	SF: 2 SAC: 0 DP: 1 HBP: 0	WP: 0 PB: 0 SB: 0 CS: 0	PA: 35			
<b>PITCHER</b>	IP	WLS	BF	H	R	ER	SO	BB	IBB	HBP	BLK	WP	HR	S	P	ERA	WHIP								
LaMarr Hoyt, R ERA: 3.84	7.0	W	28	8	6	6	2	0	0	0	0	0	2	32	32	7.71	1.143								
Guy Hoffman, L ERA: 5.4	0.1		1	0	0	0	0	0	0	0	0	0	0	1	1	0.00	0.000								
Salome Barojas, R ERA: 2.2	0.2		2	0	0	0	1	0	0	0	0	0	0	4	4	0.00	0.000								
Juan Agosto, L ERA: 4.83	0.1		2	1	0	0	0	0	0	0	0	0	0	2	2	0.00	3.000								
Dennis Lamp, R ERA: 3.74	0.2	S	2	0	0	0	0	0	0	0	0	0	0	2	2	0.00	0.000								

Oakland Athletics @ Chicago White Sox  
Comiskey Park, Chicago, IL  
Tue Sep 06 1983, 8:05 PM EDT  
Att: 18,742 - Unknown - 77 F

AB 33  
R 6  
H 9  
RBI 6  
BB 0  
SO 3  
LOB 9



Batter	1	2	3	4	5	6	7	8	9	AB	R	H	RBI	BB	SO	LOB	BOTTOM								
Rudy Law, L OBP: 0.339, SLG: 0.368	4-3 SF7 1B	L3		1B FC5-4 1B		HR		E S 1B		5	3	4	1	0	0	1									
Carlton Fisk, R OBP: 0.357, SLG: 0.539	4-3			FC5-4 BB 1B		F8		K		5	0	2	1	0	1	2									
Harold Baines, L OBP: 0.327, SLG: 0.410	SF7			FC5-4 BB		6-3		6-3		3	0	1	1	1	1	2									
Greg Luzinski, R OBP: 0.341, SLG: 0.472	1B HBP			FC5-4 BB		6-3		6-3		3	0	0	0	0	0	3									
Greg Walker, L OBP: 0.320, SLG: 0.423				1-2 2-3 3-H		4-3		4-3		3	0	1	0	1	0	1									
Mike Squires, L OBP: 0.317, SLG: 0.264				1-2 BB		4-3		4-3		0	0	0	0	0	0	0									
Ron Kittle, R OBP: 0.316, SLG: 0.526	F4			HR		K		K		4	1	1	1	0	2	4									
Vance Law, R OBP: 0.316, SLG: 0.342								F9		3	2	1	0	1	0	0									
Scott Fletcher, R OBP: 0.347, SLG: 0.409								6-3		3	1	1	1	0	1	0									
Julio Cruz, S OBP: 0.302, SLG: 0.320								F8		4	0	0	1	0	1	2									
<b>Inning Stats</b>	R: 1 E: 0 K: 0 S: 5	H: 2 LOB: 2 BB: 0 P: 6	R: 2 E: 1 K: 1 S: 6	H: 1 LOB: 1 BB: 1 P: 11	R: 2 E: 0 K: 1 S: 8	H: 3 LOB: 1 BB: 0 P: 8	R: 1 E: 0 K: 1 S: 6	H: 2 LOB: 2 BB: 0 P: 14	R: 0 E: 0 K: 0 S: 5	H: 0 LOB: 0 BB: 0 P: 5	R: 1 E: 0 K: 0 S: 5	H: 2 LOB: 1 BB: 0 P: 5	R: 0 E: 0 K: 1 S: 5	H: 0 LOB: 0 BB: 0 P: 5	R: 0 E: 0 K: 1 S: 6	H: 1 LOB: 1 BB: 0 P: 6	R: 0 E: 0 K: 1 S: 6	H: 1 LOB: 1 BB: 0 P: 6	1B: 8 2B: 1 3B: 0 HR: 2	SF: 1 SAC: 0 DP: 1 HBP: 2	WP: 0 PB: 0 SB: 3 CS: 0	PA: 39			
<b>PITCHER</b>	IP	WLS	BF	H	R	ER	SO	BB	IBB	HBP	BLK	WP	HR	S	P	ERA	WHIP								
Chris Codiroli, R ERA: 4.14	2.2	L	16	5	5	5	1	1	0	0	0	0	0	6	10	27.00	12.000								
Mark Smith, R ERA: 4.63	0.1		5	3	1	1	1	1	0	0	0	0	0	6	10	27.00	12.000								
Bert Bradley, R ERA: 7.94	2.2		10	2	1	1	2	1	0	0	0	0	1	13	17	3.38	1.125								
Curt Young, L ERA: 16.71	0.1		1	0	0	0	0	0	0	0	0	0	0	1	1	0.00	0.000								
Keith Atherton, R ERA: 2.06	2.0		7	1	0	0	2	0	0	0	0	0	0	11	11	0.00	0.500								

Oakland Athletics @ Chicago White Sox  
Comiskey Park, Chicago, IL  
Tue Sep 06 1983, 8:05 PM EDT  
Att: 18,742 - Unknown - 77 F

AB 33  
R 7  
H 11  
RBI 6  
BB 3  
SO 6  
LOB 15





Batter	1	2	3	4	5	6	7	8	9	10	AB	R	H	RBI	BB	SO	LOB	TOP		
Rickey Henderson, R OBP: 0.417, SLG: 0.426 (1, 7)	5-3					F4			6-3		3	1	0	0	2	0	0			
Bill Almon, R OBP: 0.314, SLG: 0.387 (1, 3)	K		1-3			1B		5-3			5	1	2	1	0	1	1			
Mike Heath, R OBP: 0.327, SLG: 0.381 Mike Davis, L OBP: 0.322, SLG: 0.397 (1, 9) (7, 9)	K		4-3			1B					3	1	1	0	1	1	1			
Davey Lopes, R OBP: 0.339, SLG: 0.430 (1, 10)		5-3									5	0	1	1	0	2	1			
Bob Kearney, R OBP: 0.321, SLG: 0.392 (1, 2)											4	1	1	0	0	0	1			
Dwayne Murphy, L OBP: 0.314, SLG: 0.377 (1, 8)											4	0	1	0	0	1	0			
Donnie Hill, S OBP: 0.279, SLG: 0.351 (1, 6)											3	2	2	2	0	0	0			
Wayne Gross, L OBP: 0.303, SLG: 0.387 (1, 5)											3	0	0	0	0	1	1			
Tony Phillips, S OBP: 0.323, SLG: 0.317 (1, 4)											4	1	2	2	0	0	0			
<b>Inning Stats</b>	R: 0 E: 0 K: 2 S: 7	H: 0 LOB: 0 BB: 0 P: 7	R: 1 E: 1 K: 1 S: 7	H: 2 LOB: 1 BB: 0 P: 7	R: 0 E: 0 K: 0 S: 3	H: 0 LOB: 0 BB: 0 P: 3	R: 4 E: 0 K: 0 S: 6	H: 4 LOB: 1 BB: 2 P: 14	R: 2 E: 0 K: 1 S: 5	H: 2 LOB: 0 BB: 0 P: 5	R: 0 E: 0 K: 1 S: 5	H: 1 LOB: 1 BB: 0 P: 5	R: 0 E: 0 K: 1 S: 5	H: 0 LOB: 0 BB: 0 P: 5	R: 0 E: 0 K: 2 S: 7	H: 1 LOB: 0 BB: 0 P: 7	1B: 8 2B: 1 3B: 0 HR: 2	SF: 1 SAC: 1 DP: 1 HBP: 0	WP: 0 PB: 0 SB: 5 CS: 3	PA: 40
<b>PITCHER</b>	IP	WLS	BF	H	R	ER	SO	BB	IBB	HBP	BLK	WP	HR	S	P	ERA	WHIP			
Jerry Kosman, L ERA: 5.21 (1, 1)	4.2		21	5	5	5	3	3	0	0	0	0	0	24	36	9.64	1.714			
Dick Tidrow, R ERA: 3.68 (5, 1)	2.2		11	4	2	2	1	0	0	0	0	0	2	13	13	6.75	1.500			
Juan Agosto, L ERA: 4.3 (8, 1)	2.2	W	8	1	0	0	3	0	0	0	0	0	0	14	14	0.00	0.375			

Oakland Athletics @ Chicago White Sox  
Comiskey Park, Chicago, IL  
Wed Sep 07 1983, 8:05 PM EDT  
Att: 21,881 - Unknown - 72 F


AB 35  
R 7  
H 10  
RBI 6  
BB 3  
SO 7  
LOB 6



Batter	1	2	3	4	5	6	7	8	9	10	AB	R	H	RBI	BB	SO	LOB	BOTTOM						
Rudy Law, L OBP: 0.342, SLG: 0.371 (1, 8)	4-3										5	3	3	0	0	0	1							
Carlton Fisk, R OBP: 0.358, SLG: 0.545 (1, 2)											5	1	2	3	0	1	2							
Tom Paclerek, R OBP: 0.321, SLG: 0.419 (1, 3)											5	0	2	1	0	0	1							
Greg Luzinski, R OBP: 0.341, SLG: 0.480 (1, 10)											5	1	2	2	0	1	2							
Ron Kittle, R OBP: 0.317, SLG: 0.524 (1, 7)											4	0	1	0	1	2	1							
Harold Baines, L OBP: 0.327, SLG: 0.410 (1, 9)											5	1	2	0	0	0	3							
Vance Law, R OBP: 0.315, SLG: 0.340 (1, 5)											5	0	1	0	0	0	1							
Scott Fletcher, R OBP: 0.342, SLG: 0.403 Jerry Hairston, S OBP: 0.397, SLG: 0.567 Jerry Dybzinski, R OBP: 0.287, SLG: 0.290 (1, 6) (8, PH) (8, PR) (9, 6)											3	1	0	0	0	0	3							
Julio Cruz, S OBP: 0.305, SLG: 0.322 (1, 4)											4	1	2	1	1	1	4							
<b>Inning Stats</b>	R: 0 E: 0 K: 0 S: 4	H: 1 LOB: 1 BB: 0 P: 4	R: 0 E: 0 K: 0 S: 5	H: 3 LOB: 2 BB: 0 P: 5	R: 1 E: 0 K: 3 S: 11	H: 2 LOB: 1 BB: 0 P: 11	R: 0 E: 0 K: 0 S: 3	H: 0 LOB: 0 BB: 0 P: 3	R: 1 E: 0 K: 0 S: 6	H: 4 LOB: 3 BB: 1 P: 10	R: 4 E: 2 K: 0 S: 6	H: 2 LOB: 0 BB: 1 P: 10	R: 0 E: 0 K: 1 S: 5	H: 0 LOB: 0 BB: 0 P: 5	R: 0 E: 0 K: 1 S: 4	H: 0 LOB: 1 BB: 1 P: 8	R: 1 E: 0 K: 0 S: 4	H: 1 LOB: 0 BB: 0 P: 4	R: 1 E: 1 K: 0 S: 4	H: 2 LOB: 2 BB: 0 P: 4	1B: 12 2B: 1 3B: 0 HR: 2	SF: 0 SAC: 1 DP: 1 HBP: 0	WP: 0 PB: 0 SB: 1 CS: 1	PA: 45
<b>PITCHER</b>	IP	WLS	BF	H	R	ER	SO	BB	IBB	HBP	BLK	WP	HR	S	P	ERA	WHIP							
Gorman Heilmueller, L ERA: 3.91 (1, 1)	5.0		24	10	2	2	3	1	0	0	0	0	0	29	33	3.60	2.200							
Mike Warren, R ERA: 5.54 (8, 1)	0.1		5	2	4	3	0	1	0	0	0	0	1	4	8	81.00	9.000							
Dave Beard, R ERA: 5.06 (8, 1)	3.1		11	1	1	1	2	1	0	0	0	0	1	14	18	2.70	0.600							
Keith Atherton, R ERA: 2.2 (8, 1)	0.2	L	5	2	1	1	0	0	0	0	0	0	0	5	5	13.50	3.000							

Oakland Athletics @ Chicago White Sox  
Comiskey Park, Chicago, IL  
Wed Sep 07 1983, 8:05 PM EDT  
Att: 21,881 - Unknown - 72 F

AB 41  
R 8  
H 15  
RBI 7  
BB 3  
SO 5  
LOB 18





Batter	1	2	3	4	5	6	7	8	9	AB	R	H	RBI	BB	SO	LOB	TOP										
Rickey Henderson, R OBP: 0.417, SLG: 0.432 (1, 7)	0-0 HR		0-0 1B FC6-4		0-0 6-3		0-0 6-3	0-0 FC5-4		5	2	2	1	0	0	3											
Mike Davis, L OBP: 0.325, SLG: 0.408 (1, 8)	0-0 HR		0-0 1B FC6-4		0-3 K		0-0 1B		0-3 K	5	1	3	1	0	2	0											
Bill Almon, R OBP: 0.311, SLG: 0.382 (1, 3)	0-0 6-3		0-0 FC6-4 SF8		0-0 F7		0-0 6-3		0-0 F8	5	1	0	1	0	0	2											
Wayne Gross, L OBP: 0.305, SLG: 0.390 (1, 5)	0-0 3-1		0-0 E6			0-0 1B 1B		0-0 E7 2B	0-3 K	5	1	2	0	0	1	1											
Dan Meyer, L OBP: 0.194, SLG: 0.185 (8, PR)	0-0 F7		0-0 SF8			0-0 F5		0-0 1B 2B		3	0	1	2	0	0	1											
Gary Hancock, L OBP: 0.284, SLG: 0.431 (1, 9)		0-0 FC4-6 1B	0-3 K			0-0 1B		0-0 F6		4	0	2	0	0	1	2											
Mike Heath, R OBP: 0.326, SLG: 0.379 (1, 2)		0-0 FC4-6		0-0 F9		0-3 K		0-0 E 1B		4	1	1	1	0	1	3											
Donnie Hill, S OBP: 0.279, SLG: 0.356 (1, 6)		0-0 F5		0-3 K		0-3 K		0-0 E9 CS 2B		4	0	1	1	0	2	3											
Tony Phillips, S OBP: 0.323, SLG: 0.315 (1, 4)		0-0 F5		0-0 4-3			0-0 4-3	4-0 FC5-4 BB		3	0	0	0	1	0	1											
<b>Inning Stats</b>	R: 2 E: 0 K: 0 S: 5	H: 2 LOB: 0 BB: 0 P: 5	R: 0 E: 0 K: 0 S: 4	H: 1 LOB: 0 BB: 0 P: 4	R: 2 E: 1 K: 1 S: 8	H: 2 LOB: 1 BB: 0 P: 8	R: 0 E: 0 K: 1 S: 5	H: 0 LOB: 0 BB: 0 P: 5	R: 0 E: 0 K: 2 S: 9	H: 2 LOB: 2 BB: 0 P: 9	R: 0 E: 0 K: 0 S: 4	H: 1 LOB: 1 BB: 0 P: 4	R: 3 E: 2 K: 0 S: 6	H: 4 LOB: 2 BB: 1 P: 10	R: 0 E: 0 K: 2 S: 7	H: 0 LOB: 0 BB: 0 P: 7	1B: 7 2B: 3 3B: 0 HR: 2	SF: 1 SAC: 0 DP: 0 HBP: 0	WP: 0 PB: 0 SB: 0 CS: 1	PA: 40							
<b>PITCHER</b>	IP	WLS	BF	H	R	ER	SO	BB	IBB	HBP	BLK	WP	HR	S	P	ERA	WHIP										
Jim Clancy, R ERA: 3.59 (1, 1)	7.1	L	34	11	7	6	5	0	0	0	0	0	2	44	44	7.36	1.500										
Jim Acker, R ERA: 4.24 (8, 1)	1.2		6	1	0	0	2	1	0	0	0	0	0	9	13	0.00	1.200										

Oakland Athletics @ Toronto Blue Jays  
Exhibition Stadium, Toronto, ON  
Fri Sep 09 1983, 7:05 PM EDT  
Att: 20,336 - Unknown - 72 F

AB	38
R	7
H	12
RBI	7
BB	1
SO	7
LOB	16



Batter	1	2	3	4	5	6	7	8	9	AB	R	H	RBI	BB	SO	LOB	BOTTOM										
Dave Collins, S OBP: 0.340, SLG: 0.321 (1, 7)	0-0 4-3 FC3-6 1B	0-0 E8			0-0 F7		0-0 G3		0-0 FC4-6	5	2	2	1	0	0	1											
Rance Mulliniks, L OBP: 0.377, SLG: 0.469 (1, 5)	0-0 4-3	0-0 6-3			0-0 2B		0-3 K			4	0	1	0	0	1	1											
Lloyd Moseby, L OBP: 0.375, SLG: 0.513 (1, 8)	4-0 FC3-6 BB	0-0 F9			0-0 F7			0-0 F6		3	0	0	0	1	0	1											
Willie Upshaw, L OBP: 0.369, SLG: 0.498 (1, 3)	0-0 FC3-6		0-0 4-3		4-0 BB			0-0 FC1-5 2B		3	0	1	1	1	0	1											
Jorge Orta, L OBP: 0.296, SLG: 0.391 (1, 10)	0-3 K		0-3 K		0-0 F5			0-0 FC1-5		4	0	0	0	0	2	4											
Ernie Whitt, L OBP: 0.347, SLG: 0.455 (1, 2)		0-0 1B SF9 2B		0-0 1-4		0-0 F9		0-0 1-3		4	1	1	0	0	0	1											
Jesse Barfield, R OBP: 0.288, SLG: 0.495 (1, 9)		0-0 SF9 1B 1B		0-0 F9		0-3 K			0-0 F2	4	1	1	0	0	1	0											
Damaso Garcia, R OBP: 0.329, SLG: 0.392 (1, 4)		0-0 SF9		0-0 F7		0-0 2-3			0-0 FC5-4 1B	3	0	1	1	0	0	0											
Alfredo Griffin, S OBP: 0.285, SLG: 0.350 (1, 6)		0-0 3-H		0-0 F3			0-3 K		0-0 FC5-4	2	1	0	0	1	1	0											
Cliff Johnson, R OBP: 0.378, SLG: 0.500 (8, PH)		0-0 1B E BB							0-0 FC4-6	1	0	0	0	0	0	1											
<b>Inning Stats</b>	R: 1 E: 0 K: 1 S: 6	H: 1 LOB: 1 BB: 1 P: 10	R: 4 E: 1 K: 0 S: 6	H: 3 LOB: 0 BB: 1 P: 10	R: 0 E: 0 K: 1 S: 5	H: 0 LOB: 0 BB: 0 P: 5	R: 0 E: 0 K: 0 S: 3	H: 0 LOB: 0 BB: 0 P: 3	R: 0 E: 0 K: 0 S: 4	H: 1 LOB: 2 BB: 1 P: 8	R: 0 E: 0 K: 1 S: 5	H: 0 LOB: 0 BB: 0 P: 5	R: 0 E: 0 K: 2 S: 7	H: 0 LOB: 0 BB: 0 P: 7	R: 0 E: 0 K: 0 S: 4	H: 1 LOB: 1 BB: 0 P: 4	R: 0 E: 0 K: 0 S: 4	H: 1 LOB: 1 BB: 0 P: 4	1B: 4 2B: 3 3B: 0 HR: 0	SF: 1 SAC: 0 DP: 0 HBP: 0	WP: 0 PB: 0 SB: 1 CS: 0	PA: 37					
<b>PITCHER</b>	IP	WLS	BF	H	R	ER	SO	BB	IBB	HBP	BLK	WP	HR	S	P	ERA	WHIP										
Steve McCatty, R ERA: 3.94 (1, 1)	8.0	W	33	6	5	4	5	3	0	0	0	0	0	40	52	4.50	1.125										
Keith Atherton, R ERA: 2.16 (9, 1)	1.0	S	4	1	0	0	0	0	0	0	0	0	0	4	4	0.00	1.000										

Oakland Athletics @ Toronto Blue Jays  
Exhibition Stadium, Toronto, ON  
Fri Sep 09 1983, 7:05 PM EDT  
Att: 20,336 - Unknown - 72 F

AB	33
R	5
H	7
RBI	3
BB	3
SO	5
LOB	10





Batter	1	2	3	4	5	6	7	8	9	AB	R	H	RBI	BB	SO	LOB	TOP										
Rickey Henderson, R OBP: 0.415, SLG: 0.434	F9		FC5-4				F5		F7	5	1	1	1	0	0	1											
Mike Davis, L OBP: 0.326, SLG: 0.415	6-3		1B				F2		4-3	5	1	2	2	0	0	0											
Wayne Gross, L OBP: 0.304, SLG: 0.389	K		G3-6				F5			4	0	1	0	0	1	1											
Davey Lopes, R OBP: 0.340, SLG: 0.430		F6	HR				F7			3	1	1	0	1	0	1											
Dwayne Murphy, L OBP: 0.314, SLG: 0.382	F2		HR				K		K	4	1	1	2	0	2	1											
Dan Meyer, L OBP: 0.197, SLG: 0.182										2	0	0	0	1	0	0											
Bill Almon, R OBP: 0.310, SLG: 0.381	1B		F9				6-3		F8	1	0	0	0	0	0	0											
Mike Heath, R OBP: 0.326, SLG: 0.379							F8			3	0	1	0	1	0	0											
Rusty McNealy, L OBP: 0.333, SLG: 0.374							5-3		FC5-4	0	0	0	0	0	0	0											
Darryl Cas, R OBP: 0.368, SLG: 0.353	1B								BB	0	0	0	0	0	0	0											
Garry Hancock, L OBP: 0.284, SLG: 0.427										2	0	0	0	0	0	2											
Jeff Burroughs, R OBP: 0.333, SLG: 0.374	G3						F8		FC5-4	1	0	0	0	0	0	1											
Rick Peters, S OBP: 0.323, SLG: 0.305									1-2	0	0	0	0	0	0	0											
Donnie Hill, S OBP: 0.278, SLG: 0.353							G3		F7	4	1	1	0	0	0	1											
<b>Inning Stats</b>	R: 0 E: 0 K: 1 S: 5	H: 0 LOB: 0 BB: 0 P: 5	R: 0 E: 0 K: 0 S: 4	H: 1 LOB: 2 BB: 1 P: 8	R: 4 E: 0 K: 0 S: 6	H: 4 LOB: 0 BB: 1 P: 10	R: 0 E: 0 K: 0 S: 3	H: 0 LOB: 1 BB: 0 P: 4	R: 0 E: 0 K: 1 S: 6	H: 1 LOB: 1 BB: 0 P: 6	R: 0 E: 0 K: 0 S: 3	H: 0 LOB: 0 BB: 0 P: 3	R: 1 E: 0 K: 0 S: 5	H: 2 LOB: 1 BB: 0 P: 5	R: 0 E: 0 K: 1 S: 5	H: 0 LOB: 0 BB: 1 P: 9	R: 0 E: 0 K: 0 S: 3	H: 0 LOB: 0 BB: 0 P: 3	1B: 5 2B: 0 3B: 1 HR: 2	SF: 0 SAC: 0 DP: 1 HBP: 1	WP: 0 PB: 0 SB: 0 CS: 0	PA: 38					
<b>PITCHER</b>	IP	WLS	BF	H	R	ER	SO	BB	IBB	HBP	BLK	WP	HR	S	P	ERA	WHIP										
Dave Stieb, R ERA: 2.88	7.0	W	31	8	5	5	2	2	0	1	0	0	2	32	41	6.43	1.429										
Dave Geisel, L ERA: 4.53	0.2		3	0	0	0	1	1	0	0	0	0	0	4	8	0.00	1.500										
Randy Moffitt, R ERA: 3.83	1.1	S	4	0	0	0	0	0	0	0	0	0	0	4	4	0.00	0.000										

Oakland Athletics @ Toronto Blue Jays  
Exhibition Stadium, Toronto, ON  
Sat Sep 10 1983, 3:33 AM EDT  
Att: 26,434 - Sunny - 80 F

AB 34  
R 5  
H 8  
RBI 5  
BB 3  
SO 3  
LOB 8



Batter	1	2	3	4	5	6	7	8	9	AB	R	H	RBI	BB	SO	LOB	BOTTOM										
Damaso Garcia, R OBP: 0.332, SLG: 0.393	F8	K2-3				FC6-4				4	1	2	0	1	1	0											
Garth Iorg, R OBP: 0.303, SLG: 0.385						1B				1	1	1	0	1	0	0											
Rance Mulliniks, L OBP: 0.376, SLG: 0.469	HR	WP				1B				2	0	1	2	0	1	2											
Jesse Barfield, R OBP: 0.287, SLG: 0.500		WP				6-4-3				6	1	1	2	0	3	4											
Cliff Johnson, R OBP: 0.374, SLG: 0.495	K					K				4	0	0	1	0	1	1											
Barry Bonnell, R OBP: 0.365, SLG: 0.463						6-4-3				2	0	1	0	0	0	0											
Lloyd Moseby, L OBP: 0.375, SLG: 0.515	1B					6-4-3				2	1	1	0	0	0	1											
George Bell, R OBP: 0.341, SLG: 0.470						F3				2	0	1	0	0	0	0											
Dave Collins, S OBP: 0.344, SLG: 0.325	1B					F6				2	1	2	1	0	0	0											
Willie Upshaw, L OBP: 0.372, SLG: 0.497						F8				1	0	0	0	3	0	0											
Buck Martinez, R OBP: 0.329, SLG: 0.441						3-1				2	0	0	0	0	1	3											
Ernie Whit, L OBP: 0.345, SLG: 0.452	FC5-4									2	0	0	0	0	1	2											
Tony Fernandez, S OBP: 0.286, SLG: 0.333										3	2	1	0	1	0	1											
Alfredo Griffin, S OBP: 0.285, SLG: 0.350										0	0	0	0	0	0	0											
<b>Inning Stats</b>	R: 2 E: 0 K: 1 S: 8	H: 3 LOB: 3 BB: 2 P: 16	R: 0 E: 0 K: 1 S: 5	H: 1 LOB: 0 BB: 0 P: 5	R: 0 E: 0 K: 0 S: 3	H: 0 LOB: 0 BB: 0 P: 3	R: 0 E: 0 K: 1 S: 5	H: 0 LOB: 0 BB: 0 P: 5	R: 2 E: 0 K: 2 S: 8	H: 3 LOB: 2 BB: 1 P: 16	R: 1 E: 0 K: 1 S: 6	H: 1 LOB: 1 BB: 1 P: 10	R: 1 E: 0 K: 1 S: 6	H: 2 LOB: 1 BB: 1 P: 10	R: 1 E: 0 K: 1 S: 6	H: 1 LOB: 1 BB: 1 P: 10	1B: 7 2B: 3 3B: 0 HR: 1	SF: 1 SAC: 0 DP: 0 HBP: 0	WP: 2 PB: 0 SB: 1 CS: 1	PA: 41							
<b>PITCHER</b>	IP	WLS	BF	H	R	ER	SO	BB	IBB	HBP	BLK	WP	HR	S	P	ERA	WHIP										
Tim Conroy, L ERA: 3.86	4.0		20	6	4	4	3	2	0	0	0	0	1	23	31	9.00	2.000										
Bert Bradley, R ERA: 6.75	1.0		6	2	1	0	1	1	0	0	0	0	0	7	11	0.00	3.000										
Tom Underwood, L ERA: 4.22	2.2	L	13	3	2	2	3	1	2	0	0	1	0	16	28	6.75	1.500										
Dave Beard, R ERA: 5.63	0.1		1	0	0	0	1	0	0	0	0	0	0	3	3	0.00	0.000										

Oakland Athletics @ Toronto Blue Jays  
Exhibition Stadium, Toronto, ON  
Sat Sep 10 1983, 3:33 AM EDT  
Att: 26,434 - Sunny - 80 F

AB 33  
R 7  
H 11  
RBI 6  
BB 6  
SO 8  
LOB 14









Batter	1	2	3	4	5	6	7	8	9	AB	R	H	RBI	BB	SO	LOB	TOP											
Bill Sample, R OBP: 0.321, SLG: 0.399 (1, 7)	F7			HR BB		S 1B	F8			3	1	1	0	1	0	2	<b>Texas Rangers @ Oakland Athletics</b> Oakland-Alameda County Coliseum, Oakland, CA Tue Sep 13 1983, 7:05 PM PDT Att: 5,643 - Unknown <a href="http://livebaseballscorecards.com">livebaseballscorecards.com</a>											
Buddy Bell, R OBP: 0.334, SLG: 0.416 (1, 5)	6-3		F2			6-3		F7		4	0	0	0	0	0	2												
George Wright, S OBP: 0.326, SLG: 0.432 (1, 8)	4-3		F5			6-3		1B FC6-4 1B		4	1	1	0	0	0	2												
Larry Parrish, R OBP: 0.327, SLG: 0.472 (1, 9)		F8		HR			1B E BB	FC6-4 1B		3	2	2	2	1	0	0												
Mickey Rivers, L OBP: 0.297, SLG: 0.333 (1, 10)	F7		4-3			FC4-6 E WP 1B	FC6-4 CS			4	1	1	1	0	0	1												
Pete O'Brien, L OBP: 0.307, SLG: 0.345 Nick Capra, R (9, PR)	4-3				F7	E9 FC4-6 1B	CS			4	0	2	0	0	0	0												
Bucky Dent, R OBP: 0.280, SLG: 0.285 Larry Bittner, L OBP: 0.328, SLG: 0.342 Bill Stein, R OBP: 0.340, SLG: 0.422 (7, PH) (7, PH) (7, 4)	F5				F7	F7	FC3-6 FC6-4			2	0	0	0	0	0	0												
Jim Sundberg, R OBP: 0.272, SLG: 0.260 Bob Jones, L OBP: 0.274, SLG: 0.273 (9, PH)	K				5-3	FC4-6 BB	F7			3	0	0	0	0	1	2												
Jim Anderson, R OBP: 0.260, SLG: 0.253 Dave Hostetter, R OBP: 0.300, SLG: 0.365 Curtis Wilkerson, S (7, PR) (7, 6)	6-3				K	K	FC6-4			2	0	0	0	0	1	0												
<b>Inning Stats</b>	R: 0 E: 0 K: 0 S: 3	H: 0 LOB: 0 BB: 0 P: 3	R: 0 E: 0 K: 0 S: 3	H: 0 LOB: 0 BB: 0 P: 3	R: 0 E: 0 K: 1 S: 5	H: 0 LOB: 0 BB: 0 P: 5	R: 2 E: 0 K: 0 S: 4	H: 1 LOB: 0 BB: 1 P: 8	R: 0 E: 0 K: 0 S: 3	H: 0 LOB: 0 BB: 0 P: 3	R: 0 E: 0 K: 1 S: 6	H: 1 LOB: 1 BB: 0 P: 6	R: 2 E: 1 K: 0 S: 5	H: 2 LOB: 2 BB: 2 P: 13	R: 1 E: 0 K: 0 S: 4	H: 2 LOB: 0 BB: 0 P: 4		R: 0 E: 0 K: 0 S: 4	H: 1 LOB: 1 BB: 0 P: 4	1B: 6 2B: 0 3B: 0 HR: 1	SF: 0 SAC: 0 DP: 0 HBP: 0	WP: 1 PB: 0 SB: 1 CS: 1	PA: 37					
<b>PITCHER</b>	IP	WLS	BF	H	R	ER	SO	BB	IBB	HBP	BLK	WP	HR	S	P	ERA	WHIP											
Mike Warren, R ERA: 6.45 Tom Underwood, L ERA: 4.2 Dave Beard, R ERA: 5.65 Keith Atherton, R ERA: 2.12	(1, 1)	6.0	W	24	4	4	4	2	2	0	0	0	0	1	26	34	6.00	1.000										

Batter	1	2	3	4	5	6	7	8	9	AB	R	H	RBI	BB	SO	LOB	BOTTOM												
Rickey Henderson, R OBP: 0.418, SLG: 0.434 (1, 7)	E4 2B		S 1B	6-3			WP S 1B			4	2	2	0	0	0	0	<b>Texas Rangers @ Oakland Athletics</b> Oakland-Alameda County Coliseum, Oakland, CA Tue Sep 13 1983, 7:05 PM PDT Att: 5,643 - Unknown <a href="http://livebaseballscorecards.com">livebaseballscorecards.com</a>												
Bill Almon, R OBP: 0.312, SLG: 0.384 (1, 3)	S 2B		1B HR		K		K			4	1	2	2	0	2	1													
Mike Heath, R OBP: 0.330, SLG: 0.390 (1, 2)	5-3		1B HR		K		K			4	2	2	1	0	1	2													
Davey Lopes, R OBP: 0.341, SLG: 0.428 (1, 10)	1-3 BB		F2		4-3			G4-6-3 1B		3	0	1	0	1	0	2													
Dwayne Murphy, L OBP: 0.315, SLG: 0.389 (1, 8)	1-3		HR		K			G4-6-3 1B		4	1	1	3	0	1	3													
Donnie Hill, S OBP: 0.283, SLG: 0.354 (1, 6)	5-3		3-1				F9	E 1B		4	0	1	0	0	0	2													
Mike Davis, L OBP: 0.327, SLG: 0.415 (1, 9)		F8	K				1-3	E8 1B		4	0	1	0	0	1	0													
Tony Phillips, S OBP: 0.319, SLG: 0.313 (1, 4)		K			F9		3-1	F8		4	0	0	0	0	1	2													
Wayne Gross, L OBP: 0.301, SLG: 0.383 (1, 5)		K			4-3		F3			3	0	0	0	0	1	0													
<b>Inning Stats</b>	R: 1 E: 1 K: 0 S: 5	H: 1 LOB: 2 BB: 1 P: 9	R: 0 E: 0 K: 2 S: 7	H: 0 LOB: 0 BB: 0 P: 7	R: 4 E: 0 K: 1 S: 9	H: 4 LOB: 0 BB: 0 P: 9	R: 0 E: 0 K: 0 S: 3	H: 0 LOB: 0 BB: 0 P: 3	R: 1 E: 0 K: 2 S: 8	H: 1 LOB: 1 BB: 0 P: 8	R: 0 E: 0 K: 0 S: 3	H: 0 LOB: 0 BB: 0 P: 3	R: 0 E: 0 K: 2 S: 8	H: 1 LOB: 1 BB: 0 P: 8	R: 0 E: 1 K: 0 S: 5	H: 3 LOB: 2 BB: 0 P: 5		1B: 7 2B: 1 3B: 0 HR: 2	SF: 0 SAC: 0 DP: 1 HBP: 0	WP: 1 PB: 0 SB: 4 CS: 0	PA: 35								
<b>PITCHER</b>	IP	WLS	BF	H	R	ER	SO	BB	IBB	HBP	BLK	WP	HR	S	P	ERA	WHIP												
Frank Tanana, L ERA: 3.03 Al Lachowicz, R ERA: Jon Matlack, L ERA: 4.67	(1, 1)	5.0	L	23	6	6	5	5	1	0	0	0	0	1	0	12	12	0.00	1.000										







Batter	1	2	3	4	5	6	7	8	9	AB	R	H	RBI	BB	SO	LOB	TOP										
Bill Sample, R OBP: 0.321, SLG: 0.398 (1, 7)	F4		F8		F8		2B 1B		F5	5	1	2	1	0	0	0	<b>Texas Rangers @ Oakland Athletics</b> Oakland-Alameda County Coliseum, Oakland, CA Thu Sep 15 1983, 3:33 AM PDT Att: 6,947 - Sunny <a href="http://livebaseballscorecards.com">livebaseballscorecards.com</a>										
Dave Hostetler, R OBP: 0.322, SLG: 0.364 Mickey Rivers, L OBP: 0.304, SLG: 0.337 (1, 10) (9, PR)	F8		1B			F8	SF8		1B	3	0	1	1	1	0	0											
George Wright, S OBP: 0.326, SLG: 0.436 (1, 8)	HR		F7			F8	2B		F5	5	1	2	3	0	0	2											
Larry Parrish, R OBP: 0.327, SLG: 0.477 (1, 9)	K		F6			FC6-4 BB	5-3			3	0	0	0	1	1	3											
Buddy Bell, R OBP: 0.333, SLG: 0.412 (1, 5)			F7		5-3	FC6-4 BB				3	0	0	0	1	0	1											
Bill Stein, R OBP: 0.338, SLG: 0.418 (1, 3)			4-3		5-3				K	4	1	1	0	0	1	1											
Bucky Dent, R OBP: 0.280, SLG: 0.292 (1, 6)			HR		F4				F8	4	1	1	1	0	0	2											
Bob Johnson, R OBP: 0.262, SLG: 0.327 Nick Capra, R (7, PR) Jim Sundberg, R OBP: 0.269, SLG: 0.256 (7, 2)			3B		F7				K	3	0	2	0	0	0	0											
Curtis Wilkerson, S OBP: 0.188, SLG: 0.071 (1, 4)			F3		F5				F7	3	1	0	0	1	0	1											
<b>Inning Stats</b>	R: 1 E: 0 K: 1 S: 6	H: 1 LOB: 0 BB: 0 P: 6	R: 1 E: 0 K: 0 S: 5	H: 2 LOB: 1 BB: 0 P: 5	R: 0 E: 0 K: 0 S: 3	H: 1 LOB: 1 BB: 1 P: 7	R: 0 E: 0 K: 0 S: 3	H: 0 LOB: 0 BB: 0 P: 3	R: 0 E: 0 K: 0 S: 3	H: 0 LOB: 0 BB: 0 P: 3	R: 0 E: 0 K: 0 S: 3	H: 0 LOB: 1 BB: 1 P: 7	R: 4 E: 0 K: 0 S: 7	H: 4 LOB: 2 BB: 1 P: 11	R: 0 E: 0 K: 2 S: 4	H: 0 LOB: 1 BB: 1 P: 11		R: 0 E: 0 K: 0 S: 4	H: 1 LOB: 1 BB: 0 P: 4	1B: 5 2B: 1 3B: 1 HR: 2	SF: 1 SAC: 0 DP: 0 HBP: 0	WP: 0 PB: 0 SB: 0 CS: 0	PA: 39				
<b>PITCHER</b>	IP	WLS	BF	H	R	ER	SO	BB	IBB	HBP	BLK	WP	HR	S	P	ERA	WHIP										
Tim Conroy, L ERA: 4.0 (1, 1)	6.1	L	27	6	5	5	1	3	0	0	0	0	2	26	38	7.11	1.421										
Keith Atherton, R ERA: 2.25 (7, 1)	0.1		3	2	1	1	0	0	0	0	0	0	0	3	3	27.00	6.000										
Dave Beard, R ERA: 5.43 (7, 1)	2.1		9	1	0	0	2	1	0	0	0	0	0	12	16	0.00	0.857										

Batter	1	2	3	4	5	6	7	8	9	AB	R	H	RBI	BB	SO	LOB	BOTTOM										
Rickey Henderson, R OBP: 0.417, SLG: 0.428 (1, 7)	F4		BB		G3-2-3 1B SH	BB			F8	2	1	0	0	3	0	0	<b>Texas Rangers @ Oakland Athletics</b> Oakland-Alameda County Coliseum, Oakland, CA Thu Sep 15 1983, 3:33 AM PDT Att: 6,947 - Sunny <a href="http://livebaseballscorecards.com">livebaseballscorecards.com</a>										
Mike Heath, R OBP: 0.325, SLG: 0.383 (1, 2) (9, 9)	F9		F8		SH 1B	F7			K	4	1	0	0	0	1	5											
Dwayne Murphy, L OBP: 0.315, SLG: 0.386 (1, 10)	F9				FC6-4 1B BB	G3-2-3			F7	4	1	0	0	1	1	3											
Davey Lopes, R OBP: 0.346, SLG: 0.436 (1, 4)			6-3		FC6-4 1B	1B			3B	4	1	3	2	0	0	0											
Mike Davis, L OBP: 0.325, SLG: 0.411 (1, 8)			1-3		FC6-4 1B	4-3			1B	4	1	1	1	0	0	3											
Donnie Hill, S OBP: 0.281, SLG: 0.351 (1, 6)			F7		SF7	3-1			G1-4-3	3	0	0	1	0	0	1											
Garry Hancock, L OBP: 0.288, SLG: 0.428 Jeff Burroughs, R OBP: 0.333, SLG: 0.373 Tony Phillips, S OBP: 0.317, SLG: 0.311 (1, 9) (8, PH) (9, 5)			F7		F7	4-3			K	3	0	1	1	0	0	0											
Dan Meyer, L OBP: 0.210, SLG: 0.200 Bill Almon, R OBP: 0.313, SLG: 0.384 (1, 3) (8, PH) (9, 3)			F5		F7	BB			L5-3 BB	3	0	1	0	0	0	1											
Wayne Gross, L OBP: 0.306, SLG: 0.387 Bob Kearney, R OBP: 0.319, SLG: 0.388 (1, 5) (8, PH) (9, 2)			BB		SH BB	BB			L5-3	1	0	0	0	0	0	1											
<b>Inning Stats</b>	R: 0 E: 0 K: 0 S: 3	H: 0 LOB: 0 BB: 0 P: 3	R: 0 E: 0 K: 0 S: 3	H: 0 LOB: 0 BB: 0 P: 3	R: 0 E: 0 K: 0 S: 3	H: 0 LOB: 2 BB: 2 P: 11	R: 2 E: 0 K: 0 S: 5	H: 2 LOB: 1 BB: 1 P: 9	R: 2 E: 0 K: 0 S: 5	H: 2 LOB: 3 BB: 1 P: 9	R: 0 E: 0 K: 1 S: 6	H: 1 LOB: 0 BB: 0 P: 6	R: 0 E: 0 K: 1 S: 4	H: 0 LOB: 0 BB: 1 P: 8	R: 0 E: 0 K: 1 S: 5	H: 0 LOB: 0 BB: 0 P: 5		1B: 5 2B: 2 3B: 1 HR: 0	SF: 1 SAC: 1 DP: 3 HBP: 1	WP: 0 PB: 0 SB: 0 CS: 0	PA: 39						
<b>PITCHER</b>	IP	WLS	BF	H	R	ER	SO	BB	IBB	HBP	BLK	WP	HR	S	P	ERA	WHIP										
Mike Smithson, R ERA: 4.12 (1, 1)	4.0		17	2	2	2	0	3	0	0	0	0	0	14	26	4.50	1.250										
Mike Mason, L ERA: 8.22 (5, 1)	0.2		4	1	2	2	0	1	0	0	0	0	0	3	7	27.00	3.000										
Dave Schmidt, R ERA: 3.88 (5, 1)	1.1	W	8	2	0	0	0	1	0	1	0	0	0	6	11	0.00	2.250										
Jon Matlack, L ERA: 4.86 (7, 1)	2.0		7	2	1	1	2	1	0	0	0	0	0	10	14	4.50	1.500										
Dave Tobik, R ERA: 4.05 (9, 1)	1.0	S	3	0	0	0	1	0	0	0	0	0	0	5	5	0.00	0.000										



Batter	1	2	3	4	5	6	7	8	9	AB	R	H	RBI	BB	SO	LOB	TOP																			
Rickey Henderson, R OBP: 0.417, SLG: 0.427 (1, 7)										4	2	1	0	1	0	4	<b>Oakland Athletics @ Kansas City Royals</b> Royals Stadium, Kansas City, MO Fri Sep 16 1983, 8:05 PM EDT Att: 20,951 - Unknown <a href="http://livebaseballscorecards.com">livebaseballscorecards.com</a>																			
Mike Heath, R OBP: 0.326, SLG: 0.387 (1, 2) (7, 9)										5	0	2	2	0	0	2																				
Dwayne Murphy, L OBP: 0.314, SLG: 0.382 (1, 10)										4	0	0	0	1	2	2																				
Davey Lopes, R OBP: 0.344, SLG: 0.432 (1, 8) (4, 4)										4	1	0	0	1	1	3																				
Mike Davis, L OBP: 0.326, SLG: 0.411 (1, 9) (4, 8)										5	0	2	1	0	1	1																				
Dan Meyer, L OBP: 0.226, SLG: 0.212 (1, 3)										2	1	2	1	1	0	0																				
Bill Almon, R OBP: 0.313, SLG: 0.383 (7, 7)										1	0	0	0	0	0	0																				
Mitchell Page, L OBP: 0.368, SLG: 0.297 (9, PH)										1	0	0	0	0	0	1																				
Donnie Hill, S OBP: 0.280, SLG: 0.348 (1, 6)										1	0	0	0	0	0	2																				
Garry Hancock, L OBP: 0.294, SLG: 0.433 (4, PH) (4, 9)										2	1	2	0	0	0	0																				
Bob Kearney, R OBP: 0.316, SLG: 0.387 (7, PH) (7, 2)										1	0	0	0	0	0	0																				
Wayne Gross, L OBP: 0.303, SLG: 0.382 (1, 5)										4	0	0	0	0	1	5																				
Tony Phillips, S OBP: 0.316, SLG: 0.308 (1, 4) (4, 6)										3	0	0	0	1	1	2																				
<b>Inning Stats</b>	R: 2 E: 0 K: 0 S: 6	H: 3 LOB: 2 BB: 1 P: 10	R: 0 E: 0 K: 1 S: 5	H: 0 LOB: 0 BB: 0 P: 5	R: 0 E: 0 K: 1 S: 5	H: 0 LOB: 0 BB: 2 P: 5	R: 0 E: 0 K: 1 S: 6	H: 1 LOB: 3 BB: 2 P: 14	R: 0 E: 0 K: 1 S: 6	H: 1 LOB: 1 BB: 0 P: 6	R: 3 E: 1 K: 1 S: 9	H: 3 LOB: 2 BB: 1 P: 13	R: 0 E: 1 K: 1 S: 6	H: 0 LOB: 1 BB: 0 P: 6	R: 0 E: 0 K: 0 S: 2	H: 0 LOB: 0 BB: 1 P: 6	R: 0 E: 0 K: 0 S: 4	H: 1 LOB: 1 BB: 0 P: 4	1B: 8 2B: 1 3B: 0 HR: 0	SF: 0 SAC: 0 DP: 1 HBP: 0	WP: 0 PB: 0 SB: 1 CS: 0	PA: 42														
<b>PITCHER</b>	IP WLS BF H R ER SO BB IBB HBP BLK WP HR S P ERA WHIP	IP WLS BF H R ER SO BB IBB HBP BLK WP HR S P ERA WHIP																																		
Gaylord Perry, R ERA: 4.62 (1, 1)	6.0	31	8	5	2	5	4	0	0	0	0	0	0	0	37	53	3.00	2.000																		
Larry Gura, L ERA: 4.99 (7, 1)	2.0	W	7	0	0	0	1	1	0	0	0	0	0	0	8	12	0.00	0.500																		
Dan Quisenberry, R ERA: 1.87 (9, 1)	1.0	S	4	1	0	0	0	0	0	0	0	0	0	0	4	4	0.00	1.000																		

Batter	1	2	3	4	5	6	7	8	9	AB	R	H	RBI	BB	SO	LOB	BOTTOM																		
Willie Wilson, S OBP: 0.314, SLG: 0.353 (1, 8)										3	2	1	0	1	0	1	<b>Oakland Athletics @ Kansas City Royals</b> Royals Stadium, Kansas City, MO Fri Sep 16 1983, 8:05 PM EDT Att: 20,951 - Unknown <a href="http://livebaseballscorecards.com">livebaseballscorecards.com</a>																		
U L Washington, S OBP: 0.295, SLG: 0.325 (1, 6)										2	0	0	1	2	0	2																			
Pat Sheridan, L OBP: 0.312, SLG: 0.397 (1, 9)										4	0	0	0	0	2	3																			
Hal McRae, R OBP: 0.381, SLG: 0.476 (1, 10)										4	2	4	0	0	0	0																			
Willie Aikens, L OBP: 0.374, SLG: 0.513 (1, 3)										3	1	1	2	1	0	2																			
Joe Simpson, L OBP: 0.250, SLG: 0.220 (8, PR) (9, 3)										0	0	0	0	0	0	0																			
Frank White, R OBP: 0.276, SLG: 0.396 (1, 4)										3	0	0	0	1	0	1																			
Butch Davis, R OBP: 0.292, SLG: 0.350 (1, 7)										3	0	0	1	0	1	1																			
Don Slaught, R OBP: 0.325, SLG: 0.371 (1, 2)										4	1	1	0	0	0	2																			
Onix Concepcion, R OBP: 0.287, SLG: 0.326 (1, 5)										3	0	1	0	1	0	2																			
<b>Inning Stats</b>	R: 1 E: 1 K: 1 S: 7	H: 1 LOB: 1 BB: 0 P: 7	R: 0 E: 0 K: 0 S: 3	H: 0 LOB: 0 BB: 0 P: 3	R: 1 E: 0 K: 0 S: 2	H: 0 LOB: 0 BB: 2 P: 10	R: 0 E: 0 K: 0 S: 4	H: 1 LOB: 1 BB: 0 P: 4	R: 1 E: 0 K: 0 S: 5	H: 3 LOB: 1 BB: 0 P: 5	R: 2 E: 0 K: 1 S: 7	H: 2 LOB: 0 BB: 0 P: 7	R: 0 E: 0 K: 1 S: 4	H: 0 LOB: 2 BB: 2 P: 12	R: 1 E: 0 K: 0 S: 4	H: 1 LOB: 2 BB: 2 P: 12	R: 1 E: 0 K: 0 S: 4	H: 1 LOB: 2 BB: 2 P: 12	1B: 6 2B: 0 3B: 1 HR: 1	SF: 1 SAC: 0 DP: 2 HBP: 0	WP: 0 PB: 0 SB: 3 CS: 1	PA: 36													
<b>PITCHER</b>	IP WLS BF H R ER SO BB IBB HBP BLK WP HR S P ERA WHIP	IP WLS BF H R ER SO BB IBB HBP BLK WP HR S P ERA WHIP																																	
Chris Codiroli, R ERA: 4.35 (1, 1)	5.0	23	7	5	3	1	2	2	0	0	0	0	0	23	31	5.40	1.800																		
Keith Atherton, R ERA: 2.3 (6, 1)	3.0	L	13	1	1	1	2	2	2	0	0	0	0	13	29	3.00	1.000																		



Batter	1	2	3	4	5	6	7	8	9	AB	R	H	RBI	BB	SO	LOB	TOP
Rickey Henderson, R OBP: 0.418, SLG: 0.425	4-0 F7 5-3 1B BB		0-0 1-3		4-0 E S BB		0-0 FC5-4 1-2			2	1	0	0	2	0	1	
Mike Heath, R OBP: 0.323, SLG: 0.382	0-0 5-3 1-2		0-0 F8		0-0 F9			0-3 K		4	0	0	0	0	1	2	
Dwayne Murphy, L OBP: 0.314, SLG: 0.380	0-0 F7 2-3			0-3 K		4-0 BB		0-3 K		3	0	0	0	1	2	1	
Davey Lopes, R OBP: 0.343, SLG: 0.431	0-0 1B			0-0 F4		0-0 F6		0-0 4-3		4	0	1	1	0	0	1	
Mike Davis, L OBP: 0.326, SLG: 0.409	0-3 K			0-0 BB 1B		0-3 K			0-0 4-3	4	0	1	0	0	2	2	
Dan Meyer, L OBP: 0.227, SLG: 0.207		0-0 F8		4-0 1-2 BB		0-0 F7			0-0 F8	3	0	0	0	1	0	1	
Garry Hancock, L OBP: 0.294, SLG: 0.430		0-0 F7		0-0 F2			0-0 F8		0-0 1B	4	0	1	0	0	0	2	
Bill Almon, R OBP: 0.310, SLG: 0.380		0-0 F7			0-3 K		0-0 F7		0-0 1-3	4	0	0	0	0	1	1	
Tony Phillips, S OBP: 0.316, SLG: 0.309			0-0 F8		0-0 F8					3	0	1	0	0	0	0	
<b>Inning Stats</b>	R: 1 E: 0 K: 1 S: 6	H: 1 LOB: 1 BB: 1 P: 10	R: 0 E: 0 K: 0 S: 3	H: 0 LOB: 0 BB: 0 P: 3	R: 0 E: 0 K: 0 S: 3	H: 1 LOB: 2 BB: 1 P: 10	R: 0 E: 0 K: 1 S: 5	H: 0 LOB: 1 BB: 1 P: 9	R: 0 E: 0 K: 0 S: 4	H: 1 LOB: 1 BB: 0 P: 4	R: 0 E: 0 K: 2 S: 7	H: 0 LOB: 0 BB: 0 P: 7	R: 0 E: 0 K: 0 S: 4	H: 1 LOB: 1 BB: 0 P: 4	1B: 4 2B: 0 3B: 0 HR: 0	SF: 0 SAC: 0 DP: 0 HBP: 0	WP: 0 PA: 35 SB: 1 CS: 0
<b>PITCHER</b>	IP WLS BF H R ER SO BB IBB HBP BLK WP HR S P ERA WHIP																
Eric Rasmussen, R ERA: 5.63	(1, 1) 7.0 W 28 3 1 1 4 4 0 0 0 0 0 0 32 48 1.29 1.000																
Dan Quisenberry, R ERA: 1.64	(8, 1) 2.0 S 7 1 0 0 2 0 0 0 0 0 0 0 11 11 0.00 0.500																

Oakland Athletics @ Kansas City Royals  
Royals Stadium, Kansas City, MO  
Sat Sep 17 1983, 8:05 PM EDT  
Att: 22,494 - Unknown - 91 F

AB 31  
R 1  
H 4  
RBI 1  
BB 4  
SO 6  
LOB 11



Batter	1	2	3	4	5	6	7	8	9	AB	R	H	RBI	BB	SO	LOB	BOTTOM
Willie Wilson, S OBP: 0.315, SLG: 0.353	0-3 K2-3		0-0 F6		0-0 5-3					5	1	2	0	0	1	0	
Pat Sheridan, L OBP: 0.312, SLG: 0.397										0	0	0	0	0	0	0	
U L Washington, S OBP: 0.307, SLG: 0.326	0-0 WP S 2B 1B		4-0 HR BB		0-0 5-3					4	3	2	0	1	0	2	
Frank White, R OBP: 0.281, SLG: 0.409	0-0 1H 2B		0-0 1H HR			0-0 F8		0-0 3B 2B		4	2	3	4	0	0	0	
Greg Pryor, R OBP: 0.267, SLG: 0.280										0	0	0	0	0	0	0	
Hal McRae, R OBP: 0.381, SLG: 0.477	0-3 K		0-0 F3		0-0 2B		0-0 1B 2B		4-0 3B IBB	3	2	1	0	1	1	1	
Ron Johnson, R OBP: 0.500, SLG: 0.444	0-0 F8		0-0 5-3			0-0 G6-3 1B		0-0 F7		3	0	1	1	0	0	1	
Joe Simpson, L OBP: 0.248, SLG: 0.218										1	0	0	0	0	0	3	
Butch Davis, R OBP: 0.304, SLG: 0.391		0-0 CS 1B		0-0 6-3		0-0 G6-3 1-2		0-0 1H 2H 3H 3B		4	1	2	3	0	0	1	
John Wathan, R OBP: 0.292, SLG: 0.308		0-0 F7 1-2		0-0 F8			0-0 F2		4-0 SF8 1B BB	3	1	0	0	1	0	1	
Darryl Motley, R OBP: 0.256, SLG: 0.343		0-0 E6		0-0 6-3			0-0 F7		0-0 SF8	3	0	0	1	0	0	0	
Onix Concepcion, R OBP: 0.286, SLG: 0.324		0-0 1-3			0-0 F7		0-0 6-3		0-0 1B 2H 1B	4	0	1	1	0	0	1	
<b>Inning Stats</b>	R: 1 E: 0 K: 2 S: 9	H: 2 LOB: 1 BB: 0 P: 9	R: 0 E: 1 K: 0 S: 4	H: 1 LOB: 1 BB: 0 P: 4	R: 2 E: 0 K: 0 S: 4	H: 1 LOB: 0 BB: 1 P: 8	R: 0 E: 0 K: 0 S: 3	H: 0 LOB: 0 BB: 0 P: 3	R: 0 E: 0 K: 0 S: 4	H: 2 LOB: 0 BB: 0 P: 4	R: 0 E: 0 K: 0 S: 3	H: 0 LOB: 0 BB: 0 P: 3	R: 6 E: 0 K: 0 S: 9	H: 6 LOB: 2 BB: 2 P: 17	1B: 7 2B: 3 3B: 1 HR: 1	SF: 1 SAC: 0 DP: 1 HBP: 0	WP: 1 PA: 38 SB: 0 CS: 1
<b>PITCHER</b>	IP WLS BF H R ER SO BB IBB HBP BLK WP HR S P ERA WHIP																
Gorman Heimuller, L ERA: 4.24	(1, 1) 7.0 L 29 8 6 6 2 1 0 0 0 0 0 0 32 36 7.71 1.286																
Mark Smith, R ERA: 7.24	(8, 1) 0.1 4 2 2 2 0 0 1 0 0 0 0 0 3 7 54.00 6.000																
Bert Bradley, R ERA: 7.36	(8, 1) 0.2 5 2 2 2 0 1 0 0 0 0 0 0 4 8 27.00 4.500																

Oakland Athletics @ Kansas City Royals  
Royals Stadium, Kansas City, MO  
Sat Sep 17 1983, 8:05 PM EDT  
Att: 22,494 - Unknown - 91 F

AB 34  
R 10  
H 12  
RBI 10  
BB 3  
SO 2  
LOB 10





Batter	1	2	3	4	5	6	7	8	9	AB	R	H	RBI	BB	SO	LOB	TOP											
Mike Davis, L OBP: 0.326, SLG: 0.410 (1, 8)	0-0 4-3	0-0 1-H 2B		0-0 F8		0-0 FC6-4			4-0 S E BB	4	1	1	1	1	0	1												
Mitchell Page, L OBP: 0.363, SLG: 0.294 Rusty McNealy, L (7, 8)	0-0 S 1B SF8	0-0 F4		0-3 K			0-0 F9		0-0 E6 CS	4	1	1	0	0	1	1												
Garry Hancock, L OBP: 0.292, SLG: 0.425 (7, 7)	0-0 1B 1-2 1B		0-0 F7	0-0 F4			0-0 F8		0-0 F7 1-2	5	0	1	0	0	0	1												
Jeff Burroughs, R OBP: 0.333, SLG: 0.375 (1, 10)	0-0 SF8 2H		0-0 1B 2B 1B		0-0 G4-6-3 1B		0-0 F7		0-0 4-3	4	1	2	1	0	0	0												
Dan Meyer, L OBP: 0.234, SLG: 0.216 (1, 3)	0-0 1-2 1B		0-0 2B 1B		0-0 G4-6-3 1-2			0-0 6-3		4	1	2	0	0	0	1												
Bill Almon, R OBP: 0.309, SLG: 0.377 (1, 5)	0-3 K		0-3 K		0-0 5-3			4-0 S BB		3	1	0	0	1	2	4												
Bob Kearney, R OBP: 0.324, SLG: 0.394 (1, 2)		4-0 2B BB	0-0 1B 1-H 2-H 2B		0-0 F7			0-0 1B		3	1	2	3	1	0	0												
Tony Phillips, S OBP: 0.315, SLG: 0.306 (1, 6)		0-0 F2	4-0 BB		0-0 F5			0-0 F7		3	0	0	0	1	0	2												
Luis Quinones, S OBP: 0.200, SLG: 0.261 (1, 4)		0-0 F5	0-0 F4			4-0 FC6-4 BB		0-0 F7		3	0	0	0	1	0	4												
<b>Inning Stats</b>	R: 1 E: 0 K: 1 S: 8	H: 3 LOB: 2 BB: 0 P: 8	R: 1 E: 0 K: 0 S: 4	H: 1 LOB: 1 BB: 1 P: 8	R: 2 E: 0 K: 1 S: 8	H: 3 LOB: 2 BB: 1 P: 12	R: 0 E: 0 K: 1 S: 5	H: 0 LOB: 0 BB: 0 P: 5	R: 0 E: 0 K: 0 S: 3	H: 1 LOB: 0 BB: 0 P: 3	R: 0 E: 0 K: 0 S: 3	H: 0 LOB: 0 BB: 0 P: 3	R: 1 E: 0 K: 0 S: 4	H: 1 LOB: 1 BB: 1 P: 8	R: 1 E: 1 K: 0 S: 3	H: 0 LOB: 0 BB: 1 P: 7	1B: 7 2B: 2 3B: 0 HR: 0	SF: 1 SAC: 0 DP: 1 HBP: 0	WP: 0 PB: 0 SB: 3 CS: 1	PA: 40								
<b>PITCHER</b>	IP WLS BF L	H R ER 4	SO 3	BB 3	IBB 0	HBP 0	BLK 0	WP 0	HR 0	S 34	P 46	ERA 5.14	WHIP 1.571	<b>PITCHER</b>	IP WLS BF	H R ER 0	SO 15	BB 7	IBB 0	HBP 0	BLK 0	WP 0	HR 0	S 7	P 15	ERA 4.50	WHIP 1.500	
Frank Wills, R ERA: 4.57 Mark Huisman, R ERA: 7.23	(1, 1)	(8, 1)																										

Oakland Athletics @ Kansas City Royals  
Royals Stadium, Kansas City, MO  
Sun Sep 18 1983, 4:33 AM EDT  
Att: 19,862 - Sunny - 93 F

AB	34
R	6
H	9
RBI	5
BB	5
SO	3
LOB	14



Batter	1	2	3	4	5	6	7	8	9	AB	R	H	RBI	BB	SO	LOB	BOTTOM											
Willie Wilson, S OBP: 0.315, SLG: 0.356 (1, 8)	0-0 F9		0-3 K2-3			0-0 5-3 3B		0-0 5-3		4	1	1	0	0	1	0												
Pat Sheridan, L OBP: 0.308, SLG: 0.391 (1, 9)	0-0 F6			0-0 6-3		0-3 K		0-0 6-3		4	0	0	0	0	1	1												
Frank White, R OBP: 0.281, SLG: 0.408 (1, 4)	0-3 K			0-0 F4		0-0 5-3		0-0 G6-4-3 1B		4	0	1	1	0	1	0												
Hal McRae, R OBP: 0.379, SLG: 0.473 (1, 10)		0-0 F8		0-0 F8		0-0 F8		0-0 G6-4-3 1-2		4	0	0	0	0	0	1												
Willie Aikens, L OBP: 0.374, SLG: 0.512 (1, 3)		0-0 F7			0-0 2B SF8 1B		0-0 F8			3	1	1	0	0	0	0												
Butch Davis, R OBP: 0.306, SLG: 0.403 (1, 7)		0-0 2B		0-0 F6		0-0 F9		0-0 F9		3	0	1	0	0	0	1												
Don Slaught, R OBP: 0.325, SLG: 0.374 (1, 2)		0-0 5-3			0-0 1-3 2B		0-0 6-3			3	0	1	0	0	0	1												
Onix Concepcion, R OBP: 0.282, SLG: 0.320 (1, 5)			0-0 F7		0-0 SF8		0-0 F6			2	0	0	1	0	0	0												
Buddy Biancalana, S (1, 6)			0-3 K		3-H 0-3 K		0-3 K			3	0	0	0	0	3	1												
<b>Inning Stats</b>	R: 0 E: 0 K: 1 S: 5	H: 0 LOB: 0 BB: 0 P: 5	R: 0 E: 0 K: 0 S: 4	H: 1 LOB: 1 BB: 0 P: 4	R: 0 E: 0 K: 2 S: 7	H: 0 LOB: 0 BB: 0 P: 7	R: 0 E: 0 K: 0 S: 3	H: 0 LOB: 0 BB: 0 P: 3	R: 1 E: 0 K: 1 S: 7	H: 2 LOB: 1 BB: 0 P: 7	R: 1 E: 0 K: 1 S: 6	H: 1 LOB: 0 BB: 0 P: 6	R: 0 E: 0 K: 0 S: 3	H: 0 LOB: 0 BB: 0 P: 3	R: 0 E: 0 K: 1 S: 5	H: 0 LOB: 0 BB: 0 P: 5	R: 0 E: 0 K: 0 S: 3	H: 1 LOB: 0 BB: 0 P: 3	1B: 2 2B: 2 3B: 1 HR: 0	SF: 1 SAC: 0 DP: 1 HBP: 0	WP: 0 PB: 0 SB: 0 CS: 0	PA: 31						
<b>PITCHER</b>	IP WLS BF W	H R ER 2	SO 6	BB 0	IBB 0	HBP 0	BLK 0	WP 0	HR 0	S 43	P 43	ERA 2.00	WHIP 0.556	<b>PITCHER</b>	IP WLS BF	H R ER 0	SO 43	BB 0	IBB 0	HBP 0	BLK 0	WP 0	HR 0	S 43	P 43	ERA 2.00	WHIP 0.556	
Mike Warren, R ERA: 5.59	(1, 1)																											

Oakland Athletics @ Kansas City Royals  
Royals Stadium, Kansas City, MO  
Sun Sep 18 1983, 4:33 AM EDT  
Att: 19,862 - Sunny - 93 F

AB	30
R	2
H	5
RBI	2
BB	0
SO	6
LOB	5





Batter	1	2	3	4	5	6	7	8	9	AB	R	H	RBI	BB	SO	LOB	TOP
Rickey Henderson, R OBP: 0.415, SLG: 0.421 (1, 7)	5-3	F9			6-3			F7		4	0	0	0	0	0	3	
Rick Peters, S OBP: 0.335, SLG: 0.333 (1, 8)	4-3		G5-4-3 1B			CS 1B		K		4	0	2	0	0	1	0	
Mitchell Page, L OBP: 0.357, SLG: 0.292 (1, 10)	K		G5-4-3 1-2		4-3				5-3 5-3 1B	4	0	1	0	0	1	2	
Davey Lopes, R OBP: 0.341, SLG: 0.427 Donnie Hill, S OBP: 0.290, SLG: 0.348 (9, 6)		K	5-3		F5				5-3	4	0	0	0	0	1	1	
Mike Davis, L OBP: 0.326, SLG: 0.409 (1, 9)		S 1B			F7			F8	5-3	4	1	1	0	0	0	1	
Dan Meyer, L OBP: 0.234, SLG: 0.211 (1, 3)		1B BB			1-3			4-3	G3	3	1	0	0	1	0	1	
Bill Almon, R OBP: 0.312, SLG: 0.379 (1, 5)		1B 1-2 2-H			F9					3	0	2	1	0	0	0	
Bob Kearney, R OBP: 0.320, SLG: 0.389 (1, 2)		F8			F8			K		3	0	0	0	0	1	3	
Tony Phillips, S OBP: 0.318, SLG: 0.309 (9, 4)								1-3		3	0	2	1	0	0	0	
<b>Inning Stats</b>	R: 0 E: 0 K: 1 S: 5	H: 0 LOB: 0 BB: 0 P: 5	R: 2 E: 0 K: 1 S: 8	H: 3 LOB: 2 BB: 1 P: 12	R: 0 E: 0 K: 0 S: 3	H: 1 LOB: 0 BB: 0 P: 3	R: 0 E: 0 K: 0 S: 3	H: 0 LOB: 0 BB: 0 P: 3	R: 0 E: 0 K: 1 S: 6	H: 1 LOB: 1 BB: 0 P: 6	R: 0 E: 0 K: 1 S: 5	H: 0 LOB: 0 BB: 0 P: 5	R: 0 E: 0 K: 0 S: 4	H: 1 LOB: 1 BB: 0 P: 4	1B: 8 2B: 0 3B: 0 HR: 0	SF: 0 SAC: 0 DP: 1 HBP: 0	WP: 0 PA: 33 PB: 0 SB: 1 CS: 2
<b>PITCHER</b> Charlie Hough, R ERA: 3.24 (1, 1)	IP: 9.0 WLS: W BF: 33 H: 8 R: 2 ER: 2 SO: 4 BB: 1 IBB: 0 HBP: 0 BLK: 0 WP: 0 HR: 0 S: 40 P: 44 ERA: 2.00 WHIP: 1.000																

Oakland Athletics @ Texas Rangers  
Arlington Stadium, Arlington, TX  
Tue Sep 20 1983, 8:05 PM EDT  
Att. 5,272 - Unknown - 57 F

AB 32  
R 2  
H 8  
RBI 2  
BB 1  
SO 4  
LOB 11



Batter	1	2	3	4	5	6	7	8	9	AB	R	H	RBI	BB	SO	LOB	BOTTOM		
Mickey Rivers, L OBP: 0.302, SLG: 0.335 (1, 10)	1-3							4-3		3	0	1	0	1	0	0			
Bill Sample, R OBP: 0.326, SLG: 0.399 (1, 7)	WP 1B		F9							3	0	1	0	1	1	3			
George Wright, S OBP: 0.320, SLG: 0.432 (1, 8)	K				FC4-6 1B			F2		4	0	1	0	0	1	2			
Larry Parrish, R OBP: 0.326, SLG: 0.482 (1, 9)	K				K			5-3		4	0	0	0	0	2	2			
Bill Stein, R OBP: 0.333, SLG: 0.417 (1, 5)		F8			FC4-6 1-2			F8		4	1	1	0	0	0	1			
Pete O'Brien, L OBP: 0.314, SLG: 0.354 Curtis Wilkerson, S OBP: 0.190, SLG: 0.105 (9, PR)	F7				4-3			K		4	0	1	1	0	1	1			
Bucky Dent, R OBP: 0.282, SLG: 0.303 Bob Jones, L OBP: 0.284, SLG: 0.328 (9, PH)	F4									0	1	1	2	0	0	0			
Jim Sundberg, R OBP: 0.267, SLG: 0.253 (1, 2)					F7			6-3		3	0	0	0	0	0	0			
Wayne Tolleson, S OBP: 0.319, SLG: 0.324 (1, 4)					4-3					3	0	1	0	0	0	0			
<b>Inning Stats</b>	R: 0 E: 0 K: 2 S: 8	H: 1 LOB: 1 BB: 0 P: 8	R: 0 E: 0 K: 0 S: 3	H: 0 LOB: 0 BB: 0 P: 3	R: 0 E: 0 K: 0 S: 4	H: 1 LOB: 1 BB: 0 P: 4	R: 0 E: 0 K: 1 S: 6	H: 1 LOB: 1 BB: 0 P: 6	R: 0 E: 0 K: 2 S: 8	H: 1 LOB: 2 BB: 1 P: 12	R: 0 E: 0 K: 0 S: 3	H: 0 LOB: 0 BB: 0 P: 3	R: 0 E: 0 K: 1 S: 5	H: 0 LOB: 1 BB: 1 P: 7	R: 3 E: 0 K: 0 S: 4	H: 3 LOB: 1 BB: 0 P: 4	1B: 4 2B: 2 3B: 0 HR: 1	SF: 0 SAC: 0 DP: 0 HBP: 0	WP: 1 PA: 34 PB: 0 SB: 0 CS: 0
<b>PITCHER</b> Steve McCatty, R ERA: 3.83 Keith Atherton, R ERA: 2.63 (7, 1)	IP: 6.0 WLS: L BF: 11 H: 3 R: 3 ER: 3 SO: 1 BB: 1 IBB: 0 HBP: 0 BLK: 0 WP: 0 HR: 1 S: 12 P: 16 ERA: 11.57 WHIP: 1.714																		

Oakland Athletics @ Texas Rangers  
Arlington Stadium, Arlington, TX  
Tue Sep 20 1983, 8:05 PM EDT  
Att. 5,272 - Unknown - 57 F

AB 32  
R 3  
H 7  
RBI 3  
BB 2  
SO 6  
LOB 9





Batter	1	2	3	4	5	6	7	8	9	AB	R	H	RBI	BB	SO	LOB	TOP		
<b>Rick Peters, S</b> OBP: 0.327, SLG: 0.325 (1, 8)	0-0 4-3			0-0 3-1		0-0 F8		0-0 1-3		4	0	0	0	0	0	1			
<b>Mike Davis, L</b> OBP: 0.323, SLG: 0.405 (1, 9)	0-0 6-3			0-0 4-3		0-0 F9			0-0 1-3	4	0	0	0	0	0	1			
<b>Garry Hancock, L</b> OBP: 0.295, SLG: 0.430 (1, 7)	0-0 F3			0-0 2B			0-0 2B 1B		0-0 F7	4	1	2	0	0	0	0			
<b>Dan Meyer, L</b> OBP: 0.235, SLG: 0.219 (1, 3)		0-3 K		0-0 3-1			0-0 1B 1B G4-6-3 2B		0-0 3-1	4	1	1	1	0	1	1			
<b>Mitchell Page, L</b> OBP: 0.356, SLG: 0.293 (1, 10)		0-3 K			0-0 4-3		0-0 G4-6-3 1B			3	0	1	0	0	1	0			
<b>Bill Almon, R</b> OBP: 0.310, SLG: 0.376 (1, 5)		0-0 G3			0-0 6-3		0-0 G4-6-3			3	0	0	1	0	0	1			
<b>Bob Kearney, R</b> OBP: 0.316, SLG: 0.387 (7, PH)			0-0 F8		0-3 K		0-3 K			2	0	0	0	0	1	0			
<b>Darryl Clas, R</b> OBP: 0.368, SLG: 0.353 (7, 2)										1	0	0	0	0	1	0			
<b>Tony Phillips, S</b> OBP: 0.318, SLG: 0.309 (1, 6)			0-0 F7			0-0 3-1 1B		0-0 F7		3	0	1	0	0	0	0			
<b>Luis Quinones, S</b> OBP: 0.179, SLG: 0.231 (1, 4)			0-0 4-3			0-0 3-1		0-3 K		3	0	0	0	0	1	1			
<b>Inning Stats</b>	R: 0 E: 0 K: 0 S: 3	H: 0 LOB: 0 BB: 0 P: 3	R: 0 E: 0 K: 2 S: 7	H: 0 LOB: 0 BB: 0 P: 7	R: 0 E: 0 K: 0 S: 3	H: 0 LOB: 0 BB: 0 P: 3	R: 0 E: 0 K: 0 S: 4	H: 1 LOB: 1 BB: 0 P: 4	R: 0 E: 0 K: 1 S: 5	H: 0 LOB: 0 BB: 0 P: 5	R: 2 E: 0 K: 1 S: 7	H: 3 LOB: 0 BB: 0 P: 7	R: 0 E: 0 K: 1 S: 5	H: 0 LOB: 0 BB: 0 P: 5	R: 0 E: 0 K: 0 S: 3	H: 0 LOB: 0 BB: 0 P: 3	1B: 3 2B: 3 3B: 0 HR: 0	SF: 0 SAC: 0 DP: 1 HBP: 0	WP: 0 PA: 31 PB: 0 SB: 0 CS: 0
<b>PITCHER</b> <b>Mike Smithson, R</b> ERA: 4.03 (1, 1)	IP: 9.0 WLS: W BF: 31 H: 5 R: 2 ER: 2 SO: 5 BB: 0 IBB: 0 HBP: 0 BLK: 0 WP: 0 HR: 0 S: 41 P: 41 ERA: 2.00 WHIP: 0.556															<b>PITCHER</b> <b>Mike Smithson, R</b> ERA: 4.03 (1, 1)	IP: 9.0 WLS: W BF: 31 H: 5 R: 2 ER: 2 SO: 5 BB: 0 IBB: 0 HBP: 0 BLK: 0 WP: 0 HR: 0 S: 41 P: 41 ERA: 2.00 WHIP: 0.556		

Oakland Athletics @ Texas Rangers  
Arlington Stadium, Arlington, TX  
Wed Sep 21 1983, 8:05 PM EDT  
Att: 5,869 - Unknown

AB	31
R	2
H	5
RBI	2
BB	0
SO	5
LOB	5



Batter	1	2	3	4	5	6	7	8	9	AB	R	H	RBI	BB	SO	LOB	BOTTOM		
<b>Mickey Rivers, L</b> OBP: 0.301, SLG: 0.337 (1, 10)	0-0 6-3 E 2B		0-0 F8		0-0 FC4-6		0-0 4-3			4	1	1	1	0	0	3			
<b>Bill Sample, R</b> OBP: 0.324, SLG: 0.396 (1, 7)	0-0 6-3		0-0 F9		0-0 6-3		0-0 FC6-5-4			4	0	0	0	0	0	4			
<b>George Wright, S</b> OBP: 0.321, SLG: 0.433 (1, 8)	0-0 4-3			0-0 F4		0-0 2B SF7 1B		0-0 FC5-4 1B		4	1	2	0	0	0	0			
<b>Larry Parrish, R</b> OBP: 0.329, SLG: 0.485 (1, 9)	0-0 1B			1-0 L4-3 HBP		0-0 SF7 2B		0-0 FC5-4 FC4-6		3	1	2	0	0	0	1			
<b>Bill Stein, R</b> OBP: 0.328, SLG: 0.412 (1, 5)	0-0 5-3			0-0 L4-3		0-0 SF7		0-0 F4		3	0	0	1	0	0	3			
<b>Pete O'Brien, L</b> OBP: 0.311, SLG: 0.352 (1, 3)		0-0 4-3			0-0 F9		0-0 SF7		0-0 FC4-6	3	0	0	1	0	0	1			
<b>Bob Johnson, R</b> OBP: 0.286, SLG: 0.365 (1, 2)		0-0 6-3			4-0 WP FC4-6 1B		0-0 BB			1	1	0	0	2	0	0			
<b>Bucky Dent, R</b> OBP: 0.282, SLG: 0.303 (1, 6)		0-0 6-3			0-0 FC4-6 WP 1B		0-0 F3			3	0	1	0	0	0	1			
<b>Wayne Tolleson, S</b> OBP: 0.322, SLG: 0.323 (1, 4)			0-0 F7		4-0 FC4-6 BB		4-0 FC6-5 4-3 BB			1	0	0	0	2	0	0			
<b>Inning Stats</b>	R: 1 E: 1 K: 0 S: 5	H: 2 LOB: 1 BB: 0 P: 5	R: 0 E: 0 K: 0 S: 3	H: 0 LOB: 0 BB: 0 P: 3	R: 0 E: 0 K: 0 S: 3	H: 0 LOB: 0 BB: 0 P: 3	R: 0 E: 0 K: 0 S: 2	H: 0 LOB: 0 BB: 0 P: 3	R: 1 E: 0 K: 0 S: 4	H: 1 LOB: 2 BB: 2 P: 12	R: 2 E: 0 K: 0 S: 5	H: 2 LOB: 1 BB: 1 P: 9	R: 0 E: 0 K: 0 S: 2	H: 0 LOB: 0 BB: 1 P: 6	R: 0 E: 0 K: 0 S: 4	H: 1 LOB: 1 BB: 0 P: 4	1B: 4 2B: 4 3B: 0 HR: 0	SF: 2 SAC: 0 DP: 2 HBP: 1	WP: 1 PA: 33 PB: 0 SB: 1 CS: 0
<b>PITCHER</b> <b>Chris Codiroli, R</b> ERA: 4.42 <b>Tom Underwood, L</b> ERA: 4.06 (1, 1)	IP: 5.1 WLS: L BF: 23 H: 5 R: 4 ER: 4 SO: 4 BB: 2 IBB: 0 HBP: 1 BLK: 0 WP: 1 HR: 0 S: 20 P: 29 ERA: 6.75 WHIP: 1.312															<b>PITCHER</b> <b>Chris Codiroli, R</b> ERA: 4.42 <b>Tom Underwood, L</b> ERA: 4.06 (1, 1)	IP: 5.1 WLS: L BF: 23 H: 5 R: 4 ER: 4 SO: 4 BB: 2 IBB: 0 HBP: 1 BLK: 0 WP: 1 HR: 0 S: 20 P: 29 ERA: 6.75 WHIP: 1.312		

Oakland Athletics @ Texas Rangers  
Arlington Stadium, Arlington, TX  
Wed Sep 21 1983, 8:05 PM EDT  
Att: 5,869 - Unknown

AB	26
R	4
H	6
RBI	3
BB	4
SO	0
LOB	13





Batter	1	2	3	4	5	6	7	8	9	AB	R	H	RBI	BB	SO	LOB	TOP
Damaso Garcia, R OBP: 0.333, SLG: 0.391	F8		6-3		5-3			F9		4	0	0	0	0	0	0	
Lloyd Mosby, L OBP: 0.376, SLG: 0.510	5-3		K			F8			K	4	0	0	0	0	2	0	
Jesse Barfield, R OBP: 0.293, SLG: 0.506	BB					K			K	3	0	1	0	1	2	0	
Cliff Johnson, R OBP: 0.375, SLG: 0.491	FC4-6		F8			F2				3	0	1	0	1	0	1	
Mitch Webster, S OBP: 0.192, SLG: 0.100	BB									0	0	0	0	0	0	0	
George Bell, R OBP: 0.296, SLG: 0.417	FC4-6							F9		4	0	1	0	0	0	3	
Garth Iorg, R OBP: 0.293, SLG: 0.373					L4-3					3	0	1	0	0	0	1	
Willie Upshaw, L OBP: 0.378, SLG: 0.519	F8				4-3					3	0	0	0	0	0	1	
Buck Martinez, R OBP: 0.339, SLG: 0.456			K					6-3		3	0	1	0	0	1	1	
Alfredo Griffin, S OBP: 0.285, SLG: 0.349	F8							F8		3	0	0	0	0	0	2	
<b>Inning Stats</b>	R: 0 E: 0 K: 0 S: 3	H: 0 LOB: 2 BB: 2 P: 11	R: 0 E: 0 K: 1 S: 6	H: 1 LOB: 1 BB: 0 P: 6	R: 0 E: 0 K: 1 S: 6	H: 1 LOB: 0 BB: 0 P: 3	R: 0 E: 0 K: 0 S: 5	H: 0 LOB: 0 BB: 0 P: 5	R: 0 E: 0 K: 0 S: 3	H: 0 LOB: 0 BB: 0 P: 3	R: 0 E: 0 K: 2 S: 8	H: 1 LOB: 1 BB: 0 P: 8	1B: 4 2B: 2 3B: 0 HR: 0	SF: 0 SAC: 0 DP: 1 HBP: 0	WP: 0 PB: 0 SB: 0 CS: 1	PA: 32	
<b>PITCHER</b> Tim Conroy, L ERA: 3.77	IP: 9.0 WLS: W BF: 32 H: 5 R: 0 ER: 0 SO: 5 BB: 2 IBB: 0 HBP: 0 BLK: 0 WP: 0 HR: 0 S: 40 P: 48 ERA: 0.00 WHIP: 0.778																

Toronto Blue Jays @ Oakland Athletics  
Oakland-Alameda County Coliseum, Oakland, CA

AB	30
R	0
H	5
RBI	0
BB	2
SO	5
LOB	9



WP: 0	PA: 32
PB: 0	
SB: 0	
CS: 1	

Batter	1	2	3	4	5	6	7	8	9	AB	R	H	RBI	BB	SO	LOB	BOTTOM			
Rickey Henderson, R OBP: 0.414, SLG: 0.419	S		K		FC5-2			K		3	1	0	0	1	2	4				
Mike Davis, L OBP: 0.320, SLG: 0.402	F9		K		4-3			SF8		3	0	0	1	0	1	4				
Garry Hancock, L OBP: 0.294, SLG: 0.432					6-3			F8		4	0	1	1	0	0	0				
Dwayne Murphy, L OBP: 0.314, SLG: 0.380	2B							F8		0	0	0	0	0	0	0				
Davey Lopes, R OBP: 0.341, SLG: 0.425	G4-6-3				5-3			6-3		2	0	0	0	1	0	0				
Dan Meyer, L OBP: 0.230, SLG: 0.215	G4-6-3				F7			3-4-1		3	0	0	0	0	0	2				
Bill Almon, R OBP: 0.308, SLG: 0.374			6-3					F8		3	0	0	0	0	0	0				
Wayne Gross, L OBP: 0.303, SLG: 0.382								6-3		0	0	0	0	0	0	0				
Donnie Hill, S OBP: 0.280, SLG: 0.348			F6					F8		3	0	1	0	0	0	0				
Bob Kearney, R OBP: 0.318, SLG: 0.384			K					6-3		2	0	0	0	1	1	0				
Tony Phillips, S OBP: 0.320, SLG: 0.313			K					S		2	1	1	0	1	1	0				
<b>Inning Stats</b>	R: 1 E: 0 K: 0 S: 3	H: 1 LOB: 1 BB: 2 P: 11	R: 0 E: 0 K: 1 S: 5	H: 0 LOB: 0 BB: 0 P: 5	R: 0 E: 0 K: 3 S: 9	H: 0 LOB: 0 BB: 0 P: 9	R: 0 E: 0 K: 0 S: 3	H: 0 LOB: 0 BB: 0 P: 3	R: 0 E: 0 K: 0 S: 4	H: 1 LOB: 3 BB: 2 P: 12	R: 0 E: 0 K: 0 S: 3	H: 0 LOB: 0 BB: 0 P: 3	R: 0 E: 0 K: 0 S: 3	H: 0 LOB: 0 BB: 0 P: 3	R: 1 E: 0 K: 1 S: 6	H: 1 LOB: 0 BB: 0 P: 6	1B: 1 2B: 2 3B: 0 HR: 0	SF: 1 SAC: 0 DP: 1 HBP: 0	WP: 0 PB: 0 SB: 2 CS: 0	PA: 30
<b>PITCHER</b> Luis Leal, R ERA: 4.13	IP: 8.0 WLS: L BF: 30 H: 3 R: 2 ER: 2 SO: 5 BB: 4 IBB: 0 HBP: 0 BLK: 0 WP: 0 HR: 0 S: 36 P: 52 ERA: 2.25 WHIP: 0.875																			

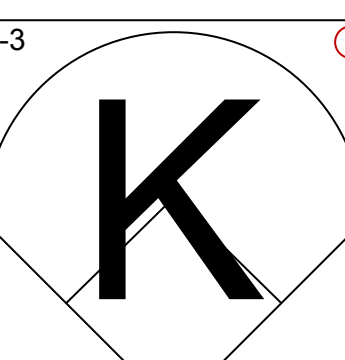
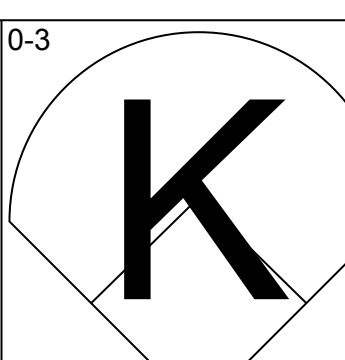
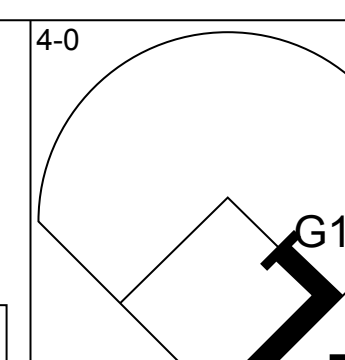
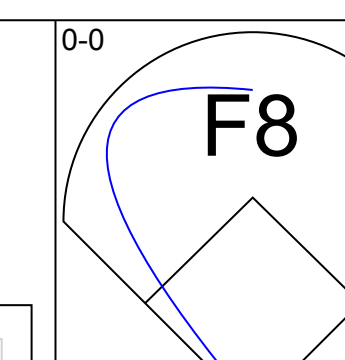
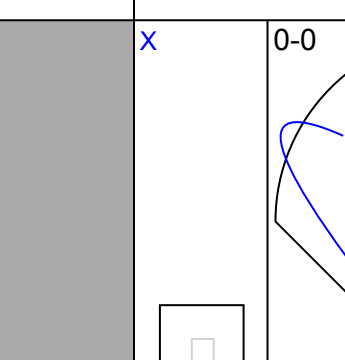
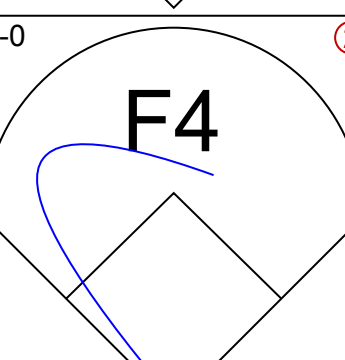
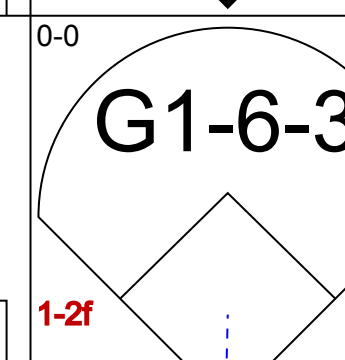

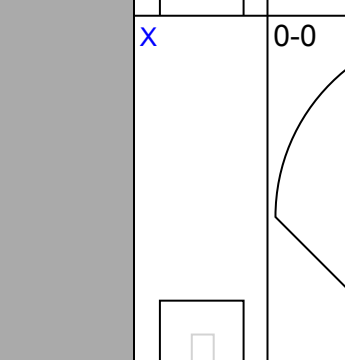
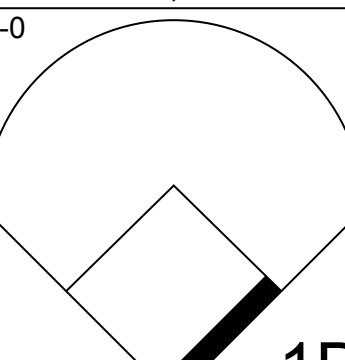
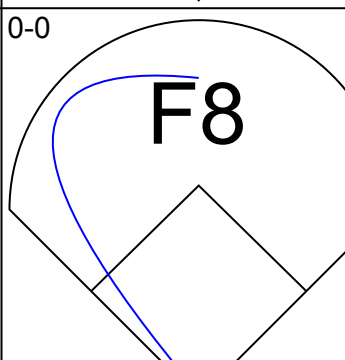
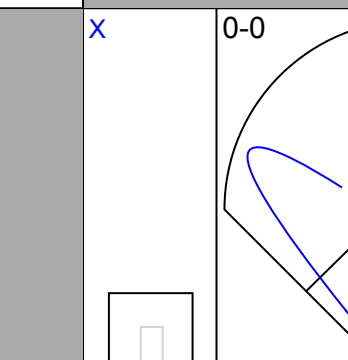
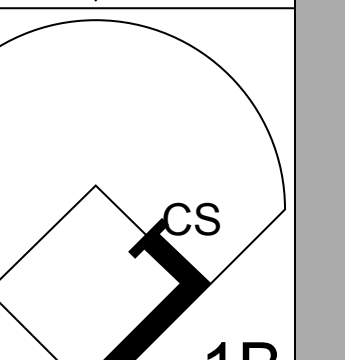
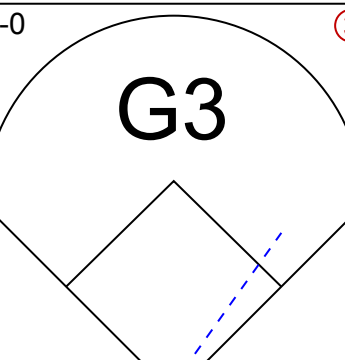
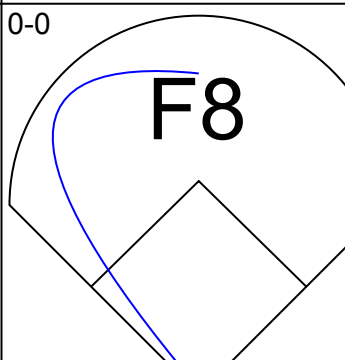
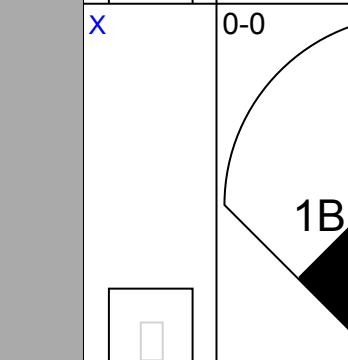
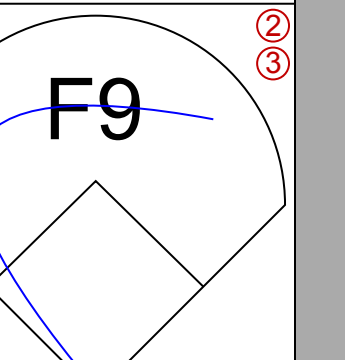
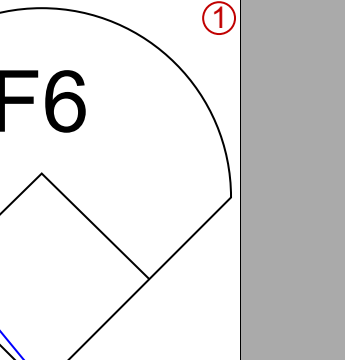
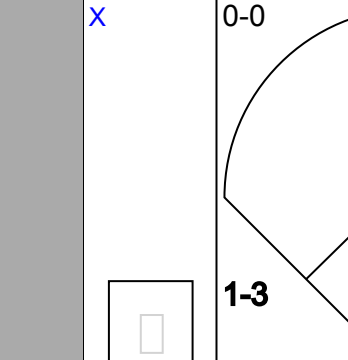


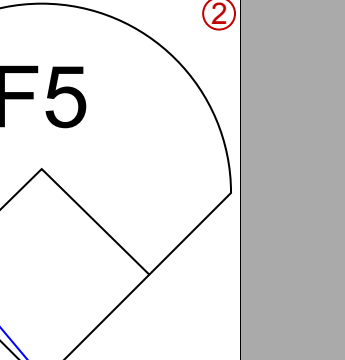
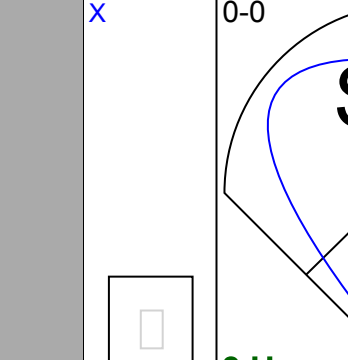


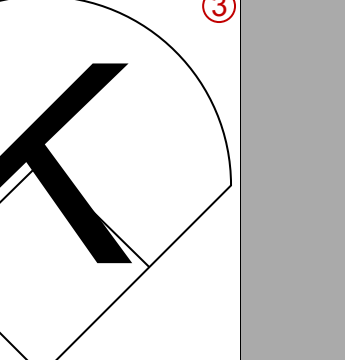
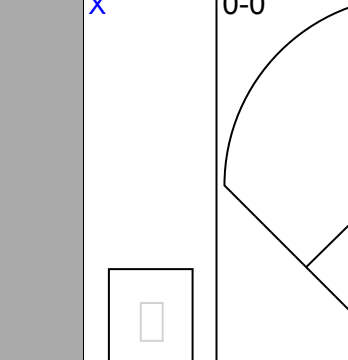


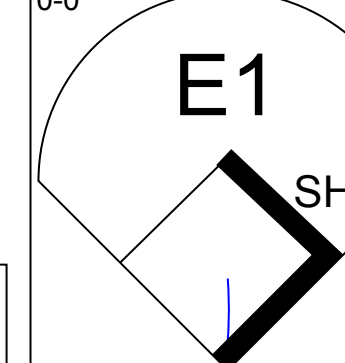

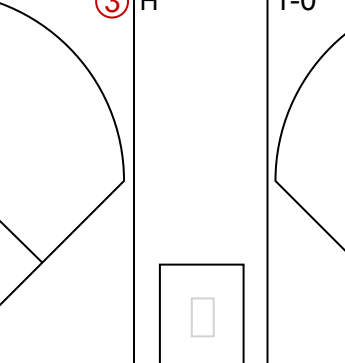

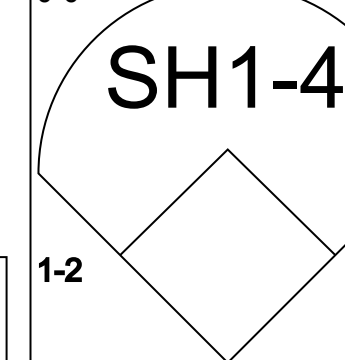
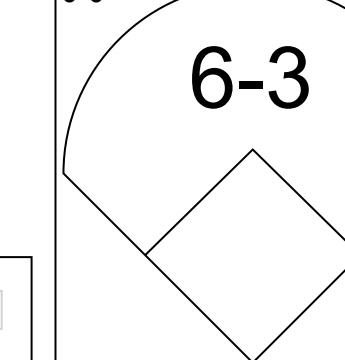
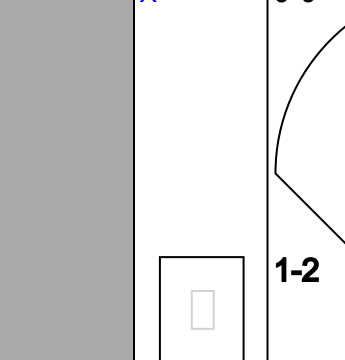
Toronto Blue Jays @ Oakland Athletics  
Oakland-Alameda County Coliseum, Oakland, CA

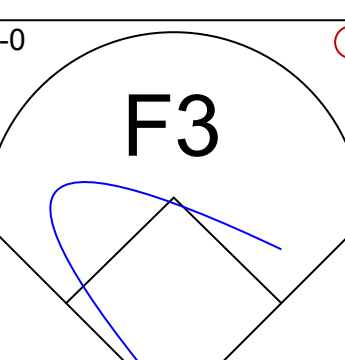
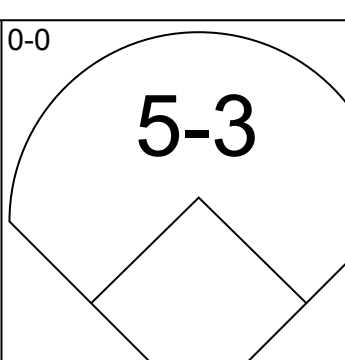
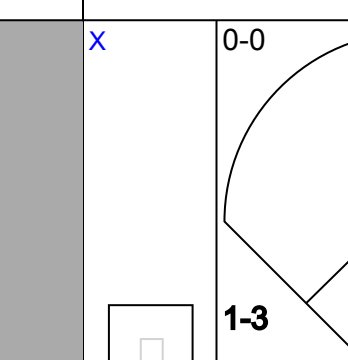
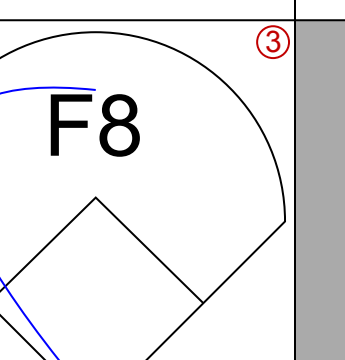
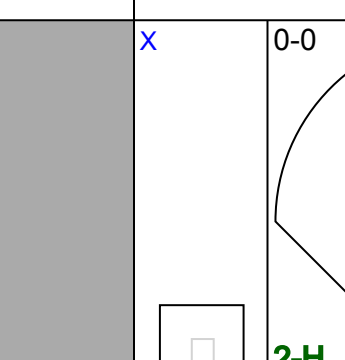
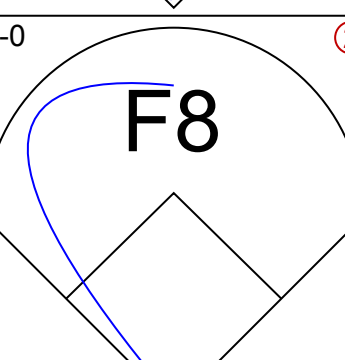
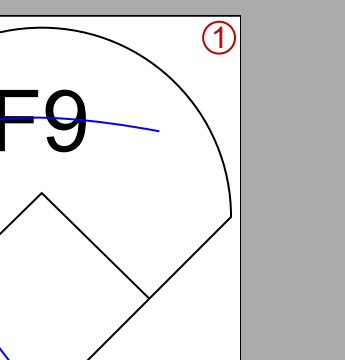
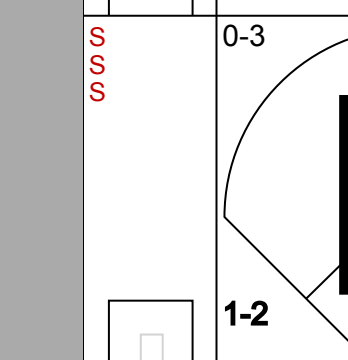
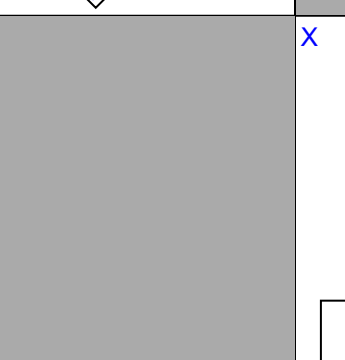
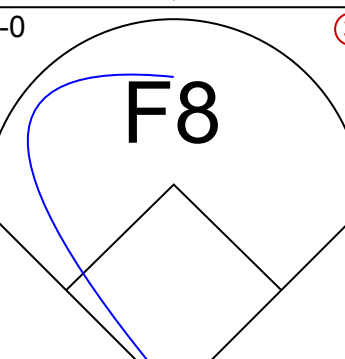
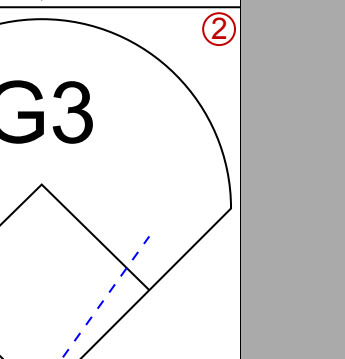
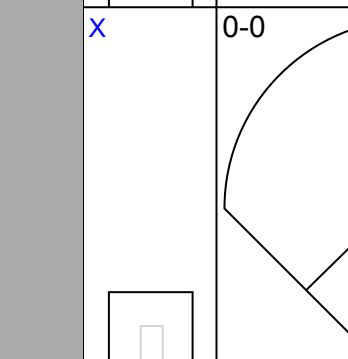

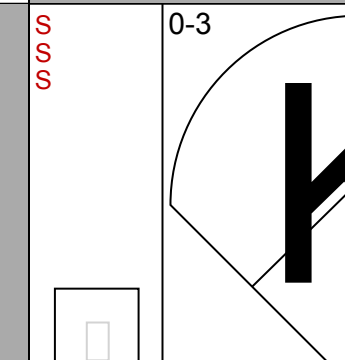
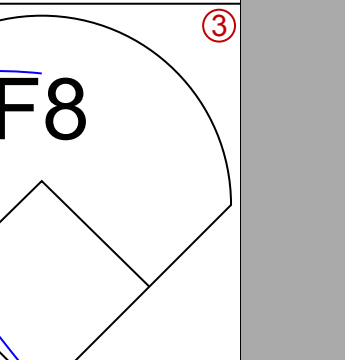
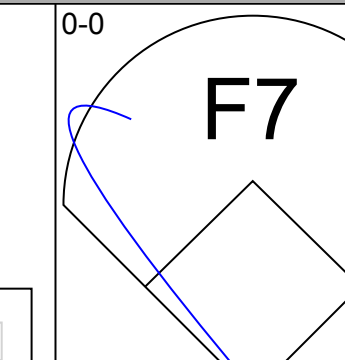

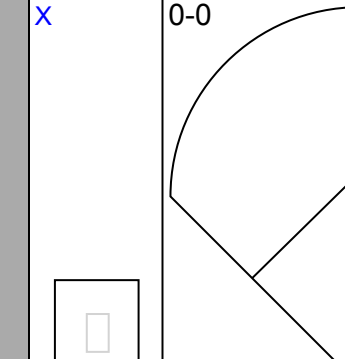
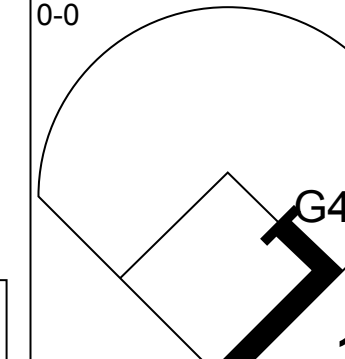
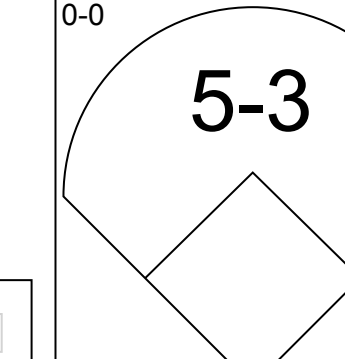


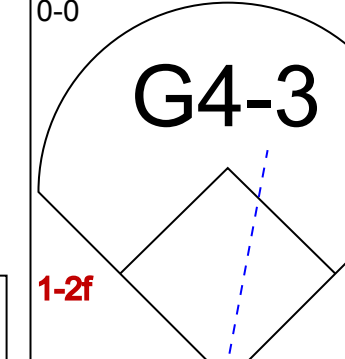
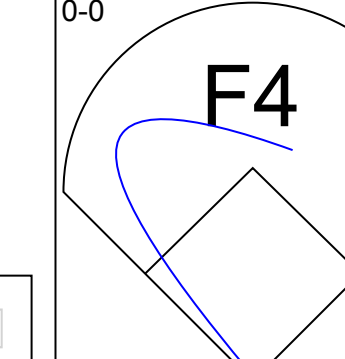


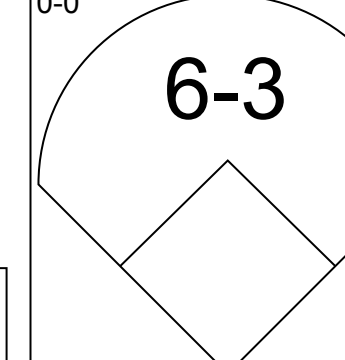
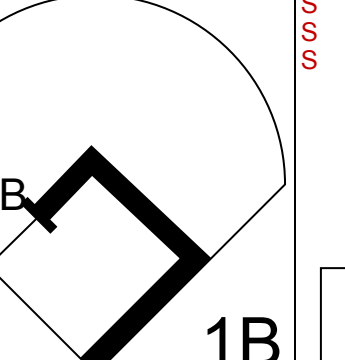
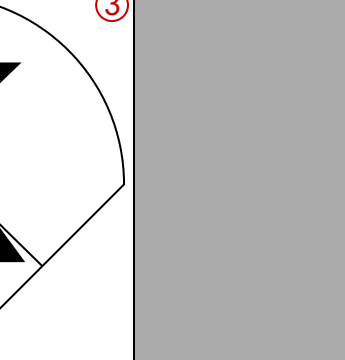

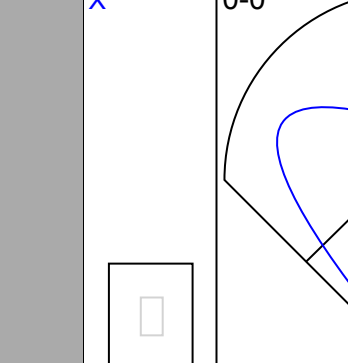
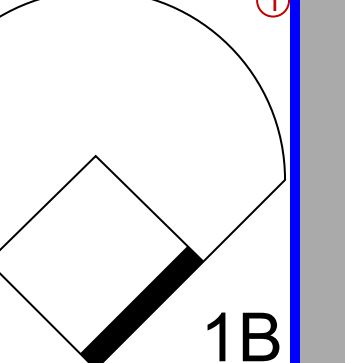
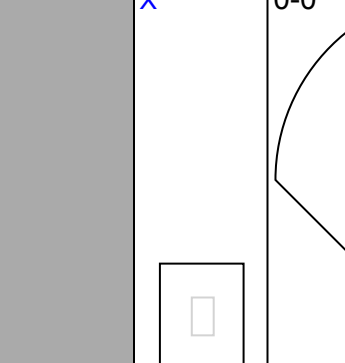
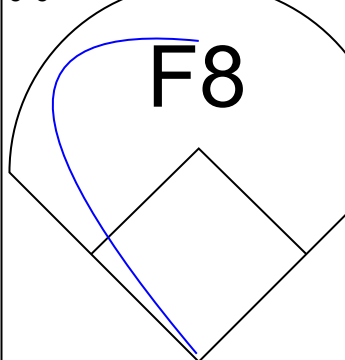
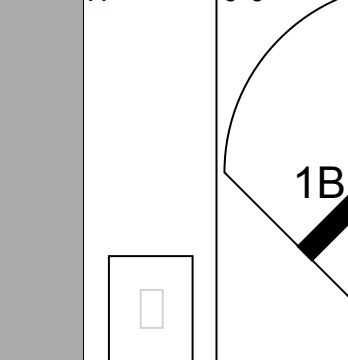
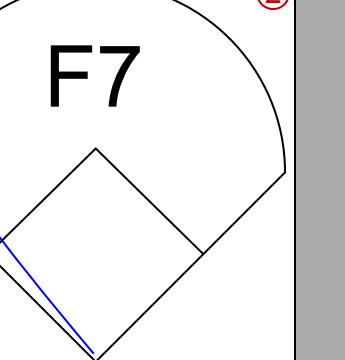
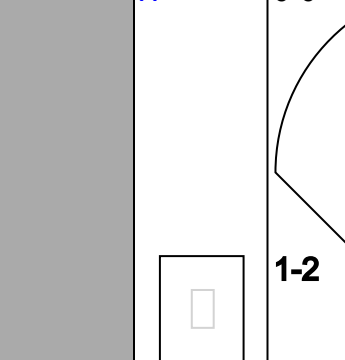
AB	25
R	2
H	3
RBI	2
BB	4
SO	5
LOB	10



WP: 0	PA: 30
PB: 0	
SB: 2	
CS: 0	



Batter	1	2	3	4	5	6	7	8	9	10	AB	R	H	RBI	BB	SO	LOB	TOP			
<b>Dave Collins, S</b> OBP: 0.349, SLG: 0.335 (1, 7)											4	0	0	0	1	2	1	<b>Toronto Blue Jays @ Oakland Athletics</b> Oakland-Alameda County Coliseum, Oakland, CA Sat Sep 24 1983, 3:33 AM PDT Att: 11,732 - Sunny <a href="http://livebaseballscorecards.com">livebaseballscorecards.com</a>			
<b>Rance Mulliniks, L</b> OBP: 0.375, SLG: 0.464 (1, 5)											5	0	1	0	0	1	3				
<b>Lloyd Moseby, L</b> OBP: 0.379, SLG: 0.510 (1, 8)											4	0	2	0	0	0	1				
<b>Willie Upshaw, L</b> OBP: 0.377, SLG: 0.517 (1, 3)											4	1	1	0	0	0	3				
<b>Jorge Orta, L</b> OBP: 0.296, SLG: 0.413 (1, 10)											4	0	1	0	0	1	0				
<b>Ernie Whitt, L</b> OBP: 0.340, SLG: 0.447 (1, 2)											3	0	0	1	0	1	0				
<b>Jesse Barfield, R</b> OBP: 0.295, SLG: 0.504 (1, 9)											3	0	1	0	1	1	1				
<b>Tony Fernandez, S</b> OBP: 0.310, SLG: 0.370 (1, 6)											3	0	1	0	0	0	0				
<b>Alfredo Griffin, S</b> OBP: 0.284, SLG: 0.348 (1, 4)											2	0	0	0	0	0	2				
<b>Inning Stats</b>	R: 0 E: 0 K: 1 S: 6	H: 1 LOB: 1 BB: 0 P: 6	R: 0 E: 0 K: 2 S: 8	H: 1 LOB: 2 BB: 1 P: 12	R: 0 E: 0 K: 1 S: 6	H: 0 LOB: 0 BB: 0 P: 5	R: 0 E: 1 K: 0 S: 3	H: 0 LOB: 1 BB: 1 P: 7	R: 1 E: 0 K: 0 S: 5	H: 2 LOB: 0 BB: 0 P: 5	R: 0 E: 0 K: 0 S: 3	H: 0 LOB: 0 BB: 0 P: 3	R: 0 E: 0 K: 1 S: 5	H: 1 LOB: 0 BB: 0 P: 5	R: 0 E: 0 K: 0 S: 3	H: 1 LOB: 0 BB: 0 P: 3	R: 0 E: 0 K: 0 S: 3		H: 0 LOB: 1 BB: 0 P: 4	1B: 7 2B: 0 3B: 0 HR: 0	SF: 1 SAC: 2 DP: 1 HBP: 1
<b>PITCHER</b> <b>Mike Warren, R</b> ERA: 4.76 (1, 1)	IP: 10.0 WLS: W BF: 38 H: 7 R: 1 ER: 1 SO: 6 BB: 2 IBB: 0 HBP: 1 BLK: 0 WP: 0 HR: 0 S: 47 P: 56 ERA: 0.90 WHIP: 0.900											<b>PITCHER</b>									

Batter	1	2	3	4	5	6	7	8	9	10	AB	R	H	RBI	BB	SO	LOB	BOTTOM			
<b>Rickey Henderson, R</b> OBP: 0.414, SLG: 0.419 (1, 7)											5	0	2	1	0	0	1	<b>Toronto Blue Jays @ Oakland Athletics</b> Oakland-Alameda County Coliseum, Oakland, CA Sat Sep 24 1983, 3:33 AM PDT Att: 11,732 - Sunny <a href="http://livebaseballscorecards.com">livebaseballscorecards.com</a>			
<b>Mike Davis, L</b> OBP: 0.317, SLG: 0.398 (1, 8)											4	0	0	0	0	1	2				
<b>Garry Hancock, L</b> OBP: 0.290, SLG: 0.424 (1, 9)											4	0	0	0	0	0	2				
<b>Davey Lopes, R</b> OBP: 0.340, SLG: 0.426 (1, 4)											4	1	1	0	0	1	0				
<b>Dan Meyer, L</b> OBP: 0.243, SLG: 0.229 (1, 3)											4	0	3	1	0	0	0				
<b>Jeff Burroughs, R</b> OBP: 0.338, SLG: 0.371 <b>Mitchell Page, L</b> OBP: 0.356, SLG: 0.293 (9, PR)											4	0	0	0	0	0	3				
<b>Bill Almon, R</b> OBP: 0.307, SLG: 0.373 (1, 5)											4	0	1	0	0	1	3				
<b>Bob Kearney, R</b> OBP: 0.316, SLG: 0.381 <b>Wayne Gross, L</b> OBP: 0.305, SLG: 0.384 <b>Rusty McNealy, L</b> OBP: 0.400, SLG: 0.389 (9, 2)											2	0	0	0	0	1	0				
<b>Tony Phillips, S</b> OBP: 0.320, SLG: 0.313 (1, 6)											3	0	1	0	0	0	1				
<b>Inning Stats</b>	R: 0 E: 0 K: 0 S: 3	H: 0 LOB: 0 BB: 0 P: 3	R: 0 E: 0 K: 1 S: 6	H: 1 LOB: 1 BB: 0 P: 6	R: 0 E: 0 K: 1 S: 5	H: 0 LOB: 0 BB: 0 P: 5	R: 0 E: 0 K: 0 S: 3	H: 0 LOB: 0 BB: 0 P: 3	R: 0 E: 0 K: 0 S: 3	H: 0 LOB: 0 BB: 0 P: 3	R: 0 E: 0 K: 0 S: 4	H: 2 LOB: 1 BB: 0 P: 4	R: 1 E: 1 K: 1 S: 8	H: 2 LOB: 2 BB: 0 P: 8	R: 1 E: 0 K: 0 S: 3	H: 2 LOB: 1 BB: 0 P: 3	1B: 9 2B: 1 3B: 0 HR: 0		SF: 0 SAC: 1 DP: 1 HBP: 0	WP: 0 PA: 37 PB: 0 SB: 1 CS: 0	
<b>PITCHER</b> <b>Jim Clancy, R</b> ERA: 3.72 (1, 1)	IP: 9.1 WLS: L BF: 37 H: 10 R: 2 ER: 2 SO: 4 BB: 0 IBB: 0 HBP: 0 BLK: 0 WP: 0 HR: 0 S: 45 P: 45 ERA: 1.93 WHIP: 1.071											<b>PITCHER</b>									



Batter	1	2	3	4	5	6	7	8	9	AB	R	H	RBI	BB	SO	LOB	TOP										
Dave Collins, S OBP: 0.350, SLG: 0.336 (1, 7)	F8	F7						F1	F1	5	1	2	0	0	0	3	<b>Toronto Blue Jays @ Oakland Athletics</b> Oakland-Alameda County Coliseum, Oakland, CA Sun Sep 25 1983, 3:33 AM PDT Att: 14,650 - Sunny										
Rance Mulliniks, L OBP: 0.373, SLG: 0.469 (1, 5)	F5		4-3		G3			F8	HR	5	1	1	3	0	0	2											
Lloyd Moseby, L OBP: 0.379, SLG: 0.508 (1, 8)	4-3		F3			F7		BB	BB	4	1	1	0	1	0	0											
Willie Upshaw, L OBP: 0.377, SLG: 0.521 (1, 3)		HR	G3			6-3		BB	BB	4	1	1	1	1	0	1											
Jorge Orta, L OBP: 0.293, SLG: 0.408 Cliff Johnson, R OBP: 0.374, SLG: 0.489 (8, PH)		G3			F9			F3	K	3	0	0	0	0	0	0											
Ernie Whitt, L OBP: 0.343, SLG: 0.449 George Bell, R OBP: 0.303, SLG: 0.423 Buck Martinez, R OBP: 0.339, SLG: 0.456 (8, 2)		HR						F4		3	1	2	0	0	0	0											
Jesse Barfield, R OBP: 0.297, SLG: 0.512 (1, 9)		HR			G6-4-3			K		4	1	2	2	0	1	3											
Alfredo Griffin, S OBP: 0.286, SLG: 0.348 (1, 4)						F8			BB	3	1	1	0	1	0	1											
Tony Fernandez, S OBP: 0.303, SLG: 0.333 (1, 6)	F7				5-3			HR	BB	3	1	0	0	1	0	2											
<b>Inning Stats</b>	R: 0 E: 0 K: 0 S: 3	H: 0 LOB: 0 BB: 0 P: 3	R: 3 E: 0 K: 0 S: 7	H: 4 LOB: 1 BB: 0 P: 7	R: 0 E: 0 K: 0 S: 3	H: 0 LOB: 0 BB: 0 P: 3	R: 0 E: 0 K: 0 S: 4	H: 1 LOB: 0 BB: 0 P: 4	R: 0 E: 0 K: 0 S: 3	H: 0 LOB: 0 BB: 0 P: 3	R: 0 E: 0 K: 0 S: 4	H: 1 LOB: 1 BB: 0 P: 4	R: 2 E: 0 K: 1 S: 7	H: 2 LOB: 2 BB: 2 P: 15	R: 3 E: 0 K: 1 S: 7	H: 2 LOB: 1 BB: 2 P: 15		1B: 8 2B: 0 3B: 0 HR: 3	SF: 0 SAC: 0 DP: 1 HBP: 0	WP: 1 PB: 0 SB: 1 CS: 0	PA: 41						
<b>PITCHER</b>	IP	WLS	BF	H	R	ER	SO	BB	IBB	HBP	BLK	WP	HR	S	P	ERA	WHIP										
Steve McCatty, R ERA: 3.94 Tom Underwood, L ERA: 4.07 Dave Beard, R ERA: 5.55 Keith Atherton, R ERA: 2.89 Gorman Heimuelter, L ERA: 4.2	7.1		31	8	5	5	0	2	0	0	0	0	2	29	37	6.14	1.364										

Batter	1	2	3	4	5	6	7	8	9	AB	R	H	RBI	BB	SO	LOB	BOTTOM										
Rickey Henderson, R OBP: 0.415, SLG: 0.419 (1, 7)						F8			G6-3	4	0	2	1	1	0	2	<b>Toronto Blue Jays @ Oakland Athletics</b> Oakland-Alameda County Coliseum, Oakland, CA Sun Sep 25 1983, 3:33 AM PDT Att: 14,650 - Sunny										
Mike Davis, L OBP: 0.316, SLG: 0.394 (1, 8)	K		F9			1-3			E3	4	1	0	0	0	1	4											
Garry Hancock, L OBP: 0.288, SLG: 0.420 (1, 9)	F8		F8						G1	5	0	1	1	0	0	3											
Davey Lopes, R OBP: 0.338, SLG: 0.423 Luis Quinones, S OBP: 0.172, SLG: 0.222 (7, PH) (8, 4)	K		F7			F7				3	0	0	0	0	1	3											
Dan Meyer, L OBP: 0.249, SLG: 0.250 (1, 3)		HR			F7					3	2	1	1	1	0	0											
Bill Almon, R OBP: 0.304, SLG: 0.369 Wayne Gross, L OBP: 0.305, SLG: 0.384 (9, 5)		F7			6-3				6-3	4	0	0	0	0	0	1											
Dave Hudgens, L OBP: 0.167, SLG: 0.167 Rusty McNealy, L (6, PR)		F4			4-3				5-3	3	0	1	0	0	0	0											
Bob Kearney, R OBP: 0.313, SLG: 0.376 (1, 2)		K				6-3			F4	4	0	0	0	0	2	1											
Tony Phillips, S OBP: 0.327, SLG: 0.321 (1, 6)										3	2	3	1	1	0	0											
<b>Inning Stats</b>	R: 0 E: 0 K: 2 S: 8	H: 1 LOB: 0 BB: 0 P: 8	R: 1 E: 0 K: 1 S: 6	H: 1 LOB: 0 BB: 0 P: 6	R: 1 E: 0 K: 0 S: 5	H: 2 LOB: 1 BB: 0 P: 5	R: 0 E: 0 K: 0 S: 3	H: 0 LOB: 0 BB: 0 P: 3	R: 2 E: 0 K: 1 S: 7	H: 2 LOB: 2 BB: 2 P: 15	R: 0 E: 0 K: 0 S: 3	H: 0 LOB: 0 BB: 0 P: 3	R: 0 E: 0 K: 0 S: 3	H: 0 LOB: 0 BB: 0 P: 3	R: 0 E: 1 K: 0 S: 4	H: 1 LOB: 1 BB: 0 P: 4		1B: 6 2B: 1 3B: 0 HR: 1	SF: 0 SAC: 0 DP: 1 HBP: 1	WP: 2 PB: 0 SB: 5 CS: 0	PA: 39						
<b>PITCHER</b>	IP	WLS	BF	H	R	ER	SO	BB	IBB	HBP	BLK	WP	HR	S	P	ERA	WHIP										
Dave Stieb, R ERA: 3.14 Jim Acker, R ERA: 4.34	5.2		27	7	6	6	4	2	1	0	0	0	0	11	15	0.00	0.600										

AB	37
R	8
H	11
RBI	8
BB	4
SO	2
LOB	16



AB	35
R	6
H	8
RBI	4
BB	3
SO	4
LOB	14





Batter	1	2	3	4	5	6	7	8	9	AB	R	H	RBI	BB	SO	LOB	TOP		
Rudy Law, L OBP: 0.346, SLG: 0.375 Ron Kittle, R OBP: 0.315, SLG: 0.503	4-0 S 2B BB	5-3		4-3			4-0 BB BB		F8	2	1	0	0	2	0	3			
Carlton Fisk, R OBP: 0.357, SLG: 0.518	4-3 1-3		K		0-0 2B 1B		K		G3	5	1	1	0	0	2	2			
Harold Baines, L OBP: 0.335, SLG: 0.446	0-0 HR 2B		F4		0-0 F9		K			4	1	1	1	0	1	2			
Greg Luzinski, R OBP: 0.351, SLG: 0.497 Mike Squires, L OBP: 0.316, SLG: 0.262	0-0 F7				0-0 1B 2B		1B BB			3	0	2	1	1	0	1			
Greg Walker, L OBP: 0.335, SLG: 0.447 Tom Paciorek, R OBP: 0.339, SLG: 0.451	0-0 2H HR		F7		0-0 6-3		1-2 BB			3	1	1	2	0	0	2			
Jerry Hairston, S OBP: 0.379, SLG: 0.500	4-3			1-3 1B	4-1				K	4	0	1	0	0	1	1			
Scott Fletcher, R OBP: 0.320, SLG: 0.369		0-0 E 1B		1-3		0-0 1-3		0-0 6-3		4	0	1	0	0	0	1			
Vance Law, R OBP: 0.323, SLG: 0.344 Aurelio Rodriguez, R OBP: 0.115, SLG: 0.105		0-3 K		4-0 BB		0-0 F3		0-3 K		2	0	0	0	1	1	1			
Julio Cruz, S OBP: 0.314, SLG: 0.325	4-3		0-3 K		0-0 L7			0-3 K		4	0	0	0	0	2	3			
<b>Inning Stats</b>	R: 3 E: 0 K: 0 S: 5	H: 2 LOB: 0 BB: 1 P: 9	R: 0 E: 1 K: 1 S: 6	H: 1 LOB: 1 BB: 0 P: 6	R: 0 E: 0 K: 1 S: 6	H: 1 LOB: 2 BB: 0 P: 10	R: 1 E: 0 K: 0 S: 5	H: 2 LOB: 1 BB: 0 P: 5	R: 0 E: 0 K: 2 S: 7	H: 1 LOB: 2 BB: 2 P: 15	R: 0 E: 0 K: 2 S: 7	H: 0 LOB: 0 BB: 0 P: 7	R: 0 E: 0 K: 1 S: 5	H: 0 LOB: 0 BB: 0 P: 5	1B: 5 2B: 2 3B: 0 HR: 1	SF: 0 SAC: 0 DP: 0 HBP: 0	WP: 0 PB: 0 SB: 1 CS: 0	PA: 38	
<b>PITCHER</b>	IP	WLS	BF	H	R	ER	SO	BB	IBB	HBP	BLK	WP	HR	S	P	ERA	WHIP		
Chris Codiroli, R ERA: 4.46 Tom Underwood, L ERA: 3.99	6.0		28	7	4	4	3	3	0	0	0	0	1	31	43	6.00	1.667		
	3.0	W	10	1	0	0	5	1	0	0	0	0	0	19	23	0.00	0.667		

Chicago White Sox @ Oakland Athletics  
Oakland-Alameda County Coliseum, Oakland, CA  
Tue Sep 27 1983, 7:05 PM PDT  
Att: 7,876 - Unknown

AB 34  
R 4  
H 8  
RBI 4  
BB 4  
SO 8  
LOB 16



Batter	1	2	3	4	5	6	7	8	9	AB	R	H	RBI	BB	SO	LOB	BOTTOM			
Rickey Henderson, R OBP: 0.414, SLG: 0.417	0-0 F8		K		0-0 1-2 2H 1B		FC5-2 FC5 S		6-3	5	0	1	1	0	1	4				
Tony Phillips, S OBP: 0.325, SLG: 0.317	0-0 F9		F8		0-3 K		2-3 3H 4-0 1-2 IBB		F8	4	0	0	0	1	1	2				
Mike Heath, R OBP: 0.318, SLG: 0.376	0-0 F9		1-3		0-0 F8		F4		6-3	5	0	0	0	0	0	3				
Jeff Burroughs, R OBP: 0.336, SLG: 0.378 Rusty McNealy, L (9, PR)		0-0 FC4-6 1B 2B 1B	4-0 FC5-4 BB		0-0 3B		FC5 2-3f		E 1B BB	3	1	2	0	2	0	3				
Bill Almon, R OBP: 0.303, SLG: 0.367 Wayne Gross, L OBP: 0.308, SLG: 0.386		0-0 F7	0-0 FC5-4 1-2f		0-0 5-3		1B SH1-4 BB		1B E 1B	3	0	0	0	0	0	3				
Mike Davis, L OBP: 0.315, SLG: 0.393		0-0 FC4-6 1B		4-1	0-0 3-1		SH1-4		E4 1B	4	0	1	0	0	0	3				
Rick Peters, S OBP: 0.335, SLG: 0.333		0-0 FC4-6 2B		F9		0-0 1B 1B		G6-4-3 1B	5	2	3	1	0	0	2					
Dan Meyer, L OBP: 0.261, SLG: 0.255 Carney Lansford, R OBP: 0.358, SLG: 0.477 Dave Huggens, L OBP: 0.167, SLG: 0.167		4-0 2B BB		4-0 1B BB		0-0 E FC5-2 1B		G6-4-3 1-2f	1	1	1	0	2	0	0					
Luis Quinones, S OBP: 0.242, SLG: 0.323		0-0 1-3 2H 3H 2B		0-0 1B		0-0 E5 FC5-2 1B		6-3	4	0	3	2	0	0	0					
<b>Inning Stats</b>	R: 0 E: 0 K: 0 S: 3	H: 0 LOB: 0 BB: 0 P: 3	R: 2 E: 0 K: 1 S: 8	H: 3 LOB: 2 BB: 1 P: 12	R: 0 E: 0 K: 0 S: 3	H: 0 LOB: 1 BB: 1 P: 7	R: 1 E: 0 K: 1 S: 7	H: 2 LOB: 2 BB: 1 P: 11	R: 0 E: 0 K: 0 S: 4	H: 1 LOB: 1 BB: 0 P: 4	R: 1 E: 1 K: 0 S: 6	H: 3 LOB: 3 BB: 1 P: 10	R: 0 E: 0 K: 0 S: 3	H: 0 LOB: 0 BB: 0 P: 3	R: 1 E: 1 K: 0 S: 4	H: 2 LOB: 3 BB: 1 P: 8	1B: 10 2B: 1 3B: 1 HR: 0	SF: 0 SAC: 1 DP: 1 HBP: 0	WP: 0 PB: 0 SB: 2 CS: 0	PA: 43
<b>PITCHER</b>	IP	WLS	BF	H	R	ER	SO	BB	IBB	HBP	BLK	WP	HR	S	P	ERA	WHIP			
Floyd Bannister, L ERA: 3.47 Salome Barojas, R ERA: 2.49 Juan Agosto, L ERA: 4.35 Dick Tidrow, R ERA: 3.94 Guy Hoffman, L ERA: 7.5	5.0		24	6	3	3	2	3	0	0	0	0	0	6	14	9.00	4.000			
	0.1		2	1	0	0	0	0	0	0	0	0	0	2	2	0.00	3.000			
	2.0	L	6	0	1	1	0	1	0	0	0	0	0	5	9	4.50	0.500			
	0.0		3	2	0	0	0	0	0	0	0	0	0	3	3	∞	∞			

Chicago White Sox @ Oakland Athletics  
Oakland-Alameda County Coliseum, Oakland, CA  
Tue Sep 27 1983, 7:05 PM PDT  
Att: 7,876 - Unknown

AB 36  
R 5  
H 12  
RBI 4  
BB 6  
SO 2  
LOB 22





Batter	1	2	3	4	5	6	7	8	9	AB	R	H	RBI	BB	SO	LOB	TOP										
Dave Stegman, R (1, 8) OBP: 0.302, SLG: 0.216 Rudy Law, L (6, PH) OBP: 0.345, SLG: 0.373	F9		BB	BB		5-3		F7		2	0	0	0	1	0	3											
Marc Hill, R (1, 2) OBP: 0.275, SLG: 0.293 Greg Walker, L (6, PH) OBP: 0.334, SLG: 0.446 Joel Skinner, R (6, 2) OBP: 0.300, SLG: 0.300	F8		F9		F4	L8		5-3		3	0	0	0	0	0	1											
Tom Paciorek, R (1, 9) OBP: 0.344, SLG: 0.457	PB			3B	HR			L7		4	2	3	0	1	0	0											
Greg Luzinski, R (1, 10) OBP: 0.352, SLG: 0.502 Casey Parsons, L (9, PR) OBP: 0.600, SLG: 0.333	F3			F3	HR		K			5	1	2	2	0	1	3											
Ron Kittle, R (1, 7) OBP: 0.315, SLG: 0.505		FC6-4		1B	F6		K			4	1	1	1	1	1	2											
Chris Nyman, R (1, 3) OBP: 0.394, SLG: 0.500		FC6-4		BB	1B		F6			4	1	2	2	0	0	2											
Aurelio Rodriguez, R (1, 5) OBP: 0.122, SLG: 0.113		G6-4-3		1B	F9		K			4	0	1	0	0	1	2											
Jerry Dybzinski, R (1, 6) OBP: 0.283, SLG: 0.291 Jerry Hairston, S (8, PH) OBP: 0.377, SLG: 0.496 Scott Fletcher, R (8, 6) OBP: 0.320, SLG: 0.369			4-3	BB	6-3		5-3			3	0	1	0	0	0	0											
Julio Cruz, S (1, 4) OBP: 0.315, SLG: 0.325			F7	1B	5-3		4-3			3	0	1	0	1	0	1											
<b>Inning Stats</b>	R: 0 E: 0 K: 0 S: 4	H: 1 LOB: 1 BB: 0 P: 4	R: 0 E: 0 K: 0 S: 2	H: 0 LOB: 0 BB: 1 P: 6	R: 0 E: 0 K: 0 S: 3	H: 0 LOB: 1 BB: 1 P: 7	R: 2 E: 0 K: 0 S: 6	H: 3 LOB: 3 BB: 2 P: 14	R: 3 E: 0 K: 1 S: 8	H: 3 LOB: 0 BB: 0 P: 8	R: 0 E: 0 K: 2 S: 4	H: 1 LOB: 1 BB: 0 P: 4	R: 0 E: 0 K: 2 S: 8	H: 1 LOB: 1 BB: 0 P: 8	R: 0 E: 0 K: 0 S: 4	H: 1 LOB: 1 BB: 0 P: 4	R: 0 E: 0 K: 0 S: 4	H: 1 LOB: 1 BB: 0 P: 4	1B: 7 2B: 1 3B: 1 HR: 2	SF: 0 SAC: 0 DP: 1 HBP: 0	WP: 0 PB: 1 SB: 2 CS: 2	PA: 41					
<b>PITCHER</b>	IP	WLS	BF	H	R	ER	SO	BB	IBB	HBP	BLK	WP	HR	S	P	ERA	WHIP										
Tim Conroy, L (1, 1) ERA: 3.94 Ed Farmer, R (5, 1) ERA: 5.45	4.2	L	24	7	5	5	0	4	0	0	0	0	2	20	36	9.64	2.357										

Chicago White Sox @ Oakland Athletics  
Oakland-Alameda County Coliseum, Oakland, CA

AB 37  
R 5  
H 11  
RBI 5  
BB 4  
SO 3  
LOB 18



Wed Sep 28, 1983, 3:33 AM PDT  
Att: 6,705 - Unknown

Batter	1	2	3	4	5	6	7	8	9	AB	R	H	RBI	BB	SO	LOB	BOTTOM										
Rick Peters, S (1, 8) OBP: 0.331, SLG: 0.329	1-3	K			4-3		F3		G4-6-3	5	0	1	0	0	1	2											
Mike Davis, L (1, 9) OBP: 0.318, SLG: 0.398		K							G4-6-3	5	0	3	0	0	1	3											
Davey Lopes, R (1, 4) OBP: 0.337, SLG: 0.420	F6		5-3		K				6-3	4	0	0	0	1	1	2											
Dan Meyer, L (1, 3) OBP: 0.268, SLG: 0.258 Rickey Henderson, R (7, PH) OBP: 0.413, SLG: 0.416	F5		G6-3		BB		F3			2	0	1	0	1	0	1											
Mike Heath, R (1, 2) OBP: 0.317, SLG: 0.373		1B	G6-3		K			B2-3		3	1	0	0	1	1	2											
Garry Hancock, L (1, 7) OBP: 0.290, SLG: 0.421 Bill Almon, R (6, PH) OBP: 0.303, SLG: 0.366		1B		F9				5-3		2	1	1	0	0	0	0											
Jeff Burroughs, R (1, 10) OBP: 0.389, SLG: 0.380 Rusty McNealy, L (8, PR) OBP: 0.327, SLG: 0.322		2B		FC3-6		K		2B		3	0	2	1	1	1	2											
Wayne Gross, L (1, 5) OBP: 0.309, SLG: 0.389 Carney Lansford, R (6, PH) OBP: 0.357, SLG: 0.475 Donnie Hill, S (7, 6) OBP: 0.280, SLG: 0.348 Tony Phillips, S (8, PH) OBP: 0.327, SLG: 0.322		1B		FC3-6		K				2	0	1	0	0	0	0											
Luis Quinones, S (1, 6) OBP: 0.216, SLG: 0.286	F7		CS		1-3		6-3		G3	4	0	0	0	0	0	4											
<b>Inning Stats</b>	R: 0 E: 0 K: 0 S: 4	H: 1 LOB: 1 BB: 0 P: 4	R: 2 E: 0 K: 2 S: 10	H: 3 LOB: 2 BB: 1 P: 14	R: 0 E: 0 K: 0 S: 3	H: 1 LOB: 0 BB: 0 P: 3	R: 0 E: 0 K: 0 S: 2	H: 0 LOB: 0 BB: 1 P: 6	R: 0 E: 0 K: 1 S: 6	H: 1 LOB: 1 BB: 0 P: 6	R: 0 E: 0 K: 3 S: 9	H: 0 LOB: 2 BB: 2 P: 17	R: 0 E: 0 K: 0 S: 4	H: 1 LOB: 2 BB: 1 P: 8	R: 1 E: 0 K: 0 S: 5	H: 2 LOB: 2 BB: 0 P: 5	R: 0 E: 0 K: 0 S: 3	H: 1 LOB: 0 BB: 0 P: 3	1B: 7 2B: 3 3B: 0 HR: 0	SF: 0 SAC: 0 DP: 2 HBP: 0	WP: 0 PB: 0 SB: 0 CS: 1	PA: 40					
<b>PITCHER</b>	IP	WLS	BF	H	R	ER	SO	BB	IBB	HBP	BLK	WP	HR	S	P	ERA	WHIP										
Richard Dotson, R (1, 1) ERA: 3.3 Jerry Koosman, L (6, 1) ERA: 4.84 Dennis Lamp, R (8, 1) ERA: 3.77	2.0	W	10	1	0	0	3	3	0	0	0	0	0	13	25	0.00	2.000										

Chicago White Sox @ Oakland Athletics  
Oakland-Alameda County Coliseum, Oakland, CA

AB 34  
R 3  
H 10  
RBI 3  
BB 5  
SO 6  
LOB 21



Wed Sep 28, 1983, 3:33 AM PDT  
Att: 6,705 - Unknown



Batter	1	2	3	4	5	6	7	8	9	AB	R	H	RBI	BB	SO	LOB	TOP		
Rudy Law, L OBP: 0.342, SLG: 0.370 (1, 8)	0-0 4-3			0-0 F7		0-0 6-3			0-3 K	4	0	0	0	0	1	1	<b>Chicago White Sox @ Oakland Athletics</b> Oakland-Alameda County Coliseum, Oakland, CA Thu Sep 29 1983, 7:05 PM PDT Att: 9,058 - Unknown <a href="http://livebaseballscorecards.com">livebaseballscorecards.com</a>		
Carlton Fisk, R OBP: 0.354, SLG: 0.514 (1, 2)	0-3 K			0-0 F7			0-3 K		0-0 F7	4	0	0	0	0	2	1			
Harold Baines, L OBP: 0.334, SLG: 0.443 (1, 9)	0-0 F8			0-0 F9			0-0 F7			3	0	0	0	0	0	0			
Greg Luzinski, R OBP: 0.350, SLG: 0.499 (1, 10)		0-0 F8			0-0 F9			0-0 F3		3	0	0	0	0	0	0			
Tom Paciorek, R OBP: 0.344, SLG: 0.455 (1, 3)		0-0 F5			4-0 BB			0-0 F8		2	0	0	0	1	0	0			
Ron Kittle, R OBP: 0.314, SLG: 0.502 (1, 7)	0-3 K2-3				0-3 K			0-0 6-3		3	0	0	0	0	2	1			
Aurelio Rodriguez, R OBP: 0.119, SLG: 0.110 Mike Squires, L OBP: 0.314, SLG: 0.260 Jerry Dyzinski, R OBP: 0.283, SLG: 0.291 (8, PH) (8, 5)			0-0 6-3		0-0 1-3			0-0 F9		2	0	0	0	0	0	1			
Scott Fletcher, R OBP: 0.322, SLG: 0.368 Jerry Hairston, S OBP: 0.381, SLG: 0.496 (9, PH) (9, PH)			4-0 BB			0-0 F9		4-0 BB		1	0	0	0	1	0	0			
Tim Hulett, R OBP: 0.200, SLG: 0.200 Greg Walker, L OBP: 0.333, SLG: 0.444 (1, 4) (9, PH)			0-0 F3			0-0 F7		0-0 F8		2	0	0	0	0	0	1			
<b>Inning Stats</b>	R: 0 E: 0 K: 1 S: 5	H: 0 LOB: 0 BB: 0 P: 5	R: 0 E: 0 K: 1 S: 5	H: 0 LOB: 0 BB: 0 P: 5	R: 0 E: 0 K: 0 S: 2	H: 0 LOB: 0 BB: 1 P: 6	R: 0 E: 0 K: 0 S: 3	H: 0 LOB: 0 BB: 0 P: 3	R: 0 E: 0 K: 1 S: 5	H: 0 LOB: 0 BB: 0 P: 3	R: 0 E: 0 K: 1 S: 5	H: 0 LOB: 0 BB: 0 P: 5	R: 0 E: 0 K: 0 S: 3	H: 0 LOB: 0 BB: 0 P: 3	R: 0 E: 0 K: 1 S: 5	H: 0 LOB: 1 BB: 1 P: 9		1B: 0 2B: 0 3B: 0 HR: 0	SF: 0 SAC: 0 DP: 0 HBP: 0
<b>PITCHER</b> Mike Warren, R ERA: 4.11 (1, 1)	IP: 9.0 WLS: W BF: 29 H: 0 R: 0 ER: 0 SO: 5 BB: 3 IBB: 0 HBP: 0 BLK: 0 WP: 0 HR: 0 S: 36 P: 48 ERA: 0.00 WHIP: 0.333																		

Batter	1	2	3	4	5	6	7	8	9	AB	R	H	RBI	BB	SO	LOB	BOTTOM		
Rickey Henderson, R OBP: 0.413, SLG: 0.416 (1, 7)	0-0 2-3 2B		4-0 CS		0-0 F9		0-0 F8			3	1	1	0	1	0	0	<b>Chicago White Sox @ Oakland Athletics</b> Oakland-Alameda County Coliseum, Oakland, CA Thu Sep 29 1983, 7:05 PM PDT Att: 9,058 - Unknown <a href="http://livebaseballscorecards.com">livebaseballscorecards.com</a>		
Rick Peters, S OBP: 0.330, SLG: 0.327 (1, 8)	0-0 2-3		0-0 F9		0-0 1B			0-0 5-3		4	0	1	0	0	0	2			
Davey Lopes, R OBP: 0.339, SLG: 0.425 Mike Davis, L OBP: 0.320, SLG: 0.398 (1, 4) (8, 9)	0-0 4-3 2H		0-0 HR		0-0 2B		0-0 F8		1-0 CS	3	1	2	1	0	0	0			
Jeff Burroughs, R OBP: 0.341, SLG: 0.389 Rusty McNealy, L (8, PR)	0-0 4-3		0-0 HR		0-0 2B		0-0 5-3		0-0 HBP	4	1	2	2	0	0	1			
Mike Heath, R OBP: 0.316, SLG: 0.374 (1, 2)	0-0 5-3		0-0 F9				0-0 2B		1-2 FC6-4	4	0	1	0	0	0	2			
Bill Almon, R OBP: 0.304, SLG: 0.364 Wayne Gross, L OBP: 0.309, SLG: 0.389 (1, 5) (9, 5)		0-0 5-3		0-0 F8		4-0 FC6-4		0-0 IBB		2	0	0	0	1	0	0			
Tony Phillips, S OBP: 0.325, SLG: 0.319 (8, 4)		0-3 K		0-0 F8		0-0 FC6-4		0-0 1-2		3	0	0	0	0	1	2			
Dan Meyer, L OBP: 0.269, SLG: 0.255 (1, 3)		4-0 BB		0-0 4-3			0-0 F7			2	0	0	0	1	0	0			
Luis Quinones, S OBP: 0.200, SLG: 0.263 Donnie Hill, S OBP: 0.280, SLG: 0.348 (1, 9) (8, 6)		0-0 F8			0-3 K			0-0 5-3		3	0	0	0	0	1	1			
<b>Inning Stats</b>	R: 1 E: 0 K: 0 S: 5	H: 2 LOB: 1 BB: 0 P: 5	R: 0 E: 0 K: 1 S: 5	H: 0 LOB: 1 BB: 1 P: 9	R: 2 E: 0 K: 0 S: 4	H: 2 LOB: 0 BB: 1 P: 8	R: 0 E: 0 K: 0 S: 3	H: 0 LOB: 0 BB: 0 P: 3	R: 0 E: 0 K: 1 S: 5	H: 1 LOB: 1 BB: 0 P: 5	R: 0 E: 0 K: 0 S: 4	H: 1 LOB: 2 BB: 1 P: 8	R: 0 E: 0 K: 0 S: 3	H: 0 LOB: 0 BB: 0 P: 3	R: 0 E: 0 K: 0 S: 3	H: 1 LOB: 1 BB: 0 P: 4		1B: 3 2B: 3 3B: 0 HR: 1	SF: 0 SAC: 0 DP: 0 HBP: 1
<b>PITCHER</b> Britt Burns, L ERA: 3.58 (1, 1)	IP: 8.0 WLS: L BF: 32 H: 7 R: 3 ER: 3 SO: 2 BB: 2 IBB: 1 HBP: 1 BLK: 0 WP: 0 HR: 1 S: 32 P: 45 ERA: 3.38 WHIP: 1.125																		



Batter	1	2	3	4	5	6	7	8	9	AB	R	H	RBI	BB	SO	LOB	TOP										
Willie Wilson, S (1,8) OBP: 0.316, SLG: 0.352	0-0 6-3		0-0 3-1		0-0 4-3		0-0 F5		0-0 F3	5	0	0	0	0	0	1	<b>Kansas City Royals @ Oakland Athletics</b> Oakland-Alameda County Coliseum, Oakland, CA Sat Oct 01 1983, 3:33 AM PDT Overcast <a href="http://livebaseballscorecards.com">livebaseballscorecards.com</a>										
Pat Sheridan, L (1,9) OBP: 0.309, SLG: 0.382	0-0 4-3		0-0 S 1B		0-0 HR 1B		0-0 6-3		0-3 K	5	1	2	0	0	1	0											
George Brett, L (1,3) OBP: 0.383, SLG: 0.563	0-0 3-1		0-0 F7 1-2		0-0 HR 1H				0-0 1B 2B	4	2	2	2	0	0	1											
Willie Aikens, L (1,10) OBP: 0.377, SLG: 0.544		0-0 1B 1B		0-0 4-3		0-0 HR		0-0 2H 1B		4	1	3	2	0	0	0											
Frank White, R (1,4) OBP: 0.284, SLG: 0.406		0-0 F7		0-3 K		0-0 F8		0-3 K		4	0	0	0	0	2	2											
Butch Davis, R (1,7) OBP: 0.347, SLG: 0.482		0-0 1B 1-2		0-0 F9		0-0 E6 1B		0-0 1B 1-2		4	0	3	0	0	0	0											
Don Slaught, R (1,2) OBP: 0.333, SLG: 0.386		0-0 F7		0-0 5-3		0-0 F9		0-3 K		4	0	0	0	0	1	5											
Onix Concepcion, R (1,5) OBP: 0.283, SLG: 0.321 (8, PH) Hal McRae, R (8, PH) Greg Pryor, R (8, 5) OBP: 0.250, SLG: 0.269		0-0 F9		0-0 E9		0-0 F8		0-0 F3		3	0	0	0	0	0	3											
U L Washington, S (1,6) OBP: 0.298, SLG: 0.320			0-0 6-3		0-0 F1		0-0 F7		0-0 F5	4	0	0	0	0	0	1											
<b>Inning Stats</b>	R: 0 E: 0 K: 0 S: 3	H: 0 LOB: 0 BB: 0 P: 3	R: 0 E: 0 K: 0 S: 5	H: 2 LOB: 2 BB: 0 P: 5	R: 0 E: 0 K: 0 S: 4	H: 1 LOB: 1 BB: 0 P: 4	R: 0 E: 0 K: 1 S: 5	H: 0 LOB: 0 BB: 0 P: 5	R: 0 E: 1 K: 0 S: 4	H: 0 LOB: 1 BB: 0 P: 4	R: 3 E: 1 K: 0 S: 7	H: 4 LOB: 1 BB: 0 P: 7	R: 0 E: 0 K: 0 S: 3	H: 0 LOB: 0 BB: 0 P: 3	R: 1 E: 0 K: 2 S: 10	H: 3 LOB: 2 BB: 0 P: 10		R: 0 E: 0 K: 1 S: 5	H: 0 LOB: 0 BB: 0 P: 5	1B: 7 2B: 1 3B: 0 HR: 2	SF: 0 SAC: 0 DP: 0 HBP: 0	WP: 0 PB: 0 SB: 1 CS: 0	PA: 38				
<b>PITCHER</b>	IP	WLS	BF	H	R	ER	SO	BB	IBB	HBP	BLK	WP	HR	S	P	ERA	WHIP										
Steve McCatty, R (1,1) ERA: 3.99	7.0	L	31	9	4	4	1	0	0	0	0	0	2	33	33	5.14	1.286										
Dave Beard, R (8,1) ERA: 5.46	1.0		4	1	0	0	2	0	0	0	0	0	0	8	8	0.00	1.000										
Keith Atherton, R (9,1) ERA: 2.85	1.0		3	0	0	0	1	0	0	0	0	0	0	5	5	0.00	0.000										

Batter	1	2	3	4	5	6	7	8	9	AB	R	H	RBI	BB	SO	LOB	BOTTOM										
Rickey Henderson, R (1,7) OBP: 0.412, SLG: 0.415	0-0 F4		0-0 1B 1B		0-0 F8			0-0 F9		4	1	1	0	0	0	0	<b>Kansas City Royals @ Oakland Athletics</b> Oakland-Alameda County Coliseum, Oakland, CA Sat Oct 01 1983, 3:33 AM PDT Overcast <a href="http://livebaseballscorecards.com">livebaseballscorecards.com</a>										
Rick Peters, S (1,8) OBP: 0.333, SLG: 0.331	0-0 BB 1B		0-0 6-3 1B 1-3		0-0 5-3		0-0 5-3		0-0 5-3	4	0	2	0	0	0	0											
Davey Lopes, R (1,4) OBP: 0.342, SLG: 0.426	4-0 BB 1-2		0-0 6-3 1B 1-2 3H		4-0 G5-4-3 BB		0-0 6-3			2	0	1	1	2	0	0											
Jeff Burroughs, R (1,10) OBP: 0.339, SLG: 0.386 Gary Hancock, L (9, PH) OBP: 0.296, SLG: 0.419	0-3 K		0-0 6-3		0-0 G5-4-3 1-2 2-3		0-0 F8		0-0 F8	3	0	0	0	0	1	5											
Mike Heath, R (1,2) OBP: 0.316, SLG: 0.373	0-3 K		0-0 5-3		0-0 1B		0-0 5-3		0-0 5-3	4	0	1	0	0	1	4											
Mike Davis, L (1,9) OBP: 0.317, SLG: 0.394		0-0 F7		0-0 F6		0-0 F8		0-3 K		4	0	0	0	0	1	1											
Bill Almon, R (1,5) OBP: 0.302, SLG: 0.363 Wayne Gross, L (7, PH) OBP: 0.309, SLG: 0.388 (8, 5)	0-0 F8		0-0 F4		0-0 F8		0-0 F8			2	0	0	0	0	0	0											
Dan Meyer, L (1,3) OBP: 0.265, SLG: 0.250	0-0 6-3		0-0 F7		0-0 6-3					3	0	0	0	0	0	0											
Tony Phillips, S (1,6) OBP: 0.322, SLG: 0.317			0-0 6-3		0-0 5-3		0-0 6-3			3	0	0	0	0	0	0											
<b>Inning Stats</b>	R: 0 E: 0 K: 2 S: 8	H: 1 LOB: 2 BB: 1 P: 12	R: 0 E: 0 K: 0 S: 3	H: 0 LOB: 0 BB: 0 P: 3	R: 1 E: 0 K: 0 S: 6	H: 3 LOB: 2 BB: 0 P: 6	R: 0 E: 0 K: 0 S: 3	H: 0 LOB: 0 BB: 0 P: 3	R: 0 E: 0 K: 0 S: 3	H: 1 LOB: 1 BB: 1 P: 7	R: 0 E: 0 K: 0 S: 3	H: 0 LOB: 0 BB: 0 P: 3	R: 0 E: 0 K: 0 S: 3	H: 0 LOB: 0 BB: 0 P: 3	R: 0 E: 0 K: 1 S: 5	H: 0 LOB: 0 BB: 0 P: 5		1B: 5 2B: 0 3B: 0 HR: 0	SF: 0 SAC: 0 DP: 1 HBP: 0	WP: 0 PB: 0 SB: 0 CS: 0	PA: 33						
<b>PITCHER</b>	IP	WLS	BF	H	R	ER	SO	BB	IBB	HBP	BLK	WP	HR	S	P	ERA	WHIP										
Paul Spittorf, L (1,1) ERA: 3.63	6.0	W	24	5	1	1	2	2	0	0	0	0	0	26	34	1.50	1.167										
Dan Quisenberry, R (7,1) ERA: 1.95	3.0	S	9	0	0	0	1	0	0	0	0	0	0	11	11	0.00	0.000										

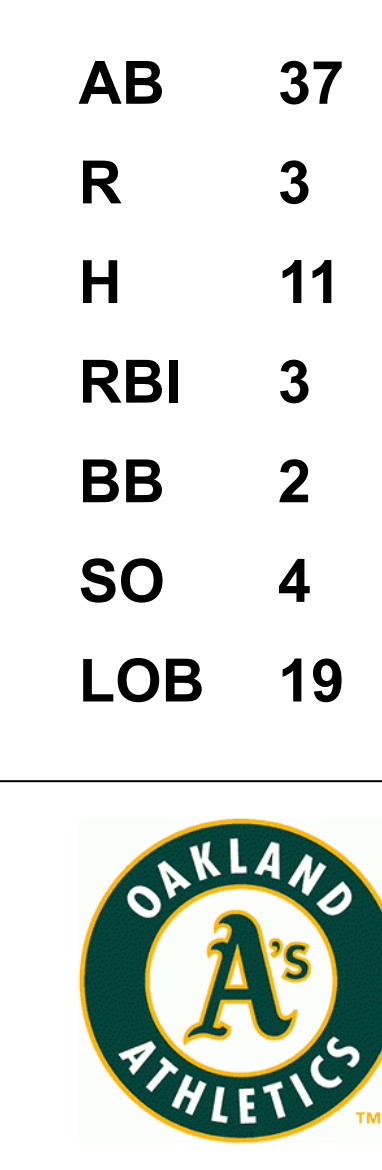


Batter	1	2	3	4	5	6	7	8	9	AB	R	H	RBI	BB	SO	LOB	TOP					
Willie Wilson, S OBP: 0.316, SLG: 0.352 (1, 8)	F9		S 1B 1B		F8		F7		S 1B 1B	5	2	2	1	0	0	0	<b>Kansas City Royals @ Oakland Athletics</b> Oakland-Alameda County Coliseum, Oakland, CA Sat Oct 01 1983, 3:38 AM PDT Att: 11,346 - Cloudy					
Butch Davis, R OBP: 0.350, SLG: 0.479 (1, 7)	4-3		K		F	S 1B	5-3		1B S 1B	5	0	2	2	0	1	2						
George Brett, L OBP: 0.365, SLG: 0.563 Joe Simpson, L OBP: 0.248, SLG: 0.218 (9, PR) (9, 3)	FC6-4 1B		1B 1-2 3-H		K				F8 1-2 BB	4	0	2	1	1	1	1						
Hal McRae, R OBP: 0.372, SLG: 0.462 (1, 10)	FC6-4 1-2		1-3 2-H		1-3				1-3 2B	5	0	1	1	0	1	4						
Frank White, R OBP: 0.283, SLG: 0.406 (1, 4)		5-3	F5		F8				K	5	0	1	0	0	1	4						
Darryl Motley, R OBP: 0.285, SLG: 0.453 (1, 9)	CS 1B		F9		F5				6-3 1-2 2-3	5	0	2	0	0	0	3						
John Wathan, R OBP: 0.289, SLG: 0.314 (1, 2)	K 1-2				F5				S 1B	4	1	2	0	0	1	1						
U L Washington, S OBP: 0.298, SLG: 0.320 (1, 6)			1B 1B		F7				SH 2B	3	2	1	0	0	1	1						
Greg Pryor, R OBP: 0.252, SLG: 0.270 Pat Sheridan, L OBP: 0.309, SLG: 0.382 Leon Roberts, R OBP: 0.313, SLG: 0.404 Onix Concepcion, R OBP: 0.283, SLG: 0.321 (9, PR) (9, 5)			1B 1B		F7				1B 1-3 1B	3	1	1	0	0	0	0						
<b>Inning Stats</b>	R: 0 E: 0 K: 0 S: 4	H: 1 LOB: 1 BB: 0 P: 4	R: 0 E: 0 K: 1 S: 5	H: 1 LOB: 0 BB: 0 P: 5	R: 3 E: 0 K: 1 S: 10	H: 5 LOB: 2 BB: 0 P: 10	R: 0 E: 0 K: 0 S: 3	H: 0 LOB: 0 BB: 0 P: 3	R: 0 E: 0 K: 1 S: 6	H: 1 LOB: 1 BB: 0 P: 6	R: 0 E: 0 K: 0 S: 3	H: 0 LOB: 0 BB: 0 P: 3	R: 0 E: 0 K: 0 S: 4	H: 1 LOB: 1 BB: 0 P: 4	R: 4 E: 0 K: 2 S: 12	H: 5 LOB: 2 BB: 1 P: 16		1B: 12 2B: 3 3B: 0 HR: 0	SF: 0 SAC: 1 DP: 0 HBP: 0	WP: 0 PB: 0 SB: 5 CS: 1	PA: 42	
<b>PITCHER</b>	IP WLS BF H R ER SO	IP WLS BF H R ER SO	IP WLS BF H R ER SO	IP WLS BF H R ER SO	IP WLS BF H R ER SO	IP WLS BF H R ER SO	IP WLS BF H R ER SO	IP WLS BF H R ER SO	IP WLS BF H R ER SO	IP WLS BF H R ER SO	IP WLS BF H R ER SO	IP WLS BF H R ER SO	IP WLS BF H R ER SO	IP WLS BF H R ER SO	IP WLS BF H R ER SO	IP WLS BF H R ER SO	ERA WHIP	ERA WHIP				
Goman Heimuelter, L ERA: 4.41 Jeff Jones, R ERA: 5.76 Tom Underwood, L ERA: 4.04 Dave Beard, R ERA: 5.61 Curt Young, L ERA: 19.29	(1, 1) (3, 1) (9, 1) (9, 1) (9, 1)	2.1 5.2 0.0 0.0 0.0	13 22 1 2 0	7 4 1 2 0	3 2 0 2 0	3 2 0 2 0	2 2 0 0 0	2 2 0 0 0	26 2 2 0 4	17 26 1 2 4	11.57 3.18 * * *	3.000 0.706 * * *										
Keith Atherton, R ERA: 2.81 (9, 1)	1.0	3	1	0	0	2	0	0	0	0	0	7	7	0.00	1.000							

AB	40
R	7
H	15
RBI	7
BB	1
SO	6
LOB	16



Batter	1	2	3	4	5	6	7	8	9	AB	R	H	RBI	BB	SO	LOB	BOTTOM					
Rick Peters, S OBP: 0.330, SLG: 0.328 (1, 8)	F3		4-3 1B		4-3		F7		F4	5	1	1	0	0	0	1	<b>Kansas City Royals @ Oakland Athletics</b> Oakland-Alameda County Coliseum, Oakland, CA Sat Oct 01 1983, 3:38 AM PDT Att: 11,346 - Cloudy					
Tony Phillips, S OBP: 0.323, SLG: 0.318 (1, 6) (9, 4)	F9		4-3 1-2		5-3				1-2 1B	5	0	2	0	0	0	1						
Mike Heath, R OBP: 0.320, SLG: 0.385 (1, 9) (7, 2)	BB 1B		FC4 2-H 1B		HR		F4		K	5	1	3	2	0	1	3						
Jeff Burroughs, R OBP: 0.341, SLG: 0.387 Rusty McNealy, L (6, PR) Davey Lopes, R OBP: 0.341, SLG: 0.424 (7, PH)	FC4 1-2 BB		FC4 1-2		SH5-4 1B		F6		5-3	2	0	1	0	1	0	1						
Bill Almon, R OBP: 0.302, SLG: 0.362 (1, 5) (7, 4)	F8				4-3				K	1	0	0	0	0	1	0						
Dave Hudgens, L OBP: 0.143, SLG: 0.143 (8, PH) (9, 3)							SH5-4 1B			3	0	1	0	0	0	0						
Gary Hancock, L OBP: 0.289, SLG: 0.418 (1, 3) (9, 7)		4-3					SH5-4 1-2 2-3		F8	3	0	1	0	0	0	0						
Bob Kearney, R OBP: 0.311, SLG: 0.374 Mike Davis, L OBP: 0.320, SLG: 0.402 (6, PH) (7, 9)			F3		F8		IBB		HR	2	0	0	0	0	0	1						
Mitchell Page, L OBP: 0.341, SLG: 0.278 Donnie Hill, S OBP: 0.280, SLG: 0.348 (1, 7) (9, 6)			K		F9		F4		F5	4	0	0	0	0	1	4						
Luis Quinones, S OBP: 0.190, SLG: 0.250 Dan Meyer, L OBP: 0.263, SLG: 0.248 Wayne Gross, L OBP: 0.310, SLG: 0.390 (1, 4) (6, PH) (7, 5)			K		6-3		F9		1B 1B	2	0	0	0	0	1	0						
<b>Inning Stats</b>	R: 0 E: 0 K: 0 S: 4	H: 1 LOB: 2 BB: 1 P: 8	R: 0 E: 0 K: 1 S: 5	H: 0 LOB: 0 BB: 0 P: 5	R: 1 E: 0 K: 1 S: 7	H: 2 LOB: 1 BB: 0 P: 7	R: 0 E: 0 K: 0 S: 4	H: 1 LOB: 1 BB: 0 P: 4	R: 0 E: 0 K: 0 S: 3	H: 0 LOB: 0 BB: 0 P: 3	R: 1 E: 0 K: 0 S: 6	H: 3 LOB: 3 BB: 1 P: 10	R: 0 E: 0 K: 0 S: 4	H: 1 LOB: 1 BB: 0 P: 4	R: 1 E: 0 K: 1 S: 6	H: 1 LOB: 0 BB: 0 P: 6	R: 0 E: 0 K: 1 S: 7	H: 2 LOB: 2 BB: 0 P: 7	1B: 9 2B: 0 3B: 0 HR: 2	SF: 0 SAC: 1 DP: 0 HBP: 0	WP: 0 PB: 0 SB: 0 CS: 0	PA: 40
<b>PITCHER</b>	IP WLS BF H R ER SO	IP WLS BF H R ER SO	IP WLS BF H R ER SO	IP WLS BF H R ER SO	IP WLS BF H R ER SO	IP WLS BF H R ER SO	IP WLS BF H R ER SO	IP WLS BF H R ER SO	IP WLS BF H R ER SO	IP WLS BF H R ER SO	IP WLS BF H R ER SO	IP WLS BF H R ER SO	IP WLS BF H R ER SO	IP WLS BF H R ER SO	IP WLS BF H R ER SO	IP WLS BF H R ER SO	ERA WHIP	ERA WHIP				
Danny Jackson, L ERA: 5.21 Don Hood, L ERA: 2.31 Mike Armstrong, R ERA: 3.86 Dan Quisenberry, R ERA: 1.94	(1, 1) (6, 1) (6, 1) (9, 1)	5.0 0.1 3.0 0.2	23 1 14 2	7 0 4 0	2 0 1 0	2 0 1 0	2 0 15 4	2 1 19 4	2 1 19 4	0.00 0.000 3.00 0.000	3.60 1.600 3.00 1.333											





Batter	1	2	3	4	5	6	7	8	9	AB	R	H	RBI	BB	SO	LOB	TOP										
<b>Butch Davis, R</b> OBP: 0.359, SLG: 0.508 (1, 7)										5	2	3	1	0	1	2	<b>Kansas City Royals @ Oakland Athletics</b> Oakland-Alameda County Coliseum, Oakland, CA Sun Oct 02 1983, 3:33 AM PDT Att: 23,699 - Sunny										
<b>Pat Sheridan, L</b> OBP: 0.312, SLG: 0.381 (1, 8)										3	0	1	0	1	0	3											
<b>Don Slaughter, R</b> OBP: 0.336, SLG: 0.388 (1, 2)										4	0	2	2	0	0	2											
<b>Willie Aikens, L</b> OBP: 0.373, SLG: 0.539 (1, 10)										4	0	0	0	0	3	4											
<b>Darryl Motley, R</b> OBP: 0.264, SLG: 0.441 (1, 9)										4	0	1	0	0	1	0											
<b>Ron Johnson, R</b> OBP: 0.333, SLG: 0.259 (1, 3)										4	0	0	0	0	0	1											
<b>Onix Concepcion, R</b> OBP: 0.282, SLG: 0.320 (1, 4)										4	0	1	0	0	0	0											
<b>Greg Pryor, R</b> OBP: 0.260, SLG: 0.278 (1, 5)										4	1	2	0	0	2	1											
<b>Buddy Biancalana, S</b> OBP: 0.200, SLG: 0.200 (1, 6)										4	1	2	0	0	1	2											
<b>Inning Stats</b>	R: 1 E: 0 K: 1 S: 6	H: 2 LOB: 1 BB: 0 P: 6	R: 0 E: 0 K: 1 S: 6	H: 1 LOB: 1 BB: 0 P: 6	R: 1 E: 0 K: 1 S: 7	H: 3 LOB: 1 BB: 0 P: 7	R: 0 E: 0 K: 0 S: 3	H: 0 LOB: 0 BB: 0 P: 3	R: 2 E: 1 K: 2 S: 9	H: 2 LOB: 1 BB: 1 P: 13	R: 0 E: 0 K: 1 S: 5	H: 0 LOB: 0 BB: 0 P: 5	R: 0 E: 0 K: 2 S: 8	H: 1 LOB: 1 BB: 0 P: 8	R: 0 E: 0 K: 0 S: 4	H: 2 LOB: 1 BB: 0 P: 4		R: 0 E: 0 K: 0 S: 4	H: 1 LOB: 1 BB: 0 P: 4	1B: 11 2B: 3 3B: 0 HR: 1	SF: 0 SAC: 0 DP: 3 HBP: 0	WP: 1 PB: 0 SB: 2 CS: 1	PA: 37				
<b>PITCHER</b>	IP	WLS	BF	H	R	ER	SO	BB	IBB	HBP	BLK	WP	HR	S	P	ERA	WHIP										
<b>Ed Farmer, R</b> ERA: 5.35 (1, 1)	4.0		16	6	2	2	3	0	0	0	0	0	1	22	22	4.50	1.500										
<b>Curt Young, L</b> ERA: 16.0 (5, 1)	2.0	9	2	2	1	3	1	0	0	0	0	0	0	14	18	4.50	1.500										
<b>Mark Smith, R</b> ERA: 6.75 (7, 1)	1.0	W	4	1	0	0	2	0	0	0	0	0	0	8	8	0.00	1.000										
<b>Bert Bradley, R</b> ERA: 6.48 (8, 1)	1.0		4	2	0	0	0	0	0	0	0	1	0	4	4	0.00	2.000										
<b>Keith Atherton, R</b> ERA: 2.77 (9, 1)	1.0		4	1	0	0	0	0	0	0	0	0	0	4	4	0.00	1.000										

Batter	1	2	3	4	5	6	7	8	9	AB	R	H	RBI	BB	SO	LOB	BOTTOM										
<b>Rickey Henderson, R</b> OBP: 0.414, SLG: 0.421 (1, 7)										4	3	2	1	1	0	2	<b>Kansas City Royals @ Oakland Athletics</b> Oakland-Alameda County Coliseum, Oakland, CA Sun Oct 02 1983, 3:33 AM PDT Att: 23,699 - Sunny										
<b>Rick Peters, S</b> OBP: 0.327, SLG: 0.326 (1, 8)										4	2	1	1	0	1	4											
<b>Davey Lopes, R</b> OBP: 0.341, SLG: 0.423 (1, 4)										1	0	0	0	1	0	2											
<b>Wayne Gross, L</b> OBP: 0.311, SLG: 0.392 (4, 5)										3	0	1	2	0	1	3											
<b>Jeff Burroughs, R</b> OBP: 0.341, SLG: 0.387 (1, 10)										3	0	1	0	0	0	1											
<b>Rusty McNealy, L</b> (6, PR)										0	1	0	0	0	0	0											
<b>Luis Quinones, S</b> OBP: 0.205, SLG: 0.286 (7, PH)										2	0	1	1	0	0	1											
<b>Mike Heath, R</b> OBP: 0.318, SLG: 0.383 (1, 2)										2	0	0	0	0	0	0											
<b>Bob Kearney, R</b> OBP: 0.312, SLG: 0.372 (5, 2)										1	0	0	0	1	0	1											
<b>Mike Davis, L</b> OBP: 0.322, SLG: 0.402 (1, 9)										3	1	1	2	1	1	2											
<b>Bill Almon, R</b> OBP: 0.302, SLG: 0.361 (1, 5)										4	0	1	1	0	0	4											
<b>Donnie Hill, S</b> OBP: 0.280, SLG: 0.348 (9, 6)										0	0	0	0	0	0	0											
<b>Dan Meyer, L</b> OBP: 0.268, SLG: 0.260 (1, 3)										4	0	2	0	0	0	0											
<b>Tony Phillips, S</b> OBP: 0.327, SLG: 0.320 (1, 6)										3	1	2	0	1	0	3											
<b>Inning Stats</b>	R: 1 E: 0 K: 1 S: 5	H: 1 LOB: 0 BB: 1 P: 9	R: 0 E: 0 K: 1 S: 5	H: 0 LOB: 0 BB: 0 P: 5	R: 0 E: 0 K: 0 S: 4	H: 1 LOB: 2 BB: 1 P: 8	R: 1 E: 0 K: 0 S: 3	H: 1 LOB: 1 BB: 1 P: 7	R: 1 E: 0 K: 0 S: 5	H: 2 LOB: 1 BB: 0 P: 5	R: 1 E: 1 K: 0 S: 6	H: 3 LOB: 3 BB: 0 P: 6	R: 2 E: 1 K: 1 S: 8	H: 2 LOB: 2 BB: 1 P: 12	R: 2 E: 1 K: 0 S: 5	H: 2 LOB: 1 BB: 1 P: 9	1B: 8 2B: 3 3B: 0 HR: 1	SF: 1 SAC: 0 DP: 1 HBP: 0	WP: 0 PB: 0 SB: 2 CS: 0	PA: 40							
<b>PITCHER</b>	IP	WLS	BF	H	R	ER	SO	BB	IBB	HBP	BLK	WP	HR	S	P	ERA	WHIP										
<b>Keith Creel, R</b> ERA: 6.35 (1, 1)	6.0		27	8	4	4	2	3	0	0	0	0	1	28	40	6.00	1.833										
<b>Don Hood, L</b> ERA: 2.27 (7, 1)	1.0	L	7	2	2	0	1	0	1	0	0	0	0	8	12	0.00	2.000										
<b>Eric Rasmussen, R</b> ERA: 5.67 (8, 1)	1.0		6	2	2	2	0	1	0	0	0	0	0	5	9	18.00	3.000										