



Oakland Athletics - 1984

Batter	1	2	3	4	5	6	7	8	9	AB	R	H	RBI	BB	SO	LOB	TOP								
Randy Ready, R OBP: 0.600, SLG: 0.500	F7		F9							4	1	2	0	1	0	0	Milwaukee Brewers @ Oakland Athletics Oakland-Alameda County Coliseum, Oakland, CA Tue Apr 03 1984, 6:05 PM PST Att: 45,398 - Unknown								
Jim Gantner, L OBP: 0.600, SLG: 0.600	F5		F4							5	1	3	0	0	0										
Robin Yount, R (1.6)	F9		F8		G5-4-3		1-3		SF8	4	0	0	1	0	0										
Cecil Cooper, L OBP: 0.800, SLG: 0.667		1B 2B		F7						3	1	2	1	2	0										
Ted Simmons, S OBP: 0.200, SLG: 0.200		2B 1-2		F7	4-3		4-3		F2	5	0	1	0	0	0										
Ben Oglivie, L OBP: 0.500, SLG: 0.667			F9							3	1	1	0	1	0										
Jim Sundberg, R OBP: 0.500, SLG: 0.750						G6-4-3			F8	4	0	2	2	0	0										
Charlie Moore, R (1.9)							E5			3	0	0	0	1	0										
Rick Manning, L OBP: 0.250, SLG: 1.000									F8	4	1	1	1	0	0										
																									
Inning Stats	R: 0 E: 0 K: 0 S: 3	H: 0 LOB: 0 BB: 0 P: 3	R: 1 E: 0 K: 0 S: 6	H: 3 LOB: 2 BB: 0 P: 6	R: 0 E: 0 K: 0 S: 3	H: 0 LOB: 0 BB: 0 P: 3	R: 1 E: 0 K: 0 S: 5	H: 2 LOB: 1 BB: 0 P: 5	R: 1 E: 0 K: 0 S: 4	H: 2 LOB: 2 BB: 2 P: 12	R: 0 E: 1 K: 0 S: 3	H: 0 LOB: 1 BB: 1 P: 7	R: 0 E: 0 K: 0 S: 4	H: 2 LOB: 2 BB: 1 P: 8	R: 0 E: 0 K: 0 S: 3	H: 0 LOB: 1 BB: 1 P: 7	R: 2 E: 0 K: 0 S: 5	H: 3 LOB: 0 BB: 0 P: 5	1B: 9 2B: 2 3B: 0 HR: 1	SF: 1 SAC: 0 DP: 2 HBP: 0	WP: 0 PB: 0 SB: 0 CS: 0	PA: 41			
PITCHER	IP	WLS	BF	H	R	ER	SO	BB	IBB	HBP	BLK	WP	HR	S	P	ERA	WHIP								
Steve McCatty, R ERA: 6.75	4.0		20	7	3	3	0	1	0	0	0	0	1	19	23	6.75	2.000								
Chris Codiroli, R ERA: 4.15	4.1		19	4	2	2	0	2	2	0	0	0	0	15	31	4.15	1.385								
Tom Burgmeier, L ERA:	0.2	W	2	1	0	0	0	0	0	0	0	0	0	2	2	0.00	1.500								

Batter	1	2	3	4	5	6	7	8	9	AB	R	H	RBI	BB	SO	LOB	BOTTOM								
Rickey Henderson, R OBP: 0.400, SLG: 1.000	F9		F8							5	2	2	1	0	0	0	Milwaukee Brewers @ Oakland Athletics Oakland-Alameda County Coliseum, Oakland, CA Tue Apr 03 1984, 6:05 PM PST Att: 45,398 - Unknown								
Dwayne Murphy, L OBP: 0.400, SLG: 0.333	F9									3	1	1	1	1	0										
Joe Morgan, L OBP: 0.600, SLG: 0.333										3	0	1	0	2	0										
Carney Lansford, R (1.5)										5	0	0	2	0	2										
Bruce Bochte, L (1.3)										4	0	0	0	0	2										
Bill Almon, R (8, PR) (9, 3)										0	0	0	0	0	0										
Dave Kingman, R (1, 10)										2	0	0	0	1	1										
Mike Davis, L (1, 9)										1	0	0	0	1	0										
Davey Lopes, R OBP: 1.000, SLG: 4.000 (6, PH) (7, 9)										1	1	1	1	1	0										
Mike Heath, R OBP: 0.250, SLG: 0.250 (1, 2)										4	1	1	0	0	1										
Donnie Hill, S (1, 6)										3	0	0	0	0	0										
Garry Hancock, L OBP: 1.000, SLG: 1.000 (9, PH)										1	0	1	0	0	0										
Tony Phillips, S (9, PR)										0	1	0	0	0	0										
																									
Inning Stats	R: 0 E: 0 K: 0 S: 3	H: 0 LOB: 1 BB: 1 P: 7	R: 0 E: 0 K: 2 S: 7	H: 0 LOB: 0 BB: 0 P: 7	R: 0 E: 0 K: 1 S: 4	H: 0 LOB: 0 BB: 1 P: 8	R: 0 E: 0 K: 1 S: 3	H: 0 LOB: 0 BB: 1 P: 8	R: 2 E: 0 K: 2 S: 10	H: 3 LOB: 3 BB: 2 P: 18	R: 0 E: 0 K: 0 S: 3	H: 0 LOB: 0 BB: 0 P: 3	R: 0 E: 1 K: 1 S: 6	H: 0 LOB: 1 BB: 0 P: 6	R: 4 E: 1 K: 0 S: 6	H: 4 LOB: 3 BB: 1 P: 10	1B: 5 2B: 0 3B: 0 HR: 2	SF: 1 SAC: 0 DP: 1 HBP: 1	WP: 0 PB: 0 SB: 0 CS: 0	PA: 40					
PITCHER	IP	WLS	BF	H	R	ER	SO	BB	IBB	HBP	BLK	WP	HR	S	P	ERA	WHIP								
Don Sutton, R ERA: 3.6	5.0		21	3	2	2	3	3	0	0	0	0	0	4	8	0.00	1.500								
Tom Tallmann, R ERA:	0.2		3	0	0	0	1	1	0	0	0	0	0	0	4	∞	∞								
Jerry Augustine, L ERA:	0.0		1	0	0	0	0	1	0	0	0	0	0	0	4	∞	∞								
Chuck Porter, R ERA: 3.86	2.1		9	1	1	1	2	0	0	0	0	0	1	13	13	3.86	0.429								
Rolie Fingers, R ERA:	0.0	L	3	3	0	0	0	0	0	0	0	0	0	3	3	∞	∞								
PITCHER	IP	WLS	BF	H	R	ER	SO	BB	IBB	HBP	BLK	WP	HR	S	P	ERA	WHIP								
Bob McClure, L ERA:	0.1							1	0	0	0	0	0	1	5	27.00	3.000								
Pete Ladd, R ERA:	0.1		1	0	2	1	0	0	0	0	0	0	0	1	1	27.00	0.000								

Batter	1	2	3	4	5	6	7	8	9	AB	R	H	RBI	BB	SO	LOB	TOP			
Jerry Remy, L (1.4) OBP: 0.381, SLG: 0.381										5	0	2	0	0	1	2	Boston Red Sox @ Oakland Athletics Oakland-Alameda County Coliseum, Oakland, CA Sat Apr 07 1984, 3:33 AM PST Att: 26,827 - Unknown			
Dwight Evans, R (1.9) OBP: 0.227, SLG: 0.263										3	0	1	0	2	0	1				
Wade Boggs, L (1.5) OBP: 0.333, SLG: 0.316										3	0	1	1	0	0	3				
Jim Rice, R (1.7) OBP: 0.050, SLG: 0.050										4	0	0	0	0	1	4				
Mike Easter, L (1.10) OBP: 0.368, SLG: 0.563										3	0	0	0	1	1	0				
Tony Armas, R (1.8) OBP: 0.283, SLG: 0.389										4	1	2	1	0	2	0				
Rich Gedman, L (1.2) OBP: 0.200, SLG: 0.200										4	0	0	0	0	1	2				
Dave Stapleton, R (1.3) OBP: 0.353, SLG: 0.333										4	0	1	0	0	0	2				
Jackie Gutierrez, R (1.6) OBP: 0.500, SLG: 0.333										2	2	1	0	1	0	0				
Inning Stats	R: 0 E: 1 K: 1 S: 6	H: 2 LOB: 1 BB: 0 P: 6	R: 0 E: 0 K: 2 S: 7	H: 0 LOB: 0 BB: 0 P: 7	R: 1 E: 0 K: 1 S: 7	H: 2 LOB: 2 BB: 1 P: 11	R: 0 E: 0 K: 2 S: 7	H: 0 LOB: 0 BB: 0 P: 7	R: 1 E: 1 K: 0 S: 4	H: 0 LOB: 1 BB: 1 P: 8	R: 1 E: 0 K: 0 S: 4	H: 1 LOB: 2 BB: 1 P: 8	R: 0 E: 0 K: 0 S: 4	H: 1 LOB: 2 BB: 1 P: 8	R: 0 E: 0 K: 0 S: 3	H: 1 LOB: 0 BB: 0 P: 3		1B: 7 2B: 0 3B: 0 HR: 1	SF: 1 SAC: 1 DP: 1 HBP: 0	WP: 1 PB: 0 SB: 1 CS: 1
PITCHER	IP WLS BF H R ER SO BB IBB HBP BLK WP HR S P ERA WHIP																			
Mike Warren, R (1.1) ERA: 2.57	7.0 L 30 6 3 2 6 3 0 0 0 1 1 39 51 2.57 1.286																			
Keith Atherton, R (8.1) ERA:	2.0 8 2 0 0 0 1 0 0 0 0 0 7 11 0.00 1.500																			

Batter	1	2	3	4	5	6	7	8	9	AB	R	H	RBI	BB	SO	LOB	BOTTOM					
Rickey Henderson, R (1.7) OBP: 0.353, SLG: 0.563										4	0	0	0	0	0	1	Boston Red Sox @ Oakland Athletics Oakland-Alameda County Coliseum, Oakland, CA Sat Apr 07 1984, 3:33 AM PST Att: 26,827 - Unknown					
Bruce Bochte, L (1.3) OBP: 0.333, SLG: 0.200										4	0	1	0	0	0	0						
Davey Lopes, R (1.4) OBP: 0.500, SLG: 0.875										3	0	1	0	1	0	0						
Carney Lansford, R (1.5) OBP: 0.294, SLG: 0.412										4	0	0	0	0	2	3						
Dave Kingman, R (1.10) OBP: 0.250, SLG: 0.143										4	0	1	0	0	3	1						
Bill Almon, R (1.9)										4	0	0	0	0	0	1						
Jim Essian, R (1.2)										2	0	0	0	1	0	0						
Mike Davis, L (1.8) OBP: 0.375, SLG: 0.333										3	0	1	0	0	0	1						
Dwayne Murphy, L (8.8) OBP: 0.167, SLG: 0.100										0	0	0	0	0	0	0						
Donnie Hill, S (1.6)										2	0	0	0	0	0	1						
Jeff Burroughs, R (8, PH) OBP: 0.250, SLG: 0.250										1	0	0	0	0	1	0						
Tony Phillips, S (9.6)										0	0	0	0	0	0	0						
Inning Stats	R: 0 E: 0 K: 0 S: 3	H: 0 LOB: 0 BB: 0 P: 3	R: 0 E: 0 K: 2 S: 7	H: 0 LOB: 0 BB: 0 P: 7	R: 0 E: 0 K: 0 S: 4	H: 1 LOB: 1 BB: 0 P: 4	R: 0 E: 0 K: 1 S: 5	H: 0 LOB: 1 BB: 1 P: 9	R: 0 E: 0 K: 0 S: 3	H: 0 LOB: 0 BB: 0 P: 3	R: 0 E: 0 K: 1 S: 7	H: 2 LOB: 2 BB: 0 P: 7	R: 0 E: 0 K: 1 S: 5	H: 0 LOB: 1 BB: 1 P: 9	R: 0 E: 0 K: 1 S: 5	H: 0 LOB: 0 BB: 0 P: 5	R: 0 E: 0 K: 0 S: 4	H: 1 LOB: 1 BB: 0 P: 4	1B: 3 2B: 1 3B: 0 HR: 0	SF: 0 SAC: 0 DP: 0 HBP: 0	WP: 0 PB: 0 SB: 1 CS: 0	PA: 33
PITCHER	IP WLS BF H R ER SO BB IBB HBP BLK WP HR S P ERA WHIP																					
Bruce Hurst, L (1.1) ERA:	9.0 W 33 4 0 0 6 2 0 0 0 0 0 43 51 0.00 0.667																					



Batter	1	2	3	4	5	6	7	8	9	AB	R	H	RBI	BB	SO	LOB	TOP											
Jerry Remy, L OBP: 0.364, SLG: 0.364 Marty Barrett, R (2, 4)	F9		2B 5-3 BB	F6			K			1	0	0	0	0	0	0	1 0 0 0 0 0 0											
Dwight Evans, R OBP: 0.231, SLG: 0.304	6-3		1-3 2B		F7		F2			4	0	1	0	0	0	0	4 0 1 0 0 0 0											
Wade Boggs, L OBP: 0.300, SLG: 0.300	1B BB		F8		G5-4-3 BB			BB		1	0	0	0	3	0	2	1 0 0 0 3 0 2											
Jim Rice, R OBP: 0.083, SLG: 0.083 Reid Nichols, R (8, 7)	1-2 1B		5-3		G5-4-3		K		BB	4	0	1	1	0	1	3	4 0 1 1 0 1 3											
Mike Easter, L OBP: 0.304, SLG: 0.450	4-3		3-H K		1-2		K		F4	4	0	0	0	0	2	4	4 0 0 0 0 2 4											
Tony Armas, R OBP: 0.304, SLG: 0.591		HR		6-3		3-1 2B			F9	4	1	2	1	0	0	1	4 1 2 1 0 0 1											
Rich Gedman, L OBP: 0.211, SLG: 0.211	F7		1B 1B		3-1		F8			4	0	1	0	0	0	1	4 0 1 0 0 0 1											
Dave Stapleton, R OBP: 0.286, SLG: 0.283	F5		F7		4-3		F6			4	0	0	0	0	0	2	4 0 0 0 0 0 2											
Glenn Hoffman, R OBP: 0.231, SLG: 0.250 Rick Miller, L OBP: 0.500, SLG: 0.667 (9, PH)	F4		1-2 1B				F3		F5	3	0	1	0	0	0	0	3 0 1 0 0 0 0											
Inning Stats	R: 0 E: 0 K: 0 S: 4	H: 1 LOB: 2 BB: 1 P: 8	R: 1 E: 0 K: 0 S: 4	H: 1 LOB: 0 BB: 0 P: 4	R: 1 E: 0 K: 1 S: 6	H: 1 LOB: 1 BB: 1 P: 10	R: 0 E: 0 K: 0 S: 5	H: 2 LOB: 0 BB: 0 P: 5	R: 0 E: 0 K: 1 S: 6	H: 1 LOB: 1 BB: 0 P: 6	R: 0 E: 0 K: 1 S: 5	H: 0 LOB: 0 BB: 0 P: 5	R: 0 E: 0 K: 1 S: 5	H: 0 LOB: 1 BB: 1 P: 9	R: 0 E: 0 K: 0 S: 3	H: 0 LOB: 0 BB: 0 P: 3	1B: 3 2B: 2 3B: 0 HR: 1	SF: 0 SAC: 0 DP: 1 HBP: 0	WP: 0 PB: 0 SB: 0 CS: 0	PA: 36								
PITCHER	IP	WLS	BF	H	R	ER	SO	BB	IBB	HBP	BLK	WP	HR	S	P	ERA	WHIP											
Steve McCatty, R ERA: 4.5	(1, 1)	6.0	W	26	6	2	2	2	3	0	0	0	0	1	27	39	3.00	1.500										
Jeff Bettendorf, R ERA:	(7, 1)	3.0	S	10	0	0	0	2	1	0	0	0	0	0	13	17	0.00	0.333										

Boston Red Sox @ Oakland Athletics
Oakland-Alameda County Coliseum, Oakland, CA
Sun Apr 08 1984, 3:33 AM PST
Att: 27,351 - Unknown

AB 32
R 2
H 6
RBI 2
BB 4
SO 4
LOB 15



Batter	1	2	3	4	5	6	7	8	9	AB	R	H	RBI	BB	SO	LOB	BOTTOM											
Rickey Henderson, R OBP: 0.409, SLG: 0.700	F9			HR		1B SF9 BB	F9			4	3	2	1	1	0	2	4 3 2 1 1 0 2											
Dwayne Murphy, L OBP: 0.235, SLG: 0.200	F9		1-3 1B		1-3	2B WP	K			5	1	2	0	0	1	2	5 1 2 0 0 1 2											
Joe Morgan, L OBP: 0.571, SLG: 0.462 Tony Phillips, S (7, 4)	1B 1B		9-3		F9	SF9	K			3	1	1	2	0	0	1	3 1 1 2 0 0 1											
Carney Lansford, R OBP: 0.286, SLG: 0.381 Bill Almon, R (7, 5)	1B 1B		K		6-3	F6		3-1		4	1	1	0	0	1	1	4 1 1 0 0 1 1											
Bruce Bochte, L OBP: 0.471, SLG: 0.385	1B E 1B		1B BB		HR BB	2B 2B		4-3		3	3	2	2	2	0	0	3 3 2 2 2 0 0											
Dave Kingman, R OBP: 0.300, SLG: 0.278 Jeff Burroughs, R OBP: 0.200, SLG: 0.200 (6, FR)	E 1B		F3		F4	2B		5-3		4	1	2	2	0	0	2	4 1 2 2 0 0 2											
Davey Lopes, R OBP: 0.571, SLG: 1.083 Jim Essian, R (7, 2)	E8 1B 1B		1-2 1B		HR	F5				4	2	3	3	0	0	1	4 2 3 3 0 0 1											
Mike Heath, R OBP: 0.286, SLG: 0.429 (7, 9)	1B		F4		K		2B			4	1	2	2	0	1	2	4 1 2 2 0 1 2											
Donnie Hill, S OBP: 0.067, SLG: 0.133	1-3		4-3		F7		F9 BLK 2B			4	1	1	1	0	0	3	4 1 1 1 0 0 3											
Inning Stats	R: 6 E: 1 K: 0 S: 10	H: 7 LOB: 1 BB: 0 P: 10	R: 0 E: 0 K: 1 S: 5	H: 1 LOB: 0 BB: 0 P: 5	R: 0 E: 0 K: 0 S: 4	H: 1 LOB: 2 BB: 1 P: 8	R: 1 E: 0 K: 0 S: 4	H: 1 LOB: 0 BB: 0 P: 4	R: 2 E: 0 K: 1 S: 6	H: 1 LOB: 0 BB: 1 P: 10	R: 3 E: 0 K: 0 S: 6	H: 3 LOB: 1 BB: 1 P: 10	R: 2 E: 0 K: 2 S: 9	H: 2 LOB: 0 BB: 0 P: 9	R: 0 E: 0 K: 0 S: 3	H: 0 LOB: 0 BB: 0 P: 3	1B: 10 2B: 5 3B: 0 HR: 2	SF: 1 SAC: 0 DP: 1 HBP: 0	WP: 1 PB: 0 SB: 1 CS: 0	PA: 42								
PITCHER	IP	WLS	BF	H	R	ER	SO	BB	IBB	HBP	BLK	WP	HR	S	P	ERA	WHIP											
Mike Brown, R ERA: 195.0	(1, 1)	0.1	L	7	6	6	5	0	0	0	0	0	0	0	7	7	135.00	18.000										
Al Nipper, R ERA: 5.79	(1, 1)	4.2		20	5	3	3	2	2	0	0	0	0	2	22	30	5.79	1.500										
Mark Clear, R ERA: 9.0	(6, 1)	1.0		7	3	3	3	0	1	0	0	0	1	0	6	10	27.00	4.000										
John Henry Johnson, L ERA: 18.0	(7, 1)	1.0		5	2	2	2	2	0	0	0	1	0	0	9	9	18.00	2.000										
Bob Stanley, R ERA:	(8, 1)	1.0		3	0	0	0	0	0	0	0	0	0	3	3	0.00	0.000											

Boston Red Sox @ Oakland Athletics
Oakland-Alameda County Coliseum, Oakland, CA
Sun Apr 08 1984, 3:33 AM PST
Att: 27,351 - Unknown

AB 38
R 14
H 16
RBI 13
BB 3
SO 4
LOB 14



Batter	1	2	3	4	5	6	7	8	9	AB	R	H	RBI	BB	SO	LOB	TOP								
Gary Pettis, S OBP: 0.250, SLG: 0.136 Juan Beniquez, R OBP: 0.318, SLG: 0.364	F5		4-3		F9		K		K	4	0	0	0	0	1	1	California Angels @ Oakland Athletics Oakland-Alameda County Coliseum, Oakland, CA Fri Apr 13 1984, 6:05 PM PST Att: 14,732 - Unknown								
Rod Carew, L OBP: 0.418, SLG: 0.462	1B		F3		1B		1B		1B	5	0	4	0	0	0	1									
Fred Lynn, L OBP: 0.310, SLG: 0.447	1B			BB	1B		1B		1B	5	0	4	0	0	1	1									
Doug DeCinces, R OBP: 0.220, SLG: 0.385	G5-4-3			K	F6		FC6-4			4	0	0	0	0	1	7									
Reggie Jackson, L OBP: 0.300, SLG: 0.517		4-3		K		F9		F6		4	0	0	0	0	1	1									
Brian Downing, R OBP: 0.359, SLG: 0.250	K			BB	1B		1B		2B	4	0	3	0	0	1	0									
Rob Wilfong, L OBP: 0.526, SLG: 0.643	F9			1-2	2-3		K		2B	3	0	1	0	1	1	1									
Bob Boone, R OBP: 0.125, SLG: 0.100			F9	F7		F9		F9		4	0	0	0	0	0	5									
Dick Schofield, R OBP: 0.303, SLG: 0.276 Jerry Narron, L OBP: 0.500, SLG: 1.250 Rob Picciolo, R OBP: 0.500, SLG: 1.250			4-3		F7		K		HR	3	0	1	0	0	1	0									
Inning Stats	R: 0 E: 0 K: 0 S: 4	H: 2 LOB: 1 BB: 0 P: 4	R: 0 E: 0 K: 1 S: 5	H: 0 LOB: 0 BB: 0 P: 5	R: 0 E: 0 K: 0 S: 4	H: 1 LOB: 1 BB: 0 P: 4	R: 0 E: 0 K: 2 S: 9	H: 2 LOB: 3 BB: 1 P: 13	R: 0 E: 0 K: 0 S: 5	H: 2 LOB: 2 BB: 0 P: 5	R: 0 E: 0 K: 1 S: 6	H: 1 LOB: 1 BB: 0 P: 6	R: 0 E: 0 K: 2 S: 9	H: 2 LOB: 2 BB: 0 P: 9	R: 0 E: 0 K: 0 S: 4	H: 2 LOB: 1 BB: 0 P: 4		R: 1 E: 0 K: 2 S: 8	H: 2 LOB: 1 BB: 0 P: 8	1B: 11 2B: 3 3B: 0 HR: 1	SF: 0 SAC: 0 DP: 2 HBP: 0	WP: 0 PB: 0 SB: 1 CS: 1	PA: 39		
PITCHER	IP	WLS	BF	H	R	ER	SO	BB	IBB	HBP	BLK	WP	HR	S	P	ERA	WHIP								
Steve McCatty, R ERA: 3.0	(1, 1)	5.0	22	7	0	0	3	1	0	0	0	0	0	27	31	0.00	1.600								
Ray Burns, R ERA:	(6, 1)	2.0	9	3	0	0	3	0	0	0	0	0	0	15	15	0.00	1.500								
Bill Caudill, R ERA: 2.7	(8, 1)	2.0	W	8	4	1	1	2	0	0	0	0	1	12	12	4.50	2.000								

AB	38
R	1
H	14
RBI	1
BB	1
SO	8
LOB	17



Batter	1	2	3	4	5	6	7	8	9	AB	R	H	RBI	BB	SO	LOB	BOTTOM								
Rickey Henderson, R OBP: 0.447, SLG: 0.647	F8		F9		5-3					4	1	2	0	0	0	0	California Angels @ Oakland Athletics Oakland-Alameda County Coliseum, Oakland, CA Fri Apr 13 1984, 6:05 PM PST Att: 14,732 - Unknown								
Bill Almon, R OBP: 0.111, SLG: 0.111	F8		6-3				1B		6-3	4	0	1	0	0	0	1									
Davey Lopes, R OBP: 0.321, SLG: 0.542 Dwayne Murphy, L OBP: 0.269, SLG: 0.217	SF8			F8		FC1-4-6			1B	2	0	0	1	0	0	1									
Carney Lansford, R OBP: 0.270, SLG: 0.405	F9			6-3		G5-4-3			1B	4	0	1	0	0	0	1									
Jeff Burroughs, R OBP: 0.250, SLG: 0.250		6-3		1B					WP	4	0	1	0	0	0	1									
Mike Heath, R OBP: 0.321, SLG: 0.346		WP		1B			F8			2	0	1	0	1	0	0									
Mike Davis, L OBP: 0.273, SLG: 0.222			4-3		4-3		F4			3	0	0	0	0	0	3									
Donnie Hill, S OBP: 0.160, SLG: 0.167			F8		4-3				4-3	3	0	0	0	0	0	1									
Tony Phillips, S OBP: 0.160, SLG: 0.167			F4		K				6-3	3	0	0	0	0	1	0									
Inning Stats	R: 1 E: 0 K: 0 S: 4	H: 1 LOB: 0 BB: 0 P: 4	R: 0 E: 0 K: 0 S: 3	H: 0 LOB: 1 BB: 1 P: 7	R: 0 E: 0 K: 0 S: 3	H: 0 LOB: 0 BB: 0 P: 3	R: 0 E: 0 K: 0 S: 5	H: 2 LOB: 2 BB: 0 P: 5	R: 0 E: 0 K: 1 S: 5	H: 0 LOB: 0 BB: 0 P: 5	R: 0 E: 0 K: 0 S: 3	H: 1 LOB: 0 BB: 0 P: 3	R: 0 E: 0 K: 0 S: 3	H: 0 LOB: 0 BB: 0 P: 3	R: 0 E: 0 K: 0 S: 3	H: 1 LOB: 1 BB: 0 P: 3		R: 1 E: 0 K: 0 S: 3	H: 2 LOB: 1 BB: 0 P: 3	1B: 6 2B: 1 3B: 0 HR: 0	SF: 1 SAC: 0 DP: 1 HBP: 0	WP: 2 PB: 0 SB: 1 CS: 1	PA: 33		
PITCHER	IP	WLS	BF	H	R	ER	SO	BB	IBB	HBP	BLK	WP	HR	S	P	ERA	WHIP								
Tommy John, L ERA: 1.76	(1, 1)	8.1	L	32	7	2	2	1	1	0	0	2	0	32	36	2.16	0.960								

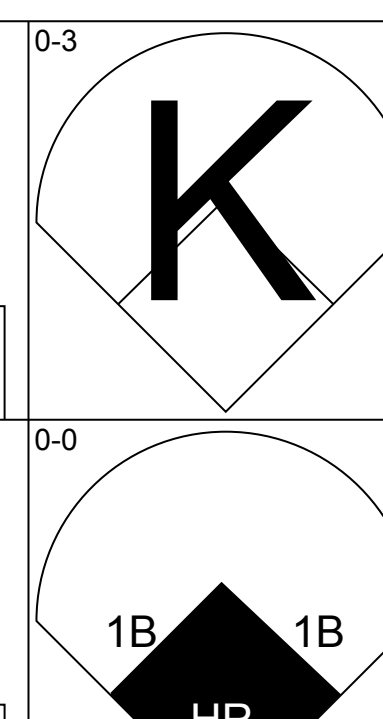
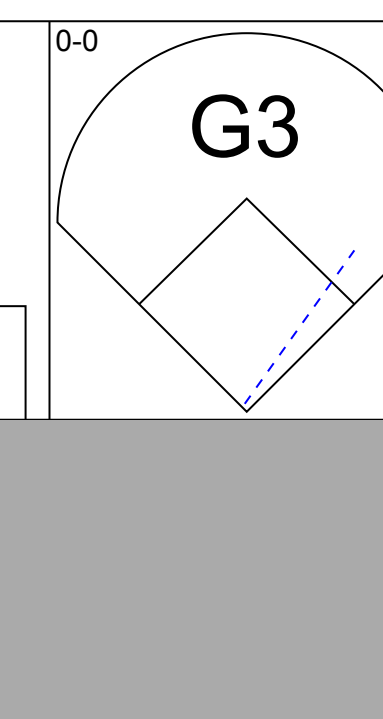
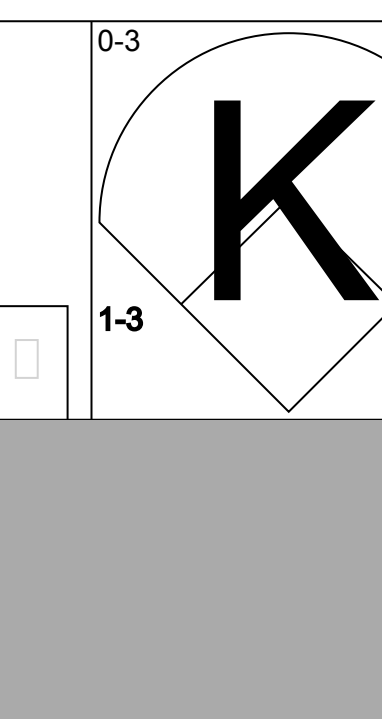
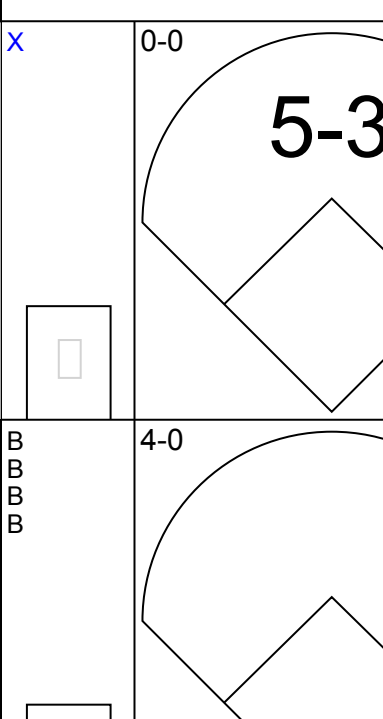
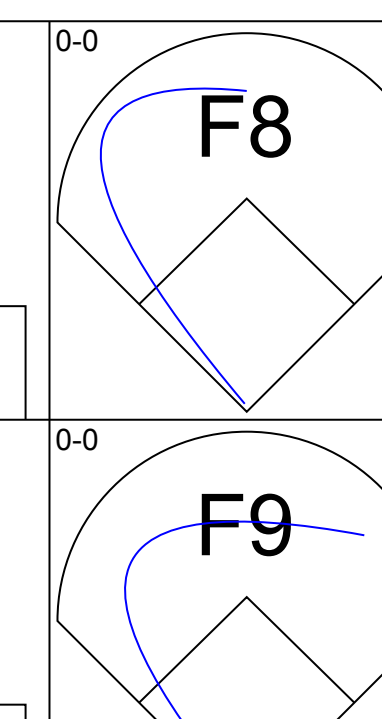
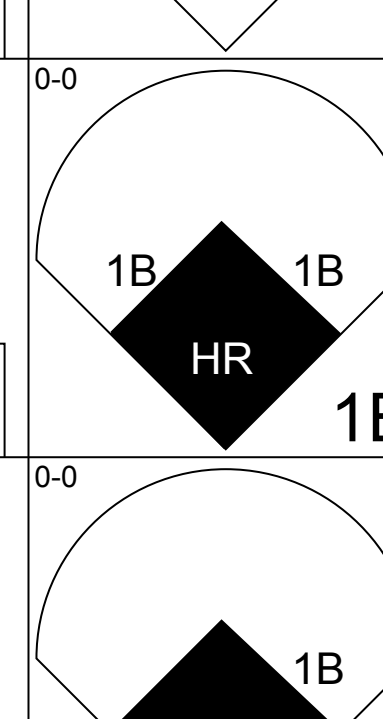
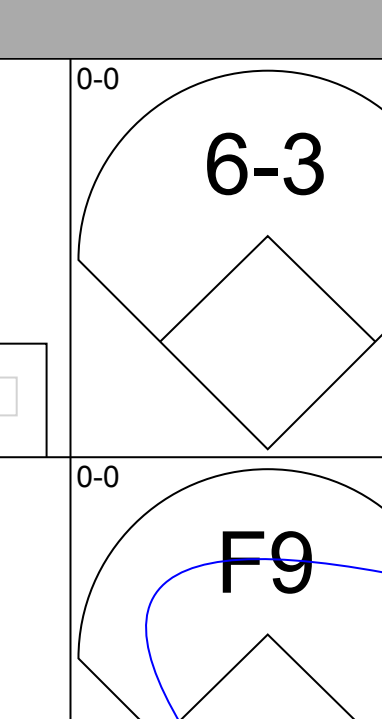
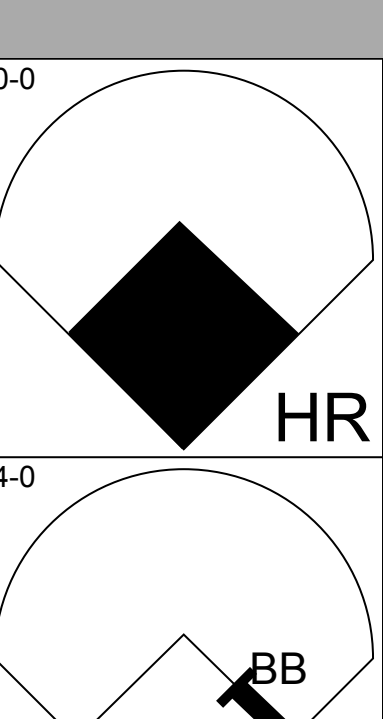
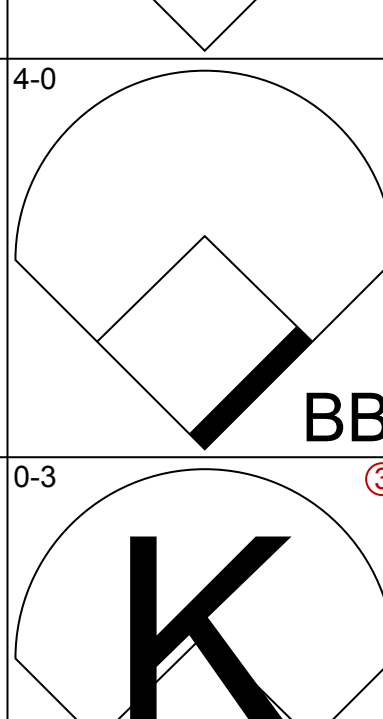
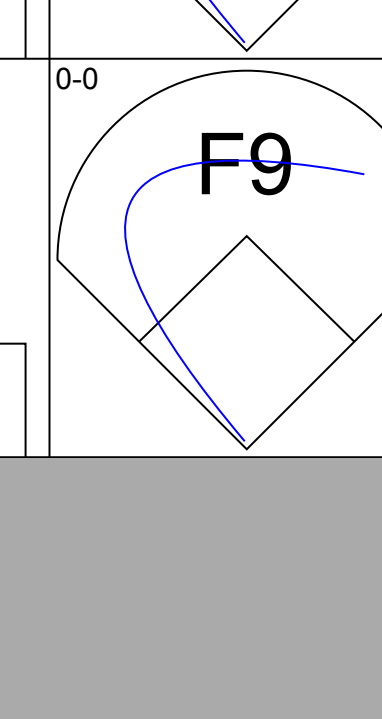
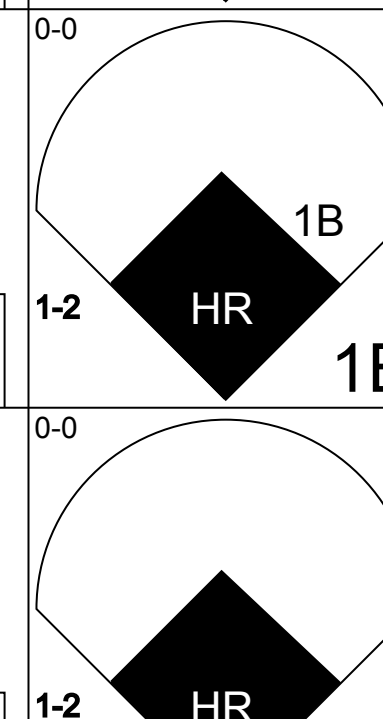
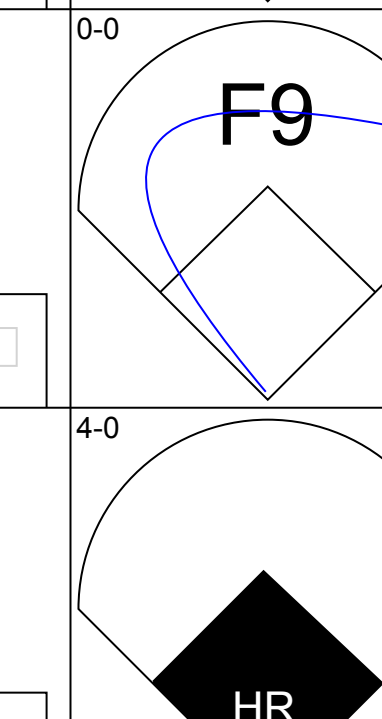
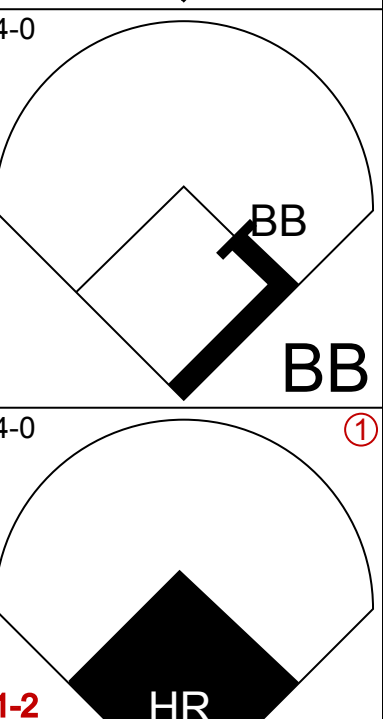

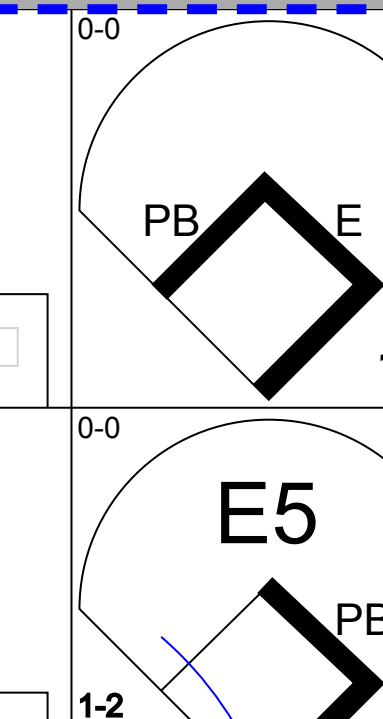
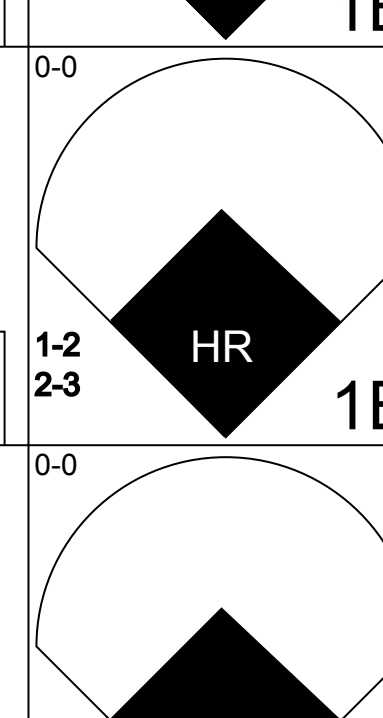
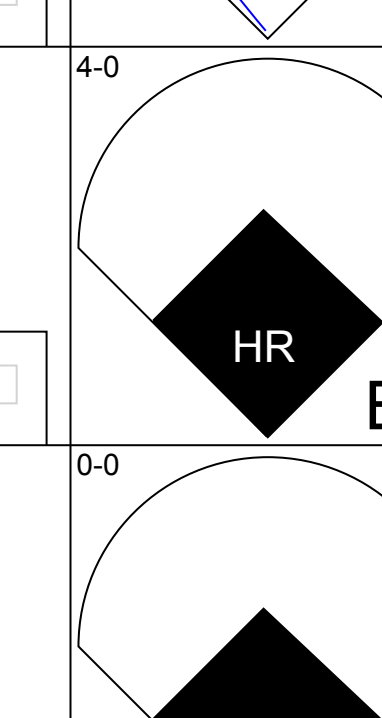
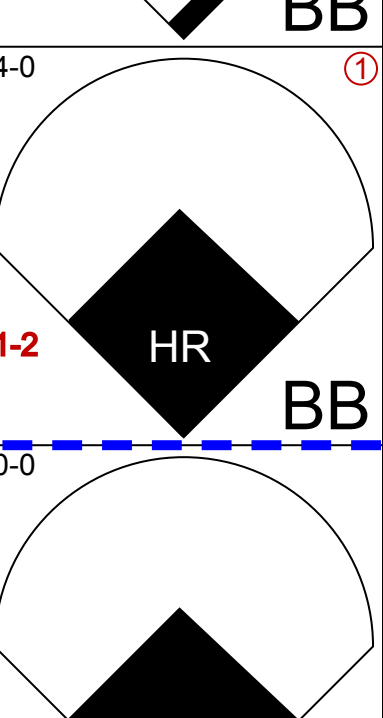

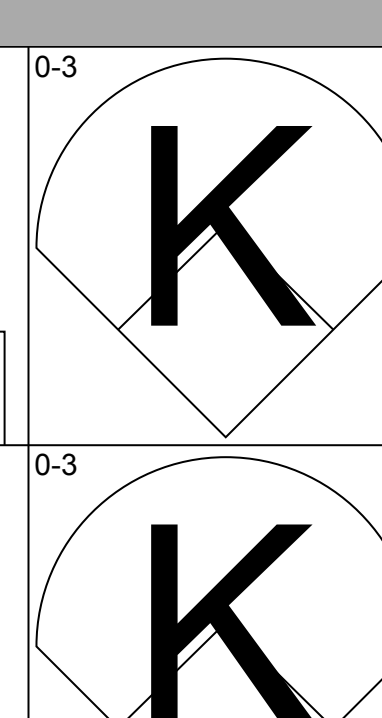
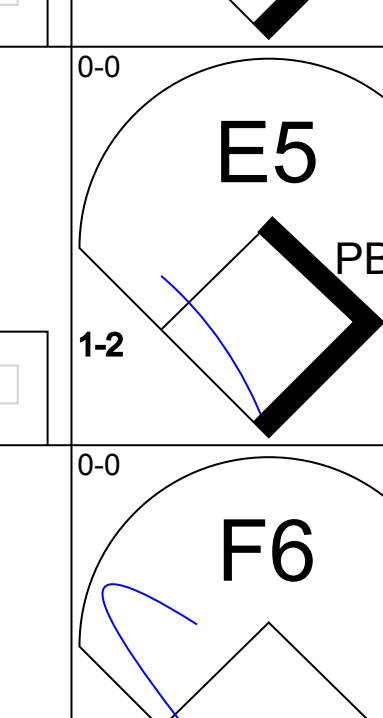
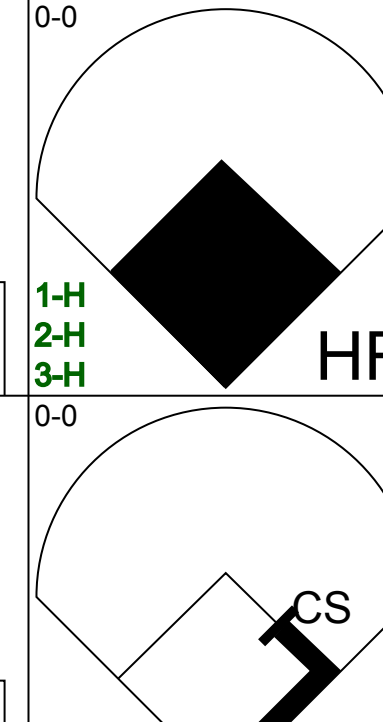
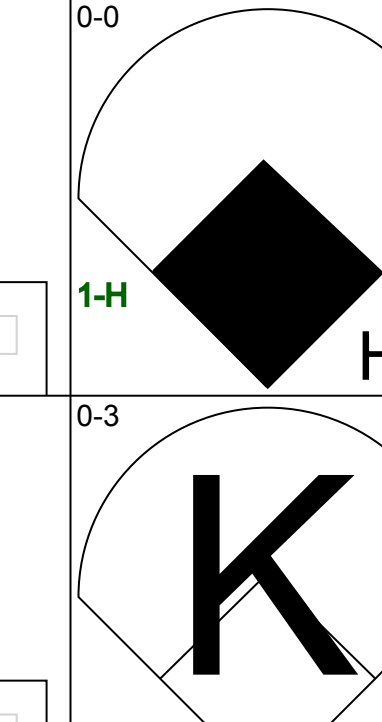
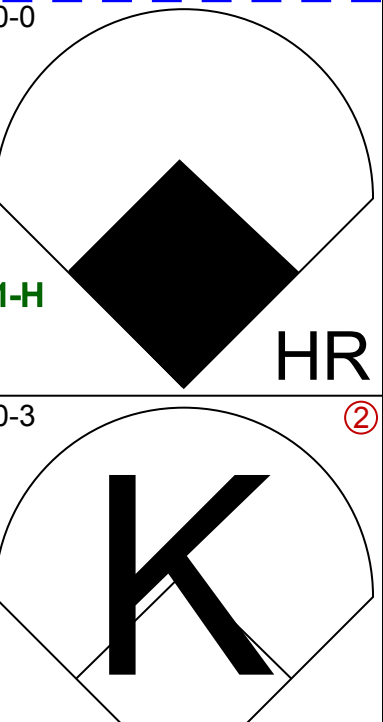

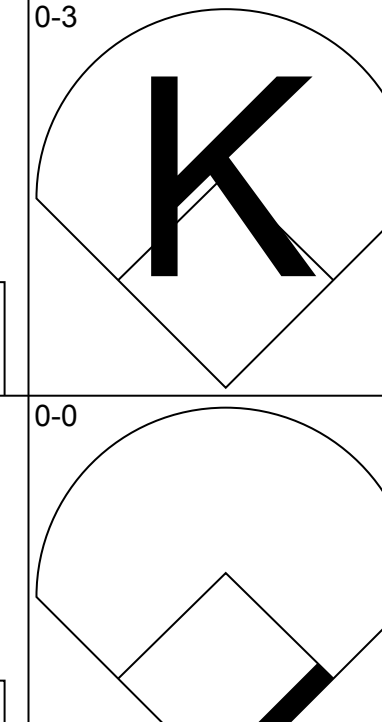
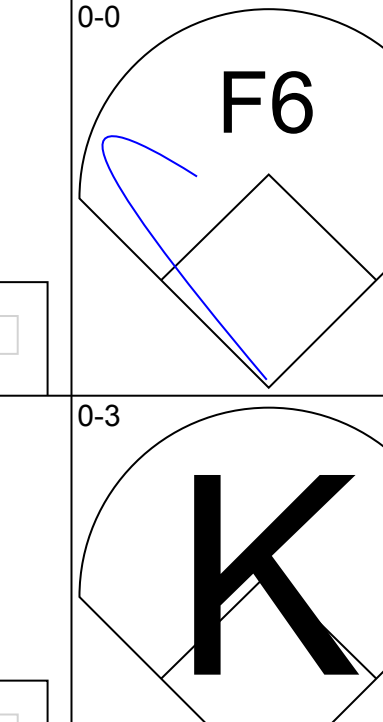
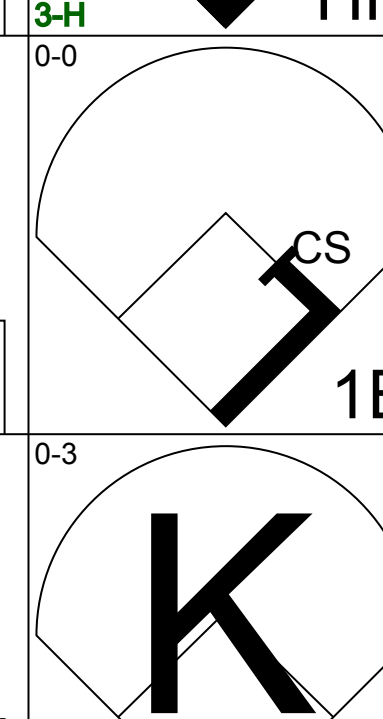
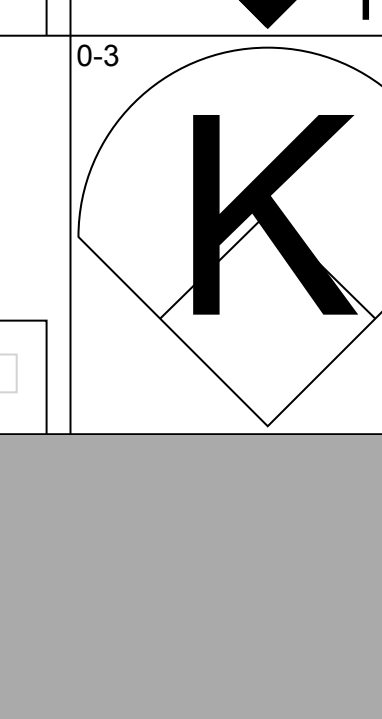
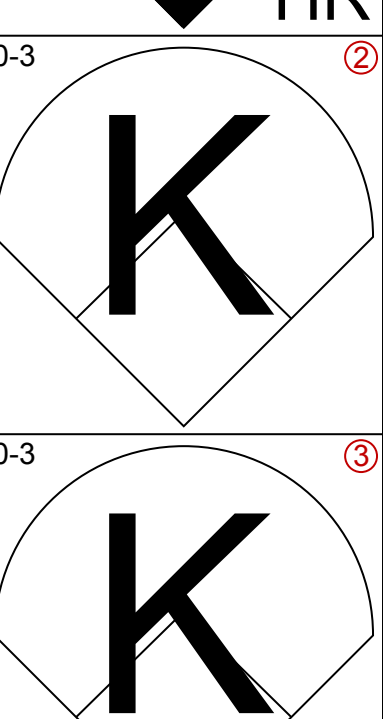
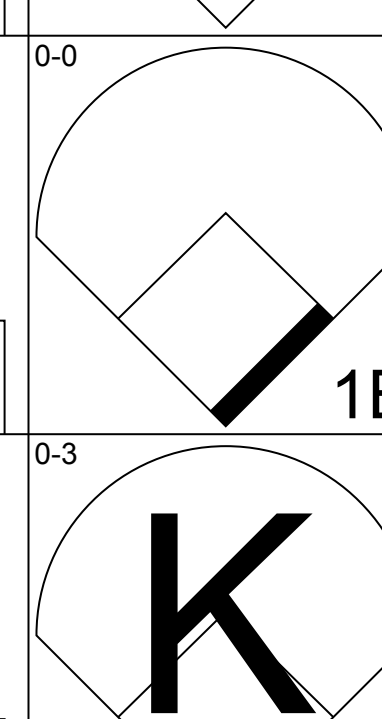
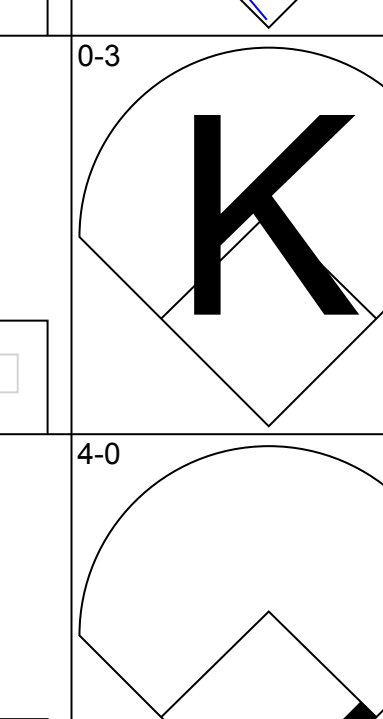
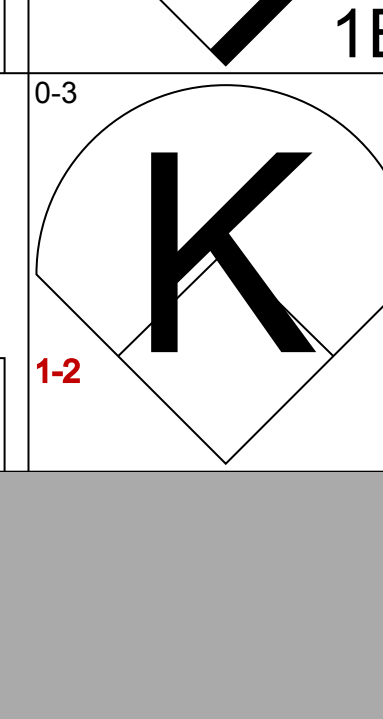
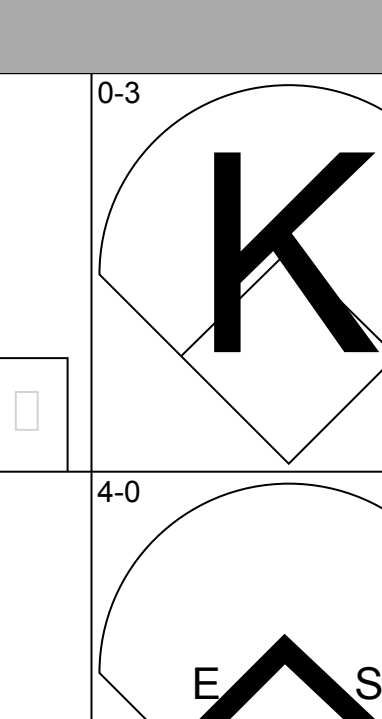
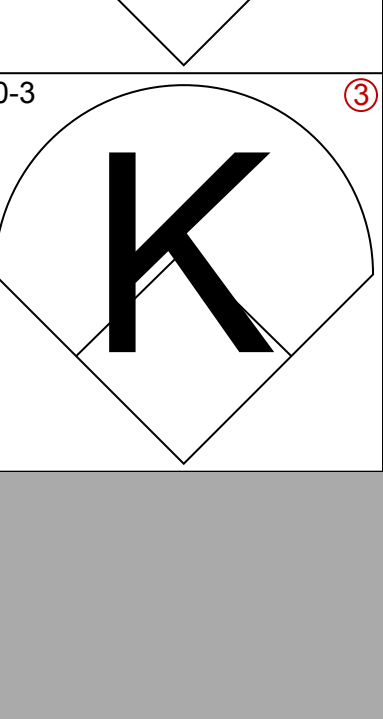
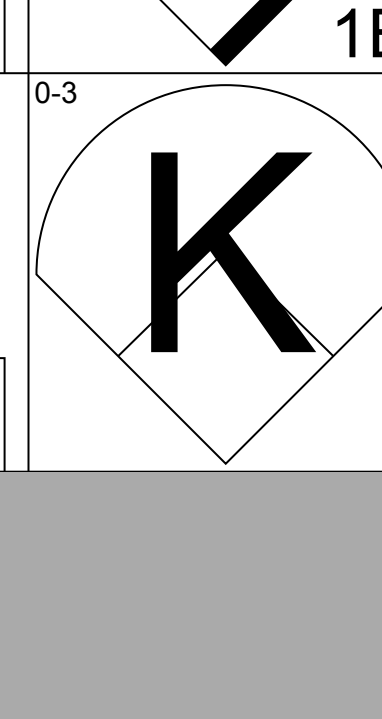
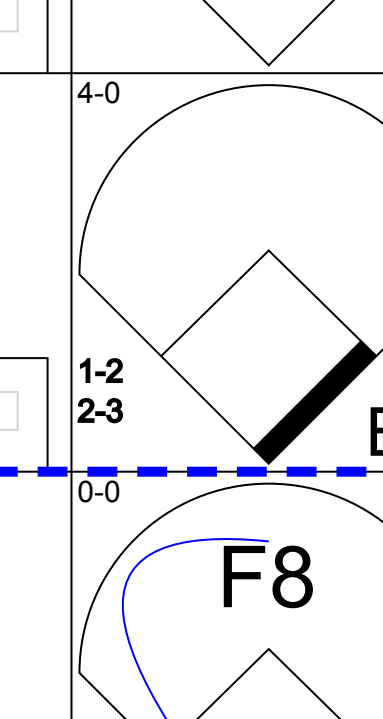
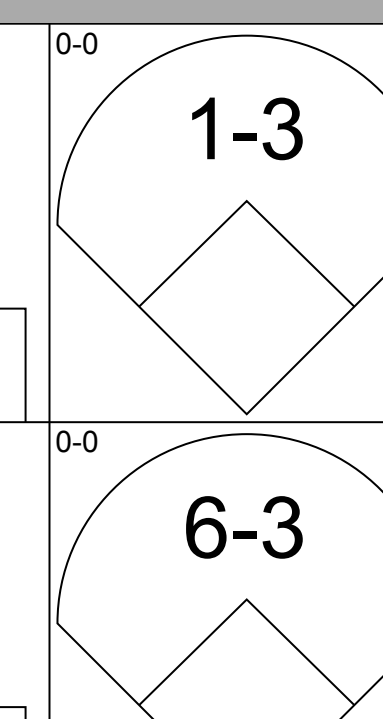
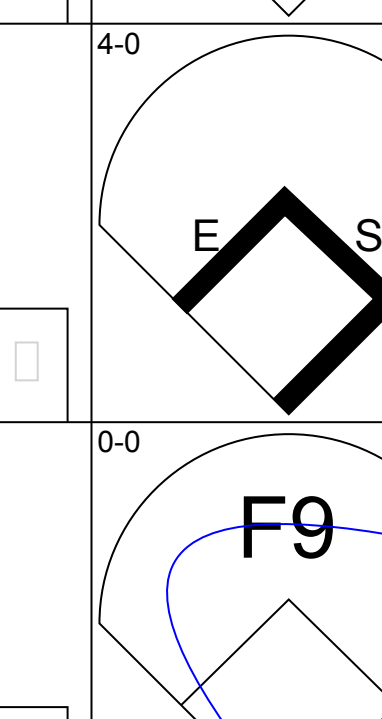
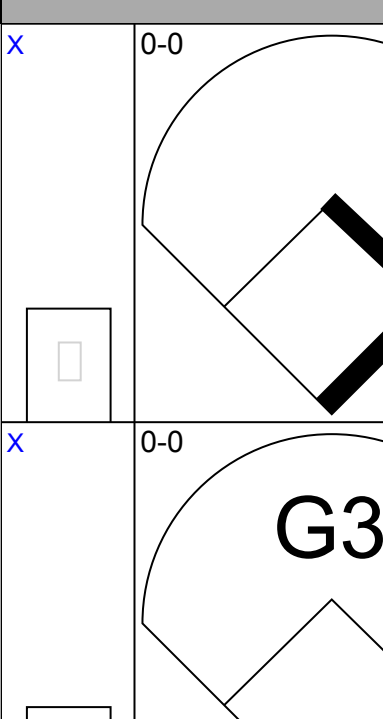
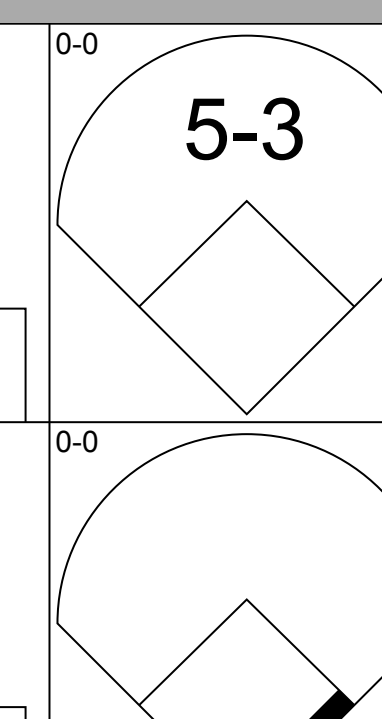
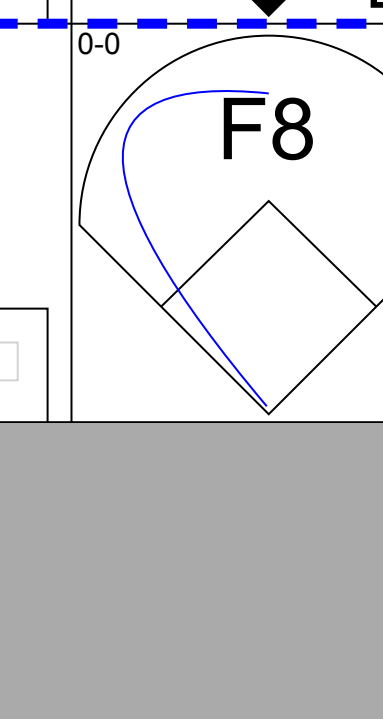
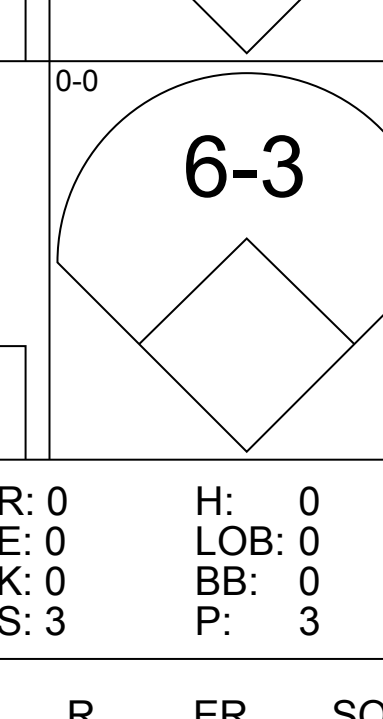
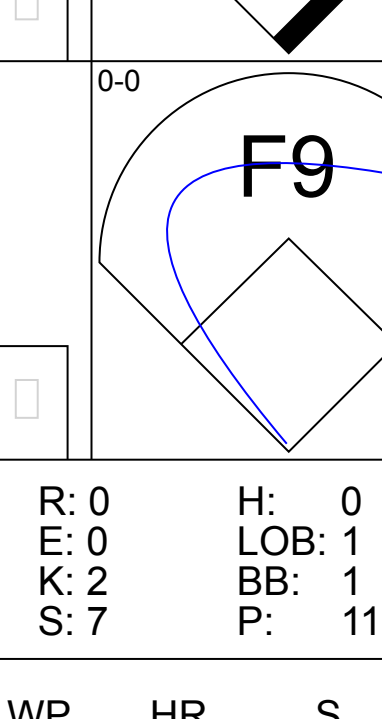
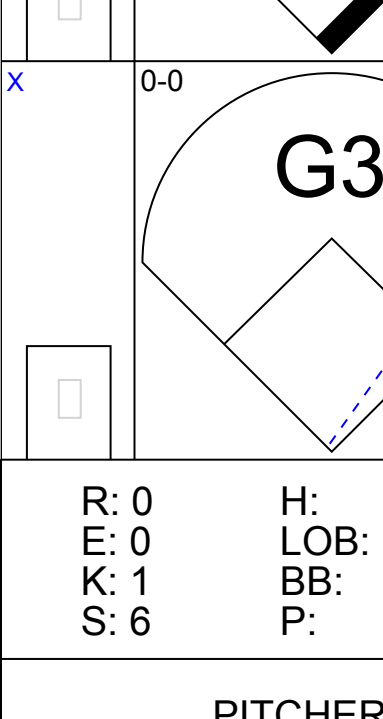
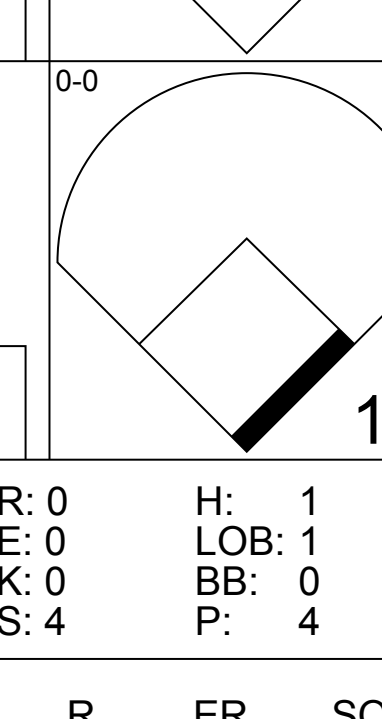
AB	30
R	2
H	7
RBI	1
BB	1
SO	1
LOB	8



Batter	1	2	3	4	5	6	7	8	9	AB	R	H	RBI	BB	SO	LOB	TOP								
Gary Pettis, S OBP: 0.297, SLG: 0.200 (1, 8)	0-3 K	0-0 BLK 1B	4-0 BB		0-0 FC3-6			0-0 SH2-4		3	1	1	0	1	1	1	California Angels @ Oakland Athletics Oakland-Alameda County Coliseum, Oakland, CA Sun Apr 15 1984, 3:33 AM PST Att: 30,193 - Unknown								
Rod Carew, L OBP: 0.417, SLG: 0.455 (1, 3)	0-0 1B	0-0 BB HR 1B	0-0 F7			0-0 G3		0-0 3-4		5	2	2	1	0	0	2									
Fred Lynn, L OBP: 0.294, SLG: 0.391 (1, 9)	0-0 1B	0-0 HR 1B	0-0 G4-6-3			4-0 FC6-4 BB		0-0 3-1		4	1	1	0	1	1	3									
Doug DeCinces, R OBP: 0.260, SLG: 0.370 (1, 5)	0-0 6-3	4-0 BB HR BB		0-3 K		0-0 FC6-4		0-0 4-3 HR 1B		4	2	1	1	1	1	2									
Reggie Jackson, L OBP: 0.282, SLG: 0.514 (1, 10)	0-0 HR	4-0 HR BB		0-0 F6		0-0 F7		0-0 4-3		4	2	1	2	1	0	2									
Brian Downing, R OBP: 0.340, SLG: 0.308 Juan Beniquez, R OBP: 0.348, SLG: 0.522 (1, 7) (8, 7)	1-0 FC4-3 HBP	0-0 HR		0-0 F8			0-0 F8		0-0 HR	3	1	1	4	0	0	0									
Rob Wilfong, L OBP: 0.458, SLG: 0.684 (1, 4)	0-0 FC4-3				0-0 4-3			0-0 3-1		5	1	1	1	0	0	1									
Bob Boone, R OBP: 0.146, SLG: 0.154 (1, 2)		6-3			0-0 F8			0-0 F4		5	0	1	0	0	0	0									
Dick Schofield, R OBP: 0.325, SLG: 0.333 (1, 6)								0-0 SH2-4 2B		4	1	3	0	0	0	1									
Inning Stats	R: 3 E: 0 K: 1 S: 8	H: 3 LOB: 1 BB: 0 P: 9	R: 7 E: 0 K: 1 S: 11	H: 6 LOB: 1 BB: 2 P: 19	R: 0 E: 0 K: 0 S: 2	H: 0 LOB: 0 BB: 1 P: 6	R: 0 E: 0 K: 1 S: 5	H: 0 LOB: 0 BB: 0 P: 5	R: 0 E: 0 K: 0 S: 4	H: 1 LOB: 1 BB: 0 P: 4	R: 0 E: 0 K: 0 S: 3	H: 0 LOB: 0 BB: 0 P: 7	R: 0 E: 0 K: 0 S: 3	H: 0 LOB: 0 BB: 0 P: 3	R: 0 E: 0 K: 0 S: 4	H: 1 LOB: 1 BB: 0 P: 4	R: 2 E: 0 K: 0 S: 5	H: 2 LOB: 0 BB: 0 P: 5	1B: 8 2B: 1 3B: 0 HR: 4	SF: 0 SAC: 1 DP: 1 HBP: 1	WP: 0 PB: 0 SB: 1 CS: 0	PA: 44			
PITCHER	IP	WLS	BF	H	R	ER	SO	BB	IBB	HBP	BLK	WP	HR	S	P	ERA	WHIP								
Lary Sorensen, R ERA: 4.96 (1, 1)	1.1	L	11	6	6	6	1	0	0	1	1	0	1	12	13	40.50	4.500								
Chris Codiroli, R ERA: 8.53 (2, 1)	0.1		6	3	4	4	1	2	0	0	0	0	2	6	14	108.00	15.000								
Keith Atherton, R ERA: (2, 1)	5.2		20	2	0	0	1	2	0	0	0	0	0	20	28	0.00	0.706								
Tom Burgmeier, L ERA: 4.5 (8, 1)	1.2		7	2	2	2	0	0	0	0	0	0	1	7	7	10.80	1.200								

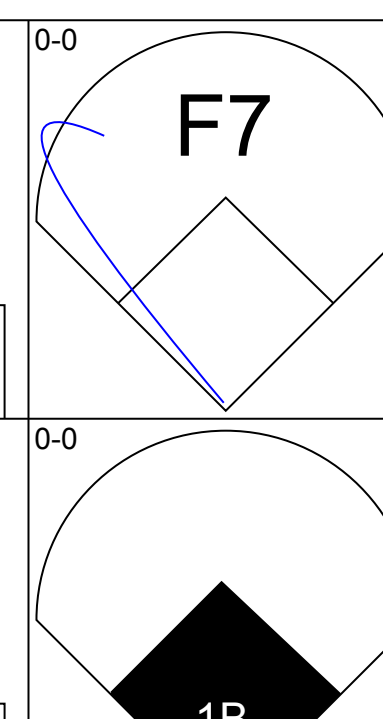
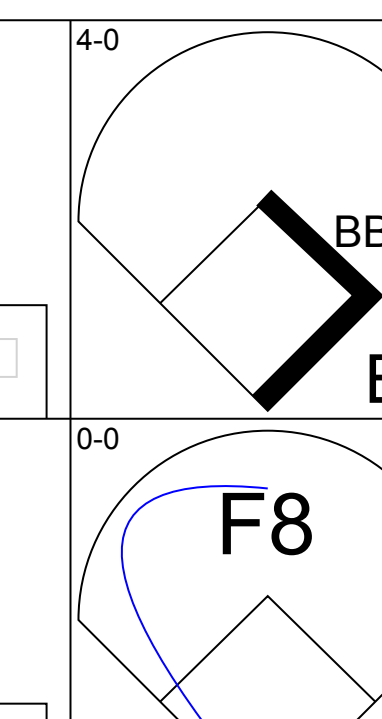
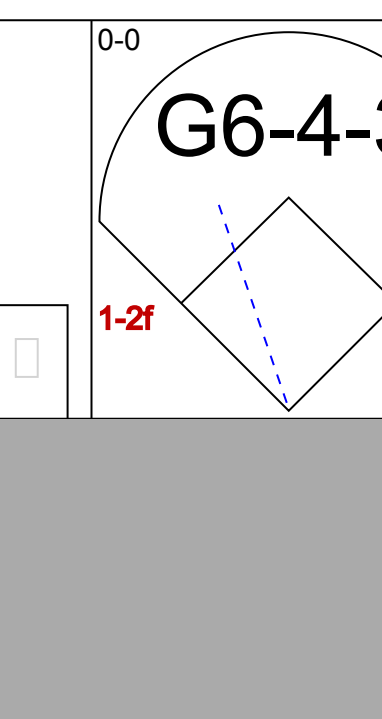
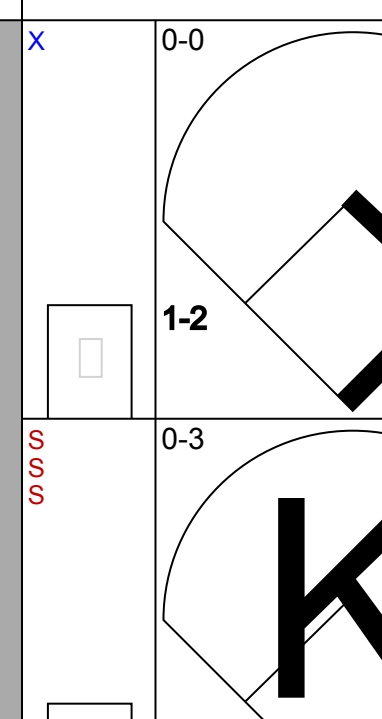
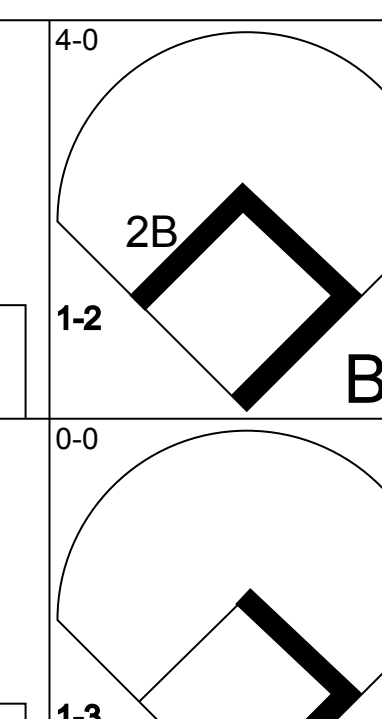
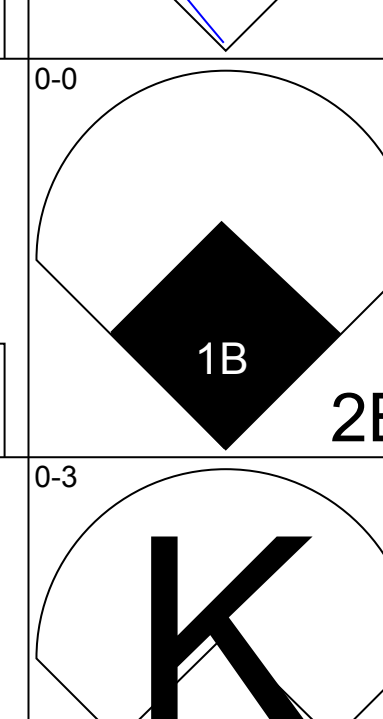
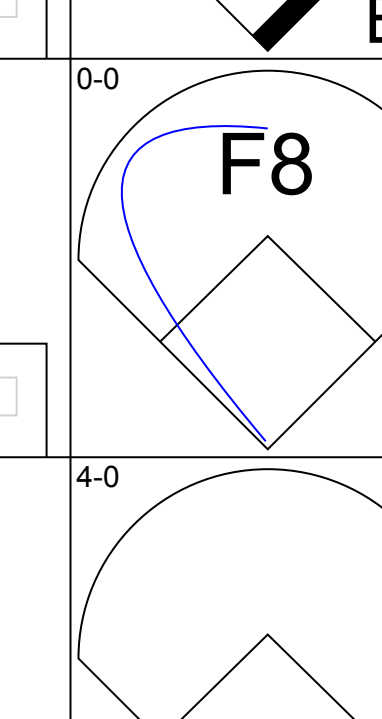
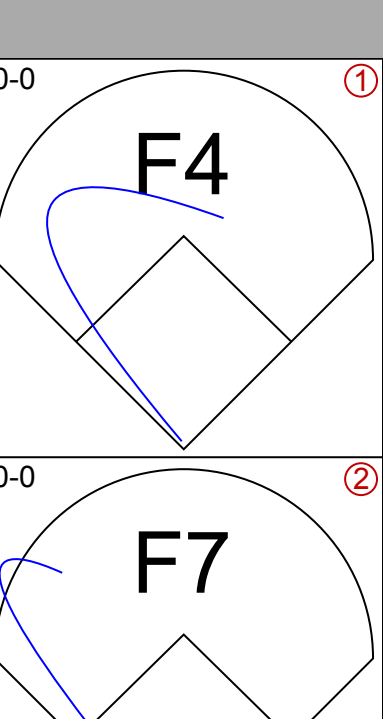
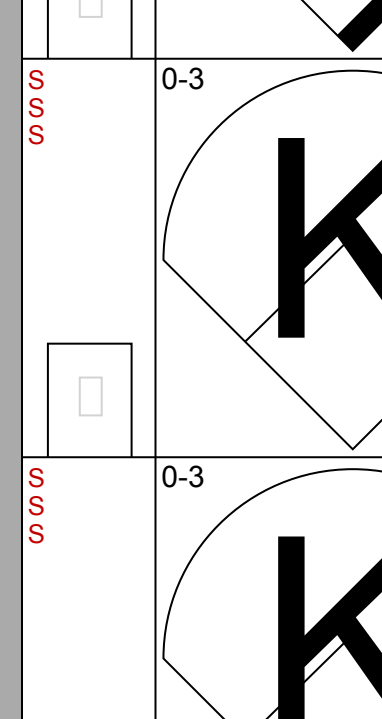
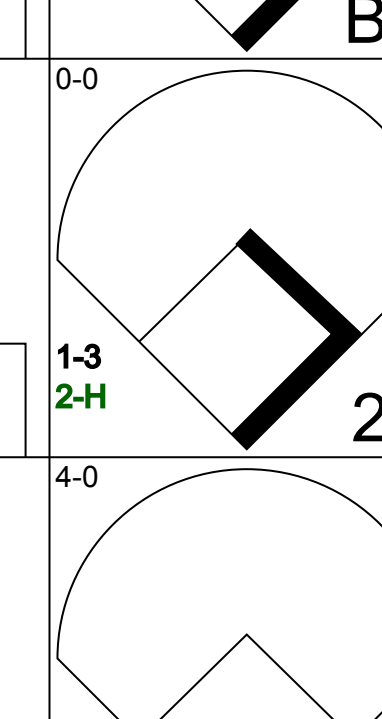

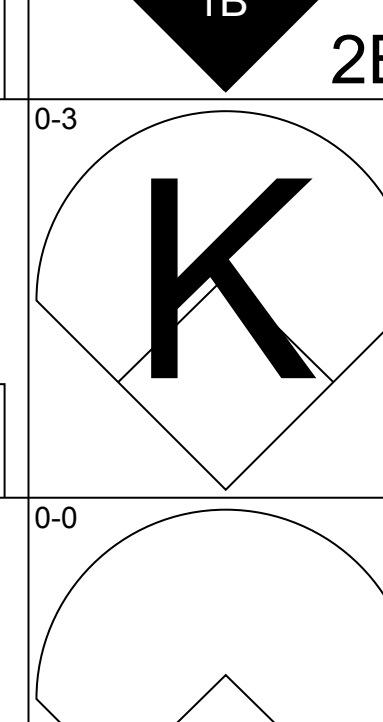
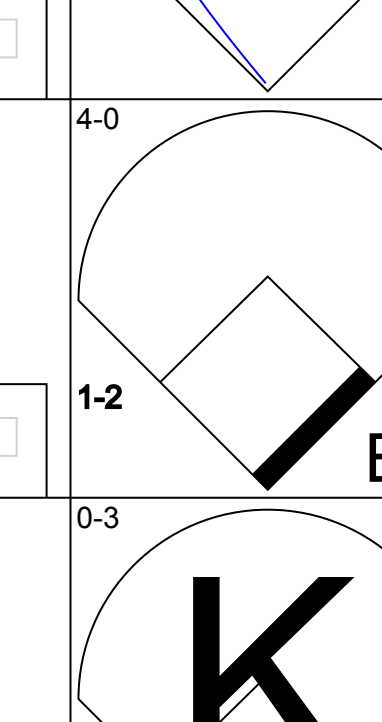
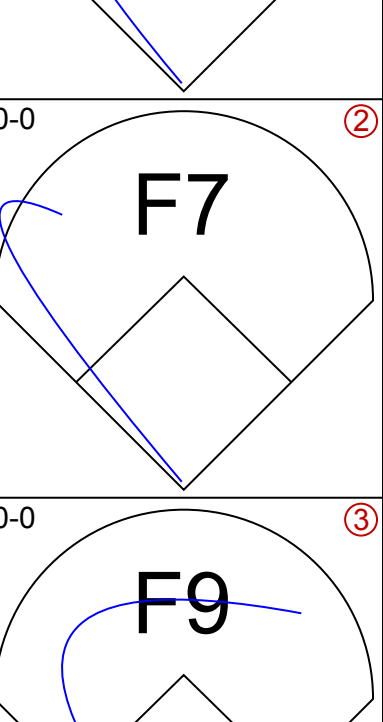
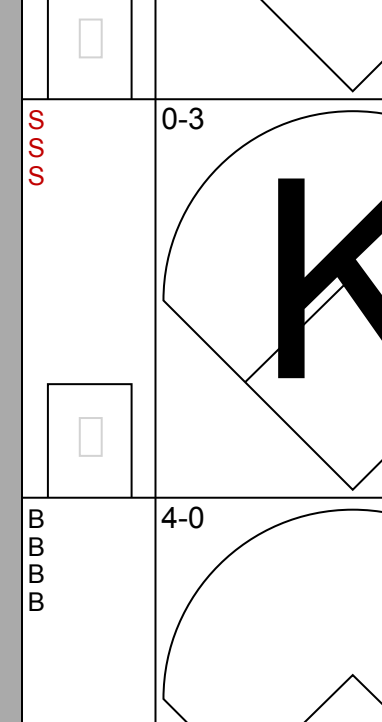
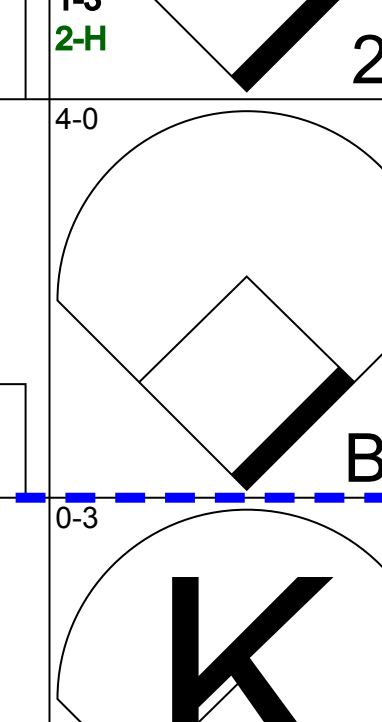

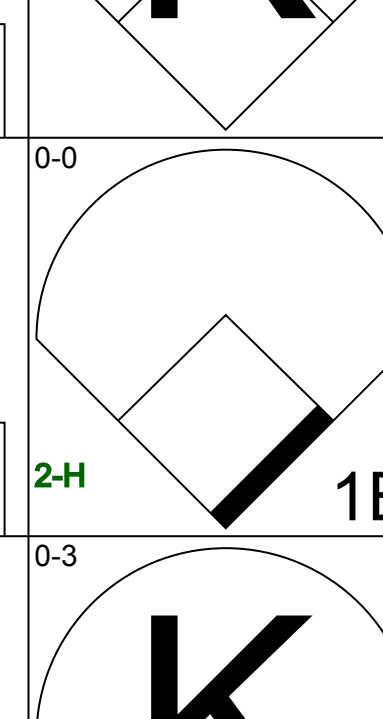
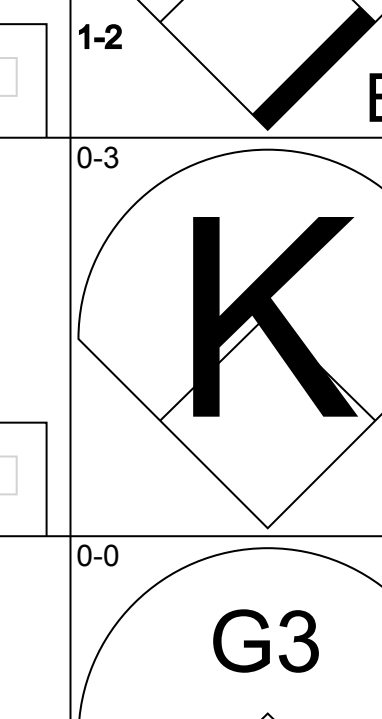
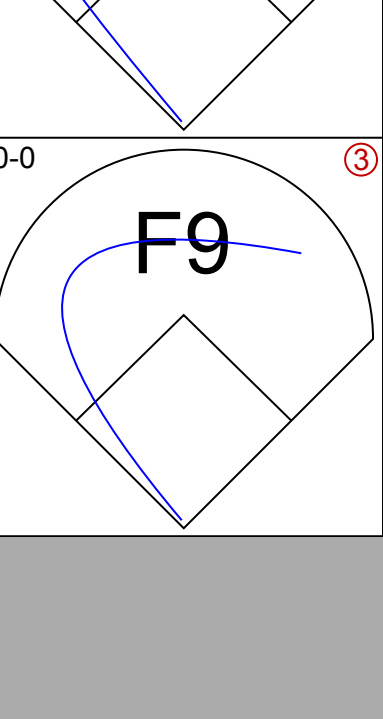
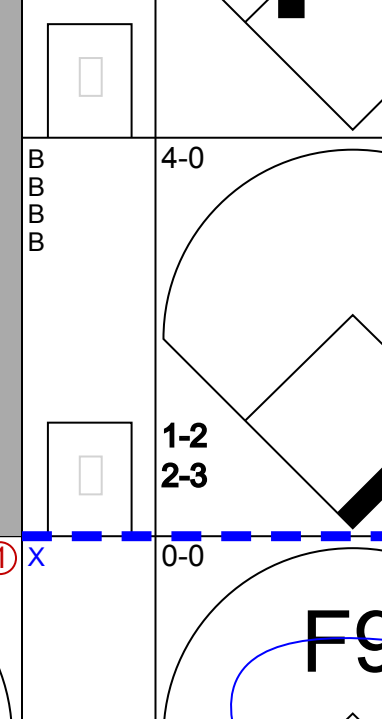
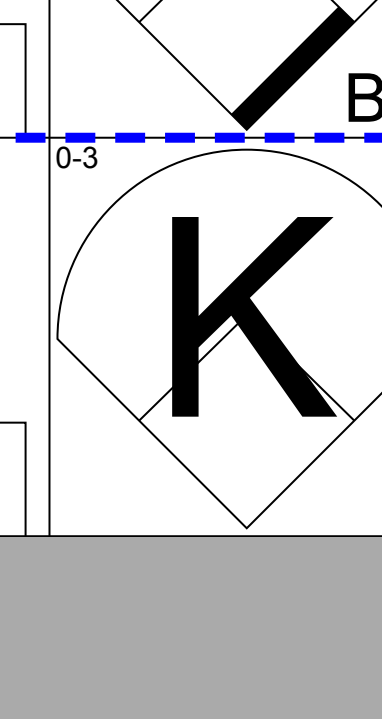
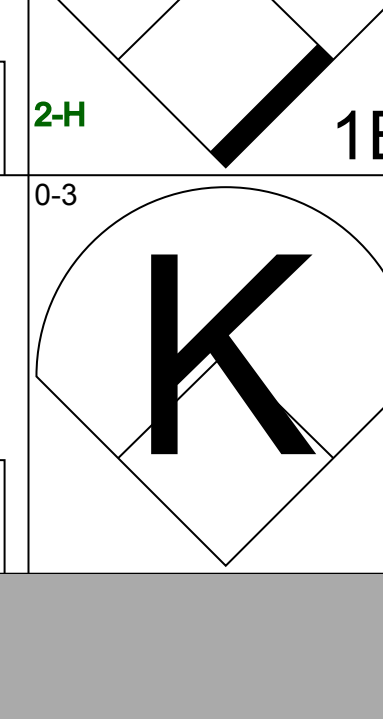
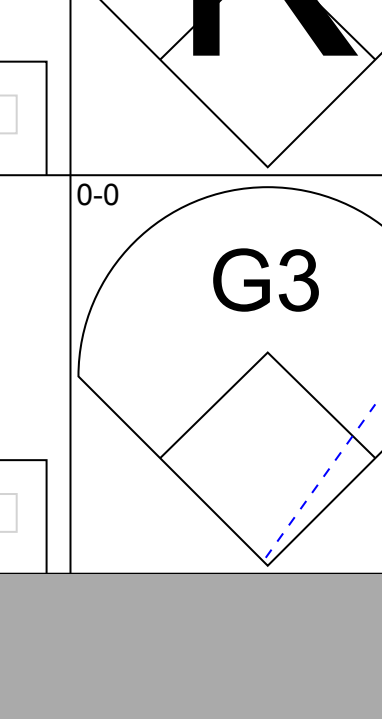

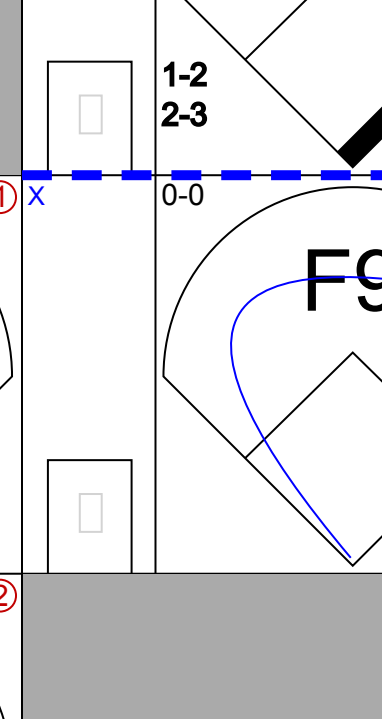
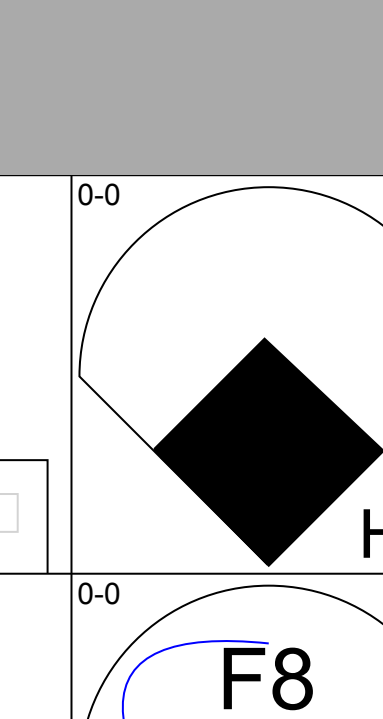
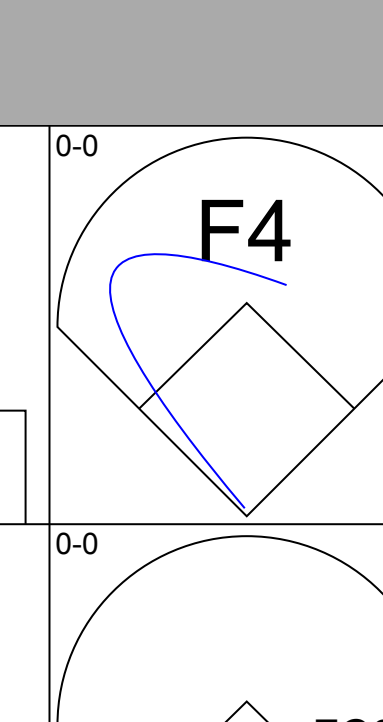
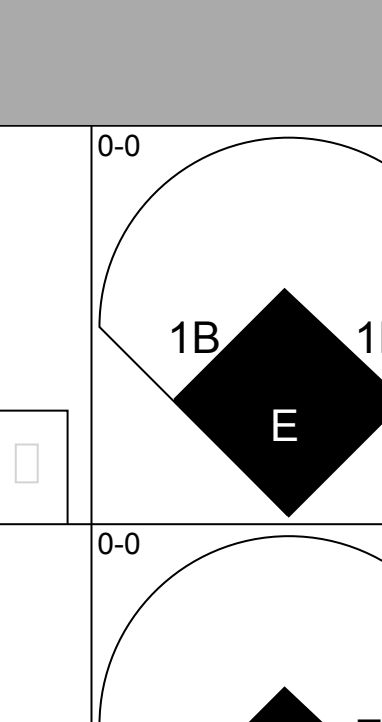
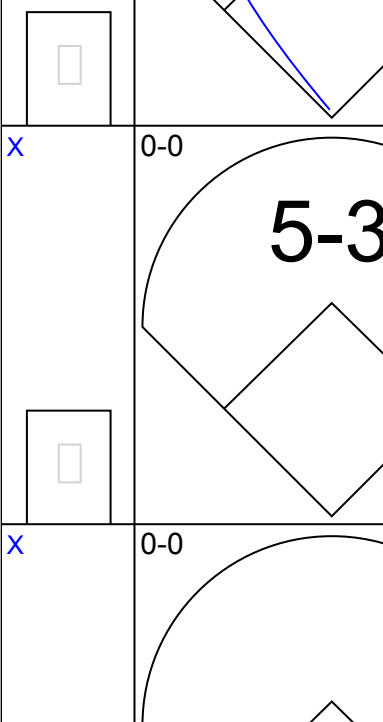
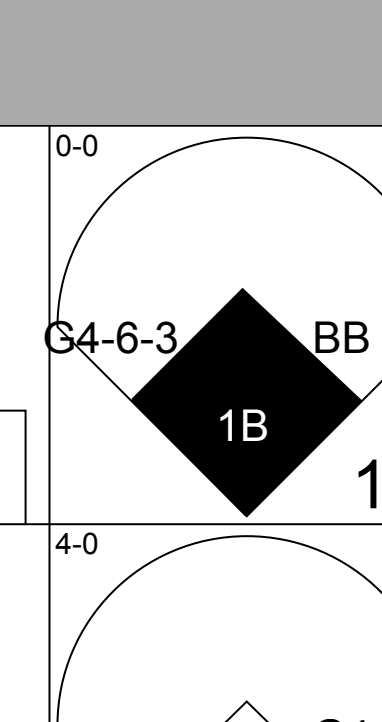
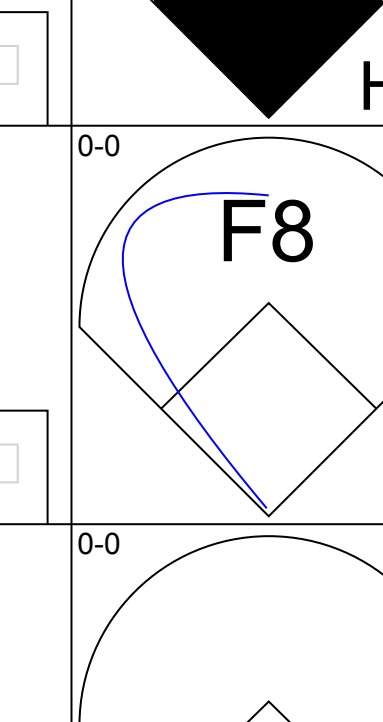
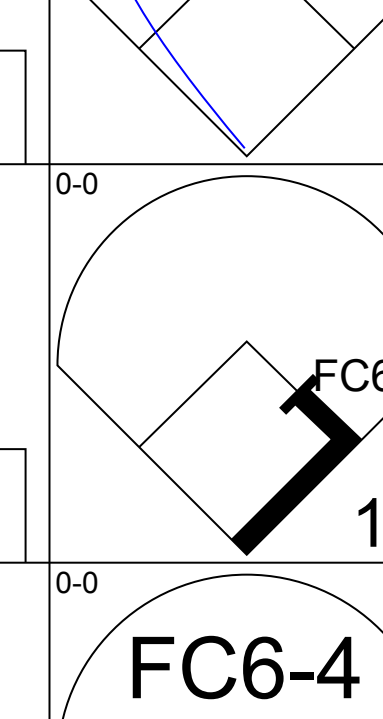
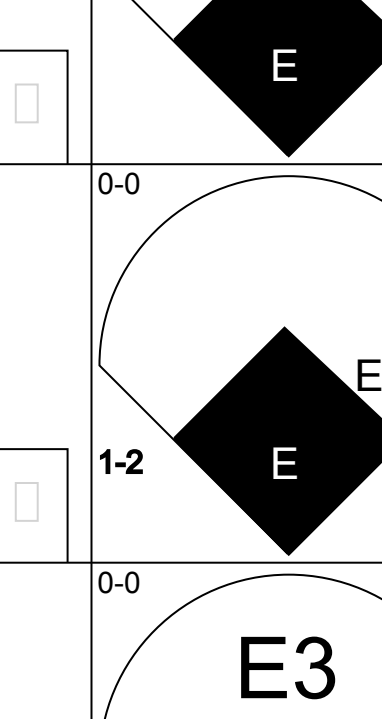
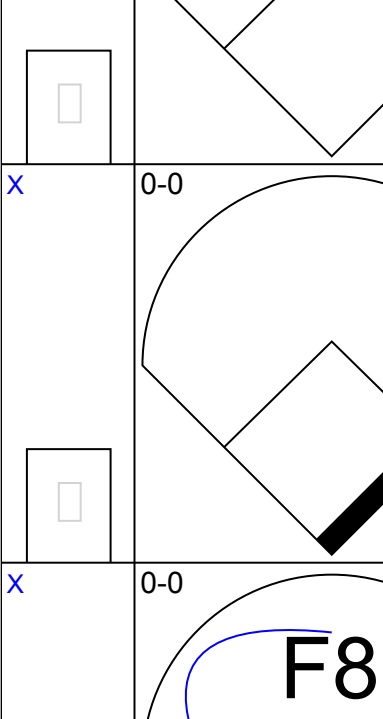
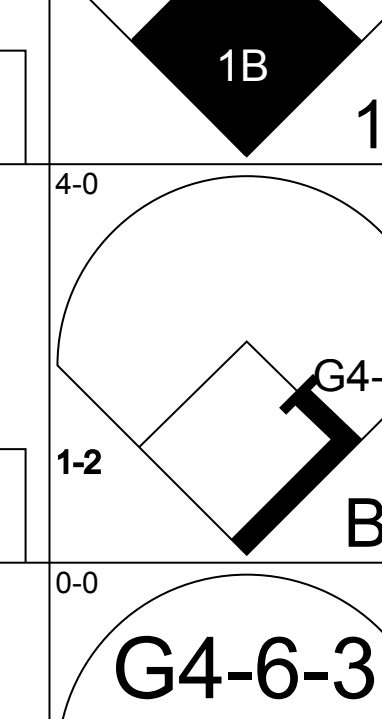
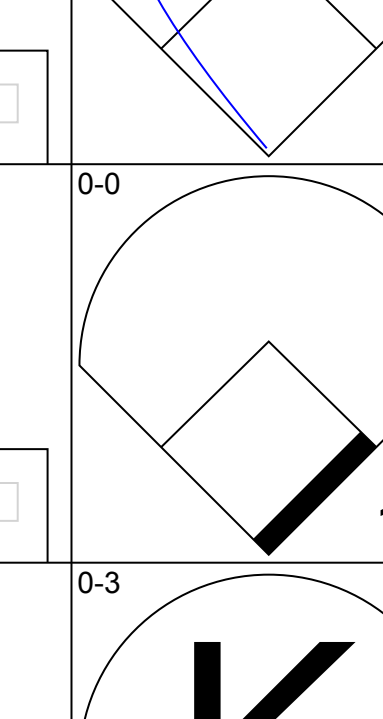
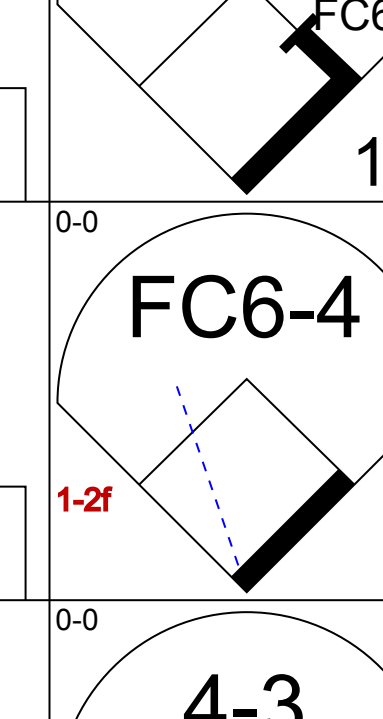
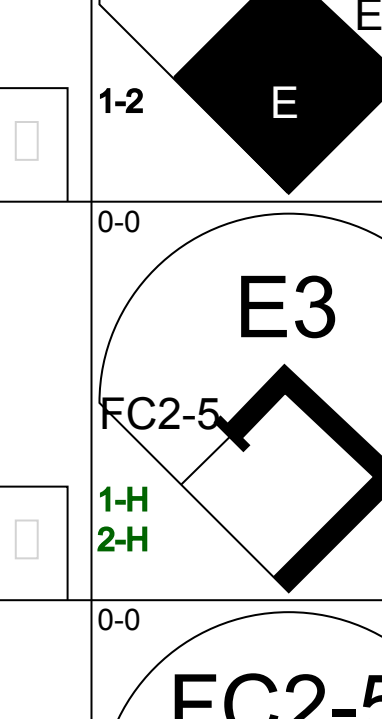
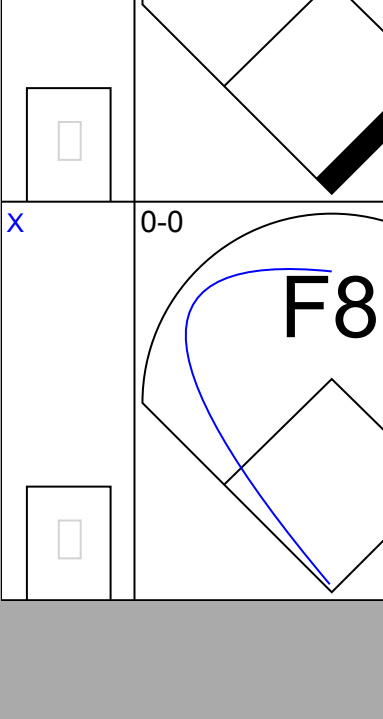
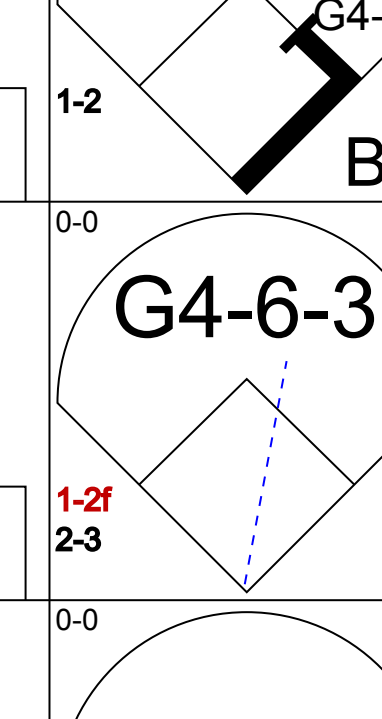
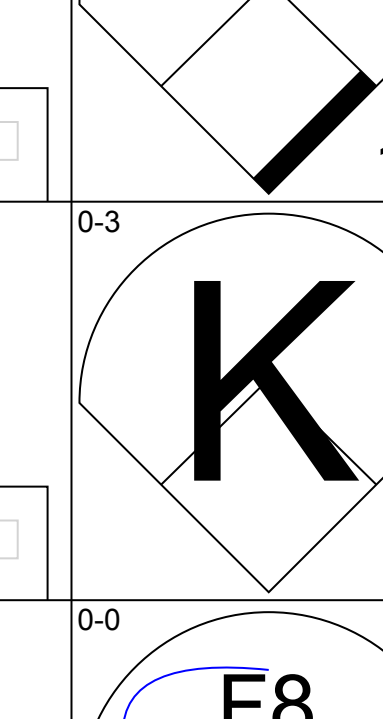
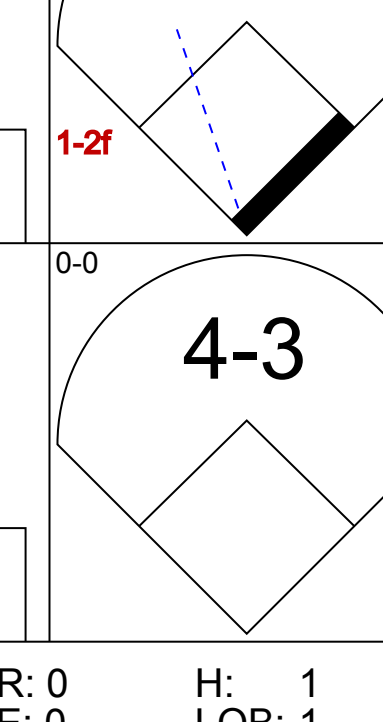
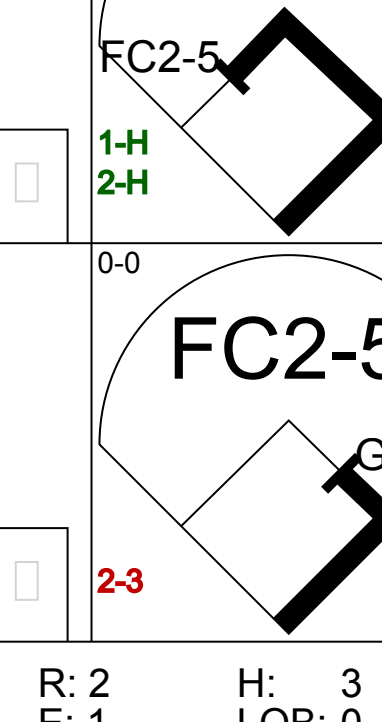
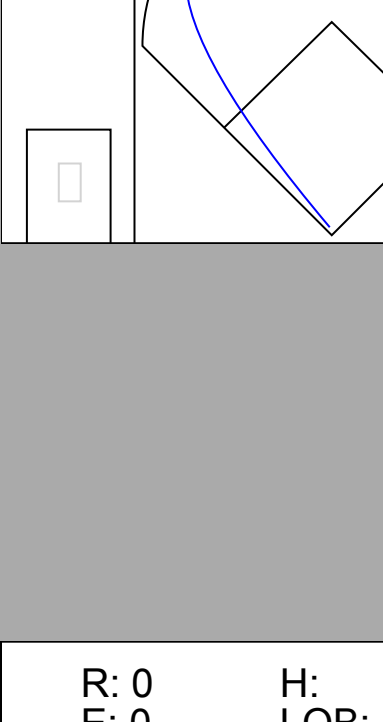
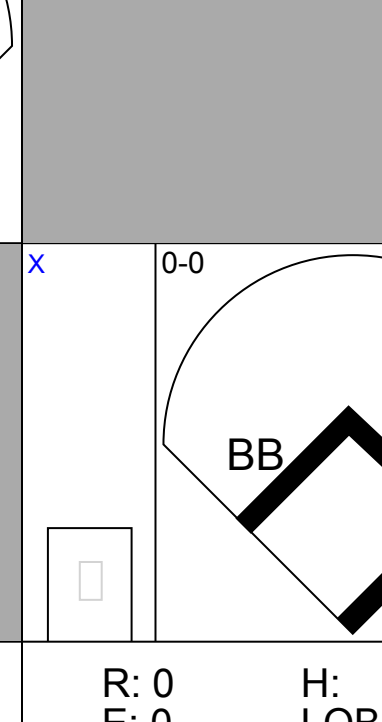
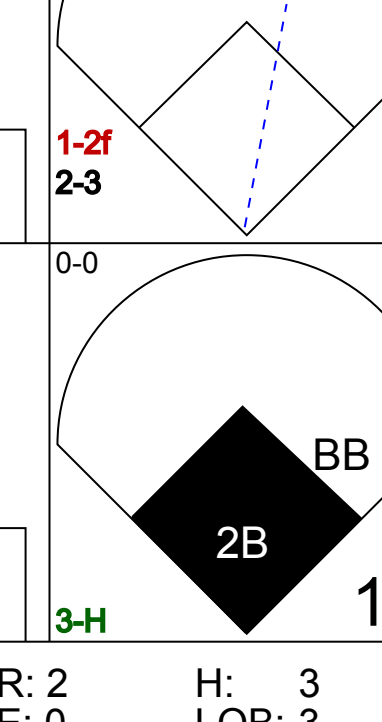
Batter	1	2	3	4	5	6	7	8	9	AB	R	H	RBI	BB	SO	LOB	BOTTOM								
Rickey Henderson, R OBP: 0.426, SLG: 0.561 (1, 7)	0-3 K		0-3 K		4-0 BB 1B SF7	0-0 G3	0-0 G3			4	1	0	1	1	2	2	California Angels @ Oakland Athletics Oakland-Alameda County Coliseum, Oakland, CA Sun Apr 15 1984, 3:33 AM PST Att: 30,193 - Unknown								
Dwayne Murphy, L OBP: 0.343, SLG: 0.267 (1, 8)	4-0 1B		0-0 FC5-4 1B		0-0 BB 1B	0-0 1B		0-0 1-3		4	1	3	1	1	0	0									
Joe Morgan, L OBP: 0.421, SLG: 0.400 (1, 4)	0-0 4-3		0-0 FC5-4 1B		0-0 F3	0-0 BB 1B		0-0 E6		5	1	1	0	0	0	5									
Carney Lansford, R OBP: 0.304, SLG: 0.400 (1, 5)		0-0 F9		0-0 FC1-6 1B	4-0 1-2 2-3 BB	0-0 BB 1B		0-0 F8		4	1	2	1	1	0	1									
Bruce Bochte, L OBP: 0.395, SLG: 0.310 (1, 3)		0-0 F6		0-0 FC1-6 2B SF9	0-0 SF7	4-0 1-2 2-3 BB		0-0 4-3		3	1	0	1	1	0	2									
Davey Lopes, R OBP: 0.351, SLG: 0.545 (1, 10)		0-0 FC6-4 1B		0-0 2B 2B	0-0 6-3	0-0 1-2 2-3 BB		0-0 1-4-3		5	1	3	2	0	0	2									
Mike Davis, L OBP: 0.250, SLG: 0.188 (1, 9)		0-0 FC6-4		0-0 SF9		0-0 K		0-0 K		4	0	0	1	0	2	3									
Mike Heath, R OBP: 0.333, SLG: 0.387 (1, 2)			0-0 3-1		0-0 2B	0-0 WP G3 1B		0-0 1-3		5	1	2	1	0	0	0									
Tony Phillips, S OBP: 0.182, SLG: 0.182 (1, 6)			0-0 1B		0-3 K	0-0 G3 WP 1B		0-0 F6		4	1	2	0	0	1	1									
Inning Stats	R: 0 E: 0 K: 1 S: 4	H: 0 LOB: 0 BB: 1 P: 8	R: 0 E: 0 K: 0 S: 4	H: 1 LOB: 1 BB: 0 P: 4	R: 0 E: 0 K: 1 S: 7	H: 2 LOB: 2 BB: 0 P: 7	R: 2 E: 0 K: 1 S: 8	H: 3 LOB: 1 BB: 0 P: 8	R: 1 E: 0 K: 0 S: 4	H: 1 LOB: 2 BB: 2 P: 12	R: 5 E: 0 K: 1 S: 11	H: 6 LOB: 2 BB: 1 P: 15	R: 0 E: 0 K: 0 S: 3	H: 0 LOB: 0 BB: 0 P: 3	R: 0 E: 1 K: 0 S: 4	H: 0 LOB: 1 BB: 0 P: 4	R: 0 E: 0 K: 1 S: 5	H: 0 LOB: 0 BB: 0 P: 5	1B: 11 2B: 3 3B: 0 HR: 0	SF: 2 SAC: 0 DP: 1 HBP: 0	WP: 1 PB: 0 SB: 0 CS: 0	PA: 44			
PITCHER	IP	WLS	BF	H	R	ER	SO	BB	IBB	HBP	BLK	WP	HR	S	P	ERA	WHIP								
Mike Witt, R ERA: 6.75 (1, 1)	5.2	W	29	10	6	6	4	3	0	0	0	1	0	34	46	9.53	2.294								
Jim Slaton, R ERA: 12.0 (6, 1)	0.0		4	3	2	2	0	1	0	0	0	0	0	3	7	∞	∞								
Doug Corbett, R ERA: (6, 1)	3.1	S	11	0	0	0	1	0	0	0	0	0	0	13	13	0.00	0.000								



Batter	1	2	3	4	5	6	7	8	9	AB	R	H	RBI	BB	SO	LOB	TOP				
Rickey Henderson, R OBP: 0.385, SLG: 0.500 (1, 7)										5	0	0	0	0	2	3	<p>Oakland Athletics @ Seattle Mariners</p> <p>The Kingdome, Seattle, WA</p> <p>Mon Apr 16 1984, 9:05 PM EST</p> <p>Att: 13,912 - Unknown</p>				
Joe Morgan, L OBP: 0.442, SLG: 0.500 Tony Phillips, S OBP: 0.182, SLG: 0.182 (1, 4) (8, 4)										4	2	2	1	1	0	1					
Dave Lopes, R OBP: 0.381, SLG: 0.541 (1, 9)										4	1	2	0	1	1	2					
Carney Lansford, R OBP: 0.333, SLG: 0.396 (1, 5)										3	3	1	0	2	1	1					
Dave Kingman, R OBP: 0.270, SLG: 0.600 (1, 10)										5	3	3	8	0	1	2					
Bill Almon, R OBP: 0.214, SLG: 0.214 (1, 3)										5	0	2	0	0	3	2					
Dwayne Murphy, L OBP: 0.325, SLG: 0.235 (1, 8)										4	0	0	0	1	4	2					
Mike Heath, R OBP: 0.342, SLG: 0.400 (1, 2)										4	0	1	0	1	0	3					
Donnie Hill, S OBP: 0.172, SLG: 0.179 (1, 6)										4	0	1	0	0	0	2					
Inning Stats	R: 4 E: 0 K: 2 S: 11	H: 5 LOB: 1 BB: 0 P: 11	R: 0 E: 0 K: 0 S: 3	H: 0 LOB: 0 BB: 0 P: 3	R: 2 E: 0 K: 1 S: 6	H: 1 LOB: 1 BB: 1 P: 10	R: 0 E: 0 K: 2 S: 7	H: 0 LOB: 1 BB: 1 P: 11	R: 3 E: 0 K: 2 S: 8	H: 2 LOB: 0 BB: 2 P: 16	R: 0 E: 0 K: 1 S: 6	H: 1 LOB: 2 BB: 1 P: 10	R: 0 E: 0 K: 3 S: 10	H: 1 LOB: 1 BB: 0 P: 10	R: 0 E: 0 K: 0 S: 4	H: 1 LOB: 3 BB: 1 P: 11		1B: 7 2B: 2 3B: 0 HR: 4	SF: 0 SAC: 0 DP: 1 HBP: 0	WP: 0 PB: 1 SB: 1 CS: 1	PA: 44
PITCHER	IP WLS BF H R ER SO BB IBB HBP BLK WP HR S P ERA WHIP	IP WLS BF H R ER SO BB IBB HBP BLK WP HR S P ERA WHIP	IP WLS BF H R ER SO BB IBB HBP BLK WP HR S P ERA WHIP	IP WLS BF H R ER SO BB IBB HBP BLK WP HR S P ERA WHIP	IP WLS BF H R ER SO BB IBB HBP BLK WP HR S P ERA WHIP	IP WLS BF H R ER SO BB IBB HBP BLK WP HR S P ERA WHIP	IP WLS BF H R ER SO BB IBB HBP BLK WP HR S P ERA WHIP	IP WLS BF H R ER SO BB IBB HBP BLK WP HR S P ERA WHIP	IP WLS BF H R ER SO BB IBB HBP BLK WP HR S P ERA WHIP	IP WLS BF H R ER SO BB IBB HBP BLK WP HR S P ERA WHIP	IP WLS BF H R ER SO BB IBB HBP BLK WP HR S P ERA WHIP	IP WLS BF H R ER SO BB IBB HBP BLK WP HR S P ERA WHIP	IP WLS BF H R ER SO BB IBB HBP BLK WP HR S P ERA WHIP	IP WLS BF H R ER SO BB IBB HBP BLK WP HR S P ERA WHIP	IP WLS BF H R ER SO BB IBB HBP BLK WP HR S P ERA WHIP	IP WLS BF H R ER SO BB IBB HBP BLK WP HR S P ERA WHIP	IP WLS BF H R ER SO BB IBB HBP BLK WP HR S P ERA WHIP	IP WLS BF H R ER SO BB IBB HBP BLK WP HR S P ERA WHIP	IP WLS BF H R ER SO BB IBB HBP BLK WP HR S P ERA WHIP	IP WLS BF H R ER SO BB IBB HBP BLK WP HR S P ERA WHIP	
Matt Young, L ERA: 5.19 (1, 1)	4.1 L 22	7 8 8 5	4 1 1 6	1 0 0 0	0 0 0 0	0 1 27 31	2.46 1.364	0.00 3.000	0.00 0.000												
Ed Varde Berg, L ERA: 1.35 (5, 1)	3.2 5 1 0	1 0 0 1	0 0 0 0	0 0 0 0	0 0 0 0	0 0 6 10	0.00 3.000														
Paul Mirabella, L ERA: (9, 1)	0.2 1 0 0	0 0 0 0	0 0 0 0	0 0 0 0	0 0 0 0	0 0 1 1	0.00 0.000														
Mike Stanton, R ERA: 3.18 (9, 1)	0.1 1 0 0	0 0 0 0	0 0 0 0	0 0 0 0	0 0 0 0	0 0 1 1	0.00 0.000														

AB	38
R	9
H	12
RBI	9
BB	6
SO	12
LOB	18



Batter	1	2	3	4	5	6	7	8	9	AB	R	H	RBI	BB	SO	LOB	BOTTOM					
Jack Perconte, L OBP: 0.429, SLG: 0.488 (1, 4)										3	0	1	0	2	0	1	<p>Oakland Athletics @ Seattle Mariners</p> <p>The Kingdome, Seattle, WA</p> <p>Mon Apr 16 1984, 9:05 PM EST</p> <p>Att: 13,912 - Unknown</p>					
Barry Bonnell, R OBP: 0.424, SLG: 0.370 (1, 5)										5	1	2	1	0	1	3						
Gorman Thomas, R OBP: 0.333, SLG: 0.289 (1, 7)										3	0	0	0	2	2	3						
Pat Putnam, L OBP: 0.313, SLG: 0.448 (1, 10)										4	0	1	1	1	2	5						
Alvin Davis, L OBP: 0.429, SLG: 0.824 (1, 3)										5	1	1	1	0	1	6						
Al Cowens, R OBP: 0.350, SLG: 0.541 (1, 9)										5	2	2	0	0	0	0						
Phil Bradley, R OBP: 0.481, SLG: 0.480 (1, 8)										4	1	4	0	1	0	0						
Bob Kearney, R OBP: 0.293, SLG: 0.359 Larry Milbourne, S OBP: 0.309, SLG: 0.227 Orlando Mercado, R ERA: 1.69 (1, 2) (8, PH) (9, 2)										3	0	1	0	0	0	2						
Spike Owen, S OBP: 0.297, SLG: 0.265 (1, 6)										5	1	2	1	0	0	3						
Inning Stats	R: 1 E: 0 K: 2 S: 9	H: 2 LOB: 1 BB: 0 P: 9	R: 0 E: 0 K: 0 S: 4	H: 1 LOB: 1 BB: 0 P: 4	R: 0 E: 0 K: 1 S: 5	H: 0 LOB: 2 BB: 2 P: 13	R: 2 E: 1 K: 0 S: 5	H: 3 LOB: 0 BB: 0 P: 5	R: 0 E: 0 K: 0 S: 3	H: 0 LOB: 0 BB: 0 P: 3	R: 0 E: 0 K: 0 S: 4	H: 1 LOB: 1 BB: 0 P: 4	R: 0 E: 0 K: 2 S: 9	H: 2 LOB: 3 BB: 1 P: 13	R: 2 E: 0 K: 1 S: 7	H: 3 LOB: 3 BB: 3 P: 19		R: 1 E: 0 K: 1 S: 7	H: 2 LOB: 1 BB: 0 P: 7	1B: 11 2B: 2 3B: 0 HR: 1	SF: 0 SAC: 0 DP: 2 HBP: 0	WP: 0 PB: 0 SB: 0 CS: 0
PITCHER	IP WLS BF H R ER SO BB IBB HBP BLK WP HR S P ERA WHIP	IP WLS BF H R ER SO BB IBB HBP BLK WP HR S P ERA WHIP	IP WLS BF H R ER SO BB IBB HBP BLK WP HR S P ERA WHIP	IP WLS BF H R ER SO BB IBB HBP BLK WP HR S P ERA WHIP	IP WLS BF H R ER SO BB IBB HBP BLK WP HR S P ERA WHIP	IP WLS BF H R ER SO BB IBB HBP BLK WP HR S P ERA WHIP	IP WLS BF H R ER SO BB IBB HBP BLK WP HR S P ERA WHIP	IP WLS BF H R ER SO BB IBB HBP BLK WP HR S P ERA WHIP	IP WLS BF H R ER SO BB IBB HBP BLK WP HR S P ERA WHIP	IP WLS BF H R ER SO BB IBB HBP BLK WP HR S P ERA WHIP	IP WLS BF H R ER SO BB IBB HBP BLK WP HR S P ERA WHIP	IP WLS BF H R ER SO BB IBB HBP BLK WP HR S P ERA WHIP	IP WLS BF H R ER SO BB IBB HBP BLK WP HR S P ERA WHIP	IP WLS BF H R ER SO BB IBB HBP BLK WP HR S P ERA WHIP	IP WLS BF H R ER SO BB IBB HBP BLK WP HR S P ERA WHIP	IP WLS BF H R ER SO BB IBB HBP BLK WP HR S P ERA WHIP	IP WLS BF H R ER SO BB IBB HBP BLK WP HR S P ERA WHIP	IP WLS BF H R ER SO BB IBB HBP BLK WP HR S P ERA WHIP	IP WLS BF H R ER SO BB IBB HBP BLK WP HR S P ERA WHIP	IP WLS BF H R ER SO BB IBB HBP BLK WP HR S P ERA WHIP		
Mike Warren, R ERA: 2.75 (1, 1)	6.2 W 31	9 3 1 5	3 2 2 0	3 0 0 0	0 0 5 17	18.00 6.000																
Ray Burnis, R ERA: 1.69 (7, 1)	1.0 S 6	2 1 1 2	0 0 0 0	0 0 0 0	0 1 10 10	6.75 1.500																
Bill Caudill, R ERA: 2.79 (8, 1)																						

AB	39
R	6
H	14
RBI	4
BB	6
SO	7
LOB	26



Batter	1	2	3	4	5	6	7	8	9	AB	R	H	RBI	BB	SO	LOB	TOP								
Rickey Henderson, R OBP: 0.368, SLG: 0.471	0-3 K		0-0 F8	0-0 G4-6-3 1B		0-3 K		0-0 F8		5	0	1	1	0	2	0									
Dwayne Murphy, L OBP: 0.356, SLG: 0.263	4-0 BB		0-0 2B	0-0 G4-6-3 1B			0-0 3B	0-0 6-3		4	1	2	0	1	0	1									
Joe Morgan, L OBP: 0.468, SLG: 0.528	4-0 BB		0-0 1B				0-0 F8	0-0 4-3		2	0	1	0	2	0	1									
Tony Phillips, S OBP: 0.167, SLG: 0.167	1-2 BB		1-3 2B							1	0	0	0	0	0	0									
Carney Lansford, R OBP: 0.321, SLG: 0.415	0-3 K		0-0 6-3	0-0 5-3			0-0 3B		0-0 F8	5	0	1	1	0	1	5									
Bruce Bochte, L OBP: 0.395, SLG: 0.303	0-0 G3		4-0 BB		0-3 K		0-0 3-1		0-0 1B	4	1	1	0	1	1	3									
Dave Kingman, R OBP: 0.286, SLG: 0.564		0-3 K	0-0 F9		0-3 K		4-0 BB		0-0 SF9	4	0	1	0	1	2	3									
Bill Almon, R OBP: 0.214, SLG: 0.214							1-3 IBB		1-3 1B	0	0	0	0	0	0	0									
Mike Davis, L OBP: 0.251, SLG: 0.211	0-0 4-3			0-0 WP	0-3 K		4-0 1-2		4-0 1B	3	1	1	0	0	1	0									
Davey Lopes, R OBP: 0.409, SLG: 0.541				4-0 1B			0-0 BB		0-0 BB	0	0	0	0	2	0	0									
Mike Heath, R OBP: 0.349, SLG: 0.395				1-3 1B			0-0 6-3		0-0 SF9	3	1	1	1	1	0	3									
Donnie Hill, S OBP: 0.206, SLG: 0.303	0-0 F7			1-2 1B	0-0 5-3			0-0 HR	0-0 G3	5	2	2	2	0	0	3									
Inning Stats	R: 0 E: 0 K: 2 S: 7	H: 0 LOB: 2 BB: 2 P: 15	R: 0 E: 0 K: 1 S: 6	H: 1 LOB: 1 BB: 0 P: 6	R: 0 E: 0 K: 0 S: 5	H: 2 LOB: 3 BB: 1 P: 9	R: 3 E: 0 K: 0 S: 5	H: 3 LOB: 1 BB: 2 P: 13	R: 0 E: 0 K: 3 S: 9	H: 0 LOB: 0 BB: 0 P: 9	R: 0 E: 0 K: 1 S: 5	H: 0 LOB: 0 BB: 2 P: 5	R: 1 E: 0 K: 0 S: 5	H: 2 LOB: 3 BB: 2 P: 13	R: 1 E: 0 K: 0 S: 4	H: 1 LOB: 0 BB: 0 P: 4	R: 1 E: 0 K: 0 S: 5	H: 2 LOB: 2 BB: 1 P: 9	1B: 8 2B: 1 3B: 1 HR: 1	SF: 1 SAC: 0 DP: 1 HBP: 0	WP: 1 PB: 0 SB: 1 CS: 0	PA: 45			
PITCHER	IP	WLS	BF	H	R	ER	SO	BB	IBB	HBP	BLK	WP	HR	S	P	ERA	WHIP								
Mike Moore, R ERA: 2.25	6.1	L	31	8	4	4	7	5	0	0	0	1	0	40	60	5.68	2.053								
Paul Mirabella, L ERA:	0.1		2	0	0	0	0	0	1	0	0	0	0	1	5	0.00	0.000								
Dave Beard, R ERA: 5.4	2.1		12	3	2	2	0	2	0	0	0	0	1	10	18	7.71	2.143								

Oakland Athletics @ Seattle Mariners
The Kingdome, Seattle, WA
Tue Apr 17 1984, 9:05 PM EST
Att: 7,011 - Unknown

AB 36
R 6
H 11
RBI 5
BB 8
SO 7
LOB 19



Batter	1	2	3	4	5	6	7	8	9	AB	R	H	RBI	BB	SO	LOB	BOTTOM								
Jack Perconte, L OBP: 0.407, SLG: 0.444	0-0 F9		0-3 K		0-0 4-3	0-0 G3			4-0 BB	4	0	0	0	1	1	3									
Larry Milbourne, S OBP: 0.333, SLG: 0.240	0-0 F8		4-0 BB		0-0 FC5-4 1B		0-0 F7		0-3 K	3	0	1	0	1	0	0									
Ricky Nelson, L OBP: 0.313, SLG: 0.429										1	0	0	0	0	1	1									
Al Cowens, R OBP: 0.341, SLG: 0.500	0-0 F3		4-0 BB		0-0 FC5-4 1B		0-0 1-3			3	0	0	0	1	0	1									
Pat Putnam, L OBP: 0.278, SLG: 0.394		0-0 F8	0-0 4-3		0-0 F7		0-0 G1			4	0	0	0	0	0	3									
Alvin Davis, L OBP: 0.440, SLG: 0.857		0-0 F9		0-0 6-3 1B	0-0 2B	0-0 SH1-3 2B		0-0 F7		4	2	2	0	0	0	0									
Gorman Thomas, R OBP: 0.347, SLG: 0.293		0-0 BB		0-0 F8		4-0 SH1-3 BB		0-0 6-3		3	0	1	0	1	0	1									
Phil Bradley, R OBP: 0.467, SLG: 0.444		4-0 BB		0-0 6-3		0-0 SH1-3		0-0 1-3		2	0	0	0	1	0	1									
Bob Kearney, R OBP: 0.289, SLG: 0.349		0-0 F9		0-0 S 1B		0-0 6-3			0-3 K	4	0	1	2	0	1	3									
Spike Owen, S OBP: 0.325, SLG: 0.278			4-0 CS		0-0 F2		0-0 1B		0-3 K	2	0	1	0	1	0	1									
Steve Henderson, R OBP: 0.333, SLG: 0.545				1-2 BB					0-0 K	1	0	0	0	0	1	0									
Inning Stats	R: 0 E: 0 K: 0 S: 3	H: 0 LOB: 0 BB: 0 P: 3	R: 0 E: 0 K: 0 S: 4	H: 1 LOB: 2 BB: 1 P: 8	R: 0 E: 0 K: 1 S: 4	H: 0 LOB: 3 BB: 3 P: 16	R: 1 E: 0 K: 0 S: 5	H: 2 LOB: 1 BB: 0 P: 5	R: 0 E: 0 K: 0 S: 4	H: 1 LOB: 1 BB: 0 P: 4	R: 1 E: 0 K: 0 S: 5	H: 2 LOB: 2 BB: 1 P: 9	R: 0 E: 0 K: 0 S: 3	H: 0 LOB: 0 BB: 0 P: 3	R: 0 E: 0 K: 3 S: 9	H: 0 LOB: 1 BB: 1 P: 13	R: 0 E: 0 K: 3 S: 9	H: 0 LOB: 1 BB: 1 P: 13	1B: 4 2B: 3 3B: 0 HR: 0	SF: 0 SAC: 1 DP: 1 HBP: 0	WP: 0 PB: 0 SB: 1 CS: 1	PA: 38			
PITCHER	IP	WLS	BF	H	R	ER	SO	BB	IBB	HBP	BLK	WP	HR	S	P	ERA	WHIP								
Steve McCatty, R ERA: 3.15	5.0	W	24	5	2	2	1	5	0	0	0	0	0	21	41	3.60	2.000								
Chris Codrilli, R ERA: 5.23	4.0	S	14	1	0	0	3	1	0	0	0	0	0	19	23	0.00	0.500								

Oakland Athletics @ Seattle Mariners
The Kingdome, Seattle, WA
Tue Apr 17 1984, 9:05 PM EST
Att: 7,011 - Unknown

AB 31
R 2
H 6
RBI 2
BB 6
SO 4
LOB 14



Batter	1	2	3	4	5	6	7	8	9	AB	R	H	RBI	BB	SO	LOB	TOP					
Davey Lopes, R OBP: 0.367, SLG: 0.476 (1, 4)	F9		K		F9		5-3		6-3	5	0	0	0	0	1	2						
Dwayne Murphy, L OBP: 0.400, SLG: 0.372 (1, 8)	F9		BB		2B			1B	2B	5	1	4	1	0	0	0						
Bruce Bochte, L OBP: 0.404, SLG: 0.306 Bill Almon, R OBP: 0.267, SLG: 0.333 (9, PH) (9, 9)	F6		BB		F7			1B	2B	3	1	1	0	1	0	1						
Carney Lansford, R OBP: 0.361, SLG: 0.429 (1, 5)		1B	G4-6-3					1B	2B	3	1	2	1	2	0	3						
Mike Davis, L OBP: 0.259, SLG: 0.217 Jeff Burroughs, R OBP: 0.222, SLG: 0.222 Tony Phillips, S OBP: 0.167, SLG: 0.167 (9, PH) (9, 6)	F7				F9		G5-4-3		F7	4	0	1	0	0	0	2						
Dave Kingman, R OBP: 0.283, SLG: 0.535 (1, 10)	F4				F3					4	0	1	0	0	1	4						
Garry Hancock, L OBP: 0.300, SLG: 0.300 (9, 3)					3-1					4	0	1	1	0	0	3						
Mike Heath, R OBP: 0.340, SLG: 0.405 (1, 2)										4	0	1	1	0	0	2						
Donnie Hill, S OBP: 0.243, SLG: 0.294 Rickey Henderson, R OBP: 0.352, SLG: 0.462 (9, PH) (9, 7)			BB						F9	1	1	0	0	2	0	0						
Inning Stats	R: 0 E: 0 K: 0 S: 3	H: 0 LOB: 0 BB: 0 P: 3	R: 0 E: 0 K: 0 S: 4	H: 1 LOB: 2 BB: 1 P: 8	R: 0 E: 0 K: 1 S: 5	H: 1 LOB: 2 BB: 2 P: 13	R: 0 E: 0 K: 0 S: 3	H: 0 LOB: 0 BB: 0 P: 3	R: 1 E: 0 K: 0 S: 4	H: 1 LOB: 1 BB: 1 P: 8	R: 0 E: 0 K: 0 S: 4	H: 2 LOB: 1 BB: 0 P: 4	R: 0 E: 0 K: 0 S: 3	H: 0 LOB: 0 BB: 0 P: 3	R: 3 E: 0 K: 1 S: 9	H: 5 LOB: 2 BB: 0 P: 9	R: 0 E: 0 K: 0 S: 5	H: 2 LOB: 3 BB: 1 P: 9	1B: 8 2B: 4 3B: 0 HR: 0	SF: 0 SAC: 0 DP: 2 HBP: 0	WP: 0 PB: 0 SB: 0 CS: 0	PA: 41
PITCHER	IP	WLS	BF	H	R	ER	SO	BB	IBB	HBP	BLK	WP	HR	S	P	ERA	WHIP					
Bob Stoddard, R ERA: 3.14 (1, 1)	7.0		30	7	3	3	1	4	0	0	0	0	0	28	44	3.86	1.571					
Mike Stanton, R ERA: 4.05 (8, 1)	1.0		5	3	1	1	1	0	0	0	0	0	0	7	7	9.00	3.000					
Paul Mirabella, L ERA: (9, 1)	1.0	W	6	2	0	0	0	0	1	0	0	0	0	5	9	0.00	2.000					

Oakland Athletics @ Seattle Mariners
The Kingdome, Seattle, WA
Wed Apr 18 1984, 6:33 AM EST
Att: 8,079 - Unknown

AB 36
R 4
H 12
RBI 4
BB 5
SO 2
LOB 20



Batter	1	2	3	4	5	6	7	8	9	AB	R	H	RBI	BB	SO	LOB	BOTTOM				
Jack Perconte, L OBP: 0.424, SLG: 0.460 (1, 4)	2B		G3		1B		F7		2B	5	3	3	0	0	0	1					
Phil Bradley, R OBP: 0.457, SLG: 0.438 (1, 8)	K		FC4-6		2B		F3		F9	5	1	2	0	0	1	3					
Alvin Davis, L OBP: 0.467, SLG: 0.923 (1, 3)	G3		FC4-6		1B		F7			5	1	3	4	0	0	1					
Pat Putnam, L OBP: 0.275, SLG: 0.361 (1, 10)	G3		5-3		BB		F8			3	0	0	0	1	0	2					
Gorman Thomas, R OBP: 0.360, SLG: 0.293 Steve Henderson, R OBP: 0.333, SLG: 0.500 Barry Bonnell, R OBP: 0.424, SLG: 0.370 (1, 7) (4, 7) (8, 7)							6-3			0	0	0	0	0	0	0					
Dave Henderson, R OBP: 0.240, SLG: 0.182 (1, 9)	1-3								K	3	0	0	1	1	1	2					
Larry Milbourne, S OBP: 0.294, SLG: 0.207 (1, 5)			F8		K		FC6-4		K	4	0	0	0	0	2	3					
Bob Kearney, R OBP: 0.265, SLG: 0.319 (1, 2)	4-3						5-3		F8	4	0	0	0	0	0	0					
Spike Owen, S OBP: 0.326, SLG: 0.263 Ricky Nelson, L OBP: 0.294, SLG: 0.400 (9, PH) (9, 1)	F8						4-3		K	2	0	0	0	1	0	0					
Inning Stats	R: 1 E: 0 K: 1 S: 7	H: 2 LOB: 2 BB: 0 P: 8	R: 0 E: 0 K: 0 S: 3	H: 0 LOB: 0 BB: 0 P: 3	R: 0 E: 0 K: 1 S: 5	H: 0 LOB: 0 BB: 0 P: 5	R: 3 E: 0 K: 0 S: 7	H: 4 LOB: 3 BB: 2 P: 15	R: 0 E: 0 K: 0 S: 3	H: 0 LOB: 0 BB: 1 P: 7	R: 0 E: 0 K: 2 S: 7	H: 0 LOB: 0 BB: 0 P: 7	R: 1 E: 0 K: 1 S: 6	H: 2 LOB: 1 BB: 0 P: 6	1B: 6 2B: 3 3B: 0 HR: 0	SF: 0 SAC: 0 DP: 0 HBP: 1	WP: 0 PB: 0 SB: 0 CS: 0	PA: 39			
PITCHER	IP	WLS	BF	H	R	ER	SO	BB	IBB	HBP	BLK	WP	HR	S	P	ERA	WHIP				
Lary Sorensen, R ERA: 5.57 (1, 1)	4.2		24	7	4	4	2	1	1	1	1	0	0	25	34	7.71	1.714				
Keith Atherton, R ERA: 0.79 (5, 1)	3.2	L	13	1	1	1	3	1	0	0	0	0	0	18	22	2.46	0.545				
Bill Caudill, R ERA: 2.7 (9, 1)	0.1		2	1	0	0	0	0	0	0	0	0	0	2	2	0.00	3.000				

Oakland Athletics @ Seattle Mariners
The Kingdome, Seattle, WA
Wed Apr 18 1984, 6:33 AM EST
Att: 8,079 - Unknown

AB 35
R 5
H 9
RBI 5
BB 3
SO 5
LOB 12



Batter	1	2	3	4	5	6	7	8	9	AB	R	H	RBI	BB	SO	LOB	TOP										
Rickey Henderson, R OBP: 0.333, SLG: 0.421 (1, 7)	6-3	K		FC6-4		3-1			5-3	5	0	0	0	0	1	7											
Bill Almon, R OBP: 0.263, SLG: 0.368 (1, 9)	K2-3		F8				1-3		F8	4	0	1	0	0	1	0											
Bruce Bochte, L OBP: 0.396, SLG: 0.297 (6, PH)					CS					1	0	0	0	0	0	0											
Davey Lopes, R OBP: 0.358, SLG: 0.457 (1, 4)			F3		6-3		K			4	0	1	0	0	1	1											
Carney Lansford, R OBP: 0.369, SLG: 0.433 (1, 5)	F9		F9							4	0	2	0	0	0	1											
Dave Kingman, R OBP: 0.280, SLG: 0.500 (1, 3)		F7		1B					F8	3	0	0	0	1	1	2											
Jeff Burroughs, R OBP: 0.250, SLG: 0.500 (1, 10)										3	1	1	1	0	2	1											
Joe Morgan, L OBP: 0.458, SLG: 0.514 (8, PH)		HR		K		K			3-1	1	0	0	0	0	0	0											
Dwayne Murphy, L OBP: 0.426, SLG: 0.404 (1, 8)		F5							1-3	4	0	3	0	0	0	0											
Mike Heath, R OBP: 0.373, SLG: 0.422 (1, 2)									1-3	3	0	2	0	1	0	0											
Donnie Hill, S OBP: 0.231, SLG: 0.278 (6, PH)										2	0	0	0	0	0	5											
Jim Essian, R OBP: 0.250, SLG: 0.571 (6, PH)	F5								6-3	1	0	0	0	0	0	2											
Garry Hancock, L OBP: 0.273, SLG: 0.273 (9, PH)										1	0	0	0	0	0	0											
Inning Stats	R: 0 E: 0 K: 1 S: 6	H: 1 LOB: 1 BB: 0 P: 6	R: 1 E: 0 K: 1 S: 7	H: 2 LOB: 2 BB: 1 P: 11	R: 0 E: 0 K: 0 S: 3	H: 0 LOB: 0 BB: 0 P: 3	R: 0 E: 0 K: 1 S: 7	H: 2 LOB: 3 BB: 1 P: 11	R: 0 E: 0 K: 1 S: 6	H: 2 LOB: 1 BB: 0 P: 6	R: 0 E: 0 K: 1 S: 7	H: 2 LOB: 2 BB: 0 P: 7	R: 0 E: 0 K: 1 S: 6	H: 1 LOB: 1 BB: 0 P: 6	R: 0 E: 0 K: 0 S: 3	H: 0 LOB: 0 BB: 0 P: 3	R: 0 E: 0 K: 0 S: 3	H: 0 LOB: 0 BB: 0 P: 3	1B: 8 2B: 1 3B: 0 HR: 1	SF: 0 SAC: 0 DP: 0 HBP: 0	WP: 0 PB: 0 SB: 1 CS: 1	PA: 38					
PITCHER	IP	WLS	BF	H	R	ER	SO	BB	IBB	HBP	BLK	WP	HR	S	P	ERA	WHIP										
Bruce Hurst, L ERA: 2.31 (1, 1)	5.2	W	27	9	1	1	5	2	0	0	0	0	1	35	43	1.59	1.941										
Bob Stanley, R ERA: 2.57 (6, 1)	3.1	S	11	1	0	0	1	0	0	0	0	0	0	13	13	0.00	0.300										

Oakland Athletics @ Boston Red Sox
Fenway Park, Boston, MA
Fri Apr 20 1984, 6:05 PM EST
Att: 15,523 - Unknown

AB	36
R	1
H	10
RBI	1
BB	2
SO	6
LOB	19



Batter	1	2	3	4	5	6	7	8	9	AB	R	H	RBI	BB	SO	LOB	BOTTOM										
Jerry Remy, L OBP: 0.340, SLG: 0.385 (1, 4)			1-3		6-3		F8			3	0	0	0	1	0	1											
Dwight Evans, R OBP: 0.351, SLG: 0.356 (1, 9)	K		F9		K					3	0	0	0	1	2	1											
Wade Boggs, L OBP: 0.354, SLG: 0.317 (1, 5)										1	0	0	0	0	0	1											
Ed Jurak, R OBP: 0.333, SLG: 0.667 (2, 5)				4-3	4-3					3	1	1	0	0	0	2											
Jim Rice, R OBP: 0.200, SLG: 0.154 (1, 7)				4-3						3	0	0	0	1	0	1											
Mike Easter, L OBP: 0.415, SLG: 0.511 (1, 3)	4-3									4	1	2	1	0	1	2											
Tony Armas, R OBP: 0.308, SLG: 0.551 (1, 10)										4	1	2	1	0	0	1											
Reid Nichols, R OBP: 0.471, SLG: 0.643 (1, 8)			F7		F7		F8			3	0	0	0	1	0	2											
Gary Allenson, R OBP: 0.154, SLG: 0.083 (1, 2)										3	0	0	0	1	1	2											
Glenn Hoffman, R OBP: 0.207, SLG: 0.250 (1, 6)										3	0	2	1	0	0	0											
Inning Stats	R: 0 E: 0 K: 1 S: 5	H: 0 LOB: 2 BB: 2 P: 13	R: 0 E: 0 K: 0 S: 3	H: 0 LOB: 0 BB: 0 P: 3	R: 0 E: 0 K: 0 S: 3	H: 0 LOB: 0 BB: 0 P: 3	R: 3 E: 0 K: 0 S: 6	H: 4 LOB: 2 BB: 1 P: 10	R: 0 E: 0 K: 1 S: 5	H: 0 LOB: 0 BB: 0 P: 5	R: 0 E: 0 K: 0 S: 4	H: 1 LOB: 1 BB: 0 P: 4	R: 0 E: 0 K: 0 S: 4	H: 1 LOB: 2 BB: 1 P: 8	R: 0 E: 0 K: 2 S: 8	H: 1 LOB: 2 BB: 1 P: 12	1B: 3 2B: 3 3B: 1 HR: 0	SF: 0 SAC: 0 DP: 0 HBP: 0	WP: 0 PB: 0 SB: 0 CS: 0	PA: 35							
PITCHER	IP	WLS	BF	H	R	ER	SO	BB	IBB	HBP	BLK	WP	HR	S	P	ERA	WHIP										
Tim Conroy, L ERA: 4.66 (1, 1)	3.2	L	17	3	3	3	3	3	0	0	0	0	0	16	28	7.36	1.636										
Ray Burnis, R ERA: 1.2 (4, 1)	4.1		18	4	0	0	3	2	0	0	0	0	0	22	30	0.00	1.385										

Oakland Athletics @ Boston Red Sox
Fenway Park, Boston, MA
Fri Apr 20 1984, 6:05 PM EST
Att: 15,523 - Unknown

AB	30
R	3
H	7
RBI	3
BB	5
SO	4
LOB	13



Batter	1	2	3	4	5	6	7	8	9	AB	R	H	RBI	BB	SO	LOB	TOP										
Rickey Henderson, R OBP: 0.309, SLG: 0.387 (1, 7)	F8		6-3	K			6-3		F4	5	0	0	0	0	1	2											
Dwayne Murphy, L OBP: 0.424, SLG: 0.462 (1, 8)	F7		F9 1B						F6	5	1	2	2	0	0	0											
Joe Morgan, L OBP: 0.462, SLG: 0.500 Tony Phillips, S OBP: 0.154, SLG: 0.154 (7, PR) (7, 4)	F8		1B				F7		F2	3	0	1	0	1	0	0											
Carney Lansford, R OBP: 0.362, SLG: 0.422 (1, 5)		F8	F9				F8			4	0	1	0	0	0	2											
Bruce Bochte, L OBP: 0.385, SLG: 0.275 (1, 3)		HR	F7				1-3		K	3	1	0	0	1	1	4											
Dave Kingman, R OBP: 0.278, SLG: 0.540 (1, 10)		HR		K			K		F8	4	1	1	2	0	2	2											
Mike Davis, L OBP: 0.258, SLG: 0.222 (1, 9)		E6	F7				1B		4-3	4	0	1	0	0	0	0											
Mike Heath, R OBP: 0.364, SLG: 0.408 Jim Essian, R OBP: 0.250, SLG: 0.571 (8, 2)		K	E6				1B		4-3	4	1	1	0	0	1	1											
Donnie Hill, S OBP: 0.256, SLG: 0.300 (1, 6)		CS	1B				4-3		4-3	4	1	2	0	0	0	2											
Inning Stats	R: 0 E: 0 K: 0 S: 3	H: 0 LOB: 0 BB: 0 P: 3	R: 2 E: 1 K: 1 S: 6	H: 1 LOB: 0 BB: 1 P: 10	R: 1 E: 0 K: 0 S: 6	H: 3 LOB: 2 BB: 0 P: 6	R: 1 E: 1 K: 2 S: 9	H: 1 LOB: 1 BB: 0 P: 9	R: 0 E: 0 K: 0 S: 3	H: 0 LOB: 0 BB: 0 P: 3	R: 0 E: 0 K: 1 S: 7	H: 2 LOB: 2 BB: 0 P: 7	R: 1 E: 0 K: 1 S: 7	H: 2 LOB: 2 BB: 1 P: 11	R: 0 E: 0 K: 0 S: 3	H: 0 LOB: 0 BB: 0 P: 3	R: 0 E: 0 K: 0 S: 3	H: 0 LOB: 0 BB: 0 P: 3	1B: 7 2B: 0 3B: 0 HR: 2	SF: 0 SAC: 0 DP: 0 HBP: 0	WP: 1 PB: 0 SB: 0 CS: 1	PA: 40					
PITCHER	IP	WLS	BF	H	R	ER	SO	BB	IBB	HBP	BLK	WP	HR	S	P	ERA	WHIP										
Mike Brown, R ERA: 7.24 John Henry Johnson, L ERA: 4.91	6.1	L	30	8	5	4	4	2	0	0	1	1	2	36	44	5.68	1.579										
0.00	0.375																										

Oakland Athletics @ Boston Red Sox
Fenway Park, Boston, MA
Sat Apr 21 1984, 3:33 AM EST
Att: 16,373 - Unknown

AB	37
R	5
H	9
RBI	4
BB	2
SO	5
LOB	13



Batter	1	2	3	4	5	6	7	8	9	AB	R	H	RBI	BB	SO	LOB	BOTTOM										
Jerry Remy, L OBP: 0.345, SLG: 0.386 (1, 4)	E6		FC5-4				F7		F9	5	0	2	1	0	0	1											
Dwight Evans, R OBP: 0.371, SLG: 0.388 (1, 9)	1B		FC5-4				F8			4	0	2	1	1	0	3											
Wade Boggs, L OBP: 0.397, SLG: 0.283 (1, 5)	G4-6-3		F6				F9		1-3	5	0	0	0	0	0	8											
Jim Rice, R OBP: 0.203, SLG: 0.179 (1, 7)	F7		FC5-4				F9			4	0	1	0	0	0	2											
Mike Easter, L OBP: 0.421, SLG: 0.500 (1, 3)		K					FC5		K	3	0	1	0	1	2	1											
Tony Armas, R OBP: 0.286, SLG: 0.509 (1, 10)		5-3					5-3		F8	4	0	0	0	0	1	3											
Rich Gedman, L OBP: 0.220, SLG: 0.256 (1, 2)		1B					1-3		K	4	1	2	0	0	1	2											
Reid Nichols, R OBP: 0.429, SLG: 0.529 (1, 8)		F7					FC5		F4	3	0	0	0	1	0	2											
Glenn Hoffman, R OBP: 0.228, SLG: 0.241 Rick Miller, L OBP: 0.152, SLG: 0.200 Jackie Gutierrez, R OBP: 0.230, SLG: 0.143 Dave Stapleton, R OBP: 0.324, SLG: 0.323 (9, PH)			1B				F7		BB	1	1	0	0	1	0	0											
Inning Stats	R: 0 E: 1 K: 0 S: 4	H: 1 LOB: 1 BB: 0 P: 4	R: 0 E: 0 K: 1 S: 6	H: 1 LOB: 1 BB: 0 P: 6	R: 1 E: 0 K: 0 S: 4	H: 1 LOB: 1 BB: 1 P: 8	R: 0 E: 0 K: 0 S: 4	H: 1 LOB: 1 BB: 0 P: 4	R: 0 E: 0 K: 1 S: 4	H: 0 LOB: 0 BB: 1 P: 8	R: 1 E: 0 K: 0 S: 5	H: 2 LOB: 2 BB: 1 P: 9	R: 0 E: 0 K: 2 S: 8	H: 1 LOB: 1 BB: 0 P: 8	R: 0 E: 0 K: 0 S: 4	H: 1 LOB: 2 BB: 1 P: 8	1B: 7 2B: 2 3B: 0 HR: 0	SF: 0 SAC: 0 DP: 1 HBP: 0	WP: 0 PB: 0 SB: 0 CS: 1	PA: 39							
PITCHER	IP	WLS	BF	H	R	ER	SO	BB	IBB	HBP	BLK	WP	HR	S	P	ERA	WHIP										
Mike Warren, R ERA: 2.77 Keith Ahernton, R ERA: 0.77 Tom Burgmeier, L ERA: 2.84	6.1	W	28	7	2	2	2	3	0	0	0	0	0	1	1	0.00	0.000										
0.00	1.286																										

Oakland Athletics @ Boston Red Sox
Fenway Park, Boston, MA
Sat Apr 21 1984, 3:33 AM EST
Att: 16,373 - Unknown

AB	35
R	2
H	9
RBI	2
BB	4
SO	4
LOB	24



Batter	1	2	3	4	5	6	7	8	9	AB	R	H	RBI	BB	SO	LOB	TOP																		
Rickey Henderson, R OBP: 0.315, SLG: 0.379 (1, 7)	0-3 K		0-3 K		0-0 WP 3-1 1-2 1B		1-0 HBP	0-0 G6-3		4	0	1	0	0	2	5																			
Dwayne Murphy, L OBP: 0.391, SLG: 0.421 (1, 8)	0-3 K		0-0 1-3		0-0 3-1		0-0 F5		0-3 K	5	0	0	0	0	2	5																			
Joe Morgan, L OBP: 0.421, SLG: 0.444 (1, 4)	0-0 F7			0-0 F5	0-0 3-1		0-0 4-3		0-0 4-3	5	0	0	0	0	0	2																			
Carney Lansford, R OBP: 0.351, SLG: 0.397 (1, 5)		0-3 K		0-0 F7		0-0 F8		4-0 E BB	0-0 6-3	4	1	0	0	1	1	0																			
Bruce Bochte, L OBP: 0.375, SLG: 0.273 (1, 3)		0-0 F9		0-0 4-3		0-0 HR 1B		0-0 E3 WP E 1B		4	2	1	0	0	0	1																			
Dave Kingman, R OBP: 0.293, SLG: 0.648 Ray Burris, R (8, PR)		0-3 K			0-0 HR	0-0 HR		0-0 E5 1B WP FC4-6		4	2	3	0	1	1																				
Mike Davis, L OBP: 0.314, SLG: 0.300 (1, 9)			0-0 FC4-3-6 1B		0-0 F8 1B	0-3 K		0-0 FC4-6 1B 1-2 2-3 BB		3	1	2	0	1	1	0																			
Mike Heath, R OBP: 0.373, SLG: 0.415 (1, 2)			0-0 FC4-3-6 1B		0-0 F8	0-0 4-3		0-0 FC4-6 1B 1-2 2-3 3-H		4	0	2	1	0	0	1																			
Donnie Hill, S OBP: 0.261, SLG: 0.302 Gary Hancock, L OBP: 0.250, SLG: 0.250 Tony Phillips, S OBP: 0.154, SLG: 0.154 (8, 6)			0-0 FC4-3-6		0-0 3-1 WP 1B		0-0 6-3	0-0 FC4-6 G6-3		3	1	1	1	0	0	2																			
Inning Stats	R: 0 E: 0 K: 2 S: 7	H: 0 LOB: 0 BB: 0 P: 7	R: 0 E: 0 K: 2 S: 7	H: 0 LOB: 0 BB: 0 P: 7	R: 0 E: 0 K: 1 S: 7	H: 2 LOB: 2 BB: 0 P: 7	R: 0 E: 0 K: 0 S: 3	H: 0 LOB: 0 BB: 0 P: 3	R: 3 E: 0 K: 0 S: 7	H: 4 LOB: 1 BB: 0 P: 7	R: 2 E: 0 K: 1 S: 7	H: 2 LOB: 0 BB: 0 P: 7	R: 0 E: 0 K: 0 S: 3	H: 0 LOB: 1 BB: 0 P: 4	R: 3 E: 2 K: 0 S: 5	H: 1 LOB: 3 BB: 2 P: 13	R: 0 E: 0 K: 1 S: 5	H: 0 LOB: 0 BB: 0 P: 5	1B: 6 2B: 1 3B: 0 HR: 2	SF: 0 SAC: 0 DP: 1 HBP: 1	WP: 2 PB: 2 SB: 0 CS: 0	PA: 40													
PITCHER	IP	WLS	BF	H	R	ER	SO	BB	IBB	HBP	BLK	WP	HR	S	P	ERA	WHIP	PITCHER	IP	WLS	BF	H	R	ER	SO	BB	IBB	HBP	BLK	WP	HR	S	P	ERA	WHIP
Dennis Eckersley, R ERA: 6.91 (1, 1)	6.0	W	26	8	5	5	6	0	0	0	0	1	2	38	38	7.50	1.333																		
Mark Clear, R ERA: 8.53 (7, 1)	1.0		8	0	3	1	0	2	0	1	0	1	0	5	14	9.00	2.000																		
Bob Stanley, R ERA: 2.25 (8, 1)	2.0	S	6	1	0	0	1	0	0	0	0	0	0	8	8	0.00	0.500																		

Oakland Athletics @ Boston Red Sox
Fenway Park, Boston, MA
Sun Apr 22 1984, 3:33 AM EST
Att: 14,025 - Unknown

AB	37
R	8
H	9
RBI	6
BB	2
SO	7
LOB	19



Batter	1	2	3	4	5	6	7	8	9	AB	R	H	RBI	BB	SO	LOB	BOTTOM																			
Jerry Remy, L OBP: 0.346, SLG: 0.377 (1, 4)	4-0 FC6-4 BB	0-0 2-H 3-H 1B		0-0 1-2 FC6-4 FC6-4 2B	0-0 F3		0-0 F8			4	1	1	2	1	0	1																				
Dwight Evans, R OBP: 0.373, SLG: 0.396 (1, 9)	0-0 FC6-4 1B		0-0 5-3	0-0 FC6-4 1B	4-0 BB		0-0 F4			4	2	1	0	1	0	1																				
Wade Boggs, L OBP: 0.429, SLG: 0.292 (1, 5)	0-0 F9		0-0 BB 1B	4-0 FC6-4 1B	4-0 BB		4-0 PB HR BB			2	1	1	0	3	0	1																				
Jim Rice, R OBP: 0.203, SLG: 0.180 (1, 7)	0-0 E7 1-H 1B		0-0 F6	0-0 FC6-4 1B	0-3 K		0-0 F8			5	1	1	1	0	1	6																				
Mike Easter, L OBP: 0.435, SLG: 0.558 (1, 3)	0-3 K		4-0 BB 1B	0-0 3B 1B		0-3 K		0-0 HR		4	2	3	1	2	1																					
Tony Armas, R OBP: 0.311, SLG: 0.552 (1, 10)		0-0 1B BB G1-2-3 1B	0-0 1-2 2-H 1B	0-0 1-H 2-H 3B		0-0 6-3		0-3 K		5	0	3	2	0	1	0																				
Rich Gedman, L OBP: 0.261, SLG: 0.349 (1, 2)		4-0 G1-2-3 1B BB		0-0 1B K		0-0 HR		0-3 K		4	3	2	1	1	2	1																				
Reid Nichols, R OBP: 0.440, SLG: 0.524 (1, 8)		0-0 G1-2-3 1B 1B		0-0 1B FC4-6 1B	0-0 6-3	0-0 6-3				4	1	2	0	0	0	0																				
Jackie Gutierrez, R OBP: 0.333, SLG: 0.545 (1, 6)		0-0 G1-2-3		0-0 FC4-6 1B	0-0 HR		0-0 F7			4	1	2	2	0	0	3																				
Inning Stats	R: 1 E: 1 K: 1 S: 6	H: 1 LOB: 1 BB: 1 P: 10	R: 1 E: 0 K: 0 S: 4	H: 3 LOB: 2 BB: 1 P: 8	R: 0 E: 0 K: 0 S: 4	H: 2 LOB: 2 BB: 1 P: 8	R: 6 E: 0 K: 1 S: 11	H: 6 LOB: 1 BB: 1 P: 15	R: 1 E: 0 K: 1 S: 6	H: 1 LOB: 2 BB: 2 P: 14	R: 1 E: 0 K: 1 S: 6	H: 1 LOB: 0 BB: 0 P: 6	R: 0 E: 0 K: 0 S: 3	H: 0 LOB: 0 BB: 0 P: 3	R: 2 E: 0 K: 2 S: 8	H: 1 LOB: 0 BB: 1 P: 12	R: 0 E: 0 K: 1 S: 5	H: 0 LOB: 0 BB: 0 P: 5	1B: 10 2B: 1 3B: 1 HR: 3	SF: 0 SAC: 0 DP: 1 HBP: 0	WP: 0 PB: 1 SB: 0 CS: 0	PA: 43														
PITCHER	IP	WLS	BF	H	R	ER	SO	BB	IBB	HBP	BLK	WP	HR	S	P	ERA	WHIP	PITCHER	IP	WLS	BF	H	R	ER	SO	BB	IBB	HBP	BLK	WP	HR	S	P	ERA	WHIP	
Steve McCatty, R ERA: 3.91 (1, 1)	3.0	L	17	8	4	3	1	3	0	0	0	0	0	9	13	36.00	4.000																			
Chris Codiroli, R ERA: 7.94 (4, 1)	1.0		8	4	4	4	1	0	1	0	0	0	0	9	13	36.00	4.000																			
Jeff Bettendorf, R ERA: 3.0 (5, 1)	3.0		13	2	2	2	2	2	0	0	0	0	2	15	23	6.00	1.333																			
Keith Atherton, R ERA: 2.13 (8, 1)	1.0		5	1	2	2	2	1	0	0	0	0	1	8	12	18.00	2.000																			

Oakland Athletics @ Boston Red Sox
Fenway Park, Boston, MA
Sun Apr 22 1984, 3:33 AM EST
Att: 14,025 - Unknown

AB	36
R	12
H	15
RBI	11
BB	7
SO	6
LOB	14



Batter	1	2	3	4	5	6	7	8	9	AB	R	H	RBI	BB	SO	LOB	TOP										
Rickey Henderson, R OBP: 0.325, SLG: 0.386 (1, 7)										4	0	2	1	0	0	1	Oakland Athletics @ Milwaukee Brewers Milwaukee County Stadium, Milwaukee, WI Tue Apr 24 1984, 7:05 PM EST Att: 8,824 - Unknown										
Dwayne Murphy, L OBP: 0.382, SLG: 0.410 (1, 8)										4	1	1	0	0	2	4											
Bruce Bochte, L OBP: 0.373, SLG: 0.261 Bill Almon, R OBP: 0.263, SLG: 0.368 Garry Hancock, L OBP: 0.231, SLG: 0.231 (1, 3) (6, 3) (7, FH) (7, 3)										2	0	0	0	1	0	1											
Carney Lansford, R OBP: 0.333, SLG: 0.375 (1, 5)										4	0	0	0	0	0	4											
Mike Davis, L OBP: 0.333, SLG: 0.303 (1, 9)										3	0	1	0	1	0	0											
Dave Kingman, R OBP: 0.290, SLG: 0.621 (1, 10)										4	0	1	1	0	1	1											
Mike Heath, R OBP: 0.349, SLG: 0.386 (1, 2)										4	0	0	0	0	1	2											
Donnie Hill, S OBP: 0.260, SLG: 0.298 (1, 6)										4	1	1	0	0	1	0											
Tony Phillips, S OBP: 0.294, SLG: 0.412 (1, 4)										4	0	3	0	0	0	0											
Inning Stats	R: 0 E: 0 K: 0 S: 3	H: 0 LOB: 0 BB: 0 P: 3	R: 0 E: 0 K: 0 S: 3	H: 0 LOB: 0 BB: 0 P: 3	R: 0 E: 0 K: 2 S: 8	H: 1 LOB: 1 BB: 0 P: 8	R: 1 E: 0 K: 0 S: 5	H: 2 LOB: 2 BB: 1 P: 9	R: 0 E: 0 K: 1 S: 7	H: 2 LOB: 3 BB: 1 P: 11	R: 0 E: 0 K: 0 S: 3	H: 0 LOB: 0 BB: 0 P: 3	R: 1 E: 0 K: 1 S: 7	H: 3 LOB: 1 BB: 0 P: 7	R: 0 E: 0 K: 1 S: 5	H: 1 LOB: 0 BB: 0 P: 5	R: 0 E: 0 K: 0 S: 3	H: 0 LOB: 0 BB: 0 P: 3	1B: 7 2B: 2 3B: 0 HR: 0	SF: 0 SAC: 0 DP: 0 HBP: 0	WP: 0 PB: 0 SB: 0 CS: 2	PA: 37					
PITCHER	IP	WLS	BF	H	R	ER	SO	BB	IBB	HBP	BLK	WP	HR	S	P	ERA	WHIP										
Moose Haas, R ERA: 6.98 (1, 1)	6.0		28	8	2	2	3	2	0	0	0	0	0	32	40	3.00	1.667										
Bob McClure, L ERA: 6.0 (7, 1)	0.2		1	0	0	0	1	0	0	0	0	0	0	3	3	0.00	0.000										
Pete Ladd, R ERA: 2.31 (7, 1)	2.1	W	7	1	0	0	1	0	0	0	0	0	0	9	9	0.00	0.429										

Batter	1	2	3	4	5	6	7	8	9	AB	R	H	RBI	BB	SO	LOB	BOTTOM										
Paul Molitor, R OBP: 0.200, SLG: 0.130 (1, 5)										3	0	0	0	1	1	0	Oakland Athletics @ Milwaukee Brewers Milwaukee County Stadium, Milwaukee, WI Tue Apr 24 1984, 7:05 PM EST Att: 8,824 - Unknown										
Robin Yount, R OBP: 0.343, SLG: 0.321 (1, 6)										3	0	1	0	1	0	2											
Cecil Cooper, L OBP: 0.379, SLG: 0.322 (1, 3)										4	0	0	0	0	2	2											
Ted Simmons, S OBP: 0.192, SLG: 0.180 (1, 10)										4	0	0	0	0	0	2											
Ben Oglivie, L OBP: 0.404, SLG: 0.500 (1, 7)										3	1	2	1	1	0	0											
Jim Gantner, L OBP: 0.383, SLG: 0.411 (1, 4)										3	1	0	0	1	0	1											
Jim Sundberg, R OBP: 0.349, SLG: 0.395 (1, 2)										3	1	2	0	0	0	0											
Charlie Moore, R OBP: 0.288, SLG: 0.304 (1, 9)										3	0	0	0	0	0	4											
Rick Manning, L OBP: 0.353, SLG: 0.435 (1, 8)										3	0	1	2	0	0	1											
Inning Stats	R: 0 E: 0 K: 1 S: 5	H: 0 LOB: 1 BB: 1 P: 9	R: 1 E: 0 K: 0 S: 5	H: 2 LOB: 1 BB: 0 P: 5	R: 0 E: 0 K: 1 S: 6	H: 1 LOB: 1 BB: 0 P: 6	R: 0 E: 0 K: 0 S: 3	H: 0 LOB: 0 BB: 0 P: 3	R: 0 E: 0 K: 1 S: 5	H: 0 LOB: 0 BB: 0 P: 5	R: 0 E: 0 K: 0 S: 3	H: 0 LOB: 0 BB: 0 P: 3	R: 2 E: 0 K: 0 S: 5	H: 3 LOB: 2 BB: 2 P: 13	R: 0 E: 0 K: 0 S: 3	H: 0 LOB: 1 BB: 1 P: 7	1B: 4 2B: 1 3B: 1 HR: 1	SF: 0 SAC: 0 DP: 1 HBP: 0	WP: 0 PB: 0 SB: 0 CS: 0	PA: 33							
PITCHER	IP	WLS	BF	H	R	ER	SO	BB	IBB	HBP	BLK	WP	HR	S	P	ERA	WHIP										
Lary Sorensen, R ERA: 5.2 (1, 1)	6.2	L	27	6	3	3	3	2	0	0	0	0	0	31	39	4.05	1.200										
Ray Burns, R ERA: 1.1 (7, 1)	1.1		6	0	0	0	0	2	0	0	0	0	0	4	12	0.00	1.500										

Batter	1	2	3	4	5	6	7	8	9	AB R H RBI BB SO LOB	TOP											
Rickey Henderson, R OBP: 0.318, SLG: 0.403 (1, 7)	4-0 S BB		0-0 F8		0-0 6-3	0-0 FC5-4			0-0 HR	4 1 1 1 1 0 2	Oakland Athletics @ Toronto Blue Jays Exhibition Stadium, Toronto, ON Thu Apr 26 1984, 3:33 AM EST Att: 16,488 - Unknown											
Dwayne Murphy, L OBP: 0.398, SLG: 0.391 (1, 8)	0-3 K		0-3 K			0-0 1B SF9	0-0 WP 1B		0-3 K	5 1 2 0 0 3 1												
Bruce Bochte, L OBP: 0.353, SLG: 0.255 (1, 3)	0-3 K			0-0 F8		0-0 1B HR	0-0 1B		0-0 4-3	5 1 2 0 0 1 1												
Carney Lansford, R OBP: 0.314, SLG: 0.354 (1, 5)	0-3 K			0-0 FC6-4 1B		0-0 SF9	0-0 F4		0-0 5-3	4 0 1 1 0 1 3												
Davey Lopes, R OBP: 0.377, SLG: 0.472 Tony Phillips, S OBP: 0.300, SLG: 0.400 (7, 4)		0-0 4-3		0-0 FC6-4 HR		0-0 1B HR	0-3 K			3 2 0 0 1 1 3 0 0 0 0 0 0 0												
Dave Kingman, R OBP: 0.290, SLG: 0.677 (1, 10)		0-0 F8		0-0 HR		0-0 HR	0-3 K			4 2 2 5 0 1 2												
Mike Davis, L OBP: 0.348, SLG: 0.350 (1, 9)				0-3 K				0-0 3-1		4 0 2 0 0 1 0												
Jim Essian, R OBP: 0.286, SLG: 0.364 (1, 2)	0-3 K				0-0 5-3	0-0 FC5-4 BB		0-3 K		3 0 0 0 1 2 1												
Donnie Hill, S OBP: 0.236, SLG: 0.269 (1, 6)			0-0 F8		0-0 F7	0-0 F8		0-0 5-3		4 0 0 0 0 0 2												
Inning Stats	R: 0 E: 0 K: 3 S: 9	H: 0 LOB: 1 BB: 1 P: 13	R: 0 E: 0 K: 1 S: 6	H: 1 LOB: 1 BB: 0 P: 6	R: 0 E: 0 K: 1 S: 5	H: 0 LOB: 0 BB: 0 P: 5	R: 2 E: 0 K: 1 S: 7	H: 2 LOB: 0 BB: 0 P: 7	R: 0 E: 0 K: 0 S: 3	H: 0 LOB: 0 BB: 0 P: 3	R: 4 E: 0 K: 0 S: 7	H: 4 LOB: 2 BB: 2 P: 15	R: 0 E: 0 K: 2 S: 9	H: 2 LOB: 2 BB: 0 P: 9	R: 0 E: 0 K: 1 S: 5	H: 0 LOB: 0 BB: 0 P: 5	R: 1 E: 0 K: 1 S: 6	H: 1 LOB: 0 BB: 0 P: 6	1B: 6 2B: 1 3B: 0 HR: 3	SF: 1 SAC: 0 DP: 0 HBP: 0	WP: 1 PB: 0 SB: 2 CS: 0	PA: 40
PITCHER	IP WLS BF H R ER SO BB IBB HBP BLK WP HR S P ERA WHIP											PITCHER	IP WLS BF H R ER SO BB IBB HBP BLK WP HR S P ERA WHIP									
Jim Gott, R ERA: 12.19 (1, 1)	5.1 L 24 6 6 6 6 2 0 0 0 0 0 2 34 42 10.12 1.500																					
Roy Lee Jackson, R ERA: 2.45 (6, 1)	1.2 9 3 0 0 2 1 0 0 0 0 1 0 12 16 0.00 2.400																					
Jimmy Key, L ERA: 4.63 (8, 1)	2.0 7 1 1 1 2 0 0 0 0 0 0 1 11 11 4.50 0.500																					

Batter	1	2	3	4	5	6	7	8	9	AB R H RBI BB SO LOB	BOTTOM											
Damaso Garcia, R OBP: 0.418, SLG: 0.506 (1, 4)	0-0 CS 1B		0-0 F7				0-0 5-3		0-0 F9	5 0 2 0 0 0 0	Oakland Athletics @ Toronto Blue Jays Exhibition Stadium, Toronto, ON Thu Apr 26 1984, 3:33 AM EST Att: 16,488 - Unknown											
Dave Collins, S OBP: 0.351, SLG: 0.396 (1, 7)	0-0 F5		4-0 CS BB		0-0 F7		0-0 4-3			3 0 0 0 1 0 2												
Lloyd Moseby, L OBP: 0.356, SLG: 0.519 (1, 8)	0-0 S 1B		0-0 CS	0-0 4-3		0-3 K	0-0 1B			4 0 2 0 0 1 0												
Willie Upshaw, L OBP: 0.487, SLG: 0.806 (1, 3)	0-3 K			0-0 HR		0-0 HR	0-0 F9			4 2 2 2 0 1 2												
George Bell, R OBP: 0.424, SLG: 0.617 (1, 10)		0-3 K		4-0 E BB		0-0 HR		0-0 F6		3 1 1 1 1 1 0												
Jesse Barfield, R OBP: 0.230, SLG: 0.390 (1, 9)		0-3 K		0-0 F4		0-0 HR		0-0 F9		4 1 1 1 0 1 1												
Ernie Whitt, L OBP: 0.418, SLG: 0.465 Buck Martinez, R OBP: 0.167, SLG: 0.321 (6, PH) (9, 2)		0-0 1B		0-0 F8		0-0 G3		0-0 F9		3 0 1 0 0 0 1 1 0 0 0 0 0 0												
Rance Mulliniks, L OBP: 0.292, SLG: 0.311 Garth Iorg, R OBP: 0.184, SLG: 0.243 (9, PH)		0-0 F9			0-0 F8	0-0 1B		0-0 F7		3 0 1 0 0 0 1 1 0 0 0 0 0 0												
Alfredo Griffin, S OBP: 0.176, SLG: 0.236 (1, 6)			0-0 F8		0-0 6-3	0-0 F8		0-0 1-3		4 0 0 0 0 0 1												
Inning Stats	R: 0 E: 0 K: 1 S: 6	H: 2 LOB: 1 BB: 0 P: 6	R: 0 E: 0 K: 2 S: 8	H: 1 LOB: 1 BB: 0 P: 8	R: 0 E: 0 K: 0 S: 2	H: 0 LOB: 0 BB: 1 P: 6	R: 1 E: 1 K: 0 S: 4	H: 1 LOB: 1 BB: 1 P: 8	R: 0 E: 0 K: 0 S: 4	H: 1 LOB: 1 BB: 0 P: 4	R: 3 E: 0 K: 1 S: 9	H: 4 LOB: 1 BB: 0 P: 9	R: 0 E: 0 K: 0 S: 4	H: 1 LOB: 1 BB: 0 P: 4	R: 0 E: 0 K: 0 S: 3	H: 0 LOB: 0 BB: 0 P: 3	R: 0 E: 0 K: 0 S: 3	H: 0 LOB: 0 BB: 0 P: 3	1B: 6 2B: 0 3B: 0 HR: 4	SF: 0 SAC: 0 DP: 0 HBP: 0	WP: 0 PB: 0 SB: 1 CS: 2	PA: 38
PITCHER	IP WLS BF H R ER SO BB IBB HBP BLK WP HR S P ERA WHIP											PITCHER	IP WLS BF H R ER SO BB IBB HBP BLK WP HR S P ERA WHIP									
Mike Warren, R ERA: 3.41 (1, 1)	5.2 W 26 9 4 4 4 4 2 0 0 0 0 0 4 32 40 6.35 1.941																					
Keith Atherton, R ERA: 1.98 (6, 1)	1.0 4 1 0 0 0 0 0 0 0 0 0 0 4 4 0.00 1.000																					
Tom Burgmeier, L ERA: 2.08 (7, 1)	2.1 S 7 0 0 0 0 0 0 0 0 0 0 0 7 7 0.00 0.000																					

AB	36
R	7
H	10
RBI	7
BB	3
SO	10
LOB	15



AB	35
R	4
H	10
RBI	4
BB	2
SO	4
LOB	8



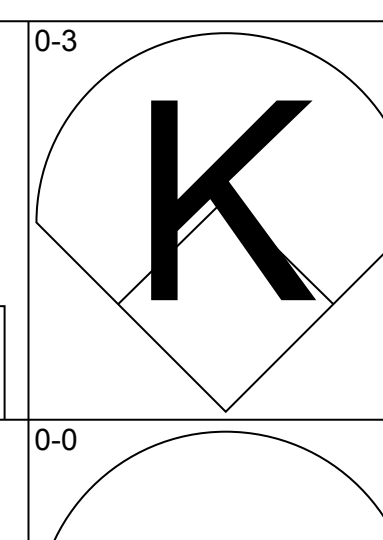
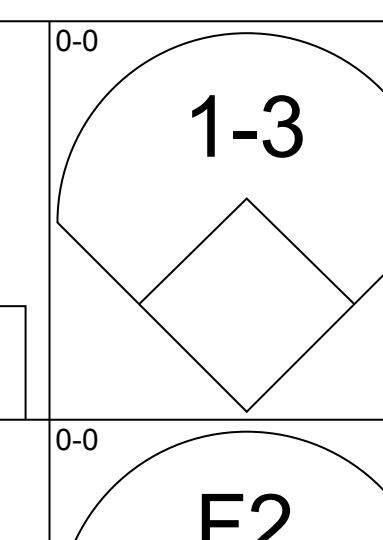
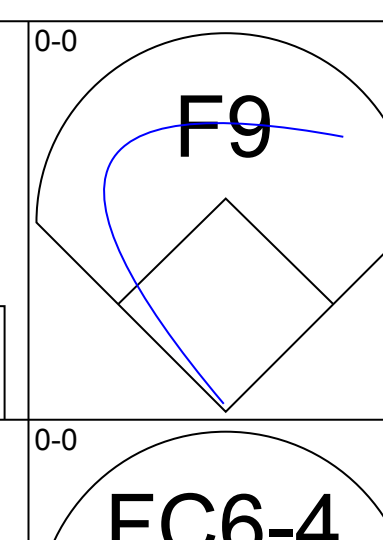
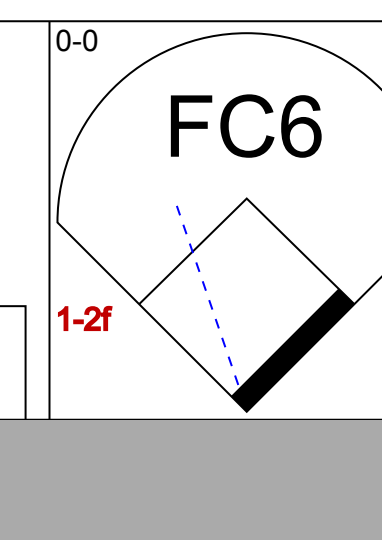
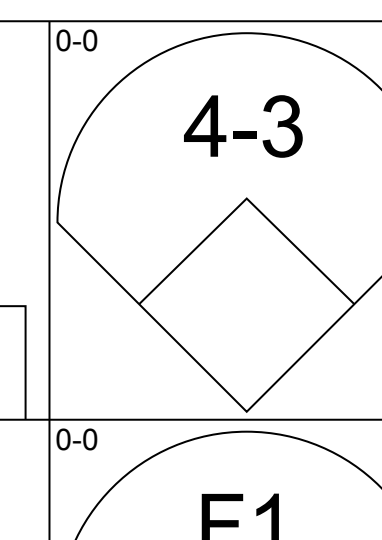
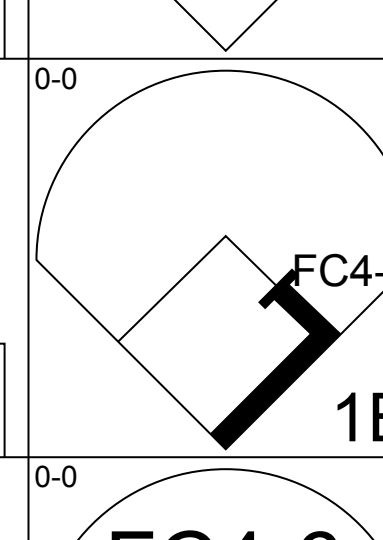
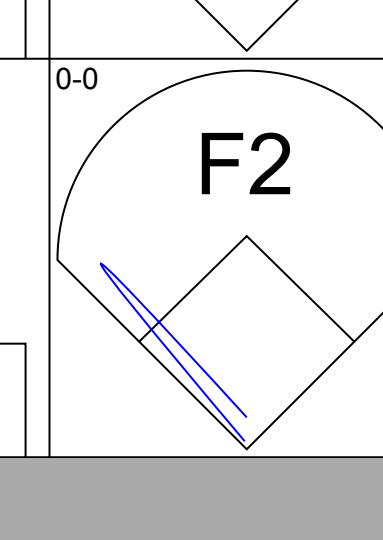
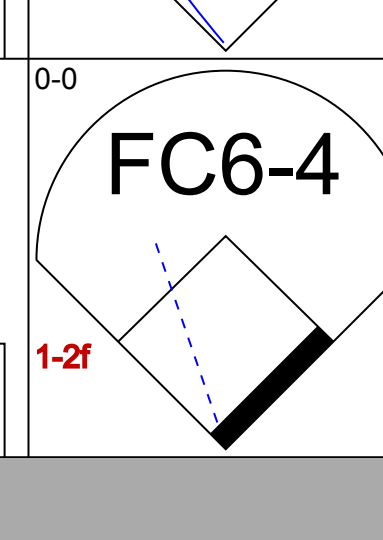
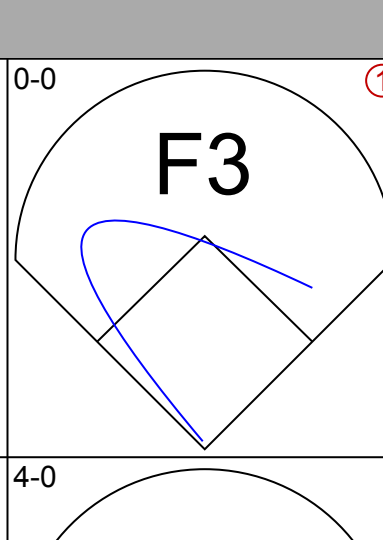
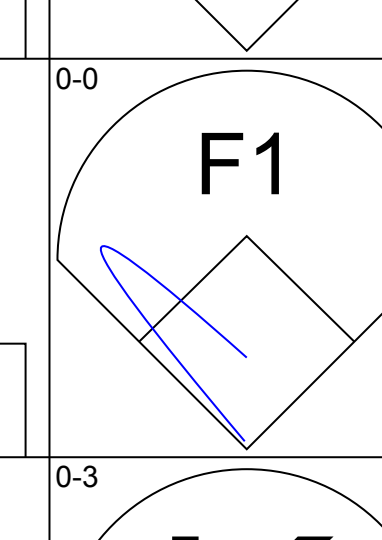
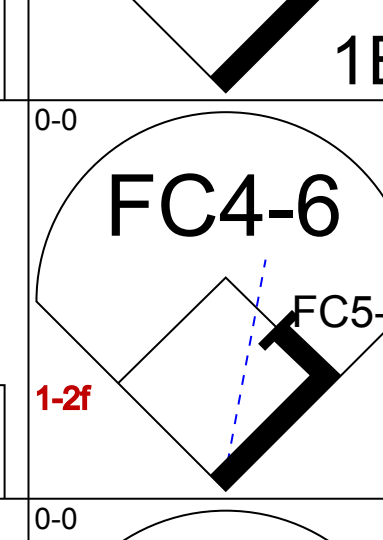
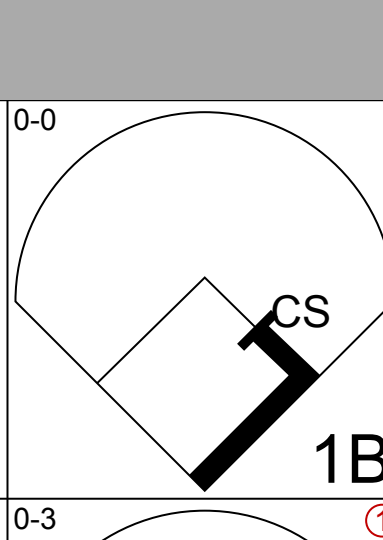
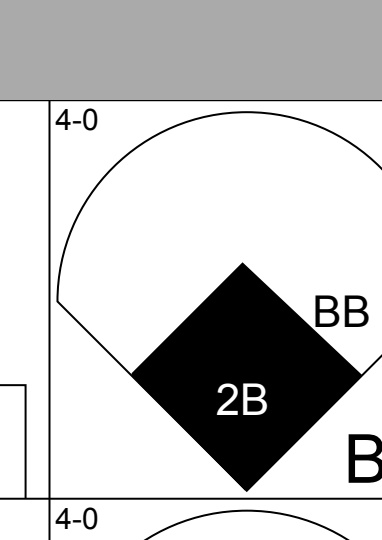
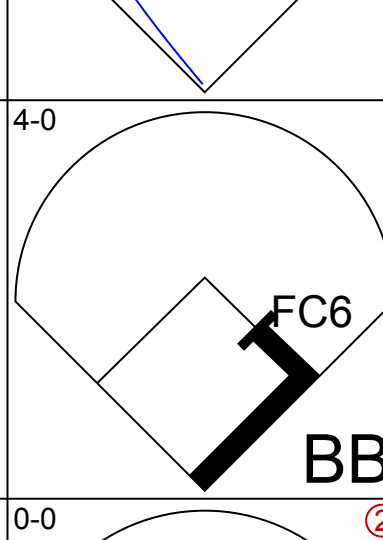
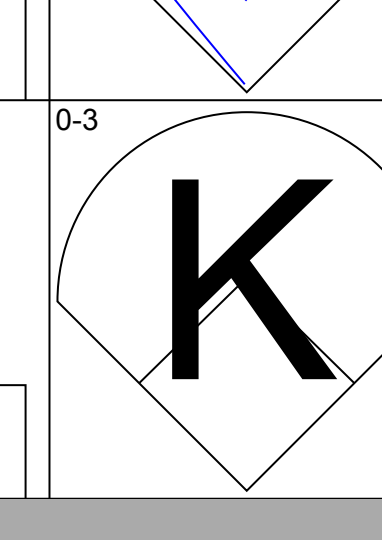
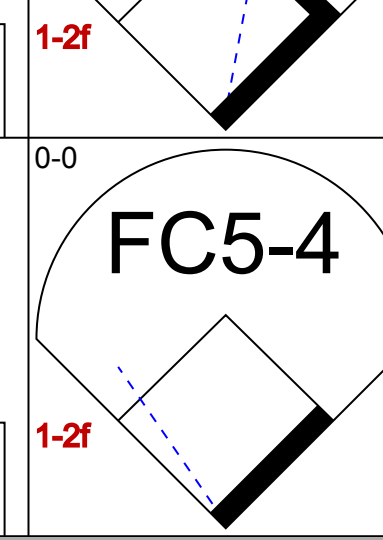
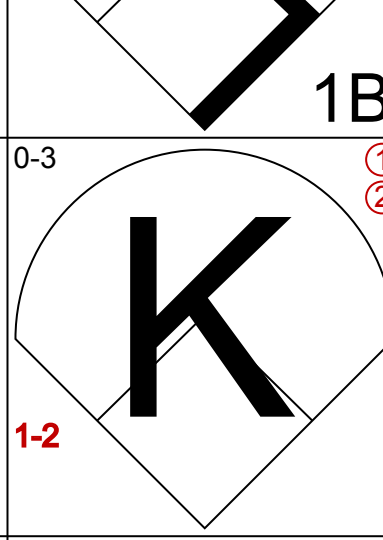
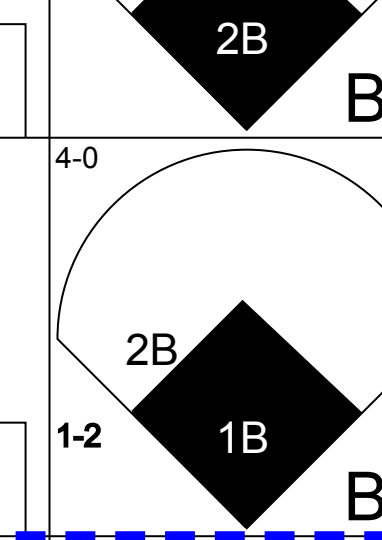
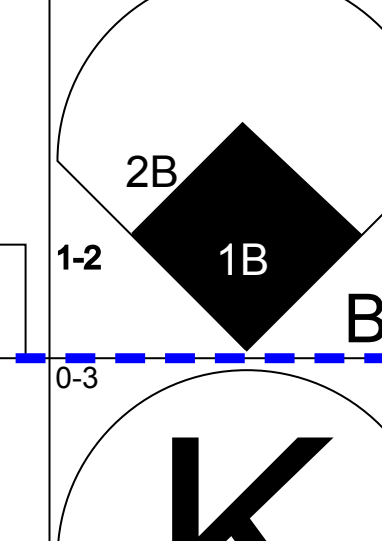
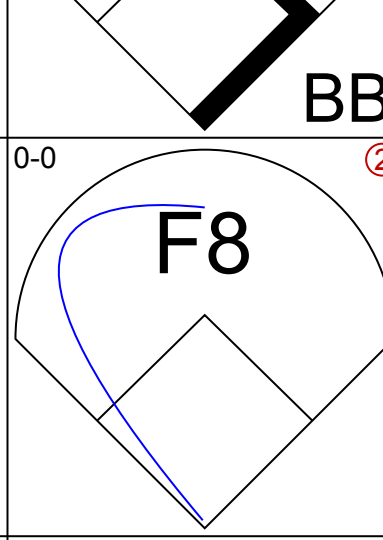
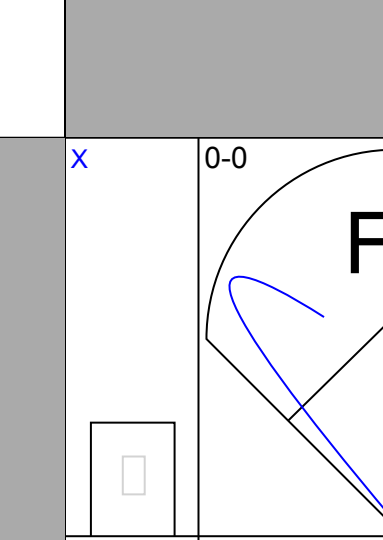
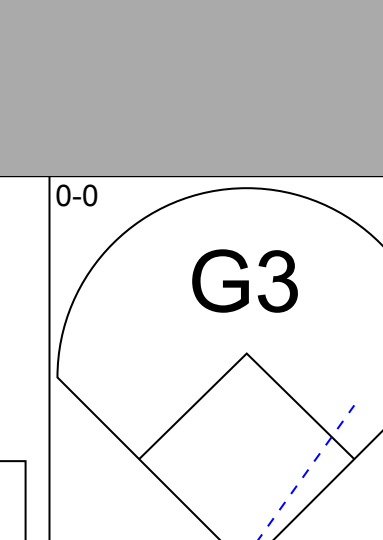
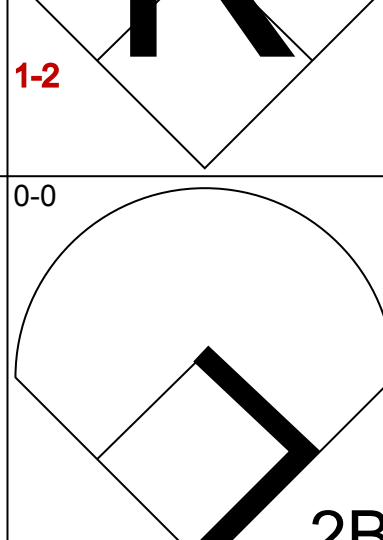
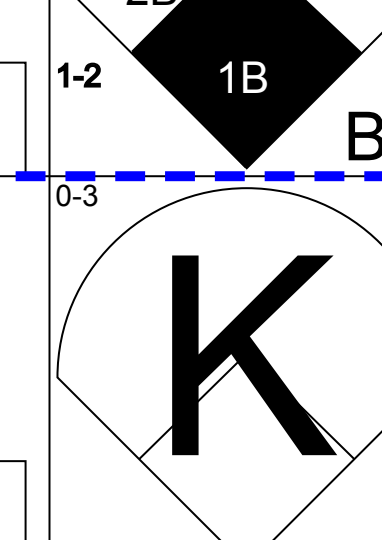
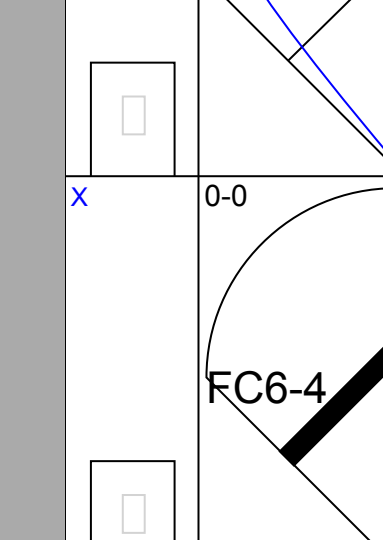
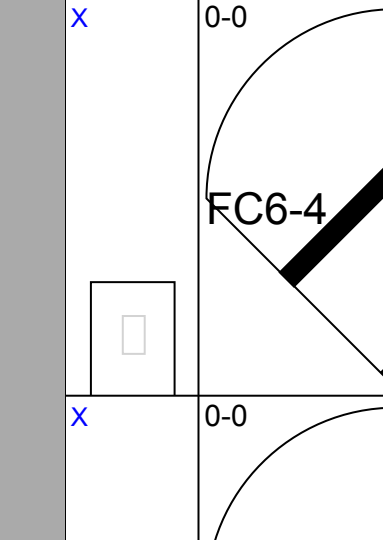
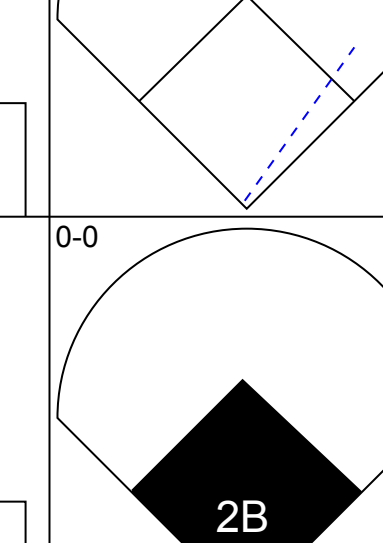
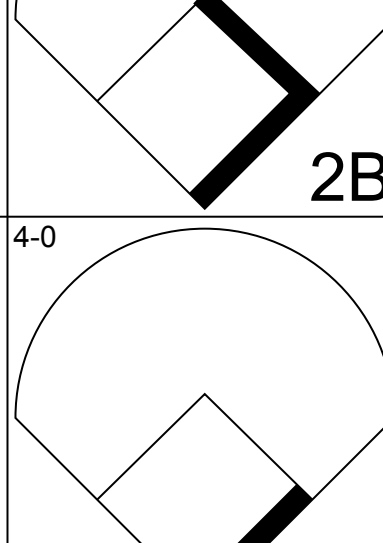

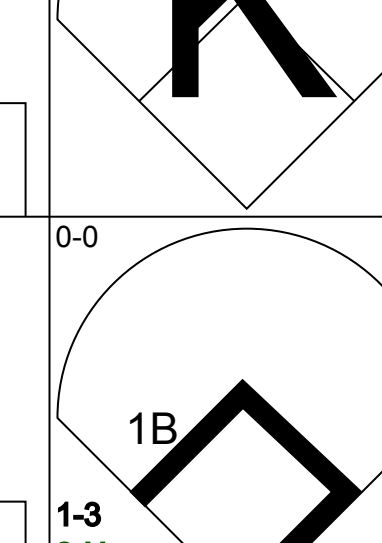
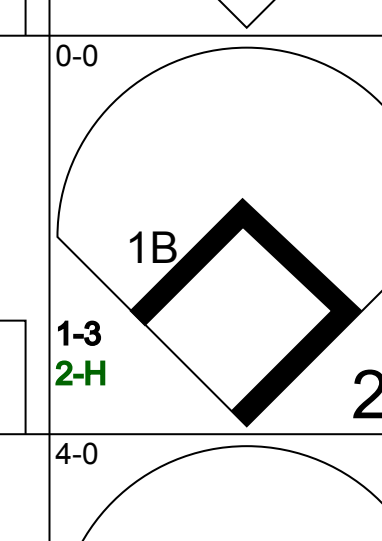
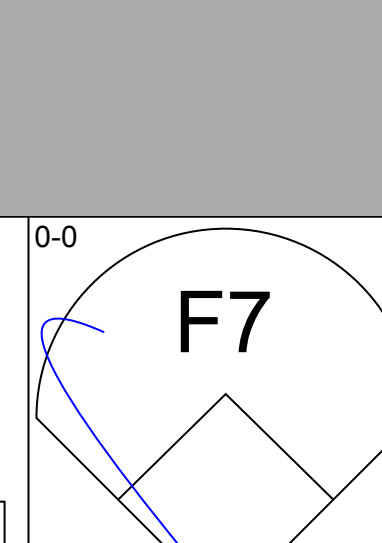
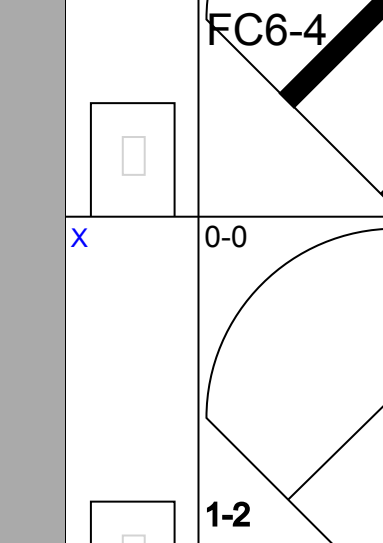
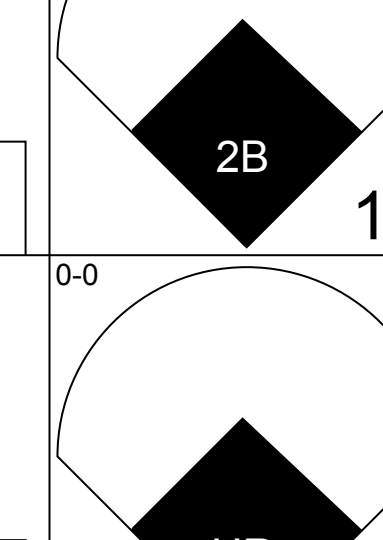
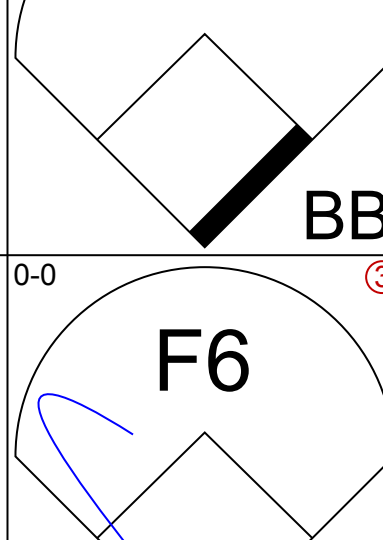
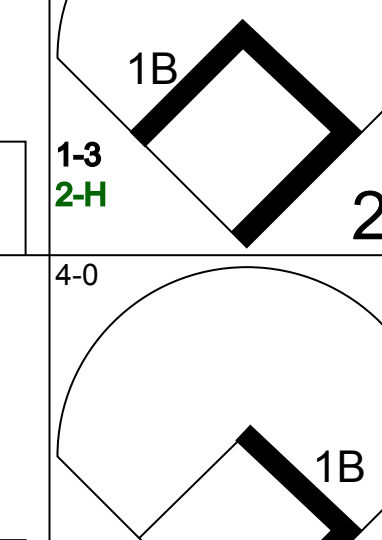
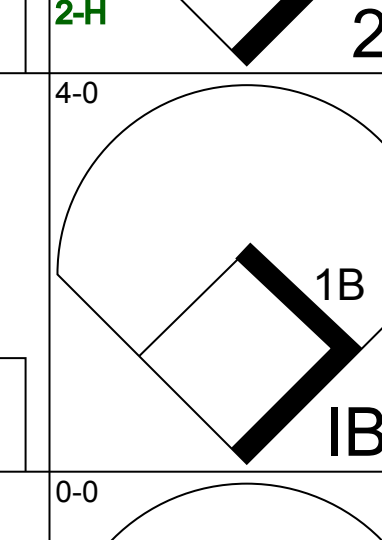
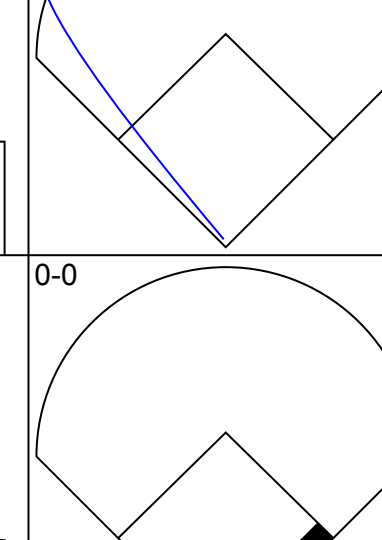
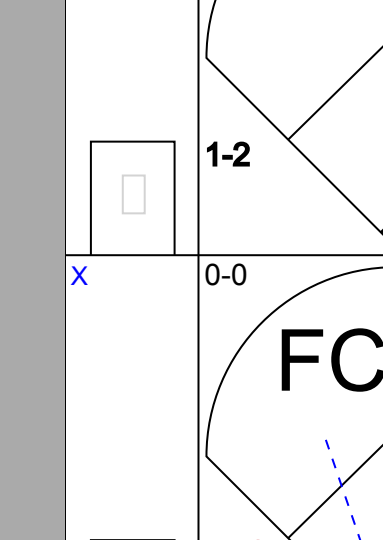
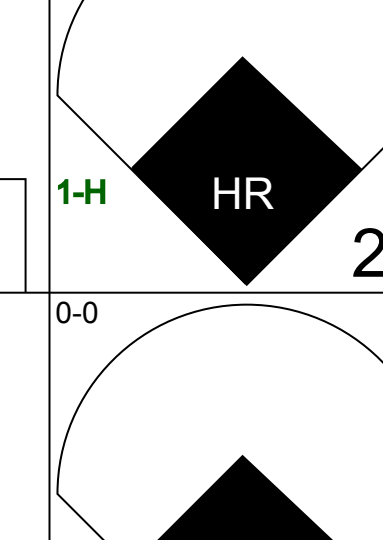
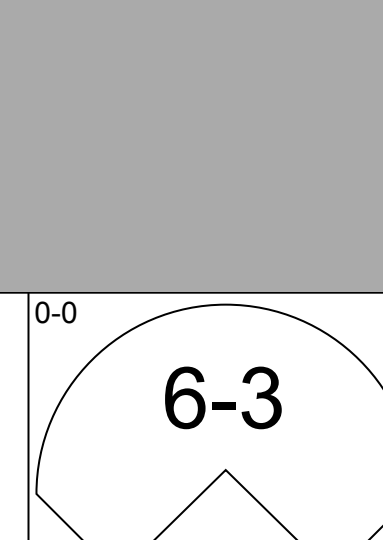
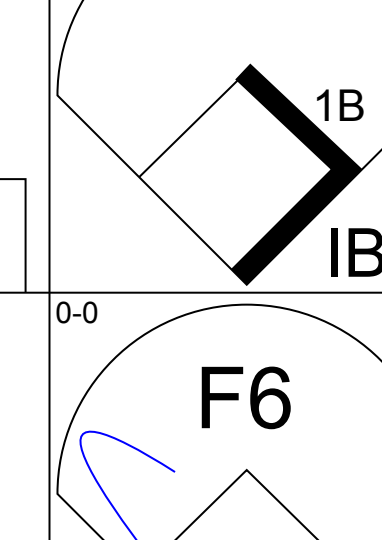
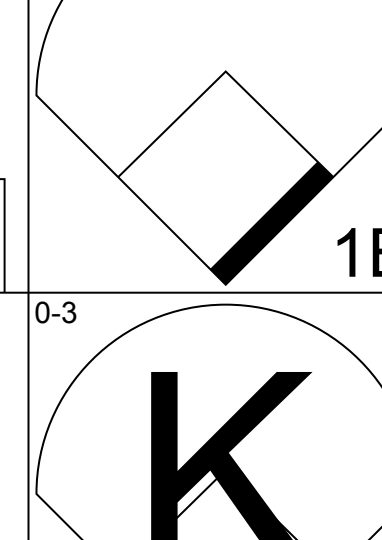
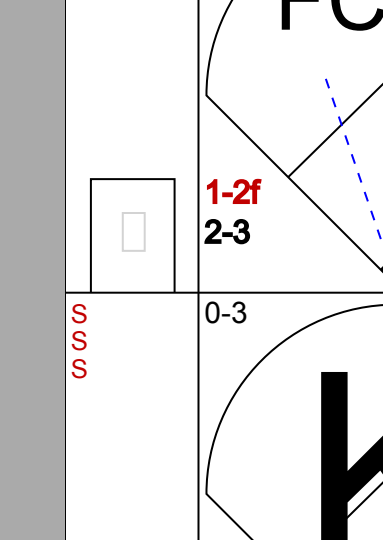
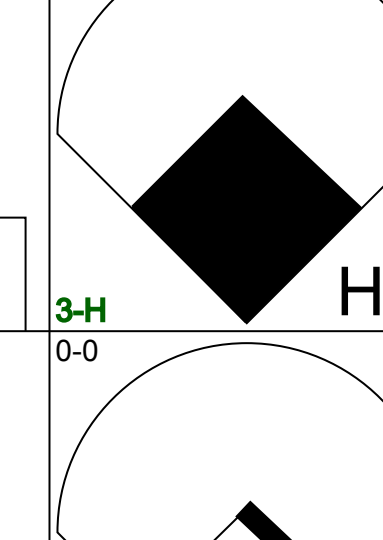
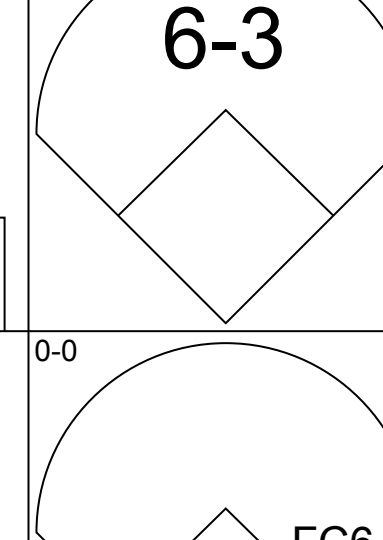
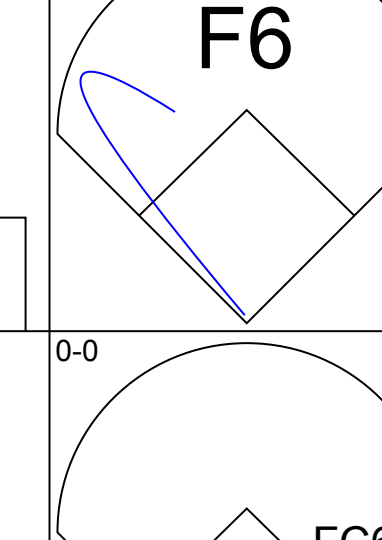
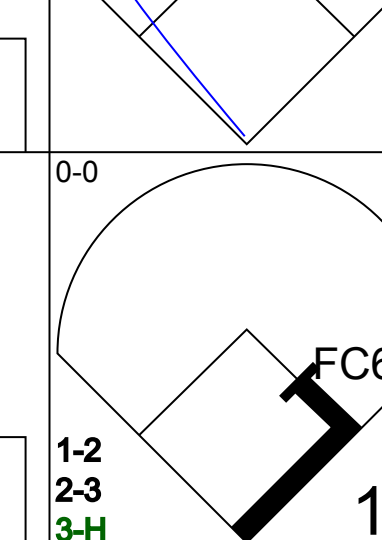
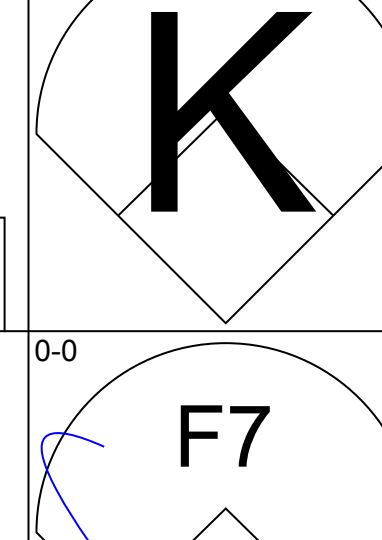
Batter	1	2	3	4	5	6	7	8	9	AB	R	H	RBI	BB	SO	LOB	TOP			
Darrell Brown, S OBP: 0.395, SLG: 0.429 (1,8) X	F7			4-3		F7		1-3 2B		4	0	1	0	0	0	0	Minnesota Twins @ Oakland Athletics Oakland-Alameda County Coliseum, Oakland, CA Sat Apr 28 1984, 3:33 AM PST Att: 17,733 - Unknown livebaseballscores.com			
Tim Tauler, R OBP: 0.330, SLG: 0.337 (1,4) X	F8			5-3		6-3		6-3		4	0	0	0	0	0	2				
Kent Hrbek, L OBP: 0.392, SLG: 0.471 (1,3) X	F9			1B						3	0	1	0	1	1	0				
Tom Brunansky, R OBP: 0.347, SLG: 0.388 (1,9)		K		K						4	0	1	0	0	2	2				
Randy Bush, L OBP: 0.306, SLG: 0.515 (1,10)		F8				F8		F7		4	0	0	0	0	0	2				
Mickey Hatcher, R OBP: 0.301, SLG: 0.367 (1,7)						5-3		F3		4	0	0	0	0	1	2				
Gary Gaetti, R OBP: 0.375, SLG: 0.380 (1,5)				F7						2	0	0	0	1	1	0				
Jeff Reed, L OBP: 0.278, SLG: 0.375 (1,2)				F8						3	0	0	0	0	2	1				
Houston Jimenez, R OBP: 0.300, SLG: 0.500 (1,6)				F9						3	0	1	0	0	0	0				
Inning Stats	R: 0 E: 0 K: 0 S: 3	H: 0 LOB: 0 BB: 0 P: 3	R: 0 E: 0 K: 2 S: 7	H: 0 LOB: 0 BB: 0 P: 7	R: 0 E: 0 K: 0 S: 3	H: 1 LOB: 0 BB: 0 P: 3	R: 0 E: 0 K: 1 S: 6	H: 0 LOB: 1 BB: 1 P: 6	R: 0 E: 0 K: 0 S: 3	H: 0 LOB: 0 BB: 0 P: 3	R: 0 E: 0 K: 1 S: 6	H: 1 LOB: 1 BB: 0 P: 6	R: 0 E: 0 K: 2 S: 9	H: 2 LOB: 2 BB: 0 P: 9	R: 0 E: 0 K: 0 S: 3	H: 0 LOB: 1 BB: 1 P: 7	1B: 3 2B: 1 3B: 0 HR: 0	SF: 0 SAC: 0 DP: 0 HBP: 0	WP: 0 PB: 0 SB: 0 CS: 0	PA: 33
PITCHER Ray Burris, R ERA: 0.71 (1,1)	IP: 9.0 WLS: W BF: 33 H: 4 R: 0 ER: 0 SO: 7 BB: 2 IBB: 0 HBP: 0 BLK: 0 WP: 0 HR: 0 S: 45 P: 53 ERA: 0.00 WHIP: 0.667															PITCHER				

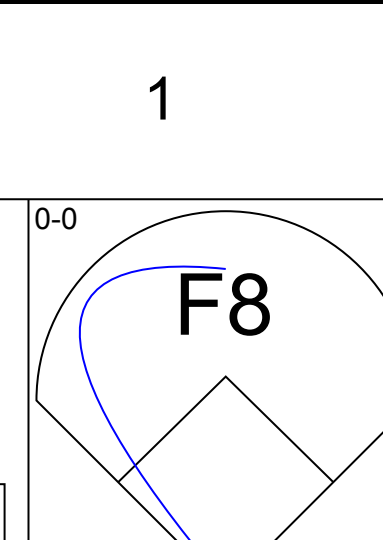
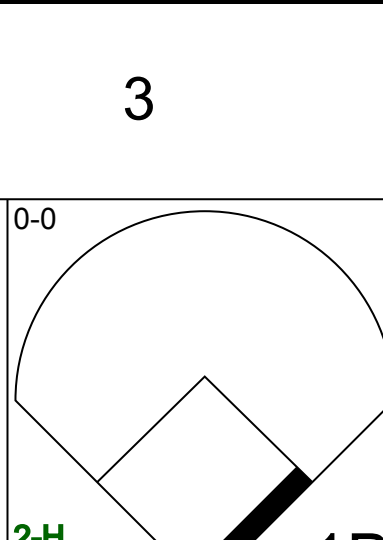
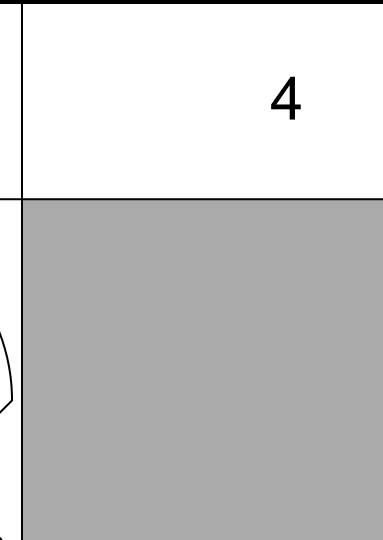
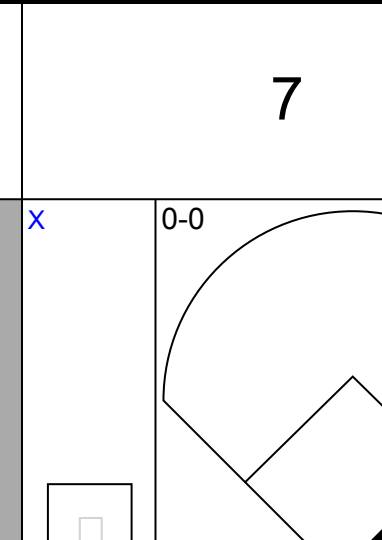
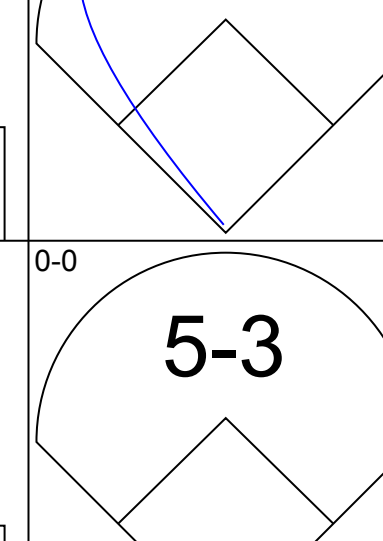
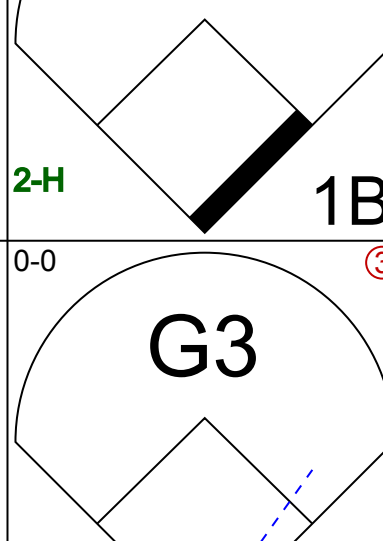
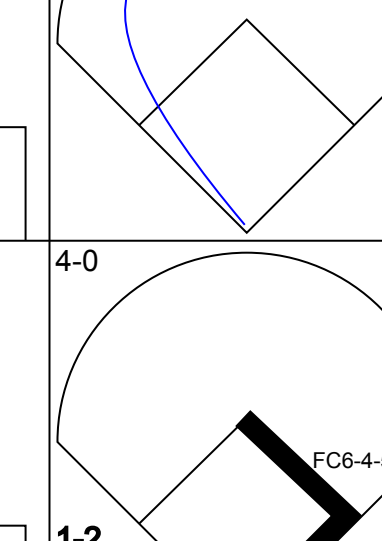
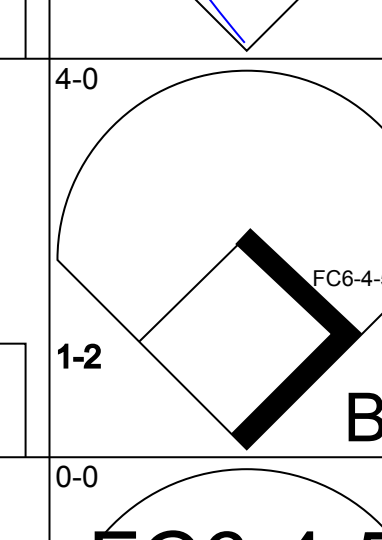
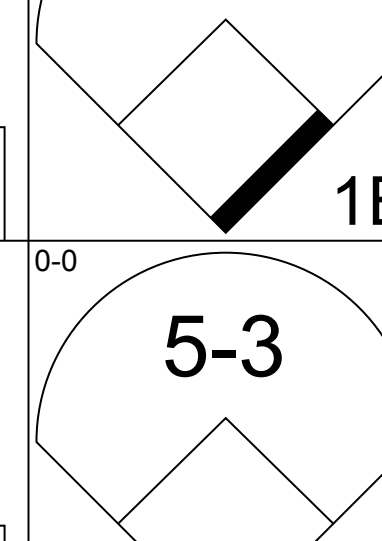
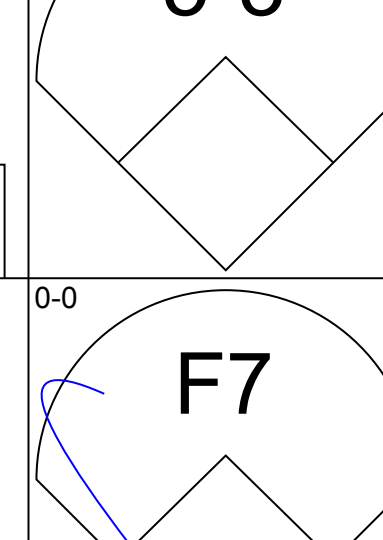
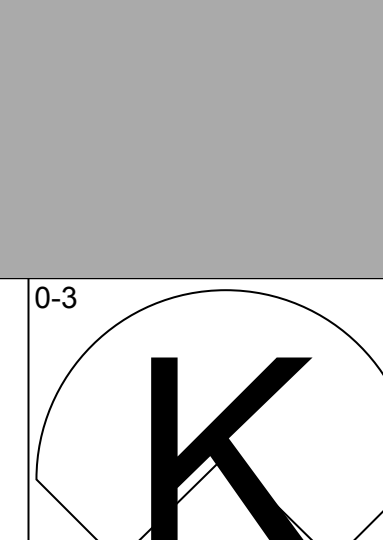
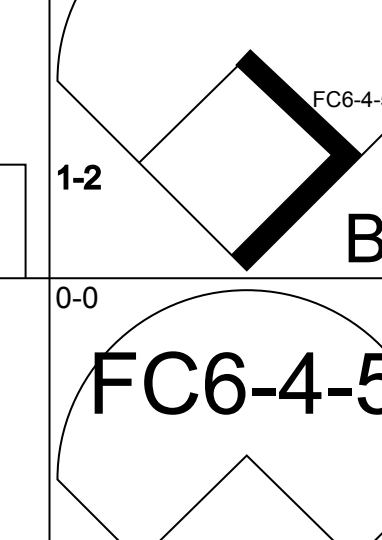
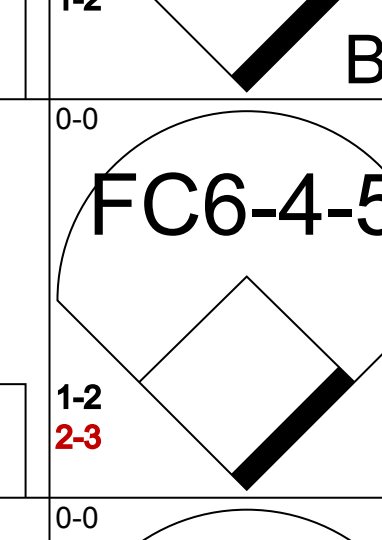
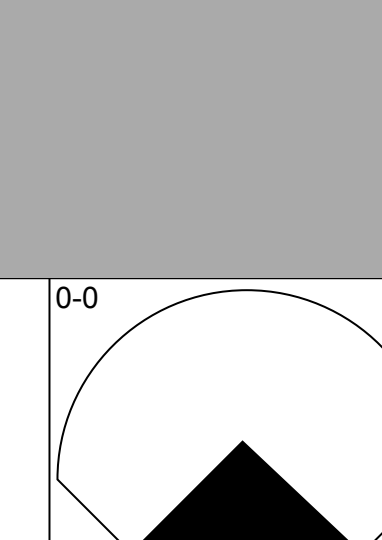

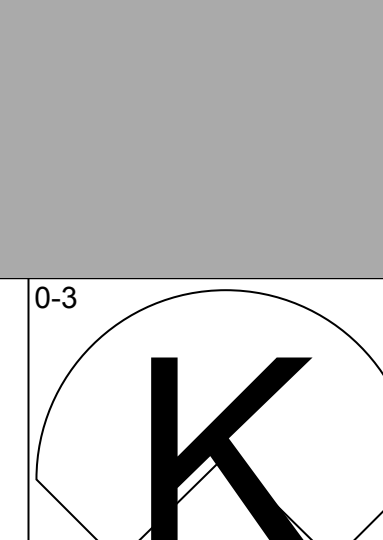
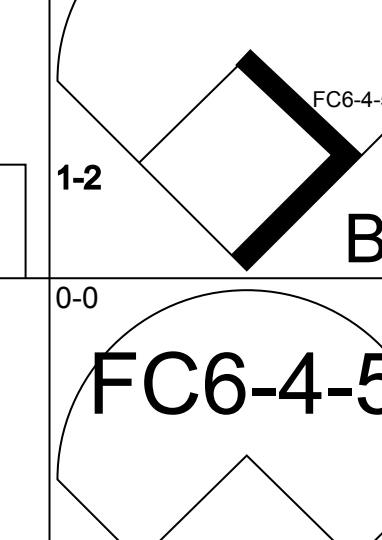
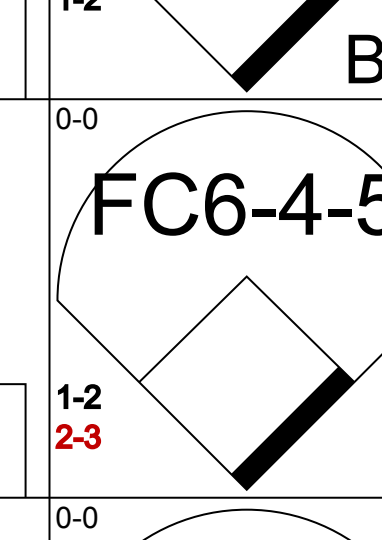

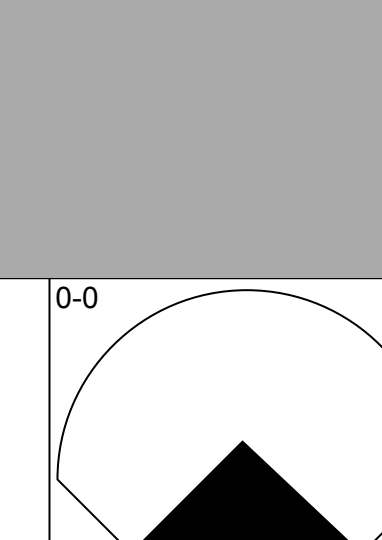
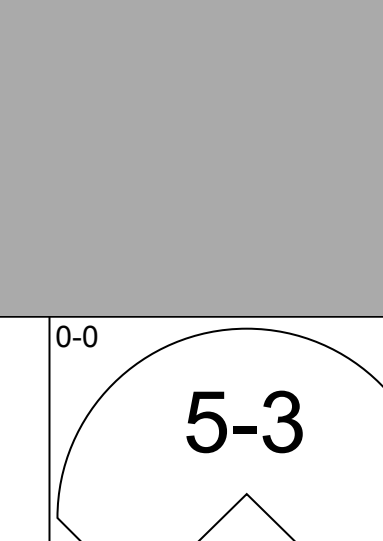

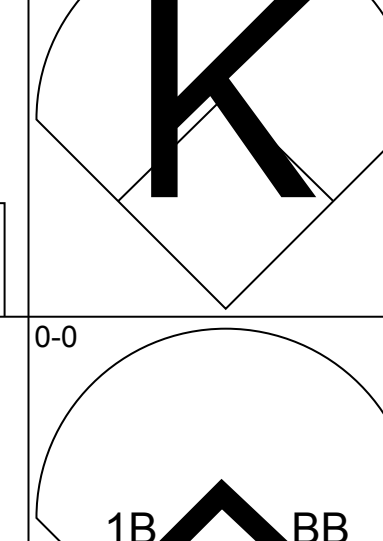


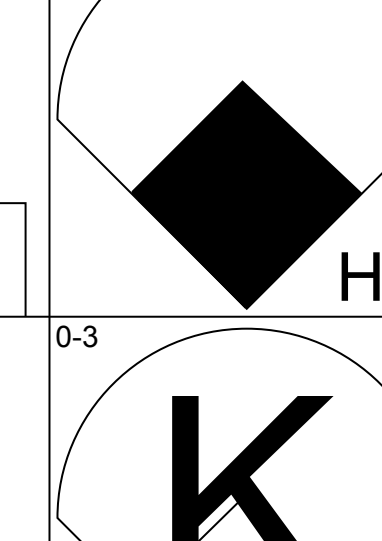
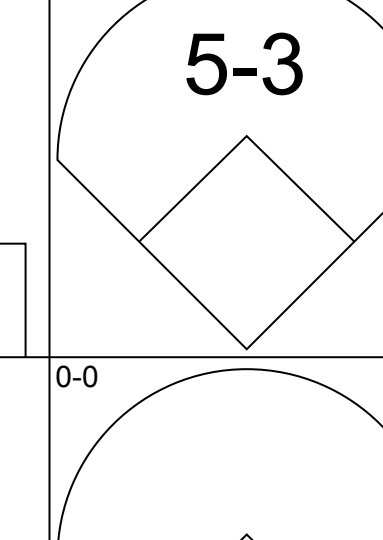
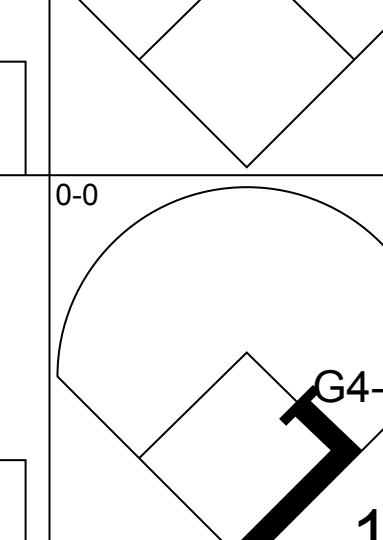
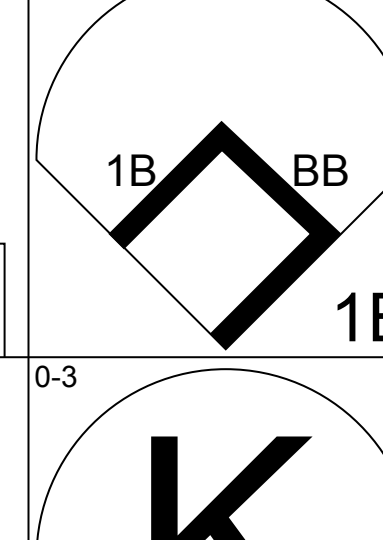
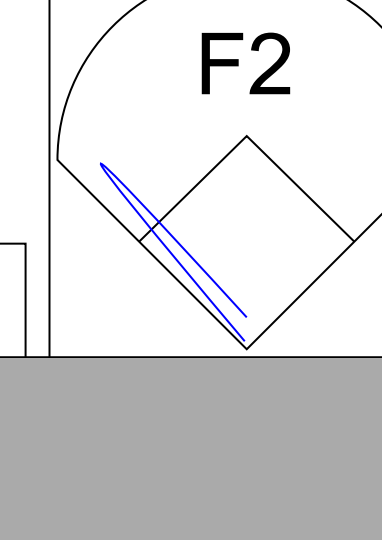
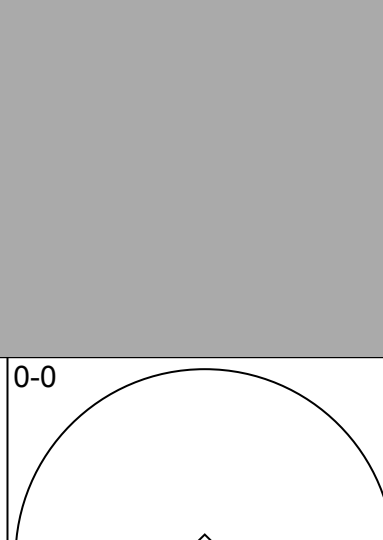
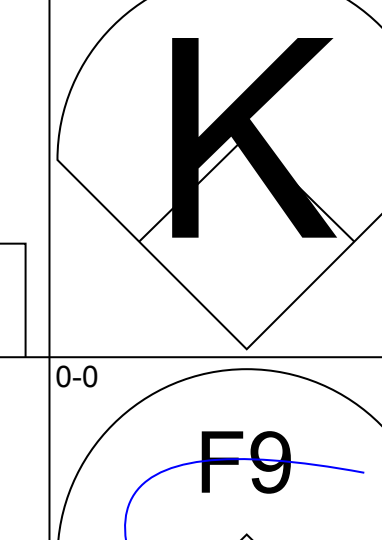

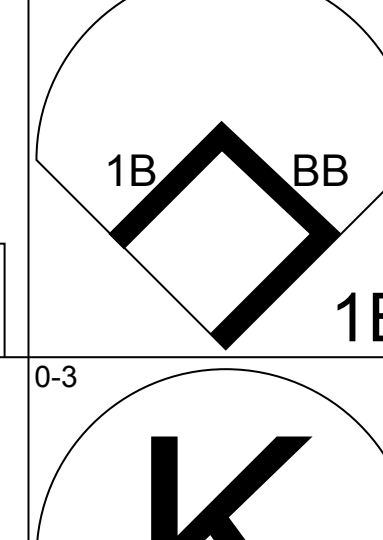
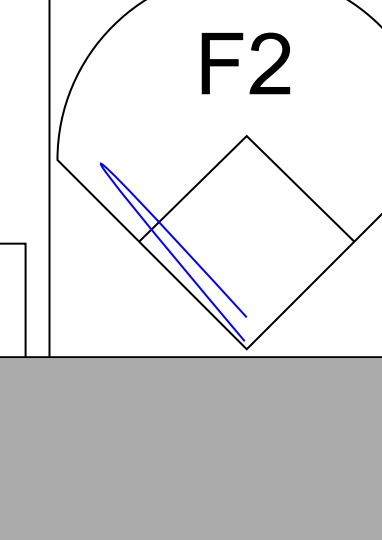
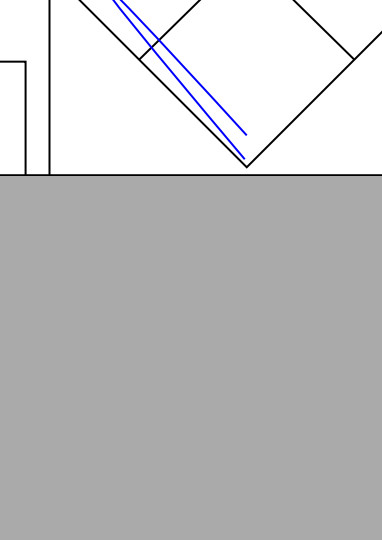

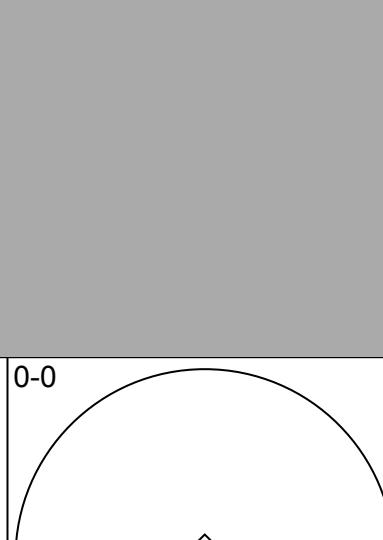
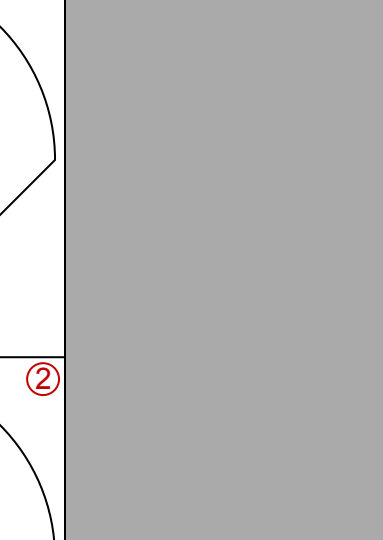

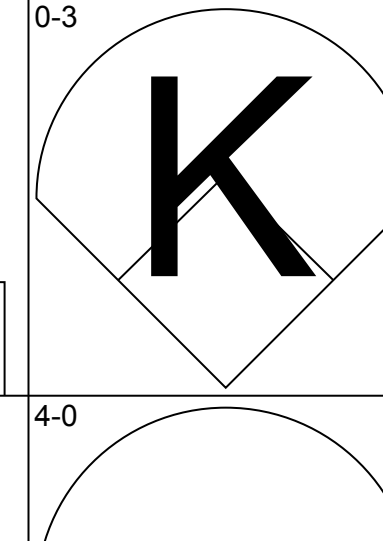

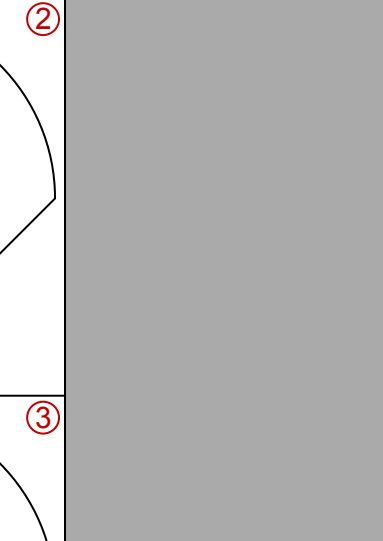

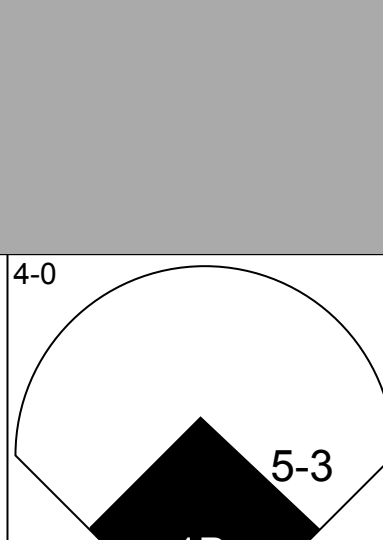

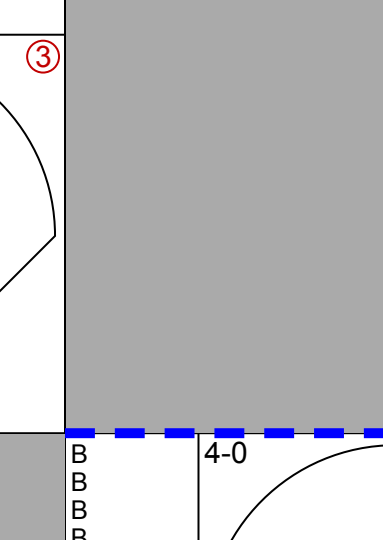
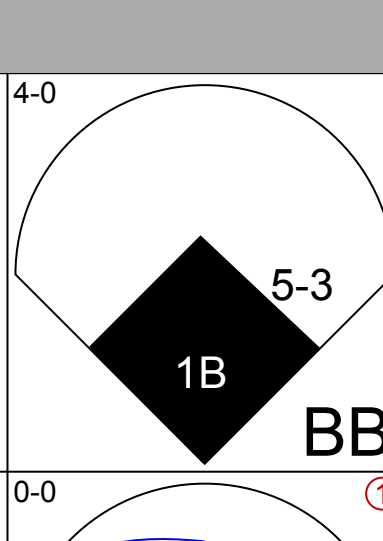

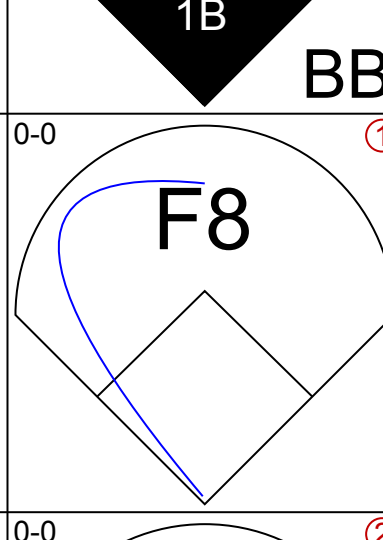

Batter	1	2	3	4	5	6	7	8	9	AB	R	H	RBI	BB	SO	LOB	BOTTOM			
Rickey Henderson, R OBP: 0.333, SLG: 0.398 (1,7) H	F7 1B HBP			5-3		6-3				3	2	1	1	0	0	1	Minnesota Twins @ Oakland Athletics Oakland-Alameda County Coliseum, Oakland, CA Sat Apr 28 1984, 3:33 AM PST Att: 17,733 - Unknown livebaseballscores.com			
Dwayne Murphy, L OBP: 0.365, SLG: 0.461 (1,8) X	F7 1-3							F6		3	1	1	2	1	0	1				
Joe Morgan, L OBP: 0.400, SLG: 0.404 (1,4) X										3	2	1	1	1	0	1				
Tony Phillips, S OBP: 0.300, SLG: 0.400 (8,4)	1B			G3-4-3				G3		0	0	0	0	0	0	0				
Dave Kingman, R OBP: 0.303, SLG: 0.690 (1,10) X	F2									4	1	2	2	0	0	1				
Bill Almon, R OBP: 0.250, SLG: 0.350 (7, PR)										0	0	0	0	0	0	0				
Carney Lansford, R OBP: 0.301, SLG: 0.337 (1,5) X										4	0	1	1	0	0	1				
Bruce Bochte, L OBP: 0.333, SLG: 0.230 (1,3) X	FC6-4									4	0	0	0	0	0	1				
Mike Davis, L OBP: 0.340, SLG: 0.362 (1,9)										4	1	1	0	0	1	0				
Jim Essian, R OBP: 0.286, SLG: 0.294 (1,2)										4	0	0	0	0	0	1				
Donnie Hill, S OBP: 0.230, SLG: 0.276 (1,6)										3	0	0	0	0	0	2				
Inning Stats	R: 2 E: 0 K: 0 S: 5	H: 2 LOB: 1 BB: 0 P: 6	R: 5 E: 0 K: 0 S: 7	H: 4 LOB: 0 BB: 1 P: 11	R: 0 E: 0 K: 0 S: 3	H: 0 LOB: 0 BB: 0 P: 3	R: 0 E: 0 K: 0 S: 3	H: 0 LOB: 1 BB: 1 P: 7	R: 0 E: 0 K: 0 S: 4	H: 0 LOB: 0 BB: 0 P: 4	R: 0 E: 1 K: 0 S: 4	H: 1 LOB: 1 BB: 0 P: 4	R: 0 E: 0 K: 1 S: 5	H: 0 LOB: 0 BB: 0 P: 5	R: 0 E: 0 K: 0 S: 5	H: 0 LOB: 0 BB: 0 P: 5	1B: 5 2B: 0 3B: 0 HR: 2	SF: 0 SAC: 0 DP: 0 HBP: 1	WP: 0 PB: 0 SB: 3 CS: 0	PA: 35
PITCHER Albert Williams, R ERA: 6.0 (1,1)	IP: 8.0 WLS: L BF: 35 H: 7 R: 7 ER: 7 SO: 1 BB: 2 IBB: 0 HBP: 1 BLK: 0 WP: 0 HR: 2 S: 34 P: 43 ERA: 7.88 WHIP: 1.125															PITCHER				

AB	31
R	0
H	4
RBI	0
BB	2
SO	7
LOB	9

AB	32
R	7
H	7
RBI	7
BB	2
SO	1
LOB	9



Batter	1	2	3	4	5	6	7	8	9	AB	R	H	RBI	BB	SO	LOB	TOP					
Darrell Brown, S OBP: 0.337, SLG: 0.404 (1, 8)										5	0	0	0	0	1	5	Minnesota Twins @ Oakland Athletics Oakland-Alameda County Coliseum, Oakland, CA Sun Apr 29 1984, 3:33 AM PDT Unknown					
Mickey Hatcher, R OBP: 0.295, SLG: 0.357 (1, 7)										5	0	1	0	0	0	2						
Kent Hrbek, L OBP: 0.402, SLG: 0.466 (1, 3)										3	1	1	0	2	1	1						
Tom Brunansky, R OBP: 0.340, SLG: 0.369 (1, 9)										4	1	0	0	1	1	3						
Randy Bush, L OBP: 0.317, SLG: 0.526 (1, 10)										5	0	2	0	0	1	3						
Gary Gaetti, R OBP: 0.396, SLG: 0.410 (1, 5)										4	1	3	1	1	0	0						
Tim Teufel, R OBP: 0.343, SLG: 0.356 (1, 4)										4	1	2	1	1	0	4						
Tim Laudner, R OBP: 0.205, SLG: 0.333 (1, 2)										5	1	1	2	0	2	6						
Houston Jimenez, R OBP: 0.429, SLG: 0.643 (1, 6)										4	0	3	1	0	0	1						
Inning Stats	R: 0 E: 0 K: 1 S: 6	H: 1 LOB: 1 BB: 0 P: 6	R: 3 E: 0 K: 0 S: 7	H: 4 LOB: 1 BB: 0 P: 7	R: 0 E: 0 K: 1 S: 6	H: 2 LOB: 2 BB: 1 P: 10	R: 0 E: 0 K: 0 S: 4	H: 1 LOB: 1 BB: 0 P: 4	R: 2 E: 0 K: 1 S: 7	H: 2 LOB: 3 BB: 3 P: 19	R: 0 E: 0 K: 0 S: 3	H: 0 LOB: 1 BB: 1 P: 7	R: 0 E: 0 K: 1 S: 6	H: 1 LOB: 1 BB: 0 P: 6	R: 0 E: 0 K: 1 S: 5	H: 0 LOB: 0 BB: 0 P: 5	R: 0 E: 0 K: 1 S: 7	H: 2 LOB: 2 BB: 0 P: 7	1B: 8 2B: 5 3B: 0 HR: 1	SF: 0 SAC: 0 DP: 1 HBP: 0	WP: 0 PB: 0 SB: 0 CS: 1	PA: 44
PITCHER	IP	WLS	BF	H	R	ER	SO	BB	IBB	HBP	BLK	WP	HR	S	P	ERA	WHIP					
Lary Sorensen, R ERA: 5.97 (1, 1)	4.0	L	22	8	5	5	2	3	0	0	0	0	1	23	35	11.25	2.750					
Keith Atherton, R ERA: 1.45 (5, 1)	5.0		22	5	0	0	4	1	1	0	0	0	0	28	36	0.00	1.200					

Batter	1	2	3	4	5	6	7	8	9	AB	R	H	RBI	BB	SO	LOB	BOTTOM					
Rickey Henderson, R OBP: 0.340, SLG: 0.402 (1, 7)										4	0	2	1	0	0	1	Minnesota Twins @ Oakland Athletics Oakland-Alameda County Coliseum, Oakland, CA Sun Apr 29 1984, 3:33 AM PDT Unknown					
Bill Almon, R OBP: 0.250, SLG: 0.304 (1, 3)										3	0	0	0	1	0	2						
Davey Lopes, R OBP: 0.369, SLG: 0.509 (1, 9)										4	1	1	1	0	1	2						
Dave Kingman, R OBP: 0.300, SLG: 0.667 (1, 10)										4	0	1	0	0	1	2						
Carney Lansford, R OBP: 0.309, SLG: 0.344 (1, 5)										4	0	2	0	0	1	1						
Dwayne Murphy, L OBP: 0.364, SLG: 0.443 (1, 8)										3	0	0	0	1	0	2						
Jim Essian, R OBP: 0.360, SLG: 0.316 (1, 2)										2	1	1	0	2	0	1						
Donnie Hill, S OBP: 0.219, SLG: 0.262 (1, 6)										3	0	0	0	0	0	4						
Gary Hancock, L OBP: 0.200, SLG: 0.200 (9, PH)										1	0	0	0	0	0	1						
Tony Phillips, S OBP: 0.304, SLG: 0.391 (1, 4)										3	0	1	0	0	0	1						
Joe Morgan, L OBP: 0.394, SLG: 0.396 (9, PH)										1	0	0	0	0	0	0						
Inning Stats	R: 0 E: 0 K: 0 S: 3	H: 0 LOB: 0 BB: 0 P: 3	R: 0 E: 0 K: 0 S: 3	H: 1 LOB: 0 BB: 0 P: 3	R: 1 E: 0 K: 0 S: 4	H: 1 LOB: 1 BB: 1 P: 8	R: 0 E: 0 K: 2 S: 9	H: 2 LOB: 3 BB: 1 P: 13	R: 0 E: 0 K: 0 S: 4	H: 1 LOB: 2 BB: 1 P: 8	R: 0 E: 0 K: 0 S: 3	H: 1 LOB: 0 BB: 0 P: 3	R: 0 E: 0 K: 1 S: 6	H: 1 LOB: 1 BB: 0 P: 4	R: 1 E: 0 K: 1 S: 6	H: 1 LOB: 0 BB: 0 P: 6	R: 0 E: 0 K: 0 S: 2	H: 0 LOB: 0 BB: 1 P: 6	1B: 7 2B: 0 3B: 0 HR: 1	SF: 0 SAC: 0 DP: 3 HBP: 0	WP: 0 PB: 0 SB: 0 CS: 0	PA: 36
PITCHER	IP	WLS	BF	H	R	ER	SO	BB	IBB	HBP	BLK	WP	HR	S	P	ERA	WHIP					
Frank Viola, L ERA: 3.6 (1, 1)	8.0	W	33	8	2	2	3	3	0	0	0	0	1	36	48	2.25	1.375					
Ron Davis, R ERA: 6.17 (9, 1)	1.0	S	3	0	0	0	0	1	0	0	0	0	0	2	6	0.00	1.000					

Batter	1	2	3	4	5	6	7	8	9	AB	R	H	RBI	BB	SO	LOB	TOP			
Darrell Brown, S (1, 8) OBP: 0.333, SLG: 0.409 Randy Bush, L (9, FH) OBP: 0.310, SLG: 0.513	0-0 4-3		0-0 2B		0-0 6-3			0-0 F6	0-0 F8	4	0	1	0	0	0	1				
Tim Tauler, R (1, 4) OBP: 0.349, SLG: 0.356	0-0 F7		4-0 BB		0-0 F8			0-0 1B		3	0	1	0	1	0	0				
Kent Hrbek, L (1, 3) OBP: 0.396, SLG: 0.451	4-0 BB		0-0 4-3			0-3 K		0-0 F5		3	0	0	0	1	1	4				
Tom Brunansky, R (1, 9) OBP: 0.337, SLG: 0.364	0-0 F8			0-0 F9		0-0 F7		0-0 1B	0-0 1B	4	0	1	0	0	0	1				
Gary Gaetti, R (1, 7) OBP: 0.381, SLG: 0.391		0-0 F3		0-0 F9		0-0 6-3		0-0 F8		4	0	0	0	0	0	3				
Mickey Hatcher, R (1, 10) OBP: 0.304, SLG: 0.364		0-0 6-3		0-0 1B			0-0 F4		0-0 1B	4	0	2	0	0	0	0				
John Castino, R (1, 5) Dave Meier, R (7, 7) OBP: 0.333, SLG: 0.200		0-0 6-3		0-0 1B			0-0 F9		0-0 F9	3	0	1	0	0	0	0				
Tim Laudner, R (1, 2) OBP: 0.188, SLG: 0.304			0-0 F5	0-0 F7			0-3 K		0-3 K	4	0	0	0	0	2	3				
Houston Jimenez, R (1, 6) OBP: 0.444, SLG: 0.588			0-0 4-3		0-0 6-3			4-0 1B	0-0 1B	3	0	1	0	1	0	0				
Inning Stats	R: 0 E: 0 K: 0 S: 3	H: 0 LOB: 1 BB: 1 P: 7	R: 0 E: 0 K: 0 S: 3	H: 0 LOB: 0 BB: 0 P: 3	R: 0 E: 0 K: 0 S: 4	H: 1 LOB: 2 BB: 1 P: 8	R: 0 E: 0 K: 0 S: 5	H: 2 LOB: 2 BB: 0 P: 5	R: 0 E: 0 K: 1 S: 5	H: 0 LOB: 0 BB: 0 P: 3	R: 0 E: 0 K: 1 S: 5	H: 0 LOB: 0 BB: 0 P: 5	R: 0 E: 0 K: 1 S: 5	H: 2 LOB: 3 BB: 1 P: 9	R: 0 E: 0 K: 1 S: 7	H: 2 LOB: 2 BB: 0 P: 7	1B: 6 2B: 1 3B: 0 HR: 0	SF: 0 SAC: 0 DP: 0 HBP: 0	WP: 0 PA: 37	
PITCHER	IP	WLS	BF	H	R	ER	SO	BB	IBB	HBP	BLK	WP	HR	S	P	ERA	WHIP			
Chris Codiroli, R (1, 1) ERA: 7.94	5.0	W	20	3	0	0	0	2	0	0	0	0	0	18	26	0.00	1.000			
Tom Burgmeier, L (6, 1) ERA: 1.59	2.2		10	1	0	0	2	1	0	0	0	0	0	13	17	0.00	0.750			
Bill Caudill, R (8, 1) ERA: 2.03	1.1	S	7	3	0	0	1	0	0	0	0	0	0	9	9	0.00	2.250			

Minnesota Twins @ Oakland Athletics
Oakland-Alameda County Coliseum, Oakland, CA
Sun Apr 29 1984, 3:38 AM PDT
Att: 26,366 - Unknown

AB 34
R 0
H 7
RBI 0
BB 3
SO 3
LOB 15



Batter	1	2	3	4	5	6	7	8	9	AB	R	H	RBI	BB	SO	LOB	BOTTOM			
Davey Lopes, R (1, 7) OBP: 0.562, SLG: 0.492 Rickey Henderson, R (8, 7) OBP: 0.340, SLG: 0.402	0-3 K		0-0 2B	0-3 K			0-0 G1-5-3			4	1	1	0	0	2	1				
Dwayne Murphy, L (1, 8) OBP: 0.359, SLG: 0.446	0-0 3-1		0-0 1B		0-3 K		0-0 4-3			4	0	1	2	0	1	0				
Joe Morgan, L (1, 4) OBP: 0.386, SLG: 0.386	0-0 F8		0-0 F5		0-0 WP		0-0 1B		0-0 4-3	4	0	1	0	0	0	1				
Dave Kingman, R (1, 10) OBP: 0.298, SLG: 0.641		0-0 F9	4-0 IBB		0-0 6-3		0-0 F6		0-0 F6	3	0	0	0	1	0	1				
Carney Lansford, R (1, 5) OBP: 0.307, SLG: 0.333		4-0 S	0-0 F8		0-0 6-3		0-0 5-3			3	0	0	0	1	0	3				
Bruce Bochte, L (1, 3) OBP: 0.333, SLG: 0.250	0-3 K			0-0 E		0-3 K				3	1	1	0	0	2	1				
Mike Davis, L (1, 9) OBP: 0.321, SLG: 0.340	0-0 F7		0-0 F7		0-0 F7		0-0 3-1			3	0	0	0	0	0	2				
Jim Essian, R (1, 2) OBP: 0.357, SLG: 0.318			0-0 1B	0-0 E6		0-0 6-3				3	1	1	0	0	0	0				
Tony Phillips, S (1, 6) OBP: 0.289, SLG: 0.346			0-3 K	0-0 1-3			0-0 6-3			3	0	0	0	0	1	2				
Inning Stats	R: 0 E: 0 K: 1 S: 5	H: 0 LOB: 0 BB: 0 P: 5	R: 0 E: 0 K: 1 S: 5	H: 0 LOB: 1 BB: 1 P: 9	R: 2 E: 0 K: 1 S: 8	H: 3 LOB: 2 BB: 1 P: 12	R: 1 E: 1 K: 1 S: 7	H: 1 LOB: 1 BB: 0 P: 7	R: 0 E: 0 K: 1 S: 6	H: 1 LOB: 1 BB: 0 P: 6	R: 0 E: 0 K: 1 S: 5	H: 0 LOB: 0 BB: 0 P: 5	R: 0 E: 0 K: 0 S: 3	H: 0 LOB: 0 BB: 0 P: 3	R: 0 E: 0 K: 0 S: 3	H: 0 LOB: 0 BB: 0 P: 3	1B: 3 2B: 2 3B: 0 HR: 0	SF: 0 SAC: 0 DP: 0 HBP: 0	WP: 1 PA: 32	
PITCHER	IP	WLS	BF	H	R	ER	SO	BB	IBB	HBP	BLK	WP	HR	S	P	ERA	WHIP			
Mike Smithson, R (1, 1) ERA: 3.27	8.0	L	32	5	3	2	6	1	1	0	0	1	0	42	50	2.25	0.750			

Minnesota Twins @ Oakland Athletics
Oakland-Alameda County Coliseum, Oakland, CA
Sun Apr 29 1984, 3:38 AM PDT
Att: 26,366 - Unknown

AB 30
R 3
H 5
RBI 2
BB 2
SO 6
LOB 11



Batter	1	2	3	4	5	6	7	8	9	AB	R	H	RBI	BB	SO	LOB	TOP				
Rickey Henderson, R OBP: 0.337, SLG: 0.396 (1, 7)	1-3		FC5-4			6-3		1B		4	0	1	0	0	0	1					
Joe Morgan, L OBP: 0.365, SLG: 0.361 (1, 4)	G3			4-3			E3 1B FC6-4	G3		4	1	0	0	0	0	2					
Davey Lopes, R OBP: 0.356, SLG: 0.477 (1, 9)	F8			F8			FC6-4 1B	F6		4	0	1	0	0	0	0					
Dave Kingman, R OBP: 0.284, SLG: 0.610 (1, 10)		K		5-3			F6	6-3		4	0	0	0	0	1	2					
Carney Lansford, R OBP: 0.295, SLG: 0.320 (1, 5)		K			F7		FC6-4	6-3		4	0	0	1	0	1	1					
Bill Almon, R OBP: 0.222, SLG: 0.269 (1, 3)			F8		K		F3			3	0	0	0	0	1	1					
Dwayne Murphy, L OBP: 0.358, SLG: 0.435 (1, 8)					F7			3-1		2	0	0	0	1	0	0					
Jim Essian, R OBP: 0.333, SLG: 0.292 (8, PH)					F7		6-3	K		2	0	0	0	0	0	1					
Mike Heath, R OBP: 0.336, SLG: 0.373 (8, 2)										1	0	0	0	0	1	0					
Donnie Hill, S OBP: 0.212, SLG: 0.254 (8, PH)										2	0	0	0	0	0	1					
Jeff Burroughs, R OBP: 0.296, SLG: 0.462 (8, PR)										0	0	0	0	1	0	0					
Tony Phillips, S OBP: 0.269, SLG: 0.346 (8, 6)								1B BB		0	0	0	0	0	0	0					
Inning Stats	R: 0 E: 0 K: 0 S: 3	H: 0 LOB: 0 BB: 0 P: 3	R: 0 E: 0 K: 2 S: 7	H: 0 LOB: 0 BB: 0 P: 7	R: 0 E: 0 K: 0 S: 3	H: 0 LOB: 1 BB: 1 P: 7	R: 0 E: 0 K: 0 S: 3	H: 0 LOB: 0 BB: 0 P: 3	R: 0 E: 0 K: 1 S: 5	H: 0 LOB: 0 BB: 0 P: 5	R: 1 E: 1 K: 0 S: 5	H: 1 LOB: 1 BB: 0 P: 5	R: 0 E: 0 K: 1 S: 6	H: 1 LOB: 2 BB: 1 P: 10	R: 0 E: 0 K: 0 S: 3	H: 0 LOB: 0 BB: 0 P: 3	1B: 2 2B: 0 3B: 0 HR: 0	SF: 0 SAC: 0 DP: 0 HBP: 0	WP: 0 PB: 0 SB: 0 CS: 0	PA: 32	
PITCHER	IP	WLS	BF	H	R	ER	SO	BB	IBB	HBP	BLK	WP	HR	S	P	ERA	WHIP				
Tommy John, L ERA: 2.08 (1, 1)	8.0	W	29	2	1	0	4	2	0	0	0	0	0	35	43	0.00	0.500				
Luis Sanchez, R ERA: 2.04 (9, 1)	1.0	S	3	0	0	0	0	0	0	0	0	0	0	3	3	0.00	0.000				

Oakland Athletics @ California Angels
Anaheim Stadium, Anaheim, CA
Tue May 01 1984, 10:05 PM EDT
Att: 27,009 - Unknown

AB 30
R 1
H 2
RBI 1
BB 2
SO 4
LOB 9



Batter	1	2	3	4	5	6	7	8	9	AB	R	H	RBI	BB	SO	LOB	BOTTOM				
Gary Pettis, S OBP: 0.355, SLG: 0.356 (1, 8)	K		1-3		1B BB	CS	1B			3	2	1	0	1	1	0					
Rod Carew, L OBP: 0.382, SLG: 0.385 (1, 3)	F8			4-3	1B		1B			4	0	2	1	0	0	0					
Fred Lynn, L OBP: 0.383, SLG: 0.443 (1, 9)	K			1B HBP	F8		1B			3	1	1	0	1	1	1					
Doug DeCinces, R OBP: 0.345, SLG: 0.500 (1, 5)		K		HBP F7 1B	1B		SF9-3-5			2	0	1	1	1	1	0					
Reggie Jackson, L OBP: 0.301, SLG: 0.495 (1, 10)		K		F7	F5		4-3			4	0	0	0	0	1	5					
Brian Downing, R OBP: 0.380, SLG: 0.469 (1, 7)				HBP				F7		3	0	1	0	0	0	0					
Juan Beniquez, R OBP: 0.333, SLG: 0.448 (9, 7)		FC5-4 1B		HBP	HBP		F8	F7		0	0	0	0	0	0	0					
Bobby Grich, R OBP: 0.369, SLG: 0.536 (1, 4)		FC5-4		1-2 2-3 3-H HBP			HR	F1		3	1	1	2	0	0	1					
Jerry Narron, L OBP: 0.200, SLG: 0.357 (1, 2)			F3		F9		K	4-3		4	0	0	0	0	1	3					
Dick Schofield, R OBP: 0.295, SLG: 0.364 (1, 6)			K				CS 1B			3	0	1	0	0	2	0					
Inning Stats	R: 0 E: 0 K: 2 S: 7	H: 1 LOB: 1 BB: 0 P: 8	R: 0 E: 0 K: 1 S: 5	H: 0 LOB: 0 BB: 0 P: 5	R: 1 E: 0 K: 0 S: 5	H: 2 LOB: 2 BB: 0 P: 7	R: 1 E: 0 K: 1 S: 6	H: 1 LOB: 2 BB: 2 P: 14	R: 1 E: 0 K: 0 S: 4	H: 2 LOB: 1 BB: 1 P: 8	R: 0 E: 0 K: 0 S: 3	H: 0 LOB: 0 BB: 0 P: 3	1B: 7 2B: 1 3B: 0 HR: 1	SF: 1 SAC: 0 DP: 1 HBP: 2	WP: 0 PB: 0 SB: 1 CS: 1	PA: 36					
PITCHER	IP	WLS	BF	H	R	ER	SO	BB	IBB	HBP	BLK	WP	HR	S	P	ERA	WHIP				
Mike Warren, R ERA: 3.82 (1, 1)	6.0	L	29	8	4	4	7	2	0	2	0	0	1	39	49	6.00	1.667				
Tim Conroy, L ERA: 5.32 (7, 1)	0.0		1	0	0	0	0	1	0	0	0	0	0	0	4	∞	∞				
Lary Sorensen, R ERA: 5.61 (7, 1)	2.0		5	0	0	0	0	0	0	0	0	0	0	5	5	0.00	0.000				

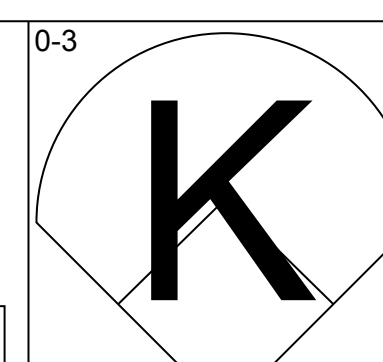
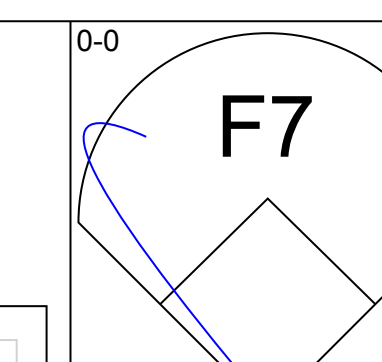
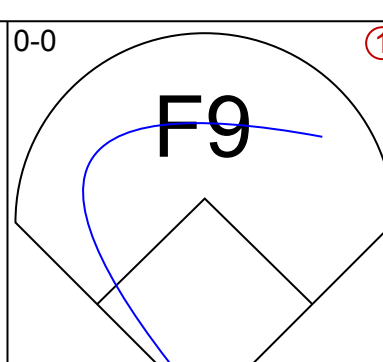
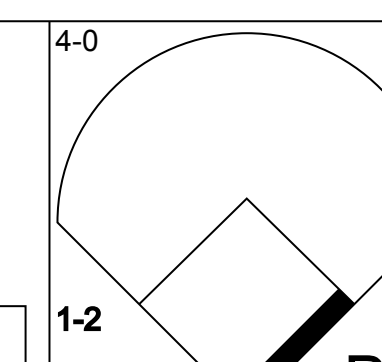
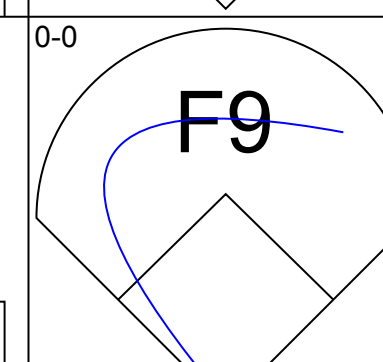
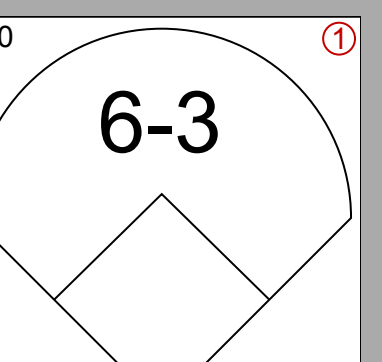
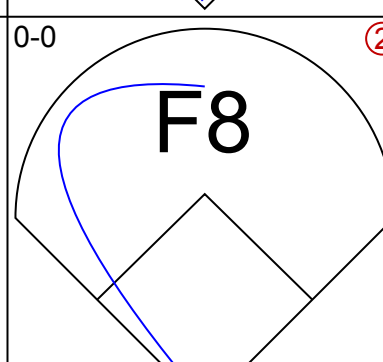
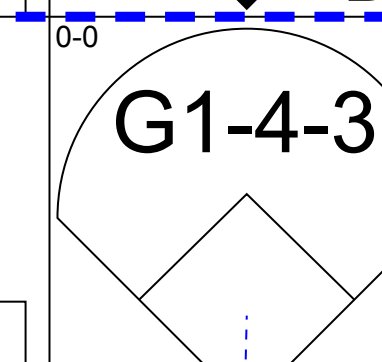
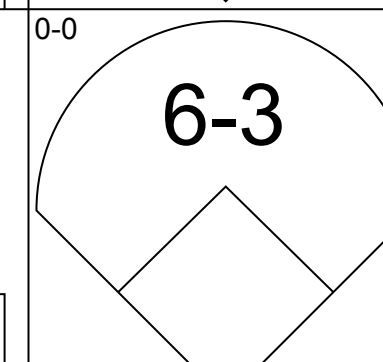
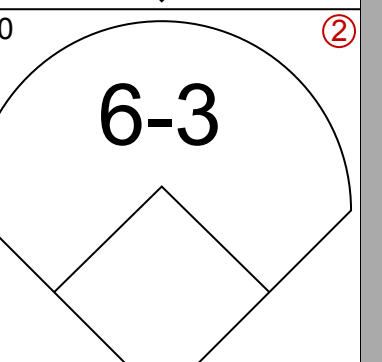
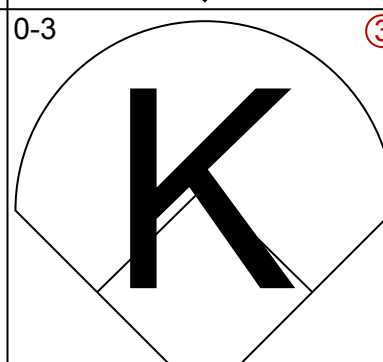
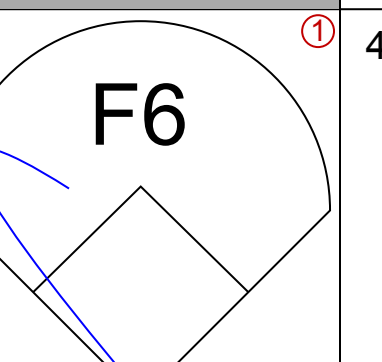
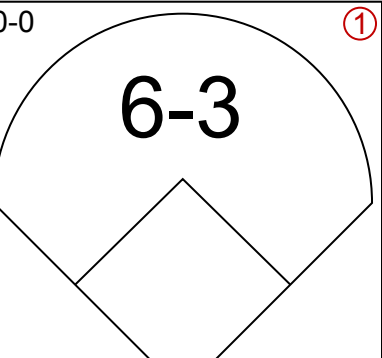
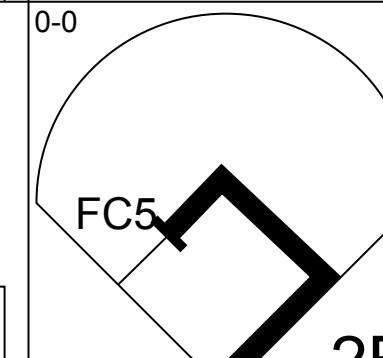
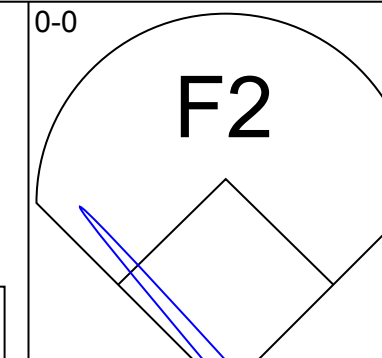
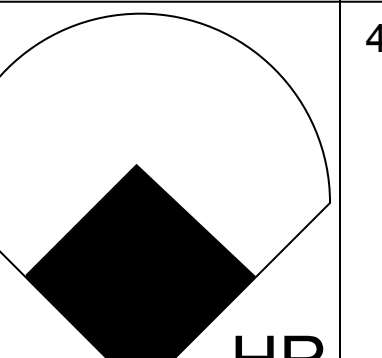
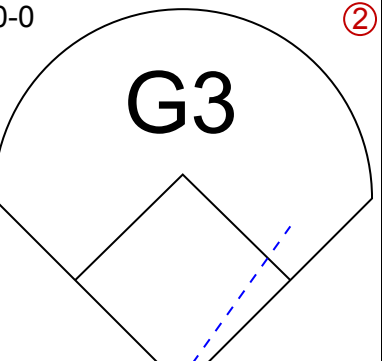
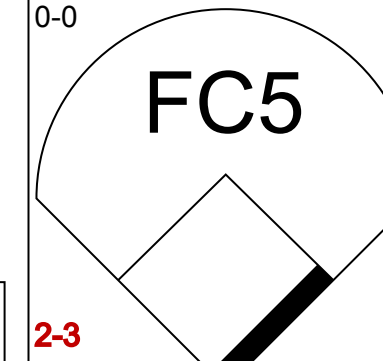
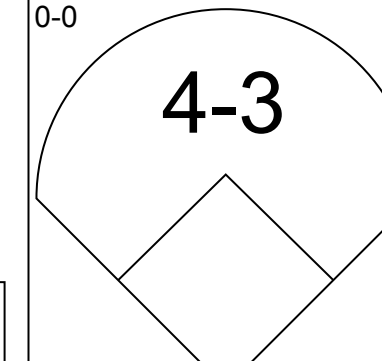
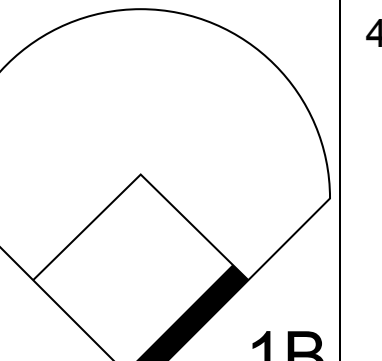
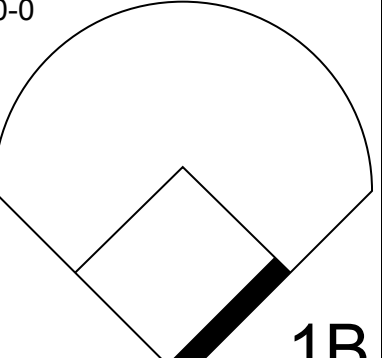
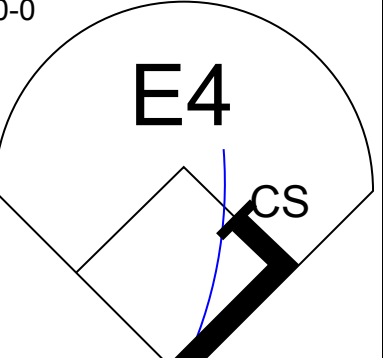
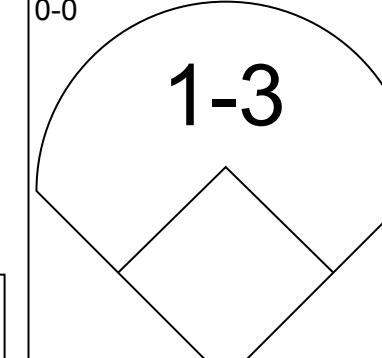
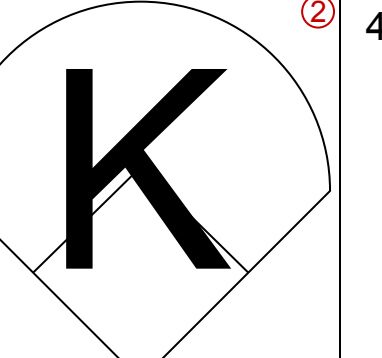
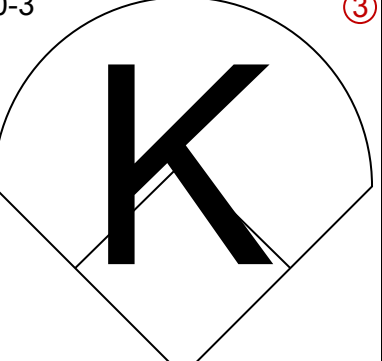
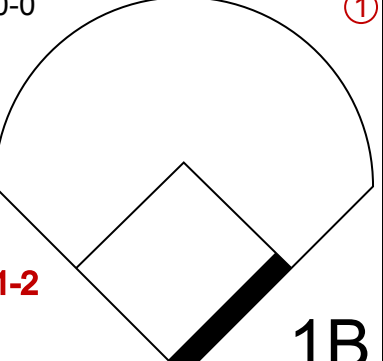
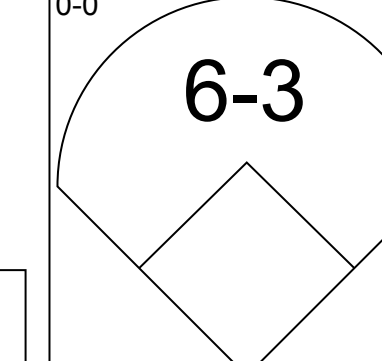
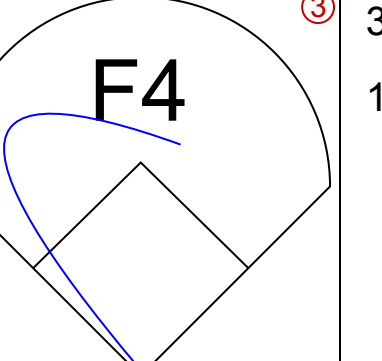
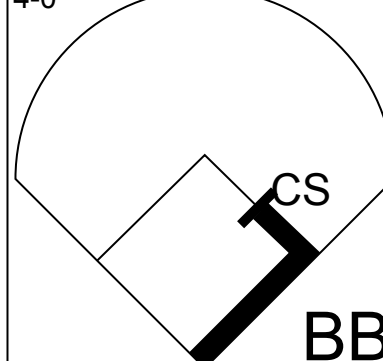
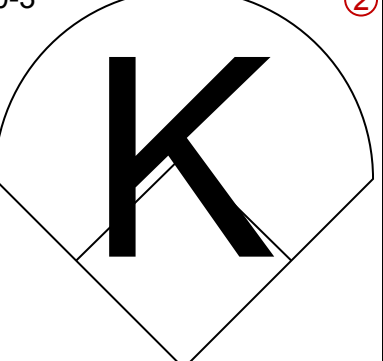
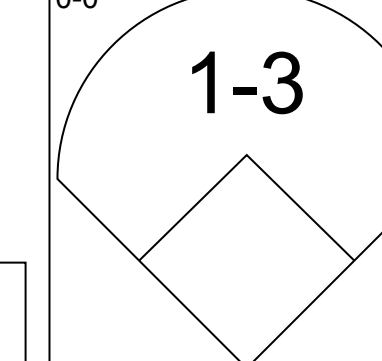
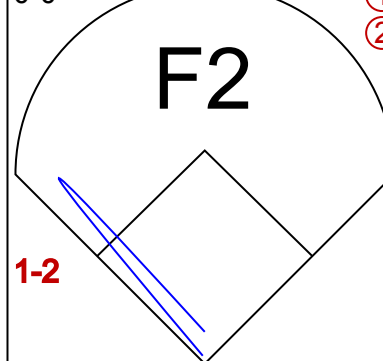
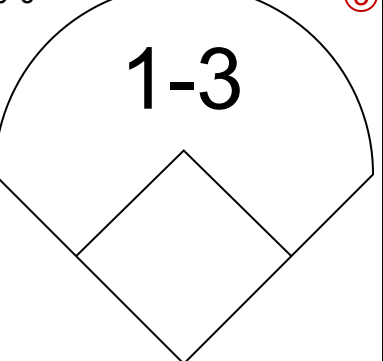
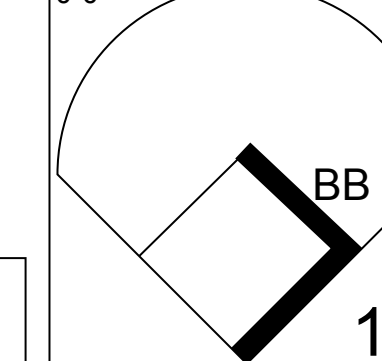
Oakland Athletics @ California Angels
Anaheim Stadium, Anaheim, CA
Tue May 01 1984, 10:05 PM EDT
Att: 27,009 - Unknown

AB 29
R 4
H 8
RBI 4
BB 3
SO 7
LOB 10



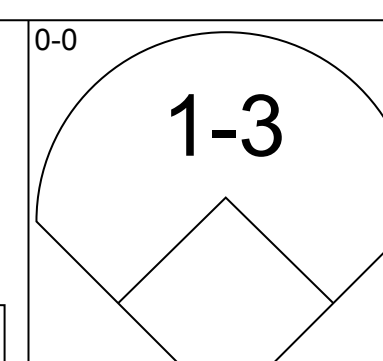
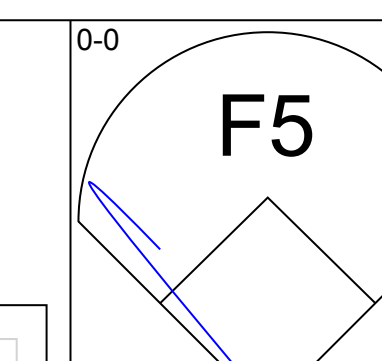
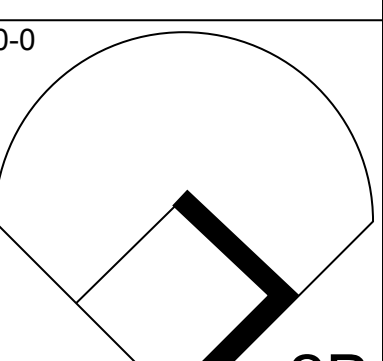
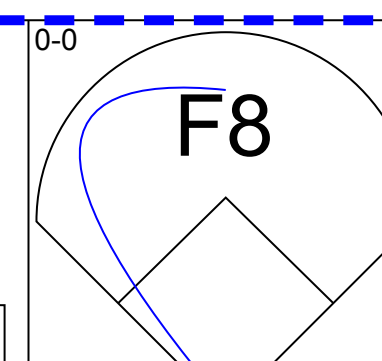
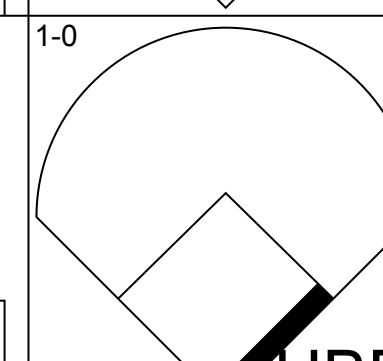
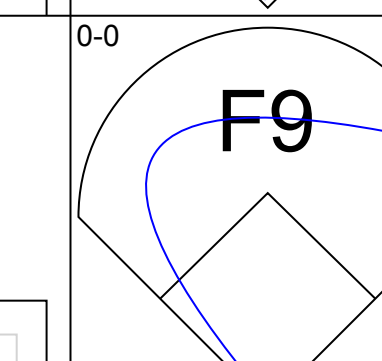
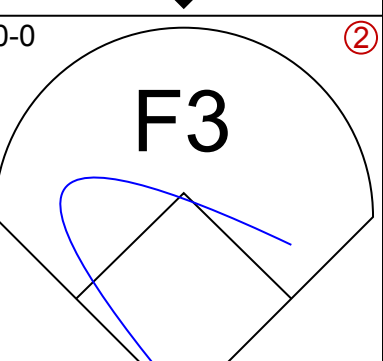
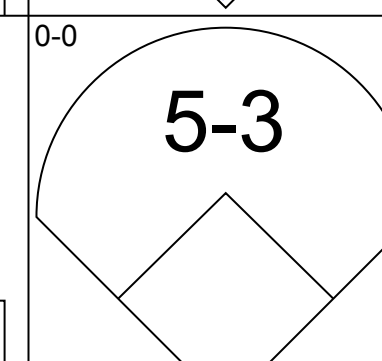
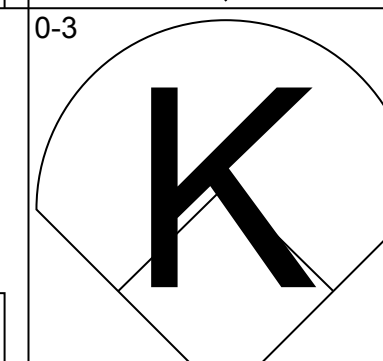
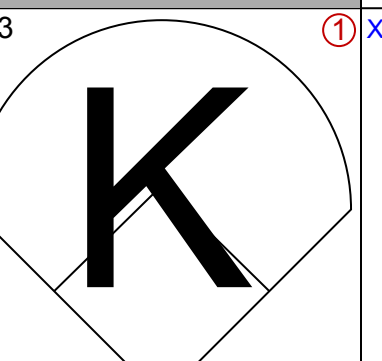
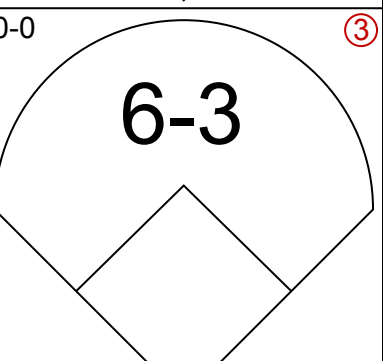
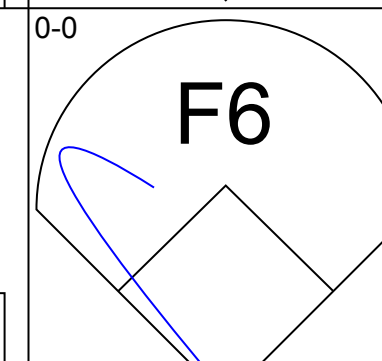
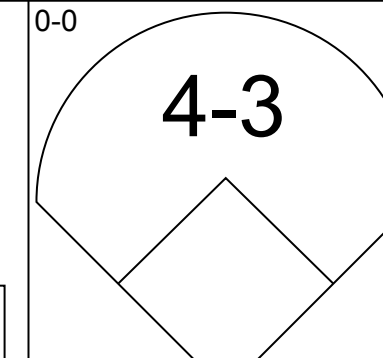
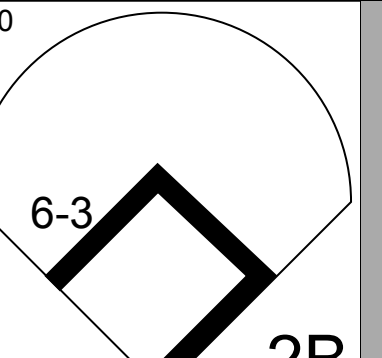
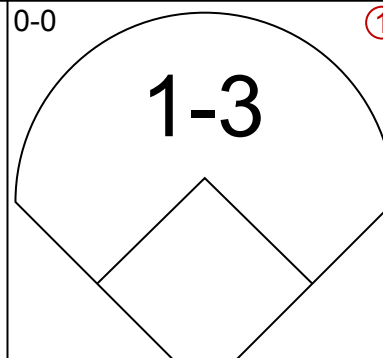
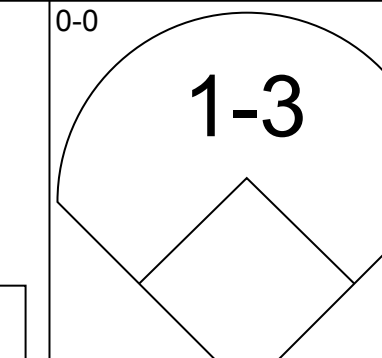
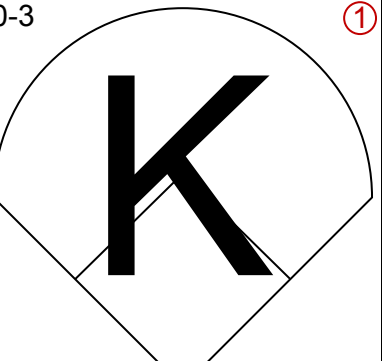
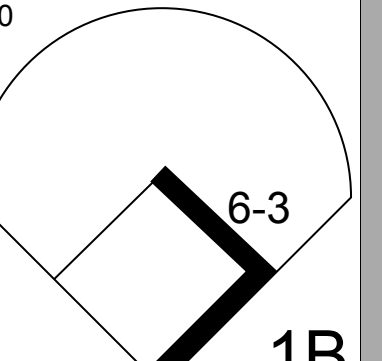
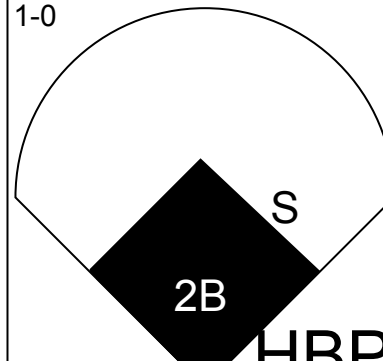
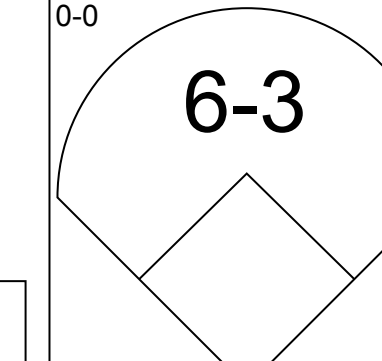
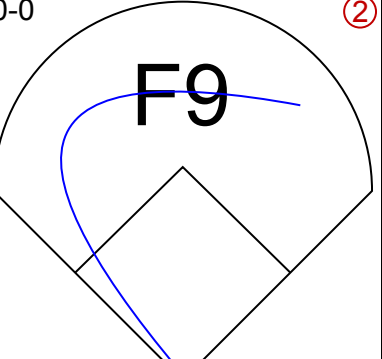
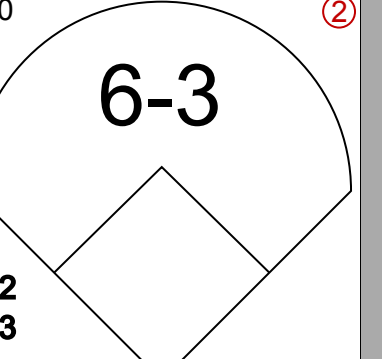
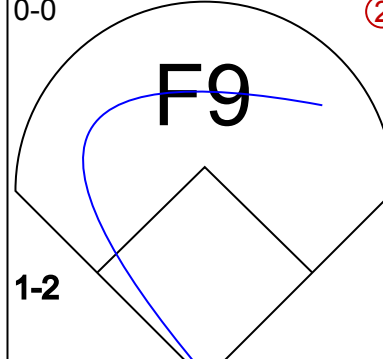
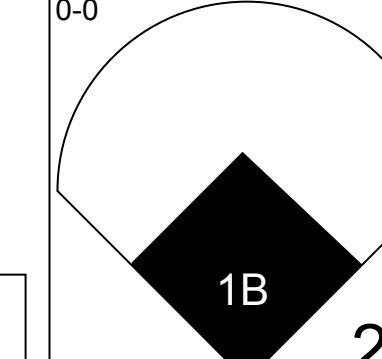
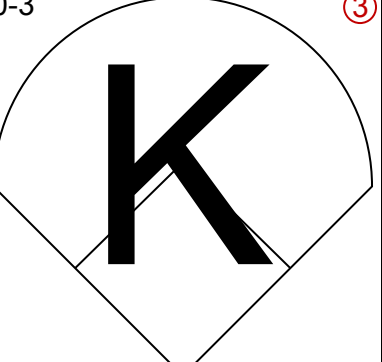

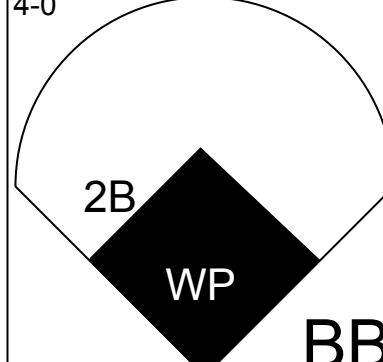
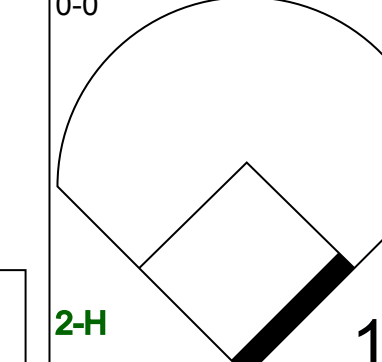
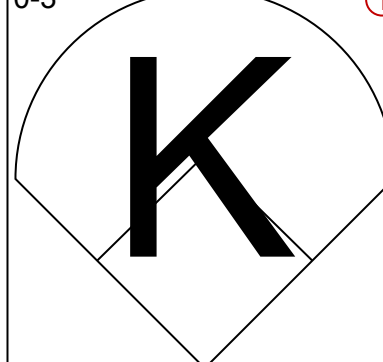
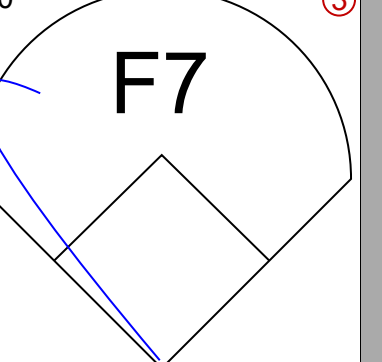
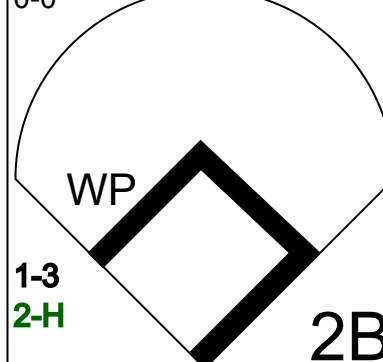
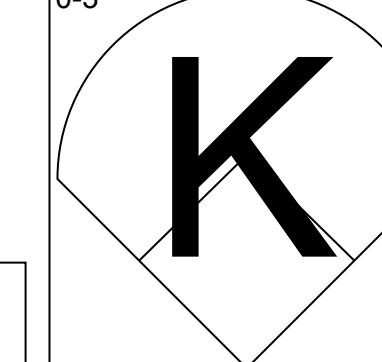
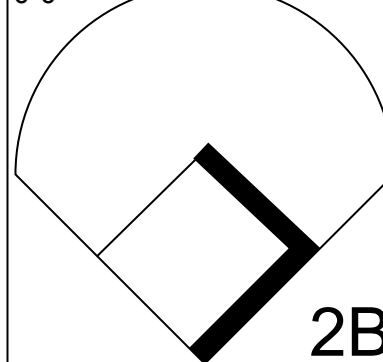
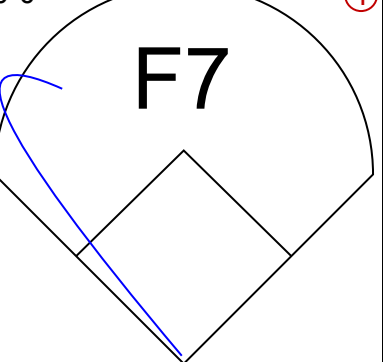
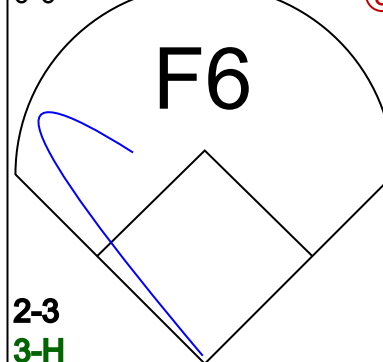
Batter	1	2	3	4	5	6	7	8	9	AB	R	H	RBI	BB	SO	LOB	TOP					
Rickey Henderson, R OBP: 0.349, SLG: 0.411 (1, 7)										4	2	2	0	1	0	0	Oakland Athletics @ California Angels Anaheim Stadium, Anaheim, CA Wed May 02 1984, 10:05 PM EDT Att: 27,939 - Unknown livebaseballscorecards.com					
Dwayne Murphy, L OBP: 0.350, SLG: 0.461 (1, 8)										4	1	1	3	1	0	3						
Joe Morgan, L OBP: 0.367, SLG: 0.354 (1, 4)										4	0	1	1	1	0	1						
Dave Kingman, R OBP: 0.280, SLG: 0.586 (1, 10)										5	0	1	0	0	1	3						
Bill Almon, R OBP: 0.222, SLG: 0.269 (9, PR)										0	1	0	0	0	0	0						
Carney Lansford, R OBP: 0.300, SLG: 0.353 (1, 5)										5	1	2	1	0	0	1						
Bruce Bochte, L OBP: 0.337, SLG: 0.250 (1, 3)										4	0	1	0	1	0	0						
Mike Davis, L OBP: 0.344, SLG: 0.418 (1, 9)										5	1	3	2	0	0	2						
Jim Essian, R OBP: 0.314, SLG: 0.310 (1, 2)										5	0	1	0	0	1	4						
Donnie Hill, S OBP: 0.221, SLG: 0.262 (1, 6)										2	1	1	0	0	0	1						
Tony Phillips, S OBP: 0.286, SLG: 0.333 (5, 6)										1	0	0	0	1	0	2						
Inning Stats	R: 0 E: 0 K: 0 S: 3	H: 0 LOB: 1 BB: 1 P: 7	R: 0 E: 0 K: 0 S: 3	H: 0 LOB: 0 BB: 0 P: 3	R: 3 E: 0 K: 0 S: 6	H: 3 LOB: 1 BB: 1 P: 10	R: 0 E: 0 K: 0 S: 4	H: 2 LOB: 1 BB: 0 P: 4	R: 0 E: 0 K: 0 S: 3	H: 0 LOB: 1 BB: 1 P: 7	R: 0 E: 0 K: 0 S: 5	H: 2 LOB: 2 BB: 0 P: 5	R: 1 E: 0 K: 1 S: 6	H: 1 LOB: 0 BB: 0 P: 6	R: 2 E: 0 K: 0 S: 6	H: 3 LOB: 2 BB: 1 P: 10	R: 1 E: 0 K: 1 S: 7	H: 2 LOB: 3 BB: 1 P: 11	1B: 8 2B: 2 3B: 0 HR: 3	SF: 0 SAC: 0 DP: 1 HBP: 0	WP: 0 PB: 0 SB: 1 CS: 0	PA: 44
PITCHER	IP WLS BF H R ER SO BB IBB HBP BLK WP HR S P ERA WHIP																					
Ron Romanick, R ERA: 5.44 (1, 1)	7.1 L 34 10 6 6 1 3 0 0 0 0 0 3 33 45 7.36 1.773																					
Doug Corbett, R ERA: (8, 1)	0.2 4 1 0 0 0 1 0 0 0 0 0 0 3 7 0.00 3.000																					
Luis Sanchez, R ERA: 2.41 (9, 1)	1.0 6 2 1 1 1 1 0 0 0 0 0 0 7 11 9.00 3.000																					

Batter	1	2	3	4	5	6	7	8	9	AB	R	H	RBI	BB	SO	LOB	BOTTOM			
Gary Pettis, S OBP: 0.366, SLG: 0.362 (1, 8)										4	2	2	2	1	1	2	Oakland Athletics @ California Angels Anaheim Stadium, Anaheim, CA Wed May 02 1984, 10:05 PM EDT Att: 27,939 - Unknown livebaseballscorecards.com			
Rod Carew, L OBP: 0.383, SLG: 0.417 (1, 3)									5	1	2	3	0	1	1					
Fred Lynn, L OBP: 0.378, SLG: 0.436 (1, 9)									4	0	1	0	0	1	0					
Doug DeCinces, R OBP: 0.339, SLG: 0.486 (1, 5)									5	0	1	0	0	2	2					
Reggie Jackson, L OBP: 0.306, SLG: 0.480 (1, 10)								3	1	0	0	2	0	2						
Brian Downing, R OBP: 0.356, SLG: 0.460 (1, 7)									4	0	1	0	0	1	2					
Bobby Grich, R OBP: 0.362, SLG: 0.517 (1, 4)								4	1	1	0	0	0	3						
Bob Boone, R OBP: 0.283, SLG: 0.366 (1, 2)								3	1	3	1	1	0	0						
Dick Schofield, R OBP: 0.299, SLG: 0.360 (1, 6)								1	0	0	0	1	1	1						
Rob Wilfong, L OBP: 0.390, SLG: 0.458 (8, PH)								1	0	0	0	0	1	2						
Rob Piccolo, R OBP: 0.444, SLG: 0.667 (9, 6)								0	0	0	0	0	0	0						
Inning Stats	R: 0 E: 0 K: 1 S: 6	H: 2 LOB: 1 BB: 0 P: 6	R: 1 E: 1 K: 1 S: 6	H: 1 LOB: 1 BB: 1 P: 10	R: 0 E: 0 K: 1 S: 5	H: 0 LOB: 0 BB: 0 P: 5	R: 0 E: 0 K: 0 S: 2	H: 0 LOB: 0 BB: 1 P: 6	R: 4 E: 0 K: 0 S: 7	H: 4 LOB: 1 BB: 1 P: 11	R: 0 E: 0 K: 2 S: 8	H: 1 LOB: 2 BB: 1 P: 12	R: 0 E: 0 K: 1 S: 7	H: 2 LOB: 2 BB: 0 P: 7	R: 1 E: 0 K: 1 S: 6	H: 1 LOB: 1 BB: 1 P: 10	1B: 10 2B: 0 3B: 0 HR: 1	SF: 0 SAC: 2 DP: 1 HBP: 0	WP: 0 PB: 0 SB: 1 CS: 2	PA: 41
PITCHER	IP WLS BF H R ER SO BB IBB HBP BLK WP HR S P ERA WHIP																			
Steve McCatty, R ERA: 4.33 (1, 1)	4.1 W 20 6 5 4 3 1 0 0 0 0 0 1 23 35 8.31 2.077																			
Keith Atherton, R ERA: 1.25 (5, 1)	3.0 W 13 3 0 0 3 1 0 0 0 0 0 0 18 22 0.00 1.333																			
Bill Caudill, R ERA: 2.4 (8, 1)	1.2 S 8 2 1 1 2 1 0 0 0 0 0 0 11 15 5.40 1.800																			

Batter	1	2	3	4	5	6	7	8	9	AB	R	H	RBI	BB	SO	LOB	TOP			
Rickey Henderson, R OBP: 0.345, SLG: 0.398 (1, 7)										3	0	0	0	1	1	0	Oakland Athletics @ Minnesota Twins Hubert H. Humphrey Metrodome, Minneapolis, MN Fri May 04 1984, 8:05 PM EDT Att: 10,155 - Unknown			
Mike Heath, R OBP: 0.319, SLG: 0.349 (1, 2)										4	0	0	0	0	0	2				
Davey Lopes, R OBP: 0.338, SLG: 0.449 (1, 4) (8, 9)										4	0	0	0	0	1	0				
Dave Kingman, R OBP: 0.289, SLG: 0.626 (1, 10)										4	1	2	1	0	0	0				
Carney Lansford, R OBP: 0.298, SLG: 0.349 (1, 5)										4	0	1	0	0	0	1				
Dwayne Murphy, L OBP: 0.356, SLG: 0.452 (1, 8)										4	0	1	0	0	1	1				
Bill Almon, R OBP: 0.233, SLG: 0.276 Joe Morgan, L OBP: 0.297, SLG: 0.429 (1, 3) (8, PH)										3	0	1	0	0	1	1				
Mike Davis, L OBP: 0.349, SLG: 0.411 Jeff Burroughs, R OBP: 0.287, SLG: 0.429 Mark Wagner, R (1, 9) (8, PH) (8, 4)										1	0	0	0	1	1	1				
Tony Phillips, S OBP: 0.290, SLG: 0.333 (1, 6)										1	0	0	0	0	0	0				
Inning Stats	R: 0 E: 0 K: 1 S: 5	H: 0 LOB: 0 BB: 0 P: 5	R: 0 E: 0 K: 1 S: 6	H: 1 LOB: 1 BB: 0 P: 6	R: 0 E: 0 K: 0 S: 2	H: 0 LOB: 0 BB: 1 P: 6	R: 0 E: 0 K: 0 S: 4	H: 1 LOB: 1 BB: 0 P: 4	R: 0 E: 0 K: 1 S: 6	H: 1 LOB: 1 BB: 0 P: 6	R: 0 E: 0 K: 0 S: 3	H: 0 LOB: 0 BB: 0 P: 3	R: 0 E: 0 K: 0 S: 4	H: 1 LOB: 2 BB: 1 P: 8	R: 1 E: 0 K: 1 S: 7	H: 2 LOB: 1 BB: 0 P: 7		1B: 4 2B: 1 3B: 0 HR: 1	SF: 0 SAC: 0 DP: 0 HBP: 0	WP: 0 PB: 0 SB: 0 CS: 2
PITCHER	IP WLS BF H R ER SO BB IBB HBP BLK WP HR S P ERA WHIP																			
Frank Viola, L ERA: 3.02 Ron Davis, R ERA: 5.94 (1, 1) (8, 1)	7.2 W 28 4 0 0 4 2 0 0 0 0 0 0 1 8 42 0.00 0.783																			


AB	32
R	1
H	6
RBI	1
BB	2
SO	5
LOB	9




Batter	1	2	3	4	5	6	7	8	9	AB	R	H	RBI	BB	SO	LOB	BOTTOM	
Darrell Brown, S OBP: 0.331, SLG: 0.402 (1, 8)										4	0	1	0	0	0	1	Oakland Athletics @ Minnesota Twins Hubert H. Humphrey Metrodome, Minneapolis, MN Fri May 04 1984, 8:05 PM EDT Att: 10,155 - Unknown	
Tim Lincecum, R OBP: 0.363, SLG: 0.356 (1, 4)										3	0	0	0	0	0	2		
Tom Brunansky, R OBP: 0.320, SLG: 0.333 (1, 9)										4	0	0	0	0	2	2		
Randy Bush, L OBP: 0.333, SLG: 0.600 (1, 10)										4	0	1	0	0	0	1		
Gary Gaetti, R OBP: 0.365, SLG: 0.379 (1, 7)										3	1	1	0	0	1	0		
Mickey Hatcher, R OBP: 0.300, SLG: 0.385 (1, 3)										4	1	1	0	0	0	3		
John Castino, R OBP: 0.500, SLG: 0.375 (1, 5)										2	1	1	1	2	1	0		
Tim Lincecum, R OBP: 0.219, SLG: 0.361 (1, 2)										4	0	1	1	0	2	4		
Houston Jimenez, R OBP: 0.357, SLG: 0.481 (1, 6)										3	0	1	0	0	0	1		
Inning Stats	R: 0 E: 0 K: 1 S: 5	H: 0 LOB: 1 BB: 0 P: 6	R: 0 E: 0 K: 2 S: 7	H: 0 LOB: 0 BB: 0 P: 7	R: 0 E: 0 K: 1 S: 6	H: 1 LOB: 1 BB: 0 P: 6	R: 0 E: 0 K: 1 S: 7	H: 2 LOB: 3 BB: 1 P: 11	R: 0 E: 0 K: 0 S: 4	H: 1 LOB: 1 BB: 1 P: 9	R: 0 E: 0 K: 0 S: 3	H: 0 LOB: 0 BB: 0 P: 3	R: 1 E: 0 K: 1 S: 7	H: 2 LOB: 1 BB: 0 P: 7	1B: 2 2B: 5 3B: 0 HR: 0	SF: 0 SAC: 0 DP: 0 HBP: 2		WP: 1 PB: 0 SB: 1 CS: 0
PITCHER	IP WLS BF H R ER SO BB IBB HBP BLK WP HR S P ERA WHIP																	
Ray Burris, R ERA: 1.15 Larry Sorensen, R ERA: 5.55 (1, 1) (7, 1)	6.0 L 27 5 2 2 5 1 0 0 0 0 0 0 0 10 43 3.00 1.000																	

AB	31
R	3
H	7
RBI	2
BB	2
SO	6
LOB	14



Batter	1	2	3	4	5	6	7	8	9	AB	R	H	RBI	BB	SO	LOB	TOP																	
Rickey Henderson, R OBP: 0.339, SLG: 0.382	F3	2B BB		F9		F3		F4		4	1	0	0	1	0	1	<p>Oakland Athletics @ Minnesota Twins</p> <p>Hubert H. Humphrey Metrodome, Minneapolis, MN</p> <p>Sat May 05 1984, 4:33 AM EDT</p> <p>Att: 9,334 - Unknown</p> <p>livebaseballscores.com</p> <p>AB 33 R 4 H 7 RBI 3 BB 8 SO 5 LOB 17</p> 																	
Joe Morgan, L OBP: 0.388, SLG: 0.377	E6	1B 2B		BB		2B BB		F7		3	2	2	2	2	0	0																		
Davey Lopes, R OBP: 0.354, SLG: 0.466	FC5-4	BB		F8		BB			K	4	0	2	1	1	1	2																		
Dave Kingman, R OBP: 0.284, SLG: 0.600	FC5-4	BB		FC5		BB		F8		4	0	0	0	1	1	4																		
Carney Lansford, R OBP: 0.294, SLG: 0.336	BB			5-3		F8		F5		4	0	0	0	1	1	3																		
Dwayne Murphy, L OBP: 0.352, SLG: 0.438	K			K		F7				3	0	0	0	1	2	2																		
Mike Heath, R OBP: 0.329, SLG: 0.358		6-3		1B		F9				4	0	2	0	0	0	1																		
Bill Almon, R OBP: 0.250, SLG: 0.267				F8		F8		5-3		1	1	0	0	1	0	1																		
Bruce Bochte, L OBP: 0.329, SLG: 0.243		2B BB		F8		F8		5-3		2	0	0	0	0	0	2																		
Tony Phillips, S OBP: 0.294, SLG: 0.333				F3		6-3		4-3		3	0	1	0	0	0	1																		
Garry Hancock, L OBP: 0.188, SLG: 0.168				FC5 BB		1B				1	0	0	0	0	0	0																		
Mark Wagner, R OBP: 0.329, SLG: 0.243										0	0	0	0	0	0	0																		
Inning Stats	R: 1 E: 2 K: 1 S: 6	H: 1 LOB: 2 BB: 2 P: 14	R: 3 E: 0 K: 1 S: 7	H: 2 LOB: 1 BB: 2 P: 15	R: 0 E: 0 K: 1 S: 6	H: 1 LOB: 1 BB: 0 P: 6	R: 0 E: 0 K: 0 S: 4	H: 1 LOB: 2 BB: 1 P: 8	R: 0 E: 0 K: 0 S: 4	H: 0 LOB: 0 BB: 0 P: 4	R: 0 E: 0 K: 0 S: 2	H: 0 LOB: 0 BB: 1 P: 6	R: 0 E: 0 K: 0 S: 3	H: 0 LOB: 0 BB: 0 P: 3	R: 0 E: 0 K: 1 S: 5	H: 0 LOB: 0 BB: 0 P: 5	1B: 5 2B: 2 3B: 0 HR: 0	SF: 0 SAC: 0 DP: 0 HBP: 0	WP: 0 PB: 0 SB: 0 CS: 1	PA: 41														
PITCHER	IP WLS BF H R ER SO BB IBB HBP BLK WP HR S P ERA WHIP																																	
Pete Filson, L ERA: 3.86	(1, 1)	3.1	20	5	4	3	3	5	0	0	0	0	0	0	21	41	8.10	3.000																
Larry Pashnick, R ERA: 2.55	(4, 1)	5.2	W 21	2	0	0	2	2	1	0	0	0	0	0	22	34	0.00	0.706																

Batter	1	2	3	4	5	6	7	8	9	AB	R	H	RBI	BB	SO	LOB	BOTTOM																	
Darrell Brown, S OBP: 0.336, SLG: 0.405	HR		E6	1B		F9		K		4	2	2	0	0	1	1	<p>Oakland Athletics @ Minnesota Twins</p> <p>Hubert H. Humphrey Metrodome, Minneapolis, MN</p> <p>Sat May 05 1984, 4:33 AM EDT</p> <p>Att: 9,334 - Unknown</p> <p>livebaseballscores.com</p> <p>AB 33 R 5 H 10 RBI 5 BB 1 SO 4 LOB 12</p> 																	
Tim Lincecum, R OBP: 0.359, SLG: 0.380	HR		5-3	1B		F8		F7		4	1	1	3	0	0	2																		
Tom Brunansky, R OBP: 0.325, SLG: 0.333	6-3		4-3	1B		K		FC5-4		3	0	1	0	1	1	0																		
Randy Bush, L OBP: 0.314, SLG: 0.563	F2		4-3			4-3		FC5-4		3	0	0	1	0	0	1																		
Dave Engle, R OBP: 0.431, SLG: 0.480			4-3			4-3		FC5-4		1	0	0	0	0	0	2																		
Gary Gaetti, R OBP: 0.353, SLG: 0.364	4-3		F8			5-3		6-3		4	0	0	0	0	0	1																		
Mickey Hatcher, R OBP: 0.316, SLG: 0.407			K			FC4		G6-4-3		4	1	3	0	0	1	0																		
John Castino, R OBP: 0.458, SLG: 0.490			6-3			F9		G6-4-3		4	0	1	1	0	0	2																		
Tim Lincecum, R OBP: 0.209, SLG: 0.344			K			F7		F9		3	0	0	0	0	1	2																		
Houston Jimenez, R OBP: 0.387, SLG: 0.500			E			FC4		BB		3	1	2	0	0	0	1																		
Inning Stats	R: 2 E: 0 K: 0 S: 5	H: 2 LOB: 0 BB: 0 P: 5	R: 0 E: 0 K: 2 S: 7	H: 0 LOB: 0 BB: 0 P: 7	R: 2 E: 1 K: 0 S: 6	H: 3 LOB: 1 BB: 0 P: 6	R: 0 E: 0 K: 0 S: 4	H: 1 LOB: 1 BB: 0 P: 4	R: 0 E: 0 K: 1 S: 5	H: 0 LOB: 0 BB: 0 P: 5	R: 1 E: 0 K: 0 S: 5	H: 2 LOB: 1 BB: 0 P: 5	R: 0 E: 0 K: 1 S: 6	H: 1 LOB: 2 BB: 1 P: 10	R: 0 E: 0 K: 0 S: 3	H: 1 LOB: 0 BB: 0 P: 3	1B: 7 2B: 2 3B: 0 HR: 1	SF: 0 SAC: 0 DP: 1 HBP: 0	WP: 0 PB: 0 SB: 0 CS: 0	PA: 34														
PITCHER	IP WLS BF H R ER SO BB IBB HBP BLK WP HR S P ERA WHIP																																	
Chris Codiroli, R ERA: 7.71	(1, 1)	6.1	L 28	9	5	5	4	0	0	0	0	0	0	0	36	36	7.11	1.421																
Keith Ahernton, R ERA: 1.23	(7, 1)	0.1	2	0	0	0	0	1	0	0	0	0	0	1	5	0.00	3.000																	
Tom Burgmeier, L ERA: 1.42	(7, 1)	1.1	4	1	0	0	0	0	0	0	0	0	0	4	4	0.00	0.750																	

Batter	1	2	3	4	5	6	7	8	9	AB	R	H	RBI	BB	SO	LOB	TOP								
Jack Perconte, L (1, 4) OBP: 0.371, SLG: 0.378										5	2	3	0	0	1	1	Seattle Mariners @ Oakland Athletics Oakland-Alameda County Coliseum, Oakland, CA Mon May 07 1984, 7:05 PM PDT Att: 17,041 - Unknown								
Steve Henderson, R (1, 10) OBP: 0.396, SLG: 0.512 Phil Bradley, R (9, FR) OBP: 0.355, SLG: 0.291										4	1	3	2	1	0	1									
Alvin Davis, L (1, 3) OBP: 0.448, SLG: 0.744										2	0	0	1	2	0	4									
Gorman Thomas, R (1, 7) OBP: 0.330, SLG: 0.235 Dave Henderson, R (9, 8) OBP: 0.289, SLG: 0.225										3	0	0	2	0	2	5									
Al Cowens, R (1, 9) OBP: 0.299, SLG: 0.418										4	0	1	0	0	0	5									
Barry Bonnell, R (1, 8) OBP: 0.340, SLG: 0.382										4	0	0	0	0	1	1									
Darnell Coles, R (1, 5) OBP: 0.280, SLG: 0.205										4	0	1	0	0	3	0									
Orlando Mercado, R (1, 2)										4	0	0	0	0	1	1									
Spike Owen, S (1, 6) OBP: 0.337, SLG: 0.375										4	2	2	0	0	0	0									
Inning Stats	R: 1 E: 0 K: 0 S: 5	H: 2 LOB: 1 BB: 0 P: 5	R: 0 E: 0 K: 1 S: 5	H: 0 LOB: 0 BB: 0 P: 5	R: 1 E: 0 K: 1 S: 7	H: 2 LOB: 2 BB: 1 P: 11	R: 0 E: 0 K: 1 S: 5	H: 0 LOB: 0 BB: 0 P: 5	R: 1 E: 0 K: 1 S: 6	H: 1 LOB: 1 BB: 1 P: 10	R: 0 E: 0 K: 0 S: 4	H: 2 LOB: 1 BB: 0 P: 4	R: 1 E: 0 K: 1 S: 7	H: 1 LOB: 2 BB: 1 P: 11	R: 0 E: 0 K: 3 S: 9	H: 0 LOB: 0 BB: 0 P: 9	R: 1 E: 0 K: 0 S: 5	H: 2 LOB: 2 BB: 0 P: 5	1B: 8 2B: 0 3B: 1 HR: 1	SF: 3 2B: 0 3B: 0 HBP: 0	WP: 0 PB: 0 SB: 2 CS: 0	PA: 40			
PITCHER	IP	WLS	BF	H	R	ER	SO	BB	IBB	HBP	BLK	WP	HR	S	P	ERA	WHIP								
Steve McCatty, R (1, 1) ERA: 4.35	6.0		26	7	3	3	4	2	0	0	0	0	1	32	40	4.50	1.500								
Tom Burgmeier, L (7, 1) ERA: 2.98	0.1		4	1	1	1	1	1	0	0	0	0	0	5	9	27.00	6.000								
Bill Caudill, R (7, 1) ERA: 2.55	2.2	W	10	2	1	1	3	0	0	0	0	0	0	16	16	3.38	0.750								

Batter	1	2	3	4	5	6	7	8	9	AB	R	H	RBI	BB	SO	LOB	BOTTOM								
Rickey Henderson, R (1, 7) OBP: 0.331, SLG: 0.378										5	0	0	0	0	3	1	Seattle Mariners @ Oakland Athletics Oakland-Alameda County Coliseum, Oakland, CA Mon May 07 1984, 7:05 PM PDT Att: 17,041 - Unknown								
Dwayne Murphy, L (1, 8) OBP: 0.350, SLG: 0.417										3	1	1	0	2	0	1									
Joe Morgan, L (1, 4) OBP: 0.426, SLG: 0.397										2	2	1	0	3	0	1									
Dave Kingman, R (1, 10) OBP: 0.291, SLG: 0.584 Bill Almon, R (7, PR) OBP: 0.229, SLG: 0.242 Garry Hancock, L (9, PH) OBP: 0.222, SLG: 0.222										3	1	1	2	0	1	2									
Carney Lansford, R (1, 5) OBP: 0.297, SLG: 0.364										4	0	1	0	1	0	3									
Bruce Bochte, L (1, 3) OBP: 0.333, SLG: 0.243										4	1	1	1	1	0	4									
Mike Davis, L (1, 9) OBP: 0.343, SLG: 0.490										4	0	1	0	0	0	1									
Mike Heath, R (1, 2) OBP: 0.321, SLG: 0.378										3	1	0	0	1	0	2									
Tony Phillips, S (1, 6) OBP: 0.270, SLG: 0.306 Davey Lopes, R (8, PH) OBP: 0.356, SLG: 0.474 Mark Wagner, R (9, 6)										3	0	0	0	0	2	0									
Inning Stats	R: 4 E: 1 K: 1 S: 7	H: 1 LOB: 3 BB: 3 P: 19	R: 0 E: 0 K: 2 S: 7	H: 0 LOB: 2 BB: 2 P: 15	R: 0 E: 0 K: 0 S: 4	H: 1 LOB: 1 BB: 0 P: 4	R: 0 E: 0 K: 0 S: 4	H: 1 LOB: 0 BB: 0 P: 4	R: 0 E: 0 K: 1 S: 5	H: 0 LOB: 0 BB: 0 P: 5	R: 0 E: 0 K: 0 S: 4	H: 0 LOB: 3 BB: 1 P: 9	R: 1 E: 0 K: 1 S: 6	H: 2 LOB: 1 BB: 1 P: 10	R: 1 E: 0 K: 0 S: 3	H: 2 LOB: 2 BB: 1 P: 7	1B: 6 2B: 2 3B: 0 HR: 0	SF: 0 2B: 2 3B: 0 HBP: 1	WP: 1 PB: 0 SB: 3 CS: 0	PA: 42					
PITCHER	IP	WLS	BF	H	R	ER	SO	BB	IBB	HBP	BLK	WP	HR	S	P	ERA	WHIP								
Bob Stoddard, R (1, 1) ERA: 4.75	6.1		28	3	4	2	5	5	0	0	0	0	0	2	2	2.84	1.263								
Paul Mirabella, L (7, 1) ERA: 3.97	0.1		2	1	0	0	0	0	0	0	0	0	0	2	2	0.00	3.000								
Roy Thomas, R (7, 1) ERA: 4.3	1.1	L	10	3	2	2	1	3	0	1	0	0	0	8	21	13.50	4.500								
Mike Stanton, R (9, 1) ERA: 5.52	0.1		2	1	0	0	0	0	0	0	0	0	0	2	2	0.00	3.000								

AB 34
R 5
H 10
RBI 5
BB 3
SO 8
LOB 18



AB 33
R 6
H 8
RBI 4
BB 8
SO 6
LOB 15



Batter	1	2	3	4	5	6	7	8	9	AB	R	H	RBI	BB	SO	LOB	TOP										
Jack Perconte, L (1,4) OBP: 0.369, SLG: 0.383	0-0 CS 1B			0-0 F9		0-0 F8		0-0 FC5-2 1-3 2-H 1B	0-0 1-H 2-H 2B	5	0	3	3	0	0	1											
Steve Henderson, R (1,10) OBP: 0.351, SLG: 0.431	0-0 6-3			0-0 F9			0-3 K	0-0 FC5-2 1BB	4-0 BB	4	0	0	0	1	1	3											
Alvin Davis, L (1,3) OBP: 0.461, SLG: 0.714	0-3 K			0-3 K			4-0 BB	4-0 1-2 IBB	0-0 3-1	3	0	0	0	2	2	2											
Gorman Thomas, R (1,7) OBP: 0.317, SLG: 0.228		0-0 F7			0-3 K		0-3 K	0-3 K		4	0	0	0	0	3	4											
Phil Bradley, R (8,8) OBP: 0.376, SLG: 0.310										0	0	0	0	0	0	0											
Al Cowens, R (1,9) OBP: 0.297, SLG: 0.404		0-0 F9			0-0 F6		4-0 1-2 BB		0-0 4-3	3	0	0	0	1	0	0											
Barry Bonnell, R (1,8) OBP: 0.324, SLG: 0.362		0-0 5-3			0-0 F7		0-0 4-3		0-0 6-3	4	0	0	0	0	0	2											
Darnell Coles, R (1,5) OBP: 0.293, SLG: 0.200			0-0 F8			0-0 F7		4-0 SH3 1B BB	4-0 2B BB	2	2	0	0	2	0	0											
Bob Kearney, R (1,2) OBP: 0.299, SLG: 0.402			1-0 G4-6-3 HBP		0-0 5-3		0-0 5-3	0-0 SH3	0-0 1-H 2B 2B	2	1	1	1	0	0	0											
Spike Owen, S (1,6) OBP: 0.357, SLG: 0.392			0-0 G4-6-3			0-0 1B		4-0 1B FC5-2 BB	4-0 2B BB	2	1	1	0	2	0	1											
Inning Stats	R: 0 E: 0 K: 1 S: 5	H: 1 LOB: 0 BB: 0 P: 5	R: 0 E: 0 K: 0 S: 3	H: 0 LOB: 0 BB: 0 P: 3	R: 0 E: 0 K: 1 S: 2	H: 0 LOB: 0 BB: 0 P: 3	R: 0 E: 0 K: 1 S: 5	H: 0 LOB: 0 BB: 0 P: 5	R: 0 E: 0 K: 0 S: 4	H: 1 LOB: 1 BB: 0 P: 4	R: 0 E: 0 K: 2 S: 7	H: 0 LOB: 2 BB: 2 P: 15	R: 1 E: 0 K: 1 S: 6	H: 1 LOB: 3 BB: 3 P: 18	R: 3 E: 0 K: 0 S: 5	H: 2 LOB: 2 BB: 3 P: 17	1B: 3 2B: 2 3B: 0 HR: 0	SF: 0 SAC: 1 DP: 1 HBP: 1	WP: 0 PB: 0 SB: 1 CS: 1	PA: 39							
PITCHER	IP	WLS	BF	H	R	ER	SO	BB	IBB	HBP	BLK	WP	HR	S	P	ERA	WHIP										
Ray Burris, R (1,1) ERA: 1.16	7.1		28	3	1	1	5	4	0	1	0	0	0	33	50	1.23	0.955										
Keith Atherton, R (8,1) ERA: 2.03	1.1	L	9	2	3	3	1	2	1	0	0	0	0	8	20	20.25	3.000										
Chris Codiroli, R (9,1) ERA: 7.61	0.1		2	0	0	0	0	1	0	0	0	0	0	1	5	0.00	3.000										

Seattle Mariners @ Oakland Athletics
Oakland-Alameda County Coliseum, Oakland, CA
Wed May 09 1984, 3:33 AM PDT
Att: 9,786 - Unknown

AB	29
R	4
H	5
RBI	4
BB	8
SO	6
LOB	13



Batter	1	2	3	4	5	6	7	8	9	AB	R	H	RBI	BB	SO	LOB	BOTTOM										
Rickey Henderson, R (1,7) OBP: 0.323, SLG: 0.375	0-3 K		0-3 K			0-0 6-3		0-0 1B 1B		4	0	1	0	0	2	0											
Bill Almon, R (1,9) OBP: 0.214, SLG: 0.205	0-0 F8		0-0 F8			0-0 6-3		0-3 K		4	0	0	0	0	1	2											
Joe Morgan, L (1,4) OBP: 0.444, SLG: 0.400	4-0 BB			0-0 G3		4-0 S BB		0-0 1-2 3-H 1B		2	0	1	1	2	0	0											
Dave Kingman, R (1,10) OBP: 0.294, SLG: 0.564	0-3 K			0-0 F9		0-0 F9		0-3 K		4	0	0	0	0	2	4											
Davey Lopes, R (1,5) OBP: 0.337, SLG: 0.435		0-0 5-3			0-3 K		0-0 6-3		4-0 G5-4-3 BB	3	0	0	0	0	1	0											
Mark Wagner, R (8,5) OBP: 0.333, SLG: 0.400										0	0	0	0	1	0	0											
Dwayne Murphy, L (1,8) OBP: 0.341, SLG: 0.398		0-3 K			0-0 F8		0-3 K		0-0 F7	2	0	0	0	0	1	0											
Mike Davis, L (6,8) OBP: 0.343, SLG: 0.413										2	0	0	0	0	1	1											
Mike Heath, R (1,2) OBP: 0.337, SLG: 0.390		0-0 1B			0-0 1B		0-0 F4		0-0 G5-4-3	4	0	2	0	0	0	1											
Bruce Bochte, L (1,3) OBP: 0.326, SLG: 0.237		0-0 F7								2	0	0	0	0	0	2											
Jeff Burroughs, R (8,PH) OBP: 0.200, SLG: 0.316					0-0 F7					1	0	0	0	0	0	0											
Garry Hancock, L (9,9) OBP: 0.211, SLG: 0.211										0	0	0	0	0	0	0											
Tony Phillips, S (1,6) OBP: 0.318, SLG: 0.333			0-0 6-3			0-0 5-3		0-0 1B 1B 1B		3	1	1	0	0	0	1											
Inning Stats	R: 0 E: 0 K: 2 S: 7	H: 0 LOB: 1 BB: 1 P: 11	R: 0 E: 0 K: 1 S: 6	H: 1 LOB: 1 BB: 0 P: 6	R: 0 E: 0 K: 1 S: 5	H: 0 LOB: 0 BB: 0 P: 5	R: 0 E: 0 K: 1 S: 5	H: 0 LOB: 0 BB: 0 P: 5	R: 0 E: 0 K: 0 S: 4	H: 1 LOB: 1 BB: 0 P: 4	R: 0 E: 0 K: 0 S: 3	H: 0 LOB: 1 BB: 1 P: 7	R: 0 E: 0 K: 1 S: 5	H: 0 LOB: 0 BB: 0 P: 5	R: 1 E: 0 K: 2 S: 10	H: 3 LOB: 2 BB: 0 P: 10	R: 0 E: 0 K: 0 S: 2	H: 0 LOB: 0 BB: 1 P: 6	1B: 5 2B: 0 3B: 0 HR: 0	SF: 0 SAC: 0 DP: 1 HBP: 0	WP: 0 PB: 0 SB: 1 CS: 0	PA: 34					
PITCHER	IP	WLS	BF	H	R	ER	SO	BB	IBB	HBP	BLK	WP	HR	S	P	ERA	WHIP										
Ed Vande Berg, L (1,1) ERA: 1.14	6.0		22	2	0	0	5	2	0	0	0	0	0	30	38	0.00	0.667										
Paul Mirabella, L (7,1) ERA: 4.15	1.2		8	3	1	1	2	0	0	0	0	0	0	12	12	5.40	1.800										
Mike Stanton, R (8,1) ERA: 5.06	1.1	W	4	0	0	0	1	1	0	0	0	0	0	5	9	0.00	0.750										

Seattle Mariners @ Oakland Athletics
Oakland-Alameda County Coliseum, Oakland, CA
Wed May 09 1984, 3:33 AM PDT
Att: 9,786 - Unknown

AB	31
R	1
H	5
RBI	1
BB	3
SO	8
LOB	11



Batter	1	2	3	4	5	6	7	8	9	AB	R	H	RBI	BB	SO	LOB	TOP					
Rickey Henderson, R OBP: 0.341, SLG: 0.377 (1, 7)	6-3		5-3 2B BB				1B		BB	2	1	1	0	3	0	0						
Mike Davis, L OBP: 0.324, SLG: 0.388 (1, 8)	F8		5-3				F4		BB	4	0	0	0	0	0	5						
Jeff Burroughs, R OBP: 0.238, SLG: 0.316 (9, PH)							1-3			0	0	0	1	1	0	0						
Bill Almon, R OBP: 0.214, SLG: 0.205 (9, PR)									BB	0	0	0	0	0	0	0						
Joe Morgan, L OBP: 0.433, SLG: 0.400 (1, 4)	3-1						F4		BB	5	0	1	2	0	1	3						
Dave Kingman, R OBP: 0.309, SLG: 0.566 (1, 10)			6-3				FC5-4 1B		BB	3	0	2	0	1	0	1						
Davey Lopes, R OBP: 0.323, SLG: 0.416 (1, 5)			6-3				FC5-4 1B		BB	4	0	0	0	0	0	3						
Brugs Bochte, L OBP: 0.313, SLG: 0.225 (1, 3)							4-3			4	0	0	0	0	0	2						
Mike Heath, R OBP: 0.323, SLG: 0.372 (1, 2)							F4		F8	4	0	0	0	0	0	1						
Garry Hancock, L OBP: 0.261, SLG: 0.261 (1, 9)							3-1		1B BB	4	1	2	0	0	0	0						
Tony Phillips, S OBP: 0.313, SLG: 0.326 (1, 6)							F7		BB BB	4	1	1	0	0	0	1						
			E4 5-3 2B BB				F7		BB BB	4	1	1	0	0	0	1						
Inning Stats	R: 0 E: 0 K: 0 S: 3	H: 0 LOB: 0 BB: 0 P: 3	R: 0 E: 0 K: 0 S: 4	H: 1 LOB: 1 BB: 0 P: 4	R: 2 E: 1 K: 0 S: 5	H: 1 LOB: 1 BB: 1 P: 9	R: 0 E: 0 K: 0 S: 3	H: 0 LOB: 0 BB: 0 P: 3	R: 0 E: 0 K: 0 S: 4	H: 1 LOB: 1 BB: 0 P: 4	R: 0 E: 0 K: 0 S: 4	H: 1 LOB: 2 BB: 1 P: 8	R: 0 E: 0 K: 0 S: 2	H: 0 LOB: 0 BB: 1 P: 6	R: 1 E: 0 K: 1 S: 7	H: 2 LOB: 3 BB: 2 P: 15	1B: 6 2B: 1 3B: 0 HR: 0	SF: 0 SAC: 0 DP: 1 HBP: 0	WP: 0 PB: 0 SB: 0 CS: 0	PA: 39		
PITCHER	IP WLS BF H R ER SO BB IBB HBP BLK WP HR S P ERA WHIP	IP WLS BF H R ER SO BB IBB HBP BLK WP HR S P ERA WHIP	IP WLS BF H R ER SO BB IBB HBP BLK WP HR S P ERA WHIP	IP WLS BF H R ER SO BB IBB HBP BLK WP HR S P ERA WHIP	IP WLS BF H R ER SO BB IBB HBP BLK WP HR S P ERA WHIP	IP WLS BF H R ER SO BB IBB HBP BLK WP HR S P ERA WHIP	IP WLS BF H R ER SO BB IBB HBP BLK WP HR S P ERA WHIP	IP WLS BF H R ER SO BB IBB HBP BLK WP HR S P ERA WHIP	IP WLS BF H R ER SO BB IBB HBP BLK WP HR S P ERA WHIP	IP WLS BF H R ER SO BB IBB HBP BLK WP HR S P ERA WHIP	IP WLS BF H R ER SO BB IBB HBP BLK WP HR S P ERA WHIP	IP WLS BF H R ER SO BB IBB HBP BLK WP HR S P ERA WHIP	IP WLS BF H R ER SO BB IBB HBP BLK WP HR S P ERA WHIP	IP WLS BF H R ER SO BB IBB HBP BLK WP HR S P ERA WHIP	IP WLS BF H R ER SO BB IBB HBP BLK WP HR S P ERA WHIP	IP WLS BF H R ER SO BB IBB HBP BLK WP HR S P ERA WHIP	IP WLS BF H R ER SO BB IBB HBP BLK WP HR S P ERA WHIP	IP WLS BF H R ER SO BB IBB HBP BLK WP HR S P ERA WHIP	IP WLS BF H R ER SO BB IBB HBP BLK WP HR S P ERA WHIP	IP WLS BF H R ER SO BB IBB HBP BLK WP HR S P ERA WHIP	IP WLS BF H R ER SO BB IBB HBP BLK WP HR S P ERA WHIP	IP WLS BF H R ER SO BB IBB HBP BLK WP HR S P ERA WHIP

Oakland Athletics @ Baltimore Orioles
Memorial Stadium, Baltimore, MD
Fri May 11 1984, 7:05 PM EDT
Att: 39,760 - Unknown

AB 34
R 3
H 7
RBI 3
BB 5
SO 1
LOB 16



Batter	1	2	3	4	5	6	7	8	9	AB	R	H	RBI	BB	SO	LOB	BOTTOM					
John Shelby, S OBP: 0.235, SLG: 0.292 (1, 8)	F5	F6		F9		K		1-3		5	0	0	0	0	1	3						
Mike Young, S OBP: 0.600, SLG: 0.667 (1, 7)		G3		BB		F8				3	0	1	0	1	0	3						
Cal Ripken Jr., R OBP: 0.397, SLG: 0.669 (1, 6)	6-3			F7		K				4	0	0	0	0	2	2						
Eddie Murray, S OBP: 0.426, SLG: 0.513 (1, 3)		BB		F9		F7		F8 BB	1B	3	0	1	0	1	0	0						
John Lowenstein, L OBP: 0.363, SLG: 0.375 (7, PH)	4-3			BB		F8		F8 BB		3	1	1	0	0	0	2						
Benny Ayala, R OBP: 0.258, SLG: 0.296 (7, PH)				2B		1B		1-2 BB		0	0	0	0	1	0	0						
Wayne Gross, L OBP: 0.421, SLG: 0.771 (8, 5)		G3		2B		BB		F8		2	1	0	0	1	0	0						
Todd Cruz, R OBP: 0.234, SLG: 0.306 (8, 5)				2B		BB		F9		1	0	0	0	0	0	2						
Jim Dwyer, L OBP: 0.340, SLG: 0.370 (1, 9)				2B		BB		F7		2	2	1	2	2	0	2						
Rich Dauer, R OBP: 0.293, SLG: 0.314 (1, 4)				2B		BB		F7		4	0	2	2	0	0	1						
Rick Dempsey, R OBP: 0.354, SLG: 0.345 (1, 2)				2B		BB		F8		2	0	0	0	1	0	0						
				BB		SH3-4 2B		F3		2	0	0	0	1	0	0						
Inning Stats	R: 0 E: 0 K: 0 S: 4	H: 1 LOB: 2 BB: 1 P: 8	R: 1 E: 0 K: 0 S: 4	H: 1 LOB: 2 BB: 2 P: 12	R: 2 E: 0 K: 0 S: 5	H: 2 LOB: 1 BB: 1 P: 9	R: 0 E: 0 K: 1 S: 5	H: 0 LOB: 1 BB: 1 P: 9	R: 0 E: 0 K: 0 S: 3	H: 0 LOB: 0 BB: 0 P: 3	R: 1 E: 0 K: 1 S: 6	H: 1 LOB: 1 BB: 1 P: 10	R: 0 E: 0 K: 1 S: 6	H: 1 LOB: 2 BB: 1 P: 10	R: 0 E: 0 K: 0 S: 3	H: 0 LOB: 0 BB: 0 P: 3	1B: 2 2B: 4 3B: 0 HR: 0	SF: 0 SAC: 1 DP: 0 HBP: 0	WP: 0 PB: 0 SB: 0 CS: 0	PA: 37		
PITCHER	IP WLS BF H R ER SO BB IBB HBP BLK WP HR S P ERA WHIP	IP WLS BF H R ER SO BB IBB HBP BLK WP HR S P ERA WHIP	IP WLS BF H R ER SO BB IBB HBP BLK WP HR S P ERA WHIP	IP WLS BF H R ER SO BB IBB HBP BLK WP HR S P ERA WHIP	IP WLS BF H R ER SO BB IBB HBP BLK WP HR S P ERA WHIP	IP WLS BF H R ER SO BB IBB HBP BLK WP HR S P ERA WHIP	IP WLS BF H R ER SO BB IBB HBP BLK WP HR S P ERA WHIP	IP WLS BF H R ER SO BB IBB HBP BLK WP HR S P ERA WHIP	IP WLS BF H R ER SO BB IBB HBP BLK WP HR S P ERA WHIP	IP WLS BF H R ER SO BB IBB HBP BLK WP HR S P ERA WHIP	IP WLS BF H R ER SO BB IBB HBP BLK WP HR S P ERA WHIP	IP WLS BF H R ER SO BB IBB HBP BLK WP HR S P ERA WHIP	IP WLS BF H R ER SO BB IBB HBP BLK WP HR S P ERA WHIP	IP WLS BF H R ER SO BB IBB HBP BLK WP HR S P ERA WHIP	IP WLS BF H R ER SO BB IBB HBP BLK WP HR S P ERA WHIP	IP WLS BF H R ER SO BB IBB HBP BLK WP HR S P ERA WHIP	IP WLS BF H R ER SO BB IBB HBP BLK WP HR S P ERA WHIP	IP WLS BF H R ER SO BB IBB HBP BLK WP HR S P ERA WHIP	IP WLS BF H R ER SO BB IBB HBP BLK WP HR S P ERA WHIP	IP WLS BF H R ER SO BB IBB HBP BLK WP HR S P ERA WHIP	IP WLS BF H R ER SO BB IBB HBP BLK WP HR S P ERA WHIP	IP WLS BF H R ER SO BB IBB HBP BLK WP HR S P ERA WHIP

Oakland Athletics @ Baltimore Orioles
Memorial Stadium, Baltimore, MD
Fri May 11 1984, 7:05 PM EDT
Att: 39,760 - Unknown

AB 29
R 4
H 6
RBI 4
BB 7
SO 3
LOB 15



Batter	1	2	3	4	5	6	7	8	9	AB	R	H	RBI	BB	SO	LOB	TOP			
Rickey Henderson, R OBP: 0.340, SLG: 0.389 (1, 7)										4	0	2	0	0	1	0	Oakland Athletics @ Baltimore Orioles Memorial Stadium, Baltimore, MD Sun May 13 1984, 3:33 AM EDT Att: 25,480 - Unknown			
Mike Davis, L OBP: 0.313, SLG: 0.395 (1, 9)										4	0	0	0	0	0	2				
Joe Morgan, L OBP: 0.425, SLG: 0.414 (1, 4)										4	0	0	0	0	0	1				
Dave Kingman, R OBP: 0.311, SLG: 0.545 (1, 10)										4	1	1	0	0	0	0				
Carney Lansford, R OBP: 0.314, SLG: 0.409 (1, 5)										4	0	1	0	0	0	1				
Davey Lopes, R OBP: 0.346, SLG: 0.458 (1, 8)										3	0	1	1	0	0	1				
Bruce Bochte, L OBP: 0.327, SLG: 0.267 (1, 3)										3	0	1	0	0	2	1				
Jim Essian, R OBP: 0.297, SLG: 0.290 (7, PH)										2	0	0	0	0	0	1				
Garry Hancock, L OBP: 0.250, SLG: 0.250 (7, 2)										1	0	0	0	0	0	3				
Mike Heath, R OBP: 0.306, SLG: 0.352 (7, 2)										0	0	0	0	0	0	0				
Tony Phillips, S OBP: 0.321, SLG: 0.321 (1, 6)										3	0	0	0	0	1	0				
Inning Stats	R: 0 E: 0 K: 0 S: 3	H: 0 LOB: 0 BB: 0 P: 3	R: 1 E: 0 K: 1 S: 7	H: 2 LOB: 1 BB: 0 P: 7	R: 0 E: 0 K: 0 S: 3	H: 1 LOB: 0 BB: 0 P: 3	R: 0 E: 0 K: 0 S: 5	H: 0 LOB: 0 BB: 0 P: 5	R: 0 E: 0 K: 1 S: 4	H: 1 LOB: 1 BB: 0 P: 4	R: 0 E: 1 K: 0 S: 5	H: 2 LOB: 2 BB: 0 P: 5	R: 0 E: 0 K: 2 S: 7	H: 0 LOB: 0 BB: 0 P: 7	R: 0 E: 0 K: 0 S: 3	H: 0 LOB: 0 BB: 0 P: 3	1B: 5 2B: 1 3B: 0 HR: 0	SF: 0 SAC: 0 DP: 2 HBP: 0	WP: 0 PB: 1 SB: 0 CS: 0	PA: 32
PITCHER Storm Davis, R ERA: 1.64 (1, 1)	IP: 9.0 WLS: W BF: 32	H: 6 R: 1 ER: 1 SO: 4	BB: 0 IBB: 0 HBP: 0 BLK: 0	WP: 0 HR: 0 S: 40 P: 40	ERA: 1.00 WHIP: 0.667											IP: 9.0 WLS: W BF: 32	H: 6 R: 1 ER: 1 SO: 4	BB: 0 IBB: 0 HBP: 0 BLK: 0	WP: 0 HR: 0 S: 40 P: 40	ERA: 1.00 WHIP: 0.667

AB	32
R	1
H	6
RBI	1
BB	0
SO	4
LOB	10



Batter	1	2	3	4	5	6	7	8	9	AB	R	H	RBI	BB	SO	LOB	BOTTOM			
Al Bumbry, L OBP: 0.233, SLG: 0.211 (1, 8)										4	0	1	0	0	0	0	Oakland Athletics @ Baltimore Orioles Memorial Stadium, Baltimore, MD Sun May 13 1984, 3:33 AM EDT Att: 25,480 - Unknown			
Jim Dwyer, L OBP: 0.300, SLG: 0.321 (1, 9)										4	0	0	0	0	0	1				
Cal Ripken Jr., R OBP: 0.399, SLG: 0.654 (1, 6)										3	1	1	0	0	0	0				
Eddie Murray, S OBP: 0.426, SLG: 0.504 (1, 3)										3	1	1	0	0	1	1				
John Lowenstein, L OBP: 0.372, SLG: 0.390 (1, 10)										2	2	1	0	1	0	0				
Wayne Gross, L OBP: 0.433, SLG: 0.824 (1, 5)										3	1	2	5	0	1	0				
Mike Young, S OBP: 0.333, SLG: 0.300 (1, 7)										3	0	0	0	0	1	1				
Rich Dauer, R OBP: 0.273, SLG: 0.290 (1, 4)										3	0	0	0	0	0	0				
Rick Dempsey, R OBP: 0.338, SLG: 0.328 (1, 2)										3	0	0	0	0	2	0				
Inning Stats	R: 0 E: 0 K: 0 S: 3	H: 0 LOB: 0 BB: 0 P: 3	R: 2 E: 0 K: 0 S: 5	H: 3 LOB: 0 BB: 0 P: 5	R: 0 E: 0 K: 1 S: 5	H: 0 LOB: 0 BB: 0 P: 5	R: 3 E: 0 K: 0 S: 5	H: 2 LOB: 0 BB: 1 P: 9	R: 0 E: 0 K: 1 S: 5	H: 1 LOB: 0 BB: 0 P: 5	R: 0 E: 0 K: 1 S: 5	H: 0 LOB: 0 BB: 0 P: 5	R: 0 E: 0 K: 2 S: 7	H: 0 LOB: 0 BB: 0 P: 7	R: 0 E: 0 K: 0 S: 3	H: 0 LOB: 0 BB: 0 P: 3		1B: 4 2B: 1 3B: 0 HR: 1	SF: 0 SAC: 0 DP: 1 HBP: 0	WP: 0 PB: 0 SB: 0 CS: 1
PITCHER Steve McCatty, R ERA: 4.56 (1, 1)	IP: 8.0 WLS: L BF: 29	H: 6 R: 5 ER: 5 SO: 5	BB: 1 IBB: 0 HBP: 0 BLK: 0	WP: 0 HR: 1 S: 38 P: 42	ERA: 5.62 WHIP: 0.875											IP: 8.0 WLS: L BF: 29	H: 6 R: 5 ER: 5 SO: 5	BB: 1 IBB: 0 HBP: 0 BLK: 0	WP: 0 HR: 1 S: 38 P: 42	ERA: 5.62 WHIP: 0.875

AB	28
R	5
H	6
RBI	5
BB	1
SO	5
LOB	3



Batter	1	2	3	4	5	6	7	8	9	AB	R	H	RBI	BB	SO	LOB	TOP				
Rickey Henderson, R OBP: 0.344, SLG: 0.396 (1,7)	0-0 6-3		0-0 1B			0-0 F8		0-0 HR		4	1	2	1	0	0	0					
Mike Davis, L OBP: 0.299, SLG: 0.375 (1,9)	0-0 F8		0-0 F6			0-0 6-3		0-0 6-3		4	0	0	0	0	0	2					
Joe Morgan, L OBP: 0.410, SLG: 0.396 (1,4)	0-3 K			0-0 F9		0-0 4-3			0-3 K	4	0	0	0	0	2	0					
Dave Kingman, R OBP: 0.309, SLG: 0.544 (1,10)		0-0 F7		0-0 2B			0-3 K		0-0 F4	4	0	1	0	0	1	0					
Carney Lansford, R OBP: 0.319, SLG: 0.403 (1,5)		0-0 F7		4-0 6-3 BB			4-0 6-3 BB		0-3 K	2	0	0	0	2	1	0					
Davey Lopes, R OBP: 0.336, SLG: 0.444 (1,8)		0-0 6-3		0-0 G6-4-3 1-2			0-0 6-3 1-2			3	0	0	0	0	0	3					
Bruce Bochte, L OBP: 0.327, SLG: 0.270 (1,3)			0-0 1B			0-0 F8		0-3 K		3	0	1	0	0	1	1					
Mike Heath, R OBP: 0.297, SLG: 0.340 (1,2)			0-0 F3			0-0 4-3		0-3 K		3	0	0	0	0	1	1					
Tony Phillips, S OBP: 0.305, SLG: 0.304 (1,6)			0-0 F7			0-0 4-3		0-0 F7		3	0	0	0	0	0	1					
Inning Stats	R: 0 E: 0 K: 1 S: 5	H: 0 LOB: 0 BB: 0 P: 5	R: 0 E: 0 K: 0 S: 3	H: 0 LOB: 0 BB: 0 P: 3	R: 0 E: 0 K: 0 S: 5	H: 2 LOB: 2 BB: 0 P: 5	R: 0 E: 0 K: 0 S: 3	H: 1 LOB: 1 BB: 1 P: 7	R: 0 E: 0 K: 0 S: 3	H: 0 LOB: 0 BB: 0 P: 3	R: 0 E: 0 K: 2 S: 7	H: 0 LOB: 1 BB: 1 P: 11	R: 1 E: 0 K: 1 S: 6	H: 1 LOB: 0 BB: 0 P: 6	R: 0 E: 0 K: 2 S: 7	H: 0 LOB: 0 BB: 0 P: 7	1B: 2 2B: 1 3B: 0 HR: 1	SF: 0 SAC: 0 DP: 1 HBP: 0	WP: 0 PB: 0 SB: 0 CS: 0	PA: 32	
PITCHER	IP	WLS	BF	H	R	ER	SO	BB	IBB	HBP	BLK	WP	HR	S	P	ERA	WHIP				
Phil Niekro, R ERA: 1.04 (1,1)	8.0	W	29	4	1	1	4	2	0	0	0	0	1	35	43	1.12	0.750				
Dave Righetti, L ERA: 1.99 (9,1)	1.0	S	3	0	0	0	2	0	0	0	0	0	0	7	7	0.00	0.000				

Oakland Athletics @ New York Yankees
Yankee Stadium, Bronx, NY
Mon May 14 1984, 7:05 PM EDT
Att: 11,566 - Unknown

AB 30
R 1
H 4
RBI 1
BB 2
SO 6
LOB 8



Batter	1	2	3	4	5	6	7	8	9	AB	R	H	RBI	BB	SO	LOB	BOTTOM				
Willie Randolph, R OBP: 0.415, SLG: 0.372 (1,4)	0-0 F9 1B E		0-0 1-3				4-0 2B 3B BB			3	2	2	0	1	0	0					
Toby Harrah, R OBP: 0.311, SLG: 0.280 (1,5)	0-0 1B E		0-0 5-3			0-0 F6		1-3 3B 2B		4	1	2	0	0	0	1					
Ken Griffey, L OBP: 0.309, SLG: 0.307 (1,8)	0-0 F9		0-0			0-0 G3		0-0 3B		1	0	0	0	0	0	2					
Omar Moreno, L OBP: 0.226, SLG: 0.269 (3,8)	0-0 2-3		0-0 1B					2-H 3-H 3B		3	0	2	2	0	0	1					
Dave Winfield, R OBP: 0.284, SLG: 0.429 (1,9)	0-0 E4 1B		0-0 F8			0-0 F9		0-0 F4		4	0	0	1	0	0	3					
Don Mattingly, L OBP: 0.399, SLG: 0.504 (1,3)	0-0 F2			0-0 G1-6-3		0-0 6-3		0-0 F9		4	0	0	0	0	0	2					
Steve Kemp, L OBP: 0.337, SLG: 0.333 (1,7)	0-0 1-2 2-H		0-0 1B		0-3 K		0-0 1B		0-0 4-3	4	0	2	0	0	1	0					
Roy Smalley, S OBP: 0.367, SLG: 0.444 (1,10)		0-0 G3		0-0 1B		0-3 K		0-0 1B		4	0	2	0	0	1	1					
Butch Wynegar, S OBP: 0.280, SLG: 0.247 (1,2)		0-0 4-3		0-0 F9			0-0 4-3		0-0 F9	4	0	0	0	0	0	2					
Andre Robertson, R OBP: 0.250, SLG: 0.314 (1,6)		0-0 F9			0-0 6-3		0-0 1-3			3	0	0	0	0	0	0					
Inning Stats	R: 1 E: 1 K: 0 S: 6	H: 3 LOB: 2 BB: 0 P: 6	R: 0 E: 0 K: 0 S: 3	H: 0 LOB: 0 BB: 0 P: 3	R: 0 E: 0 K: 1 S: 4	H: 1 LOB: 1 BB: 0 P: 4	R: 0 E: 0 K: 1 S: 6	H: 1 LOB: 1 BB: 0 P: 6	R: 0 E: 0 K: 0 S: 6	H: 1 LOB: 1 BB: 0 P: 6	R: 2 E: 0 K: 0 S: 5	H: 2 LOB: 1 BB: 1 P: 9	R: 0 E: 0 K: 0 S: 4	H: 1 LOB: 1 BB: 0 P: 4	R: 0 E: 0 K: 0 S: 4	H: 1 LOB: 1 BB: 0 P: 4	1B: 8 2B: 1 3B: 1 HR: 0	SF: 0 SAC: 0 DP: 0 HBP: 0	WP: 0 PB: 0 SB: 0 CS: 0	PA: 35	
PITCHER	IP	WLS	BF	H	R	ER	SO	BB	IBB	HBP	BLK	WP	HR	S	P	ERA	WHIP				
Lary Sorensen, R ERA: 4.5 (1,1)	8.0	L	35	10	3	3	2	1	0	0	0	0	0	38	42	3.38	1.375				

Oakland Athletics @ New York Yankees
Yankee Stadium, Bronx, NY
Mon May 14 1984, 7:05 PM EDT
Att: 11,566 - Unknown

AB 34
R 3
H 10
RBI 3
BB 1
SO 2
LOB 12



Batter	1	2	3	4	5	6	7	8	9	AB	R	H	RBI	BB	SO	LOB	TOP							
Rickey Henderson, R OBP: 0.348, SLG: 0.393 (1, 7)										2	0	1	0	1	1	0	<p>Oakland Athletics @ Detroit Tigers Tiger Stadium, Detroit, MI Fri May 18 1984, 7:05 PM EDT Att: 41,136 - Unknown</p> <p>livebaseballscorecards.com</p> <p>AB 20 R 4 H 7 RBI 4 BB 2 SO 4 LOB 9</p>							
Dwayne Murphy, L OBP: 0.341, SLG: 0.423 (1, 8)										3	1	1	1	0	0	3								
Joe Morgan, L OBP: 0.417, SLG: 0.388 (1, 4)										2	1	0	0	1	0	1								
Dave Kingman, R OBP: 0.302, SLG: 0.536 (1, 10)										3	1	1	0	0	1	0								
Carney Lansford, R OBP: 0.333, SLG: 0.429 (1, 5)										2	0	1	0	0	1	2								
Bruce Bochte, L OBP: 0.322, SLG: 0.280 (1, 3)										2	0	1	1	0	0	1								
Mike Davis, L OBP: 0.299, SLG: 0.404 (1, 9)										2	1	1	2	0	0	1								
Mike Heath, R OBP: 0.310, SLG: 0.352 (1, 2)										2	0	0	0	0	0	1								
Tony Phillips, S OBP: 0.338, SLG: 0.348 (1, 6)										2	0	1	0	0	1	0								
Inning Stats	R: 0 E: 0 K: 0 S: 3	H: 1 LOB: 0 BB: 0 P: 3	R: 0 E: 0 K: 0 S: 3	H: 1 LOB: 0 BB: 0 P: 3	R: 1 E: 0 K: 2 S: 8	H: 1 LOB: 0 BB: 0 P: 8	R: 3 E: 0 K: 1 S: 8	H: 3 LOB: 1 BB: 1 P: 12	R: 0 E: 0 K: 0 S: 3	H: 1 LOB: 1 BB: 1 P: 7	R: 0 E: 0 K: 1 S: 3	H: 0 LOB: 0 BB: 0 P: 3					1B: 4 2B: 2 3B: 0 HR: 2	SF: 0 SAC: 0 DP: 2 HBP: 0	WP: 0 PB: 0 SB: 0 CS: 1	PA: 22				
PITCHER Dan Petry, R ERA: 2.84 (1, 1)	IP: 5.1 WLS: W BF: 22 H: 7 R: 4 ER: 4 SO: 4	IP: 0 WLS: 0 BF: 0 H: 0 R: 0 ER: 0 SO: 0	IP: 0 WLS: 0 BF: 0 H: 0 R: 0 ER: 0 SO: 0	IP: 0 WLS: 0 BF: 0 H: 0 R: 0 ER: 0 SO: 0	IP: 0 WLS: 0 BF: 0 H: 0 R: 0 ER: 0 SO: 0	IP: 0 WLS: 0 BF: 0 H: 0 R: 0 ER: 0 SO: 0	IP: 0 WLS: 0 BF: 0 H: 0 R: 0 ER: 0 SO: 0	IP: 0 WLS: 0 BF: 0 H: 0 R: 0 ER: 0 SO: 0	IP: 0 WLS: 0 BF: 0 H: 0 R: 0 ER: 0 SO: 0	IP: 0 WLS: 0 BF: 0 H: 0 R: 0 ER: 0 SO: 0	IP: 0 WLS: 0 BF: 0 H: 0 R: 0 ER: 0 SO: 0	IP: 0 WLS: 0 BF: 0 H: 0 R: 0 ER: 0 SO: 0	IP: 0 WLS: 0 BF: 0 H: 0 R: 0 ER: 0 SO: 0	IP: 0 WLS: 0 BF: 0 H: 0 R: 0 ER: 0 SO: 0	IP: 0 WLS: 0 BF: 0 H: 0 R: 0 ER: 0 SO: 0	IP: 0 WLS: 0 BF: 0 H: 0 R: 0 ER: 0 SO: 0	IP: 0 WLS: 0 BF: 0 H: 0 R: 0 ER: 0 SO: 0	IP: 0 WLS: 0 BF: 0 H: 0 R: 0 ER: 0 SO: 0	ERA: 6.75 WHIP: 1.688					ERA: 0 WHIP: 0

Batter	1	2	3	4	5	6	7	8	9	AB	R	H	RBI	BB	SO	LOB	BOTTOM							
Lou Whitaker, L OBP: 0.397, SLG: 0.422 (1, 4)										3	0	0	0	0	1	2	<p>Oakland Athletics @ Detroit Tigers Tiger Stadium, Detroit, MI Fri May 18 1984, 7:05 PM EDT Att: 41,136 - Unknown</p> <p>livebaseballscorecards.com</p> <p>AB 24 R 8 H 9 RBI 8 BB 3 SO 3 LOB 8</p>							
Alan Trammell, R OBP: 0.451, SLG: 0.543 (1, 6)										1	2	0	0	2	0	0								
Barbaro Garbey, R OBP: 0.430, SLG: 0.481 (1, 3)										3	2	2	1	0	0	1								
Lance Parrish, R OBP: 0.288, SLG: 0.393 (1, 2)										3	1	2	2	0	0	0								
Larry Herndon, R OBP: 0.338, SLG: 0.344 (1, 7)										3	1	1	1	0	1	1								
Darrell Evans, L OBP: 0.383, SLG: 0.456 (1, 10)										3	1	1	1	0	0	2								
Chet Lemon, R OBP: 0.396, SLG: 0.593 (1, 8)										2	1	1	0	1	0	0								
Kirk Gibson, L OBP: 0.357, SLG: 0.531 (1, 9)										3	0	1	2	0	0	1								
Marty Castillo, R OBP: 0.278, SLG: 0.294 (1, 5)										3	0	1	1	0	1	1								
Inning Stats	R: 5 E: 0 K: 1 S: 10	H: 5 LOB: 2 BB: 2 P: 18	R: 1 E: 0 K: 0 S: 4	H: 1 LOB: 0 BB: 0 P: 4	R: 1 E: 0 K: 0 S: 4	H: 1 LOB: 0 BB: 0 P: 4	R: 1 E: 0 K: 1 S: 6	H: 1 LOB: 1 BB: 1 P: 10	R: 0 E: 0 K: 1 S: 6	H: 1 LOB: 1 BB: 0 P: 6					1B: 7 2B: 0 3B: 0 HR: 2	SF: 0 SAC: 0 DP: 0 HBP: 0	WP: 0 PB: 0 SB: 3 CS: 0	PA: 27						
PITCHER Bill Krueger, L ERA: 6.1 Chris Codiroli, R ERA: 7.31 (1, 1) (2, 1)	IP: 1.1 WLS: L BF: 12 H: 6 R: 6 ER: 6 SO: 1	IP: 0 WLS: 0 BF: 0 H: 0 R: 0 ER: 0 SO: 0	IP: 0 WLS: 0 BF: 0 H: 0 R: 0 ER: 0 SO: 0	IP: 0 WLS: 0 BF: 0 H: 0 R: 0 ER: 0 SO: 0	IP: 0 WLS: 0 BF: 0 H: 0 R: 0 ER: 0 SO: 0	IP: 0 WLS: 0 BF: 0 H: 0 R: 0 ER: 0 SO: 0	IP: 0 WLS: 0 BF: 0 H: 0 R: 0 ER: 0 SO: 0	IP: 0 WLS: 0 BF: 0 H: 0 R: 0 ER: 0 SO: 0	IP: 0 WLS: 0 BF: 0 H: 0 R: 0 ER: 0 SO: 0	IP: 0 WLS: 0 BF: 0 H: 0 R: 0 ER: 0 SO: 0	IP: 0 WLS: 0 BF: 0 H: 0 R: 0 ER: 0 SO: 0	IP: 0 WLS: 0 BF: 0 H: 0 R: 0 ER: 0 SO: 0	IP: 0 WLS: 0 BF: 0 H: 0 R: 0 ER: 0 SO: 0	IP: 0 WLS: 0 BF: 0 H: 0 R: 0 ER: 0 SO: 0	IP: 0 WLS: 0 BF: 0 H: 0 R: 0 ER: 0 SO: 0	IP: 0 WLS: 0 BF: 0 H: 0 R: 0 ER: 0 SO: 0	IP: 0 WLS: 0 BF: 0 H: 0 R: 0 ER: 0 SO: 0	IP: 0 WLS: 0 BF: 0 H: 0 R: 0 ER: 0 SO: 0	ERA: 40.50 WHIP: 5.250					ERA: 4.91 WHIP: 1.091

Batter	1	2	3	4	5	6	7	8	9	AB	R	H	RBI	BB	SO	LOB	TOP								
Rickey Henderson, R OBP: 0.347, SLG: 0.381 (1, 7)										3	1	0	0	1	1	0									
Dwayne Murphy, L OBP: 0.341, SLG: 0.437 (1, 8)										4	0	0	0	0	1	2									
Joe Morgan, L OBP: 0.397, SLG: 0.364 (1, 4)										4	0	0	1	0	0	1									
Dave Kingman, R OBP: 0.291, SLG: 0.514 (1, 10)										4	0	0	0	0	0	1									
Carney Lansford, R OBP: 0.335, SLG: 0.418 (1, 5)										4	0	1	0	0	0	0									
Bruce Bochte, L OBP: 0.323, SLG: 0.292 (1, 3)										2	1	1	0	0	0	1									
Bill Almon, R OBP: 0.205, SLG: 0.195 (7, PH)										1	0	0	0	0	0	0									
Mike Davis, L OBP: 0.415 (1, 9)										2	0	0	0	0	0	2									
Jim Essian, R OBP: 0.293, SLG: 0.265 (7, PH)										1	0	0	0	0	0	0									
Mike Heath, R OBP: 0.319, SLG: 0.382 (1, 2)										3	1	2	2	0	0	0									
Tony Phillips, S OBP: 0.329, SLG: 0.338 (1, 6)										2	0	0	0	0	0	1									
Jeff Burroughs, R OBP: 0.288, SLG: 0.318 (8, PH)										1	0	0	0	0	0	0									
Mark Wagner, R OBP: 0.200, SLG: 0.222 (8, 6)										0	0	0	0	0	0	0									
Inning Stats	R: 0 E: 1 K: 0 S: 4	H: 0 LOB: 1 BB: 0 P: 4	R: 1 E: 0 K: 0 S: 5	H: 2 LOB: 1 BB: 0 P: 5	R: 1 E: 0 K: 0 S: 3	H: 0 LOB: 0 BB: 1 P: 7	R: 0 E: 0 K: 0 S: 3	H: 1 LOB: 0 BB: 0 P: 3	R: 0 E: 0 K: 0 S: 3	H: 0 LOB: 0 BB: 0 P: 3	R: 0 E: 0 K: 0 S: 3	H: 0 LOB: 0 BB: 0 P: 3	R: 0 E: 0 K: 0 S: 3	H: 0 LOB: 0 BB: 0 P: 3	R: 1 E: 0 K: 2 S: 8	H: 1 LOB: 0 BB: 0 P: 8	R: 0 E: 0 K: 0 S: 3	H: 0 LOB: 0 BB: 0 P: 3	1B: 2 2B: 1 3B: 0 HR: 1	SF: 0 SAC: 0 DP: 1 HBP: 0	WP: 0 PB: 0 SB: 1 CS: 0	PA: 32			
PITCHER	IP	WLS	BF	H	R	ER	SO	BB	IBB	HBP	BLK	WP	HR	S	P	ERA	WHIP								
Milt Wilcox, R ERA: 3.08 (1, 1)	6.0	W	22	3	2	2	0	1	0	0	0	0	0	21	25	3.00	0.667								
Willie Hernandez, L ERA: 3.21 (7, 1)	3.0	S	10	1	1	1	2	0	0	0	0	0	1	14	14	3.00	0.333								

Oakland Athletics @ Detroit Tigers
Tiger Stadium, Detroit, MI
Sun May 20 1984, 3:33 AM EDT
Att: 27,073 - Unknown

AB 31
R 3
H 4
RBI 3
BB 1
SO 2
LOB 8

Batter	1	2	3	4	5	6	7	8	9	AB	R	H	RBI	BB	SO	LOB	BOTTOM								
Lou Whitaker, L OBP: 0.384, SLG: 0.432 (1, 4)										4	0	0	0	0	0	0									
Alan Trammell, R OBP: 0.439, SLG: 0.521 (1, 6)										4	0	1	0	0	1	0									
Kirk Gibson, L OBP: 0.358, SLG: 0.517 (1, 9)										4	1	1	0	0	1	1									
Darrell Evans, L OBP: 0.391, SLG: 0.459 (1, 3)										4	1	1	0	0	1	0									
Dave Bergman, L OBP: 0.376, SLG: 0.397 (9, 3)										0	0	0	0	0	0	0									
Larry Herndon, R OBP: 0.343, SLG: 0.349 (1, 7)										4	0	2	0	0	1	1									
Johnny Grubb, L OBP: 0.500, SLG: 0.622 (1, 10)										2	1	1	1	1	1	1									
Lance Parrish, R OBP: 0.308, SLG: 0.421 (8, PH)										1	0	1	0	0	0	0									
Chet Lemon, R OBP: 0.401, SLG: 0.585 (1, 8)										4	0	1	0	0	0	4									
Barbaro Garbey, R OBP: 0.409, SLG: 0.459 (1, 5)										3	0	1	1	0	0	2									
Tom Brookens, R OBP: 0.230, SLG: 0.235 (9, 5)										0	0	0	0	0	0	0									
Dwight Lowry, L OBP: 0.296, SLG: 0.440 (1, 2)										3	1	1	1	0	1	1									
Inning Stats	R: 2 E: 1 K: 0 S: 7	H: 3 LOB: 2 BB: 0 P: 7	R: 1 E: 0 K: 0 S: 4	H: 1 LOB: 0 BB: 0 P: 4	R: 0 E: 0 K: 0 S: 3	H: 1 LOB: 0 BB: 0 P: 3	R: 1 E: 0 K: 0 S: 3	H: 1 LOB: 1 BB: 1 P: 7	R: 0 E: 0 K: 1 S: 5	H: 0 LOB: 0 BB: 0 P: 5	R: 0 E: 0 K: 1 S: 7	H: 2 LOB: 2 BB: 0 P: 7	R: 0 E: 0 K: 2 S: 8	H: 1 LOB: 1 BB: 0 P: 8	R: 0 E: 0 K: 2 S: 8	H: 1 LOB: 1 BB: 0 P: 8	R: 0 E: 0 K: 2 S: 8	H: 1 LOB: 1 BB: 0 P: 8	1B: 9 2B: 0 3B: 0 HR: 1	SF: 0 SAC: 0 DP: 1 HBP: 0	WP: 0 PB: 0 SB: 0 CS: 1	PA: 34			
PITCHER	IP	WLS	BF	H	R	ER	SO	BB	IBB	HBP	BLK	WP	HR	S	P	ERA	WHIP								
Lary Sorensen, R ERA: 4.3 (1, 1)	6.2	L	29	9	4	2	3	1	0	0	0	0	0	10	10	2.70	1.500								
Tim Conroy, L ERA: 5.2 (7, 1)	1.0		4	1	0	0	3	0	0	0	0	0	0	10	10	0.00	1.000								
Bill Caudill, R ERA: 3.6 (8, 1)	0.1		1	0	0	0	0	0	0	0	0	0	0	1	1	0.00	0.000								

Oakland Athletics @ Detroit Tigers
Tiger Stadium, Detroit, MI
Sun May 20 1984, 3:33 AM EDT
Att: 27,073 - Unknown

AB 33
R 4
H 10
RBI 3
BB 1
SO 6
LOB 10

Batter	1	2	3	4	5	6	7	8	9	AB	R	H	RBI	BB	SO	LOB	TOP										
Al Bumby, L OBP: 0.244, SLG: 0.237 (1, 8)	1-3		BB		F7		F8		F7	4	0	0	0	1	0	1	Baltimore Orioles @ Oakland Athletics Oakland-Alameda County Coliseum, Oakland, CA Tue May 22 1984, 7:05 PM PDT Att: 14,027 - Unknown livebaseballscorecards.com										
Jim Dwyer, L OBP: 0.288, SLG: 0.261 (1, 9) Gary Roenicke, R OBP: 0.370, SLG: 0.260 (7, PH) (7, 9)	F8		F9		F7		WP		E	3	0	0	0	0	0	1											
Cal Ripken Jr., R OBP: 0.383, SLG: 0.615 (1, 6)	F8		F7		F8		BB		BB	1	0	1	0	1	0	0											
Eddie Murray, S OBP: 0.444, SLG: 0.555 (1, 3)		FC4-6	1B		4-3				K	3	0	1	0	2	1	0											
John Lowenstein, L OBP: 0.345, SLG: 0.360 (1, 10)		FC4-6	1B		F5		G3		F4	5	1	1	0	0	0	5											
Wayne Gross, L OBP: 0.418, SLG: 0.677 (1, 5)		HR			K		G3		1B	4	2	1	0	1	2	4											
Mike Young, S OBP: 0.429, SLG: 0.548 (1, 7)		F8			F7		F7		1B	4	0	2	0	0	0	3											
Rich Dauer, R OBP: 0.288, SLG: 0.353 (8, PH) Orlando Sanchez, L OBP: 0.167, SLG: 0.250 (8, 2)		HR			F7		F9		1B	3	1	1	3	0	0	1											
Rick Dempsey, R OBP: 0.341, SLG: 0.315 (8, PH) John Shelby, S OBP: 0.241, SLG: 0.287 (8, PH) Lenn Sakata, R OBP: 0.212, SLG: 0.219 (8, 4)		F8			F8		WP		K	1	0	0	0	0	1	2											
Inning Stats	R: 0 E: 0 K: 0 S: 3	H: 0 LOB: 0 BB: 0 P: 3	R: 3 E: 0 K: 0 S: 5	H: 2 LOB: 0 BB: 1 P: 9	R: 0 E: 0 K: 1 S: 3	H: 0 LOB: 2 BB: 2 P: 11	R: 0 E: 0 K: 1 S: 6	H: 1 LOB: 1 BB: 0 P: 6	R: 0 E: 0 K: 0 S: 3	H: 0 LOB: 0 BB: 0 P: 3	R: 0 E: 0 K: 0 S: 4	H: 1 LOB: 1 BB: 0 P: 4	R: 0 E: 0 K: 0 S: 4	H: 1 LOB: 2 BB: 1 P: 8	R: 1 E: 0 K: 2 S: 10	H: 3 LOB: 2 BB: 0 P: 10	R: 0 E: 1 K: 2 S: 9	H: 1 LOB: 3 BB: 1 P: 13	1B: 7 2B: 1 3B: 0 HR: 1	SF: 0 SAC: 0 DP: 0 HBP: 0	WP: 2 PB: 0 SB: 0 CS: 0	PA: 42					
PITCHER	IP	WLS	BF	H	R	ER	SO	BB	IBB	HBP	BLK	WP	HR	S	P	ERA	WHIP										
Ray Burris, R ERA: 1.99 (1, 1)	6.2	W	28	5	3	3	1	3	0	0	0	1	1	27	39	4.05	1.200										
Tim Conroy, L ERA: 5.2 (7, 1)	0.0		1	0	0	0	0	1	0	0	0	0	0	0	4	∞	∞										
Keith Atherton, R ERA: 2.12 (7, 1)	1.0	S	5	2	1	1	1	0	0	0	0	1	0	7	7	9.00	2.000										
Bill Caudill, R ERA: 3.38 (8, 1)	1.1	S	8	2	0	0	3	1	0	0	0	0	0	13	17	0.00	2.250										

Batter	1	2	3	4	5	6	7	8	9	AB	R	H	RBI	BB	SO	LOB	BOTTOM										
Rickey Henderson, R OBP: 0.360, SLG: 0.393 (1, 7)	F9				S					3	1	2	0	2	0	0	Baltimore Orioles @ Oakland Athletics Oakland-Alameda County Coliseum, Oakland, CA Tue May 22 1984, 7:05 PM PDT Att: 14,027 - Unknown livebaseballscorecards.com										
Dwayne Murphy, L OBP: 0.343, SLG: 0.431 (1, 8)	BB	3-1			2B		F7		FC3-6	4	1	1	0	1	0	5											
Joe Morgan, L OBP: 0.407, SLG: 0.382 (1, 4)	1B				2B		HR		K	3	1	2	1	1	1	0											
Dave Kingman, R OBP: 0.290, SLG: 0.530 (1, 10)	K				SF8		HR		HR	3	1	1	2	0	1	3											
Carney Lansford, R OBP: 0.339, SLG: 0.436 (1, 5)	1-3				HR		BB		S	3	1	1	2	1	0	2											
Bruce Bochte, L OBP: 0.313, SLG: 0.282 (1, 3)		F8			1-3		F9		F5	4	0	0	0	0	0	1											
Mike Davis, L OBP: 0.308, SLG: 0.402 (1, 9)		1B			4-3		F8		5-3	3	1	0	0	1	0	1											
Mike Heath, R OBP: 0.317, SLG: 0.377 (1, 2)		2B			6-3		K		F3	4	0	1	0	0	1	0											
Tony Phillips, S OBP: 0.325, SLG: 0.338 (1, 6)		SF7			1-3		1B		K	3	0	1	1	0	1	0											
Inning Stats	R: 0 E: 0 K: 1 S: 6	H: 1 LOB: 2 BB: 1 P: 10	R: 1 E: 0 K: 0 S: 5	H: 2 LOB: 2 BB: 1 P: 9	R: 0 E: 0 K: 0 S: 3	H: 0 LOB: 0 BB: 0 P: 3	R: 0 E: 0 K: 0 S: 3	H: 0 LOB: 0 BB: 0 P: 3	R: 4 E: 0 K: 0 S: 5	H: 2 LOB: 0 BB: 2 P: 13	R: 0 E: 0 K: 1 S: 7	H: 2 LOB: 2 BB: 0 P: 7	R: 1 E: 0 K: 1 S: 6	H: 1 LOB: 1 BB: 1 P: 10	R: 0 E: 0 K: 1 S: 5	H: 0 LOB: 1 BB: 1 P: 9	1B: 5 2B: 2 3B: 0 HR: 2	SF: 2 SAC: 0 DP: 0 HBP: 0	WP: 0 PB: 0 SB: 2 CS: 0	PA: 38							
PITCHER	IP	WLS	BF	H	R	ER	SO	BB	IBB	HBP	BLK	WP	HR	S	P	ERA	WHIP										
Mike Boddicker, R ERA: 2.65 (1, 1)	4.2	L	23	6	5	5	1	4	0	0	0	0	1	21	37	9.64	2.143										
Tom Underwood, L ERA: 3.92 (5, 1)	2.1		11	3	1	1	2	1	0	0	0	0	0	14	18	3.86	1.714										
Dennis Martinez, R ERA: 5.12 (8, 1)	0.2		3	0	0	0	1	1	0	0	0	0	0	4	8	0.00	1.500										
Tippy Martinez, L ERA: 3.86 (8, 1)	0.1		1	0	0	0	0	0	0	0	0	0	0	1	1	0.00	0.000										



Batter	1	2	3	4	5	6	7	8	9	AB	R	H	RBI	BB	SO	LOB	TOP																			
Al Bumbry, L OBP: 0.247, SLG: 0.241 Gary Roenicke, R OBP: 0.368, SLG: 0.253 (6, PH) (6, 9)	F8			4-3				K	F8	3	0	1	0	0	0	2	Baltimore Orioles @ Oakland Athletics Oakland-Alameda County Coliseum, Oakland, CA Wed May 23 1984, 3:33 AM PDT Att: 10,675 - Unknown																			
Jim Dwyer, L OBP: 0.301, SLG: 0.257 Floyd Rayford, R OBP: 0.269, SLG: 0.438 (6, PH) (6, 2)			F8					F8		1	1	0	0	2	0	1																				
Cal Ripken Jr., R OBP: 0.384, SLG: 0.612 (1, 6)	K			1B					K	4	1	1	0	1	2	3																				
Eddie Murray, S OBP: 0.449, SLG: 0.557 (1, 10)	F8			1B					1B	3	2	2	1	1	0	1																				
John Lowenstein, L OBP: 0.339, SLG: 0.352 Todd Cruz, R OBP: 0.237, SLG: 0.297 (9, PR) (9, 5)			F8	F5					E9	5	0	1	0	0	1	6																				
Wayne Gross, L OBP: 0.417, SLG: 0.652 (1, 5) (9, 3)			F2	1B					1B	4	2	1	1	1	0	1																				
Mike Young, S OBP: 0.450, SLG: 0.529 (1, 7)			F7	1B					1B	3	1	1	2	2	0	0																				
Orlando Sanchez, L OBP: 0.200, SLG: 0.267 John Shelby, S OBP: 0.246, SLG: 0.291 (6, PR) (6, 8)			K	F8					1B	3	0	1	0	0	1	2																				
Rich Dauer, R OBP: 0.292, SLG: 0.350 (1, 4)			5-3						F2	4	0	1	1	1	0	2																				
Inning Stats	R: 0 E: 0 K: 1 S: 5	H: 0 LOB: 1 BB: 1 P: 9	R: 0 E: 0 K: 0 S: 3	H: 0 LOB: 0 BB: 0 P: 3	R: 0 E: 0 K: 1 S: 6	H: 1 LOB: 1 BB: 0 P: 6	R: 3 E: 0 K: 0 S: 6	H: 3 LOB: 2 BB: 2 P: 14	R: 1 E: 0 K: 1 S: 6	H: 1 LOB: 1 BB: 1 P: 10	R: 2 E: 0 K: 0 S: 4	H: 1 LOB: 3 BB: 4 P: 20	R: 0 E: 0 K: 1 S: 5	H: 0 LOB: 0 BB: 0 P: 5	R: 0 E: 0 K: 1 S: 5	H: 0 LOB: 0 BB: 0 P: 5		R: 3 E: 1 K: 1 S: 9	H: 4 LOB: 2 BB: 1 P: 13	1B: 9 2B: 1 3B: 0 HR: 0	SF: 2 SAC: 0 DP: 0 HBP: 0	WP: 1 PB: 0 SB: 0 CS: 0	PA: 46													
PITCHER	IP	WLS	BF	H	R	ER	SO	BB	IBB	HBP	BLK	WP	HR	S	P	ERA	WHIP	PITCHER		IP	WLS	BF	H	R	ER	SO	BB	IBB	HBP	BLK	WP	HR	S	P	ERA	WHIP
Mike Warren, R ERA: 5.34	(1, 1)	4.0	L	21	5	4	4	2	4	0	0	0	0	0	21	37	9.00	2.250	Lary Sorensen, R ERA: 4.25		(9, 1)	0.2		2	0	0	0	0	0	0	0	0	2	2	0.00	0.000
Chris Codiroli, R ERA: 7.57	(5, 1)	1.0		6	1	2	2	1	2	0	0	0	0	0	6	14	18.00	3.000																		
Tim Conroy, L ERA: 5.14	(6, 1)	0.1		2	0	0	0	0	1	0	0	0	0	0	1	5	0.00	3.000																		
Keith Atherton, R ERA: 2.43	(6, 1)	3.0		12	2	2	2	3	0	1	0	0	0	0	17	21	6.00	0.667																		
Bill Caudill, R ERA: 3.5	(9, 1)	0.0		3	2	1	1	0	1	0	0	0	1	0	2	6	∞	∞																		

AB	35
R	9
H	10
RBI	9
BB	9
SO	6
LOB	20



Batter	1	2	3	4	5	6	7	8	9	AB	R	H	RBI	BB	SO	LOB	BOTTOM																				
Rickey Henderson, R OBP: 0.358, SLG: 0.391 Bill Almon, R OBP: 0.271, SLG: 0.209 Mike Davis, L OBP: 0.306, SLG: 0.398 (7, PH) (8, 9)	F7								F4	1	0	0	0	0	0	0	Baltimore Orioles @ Oakland Athletics Oakland-Alameda County Coliseum, Oakland, CA Wed May 23 1984, 3:33 AM PDT Att: 10,675 - Unknown																				
Jim Essian, R OBP: 0.256, SLG: 0.257 (9, PH)			HR							1	0	0	0	0	0	0																					
Dwayne Murphy, L OBP: 0.352, SLG: 0.457 (1, 8)	6-3		HR						1B	4	1	2	2	0	0	0																					
Davey Lopes, R OBP: 0.325, SLG: 0.411 (7, 4)			5-3						5-3	4	0	1	0	1	0	1																					
Dave Kingman, R OBP: 0.287, SLG: 0.539 (1, 10)	FC6-4		5-3						F8	5	1	1	1	0	0	4																					
Carney Lansford, R OBP: 0.337, SLG: 0.431 (1, 5)			F9							4	1	1	0	0	1	0																					
Mike Heath, R OBP: 0.331, SLG: 0.402 (1, 2)										3	0	2	1	1	0	0																					
Bruce Bochte, L OBP: 0.311, SLG: 0.281 (1, 3)			F8						1-3	4	0	1	0	0	0	3																					
Mark Wagner, R OBP: 0.256, SLG: 0.200 Gary Hancock, L OBP: 0.259, SLG: 0.259 (6, PH) (7, 9)			FC6-4							1	0	0	0	1	0	1																					
Jeff Burroughs, R OBP: 0.308, SLG: 0.318 (8, PH) (8, 7)										1	0	0	0	0	0	1																					
Tony Phillips, S OBP: 0.321, SLG: 0.372 (1, 6)			5-3							4	1	1	1	0	1	3																					
Inning Stats	R: 0 E: 0 K: 0 S: 4	H: 1 LOB: 1 BB: 0 P: 4	R: 0 E: 0 K: 0 S: 4	H: 1 LOB: 0 BB: 0 P: 4	R: 2 E: 0 K: 0 S: 5	H: 2 LOB: 0 BB: 0 P: 5	R: 1 E: 0 K: 0 S: 4	H: 2 LOB: 1 BB: 1 P: 8	R: 0 E: 0 K: 0 S: 2	H: 0 LOB: 1 BB: 1 P: 7	R: 0 E: 0 K: 0 S: 4	H: 1 LOB: 1 BB: 0 P: 4	R: 1 E: 0 K: 2 S: 8	H: 1 LOB: 2 BB: 2 P: 16	R: 0 E: 0 K: 0 S: 4	H: 1 LOB: 1 BB: 0 P: 4	1B: 6 2B: 0 3B: 1 HR: 3	SF: 0 SAC: 0 DP: 1 HBP: 1	WP: 2 PB: 0 SB: 1 CS: 1	PA: 40																	
PITCHER	IP	WLS	BF	H	R	ER	SO	BB	IBB	HBP	BLK	WP	HR	S	P	ERA	WHIP	PITCHER		IP	WLS	BF	H	R	ER	SO	BB	IBB	HBP	BLK	WP	HR	S	P	ERA	WHIP	
Scott McGregor, L ERA: 3.94	(1, 1)	4.1		21	6	3	3	0	2	0	0	0	0	18	27	6.23	1.846	Bill Swaggerty, R ERA: 5.4		(5, 1)	3.0	W	12	3	2	2	1	1	0	0	0	0	2	13	17	6.00	1.333
Tippy Martinez, L ERA: 3.66	(8, 1)	1.2	S	7	1	0	0	1	1	0	0	0	2	0	8	12	0.00	1.200																			

AB	35
R	5
H	10
RBI	5
BB	4
SO	2
LOB	13



Batter	1	2	3	4	5	6	7	8	9	AB	R	H	RBI	BB	SO	LOB	TOP										
Willie Randolph, R OBP: 0.413, SLG: 0.370 (1, 4)	4-0 6-3 1B BB	0-0 4-3		4-0 G5-3 BB	0-0 F4			0-0 F9		3	1	0	0	2	0	3											
Toby Harrah, R OBP: 0.308, SLG: 0.273 (1, 5)	0-0 6-3 1-2		0-0 5-3	0-0 G5-3 1-2				0-0 F5		5	0	0	0	0	0	3											
Dave Winfield, R OBP: 0.316, SLG: 0.473 (1, 9)	0-0 5-3 2H 1B		0-0 6-3		0-0 1B 2B			4-0 WP BB		4	2	2	1	1	0	0											
Don Baylor, R OBP: 0.311, SLG: 0.485 (1, 10)	0-0 5-3 1-2		0-0 E6 1B		0-0 5-3			0-0 F8		5	1	1	1	0	0	3											
Don Mattingly, L OBP: 0.359, SLG: 0.497 (1, 3)	0-0 1B 2H 1B		0-0 1B		0-0 2B 1B			0-0 F8		4	2	3	2	1	0	1											
Steve Kemp, L OBP: 0.379, SLG: 0.360 (1, 7)	0-0 1-3 CS 1B		0-0 4-3		0-0 2B 1B 1B			0-0 F9		4	1	2	0	1	0	2											
Butch Wynegar, S OBP: 0.288, SLG: 0.317 (1, 2)	0-0 CS 1-2		0-0 F5		0-0 E6 4-3 2B			0-0 F9		5	1	1	1	0	0	2											
Omar Moreno, L OBP: 0.253, SLG: 0.288 (1, 8)			0-0 F7		0-0 4-3 1-2			0-0 G3		5	0	1	1	0	1	3											
Tim Lincecum, R OBP: 0.192, SLG: 0.250 (1, 6)			0-0 1B		0-0 2B 2H 1B			0-0 5-3		5	0	3	2	0	0	2											
Inning Stats	R: 2 E: 0 K: 0 S: 5	H: 3 LOB: 1 BB: 1 P: 9	R: 0 E: 0 K: 0 S: 4	H: 1 LOB: 1 BB: 0 P: 4	R: 0 E: 1 K: 0 S: 5	H: 1 LOB: 2 BB: 0 P: 5	R: 1 E: 1 K: 0 S: 4	H: 1 LOB: 1 BB: 1 P: 8	R: 3 E: 0 K: 0 S: 8	H: 5 LOB: 2 BB: 0 P: 8	R: 0 E: 0 K: 1 S: 5	H: 0 LOB: 0 BB: 0 P: 5	R: 0 E: 0 K: 0 S: 3	H: 0 LOB: 0 BB: 0 P: 3	R: 2 E: 0 K: 0 S: 5	H: 2 LOB: 2 BB: 2 P: 13	1B: 9 2B: 3 3B: 0 HR: 1	SF: 0 SAC: 0 DP: 1 HBP: 0	WP: 1 PB: 0 SB: 0 CS: 1	PA: 46							
PITCHER	IP	WLS	BF	H	R	ER	SO	BB	IBB	HBP	BLK	WP	HR	S	P	ERA	WHIP										
Lary Sorensen, R ERA: 4.64 (1, 1)	4.2	L	27	11	6	5	0	2	0	0	0	0	0	25	33	9.64	2.786										
Mike Warren, R ERA: 5.29 (5, 1)	4.0		17	2	2	2	1	3	0	0	0	1	1	16	28	4.50	1.250										
Jeff Jones, R ERA: (9, 1)	0.1		1	0	0	0	0	0	0	0	0	0	0	1	1	0.00	0.000										

New York Yankees @ Oakland Athletics
Oakland-Alameda County Coliseum, Oakland, CA
Sat May 26 1984, 3:33 AM PDT
Att: 34,827 - Unknown

AB 40
R 8
H 13
RBI 8
BB 5
SO 1
LOB 19



Batter	1	2	3	4	5	6	7	8	9	AB	R	H	RBI	BB	SO	LOB	BOTTOM										
Rickey Henderson, R OBP: 0.361, SLG: 0.384 (1, 7)	0-0 6-3		4-0 S 1B SF9 BB		0-0 F8			4-0 G5-4-3 1B BB		3	1	0	0	2	0	1											
Dwayne Murphy, L OBP: 0.348, SLG: 0.467 (1, 8)	0-0 F3		0-0 BB		0-3 K			0-0 G5-4-3 1B		2	1	1	0	0	0	0											
Bill Almon, R OBP: 0.229, SLG: 0.222 (5, FH)			1-2 1B					1-2 G5-4-3 1B		2	0	1	0	0	1	0											
Davey Lopes, R OBP: 0.326, SLG: 0.397 (1, 4)	4-0 BB		4-0 1B		0-0 5-3			0-0 G5-4-3 1-2 2-3		2	0	0	0	2	0	2											
Mark Wagner, R OBP: 0.250, SLG: 0.200 (9, 4)			1-2 2-3 BB					0-0 6-3		0	0	0	0	0	0	0											
Dave Kingman, R OBP: 0.283, SLG: 0.534 (1, 10)	4-0 FC6-4 BB		0-0 SF9		0-0 6-3			0-0 6-3		2	0	0	1	1	0	1											
Carney Lansford, R OBP: 0.348, SLG: 0.439 (1, 5)	0-0 FC6-4 1-2		0-0 1B		0-0 G5-4-3 1B			0-0 6-3		4	1	3	1	0	0	2											
Mike Heath, R OBP: 0.338, SLG: 0.406 (1, 2)			0-0 6-3		0-3 K			0-0 G5-4-3		4	0	0	0	0	1	4											
Mike Davis, L OBP: 0.303, SLG: 0.407 (1, 9)			4-0 G6-4-3 BB		0-0 F9			0-0 F1		3	1	1	1	1	0	0											
Bruce Bochte, L OBP: 0.317, SLG: 0.287 (1, 3)			0-0 G6-4-3 1-2		0-0 F3			0-0 E1 G4-3-6		4	0	1	1	0	0	1											
Tony Phillips, S OBP: 0.337, SLG: 0.382 (1, 6)			0-0 6-3		0-0 1-3			0-0 G4-3-6		4	0	0	0	0	0	2											
Inning Stats	R: 0 E: 0 K: 0 S: 3	H: 0 LOB: 2 BB: 2 P: 11	R: 0 E: 0 K: 0 S: 2	H: 0 LOB: 0 BB: 1 P: 6	R: 2 E: 0 K: 1 S: 7	H: 2 LOB: 2 BB: 2 P: 15	R: 0 E: 0 K: 0 S: 3	H: 0 LOB: 0 BB: 0 P: 3	R: 0 E: 0 K: 1 S: 5	H: 0 LOB: 0 BB: 0 P: 5	R: 0 E: 0 K: 0 S: 3	H: 1 LOB: 0 BB: 0 P: 3	R: 0 E: 0 K: 0 S: 3	H: 0 LOB: 0 BB: 0 P: 3	R: 0 E: 0 K: 0 S: 3	H: 1 LOB: 1 BB: 1 P: 7	R: 2 E: 0 K: 0 S: 6	H: 3 LOB: 1 BB: 0 P: 6	1B: 5 2B: 1 3B: 1 HR: 0	SF: 1 SAC: 0 DP: 4 HBP: 0	WP: 0 PB: 0 SB: 1 CS: 0	PA: 37					
PITCHER	IP	WLS	BF	H	R	ER	SO	BB	IBB	HBP	BLK	WP	HR	S	P	ERA	WHIP										
Ray Fenton, L ERA: 4.85 (1, 1)	8.1	W	34	4	4	4	2	6	0	0	0	0	0	32	56	4.32	1.440										
Clay Christensen, R ERA: 3.27 (9, 1)	0.2		3	1	0	0	0	0	0	0	0	0	0	3	3	0.00	1.500										

New York Yankees @ Oakland Athletics
Oakland-Alameda County Coliseum, Oakland, CA
Sat May 26 1984, 3:33 AM PDT
Att: 34,827 - Unknown

AB 30
R 4
H 7
RBI 4
BB 6
SO 2
LOB 13



Batter	1	2	3	4	5	6	7	8	9	AB	R	H	RBI	BB	SO	LOB	TOP			
Omar Moreno, L (1.8) OBP: 0.264, SLG: 0.310	0-0 6-3		0-0 F3		0-0 2B		0-0 FC5-4 1B			4	0	2	0	0	0	0				
Tim Foli, R (1.6) OBP: 0.196, SLG: 0.250	0-0 F5		0-0 1B		0-0 F7		0-0 FC5-4 1-2			4	0	1	0	0	0	2				
Dave Winfield, R (1.9) OBP: 0.314, SLG: 0.466	0-0 6-3		0-0 6-3			0-0 G3 1B		0-0 F3		4	1	1	0	0	0	1				
Don Baylor, R (1.10) OBP: 0.303, SLG: 0.471		0-0 F2		0-3 K		0-3 K		0-3 K		4	0	0	0	0	3	1				
Don Mattingly, L (1.3) OBP: 0.363, SLG: 0.497		0-0 BB 1B		0-0 1B		0-0 G3 1-2		0-0 F5		4	0	2	0	0	0	1				
Steve Kemp, L (1.7) OBP: 0.375, SLG: 0.356		0-0 F6		0-0 F8		0-0 1B 2-H		0-0 F6		4	0	1	1	0	0	2				
Toby Harrah, R (1.5) OBP: 0.313, SLG: 0.268		4-0 1-2 BB		0-0 F7		0-0 F2		4-0 BB G3		2	0	0	0	2	0	2				
Butch Wynegar, S (1.2) OBP: 0.287, SLG: 0.309		0-0 1-3			4-0 BB G6-4-3		0-0 F7		0-0 G3	3	0	0	0	1	0	3				
Andre Robertson, R (1.4) OBP: 0.232, SLG: 0.280			0-0 F7			0-0 F2			0-0 3-1	3	0	0	0	0	0	1				
Oscar Gamble, L (9, PH) OBP: 0.208, SLG: 0.261					0-0 G6-4-3 1-2		0-0 F2			1	0	0	0	0	0	1				
Inning Stats	R: 0 E: 0 K: 0 S: 3	H: 0 LOB: 0 BB: 0 P: 3	R: 0 E: 0 K: 0 S: 4	H: 1 LOB: 2 BB: 1 P: 8	R: 0 E: 0 K: 0 S: 4	H: 1 LOB: 1 BB: 0 P: 4	R: 0 E: 0 K: 1 S: 6	H: 1 LOB: 1 BB: 0 P: 6	R: 0 E: 0 K: 0 S: 3	H: 1 LOB: 1 BB: 1 P: 7	R: 0 E: 0 K: 0 S: 4	H: 1 LOB: 1 BB: 0 P: 4	R: 0 E: 0 K: 1 S: 5	H: 0 LOB: 0 BB: 0 P: 5	R: 0 E: 0 K: 0 S: 3	H: 0 LOB: 1 BB: 1 P: 7	1B: 6 2B: 1 3B: 0 HR: 0	SF: 0 SAC: 0 DP: 1 HBP: 0	WP: 0 PB: 0 SB: 0 CS: 0	PA: 36
PITCHER Ray Burris, R (1.1) ERA: 1.84	IP: 9.0 WLS: W BF: 36 H: 7 R: 1 ER: 1 SO: 3 BB: 3 IBB: 0 HBP: 0 BLK: 0 WP: 0 HR: 0 S: 39 P: 51 ERA: 1.00 WHIP: 1.111															PITCHER				

New York Yankees @ Oakland Athletics
Oakland-Alameda County Coliseum, Oakland, CA
Sun May 27 1984, 3:33 AM PDT
Att: 30,936 - Unknown

AB 33
R 1
H 7
RBI 1
BB 3
SO 3
LOB 14



Batter	1	2	3	4	5	6	7	8	9	AB	R	H	RBI	BB	SO	LOB	BOTTOM			
Rickey Henderson, R (1.7) OBP: 0.378, SLG: 0.395	4-0 BB	0-0 S 1B		4-3 S 1B		4-0 E BB 1B	0-0 S 1B			3	3	3	2	2	0	0				
Dwaine Murphy, L (1.8) OBP: 0.356, SLG: 0.464	4-0 1-2 BB	0-3 K		4-3 1-3		4-0 E BB 1B	0-0 1B			3	1	1	1	2	1	3				
Joe Morgan, L (1.4) OBP: 0.403, SLG: 0.372	0-0 F3		0-0 F8		0-0 1B		0-0 F9			5	0	1	1	0	1	6				
Mark Wagner, R (9.4) OBP: 0.250, SLG: 0.200										0	0	0	0	0	0	0				
Dave Kingman, R (1.10) OBP: 0.281, SLG: 0.524	0-3 K		0-0 1B		0-0 F9		0-0 E6 FC3-6 1B		0-3 K	5	0	1	1	0	2	5				
Carney Lansford, R (1.5) OBP: 0.344, SLG: 0.432	0-0 F8		0-0 F8		0-0 F9		0-0 FC3-6 1B		0-0 F8	5	0	1	2	0	0	3				
Mike Davis, L (1.9) OBP: 0.298, SLG: 0.398		0-3 K		0-0 1B		0-0 F3	0-0 FC3-6		0-0 F1	5	0	1	0	0	1	2				
Bruce Bochte, L (1.3) OBP: 0.322, SLG: 0.282		4-0 E BB		0-0 F7		4-0 BB	0-0 F6			2	1	0	0	2	0	4				
Mike Heath, R (1.2) OBP: 0.336, SLG: 0.402		0-0 E4 1B		0-0 SH5-3 1B		0-0 G3			0-0 4-3	4	1	1	0	0	0	2				
Tony Phillips, S (1.6) OBP: 0.337, SLG: 0.374		0-3 K		0-0 SH5-3		4-0 BB S BB			0-0 4-3	2	1	0	0	1	1	2				
Inning Stats	R: 0 E: 0 K: 1 S: 5	H: 0 LOB: 2 BB: 2 P: 13	R: 1 E: 1 K: 3 S: 11	H: 1 LOB: 2 BB: 1 P: 15	R: 0 E: 0 K: 0 S: 5	H: 2 LOB: 2 BB: 0 P: 5	R: 2 E: 0 K: 0 S: 6	H: 3 LOB: 1 BB: 0 P: 6	R: 0 E: 0 K: 0 S: 3	H: 0 LOB: 1 BB: 1 P: 7	R: 3 E: 1 K: 1 S: 7	H: 1 LOB: 3 BB: 3 P: 19	R: 1 E: 0 K: 0 S: 5	H: 2 LOB: 1 BB: 0 P: 5	R: 0 E: 0 K: 1 S: 5	H: 0 LOB: 0 BB: 0 P: 5	1B: 9 2B: 0 3B: 0 HR: 0	SF: 0 SAC: 1 DP: 0 HBP: 0	WP: 0 PB: 0 SB: 4 CS: 0	PA: 42
PITCHER Jose Rijo, R (1.1) ERA: 3.64	IP: 5.0 WLS: L BF: 28 H: 6 R: 5 ER: 4 SO: 4 BB: 6 IBB: 0 HBP: 0 BLK: 0 WP: 0 HR: 0 S: 30 P: 54 ERA: 7.20 WHIP: 2.400															PITCHER				
Bob Shirley, L (6.1) ERA: 4.91	0.1 0 0 0 0 0 0 0 0 0 0 0 0 0 0 0 0 0 0															PITCHER				
Clay Christensen, R (6.1) ERA: 3.95	1.2 9 3 2 1 0 0 0 0 0 0 0 0 0 0 0 0 0 0															PITCHER				
Curt Brown, R (8.1) ERA: 2.87	1.0 3 0 0 0 0 0 0 0 0 0 0 0 0 0 0 0 0 0															PITCHER				

New York Yankees @ Oakland Athletics
Oakland-Alameda County Coliseum, Oakland, CA
Sun May 27 1984, 3:33 AM PDT
Att: 30,936 - Unknown

AB 34
R 7
H 9
RBI 7
BB 7
SO 6
LOB 27



Batter	1	2	3	4	5	6	7	8	9	AB	R	H	RBI	BB	SO	LOB	TOP					
Lou Whitaker, L (1.4)	F5		3-1			F7		6-3		4	0	0	0	0	0	2						
Alan Trammell, R (1.6)	5-3				F9	E6			F7	4	0	0	1	0	0	0						
Kirk Gibson, L (1.9)	4-3				F8	9-2			HR	4	1	1	1	0	0	1						
Lance Parrish, R (1.2)		F7		FC3-6 BB			K			3	0	1	0	1	1	0						
Darrell Evans, L (1.10)		FC6-4 1B		FC3-6 1-2			F9		F8	4	0	1	0	0	0	2						
Johnny Grubb, L (1.7)		F2					F9		F8	4	0	0	0	0	1	2						
Rusty Kuntz, R (9.7)					K					0	0	0	0	0	0	0						
Chet Lemon, R (1.8)		FC6-4 1-2			G3				F8	3	0	0	0	0	0	1						
Dave Bergman, L (1.3)			4-3		3-1					3	0	1	0	0	0	0						
Barbaro Garbey, R (1.5)			5-3							3	1	1	0	0	0	1						
Tom Brookens, R (8.5)									F9	0	0	0	0	0	0	0						
Inning Stats	R: 0 E: 0 K: 0 S: 3	H: 0 LOB: 0 BB: 0 P: 3	R: 0 E: 0 K: 0 S: 4	H: 1 LOB: 1 BB: 0 P: 4	R: 0 E: 0 K: 0 S: 3	H: 0 LOB: 0 BB: 0 P: 3	R: 0 E: 0 K: 0 S: 3	H: 0 LOB: 1 BB: 1 P: 7	R: 0 E: 0 K: 1 S: 5	H: 0 LOB: 0 BB: 0 P: 5	R: 1 E: 1 K: 0 S: 4	H: 1 LOB: 0 BB: 0 P: 4	R: 0 E: 0 K: 1 S: 5	H: 0 LOB: 0 BB: 0 P: 5	R: 0 E: 0 K: 0 S: 4	H: 1 LOB: 1 BB: 0 P: 4	R: 1 E: 0 K: 0 S: 5	H: 2 LOB: 1 BB: 0 P: 5	1B: 3 2B: 1 3B: 1 HR: 1	SF: 0 SAC: 0 DP: 1 HBP: 0	WP: 1 PB: 0 CS: 0	PA: 33
PITCHER	IP	WLS	BF	H	R	ER	SO	BB	IBB	HBP	BLK	WP	HR	S	P	ERA	WHIP					
Steve McCatty, R (1.1)	8.1	L	31	5	2	2	2	1	0	0	0	1	1	34	38	2.16	0.720					
Steve McCatty, R (9.1)	8.1	L	31	5	2	2	2	1	0	0	0	1	1	34	38	2.16	0.720					
Keith Atherton, R (9.1)	0.2		2	0	0	0	0	0	0	0	0	0	0	2	2	0.00	0.000					

Detroit Tigers @ Oakland Athletics
Oakland-Alameda County Coliseum, Oakland, CA
Wed May 30 1984, 3:33 AM PDT
Att: 15,224 - Unknown

livebaseballscores.com

AB	32
R	2
H	5
RBI	2
BB	1
SO	2
LOB	9



Batter	1	2	3	4	5	6	7	8	9	AB	R	H	RBI	BB	SO	LOB	BOTTOM					
Rickey Henderson, R (1.7)	F2		S HBP		BB 1-3 BB		SH1-3 BB		F3	2	0	0	0	2	0	0						
Dwayne Murphy, L (1.8)	3-1		FC4 BB		1-3		SH1-3		4-3	3	0	0	0	1	0	2						
Joe Morgan, L (1.10)			F8		BB IBB		K		F3	4	0	1	0	1	1	3						
Carney Lansford, R (1.5)	F9		FC4 1-2		BB		IBB			2	0	0	1	2	0	3						
Mike Davis, L (1.9)		4-3		4-3	4-3		F7			4	0	0	0	0	0	5						
Bruce Bochte, L (1.3)				K			F8		F7	4	0	1	0	0	1	0						
Jim Essian, R (1.2)										4	0	1	0	0	0	1						
Davey Lopes, R (6. PR)		F5					5-3		S SH5-3 1B	0	0	0	0	0	0	0						
Mike Heath, R (9.2)										0	0	0	0	0	0	0						
Tony Phillips, S (1.6)		4-3			F7				SH5-3	3	0	1	0	0	0	1						
Mark Wagner, R (1.4)										3	1	0	0	0	1	1						
Jeff Burroughs, R (8. PH)										1	0	0	0	0	1	2						
Steve McCatty, R (9.1)										0	0	0	0	0	0	0						
Keith Atherton, R (9.1)										0	0	0	0	0	0	0						
Inning Stats	R: 0 E: 0 K: 0 S: 4	H: 1 LOB: 1 BB: 0 P: 4	R: 0 E: 0 K: 0 S: 4	H: 1 LOB: 0 BB: 0 P: 4	R: 0 E: 0 K: 1 S: 5	H: 0 LOB: 2 BB: 1 P: 10	R: 0 E: 0 K: 1 S: 5	H: 0 LOB: 0 BB: 0 P: 5	R: 1 E: 1 K: 0 S: 4	H: 0 LOB: 3 BB: 3 P: 16	R: 0 E: 0 K: 0 S: 4	H: 1 LOB: 1 BB: 0 P: 4	R: 0 E: 0 K: 1 S: 5	H: 0 LOB: 2 BB: 2 P: 13	R: 0 E: 0 K: 1 S: 6	H: 1 LOB: 2 BB: 0 P: 6	R: 0 E: 0 K: 0 S: 3	H: 0 LOB: 0 BB: 0 P: 3	1B: 4 2B: 0 3B: 0 HR: 0	SF: 0 SAC: 2 DP: 0 HBP: 1	WP: 0 PB: 0 CS: 0	PA: 39
PITCHER	IP	WLS	BF	H	R	ER	SO	BB	IBB	HBP	BLK	WP	HR	S	P	ERA	WHIP					
Juan Berenguer, R (1.1)	4.2		22	2	1	0	2	3	1	1	0	0	0	21	38	0.00	1.071					
Willie Hernandez, L (5.1)	3.1	W	14	2	0	0	2	1	1	0	0	0	0	16	24	0.00	0.900					
Aurelio Lopez, R (9.1)	1.0	S	3	0	0	0	0	0	0	0	0	0	0	3	3	0.00	0.000					

Detroit Tigers @ Oakland Athletics
Oakland-Alameda County Coliseum, Oakland, CA
Wed May 30 1984, 3:33 AM PDT
Att: 15,224 - Unknown

livebaseballscores.com

AB	30
R	1
H	4
RBI	1
BB	6
SO	4
LOB	18



Batter	1	2	3	4	5	6	7	8	9	AB	R	H	RBI	BB	SO	LOB	TOP										
Rickey Henderson, R OBP: 0.376, SLG: 0.389 (1, 7)	0-3 K		0-0 6-3			0-0 6-3	0-0 1-3			4	0	0	0	0	1	0											
Dwayne Murphy, L OBP: 0.345, SLG: 0.435 (1, 8)	0-0 4-3		0-3 K			4-0 1B BB BB		0-0 4-3		3	1	0	0	1	1	0											
Joe Morgan, L OBP: 0.407, SLG: 0.390 (1, 4)	0-0 HR		0-0 F5			4-0 BB 1B 1-2 BB		0-0 4-3		3	1	1	1	1	0	0											
Carney Lansford, R OBP: 0.340, SLG: 0.415 (1, 5)	0-0 F8				0-0 F8	0-0 F9		0-0 F8		4	0	0	0	0	0	2											
Davey Lopes, R OBP: 0.324, SLG: 0.392 (1, 10)		0-0 6-3			0-0 6-3	0-0 BB 1-2 2-3 1B		0-0 6-3		4	0	1	0	0	0	0											
Mike Davis, L OBP: 0.283, SLG: 0.365 Bill Almon, R OBP: 0.216, SLG: 0.208 (9, PH)		0-0 E S HR 1B			0-0 6-3	4-0 BB 1-2 2-3 3-H BB		0-0 6-3		2	1	1	1	1	0	0											
Bruce Bochte, L OBP: 0.327, SLG: 0.321 (1, 3)		0-0 1-H HR			0-0 F7	0-0 F3		0-3 K		4	1	1	2	0	1	3											
Mike Heath, R OBP: 0.333, SLG: 0.423 (1, 2)		0-0 F7			0-0 F9			0-0 F8		3	0	0	0	0	0	0											
Tony Phillips, S OBP: 0.333, SLG: 0.359 (1, 6)		0-0 F8			0-0 F3			0-3 K		3	0	0	0	0	1	0											
Inning Stats	R: 1 E: 0 K: 1 S: 6	H: 1 LOB: 0 BB: 0 P: 6	R: 2 E: 0 K: 0 S: 5	H: 2 LOB: 0 BB: 0 P: 5	R: 0 E: 0 K: 1 S: 5	H: 0 LOB: 0 BB: 0 P: 5	R: 0 E: 0 K: 0 S: 3	H: 0 LOB: 0 BB: 0 P: 3	R: 0 E: 0 K: 0 S: 4	H: 1 LOB: 3 BB: 3 P: 16	R: 0 E: 0 K: 1 S: 5	H: 0 LOB: 0 BB: 0 P: 5	R: 0 E: 0 K: 1 S: 5	H: 0 LOB: 0 BB: 0 P: 5	R: 0 E: 0 K: 1 S: 5	H: 0 LOB: 0 BB: 0 P: 5	1B: 2 2B: 0 3B: 0 HR: 2	SF: 0 SAC: 0 DP: 0 HBP: 0	WP: 0 PB: 0 SB: 1 CS: 0	PA: 34							
PITCHER	IP	WLS	BF	H	R	ER	SO	BB	IBB	HBP	BLK	WP	HR	S	P	ERA	WHIP										
Tom Seaver, R ERA: 4.87 Juan Agosto, L ERA: 1.89	(1, 1) (6, 1)	5.2 3.1	23 W 11	4 0	4 0	4 0	2 2	2 1	0 0	0 0	0 0	0 0	2 0	25 14	33 18	6.35 0.00	1.059 0.300										

Oakland Athletics @ Chicago White Sox
Comiskey Park, Chicago, IL
Fri Jun 01 1984, 8:05 PM EDT
Att: 30,972 - Unknown

AB	31
R	4
H	4
RBI	4
BB	3
SO	4
LOB	5



Batter	1	2	3	4	5	6	7	8	9	AB	R	H	RBI	BB	SO	LOB	BOTTOM										
Rudy Law, L OBP: 0.389, SLG: 0.456 (1, 8)	0-0 4-3		0-0 HR 1B		0-0 CS 1B		0-0 2-3			4	1	2	0	0	0	0											
Vance Law, R OBP: 0.258, SLG: 0.380 (1, 5)	0-0 HR 1B		0-0 1-H HR		0-0 F7		0-0 5-3			4	2	2	2	0	0	1											
Harold Baines, L OBP: 0.280, SLG: 0.368 (1, 9)	0-0 1-H HR		0-0 4-3			0-0 4-3		0-0 F7		4	1	1	2	0	0	0											
Greg Luzinski, R OBP: 0.351, SLG: 0.299 Dave Stegman, R OBP: 0.291, SLG: 0.370 (8, PR)	0-0 F4		0-0 5-3			0-3 K HR		0-0 IBB 1B		4	1	1	0	0	1	0											
Greg Walker, L OBP: 0.308, SLG: 0.515 Mike Squires, L OBP: 0.324, SLG: 0.267 (9, 3)	0-3 K		0-0 F8			0-0 1-H HR		0-0 F3		4	1	1	2	0	1	1											
Ron Kittle, R OBP: 0.325, SLG: 0.479 (1, 7)		0-0 5-3			0-0 F8		0-3 K		4-0 1-2 IBB	3	0	0	0	1	1	0											
Scott Fletcher, R OBP: 0.293 Jerry Hairston, S OBP: 0.313, SLG: 0.436 Jerry Dybzinski, R OBP: 0.408, SLG: 0.415 (9, 6)		0-0 E 1B			0-0 F3		4-0 E BB		0-0 4-3	2	0	1	0	1	0	0											
Joel Skinner, R OBP: 0.294, SLG: 0.250 (1, 2)		0-3 K			0-0 5-3		0-3 K			3	0	0	0	0	2	2											
Julio Cruz, S OBP: 0.265, SLG: 0.303 (1, 4)		0-0 3-1			0-0 F8		0-0 6-3			3	0	0	0	0	0	1											
Inning Stats	R: 2 E: 0 K: 1 S: 7	H: 2 LOB: 0 BB: 0 P: 7	R: 0 E: 1 K: 1 S: 6	H: 1 LOB: 1 BB: 0 P: 6	R: 2 E: 0 K: 0 S: 5	H: 2 LOB: 0 BB: 0 P: 5	R: 0 E: 0 K: 0 S: 3	H: 0 LOB: 0 BB: 0 P: 3	R: 0 E: 1 K: 3 S: 11	H: 1 LOB: 1 BB: 1 P: 15	R: 0 E: 0 K: 0 S: 3	H: 0 LOB: 0 BB: 0 P: 3	R: 0 E: 0 K: 0 S: 4	H: 1 LOB: 2 BB: 1 P: 8	R: 0 E: 0 K: 1 S: 4	H: 1 LOB: 2 BB: 1 P: 8	1B: 5 2B: 0 3B: 0 HR: 3	SF: 0 SAC: 0 DP: 0 HBP: 0	WP: 1 PB: 0 SB: 0 CS: 1	PA: 34							
PITCHER	IP	WLS	BF	H	R	ER	SO	BB	IBB	HBP	BLK	WP	HR	S	P	ERA	WHIP										
Lary Sorensen, R ERA: 5.06 Mike Warren, R ERA: 5.05	(1, 1) (6, 1)	5.1 2.2	23 L 11	7 1	6 0	6 0	3 2	0 1	0 1	0 0	0 0	0 0	0 0	29 13	29 21	10.12 0.00	1.312 0.750										

Oakland Athletics @ Chicago White Sox
Comiskey Park, Chicago, IL
Fri Jun 01 1984, 8:05 PM EDT
Att: 30,972 - Unknown

AB	32
R	6
H	8
RBI	6
BB	2
SO	5
LOB	7



Batter	1	2	3	4	5	6	7	8	9	AB	R	H	RBI	BB	SO	LOB	TOP										
Rickey Henderson, R OBP: 0.376, SLG: 0.394 (1, 7)										5	2	2	0	0	2	2											
Dwayne Murphy, L OBP: 0.352, SLG: 0.456 (1, 8)										4	2	2	2	1	1	0											
Joe Morgan, L OBP: 0.412, SLG: 0.413 (1, 4)										2	1	1	2	2	0	0											
Carney Lansford, R OBP: 0.346, SLG: 0.414 (1, 5)										3	0	1	0	1	0	2											
Davey Lopes, R OBP: 0.326, SLG: 0.387 (1, 10)										4	1	1	1	1	0	4											
Mike Davis, L OBP: 0.280, SLG: 0.366 (1, 9)										5	0	1	1	0	2	4											
Bruce Bochte, L OBP: 0.317, SLG: 0.310 (1, 3)										5	0	0	0	0	2	1											
Mike Heath, R OBP: 0.325, SLG: 0.411 (1, 2)										4	0	0	0	0	0	0											
Tony Phillips, S OBP: 0.339, SLG: 0.364 (1, 6)										4	0	2	0	0	1	1											
Inning Stats	R: 1 E: 0 K: 0 S: 4	H: 2 LOB: 1 BB: 1 P: 8	R: 0 E: 0 K: 1 S: 5	H: 0 LOB: 0 BB: 0 P: 5	R: 2 E: 0 K: 1 S: 7	H: 2 LOB: 2 BB: 1 P: 12	R: 0 E: 0 K: 0 S: 4	H: 1 LOB: 1 BB: 0 P: 4	R: 0 E: 0 K: 1 S: 6	H: 0 LOB: 1 BB: 0 P: 6	R: 1 E: 0 K: 2 S: 8	H: 1 LOB: 2 BB: 2 P: 16	R: 0 E: 0 K: 1 S: 6	H: 1 LOB: 1 BB: 0 P: 6	R: 2 E: 0 K: 1 S: 7	H: 2 LOB: 1 BB: 1 P: 11	1B: 6 2B: 2 3B: 0 HR: 2	SF: 1 SAC: 0 DP: 1 HBP: 1	WP: 0 PB: 0 SB: 5 CS: 0	PA: 43							
PITCHER	IP	WLS	BF	H	R	ER	SO	BB	IBB	HBP	BLK	WP	HR	S	P	ERA	WHIP										
Richard Dotson, R ERA: 2.49 (1, 1)	8.0	L	37	8	4	4	7	4	0	1	1	0	1	46	63	4.50	1.500										
Al Jones, R ERA: 4.35 (9, 1)	1.0		6	2	2	2	1	1	0	0	0	0	1	7	11	18.00	3.000										

Oakland Athletics @ Chicago White Sox
Comiskey Park, Chicago, IL
Sat Jun 02 1984, 8:05 PM EDT
Att: 35,530 - Unknown

livebaseballscores.com

AB 36
R 6
H 10
RBI 6
BB 5
SO 8
LOB 14

Batter	1	2	3	4	5	6	7	8	9	AB	R	H	RBI	BB	SO	LOB	BOTTOM										
Rudy Law, L OBP: 0.379, SLG: 0.443 (1, 8)										4	0	0	0	0	0	1											
Vance Law, R OBP: 0.259, SLG: 0.379 (1, 5)										3	1	1	0	0	1	0											
Jerry Hairston, S OBP: 0.306, SLG: 0.425 (8, PH)										1	0	0	0	0	1	0											
Jerry Dybzinski, R OBP: 0.408, SLG: 0.415 (9, 6)										0	0	0	0	0	0	0											
Harold Baines, L OBP: 0.265, SLG: 0.376 (1, 9)										4	1	2	1	0	1	0											
Greg Luzinski, R OBP: 0.348, SLG: 0.293 (1, 10)									3	0	0	0	1	1	1												
Greg Walker, L OBP: 0.324, SLG: 0.548 (1, 3)									3	1	2	1	1	0	1												
Tom Paciorek, R OBP: 0.331, SLG: 0.352 (1, 7)									3	0	0	1	0	0	1												
Scott Fletcher, R OBP: 0.347, SLG: 0.294 (1, 6)									3	0	1	0	0	0	0												
Ron Kittle, R OBP: 0.323, SLG: 0.475 (9, PH)									1	0	0	0	0	1	2												
Marc Hill, R OBP: 0.344, SLG: 0.390 (1, 2)									3	0	1	0	0	1	1												
Carlton Fisk, R OBP: 0.272, SLG: 0.383 (9, PH)									1	0	0	0	0	0	2												
Julio Cruz, S OBP: 0.261, SLG: 0.299 (1, 4)									2	0	0	0	0	1	2												
Mike Squires, L OBP: 0.314, SLG: 0.258 (8, PH)									1	0	0	0	0	1	0												
Inning Stats	R: 0 E: 0 K: 1 S: 5	H: 0 LOB: 0 BB: 0 P: 5	R: 0 E: 0 K: 1 S: 5	H: 1 LOB: 0 BB: 0 P: 5	R: 0 E: 0 K: 1 S: 5	H: 0 LOB: 0 BB: 0 P: 5	R: 1 E: 0 K: 0 S: 5	H: 2 LOB: 1 BB: 0 P: 5	R: 1 E: 0 K: 0 S: 5	H: 2 LOB: 1 BB: 0 P: 5	R: 0 E: 0 K: 1 S: 5	H: 0 LOB: 0 BB: 0 P: 5	R: 0 E: 0 K: 2 S: 7	H: 0 LOB: 0 BB: 0 P: 7	R: 1 E: 0 K: 1 S: 6	H: 1 LOB: 2 BB: 2 P: 14	1B: 5 2B: 1 3B: 0 HR: 1	SF: 1 SAC: 0 DP: 1 HBP: 0	WP: 0 PB: 0 SB: 0 CS: 0	PA: 35							
PITCHER	IP	WLS	BF	H	R	ER	SO	BB	IBB	HBP	BLK	WP	HR	S	P	ERA	WHIP										
Ray Burris, R ERA: 1.97 (1, 1)	5.1	W	21	6	2	2	4	0	0	0	1	0	1	29	29	3.38	1.125										
Keith Atherton, R ERA: 3.12 (6, 1)	2.2		10	1	1	1	3	1	0	0	0	0	0	15	19	3.38	0.750										
Bill Caudill, R ERA: 3.12 (9, 1)	1.0	S	4	0	0	0	1	1	0	0	0	0	0	5	9	0.00	1.000										

Oakland Athletics @ Chicago White Sox
Comiskey Park, Chicago, IL
Sat Jun 02 1984, 8:05 PM EDT
Att: 35,530 - Unknown

livebaseballscores.com

AB 32
R 3
H 7
RBI 3
BB 2
SO 8
LOB 11

Batter	1	2	3	4	5	6	7	8	9	AB	R	H	RBI	BB	SO	LOB	TOP										
Rickey Henderson, R OBP: 0.383, SLG: 0.401 (1, 7)	0-3 K ①		4-0 S G3 BB		4-0 S BB		0-0 CS 2B			2	0	1	0	2	1	0	Oakland Athletics @ Chicago White Sox Comiskey Park, Chicago, IL Sun Jun 03 1984, 4:33 AM EDT Att: 29,494 - Unknown livebaseballscorecards.com										
Dwayne Murphy, L OBP: 0.349, SLG: 0.451 (1, 8)	0-0 1B 1B		0-0 G3 1-2		0-3 K 1-2		0-0 F8 2-3			4	1	1	0	0	1	3											
Davey Lopes, R OBP: 0.324, SLG: 0.383 (1, 4)	0-0 S 1B 1-2 1B		0-3 K 2-3		0-0 F8			0-3 K ①		4	0	1	0	0	2	2											
Carney Lansford, R OBP: 0.344, SLG: 0.416 (1, 5)	0-3 K ②		0-3 K ③		0-0 2B 2B ①			0-3 K ②		4	1	1	0	0	3	3											
Jeff Burroughs, R OBP: 0.353, SLG: 0.345 Bill Almon, R OBP: 0.216, SLG: 0.208 (8, PR)	0-0 1-2 2-H 1B		0-0 1B 1B		0-3 K ①			4-0 BB BB		3	0	2	1	1	1	1											
0 0 0 0 0 0 0								0-0 BB ③		0	0	0	0	0	0	0											
Mike Davis, L OBP: 0.286, SLG: 0.378 (1, 9)	0-3 K ③		0-0 G4-6-3 1B 1-2		0-0 2B 2-H			0-0 F6 ③		4	0	2	1	0	1	3											
Mike Heath, R OBP: 0.317, SLG: 0.400 (1, 2)		0-3 K ①		0-3 K ①		0-3 K ②			0-0 B1-3 ①	4	0	0	0	0	3	3											
Bruce Bochte, L OBP: 0.310, SLG: 0.302 (1, 3)		0-0 F3 ②		0-0 G4-6-3 1-2		0-0 5-3 ③			0-0 4-3 ②	4	0	0	0	0	0	3											
Tony Phillips, S OBP: 0.328, SLG: 0.351 (1, 6)		0-0 F8 ③				0-0 F8 ①			0-3 K ③	4	0	0	0	0	1	0											
Inning Stats	R: 1 E: 0 K: 3 S: 12	H: 3 LOB: 2 BB: 0 P: 12	R: 0 E: 0 K: 1 S: 5	H: 0 LOB: 0 BB: 0 P: 5	R: 0 E: 0 K: 2 S: 7	H: 0 LOB: 1 BB: 1 P: 11	R: 0 E: 0 K: 1 S: 6	H: 2 LOB: 1 BB: 0 P: 6	R: 0 E: 0 K: 1 S: 5	H: 0 LOB: 1 BB: 1 P: 9	R: 1 E: 0 K: 2 S: 9	H: 2 LOB: 1 BB: 0 P: 9	R: 0 E: 0 K: 0 S: 3	H: 1 LOB: 0 BB: 0 P: 3	R: 0 E: 0 K: 2 S: 7	H: 0 LOB: 1 BB: 1 P: 11	R: 0 E: 0 K: 1 S: 5	H: 0 LOB: 0 BB: 0 P: 5	1B: 5 2B: 3 3B: 0 HR: 0	SF: 0 SAC: 0 DP: 1 HBP: 0	WP: 0 PB: 0 SB: 3 CS: 1	PA: 36					
PITCHER	IP	WLS	BF	H	R	ER	SO	BB	IBB	HBP	BLK	WP	HR	S	P	ERA	WHIP	PITCHER									
Floyd Bannister, L ERA: 5.15 (1, 1)	7.0		29	8	2	2	10	2	0	0	0	0	0	47	55	2.57	1.429										
Bert Roberge, R ERA: (8, 1)	2.0	W	7	0	0	0	3	1	0	0	0	0	0	12	16	0.00	0.500										

Batter	1	2	3	4	5	6	7	8	9	AB	R	H	RBI	BB	SO	LOB	BOTTOM										
Rudy Law, L OBP: 0.382, SLG: 0.437 (1, 8)	0-0 4-3 ①		4-0 1B WP BB		0-0 G3 1-2			0-0 SH1-4 1-2		2	1	0	0	2	0	1	Oakland Athletics @ Chicago White Sox Comiskey Park, Chicago, IL Sun Jun 03 1984, 4:33 AM EDT Att: 29,494 - Unknown livebaseballscorecards.com										
Vance Law, R OBP: 0.265, SLG: 0.382 (1, 5)	0-0 F9		0-0 WP 1-2 1B		0-0 S 2-H			4-0 1B IBB		5	0	2	0	0	1	1											
Harold Baines, L OBP: 0.280, SLG: 0.368 (1, 9)	0-3 K ③		0-3 K 1-3 2-H		0-3 K ①			0-0 1B 1-2 2-3		4	0	0	0	0	3	4											
Greg Luzinski, R OBP: 0.341, SLG: 0.286 (1, 10)		0-0 5-3 ①		0-0 F4		0-0 4-3 ②		0-3 K ③		4	0	0	0	0	1	3											
Greg Walker, L OBP: 0.322, SLG: 0.537 (1, 3)		0-0 FC5-4 1B		0-0 4-3 ②		0-3 K ③		0-0 F8 ③		4	0	1	0	0	1	0											
Ron Kittle, R OBP: 0.327, SLG: 0.493 (1, 7)		0-3 K ②		0-0 HR ③			0-3 K ①		0-0 F2 ①	3	2	1	1	1	2	1											
Joel Skinner, R OBP: 0.250, SLG: 0.290 Mike Squires, L OBP: 0.333, SLG: 0.281 (9, PH)		0-0 FC5-4 1-2		0-0 6-3 ③			0-3 K ②		4-0 1B E BB	3	0	0	0	0	0	1											
0 1 0 1 0 0 0 0										1	0	1	0	0	0	0											
Scott Fletcher, R OBP: 0.343, SLG: 0.290 Jerry Hairston, S OBP: 0.320, SLG: 0.425 Julio Cruz, S OBP: 0.259, SLG: 0.297 (9, 4)		0-0 6-3 ①		0-0 4-3 ①		0-0 F5 ③		0-0 E 1B		2	0	0	0	0	0	0											
0 0 0 0 1 0 0 1										0	0	0	0	1	0	0											
Jerry Dybzinski, R OBP: 0.412, SLG: 0.405 (1, 6)		0-0 F7 ②		0-0 S G3 S HBP			4-0 1B SH1-4 BB		0-0 E4 1-2 3-H	1	0	0	0	0	0	0											
Inning Stats	R: 0 E: 0 K: 1 S: 5	H: 0 LOB: 0 BB: 0 P: 5	R: 0 E: 0 K: 1 S: 6	H: 1 LOB: 0 BB: 0 P: 6	R: 1 E: 0 K: 1 S: 6	H: 1 LOB: 1 BB: 1 P: 10	R: 1 E: 0 K: 0 S: 4	H: 1 LOB: 0 BB: 0 P: 4	R: 0 E: 0 K: 0 S: 2	H: 0 LOB: 0 BB: 0 P: 3	R: 0 E: 0 K: 2 S: 7	H: 0 LOB: 0 BB: 0 P: 7	R: 0 E: 0 K: 0 S: 7	H: 0 LOB: 0 BB: 0 P: 7	R: 0 E: 0 K: 1 S: 6	H: 1 LOB: 3 BB: 2 P: 14	R: 1 E: 1 K: 0 S: 3	H: 1 LOB: 2 BB: 1 P: 7	1B: 4 2B: 0 3B: 0 HR: 1	SF: 0 SAC: 1 DP: 0 HBP: 1	WP: 3 PB: 0 SB: 1 CS: 0	PA: 36					
PITCHER	IP	WLS	BF	H	R	ER	SO	BB	IBB	HBP	BLK	WP	HR	S	P	ERA	WHIP	PITCHER									
Chris Codrillo, R ERA: 8.05 (1, 1)	5.0		20	3	2	2	3	1	0	1	0	0	0	23	28	3.60	0.800										
Jeff Jones, S ERA: (6, 1)	3.1	L	15	2	1	0	5	2	1	0	0	0	0	22	34	0.00	1.200										
Bill Caudill, R ERA: 3.12 (9, 1)	0.0		1	0	0	0	0	0	0	0	0	0	0	1	1	∞	∞										

Batter	1	2	3	4	5	6	7	8	9	AB	R	H	RBI	BB	SO	LOB	TOP					
Rickey Henderson, R OBP: 0.374, SLG: 0.390	F8		K	6-3	6-3			F8		5	0	0	0	0	1	1						
Dwayne Murphy, L OBP: 0.351, SLG: 0.455	F9		K	2B		E9		F4		5	1	2	1	0	1	0						
Joe Morgan, L OBP: 0.407, SLG: 0.413	4-3		E1	1B		F6		6-3		5	2	1	1	0	0	1						
Carney Lansford, R OBP: 0.350, SLG: 0.421		BB	1B	1B		6-3			F4	5	1	3	1	0	0	1						
Davey Lopes, R OBP: 0.333, SLG: 0.386	1B	BB	1B	1B		F4			5-3	4	0	2	1	1	0	1						
Mike Davis, L OBP: 0.276, SLG: 0.364	K		F7	K				F8		5	0	0	0	0	2	6						
Mike Heath, R OBP: 0.321, SLG: 0.403				2B						4	1	2	1	0	0	0						
Bruce Bochte, L OBP: 0.320, SLG: 0.336	FC3-2-5			2B						3	2	2	2	1	0	2						
Tony Phillips, S OBP: 0.320, SLG: 0.342	FC5-4		SH5-4	2B						3	0	0	0	0	0	3						
Inning Stats	R: 0 E: 0 K: 0 S: 3	H: 0 LOB: 0 BB: 0 P: 3	R: 1 E: 0 K: 1 S: 7	H: 2 LOB: 2 BB: 1 P: 11	R: 1 E: 1 K: 2 S: 10	H: 2 LOB: 2 BB: 0 P: 10	R: 4 E: 0 K: 1 S: 11	H: 6 LOB: 2 BB: 0 P: 11	R: 1 E: 0 K: 0 S: 4	H: 1 LOB: 0 BB: 0 P: 4	R: 0 E: 1 K: 0 S: 4	H: 1 LOB: 1 BB: 0 P: 4	R: 0 E: 0 K: 0 S: 3	H: 0 LOB: 1 BB: 1 P: 7	R: 0 E: 0 K: 0 S: 3	H: 0 LOB: 0 BB: 0 P: 3	R: 0 E: 0 K: 0 S: 3	H: 0 LOB: 0 BB: 0 P: 3	1B: 8 2B: 3 3B: 0 HR: 1	SF: 0 SAC: 1 DP: 0 HBP: 0	WP: 0 PB: 0 SB: 0 CS: 0	PA: 42
PITCHER	IP	WLS	BF	H	R	ER	SO	BB	IBB	HBP	BLK	WP	HR	S	P	ERA	WHIP					
Neal Heaton, L ERA: 5.23	3.2	L	21	8	6	5	3	1	0	0	0	0	0	26	30	12.27	2.455					
George Frazier, R ERA: 3.86	4.1		21	4	1	1	1	1	0	0	0	0	1	22	26	1.69	0.938					

Oakland Athletics @ Cleveland Indians
Cleveland Municipal Stadium, Cleveland, OH
Mon Jun 04 1984, 7:05 PM EDT
Att: 3,887 - Unknown

AB	39
R	7
H	12
RBI	7
BB	2
SO	4
LOB	15



Batter	1	2	3	4	5	6	7	8	9	AB	R	H	RBI	BB	SO	LOB	BOTTOM				
Brett Butler, L OBP: 0.347, SLG: 0.289	F7	4-3			FC4-6		L4-3		F8	3	0	0	0	2	0	0					
Tony Bemazzard, S OBP: 0.341, SLG: 0.290	K	5-3			FC4-6		L4-3			5	0	1	0	0	1	4					
Mike Hargrove, L OBP: 0.382, SLG: 0.352	1B			G4-6-3	F6			4-3	F8	4	2	2	0	1	0	2					
Andre Thornton, R OBP: 0.393, SLG: 0.477	E	BB		F8		F7		1B	F8	5	1	2	0	0	0	2					
Carmen Castillo, R OBP: 0.264, SLG: 0.359	BB	E		G4-6-3		F7		4-3		4	0	1	0	0	0	3					
Julio Franco, R OBP: 0.302, SLG: 0.294	E5			G6-4-3		6-3		1B		2	0	0	0	1	0	2					
Pat Tabler, R OBP: 0.396, SLG: 0.348				G6-4-3				FC4		3	0	2	2	1	0	1					
Ron Hassey, L OBP: 0.319, SLG: 0.308	1-3			K				FC4		3	0	0	0	0	1	4					
Jerry Willard, L OBP: 0.297, SLG: 0.340								BB		1	0	0	0	0	1	3					
Brook Jacoby, R OBP: 0.273, SLG: 0.339		F9								4	0	1	0	0	1	3					
Inning Stats	R: 2 E: 1 K: 1 S: 9	H: 3 LOB: 3 BB: 1 P: 13	R: 0 E: 0 K: 0 S: 3	H: 0 LOB: 0 BB: 0 P: 3	R: 0 E: 0 K: 1 S: 4	H: 0 LOB: 0 BB: 0 P: 5	R: 0 E: 0 K: 0 S: 3	H: 0 LOB: 1 BB: 1 P: 7	R: 0 E: 0 K: 0 S: 3	H: 0 LOB: 0 BB: 0 P: 3	R: 0 E: 0 K: 0 S: 4	H: 2 LOB: 2 BB: 1 P: 8	R: 1 E: 0 K: 2 S: 9	H: 2 LOB: 3 BB: 2 P: 17	R: 0 E: 0 K: 0 S: 4	H: 1 LOB: 1 BB: 0 P: 4	1B: 9 2B: 1 3B: 0 HR: 0	SF: 0 SAC: 0 DP: 3 HBP: 1	WP: 0 PB: 0 SB: 0 CS: 0	PA: 40	
PITCHER	IP	WLS	BF	H	R	ER	SO	BB	IBB	HBP	BLK	WP	HR	S	P	ERA	WHIP				
Bill Krueger, L ERA: 3.86	7.0	W	30	6	3	1	2	4	0	1	0	0	0	29	46	1.29	1.429				
Mike Warren, R ERA: 5.03	0.1		4	2	0	0	0	1	0	0	0	0	0	3	7	0.00	9.000				
Bill Caudill, R ERA: 2.93	1.2	S	6	1	0	0	2	0	0	0	0	0	0	10	10	0.00	0.600				

Oakland Athletics @ Cleveland Indians
Cleveland Municipal Stadium, Cleveland, OH
Mon Jun 04 1984, 7:05 PM EDT
Att: 3,887 - Unknown

AB	34
R	3
H	9
RBI	2
BB	5
SO	4
LOB	24




Batter	1	2	3	4	5	6	7	8	9	10	AB	R	H	RBI	BB	SO	LOB											
Rickey Henderson, R OBP: 0.379, SLG: 0.396 (1, 7)	0-3 K		0-0 2H 1B		0-0 3H 1B		0-0 1-2 FC6-4			0-0 HR 1B	5	1	3	2	0	1	2											
Dwayne Murphy, L OBP: 0.347, SLG: 0.465 (1, 8)	0-0 4-3		0-0 G6-3		0-0 G3			0-0 F8		0-0 1H HR	5	1	1	2	0	0	2											
Joe Morgan, L OBP: 0.401, SLG: 0.401 (1, 4)	4-0 BB			0-0 6-3		0-0 1-3		0-0 G3		0-0 FC6-4 BB E4	4	0	0	0	1	0	0											
Carney Lansford, R OBP: 0.351, SLG: 0.414 (1, 5)	0-3 K			4-0 S BB		0-0 F9		0-0 1-3		4-0 1-2 FC6-4 BB	3	0	0	0	2	1	1											
Davey Lopes, R OBP: 0.351, SLG: 0.378 Garry Hancock, L OBP: 0.241, SLG: 0.241 (1, 10)		0-0 4-3		0-3 K		0-0 6-3			1-0 FC4-6 HBP	0-0 1-2 FC6-4 DI	3	1	1	0	0	1	1											
Mike Davis, L OBP: 0.274, SLG: 0.359 (1, 9)		0-0 4-3		0-3 K			0-0 CS 1B		0-0 F8	0-0 1-2 F7	5	0	1	0	0	1	4											
Bruce Bochte, L OBP: 0.324, SLG: 0.346 Bill Almon, R OBP: 0.216, SLG: 0.208 (9, PR) (9, 3)		0-0 1-3			0-0 G3 1B 2B		0-0 1-2 1B		0-0 FC4-6		4	1	2	0	0	0	1											
Mike Heath, R OBP: 0.320, SLG: 0.399 (1, 2)			0-3 K		0-0 F4		0-0 1-2 FC6-4 1B		0-0 F8		4	0	1	0	0	1	2											
Tony Phillips, S OBP: 0.320, SLG: 0.342 Jeff Burroughs, R OBP: 0.243, SLG: 0.333 Mark Wagner, R OBP: 0.200, SLG: 0.154 (10, PH) (10, 6)			0-0 E4 1B 1B		0-0 G3		0-0 2-3 K			0-3 K	3	1	1	0	0	1	3											
Inning Stats	R: 0 E: 0 K: 2 S: 7	H: 0 LOB: 1 BB: 1 P: 11	R: 0 E: 0 K: 0 S: 3	H: 0 LOB: 0 BB: 0 P: 3	R: 1 E: 1 K: 1 S: 6	H: 2 LOB: 0 BB: 0 P: 6	R: 0 E: 0 K: 2 S: 7	H: 0 LOB: 1 BB: 1 P: 11	R: 1 E: 0 K: 0 S: 5	H: 2 LOB: 1 BB: 0 P: 5	R: 0 E: 0 K: 0 S: 3	H: 0 LOB: 0 BB: 0 P: 3	R: 0 E: 0 K: 1 S: 7	H: 3 LOB: 2 BB: 0 P: 7	R: 0 E: 0 K: 0 S: 3	H: 0 LOB: 0 BB: 0 P: 3	R: 0 E: 0 K: 0 S: 3	H: 0 LOB: 1 BB: 0 P: 4	R: 2 E: 1 K: 1 S: 8	H: 2 LOB: 2 BB: 1 P: 12	1B: 7 2B: 1 3B: 0 HR: 1	SF: 0 SAC: 0 DP: 1 HBP: 1	WP: 0 PB: 0 SB: 1 CS: 1	PA: 42				
PITCHER	IP 8.0	WLS L	BF 32	H 7	R 2	ER 1	SO 6	BB 2	IBB 0	HBP 1	BLK 0	WP 0	HR 0	S 41	P 50	ERA 1.12	WHIP 1.125											
Steve Farr, R ERA: 4.02 (1, 1)	1.1	L	7	2	2	2	1	0	0	0	0	0	0	1	9	9	13.50	1.500										
Mike Jeffcoat, L ERA: 1.57 (9, 1)	0.2		3	0	0	0	0	1	0	0	0	0	0	0	2	6	0.00	1.500										
Ernie Camacho, R ERA: 2.17 (10, 1)																												

TOP

Oakland Athletics @ Cleveland Indians
Cleveland Municipal Stadium, Cleveland, OH

Tue Jun 05 1984, 7:05 PM EDT
Att: 4,068 - Unknown

AB	38
R	4
H	9
RBI	4
BB	3
SO	7
LOB	18




Batter	1	2	3	4	5	6	7	8	9	10	AB	R	H	RBI	BB	SO	LOB											
Brett Butler, L OBP: 0.344, SLG: 0.286 (1, 8)	0-0 S 1B		0-0 E6		0-0 1-2 2-3 G5-3		0-0 1-2 2-3 E6		0-0 F8		5	0	1	0	0	0	4											
Tony Bernazard, S OBP: 0.333, SLG: 0.282 (1, 4)	0-0 F9		0-0 4-3			0-0 F4	0-0 F6			0-3 K	5	0	0	0	0	1	4											
Mike Hargrove, L OBP: 0.378, SLG: 0.343 Otis Nixon, S OBP: 0.223, SLG: 0.153 Ron Hassey, L OBP: 0.317, SLG: 0.306 (1, 3) (8, PR) (9, 2)	0-0 F8		0-0 F3			0-0 F7		4-0 S 1B BB		0-3 K	3	0	0	0	1	0	1											
Andre Thornton, R OBP: 0.384, SLG: 0.464 (1, 10)	0-0 6-3			0-0 6-3		0-0 E8		0-0 F7		0-0 6-3	5	0	0	0	0	0	2											
Jerry Willard, L OBP: 0.294, SLG: 0.333 Kevin Rhomberg, R OBP: 0.250, SLG: 0.250 (8, PR) (9, 3)		0-0 4-3		0-0 F8		0-3 K		0-0 FC4-6 1B			4	0	1	1	0	1	1											
George Vukovich, L OBP: 0.327, SLG: 0.367 (1, 7)		0-0 1B 2B		0-0 6-3			0-0 FC3-6 1B	0-0 1-2 FC4-6			4	1	2	0	0	0	1											
Brook Jacoby, R OBP: 0.268, SLG: 0.331 (1, 5)		0-0 5-3			0-0 F3		0-0 1-2 FC3-6 FC4-6	0-0 F8			4	0	0	0	0	0	3											
Carmen Castillo, R OBP: 0.276, SLG: 0.358 (1, 9)		0-0 1B		0-0 G5-3 1B BB		0-0 G5-3 1B		0-0 1-2 FC4-6 E BB		0-3 K	3	0	1	1	1	1	1											
Mike Fischlin, R OBP: 0.263, SLG: 0.125 Broderick Perkins, L OBP: 0.366, SLG: 0.263 Julio Franco, R OBP: 0.301, SLG: 0.292 (1, 6) (7, PH) (7, PR) (8, 6)		0-0 F6		0-0 1-2 1B		0-0 1-2 BB			0-0 F4		2	0	1	0	0	0	1											
Inning Stats	R: 0 E: 0 K: 0 S: 4	H: 1 LOB: 1 BB: 0 P: 4	R: 1 E: 0 K: 0 S: 5	H: 2 LOB: 1 BB: 0 P: 5	R: 0 E: 1 K: 0 S: 3	H: 0 LOB: 0 BB: 0 P: 3	R: 0 E: 0 K: 0 S: 3	H: 0 LOB: 1 BB: 0 P: 6	R: 0 E: 1 K: 0 S: 5	H: 1 LOB: 3 BB: 1 P: 9	R: 1 E: 0 K: 0 S: 4	H: 1 LOB: 1 BB: 0 P: 8	R: 0 E: 0 K: 1 S: 5	H: 0 LOB: 0 BB: 0 P: 5	R: 0 E: 0 K: 2 S: 7	H: 0 LOB: 0 BB: 0 P: 7	1B: 5 2B: 1 3B: 0 HR: 0	SF: 0 SAC: 0 DP: 1 HBP: 0	WP: 0 PB: 0 SB: 2 CS: 0	PA: 40								
PITCHER	IP 6.2	WLS W	BF 12	H 1	R 1	ER 1	SO 3	BB 2	IBB 0	HBP 0	BLK 0	WP 0	HR 0	S 28	P 36	ERA 1.35	WHIP 1.050											
Steve McCatty, R ERA: 4.06 (1, 1)	3.1	W	12	1	1	1	3	1	0	0	0	0	0	0	17	21	2.70	0.600										
Keith Atherton, R ERA: 3.09 (7, 1)																												

BOTTOM

Oakland Athletics @ Cleveland Indians
Cleveland Municipal Stadium, Cleveland, OH

Tue Jun 05 1984, 7:05 PM EDT
Att: 4,068 - Unknown

AB	37
R	2
H	6
RBI	2
BB	3
SO	4
LOB	18



Batter	1	2	3	4	5	6	7	8	9	AB	R	H	RBI	BB	SO	LOB	TOP								
Rickey Henderson, R OBP: 0.385, SLG: 0.419	(1, 7) 0-3 K		(2) 0-0 F9				(1) 0-0 FC6-4			4	0	1	0	0	1	1									
Dwayne Murphy, L OBP: 0.348, SLG: 0.459	(1, 8) 0-0 4-3		(2) 0-0 BB				(2) 0-0 4-3			4	0	1	0	0	1	2									
Joe Morgan, L OBP: 0.399, SLG: 0.387	(1, 4) 0-0 F4		(3) 4-0 BB				(3) 0-0 1B			3	0	1	0	1	0	0									
Carney Lansford, R OBP: 0.346, SLG: 0.407			(3) 0-0 CS				(3) 0-0 F4			4	0	1	0	0	1	4									
Jeff Burroughs, R OBP: 0.413, SLG: 0.343			(1) 4-0 1B				(1) 0-0 F5			2	0	0	0	2	1	0									
Davey Lopes, R OBP: 0.345, SLG: 0.375	(8, PR)		(2) 1-2 BB				(2) 0-0 K			0	0	0	0	0	0	0									
Mike Davis, L OBP: 0.257, SLG: 0.335	(1, 9) 0-0 F5		(2) 0-0 G3				(2) 0-0 K			4	0	0	0	0	1	2									
Bruce Bochte, L OBP: 0.325, SLG: 0.339	(1, 3) 0-0 1B		(3) 4-0 BB				(3) 0-0 3-1			3	0	1	0	1	0	0									
Mike Heath, R OBP: 0.303, SLG: 0.379	(1, 2) 0-0 1-3		(3) 0-0 F8				(3) 0-0 1B			4	1	1	0	0	0	3									
Tony Phillips, S OBP: 0.321, SLG: 0.331	(1, 6) 0-0 K		(1) 0-0 K				(1) 0-0 FC6-4			4	0	1	1	0	2	0									
Inning Stats	R: 0 E: 0 K: 1 S: 5	H: 0 LOB: 0 BB: 0 P: 5	R: 0 E: 0 K: 0 S: 4	H: 2 LOB: 2 BB: 1 P: 8	R: 0 E: 0 K: 2 S: 8	H: 1 LOB: 2 BB: 1 P: 12	R: 0 E: 0 K: 1 S: 5	H: 0 LOB: 1 BB: 1 P: 9	R: 0 E: 0 K: 2 S: 9	H: 2 LOB: 2 BB: 0 P: 9	R: 0 E: 0 K: 1 S: 5	H: 0 LOB: 0 BB: 0 P: 5	R: 1 E: 0 K: 0 S: 4	H: 2 LOB: 0 BB: 0 P: 4	R: 0 E: 0 K: 0 S: 3	H: 0 LOB: 1 BB: 1 P: 7	R: 0 E: 0 K: 0 S: 3	H: 0 LOB: 0 BB: 0 P: 3	1B: 5 2B: 2 3B: 0 HR: 0	SF: 0 SAC: 0 DP: 0 HBP: 0	WP: 0 PB: 1 SB: 0 CS: 2	PA: 36			
PITCHER Charlie Hough, R ERA: 4.27	(1, 1) 9.0 W	WLS 36	BF 7	H 7	R 1	ER 1	SO 7	BB 4	IBB 0	HBP 0	BLK 0	WP 0	HR 0	S 46	P 62	ERA 1.00	WHIP 1.222								

Oakland Athletics @ Texas Rangers
Arlington Stadium, Arlington, TX
Sun Jun 10 1984, 8:05 PM EDT
Att: 10,382 - Unknown

AB 32
R 1
H 7
RBI 1
BB 4
SO 7
LOB 12



Batter	1	2	3	4	5	6	7	8	9	AB	R	H	RBI	BB	SO	LOB	BOTTOM								
Bill Sample, R OBP: 0.324, SLG: 0.382	(1, 8) 4-0 BB		(1) 0-0 F8				(3) 0-0 F7			2	0	0	0	2	0	1									
Wayne Tolleson, S OBP: 0.306, SLG: 0.286	(1, 4) 0-0 6-3		(2) 0-0 F9				(3) 0-0 G6-4-3			4	0	0	0	0	0	3									
Buddy Bell, R OBP: 0.364, SLG: 0.398	(1, 5) 4-0 BB		(3) 4-0 BB				(1) 0-0 F4			2	0	0	0	2	0	0									
Larry Parrish, R OBP: 0.336, SLG: 0.467	(1, 9) 0-0 G6-4-3		(3) 0-0 F3				(2) 0-0 HR			4	2	2	2	0	0	4									
Pete O'Brien, L OBP: 0.352, SLG: 0.444	(1, 3) 4-0 WP		(1) 0-0 F7				(1) 0-0 HR			2	1	1	1	2	0	0									
Gary Ward, R OBP: 0.276, SLG: 0.275	(1, 7) 0-3 K		(1) 0-0 BB				(2) 0-0 F8			3	0	0	0	1	1	2									
Dave Hostetter, R OBP: 0.375, SLG: 0.500	(1, 10) 4-0 BB		(2) 4-0 F9				(3) 0-3 K			2	0	0	0	1	1	1									
Ned Yost, R OBP: 0.182, SLG: 0.228	(1, 2) 0-0 G5-4-3		(3) 0-0 K				(1) 0-0 CS			3	0	1	0	0	1	3									
Jim Anderson, R OBP: 0.143, SLG: 0.100	(1, 6) 0-0 BB		(1) 0-0 1B				(2) 0-0 F8			3	0	1	0	0	0	1									
Inning Stats	R: 0 E: 0 K: 0 S: 2	H: 0 LOB: 1 BB: 2 P: 10	R: 0 E: 0 K: 1 S: 4	H: 0 LOB: 1 BB: 2 P: 12	R: 0 E: 0 K: 0 S: 4	H: 1 LOB: 2 BB: 1 P: 8	R: 0 E: 0 K: 1 S: 5	H: 0 LOB: 1 BB: 1 P: 9	R: 0 E: 0 K: 0 S: 2	H: 0 LOB: 0 BB: 1 P: 6	R: 2 E: 0 K: 1 S: 7	H: 2 LOB: 0 BB: 0 P: 7	R: 0 E: 0 K: 0 S: 3	H: 1 LOB: 0 BB: 0 P: 3	R: 1 E: 0 K: 0 S: 4	H: 1 LOB: 1 BB: 1 P: 8	R: 0 E: 0 K: 0 S: 3	H: 0 LOB: 0 BB: 0 P: 3	1B: 2 2B: 0 3B: 0 HR: 3	SF: 0 SAC: 0 DP: 3 HBP: 0	WP: 1 PB: 0 SB: 0 CS: 1	PA: 33			
PITCHER Bill Krueger, L ERA: 3.72	(1, 1) 6.0 W	WLS 26	BF 4	H 4	R 2	ER 2	SO 3	BB 7	IBB 0	HBP 0	BLK 0	WP 1	HR 2	S 25	P 53	ERA 3.00	WHIP 1.833								
Jeff Jones, R ERA: 1.72	(7, 1) 2.0 W	WLS 7	BF 1	H 1	R 1	ER 1	SO 0	BB 1	IBB 0	HBP 0	BLK 0	WP 0	HR 1	S 6	P 10	ERA 4.50	WHIP 1.000								

Oakland Athletics @ Texas Rangers
Arlington Stadium, Arlington, TX
Sun Jun 10 1984, 8:05 PM EDT
Att: 10,382 - Unknown

AB 25
R 3
H 5
RBI 3
BB 8
SO 3
LOB 15



Batter	1	2	3	4	5	6	7	8	9	AB	R	H	RBI	BB	SO	LOB	TOP				
Rickey Henderson, R OBP: 0.382, SLG: 0.411 (1, 7)	4-0 HR BB	0-0 6-3		0-0 6-3			0-0 F3		0-0 F9	4	1	0	0	1	0	2					
Joe Morgan, L OBP: 0.401, SLG: 0.396 (1, 4)	0-0 F7		0-0 SH1-3 1B 2B	0-0 F8			0-0 1B			4	1	2	0	0	0	3					
Davey Lopes, R OBP: 0.345, SLG: 0.395 (1, 8)	0-0 HR		0-0 SH1-3 2-3		0-0 5-3		0-0 F8			3	1	1	2	0	0	1					
Carney Lansford, R OBP: 0.352, SLG: 0.413 (1, 5)	0-0 1B 1B		0-0 1B		0-0 CS 1B		0-0 5-3			4	0	3	1	0	0	1					
Jeff Burroughs, R OBP: 0.211, SLG: 0.316 Garry Hancock, L OBP: 0.242, SLG: 0.242 (8, PH)	0-3 K		0-3 K		0-3 K			0-0 4-3		3	0	0	0	0	3	3					
Bill Almon, R OBP: 0.211, SLG: 0.204 Bruce Bochte, L OBP: 0.323, SLG: 0.337 (8, 3)	0-0 1-2 1B		0-3 K		0-0 F5			0-0 4-3		3	0	1	0	0	1	1					
Mike Davis, L OBP: 0.251, SLG: 0.327 (1, 9)	0-3 K			0-0 1-3		0-0 F7		0-3 K		4	0	0	0	0	2	2					
Jim Essian, R OBP: 0.306, SLG: 0.293 Mike Heath, R OBP: 0.301, SLG: 0.377 (9, PH)		0-0 F4		0-0 6-3 2B		4-0 BB		0-0 5-3		2	0	1	0	1	0	0					
Tony Phillips, S OBP: 0.319, SLG: 0.323 (1, 6)		0-0 F7		4-0 6-3 BB		0-0 5-3		0-0 5-3		3	0	0	0	1	0	1					
Inning Stats	R: 2 E: 0 K: 2 S: 10	H: 3 LOB: 2 BB: 1 P: 14	R: 0 E: 0 K: 0 S: 3	H: 0 LOB: 0 BB: 0 P: 3	R: 1 E: 0 K: 2 S: 9	H: 2 LOB: 1 BB: 0 P: 9	R: 0 E: 0 K: 0 S: 4	H: 1 LOB: 2 BB: 1 P: 8	R: 0 E: 0 K: 0 S: 5	H: 0 LOB: 1 BB: 0 P: 5	R: 0 E: 0 K: 0 S: 4	H: 1 LOB: 0 BB: 0 P: 4	R: 0 E: 0 K: 1 S: 5	H: 0 LOB: 0 BB: 0 P: 5	R: 0 E: 0 K: 0 S: 3	H: 0 LOB: 0 BB: 0 P: 3	1B: 5 2B: 3 3B: 0 HR: 1	SF: 0 SAC: 1 DP: 1 HBP: 0	WP: 0 PB: 0 SB: 1 CS: 1	PA: 37	
PITCHER	IP WLS BF H R ER SO BB IBB HBP BLK WP HR S P ERA WHIP	6.1 W 29 8 3 3 5 3 0 0 0 0 1 36 48 4.26 1.737	2.2 S 8 0 0 0 1 0 0 0 0 0 0 10 10 0.00 0.000																		

Oakland Athletics @ Texas Rangers
Arlington Stadium, Arlington, TX
Mon Jun 11 1984, 8:05 PM EDT
Att: 18,171 - Unknown

AB 33
R 3
H 8
RBI 3
BB 3
SO 6
LOB 14



Batter	1	2	3	4	5	6	7	8	9	AB	R	H	RBI	BB	SO	LOB	BOTTOM				
Bill Sample, R OBP: 0.321, SLG: 0.382 (1, 8)	0-3 K		0-0 4-3		0-0 F5		0-0 SH2-4 1B 2B	0-0 F4		5	1	1	0	0	1	3					
Mickey Rivers, L OBP: 0.328, SLG: 0.333 (1, 10)	0-0 F9		0-0 F6		0-0 FC4-6		0-0 SH2-4			3	0	0	0	0	0	2					
Buddy Bell, R OBP: 0.362, SLG: 0.395 (1, 5)	0-0 2B 1B		0-0 F8		0-0 6-3		0-0 5-3			4	1	1	0	0	0	3					
Larry Parrish, R OBP: 0.343, SLG: 0.474 (1, 9)	0-0 1-2 2B			0-3 K		4-0 HR BB	0-0 WP 1B 1B			3	2	2	2	1	1	0					
Pete O'Brien, L OBP: 0.360, SLG: 0.471 (1, 3)	0-0 3-1			0-0 2B		0-0 1-2 HR	0-0 1B WP 1B			4	1	3	2	0	0	1					
Gary Ward, R OBP: 0.281, SLG: 0.280 (1, 7)		0-0 5-3		0-0 F7		0-0 G1-6-3 1B	0-0 1-3 2-H 1B			4	0	2	1	0	0	1					
Donnie Scott, S OBP: 0.333, SLG: 0.419 (1, 2)		0-3 K		0-0 5-3		0-0 G1-6-3	0-0 F8			4	0	0	0	0	1	4					
Wayne Tolleson, S OBP: 0.310, SLG: 0.282 (1, 4)		0-3 K			4-0 S 1B BB	4-0 S BB		0-0 F7		2	1	0	0	2	1	0					
Curtis Wilkerson, S OBP: 0.294, SLG: 0.302 (1, 6)			0-0 4-3 S 1B		0-0 1-2 1B	0-0 4-3		0-0 CS 1B		4	0	3	1	0	0	1					
Inning Stats	R: 1 E: 0 K: 1 S: 7	H: 2 LOB: 1 BB: 0 P: 7	R: 0 E: 0 K: 2 S: 7	H: 0 LOB: 0 BB: 0 P: 7	R: 0 E: 0 K: 0 S: 4	H: 1 LOB: 1 BB: 0 P: 4	R: 0 E: 0 K: 1 S: 6	H: 1 LOB: 1 BB: 0 P: 6	R: 1 E: 0 K: 0 S: 4	H: 1 LOB: 1 BB: 1 P: 8	R: 2 E: 0 K: 0 S: 4	H: 2 LOB: 2 BB: 2 P: 12	R: 2 E: 0 K: 0 S: 7	H: 4 LOB: 2 BB: 0 P: 7	R: 0 E: 0 K: 0 S: 3	H: 1 LOB: 0 BB: 0 P: 3	1B: 8 2B: 3 3B: 0 HR: 1	SF: 0 SAC: 1 DP: 1 HBP: 0	WP: 1 PB: 0 SB: 3 CS: 1	PA: 37	
PITCHER	IP WLS BF H R ER SO BB IBB HBP BLK WP HR S P ERA WHIP	5.0 L 23 6 4 4 4 6 4 4 4	1.2 9 4 2 2 0 1 0 0 0 0	0.1 2 1 0 0 0 0 0 0 0 0	1.0 3 1 0 0 0 0 0 0 0 0																

Oakland Athletics @ Texas Rangers
Arlington Stadium, Arlington, TX
Mon Jun 11 1984, 8:05 PM EDT
Att: 18,171 - Unknown

AB 33
R 6
H 12
RBI 6
BB 3
SO 4
LOB 15



Batter	1	2	3	4	5	6	7	8	9	AB	R	H	RBI	BB	SO	LOB	TOP								
Brett Butler, L OBP: 0.352, SLG: 0.298 (1, 8)										4	2	2	0	1	0	3	Cleveland Indians @ Oakland Athletics Oakland-Alameda County Coliseum, Oakland, CA Tue Jun 12 1984, 7:05 PM PDT Att: 6,169 - Unknown livebaseballscorecards.com								
Julio Franco, R OBP: 0.314, SLG: 0.323 (1, 6)										5	1	2	3	0	0	2									
Mike Hargrove, L OBP: 0.309, SLG: 0.386 (1, 3)										4	2	2	0	1	0	2									
Andre Thornton, R OBP: 0.371, SLG: 0.440 (1, 10)										5	0	0	0	0	1	4									
Pat Tabler, R OBP: 0.401, SLG: 0.373 Otis Nixon, S OBP: 0.212, SLG: 0.144 (1, 7) (5, 7)										4	2	2	3	0	0	2									
Carmen Castillo, R OBP: 0.293, SLG: 0.415 (1, 9)										4	1	2	0	1	1	0									
Brook Jacoby, R OBP: 0.284, SLG: 0.335 (1, 5)										5	1	2	1	0	0	3									
Jerry Willard, L OBP: 0.360, SLG: 0.411 (1, 2)										4	1	2	1	1	1	0									
Tony Bernazard, S OBP: 0.316, SLG: 0.265 (1, 4)										5	1	1	1	0	0	2									
Inning Stats	R: 5 E: 0 K: 0 S: 7	H: 4 LOB: 2 BB: 3 P: 19	R: 1 E: 0 K: 0 S: 6	H: 3 LOB: 2 BB: 0 P: 6	R: 0 E: 0 K: 1 S: 6	H: 1 LOB: 1 BB: 0 P: 6	R: 1 E: 0 K: 1 S: 6	H: 2 LOB: 2 BB: 1 P: 10	R: 3 E: 2 K: 0 S: 7	H: 2 LOB: 1 BB: 0 P: 7	R: 1 E: 1 K: 1 S: 7	H: 2 LOB: 1 BB: 0 P: 7	R: 0 E: 0 K: 0 S: 2	H: 0 LOB: 0 BB: 0 P: 3	R: 0 E: 0 K: 1 S: 5	H: 0 LOB: 0 BB: 0 P: 5		R: 0 E: 0 K: 0 S: 4	H: 1 LOB: 1 BB: 0 P: 4	1B: 11 2B: 2 3B: 0 HR: 2	SF: 0 SAC: 1 DP: 1 HBP: 1	WP: 0 PB: 0 SB: 1 CS: 0	PA: 47		
PITCHER	IP	WLS	BF	H	R	ER	SO	BB	IBB	HBP	BLK	WP	HR	S	P	ERA	WHIP								
Tim Conroy, L ERA: 6.82 (1, 1)	0.1	L	5	2	4	4	0	2	0	0	0	0	2	3	11	108.00	12.000								
Mike Warren, R ERA: 5.09 (1, 1)	3.1		19	7	3	3	2	2	0	0	0	0	0	21	29	8.10	2.700								
Lary Sorensen, R ERA: 5.2 (4, 1)	2.1		14	5	4	1	1	0	0	1	1	0	0	15	16	3.86	2.143								
Jeff Jones, R ERA: 1.42 (7, 1)	3.0		9	1	0	0	1	0	0	0	0	0	0	11	11	0.00	0.333								
Batter	1	2	3	4	5	6	7	8	9	AB	R	H	RBI	BB	SO	LOB	BOTTOM								
Rickey Henderson, R OBP: 0.391, SLG: 0.417 Gary Hancock, L OBP: 0.235, SLG: 0.235 (1, 7) (8, 7)										2	1	2	1	2	0	0	Cleveland Indians @ Oakland Athletics Oakland-Alameda County Coliseum, Oakland, CA Tue Jun 12 1984, 7:05 PM PDT Att: 6,169 - Unknown livebaseballscorecards.com								
Dwayne Murphy, L OBP: 0.340, SLG: 0.450 (1, 8)										4	0	0	1	0	0	4									
Joe Morgan, L OBP: 0.395, SLG: 0.389 Mark Wagner, R OBP: 0.176, SLG: 0.133 (1, 4) (6, 6)										3	0	0	0	0	0	2									
Dave Kingman, R OBP: 0.284, SLG: 0.520 Jeff Burroughs, R OBP: 0.400, SLG: 0.410 (8, PH)										3	0	1	1	0	0	0									
Carney Lansford, R OBP: 0.348, SLG: 0.407 Bill Almon, R OBP: 0.207, SLG: 0.200 (1, 5) (7, 5)										3	0	0	0	0	0	1									
Bruce Bochte, L OBP: 0.337, SLG: 0.345 (1, 3)										2	1	2	0	2	0	0									
Mike Heath, R OBP: 0.298, SLG: 0.373 Jim Essian, R OBP: 0.314, SLG: 0.326 (1, 2) (6, PH) (7, 2)										2	0	0	0	0	0	2									
Mike Davis, L OBP: 0.257, SLG: 0.329 (1, 9)										2	1	1	1	1	1	1									
Tony Phillips, S OBP: 0.318, SLG: 0.316 (6, 4)										3	1	0	0	1	1	3									
Inning Stats	R: 0 E: 0 K: 0 S: 2	H: 0 LOB: 0 BB: 1 P: 6	R: 0 E: 0 K: 0 S: 3	H: 0 LOB: 1 BB: 1 P: 7	R: 3 E: 1 K: 0 S: 6	H: 3 LOB: 1 BB: 1 P: 10	R: 0 E: 0 K: 1 S: 6	H: 1 LOB: 1 BB: 0 P: 6	R: 0 E: 0 K: 0 S: 4	H: 1 LOB: 1 BB: 0 P: 4	R: 0 E: 0 K: 1 S: 6	H: 1 LOB: 2 BB: 1 P: 10	R: 0 E: 0 K: 0 S: 5	H: 2 LOB: 1 BB: 1 P: 9	R: 0 E: 0 K: 1 S: 5	H: 0 LOB: 0 BB: 0 P: 5		1B: 6 2B: 1 3B: 0 HR: 1	SF: 2 SAC: 0 DP: 1 HBP: 0	WP: 1 PB: 0 SB: 0 CS: 1	PA: 39				
PITCHER	IP	WLS	BF	H	R	ER	SO	BB	IBB	HBP	BLK	WP	HR	S	P	ERA	WHIP								
Rick Sutcliffe, R ERA: 5.15 (1, 1)	6.2		29	6	3	2	2	5	0	0	0	0	0	28	48	2.70	1.650								
Tom Waddell, R ERA: 3.29 (7, 1)	2.1		10	2	2	2	1	1	0	0	0	0	1	11	15	7.71	1.286								

Batter	1	2	3	4	5	6	7	8	9	AB	R	H	RBI	BB	SO	LOB	TOP										
Brett Butler, L OBP: 0.346, SLG: 0.294 (1, 8)	0-0 4-3		0-0 F8		0-0 SF8			0-0 1-3		3	0	0	1	0	0	0	Cleveland Indians @ Oakland Athletics Oakland-Alameda County Coliseum, Oakland, CA Wed Jun 13 1984, 3:33 AM PDT Att: 10,265 - Unknown										
Julio Franco, R OBP: 0.317, SLG: 0.326 (1, 6)	0-0 1B		0-0 1B		0-3 K			0-3 K		4	0	2	0	0	2	1											
Mike Hargrove, L OBP: 0.305, SLG: 0.377 Otis Nixon, S OBP: 0.212, SLG: 0.144 (8, PR) (8, 7)	0-0 F8		0-0 F7		0-0 4-3			4-0 BB		3	0	0	0	1	0	2											
Andre Thornton, R OBP: 0.365, SLG: 0.431 (1, 10)	0-0 F4			0-0 5-3			0-0 F3	0-3 K		4	0	0	0	0	1	2											
Jerry Willard, L OBP: 0.355, SLG: 0.403 (1, 2)		0-0 F6		0-0 FC6-4 1B			0-3 K		0-0 F3	4	0	1	0	0	1	0											
Pat Tabler, R OBP: 0.398, SLG: 0.370 (8, 3)		0-0 1B		0-0 FC6-4 1-2			0-0 F8		0-3 K	4	0	1	0	0	1	1											
George Vukovich, L OBP: 0.326, SLG: 0.370 (1, 9)		0-0 F6		0-0 F3			0-3 K		0-0 F5	4	0	0	0	0	1	2											
Brook Jacoby, R OBP: 0.289, SLG: 0.341 (1, 5)		0-0 6-3			0-0 1B SF8 2B			4-0 BB		2	1	1	0	1	0	1											
Tony Bernazard, S OBP: 0.316, SLG: 0.266 (1, 4)			0-3 K		0-0 CS 1B			0-3 K		3	0	1	0	0	2	1											
Inning Stats	R: 0 E: 0 K: 0 S: 4	H: 1 LOB: 1 BB: 0 P: 4	R: 0 E: 0 K: 0 S: 4	H: 1 LOB: 1 BB: 0 P: 4	R: 0 E: 0 K: 0 S: 6	H: 1 LOB: 1 BB: 0 P: 6	R: 0 E: 0 K: 0 S: 4	H: 0 LOB: 0 BB: 0 P: 5	R: 0 E: 0 K: 2 S: 7	H: 0 LOB: 1 BB: 1 P: 11	R: 0 E: 0 K: 1 S: 5	H: 0 LOB: 2 BB: 0 P: 5	R: 0 E: 0 K: 1 S: 5	H: 0 LOB: 0 BB: 0 P: 5	R: 0 E: 0 K: 1 S: 5	H: 0 LOB: 0 BB: 0 P: 5		1B: 5 2B: 1 3B: 0 HR: 0	SF: 1 SAC: 0 DP: 0 HBP: 0	WP: 0 PB: 0 SB: 1 CS: 1	PA: 34						
PITCHER	IP	WLS	BF	H	R	ER	SO	BB	IBB	HBP	BLK	WP	HR	S	P	ERA	WHIP										
Ray Burris, R ERA: 2.24 Bill Caudill, R ERA: 2.53	(1, 1) (8, 1)	7.0 W	27 7	6 0	1 0	1 0	5 3	1 1	0 0	0 0	0 0	0 0	0 0	36 12	40 16	1.29 0.00	1.000 0.500										

Batter	1	2	3	4	5	6	7	8	9	AB	R	H	RBI	BB	SO	LOB	BOTTOM										
Rickey Henderson, R OBP: 0.389, SLG: 0.411 (1, 7)	0-0 5-3		0-0 F7	0-0 F9				4-0 CS BB		3	0	0	0	1	0	4	Cleveland Indians @ Oakland Athletics Oakland-Alameda County Coliseum, Oakland, CA Wed Jun 13 1984, 3:33 AM PDT Att: 10,265 - Unknown										
Dwayne Murphy, L OBP: 0.338, SLG: 0.443 (1, 8)	4-0 E SF7 BB		0-0 F7		0-0 F4		0-3 K			3	1	0	0	1	1	2											
Joe Morgan, L OBP: 0.392, SLG: 0.388 Mark Wagner, R OBP: 0.176, SLG: 0.133 (9, 6)	0-0 SF7 1-H		0-0 1-3 1B		0-0 F9		0-3 K			3	0	1	1	0	1	0											
Dave Kingman, R OBP: 0.293, SLG: 0.539 (1, 10)	4-0 BB		0-0 F7		0-0 FC6-4 1B			0-0 HR		3	1	2	1	1	0	2											
Carney Lansford, R OBP: 0.347, SLG: 0.402 (1, 5)	0-0 5-3			0-0 F9	0-0 FC6-4 1-2			4-0 FC6-4 BB		3	0	0	0	1	0	2											
Bruce Bochte, L OBP: 0.340, SLG: 0.345 (1, 3)		0-0 F7		4-0 BB 1B BB		0-0 FC1-6 1B		0-0 FC6-4 2B SF8		3	1	1	0	1	0	1											
Mike Heath, R OBP: 0.302, SLG: 0.381 (1, 2)		0-3 K		0-0 BB 1-2 1B		0-0 FC1-6 1-2		0-0 1-3 2B		4	0	2	0	0	1	1											
Mike Davis, L OBP: 0.257, SLG: 0.325 (1, 9)		0-0 4-3		4-0 1-2 2-3 BB		0-0 F8		0-0 SF8		2	0	0	1	1	0	1											
Tony Phillips, S OBP: 0.316, SLG: 0.314 (9, 4)			0-0 1B	0-3 K		0-0 F7		0-0 F4		4	0	1	0	0	1	5											
Inning Stats	R: 1 E: 0 K: 0 S: 3	H: 0 LOB: 1 BB: 2 P: 11	R: 0 E: 0 K: 1 S: 5	H: 0 LOB: 0 BB: 0 P: 5	R: 0 E: 0 K: 0 S: 5	H: 2 LOB: 2 BB: 0 P: 5	R: 0 E: 0 K: 1 S: 6	H: 1 LOB: 3 BB: 2 P: 14	R: 0 E: 0 K: 0 S: 4	H: 1 LOB: 1 BB: 0 P: 4	R: 0 E: 0 K: 2 S: 6	H: 0 LOB: 0 BB: 1 P: 10	R: 2 E: 0 K: 0 S: 5	H: 2 LOB: 1 BB: 1 P: 9	R: 0 E: 0 K: 0 S: 5	H: 0 LOB: 0 BB: 0 P: 5		1B: 5 2B: 1 3B: 0 HR: 1	SF: 2 SAC: 0 DP: 0 HBP: 0	WP: 0 PB: 0 SB: 1 CS: 1	PA: 36						
PITCHER	IP	WLS	BF	H	R	ER	SO	BB	IBB	HBP	BLK	WP	HR	S	P	ERA	WHIP										
Bert Blyleven, R ERA: 3.3 Mike Jeffcoat, L ERA: 1.35	(1, 1) (8, 1)	7.0 L	32 4	6 1	3 0	2 0	4 0	6 0	0 0	0 0	0 0	0 0	0 0	4 4	4 4	0.00 0.00	1.000 1.000										

AB 31
R 1
H 6
RBI 1
BB 2
SO 8
LOB 10



AB 28
R 3
H 7
RBI 3
BB 6
SO 4
LOB 18




Batter	1	2	3	4	5	6	7	8	9	AB	R	H	RBI	BB	SO	LOB	TOP										
Brett Butler, L OBP: 0.347, SLG: 0.296 (1, 8)	F9					F8		E6		5	0	2	1	0	0	0	Cleveland Indians @ Oakland Athletics Oakland-Alameda County Coliseum, Oakland, CA Thu Jun 14 1984, 3:33 AM PDT Att: 7,111 - Unknown										
Julio Franco, R OBP: 0.315, SLG: 0.320 (1, 6)	6-3	4-3				4-3		F8		4	0	0	0	1	0	3											
Mike Hargrove, L OBP: 0.410, SLG: 0.379 Otis Nixon, S OBP: 0.220, SLG: 0.154 Broderick Perkins, L OBP: 0.379, SLG: 0.304 Camren Castillo, R OBP: 0.293, SLG: 0.415 (1, 3) (4, 7) (8, PH) (8, 9)								F5		2	2	1	0	1	0	2											
Andre Thornton, R OBP: 0.370, SLG: 0.447 (1, 10)								F8		4	2	2	2	1	0	2											
Jerry Willard, L OBP: 0.347, SLG: 0.390 (1, 2)	F5									5	0	1	1	0	0	4											
Pat Tabler, R OBP: 0.393, SLG: 0.365 (1, 7) (4, 3)										5	1	1	1	0	1	1											
George Vukovich, L OBP: 0.333, SLG: 0.380 (1, 9) (8, 7)										4	0	2	0	1	0	1											
Brook Jacoby, R OBP: 0.287, SLG: 0.340 (1, 5)										4	1	1	1	0	0	2											
Tony Bernazard, S OBP: 0.315, SLG: 0.266 (1, 4)										4	0	1	0	0	1	3											
Inning Stats	R: 2 E: 0 K: 0 S: 4	H: 1 LOB: 0 BB: 1 P: 8	R: 1 E: 0 K: 0 S: 6	H: 4 LOB: 2 BB: 0 P: 6	R: 3 E: 0 K: 0 S: 6	H: 3 LOB: 1 BB: 1 P: 10	R: 0 E: 1 K: 0 S: 4	H: 1 LOB: 2 BB: 1 P: 8	R: 0 E: 1 K: 1 S: 6	H: 0 LOB: 0 BB: 0 P: 6	R: 0 E: 0 K: 0 S: 5	H: 2 LOB: 2 BB: 0 P: 5	R: 0 E: 0 K: 1 S: 6	H: 1 LOB: 1 BB: 0 P: 6	R: 0 E: 1 K: 0 S: 4	H: 0 LOB: 1 BB: 1 P: 7		1B: 10 2B: 1 3B: 0 HR: 1	SF: 1 SAC: 0 DP: 1 HBP: 0	WP: 0 PB: 0 SB: 0 CS: 2	PA: 44						
PITCHER	IP	WLS	BF	H	R	ER	SO	BB	IBB	HBP	BLK	WP	HR	S	P	ERA	WHIP										
Chris Codrilli, R ERA: 9.55 (1, 1)	2.0	13	6	5	5	0	0	2	0	0	0	0	1	11	19	22.50	4.000										
Gorman Helmueller, L ERA: 9.0 (3, 1)	1.0	7	3	1	1	0	0	1	0	0	0	0	0	6	10	9.00	4.000										
Lary Sorensen, R ERA: 5.0 (4, 1)	3.1	14	3	0	0	2	0	0	0	0	0	0	0	18	18	0.00	0.900										
Keith Atherton, R ERA: 3.22 (7, 1)	1.1	W	5	0	0	0	0	0	0	0	0	0	0	5	5	0.00	0.000										
Bill Caullil, R ERA: 2.45 (8, 1)	1.1	S	5	0	0	0	0	1	0	0	0	0	0	4	8	0.00	0.750										
Batter	1	2	3	4	5	6	7	8	9	AB	R	H	RBI	BB	SO	LOB	BOTTOM										
Rickey Henderson, R OBP: 0.391, SLG: 0.410 (1, 7)	1-3									3	2	1	0	1	1	0	Cleveland Indians @ Oakland Athletics Oakland-Alameda County Coliseum, Oakland, CA Thu Jun 14 1984, 3:33 AM PDT Att: 7,111 - Unknown										
Dwayne Murphy, L OBP: 0.341, SLG: 0.441 (1, 8)	1-3									3	0	1	0	1	0	1											
Davey Lopes, R OBP: 0.354, SLG: 0.411 Mark Wagner, R OBP: 0.176, SLG: 0.133 (1, 4) (8, 6)										4	2	3	3	0	0	1											
Dave Kingman, R OBP: 0.292, SLG: 0.549 (1, 10)										4	1	1	2	0	1	3											
Carney Lansford, R OBP: 0.349, SLG: 0.421 (1, 5)										4	1	2	2	0	0	2											
Bruce Bochte, L OBP: 0.333, SLG: 0.337 (1, 3)	F6									4	0	0	0	0	0	1											
Mike Davis, L OBP: 0.257, SLG: 0.329 (1, 9)	G3									4	0	1	0	0	0	1											
Jim Essian, R OBP: 0.291, SLG: 0.298 (1, 2)										4	0	0	0	0	0	1											
Tony Phillips, S OBP: 0.316, SLG: 0.315 (8, 4)										3	1	1	0	0	1	0											
Inning Stats	R: 3 E: 0 K: 0 S: 7	H: 4 LOB: 1 BB: 0 P: 7	R: 0 E: 0 K: 1 S: 5	H: 0 LOB: 0 BB: 0 P: 5	R: 0 E: 0 K: 1 S: 4	H: 0 LOB: 0 BB: 1 P: 8	R: 0 E: 0 K: 0 S: 4	H: 1 LOB: 1 BB: 0 P: 4	R: 0 E: 0 K: 1 S: 5	H: 0 LOB: 0 BB: 0 P: 5	R: 2 E: 0 K: 0 S: 5	H: 2 LOB: 0 BB: 0 P: 5	R: 2 E: 0 K: 0 S: 6	H: 3 LOB: 2 BB: 1 P: 10	R: 0 E: 0 K: 0 S: 3	H: 0 LOB: 0 BB: 0 P: 3		1B: 5 2B: 3 3B: 0 HR: 2	SF: 0 SAC: 0 DP: 1 HBP: 0	WP: 0 PB: 0 SB: 0 CS: 0	PA: 35						
PITCHER	IP	WLS	BF	H	R	ER	SO	BB	IBB	HBP	BLK	WP	HR	S	P	ERA	WHIP										
Steve Comer, R ERA: 5.33 (1, 1)	6.1	27	8	6	6	3	0	1	0	0	0	0	0	7	11	8.53	1.421										
Ernie Camacho, R ERA: 2.27 (7, 1)	1.2	L	8	2	1	1	0	1	0	0	0	0	0	7	11	5.40	1.800										

Batter	1	2	3	4	5	6	7	8	9	AB	R	H	RBI	BB	SO	LOB	TOP																		
Rudy Law, L OBP: 0.342, SLG: 0.399 (1, 8)	0-3 K		0-0 1B		0-0 F7			0-0 4-3	0-0 F5	5	0	1	0	0	1	2																			
Jerry Hairston, S OBP: 0.310, SLG: 0.383 (1, 10)	0-0 F7		0-0 3-1					0-0 HR		4	1	1	0	0	0	2																			
Harold Baines, L OBP: 0.293, SLG: 0.409 (1, 9)	0-0 3-1			0-0 G4-6-3 1B				0-0 F9		4	0	2	0	0	0	1																			
Ron Kittle, R OBP: 0.337, SLG: 0.544 (1, 7)		0-0 6-3		0-0 K		0-0 6-3		0-0 HR		4	1	1	2	0	1	2																			
Greg Walker, L OBP: 0.306, SLG: 0.485 (1, 3)		0-0 G6-4-3 1B		0-0 G4-6-3 1-2			0-0 F8		0-0 F9	4	0	1	0	0	0	2																			
Vance Law, R OBP: 0.278, SLG: 0.400 (1, 5) (7, 4)		0-0 G6-4-3 1-2			0-0 6-3 E 1B			0-0 F8	0-3 K	4	1	1	0	0	1	1																			
Jerry Dybzinski, R OBP: 0.411, SLG: 0.435 Mike Squires, L OBP: 0.317, SLG: 0.270 (7, PH) (7, 5)			0-3 K		0-0 6-3 1-2			0-0 F8	0-0 F8	2	0	0	0	0	1	1	AB 37																		
Joel Skinner, R OBP: 0.235, SLG: 0.242 Tom Paciorek, R OBP: 0.326, SLG: 0.358 (9, PH) (9, PH)			0-3 K		0-0 6-3 2-3			0-0 1B	0-0 1B 2B	3	0	1	0	0	1	1	R 4																		
Scott Fletcher, R OBP: 0.342, SLG: 0.280 (1, 4) (7, 6)			0-0 1B		0-0 E6 3H			0-3 K	0-0 1B	3	0	1	0	0	1	1	H 11																		
Steve Christmas, L OBP: 0.500, SLG: 0.500 (9, PH)									2H 1B	1	0	1	1	0	0	0	RBI 3																		
Inning Stats	R: 0 E: 0 K: 1 S: 5	H: 0 LOB: 0 BB: 0 P: 5	R: 0 E: 0 K: 0 S: 3	H: 1 LOB: 0 BB: 0 P: 3	R: 0 E: 0 K: 2 S: 9	H: 2 LOB: 2 BB: 0 P: 9	R: 0 E: 0 K: 1 S: 5	H: 1 LOB: 0 BB: 0 P: 5	R: 1 E: 1 K: 0 S: 5	H: 1 LOB: 1 BB: 0 P: 5	R: 0 E: 0 K: 0 S: 4	H: 1 LOB: 1 BB: 0 P: 4	R: 0 E: 0 K: 1 S: 6	H: 1 LOB: 0 BB: 0 P: 6	R: 2 E: 0 K: 0 S: 5	H: 2 LOB: 0 BB: 0 P: 5	R: 1 E: 0 K: 1 S: 7	H: 2 LOB: 1 BB: 0 P: 7	1B: 8 2B: 2 3B: 0 HR: 1	SF: 0 SAC: 0 DP: 2 HBP: 0	WP: 0 PA: 37 CS: 1														
PITCHER	IP 7.2	WLS W	BF 31	H 9	R 3	ER 2	SO 5	BB 0	IBB 0	HBP 0	BLK 0	WP 0	HR 1	S 41	P 41	ERA 2.35	WHIP 1.174	PITCHER	IP 8.1	WLS S	BF 6	H 2	R 1	ER 1	SO 1	BB 0	IBB 0	HBP 0	BLK 0	WP 0	HR 0	S 8	P 8	ERA 6.75	WHIP 1.500

Chicago White Sox @ Oakland Athletics
Oakland-Alameda County Coliseum, Oakland, CA
Sat Jun 16 1984, 3:33 AM PDT
Att: 27,281 - Unknown


livebaseballscores.com
AB 37
R 4
H 11
RBI 3
BB 0
SO 6
LOB 13



Batter	1	2	3	4	5	6	7	8	9	AB	R	H	RBI	BB	SO	LOB	BOTTOM																		
Rickey Henderson, R OBP: 0.390, SLG: 0.406 (1, 7)	0-0 FC6-4 1B		0-3 K		0-0 S PB 1B		4-0 G4-6-3 BB			3	1	2	0	1	1	0																			
Dwayne Murphy, L OBP: 0.338, SLG: 0.448 (1, 8)	0-0 F5		0-0 G5-4-3 1B		0-3 K		0-0 G4-6-3 1-2			4	0	1	0	0	1	3																			
Davey Lopes, R OBP: 0.352, SLG: 0.406 Mark Wagner, R OBP: 0.176, SLG: 0.133 (8, 6) (8, 6)	0-0 FC6-4 HR		0-0 G5-4-3 1-2		0-0 K		0-0 F5			4	1	1	1	0	0	2																			
Dave Kingman, R OBP: 0.297, SLG: 0.558 (1, 10)	0-0 HR			4-0 FC5-4 BB	0-0 F8			0-3 K		3	1	1	2	1	1	1																			
Carney Lansford, R OBP: 0.340, SLG: 0.410 (1, 5)	0-0 6-3			0-0 FC5-4 1-2			0-0 3-1		0-0 F8	4	0	0	0	0	0	1																			
Bruce Bochte, L OBP: 0.341, SLG: 0.348 (1, 3)		0-0 4-3		0-3 K			0-0 2B 1B		0-0 3-1	4	1	1	0	0	1	1																			
Jim Essian, R OBP: 0.295, SLG: 0.340 (1, 2)				0-0 F3			0-0 S PB 2B			3	1	2	1	0	0	1	AB 31																		
Mike Davis, L OBP: 0.249, SLG: 0.318 (1, 9)		0-0 F9			0-3 K		0-3 K			3	0	0	0	0	2	1	R 6																		
Tony Phillips, S OBP: 0.317, SLG: 0.311 (8, 4) (8, 4)			0-3 K		0-0 1B PB 1B		0-3 K2-3			3	1	1	0	0	2	1	H 9																		
Inning Stats	R: 2 E: 0 K: 0 S: 5	H: 2 LOB: 0 BB: 0 P: 5	R: 0 E: 0 K: 1 S: 6	H: 1 LOB: 0 BB: 0 P: 6	R: 0 E: 0 K: 1 S: 5	H: 1 LOB: 0 BB: 0 P: 5	R: 0 E: 1 K: 1 S: 5	H: 0 LOB: 1 BB: 1 P: 9	R: 2 E: 0 K: 2 S: 10	H: 3 LOB: 1 BB: 0 P: 10	R: 2 E: 0 K: 2 S: 9	H: 2 LOB: 0 BB: 0 P: 9	R: 0 E: 0 K: 1 S: 5	H: 0 LOB: 0 BB: 0 P: 5	R: 0 E: 0 K: 1 S: 5	H: 0 LOB: 0 BB: 0 P: 5	1B: 6 2B: 2 3B: 0 HR: 1	SF: 0 SAC: 0 DP: 2 HBP: 0	WP: 1 PA: 33 CS: 0																
PITCHER	IP 6.0	WLS L	BF 27	H 9	R 6	ER 6	SO 7	BB 1	IBB 0	HBP 0	BLK 0	WP 1	HR 1	S 40	P 44	ERA 9.00	WHIP 1.667	PITCHER	IP 7.1	WLS L	BF 6	H 0	R 0	ER 0	SO 1	BB 1	IBB 0	HBP 0	BLK 0	WP 0	HR 0	S 7	P 11	ERA 0.00	WHIP 0.500

Chicago White Sox @ Oakland Athletics
Oakland-Alameda County Coliseum, Oakland, CA
Sat Jun 16 1984, 3:33 AM PDT
Att: 27,281 - Unknown

livebaseballscores.com
AB 31
R 6
H 9
RBI 4
BB 2
SO 8
LOB 11



Batter	1	2	3	4	5	6	7	8	9	AB	R	H	RBI	BB	SO	LOB	TOP										
Rudy Law, L OBP: 0.333, SLG: 0.388 (1, 8)	0-3 K		0-3 K		0-3 K	G4-6-3		0-0 F8		5	0	0	0	0	3	2											
Vance Law, R OBP: 0.285, SLG: 0.399 (1, 5)	4-0 HR		4-0 WP BB		0-3 K			0-0 F9		3	1	1	0	2	1	1											
Tom Paciorek, R OBP: 0.330, SLG: 0.383 Mike Squires, L OBP: 0.310, SLG: 0.263 (1, 3) (7, 3)	0-0 HR		0-0 F9		0-0 2B			0-0 FC4-6 1B		4	1	2	3	0	1	1											
Greg Luzinski, R OBP: 0.323, SLG: 0.305 (1, 10)	4-0 S BB		0-3 K		0-0 F3			0-0 1B 1B		4	1	1	0	1	1	2											
Ron Kittle, R OBP: 0.338, SLG: 0.540 (1, 7)	0-3 K			0-3 K		0-0 1B 2B		0-0 1B 1B		5	2	2	0	0	2	3											
Harold Baines, L OBP: 0.303, SLG: 0.415 (1, 9)	0-0 5-3			0-0 1B		0-0 2B SH1-3		0-0 1B IBB		4	2	3	0	1	0	1											
Marc Hill, R OBP: 0.324, SLG: 0.379 Greg Walker, L OBP: 0.310, SLG: 0.496 Joel Skinner, R OBP: 0.250, SLG: 0.257 (1, 2) (6, PH) (6, 2)		0-0 F8		0-3 K		0-0 SH1-3 1B		0-0 1B 1B		2	0	0	0	0	1	1											
Scott Fletcher, R OBP: 0.340, SLG: 0.279 (1, 6)		0-0 6-3		0-0 F4		0-0 SH1-3		0-0 FC6-4 1B		4	0	1	2	0	0	2											
Julio Cruz, S OBP: 0.262, SLG: 0.277 (1, 4)			0-3 K			0-0 E S 2B BB		0-0 FC6-4		3	1	1	1	1	1	2											
Inning Stats	R: 2 E: 0 K: 2 S: 8	H: 1 LOB: 1 BB: 2 P: 16	R: 0 E: 0 K: 1 S: 5	H: 0 LOB: 0 BB: 0 P: 5	R: 0 E: 0 K: 2 S: 7	H: 0 LOB: 1 BB: 1 P: 11	R: 0 E: 0 K: 2 S: 8	H: 1 LOB: 1 BB: 0 P: 8	R: 1 E: 0 K: 2 S: 8	H: 1 LOB: 0 BB: 1 P: 12	R: 3 E: 0 K: 0 S: 6	H: 4 LOB: 0 BB: 0 P: 6	R: 3 E: 1 K: 1 S: 9	H: 3 LOB: 2 BB: 1 P: 13	R: 0 E: 0 K: 0 S: 5	H: 2 LOB: 2 BB: 0 P: 5	R: 0 E: 0 K: 0 S: 3	H: 1 LOB: 0 BB: 0 P: 3	1B: 10 2B: 2 3B: 0 HR: 1	SF: 0 SAC: 1 DP: 2 HBP: 0	WP: 1 PB: 0 CS: 0	PA: 44					
PITCHER	IP	WLS	BF	H	R	ER	SO	BB	IBB	HBP	BLK	WP	HR	S	P	ERA	WHIP										
Tim Conroy, L ERA: 6.69 Jeff Jones, R ERA: 2.75 Lary Sorensen, R ERA: 4.84 Gorman Heimueler, L ERA: 4.5	(1, 1) (5, 1) (6, 1) (9, 1)	4.2 0.2 2.2 1.0	21 L 14 3	3 6 5 1	3 3 3 0	3 3 0 0	9 3 1 0	4 0 0 0	0 0 1 0	0 0 0 0	0 0 0 0	1 0 0 0	1 0 15 3	35 6 19 3	51 6 19 3	0.00 40.50 0.00 0.00	1.500 6.000 1.875 1.000										

Chicago White Sox @ Oakland Athletics
Oakland-Alameda County Coliseum, Oakland, CA
Sun Jun 17 1984, 3:33 AM PDT
Att: 40,302 - Unknown

AB 38
R 9
H 13
RBI 9
BB 5
SO 10
LOB 17



Batter	1	2	3	4	5	6	7	8	9	AB	R	H	RBI	BB	SO	LOB	BOTTOM										
Rickey Henderson, R OBP: 0.392, SLG: 0.404 (1, 7)	4-0 S BB		0-0 SF8		0-3 K			4-0 G5-4-3 BB		1	0	0	1	2	1	0											
Dwayne Murphy, L OBP: 0.340, SLG: 0.461 (1, 8)	0-0 4-3		0-0 CS		4-0 FC6-4 1B			0-0 G5-4-3 BB		3	1	1	1	1	0	2											
Joe Morgan, L OBP: 0.389, SLG: 0.380 (1, 4)	4-0 S BB		0-0 F9		0-0 FC6-4 1B			0-0 4-3		3	0	1	0	1	0	0											
Dave Kingman, R OBP: 0.300, SLG: 0.554 Bill Almon, R OBP: 0.207, SLG: 0.200 (1, 10) (8, PR)	4-0 1-3 BB		0-3 K		0-0 FC6-4			0-0 G4-6-3 1B		3	0	1	0	1	1	2											
Davey Lopes, R OBP: 0.344, SLG: 0.396 (1, 5)	0-0 1-3		0-0 6-3		0-3 K			0-0 G4-6-3		4	0	0	0	0	1	6											
Bruce Bochte, L OBP: 0.344, SLG: 0.351 (1, 3)		0-0 1B 1B		0-0 F8		0-0 G6-4-3 1B		0-0 4-3		4	1	2	0	0	0	1											
Mike Heath, R OBP: 0.301, SLG: 0.395 (1, 2)		0-0 F8		0-0 HR		0-0 G6-4-3		0-0 4-3		4	1	1	1	0	0	2											
Mike Davis, L OBP: 0.254, SLG: 0.322 (1, 9)		0-0 1B SF8 1B		4-3		0-0 FC6-4 1B		0-0 F4		4	1	2	0	0	0	0											
Tony Phillips, S OBP: 0.317, SLG: 0.311 Jeff Burroughs, R OBP: 0.392, SLG: 0.400 (1, 6) (8, PH)		0-0 1B CS 1B		6-3		0-0 FC6-4		0-0 6-3		3	0	1	1	0	0	1											
Inning Stats	R: 0 E: 0 K: 0 S: 2	H: 0 LOB: 2 BB: 3 P: 14	R: 2 E: 0 K: 0 S: 5	H: 3 LOB: 0 BB: 0 P: 5	R: 1 E: 0 K: 1 S: 6	H: 1 LOB: 0 BB: 0 P: 6	R: 1 E: 0 K: 0 S: 4	H: 1 LOB: 0 BB: 0 P: 4	R: 0 E: 0 K: 0 S: 4	H: 2 LOB: 1 BB: 0 P: 4	R: 0 E: 0 K: 0 S: 2	H: 0 LOB: 0 BB: 1 P: 6	R: 0 E: 0 K: 0 S: 3	H: 1 LOB: 1 BB: 0 P: 3	R: 0 E: 0 K: 0 S: 3	H: 0 LOB: 0 BB: 0 P: 3	1B: 7 2B: 1 3B: 0 HR: 2	SF: 1 SAC: 0 DP: 4 HBP: 0	WP: 0 PB: 0 CS: 1	PA: 37							
PITCHER	IP	WLS	BF	H	R	ER	SO	BB	IBB	HBP	BLK	WP	HR	S	P	ERA	WHIP										
Tom Seaver, R ERA: 4.26 Juan Agosto, L ERA: 1.8	(1, 1) (6, 1)	5.0 4.0	W S	23 13	3 3	0 0	4 0	0 0	0 0	0 0	0 0	0 0	2 12	25 16	41 16	7.20 0.00	2.000 1.000										

Chicago White Sox @ Oakland Athletics
Oakland-Alameda County Coliseum, Oakland, CA
Sun Jun 17 1984, 3:33 AM PDT
Att: 40,302 - Unknown

AB 30
R 4
H 9
RBI 4
BB 5
SO 3
LOB 14



Batter	1	2	3	4	5	6	7	8	9	AB	R	H	RBI	BB	SO	LOB	TOP			
Willie Wilson, S (1, 8) OBP: 0.350, SLG: 0.387	F6			4-3	1-3		F7		F3	5	0	0	0	0	0	3	Kansas City Royals @ Oakland Athletics Oakland-Alameda County Coliseum, Oakland, CA Mon Jun 18 1984, 7:05 PM PDT Att: 22,235 - Unknown livebaseballscorecards.com			
Pat Sheridan, L (1, 9) OBP: 0.343, SLG: 0.442	G4-6-3 1B			2B		1-3		1B	2B	4	1	3	0	0	0	0				
Jorge Orta, L (1, 10) OBP: 0.331, SLG: 0.473	G4-6-3 1-2			BB		1B		1B	BB	2	0	1	0	2	0	1				
Dane Iorg, L (1, 3) OBP: 0.262, SLG: 0.347		F8		F9		F9		F3		4	0	1	0	0	0	4				
Darryl Motley, R (1, 7) OBP: 0.333, SLG: 0.480	F1			F7		G6-4-3 1-2				4	0	1	1	0	0	4				
Frank White, R (1, 4) OBP: 0.305, SLG: 0.413	6-3				F7		6-3	F7		4	0	0	0	0	0	2				
John Wathan, R (1, 2) OBP: 0.308, SLG: 0.301				CS				F3		2	0	1	0	1	0	0				
Leon Roberts, R (8, PH) OBP: 0.241, SLG: 0.321				BB				F7		1	0	0	0	0	0	2				
Don Slaught, R (8, 2) OBP: 0.238, SLG: 0.250				BB						0	0	0	0	0	0	0				
Greg Pryor, R (1, 5) OBP: 0.264, SLG: 0.333			F3		F7				F9	4	1	1	0	0	0	2				
U L Washington, S (1, 6) OBP: 0.286, SLG: 0.254			6-3						F7	3	0	1	1	1	0	0				
Inning Stats	R: 0 E: 0 K: 0 S: 3	H: 1 LOB: 0 BB: 0 P: 3	R: 0 E: 0 K: 0 S: 3	H: 0 LOB: 0 BB: 0 P: 3	R: 0 E: 0 K: 0 S: 2	H: 0 LOB: 0 BB: 1 P: 6	R: 0 E: 0 K: 0 S: 4	H: 1 LOB: 2 BB: 1 P: 8	R: 0 E: 0 K: 0 S: 4	H: 2 LOB: 1 BB: 0 P: 4	R: 1 E: 0 K: 0 S: 5	H: 2 LOB: 1 BB: 0 P: 5	R: 1 E: 0 K: 0 S: 5	H: 2 LOB: 2 BB: 1 P: 9	R: 0 E: 0 K: 0 S: 3	H: 0 LOB: 0 BB: 0 P: 3	1B: 6 2B: 3 3B: 0 HR: 0	SF: 0 SAC: 0 DP: 2 HBP: 0	WP: 0 PA: 37 SB: 0 CS: 1	
PITCHER	IP	WLS	BF	H	R	ER	SO	BB	IBB	HBP	BLK	WP	HR	S	P	ERA	WHIP			
Ray Burris, R (1, 1) ERA: 2.27	7.0	W	30	8	2	2	0	4	0	0	0	0	0	26	42	2.57	1.714			
Keith Atherton, R (8, 1) ERA: 3.0	2.0		7	1	0	0	0	0	0	0	0	0	0	7	7	0.00	0.500			

Batter	1	2	3	4	5	6	7	8	9	AB	R	H	RBI	BB	SO	LOB	BOTTOM			
Rickey Henderson, R (1, 7) OBP: 0.392, SLG: 0.421	G6-3 2B		G5-3 1-2 2-3F		5-3		K			5	1	2	3	0	1	2	Kansas City Royals @ Oakland Athletics Oakland-Alameda County Coliseum, Oakland, CA Mon Jun 18 1984, 7:05 PM PDT Att: 22,235 - Unknown livebaseballscorecards.com			
Dwayne Murphy, L (1, 8) OBP: 0.343, SLG: 0.464	4-0		F9		5-3			HR		3	1	1	0	1	0	1				
Jeff Burroughs, R (8, PH) OBP: 0.404, SLG: 0.400										0	0	0	0	1	0	0				
Mike Davis, L (9, 8) OBP: 0.254, SLG: 0.322	G6-3 BB						1B		BB	0	0	0	0	0	0	0				
Joe Morgan, L (1, 4) OBP: 0.391, SLG: 0.389	G6-3				F9				F9	4	2	2	1	0	0	2				
Mark Wagner, R (8, 6) OBP: 0.167, SLG: 0.125	1-2 2-3			FC6-4 SF9			HR			1	0	0	0	0	0	1				
Dave Kingman, R (1, 10) OBP: 0.304, SLG: 0.566	5-3			FC6-4 BB			F2			3	1	1	2	1	0	1				
Carney Lansford, R (1, 5) OBP: 0.338, SLG: 0.412		6-3		FC6-4 SF9 S			HR		F7	4	2	1	0	0	0	2				
Davey Lopes, R (1, 9) OBP: 0.353, SLG: 0.420		5-3		S						3	2	2	2	1	0	0				
Bill Almon, R (9, 9) OBP: 0.207, SLG: 0.200				BB			HR			0	0	0	0	0	0	0				
Bruce Bochte, L (1, 3) OBP: 0.342, SLG: 0.351		6-3		BB	SF9		K		E4	3	0	1	1	0	1	0				
Jim Essian, R (1, 2) OBP: 0.308, SLG: 0.327			G5-3 1B		FC5-4 BB		6-3		FC1-4 FC1-4	2	0	0	0	2	0	2				
Tony Phillips, S (1, 6) OBP: 0.315, SLG: 0.310			G5-3 1B		FC5-4 1-2				FC1-4 HR	4	1	1	0	0	0	4				
Inning Stats	R: 0 E: 0 K: 0 S: 3	H: 1 LOB: 1 BB: 1 P: 7	R: 0 E: 0 K: 0 S: 3	H: 0 LOB: 0 BB: 0 P: 3	R: 0 E: 0 K: 0 S: 3	H: 1 LOB: 1 BB: 1 P: 7	R: 2 E: 0 K: 0 S: 4	H: 1 LOB: 2 BB: 3 P: 16	R: 0 E: 0 K: 0 S: 3	H: 0 LOB: 0 BB: 0 P: 3	R: 2 E: 0 K: 1 S: 7	H: 2 LOB: 0 BB: 0 P: 7	R: 3 E: 0 K: 1 S: 8	H: 3 LOB: 0 BB: 0 P: 8	R: 3 E: 1 K: 0 S: 6	H: 3 LOB: 1 BB: 1 P: 10	1B: 4 2B: 4 3B: 0 HR: 3	SF: 1 SAC: 0 DP: 2 HBP: 0	WP: 0 PA: 39 SB: 2 CS: 0	
PITCHER	IP	WLS	BF	H	R	ER	SO	BB	IBB	HBP	BLK	WP	HR	S	P	ERA	WHIP			
Larry Gura, L (1, 1) ERA: 4.63	7.0	L	32	8	7	7	2	5	0	0	0	0	1	6	10	27.00	4.000			
Paul Splittorf, L (8, 1) ERA: 7.71	1.0		7	3	3	3	0	1	0	0	0	0	1	6	10	27.00	4.000			

Batter	1	2	3	4	5	6	7	8	9	AB	R	H	RBI	BB	SO	LOB	TOP			
Willie Wilson, S OBP: 0.347, SLG: 0.381 (1, 8)	0-0 G4-6-3 1B		0-0 F4		0-0 1B		0-0 E6 FC4-6		0-3 K	5	0	2	0	0	1	2	Kansas City Royals @ Oakland Athletics Oakland-Alameda County Coliseum, Oakland, CA Wed Jun 20 1984, 3:33 AM PDT Att: 13,342 - Unknown livebaseballscorecards.com			
Butch Davis, R OBP: 0.210, SLG: 0.178 (1, 9)	0-0 G4-6-3 1-2		0-0 4-3		0-0 F9		0-0 FC4-6 1-2		0-3 K	5	0	0	0	0	1	5				
George Brett, L OBP: 0.389, SLG: 0.527 Jorge Orta, L OBP: 0.340, SLG: 0.497 (1, 5) (8, 4)	0-0 G3		0-0 F7		0-0 F8		0-0 4-3			4	0	0	0	0	0	0				
Darryl Motley, R OBP: 0.338, SLG: 0.476 (1, 7)		0-0 5-3		0-0 F4		0-3 K		0-0 BB BB 1B		4	0	1	0	0	1	0				
Frank White, R OBP: 0.311, SLG: 0.416 Greg Pryor, R OBP: 0.261, SLG: 0.330 (1, 4) (7, 4) (8, 5)		0-0 1B 1B		0-0 F6		0-0 1-3		0-3 K		3	1	1	0	0	0	0				
Hal McRae, R OBP: 0.321, SLG: 0.326 (1, 10)		0-3 K		0-0 1B		0-0 F9		4-0 BB BB		3	0	1	0	1	1	1				
Steve Balboni, R OBP: 0.298, SLG: 0.355 (1, 3)		0-0 1B 1-2 1B		0-3 K		0-0 F4		4-0 1-2 2-3 BB		3	0	1	0	1	1	1				
Don Slaught, R OBP: 0.246, SLG: 0.259 (1, 2)		0-0 1-3 2-H 1B		0-0 F9		0-0 E8 1B		0-3 K		4	0	2	1	0	1	3				
U L Washington, S OBP: 0.294, SLG: 0.257 (1, 6)		0-0 F3		0-0 F7		4-0 BB		0-0 6-3		3	0	0	0	1	0	2				
Inning Stats	R: 0 E: 0 K: 0 S: 3	H: 1 LOB: 0 BB: 0 P: 3	R: 1 E: 0 K: 1 S: 8	H: 3 LOB: 2 BB: 0 P: 8	R: 0 E: 0 K: 1 S: 6	H: 0 LOB: 0 BB: 0 P: 3	R: 0 E: 0 K: 1 S: 6	H: 1 LOB: 1 BB: 0 P: 6	R: 0 E: 0 K: 0 S: 4	H: 0 LOB: 0 BB: 0 P: 5	R: 0 E: 2 K: 0 S: 5	H: 1 LOB: 3 BB: 1 P: 9	R: 0 E: 0 K: 2 S: 8	H: 1 LOB: 3 BB: 2 P: 16	R: 0 E: 0 K: 2 S: 7	H: 0 LOB: 0 BB: 0 P: 7		1B: 8 2B: 0 3B: 0 HR: 0	SF: 0 SAC: 0 DP: 1 HBP: 0	WP: 0 PB: 0 SB: 0 CS: 0
PITCHER	IP WLS BF H R ER SO BB IBB HBP BLK WP HR S P ERA WHIP	IP WLS BF H R ER SO BB IBB HBP BLK WP HR S P ERA WHIP																		
Bill Krueger, L ERA: 3.02 Bill Caudill, R ERA: 2.5 (1, 1) (8, 1)	7.2 W 34 8 1 1 4 3 0 0 0 0 0 0 39 51 1.17 1.435	1.1 4 0 0 0 3 0 0 0 0 0 0 0 10 10 0.00 0.000																		

Batter	1	2	3	4	5	6	7	8	9	AB	R	H	RBI	BB	SO	LOB	BOTTOM	
Rickey Henderson, R OBP: 0.397, SLG: 0.440 (1, 7)	0-0 1B HR BB 1B		0-0 1-3			4-0 2B BB BB		0-0 5-3		4	2	2	0	1	0	1	Kansas City Royals @ Oakland Athletics Oakland-Alameda County Coliseum, Oakland, CA Wed Jun 20 1984, 3:33 AM PDT Att: 13,342 - Unknown livebaseballscorecards.com	
Dwayne Murphy, L OBP: 0.359, SLG: 0.454 (1, 8)	4-0 1B HR BB BB	0-3 K		0-0 6-3		4-0 2B SF7 BB		0-0 F8		3	2	0	0	2	1	1		
Davey Lopes, R OBP: 0.216, SLG: 0.423 Mark Wagner, R OBP: 0.158, SLG: 0.118 (1, 4) (7, 6)	0-0 1-2 2-3 HR 1B	4-0 BB		0-0 F8		0-0 1-3 2-H 2B		0-0 F7		3	1	2	1	1	0	0		
Dave Kingman, R OBP: 0.305, SLG: 0.567 (1, 10)	0-0 1-H 2-H 3-H HR	0-0 5-3		4-0 BB		0-0 F3		0-0 F7		4	1	1	4	1	0	4		
Carney Lansford, R OBP: 0.343, SLG: 0.416 (1, 5)	0-0 2B		0-0 2B FC 1B		0-3 K		4-0 IBB			3	1	2	0	1	1	1		
Mike Davis, L OBP: 0.254, SLG: 0.328 (1, 9)	0-3 K		0-0 FC SF8 2B		0-0 F7		0-0 SF7		0-0 3-H 0-0	3	1	1	1	0	1	1		
Garry Hancock, L OBP: 0.216, SLG: 0.216 Bill Almon, R OBP: 0.200, SLG: 0.193 (1, 3) (5, PH) (6, 3)	0-0 F9		0-0 FC		0-0 F7		0-0 F7			2	0	0	1	0	0	2		
Jim Essian, R OBP: 0.292, SLG: 0.311 (1, 2)	0-0 5-3		0-0 SF8		0-0 1B		0-0 F8			3	0	1	1	0	0	1		
Tony Phillips, S OBP: 0.313, SLG: 0.309 (7, 4)		0-0 1-3		0-3 K		0-0 4-3		0-0 F7		4	0	0	0	0	1	2		
Inning Stats	R: 4 E: 0 K: 1 S: 9	H: 4 LOB: 1 BB: 1 P: 13	R: 0 E: 0 K: 1 S: 6	H: 1 LOB: 2 BB: 1 P: 10	R: 2 E: 0 K: 1 S: 8	H: 2 LOB: 1 BB: 0 P: 8	R: 0 E: 0 K: 1 S: 5	H: 0 LOB: 1 BB: 1 P: 9	R: 0 E: 0 K: 0 S: 4	H: 1 LOB: 2 BB: 3 P: 16	R: 0 E: 0 K: 0 S: 3	H: 0 LOB: 0 BB: 0 P: 3	R: 0 E: 0 K: 0 S: 3	H: 0 LOB: 0 BB: 0 P: 3	1B: 4 2B: 4 3B: 0 HR: 1	SF: 2 SAC: 0 DP: 0 HBP: 0		WP: 0 PB: 0 SB: 1 CS: 0
PITCHER	IP WLS BF H R ER SO BB IBB HBP BLK WP HR S P ERA WHIP	IP WLS BF H R ER SO BB IBB HBP BLK WP HR S P ERA WHIP																
Mark Gubicza, R ERA: 3.61 Mike Jones, L ERA: 9.0 Bret Saberhagen, R ERA: 3.47 (1, 1) (5, 1) (7, 1)	4.0 L 11 2 2 2 0 2 0 0 0 0 0 8 20 9.00 2.000	2.0 6 0 0 0 0 0 0 0 0 0 0 6 6 0.00 0.000																

Batter	1	2	3	4	5	6	7	8	9	AB	R	H	RBI	BB	SO	LOB	TOP			
Mickey Rivers, L OBP: 0.314, SLG: 0.331										5	1	1	0	0	0	4	<p>Texas Rangers @ Oakland Athletics Oakland-Alameda County Coliseum, Oakland, CA</p> <p>Fri Jun 22 1984, 7:05 PM PDT Att: 12,502 - Unknown</p> <p>livebaseballscores.com</p> <p>AB 35 R 4 H 12 RBI 2 BB 2 SO 3 LOB 10</p>			
Buddy Bell, R OBP: 0.363, SLG: 0.391										4	0	0	0	0	0	2				
Pete O'Brien, L OBP: 0.369, SLG: 0.472										3	0	1	1	1	0	0				
Larry Parrish, R OBP: 0.353, SLG: 0.508										4	1	1	0	0	2	1				
Gary Ward, R OBP: 0.293, SLG: 0.309										4	1	1	0	0	0	0				
Donnie Scott, S OBP: 0.295, SLG: 0.321										4	1	1	0	0	0	1				
Bill Sample, R OBP: 0.308, SLG: 0.367										4	0	2	1	0	1	0				
Wayne Tolleson, S OBP: 0.306, SLG: 0.289										4	0	2	0	0	0	2				
Curtis Wilkerson, S OBP: 0.305, SLG: 0.311										3	0	3	0	1	0	0				
Inning Stats	R: 2 E: 1 K: 0 S: 6	H: 3 LOB: 1 BB: 0 P: 6	R: 0 E: 0 K: 0 S: 3	H: 2 LOB: 1 BB: 0 P: 3	R: 0 E: 0 K: 0 S: 3	H: 0 LOB: 1 BB: 1 P: 7	R: 2 E: 0 K: 0 S: 6	H: 4 LOB: 1 BB: 0 P: 6	R: 0 E: 0 K: 1 S: 5	H: 0 LOB: 0 BB: 0 P: 5	R: 0 E: 0 K: 0 S: 4	H: 2 LOB: 1 BB: 0 P: 4	R: 0 E: 0 K: 1 S: 5	H: 0 LOB: 0 BB: 0 P: 5	R: 0 E: 0 K: 0 S: 4	H: 1 LOB: 2 BB: 1 P: 8	1B: 9 2B: 3 3B: 0 HR: 0	SF: 0 SAC: 0 DP: 1 HBP: 0	WP: 0 PB: 0 SB: 1 CS: 2	PA: 37
PITCHER	IP WLS BF H R ER SO BB IBB HBP BLK WP HR S P ERA WHIP																			
Steve McCatty, R ERA: 4.25	(1, 1) 3.0 L 16 8 4 3 0 1 0 0 0 0 0 0 15 19 9.00 3.000																			
Jeff Jones, R ERA: 2.1	(4, 1) 6.0 21 4 0 0 3 1 0 0 0 0 0 0 26 30 0.00 0.833																			

Batter	1	2	3	4	5	6	7	8	9	AB	R	H	RBI	BB	SO	LOB	BOTTOM			
Rickey Henderson, R OBP: 0.395, SLG: 0.437										4	0	1	0	0	0	1	<p>Texas Rangers @ Oakland Athletics Oakland-Alameda County Coliseum, Oakland, CA</p> <p>Fri Jun 22 1984, 7:05 PM PDT Att: 12,502 - Unknown</p> <p>livebaseballscores.com</p> <p>AB 32 R 0 H 5 RBI 0 BB 1 SO 7 LOB 13</p>			
Dwayne Murphy, L OBP: 0.341, SLG: 0.450										4	0	1	0	0	2	1				
Joe Morgan, L OBP: 0.386, SLG: 0.383										4	0	1	0	0	1	1				
Dave Kingman, R OBP: 0.304, SLG: 0.558										3	0	0	0	1	2	2				
Carney Lansford, R OBP: 0.342, SLG: 0.414										4	0	1	0	0	1	3				
Davey Lopes, R OBP: 0.352, SLG: 0.413											4	0	0	0	1	3				
Bruce Bochte, L OBP: 0.332, SLG: 0.338										3	0	0	0	0	0	1				
Jim Essian, R OBP: 0.293, SLG: 0.313										3	0	1	0	0	0	0				
Tony Phillips, S OBP: 0.307, SLG: 0.303										3	0	0	0	0	0	1				
Inning Stats	R: 0 E: 0 K: 0 S: 3	H: 0 LOB: 0 BB: 0 P: 3	R: 0 E: 0 K: 1 S: 6	H: 1 LOB: 1 BB: 0 P: 6	R: 0 E: 0 K: 0 S: 3	H: 0 LOB: 0 BB: 0 P: 3	R: 0 E: 0 K: 1 S: 5	H: 0 LOB: 1 BB: 1 P: 9	R: 0 E: 0 K: 2 S: 8	H: 1 LOB: 1 BB: 0 P: 8	R: 0 E: 0 K: 1 S: 5	H: 0 LOB: 0 BB: 0 P: 5	R: 0 E: 0 K: 0 S: 4	H: 1 LOB: 1 BB: 0 P: 4	R: 0 E: 0 K: 2 S: 9	H: 2 LOB: 2 BB: 0 P: 9	1B: 5 2B: 0 3B: 0 HR: 0	SF: 0 SAC: 0 DP: 0 HBP: 0	WP: 0 PB: 0 SB: 2 CS: 0	PA: 33
PITCHER	IP WLS BF H R ER SO BB IBB HBP BLK WP HR S P ERA WHIP																			
Mike Mason, L ERA: 2.48	(1, 1) 8.0 W 30 5 0 0 5 1 0 0 0 0 0 0 39 43 0.00 0.750																			
Dave Tobik, R ERA: 2.13	(9, 1) 1.0 S 3 0 0 0 2 0 0 0 0 0 0 0 7 7 0.00 0.000																			

Batter	1	2	3	4	5	6	7	8	9	AB	R	H	RBI	BB	SO	LOB	TOP		
Bill Sample, R OBP: 0.303, SLG: 0.361 (1, 8)	F9			6-3		F9			4-3	4	0	0	0	0	0	1	<p>Texas Rangers @ Oakland Athletics Oakland-Alameda County Coliseum, Oakland, CA</p> <p>Sat Jun 23 1984, 3:33 AM PDT Att: 14,846 - Unknown</p> <p>livebaseballscorecards.com</p>		
Buddy Bell, R OBP: 0.357, SLG: 0.385 (1, 5)	F9			F3		F9			E6	4	0	0	0	0	0	1			
Pete O'Brien, L OBP: 0.363, SLG: 0.464 (1, 3)	K			F8					F8	4	0	0	0	0	1	1			
Larry Parrish, R OBP: 0.349, SLG: 0.502 (1, 9)		5-3			F4				K	3	0	0	0	0	1	0			
Gary Ward, R OBP: 0.290, SLG: 0.306 (1, 7)		F9			K				F7	3	0	0	0	0	1	0			
Alan Bannister, R OBP: 0.298, SLG: 0.447 (1, 10)		F7			HR				F5	3	1	1	1	0	0	0			
Ned Yost, R OBP: 0.189, SLG: 0.226 (6, PH)					F9				F3	1	0	0	0	1	0	0			
Dave Hostetter, R OBP: 0.343, SLG: 0.429 (8, 2)				CS						1	0	0	0	0	0	0			
Donnie Scott, S OBP: 0.295, SLG: 0.321 (8, 2)				BB						0	0	0	0	0	0	0			
Wayne Tolleson, S OBP: 0.306, SLG: 0.286 (1, 4)				K					5-3	2	0	0	0	1	1	1			
Curtis Wilkerson, S OBP: 0.300, SLG: 0.306 (1, 6)				K					6-3	3	0	0	0	0	1	1			
Inning Stats	R: 0 E: 0 K: 1 S: 5	H: 0 LOB: 0 BB: 0 P: 5	R: 0 E: 0 K: 0 S: 3	H: 0 LOB: 0 BB: 0 P: 3	R: 0 E: 0 K: 2 S: 6	H: 0 LOB: 0 BB: 1 P: 10	R: 0 E: 0 K: 0 S: 3	H: 0 LOB: 0 BB: 0 P: 3	R: 1 E: 0 K: 1 S: 6	H: 1 LOB: 0 BB: 0 P: 6	R: 0 E: 0 K: 0 S: 3	H: 0 LOB: 0 BB: 0 P: 5	R: 0 E: 0 K: 0 S: 3	H: 0 LOB: 0 BB: 0 P: 3	R: 0 E: 1 K: 0 S: 4	H: 0 LOB: 1 BB: 0 P: 4	1B: 0 2B: 0 3B: 0 HR: 1	SF: 0 SAC: 0 DP: 0 HBP: 0	WP: 0 PA: 30 PB: 0 SB: 0 CS: 1
PITCHER	IP	WLS	BF	H	R	ER	SO	BB	IBB	HBP	BLK	WP	HR	S	P	ERA	WHIP		
Tim Conroy, L ERA: 5.65 (1, 1)	8.0	W	26	1	1	1	5	2	0	0	0	0	1	34	42	1.12	0.375		
Bill Caudill, R ERA: 2.43 (9, 1)	1.0		4	0	0	0	0	0	0	0	0	0	0	4	4	0.00	0.000		

Batter	1	2	3	4	5	6	7	8	9	AB	R	H	RBI	BB	SO	LOB	BOTTOM		
Rickey Henderson, R OBP: 0.393, SLG: 0.432 (1, 7)	F8								G3	3	1	0	0	1	0	1	<p>Texas Rangers @ Oakland Athletics Oakland-Alameda County Coliseum, Oakland, CA</p> <p>Sat Jun 23 1984, 3:33 AM PDT Att: 14,846 - Unknown</p> <p>livebaseballscorecards.com</p>		
Dwayne Murphy, L OBP: 0.340, SLG: 0.460 (1, 8)	K								HR	4	1	1	1	0	2	2			
Joe Morgan, L OBP: 0.384, SLG: 0.382 (1, 4)	6-3								3-1	3	0	1	1	0	0	0			
Dave Kingman, R OBP: 0.303, SLG: 0.552 (1, 10)									6-3	4	1	1	0	0	0	1			
Carney Lansford, R OBP: 0.338, SLG: 0.409 (1, 5)									6-3	3	0	0	0	0	1	2			
Bruce Bochte, L OBP: 0.336, SLG: 0.343 (1, 3)									F7	3	1	2	1	0	0	1			
Mike Davis, L OBP: 0.255, SLG: 0.344 (1, 9)									G3	3	1	1	2	0	0	1			
Jim Essian, R OBP: 0.295, SLG: 0.313 (1, 2)									F6	3	0	1	0	0	0	0			
Tony Phillips, S OBP: 0.302, SLG: 0.298 (1, 6)									4-3	3	0	0	0	0	1	1			
Inning Stats	R: 0 E: 0 K: 1 S: 5	H: 0 LOB: 0 BB: 0 P: 5	R: 3 E: 0 K: 1 S: 8	H: 3 LOB: 0 BB: 0 P: 8	R: 1 E: 0 K: 1 S: 5	H: 0 LOB: 0 BB: 1 P: 9	R: 0 E: 0 K: 1 S: 5	H: 1 LOB: 0 BB: 0 P: 5	R: 0 E: 0 K: 0 S: 4	H: 1 LOB: 1 BB: 0 P: 4	R: 0 E: 0 K: 0 S: 3	H: 0 LOB: 0 BB: 0 P: 3	R: 1 E: 0 K: 0 S: 4	H: 1 LOB: 0 BB: 0 P: 4	R: 0 E: 0 K: 0 S: 3	H: 0 LOB: 0 BB: 0 P: 3		1B: 5 2B: 0 3B: 0 HR: 2	SF: 1 SAC: 0 DP: 1 HBP: 0
PITCHER	IP	WLS	BF	H	R	ER	SO	BB	IBB	HBP	BLK	WP	HR	S	P	ERA	WHIP		
Danny Darwin, R ERA: 3.92 (1, 1)	6.0	L	24	6	4	4	4	1	0	0	0	0	1	31	35	6.00	1.167		
Dave Schmidt, R ERA: 3.35 (7, 1)	2.0		7	1	1	1	0	0	0	0	0	0	1	7	7	4.50	0.500		

Batter	1	2	3	4	5	6	7	8	9	AB	R	H	RBI	BB	SO	LOB	TOP																
Mickey Rivers, L OBP: 0.313, SLG: 0.329 (1, 10)	F2		F4		FC5-4 1B			F9		4	0	1	0	0	0	0	Texas Rangers @ Oakland Athletics Oakland-Alameda County Coliseum, Oakland, CA Sun Jun 24 1984, 7:05 PM PDT Att: 26,450 - Unknown																
Buddy Bell, R OBP: 0.352, SLG: 0.378 (1, 5)	1-3		F7		FC5-4 1-2			K		4	0	0	0	0	1	1																	
Pete O'Brien, L OBP: 0.369, SLG: 0.496 (1, 3)	HR			E BB 1B				HR		4	2	3	2	0	1	1																	
Larry Parrish, R OBP: 0.348, SLG: 0.496 (1, 9)	F7			F8		G5-4-3 BB		K		3	0	0	0	1	1	1																	
Gary Ward, R OBP: 0.289, SLG: 0.302 (1, 7)		F8		E BB 1-2		G5-4-3 BB		F8		3	0	0	0	1	0	1																	
Donnie Scott, S OBP: 0.308, SLG: 0.322 (1, 2)				K		F5		1B BB		3	0	1	0	1	1	2																	
Bill Sample, R OBP: 0.302, SLG: 0.359 (1, 8)				E6 FC5-4 1-2 2-3			6-3	1B		4	0	1	0	0	0	3																	
Wayne Tolleson, S OBP: 0.303, SLG: 0.282 (9, PH)								F4		3	0	0	0	0	0	4																	
Many Foley, L OBP: 0.320, SLG: 0.477 (9, 4)	FC5-4			FC5-4			F7			1	0	0	0	0	0	2																	
Bill Stein, R OBP: 0.286, SLG: 0.167 (9, 4)	1-2			1-2				K		0	0	0	0	0	0	0																	
Curtis Wilkerson, S OBP: 0.296, SLG: 0.301 (9, PH)			F7							3	0	0	0	0	0	0																	
Bob Jones, L OBP: 0.259, SLG: 0.344 (9, 6)										1	0	0	0	0	1	2																	
Jim Anderson, R OBP: 0.159, SLG: 0.098 (9, 6)					F3					0	0	0	0	0	0	0																	
Inning Stats	R: 1 E: 0 K: 0 S: 4	H: 1 LOB: 0 BB: 0 P: 4	R: 0 E: 0 K: 0 S: 4	H: 1 LOB: 1 BB: 0 P: 4	R: 0 E: 1 K: 1 S: 3	H: 0 LOB: 0 BB: 0 P: 3	R: 0 E: 1 K: 1 S: 7	H: 1 LOB: 3 BB: 1 P: 11	R: 0 E: 0 K: 1 S: 6	H: 0 LOB: 0 BB: 0 P: 6	R: 0 E: 0 K: 0 S: 3	H: 0 LOB: 0 BB: 0 P: 3	R: 1 E: 0 K: 2 S: 8	H: 1 LOB: 0 BB: 0 P: 8	R: 0 E: 0 K: 1 S: 6	H: 1 LOB: 2 BB: 1 P: 10	1B: 4 2B: 0 3B: 0 HR: 2	SF: 0 SAC: 0 DP: 1 HBP: 0	WP: 0 PB: 0 SB: 0 CS: 0	PA: 36													
PITCHER	IP WLS BF H R ER SO BB IBB HBP BLK WP HR S P ERA WHIP																																
Ray Burris, R ERA: 2.19 (1, 1)	7.0	27	4	1	1	2	2	0	0	0	0	0	1	29	37	1.29	0.857																
Bill Caudill, R ERA: 2.54 (8, 1)	2.0	9	2	1	1	3	1	0	0	0	0	0	1	14	18	4.50	1.500																

AB 33
R 2
H 6
RBI 2
BB 3
SO 5
LOB 17



Batter	1	2	3	4	5	6	7	8	9	AB	R	H	RBI	BB	SO	LOB	BOTTOM																
Rickey Henderson, R OBP: 0.390, SLG: 0.439 (1, 7)	6-3		F7			F8	6-3		HR	5	1	1	2	0	0	1	Texas Rangers @ Oakland Athletics Oakland-Alameda County Coliseum, Oakland, CA Sun Jun 24 1984, 7:05 PM PDT Att: 26,450 - Unknown																
Dwayne Murphy, L OBP: 0.342, SLG: 0.456 (1, 8)	1-3		F7			1B BB	BB			2	1	0	0	2	0	0																	
Joe Morgan, L OBP: 0.381, SLG: 0.395 (1, 4)	HR		F7			F7	K			4	1	1	1	0	1	3																	
Dave Kingman, R OBP: 0.307, SLG: 0.551 (8, PR)	K					1B 1-H	1B		1-3 1B	4	0	2	1	0	2	0																	
Bill Almon, R OBP: 0.200, SLG: 0.193 (8, PR)										0	0	0	0	0	0	0																	
Carney Lansford, R OBP: 0.340, SLG: 0.410 (1, 5)		1B 1B		F3		1B BB	1B		1-3 1-2	4	0	2	0	0	0	1																	
Davey Lopes, R OBP: 0.350, SLG: 0.406 (9, 9)		F5							5-3	3	0	0	0	1	1	2																	
Mike Davis, L OBP: 0.255, SLG: 0.344 (9, 9)										0	0	0	0	0	0	0																	
Bruce Bochte, L OBP: 0.331, SLG: 0.337 (1, 3)		F8				K	K		6-3	4	0	0	0	0	2	4																	
Jim Essian, R OBP: 0.329, SLG: 0.333 (1, 2)									FC3-6 1B	2	0	2	0	2	0	0																	
Tony Phillips, S OBP: 0.299, SLG: 0.294 (9, PH)									FC3-6 HR	2	0	0	0	0	0	3																	
Garry Hancock, L OBP: 0.211, SLG: 0.211 (9, PH)			FC6-4			G6-4-3	SH3-4			1	1	0	0	0	0	1																	
Inning Stats	R: 1 E: 0 K: 1 S: 6	H: 2 LOB: 2 BB: 0 P: 5	R: 0 E: 0 K: 0 S: 5	H: 2 LOB: 0 BB: 0 P: 5	R: 0 E: 0 K: 2 S: 3	H: 0 LOB: 0 BB: 0 P: 3	R: 0 E: 0 K: 2 S: 7	H: 0 LOB: 0 BB: 0 P: 7	R: 0 E: 0 K: 1 S: 4	H: 0 LOB: 1 BB: 1 P: 8	R: 1 E: 0 K: 1 S: 7	H: 2 LOB: 2 BB: 2 P: 15	R: 0 E: 0 K: 0 S: 5	H: 0 LOB: 2 BB: 2 P: 13	R: 0 E: 0 K: 0 S: 3	H: 1 LOB: 1 BB: 0 P: 3	R: 2 E: 0 K: 0 S: 4	H: 2 LOB: 0 BB: 0 P: 4	1B: 6 2B: 1 3B: 0 HR: 2	SF: 0 SAC: 1 DP: 2 HBP: 0	WP: 0 PB: 0 SB: 0 CS: 0	PA: 37											
PITCHER	IP WLS BF H R ER SO BB IBB HBP BLK WP HR S P ERA WHIP																																
Frank Tanana, L ERA: 2.72 (1, 1)	8.0	33	6	2	2	6	5	0	0	0	0	0	1	40	60	2.25	1.375																
Dave Tobik, R ERA: 2.56 (9, 1)	0.2	4	2	2	2	0	0	0	0	0	0	0	1	4	4	27.00	3.000																

AB 31
R 4
H 8
RBI 4
BB 5
SO 6
LOB 15



Batter	1	2	3	4	5	6	7	8	9	AB	R	H	RBI	BB	SO	LOB	TOP					
Rickey Henderson, R OBP: 0.386, SLG: 0.434 Jeff Burroughs, R OBP: 0.415, SLG: 0.400	0-0 5-3			0-3 K		0-3 K		4-0 BB		3	0	0	0	0	2	1						
Dwayne Murphy, L OBP: 0.342, SLG: 0.452 Garry Hancock, L OBP: 0.205, SLG: 0.205	0-0 F7			4-0 BB		0-3 K		0-0 G3		2	0	0	0	1	1	1						
Joe Morgan, L OBP: 0.377, SLG: 0.389 Mark Wagner, R OBP: 0.200, SLG: 0.118	0-0 F8			0-0 F5			0-3 K	4-0 BB		3	0	0	0	0	1	1						
Dave Kingman, R OBP: 0.307, SLG: 0.548 Bill Almon, R OBP: 0.197, SLG: 0.190		0-0 F6		0-0 F6			0-0 BB	4-0 1B	0-0 F9	3	0	1	0	0	0	1						
Carney Lansford, R OBP: 0.337, SLG: 0.405 Jim Essian, R OBP: 0.325, SLG: 0.329		0-0 4-3			0-0 F9		0-0 F9	0-0 F8		3	0	0	0	0	0	1						
Bruce Bochte, L OBP: 0.333, SLG: 0.336		0-0 5-3			0-0 G1-6-3		4-0 1-2	0-3 K		3	0	1	0	1	1	1						
Mike Davis, L OBP: 0.251, SLG: 0.339			0-0 F8		0-0 G1-6-3		0-0 F5			3	0	0	0	0	0	3						
Mike Heath, R OBP: 0.302, SLG: 0.394			0-0 4-3			0-0 G3		0-0 F9		3	0	1	0	0	0	0						
Tony Phillips, S OBP: 0.294, SLG: 0.289			0-0 F8			0-0 G3		0-0 6-3		3	0	0	0	0	0	1						
Inning Stats	R: 0 E: 0 K: 0 S: 3	H: 0 LOB: 0 BB: 0 P: 3	R: 0 E: 0 K: 0 S: 3	H: 0 LOB: 0 BB: 0 P: 3	R: 0 E: 0 K: 0 S: 3	H: 0 LOB: 0 BB: 0 P: 3	R: 0 E: 0 K: 1 S: 5	H: 0 LOB: 1 BB: 1 P: 9	R: 0 E: 0 K: 0 S: 3	H: 1 LOB: 0 BB: 0 P: 3	R: 0 E: 0 K: 2 S: 8	H: 1 LOB: 1 BB: 0 P: 8	R: 0 E: 0 K: 1 S: 6	H: 1 LOB: 2 BB: 1 P: 10	R: 0 E: 0 K: 0 S: 3	H: 0 LOB: 1 BB: 1 P: 7	R: 0 E: 0 K: 1 S: 5	H: 0 LOB: 1 BB: 1 P: 9	1B: 3 2B: 0 3B: 0 HR: 0	SF: 0 SAC: 0 DP: 1 HBP: 0	WP: 0 PB: 0 SB: 0 CS: 0	PA: 33
PITCHER Mark Gubicza, R ERA: 3.23	IP: 9.0 WLS: W BF: 33 H: 3 R: 0 ER: 0 SO: 5 BB: 4 IBB: 0 HBP: 0 BLK: 0 WP: 0 HR: 0 S: 39 P: 55 ERA: 0.00 WHIP: 0.778															PITCHER	IP: 9.0 WLS: W BF: 33 H: 3 R: 0 ER: 0 SO: 5 BB: 4 IBB: 0 HBP: 0 BLK: 0 WP: 0 HR: 0 S: 39 P: 55 ERA: 0.00 WHIP: 0.778					

Oakland Athletics @ Kansas City Royals
Royals Stadium, Kansas City, MO
Mon Jun 25 1984, 8:05 PM EDT
Att: 34,204 - Unknown

AB 29
R 0
H 3
RBI 0
BB 4
SO 5
LOB 13




Batter	1	2	3	4	5	6	7	8	9	AB	R	H	RBI	BB	SO	LOB	BOTTOM			
Willie Wilson, S OBP: 0.354, SLG: 0.400 Pat Sheridan, L OBP: 0.352, SLG: 0.463	0-0 HR			0-0 2B		0-0 HR		0-0 E		3	3	3	1	0	0	0				
Butch Davis, R OBP: 0.209, SLG: 0.181	0-0 HR			0-0 F9		0-0 F8		0-0 E5		5	2	2	1	0	0	2				
George Brett, L OBP: 0.592, SLG: 0.528 Buddy Biancalana, S OBP: 0.300, SLG: 0.400	0-0 HR			0-0 F7		0-0 HR		0-0 2B		4	1	2	3	0	0	2				
Hal McRae, R OBP: 0.327, SLG: 0.345	0-0 E	0-3 K		0-0 2B		0-0 F5		0-0 2B		5	1	3	2	0	1	2				
Steve Balboni, R OBP: 0.309, SLG: 0.427	0-0 E6	0-0 F6		0-0 F2		0-0 HR		0-0 F6		5	2	1	3	0	0	3				
Leon Roberts, R OBP: 0.235, SLG: 0.281	4-0 1B	0-0 6-3			0-0 6-3		0-0 F4	0-0 5-3		4	1	0	0	1	0	1				
Don Slaught, R OBP: 0.261, SLG: 0.289	0-0 1B		0-0 F4		0-0 2B		0-0 5-3	0-0 F9		5	2	3	2	0	0	0				
Greg Pryor, R OBP: 0.267, SLG: 0.348	0-0 SF7		0-0 F6		0-0 6-3		0-0 5-3	0-0 F7		5	1	1	1	0	0	2				
U.L. Washington, S OBP: 0.273, SLG: 0.250	0-0 6-3		0-0 4-3		0-0 F3		0-0 6-3			4	0	0	1	0	0	3				
Inning Stats	R: 8 E: 2 K: 0 S: 11	H: 7 LOB: 1 BB: 1 P: 15	R: 0 E: 0 K: 1 S: 5	H: 0 LOB: 0 BB: 0 P: 5	R: 0 E: 0 K: 0 S: 3	H: 0 LOB: 0 BB: 0 P: 3	R: 1 E: 0 K: 0 S: 5	H: 2 LOB: 1 BB: 0 P: 5	R: 0 E: 0 K: 0 S: 4	H: 1 LOB: 1 BB: 0 P: 4	R: 3 E: 0 K: 0 S: 6	H: 3 LOB: 1 BB: 0 P: 6	R: 4 E: 1 K: 0 S: 8	H: 4 LOB: 1 BB: 0 P: 8	R: 0 E: 0 K: 0 S: 3	H: 0 LOB: 0 BB: 0 P: 3	1B: 10 2B: 5 3B: 0 HR: 2	SF: 1 SAC: 0 DP: 0 HBP: 0	WP: 0 PB: 0 SB: 0 CS: 0	PA: 44
PITCHER Bill Krueger, L ERA: 3.86 Gorman Heimuelter, L ERA: 5.59 Gary Hancock, L ERA:	IP: 0.0 WLS: L BF: 8 H: 8 R: 8 ER: 5 SO: 0 BB: 1 IBB: 0 HBP: 0 BLK: 0 WP: 0 HR: 1 S: 11 P: 11 ERA: ∞ WHIP: ∞															PITCHER	IP: 6.2 WLS: L BF: 32 H: 11 R: 8 ER: 5 SO: 1 BB: 0 IBB: 0 HBP: 0 BLK: 0 WP: 0 HR: 1 S: 34 P: 34 ERA: 6.75 WHIP: 1.650			

Oakland Athletics @ Kansas City Royals
Royals Stadium, Kansas City, MO
Mon Jun 25 1984, 8:05 PM EDT
Att: 34,204 - Unknown

AB 42
R 16
H 17
RBI 15
BB 1
SO 1
LOB 15




Batter	1	2	3	4	5	6	7	8	9	AB	R	H	RBI	BB	SO	LOB	TOP					
Rickey Henderson, R OBP: 0.390, SLG: 0.437	0-0 6-3		0-0 1B 1B		0-0 F7	0-0 CS 1B		0-0 G4-6-3 1B	5	1	3	0	0	0	0							
Dwayne Murphy, L OBP: 0.340, SLG: 0.446	0-0 F7		0-0 1B SF8 1B		0-0 E4 2B E	0-0 CS	0-3 K	0-0 G4-6-3 1B	5	2	1	0	0	1	1							
Joe Morgan, L OBP: 0.394, SLG: 0.394 Mark Wagner, R OBP: 0.200, SLG: 0.118	0-0 F4		0-0 1B 1B		0-0 E9 SF8 2B		0-0 6-3	0-0 F7	5	1	2	1	0	0	0							
Dave Kingman, R OBP: 0.310, SLG: 0.550		0-0 F6	0-0 1B		0-0 SF8		0-0 FC5-4 1B		3	0	2	1	0	0	0							
Carney Lansford, R OBP: 0.339, SLG: 0.406		0-0 BB 1B	0-0 SF8		0-0 3B BB		0-0 FC5-4		2	2	1	1	1	0	1							
Davey Lopes, R OBP: 0.354, SLG: 0.418 Mike Davis, L OBP: 0.250, SLG: 0.337	0-0 1B SF9 BB	0-0 F8			0-0 3B		0-0 F7		2	1	1	1	1	0	1							
Bruce Bochte, L OBP: 0.332, SLG: 0.335		0-0 FC5-4 1B			0-0 F7		0-0 6-3		4	0	1	1	0	0	1							
Mike Heath, R OBP: 0.296, SLG: 0.387		0-0 SF9			0-0 5-3		0-0 5-3		3	0	0	1	0	0	0							
Tony Phillips, S OBP: 0.293, SLG: 0.288		0-0 FC5-4			0-0 1-3		0-0 F7		4	1	1	0	0	0	1							
Inning Stats	R: 0 E: 0 K: 0 S: 3	H: 0 LOB: 0 BB: 0 P: 3	R: 2 E: 0 K: 0 S: 5	H: 2 LOB: 1 BB: 1 P: 9	R: 2 E: 0 K: 0 S: 6	H: 4 LOB: 1 BB: 0 P: 6	R: 0 E: 0 K: 0 S: 3	H: 0 LOB: 0 BB: 0 P: 3	R: 3 E: 2 K: 0 S: 6	H: 2 LOB: 1 BB: 1 P: 10	R: 0 E: 0 K: 1 S: 5	H: 1 LOB: 0 BB: 0 P: 3	R: 0 E: 0 K: 0 S: 6	H: 1 LOB: 0 BB: 0 P: 6	R: 0 E: 0 K: 0 S: 3	H: 0 LOB: 0 BB: 0 P: 3	R: 1 E: 0 K: 0 S: 4	H: 2 LOB: 0 BB: 0 P: 4	1B: 10 2B: 1 3B: 1 HR: 0	SF: 3 SAC: 0 DP: 1 HBP: 0	WP: 0 PB: 0 SB: 0 CS: 1	PA: 40
PITCHER	IP WLS BF H R ER SO BB IBB HBP BLK WP HR S P ERA WHIP	IP WLS BF H R ER SO BB IBB HBP BLK WP HR S P ERA WHIP															IP WLS BF H R ER SO BB IBB HBP BLK WP HR S P ERA WHIP					
Paul Spittorf, L ERA: 7.71	(1, 1) 4.2 L 24 8 7 4 0 2 0 0 0 0 0 0 22 30 7.71 2.143	(5, 1) 4.1 15 4 1 1 1 0 0 0 0 0 0 0 0 17 17 2.08 0.923															(1, 1) 4.2 L 24 8 7 4 0 2 0 0 0 0 0 0 22 30 7.71 2.143					
Bret Saberhagen, R ERA: 3.31	(5, 1) 4.1 15 4 1 1 1 0 0 0 0 0 0 0 0 17 17 2.08 0.923															(5, 1) 4.1 15 4 1 1 1 0 0 0 0 0 0 0 0 17 17 2.08 0.923						

Oakland Athletics @ Kansas City Royals
 Royals Stadium, Kansas City, MO
 Tue Jun 26 1984, 8:05 PM EDT
 Unknown

AB 34
 R 8
 H 12
 RBI 6
 BB 2
 SO 1
 LOB 5



Batter	1	2	3	4	5	6	7	8	9	AB	R	H	RBI	BB	SO	LOB	BOTTOM					
Willie Wilson, S OBP: 0.349, SLG: 0.394	0-0 4-3	0-0 F8		0-0 S 1B			0-0 FC4-6 E G3 1-2		0-0 F6	5	0	1	0	0	0	2						
Pat Sheridan, L OBP: 0.354, SLG: 0.464	0-0 E7 1B	0-0 G4-6-3 1B		0-0 4-3			0-0 G3		0-0 F6	4	1	2	0	0	0	2						
George Brett, L OBP: 0.388, SLG: 0.519	0-0 1B 2B	0-0 G4-6-3			0-0 F7		0-0 6-3		0-0 F6	4	1	1	1	0	0	3						
Jorge Orta, L OBP: 0.349, SLG: 0.497	0-0 2B 1B		0-0 WP 1B		0-0 F8		0-0 F8		0-0 F8 2B	4	1	3	0	0	0	0						
Dane Iorg, L OBP: 0.240, SLG: 0.325	0-0 2B		0-0 F7		0-0 F8		0-3 K		0-0 F8	4	1	1	1	0	1	2						
Steve Balboni, R OBP: 0.308, SLG: 0.429	0-0 2B		0-0 F4		0-0 6-3		0-0 F8		0-0 F8 2-3	4	0	1	2	0	0	2						
John Wathan, R OBP: 0.294, SLG: 0.272 Don Slaught, R OBP: 0.259, SLG: 0.287	0-0 5-3		0-0 F2		0-0 5-3		0-0 F8		0-0 F8	3	0	0	0	0	0	2						
Buddy Biancalana, S OBP: 0.286, SLG: 0.357	0-0 3-1		0-0 CS 1B		0-3 K		0-3 K		0-0 3-1	4	0	1	0	0	1	1						
U L Washington, S OBP: 0.282, SLG: 0.261		0-0 1B 1B		0-3 K		0-0 FC4-6 1B		0-0 6-3	4	0	2	0	0	1	1							
Inning Stats	R: 4 E: 1 K: 0 S: 8	H: 5 LOB: 1 BB: 0 P: 8	R: 0 E: 0 K: 0 S: 4	H: 2 LOB: 1 BB: 0 P: 4	R: 0 E: 0 K: 1 S: 6	H: 1 LOB: 0 BB: 0 P: 4	R: 0 E: 0 K: 1 S: 6	H: 2 LOB: 1 BB: 0 P: 6	R: 0 E: 0 K: 1 S: 5	H: 0 LOB: 0 BB: 0 P: 3	R: 0 E: 1 K: 0 S: 4	H: 1 LOB: 1 BB: 0 P: 4	R: 0 E: 0 K: 1 S: 6	H: 1 LOB: 1 BB: 0 P: 6	R: 0 E: 0 K: 0 S: 3	H: 0 LOB: 0 BB: 0 P: 3	R: 0 E: 0 K: 0 S: 3	H: 0 LOB: 0 BB: 0 P: 3	1B: 9 2B: 4 3B: 0 HR: 0	SF: 0 SAC: 0 DP: 2 HBP: 0	WP: 1 PB: 0 SB: 1 CS: 1	PA: 37
PITCHER	IP WLS BF H R ER SO BB IBB HBP BLK WP HR S P ERA WHIP	IP WLS BF H R ER SO BB IBB HBP BLK WP HR S P ERA WHIP															IP WLS BF H R ER SO BB IBB HBP BLK WP HR S P ERA WHIP					
Lary Sorensen, R ERA: 4.84	(1, 1) 7.0 W 31 12 4 4 2 0 0 0 0 0 0 35 35 5.14 1.714	(8, 1) 2.0 S 6 0 0 0 1 0 0 0 0 0 0 8 8 0.00 0.000															(1, 1) 7.0 W 31 12 4 4 2 0 0 0 0 0 0 35 35 5.14 1.714					
Bill Caudill, R ERA: 2.41	(8, 1) 2.0 S 6 0 0 0 1 0 0 0 0 0 0 8 8 0.00 0.000															(8, 1) 2.0 S 6 0 0 0 1 0 0 0 0 0 0 8 8 0.00 0.000						

Oakland Athletics @ Kansas City Royals
 Royals Stadium, Kansas City, MO
 Tue Jun 26 1984, 8:05 PM EDT
 Unknown

AB 37
 R 4
 H 12
 RBI 4
 BB 0
 SO 3
 LOB 16



Batter	1	2	3	4	5	6	7	8	9	AB	R	H	RBI	BB	SO	LOB	TOP					
Rickey Henderson, R OBP: 0.390, SLG: 0.452 (1, 7)										5	2	2	1	0	0	1						
Dwayne Murphy, L OBP: 0.347, SLG: 0.485 (1, 8)										4	2	2	2	1	0	0						
Joe Morgan, L OBP: 0.382, SLG: 0.404 (1, 4)										5	2	3	0	0	1	0						
Tony Phillips, S OBP: 0.297, SLG: 0.298 (9, 4)										0	0	0	0	0	0	0						
Dave Kingman, R OBP: 0.310, SLG: 0.553 (1, 10)										4	1	2	3	0	0	1						
Carney Lansford, R OBP: 0.337, SLG: 0.405 (1, 5)										4	0	1	1	0	1	3						
Davey Lopes, R OBP: 0.360, SLG: 0.448 (1, 9)										4	2	2	1	0	1	1						
Mike Davis, L OBP: 0.255, SLG: 0.337 (7, 9)										0	0	0	0	0	0	0						
Bruce Bochte, L OBP: 0.325, SLG: 0.327 (1, 3)										4	0	0	0	0	0	3						
Mike Heath, R OBP: 0.295, SLG: 0.385 (1, 2)										4	0	1	1	0	0	0						
Mark Wagner, R OBP: 0.179, SLG: 0.200 (1, 6)										4	0	0	0	0	0	1						
Inning Stats	R: 1 E: 0 K: 0 S: 4	H: 2 LOB: 1 BB: 1 P: 8	R: 1 E: 0 K: 0 S: 4	H: 1 LOB: 0 BB: 0 P: 4	R: 1 E: 1 K: 0 S: 5	H: 2 LOB: 1 BB: 0 P: 5	R: 1 E: 0 K: 0 S: 5	H: 2 LOB: 1 BB: 0 P: 6	R: 2 E: 1 K: 0 S: 6	H: 3 LOB: 1 BB: 0 P: 6	R: 1 E: 0 K: 0 S: 4	H: 1 LOB: 0 BB: 0 P: 4	R: 1 E: 0 K: 2 S: 8	H: 1 LOB: 0 BB: 0 P: 8	R: 0 E: 0 K: 0 S: 3	H: 0 LOB: 0 BB: 0 P: 3	R: 1 E: 0 K: 1 S: 6	H: 1 LOB: 0 BB: 0 P: 6	1B: 5 2B: 3 3B: 0 HR: 5	SF: 1 SAC: 0 DP: 2 HBP: 0	WP: 0 PB: 0 SB: 2 CS: 0	PA: 40
PITCHER	IP WLS BF H R ER SO BB IBB HBP BLK WP HR S P ERA WHIP																					
Larry Gura, L ERA: 4.91 (1, 1)	3.1 L 17 7 4 3 0 1 0 0 0 0 0 1 16 20 8.10 2.400																					
Joe Beckwith, R ERA: 4.46 (4, 1)	3.2 16 5 4 4 2 0 0 0 0 0 0 3 20 9.82 1.364																					
Mike Jones, L ERA: 7.5 (8, 1)	2.0 7 1 1 1 1 0 0 0 0 0 0 1 9 9 4.50 0.500																					
Batter	1	2	3	4	5	6	7	8	9	AB	R	H	RBI	BB	SO	LOB	BOTTOM					
Willie Wilson, S OBP: 0.345, SLG: 0.379 (1, 8)										3	1	0	0	1	0	1						
Pat Sheridan, L OBP: 0.355, SLG: 0.467 (1, 9)										4	1	1	1	0	0	0						
George Brett, L OBP: 0.374, SLG: 0.507 (1, 5)										4	1	1	0	0	0	1						
Jorge Orta, L OBP: 0.350, SLG: 0.500 (1, 10)										4	0	2	2	0	0	0						
Steve Balboni, R OBP: 0.301, SLG: 0.421 (1, 3)										4	0	0	0	0	1	2						
Dane Iorg, L OBP: 0.238, SLG: 0.319 (1, 7)										4	1	1	0	0	0	1						
Don Slaught, R OBP: 0.265, SLG: 0.289 (1, 2)										3	1	1	0	1	0	0						
Buddy Biancalana, S OBP: 0.316, SLG: 0.526 (1, 4)										4	0	1	2	0	2	1						
U L Washington, S OBP: 0.266, SLG: 0.245 (1, 6)										3	0	0	0	0	0	2						
Butch Davis, R OBP: 0.200, SLG: 0.172 (8, PH)										1	0	0	0	0	0	0						
Inning Stats	R: 1 E: 0 K: 0 S: 5	H: 2 LOB: 1 BB: 0 P: 5	R: 1 E: 0 K: 0 S: 4	H: 1 LOB: 1 BB: 1 P: 8	R: 0 E: 0 K: 0 S: 3	H: 0 LOB: 0 BB: 0 P: 3	R: 1 E: 0 K: 1 S: 7	H: 2 LOB: 1 BB: 0 P: 7	R: 0 E: 0 K: 0 S: 3	H: 0 LOB: 0 BB: 0 P: 3	R: 0 E: 0 K: 1 S: 5	H: 0 LOB: 0 BB: 0 P: 5	R: 0 E: 0 K: 0 S: 5	H: 2 LOB: 1 BB: 1 P: 9	R: 0 E: 0 K: 1 S: 5	H: 0 LOB: 0 BB: 0 P: 5	1B: 2 2B: 4 3B: 1 HR: 0	SF: 0 SAC: 0 DP: 0 HBP: 0	WP: 0 PB: 0 SB: 0 CS: 0	PA: 36		
PITCHER	IP WLS BF H R ER SO BB IBB HBP BLK WP HR S P ERA WHIP																					
Steve McCatty, R ERA: 4.41 (1, 1)	7.0 W 29 6 5 5 2 2 0 0 0 0 0 0 31 39 6.43 1.143																					
Keith Atherton, R ERA: 2.93 (8, 1)	2.0 7 1 0 0 1 0 0 0 0 0 0 0 9 9 0.00 0.500																					

Oakland Athletics @ Kansas City Royals
 Royals Stadium, Kansas City, MO
 Wed Jun 27 1984, 8:05 PM EDT
 Att: 23,715 - Unknown

AB 38
 R 9
 H 13
 RBI 9
 BB 1
 SO 3
 LOB 10



livebaseballscores.com

Oakland Athletics @ Kansas City Royals
 Royals Stadium, Kansas City, MO
 Wed Jun 27 1984, 8:05 PM EDT
 Att: 23,715 - Unknown

AB 34
 R 5
 H 7
 RBI 5
 BB 2
 SO 3
 LOB 8



livebaseballscores.com

Batter	1	2	3	4	5	6	7	8	9	AB	R	H	RBI	BB	SO	LOB	TOP											
Rickey Henderson, R OBP: 0.399, SLG: 0.469 (1, 7)	0-0 1B 3B	1-0 4-3 S HBP		4-0 2B BB		0-0 1B CS			0-0 4-3 1B 2B	3	3	3	0	1	0	0												
Dwayne Murphy, L OBP: 0.348, SLG: 0.488 (1, 8)	0-0 1B 1B	0-0 4-3		0-0 G3 1-H 2B		0-0 F8 1-2			0-0 4-3	5	1	2	2	0	0	3												
Joe Morgan, L OBP: 0.378, SLG: 0.399 (1, 4)	0-0 F5	0-0 F6		0-0 G3 2-3					0-0 F4	5	0	1	1	0	0	3												
Dave Kingman, R OBP: 0.319, SLG: 0.560 (1, 10)	0-0 1B E 1B			1-0 E 1B HBP					0-0 K	4	1	3	0	0	1	1												
Carney Lansford, R OBP: 0.334, SLG: 0.401 (1, 5)	0-0 FC6-4 1-2 3-H 1B			0-0 E5 1-2		0-0 F9			0-0 5-3	5	0	1	1	0	1	5												
Davey Lopes, R OBP: 0.353, SLG: 0.439 (1, 9)	0-0 FC6-4 1-2 2-H 1B			0-0 F7					0-3 K	4	1	0	0	0	2	4												
Bruce Bochte, L OBP: 0.324, SLG: 0.326 (1, 3)	0-0 1B 2-H			0-0 F6		0-0 F7			0-0 6-3	4	0	1	1	0	0	2												
Mike Heath, R OBP: 0.289, SLG: 0.377 (1, 2)	0-0 F8			0-3 K		0-0 4-3			0-0 F8	4	0	0	0	0	1	3												
Mark Wagner, R OBP: 0.161, SLG: 0.179 Gary Hancock, L OBP: 0.200, SLG: 0.200 Tony Phillips, S OBP: 0.297, SLG: 0.298 (8, 6)		0-0 F3		0-0 F7		0-0 6-3			0-0 4-3	3	0	0	0	0	0	0												
Inning Stats	R: 4 E: 1 K: 0 S: 8	H: 5 LOB: 1 BB: 0 P: 8	R: 0 E: 0 K: 0 S: 3	H: 0 LOB: 1 BB: 0 P: 4	R: 0 E: 1 K: 1 S: 7	H: 1 LOB: 2 BB: 0 P: 7	R: 1 E: 0 K: 0 S: 4	H: 1 LOB: 2 BB: 1 P: 9	R: 0 E: 0 K: 1 S: 5	H: 0 LOB: 0 BB: 0 P: 5	R: 0 E: 0 K: 0 S: 3	H: 1 LOB: 1 BB: 0 P: 3	R: 0 E: 0 K: 1 S: 6	H: 1 LOB: 1 BB: 0 P: 6	R: 0 E: 0 K: 0 S: 3	H: 0 LOB: 0 BB: 0 P: 3	R: 1 E: 0 K: 2 S: 9	H: 2 LOB: 1 BB: 0 P: 9	1B: 7 2B: 3 3B: 1 HR: 0	SF: 0 SAC: 0 DP: 0 HBP: 2	WP: 0 PB: 0 SB: 1 CS: 1	PA: 41						
PITCHER	IP	WLS	BF	H	R	ER	SO	BB	IBB	HBP	BLK	WP	HR	S	P	ERA	WHIP	PITCHER										
Jim Gott, R ERA: 4.11 Jimmy Key, L ERA: 4.23	(1, 1)	8.0	W	37	10	6	5	3	1	0	2	0	0	0	40	46	5.62	1.375										
(9, 1)	1.0	4	1	0	0	2	0	0	0	0	0	0	0	8	8	0.00	1.000											

Oakland Athletics @ Toronto Blue Jays
Exhibition Stadium, Toronto, ON
Thu Jun 28 1984, 7:05 PM EDT
Att: 30,213 - Unknown

AB	38
R	6
H	11
RBI	5
BB	1
SO	5
LOB	21



Batter	1	2	3	4	5	6	7	8	9	AB	R	H	RBI	BB	SO	LOB	BOTTOM											
Damaso Garcia, R OBP: 0.335, SLG: 0.386 (1, 4)	4-0 BB FC6-4 BB	0-0 F7			0-0 HR 2B	0-0 E 1B	1-3			4	3	2	1	1	0	3												
Lloyd Moseby, L OBP: 0.362, SLG: 0.507 (1, 8)	4-0 FC6-4 1-2 BB		0-0 F8		0-0 HR 2-H	SF7 3-H		0-0 F4		3	1	1	3	1	0	0												
George Bell, R OBP: 0.353, SLG: 0.489 (1, 7)	4-0 FC6-4 1-2 2-3 BB		0-0 F9		0-0 5-3	E5 1-H		0-0 1-3		4	0	0	0	1	0	0												
Cliff Johnson, R OBP: 0.379, SLG: 0.466 (1, 10)	0-0 FC6-4 1-2 2-3 3-H		0-0 HR		0-0 1B 3B			4-0 3B BB		3	3	2	2	2	0	2												
Jesse Barfield, R OBP: 0.317, SLG: 0.430 (1, 9)	0-0 F5		4-0 BB		0-0 CS 1B	F6		0-0 3B 1-H		4	0	2	2	1	0	4												
Willie Upshaw, L OBP: 0.394, SLG: 0.562 (1, 3)	0-0 G3		0-0 G3		0-0 F8 1-2			0-0 FC4-6 BB 1B	0-0 F1	5	0	1	0	0	0	5												
Garth Iorg, R ERA: 5.96 Rance Mulliniks, L OBP: 0.367, SLG: 0.365 (6, 5)		0-0 F6		0-0 F5		0-0 SH3-4 BB 1B		4-0 FC4-6 1-2 BB		2	0	0	0	0	0	0												
Buck Martinez, R OBP: 0.272, SLG: 0.377 (1, 2)		4-0 BB		0-0 6-3		4-0 1B SH3-4 SF7 BB		0-0 F7		2	1	0	0	2	0	2												
Alfredo Griffin, S OBP: 0.257, SLG: 0.317 (1, 6)		0-3 K		0-0 4-3		0-0 SH3-4		0-0 FC4-6 1-2 2-3		3	0	0	0	0	1	3												
Inning Stats	R: 1 E: 0 K: 0 S: 3	H: 0 LOB: 2 BB: 3 P: 15	R: 0 E: 0 K: 1 S: 5	H: 0 LOB: 1 BB: 1 P: 9	R: 1 E: 0 K: 0 S: 4	H: 1 LOB: 1 BB: 1 P: 8	R: 0 E: 0 K: 0 S: 3	H: 0 LOB: 0 BB: 0 P: 3	R: 3 E: 2 K: 0 S: 6	H: 4 LOB: 0 BB: 0 P: 6	R: 3 E: 2 K: 0 S: 6	H: 2 LOB: 2 BB: 2 P: 14	R: 0 E: 0 K: 0 S: 4	H: 1 LOB: 2 BB: 1 P: 8	R: 1 E: 0 K: 0 S: 4	H: 1 LOB: 1 BB: 1 P: 8	R: 1 E: 0 K: 2 S: 9	H: 4 LOB: 1 BB: 0 P: 9	1B: 4 2B: 1 3B: 2 HR: 2	SF: 1 SAC: 1 DP: 0 HBP: 0	WP: 0 PB: 0 SB: 0 CS: 1	PA: 42						
PITCHER	IP	WLS	BF	H	R	ER	SO	BB	IBB	HBP	BLK	WP	HR	S	P	ERA	WHIP	PITCHER										
Tim Conroy, L ERA: 5.96 Jeff Jones, R ERA: 2.73 Keith Atherton, R ERA: 3.28 Gorman Heimueller, L ERA: 5.4	(1, 1)	0.0	3	0	1	1	0	3	0	0	0	0	0	0	12	25	6.75	1.250										
(1, 1)	4.0	17	3	3	3	1	2	0	0	0	0	0	2	17	25	6.75	1.250											
(5, 1)	2.0	L	12	4	4	3	0	2	0	0	0	0	0	10	18	13.50	3.000											
(7, 1)	2.0		10	2	1	1	0	2	0	0	0	0	0	8	16	4.50	2.000											

Oakland Athletics @ Toronto Blue Jays
Exhibition Stadium, Toronto, ON
Thu Jun 28 1984, 7:05 PM EDT
Att: 30,213 - Unknown

AB	31
R	9
H	9
RBI	8
BB	9
SO	1
LOB	19



Batter	1	2	3	4	5	6	7	8	9	AB	R	H	RBI	BB	SO	LOB	TOP					
Rickey Henderson, R OBP: 0.401, SLG: 0.470 (1, 7)	F1		1-2 1B		1-3			3-1 S 1B		4	1	2	0	0	0	1						
Dwayne Murphy, L OBP: 0.343, SLG: 0.480 (1, 8)	F3		4-3		K			3-1		4	0	0	0	0	1	4						
Joe Morgan, L OBP: 0.380, SLG: 0.406 Mark Wagner, R OBP: 0.161, SLG: 0.179 (1, 4) (8, 6)	F9			1B 2B				CS 1B		4	0	2	1	0	0	0						
Dave Kingman, R OBP: 0.318, SLG: 0.555 (1, 10)		F8		5-3				CS 1B		4	0	1	0	0	1	2						
Carney Lansford, R OBP: 0.333, SLG: 0.399 (1, 5)		1-3						FC5-4 1B		4	0	1	0	0	0	1						
Bruce Bochte, L OBP: 0.323, SLG: 0.325 (1, 3)		F8		2H 1B				FC5-4 1B		4	0	1	0	0	0	2						
Mike Davis, L OBP: 0.250, SLG: 0.330 (1, 9)			F9		3-1			K		4	0	0	0	0	1	1	AB 35					
Mike Heath, R OBP: 0.293, SLG: 0.394 (1, 2)			1B 1B		HR			K		4	1	2	1	0	1	1	R 2					
Tony Phillips, S OBP: 0.297, SLG: 0.298 (1, 6) (8, 4)			F9		1-3 1B			K		3	0	1	0	0	1	1	H 10					
Inning Stats	R: 0 E: 0 K: 0 S: 3	H: 0 LOB: 0 BB: 0 P: 3	R: 0 E: 0 K: 0 S: 3	H: 0 LOB: 0 BB: 0 P: 3	R: 0 E: 0 K: 0 S: 5	H: 2 LOB: 2 BB: 0 P: 5	R: 0 E: 0 K: 0 S: 4	H: 2 LOB: 1 BB: 0 P: 4	R: 1 E: 0 K: 1 S: 7	H: 2 LOB: 1 BB: 0 P: 7	R: 0 E: 1 K: 0 S: 4	H: 1 LOB: 1 BB: 0 P: 4	R: 0 E: 0 K: 3 S: 9	H: 0 LOB: 0 BB: 0 P: 9	R: 1 E: 0 K: 1 S: 6	H: 2 LOB: 1 BB: 0 P: 6	R: 0 E: 0 K: 0 S: 4	H: 1 LOB: 1 BB: 0 P: 4	1B: 8 2B: 2 3B: 0 HR: 1	SF: 0 SAC: 0 DP: 1 HBP: 0	WP: 0 PB: 0 SB: 1 CS: 1	PA: 35
PITCHER Dave Stieb, R ERA: 2.41 (1, 1)	IP 9.0 WLS L BF 35 H 10 R 2 ER 2 SO 5 BB 0 IBB 0 HBP 0 BLK 0 WP 0 HR 1 S 45 P 45 ERA 2.00 WHIP 1.111															PITCHER	IP 9.0 WLS L BF 35 H 10 R 2 ER 2 SO 5 BB 0 IBB 0 HBP 0 BLK 0 WP 0 HR 1 S 45 P 45 ERA 2.00 WHIP 1.111					

Oakland Athletics @ Toronto Blue Jays
Exhibition Stadium, Toronto, ON
Fri Jun 29 1984, 7:05 PM EDT
Att: 25,280 - Unknown

AB	35
R	2
H	10
RBI	2
BB	0
SO	5
LOB	13



Batter	1	2	3	4	5	6	7	8	9	AB	R	H	RBI	BB	SO	LOB	BOTTOM					
Damaso Garcia, R OBP: 0.334, SLG: 0.388 (1, 4)	F4		6-3		8-6 2B			F8		4	0	1	0	0	0	1						
Dave Collins, S OBP: 0.351, SLG: 0.476 (1, 7)			F5		F2			F8		4	0	1	0	0	0	1						
Lloyd Moseby, L OBP: 0.361, SLG: 0.507 (1, 8)			K		8-6			2B		4	0	1	0	0	1	2						
Willie Upshaw, L OBP: 0.389, SLG: 0.554 (1, 3)			F4		F9			K		4	0	0	0	0	1	2						
Willie Aikens, L OBP: 0.314, SLG: 0.359 (1, 10)			BB BB		1B BB BB			G3		2	1	0	0	2	0	1						
George Bell, R OBP: 0.395, SLG: 0.493 (1, 9)			F7		BB BB 1B			4-3		4	0	2	0	0	0	1						
Rance Mulliniks, L OBP: 0.364, SLG: 0.358 (1, 5)			F7		BB BB 1-2 BB			K		3	0	0	0	1	2	2	AB 31					
Buck Martinez, R OBP: 0.273, SLG: 0.371 Cliff Johnson, R OBP: 0.376, SLG: 0.463 (1, 2) (9, PH)			F3		1-2 2-3 3-H BB			F4		2	0	0	1	1	0	1	R 1					
Alfredo Griffin, S OBP: 0.258, SLG: 0.318 (1, 6)			F8		F7			CS 1B		3	0	1	0	0	0	3	H 6					
Inning Stats	R: 0 E: 0 K: 1 S: 6	H: 1 LOB: 1 BB: 0 P: 6	R: 0 E: 0 K: 0 S: 3	H: 0 LOB: 1 BB: 1 P: 7	R: 0 E: 0 K: 0 S: 3	H: 0 LOB: 0 BB: 0 P: 3	R: 1 E: 0 K: 0 S: 4	H: 1 LOB: 3 BB: 3 P: 16	R: 0 E: 0 K: 0 S: 3	H: 1 LOB: 0 BB: 0 P: 3	R: 0 E: 0 K: 1 S: 6	H: 1 LOB: 1 BB: 0 P: 6	R: 0 E: 0 K: 0 S: 3	H: 1 LOB: 0 BB: 0 P: 3	R: 0 E: 0 K: 1 S: 6	H: 1 LOB: 1 BB: 0 P: 6	R: 0 E: 0 K: 2 S: 7	H: 0 LOB: 0 BB: 0 P: 7	1B: 2 2B: 4 3B: 1 HR: 0	SF: 0 SAC: 0 DP: 1 HBP: 0	WP: 0 PB: 0 SB: 0 CS: 1	PA: 35
PITCHER Ray Burris, R ERA: 2.13 Bill Caudill, R ERA: 2.3 (1, 1) (8, 1)	IP 7.0 WLS W BF 28 H 5 R 1 ER 1 SO 2 BB 4 IBB 0 HBP 0 BLK 0 WP 0 HR 0 S 28 P 44 ERA 1.29 WHIP 1.286															PITCHER	IP 2.0 WLS S BF 7 H 1 R 0 ER 0 SO 3 BB 0 IBB 0 HBP 0 BLK 0 WP 0 HR 0 S 13 P 13 ERA 0.00 WHIP 0.500					

Oakland Athletics @ Toronto Blue Jays
Exhibition Stadium, Toronto, ON
Fri Jun 29 1984, 7:05 PM EDT
Att: 25,280 - Unknown

AB	31
R	1
H	6
RBI	1
BB	4
SO	5
LOB	14



Batter	1	2	3	4	5	6	7	8	9	AB	R	H	RBI	BB	SO	LOB	TOP					
Rickey Henderson, R OBP: 0.399, SLG: 0.466 (1.7) (8.8)	F8							6-3		4	0	1	1	0	0	2	<p>Oakland Athletics @ Toronto Blue Jays Exhibition Stadium, Toronto, ON Sat Jun 30 1984, 3:33 AM EDT Att: 36,176 - Unknown</p> <p>livebaseballscores.com</p>					
Dwayne Murphy, L OBP: 0.341, SLG: 0.474 Mickey Tettleton, S (1.8) (8.2)	K							FC6-4 BB		3	0	0	0	1	2	3						
Dave Lopes, R OBP: 0.347, SLG: 0.429 (1.4)	F5							FC6-4 1-2 2-3		4	0	0	0	0	1	4						
Dave Kingman, R OBP: 0.313, SLG: 0.546 (1.10)		5-3						K		4	0	0	0	0	1	2						
Carney Lansford, R OBP: 0.332, SLG: 0.395 (1.5)		1B BB						F9		3	0	0	0	1	0	0						
Bruce Bochte, L OBP: 0.326, SLG: 0.328 (1.3)								K		4	0	2	0	0	1	0						
Mike Davis, L OBP: 0.246, SLG: 0.324 (1.9)								4-3		4	0	0	0	0	1	3						
Mike Heath, R OBP: 0.298, SLG: 0.398 (1.2) (8.7)								4-3		3	1	2	0	0	0	1						
Tony Phillips, S OBP: 0.303, SLG: 0.310 (1.6)								FC6-4 6-3 1B		3	0	2	0	0	0	1						
Inning Stats	R: 0 E: 0 K: 1 S: 5	H: 0 LOB: 0 BB: 0 P: 5	R: 0 E: 0 K: 1 S: 5	H: 1 LOB: 2 BB: 1 P: 9	R: 0 E: 0 K: 2 S: 9	H: 2 LOB: 0 BB: 0 P: 9	R: 0 E: 0 K: 0 S: 3	H: 0 LOB: 0 BB: 0 P: 3	R: 1 E: 0 K: 0 S: 5	H: 2 LOB: 1 BB: 0 P: 5	R: 0 E: 0 K: 0 S: 3	H: 0 LOB: 0 BB: 0 P: 3	R: 0 E: 0 K: 0 S: 3	H: 1 LOB: 0 BB: 0 P: 3	R: 0 E: 0 K: 1 S: 6	H: 1 LOB: 2 BB: 1 P: 10	R: 0 E: 0 K: 1 S: 5	H: 0 LOB: 0 BB: 0 P: 5	1B: 6 2B: 2 3B: 0 HR: 0	SF: 0 SAC: 0 DP: 2 HBP: 0	WP: 0 PB: 0 SB: 0 CS: 1	PA: 34
PITCHER Doyle Alexander, R ERA: 3.14 (1.1)	IP: 9.0 WLS: W BF: 34 H: 7 R: 1 ER: 1 SO: 6 BB: 2 IBB: 0 HBP: 0 BLK: 0 WP: 0 HR: 0 S: 44 P: 52 ERA: 1.00 WHIP: 1.000															PITCHER						


Batter	1	2	3	4	5	6	7	8	9	AB	R	H	RBI	BB	SO	LOB	BOTTOM					
Damaso Garcia, R OBP: 0.333, SLG: 0.384 (1.4)	G3 1B BB							6-3		3	1	0	0	1	0	2	<p>Oakland Athletics @ Toronto Blue Jays Exhibition Stadium, Toronto, ON Sat Jun 30 1984, 3:33 AM EDT Att: 36,176 - Unknown</p> <p>livebaseballscores.com</p>					
Lloyd Moseby, L OBP: 0.362, SLG: 0.515 (1.8)	G3 1-2							HR		3	1	1	1	1	0	2						
George Bell, R OBP: 0.350, SLG: 0.486 (1.7)	K							F9		4	0	0	0	0	1	3						
Cliff Johnson, R OBP: 0.380, SLG: 0.464 (1.10)								5-3		4	0	2	1	0	0	1						
Jesse Barfield, R OBP: 0.315, SLG: 0.426 (1.9)	K							F8		4	1	1	0	0	1	2						
Willie Upshaw, L OBP: 0.394, SLG: 0.546 (1.3)								F8		4	0	0	0	0	0	1						
Buck Martinez, R OBP: 0.280, SLG: 0.365 (1.2)	K							BB		2	1	0	0	2	1	0						
Garth Iorg, R OBP: 0.269, SLG: 0.302 (1.5)								F8		4	1	1	1	0	0	1						
Tony Fernandez, S OBP: 0.158, SLG: 0.167 (1.6)								F8		3	1	2	2	0	0	0						
Inning Stats	R: 1 E: 0 K: 2 S: 8	H: 1 LOB: 1 BB: 1 P: 12	R: 0 E: 0 K: 1 S: 5	H: 0 LOB: 0 BB: 0 P: 5	R: 1 E: 1 K: 0 S: 5	H: 1 LOB: 1 BB: 0 P: 5	R: 3 E: 0 K: 0 S: 6	H: 3 LOB: 2 BB: 2 P: 14	R: 0 E: 0 K: 0 S: 3	H: 1 LOB: 0 BB: 0 P: 3	R: 0 E: 0 K: 0 S: 3	H: 0 LOB: 0 BB: 0 P: 3	R: 1 E: 0 K: 0 S: 4	H: 1 LOB: 0 BB: 0 P: 4	R: 0 E: 0 K: 0 S: 3	H: 0 LOB: 1 BB: 1 P: 7	R: 0 E: 0 K: 0 S: 3	H: 0 LOB: 0 BB: 0 P: 5	1B: 4 2B: 2 3B: 0 HR: 1	SF: 0 SAC: 0 DP: 1 HBP: 0	WP: 0 PB: 0 SB: 1 CS: 0	PA: 35
PITCHER Bill Krueger, L ERA: 4.26 Lary Sorensen, R ERA: 4.79 Tim Conroy, L ERA: 5.73	IP: 3.1 WLS: L BF: 18 H: 5 R: 5 ER: 4 SO: 3 BB: 2 IBB: 0 HBP: 0 BLK: 0 WP: 0 HR: 0 S: 22 P: 30 ERA: 10.80 WHIP: 2.100															PITCHER						

Batter	1	2	3	4	5	6	7	8	9	10	11	AB	R	H	RBI	BB	SO	LOB						
Rickey Henderson, R OBP: 0.402, SLG: 0.471 (1, 7)	E6 E S		S 1B				F4		S 2B		S 1B	5	2	3	1	1	0	0						
Dwayne Murphy, L OBP: 0.339, SLG: 0.481 (1, 8)	K		F7	F7			G3 HR		K2-4		G4-6-3 1B	6	1	2	2	0	2	5						
Joe Morgan, L OBP: 0.375, SLG: 0.396 Mark Wagner, R OBP: 0.161, SLG: 0.179 (1, 4) (11, 6)	F7						G3		4-3		G4-6-3 1B	6	0	1	1	0	0	4						
Dave Kingman, R OBP: 0.315, SLG: 0.560 (1, 10)	F9		K				HR				K	5	1	1	2	1	2	2						
Carney Lansford, R OBP: 0.332, SLG: 0.391 (1, 5)		K		F9	F6		5-3			S 1B		5	0	1	0	0	1	1						
Bruce Bochte, L OBP: 0.328, SLG: 0.325 (1, 3)	1-3			HR	4-3				F8		K	4	1	0	0	1	1	2						
Mike Davis, L OBP: 0.249, SLG: 0.335 (1, 9)	K						G3		K		F8	5	1	1	2	0	2	1						
Mike Heath, R OBP: 0.291, SLG: 0.391 (1, 2)			F8	F9			F7		6-3		E 2B	5	1	1	0	0	0	0						
Tony Phillips, S OBP: 0.314, SLG: 0.319 (1, 6) (11, 4)			1B	2B			4-3		F3		E5 S 1B	4	2	2	0	1	0	0						
Inning Stats	R: 0 E: 1 K: 1 S: 6	H: 0 LOB: 1 BB: 0 P: 6	R: 0 E: 0 K: 2 S: 7	H: 0 LOB: 0 BB: 0 P: 7	R: 2 E: 0 K: 1 S: 8	H: 3 LOB: 1 BB: 0 P: 8	R: 2 E: 0 K: 0 S: 5	H: 2 LOB: 2 BB: 2 P: 13	R: 0 E: 0 K: 0 S: 3	H: 0 LOB: 0 BB: 0 P: 3	R: 2 E: 0 K: 1 S: 5	H: 2 LOB: 0 BB: 0 P: 5	R: 0 E: 0 K: 1 S: 5	H: 0 LOB: 0 BB: 0 P: 5	R: 0 E: 0 K: 1 S: 6	H: 1 LOB: 0 BB: 0 P: 6	R: 0 E: 0 K: 1 S: 6	H: 1 LOB: 1 BB: 0 P: 6	R: 3 E: 1 K: 1 S: 7	H: 3 LOB: 0 BB: 1 P: 11	1B: 6 2B: 4 3B: 0 HR: 2	SF: 0 SAC: 0 DP: 1 HBP: 0	WP: 0 PB: 0 SB: 6 CS: 0	PA: 49
PITCHER	IP ERA WLS BF H R ER SO BB IBB HBP BLK WP HR S P ERA WHIP	7.0 5.46 3.0 15 5 3 3 3 1 0 0 0 0 0 20 24 9.00 2.000	11.1 3.82 1.0 2 0 0 0 1 0 0 0 0 0 0 4 4 0.00 0.000	PITCHER																	IP ERA WLS BF H R ER SO BB IBB HBP BLK WP HR S P ERA WHIP			

TOP

Oakland Athletics @ Boston Red Sox
Fenway Park, Boston, MA
Mon Jul 02 1984, 7:05 PM EDT
Att: 17,679 - Unknown

AB	45
R	9
H	12
RBI	8
BB	4
SO	8
LOB	15




Batter	1	2	3	4	5	6	7	8	9	10	11	AB	R	H	RBI	BB	SO	LOB				
Wade Boggs, L OBP: 0.399, SLG: 0.372 (1, 5)	1-3 BB		1-3		B5-3 1B		2B		FC3-6 1B		G6-4-3 1B	5	0	4	2	1	0	0				
Dwight Evans, R OBP: 0.369, SLG: 0.493 (1, 9)	1-3		HR		B5-3		BB		FC3-6		G6-4-3 1B	5	1	2	1	1	0	3				
Jim Rice, R OBP: 0.313, SLG: 0.479 (1, 7)	6-3		F9		F8		K		F9		G6-4-3	6	0	0	0	0	1	7				
Tony Armas, R OBP: 0.317, SLG: 0.541 (1, 8)	F8		F8				6-3		4-3		5-3	6	1	1	1	0	0	3				
Mike Easter, L OBP: 0.373, SLG: 0.519 (1, 10)		G4-6-3 1B		K			4-3		HR			5	2	3	1	0	1	0				
Bill Buckner, L OBP: 0.329, SLG: 0.371 (1, 3)		G4-6-3 BB		6-3			3-1		F9		2B	3	0	0	0	2	0	0				
Rich Gedman, L OBP: 0.312, SLG: 0.466 (1, 2)		G4-6-3		F8					K		K	5	1	1	0	0	2	4				
Marty Barrett, R OBP: 0.345, SLG: 0.342 Reid Nichols, R OBP: 0.321, SLG: 0.354 Ed Jurak, R OBP: 0.304, SLG: 0.380 (1, 4) (10, PH) (11, 4)									F9		F7	3	1	2	1	1	0	1				
Jackie Gutierrez, R OBP: 0.365, SLG: 0.338 Rick Miller, L OBP: 0.222, SLG: 0.237 Glenn Hoffman, R OBP: 0.222, SLG: 0.237 (8, PH) (9, 6)									6-3		F5	1	0	0	0	0	0	2				
Inning Stats	R: 0 E: 0 K: 0 S: 3	H: 0 LOB: 1 BB: 1 P: 7	R: 1 E: 0 K: 0 S: 4	H: 2 LOB: 1 BB: 1 P: 8	R: 1 E: 0 K: 0 S: 4	H: 1 LOB: 0 BB: 0 P: 4	R: 0 E: 0 K: 1 S: 5	H: 0 LOB: 0 BB: 0 P: 5	R: 1 E: 0 K: 1 S: 7	H: 2 LOB: 2 BB: 1 P: 11	R: 2 E: 0 K: 1 S: 7	H: 2 LOB: 1 BB: 1 P: 11	R: 0 E: 0 K: 0 S: 4	H: 1 LOB: 1 BB: 0 P: 4	R: 0 E: 0 K: 1 S: 6	H: 1 LOB: 2 BB: 1 P: 10	R: 0 E: 0 K: 0 S: 4	H: 2 LOB: 1 BB: 0 P: 4	1B: 7 2B: 3 3B: 0 HR: 3	SF: 0 SAC: 0 DP: 2 HBP: 0	WP: 0 PB: 0 SB: 0 CS: 0	PA: 49
PITCHER	IP ERA WLS BF H R ER SO BB IBB HBP BLK WP HR S P ERA WHIP	6.0 4.5 1.0 7 3 2 2 1 1 0 0 0 0 0 15 23 6.00 1.500	7.1 3.92 3.0 13 2 0 0 2 1 1 0 0 0 0 4 4 0.00 2.000	PITCHER																	IP ERA WLS BF H R ER SO BB IBB HBP BLK WP HR S P ERA WHIP	

BOTTOM

Oakland Athletics @ Boston Red Sox
Fenway Park, Boston, MA
Mon Jul 02 1984, 7:05 PM EDT
Att: 17,679 - Unknown

AB	43
R	6
H	13
RBI	6
BB	6
SO	4
LOB	25



Batter	1	2	3	4	5	6	7	8	9	AB	R	H	RBI	BB	SO	LOB	TOP										
Rickey Henderson, R OBP: 0.402, SLG: 0.469	(1, 7) X F3		(2) X F8						(1) X K	5	0	2	2	0	1	0											
Dwayne Murphy, L OBP: 0.343, SLG: 0.481	(1, 8) X G4-6-3 1B			(3) X 6-3				(2) X K	(4) X FC6-4 BB	4	1	2	0	1	1	3											
Joe Morgan, L OBP: 0.372, SLG: 0.396	(1, 4) X G4-6-3 1-2								(2) X F5	5	0	1	1	0	0	4											
Dave Kingman, R OBP: 0.310, SLG: 0.549	(1, 10) X K		(3) X K						(3) X FC6-4 1-2	5	0	0	0	0	3	2											
Carney Lansford, R OBP: 0.331, SLG: 0.389	(1, 5) X FC6-4 1B									4	0	1	0	0	0	0											
Davey Lopes, R OBP: 0.352, SLG: 0.426	(1, 9) X FC6-4 1B									3	1	1	0	1	0	1											
Mike Davis, L OBP: 0.249, SLG: 0.335	(8, 9) X FC6-4 1B									0	0	0	0	0	0	0											
Bruce Bochte, L OBP: 0.329, SLG: 0.332	(1, 3) X FC6-4 1-2 2-3								(1) X K	4	1	2	0	0	1	2											
Mike Heath, R OBP: 0.290, SLG: 0.385	(1, 2) X K2-3								(2) X 5-3	3	1	0	0	1	2	3											
Tony Phillips, S OBP: 0.318, SLG: 0.328	(1, 6) X F7								(3) X G3	4	1	2	2	0	0	0											
Inning Stats	R: 0 E: 0 K: 0 S: 3	H: 1 LOB: 0 BB: 0 P: 3	R: 0 E: 0 K: 2 S: 9	H: 2 LOB: 2 BB: 0 P: 9	R: 1 E: 1 K: 1 S: 7	H: 2 LOB: 1 BB: 0 P: 7	R: 3 E: 0 K: 0 S: 5	H: 3 LOB: 1 BB: 2 P: 13	R: 0 E: 1 K: 0 S: 4	H: 0 LOB: 0 BB: 0 P: 4	R: 1 E: 0 K: 2 S: 10	H: 3 LOB: 2 BB: 0 P: 10	R: 0 E: 0 K: 1 S: 5	H: 0 LOB: 0 BB: 0 P: 5	R: 0 E: 0 K: 1 S: 5	H: 0 LOB: 1 BB: 1 P: 9	1B: 8 2B: 3 3B: 0 HR: 0	SF: 0 SAC: 0 DP: 1 HBP: 0	WP: 0 PB: 0 SB: 1 CS: 2	PA: 40							
PITCHER	IP	WLS	BF	H	R	ER	SO	BB	IBB	HBP	BLK	WP	HR	S	P	ERA	WHIP										
Bruce Hurst, L ERA: 2.67	(1, 1)	3.1	16	6	3	3	3	1	0	0	0	0	0	21	25	8.10	2.100										
Rich Gale, R ERA: 8.53	(4, 1)	2.0	12	5	2	2	1	1	0	0	0	0	0	13	17	9.00	3.000										
John Henry Johnson, L ERA: 4.56	(6, 1)	0.2	2	0	0	0	1	0	0	0	0	0	0	4	4	0.00	0.000										
Bob Stanley, R ERA: 4.04	(7, 1)	3.0	W	10	0	0	0	3	1	0	0	0	0	15	19	0.00	0.333										

Oakland Athletics @ Boston Red Sox
Fenway Park, Boston, MA
Tue Jul 03 1984, 7:05 PM EDT
Att: 15,793 - Unknown

AB 37
R 5
H 11
RBI 5
BB 3
SO 8
LOB 15



Batter	1	2	3	4	5	6	7	8	9	AB	R	H	RBI	BB	SO	LOB	BOTTOM										
Wade Boggs, L OBP: 0.305, SLG: 0.375	(1, 5) B G4-6-3 BB									3	1	2	0	2	0	0											
Dwight Evans, R OBP: 0.385, SLG: 0.488	(1, 9) X G4-6-3 1-2									3	0	0	0	0	0	3											
Rick Miller, L OBP: 0.351, SLG: 0.328	(6, 9) X G4-6-3 1-2									2	0	0	0	0	2	2											
Jim Rice, R OBP: 0.320, SLG: 0.482	(1, 7) X F9									4	1	3	0	1	0	0											
Tony Armas, R OBP: 0.319, SLG: 0.539	(1, 8) X F9									5	1	2	2	0	0	4											
Mike Easter, L OBP: 0.376, SLG: 0.529	(1, 10) X 1B SF9 BB									4	3	2	2	1	0	4											
Bill Buckner, L OBP: 0.337, SLG: 0.374	(1, 3) X SF9 1B BB									4	0	2	0	1	1	2											
Ed Jurak, R OBP: 0.304, SLG: 0.380	(8, FR) X SF9 1B BB									0	0	0	0	0	0	0											
Gary Allenson, R OBP: 0.275, SLG: 0.229	(1, 2) X FC6-4 1B									4	0	3	1	1	0	0											
Marty Barrett, R OBP: 0.343, SLG: 0.339	(1, 4) X SF9									2	0	0	1	1	0	1											
Jackie Gutierrez, R OBP: 0.284, SLG: 0.301	(1, 6) X FC6-4 1-2									4	0	0	0	0	1	6											
Inning Stats	R: 0 E: 0 K: 0 S: 2	H: 0 LOB: 0 BB: 1 P: 6	R: 1 E: 0 K: 0 S: 4	H: 1 LOB: 2 BB: 2 P: 12	R: 0 E: 0 K: 0 S: 4	H: 1 LOB: 1 BB: 0 P: 8	R: 0 E: 0 K: 0 S: 4	H: 1 LOB: 1 BB: 0 P: 4	R: 3 E: 0 K: 0 S: 6	H: 4 LOB: 3 BB: 3 P: 18	R: 1 E: 0 K: 2 S: 10	H: 3 LOB: 2 BB: 0 P: 10	R: 0 E: 0 K: 1 S: 5	H: 0 LOB: 0 BB: 0 P: 5	R: 0 E: 1 K: 1 S: 6	H: 1 LOB: 1 BB: 0 P: 6	R: 1 E: 0 K: 0 S: 3	H: 3 LOB: 2 BB: 0 P: 3	1B: 13 2B: 0 3B: 0 HR: 1	SF: 1 SAC: 0 DP: 3 HBP: 0	WP: 1 PB: 2 SB: 1 CS: 0	PA: 43					
PITCHER	IP	WLS	BF	H	R	ER	SO	BB	IBB	HBP	BLK	WP	HR	S	P	ERA	WHIP										
Tim Conroy, L ERA: 5.92	(1, 1)	4.2	24	7	4	4	0	5	0	0	0	0	0	19	39	7.71	2.571										
Mike Warren, R ERA: 5.02	(5, 1)	2.2	14	3	1	1	4	2	0	0	0	0	0	20	28	3.38	1.875										
Lary Sorensen, R ERA: 4.77	(8, 1)	0.2	L	5	4	1	0	0	0	0	0	0	0	5	5	13.50	6.000										

Oakland Athletics @ Boston Red Sox
Fenway Park, Boston, MA
Tue Jul 03 1984, 7:05 PM EDT
Att: 15,793 - Unknown

AB 35
R 6
H 14
RBI 6
BB 7
SO 4
LOB 22



Batter	1	2	3	4	5	6	7	8	9	AB	R	H	RBI	BB	SO	LOB	TOP			
Rickey Henderson, R OBP: 0.407, SLG: 0.468 (1,7)	F7		HBP		F8		F2			3	1	0	0	1	0	1	Oakland Athletics @ Milwaukee Brewers Milwaukee County Stadium, Milwaukee, WI Thu Jul 05 1984, 8:05 PM EDT Att: 15,438 - Unknown livebaseballscorecards.com			
Dwayne Murphy, L OBP: 0.339, SLG: 0.471 (1,8)	FC6-4		4-3		F9		SF7		G3	4	0	1	1	0	0	1				
Joe Morgan, L OBP: 0.370, SLG: 0.391 (1,4)	F8				E5		3-1			4	1	1	1	1	0	1				
Dave Kingman, R OBP: 0.316, SLG: 0.561 (1,10)	FC6-4				FC6-4		F8		F2	5	0	1	0	0	0	4				
Carney Lansford, R OBP: 0.330, SLG: 0.384 (1,5)					FC6-4		6-3		K	5	1	2	2	0	1	2				
Bruce Bochte, L OBP: 0.329, SLG: 0.332 (1,3)	K				1B		F7			4	0	2	0	0	1	3				
Mike Davis, L OBP: 0.251, SLG: 0.339 (1,9)	G3				K		F8		2-3	4	0	0	0	0	1	4				
Mike Heath, R OBP: 0.300, SLG: 0.396 (1,2)	5-3				1B		SF7		K	4	1	2	1	0	1	1				
Tony Phillips, S OBP: 0.323, SLG: 0.327 (1,6)			F7		1-3		BB		K	3	1	0	0	1	1	2				
Inning Stats	R: 0 E: 0 K: 0 S: 4	H: 1 LOB: 1 BB: 0 P: 4	R: 0 E: 0 K: 1 S: 6	H: 1 LOB: 1 BB: 0 P: 6	R: 0 E: 0 K: 0 S: 2	H: 0 LOB: 0 BB: 0 P: 3	R: 2 E: 1 K: 1 S: 9	H: 3 LOB: 2 BB: 0 P: 9	R: 0 E: 0 K: 0 S: 3	H: 1 LOB: 1 BB: 0 P: 4	R: 3 E: 0 K: 0 S: 6	H: 3 LOB: 2 BB: 2 P: 14	R: 0 E: 0 K: 2 S: 8	H: 0 LOB: 1 BB: 0 P: 8	R: 0 E: 0 K: 1 S: 5	H: 0 LOB: 1 BB: 1 P: 9	1B: 8 2B: 1 3B: 0 HR: 0	SF: 1 SAC: 0 DP: 0 HBP: 1	WP: 1 PB: 0 SB: 0 CS: 1	PA: 41
PITCHER	IP	WLS	BF	H	R	ER	SO	BB	IBB	HBP	BLK	WP	HR	S	P	ERA	WHIP			
Jaime Cocanower, R ERA: 2.83 (1,1)	6.0	W	28	7	5	3	2	2	0	1	0	0	0	29	38	4.50	1.500			
Rick Waits, L ERA: 1.97 (7,1)	0.1		2	1	0	0	0	0	0	0	0	0	0	2	2	0.00	3.000			
Rollie Fingers, R ERA: 1.85 (7,1)	2.2	S	11	1	0	0	3	1	0	0	0	1	0	16	20	0.00	0.750			

Batter	1	2	3	4	5	6	7	8	9	AB	R	H	RBI	BB	SO	LOB	BOTTOM			
Ed Romero, R OBP: 0.330, SLG: 0.295 (1,6)	F8		S		6-3		FC3-6			4	2	1	1	1	0	3	Oakland Athletics @ Milwaukee Brewers Milwaukee County Stadium, Milwaukee, WI Thu Jul 05 1984, 8:05 PM EDT Att: 15,438 - Unknown livebaseballscorecards.com			
Jim Gantner, L OBP: 0.309, SLG: 0.344 (1,4)			SF8		1B		4-3			3	1	2	2	1	0	2				
Robin Yount, R OBP: 0.370, SLG: 0.422 (1,10)	K		SF8		1B					3	0	2	2	1	1	1				
Cecil Cooper, L OBP: 0.304, SLG: 0.370 (1,3)	G3		S		K		F7		K	5	0	1	1	0	2	5				
Ted Simmons, S OBP: 0.275, SLG: 0.313 (1,5)			K		1-3		F5		L5-3	5	0	0	0	0	1	3				
Ben Oglivie, L OBP: 0.337, SLG: 0.391 (1,9)										3	1	3	0	1	0	0				
Mark Brouhard, R OBP: 0.267, SLG: 0.402 (1,7)					G1-4-3		1B		2B	4	0	1	0	0	0	4				
Dion James, L OBP: 0.319, SLG: 0.358 (8,9)			F3		G1-4-3		F4			0	0	0	0	0	0	0				
Jim Sundberg, R OBP: 0.349, SLG: 0.431 (1,2)					SH1-4		FC3-6		1B	3	2	2	1	1	0	2				
Charlie Moore, R OBP: 0.267, SLG: 0.298 (1,8)					SH1-4		FC3-6			1	0	0	0	0	0	2				
Rick Manning, L OBP: 0.341, SLG: 0.387 (5,8)							FC3-6			1	1	1	0	1	0	0				
Inning Stats	R: 0 E: 0 K: 1 S: 5	H: 0 LOB: 1 BB: 1 P: 9	R: 0 E: 0 K: 0 S: 5	H: 2 LOB: 2 BB: 0 P: 5	R: 2 E: 0 K: 1 S: 7	H: 2 LOB: 2 BB: 2 P: 15	R: 1 E: 0 K: 1 S: 7	H: 2 LOB: 1 BB: 1 P: 11	R: 0 E: 0 K: 0 S: 3	H: 1 LOB: 0 BB: 0 P: 3	R: 3 E: 0 K: 0 S: 7	H: 4 LOB: 1 BB: 0 P: 7	R: 1 E: 0 K: 0 S: 5	H: 2 LOB: 2 BB: 1 P: 9	R: 0 E: 0 K: 1 S: 4	H: 0 LOB: 0 BB: 1 P: 8	1B: 11 2B: 3 3B: 0 HR: 0	SF: 2 SAC: 1 DP: 2 HBP: 0	WP: 0 PB: 1 SB: 3 CS: 0	PA: 41
PITCHER	IP	WLS	BF	H	R	ER	SO	BB	IBB	HBP	BLK	WP	HR	S	P	ERA	WHIP			
Bill Krueger, L ERA: 4.76 (1,1)	5.1	L	29	10	6	6	3	4	0	0	0	0	0	31	47	10.12	2.625			
Lary Sorensen, R ERA: 4.74 (6,1)	2.2		12	3	1	1	1	2	0	0	0	0	0	12	20	3.38	1.875			

Batter	1	2	3	4	5	6	7	8	9	AB	R	H	RBI	BB	SO	LOB	TOP			
Rickey Henderson, R OBP: 0.409, SLG: 0.482 (1, 7)	F4		F7	2B 1-2 2-3 BB		S 1-H 2B		HR		4	1	2	3	1	0	1	Oakland Athletics @ Milwaukee Brewers Milwaukee County Stadium, Milwaukee, WI Fri Jul 06 1984, 8:05 PM EDT Unknown livebaseballscorecards.com			
Dwayne Murphy, L OBP: 0.340, SLG: 0.471 (1, 8)	BB		4-3	1-3 2-H 3-H 2B		K		F7		4	0	1	2	1	1	2				
Joe Morgan, L OBP: 0.367, SLG: 0.384 Mark Wagner, R OBP: 0.152, SLG: 0.167 (1, 4) (9, 6)	K		1B	K		F8			4-3	4	0	0	0	1	2	4				
Dave Kingman, R OBP: 0.315, SLG: 0.556 Bruce Bochte, L OBP: 0.326, SLG: 0.331 (1, 3) (9, PH) (9, 3)	1-3		1B		F3		K		F8	4	0	1	1	0	1	1				
Carney Lansford, R OBP: 0.328, SLG: 0.391 (1, 5)		F7	F4		HR		K		F4	5	1	1	1	0	1	2				
Davey Lopes, R OBP: 0.346, SLG: 0.418 Bill Almon, R OBP: 0.194, SLG: 0.234 Mike Davis, L OBP: 0.250, SLG: 0.338 (1, 9) (2, 9) (7, PH) (7, 9)	6-3			5-3		K				1	0	0	0	0	0	0				
Jeff Burroughs, R OBP: 0.404, SLG: 0.372 (1, 10)	BB		F2		6-3			K		3	0	0	0	1	1	0				
Mike Heath, R OBP: 0.299, SLG: 0.394 (1, 2)	K			BB 2B 1B		K		1-3		4	1	1	0	0	2	1				
Tony Phillips, S OBP: 0.335, SLG: 0.343 (1, 6) (9, 4)			4-3 1B 2B	1-2 2B BB		2B BB		HR 2B		2	4	2	0	2	0	0				
Inning Stats	R: 0 E: 0 K: 1 S: 5	H: 0 LOB: 1 BB: 1 P: 9	R: 0 E: 0 K: 1 S: 5	H: 0 LOB: 1 BB: 1 P: 9	R: 1 E: 0 K: 0 S: 5	H: 2 LOB: 2 BB: 1 P: 9	R: 2 E: 0 K: 1 S: 7	H: 2 LOB: 2 BB: 2 P: 15	R: 1 E: 0 K: 2 S: 8	H: 1 LOB: 1 BB: 1 P: 12	R: 0 E: 0 K: 3 S: 9	H: 0 LOB: 0 BB: 0 P: 9	R: 2 E: 0 K: 1 S: 7	H: 2 LOB: 0 BB: 0 P: 7	R: 0 E: 0 K: 0 S: 3	H: 0 LOB: 0 BB: 0 P: 3		1B: 2 2B: 4 3B: 0 HR: 2	SF: 0 SAC: 0 DP: 0 HBP: 0	WP: 0 PB: 0 SB: 1 CS: 0
PITCHER	IP WLS BF H R ER SO BB IBB HBP BLK WP HR S P ERA WHIP	5.0 L 16 3 3 3 6 1 0 0 0 0 1 28 48 7.20 2.000	4.0 L 16 3 3 3 6 1 0 0 0 0 1 27 31 6.75 1.000																	


Batter	1	2	3	4	5	6	7	8	9	AB	R	H	RBI	BB	SO	LOB	BOTTOM			
Dion James, L OBP: 0.318, SLG: 0.356 (1, 9)	F8				F8		F7			4	0	1	1	0	0	1	Oakland Athletics @ Milwaukee Brewers Milwaukee County Stadium, Milwaukee, WI Fri Jul 06 1984, 8:05 PM EDT Unknown livebaseballscorecards.com			
Jim Gantner, L OBP: 0.312, SLG: 0.345 (1, 4)	FC6-4 BB	3-H 1B			HR 1B		SF7			2	1	1	1	1	0	1				
Robin Yount, R OBP: 0.369, SLG: 0.429 (1, 10)	F8		E4 CS		1-H HR		F7			4	1	1	2	0	0	1				
Cecil Cooper, L OBP: 0.301, SLG: 0.365 (1, 3)	FC6-4		F7		F8		F7			4	0	0	0	0	0	2				
Ben Oglivie, L OBP: 0.332, SLG: 0.385 (1, 7)		F6	F3		K		F8			4	0	0	0	0	1	1				
Ted Simmons, S OBP: 0.275, SLG: 0.310 (1, 5)		1B 3B BB	CS		K		F9		F9	3	1	0	0	1	1	0				
Jim Sundberg, R OBP: 0.347, SLG: 0.428 (1, 2)		1-2 3B 1B			5-3		F7			4	1	1	0	0	0	0				
Ed Romero, R OBP: 0.328, SLG: 0.294 (1, 6)		F8			1B		4-3			4	0	1	0	0	1	2				
Rick Manning, L OBP: 0.344, SLG: 0.410 (1, 8)		1-H 2-H 1B 3B			F6		SF7 3B		F7	4	2	2	2	0	0	1				
Inning Stats	R: 0 E: 0 K: 0 S: 3	H: 3 LOB: 1 BB: 1 P: 10	R: 0 E: 1 K: 0 S: 3	H: 0 LOB: 0 BB: 0 P: 3	R: 0 E: 0 K: 1 S: 6	H: 1 LOB: 1 BB: 0 P: 6	R: 2 E: 0 K: 0 S: 7	H: 2 LOB: 0 BB: 0 P: 7	R: 0 E: 0 K: 0 S: 3	H: 0 LOB: 0 BB: 0 P: 3	R: 1 E: 0 K: 0 S: 4	H: 1 LOB: 0 BB: 0 P: 4	R: 0 E: 0 K: 0 S: 3	H: 0 LOB: 0 BB: 0 P: 3	R: 0 E: 0 K: 1 S: 5	H: 0 LOB: 0 BB: 0 P: 5		1B: 4 2B: 0 3B: 2 HR: 1	SF: 1 SAC: 0 DP: 0 HBP: 0	WP: 0 PB: 0 SB: 0 CS: 1
PITCHER	IP WLS BF H R ER SO BB IBB HBP BLK WP HR S P ERA WHIP	7.0 W 30 7 6 6 2 2 0 0 0 0 1 32 40 0.00 1.286	2.0 S 6 0 0 0 1 0 0 0 0 0 0 8 8 0.00 0.000																	

Batter	1	2	3	4	5	6	7	8	9	AB	R	H	RBI	BB	SO	LOB	TOP										
Rickey Henderson, R OBP: 0.409, SLG: 0.479 (1.7) (7.8)	0-0 1-3	0-0 F8			0-0 F8	4-0 2B BB		0-0 1B 1B		4	1	1	1	1	0	1											
Mike Heath, R OBP: 0.305, SLG: 0.407 (1.9) (6.2)	0-0 F9		0-0 F7 SF4		0-0 F6	0-0 2B		0-0 1B		5	1	3	3	0	0	0											
Dwayne Murphy, L OBP: 0.335, SLG: 0.465 Bill Almon, R OBP: 0.191, SLG: 0.231 (1.8) (7.7)	0-0 F8		0-0 F7		0-0 F6	0-0 F9		0-3 K		4	0	0	0	0	0	3											
Dave Kingman, R OBP: 0.316, SLG: 0.559 Jeff Burroughs, R OBP: 0.300, SLG: 0.356 (7, PH)		0-0 E5 2B	0-0 SF4		0-0 1B BB	0-0 2B		0-0 6-3		2	2	1	1	0	0	0											
Carney Lansford, R OBP: 0.327, SLG: 0.386 (1.5)		0-0 F9	0-0 F7		4-0 BB 1B	0-0 SF7		0-0 F9		4	1	0	0	1	0	1											
Bruce Bochte, L OBP: 0.329, SLG: 0.329 (1.3)		0-0 F4		4-0 G1-6-3 BB	0-0 1B	0-0 F7		0-0 F7		4	1	1	0	1	0	1											
Mickey Tettleton, S Joe Morgan, L OBP: 0.369, SLG: 0.384 Mike Davis, L OBP: 0.249, SLG: 0.336 (1.2) (6, PH) (6, PR) (6, 9)		0-0 E6 2B E		0-3 K	4-0 1B 2B BB			0-0 E4 WP 1B		2	1	0	0	0	1	2	AB 36										
Mark Wagner, R OBP: 0.162, SLG: 0.212 (1.6)		0-0 E2 1B 2B		0-0 G1-6-3	0-0 SF7			0-0 5-3		3	1	1	2	0	0	2	R 11										
Tony Phillips, S OBP: 0.338, SLG: 0.346 (1.4)		0-0 1B			0-0 F4	0-0 2B 1B		0-3 K		4	1	2	2	0	1	1	H 9										
Inning Stats	R: 0 E: 0 K: 0 S: 3	H: 0 LOB: 0 BB: 0 P: 3	R: 3 E: 3 K: 0 S: 7	H: 2 LOB: 1 BB: 0 P: 7	R: 1 E: 0 K: 0 S: 4	H: 1 LOB: 0 BB: 0 P: 4	R: 0 E: 0 K: 1 S: 4	H: 0 LOB: 0 BB: 1 P: 8	R: 0 E: 0 K: 0 S: 3	H: 0 LOB: 0 BB: 0 P: 3	R: 6 E: 0 K: 0 S: 7	H: 4 LOB: 2 BB: 3 P: 19	R: 0 E: 0 K: 0 S: 3	H: 0 LOB: 0 BB: 0 P: 3	R: 1 E: 1 K: 2 S: 10	H: 2 LOB: 2 BB: 0 P: 10	R: 0 E: 0 K: 0 S: 3	H: 0 LOB: 0 BB: 0 P: 3	1B: 5 2B: 4 3B: 0 HR: 0	SF: 2 SAC: 0 DP: 1 HBP: 0	WP: 1 PB: 0 SB: 0 CS: 0	PA: 42					
PITCHER	IP	WLS	BF	H	R	ER	SO	BB	IBB	HBP	BLK	WP	HR	S	P	ERA	WHIP										
Mike Caldwell, L ERA: 3.69 Bob Gibson, R ERA: 6.87 Tom Tellmann, R ERA: 1.59 (1.1) (6.1) (6.1)	5.1	L	24	5	7	4	1	1	1	0	0	0	0	24	32	6.75	1.125										
Ed Romero, R OBP: 0.331, SLG: 0.298 (1.6)	0-0 6-3		0-3 K		0-0 1B	0-0 F8												5	0	2	0	0	1	1			
Jim Gantner, L OBP: 0.311, SLG: 0.344 (1.4)	0-3 K		0-0 1B		0-0 G6-4-3	0-0 F7												4	0	1	0	0	1	3			
Robin Yount, R OBP: 0.373, SLG: 0.429 (1.10)	4-0 BB		0-0 1B		4-0 BB	0-0 F9												2	0	1	0	2	0	0			
Cecil Cooper, L OBP: 0.297, SLG: 0.361 (1.3)	0-0 F7		0-0 F8		0-0 F8	0-3 K												4	0	0	0	0	1	5			
Ted Simmons, S OBP: 0.274, SLG: 0.309 (1.5)		0-0 4-3	0-0 6-3		0-0 F7	0-0 1B												4	0	1	0	0	0	2			
Ben Oglivie, L OBP: 0.331, SLG: 0.383 (1.9)		0-0 1B 1B		0-0 F7	0-0 4-3	0-0 F8												4	0	1	0	0	0	1			
Mark Brouhard, R OBP: 0.333, SLG: 0.385 (1.7)		0-0 F3		0-0 6-3	0-0 F7													4	0	0	0	0	1	1	AB 35		
Bill Schroeder, R OBP: 0.241, SLG: 0.355 (1.2)		0-0 FC4-6 1B		0-3 K	0-0 F8	0-3 K												4	0	1	0	0	2	0	RBI 0		
Rick Manning, L OBP: 0.347, SLG: 0.412 (1.8)		0-0 FC4-6		0-0 G6-4-3 1B	0-0 F9													4	0	2	0	0	0	2	SO 6		
Inning Stats	R: 0 E: 0 K: 1 S: 5	H: 0 LOB: 1 BB: 1 P: 9	R: 0 E: 0 K: 0 S: 5	H: 2 LOB: 2 BB: 0 P: 5	R: 0 E: 0 K: 1 S: 7	H: 2 LOB: 2 BB: 0 P: 7	R: 0 E: 0 K: 1 S: 5	H: 0 LOB: 0 BB: 0 P: 5	R: 0 E: 0 K: 0 S: 4	H: 2 LOB: 2 BB: 1 P: 8	R: 0 E: 0 K: 0 S: 3	H: 0 LOB: 0 BB: 0 P: 3	R: 0 E: 0 K: 0 S: 4	H: 1 LOB: 1 BB: 0 P: 4	R: 0 E: 0 K: 1 S: 6	H: 1 LOB: 1 BB: 0 P: 6	R: 0 E: 0 K: 2 S: 8	H: 1 LOB: 1 BB: 0 P: 8	1B: 9 2B: 0 3B: 0 HR: 0	SF: 0 SAC: 0 DP: 1 HBP: 0	WP: 0 PB: 0 SB: 0 CS: 0	PA: 37					
PITCHER	IP	WLS	BF	H	R	ER	SO	BB	IBB	HBP	BLK	WP	HR	S	P	ERA	WHIP										
Curt Young, L ERA: 0.87 (1.1)	9.0	W	37	9	0	0	6	2	0	0	0	0	0	47	55	0.00	1.222										

Oakland Athletics @ Milwaukee Brewers
Milwaukee County Stadium, Milwaukee, WI
Fri Jul 06 1984, 8:05 PM EDT
Att: 20,666 - Unknown

livebaseballscores.com


AB 36
R 11
H 9
RBI 10
BB 4
SO 3
LOB 13



Oakland Athletics @ Milwaukee Brewers
Milwaukee County Stadium, Milwaukee, WI
Fri Jul 06 1984, 8:05 PM EDT
Att: 20,666 - Unknown

livebaseballscores.com

AB 35
R 0
H 9
RBI 0
BB 2
SO 6
LOB 15



Batter	1	2	3	4	5	6	7	8	9	AB	R	H	RBI	BB	SO	LOB	TOP										
Rickey Henderson, R OBP: 0.405, SLG: 0.473 Bill Almon, R OBP: 0.169, SLG: 0.227	6-3	E4 1B	L4-3		5-3			K		4	1	0	1	0	0	5	1										
Dwayne Murphy, L OBP: 0.333, SLG: 0.471	HR	F5		4-3			K	K		5	1	1	1	0	2	4											
Joe Morgan, L OBP: 0.370, SLG: 0.379 Mark Wagner, R OBP: 0.162, SLG: 0.212	1B	1B		6-3			K	G3		3	0	0	1	2	1	1											
Dave Kingman, R OBP: 0.320, SLG: 0.558	1B	1B		F8			FC6-4 BB	K		4	0	2	2	1	1	0											
Carney Lansford, R OBP: 0.325, SLG: 0.383	G5-4-3	FC6-4 1B		1B			FC6-4 BB	F7		5	1	1	0	0	0	5											
Bruce Bochte, L OBP: 0.333, SLG: 0.332		FC5-6 1B		1B			F9	F7		4	1	2	0	1	0	0											
Mike Heath, R OBP: 0.312, SLG: 0.413		BB		1B			1B	K		4	2	3	1	0	1	0											
Mike Davis, L OBP: 0.245, SLG: 0.332		FC5-6 BB		SF7			K	K		3	1	0	1	0	2	3											
Tony Phillips, S OBP: 0.349, SLG: 0.352		BB		1B			1B			2	1	2	1	2	0	0											
Inning Stats	R: 1 E: 0 K: 0 S: 4	H: 2 LOB: 1 BB: 1 P: 8	R: 4 E: 1 K: 0 S: 7	H: 3 LOB: 2 BB: 2 P: 15	R: 1 E: 0 K: 0 S: 4	H: 2 LOB: 1 BB: 1 P: 8	R: 0 E: 0 K: 0 S: 3	H: 0 LOB: 0 BB: 0 P: 3	R: 2 E: 0 K: 1 S: 8	H: 4 LOB: 1 BB: 0 P: 8	R: 0 E: 0 K: 2 S: 7	H: 0 LOB: 1 BB: 1 P: 11	R: 0 E: 0 K: 2 S: 7	H: 0 LOB: 0 BB: 0 P: 7	R: 0 E: 0 K: 1 S: 5	H: 0 LOB: 1 BB: 1 P: 11	R: 0 E: 0 K: 1 S: 5	H: 0 LOB: 0 BB: 0 P: 5	1B: 10 2B: 1 3B: 0 HR: 1	SF: 1 SAC: 0 DP: 2 HBP: 0	WP: 0 PB: 0 SB: 0 CS: 0	PA: 42					
PITCHER	IP	WLS	BF	H	R	ER	SO	BB	IBB	HBP	BLK	WP	HR	S	P	ERA	WHIP										
Don Sutton, R ERA: 3.71	1.2	L	13	5	5	2	0	3	0	0	0	0	1	10	22	10.80	4.800										
Rick Waits, L ERA: 2.45	4.1		19	6	3	3	3	2	0	0	0	0	0	23	31	6.23	1.846										
Pete Ladd, R ERA: 5.26	3.0		10	0	0	0	5	1	0	0	0	0	0	19	23	0.00	0.333										

Oakland Athletics @ Milwaukee Brewers
Milwaukee County Stadium, Milwaukee, WI
Sat Jul 07 1984, 8:05 PM EDT
Att: 32,673 - Unknown

AB	35
R	8
H	11
RBI	8
BB	6
SO	8
LOB	19



Batter	1	2	3	4	5	6	7	8	9	AB	R	H	RBI	BB	SO	LOB	BOTTOM										
Dion James, L OBP: 0.311, SLG: 0.348	F7			F8			F8		F9	4	0	0	0	0	0	0											
Jim Gantner, L OBP: 0.313, SLG: 0.346	4-3			F8			WP		3B	4	1	2	0	0	0	0											
Robin Yount, R OBP: 0.372, SLG: 0.433	5-3			F9			F6		1B	4	1	1	1	0	0	1											
Cecil Cooper, L OBP: 0.299, SLG: 0.362		F8			F5		WP		1B	4	0	2	1	0	0	0											
Ben Oglivie, L OBP: 0.327, SLG: 0.377		4-3			4-3		4-3		G6-4-3	4	0	0	0	0	0	3											
Ted Simmons, S OBP: 0.275, SLG: 0.310		6-3			F9				FC4-6 1B	3	0	1	0	0	0	0											
Jim Sundberg, R OBP: 0.343, SLG: 0.422				F7			5-3		F9	3	0	0	0	0	0	1											
Ed Romero, R OBP: 0.323, SLG: 0.291				F9			5-3		K	3	0	0	0	0	1	1											
Rick Manning, L OBP: 0.342, SLG: 0.406				1-3			K		FC4-6	3	0	0	0	0	1	1											
Inning Stats	R: 0 E: 0 K: 0 S: 3	H: 0 LOB: 0 BB: 0 P: 3	R: 0 E: 0 K: 0 S: 3	H: 0 LOB: 0 BB: 0 P: 3	R: 0 E: 0 K: 0 S: 3	H: 0 LOB: 0 BB: 0 P: 3	R: 0 E: 0 K: 0 S: 3	H: 0 LOB: 0 BB: 0 P: 3	R: 0 E: 0 K: 1 S: 5	H: 0 LOB: 0 BB: 0 P: 5	R: 0 E: 0 K: 0 S: 5	H: 2 LOB: 2 BB: 0 P: 5	R: 0 E: 0 K: 1 S: 6	H: 1 LOB: 1 BB: 0 P: 6	R: 2 E: 0 K: 0 S: 5	H: 3 LOB: 0 BB: 0 P: 5	1B: 5 2B: 0 3B: 1 HR: 0	SF: 0 SAC: 0 DP: 1 HBP: 0	WP: 1 PB: 0 SB: 0 CS: 0	PA: 32							
PITCHER	IP	WLS	BF	H	R	ER	SO	BB	IBB	HBP	BLK	WP	HR	S	P	ERA	WHIP										
Steve McCatty, R ERA: 4.3	9.0	W	32	6	2	2	2	0	0	0	0	1	0	36	36	2.00	0.667										

Oakland Athletics @ Milwaukee Brewers
Milwaukee County Stadium, Milwaukee, WI
Sat Jul 07 1984, 8:05 PM EDT
Att: 32,673 - Unknown

AB	32
R	2
H	6
RBI	2
BB	0
SO	2
LOB	7



Batter	1	2	3	4	5	6	7	8	9	AB	R	H	RBI	BB	SO	LOB	TOP										
Bill Almon, R (1, 7) <small>OBP: 0.192, SLG: 0.229</small> Donnie Hill, S (9, PH) <small>OBP: 0.217, SLG: 0.258</small> Rickey Henderson, R (9, 7) <small>OBP: 0.405, SLG: 0.473</small>	0-0 6-3		0-0 6-3				0-0 3-1		0-0 F9	4	0	1	0	0	0	1											
Dwayne Murphy, L (1, 8) <small>OBP: 0.332, SLG: 0.478</small>	0-0 3-1			0-0 HR	0-3 K	0-3 K	0-3 K			4	1	1	1	0	2	2											
Joe Morgan, L (1, 4) <small>OBP: 0.372, SLG: 0.381</small> Mark Wagner, R (9, 6) <small>OBP: 0.162, SLG: 0.212</small>				0-0 1B	0-0 1-3				0-0 4-3	4	1	2	0	0	0	1											
Dave Kingman, R (1, 10) <small>OBP: 0.319, SLG: 0.554</small>	0-0 F4			0-0 F5		0-0 G3 1B		0-3 K		4	0	1	0	0	1	2											
Carney Lansford, R (1, 5) <small>OBP: 0.321, SLG: 0.378</small>		0-0 F5		0-0 F9		0-0 F8		0-0 F8		4	0	0	0	0	0	2											
Bruce Bochte, L (1, 3) <small>OBP: 0.332, SLG: 0.335</small>	0-0 6-3		0-0 1B	1-3 2B		0-0 G3		0-3 K		4	1	1	0	0	1	1											
Mike Heath, R (1, 2) <small>OBP: 0.315, SLG: 0.426</small>	0-3 K			0-0 1B		0-0 6-3			0-0 HR	4	1	2	3	0	1	1											
Mike Davis, L (1, 9) <small>OBP: 0.245, SLG: 0.330</small>			0-0 4-3	0-3 K			0-0 6-3		0-0 3-1 1B	4	0	1	0	0	1	1											
Tony Phillips, S (1, 6) <small>OBP: 0.347, SLG: 0.355</small>			0-0 F8		0-0 4-3		0-0 3-1 2B		0-0 3-1	4	0	1	0	0	0	1											
Inning Stats	R: 0 E: 0 K: 0 S: 4	H: 1 LOB: 1 BB: 0 P: 4	R: 0 E: 0 K: 1 S: 5	H: 0 LOB: 0 BB: 0 P: 5	R: 0 E: 0 K: 0 S: 3	H: 0 LOB: 0 BB: 0 P: 3	R: 3 E: 0 K: 1 S: 9	H: 4 LOB: 1 BB: 0 P: 9	R: 0 E: 0 K: 0 S: 6	H: 1 LOB: 1 BB: 0 P: 6	R: 0 E: 0 K: 1 S: 6	H: 1 LOB: 1 BB: 0 P: 6	R: 0 E: 0 K: 1 S: 5	H: 0 LOB: 0 BB: 0 P: 5	R: 1 E: 0 K: 1 S: 7	H: 2 LOB: 1 BB: 0 P: 7	1B: 6 2B: 2 3B: 0 HR: 2	SF: 0 SAC: 0 DP: 0 HBP: 0	WP: 0 PB: 0 SB: 3 CS: 0	PA: 37							
PITCHER	IP	WLS	BF	H	R	ER	SO	BB	IBB	HBP	BLK	WP	HR	S	P	ERA	WHIP										
Chuck Porter, R (1, 1) <small>ERA: 3.25</small>	8.0	L	32	8	3	3	5	0	0	0	0	0	1	42	42	3.38	1.000										
Rollie Fingers, R (9, 1) <small>ERA: 2.03</small>	1.0	S	5	2	1	1	1	0	0	0	0	0	1	7	7	9.00	2.000										

Oakland Athletics @ Milwaukee Brewers
Milwaukee County Stadium, Milwaukee, WI
Sun Jul 08 1984, 4:33 AM EDT
Att: 25,266 - Unknown

AB	37
R	4
H	10
RBI	4
BB	0
SO	6
LOB	13



Batter	1	2	3	4	5	6	7	8	9	AB	R	H	RBI	BB	SO	LOB	BOTTOM										
Dion James, L (1, 9) <small>OBP: 0.305, SLG: 0.341</small>	0-0 6-3	0-0 G4-6-3			0-0 4-3		0-0 F5			4	0	0	0	0	0	4											
Jim Gantner, L (1, 4) <small>OBP: 0.312, SLG: 0.344</small>	0-0 F8		0-0 F7			0-0 G4-1 1B		0-0 F8		4	0	1	0	0	0	0											
Robin Yount, R (1, 10) <small>OBP: 0.370, SLG: 0.431</small>	0-0 1B		0-0 F9			0-0 F8		0-0 F8		4	0	1	0	0	0	1											
Cecil Cooper, L (1, 3) <small>OBP: 0.302, SLG: 0.367</small>	0-0 F4		0-0 F7			0-0 G4-1 1B		0-0 2B		4	0	2	0	0	0	1											
Ben Oglivie, L (1, 7) <small>OBP: 0.326, SLG: 0.379</small>		0-0 4-3 1B 2B		0-0 F7		0-0 G4-1 1B		0-0 3-1		4	1	1	0	0	0	3											
Ted Simmons, S (1, 5) <small>OBP: 0.272, SLG: 0.306</small>		0-0 4-3		0-0 6-3		0-0 4-3			0-0 F7	4	0	0	0	0	0	3											
Ed Romero, R (1, 6) <small>OBP: 0.321, SLG: 0.289</small>		0-0 1B 1B 1B		0-0 4-3			0-0 6-3		0-0 F6	4	0	1	1	0	0	0											
Bill Schroeder, R (1, 2) <small>OBP: 0.244, SLG: 0.354</small> Jim Sundberg, R (9, PH) <small>OBP: 0.341, SLG: 0.420</small>		0-0 1B 1B		0-0 6-3			0-0 F8		0-0 F5	3	0	1	0	0	0	0											
Rick Manning, L (1, 8) <small>OBP: 0.346, SLG: 0.410</small>		0-0 G4-6-3 1B		0-0 4-3			0-0 1B			3	0	2	0	0	0	0											
Inning Stats	R: 0 E: 0 K: 0 S: 4	H: 1 LOB: 1 BB: 0 P: 4	R: 1 E: 0 K: 0 S: 6	H: 4 LOB: 2 BB: 0 P: 6	R: 0 E: 0 K: 0 S: 3	H: 0 LOB: 0 BB: 0 P: 3	R: 0 E: 0 K: 0 S: 3	H: 0 LOB: 0 BB: 0 P: 3	R: 0 E: 0 K: 0 S: 5	H: 2 LOB: 2 BB: 0 P: 5	R: 0 E: 0 K: 0 S: 4	H: 1 LOB: 1 BB: 0 P: 4	R: 0 E: 0 K: 0 S: 4	H: 1 LOB: 1 BB: 0 P: 4	R: 0 E: 0 K: 0 S: 3	H: 0 LOB: 0 BB: 0 P: 3	1B: 7 2B: 2 3B: 0 HR: 0	SF: 0 SAC: 0 DP: 1 HBP: 0	WP: 0 PB: 0 SB: 0 CS: 0	PA: 35							
PITCHER	IP	WLS	BF	H	R	ER	SO	BB	IBB	HBP	BLK	WP	HR	S	P	ERA	WHIP										
Lary Sorensen, R (1, 1) <small>ERA: 4.54</small>	6.2	W	27	8	1	1	0	0	0	0	0	0	0	8	8	0.00	0.429										
Bill Caudill, R (7, 1) <small>ERA: 1.97</small>	2.1	S	8	1	0	0	0	0	0	0	0	0	0	8	8	0.00	0.429										

Oakland Athletics @ Milwaukee Brewers
Milwaukee County Stadium, Milwaukee, WI
Sun Jul 08 1984, 4:33 AM EDT
Att: 25,266 - Unknown

AB	35
R	1
H	9
RBI	1
BB	0
SO	0
LOB	12



Batter	1	2	3	4	5	6	7	8	9	AB	R	H	RBI	BB	SO	LOB	TOP			
Damaso Garcia, R OBP: 0.330, SLG: 0.397 (1, 4)										5	1	2	0	0	0	3				
Lloyd Moseby, L OBP: 0.367, SLG: 0.532 (1, 8)										4	1	1	0	0	0	2				
George Bell, R OBP: 0.346, SLG: 0.487 (1, 7) (8, 9)										3	1	1	2	0	0	0				
Cliff Johnson, R OBP: 0.380, SLG: 0.459 Willie Aikens, L OBP: 0.333, SLG: 0.407 (1, 10) (8, PH)										2	0	0	0	1	1	3				
Jesse Barfield, R OBP: 0.337, SLG: 0.520 Dave Collins, S OBP: 0.349, SLG: 0.481 (1, 9) (8, PH)										2	0	0	0	1	1	1				
Willie Upshaw, L OBP: 0.366, SLG: 0.508 (1, 3)										4	0	2	1	0	0	1				
Buck Martinez, R OBP: 0.269, SLG: 0.346 Rick Leach, L OBP: 0.354, SLG: 0.429 (1, 2) (9, PH)										2	0	0	1	0	1	1				
Garth Iorg, R OBP: 0.276, SLG: 0.333 Rance Mulliniks, L OBP: 0.374, SLG: 0.374 (1, 5) (9, PH)										3	0	0	0	0	0	3				
Alfredo Griffin, S OBP: 0.251, SLG: 0.315 Ernie Whitt, L OBP: 0.343, SLG: 0.381 (1, 6) (9, PH)										2	1	0	0	1	0	0				
Inning Stats	R: 3 E: 1 K: 1 S: 9	H: 4 LOB: 2 BB: 1 P: 13	R: 1 E: 1 K: 0 S: 4	H: 0 LOB: 1 BB: 1 P: 8	R: 0 E: 0 K: 0 S: 3	H: 0 LOB: 0 BB: 0 P: 3	R: 0 E: 0 K: 1 S: 5	H: 1 LOB: 0 BB: 0 P: 3	R: 0 E: 0 K: 1 S: 5	H: 1 LOB: 0 BB: 0 P: 5	R: 0 E: 0 K: 0 S: 3	H: 0 LOB: 0 BB: 0 P: 3	R: 0 E: 1 K: 1 S: 6	H: 1 LOB: 1 BB: 0 P: 6	R: 0 E: 0 K: 0 S: 3	H: 0 LOB: 2 BB: 2 P: 11	1B: 6 2B: 1 3B: 0 HR: 0	SF: 2 SAC: 1 DP: 0 HBP: 0	WP: 0 PB: 0 SB: 0 CS: 2	PA: 39
PITCHER	IP WLS BF H R ER SO BB IBB HBP BLK WP HR S P ERA WHIP																			
Bill Krueger, L ERA: 4.41 Bill Caudill, R ERA: 1.89 (1, 1) (8, 1)	7.0 W 29 6 4 1 3 3 0 0 0 0 0 0 32 44 1.29 1.286																			
Bill Caudill, R ERA: 1.89 (8, 1)	2.0 S 9 1 0 0 1 2 0 0 0 0 0 0 9 17 0.00 1.500																			

Toronto Blue Jays @ Oakland Athletics
Oakland-Alameda County Coliseum, Oakland, CA
Thu Jul 12 1984, 3:33 AM PDT
Att: 16,066 - Unknown

AB 30
R 4
H 7
RBI 4
BB 5
SO 4
LOB 16



Batter	1	2	3	4	5	6	7	8	9	AB	R	H	RBI	BB	SO	LOB	BOTTOM			
Rickey Henderson, R OBP: 0.406, SLG: 0.472 (1, 7)										3	2	1	0	1	0	0				
Dwayne Murphy, L OBP: 0.331, SLG: 0.475 (1, 8)										4	1	1	1	0	1	1				
Joe Morgan, L OBP: 0.367, SLG: 0.375 Tony Phillips, S OBP: 0.347, SLG: 0.355 (1, 4) (8, 4)										4	0	0	0	0	1	3				
Dave Kingman, R OBP: 0.322, SLG: 0.564 (1, 10)										4	1	2	3	0	0	0				
Carney Lansford, R OBP: 0.323, SLG: 0.378 Mark Wagner, R OBP: 0.175, SLG: 0.200 (1, 5) (3, 5)										0	0	0	0	1	0	0				
Bruce Bochte, L OBP: 0.334, SLG: 0.337 (1, 3)										4	1	2	0	0	0	2				
Mike Heath, R OBP: 0.314, SLG: 0.431 (1, 2)										4	1	1	1	0	2	2				
Mike Davis, L OBP: 0.245, SLG: 0.329 (1, 9)										4	1	1	1	0	0	2				
Donnie Hill, S OBP: 0.211, SLG: 0.250 (1, 6)										2	0	0	0	0	0	0				
Inning Stats	R: 1 E: 0 K: 2 S: 9	H: 2 LOB: 2 BB: 1 P: 13	R: 0 E: 0 K: 1 S: 5	H: 0 LOB: 0 BB: 0 P: 5	R: 0 E: 0 K: 0 S: 3	H: 0 LOB: 0 BB: 0 P: 3	R: 0 E: 0 K: 1 S: 6	H: 1 LOB: 2 BB: 1 P: 10	R: 0 E: 0 K: 0 S: 3	H: 0 LOB: 0 BB: 0 P: 3	R: 0 E: 0 K: 0 S: 3	H: 0 LOB: 0 BB: 0 P: 3	R: 6 E: 0 K: 1 S: 10	H: 5 LOB: 1 BB: 1 P: 14	R: 0 E: 0 K: 0 S: 3	H: 0 LOB: 0 BB: 0 P: 3	1B: 6 2B: 0 3B: 1 HR: 1	SF: 0 SAC: 1 DP: 0 HBP: 0	WP: 0 PB: 1 SB: 1 CS: 0	PA: 35
PITCHER	IP WLS BF H R ER SO BB IBB HBP BLK WP HR S P ERA WHIP																			
Doyle Alexander, R ERA: 3.46 Dennis Lamp, R ERA: 3.63 Jimmy Key, L ERA: 5.04 Roy Lee Jackson, R ERA: 2.6 Jim Acker, R ERA: 4.93 (1, 1) (7, 1) (7, 1) (7, 1) (8, 1)	6.0 L 3 1 0 0 0 1 0 0 0 0 0 0 2 6 0.00 6.000																			
Jimmy Key, L ERA: 5.04 Roy Lee Jackson, R ERA: 2.6 Jim Acker, R ERA: 4.93 (7, 1) (8, 1)	0.1 2 1 1 1 0 0 0 0 0 0 0 1 4 4 81.00 3.000																			
Jim Acker, R ERA: 4.93 (8, 1)	1.0 3 0 0 0 0 0 0 0 0 0 0 3 3 0.00 0.000																			

Toronto Blue Jays @ Oakland Athletics
Oakland-Alameda County Coliseum, Oakland, CA
Thu Jul 12 1984, 3:33 AM PDT
Att: 16,066 - Unknown

AB 31
R 7
H 8
RBI 6
BB 3
SO 5
LOB 10



Batter	1	2	3	4	5	6	7	8	9	AB	R	H	RBI	BB	SO	LOB	TOP										
Damaso Garcia, R OBP: 0.328, SLG: 0.398 (1, 4)										4	0	1	1	0	1	4	Toronto Blue Jays @ Oakland Athletics Oakland-Alameda County Coliseum, Oakland, CA Fri Jul 13 1984, 7:05 PM PDT Att: 17,172 - Unknown										
Dave Collins, S OBP: 0.354, SLG: 0.479 (1, 7)										3	1	1	0	2	0	1											
Lloyd Moseby, L OBP: 0.362, SLG: 0.526 (1, 8)										4	1	0	1	0	3	4											
Willie Upshaw, L OBP: 0.364, SLG: 0.506 (1, 3)										5	0	1	1	0	0	5											
Willie Aikens, L OBP: 0.333, SLG: 0.400 Cliff Johnson, R OBP: 0.385, SLG: 0.462 (7, PH)										2	0	0	0	1	0	0											
George Bell, R OBP: 0.343, SLG: 0.482 (1, 9)										5	0	1	0	0	0	4											
Rance Mulliniks, L OBP: 0.380, SLG: 0.408 Garth Iorg, R OBP: 0.276, SLG: 0.333 (9, 5)										5	1	3	2	0	0	2											
Ernie Whitt, L OBP: 0.348, SLG: 0.393 Buck Martinez, R OBP: 0.272, SLG: 0.343 (8, PH)										3	2	2	0	0	1	1											
Alfredo Griffin, S OBP: 0.255, SLG: 0.322 (1, 6)										4	1	2	0	0	0	2											
Inning Stats	R: 0 E: 0 K: 1 S: 6	H: 1 LOB: 1 BB: 0 P: 6	R: 0 E: 0 K: 0 S: 3	H: 0 LOB: 0 BB: 0 P: 3	R: 2 E: 0 K: 0 S: 6	H: 3 LOB: 3 BB: 2 P: 14	R: 2 E: 0 K: 1 S: 8	H: 3 LOB: 2 BB: 1 P: 12	R: 0 E: 0 K: 1 S: 5	H: 0 LOB: 0 BB: 0 P: 5	R: 0 E: 0 K: 1 S: 5	H: 0 LOB: 1 BB: 1 P: 9	R: 0 E: 0 K: 0 S: 3	H: 1 LOB: 1 BB: 1 P: 7	R: 2 E: 2 K: 0 S: 7	H: 3 LOB: 2 BB: 0 P: 7		1B: 6 2B: 4 3B: 1 HR: 1	SF: 2 SAC: 0 DP: 1 HBP: 0	WP: 1 PB: 0 SB: 0 CS: 0	PA: 44						
PITCHER	IP	WLS	BF	H	R	ER	SO	BB	IBB	HBP	BLK	WP	HR	S	P	ERA	WHIP										
Ray Burris, R ERA: 2.76 (1, 1)	3.1	L	20	7	4	4	1	3	0	0	0	0	1	19	31	10.80	3.000										
Tim Conroy, L ERA: 5.54 (4, 1)	3.1		12	1	0	0	4	1	0	0	0	1	0	19	23	0.00	0.600										
Keith Atherton, R ERA: 4.02 (7, 1)	0.1		2	1	0	0	0	0	0	0	0	0	0	2	2	0.00	3.000										
Curt Young, L ERA: 0.86 (8, 1)	0.1		2	0	0	0	0	1	0	0	0	0	0	1	5	0.00	3.000										
Lary Sorensen, R ERA: 4.47 (8, 1)	1.2		8	3	2	0	0	0	0	0	0	0	0	8	8	0.00	1.800										
Batter	1	2	3	4	5	6	7	8	9	AB	R	H	RBI	BB	SO	LOB	BOTTOM										
Rickey Henderson, R OBP: 0.402, SLG: 0.466 (1, 7)										4	0	0	0	0	1	2	Toronto Blue Jays @ Oakland Athletics Oakland-Alameda County Coliseum, Oakland, CA Fri Jul 13 1984, 7:05 PM PDT Att: 17,172 - Unknown										
Dwayne Murphy, L OBP: 0.333, SLG: 0.472 (1, 8)										2	0	0	0	2	1	0											
Joe Morgan, L OBP: 0.372, SLG: 0.382 (1, 4)										3	1	2	0	1	0	1											
Dave Kingman, R OBP: 0.321, SLG: 0.559 (1, 10)										4	0	1	1	0	0	3											
Bruce Bochte, L OBP: 0.333, SLG: 0.333 (1, 3)										3	1	0	0	1	0	3											
Mike Heath, R OBP: 0.305, SLG: 0.426 (1, 2)										3	0	0	1	0	0	2											
Mike Davis, L OBP: 0.241, SLG: 0.323 (1, 9)										4	0	0	0	0	0	0											
Tony Phillips, S OBP: 0.346, SLG: 0.358 (1, 6)										4	1	1	0	0	1	0											
Mark Wagner, R OBP: 0.209, SLG: 0.263 (1, 5)										3	0	2	1	0	0	0											
Inning Stats	R: 1 E: 0 K: 1 S: 7	H: 2 LOB: 1 BB: 0 P: 7	R: 1 E: 0 K: 0 S: 5	H: 2 LOB: 1 BB: 0 P: 5	R: 0 E: 0 K: 0 S: 3	H: 0 LOB: 2 BB: 2 P: 11	R: 0 E: 0 K: 1 S: 6	H: 1 LOB: 1 BB: 0 P: 6	R: 0 E: 0 K: 0 S: 2	H: 0 LOB: 0 BB: 1 P: 6	R: 1 E: 0 K: 0 S: 3	H: 0 LOB: 0 BB: 1 P: 7	R: 0 E: 0 K: 1 S: 5	H: 0 LOB: 0 BB: 0 P: 5	R: 0 E: 0 K: 0 S: 3	H: 1 LOB: 0 BB: 0 P: 3		R: 0 E: 0 K: 0 S: 3	H: 0 LOB: 0 BB: 0 P: 3	1B: 3 2B: 4 3B: 0 HR: 0	SF: 1 SAC: 0 DP: 2 HBP: 0	WP: 0 PB: 0 SB: 1 CS: 0	PA: 35				
PITCHER	IP	WLS	BF	H	R	ER	SO	BB	IBB	HBP	BLK	WP	HR	S	P	ERA	WHIP										
Luis Leal, R ERA: 2.99 (1, 1)	6.2	W	28	5	3	2	2	4	0	0	0	0	0	4	4	0.00	3.000										
Jimmy Key, L ERA: 4.99 (7, 1)	0.1		2	1	0	0	1	0	0	0	0	0	0	4	4	0.00	3.000										
Roy Lee Jackson, R ERA: 2.5 (8, 1)	2.0	S	5	0	0	0	0	0	0	0	0	0	0	5	5	0.00	0.000										

AB 37
R 6
H 12
RBI 6
BB 5
SO 5
LOB 25



AB 30
R 3
H 6
RBI 3
BB 4
SO 3
LOB 11



Batter	1	2	3	4	5	6	7	8	9	AB	R	H	RBI	BB	SO	LOB	TOP										
Damaso Garcia, R (1,4) OBP: 0.327, SLG: 0.396	0-0 8-5 S 1B	0-0 F7			0-0 5-3		0-0 F8		0-0 F8	5	0	1	0	0	0	4											
Dave Collins, S (1,7) OBP: 0.351, SLG: 0.477	0-0 8-5 1-3f	0-0 G3			0-0 F9		0-0 F5		0-0 2B	5	0	1	1	0	0	3											
Lloyd Moseby, L (1,8) OBP: 0.366, SLG: 0.524	4-0 S BB			0-0 F4		0-0 1B		0-0 F5		3	0	1	0	2	0	0											
Willie Upshaw, L (1,3) OBP: 0.364, SLG: 0.503	4-0 1-2 BB			0-0 E3		0-0 F5		0-0 CS 1B		4	0	1	0	1	1	4											
Willie Aikens, L (1,10) OBP: 0.333, SLG: 0.398 Jesse Barfield, R (6, PR) OBP: 0.335, SLG: 0.517	0-0 G3			0-0 F3		0-0 2B 1B		0-3 K		3	0	1	0	0	0	3											
George Bell, R (1,9) OBP: 0.342, SLG: 0.478		4-0 1B BB		0-0 F4		0-3 K		0-0 F8		3	1	0	0	1	1	3											
Rance Mulliniks, L (1,5) OBP: 0.382, SLG: 0.415 Garth Iorg, R (9,5) OBP: 0.276, SLG: 0.333		0-0 1-2 1B		0-3 K		0-0 1-3 2B		0-0 F8		4	0	2	0	0	1	0											
Ernie Whitt, L (1,2) OBP: 0.346, SLG: 0.390 Tony Fernandez, S (9, PR) OBP: 0.208, SLG: 0.200 Buck Martinez, R (9,2) OBP: 0.272, SLG: 0.343		0-0 F5		0-0 4-3		0-0 F9		0-0 1B 2B		4	0	1	0	0	0	5											
Alfredo Griffin, S (1,6) OBP: 0.258, SLG: 0.324		0-0 1-2 2-H 1B		0-0 6-3		0-0 F7		0-0 2B 1B		4	0	2	1	0	0	3											
Inning Stats	R: 0 E: 0 K: 0 S: 3	H: 1 LOB: 2 BB: 2 P: 11	R: 1 E: 0 K: 0 S: 5	H: 2 LOB: 2 BB: 1 P: 9	R: 0 E: 1 K: 0 S: 4	H: 0 LOB: 1 BB: 0 P: 4	R: 0 E: 0 K: 1 S: 5	H: 1 LOB: 1 BB: 0 P: 5	R: 0 E: 0 K: 1 S: 7	H: 2 LOB: 2 BB: 0 P: 7	R: 0 E: 0 K: 0 S: 3	H: 0 LOB: 0 BB: 0 P: 3	R: 0 E: 0 K: 1 S: 5	H: 1 LOB: 0 BB: 0 P: 5	R: 1 E: 0 K: 1 S: 8	H: 3 LOB: 3 BB: 1 P: 12	1B: 8 2B: 3 3B: 0 HR: 0	SF: 0 SAC: 0 DP: 1 HBP: 0	WP: 0 PB: 0 CS: 2 SB: 1	PA: 40							
PITCHER	IP	WLS	BF	H	R	ER	SO	BB	IBB	HBP	BLK	WP	HR	S	P	ERA	WHIP										
Steve McCatty, R (1,1) ERA: 4.13	7.0		31	7	1	1	2	3	0	0	0	0	0	32	44	1.29	1.429										
Bill Caudill, R (8,1) ERA: 1.99	2.0	L	9	3	1	1	2	1	0	0	0	0	0	12	16	4.50	2.000										
Bill Caudill, R (9,1) ERA: 1.99	2.0	L	9	3	1	1	2	1	0	0	0	0	0	12	16	4.50	2.000										

Toronto Blue Jays @ Oakland Athletics
Oakland-Alameda County Coliseum, Oakland, CA

AB 36
R 2
H 10
RBI 2
BB 4
SO 4
LOB 26



WP: 0 PA: 40
PB: 0
CS: 2
SB: 1

livebaseballscores.com

Sat Jul 14 1984, 3:33 AM PDT
Att: 22,048 - Unknown

Batter	1	2	3	4	5	6	7	8	9	AB	R	H	RBI	BB	SO	LOB	BOTTOM										
Bill Almon, R (1,7) OBP: 0.208, SLG: 0.257	0-0 CS 1B			0-0 2B		0-0 6-3		0-3 K		4	0	2	0	0	1	3											
Dwayne Murphy, L (1,8) OBP: 0.335, SLG: 0.470	0-0 1-2 F6			0-0 F9		4-0 1B BB		0-0 FC5-4 1B		3	0	1	0	1	0	2											
Joe Morgan, L (1,4) OBP: 0.370, SLG: 0.380	0-0 F9			0-0 F9		0-0 1-2 1B		0-0 F4		4	0	1	0	0	0	2											
Dave Kingman, R (1,10) OBP: 0.320, SLG: 0.555		0-0 4-3 1B		0-3 K		0-0 F8		0-0 F8		4	0	1	0	0	1	4											
Bruce Bochte, L (1,3) OBP: 0.333, SLG: 0.331 Rickey Henderson, R (7, PR) OBP: 0.462, SLG: 0.466		0-0 4-3		0-3 K		4-0 1B SH SF8 BB		0-0 FC5-4		2	0	0	0	1	1	1											
Jeff Burroughs, R (8, PH) OBP: 0.383, SLG: 0.348 Bill Caudill, R (9,1)		1-2f						1-2f		1	0	0	0	0	0	1											
Mike Heath, R (1,2) OBP: 0.306, SLG: 0.421		0-0 F3		0-3 K		0-0 SH SF8 1B		0-0 F4		3	0	0	0	0	1	0											
Mike Davis, L (1,9) OBP: 0.241, SLG: 0.322				0-0 F6		0-0 E3 FC6-4		0-0 F9		4	0	1	0	0	0	0											
Donnie Hill, S (1,6) OBP: 0.200, SLG: 0.239				0-0 F8		0-0 FC6-4		0-0 F3		3	0	0	1	0	0	1											
Mark Wagner, R (1,5) OBP: 0.200, SLG: 0.250 Tony Phillips, S (7, PH) OBP: 0.344, SLG: 0.356				0-0 4-3		0-0 F8		0-0 4-3		2	0	0	0	0	0	0											
Inning Stats	R: 0 E: 0 K: 0 S: 3	H: 1 LOB: 0 BB: 0 P: 3	R: 0 E: 0 K: 0 S: 3	H: 1 LOB: 0 BB: 0 P: 3	R: 0 E: 0 K: 1 S: 6	H: 1 LOB: 1 BB: 0 P: 6	R: 0 E: 0 K: 2 S: 8	H: 0 LOB: 1 BB: 0 P: 8	R: 0 E: 0 K: 0 S: 4	H: 1 LOB: 2 BB: 1 P: 8	R: 1 E: 0 K: 1 S: 7	H: 1 LOB: 3 BB: 1 P: 11	R: 0 E: 0 K: 0 S: 4	H: 1 LOB: 1 BB: 0 P: 4	R: 0 E: 0 K: 0 S: 3	H: 0 LOB: 0 BB: 0 P: 3	1B: 5 2B: 2 3B: 0 HR: 0	SF: 1 SAC: 1 DP: 1 HBP: 0	WP: 0 PB: 0 CS: 1	PA: 35							
PITCHER	IP	WLS	BF	H	R	ER	SO	BB	IBB	HBP	BLK	WP	HR	S	P	ERA	WHIP										
Dave Stieb, R (1,1) ERA: 2.33	9.0	W	35	6	1	1	4	2	0	0	0	0	0	41	49	1.00	0.889										

Toronto Blue Jays @ Oakland Athletics
Oakland-Alameda County Coliseum, Oakland, CA


AB 31
R 1
H 6
RBI 1
BB 2
SO 4
LOB 17




WP: 0 PA: 35
PB: 0
CS: 1

livebaseballscores.com

Sat Jul 14 1984, 3:33 AM PDT
Att: 22,048 - Unknown

Batter	1	2	3	4	5	6	7	8	9	AB	R	H	RBI	BB	SO	LOB	TOP										
Damaso Garcia, R OBP: 0.327, SLG: 0.404 (1, 4)	F8		1B			HR	6-3		F4	5	1	2	1	0	0	0	Toronto Blue Jays @ Oakland Athletics Oakland-Alameda County Coliseum, Oakland, CA Sun Jul 15 1984, 3:33 AM PDT Att: 24,044 - Unknown AB 36 R 6 H 10 RBI 6 BB 1 SO 5 LOB 9										
Lloyd Moseby, L OBP: 0.363, SLG: 0.518 (1, 8)	4-3		K			3B HBP	F5		F7	4	1	0	0	0	1	1											
George Bell, R OBP: 0.344, SLG: 0.484 (1, 7)	F7			G6-4-3 1B		HR	K			4	1	2	1	0	1	0											
Cliff Johnson, R OBP: 0.387, SLG: 0.495 (1, 10)		G3		G6-4-3 1-2		HR			HR	4	2	2	3	0	0	1											
Jesse Barfield, R OBP: 0.333, SLG: 0.511 (1, 9)	K			F2		K			1B 4-3 1B	4	0	1	0	0	2	0											
Willie Upshaw, L OBP: 0.366, SLG: 0.513 (1, 3)					1-3	HR			4-3	4	1	2	1	0	0	1											
Buck Martinez, R OBP: 0.278, SLG: 0.343 (1, 2)						CS BB	K		2-3 1B G4-6-3	3	0	1	0	1	1	1											
Garth Iorg, R OBP: 0.268, SLG: 0.324 (1, 5)				6-3		4-3	E4		G4-6-3	4	0	0	0	0	0	3											
Alfredo Griffin, S OBP: 0.256, SLG: 0.321 Tony Fernandez, S OBP: 0.204, SLG: 0.196 (8, 6)				F7		F3	F5		F7	3	0	0	0	0	0	2											
										1	0	0	0	0	0	0											
Inning Stats	R: 0 E: 0 K: 0 S: 3	H: 0 LOB: 0 BB: 0 P: 3	R: 0 E: 0 K: 1 S: 6	H: 1 LOB: 1 BB: 0 P: 6	R: 0 E: 0 K: 1 S: 6	H: 1 LOB: 0 BB: 0 P: 6	R: 0 E: 0 K: 0 S: 3	H: 0 LOB: 0 BB: 0 P: 3	R: 0 E: 0 K: 0 S: 3	H: 0 LOB: 1 BB: 1 P: 7	R: 5 E: 1 K: 2 S: 12	H: 4 LOB: 1 BB: 0 P: 13	R: 0 E: 0 K: 1 S: 5	H: 0 LOB: 0 BB: 0 P: 5	R: 1 E: 0 K: 0 S: 5	H: 3 LOB: 1 BB: 0 P: 5		R: 0 E: 0 K: 0 S: 3	H: 0 LOB: 0 BB: 0 P: 3	1B: 5 2B: 0 3B: 1 HR: 4	SF: 0 SAC: 0 DP: 2 HBP: 1	WP: 0 PB: 0 CS: 0 SB: 1	PA: 38				
PITCHER	IP	WLS	BF	H	R	ER	SO	BB	IBB	HBP	BLK	WP	HR	S	P	ERA	WHIP										
Curt Young, L ERA: 1.73 (1, 1)	5.0	L	21	5	3	2	2	1	0	0	0	0	1	23	28	5.40	1.200										
Keith Atherton, R ERA: 4.27 (6, 1)	0.1		3	2	2	2	1	0	0	0	0	0	2	5	5	54.00	6.000										
Chris Codrilli, R ERA: 7.82 (6, 1)	2.2		11	3	1	1	2	0	0	0	0	0	1	15	15	3.38	1.125										
Mike Warren, R ERA: 4.95 (9, 1)	1.0		3	0	0	0	0	0	0	0	0	0	0	3	3	0.00	0.000										

Batter	1	2	3	4	5	6	7	8	9	AB	R	H	RBI	BB	SO	LOB	BOTTOM											
Bill Almon, R OBP: 0.220, SLG: 0.256 (9, 5)	F4		F9 1B BB		9-3			5-3		4	0	1	0	1	0	1	Toronto Blue Jays @ Oakland Athletics Oakland-Alameda County Coliseum, Oakland, CA Sun Jul 15 1984, 3:33 AM PDT Att: 24,044 - Unknown AB 35 R 3 H 11 RBI 3 BB 3 SO 5 LOB 13											
Donnie Hill, S OBP: 0.215, SLG: 0.253 Jeff Burroughs, R OBP: 0.377, SLG: 0.340 (9, PH)	5-3		1B			K		WP BB HR 1B	K	4	1	2	0	0	1	0												
Dwayne Murphy, L OBP: 0.340, SLG: 0.470 (1, 8)						1B		1B		2	1	1	0	2	0	2												
Dave Kingman, R OBP: 0.325, SLG: 0.568 (1, 10)						F2				4	1	3	3	0	0	2												
Bruce Bochte, L OBP: 0.332, SLG: 0.333 (1, 3)	4-3					F7		G6-4-3 1B		4	0	1	0	0	0	4												
Mike Heath, R OBP: 0.305, SLG: 0.419 (9, 7)						4-3		6-3		4	0	1	0	0	0	1												
Mike Davis, L OBP: 0.238, SLG: 0.317 (1, 9)			6			K		F7		4	0	0	0	0	1	1												
Tony Phillips, S OBP: 0.339, SLG: 0.350 (1, 4)			K					F8		4	0	0	0	0	2	0												
Mark Wagner, R OBP: 0.213, SLG: 0.262 Mickey Tettleton, S OBP: 0.250, SLG: 0.250 (8, PH)						F8				2	0	1	0	0	0	0												
										2	0	1	0	0	0	0												
Inning Stats	R: 0 E: 0 K: 0 S: 4	H: 1 LOB: 2 BB: 1 P: 8	R: 0 E: 1 K: 1 S: 5	H: 1 LOB: 0 BB: 0 P: 5	R: 0 E: 0 K: 1 S: 5	H: 0 LOB: 0 BB: 0 P: 5	R: 0 E: 0 K: 0 S: 3	H: 0 LOB: 0 BB: 0 P: 3	R: 0 E: 0 K: 1 S: 6	H: 2 LOB: 1 BB: 0 P: 6	R: 0 E: 0 K: 1 S: 5	H: 0 LOB: 0 BB: 0 P: 5	R: 3 E: 0 K: 0 S: 6	H: 3 LOB: 1 BB: 1 P: 10	R: 0 E: 0 K: 1 S: 7	H: 2 LOB: 2 BB: 0 P: 7		1B: 9 2B: 3 3B: 0 HR: 1	SF: 0 SAC: 0 DP: 3 HBP: 0	WP: 1 PB: 0 CS: 0 SB: 0	PA: 38							
PITCHER	IP	WLS	BF	H	R	ER	SO	BB	IBB	HBP	BLK	WP	HR	S	P	ERA	WHIP											
Jim Clancy, R ERA: 5.34 (1, 1)	7.2	W	32	9	3	3	4	3	0	0	0	0	1	1	37	49	3.52	1.565										
Roy Lee Jackson, R ERA: 2.44 (8, 1)	1.1	S	6	2	0	0	1	0	0	0	0	0	0	8	8	0.00	1.500											


Batter	1	2	3	4	5	6	7	8	9	AB	R	H	RBI	BB	SO	LOB	TOP								
Wade Boggs, L (1,5) OBP: 0.393, SLG: 0.357	4-3	FC6-4			L7-3			1B		4	0	1	0	0	0	3	Boston Red Sox @ Oakland Athletics Oakland-Alameda County Coliseum, Oakland, CA Mon Jul 16 1984, 7:05 PM PDT Att: 22,171 - Unknown								
Dwight Evans, R (1,9) OBP: 0.397, SLG: 0.509	K		4-3			E6		1B		4	1	1	0	0	1	0									
Jim Rice, R (1,7) OBP: 0.325, SLG: 0.479	F9		4-3					F9		4	0	1	0	0	0	1									
Tony Armas, R (1,8) OBP: 0.316, SLG: 0.544		1B	F8			G6-4-3				4	2	2	1	0	0	1									
Mike Easter, L (1,10) OBP: 0.379, SLG: 0.548		SF9		K		F8			K	4	1	1	0	0	2	0									
Bill Buckner, L (1,3) OBP: 0.347, SLG: 0.400		1B		G3				F7		3	0	0	0	0	0	0									
Rich Gedman, L (1,2) OBP: 0.313, SLG: 0.477		SF9		F5				F8		3	0	1	1	0	0	0									
Marty Barrett, R (1,4) OBP: 0.361, SLG: 0.356					5-3			F8		4	0	1	1	0	0	1									
Jackie Gutierrez, R (1,6) OBP: 0.276, SLG: 0.313		F4			L7-3			F9		3	0	1	0	0	0	2									
Inning Stats	R: 0 E: 0 K: 1 S: 5	H: 0 LOB: 0 BB: 0 P: 5	R: 2 E: 0 K: 0 S: 6	H: 3 LOB: 2 BB: 0 P: 7	R: 0 E: 0 K: 1 S: 3	H: 0 LOB: 0 BB: 0 P: 3	R: 0 E: 0 K: 1 S: 5	H: 0 LOB: 0 BB: 0 P: 5	R: 0 E: 0 K: 0 S: 3	H: 1 LOB: 0 BB: 0 P: 3	R: 1 E: 1 K: 0 S: 4	H: 1 LOB: 0 BB: 0 P: 4	R: 0 E: 0 K: 0 S: 3	H: 0 LOB: 0 BB: 0 P: 3	R: 0 E: 0 K: 0 S: 4	H: 2 LOB: 1 BB: 0 P: 4		R: 1 E: 0 K: 1 S: 7	H: 2 LOB: 1 BB: 0 P: 7	1B: 8 2B: 1 3B: 0 HR: 1	SF: 1 SAC: 0 DP: 2 HBP: 1	WP: 0 PB: 0 SB: 0 CS: 0	PA: 35		
PITCHER	IP	WLS	BF	H	R	ER	SO	BB	IBB	HBP	BLK	WP	HR	S	P	ERA	WHIP								
Lary Sorensen, R (1,1) ERA: 4.4	8.0	L	31	8	4	3	2	0	0	1	0	0	1	34	35	3.38	1.000								
Tim Conroy, L (9,1) ERA: 5.43	1.0		4	1	0	0	1	0	0	0	0	0	0	6	6	0.00	1.000								


AB	33
R	4
H	9
RBI	3
BB	0
SO	3
LOB	8



Batter	1	2	3	4	5	6	7	8	9	AB	R	H	RBI	BB	SO	LOB	BOTTOM								
Rickey Henderson, R (1,7) OBP: 0.402, SLG: 0.463	BB		4-3					F9		4	0	1	0	1	0	3	Boston Red Sox @ Oakland Athletics Oakland-Alameda County Coliseum, Oakland, CA Mon Jul 16 1984, 7:05 PM PDT Att: 22,171 - Unknown								
Bill Almon, R (1,9) OBP: 0.233, SLG: 0.296	BB							K		3	1	1	1	1	2	4									
Dwayne Murphy, L (1,8) OBP: 0.336, SLG: 0.464	K							F8		4	0	0	0	0	2	5									
Dave Kingman, R (1,10) OBP: 0.321, SLG: 0.560	K							F6		4	0	0	0	0	2	2									
Mike Heath, R (1,2) OBP: 0.304, SLG: 0.416	K							F9		4	0	1	0	0	1	2									
Bruce Bochte, L (1,3) OBP: 0.334, SLG: 0.331								F8		2	0	0	0	2	1	1									
Tony Phillips, S (1,4) OBP: 0.341, SLG: 0.350	B2									3	0	1	0	1	0	2									
Donnie Hill, S (1,6) OBP: 0.205, SLG: 0.241								F1		4	0	0	0	0	1	3									
Mark Wagner, R (1,5) OBP: 0.240, SLG: 0.289										3	0	2	0	0	0	0									
Mike Davis, L (9,PH) OBP: 0.241, SLG: 0.324										1	0	1	0	0	0	0									
Inning Stats	R: 0 E: 0 K: 3 S: 10	H: 1 LOB: 2 BB: 1 P: 14	R: 0 E: 0 K: 0 S: 2	H: 0 LOB: 0 BB: 1 P: 6	R: 1 E: 0 K: 1 S: 6	H: 1 LOB: 0 BB: 0 P: 6	R: 0 E: 0 K: 2 S: 7	H: 0 LOB: 0 BB: 0 P: 7	R: 0 E: 0 K: 1 S: 6	H: 1 LOB: 3 BB: 2 P: 14	R: 0 E: 0 K: 0 S: 4	H: 2 LOB: 1 BB: 0 P: 4	R: 0 E: 0 K: 1 S: 6	H: 1 LOB: 1 BB: 0 P: 6	R: 0 E: 0 K: 0 S: 3	H: 0 LOB: 0 BB: 0 P: 3	R: 0 E: 0 K: 1 S: 6	H: 1 LOB: 2 BB: 1 P: 10	1B: 5 2B: 1 3B: 0 HR: 1	SF: 0 SAC: 0 DP: 1 HBP: 0	WP: 0 PB: 0 SB: 0 CS: 1	PA: 38			
PITCHER	IP	WLS	BF	H	R	ER	SO	BB	IBB	HBP	BLK	WP	HR	S	P	ERA	WHIP								
Bruce Hurst, L (1,1) ERA: 2.56	8.0	W	33	6	1	1	8	5	0	0	0	0	1	44	64	1.12	1.375								
Bob Stanley, R (9,1) ERA: 3.69	1.0	S	4	1	0	0	1	0	0	0	0	0	0	6	6	0.00	1.000								



Batter	1	2	3	4	5	6	7	8	9	AB R H RBI BB SO LOB	TOP												
Wade Boggs, L (1.5) OBP: 0.391, SLG: 0.355	0-0 4-3		0-0 G3		0-0 6-3		0-0 G4-6-3 1B		0-0 4-3	5 0 1 1 0 0 2	Boston Red Sox @ Oakland Athletics Oakland-Alameda County Coliseum, Oakland, CA Tue Jul 17 1984, 7:05 PM PDT Att: 13,413 - Unknown AB 33 R 6 H 9 RBI 5 BB 5 SO 1 LOB 13 												
Dwight Evans, R (1.9) OBP: 0.365, SLG: 0.503	4-0 G6-4-3 BB			0-0 4-3		0-0 F8	0-0 G4-6-3 1-2		0-0 G3	4 0 0 0 1 0 1													
Jim Rice, R (1.7) OBP: 0.323, SLG: 0.475	0-0 G6-4-3 1-2			0-0 1B		0-0 F8	0-0 F8		0-0 6-3	5 0 1 0 0 0 1													
Tony Armas, R (1.8) OBP: 0.320, SLG: 0.548		0-0 4-3		0-0 1B		4-0 BB		0-0 WP 2B		3 1 2 0 1 0 0													
Mike Easter, L (1.10) OBP: 0.378, SLG: 0.544		0-3 K		0-0 F8		0-0 F7		4-0 2B BB		3 0 0 0 1 1 2													
Bill Buckner, L (1.3) OBP: 0.350, SLG: 0.404		0-0 3-1			0-0 F9		1-0 2B HBP	0-0 1-3 3-H 2B		3 1 1 1 0 0 0													
Jeff Newman, R (1.2) OBP: 0.286, SLG: 0.324			0-0 3-1		0-0 1-3		0-0 1-3 2B	0-0 5-3		4 1 1 0 0 0 2													
Marty Barrett, R (1.4) OBP: 0.368, SLG: 0.365			0-0 1B		4-0 S 1B BB		0-0 2B 1B 2B	0-0 F7		3 2 2 2 1 0 2													
Jackie Gutierrez, R (1.6) OBP: 0.279, SLG: 0.314			0-0 F9		0-0 1-H 1B		0-0 2-H 3-H 4-0 1B G4-6-3 BB	0-0 F8		3 1 1 1 1 0 3													
Inning Stats	R: 0 E: 0 K: 0 S: 2	H: 0 LOB: 0 BB: 1 P: 6	R: 0 E: 0 K: 1 S: 5	H: 0 LOB: 0 BB: 0 P: 5	R: 0 E: 0 K: 0 S: 4	H: 1 LOB: 1 BB: 0 P: 4	R: 0 E: 0 K: 0 S: 4	H: 2 LOB: 1 BB: 0 P: 4	R: 1 E: 0 K: 0 S: 4	H: 1 LOB: 1 BB: 1 P: 8		R: 0 E: 0 K: 0 S: 3	H: 0 LOB: 1 BB: 1 P: 7	R: 4 E: 0 K: 0 S: 5	H: 3 LOB: 0 BB: 1 P: 10	R: 1 E: 0 K: 0 S: 5	H: 2 LOB: 2 BB: 1 P: 9	R: 0 E: 0 K: 0 S: 3	H: 0 LOB: 0 BB: 0 P: 3	1B: 5 2B: 4 3B: 0 HR: 0	SF: 0 SAC: 0 DP: 2 HBP: 1	WP: 1 PA: 39 PB: 0 SB: 1 CS: 0	
PITCHER	IP WLS BF H R ER SO BB IBB HBP BLK WP HR S P ERA WHIP											PITCHER	IP WLS BF H R ER SO BB IBB HBP BLK WP HR S P ERA WHIP										
Bill Krueger, L (1.1) ERA: 4.54	6.0 L 26 6 4 4 1 3 0 0 1 0 0 0 24 37 6.00 1.500																						
Chris Codiroli, R (7.1) ERA: 7.94	1.0 4 1 1 1 0 1 0 0 0 0 0 0 3 7 9.00 2.000																						
Chuck Rainey, R (8.1) ERA: 4.28	2.0 9 2 1 1 0 1 0 0 0 1 0 0 8 12 4.50 1.500																						

Batter	1	2	3	4	5	6	7	8	9	AB R H RBI BB SO LOB	BOTTOM												
Rickey Henderson, R (1.7) OBP: 0.400, SLG: 0.459	0-0 F9			0-0 F8		4-0 1-2 BB			0-0 5-3	3 0 0 0 1 0 0	Boston Red Sox @ Oakland Athletics Oakland-Alameda County Coliseum, Oakland, CA Tue Jul 17 1984, 7:05 PM PDT Att: 13,413 - Unknown AB 31 R 1 H 6 RBI 1 BB 1 SO 8 LOB 9 												
Bill Almon, R (1.9) OBP: 0.233, SLG: 0.294	0-3 K			0-0 5-3		0-3 K			0-0 G3 1B	4 1 1 0 0 2 2													
Dwayne Murphy, L (1.8) OBP: 0.335, SLG: 0.462	0-3 K			0-0 1B		0-0 F8			0-0 G3 1-2	4 0 1 0 0 1 3													
Dave Kingman, R (1.10) OBP: 0.320, SLG: 0.556		0-0 5-3		0-3 K		0-3 K			0-0 1B	4 0 1 1 0 2 1													
Mike Davis, L (9. PR) OBP: 0.241, SLG: 0.324									2-H 1B	0 0 0 0 0 0 0													
Mike Heath, R (1.2) OBP: 0.300, SLG: 0.410		0-3 K		0-0 F8		0-0 F8			0-0 F4	4 0 0 0 0 1 1													
Bruce Bochte, L (1.3) OBP: 0.331, SLG: 0.327		0-3 K		0-0 3-1		0-0 F8				3 0 0 0 0 1 0													
Tony Phillips, S (1.4) OBP: 0.345, SLG: 0.358			0-0 9-1-2 2B		0-0 3-1				0-0 G5-4-3 1B	3 0 2 0 0 0 0													
Donnie Hill, S (1.6) OBP: 0.200, SLG: 0.235			0-0 9-1-2			0-0 F9			0-0 G5-4-3 1-2	2 0 0 0 0 0 1													
Mickey Tettleton, S (8. PH) OBP: 0.200, SLG: 0.200			2-3							1 0 0 0 0 0 1													
Mark Wagner, R (1.5) OBP: 0.245, SLG: 0.292		0-0 F6				0-0 BB 1B			0-3 K	3 0 1 0 0 1 0													
Inning Stats	R: 0 E: 0 K: 2 S: 7	H: 0 LOB: 0 BB: 0 P: 7	R: 0 E: 0 K: 2 S: 7	H: 0 LOB: 0 BB: 0 P: 7	R: 0 E: 0 K: 0 S: 3	H: 1 LOB: 0 BB: 0 P: 3	R: 0 E: 0 K: 1 S: 6	H: 1 LOB: 1 BB: 0 P: 6	R: 0 E: 0 K: 0 S: 3	H: 0 LOB: 0 BB: 0 P: 3	R: 0 E: 0 K: 1 S: 6	H: 1 LOB: 2 BB: 1 P: 10	R: 0 E: 0 K: 1 S: 5	H: 0 LOB: 0 BB: 0 P: 5	R: 0 E: 0 K: 1 S: 5	H: 1 LOB: 0 BB: 0 P: 5	R: 1 E: 0 K: 0 S: 5	H: 2 LOB: 1 BB: 0 P: 5	1B: 5 2B: 2 3B: 0 HR: 0	SF: 0 SAC: 0 DP: 2 HBP: 0	WP: 0 PA: 32 PB: 0 SB: 0 CS: 0		
PITCHER	IP WLS BF H R ER SO BB IBB HBP BLK WP HR S P ERA WHIP											PITCHER	IP WLS BF H R ER SO BB IBB HBP BLK WP HR S P ERA WHIP										
Bob Ojeda, L (1.1) ERA: 4.35	9.0 W 32 6 1 1 8 1 0 0 0 0 0 0 47 51 1.00 0.778																						

Batter	1	2	3	4	5	6	7	8	9	AB	R	H	RBI	BB	SO	LOB	TOP
Wade Boggs, L (1.5) X OBP: 0.389, SLG: 0.356	F8		F8			G1-6-3			1B 2B	4	1	1	0	0	0	1	Boston Red Sox @ Oakland Athletics Oakland-Alameda County Coliseum, Oakland, CA Wed Jul 18 1984, 3:33 AM PDT Att: 16,470 - Unknown
Dwight Evans, R (1.9) X OBP: 0.394, SLG: 0.499	F2			5-3			F7		1B BB	3	0	0	0	1	0	0	
Jim Rice, R (1.7) B OBP: 0.322, SLG: 0.471				F4			4-3		K	3	0	0	0	1	1	2	
Tony Armas, R (1.8) X OBP: 0.320, SLG: 0.553	FC5-4			5-3					K	4	1	1	1	0	1	3	
Mike Easter, L (1.10) X OBP: 0.376, SLG: 0.540			F7				F8			4	0	1	1	0	0	0	
Bill Buckner, L (1.3) X OBP: 0.344, SLG: 0.396			2-3				F9		1B	4	0	0	0	0	0	2	
Rich Gedman, L (1.2) X OBP: 0.309, SLG: 0.472			F7				K			3	0	0	0	0	1	0	
Marty Barrett, R (1.4) X OBP: 0.365, SLG: 0.362							F8			2	0	0	0	0	0	0	
Rick Miller, L (8, PH) X OBP: 0.365, SLG: 0.352							F9			0	0	0	0	1	0	0	
Ed Jurak, R (8, 4) X OBP: 0.317, SLG: 0.375									BB	0	0	0	0	0	0	0	
Jackie Gutierrez, R (1.6) X OBP: 0.281, SLG: 0.315							F4			2	0	1	0	0	0	0	
Reid Nichols, R (8, PH) X OBP: 0.315, SLG: 0.340										1	0	0	0	0	1	1	
Glenn Hoffman, R (8, 6) X OBP: 0.229, SLG: 0.242									K	0	0	0	0	0	0	0	
Inning Stats	R: 0 E: 0 K: 0 S: 3	H: 0 LOB: 1 BB: 1 P: 7	R: 0 E: 0 K: 0 S: 3	H: 0 LOB: 0 BB: 0 P: 3	R: 0 E: 0 K: 0 S: 3	H: 0 LOB: 0 BB: 0 P: 3	R: 0 E: 0 K: 1 S: 5	H: 1 LOB: 0 BB: 0 P: 3	R: 1 E: 0 K: 0 S: 4	H: 1 LOB: 0 BB: 0 P: 4	R: 0 E: 0 K: 1 S: 5	H: 0 LOB: 1 BB: 1 P: 9	R: 1 E: 0 K: 2 S: 9	H: 2 LOB: 2 BB: 1 P: 13	1B: 2 2B: 1 3B: 0 HR: 1	SF: 0 SAC: 0 DP: 1 HBP: 0	WP: 0 PA: 33 PB: 0 SB: 0 CS: 0
PITCHER Ray Burris, R (1.1) ERA: 2.7	IP: 9.0 WLS: W BF: 33 H: 4 R: 2 ER: 2 SO: 4 BB: 3 IBB: 0 HBP: 0 BLK: 0 WP: 0 HR: 1 S: 38 P: 50 ERA: 2.00 WHIP: 0.778											PITCHER	IP: 9.0 WLS: W BF: 33 H: 4 R: 2 ER: 2 SO: 4 BB: 3 IBB: 0 HBP: 0 BLK: 0 WP: 0 HR: 1 S: 38 P: 50 ERA: 2.00 WHIP: 0.778				

Batter	1	2	3	4	5	6	7	8	9	AB	R	H	RBI	BB	SO	LOB	BOTTOM
Rickey Henderson, R (1.7) B OBP: 0.404, SLG: 0.462	2B 1B BB			F7						2	2	1	0	2	0	0	Boston Red Sox @ Oakland Athletics Oakland-Alameda County Coliseum, Oakland, CA Wed Jul 18 1984, 3:33 AM PDT Att: 16,470 - Unknown
Tony Phillips, S (1.4) X OBP: 0.348, SLG: 0.362	1B SF9 2B			F4						3	1	1	0	1	0	1	
Dwayne Murphy, L (1.8) X OBP: 0.334, SLG: 0.459	1B B3-4 1B			3-1						4	1	1	1	0	0	2	
Dave Kingman, R (1.10) X OBP: 0.322, SLG: 0.567	SF9			F3						3	1	2	3	0	0	0	
Carney Lansford, R (1.5) X OBP: 0.325, SLG: 0.383	B3-4 HR 1B			F9						4	1	2	0	0	0	0	
Bruce Bochte, L (1.3) X OBP: 0.330, SLG: 0.326	B3-4									4	0	1	1	0	1	2	
Mike Heath, R (1.2) X OBP: 0.299, SLG: 0.419				F8						4	1	1	2	0	1	2	
Mike Davis, L (1.9) X OBP: 0.244, SLG: 0.327	K									4	0	2	0	0	1	0	
Donnie Hill, S (1.6) X OBP: 0.191, SLG: 0.224				F6						4	0	0	0	0	0	2	
Inning Stats	R: 5 E: 0 K: 1 S: 9	H: 4 LOB: 0 BB: 1 P: 13	R: 1 E: 0 K: 0 S: 3	H: 1 LOB: 2 BB: 2 P: 11	R: 0 E: 0 K: 0 S: 5	H: 2 LOB: 0 BB: 0 P: 5	R: 0 E: 0 K: 0 S: 3	H: 0 LOB: 0 BB: 0 P: 3	R: 0 E: 0 K: 0 S: 4	H: 1 LOB: 1 BB: 0 P: 4	R: 1 E: 0 K: 1 S: 6	H: 1 LOB: 0 BB: 0 P: 6	R: 0 E: 0 K: 1 S: 5	H: 1 LOB: 0 BB: 0 P: 5	1B: 6 2B: 3 3B: 0 HR: 2	SF: 1 SAC: 0 DP: 0 HBP: 0	
PITCHER Oil Can Boyd, R (1.1) ERA: 5.69	IP: 0.2 WLS: L BF: 7 H: 4 R: 5 ER: 5 SO: 0 BB: 1 IBB: 0 HBP: 0 BLK: 0 WP: 0 HR: 1 S: 6 P: 10 ERA: 67.50 WHIP: 7.500											PITCHER John Henry Johnson, L (8, 1) ERA: 4.29	IP: 1.0 WLS: 1 BF: 3 H: 1 R: 0 ER: 0 SO: 1 BB: 0 IBB: 0 HBP: 0 BLK: 0 WP: 0 HR: 0 S: 5 P: 5 ERA: 0.00 WHIP: 1.000				
Rich Gale, R (1.1) ERA: 6.2	IP: 2.1 WLS: 1 BF: 11 H: 3 R: 1 ER: 1 SO: 1 BB: 2 IBB: 0 HBP: 0 BLK: 0 WP: 0 HR: 0 S: 6 P: 11 ERA: 3.86 WHIP: 2.143																
Steve Crawford, R (4, 1) ERA: 3.26	IP: 1.0 WLS: 0 BF: 3 H: 0 R: 0 ER: 0 SO: 0 BB: 0 IBB: 0 HBP: 0 BLK: 0 WP: 0 HR: 0 S: 3 P: 3 ERA: 0.00 WHIP: 0.000																
Roger Clemens, R (5, 1) ERA: 5.78	IP: 2.0 WLS: 0 BF: 8 H: 2 R: 0 ER: 0 SO: 0 BB: 0 IBB: 0 HBP: 0 BLK: 0 WP: 0 HR: 0 S: 8 P: 8 ERA: 0.00 WHIP: 1.000																
Mark Clear, R (7, 1) ERA: 4.23	IP: 1.0 WLS: 0 BF: 4 H: 1 R: 1 ER: 1 SO: 1 BB: 0 IBB: 0 HBP: 0 BLK: 0 WP: 0 HR: 0 S: 6 P: 6 ERA: 9.00 WHIP: 1.000																

Batter	1	2	3	4	5	6	7	8	9	AB	R	H	RBI	BB	SO	LOB	TOP								
Ed Romero, R OBP: 0.316, SLG: 0.271 (1, 9) (8, 5)	F7	SF9		1-3		F8		G6-4-3		5	0	1	3	0	0	5	Milwaukee Brewers @ Oakland Athletics Oakland-Alameda County Coliseum, Oakland, CA Fri Jul 20 1984, 7:05 PM PDT Att: 16,760 - Unknown livebaseballscorecards.com								
Jim Gantner, L OBP: 0.316, SLG: 0.350 (1, 4) (9, 9)	K	FC6 1B				F8 2B		G4-3 1B	K 1B	6	0	3	0	0	2	2									
Robin Yount, R OBP: 0.376, SLG: 0.430 (1, 6) (9, 9)	1B BB	FC6 1B				5-3		G4-3 1B	4-3 HR 1B	4	2	1	1	1	0	4									
Cecil Cooper, L OBP: 0.294, SLG: 0.351 (1, 10) (9, 9)	1B 1-2	F6 1B				F8 2-3		F4	4-3	5	0	1	0	0	0	4									
Ted Simmons, S OBP: 0.272, SLG: 0.319 (1, 3) (9, 9)	1-3 2H 1B			4-3		F8		1B 2B	HR	5	2	3	3	0	0	1									
Mark Brouhard, R OBP: 0.325, SLG: 0.378 Dion James, L OBP: 0.308, SLG: 0.340 (1, 7) (9, 9)	F8			4-3				BB 1B	2B	4	0	2	0	0	0	2									
Bobby Clark, R OBP: 0.395, SLG: 0.395 Rick Manning, L OBP: 0.331, SLG: 0.386 (1, 8) (5, 8)		BB SF9 HBP		K		F6 1B		K 2-3 1B	2B 1B BB	1	1	0	0	0	1	0									
Jim Sundberg, R OBP: 0.335, SLG: 0.404 (1, 2) (9, 9)		SF9 FC6 BB				F4 1B		1B 1-2	BB 1B	4	2	3	2	1	0	0									
Willie Lozado, R OBP: 0.500, SLG: 0.333 Ben Oglivie, L OBP: 0.311, SLG: 0.353 (1, 5) (8, 9) (9, 7)		FC6 1B BB				F8 1B		1-2 3H 1B	1-3 2H 1B 2B	2	0	1	0	1	0	0									
Inning Stats	R: 1 E: 0 K: 1 S: 7	H: 2 LOB: 2 BB: 1 P: 11	R: 2 E: 0 K: 0 S: 4	H: 1 LOB: 2 BB: 2 P: 13	R: 0 E: 0 K: 1 S: 5	H: 0 LOB: 0 BB: 0 P: 5	R: 0 E: 0 K: 0 S: 3	H: 0 LOB: 0 BB: 0 P: 3	R: 0 E: 0 K: 0 S: 4	H: 1 LOB: 1 BB: 0 P: 4	R: 0 E: 0 K: 0 S: 5	H: 3 LOB: 2 BB: 0 P: 5	R: 0 E: 0 K: 0 S: 3	H: 1 LOB: 0 BB: 0 P: 3	R: 1 E: 0 K: 1 S: 7	H: 3 LOB: 2 BB: 1 P: 11		R: 5 E: 0 K: 1 S: 10	H: 5 LOB: 2 BB: 2 P: 18	1B: 11 2B: 4 3B: 0 HR: 1	SF: 1 SAC: 0 DP: 2 HBP: 1	WP: 0 PB: 0 SB: 1 CS: 1	PA: 47		
PITCHER	IP	WLS	BF	H	R	ER	SO	BB	IBB	HBP	BLK	WP	HR	S	P	ERA	WHIP								
Curt Young, L ERA: 2.45 (1, 1)	7.0		32	9	4	4	2	3	0	1	0	0	0	32	45	5.14	1.714								
Tim Conroy, L ERA: 5.4 (8, 1)	0.1		2	1	0	0	1	0	0	0	0	0	0	4	4	0.00	3.000								
Bill Caudill, R ERA: 2.81 (8, 1)	1.1	L	10	5	5	5	1	2	0	0	0	0	1	10	18	33.75	5.250								
Chuck Rainey, R ERA: 4.27 (9, 1)	0.1		3	1	0	0	0	0	1	0	0	0	0	2	6	0.00	3.000								

Batter	1	2	3	4	5	6	7	8	9	AB	R	H	RBI	BB	SO	LOB	BOTTOM								
Rickey Henderson, R OBP: 0.407, SLG: 0.464 (1, 7) (5, 8)		6-3				F4			F9	2	2	1	0	1	0	1	Milwaukee Brewers @ Oakland Athletics Oakland-Alameda County Coliseum, Oakland, CA Fri Jul 20 1984, 7:05 PM PDT Att: 16,760 - Unknown livebaseballscorecards.com								
Mickey Tettleton, S OBP: 0.167, SLG: 0.167 (6, PH) (7, 2)	S 1B			SF7 1B		F7			F7	1	0	0	0	0	0	0									
Gary Hancock, L OBP: 0.190, SLG: 0.190 (9, PH) (1, 4)	1B BB			SH1-3		F7			F7	4	0	0	0	0	1	1									
Tony Phillips, S OBP: 0.341, SLG: 0.354 (1, 8) (4, PR) (5, 7)	F5			K		F8			K	2	0	0	0	0	1	1									
Dwayne Murphy, L OBP: 0.331, SLG: 0.452 Bill Almon, R OBP: 0.231, SLG: 0.291 (1, 8) (4, PR) (5, 7)	K			F8		K			K	2	0	0	0	0	1	1									
Joe Morgan, L OBP: 0.372, SLG: 0.383 (9, PH) (1, 10) (9, PR)	1-2			1B HBP		K			1B	1	0	1	0	0	0	0									
Dave Kingman, R OBP: 0.329, SLG: 0.577 Ray Burris, R (1, 10) (9, PR)	FC6-4 1B			SF7		5-3			FC5-4 1B	4	1	3	2	0	0	0									
Carney Lansford, R OBP: 0.322, SLG: 0.381 (1, 5) (9, 9)	FC6-4			2B 1B		4-3			FC5-4 1B	0	0	0	0	0	0	0									
Bruce Bochte, L OBP: 0.334, SLG: 0.329 (1, 3) (7, 9)		E2 1B		FC6-4 1B		6-3			6-3	4	1	1	2	0	0	2									
Mike Heath, R OBP: 0.298, SLG: 0.414 (1, 2) (7, 9)		2B 1B		FC6-4		F8			6-3	4	0	1	1	0	0	1									
Mike Davis, L OBP: 0.255, SLG: 0.346 (1, 9) (7, 8)		3H 1B		1-2		F8			F8	3	1	2	1	1	0	0									
Donnie Hill, S OBP: 0.202, SLG: 0.233 Mark Wagner, R OBP: 0.236, SLG: 0.280 (1, 6) (8, 6)		L3-6 2B		SH1-3 1B		F7			5-3	3	1	1	0	0	0	2									
Inning Stats	R: 1 E: 0 K: 1 S: 6	H: 1 LOB: 1 BB: 1 P: 10	R: 1 E: 0 K: 0 S: 5	H: 2 LOB: 0 BB: 0 P: 5	R: 2 E: 0 K: 1 S: 8	H: 3 LOB: 1 BB: 0 P: 8	R: 3 E: 0 K: 0 S: 7	H: 4 LOB: 2 BB: 0 P: 8	R: 0 E: 0 K: 0 S: 3	H: 0 LOB: 0 BB: 0 P: 3	R: 0 E: 0 K: 1 S: 5	H: 0 LOB: 0 BB: 0 P: 5	R: 0 E: 0 K: 0 S: 3	H: 0 LOB: 0 BB: 0 P: 3	R: 0 E: 0 K: 0 S: 2	H: 0 LOB: 2 BB: 1 P: 6	R: 0 E: 0 K: 0 S: 5	H: 2 LOB: 2 BB: 0 P: 5	1B: 9 2B: 3 3B: 0 HR: 1	SF: 1 SAC: 1 DP: 1 HBP: 1	WP: 0 PB: 0 SB: 2 CS: 1	PA: 41			
PITCHER	IP	WLS	BF	H	R	ER	SO	BB	IBB	HBP	BLK	WP	HR	S	P	ERA	WHIP								
Chuck Porter, R ERA: 3.87 (1, 1)	2.2		14	5	4	3	2	1	0	0	0	0	0	17	21	10.12	2.250								
Mike Caldwell, L ERA: 4.04 (3, 1)	0.2		7	4	3	3	0	0	0	1	0	0	1	6	7	40.50	6.000								
Pete Ladd, R ERA: 5.25 (4, 1)	2.2		9	1	0	0	1	0	0	0	0	0	0	11	11	0.00	0.375								
Tom Tellmann, R ERA: 1.61 (7, 1)	2.0	W	6	0	0	0	0	1	0	0	0	0	0	5	9	0.00	0.500								
Rolife Fingers, R ERA: 2.69 (9, 1)	1.0	S	5	2	0	0	0	0	0	0	0	0	0	5	5	0.00	2.000								

AB 39
R 9
H 16
RBI 9
BB 6
SO 4
LOB 21



AB 36
R 7
H 12
RBI 7
BB 2
SO 3
LOB 12



Batter	1	2	3	4	5	6	7	8	9	10	AB	R	H	RBI	BB	SO	LOB	TOP			
Rick Manning, L OBP: 0.338, SLG: 0.388 (1, 8)	F9		CS 1B		F9		BLK 1B	BB		1B BB	4	1	2	0	2	0	0				
Jim Gantner, L OBP: 0.319, SLG: 0.352 (1, 4)	FC4-6 1B		CS 1B		F8		F7	FC5		1B BB	6	0	3	2	0	0	4				
Robin Yount, R OBP: 0.378, SLG: 0.436 (1, 6)	F6		K					SF8 3B		F8 1B	6	1	3	1	0	1	3				
Cecil Cooper, L OBP: 0.290, SLG: 0.346 (1, 10)	FC4-6		3-1		K			SF8		4-3 F8	5	0	0	1	0	1	6				
Ted Simmons, S OBP: 0.275, SLG: 0.323 Willie Lozado, R OBP: 0.400, SLG: 0.250 (8, 5)		6-3		SH1-4 1B		4-3		1B BB		K	4	1	2	0	0	0	0				
Ben Oglivie, L OBP: 0.318, SLG: 0.358 (1, 7)	E6			6-3 SH1-4 1B		G6-4-3 1B		BB 1B SF7 BB		BB SH1-4 1B	4	2	3	0	1	0	0				
Ed Romero, R OBP: 0.316, SLG: 0.273 (8, 3)	4-3			SH1-4		G6-4-3		BB BB 1B		SH1-4	3	0	1	0	0	0	2				
Bill Schroeder, R OBP: 0.232, SLG: 0.352 Jim Sundberg, R OBP: 0.336, SLG: 0.402 (8, 2)	F1			6-3				FC5 BB BB		K	3	0	0	1	0	0	2				
Dion James, L OBP: 0.305, SLG: 0.335 (1, 9)			K		F8		6-3	SF7		BB 1B BB	3	1	0	1	1	1	1				
Inning Stats	R: 0 E: 0 K: 0 S: 4	H: 1 LOB: 1 BB: 0 P: 4	R: 0 E: 1 K: 0 S: 4	H: 0 LOB: 1 BB: 0 P: 4	R: 0 E: 0 K: 2 S: 9	H: 2 LOB: 2 BB: 0 P: 9	R: 1 E: 0 K: 0 S: 5	H: 2 LOB: 1 BB: 0 P: 5	R: 0 E: 0 K: 1 S: 6	H: 1 LOB: 1 BB: 0 P: 6	R: 0 E: 0 K: 0 S: 3	H: 1 LOB: 0 BB: 0 P: 3	R: 0 E: 0 K: 0 S: 4	H: 1 LOB: 1 BB: 0 P: 4	R: 3 E: 0 K: 1 S: 5	H: 0 LOB: 0 BB: 0 P: 5	R: 3 E: 0 K: 1 S: 8	H: 3 LOB: 2 BB: 2 P: 16	1B: 12 2B: 1 3B: 1 HR: 0	SF: 2 SAC: 2 DP: 1 HBP: 0	WP: 0 PA: 49
PITCHER	IP	WLS	BF	H	R	ER	SO	BB	IBB	HBP	BLK	WP	HR	S	P	ERA	WHIP				
Lary Sorensen, R ERA: 4.38 (1, 1)	7.1		32	10	3	3	3	0	0	0	1	0	0	0	4	3.68	1.364				
Tim Conroy, L ERA: 5.57 (8, 1)	0.0		1	0	0	0	0	1	0	0	0	0	0	0	4	∞	∞				
Keith Atherton, R ERA: 4.27 (8, 1)	0.0		2	1	0	0	0	1	0	0	0	0	0	1	5	∞	∞				
Chuck Rainey, R ERA: 4.45 (8, 1)	2.1	L	13	3	4	2	3	0	0	0	0	0	0	14	26	15.43	2.571				
Chris Codrill, R ERA: 7.79 (10, 1)	0.1		1	0	0	0	0	0	0	0	0	0	0	1	1	0.00	0.000				

Milwaukee Brewers @ Oakland Athletics
Oakland-Alameda County Coliseum, Oakland, CA
Sat Jul 21 1984, 3:33 AM PDT
Att: 18,574 - Unknown

AB 40
R 7
H 14
RBI 7
BB 5
SO 5
LOB 19



Batter	1	2	3	4	5	6	7	8	9	10	AB	R	H	RBI	BB	SO	LOB	BOTTOM			
Tony Phillips, S OBP: 0.344, SLG: 0.358 (8, 4)	F7		E4 1B			E 1B				K	6	2	3	1	0	1	0				
Dwayne Murphy, L OBP: 0.331, SLG: 0.450 (1, 8)	4-3		WP 1B		G4-6-3 1B	F7		K		3-1	6	0	2	0	0	1	3				
Joe Morgan, L OBP: 0.373, SLG: 0.383 Mark Wagner, R OBP: 0.236, SLG: 0.280 Jeff Burroughs, R OBP: 0.387, SLG: 0.354 (10, PH)	F6		WP 1B		G4-6-3	E 1B		FC6-4		1B 1B 1B	5	0	2	1	0	0	5				
Dave Kingman, R OBP: 0.373, SLG: 0.573 Bill Almon, R OBP: 0.228, SLG: 0.287 (8, PR)		FC3-6 BB	K		E5 FC4-6	F8		FC6-4 1B		F4	4	0	1	0	1	1	4				
Carney Lansford, R OBP: 0.323, SLG: 0.381 (1, 5)	F8		4-3		FC4-6 E 1B	E7 1B		FC6-4 FC5-4		1B	6	0	2	1	0	0	5				
Bruce Bochte, L OBP: 0.340, SLG: 0.337 Donnie Hill, S OBP: 0.202, SLG: 0.233 (10, PR)	FC3-6				1B FC1-2-4 2B	E 1B		FC5-4 FC6-4		1B	5	0	3	0	1	0	2				
Mike Heath, R OBP: 0.295, SLG: 0.408 (1, 7)	E5				1B FC1-2-5 1B	K		FC6-4		K	6	1	1	0	0	2	10				
Mike Davis, L OBP: 0.251, SLG: 0.340 (1, 9)	K				FC1-2-5 1B 1B	E1		6-3		F7	5	1	0	0	0	1	6				
Mickey Tettleton, S OBP: 0.273, SLG: 0.273 (1, 2)			K		1B 1B 1B	K		1B		K	5	0	2	1	0	3	3				
Inning Stats	R: 0 E: 0 K: 0 S: 3	H: 0 LOB: 0 BB: 0 P: 3	R: 0 E: 1 K: 1 S: 6	H: 0 LOB: 2 BB: 1 P: 10	R: 1 E: 1 K: 2 S: 10	H: 2 LOB: 2 BB: 0 P: 10	R: 2 E: 0 K: 0 S: 7	H: 5 LOB: 2 BB: 0 P: 7	R: 0 E: 0 K: 2 S: 10	H: 1 LOB: 3 BB: 0 P: 10	R: 1 E: 1 K: 0 S: 6	H: 3 LOB: 3 BB: 0 P: 10	R: 0 E: 0 K: 0 S: 4	H: 1 LOB: 1 BB: 0 P: 4	R: 0 E: 0 K: 2 S: 7	H: 0 LOB: 0 BB: 0 P: 7	R: 0 E: 0 K: 1 S: 8	H: 3 LOB: 3 BB: 0 P: 8	1B: 16 2B: 1 3B: 0 HR: 0	SF: 0 SAC: 0 DP: 1 HBP: 0	WP: 1 PA: 52
PITCHER	IP	WLS	BF	H	R	ER	SO	BB	IBB	HBP	BLK	WP	HR	S	P	ERA	WHIP				
Tom Candiotti, R ERA: 12.0 (1, 1)	3.1		19	6	3	2	3	1	0	0	0	1	0	24	28	5.40	2.100				
Bob McClure, L ERA: 4.57 (4, 1)	2.0		11	4	1	1	2	0	0	0	0	0	0	15	15	4.50	2.000				
Tom Tellmann, R ERA: 1.58 (6, 1)	1.0		7	3	0	0	0	0	1	0	0	0	0	6	10	0.00	3.000				
Rick Waits, L ERA: 2.13 (7, 1)	3.1	W	14	4	0	0	3	0	0	0	0	0	0	20	20	0.00	1.200				
Rollie Fingers, R ERA: 2.69 (10, 1)	0.1	S	1	0	0	0	1	0	0	0	0	0	0	3	3	0.00	0.000				

Milwaukee Brewers @ Oakland Athletics
Oakland-Alameda County Coliseum, Oakland, CA
Sat Jul 21 1984, 3:33 AM PDT
Att: 18,574 - Unknown

AB 50
R 4
H 17
RBI 4
BB 2
SO 9
LOB 39



Batter	1	2	3	4	5	6	7	8	9	AB	R	H	RBI	BB	SO	LOB	TOP				
Ed Romero, R OBP: 0.309, SLG: 0.265 (1, 3)										4	0	0	0	0	0	1					
Jim Gantner, L OBP: 0.316, SLG: 0.349 (1, 4)										3	0	0	0	1	0	1					
Robin Yount, R OBP: 0.375, SLG: 0.432 (1, 6)										4	0	0	0	0	0	1					
Cecil Cooper, L OBP: 0.292, SLG: 0.348 (1, 10)										4	1	2	0	0	0	0					
Mark Brouhard, R OBP: 0.317, SLG: 0.368 (9, PH)										3	0	0	0	0	0	2					
Dion James, L OBP: 0.304, SLG: 0.333 (9, PH)										1	0	0	0	0	1	0					
Ben Oglivie, L OBP: 0.317, SLG: 0.354 (1, 9)										3	1	0	0	1	0	1					
Jim Sundberg, R OBP: 0.336, SLG: 0.402 (1, 2)										3	1	1	1	0	1	0					
Willie Lozado, R OBP: 0.500, SLG: 0.500 (1, 5)										2	1	1	0	1	0	0					
Rick Manning, L OBP: 0.338, SLG: 0.388 (1, 8)										3	0	1	2	0	0	1					
Inning Stats	R: 0 E: 0 K: 0 S: 2	H: 0 LOB: 0 BB: 1 P: 6	R: 4 E: 1 K: 0 S: 7	H: 4 LOB: 1 BB: 1 P: 11	R: 0 E: 0 K: 0 S: 4	H: 1 LOB: 1 BB: 0 P: 4	R: 0 E: 0 K: 0 S: 2	H: 0 LOB: 0 BB: 1 P: 6	R: 0 E: 0 K: 0 S: 3	H: 0 LOB: 0 BB: 0 P: 3	R: 0 E: 0 K: 1 S: 5	H: 0 LOB: 0 BB: 0 P: 5	R: 0 E: 0 K: 0 S: 3	H: 0 LOB: 0 BB: 0 P: 5	R: 0 E: 0 K: 1 S: 5	H: 0 LOB: 0 BB: 0 P: 5	1B: 4 2B: 1 3B: 0 HR: 0	SF: 0 SAC: 0 DP: 1 HBP: 0	WP: 0 PB: 0 SB: 2 CS: 1	PA: 33	
PITCHER	IP	WLS	BF	H	R	ER	SO	BB	IBB	HBP	BLK	WP	HR	S	P	ERA	WHIP				
Bill Krueger, L ERA: 4.52 (1, 1)	8.1	W	31	5	4	4	1	3	0	0	0	0	0	30	42	4.32	0.960				
Bill Caudill, R ERA: 2.79 (9, 1)	0.2	S	2	0	0	0	1	0	0	0	0	0	0	4	4	0.00	0.000				

Milwaukee Brewers @ Oakland Athletics
Oakland-Alameda County Coliseum, Oakland, CA
Sun Jul 22 1984, 3:33 AM PDT
Att: 23,157 - Unknown

AB 30
R 4
H 5
RBI 3
BB 3
SO 2
LOB 7



Batter	1	2	3	4	5	6	7	8	9	AB	R	H	RBI	BB	SO	LOB	BOTTOM				
Tony Phillips, S OBP: 0.339, SLG: 0.353 (9, 4)										3	0	0	1	0	0	0					
Dwayne Murphy, L OBP: 0.330, SLG: 0.447 (1, 8)										4	0	1	0	0	1	0					
Joe Morgan, L OBP: 0.377, SLG: 0.392 (1, 4)										4	1	3	0	0	0	0					
Mark Wagner, R OBP: 0.236, SLG: 0.280 (9, 6)										0	0	0	0	0	0	0					
Dave Kingman, R OBP: 0.329, SLG: 0.578 (1, 10)										4	1	1	2	0	2	3					
Carney Lansford, R OBP: 0.325, SLG: 0.382 (1, 5)										4	0	2	0	0	0	0					
Bruce Bochte, L OBP: 0.337, SLG: 0.333 (1, 3)										3	0	0	0	0	0	1					
Mike Heath, R OBP: 0.296, SLG: 0.406 (1, 2)										2	1	0	0	1	0	1					
Mike Davis, L OBP: 0.252, SLG: 0.340 (1, 9)										3	1	1	0	0	0	1					
Bill Almon, R OBP: 0.232, SLG: 0.326 (1, 7)										2	1	1	2	0	0	0					
Inning Stats	R: 0 E: 0 K: 1 S: 6	H: 1 LOB: 1 BB: 0 P: 6	R: 0 E: 0 K: 0 S: 3	H: 1 LOB: 0 BB: 0 P: 3	R: 0 E: 0 K: 0 S: 3	H: 0 LOB: 0 BB: 0 P: 3	R: 2 E: 1 K: 0 S: 5	H: 2 LOB: 0 BB: 0 P: 5	R: 2 E: 1 K: 0 S: 6	H: 3 LOB: 2 BB: 1 P: 10	R: 0 E: 0 K: 0 S: 4	H: 1 LOB: 1 BB: 0 P: 4	R: 1 E: 0 K: 1 S: 6	H: 1 LOB: 0 BB: 0 P: 6	R: 0 E: 0 K: 1 S: 5	H: 0 LOB: 0 BB: 0 P: 5	1B: 6 2B: 1 3B: 0 HR: 2	SF: 2 SAC: 1 DP: 1 HBP: 0	WP: 0 PB: 0 SB: 0 CS: 0	PA: 33	
PITCHER	IP	WLS	BF	H	R	ER	SO	BB	IBB	HBP	BLK	WP	HR	S	P	ERA	WHIP				
Jaime Cocanower, R ERA: 3.12 (1, 1)	5.0	L	23	8	4	4	1	1	0	0	0	0	1	24	28	7.20	1.800				
Mike Caldwell, L ERA: 4.05 (6, 1)	2.0	L	7	1	1	1	1	0	0	0	0	0	0	9	9	4.50	0.500				
Tom Tellmann, R ERA: 1.54 (8, 1)	1.0		3	0	0	0	1	0	0	0	0	0	0	5	5	0.00	0.000				

Milwaukee Brewers @ Oakland Athletics
Oakland-Alameda County Coliseum, Oakland, CA
Sun Jul 22 1984, 3:33 AM PDT
Att: 23,157 - Unknown

AB 29
R 5
H 9
RBI 5
BB 1
SO 3
LOB 6



Batter	1	2	3	4	5	6	7	8	9	AB	R	H	RBI	BB	SO	LOB	TOP								
Tony Phillips, S OBP: 0.341, SLG: 0.354 (1, 6)	0-3 K	0-0 2-3		0-3 K			0-0 1B		0-0 2B SF8 1B	5	1	2	0	0	2	2									
Dwayne Murphy, L OBP: 0.332, SLG: 0.446 Garry Hancock, L OBP: 0.209, SLG: 0.233 (1, 8) (8, 9)	0-0 1B 1B		0-0 F8		4-0 G3-6-3 BB		0-0 F8		0-0 1B 2B	3	1	1	0	1	0	1									
Joe Morgan, L OBP: 0.392, SLG: 0.399 Donnie Hill, S OBP: 0.200, SLG: 0.233 (1, 4) (6, PR) (8, 6)	0-0 BB 1B 1B		4-0 1B BB		0-0 G3-6-3 1-2			0-0 1B FC4-6 2B	0-0 SF8	3	0	2	0	1	0	1									
Dave Kingman, R OBP: 0.328, SLG: 0.574 Keith Atherton, R (1, 10) (8, PR) (8, 1)	0-0 F7		0-3 K		0-0 5-3			0-0 FC4-6 1B	0-3 K	4	0	1	0	0	1	3									
Jeff Burroughs, R OBP: 0.361, SLG: 0.347 (6, PH)										1	0	0	0	0	1	1									
Carney Lansford, R OBP: 0.326, SLG: 0.383 Mark Wagner, R OBP: 0.236, SLG: 0.280 (1, 5) (8, 5)	0-0 FC5 BB 1B		0-0 1B		0-0 F9		0-0 F9		0-0 F9	4	0	2	1	0	0	3									
Bruce Bochte, L OBP: 0.336, SLG: 0.330 (1, 3)	4-0 1-2 2-H BB		4-0 F9		0-0 F8		0-0 F8		0-0 FC4-6	3	0	0	1	1	0	4									
Mike Heath, R OBP: 0.292, SLG: 0.400 (1, 2) (8, 7)	0-0 FC5			0-0 5-3		0-0 F9		0-0 4-3		4	0	0	0	0	0	5									
Mike Davis, L OBP: 0.248, SLG: 0.335 (1, 9) (8, 8)		0-0 4-3		0-3 K		0-0 F6		0-0 4-3		4	0	0	0	0	1	0									
Bill Almon, R OBP: 0.245, SLG: 0.348 Mickey Tettleton, S OBP: 0.353, SLG: 0.273 (1, 7) (8, 2)		0-0 CS 1B		0-0 2B		0-0 5-3		4-0 1B 2B BB		3	0	2	0	0	0	0									
Inning Stats	R: 1 E: 0 K: 1 S: 8	H: 3 LOB: 3 BB: 1 P: 12	R: 0 E: 0 K: 0 S: 3	H: 1 LOB: 0 BB: 0 P: 3	R: 0 E: 0 K: 1 S: 6	H: 1 LOB: 2 BB: 1 P: 10	R: 0 E: 0 K: 2 S: 8	H: 1 LOB: 0 BB: 0 P: 8	R: 0 E: 0 K: 0 S: 2	H: 0 LOB: 0 BB: 0 P: 6	R: 0 E: 0 K: 0 S: 3	H: 0 LOB: 0 BB: 0 P: 3	R: 0 E: 0 K: 0 S: 4	H: 1 LOB: 1 BB: 0 P: 4	R: 1 E: 0 K: 0 S: 5	H: 2 LOB: 2 BB: 0 P: 5	R: 2 E: 0 K: 1 S: 7	H: 2 LOB: 1 BB: 1 P: 11	1B: 8 2B: 3 3B: 0 HR: 0	SF: 1 SAC: 0 DP: 1 HBP: 0	WP: 0 PB: 0 SB: 0 CS: 1	PA: 40			
PITCHER John Butcher, R ERA: 3.16 (1, 1)	IP 9.0	WLS W	BF 40	H 11	R 4	ER 4	SO 5	BB 4	IBB 0	HBP 0	BLK 0	WP 0	HR 0	S 46	P 62	ERA 4.00	WHIP 1.667								

Oakland Athletics @ Minnesota Twins
Hubert H. Humphrey Metrodome, Minneapolis, MN
Mon Jul 23 1984, 8:05 PM EDT
Att: 19,830 - Unknown

AB 35
R 4
H 11
RBI 4
BB 4
SO 5
LOB 20



Batter	1	2	3	4	5	6	7	8	9	AB	R	H	RBI	BB	SO	LOB	BOTTOM								
Kirby Puckett, R OBP: 0.325, SLG: 0.344 (1, 8)	0-3 K	0-0 1B		0-0 G6-3		0-0 F8	0-0 2B 1B			5	1	2	2	0	1	2									
Darrell Brown, S OBP: 0.321, SLG: 0.362 (1, 7)	0-0 F4	0-0 4-3			0-0 1B 1B	0-0 F6	0-0 1B 2B			5	2	2	3	0	0	3									
Dave Engle, R OBP: 0.330, SLG: 0.393 (1, 2)	0-0 6-3		0-0 F7		0-0 1B 1B SF7 1B	0-0 HR	0-0 1B BB			4	2	2	2	1	0	0									
Kent Hrbek, L OBP: 0.389, SLG: 0.523 (1, 3)		4-0 BB E 1-3 BB	0-0 F5		0-0 SF7 FC5-4 1B	0-0 F8	0-0 1B			4	2	2	2	1	0	0									
Randy Bush, L OBP: 0.303, SLG: 0.426 (1, 10)		0-0 E4 1-3 BB 1B	0-0 1B 2B		0-0 FC5-4 1B		0-0 1B			5	3	4	0	0	0	1									
Tim Lincecum, R OBP: 0.356, SLG: 0.416 (1, 4)		4-0 1B BB	0-0 1B 2B		0-0 SF7		0-0 F9 F7			3	1	1	2	1	0	4									
Tom Brunansky, R OBP: 0.303, SLG: 0.412 (1, 9)		0-0 1-3 BB	0-0 FC6-4		0-0 FC5-4 1B		0-0 1B 1B	0-0 F4		5	1	1	2	0	0	4									
Gary Gaetti, R OBP: 0.311, SLG: 0.339 (1, 5)		0-0 1B BB		0-0 F8	0-0 F8		0-0 1B 2B 1B	0-0 F8		4	1	1	1	1	0	1									
Houston Jimenez, R OBP: 0.266, SLG: 0.265 (1, 6)		0-0 F3		0-0 G6-3 1B		0-0 HR 1B	0-3 K	0-0 5-3		5	1	2	0	0	1	5									
Inning Stats	R: 0 E: 0 K: 1 S: 5	H: 0 LOB: 0 BB: 0 P: 5	R: 3 E: 1 K: 0 S: 5	H: 1 LOB: 2 BB: 3 P: 17	R: 1 E: 0 K: 0 S: 5	H: 2 LOB: 1 BB: 0 P: 5	R: 0 E: 0 K: 0 S: 3	H: 1 LOB: 0 BB: 0 P: 3	R: 3 E: 0 K: 0 S: 7	H: 4 LOB: 1 BB: 0 P: 7	R: 2 E: 0 K: 0 S: 5	H: 2 LOB: 0 BB: 0 P: 5	R: 5 E: 0 K: 1 S: 12	H: 7 LOB: 3 BB: 1 P: 16	R: 0 E: 0 K: 0 S: 3	H: 0 LOB: 0 BB: 0 P: 3	1B: 14 2B: 2 3B: 0 HR: 1	SF: 1 SAC: 0 DP: 1 HBP: 0	WP: 0 PB: 0 SB: 0 CS: 0	PA: 45					
PITCHER Ray Burris, R ERA: 2.91 (1, 1)	IP 4.0	WLS L	BF 22	H 7	R 7	ER 4	SO 4	BB 3	IBB 0	HBP 0	BLK 0	WP 0	HR 0	S 21	P 33	ERA 9.00	WHIP 2.500								
Chuck Rainey, R ERA: 4.52 (5, 1)	IP 2.0	WLS 9	BF 9	H 3	R 2	ER 2	SO 0	BB 0	IBB 0	HBP 0	BLK 0	WP 0	HR 1	S 9	P 9	ERA 9.00	WHIP 1.500								
Mike Torrez, R ERA: 6.1 (7, 1)	IP 0.2	WLS 9	BF 6	H 5	R 5	ER 5	SO 1	BB 1	IBB 0	HBP 0	BLK 0	WP 0	HR 0	S 10	P 14	ERA 67.50	WHIP 10.500								
Keith Atherton, R ERA: 4.19 (7, 1)	IP 1.1	WLS 5	BF 1	H 0	R 0	ER 0	SO 0	BB 0	IBB 0	HBP 0	BLK 0	WP 0	HR 0	S 5	P 5	ERA 0.00	WHIP 0.750								
Keith Atherton, R ERA: 4.19 (8, 1)	IP 1.1	WLS 5	BF 1	H 0	R 0	ER 0	SO 0	BB 0	IBB 0	HBP 0	BLK 0	WP 0	HR 0	S 5	P 5	ERA 0.00	WHIP 0.750								

Oakland Athletics @ Minnesota Twins
Hubert H. Humphrey Metrodome, Minneapolis, MN
Mon Jul 23 1984, 8:05 PM EDT
Att: 19,830 - Unknown

AB 40
R 14
H 17
RBI 14
BB 4
SO 2
LOB 20



Batter	1	2	3	4	5	6	7	8	9	AB	R	H	RBI	BB	SO	LOB	TOP				
Tony Phillips, S OBP: 0.342, SLG: 0.357 (1, 4)	5-3	FC5-4					F9		2B	4	0	1	1	1	0	2	Oakland Athletics @ Minnesota Twins Hubert H. Humphrey Metrodome, Minneapolis, MN Tue Jul 24 1984, 8:05 PM EDT Att: 12,269 - Unknown livebaseballscorecards.com				
Dwayne Murphy, L OBP: 0.335, SLG: 0.464 (1, 8)	HR		4-3		F9			HR	BB	4	2	2	2	1	0	2					
Joe Morgan, L OBP: 0.376, SLG: 0.392 (1, 10)	4-3		F8		F8			F9	6-3	5	0	0	0	0	4						
Dave Kingman, R OBP: 0.324, SLG: 0.567 (1, 3)	F4		K		F7			K		4	0	0	0	0	2						
Carney Lansford, R OBP: 0.326, SLG: 0.382 (1, 5)		F8		F3		F3				4	0	1	0	0	0						
Bill Almon, R OBP: 0.245, SLG: 0.354 (1, 7)		2B		K		F8		6-3		4	1	1	0	0	1						
Mike Heath, R OBP: 0.294, SLG: 0.408 (1, 9)		2B				F4			5-3	4	0	2	1	0	0						
Mickey Tettleton, S OBP: 0.287, SLG: 0.214 (1, 2) Garry Hancock, L OBP: 0.209, SLG: 0.227 (9, PH)		F7		F3		5-3		4-3		3	0	0	0	0	2						
Mark Wagner, R OBP: 0.259, SLG: 0.308 (1, 6) Bruce Bochte, L OBP: 0.338, SLG: 0.332 (9, PH) Mike Davis, L OBP: 0.248, SLG: 0.335 (9, PR)		FC5-4				F9			2B	1	0	1	0	0	0						
Inning Stats	R: 1 E: 0 K: 0 S: 4	H: 1 LOB: 0 BB: 0 P: 4	R: 1 E: 0 K: 0 S: 5	H: 2 LOB: 2 BB: 1 P: 9	R: 0 E: 0 K: 1 S: 5	H: 0 LOB: 0 BB: 0 P: 5	R: 0 E: 0 K: 1 S: 6	H: 1 LOB: 1 BB: 0 P: 6	R: 0 E: 0 K: 0 S: 4	H: 1 LOB: 2 BB: 1 P: 8	R: 0 E: 0 K: 0 S: 3	H: 0 LOB: 0 BB: 0 P: 3	R: 0 E: 0 K: 0 S: 3	R: 1 E: 0 K: 1 S: 7	H: 2 LOB: 1 BB: 0 P: 7	R: 1 E: 0 K: 0 S: 5		H: 2 LOB: 2 BB: 1 P: 9	1B: 2 2B: 5 3B: 0 HR: 2	SF: 0 SAC: 0 DP: 0 HBP: 0	WP: 0 PB: 0 SB: 2 CS: 0
PITCHER	IP	WLS	BF	H	R	ER	SO	BB	IBB	HBP	BLK	WP	HR	S	P	ERA	WHIP				
Pete Filson, L ERA: 3.7 (1, 1)	7.2	W	32	7	3	3	3	2	0	0	0	0	2	36	44	3.52	1.174				
Rick Lysander, R ERA: 2.55 (8, 1)	1.0	S	5	2	1	1	0	0	0	0	0	0	0	5	5	9.00	2.000				
Len Whitehouse, L ERA: 2.66 (9, 1)	0.1	S	2	0	0	0	0	1	0	0	0	0	0	1	5	0.00	3.000				

Batter	1	2	3	4	5	6	7	8	9	AB	R	H	RBI	BB	SO	LOB	BOTTOM				
Kirby Puckett, R OBP: 0.321, SLG: 0.339 (1, 8)	6-3	F9		F8		F8				4	0	0	0	0	1	Oakland Athletics @ Minnesota Twins Hubert H. Humphrey Metrodome, Minneapolis, MN Tue Jul 24 1984, 8:05 PM EDT Att: 12,269 - Unknown livebaseballscorecards.com					
Darrell Brown, S OBP: 0.324, SLG: 0.375 (1, 7)	BB	1B		6-3		F7				4	1	2	1	0	0						
Dave Engle, R OBP: 0.332, SLG: 0.391 (1, 2)	1B	F1				F5				2	1	0	0	2	1						
Kent Hrbek, L OBP: 0.388, SLG: 0.520 (1, 3)	G3		F9	4-3		F6				4	0	1	1	0	1						
Randy Bush, L OBP: 0.302, SLG: 0.419 (1, 10)	G3		F7			K				3	0	0	1	1	1						
Tim Lincecum, R OBP: 0.357, SLG: 0.414 (1, 4)	K			2B		F8		F5		4	1	1	0	0	2						
Tom Brunansky, R OBP: 0.305, SLG: 0.419 (1, 9)		1B		1B		6-3		F8		4	2	2	1	0	1						
Gary Gaetti, R OBP: 0.315, SLG: 0.342 (1, 5)		F9				F2				3	1	2	2	1	0						
Houston Jimenez, R OBP: 0.261, SLG: 0.259 (1, 6)	F9		F9		6-3			F7		4	0	0	0	0	4						
Inning Stats	R: 2 E: 0 K: 1 S: 7	H: 2 LOB: 1 BB: 1 P: 11	R: 2 E: 0 K: 0 S: 6	H: 3 LOB: 1 BB: 0 P: 6	R: 2 E: 0 K: 0 S: 6	H: 3 LOB: 1 BB: 0 P: 6	R: 0 E: 0 K: 0 S: 3	H: 0 LOB: 1 BB: 1 P: 7	R: 0 E: 0 K: 0 S: 3	H: 0 LOB: 2 BB: 2 P: 11	R: 0 E: 0 K: 0 S: 3	H: 0 LOB: 0 BB: 0 P: 3	R: 0 E: 0 K: 1 S: 5	H: 0 LOB: 0 BB: 0 P: 5	R: 0 E: 0 K: 0 S: 3		H: 0 LOB: 0 BB: 0 P: 3	1B: 5 2B: 2 3B: 1 HR: 0	SF: 0 SAC: 0 DP: 0 HBP: 0	WP: 0 PB: 0 SB: 0 CS: 0	PA: 36
PITCHER	IP	WLS	BF	H	R	ER	SO	BB	IBB	HBP	BLK	WP	HR	S	P	ERA	WHIP				
Steve McCatty, R ERA: 4.07 (1, 1)	8.0	L	36	8	6	6	2	4	0	0	0	0	0	36	52	6.75	1.500				



Batter	1	2	3	4	5	6	7	8	9	AB	R	H	RBI	BB	SO	LOB	TOP										
Tony Phillips, S OBP: 0.340, SLG: 0.359 (1, 4)	F8		K			4-3			1B 2B	4	1	1	0	0	1	1											
Bill Almon, R OBP: 0.238, SLG: 0.343 Joe Morgan, L OBP: 0.379, SLG: 0.392 Mickey Tettleton, S OBP: 0.267, SLG: 0.214 (1, 7) (9, PH) (9, 2)	1-3			F8		5-3			1B BB	3	0	0	0	0	0	0											
Dwayne Murphy, L OBP: 0.337, SLG: 0.465 (1, 8)	F9			6-3			S 1B		S 1B	4	0	2	1	0	0	0											
Dave Kingman, R OBP: 0.323, SLG: 0.563 (1, 10)		G4-6-3 1B		K			F5		K	4	0	1	0	0	2	3											
Carney Lansford, R OBP: 0.322, SLG: 0.377 (1, 5)	F8				F6		F4		K	4	0	0	0	0	1	4											
Bruce Bochte, L OBP: 0.335, SLG: 0.329 (1, 3)		G4-6-3 1-2			4-3				F8	3	0	0	0	0	0	1											
Mike Heath, R OBP: 0.292, SLG: 0.404 (9, 7)			K		F9				F9	3	0	0	0	0	1	0											
Mike Davis, L OBP: 0.246, SLG: 0.331 (1, 9)			K			F6			F7	3	0	0	0	0	1	0											
Mark Wagner, R OBP: 0.267, SLG: 0.315 Gary Hancock, L OBP: 0.200, SLG: 0.222 Donnie Hill, S OBP: 0.200, SLG: 0.233 (1, 6) (9, PH) (9, 6)						F9			F6	2	0	1	0	0	0	0											
										1	0	0	0	0	0	0											
										0	0	0	0	0	0	0											
Inning Stats	R: 0 E: 0 K: 0 S: 3	H: 0 LOB: 0 BB: 0 P: 3	R: 0 E: 0 K: 0 S: 3	H: 1 LOB: 0 BB: 0 P: 3	R: 0 E: 0 K: 3 S: 10	H: 1 LOB: 1 BB: 0 P: 10	R: 0 E: 0 K: 1 S: 5	H: 0 LOB: 0 BB: 0 P: 5	R: 0 E: 0 K: 0 S: 3	H: 0 LOB: 0 BB: 0 P: 3	R: 0 E: 0 K: 0 S: 4	H: 1 LOB: 1 BB: 0 P: 4	R: 0 E: 0 K: 0 S: 3	H: 0 LOB: 0 BB: 0 P: 3	R: 1 E: 0 K: 2 S: 9	H: 2 LOB: 2 BB: 1 P: 13	1B: 4 2B: 1 3B: 0 HR: 0	SF: 0 SAC: 0 DP: 1 HBP: 0	WP: 0 PB: 0 SB: 3 CS: 0	PA: 32							
PITCHER	IP	WLS	BF	H	R	ER	SO	BB	IBB	HBP	BLK	WP	HR	S	P	ERA	WHIP										
Ken Schrom, R ERA: 3.43 Ron Davis, R ERA: 4.89 (1, 1) (9, 1)	8.1	L	30	5	1	1	4	1	0	0	0	0	0	37	41	1.08	0.720										
	0.2		2	0	0	0	2	0	0	0	0	0	0	6	6	0.00	0.000										

Oakland Athletics @ Minnesota Twins
Hubert H. Humphrey Metrodome, Minneapolis, MN
Wed Jul 25 1984, 8:05 PM EDT
Att: 13,383 - Unknown

AB	31
R	1
H	5
RBI	1
BB	1
SO	6
LOB	9

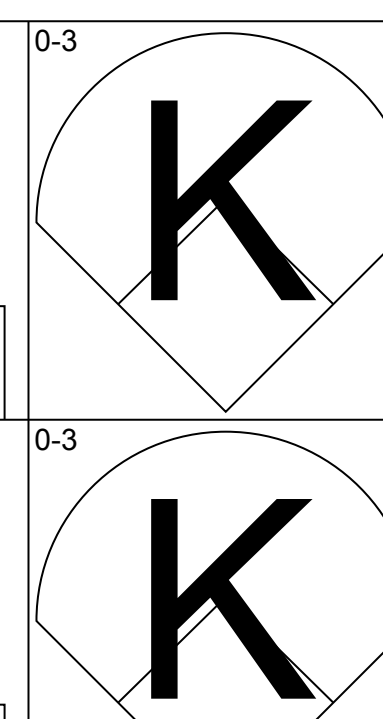
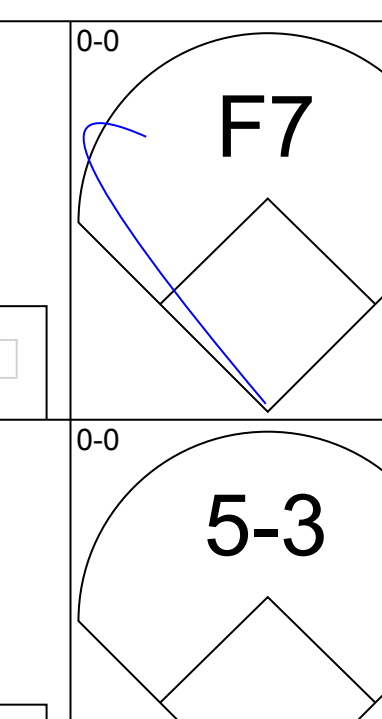
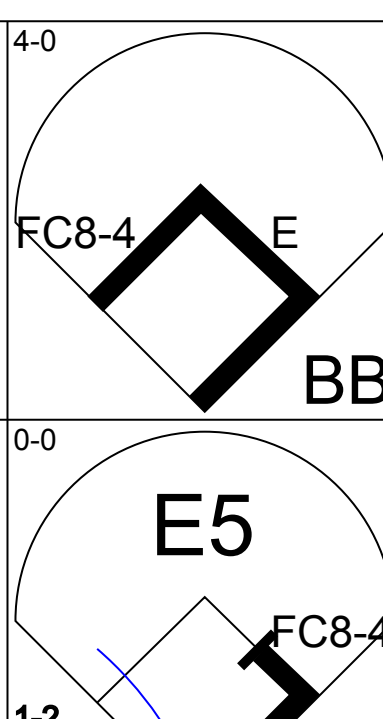
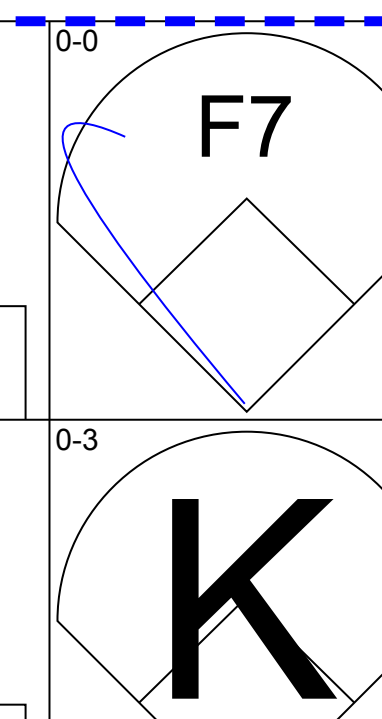
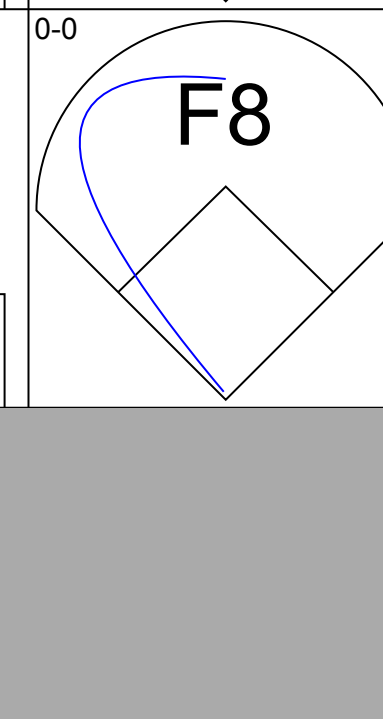

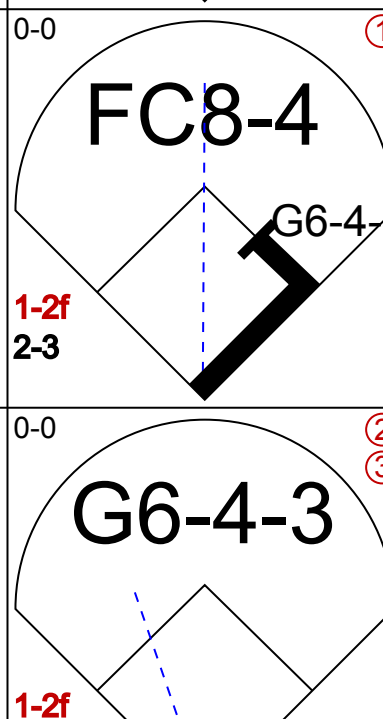
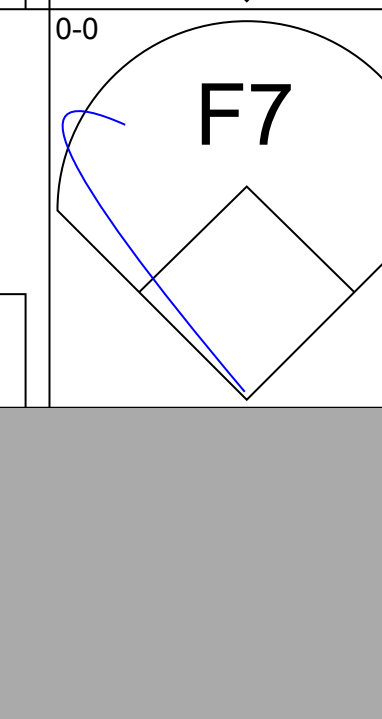

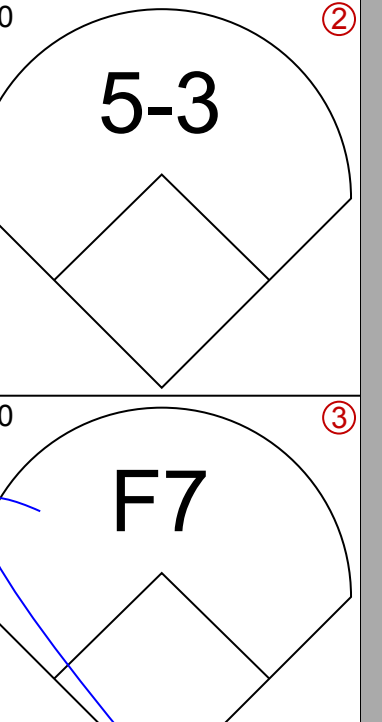


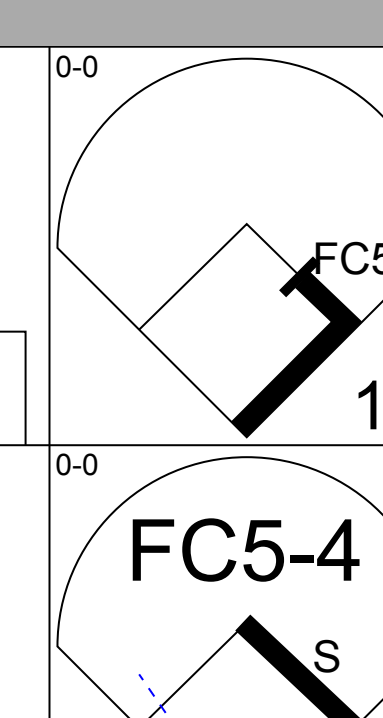
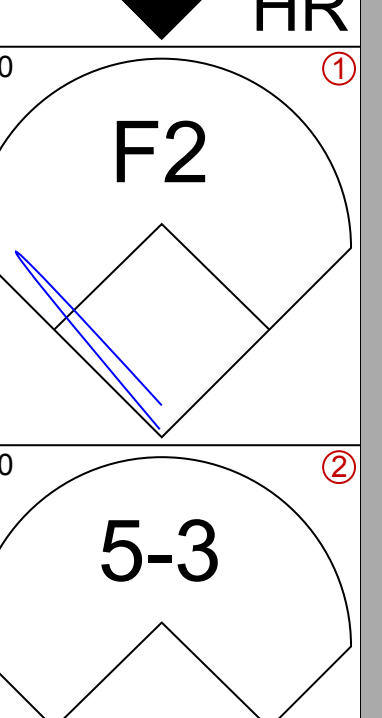
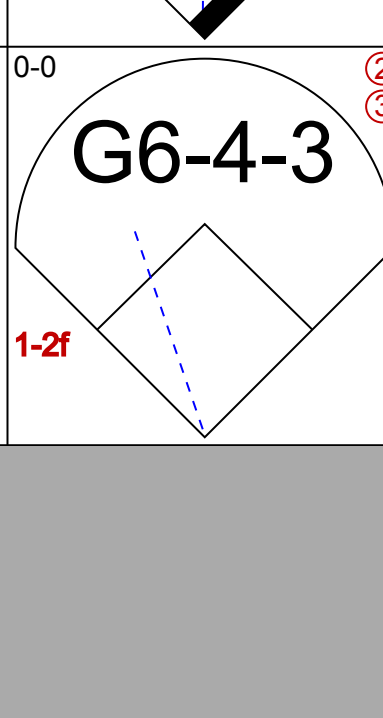
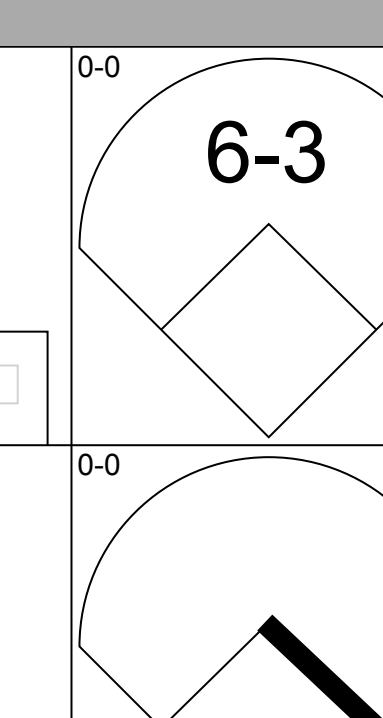
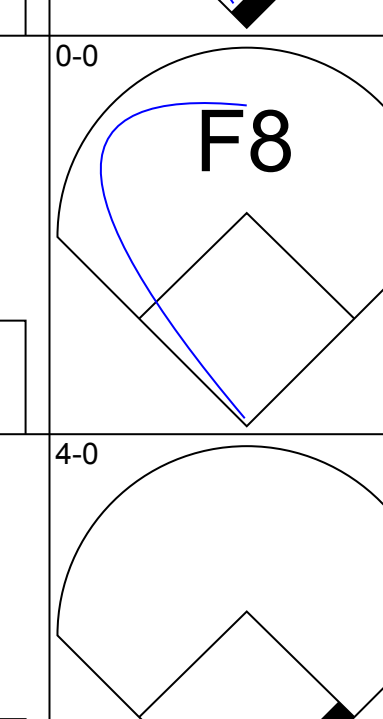
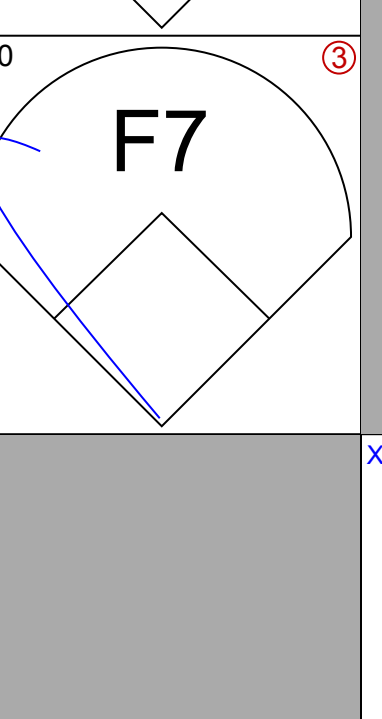
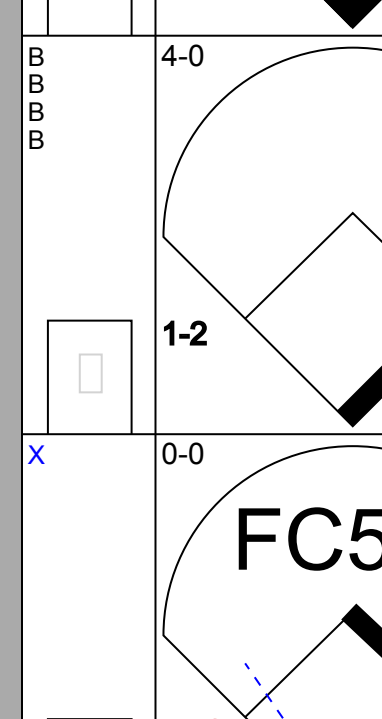
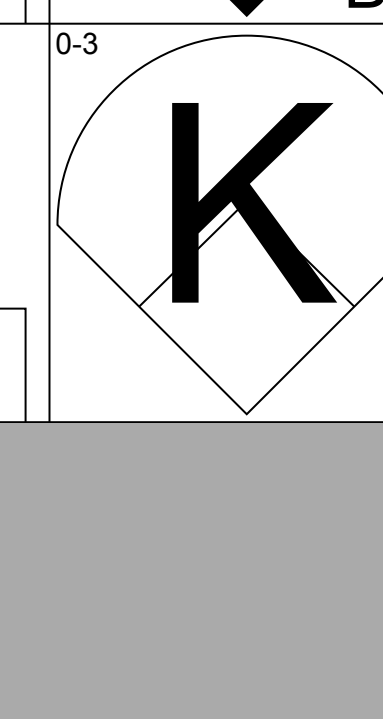

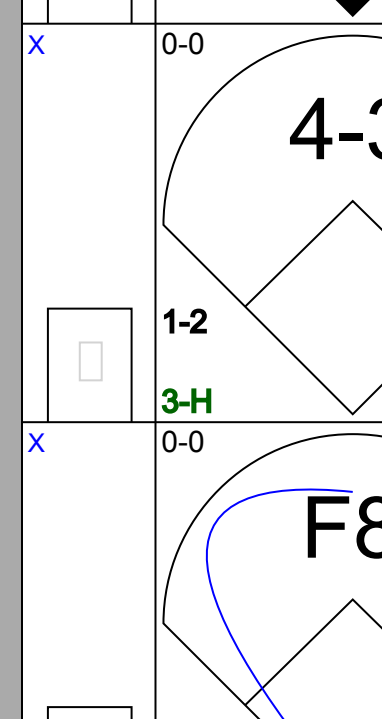

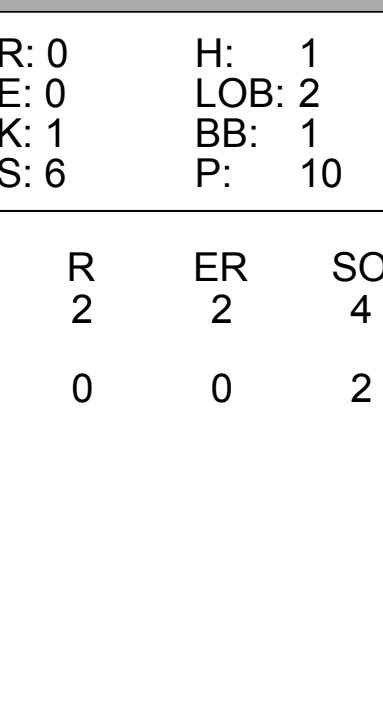
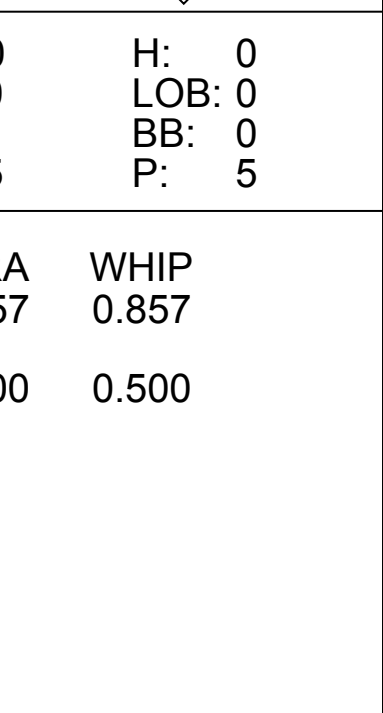
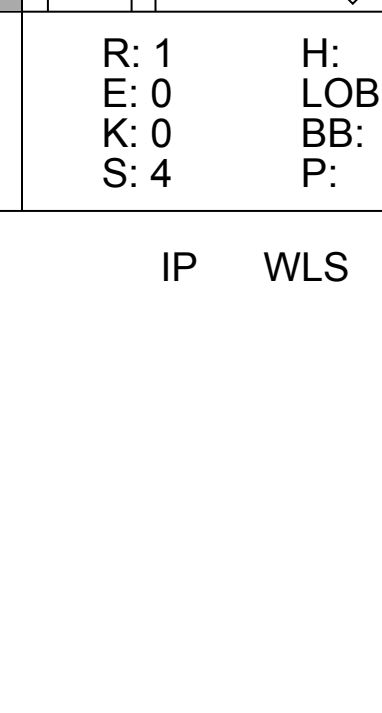
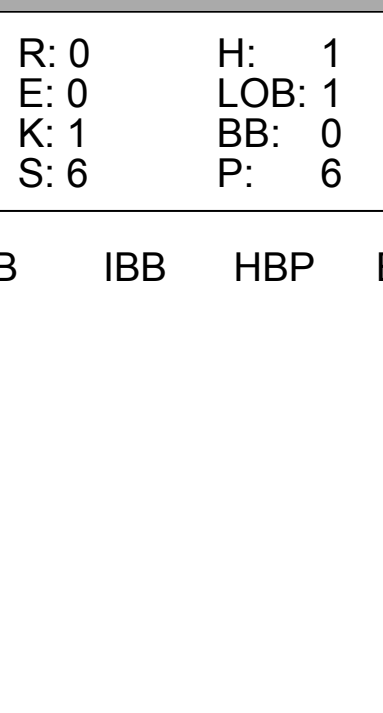

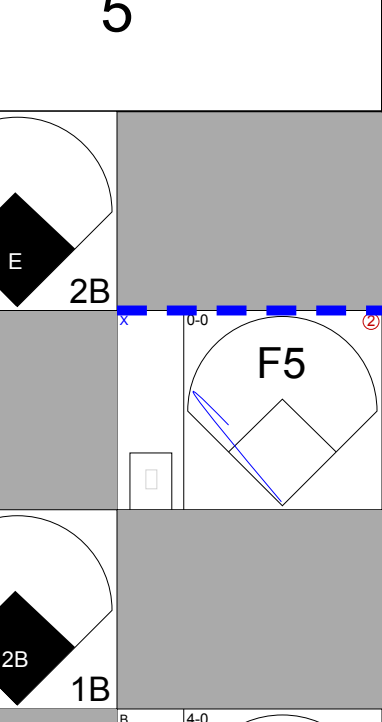
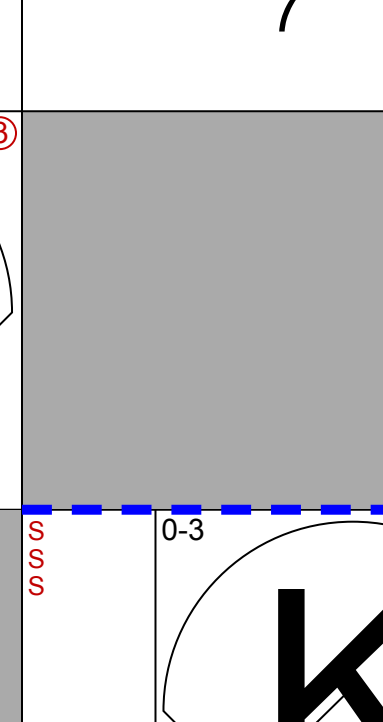
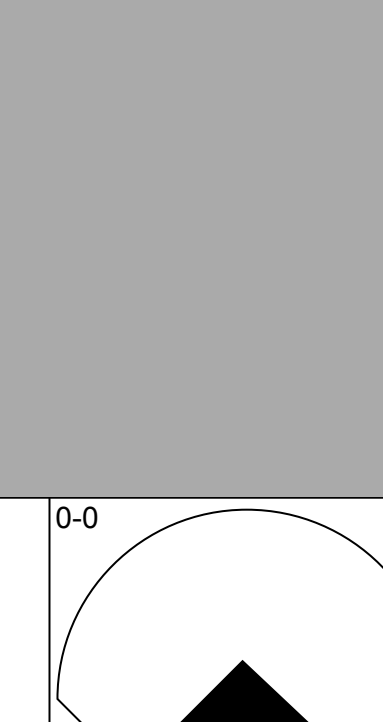
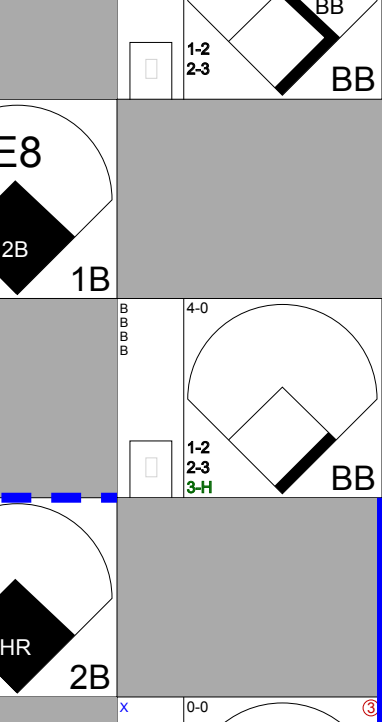
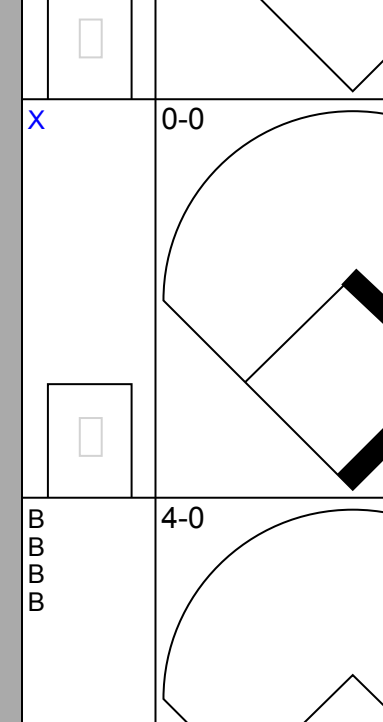

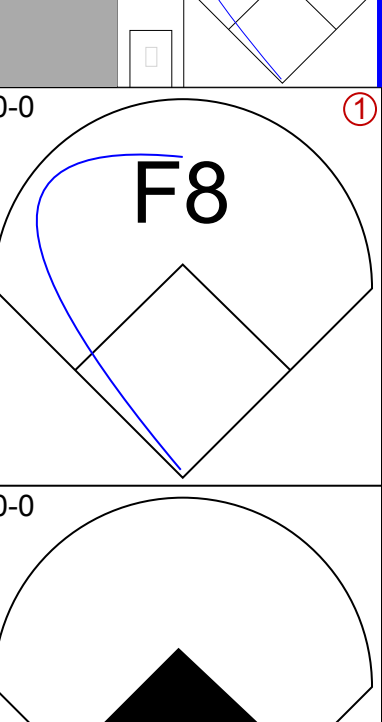



Batter	1	2	3	4	5	6	7	8	9	AB	R	H	RBI	BB	SO	LOB	BOTTOM										
Kirby Puckett, R OBP: 0.316, SLG: 0.334 (1, 8)	4-3		K2-3			4-3			4-3	4	0	0	0	0	1	2											
Darrell Brown, S OBP: 0.318, SLG: 0.368 (1, 7)	K			G3		1-3			5-3	4	0	0	0	0	1	1											
Dave Engle, R OBP: 0.334, SLG: 0.399 (1, 2)	F9						2B		F9	4	0	2	0	0	0	0											
Kent Hrbek, L OBP: 0.386, SLG: 0.516 (1, 3)		3-1		F8		F2			1B	4	0	1	0	0	0	2											
Mickey Hatcher, R OBP: 0.330, SLG: 0.380 (1, 10)	F4			6-3					K	4	0	0	0	0	1	2											
Tim Lincecum, R OBP: 0.356, SLG: 0.411 (1, 4)	F8								F3	3	0	0	0	1	0	1											
Tom Brunansky, R OBP: 0.308, SLG: 0.419 (1, 9)										2	0	1	0	1	0	0											
Gary Gaetti, R OBP: 0.313, SLG: 0.339 (1, 5)			FC4-6 BB							3	0	0	0	0	0	3											
Houston Jimenez, R OBP: 0.262, SLG: 0.265 (1, 6)			FC4-6 1-3						5-3	3	0	0	0	0	0	3											
			1-3							3	0	1	0	0	0	2											
Inning Stats	R: 0 E: 0 K: 1 S: 5	H: 0 LOB: 0 BB: 0 P: 5	R: 0 E: 0 K: 0 S: 3	H: 0 LOB: 0 BB: 0 P: 3	R: 0 E: 0 K: 1 S: 5	H: 0 LOB: 1 BB: 1 P: 9	R: 0 E: 0 K: 0 S: 4	H: 1 LOB: 1 BB: 0 P: 4	R: 0 E: 0 K: 0 S: 3	H: 1 LOB: 1 BB: 0 P: 3	R: 0 E: 0 K: 0 S: 4	H: 1 LOB: 1 BB: 0 P: 4	R: 0 E: 0 K: 0 S: 3	H: 1 LOB: 1 BB: 0 P: 3	R: 0 E: 0 K: 1 S: 6	H: 1 LOB: 1 BB: 0 P: 6	1B: 2 2B: 3 3B: 0 HR: 0	SF: 0 SAC: 0 DP: 1 HBP: 0	WP: 0 PB: 0 SB: 0 CS: 0	PA: 33							
PITCHER	IP	WLS	BF	H	R	ER	SO	BB	IBB	HBP	BLK	WP	HR	S	P	ERA	WHIP										
Curt Young, L ERA: 1.98 Bill Caudill, R ERA: 2.73 (1, 1) (9, 1)	8.0	W	29	4	0	0	2	2	0	0	0	0	0	31	39	0.00	0.750										
	1.0	S	4	1	0	0	1	0	0	0	0	0	0	6	6	0.00	1.000										

Oakland Athletics @ Minnesota Twins
Hubert H. Humphrey Metrodome, Minneapolis, MN
Wed Jul 25 1984, 8:05 PM EDT
Att: 13,383 - Unknown

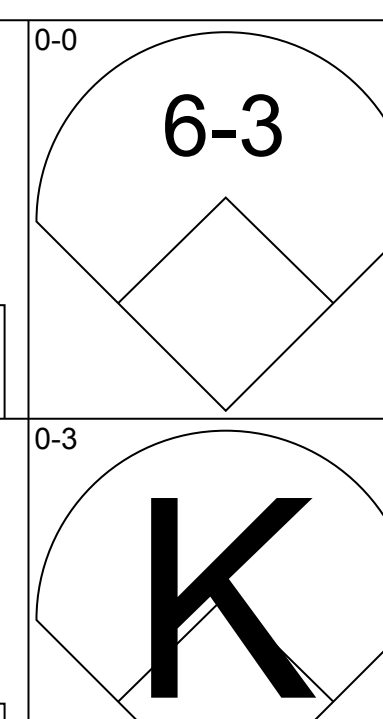
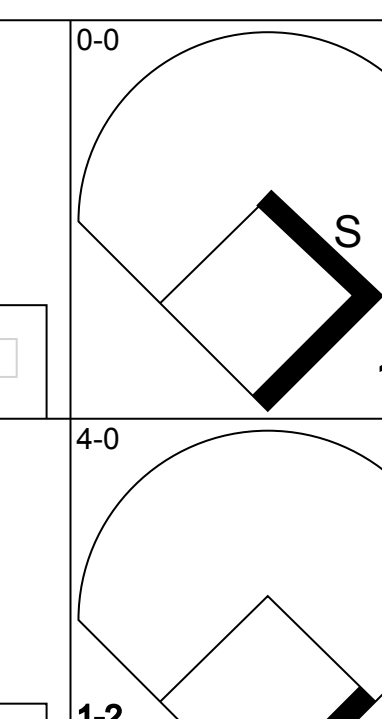
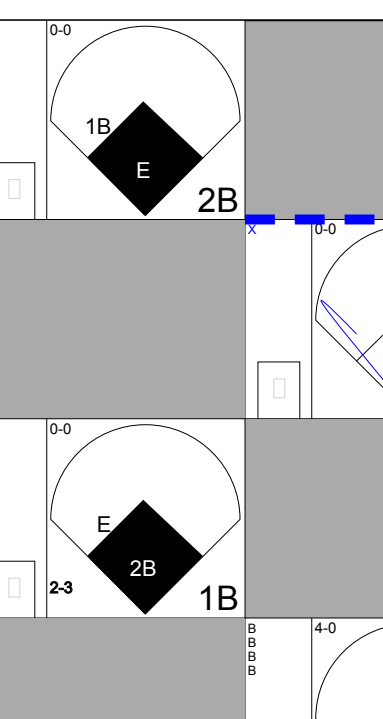
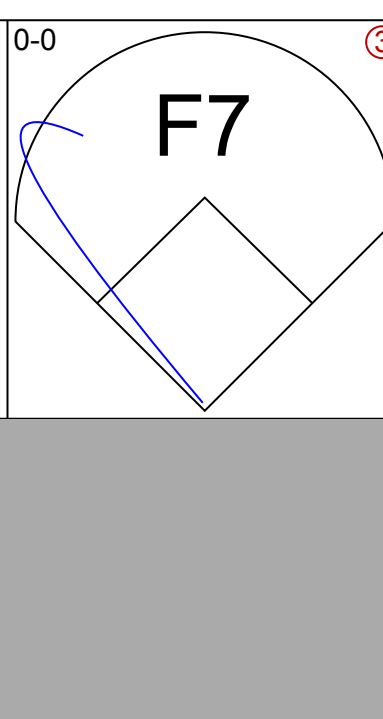
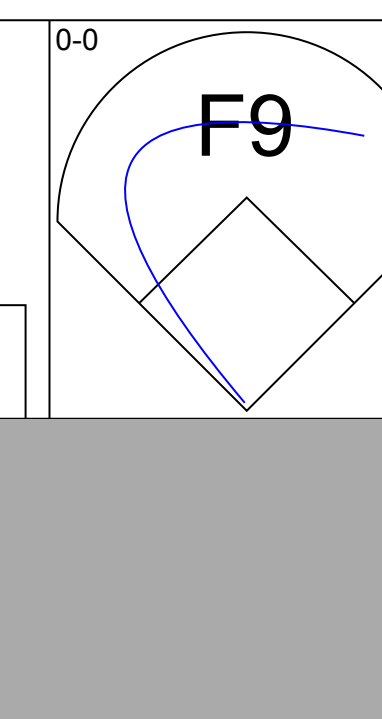
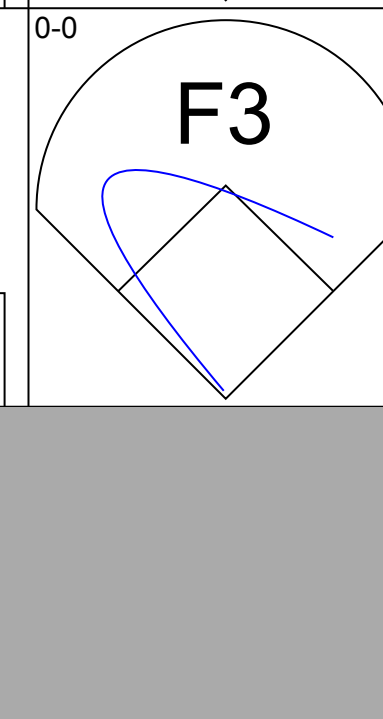
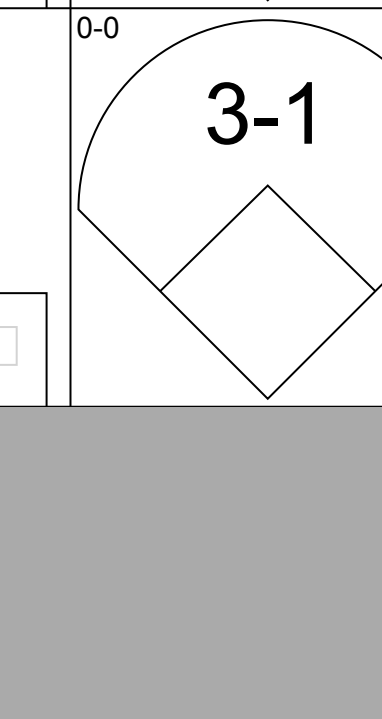
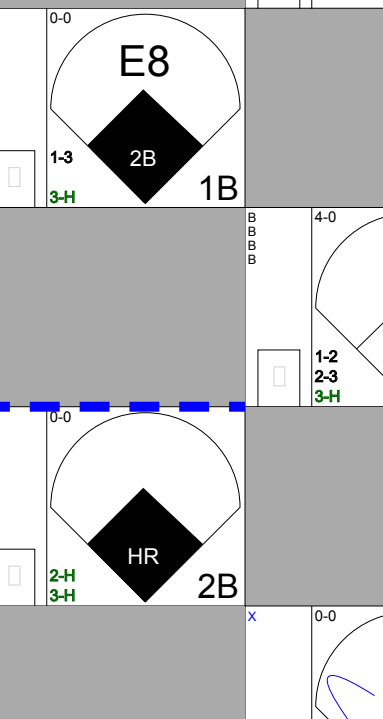
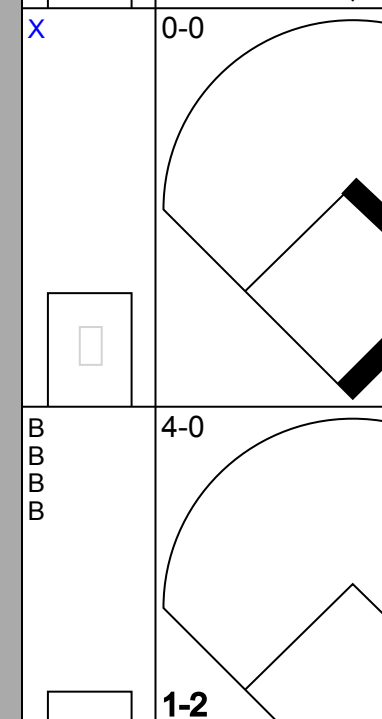


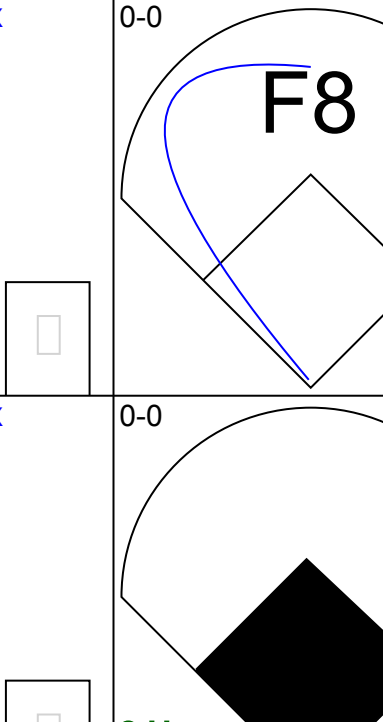
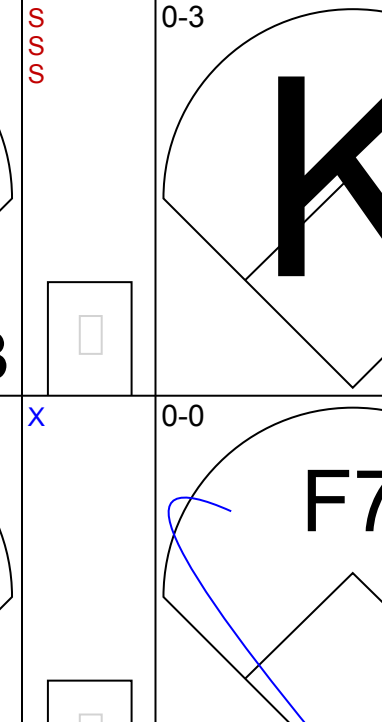
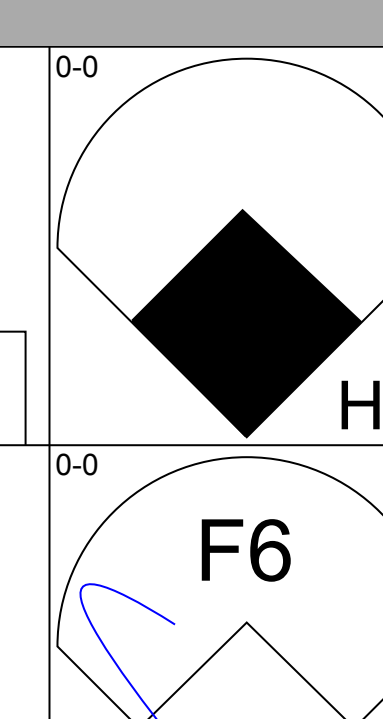
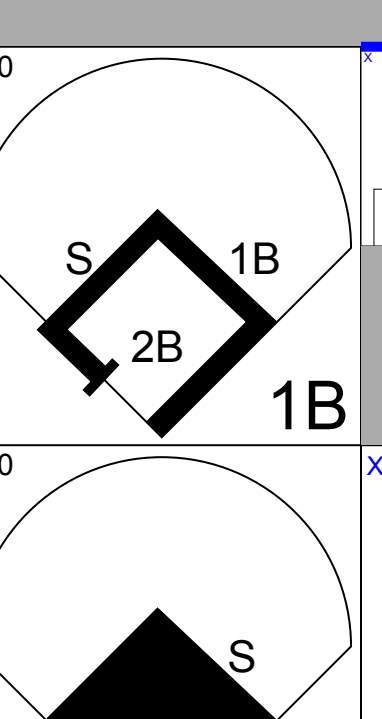
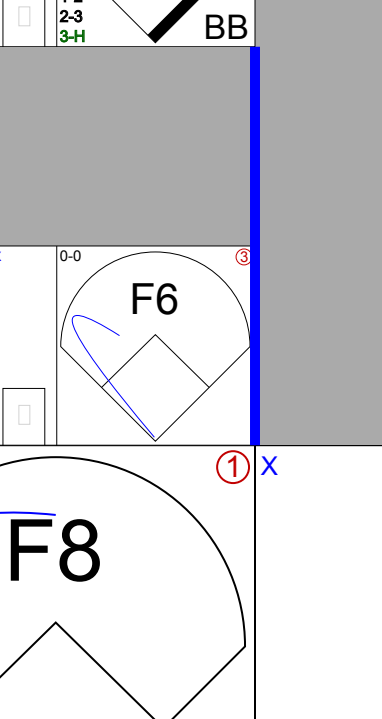
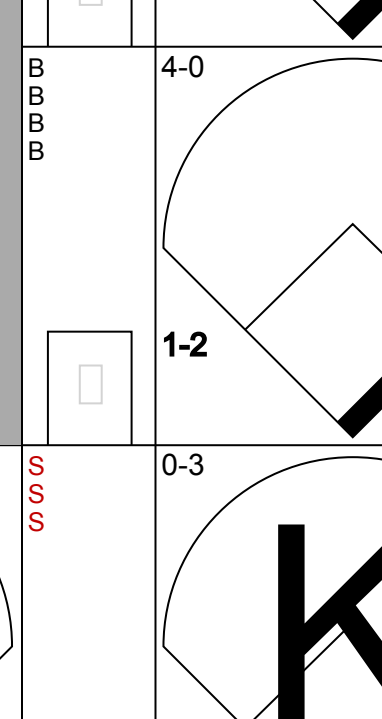
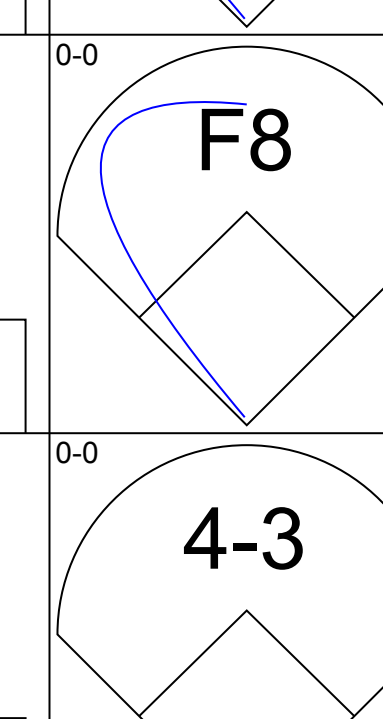
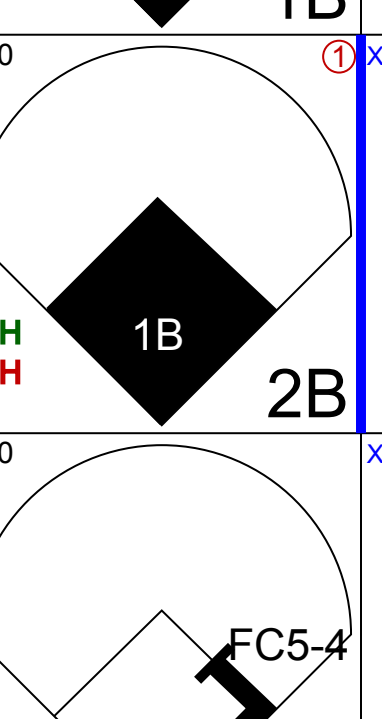
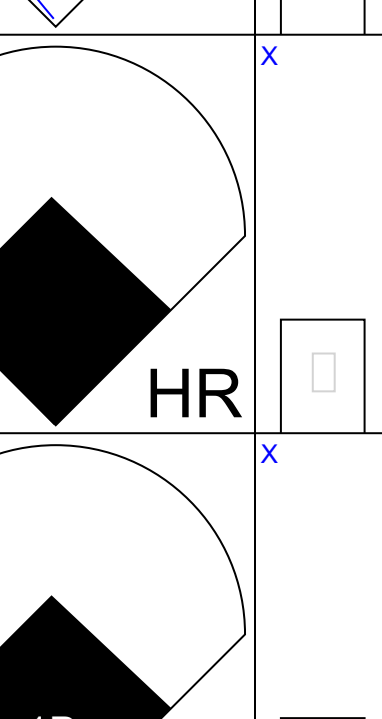
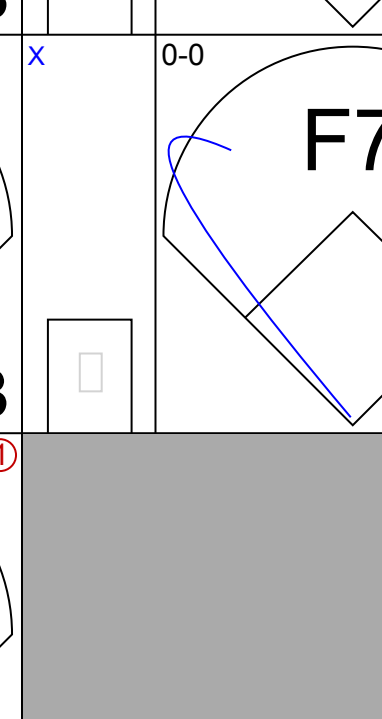

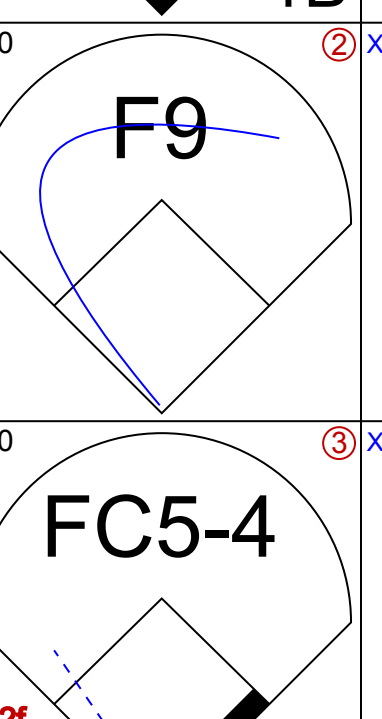
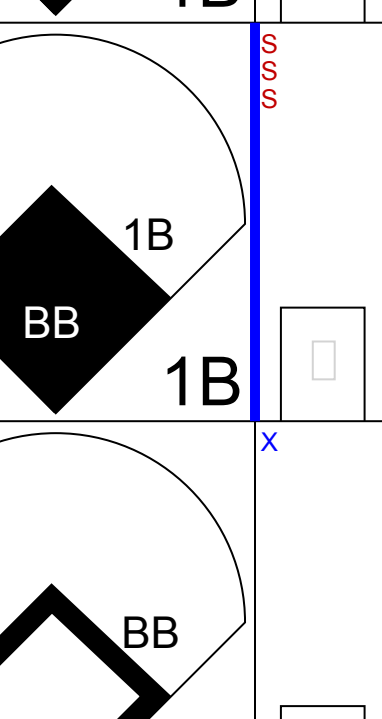

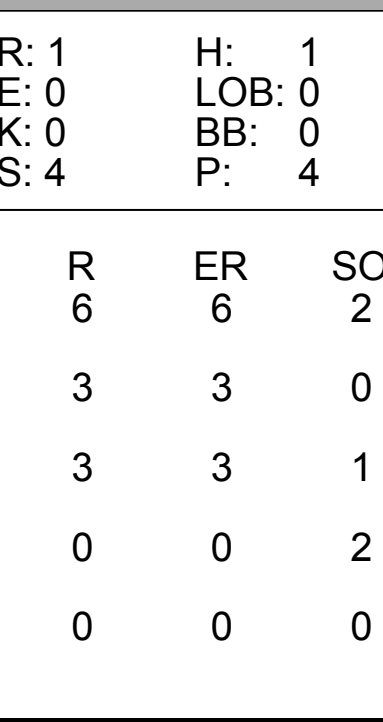
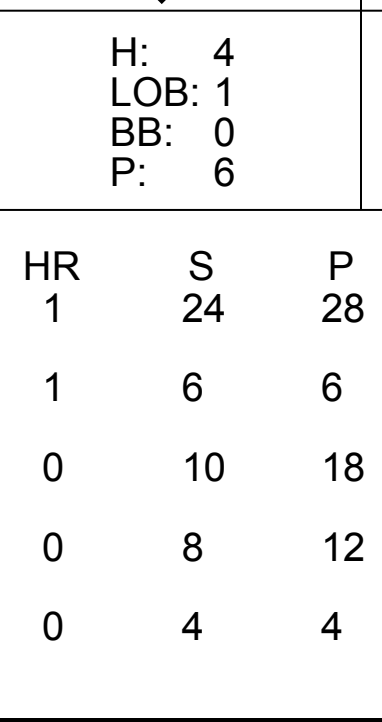
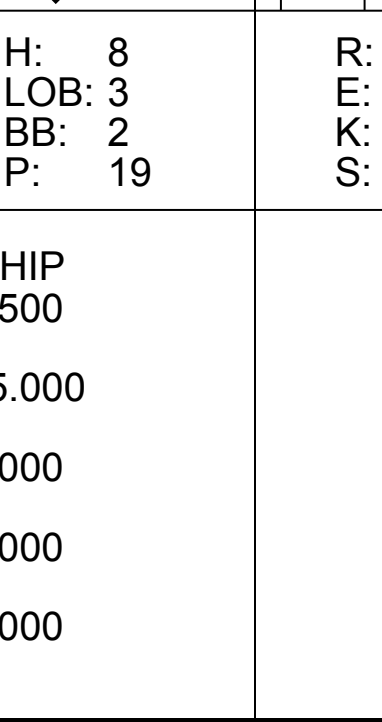
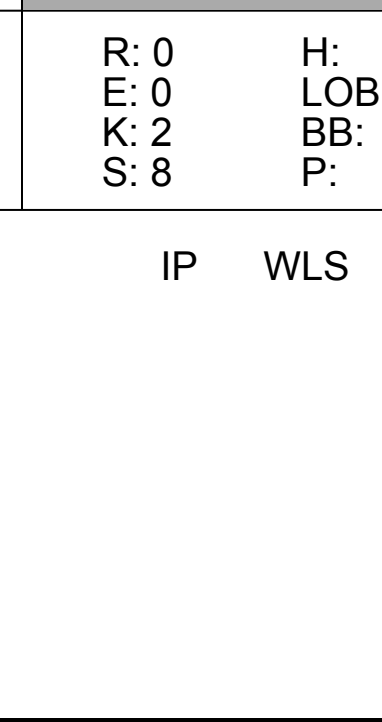
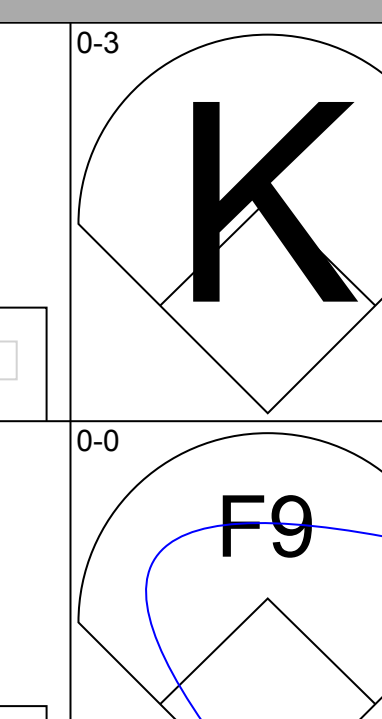
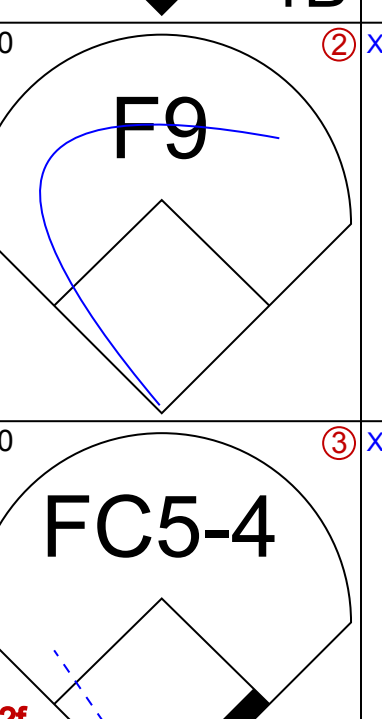
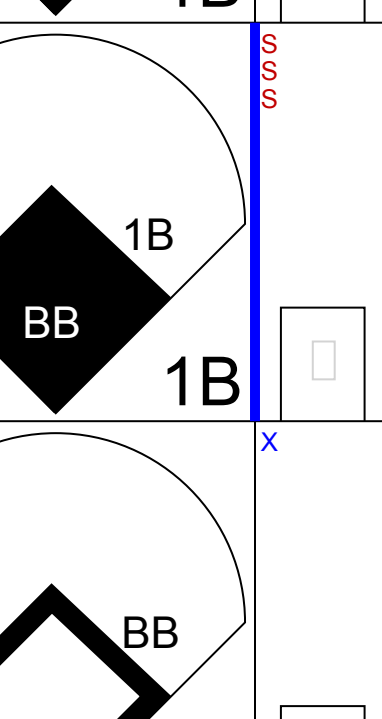
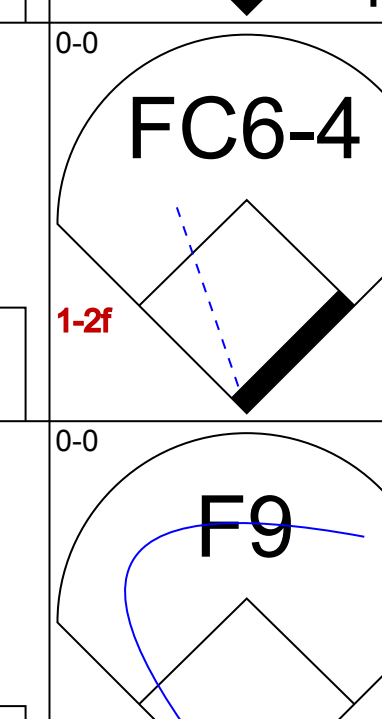
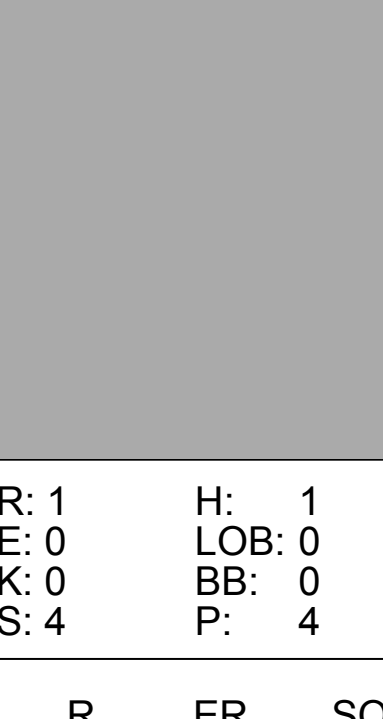
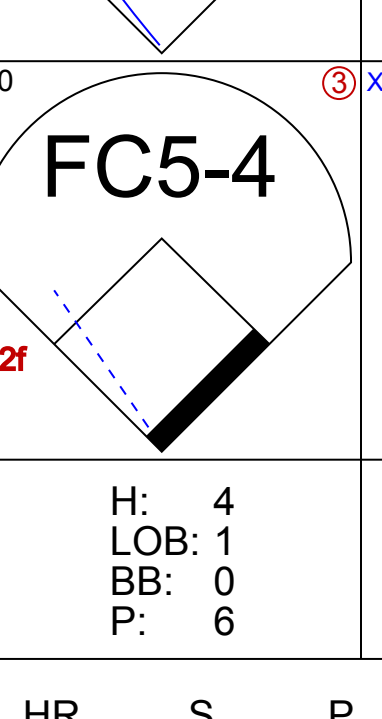
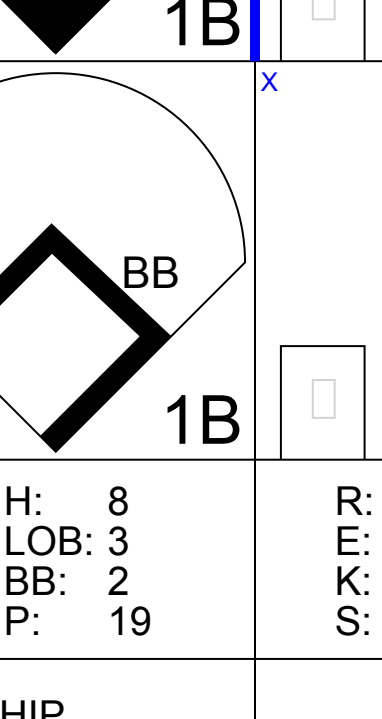
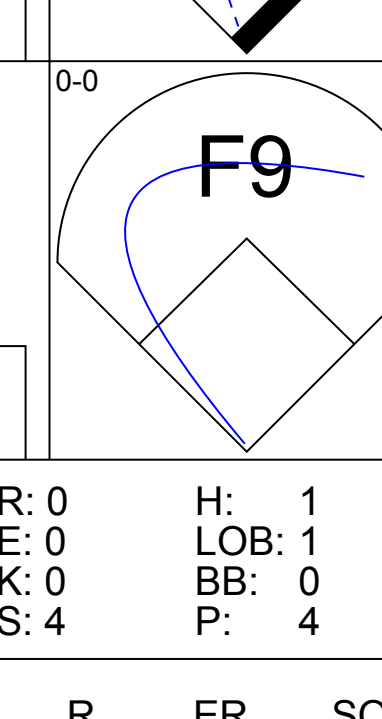
AB	31
R	0
H	5
RBI	0
BB	2
SO	3
LOB	13



Batter	1	2	3	4	5	6	7	8	9	AB	R	H	RBI	BB	SO	LOB	TOP								
Tony Phillips, S OBP: 0.338, SLG: 0.355 (1, 4)										3	0	0	0	1	1	0	Oakland Athletics @ Seattle Mariners The Kingdome, Seattle, WA Fri Jul 27 1984, 10:05 PM EDT Att: 9,887 - Unknown								
Bill Almon, R OBP: 0.229, SLG: 0.330 (1, 7)										4	0	0	0	0	2	1									
Dwayne Murphy, L OBP: 0.337, SLG: 0.472 Mickey Tettleton, S OBP: 0.290, SLG: 0.200 (1, 8) (6, 2)										3	1	1	1	0	0	2									
Dave Kingman, R OBP: 0.323, SLG: 0.560 (1, 10)										4	0	1	0	0	0	2									
Carney Lansford, R OBP: 0.322, SLG: 0.377 Donnie Hill, S OBP: 0.208, SLG: 0.253 (1, 5) (7, 6)										3	1	1	0	0	0	1									
Bruce Bochte, L OBP: 0.335, SLG: 0.327 Garry Hancock, L OBP: 0.196, SLG: 0.217 (1, 3) (8, 3)										2	0	0	0	1	0	1									
Mike Heath, R OBP: 0.292, SLG: 0.401 (1, 2) (6, 9)										2	0	0	0	1	0	2									
Jeff Burroughs, R OBP: 0.375, SLG: 0.340 (9, PH)										1	0	0	0	0	1	1									
Mike Davis, L OBP: 0.243, SLG: 0.327 (1, 9) (6, 8)										3	0	0	1	0	1	3									
Mark Wagner, R OBP: 0.254, SLG: 0.298 (1, 6) (7, 5)										3	0	0	0	0	1	1									
Inning Stats	R: 0 E: 0 K: 2 S: 7	H: 0 LOB: 0 BB: 0 P: 7	R: 0 E: 0 K: 1 S: 6	H: 1 LOB: 2 BB: 1 P: 10	R: 0 E: 0 K: 0 S: 3	H: 0 LOB: 0 BB: 0 P: 3	R: 1 E: 0 K: 0 S: 4	H: 1 LOB: 0 BB: 0 P: 4	R: 0 E: 0 K: 1 S: 5	H: 0 LOB: 0 BB: 0 P: 5	R: 0 E: 1 K: 0 S: 3	H: 0 LOB: 1 BB: 1 P: 7	R: 1 E: 0 K: 0 S: 4	H: 1 LOB: 1 BB: 1 P: 8	R: 0 E: 0 K: 1 S: 5	H: 0 LOB: 0 BB: 0 P: 5	R: 0 E: 0 K: 1 S: 6	H: 1 LOB: 1 BB: 0 P: 6	1B: 2 2B: 1 3B: 0 HR: 1	SF: 0 SAC: 0 DP: 1 HBP: 0	WP: 0 PB: 0 SB: 1 CS: 0	PA: 34			
PITCHER	IP	WLS	BF	H	R	ER	SO	BB	IBB	HBP	BLK	WP	HR	S	P	ERA	WHIP								
Salome Barojas, R ERA: 3.8 (1, 1)	7.0	W	27	3	2	2	4	3	0	0	0	0	1	32	44	2.57	0.857								
Ed Nunez, R ERA: 3.39 (8, 1)	2.0		7	1	0	0	2	0	0	0	0	0	0	11	11	0.00	0.500								

AB	31
R	2
H	4
RBI	2
BB	3
SO	6
LOB	15



Batter	1	2	3	4	5	6	7	8	9	AB	R	H	RBI	BB	SO	LOB	BOTTOM								
Jack Perconte, L OBP: 0.362, SLG: 0.352 (1, 4)										6	1	2	0	0	0	4	Oakland Athletics @ Seattle Mariners The Kingdome, Seattle, WA Fri Jul 27 1984, 10:05 PM EDT Att: 9,887 - Unknown								
Spike Owen, S OBP: 0.351, SLG: 0.398 (1, 6)										3	1	1	0	2	2	0									
Alvin Davis, L OBP: 0.398, SLG: 0.510 (1, 3)										4	1	2	2	1	0	2									
Al Cowens, R OBP: 0.331, SLG: 0.491 Phil Bradley, R OBP: 0.301, SLG: 0.316 (1, 9) (6, 9)										4	2	3	3	0	0	3									
Dave Henderson, R OBP: 0.290, SLG: 0.412 (1, 8)										5	2	2	0	0	1	3									
Steve Henderson, R OBP: 0.355, SLG: 0.384 Ken Phelps, L OBP: 0.404, SLG: 0.621 (1, 10) (5, PH)										2	1	1	1	0	0	0									
Barry Bonnell, R OBP: 0.308, SLG: 0.386 (1, 7)										5	1	3	1	0	0	2									
Jim Presley, R OBP: 0.270, SLG: 0.364 Domingo Ramos, R OBP: 0.210, SLG: 0.213 (1, 5) (6, PH) (7, 5)										3	1	1	0	0	1	1									
Orlando Mercado, R OBP: 0.238, SLG: 0.250 (1, 2)										5	0	2	3	0	0	2									
Inning Stats	R: 0 E: 0 K: 1 S: 5	H: 0 LOB: 0 BB: 0 P: 5	R: 1 E: 0 K: 0 S: 4	H: 1 LOB: 0 BB: 0 P: 4	R: 0 E: 0 K: 1 S: 6	H: 1 LOB: 2 BB: 1 P: 10	R: 2 E: 0 K: 0 S: 6	H: 4 LOB: 1 BB: 0 P: 6	R: 7 E: 1 K: 0 S: 11	H: 8 LOB: 3 BB: 2 P: 19	R: 2 E: 0 K: 1 S: 8	H: 3 LOB: 1 BB: 0 P: 8	R: 0 E: 0 K: 2 S: 8	H: 1 LOB: 2 BB: 1 P: 12	R: 0 E: 0 K: 0 S: 4	H: 1 LOB: 1 BB: 0 P: 4		1B: 13 2B: 3 3B: 1 HR: 2	SF: 0 SAC: 0 DP: 0 HBP: 0	WP: 0 PB: 0 SB: 3 CS: 0	PA: 46				
PITCHER	IP	WLS	BF	H	R	ER	SO	BB	IBB	HBP	BLK	WP	HR	S	P	ERA	WHIP								
Bill Krueger, L ERA: 4.93 (1, 1)	4.0	L	21	9	6	6	2	1	0	0	0	0	1	24	28	13.50	2.500								
Lary Sorensen, R ERA: 4.62 (5, 1)	0.1		6	5	3	3	0	0	0	0	0	0	1	6	6	81.00	15.000								
Mike Torrez, R ERA: 6.3 (5, 1)	1.2		10	3	3	3	1	2	0	0	0	0	0	10	18	16.20	3.000								
Tim Conroy, L ERA: 5.47 (7, 1)	1.0		5	1	0	0	2	1	0	0	0	0	0	8	12	0.00	2.000								
Keith Atherton, R ERA: 4.12 (8, 1)	1.0		4	1	0	0	0	0	0	0	0	0	0	4	4	0.00	1.000								



Batter	1	2	3	4	5	6	7	8	9	AB	R	H	RBI	BB	SO	LOB	TOP								
Tony Phillips, S OBP: 0.334, SLG: 0.349 (1, 4)	0-3 K		0-0 F8			0-0 F8		0-0 4-3		4	0	0	0	0	1	1	<p>Oakland Athletics @ Seattle Mariners</p> <p>The Kingdome, Seattle, WA</p> <p>Sat Jul 28, 1984, 10:05 PM EDT</p> <p>Att: 17,608 - Unknown</p>								
Mike Heath, R OBP: 0.292, SLG: 0.397 (1, 7)	4-0 1B BB		0-3 K			0-0 F4		0-0 F4		3	0	0	0	1	1	1									
Dwayne Murphy, L OBP: 0.336, SLG: 0.479 (1, 8)	0-0 F8				0-3 K		0-0 4-3		0-0 HR	4	1	1	1	0	1	1									
Dave Kingman, R OBP: 0.322, SLG: 0.556 (1, 3)	0-0 1-2 1B				0-0 F8		0-0 F3		0-3 K	4	0	1	0	0	1	0									
Carney Lansford, R OBP: 0.322, SLG: 0.376 (1, 5)	0-3 K2-3				0-3 K		0-3 K		0-0 FC5-4 1B	4	0	1	0	0	3	2									
Jeff Burroughs, R OBP: 0.397, SLG: 0.358 Garry Hancock, L OBP: 0.196, SLG: 0.217 (1, 10)		0-0 5-3				4-0 FC6 BB		0-0 FC6-4 1B		0-0 FC5-4 1B	3	0	2	0	1	0									
Mickey Tettleton, S OBP: 0.250, SLG: 0.211 (1, 2)		0-0 FC6-4 1B				0-0 F8		0-0 FC6-4 1-2		0-0 FC5-4 1-2 2-3	4	0	1	0	0	4									
Mike Davis, L OBP: 0.244, SLG: 0.331 (1, 9)		0-0 FC6-4 1-2 CS				0-3 K		0-0 4-3 2B		3	0	1	0	0	1	2									
Mark Wagner, R OBP: 0.246, SLG: 0.288 Joe Morgan, L OBP: 0.377, SLG: 0.391 Donnie Hill, S OBP: 0.208, SLG: 0.253 (1, 6)		0-0 CS		0-0 5-3		0-0 FC6 1-2		0-3 K		2	0	0	0	0	0	1									
Inning Stats	R: 0 E: 0 K: 2 S: 8	H: 1 LOB: 2 BB: 1 P: 12	R: 0 E: 0 K: 0 S: 3	H: 1 LOB: 0 BB: 0 P: 3	R: 0 E: 0 K: 1 S: 5	H: 0 LOB: 0 BB: 0 P: 5	R: 0 E: 0 K: 2 S: 7	H: 0 LOB: 0 BB: 0 P: 7	R: 0 E: 0 K: 0 S: 5	H: 0 LOB: 1 BB: 1 P: 9	R: 0 E: 0 K: 0 S: 3	H: 0 LOB: 1 BB: 0 P: 3	R: 0 E: 0 K: 1 S: 6	H: 1 LOB: 1 BB: 0 P: 6	R: 0 E: 0 K: 1 S: 6	H: 1 LOB: 1 BB: 0 P: 6		R: 1 E: 0 K: 1 S: 7	H: 3 LOB: 1 BB: 0 P: 7	1B: 5 2B: 2 3B: 0 HR: 1	SF: 0 SAC: 0 DP: 1 HBP: 0	WP: 0 PB: 0 SB: 0 CS: 1	PA: 35		
PITCHER	IP WLS BF H R ER SO BB IBB HBP BLK WP HR S P ERA WHIP	8.1 W 33 7 1 1 9 2 0 0 0 0 0 1 49 57 1.08 1.080	0.2 S 1 0 0 0 0 0 0 0 0 0 0 0 1 1 0.00 0.000																						

AB	32
R	1
H	7
RBI	1
BB	2
SO	9
LOB	13



Batter	1	2	3	4	5	6	7	8	9	AB	R	H	RBI	BB	SO	LOB	BOTTOM								
Jack Perconte, L OBP: 0.359, SLG: 0.348 (1, 4)	0-0 F8		0-0 F7			0-0 F6	0-0 F9			4	0	0	0	0	0	2	<p>Oakland Athletics @ Seattle Mariners</p> <p>The Kingdome, Seattle, WA</p> <p>Sat Jul 28, 1984, 10:05 PM EDT</p> <p>Att: 17,608 - Unknown</p>								
Spike Owen, S OBP: 0.353, SLG: 0.396 (1, 6)	0-0 4-3		0-0 F6			4-0 FC6-4 BB		4-0 BB		2	1	0	0	2	0	1									
Alvin Davis, L OBP: 0.396, SLG: 0.510 (1, 3)	0-0 2B				0-0 G3		0-0 E5 FC6-4 1-3		0-0 F8	4	0	1	0	0	0	2									
Ken Phelps, L OBP: 0.401, SLG: 0.609 (1, 10)	0-0 F6				0-0 F9		4-0 FC6-4 BB		0-0 F4	3	0	0	0	1	0	2									
Al Cowens, R OBP: 0.330, SLG: 0.487 (1, 9)		4-0 CS BB			0-0 1-3		0-0 FC6-4 1-2 2-3 3-H		0-0 F8	3	0	0	1	1	0	3									
Dave Henderson, R OBP: 0.290, SLG: 0.423 (1, 8)		0-3 K 1-2				0-0 HR		0-0 4-3		3	1	1	1	0	1	3									
Barry Bonnell, R OBP: 0.308, SLG: 0.383 Phil Bradley, R OBP: 0.361, SLG: 0.316 (1, 7)		0-0 F3				0-0 F8		4-0 FC4-6 BB		2	0	0	0	1	0	0									
Larry Milbourne, S OBP: 0.333, SLG: 0.313 Domingo Ramos, R OBP: 0.210, SLG: 0.213 (1, 5)			0-0 F3			0-0 F9		0-0 FC4-6 1-2		3	0	0	0	0	0	1									
Bob Kearney, R OBP: 0.274, SLG: 0.365 (1, 2)			4-0 BB			0-3 K		0-0 F4		2	0	0	0	1	1	1									
Inning Stats	R: 0 E: 0 K: 0 S: 4	H: 1 LOB: 1 BB: 0 P: 4	R: 0 E: 0 K: 1 S: 4	H: 0 LOB: 0 BB: 1 P: 8	R: 0 E: 0 K: 0 S: 3	H: 0 LOB: 1 BB: 1 P: 7	R: 0 E: 0 K: 0 S: 3	H: 0 LOB: 0 BB: 0 P: 3	R: 1 E: 0 K: 1 S: 6	H: 1 LOB: 0 BB: 0 P: 6	R: 1 E: 1 K: 0 S: 4	H: 0 LOB: 2 BB: 2 P: 12	R: 0 E: 0 K: 0 S: 3	H: 0 LOB: 1 BB: 1 P: 7	R: 0 E: 0 K: 0 S: 3	H: 0 LOB: 1 BB: 1 P: 7		1B: 0 2B: 1 3B: 0 HR: 1	SF: 0 SAC: 0 DP: 0 HBP: 0	WP: 0 PB: 0 SB: 0 CS: 1	PA: 32				
PITCHER	IP WLS BF H R ER SO BB IBB HBP BLK WP HR S P ERA WHIP	8.0 L 32 2 2 1 2 6 0 0 0 0 1 30 54 1.12 1.000																							

AB	26
R	2
H	2
RBI	2
BB	6
SO	2
LOB	15



Batter	1	2	3	4	5	6	7	8	9	AB	R	H	RBI	BB	SO	LOB	TOP					
Tony Phillips, S OBP: 0.334, SLG: 0.357 (1, 4)										3	0	1	0	0	1	0	Oakland Athletics @ Seattle Mariners The Kingdome, Seattle, WA Sun Jul 29 1984, 6:33 AM EDT Att: 6,305 - Unknown					
Mike Davis, L OBP: 0.241, SLG: 0.326 (1, 9)										4	0	0	0	0	0	3						
Dwayne Murphy, L OBP: 0.335, SLG: 0.474 (1, 8)										3	0	0	0	1	1	2						
Dave Kingman, R OBP: 0.324, SLG: 0.557 Mark Wagner, R OBP: 0.246, SLG: 0.288 (9, PR)										3	0	1	0	1	1	1						
Carney Lansford, R OBP: 0.321, SLG: 0.377 (1, 5)										4	0	1	1	0	0	1						
Bruce Bochte, L OBP: 0.334, SLG: 0.326 (1, 3)										4	0	1	0	0	2	2						
Mike Heath, R OBP: 0.288, SLG: 0.392 (1, 7)										4	0	0	0	0	1	3						
Mickey Tettleton, S OBP: 0.281, SLG: 0.227 Joe Morgan, L OBP: 0.376, SLG: 0.389 (9, PH)										3	0	1	0	0	1	1						
Donnie Hill, S OBP: 0.212, SLG: 0.255 (1, 6)										3	0	1	0	0	0	1						
Inning Stats	R: 0 E: 0 K: 1 S: 5	H: 0 LOB: 1 BB: 1 P: 9	R: 0 E: 0 K: 1 S: 5	H: 0 LOB: 0 BB: 0 P: 5	R: 0 E: 0 K: 0 S: 5	H: 2 LOB: 2 BB: 0 P: 5	R: 0 E: 0 K: 0 S: 3	H: 0 LOB: 1 BB: 1 P: 7	R: 0 E: 0 K: 0 S: 4	H: 1 LOB: 1 BB: 0 P: 4	R: 0 E: 0 K: 2 S: 7	H: 0 LOB: 0 BB: 0 P: 7	R: 0 E: 0 K: 1 S: 6	H: 1 LOB: 1 BB: 0 P: 6	R: 0 E: 0 K: 0 S: 3	H: 0 LOB: 0 BB: 0 P: 3		R: 1 E: 0 K: 2 S: 9	H: 2 LOB: 1 BB: 0 P: 9	1B: 3 2B: 2 3B: 1 HR: 0	SF: 0 SAC: 1 DP: 0 HBP: 0	WP: 0 PB: 0 SB: 0 CS: 0
PITCHER Mike Moore, R ERA: 4.73 (1, 1)	IP: 9.0 WLS: W BF: 35 H: 6 R: 1 ER: 1 SO: 7 BB: 2 IBB: 0 HBP: 0 BLK: 0 WP: 0 HR: 0 S: 47 P: 55 ERA: 1.00 WHIP: 0.889															PITCHER						

Batter	1	2	3	4	5	6	7	8	9	AB	R	H	RBI	BB	SO	LOB	BOTTOM					
Jack Perconte, L OBP: 0.358, SLG: 0.347 (1, 4)										4	0	1	0	0	1	1	Oakland Athletics @ Seattle Mariners The Kingdome, Seattle, WA Sun Jul 29 1984, 6:33 AM EDT Att: 6,305 - Unknown					
Spike Owen, S OBP: 0.352, SLG: 0.397 (1, 6)										4	0	1	1	0	0	2						
Alvin Davis, L OBP: 0.395, SLG: 0.506 (1, 3)										3	0	0	0	0	1	2						
Ken Phelps, L OBP: 0.403, SLG: 0.623 (1, 10)										3	2	1	1	0	1	2						
Al Cowens, R OBP: 0.329, SLG: 0.487 (1, 9)										4	0	1	1	0	2	0						
Dave Henderson, R OBP: 0.293, SLG: 0.436 (1, 8)										4	1	2	1	0	1	1						
Steve Henderson, R OBP: 0.355, SLG: 0.379 Phil Bradley, R OBP: 0.359, SLG: 0.314 (7, 7)										2	0	0	0	1	1	1						
Larry Milbourne, S OBP: 0.340, SLG: 0.321 Domingo Ramos, R OBP: 0.222, SLG: 0.213 (8, 5)										3	1	2	0	0	0	1						
Orlando Mercado, R OBP: 0.222, SLG: 0.233 (1, 2)										3	0	0	0	0	0	3						
Inning Stats	R: 0 E: 0 K: 1 S: 5	H: 0 LOB: 0 BB: 0 P: 5	R: 1 E: 0 K: 1 S: 6	H: 1 LOB: 0 BB: 0 P: 6	R: 0 E: 0 K: 1 S: 7	H: 2 LOB: 2 BB: 0 P: 7	R: 1 E: 0 K: 2 S: 8	H: 1 LOB: 1 BB: 1 P: 12	R: 0 E: 0 K: 0 S: 3	H: 0 LOB: 0 BB: 0 P: 3	R: 1 E: 0 K: 0 S: 4	H: 1 LOB: 1 BB: 0 P: 5	R: 1 E: 0 K: 1 S: 7	H: 2 LOB: 2 BB: 0 P: 8	R: 0 E: 0 K: 2 S: 8	H: 1 LOB: 2 BB: 1 P: 12		R: 0 E: 0 K: 2 S: 9	H: 1 LOB: 2 BB: 1 P: 12	1B: 4 2B: 2 3B: 0 HR: 2	SF: 0 SAC: 1 DP: 0 HBP: 2	WP: 1 PB: 1 SB: 0 CS: 0
PITCHER Steve McCatty, R ERA: 4.13 Tim Conroy, L ERA: 5.34 (7, 1)	IP: 6.2 WLS: L BF: 29 H: 7 R: 4 ER: 4 SO: 5 BB: 1 IBB: 0 HBP: 1 BLK: 0 WP: 1 HR: 2 S: 37 P: 42 ERA: 5.40 WHIP: 1.200															PITCHER						



Batter	1	2	3	4	5	6	7	8	9	AB	R	H	RBI	BB	SO	LOB	TOP										
Jack Perconte, L (1,4) OBP: 0.358, SLG: 0.341	4-0 SH3-1 G3 BB		0-0 5-3			0-0 HR 1B	0-1 CI BB	0-3 K		3	3	1	0	1	1	1											
Spike Owen, S (1,6) OBP: 0.345, SLG: 0.385	0-0 SH3-1		0-0 4-3			4-0 HR BB	4-0 BB FC5-2 BB		0-0 F6	2	1	0	0	2	0	0											
Alvin Davis, L (1,3) OBP: 0.390, SLG: 0.501	0-0 G3		0-0 4-3			0-0 HR	0-0 FC5-2 BB		4-0 1B BB	4	1	1	4	1	0	3											
Ken Phelps, L (1,10) OBP: 0.401, SLG: 0.618 Steve Henderson, R (7, PH) OBP: 0.348, SLG: 0.395	4-0 1B BB					0-0 HR	4-0 G4-6-3 BB		0-0 F3	2	1	1	1	1	0	0											
Al Cowens, R (1,9) OBP: 0.325, SLG: 0.473	0-0 1-2 1B					0-3 K	0-0 G4-6-3		0-0 1-2 1B	5	0	3	0	0	1	3											
Barry Bonnell, R (1,7) OBP: 0.307, SLG: 0.379 Dave Henderson, R (6,8) OBP: 0.295, SLG: 0.436	0-0 3-1					0-0 G6-4-3 1B	0-0 4-3		0-0 1B 2B	3	0	0	0	0	0	3											
Jim Presley, R (1,5) OBP: 0.277, SLG: 0.368		0-3 K				0-0 F2	0-0 FC5-4 1B		0-0 2H 1B	4	0	2	1	0	1	0											
Bob Kearney, R (1,2) OBP: 0.271, SLG: 0.368		0-3 K				0-0 F8	0-0 FC5-4		0-0 F4	4	0	0	0	0	1	2											
Phil Bradley, R (1,8) OBP: 0.356, SLG: 0.313		0-0 F3				0-0 5-3			0-3 K	4	0	1	0	0	1	1											
Inning Stats	R: 1 E: 0 K: 0 S: 4	H: 1 LOB: 2 BB: 2 P: 12	R: 0 E: 0 K: 2 S: 7	H: 0 LOB: 0 BB: 0 P: 7	R: 0 E: 0 K: 0 S: 3	H: 0 LOB: 0 BB: 0 P: 3	R: 0 E: 0 K: 0 S: 3	H: 1 LOB: 0 BB: 0 P: 3	R: 0 E: 0 K: 0 S: 3	H: 0 LOB: 0 BB: 0 P: 3	R: 4 E: 0 K: 1 S: 9	H: 4 LOB: 1 BB: 1 P: 13	R: 1 E: 1 K: 0 S: 4	H: 1 LOB: 2 BB: 2 P: 12	R: 1 E: 0 K: 2 S: 9	H: 2 LOB: 1 BB: 0 P: 9	R: 0 E: 0 K: 0 S: 4	H: 1 LOB: 2 BB: 1 P: 8	1B: 7 2B: 1 3B: 0 HR: 2	SF: 0 SAC: 1 DP: 2 HBP: 0	WP: 0 PB: 0 SB: 1 CS: 0	PA: 42					
PITCHER	IP	WLS	BF	H	R	ER	SO	BB	IBB	HBP	BLK	WP	HR	S	P	ERA	WHIP	PITCHER									
Steve McCatty, R (1,1) ERA: 4.3	5.0		22	5	5	5	2	3	0	0	0	0	2	23	35	9.00	1.600										
Chuck Rainey, R (6,1) ERA: 4.48	1.0	W	7	2	1	0	1	1	0	0	0	0	0	8	12	0.00	3.000										
Tim Conroy, L (7,1) ERA: 5.43	0.1		2	0	0	0	0	1	0	0	0	0	0	1	5	0.00	3.000										
Keith Atherton, R (7,1) ERA: 3.94	2.2	S	11	3	1	1	2	1	0	0	0	0	0	14	18	3.38	1.500										

Seattle Mariners @ Oakland Athletics
Oakland-Alameda County Coliseum, Oakland, CA
Fri Aug 03 1984, 7:05 PM PDT
Att: 10,756 - Unknown

AB	34
R	7
H	10
RBI	7
BB	6
SO	5
LOB	16



Batter	1	2	3	4	5	6	7	8	9	AB	R	H	RBI	BB	SO	LOB	BOTTOM											
Tony Phillips, S (1,4) OBP: 0.329, SLG: 0.345	4-0 BB		0-3 K			0-0 G4-6-3	0-0 K			4	1	1	1	1	2	3												
Carney Lansford, R (1,5) OBP: 0.329, SLG: 0.392	0-0 F8		0-0 WP 2B			0-3 K	4-0 HR BB		0-0 G6-3 1B	4	1	2	0	1	1	1												
Dwayne Murphy, L (1,8) OBP: 0.329, SLG: 0.465	0-3 K		0-3 K			0-0 2B	0-0 HR		0-0 G6-3 1-2 1B	5	2	2	3	0	2	3												
Dave Kingman, R (1,10) OBP: 0.329, SLG: 0.543 Donnie Hill, S (6, PR) OBP: 0.216, SLG: 0.268	0-0 F8		0-0 F4			0-0 BB BB	0-0 F9		0-0 1B	4	1	1	0	1	0	2												
Mike Heath, R (1,9) OBP: 0.294, SLG: 0.409		0-3 K				0-0 4-3	0-0 BB 1B		0-3 K	5	2	2	2	0	2	1												
Bill Almon, R (1,7) OBP: 0.244, SLG: 0.361		0-0 HR				0-3 K	4-0 E SH3 BB		0-0 1-3	3	2	1	1	1	1	0												
Bruce Bochte, L (1,3) OBP: 0.336, SLG: 0.335 Jeff Burroughs, R (6, PH) OBP: 0.405, SLG: 0.339 Mike Davis, L (7,9) OBP: 0.245, SLG: 0.325		0-0 4-3				0-3 K	0-3 K		4-0 WP BB BB	2	0	0	0	0	1	0												
Jim Essian, R (1,2) OBP: 0.363, SLG: 0.382		0-0 2B				0-0 SH G4-6-3 2B	0-0 E4 SH3 1B		4-0 WP BB	3	2	2	1	1	0	1												
Mark Wagner, R (1,6) OBP: 0.225, SLG: 0.262		0-0 F4				0-0 SH G4-6-3	0-0 SH3		0-0 F8	2	0	0	1	0	0	3												
Inning Stats	R: 0 E: 0 K: 1 S: 5	H: 0 LOB: 1 BB: 1 P: 9	R: 1 E: 0 K: 1 S: 7	H: 2 LOB: 0 BB: 0 P: 7	R: 0 E: 0 K: 2 S: 8	H: 1 LOB: 1 BB: 0 P: 8	R: 0 E: 0 K: 2 S: 7	H: 0 LOB: 0 BB: 0 P: 7	R: 1 E: 0 K: 1 S: 6	H: 1 LOB: 0 BB: 0 P: 6	R: 3 E: 1 K: 1 S: 10	H: 4 LOB: 3 BB: 3 P: 22	R: 1 E: 0 K: 1 S: 6	H: 1 LOB: 2 BB: 2 P: 14	R: 0 E: 0 K: 1 S: 6	H: 2 LOB: 1 BB: 0 P: 6	1B: 4 2B: 4 3B: 0 HR: 3	SF: 0 SAC: 2 DP: 2 HBP: 0	WP: 2 PB: 0 SB: 2 CS: 0	PA: 41								
PITCHER	IP	WLS	BF	H	R	ER	SO	BB	IBB	HBP	BLK	WP	HR	S	P	ERA	WHIP	PITCHER										
Mark Langston, L (1,1) ERA: 3.61	5.2	L	28	7	8	5	8	3	0	0	0	0	1	1	41	53	7.94	1.765										
Dave Beard, R (6,1) ERA: 4.15	0.2		6	2	3	2	0	2	0	0	0	0	2	4	12	27.00	6.000											
Ed Nunez, R (7,1) ERA: 3.52	0.2		3	0	0	0	1	1	0	0	0	1	0	4	8	0.00	1.500											
Paul Mirabella, L (8,1) ERA: 3.6	1.0		4	2	0	0	1	0	0	0	0	0	0	6	6	0.00	2.000											

Seattle Mariners @ Oakland Athletics
Oakland-Alameda County Coliseum, Oakland, CA
Fri Aug 03 1984, 7:05 PM PDT
Att: 10,756 - Unknown

AB	33
R	11
H	11
RBI	9
BB	6
SO	10
LOB	17



Batter	1	2	3	4	5	6	7	8	9	AB	R	H	RBI	BB	SO	LOB	TOP								
Kirby Puckett, R OBP: 0.323, SLG: 0.333 (1, 8)	F8		6-3	CS					F8	6	1	3	0	0	0	2	Minnesota Twins @ Oakland Athletics Oakland-Alameda County Coliseum, Oakland, CA Mon Aug 06 1984, 7:05 PM PDT Att: 14,294 - Unknown livebaseballscores.com								
Darrell Brown, S OBP: 0.323, SLG: 0.370 (1, 10)	5-3		1B		SH3-4	1B				4	1	2	0	0	0	1									
Mickey Hatcher, R OBP: 0.333, SLG: 0.391 (1, 7)										5	1	4	2	0	0	1									
Kent Hrbek, L OBP: 0.396, SLG: 0.526 (1, 3)	F7									3	0	1	0	2	0	2									
Tom Brunansky, R OBP: 0.316, SLG: 0.439 (1, 9)										3	2	1	1	2	2	5									
Dave Engle, R OBP: 0.330, SLG: 0.386 (1, 2)										5	1	1	0	0	0	6									
Gary Gaetti, R OBP: 0.326, SLG: 0.367 (1, 5)										4	1	2	3	1	0	1									
Tim Teufel, R OBP: 0.352, SLG: 0.399 (1, 4)										4	0	1	0	1	0	1									
Ron Washington, R OBP: 0.283, SLG: 0.447 (1, 6)										5	0	1	0	0	1	2									
Inning Stats	R: 0 E: 0 K: 0 S: 4	H: 1 LOB: 1 BB: 0 P: 4	R: 1 E: 1 K: 0 S: 4	H: 1 LOB: 1 BB: 1 P: 8	R: 0 E: 0 K: 1 S: 7	H: 2 LOB: 3 BB: 1 P: 11	R: 0 E: 0 K: 0 S: 2	H: 1 LOB: 0 BB: 1 P: 6	R: 0 E: 0 K: 0 S: 4	H: 1 LOB: 0 BB: 0 P: 4	R: 3 E: 0 K: 0 S: 6	H: 3 LOB: 1 BB: 1 P: 10	R: 1 E: 0 K: 0 S: 5	H: 3 LOB: 1 BB: 0 P: 5	R: 2 E: 0 K: 2 S: 10	H: 3 LOB: 2 BB: 1 P: 14	R: 0 E: 0 K: 0 S: 4	H: 1 LOB: 2 BB: 1 P: 8	1B: 14 2B: 0 3B: 1 HR: 1	SF: 0 SAC: 1 DP: 1 HBP: 0	WP: 0 PB: 0 SB: 0 CS: 1	PA: 47			
PITCHER	IP	WLS	BF	H	R	ER	SO	BB	IBB	HBP	BLK	WP	HR	S	P	ERA	WHIP								
Bill Krueger, L ERA: 5.14 (1, 1)	5.0	L	25	8	4	3	1	4	0	0	0	0	1	23	39	5.40	2.400								
Keith Atherton, R ERA: 4.15 (6, 1)	2.2		15	7	3	3	1	0	1	0	0	0	0	16	20	10.12	2.625								
Chuck Rainey, R ERA: 4.42 (8, 1)	1.1		6	1	0	0	1	1	0	0	0	0	0	7	11	0.00	1.500								

Batter	1	2	3	4	5	6	7	8	9	AB	R	H	RBI	BB	SO	LOB	BOTTOM								
Tony Phillips, S OBP: 0.325, SLG: 0.344 (1, 6)	F7									4	0	1	0	1	2	0	Minnesota Twins @ Oakland Athletics Oakland-Alameda County Coliseum, Oakland, CA Mon Aug 06 1984, 7:05 PM PDT Att: 14,294 - Unknown livebaseballscores.com								
Carney Lansford, R OBP: 0.329, SLG: 0.396 (1, 5)	F9									5	1	2	0	0	0	4									
Joe Morgan, L OBP: 0.371, SLG: 0.391 (1, 4)	K									4	0	0	0	0	1	2									
Dave Kingman, R OBP: 0.332, SLG: 0.549 (1, 10)										4	2	2	1	0	2	1									
Dwayne Murphy, L OBP: 0.329, SLG: 0.463 (1, 8)										3	1	1	1	1	0	0									
Bruce Bochte, L OBP: 0.334, SLG: 0.334 (1, 3)										4	0	1	1	0	0	1									
Mike Heath, R OBP: 0.292, SLG: 0.412 (1, 2)										3	0	0	1	0	1	0									
Bill Almon, R OBP: 0.252, SLG: 0.362 (1, 7)										3	0	0	0	1	1	1									
Mike Davis, L OBP: 0.246, SLG: 0.322 (1, 9)										4	0	1	0	0	1	1									
Inning Stats	R: 0 E: 0 K: 1 S: 5	H: 0 LOB: 0 BB: 0 P: 5	R: 0 E: 0 K: 1 S: 5	H: 0 LOB: 0 BB: 0 P: 5	R: 0 E: 0 K: 0 S: 5	H: 2 LOB: 2 BB: 0 P: 5	R: 2 E: 0 K: 1 S: 7	H: 2 LOB: 1 BB: 1 P: 11	R: 0 E: 0 K: 1 S: 6	H: 1 LOB: 1 BB: 0 P: 6	R: 1 E: 0 K: 0 S: 4	H: 1 LOB: 0 BB: 0 P: 4	R: 0 E: 0 K: 1 S: 5	H: 0 LOB: 0 BB: 0 P: 5	R: 1 E: 0 K: 1 S: 7	H: 2 LOB: 1 BB: 0 P: 7	R: 0 E: 0 K: 2 S: 7	H: 0 LOB: 2 BB: 2 P: 15	1B: 6 2B: 1 3B: 0 HR: 1	SF: 1 SAC: 0 DP: 0 HBP: 0	WP: 0 PB: 0 SB: 0 CS: 0	PA: 38			
PITCHER	IP	WLS	BF	H	R	ER	SO	BB	IBB	HBP	BLK	WP	HR	S	P	ERA	WHIP								
Mike Smithson, R ERA: 3.65 (1, 1)	7.2	W	32	8	4	4	6	1	0	0	0	0	0	8	16	0.00	1.500								
Ron Davis, R ERA: 4.64 (8, 1)	1.1	S	6	0	0	0	2	2	0	0	0	0	0	8	16	0.00	1.500								



Batter	1	2	3	4	5	6	7	8	9	AB	R	H	RBI	BB	SO	LOB	TOP			
Kirby Puckett, R OBP: 0.320, SLG: 0.330 (1, 8)	0-0 6-3		0-0 6-3		0-0 SH1-3		0-0 F8			3	0	0	0	0	0	0				
Dave Engle, R OBP: 0.326, SLG: 0.381 (1, 2)	0-0 6-3		0-0 F8		0-0 3-1			0-0 F5		4	0	0	0	0	0	1				
Mickey Hatcher, R OBP: 0.337, SLG: 0.397 (1, 7)	0-0 1B			0-0 1B		0-0 F9 SF9		0-0 6-3		4	1	3	0	0	0	0				
Kent Hrbek, L OBP: 0.392, SLG: 0.520 (1, 3)	0-0 F2		0-0 F8		0-0 F9		0-0 K			4	0	0	0	0	1	3				
Randy Bush, L OBP: 0.309, SLG: 0.429 (1, 10)		0-0 G3		0-0 1B		0-0 SF9			0-0 1B	3	0	2	1	0	0	0				
Tom Brunansky, R OBP: 0.317, SLG: 0.448 (1, 9)		0-0 HR		0-0 F9		0-0 1B			0-0 F7	4	1	2	1	0	0	3				
Gary Gaetti, R OBP: 0.325, SLG: 0.366 (1, 5)		0-0 1B		0-0 F8		0-0 4-3			0-0 F9	4	0	1	0	0	0	4				
Tim Teufel, R OBP: 0.351, SLG: 0.397 (1, 4)		0-0 F9			0-0 F8		0-0 6-3		0-0 1B	4	0	1	0	0	0	1				
Ron Washington, R OBP: 0.285, SLG: 0.444 (1, 6)		0-0 PO		0-0 F9		0-0 SH1-3		0-0 K		3	0	1	0	0	1	0				
Andre David, L OBP: 0.346, SLG: 0.381 (9, PH)									0-0 4-3	1	0	0	0	0	0	2				
Houston Jimenez, R OBP: 0.251, SLG: 0.253 (9, 6)										0	0	0	0	0	0	0				
Inning Stats	R: 0 E: 0 K: 0 S: 4	H: 1 LOB: 1 BB: 0 P: 4	R: 1 E: 0 K: 0 S: 4	H: 2 LOB: 0 BB: 0 P: 4	R: 0 E: 0 K: 0 S: 3	H: 0 LOB: 0 BB: 0 P: 3	R: 0 E: 0 K: 0 S: 5	H: 2 LOB: 2 BB: 0 P: 5	R: 0 E: 0 K: 1 S: 5	H: 0 LOB: 0 BB: 0 P: 5	R: 0 E: 0 K: 1 S: 5	H: 0 LOB: 0 BB: 0 P: 5	R: 0 E: 0 K: 0 S: 5	H: 2 LOB: 2 BB: 0 P: 5	R: 0 E: 0 K: 0 S: 5	H: 2 LOB: 2 BB: 0 P: 5	1B: 8 2B: 1 3B: 0 HR: 1	SF: 1 SAC: 1 DP: 0 HBP: 0	WP: 0 PB: 0 SB: 0 CS: 0	PA: 37
PITCHER Steve McCatty, R ERA: 4.16 (1, 1)	IP: 9.0 WLS: L BF: 36 H: 10 R: 2 ER: 2 SO: 2 BB: 0 IBB: 0 HBP: 0 BLK: 0 WP: 0 HR: 1 S: 40 P: 40 ERA: 2.00 WHIP: 1.111															PITCHER				

Minnesota Twins @ Oakland Athletics
Oakland-Alameda County Coliseum, Oakland, CA
Tue Aug 07 1984, 7:05 PM PDT
Att: 8,793 - Unknown

AB 34
R 2
H 10
RBI 2
BB 0
SO 2
LOB 14



Batter	1	2	3	4	5	6	7	8	9	AB	R	H	RBI	BB	SO	LOB	BOTTOM			
Tony Phillips, S OBP: 0.324, SLG: 0.343 (1, 4)	0-0 G1-6-3 1B		0-0 F8			0-0 F3			0-0 F9	4	0	1	0	0	0	0				
Carney Lansford, R OBP: 0.329, SLG: 0.395 (1, 5)	0-0 G1-6-3 1B		0-0 5-3			0-0 F9			0-3 K	4	0	1	0	0	1	0				
Dwayne Murphy, L OBP: 0.328, SLG: 0.461 (1, 8)	0-0 G1-6-3			0-0 5-4 E 1B		0-0 F7			0-0 1-3	4	0	1	0	0	0	2				
Dave Kingman, R OBP: 0.329, SLG: 0.544 (1, 10)	0-3 K			0-0 F7		0-0 F4				3	0	0	0	0	1	2				
Davey Lopes, R OBP: 0.346, SLG: 0.431 (1, 9)		0-0 HR		0-0 E6		0-0 6-3				3	1	1	1	0	0	1				
Mike Heath, R OBP: 0.290, SLG: 0.408 (1, 7) (9, 2)		0-0 F8		0-0 5-4		0-0 5-3				3	0	0	0	0	0	2				
Bill Almon, R OBP: 0.246, SLG: 0.353 (1, 3)		0-0 F8			0-0 F9				0-0 F7	3	0	0	0	0	0	0				
Jim Essian, R OBP: 0.357, SLG: 0.402 (1, 2)		0-0 F7			0-0 F2				0-0 E5	3	0	0	0	0	0	0				
Mike Davis, L OBP: 0.246, SLG: 0.322 (9, 7)									0-3 5-3	0	0	0	0	0	0	0				
Mark Wagner, R OBP: 0.247, SLG: 0.282 (1, 6)									0-0 5-3	2	0	0	0	0	0	0				
Jeff Burroughs, R OBP: 0.406, SLG: 0.333 (9, PH)									0-0 5-3	1	0	0	0	0	0	1				
Donnie Hill, S OBP: 0.216, SLG: 0.268 (9, 6)									1-2	0	0	0	0	0	0	0				
Inning Stats	R: 0 E: 0 K: 1 S: 6	H: 2 LOB: 1 BB: 0 P: 6	R: 1 E: 0 K: 0 S: 4	H: 1 LOB: 0 BB: 0 P: 4	R: 0 E: 0 K: 0 S: 3	H: 0 LOB: 0 BB: 0 P: 3	R: 0 E: 1 K: 0 S: 4	H: 1 LOB: 1 BB: 0 P: 4	R: 0 E: 0 K: 0 S: 3	H: 0 LOB: 0 BB: 0 P: 3	R: 0 E: 0 K: 0 S: 3	H: 0 LOB: 0 BB: 0 P: 3	R: 0 E: 1 K: 0 S: 3	H: 0 LOB: 1 BB: 0 P: 3	R: 0 E: 0 K: 1 S: 5	H: 0 LOB: 0 BB: 0 P: 5	1B: 3 2B: 2 3B: 0 HR: 1	SF: 0 SAC: 0 DP: 3 HBP: 0	WP: 0 PB: 0 SB: 0 CS: 0	PA: 30
PITCHER Frank Viola, L ERA: 3.08 (1, 1)	IP: 9.0 WLS: W BF: 30 H: 4 R: 1 ER: 1 SO: 2 BB: 0 IBB: 0 HBP: 0 BLK: 0 WP: 0 HR: 1 S: 34 P: 34 ERA: 1.00 WHIP: 0.444															PITCHER				

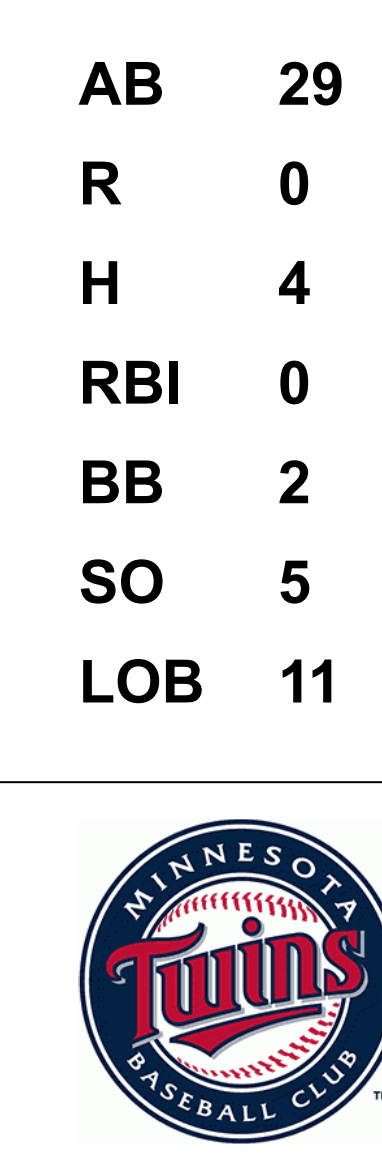
Minnesota Twins @ Oakland Athletics
Oakland-Alameda County Coliseum, Oakland, CA
Tue Aug 07 1984, 7:05 PM PDT
Att: 8,793 - Unknown

AB 30
R 1
H 4
RBI 1
BB 0
SO 2
LOB 8



Batter	1	2	3	4	5	6	7	8	9	AB	R	H	RBI	BB	SO	LOB	TOP																		
Kirby Puckett, R OBP: 0.316, SLG: 0.326	F9			6-3		8-5		K		4	0	0	0	0	1	3	Minnesota Twins @ Oakland Athletics Oakland-Alameda County Coliseum, Oakland, CA Wed Aug 08 1984, 7:05 PM PDT Att: 14,733 - Unknown livebaseballscores.com																		
Mickey Hatcher, R OBP: 0.336, SLG: 0.394	K			1B BB		6-3			F9	3	0	0	0	1	1	0																			
Kent Hrbek, L OBP: 0.388, SLG: 0.515	F7			F8			F3		K	4	0	0	0	0	1	1																			
Randy Bush, L OBP: 0.308, SLG: 0.425		F2					F8		F8	4	0	1	0	0	0	0																			
Tom Brunansky, R OBP: 0.315, SLG: 0.444		F5					F3			3	0	0	0	0	0	2																			
Gary Gaetti, R OBP: 0.325, SLG: 0.366		F7				K		FC5-6 1B		3	0	1	0	0	1	0																			
Tim Teufel, R OBP: 0.353, SLG: 0.398				G5-4-3 1B		F8		FC5-6 1-2 BB		2	0	1	0	1	0	0																			
Tim Laudner, R OBP: 0.211, SLG: 0.346						F8		FC5-6		3	0	0	0	0	0	3																			
Ron Washington, R OBP: 0.295, SLG: 0.444				G5-4-3				1-2 2-3		0	0	0	0	0	0	0																			
Houston Jimenez, R OBP: 0.253, SLG: 0.260								K		2	0	1	0	0	0	0																			
Andre David, L OBP: 0.333, SLG: 0.364				F7						1	0	0	0	0	1	2																			
Dave Engle, R OBP: 0.326, SLG: 0.381						8-5 2B				0	0	0	0	0	0	0																			
Inning Stats	R: 0 E: 0 K: 1 S: 5	H: 0 LOB: 0 BB: 0 P: 5	R: 0 E: 0 K: 0 S: 3	H: 0 LOB: 0 BB: 0 P: 3	R: 0 E: 0 K: 0 S: 3	H: 1 LOB: 0 BB: 0 P: 3	R: 0 E: 0 K: 0 S: 4	H: 1 LOB: 2 BB: 1 P: 8	R: 0 E: 0 K: 1 S: 5	H: 0 LOB: 0 BB: 0 P: 5	R: 0 E: 0 K: 0 S: 3	H: 0 LOB: 0 BB: 0 P: 3	R: 0 E: 0 K: 2 S: 8	H: 1 LOB: 2 BB: 0 P: 12	R: 0 E: 0 K: 1 S: 5	H: 0 LOB: 0 BB: 0 P: 5	1B: 3 2B: 2 3B: 0 HR: 0	SF: 0 SAC: 0 DP: 2 HBP: 0	WP: 0 PB: 0 SB: 0 CS: 0	PA: 31															
PITCHER	IP WLS BF H R ER SO BB IBB HBP BLK WP HR S P ERA WHIP	IP WLS BF H R ER SO BB IBB HBP BLK WP HR S P ERA WHIP																																	
Ray Burris, R ERA: 2.68	(1, 1)	7.0	W	25	4	0	0	2	2	0	0	0	0	0	0	0	0	0.00	0.857																
Bill Caudill, R ERA: 2.49	(8, 1)	2.0	S	6	0	0	0	3	0	0	0	0	0	0	0	0	0	0.00	0.000																

Batter	1	2	3	4	5	6	7	8	9	AB	R	H	RBI	BB	SO	LOB	BOTTOM																	
Tony Phillips, S OBP: 0.324, SLG: 0.340	4-3		F7		F3			S 1B 2B BB		3	1	0	0	1	0	0	Minnesota Twins @ Oakland Athletics Oakland-Alameda County Coliseum, Oakland, CA Wed Aug 08 1984, 7:05 PM PDT Att: 14,733 - Unknown livebaseballscores.com																	
Camey Lansford, R OBP: 0.328, SLG: 0.394	6-3		F9			K		2B 1B		4	1	1	0	0	1	0																		
Joe Morgan, L OBP: 0.370, SLG: 0.389			F3			K		K		4	0	1	0	0	2	2																		
Mark Wagner, R OBP: 0.247, SLG: 0.282	2B 1B					K		2-3		0	0	0	0	0	0	0																		
Dave Kingman, R OBP: 0.331, SLG: 0.549					F3			S 1B 2B		4	0	2	2	0	0	0																		
Mike Davis, L OBP: 0.246, SLG: 0.322	1-2 2B					5-3		1-2 3-H 1B 2B		0	1	0	0	0	0	0																		
Dwayne Murphy, L OBP: 0.332, SLG: 0.461		1B SF7 BB			F7			2B BB		2	1	1	1	2	0	0																		
Bruce Bochte, L OBP: 0.333, SLG: 0.336		F8			4-3			3-1 1B		4	0	1	0	0	0	3																		
Mike Heath, R OBP: 0.292, SLG: 0.418								1-3 2B		4	1	2	1	0	0	3																		
Bill Almon, R OBP: 0.243, SLG: 0.351										1	0	0	1	0	1	0																		
Rickey Henderson, R OBP: 0.407, SLG: 0.463		SF7				K		G6-4-3 1B		0	0	0	0	1	0	0																		
Jim Essian, R OBP: 0.347, SLG: 0.388		3-H F7								3	0	0	0	0	0	4																		
Inning Stats	R: 0 E: 0 K: 0 S: 4	H: 2 LOB: 2 BB: 0 P: 4	R: 1 E: 0 K: 0 S: 4	H: 1 LOB: 1 BB: 1 P: 8	R: 0 E: 0 K: 0 S: 3	H: 0 LOB: 0 BB: 0 P: 3	R: 0 E: 0 K: 0 S: 3	H: 0 LOB: 0 BB: 0 P: 3	R: 1 E: 0 K: 1 S: 6	H: 1 LOB: 0 BB: 0 P: 6	R: 0 E: 0 K: 2 S: 7	H: 0 LOB: 0 BB: 0 P: 7	R: 0 E: 0 K: 0 S: 3	H: 1 LOB: 2 BB: 2 P: 11	R: 3 E: 0 K: 1 S: 8	H: 3 LOB: 1 BB: 1 P: 12	1B: 4 2B: 3 3B: 0 HR: 1	SF: 1 SAC: 0 DP: 1 HBP: 0	WP: 0 PB: 0 SB: 2 CS: 0	PA: 34														
PITCHER	IP WLS BF H R ER SO BB IBB HBP BLK WP HR S P ERA WHIP	IP WLS BF H R ER SO BB IBB HBP BLK WP HR S P ERA WHIP																																
John Butcher, R ERA: 3.21	(1, 1)	7.0	L	29	6	4	4	3	3	0	0	0	0	0	0	0	5.14	1.286																
Len Whitehouse, L ERA: 2.73	(8, 1)	0.1		1	0	0	0	1	0	0	0	0	0	0	3	3	0.00	0.000																
Rick Lysander, R ERA: 2.45	(8, 1)	0.2		4	2	1	1	0	0	0	0	0	0	0	4	4	13.50	3.000																



Batter	1	2	3	4	5	6	7	8	9	AB	R	H	RBI	BB	SO	LOB	TOP										
Rickey Henderson, R OBP: 0.413, SLG: 0.466 (1, 7)	0-0 FC4-6 1B		4-0 BB			0-0 BB 1B	4-0 1B BB		0-0 CS	2	1	2	0	2	0	0											
Carney Lansford, R OBP: 0.327, SLG: 0.392 (1, 5)	0-0 FC4-6 L6-3 1-2		0-0 F8			0-0 F8	0-0 1-3 1B			4	0	1	0	0	0	3											
Joe Morgan, L OBP: 0.366, SLG: 0.384 Mark Wagner, R OBP: 0.247, SLG: 0.282 (1, 4) (6, 6)	0-0 L6-3 1-2		0-0 4-3			0-0 F2	0-3 K			4	0	0	0	0	1	5											
Dave Kingman, R OBP: 0.330, SLG: 0.545 (1, 10)		0-3 K		0-0 6-3		4-0 1B 1-2 1B		0-0 5-3		3	1	0	0	1	1	0											
Dwayne Murphy, L OBP: 0.331, SLG: 0.459 (1, 8)		0-0 F6		0-0 F5		0-0 1B 1-2 2-H		0-3 K		4	1	1	1	0	1	0											
Davey Lopes, R OBP: 0.350, SLG: 0.435 Mike Davis, L OBP: 0.245, SLG: 0.321 (1, 9) (6, 9)		0-0 HR 1B		0-0 6-3		0-0 1B 1-1 2-H		0-3 K		3	1	2	2	0	0	0											
Mike Heath, R OBP: 0.292, SLG: 0.425 (1, 2)		0-0 HR			0-0 5-3	0-3 K		0-0 5-3		4	1	1	2	0	1	1											
Bruce Bochte, L OBP: 0.330, SLG: 0.332 (1, 3)		0-0 F7			0-0 6-3		0-3 K2-3		0-0 4-3	4	0	0	0	0	1	0											
Tony Phillips, S OBP: 0.323, SLG: 0.339 (1, 6) (8, 4)			0-0 F3		0-0 5-3		0-0 G3		0-0 CS 1B	4	0	1	0	0	0	0											
Inning Stats	R: 0 E: 0 K: 0 S: 3	H: 1 LOB: 0 BB: 0 P: 3	R: 2 E: 0 K: 1 S: 7	H: 2 LOB: 0 BB: 0 P: 7	R: 0 E: 0 K: 0 S: 3	H: 0 LOB: 0 BB: 0 P: 7	R: 0 E: 0 K: 0 S: 3	H: 0 LOB: 0 BB: 0 P: 3	R: 0 E: 0 K: 1 S: 8	H: 3 LOB: 1 BB: 1 P: 12	R: 0 E: 0 K: 2 S: 8	H: 1 LOB: 2 BB: 0 P: 12	R: 0 E: 0 K: 2 S: 7	H: 0 LOB: 0 BB: 0 P: 7	R: 0 E: 0 K: 0 S: 3	H: 1 LOB: 0 BB: 0 P: 3	1B: 7 2B: 1 3B: 0 HR: 1	SF: 0 SAC: 0 DP: 1 HBP: 0	WP: 0 PB: 0 SB: 0 CS: 1	PA: 37							
PITCHER	IP	WLS	BF	H	R	ER	SO	BB	IBB	HBP	BLK	WP	HR	S	P	ERA	WHIP										
Geoff Zahn, L ERA: 3.13 (1, 1)	5.2	L	24	6	5	5	1	2	0	0	0	0	1	24	32	7.94	1.412										
Bruce Kison, R ERA: 4.08 (6, 1)	3.1		12	2	0	0	5	1	0	0	0	0	0	21	25	0.00	0.900										

Oakland Athletics @ California Angels
Anaheim Stadium, Anaheim, CA
Thu Aug 09 1984, 10:05 PM EDT
Att: 24,188 - Unknown

AB 33
R 5
H 8
RBI 5
BB 3
SO 6
LOB 9



Batter	1	2	3	4	5	6	7	8	9	AB	R	H	RBI	BB	SO	LOB	BOTTOM										
Juan Beniquez, R OBP: 0.378, SLG: 0.462 (1, 9)	0-0 F9		0-0 1-3 1B		0-0 F8		0-0 SH5-4		0-0 F8	4	1	1	0	0	0	0											
Daryl Sconiers, L OBP: 0.318, SLG: 0.413 (1, 3)	0-0 F7		0-0 1-3		0-0 F2		0-0 F3			4	0	0	0	0	0	3											
Fred Lynn, L OBP: 0.359, SLG: 0.462 (1, 8)	0-0 4-1		0-0 FC5 2-H 3-H		1-0 PB HBP		0-0 F7			3	0	1	2	0	0	1											
Doug DeCinces, R OBP: 0.323, SLG: 0.427 (1, 5)		0-0 1-3 4-3 2B	0-0 1-2 BB		0-0 F8			0-0 G1-6-3 BB 1B		3	1	2	0	1	0	1											
Brian Downing, R OBP: 0.346, SLG: 0.436 (1, 7)		0-0 1-3	0-0 FC5			0-0 1B 2B		4-0 G1-6-3 BB		3	1	1	0	1	0	3											
Reggie Jackson, L OBP: 0.315, SLG: 0.441 (1, 10)		0-0 4-3		0-3 K		0-0 G6-4-3 1B		0-0 G1-6-3		4	0	1	2	0	1	2											
Bobby Grich, R OBP: 0.314, SLG: 0.378 Rob Wilfong, L OBP: 0.303, SLG: 0.355 (1, 4) (6, PH) (9, 4)	0-0 F9		0-0 G1		0-0 G6-4-3		0-0 F8		0-0 F8	3	0	0	0	0	0	1											
Bob Boone, R OBP: 0.243, SLG: 0.271 (1, 2)			0-0 5-3		0-0 E7 1B		0-0 6-3		0-0 F8	4	0	1	0	0	0	0											
Dick Schofield, R OBP: 0.272, SLG: 0.284 Jerry Narron, L OBP: 0.275, SLG: 0.367 (1, 6) (9, PH)			0-0 1-3 1B HBP		0-0 1B		0-0 SH5-4 1B		0-0 F6	2	1	2	0	0	0	0											
Inning Stats	R: 0 E: 0 K: 0 S: 3	H: 0 LOB: 0 BB: 0 P: 3	R: 1 E: 0 K: 0 S: 4	H: 1 LOB: 0 BB: 0 P: 4	R: 2 E: 0 K: 0 S: 5	H: 2 LOB: 2 BB: 1 P: 10	R: 0 E: 1 K: 1 S: 6	H: 2 LOB: 2 BB: 0 P: 6	R: 0 E: 0 K: 0 S: 4	H: 1 LOB: 1 BB: 0 P: 4	R: 0 E: 0 K: 0 S: 3	H: 1 LOB: 1 BB: 1 P: 7	R: 0 E: 0 K: 0 S: 3	H: 0 LOB: 0 BB: 0 P: 3	R: 0 E: 0 K: 0 S: 3	H: 0 LOB: 0 BB: 0 P: 3	1B: 7 2B: 2 3B: 0 HR: 0	SF: 0 SAC: 1 DP: 2 HBP: 2	WP: 0 PB: 1 SB: 0 CS: 0	PA: 37							
PITCHER	IP	WLS	BF	H	R	ER	SO	BB	IBB	HBP	BLK	WP	HR	S	P	ERA	WHIP										
Curt Young, L ERA: 2.76 (1, 1)	6.0	W	27	8	4	4	1	1	0	2	0	0	0	26	32	6.00	1.500										
Chuck Rainey, R ERA: 4.41 (7, 1)	0.1		1	0	0	0	0	0	0	0	0	0	0	1	1	0.00	0.000										
Tom Burgmeier, L ERA: 1.76 (7, 1)	1.1	S	5	1	0	0	0	1	0	0	0	0	0	4	8	0.00	1.500										
Bill Caudill, R ERA: 2.44 (8, 1)	1.1	S	4	0	0	0	0	0	0	0	0	0	0	4	4	0.00	0.000										

Oakland Athletics @ California Angels
Anaheim Stadium, Anaheim, CA
Thu Aug 09 1984, 10:05 PM EDT
Att: 24,188 - Unknown

AB 32
R 4
H 9
RBI 4
BB 2
SO 1
LOB 12




Batter	1	2	3	4	5	6	7	8	9	10	AB	R	H	RBI	BB	SO	LOB	TOP					
Rickey Henderson, R OBP: 0.413, SLG: 0.471 (1, 7)	F9		SH2-3 1B		F8		1B 1B		1B 1B	9-2	6	0	3	0	0	0	3						
Carney Lansford, R OBP: 0.329, SLG: 0.395 (1, 5)	K		SH2-3		F9		1B		1B	3-H	4	0	2	1	0	1	0						
Joe Morgan, L OBP: 0.364, SLG: 0.379 Mark Wagner, R OBP: 0.256, SLG: 0.293 Jeff Burroughs, R OBP: 0.405, SLG: 0.350 Donnie Hill, S OBP: 0.216, SLG: 0.268 (1, 4) (7, 6) (9, PH) (9, 6)	F9				5-3		K		F4		3	0	0	0	1	1	2						
Dave Kingman, R OBP: 0.334, SLG: 0.548 (1, 10)			5-3		SF8		G3 BB		5-3	F4	3	0	0	1	1	0	2						
Dwayne Murphy, L OBP: 0.333, SLG: 0.455 (1, 8)			3-1				G3		K		4	1	1	0	1	1	3						
Bruce Bochte, L OBP: 0.333, SLG: 0.333 Bill Almon, R OBP: 0.241, SLG: 0.348 (1, 3) (8, PR) (8, 3)			BB 1B		F7		F8				B3	3	0	1	0	1	0	1					
Mike Heath, R OBP: 0.291, SLG: 0.421 (1, 2)			BB K		F8 1B		F6		F3		SH 9-2 1B	5	0	2	0	0	1	4					
Mike Davis, L OBP: 0.245, SLG: 0.319 (1, 9)			F9		F8 1B				K		2-3	4	0	0	1	0	1	3					
Tony Phillips, S OBP: 0.325, SLG: 0.342 (1, 6) (7, 4)					F8		5-3				SH 3-H 4-0	4	2	2	0	1	0	1					
			SH2-3 1B SF8 1B								1B 1B 2B												
Inning Stats	R: 0 E: 0 K: 1 S: 5	H: 0 LOB: 0 BB: 0 P: 10	R: 0 E: 0 K: 1 S: 6	H: 1 LOB: 2 BB: 1 P: 10	R: 1 E: 0 K: 0 S: 5	H: 2 LOB: 2 BB: 1 P: 9	R: 0 E: 0 K: 1 S: 4	H: 1 LOB: 1 BB: 0 P: 4	R: 0 E: 0 K: 2 S: 3	H: 0 LOB: 1 BB: 0 P: 7	R: 0 E: 0 K: 2 S: 9	H: 2 LOB: 2 BB: 0 P: 9	R: 0 E: 0 K: 1 S: 6	H: 1 LOB: 1 BB: 0 P: 6	R: 1 E: 0 K: 0 S: 6	H: 3 LOB: 2 BB: 0 P: 6	R: 1 E: 1 K: 0 S: 4	H: 1 LOB: 2 BB: 2 P: 12	1B: 10 2B: 2 3B: 0 HR: 0	SF: 1 SAC: 2 DP: 1 HBP: 0	WP: 0 PB: 0 SB: 0 CS: 0	PA: 46	
PITCHER	IP 8.1	WLS 38	BF 10	H 2	R 2	ER 2	SO 5	BB 3	IBB 0	HBP 0	BLK 0	WP 0	HR 0	S 45	P 57	ERA 2.16	WHIP 1.560						
Ron Romanick, R ERA: 3.54 Luis Sanchez, R ERA: 2.4 (1, 1) (9, 1)	1.2	L	8	1	1	1	0	1	1	0	0	0	0	6	14	5.40	1.200						

Oakland Athletics @ California Angels
Anaheim Stadium, Anaheim, CA
Sat Aug 11 1984, 10:05 PM EDT
Att: 28,643 - Unknown

livebaseballscorecards.com

AB 38
R 3
H 11
RBI 3
BB 5
SO 5
LOB 22





Batter	1	2	3	4	5	6	7	8	9	10	AB	R	H	RBI	BB	SO	LOB	BOTTOM						
Gary Pettis, S OBP: 0.330, SLG: 0.295 (1, 8)	F3	K			B3				FC2-6		5	0	1	0	0	1	4							
Bobby Grich, R OBP: 0.312, SLG: 0.374 (1, 4)			5-3		K		F7		F8		5	0	1	0	0	1	2							
Fred Lynn, L OBP: 0.355, SLG: 0.461 (1, 9)	G6-3				K				3-1		4	0	0	0	1	1	2							
Doug DeCinces, R OBP: 0.327, SLG: 0.429 (1, 5)		E BB BB	FC6-4 1B				F7		5-3		3	2	2	0	2	0	0							
Brian Downing, R OBP: 0.343, SLG: 0.434 (1, 10)		E5 BB BB	F8				5-3		F9		5	0	1	1	0	0	4							
Juan Beniquez, R OBP: 0.379, SLG: 0.461 (1, 7)			FC6-4						5-3		4	0	1	0	1	0	3							
Daryl Sconiers, L OBP: 0.319, SLG: 0.398 (1, 3)		K			F8		K				3	0	0	0	1	2	4							
Bob Boone, R OBP: 0.243, SLG: 0.268 (1, 2)					K				F6	6-3	3	0	0	1	1	1	2							
Dick Schofield, R OBP: 0.270, SLG: 0.279 Rob Wilong, L OBP: 0.306, SLG: 0.350 Rob Picciolo, R OBP: 0.205, SLG: 0.288 (1, 6) (9, PH) (10, 6)		K			F2				F8	FC2-6 BB	3	0	0	0	1	3								
Inning Stats	R: 0 E: 0 K: 3 S: 3	H: 1 LOB: 3 BB: 3 P: 22	R: 1 E: 1 K: 3 S: 10	H: 0 LOB: 3 BB: 3 P: 22	R: 0 E: 0 K: 0 S: 4	H: 1 LOB: 2 BB: 1 P: 8	R: 0 E: 0 K: 1 S: 5	H: 0 LOB: 0 BB: 0 P: 5	R: 0 E: 0 K: 2 S: 7	H: 1 LOB: 1 BB: 0 P: 7	R: 0 E: 0 K: 1 S: 5	H: 1 LOB: 1 BB: 0 P: 9	R: 0 E: 0 K: 0 S: 4	H: 1 LOB: 1 BB: 0 P: 4	R: 1 E: 0 K: 0 S: 5	H: 2 LOB: 2 BB: 1 P: 9	R: 0 E: 0 K: 0 S: 3	H: 0 LOB: 1 BB: 1 P: 7	R: 0 E: 0 K: 0 S: 3	H: 0 LOB: 0 BB: 0 P: 3	1B: 5 2B: 2 3B: 0 HR: 0	SF: 0 SAC: 0 DP: 2 HBP: 0	WP: 0 PB: 0 SB: 1 CS: 0	PA: 42
PITCHER	IP 7.1	WLS 31	BF 31	H 5	R 2	ER 1	SO 7	BB 5	IBB 0	HBP 0	BLK 0	WP 0	HR 0	S 40	P 60	ERA 1.23	WHIP 1.364							
Bill Krueger, L ERA: 4.86 Chuck Rainey, R ERA: 4.35 Tom Burgmeier, L ERA: 1.62 (1, 1) (8, 1) (9, 1)	1.1	W	4	0	0	0	0	0	0	0	0	0	0	4	4	0.00	0.000							

Oakland Athletics @ California Angels
Anaheim Stadium, Anaheim, CA
Sat Aug 11 1984, 10:05 PM EDT
Att: 28,643 - Unknown

livebaseballscorecards.com

AB 35
R 2
H 6
RBI 2
BB 7
SO 7
LOB 24



Batter	1	2	3	4	5	6	7	8	9	AB	R	H	RBI	BB	SO	LOB	TOP										
Rickey Henderson, R OBP: 0.411, SLG: 0.466 (1, 7)	0-0 6-3 BB	4-0 BB		0-0 F7		0-3 K		0-0 6-3		4	0	0	0	1	1	1	Oakland Athletics @ California Angels Anaheim Stadium, Anaheim, CA Sun Aug 12 1984, 6:33 AM EDT Att: 24,722 - Unknown AB 36 R 9 H 9 RBI 9 BB 6 SO 7 LOB 11 										
Carney Lansford, R OBP: 0.330, SLG: 0.398 (1, 5)	0-0 F9	0-0 F3		0-0 F5		0-0 3B		4-0 FC6-4 BB		4	0	1	0	1	0	3											
Joe Morgan, L OBP: 0.365, SLG: 0.377 Mark Wagner, R OBP: 0.253, SLG: 0.289 (7, 6)	4-0 1B BB		4-0 HR BB		0-3 K	4-3		0-0 FC6-4 1-2 BB		2	2	0	0	2	1	1											
Dave Kingman, R OBP: 0.333, SLG: 0.543 (1, 10)	0-0 HR 1B		0-0 F9		0-0 6-3		0-0 F7		0-0 F5	5	1	1	1	0	0	1											
Dwayne Murphy, L OBP: 0.335, SLG: 0.472 (1, 8)	0-0 HR		0-0 HR		0-0 F8		0-0 1-3 1B		0-0 F8	5	2	3	4	0	0	0											
Bruce Bochte, L OBP: 0.331, SLG: 0.334 (1, 3)	0-3 K		0-0 4-3		0-0 HR 2B		0-0 1-3		0-3 K	5	1	1	0	0	2	1											
Mike Heath, R OBP: 0.288, SLG: 0.416 (1, 2)		0-0 1-3	0-3 K		0-0 F8		0-3 K			4	0	0	0	0	2	2											
Mike Davis, L OBP: 0.251, SLG: 0.332 (1, 9)		0-0 4-3		0-0 S 1B		4-0 HR BB		0-0 HR		3	2	2	1	1	0	0											
Tony Phillips, S OBP: 0.327, SLG: 0.351 (7, 4)		4-0 BB BB		0-0 F7		0-0 HR		0-3 K		3	1	1	3	1	1	1											
Inning Stats	R: 3 E: 0 K: 1 S: 7	H: 2 LOB: 0 BB: 1 P: 11	R: 0 E: 0 K: 0 S: 3	H: 0 LOB: 2 BB: 1 P: 11	R: 2 E: 0 K: 1 S: 6	H: 1 LOB: 0 BB: 1 P: 10	R: 0 E: 0 K: 0 S: 4	H: 1 LOB: 1 BB: 0 P: 4	R: 0 E: 0 K: 1 S: 5	H: 0 LOB: 0 BB: 0 P: 5	R: 3 E: 0 K: 1 S: 8	H: 3 LOB: 1 BB: 1 P: 12	R: 0 E: 0 K: 1 S: 6	H: 1 LOB: 1 BB: 0 P: 6	R: 1 E: 0 K: 1 S: 6	H: 1 LOB: 1 BB: 1 P: 10	R: 0 E: 0 K: 1 S: 5	H: 0 LOB: 0 BB: 0 P: 5	1B: 3 2B: 1 3B: 1 HR: 4	SF: 0 SAC: 0 DP: 0 HBP: 0	WP: 0 PB: 0 SB: 1 CS: 0	PA: 42					
PITCHER	IP	WLS	BF	H	R	ER	SO	BB	IBB	HBP	BLK	WP	HR	S	P	ERA	WHIP	PITCHER									
Jim Slaton, R ERA: 5.35 (1, 1)	3.0		17	4	5	5	2	4	0	0	0	0	2	17	33	15.00	2.667										
Curt Kaufman, R ERA: 4.53 (4, 1)	2.1		10	2	3	3	1	1	0	0	0	0	1	11	15	11.57	1.286										
Doug Corbett, R ERA: 1.93 (6, 1)	1.2		7	2	0	0	2	0	0	0	0	0	0	11	11	0.00	1.200										
Luis Sanchez, R ERA: 2.47 (8, 1)	2.0	W	8	1	1	1	2	1	0	0	0	0	1	11	15	4.50	1.000										
Batter	1	2	3	4	5	6	7	8	9	AB	R	H	RBI	BB	SO	LOB	BOTTOM										
Gary Pettis, S OBP: 0.333, SLG: 0.307 (1, 8)	4-0 S BB	0-0 G3 2H 2B		0-0 5-3		0-3 K		0-0 1-1 2H 1B 3B		4	1	2	3	1	1	1	Oakland Athletics @ California Angels Anaheim Stadium, Anaheim, CA Sun Aug 12 1984, 6:33 AM EDT Att: 24,722 - Unknown AB 34 R 10 H 12 RBI 10 BB 4 SO 3 LOB 13 										
Rob Wilfong, L OBP: 0.302, SLG: 0.346 (1, 4)	0-0 F5 1-2	0-0 G3 2-3		0-0 4-3		0-0 3 1-2		0-0 1B		5	0	1	1	0	0	3											
Daryl Sconiers, L OBP: 0.303, SLG: 0.376 (1, 3)	0-3 K	0-0 F7		0-0 F7		0-0 6-3		0-0 F7		5	0	0	0	0	1	3											
Doug DeCinces, R OBP: 0.326, SLG: 0.427 (1, 5)	0-3 K		0-0 6-3		0-0 BB HR 1B		0-0 6-3		0-0 F8	4	1	1	0	0	1	1											
Brian Downing, R OBP: 0.345, SLG: 0.437 (1, 7)		0-0 HR 2B	0-0 1B		0-0 F8		0-0 F8		0-0 F8	4	1	2	0	0	0	1											
Reggie Jackson, L OBP: 0.316, SLG: 0.447 (1, 10)		0-0 HR 2H	0-0 F5		4-0 HR BB		0-0 6-3		0-0 6-3	3	2	1	2	1	0	1											
Juan Beniquez, R OBP: 0.389, SLG: 0.496 (1, 9)		0-0 HR	0-0 1B		0-0 HR 1-2 1B		0-0 BB HR 1B		0-0 BB 1B	4	3	4	4	0	0	0											
Bob Boone, R OBP: 0.244, SLG: 0.266 Jery Naron, L OBP: 0.293, SLG: 0.366 (8, PH) (9, 2)	4-0 SH2-4 2B BB	0-0 F4		0-0 5-3		0-0 F8		0-0 F8		2	1	0	0	1	0	2											
Dick Schofield, R OBP: 0.271, SLG: 0.281 Mike Brown, R OBP: 0.350, SLG: 0.538 Rob Piccolo, R OBP: 0.205, SLG: 0.288 (8, PH) (9, 6)	0-0 SH2-4	0-0 F6		0-0 F6		0-0 1B		4-0 HR 1-2 3B BB		0	1	0	0	1	0	0											
Inning Stats	R: 0 E: 0 K: 2 S: 7	H: 0 LOB: 1 BB: 1 P: 11	R: 4 E: 0 K: 0 S: 7	H: 4 LOB: 1 BB: 1 P: 11	R: 0 E: 0 K: 0 S: 5	H: 2 LOB: 2 BB: 0 P: 5	R: 0 E: 0 K: 0 S: 3	H: 0 LOB: 0 BB: 0 P: 3	R: 3 E: 0 K: 1 S: 5	H: 2 LOB: 0 BB: 1 P: 9	R: 0 E: 0 K: 1 S: 5	H: 1 LOB: 0 BB: 0 P: 5	R: 0 E: 0 K: 0 S: 3	H: 0 LOB: 0 BB: 0 P: 3	R: 3 E: 0 K: 0 S: 6	H: 3 LOB: 1 BB: 1 P: 10	R: 0 E: 0 K: 0 S: 5	H: 0 LOB: 0 BB: 0 P: 5	1B: 6 2B: 3 3B: 1 HR: 3	SF: 0 SAC: 1 DP: 1 HBP: 0	WP: 0 PB: 0 SB: 1 CS: 0	PA: 39					
PITCHER	IP	WLS	BF	H	R	ER	SO	BB	IBB	HBP	BLK	WP	HR	S	P	ERA	WHIP	PITCHER									
Steve McCatty, R ERA: 4.43 (1, 1)	4.2		25	8	7	7	2	3	0	0	0	0	0	11	11	3.38	0.750										
Lary Sorensen, R ERA: 4.89 (8, 1)	2.2		9	2	1	1	1	0	0	0	0	0	0	1	5	0.00	3.000										
Keith Atherton, R ERA: 4.13 Bill Caudill, R ERA: 2.52 (8, 1)	0.1	L	3	2	2	2	0	0	0	0	0	0	0	3	3	54.00	6.000										

Batter	1	2	3	4	5	6	7	8	9	AB	R	H	RBI	BB	SO	LOB	TOP					
Rickey Henderson, R OBP: 0.403, SLG: 0.464 (1.7)	F3		F7		F7		F3	FC3-4		5	0	0	0	0	0	4	Oakland Athletics @ Baltimore Orioles Memorial Stadium, Baltimore, MD Wed Aug 15 1984, 7:05 PM EDT Att: 16,249 - Unknown livebaseballscorecards.com					
Carney Lansford, R OBP: 0.332, SLG: 0.406 (1.5)	HR		1B		F9		1B 2B	G4-6-3		5	2	3	1	0	0	4						
Dwayne Murphy, L OBP: 0.335, SLG: 0.469 (1.8)	1B		G3		1B		K			5	0	3	1	0	1	2						
Dave Kingman, R OBP: 0.330, SLG: 0.536 (1.10)	F8			5-3	F7		1B 2B			5	1	1	0	0	0	4						
Bruce Bochte, L OBP: 0.333, SLG: 0.340 (1.3)	F7			4-3		1B SF8	2B 1B	G4-6-3		5	1	2	0	0	0	2						
Mike Heath, R OBP: 0.289, SLG: 0.418 (1.2)		6-3		1-3		SF8 1B	1B			4	0	2	2	0	0	0						
Mike Davis, L OBP: 0.295, SLG: 0.330 (1.9)		F6			E 1B BB	SF8	K			2	1	0	1	1	1	2						
Donnie Hill, S OBP: 0.243, SLG: 0.287 (1.6)		K			1B BB	WP 1B	FC3-4 BB			4	1	3	1	0	1	0						
Tony Phillips, S OBP: 0.331, SLG: 0.348 (1.4)			F8		1B BB	K	FC3-4 BB			2	0	0	0	2	1	1						
Inning Stats	R: 1 E: 0 K: 0 S: 5	H: 2 LOB: 1 BB: 0 P: 5	R: 0 E: 0 K: 1 S: 5	H: 0 LOB: 0 BB: 0 P: 5	R: 0 E: 0 K: 0 S: 4	H: 1 LOB: 1 BB: 0 P: 4	R: 0 E: 0 K: 0 S: 3	H: 0 LOB: 0 BB: 0 P: 3	R: 2 E: 1 K: 0 S: 5	H: 2 LOB: 2 BB: 2 P: 13	R: 1 E: 0 K: 1 S: 7	H: 3 LOB: 1 BB: 0 P: 7	R: 2 E: 0 K: 2 S: 11	H: 4 LOB: 2 BB: 0 P: 11	R: 0 E: 0 K: 0 S: 3	H: 1 LOB: 1 BB: 1 P: 7	R: 0 E: 0 K: 0 S: 3	H: 1 LOB: 0 BB: 0 P: 3	1B: 11 2B: 2 3B: 0 HR: 1	SF: 1 SAC: 0 DP: 2 HBP: 0	WP: 1 PB: 0 SB: 0 CS: 0	PA: 41
PITCHER	IP	WLS	BF	H	R	ER	SO	BB	IBB	HBP	BLK	WP	HR	S	P	ERA	WHIP					
Dennis Martinez, R ERA: 4.19 (1.1)	5.0	L	24	7	4	4	1	2	0	0	0	0	1	24	32	7.20	1.800					
Tom Underwood, L ERA: 3.79 (6.1)	2.0		10	5	2	2	3	0	0	0	0	1	0	16	16	9.00	2.500					
Mark Brown, R ERA: 3.0 (8.1)	2.0		7	2	0	0	0	1	0	0	0	0	0	6	10	0.00	1.500					

Batter	1	2	3	4	5	6	7	8	9	AB	R	H	RBI	BB	SO	LOB	BOTTOM				
Floyd Rayford, R OBP: 0.312, SLG: 0.389 (1.5)	F8		2B		F9		BB 1B		5-3	5	0	2	0	0	0	0	Oakland Athletics @ Baltimore Orioles Memorial Stadium, Baltimore, MD Wed Aug 15 1984, 7:05 PM EDT Att: 16,249 - Unknown livebaseballscorecards.com				
Dan Ford, R OBP: 0.286, SLG: 0.308 (1.10)	1B		K		E5		FC6-4 BB		4-3	4	0	1	0	1	1	1					
Cal Ripken Jr., R OBP: 0.378, SLG: 0.518 (1.6)	F9		F8		3		F6			4	0	0	0	0	0	5					
Eddie Murray, S OBP: 0.408, SLG: 0.516 (1.3)	F2		F8		F7		FC6-4			4	0	0	0	0	0	4					
Gary Roenicke, R OBP: 0.336, SLG: 0.375 (1.7)		F7		F4		2B 2B		2B		4	1	2	0	0	0	0					
Mike Young, S OBP: 0.350, SLG: 0.444 (1.9)		6-3		1B		2B		5-3		4	0	2	1	0	0	1					
John Shelby, S OBP: 0.233, SLG: 0.295 (1.8)		1B		F9		6-3		5-3		4	0	1	0	0	0	3					
Rich Dauer, R OBP: 0.290, SLG: 0.341 (1.4)		FC6-4		1B		F7		F9		4	0	2	0	0	0	2					
Rick Dempsey, R OBP: 0.304, SLG: 0.288 (1.2)		FC6-4		F8		F8		F2		4	0	0	0	0	0	4					
Inning Stats	R: 0 E: 0 K: 0 S: 4	H: 1 LOB: 1 BB: 0 P: 4	R: 0 E: 0 K: 0 S: 5	H: 2 LOB: 2 BB: 0 P: 5	R: 0 E: 0 K: 1 S: 6	H: 1 LOB: 1 BB: 0 P: 6	R: 0 E: 0 K: 0 S: 5	H: 2 LOB: 2 BB: 0 P: 5	R: 0 E: 0 K: 0 S: 4	H: 1 LOB: 2 BB: 1 P: 8	R: 0 E: 0 K: 0 S: 4	H: 1 LOB: 1 BB: 0 P: 4	R: 0 E: 0 K: 0 S: 3	H: 0 LOB: 0 BB: 0 P: 3	1B: 6 2B: 5 3B: 0 HR: 0	SF: 0 SAC: 0 DP: 1 HBP: 0	WP: 0 PB: 0 SB: 0 CS: 0	PA: 38			
PITCHER	IP	WLS	BF	H	R	ER	SO	BB	IBB	HBP	BLK	WP	HR	S	P	ERA	WHIP				
Curt Young, L ERA: 2.54 (1.1)	9.0	W	38	10	1	1	1	1	0	0	0	0	0	39	43	1.00	1.222				

Batter	1	2	3	4	5	6	7	8	9	AB	R	H	RBI	BB	SO	LOB	TOP										
Rickey Henderson, R OBP: 0.404, SLG: 0.464 Jim Essian, R OBP: 0.343, SLG: 0.384	0-0 2B 1B		1B BB 1B		F9			5-3 1-2		4	1	2	0	0	0	4	1 2 0 0 0 4 1 0 0 0 0 0 1										
Carney Lansford, R OBP: 0.331, SLG: 0.404	0-0 F7		1B BB 1B	4-3		F9		F6		5	1	1	0	0	0	2	5 1 1 0 0 0 2										
Dwayne Murphy, L OBP: 0.338, SLG: 0.472 Bill Almon, R OBP: 0.245, SLG: 0.348	0-0 SF8 2B		1B BB 1B	G5-4-3 1B		5-3		K	0-3	1	2	1	1	1	0	0	1 2 1 1 1 0 0 3 0 1 0 0 1 0										
Dave Kingman, R OBP: 0.329, SLG: 0.533	0-0 SF8		1B BB 1B	G5-4-3 1B		K		F7	0-0	2	4	1	1	1	0	1	4 1 1 1 0 1 1										
Bruce Bochte, L OBP: 0.334, SLG: 0.343	0-0 2B		1B BB 1B			K		5-3	0-0	3	5	1	2	2	0	1	5 1 2 2 0 1 0										
Mike Heath, R OBP: 0.289, SLG: 0.419	0-0 6-3		F8			2B		F3	0-0	2	4	1	1	0	0	3	4 1 1 0 0 0 3										
Mike Davis, L OBP: 0.261, SLG: 0.333		4-0 BB	1B BB 1B			2B		F7	0-0	3	3	1	2	1	1	0	3 1 2 1 1 0 0										
Donnie Hill, S OBP: 0.245, SLG: 0.288		0-0 SH5-3-6 1-3	1B BB 1B			F5		G3	0-0	1	3	0	1	1	0	2	3 0 1 1 0 0 2										
Tony Phillips, S OBP: 0.335, SLG: 0.356		0-0 F5	1B BB 1B			2B		WP 1B	0-0	1	4	0	3	2	0	0	4 0 3 2 0 0 0										
Inning Stats	R: 2 E: 0 K: 0 S: 6	H: 3 LOB: 1 BB: 0 P: 6	R: 0 E: 0 K: 0 S: 2	H: 0 LOB: 0 BB: 1 P: 6	R: 5 E: 0 K: 0 S: 9	H: 7 LOB: 2 BB: 1 P: 13	R: 0 E: 0 K: 0 S: 3	H: 1 LOB: 0 BB: 0 P: 3	R: 1 E: 0 K: 1 S: 8	H: 3 LOB: 2 BB: 0 P: 8	R: 0 E: 0 K: 0 S: 5	H: 0 LOB: 0 BB: 0 P: 5	R: 0 E: 0 K: 0 S: 3	H: 0 LOB: 0 BB: 0 P: 3	R: 0 E: 0 K: 0 S: 4	H: 1 LOB: 1 BB: 0 P: 4	R: 0 E: 0 K: 1 S: 5	H: 0 LOB: 0 BB: 0 P: 5	1B: 11 2B: 5 3B: 0 HR: 0	SF: 1 SAC: 1 DP: 2 HBP: 0	WP: 1 PB: 0 SB: 1 CS: 0	PA: 41					
PITCHER	IP	WLS	BF	H	R	ER	SO	BB	IBB	HBP	BLK	WP	HR	S	P	ERA	WHIP										
Storm Davis, R ERA: 2.67	2.1	L	13	6	5	5	0	2	0	0	0	0	0	11	19	19.29	3.429										
Tippy Martinez, L ERA: 3.65	4.2		21	8	3	3	2	0	0	0	0	0	0	25	25	5.79	1.714										
Mark Brown, R ERA: 1.8	2.0		7	1	0	0	1	0	0	0	0	1	0	9	9	0.00	0.500										

Oakland Athletics @ Baltimore Orioles
Memorial Stadium, Baltimore, MD
Thu Aug 16 1984, 7:05 PM EDT
Att: 23,510 - Unknown

livebaseballscores.com

AB 37
R 8
H 15
RBI 8
BB 2
SO 3
LOB 13



Batter	1	2	3	4	5	6	7	8	9	AB	R	H	RBI	BB	SO	LOB	BOTTOM										
Al Bumbry, L OBP: 0.288, SLG: 0.285	0-0 1-3 BB 1B		G6-4-3 1-2			F7		K	0-3	3	4	0	1	0	0	1	4 0 1 0 0 1 1										
Mike Young, S OBP: 0.352, SLG: 0.441	4-0 1-3 BB		F8			F8		4-3 BB	4-0	2	2	0	0	2	0	0	2 0 0 0 2 0 0										
Cal Ripken Jr., R OBP: 0.377, SLG: 0.516	0-0 1-3 1-2 2-3				F9			F7	0-0	1	4	0	1	0	0	3	4 0 1 0 0 0 3										
Eddie Murray, S OBP: 0.405, SLG: 0.511	0-0 F8				4-3			F6	0-0	3	4	0	0	0	0	4	4 0 0 0 0 0 4										
Wayne Gross, L OBP: 0.356, SLG: 0.453	0-0 F8				HR			F4	0-0	1	3	1	1	1	0	2	3 1 1 1 0 0 2										
Ken Singleton, S OBP: 0.271, SLG: 0.254		0-0 F8			4-3			K	0-3	2	3	0	0	0	0	1	3 0 0 0 0 1 0										
Gary Roenicke, R OBP: 0.332, SLG: 0.371 John Shelby, S OBP: 0.233, SLG: 0.295		0-0 6-3				5-3		K	0-3	3	3	0	0	0	0	0	3 0 0 0 0 1 0 0 0 0 0 0 0 0										
Rich Dauer, R OBP: 0.287, SLG: 0.338		0-0 5-3				F4		5-3	0-0	1	3	0	0	0	0	0	3 0 0 0 0 0 0										
Floyd Rayford, R OBP: 0.312, SLG: 0.388			0-0 G6-4-3 1B			6-3		5-3	0-0	2	3	0	1	0	0	0	3 0 1 0 0 0 0										
Inning Stats	R: 0 E: 0 K: 0 S: 4	H: 1 LOB: 2 BB: 1 P: 8	R: 0 E: 0 K: 0 S: 3	H: 0 LOB: 0 BB: 0 P: 3	R: 0 E: 0 K: 0 S: 3	H: 1 LOB: 0 BB: 0 P: 3	R: 1 E: 0 K: 0 S: 4	H: 1 LOB: 0 BB: 0 P: 4	R: 0 E: 0 K: 2 S: 7	H: 0 LOB: 0 BB: 0 P: 7	R: 0 E: 0 K: 1 S: 5	H: 0 LOB: 0 BB: 0 P: 5	R: 0 E: 0 K: 0 S: 2	H: 0 LOB: 0 BB: 1 P: 6	1B: 3 2B: 1 3B: 0 HR: 1	SF: 0 SAC: 0 DP: 2 HBP: 0	WP: 0 PB: 0 SB: 0 CS: 0	PA: 31									
PITCHER	IP	WLS	BF	H	R	ER	SO	BB	IBB	HBP	BLK	WP	HR	S	P	ERA	WHIP										
Lary Sorensen, R ERA: 4.66	9.0	W	31	4	1	1	3	2	0	0	0	0	1	35	43	1.00	0.667										

Oakland Athletics @ Baltimore Orioles
Memorial Stadium, Baltimore, MD
Thu Aug 16 1984, 7:05 PM EDT
Att: 23,510 - Unknown

livebaseballscores.com

AB 29
R 1
H 4
RBI 1
BB 2
SO 3
LOB 10



Batter	1	2	3	4	5	6	7	8	9	AB	R	H	RBI	BB	SO	LOB	TOP					
Rickey Henderson, R OBP: 0.404, SLG: 0.464 (1, 7)										5	2	2	0	0	1	0						
Carney Lansford, R OBP: 0.329, SLG: 0.401 (1, 5)										5	0	1	1	1	0	2	1					
Dwayne Murphy, L OBP: 0.339, SLG: 0.471 (1, 8)										5	2	2	0	0	0	1						
Dave Kingman, R OBP: 0.333, SLG: 0.542 (1, 10)										3	2	2	3	1	1	1						
Davey Lopes, R OBP: 0.348, SLG: 0.423 Mike Davis, L OBP: 0.263, SLG: 0.335 (1, 9)										3	1	1	0	0	0	2						
Mike Heath, R OBP: 0.291, SLG: 0.418 (1, 2)										3	0	1	1	0	0	1						
Bruce Bochte, L OBP: 0.333, SLG: 0.342 (1, 3)										4	0	1	1	0	0	2						
Donnie Hill, S OBP: 0.237, SLG: 0.278 (1, 6)										4	0	0	0	0	0	3						
Tony Phillips, S OBP: 0.332, SLG: 0.352 (1, 4)										4	0	0	0	0	1	2						
Inning Stats	R: 4 E: 1 K: 1 S: 10	H: 5 LOB: 1 BB: 0 P: 10	R: 0 E: 0 K: 0 S: 3	H: 0 LOB: 0 BB: 0 P: 3	R: 2 E: 0 K: 0 S: 5	H: 3 LOB: 0 BB: 0 P: 5	R: 0 E: 0 K: 0 S: 3	H: 0 LOB: 0 BB: 0 P: 3	R: 0 E: 0 K: 0 S: 3	H: 0 LOB: 1 BB: 1 P: 7	R: 0 E: 0 K: 0 S: 3	H: 0 LOB: 0 BB: 0 P: 3	R: 1 E: 0 K: 1 S: 7	H: 2 LOB: 1 BB: 0 P: 7	R: 0 E: 0 K: 1 S: 6	H: 1 LOB: 2 BB: 0 P: 7	R: 0 E: 0 K: 2 S: 7	H: 0 LOB: 0 BB: 0 P: 7	1B: 10 2B: 0 3B: 0 HR: 1	SF: 0 SAC: 0 DP: 1 HBP: 1	WP: 0 PB: 0 SB: 1 CS: 0	PA: 39
PITCHER	IP WLS BF H R ER SO BB IBB HBP BLK WP HR S P ERA WHIP	IP WLS BF H R ER SO BB IBB HBP BLK WP HR S P ERA WHIP																				
Ray Fontenot, L ERA: 4.32 (1, 1)	6.2 L 30 10 7 5 1 1 0 0 0 0 1 31 35 6.75 1.650																					
Dale Murray, R ERA: 0.82 (7, 1)	1.1 6 1 0 0 2 0 0 1 0 0 0 9 10 0.00 0.750																					
Mike Armstrong, R ERA: 3.23 (9, 1)	1.0 3 0 0 0 2 0 0 0 0 0 0 7 7 0.00 0.000																					

Oakland Athletics @ New York Yankees
Yankee Stadium, Bronx, NY
Fri Aug 17 1984, 7:05 PM EDT
Att: 27,422 - Unknown

AB	37
R	7
H	11
RBI	6
BB	1
SO	5
LOB	13



Batter	1	2	3	4	5	6	7	8	9	AB	R	H	RBI	BB	SO	LOB	BOTTOM					
Willie Randolph, R OBP: 0.378, SLG: 0.362 (1, 4)										4	1	0	0	1	1	0						
Bobby Meacham, S OBP: 0.325, SLG: 0.355 (1, 6)										4	1	2	0	1	0	1						
Dave Winfield, R OBP: 0.381, SLG: 0.507 (1, 9)										4	0	2	1	1	2	1						
Don Baylor, R OBP: 0.320, SLG: 0.487 (1, 10)										3	0	0	1	0	0	4						
Toby Harrah, R OBP: 0.324, SLG: 0.295 Tim Foli, R OBP: 0.253, SLG: 0.301 (1, 5)										3	0	1	0	0	2	2						
Tim Foli, R OBP: 0.253, SLG: 0.301 (6, 5)										1	1	1	0	0	0	0						
Don Mattingly, L OBP: 0.380, SLG: 0.526 (1, 3)										4	0	2	0	0	0	1						
Brian Dayett, R OBP: 0.287, SLG: 0.412 Ken Griffey, L OBP: 0.312, SLG: 0.342 (1, 7)										2	0	0	0	1	1	1						
Ken Griffey, L OBP: 0.312, SLG: 0.342 (6, PH)										1	0	0	0	0	0	2						
Victor Mata, R OBP: 0.356, SLG: 0.488 (1, 8)										3	0	3	1	0	0	0						
Rick Cerone, R OBP: 0.225, SLG: 0.256 (1, 2)										4	0	0	0	0	2	5						
Inning Stats	R: 1 E: 0 K: 1 S: 6	H: 1 LOB: 1 BB: 1 P: 10	R: 0 E: 0 K: 2 S: 8	H: 1 LOB: 1 BB: 0 P: 8	R: 0 E: 0 K: 2 S: 7	H: 0 LOB: 1 BB: 1 P: 11	R: 0 E: 0 K: 0 S: 4	H: 2 LOB: 2 BB: 1 P: 8	R: 1 E: 0 K: 1 S: 7	H: 2 LOB: 1 BB: 0 P: 7	R: 0 E: 0 K: 0 S: 4	H: 2 LOB: 1 BB: 0 P: 4	R: 0 E: 0 K: 0 S: 3	H: 1 LOB: 1 BB: 1 P: 7	R: 1 E: 0 K: 1 S: 7	H: 2 LOB: 1 BB: 0 P: 7	R: 0 E: 0 K: 1 S: 5	H: 0 LOB: 0 BB: 0 P: 5	1B: 9 2B: 2 3B: 0 HR: 0	SF: 2 SAC: 0 DP: 2 HBP: 0	WP: 1 PB: 0 SB: 0 CS: 1	PA: 40
PITCHER	IP WLS BF H R ER SO BB IBB HBP BLK WP HR S P ERA WHIP	IP WLS BF H R ER SO BB IBB HBP BLK WP HR S P ERA WHIP																				
Bill Krueger, L ERA: 4.75 (1, 1)	6.1 W 30 9 2 2 2 6 4 0 0 0 0 3 3 13.50 3.000																					
Keith Altherton, R ERA: 4.2 (7, 1)	0.2 3 2 1 1 0 0 0 0 0 0 0 3 3 13.50 3.000																					
Tom Burgmeier, L ERA: 1.4 (8, 1)	1.0 3 0 0 0 1 0 0 0 0 0 0 5 5 0.00 0.000																					
Bill Caudill, R ERA: 2.49 (9, 1)	1.0 3 0 0 0 1 0 0 0 0 0 0 5 5 0.00 0.000																					

Oakland Athletics @ New York Yankees
Yankee Stadium, Bronx, NY
Fri Aug 17 1984, 7:05 PM EDT
Att: 27,422 - Unknown

AB	33
R	3
H	11
RBI	3
BB	4
SO	8
LOB	17



Batter	1	2	3	4	5	6	7	8	9	AB	R	H	RBI	BB	SO	LOB	TOP										
Rickey Henderson, R OBP: 0.405, SLG: 0.463 (1, 7)	F9		1B		6-3			FC6-4 BB		3	0	1	0	1	0	0	Oakland Athletics @ New York Yankees Yankee Stadium, Bronx, NY Sat Aug 18 1984, 7:05 PM EDT Att: 21,152 - Unknown										
Carney Lansford, R OBP: 0.329, SLG: 0.400 (1, 5)	F8		1B			F8		FC6-4		4	0	1	0	0	0	1											
Dwayne Murphy, L OBP: 0.336, SLG: 0.467 (1, 8)	1-3		4-3			F8			F7	4	0	0	0	0	0	2											
Dave Kingman, R OBP: 0.330, SLG: 0.538 Jeff Burroughs, R OBP: 0.400, SLG: 0.344 (9, PH)		5-3		F5		F7			K	3	0	0	0	0	0	0											
Bruce Bochte, L OBP: 0.333, SLG: 0.341 (1, 3)		1B		E5 1-3			F6		F7	4	0	1	0	0	0	0											
Mike Heath, R OBP: 0.289, SLG: 0.415 (1, 2)		K		1-3			F7			3	0	0	0	0	1	2											
Mike Davis, L OBP: 0.261, SLG: 0.332 (1, 9)				F7		F5		K		3	0	0	0	0	1	2											
Donnie Hill, S OBP: 0.231, SLG: 0.270 (1, 6)			F9		4-3			1-3		3	0	0	0	0	0	0											
Tony Phillips, S OBP: 0.329, SLG: 0.349 (1, 4)			F5		F6			F9		3	0	0	0	0	0	0											
Inning Stats	R: 0 E: 0 K: 0 S: 3	H: 0 LOB: 0 BB: 0 P: 3	R: 0 E: 0 K: 1 S: 6	H: 1 LOB: 1 BB: 0 P: 6	R: 0 E: 0 K: 0 S: 5	H: 2 LOB: 2 BB: 0 P: 5	R: 0 E: 1 K: 0 S: 4	H: 0 LOB: 1 BB: 0 P: 4	R: 0 E: 0 K: 0 S: 3	H: 0 LOB: 0 BB: 0 P: 3	R: 0 E: 0 K: 1 S: 5	H: 0 LOB: 0 BB: 0 P: 5	R: 0 E: 0 K: 0 S: 3	H: 0 LOB: 1 BB: 1 P: 7	R: 0 E: 0 K: 1 S: 5	H: 0 LOB: 0 BB: 0 P: 5	1B: 3 2B: 0 3B: 0 HR: 0	SF: 0 SAC: 0 DP: 0 HBP: 0	WP: 0 PB: 0 SB: 0 CS: 0	PA: 32							
PITCHER	IP	WLS	BF	H	R	ER	SO	BB	IBB	HBP	BLK	WP	HR	S	P	ERA	WHIP										
John Montefusco, R ERA: 4.6 (1, 1)	6.0	W	22	3	0	0	1	0	0	0	0	0	0	24	24	0.00	0.500										
Mike Armstrong, R ERA: 2.94 (7, 1)	3.0	S	10	0	0	0	2	1	0	0	0	0	0	13	17	0.00	0.333										

Batter	1	2	3	4	5	6	7	8	9	AB	R	H	RBI	BB	SO	LOB	BOTTOM										
Willie Randolph, R OBP: 0.379, SLG: 0.364 Tim Foli, R OBP: 0.259, SLG: 0.313 (1, 4)	F8		1B	F8		G6-3 1B		4-3 2B		4	1	2	0	0	0	1	Oakland Athletics @ New York Yankees Yankee Stadium, Bronx, NY Sat Aug 18 1984, 7:05 PM EDT Att: 21,152 - Unknown										
Bobby Meacham, S OBP: 0.326, SLG: 0.348 (1, 6)	1-3		K	BB		G6-3 1-2		4-3 2-3		4	0	0	0	1	1	3											
Don Mattingly, L OBP: 0.380, SLG: 0.524 (1, 3)	BB		1B	K		4-3		4-3		4	1	1	0	1	1	2											
Dave Winfield, R OBP: 0.382, SLG: 0.506 Brian Dayett, R OBP: 0.297, SLG: 0.412 (8, 7)	F6		1B	BB	BB	K				3	2	1	1	1	1	1											
Don Baylor, R OBP: 0.324, SLG: 0.496 (1, 10)		HR	1B	BB	BB	5-3				3	3	2	2	1	0	0											
Ken Griffey, L OBP: 0.321, SLG: 0.356 Victor Mata, R OBP: 0.356, SLG: 0.488 (7, PR)		HR	1B	BB	BB	1B				3	0	3	3	1	0	0											
Butch Wynegar, S OBP: 0.344, SLG: 0.336 (1, 2)	6-3		5-3	BB	BB	K				3	0	0	0	1	1	3											
Mike Pagliarulo, L OBP: 0.301, SLG: 0.485 (1, 5)	F8		F8	BB	BB	G1-6-3 1-2		SF9 3B		4	1	1	0	0	0	4											
Omar Moreno, L OBP: 0.285, SLG: 0.365 (1, 8)	1-3		CS	BB	K			SF9		2	0	0	1	1	1	2											
Inning Stats	R: 0 E: 0 K: 0 S: 3	H: 0 LOB: 1 BB: 1 P: 7	R: 1 E: 0 K: 0 S: 4	H: 1 LOB: 1 BB: 1 P: 8	R: 4 E: 1 K: 1 S: 10	H: 5 LOB: 1 BB: 0 P: 10	R: 0 E: 0 K: 1 S: 4	H: 0 LOB: 1 BB: 2 P: 12	R: 2 E: 0 K: 1 S: 5	H: 1 LOB: 1 BB: 3 P: 17	R: 0 E: 0 K: 0 S: 3	H: 1 LOB: 0 BB: 0 P: 3	R: 0 E: 0 K: 2 S: 8	H: 1 LOB: 1 BB: 0 P: 8	R: 1 E: 0 K: 0 S: 5	H: 2 LOB: 1 BB: 0 P: 5	1B: 7 2B: 1 3B: 2 HR: 1	SF: 1 SAC: 0 DP: 2 HBP: 0	WP: 0 PB: 0 SB: 0 CS: 1	PA: 39							
PITCHER	IP	WLS	BF	H	R	ER	SO	BB	IBB	HBP	BLK	WP	HR	S	P	ERA	WHIP										
Steve McCatty, R ERA: 4.59 (1, 1)	2.1	L	15	6	5	4	1	2	0	0	0	0	0	15	23	15.43	3.429										
Tim Conroy, L ERA: 5.2 (3, 1)	2.2		13	2	2	2	2	5	0	0	0	0	0	12	32	6.75	2.625										
Chuck Rainey, R ERA: 4.31 (6, 1)	3.0		11	3	1	1	2	0	0	0	0	0	0	15	15	3.00	1.000										

Batter	1	2	3	4	5	6	7	8	9	AB	R	H	RBI	BB	SO	LOB	TOP					
Rickey Henderson, R OBP: 0.400, SLG: 0.458 (1, 7)	G3		K		F8		SF9		4-3	4	0	0	1	0	1	1						
Carney Lansford, R OBP: 0.329, SLG: 0.400 (1, 5)	6-3		F8			BB SH G6-4-3 1B	F9		1B	5	1	2	0	0	0	2						
Dwayne Murphy, L OBP: 0.335, SLG: 0.467 (1, 8)	F7			6-3		SH G6-4-3 BB 1-2		1B	G1	4	1	1	0	0	0	1						
Davey Lopes, R OBP: 0.349, SLG: 0.424 Joe Morgan, L OBP: 0.396, SLG: 0.375 (6, PH)		K			G4-3 1B		G6-4-3 BB 1-2 2-3 3-H		1-3	2	0	1	0	0	1	0						
Mike Heath, R OBP: 0.289, SLG: 0.413 (1, 9)	F4			G4-3 1B		G6-4-3 BB 1-2 2-3 3-H		2B	1B	4	1	1	1	0	0	3						
Bill Almon, R OBP: 0.255, SLG: 0.357 Bruce Bochte, L OBP: 0.333, SLG: 0.345 (6, PH)								2H	1B	2	1	2	0	0	0	0						
Jim Essian, R OBP: 0.340, SLG: 0.378 (1, 2)					1B WP			1-H	2B	2	0	1	1	0	0	1						
Donnie Hill, S OBP: 0.233, SLG: 0.272 (1, 6)			F8		SH5-4 WP SF8 1B		F8		K	4	1	1	0	0	1	2						
Tony Phillips, S OBP: 0.331, SLG: 0.357 (1, 4)								1B SF9	4-3	3	1	1	0	0	0	1						
Inning Stats	R: 0 E: 0 K: 0 S: 3	H: 0 LOB: 0 BB: 0 P: 3	R: 0 E: 0 K: 1 S: 6	H: 1 LOB: 1 BB: 0 P: 6	R: 0 E: 0 K: 1 S: 6	H: 1 LOB: 0 BB: 0 P: 6	R: 0 E: 0 K: 0 S: 3	H: 1 LOB: 0 BB: 0 P: 3	R: 2 E: 0 K: 0 S: 5	H: 2 LOB: 0 BB: 0 P: 5	R: 1 E: 0 K: 0 S: 4	H: 1 LOB: 1 BB: 1 P: 8	R: 1 E: 0 K: 0 S: 5	H: 2 LOB: 1 BB: 0 P: 5	R: 2 E: 0 K: 1 S: 8	H: 3 LOB: 1 BB: 0 P: 8	R: 0 E: 0 K: 1 S: 6	H: 1 LOB: 1 BB: 0 P: 6	1B: 9 2B: 2 3B: 1 HR: 0	SF: 2 SAC: 2 DP: 2 HBP: 0	WP: 1 PB: 0 SB: 0 CS: 0	PA: 39
PITCHER	IP	WLS	BF	H	R	ER	SO	BB	IBB	HBP	BLK	WP	HR	S	P	ERA	WHIP					
Dennis Rasmussen, L ERA: 4.48 Dale Murray, R ERA: 1.46 Jay Howell, R ERA: 2.55 Dave Righetti, L ERA: 1.9	5.0		21	6	3	3	2	0	0	0	1	1	0	25	25	5.40	1.200					

Oakland Athletics @ New York Yankees
Yankee Stadium, Bronx, NY
Sun Aug 19 1984, 3:33 AM EDT
Att: 26,703 - Unknown

AB 34
R 6
H 12
RBI 4
BB 1
SO 4
LOB 12



Batter	1	2	3	4	5	6	7	8	9	AB	R	H	RBI	BB	SO	LOB	BOTTOM					
Willie Randolph, R OBP: 0.377, SLG: 0.362 (1, 4)	6-3		K		G3		F9		2B 1B 1B	5	1	1	0	0	1	5						
Bobby Meacham, S OBP: 0.325, SLG: 0.350 (1, 6)	K					4-3	2B 1B		F7	5	0	2	0	0	1	1						
Don Mattingly, L OBP: 0.383, SLG: 0.529 (1, 3)	6-3					1B	1B		1B 2B	5	1	3	1	0	0	1						
Dave Winfield, R OBP: 0.389, SLG: 0.518 (1, 9)		E BB 1B 1B				1B	1B		HR 1B	4	3	4	3	1	0	0						
Don Baylor, R OBP: 0.327, SLG: 0.497 (1, 10)		BB E 1B				F5	5-3		HR 1B	5	1	3	0	0	0	5						
Ken Griffey, L OBP: 0.319, SLG: 0.364 (1, 7)			E8 BB			F8			F3 HR	5	1	1	3	0	0	5						
Butch Wynegar, S OBP: 0.349, SLG: 0.350 (1, 2)					4-3				HR 1B 1B	4	1	3	2	1	0	0						
Mike Pagliarulo, L OBP: 0.302, SLG: 0.480 Toby Harrah, R OBP: 0.321, SLG: 0.292 (7, PH)			F6				F8		F7 F5	3	0	1	0	0	0	3						
Omar Moreno, L OBP: 0.283, SLG: 0.361 (1, 8)			F6				F8		F9 F8	5	1	1	0	0	0	6						
Inning Stats	R: 0 E: 0 K: 1 S: 5	H: 0 LOB: 0 BB: 0 P: 5	R: 1 E: 1 K: 1 S: 8	H: 2 LOB: 3 BB: 1 P: 12	R: 1 E: 0 K: 0 S: 5	H: 3 LOB: 0 BB: 0 P: 5	R: 0 E: 0 K: 0 S: 4	H: 1 LOB: 1 BB: 0 P: 4	R: 0 E: 0 K: 0 S: 5	H: 2 LOB: 2 BB: 0 P: 5	R: 2 E: 0 K: 0 S: 7	H: 4 LOB: 3 BB: 1 P: 11	R: 0 E: 0 K: 0 S: 4	H: 1 LOB: 1 BB: 0 P: 4	R: 5 E: 0 K: 0 S: 9	H: 6 LOB: 1 BB: 0 P: 9	R: 0 E: 0 K: 1 S: 6	H: 1 LOB: 1 BB: 0 P: 6	1B: 14 2B: 2 3B: 0 HR: 3	SF: 0 SAC: 0 DP: 0 HBP: 0	WP: 0 PB: 0 SB: 0 CS: 1	PA: 45
PITCHER	IP	WLS	BF	H	R	ER	SO	BB	IBB	HBP	BLK	WP	HR	S	P	ERA	WHIP					
Ray Burris, R ERA: 2.8 Tom Burgmeier, L ERA: 2.14 Bill Caudill, R ERA: 2.84	5.2		29	11	4	3	2	0	1	0	0	0	0	9	13	10.80	2.400					

Oakland Athletics @ New York Yankees
Yankee Stadium, Bronx, NY
Sun Aug 19 1984, 3:33 AM EDT
Att: 26,703 - Unknown

AB 43
R 9
H 19
RBI 9
BB 2
SO 2
LOB 28



Batter	1	2	3	4	5	6	7	8	9	AB	R	H	RBI	BB	SO	LOB	TOP					
Rickey Henderson, R OBP: 0.403, SLG: 0.469	0-0 HR		5-3			0-3 K		4-0 2B BB	0-0 2B	4	3	2	1	1	1	0	<p>Oakland Athletics @ Detroit Tigers</p> <p>Tiger Stadium, Detroit, MI</p> <p>Tue Aug 21 1984, 7:05 PM EDT</p> <p>Att: 34,065 - Unknown</p>					
Carney Lansford, R OBP: 0.331, SLG: 0.402 Mark Wagner, R OBP: 0.264, SLG: 0.300	0-0 2B 1B		6-3			0-0 F7		0-3 K	0-0 1B 2H	3	0	1	0	0	0	0						
Dwayne Murphy, L OBP: 0.333, SLG: 0.462 Jim Essian, R OBP: 0.351, SLG: 0.400	0-3 K		K			1-0 HBP		0-0 1B SF8 2B	0-0 FC6-4 1B	2	0	0	0	0	2	1						
Dave Kingman, R OBP: 0.331, SLG: 0.539 Mike Davis, L OBP: 0.293, SLG: 0.331	0-0 1H 1B 2B					0-0 K		0-0 F9	0-0 BB 1B	4	1	2	0	0	1	1						
Bruce Bochte, L OBP: 0.332, SLG: 0.346	0-0 2H 1B					0-0 F8		0-0 1B 2B	0-0 SF8	3	0	2	2	0	0	0						
Mike Heath, R OBP: 0.286, SLG: 0.407	0-0 6-3					0-0 F3		0-0 6-3	0-0 1-2 BB	3	0	0	0	1	0	2						
Bill Almon, R OBP: 0.247, SLG: 0.345						0-0 E4 1-4-3		0-0 5-3	0-0 F4	4	0	0	0	0	1	3						
Donnie Hill, S OBP: 0.230, SLG: 0.267 Jeff Burroughs, R OBP: 0.300, SLG: 0.333						0-0 L4-3		0-0	0-0 F3	3	0	1	0	0	1	1						
Tony Phillips, S OBP: 0.327, SLG: 0.352						0-0 G3		0-0 G3	0-0 F2	4	0	0	0	0	1	2						
Inning Stats	R: 2 E: 0 K: 1 S: 8	H: 4 LOB: 1 BB: 0 P: 8	R: 0 E: 0 K: 3 S: 9	H: 0 LOB: 0 BB: 0 P: 9	R: 0 E: 0 K: 1 S: 5	H: 0 LOB: 0 BB: 0 P: 5	R: 0 E: 0 K: 1 S: 5	H: 0 LOB: 0 BB: 0 P: 5	R: 0 E: 1 K: 0 S: 3	H: 0 LOB: 0 BB: 0 P: 3	R: 0 E: 0 K: 0 S: 5	H: 2 LOB: 2 BB: 0 P: 5	R: 2 E: 0 K: 1 S: 7	H: 2 LOB: 2 BB: 2 P: 15	R: 2 E: 0 K: 0 S: 6	H: 3 LOB: 1 BB: 0 P: 6		1B: 6 2B: 5 3B: 0 HR: 1	SF: 1 SAC: 0 DP: 1 HBP: 1	WP: 0 PB: 0 SB: 0 CS: 0	PA: 40	
PITCHER	IP WLS BF H R ER SO BB IBB HBP BLK WP HR S P ERA WHIP	IP WLS BF H R ER SO BB IBB HBP BLK WP HR S P ERA WHIP	IP WLS BF H R ER SO BB IBB HBP BLK WP HR S P ERA WHIP	IP WLS BF H R ER SO BB IBB HBP BLK WP HR S P ERA WHIP	IP WLS BF H R ER SO BB IBB HBP BLK WP HR S P ERA WHIP	IP WLS BF H R ER SO BB IBB HBP BLK WP HR S P ERA WHIP	IP WLS BF H R ER SO BB IBB HBP BLK WP HR S P ERA WHIP	IP WLS BF H R ER SO BB IBB HBP BLK WP HR S P ERA WHIP	IP WLS BF H R ER SO BB IBB HBP BLK WP HR S P ERA WHIP	IP WLS BF H R ER SO BB IBB HBP BLK WP HR S P ERA WHIP	IP WLS BF H R ER SO BB IBB HBP BLK WP HR S P ERA WHIP	IP WLS BF H R ER SO BB IBB HBP BLK WP HR S P ERA WHIP	IP WLS BF H R ER SO BB IBB HBP BLK WP HR S P ERA WHIP	IP WLS BF H R ER SO BB IBB HBP BLK WP HR S P ERA WHIP	IP WLS BF H R ER SO BB IBB HBP BLK WP HR S P ERA WHIP	IP WLS BF H R ER SO BB IBB HBP BLK WP HR S P ERA WHIP	IP WLS BF H R ER SO BB IBB HBP BLK WP HR S P ERA WHIP	IP WLS BF H R ER SO BB IBB HBP BLK WP HR S P ERA WHIP	IP WLS BF H R ER SO BB IBB HBP BLK WP HR S P ERA WHIP	IP WLS BF H R ER SO BB IBB HBP BLK WP HR S P ERA WHIP	IP WLS BF H R ER SO BB IBB HBP BLK WP HR S P ERA WHIP	IP WLS BF H R ER SO BB IBB HBP BLK WP HR S P ERA WHIP

AB	36
R	6
H	11
RBI	6
BB	2
SO	8
LOB	12



Batter	1	2	3	4	5	6	7	8	9	AB	R	H	RBI	BB	SO	LOB	BOTTOM				
Howard Johnson, S OBP: 0.324, SLG: 0.393	4-0 1B HR BB		0-0 F8			0-0 6-3		0-0 F5	0-0 F2	5	1	0	1	1	0	4	<p>Oakland Athletics @ Detroit Tigers</p> <p>Tiger Stadium, Detroit, MI</p> <p>Tue Aug 21 1984, 7:05 PM EDT</p> <p>Att: 34,065 - Unknown</p>				
Alan Trammell, R OBP: 0.384, SLG: 0.479 Barbaro Garbey, R OBP: 0.330, SLG: 0.401	0-0 HR 1B		4-0 E6			0-0 HR 2B		0-0 2B 1B		4	2	3	0	1	0	1					
Kirk Gibson, L OBP: 0.368, SLG: 0.520 Marty Castillo, R OBP: 0.253, SLG: 0.227	0-0 HR 1B		0-3 K			0-3 K		0-0 K	0-0 1-3 2B	5	1	2	0	0	2	4					
Lance Parrish, R OBP: 0.292, SLG: 0.470 Johnny Grubb, L OBP: 0.411, SLG: 0.450	0-0 HR		0-3 K			0-3 K2-3		4-0 HR BB	0-0 F7	3	2	1	4	1	2	1					
Darrell Evans, L OBP: 0.358, SLG: 0.389	0-0 F6		0-0 1B BB 1B			0-0 1B		0-0 1H 2H HR	0-0 1B SF8 1B	5	3	4	3	0	0	0					
Ruppert Jones, L OBP: 0.339, SLG: 0.530 Larry Herndon, R OBP: 0.314, SLG: 0.383	0-0 2B		4-0 BB FC3-2 BB			0-3 K		0-0 HR	0-0 BB 1B	1	0	1	0	1	0	0					
Chet Lemon, R OBP: 0.354, SLG: 0.483 Rusty Kuntz, R OBP: 0.377, SLG: 0.398	0-0 F4		0-0 FC3-2 FC4-6 1B			0-3 K		0-0 5-3	0-0 F9	4	1	1	0	0	1	2					
Dave Bergman, L OBP: 0.360, SLG: 0.433	4-0 BB		4-0 FC4-6 FC3-2 E BB			0-0 F5		0-0 4-3	0-0 SF8	2	1	0	2	2	0	0					
Doug Baker, S OBP: 0.202, SLG: 0.179	0-0 F8		0-0 FC3-2 FC4-6			0-0 F8		0-0 F7	0-0 BB	4	0	0	0	1	0	5					
Inning Stats	R: 4 E: 0 K: 0 S: 7	H: 4 LOB: 2 BB: 2 P: 15	R: 0 E: 0 K: 2 S: 7	H: 0 LOB: 1 BB: 1 P: 11	R: 3 E: 1 K: 0 S: 6	H: 2 LOB: 2 BB: 2 P: 14	R: 0 E: 0 K: 3 S: 10	H: 1 LOB: 1 BB: 0 P: 10	R: 0 E: 0 K: 0 S: 3	H: 0 LOB: 0 BB: 0 P: 3	R: 4 E: 0 K: 1 S: 8	H: 3 LOB: 0 BB: 1 P: 12	R: 0 E: 0 K: 0 S: 5	H: 2 LOB: 2 BB: 0 P: 5	R: 1 E: 0 K: 0 S: 5	H: 2 LOB: 2 BB: 1 P: 9		1B: 8 2B: 3 3B: 0 HR: 3	SF: 1 SAC: 0 DP: 0 HBP: 0	WP: 0 PB: 1 SB: 0 CS: 0	PA: 46
PITCHER	IP WLS BF H R ER SO BB IBB HBP BLK WP HR S P ERA WHIP	IP WLS BF H R ER SO BB IBB HBP BLK WP HR S P ERA WHIP	IP WLS BF H R ER SO BB IBB HBP BLK WP HR S P ERA WHIP	IP WLS BF H R ER SO BB IBB HBP BLK WP HR S P ERA WHIP	IP WLS BF H R ER SO BB IBB HBP BLK WP HR S P ERA WHIP	IP WLS BF H R ER SO BB IBB HBP BLK WP HR S P ERA WHIP	IP WLS BF H R ER SO BB IBB HBP BLK WP HR S P ERA WHIP	IP WLS BF H R ER SO BB IBB HBP BLK WP HR S P ERA WHIP	IP WLS BF H R ER SO BB IBB HBP BLK WP HR S P ERA WHIP	IP WLS BF H R ER SO BB IBB HBP BLK WP HR S P ERA WHIP	IP WLS BF H R ER SO BB IBB HBP BLK WP HR S P ERA WHIP	IP WLS BF H R ER SO BB IBB HBP BLK WP HR S P ERA WHIP	IP WLS BF H R ER SO BB IBB HBP BLK WP HR S P ERA WHIP	IP WLS BF H R ER SO BB IBB HBP BLK WP HR S P ERA WHIP	IP WLS BF H R ER SO BB IBB HBP BLK WP HR S P ERA WHIP	IP WLS BF H R ER SO BB IBB HBP BLK WP HR S P ERA WHIP	IP WLS BF H R ER SO BB IBB HBP BLK WP HR S P ERA WHIP	IP WLS BF H R ER SO BB IBB HBP BLK WP HR S P ERA WHIP	IP WLS BF H R ER SO BB IBB HBP BLK WP HR S P ERA WHIP	IP WLS BF H R ER SO BB IBB HBP BLK WP HR S P ERA WHIP	IP WLS BF H R ER SO BB IBB HBP BLK WP HR S P ERA WHIP


AB	38
R	12
H	14
RBI	11
BB	7
SO	6
LOB	22



Batter	1	2	3	4	5	6	7	8	9	AB	R	H	RBI	BB	SO	LOB	TOP								
Rickey Henderson, R OBP: 0.403, SLG: 0.466	F8		FC6-4 1B		1-3		6-3			4	0	1	0	1	0	3									
Carney Lansford, R OBP: 0.328, SLG: 0.398	F8		FC6-4 1-2f			F7		E5 HR	FC6-4 1B	5	1	0	0	0	0	3									
Dwayne Murphy, L OBP: 0.334, SLG: 0.468	F8		4-3			HR		F7		5	1	2	2	0	0	2									
Dave Kingman, R OBP: 0.332, SLG: 0.544		3-1 1B BB		F8		F7			F6	4	1	1	2	1	0	2									
Bruce Bochte, L OBP: 0.333, SLG: 0.348		3-1 1-2 1B		4-3		3-1			FC6-4 1B	4	0	2	0	0	0	0									
Mike Heath, R OBP: 0.285, SLG: 0.403	F8			F9				F8	FC6-4	4	0	0	0	0	0	3									
Tony Phillips, S OBP: 0.326, SLG: 0.351		3-1 1-2 2-3					F9		F8	4	0	1	0	0	0	3									
Jim Essian, R OBP: 0.357, SLG: 0.398		0-3 K		F8			2B BB		FC6-4 1B 1B	3	1	1	0	1	1	3									
Donnie Hill, S OBP: 0.233, SLG: 0.276			F8		F4				K	3	0	1	0	0	0	1									
Jeff Burroughs, R OBP: 0.386, SLG: 0.328							1-3 2B			1	0	0	0	0	1	1									
Inning Stats	R: 0 E: 0 K: 0 S: 3	H: 0 LOB: 0 BB: 0 P: 3	R: 0 E: 0 K: 1 S: 6	H: 1 LOB: 2 BB: 1 P: 10	R: 0 E: 0 K: 0 S: 4	H: 1 LOB: 1 BB: 0 P: 4	R: 0 E: 0 K: 0 S: 3	H: 0 LOB: 0 BB: 0 P: 3	R: 0 E: 0 K: 0 S: 4	H: 1 LOB: 1 BB: 0 P: 4	R: 1 E: 0 K: 0 S: 4	H: 1 LOB: 0 BB: 0 P: 4	R: 0 E: 0 K: 0 S: 4	H: 1 LOB: 2 BB: 1 P: 8	R: 2 E: 1 K: 0 S: 6	H: 2 LOB: 1 BB: 0 P: 6	R: 1 E: 0 K: 1 S: 7	H: 2 LOB: 2 BB: 1 P: 11	1B: 6 2B: 1 3B: 0 HR: 2	SF: 0 SAC: 0 DP: 0 HBP: 0	WP: 0 PB: 0 SB: 0 CS: 0	PA: 40			
PITCHER	IP	WLS	BF	H	R	ER	SO	BB	IBB	HBP	BLK	WP	HR	S	P	ERA	WHIP								
Juan Berenguer, R ERA: 3.65	7.0	W	28	5	1	1	1	2	0	0	0	0	1	28	36	1.29	1.000								
Doug Bair, R ERA: 4.0	1.0		6	2	2	1	0	0	0	0	0	0	1	6	6	9.00	2.000								
Sid Monge, L ERA: 4.22	1.0		6	2	1	1	1	1	0	0	0	0	0	7	11	9.00	3.000								

Oakland Athletics @ Detroit Tigers
Tiger Stadium, Detroit, MI
Wed Aug 22 1984, 7:05 PM EDT
Att: 35,335 - Unknown


AB 37
R 4
H 9
RBI 4
BB 3
SO 2
LOB 21



Batter	1	2	3	4	5	6	7	8	9	AB	R	H	RBI	BB	SO	LOB	BOTTOM								
Barbaro Garbey, R OBP: 0.331, SLG: 0.405	6-3	F7		S 1-3 2H 1B	F8					5	0	2	2	0	0	2									
Alan Trammell, R OBP: 0.385, SLG: 0.479	E6 SF9	4-3		F4 1-3 3H		HBP 1B				5	1	2	1	0	0	2									
Kirk Gibson, L OBP: 0.369, SLG: 0.518	E4 1-3 1B			FC6-4 1B	S 1B SF7 BB	F5				4	2	1	0	1	1	4									
Larry Herndon, R OBP: 0.315, SLG: 0.382	SF9		FC6-4 1-2f G6-4-3		S 1B 3B		F7			3	1	1	1	0	0	3									
Chet Lemon, R OBP: 0.353, SLG: 0.480	1-3 1B		G6-4-3		F9	F8				5	0	1	1	0	0	5									
Darrell Evans, L OBP: 0.380, SLG: 0.388	4-3			BB 1B						1	2	0	0	2	0	1									
Dave Bergman, L OBP: 0.357, SLG: 0.429				BB 1B	1-2 2-3 3B		F7			2	0	0	0	0	1	2									
Rusty Kuntz, R OBP: 0.376, SLG: 0.390		4-0 S 1B BB			F9	SF7				2	2	0	1	1	1	1									
Marty Castillo, R OBP: 0.273, SLG: 0.264				1B 1-2 E BB		3H 1-2 2H 2B 3B				3	2	2	3	1	0	1									
Doug Baker, S OBP: 0.216, SLG: 0.207			F3		K					4	1	2	1	0	1	3									
Inning Stats	R: 2 E: 2 K: 0 S: 6	H: 1 LOB: 1 BB: 0 P: 6	R: 1 E: 0 K: 0 S: 4	H: 1 LOB: 1 BB: 1 P: 8	R: 0 E: 0 K: 0 S: 3	H: 1 LOB: 0 BB: 0 P: 3	R: 2 E: 0 K: 1 S: 6	H: 1 LOB: 2 BB: 2 P: 14	R: 4 E: 0 K: 0 S: 6	H: 3 LOB: 1 BB: 2 P: 14	R: 0 E: 0 K: 0 S: 4	H: 1 LOB: 2 BB: 0 P: 5	R: 2 E: 0 K: 1 S: 8	H: 3 LOB: 2 BB: 0 P: 9	R: 0 E: 0 K: 2 S: 7	H: 0 LOB: 0 BB: 0 P: 7	1B: 8 2B: 2 3B: 1 HR: 0	SF: 2 SAC: 0 DP: 1 HBP: 2	WP: 0 PB: 0 SB: 7 CS: 0	PA: 43					
PITCHER	IP	WLS	BF	H	R	ER	SO	BB	IBB	HBP	BLK	WP	HR	S	P	ERA	WHIP								
Bill Krueger, L ERA: 4.96	4.1	L	24	5	8	5	1	0	0	0	0	0	0	21	41	10.38	2.308								
Curt Young, L ERA: 3.25	1.2		9	3	1	1	0	0	0	1	0	0	0	8	9	5.40	1.800								
Keith Atherton, R ERA: 4.66	1.0		7	3	2	2	1	0	0	1	0	0	0	8	9	18.00	3.000								
Bill Caudill, R ERA: 2.8	1.0		3	0	0	0	2	0	0	0	0	0	0	7	7	0.00	0.000								

Oakland Athletics @ Detroit Tigers
Tiger Stadium, Detroit, MI
Wed Aug 22 1984, 7:05 PM EDT
Att: 35,335 - Unknown

AB 34
R 11
H 11
RBI 10
BB 5
SO 4
LOB 24



Batter	1	2	3	4	5	6	7	8	9	AB	R	H	RBI	BB	SO	LOB	TOP			
Mike Young, S (1, 9) OBP: 0.366, SLG: 0.456										4	1	2	0	1	1	0	<p>Baltimore Orioles @ Oakland Athletics Oakland-Alameda County Coliseum, Oakland, CA</p> <p>Fri Aug 24 1984, 7:05 PM PDT Att: 13,688 - Unknown</p> <p>livebaseballscorecards.com</p> <p>AB 32 R 4 H 8 RBI 4 BB 7 SO 4 LOB 19</p>			
John Shelby, S (1, 8) OBP: 0.242, SLG: 0.297										3	1	1	0	1	1	1				
Cal Ripken Jr., R (1, 6) OBP: 0.373, SLG: 0.499										5	0	1	0	0	0	3				
Eddie Murray, S (1, 3) OBP: 0.410, SLG: 0.513										2	1	1	3	3	0	1				
Joe Nolan, L (1, 10) OBP: 0.400, SLG: 0.412 Benny Ayala, R (7, PH) OBP: 0.257, SLG: 0.344										3	0	1	0	0	2	2				
Wayne Gross, L (1, 5) OBP: 0.351, SLG: 0.444 Todd Cruz, R (8, PH) OBP: 0.268, SLG: 0.331										2	0	1	0	1	0	1				
Gary Roenicke, R (1, 7) OBP: 0.348, SLG: 0.392										3	0	0	0	1	0	3				
Rich Dauer, R (1, 4) OBP: 0.281, SLG: 0.323										4	0	0	0	0	0	4				
Rick Dempsey, R (1, 2) OBP: 0.302, SLG: 0.333										4	1	1	1	0	0	1				
Inning Stats	R: 3 E: 0 K: 0 S: 7	H: 4 LOB: 1 BB: 0 P: 7	R: 0 E: 0 K: 1 S: 5	H: 0 LOB: 1 BB: 1 P: 9	R: 0 E: 0 K: 1 S: 4	H: 0 LOB: 1 BB: 1 P: 8	R: 0 E: 0 K: 0 S: 2	H: 0 LOB: 1 BB: 2 P: 10	R: 0 E: 0 K: 1 S: 3	H: 1 LOB: 2 BB: 1 P: 10	R: 0 E: 0 K: 1 S: 6	H: 1 LOB: 3 BB: 2 P: 14	R: 0 E: 0 K: 0 S: 3	H: 0 LOB: 0 BB: 0 P: 3	R: 1 E: 0 K: 0 S: 5	H: 2 LOB: 1 BB: 0 P: 5	1B: 6 2B: 1 3B: 0 HR: 2	SF: 0 SAC: 1 DP: 1 HBP: 0	WP: 1 PB: 0 SB: 1 CS: 2	PA: 40
PITCHER	IP WLS BF H R ER SO BB IBB HBP BLK WP HR S P ERA WHIP																			
Steve McCatty, R (1, 1) ERA: 4.61	5.1 L 24 5 3 3 3 5 0 0 0 0 1 25 45 5.06 1.875																			
Lary Sorensen, R (6, 1) ERA: 4.89	1.1 6 1 0 0 1 1 0 0 0 0 0 7 11 0.00 1.500																			
Tom Burgmeier, L (7, 1) ERA: 2.42	1.1 7 2 1 1 0 0 0 1 0 0 1 6 10 6.75 1.500																			
Bill Caudill, R (9, 1) ERA: 2.76	1.0 3 0 0 0 0 0 0 0 0 0 0 3 3 0.00 0.000																			

Batter	1	2	3	4	5	6	7	8	9	AB	R	H	RBI	BB	SO	LOB	BOTTOM			
Rickey Henderson, R (1, 7) OBP: 0.399, SLG: 0.462										4	0	0	0	0	2	1	<p>Baltimore Orioles @ Oakland Athletics Oakland-Alameda County Coliseum, Oakland, CA</p> <p>Fri Aug 24 1984, 7:05 PM PDT Att: 13,688 - Unknown</p> <p>livebaseballscorecards.com</p> <p>AB 31 R 2 H 6 RBI 2 BB 2 SO 7 LOB 6</p>			
Carney Lansford, R (1, 5) OBP: 0.329, SLG: 0.407										4	2	2	1	0	0	0				
Dwayne Murphy, L (1, 8) OBP: 0.333, SLG: 0.467										3	0	1	1	0	1	0				
Dave Kingman, R (1, 10) OBP: 0.331, SLG: 0.540 Bill Almon, R (8, PR) OBP: 0.247, SLG: 0.345										3	0	0	0	1	2	1				
Bruce Bochte, L (1, 3) OBP: 0.333, SLG: 0.345										3	0	0	0	1	0	1				
Mike Heath, R (1, 9) OBP: 0.282, SLG: 0.398										4	0	0	0	0	0	1				
Tony Phillips, S (1, 4) OBP: 0.325, SLG: 0.350										4	0	1	0	0	2	0				
Jim Essian, R (1, 2) OBP: 0.356, SLG: 0.396										3	0	1	0	0	0	1				
Donnie Hill, S (1, 6) OBP: 0.235, SLG: 0.278										3	0	1	0	0	0	1				
Inning Stats	R: 1 E: 0 K: 1 S: 7	H: 2 LOB: 1 BB: 0 P: 7	R: 0 E: 0 K: 1 S: 6	H: 1 LOB: 0 BB: 0 P: 6	R: 1 E: 1 K: 0 S: 4	H: 1 LOB: 0 BB: 0 P: 4	R: 0 E: 0 K: 0 S: 4	H: 1 LOB: 1 BB: 0 P: 4	R: 0 E: 0 K: 1 S: 5	H: 0 LOB: 0 BB: 1 P: 9	R: 0 E: 0 K: 2 S: 8	H: 1 LOB: 1 BB: 0 P: 8	R: 0 E: 0 K: 1 S: 4	H: 0 LOB: 1 BB: 1 P: 8	R: 0 E: 0 K: 0 S: 3	H: 0 LOB: 0 BB: 0 P: 3	1B: 4 2B: 1 3B: 0 HR: 1	SF: 1 SAC: 0 DP: 0 HBP: 0	WP: 0 PB: 0 SB: 1 CS: 1	PA: 35
PITCHER	IP WLS BF H R ER SO BB IBB HBP BLK WP HR S P ERA WHIP																			
Mike Boddicker, R (1, 1) ERA: 2.7	9.0 W 34 6 2 1 7 2 0 0 0 0 1 46 54 1.00 0.889																			

Batter	1	2	3	4	5	6	7	8	9	AB	R	H	RBI	BB	SO	LOB	TOP					
Al Bumby, L OBP: 0.292, SLG: 0.289 (1, 7)	F7		F9		1B		1B SH1-3 BB	F7		5	1	2	0	0	0	0	Baltimore Orioles @ Oakland Athletics Oakland-Alameda County Coliseum, Oakland, CA Sat Aug 25 1984, 7:05 PM PDT Att: 18,232 - Unknown livebaseballscorecards.com					
John Shelby, S OBP: 0.242, SLG: 0.296 (1, 8)	F8		3-1		1B		SH1-3	E7		4	0	1	0	0	0	0						
Cal Ripken Jr., R OBP: 0.371, SLG: 0.496 (1, 6)	F9			5-3	F8		BB BB 1B	6-3		5	1	1	0	0	0	3						
Eddie Murray, S OBP: 0.410, SLG: 0.511 (1, 3)		G4-3 1B		F7	3-1		BB BB 1B	F8		4	1	1	0	1	0	2						
Mike Young, S OBP: 0.366, SLG: 0.453 (1, 9)		G4-3 1B		BB 1B BB	3-1		K	F8		4	0	1	0	1	1	3						
Ken Singleton, S OBP: 0.276, SLG: 0.267 (1, 10)		G4-3		BB 1B			1B BB	K		4	1	2	2	1	1	2						
Wayne Gross, L OBP: 0.359, SLG: 0.451 (1, 5)		BB BB		1B BB			HR	BB		2	0	2	2	2	0	0						
Rich Dauer, R OBP: 0.280, SLG: 0.322 (1, 4)					F2		2B	1B		1	0	0	0	0	0	2						
John Lowenstein, L OBP: 0.318, SLG: 0.370 (4, PH)	F3						F6	F8		1	0	0	0	0	0	3						
Lenn Sakata, R OBP: 0.209, SLG: 0.258 (4, 4)										2	0	0	0	0	0	3						
Rick Dempsey, R OBP: 0.298, SLG: 0.328 (1, 2)			F2				F8	F8		4	0	0	0	0	1	1						
Inning Stats	R: 0 E: 0 K: 0 S: 3	H: 0 LOB: 0 BB: 0 P: 3	R: 0 E: 0 K: 0 S: 4	H: 2 LOB: 2 BB: 1 P: 8	R: 0 E: 0 K: 0 S: 3	H: 0 LOB: 0 BB: 0 P: 3	R: 0 E: 0 K: 0 S: 4	H: 1 LOB: 3 BB: 2 P: 12	R: 0 E: 0 K: 0 S: 5	H: 2 LOB: 2 BB: 0 P: 5	R: 1 E: 0 K: 0 S: 5	H: 2 LOB: 1 BB: 0 P: 5	R: 3 E: 0 K: 1 S: 8	H: 3 LOB: 2 BB: 2 P: 16	R: 0 E: 1 K: 1 S: 6	H: 0 LOB: 1 BB: 0 P: 6	R: 0 E: 0 K: 1 S: 5	H: 0 LOB: 0 BB: 0 P: 5	1B: 8 2B: 1 3B: 0 HR: 1	SF: 0 SAC: 1 DP: 1 HBP: 0	WP: 0 PB: 0 SB: 0 CS: 0	PA: 42
PITCHER	IP WLS BF H R ER SO BB IBB HBP BLK WP HR S P ERA WHIP																					
Ray Burris, R ERA: 2.91 (1, 1)	6.2 L 34 10 4 4 1 5 0 0 0 0 0 1 31 51 5.40 2.250																					
Keith Atherton, R ERA: 4.59 (7, 1)	1.1 5 0 0 0 1 0 0 0 0 0 0 0 7 7 0.00 0.000																					
Tim Conroy, L ERA: 5.0 (9, 1)	1.0 3 0 0 0 1 0 0 0 0 0 0 0 5 5 0.00 0.000																					

Batter	1	2	3	4	5	6	7	8	9	AB	R	H	RBI	BB	SO	LOB	BOTTOM					
Rickey Henderson, R OBP: 0.396, SLG: 0.457 (1, 7)	F6		K					G6-4-3		4	0	0	0	0	1	1	Baltimore Orioles @ Oakland Athletics Oakland-Alameda County Coliseum, Oakland, CA Sat Aug 25 1984, 7:05 PM PDT Att: 18,232 - Unknown livebaseballscorecards.com					
Carney Lansford, R OBP: 0.329, SLG: 0.406 (1, 5)	F8				F9					4	0	1	0	0	1	0						
Dwayne Murphy, L OBP: 0.333, SLG: 0.465 (1, 8)	F5						1B			4	0	1	0	0	1	1						
Dave Kingman, R OBP: 0.328, SLG: 0.535 (1, 10)		F7			F8			F7		4	0	0	0	0	0	1						
Dave Lopes, R OBP: 0.349, SLG: 0.436 (1, 9)		HR			F8			F8		3	1	1	1	0	0	1						
Mike Heath, R OBP: 0.283, SLG: 0.396 (1, 2)		BB			F9			4-3		2	0	0	0	1	0	0						
Bill Almon, R OBP: 0.255, SLG: 0.358 (1, 3)		5-3								3	1	2	0	0	0	1						
Tony Phillips, S OBP: 0.323, SLG: 0.347 (1, 4)					F9			G6-4-3		3	0	0	0	0	0	2						
Donnie Hill, S OBP: 0.231, SLG: 0.273 (1, 6)								1-3		2	0	0	0	0	0	0						
Jeff Burroughs, R OBP: 0.393, SLG: 0.338 (8, PH)					F6			E7		1	0	1	0	0	0	0						
Mark Wagner, R OBP: 0.264, SLG: 0.300 (6, PR) (9, 6)								2B		0	0	0	0	0	0	0						
Inning Stats	R: 0 E: 0 K: 0 S: 3	H: 0 LOB: 0 BB: 0 P: 3	R: 1 E: 0 K: 0 S: 3	H: 1 LOB: 0 BB: 1 P: 7	R: 0 E: 0 K: 1 S: 5	H: 0 LOB: 0 BB: 0 P: 5	R: 0 E: 0 K: 0 S: 4	H: 1 LOB: 1 BB: 0 P: 4	R: 0 E: 0 K: 0 S: 3	H: 1 LOB: 0 BB: 0 P: 3	R: 0 E: 0 K: 0 S: 4	H: 1 LOB: 1 BB: 0 P: 4	R: 0 E: 0 K: 0 S: 3	H: 0 LOB: 0 BB: 0 P: 3	R: 1 E: 1 K: 0 S: 4	H: 2 LOB: 1 BB: 0 P: 4	R: 0 E: 0 K: 2 S: 7	H: 0 LOB: 0 BB: 0 P: 7	1B: 4 2B: 2 3B: 0 HR: 1	SF: 0 SAC: 0 DP: 3 HBP: 0	WP: 0 PB: 0 SB: 0 CS: 0	PA: 31
PITCHER	IP WLS BF H R ER SO BB IBB HBP BLK WP HR S P ERA WHIP																					
Mike Flanagan, L ERA: 3.48 (1, 1)	8.0 W 28 6 2 1 1 1 0 0 0 0 0 0 29 33 1.12 0.875																					
Sammy Stewart, R ERA: 2.75 (9, 1)	1.0 S 3 0 0 0 2 0 0 0 0 0 0 0 7 7 0.00 0.000																					


Batter	1	2	3	4	5	6	7	8	9	10	11	12	AB	R	H	RBI	BB	SO	LOB								
Wille Randolph, R OBP: 0.372, SLG: 0.355 (1.4)	4-3		K		5-3		F9			FC5-6		FC3-6	6	1	0	0	0	1	5								
Bobby Meacham, S OBP: 0.326, SLG: 0.355 (1.6)	F9			5-3 1B		G6-4-3 HBP		6-3		K		1B	4	1	1	0	1	1	1								
Dave Winfield, R OBP: 0.389, SLG: 0.532 (1.9)	G3			F4		G6-4-3		HR				E8	6	1	3	2	0	0	2								
Don Baylor, R OBP: 0.331, SLG: 0.483 (1.10)				5-3		E S 1B		F9			SH3 1B	F5	4	0	1	0	1	0	2								
Toby Harrah, R OBP: 0.318, SLG: 0.290 (1.5) Ken Griffey, L OBP: 0.318, SLG: 0.369 (11.7)	F9			K		E6		K				F7	4	0	0	0	0	2	3								
Don Mattingly, L OBP: 0.365, SLG: 0.544 (1.3)	FC6-4					G3				F9		1B	4	0	1	0	1	0	3								
Brian Dayett, R OBP: 0.283, SLG: 0.398 (1.7) Steve Kemp, L OBP: 0.387, SLG: 0.428 (11.7) Mike Pagliarulo, L OBP: 0.296, SLG: 0.462 (11.5)	F6			F9		F7		F9		F9		K	4	0	0	0	0	0	2								
Victor Maza, R OBP: 0.361, SLG: 0.475 (1.8)			6-3		K		F7			F8			5	0	0	0	0	1	1								
Rick Cerone, R OBP: 0.287, SLG: 0.313 (1.2) Omar Moreno, L OBP: 0.290, SLG: 0.375 (10.7) Butch Wynegar, S OBP: 0.351, SLG: 0.351 (10.2)	5-3		5-3		1B		1B			FC5-6 BB		FC3-6 1B	3	0	2	0	1	0	0								
Inning Stats	R: 0 E: 0 K: 3	H: 0 LOB: 0 BB: 0 P: 3	R: 0 E: 0 K: 3	H: 0 LOB: 1 BB: 1 P: 7	R: 0 E: 0 K: 1	H: 0 LOB: 0 BB: 0 P: 5	R: 0 E: 0 K: 1	H: 1 LOB: 2 BB: 0 P: 6	R: 0 E: 0 K: 1	H: 1 LOB: 1 BB: 0 P: 4	R: 1 E: 0 K: 6	H: 0 LOB: 0 BB: 1 P: 6	R: 0 E: 0 K: 3	H: 0 LOB: 0 BB: 0 P: 3	R: 0 E: 0 K: 1	H: 1 LOB: 2 BB: 1 P: 10	R: 2 E: 1 K: 0	H: 2 LOB: 1 BB: 1 P: 9	1B: 8 2B: 1 3B: 0 HR: 1	SF: 0 SAC: 1 DP: 2 HBP: 1	WP: 0 PB: 0 SB: 2 CS: 1	PA: 49					
PITCHER	IP	WLS	BF	H	R	ER	SO	BB	IBB	HBP	BLK	WP	HR	S	P	ERA	WHIP										
Tim Conroy, L ERA: 4.54 (1.1)	9.0		35	6	1	1	4	1	0	0	0	0	0	15	27	3.00	1.667										
Bill Caudill, R ERA: 2.93 (10.1)	3.0	W	14	3	2	1	2	2	1	0	0	0	0	0	0	15	27	3.00	1.667								

TOP

New York Yankees @ Oakland Athletics
Oakland-Alameda County Coliseum, Oakland, CA

Tue Aug 28 1984, 7:05 PM PDT
Att. 11,342 - Unknown

AB 43
R 3
H 9
RBI 2
BB 4
SO 6
LOB 22




Batter	1	2	3	4	5	6	7	8	9	10	11	12	AB	R	H	RBI	BB	SO	LOB						
Rickey Henderson, R OBP: 0.395, SLG: 0.447 (12.8)	K		K			F6		FC6-4		5-3		1B	6	1	1	1	0	2	1						
Carney Lansford, R OBP: 0.330, SLG: 0.413 (1.5)	6-3		1B			F7		F7				2B	6	1	3	1	0	0	1						
Joe Morgan, L OBP: 0.368, SLG: 0.370 (1.4) Bruce Bochte, L OBP: 0.333, SLG: 0.345 (12.3)	HBP		K			1B		4-3		1-2		1B	3	0	1	0	1	1	2						
Dave Kingman, R OBP: 0.332, SLG: 0.542 (1.10)	BB			6-3		K				F8		K	5	0	1	1	1	2	3						
Davey Lopes, R OBP: 0.345, SLG: 0.434 (1.9)	F9			5-3		F9		F9		1B		1B	5	1	1	0	0	1	4						
Dwaine Murphy, L OBP: 0.336, SLG: 0.470 (1.8) Jeff Burroughs, R OBP: 0.388, SLG: 0.333 (11.7) Mark Wagner, R OBP: 0.264, SLG: 0.300 (12.6)	K		K		4-3			FC5-4 1B		2B		CS 1B	4	0	2	1	0	1	0						
Bill Almon, R OBP: 0.241, SLG: 0.335 (12.7)	K					F8		FC5-4 FC6-4		F9		F9	5	0	0	0	0	1	2						
Mike Heath, R OBP: 0.282, SLG: 0.393 (1.2)	F8					FC6-4		FC6-4		K		F9	5	0	1	0	0	1	1						
Tony Phillips, S OBP: 0.322, SLG: 0.345 (12.4)			6-3		G6-4-3 1B			FC6-4 BB		F9		2B	3	1	0	0	2	0	1						
Inning Stats	R: 0 E: 0 K: 1	H: 0 LOB: 2 BB: 1 P: 10	R: 0 E: 0 K: 2	H: 0 LOB: 0 BB: 0 P: 7	R: 0 E: 0 K: 1	H: 1 LOB: 1 BB: 0 P: 8	R: 0 E: 0 K: 0	H: 0 LOB: 0 BB: 0 P: 3	R: 0 E: 0 K: 2	H: 0 LOB: 1 BB: 0 P: 6	R: 0 E: 0 K: 0	H: 0 LOB: 0 BB: 0 P: 5	R: 0 E: 0 K: 2	H: 1 LOB: 2 BB: 1 P: 12	R: 3 E: 0 K: 0	H: 4 LOB: 2 BB: 1 P: 10	1B: 8 2B: 3 3B: 0 HR: 0	SF: 0 SAC: 0 DP: 1 HBP: 1	WP: 0 PB: 0 SB: 1 CS: 1	PA: 49					
PITCHER	IP	WLS	BF	H	R	ER	SO	BB	IBB	HBP	BLK	WP	HR	S	P	ERA	WHIP								
Ray Fontenot, L ERA: 3.98 (9.1)	8.0		30	4	0	0	6	2	0	0	0	0	0	0	0	27.00	3.000								
Jay Howell, R ERA: 2.72 (9.1)	0.1	2	1	1	1	0	0	0	0	0	0	0	0	2	2	0.00	1.500								
Dave Righetti, L ERA: 1.85 (10.1)	0.2	2	1	0	0	0	0	0	0	0	0	0	0	2	2	0.00	0.600								
Mike Armstrong, R ERA: 3.28 (11.1)	1.2	7	1	0	0	3	0	1	0	0	0	0	0	12	16	0.00	0.600								
Bob Shirley, L ERA: 3.97 (11.1)	1.0	4	0	1	1	0	1	0	0	0	0	0	0	3	7	9.00	1.000								
PITCHER	IP	WLS	BF	H	R	ER	SO	BB	IBB	HBP	BLK	WP	HR	S	P	ERA	WHIP								
Dale Murray, R ERA: 2.51 (12.1)	0.0	L	4	4	4	2	0	0	0	0	0	0	0	4	4	∞	∞								


BOTTOM


New York Yankees @ Oakland Athletics
Oakland-Alameda County Coliseum, Oakland, CA

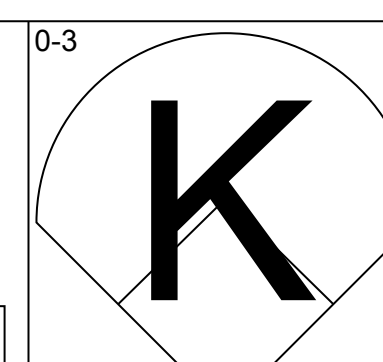
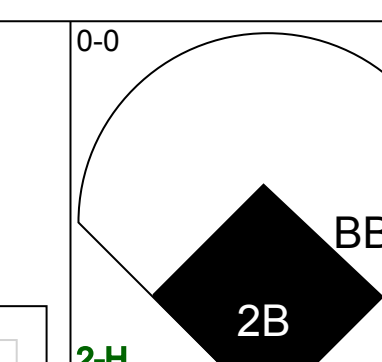
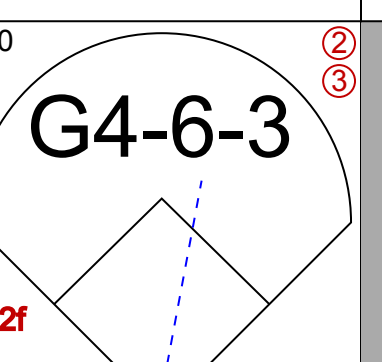
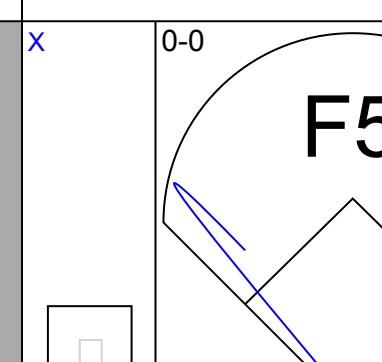
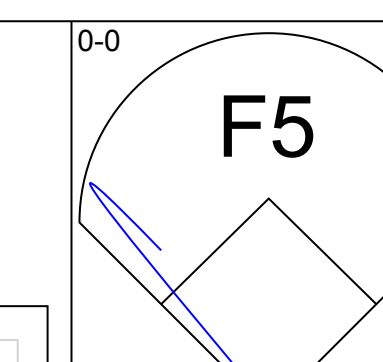
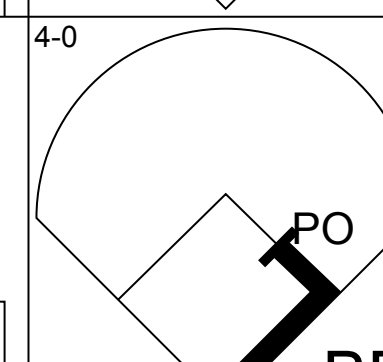
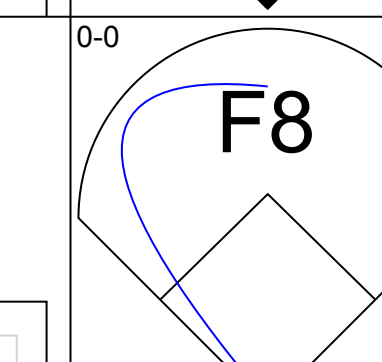
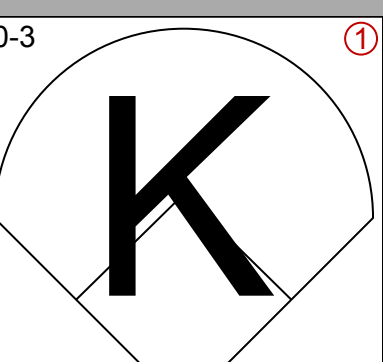
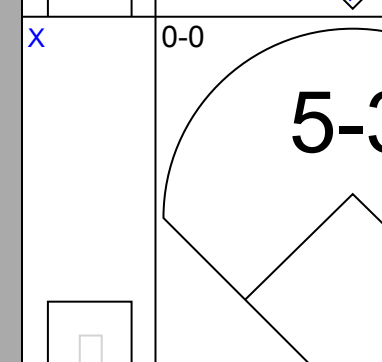
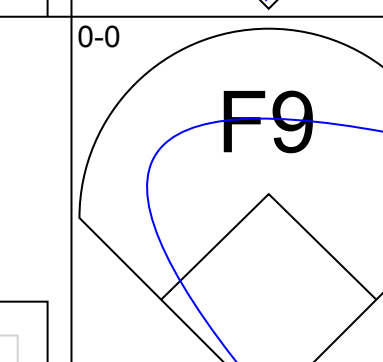
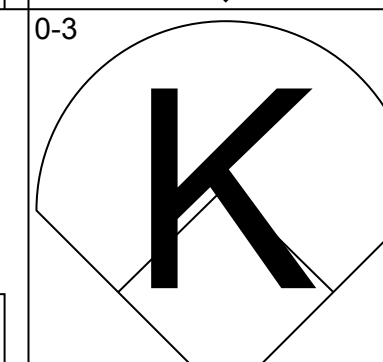
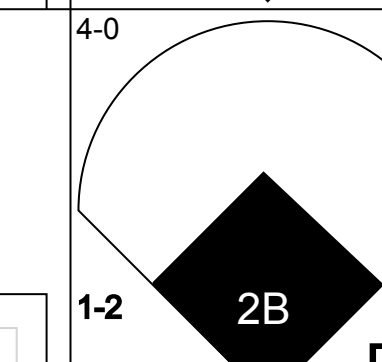
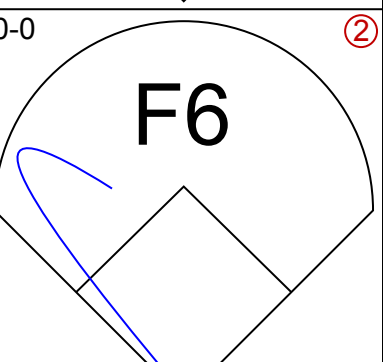
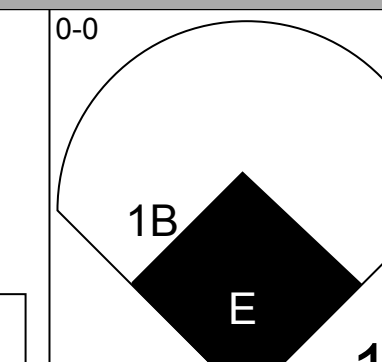
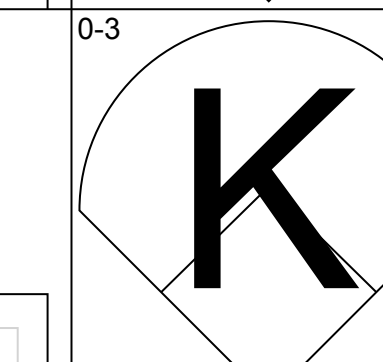
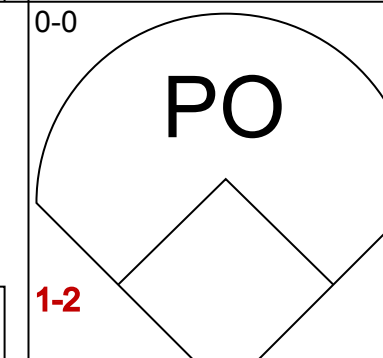
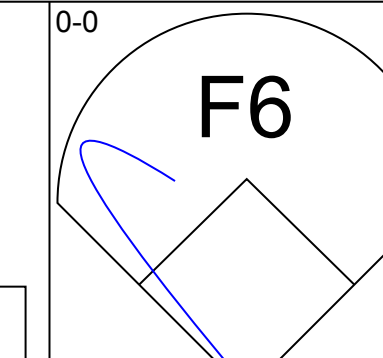
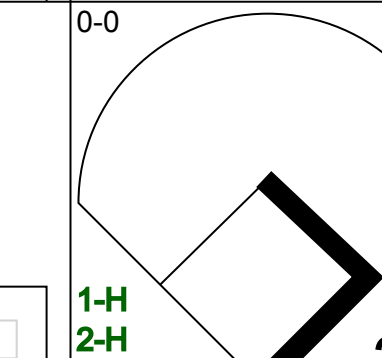
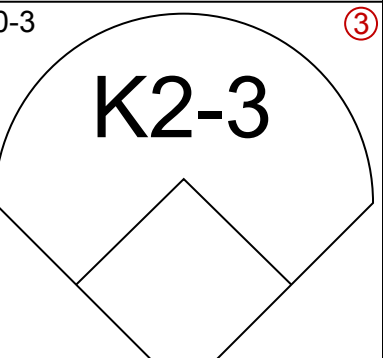
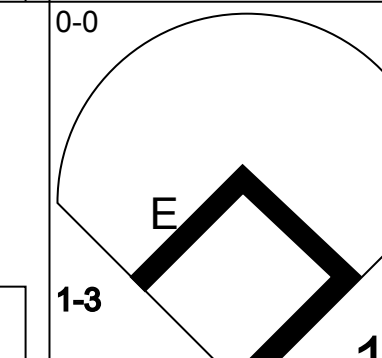
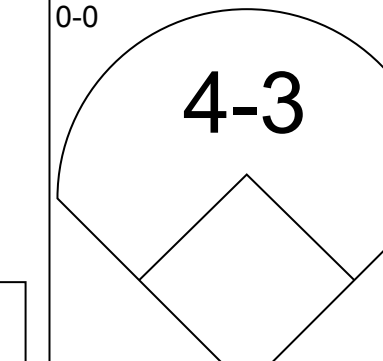
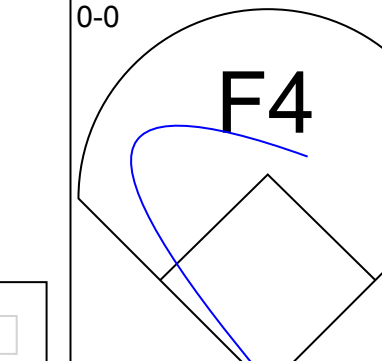
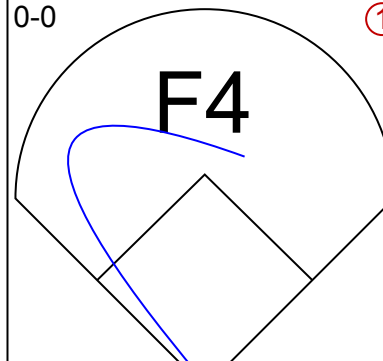
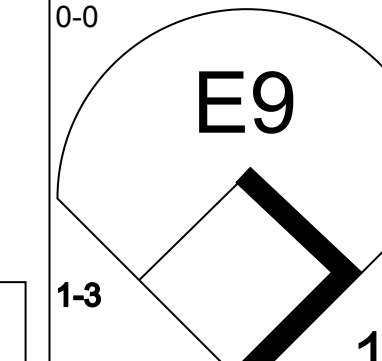

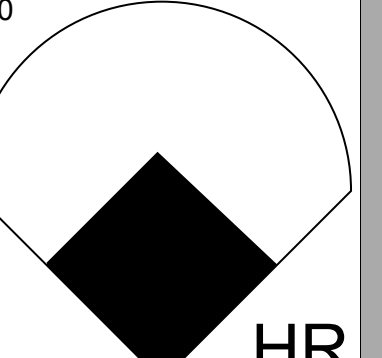
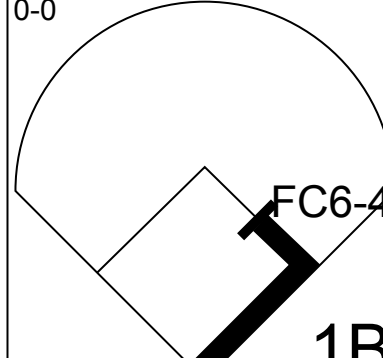
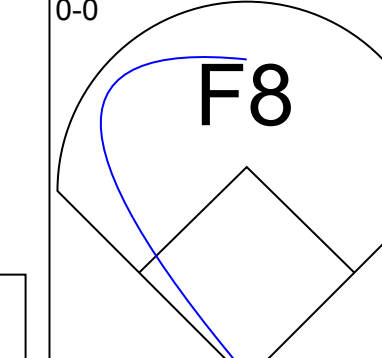
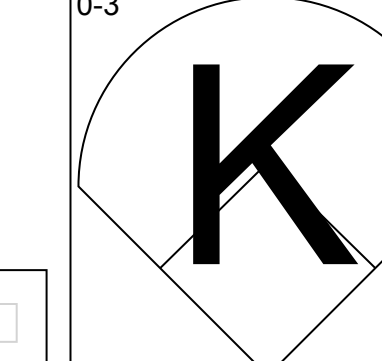

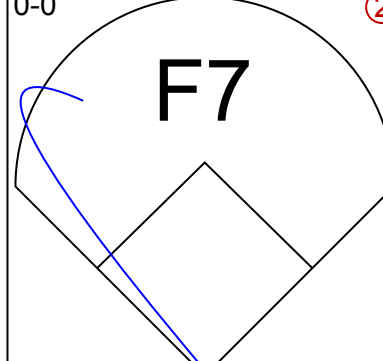
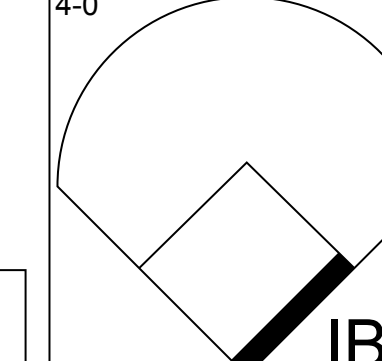
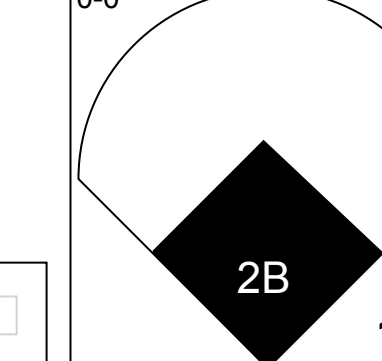
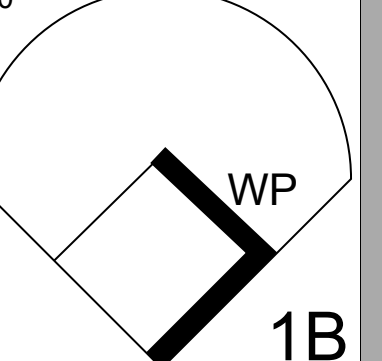
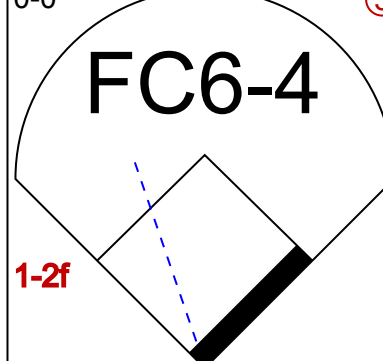
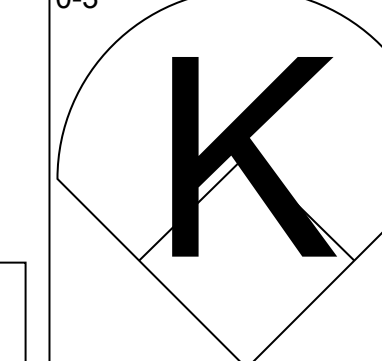
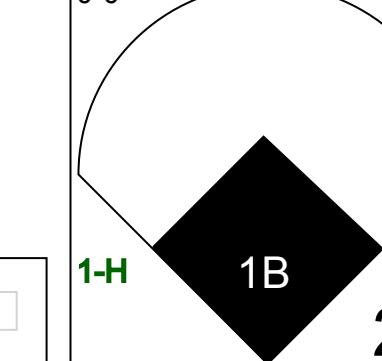
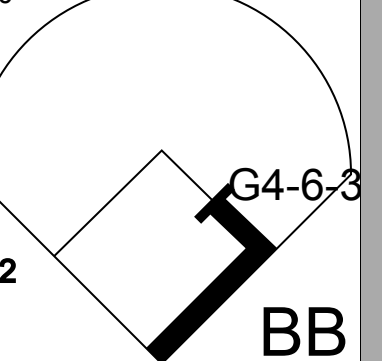
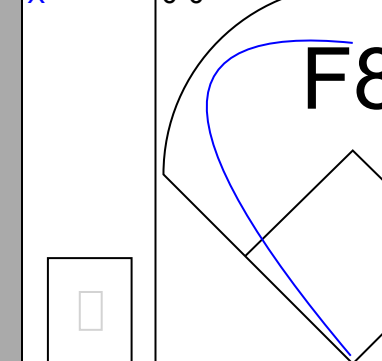
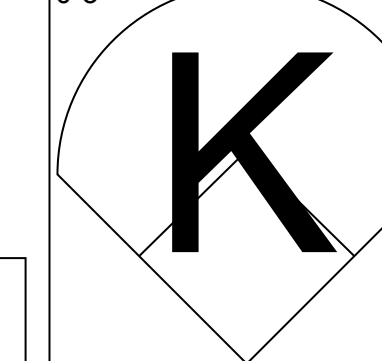
Tue Aug 28 1984, 7:05 PM PDT
Att. 11,342 - Unknown

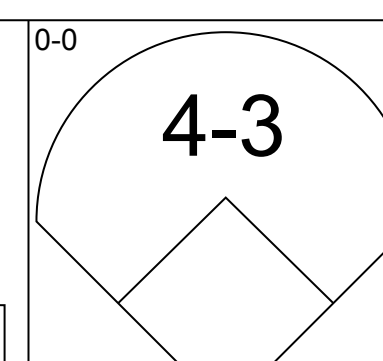
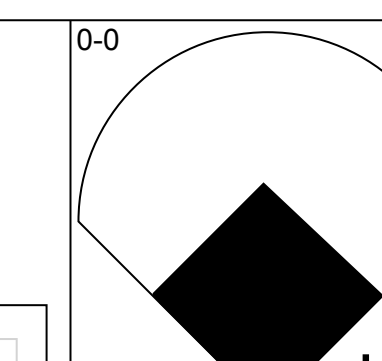
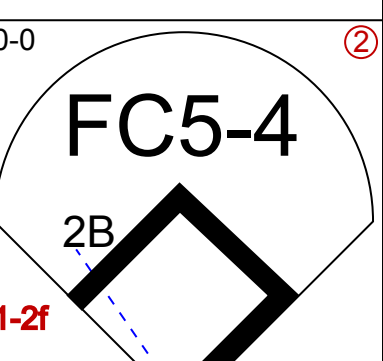
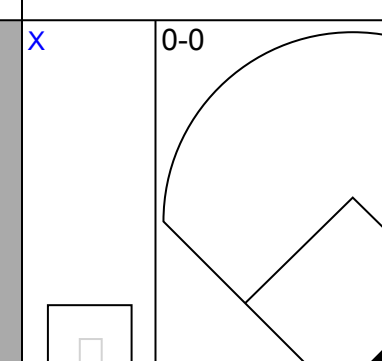
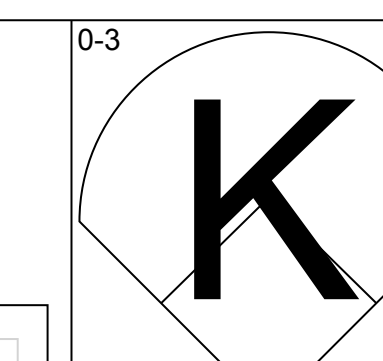
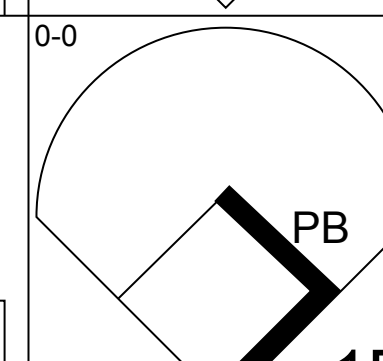
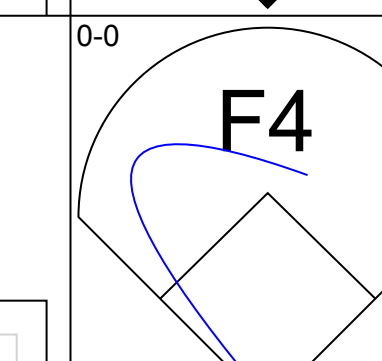
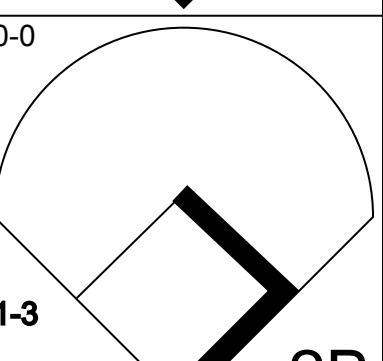
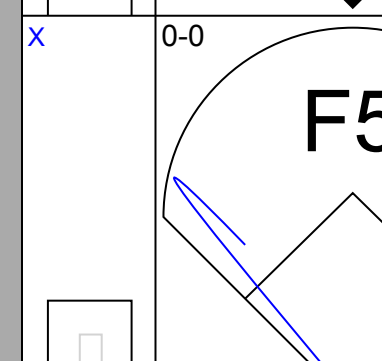
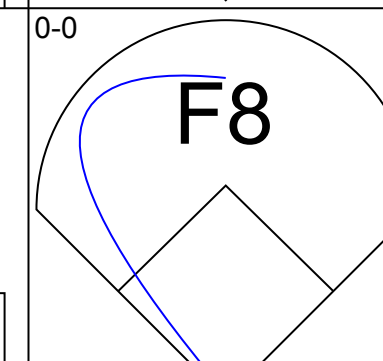
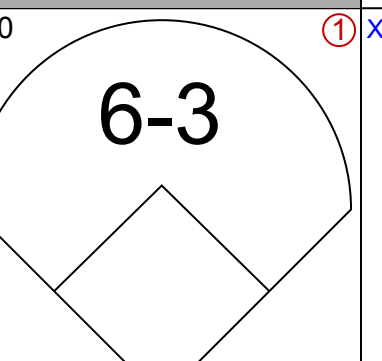
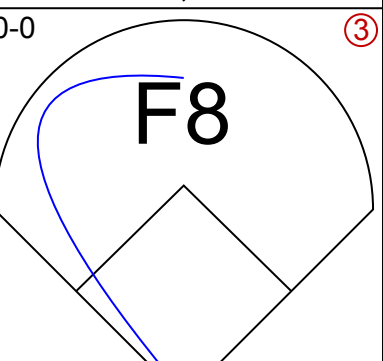
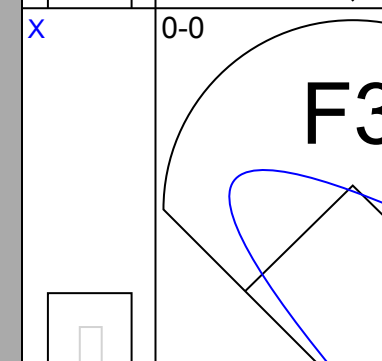
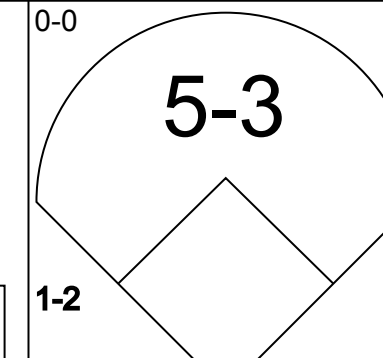
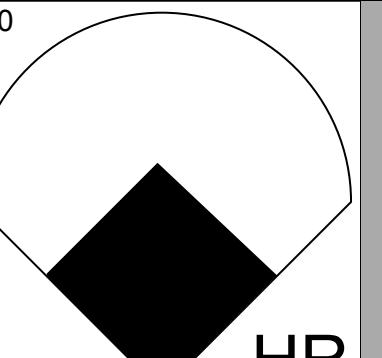
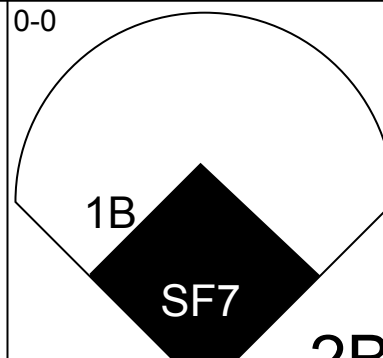
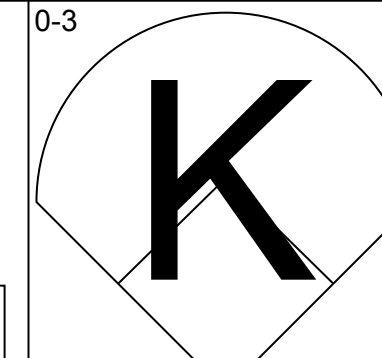
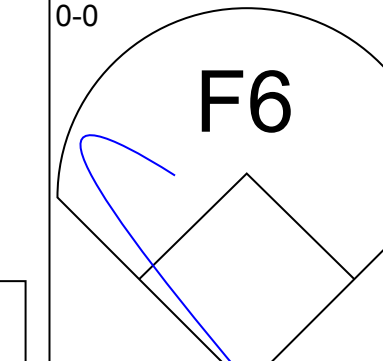
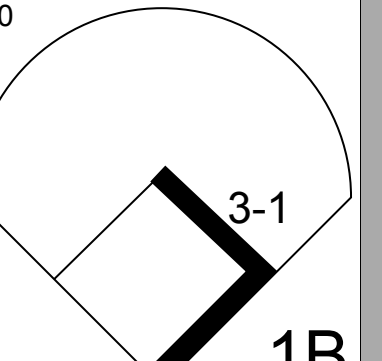
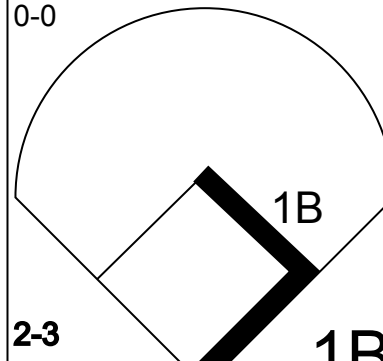
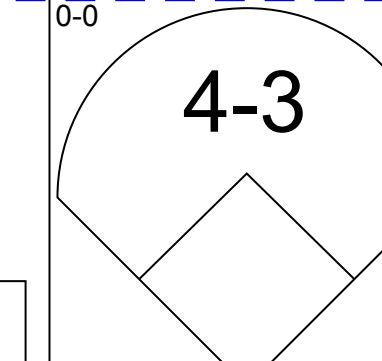
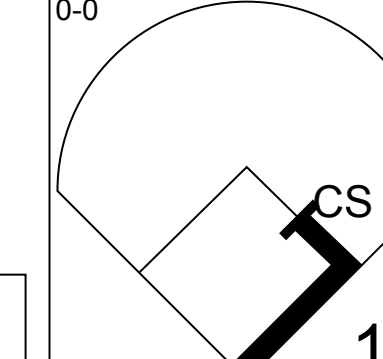
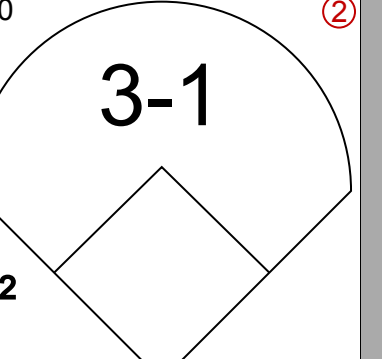
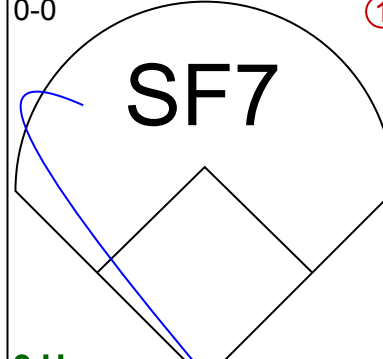
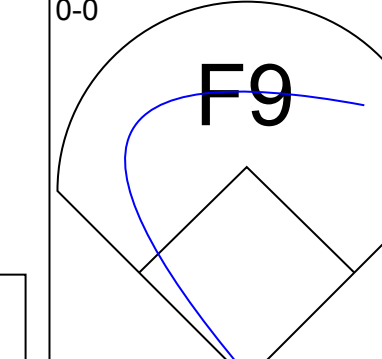
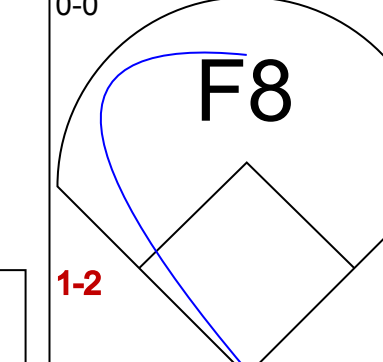
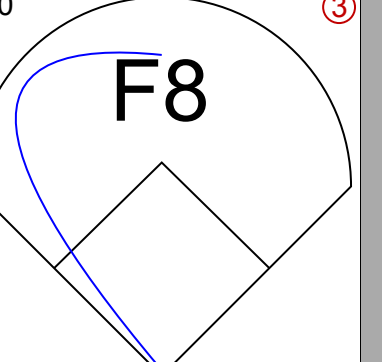
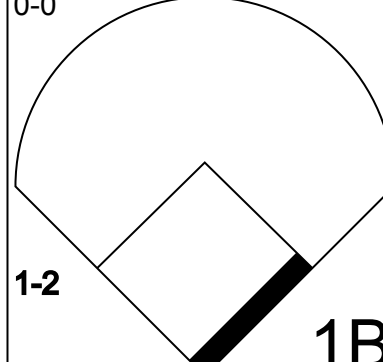
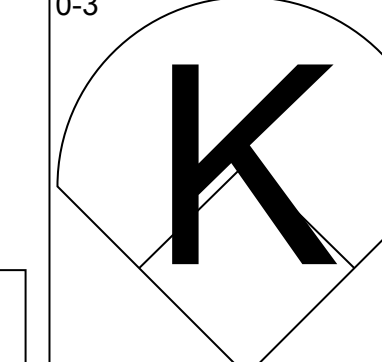
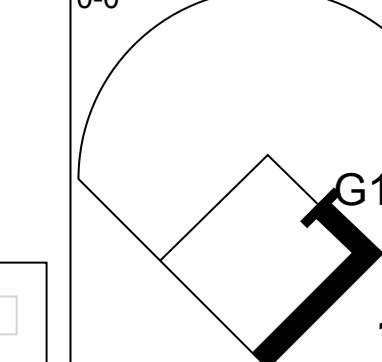
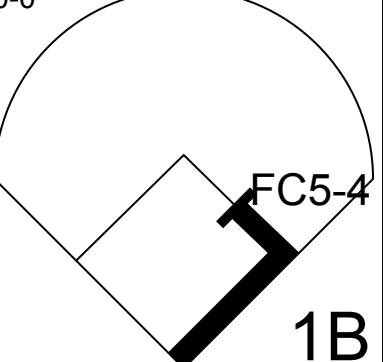
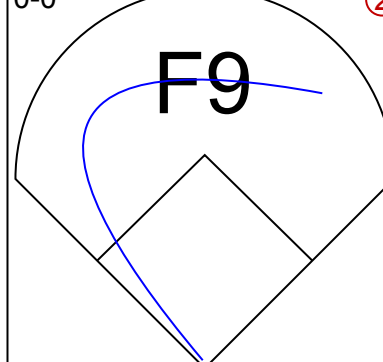
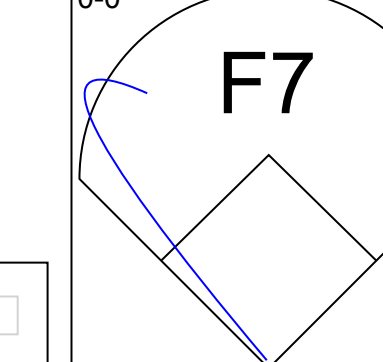
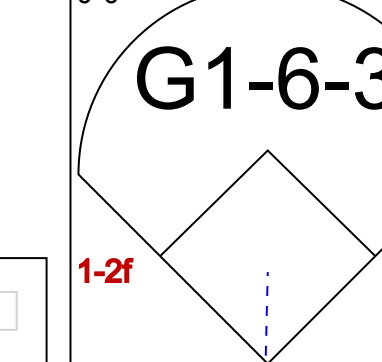
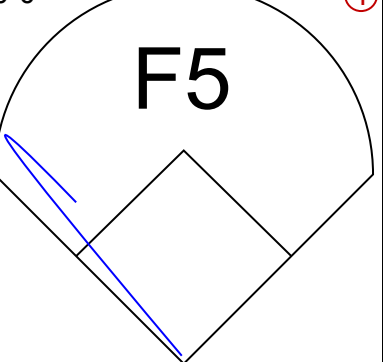
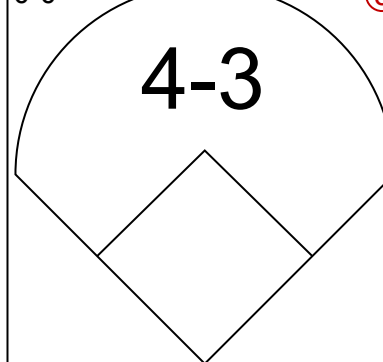
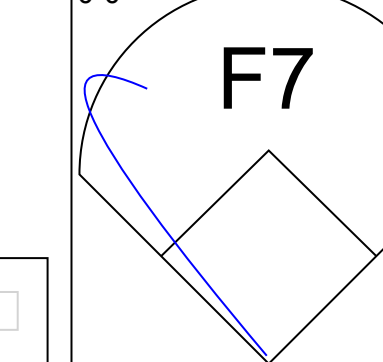
AB 44
R 4
H 11
RBI 4
BB 4
SO 9
LOB 17



Batter	1	2	3	4	5	6	7	8	9	10	11	12	13	AB R H RBI BB SO LOB	TOP	
Lou Whitaker, L OBP: 0.364, SLG: 0.408 (1, 4)	1-3		G3	G3		F3			BB BB		FC4-6 BB		F8	6 0 1 0 1 0 3	<p>Detroit Tigers @ Oakland Athletics Oakland-Alameda County Coliseum, Oakland, CA</p> <p>livebaseballscorecards.com</p> <p>AB 47 R 6 H 11 RBI 6 BB 7 SO 5 LOB 18</p> 	
Alan Trammell, R OBP: 0.379, SLG: 0.475 (1, 6)	BB 1B HBP		5-3		HR		4-3		F3		FC4-6 BB		F4	6 2 2 1 1 0 2		
Kirk Gibson, L OBP: 0.372, SLG: 0.528 (1, 9)	BB 1B HBP		F9		CS HBP		F3		BB BB		FC4-6 S		F7	4 1 0 0 1 0 2		
Lance Parrish, R OBP: 0.291, SLG: 0.458 (1, 2)	1B BB			F8	F4		F6		BB BB		F3			4 0 0 1 2 0 3		
Darrell Evans, L OBP: 0.358, SLG: 0.388 (1, 3)	G1-6-3 1B		K		BB			K	F6				F7	5 0 1 2 1 2 3		
Ruppert Jones, L OBP: 0.339, SLG: 0.550 (9, 7)	G1-6-3		HR		F7			K					F8	6 1 1 1 0 2 3		
Johnny Grubb, L OBP: 0.398, SLG: 0.423 (1, 10)		6-3		1B 2B		G3		F7						6 1 2 0 0 0 0		
Larry Herndon, R OBP: 0.319, SLG: 0.379 Rusty Kuntz, R OBP: 0.372, SLG: 0.386 (9, 8)	F3		WP 1B BB		F8			BB SH3-4 BB 1B		K				3 1 1 0 1 0 0 2 0 1 0 0 1 0		
Howard Johnson, S OBP: 0.322, SLG: 0.387 (1, 5)	5-3		WP 1B			1B		SH3-4			F3		G3	5 0 2 1 0 0 2		
Inning Stats	R: 2 H: 2 E: 0 K: 0 P: 9	R: 0 H: 0 E: 0 K: 0 P: 3	R: 0 H: 0 E: 0 K: 0 P: 3	R: 2 H: 3 E: 0 K: 1 P: 8	R: 1 H: 1 E: 0 K: 0 P: 8	R: 0 H: 1 E: 0 K: 0 P: 4	R: 0 H: 0 E: 0 K: 0 P: 3	R: 0 H: 0 E: 0 K: 2 P: 7	R: 1 H: 1 E: 0 K: 0 P: 16	R: 0 H: 0 E: 0 K: 2 P: 7	R: 0 H: 1 E: 0 K: 0 P: 8	R: 0 H: 2 E: 0 K: 0 P: 5	R: 0 H: 0 E: 0 K: 0 P: 3	1B: 7 SF: 0 2B: 2 SAC: 1 3B: 0 DP: 1 HR: 2 HBP: 2		WP: 1 PA: 57 PB: 0 SB: 1 CS: 1
PITCHER	IP WLS BF H R ER SO BB IBB HBP BLK WP HR S P ERA WHIP															
Ray Burris, R ERA: 3.09 Bill Caudill, R ERA: 2.82 Keith Atherton, R ERA: 4.3	8.0 35 8 6 6 3 3 0 2 0 1 2 36 50 6.75 1.375															

Batter	1	2	3	4	5	6	7	8	9	10	11	12	13	AB R H RBI BB SO LOB	BOTTOM	
Rickey Henderson, R OBP: 0.396, SLG: 0.463 (1, 7)	K	6-3		2B 1B		BB BB			SF7 3B		F3			6 2 3 1 1 1 0	<p>Detroit Tigers @ Oakland Athletics Oakland-Alameda County Coliseum, Oakland, CA</p> <p>livebaseballscorecards.com</p> <p>AB 47 R 7 H 9 RBI 5 BB 8 SO 9 LOB 17</p> 	
Carney Lansford, R OBP: 0.333, SLG: 0.417 (1, 5)	BB BB FC3-6 1B		F8	2B		BB BB			SF7		4-3		WP	5 1 2 3 1 0 1		
Joe Morgan, L OBP: 0.365, SLG: 0.363 Mark Wagner, R OBP: 0.273, SLG: 0.309 (10, 6)	FC3-6 BB		F9	2B		G4-1			6-3					3 0 0 0 2 0 2 1 0 1 0 0 0 0		
Dave Kingman, R OBP: 0.329, SLG: 0.533 (1, 10)	FC3-6 BB		F9	F5					1B				K	5 0 1 0 1 1 3		
Dwayne Murphy, L OBP: 0.332, SLG: 0.464 (1, 8)	FC3-6 BB		F9		K				K				G3	6 0 0 0 0 2 4		
Bruce Bochte, L OBP: 0.336, SLG: 0.345 Bill Almon, R OBP: 0.239, SLG: 0.331 (10, PH) (11, 3)				BB BB FC6-4 1B		6-3			K				6-3	3 1 1 0 1 1 0 2 0 0 0 0 1 1		
Jim Essian, R OBP: 0.358, SLG: 0.385 Mike Heath, R OBP: 0.260, SLG: 0.387 (8, PH) (9, 2)	F8			FC6-4 BB 1B		F8		K			F2		5-3	2 1 0 0 1 0 3 3 0 0 0 0 1 0		
Mike Davis, L OBP: 0.261, SLG: 0.325 (1, 9)		4-3		FC6-4 BB				F5						5 1 1 0 1 1 0		
Tony Phillips, S OBP: 0.319, SLG: 0.342 (10, 4)	F9			FC6-4 1B 2B		4-3		K			4-3		F7	6 1 0 1 0 1 3		
Inning Stats	R: 1 H: 1 E: 1 K: 1 P: 18	R: 0 H: 0 E: 0 K: 0 P: 3	R: 0 H: 0 E: 0 K: 0 P: 3	R: 4 H: 3 E: 0 K: 0 P: 8	R: 0 H: 0 E: 0 K: 1 P: 5	R: 0 H: 0 E: 0 K: 0 P: 11	R: 0 H: 0 E: 0 K: 1 P: 5	R: 0 H: 0 E: 0 K: 2 P: 7	R: 1 H: 2 E: 0 K: 1 P: 7	R: 0 H: 0 E: 0 K: 2 P: 7	R: 0 H: 0 E: 0 K: 0 P: 3	R: 0 H: 1 E: 0 K: 1 P: 6	R: 1 H: 2 E: 0 K: 0 P: 4	1B: 7 SF: 1 2B: 1 SAC: 0 3B: 1 DP: 0 HR: 0 HBP: 0		WP: 1 PA: 56 PB: 0 SB: 0 CS: 0
PITCHER	IP WLS BF H R ER SO BB IBB HBP BLK WP HR S P ERA WHIP															
Milt Wilcox, R ERA: 4.12 Aurelio Lopez, R ERA: 2.61 Willie Hernandez, L ERA: 2.04 Dave Rozema, R ERA: 3.02	3.2 20 4 5 4 1 5 0 1 0 0 0 17 37 9.82 2.455															

Batter	1	2	3	4	5	6	7	8	9	AB	R	H	RBI	BB	SO	LOB	TOP		
Lou Whitaker, L (1,4) OBP: 0.391, SLG: 0.404										5	1	1	1	0	1	2	Detroit Tigers @ Oakland Athletics Oakland-Alameda County Coliseum, Oakland, CA Sun Sep 02 1984, 3:33 AM PDT Att: 20,393 - Unknown		
Alan Trammell, R (1,6) OBP: 0.374, SLG: 0.467										4	0	0	0	1	1	1			
Kirk Gibson, L (1,9) OBP: 0.371, SLG: 0.523										4	2	1	0	1	2	1			
Lance Parrish, R (1,2) OBP: 0.291, SLG: 0.457										4	0	2	2	0	1	0			
Larry Herndon, R (1,7) OBP: 0.316, SLG: 0.375 Ruppert Jones, L (8,PH) OBP: 0.346, SLG: 0.555										3	0	0	0	0	0	1			
Barbano Garbey, R (1,10) OBP: 0.329, SLG: 0.404										4	1	2	1	0	1	2			
Darrell Evans, L (1,3) OBP: 0.356, SLG: 0.382										3	0	0	0	1	2	1			
Rusty Kuntz, R (1,8) OBP: 0.382, SLG: 0.405										4	1	2	0	0	1	4			
Marty Castillo, R (1,5) OBP: 0.286, SLG: 0.336										3	1	1	1	1	3				
Inning Stats	R: 0 E: 0 K: 2 S: 6	H: 0 LOB: 0 BB: 1 P: 10	R: 0 E: 0 K: 1 S: 5	H: 0 LOB: 0 BB: 0 P: 5	R: 4 E: 0 K: 1 S: 9	H: 4 LOB: 1 BB: 1 P: 13	R: 1 E: 0 K: 1 S: 6	H: 2 LOB: 1 BB: 1 P: 10	R: 0 E: 0 K: 0 S: 4	H: 1 LOB: 1 BB: 0 P: 4	R: 0 E: 0 K: 0 S: 3	H: 0 LOB: 0 BB: 0 P: 3	R: 1 E: 1 K: 2 S: 10	H: 3 LOB: 3 BB: 1 P: 14	R: 0 E: 0 K: 1 S: 5	H: 0 LOB: 0 BB: 0 P: 5	1B: 7 2B: 2 3B: 0 HR: 1	SF: 0 SAC: 0 DP: 1 HBP: 0	WP: 1 PA: 40 PB: 0 SB: 0 CS: 0
PITCHER	IP WLS BF H R ER SO BB IBB HBP BLK WP HR S P ERA WHIP																		
Tim Conroy, L (1,1) ERA: 4.91	3.1 L 18 6 5 5 5 3 0 0 0 0 1 1 25 37 13.50 2.700																		
Lary Sorensen, R (4,1) ERA: 5.91	3.2 13 3 1 1 2 0 0 0 0 0 0 0 17 17 2.46 0.818																		
Dave Leiper, L (8,1) ERA:	0.0 1 1 0 0 0 0 0 0 0 0 0 0 1 1 ∞ ∞																		
Keith Atherton, R (8,1) ERA: 4.21	2.0 7 0 0 0 3 0 1 0 0 0 0 0 12 16 0.00 0.000																		

Batter	1	2	3	4	5	6	7	8	9	AB	R	H	RBI	BB	SO	LOB	BOTTOM		
Rickey Henderson, R (1,7) OBP: 0.396, SLG: 0.466										5	1	2	1	0	1	1	Detroit Tigers @ Oakland Athletics Oakland-Alameda County Coliseum, Oakland, CA Sun Sep 02 1984, 3:33 AM PDT Att: 20,393 - Unknown		
Carney Lansford, R (1,5) OBP: 0.335, SLG: 0.419										4	0	2	0	0	0	1			
Joe Morgan, L (1,4) OBP: 0.361, SLG: 0.359										4	0	0	0	0	0	4			
Dave Kingman, R (1,10) OBP: 0.330, SLG: 0.541										4	2	2	1	0	1	2			
Dwayne Murphy, L (1,8) OBP: 0.336, SLG: 0.470										4	0	2	0	0	0	0			
Bruce Bochte, L (1,3) OBP: 0.333, SLG: 0.344 Bill Almon, R (8,PH) OBP: 0.236, SLG: 0.327										2	0	1	1	0	0	1			
Jim Essian, R (1,2) OBP: 0.364, SLG: 0.374 Dan Meyer, L (6,PH) OBP: 1.000, SLG: 1.000 Mike Heath, R (6,FR) OBP: 0.280, SLG: 0.386										2	0	0	0	0	0	2			
Mike Davis, L (1,9) OBP: 0.267, SLG: 0.339 Tony Phillips, S (9,PH) OBP: 0.316, SLG: 0.340										3	0	2	0	0	0	2			
Donnie Hill, S (1,6) OBP: 0.236, SLG: 0.283 Jeff Burroughs, R (8,PH) OBP: 0.364, SLG: 0.328										3	0	0	0	0	0	4			
Inning Stats	R: 0 E: 0 K: 0 S: 4	H: 1 LOB: 1 BB: 0 P: 4	R: 0 E: 0 K: 0 S: 3	H: 1 LOB: 0 BB: 0 P: 3	R: 1 E: 0 K: 0 S: 4	H: 2 LOB: 0 BB: 0 P: 4	R: 1 E: 0 K: 0 S: 5	H: 2 LOB: 1 BB: 0 P: 5	R: 0 E: 0 K: 0 S: 6	H: 3 LOB: 2 BB: 0 P: 6	R: 0 E: 0 K: 1 S: 6	H: 1 LOB: 1 BB: 0 P: 6	R: 0 E: 0 K: 1 S: 5	H: 0 LOB: 0 BB: 0 P: 5	R: 0 E: 0 K: 1 S: 5	H: 0 LOB: 0 BB: 0 P: 5	1B: 8 2B: 2 3B: 0 HR: 2	SF: 1 SAC: 0 DP: 1 HBP: 0	WP: 0 PA: 37 PB: 1 SB: 0 CS: 1
PITCHER	IP WLS BF H R ER SO BB IBB HBP BLK WP HR S P ERA WHIP																		
Dan Petry, R (1,1) ERA: 3.45	5.1 W 25 11 3 3 0 0 0 0 0 0 2 25 25 5.06 2.062																		
Aurelio Lopez, R (8,1) ERA: 2.57	1.2 6 1 0 0 1 0 0 0 0 0 0 8 8 0.00 0.600																		
Willie Hernandez, L (8,1) ERA: 2.01	2.0 S 6 0 0 0 2 0 0 0 0 0 0 10 10 0.00 0.000																		



Batter	1	2	3	4	5	6	7	8	9	AB	R	H	RBI	BB	SO	LOB	TOP			
Rickey Henderson, R OBP: 0.400, SLG: 0.469	4-0 S 1B BB	0-0 2B			4-0 2B 5-3 BB	4-0 1-2 HR BB		0-3 K		2	3	1	0	3	1	0				
Carney Lansford, R OBP: 0.336, SLG: 0.427	0-0 F7	0-0 F3			0-0 5-3 2B 1-3 2B	0-0 1-2 HR		0-3 K		5	2	2	3	0	1	2				
Dwayne Murphy, L OBP: 0.335, SLG: 0.467	0-0 6-3 1-2			0-0 6-3	0-3 K	0-0 FC5-4 1B		0-0 F8		5	0	1	0	0	1	3				
Dave Kingman, R OBP: 0.331, SLG: 0.538	1-0 1B 2-3 HBP			0-0 F7	4-0 5-3 2B IBB	0-0 FC5-4 1-2		0-0 F8		3	1	0	0	1	0	1				
Mike Heath, R OBP: 0.281, SLG: 0.387	0-0 1-2 1B			0-0 F8	0-0 5-3	0-0 3-1		0-0 2B 1B		5	0	2	2	0	0	3				
Bill Almon, R OBP: 0.235, SLG: 0.325	0-3 K			0-0 F8	0-0 2B		0-0 4-3		0-0 1-3 2B	1	0	0	0	0	1	2				
Dan Meyer, L OBP: 0.600, SLG: 1.000					2-3 3-1 2B				1-3 2B	4	0	2	2	0	0	0				
Jim Essian, R OBP: 0.358, SLG: 0.366				0-0 F8	0-0 1B	0-0 K	0-3 K		0-0 F8	5	0	1	0	0	2	3				
Steve Kiefer, R OBP: 0.250, SLG: 0.750				0-0 K	0-3 K		0-0 F6		0-3 K	4	1	1	0	0	2	1				
Tony Phillips, S OBP: 0.317, SLG: 0.338				0-0 K	0-3 K		4-0 BB HR BB		0-0 F9	2	1	0	1	1	1	1				
Inning Stats	R: 1 E: 0 K: 1 S: 6	H: 1 LOB: 2 BB: 1 P: 11	R: 1 E: 0 K: 0 S: 5	H: 2 LOB: 1 BB: 0 P: 5	R: 0 E: 0 K: 0 S: 3	H: 0 LOB: 0 BB: 0 P: 3	R: 0 E: 0 K: 2 S: 8	H: 1 LOB: 1 BB: 0 P: 8	R: 3 E: 0 K: 0 S: 5	H: 2 LOB: 1 BB: 2 P: 13	R: 0 E: 0 K: 2 S: 7	H: 0 LOB: 0 BB: 0 P: 7	R: 0 E: 0 K: 2 S: 7	H: 0 LOB: 0 BB: 0 P: 7	R: 0 E: 0 K: 0 S: 5	H: 2 LOB: 2 BB: 0 P: 5	1B: 4 2B: 4 3B: 1 HR: 1	SF: 1 SAC: 0 DP: 0 HBP: 1	WP: 0 PA: 43 CS: 1	
PITCHER	IP WLS BF H R ER SO BB IBB HBP BLK WP HR S P ERA WHIP	4.2 L 24 6 5 5 4 2 1 1 0 0 0 28 41 9.64 1.714	3.1 L 14 2 3 3 5 2 0 0 0 0 1 22 30 8.10 1.200	1.0 L 5 2 0 0 0 0 0 0 0 0 0 5 5 0.00 2.000																

Batter	1	2	3	4	5	6	7	8	9	AB	R	H	RBI	BB	SO	LOB	BOTTOM			
Rudy Law, L OBP: 0.317, SLG: 0.336	0-0 3-1	0-0 4-3		0-0 6-3			0-0 G4-6-3			4	0	0	0	0	0	3				
Jerry Hairston, S OBP: 0.361, SLG: 0.410	0-0 E3 HR		0-3 K		0-0 4-3		0-0 F2			4	1	0	0	0	1	0				
Greg Walker, L OBP: 0.325, SLG: 0.514	0-0 2H HR		4-0 6-3 BB		0-0 G3		0-0 3-1			3	1	1	2	1	0	0				
Carlton Fisk, R OBP: 0.290, SLG: 0.463	4-0 S BB		0-0 6-3		0-0 F7		0-0 6-3			2	0	0	0	1	0	1				
Marc Hill, R OBP: 0.293, SLG: 0.382			1-2 BB							1	0	0	0	0	0	0				
Roy Smalley, S OBP: 0.280, SLG: 0.356	0-0 F7		4-0 BB		0-3 K		0-0 4-3 BB 1B			3	0	1	0	1	1	1				
Ron Kittle, R OBP: 0.294, SLG: 0.449	0-0 5-3		0-3 K		0-3 K		0-3 K		0-3 K	4	0	0	0	0	3	4				
Vance Law, R OBP: 0.299, SLG: 0.391			0-0 F3 1B		0-0 F3		0-0 5-3		4-0 4-3 BB	3	0	1	0	1	0	0				
Daryl Boston, L OBP: 0.216, SLG: 0.257			0-0 F3		4-0 S BB		0-0 F8		0-0 4-3	3	0	0	0	1	0	2				
Scott Fletcher, R OBP: 0.328, SLG: 0.315			0-0 F9		0-0 F9		0-0 G4-6-3 1B		0-0 F9	3	0	2	0	0	0	1				
Tom O'Malley, L OBP: 0.167, SLG: 0.107										1	0	0	0	0	0	2				
Inning Stats	R: 2 E: 1 K: 0 S: 5	H: 1 LOB: 1 BB: 1 P: 9	R: 0 E: 0 K: 0 S: 4	H: 2 LOB: 1 BB: 0 P: 4	R: 0 E: 0 K: 2 S: 7	H: 0 LOB: 2 BB: 2 P: 15	R: 0 E: 0 K: 0 S: 3	H: 0 LOB: 1 BB: 1 P: 7	R: 0 E: 0 K: 0 S: 3	H: 0 LOB: 0 BB: 0 P: 3	R: 0 E: 0 K: 2 S: 7	H: 1 LOB: 0 BB: 0 P: 7	R: 0 E: 0 K: 0 S: 3	H: 0 LOB: 0 BB: 0 P: 3	R: 0 E: 0 K: 1 S: 6	H: 1 LOB: 2 BB: 1 P: 10	1B: 3 2B: 1 3B: 0 HR: 1	SF: 0 SAC: 0 DP: 1 HBP: 0	WP: 0 PA: 36 CS: 0	
PITCHER	IP WLS BF H R ER SO BB IBB HBP BLK WP HR S P ERA WHIP	7.0 W 28 4 2 1 4 4 0 0 0 0 0 32 48 1.29 1.143	2.0 L 8 1 0 0 1 1 0 0 0 0 0 9 13 0.00 1.000																	

Oakland Athletics @ Chicago White Sox
Comiskey Park, Chicago, IL
Mon Sep 03 1984, 4:33 AM EDT
Att: 22,382 - Unknown

AB 36
R 8
H 10
RBI 8
BB 5
SO 9
LOB 16



Oakland Athletics @ Chicago White Sox
Comiskey Park, Chicago, IL
Mon Sep 03 1984, 4:33 AM EDT
Att: 22,382 - Unknown

AB 31
R 2
H 5
RBI 2
BB 5
SO 5
LOB 14



Batter	1	2	3	4	5	6	7	8	9	AB	R	H	RBI	BB	SO	LOB	TOP							
Rickey Henderson, R OBP: 0.491, SLG: 0.469 Donnie Hill, S OBP: 0.234, SLG: 0.281	0-0 1B		5-3		E9 SF 1B		F8		F7	4	1	2	0	0	0	0								
Carney Lansford, R OBP: 0.337, SLG: 0.427 Steve Kiefer, R OBP: 0.250, SLG: 0.750	0-0 1B				SF		5-3			2	0	1	1	1	1	0								
Joe Morgan, L OBP: 0.360, SLG: 0.355 Garry Hancock, L OBP: 0.184, SLG: 0.204	0-0 F9				K		K			3	0	0	0	1	2	3								
Dave Kingman, R OBP: 0.330, SLG: 0.537 Mark Wagner, R OBP: 0.273, SLG: 0.309	0-0 F7				F4				F8 FC5-2 2B	4	0	1	0	0	1	5								
Dwayne Murphy, L OBP: 0.332, SLG: 0.463 Bill Almon, R OBP: 0.235, SLG: 0.325	0-3 K		4-3		4-3				F8	4	0	0	0	0	1	6								
Mike Heath, R OBP: 0.281, SLG: 0.385		0-0 4-6-3 1B			4-3		F3		FC5-2 FC4-6	4	0	1	0	0	0	2								
Bruce Bochte, L OBP: 0.342 Dan Meyer, L OBP: 0.500, SLG: 0.833	0-0 4-6-3				4-3				FC4-6	2	0	0	0	1	0	1								
Mike Davis, L OBP: 0.264, SLG: 0.335	0-0 F9				F7		4-3		F9	4	0	0	0	0	0	2								
Tony Phillips, S OBP: 0.317, SLG: 0.338	0-3 K						K		F5	4	1	1	0	0	2	2								
Inning Stats	R: 0 E: 0 K: 1 S: 7	H: 2 LOB: 2 BB: 0 P: 7	R: 0 E: 0 K: 1 S: 6	H: 1 LOB: 0 BB: 6 P: 6	R: 0 E: 0 K: 1 S: 5	H: 0 LOB: 2 BB: 2 P: 13	R: 0 E: 0 K: 0 S: 3	H: 0 LOB: 0 BB: 0 P: 3	R: 2 E: 0 K: 1 S: 8	H: 2 LOB: 1 BB: 0 P: 8	R: 0 E: 0 K: 1 S: 5	H: 0 LOB: 1 BB: 1 P: 9	R: 0 E: 0 K: 1 S: 5	H: 0 LOB: 0 BB: 0 P: 5	R: 0 E: 0 K: 0 S: 4	H: 1 LOB: 2 BB: 0 P: 4	R: 0 E: 0 K: 0 S: 3	H: 0 LOB: 0 BB: 0 P: 3	1B: 5 2B: 1 3B: 0 HR: 0	SF: 1 SAC: 0 DP: 0 HBP: 0	WP: 0 PB: 0 SB: 0 CS: 0	PA: 37		
PITCHER	IP	WLS	BF	H	R	ER	SO	BB	IBB	HBP	BLK	WP	HR	S	P	ERA	WHIP							
Tom Seaver, R ERA: 3.85	8.0	W	34	6	2	1	6	3	0	0	0	0	0	43	55	1.12	1.125							
Bert Roberge, R ERA: 3.95	1.0		3	0	0	0	0	0	0	0	0	0	0	3	3	0.00	0.000							

Oakland Athletics @ Chicago White Sox
Comiskey Park, Chicago, IL
Tue Sep 04 1984, 8:05 PM EDT
Att: 18,564 - Unknown

AB 33
R 2
H 6
RBI 1
BB 3
SO 6
LOB 23



Batter	1	2	3	4	5	6	7	8	9	AB	R	H	RBI	BB	SO	LOB	BOTTOM							
Rudy Law, L OBP: 0.315, SLG: 0.333 Ron Kittle, R OBP: 0.295, SLG: 0.450	0-0 F7				F8		F8		4-3	4	0	0	0	0	0	2								
Jerry Hairston, S OBP: 0.397, SLG: 0.418	0-0 4-3				WP 1B		F2			4	3	2	0	1	0	1								
Greg Walker, L OBP: 0.331, SLG: 0.533	4-0 1B				F8					4	3	3	6	1	0	1								
Carlton Fisk, R OBP: 0.292, SLG: 0.464 Marc Hill, R OBP: 0.292, SLG: 0.378	0-0 1B				1B		F9		F8	1	0	1	0	0	0	0								
Roy Smalley, S OBP: 0.284, SLG: 0.368	4-0 1B				F8				6-3	4	2	2	1	1	0	0								
Tom Paciorek, R OBP: 0.320, SLG: 0.346	0-0 1B				E9				5-3	5	1	2	1	0	0	0								
Daryl Boston, L OBP: 0.214, SLG: 0.231	0-3 K				1-3 1B				F8	4	0	0	0	1	1	4								
Scott Fletcher, R OBP: 0.331, SLG: 0.322					FC6				4-3	5	1	3	1	0	0	2								
Julio Cruz, S OBP: 0.283, SLG: 0.311					F9				G1-6-3	4	0	1	0	1	0	2								
Inning Stats	R: 1 E: 0 K: 1 S: 7	H: 2 LOB: 3 BB: 2 P: 15	R: 3 E: 0 K: 0 S: 5	H: 2 LOB: 0 BB: 1 P: 9	R: 1 E: 0 K: 0 S: 5	H: 2 LOB: 1 BB: 0 P: 5	R: 3 E: 1 K: 0 S: 7	H: 3 LOB: 2 BB: 1 P: 11	R: 0 E: 0 K: 0 S: 4	H: 1 LOB: 0 BB: 1 P: 8	R: 1 E: 0 K: 0 S: 4	H: 1 LOB: 0 BB: 0 P: 4	R: 3 E: 0 K: 0 S: 6	H: 3 LOB: 0 BB: 0 P: 6	R: 0 E: 0 K: 0 S: 5	H: 2 LOB: 2 BB: 0 P: 5	1B: 10 2B: 3 3B: 0 HR: 3	SF: 0 SAC: 0 DP: 0 HBP: 0	WP: 1 PB: 0 SB: 0 CS: 0	PA: 46				
PITCHER	IP	WLS	BF	H	R	ER	SO	BB	IBB	HBP	BLK	WP	HR	S	P	ERA	WHIP							
Steve McCatty, R ERA: 4.77	2.2	L	17	4	5	5	1	3	0	0	0	1	0	16	28	16.88	3.375							
Bill Krueger, L ERA: 5.15	2.0		13	4	3	1	0	2	0	0	0	1	0	11	19	4.50	3.000							
Jeff Jones, R ERA: 2.9	1.1		5	1	1	1	0	0	0	0	0	0	1	5	5	6.75	0.750							
Dave Leiper, L ERA: 27.0	1.0		6	3	3	3	0	0	0	0	0	0	1	6	6	27.00	3.000							
Rick Langford, R ERA:	1.0		5	2	0	0	0	0	0	0	0	0	0	5	5	0.00	2.000							

Oakland Athletics @ Chicago White Sox
Comiskey Park, Chicago, IL
Tue Sep 04 1984, 8:05 PM EDT
Att: 18,564 - Unknown

AB 41
R 12
H 16
RBI 10
BB 5
SO 1
LOB 16



Batter	1	2	3	4	5	6	7	8	9	AB	R	H	RBI	BB	SO	LOB	TOP			
Rickey Henderson, R OBP: 0.398, SLG: 0.467 (1,7)	4-3		5-3 BB		B1-3		5-3			3	0	0	0	1	0	2				
Carney Lansford, R OBP: 0.335, SLG: 0.421 (1,5)	F9		5-3 1-2					F8		3	0	0	0	1	0	1				
Joe Morgan, L OBP: 0.363, SLG: 0.360 (1,4)	3-1		F2					E9 1B		4	0	1	0	0	0	3				
Dave Kingman, R OBP: 0.357, SLG: 0.530 (1,10)		K			K			K		4	0	0	0	0	4	1				
Dwayne Murphy, L OBP: 0.334, SLG: 0.467 (1,8)		G3 1B						1-3		4	2	2	1	0	0	1				
Bruce Bochte, L OBP: 0.332, SLG: 0.348 (1,3)		G3			G3					4	0	0	0	0	1	1				
Jim Essian, R OBP: 0.357, SLG: 0.364 (1,2)									F2	3	0	1	1	0	1	0				
Dan Meyer, L OBP: 0.375, SLG: 0.625 (0, PH)					K				F6	1	0	0	0	0	0	0				
Mike Davis, L OBP: 0.272, SLG: 0.352 (1,9)									F9	3	1	2	1	1	0	0				
Tony Phillips, S OBP: 0.316, SLG: 0.344 (1,6)									F8	3	0	0	0	0	1	2				
Inning Stats	R: 0 E: 0 K: 0 S: 3	H: 0 LOB: 0 BB: 0 P: 3	R: 1 E: 0 K: 1 S: 6	H: 2 LOB: 1 BB: 0 P: 6	R: 1 E: 0 K: 1 S: 6	H: 1 LOB: 1 BB: 1 P: 10	R: 1 E: 0 K: 2 S: 8	H: 1 LOB: 0 BB: 0 P: 8	R: 0 E: 0 K: 0 S: 3	H: 0 LOB: 2 BB: 2 P: 11	R: 0 E: 0 K: 2 S: 7	H: 0 LOB: 0 BB: 0 P: 7	R: 0 E: 1 K: 1 S: 6	H: 1 LOB: 1 BB: 0 P: 6	R: 0 E: 0 K: 0 S: 3	H: 0 LOB: 0 BB: 0 P: 3	1B: 3 2B: 1 3B: 0 HR: 2	SF: 0 SAC: 0 DP: 0 HBP: 0	WP: 0 PB: 0 SB: 0 CS: 0	PA: 35
PITCHER LaMarr Hoyt, R ERA: 4.29 (1,1)	IP: 9.0 WLS: W BF: 35 H: 6 R: 3 ER: 3 SO: 7 BB: 3 IBB: 0 HBP: 0 BLK: 0 WP: 0 HR: 2 S: 46 P: 58 ERA: 3.00 WHIP: 1.000															PITCHER				

Oakland Athletics @ Chicago White Sox
Comiskey Park, Chicago, IL
Thu Sep 06 1984, 8:05 PM EDT
Att: 18,479 - Unknown

AB 32
R 3
H 6
RBI 3
BB 3
SO 7
LOB 11



Batter	1	2	3	4	5	6	7	8	9	AB	R	H	RBI	BB	SO	LOB	BOTTOM			
Scott Fletcher, R OBP: 0.336, SLG: 0.326 (1,6)	FC5-4 1B 2B				6-3	E6		4		4	1	1	0	1	0	2				
Tom Paciorek, R OBP: 0.320, SLG: 0.346 (1,9)								2-3		4	1	2	0	0	0	3				
Greg Walker, L OBP: 0.338, SLG: 0.534 (1,3)	FC5-4									4	2	3	0	0	0	2				
Mike Squires, L OBP: 0.239, SLG: 0.195 (0,3)	1-2 2-3									0	0	0	0	0	0	0				
Greg Luzinski, R OBP: 0.338, SLG: 0.379 (1,10)										4	1	2	4	0	1	2				
Ron Kittle, R OBP: 0.296, SLG: 0.450 (1,7)										3	1	1	1	1	0	1				
Vance Law, R OBP: 0.298, SLG: 0.397 (1,5)										4	1	1	2	0	0	3				
Marc Hill, R OBP: 0.289, SLG: 0.371 (1,2)										4	0	2	0	0	0	0				
Julio Cruz, S OBP: 0.284, SLG: 0.311 (1,4)										4	0	1	0	0	0	1				
Daryl Boston, L OBP: 0.240, SLG: 0.277 (1,8)										4	0	0	0	0	0	3				
Inning Stats	R: 2 E: 0 K: 0 S: 6	H: 3 LOB: 1 BB: 0 P: 6	R: 0 E: 0 K: 0 S: 4	H: 1 LOB: 2 BB: 1 P: 8	R: 0 E: 0 K: 1 S: 5	H: 1 LOB: 0 BB: 0 P: 5	R: 0 E: 0 K: 0 S: 3	H: 0 LOB: 0 BB: 0 P: 3	R: 5 E: 0 K: 0 S: 8	H: 5 LOB: 0 BB: 0 P: 8	R: 0 E: 1 K: 0 S: 4	H: 0 LOB: 1 BB: 0 P: 4	R: 0 E: 0 K: 0 S: 3	H: 1 LOB: 1 BB: 1 P: 7	R: 0 E: 1 K: 0 S: 4	H: 2 LOB: 1 BB: 0 P: 4	1B: 9 2B: 5 3B: 0 HR: 1	SF: 0 SAC: 0 DP: 3 HBP: 0	WP: 0 PB: 0 SB: 1 CS: 1	PA: 37
PITCHER Curt Young, L ERA: 4.28 (1,1)	IP: 4.2 WLS: L BF: 24 H: 10 R: 7 ER: 7 SO: 1 BB: 1 IBB: 0 HBP: 0 BLK: 0 WP: 1 HR: 1 S: 25 P: 29 ERA: 13.50 WHIP: 2.357															PITCHER				
Larry Sorensen, R ERA: 4.91 (5,1)	IP: 3.1 WLS: L BF: 13 H: 3 R: 0 ER: 0 SO: 0 BB: 1 IBB: 0 HBP: 0 BLK: 0 WP: 0 HR: 0 S: 12 P: 16 ERA: 0.00 WHIP: 1.200															PITCHER				

Oakland Athletics @ Chicago White Sox
Comiskey Park, Chicago, IL
Thu Sep 06 1984, 8:05 PM EDT
Att: 18,479 - Unknown

AB 35
R 7
H 13
RBI 7
BB 2
SO 1
LOB 17



Batter	1	2	3	4	5	6	7	8	9	AB	R	H	RBI	BB	SO	LOB	TOP	
Rickey Henderson, R OBP: 0.398, SLG: 0.466 Gary Hancock, L OBP: 0.160, SLG: 0.200	(1, 7) 0-3 K		X 0-0 1B		X 0-0 FC6-4			X 0-0 F9		3	0	1	0	0	1	1		
Carney Lansford, R OBP: 0.335, SLG: 0.421 Mark Wagner, R OBP: 0.281, SLG: 0.317	(1, 5) 0-0 BB 1B		X 0-0 F9					X 0-3 K	X 0-0 E 3B 1B	3	0	1	0	0	1	1		
Joe Morgan, L OBP: 0.363, SLG: 0.358 Donnie Hill, S OBP: 0.231, SLG: 0.277	(1, 4) 4-0 BB 1B				X 0-3 K			X 0-0 4-3	X 0-3 K	2	0	0	0	1	1	0		
Dave Kingman, R OBP: 0.325, SLG: 0.527 Jeff Burroughs, R OBP: 0.375, SLG: 0.324	(1, 10) 0-0 BB 1B				X 0-0 6-3			X 0-0 5-3	X 0-0 E5 3B	3	0	0	0	0	0	2		
Dwayne Murphy, L OBP: 0.335, SLG: 0.469 Bill Almon, R OBP: 0.232, SLG: 0.322	(1, 8) 0-0 F5				X 0-0 2B			X 0-0 4-3	X 0-0 F8	2	0	1	0	0	0	0		
Bruce Bochte, L OBP: 0.330, SLG: 0.345 Dan Meyer, L OBP: 0.444, SLG: 0.889	(1, 3) 0-0 F5				X 0-0 1-3			X 0-0 4-3	X 0-0 3B	3	0	0	0	0	0	1		
Jim Essian, R OBP: 0.352, SLG: 0.358 Mickey Tettleton, S OBP: 0.219, SLG: 0.167	(1, 2) 0-0 6-3				X 0-3 K			X 0-3 K	X 0-0 4-3	2	0	0	0	0	1	0		
Mike Davis, L OBP: 0.270, SLG: 0.349	(1, 9) 0-0 F8				X 0-3 K			X 0-0 G3		3	0	0	0	0	1	0		
Tony Phillips, S OBP: 0.317, SLG: 0.345 Steve Kiefer, R OBP: 0.200, SLG: 0.600	(1, 6) 0-0 4-3				X 0-0 FC6-4 1B			X 0-0 F7		2	0	1	0	0	0	0		
Inning Stats	R: 0 H: 1 E: 0 LOB: 1 K: 1 BB: 1 S: 5	R: 0 H: 0 E: 0 LOB: 0 K: 0 BB: 0 S: 3	R: 0 H: 1 E: 0 LOB: 1 K: 0 BB: 0 S: 4	R: 0 H: 1 E: 0 LOB: 1 K: 1 BB: 0 S: 6	R: 0 H: 1 E: 0 LOB: 1 K: 2 BB: 0 S: 8	R: 0 H: 0 E: 0 LOB: 0 K: 1 BB: 0 S: 5	R: 0 H: 0 E: 0 LOB: 0 K: 1 BB: 0 S: 5	R: 0 H: 0 E: 0 LOB: 0 K: 1 BB: 0 S: 3	R: 2 H: 2 E: 1 LOB: 1 K: 1 BB: 0 S: 8	1B: 4 SF: 0 2B: 1 SAC: 0 3B: 1 DP: 1 HR: 0 HBP: 0	WP: 0 PA: 34							
PITCHER Bert Blyleven, R ERA: 2.98	(1, 1) 9.0 WLS 34 BF 6 H 2 ER 0 SO 7 BB 1 IBB 0 HBP 0 BLK 0 WP 0 HR 0 S 47 P 51 ERA 0.00 WHIP 0.778																	

Oakland Athletics @ Cleveland Indians
Cleveland Municipal Stadium, Cleveland, OH
Fri Sep 07 1984, 7:05 PM EDT
Att: 5,573 - Unknown

AB	33
R	2
H	6
RBI	2
BB	1
SO	7
LOB	10



Batter	1	2	3	4	5	6	7	8	9	AB	R	H	RBI	BB	SO	LOB	BOTTOM					
Brett Butler, L OBP: 0.357, SLG: 0.328	(1, 8) 0-0 F9	0-0 6-3			0-3 F8			X 0-0 F7		5	0	1	2	0	0	2						
Julio Franco, R OBP: 0.338, SLG: 0.354 Junior Noboa, R OBP: 0.667, SLG: 0.667	(1, 6) 0-0 6-3		X 0-0 SF7 3B		0-3 2B 1B		X 0-0 F9			5	3	3	0	0	0	1						
Joe Carter, R OBP: 0.302, SLG: 0.463	(1, 7) 0-0 6-3				0-3 E 1B		X 0-3 K			5	1	2	1	0	2	2						
Andre Thornton, R OBP: 0.354, SLG: 0.492 Brodiekin Perkins, L OBP: 0.279, SLG: 0.207	(1, 10) 4-0 BB 2B		X 0-0 SF7		0-3 E 1B		X 0-0 F3			1	2	0	1	2	0	1						
Pat Tabler, R OBP: 0.360, SLG: 0.396	(1, 3) 0-0 BB 2B		X 0-0 3H		0-0 E 2B 1B		X 0-0 FC6-4 BB			3	2	2	2	2	1	0						
Carmen Castillo, R OBP: 0.318, SLG: 0.470 Mel Hall, L OBP: 0.347, SLG: 0.436	(1, 9) 0-0 F7		X 0-3 K		0-0 E 2B 1B		X 0-0 F4			2	0	0	0	0	1	2						
Jeff Moronko, R OBP: 0.308, SLG: 0.273	(1, 5) 0-3 K				0-0 WP 1B 2B		X 0-0 F8			4	1	1	2	1	1	2						
Chris Bando, S OBP: 0.382, SLG: 0.492	(1, 2) 4-0 BB 2B				0-0 WP 1B 2B		X 0-0 FC6-4			3	2	0	0	2	0	3						
Mike Fischlin, R OBP: 0.330, SLG: 0.376	(1, 4) 0-0 BB 2B				0-0 2B 1B		X 4-0 BB			3	1	2	3	1	0	0						
Inning Stats	R: 0 H: 0 E: 0 LOB: 0 K: 0 BB: 0 S: 3	R: 3 H: 2 E: 0 LOB: 1 K: 1 BB: 2 S: 7	R: 1 H: 1 E: 0 LOB: 1 K: 2 BB: 1 S: 8	R: 0 H: 0 E: 0 LOB: 0 K: 0 BB: 0 S: 3	R: 9 H: 9 E: 1 LOB: 1 K: 0 BB: 2 S: 11	R: 0 H: 0 E: 0 LOB: 1 K: 0 BB: 1 S: 3	R: 0 H: 0 E: 0 LOB: 1 K: 1 BB: 1 S: 5	R: 0 H: 0 E: 0 LOB: 1 K: 1 BB: 1 S: 5	R: 0 H: 0 E: 0 LOB: 1 K: 1 BB: 2 S: 5	1B: 6 SF: 1 2B: 5 SAC: 0 3B: 1 DP: 0 HR: 0 HBP: 0	WP: 2 PA: 44											
PITCHER Tim Conroy, L ERA: 5.18 Chuck Rainey, R ERA: 4.93 Jeff Jones, R ERA: 3.69 Bill Krueger, L ERA: 5.06 Dave Leiper, L ERA: 13.5	(1, 1) 2.2 WLS 14 BF 3 H 4 ER 4 SO 2 BB 3 IBB 0 HBP 0 BLK 0 WP 0 HR 0 S 15 P 27 ERA 13.50 WHIP 2.250	(3, 1) 1.2 WLS 11 BF 5 H 6 ER 6 SO 1 BB 0 IBB 0 HBP 0 BLK 0 WP 0 HR 0 S 12 P 16 ERA 32.40 WHIP 3.000	(5, 1) 0.2 WLS 6 BF 4 H 3 ER 3 SO 0 BB 1 IBB 0 HBP 0 BLK 0 WP 0 HR 0 S 5 P 9 ERA 40.50 WHIP 7.500	(6, 1) 2.0 WLS 8 BF 0 H 0 ER 0 SO 1 BB 2 IBB 0 HBP 0 BLK 0 WP 0 HR 0 S 8 P 16 ERA 0.00 WHIP 1.000	(8, 1) 1.0 WLS 5 BF 0 H 0 ER 0 SO 1 BB 2 IBB 0 HBP 0 BLK 0 WP 0 HR 0 S 5 P 13 ERA 0.00 WHIP 2.000																	

Oakland Athletics @ Cleveland Indians
Cleveland Municipal Stadium, Cleveland, OH
Fri Sep 07 1984, 7:05 PM EDT
Att: 5,573 - Unknown

AB	34
R	13
H	12
RBI	13
BB	9
SO	5
LOB	14



Batter	1	2	3	4	5	6	7	8	9	AB	R	H	RBI	BB	SO	LOB	TOP																					
Rickey Henderson, R OBP: 0.399, SLG: 0.466 Bruce Bochte, L OBP: 0.329, SLG: 0.344	G6-4-3	G6-4-3		2B		SF9		6-3		2	2	1	0	1	0	1																						
Carney Lansford, R OBP: 0.339, SLG: 0.426	F9					SF8				5	0	4	1	0	0	1																						
Dwayne Murphy, L OBP: 0.337, SLG: 0.468	F4									3	0	1	0	2	0	1																						
Dave Kingman, R OBP: 0.324, SLG: 0.524		5-3				F8		F8		3	1	0	1	1	0	4																						
Mike Heath, R OBP: 0.286, SLG: 0.396 Mike Davis, L OBP: 0.269, SLG: 0.348						F9				3	1	2	2	1	0	2																						
Bill Almon, R OBP: 0.237, SLG: 0.337	F8									4	1	1	2	1	0	2																						
Jim Essian, R OBP: 0.347, SLG: 0.360						F9				5	1	1	0	0	2	1																						
Steve Kiefer, R OBP: 0.300, SLG: 0.375										3	2	0	0	2	2	1																						
Tony Phillips, S OBP: 0.318, SLG: 0.346										4	1	2	1	0	2	0																						
Inning Stats	R: 2 E: 0 K: 0 S: 5	H: 2 LOB: 1 BB: 1 P: 9	R: 2 E: 0 K: 0 S: 6	H: 4 LOB: 2 BB: 1 P: 10	R: 0 E: 0 K: 1 S: 4	H: 0 LOB: 0 BB: 1 P: 8	R: 1 E: 0 K: 2 S: 7	H: 1 LOB: 1 BB: 1 P: 11	R: 2 E: 0 K: 0 S: 5	H: 2 LOB: 0 BB: 0 P: 5	R: 2 E: 0 K: 1 S: 5	H: 2 LOB: 2 BB: 2 P: 13	R: 0 E: 0 K: 1 S: 5	H: 0 LOB: 1 BB: 1 P: 10	R: 0 E: 0 K: 1 S: 5	H: 0 LOB: 1 BB: 1 P: 9	1B: 7 2B: 3 3B: 1 HR: 1	SF: 2 SAC: 0 DP: 2 HBP: 0	WP: 0 PB: 0 SB: 3 CS: 0	PA: 44																		
PITCHER	IP	WLS	BF	H	R	ER	SO	BB	IBB	HBP	BLK	WP	HR	S	P	ERA	WHIP	PITCHER				IP	WLS	BF	H	R	ER	SO	BB	IBB	HBP	BLK	WP	HR	S	P	ERA	WHIP
Neal Heaton, L ERA: 5.37	1.2	L	12	6	4	4	0	1	1	0	0	0	0	10	18	21.60	4.200																					
Steve Farr, R ERA: 4.9	3.1		13	3	3	3	3	2	0	0	0	0	1	17	25	8.10	1.500																					
Jose Roman, R ERA: 14.54	1.0		7	2	2	2	0	2	0	0	0	0	0	5	13	18.00	4.000																					
Roy Smith, R ERA: 4.84	2.0		8	1	0	0	2	1	0	0	0	0	0	11	15	0.00	1.000																					
Ernie Camacho, R ERA: 2.45	1.0		4	0	0	0	1	1	0	0	0	0	0	5	9	0.00	1.000																					
Batter	1	2	3	4	5	6	7	8	9	AB	R	H	RBI	BB	SO	LOB	BOTTOM																					
Brett Butler, L OBP: 0.355, SLG: 0.327	G3		F9				F9	F6		5	1	1	0	0	0	1																						
Julio Franco, R OBP: 0.340, SLG: 0.355	K		6-3							4	1	2	0	1	1	0																						
Mel Hall, L OBP: 0.350, SLG: 0.438							F7	F7		5	2	3	0	0	0	4																						
Andre Thornton, R OBP: 0.369, SLG: 0.497										5	0	5	2	0	0	0																						
Joe Carter, R OBP: 0.310, SLG: 0.467	E7		FC6-4							5	0	3	2	0	0	4																						
George Vukovich, L OBP: 0.346, SLG: 0.431	F8									5	1	1	1	1	0	2																						
Pat Tabler, R OBP: 0.356, SLG: 0.391										5	0	0	0	0	1	4																						
Jerry Willard, L OBP: 0.283, SLG: 0.376										3	0	0	0	0	3	0																						
Mike Hargrove, L OBP: 0.364, SLG: 0.340										0	0	0	0	1	0	0																						
Tony Bernazard, S OBP: 0.292, SLG: 0.290										0	0	0	0	0	0	0																						
Carmen Castillo, R OBP: 0.317, SLG: 0.467										1	0	0	0	0	0	2																						
Mike Fischlin, R OBP: 0.326, SLG: 0.372										1	0	0	0	0	0	0																						
Broderick Perkins, L OBP: 0.275, SLG: 0.203										1	0	0	0	0	0	0																						
Junior Noboa, R OBP: 0.571, SLG: 0.571										1	0	0	0	0	0	0																						
Chris Bando, S OBP: 0.380, SLG: 0.489										1	0	0	0	0	1	1																						
Inning Stats	R: 1 E: 1 K: 1 S: 8	H: 3 LOB: 2 BB: 0 P: 8	R: 0 E: 0 K: 1 S: 5	H: 0 LOB: 0 BB: 0 P: 5	R: 0 E: 0 K: 2 S: 7	H: 2 LOB: 2 BB: 0 P: 5	R: 0 E: 0 K: 2 S: 7	H: 0 LOB: 0 BB: 0 P: 7	R: 1 E: 0 K: 0 S: 6	H: 3 LOB: 2 BB: 0 P: 6	R: 1 E: 0 K: 1 S: 6	H: 1 LOB: 0 BB: 0 P: 6	R: 2 E: 0 K: 0 S: 7	H: 4 LOB: 2 BB: 0 P: 7	R: 0 E: 0 K: 1 S: 5	H: 0 LOB: 2 BB: 2 P: 13	R: 0 E: 0 K: 2 S: 9	H: 2 LOB: 2 BB: 0 P: 9	1B: 14 2B: 0 3B: 0 HR: 1	SF: 0 SAC: 0 DP: 0 HBP: 0	WP: 0 PB: 0 SB: 1 CS: 0	PA: 44																
PITCHER	IP	WLS	BF	H	R	ER	SO	BB	IBB	HBP	BLK	WP	HR	S	P	ERA	WHIP	PITCHER				IP	WLS	BF	H	R	ER	SO	BB	IBB	HBP	BLK	WP	HR	S	P	ERA	WHIP
Chris Codiroli, R ERA: 6.78	6.0	W	27	9	3	3	5	0	0	0	0	0	0	5	37	4.50	1.500																					
Keith Atherton, R ERA: 4.39	0.1		5	4	2	2	0	0	0	0	0	0	0	5	5	54.00	12.000																					
Lary Sorensen, R ERA: 4.87	1.2		9	2	0	0	1	2	0	0	0	0	0	9	17	0.00	2.400																					
Bill Caudill, R ERA: 2.86	1.0	S	3	0	0	0	2	0	0	0	0	0	0	7	7	0.00	0.000																					

Oakland Athletics @ Cleveland Indians
Cleveland Municipal Stadium, Cleveland, OH
Sat Sep 08 1984, 3:33 AM EDT
Att: 6,312 - Unknown

AB	34
R	9
H	12
RBI	8
BB	8
SO	6
LOB	13



Oakland Athletics @ Cleveland Indians
Cleveland Municipal Stadium, Cleveland, OH
Sat Sep 08 1984, 3:33 AM EDT
Att: 6,312 - Unknown

AB	42
R	5
H	15
RBI	5
BB	2
SO	8
LOB	22



Batter	1	2	3	4	5	6	7	8	9	AB	R	H	RBI	BB	SO	LOB	TOP		
Rudy Law, L OBP: 0.309, SLG: 0.327 (1, 7)	F3	4-3			F4			F7		4	0	0	0	0	0	2			
Jerry Hairston, S OBP: 0.356, SLG: 0.402 (1, 10)	BB 1B		4-3			F8		F9		4	0	1	0	0	0	0			
Harold Baines, L OBP: 0.360, SLG: 0.535 (1, 9)	F9		K			G4-6-3 1B		4-3		4	0	1	0	0	1	1			
Greg Walker, L OBP: 0.346, SLG: 0.546 (1, 3)	1-2 BB		F5			G4-6-3 1-2				3	0	1	0	1	0	1			
Roy Smalley, S OBP: 0.280, SLG: 0.354 (1, 5)	K			4-3				K		4	0	0	0	0	2	3			
Daryl Boston, L OBP: 0.220, SLG: 0.268 (1, 8)			F5		F3			K		3	0	0	0	0	1	0			
Marc Hill, R OBP: 0.299, SLG: 0.383 (7, PH)					F8			K		1	0	0	0	0	0	0			
Ron Kittle, R OBP: 0.296, SLG: 0.453 (7, 2)	FC3-6 WP HBP							K		1	0	0	0	0	1	0			
Joel Skinner, R OBP: 0.254, SLG: 0.250 (7, 2)								K		0	0	0	0	0	0	0			
Scott Fletcher, R OBP: 0.338, SLG: 0.327 (8, 4)								F9		2	0	0	0	1	0	0			
Julio Cruz, S OBP: 0.283, SLG: 0.306 (8, PH)								F6		2	0	0	0	0	0	2			
Greg Luzinski, R OBP: 0.336, SLG: 0.376 (8, 6)	FC3-6				4-3			K		1	0	0	0	0	1	0			
Jerry Dybzinski, R OBP: 0.321, SLG: 0.322 (8, 6)	1-2 2-3									0	0	0	0	0	0	0			
Inning Stats	R: 0 E: 0 K: 1 S: 6	H: 1 LOB: 2 BB: 1 P: 10	R: 0 E: 0 K: 0 S: 3	H: 0 LOB: 2 BB: 1 P: 8	R: 0 E: 0 K: 1 S: 5	H: 0 LOB: 0 BB: 0 P: 5	R: 0 E: 0 K: 0 S: 3	H: 0 LOB: 0 BB: 0 P: 3	R: 0 E: 0 K: 0 S: 3	H: 1 LOB: 0 BB: 0 P: 3	R: 0 E: 0 K: 3 S: 9	H: 0 LOB: 0 BB: 0 P: 9	R: 0 E: 0 K: 1 S: 5	H: 0 LOB: 0 BB: 0 P: 5	R: 0 E: 0 K: 0 S: 4	H: 1 LOB: 1 BB: 0 P: 4	1B: 3 2B: 0 3B: 0 HR: 0	SF: 0 SAC: 0 DP: 1 HBP: 1	WP: 1 PA: 32 CS: 0
PITCHER	IP WLS BF H R ER SO BB IBB HBP BLK WP HR S P ERA WHIP	IP WLS BF H R ER SO BB IBB HBP BLK WP HR S P ERA WHIP	IP WLS BF H R ER SO BB IBB HBP BLK WP HR S P ERA WHIP	IP WLS BF H R ER SO BB IBB HBP BLK WP HR S P ERA WHIP	IP WLS BF H R ER SO BB IBB HBP BLK WP HR S P ERA WHIP	IP WLS BF H R ER SO BB IBB HBP BLK WP HR S P ERA WHIP	IP WLS BF H R ER SO BB IBB HBP BLK WP HR S P ERA WHIP	IP WLS BF H R ER SO BB IBB HBP BLK WP HR S P ERA WHIP	IP WLS BF H R ER SO BB IBB HBP BLK WP HR S P ERA WHIP	IP WLS BF H R ER SO BB IBB HBP BLK WP HR S P ERA WHIP	IP WLS BF H R ER SO BB IBB HBP BLK WP HR S P ERA WHIP	IP WLS BF H R ER SO BB IBB HBP BLK WP HR S P ERA WHIP	IP WLS BF H R ER SO BB IBB HBP BLK WP HR S P ERA WHIP	IP WLS BF H R ER SO BB IBB HBP BLK WP HR S P ERA WHIP	IP WLS BF H R ER SO BB IBB HBP BLK WP HR S P ERA WHIP	IP WLS BF H R ER SO BB IBB HBP BLK WP HR S P ERA WHIP	IP WLS BF H R ER SO BB IBB HBP BLK WP HR S P ERA WHIP	IP WLS BF H R ER SO BB IBB HBP BLK WP HR S P ERA WHIP	
Ray Burris, R ERA: 2.91 (1, 1)	8.2 W 31 3 0 0 6 2 0 1 0 1 0 40 49 0.00 0.577	0.1 S 1 0 0 0 0 0 0 0 0 0 0 0 1 1 0.00 0.000																	
Bill Caudill, R ERA: 2.85 (9, 1)																			

Chicago White Sox @ Oakland Athletics
Oakland-Alameda County Coliseum, Oakland, CA
Mon Sep 10 1984, 7:05 PM PDT
Att: 9,385 - Unknown

AB	29
R	0
H	3
RBI	0
BB	2
SO	6
LOB	9



Batter	1	2	3	4	5	6	7	8	9	AB	R	H	RBI	BB	SO	LOB	BOTTOM		
Rickey Henderson, R OBP: 0.396, SLG: 0.460 (1, 7)	F9		HBP S BB	K		4-3				3	1	0	0	1	1	3			
Carney Lansford, R OBP: 0.340, SLG: 0.431 (1, 5)	6-3		F9		4-3			BB 1B		4	0	1	0	0	0	1			
Dwayne Murphy, L OBP: 0.341, SLG: 0.468 (1, 8)				BB HBP BB	1B BB			F7		2	0	1	0	2	0	1			
Dave Kingman, R OBP: 0.326, SLG: 0.529 (3, PR)								F4		1	0	0	0	0	0	1			
Gary Hancock, L OBP: 0.196, SLG: 0.216 (7, PH)	F8									1	0	1	0	0	0	0			
Mike Heath, R OBP: 0.284, SLG: 0.393 (7, PH)				BB HBP	G4-6-3 1B					1	0	0	0	0	0	1			
Bruce Bochte, L OBP: 0.329, SLG: 0.343 (7, PH)										2	0	0	1	1	0	2			
Bill Almon, R OBP: 0.238, SLG: 0.333 (8, 3)	F3		FC3-6 BB		G4-6-3 1-2			FC4-6 BB		0	0	0	0	1	0	0			
Donnie Hill, S OBP: 0.227, SLG: 0.291 (7, PH)										3	0	0	0	0	0	3			
Jeff Burroughs, R OBP: 0.379, SLG: 0.324 (7, PH)	F7		FC3-6					F3		0	0	0	0	0	0	0			
Dan Meyer, L OBP: 0.155, SLG: 0.818 (8, 6)										1	0	0	0	0	0	2			
Mark Wagner, R OBP: 0.281, SLG: 0.317 (8, 6)										0	0	0	0	0	0	0			
Mickey Tettleton, S OBP: 0.222, SLG: 0.152 (1, 2)										3	0	0	0	1	2	0			
Mike Davis, L OBP: 0.270, SLG: 0.353 (1, 9)										4	0	2	0	0	1	1			
Tony Phillips, S OBP: 0.318, SLG: 0.344 (1, 4)										3	0	0	0	1	1	1			
Inning Stats	R: 0 E: 0 K: 0 S: 4	H: 1 LOB: 1 BB: 0 P: 4	R: 0 E: 0 K: 0 S: 3	H: 0 LOB: 1 BB: 1 P: 7	R: 1 E: 0 K: 0 S: 3	H: 0 LOB: 3 BB: 3 P: 16	R: 0 E: 0 K: 2 S: 8	H: 1 LOB: 1 BB: 0 P: 8	R: 0 E: 0 K: 0 S: 3	H: 1 LOB: 2 BB: 1 P: 7	R: 0 E: 0 K: 0 S: 4	H: 1 LOB: 2 BB: 1 P: 8	R: 0 E: 0 K: 3 S: 9	H: 0 LOB: 0 BB: 0 P: 9	R: 0 E: 0 K: 3 S: 9	H: 0 LOB: 0 BB: 0 P: 9	1B: 4 2B: 0 3B: 1 HR: 0	SF: 0 SAC: 0 DP: 1 HBP: 1	WP: 0 PA: 36 CS: 0
PITCHER	IP WLS BF H R ER SO BB IBB HBP BLK WP HR S P ERA WHIP	IP WLS BF H R ER SO BB IBB HBP BLK WP HR S P ERA WHIP	IP WLS BF H R ER SO BB IBB HBP BLK WP HR S P ERA WHIP	IP WLS BF H R ER SO BB IBB HBP BLK WP HR S P ERA WHIP	IP WLS BF H R ER SO BB IBB HBP BLK WP HR S P ERA WHIP	IP WLS BF H R ER SO BB IBB HBP BLK WP HR S P ERA WHIP	IP WLS BF H R ER SO BB IBB HBP BLK WP HR S P ERA WHIP	IP WLS BF H R ER SO BB IBB HBP BLK WP HR S P ERA WHIP	IP WLS BF H R ER SO BB IBB HBP BLK WP HR S P ERA WHIP	IP WLS BF H R ER SO BB IBB HBP BLK WP HR S P ERA WHIP	IP WLS BF H R ER SO BB IBB HBP BLK WP HR S P ERA WHIP	IP WLS BF H R ER SO BB IBB HBP BLK WP HR S P ERA WHIP	IP WLS BF H R ER SO BB IBB HBP BLK WP HR S P ERA WHIP	IP WLS BF H R ER SO BB IBB HBP BLK WP HR S P ERA WHIP	IP WLS BF H R ER SO BB IBB HBP BLK WP HR S P ERA WHIP	IP WLS BF H R ER SO BB IBB HBP BLK WP HR S P ERA WHIP	IP WLS BF H R ER SO BB IBB HBP BLK WP HR S P ERA WHIP		
Richard Dotson, R ERA: 3.5 (7, 1)	6.0 L 29 5 1 1 2 6 0 1 0 0 0 26 51 1.50 1.833	0.2 3 0 0 0 0 1 0 0 0 0 0 0 2 6 0.00 1.500																	
Juan Agosto, L ERA: 2.63 (7, 1)	1.1 4 0 0 0 0 3 0 0 0 0 0 0 10 10 0.00 0.000																		
Ron Reed, R ERA: 3.46 (7, 1)																			

Chicago White Sox @ Oakland Athletics
Oakland-Alameda County Coliseum, Oakland, CA
Mon Sep 10 1984, 7:05 PM PDT
Att: 9,385 - Unknown

AB	28
R	1
H	5
RBI	1
BB	7
SO	5
LOB	16



Batter	1	2	3	4	5	6	7	8	9	AB	R	H	RBI	BB	SO	LOB	TOP		
Scott Fletcher, R (1,6) OBP: 0.335, SLG: 0.324 (8,4)	F9		F9			F7		F8		4	0	0	0	0	0	0			
Tom Paciorek, R (1,9) OBP: 0.318, SLG: 0.348 Daryl Boston, L (8, PR) OBP: 0.220, SLG: 0.268 (8,8)	E6		F9					1B		4	0	2	0	0	0	0			
Harold Baines, L (1,8) OBP: 0.357, SLG: 0.531 (8,9)	F8			6-3		F7		FC6-4		4	0	0	0	0	0	3			
Greg Luzinski, R (1,10) OBP: 0.334, SLG: 0.373 Jerry Hairston, S (9, PH) OBP: 0.355, SLG: 0.400	F4			F8		F9			F9	3	0	0	0	0	0	2			
Ron Kittle, R (1,7) OBP: 0.295, SLG: 0.451		G1-6-3 1B		F6			F7		F9	4	0	1	0	0	0	0			
Greg Walker, L (1,3) OBP: 0.348, SLG: 0.548		G1-6-3 1-2f			WP FC5-2 2B				F8	4	0	2	0	0	0	1			
Vance Law, R (1,5) OBP: 0.309, SLG: 0.413					2-3 FC5-2 BB		F8			2	1	1	1	1	0	1			
Marc Hill, R (1,2) OBP: 0.293, SLG: 0.376					FC5-2 G6-3		F9			3	0	0	0	0	0	3			
Julio Cruz, S (1,4) OBP: 0.282, SLG: 0.304 Carlton Fisk, R (8, PH) OBP: 0.290, SLG: 0.462 Jerry Dybzinski, R (8,6) OBP: 0.321, SLG: 0.322			4-3			G6-3 1-2f		3-1		2	0	0	0	0	0	2			
Inning Stats	R: 0 E: 1 K: 0 S: 4	H: 0 LOB: 1 BB: 0 P: 4	R: 1 E: 0 K: 0 S: 4	H: 2 LOB: 0 BB: 0 P: 4	R: 0 E: 0 K: 0 S: 3	H: 0 LOB: 0 BB: 0 P: 3	R: 0 E: 0 K: 0 S: 3	H: 1 LOB: 1 BB: 1 P: 7	R: 0 E: 0 K: 0 S: 4	H: 1 LOB: 1 BB: 0 P: 4	R: 0 E: 0 K: 0 S: 4	H: 1 LOB: 1 BB: 0 P: 4	R: 0 E: 0 K: 0 S: 3	H: 0 LOB: 0 BB: 0 P: 3	1B: 4 2B: 1 3B: 0 HR: 1	SF: 0 SAC: 0 DP: 2 HBP: 0	WP: 1 PA: 33 PB: 0 SB: 1 CS: 0		
PITCHER	IP	WLS	BF	H	R	ER	SO	BB	IBB	HBP	BLK	WP	HR	S	P	ERA	WHIP		
Curt Young, L (1,1) ERA: 4.02	8.0	W	30	6	1	1	0	1	0	0	0	1	1	29	33	1.12	0.875		
Bill Caudill, R (9,1) ERA: 2.61	1.0	S	3	0	0	0	0	0	0	0	0	0	0	3	3	0.00	0.000		

Chicago White Sox @ Oakland Athletics
Oakland-Alameda County Coliseum, Oakland, CA
Tue Sep 11 1984, 7:05 PM PDT
Att: 6,607 - Unknown

AB 32
R 1
H 6
RBI 1
BB 1
SO 0
LOB 12



Batter	1	2	3	4	5	6	7	8	9	AB	R	H	RBI	BB	SO	LOB	BOTTOM		
Bill Almon, R (1,7) OBP: 0.238, SLG: 0.331 (9,3)	K		6-3				F6			4	0	1	1	0	1	1			
Camey Lansford, R (1,5) OBP: 0.339, SLG: 0.430	1B		F7				F6		F8	4	1	1	0	0	0	2			
Joe Morgan, L (1,4) OBP: 0.360, SLG: 0.355 Tony Phillips, S (9, PR) OBP: 0.318, SLG: 0.344 (9,4)	1B		F7				4-3		2B 1B	4	0	2	0	0	0	2			
Dave Kingman, R (1,10) OBP: 0.328, SLG: 0.530 (6, PR) Steve Kiefer, R (8, PR) OBP: 0.300, SLG: 0.375 Dan Meyer, L (8, PH) OBP: 0.455, SLG: 0.818 Mike Heath, R (8, PH) OBP: 0.286, SLG: 0.397				F6				G6-4-3 1B	1B 2B	3	0	2	1	0	0	0			
Dwayne Murphy, L (1,8) OBP: 0.340, SLG: 0.465		F9		4-3			F8		1B	3	0	0	0	1	0	3			
Bruce Bochte, L (1,3) OBP: 0.327, SLG: 0.341 (8, PH) Jeff Burroughs, R (8, PH) OBP: 0.379, SLG: 0.324 Garry Hancock, L (8, PH) OBP: 0.212, SLG: 0.231 Rickey Henderson, R (9,7) OBP: 0.398, SLG: 0.460			K				G6-4-3 1-2f		1-3 1B	3	0	0	0	0	2	3			
Mickey Tettleton, S (1,2) OBP: 0.225, SLG: 0.162			K					F8	1-3 1B	4	1	1	0	0	1	2			
Mike Davis, L (1,9) OBP: 0.270, SLG: 0.353		4-3								3	0	1	0	0	1	1			
Donnie Hill, S (1,6) OBP: 0.229, SLG: 0.291			K							3	0	1	0	0	2	1			
Inning Stats	R: 1 E: 0 K: 2 S: 10	H: 3 LOB: 2 BB: 0 P: 10	R: 0 E: 0 K: 2 S: 7	H: 0 LOB: 0 BB: 0 P: 7	R: 0 E: 0 K: 0 S: 3	H: 0 LOB: 0 BB: 0 P: 3	R: 0 E: 0 K: 1 S: 5	H: 0 LOB: 0 BB: 0 P: 5	R: 1 E: 0 K: 1 S: 8	H: 3 LOB: 2 BB: 0 P: 8	R: 0 E: 0 K: 0 S: 3	H: 1 LOB: 1 BB: 0 P: 3	R: 0 E: 1 K: 1 S: 6	H: 1 LOB: 1 BB: 0 P: 6	R: 2 E: 0 K: 0 S: 5	H: 3 LOB: 2 BB: 1 P: 9	1B: 10 2B: 2 3B: 0 HR: 0	SF: 0 SAC: 0 DP: 2 HBP: 0	WP: 0 PA: 34 PB: 0 SB: 0 CS: 0
PITCHER	IP	WLS	BF	H	R	ER	SO	BB	IBB	HBP	BLK	WP	HR	S	P	ERA	WHIP		
LaMarr Hoyt, R (1,1) ERA: 4.27	7.1	L	30	9	3	3	7	0	0	0	0	0	0	44	44	3.68	1.227		
Juan Agosto, L (8,1) ERA: 2.61	0.0		2	1	0	0	0	0	1	0	0	0	0	1	5	∞	∞		
Bert Roberge, R (8,1) ERA: 4.25	0.2		2	1	1	1	0	0	0	0	0	0	0	2	2	13.50	1.500		

Chicago White Sox @ Oakland Athletics
Oakland-Alameda County Coliseum, Oakland, CA
Tue Sep 11 1984, 7:05 PM PDT
Att: 6,607 - Unknown

AB 33
R 4
H 11
RBI 4
BB 1
SO 7
LOB 15



Batter	1	2	3	4	5	6	7	8	9	AB	R	H	RBI	BB	SO	LOB	TOP											
Scott Fletcher, R (1,4) OBP: 0.334, SLG: 0.323 (9,6)	F9		F9		SF8 1B		6-3			4	0	1	1	0	0	1												
Tom Paciorek, R (1,9) OBP: 0.316, SLG: 0.345 Daryl Boston, L (8,8) OBP: 0.220, SLG: 0.268	5-3		K		SF8		6-3			3	0	0	1	0	1	0												
Harold Baines, L (1,8) OBP: 0.354, SLG: 0.527 (8,9)	F5		K		4-3		K			4	0	0	0	0	2	1												
Greg Luzinski, R (1,10) OBP: 0.331, SLG: 0.370		E4 HR		1-3		F3		6-3		4	1	0	0	0	0	0												
Ron Kittle, R (1,7) OBP: 0.295, SLG: 0.457 Rudy Law, L (9,7) OBP: 0.309, SLG: 0.327		HR		F8		5-3		K		4	1	1	2	0	1	0												
Greg Walker, L (1,3) OBP: 0.348, SLG: 0.546 Mike Squires, L (9,3) OBP: 0.239, SLG: 0.195		CS BB		CS 1B		F5		1-3		3	0	1	0	1	0	0												
Vance Law, R (1,5) OBP: 0.310, SLG: 0.415		K		CS 1-2		6-3		6-3 2B		3	0	1	0	1	1	1												
Joel Skinner, R (1,2) OBP: 0.282, SLG: 0.269		BB		BB		E 1B		B2		3	1	2	0	1	0	1												
Jerry Dybzinski, R (1,6) OBP: 0.314, SLG: 0.314 Jerry Hairston, S (9,PH) OBP: 0.353, SLG: 0.398 Julio Cruz, S (9,4) OBP: 0.282, SLG: 0.304		F3		F3		E6 1B SF8		6-3		3	1	0	0	0	0	3												
Inning Stats	R: 0 E: 0 K: 0 S: 3	H: 0 LOB: 0 BB: 0 P: 3	R: 2 E: 1 K: 1 S: 6	H: 1 LOB: 1 BB: 2 P: 14	R: 0 E: 0 K: 2 S: 7	H: 0 LOB: 0 BB: 0 P: 7	R: 0 E: 0 K: 0 S: 3	H: 1 LOB: 0 BB: 0 P: 3	R: 2 E: 1 K: 0 S: 6	H: 2 LOB: 1 BB: 0 P: 6	R: 0 E: 0 K: 0 S: 3	H: 0 LOB: 0 BB: 0 P: 3	R: 0 E: 0 K: 1 S: 4	H: 1 LOB: 1 BB: 0 P: 4	R: 0 E: 0 K: 1 S: 5	H: 0 LOB: 0 BB: 0 P: 5	R: 0 E: 0 K: 1 S: 6	H: 1 LOB: 2 BB: 1 P: 10	1B: 4 2B: 1 3B: 0 HR: 1	SF: 1 SAC: 0 DP: 0 HBP: 0	WP: 0 PB: 0 CS: 2	PA: 37						
PITCHER	IP	WLS	BF	H	R	ER	SO	BB	IBB	HBP	BLK	WP	HR	S	P	ERA	WHIP											
Tim Conroy, L (1,1) ERA: 4.79	8.2	L	35	6	4	1	5	3	0	0	0	0	0	1	42	54	1.04	1.038										
Keith Atherton, R (9,1) ERA: 4.37	0.1		1	0	0	0	0	0	0	0	0	0	0	1	1	0.00	0.000											

Chicago White Sox @ Oakland Athletics
Oakland-Alameda County Coliseum, Oakland, CA

AB 32
R 4
H 6
RBI 4
BB 3
SO 5
LOB 9



Wed Sep 12, 1984, 3:33 AM PDT
Att: 6,540 - Unknown

Batter	1	2	3	4	5	6	7	8	9	AB	R	H	RBI	BB	SO	LOB	BOTTOM											
Bill Almon, R (1,7) OBP: 0.240, SLG: 0.348 Garry Hancock, L (8,PH) OBP: 0.208, SLG: 0.226 (9,7)	HR		F9		F9			F7		3	1	1	1	0	0	1												
Carney Lansford, R (1,5) OBP: 0.340, SLG: 0.436	F9		5-3				1B	HR		4	1	2	1	0	0	0												
Dwayne Murphy, L (1,8) OBP: 0.338, SLG: 0.461	K				F8		F8	F3		4	0	0	0	0	1	1												
Dave Kingman, R (1,10) OBP: 0.329, SLG: 0.529 Mark Wagner, R (9,PR) OBP: 0.291, SLG: 0.317	F3				FC4-6 1B		F8			4	0	2	0	0	0	1												
Mike Heath, R (1,9) OBP: 0.284, SLG: 0.393			F9		F8		F9			4	0	0	0	0	1	3												
Bruce Bochte, L (1,3) OBP: 0.327, SLG: 0.340 Rickey Henderson, R (9,PR) OBP: 0.390, SLG: 0.460	F5				FC4-6		4-3			4	0	1	0	0	0	1												
Mickey Tettleton, S (1,2) OBP: 0.233, SLG: 0.154 Dan Meyer, L (9,PH) OBP: 0.417, SLG: 0.750					1-2		K			2	0	0	0	1	1	0												
Steve Kiefer, R (1,6) OBP: 0.231, SLG: 0.273					F8		F8			3	0	0	0	0	1	1												
Tony Phillips, S (1,4) OBP: 0.318, SLG: 0.344			F3					K		3	0	1	0	0	1	0												
Inning Stats	R: 1 E: 0 K: 1 S: 6	H: 1 LOB: 0 BB: 0 P: 6	R: 0 E: 0 K: 0 S: 3	H: 0 LOB: 1 BB: 1 P: 7	R: 0 E: 0 K: 0 S: 3	H: 0 LOB: 0 BB: 0 P: 3	R: 0 E: 0 K: 0 S: 4	H: 1 LOB: 1 BB: 0 P: 4	R: 0 E: 0 K: 0 S: 4	H: 1 LOB: 0 BB: 0 P: 4	R: 0 E: 0 K: 2 S: 7	H: 0 LOB: 0 BB: 0 P: 7	R: 1 E: 0 K: 1 S: 6	H: 1 LOB: 0 BB: 0 P: 6	R: 0 E: 0 K: 1 S: 6	H: 2 LOB: 2 BB: 0 P: 6	1B: 5 2B: 0 3B: 0 HR: 2	SF: 0 SAC: 0 DP: 1 HBP: 0	WP: 0 PB: 0 CS: 0	PA: 34								
PITCHER	IP	WLS	BF	H	R	ER	SO	BB	IBB	HBP	BLK	WP	HR	S	P	ERA	WHIP											
Britt Burns, L (1,1) ERA: 5.08	7.0	W	26	4	1	1	3	1	0	0	0	0	0	1	31	35	1.29	0.714										
Gene Nelson, R (8,1) ERA: 4.91	1.0		4	1	1	1	1	0	0	0	0	0	0	1	6	6	9.00	1.000										
Ron Reed, R (9,1) ERA: 3.41	1.0	S	4	2	0	0	1	0	0	0	0	0	0	6	6	0.00	2.000											

Chicago White Sox @ Oakland Athletics
Oakland-Alameda County Coliseum, Oakland, CA

AB 33
R 2
H 7
RBI 2
BB 1
SO 5
LOB 10



Wed Sep 12, 1984, 3:33 AM PDT
Att: 6,540 - Unknown

Batter	1	2	3	4	5	6	7	8	9	AB	R	H	RBI	BB	SO	LOB	TOP											
Brett Butler, L OBP: 0.356, SLG: 0.338 (1, 8)	F3	HR		F6		G6-4-3 BB		F7		4	1	1	4	1	0	0	Cleveland Indians @ Oakland Athletics Oakland-Alameda County Coliseum, Oakland, CA Fri Sep 14 1984, 7:05 PM PDT Att: 9,761 - Unknown											
Julio Franco, R OBP: 0.337, SLG: 0.356 (1, 6)	E4 1B	5-3		F9		G6-4-3 1-2				5	1	1	0	0	0	1												
Mel Hall, L OBP: 0.339, SLG: 0.428 Carmen Castillo, R OBP: 0.317, SLG: 0.467 Mike Hargrove, L OBP: 0.361, SLG: 0.337 (8, 3)	F9	K						F7		4	1	1	1	0	1	1												
Andre Thornton, R OBP: 0.369, SLG: 0.498 (1, 10)	1B	1B			WP 1B					4	0	3	0	1	0	0												
Joe Carter, R OBP: 0.321, SLG: 0.492 (8, 7)	1B	1B			F8			F7		5	0	3	1	0	0	2												
George Vukovich, L OBP: 0.350, SLG: 0.438 (1, 9)	3-1	4-3			FC6-4 BB		1-3			4	0	1	0	1	0	5												
Pat Tabler, R OBP: 0.352, SLG: 0.394 (1, 5)		BB HR 1B	K		F9		FC6-4 BB			4	1	1	0	1	1	4												
Chris Bando, S OBP: 0.388, SLG: 0.520 (1, 2)		HR BB 1B		FC6-4		FC6-4				3	1	1	0	1	0	4												
Mike Fischlin, R OBP: 0.312, SLG: 0.343 (1, 4)	HR BB		F2		F7			4-3		3	1	0	0	1	0	1												
Inning Stats	R: 1 E: 1 K: 0 S: 6	H: 2 LOB: 2 BB: 0 P: 6	R: 4 E: 0 K: 1 S: 9	H: 4 LOB: 2 BB: 2 P: 17	R: 0 E: 0 K: 1 S: 5	H: 1 LOB: 0 BB: 0 P: 5	R: 0 E: 0 K: 0 S: 3	H: 0 LOB: 0 BB: 0 P: 3	R: 0 E: 0 K: 0 S: 4	H: 1 LOB: 2 BB: 1 P: 8	R: 0 E: 0 K: 0 S: 2	H: 0 LOB: 0 BB: 1 P: 6	R: 1 E: 0 K: 0 S: 5	H: 2 LOB: 2 BB: 1 P: 9	R: 0 E: 0 K: 0 S: 4	H: 1 LOB: 1 BB: 0 P: 4	R: 0 E: 0 K: 0 S: 3	H: 1 LOB: 1 BB: 1 P: 7	1B: 9 2B: 0 3B: 1 HR: 2	SF: 0 SAC: 0 DP: 2 HBP: 0	WP: 1 PB: 0 SB: 0 CS: 1	PA: 43						
PITCHER	IP	WLS	BF	H	R	ER	SO	BB	IBB	HBP	BLK	WP	HR	S	P	ERA	WHIP											
Chris Codiroli, R ERA: 7.16 (1, 1)	1.2	L	14	6	5	4	1	2	0	0	0	0	1	1	14	22	21.60	4.800										
Lary Sorensen, R ERA: 4.79 (2, 1)	3.1		12	2	0	0	1	1	0	0	0	1	0	13	17	0.00	0.900											
Mike Warren, R ERA: 4.87 (6, 1)	1.1		6	2	1	1	0	1	0	0	0	0	1	5	9	6.75	2.250											
Dave Leiper, L ERA: 6.75 (7, 1)	1.1		6	1	0	0	0	1	0	0	0	0	0	5	9	0.00	1.500											
Jeff Jones, R ERA: 3.55 (8, 1)	1.1		5	1	0	0	0	1	0	0	0	0	0	4	8	0.00	1.500											
Batter	1	2	3	4	5	6	7	8	9	AB	R	H	RBI	BB	SO	LOB	BOTTOM											
Rickey Henderson, R OBP: 0.396, SLG: 0.457 (1, 7)	1-4-3	1B BB		5-3					F4	3	0	0	0	2	0	1	Cleveland Indians @ Oakland Athletics Oakland-Alameda County Coliseum, Oakland, CA Fri Sep 14 1984, 7:05 PM PDT Att: 9,761 - Unknown											
Carney Lansford, R OBP: 0.343, SLG: 0.438 Mark Wagner, R OBP: 0.281, SLG: 0.317 Gary Hancock, L OBP: 0.204, SLG: 0.222 (9, PH)	1B SF7	1B			G5-3 1B			FC6 BB		4	1	3	0	0	0	2												
Joe Morgan, L OBP: 0.361, SLG: 0.356 Tony Phillips, S OBP: 0.318, SLG: 0.344 (5, 4)	BB 1B	F7			G5-3 1B					2	0	1	0	0	0	3												
Dave Kingman, R OBP: 0.329, SLG: 0.528 (1, 10)	SF7				G5-3					3	0	1	1	0	0	4												
Dwayne Murphy, L OBP: 0.339, SLG: 0.460 (1, 8)	3-H				G4-3 1B					3	0	1	0	1	0	2												
Mike Heath, R OBP: 0.283, SLG: 0.392 (1, 9)	F8				F4					4	0	1	0	0	1	2												
Bill Almon, R OBP: 0.237, SLG: 0.344 Donnie Hill, S OBP: 0.226, SLG: 0.288 (7, 6)					F4					3	0	1	0	1	0	2												
Steve Kiefer, R OBP: 0.267, SLG: 0.308 Bruce Bochte, L OBP: 0.325, SLG: 0.339 (7, 3)					F4					4	0	1	0	0	1	2												
Mickey Tettleton, S OBP: 0.261, SLG: 0.171 Dan Meyer, L OBP: 0.351, SLG: 0.692 Jim Essian, R OBP: 0.347, SLG: 0.354 (9, 2)					F2					2	0	1	0	1	1	1												
Inning Stats	R: 1 E: 0 K: 0 S: 5	H: 2 LOB: 1 BB: 1 P: 9	R: 0 E: 0 K: 1 S: 7	H: 2 LOB: 3 BB: 1 P: 11	R: 0 E: 0 K: 1 S: 5	H: 1 LOB: 0 BB: 0 P: 5	R: 0 E: 0 K: 1 S: 6	H: 1 LOB: 1 BB: 0 P: 6	R: 0 E: 0 K: 0 S: 4	H: 2 LOB: 1 BB: 0 P: 4	R: 0 E: 0 K: 0 S: 3	H: 0 LOB: 0 BB: 0 P: 3	R: 0 E: 0 K: 1 S: 5	H: 0 LOB: 2 BB: 2 P: 13	R: 0 E: 0 K: 2 S: 9	H: 2 LOB: 2 BB: 0 P: 9	R: 0 E: 0 K: 0 S: 3	H: 0 LOB: 0 BB: 0 P: 3	1B: 10 2B: 0 3B: 0 HR: 0	SF: 1 SAC: 0 DP: 2 HBP: 0	WP: 0 PB: 0 SB: 0 CS: 0	PA: 39						
PITCHER	IP	WLS	BF	H	R	ER	SO	BB	IBB	HBP	BLK	WP	HR	S	P	ERA	WHIP											
Neal Heaton, L ERA: 5.27 (1, 1)	5.0	W	23	8	1	1	3	2	0	0	0	0	0	10	18	0.00	2.000											
Tom Waddell, R ERA: 3.51 (6, 1)	2.0		10	2	0	0	1	2	0	0	0	0	0	10	18	0.00	2.000											
Ernie Camacho, R ERA: 2.37 (8, 1)	2.0		6	0	0	0	2	0	0	0	0	0	0	10	10	0.00	0.000											

AB	37
R	6
H	12
RBI	6
BB	6
SO	2
LOB	19

AB	34
R	1
H	10
RBI	1
BB	4
SO	6
LOB	23



Batter	1	2	3	4	5	6	7	8	9	AB	R	H	RBI	BB	SO	LOB	TOP																				
Brett Butler, L OBP: 0.356, SLG: 0.342 (1, 8)	F7		S 1B		WP 3B		K		F9	5	1	2	0	0	1	2	Cleveland Indians @ Oakland Athletics Oakland-Alameda County Coliseum, Oakland, CA Sat Sep 15 1984, 3:33 AM PDT Att: 13,529 - Unknown																				
Julio Franco, R OBP: 0.338, SLG: 0.355 (1, 6)	F9		F9		1B FC4-6 HBP		F8		2B 1B	4	2	1	0	0	0	1																					
Mel Hall, L OBP: 0.339, SLG: 0.430 Jerry Willard, L OBP: 0.280, SLG: 0.372 (1, 7) (9, 2)	F7		F3		FC4-6 1B		F5		2B	5	0	2	2	0	0	1																					
Andre Thornton, R OBP: 0.367, SLG: 0.494 (1, 10)		F9	1-3		F2			5-3	K	5	0	0	0	0	1	4																					
Joe Carter, R OBP: 0.320, SLG: 0.487 (1, 3) (9, 7)		F6		FC3-6 1B SF9 1B	FC4-6 1-2 3-H		F6			4	1	1	1	0	0	1																					
George Vukovich, L OBP: 0.352, SLG: 0.439 (1, 9)		E 1B 1B		FC3-6 1-2 1B	F7		F6			4	0	2	0	0	0	1																					
Pat Tabler, R OBP: 0.356, SLG: 0.397 (1, 5)		E9 BB 1B		FC3-6 1-2 2-3 1B	G4-6-3 1B			FC1-6 1B		4	0	3	0	0	0	2																					
Chris Bando, S OBP: 0.386, SLG: 0.515 (1, 2) Tony Bemazard, S OBP: 0.292, SLG: 0.289 (9, PR) (9, 4)			SF9		G4-6-3 1-2 1B			FC1-6 1B		2	0	0	1	1	0	2																					
Mike Fischlin, R OBP: 0.309, SLG: 0.340 Broderick Perkins, L OBP: 0.252, SLG: 0.226 Junior Noboa, R OBP: 0.500, SLG: 0.500 Mike Hargrove, L OBP: 0.363, SLG: 0.339 (1, 4) (4, PH) (4, 4) (9, PH) (9, 3)			K		F3		F7		1B 2B 1B	1	0	0	0	0	1	3																					
Inning Stats	R: 0 E: 0 K: 0 S: 3	H: 0 LOB: 0 BB: 0 P: 3	R: 0 E: 1 K: 1 S: 7	H: 2 LOB: 3 BB: 1 P: 11	R: 0 E: 0 K: 0 S: 4	H: 1 LOB: 1 BB: 0 P: 4	R: 1 E: 0 K: 0 S: 5	H: 2 LOB: 1 BB: 0 P: 5	R: 2 E: 0 K: 0 S: 5	H: 2 LOB: 0 BB: 0 P: 6	R: 0 E: 0 K: 1 S: 5	H: 0 LOB: 0 BB: 0 P: 5	R: 0 E: 0 K: 0 S: 3	H: 0 LOB: 0 BB: 0 P: 3	R: 3 E: 1 K: 1 S: 9	H: 4 LOB: 1 BB: 0 P: 9		1B: 10 2B: 1 3B: 1 HR: 0	SF: 1 SAC: 0 DP: 1 HBP: 1	WP: 1 PB: 0 SB: 2 CS: 0	PA: 40																
PITCHER	IP	WLS	BF	H	R	ER	SO	BB	IBB	HBP	BLK	WP	HR	S	P	ERA		WHIP	PITCHER		IP	WLS	BF	H	R	ER	SO	BB	IBB	HBP	BLK	WP	HR	S	P	ERA	WHIP
Ray Burris, R ERA: 2.97 Bill Caudill, R ERA: 3.0 (1, 1) (9, 1)	8.1	L	35	9	4	4	2	1	0	0	0	1	0	37	42	4.32		1.200																			

Batter	1	2	3	4	5	6	7	8	9	AB	R	H	RBI	BB	SO	LOB	BOTTOM																			
Rickey Henderson, R OBP: 0.394, SLG: 0.454 (1, 7)	K			CS 1-2	F8		F8		K	5	0	1	0	0	2	0	Cleveland Indians @ Oakland Athletics Oakland-Alameda County Coliseum, Oakland, CA Sat Sep 15 1984, 3:33 AM PDT Att: 13,529 - Unknown																			
Carney Lansford, R OBP: 0.345, SLG: 0.438 (1, 5)		5-3			E5 F3		BB 1B		BB	3	1	1	0	1	0	2																				
Dwayne Murphy, L OBP: 0.341, SLG: 0.466 (1, 8)				FC2-4 BB	F3		BB		K	3	1	1	2	2	1	2																				
Dave Kingman, R OBP: 0.326, SLG: 0.523 (1, 10)	5-3		FC2-4 FC3-6		F9		K		F8	5	0	0	0	0	1	5																				
Bruce Bochte, L OBP: 0.324, SLG: 0.337 Bill Almon, R OBP: 0.235, SLG: 0.340 (1, 3) (6, PH) (7, 3)	F8		FC3-6		5-3		F7			2	0	0	0	0	0	1																				
Donnie Hill, S OBP: 0.230, SLG: 0.286 Steve Kiefer, R OBP: 0.313, SLG: 0.357 (1, 6) (6, PH) (7, 6)		1B SF7 BB			F9		BB 1B		K	1	0	1	0	0	0	0																				
Dan Meyer, L OBP: 0.357, SLG: 0.643 Mark Wagner, R OBP: 0.281, SLG: 0.317 (8, PH) (9, 6)										1	0	0	0	0	1	0																				
Mickey Tettleton, S OBP: 0.280, SLG: 0.182 (1, 2)		1B 1B			K		BB 1B		F9	3	0	1	0	1	1	0																				
Mike Davis, L OBP: 0.269, SLG: 0.351 Mike Heath, R OBP: 0.294, SLG: 0.397 (1, 9) (6, PH) (7, 9)		K			F6		K			2	0	0	0	0	1	2																				
Tony Phillips, S OBP: 0.317, SLG: 0.342 (1, 4)									F8	2	0	1	0	1	1	3																				
Inning Stats	R: 2 E: 0 K: 1 S: 6	H: 1 LOB: 0 BB: 0 P: 7	R: 1 E: 0 K: 1 S: 7	H: 2 LOB: 2 BB: 1 P: 11	R: 0 E: 0 K: 0 S: 3	H: 0 LOB: 1 BB: 1 P: 7	R: 0 E: 0 K: 1 S: 4	H: 0 LOB: 0 BB: 1 P: 8	R: 0 E: 1 K: 0 S: 4	H: 0 LOB: 1 BB: 0 P: 4	R: 0 E: 0 K: 2 S: 8	H: 1 LOB: 2 BB: 1 P: 12	R: 0 E: 0 K: 1 S: 6	H: 1 LOB: 2 BB: 1 P: 10	R: 0 E: 0 K: 1 S: 6	H: 1 LOB: 1 BB: 0 P: 6		R: 0 E: 0 K: 2 S: 7	H: 0 LOB: 1 BB: 1 P: 11	1B: 4 2B: 0 3B: 1 HR: 1	SF: 1 SAC: 0 DP: 0 HBP: 1	WP: 0 PB: 0 SB: 0 CS: 1	PA: 41													
PITCHER	IP	WLS	BF	H	R	ER	SO	BB	IBB	HBP	BLK	WP	HR	S	P	ERA		WHIP	PITCHER		IP	WLS	BF	H	R	ER	SO	BB	IBB	HBP	BLK	WP	HR	S	P	ERA
Steve Comer, R ERA: 5.68 Steve Farr, R ERA: 4.69 Jamie Easterly, L ERA: 3.33 Jerry Ujdur, R ERA Ernie Camacho, R ERA: 2.35 (1, 1) (2, 1) (6, 1) (6, 1) (9, 1)	1.2		10	3	3	3	2	1	0	0	0	0	0	12	20	0.00	0.600																			



Batter	1	2	3	4	5	6	7	8	9	AB	R	H	RBI	BB	SO	LOB	TOP								
Brett Butler, L OBP: 0.358, SLG: 0.346 (1, 8)										4	3	2	0	1	0	0									
Julio Franco, R OBP: 0.338, SLG: 0.355 (1, 6)										4	1	1	0	1	0	1									
Mel Hall, L OBP: 0.341, SLG: 0.432 Mike Hargrove, L OBP: 0.364, SLG: 0.341 (8, 3)										3	0	1	1	1	0	0									
Andre Thornton, R OBP: 0.364, SLG: 0.491 (1, 10)										3	0	0	2	0	2	1									
Joe Carter, R OBP: 0.322, SLG: 0.485 (8, 7)										5	1	2	0	0	0	3									
George Vukovich, L OBP: 0.355, SLG: 0.448 (1, 9)										5	2	3	1	0	0	2									
Pat Tabler, R OBP: 0.355, SLG: 0.398 (1, 5)										4	0	1	1	0	0	1									
Chris Bando, S OBP: 0.383, SLG: 0.524 (1, 2)										4	1	1	2	0	0	2									
Mike Fischlin, R OBP: 0.307, SLG: 0.337 (1, 4)										4	0	1	0	0	0	0									
Inning Stats	R: 1 E: 0 K: 0 S: 4	H: 1 LOB: 1 BB: 1 P: 8	R: 0 E: 0 K: 0 S: 3	H: 0 LOB: 0 BB: 0 P: 3	R: 0 E: 0 K: 0 S: 3	H: 0 LOB: 0 BB: 0 P: 3	R: 1 E: 1 K: 1 S: 8	H: 3 LOB: 0 BB: 0 P: 8	R: 1 E: 0 K: 0 S: 5	H: 2 LOB: 2 BB: 1 P: 9	R: 1 E: 0 K: 0 S: 4	H: 1 LOB: 0 BB: 0 P: 4	R: 1 E: 0 K: 1 S: 6	H: 1 LOB: 0 BB: 0 P: 6	R: 2 E: 0 K: 0 S: 5	H: 3 LOB: 0 BB: 0 P: 5	R: 1 E: 0 K: 0 S: 5	H: 2 LOB: 2 BB: 1 P: 9	1B: 8 2B: 2 3B: 1 HR: 2	SF: 2 SAC: 0 DP: 0 HBP: 0	WP: 1 PB: 0 SB: 1 CS: 0	PA: 43			
PITCHER	IP	WLS	BF	H	R	ER	SO	BB	IBB	HBP	BLK	WP	HR	S	P	ERA	WHIP								
Rick Langford, R ERA: 8.31 (1, 1)	4.1		21	6	3	3	1	2	0	0	0	0	0	21	29	6.23	1.846								
Keith Atherton, R ERA: 4.59 (5, 1)	3.1	L	15	5	4	4	1	0	0	0	0	1	2	17	17	10.80	1.500								
Tim Conroy, L ERA: 4.86 (8, 1)	0.2		3	1	1	1	0	1	0	0	0	0	0	2	6	13.50	3.000								
Lary Sorensen, R ERA: 4.76 (9, 1)	0.2		3	1	0	0	0	0	0	0	0	0	0	3	3	0.00	1.500								

Cleveland Indians @ Oakland Athletics
Oakland-Alameda County Coliseum, Oakland, CA
Sun Sep 16 1984, 3:33 AM PDT
Att: 13,292 - Unknown

AB	37
R	8
H	13
RBI	7
BB	3
SO	2
LOB	10



Batter	1	2	3	4	5	6	7	8	9	AB	R	H	RBI	BB	SO	LOB	BOTTOM								
Rickey Henderson, R OBP: 0.394, SLG: 0.454 (1, 7)										5	1	2	1	0	2	3									
Camey Lansford, R OBP: 0.344, SLG: 0.437 (1, 5)										5	0	1	1	0	0	3									
Dwayne Murphy, L OBP: 0.343, SLG: 0.465 (1, 8)										3	0	1	0	2	0	0									
Dave Kingman, R OBP: 0.325, SLG: 0.520 (1, 10)										5	0	1	0	0	0	4									
Bruce Bochte, L OBP: 0.325, SLG: 0.336 Bill Almon, R OBP: 0.235, SLG: 0.340 (7, PR) (8, 3)										2	1	0	0	2	0	1									
Dan Meyer, L OBP: 0.333, SLG: 0.600 (8, FH)										1	0	0	0	0	0	0									
Mike Davis, L OBP: 0.289, SLG: 0.350 (1, 9)										4	1	1	0	0	1	3									
Mickey Tettleton, S OBP: 0.296, SLG: 0.191 (1, 2)										3	1	1	0	1	0	0									
Steve Kiefer, R OBP: 0.316, SLG: 0.438 (1, 6)										2	0	1	1	0	0	0									
Tony Phillips, S OBP: 0.317, SLG: 0.340 (1, 4)										3	0	0	1	1	0	2									
Inning Stats	R: 0 E: 0 K: 1 S: 6	H: 1 LOB: 1 BB: 0 P: 6	R: 4 E: 0 K: 0 S: 6	H: 3 LOB: 3 BB: 3 P: 18	R: 0 E: 0 K: 0 S: 3	H: 0 LOB: 0 BB: 0 P: 3	R: 0 E: 0 K: 0 S: 4	H: 1 LOB: 1 BB: 0 P: 4	R: 0 E: 0 K: 0 S: 3	H: 0 LOB: 1 BB: 1 P: 7	R: 0 E: 0 K: 0 S: 4	H: 1 LOB: 0 BB: 0 P: 4	R: 0 E: 1 K: 1 S: 7	H: 1 LOB: 2 BB: 0 P: 7	R: 0 E: 1 K: 1 S: 6	H: 1 LOB: 2 BB: 1 P: 10	R: 0 E: 0 K: 0 S: 2	H: 0 LOB: 0 BB: 1 P: 6	1B: 6 2B: 2 3B: 0 HR: 0	SF: 1 SAC: 1 DP: 1 HBP: 0	WP: 0 PB: 0 SB: 0 CS: 0	PA: 41			
PITCHER	IP	WLS	BF	H	R	ER	SO	BB	IBB	HBP	BLK	WP	HR	S	P	ERA	WHIP								
Don Schulze, R ERA: 4.63 (1, 1)	4.0		20	5	4	4	1	3	0	0	0	0	0	19	31	9.00	2.000								
Tom Waddell, R ERA: 3.4 (5, 1)	2.2	W	12	2	0	0	0	1	0	0	0	0	0	11	15	0.00	1.125								
Jeff Barkley, R ERA: (7, 1)	0.2		4	1	0	0	1	1	0	0	0	0	0	5	9	0.00	3.000								
Ernie Camacho, R ERA: 2.31 (8, 1)	1.2	S	5	0	0	0	1	1	0	0	0	0	0	6	10	0.00	0.600								

Cleveland Indians @ Oakland Athletics
Oakland-Alameda County Coliseum, Oakland, CA
Sun Sep 16 1984, 3:33 AM PDT
Att: 13,292 - Unknown

AB	33
R	4
H	8
RBI	4
BB	6
SO	3
LOB	16



Batter	1	2	3	4	5	6	7	8	9	AB	R	H	RBI	BB	SO	LOB	TOP								
Mickey Rivers, L OBP: 0.315, SLG: 0.382 (1, 10)	F6								F7		5	1	2	0	0	1									
Tom Dunbar, L OBP: 0.316, SLG: 0.360 (1, 9)	1-3		F6					F7		4	0	0	0	0	0	2									
Gary Ward, R OBP: 0.338, SLG: 0.442 (1, 7)	6-3			6-3						4	0	2	0	0	0	0									
Buddy Bell, R OBP: 0.374, SLG: 0.446 (1, 5)		K		K						3	0	0	1	0	2	1									
Bob Jones, L OBP: 0.326, SLG: 0.411 (1, 3)	F8		F6	F7						4	1	2	0	0	0	0									
George Wright, S OBP: 0.267, SLG: 0.382 (1, 8)					G3					4	0	2	0	0	0	2									
Ned Yost, R OBP: 0.275, SLG: 0.259 (7, PH)										3	0	1	1	0	1	2									
Bill Sample, R OBP: 0.285, SLG: 0.325 (9, PH)	K									1	0	0	0	0	1	0									
Curtis Wilkerson, S OBP: 0.275, SLG: 0.272 (7, PH)										2	0	0	0	0	2	1									
Mary Foley, L OBP: 0.304, SLG: 0.398 (7, 6)										1	0	0	0	0	0	1									
Jeff Kunkel, R OBP: 0.211, SLG: 0.344 (7, 6)			K							1	0	1	0	0	0	0									
Wayne Tolleson, S OBP: 0.284, SLG: 0.261 (7, PH)										2	0	0	0	0	0	1									
Larry Parrish, R OBP: 0.339, SLG: 0.473 (7, 4)			4-3							1	0	0	0	0	0	1									
Jim Anderson, R OBP: 0.184, SLG: 0.111 (9, PH)										0	0	0	0	0	0	0									
Alan Bannister, R OBP: 0.363, SLG: 0.349 (9, PH)										1	0	0	0	0	1	1									
Inning Stats	R: 0 E: 0 K: 0 S: 3	H: 0 LOB: 0 BB: 0 P: 3	R: 0 E: 0 K: 2 S: 8	H: 1 LOB: 1 BB: 0 P: 8	R: 0 E: 0 K: 1 S: 6	H: 1 LOB: 0 BB: 0 P: 6	R: 0 E: 0 K: 1 S: 5	H: 0 LOB: 0 BB: 0 P: 5	R: 0 E: 0 K: 1 S: 6	H: 1 LOB: 1 BB: 0 P: 6	R: 0 E: 0 K: 0 S: 4	H: 1 LOB: 1 BB: 0 P: 4	R: 1 E: 0 K: 0 S: 5	H: 2 LOB: 1 BB: 0 P: 5	R: 1 E: 0 K: 0 S: 6	H: 3 LOB: 2 BB: 0 P: 6	R: 0 E: 0 K: 2 S: 8	H: 1 LOB: 1 BB: 0 P: 8	1B: 7 2B: 2 3B: 1 HR: 0	SF: 1 SAC: 0 DP: 0 HBP: 0	WP: 0 PB: 0 SB: 0 CS: 0	PA: 37			
PITCHER	IP	WLS	BF	H	R	ER	SO	BB	IBB	HBP	BLK	WP	HR	S	P	ERA	WHIP								
Chris Codiroli, R ERA: 6.69 (1, 1)	7.1	W	29	7	2	2	5	0	0	0	0	0	0	39	39	2.46	0.955								
Bill Caudill, R ERA: 2.91 (8, 1)	1.2	S	8	3	0	0	2	0	0	0	0	0	0	12	12	0.00	1.800								

Texas Rangers @ Oakland Athletics
Oakland-Alameda County Coliseum, Oakland, CA
Tue Sep 18 1984, 7:05 PM PDT
Att: 8,473 - Unknown

AB 36
R 2
H 10
RBI 2
BB 0
SO 7
LOB 13



Batter	1	2	3	4	5	6	7	8	9	AB	R	H	RBI	BB	SO	LOB	BOTTOM								
Rickey Henderson, R OBP: 0.392, SLG: 0.449 (1, 7)	5-3									3	0	0	0	1	0	2									
Camey Lansford, R OBP: 0.344, SLG: 0.438 (1, 5)	6-3									4	0	2	1	0	0	1									
Dwayne Murphy, L OBP: 0.344, SLG: 0.463 (1, 8)	4-3									3	0	0	0	1	0	2									
Dave Kingman, R OBP: 0.322, SLG: 0.519 (1, 10)		F2		F5						4	0	0	0	0	1	4									
Mike Heath, R OBP: 0.284, SLG: 0.405 (1, 9)		K			4-3		5-3			4	1	1	1	0	1	1									
Bill Almon, R OBP: 0.240, SLG: 0.354 (1, 3)										4	1	1	0	0	0	0									
Mickey Tettleton, S OBP: 0.311, SLG: 0.288 (1, 2)										3	1	1	2	0	0	0									
Steve Kiefer, R OBP: 0.269, SLG: 0.348 (1, 6)										4	1	1	0	0	1	0									
Tony Phillips, S OBP: 0.321, SLG: 0.348 (1, 4)										3	1	3	1	0	0	0									
Inning Stats	R: 0 E: 0 K: 0 S: 3	H: 0 LOB: 0 BB: 0 P: 3	R: 0 E: 0 K: 1 S: 5	H: 0 LOB: 0 BB: 0 P: 5	R: 1 E: 0 K: 0 S: 5	H: 2 LOB: 3 BB: 2 P: 13	R: 2 E: 0 K: 0 S: 6	H: 3 LOB: 1 BB: 0 P: 6	R: 0 E: 0 K: 1 S: 6	H: 1 LOB: 1 BB: 0 P: 6	R: 0 E: 0 K: 0 S: 3	H: 0 LOB: 0 BB: 0 P: 3	R: 0 E: 0 K: 0 S: 4	H: 1 LOB: 1 BB: 0 P: 4	R: 2 E: 0 K: 1 S: 7	H: 2 LOB: 2 BB: 0 P: 7	R: 2 E: 0 K: 1 S: 5	H: 2 LOB: 2 BB: 0 P: 7	1B: 4 2B: 3 3B: 0 HR: 2	SF: 1 SAC: 0 DP: 0 HBP: 0	WP: 0 PB: 0 SB: 1 CS: 1	PA: 35			
PITCHER	IP	WLS	BF	H	R	ER	SO	BB	IBB	HBP	BLK	WP	HR	S	P	ERA	WHIP								
Frank Tanana, L ERA: 3.22 (1, 1)	8.0	L	35	9	5	3	3	2	0	0	0	0	2	39	47	3.38	1.375								

Texas Rangers @ Oakland Athletics
Oakland-Alameda County Coliseum, Oakland, CA
Tue Sep 18 1984, 7:05 PM PDT
Att: 8,473 - Unknown

AB 32
R 5
H 9
RBI 5
BB 2
SO 3
LOB 10



Batter	1	2	3	4	5	6	7	8	9	AB	R	H	RBI	BB	SO	LOB	TOP				
Alan Bannister, R (1,4) OBP: 0.375, SLG: 0.352 Wayne Tolleson, S (6, PR) OBP: 0.283, SLG: 0.260 (6,4)	E6 FC5-4		SF8 1B	BB 1-2 2-3 3-H	BB	1B BB	F8			2	1	1	0	2	0	0					
Gary Ward, R (1,10) OBP: 0.337, SLG: 0.440	FC5-4 5-3 1-2		E6 G6-4-3	BB		1B 2B 1B		6-3		5	1	1	3	0	0	5					
Buddy Bell, R (1,5) OBP: 0.376, SLG: 0.449	5-3 1-2		SF8		G5-4-3 BB 1B	2B 1B				4	0	3	2	0	0	1					
Larry Parrish, R (1,9) OBP: 0.340, SLG: 0.473	F3		G6-4-3		G5-4-3 BB 1-2	BB 1-3 2B		F9		4	0	1	1	1	0	3					
Dave Hostetler, R (1,3) OBP: 0.329, SLG: 0.384 Bob Jones, L (6, PH) OBP: 0.321, SLG: 0.405 (6,3)		4-3			F9	G5-4-3 1-2 2-3	K	4-3		3	0	0	0	0	0	2					
George Wright, S (1,8) OBP: 0.285, SLG: 0.378	F9			1B PB BB	K	F5		F7		4	1	0	0	1	1	4					
Bill Sample, R (1,7) OBP: 0.288, SLG: 0.330				PB 1B 1-2		E7 SH5-4 1B		F3		5	1	3	0	0	0	0					
Jeff Kunkel, R (1,6) OBP: 0.220, SLG: 0.344			K			SH1-4 1B	SH1-4	F3		3	1	1	0	1	1	1					
Donnie Scott, S (1,2) OBP: 0.282, SLG: 0.296			1B E 1B		F6	SH5-4 1B 1-2 2-3	K			3	1	1	0	0	1	4					
Inning Stats	R: 0 E: 1 K: 0 S: 4	H: 0 LOB: 1 BB: 0 P: 4	R: 0 E: 0 K: 1 S: 6	H: 1 LOB: 1 BB: 0 P: 6	R: 2 E: 1 K: 0 S: 5	H: 2 LOB: 0 BB: 0 P: 5	R: 1 E: 0 K: 0 S: 5	H: 2 LOB: 3 BB: 2 P: 13	R: 0 E: 0 K: 1 S: 5	H: 1 LOB: 1 BB: 1 P: 9	R: 4 E: 1 K: 1 S: 9	H: 3 LOB: 3 BB: 2 P: 17	R: 0 E: 0 K: 1 S: 6	H: 1 LOB: 1 BB: 0 P: 6	R: 0 E: 0 K: 0 S: 3	H: 0 LOB: 0 BB: 0 P: 3	1B: 9 2B: 2 3B: 0 HR: 0	SF: 1 SAC: 2 DP: 2 HBP: 0	WP: 0 PB: 1 SB: 0 CS: 0	PA: 44	
PITCHER	IP	WLS	BF	H	R	ER	SO	BB	IBB	HBP	BLK	WP	HR	S	P	ERA	WHIP				
Curt Young, L (1,1) ERA: 4.25	5.1		29	7	7	5	2	5	0	0	0	0	0	28	48	8.44	2.250				
Mike Warren, R (6,1) ERA: 4.75	1.2		8	3	0	0	2	0	0	0	0	0	0	12	12	0.00	1.800				
Steve McCatty, R (8,1) ERA: 4.77	2.0	W	7	1	0	0	0	0	0	0	0	0	0	7	7	0.00	0.500				

Texas Rangers @ Oakland Athletics
Oakland-Alameda County Coliseum, Oakland, CA
Wed Sep 19 1984, 3:33 AM PDT
Att: 7,365 - Unknown

AB	36
R	7
H	11
RBI	6
BB	5
SO	4
LOB	25



Batter	1	2	3	4	5	6	7	8	9	AB	R	H	RBI	BB	SO	LOB	BOTTOM					
Rickey Henderson, R (1,7) OBP: 0.392, SLG: 0.446	6-3		K		6-3		1B S BB G3	1B BB		3	1	0	0	2	1	1						
Camey Lansford, R (1,5) OBP: 0.345, SLG: 0.438	4-3		FC6-4 1-2		F8		1B 1-3	1B 1-2 2-H 3-H		5	0	2	2	0	0	1						
Joe Morgan, L (1,4) OBP: 0.360, SLG: 0.351 Tony Phillips, S (8,4) OBP: 0.320, SLG: 0.347	K			F6	F2		G3	K		4	0	0	1	0	1	1						
Dave Kingman, R (1,10) OBP: 0.324, SLG: 0.520 Steve Kiefer, R (9, PR) OBP: 0.295, SLG: 0.348				5-3		F8		BB S 1B BB		5	0	3	0	0	0	0						
Dwayne Murphy, L (1,8) OBP: 0.344, SLG: 0.468	F3			1B 1B 1B		K		K		5	2	2	1	0	2	3						
Bruce Bochte, L (1,3) OBP: 0.328, SLG: 0.339	F7			1B 1B 1-3		HR 1B 2B		K	1B BB IBB	4	2	2	0	1	1	1						
Jim Essian, R (1,2) OBP: 0.342, SLG: 0.354 Dan Meyer, L (8, PH) OBP: 0.375, SLG: 0.625 Mickey Tettleton, S (9,2) OBP: 0.306, SLG: 0.283	F7			1B 1-2 3-H		F7		BB BB 1B 1B	K	3	0	1	1	0	0	2						
Mike Davis, L (1,9) OBP: 0.275, SLG: 0.352			F4					BB BB 1B BB	1B BB	3	1	2	2	2	0	0						
Donnie Hill, S (1,6) OBP: 0.230, SLG: 0.285 Garry Hancock, L (9, PH) OBP: 0.218, SLG: 0.236			FC6-4 1B		F4		4-3	K	1B 1-2 2-3 3-H	4	0	1	0	0	1	5						
Inning Stats	R: 0 E: 0 K: 1 S: 5	H: 0 LOB: 0 BB: 0 P: 5	R: 0 E: 0 K: 1 S: 6	H: 1 LOB: 1 BB: 0 P: 4	R: 0 E: 0 K: 1 S: 6	H: 1 LOB: 1 BB: 0 P: 6	R: 2 E: 0 K: 0 S: 7	H: 4 LOB: 2 BB: 0 P: 7	R: 0 E: 0 K: 0 S: 3	H: 0 LOB: 0 BB: 0 P: 3	R: 2 E: 0 K: 0 S: 6	H: 3 LOB: 1 BB: 0 P: 6	R: 1 E: 0 K: 1 S: 6	H: 2 LOB: 1 BB: 1 P: 10	R: 2 E: 0 K: 3 S: 11	H: 2 LOB: 2 BB: 2 P: 19	R: 1 E: 0 K: 2 S: 8	H: 2 LOB: 3 BB: 2 P: 16	1B: 13 2B: 1 3B: 0 HR: 1	SF: 0 SAC: 0 DP: 0 HBP: 0	WP: 0 PB: 0 SB: 2 CS: 0	PA: 45
PITCHER	IP	WLS	BF	H	R	ER	SO	BB	IBB	HBP	BLK	WP	HR	S	P	ERA	WHIP					
Charlie Hough, R (1,1) ERA: 3.7	6.0		27	9	4	4	2	0	0	0	0	0	0	31	31	6.00	1.500					
Dickie Noles, R (7,1) ERA: 5.37	1.2		10	3	3	3	3	3	0	0	0	0	0	13	25	16.20	3.600					
Tom Henke, R (8,1) ERA: 6.15	1.0	L	8	3	1	1	3	1	1	0	0	0	0	12	20	9.00	4.000					

Texas Rangers @ Oakland Athletics
Oakland-Alameda County Coliseum, Oakland, CA
Wed Sep 19 1984, 3:33 AM PDT
Att: 7,365 - Unknown

AB	40
R	8
H	15
RBI	8
BB	5
SO	8
LOB	18



Batter	1	2	3	4	5	6	7	8	9	AB	R	H	RBI	BB	SO	LOB	TOP										
Rickey Henderson, R OBP: 0.394, SLG: 0.446 (1, 7)										3	1	1	0	2	0	2	Oakland Athletics @ Kansas City Royals Royals Stadium, Kansas City, MO Fri Sep 21 1984, 8:05 PM EDT Att: 23,053 - Unknown livebaseballscorecards.com										
Carney Lansford, R OBP: 0.345, SLG: 0.438 (1, 5)										5	1	2	1	0	0	3											
Dwayne Murphy, L OBP: 0.344, SLG: 0.467 (1, 8)										4	0	1	1	0	0	2											
Dave Kingman, R OBP: 0.324, SLG: 0.517 (1, 10)										3	0	0	0	1	1	2											
Mike Heath, R OBP: 0.283, SLG: 0.404 (1, 9)										4	0	1	1	0	0	0											
Bill Almon, R OBP: 0.242, SLG: 0.354 Bruce Bochte, L OBP: 0.327, SLG: 0.339 (8, PH) (8, 3)										3	1	1	0	0	1	2											
Mickey Tettleton, S OBP: 0.289, SLG: 0.263 (1, 2)										1	0	0	0	0	0	0											
Steve Kiefer, R OBP: 0.310, SLG: 0.462 Dan Meyer, L OBP: 0.412, SLG: 0.706 (9, PH) (8, 3)										3	0	2	1	0	0	0											
Tony Phillips, S OBP: 0.319, SLG: 0.347 (1, 4)										1	0	1	0	0	1	3											
Inning Stats	R: 0 E: 0 K: 0 S: 4	H: 2 LOB: 1 BB: 0 P: 4	R: 1 E: 0 K: 1 S: 7	H: 2 LOB: 1 BB: 0 P: 7	R: 2 E: 0 K: 0 S: 5	H: 2 LOB: 2 BB: 2 P: 13	R: 0 E: 0 K: 0 S: 3	H: 1 LOB: 1 BB: 1 P: 7	R: 0 E: 0 K: 1 S: 5	H: 0 LOB: 0 BB: 0 P: 5	R: 0 E: 0 K: 1 S: 5	H: 0 LOB: 0 BB: 0 P: 5	R: 1 E: 0 K: 0 S: 5	H: 2 LOB: 1 BB: 0 P: 5	R: 0 E: 0 K: 1 S: 5	H: 0 LOB: 0 BB: 0 P: 5		R: 0 E: 0 K: 1 S: 6	H: 1 LOB: 1 BB: 0 P: 6	1B: 8 2B: 1 3B: 1 HR: 0	SF: 0 SAC: 0 DP: 0 HBP: 0	WP: 0 PB: 0 SB: 2 CS: 2	PA: 38				
PITCHER	IP	WLS	BF	H	R	ER	SO	BB	IBB	HBP	BLK	WP	HR	S	P	ERA	WHIP										
Charlie Leibrandt, L ERA: 3.68 Frank Willis, R ERA: 5.91 Dan Quisenberry, R ERA: 2.6	(1, 1)	2.1	14	6	3	3	1	1	1	0	0	0	0	14	22	11.57	3.000										
	(3, 1)	4.2	W	17	3	1	1	2	1	0	0	0	0	20	24	1.93	0.857										
	(8, 1)	2.0	S	7	1	0	0	2	0	0	0	0	0	11	11	0.00	0.500										

Batter	1	2	3	4	5	6	7	8	9	AB	R	H	RBI	BB	SO	LOB	BOTTOM										
Willie Wilson, S OBP: 0.354, SLG: 0.393 (1, 8)										3	2	1	0	1	0	0	Oakland Athletics @ Kansas City Royals Royals Stadium, Kansas City, MO Fri Sep 21 1984, 8:05 PM EDT Att: 23,053 - Unknown livebaseballscorecards.com										
Pat Sheridan, L OBP: 0.340, SLG: 0.397 Lynn Jones, R OBP: 0.337, SLG: 0.367 (7, PH) (8, 9)										3	1	2	1	0	1	0											
George Brett, L OBP: 0.343, SLG: 0.461 Greg Pryor, R OBP: 0.300, SLG: 0.359 (1, 5) (8, 5)										4	1	2	4	0	2	1											
Jorge Orta, L OBP: 0.347, SLG: 0.466 Hal McRae, R OBP: 0.337, SLG: 0.390 (6, PH)										2	0	0	0	0	0	1											
Darryl Motley, R OBP: 0.322, SLG: 0.433 (1, 7)										4	0	1	0	0	0	3											
Steve Balboni, R OBP: 0.319, SLG: 0.502 John Wathan, R OBP: 0.286, SLG: 0.286 (1, 3) (9, 3)										4	1	1	1	0	3	1											
Frank White, R OBP: 0.304, SLG: 0.428 (1, 4)										4	0	0	0	0	1	1											
Don Slaught, R OBP: 0.297, SLG: 0.384 (1, 2)										3	0	1	0	0	2	0											
Onix Concepcion, R OBP: 0.313, SLG: 0.326 (1, 6)										3	1	0	0	0	0	1											
Inning Stats	R: 0 E: 0 K: 2 S: 7	H: 0 LOB: 0 BB: 0 P: 7	R: 0 E: 0 K: 2 S: 8	H: 1 LOB: 1 BB: 0 P: 8	R: 0 E: 0 K: 1 S: 5	H: 0 LOB: 0 BB: 0 P: 5	R: 0 E: 0 K: 1 S: 6	H: 1 LOB: 1 BB: 0 P: 6	R: 0 E: 0 K: 2 S: 7	H: 0 LOB: 0 BB: 0 P: 7	R: 2 E: 0 K: 0 S: 5	H: 3 LOB: 1 BB: 1 P: 9	R: 5 E: 0 K: 0 S: 7	H: 4 LOB: 0 BB: 1 P: 11	R: 0 E: 0 K: 1 S: 5	H: 0 LOB: 0 BB: 0 P: 5		1B: 6 2B: 1 3B: 0 HR: 2	SF: 0 SAC: 0 DP: 1 HBP: 0	WP: 0 PB: 0 SB: 1 CS: 0	PA: 34						
PITCHER	IP	WLS	BF	H	R	ER	SO	BB	IBB	HBP	BLK	WP	HR	S	P	ERA	WHIP										
Mike Warren, R ERA: 4.68 Tim Conroy, L ERA: 4.66 Lary Sorensen, R ERA: 4.87 Dave Leiper, L ERA: 11.25 Keith Atherton, R ERA: 4.53	(1, 1)	5.1	21	4	2	2	8	1	0	0	0	0	0	1	1	3.38	0.938										
	(6, 1)	0.0	1	1	0	0	0	0	0	0	0	0	0	1	1	∞	∞										
	(6, 1)	1.1	L	6	3	3	3	0	0	0	0	0	1	6	6	20.25	2.250										
	(7, 1)	0.0	2	1	2	2	0	1	0	0	0	0	1	1	5	∞	∞										
	(7, 1)	1.1	4	0	0	0	1	0	0	0	0	0	0	6	6	0.00	0.000										

Batter	1	2	3	4	5	6	7	8	9	AB	R	H	RBI	BB	SO	LOB	TOP				
Rickey Henderson, R OBP: 0.393, SLG: 0.444 (1,7)	5-3		F7				5-3			4	0	1	0	0	0	0					
Carney Lansford, R OBP: 0.343, SLG: 0.435 (1,5)	6-3		F4				F7			4	0	0	0	0	0	1					
Joe Morgan, L OBP: 0.359, SLG: 0.350 (1,4)	F7			K					F9	4	1	1	0	0	1	0					
Dave Kingman, R OBP: 0.323, SLG: 0.517 (1,10)		K							K	4	1	1	0	0	3	1					
Dwayne Murphy, L OBP: 0.343, SLG: 0.469 (1,8)		K							F8	4	0	1	1	0	1	1					
Mike Heath, R OBP: 0.287, SLG: 0.406 (1,9)										3	0	2	0	1	0	0					
Bill Almon, R OBP: 0.243, SLG: 0.353 (9, PH) Dan Meyer, L OBP: 0.389, SLG: 0.667 (9, PH)									F9	3	0	1	0	0	1	3					
Jim Essian, R OBP: 0.342, SLG: 0.348 (6, PH) Jeff Burroughs, R OBP: 0.375, SLG: 0.319 (6, PH) Mickey Tettleton, S OBP: 0.288, SLG: 0.263 (9, PH) Bruce Bochte, L OBP: 0.329, SLG: 0.340 (9, PH) Tony Phillips, S OBP: 0.319, SLG: 0.347 (9, PH)		K								2	0	0	0	0	2	4					
Steve Kiefer, R OBP: 0.281, SLG: 0.414 (9, PH) Garry Hancock, L OBP: 0.214, SLG: 0.232 (9, PH)										3	0	0	0	0	0	0					
Inning Stats	R: 0 E: 0 K: 0 S: 3	H: 0 LOB: 0 BB: 0 P: 3	R: 0 E: 0 K: 3 S: 11	H: 2 LOB: 2 BB: 0 P: 11	R: 0 E: 0 K: 0 S: 3	H: 0 LOB: 0 BB: 0 P: 3	R: 1 E: 0 K: 3 S: 11	H: 2 LOB: 2 BB: 1 P: 15	R: 0 E: 0 K: 0 S: 3	H: 1 LOB: 0 BB: 0 P: 3	R: 1 E: 1 K: 1 S: 8	H: 2 LOB: 2 BB: 0 P: 8	R: 0 E: 0 K: 1 S: 5	H: 0 LOB: 0 BB: 0 P: 5	R: 0 E: 0 K: 0 S: 4	H: 1 LOB: 1 BB: 0 P: 4	1B: 6 2B: 1 3B: 1 HR: 0	SF: 0 SAC: 0 DP: 0 HBP: 0	WP: 0 PB: 0 SB: 0 CS: 1	PA: 36	
PITCHER	IP	WLS	BF	H	R	ER	SO	BB	IBB	HBP	BLK	WP	HR	S	P	ERA	WHIP				
Bud Black, L ERA: 3.16 (1,1)	6.0	W	26	7	2	1	7	1	0	0	0	0	0	39	43	1.50	1.333				
Joe Beckwith, R ERA: 3.6 (7,1)	2.0		6	0	0	0	1	0	0	0	0	0	0	8	8	0.00	0.000				
Dan Quisenberry, R ERA: 2.57 (9,1)	1.0	S	4	1	0	0	0	0	0	0	0	0	0	4	4	0.00	1.000				

Oakland Athletics @ Kansas City Royals
Royals Stadium, Kansas City, MO
Sat Sep 22 1984, 4:33 AM EDT
Att: 23,328 - Unknown

AB	35
R	2
H	8
RBI	1
BB	1
SO	8
LOB	13



Batter	1	2	3	4	5	6	7	8	9	AB	R	H	RBI	BB	SO	LOB	BOTTOM				
Willie Wilson, S OBP: 0.353, SLG: 0.394 (1,8)	K									4	1	1	0	0	1	1					
Pat Sheridan, L OBP: 0.338, SLG: 0.394 (1,9)	4-3									3	0	0	0	0	2	1					
George Brett, L OBP: 0.345, SLG: 0.458 (1,5) Lynn Jones, R OBP: 0.337, SLG: 0.367 (8,7)										2	1	0	0	2	1	0					
Jorge Orta, L OBP: 0.346, SLG: 0.463 (1,10)										4	1	1	1	0	0	1					
Darryl Motley, R OBP: 0.323, SLG: 0.439 (1,7) Greg Pryor, R OBP: 0.300, SLG: 0.359 (8,5)										4	1	2	2	0	0	1					
Steve Balboni, R OBP: 0.318, SLG: 0.502 (1,3) John Wathan, R OBP: 0.286, SLG: 0.286 (9,3)										4	0	1	1	0	3	3					
Frank White, R OBP: 0.306, SLG: 0.426 (1,4)										2	0	0	0	2	1	1					
Don Slaught, R OBP: 0.297, SLG: 0.381 (1,2)										3	0	0	0	1	0	5					
Onix Concepcion, R OBP: 0.313, SLG: 0.326 (1,6)										3	0	1	0	0	0	2					
Inning Stats	R: 0 E: 0 K: 2 S: 7	H: 0 LOB: 0 BB: 0 P: 7	R: 1 E: 0 K: 1 S: 7	H: 2 LOB: 1 BB: 1 P: 11	R: 3 E: 0 K: 1 S: 8	H: 3 LOB: 2 BB: 2 P: 16	R: 0 E: 0 K: 1 S: 5	H: 1 LOB: 1 BB: 0 P: 5	R: 0 E: 1 K: 1 S: 6	H: 0 LOB: 3 BB: 2 P: 14	R: 0 E: 0 K: 1 S: 5	H: 0 LOB: 0 BB: 0 P: 5	R: 0 E: 0 K: 1 S: 3	H: 0 LOB: 0 BB: 0 P: 3	R: 0 E: 0 K: 1 S: 5	H: 0 LOB: 0 BB: 0 P: 5	1B: 2 2B: 4 3B: 1 HR: 0	SF: 0 SAC: 1 DP: 1 HBP: 0	WP: 0 PB: 1 SB: 0 CS: 1	PA: 35	
PITCHER	IP	WLS	BF	H	R	ER	SO	BB	IBB	HBP	BLK	WP	HR	S	P	ERA	WHIP				
Ray Burris, R ERA: 3.03 (1,1)	8.0	L	35	6	4	4	8	5	0	0	0	0	0	46	66	4.50	1.375				

Oakland Athletics @ Kansas City Royals
Royals Stadium, Kansas City, MO
Sat Sep 22 1984, 4:33 AM EDT
Att: 23,328 - Unknown

AB	29
R	4
H	6
RBI	4
BB	5
SO	8
LOB	15



Batter	1	2	3	4	5	6	7	8	9	AB	R	H	RBI	BB	SO	LOB	TOP										
Rickey Henderson, R OBP: 0.395, SLG: 0.455 Bill Almon, R OBP: 0.247, SLG: 0.361	0-0 SF8 2B	0-0 HR		0-0 FC5-4 1B		0-3 K			0-0 2B	4	2	3	2	0	1	0											
Carney Lansford, R OBP: 0.343, SLG: 0.433	4-0 F7 1B 2-3	0-0 1B		0-0 FC5-4 FC5-4 1-2			0-0 F8		0-0 F8	4	0	1	0	1	0	2											
Joe Morgan, L OBP: 0.356, SLG: 0.347	0-0 SF8 3-H	0-0 F9		0-0 F9			0-0 F9		0-0 F9	3	0	0	1	0	0	2											
Dave Kingman, R OBP: 0.324, SLG: 0.516	0-0 1-2 1B		4-0 S 2B BB	0-0 FC5-4 1-2			0-0 F8		0-0 F8	3	1	1	0	1	0	1											
Dwayne Murphy, L OBP: 0.343, SLG: 0.469	0-0 F7 2-3		0-0 E SF7 1-H 2B		0-3 K			0-0 G3		4	1	1	1	0	1	2											
Mike Heath, R OBP: 0.285, SLG: 0.402	0-0 F8		0-0 E1 2-3		0-0 6-3			0-3 K		4	0	0	0	0	1	3											
Bruce Bochte, L OBP: 0.326, SLG: 0.338		0-0 6-3		0-0 SF7 3-H		0-0 4-3		0-0 4-3		3	0	0	1	0	0	0											
Jim Essian, R OBP: 0.340, SLG: 0.341		4-0 HR 1-3 BB		0-0 F6 2-3		0-0 4-3			0-0 1-3	3	1	0	0	1	0	1											
Steve Kiefer, R OBP: 0.250, SLG: 0.364		0-0 1-3 1-2		0-0 F8		0-3 K		0-3 K		4	0	0	0	0	2	2											
Inning Stats	R: 1 E: 0 K: 0 S: 5	H: 2 LOB: 2 BB: 1 P: 9	R: 2 E: 0 K: 0 S: 5	H: 2 LOB: 1 BB: 1 P: 9	R: 2 E: 1 K: 0 S: 5	H: 1 LOB: 1 BB: 1 P: 9	R: 0 E: 0 K: 0 S: 4	H: 1 LOB: 1 BB: 0 P: 4	R: 0 E: 0 K: 1 S: 5	H: 0 LOB: 0 BB: 0 P: 5	R: 0 E: 0 K: 0 S: 3	H: 0 LOB: 0 BB: 0 P: 3	R: 0 E: 0 K: 1 S: 5	H: 0 LOB: 1 BB: 0 P: 5	R: 0 E: 0 K: 1 S: 6	H: 1 LOB: 1 BB: 0 P: 6	1B: 3 2B: 3 3B: 0 HR: 1	SF: 2 SAC: 0 DP: 0 HBP: 0	WP: 0 PB: 0 SB: 2 CS: 0	PA: 38							
PITCHER	IP	WLS	BF	H	R	ER	SO	BB	IBB	HBP	BLK	WP	HR	S	P	ERA	WHIP										
Mike Jones, L ERA: 4.67	2.0	L	14	5	5	4	0	3	0	0	0	0	1	11	23	18.00	4.000										
Frank Willis, R ERA: 5.11	5.0		17	1	0	0	3	0	0	0	0	0	0	23	23	0.00	0.200										
Mark Huisman, R ERA: 4.13	2.0		7	1	0	0	2	0	0	0	0	0	0	11	11	0.00	0.500										

Oakland Athletics @ Kansas City Royals
Royals Stadium, Kansas City, MO
Sun Sep 23 1984, 4:33 AM EDT
Att: 24,040 - Unknown

AB	33
R	5
H	7
RBI	5
BB	3
SO	5
LOB	13



Batter	1	2	3	4	5	6	7	8	9	AB	R	H	RBI	BB	SO	LOB	BOTTOM										
Willie Wilson, S OBP: 0.391, SLG: 0.391	0-0 4-3		0-0 4-3		0-0 4-3			0-0 F8		4	0	0	0	0	0	0											
Pat Sheridan, L OBP: 0.337, SLG: 0.395	0-3 K		0-0 2B			0-3 K		0-3 K		4	0	1	0	0	3	0											
George Brett, L OBP: 0.546, SLG: 0.457 Greg Pryor, R OBP: 0.302, SLG: 0.359 Hal McRae, R OBP: 0.359, SLG: 0.390 Buddy Biancalana, S OBP: 0.231, SLG: 0.305	4-0 BB		0-0 G3			4-0 1-3 BB		4-0 BB		1	0	0	0	1	0	1											
Jorge Orta, L OBP: 0.345, SLG: 0.469	0-0 G3			0-0 HR		0-0 4-3 1-2		0-0 F8		4	1	1	1	0	0	3											
Darryl Motley, R OBP: 0.321, SLG: 0.436		0-0 F7		0-0 F9			0-0 6-3		0-0 5-3	4	0	0	0	0	0	0											
Steve Balboni, R OBP: 0.317, SLG: 0.500		0-0 1B		0-0 1-3			0-0 E6 1B		0-3 K	4	0	1	0	0	1	0											
Frank White, R OBP: 0.308, SLG: 0.429		0-3 K		0-0 1-3			0-0 1-2 1B		0-0 2B	4	0	2	0	0	1	1											
Onix Concepcion, R OBP: 0.309, SLG: 0.321		0-3 K			0-0 6-3			0-0 F9		4	0	0	0	0	2	4											
John Wathan, R OBP: 0.283, SLG: 0.282 Dane Iorg, L OBP: 0.271, SLG: 0.375 Luis Pujols, R			0-0 5-3		0-0 5-3			0-0 F8		2	0	0	0	0	0	0											
										1	0	0	0	0	0	2											
										0	0	0	0	0	0	0											
Inning Stats	R: 0 E: 0 K: 1 S: 5	H: 0 LOB: 1 BB: 1 P: 9	R: 0 E: 0 K: 2 S: 8	H: 1 LOB: 0 BB: 0 P: 8	R: 0 E: 0 K: 0 S: 4	H: 1 LOB: 1 BB: 0 P: 4	R: 1 E: 0 K: 0 S: 4	H: 1 LOB: 0 BB: 0 P: 4	R: 0 E: 0 K: 1 S: 4	H: 0 LOB: 0 BB: 1 P: 8	R: 0 E: 1 K: 0 S: 5	H: 1 LOB: 2 BB: 0 P: 5	R: 0 E: 0 K: 1 S: 5	H: 0 LOB: 1 BB: 1 P: 9	R: 0 E: 0 K: 2 S: 8	H: 1 LOB: 1 BB: 0 P: 8	1B: 2 2B: 3 3B: 0 HR: 1	SF: 0 SAC: 0 DP: 1 HBP: 0	WP: 0 PB: 0 SB: 0 CS: 0	PA: 35							
PITCHER	IP	WLS	BF	H	R	ER	SO	BB	IBB	HBP	BLK	WP	HR	S	P	ERA	WHIP										
Chris Codiroli, R ERA: 6.27	6.1	W	25	4	1	1	4	2	0	0	0	0	1	31	39	1.42	0.947										
Bill Caudill, R ERA: 2.83	2.2	S	10	1	0	0	3	1	0	0	0	0	0	15	19	0.00	0.750										

Oakland Athletics @ Kansas City Royals
Royals Stadium, Kansas City, MO
Sun Sep 23 1984, 4:33 AM EDT
Att: 24,040 - Unknown

AB	32
R	1
H	5
RBI	1
BB	3
SO	7
LOB	11



Batter	1	2	3	4	5	6	7	8	9	AB	R	H	RBI	BB	SO	LOB	TOP										
Rickey Henderson, R OBP: 0.397, SLG: 0.454 Bill Almon, R OBP: 0.251, SLG: 0.361	4-0 S 1B BB	0-0 6-3	0-0 FC6			0-0 G3-6-3			0-3 K	3	1	0	0	1	0	2											
Carney Lansford, R OBP: 0.344, SLG: 0.438	0-0 1-3	0-0 E5 1B 2B	0-0 F9			0-0 FC6-4 1B			0-0 6-3	5	1	1	0	0	0	2											
Dwayne Murphy, L OBP: 0.343, SLG: 0.467	0-0 1B 2H 1B	0-0 2B 1B		0-0 F7		0-0 FC6-4			0-0 1B	5	2	3	1	0	0	1											
Dave Kingman, R OBP: 0.326, SLG: 0.514 Steve Kiefer, R OBP: 0.237, SLG: 0.343	0-0 F3	0-0 1B 2B		0-0 6-3			0-3 K		0-0 FC4-6 1B	5	1	2	1	0	1	1											
Bruce Bochte, L OBP: 0.328, SLG: 0.340 Mike Heath, R OBP: 0.289, SLG: 0.401	0-0 1B 1B	0-0 1B		0-0 F7			0-3 K		0-0 FC4-6 1B	4	1	2	2	0	1	0											
Mike Davis, L OBP: 0.277, SLG: 0.351	0-0 1B 1B	0-3 K			0-0 F9				0-0 F7	4	1	1	1	0	1	1											
Mickey Tettleton, S OBP: 0.289, SLG: 0.266	0-0 1B 1B	0-0 F8			0-0 4-3				0-0 G3	4	0	1	1	0	0	1											
Donnie Hill, S OBP: 0.234, SLG: 0.287	0-0 1B		0-0 4-3			0-0 F4			0-0 F7	4	0	1	1	0	0	0											
Tony Phillips, S OBP: 0.326, SLG: 0.352	0-0 F5					0-0 FC6 1B			0-0 F8	4	0	2	0	0	0	2											
Inning Stats	R: 4 E: 0 K: 0 S: 8	H: 5 LOB: 2 BB: 1 P: 12	R: 3 E: 1 K: 1 S: 9	H: 3 LOB: 1 BB: 0 P: 9	R: 0 E: 1 K: 0 S: 4	H: 1 LOB: 1 BB: 0 P: 4	R: 0 E: 0 K: 0 S: 3	H: 0 LOB: 0 BB: 0 P: 3	R: 0 E: 0 K: 0 S: 3	H: 0 LOB: 0 BB: 0 P: 3	R: 0 E: 0 K: 2 S: 7	H: 0 LOB: 0 BB: 0 P: 7	R: 0 E: 0 K: 0 S: 3	H: 0 LOB: 0 BB: 0 P: 3	R: 0 E: 0 K: 1 S: 7	H: 2 LOB: 2 BB: 0 P: 7	1B: 12 2B: 1 3B: 0 HR: 0	SF: 0 SAC: 0 DP: 1 HBP: 0	WP: 0 PB: 0 SB: 1 CS: 0	PA: 41							
PITCHER	IP	WLS	BF	H	R	ER	SO	BB	IBB	HBP	BLK	WP	HR	S	P	ERA	WHIP										
Charlie Hough, R ERA: 3.89	1.1	L	13	7	7	6	0	1	0	0	0	0	0	12	16	40.50	6.000										
Joey McLaughlin, R ERA: 3.95	4.2		17	4	0	0	1	0	0	0	0	0	0	19	19	0.00	0.857										
Odell Jones, R ERA: 3.64	2.0		6	0	0	0	2	0	0	0	0	0	0	10	10	0.00	0.000										
Ricky Wright, L ERA: 8.38	1.0		5	2	0	0	1	0	0	0	0	0	0	7	7	0.00	2.000										
Batter	1	2	3	4	5	6	7	8	9	AB	R	H	RBI	BB	SO	LOB	BOTTOM										
Alan Bannister, R OBP: 0.383, SLG: 0.378	0-0 F8		0-0 1B BB 1B			0-0 F8			0-0 F8	5	0	1	0	0	0	2											
Wayne Tolleson, S OBP: 0.282, SLG: 0.257 Tom Dunbar, L OBP: 0.310, SLG: 0.351	0-0 5-3		4-0 1B BB			0-0 F8			0-3 K	3	0	0	0	1	0	0											
Gary Ward, R OBP: 0.340, SLG: 0.449	0-0 F9		0-0 1B			0-0 5-3			0-3 K	5	1	2	1	0	1	0											
Larry Parrish, R OBP: 0.337, SLG: 0.466		0-0 FC6-4 1B	0-3 K			0-3 K			0-0 BB 1B	4	1	2	0	0	2	3											
George Wright, S OBP: 0.269, SLG: 0.382		0-0 F7	0-3 K			0-0 F7			4-0 BB 1B	3	1	0	0	1	1	4											
Dave Hostetler, R OBP: 0.326, SLG: 0.378		0-0 FC6-4		0-3 K					0-0 BB 1B	4	1	2	3	0	1	1											
Kevin Buckley, R OBP: 0.444, SLG: 0.429 Mickey Rivers, L OBP: 0.320, SLG: 0.385		0-3 K		0-3 K					4-0 BB 1B	2	0	0	0	1	2	1											
Donnie Scott, S OBP: 0.278, SLG: 0.296			0-0 6-3			0-0 F8			0-3 K	4	0	1	0	0	1	2											
Jeff Kunkel, R OBP: 0.214, SLG: 0.331 Mary Foley, L OBP: 0.306, SLG: 0.393 Jim Anderson, R OBP: 0.176, SLG: 0.106			0-0 BB 1B 1B			0-0 F7			0-3 K	3	1	1	0	0	0	2											
Inning Stats	R: 0 E: 0 K: 0 S: 3	H: 0 LOB: 0 BB: 0 P: 3	R: 0 E: 0 K: 1 S: 6	H: 1 LOB: 1 BB: 0 P: 6	R: 1 E: 0 K: 2 S: 10	H: 3 LOB: 3 BB: 1 P: 14	R: 0 E: 0 K: 2 S: 7	H: 0 LOB: 0 BB: 0 P: 7	R: 0 E: 0 K: 1 S: 5	H: 0 LOB: 0 BB: 0 P: 5	R: 0 E: 0 K: 1 S: 6	H: 1 LOB: 2 BB: 1 P: 10	R: 4 E: 0 K: 1 S: 9	H: 4 LOB: 1 BB: 1 P: 13	R: 0 E: 0 K: 2 S: 7	H: 0 LOB: 0 BB: 0 P: 7	1B: 8 2B: 1 3B: 0 HR: 0	SF: 0 SAC: 0 DP: 0 HBP: 0	WP: 1 PB: 0 SB: 0 CS: 0	PA: 39							
PITCHER	IP	WLS	BF	H	R	ER	SO	BB	IBB	HBP	BLK	WP	HR	S	P	ERA	WHIP										
Curt Young, L ERA: 4.06	7.0	W	28	5	1	1	7	2	0	0	0	0	0	4	8	108.00	12.000										
Tim Conroy, L ERA: 5.53	0.1		5	3	4	4	0	1	0	0	0	0	0	4	8	108.00	12.000										
Steve McCatty, R ERA: 4.76	0.1		2	1	0	0	0	0	0	0	0	1	0	2	2	0.00	3.000										
Bill Caudill, R ERA: 2.79	1.1	S	4	0	0	0	3	0	0	0	0	0	0	10	10	0.00	0.000										

Oakland Athletics @ Texas Rangers
Arlington Stadium, Arlington, TX
Tue Sep 25 1984, 8:05 PM EDT
Att: 6,443 - Unknown

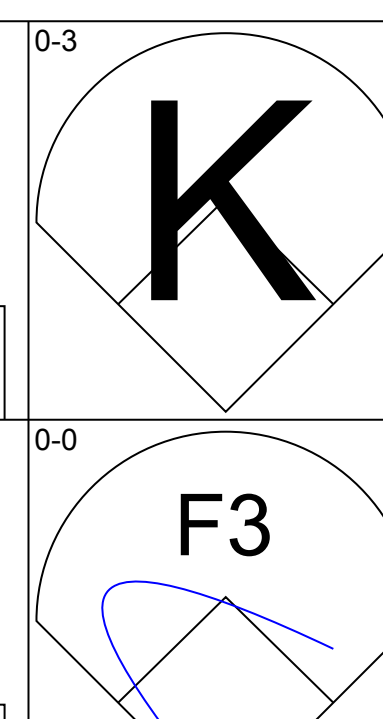
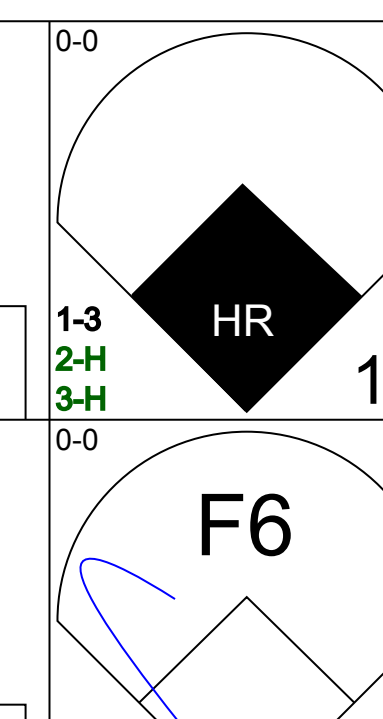
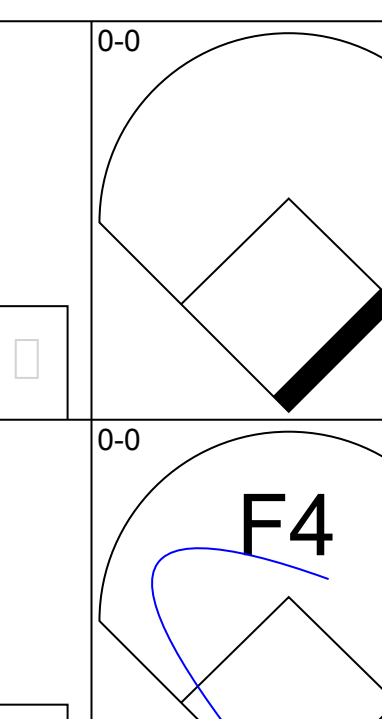
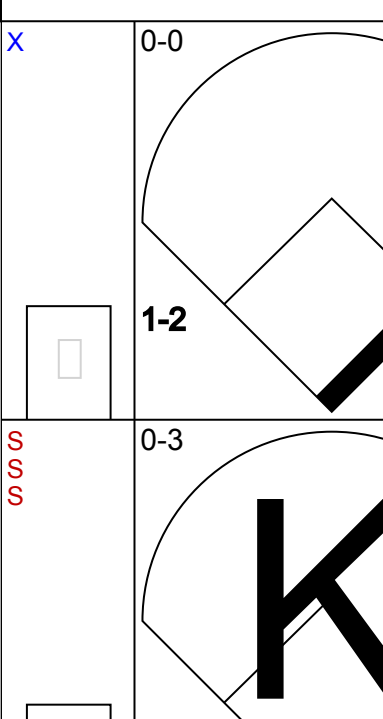
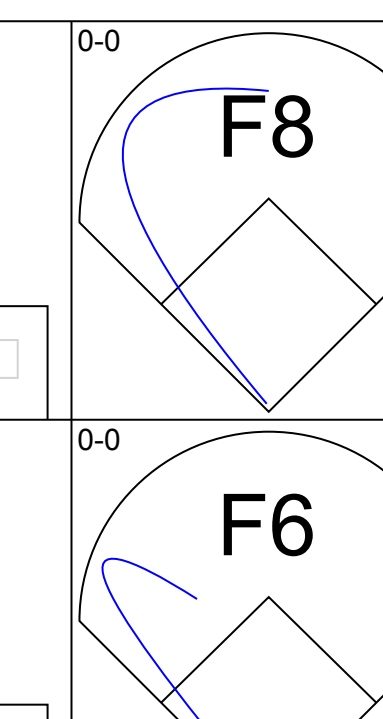

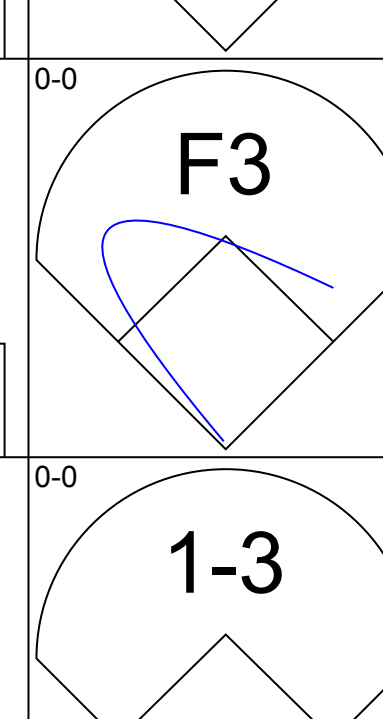
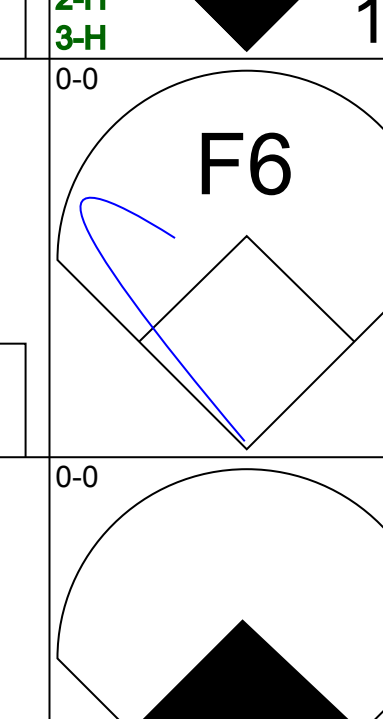
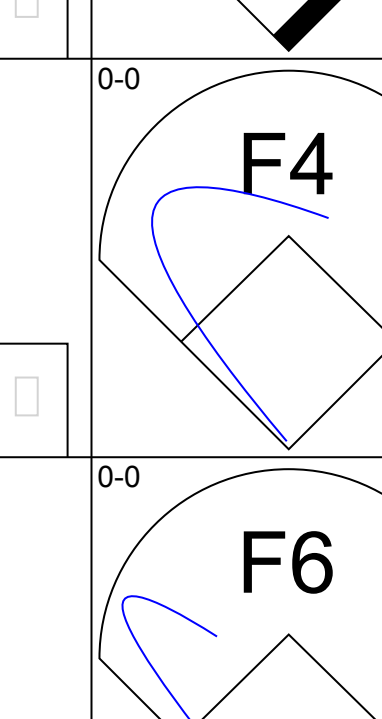
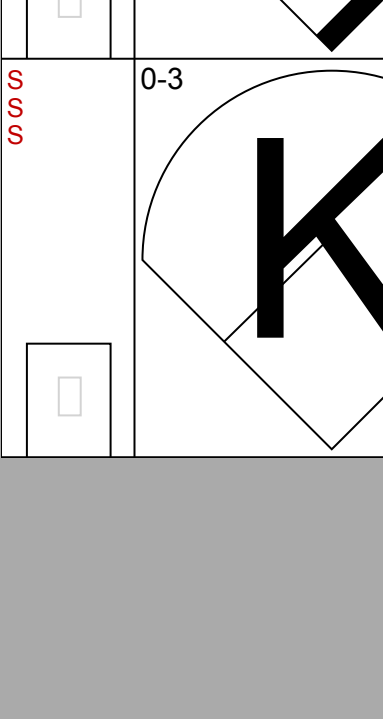
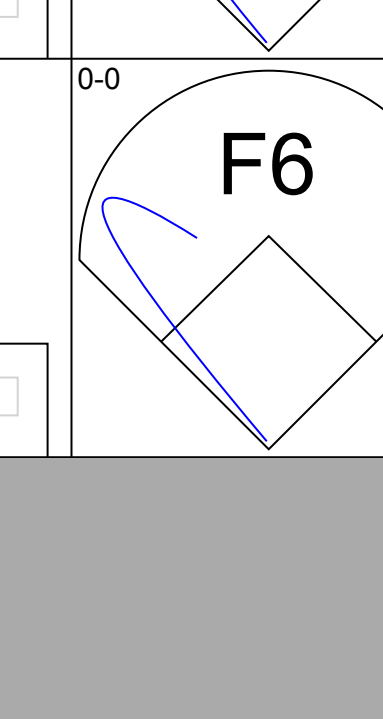
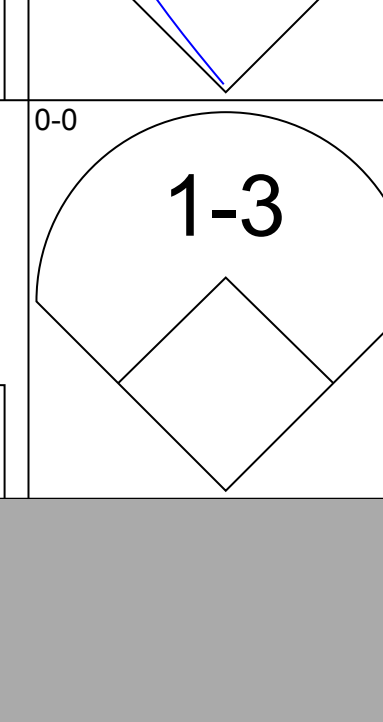
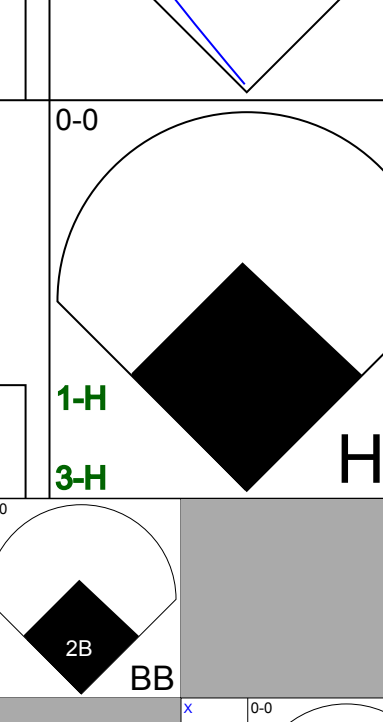
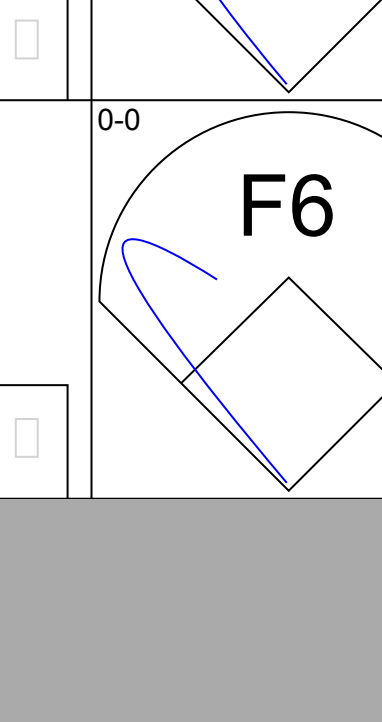
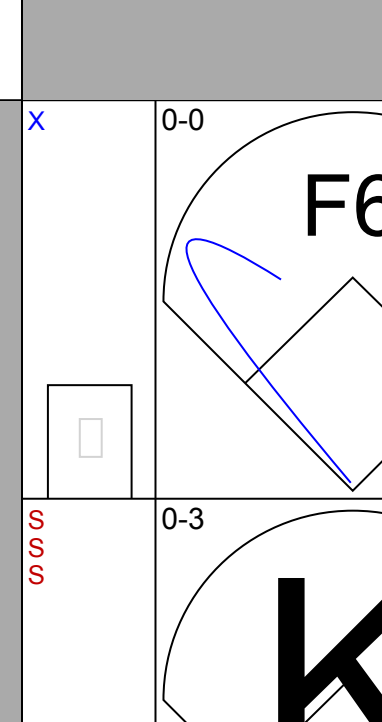
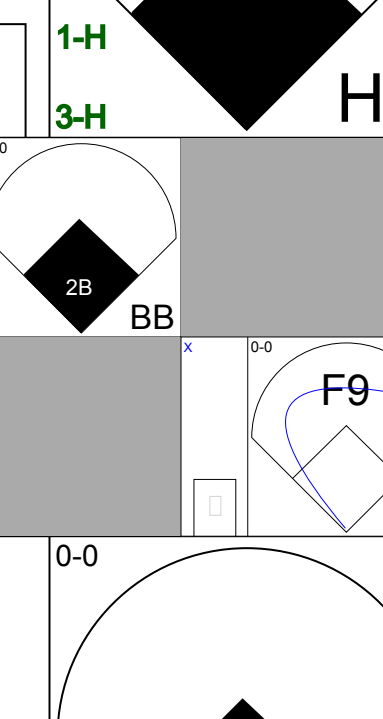
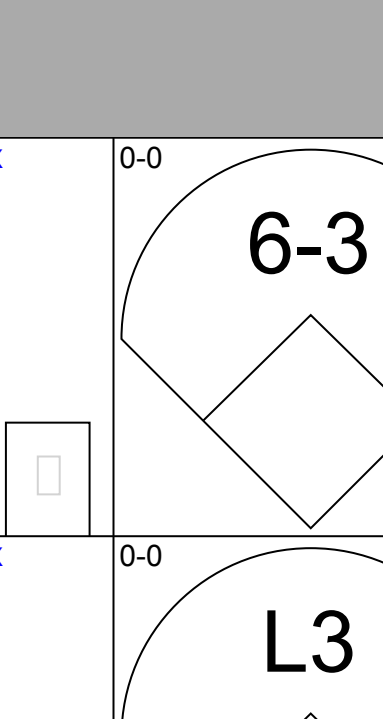
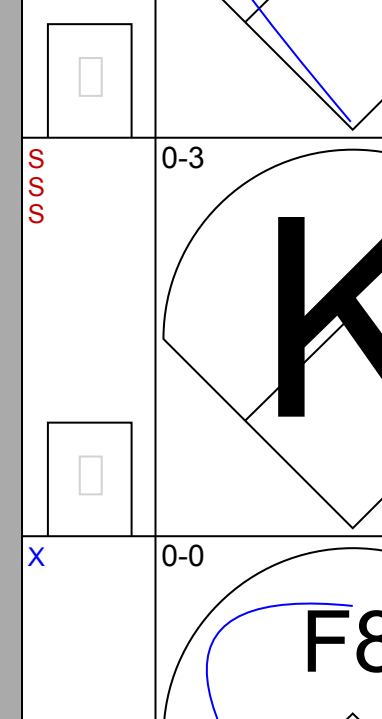
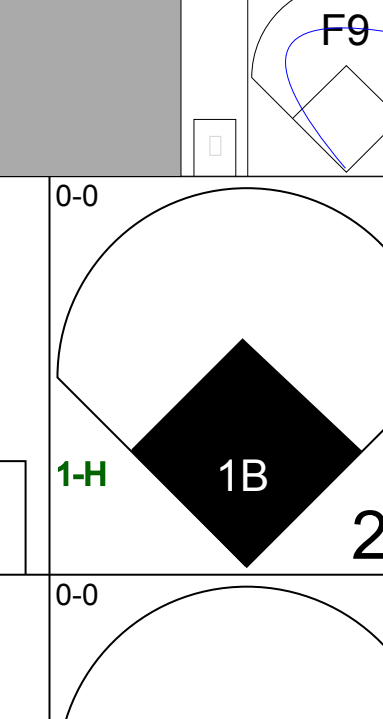
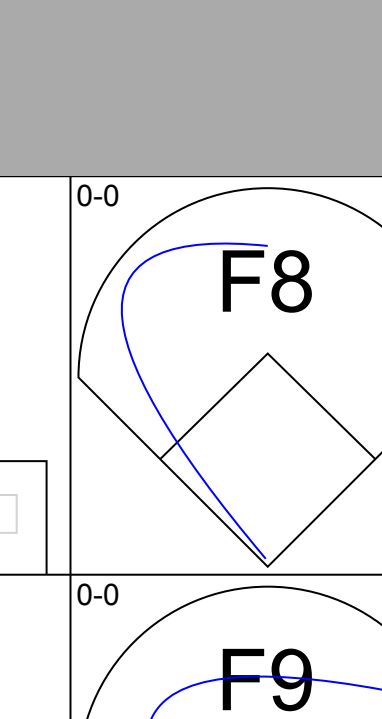
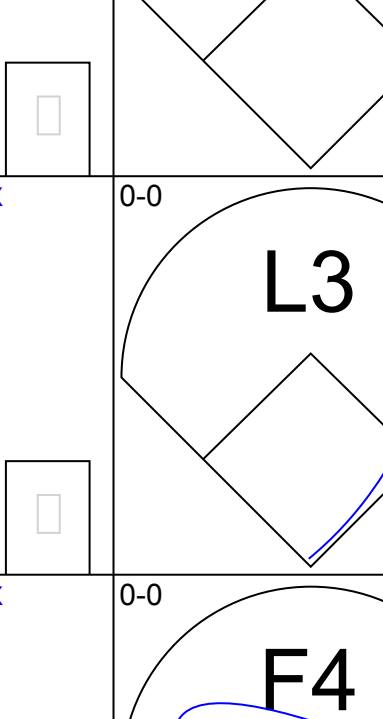
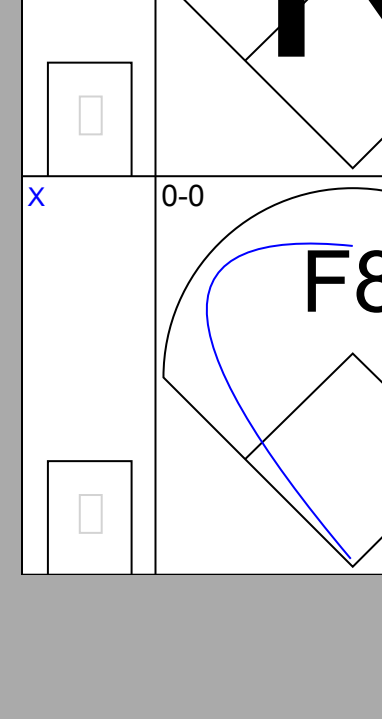
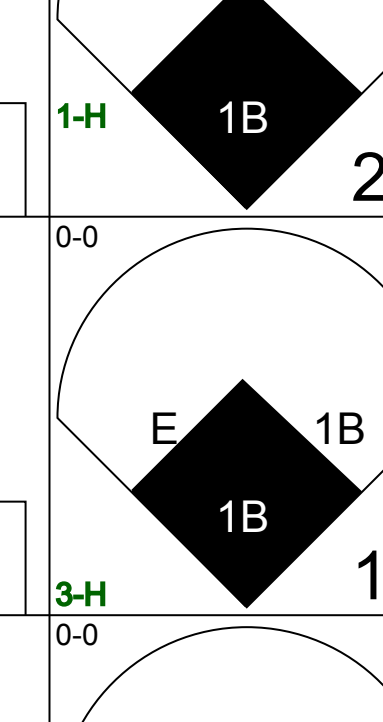
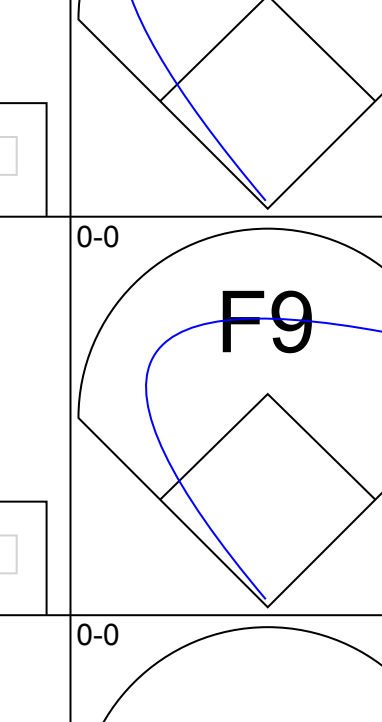
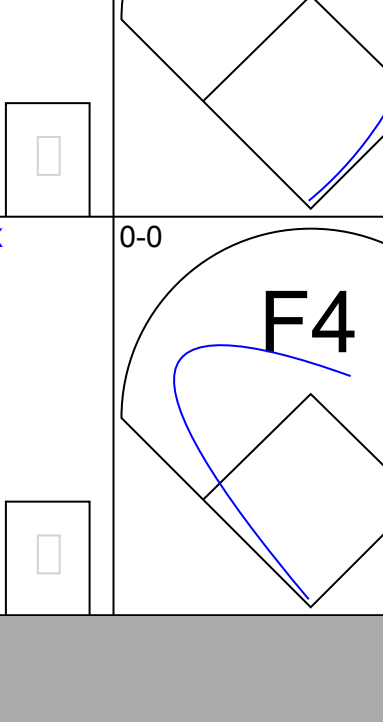
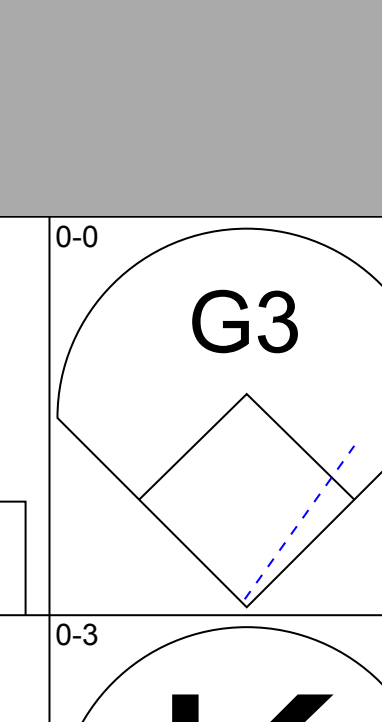
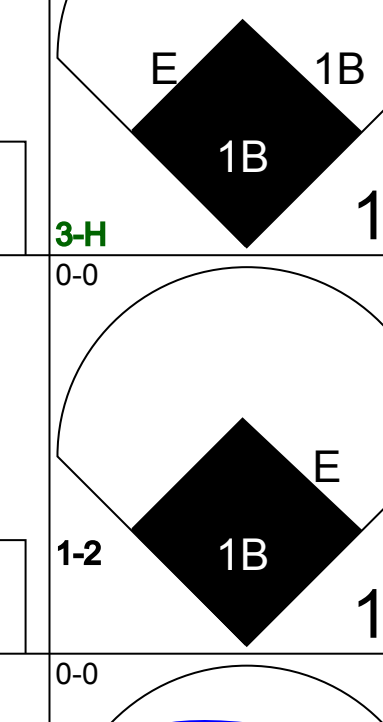
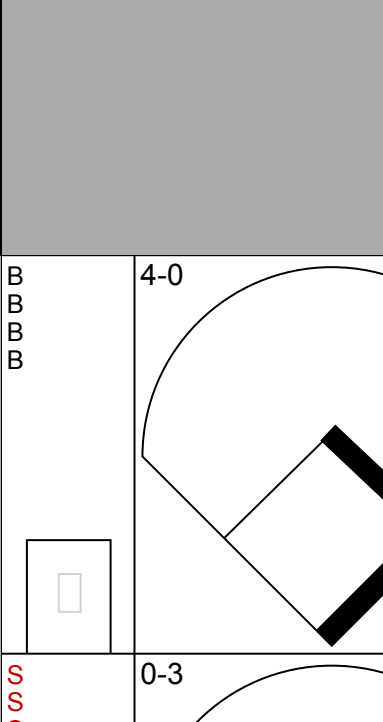
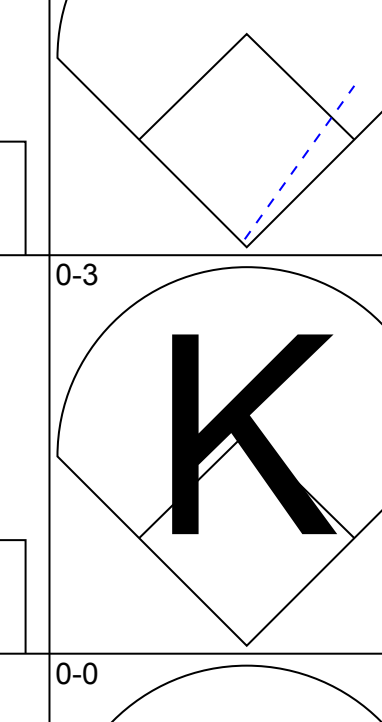
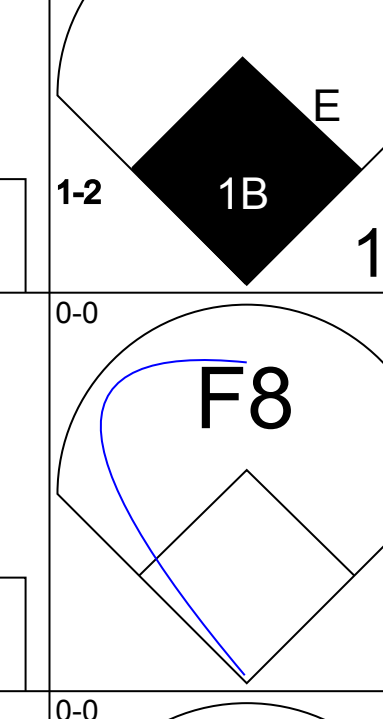
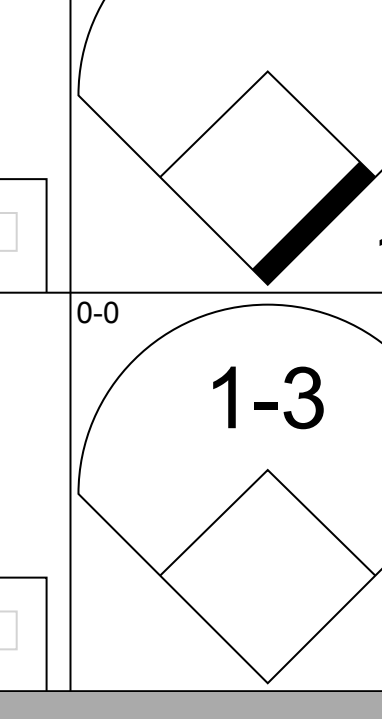
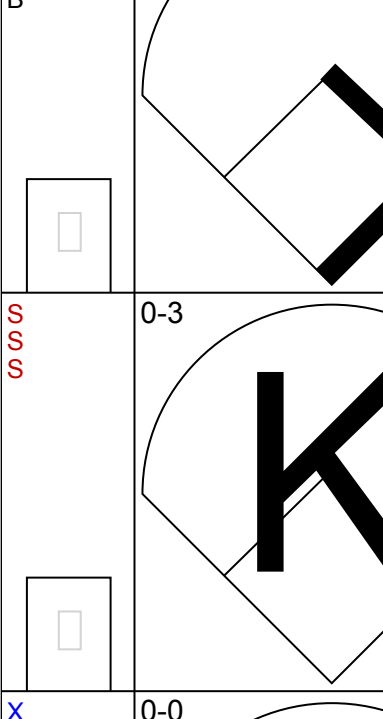
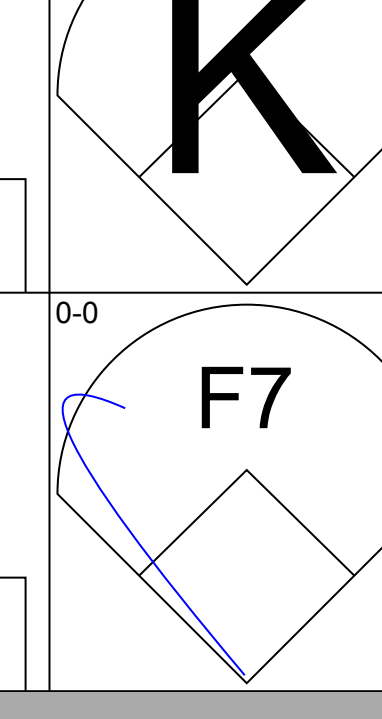
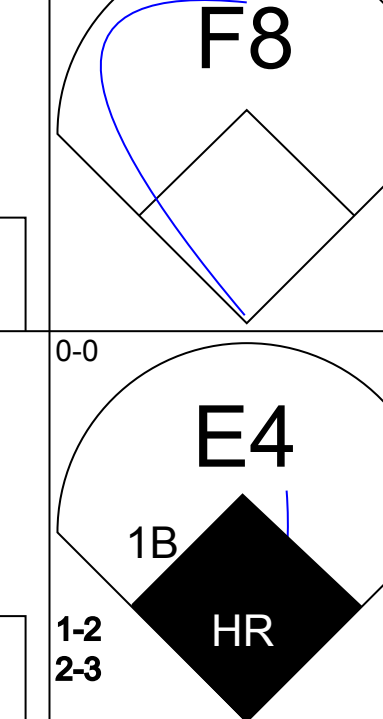
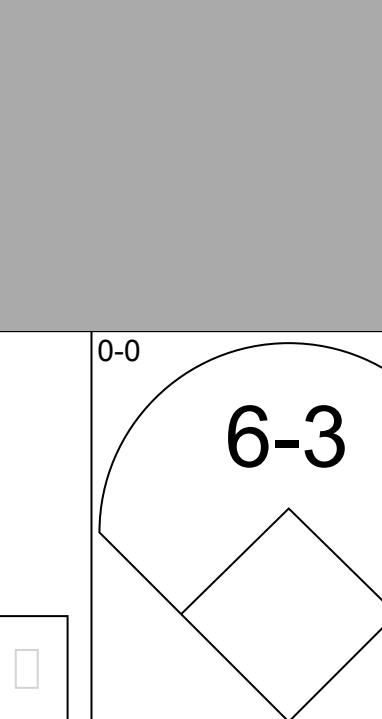
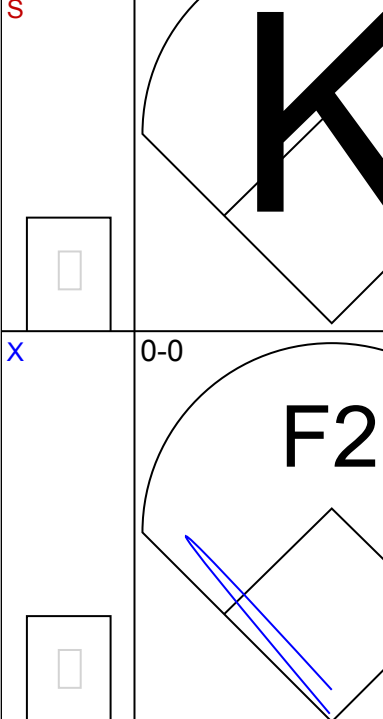
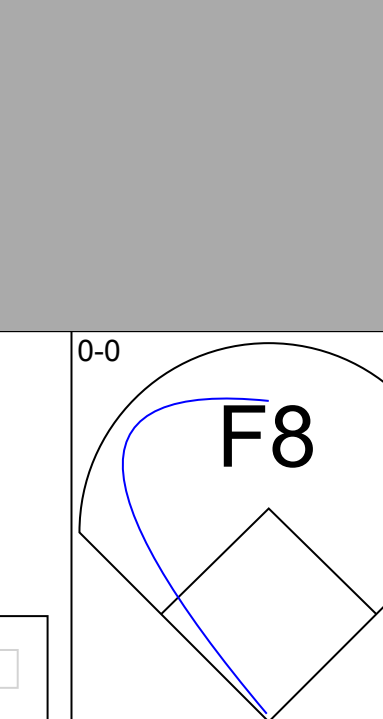
AB	40
R	7
H	13
RBI	7
BB	1
SO	4
LOB	12

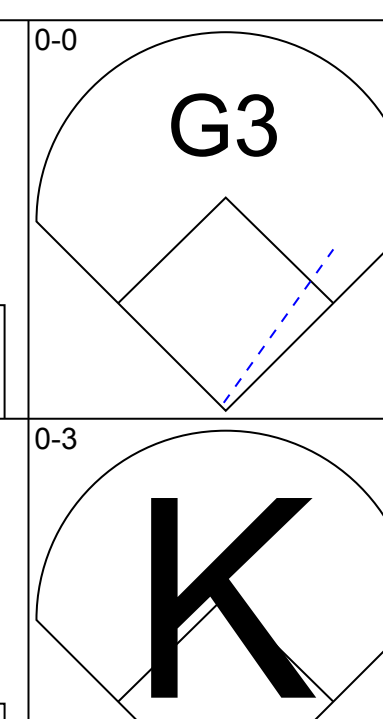
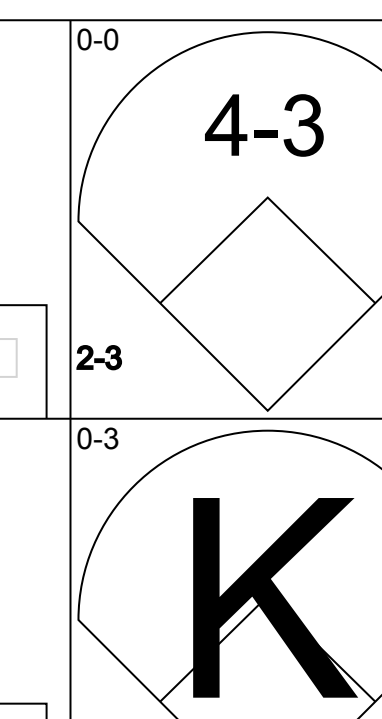
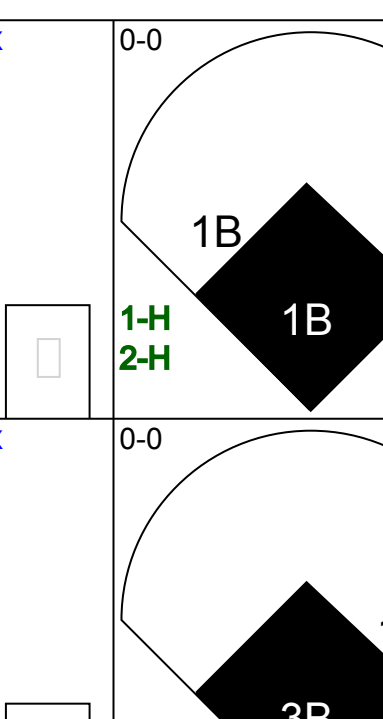
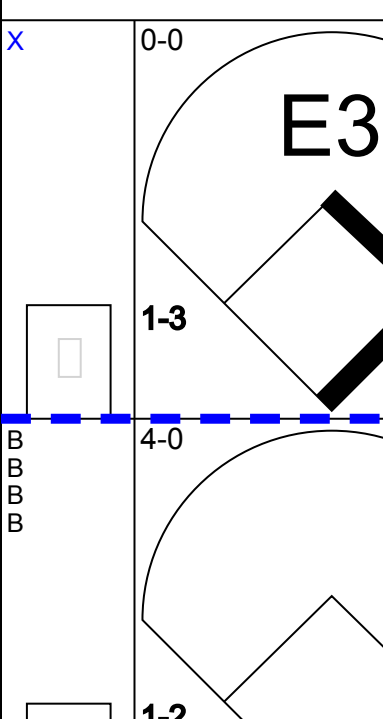
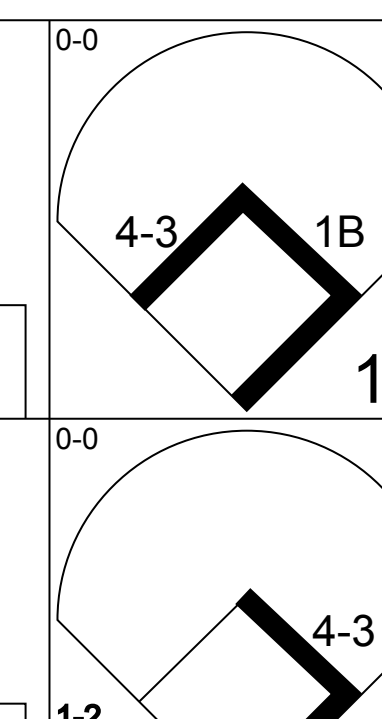

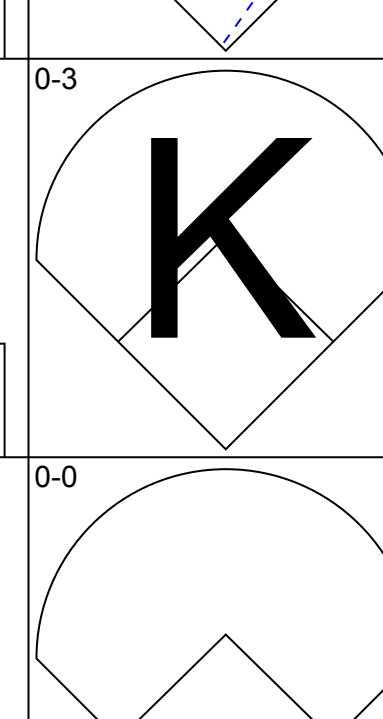
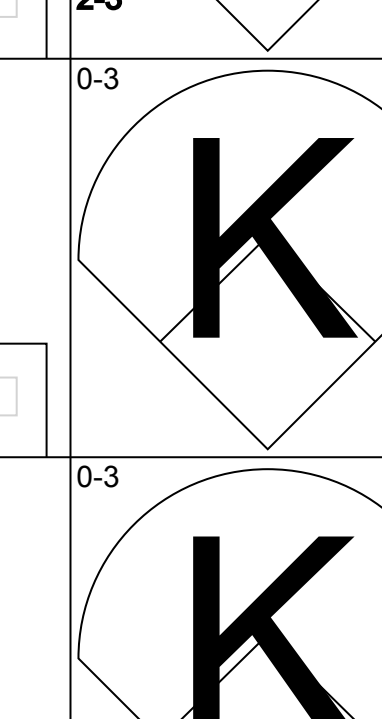
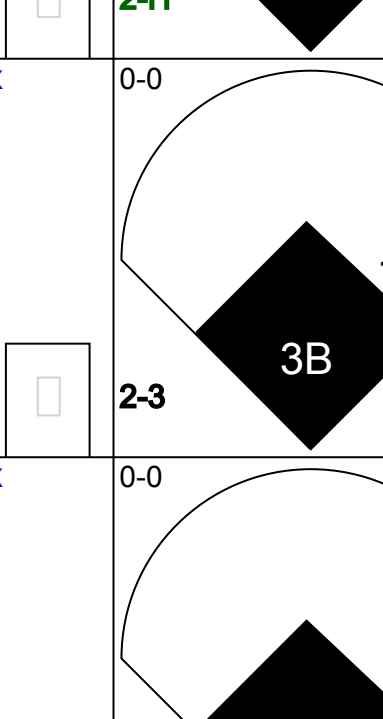
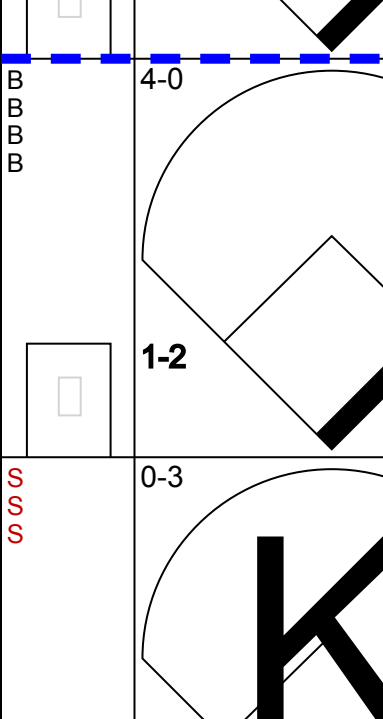
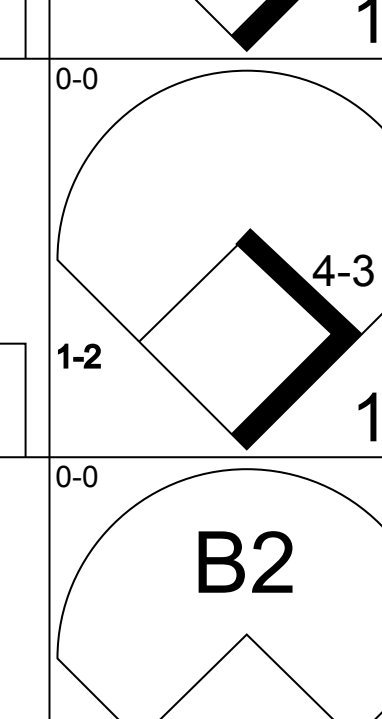
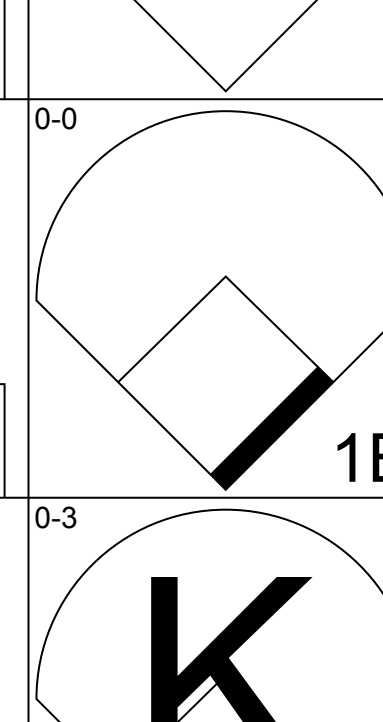
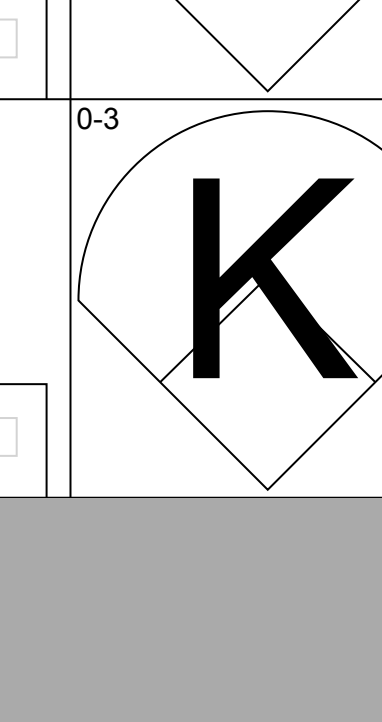
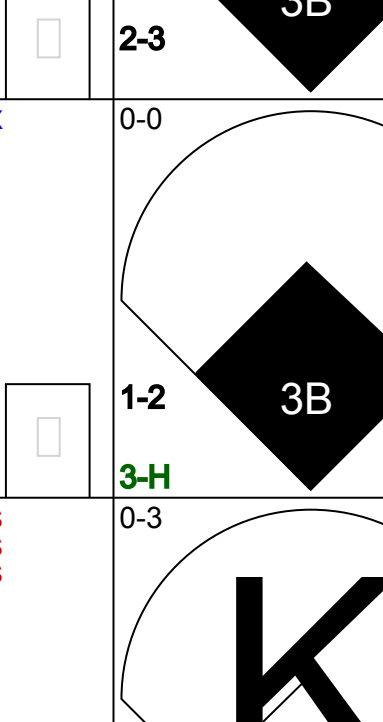
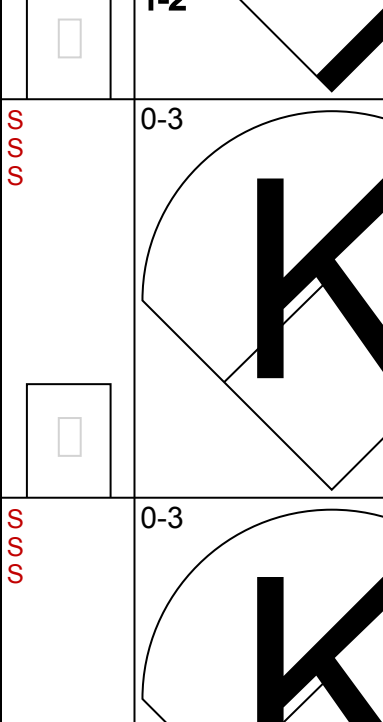
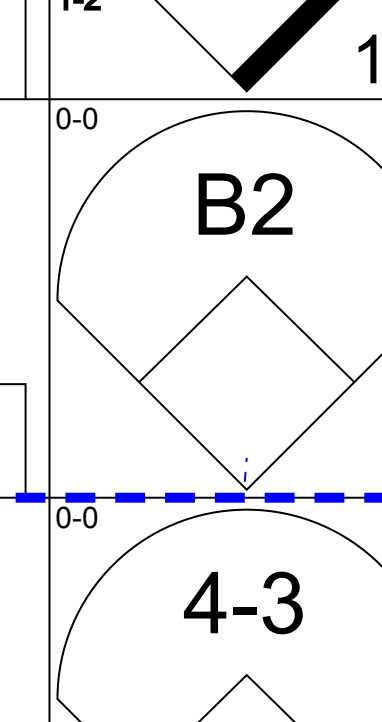
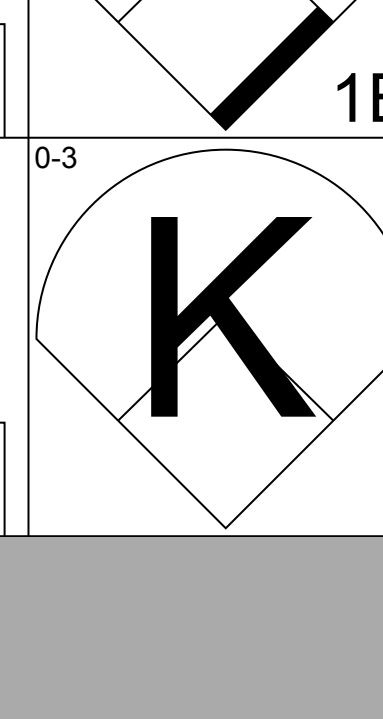
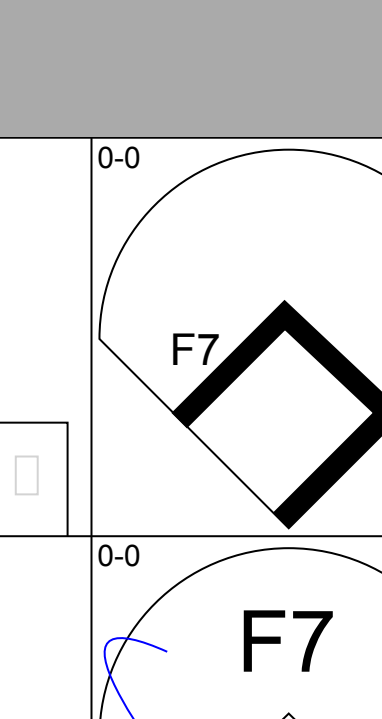
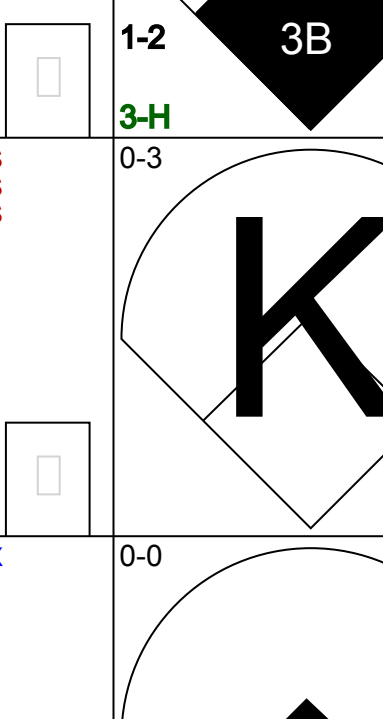
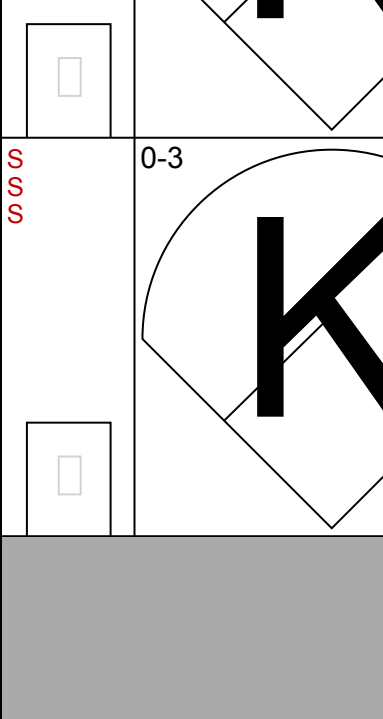
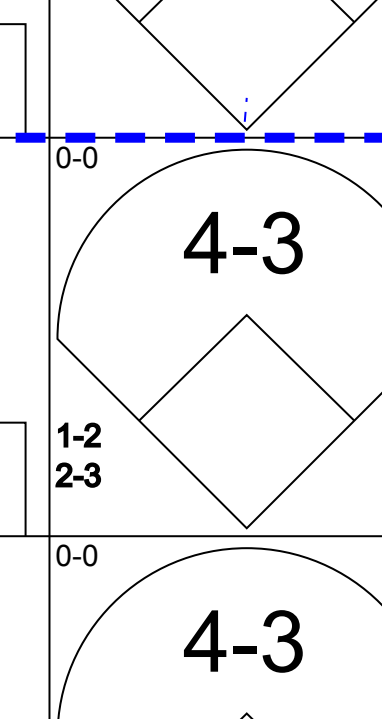
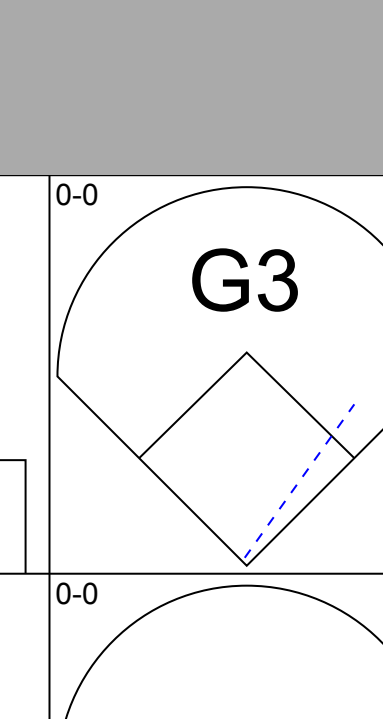
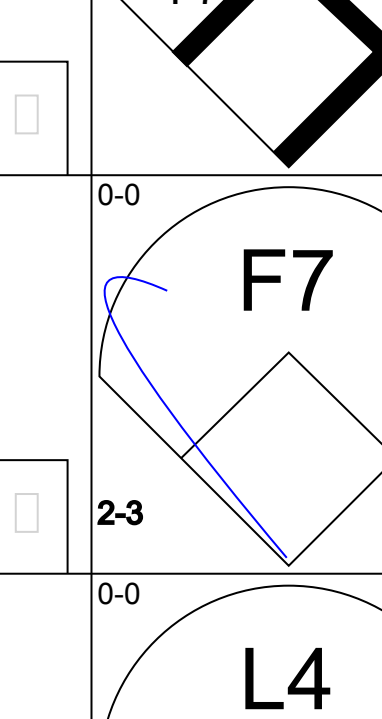
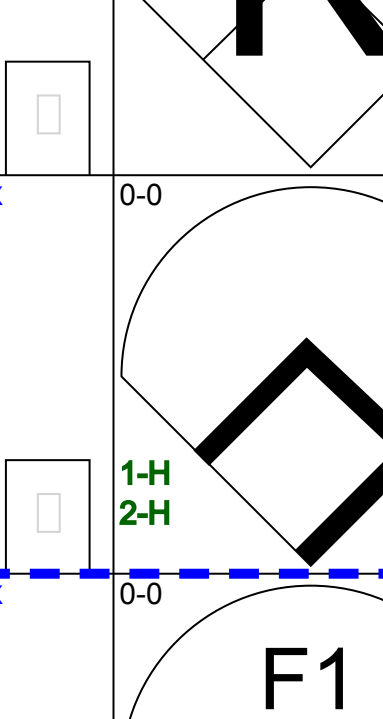
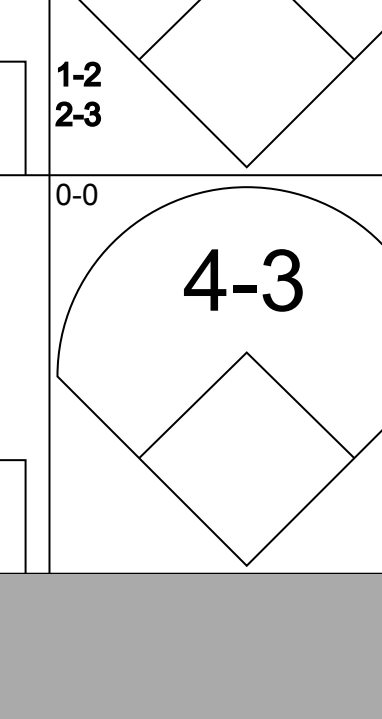
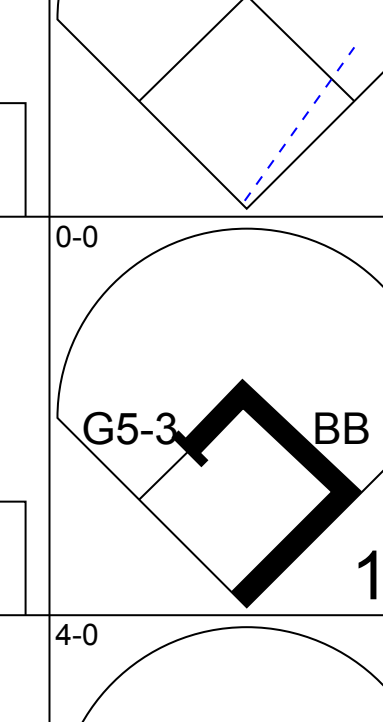

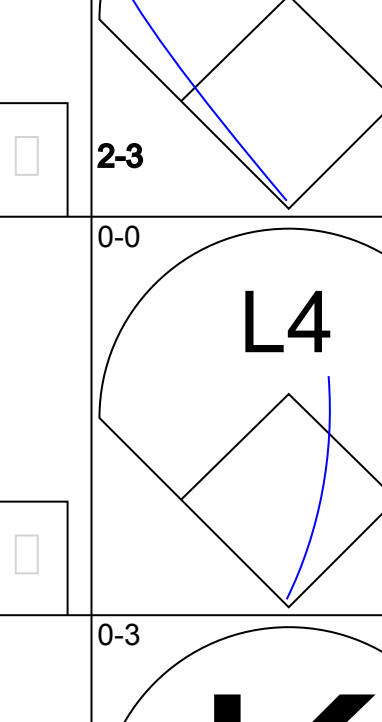
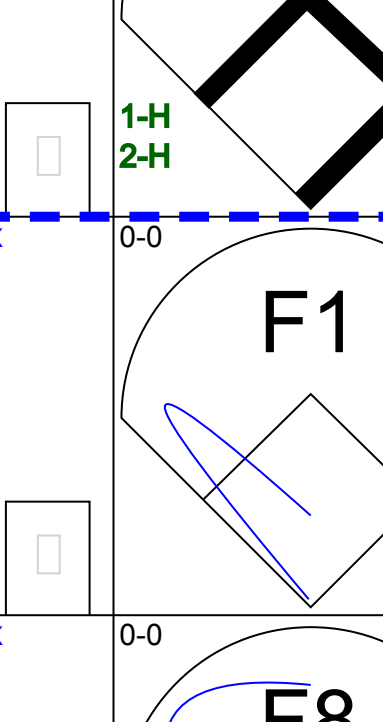
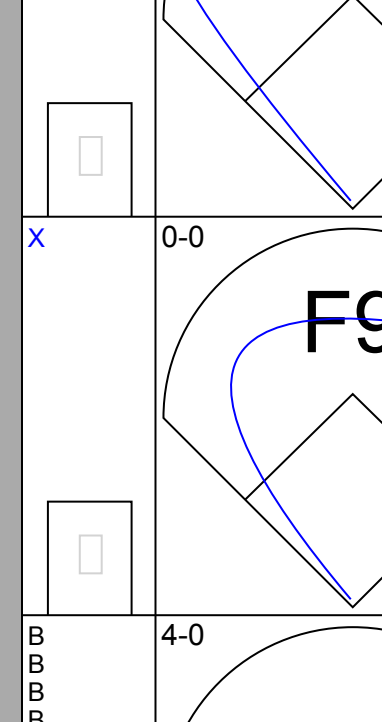
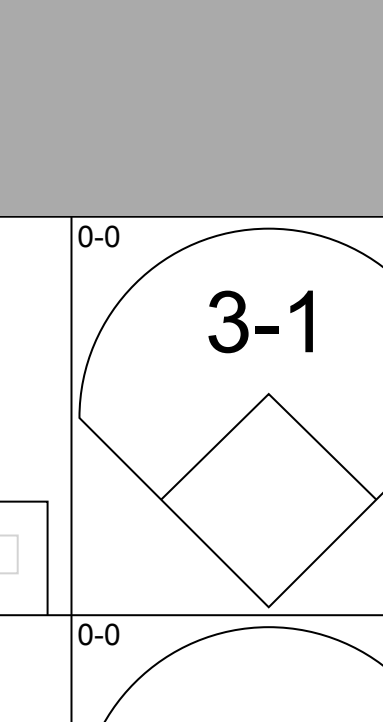
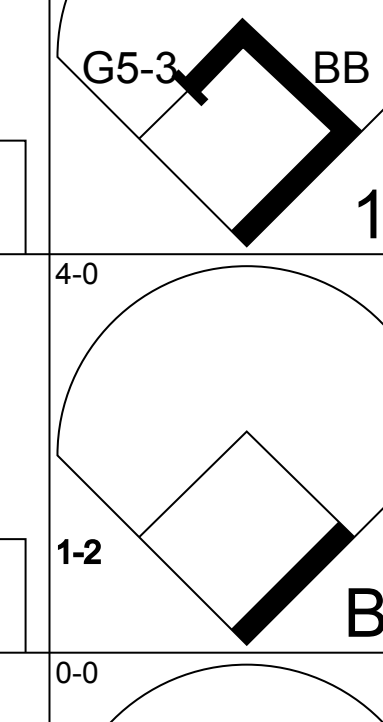
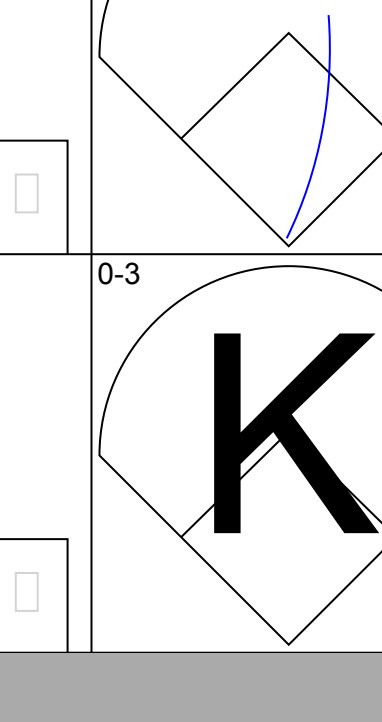
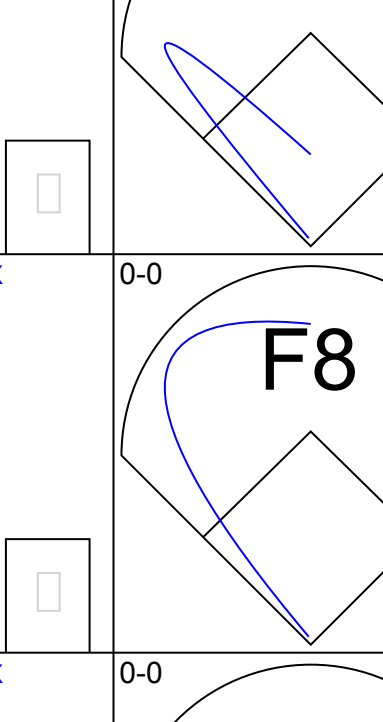
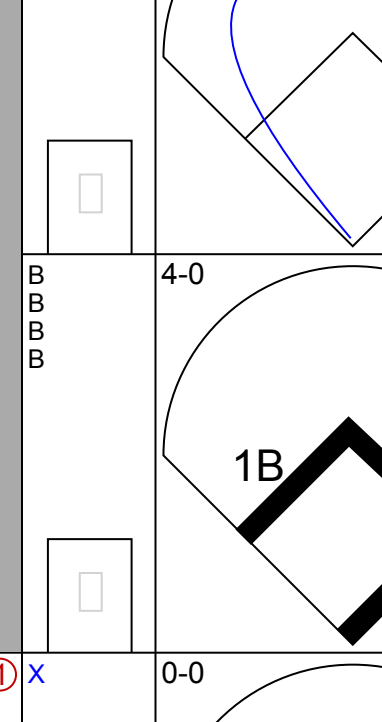
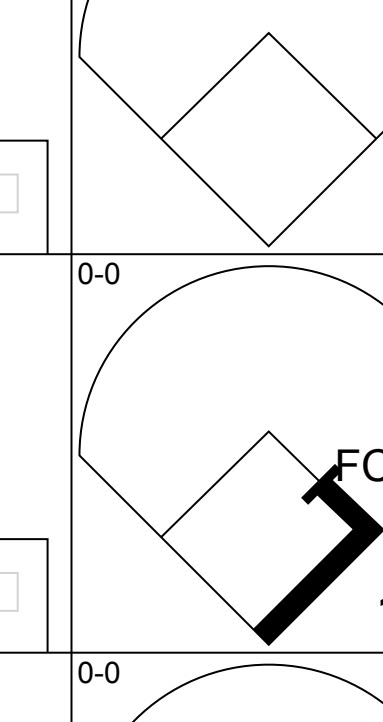
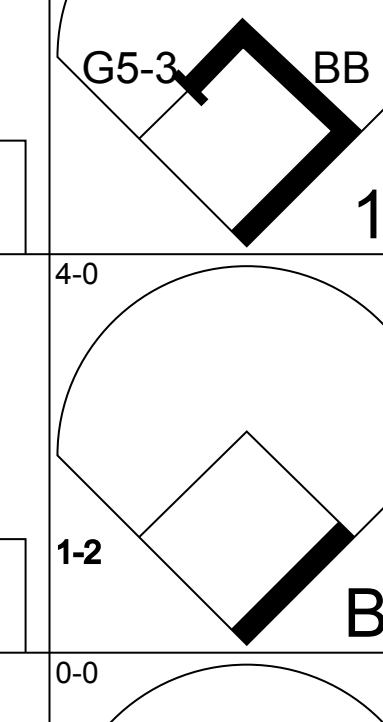

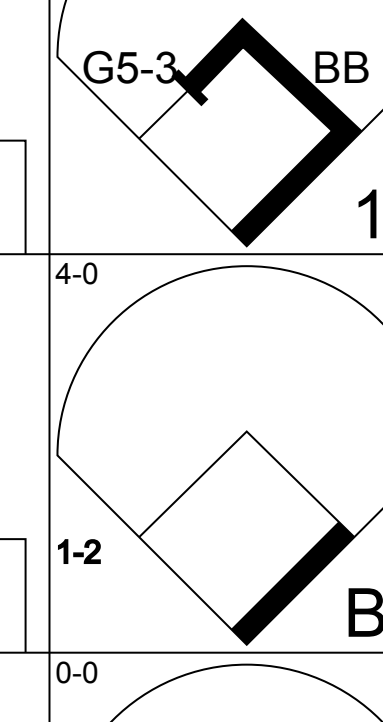

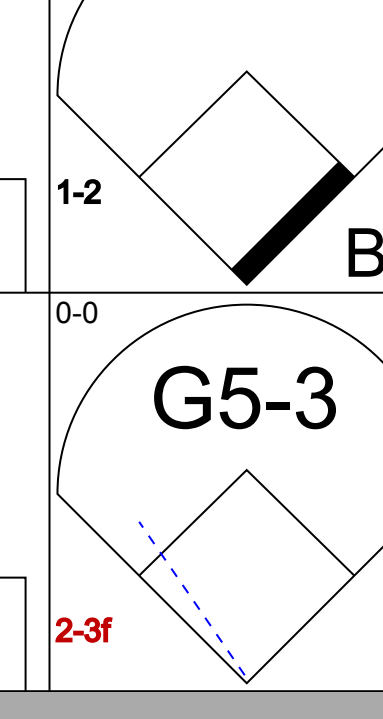
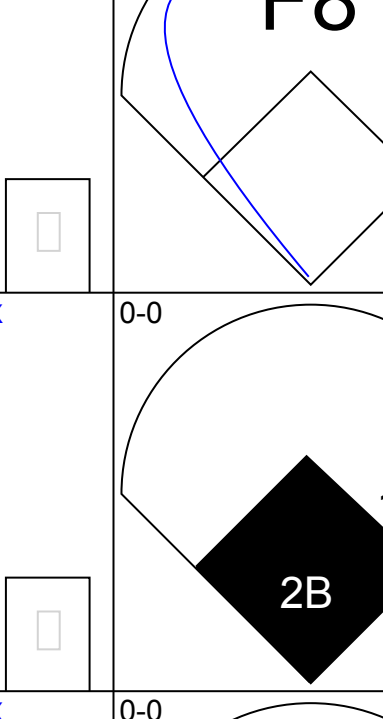
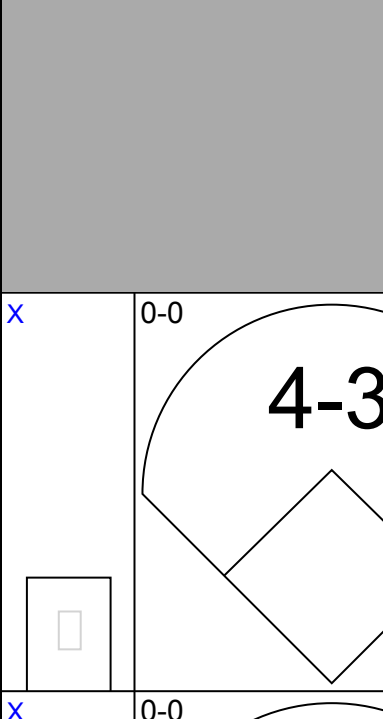
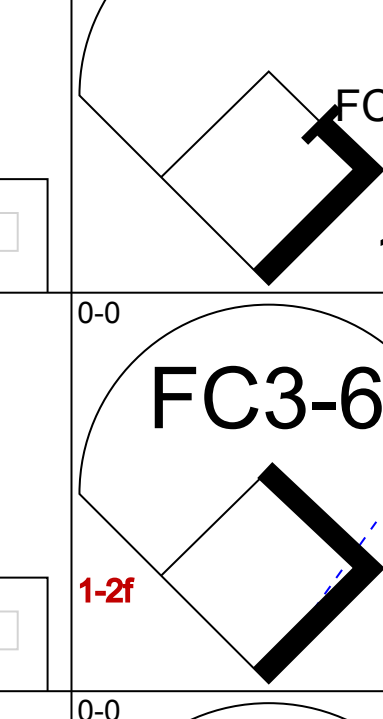
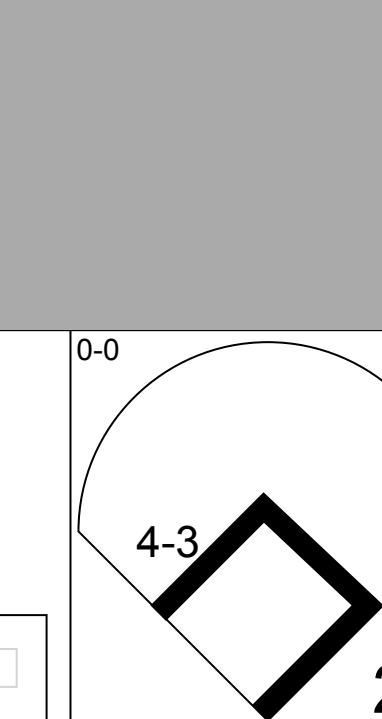
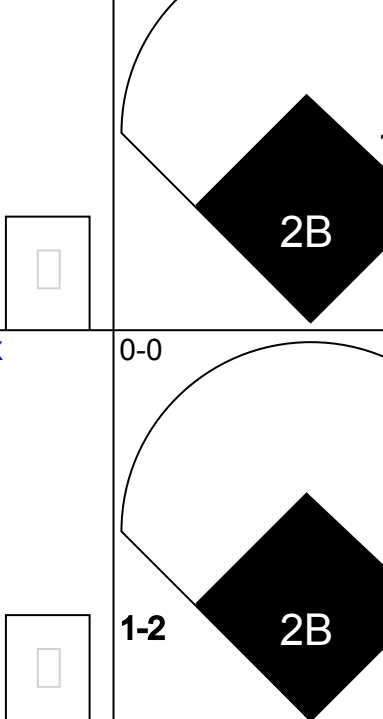
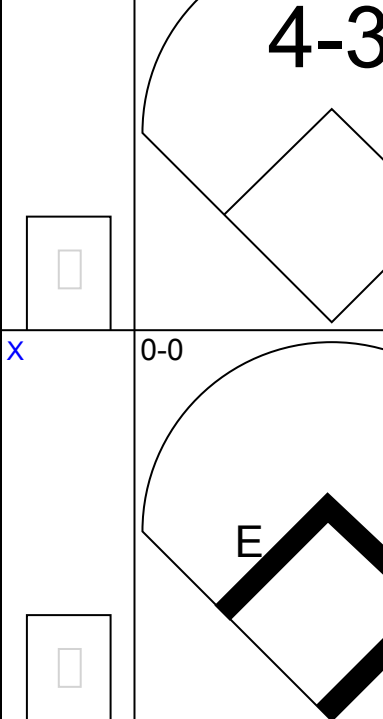
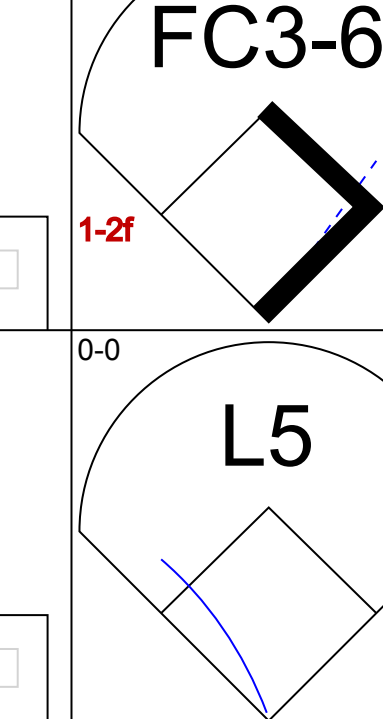


Oakland Athletics @ Texas Rangers
Arlington Stadium, Arlington, TX
Tue Sep 25 1984, 8:05 PM EDT
Att: 6,443 - Unknown

AB	36
R	5
H	9
RBI	5
BB	3
SO	10
LOB	16



Batter	1	2	3	4	5	6	7	8	9	AB	R	H	RBI	BB	SO	LOB	TOP			
Mike Davis, L OBP: 0.281, SLG: 0.355										5	1	3	2	0	1	0	<p>Oakland Athletics @ Texas Rangers Arlington Stadium, Arlington, TX Wed Sep 26 1984, 8:05 PM EDT Att: 6,232 - Unknown</p> <p>livebaseballscorecards.com</p> <p>AB 36 R 7 H 8 RBI 7 BB 2 SO 5 LOB 13</p> 			
Carney Lansford, R OBP: 0.342, SLG: 0.436 Tony Phillips, S OBP: 0.324, SLG: 0.350										3	0	0	0	0	0	3				
Dwayne Murphy, L OBP: 0.343, SLG: 0.471										4	1	1	3	0	0	1				
Dave Kingman, R OBP: 0.325, SLG: 0.511										3	1	0	0	1	1	0				
Bruce Bochte, L OBP: 0.328, SLG: 0.341										4	1	1	1	0	0	0				
Mike Heath, R OBP: 0.285, SLG: 0.400										4	1	1	1	0	0	0				
Mickey Tettleton, S OBP: 0.312, SLG: 0.284										3	1	2	0	1	1	0				
Donnie Hill, S OBP: 0.229, SLG: 0.280										4	0	0	0	0	1	4				
Steve Kiefer, R OBP: 0.214, SLG: 0.308										4	1	0	0	0	0	3				
Inning Stats	R: 0 E: 0 K: 1 S: 5	H: 0 LOB: 0 BB: 0 P: 5	R: 7 E: 1 K: 0 S: 9	H: 5 LOB: 0 BB: 1 P: 13	R: 0 E: 0 K: 0 S: 4	H: 1 LOB: 1 BB: 0 P: 4	R: 0 E: 0 K: 0 S: 4	H: 1 LOB: 1 BB: 0 P: 4	R: 0 E: 0 K: 2 S: 8	H: 1 LOB: 2 BB: 1 P: 12	R: 0 E: 0 K: 1 S: 5	H: 0 LOB: 0 BB: 0 P: 5	R: 0 E: 0 K: 1 S: 5	H: 0 LOB: 0 BB: 0 P: 5	R: 0 E: 0 K: 0 S: 3	H: 0 LOB: 0 BB: 0 P: 3	1B: 6 2B: 1 3B: 0 HR: 1	SF: 0 SAC: 0 DP: 0 HBP: 0	WP: 0 PB: 0 SB: 0 CS: 0	PA: 38
PITCHER Danny Darwin, R ERA: 3.94	IP: 9.0 WLS: L BF: 38 H: 8 R: 7 ER: 3 SO: 5 BB: 2 IBB: 0 HBP: 0 BLK: 0 WP: 0 HR: 1 S: 46 P: 54 ERA: 3.00 WHIP: 1.111															PITCHER				

Batter	1	2	3	4	5	6	7	8	9	AB	R	H	RBI	BB	SO	LOB	BOTTOM				
Mickey Rivers, L OBP: 0.322, SLG: 0.389										5	1	2	2	0	0	2	<p>Oakland Athletics @ Texas Rangers Arlington Stadium, Arlington, TX Wed Sep 26 1984, 8:05 PM EDT Att: 6,232 - Unknown</p> <p>livebaseballscorecards.com</p> <p>AB 42 R 5 H 15 RBI 5 BB 3 SO 8 LOB 31</p> 				
Gary Ward, R OBP: 0.342, SLG: 0.449										4	1	2	0	1	2	1					
Buddy Bell, R OBP: 0.381, SLG: 0.458										5	1	2	1	0	2	6					
Larry Parrish, R OBP: 0.336, SLG: 0.466										5	0	1	0	0	3	8					
George Wright, S OBP: 0.268, SLG: 0.385									5	0	1	2	0	0	3						
Bob Jones, L OBP: 0.310, SLG: 0.373										5	0	1	0	0	0	2					
Alan Bannister, R OBP: 0.386, SLG: 0.372										2	0	0	0	2	1	2					
Mary Foley, L OBP: 0.313, SLG: 0.398										1	0	1	0	0	0	0					
Jim Anderson, R OBP: 0.176, SLG: 0.106										0	0	0	0	0	0	0					
Donnie Scott, S OBP: 0.281, SLG: 0.299										5	1	2	0	0	0	3					
Curtis Wilkerson, S OBP: 0.285, SLG: 0.282										5	1	3	0	0	0	4					
Inning Stats	R: 0 E: 0 K: 2 S: 8	H: 1 LOB: 1 BB: 0 P: 8	R: 0 E: 0 K: 0 S: 3	H: 1 LOB: 1 BB: 1 P: 7	R: 0 E: 0 K: 2 S: 8	H: 1 LOB: 1 BB: 0 P: 8	R: 0 E: 0 K: 1 S: 6	H: 1 LOB: 0 BB: 0 P: 6	R: 5 E: 0 K: 1 S: 11	H: 6 LOB: 1 BB: 0 P: 11	R: 0 E: 1 K: 2 S: 9	H: 1 LOB: 2 BB: 1 P: 13	R: 0 E: 0 K: 0 S: 4	H: 2 LOB: 2 BB: 0 P: 5	R: 0 E: 1 K: 0 S: 4	H: 1 LOB: 2 BB: 0 P: 4		1B: 11 2B: 3 3B: 1 HR: 0	SF: 0 SAC: 0 DP: 1 HBP: 0	WP: 0 PB: 0 SB: 1 CS: 0	PA: 45
PITCHER Mike Warren, R ERA: 4.96 Dave Leiper, L ERA: 9.0 Keith Atherton, R ERA: 4.38 Bill Caudill, R ERA: 2.74	IP: 10.0 WLS: W BF: 5 H: 1 R: 0 ER: 0 SO: 0 BB: 0 IBB: 0 HBP: 0 BLK: 0 WP: 0 HR: 0 S: 5 P: 38 ERA: 10.38 WHIP: 2.538															PITCHER					

Batter	1	2	3	4	5	6	7	8	9	AB	R	H	RBI	BB	SO	LOB	TOP				
Willie Wilson, S (1, 8) OBP: 0.350, SLG: 0.390	F8		K		F6	FC6-4		4-3		5	0	0	0	0	1	4	Kansas City Royals @ Oakland Athletics Oakland-Alameda County Coliseum, Oakland, CA Fri Sep 28 1984, 7:05 PM PDT Att: 11,395 - Unknown livebaseballscorecards.com				
Pat Sheridan, L (1, 9) OBP: 0.338, SLG: 0.400	BB		CS	F7	1B	G3		1B		4	0	2	0	1	0	2					
George Brett, L (1, 5) OBP: 0.344, SLG: 0.459 Greg Pryor, R (7, 5) OBP: 0.306, SLG: 0.362	F9			HR	SF7		G3	F9		3	1	1	2	0	0	1					
Jorge Orta, L (1, 10) OBP: 0.343, SLG: 0.457	K			G3	1B		F8			5	0	2	0	0	1	1					
Darryl Motley, R (1, 7) OBP: 0.318, SLG: 0.438		F9		E5	F2		BB	K		4	2	0	0	1	1	3					
Steve Balboni, R (1, 3) John Wathan, R (9, 3) OBP: 0.280, SLG: 0.279	F2			1B		5-3	BB	F9		4	1	1	1	1	0	1					
Frank White, R (1, 4) OBP: 0.311, SLG: 0.445	F8			1B		HR	BB	K		5	1	3	3	0	1	1					
Don Slaught, R (1, 2) OBP: 0.297, SLG: 0.379			F8	F8		FC6-4	K			4	0	1	0	0	1	3					
Onix Concepcion, R (1, 6) OBP: 0.319, SLG: 0.338			CS	1B	SF7	1B		F8		4	1	3	0	0	0	0					
Inning Stats	R: 0 E: 0 K: 1 S: 5	H: 0 LOB: 1 BB: 1 P: 9	R: 0 E: 0 K: 0 S: 3	H: 0 LOB: 0 BB: 0 P: 3	R: 0 E: 0 K: 1 S: 5	H: 1 LOB: 0 BB: 0 P: 5	R: 2 E: 1 K: 0 S: 7	H: 3 LOB: 2 BB: 0 P: 7	R: 1 E: 0 K: 0 S: 6	H: 3 LOB: 2 BB: 0 P: 6	R: 2 E: 0 K: 1 S: 6	H: 1 LOB: 1 BB: 2 P: 14	R: 0 E: 0 K: 2 S: 4	H: 1 LOB: 1 BB: 0 P: 4	R: 0 E: 0 K: 2 S: 8	H: 1 LOB: 1 BB: 0 P: 8		1B: 10 2B: 0 3B: 1 HR: 2	SF: 1 SAC: 0 DP: 0 HBP: 0	WP: 0 PB: 0 SB: 1 CS: 1	PA: 44
PITCHER	IP	WLS	BF	H	R	ER	SO	BB	IBB	HBP	BLK	WP	HR	S	P	ERA	WHIP				
Ray Burris, R (1, 1) ERA: 3.15	6.2	L	34	11	6	5	2	3	0	0	0	0	2	35	47	6.75	2.100				
Keith Atherton, R (7, 1) ERA: 4.33	1.1		6	2	0	0	1	0	0	0	0	0	0	8	8	0.00	1.500				
Bill Caudill, R (9, 1) ERA: 2.71	1.0		3	0	0	0	2	0	0	0	0	0	0	7	7	0.00	0.000				

Batter	1	2	3	4	5	6	7	8	9	AB	R	H	RBI	BB	SO	LOB	BOTTOM					
Rickey Henderson, R (1, 7) OBP: 0.397, SLG: 0.460	4-3		FC6-4		K		HR		F8	5	1	2	2	0	1	4	Kansas City Royals @ Oakland Athletics Oakland-Alameda County Coliseum, Oakland, CA Fri Sep 28 1984, 7:05 PM PDT Att: 11,395 - Unknown livebaseballscorecards.com					
Carney Lansford, R (1, 5) OBP: 0.340, SLG: 0.433	F8		FC6-4		SF8		F4			3	0	0	1	0	0	1						
Dwayne Murphy, L (1, 8) OBP: 0.342, SLG: 0.475	F7		G4-6-3		F4		HR			4	1	1	1	0	0	3						
Dave Kingman, R (1, 10) OBP: 0.323, SLG: 0.507		F7		K		K		F5		4	0	0	0	0	2	0						
Mike Heath, R (1, 9) OBP: 0.286, SLG: 0.396		4-3		F8		F9		4-3		4	0	0	0	0	0	0						
Bill Almon, R (1, 3) OBP: 0.252, SLG: 0.375 Garry Hancock, L (8, PH) OBP: 0.224, SLG: 0.259 Donnie Hill, S (9, 4) OBP: 0.229, SLG: 0.280				5-3		1-3		4-3		3	1	1	1	0	0	0						
Mickey Tettleton, S (1, 2) OBP: 0.325, SLG: 0.290 Joe Morgan, L (9, PH) OBP: 0.355, SLG: 0.346					1B		K		4-3	2	1	1	0	1	1	0						
Mark Wagner, R (1, 6) OBP: 0.297, SLG: 0.325 Dan Meyer, L (7, PH) OBP: 0.350, SLG: 0.600 Steve Kiefer, R (8, 6) OBP: 0.214, SLG: 0.308 Bruce Bochte, L (9, 3) OBP: 0.329, SLG: 0.343 Mike Davis, L (9, PR) OBP: 0.281, SLG: 0.355 Tony Phillips, S (1, 4) OBP: 0.326, SLG: 0.351					1B		G3			1	0	1	0	1	0	0						
					1B		HR		F8	4	1	2	0	0	0	3						
Inning Stats	R: 0 E: 0 K: 0 S: 3	H: 0 LOB: 0 BB: 0 P: 3	R: 1 E: 0 K: 0 S: 5	H: 2 LOB: 1 BB: 1 P: 9	R: 0 E: 0 K: 1 S: 5	H: 1 LOB: 0 BB: 0 P: 3	R: 0 E: 0 K: 1 S: 5	H: 0 LOB: 0 BB: 0 P: 5	R: 1 E: 0 K: 1 S: 7	H: 2 LOB: 1 BB: 1 P: 11	R: 0 E: 0 K: 1 S: 5	H: 0 LOB: 0 BB: 0 P: 5	R: 2 E: 0 K: 1 S: 7	H: 2 LOB: 0 BB: 0 P: 7	R: 1 E: 0 K: 0 S: 4	H: 1 LOB: 0 BB: 0 P: 4		R: 0 E: 0 K: 0 S: 4	H: 1 LOB: 1 BB: 0 P: 4	1B: 6 2B: 0 3B: 0 HR: 3	SF: 1 SAC: 0 DP: 1 HBP: 0	WP: 0 PB: 0 SB: 0 CS: 0
PITCHER	IP	WLS	BF	H	R	ER	SO	BB	IBB	HBP	BLK	WP	HR	S	P	ERA	WHIP					
Charlie Leibrandt, L (1, 1) ERA: 3.63	6.0	W	24	5	2	2	3	2	0	0	0	0	1	28	36	3.00	1.167					
Dan Quisenberry, R (7, 1) ERA: 2.64	3.0	S	13	4	3	3	1	0	0	0	0	0	2	15	15	9.00	1.333					

Batter	1	2	3	4	5	6	7	8	9	AB	R	H	RBI	BB	SO	LOB	TOP					
U L Washington, S OBP: 0.276, SLG: 0.271	F6			4-3		4-3			1B	4	1	1	0	0	0	0						
Lynn Jones, R OBP: 0.333, SLG: 0.384	4-3			6-3			6-3		1B	4	0	1	0	0	0	0						
Pat Sheridan, L OBP: 0.338, SLG: 0.399	4-3			CS			K		1B	3	0	1	0	0	1	0						
Luis Pujols, R OBP: 0.500, SLG: 0.500	4-3			1B					1B	1	0	1	1	0	0	0						
Steve Balboni, R OBP: 0.321, SLG: 0.500		K		CS	HR				F8	4	1	1	1	0	1	2						
Dane Iorg, L OBP: 0.280, SLG: 0.387		1B			4-3				G6-3	3	0	2	0	0	0	0						
Dave Leeper, L		F7			F8				F7	3	0	0	0	0	0	1						
Greg Pryor, R OBP: 0.303, SLG: 0.358			K		6-3				G6-3	3	0	0	0	0	1	1						
John Wathan, R OBP: 0.275, SLG: 0.274			F8			6-3			F3	3	0	0	0	0	0	0						
Buddy Biancalana, S OBP: 0.226, SLG: 0.298			F3			F7			F6	3	0	0	0	0	0	0						
Inning Stats	R: 0 E: 0 K: 0 S: 3	H: 0 LOB: 0 BB: 0 P: 3	R: 0 E: 0 K: 1 S: 5	H: 1 LOB: 0 BB: 0 P: 5	R: 0 E: 0 K: 1 S: 5	H: 0 LOB: 0 BB: 0 P: 5	R: 0 E: 0 K: 0 S: 3	H: 1 LOB: 0 BB: 0 P: 3	R: 1 E: 0 K: 0 S: 4	H: 1 LOB: 0 BB: 0 P: 4	R: 0 E: 0 K: 0 S: 3	H: 0 LOB: 0 BB: 0 P: 3	R: 0 E: 0 K: 1 S: 5	H: 0 LOB: 0 BB: 0 P: 5	R: 0 E: 0 K: 0 S: 3	H: 1 LOB: 2 BB: 0 P: 3	R: 1 E: 0 K: 0 S: 6	H: 3 LOB: 2 BB: 0 P: 6	1B: 6 2B: 0 3B: 0 HR: 1	SF: 0 SAC: 0 DP: 1 HBP: 0	WP: 0 PB: 0 SB: 0 CS: 1	PA: 32
PITCHER Chris Codiroli, R ERA: 5.84	IP: 9.0 WLS: W BF: 31 H: 7 R: 2 ER: 2 SO: 3 BB: 0 IBB: 0 HBP: 0 BLK: 0 WP: 0 HR: 1 S: 37 P: 37 ERA: 2.00 WHIP: 0.778															PITCHER	IP: 9.0 WLS: W BF: 31 H: 7 R: 2 ER: 2 SO: 3 BB: 0 IBB: 0 HBP: 0 BLK: 0 WP: 0 HR: 1 S: 37 P: 37 ERA: 2.00 WHIP: 0.778					

Kansas City Royals @ Oakland Athletics
Oakland-Alameda County Coliseum, Oakland, CA
Sat Sep 29 1984, 3:33 AM PDT
Att: 13,223 - Unknown

AB 31
R 2
H 7
RBI 2
BB 0
SO 3
LOB 4



Batter	1	2	3	4	5	6	7	8	9	AB	R	H	RBI	BB	SO	LOB	BOTTOM			
Rickey Henderson, R OBP: 0.400, SLG: 0.460	S		2B		2B	F3		1B		2	2	1	0	2	0	1				
Bill Almon, R OBP: 0.259, SLG: 0.378	SF7		1B		SF7			1B		1	0	1	1	0	0	0				
Camey Lansford, R OBP: 0.342, SLG: 0.439	SF7		2B		SF7		6-3	1B		4	0	3	1	0	0	0				
Dwayne Murphy, L OBP: 0.341, SLG: 0.473	F3		K		SF7		1B	F8		4	0	1	1	0	1	4				
Dave Kingman, R OBP: 0.322, SLG: 0.505	3-1		F3		K		F7			2	0	0	0	0	0	2				
Jeff Burroughs, R OBP: 0.371, SLG: 0.314										1	0	0	0	0	1	1				
Dan Meyer, L OBP: 0.333, SLG: 0.571										1	0	0	0	0	0	1				
Bruce Bochte, L OBP: 0.332, SLG: 0.345		F9		G5-4-3		BB		BB		3	1	2	0	1	0	0				
Mike Davis, L OBP: 0.283, SLG: 0.356		CS		1B		F3		F9		4	0	2	0	0	0	3				
Mickey Tettleton, S OBP: 0.345, SLG: 0.347		1B		G5-4-3		F3		F9		3	3	2	0	1	0	2				
Donnie Hill, S OBP: 0.232, SLG: 0.282		3B		1B		BB		2B		2	0	1	1	0	0	1				
Mike Heath, R OBP: 0.286, SLG: 0.395				6-3		F8		F7		1	0	0	0	0	0	2				
Mark Wagner, R OBP: 0.297, SLG: 0.325		CS								0	0	0	0	0	0	0				
Garry Hancock, L OBP: 0.220, SLG: 0.254		1B								1	0	0	0	0	0	1				
Steve Kiefer, R OBP: 0.214, SLG: 0.308		1B								0	0	0	0	0	0	0				
Tony Phillips, S OBP: 0.325, SLG: 0.353		CS		K		F8		F2		4	0	1	2	0	1	1				
Inning Stats	R: 1 E: 0 K: 0 S: 3	H: 0 LOB: 1 BB: 1 P: 7	R: 1 E: 0 K: 0 S: 4	H: 3 LOB: 0 BB: 0 P: 4	R: 0 E: 0 K: 2 S: 9	H: 2 LOB: 2 BB: 0 P: 9	R: 0 E: 0 K: 0 S: 4	H: 2 LOB: 1 BB: 0 P: 4	R: 1 E: 0 K: 1 S: 6	H: 1 LOB: 1 BB: 1 P: 10	R: 2 E: 0 K: 0 S: 4	H: 1 LOB: 1 BB: 2 P: 12	R: 0 E: 0 K: 0 S: 5	H: 2 LOB: 2 BB: 0 P: 5	R: 1 E: 0 K: 0 S: 6	H: 3 LOB: 2 BB: 0 P: 6	1B: 9 2B: 4 3B: 1 HR: 0	SF: 2 SAC: 0 DP: 1 HBP: 0	WP: 1 PB: 0 SB: 2 CS: 2	PA: 40
PITCHER Bret Saberhagen, R ERA: 3.48	IP: 3.0 WLS: L BF: 13 H: 5 R: 2 ER: 2 SO: 2 BB: 1 IBB: 0 HBP: 0 BLK: 0 WP: 0 HR: 0 S: 16 P: 20 ERA: 6.00 WHIP: 2.000															PITCHER	IP: 3.0 WLS: L BF: 13 H: 5 R: 2 ER: 2 SO: 2 BB: 1 IBB: 0 HBP: 0 BLK: 0 WP: 0 HR: 0 S: 16 P: 20 ERA: 6.00 WHIP: 2.000			
Larry Gura, L ERA: 5.19	3.0	15	4	3	3	1	3	0	0	0	0	14	26	9.00	2.333					
Joe Beckwith, R ERA: 3.43	1.0	5	2	0	0	0	0	0	0	0	5	5	0.00	2.000						
Mark Huisman, R ERA: 4.2	1.0	6	3	1	1	0	0	0	0	1	0	6	6	9.00	3.000					

Kansas City Royals @ Oakland Athletics
Oakland-Alameda County Coliseum, Oakland, CA
Sat Sep 29 1984, 3:33 AM PDT
Att: 13,223 - Unknown

AB 33
R 6
H 14
RBI 6
BB 4
SO 3
LOB 19



Batter	1	2	3	4	5	6	7	8	9	AB	R	H	RBI	BB	SO	LOB	TOP			
U L Washington, S OBP: 0.281, SLG: 0.276	0-0 4-3		0-0 1B			0-0 F9			0-0 2B 1B	4	1	2	0	0	0	0	Kansas City Royals @ Oakland Athletics Oakland-Alameda County Coliseum, Oakland, CA Sun Sep 30 1984, 3:33 AM PDT Att: 23,028 - Unknown livebaseballscorecards.com			
Lynn Jones, R OBP: 0.330, SLG: 0.388	0-0 6-3		0-0 4-3			0-0 F9			0-0 2-3 2B	4	0	1	1	0	0	1				
Hal McRae, R OBP: 0.363, SLG: 0.397 Leon Roberts, R OBP: 0.300, SLG: 0.289	0-0 6-3			0-0 G6-4-3 1B			0-0 F8		0-0 2-3 1B	3	0	1	0	0	0	0				
Steve Balboni, R OBP: 0.320, SLG: 0.498 Dane Iorg, L OBP: 0.276, SLG: 0.384		0-3 K		0-0 F7			0-0 F8		0-0 2-3	2	0	0	0	0	1	1				
Darryl Motley, R OBP: 0.319, SLG: 0.441 Dave Leeper, L		0-0		0-0 G6-4-3			0-0 F8		0-3 K	2	0	1	0	0	0	1				
Greg Pryor, R OBP: 0.301, SLG: 0.356 Jim Scranton, R		0-0			0-3 K				0-0 4-3	2	0	0	0	0	1	1				
John Wathan, R OBP: 0.271, SLG: 0.269		0-0 F3			0-0 F6				0-0 F9	3	0	0	0	0	0	1				
Luis Pujols, R OBP: 0.200, SLG: 0.200			0-0 6-3		0-0 5-3				0-0 4-3	3	0	0	0	0	0	0				
Buddy Biancalana, S OBP: 0.229, SLG: 0.299			0-3 K			0-0 5-3			0-0 2B 1B	3	1	1	0	0	1	0				
Inning Stats	R: 0 E: 0 K: 0 S: 3	H: 0 LOB: 0 BB: 0 P: 3	R: 0 E: 0 K: 1 S: 6	H: 1 LOB: 1 BB: 0 P: 6	R: 0 E: 0 K: 1 S: 6	H: 1 LOB: 1 BB: 0 P: 6	R: 0 E: 0 K: 0 S: 3	H: 0 LOB: 0 BB: 0 P: 3	R: 0 E: 0 K: 1 S: 5	H: 0 LOB: 0 BB: 0 P: 5	R: 0 E: 0 K: 0 S: 3	H: 0 LOB: 0 BB: 0 P: 3	R: 0 E: 0 K: 0 S: 3	H: 0 LOB: 0 BB: 0 P: 3	R: 2 E: 0 K: 1 S: 9	H: 4 LOB: 2 BB: 0 P: 9		1B: 5 2B: 2 3B: 0 HR: 0	SF: 0 SAC: 0 DP: 1 HBP: 0	WP: 0 PB: 0 SB: 0 CS: 0
PITCHER	IP WLS BF H R ER SO BB IBB HBP BLK WP HR S P ERA WHIP	IP WLS BF H R ER SO BB IBB HBP BLK WP HR S P ERA WHIP	IP WLS BF H R ER SO BB IBB HBP BLK WP HR S P ERA WHIP	IP WLS BF H R ER SO BB IBB HBP BLK WP HR S P ERA WHIP	IP WLS BF H R ER SO BB IBB HBP BLK WP HR S P ERA WHIP	IP WLS BF H R ER SO BB IBB HBP BLK WP HR S P ERA WHIP	IP WLS BF H R ER SO BB IBB HBP BLK WP HR S P ERA WHIP	IP WLS BF H R ER SO BB IBB HBP BLK WP HR S P ERA WHIP	IP WLS BF H R ER SO BB IBB HBP BLK WP HR S P ERA WHIP	IP WLS BF H R ER SO BB IBB HBP BLK WP HR S P ERA WHIP	IP WLS BF H R ER SO BB IBB HBP BLK WP HR S P ERA WHIP	IP WLS BF H R ER SO BB IBB HBP BLK WP HR S P ERA WHIP	IP WLS BF H R ER SO BB IBB HBP BLK WP HR S P ERA WHIP	IP WLS BF H R ER SO BB IBB HBP BLK WP HR S P ERA WHIP	IP WLS BF H R ER SO BB IBB HBP BLK WP HR S P ERA WHIP	IP WLS BF H R ER SO BB IBB HBP BLK WP HR S P ERA WHIP				
Bill Krueger, L ERA: 4.75	6.0	W	20	3	0	0	3	0	0	0	0	0	0	0	0	0	0.00	0.500		
Mike Warren, R ERA: 4.3	1.0		3	0	0	0	0	0	0	0	0	0	0	0	0	0	0.00	0.000		
Dave Leiper, L ERA: 9.0	2.0		10	4	2	2	1	0	0	0	0	0	0	0	0	0	9.00	2.000		

Batter	1	2	3	4	5	6	7	8	9	AB	R	H	RBI	BB	SO	LOB	BOTTOM			
Rickey Henderson, R OBP: 0.399, SLG: 0.458 Mike Heath, R OBP: 0.297, SLG: 0.396	0-0 1-3	0-0 5-3		4-0 HR BB		0-3 K		0-0 G1-6-3 1B		2	1	0	0	1	0	0	Kansas City Royals @ Oakland Athletics Oakland-Alameda County Coliseum, Oakland, CA Sun Sep 30 1984, 3:33 AM PDT Att: 23,028 - Unknown livebaseballscorecards.com			
Joe Morgan, L OBP: 0.356, SLG: 0.351 Tony Phillips, S OBP: 0.325, SLG: 0.359	0-0	0-0 F3		0-0 BB		0-0 F5		0-0 F3		1	0	1	0	0	0	0				
Steve Kiefer, R OBP: 0.209, SLG: 0.300	0-0 2B			1-1 2-H HR				0-0 F3		1	0	0	0	0	0	1				
Dwayne Murphy, L OBP: 0.342, SLG: 0.472 Garry Hancock, L OBP: 0.217, SLG: 0.250	4-0 1B HR BB	0-0		0-3 K		0-3 K		0-0 G1-6-3		3	1	1	0	1	2	0				
Dave Kingman, R OBP: 0.321, SLG: 0.505 Dan Meyer, L OBP: 0.318, SLG: 0.545 Jeff Burroughs, R OBP: 0.367, SLG: 0.310 Jim Essian, R OBP: 0.348, SLG: 0.346	0-3 K	0-0 F6		0-0 F4		0-0 F4		4-0 G6-4-3 BB		1	0	0	0	0	1	2				
Bruce Bochte, L OBP: 0.333, SLG: 0.345 Bill Almon, R OBP: 0.253, SLG: 0.374	0-0 HR 1B			0-0 3-1		0-0 F9		0-0 G6-4-3		2	1	1	1	0	0	0				
Mike Davis, L OBP: 0.285, SLG: 0.364	0-0 HR			0-0 4-3		0-0 E6 1B		4-0 E 1B BB		3	2	1	3	1	0	0				
Mickey Tettleton, S OBP: 0.352, SLG: 0.355	0-0 1B			0-0 F8		0-3 K		0-0 E8 1B 1B		4	0	2	0	0	1	1				
Donnie Hill, S OBP: 0.249, SLG: 0.299	0-0			0-0 BB HR 1B		0-0 1B		0-0 1B		4	1	4	1	0	0	0				
Mark Wagner, R OBP: 0.284, SLG: 0.310	0-3 K			0-0 F9		0-0 F9		0-0 5-3		4	0	0	0	0	1	8				
Inning Stats	R: 4 E: 0 K: 2 S: 12	H: 5 LOB: 3 BB: 1 P: 16	R: 0 E: 0 K: 0 S: 4	H: 1 LOB: 1 BB: 0 P: 4	R: 0 E: 0 K: 0 S: 3	H: 0 LOB: 0 BB: 0 P: 3	R: 3 E: 0 K: 1 S: 7	H: 2 LOB: 1 BB: 1 P: 11	R: 0 E: 0 K: 1 S: 7	H: 1 LOB: 2 BB: 0 P: 7	R: 0 E: 0 K: 2 S: 7	H: 0 LOB: 0 BB: 0 P: 7	R: 1 E: 1 K: 0 S: 4	H: 2 LOB: 2 BB: 2 P: 12	R: 0 E: 0 K: 0 S: 3	H: 1 LOB: 0 BB: 0 P: 3	1B: 9 2B: 1 3B: 0 HR: 2	SF: 0 SAC: 0 DP: 2 HBP: 0	WP: 0 PB: 0 SB: 0 CS: 0	PA: 39
PITCHER	IP WLS BF H R ER SO BB IBB HBP BLK WP HR S P ERA WHIP	IP WLS BF H R ER SO BB IBB HBP BLK WP HR S P ERA WHIP	IP WLS BF H R ER SO BB IBB HBP BLK WP HR S P ERA WHIP	IP WLS BF H R ER SO BB IBB HBP BLK WP HR S P ERA WHIP	IP WLS BF H R ER SO BB IBB HBP BLK WP HR S P ERA WHIP	IP WLS BF H R ER SO BB IBB HBP BLK WP HR S P ERA WHIP	IP WLS BF H R ER SO BB IBB HBP BLK WP HR S P ERA WHIP	IP WLS BF H R ER SO BB IBB HBP BLK WP HR S P ERA WHIP	IP WLS BF H R ER SO BB IBB HBP BLK WP HR S P ERA WHIP	IP WLS BF H R ER SO BB IBB HBP BLK WP HR S P ERA WHIP	IP WLS BF H R ER SO BB IBB HBP BLK WP HR S P ERA WHIP	IP WLS BF H R ER SO BB IBB HBP BLK WP HR S P ERA WHIP	IP WLS BF H R ER SO BB IBB HBP BLK WP HR S P ERA WHIP	IP WLS BF H R ER SO BB IBB HBP BLK WP HR S P ERA WHIP	IP WLS BF H R ER SO BB IBB HBP BLK WP HR S P ERA WHIP	IP WLS BF H R ER SO BB IBB HBP BLK WP HR S P ERA WHIP				
Mark Gubicza, R ERA: 4.05	3.0	L	16	6	4	4	2	1	0	0	0	0	0	0	0	0	12.00	2.333		
Mike Jones, L ERA: 4.89	2.0		11	3	3	3	2	1	0	0	0	0	0	0	0	0	13.50	2.000		
Joe Beckwith, R ERA: 3.4	1.0		3	0	0	0	2	0	0	0	0	0	0	0	0	0	0.00	0.000		
Danny Jackson, L ERA: 4.26	2.0		9	3	1	1	0	2	0	0	0	0	0	0	0	0	4.50	2.500		

