



Oakland Athletics - 1985

Batter	1	2	3	4	5	6	7	8	9	AB	R	H	RBI	BB	SO	LOB	TOP								
Dave Collins, S OBP: 0.600, SLG: 0.500 (1, 7)	F9							F5		4	0	2	0	1	0	1	Oakland Athletics @ Seattle Mariners The Kingdome, Seattle, WA Tue Apr 09 1985, 9:05 PM EST Att: 37,161 - Unknown AB 34 R 3 H 9 RBI 3 BB 6 SO 2 LOB 16 								
Carney Lansford, R OBP: 0.400, SLG: 0.250 (1, 5)	BB BLK 1B	F3							5-3	4	0	1	0	1	1	3									
Dwayne Murphy, L OBP: 0.600, SLG: 0.333 (1, 8)	BB 1-2 BB								3-1	3	1	1	0	2	0	0									
Dave Kingman, R OBP: 0.200, SLG: 0.200 (1, 10)	F8								6-3	5	0	1	0	0	0	4									
Bruce Bochte, L OBP: 0.500, SLG: 0.333 (1, 3)	1-2 2-3 BB									3	1	1	0	1	0	1									
Mike Heath, R OBP: 0.250, SLG: 0.500 (1, 2)	F3									4	1	1	1	0	0	4									
Mike Davis, L OBP: 0.250, SLG: 0.500 (1, 9)										4	0	1	2	0	1	0									
Donnie Hill, S (1, 4)										3	0	0	0	1	0	1									
Alfredo Griffin, S OBP: 0.333, SLG: 0.667 Dan Meyer, L (8, PH) Rob Picciolo, R (8, 6)										3	0	1	0	0	0	1									
Inning Stats	R: 0 E: 0 K: 0 S: 4	H: 1 LOB: 3 BB: 2 P: 12	R: 0 E: 0 K: 0 S: 4	H: 1 LOB: 2 BB: 1 P: 8	R: 3 E: 0 K: 0 S: 7	H: 4 LOB: 1 BB: 0 P: 7	R: 0 E: 0 K: 0 S: 2	H: 1 LOB: 1 BB: 2 P: 10	R: 0 E: 0 K: 1 S: 5	H: 0 LOB: 0 BB: 0 P: 5	R: 0 E: 0 K: 1 S: 6	H: 1 LOB: 1 BB: 0 P: 6	R: 0 E: 0 K: 0 S: 4	H: 1 LOB: 1 BB: 0 P: 4	R: 0 E: 0 K: 0 S: 3	H: 0 LOB: 1 BB: 1 P: 7	R: 0 E: 0 K: 0 S: 3	H: 0 LOB: 0 BB: 0 P: 3	1B: 6 2B: 3 3B: 0 HR: 0	SF: 0 SAC: 0 DP: 0 HBP: 0	WP: 0 PB: 1 SB: 1 CS: 1	PA: 40			
PITCHER	IP	WLS	BF	H	R	ER	SO	BB	IBB	HBP	BLK	WP	HR	S	P	ERA	WHIP								
Mike Moore, R ERA: 3.86 (1, 1)	7.0	W	33	9	3	3	2	5	0	0	1	0	0	32	52	3.86	2.000								
Ed Nunez, R ERA: (8, 1)	2.0	S	7	0	0	0	0	1	0	0	0	0	0	6	10	0.00	0.500								

Batter	1	2	3	4	5	6	7	8	9	AB	R	H	RBI	BB	SO	LOB	BOTTOM								
Jack Perconte, L OBP: 0.250, SLG: 0.500 Harold Reynolds, S (7, 4)	1B 2B	B2-3	3-1							4	1	1	0	0	0	3	Oakland Athletics @ Seattle Mariners The Kingdome, Seattle, WA Tue Apr 09 1985, 9:05 PM EST Att: 37,161 - Unknown AB 36 R 6 H 13 RBI 6 BB 0 SO 4 LOB 19 								
Phil Bradley, R OBP: 0.750, SLG: 1.000 (1, 7)	1B	1-3								4	1	3	1	0	0	1									
Alvin Davis, L (1, 3)	E3 1B 1B	K								4	0	0	0	0	1	4									
Gorman Thomas, R OBP: 0.250, SLG: 0.250 (1, 10)	1B 1-2 3-H 1B									4	0	1	1	0	1	1									
Dave Henderson, R OBP: 0.500, SLG: 0.500 (1, 8)	K									4	2	2	0	0	1	2									
Al Cowens, R OBP: 0.750, SLG: 1.250 (1, 9)	FC5-4 1-2 2-3 1B									4	2	3	2	0	0	0									
Jim Prestley, R (1, 5)	K									4	0	0	0	0	1	5									
Bob Kearney, R OBP: 0.333, SLG: 0.333 (1, 2)	FC5-4 1-2									3	0	1	2	0	0	3									
Spike Owen, S OBP: 0.500, SLG: 0.500 (1, 6)										4	0	2	0	0	0	0									
Inning Stats	R: 2 E: 1 K: 2 S: 12	H: 4 LOB: 3 BB: 0 P: 12	R: 0 E: 0 K: 1 S: 6	H: 1 LOB: 0 BB: 0 P: 6	R: 2 E: 0 K: 0 S: 7	H: 4 LOB: 2 BB: 0 P: 7	R: 0 E: 0 K: 0 S: 3	H: 1 LOB: 0 BB: 0 P: 3	R: 2 E: 0 K: 0 S: 5	H: 2 LOB: 0 BB: 0 P: 5	R: 0 E: 0 K: 1 S: 6	H: 1 LOB: 1 BB: 0 P: 6	R: 0 E: 0 K: 0 S: 3	H: 0 LOB: 0 BB: 0 P: 3	R: 0 E: 0 K: 0 S: 3	H: 0 LOB: 0 BB: 0 P: 3	R: 0 E: 0 K: 0 S: 3	H: 0 LOB: 0 BB: 0 P: 3	1B: 10 2B: 2 3B: 1 HR: 0	SF: 0 SAC: 1 DP: 1 HBP: 0	WP: 0 PB: 0 SB: 2 CS: 0	PA: 37			
PITCHER	IP	WLS	BF	H	R	ER	SO	BB	IBB	HBP	BLK	WP	HR	S	P	ERA	WHIP								
Chris Codiroli, R ERA: 11.25 Keith Atherton, R ERA: (5, 1)	4.0	L	24	12	6	5	3	0	0	0	0	0	0	15	15	0.00	0.250								

Batter	1	2	3	4	5	6	7	8	9	AB	R	H	RBI	BB	SO	LOB	TOP									
Dave Collins, S OBP: 0.300, SLG: 0.222 (1, 7)	0-0 5-3		0-0 F8		0-0 F7		0-0 6-3		0-0 G3	5	0	0	0	0	0	2										
Carney Lansford, R OBP: 0.444, SLG: 0.167 (1, 5)	0-0 F9		4-0 BB		0-0 F8		4-0 BB	4-0 FC6-4 BB		2	0	0	0	2	0	0										
Dwayne Murphy, L OBP: 0.556, SLG: 0.333 (1, 8)	0-0 1B		0-0 3-1		0-0 2B BB		0-0 FC6-4 HR			3	2	1	0	1	0	3										
Dave Kingman, R OBP: 0.222, SLG: 0.556 (1, 3)	0-0 F8		0-0 6-3		0-0 F4		0-0 HR			4	1	1	2	0	0	2										
Dusty Baker Jr., R OBP: 0.500, SLG: 0.333 Rob Picciolo, R (8, PR)	0-0 1-3		0-0 F7		4-0 2B BB		0-0 5-3 1B			3	1	1	0	1	0	0										
Mike Heath, R OBP: 0.250, SLG: 0.500 (1, 2)	0-0 F7		0-0 F8		0-0 2B		0-0 5-3			4	0	1	2	0	0	1										
Mike Davis, L OBP: 0.125, SLG: 0.250 (1, 9)	0-3 K		0-0 6-3		0-0 F9		0-3 K			4	0	0	0	0	2	3										
Donnie Hill, S OBP: 0.250, SLG: 0.143 (1, 4)			0-0 1B		0-0 6-3		0-0 F9		0-0 4-3	4	0	1	0	0	0	0										
Alfredo Griffin, S OBP: 0.500, SLG: 0.667 Dan Meyer, L (9, PH)			0-0 1B		0-0 1B		0-0 4-3		0-0 6-3	3	0	2	0	0	0	0										
Inning Stats	R: 0 E: 0 K: 0 S: 4	H: 1 LOB: 1 BB: 0 P: 4	R: 0 E: 0 K: 1 S: 5	H: 0 LOB: 0 BB: 0 P: 5	R: 0 E: 0 K: 0 S: 4	H: 2 LOB: 2 BB: 1 P: 8	R: 0 E: 0 K: 0 S: 3	H: 0 LOB: 0 BB: 0 P: 3	R: 0 E: 0 K: 0 S: 4	H: 1 LOB: 1 BB: 0 P: 4	R: 2 E: 0 K: 0 S: 4	H: 1 LOB: 1 BB: 2 P: 12	R: 0 E: 0 K: 0 S: 3	H: 0 LOB: 0 BB: 0 P: 3	R: 2 E: 0 K: 1 S: 7	H: 2 LOB: 2 BB: 1 P: 11	R: 0 E: 0 K: 0 S: 3	H: 0 LOB: 0 BB: 0 P: 3	1B: 5 2B: 1 3B: 0 HR: 1	SF: 0 SAC: 0 DP: 0 HBP: 0	WP: 0 PB: 0 SB: 0 CS: 0	PA: 37				
PITCHER	IP	WLS	BF	H	R	ER	SO	BB	IBB	HBP	BLK	WP	HR	S	P	ERA	WHIP									
Mark Langston, L ERA: 4.91 Ed Nunez, R ERA:	(1, 1)	7.1	W	31	6	4	4	1	4	0	0	0	0	1	29	45	4.91	1.364								
(8, 1)	1.2	S	6	1	0	0	1	0	0	0	0	0	0	8	8	0.00	0.600									

Oakland Athletics @ Seattle Mariners
The Kingdome, Seattle, WA
Wed Apr 10 1985, 9:05 PM EST
Att: 7,787 - Unknown

AB 33
R 4
H 7
RBI 4
BB 4
SO 2
LOB 11



Batter	1	2	3	4	5	6	7	8	9	AB	R	H	RBI	BB	SO	LOB	BOTTOM								
Harold Reynolds, S (1, 4)	0-0 F8		0-0 6-3		0-0 F5		0-0 F8			4	0	0	0	0	0	0									
Phil Bradley, R OBP: 0.625, SLG: 1.000 (1, 7)	0-0 F8		0-0 3B		0-0 1B		0-0 F7			4	1	2	0	0	0	0									
Alvin Davis, L OBP: 0.500, SLG: 0.333 (1, 3)	4-0 BB		4-0 G6-4-3 BB		0-0 FC5 1B		0-0 FC4-6 1B			2	0	2	0	2	0	0									
Gorman Thomas, R OBP: 0.125, SLG: 0.125 (1, 10)	0-0 F7		0-0 G6-4-3		0-0 F3		0-3 K			4	0	0	0	0	1	6									
Dave Henderson, R OBP: 0.375, SLG: 0.375 (1, 8)			0-0 F9		0-0 F8		0-0 FC4-6			4	1	1	1	0	0	1									
Al Cowens, R OBP: 0.375, SLG: 0.625 (1, 9)			0-0 6-3		0-0 G3		0-3 K			4	1	0	0	0	1	3									
Jim Prestley, R OBP: 0.286, SLG: 0.714 (1, 5)			0-0 BLK E 1B		0-0 F7		0-0 HR			3	2	2	3	0	0	0									
Bob Kearney, R OBP: 0.167, SLG: 0.167 (1, 2)			0-0 E6		0-0 6-3		0-0 6-3			3	0	0	0	0	0	0									
Spike Owen, S OBP: 0.286, SLG: 0.286 (1, 6)			0-3 K		0-0 6-3		0-0 F7			3	0	0	0	0	1	1									
Inning Stats	R: 0 E: 0 K: 0 S: 3	H: 0 LOB: 1 BB: 1 P: 7	R: 1 E: 1 K: 1 S: 7	H: 1 LOB: 1 BB: 0 P: 7	R: 0 E: 0 K: 0 S: 3	H: 1 LOB: 1 BB: 1 P: 7	R: 0 E: 0 K: 0 S: 3	H: 0 LOB: 0 BB: 0 P: 3	R: 0 E: 0 K: 2 S: 8	H: 1 LOB: 1 BB: 0 P: 8	R: 4 E: 0 K: 0 S: 7	H: 4 LOB: 0 BB: 0 P: 7	R: 0 E: 0 K: 0 S: 3	H: 0 LOB: 0 BB: 0 P: 3	R: 0 E: 0 K: 2 S: 8	H: 1 LOB: 1 BB: 0 P: 8	1B: 5 2B: 0 3B: 1 HR: 1	SF: 0 SAC: 0 DP: 1 HBP: 0	WP: 0 PB: 0 SB: 0 CS: 0	PA: 33					
PITCHER	IP	WLS	BF	H	R	ER	SO	BB	IBB	HBP	BLK	WP	HR	S	P	ERA	WHIP								
Bill Krueger, L ERA: 5.06 Steve McCatty, R ERA: 5.4 Jay Howell, R ERA:	(1, 1)	5.1	L	23	5	4	3	1	2	0	0	1	0	23	31	5.06	1.312								
(6, 1)	1.2		6	1	1	1	0	0	0	0	0	0	1	6	6	5.40	0.600								
(8, 1)	1.0		4	1	0	0	2	0	0	0	0	0	0	8	8	0.00	1.000								

Oakland Athletics @ Seattle Mariners
The Kingdome, Seattle, WA
Wed Apr 10 1985, 9:05 PM EST
Att: 7,787 - Unknown

AB 31
R 5
H 7
RBI 4
BB 2
SO 3
LOB 11



Batter	1	2	3	4	5	6	7	8	9	AB	R	H	RBI	BB	SO	LOB	TOP
Gary Pettis, S OBP: 0.400, SLG: 0.250 (1, 8)	F7		L3 1B			K		K	F7	5	0	1	0	0	2	0	California Angels @ Oakland Athletics Oakland-Alameda County Coliseum, Oakland, CA Fri Apr 12 1985, 6:05 PM PST Att: 46,258 - Unknown livebaseballscorecards.com
Rod Carew, L OBP: 0.188, SLG: 0.188 (1, 3)	F7		L3			G3		K		4	0	0	0	0	1	1	
Brian Downing, R OBP: 0.363, SLG: 0.300 Mike Brown, R (8, PH) (8, 7)	FC5-4 1B			1-3				F7		2	0	1	0	1	0	0	
Doug DeCinces, R OBP: 0.188, SLG: 0.133 Craig Gerber, L (1, 5) (8, 5)	FC5-4			F3		F6			F4	3	0	0	0	0	2	0	
Reggie Jackson, L OBP: 0.214, SLG: 0.385 (1, 9)		F6		4-3				K	FC4-6 BB	3	0	0	0	1	1	0	
Bobby Grich, R OBP: 0.400, SLG: 0.357 Rob Wilfong, L (1, 4) (8, 4)	FC6-4 1B				F7				FC4-6 2B HR	2	1	1	0	1	0	0	
Ruppert Jones, L OBP: 0.231, SLG: 0.538 (1, 10)	F5								HR	4	2	3	2	0	0	1	
Bob Boone, R OBP: 0.200, SLG: 0.200 Jery Naron, L OBP: 0.500, SLG: 0.667 (9, PH) (1, 2)	FC6-4				F7				HR	3	0	0	0	0	2	0	
Dick Schofield, R OBP: 0.214, SLG: 0.429 (1, 6)			F7			K			HR	4	1	1	4	0	1	1	
Inning Stats	R: 0 E: 0 K: 0 S: 4	H: 1 LOB: 1 BB: 0 P: 4	R: 0 E: 0 K: 0 S: 4	H: 1 LOB: 1 BB: 0 P: 4	R: 0 E: 0 K: 0 S: 3	H: 1 LOB: 0 BB: 0 P: 3	R: 0 E: 0 K: 1 S: 6	H: 1 LOB: 1 BB: 1 P: 9	R: 2 E: 0 K: 1 S: 6	H: 1 LOB: 0 BB: 1 P: 10	R: 0 E: 0 K: 2 S: 7	H: 0 LOB: 0 BB: 0 P: 7	R: 4 E: 0 K: 0 S: 5	H: 2 LOB: 0 BB: 2 P: 13	1B: 4 2B: 2 3B: 0 HR: 2	SF: 0 SAC: 0 DP: 1 HBP: 0	
PITCHER	IP WLS BF H R ER SO BB IBB HBP BLK WP HR S P ERA WHIP																
Don Sutton, R ERA: 2.84 (1, 1)	6.1 W 25 5 2 2 3 2 0 0 0 0 1 29 37 2.84 1.105																
Keith Atherton, R ERA: 5.4 (7, 1)	2.2 12 2 4 4 2 2 0 0 0 0 0 1 14 22 13.50 1.500																

Batter	1	2	3	4	5	6	7	8	9	AB	R	H	RBI	BB	SO	LOB	BOTTOM
Dave Collins, S OBP: 0.450, SLG: 0.579 (1, 7)	6-3			HR			FC6-4			5	1	3	3	0	0	2	California Angels @ Oakland Athletics Oakland-Alameda County Coliseum, Oakland, CA Fri Apr 12 1985, 6:05 PM PST Att: 46,258 - Unknown livebaseballscorecards.com
Carney Lansford, R OBP: 0.421, SLG: 0.400 (1, 5)	F8			HR	3H 1B	FC5-4 1B				5	1	2	0	0	0	2	
Dwayne Murphy, L OBP: 0.500, SLG: 0.333 Steve Henderson, R (8, PH) (9, 9)	F5			3B	F9	FC5-4 1B			1B HR	2	2	0	0	2	0	1	
Dave Kingman, R OBP: 0.333, SLG: 0.688 Mike Gallego, R (7, PR) Bruce Bochte, L OBP: 0.400, SLG: 0.333 (8, 3)	K			1-3		WP 1B BB			F8 1B	3	1	1	0	1	1	1	
Dusty Baker Jr., R OBP: 0.778, SLG: 1.250 (1, 10)	G1-6-3 BB			L6		WP 1B BB			HR 1B	0	1	1	0	0	0	0	
Mike Heath, R OBP: 0.167, SLG: 0.250 (1, 2)	G1-6-3					G3 2B BB			HR	1	3	1	3	4	0	0	
Mike Davis, L OBP: 0.375, SLG: 0.750 (9, 8)			F3			K			HR	4	0	0	1	0	1	6	
Donnie Hill, S OBP: 0.167, SLG: 0.294 (1, 4)				F8						5	4	4	5	0	0	0	
Alfredo Griffin, S OBP: 0.571, SLG: 0.692 (1, 6)				5-3		G3			F8 F9	5	0	0	0	0	4	0	
Inning Stats	R: 0 E: 0 K: 0 S: 3	H: 0 LOB: 0 BB: 1 P: 8	R: 0 E: 0 K: 1 S: 3	H: 0 LOB: 0 BB: 0 P: 3	R: 1 E: 0 K: 0 S: 5	H: 2 LOB: 2 BB: 1 P: 9	R: 1 E: 1 K: 0 S: 5	H: 2 LOB: 1 BB: 0 P: 5	R: 5 E: 0 K: 1 S: 8	H: 3 LOB: 1 BB: 3 P: 20	R: 4 E: 0 K: 0 S: 6	H: 3 LOB: 2 BB: 2 P: 14	R: 4 E: 0 K: 0 S: 7	H: 4 LOB: 0 BB: 0 P: 7	1B: 6 2B: 4 3B: 1 HR: 3	SF: 1 SAC: 0 DP: 1 HBP: 0	
PITCHER	IP WLS BF H R ER SO BB IBB HBP BLK WP HR S P ERA WHIP																
Tommy John, L ERA: 3.6 (1, 1)	5.0 L 21 4 3 2 1 2 0 0 0 0 1 0 8 16 3.60 1.400																
Luis Sanchez, R ERA: 27.0 (6, 1)	1.0 8 3 4 4 1 2 0 0 0 0 0 0 5 13 54.00 7.500																
Bob Kipper, L ERA: 54.0 (7, 1)	0.2 7 3 4 4 0 2 0 0 0 0 0 0 5 13 54.00 7.500																
Pat Clements, L ERA: 32.4 (7, 1)	1.1 8 4 4 4 0 0 0 0 0 0 0 2 8 8 27.00 3.000																

Batter	1	2	3	4	5	6	7	8	9	AB	R	H	RBI	BB	SO	LOB	TOP										
Gary Pettis, S OBP: 0.500, SLG: 0.500 (1, 8)										4	3	3	1	1	0	0	California Angels @ Oakland Athletics Oakland-Alameda County Coliseum, Oakland, CA Sat Apr 13 1985, 3:33 AM PST Att: 15,173 - Unknown										
Rod Carew, L OBP: 0.286, SLG: 0.250 (1, 3)										4	0	2	2	1	0	2											
Brian Downing, R OBP: 0.371, SLG: 0.385 Darrell Miller, R OBP: 0.500, SLG: 0.500 (6, PR) (8, 7)										3	1	1	1	0	0	4											
Doug DeCinces, R OBP: 0.190, SLG: 0.150 (1, 5)										5	0	1	1	0	1	5											
Bobby Grich, R OBP: 0.400, SLG: 0.294 Rob Wilfong, L (8, 4)										3	0	0	0	2	1	5											
Ruppert Jones, L OBP: 0.313, SLG: 0.533 Juan Beniquez, R OBP: 0.333, SLG: 0.200 (7, PH)										2	0	1	1	1	1	0											
Mike Brown, R OBP: 0.167, SLG: 0.167 (1, 9)										5	1	1	0	0	1	7											
Bob Boone, R OBP: 0.250, SLG: 0.300 (1, 2)										5	0	2	0	0	0	3											
Dick Schofield, R OBP: 0.211, SLG: 0.368 (1, 6)										5	1	1	0	0	1	4											
Inning Stats	R: 1 E: 0 K: 1 S: 6	H: 2 LOB: 1 BB: 0 P: 7	R: 1 E: 0 K: 2 S: 10	H: 3 LOB: 3 BB: 1 P: 14	R: 0 E: 0 K: 0 S: 4	H: 1 LOB: 2 BB: 1 P: 8	R: 3 E: 1 K: 0 S: 6	H: 3 LOB: 2 BB: 2 P: 14	R: 0 E: 0 K: 0 S: 3	H: 0 LOB: 0 BB: 0 P: 3	R: 0 E: 0 K: 1 S: 5	H: 1 LOB: 1 BB: 0 P: 6	R: 0 E: 0 K: 0 S: 3	H: 1 LOB: 1 BB: 0 P: 4	R: 1 E: 0 K: 0 S: 4	H: 1 LOB: 2 BB: 1 P: 8	R: 0 E: 0 K: 1 S: 6	H: 1 LOB: 1 BB: 0 P: 6	1B: 10 2B: 2 3B: 1 HR: 0	SF: 0 SAC: 0 DP: 4 HBP: 3	WP: 0 PB: 0 SB: 1 CS: 0	PA: 45					
PITCHER	IP WLS BF H R ER SO BB IBB HBP BLK WP HR S P ERA WHIP	IP WLS BF H R ER SO BB IBB HBP BLK WP HR S P ERA WHIP	IP WLS BF H R ER SO BB IBB HBP BLK WP HR S P ERA WHIP	IP WLS BF H R ER SO BB IBB HBP BLK WP HR S P ERA WHIP	IP WLS BF H R ER SO BB IBB HBP BLK WP HR S P ERA WHIP	IP WLS BF H R ER SO BB IBB HBP BLK WP HR S P ERA WHIP	IP WLS BF H R ER SO BB IBB HBP BLK WP HR S P ERA WHIP	IP WLS BF H R ER SO BB IBB HBP BLK WP HR S P ERA WHIP	IP WLS BF H R ER SO BB IBB HBP BLK WP HR S P ERA WHIP	IP WLS BF H R ER SO BB IBB HBP BLK WP HR S P ERA WHIP	IP WLS BF H R ER SO BB IBB HBP BLK WP HR S P ERA WHIP	IP WLS BF H R ER SO BB IBB HBP BLK WP HR S P ERA WHIP	IP WLS BF H R ER SO BB IBB HBP BLK WP HR S P ERA WHIP	IP WLS BF H R ER SO BB IBB HBP BLK WP HR S P ERA WHIP	IP WLS BF H R ER SO BB IBB HBP BLK WP HR S P ERA WHIP	IP WLS BF H R ER SO BB IBB HBP BLK WP HR S P ERA WHIP	IP WLS BF H R ER SO BB IBB HBP BLK WP HR S P ERA WHIP	IP WLS BF H R ER SO BB IBB HBP BLK WP HR S P ERA WHIP	IP WLS BF H R ER SO BB IBB HBP BLK WP HR S P ERA WHIP	IP WLS BF H R ER SO BB IBB HBP BLK WP HR S P ERA WHIP	IP WLS BF H R ER SO BB IBB HBP BLK WP HR S P ERA WHIP	IP WLS BF H R ER SO BB IBB HBP BLK WP HR S P ERA WHIP	IP WLS BF H R ER SO BB IBB HBP BLK WP HR S P ERA WHIP	IP WLS BF H R ER SO BB IBB HBP BLK WP HR S P ERA WHIP	IP WLS BF H R ER SO BB IBB HBP BLK WP HR S P ERA WHIP		
Mike Warren, R ERA: 8.1 (1, 1)	3.1 L 22	9 5 3 3	2 0 1 0	2 0 1 0	0 0 0 0	0 0 9 18	8.10 3.300	Steve McCatty, R ERA: 4.75 (4, 1)	2.2 10	1 0 0 1	2 0 1 0	0 0 7 12	4.50 1.500	Tim Conroy, L ERA: 2.7 (7, 1)	2.0 9	2 1 0 1	0 0 1 0	0 0 0 0	0 0 6 6	0.00 1.000	Jay Howell, R ERA: (9, 1)	1.0 4	1 0 0 1	0 0 0 1	0 0 0 0	0 0 6 6	0.00 1.000

Batter	1	2	3	4	5	6	7	8	9	AB	R	H	RBI	BB	SO	LOB	BOTTOM							
Dave Collins, S OBP: 0.400, SLG: 0.478 (1, 7)										4	0	0	0	1	1	3	California Angels @ Oakland Athletics Oakland-Alameda County Coliseum, Oakland, CA Sat Apr 13 1985, 3:33 AM PST Att: 15,173 - Unknown							
Carney Lansford, R OBP: 0.435, SLG: 0.421 (1, 5)										4	0	2	0	0	0	1								
Bruce Bochte, L OBP: 0.500, SLG: 0.462 (1, 3)										4	0	3	0	0	1	1								
Dave Kingman, R OBP: 0.273, SLG: 0.550 (1, 10)										4	0	0	0	0	1	6								
Dwayne Murphy, L OBP: 0.500, SLG: 0.333 (1, 8)										3	1	1	0	1	0	0								
Mike Heath, R OBP: 0.227, SLG: 0.300 (1, 2)										4	0	2	0	0	0	1								
Mike Davis, L OBP: 0.350, SLG: 0.632 (1, 9)										3	0	0	1	1	0	2								
Donnie Hill, S OBP: 0.150, SLG: 0.263 Dan Meyer, L (7, PH) Mike Gallego, R (8, 4) Steve Henderson, R (9, PH)										2	0	0	0	0	0	1								
Alfredo Griffin, S OBP: 0.500, SLG: 0.588 (1, 6)										4	0	1	0	0	0	0								
Inning Stats	R: 0 E: 0 K: 2 S: 7	H: 0 LOB: 1 BB: 1 P: 11	R: 1 E: 0 K: 0 S: 4	H: 2 LOB: 0 BB: 0 P: 4	R: 0 E: 0 K: 0 S: 3	H: 0 LOB: 0 BB: 0 P: 3	R: 0 E: 0 K: 0 S: 3	H: 1 LOB: 0 BB: 0 P: 3	R: 0 E: 0 K: 0 S: 5	H: 2 LOB: 2 BB: 0 P: 5	R: 0 E: 0 K: 0 S: 4	H: 1 LOB: 1 BB: 0 P: 4	R: 0 E: 0 K: 0 S: 5	H: 2 LOB: 2 BB: 0 P: 5	R: 0 E: 0 K: 0 S: 8	H: 1 LOB: 3 BB: 2 P: 16	1B: 9 2B: 0 3B: 0 HR: 0	SF: 0 SAC: 0 DP: 2 HBP: 0	WP: 0 PB: 0 SB: 1 CS: 0	PA: 37				
PITCHER	IP WLS BF H R ER SO BB IBB HBP BLK WP HR S P ERA WHIP	IP WLS BF H R ER SO BB IBB HBP BLK WP HR S P ERA WHIP	IP WLS BF H R ER SO BB IBB HBP BLK WP HR S P ERA WHIP	IP WLS BF H R ER SO BB IBB HBP BLK WP HR S P ERA WHIP	IP WLS BF H R ER SO BB IBB HBP BLK WP HR S P ERA WHIP	IP WLS BF H R ER SO BB IBB HBP BLK WP HR S P ERA WHIP	IP WLS BF H R ER SO BB IBB HBP BLK WP HR S P ERA WHIP	IP WLS BF H R ER SO BB IBB HBP BLK WP HR S P ERA WHIP	IP WLS BF H R ER SO BB IBB HBP BLK WP HR S P ERA WHIP	IP WLS BF H R ER SO BB IBB HBP BLK WP HR S P ERA WHIP	IP WLS BF H R ER SO BB IBB HBP BLK WP HR S P ERA WHIP	IP WLS BF H R ER SO BB IBB HBP BLK WP HR S P ERA WHIP	IP WLS BF H R ER SO BB IBB HBP BLK WP HR S P ERA WHIP	IP WLS BF H R ER SO BB IBB HBP BLK WP HR S P ERA WHIP	IP WLS BF H R ER SO BB IBB HBP BLK WP HR S P ERA WHIP	IP WLS BF H R ER SO BB IBB HBP BLK WP HR S P ERA WHIP	IP WLS BF H R ER SO BB IBB HBP BLK WP HR S P ERA WHIP	IP WLS BF H R ER SO BB IBB HBP BLK WP HR S P ERA WHIP	IP WLS BF H R ER SO BB IBB HBP BLK WP HR S P ERA WHIP	IP WLS BF H R ER SO BB IBB HBP BLK WP HR S P ERA WHIP	IP WLS BF H R ER SO BB IBB HBP BLK WP HR S P ERA WHIP	IP WLS BF H R ER SO BB IBB HBP BLK WP HR S P ERA WHIP	IP WLS BF H R ER SO BB IBB HBP BLK WP HR S P ERA WHIP	IP WLS BF H R ER SO BB IBB HBP BLK WP HR S P ERA WHIP
Ron Romanick, R ERA: 1.08 (1, 1)	8.1 W 34	8 1 1 2	0 0 0 0	0 0 0 0	0 0 7 7	1.08 1.320	Donnie Moore, R ERA: 4.91 (9, 1)	0.2 3	1 0 0 2	0 0 0 0	0 0 0 0	0 0 7 7	0.00 1.500											

Batter	1	2	3	4	5	6	7	8	9	AB	R	H	RBI	BB	SO	LOB	TOP								
Gary Pettis, S OBP: 0.500, SLG: 0.474 (1, 8)	0-0 4-3		0-0 3-4-1 1B		0-0 1-3			4-0 1B 6-3 BB		3	1	1	0	1	0	0	California Angels @ Oakland Athletics Oakland-Alameda County Coliseum, Oakland, CA Sun Apr 14 1985, 3:33 AM PST Att: 27,592 - Unknown livebaseballscores.com								
Rod Carew, L OBP: 0.240, SLG: 0.208 (1, 3)	0-0 F7		0-0 3-4-1 1-2		0-0 G3			0-0 6-3 1-2		4	0	0	0	0	0	2									
Brian Downing, R OBP: 0.600, SLG: 0.438 (1, 7)	4-0 1B BB		0-0 E 1B 2-H		0-0 4-3			0-0 FC6-4 1B 2-3		3	0	2	1	1	0	0									
Reggie Jackson, L OBP: 0.222, SLG: 0.353 (1, 9)	0-0 1-2 1B		0-0 E2 1-2		0-0 F8			0-3 K 2		4	0	1	0	0	1	3									
Doug DeCinces, R OBP: 0.200, SLG: 0.130 (1, 5)	0-0 F9		0-0 1-3		4-0 BB			0-0 FC6-4 1-2		3	0	0	0	1	0	6									
Ruppert Jones, L OBP: 0.300, SLG: 0.444 (1, 10)		0-3 K		0-0 G3				0-0 F9 BB	4-0 FC4-6 BB	3	0	0	0	1	1	1									
Rob Wilfong, L (1, 4)		4-0 G6-3 BB		0-0 F8				0-0 F9	0-0 FC4-6 1-2	3	0	0	0	1	0	1									
Bob Boone, R OBP: 0.217, SLG: 0.261 (1, 2)		0-0 G6-3		0-0 F9				0-0 4-3	0-3 K	3	0	0	0	0	0	1									
Jerry Narron, L OBP: 0.400, SLG: 0.500 (9, PH)		1-2 G6-3		0-0 F9				0-0 4-3	0-0 K	1	0	0	0	0	1	1									
Dick Schofield, R OBP: 0.174, SLG: 0.304 (1, 6)			0-0 6-3		0-0 F8			0-0 F7	0-0 F9	4	0	0	0	0	0	1									
Inning Stats	R: 0 E: 0 K: 0 S: 4	H: 1 LOB: 2 BB: 1 P: 8	R: 0 E: 0 K: 1 S: 4	H: 0 LOB: 0 BB: 1 P: 8	R: 1 E: 1 K: 0 S: 6	H: 2 LOB: 2 BB: 0 P: 6	R: 0 E: 0 K: 0 S: 3	H: 0 LOB: 0 BB: 0 P: 3	R: 0 E: 0 K: 0 S: 3	H: 0 LOB: 0 BB: 0 P: 7	R: 0 E: 0 K: 0 S: 3	H: 0 LOB: 0 BB: 0 P: 3	R: 0 E: 0 K: 1 S: 6	H: 1 LOB: 2 BB: 1 P: 10	R: 0 E: 0 K: 1 S: 5	H: 0 LOB: 1 BB: 1 P: 9	1B: 4 2B: 0 3B: 0 HR: 0	SF: 0 SAC: 0 DP: 1 HBP: 0	WP: 0 PB: 0 SB: 0 CS: 0	PA: 36					
PITCHER	IP	WLS	BF	H	R	ER	SO	BB	IBB	HBP	BLK	WP	HR	S	P	ERA	WHIP								
Chris Codiroli, R ERA: 4.91 (1, 1)	7.0	W	27	3	1	1	1	3	0	0	0	0	0	26	38	1.29	0.857								
Jay Howell, R ERA: (8, 1)	2.0	S	9	1	0	0	2	2	0	0	0	0	0	11	19	0.00	1.500								

Batter	1	2	3	4	5	6	7	8	9	AB	R	H	RBI	BB	SO	LOB	BOTTOM								
Dave Collins, S OBP: 0.379, SLG: 0.444 (1, 7)	0-0 G3		0-0 F7			0-0 1B G4-6-3 1B		0-0 E9 1B		4	2	1	0	0	0	1	California Angels @ Oakland Athletics Oakland-Alameda County Coliseum, Oakland, CA Sun Apr 14 1985, 3:33 AM PST Att: 27,592 - Unknown livebaseballscores.com								
Carney Lansford, R OBP: 0.444, SLG: 0.409 (1, 5)	0-3 K		0-0 L5			0-0 G4-6-3 1B		4-0 BB 1B BB		3	1	1	0	1	1	0									
Bruce Bochte, L OBP: 0.444, SLG: 0.412 (1, 3)	0-0 G3		0-0 6-3			0-0 G4-6-3 1-2 3-H		0-0 BB BB SF8 1B		4	1	1	2	0	0	1									
Dave Kingman, R OBP: 0.269, SLG: 0.478 (1, 10)		0-3 K		4-0 G4-6-3 BB		0-0 F7		0-3 K		3	0	0	0	1	2	2									
Dwayne Murphy, L OBP: 0.500, SLG: 0.389 (1, 8)		0-0 HR 2B		0-3 K				4-0 BB BB		3	1	1	0	1	1	1									
Mike Heath, R OBP: 0.308, SLG: 0.318 (1, 2)		4-0 HR BB		0-0 G4-6-3 1-2				4-0 FC4-6 1B	4-0 1-2 2-3 BB	2	1	1	1	2	0	1									
Mike Davis, L OBP: 0.333, SLG: 0.727 (1, 9)		0-0 1-H 2-H HR			0-3 K			0-0 FC4-6 FC4-6	0-0 SF8	3	1	1	4	0	1	1									
Donnie Hill, S OBP: 0.125, SLG: 0.217 (1, 4)		0-0 6-3			0-0 F8			0-0 FC4-6	0-0 4-3	4	0	0	0	0	0	3									
Alfredo Griffin, S OBP: 0.476, SLG: 0.550 (1, 6)		0-3 K			0-0 F4			0-0 E 1B		3	1	1	0	0	1	0									
Inning Stats	R: 0 E: 0 K: 1 S: 5	H: 0 LOB: 0 BB: 0 P: 5	R: 3 E: 0 K: 2 S: 9	H: 2 LOB: 0 BB: 1 P: 13	R: 0 E: 0 K: 0 S: 3	H: 0 LOB: 0 BB: 0 P: 3	R: 0 E: 0 K: 1 S: 4	H: 0 LOB: 0 BB: 1 P: 8	R: 0 E: 0 K: 1 S: 5	H: 0 LOB: 0 BB: 0 P: 5	R: 1 E: 0 K: 0 S: 4	H: 2 LOB: 0 BB: 0 P: 4	R: 0 E: 0 K: 0 S: 4	H: 1 LOB: 1 BB: 0 P: 4	R: 4 E: 1 K: 1 S: 8	H: 2 LOB: 2 BB: 3 P: 20		1B: 5 2B: 1 3B: 0 HR: 1	SF: 1 SAC: 0 DP: 2 HBP: 0	WP: 0 PB: 0 SB: 0 CS: 0	PA: 35				
PITCHER	IP	WLS	BF	H	R	ER	SO	BB	IBB	HBP	BLK	WP	HR	S	P	ERA	WHIP								
Mike Witt, R ERA: 6.14 (1, 1)	7.0	L	30	7	8	6	5	3	0	0	0	0	0	37	49	7.71	1.429								
Luis Sanchez, R ERA: 16.0 (8, 1)	1.0		5	0	0	0	1	2	0	0	0	0	0	5	13	0.00	2.000								

Batter	1	2	3	4	5	6	7	8	9	AB	R	H	RBI	BB	SO	LOB	TOP			
Jack Perconte, L (1,4) OBP: 0.375, SLG: 0.500 Ken Phelps, L (8,PH) Ivan Calderon, R (8,PH) Harold Reynolds, S (8,FR) OBP: 0.217, SLG: 0.105	0-0 FC6-4 1B	0-0 2H 1B		0-0 F9		0-0 F5		0-0 BB		4	0	2	1	0	0	0	Seattle Mariners @ Oakland Athletics Oakland-Alameda County Coliseum, Oakland, CA Mon Apr 15 1985, 6:05 PM PST Att: 9,396 - Unknown			
Phil Bradley, R (1,7) OBP: 0.397, SLG: 0.759 Barry Bonnell, R (7,7)	0-0 FC6-4 BB 1B	0-3 K		0-0 E1			0-3 K	0-3 K		4	1	0	0	0	2	2				
Alvin Davis, L (1,3) OBP: 0.433, SLG: 0.227	4-0 1B BB	0-0 F8		0-0 F7			0-0 F7		0-0 1B	4	0	1	0	1	0	2				
Gorman Thomas, R (1,10) OBP: 0.400, SLG: 0.680	0-0 F8		0-0 FC5-4 1-3 1B		4-0 FC5-4 BB		0-0 2B		0-0 F7	4	0	2	0	1	0	3				
Dave Henderson, R (1,8) OBP: 0.345, SLG: 0.429	0-0 1-2 2H 1B		0-3 K		0-0 FC5-4 BB		0-0 F9		0-0 F8	5	0	1	1	0	1	4				
Al Cowens, R (1,9) OBP: 0.414, SLG: 0.741	0-3 K		0-0 1-3 1-2		0-0 F3			0-0 HR	0-0 5-3	5	1	1	1	0	1	5				
Jim Presley, R (1,5) OBP: 0.370, SLG: 0.833		0-3 K2-3	4-0 BB	0-3 K				0-3 K		3	0	0	0	1	3	1				
Bob Kearney, R (1,2) OBP: 0.167, SLG: 0.063		4-0 BLK 2B BB	0-0 FC5		0-0 F3			0-3 K		3	1	0	0	1	1	2				
Spike Owen, S (1,6) OBP: 0.269, SLG: 0.292	0-0 1H 1B 2B		0-0 F9		0-0 F9		0-0 6-3		4-0 BB BB	3	1	1	1	1	0	0				
Inning Stats	R: 1 E: 0 K: 1 S: 7	H: 2 LOB: 2 BB: 1 P: 11	R: 2 E: 0 K: 2 S: 9	H: 2 LOB: 1 BB: 1 P: 13	R: 0 E: 0 K: 1 S: 6	H: 1 LOB: 2 BB: 1 P: 10	R: 0 E: 1 K: 0 S: 4	H: 0 LOB: 1 BB: 0 P: 4	R: 0 E: 0 K: 0 S: 3	H: 0 LOB: 0 BB: 0 P: 3	R: 0 E: 0 K: 1 S: 6	H: 1 LOB: 1 BB: 0 P: 6	R: 1 E: 0 K: 3 S: 10	H: 1 LOB: 2 BB: 2 P: 18	R: 0 E: 0 K: 0 S: 4	H: 1 LOB: 1 BB: 0 P: 4	1B: 5 2B: 2 3B: 0 HR: 1	SF: 0 SAC: 0 DP: 0 HBP: 0	WP: 0 PB: 0 SB: 0 CS: 0	PA: 42
PITCHER	IP WLS BF H R ER SO BB IBB HBP BLK WP HR S P ERA WHIP	IP WLS BF H R ER SO BB IBB HBP BLK WP HR S P ERA WHIP	IP WLS BF H R ER SO BB IBB HBP BLK WP HR S P ERA WHIP	IP WLS BF H R ER SO BB IBB HBP BLK WP HR S P ERA WHIP	IP WLS BF H R ER SO BB IBB HBP BLK WP HR S P ERA WHIP	IP WLS BF H R ER SO BB IBB HBP BLK WP HR S P ERA WHIP	IP WLS BF H R ER SO BB IBB HBP BLK WP HR S P ERA WHIP	IP WLS BF H R ER SO BB IBB HBP BLK WP HR S P ERA WHIP	IP WLS BF H R ER SO BB IBB HBP BLK WP HR S P ERA WHIP	IP WLS BF H R ER SO BB IBB HBP BLK WP HR S P ERA WHIP	IP WLS BF H R ER SO BB IBB HBP BLK WP HR S P ERA WHIP	IP WLS BF H R ER SO BB IBB HBP BLK WP HR S P ERA WHIP	IP WLS BF H R ER SO BB IBB HBP BLK WP HR S P ERA WHIP	IP WLS BF H R ER SO BB IBB HBP BLK WP HR S P ERA WHIP	IP WLS BF H R ER SO BB IBB HBP BLK WP HR S P ERA WHIP	IP WLS BF H R ER SO BB IBB HBP BLK WP HR S P ERA WHIP	IP WLS BF H R ER SO BB IBB HBP BLK WP HR S P ERA WHIP			
Bill Krueger, L (1,1) ERA: 4.76	6.0 W 28	5 3 3 5	4 0 0 0	0 0 0 0	0 0 0 0	0 0 0 0	0 0 0 0	0 0 0 0	0 0 0 0	0 0 0 0	0 0 0 0	0 0 0 0	0 0 0 0	0 0 0 0	0 0 0 0	0 0 0 0	4.50 1.500			
Keith Altherton, R (7,1) ERA: 5.4	1.2 8 2 1 1 3	1 0 0 0	0 0 0 0	0 0 0 0	0 0 0 0	0 0 0 0	0 0 0 0	0 0 0 0	0 0 0 0	0 0 0 0	0 0 0 0	0 0 0 0	0 0 0 0	0 0 0 0	0 0 0 0	0 0 0 0	5.40 1.800			
Tim Conroy, L (8,1) ERA: 2.7	0.0 1 0 0 0 1	0 0 0 0	0 0 0 0	0 0 0 0	0 0 0 0	0 0 0 0	0 0 0 0	0 0 0 0	0 0 0 0	0 0 0 0	0 0 0 0	0 0 0 0	0 0 0 0	0 0 0 0	0 0 0 0	0 0 0 0	∞			
Jay Howell, R (8,1) ERA:	1.1 S 5	1 0 0 1	0 0 0 0	0 0 0 0	0 0 0 0	0 0 0 0	0 0 0 0	0 0 0 0	0 0 0 0	0 0 0 0	0 0 0 0	0 0 0 0	0 0 0 0	0 0 0 0	0 0 0 0	0 0 0 0	0.00 0.750			


AB	36
R	4
H	8
RBI	4
BB	6
SO	9
LOB	21




Batter	1	2	3	4	5	6	7	8	9	AB	R	H	RBI	BB	SO	LOB	BOTTOM			
Dave Collins, S (1,7) OBP: 0.412, SLG: 0.452	0-0 E5 F9 S 2B	0-0 1-2 1B		0-0 B1-3			4-0 FC4-6 1B BB	0-0 SF9 S 1B		4	2	2	1	1	0	1	Seattle Mariners @ Oakland Athletics Oakland-Alameda County Coliseum, Oakland, CA Mon Apr 15 1985, 6:05 PM PST Att: 9,396 - Unknown			
Carney Lansford, R (1,5) OBP: 0.438, SLG: 0.400	4-0 2B 5-3 BB	0-0 8-4			0-0 5-3		0-0 FC4-6 1B	0-0 SF9		3	1	1	1	1	0	2				
Dwayne Murphy, L (1,8) OBP: 0.452, SLG: 0.318	0-0 F9		4-0 CS BB		0-0 F8		0-0 FC4-6 5-3 1B	0-0 G3		4	0	0	0	1	0	5				
Dave Kingman, R (1,3) OBP: 0.333, SLG: 0.538 Bruce Bochte, L (8,3) OBP: 0.444, SLG: 0.412	0-0 5-3		0-0 F8		4-0 WP S BB		0-0 5-3			3	0	2	2	1	0	1				
Dusty Baker Jr., R (1,10) OBP: 0.538, SLG: 0.625	0-0 5-3		0-0 F7		0-0 F8		0-0 5-3			0	0	0	0	0	0	0				
Mike Heath, R (1,2) OBP: 0.333, SLG: 0.440	4-0 BB		0-0 CS		0-0 HR		0-0 3-1	0-0 F7		3	1	1	1	1	0	2				
Mike Davis, L (1,9) OBP: 0.357, SLG: 0.800	0-3 K			0-0 HR		4-0 5-3 BB		0-0 G3		3	1	1	1	1	1	2				
Donnie Hill, S (1,4) OBP: 0.143, SLG: 0.192		0-3 K		0-0 F4		0-0 5-3		4-0 FC 1B BB		3	1	0	0	1	1	1				
Alfredo Griffin, S (1,6) OBP: 0.480, SLG: 0.522		0-0 8-4 1B		4-0 B1-3 BB		0-0 L8		0-0 FC S 1B SF9		3	1	1	0	1	0	2				
Inning Stats	R: 2 E: 1 K: 1 S: 7	H: 1 LOB: 2 BB: 2 P: 15	R: 0 E: 0 K: 1 S: 6	H: 2 LOB: 1 BB: 0 P: 6	R: 0 E: 0 K: 0 S: 2	H: 0 LOB: 0 BB: 1 P: 6	R: 2 E: 0 K: 0 S: 4	H: 2 LOB: 0 BB: 1 P: 8	R: 0 E: 0 K: 0 S: 3	H: 0 LOB: 1 BB: 1 P: 7	R: 0 E: 0 K: 0 S: 3	H: 0 LOB: 1 BB: 1 P: 7	R: 1 E: 0 K: 0 S: 5	H: 2 LOB: 2 BB: 1 P: 9	R: 2 E: 0 K: 0 S: 5	H: 1 LOB: 1 BB: 1 P: 9	1B: 5 2B: 3 3B: 0 HR: 2	SF: 1 SAC: 0 DP: 2 HBP: 0	WP: 1 PB: 0 SB: 4 CS: 1	PA: 40
PITCHER	IP WLS BF H R ER SO BB IBB HBP BLK WP HR S P ERA WHIP	IP WLS BF H R ER SO BB IBB HBP BLK WP HR S P ERA WHIP	IP WLS BF H R ER SO BB IBB HBP BLK WP HR S P ERA WHIP	IP WLS BF H R ER SO BB IBB HBP BLK WP HR S P ERA WHIP	IP WLS BF H R ER SO BB IBB HBP BLK WP HR S P ERA WHIP	IP WLS BF H R ER SO BB IBB HBP BLK WP HR S P ERA WHIP	IP WLS BF H R ER SO BB IBB HBP BLK WP HR S P ERA WHIP	IP WLS BF H R ER SO BB IBB HBP BLK WP HR S P ERA WHIP	IP WLS BF H R ER SO BB IBB HBP BLK WP HR S P ERA WHIP	IP WLS BF H R ER SO BB IBB HBP BLK WP HR S P ERA WHIP	IP WLS BF H R ER SO BB IBB HBP BLK WP HR S P ERA WHIP	IP WLS BF H R ER SO BB IBB HBP BLK WP HR S P ERA WHIP	IP WLS BF H R ER SO BB IBB HBP BLK WP HR S P ERA WHIP	IP WLS BF H R ER SO BB IBB HBP BLK WP HR S P ERA WHIP	IP WLS BF H R ER SO BB IBB HBP BLK WP HR S P ERA WHIP	IP WLS BF H R ER SO BB IBB HBP BLK WP HR S P ERA WHIP				
Mark Langston, L (1,1) ERA: 4.05	6.0 L 27	5 4 2 2	6 0 0 0	0 0 0 0	0 0 0 0	0 0 0 0	0 0 0 0	0 0 0 0	0 0 0 0	0 0 0 0	0 0 0 0	0 0 0 0	0 0 0 0	0 0 0 0	0 0 0 0	0 0 0 0	3.00 1.833			
Mike Stanton, R (7,1) ERA: 4.5	1.1 8 2 2 2 0	2 0 0 0	0 0 0 0	0 0 0 0	0 0 0 0	0 0 0 0	0 0 0 0	0 0 0 0	0 0 0 0	0 0 0 0	0 0 0 0	0 0 0 0	0 0 0 0	0 0 0 0	0 0 0 0	0 0 0 0	13.50 3.000			
Ed Vande Berg, L (8,1) ERA: 3.86	0.2 4 1 1 1 0	1 0 0 0	0 0 0 0	0 0 0 0	0 0 0 0	0 0 0 0	0 0 0 0	0 0 0 0	0 0 0 0	0 0 0 0	0 0 0 0	0 0 0 0	0 0 0 0	0 0 0 0	0 0 0 0	0 0 0 0	13.50 1.500			

AB	30
R	7
H	8
RBI	7
BB	8
SO	2
LOB	21



Batter	1	2	3	4	5	6	7	8	9	AB	R	H	RBI	BB	SO	LOB	TOP								
Jack Perconte, L (1, 4) OBP: 0.385, SLG: 0.500	K		F9		4-3		BB		4-3 2B	4	0	1	0	1	1	1	Seattle Mariners @ Oakland Athletics Oakland-Alameda County Coliseum, Oakland, CA Tue Apr 16 1985, 6:05 PM PST Att: 5,171 - Unknown AB 35 R 7 H 9 RBI 7 BB 3 SO 8 LOB 13 								
Phil Bradley, R (1, 7) OBP: 0.343, SLG: 0.765	K		HR		F5		F4		4-3	5	1	1	2	0	1	3									
Dave Henderson, R (1, 8) OBP: 0.324, SLG: 0.375	K		6-3		HR		K		F7	4	1	0	0	1	2	3									
Gorman Thomas, R (1, 10) OBP: 0.412, SLG: 0.759		K			1B		K			4	2	2	2	0	2	2									
Al Cowens, R (1, 9) OBP: 0.424, SLG: 0.806		1-3			1B				HR	4	1	2	1	0	1	0									
Barry Bonnell, R (1, 3) OBP: 0.333, SLG: 0.200		5-3			1B				6-3	4	0	1	0	0	0	0									
Jim Presley, R (1, 5) OBP: 0.355, SLG: 0.889					SF7		K		F7	3	1	1	2	0	1	0									
Dave Valle, R (1, 2) OBP: 0.091, SLG: 0.091					4-3		F8		F6	4	0	0	0	0	0	2									
Spike Owen, S (1, 6) OBP: 0.300, SLG: 0.296					HR		BB		4-3	3	1	1	0	1	0	2									
Inning Stats	R: 0 E: 0 K: 3 S: 9	H: 0 LOB: 0 BB: 0 P: 9	R: 0 E: 0 K: 1 S: 5	H: 0 LOB: 0 BB: 0 P: 5	R: 3 E: 0 K: 0 S: 6	H: 3 LOB: 0 BB: 0 P: 6	R: 1 E: 0 K: 0 S: 6	H: 3 LOB: 2 BB: 0 P: 6	R: 2 E: 0 K: 1 S: 6	H: 1 LOB: 0 BB: 1 P: 10	R: 0 E: 0 K: 1 S: 5	H: 0 LOB: 0 BB: 0 P: 5	R: 0 E: 0 K: 2 S: 7	H: 0 LOB: 2 BB: 2 P: 15	R: 1 E: 0 K: 0 S: 4	H: 1 LOB: 0 BB: 0 P: 4	R: 0 E: 0 K: 0 S: 4	H: 1 LOB: 1 BB: 0 P: 4	1B: 4 2B: 1 3B: 0 HR: 4	SF: 1 SAC: 0 DP: 0 HBP: 0	WP: 0 PB: 0 SB: 1 CS: 0	PA: 39			
PITCHER	IP	WLS	BF	H	R	ER	SO	BB	IBB	HBP	BLK	WP	HR	S	P	ERA	WHIP								
Curt Young, L (1, 1) ERA: 17.55	4.2		22	7	6	6	4	1	0	0	0	0	3	29	33	11.57	1.714								
Mike Warren, R (5, 1) ERA: 5.79	1.1	W	6	0	0	0	2	2	0	0	0	0	0	8	16	0.00	1.500								
Keith Atherton, R (7, 1) ERA: 5.23	2.0		7	1	1	1	2	0	0	0	0	0	1	11	11	4.50	0.500								
Jay Howell, R (9, 1) ERA:	1.0	S	4	1	0	0	0	0	0	0	0	0	0	4	4	0.00	1.000								

Batter	1	2	3	4	5	6	7	8	9	AB	R	H	RBI	BB	SO	LOB	BOTTOM								
Dave Collins, S (1, 7) OBP: 0.410, SLG: 0.444	1-3	S	L4			S	5-3			5	2	2	0	0	0	1	Seattle Mariners @ Oakland Athletics Oakland-Alameda County Coliseum, Oakland, CA Tue Apr 16 1985, 6:05 PM PST Att: 5,171 - Unknown AB 37 R 9 H 12 RBI 7 BB 4 SO 5 LOB 13 								
Camey Lansford, R (1, 5) OBP: 0.378, SLG: 0.333	6-3	F4			F9	F7		5-3		5	0	0	0	0	0	3									
Bruce Bochte, L (1, 3) OBP: 0.478, SLG: 0.545					F7			K		5	2	3	3	0	1	0									
Dave Kingman, R (1, 10) OBP: 0.371, SLG: 0.517										3	0	1	0	2	0	1									
Rob Picciolo, R (8, PR)	4-3	E6				1B				0	0	0	0	0	0	0									
Dwayne Murphy, L (1, 8) OBP: 0.444, SLG: 0.280					F8					3	1	0	0	2	2	3									
Mike Heath, R (1, 2) OBP: 0.353, SLG: 0.448										4	1	2	1	0	0	0									
Mike Davis, L (1, 9) OBP: 0.375, SLG: 0.759										4	2	2	0	0	1	3									
Donnie Hill, S (1, 4) OBP: 0.156, SLG: 0.200										4	0	1	1	0	1	1									
Alfredo Griffin, S (1, 6) OBP: 0.448, SLG: 0.481										4	1	1	2	0	0	1									
Inning Stats	R: 0 E: 0 K: 0 S: 4	H: 1 LOB: 1 BB: 0 P: 4	R: 6 E: 2 K: 1 S: 11	H: 5 LOB: 1 BB: 1 P: 15	R: 1 E: 0 K: 1 S: 7	H: 2 LOB: 1 BB: 0 P: 7	R: 0 E: 0 K: 0 S: 4	H: 1 LOB: 1 BB: 0 P: 4	R: 0 E: 0 K: 0 S: 3	H: 0 LOB: 0 BB: 0 P: 3	R: 2 E: 0 K: 1 S: 8	H: 3 LOB: 3 BB: 2 P: 16	R: 0 E: 0 K: 0 S: 3	H: 0 LOB: 0 BB: 0 P: 3	R: 0 E: 0 K: 2 S: 7	H: 0 LOB: 1 BB: 1 P: 11	1B: 10 2B: 2 3B: 0 HR: 0	SF: 0 SAC: 0 DP: 0 HBP: 0	WP: 0 PB: 0 SB: 4 CS: 0	PA: 41					
PITCHER	IP	WLS	BF	H	R	ER	SO	BB	IBB	HBP	BLK	WP	HR	S	P	ERA	WHIP								
Mike Morgan, R (1, 1) ERA: 12.0	1.0	L	6	2	2	2	0	1	1	0	0	0	0	5	9	18.00	3.000								
Dave Gessel, L (2, 1) ERA: 8.1	4.2		26	9	7	6	2	1	1	0	0	0	0	28	36	11.57	2.143								
Mike Stanton, R (6, 1) ERA: 4.15	0.1		2	1	0	0	1	0	0	0	0	0	0	4	4	0.00	3.000								
Ed Vande Berg, L (7, 1) ERA: 2.08	2.0		7	0	0	0	2	1	0	0	0	0	0	10	14	0.00	0.500								

Batter	1	2	3	4	5	6	7	8	9	AB	R	H	RBI	BB	SO	LOB	TOP										
Jack Perconte, L (1,4) OBP: 0.294, SLG: 0.375	F9		4-3	L6			F2			4	0	0	0	0	0	0	Seattle Mariners @ Oakland Athletics Oakland-Alameda County Coliseum, Oakland, CA Wed Apr 17 1985, 3:33 AM PST Att: 6,283 - Unknown livebaseballscorecards.com										
Phil Bradley, R (1,7) OBP: 0.333, SLG: 0.711	1-3		FC5 BB 1B		5-3		F8			4	0	1	0	0	0	0											
Ken Phelps, L (1,3) OBP: 0.333, SLG: 0.711	K						F8			3	0	0	0	1	1	0											
Gorman Thomas, R (1,10) OBP: 0.395, SLG: 0.688		E 1B 2B BB	F2				K			3	1	0	0	1	1	2											
Dave Henderson, R (1,8) OBP: 0.289, SLG: 0.333	F7		FC5 2-3				F2			4	0	0	0	0	0	3											
Al Cowens, R (1,9) OBP: 0.432, SLG: 0.771	E6 2B 1B						4-3			4	2	2	0	0	0	0											
Jim Prestley, R (1,5) OBP: 0.400, SLG: 1.000	FC1-5 1-H 3-H 2B									3	1	2	4	1	0	0											
Bob Kearney, R (1,2) OBP: 0.136, SLG: 0.050	FC1-5 2-3 2B						F9			4	0	0	0	0	0	2											
Spike Owen, S (1,6) OBP: 0.273, SLG: 0.267	6-3									3	0	0	0	0	1	1											
Inning Stats	R: 0 E: 0 K: 1 S: 5	H: 0 LOB: 0 BB: 0 P: 5	R: 2 E: 1 K: 0 S: 5	H: 2 LOB: 1 BB: 1 P: 9	R: 0 E: 0 K: 0 S: 4	H: 1 LOB: 2 BB: 1 P: 8	R: 2 E: 0 K: 0 S: 5	H: 2 LOB: 0 BB: 0 P: 5	R: 0 E: 0 K: 1 S: 5	H: 0 LOB: 0 BB: 0 P: 7	R: 0 E: 0 K: 1 S: 5	H: 0 LOB: 0 BB: 0 P: 5	R: 0 E: 0 K: 0 S: 3	H: 0 LOB: 0 BB: 0 P: 3	R: 0 E: 0 K: 0 S: 3	H: 0 LOB: 0 BB: 0 P: 3	1B: 3 2B: 1 3B: 0 HR: 1	SF: 0 SAC: 0 DP: 0 HBP: 0	WP: 0 PB: 0 SB: 0 CS: 0	PA: 35							
PITCHER	IP	WLS	BF	H	R	ER	SO	BB	IBB	HBP	BLK	WP	HR	S	P	ERA	WHIP										
Don Sutton, R (1,1) ERA: 4.05	7.0	W	29	5	4	4	3	3	0	0	0	0	1	32	44	5.14	1.143										
Tim Conroy, L (8,1) ERA: 1.69	2.0		6	0	0	0	0	0	0	0	0	0	0	6	6	0.00	0.000										

Batter	1	2	3	4	5	6	7	8	9	AB	R	H	RBI	BB	SO	LOB	BOTTOM										
Dave Collins, S (1,7) OBP: 0.409, SLG: 0.462	FC6-4 BB		6-3 1B 2B	SF9	K			FC4-6 1-2		3	1	1	1	1	1	2	Seattle Mariners @ Oakland Athletics Oakland-Alameda County Coliseum, Oakland, CA Wed Apr 17 1985, 3:33 AM PST Att: 6,283 - Unknown livebaseballscorecards.com										
Carney Lansford, R (1,5) OBP: 0.333, SLG: 0.286	FC6-4 1-2 BB		6-3	F7				F8		5	0	0	1	0	1	4											
Dwayne Murphy, L (1,8) OBP: 0.463, SLG: 0.259			2-3 3-H 4-0 1B FC5-4 BB					G4-1 1-2		2	1	0	0	3	0	1											
Dave Kingman, R (1,3) OBP: 0.359, SLG: 0.485				F7						4	0	1	1	0	1	4											
Bruce Bochte, L (8,3) OBP: 0.476, SLG: 0.545	K		FC5-4 1B					F5		0	0	0	0	0	0	0											
Dusty Baker Jr., R (1,10) OBP: 0.471, SLG: 0.455	F8		FC5-4 FC4-6 1-2 3-H							3	1	0	1	1	1	3											
Mike Heath, R (1,2) OBP: 0.342, SLG: 0.406			1-2 3-H							3	0	0	0	1	1	2											
Mike Davis, L (1,9) OBP: 0.417, SLG: 0.844	F2		FC4-6 1-2							3	3	2	1	0	0	0											
Donnie Hill, S (1,4) OBP: 0.167, SLG: 0.235	F7									4	1	1	1	0	0	2											
Alfredo Griffin, S (1,6) OBP: 0.515, SLG: 0.533										3	1	3	1	1	0	0											
Inning Stats	R: 0 E: 0 K: 1 S: 5	H: 0 LOB: 2 BB: 2 P: 13	R: 0 E: 0 K: 0 S: 3	H: 0 LOB: 0 BB: 0 P: 3	R: 3 E: 0 K: 0 S: 6	H: 3 LOB: 1 BB: 1 P: 10	R: 2 E: 0 K: 0 S: 5	H: 2 LOB: 2 BB: 1 P: 10	R: 2 E: 1 K: 2 S: 9	H: 2 LOB: 1 BB: 1 P: 13	R: 0 E: 0 K: 1 S: 5	H: 0 LOB: 0 BB: 0 P: 5	R: 1 E: 0 K: 1 S: 5	H: 1 LOB: 0 BB: 1 P: 9	R: 0 E: 0 K: 0 S: 3	H: 0 LOB: 1 BB: 1 P: 7	1B: 5 2B: 2 3B: 0 HR: 1	SF: 1 SAC: 0 DP: 0 HBP: 1	WP: 1 PB: 0 SB: 3 CS: 1	PA: 39							
PITCHER	IP	WLS	BF	H	R	ER	SO	BB	IBB	HBP	BLK	WP	HR	S	P	ERA	WHIP										
Matt Young, L (1,1) ERA: 4.5	3.2	L	21	5	5	5	1	4	0	1	0	0	0	18	35	12.27	2.455										
Karl Best, R (4,1) ERA: 3.86	2.1		10	2	2	1	3	1	0	0	0	0	0	15	19	3.86	1.286										
Ed Nunez, R (7,1) ERA: 1.17	2.0		8	1	1	1	1	2	0	0	0	0	1	8	16	4.50	1.500										





Batter	1	2	3	4	5	6	7	8	9	AB	R	H	RBI	BB	SO	LOB	TOP								
Kirby Puckett, R OBP: 0.311, SLG: 0.364 (1, 8)										4	0	0	0	0	2	2	Minnesota Twins @ Oakland Athletics Oakland-Alameda County Coliseum, Oakland, CA Fri Apr 19 1985, 6:05 PM PST Att: 10,965 - Unknown livebaseballscores.com								
Mickey Hatcher, R OBP: 0.318, SLG: 0.535 (1, 7)										4	0	0	0	0	0	1									
Kent Hrbek, L OBP: 0.244, SLG: 0.135 (1, 3)										4	0	0	0	0	1	1									
Mike Stenhouse, L OBP: 0.318, SLG: 0.450 (1, 10)										4	0	0	0	0	0	1									
Tom Brunansky, R OBP: 0.465, SLG: 0.647 (1, 9)										4	1	2	1	0	0	0									
Gary Gaetti, R OBP: 0.333, SLG: 0.378 (1, 5)										3	1	1	0	1	1	1									
Greg Gagne, R OBP: 0.379, SLG: 0.308 (9, PH)										1	0	0	0	2	0	0									
Roy Smalley, S OBP: 0.333, SLG: 0.455 (9, PH)										1	0	0	0	0	1	1									
Tim Teufel, R OBP: 0.275, SLG: 0.243 (1, 4)										3	0	0	0	1	0	4									
Tim Laudner, R OBP: 0.174, SLG: 0.304 (1, 2)										2	0	1	1	0	1	1									
Randy Bush, L OBP: 0.400, SLG: 1.000 (7, PH)										1	0	0	0	0	0	1									
Mark Salas, L OBP: 0.200, SLG: 0.200 (7, 2)										0	0	0	0	0	0	0									
Inning Stats	R: 0 E: 0 K: 1 S: 5	H: 0 LOB: 0 BB: 0 P: 5	R: 2 E: 0 K: 0 S: 4	H: 2 LOB: 2 BB: 2 P: 12	R: 0 E: 1 K: 0 S: 4	H: 0 LOB: 1 BB: 0 P: 4	R: 0 E: 0 K: 0 S: 3	H: 0 LOB: 0 BB: 0 P: 3	R: 0 E: 0 K: 2 S: 7	H: 0 LOB: 1 BB: 1 P: 11	R: 0 E: 0 K: 1 S: 6	H: 1 LOB: 1 BB: 0 P: 6	R: 0 E: 0 K: 1 S: 5	H: 0 LOB: 0 BB: 0 P: 9	R: 0 E: 0 K: 0 S: 3	H: 0 LOB: 0 BB: 0 P: 3	R: 0 E: 0 K: 1 S: 6	H: 1 LOB: 1 BB: 0 P: 6	1B: 3 2B: 0 3B: 0 HR: 1	SF: 0 SAC: 0 DP: 0 HBP: 0	WP: 0 PB: 0 SB: 0 CS: 0	PA: 35			
PITCHER	IP	WLS	BF	H	R	ER	SO	BB	IBB	HBP	BLK	WP	HR	S	P	ERA	WHIP								
Chris Codiroli, R ERA: 3.79 (1, 1)	8.0	W	31	3	2	2	5	4	0	0	0	0	1	37	53	2.25	0.875								
Jay Howell, R ERA: (9, 1)	1.0	S	4	1	0	0	1	0	0	0	0	0	0	6	6	0.00	1.000								

Batter	1	2	3	4	5	6	7	8	9	AB	R	H	RBI	BB	SO	LOB	BOTTOM								
Dave Collins, S OBP: 0.375, SLG: 0.419 (1, 7)										4	0	0	0	0	1	1	Minnesota Twins @ Oakland Athletics Oakland-Alameda County Coliseum, Oakland, CA Fri Apr 19 1985, 6:05 PM PST Att: 10,965 - Unknown livebaseballscores.com								
Carney Lansford, R OBP: 0.304, SLG: 0.256 (1, 5)										4	0	0	0	0	0	0									
Dwayne Murphy, L OBP: 0.444, SLG: 0.355 (1, 8)										4	1	1	1	0	2	0									
Dave Kingman, R OBP: 0.357, SLG: 0.457 (1, 3)										2	1	0	0	1	1	0									
Bruce Bochte, L OBP: 0.476, SLG: 0.545 (9, 3)										0	0	0	0	0	0	0									
Dusty Baker Jr., R OBP: 0.500, SLG: 0.500 (1, 10)										3	1	2	0	0	0	0									
Mike Heath, R OBP: 0.341, SLG: 0.486 (1, 2)										3	1	1	3	0	1	2									
Mike Davis, L OBP: 0.410, SLG: 0.800 (1, 9)										3	0	1	0	0	0	1									
Donnie Hill, S OBP: 0.179, SLG: 0.243 (1, 4)										3	0	1	0	0	0	1									
Alfredo Griffin, S OBP: 0.472, SLG: 0.485 (1, 6)										3	0	0	0	0	0	1									
Inning Stats	R: 0 E: 0 K: 0 S: 3	H: 0 LOB: 0 BB: 0 P: 3	R: 0 E: 1 K: 0 S: 4	H: 0 LOB: 1 BB: 0 P: 4	R: 0 E: 0 K: 0 S: 3	H: 1 LOB: 0 BB: 0 P: 3	R: 4 E: 0 K: 0 S: 6	H: 4 LOB: 0 BB: 1 P: 10	R: 0 E: 0 K: 0 S: 3	H: 0 LOB: 0 BB: 0 P: 3	R: 0 E: 0 K: 3 S: 10	H: 1 LOB: 1 BB: 0 P: 10	R: 0 E: 0 K: 0 S: 3	H: 0 LOB: 0 BB: 0 P: 3	R: 0 E: 0 K: 2 S: 7	H: 0 LOB: 0 BB: 0 P: 7	1B: 4 2B: 0 3B: 0 HR: 2	SF: 0 SAC: 0 DP: 1 HBP: 0	WP: 0 PB: 0 SB: 0 CS: 0	PA: 30					
PITCHER	IP	WLS	BF	H	R	ER	SO	BB	IBB	HBP	BLK	WP	HR	S	P	ERA	WHIP								
Frank Viola, L ERA: 4.03 (1, 1)	8.0	L	30	6	4	4	5	1	0	0	0	0	2	39	43	4.50	0.875								

Batter	1	2	3	4	5	6	7	8	9	AB	R	H	RBI	BB	SO	LOB	TOP					
Kirby Puckett, R OBP: 0.286, SLG: 0.333 (1, 8)	0-0 4-3		0-0 5-3		0-0 G3-6			0-0 6-3		4	0	0	1	0	0	3	Minnesota Twins @ Oakland Athletics Oakland-Alameda County Coliseum, Oakland, CA Sat Apr 20 1985, 3:33 AM PST Att: 12,556 - Unknown livebaseballscorecards.com					
Mickey Hatcher, R OBP: 0.313, SLG: 0.511 (1, 7)	0-0 F7		0-0 1-3				0-0 6-3	0-0 1B		4	0	1	0	0	0	2						
Roy Smalley, S OBP: 0.321, SLG: 0.400 (1, 10)	0-0 5-3		4-0 BB				0-0 F8	0-0 F6		3	0	0	0	1	0	1						
Tom Brunansky, R OBP: 0.447, SLG: 0.595 (1, 9)		0-0 6-3	0-0 F8				4-0 BB	0-0 F7		3	0	0	0	1	0	4						
Gary Gaetti, R OBP: 0.348, SLG: 0.450 (1, 5)		0-0 F8		0-0 5-3			4-0 BB		0-0 HR	3	1	1	1	1	0	0						
Kent Hrbek, L OBP: 0.245, SLG: 0.146 (1, 3)	0-0 5-3			0-0 F5			0-0 F7		0-0 1B	4	0	1	0	0	0	2						
Greg Gagne, R OBP: 0.364, SLG: 0.300 (1, 6)			0-0 BB	0-0 F4			0-0 F8	0-0 F7		4	1	1	0	0	0	1						
Ron Washington, R OBP: 0.400, SLG: 0.250 (1, 4)			0-0 5-3		4-0 BB		0-0 F8	0-0 F6		3	0	1	0	1	0	1						
Tim Laudner, R OBP: 0.185, SLG: 0.269 (1, 2)			4-0 BB		0-0 F7		0-3 K	0-0 F8		3	0	0	0	1	1	2						
Inning Stats	R: 0 E: 0 K: 0 S: 3	H: 0 LOB: 0 BB: 0 P: 3	R: 0 E: 0 K: 0 S: 3	H: 0 LOB: 0 BB: 0 P: 3	R: 1 E: 0 K: 0 S: 5	H: 2 LOB: 3 BB: 2 P: 13	R: 0 E: 0 K: 0 S: 3	H: 0 LOB: 0 BB: 0 P: 3	R: 0 E: 0 K: 0 S: 2	H: 0 LOB: 0 BB: 1 P: 6	R: 0 E: 0 K: 1 S: 5	H: 0 LOB: 2 BB: 0 P: 11	R: 0 E: 0 K: 1 S: 4	H: 0 LOB: 0 BB: 0 P: 5	R: 0 E: 0 K: 0 S: 4	H: 1 LOB: 1 BB: 0 P: 4	R: 1 E: 0 K: 0 S: 5	H: 2 LOB: 1 BB: 0 P: 5	1B: 4 2B: 0 3B: 0 HR: 1	SF: 0 SAC: 0 DP: 1 HBP: 0	WP: 0 PB: 0 SB: 0 CS: 0	PA: 36
PITCHER Bill Krueger, L ERA: 3.54 (1, 1)	IP: 9.0 WLS: W BF: 36 H: 5 R: 2 ER: 2 SO: 1 BB: 5 IBB: 0 HBP: 0 BLK: 0 WP: 0 HR: 1 S: 33 P: 53 ERA: 2.00 WHIP: 1.111															PITCHER	IP: 9.0 WLS: W BF: 36 H: 5 R: 2 ER: 2 SO: 1 BB: 5 IBB: 0 HBP: 0 BLK: 0 WP: 0 HR: 1 S: 33 P: 53 ERA: 2.00 WHIP: 1.111					

Batter	1	2	3	4	5	6	7	8	9	AB	R	H	RBI	BB	SO	LOB	BOTTOM			
Dave Collins, S OBP: 0.373, SLG: 0.413 (1, 7)	0-0 F8		0-0 1B		0-0 F7			0-0 SH1-3		3	1	1	0	0	0	0	Minnesota Twins @ Oakland Athletics Oakland-Alameda County Coliseum, Oakland, CA Sat Apr 20 1985, 3:33 AM PST Att: 12,556 - Unknown livebaseballscorecards.com			
Carney Lansford, R OBP: 0.320, SLG: 0.279 (1, 5)	0-0 F3		0-0 1B		0-0 FC5-4		0-0 5-3			4	0	2	0	0	0	1				
Bruce Bochte, L OBP: 0.444, SLG: 0.500 (1, 3)	0-0 1B		0-0 G6-4-3		0-0 F8			0-0 B2-3		4	0	1	0	0	0	2				
Dave Kingman, R OBP: 0.348, SLG: 0.462 Rob Picciolo, R (8, PR)	0-0 F4		0-0 6-3		0-0 FC5-4			0-0 E		4	0	1	0	0	0	2				
Dwayne Murphy, L OBP: 0.429, SLG: 0.371 (1, 8)		0-0 HR		0-0 F8			0-0 3-1	0-0 E4		4	2	1	0	0	0	0				
Mike Heath, R OBP: 0.333, SLG: 0.462 (1, 2)		0-0 F9		0-0 6-3			0-0 1-3	0-0 FC4-6		4	0	1	1	0	0	1				
Mike Davis, L OBP: 0.419, SLG: 0.846 (1, 9)		0-0 HR		0-0 3B			0-0 F9	0-0 FC4-6		4	2	2	2	0	0	2				
Donnie Hill, S OBP: 0.186, SLG: 0.293 (1, 4)		0-0 F7		0-0 3B			0-0 F9	0-0 F5		4	0	1	1	0	0	2				
Alfredo Griffin, S OBP: 0.462, SLG: 0.472 (1, 6)		0-0 F9		0-0 F7			0-0 SH1-3			3	0	1	0	0	0	1				
Inning Stats	R: 0 E: 0 K: 0 S: 4	H: 1 LOB: 1 BB: 0 P: 4	R: 2 E: 0 K: 0 S: 5	H: 2 LOB: 0 BB: 0 P: 5	R: 1 E: 0 K: 0 S: 4	H: 2 LOB: 0 BB: 0 P: 4	R: 1 E: 0 K: 0 S: 5	H: 2 LOB: 1 BB: 0 P: 5	R: 0 E: 0 K: 0 S: 4	H: 1 LOB: 1 BB: 0 P: 4	R: 0 E: 0 K: 0 S: 3	H: 0 LOB: 0 BB: 0 P: 3	R: 0 E: 0 K: 0 S: 4	H: 1 LOB: 1 BB: 0 P: 4	R: 2 E: 1 K: 0 S: 6	H: 2 LOB: 2 BB: 0 P: 6	1B: 7 2B: 2 3B: 1 HR: 1	SF: 0 SAC: 1 DP: 1 HBP: 0	WP: 0 PB: 0 SB: 1 CS: 0	PA: 35
PITCHER Mike Smithson, R ERA: 4.57 Pete Filson, L ERA: (8, 1)	IP: 7.1 WLS: L BF: 31 H: 10 R: 5 ER: 5 SO: 0 BB: 0 IBB: 0 HBP: 0 BLK: 0 WP: 0 HR: 1 S: 31 P: 31 ERA: 6.14 WHIP: 1.364															PITCHER	IP: 0.2 WLS: L BF: 4 H: 1 R: 1 ER: 0 SO: 0 BB: 0 IBB: 0 HBP: 0 BLK: 0 WP: 0 HR: 0 S: 4 P: 4 ERA: 0.00 WHIP: 1.500			

Batter	1	2	3	4	5	6	7	8	9	AB	R	H	RBI	BB	SO	LOB	TOP										
Kirby Puckett, R OBP: 0.315, SLG: 0.358 (1, 8)	F9			CS 1B	1-2 2-H 3-H 1B		1-2 1B		G4-6-3	5	0	3	2	0	0	1	Minnesota Twins @ Oakland Athletics Oakland-Alameda County Coliseum, Oakland, CA Sun Apr 21 1985, 3:33 AM PST Att: 9,722 - Unknown AB 33 R 2 H 8 RBI 2 BB 4 SO 3 LOB 15 										
Mickey Hatcher, R OBP: 0.286, SLG: 0.471 (1, 7)	6-3			F8	4-3		FC6-4			4	0	0	0	0	0	5											
Kent Hrbek, L OBP: 0.245, SLG: 0.156 (1, 3)	1-3			FC5-4 1B			F6		F4	4	0	1	0	0	0	0											
Tom Brunansky, R OBP: 0.431, SLG: 0.561 (1, 9)				FC5-4 1-2			F7		BB 1B	4	0	1	0	0	0	1											
Roy Smalley, S OBP: 0.313, SLG: 0.357 (1, 10)	K				F8		BB		F6	3	0	0	0	1	1	1											
Gary Gaetti, R OBP: 0.360, SLG: 0.465 (1, 5)	K				1B 2B		K		BB	3	1	1	0	1	2	1											
Greg Gagne, R OBP: 0.351, SLG: 0.294 (1, 6)				F4	BB 1B		F5		F7	4	1	1	0	0	0	2											
Tim Teufel, R OBP: 0.295, SLG: 0.275 (1, 4)				F9	1B BB		L6		FC1-5 2B	3	0	1	0	1	0	0											
Tim Laudner, R OBP: 0.194, SLG: 0.241 (1, 2)				F7	L5		L5		FC1-5 G4-6-3	3	0	0	0	1	0	4											
Inning Stats	R: 0 E: 0 K: 0 S: 3	H: 0 LOB: 0 BB: 0 P: 3	R: 0 E: 0 K: 2 S: 7	H: 0 LOB: 0 BB: 0 P: 7	R: 0 E: 0 K: 0 S: 3	H: 0 LOB: 0 BB: 0 P: 3	R: 0 E: 0 K: 0 S: 4	H: 2 LOB: 1 BB: 0 P: 4	R: 2 E: 0 K: 0 S: 6	H: 3 LOB: 2 BB: 1 P: 10	R: 0 E: 0 K: 1 S: 5	H: 0 LOB: 1 BB: 1 P: 9	R: 0 E: 0 K: 0 S: 4	H: 1 LOB: 2 BB: 1 P: 8	R: 0 E: 0 K: 0 S: 4	H: 1 LOB: 2 BB: 1 P: 8	R: 0 E: 0 K: 0 S: 3	H: 1 LOB: 0 BB: 0 P: 3	1B: 6 2B: 2 3B: 0 HR: 0	SF: 0 SAC: 0 DP: 1 HBP: 0	WP: 0 PB: 0 SB: 0 CS: 1	PA: 37					
PITCHER	IP	WLS	BF	H	R	ER	SO	BB	IBB	HBP	BLK	WP	HR	S	P	ERA	WHIP										
Curt Young, L ERA: 9.42 (1, 1)	7.2	L	33	7	2	2	3	4	0	0	0	0	0	35	51	2.35	1.435										
Keith Atherton, R ERA: 4.63 (8, 1)	1.1		4	1	0	0	0	0	0	0	0	0	0	4	4	0.00	0.750										

Batter	1	2	3	4	5	6	7	8	9	AB	R	H	RBI	BB	SO	LOB	BOTTOM										
Dave Collins, S OBP: 0.364, SLG: 0.400 (1, 7)	4-3			CS 1B					G3	4	0	1	0	0	0	0	Minnesota Twins @ Oakland Athletics Oakland-Alameda County Coliseum, Oakland, CA Sun Apr 21 1985, 3:33 AM PST Att: 9,722 - Unknown AB 28 R 0 H 3 RBI 0 BB 0 SO 2 LOB 3 										
Camey Lansford, R OBP: 0.321, SLG: 0.283 (1, 5)	5-3			6-3						3	0	1	0	0	0	1											
Bruce Bochte, L OBP: 0.400, SLG: 0.448 (1, 3)	F8			3-1					G4-6-3 1B	3	0	0	0	0	0	1											
Dave Kingman, R OBP: 0.327, SLG: 0.429 (1, 10)					F7				F8	3	0	0	0	0	0	0											
Dwayne Murphy, L OBP: 0.404, SLG: 0.342 (1, 8)				F8					K	3	0	0	0	0	1	0											
Mike Heath, R OBP: 0.333, SLG: 0.476 (1, 2)				5-3					F7	3	0	1	0	0	0	0											
Mike Davis, L OBP: 0.391, SLG: 0.786 (1, 9)				4-3					F6	3	0	0	0	0	0	1											
Donnie Hill, S OBP: 0.178, SLG: 0.279 Dan Meyer, L (9, PH)				1-3					G3	2	0	0	0	0	0	0											
Alfredo Griffin, S OBP: 0.429, SLG: 0.436 (1, 6)				1-3					K	3	0	0	0	0	1	0											
Inning Stats	R: 0 E: 0 K: 0 S: 3	H: 0 LOB: 0 BB: 0 P: 3	R: 0 E: 0 K: 0 S: 3	H: 0 LOB: 0 BB: 0 P: 3	R: 0 E: 0 K: 0 S: 3	H: 0 LOB: 0 BB: 0 P: 3	R: 0 E: 0 K: 0 S: 3	H: 1 LOB: 0 BB: 0 P: 3	R: 0 E: 0 K: 0 S: 4	H: 1 LOB: 1 BB: 0 P: 4	R: 0 E: 0 K: 1 S: 5	H: 0 LOB: 0 BB: 0 P: 5	R: 0 E: 0 K: 0 S: 3	H: 1 LOB: 0 BB: 0 P: 3	R: 0 E: 0 K: 1 S: 5	H: 0 LOB: 0 BB: 0 P: 5	R: 0 E: 0 K: 0 S: 3	H: 0 LOB: 0 BB: 0 P: 3	1B: 2 2B: 1 3B: 0 HR: 0	SF: 0 SAC: 0 DP: 1 HBP: 0	WP: 0 PB: 0 SB: 0 CS: 1	PA: 28					
PITCHER	IP	WLS	BF	H	R	ER	SO	BB	IBB	HBP	BLK	WP	HR	S	P	ERA	WHIP										
John Butcher, R ERA: 1.8 (1, 1)	9.0	W	28	3	0	0	2	0	0	0	0	0	0	32	32	0.00	0.333										

Batter	1	2	3	4	5	6	7	8	9	AB	R	H	RBI	BB	SO	LOB	TOP	
Dave Collins, S OBP: 0.339, SLG: 0.370 (1, 7)	0-0 4-3		0-0 F4			0-0 1-3		0-0 F8		4	0	0	0	0	0	1		
Carney Lansford, R OBP: 0.316, SLG: 0.285 (1, 5)	0-0 5-3			0-0 5-3		0-0 FC		4-0 BB		3	0	0	0	1	0	1		
Bruce Bochte, L OBP: 0.382, SLG: 0.424 (1, 3)	0-0 4-3			0-0 1B		0-0 G4-6-3		0-0 F7		4	0	1	0	0	0	3		
Dave Kingman, R OBP: 0.302, SLG: 0.391 (1, 10)		0-0 F8		0-0 F8		0-0 L4		0-0 F3		4	0	0	0	0	0	2		
Dwayne Murphy, L OBP: 0.375, SLG: 0.310 (1, 8)	0-3 K		0-0 F8		0-3 K		0-3 K		0-3 K		4	0	0	0	3	2		
Mike Heath, R OBP: 0.353, SLG: 0.545 (1, 2)	0-0 HR			0-3 K		4-0 BB				2	1	1	1	1	1	0		
Mike Davis, L OBP: 0.367, SLG: 0.733 (1, 9)	0-0 4-3			0-0 G3		0-0 G3				3	0	0	0	0	0	1		
Donnie Hill, S OBP: 0.170, SLG: 0.267 (8, PH)			0-0 F8		0-0 4-3		0-0 3-1			2	0	0	0	0	0	0		
Dan Meyer, L (8, PH)										1	0	0	0	0	0	0		
Mike Gallego, R (8, 4)										0	0	0	0	0	0	0		
Alfredo Griffin, S OBP: 0.422, SLG: 0.429 (1, 6)		0-3 K		0-0 1B		0-0 1B		0-0 6-3		3	0	1	0	0	1	0		
Inning Stats	R: 0 E: 0 K: 0 S: 3	H: 0 LOB: 0 BB: 0 P: 3	R: 1 E: 0 K: 1 S: 6	H: 1 LOB: 0 BB: 0 P: 6	R: 0 E: 0 K: 1 S: 5	H: 0 LOB: 0 BB: 0 P: 5	R: 0 E: 0 K: 0 S: 4	H: 1 LOB: 1 BB: 0 P: 4	R: 0 E: 0 K: 1 S: 5	H: 0 LOB: 1 BB: 1 P: 9	R: 0 E: 0 K: 0 S: 3	H: 0 LOB: 0 BB: 0 P: 3	R: 0 E: 0 K: 1 S: 5	H: 0 LOB: 1 BB: 1 P: 9	1B: 2 2B: 0 3B: 0 HR: 1	SF: 0 SAC: 0 DP: 1 HBP: 0	WP: 1 PA: 32	
PITCHER	IP WLS BF H R ER SO BB IBB HBP BLK WP HR S P ERA WHIP																	
Jim Slaton, R ERA: 3.1 (1, 1)	8.0 W 28 3 1 1 4																	
Donnie Moore, R ERA: 2.0 (9, 1)	1.0 L 4 0 0 0 1																	

Oakland Athletics @ California Angels
Anaheim Stadium, Anaheim, CA
Mon Apr 22 1985, 9:05 PM EST
Att: 23,111 - Unknown


AB	30
R	1
H	3
RBI	1
BB	2
SO	5
LOB	10



Batter	1	2	3	4	5	6	7	8	9	AB	R	H	RBI	BB	SO	LOB	BOTTOM		
Rod Carew, L OBP: 0.389, SLG: 0.429 (1, 3)	0-3 K		0-0 6-3	0-0 F8		0-0 BB		0-0 SH1-4		5	1	2	0	0	1	2			
Juan Beniquez, R OBP: 0.444, SLG: 0.609 (1, 8)	4-0 BB		0-0 HR	0-0 1B	0-0 SH2-4	0-3 K		0-0 SH1-4		3	2	2	1	1	1	1			
Ruppert Jones, L OBP: 0.394, SLG: 0.593 (1, 10)	0-3 K		4-0 BB	0-0 SH2-4	0-0 SH2-4	4-0 BB		4-0 FC1-2		1	0	0	0	2	1	1			
Mike Brown, R OBP: 0.167, SLG: 0.118 (8, PH)										0	0	0	0	1	0	0			
Reggie Jackson, L OBP: 0.282, SLG: 0.333 (8, PR)	0-0 F6		0-0 G4-1	0-0 F8	0-0 F8	4-0 BB		0-0 FC1-2		4	0	1	1	1	0	3			
Darrell Miller, R OBP: 0.300, SLG: 0.222 (9, 9)								0-0 FC1-2		0	1	0	0	0	0	0			
Brian Downing, R OBP: 0.491, SLG: 0.333 (1, 7)		0-3 K		0-0 6-3	4-0 1B	0-0 5-3		4-0 FC1-2		3	1	0	0	2	1	3			
Doug DeCinces, R OBP: 0.316, SLG: 0.408 (1, 5)	0-0 4-3			0-0 HR	0-0 BB			0-0 FC1-2		4	1	2	2	1	0	3			
Bobby Grich, R OBP: 0.455, SLG: 0.351 (1, 4)	0-0 1B			0-3 K	0-3 1B	1-2 BB		0-0 BB		4	0	2	2	1	1	1			
Bob Boone, R OBP: 0.282, SLG: 0.229 (1, 2)	0-3 K			0-0 1B	0-0 FC6-4			0-0 BB		3	0	1	0	2	1	4			
Dick Schofield, R OBP: 0.196, SLG: 0.311 (1, 6)			0-0 F7	0-0 1B	0-0 1B	0-3 K		0-0 F7		5	0	1	0	0	1	4			
Inning Stats	R: 0 E: 0 K: 2 S: 7	H: 0 LOB: 1 BB: 1 P: 11	R: 0 E: 0 K: 2 S: 8	H: 1 LOB: 0 BB: 0 P: 8	R: 1 E: 0 K: 0 S: 4	H: 1 LOB: 1 BB: 1 P: 8	R: 1 E: 0 K: 1 S: 8	H: 3 LOB: 2 BB: 0 P: 8	R: 1 E: 0 K: 0 S: 5	H: 2 LOB: 3 BB: 2 P: 13	R: 0 E: 0 K: 2 S: 8	H: 1 LOB: 3 BB: 2 P: 16	R: 0 E: 0 K: 0 S: 2	H: 0 LOB: 1 BB: 2 P: 10	R: 3 E: 0 K: 0 S: 6	H: 3 LOB: 3 BB: 3 P: 18	1B: 8 2B: 1 3B: 0 HR: 2	SF: 0 SAC: 2 DP: 0 HBP: 0	WP: 0 PA: 45
PITCHER	IP WLS BF H R ER SO BB IBB HBP BLK WP HR S P ERA WHIP																		
Don Sutton, R ERA: 4.19 (7, 1)	6.0 L 33 8 3 3 7																		
Steve McCatty, R ERA: 5.14 (8, 1)	1.1 L 5 1 1 1 0																		
Jeff Kaiser, L ERA: 15.75 (8, 1)	0.2 L 7 2 2 2 0																		

Oakland Athletics @ California Angels
Anaheim Stadium, Anaheim, CA
Mon Apr 22 1985, 9:05 PM EST
Att: 23,111 - Unknown

AB	32
R	6
H	11
RBI	6
BB	11
SO	7
LOB	22



Batter	1	2	3	4	5	6	7	8	9	AB	R	H	RBI	BB	SO	LOB	TOP										
Dave Collins, S OBP: 0.343, SLG: 0.369 (1, 7)										5	1	1	1	0	1	1											
Carney Lansford, R OBP: 0.324, SLG: 0.333 (1, 5)										5	1	3	0	0	0	0											
Bruce Bochte, L OBP: 0.385, SLG: 0.421 (1, 3)										5	1	2	1	0	0	1											
Dave Kingman, R OBP: 0.349, SLG: 0.462 (1, 10)										3	0	0	1	2	0	3											
Dwayne Murphy, L OBP: 0.394, SLG: 0.375 (1, 8)										3	1	1	1	2	0	1											
Mike Heath, R OBP: 0.328, SLG: 0.481 (1, 2)										5	0	1	0	0	0	4											
Mike Davis, L OBP: 0.390, SLG: 0.759 (1, 9)										5	1	2	1	0	2	1											
Donnie Hill, S OBP: 0.214, SLG: 0.296 (1, 4)										4	1	2	1	0	0	2											
Alfredo Griffin, S OBP: 0.407, SLG: 0.388 (1, 6)										3	0	0	0	1	0	2											
Inning Stats	R: 3 E: 1 K: 0 S: 7	H: 3 LOB: 2 BB: 1 P: 11	R: 0 E: 0 K: 0 S: 5	H: 2 LOB: 2 BB: 0 P: 5	R: 3 E: 0 K: 0 S: 6	H: 4 LOB: 1 BB: 0 P: 6	R: 0 E: 0 K: 0 S: 3	H: 0 LOB: 2 BB: 2 P: 11	R: 0 E: 0 K: 2 S: 7	H: 0 LOB: 1 BB: 1 P: 11	R: 0 E: 0 K: 1 S: 6	H: 1 LOB: 1 BB: 0 P: 6	R: 0 E: 0 K: 0 S: 3	H: 1 LOB: 1 BB: 0 P: 4	R: 0 E: 0 K: 0 S: 4	H: 1 LOB: 1 BB: 0 P: 4	1B: 10 2B: 1 3B: 0 HR: 1	SF: 0 SAC: 0 DP: 1 HBP: 0	WP: 0 PB: 0 SB: 1 CS: 0	PA: 43							
PITCHER	IP	WLS	BF	H	R	ER	SO	BB	IBB	HBP	BLK	WP	HR	S	P	ERA	WHIP										
Ron Romanick, R ERA: 1.96 (1, 1)	5.2	L	31	9	6	3	2	5	0	0	0	0	1	30	50	4.76	2.471										
Pat Clements, L ERA: 10.13 (6, 1)	2.1		8	2	0	0	1	0	0	0	0	0	0	10	10	0.00	0.857										
Donnie Moore, R ERA: 1.8 (9, 1)	1.0		4	1	0	0	0	0	0	0	0	0	0	4	4	0.00	1.000										

Oakland Athletics @ California Angels
Anaheim Stadium, Anaheim, CA
Wed Apr 24 1985, 6:33 AM EST
Att: 26,080 - Unknown

AB 38
R 6
H 12
RBI 6
BB 5
SO 3
LOB 15



Batter	1	2	3	4	5	6	7	8	9	AB	R	H	RBI	BB	SO	LOB	BOTTOM										
Gary Pettis, S OBP: 0.431, SLG: 0.383 (1, 8)										4	0	0	0	0	2	0											
Rod Carew, L OBP: 0.381, SLG: 0.393 (1, 3)										4	0	1	0	0	0	0											
Juan Beniquez, R OBP: 0.417, SLG: 0.548 (1, 7)										3	1	0	0	1	0	1											
Reggie Jackson, L OBP: 0.313, SLG: 0.465 (1, 9)										3	1	0	0	1	0	1											
Doug DeCinces, R OBP: 0.318, SLG: 0.439 (1, 5)										3	0	1	0	1	0	0											
Brian Downing, R OBP: 0.469, SLG: 0.319 (1, 10)										3	1	2	2	1	0	1											
Rob Wilfong, L OBP: 0.259, SLG: 0.077 (1, 4)										3	0	0	0	0	0	4											
Bobby Grich, R OBP: 0.469, SLG: 0.439 (9, PH)										0	0	0	0	1	0	0											
Dick Schofield, R OBP: 0.222, SLG: 0.415 (1, 6)										4	1	1	1	0	1	5											
Bob Boone, R OBP: 0.256, SLG: 0.211 (1, 2)										2	0	0	1	0	0	0											
Jerry Narron, L OBP: 0.400, SLG: 0.706 (9, PH)										1	0	0	0	0	1	2											
Inning Stats	R: 0 E: 0 K: 0 S: 4	H: 1 LOB: 1 BB: 0 P: 4	R: 0 E: 0 K: 0 S: 4	H: 1 LOB: 1 BB: 0 P: 4	R: 0 E: 0 K: 1 S: 5	H: 0 LOB: 0 BB: 0 P: 5	R: 2 E: 0 K: 0 S: 3	H: 1 LOB: 1 BB: 3 P: 15	R: 0 E: 0 K: 0 S: 3	H: 0 LOB: 0 BB: 0 P: 3	R: 2 E: 0 K: 1 S: 7	H: 2 LOB: 0 BB: 0 P: 7	R: 0 E: 0 K: 0 S: 3	H: 0 LOB: 0 BB: 0 P: 3	R: 0 E: 0 K: 2 S: 7	H: 0 LOB: 2 BB: 2 P: 15	1B: 4 2B: 0 3B: 1 HR: 0	SF: 1 SAC: 0 DP: 1 HBP: 0	WP: 0 PB: 0 SB: 0 CS: 0	PA: 36							
PITCHER	IP	WLS	BF	H	R	ER	SO	BB	IBB	HBP	BLK	WP	HR	S	P	ERA	WHIP										
Chris Codiroli, R ERA: 4.09 (1, 1)	3.0		13	2	2	2	1	2	0	0	0	0	0	13	21	6.00	1.333										
Steve McCatty, R ERA: 4.91 (4, 1)	4.0	W	15	3	2	2	1	1	0	0	0	0	0	16	20	4.50	1.000										
Tim Conroy, L ERA: 1.35 (8, 1)	1.1		5	0	0	0	0	1	0	0	0	0	0	4	8	0.00	0.750										
Jay Howell, R ERA: 0.87 (9, 1)	0.2	S	3	0	0	0	2	1	0	0	0	0	0	6	10	0.00	1.500										

Oakland Athletics @ California Angels
Anaheim Stadium, Anaheim, CA
Wed Apr 24 1985, 6:33 AM EST
Att: 26,080 - Unknown

AB 30
R 4
H 5
RBI 4
BB 5
SO 4
LOB 14



Batter	1	2	3	4	5	6	7	8	9	AB	R	H	RBI	BB	SO	LOB	TOP					
Dave Collins, S OBP: 0.338, SLG: 0.362 (1, 7)	3-1		F8		F8					4	0	1	1	0	0	1	<p>Oakland Athletics @ Minnesota Twins Hubert H. Humphrey Metrodome, Minneapolis, MN Thu Apr 25 1985, 7:05 PM EST Att: 9,259 - Unknown</p> <p>livebaseballscores.com</p>					
Carney Lansford, R OBP: 0.306, SLG: 0.313 (1, 5)	6-3		6-3			6-3	F8			4	0	0	0	0	0	2						
Bruce Bochte, L OBP: 0.395, SLG: 0.429 (1, 3)							F8			4	1	2	0	0	1	1						
Dave Kingman, R OBP: 0.328, SLG: 0.429 (1, 10)					F7					4	0	0	0	0	2	2						
Dwayne Murphy, L OBP: 0.400, SLG: 0.431 (1, 8)		4-3								3	1	1	2	1	0	0						
Mike Heath, R OBP: 0.323, SLG: 0.456 (1, 2)		5-3								3	0	0	0	1	0	1						
Mike Davis, L OBP: 0.381, SLG: 0.741 (1, 9)										4	1	1	0	0	2	1						
Donnie Hill, S OBP: 0.233, SLG: 0.310 (1, 4)										4	1	2	0	0	0	1						
Alfredo Griffin, S OBP: 0.386, SLG: 0.365 (1, 6)										3	0	0	1	0	1	1						
Inning Stats	R: 0 E: 0 K: 1 S: 6	H: 1 LOB: 1 BB: 0 P: 6	R: 0 E: 0 K: 1 S: 5	H: 0 LOB: 0 BB: 0 P: 5	R: 0 E: 0 K: 0 S: 4	H: 1 LOB: 1 BB: 0 P: 4	R: 0 E: 0 K: 1 S: 5	H: 0 LOB: 1 BB: 1 P: 9	R: 0 E: 0 K: 0 S: 4	H: 1 LOB: 0 BB: 0 P: 4	R: 2 E: 0 K: 1 S: 7	H: 2 LOB: 1 BB: 1 P: 11	R: 1 E: 0 K: 0 S: 5	H: 2 LOB: 1 BB: 0 P: 5	R: 0 E: 0 K: 0 S: 3	H: 0 LOB: 0 BB: 0 P: 3	R: 0 E: 0 K: 2 S: 7	H: 0 LOB: 0 BB: 0 P: 7	1B: 5 2B: 1 3B: 0 HR: 1	SF: 0 SAC: 1 DP: 0 HBP: 0	WP: 0 PB: 0 CS: 0	PA: 36
PITCHER John Butcher, R ERA: 2.38 (1, 1)	IP: 9.0 WLS: W BF: 36 H: 7 R: 4 ER: 4 SO: 6 BB: 2 IBB: 0 HBP: 0 BLK: 0 WP: 0 HR: 1 S: 46 P: 54 ERA: 4.00 WHIP: 1.000															PITCHER						

Batter	1	2	3	4	5	6	7	8	9	AB	R	H	RBI	BB	SO	LOB	BOTTOM					
Kirby Puckett, R OBP: 0.356, SLG: 0.472 (1, 8)			4-3							5	0	2	2	0	1	1	<p>Oakland Athletics @ Minnesota Twins Hubert H. Humphrey Metrodome, Minneapolis, MN Thu Apr 25 1985, 7:05 PM EST Att: 9,259 - Unknown</p> <p>livebaseballscores.com</p>					
Mickey Hatcher, R OBP: 0.285, SLG: 0.403 (1, 7)										4	0	0	0	0	0	1						
Kent Hrbek, L OBP: 0.310, SLG: 0.271 (1, 3)										4	0	1	0	0	1	0						
Tom Brunansky, R OBP: 0.420, SLG: 0.625 (1, 9)										4	1	1	1	0	0	1						
Roy Smalley, S OBP: 0.360, SLG: 0.372 (1, 10)										3	1	1	0	1	0	0						
Gary Gaetti, R OBP: 0.326, SLG: 0.431 (1, 5)										2	1	0	0	2	1	2						
Greg Gagne, R OBP: 0.377, SLG: 0.417 (1, 6)										3	1	1	1	1	1	1						
Tim Teufel, R OBP: 0.305, SLG: 0.296 (1, 4)										4	1	0	1	0	0	2						
Tim Laudner, R OBP: 0.211, SLG: 0.250 (9, PH)										3	0	1	0	0	1	1						
Randy Bush, L OBP: 0.400, SLG: 1.000 (9, PH)										0	0	0	0	0	0	0						
Dave Engle, R OBP: 0.286, SLG: 0.167 (9, PH)										0	0	0	0	1	0	0						
Inning Stats	R: 0 E: 0 K: 2 S: 7	H: 0 LOB: 0 BB: 0 P: 7	R: 0 E: 0 K: 0 S: 3	H: 0 LOB: 0 BB: 0 P: 3	R: 0 E: 0 K: 0 S: 4	H: 1 LOB: 1 BB: 0 P: 4	R: 0 E: 0 K: 0 S: 3	H: 0 LOB: 0 BB: 0 P: 3	R: 3 E: 0 K: 1 S: 7	H: 2 LOB: 1 BB: 2 P: 15	R: 1 E: 0 K: 1 S: 6	H: 1 LOB: 1 BB: 1 P: 10	R: 0 E: 0 K: 0 S: 3	H: 0 LOB: 0 BB: 0 P: 3	R: 0 E: 0 K: 1 S: 7	H: 2 LOB: 2 BB: 0 P: 7	R: 0 E: 0 K: 0 S: 2	H: 1 LOB: 2 BB: 2 P: 10	1B: 5 2B: 1 3B: 0 HR: 1	SF: 0 SAC: 0 DP: 0 HBP: 0	WP: 1 PB: 0 CS: 0	PA: 37
PITCHER Bill Krueger, L ERA: 3.86 (8, 1)	IP: 0.2 WLS: L BF: 3 H: 0 R: 1 ER: 1 SO: 1 BB: 1 IBB: 0 HBP: 0 BLK: 0 WP: 0 HR: 0 S: 4 P: 8 ERA: 13.50 WHIP: 1.500															PITCHER						
Keith Aiherton, R ERA: 5.52 (9, 1)	0.0	1	0	0	0	0	0	1	0	0	0	4	8	∞	∞							
Tim Conroy, L ERA: 1.35 (9, 1)	0.0	1	1	0	0	0	0	0	0	1	0	0	4	∞	∞							
Tom Tellmann, R ERA: (9, 1)	0.0	1	1	0	0	0	0	0	0	0	0	1	1	∞	∞							



Batter	1	2	3	4	5	6	7	8	9	AB	R	H	RBI	BB	SO	LOB	TOP								
Dave Collins, S OBP: 0.346, SLG: 0.361 (1, 7)	F9		S 2B 1B		1-3		F9 BB			3	1	1	0	1	0	1									
Carney Lansford, R OBP: 0.303, SLG: 0.324 (1, 5)	F8		1-H 2B			6-3	F9			4	0	1	1	0	0	1									
Bruce Bochte, L Rob Picciolo, R (8, PR) (8, 3)	1-3		F9			F9		S BB		3	0	0	0	1	0	1									
Dave Kingman, R OBP: 0.324, SLG: 0.417 (1, 10)		5-3		K		BB 3B 1B		F7		4	1	1	0	0	1	1									
Dwayne Murphy, L OBP: 0.392, SLG: 0.407 (1, 8)		3-1		3-1		1-2 3B BB		K		3	1	0	0	1	1	1									
Mike Heath, R OBP: 0.333, SLG: 0.541 (1, 2)		6-3		HR		1-H 2-H HR 3B		6-3		4	2	2	3	0	0	2									
Mike Davis, L OBP: 0.403, SLG: 0.836 (1, 9)			HR	F8		3-H HR		SH5-4 1-5 BB		3	2	2	3	1	0	0									
Donnie Hill, S OBP: 0.238, SLG: 0.311 (1, 4)			L3			CS 1B		SH5-4		3	0	1	0	0	1	0									
Alfredo Griffin, S OBP: 0.377, SLG: 0.357 (1, 6)			F9			1-2 1B		1-5		4	0	1	0	0	0	1									
Inning Stats	R: 0 E: 0 K: 0 S: 3	H: 0 LOB: 0 BB: 0 P: 3	R: 0 E: 0 K: 0 S: 3	H: 0 LOB: 0 BB: 0 P: 3	R: 2 E: 0 K: 0 S: 6	H: 3 LOB: 1 BB: 0 P: 6	R: 1 E: 0 K: 1 S: 6	H: 1 LOB: 0 BB: 0 P: 6	R: 0 E: 0 K: 0 S: 3	H: 2 LOB: 0 BB: 0 P: 3	R: 4 E: 0 K: 1 S: 8	H: 3 LOB: 0 BB: 1 P: 12	R: 0 E: 0 K: 0 S: 5	H: 0 LOB: 2 BB: 1 P: 9	R: 0 E: 0 K: 0 S: 2	H: 0 LOB: 0 BB: 1 P: 6	R: 0 E: 0 K: 0 S: 2	H: 0 LOB: 0 BB: 1 P: 6	1B: 4 2B: 3 3B: 1 HR: 3	SF: 0 SAC: 1 DP: 2 HBP: 0	WP: 0 PB: 0 SB: 3 CS: 1	PA: 36			
PITCHER	IP	WLS	BF	H	R	ER	SO	BB	IBB	HBP	BLK	WP	HR	S	P	ERA	WHIP								
Ken Schrom, R ERA: 6.38 (1, 1)	5.2		24	8	6	6	1	1	0	0	0	0	2	25	29	9.53	1.588								
Curt Wardle, L ERA: 5.56 (6, 1)	1.1		6	1	1	1	1	2	0	0	0	0	1	6	14	6.75	2.250								
Rick Lysander, R ERA: 6.43 (8, 1)	1.0		4	0	0	0	1	1	0	0	0	0	0	5	9	0.00	1.000								
Ron Davis, R ERA: 6.0 (9, 1)	1.0	W	2	0	0	0	0	0	0	0	0	0	0	2	2	0.00	0.000								

Oakland Athletics @ Minnesota Twins
Hubert H. Humphrey Metrodome, Minneapolis, MN
Fri Apr 26 1985, 7:05 PM EST
Att: 20,355 - Unknown

AB 31
R 7
H 9
RBI 7
BB 4
SO 3
LOB 8



Batter	1	2	3	4	5	6	7	8	9	AB	R	H	RBI	BB	SO	LOB	BOTTOM								
Kirby Puckett, R OBP: 0.333, SLG: 0.442 (1, 8)	6-3	3-1		1-3		F3		K		5	0	0	0	0	1	1									
Mickey Hatcher, R OBP: 0.247, SLG: 0.375 (1, 7)	3-1	5-3		F2		4-3		1-3		5	0	0	0	0	0	1									
Kent Hrbek, L OBP: 0.303, SLG: 0.313 (1, 3)	G3		E4 BB BB		HR	F3		F7		5	1	1	1	0	0	0									
Tom Brunansky, R OBP: 0.446, SLG: 0.695 (1, 9)		2B 2B	1-2 BB BB		1B 1B BB	6-3		HR		3	2	2	1	2	0	0									
Roy Smalley, S OBP: 0.352, SLG: 0.383 (1, 10)		2B 2B	F3		F8	6-3		6-3		4	1	1	1	0	0	3									
Gary Gaetti, R OBP: 0.352, SLG: 0.459 (1, 5)		K	G5-4-3 BB		1B 1B	1B 2B		1B 2B		3	1	2	0	1	1	1									
Greg Gagne, R OBP: 0.386, SLG: 0.442 (1, 6)		1B 2B	G5-4-3 1-2		F6	1B 1B		1B 1B		4	1	2	2	0	0	5									
Tim Teufel, R OBP: 0.333, SLG: 0.328 (1, 4)		2B 1B	F9		FC4-8 1B	1B 1B		1B 1B		4	1	3	1	0	0	0									
Tim Laudner, R OBP: 0.244, SLG: 0.385 Randy Bush, L Mark Salas, L (7, PH) (8, 2)		3-1 1-H 2B		HR	FC4-6	F9		F9		3	1	2	2	0	0	3									
Inning Stats	R: 0 E: 0 K: 0 S: 3	H: 5 LOB: 1 BB: 0 P: 10	R: 4 E: 0 K: 1 S: 10	H: 5 LOB: 2 BB: 2 P: 11	R: 1 E: 0 K: 0 S: 4	H: 1 LOB: 0 BB: 0 P: 4	R: 1 E: 0 K: 0 S: 6	H: 3 LOB: 3 BB: 1 P: 10	R: 0 E: 0 K: 0 S: 3	H: 0 LOB: 0 BB: 0 P: 3	R: 1 E: 0 K: 0 S: 6	H: 3 LOB: 2 BB: 0 P: 6	R: 0 E: 0 K: 1 S: 5	H: 0 LOB: 0 BB: 0 P: 5	R: 1 E: 0 K: 0 S: 1	H: 1 LOB: 0 BB: 0 P: 1	R: 0 E: 0 K: 0 S: 1	H: 0 LOB: 0 BB: 0 P: 1	1B: 5 2B: 5 3B: 0 HR: 3	SF: 0 SAC: 0 DP: 1 HBP: 0	WP: 0 PB: 0 SB: 0 CS: 0	PA: 40			
PITCHER	IP	WLS	BF	H	R	ER	SO	BB	IBB	HBP	BLK	WP	HR	S	P	ERA	WHIP								
Curt Young, L ERA: 10.31 (1, 1)	4.0		22	7	6	6	1	3	0	0	0	0	0	21	33	13.50	2.500								
Tom Tellmann, R ERA: 3.39 (5, 1)	2.2		12	4	1	1	0	0	0	0	0	0	0	12	12	3.38	1.500								
Keith Atherton, R ERA: 5.63 (7, 1)	1.1	L	6	2	1	1	1	0	0	0	0	0	1	8	8	6.75	1.500								

Oakland Athletics @ Minnesota Twins
Hubert H. Humphrey Metrodome, Minneapolis, MN
Fri Apr 26 1985, 7:05 PM EST
Att: 20,355 - Unknown

AB 37
R 8
H 13
RBI 8
BB 3
SO 2
LOB 16



Batter	1	2	3	4	5	6	7	8	9	AB	R	H	RBI	BB	SO	LOB	TOP					
Dave Collins, S (1, 7) OBP: 0.333, SLG: 0.347 Steve Henderson, R (7, PH) OBP: 0.600, SLG: 0.500	6-3		G5-4-3		5-3		1B		E4	3	0	0	0	0	0	2						
Carney Lansford, R (1, 5) OBP: 0.296, SLG: 0.315	F9			4-3			K		F3	5	0	1	1	0	1	2						
Dwayne Murphy, L (1, 8) OBP: 0.380, SLG: 0.390	K			1B	F7				F8	5	1	1	0	0	1	2						
Dave Kingman, R (1, 3) OBP: 0.320, SLG: 0.406		F7		1B			K		5-3	4	0	1	0	0	1	0						
Dusty Baker Jr., R (1, 10) OBP: 0.483, SLG: 0.650	F7			SF7			5-3			2	0	0	1	1	0	0						
Mike Heath, R (1, 2) OBP: 0.312, SLG: 0.569 Mickey Tettleton, S (8, 2)							4-3			4	0	2	0	0	1	1						
Mike Davis, L (1, 9) OBP: 0.394, SLG: 0.815									K	4	1	1	0	0	2	3						
Rob Picciolo, R (1, 4) OBP: 0.750, SLG: 1.500										4	2	3	2	0	0	0						
Alfredo Griffin, S (1, 6) OBP: 0.385, SLG: 0.367										4	2	2	0	0	0	1						
Inning Stats	R: 0 E: 0 K: 1 S: 5	H: 0 LOB: 0 BB: 0 P: 5	R: 0 E: 0 K: 1 S: 6	H: 1 LOB: 1 BB: 0 P: 6	R: 0 E: 0 K: 0 S: 3	H: 1 LOB: 0 BB: 0 P: 3	R: 1 E: 0 K: 0 S: 6	H: 3 LOB: 2 BB: 0 P: 6	R: 1 E: 0 K: 0 S: 5	H: 2 LOB: 1 BB: 0 P: 5	R: 0 E: 0 K: 1 S: 5	H: 0 LOB: 0 BB: 0 P: 5	R: 2 E: 0 K: 1 S: 7	H: 3 LOB: 0 BB: 0 P: 7	R: 0 E: 0 K: 1 S: 5	H: 0 LOB: 1 BB: 1 P: 9	R: 2 E: 1 K: 1 S: 8	H: 3 LOB: 1 BB: 0 P: 8	1B: 10 2B: 1 HR: 1	SF: 1 SAC: 0 HBP: 0	WP: 0 PB: 0 CS: 0	PA: 39
PITCHER	IP	WLS	BF	H	R	ER	SO	BB	IBB	HBP	BLK	WP	HR	S	P	ERA	WHIP					
Frank Viola, L (1, 1) ERA: 3.86	8.1	W	37	13	6	5	6	1	0	0	0	0	1	48	52	5.40	1.680					
Ron Davis, R (9, 1) ERA: 5.4	0.2	S	2	0	0	0	0	0	0	0	0	0	0	2	2	0.00	0.000					

Oakland Athletics @ Minnesota Twins
Hubert H. Humphrey Metrodome, Minneapolis, MN

AB 37
R 6
H 13
RBI 5
BB 1
SO 6
LOB 11



Sat Apr 27 1985, 4:33 AM EST
Att: 24,737 - Unknown

Batter	1	2	3	4	5	6	7	8	9	AB	R	H	RBI	BB	SO	LOB	BOTTOM					
Kirby Puckett, R (1, 8) OBP: 0.325, SLG: 0.420	F4				F9	G3	K			4	1	0	0	1	1	3						
Mickey Hatcher, R (1, 7) OBP: 0.295, SLG: 0.429										5	1	5	2	0	0	0						
Kent Hrbek, L (1, 3) OBP: 0.321, SLG: 0.324										4	0	2	1	1	1	2						
Tom Brunansky, R (1, 9) OBP: 0.456, SLG: 0.677										3	1	1	1	2	0	3						
Roy Smalley, S (1, 10) OBP: 0.339, SLG: 0.353										4	1	0	0	1	1	9						
Gary Gaetti, R (1, 5) OBP: 0.355, SLG: 0.485										5	1	2	2	0	0	0						
Greg Gagne, R (1, 6) OBP: 0.387, SLG: 0.446										4	1	1	1	1	1	1						
Tim Teufel, R (1, 4) OBP: 0.324, SLG: 0.317										5	0	1	0	0	1	1						
Mark Salas, L (1, 2) OBP: 0.381, SLG: 0.571										4	2	2	1	0	0	3						
Inning Stats	R: 0 E: 0 K: 0 S: 4	H: 1 LOB: 2 BB: 1 P: 8	R: 3 E: 0 K: 1 S: 9	H: 4 LOB: 3 BB: 2 P: 17	R: 0 E: 0 K: 1 S: 5	H: 0 LOB: 0 BB: 0 P: 5	R: 4 E: 0 K: 1 S: 9	H: 4 LOB: 1 BB: 1 P: 13	R: 1 E: 0 K: 0 S: 6	H: 3 LOB: 3 BB: 1 P: 10	R: 0 E: 0 K: 1 S: 4	H: 1 LOB: 2 BB: 1 P: 10	R: 0 E: 0 K: 0 S: 4	H: 1 LOB: 1 BB: 0 P: 4	R: 0 E: 0 K: 1 S: 5	H: 0 LOB: 0 BB: 0 P: 5	1B: 9 2B: 4 3B: 0 HR: 1	SF: 0 SAC: 0 DP: 0 HBP: 0	WP: 1 PB: 1 SB: 0 CS: 0	PA: 44		
PITCHER	IP	WLS	BF	H	R	ER	SO	BB	IBB	HBP	BLK	WP	HR	S	P	ERA	WHIP					
Don Sutton, R (1, 1) ERA: 6.38	4.2	L	31	12	8	8	3	5	0	0	0	0	0	11	15	0.00	1.286					
Jeff Kaiser, L (5, 1) ERA: 9.95	2.1		10	2	0	0	1	1	0	0	0	0	0	5	5	0.00	0.000					
Tim Conroy, L (8, 1) ERA: 1.17	1.0		3	0	0	0	1	0	0	0	0	0	0	5	5	0.00	0.000					

Oakland Athletics @ Minnesota Twins
Hubert H. Humphrey Metrodome, Minneapolis, MN

AB 38
R 8
H 14
RBI 8
BB 6
SO 5
LOB 22



Sat Apr 27 1985, 4:33 AM EST
Att: 24,737 - Unknown

Batter	1	2	3	4	5	6	7	8	9	AB	R	H	RBI	BB	SO	LOB	TOP					
Alfredo Griffin, S OBP: 0.362, SLG: 0.344 Rob Picciolo, R OBP: 0.600, SLG: 1.200	0-0 6-3		0-0 6-3		0-0 F6		0-0 F8		0-3 K	4	0	0	0	0	0	3						
Carney Lansford, R OBP: 0.282, SLG: 0.299 Mike Heath, R OBP: 0.342, SLG: 0.569	0-0 L7			0-0 G1		0-0 6-3		0-0 F9		4	0	0	0	0	0	0						
Bruce Bochte, L OBP: 0.373, SLG: 0.388 Steve Henderson, R OBP: 0.600, SLG: 0.500	0-0 F8			0-0 L7		0-0 3-1		0-0 1B 1B		4	1	1	0	0	0	0						
Dave Kingman, R OBP: 0.342, SLG: 0.426		0-3 K		0-0 1B		0-0 BB 1B		0-0 1B 1B		4	0	3	0	0	1	0						
Dwayne Murphy, L OBP: 0.390, SLG: 0.393 Dan Meyer, L (8, PH) (8, 5)		0-0 5-3 1B		0-0 F4		4-0 FC6-4 BB 1B		0-0 F8		2	0	1	0	1	0	1						
Dusty Baker Jr., R OBP: 0.455, SLG: 0.583 (8, 3)	0-0 5-3 1-2				0-3 K	0-0 FC6-4 1-2		0-0 1B 2-H		4	0	1	1	0	1	3						
Mike Davis, L OBP: 0.387, SLG: 0.783 (8, 8)	0-0 4-3				0-0 F9 S 1B		0-0 F9	0-0 3-1		4	0	1	0	0	0	3						
Mickey Tettleton, S (1, 2)			0-3 K		4-0 1-2 BB		0-0 F7		0-0 F7	3	0	0	0	1	1	0						
Donnie Hill, S OBP: 0.239, SLG: 0.297 (1, 4)			0-0 6-3		0-0 F9 2-3		4-0 BB		0-0 6-3	3	0	0	0	1	0	2						
Inning Stats	R: 0 E: 0 K: 0 S: 3	H: 0 LOB: 0 BB: 0 P: 3	R: 0 E: 0 K: 1 S: 6	H: 1 LOB: 1 BB: 0 P: 6	R: 0 E: 0 K: 1 S: 5	H: 0 LOB: 0 BB: 0 P: 5	R: 0 E: 0 K: 0 S: 4	H: 1 LOB: 1 BB: 0 P: 4	R: 0 E: 0 K: 1 S: 6	H: 1 LOB: 2 BB: 1 P: 10	R: 0 E: 0 K: 0 S: 4	H: 1 LOB: 2 BB: 1 P: 8	R: 0 E: 0 K: 0 S: 3	H: 0 LOB: 1 BB: 1 P: 7	R: 1 E: 0 K: 0 S: 6	H: 3 LOB: 2 BB: 0 P: 6	R: 0 E: 0 K: 1 S: 5	H: 0 LOB: 0 BB: 0 P: 5	1B: 7 2B: 0 3B: 0 HR: 0	SF: 0 SAC: 0 DP: 0 HBP: 0	WP: 0 PB: 0 SB: 1 CS: 0	PA: 37
PITCHER Mike Smithson, R ERA: 2.72 (1, 1)	IP: 9.0 WLS: W BF: 37 H: 7 R: 1 ER: 1 SO: 4 BB: 3 IBB: 0 HBP: 0 BLK: 0 WP: 0 HR: 0 S: 42 P: 54 ERA: 1.00 WHIP: 1.111															PITCHER						

Oakland Athletics @ Minnesota Twins
Hubert H. Humphrey Metrodome, Minneapolis, MN
Sun Apr 28 1985, 4:33 AM EDT
Att: 17,797 - Unknown

AB 34
R 1
H 7
RBI 1
BB 3
SO 4
LOB 14



Batter	1	2	3	4	5	6	7	8	9	AB	R	H	RBI	BB	SO	LOB	BOTTOM			
Kirby Puckett, R OBP: 0.330, SLG: 0.430 (1, 8)	0-0 F9		0-0 F9		0-0 F9	0-0 1B 2B				5	1	2	3	0	0	0				
Mickey Hatcher, R OBP: 0.325, SLG: 0.476 (1, 7)	0-0 2B SF8 2B		0-0 BB 1B		0-0 3B 2B	0-0 FC6-4 1B	0-0 F9			5	2	4	2	0	0	1				
Kent Hrbek, L OBP: 0.337, SLG: 0.375 (1, 3)	0-0 SF8 2-3 2B		4-0 1-2 BB		0-0 2-H 3B	0-0 FC6-4 1-2		0-0 F8		4	0	2	1	1	0	1				
Tom Brunansky, R OBP: 0.440, SLG: 0.646 (1, 9)	0-0 SF8		0-3 K		0-0 5-3	0-3 K		4-0 BB		3	0	0	1	1	2	4				
Roy Smalley, S OBP: 0.344, SLG: 0.357 (1, 10)	0-0 F9			0-0 G4-6-3 1B		0-0 F6	0-0 2B 1B	0-0 F9		5	1	2	0	0	0	2				
Gary Gaetti, R OBP: 0.356, SLG: 0.493 (1, 5)		0-3 K		0-0 G4-6-3 1-2		0-0 BB BLK 1B 1B	0-0 3B 2B	0-3 K		5	2	2	0	0	2	2				
Greg Gagne, R OBP: 0.394, SLG: 0.431 (1, 6)	0-0 F8		4-0 S BB		4-0 S BB	4-0 1B 2B BB	0-0 5-3			2	1	0	0	2	0	2				
Tim Teufel, R OBP: 0.319, SLG: 0.303 (1, 4)		0-3 K		0-3 K		4-0 1-2 2B BB	0-0 5-3			3	1	0	0	1	2	3				
Mark Salas, L OBP: 0.400, SLG: 0.640 (1, 2)			0-3 K		0-0 F8	0-0 2B 1B 1B	0-0 1B 3B			4	2	2	3	0	1	0				
Inning Stats	R: 1 E: 0 K: 0 S: 5	H: 2 LOB: 1 BB: 0 P: 5	R: 0 E: 0 K: 2 S: 7	H: 0 LOB: 0 BB: 0 P: 7	R: 0 E: 0 K: 2 S: 8	H: 1 LOB: 2 BB: 1 P: 12	R: 0 E: 0 K: 1 S: 5	H: 1 LOB: 1 BB: 1 P: 9	R: 1 E: 0 K: 0 S: 5	H: 2 LOB: 1 BB: 0 P: 5	R: 5 E: 0 K: 1 S: 9	H: 4 LOB: 1 BB: 2 P: 17	R: 3 E: 0 K: 0 S: 7	H: 4 LOB: 1 BB: 0 P: 7	R: 0 E: 0 K: 1 S: 5	H: 0 LOB: 1 BB: 1 P: 9	1B: 7 2B: 5 3B: 2 HR: 0	SF: 1 SAC: 0 DP: 1 HBP: 0	WP: 0 PB: 0 SB: 1 CS: 0	PA: 42
PITCHER Mike Warren, R ERA: 6.91 Steve McCatty, R ERA: 7.39 Tom Tellmann, R ERA: 8.31 Tim Conroy, L ERA: 1.04	IP: 5.1 WLS: L BF: 25 H: 4 R: 4 ER: 4 SO: 5 BB: 3 IBB: 0 HBP: 0 BLK: 1 WP: 0 HR: 0 S: 32 P: 44 ERA: 6.75 WHIP: 1.875															PITCHER				

Oakland Athletics @ Minnesota Twins
Hubert H. Humphrey Metrodome, Minneapolis, MN
Sun Apr 28 1985, 4:33 AM EDT
Att: 17,797 - Unknown

AB 36
R 10
H 14
RBI 10
BB 5
SO 7
LOB 15



Batter	1	2	3	4	5	6	7	8	9	AB	R	H	RBI	BB	SO	LOB	TOP								
Damaso Garcia, R OBP: 0.235, SLG: 0.293 (1, 4)	F2		4-3		F8		F8			4	0	0	0	0	0	1	Toronto Blue Jays @ Oakland Athletics Oakland-Alameda County Coliseum, Oakland, CA Mon Apr 29 1985, 7:05 PM PDT Att: 13,852 - Unknown livebaseballscorecards.com								
Lloyd Moseby, L OBP: 0.402, SLG: 0.456 (1, 8)	F9		BB			BB	BB			1	1	0	0	3	0										
George Bell, R OBP: 0.372, SLG: 0.557 (1, 7)	1B		F7			SF8	BB			4	1	2	0	0	1	3									
Jesse Barfield, R OBP: 0.324, SLG: 0.418 (1, 9)	FC6-4		F8			S	BB			3	0	1	1	1	0	1									
Jeff Burroughs, R OBP: 0.306, SLG: 0.424 Len Matuszek, L OBP: 0.250, SLG: 0.389 Ron Shepherd, R OBP: 0.389, SLG: 0.389 (6, PH)	FC6-4		4-3			SF8				2	0	0	0	0	0	1									
Willie Upshaw, L OBP: 0.325, SLG: 0.543 (1, 3)			F8			2-3	3-H			0	0	0	1	0	0	0									
Buck Martinez, R OBP: 0.156, SLG: 0.233 (1, 2)			F7			G6-3	IBB			4	0	0	0	0	0	3									
Rance Mulliniks, L OBP: 0.320, SLG: 0.372 (1, 5)			BB			4-3				3	0	1	0	1	1	0									
Tony Fernandez, S OBP: 0.284, SLG: 0.328 (1, 6)			F6			F3				4	0	0	0	0	0	2									
			F8			F8				3	0	0	0	1	0	0									
Inning Stats	R: 1 E: 0 K: 0 S: 5	H: 2 LOB: 1 BB: 0 P: 5	R: 0 E: 0 K: 0 S: 3	H: 0 LOB: 1 BB: 1 P: 7	R: 0 E: 0 K: 0 S: 3	H: 0 LOB: 0 BB: 1 P: 7	R: 0 E: 0 K: 0 S: 3	H: 0 LOB: 0 BB: 0 P: 3	R: 0 E: 0 K: 0 S: 3	H: 1 LOB: 2 BB: 3 P: 15	R: 0 E: 0 K: 1 S: 6	H: 1 LOB: 2 BB: 1 P: 10	R: 0 E: 0 K: 1 S: 5	H: 0 LOB: 0 BB: 0 P: 5	R: 0 E: 0 K: 1 S: 5	H: 0 LOB: 0 BB: 0 P: 5	1B: 2 2B: 2 3B: 0 HR: 0	SF: 1 SAC: 0 DP: 1 HBP: 0	WP: 0 PB: 0 SB: 1 CS: 0	PA: 36					
PITCHER	IP	WLS	BF	H	R	ER	SO	BB	IBB	HBP	BLK	WP	HR	S	P	ERA	WHIP								
Bill Krueger, L ERA: 3.82 (1, 1)	5.0	L	22	3	2	2	0	4	0	0	0	0	0	18	34	3.60	1.400								
Keith Atherton, R ERA: 4.91 (6, 1)	2.1		9	1	0	0	1	0	2	0	0	0	0	9	17	0.00	0.429								
Jeff Kaiser, L ERA: 7.88 (8, 1)	1.2		5	0	0	0	2	0	0	0	0	0	0	9	9	0.00	0.000								

Batter	1	2	3	4	5	6	7	8	9	AB	R	H	RBI	BB	SO	LOB	BOTTOM								
Dave Collins, S OBP: 0.341, SLG: 0.354 (1, 7)	3-1		1-2			1-3		CS		4	0	2	0	0	0	0	Toronto Blue Jays @ Oakland Athletics Oakland-Alameda County Coliseum, Oakland, CA Mon Apr 29 1985, 7:05 PM PDT Att: 13,852 - Unknown livebaseballscorecards.com								
Carney Lansford, R OBP: 0.270, SLG: 0.284 (1, 5)	F9		F3			F8		F2		4	0	0	0	0	0	4									
Bruce Bochte, L OBP: 0.364, SLG: 0.377 (1, 3)	F7							F8		4	0	1	0	0	0	2									
Dave Kingman, R OBP: 0.325, SLG: 0.403 (1, 10)			F8			F8		F7		4	0	0	0	0	1	1									
Dwayne Murphy, L OBP: 0.384, SLG: 0.385 (1, 8)						F7		K		4	0	1	0	0	1	0									
Mike Heath, R OBP: 0.338, SLG: 0.551 (1, 2)			G4-6-3			K		6-3		4	0	1	0	0	1	1									
Mike Davis, L OBP: 0.380, SLG: 0.795 (1, 9)			G3			F6		HR		4	1	1	1	0	1	1									
Donnie Hill, S OBP: 0.257, SLG: 0.313 (1, 4)			1B			1B		1-3		3	0	2	0	0	0	0									
Alfredo Griffin, S OBP: 0.361, SLG: 0.333 (1, 6)			F3			K		1B		2	0	0	0	1	1	2									
								BB		4	0	0	0	1	1	2									
Inning Stats	R: 0 E: 0 K: 0 S: 3	H: 0 LOB: 0 BB: 0 P: 3	R: 0 E: 0 K: 0 S: 3	H: 1 LOB: 0 BB: 0 P: 3	R: 0 E: 0 K: 0 S: 5	H: 2 LOB: 2 BB: 0 P: 5	R: 0 E: 0 K: 0 S: 3	H: 0 LOB: 0 BB: 0 P: 3	R: 0 E: 0 K: 2 S: 8	H: 1 LOB: 1 BB: 0 P: 8	R: 0 E: 0 K: 0 S: 4	H: 1 LOB: 1 BB: 0 P: 4	R: 1 E: 0 K: 1 S: 6	H: 1 LOB: 0 BB: 0 P: 6	R: 0 E: 0 K: 0 S: 3	H: 1 LOB: 1 BB: 1 P: 7	R: 0 E: 0 K: 2 S: 8	H: 1 LOB: 1 BB: 0 P: 8	1B: 7 2B: 0 3B: 0 HR: 1	SF: 0 SAC: 0 DP: 1 HBP: 0	WP: 0 PB: 0 SB: 0 CS: 1	PA: 34			
PITCHER	IP	WLS	BF	H	R	ER	SO	BB	IBB	HBP	BLK	WP	HR	S	P	ERA	WHIP								
Luis Leal, R ERA: 3.13 (1, 1)	6.2	W	25	6	1	1	3	0	0	0	0	0	1	31	31	1.35	0.900								
Jim Acker, R ERA: 1.15 (7, 1)	0.1		3	1	0	0	0	1	0	0	0	0	0	2	6	0.00	6.000								
Bill Caudill, R ERA: 6.28 (8, 1)	2.0	S	6	1	0	0	2	0	0	0	0	0	0	10	10	0.00	0.500								

Batter	1	2	3	4	5	6	7	8	9	AB	R	H	RBI	BB	SO	LOB	TOP								
Damaso Garcia, R OBP: 0.244, SLG: 0.291 (1, 4)	F6		5-3			5-3											4 0 1 0 1 0 1								
Rance Mulliniks, L OBP: 0.309, SLG: 0.340 Garth Iorg, R OBP: 0.344, SLG: 0.433 (1, 5) (9, 5)	6-3			4-3				E6	G3								4 1 0 0 1 0 4 0 0 0 0 0 0 0								
Lloyd Moseby, L OBP: 0.395, SLG: 0.465 (1, 8)	K			F6				SF7									3 1 1 1 0 1 0								
Willie Upshaw, L OBP: 0.321, SLG: 0.541 (1, 3)		K		K				F7									4 0 1 2 0 2 2								
George Bell, R OBP: 0.378, SLG: 0.554 (1, 7)		K						K									4 0 2 0 0 2 2								
Len Matuszek, L OBP: 0.227, SLG: 0.350 Jeff Burroughs, R OBP: 0.316, SLG: 0.457 Manuel Lee, S (9, PR) (1, 10)	5-3			G4-6-3					G3								2 0 0 0 0 0 1 2 0 1 0 0 0 1 0 1 0 0 0 0 0								
Ernie Whitt, L OBP: 0.292, SLG: 0.400 (1, 2)				F7					G3								3 0 1 0 1 0 1								
Jesse Barfield, R OBP: 0.308, SLG: 0.394 (1, 9)				2-3					1-3								4 0 0 0 0 0 5								
Tony Fernandez, S OBP: 0.296, SLG: 0.338 (1, 6)				K													4 1 2 1 0 1 1								
Inning Stats	R: 0 E: 0 K: 1 S: 5	H: 0 LOB: 0 BB: 0 P: 5	R: 0 E: 0 K: 2 S: 7	H: 0 LOB: 0 BB: 0 P: 7	R: 0 E: 0 K: 1 S: 6	H: 1 LOB: 1 BB: 0 P: 6	R: 0 E: 0 K: 1 S: 5	H: 0 LOB: 0 BB: 0 P: 5	R: 0 E: 0 K: 0 S: 3	H: 1 LOB: 0 BB: 0 P: 3	R: 0 E: 0 K: 0 S: 3	H: 0 LOB: 0 BB: 0 P: 3	R: 2 E: 0 K: 0 S: 5	H: 3 LOB: 2 BB: 2 P: 13	R: 1 E: 1 K: 1 S: 8	H: 2 LOB: 2 BB: 1 P: 8	R: 1 E: 0 K: 0 S: 5	H: 2 LOB: 2 BB: 1 P: 9	1B: 5 2B: 4 3B: 0 HR: 0	SF: 1 SAC: 0 DP: 1 HBP: 0	WP: 0 PB: 0 SB: 0 CS: 0	PA: 38			
PITCHER	IP	WLS	BF	H	R	ER	SO	BB	IBB	HBP	BLK	WP	HR	S	P	ERA	WHIP								
Chris Codiroli, R ERA: 3.21 (1, 1)	6.0		19	2	0	0	5	0	0	0	0	0	0	29	29	0.00	0.333								
Tim Conroy, L ERA: 3.0 (7, 1)	0.1	4	3	2	2	0	1	0	0	0	0	0	0	3	7	54.00	12.000								
Tom Tellmann, R ERA: 9.0 (7, 1)	0.2	6	2	1	1	0	0	1	0	0	0	0	0	5	9	13.50	3.000								
Jay Howell, R ERA: 1.46 (8, 1)	2.0	L	9	2	1	1	1	1	0	0	0	0	0	10	14	4.50	1.500								

Toronto Blue Jays @ Oakland Athletics
Oakland-Alameda County Coliseum, Oakland, CA
Tue Apr 30 1985, 7:05 PM PDT
Att: 6,439 - Unknown

AB 34
R 4
H 9
RBI 4
BB 3
SO 6
LOB 18



Batter	1	2	3	4	5	6	7	8	9	AB	R	H	RBI	BB	SO	LOB	BOTTOM								
Dave Collins, S OBP: 0.337, SLG: 0.341 (1, 7)	L9 HR BB		4-3		F7			G6-4-3									3 1 0 0 1 0 1								
Mike Davis, L OBP: 0.361, SLG: 0.753 (1, 9)	L9		F4				K	6-3									4 0 0 0 0 1 1								
Dwayne Murphy, L OBP: 0.367, SLG: 0.362 (1, 8)	F5		4-3				1-3		F7								4 0 0 0 0 0 1								
Dave Kingman, R OBP: 0.333, SLG: 0.440 (1, 10)	HR		4-3		4-3		L7		BB								3 1 1 2 1 0 0								
Bruce Bochte, L OBP: 0.362, SLG: 0.375 Rob Picciolo, R OBP: 0.600, SLG: 1.200 (7, PR) (8, 3)	L8		G3						K								3 0 1 0 0 0 0 0 0 0 0 0 0 0								
Dusty Baker Jr., R OBP: 0.441, SLG: 0.560 (8, FH)							1B		K								1 0 0 0 0 1 1								
Camey Lansford, R OBP: 0.280, SLG: 0.294 (1, 5)			1-3		FC6-4		4-3		6-3								4 0 2 0 0 0 2								
Mike Heath, R OBP: 0.325, SLG: 0.528 (1, 2)			1-3		FC6-4		K										3 0 0 0 0 1 3								
Donnie Hill, S OBP: 0.260, SLG: 0.314 (1, 4)			K				2-3		1B								3 1 1 0 0 1 1								
Alfredo Griffin, S OBP: 0.360, SLG: 0.333 (1, 6)			L8				6-3		1B								3 0 1 0 0 0 1								
Inning Stats	R: 2 E: 0 K: 0 S: 4	H: 1 LOB: 1 BB: 1 P: 8	R: 0 E: 0 K: 1 S: 6	H: 1 LOB: 0 BB: 0 P: 6	R: 0 E: 0 K: 0 S: 3	H: 0 LOB: 0 BB: 0 P: 3	R: 0 E: 0 K: 0 S: 4	H: 1 LOB: 1 BB: 0 P: 4	R: 0 E: 0 K: 0 S: 3	H: 0 LOB: 0 BB: 0 P: 3	R: 0 E: 0 K: 1 S: 5	H: 0 LOB: 0 BB: 0 P: 5	R: 0 E: 0 K: 1 S: 5	H: 1 LOB: 1 BB: 0 P: 5	R: 1 E: 0 K: 0 S: 4	H: 2 LOB: 0 BB: 0 P: 4	R: 0 E: 0 K: 1 S: 5	H: 0 LOB: 1 BB: 1 P: 9	1B: 5 2B: 1 3B: 0 HR: 1	SF: 0 SAC: 0 DP: 2 HBP: 0	WP: 0 PB: 0 SB: 1 CS: 0	PA: 33			
PITCHER	IP	WLS	BF	H	R	ER	SO	BB	IBB	HBP	BLK	WP	HR	S	P	ERA	WHIP								
Jim Clancy, R ERA: 3.6 (1, 1)	5.0		19	3	2	2	1	1	0	0	0	0	0	14	14	3.00	1.000								
Dennis Lamp, R ERA: 1.42 (6, 1)	3.0	W	10	3	1	1	2	0	0	0	0	0	0	5	9	0.00	1.000								
Jim Acker, R ERA: 1.08 (9, 1)	1.0	S	4	0	0	0	1	1	0	0	0	0	0	5	9	0.00	1.000								

Toronto Blue Jays @ Oakland Athletics
Oakland-Alameda County Coliseum, Oakland, CA
Tue Apr 30 1985, 7:05 PM PDT
Att: 6,439 - Unknown

AB 31
R 3
H 6
RBI 2
BB 2
SO 4
LOB 11



Batter	1	2	3	4	5	6	7	8	9	AB	R	H	RBI	BB	SO	LOB	TOP			
Paul Moltor, R OBP: 0.391, SLG: 0.373 (1, 5)										4	0	0	0	1	0	5	Milwaukee Brewers @ Oakland Athletics Oakland-Alameda County Coliseum, Oakland, CA Wed May 01 1985, 7:05 PM PDT Att: 6,168 - Unknown livebaseballscorecards.com			
Dion James, L OBP: 0.296, SLG: 0.308 (1, 8)										4	0	1	0	1	0	3				
Cecil Cooper, L OBP: 0.315, SLG: 0.343 (1, 3)										5	1	1	0	0	0	4				
Robin Yount, R OBP: 0.315, SLG: 0.358 Paul Householder, S OBP: 0.357, SLG: 0.364 (1, 7) (9, 7)										4	3	2	2	1	1	1				
Ted Simmons, S OBP: 0.375, SLG: 0.357 (1, 10)										4	2	3	0	1	0	0				
Ben Oglivie, L OBP: 0.254, SLG: 0.224 (1, 9)										5	0	1	1	0	0	4				
Charlie Moore, R OBP: 0.261, SLG: 0.318 (1, 2)										5	1	1	2	0	0	4				
Jim Gantner, L OBP: 0.212, SLG: 0.213 (1, 4)										4	0	1	1	1	0	4				
Brian Giles, R OBP: 0.300, SLG: 0.160 (1, 6)										3	0	0	0	1	1	2				
Inning Stats	R: 0 E: 0 K: 1 S: 5	H: 0 LOB: 1 BB: 1 P: 9	R: 0 E: 0 K: 0 S: 4	H: 1 LOB: 1 BB: 0 P: 4	R: 0 E: 0 K: 1 S: 5	H: 0 LOB: 1 BB: 1 P: 9	R: 2 E: 1 K: 0 S: 7	H: 3 LOB: 2 BB: 0 P: 7	R: 0 E: 0 K: 0 S: 3	H: 0 LOB: 0 BB: 0 P: 3	R: 0 E: 0 K: 0 S: 4	H: 1 LOB: 2 BB: 1 P: 8	R: 3 E: 0 K: 0 S: 5	H: 2 LOB: 3 BB: 3 P: 17	R: 2 E: 0 K: 0 S: 6	H: 3 LOB: 1 BB: 0 P: 6		1B: 8 2B: 1 3B: 0 HR: 1	SF: 0 SAC: 0 DP: 0 HBP: 0	WP: 0 PB: 0 SB: 1 CS: 0
PITCHER	IP WLS BF H R ER SO BB IBB HBP BLK WP HR S P ERA WHIP																			
Steve McCatty, R ERA: 5.29 (1, 1)	6.0 L 26 4 2 1 2 3 0 0 0 0 0 0 27 39 1.50 1.167																			
Keith Atherton, R ERA: 4.74 (7, 1)	0.2 3 1 0 0 0 0 0 0 0 0 0 0 3 3 0.00 1.500																			
Jeff Kaiser, L ERA: 9.35 (7, 1)	0.2 4 0 2 2 0 2 0 0 0 0 0 0 2 10 27.00 3.000																			
Tom Tellmann, R ERA: 9.53 (8, 1)	0.2 5 2 1 1 0 1 0 0 0 0 0 0 4 8 13.50 4.500																			
Tim Conroy, L ERA: 4.5 (9, 1)	1.0 6 3 2 2 0 0 0 0 0 0 0 1 6 6 18.00 3.000																			

Batter	1	2	3	4	5	6	7	8	9	AB	R	H	RBI	BB	SO	LOB	BOTTOM					
Dave Collins, S OBP: 0.323, SLG: 0.326 (1, 7)										4	0	0	0	0	0	0	Milwaukee Brewers @ Oakland Athletics Oakland-Alameda County Coliseum, Oakland, CA Wed May 01 1985, 7:05 PM PDT Att: 6,168 - Unknown livebaseballscorecards.com					
Mike Davis, L OBP: 0.345, SLG: 0.716 (1, 9)										4	0	0	0	0	0	0						
Dwayne Murphy, L OBP: 0.372, SLG: 0.384 Rob Picciolo, R OBP: 0.600, SLG: 1.200 (1, 8) (9, PR)										4	0	2	0	0	0	0						
Dave Kingman, R OBP: 0.330, SLG: 0.423 (1, 10)										3	0	0	0	1	0	1						
Bruce Bochte, L OBP: 0.371, SLG: 0.373 (1, 3)										3	1	1	1	1	0	2						
Camey Lansford, R OBP: 0.289, SLG: 0.337 (1, 5)										4	2	2	2	0	1	1						
Mike Heath, R OBP: 0.321, SLG: 0.513 (1, 2)										4	0	1	0	0	1	1						
Donnie Hill, S OBP: 0.260, SLG: 0.311 (1, 4)										4	0	1	1	0	0	1						
Alfredo Griffin, S OBP: 0.346, SLG: 0.319 (1, 6)										3	0	0	0	0	0	2						
Inning Stats	R: 0 E: 0 K: 0 S: 3	H: 0 LOB: 0 BB: 0 P: 3	R: 1 E: 0 K: 0 S: 6	H: 3 LOB: 2 BB: 0 P: 6	R: 0 E: 0 K: 0 S: 3	H: 0 LOB: 0 BB: 0 P: 3	R: 0 E: 0 K: 0 S: 2	H: 0 LOB: 0 BB: 1 P: 6	R: 0 E: 0 K: 1 S: 5	H: 0 LOB: 0 BB: 0 P: 5	R: 0 E: 0 K: 0 S: 4	H: 1 LOB: 2 BB: 1 P: 8	R: 0 E: 0 K: 1 S: 5	H: 0 LOB: 0 BB: 0 P: 5	R: 0 E: 0 K: 0 S: 3	H: 0 LOB: 0 BB: 0 P: 3		R: 3 E: 0 K: 0 S: 6	H: 3 LOB: 1 BB: 0 P: 6	1B: 5 2B: 1 3B: 0 HR: 1	SF: 0 SAC: 0 DP: 1 HBP: 0	WP: 0 PB: 0 SB: 0 CS: 0
PITCHER	IP WLS BF H R ER SO BB IBB HBP BLK WP HR S P ERA WHIP																					
Danny Darwin, R ERA: 3.08 (1, 1)	8.1 W 33 7 4 4 4 2 0 0 0 0 0 0 2 43 4.32 1.080																					
Rolie Fingers, R ERA: 3.52 (9, 1)	0.2 2 0 0 0 0 0 0 0 0 0 0 0 2 2 0.00 0.000																					



Batter	1	2	3	4	5	6	7	8	9	AB	R	H	RBI	BB	SO	LOB	TOP										
Paul Moltzer, R OBP: 0.391, SLG: 0.375										5	1	2	0	0	0	2											
Dion James, L OBP: 0.263, SLG: 0.278										5	1	1	0	0	0	1											
Cecil Cooper, L OBP: 0.333, SLG: 0.373										5	1	3	1	0	1	1											
Robin Yount, R OBP: 0.298, SLG: 0.337										5	0	0	1	0	1	3											
Paul Householder, S OBP: 0.357, SLG: 0.364										0	0	0	0	0	0	0											
Ted Simmons, S OBP: 0.369, SLG: 0.351										4	0	1	1	0	1	1											
Ben Oglivie, L OBP: 0.269, SLG: 0.230										3	1	1	0	1	0	1											
Charlie Moore, R OBP: 0.296, SLG: 0.320										3	0	1	0	1	0	1											
Jim Gantner, L OBP: 0.229, SLG: 0.231										4	0	2	1	0	1	5											
Brian Giles, R OBP: 0.273, SLG: 0.143										3	0	0	0	0	1	2											
Doug Loman, L OBP: 0.156, SLG: 0.222										1	0	0	0	0	0	3											
Ed Romero, R OBP: 0.378, SLG: 0.267										0	0	0	0	0	0	0											
Inning Stats	R: 3 E: 0 K: 0 S: 6	H: 3 LOB: 0 BB: 0 P: 6	R: 0 E: 0 K: 1 S: 6	H: 1 LOB: 1 BB: 0 P: 6	R: 0 E: 0 K: 1 S: 6	H: 1 LOB: 1 BB: 1 P: 6	R: 1 E: 0 K: 0 S: 4	H: 1 LOB: 0 BB: 0 P: 8	R: 0 E: 0 K: 0 S: 3	H: 2 LOB: 1 BB: 0 P: 4	R: 0 E: 0 K: 1 S: 6	H: 1 LOB: 1 BB: 0 P: 6	R: 0 E: 1 K: 1 S: 7	H: 1 LOB: 3 BB: 0 P: 11	R: 0 E: 0 K: 1 S: 6	H: 1 LOB: 1 BB: 0 P: 6	1B: 10 2B: 1 3B: 0 HR: 0	SF: 0 SAC: 0 DP: 1 HBP: 0	WP: 0 PB: 0 SB: 3 CS: 0	PA: 40							
PITCHER	IP	WLS	BF	H	R	ER	SO	BB	IBB	HBP	BLK	WP	HR	S	P	ERA	WHIP										
Don Sutton, R ERA: 6.03	(1, 1)	7.1		33	10	4	4	3	1	0	0	0	0	38	42	4.91	1.500										
Keith Atherton, R ERA: 4.35	(8, 1)	1.2	W	7	1	0	0	2	1	0	0	0	0	10	14	0.00	1.200										

Milwaukee Brewers @ Oakland Athletics
Oakland-Alameda County Coliseum, Oakland, CA

AB 38
R 4
H 11
RBI 4
BB 2
SO 5
LOB 20



Thu May 02 1985, 3:33 AM PDT
Att: 12,808 - Unknown

Batter	1	2	3	4	5	6	7	8	9	AB	R	H	RBI	BB	SO	LOB	BOTTOM										
Dave Collins, S OBP: 0.320, SLG: 0.333										4	0	1	0	0	1	0											
Carney Lansford, R OBP: 0.277, SLG: 0.323										4	0	0	0	0	0	0											
Dusty Baker Jr., R OBP: 0.421, SLG: 0.500										3	1	0	0	1	0	0											
Dave Kingman, R OBP: 0.326, SLG: 0.451										4	1	1	2	0	0	0											
Mike Heath, R OBP: 0.307, SLG: 0.488										4	0	0	0	0	1	0											
Steve Henderson, R OBP: 0.571, SLG: 0.500										2	1	1	0	0	0	0											
Bruce Bochte, L OBP: 0.391, SLG: 0.383										1	0	1	0	1	0	0											
Dan Meyer, L ERA: 4.35										0	1	0	0	0	0	0											
Mike Davis, L OBP: 0.341, SLG: 0.694										4	1	1	0	0	3	2											
Rob Picciolo, R OBP: 0.571, SLG: 1.000										2	0	1	0	0	0	0											
Dwayne Murphy, L OBP: 0.379, SLG: 0.384										0	0	0	0	1	0	0											
Donnie Hill, S OBP: 0.269, SLG: 0.320										1	0	1	1	0	0	0											
Alfredo Griffin, S OBP: 0.341, SLG: 0.316										4	0	1	2	0	0	3											
Inning Stats	R: 2 E: 0 K: 1 S: 6	H: 1 LOB: 1 BB: 1 P: 10	R: 0 E: 0 K: 1 S: 5	H: 0 LOB: 0 BB: 0 P: 5	R: 0 E: 0 K: 0 S: 3	H: 0 LOB: 0 BB: 0 P: 3	R: 0 E: 0 K: 0 S: 3	H: 0 LOB: 0 BB: 0 P: 3	R: 1 E: 0 K: 1 S: 7	H: 3 LOB: 2 BB: 0 P: 7	R: 0 E: 0 K: 0 S: 3	H: 0 LOB: 0 BB: 0 P: 3	R: 0 E: 0 K: 1 S: 5	H: 0 LOB: 0 BB: 0 P: 5	R: 2 E: 0 K: 0 S: 6	H: 4 LOB: 2 BB: 0 P: 6	1B: 6 2B: 1 3B: 0 HR: 1	SF: 0 SAC: 0 DP: 0 HBP: 0	WP: 0 PB: 0 SB: 0 CS: 0	PA: 36							
PITCHER	IP	WLS	BF	H	R	ER	SO	BB	IBB	HBP	BLK	WP	HR	S	P	ERA	WHIP										
Bob McClure, L ERA: 1.84	(1, 1)	5.0		19	4	3	3	3	1	0	0	0	0	24	28	5.40	1.000										
Jim Kern, R ERA: 4.32	(6, 1)	3.0		11	0	0	0	2	2	0	0	0	0	13	21	0.00	0.667										
Rollie Fingers, R ERA: 4.32	(9, 1)	0.2		3	1	1	1	0	0	0	0	0	0	3	3	13.50	1.500										
Ray Searge, L ERA: 8.53	(9, 1)	0.0	L	3	3	1	1	0	0	0	0	0	0	3	3	∞	∞										

Milwaukee Brewers @ Oakland Athletics
Oakland-Alameda County Coliseum, Oakland, CA

AB 33
R 5
H 8
RBI 5
BB 3
SO 5
LOB 5



Thu May 02 1985, 3:33 AM PDT
Att: 12,808 - Unknown

Batter	1	2	3	4	5	6	7	8	9	AB	R	H	RBI	BB	SO	LOB	TOP					
Wade Boggs, L (1,5) Glenn Hoffman, R (7,5) OBP: 0.421, SLG: 0.394 OBP: 0.235, SLG: 0.353	0-0 4-3		0-0 E 1B		6-3		0-0 2B	0-3 K		5	0	3	2	0	0	0						
Dwight Evans, R (1,9) Steve Lyons, L (7,9) OBP: 0.385, SLG: 0.349 OBP: 0.333, SLG: 0.200	4-0 BB		0-0 E6 1-2 2-3		HR BB		0-0 1-3		0-0 F7	3	1	1	0	2	0	3						
Jim Rice, R (1,7) Rick Miller, L (7,PH) OBP: 0.355, SLG: 0.463 OBP: 0.556, SLG: 0.571	0-0 F4		0-0 F3		HR L9		4-0 FC6-4 BB		4-0 BB BB	4	1	1	2	0	0	6						
Tony Armas, R (1,8) Reid Nichols, R (7,PH) OBP: 0.250, SLG: 0.495 OBP: 0.375, SLG: 0.500	0-0 F4		0-0 F2		HR 2B	HR 1B	0-0 FC6-4 1-2		0-0 F7	4	2	2	0	0	0	4						
Mike Easter, L (1,10) OBP: 0.303, SLG: 0.489		0-0 4-3		0-0 4-3		2H HR	1-H HR	0-0 FC4-6 BB 1B	4-0 BB	5	2	3	4	1	0	0						
Bill Buckner, L (1,3) Marty Barrett, R (8,PH) OBP: 0.340, SLG: 0.467 OBP: 0.321, SLG: 0.284	0-0 F9		0-0 HR		0-0 1B 2B		0-0 F6	4-0 FC4-6 BB	4-0 BB	4	2	2	1	1	0	0						
Rich Gedman, L (1,2) OBP: 0.329, SLG: 0.418	0-0 F5		0-0 1B		2H 1B 1B		0-0 1-3	0-0 FC4-6 BB 1-2 2-3	0-3 K	6	1	2	1	0	1	5						
Dave Stapleton, R (1,4) OBP: 0.385, SLG: 0.417			0-0 F5		0-0 F3		0-0 5-3	4-0 BB		4	1	1	0	1	0	1						
Jackie Gutierrez, R (1,6) OBP: 0.236, SLG: 0.294			0-0 E6 1B		0-0 6-3		0-0 4-3	0-3 K		5	0	0	0	0	1	6						
Inning Stats	R: 0 E: 0 K: 0 S: 3	H: 0 LOB: 1 BB: 1 P: 7	R: 0 E: 0 K: 0 S: 3	H: 0 LOB: 0 BB: 0 P: 3	R: 0 E: 2 K: 0 S: 6	H: 1 LOB: 3 BB: 0 P: 6	R: 1 E: 0 K: 0 S: 5	H: 2 LOB: 1 BB: 0 P: 5	R: 7 E: 0 K: 0 S: 11	H: 8 LOB: 2 BB: 1 P: 15	R: 2 E: 0 K: 0 S: 5	H: 2 LOB: 0 BB: 0 P: 5	R: 0 E: 0 K: 0 S: 4	H: 1 LOB: 2 BB: 1 P: 8	R: 0 E: 0 K: 2 S: 8	H: 1 LOB: 3 BB: 2 P: 16	R: 0 E: 0 K: 1 S: 5	H: 0 LOB: 3 BB: 3 P: 17	1B: 6 2B: 5 3B: 0 HR: 4	SF: 0 SAC: 0 DP: 0 HBP: 0	WP: 0 PB: 0 SB: 0 CS: 0	PA: 52
PITCHER	IP WLS BF H R ER SO BB IBB HBP BLK WP HR S P ERA WHIP	4.1 L 24 7 6 6 0 2 0 0 0 0 3 22 30 12.46 2.077	0.0 2 2 0 0 0 0 0 0 0 0 0 0 2 2 ∞ ∞	2.2 5 14 2 4 4 0 1 0 0 0 0 1 13 17 13.50 2.250	2.0 1 12 1 0 0 3 5 0 0 0 0 0 13 33 0.00 3.000	PITCHER										IP WLS BF H R ER SO BB IBB HBP BLK WP HR S P ERA WHIP	9.0 W 38 8 0 0 12 2 0 1 0 0 0 59 68 0.00 1.111					

Boston Red Sox @ Oakland Athletics
Oakland-Alameda County Coliseum, Oakland, CA

livebaseballscores.com

AB 44
R 10
H 15
RBI 10
BB 8
SO 3
LOB 31



WP: 0 PA: 52
PB: 0
SB: 0
CS: 0

Batter	1	2	3	4	5	6	7	8	9	AB	R	H	RBI	BB	SO	LOB	BOTTOM					
Dave Collins, S (1,7) OBP: 0.304, SLG: 0.316	0-0 F8		0-3 K		0-3 K		0-0 FC6-4 1-2		0-0 F7	5	0	0	0	0	2	3						
Carney Lansford, R (1,5) Rob Picciolo, R (8,5) OBP: 0.288, SLG: 0.344 OBP: 0.556, SLG: 0.889	0-0 CS 1B		0-0 E6 1B HBP		0-0 2B		0-0 BB 1B		0-0 F9	3	0	2	0	0	0	0						
Bruce Bochte, L (1,3) OBP: 0.397, SLG: 0.381	4-0 1-2 BB		0-0 F8		0-0 5-3		0-0 BB 1B		0-0 F9	3	0	1	0	1	0	2						
Dave Kingman, R (1,10) Dan Meyer, L (8,PH) OBP: 0.316, SLG: 0.435	0-3 K		0-3 K		0-3 K		0-0 F9		0-0 F9	3	0	0	0	0	3	3						
Dwayne Murphy, L (1,8) Mickey Tettleton, S (7,2) OBP: 0.378, SLG: 0.373		0-3 K		1-0 1B HBP		0-0 3-1		4-0 1-2 2-3 BB		2	0	0	0	0	1	1						
Mike Heath, R (1,2) OBP: 0.315, SLG: 0.488		0-3 K2-3		0-0 1B HBP		0-0 1B		0-3 K		4	0	2	0	0	2	3						
Mike Davis, L (1,9) OBP: 0.326, SLG: 0.663		0-3 K		1-2 2-3 1B		0-0 F9		0-3 K	0-0 F4	4	0	0	0	0	2	7						
Donnie Hill, S (1,4) OBP: 0.268, SLG: 0.316			0-0 1-3		0-0 F7		0-0 FC6-4 1B		0-0 F8	4	0	1	0	0	0	0						
Alfredo Griffin, S (1,6) Mike Gallego, R (8,6) OBP: 0.329, SLG: 0.304			0-3 K		0-0 L6		0-3 K		0-0 1B	3	0	0	0	0	2	2						
Steve Henderson, R (8,PH) OBP: 0.625, SLG: 0.571			0-3 K				0-0 FC6-4 1B			1	0	1	0	0	0	0						
Inning Stats	R: 0 E: 0 K: 1 S: 5	H: 1 LOB: 1 BB: 1 P: 9	R: 0 E: 0 K: 3 S: 9	H: 0 LOB: 0 BB: 0 P: 9	R: 0 E: 0 K: 2 S: 7	H: 0 LOB: 0 BB: 0 P: 7	R: 0 E: 1 K: 1 S: 7	H: 1 LOB: 3 BB: 0 P: 8	R: 0 E: 0 K: 1 S: 5	H: 0 LOB: 0 BB: 0 P: 5	R: 0 E: 0 K: 1 S: 6	H: 1 LOB: 1 BB: 0 P: 6	R: 0 E: 0 K: 2 S: 9	H: 2 LOB: 2 BB: 0 P: 9	R: 0 E: 0 K: 1 S: 7	H: 2 LOB: 3 BB: 1 P: 11	R: 0 E: 0 K: 0 S: 4	H: 1 LOB: 1 BB: 0 P: 4	1B: 7 2B: 1 3B: 0 HR: 0	SF: 0 SAC: 0 DP: 0 HBP: 1	WP: 0 PB: 0 SB: 0 CS: 1	PA: 38
PITCHER	IP WLS BF H R ER SO BB IBB HBP BLK WP HR S P ERA WHIP	9.0 W 38 8 0 0 12 2 0 1 0 0 0 59 68 0.00 1.111	PITCHER										IP WLS BF H R ER SO BB IBB HBP BLK WP HR S P ERA WHIP	9.0 W 38 8 0 0 12 2 0 1 0 0 0 59 68 0.00 1.111								


Boston Red Sox @ Oakland Athletics
Oakland-Alameda County Coliseum, Oakland, CA


livebaseballscores.com

AB 35
R 0
H 8
RBI 0
BB 2
SO 12
LOB 24



WP: 0 PA: 38
PB: 0
SB: 0
CS: 1

Batter	1	2	3	4	5	6	7	8	9	AB	R	H	RBI	BB	SO	LOB	TOP										
Wade Boggs, L (1,5) OBP: 0.320, SLG: 0.404	F9 2B		FC3-6 BB	1B			1-3	L7		5	0	2	1	0	0	2	Boston Red Sox @ Oakland Athletics Oakland-Alameda County Coliseum, Oakland, CA Sat May 04 1985, 3:33 AM PDT Att: 23,344 - Unknown AB 38 R 5 H 14 RBI 4 BB 4 SO 5 LOB 21 										
Dwight Evans, R (1,9) OBP: 0.391, SLG: 0.333	K		F7	4-3			G3		4	0	0	0	1	1	3												
Jim Rice, R (1,7) OBP: 0.366, SLG: 0.465	F9		BB				1B		4	1	2	0	1	1	2												
Tony Armas, R (1,8) OBP: 0.257, SLG: 0.490	K		F9				G5-4-3		5	0	2	0	0	1	4												
Mike Easter, L (1,10) OBP: 0.317, SLG: 0.500		3-1					E2		4	1	2	0	1	1	2												
Bill Buckner, L (1,3) OBP: 0.352, SLG: 0.505	WP 1B						F5		5	2	3	2	0	0	4												
Dave Stapleton, R (1,4) Marty Barrett, R (8, PR) OBP: 0.412, SLG: 0.438 OBP: 0.321, SLG: 0.284	G6-4-3 1B		L7				F7		4	0	2	1	0	0	0												
Jackie Gutierrez, R (1,6) OBP: 0.237, SLG: 0.282	G6-4-3						G3		3	1	0	0	1	1	2												
Marc Sullivan, R (1,2) Rich Gedman, L (8, PH) OBP: 0.143, SLG: 0.143 OBP: 0.326, SLG: 0.413			F7				6-3		3	0	1	0	0	0	1												
Inning Stats	R: 0 E: 0 K: 2 S: 8	H: 1 LOB: 1 BB: 0 P: 8	R: 1 E: 0 K: 0 S: 4	H: 2 LOB: 0 BB: 0 P: 4	R: 0 E: 0 K: 0 S: 4	H: 1 LOB: 2 BB: 1 P: 8	R: 3 E: 0 K: 0 S: 6	H: 3 LOB: 1 BB: 1 P: 10	R: 0 E: 0 K: 0 S: 3	H: 0 LOB: 0 BB: 0 P: 3	R: 1 E: 1 K: 0 S: 6	H: 3 LOB: 2 BB: 0 P: 6	R: 0 E: 0 K: 1 S: 3	H: 1 LOB: 1 BB: 0 P: 6	R: 0 E: 0 K: 2 S: 8	H: 1 LOB: 2 BB: 1 P: 12		1B: 11 2B: 2 3B: 0 HR: 1	SF: 0 SAC: 0 DP: 2 HBP: 0	WP: 1 PB: 0 SB: 1 CS: 1	PA: 43						
PITCHER	IP	WLS	BF	H	R	ER	SO	BB	IBB	HBP	BLK	WP	HR	S	P	ERA	WHIP										
Bill Krueger, L (1,1) ERA: 3.83	7.0	L	34	13	5	3	2	3	0	0	0	1	1	35	47	3.86	2.286										
Keith Atherton, R (8,1) ERA: 4.15	1.0		3	0	0	0	1	0	0	0	0	0	0	5	5	0.00	0.000										
Jay Howell, R (9,1) ERA: 1.35	1.0		5	1	0	0	2	1	0	0	0	0	0	8	12	0.00	2.000										

Batter	1	2	3	4	5	6	7	8	9	AB	R	H	RBI	BB	SO	LOB	BOTTOM										
Dave Collins, S (1,7) OBP: 0.292, SLG: 0.303	K		3-1					4-3		4	0	0	0	0	1	0	Boston Red Sox @ Oakland Athletics Oakland-Alameda County Coliseum, Oakland, CA Sat May 04 1985, 3:33 AM PDT Att: 23,344 - Unknown AB 31 R 4 H 7 RBI 4 BB 2 SO 4 LOB 7 										
Carney Lansford, R (1,5) OBP: 0.296, SLG: 0.350	2B 1B		F9				F9		4	2	2	0	0	0	0												
Bruce Bochte, L (1,3) OBP: 0.403, SLG: 0.403	1H 2B		G3				1B		4	0	2	1	0	0	1												
Dave Kingman, R (1,10) OBP: 0.314, SLG: 0.420	6-3						F4		3	1	0	0	1	0	2												
Dusty Baker Jr., R (1,9) OBP: 0.405, SLG: 0.563	F9						F7		4	1	1	3	0	0	1												
Mike Davis, L (1,8) OBP: 0.323, SLG: 0.641		SH1-3 1B 5 BB					4-3		3	0	0	0	1	0	0												
Mickey Tettleton, S (1,2) Steve Henderson, R (9, PH) OBP: 0.333, SLG: 0.143 OBP: 0.556, SLG: 0.500		SH1-3 1B					4-3		3	0	1	0	0	0	1												
Donnie Hill, S (1,4) OBP: 0.274, SLG: 0.321		SH1-3					K		2	0	1	0	0	1	0												
Alfredo Griffin, S (1,6) Rob Picciolo, R (5, PH) OBP: 0.326, SLG: 0.300 OBP: 0.500, SLG: 0.800		5					K		1	0	0	0	0	0	2												
Dan Meyer, L (8, PH) Mike Gallego, R (9,6)								G4-6-3 1B	1	0	0	0	0	1	0												
Inning Stats	R: 1 E: 0 K: 1 S: 7	H: 2 LOB: 1 BB: 0 P: 7	R: 0 E: 0 K: 0 S: 3	H: 1 LOB: 1 BB: 1 P: 7	R: 0 E: 0 K: 0 S: 3	H: 0 LOB: 0 BB: 0 P: 3	R: 0 E: 0 K: 0 S: 3	H: 0 LOB: 0 BB: 0 P: 3	R: 0 E: 0 K: 2 S: 7	H: 0 LOB: 0 BB: 0 P: 7	R: 0 E: 0 K: 0 S: 4	H: 1 LOB: 1 BB: 0 P: 4	R: 0 E: 0 K: 1 S: 5	H: 0 LOB: 0 BB: 0 P: 5	R: 0 E: 0 K: 0 S: 3	H: 1 LOB: 0 BB: 0 P: 3	R: 3 E: 0 K: 0 S: 5	H: 2 LOB: 0 BB: 1 P: 9	1B: 5 2B: 2 3B: 0 HR: 1	SF: 0 SAC: 1 DP: 2 HBP: 0	WP: 0 PB: 0 SB: 0 CS: 0	PA: 34					
PITCHER	IP	WLS	BF	H	R	ER	SO	BB	IBB	HBP	BLK	WP	HR	S	P	ERA	WHIP										
Steve Crawford, R (1,1) ERA: 4.01	6.2	W	24	4	1	1	3	1	0	0	0	0	0	29	33	1.35	0.750										
Bob Stanley, R (7,1) ERA: 2.22	1.2		8	3	3	3	1	1	0	0	0	0	1	9	13	16.20	2.400										
Bob Ojeda, L (9,1) ERA: 2.08	0.2	S	2	0	0	0	0	0	0	0	0	0	0	2	2	0.00	0.000										

Batter	1	2	3	4	5	6	7	8	9	AB	R	H	RBI	BB	SO	LOB	TOP																			
Wade Boggs, L (1,5) OBP: 0.343, SLG: 0.385	F7		F7		FC1-2-5		F8		F9	5	0	0	0	0	0	6	Boston Red Sox @ Oakland Athletics Oakland-Alameda County Coliseum, Oakland, CA Sun May 05 1985, 3:33 AM PDT Att: 27,112 - Unknown																			
Dwight Evans, R (1,9) OBP: 0.377, SLG: 0.323	BB		1-3		F9			F9		3	0	0	0	1	0	2																				
Jim Rice, R (1,7) OBP: 0.379, SLG: 0.529	F3			HR		FC4-6 HBP		HR		3	2	2	2	0	0	1																				
Tony Armas, R (1,8) OBP: 0.248, SLG: 0.472	F8			K		K		K		4	0	0	0	0	3	2																				
Mike Easter, L (1,10) OBP: 0.306, SLG: 0.479		F8		4-3		K		1-3		4	0	0	0	0	1	1																				
Bill Buckner, L (1,3) OBP: 0.339, SLG: 0.485		3-1		4-3		FC4-6		F5		4	0	0	0	0	0	1																				
Rich Gedman, L (1,2) Marty Barrett, R (9, PR) OBP: 0.344, SLG: 0.407 OBP: 0.321, SLG: 0.284		BB			E4 1B			BB	2B 6-3	1	0	0	0	3	0	0																				
Dave Stapleton, R (1,4) OBP: 0.329, SLG: 0.500		G1			FC1-6 1B		F5		2B	4	0	2	0	0	0	2																				
Jackie Gutierrez, R (1,6) Rick Miller, L (9, PH) OBP: 0.241, SLG: 0.284 OBP: 0.550, SLG: 0.500					FC1-6 1B		F9		6-3	3	0	1	0	0	0	3																				
Inning Stats	R: 0 E: 0 K: 0 S: 3	H: 0 LOB: 1 BB: 1 P: 7	R: 0 E: 0 K: 0 S: 3	H: 0 LOB: 1 BB: 1 P: 7	R: 0 E: 0 K: 0 S: 3	H: 1 LOB: 0 BB: 0 P: 3	R: 1 E: 0 K: 1 S: 6	H: 1 LOB: 0 BB: 0 P: 6	R: 0 E: 1 K: 0 S: 5	H: 1 LOB: 2 BB: 0 P: 5	R: 0 E: 0 K: 2 S: 7	H: 0 LOB: 1 BB: 0 P: 8	R: 0 E: 0 K: 0 S: 3	H: 0 LOB: 1 BB: 1 P: 7	R: 1 E: 0 K: 1 S: 6	H: 1 LOB: 0 BB: 0 P: 6		R: 1 E: 0 K: 0 S: 4	H: 1 LOB: 2 BB: 1 P: 8	R: 1 E: 0 K: 0 S: 4	H: 1 LOB: 2 BB: 0 P: 8	1B: 2 2B: 1 3B: 0 HR: 2	SF: 0 SAC: 0 DP: 0 HBP: 1	WP: 0 PA: 37												
PITCHER	IP	WLS	BF	H	R	ER	SO	BB	IBB	HBP	BLK	WP	HR	S	P	ERA	WHIP	PITCHER		IP	WLS	BF	H	R	ER	SO	BB	IBB	HBP	BLK	WP	HR	S	P	ERA	WHIP
Chris Codiroli, R (1,1) ERA: 3.22	8.1	W	35	5	3	3	4	4	0	1	0	0	2	38	55	3.24	1.080																			
Jay Howell, R (9,1) ERA: 1.29	0.2	S	2	0	0	0	0	0	0	0	0	0	0	2	2	0.00	0.000																			

AB	32
R	3
H	5
RBI	3
BB	4
SO	4
LOB	20



Batter	1	2	3	4	5	6	7	8	9	AB	R	H	RBI	BB	SO	LOB	BOTTOM																			
Alfredo Griffin, S (1,6) OBP: 0.322, SLG: 0.298	F9			6-3		K				4	0	1	1	0	1	1	Boston Red Sox @ Oakland Athletics Oakland-Alameda County Coliseum, Oakland, CA Sun May 05 1985, 3:33 AM PDT Att: 27,112 - Unknown																			
Camey Lansford, R (1,5) OBP: 0.304, SLG: 0.413	6-3			HR		HR		L9		4	2	3	0	0	2																					
Dwayne Murphy, L (1,8) OBP: 0.373, SLG: 0.367	F7			F5		HR		K		4	1	1	0	0	1	0																				
Dave Kingman, R (1,10) OBP: 0.311, SLG: 0.446		K		K		HR		K		4	1	1	2	0	3	0																				
Dusty Baker Jr., R (1,9) (8,7)		L4			K	F9				4	0	1	0	0	1	0																				
Mike Heath, R (1,2) OBP: 0.313, SLG: 0.477		PO 1B			F9			K		4	0	1	0	0	2	1																				
Steve Henderson, R (1,7) Mike Davis, L (8,9) OBP: 0.417, SLG: 0.364 OBP: 0.323, SLG: 0.641		PO	F8		F3		E7 1B FC5-2			3	0	0	0	0	0	0																				
Bruce Bochte, L (1,3) OBP: 0.400, SLG: 0.400				4-3		5-3		FC5-2 1B		3	1	1	0	0	0	0																				
Rob Picciolo, R (1,4) OBP: 0.462, SLG: 0.692				5-3		HR 1B		FC5-2 1B		3	1	1	0	0	0	2																				
Inning Stats	R: 0 E: 0 K: 0 S: 3	H: 0 LOB: 0 BB: 0 P: 3	R: 0 E: 0 K: 1 S: 5	H: 1 LOB: 0 BB: 0 P: 5	R: 0 E: 0 K: 0 S: 3	H: 0 LOB: 0 BB: 0 P: 3	R: 1 E: 0 K: 1 S: 6	H: 1 LOB: 0 BB: 0 P: 6	R: 0 E: 0 K: 1 S: 5	H: 0 LOB: 0 BB: 0 P: 5	R: 4 E: 0 K: 1 S: 9	H: 4 LOB: 0 BB: 0 P: 9	R: 1 E: 1 K: 1 S: 8	H: 2 LOB: 2 BB: 0 P: 8	R: 0 E: 0 K: 3 S: 10	H: 1 LOB: 1 BB: 0 P: 10		1B: 6 2B: 0 3B: 0 HR: 3	SF: 0 SAC: 0 DP: 0 HBP: 0	WP: 0 PA: 34																
PITCHER	IP	WLS	BF	H	R	ER	SO	BB	IBB	HBP	BLK	WP	HR	S	P	ERA	WHIP	PITCHER		IP	WLS	BF	H	R	ER	SO	BB	IBB	HBP	BLK	WP	HR	S	P	ERA	WHIP
Bruce Hurst, L (1,1) ERA: 5.26	6.2	L	28	8	6	5	5	0	0	0	0	0	3	38	38	6.75	1.200																			
Mike Trujillo, R (7,1) ERA: 9.0	0.1		1	0	0	0	0	0	0	0	0	0	0	1	1	0.00	0.000																			
Mark Clear, R (8,1) ERA: 4.82	1.0		4	1	0	0	3	0	0	0	0	0	0	10	10	0.00	1.000																			



Batter	1	2	3	4	5	6	7	8	9	AB	R	H	RBI	BB	SO	LOB	TOP										
Dave Collins, S (1, 7) OBP: 0.297, SLG: 0.301	G3	BB		CS	L5	4-3			G4-6-3	4	0	1	0	1	0	2											
Carney Lansford, R (1, 5) OBP: 0.298, SLG: 0.406	F7								G4-6-3	2	0	0	0	0	1	3											
Rob Piccolo, R (2, 5) OBP: 0.400, SLG: 0.600		K								2	0	0	0	0	2	0											
Steve Henderson, R (9, PH) OBP: 0.395, SLG: 0.333										1	0	0	0	0	0	1											
Bruce Bochte, L (1, 3) OBP: 0.413, SLG: 0.397	BB									3	0	1	0	2	2	0											
Dave Kingman, R (1, 10) OBP: 0.318, SLG: 0.448	BB									4	0	2	0	0	1	2											
Dwayne Murphy, L (1, 8) OBP: 0.358, SLG: 0.349										4	0	0	0	0	1	4											
Mickey Tettleton, S (7, 2) OBP: 0.333, SLG: 0.143	K									0	0	0	0	0	0	0											
Mike Heath, R (1, 2) OBP: 0.320, SLG: 0.473										3	1	1	0	1	1	1											
Mike Davis, L (1, 9) OBP: 0.330, SLG: 0.646										4	0	2	0	0	0	0											
Donnie Hill, S (1, 4) OBP: 0.273, SLG: 0.310										3	0	0	0	1	1	3											
Alfredo Griffin, S (1, 6) OBP: 0.333, SLG: 0.310										3	0	2	1	0	0	2											
Dan Meyer, L (8, PH)										1	0	0	0	0	0	1											
Mike Gallego, R (8, 6)										0	0	0	0	0	0	0											
Inning Stats	R: 0 E: 0 K: 1 S: 6	H: 1 LOB: 2 BB: 1 P: 10	R: 0 E: 1 K: 1 S: 7	H: 2 LOB: 3 BB: 1 P: 11	R: 0 E: 0 K: 2 S: 8	H: 1 LOB: 0 BB: 0 P: 8	R: 0 E: 0 K: 1 S: 5	H: 0 LOB: 1 BB: 1 P: 9	R: 0 E: 0 K: 0 S: 5	H: 2 LOB: 2 BB: 1 P: 9	R: 0 E: 1 K: 2 S: 8	H: 1 LOB: 1 BB: 0 P: 8	R: 0 E: 0 K: 0 S: 3	H: 0 LOB: 1 BB: 1 P: 7	R: 0 E: 0 K: 1 S: 5	H: 1 LOB: 0 BB: 0 P: 5	1B: 8 2B: 1 3B: 0 HR: 0	SF: 0 SAC: 0 DP: 1 HBP: 0	WP: 0 PB: 0 SB: 0 CS: 2	PA: 40							
PITCHER	IP	WLS	BF	H	R	ER	SO	BB	IBB	HBP	BLK	WP	HR	S	P	ERA	WHIP										
Dave Stieb, R (1, 1) ERA: 2.6	6.0	W	28	7	1	1	6	4	0	0	0	0	0	36	52	1.50	1.833										
Gary Lavelle, L (7, 1) ERA: 4.7	1.0		4	1	0	0	2	0	0	0	0	0	0	8	7	0.00	1.000										
Ron Musselman, R (8, 1) ERA: 8.31	1.0		4	0	0	0	0	1	0	0	0	0	0	3	7	0.00	1.000										
Bill Caudill, R (9, 1) ERA: 5.19	1.0		3	1	0	0	1	0	0	0	0	0	0	5	5	0.00	1.000										

Oakland Athletics @ Toronto Blue Jays
Exhibition Stadium, Toronto, ON
Tue May 07 1985, 7:05 PM EDT
Att: 21,292 - Unknown

AB 34
R 1
H 9
RBI 1
BB 5
SO 9
LOB 19



Batter	1	2	3	4	5	6	7	8	9	AB	R	H	RBI	BB	SO	LOB	BOTTOM										
Damaso Garcia, R (1, 4) OBP: 0.239, SLG: 0.288	P4									3	1	1	1	0	1	0											
Manuel Lee, S (7, 4)										1	0	0	0	0	0	2											
Rance Mulliniks, L (1, 5) OBP: 0.380, SLG: 0.407										3	2	3	0	1	0	0											
Garth Iorg, R (7, 5) OBP: 0.341, SLG: 0.410	2B									1	0	0	0	0	0	1											
Lloyd Moseby, L (1, 8) OBP: 0.402, SLG: 0.462										3	1	1	1	1	1	3											
Ron Shepherd, R (7, 8)	2B									1	0	0	0	0	1	0											
Willie Upshaw, L (1, 3) OBP: 0.286, SLG: 0.438	K									5	1	2	2	0	2	2											
George Bell, R (1, 7) OBP: 0.355, SLG: 0.545										4	0	1	2	0	1	3											
Lou Thornton, L (6, PR) OBP: 0.167, SLG: 0.167	4-3									1	0	0	0	0	1	0											
Len Matusek, L (1, 10) OBP: 0.306, SLG: 0.364										3	1	0	1	1	0	3											
Ernie Whitt, L (1, 2) OBP: 0.328, SLG: 0.475										4	2	2	2	0	1	2											
Jesse Barfield, R (1, 9) OBP: 0.327, SLG: 0.375										1	1	0	0	3	1	0											
Tony Fernandez, S (1, 6) OBP: 0.290, SLG: 0.356										4	1	2	1	0	0	1											
Inning Stats	R: 1 E: 0 K: 1 S: 7	H: 2 LOB: 1 BB: 0 P: 7	R: 0 E: 0 K: 0 S: 3	H: 0 LOB: 1 BB: 1 P: 7	R: 0 E: 0 K: 2 S: 8	H: 1 LOB: 0 BB: 0 P: 8	R: 2 E: 0 K: 2 S: 8	H: 1 LOB: 1 BB: 1 P: 12	R: 1 E: 0 K: 0 S: 6	H: 3 LOB: 2 BB: 0 P: 6	R: 6 E: 0 K: 1 S: 9	H: 4 LOB: 3 BB: 3 P: 21	R: 0 E: 0 K: 0 S: 3	H: 1 LOB: 1 BB: 1 P: 7	R: 0 E: 0 K: 3 S: 9	H: 0 LOB: 0 BB: 0 P: 9	1B: 8 2B: 3 3B: 0 HR: 1	SF: 1 SAC: 0 DP: 1 HBP: 0	WP: 1 PB: 0 SB: 1 CS: 0	PA: 41							
PITCHER	IP	WLS	BF	H	R	ER	SO	BB	IBB	HBP	BLK	WP	HR	S	P	ERA	WHIP										
Don Sutton, R (1, 1) ERA: 7.12	5.1	L	29	9	8	8	5	4	0	0	0	0	1	35	51	13.50	2.438										
Mike Warren, R (6, 1) ERA: 8.84	0.2		5	2	2	2	1	1	0	0	0	1	0	6	10	27.00	4.500										
Tim Birtsas, L (7, 1) ERA:	2.0		7	1	0	0	3	1	0	0	0	0	0	12	16	0.00	1.000										

Oakland Athletics @ Toronto Blue Jays
Exhibition Stadium, Toronto, ON
Tue May 07 1985, 7:05 PM EDT
Att: 21,292 - Unknown


AB 34
R 10
H 12
RBI 10
BB 6
SO 9
LOB 17



Batter	1	2	3	4	5	6	7	8	9	AB	R	H	RBI	BB	SO	LOB	TOP								
Dave Collins, S OBP: 0.302, SLG: 0.333 (1, 7)	0-0 3-1		0-0 1B 3B	0-0 F7		0-0 F6		0-0 5-3 2B		5	1	2	0	0	0	1									
Carney Lansford, R OBP: 0.311, SLG: 0.423 (1, 5)	0-0 1B		0-3 K	0-0 F8 1-H 2B		0-0 1B		0-0 5-3		5	0	3	1	0	1	2									
Dwayne Murphy, L OBP: 0.351, SLG: 0.333 (1, 8)	0-3 K		4-0 1B BB	0-0 F8		0-0 F7		0-0 4-3		4	1	0	0	1	1	4									
Dave Kingman, R OBP: 0.400, SLG: 0.446 Rob Picciolo, R OBP: 0.400, SLG: 0.600 (9, PR)	0-0 F4		0-0 BB 1B 1-3 3-H 1B	0-0 1-3		0-0 F8		0-0 CS 1B		5	0	2	1	0	0	2									
Dusty Baker Jr., R OBP: 0.400, SLG: 0.590 Bruce Bochte, L OBP: 0.407, SLG: 0.392 (7, 3)		4-0 1B BB	0-3 K		0-0 HR		0-3 K		0-3 K	3	1	1	1	1	2	2									
Mike Heath, R OBP: 0.314, SLG: 0.458 (1, 2)	0-0 E6 1B 1-2		0-0 BB 1B 1-2 3-H 4-0		0-0 G3		0-3 K		0-0 F7 1-2	5	0	1	1	0	1	2									
Mike Davis, L OBP: 0.346, SLG: 0.677 (1, 9)	0-3 K		0-0 1-2 2-3 BB		0-0 CS 1B		0-0 HR			3	1	2	1	1	1	2									
Donnie Hill, S OBP: 0.283, SLG: 0.352 (1, 4)	0-0 1-3 2-H 1B		0-0 F8		0-0 F9 1-2		0-0 HR		0-0 HR	4	1	2	1	0	0	4									
Alfredo Griffin, S OBP: 0.320, SLG: 0.297 (1, 6)	0-0 F8		0-0 E6 WP 2B		0-0 3-1		0-0 F8			4	1	0	0	0	0	2									
Inning Stats	R: 0 E: 0 K: 1 S: 6	H: 1 LOB: 1 BB: 0 P: 6	R: 0 E: 1 K: 1 S: 6	H: 1 LOB: 2 BB: 1 P: 10	R: 2 E: 0 K: 2 S: 10	H: 3 LOB: 3 BB: 2 P: 18	R: 1 E: 1 K: 0 S: 5	H: 1 LOB: 1 BB: 0 P: 5	R: 1 E: 0 K: 0 S: 4	H: 2 LOB: 0 BB: 0 P: 4	R: 0 E: 0 K: 2 S: 4	H: 1 LOB: 1 BB: 0 P: 4	R: 0 E: 0 K: 2 S: 7	H: 0 LOB: 0 BB: 0 P: 7	R: 2 E: 0 K: 0 S: 6	H: 3 LOB: 1 BB: 0 P: 6	R: 0 E: 0 K: 1 S: 5	H: 1 LOB: 1 BB: 0 P: 5	1B: 7 2B: 2 3B: 1 HR: 3	SF: 0 SAC: 0 DP: 0 HBP: 0	WP: 1 PB: 0 SB: 0 CS: 2	PA: 42			
PITCHER	IP	WLS	BF	H	R	ER	SO	BB	IBB	HBP	BLK	WP	HR	S	P	ERA	WHIP								
Doyle Alexander, R ERA: 3.67 (1, 1)	7.0	L	35	11	6	5	6	3	0	0	0	1	3	44	56	6.43	2.000								
Jimmy Key, L ERA: 1.78 (8, 1)	1.0		4	1	0	0	0	0	0	0	0	0	0	4	4	0.00	1.000								
Jim Acker, R ERA: 1.35 (9, 1)	1.0		3	1	0	0	1	0	0	0	0	0	0	5	5	0.00	1.000								

Oakland Athletics @ Toronto Blue Jays
Exhibition Stadium, Toronto, ON
Wed May 08 1985, 7:05 PM EDT
Att: 18,102 - Unknown


AB	39
R	6
H	13
RBI	6
BB	3
SO	7
LOB	22



Batter	1	2	3	4	5	6	7	8	9	AB	R	H	RBI	BB	SO	LOB	BOTTOM								
Damaso Garcia, R OBP: 0.246, SLG: 0.293 (1, 4)	0-0 6-3		0-0 F9		0-0 2B 6-3 1B		0-0 6-3		0-0 FC4-6 1B	5	1	2	0	0	0	1									
Rance Mulliniks, L OBP: 0.388, SLG: 0.406 Manuel Lee, S (9, PR)	0-0 4-3		0-0 4-3		0-0 6-3 2B		0-0 F4		0-0 FC4-6 1-2 3-H 0-0	5	0	1	1	0	0	1									
Lloyd Moseby, L OBP: 0.393, SLG: 0.469 (1, 8)	0-0 3B		0-0 1-3		0-0 6-3		0-0 5-3		0-0 4-3	5	0	1	1	0	0	2									
Willie Upshaw, L OBP: 0.294, SLG: 0.434 (1, 3)	4-0 BB		0-0 1B		0-0 F8		0-0 4-3			3	0	1	0	1	0	1									
George Bell, R OBP: 0.360, SLG: 0.583 (1, 7)	0-3 K		0-0 F8		0-0 HR		0-0 4-3 2B			4	1	2	1	0	1	3									
Len Matusek, L OBP: 0.300, SLG: 0.333 (1, 10)		0-3 K		0-0 4-3		4-0 G3 PB BB		0-0 4-3		3	0	0	0	1	1	1									
Ernie Whitt, L OBP: 0.324, SLG: 0.508 (1, 2)		0-0 HR		0-0 4-3		0-0 G3		0-0 F7		4	1	1	1	0	0	2									
Jesse Barfield, R OBP: 0.333, SLG: 0.374 (1, 9)		4-0 BB		0-0 L6		0-3 K		0-0 1B WP FC4-6 1B		3	1	1	0	1	1	1									
Tony Fernandez, S OBP: 0.278, SLG: 0.340 (1, 6)	0-0 F7		0-0 3-1		0-0 3-1		0-0 F7			4	0	0	0	0	0	3									
Inning Stats	R: 0 E: 0 K: 1 S: 6	H: 1 LOB: 2 BB: 1 P: 10	R: 1 E: 0 K: 1 S: 6	H: 1 LOB: 1 BB: 1 P: 10	R: 0 E: 0 K: 0 S: 4	H: 1 LOB: 0 BB: 0 P: 4	R: 0 E: 0 K: 0 S: 3	H: 0 LOB: 0 BB: 0 P: 3	R: 1 E: 0 K: 1 S: 6	H: 2 LOB: 1 BB: 0 P: 5	R: 1 E: 0 K: 1 S: 6	H: 1 LOB: 1 BB: 1 P: 10	R: 0 E: 0 K: 0 S: 3	H: 0 LOB: 0 BB: 0 P: 3	R: 0 E: 0 K: 0 S: 4	H: 1 LOB: 1 BB: 0 P: 4	R: 1 E: 0 K: 0 S: 5	H: 2 LOB: 1 BB: 0 P: 5	1B: 4 2B: 2 3B: 1 HR: 2	SF: 0 SAC: 0 DP: 0 HBP: 0	WP: 1 PB: 1 SB: 0 CS: 0	PA: 39			
PITCHER	IP	WLS	BF	H	R	ER	SO	BB	IBB	HBP	BLK	WP	HR	S	P	ERA	WHIP								
Steve McCatty, R ERA: 5.32 (1, 1)	5.0	W	24	6	3	3	2	3	0	0	0	0	2	25	37	5.40	1.800								
Bill Krueger, L ERA: 3.79 (6, 1)	0.1		1	0	0	0	0	0	0	0	0	0	0	1	1	0.00	0.000								
Keith Atherton, R ERA: 3.86 (6, 1)	1.2		5	0	0	0	1	0	0	0	0	0	0	7	7	0.00	0.000								
Jay Howell, R ERA: 1.89 (8, 1)	2.0	S	9	3	1	1	0	0	0	0	0	1	0	9	9	4.50	1.500								

Oakland Athletics @ Toronto Blue Jays
Exhibition Stadium, Toronto, ON
Wed May 08 1985, 7:05 PM EDT
Att: 18,102 - Unknown

AB	36
R	4
H	9
RBI	4
BB	3
SO	3
LOB	15



Batter	1	2	3	4	5	6	7	8	9	AB	R	H	RBI	BB	SO	LOB	TOP					
Dave Collins, S (1, 7) OBP: 0.303, SLG: 0.344	B1-3	F4						FC6-5-4		5	2	2	0	0	0	2						
Carney Lansford, R (1, 5) OBP: 0.331, SLG: 0.451	BB 1B HBP		K		K		SH1-3	CS		3	1	1	1	0	2	1						
Bruce Bochte, L (1, 3) OBP: 0.425, SLG: 0.405	BB 1B		K		1-3 1B		K			4	0	2	1	1	2	1						
Dave Kingman, R (1, 10) OBP: 0.331, SLG: 0.500	F8				1-3					5	0	2	1	0	0	4						
Dwayne Murphy, L (1, 8) OBP: 0.346, SLG: 0.327	1-2 2-3 BB		K		4-3		F8			4	0	0	0	1	2	4						
Mike Heath, R (1, 2) OBP: 0.311, SLG: 0.431	4-3				F8					4	1	1	0	0	1	3						
Mike Davis, L (1, 9) OBP: 0.372, SLG: 0.661			K					1B 2B 1B		3	1	2	0	1	1	0						
Donnie Hill, S (1, 4) OBP: 0.287, SLG: 0.351			K							3	0	1	0	0	1	1						
Dusty Baker Jr., R (8, PH) OBP: 0.458, SLG: 0.660			K				F7			1	0	1	1	0	0	0						
Mike Gallego, R (8, 4)					1-2 1B					0	0	0	0	0	0	0						
Alfredo Griffin, S (1, 6) OBP: 0.309, SLG: 0.311					K		F3			3	0	1	1	0	1	2						
Inning Stats	R: 0 E: 0 K: 0 S: 4	H: 1 LOB: 3 BB: 1 P: 9	R: 0 E: 0 K: 2 S: 8	H: 1 LOB: 1 BB: 0 P: 8	R: 0 E: 0 K: 3 S: 10	H: 1 LOB: 1 BB: 0 P: 10	R: 0 E: 0 K: 1 S: 6	H: 2 LOB: 1 BB: 0 P: 6	R: 1 E: 0 K: 1 S: 7	H: 2 LOB: 1 BB: 0 P: 7	R: 0 E: 0 K: 1 S: 5	H: 0 LOB: 1 BB: 1 P: 9	R: 1 E: 0 K: 1 S: 7	H: 2 LOB: 1 BB: 0 P: 7	R: 2 E: 0 K: 0 S: 5	H: 3 LOB: 1 BB: 0 P: 5	R: 1 E: 0 K: 1 S: 5	H: 1 LOB: 1 BB: 1 P: 9	1B: 10 2B: 3 3B: 0 HR: 1	SF: 1 SAC: 1 DP: 1 HBP: 1	WP: 0 PB: 0 SB: 2 CS: 3	PA: 42
PITCHER	IP	WLS	BF	H	R	ER	SO	BB	IBB	HBP	BLK	WP	HR	S	P	ERA	WHIP					
Roger Clemens, R (1, 1) ERA: 4.44	7.0	L	34	11	4	4	9	2	0	1	0	0	0	49	58	5.14	1.857					
Bob Stanley, R (8, 1) ERA: 2.23	2.0	S	7	2	1	1	1	1	0	0	0	0	1	8	12	4.50	1.500					

Oakland Athletics @ Boston Red Sox
Fenway Park, Boston, MA
Sun May 12 1985, 3:33 AM EDT
Att: 18,711 - Unknown

AB	35
R	5
H	13
RBI	5
BB	3
SO	10
LOB	18



Batter	1	2	3	4	5	6	7	8	9	AB	R	H	RBI	BB	SO	LOB	BOTTOM					
Wade Boggs, L (1, 5) OBP: 0.405, SLG: 0.371	1-3				F8					4	0	1	0	0	0	0						
Dwight Evans, R (1, 9) OBP: 0.384, SLG: 0.342	F3				5-3					3	0	0	0	1	0	0						
Jim Rice, R (1, 7) OBP: 0.370, SLG: 0.516	F5				K					4	0	0	0	0	1	3						
Tony Armas, R (1, 8) OBP: 0.285, SLG: 0.571					6-3					4	2	2	2	0	0	0						
Mike Easter, L (1, 10) OBP: 0.287, SLG: 0.421					K					4	0	0	0	0	3	0						
Bill Buckner, L (1, 3) OBP: 0.346, SLG: 0.479					F5					4	0	1	0	0	0	0						
Rich Gedman, L (1, 2) OBP: 0.358, SLG: 0.442					F7					3	1	1	1	0	0	1						
Marty Barrett, R (1, 4) OBP: 0.311, SLG: 0.260										2	0	0	0	0	0	0						
Rick Miller, L (8, PH) OBP: 0.385, SLG: 0.364					B1-3					1	0	0	0	0	0	0						
Reid Nichols, R (9, 4) OBP: 0.444, SLG: 0.556										0	0	0	0	0	0	0						
Jackie Gutierrez, R (1, 6) OBP: 0.263, SLG: 0.315										2	0	0	0	0	0	0						
Steve Lyons, L (8, PH) OBP: 0.333, SLG: 0.250					1-3					1	0	1	0	0	0	0						
Glenn Hoffman, R (9, 6) OBP: 0.235, SLG: 0.353										0	0	0	0	0	0	0						
Inning Stats	R: 0 E: 0 K: 0 S: 3	H: 0 LOB: 0 BB: 0 P: 3	R: 0 E: 0 K: 1 S: 5	H: 0 LOB: 0 BB: 0 P: 5	R: 0 E: 0 K: 0 S: 3	H: 0 LOB: 0 BB: 0 P: 3	R: 0 E: 0 K: 1 S: 5	H: 0 LOB: 0 BB: 0 P: 5	R: 2 E: 0 K: 0 S: 5	H: 2 LOB: 0 BB: 0 P: 5	R: 0 E: 0 K: 0 S: 3	H: 0 LOB: 0 BB: 0 P: 3	R: 1 E: 0 K: 1 S: 7	H: 2 LOB: 1 BB: 0 P: 7	R: 0 E: 0 K: 0 S: 4	H: 2 LOB: 2 BB: 1 P: 8	R: 0 E: 0 K: 1 S: 5	H: 0 LOB: 0 BB: 0 P: 5	1B: 3 2B: 0 3B: 0 HR: 3	SF: 0 SAC: 0 DP: 1 HBP: 0	WP: 0 PB: 0 SB: 0 CS: 0	PA: 33
PITCHER	IP	WLS	BF	H	R	ER	SO	BB	IBB	HBP	BLK	WP	HR	S	P	ERA	WHIP					
Don Sutton, R (1, 1) ERA: 6.6	7.0	W	25	4	3	3	3	0	0	0	0	0	0	31	31	3.86	0.571					
Jay Howell, R (8, 1) ERA: 2.21	2.0	S	8	2	0	0	1	1	0	0	0	0	0	9	13	0.00	1.500					

Oakland Athletics @ Boston Red Sox
Fenway Park, Boston, MA
Sun May 12 1985, 3:33 AM EDT
Att: 18,711 - Unknown

AB	32
R	3
H	6
RBI	3
BB	1
SO	4
LOB	4



Batter	1	2	3	4	5	6	7	8	9	AB	R	H	RBI	BB	SO	LOB	TOP								
Dave Collins, S OBP: 0.292, SLG: 0.331 (1, 7)										5	0	0	0	0	1	3									
Camey Lansford, R OBP: 0.336, SLG: 0.448 (1, 5)										3	1	1	0	1	0	0									
Bruce Bochte, L OBP: 0.418, SLG: 0.398 Steve Henderson, R OBP: 0.429, SLG: 0.333 Jay Howell, R (9, 1)										4	0	1	0	0	1	1									
Dave Kingman, R OBP: 0.321, SLG: 0.483 (9, 3)										4	0	0	0	0	0	1									
Dwayne Murphy, L OBP: 0.351, SLG: 0.320 (1, 8)										2	2	0	0	2	0	0									
Mike Heath, R OBP: 0.311, SLG: 0.429 (1, 2)										3	1	1	0	0	0	3									
Mike Davis, L OBP: 0.376, SLG: 0.652 (1, 9)										3	1	1	1	1	1	1									
Donnie Hill, S OBP: 0.279, SLG: 0.340 Dusty Baker Jr., R OBP: 0.467, SLG: 0.688 Mike Gallego, R (9, PH) (9, PR) (9, 4)										3	0	0	0	0	1	1									
Alfredo Griffin, S OBP: 0.316, SLG: 0.318 (1, 6)										4	0	2	2	0	0	0									
Inning Stats	R: 0 E: 0 K: 1 S: 5	H: 0 LOB: 0 BB: 0 P: 5	R: 0 E: 0 K: 0 S: 3	H: 0 LOB: 0 BB: 0 P: 3	R: 0 E: 0 K: 2 S: 8	H: 1 LOB: 1 BB: 0 P: 8	R: 0 E: 0 K: 0 S: 3	H: 0 LOB: 0 BB: 0 P: 3	R: 1 E: 0 K: 0 S: 3	H: 1 LOB: 0 BB: 1 P: 7	R: 0 E: 0 K: 1 S: 6	H: 1 LOB: 1 BB: 0 P: 6	R: 0 E: 0 K: 0 S: 4	H: 1 LOB: 1 BB: 0 P: 4	R: 0 E: 0 K: 0 S: 3	H: 0 LOB: 0 BB: 0 P: 3	R: 5 E: 1 K: 0 S: 6	H: 3 LOB: 2 BB: 3 P: 18	1B: 6 2B: 1 3B: 0 HR: 0	SF: 0 SAC: 1 DP: 0 HBP: 0	WP: 0 PB: 0 SB: 1 CS: 0	PA: 37			
PITCHER	IP	WLS	BF	H	R	ER	SO	BB	IBB	HBP	BLK	WP	HR	S	P	ERA	WHIP								
Ray Burris, R ERA: 2.23 (1, 1)	8.0		28	4	1	1	4	1	0	0	0	0	0	35	39	1.12	0.625								
Rollie Fingers, R ERA: 7.15 (9, 1)	1.0	L	9	3	5	5	0	1	2	0	0	0	0	6	18	45.00	4.000								

Oakland Athletics @ Milwaukee Brewers
Milwaukee County Stadium, Milwaukee, WI
Tue May 14 1985, 8:05 PM EDT
Att: 7,876 - Unknown

AB 32
R 6
H 7
RBI 5
BB 4
SO 4
LOB 10



Batter	1	2	3	4	5	6	7	8	9	AB	R	H	RBI	BB	SO	LOB	BOTTOM								
Paul Molitor, R OBP: 0.403, SLG: 0.393 (1, 5)										4	0	1	0	0	0	1									
Dion James, L OBP: 0.341, SLG: 0.300 (1, 8)										3	0	0	0	1	1	1									
Cecil Cooper, L OBP: 0.336, SLG: 0.455 (1, 3)										4	1	1	0	0	0	1									
Robin Yount, R OBP: 0.322, SLG: 0.400 Bobby Clark, R (9, 7)										3	0	1	1	0	0	0									
Ted Simmons, S OBP: 0.373, SLG: 0.346 (1, 10)										4	2	3	0	0	1	1									
Bill Schroeder, R OBP: 0.300, SLG: 0.512 (1, 2)										3	0	1	1	0	0	1									
Paul Householder, S OBP: 0.375, SLG: 0.424 (1, 9)										4	0	1	0	0	0	4									
Jim Gantner, L OBP: 0.236, SLG: 0.242 (1, 4)										4	0	1	1	0	1	4									
Ernest Riles, L (1, 6)										3	0	0	0	0	1	1									
Inning Stats	R: 0 E: 0 K: 1 S: 5	H: 1 LOB: 0 BB: 0 P: 5	R: 0 E: 0 K: 1 S: 6	H: 1 LOB: 2 BB: 0 P: 7	R: 0 E: 0 K: 0 S: 3	H: 0 LOB: 0 BB: 0 P: 3	R: 1 E: 0 K: 1 S: 6	H: 2 LOB: 0 BB: 0 P: 6	R: 0 E: 0 K: 0 S: 3	H: 0 LOB: 0 BB: 0 P: 3	R: 1 E: 0 K: 0 S: 4	H: 2 LOB: 1 BB: 0 P: 4	R: 0 E: 0 K: 0 S: 3	H: 0 LOB: 1 BB: 1 P: 7	R: 1 E: 0 K: 0 S: 5	H: 2 LOB: 1 BB: 0 P: 5	1B: 5 2B: 5 3B: 1 HR: 0	SF: 0 SAC: 0 DP: 2 HBP: 1	WP: 0 PB: 0 SB: 0 CS: 2	PA: 35					
PITCHER	IP	WLS	BF	H	R	ER	SO	BB	IBB	HBP	BLK	WP	HR	S	P	ERA	WHIP								
Chris Codiroli, R ERA: 3.0 (1, 1)	8.0	W	30	7	2	2	4	1	0	1	0	0	0	36	41	2.25	1.000								
Jay Howell, R ERA: 2.53 (9, 1)	1.0		5	2	1	1	0	0	0	0	0	0	0	5	5	9.00	2.000								

Oakland Athletics @ Milwaukee Brewers
Milwaukee County Stadium, Milwaukee, WI
Tue May 14 1985, 8:05 PM EDT
Att: 7,876 - Unknown

AB 33
R 3
H 9
RBI 3
BB 1
SO 4
LOB 14



Batter	1	2	3	4	5	6	7	8	9	AB	R	H	RBI	BB	SO	LOB	TOP					
Steve Henderson, R OBP: 0.421, SLG: 0.412 Mickey Tettleton, S OBP: 0.333, SLG: 0.300	F8	E	BB		K		G3	F8	F8	5	1	2	2	0	1	1						
Carney Lansford, R OBP: 0.322, SLG: 0.431	F7	E6	SF8		L3		F8	6-3		5	0	0	1	0	0	2						
Dwayne Murphy, L OBP: 0.366, SLG: 0.374 Dan Meyer, L OBP: 0.322, SLG: 0.431	PB	L9						1B	BB	4	2	3	1	1	0	1						
Dave Kingman, R OBP: 0.329, SLG: 0.480		K	K					1B	BB	5	2	2	0	1	2	3						
Dusty Baker Jr., R OBP: 0.438, SLG: 0.635 Bruce Bochte, L OBP: 0.419, SLG: 0.400	K	FC5-4			F4		K	FC1-6	K	4	0	0	0	0	2	3						
Mike Heath, R OBP: 0.326, SLG: 0.435		BB	6-3		HR		5-3	FC1-6	1B	3	3	1	0	3	0	0						
Mike Davis, L OBP: 0.389, SLG: 0.701		BB	HR		HR		K	FC1-6	1B	5	4	3	6	1	1	2						
Donnie Hill, S OBP: 0.300, SLG: 0.352		E	1B		F8		F7	WP	1B	5	3	3	2	1	0	0						
Alfredo Griffin, S OBP: 0.331, SLG: 0.333 Mike Gallego, R OBP: 0.331, SLG: 0.333	E7	2B	1B		F9		G3	F9	F8	4	2	3	2	0	0	0						
Inning Stats	R: 0 E: 0 K: 1 S: 6	H: 1 LOB: 2 BB: 1 P: 10	R: 5 E: 2 K: 1 S: 8	H: 2 LOB: 1 BB: 3 P: 20	R: 3 E: 0 K: 1 S: 9	H: 4 LOB: 2 BB: 1 P: 13	R: 2 E: 0 K: 0 S: 5	H: 2 LOB: 0 BB: 0 P: 5	R: 1 E: 0 K: 1 S: 6	H: 1 LOB: 0 BB: 0 P: 6	R: 0 E: 0 K: 2 S: 7	H: 0 LOB: 0 BB: 0 P: 7	R: 0 E: 0 K: 0 S: 4	H: 1 LOB: 1 BB: 1 P: 4	R: 5 E: 0 K: 0 S: 8	H: 5 LOB: 1 BB: 1 P: 12	R: 3 E: 0 K: 1 S: 8	H: 3 LOB: 2 BB: 2 P: 16	1B: 12 2B: 4 3B: 0 HR: 3	SF: 1 SAC: 0 DP: 0 HBP: 0	WP: 2 PB: 1 SB: 0 CS: 0	PA: 55
PITCHER	IP	WLS	BF	H	R	ER	SO	BB	IBB	HBP	BLK	WP	HR	S	P	ERA	WHIP					
Teddy Higuera, L ERA: 4.55	1.0	L	10	3	5	5	1	4	0	0	0	0	0	8	24	45.00	7.000					
Bob Gibson, R ERA: 3.33	2.0		12	4	3	3	2	1	0	0	0	0	1	15	19	13.50	2.500					
Bob McClure, L ERA: 3.24	2.0		9	3	3	3	1	0	0	0	0	0	2	11	11	13.50	1.500					
Pete Ladd, R ERA: 2.45	1.0		3	0	0	0	2	0	0	0	0	0	0	7	7	0.00	0.000					
Jim Kern, R ERA: 7.0	2.0		13	6	5	5	0	1	0	0	0	2	0	12	16	22.50	3.500					
PITCHER	IP	WLS	BF	H	R	ER	SO	BB	IBB	HBP	BLK	WP	HR	S	P	ERA	WHIP					
Ray Searge, L ERA: 9.72	1.0		8	3	3	3	1	2	0	0	0	0	0	8	16	27.00	5.000					

Oakland Athletics @ Milwaukee Brewers
Milwaukee County Stadium, Milwaukee, WI
Wed May 15 1985, 4:33 AM EDT
Att: 17,460 - Unknown

AB 46
R 19
H 19
RBI 16
BB 8
SO 7
LOB 19



Batter	1	2	3	4	5	6	7	8	9	AB	R	H	RBI	BB	SO	LOB	BOTTOM					
Paul Molitor, R OBP: 0.395, SLG: 0.384	1B		F9		F9		L6		K	5	1	1	0	0	1	1						
Charlie Moore, R OBP: 0.333, SLG: 0.389	BB		6-3		K		K			4	0	1	0	0	2	1						
Cecil Cooper, L OBP: 0.350, SLG: 0.474	BB				F9			5-3	1B	4	0	3	1	0	0	1						
Robin Yount, R OBP: 0.320, SLG: 0.394	L7		6-3				HR	F4		4	1	1	0	0	0	4						
Mark Brouhard, R OBP: 0.378, SLG: 0.514	G6-4-3				F9		HR	5-3	1B	3	1	2	2	1	0	0						
Bobby Clark, R OBP: 0.200, SLG: 0.200	G6-4-3				5-3		F9	5-3		4	0	1	0	0	0	5						
Paul Householder, S OBP: 0.364, SLG: 0.405					5-3		5-3	F6		4	0	1	0	0	0	3						
Ed Romero, R OBP: 0.338, SLG: 0.268		L7			F8		5-3	F9		4	0	0	0	0	0	1						
Brian Giles, R OBP: 0.256, SLG: 0.147		F9					PB	F8		4	0	1	0	0	0	0						
Inning Stats	R: 1 E: 0 K: 0 S: 5	H: 3 LOB: 2 BB: 1 P: 9	R: 0 E: 0 K: 0 S: 3	H: 1 LOB: 0 BB: 0 P: 3	R: 0 E: 0 K: 0 S: 4	H: 1 LOB: 1 BB: 0 P: 4	R: 0 E: 0 K: 0 S: 4	H: 1 LOB: 1 BB: 0 P: 4	R: 0 E: 0 K: 1 S: 6	H: 1 LOB: 0 BB: 0 P: 6	R: 2 E: 0 K: 0 S: 5	H: 2 LOB: 0 BB: 0 P: 5	R: 0 E: 0 K: 1 S: 5	H: 0 LOB: 0 BB: 0 P: 5	R: 0 E: 0 K: 0 S: 5	H: 2 LOB: 2 BB: 0 P: 5	R: 0 E: 0 K: 1 S: 5	H: 0 LOB: 0 BB: 0 P: 5	1B: 9 2B: 1 3B: 0 HR: 1	SF: 0 SAC: 0 DP: 1 HBP: 0	WP: 0 PB: 1 SB: 1 CS: 0	PA: 37
PITCHER	IP	WLS	BF	H	R	ER	SO	BB	IBB	HBP	BLK	WP	HR	S	P	ERA	WHIP					
Bill Krueger, L ERA: 3.36	8.0	W	34	11	3	3	2	1	0	0	0	0	0	37	41	3.38	1.500					
Mike Warren, R ERA: 8.41	1.0		3	0	0	0	1	0	0	0	0	0	0	5	5	0.00	0.000					

Oakland Athletics @ Milwaukee Brewers
Milwaukee County Stadium, Milwaukee, WI
Wed May 15 1985, 4:33 AM EDT
Att: 17,460 - Unknown

AB 36
R 3
H 11
RBI 3
BB 1
SO 3
LOB 16



Batter	1	2	3	4	5	6	7	8	9	AB	R	H	RBI	BB	SO	LOB	TOP								
Lou Whitaker, L OBP: 0.423, SLG: 0.534 (1, 4)	F8	1B		F5		F8		IBB		4	1	1	0	1	0	1	Detroit Tigers @ Oakland Athletics Oakland-Alameda County Coliseum, Oakland, CA Sat May 18 1985, 3:33 AM PDT Att: 26,581 - Unknown								
Alan Trammell, R OBP: 0.331, SLG: 0.457 (1, 6)	HR	1B		K				F4		4	1	2	2	1	1	2									
Nelson Simmons, S OBP: 0.286, SLG: 0.421 (1, 9)	HR	BB		F6		F7		F6		4	1	0	0	1	0	5									
Lance Parrish, R OBP: 0.318, SLG: 0.480 (1, 2)	HR	BB		BB		5-3		K		4	2	1	0	1	1	0									
Darrell Evans, L OBP: 0.333, SLG: 0.506 (1, 3)	HR			G3						4	2	4	3	1	0	0									
Lary Hemdon, R OBP: 0.283, SLG: 0.395 (1, 7)	F9			G3		F3		F8		4	1	0	0	1	1	3									
Mike Laga, L OBP: 0.235, SLG: 0.471 Jim Weaver, L OBP: 0.286, SLG: 0.333 (8, PR)	F9			G3		F3		CS		4	0	1	1	0	0	3									
Chet Lemon, R OBP: 0.333, SLG: 0.367 (1, 8)				K				4-3		4	0	1	0	0	1	3									
Tom Brookens, R OBP: 0.311, SLG: 0.371 (1, 5)	F8					F5				4	0	2	3	0	0	1									
Inning Stats	R: 4 E: 0 K: 0 S: 5	H: 2 LOB: 0 BB: 2 P: 13	R: 1 E: 0 K: 0 S: 5	H: 2 LOB: 1 BB: 0 P: 5	R: 3 E: 0 K: 1 S: 7	H: 3 LOB: 1 BB: 1 P: 11	R: 0 E: 0 K: 1 S: 5	H: 0 LOB: 0 BB: 0 P: 5	R: 0 E: 0 K: 0 S: 4	H: 1 LOB: 1 BB: 0 P: 4	R: 0 E: 0 K: 0 S: 4	H: 1 LOB: 2 BB: 1 P: 8	R: 0 E: 0 K: 1 S: 4	H: 0 LOB: 0 BB: 1 P: 8	R: 1 E: 0 K: 0 S: 5	H: 2 LOB: 2 BB: 1 P: 9		R: 0 E: 0 K: 2 S: 8	H: 1 LOB: 1 BB: 0 P: 8	1B: 9 2B: 1 3B: 0 HR: 2	SF: 0 SAC: 0 DP: 0 HBP: 0	WP: 0 PB: 0 SB: 1 CS: 1	PA: 44		
PITCHER	IP	WLS	BF	H	R	ER	SO	BB	IBB	HBP	BLK	WP	HR	S	P	ERA	WHIP								
Steve McCatty, R ERA: 7.5 (1, 1)	2.0	L	14	6	7	7	0	2	0	0	0	0	2	12	20	31.50	4.000								
Tom Tallmann, R ERA: 5.93 (3, 1)	4.1		18	3	1	1	3	3	0	0	0	0	0	21	33	2.08	1.385								
Keith Atherton, R ERA: 3.95 (7, 1)	2.2		11	3	1	1	2	0	1	0	0	0	0	14	18	3.38	1.125								

Batter	1	2	3	4	5	6	7	8	9	AB	R	H	RBI	BB	SO	LOB	BOTTOM								
Dave Collins, S OBP: 0.313, SLG: 0.363 (1, 7)	6-3		2B					K		4	2	3	1	1	1	1	Detroit Tigers @ Oakland Athletics Oakland-Alameda County Coliseum, Oakland, CA Sat May 18 1985, 3:33 AM PDT Att: 26,581 - Unknown								
Carney Lansford, R OBP: 0.327, SLG: 0.443 (1, 5)	6-3		F7		F7		F8			5	1	2	1	0	0	4									
Dwayne Murphy, L OBP: 0.354, SLG: 0.351 (1, 8)			F7		F9		F9			4	0	0	0	1	1	3									
Dave Kingman, R OBP: 0.313, SLG: 0.474 (1, 10)	K		6-3		F8					5	1	1	2	0	1	1									
Dusty Baker Jr., R OBP: 0.420, SLG: 0.596 (1, 3)	F2				E5		6-3			5	0	1	0	0	0	1									
Mike Heath, R OBP: 0.312, SLG: 0.432 (1, 2)			F3		F3		6-3			5	0	0	0	0	0	2									
Mike Davis, L OBP: 0.410, SLG: 0.699 (1, 9)	F9				6-3		K			3	2	1	0	1	1	0									
Donnie Hill, S OBP: 0.299, SLG: 0.348 Rob Picciolo, R OBP: 0.500, SLG: 0.667 (8, PH)					3-1		5-3			3	0	1	0	0	0	1									
Alfredo Griffin, S OBP: 0.325, SLG: 0.325 (1, 6)					B4-3			SF9		3	0	1	1	0	1	2									
Inning Stats	R: 1 E: 0 K: 1 S: 5	H: 0 LOB: 1 BB: 2 P: 13	R: 0 E: 0 K: 1 S: 6	H: 1 LOB: 0 BB: 0 P: 6	R: 2 E: 0 K: 0 S: 6	H: 3 LOB: 1 BB: 0 P: 6	R: 1 E: 0 K: 0 S: 5	H: 2 LOB: 1 BB: 0 P: 5	R: 0 E: 0 K: 0 S: 4	H: 0 LOB: 1 BB: 0 P: 4	R: 0 E: 0 K: 1 S: 7	H: 2 LOB: 2 BB: 0 P: 7	R: 1 E: 0 K: 0 S: 4	H: 1 LOB: 0 BB: 0 P: 4	R: 1 E: 0 K: 2 S: 9	H: 2 LOB: 1 BB: 1 P: 13		R: 0 E: 0 K: 0 S: 3	H: 0 LOB: 0 BB: 0 P: 3	1B: 7 2B: 2 3B: 1 HR: 1	SF: 1 SAC: 0 DP: 0 HBP: 0	WP: 0 PB: 1 SB: 1 CS: 0	PA: 42		
PITCHER	IP	WLS	BF	H	R	ER	SO	BB	IBB	HBP	BLK	WP	HR	S	P	ERA	WHIP								
Dan Petry, R ERA: 3.38 (1, 1)	7.0	W	33	9	5	4	3	2	0	0	0	0	0	37	45	5.14	1.571								
Willie Hernandez, L ERA: 1.75 (8, 1)	2.0		9	2	1	1	2	1	0	0	0	0	0	12	16	4.50	1.500								



Batter	1	2	3	4	5	6	7	8	9	AB	R	H	RBI	BB	SO	LOB	TOP
Lou Whitaker, L (1.4) OBP: 0.430, SLG: 0.541										4	3	2	0	1	0	1	Detroit Tigers @ Oakland Athletics Oakland-Alameda County Coliseum, Oakland, CA Sun May 19 1985, 3:33 AM PDT Att: 40,199 - Unknown
Alan Trammell, R (1.6) OBP: 0.340, SLG: 0.469										5	1	3	0	0	0	1	
Nelson Simmons, S (1.7) Jim Weaver, L (9, PR) OBP: 0.286, SLG: 0.333										3	2	2	1	2	0	1	
Lance Parrish, R (1.2) OBP: 0.321, SLG: 0.500										5	1	2	3	0	0	4	
Darrell Evans, L (1.3) OBP: 0.327, SLG: 0.484										4	0	0	1	1	1	3	
Alejandro Sanchez, R (1.9) OBP: 0.310, SLG: 0.667										5	0	1	0	0	2	3	
Mike Laga, L (1.10) OBP: 0.227, SLG: 0.409										5	0	1	0	0	3	6	
Chet Lemon, R (1.8) OBP: 0.331, SLG: 0.358										3	0	0	1	1	0	1	
Tom Brookens, R (1.5) Kirk Gibson, L (8, PH) Marty Castillo, R (8, 5) OBP: 0.312, SLG: 0.370 OBP: 0.346, SLG: 0.471 OBP: 0.080, SLG: 0.042										3	0	1	0	0	0	1	
Inning Stats	R: 3 E: 0 K: 2 S: 9	H: 2 LOB: 0 BB: 1 P: 13	R: 0 E: 0 K: 0 S: 4	H: 1 LOB: 1 BB: 0 P: 4	R: 0 E: 0 K: 1 S: 4	H: 1 LOB: 0 BB: 0 P: 5	R: 0 E: 0 K: 0 S: 3	H: 0 LOB: 0 BB: 0 P: 3	R: 0 E: 0 K: 0 S: 3	H: 1 LOB: 0 BB: 0 P: 3	R: 3 E: 1 K: 1 S: 10	H: 5 LOB: 3 BB: 1 P: 14	R: 1 E: 0 K: 2 S: 8	H: 1 LOB: 3 BB: 3 P: 20	1B: 8 2B: 3 3B: 0 HR: 1	SF: 0 SAC: 0 DP: 1 HBP: 0	
PITCHER	IP WLS BF H R ER SO BB IBB HBP BLK WP HR S P ERA WHIP																
Chris Codioli, R (1.1) ERA: 3.57	7.0 W	30	9	6	6	3	1	0	0	0	0	0	1	35	39	7.71	1.429
Jay Howell, R (8.1) ERA: 2.7	2.0	13	3	1	1	3	4	0	0	0	0	0	0	15	31	4.50	3.500

Batter	1	2	3	4	5	6	7	8	9	AB	R	H	RBI	BB	SO	LOB	BOTTOM		
Dave Collins, S (1.7) OBP: 0.309, SLG: 0.357										5	0	1	1	0	1	2	Detroit Tigers @ Oakland Athletics Oakland-Alameda County Coliseum, Oakland, CA Sun May 19 1985, 3:33 AM PDT Att: 40,199 - Unknown		
Carney Lansford, R (1.5) OBP: 0.323, SLG: 0.434										5	1	1	0	0	0	2			
Bruce Bochte, L (1.3) OBP: 0.431, SLG: 0.413										3	1	1	0	1	0	0			
Dave Kingman, R (1.10) OBP: 0.325, SLG: 0.486										3	1	2	2	1	1	0			
Dwayne Murphy, L (1.8) OBP: 0.351, SLG: 0.347										4	1	1	0	0	0	4			
Mike Heath, R (1.2) OBP: 0.317, SLG: 0.430										3	1	1	0	1	0	1			
Mike Davis, L (1.9) OBP: 0.413, SLG: 0.690										3	2	1	1	1	0	2			
Donnie Hill, S (1.4) OBP: 0.298, SLG: 0.348										3	1	1	2	0	0	0			
Alfredo Griffin, S (1.6) OBP: 0.338, SLG: 0.339										4	1	3	2	0	0	0			
Inning Stats	R: 1 E: 0 K: 0 S: 4	H: 2 LOB: 1 BB: 1 P: 8	R: 0 E: 0 K: 0 S: 3	H: 0 LOB: 0 BB: 0 P: 3	R: 0 E: 0 K: 0 S: 3	H: 0 LOB: 0 BB: 0 P: 3	R: 5 E: 1 K: 0 S: 7	H: 5 LOB: 1 BB: 1 P: 11	R: 0 E: 0 K: 1 S: 5	H: 0 LOB: 0 BB: 0 P: 5	R: 3 E: 0 K: 1 S: 9	H: 4 LOB: 1 BB: 0 P: 9	R: 0 E: 0 K: 0 S: 3	H: 0 LOB: 2 BB: 2 P: 11	R: 0 E: 0 K: 0 S: 4	H: 1 LOB: 1 BB: 0 P: 4		1B: 10 2B: 2 3B: 0 HR: 0	SF: 1 SAC: 0 DP: 1 HBP: 0
PITCHER	IP WLS BF H R ER SO BB IBB HBP BLK WP HR S P ERA WHIP																		
Milt Wilcox, R (1.1) ERA: 4.91	3.2 L	18	6	6	5	0	1	0	0	0	0	0	0	15	15	11.57	2.143		
Doug Bair, R (4.1) ERA: 4.58	2.1	11	5	3	3	2	0	0	0	0	0	0	0	15	15	11.57	2.143		
Bill Scherrer, L (7.1) ERA: 5.52	2.0	9	1	0	0	0	2	0	0	0	1	0	0	7	15	0.00	1.500		



Batter	1	2	3	4	5	6	7	8	9	AB	R	H	RBI	BB	SO	LOB	TOP								
Lee Lacy, R OBP: 0.244, SLG: 0.256 (1, 9)										5	0	0	0	0	1	3	<p>Baltimore Orioles @ Oakland Athletics Oakland-Alameda County Coliseum, Oakland, CA</p> <p>Thu May 23 1985, 3:33 AM PDT Att: 15,099 - Unknown</p> <p>livebaseballscorecards.com</p>								
Mike Young, S OBP: 0.313, SLG: 0.386 (1, 10)										3	0	1	0	1	1	0									
Cal Ripken Jr., R OBP: 0.373, SLG: 0.565 (1, 6)										3	1	0	0	1	0	2									
Eddie Murray, S OBP: 0.338, SLG: 0.460 (1, 3)										4	1	3	0	0	0	1									
Gary Roenicke, R OBP: 0.319, SLG: 0.500 Jim Dwyer, L OBP: 0.342, SLG: 0.486 (8, PH) (8, 7)										3	0	1	1	0	0	1									
Fred Lynn, L OBP: 0.363, SLG: 0.468 (1, 8)										4	0	0	0	0	2	5									
Fritz Connally, R Wayne Cross, L OBP: 0.364, SLG: 0.367 (7, PH) (7, 5)										2	0	1	0	0	0	1									
Floyd Rayford, R OBP: 0.290, SLG: 0.333 (8, 5)										1	0	0	0	0	0	0									
Rich Dauer, R Joe Nolan, L Lenn Sakata, R OBP: 0.280, SLG: 0.263 OBP: 0.360, SLG: 0.333 OBP: 0.229, SLG: 0.182 (7, PH) (7, 4)										2	0	0	0	0	0	2									
Rich Dauer, R Joe Nolan, L Lenn Sakata, R OBP: 0.280, SLG: 0.263 OBP: 0.360, SLG: 0.333 OBP: 0.229, SLG: 0.182 (7, PH) (7, 4)										1	0	0	0	1	0	0									
Rich Dauer, R Joe Nolan, L Lenn Sakata, R OBP: 0.280, SLG: 0.263 OBP: 0.360, SLG: 0.333 OBP: 0.229, SLG: 0.182 (7, PH) (7, 4)										1	0	1	0	0	0	0									
Rick Dempsey, R Larry Sheets, L OBP: 0.371, SLG: 0.390 OBP: 0.354, SLG: 0.539 (9, PH)										1	0	0	0	2	1	0									
										1	0	0	0	1	1	0									
Inning Stats	R: 0 E: 0 K: 1 S: 4	H: 0 LOB: 0 BB: 1 P: 8	R: 1 E: 1 K: 0 S: 5	H: 2 LOB: 1 BB: 0 P: 5	R: 0 E: 0 K: 1 S: 6	H: 1 LOB: 1 BB: 0 P: 6	R: 0 E: 0 K: 1 S: 6	H: 1 LOB: 1 BB: 0 P: 6	R: 0 E: 0 K: 0 S: 2	H: 0 LOB: 0 BB: 1 P: 6	R: 1 E: 0 K: 2 S: 8	H: 1 LOB: 1 BB: 1 P: 12	R: 0 E: 0 K: 0 S: 7	H: 0 LOB: 1 BB: 1 P: 11	R: 0 E: 0 K: 0 S: 4	H: 1 LOB: 2 BB: 1 P: 8		R: 0 E: 0 K: 1 S: 6	H: 1 LOB: 1 BB: 0 P: 6	1B: 5 2B: 2 3B: 0 HR: 0	SF: 0 SAC: 0 DP: 2 HBP: 0	WP: 1 PB: 0 SB: 0 CS: 1	PA: 38		
PITCHER	IP	WLS	BF	H	R	ER	SO	BB	IBB	HBP	BLK	WP	HR	S	P	ERA		WHIP							
Tim Birtsas, L ERA: 1.5 (1, 1)	6.0	W	24	5	2	2	5	3	0	0	0	1	0	31	43	3.00	1.333								
Keith Atherton, R ERA: 3.56 (7, 1)	1.2		6	0	0	0	2	1	0	0	0	0	0	9	13	0.00	0.600								
Jay Howell, R ERA: 2.45 (8, 1)	1.1	S	7	2	0	0	1	1	0	0	0	0	0	8	12	0.00	2.250								

Batter	1	2	3	4	5	6	7	8	9	AB	R	H	RBI	BB	SO	LOB	BOTTOM									
Dave Collins, S OBP: 0.299, SLG: 0.349 (1, 7)										4	1	1	0	0	2	0	<p>Baltimore Orioles @ Oakland Athletics Oakland-Alameda County Coliseum, Oakland, CA</p> <p>Thu May 23 1985, 3:33 AM PDT Att: 15,099 - Unknown</p> <p>livebaseballscorecards.com</p>									
Camey Lansford, R OBP: 0.320, SLG: 0.419 (1, 5)										3	0	0	0	1	0	0										
Mike Davis, L Bruce Bochte, L OBP: 0.412, SLG: 0.672 OBP: 0.426, SLG: 0.402 (1, 9) (7, 3)										2	1	1	0	1	0	0										
Dave Kingman, R OBP: 0.345, SLG: 0.479 (1, 10)										3	0	2	1	0	0	1										
Dusty Baker Jr., R OBP: 0.403, SLG: 0.554 (7, 9)										3	1	1	0	0	0	2										
Dwayne Murphy, L OBP: 0.348, SLG: 0.339 (1, 8)										3	1	1	0	0	0	0										
Mickey Tettleton, S OBP: 0.313, SLG: 0.286 (1, 2)										3	0	0	1	0	1	1										
Donnie Hill, S OBP: 0.294, SLG: 0.342 (1, 4)										2	0	0	1	0	0	0										
Alfredo Griffin, S OBP: 0.336, SLG: 0.331 (1, 6)										3	0	0	0	0	3	0										
Inning Stats	R: 0 E: 0 K: 1 S: 5	H: 0 LOB: 0 BB: 0 P: 5	R: 0 E: 0 K: 0 S: 3	H: 1 LOB: 0 BB: 0 P: 3	R: 0 E: 0 K: 2 S: 7	H: 0 LOB: 0 BB: 0 P: 7	R: 0 E: 0 K: 0 S: 3	H: 0 LOB: 1 BB: 1 P: 7	R: 2 E: 0 K: 1 S: 7	H: 2 LOB: 0 BB: 0 P: 7	R: 1 E: 0 K: 1 S: 7	H: 2 LOB: 1 BB: 0 P: 7	R: 0 E: 0 K: 0 S: 3	H: 0 LOB: 0 BB: 0 P: 3	R: 1 E: 1 K: 1 S: 5	H: 1 LOB: 0 BB: 1 P: 9		1B: 5 2B: 1 3B: 0 HR: 0	SF: 0 SAC: 1 DP: 1 HBP: 0	WP: 0 PB: 0 SB: 2 CS: 0	PA: 30					
PITCHER	IP	WLS	BF	H	R	ER	SO	BB	IBB	HBP	BLK	WP	HR	S	P	ERA		WHIP								
Ken Dixon, R ERA: 3.14 (1, 1)	6.0	L	23	5	3	3	5	1	0	0	0	0	0	32	36	4.50		1.000								
Sammy Stewart, R ERA: 2.39 (7, 1)	2.0		7	1	1	0	1	1	0	0	0	0	0	8	12	0.00		1.000								

Batter	1	2	3	4	5	6	7	8	9	AB	R	H	RBI	BB	SO	LOB	TOP								
Rickey Henderson, R OBP: 0.411, SLG: 0.473 Bill Sample, R OBP: 0.374, SLG: 0.324	F2	6-3		1B BB	HBP		E4 E S WP		1B	3	2	0	0	1	0	1									
Bobby Meacham, S OBP: 0.374, SLG: 0.313	2B		5-3 BB	1B HR BB	4-3		4-3 1-H BB		1B	3	1	2	2	3	0	1									
Don Mattingly, L OBP: 0.341, SLG: 0.474	F8		F7	1B HR			4-3		F8	6	1	2	2	0	0	4									
Dave Winfield, R OBP: 0.297, SLG: 0.382	4-3		5-3	HR			F3			5	1	1	3	0	0	4									
Don Baylor, R OBP: 0.373, SLG: 0.515		4-3 BLK 1B BB	K	1B BB			F6			3	1	0	0	2	1	2									
Butch Wynegar, S OBP: 0.352, SLG: 0.373	4-3			3-1			F7			4	0	1	0	1	0	1									
Willie Randolph, R OBP: 0.390, SLG: 0.344		2B 1B		FC6-4			F9			4	2	2	1	1	0	2									
Mike Pagliarulo, L OBP: 0.373, SLG: 0.333 Dale Berra, R OBP: 0.289, SLG: 0.329					4-3		F7		F3	3	0	1	1	0	1	1									
Omar Moreno, L OBP: 0.242, SLG: 0.281 Henry Cotto, R OBP: 0.310, SLG: 0.321					4-3		6-3		K	2	0	0	0	0	1	0									
Inning Stats	R: 0 E: 0 K: 0 S: 4	H: 1 LOB: 1 BB: 0 P: 4	R: 2 E: 0 K: 1 S: 7	H: 2 LOB: 1 BB: 1 P: 11	R: 0 E: 0 K: 1 S: 5	H: 0 LOB: 1 BB: 1 P: 9	R: 6 E: 0 K: 1 S: 10	H: 5 LOB: 2 BB: 3 P: 22	R: 0 E: 0 K: 0 S: 3	H: 0 LOB: 1 BB: 0 P: 4	R: 0 E: 0 K: 0 S: 4	H: 1 LOB: 3 BB: 2 P: 12	R: 1 E: 0 K: 0 S: 4	H: 0 LOB: 1 BB: 1 P: 8	R: 0 E: 0 K: 0 S: 3	H: 0 LOB: 0 BB: 0 P: 3	R: 1 E: 0 K: 1 S: 7	H: 2 LOB: 1 BB: 0 P: 7	1B: 6 2B: 4 3B: 0 HR: 1	SF: 0 SAC: 0 DP: 0 HBP: 1	WP: 1 PB: 0 SB: 1 CS: 0	PA: 48			
PITCHER	IP	WLS	BF	H	R	ER	SO	BB	IBB	HBP	BLK	WP	HR	S	P	ERA	WHIP								
Chris Codiroli, R ERA: 4.38	3.2	L	21	6	7	7	3	4	0	0	1	0	0	23	39	17.18	2.727								
Tom Tallmann, R ERA: 5.74	2.0		13	3	1	1	0	3	0	1	0	0	1	9	22	4.50	3.000								
Jeff Kaiser, L ERA: 9.58	1.0		5	0	1	0	0	1	0	0	0	1	0	4	8	0.00	1.000								
Steve McCatty, R ERA: 7.18	2.1		9	2	1	1	1	0	0	0	0	0	0	11	11	3.86	0.857								

New York Yankees @ Oakland Athletics
Oakland-Alameda County Coliseum, Oakland, CA

AB 39
R 10
H 11
RBI 9
BB 8
SO 4
LOB 20



WP: 1 PA: 48
PB: 0
SB: 1
CS: 0

Batter	1	2	3	4	5	6	7	8	9	AB	R	H	RBI	BB	SO	LOB	BOTTOM								
Dave Collins, S OBP: 0.310, SLG: 0.355	FC5-4 BB		FC5-4 1B		4-3		1B			3	0	2	0	1	0	0									
Carney Lansford, R OBP: 0.316, SLG: 0.414 Rob Picciolo, R OBP: 0.409, SLG: 0.545 Dan Meyer, L OBP: 0.301, SLG: 0.321	FC5-4		FC5-4		K		F9			2	0	0	0	0	0	2									
Mike Gallego, R	1-2		1-2							1	0	0	0	0	0	1									
Bruce Bochte, L OBP: 0.420, SLG: 0.390	F8			4-3		HR BB			F8	3	1	0	0	1	0	1									
Dave Kingman, R OBP: 0.349, SLG: 0.500	FC5-4			BB 1B		HR		4-3		4	2	2	2	0	0	1									
Dusty Baker Jr., R OBP: 0.395, SLG: 0.529		L7		1B BB		F8		5-3		3	0	0	0	1	0	0									
Dwayne Murphy, L OBP: 0.352, SLG: 0.346		CS HBP		F6		G3		2B		3	0	1	0	0	0	2									
Mike Heath, R OBP: 0.301, SLG: 0.403		K		1-2 2-H 1B		F7		6-3		4	0	1	1	0	1	2									
Donnie Hill, S OBP: 0.287, SLG: 0.333 Steve Henderson, R OBP: 0.333, SLG: 0.318		CS		F7		K		F7		3	0	0	0	0	1	2									
Alfredo Griffin, S OBP: 0.326, SLG: 0.321				F9		3-1		5-3		4	0	0	0	0	0	1									
Inning Stats	R: 0 E: 0 K: 0 S: 3	H: 0 LOB: 1 BB: 1 P: 7	R: 0 E: 0 K: 1 S: 4	H: 0 LOB: 0 BB: 0 P: 5	R: 0 E: 0 K: 0 S: 4	H: 1 LOB: 1 BB: 0 P: 4	R: 1 E: 0 K: 1 S: 7	H: 2 LOB: 2 BB: 1 P: 11	R: 0 E: 0 K: 0 S: 5	H: 0 LOB: 0 BB: 0 P: 5	R: 2 E: 0 K: 0 S: 4	H: 1 LOB: 1 BB: 1 P: 8	R: 0 E: 0 K: 0 S: 4	H: 1 LOB: 1 BB: 0 P: 4	R: 0 E: 0 K: 0 S: 3	H: 0 LOB: 0 BB: 0 P: 3	R: 0 E: 0 K: 0 S: 4	H: 1 LOB: 1 BB: 0 P: 4	1B: 4 2B: 1 3B: 0 HR: 1	SF: 0 SAC: 0 DP: 0 HBP: 1	WP: 0 PB: 0 SB: 0 CS: 1	PA: 37			
PITCHER	IP	WLS	BF	H	R	ER	SO	BB	IBB	HBP	BLK	WP	HR	S	P	ERA	WHIP								
Joe Cowley, R ERA: 4.15	7.0	W	29	5	3	3	3	3	0	1	0	0	0	31	44	3.86	1.143								
Brian Fisher, R ERA: 1.84	1.0		3	0	0	0	0	0	0	0	0	0	0	3	3	0.00	0.000								
Dave Righetti, L ERA: 1.53	1.0		4	1	0	0	0	0	0	0	0	0	0	4	4	0.00	1.000								

New York Yankees @ Oakland Athletics
Oakland-Alameda County Coliseum, Oakland, CA

AB 32
R 3
H 6
RBI 3
BB 3
SO 3
LOB 13



WP: 0 PA: 37
PB: 0
SB: 0
CS: 1

Fri May 24 1985, 7:05 PM PDT
Att: 22,919 - Unknown

livebaseballscores.com

livebaseballscores.com

Batter	1	2	3	4	5	6	7	8	9	AB	R	H	RBI	BB	SO	LOB	TOP								
Rickey Henderson, R OBP: 0.410, SLG: 0.485	F2		F8		1B		F8		1B	4	2	1	0	1	0	0									
Bobby Meacham, S OBP: 0.378, SLG: 0.308			E3		K				1B	2	3	0	0	2	1	1									
Butch Wynegar, S OBP: 0.356, SLG: 0.378	1B		G3		BB		HR		1B	1	0	1	0	0	0	0									
Henry Cotto, R OBP: 0.310, SLG: 0.321	E		WP		BB		BB		1B	0	0	0	0	0	0	0									
Dale Berra, R OBP: 0.289, SLG: 0.329	BB		BB		BB		BB		1B	0	0	0	0	0	0	0									
Don Mattingly, L OBP: 0.360, SLG: 0.506	E7		WP		BB		HR		1B	4	1	4	4	1	0	0									
Dave Winfield, R OBP: 0.300, SLG: 0.378	K		G3		BB		CS		G4-6-3	4	0	1	0	1	1	5									
Don Baylor, R OBP: 0.370, SLG: 0.504	5-3		BB		K		F8			3	0	0	0	1	1	4									
Ron Hassey, L OBP: 0.414, SLG: 0.519		HR	F5		4-3		CS		F7	4	1	1	1	0	0	4									
Willie Randolph, R OBP: 0.380, SLG: 0.333	K				4-3		F7		F9	4	0	0	0	0	1	0									
Mike Pagliarulo, L OBP: 0.367, SLG: 0.317	F9		F8		F8		G1-6-3		K	3	0	0	0	0	1	0									
Omar Moreno, L OBP: 0.222, SLG: 0.257	G3		F7		F7		G1-6-3		F5	3	0	0	0	0	0	1									
Ken Griffey, L OBP: 0.326, SLG: 0.454										1	0	0	0	0	0	0									
Inning Stats	R: 1 E: 1 K: 1 S: 6	H: 1 LOB: 1 BB: 1 P: 10	R: 1 E: 0 K: 1 S: 6	H: 1 LOB: 0 BB: 0 P: 6	R: 1 E: 1 K: 0 S: 4	H: 0 LOB: 0 BB: 2 P: 12	R: 0 E: 0 K: 0 S: 3	H: 0 LOB: 0 BB: 0 P: 3	R: 1 E: 0 K: 2 S: 9	H: 2 LOB: 2 BB: 1 P: 13	R: 0 E: 0 K: 0 S: 2	H: 0 LOB: 0 BB: 0 P: 3	R: 2 E: 0 K: 0 S: 4	H: 2 LOB: 0 BB: 1 P: 8	R: 0 E: 0 K: 1 S: 5	H: 0 LOB: 0 BB: 0 P: 5	R: 1 E: 0 K: 0 S: 4	H: 2 LOB: 2 BB: 1 P: 8	1B: 5 2B: 0 3B: 1 HR: 2	SF: 0 SAC: 0 DP: 2 HBP: 1	WP: 1 PB: 0 SB: 0 CS: 1	PA: 41			
PITCHER	IP	WLS	BF	H	R	ER	SO	BB	IBB	HBP	BLK	WP	HR	S	P	ERA	WHIP								
Mike Warren, R ERA: 7.62	4.2		23	4	4	2	4	4	0	0	0	1	1	27	43	3.86	1.714								
Jeff Kaiser, L ERA: 8.49	1.1		4	0	0	0	0	0	0	1	0	0	0	3	4	0.00	0.000								
Keith Atherton, R ERA: 4.06	0.2		5	2	2	2	0	1	0	0	0	0	1	4	8	27.00	4.500								
Jay Howell, R ERA: 2.57	2.1	W	8	2	1	1	1	1	0	0	0	0	0	9	13	3.86	1.286								

New York Yankees @ Oakland Athletics
Oakland-Alameda County Coliseum, Oakland, CA

AB 33
R 7
H 8
RBI 5
BB 6
SO 5
LOB 15



Sat May 25 1985, 3:33 AM PDT
Att: 30,273 - Unknown

Batter	1	2	3	4	5	6	7	8	9	AB	R	H	RBI	BB	SO	LOB	BOTTOM								
Dave Collins, S OBP: 0.301, SLG: 0.344	3-1		L6		L6		4-3		6-3	5	0	0	0	0	0	3									
Camey Lansford, R OBP: 0.307, SLG: 0.401	6-3		6-3		L9		F9		E6	5	1	0	0	0	0	3									
Bruce Bochte, L OBP: 0.419, SLG: 0.400	1-3				L7		1B		2B	5	1	2	0	0	0	0									
Dave Kingman, R OBP: 0.356, SLG: 0.520		K			HR		1B		2B	4	2	2	1	1	1	0									
Dwayne Murphy, L OBP: 0.348, SLG: 0.341	4-3				G3		SH		F6	5	0	1	0	0	0	3									
Steve Henderson, R OBP: 0.379, SLG: 0.346					5-3		FC1-2		4-3	4	1	2	3	1	0	0									
Mike Heath, R OBP: 0.301, SLG: 0.401	1-3						SH		K	3	1	1	0	0	1	1									
Donnie Hill, S OBP: 0.290, SLG: 0.336			L7				FC1-2			2	0	1	0	0	0	0									
Dusty Baker Jr., R OBP: 0.390, SLG: 0.522							3B			1	1	0	0	0	0	3									
Mike Gallego, R							3B			0	0	0	0	0	1	0									
Alfredo Griffin, S OBP: 0.331, SLG: 0.341					F8		WP		5-3	4	1	2	3	0	0	3									
Inning Stats	R: 0 E: 0 K: 0 S: 3	H: 0 LOB: 0 BB: 0 P: 3	R: 0 E: 0 K: 1 S: 6	H: 1 LOB: 0 BB: 0 P: 6	R: 0 E: 0 K: 0 S: 4	H: 1 LOB: 1 BB: 0 P: 4	R: 1 E: 0 K: 0 S: 4	H: 1 LOB: 0 BB: 0 P: 4	R: 0 E: 0 K: 0 S: 5	H: 2 LOB: 2 BB: 0 P: 5	R: 6 E: 1 K: 0 S: 9	H: 5 LOB: 0 BB: 0 P: 9	R: 0 E: 0 K: 0 S: 3	H: 0 LOB: 0 BB: 0 P: 3	R: 0 E: 0 K: 1 S: 5	H: 0 LOB: 1 BB: 1 P: 9	R: 1 E: 1 K: 0 S: 4	H: 1 LOB: 3 BB: 2 P: 12	1B: 8 2B: 1 3B: 1 HR: 1	SF: 0 SAC: 1 DP: 0 HBP: 0	WP: 1 PB: 0 SB: 0 CS: 0	PA: 42			
PITCHER	IP	WLS	BF	H	R	ER	SO	BB	IBB	HBP	BLK	WP	HR	S	P	ERA	WHIP								
Ed Whitsom, R ERA: 6.0	5.0		22	7	3	3	1	0	0	0	0	0	0	24	24	5.40	1.400								
Brian Fisher, R ERA: 3.07	0.0		3	2	0	0	0	0	0	0	0	0	0	3	3										
Dave Righetti, L ERA: 1.64	3.2	L	17	2	5	3	1	2	1	0	0	1	0	16	28	7.36	1.091								

New York Yankees @ Oakland Athletics
Oakland-Alameda County Coliseum, Oakland, CA

AB 38
R 8
H 11
RBI 7
BB 3
SO 2
LOB 16



Sat May 25 1985, 3:33 AM PDT
Att: 30,273 - Unknown

Batter	1	2	3	4	5	6	7	8	9	AB	R	H	RBI	BB	SO	LOB	TOP					
Rickey Henderson, R OBP: 0.421, SLG: 0.505 Omar Moreno, L OBP: 0.211, SLG: 0.243										4	2	3	0	0	0	0						
Willie Randolph, R OBP: 0.350, SLG: 0.357										5	1	2	2	0	0	2						
Dave Winfield, R OBP: 0.297, SLG: 0.381										4	1	1	1	0	1	1						
Don Baylor, R OBP: 0.371, SLG: 0.500										5	2	2	1	0	1	0						
Butch Wynegar, S OBP: 0.358, SLG: 0.374										4	2	1	0	1	1	1						
Bill Sample, R OBP: 0.386, SLG: 0.410										5	3	4	1	0	0	0						
Bobby Meacham, S OBP: 0.399, SLG: 0.339										4	2	4	3	1	0	0						
Dale Berra, R OBP: 0.295, SLG: 0.347 Mike Paganlulo, L OBP: 0.366, SLG: 0.313										2	0	1	2	0	1	1						
Rex Hudler, R OBP: 0.500, SLG: 0.500 Ken Griffey, L OBP: 0.319, SLG: 0.450										2	0	1	0	0	1	1						
Inning Stats	R: 1 E: 1 K: 1 S: 6	H: 1 LOB: 0 BB: 0 P: 6	R: 0 E: 0 K: 1 S: 6	H: 1 LOB: 1 BB: 0 P: 6	R: 0 E: 0 K: 0 S: 3	H: 1 LOB: 0 BB: 0 P: 3	R: 3 E: 0 K: 3 S: 13	H: 4 LOB: 1 BB: 0 P: 13	R: 2 E: 0 K: 0 S: 5	H: 2 LOB: 0 BB: 0 P: 5	R: 2 E: 0 K: 0 S: 6	H: 3 LOB: 1 BB: 0 P: 6	R: 3 E: 0 K: 1 S: 8	H: 3 LOB: 2 BB: 2 P: 16	R: 0 E: 0 K: 0 S: 3	H: 1 LOB: 0 BB: 0 P: 3	R: 2 E: 0 K: 0 S: 5	H: 3 LOB: 1 BB: 0 P: 6	1B: 13 2B: 6 3B: 0 HR: 1	SF: 4 SAC: 0 DP: 2 HBP: 1	WP: 0 PB: 0 SB: 1 CS: 0	PA: 46
PITCHER	IP WLS BF H R ER SO BB IBB HBP BLK WP HR S P ERA WHIP																					
Bill Krueger, L ERA: 3.84	(1, 1) 5.0 L 25 11 8 7 5 0 0 0 0 0 0 1 35 35 12.60 2.200																					
Steve McCatty, R ERA: 7.5	(6, 1) 1.0 9 4 3 3 0 2 0 0 0 0 0 0 7 15 27.00 6.000																					
Tom Tellmann, R ERA: 5.09	(7, 1) 2.0 6 1 0 0 1 0 0 0 0 0 0 0 8 8 0.00 0.500																					
Tim Birtsas, L ERA: 2.77	(9, 1) 1.0 6 3 2 2 0 0 0 1 0 0 0 0 5 6 18.00 3.000																					

New York Yankees @ Oakland Athletics
Oakland-Alameda County Coliseum, Oakland, CA

AB 39
R 13
H 19
RBI 13
BB 2
SO 6
LOB 12



WP: 0 PA: 46
PB: 0
SB: 1
CS: 0

Sun May 26 1985, 3:33 AM PDT
Att: 36,966 - Unknown

livebaseballscores.com

Batter	1	2	3	4	5	6	7	8	9	AB	R	H	RBI	BB	SO	LOB	BOTTOM					
Dave Collins, S OBP: 0.294, SLG: 0.335										4	0	0	0	0	0	0						
Carney Lansford, R OBP: 0.307, SLG: 0.400 Rob Picciolo, R OBP: 0.391, SLG: 0.522										3	0	1	0	0	0	0						
Steve Henderson, R OBP: 0.364, SLG: 0.333										4	0	1	0	0	1	1						
Dave Kingman, R OBP: 0.356, SLG: 0.516										3	0	1	0	0	1	1						
Dusty Baker Jr., R OBP: 0.376, SLG: 0.500										3	0	0	0	0	1	2						
Dwayne Murphy, L OBP: 0.353, SLG: 0.366										2	1	1	1	1	0	0						
Mike Heath, R OBP: 0.296, SLG: 0.393 Mickey Tettleton, S OBP: 0.313, SLG: 0.286										3	0	0	0	0	0	1						
Donnie Hill, S OBP: 0.284, SLG: 0.328										3	0	0	0	0	2	0						
Alfredo Griffin, S OBP: 0.327, SLG: 0.336 Mike Gallego, R OBP: 0.313, SLG: 0.286										2	0	0	0	0	0	0						
Inning Stats	R: 0 E: 0 K: 0 S: 3	H: 1 LOB: 0 BB: 0 P: 3	R: 0 E: 0 K: 0 S: 3	H: 1 LOB: 1 BB: 1 P: 7	R: 0 E: 0 K: 0 S: 3	H: 0 LOB: 0 BB: 0 P: 3	R: 0 E: 0 K: 1 S: 6	H: 1 LOB: 1 BB: 0 P: 6	R: 0 E: 0 K: 1 S: 5	H: 0 LOB: 0 BB: 0 P: 5	R: 0 E: 0 K: 0 S: 3	H: 0 LOB: 0 BB: 0 P: 3	R: 0 E: 0 K: 2 S: 7	H: 0 LOB: 0 BB: 0 P: 7	R: 1 E: 0 K: 1 S: 6	H: 1 LOB: 0 BB: 0 P: 6	R: 0 E: 0 K: 0 S: 3	H: 0 LOB: 0 BB: 0 P: 3	1B: 3 2B: 0 3B: 0 HR: 1	SF: 0 SAC: 0 DP: 2 HBP: 0	WP: 0 PB: 0 SB: 0 CS: 0	PA: 30
PITCHER	IP WLS BF H R ER SO BB IBB HBP BLK WP HR S P ERA WHIP																					
Ron Guidry, L ERA: 3.22	(1, 1) 8.0 W 27 4 1 1 5 0 1 0 0 0 0 0 0 36 40 1.12 0.625																					
Bob Shirley, L ERA: 3.66	(9, 1) 1.0 3 0 0 0 0 0 0 0 0 0 0 0 3 3 0.00 0.000																					

New York Yankees @ Oakland Athletics
Oakland-Alameda County Coliseum, Oakland, CA

AB 29
R 1
H 4
RBI 1
BB 1
SO 5
LOB 5



WP: 0 PA: 30
PB: 0
SB: 0
CS: 0

Sun May 26 1985, 3:33 AM PDT
Att: 36,966 - Unknown

livebaseballscores.com

Batter	1	2	3	4	5	6	7	8	9	10	AB	R	H	RBI	BB	SO	LOB	TOP
Rickey Henderson, R OBP: 0.416, SLG: 0.495 (1, 8)	1-3		F8			E SH1-3 1B		FC6-5			4	0	1	0	0	0	2	
Bobby Meacham, S OBP: 0.391, SLG: 0.331 (1, 6)	F7			K		SH1-3			F9		3	0	0	1	0	1	0	
Ron Hassey, L OBP: 0.364, SLG: 0.452 (1, 3)	F8			6-3		4-3			4-3		4	0	0	0	0	0	1	
Dave Winfield, R OBP: 0.302, SLG: 0.387 (1, 9)		F8		F8							3	0	1	0	1	0	0	
Don Baylor, R OBP: 0.342, SLG: 0.486 (1, 10)		K			F8			G5-4-3 BB		2B	4	0	0	0	0	1	2	
Butch Wynegar, S OBP: 0.348, SLG: 0.363 (1, 2)		K			F4			K		F9	4	0	0	0	0	2	0	
Willie Randolph, R OBP: 0.389, SLG: 0.364 (1, 4)					F4						3	0	2	0	1	0	0	
Bill Sample, R OBP: 0.383, SLG: 0.405 (1, 7)					F8			FC6-5 SH1-4 1B		1B	3	1	1	0	0	0	2	
Mike Pagliarulo, L OBP: 0.349, SLG: 0.294 (1, 5)				K		L5		F7		4-3	4	0	0	0	0	1	4	
Inning Stats	R: 0 E: 0 K: 0 S: 3	H: 0 LOB: 0 BB: 0 P: 3	R: 0 E: 0 K: 2 S: 7	H: 0 LOB: 0 BB: 0 P: 7	R: 0 E: 0 K: 1 S: 5	H: 0 LOB: 1 BB: 1 P: 9	R: 0 E: 0 K: 1 S: 5	H: 0 LOB: 0 BB: 0 P: 5	R: 0 E: 0 K: 0 S: 4	H: 1 LOB: 1 BB: 0 P: 4	R: 0 E: 0 K: 0 S: 4	H: 1 LOB: 1 BB: 0 P: 4	R: 0 E: 0 K: 0 S: 4	H: 1 LOB: 1 BB: 0 P: 4	1B: 4 2B: 1 3B: 0 HR: 0	SF: 0 SAC: 2 DP: 1 HBP: 0	WP: 0 PB: 0 SB: 0 CS: 0	PA: 36
PITCHER	IP 7.0	WLS 24	H 2	R 1	ER 1	SO 5	BB 2	IBB 0	HBP 0	BLK 0	WP 0	HR 0	S 32	P 40	ERA 1.29	WHIP 0.571		
Don Sutton, R ERA: 6.41 (1, 1)																		
Jay Howell, R ERA: 2.32 (8, 1)																		

New York Yankees @ Oakland Athletics
Oakland-Alameda County Coliseum, Oakland, CA
Mon May 27 1986, 7:05 PM PDT
Att: 31,294 - Unknown

AB 32
R 1
H 5
RBI 1
BB 2
SO 5
LOB 11



Batter	1	2	3	4	5	6	7	8	9	10	AB	R	H	RBI	BB	SO	LOB	BOTTOM				
Dave Collins, S OBP: 0.287, SLG: 0.327 (1, 7)	F7		4-3			5-3			F6		4	0	0	0	0	0	0					
Carney Lansford, R OBP: 0.306, SLG: 0.393 (1, 5)	K			4-3 1B BB		5-3			6-3		3	1	0	0	1	1	0					
Steve Henderson, R OBP: 0.378, SLG: 0.412 (1, 9)				4-3		5-3			FC5-4 1B		4	0	2	0	0	0	1					
Dave Kingman, R OBP: 0.359, SLG: 0.513 (1, 10)	G5-6-3			K				G5-4-3 BB		1B	3	0	1	0	1	1	2					
Dusty Baker Jr., R OBP: 0.376, SLG: 0.493 (1, 3)		F8						G5-4-3		FC5-4	3	0	1	1	0	0	1					
Donnie Hill, S OBP: 0.284, SLG: 0.328 (8, 4)								1-2f		FC5-4	0	0	0	0	0	0	0					
Mike Heath, R OBP: 0.294, SLG: 0.390 (9, PH) (10, 2)								1-2f		2-3f	1	0	0	0	0	0	2					
Dwayne Murphy, L OBP: 0.351, SLG: 0.384 (1, 8)		4-3				L4					4	1	1	1	0	1	1					
Rob Picciolo, R OBP: 0.346, SLG: 0.462 (8, 3)					4-3						3	0	0	0	0	1	0					
Mickey Tettleton, S OBP: 0.263, SLG: 0.235 (1, 2)											3	0	0	0	0	0	0					
Mike Gallego, R (10, 4)											0	0	0	0	0	0	0					
Alfredo Griffin, S OBP: 0.320, SLG: 0.329 (1, 6)											3	0	0	0	0	1	0					
Inning Stats	R: 0 E: 0 K: 1 S: 6	H: 1 LOB: 1 BB: 0 P: 6	R: 0 E: 0 K: 1 S: 5	H: 0 LOB: 0 BB: 0 P: 5	R: 0 E: 0 K: 0 S: 3	H: 0 LOB: 0 BB: 0 P: 3	R: 1 E: 0 K: 2 S: 8	H: 1 LOB: 1 BB: 1 P: 12	R: 0 E: 0 K: 1 S: 5	H: 0 LOB: 0 BB: 0 P: 5	R: 0 E: 0 K: 0 S: 3	H: 0 LOB: 0 BB: 0 P: 3	R: 0 E: 0 K: 0 S: 2	H: 0 LOB: 0 BB: 1 P: 6	R: 0 E: 0 K: 0 S: 5	H: 2 LOB: 2 BB: 0 P: 5	R: 1 E: 0 K: 0 S: 1	H: 1 LOB: 0 BB: 0 P: 1	1B: 3 2B: 0 3B: 1 HR: 1	SF: 0 SAC: 0 DP: 1 HBP: 0	WP: 0 PB: 0 SB: 0 CS: 0	PA: 33
PITCHER	IP 8.2	WLS 31	H 4	R 1	ER 1	SO 5	BB 2	IBB 0	HBP 0	BLK 0	WP 0	HR 0	S 39	P 47	ERA 1.04	WHIP 0.692						
Dennis Rasmussen, L ERA: 3.02 (1, 1)																						
Dave Righetti, L ERA: 1.99 (8, 1)																						

New York Yankees @ Oakland Athletics
Oakland-Alameda County Coliseum, Oakland, CA
Mon May 27 1986, 7:05 PM PDT
Att: 31,294 - Unknown

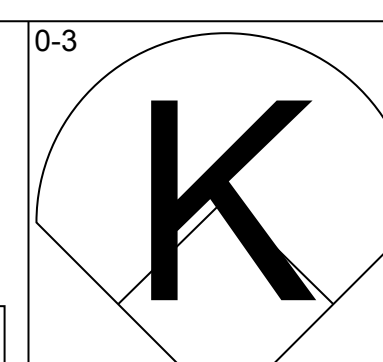
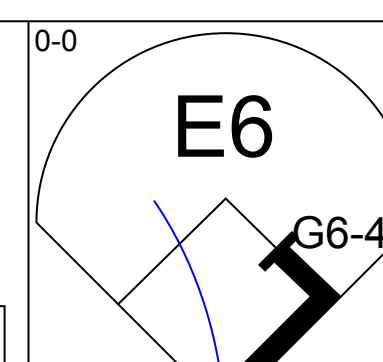
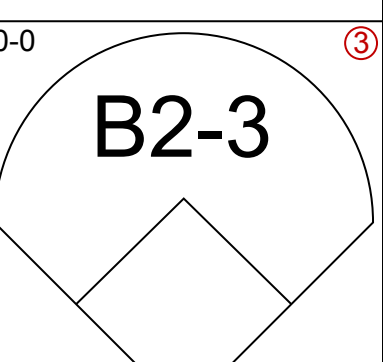
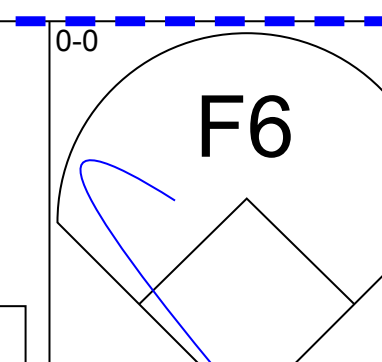
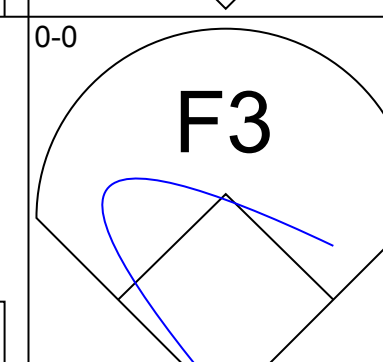
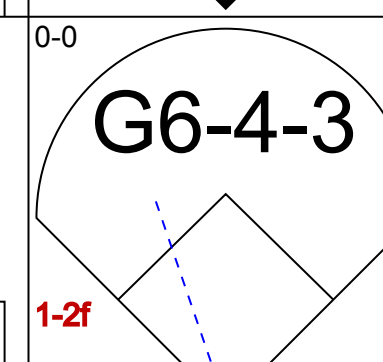
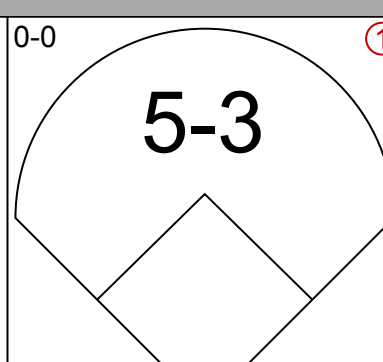
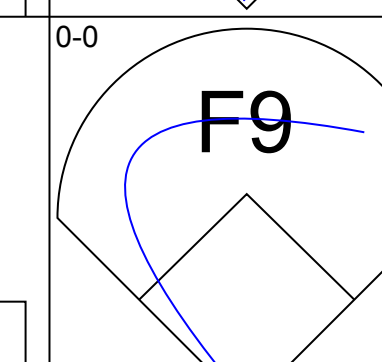
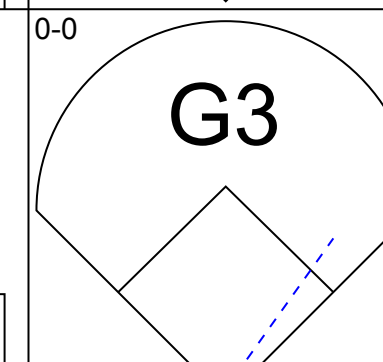
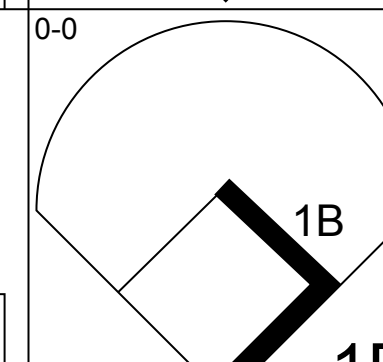
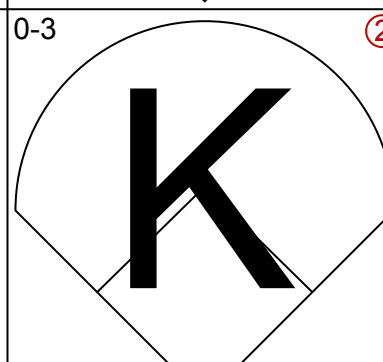
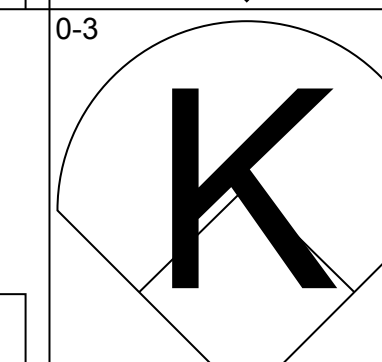
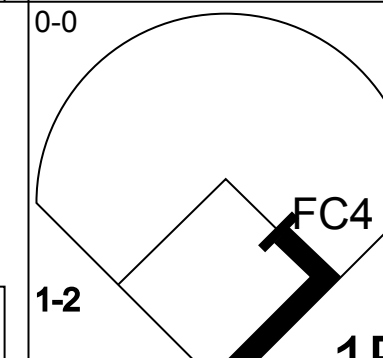
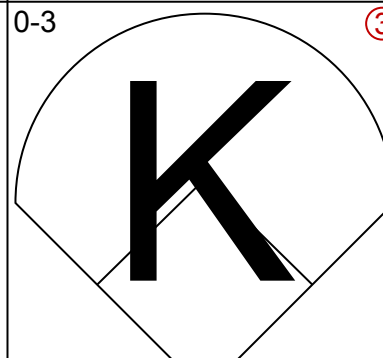

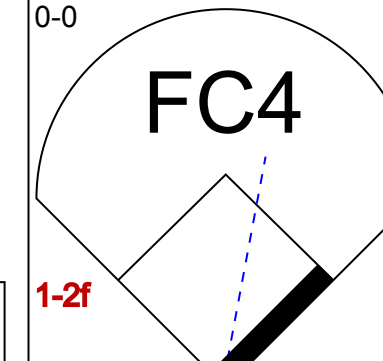
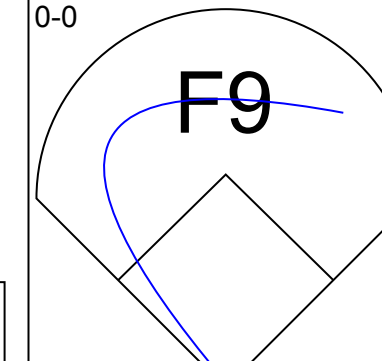

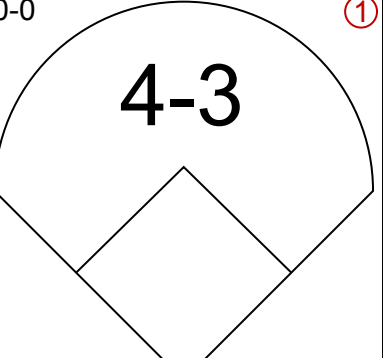
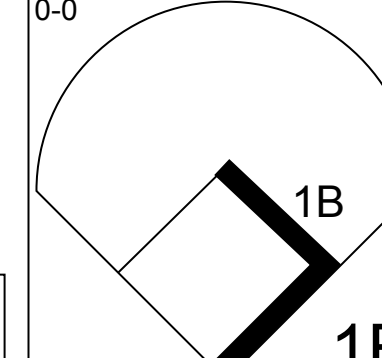
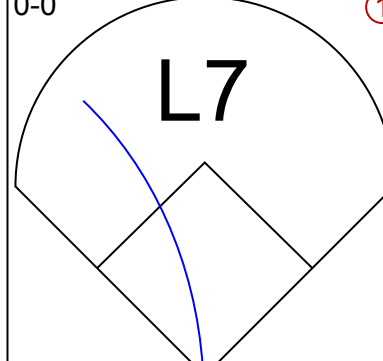
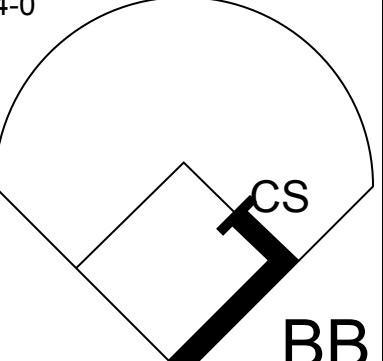
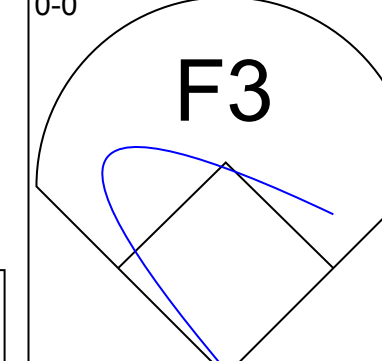
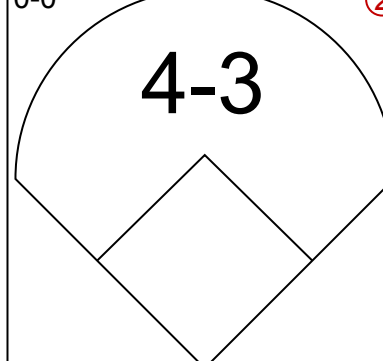
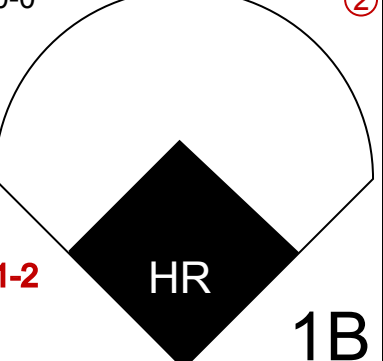
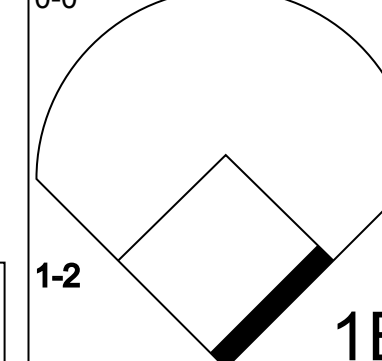
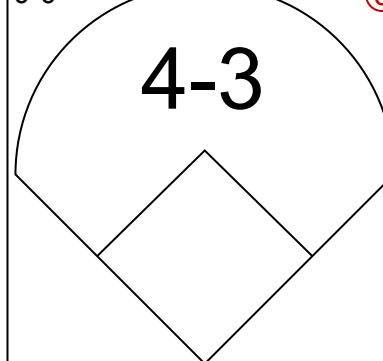
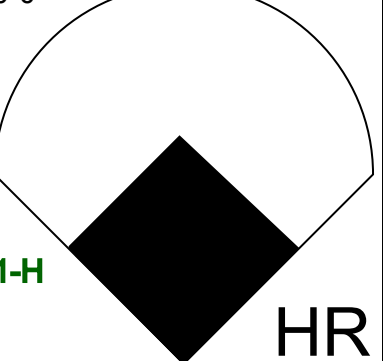
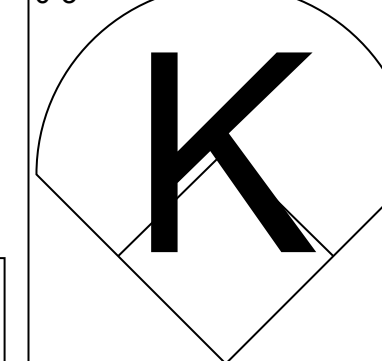
AB 31
R 2
H 5
RBI 2
BB 2
SO 5
LOB 7

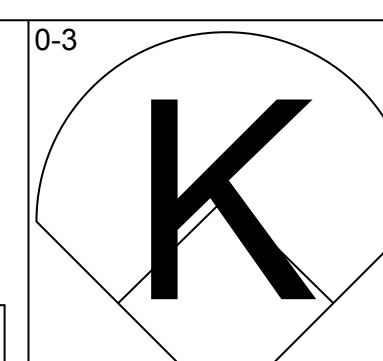
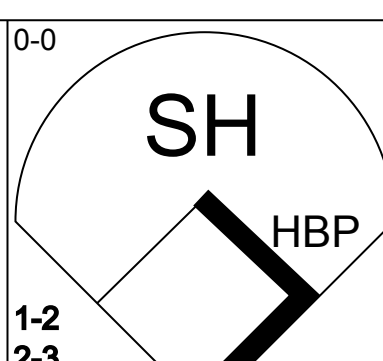
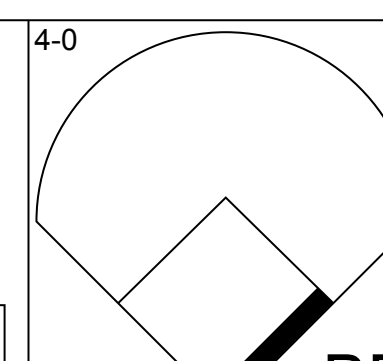
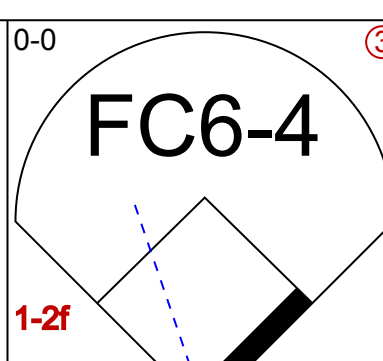
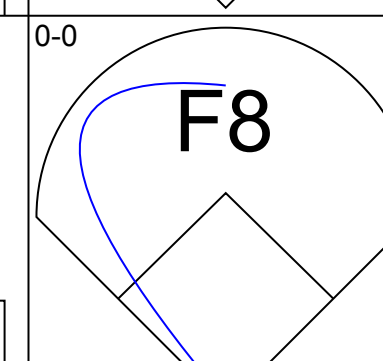
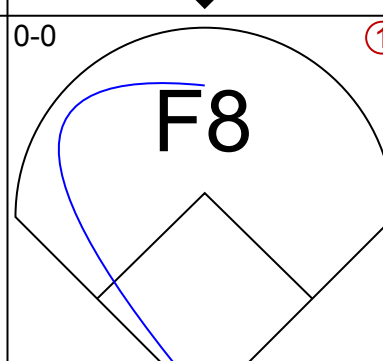
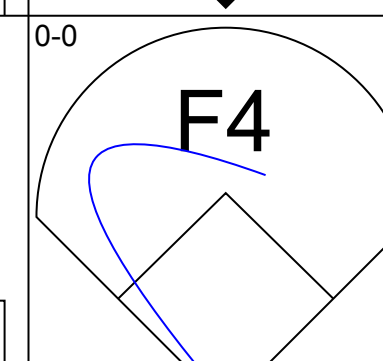
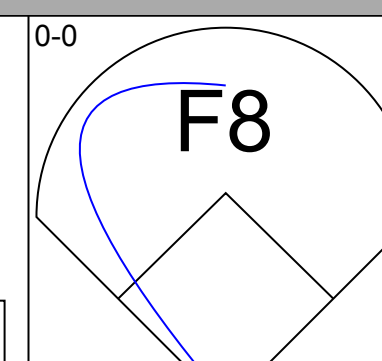
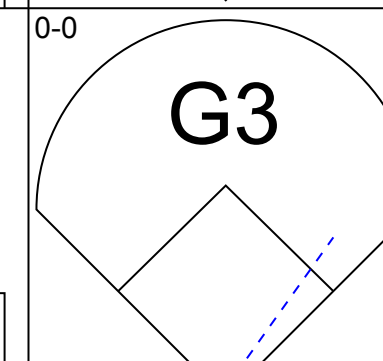
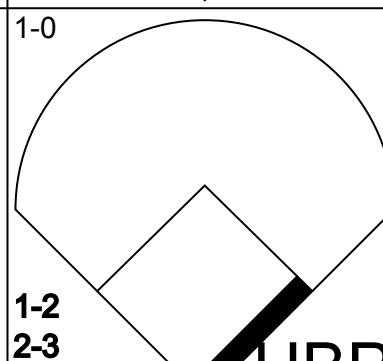
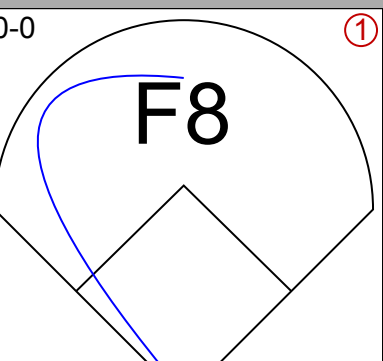
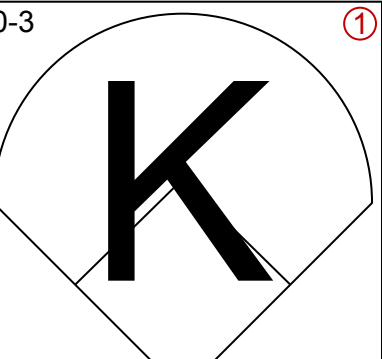
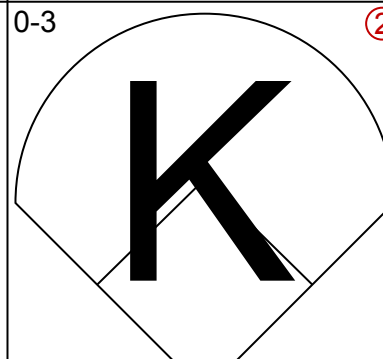
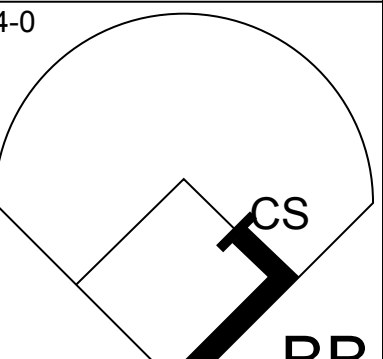
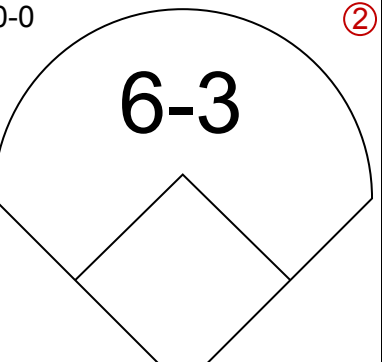
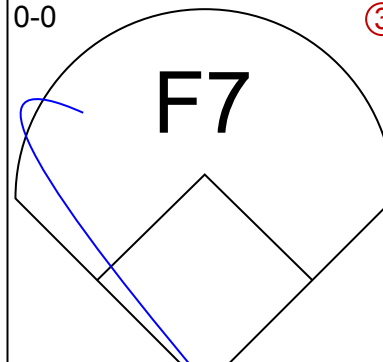
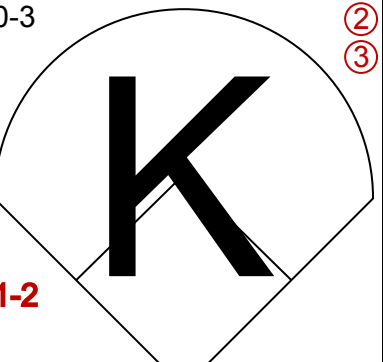
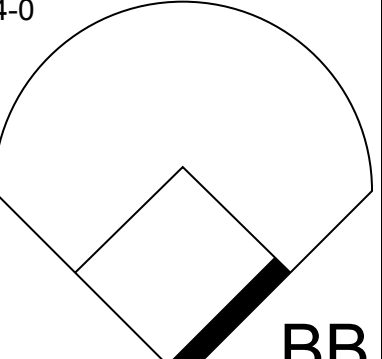
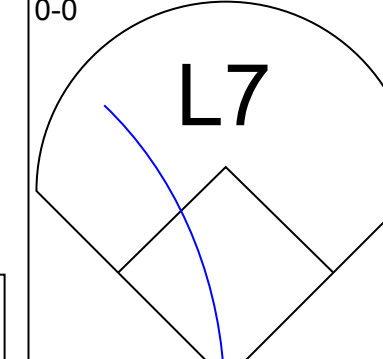
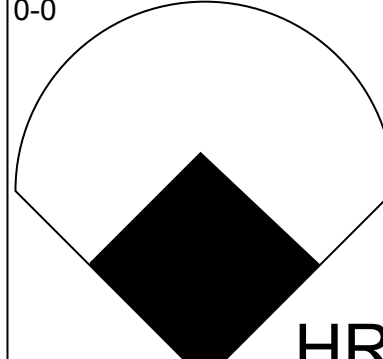

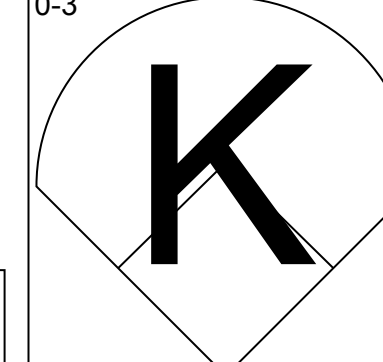
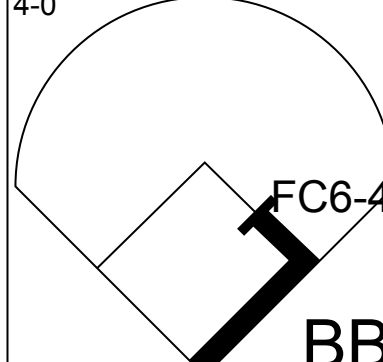
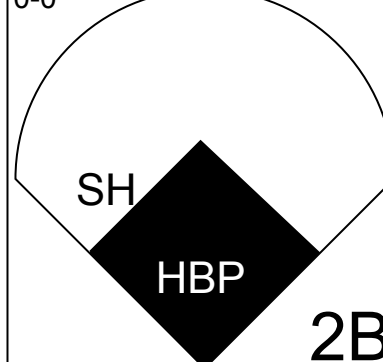
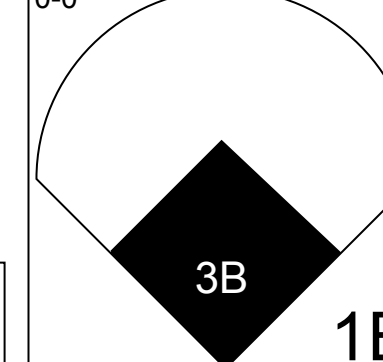
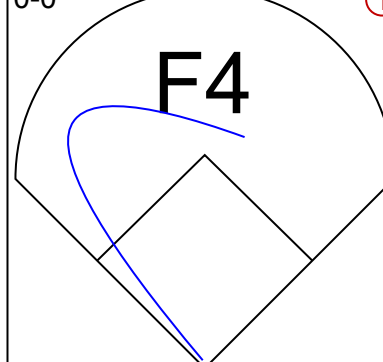
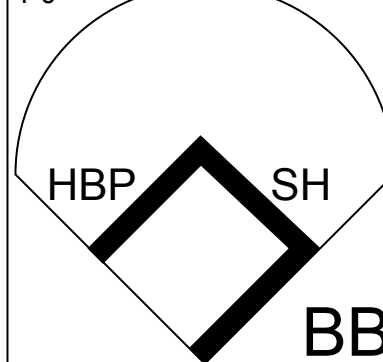
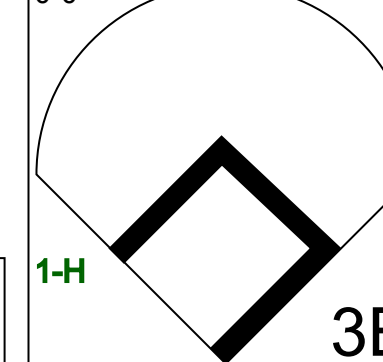
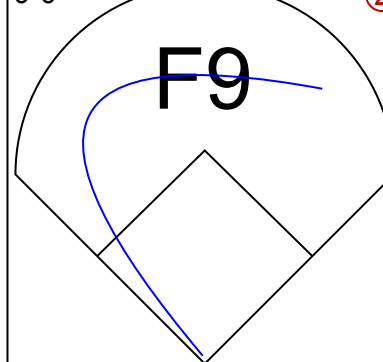


Batter	1	2	3	4	5	6	7	8	9	AB	R	H	RBI	BB	SO	LOB	TOP										
Dave Collins, S (1, 7) OBP: 0.290, SLG: 0.353										5	2	1	0	0	2		Oakland Athletics @ Detroit Tigers Tiger Stadium, Detroit, MI Wed May 29 1985, 7:05 PM EDT Att: 23,075 - Unknown										
Carney Lansford, R (1, 5) OBP: 0.314, SLG: 0.434										5	2	3	3	0	1	0											
Bruce Bochte, L (1, 3) OBP: 0.418, SLG: 0.394										4	0	1	0	1	0	1											
Dave Kingman, R (1, 10) OBP: 0.355, SLG: 0.500										4	0	0	0	1	1	2											
Mike Davis, L (1, 9) OBP: 0.411, SLG: 0.659										4	0	1	0	1	0	3											
Dwayne Murphy, L (1, 8) OBP: 0.348, SLG: 0.376										3	0	0	0	1	1	3											
Mike Heath, R (1, 2) OBP: 0.299, SLG: 0.389										3	0	1	0	1	0	0											
Donnie Hill, S (1, 4) OBP: 0.275, SLG: 0.318										4	0	0	0	0	0	3											
Alfredo Griffin, S (1, 6) OBP: 0.318, SLG: 0.333										4	0	1	0	0	0	3											
Inning Stats	R: 2 E: 0 K: 0 S: 6	H: 3 LOB: 1 BB: 0 P: 6	R: 0 E: 0 K: 0 S: 4	H: 1 LOB: 1 BB: 0 P: 4	R: 0 E: 0 K: 0 S: 3	H: 0 LOB: 1 BB: 1 P: 7	R: 0 E: 0 K: 1 S: 5	H: 0 LOB: 0 BB: 0 P: 5	R: 2 E: 0 K: 0 S: 6	H: 3 LOB: 2 BB: 1 P: 10	R: 0 E: 0 K: 0 S: 4	H: 0 LOB: 0 BB: 0 P: 7	R: 0 E: 0 K: 0 S: 3	H: 0 LOB: 2 BB: 2 P: 11	R: 0 E: 0 K: 0 S: 4	H: 1 LOB: 2 BB: 1 P: 8	1B: 4 2B: 2 3B: 0 HR: 3	SF: 0 SAC: 0 DP: 0 HBP: 0	WP: 0 PB: 0 SB: 0 CS: 0	PA: 41							
PITCHER	IP	WLS	BF	H	R	ER	SO	BB	IBB	HBP	BLK	WP	HR	S	P	ERA	WHIP										
Milt Wilcox, R (1, 1) ERA: 4.63	4.1	L	21	7	4	4	1	1	0	0	0	0	3	22	26	8.31	1.846										
Doug Bair, R (5, 1) ERA: 3.86	2.2		10	1	0	0	2	0	1	0	0	0	0	13	17	0.00	0.375										
Bill Scherrer, L (8, 1) ERA: 5.17	0.1		3	0	0	0	0	2	0	0	0	0	0	1	9	0.00	6.000										
Aurelio Lopez, R (8, 1) ERA: 2.97	1.2		7	1	0	0	0	1	0	0	0	0	0	6	10	0.00	1.200										

Batter	1	2	3	4	5	6	7	8	9	AB	R	H	RBI	BB	SO	LOB	BOTTOM										
Lou Whitaker, L (1, 4) OBP: 0.406, SLG: 0.490										4	1	1	0	0	0	0	Oakland Athletics @ Detroit Tigers Tiger Stadium, Detroit, MI Wed May 29 1985, 7:05 PM EDT Att: 23,075 - Unknown										
Alan Trammell, R (1, 6) OBP: 0.321, SLG: 0.441										4	0	2	0	0	0	0											
Kirk Gibson, L (1, 9) OBP: 0.339, SLG: 0.467										4	0	1	1	0	1	1											
Lance Parrish, R (1, 2) OBP: 0.310, SLG: 0.454										4	0	0	0	0	2	3											
Darrell Evans, L (1, 10) (8, 5) OBP: 0.328, SLG: 0.492										4	1	1	1	0	0	2											
Nelson Simmons, S (1, 7) OBP: 0.292, SLG: 0.407										4	0	0	0	0	1	0											
Dave Bergman, L (1, 3) OBP: 0.500, SLG: 0.500										3	0	1	0	0	0	0											
Chet Lemon, R (1, 8) OBP: 0.350, SLG: 0.379										3	0	0	0	0	1	1											
Tom Brookens, R (1, 5) OBP: 0.310, SLG: 0.400										2	0	0	0	0	0	0											
Johnny Grubb, L (7, PH) OBP: 0.240, SLG: 0.244										1	0	0	0	0	0	1											
Bill Scherrer, L (8, 1)										0	0	0	0	0	0	0											
Aurelio Lopez, R (8, 1)										0	0	0	0	0	0	0											
Inning Stats	R: 0 E: 0 K: 0 S: 4	H: 1 LOB: 0 BB: 0 P: 4	R: 0 E: 0 K: 0 S: 3	H: 0 LOB: 0 BB: 0 P: 3	R: 0 E: 0 K: 1 S: 5	H: 0 LOB: 0 BB: 0 P: 5	R: 0 E: 0 K: 2 S: 7	H: 0 LOB: 0 BB: 0 P: 7	R: 1 E: 0 K: 0 S: 4	H: 1 LOB: 0 BB: 0 P: 4	R: 1 E: 0 K: 1 S: 8	H: 3 LOB: 2 BB: 0 P: 8	R: 0 E: 0 K: 0 S: 4	H: 1 LOB: 1 BB: 0 P: 4	R: 0 E: 0 K: 0 S: 3	H: 0 LOB: 0 BB: 0 P: 3	R: 0 E: 0 K: 1 S: 5	H: 0 LOB: 0 BB: 0 P: 5	1B: 4 2B: 1 3B: 0 HR: 1	SF: 0 SAC: 0 DP: 0 HBP: 0	WP: 0 PB: 0 SB: 0 CS: 0	PA: 33					
PITCHER	IP	WLS	BF	H	R	ER	SO	BB	IBB	HBP	BLK	WP	HR	S	P	ERA	WHIP										
Chris Codiroli, R (1, 1) ERA: 4.08	9.0	W	33	6	2	2	5	0	0	0	0	0	1	43	43	2.00	0.667										



Batter	1	2	3	4	5	6	7	8	9	AB	R	H	RBI	BB	SO	LOB	TOP							
Dave Collins, S OBP: 0.284, SLG: 0.345 (1, 7)										4	0	0	0	0	1	0	<p>Oakland Athletics @ Detroit Tigers</p> <p>Tiger Stadium, Detroit, MI</p> <p>Thu May 30 1985, 3:33 AM EDT</p> <p>Att: 22,250 - Unknown</p>							
Carney Lansford, R OBP: 0.307, SLG: 0.424 (1, 5)										4	0	0	0	0	0	1								
Bruce Bochte, L OBP: 0.416, SLG: 0.393 Rob Piccolo, R OBP: 0.333, SLG: 0.444 (6, PH) (8, 3)										3	0	1	0	0	1	0								
Dave Kingman, R OBP: 0.358, SLG: 0.500 (1, 10)										4	0	2	0	0	1	0								
Mike Davis, L OBP: 0.401, SLG: 0.641 (1, 9)										4	0	0	0	0	0	3								
Dwayne Murphy, L OBP: 0.346, SLG: 0.372 (1, 8)										4	0	1	0	0	0	1								
Mike Heath, R OBP: 0.299, SLG: 0.384 (1, 2)										2	0	0	0	1	0	1								
Donnie Hill, S OBP: 0.279, SLG: 0.321 Steve Henderson, R OBP: 0.395, SLG: 0.429 Mike Gallego, R (7, PH) (7, 4)										2	1	1	0	0	0	0								
Alfredo Griffin, S OBP: 0.319, SLG: 0.353 (1, 6)										3	1	1	2	0	1	2								
Inning Stats	R: 0 E: 0 K: 1 S: 5	H: 0 LOB: 0 BB: 0 P: 5	R: 0 E: 0 K: 0 S: 3	H: 1 LOB: 0 BB: 0 P: 3	R: 0 E: 0 K: 0 S: 3	H: 0 LOB: 0 BB: 0 P: 3	R: 0 E: 1 K: 0 S: 5	H: 2 LOB: 2 BB: 0 P: 5	R: 2 E: 0 K: 0 S: 4	H: 2 LOB: 0 BB: 1 P: 8	R: 0 E: 0 K: 2 S: 7	H: 0 LOB: 0 BB: 0 P: 7	R: 0 E: 0 K: 1 S: 7	H: 2 LOB: 2 BB: 0 P: 7	R: 0 E: 0 K: 1 S: 5	H: 0 LOB: 0 BB: 0 P: 5		R: 0 E: 0 K: 0 S: 3	H: 0 LOB: 0 BB: 0 P: 3	1B: 6 2B: 0 3B: 0 HR: 1	SF: 0 SAC: 0 DP: 2 HBP: 0	WP: 0 PB: 0 SB: 0 CS: 1	PA: 33	
PITCHER	IP WLS BF H R ER SO BB IBB HBP BLK WP HR S P ERA WHIP	7.0 W 27 7 2 2 4 1 0 0 0 0 1 34 38 2.57 1.143	2.0 S 6 0 0 0 1 0 0 0 0 0 0 8 8 0.00 0.000																					

Batter	1	2	3	4	5	6	7	8	9	AB	R	H	RBI	BB	SO	LOB	BOTTOM						
Lou Whitaker, L OBP: 0.404, SLG: 0.484 (1, 4)										2	0	0	0	1	1	1	<p>Oakland Athletics @ Detroit Tigers</p> <p>Tiger Stadium, Detroit, MI</p> <p>Thu May 30 1985, 3:33 AM EDT</p> <p>Att: 22,250 - Unknown</p>						
Alan Trammell, R OBP: 0.315, SLG: 0.432 (1, 6)										4	0	0	0	0	0	5							
Kirk Gibson, L OBP: 0.341, SLG: 0.464 Alejandro Sanchez, R OBP: 0.271, SLG: 0.583 (3, PR) (4, 9)										1	0	0	1	0	0	0							
Lance Parrish, R OBP: 0.309, SLG: 0.446 (1, 10)										3	0	0	0	1	3	4							
Chet Lemon, R OBP: 0.341, SLG: 0.369 (1, 8)										4	0	0	0	0	1	4							
Larry Hemdon, R OBP: 0.291, SLG: 0.387 (1, 7)										3	1	1	1	1	1	0							
Barbaro Garbey, R OBP: 0.362, SLG: 0.467 Darrell Evans, L OBP: 0.338, SLG: 0.496 (6, PH) (7, 3)										2	0	0	0	0	2	1							
Bob Melvin, R OBP: 0.455, SLG: 0.727 (1, 2)										4	2	2	0	0	0	2							
Tom Brookens, R OBP: 0.320, SLG: 0.423 (1, 5)										2	0	1	1	1	0	1							
Inning Stats	R: 0 E: 0 K: 1 S: 5	H: 0 LOB: 0 BB: 0 P: 5	R: 0 E: 0 K: 2 S: 7	H: 0 LOB: 1 BB: 1 P: 11	R: 1 E: 0 K: 1 S: 7	H: 1 LOB: 3 BB: 1 P: 12	R: 1 E: 0 K: 1 S: 7	H: 2 LOB: 2 BB: 1 P: 11	R: 0 E: 0 K: 0 S: 4	H: 1 LOB: 1 BB: 1 P: 8	R: 0 E: 1 K: 1 S: 5	H: 0 LOB: 0 BB: 0 P: 5	R: 0 E: 0 K: 1 S: 6	H: 1 LOB: 1 BB: 0 P: 6	R: 0 E: 0 K: 1 S: 3	H: 0 LOB: 0 BB: 0 P: 3		1B: 2 2B: 2 3B: 1 HR: 1	SF: 0 SAC: 1 DP: 1 HBP: 1	WP: 0 PB: 0 SB: 0 CS: 2	PA: 35		
PITCHER	IP WLS BF H R ER SO BB IBB HBP BLK WP HR S P ERA WHIP	5.0 L 24 4 3 3 6 4 0 1 0 0 1 31 48 5.40 1.600	3.0 11 1 0 0 2 1 0 0 0 0 0 0 14 18 0.00 0.667																				

AB 32
R 2
H 7
RBI 2
BB 1
SO 5
LOB 8



AB 28
R 3
H 5
RBI 3
BB 5
SO 8
LOB 18



Batter	1	2	3	4	5	6	7	8	9	AB	R	H	RBI	BB	SO	LOB	TOP					
Dave Collins, S OBP: 0.286, SLG: 0.349 (1, 7)	0-0 6-3		0-0 G3			0-0 4-3		0-0 SH1-3 SF9 2B	0-0 3-4-1	5	1	1	0	0	0	2	Oakland Athletics @ Baltimore Orioles Memorial Stadium, Baltimore, MD Sat Jun 01 1985, 7:05 PM EDT Att: 32,646 - Unknown					
Carney Lansford, R OBP: 0.305, SLG: 0.415 (1, 5)	0-0 F7		0-0 F7			0-0 S 1B		0-0 SH1-3 2-3	4-0 FC6 IBB	3	0	1	0	1	0	0						
Bruce Bochte, L OBP: 0.408, SLG: 0.379 (1, 3)	0-0 1-3			0-0 F8		0-3 K		4-0 BB	0-0 FC6 1-2	4	0	0	0	1	1	4						
Dave Kingman, R OBP: 0.348, SLG: 0.486 (1, 10)		0-0 4-3 WP FC1-5 1B		0-0 F6		0-3 K		0-0 SF9		3	0	1	1	0	1	1						
Mike Davis, L OBP: 0.388, SLG: 0.633 (1, 9)	0-0 4-3		0-0 3-1				0-0 HR	0-3 K		4	1	1	1	0	1	2						
Dwayne Murphy, L OBP: 0.344, SLG: 0.364 (1, 8)	0-0 FC1-5 BB			0-0 3-1			0-0 F8		0-0 4-3	4	0	0	0	0	0	1						
Mickey Tettleton, S OBP: 0.319, SLG: 0.222 (7, PR)	4-0 3-H			0-0 4-3			4-0 S BB		0-0 E5 1B 1B	1	0	0	0	2	0	0						
Mike Heath, R OBP: 0.292, SLG: 0.374 (7, 2)	1-2 BB			0-0 4-3			4-0 S BB		0-0 E5 1B 1B	1	1	0	0	0	0	0						
Donnie Hill, S OBP: 0.281, SLG: 0.317 (9, PH)	0-0 L5			0-0 L5			4-0 S4-6-3 BB		0-0 3-4-1 1B 1B	2	0	1	0	1	0	2						
Mike Gallego, R (9, 4)				0-0 1B			1-2 BB		0-0 3-4-1 1B	1	0	1	0	0	0	0						
Alfredo Griffin, S OBP: 0.317, SLG: 0.350 (1, 6)			0-0 G3		0-0 F2		0-0 G4-6-3 1-2		0-0 3-4-1 1B	4	0	1	1	0	0	3						
Inning Stats	R: 0 E: 0 K: 0 S: 3	H: 0 LOB: 0 BB: 0 P: 3	R: 0 E: 0 K: 0 S: 4	H: 1 LOB: 2 BB: 1 P: 8	R: 0 E: 0 K: 0 S: 3	H: 0 LOB: 0 BB: 0 P: 3	R: 0 E: 0 K: 0 S: 3	H: 0 LOB: 0 BB: 0 P: 3	R: 0 E: 0 K: 2 S: 8	H: 1 LOB: 1 BB: 0 P: 8	R: 1 E: 0 K: 0 S: 3	H: 1 LOB: 2 BB: 2 P: 11	R: 1 E: 0 K: 1 S: 6	H: 1 LOB: 1 BB: 1 P: 10	R: 1 E: 1 K: 0 S: 6	H: 2 LOB: 3 BB: 1 P: 10	1B: 5 2B: 1 3B: 0 HR: 1	SF: 1 SAC: 1 DP: 1 HBP: 0	WP: 1 PB: 0 SB: 2 CS: 0	PA: 39		
PITCHER	IP WLS BF H R ER SO BB IBB HBP BLK WP HR S P ERA WHIP	8.0 L 32 5 2 2 3 4 0 0 0 1 1 34 50 2.25 1.125	1.0 S 7 2 1 0 0 0 1 0 0 0 0 6 10 0.00 2.000																			

AB	32
R	3
H	7
RBI	3
BB	5
SO	3
LOB	15



Batter	1	2	3	4	5	6	7	8	9	AB	R	H	RBI	BB	SO	LOB	BOTTOM					
Lee Lacy, R OBP: 0.271, SLG: 0.272 (1, 9)	0-0 F9		0-0 1-3		0-0 1-3			0-0 F9		4	0	0	0	0	0	1	Oakland Athletics @ Baltimore Orioles Memorial Stadium, Baltimore, MD Sat Jun 01 1985, 7:05 PM EDT Att: 32,646 - Unknown					
Jim Dwyer, L OBP: 0.374, SLG: 0.458 (1, 7)	4-0 1B BB		0-3 K			0-0 4-3		0-0 1B		3	0	1	0	1	1	1						
Cal Ripken Jr., R OBP: 0.348, SLG: 0.503 (1, 6)	0-3 K		0-0 6-3			0-0 F9		0-0 1-3		4	0	0	0	0	1	3						
Eddie Murray, S OBP: 0.350, SLG: 0.490 (1, 3)	0-0 1-3 1B			0-0 HR		0-0 F6			0-0 4-3	4	1	2	1	0	0	0						
Fred Lynn, L OBP: 0.361, SLG: 0.447 (1, 8)	0-0 1-3			0-0 F8			0-0 G3		0-3 K	4	0	0	0	0	1	2						
Larry Sheets, L OBP: 0.386, SLG: 0.569 (1, 10)		0-0 1-3		0-0 F7			0-0 L3		0-0 F7	4	0	0	0	0	0	0						
Fritzie Connally, R OBP: 0.404, SLG: 0.432 (1, 5)		0-0 F3		0-3 K			0-0 1B			3	0	1	0	0	1	0						
Rich Dauer, R OBP: 0.291, SLG: 0.276 (7, PH)		0-0 F4			0-0 F8		0-0 1-3			2	0	0	0	0	0	0						
Joe Nolan, L OBP: 0.281, SLG: 0.250 (8, PH)					0-0 F7			0-3 K		1	0	0	0	0	1	0						
Lenn Sakata, R OBP: 0.288, SLG: 0.333 (8, 4)										0	0	0	0	0	0	0						
Rick Dempsey, R OBP: 0.363, SLG: 0.379 (8, PH)										2	0	1	0	0	0	0						
Mike Young, S OBP: 0.374, SLG: 0.394 (9, 2)										1	0	0	0	0	1	0						
Floyd Rayford, R OBP: 0.375, SLG: 0.438 (9, 2)										0	0	0	0	0	0	0						
Inning Stats	R: 0 E: 0 K: 1 S: 6	H: 1 LOB: 2 BB: 1 P: 10	R: 0 E: 0 K: 0 S: 3	H: 0 LOB: 0 BB: 0 P: 3	R: 0 E: 0 K: 1 S: 6	H: 1 LOB: 1 BB: 0 P: 6	R: 1 E: 0 K: 1 S: 6	H: 1 LOB: 0 BB: 0 P: 6	R: 0 E: 0 K: 0 S: 3	H: 0 LOB: 0 BB: 0 P: 3	R: 0 E: 0 K: 0 S: 3	H: 0 LOB: 0 BB: 0 P: 3	R: 0 E: 0 K: 1 S: 4	H: 1 LOB: 1 BB: 0 P: 4	R: 0 E: 0 K: 1 S: 6	H: 1 LOB: 1 BB: 0 P: 6	R: 0 E: 0 K: 1 S: 5	H: 0 LOB: 0 BB: 0 P: 5	1B: 4 2B: 0 3B: 0 HR: 1	SF: 0 SAC: 0 DP: 0 HBP: 0	WP: 0 PB: 0 SB: 0 CS: 0	PA: 33
PITCHER	IP WLS BF H R ER SO BB IBB HBP BLK WP HR S P ERA WHIP	7.0 W 26 4 1 1 3 1 0 0 0 0 1 31 35 1.29 0.714	2.0 S 7 1 0 0 2 0 0 0 0 0 0 11 11 0.00 0.500																			

AB	32
R	1
H	5
RBI	1
BB	1
SO	5
LOB	8




Batter	1	2	3	4	5	6	7	8	9	AB	R	H	RBI	BB	SO	LOB	TOP					
Steve Henderson, R OBP: 0.357, SLG: 0.385 Charlie O'Brien, R (8, 2)	4-3		FC5-4		G6-4-3			F9		4	0	0	0	0	0	4	<p>Oakland Athletics @ Baltimore Orioles</p> <p>Memorial Stadium, Baltimore, MD</p> <p>Sun Jun 02 1985, 3:33 AM EDT</p> <p>Att: 34,221 - Unknown</p> <p>livebaseballscorecards.com</p>					
Carney Lansford, R OBP: 0.304, SLG: 0.409	1-3		L5			L3		BB		3	0	0	0	1	0							
Mike Davis, L OBP: 0.385, SLG: 0.621	BB			P6		F4		F7		3	0	0	0	1	0							
Dave Kingman, R OBP: 0.347, SLG: 0.480	F8			F8		5-3			FC6-4 1B	4	0	1	0	0	0							
Dusty Baker Jr., R OBP: 0.375, SLG: 0.512		G4-6-3 BB		F5			K		FC6-4 G1-6-3	3	0	0	0	1	1							
Dwayne Murphy, L OBP: 0.342, SLG: 0.381	G4-6-3				4-3			HR		4	1	1	1	0	0							
Mike Heath, R OBP: 0.293, SLG: 0.373 (8, 7)	F7				1B	1B		P6		3	0	1	0	0	0							
Rob Picciolo, R OBP: 0.367, SLG: 0.467 (8, 6)				FC5-4 1B		1B		F9		3	0	2	0	0	0							
Alfredo Griffin, S OBP: 0.320, SLG: 0.352 Mike Gallego, R (8, PH) (8, 4)			F2						K	2	0	1	0	0	0							
					1-2 2-3					1	0	0	0	0	1							
Inning Stats	R: 0 E: 0 K: 0 S: 3	H: 0 LOB: 1 BB: 1 P: 7	R: 0 E: 0 K: 0 S: 2	H: 0 LOB: 0 BB: 1 P: 6	R: 0 E: 0 K: 0 S: 4	H: 1 LOB: 1 BB: 0 P: 4	R: 0 E: 0 K: 0 S: 3	H: 0 LOB: 0 BB: 0 P: 3	R: 0 E: 0 K: 0 S: 5	H: 3 LOB: 2 BB: 0 P: 5	R: 0 E: 0 K: 0 S: 3	H: 0 LOB: 0 BB: 0 P: 3	R: 1 E: 0 K: 1 S: 6	H: 1 LOB: 0 BB: 0 P: 6	R: 0 E: 0 K: 1 S: 5	H: 0 LOB: 1 BB: 1 P: 9	R: 0 E: 0 K: 0 S: 3	H: 1 LOB: 0 BB: 0 P: 3	1B: 5 2B: 0 3B: 0 HR: 1	SF: 0 SAC: 0 DP: 3 HBP: 0	WP: 0 PB: 0 SB: 0 CS: 0	PA: 33
PITCHER Scott McGregor, L ERA: 4.99	IP: 9.0 WLS: W BF: 33 H: 6 R: 1 ER: 1 SO: 2 BB: 3 IBB: 0 HBP: 0 BLK: 0 WP: 0 HR: 1 S: 34 P: 46 ERA: 1.00 WHIP: 1.000															PITCHER						

Batter	1	2	3	4	5	6	7	8	9	AB	R	H	RBI	BB	SO	LOB	BOTTOM					
Lee Lacy, R OBP: 0.278, SLG: 0.271	E S BB		4-3	F2		G3		1B 1B		4	0	1	0	1	0	0	<p>Oakland Athletics @ Baltimore Orioles</p> <p>Memorial Stadium, Baltimore, MD</p> <p>Sun Jun 02 1985, 3:33 AM EDT</p> <p>Att: 34,221 - Unknown</p> <p>livebaseballscorecards.com</p>					
Jim Dwyer, L OBP: 0.376, SLG: 0.459 Gary Roenicke, R OBP: 0.305, SLG: 0.465 (5, PH) (8, 7) (8, 8)	F9		1B 2B		P4	K		F7		2	1	1	0	0	0							
Cal Ripken Jr., R OBP: 0.354, SLG: 0.505	P6		1B 2B		1B 1B	2B 1B		F7		5	3	3	0	0	2							
Eddie Murray, S OBP: 0.368, SLG: 0.516	BB		E 2B		1B BB	2B		1B		4	2	4	3	1	0							
Fred Lynn, L OBP: 0.364, SLG: 0.445 Mike Young, S OBP: 0.311, SLG: 0.390	F6		E4 1B		1B HR BB	1-3		4-3		3	1	1	0	1	0							
Larry Sheets, L OBP: 0.382, SLG: 0.557		K	F7		HR 1B			F8		4	1	1	2	0	1							
Wayne Gross, L OBP: 0.375, SLG: 0.433		5-3 BB	3-1		HR			HR		3	2	2	4	1	0							
Lenn Sakata, R OBP: 0.268, SLG: 0.308		5-3		K	L3			5-3		4	0	0	0	0	1							
Floyd Rayford, R OBP: 0.300, SLG: 0.350			K		F9	5-3		K		4	0	0	0	0	2							
Inning Stats	R: 0 E: 0 K: 0 S: 3	H: 0 LOB: 2 BB: 2 P: 11	R: 0 E: 0 K: 2 S: 7	H: 0 LOB: 1 BB: 1 P: 11	R: 3 E: 1 K: 0 S: 7	H: 4 LOB: 1 BB: 0 P: 7	R: 0 E: 0 K: 1 S: 5	H: 0 LOB: 0 BB: 0 P: 5	R: 5 E: 0 K: 0 S: 7	H: 4 LOB: 0 BB: 1 P: 11	R: 1 E: 0 K: 1 S: 7	H: 2 LOB: 1 BB: 0 P: 7	R: 1 E: 0 K: 1 S: 6	H: 1 LOB: 0 BB: 0 P: 6	R: 0 E: 0 K: 0 S: 5	H: 2 LOB: 2 BB: 0 P: 5	R: 0 E: 0 K: 0 S: 5	H: 0 LOB: 0 BB: 0 P: 5	1B: 9 2B: 2 3B: 0 HR: 2	SF: 0 SAC: 0 DP: 0 HBP: 0	WP: 0 PB: 0 SB: 1 CS: 0	PA: 41
PITCHER Mike Warren, R ERA: 7.92 Jeff Kaiser, L ERA: 10.42 Tom Tellmann, R ERA: 5.06	IP: 2.1 WLS: L BF: 14 H: 4 R: 3 ER: 3 SO: 2 BB: 3 IBB: 0 HBP: 0 BLK: 0 WP: 0 HR: 0 S: 15 P: 27 ERA: 11.57 WHIP: 3.000															PITCHER						

Batter	1	2	3	4	5	6	7	8	9	AB	R	H	RBI	BB	SO	LOB	TOP									
Dave Collins, S OBP: 0.294, SLG: 0.353	F8		CS 1B			FC6-4 1B		S BB	F8	4	0	2	0	1	0	3										
Carney Lansford, R OBP: 0.298, SLG: 0.400	F8		F3			FC6-4 1-2		F4		4	0	0	0	0	0	5										
Bruce Bochte, L OBP: 0.396, SLG: 0.367	K		CS 1-2	4-3		G3		F9 1-2 2-3		4	0	0	0	0	1	3										
Dave Kingman, R OBP: 0.345, SLG: 0.492		K		K					HR	4	1	1	1	0	3	0										
Mike Davis, L OBP: 0.376, SLG: 0.605	F9			3-1				L1		4	0	0	0	0	0	0										
Dwayne Murphy, L OBP: 0.351, SLG: 0.386		FC3-6 BB			G4-6-3 1B			6-3		3	0	2	0	1	0	0										
Mike Heath, R OBP: 0.292, SLG: 0.383		FC3-6 1-2			G4-6-3 1-2			1B 3B	F9	4	1	1	0	0	0	3										
Donnie Hill, S OBP: 0.275, SLG: 0.310			E6 1B		1-3			K		3	0	0	0	0	1	1										
Steve Henderson, R OBP: 0.372, SLG: 0.425									2B	1	0	1	0	0	0	0										
Alfredo Griffin, S OBP: 0.320, SLG: 0.352			K							3	0	1	1	0	1	1										
Dusty Baker Jr., R OBP: 0.381, SLG: 0.512						6-3				0	0	0	0	1	0	0										
Rob Picciolo, R OBP: 0.367, SLG: 0.467								S 1B	BB	0	0	0	0	0	0	0										
Inning Stats	R: 0 E: 0 K: 1 S: 5	H: 0 LOB: 0 BB: 0 P: 5	R: 0 E: 0 K: 1 S: 5	H: 0 LOB: 1 BB: 1 P: 9	R: 0 E: 1 K: 1 S: 6	H: 1 LOB: 1 BB: 0 P: 6	R: 0 E: 0 K: 1 S: 5	H: 0 LOB: 0 BB: 0 P: 5	R: 0 E: 0 K: 0 S: 3	H: 1 LOB: 0 BB: 0 P: 3	R: 0 E: 0 K: 0 S: 4	H: 1 LOB: 1 BB: 0 P: 4	R: 0 E: 0 K: 1 S: 5	H: 0 LOB: 0 BB: 0 P: 5	R: 1 E: 0 K: 1 S: 7	H: 2 LOB: 2 BB: 1 P: 11	R: 1 E: 0 K: 0 S: 6	H: 3 LOB: 3 BB: 1 P: 10	1B: 5 2B: 1 3B: 1 HR: 1	SF: 0 SAC: 0 DP: 1 HBP: 0	WP: 0 PB: 0 SB: 3 CS: 1	PA: 38				
PITCHER	IP	WLS	BF	H	R	ER	SO	BB	IBB	HBP	BLK	WP	HR	S	P	ERA	WHIP									
Phil Niekro, R ERA: 3.58	(1, 1)	8.0	W	30	5	1	1	6	2	0	0	0	0	40	48	1.12	0.875									
Dave Righetti, L ERA: 2.0	(9, 1)	1.0		7	3	1	1	0	1	0	0	0	0	1	6	10	9.00	4.000								

Oakland Athletics @ New York Yankees
 Yankee Stadium, Bronx, NY
 Mon Jun 03 1985, 7:05 PM EDT
 Att: 15,228 - Unknown


AB 34
 R 2
 H 8
 RBI 2
 BB 3
 SO 6
 LOB 16



Batter	1	2	3	4	5	6	7	8	9	AB	R	H	RBI	BB	SO	LOB	BOTTOM								
Rickey Henderson, R OBP: 0.425, SLG: 0.523	6-3				K					4	2	2	2	0	1	0									
Omar Moreno, L OBP: 0.239, SLG: 0.366			HR					BB 1B		0	0	0	0	0	0	0									
Willie Randolph, R OBP: 0.396, SLG: 0.377	5-3		F9		6-3			1B BB		3	0	0	0	1	0	0									
Don Mattingly, L OBP: 0.353, SLG: 0.505			4-3		4-3			K		4	1	1	0	0	1	2									
Dave Winfield, R OBP: 0.325, SLG: 0.424						E7 1B			G5-4-3 1B	4	1	4	2	0	0	0									
Don Baylor, R OBP: 0.364, SLG: 0.485	F5		CS	1B BB	1B BB	1B FC3-2			G5-4-3 1-2 2H	3	0	1	1	1	0	3									
Dan Pasqua, L OBP: 0.194, SLG: 0.333					F5					4	0	0	0	0	0	2									
Victor Mata, R										0	0	0	0	0	0	0									
Butch Wynegar, S OBP: 0.362, SLG: 0.356		4-3				FC3-2 1B			F8	4	0	2	0	0	0	0									
Bobby Meacham, S OBP: 0.374, SLG: 0.316			F7		F6				E6	4	0	0	0	0	0	4									
Mike Pagliarulo, L OBP: 0.314, SLG: 0.301						FC3-2 1-2 3H				4	1	1	0	0	2	5									
Inning Stats	R: 1 E: 0 K: 0 S: 5	H: 2 LOB: 1 BB: 0 P: 5	R: 0 E: 0 K: 0 S: 3	H: 0 LOB: 0 BB: 0 P: 3	R: 2 E: 0 K: 0 S: 5	H: 3 LOB: 0 BB: 0 P: 5	R: 0 E: 0 K: 1 S: 6	H: 1 LOB: 2 BB: 1 P: 10	R: 0 E: 0 K: 1 S: 5	H: 0 LOB: 0 BB: 0 P: 5	R: 1 E: 1 K: 1 S: 8	H: 3 LOB: 2 BB: 0 P: 8	R: 1 E: 0 K: 1 S: 6	H: 2 LOB: 1 BB: 1 P: 10	R: 0 E: 1 K: 0 S: 4	H: 0 LOB: 1 BB: 0 P: 4	1B: 8 2B: 1 3B: 1 HR: 1	SF: 0 SAC: 0 DP: 1 HBP: 0	WP: 0 PB: 0 SB: 1 CS: 1	PA: 37					
PITCHER	IP	WLS	BF	H	R	ER	SO	BB	IBB	HBP	BLK	WP	HR	S	P	ERA	WHIP								
Chris Codiroli, R ERA: 4.32	(1, 1)	6.1	L	31	11	5	5	4	2	0	0	0	0	37	45	7.11	2.053								
Steve McCatty, R ERA: 7.03	(7, 1)	1.2		5	0	0	0	0	0	0	0	0	0	5	5	0.00	0.000								

Oakland Athletics @ New York Yankees
 Yankee Stadium, Bronx, NY
 Mon Jun 03 1985, 7:05 PM EDT
 Att: 15,228 - Unknown

AB 34
 R 5
 H 11
 RBI 5
 BB 2
 SO 4
 LOB 16



Batter	1	2	3	4	5	6	7	8	9	AB	R	H	RBI	BB	SO	LOB	TOP								
Dave Collins, S OBP: 0.293, SLG: 0.351 (1, 7)	B1-3		F9		F8		1B			4	0	1	0	0	0	1	Oakland Athletics @ New York Yankees Yankee Stadium, Bronx, NY Tue Jun 04 1985, 7:05 PM EDT Att: 20,242 - Unknown								
Mike Davis, L OBP: 0.379, SLG: 0.600 (1, 9)	L8-4 BB		F4		CS		1B	4-3		3	0	1	1	1	0	0									
Dwayne Murphy, L OBP: 0.348, SLG: 0.379 (1, 8)	1-2 BB			K	CS	K		K		3	0	0	0	1	3	0									
Dave Kingman, R OBP: 0.348, SLG: 0.508 (1, 10)	L8-4			HR		1B		F4		4	1	2	1	0	0	2									
Dusty Baker Jr., R OBP: 0.366, SLG: 0.488 Bruce Bochte, L OBP: 0.396, SLG: 0.367 (9, 3)		6-3		F5		F7		F8		4	0	0	0	0	0	1									
Mickey Tattleton, S OBP: 0.342, SLG: 0.273 (1, 2)	S			FC6-4		K		G3		4	0	2	0	0	1	1									
Rob Picciolo, R OBP: 0.324, SLG: 0.412 (1, 5)	F9			FC6-4				6-3		4	0	0	0	0	0	2									
Donnie Hill, S OBP: 0.270, SLG: 0.303 (1, 4)	F8				G3			G3		3	0	0	0	0	0	1									
Alfredo Griffin, S OBP: 0.326, SLG: 0.354 (1, 6)			K			F8		1B		2	1	1	0	1	1	0									
Inning Stats	R: 0 E: 0 K: 0 S: 2	H: 0 LOB: 1 BB: 2 P: 10	R: 0 E: 0 K: 0 S: 4	H: 1 LOB: 1 BB: 0 P: 4	R: 0 E: 0 K: 1 S: 5	H: 0 LOB: 0 BB: 0 P: 5	R: 1 E: 0 K: 1 S: 7	H: 2 LOB: 1 BB: 0 P: 7	R: 1 E: 0 K: 0 S: 3	H: 1 LOB: 0 BB: 1 P: 7	R: 0 E: 0 K: 2 S: 8	H: 1 LOB: 1 BB: 0 P: 8	R: 0 E: 0 K: 0 S: 4	H: 2 LOB: 2 BB: 0 P: 4	R: 0 E: 0 K: 1 S: 5	H: 0 LOB: 0 BB: 0 P: 5		R: 0 E: 0 K: 0 S: 3	H: 0 LOB: 0 BB: 0 P: 3	1B: 6 2B: 1 3B: 0 HR: 1	SF: 0 SAC: 0 DP: 1 HBP: 0	WP: 0 PB: 0 SB: 1 CS: 1	PA: 35		
PITCHER	IP	WLS	BF	H	R	ER	SO	BB	IBB	HBP	BLK	WP	HR	S	P	ERA	WHIP								
Joe Cowley, R ERA: 3.58 (1, 1)	4.1	L	17	3	1	1	2	2	0	0	0	0	1	19	27	2.08	1.154								
Bob Shirley, L ERA: 4.38 (5, 1)	0.2		3	1	1	1	0	1	0	0	0	0	0	2	6	13.50	3.000								
Rich Bordi, R ERA: 2.13 (6, 1)	4.0		14	3	0	0	3	0	0	0	0	0	0	20	20	0.00	0.750								


AB	31
R	2
H	7
RBI	2
BB	3
SO	5
LOB	8




Batter	1	2	3	4	5	6	7	8	9	AB	R	H	RBI	BB	SO	LOB	BOTTOM								
Rickey Henderson, R OBP: 0.424, SLG: 0.515 (1, 8)	F9		L3		1B		5-3		F7	4	0	1	0	1	0	3	Oakland Athletics @ New York Yankees Yankee Stadium, Bronx, NY Tue Jun 04 1985, 7:05 PM EDT Att: 20,242 - Unknown								
Willie Randolph, R OBP: 0.393, SLG: 0.373 (1, 4)	F7		F8		FC6-4			F8		4	0	1	0	0	0	1									
Don Mattingly, L OBP: 0.346, SLG: 0.495 (1, 3)	G3		L3		FC6-4			F7		4	0	0	0	0	0	3									
Dave Winfield, R OBP: 0.319, SLG: 0.415 (1, 9)	L4			F4		F4		F8		4	0	0	0	0	0	0									
Don Baylor, R OBP: 0.371, SLG: 0.491 (1, 10)	6-3				FC6-4			6-3		2	0	1	0	2	0	0									
Bill Sample, R OBP: 0.333, SLG: 0.353 Dan Pasqua, L OBP: 0.214, SLG: 0.333 (9, PH)	6-3			F7		FC6-4		1B		3	0	0	0	0	0	3									
Butch Wynegar, S OBP: 0.365, SLG: 0.355 (1, 2)	2-3				F3			BB		0	0	0	0	1	0	0									
Bobby Meacham, S OBP: 0.373, SLG: 0.312 Omar Moreno, L OBP: 0.233, SLG: 0.357 (9, PH)	BB					6-3		BB		2	0	0	0	1	1	0									
Dale Berra, R OBP: 0.287, SLG: 0.325 Ron Hassey, L OBP: 0.342, SLG: 0.400 Mike Pagliarulo, L OBP: 0.320, SLG: 0.301 (8, 5)	1-2					K		K		1	0	0	0	0	0	2									
Inning Stats	R: 0 E: 0 K: 0 S: 3	H: 0 LOB: 0 BB: 0 P: 3	R: 0 E: 0 K: 1 S: 6	H: 1 LOB: 3 BB: 2 P: 14	R: 0 E: 0 K: 0 S: 3	H: 1 LOB: 0 BB: 0 P: 3	R: 0 E: 0 K: 0 S: 3	H: 0 LOB: 1 BB: 1 P: 7	R: 0 E: 0 K: 0 S: 6	H: 1 LOB: 2 BB: 1 P: 10	R: 0 E: 0 K: 2 S: 7	H: 0 LOB: 0 BB: 0 P: 7	R: 0 E: 0 K: 0 S: 3	H: 0 LOB: 0 BB: 0 P: 3	R: 0 E: 0 K: 0 S: 4	H: 1 LOB: 3 BB: 2 P: 12		1B: 3 2B: 2 3B: 0 HR: 0	SF: 0 SAC: 0 DP: 1 HBP: 0	WP: 0 PB: 0 SB: 0 CS: 0	PA: 37				
PITCHER	IP	WLS	BF	H	R	ER	SO	BB	IBB	HBP	BLK	WP	HR	S	P	ERA	WHIP								
Tim Lirtsas, L ERA: 2.63 (1, 1)	6.0	W	25	3	0	0	2	5	0	0	0	0	0	24	44	0.00	1.333								
Keith Atherton, R ERA: 3.5 (7, 1)	2.0		6	0	0	0	2	0	0	0	0	0	0	10	10	0.00	0.000								
Jay Howell, R ERA: 2.12 (9, 1)	1.0	S	6	1	0	0	0	2	0	0	0	0	0	4	12	0.00	3.000								

AB	30
R	0
H	4
RBI	0
BB	7
SO	4
LOB	17



Batter	1	2	3	4	5	6	7	8	9	10	AB	R	H	RBI	BB	SO	LOB	TOP			
Oddibe McDowell, L OBP: 0.192, SLG: 0.222 (1, 8)	G3			F9		F2	K			SF9	5	1	1	1	0	1	1	Texas Rangers @ Oakland Athletics Oakland-Alameda County Coliseum, Oakland, CA Fri Jun 07 1985, 7:05 PM PDT Att: 7,616 - Unknown livebaseballscorecards.com AB 36 R 4 H 8 RBI 4 BB 3 SO 4 LOB 15 			
Toby Harrah, R OBP: 0.465, SLG: 0.370 (1, 4)	F7			6-3		E4		F9		SF9	4	0	0	0	1	0	0				
Buddy Bell, R OBP: 0.355, SLG: 0.423 (1, 5)	6-3				2B	F5		6-3		6-3	5	0	1	0	0	0	3				
Larry Parrish, R OBP: 0.311, SLG: 0.424 (1, 9)		F7		5-3		G3		K		HBP	4	0	0	0	0	1	2				
Gary Ward, R OBP: 0.330, SLG: 0.415 (1, 7)		2-3			4-3					SF9	4	0	2	1	0	0	0				
Cliff Johnson, R OBP: 0.337, SLG: 0.449 (1, 10)			B5-3		1B	BB				F9	3	1	1	0	1	0	2				
Pete O'Brien, L OBP: 0.277, SLG: 0.333 (1, 3)				F8		F7					3	1	0	0	1	0	2				
Don Slaught, R OBP: 0.276, SLG: 0.325 Bob Jones, L OBP: 0.222, SLG: 0.229 (9, PH) Glenn Brummer, R OBP: 0.438, SLG: 0.346 (9, 2)				L6							3	0	1	0	0	1	2				
Curtis Wilkerson, S OBP: 0.304, SLG: 0.336 (1, 6)				L8							1	0	0	0	0	0	0				
Inning Stats	R: 0 E: 0 K: 0 S: 3	H: 0 LOB: 0 BB: 0 P: 3	R: 0 E: 0 K: 0 S: 3	H: 0 LOB: 0 BB: 0 P: 3	R: 0 E: 0 K: 0 S: 3	H: 0 LOB: 0 BB: 0 P: 3	R: 0 E: 0 K: 0 S: 4	H: 1 LOB: 1 BB: 1 P: 4	R: 0 E: 1 K: 0 S: 4	H: 0 LOB: 1 BB: 0 P: 4	R: 2 E: 0 K: 2 S: 9	H: 3 LOB: 1 BB: 1 P: 13	R: 0 E: 0 K: 1 S: 5	H: 0 LOB: 0 BB: 0 P: 5	R: 0 E: 0 K: 1 S: 6	H: 1 LOB: 1 BB: 0 P: 6	R: 2 E: 0 K: 0 S: 5		H: 2 LOB: 2 BB: 1 P: 10	1B: 4 2B: 3 3B: 1 HR: 0	SF: 1 SAC: 1 DP: 0 HBP: 1
PITCHER	IP	WLS	BF	H	R	ER	SO	BB	IBB	HBP	BLK	WP	HR	S	P	ERA	WHIP				
Don Sutton, R ERA: 5.5 (1, 1)	6.1		24	4	1	1	0	1	0	0	0	0	0	23	27	1.42	0.789				
Keith Atherton, R ERA: 3.58 (7, 1)	1.2		8	2	1	1	3	1	0	0	0	0	0	13	17	5.40	1.800				
Jay Howell, R ERA: 2.5 (9, 1)	2.0	L	10	2	2	2	1	1	0	1	0	0	0	10	15	9.00	1.500				

Batter	1	2	3	4	5	6	7	8	9	10	AB	R	H	RBI	BB	SO	LOB	BOTTOM			
Dave Collins, S OBP: 0.291, SLG: 0.347 (1, 7)	E6	6-3		F8			6-3		4-3		5	1	1	0	0	0	4	Texas Rangers @ Oakland Athletics Oakland-Alameda County Coliseum, Oakland, CA Fri Jun 07 1985, 7:05 PM PDT Att: 7,616 - Unknown livebaseballscorecards.com AB 35 R 2 H 7 RBI 2 BB 4 SO 4 LOB 19 			
Carney Lansford, R OBP: 0.291, SLG: 0.390 (1, 5)	G3			F8		F9		5-3		1-3	5	0	0	0	0	0	1				
Mike Davis, L OBP: 0.385, SLG: 0.612 (1, 9)						4-3					5	0	3	1	0	0	0				
Dave Kingman, R OBP: 0.340, SLG: 0.495 (1, 10)	F8			F7		K		K		5-3	5	0	0	0	0	2	3				
Dusty Baker Jr., R OBP: 0.377, SLG: 0.517 (1, 3)	F6									5-3	3	1	1	1	2	0	2				
Dwayne Murphy, L OBP: 0.348, SLG: 0.374 (1, 8)		6-3				SH1-3		4-3			2	0	0	0	1	0	0				
Mickey Tettleton, S OBP: 0.345, SLG: 0.250 Bruce Bochte, L OBP: 0.400, SLG: 0.372 (9, PH) Mike Heath, R OBP: 0.292, SLG: 0.383 (10, 2)											2	0	0	0	1	0	4				
Donnie Hill, S OBP: 0.271, SLG: 0.304 (1, 4)											1	0	1	0	0	1	1				
Alfredo Griffin, S OBP: 0.318, SLG: 0.345 (1, 6)											4	0	0	0	0	1	4				
Inning Stats	R: 1 E: 1 K: 0 S: 5	H: 2 LOB: 1 BB: 0 P: 5	R: 0 E: 0 K: 1 S: 6	H: 1 LOB: 2 BB: 1 P: 10	R: 0 E: 0 K: 0 S: 4	H: 1 LOB: 3 BB: 2 P: 12	R: 0 E: 0 K: 0 S: 3	H: 0 LOB: 0 BB: 0 P: 3	R: 0 E: 0 K: 1 S: 5	H: 0 LOB: 0 BB: 0 P: 9	R: 0 E: 0 K: 0 S: 3	H: 0 LOB: 0 BB: 0 P: 3	R: 1 E: 0 K: 1 S: 6	H: 1 LOB: 0 BB: 0 P: 6	R: 0 E: 0 K: 0 S: 4	H: 1 LOB: 2 BB: 0 P: 4	R: 0 E: 0 K: 0 S: 4		H: 1 LOB: 1 BB: 0 P: 4	1B: 4 2B: 2 3B: 0 HR: 1	SF: 0 SAC: 2 DP: 0 HBP: 0
PITCHER	IP	WLS	BF	H	R	ER	SO	BB	IBB	HBP	BLK	WP	HR	S	P	ERA	WHIP				
Frank Tanana, L ERA: 5.54 (1, 1)	8.0		33	5	2	2	4	4	0	0	0	0	0	37	53	2.25	1.125				
Dave Schmidt, R ERA: 2.49 (9, 1)	2.0	W	8	2	0	0	0	0	0	0	0	0	0	8	8	0.00	1.000				

Batter	1	2	3	4	5	6	7	8	9	AB	R	H	RBI	BB	SO	LOB	TOP				
Oddibe McDowell, L OBP: 0.205, SLG: 0.273 (1, 8)	F9		F8		K		BB		HR	5	1	2	3	0	1	1	Texas Rangers @ Oakland Athletics Oakland-Alameda County Coliseum, Oakland, CA Sat Jun 08 1985, 7:05 PM PDT Att: 17,468 - Unknown				
Toby Harrah, R OBP: 0.463, SLG: 0.365 (1, 4)	4-0		4-3		4-3		BB		F7	2	0	0	0	1	0	0					
Tom Dunbar, L OBP: 0.360, SLG: 0.341 (7, PH)	G6-4-3						BB			0	0	0	0	1	0	0					
Curtis Wilkerson, S OBP: 0.301, SLG: 0.333 (7, 6)	BB						BB			1	0	0	0	0	0	0					
Buddy Bell, R OBP: 0.349, SLG: 0.415 (1, 5)	G6-4-3				F6		F5		F3	4	0	0	0	0	0	4					
Larry Parrish, R OBP: 0.310, SLG: 0.436 (1, 9)		F9		6-3		HR			K	4	1	1	1	0	1	0					
Gary Ward, R OBP: 0.324, SLG: 0.407 (1, 7)		5-3		F9		K			F9	4	0	0	0	0	1	0					
Cliff Johnson, R OBP: 0.335, SLG: 0.441 (1, 10)		4-0		4-3					F9	3	0	0	0	1	0	0					
Pete O'Brien, L OBP: 0.276, SLG: 0.332 (1, 3)		0-0		4-3					F9	4	0	1	0	0	0	0					
Don Slaught, R OBP: 0.283, SLG: 0.350 (9, PH)		0-3		K					K	3	2	2	1	0	1	2					
Bob Jones, L OBP: 0.216, SLG: 0.222 (9, PH)							BB		BB	1	0	0	0	0	1	0					
Wayne Tolleson, S OBP: 0.392, SLG: 0.421 (7, 4)				K			BB		HR	3	1	2	0	1	1	0					
Inning Stats	R: 0 E: 0 K: 0 S: 2	H: 0 LOB: 0 BB: 1 P: 6	R: 0 E: 0 K: 1 S: 6	H: 1 LOB: 2 BB: 1 P: 10	R: 0 E: 0 K: 1 S: 5	H: 0 LOB: 0 BB: 0 P: 5	R: 0 E: 0 K: 0 S: 3	H: 0 LOB: 0 BB: 0 P: 3	R: 1 E: 0 K: 1 S: 7	H: 2 LOB: 1 BB: 0 P: 7	R: 1 E: 0 K: 0 S: 5	H: 2 LOB: 2 BB: 2 P: 13	R: 0 E: 0 K: 1 S: 5	H: 0 LOB: 0 BB: 0 P: 5	R: 2 E: 0 K: 1 S: 7	H: 2 LOB: 0 BB: 0 P: 7	1B: 4 2B: 1 3B: 0 HR: 3	SF: 0 SAC: 0 DP: 1 HBP: 0	WP: 0 PB: 0 SB: 0 CS: 0	PA: 38	
PITCHER	IP	WLS	BF	H	R	ER	SO	BB	IBB	HBP	BLK	WP	HR	S	P	ERA	WHIP				
Chris Codiroli, R ERA: 4.3 (1, 1)	6.2	W	29	6	3	3	4	4	0	0	0	0	2	33	49	4.05	1.500				
Keith Atherton, R ERA: 3.63 (7, 1)	2.1	S	9	2	2	2	2	0	0	0	0	0	1	13	13	7.71	0.857				

AB	34
R	5
H	8
RBI	5
BB	4
SO	6
LOB	7

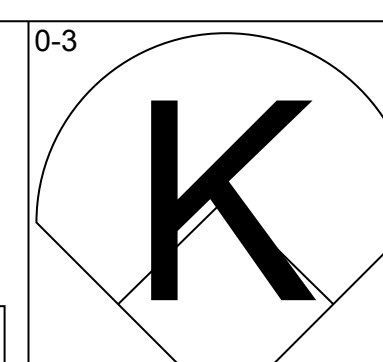
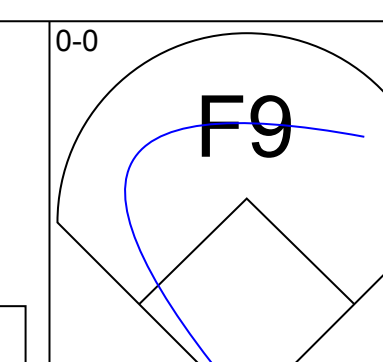
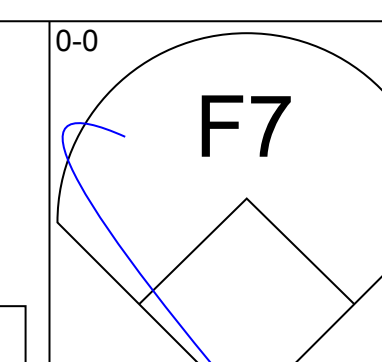
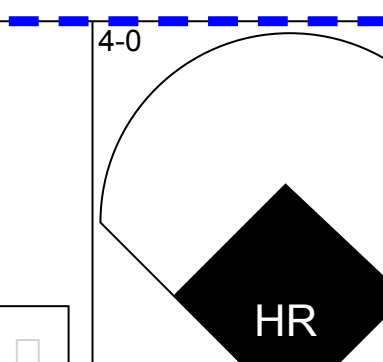
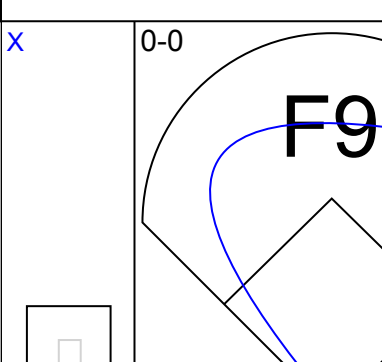
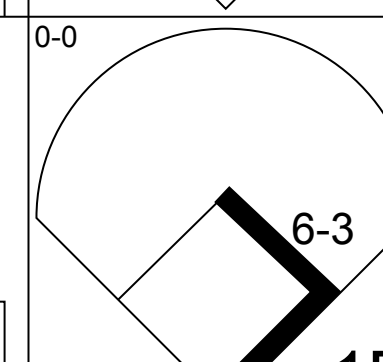
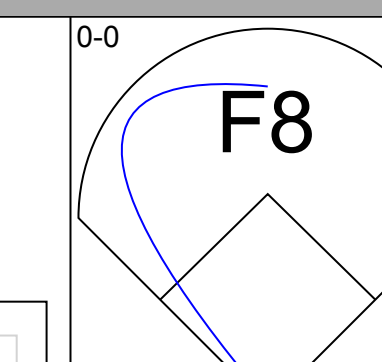
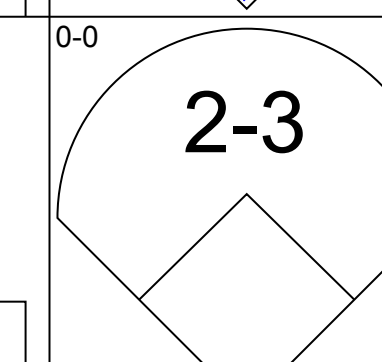
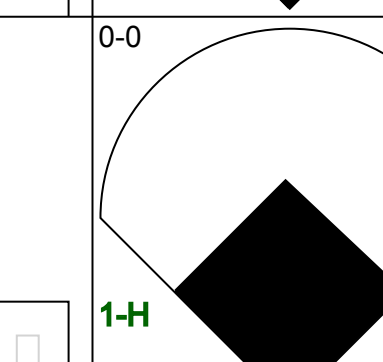
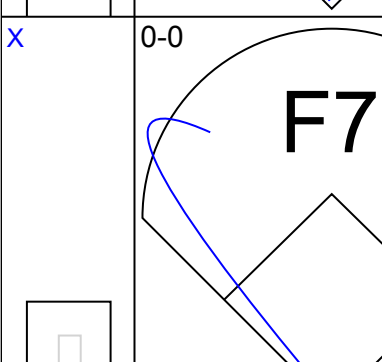
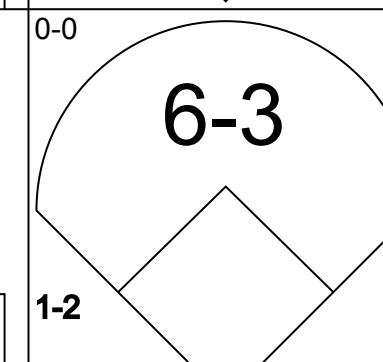
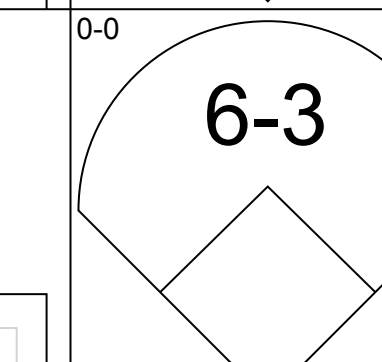
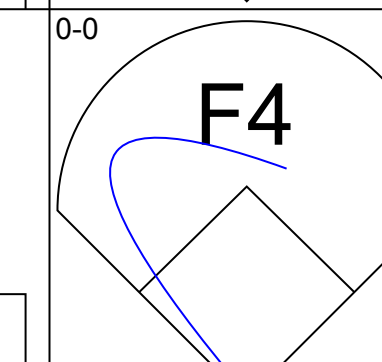
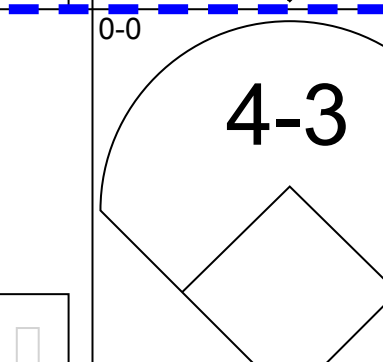
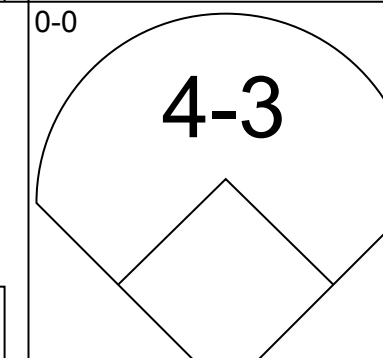
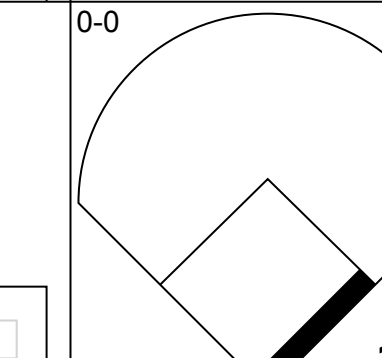
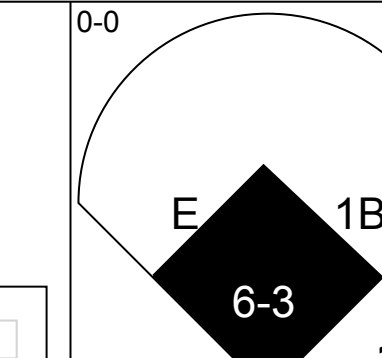
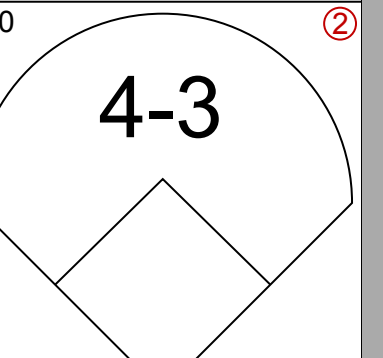
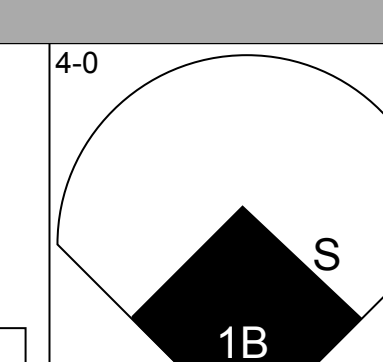
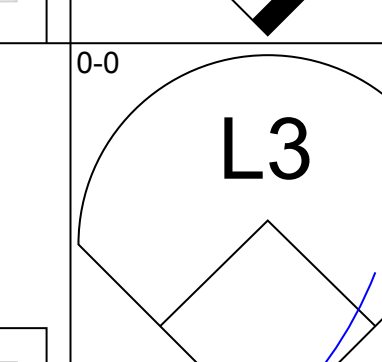
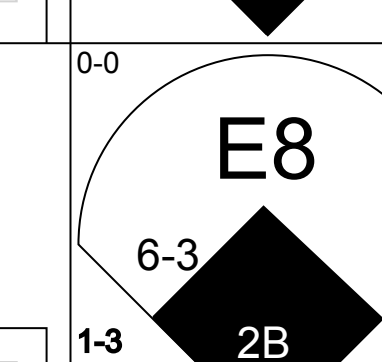
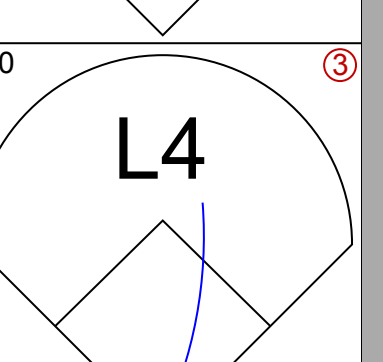
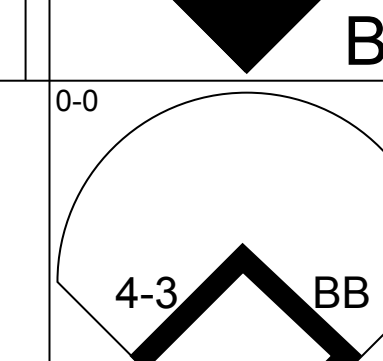
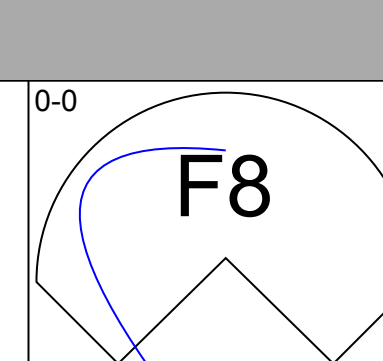
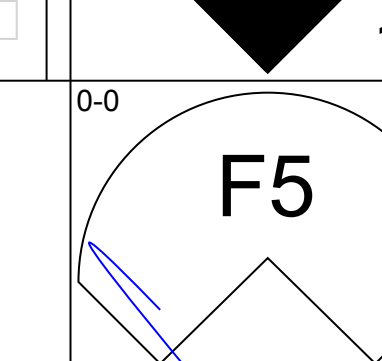
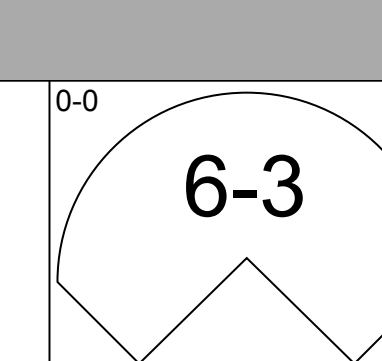
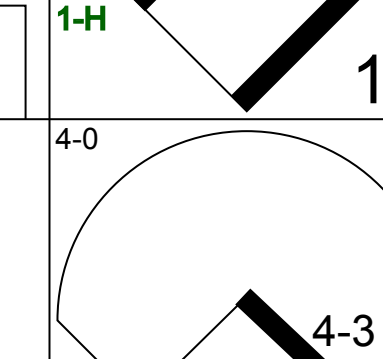
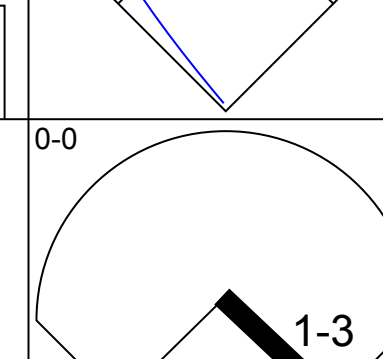
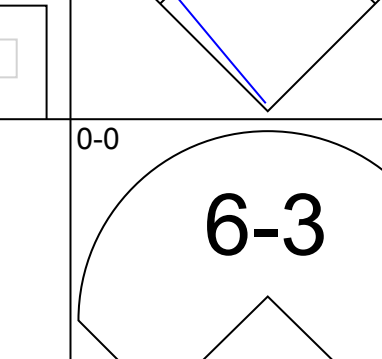
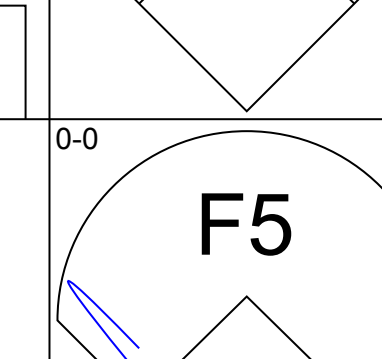
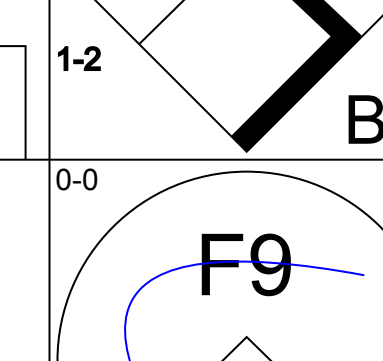
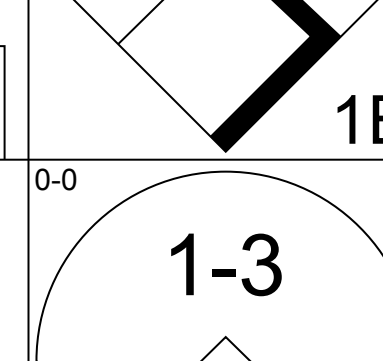
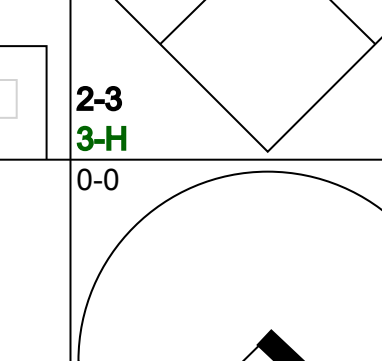
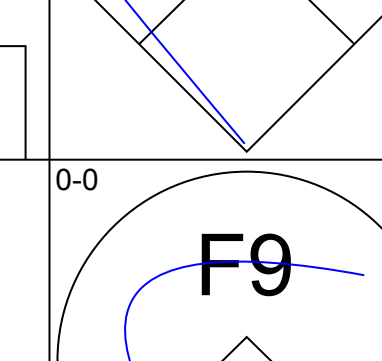
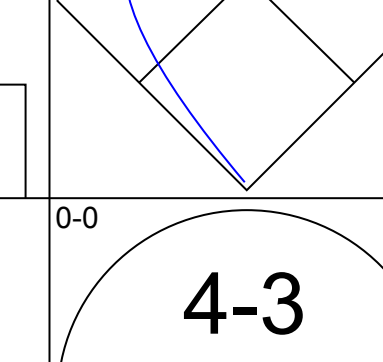
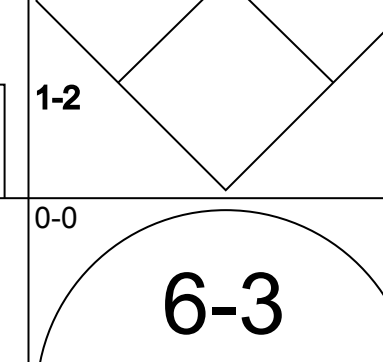
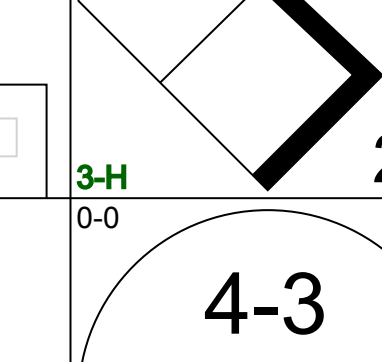
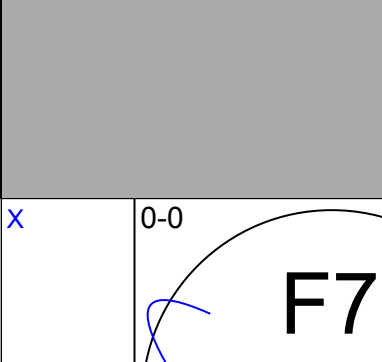


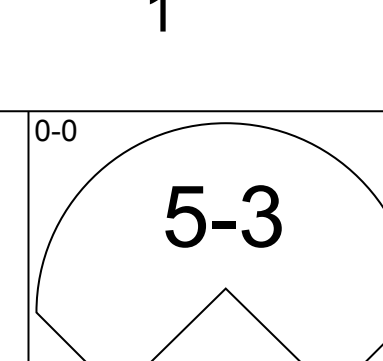
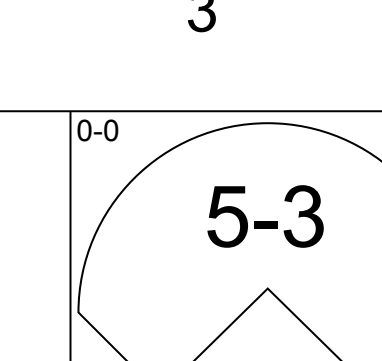
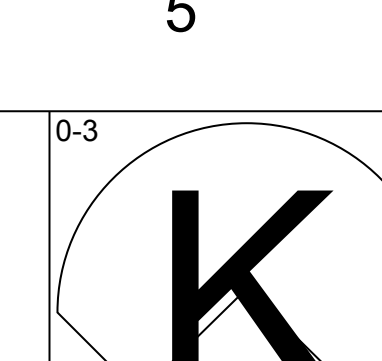
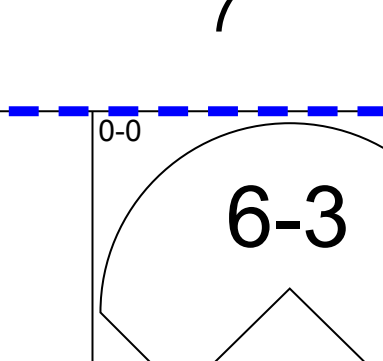
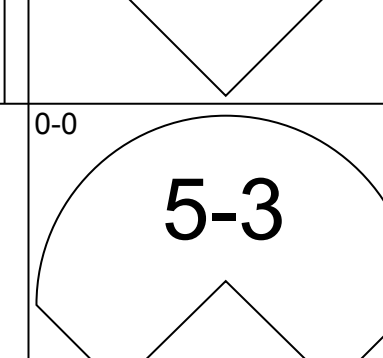
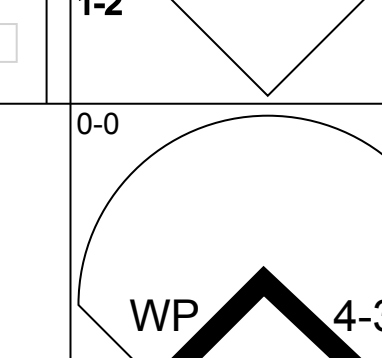
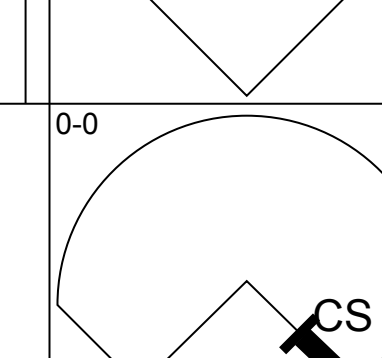
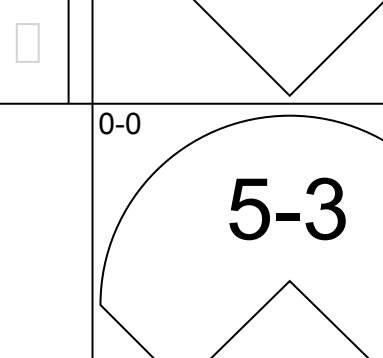
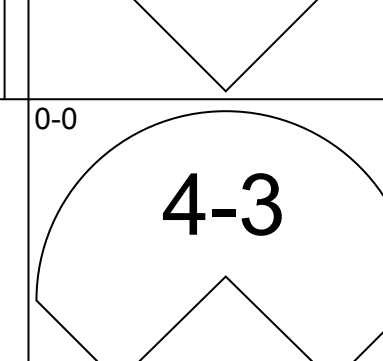
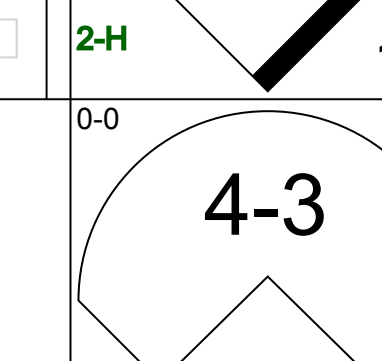
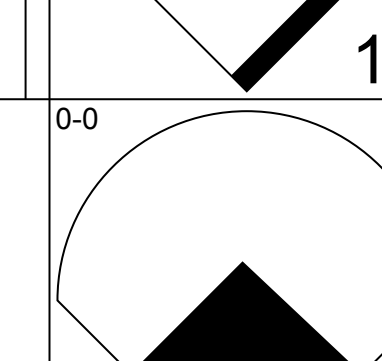
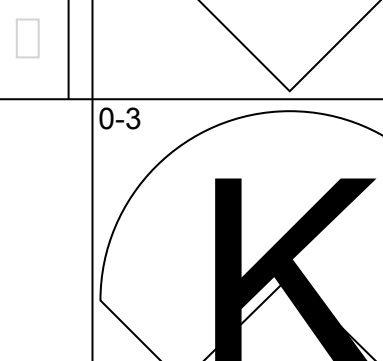
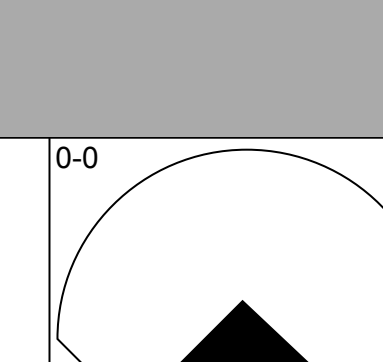
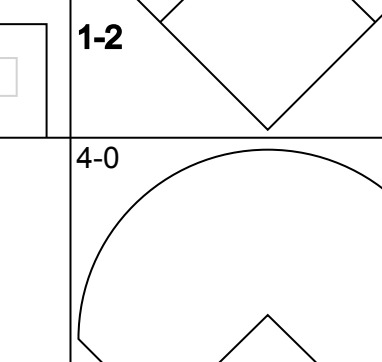
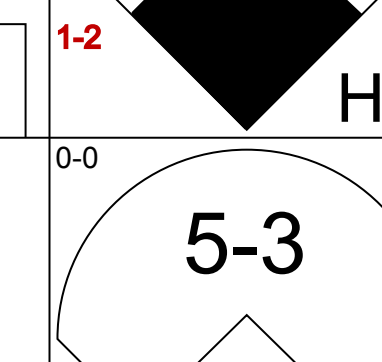
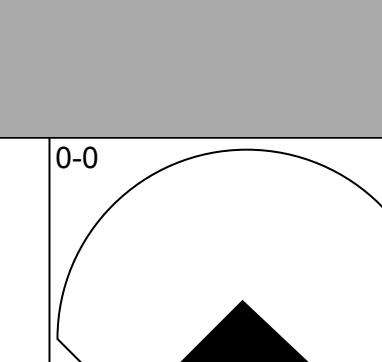
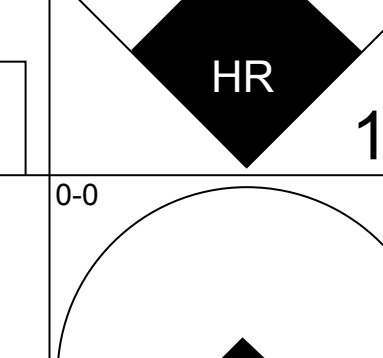
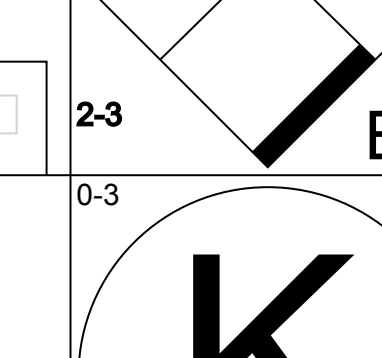
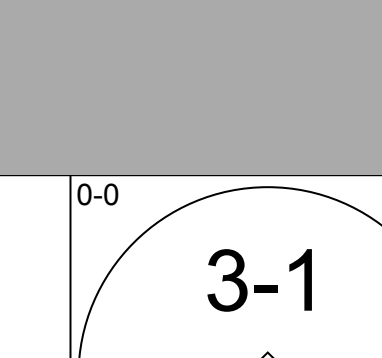
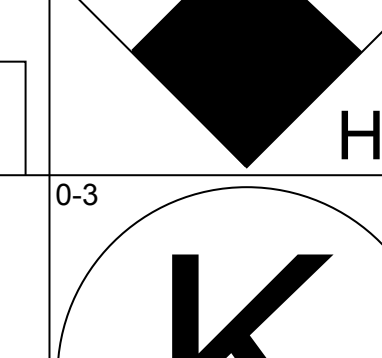
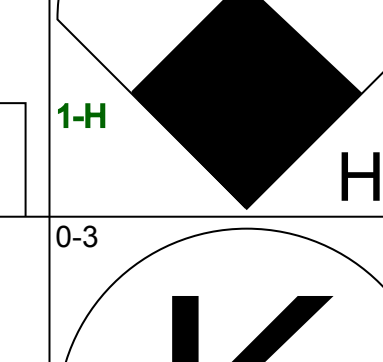
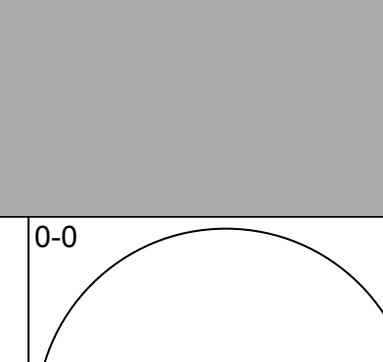
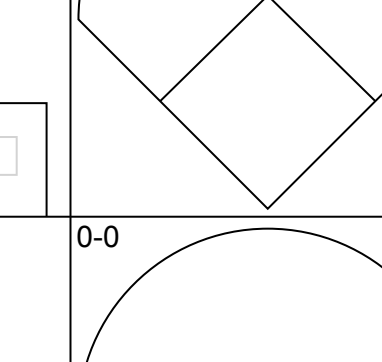
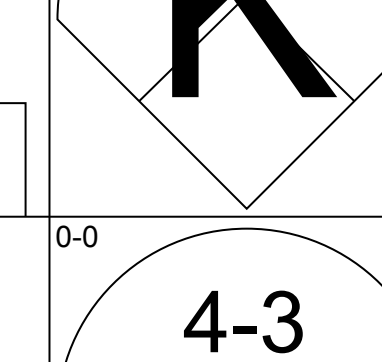
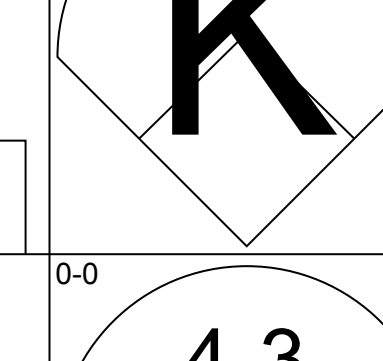
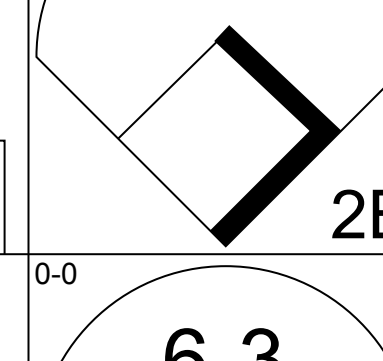
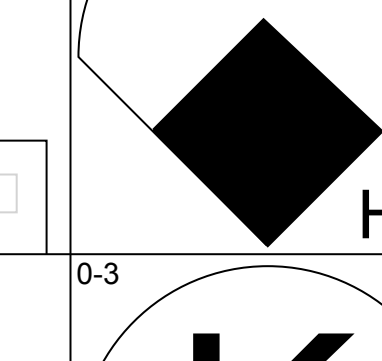
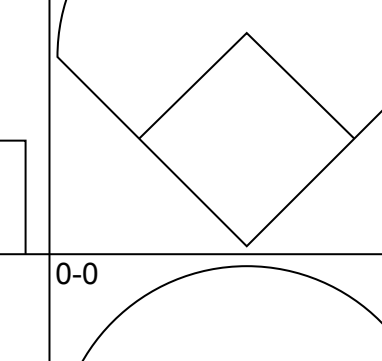
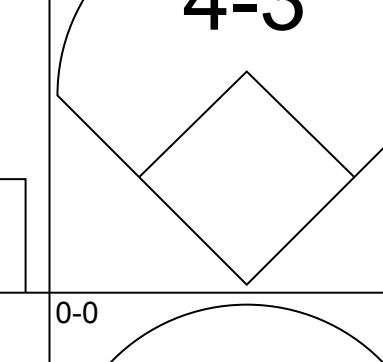
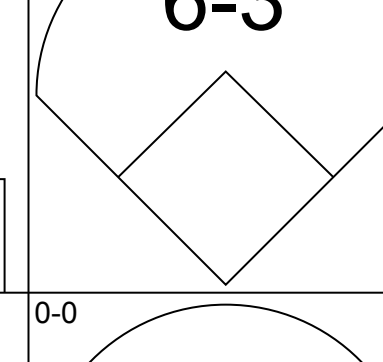
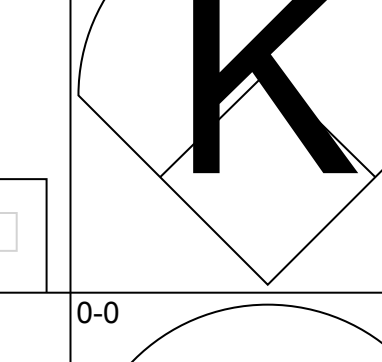
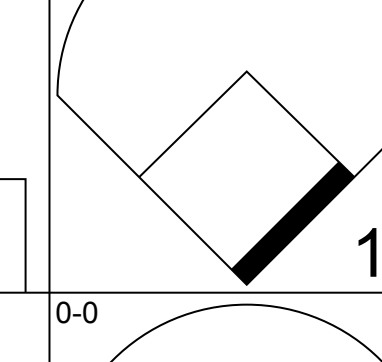

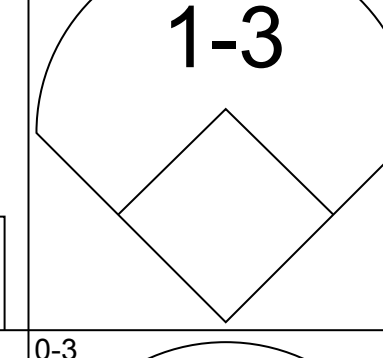
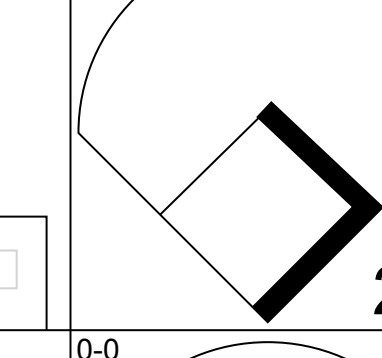
Batter	1	2	3	4	5	6	7	8	9	AB	R	H	RBI	BB	SO	LOB	BOTTOM				
Dave Collins, S OBP: 0.290, SLG: 0.345 (1, 7)	3-1		K			2B			F6	4	1	1	0	0	1	0	Texas Rangers @ Oakland Athletics Oakland-Alameda County Coliseum, Oakland, CA Sat Jun 08 1985, 7:05 PM PDT Att: 17,468 - Unknown				
Carney Lansford, R OBP: 0.290, SLG: 0.392 (1, 5)	5-3				F7				F8	4	1	1	0	0	0	0					
Bruce Bochte, L OBP: 0.396, SLG: 0.368 (1, 3)	K				K				G3	4	1	1	2	0	2	0					
Dave Kingman, R OBP: 0.338, SLG: 0.490 (1, 10)		G4-6-3			K				K	4	0	1	0	0	2	1					
Mike Davis, L OBP: 0.393, SLG: 0.615 (1, 9)		G4-6-3			HR				K	4	2	3	0	0	1	0					
Dwayne Murphy, L OBP: 0.348, SLG: 0.373 (1, 8)		G4-6-3			K				K	3	0	1	1	0	1	3					
Mike Heath, R OBP: 0.293, SLG: 0.402 (1, 2)		F8			HR				SF7	2	1	1	3	0	0	1					
Rob Picciolo, R OBP: 0.297, SLG: 0.378 (1, 4)					F8				5-3	3	0	0	0	0	0	1					
Alfredo Griffin, S OBP: 0.313, SLG: 0.339 (1, 6)					4-3				4-3	3	0	0	0	0	0	0					
Inning Stats	R: 0 E: 0 K: 1 S: 5	H: 0 LOB: 0 BB: 0 P: 5	R: 0 E: 0 K: 0 S: 4	H: 2 LOB: 1 BB: 0 P: 4	R: 0 E: 0 K: 1 S: 5	H: 0 LOB: 0 BB: 0 P: 5	R: 0 E: 0 K: 2 S: 7	H: 0 LOB: 0 BB: 0 P: 7	R: 2 E: 0 K: 1 S: 7	H: 2 LOB: 0 BB: 0 P: 7	R: 4 E: 0 K: 0 S: 8	H: 5 LOB: 1 BB: 0 P: 8	R: 0 E: 0 K: 0 S: 3	H: 0 LOB: 0 BB: 0 P: 3	R: 0 E: 0 K: 2 S: 7	H: 0 LOB: 0 BB: 0 P: 7		1B: 7 2B: 1 3B: 0 HR: 1	SF: 1 SAC: 0 DP: 1 HBP: 0	WP: 0 PB: 0 SB: 0 CS: 0	PA: 32
PITCHER	IP	WLS	BF	H	R	ER	SO	BB	IBB	HBP	BLK	WP	HR	S	P	ERA	WHIP				
Charlie Hough, R ERA: 3.5 (1, 1)	5.1	L	24	9	6	6	5	0	0	0	0	0	0	2	2	0.00	0.000				
Greg Harris, R ERA: 1.69 (6, 1)	0.2		2	0	0	0	0	0	0	0	0	0	0	2	2	0.00	0.000				
Chris Welsh, L ERA: 3.12 (7, 1)	1.0		3	0	0	0	0	0	0	0	0	0	0	3	3	0.00	0.000				
Dave Stewart, R ERA: 5.4 (8, 1)	1.0		3	0	0	0	2	0	0	0	0	0	0	7	7	0.00	0.000				



Batter	1	2	3	4	5	6	7	8	9	AB	R	H	RBI	BB	SO	LOB	TOP			
Alan Bannister, R (1, 7)										3	1	0	0	2	0	3	<p>Texas Rangers @ Oakland Athletics Oakland-Alameda County Coliseum, Oakland, CA</p> <p>Sun Jun 09 1985, 3:33 AM PDT Unknown</p> <p>livebaseballscores.com</p>			
Toby Harrah, R (1, 4) Oddibe McDowell, L (7, PH) (7, 8)										2	2	1	1	2	0	0				
Buddy Bell, R (1, 5) OBP: 0.345, SLG: 0.409										5	0	1	0	0	0	7				
Larry Parrish, R (1, 9) OBP: 0.308, SLG: 0.432 Bob Jones, L (6, 9) OBP: 0.211, SLG: 0.216										4	1	1	1	0	2	1				
Gary Ward, R (1, 8) OBP: 0.328, SLG: 0.406 Wayne Tolleson, S (7, 4) OBP: 0.388, SLG: 0.416										3	1	1	1	1	0	0				
Cliff Johnson, R (1, 10) OBP: 0.342, SLG: 0.443										4	2	2	1	1	0	2				
Bill Stein, R (1, 3) Pete O'Brien, L (5, PH) (5, 3) OBP: 0.277, SLG: 0.328										2	0	0	0	0	0	1				
Glenn Brummer, R (1, 2) OBP: 0.405, SLG: 0.323										5	0	1	1	0	0	2				
Curtis Wilkerson, S (1, 6) OBP: 0.305, SLG: 0.331										4	0	1	1	0	2	3				
Inning Stats	R: 2 E: 1 K: 0 S: 4	H: 1 LOB: 0 BB: 1 P: 8	R: 1 E: 0 K: 0 S: 4	H: 1 LOB: 1 BB: 1 P: 8	R: 0 E: 0 K: 1 S: 6	H: 1 LOB: 2 BB: 0 P: 10	R: 0 E: 0 K: 1 S: 6	H: 1 LOB: 1 BB: 0 P: 6	R: 5 E: 1 K: 1 S: 9	H: 3 LOB: 3 BB: 4 P: 25	R: 0 E: 0 K: 1 S: 6	H: 0 LOB: 2 BB: 0 P: 8	R: 0 E: 0 K: 2 S: 7	H: 0 LOB: 0 BB: 0 P: 7	R: 0 E: 0 K: 0 S: 3	H: 0 LOB: 0 BB: 0 P: 3		1B: 8 2B: 0 3B: 0 HR: 0	SF: 0 SAC: 0 DP: 0 HBP: 1	WP: 0 PB: 0 SB: 2 CS: 0
PITCHER	IP: 4.1 WLS: L BF: 24	H: 7 R: 7 ER: 5 SO: 2	BB: 4 IBB: 0 HBP: 0 BLK: 0	WP: 0 HR: 0 S: 24 P: 40	ERA: 10.38 WHIP: 2.538	IP: 5.1 WLS: L BF: 21	H: 1 R: 1 ER: 0 SO: 4	BB: 4 IBB: 0 HBP: 1 BLK: 0	WP: 0 HR: 0 S: 24 P: 41	ERA: 0.00 WHIP: 1.071										

Batter	1	2	3	4	5	6	7	8	9	AB	R	H	RBI	BB	SO	LOB	BOTTOM			
Dave Collins, S (1, 7) OBP: 0.288, SLG: 0.341										5	0	1	0	0	2	6	<p>Texas Rangers @ Oakland Athletics Oakland-Alameda County Coliseum, Oakland, CA</p> <p>Sun Jun 09 1985, 3:33 AM PDT Unknown</p> <p>livebaseballscores.com</p>			
Camey Lansford, R (1, 5) OBP: 0.293, SLG: 0.392										5	1	2	0	0	1	3				
Mike Davis, L (1, 9) OBP: 0.388, SLG: 0.603										5	0	1	1	0	0	4				
Dave Kingman, R (1, 10) OBP: 0.332, SLG: 0.480										4	0	0	0	0	0	3				
Dusty Baker Jr., R (1, 3) OBP: 0.364, SLG: 0.495										4	0	0	0	0	1	1				
Dwayne Murphy, L (1, 8) OBP: 0.351, SLG: 0.376										4	1	2	0	0	0	0				
Mike Heath, R (1, 2) OBP: 0.292, SLG: 0.395										3	1	0	0	1	0	1				
Donnie Hill, S (1, 4) OBP: 0.277, SLG: 0.309										4	1	2	1	0	0	1				
Alfredo Griffin, S (1, 6) OBP: 0.328, SLG: 0.354										4	0	4	1	0	0	0				
Inning Stats	R: 0 E: 0 K: 1 S: 6	H: 1 LOB: 0 BB: 0 P: 6	R: 0 E: 0 K: 1 S: 5	H: 0 LOB: 0 BB: 0 P: 5	R: 2 E: 1 K: 1 S: 8	H: 3 LOB: 1 BB: 0 P: 8	R: 0 E: 0 K: 0 S: 4	H: 1 LOB: 1 BB: 0 P: 4	R: 0 E: 0 K: 0 S: 3	H: 0 LOB: 0 BB: 0 P: 3	R: 0 E: 0 K: 1 S: 6	H: 1 LOB: 1 BB: 0 P: 6	R: 0 E: 0 K: 0 S: 3	H: 0 LOB: 0 BB: 0 P: 3	R: 0 E: 0 K: 1 S: 6	H: 1 LOB: 1 BB: 0 P: 6		1B: 12 2B: 0 3B: 0 HR: 0	SF: 0 SAC: 0 DP: 1 HBP: 0	WP: 0 PB: 1 SB: 1 CS: 0
PITCHER	IP: 7.0 WLS: W BF: 32	H: 11 R: 4 ER: 3 SO: 3	BB: 1 IBB: 0 HBP: 0 BLK: 0	WP: 0 HR: 0 S: 37 P: 41	ERA: 3.86 WHIP: 1.714	IP: 8.1 WLS: L BF: 7	H: 1 R: 0 ER: 0 SO: 1	BB: 0 IBB: 0 HBP: 0 BLK: 0	WP: 0 HR: 0 S: 9 P: 9	ERA: 0.00 WHIP: 0.500										

Batter	1	2	3	4	5	6	7	8	9	AB	R	H	RBI	BB	SO	LOB	TOP				
Oddibe McDowell, L OBP: 0.213, SLG: 0.259 (1, 8)										4	1	0	0	1	1	2	Texas Rangers @ Oakland Athletics Oakland-Alameda County Coliseum, Oakland, CA Sun Jun 09 1985, 3:38 AM PDT Att: 22,765 - Unknown				
Toby Harrah, R OBP: 0.467, SLG: 0.387 (1, 4)										5	1	2	2	0	0	0					
Buddy Bell, R OBP: 0.339, SLG: 0.401 (1, 5)										4	0	0	0	0	0	1					
Larry Parrish, R OBP: 0.312, SLG: 0.434 (1, 9)										4	1	2	0	0	0	1					
Gary Ward, R OBP: 0.330, SLG: 0.405 (1, 7)										3	2	1	0	1	0	1					
Tom Dunbar, L OBP: 0.352, SLG: 0.333 (1, 10)										4	0	1	1	0	0	2					
Pete O'Brien, L OBP: 0.281, SLG: 0.328 (1, 3)										3	0	1	1	1	0	1					
Don Slaught, R OBP: 0.282, SLG: 0.354 (1, 2)										4	0	1	1	0	0	3					
Wayne Tolleson, S OBP: 0.369, SLG: 0.395 (1, 6)										4	0	0	0	0	0	4					
Inning Stats	R: 0 E: 0 K: 1 S: 6	H: 1 LOB: 1 BB: 0 P: 6	R: 1 E: 0 K: 0 S: 4	H: 1 LOB: 2 BB: 2 P: 12	R: 0 E: 0 K: 0 S: 4	H: 1 LOB: 1 BB: 0 P: 4	R: 0 E: 0 K: 0 S: 3	H: 0 LOB: 0 BB: 0 P: 3	R: 2 E: 1 K: 0 S: 6	H: 3 LOB: 1 BB: 0 P: 6	R: 2 E: 0 K: 0 S: 4	H: 1 LOB: 0 BB: 1 P: 8	R: 0 E: 0 K: 0 S: 3	H: 0 LOB: 0 BB: 0 P: 3	R: 0 E: 0 K: 0 S: 3	H: 0 LOB: 0 BB: 0 P: 3	1B: 6 2B: 1 3B: 0 HR: 1	SF: 0 SAC: 0 DP: 0 HBP: 0	WP: 0 PB: 0 SB: 1 CS: 0	PA: 38	
PITCHER	IP	WLS	BF	H	R	ER	SO	BB	IBB	HBP	BLK	WP	HR	S	P	ERA	WHIP				
Steve McCatty, R ERA: 6.39 (1, 1)	6.0		27	7	3	2	1	2	0	0	0	0	0	27	35	3.00	1.500				
Jeff Kaiser, L ERA: 11.96 (7, 1)	0.0		2	1	2	2	0	1	0	0	0	0	1	1	5	∞	∞				
Jay Howell, R ERA: 2.31 (7, 1)	3.0	W	9	0	0	0	0	0	0	0	0	0	0	9	9	0.00	0.000				

Batter	1	2	3	4	5	6	7	8	9	AB	R	H	RBI	BB	SO	LOB	BOTTOM				
Steve Henderson, R OBP: 0.340, SLG: 0.386 (1, 7)										4	0	0	0	0	1	1	Texas Rangers @ Oakland Athletics Oakland-Alameda County Coliseum, Oakland, CA Sun Jun 09 1985, 3:38 AM PDT Att: 22,765 - Unknown				
Carney Lansford, R OBP: 0.296, SLG: 0.394 (1, 5)										4	0	2	1	0	0	0					
Bruce Bochte, L OBP: 0.392, SLG: 0.388 (1, 3)										4	1	1	1	0	1	1					
Dave Kingman, R OBP: 0.339, SLG: 0.498 (1, 10)										3	2	2	1	1	0	0					
Mike Davis, L OBP: 0.385, SLG: 0.612 (1, 9)										4	1	1	2	0	2	2					
Dwayne Murphy, L OBP: 0.354, SLG: 0.402 (1, 8)										4	1	2	1	0	1	0					
Mickey Tettleton, S OBP: 0.333, SLG: 0.250 Dave Collins, S OBP: 0.288, SLG: 0.341 Mike Heath, R OBP: 0.292, SLG: 0.395 (1, 2)										4	0	1	0	0	1	1					
Donnie Hill, S OBP: 0.276, SLG: 0.314 (1, 4)										4	0	1	0	0	0	2					
Alfredo Griffin, S OBP: 0.328, SLG: 0.350 (1, 6)										2	1	0	0	1	1	2					
Inning Stats	R: 0 E: 0 K: 0 S: 3	H: 0 LOB: 0 BB: 0 P: 3	R: 2 E: 0 K: 1 S: 7	H: 2 LOB: 0 BB: 0 P: 7	R: 1 E: 0 K: 1 S: 6	H: 1 LOB: 2 BB: 2 P: 14	R: 0 E: 0 K: 1 S: 6	H: 1 LOB: 1 BB: 0 P: 6	R: 1 E: 0 K: 1 S: 7	H: 2 LOB: 1 BB: 0 P: 7	R: 0 E: 0 K: 1 S: 5	H: 0 LOB: 0 BB: 0 P: 5	R: 1 E: 0 K: 1 S: 7	H: 2 LOB: 1 BB: 0 P: 7	R: 0 E: 0 K: 1 S: 7	H: 2 LOB: 1 BB: 0 P: 7	1B: 4 2B: 2 3B: 0 HR: 4	SF: 0 SAC: 0 DP: 0 HBP: 0	WP: 1 PB: 0 SB: 1 CS: 1	PA: 35	
PITCHER	IP	WLS	BF	H	R	ER	SO	BB	IBB	HBP	BLK	WP	HR	S	P	ERA	WHIP				
Burt Hooton, R ERA: 2.98 (1, 1)	6.0		27	8	3	5	5	0	0	0	0	0	1	3	35	4.33	1.667				
Chris Welsh, L ERA: 3.36 (7, 1)	2.0	L	8	2	1	1	2	0	0	0	0	0	1	12	12	4.50	1.000				

AB	35
R	5
H	8
RBI	5
BB	3
SO	1
LOB	15



AB	33
R	6
H	10
RBI	6
BB	2
SO	7
LOB	9



Batter	1	2	3	4	5	6	7	8	9	AB	R	H	RBI	BB	SO	LOB	TOP							
Willie Wilson, S OBP: 0.305, SLG: 0.421 (1, 8)	F6		F8		4-3 1-3 S 1B		F4		1-3	5	0	1	0	0	0	3								
Lonnie Smith, R OBP: 0.338, SLG: 0.278 Lynn Jones, R OBP: 0.231, SLG: 0.271 (1, 7) (7, 7)	1-3			1B SF8 1B	F4		F8			4	1	1	0	0	0	3								
Jorge Orta, L OBP: 0.335, SLG: 0.408 (1, 10)	F6			1B 1-2 1B	4-3				F5	4	1	1	1	0	0	1								
Steve Balboni, R OBP: 0.307, SLG: 0.439 (1, 3)		K		SF8 2H	F7				K	3	0	0	1	0	2	1								
Frank White, R OBP: 0.270, SLG: 0.422 (1, 4)	F9			FC5 1-3 1B			K		F9	4	0	1	0	0	1	0								
Pat Sheridan, L OBP: 0.299, SLG: 0.307 (1, 9)	S 1B			1-2 3H 1B			K		K	4	0	2	1	0	2	0								
Greg Pryor, R OBP: 0.327, SLG: 0.383 (1, 5)	5-3			F9			6-3			4	0	1	0	0	0	3								
Jim Sundberg, R OBP: 0.263, SLG: 0.380 (1, 2)			F9	FC5 2-3f			WP SH1-3 1B		K	4	0	1	0	0	1	3								
Onix Concepcion, R OBP: 0.241, SLG: 0.240 (1, 6)			K		1B 4-3 1B		SH1-3			2	1	1	0	1	1	0								
Inning Stats	R: 0 E: 0 K: 0 S: 3	H: 0 LOB: 0 BB: 0 P: 3	R: 0 E: 0 K: 1 S: 6	H: 1 LOB: 1 BB: 0 P: 6	R: 0 E: 0 K: 1 S: 5	H: 0 LOB: 0 BB: 0 P: 5	R: 2 E: 0 K: 0 S: 7	H: 4 LOB: 2 BB: 0 P: 7	R: 1 E: 0 K: 0 S: 5	H: 2 LOB: 1 BB: 0 P: 5	R: 0 E: 0 K: 2 S: 7	H: 0 LOB: 0 BB: 0 P: 7	R: 0 E: 0 K: 0 S: 4	H: 1 LOB: 1 BB: 0 P: 4	R: 0 E: 0 K: 1 S: 5	H: 0 LOB: 0 BB: 0 P: 5	R: 0 E: 0 K: 2 S: 8	H: 1 LOB: 2 BB: 1 P: 12	1B: 9 2B: 0 3B: 0 HR: 0	SF: 1 SAC: 1 DP: 0 HBP: 0	WP: 1 PB: 1 CS: 2	PA: 37		
PITCHER	IP	WLS	BF	H	R	ER	SO	BB	IBB	HBP	BLK	WP	HR	S	P	ERA	WHIP							
Don Sutton, R ERA: 5.36 Jay Howell, R ERA: 2.18 (1, 1) (8, 1)	7.0		29	8	3	3	4	0	0	0	0	1	0	37	37	3.86	1.143							

Kansas City Royals @ Oakland Athletics
Oakland-Alameda County Coliseum, Oakland, CA

AB 34
R 3
H 9
RBI 3
BB 1
SO 7
LOB 14



Tue Jun 11 1985, 7:05 PM PDT
Att: 7,201 - Unknown

Batter	1	2	3	4	5	6	7	8	9	AB	R	H	RBI	BB	SO	LOB	BOTTOM							
Alfredo Griffin, S OBP: 0.333, SLG: 0.360 (1, 6)	4-3 3-1 2B		F8		G5-4-3 2-3 1B		SH1-3		K	4	1	2	0	0	1	3								
Carney Lansford, R OBP: 0.292, SLG: 0.385 (1, 5)	4-3		WP 1-2 1B		G5-4-3 1-2f		4-3			5	0	2	1	0	0	4								
Mike Davis, L OBP: 0.383, SLG: 0.592 (1, 9)	3-1		4-3				F5		K	4	0	0	1	0	1	4								
Dave Kingman, R OBP: 0.331, SLG: 0.478 (1, 10)	F9			5-3			E5		F4	4	0	0	0	0	0	0								
Dusty Baker Jr., R OBP: 0.353, SLG: 0.471 (1, 3) (8, 7)		K		F9			E6 FC6-4		F4	4	0	0	0	0	1	1								
Dwayne Murphy, L OBP: 0.344, SLG: 0.385 (1, 8)	4-3			1-3			K		K	4	0	0	0	0	2	2								
Mike Heath, R OBP: 0.298, SLG: 0.399 (1, 7) (8, 2)	F8			1B 6-3 1B			FC6-4		6-3	4	1	1	0	0	0	2								
Mickey Tettleton, S OBP: 0.400, SLG: 0.333 Rob Piccolo, R OBP: 0.341, SLG: 0.400 (1, 2) (7, PR) (8, 3)			K		1B 6-3 1B				BB 1B 1B	3	0	2	0	0	1	0								
Donnie Hill, S OBP: 0.283, SLG: 0.316 (1, 4)	WP 1B			6-3			SH 4-3 SH1-3		1B	2	0	1	1	1	0	1								
Inning Stats	R: 1 E: 0 K: 0 S: 4	H: 1 LOB: 0 BB: 0 P: 4	R: 0 E: 0 K: 1 S: 5	H: 0 LOB: 0 BB: 0 P: 5	R: 0 E: 0 K: 1 S: 7	H: 2 LOB: 2 BB: 0 P: 7	R: 0 E: 0 K: 0 S: 3	H: 0 LOB: 0 BB: 0 P: 3	R: 0 E: 0 K: 1 S: 5	H: 3 LOB: 1 BB: 0 P: 5	R: 0 E: 2 K: 1 S: 7	H: 0 LOB: 2 BB: 0 P: 7	R: 1 E: 1 K: 1 S: 7	H: 1 LOB: 2 BB: 0 P: 7	R: 0 E: 0 K: 1 S: 5	H: 0 LOB: 0 BB: 0 P: 5	R: 1 E: 0 K: 1 S: 6	H: 2 LOB: 2 BB: 1 P: 10	1B: 7 2B: 2 3B: 0 HR: 0	SF: 0 SAC: 2 DP: 1 HBP: 0	WP: 1 PB: 0 CS: 0	PA: 38		
PITCHER	IP	WLS	BF	H	R	ER	SO	BB	IBB	HBP	BLK	WP	HR	S	P	ERA	WHIP							
Bud Black, L ERA: 3.32 Michael LaCoss, R ERA: 1.69 (1, 1) (9, 1)	8.1	L	36	8	4	3	5	1	0	0	0	0	0	45	49	3.24	1.080							

Kansas City Royals @ Oakland Athletics
Oakland-Alameda County Coliseum, Oakland, CA

AB 35
R 4
H 9
RBI 3
BB 1
SO 6
LOB 17



Tue Jun 11 1985, 7:05 PM PDT
Att: 7,201 - Unknown

Batter	1	2	3	4	5	6	7	8	9	10	11	12	13	14	AB	R	H	RBI	BB	SO	LOB	TOP					
Willie Wilson, S OBP: 0.306, SLG: 0.417 (1, 8)															5	1	1	0	1	1	2						
Lonnie Smith, R OBP: 0.337, SLG: 0.283 Lynn Jones, R OBP: 0.241, SLG: 0.300 (1, 7) (7, 7)															4	1	1	0	0	0	3						
Jorge Orta, L OBP: 0.335, SLG: 0.408 (1, 10)															5	0	1	2	1	1	1						
Steve Balboni, R OBP: 0.299, SLG: 0.427 (1, 3)															6	0	0	0	0	3	3						
Frank White, R OBP: 0.262, SLG: 0.408 (1, 4)															6	0	0	0	0	0	1						
Pat Sheridan, L OBP: 0.319, SLG: 0.340 (1, 9)															4	1	3	0	1	0	0						
Greg Pryor, R OBP: 0.315, SLG: 0.353 (1, 5)															4	0	0	0	1	0	3						
John Wathan, R OBP: 0.412, SLG: 0.296 Jim Sundberg, R OBP: 0.267, SLG: 0.383 (1, 2) (14, PH) (14, 2)															4	0	0	0	1	0	1						
Onix Concepcion, R OBP: 0.227, SLG: 0.237 Dang Iorga, L OBP: 0.225, SLG: 0.200 Buddy Biancalana, S OBP: 0.225, SLG: 0.200 (1, 6) (9, PH) (9, 6)															2	0	0	0	1	0	2						
Inning Stats	R: 1 E: 0 K: 0 S: 3	H: 0 LOB: 0 BB: 1 P: 7	R: 0 E: 0 K: 0 S: 4	H: 1 LOB: 2 BB: 1 P: 8	R: 1 E: 0 K: 2 S: 9	H: 2 LOB: 0 BB: 0 P: 9	R: 0 E: 0 K: 0 S: 3	H: 1 LOB: 1 BB: 0 P: 3	R: 0 E: 0 K: 1 S: 5	H: 0 LOB: 0 BB: 0 P: 6	R: 0 E: 0 K: 0 S: 5	H: 0 LOB: 0 BB: 1 P: 5	R: 0 E: 0 K: 0 S: 3	H: 1 LOB: 1 BB: 0 P: 7	R: 0 E: 0 K: 0 S: 3	H: 1 LOB: 0 BB: 0 P: 3	R: 0 E: 0 K: 1 S: 5	H: 0 LOB: 0 BB: 0 P: 5	R: 0 E: 0 K: 0 S: 4	H: 2 LOB: 1 BB: 1 P: 8	1B: 3 2B: 4 3B: 1 HR: 0	SF: 0 SAC: 1 DP: 1 HBP: 1	WP: 0 PB: 1 SB: 2 CS: 3	PA: 55			
PITCHER	IP	WLS	BF	H	R	ER	SO	BB	IBB	HBP	BLK	WP	HR	S	P	ERA	WHIP										
Chris Codiroli, R ERA: 4.26 Mike Warren, R ERA: 6.34 Steve McCatty, R ERA: 5.73 (1, 1) (6, 1) (9, 1)	5.0		21	4	2	2	2	2	0	1	0	0	0	13	22	0.00	0.667										

Kansas City Royals @ Oakland Athletics
Oakland-Alameda County Coliseum, Oakland, CA
Wed Jun 12 1985, 7:05 PM PDT
Att: 11,010 - Unknown

AB 45
R 3
H 8
RBI 3
BB 7
SO 5
LOB 19



Batter	1	2	3	4	5	6	7	8	9	10	11	12	13	14	AB	R	H	RBI	BB	SO	LOB	BOTTOM					
Alfredo Griffin, S OBP: 0.332, SLG: 0.354 (1, 6)															6	0	1	0	1	1	2						
Carney Lansford, R OBP: 0.292, SLG: 0.382 (1, 5)															7	1	2	0	0	0	5						
Bruce Bochte, L OBP: 0.396, SLG: 0.396 Rob Picciolo, R OBP: 0.333, SLG: 0.390 (1, 3) (8, PH) (9, 3)															3	0	1	0	1	0	1						
Dusty Baker Jr., R OBP: 0.350, SLG: 0.466 (12, PH) (13, 3)															1	0	0	0	0	1	2						
Dave Kingman, R OBP: 0.326, SLG: 0.470 (1, 10)															6	0	1	1	0	2	1						
Mike Davis, L OBP: 0.381, SLG: 0.584 (1, 9)															6	0	2	0	0	1	2						
Dwayne Murphy, L OBP: 0.352, SLG: 0.403 (1, 8)															4	1	2	1	2	1	2						
Mike Heath, R OBP: 0.294, SLG: 0.391 (1, 7) (13, 2)															6	0	1	0	0	1	5						
Mickey Tettleton, S OBP: 0.272, SLG: 0.368 Steve Henderson, R OBP: 0.358, SLG: 0.388 (1, 2) (12, PH) (13, 7)															3	0	0	0	0	1	1						
Donnie Hill, S OBP: 0.262, SLG: 0.315 (1, 4)															4	0	1	0	0	0	1						
Inning Stats	R: 0 E: 0 K: 1 S: 5	H: 0 LOB: 0 BB: 0 P: 5	R: 0 E: 0 K: 0 S: 4	H: 1 LOB: 1 BB: 0 P: 4	R: 0 E: 0 K: 1 S: 5	H: 1 LOB: 0 BB: 0 P: 5	R: 0 E: 0 K: 1 S: 5	H: 0 LOB: 1 BB: 1 P: 9	R: 0 E: 0 K: 0 S: 5	H: 2 LOB: 2 BB: 0 P: 9	R: 1 E: 0 K: 0 S: 6	H: 3 LOB: 2 BB: 0 P: 6	R: 0 E: 0 K: 1 S: 7	H: 2 LOB: 0 BB: 0 P: 7	R: 0 E: 0 K: 0 S: 3	H: 0 LOB: 0 BB: 0 P: 3	R: 0 E: 0 K: 1 S: 5	H: 0 LOB: 2 BB: 2 P: 13	R: 0 E: 0 K: 1 S: 5	H: 1 LOB: 1 BB: 1 P: 9	R: 0 E: 0 K: 0 S: 4	H: 1 LOB: 1 BB: 0 P: 4	1B: 11 2B: 1 3B: 0 HR: 1	SF: 0 SAC: 3 DP: 2 HBP: 0	WP: 0 PB: 0 SB: 1 CS: 1	PA: 56	
PITCHER	IP	WLS	BF	H	R	ER	SO	BB	IBB	HBP	BLK	WP	HR	S	P	ERA	WHIP										
Bret Saberhagen, R ERA: 3.35 Dan Quisenberry, R ERA: 2.82 Michael LaCoss, R ERA: 1.46 Mike Jones, L ERA: 4.5 (1, 1) (7, 1) (10, 1) (13, 1)	6.0		25	7	2	2	4	2	0	0	0	0	0	14	14	0.00	1.000										

Kansas City Royals @ Oakland Athletics
Oakland-Alameda County Coliseum, Oakland, CA
Wed Jun 12 1985, 7:05 PM PDT
Att: 11,010 - Unknown

AB 48
R 2
H 12
RBI 2
BB 5
SO 8
LOB 22



Batter	1	2	3	4	5	6	7	8	9	AB	R	H	RBI	BB	SO	LOB	TOP					
Dave Collins, S OBP: 0.296, SLG: 0.351 (1, 7)										3	1	2	0	1	0	0	Oakland Athletics @ Cleveland Indians Cleveland Municipal Stadium, Cleveland, OH Fri Jun 14 1985, 7:05 PM EDT Att: 6,380 - Unknown					
Carney Lansford, R OBP: 0.291, SLG: 0.381 Rob Picciolo, R OBP: 0.311, SLG: 0.364 (1, 5)										1	0	0	0	0	1	1						
Bruce Bochte, L OBP: 0.392, SLG: 0.399 (1, 3)										4	0	1	0	0	0	1						
Dave Kingman, R OBP: 0.321, SLG: 0.461 (1, 10)										4	0	0	0	0	2	1						
Mike Davis, L OBP: 0.379, SLG: 0.577 (1, 9)										4	0	1	0	0	0	2						
Dwayne Murphy, L OBP: 0.351, SLG: 0.397 (1, 8)										3	0	0	0	1	1	2						
Mike Heath, R OBP: 0.289, SLG: 0.383 (1, 2)										4	0	0	0	0	3	2						
Donnie Hill, S OBP: 0.282, SLG: 0.309 (1, 4)										3	0	0	0	1	0	1						
Alfredo Griffin, S OBP: 0.332, SLG: 0.354 (1, 6)										3	0	1	0	0	0	1						
Inning Stats	R: 1 E: 2 K: 1 S: 7	H: 1 LOB: 1 BB: 0 P: 7	R: 0 E: 0 K: 1 S: 5	H: 0 LOB: 1 BB: 1 P: 9	R: 0 E: 0 K: 2 S: 3	H: 0 LOB: 0 BB: 0 P: 3	R: 0 E: 0 K: 0 S: 8	H: 1 LOB: 1 BB: 0 P: 8	R: 0 E: 0 K: 1 S: 4	H: 1 LOB: 1 BB: 0 P: 4	R: 0 E: 0 K: 0 S: 6	H: 1 LOB: 1 BB: 0 P: 6	R: 0 E: 0 K: 0 S: 4	H: 1 LOB: 2 BB: 1 P: 8	R: 0 E: 0 K: 1 S: 5	H: 0 LOB: 0 BB: 0 P: 5	R: 0 E: 0 K: 1 S: 4	H: 0 LOB: 0 BB: 1 P: 8	1B: 3 2B: 2 3B: 0 HR: 0	SF: 0 SAC: 0 DP: 1 HBP: 0	WP: 0 PB: 0 SB: 2 CS: 0	PA: 35
PITCHER Bert Blyleven, R ERA: 3.48 (1, 1)	IP: 9.0 WLS: W BF: 35	H: 5 R: 1 ER: 0 SO: 7	BB: 3 IBB: 0 HBP: 0 BLK: 0	WP: 0 HR: 0 S: 46 P: 58	ERA: 0.00 WHIP: 0.889	PITCHER																

Batter	1	2	3	4	5	6	7	8	9	AB	R	H	RBI	BB	SO	LOB	BOTTOM					
Brett Butler, L OBP: 0.356, SLG: 0.432 (1, 8)										4	2	2	1	0	0	1	Oakland Athletics @ Cleveland Indians Cleveland Municipal Stadium, Cleveland, OH Fri Jun 14 1985, 7:05 PM EDT Att: 6,380 - Unknown					
Julio Franco, R OBP: 0.381, SLG: 0.401 Mike Fischlin, R OBP: 0.240, SLG: 0.217 (1, 6)										2	1	1	2	0	0	1						
Brook Jacoby, R OBP: 0.349, SLG: 0.455 (1, 5)										4	0	2	3	0	2	0						
Andre Thornton, R OBP: 0.211, SLG: 0.200 (1, 10)										4	0	0	0	0	1	3						
Benny Ayala, R OBP: 0.296, SLG: 0.481 George Vukovich, L OBP: 0.322, SLG: 0.335 (1, 7)										1	0	0	0	0	0	1						
Pat Tabler, R OBP: 0.330, SLG: 0.380 (1, 3)										4	0	0	0	0	0	0						
Joe Carter, R OBP: 0.267, SLG: 0.325 (3, 7)										2	1	0	0	1	0	0						
Jerry Willard, L OBP: 0.333, SLG: 0.339 (1, 2)										3	1	2	0	0	0	0						
Tony Bernazard, S OBP: 0.360, SLG: 0.447 (1, 4)										3	1	2	0	0	1	1						
Inning Stats	R: 2 E: 0 K: 0 S: 5	H: 3 LOB: 0 BB: 0 P: 5	R: 4 E: 0 K: 0 S: 6	H: 4 LOB: 1 BB: 1 P: 11	R: 0 E: 0 K: 0 S: 3	H: 0 LOB: 0 BB: 0 P: 3	R: 0 E: 0 K: 0 S: 4	H: 1 LOB: 1 BB: 0 P: 4	R: 0 E: 0 K: 1 S: 5	H: 0 LOB: 0 BB: 0 P: 5	R: 0 E: 0 K: 1 S: 6	H: 1 LOB: 1 BB: 0 P: 6	R: 0 E: 0 K: 1 S: 5	H: 0 LOB: 0 BB: 0 P: 5	R: 0 E: 0 K: 1 S: 5	H: 0 LOB: 0 BB: 0 P: 5	R: 0 E: 0 K: 1 S: 5	H: 0 LOB: 0 BB: 0 P: 5	1B: 8 2B: 1 3B: 0 HR: 0	SF: 0 SAC: 0 DP: 2 HBP: 1	WP: 0 PB: 0 SB: 0 CS: 0	PA: 33
PITCHER Bill Krueger, L ERA: 5.06 Rick Langford, R Steve Ontiveros, R ERA: (1, 1) (2, 1) (7, 1)	IP: 1.1 WLS: L BF: 16	H: 6 R: 6 ER: 6 SO: 2	BB: 1 IBB: 0 HBP: 0 BLK: 0	WP: 0 HR: 0 S: 20 P: 20	ERA: 40.50 WHIP: 5.250	PITCHER																

AB 32
R 1
H 5
RBI 0
BB 3
SO 7
LOB 14

AB 31
R 6
H 9
RBI 6
BB 1
SO 4
LOB 7

Batter	1	2	3	4	5	6	7	8	9	AB	R	H	RBI	BB	SO	LOB	TOP					
Dave Collins, S OBP: 0.299, SLG: 0.356 (1, 7)										5	1	2	1	0	0	3	Oakland Athletics @ Cleveland Indians Cleveland Municipal Stadium, Cleveland, OH Sat Jun 15 1985, 3:33 AM EDT Att: 7,182 - Unknown					
Carney Lansford, R OBP: 0.293, SLG: 0.381 (1, 5)										5	1	2	1	0	0	2						
Mike Davis, L OBP: 0.388, SLG: 0.584 (1, 9)										3	3	2	1	1	0	2						
Dave Kingman, R OBP: 0.327, SLG: 0.469 (1, 10)										5	0	3	4	0	0	4						
Dusty Baker Jr., R OBP: 0.347, SLG: 0.458 Bruce Bochte, L OBP: 0.390, SLG: 0.396 (7, 3)										4	0	1	1	0	0	4						
Dwayne Murphy, L OBP: 0.347, SLG: 0.389 (1, 8)										1	0	0	0	0	0	0						
Mickey Tettleton, S OBP: 0.362, SLG: 0.300 (1, 2)										4	0	1	0	0	0	3						
Donnie Hill, S OBP: 0.287, SLG: 0.310 (1, 4)										3	2	1	0	1	0	1						
Alfredo Griffin, S OBP: 0.335, SLG: 0.357 (1, 6)										4	1	2	0	0	0	0						
Inning Stats	R: 2 E: 0 K: 0 S: 6	H: 3 LOB: 2 BB: 1 P: 10	R: 1 E: 0 K: 0 S: 4	H: 1 LOB: 2 BB: 1 P: 9	R: 0 E: 0 K: 0 S: 3	H: 1 LOB: 0 BB: 0 P: 3	R: 4 E: 0 K: 1 S: 10	H: 5 LOB: 1 BB: 0 P: 10	R: 0 E: 0 K: 0 S: 4	H: 1 LOB: 0 BB: 0 P: 3	R: 0 E: 0 K: 1 S: 5	H: 0 LOB: 0 BB: 0 P: 5	R: 0 E: 0 K: 0 S: 3	H: 0 LOB: 0 BB: 0 P: 3	R: 1 E: 0 K: 0 S: 4	H: 2 LOB: 0 BB: 0 P: 4	1B: 11 2B: 4 3B: 0 HR: 0	SF: 0 SAC: 0 DP: 2 HBP: 1	WP: 0 PB: 0 SB: 3 CS: 0	PA: 42		
PITCHER	IP WLS BF H R ER SO BB IBB HBP BLK WP HR S P ERA WHIP																					
Neal Heaton, L ERA: 3.63 (1, 1)	1.2 L 12 4 3 3 0 2 0 0 0 0 0 0 9 18 16.20 3.600																					
Don Schulze, R ERA: 6.34 (2, 1)	1.2 10 6 4 4 0 0 0 0 0 0 0 0 10 10 21.60 3.600																					
Jeff Barkley, R ERA: 3.57 (4, 1)	2.2 10 2 0 0 1 1 0 0 0 0 0 0 11 15 0.00 1.125																					
Bryan Clark, L ERA: 7.11 (7, 1)	2.0 7 1 1 1 1 0 0 0 0 0 0 0 9 9 4.50 0.500																					
Tom Waddell, R ERA: 3.44 (9, 1)	1.0 3 1 0 0 0 0 0 0 0 0 0 0 3 3 0.00 1.000																					
Batter	1	2	3	4	5	6	7	8	9	AB	R	H	RBI	BB	SO	LOB	BOTTOM					
Brett Butler, L OBP: 0.357, SLG: 0.431 (1, 8)										3	1	1	1	1	0	0	Oakland Athletics @ Cleveland Indians Cleveland Municipal Stadium, Cleveland, OH Sat Jun 15 1985, 3:33 AM EDT Att: 7,182 - Unknown					
Julio Franco, R OBP: 0.357, SLG: 0.396 (1, 6)										5	0	1	1	0	1	4						
Brook Jacoby, R OBP: 0.350, SLG: 0.453 (1, 5)										3	0	1	1	1	2	2						
Andre Thornton, R OBP: 0.224, SLG: 0.197 (1, 10)										2	1	0	0	3	0	2						
Benny Ayala, R OBP: 0.267, SLG: 0.433 George Vukovich, L OBP: 0.318, SLG: 0.331 (7, 9)										3	1	0	0	0	1	4						
Pat Tabler, R OBP: 0.336, SLG: 0.386 (1, 3)										5	1	3	0	0	0	1						
Joe Carter, R OBP: 0.271, SLG: 0.318 (7, 7)										3	1	0	0	2	1	3						
Tony Bernazard, S OBP: 0.367, SLG: 0.452 (1, 4)										5	1	3	2	0	0	1						
Butch Benton, R OBP: 0.208, SLG: 0.239 Chris Bando, S OBP: 0.195, SLG: 0.108 (5, 2)										1	0	0	0	0	0	2						
Inning Stats	R: 0 E: 0 K: 1 S: 4	H: 0 LOB: 1 BB: 1 P: 8	R: 1 E: 0 K: 0 S: 4	H: 1 LOB: 2 BB: 2 P: 12	R: 0 E: 0 K: 1 S: 6	H: 1 LOB: 1 BB: 1 P: 10	R: 0 E: 0 K: 0 S: 3	H: 0 LOB: 0 BB: 0 P: 3	R: 0 E: 1 K: 3 S: 10	H: 0 LOB: 1 BB: 0 P: 10	R: 3 E: 0 K: 0 S: 5	H: 2 LOB: 2 BB: 3 P: 17	R: 0 E: 0 K: 2 S: 8	H: 1 LOB: 2 BB: 1 P: 12	R: 2 E: 0 K: 0 S: 6	H: 3 LOB: 1 BB: 0 P: 6	R: 0 E: 0 K: 0 S: 4	H: 1 LOB: 1 BB: 0 P: 4	1B: 9 2B: 1 3B: 0 HR: 0	SF: 2 SAC: 0 DP: 1 HBP: 0	WP: 0 PB: 0 SB: 1 CS: 1	PA: 44
PITCHER	IP WLS BF H R ER SO BB IBB HBP BLK WP HR S P ERA WHIP																					
Tim Lirtsas, L ERA: 2.97 (1, 1)	5.1 W 25 3 4 4 5 6 0 0 0 0 0 0 29 53 6.75 1.688																					
Keith Ahernton, R ERA: 3.83 (6, 1)	2.0 12 4 2 2 2 2 0 0 0 0 0 0 14 22 9.00 3.000																					
Jay Howell, R ERA: 2.09 (8, 1)	1.2 S 7 2 0 0 0 0 0 0 0 0 0 0 7 7 0.00 1.200																					


Batter	1	2	3	4	5	6	7	8	9	AB	R	H	RBI	BB	SO	LOB	TOP								
Dave Collins, S OBP: 0.298, SLG: 0.352 (1, 7)	B2-3		CS	F8 FC3-2 BB	1-3			F7		3	0	0	0	1	0	1	Oakland Athletics @ Cleveland Indians Cleveland Municipal Stadium, Cleveland, OH Sun Jun 16 1985, 3:33 AM EDT Unknown livebaseballscorecards.com								
Carney Lansford, R OBP: 0.292, SLG: 0.379 (1, 5)	F9			FC3-2 BB 1-2	5-3			F7		4	0	1	0	0	0	1									
Bruce Bochte, L OBP: 0.380, SLG: 0.385 (1, 3)	F7			F8 2-3		G3		1-3		4	0	0	0	0	0	2									
Dave Kingman, R OBP: 0.325, SLG: 0.463 (1, 10)		F8		FC3-2 BB 1-2		F7		1-3		3	0	0	0	1	0	0									
Mike Davis, L OBP: 0.386, SLG: 0.577 (1, 9)	F7			FC3-2 FC6-4		4-3		HR		4	1	1	0	0	0	3									
Dwayne Murphy, L OBP: 0.346, SLG: 0.401 (1, 8)	K			FC6-4 1-2		G3		HR		4	1	1	2	0	1	3									
Mickey Tettleton, S OBP: 0.390, SLG: 0.349 (7, PR)			L8			G3 3B		F9		3	1	2	0	0	0	0									
Mike Heath, R OBP: 0.287, SLG: 0.380 (7, 2)						2B		1B		1	0	0	0	0	0	0									
Donnie Hill, S OBP: 0.280, SLG: 0.302 (1, 4)			G3			G3		F8		4	0	0	0	0	0	2									
Alfredo Griffin, S OBP: 0.340, SLG: 0.371 (1, 6)				CS 1B		3B		4-3		3	0	2	1	0	0	1									
Inning Stats	R: 0 E: 0 K: 0 S: 3	H: 0 LOB: 0 BB: 0 P: 3	R: 0 E: 0 K: 1 S: 5	H: 0 LOB: 0 BB: 0 P: 5	R: 0 E: 0 K: 0 S: 3	H: 1 LOB: 0 BB: 0 P: 3	R: 0 E: 0 K: 0 S: 4	H: 1 LOB: 3 BB: 2 P: 12	R: 0 E: 0 K: 0 S: 5	H: 2 LOB: 1 BB: 0 P: 5	R: 0 E: 0 K: 0 S: 3	H: 0 LOB: 0 BB: 0 P: 3	R: 0 E: 0 K: 0 S: 4	H: 1 LOB: 1 BB: 0 P: 4	R: 0 E: 0 K: 0 S: 3	H: 0 LOB: 0 BB: 0 P: 3	R: 2 E: 0 K: 0 S: 5	H: 2 LOB: 2 BB: 0 P: 5	1B: 4 2B: 1 3B: 1 HR: 1	SF: 0 SAC: 0 DP: 0 HBP: 0	WP: 0 PB: 0 SB: 0 CS: 1	PA: 36			
PITCHER	IP	WLS	BF	H	R	ER	SO	BB	IBB	HBP	BLK	WP	HR	S	P	ERA	WHIP								
Rick Behenna, R ERA: 6.06 (1, 1)	7.0		27	5	1	1	1	2	0	0	0	0	0	27	35	1.29	1.000								
Tom Waddell, R ERA: 3.72 (8, 1)	2.0	L	8	2	2	2	0	0	0	0	0	0	1	8	8	9.00	1.000								

Batter	1	2	3	4	5	6	7	8	9	AB	R	H	RBI	BB	SO	LOB	BOTTOM								
Brett Butler, L OBP: 0.352, SLG: 0.424 (1, 8)	F4		F3		F5		F7			4	0	0	0	0	0	0	Oakland Athletics @ Cleveland Indians Cleveland Municipal Stadium, Cleveland, OH Sun Jun 16 1985, 3:33 AM EDT Unknown livebaseballscorecards.com								
Julio Franco, R OBP: 0.390, SLG: 0.398 (1, 6)	L8			1B	WP 3-1 1B		K2-3			4	0	2	0	0	1	0									
Mike Hargrove, L OBP: 0.354, SLG: 0.277 (6, PR)			F4		3-1			CS 1B		4	0	2	0	0	0	2									
Otis Nixon, S OBP: 0.200, SLG: 0.222 (9, 7)	2B				1-2			1B		0	0	0	0	0	0	0									
Andre Thornton, R OBP: 0.218, SLG: 0.191 (1, 10)	K		F8		F8			F9 1-2		4	0	0	0	0	1	4									
Brook Jacoby, R OBP: 0.349, SLG: 0.450 (1, 5)		6-3		K		F4		1B		4	0	1	0	0	1	0									
George Vukovich, L OBP: 0.311, SLG: 0.323 (1, 9)		E1 FC6-4		L9		4-3		F9		4	0	0	0	0	0	1									
Tony Bernazard, S OBP: 0.370, SLG: 0.472 (1, 4)		FC6-4 1B 1-2		WP S 1B 1B		HR		K		4	2	2	1	0	1	1									
Joe Carter, R OBP: 0.277, SLG: 0.325 (1, 7)								1-3		3	0	2	1	0	0	0									
Pat Tabler, R OBP: 0.335, SLG: 0.384 (9, 3)					1B 1-H			F9		1	0	0	0	0	0	0									
Chris Bando, S OBP: 0.185, SLG: 0.101 (1, 2)		K			F6			F9		4	0	0	0	0	1	3									
Inning Stats	R: 0 E: 0 K: 1 S: 6	H: 1 LOB: 1 BB: 0 P: 6	R: 0 E: 1 K: 1 S: 7	H: 1 LOB: 2 BB: 0 P: 7	R: 0 E: 0 K: 0 S: 4	H: 1 LOB: 1 BB: 0 P: 4	R: 1 E: 0 K: 1 S: 7	H: 2 LOB: 1 BB: 0 P: 7	R: 0 E: 0 K: 0 S: 4	H: 1 LOB: 1 BB: 0 P: 4	R: 0 E: 0 K: 1 S: 5	H: 0 LOB: 0 BB: 0 P: 5	R: 0 E: 0 K: 0 S: 4	H: 2 LOB: 1 BB: 0 P: 4	R: 0 E: 0 K: 1 S: 5	H: 0 LOB: 0 BB: 0 P: 5	1B: 7 2B: 1 3B: 0 HR: 1	SF: 0 SAC: 0 DP: 0 HBP: 0	WP: 2 PB: 0 SB: 1 CS: 1	PA: 36					
PITCHER	IP	WLS	BF	H	R	ER	SO	BB	IBB	HBP	BLK	WP	HR	S	P	ERA	WHIP								
Don Sutton, R ERA: 5.08 (1, 1)	8.0	W	33	9	2	2	4	0	0	0	0	0	0	41	41	2.25	1.125								
Jay Howell, R ERA: 2.05 (9, 1)	1.0	S	3	0	0	0	1	0	0	0	0	0	0	5	5	0.00	0.000								

Batter	1	2	3	4	5	6	7	8	9	10	11	12	13	AB	R	H	RBI	BB	SO	LOB	TOP										
Dave Collins, S OBP: 0.290, SLG: 0.342 (1, 7)	1-3	L1		L4			K		K			K		6	0	0	0	0	3	4											
Carney Lansford, R OBP: 0.294, SLG: 0.390 (1, 5)	1-3				F7			5-3		K		F4		6	0	1	0	0	1	0											
Bruce Bochte, L OBP: 0.387, SLG: 0.459 (1, 3)														4	1	2	0	1	0	1											
Rob Picciolo, R OBP: 0.326, SLG: 0.378 (10, PR) (10, 3)	3-1		4-3											1	0	1	0	0	0	0											
Dave Kingman, R OBP: 0.328, SLG: 0.388 (1, 10)														1	1	1	0	0	0	0											
Dusty Baker Jr., R OBP: 0.373, SLG: 0.522 (3, PH)														3	1	1	2	2	0	2											
Mike Davis, L OBP: 0.383, SLG: 0.573 (1, 9) (13, B)														6	0	1	0	0	3	5											
Dwayne Murphy, L OBP: 0.349, SLG: 0.391 (1, 8)														2	0	0	0	1	0	0											
Steve Henderson, R OBP: 0.356, SLG: 0.370 (13, PH) (13, 9)														1	0	0	0	0	0	1											
Mike Heath, R OBP: 0.294, SLG: 0.377 (1, 2)														4	0	1	0	1	1	4											
Donnie Hill, S OBP: 0.272, SLG: 0.293 (1, 4)														4	0	0	0	0	0	4											
Alfredo Griffin, S OBP: 0.332, SLG: 0.358 (1, 6)														4	0	0	1	1	1	1											
Inning Stats	R: 0 E: 0 K: 0 S: 3	H: 0 LOB: 0 BB: 0 P: 3	R: 1 E: 0 K: 0 S: 5	H: 2 LOB: 3 BB: 2 P: 13	R: 0 E: 0 K: 1 S: 6	H: 1 LOB: 3 BB: 2 P: 14	R: 0 E: 0 K: 0 S: 3	H: 0 LOB: 0 BB: 0 P: 3	R: 0 E: 0 K: 2 S: 7	H: 0 LOB: 0 BB: 0 P: 7	R: 0 E: 0 K: 1 S: 5	H: 0 LOB: 0 BB: 0 P: 5	R: 2 E: 0 K: 0 S: 5	H: 2 LOB: 0 BB: 0 P: 5	R: 0 E: 0 K: 1 S: 6	H: 1 LOB: 1 BB: 0 P: 6	R: 0 E: 0 K: 1 S: 4	H: 0 LOB: 2 BB: 2 P: 12	R: 0 E: 0 K: 0 S: 2	H: 0 LOB: 0 BB: 0 P: 3	R: 0 E: 0 K: 2 S: 7	H: 0 LOB: 0 BB: 0 P: 7	R: 0 E: 0 K: 1 S: 6	H: 1 LOB: 1 BB: 0 P: 6	1B: 6 2B: 1 3B: 0 HR: 1	SF: 0 SAC: 2 DP: 2 HBP: 1	WP: 1 PB: 0 SB: 0 CS: 1	PA: 51			
PITCHER	IP WLS BF H R ER SO BB IBB HBP BLK WP HR S P ERA WHIP	5.0 2.1 8 4 1 1 1 1 4 0 0 0 0 0 20 36 1.80 1.600	2.1 1.2 7 2 1 1 3 0 0 0 0 0 1 9 14 3.86 0.429	1.2 4.0 W 14 1 0 0 4 2 0 1 0 1 0 19 28 0.00 0.750																											

Oakland Athletics @ Chicago White Sox
Comiskey Park, Chicago, IL
Tue Jun 18 1985, 8:05 PM EDT
Att. 22,171 - Unknown


AB 42
R 3
H 8
RBI 3
BB 6
SO 9
LOB 22



Batter	1	2	3	4	5	6	7	8	9	10	11	12	13	AB	R	H	RBI	BB	SO	LOB	BOTTOM						
Rudy Law, L OBP: 0.316, SLG: 0.382 (1, 7)	4-3 WP 1B		F8		4-3 S 1B		4-3			F9		F9		6	2	2	0	0	0	1							
Tim Hulett, R OBP: 0.345, SLG: 0.432 (1, 5) (12, 4)	6-3				4-3					F8		K		6	1	2	0	0	1	3							
Harold Baines, L OBP: 0.335, SLG: 0.409 (1, 9)	4-3													5	1	3	2	1	1	2							
Greg Walker, L OBP: 0.320, SLG: 0.468 (1, 3)														4	0	0	1	1	1	3							
Carlton Fisk, R OBP: 0.329, SLG: 0.538 (1, 2)	6-3													5	0	0	0	0	0	3							
Jerry Hairston, S OBP: 0.350, SLG: 0.383 (1, 10)														5	0	0	0	0	0	0							
Daryl Boston, L OBP: 0.278, SLG: 0.355 (1, 8)														4	0	2	0	1	1	0							
Ozzie Guillen, L OBP: 0.238, SLG: 0.247 (1, 6)														4	0	1	0	0	0	3							
Luis Salazar, R OBP: 0.195, SLG: 0.318 (12, 5)														0	0	0	0	1	0	0							
Julio Cruz, S OBP: 0.316, SLG: 0.205 (1, 4)														3	0	0	0	0	1	2							
Oscar Gamble, L OBP: 0.345, SLG: 0.320 (9, PH)														1	0	0	0	0	1	1							
Scott Fletcher, R OBP: 0.319, SLG: 0.277 (10, 4) (12, 6)														1	0	0	0	0	1	1							
Inning Stats	R: 1 E: 0 K: 0 S: 4	H: 1 LOB: 1 BB: 1 P: 8	R: 0 E: 0 K: 0 S: 3	H: 0 LOB: 1 BB: 1 P: 7	R: 1 E: 0 K: 0 S: 5	H: 2 LOB: 1 BB: 0 P: 5	R: 0 E: 0 K: 1 S: 6	H: 1 LOB: 1 BB: 0 P: 6	R: 0 E: 0 K: 1 S: 5	H: 0 LOB: 0 BB: 0 P: 5	R: 0 E: 0 K: 1 S: 5	H: 1 LOB: 0 BB: 0 P: 5	R: 0 E: 0 K: 0 S: 3	H: 0 LOB: 1 BB: 1 P: 7	R: 0 E: 1 K: 2 S: 7	H: 0 LOB: 1 BB: 1 P: 11	R: 1 E: 0 K: 0 S: 1	H: 1 LOB: 0 BB: 0 P: 1	1B: 8 2B: 1 3B: 0 HR: 1	SF: 0 SAC: 0 DP: 1 HBP: 0	WP: 1 PB: 0 SB: 2 CS: 1	PA: 48					
PITCHER	IP WLS BF H R ER SO BB IBB HBP BLK WP HR S P ERA WHIP	8.0 3.0 1.0 L 5	8 10 1 1 1	3 0 0 1 2	3 0 0 0 0	3 0 0 0 0	0 0 0 0 0	0 0 0 0 0	0 0 0 0 0	0 0 0 0 0	0 0 0 0 0	0 0 0 0 0	0 0 0 0 0	0 0 0 0 0	0 0 0 0 0	0 0 0 0 0	0 0 0 0 0	0 0 0 0 0	0 0 0 0 0	0 0 0 0 0	0 0 0 0 0	0 0 0 0 0	0 0 0 0 0	0 0 0 0 0	0 0 0 0 0	0 0 0 0 0	0 0 0 0 0

Oakland Athletics @ Chicago White Sox
Comiskey Park, Chicago, IL
Tue Jun 18 1985, 8:05 PM EDT
Att. 22,171 - Unknown

AB 44
R 4
H 10
RBI 3
BB 4
SO 6
LOB 19



Batter	1	2	3	4	5	6	7	8	9	AB	R	H	RBI	BB	SO	LOB	TOP					
Dave Collins, S OBP: 0.289, SLG: 0.341 (1, 7)										4	1	1	1	0	1	0	Oakland Athletics @ Chicago White Sox Comiskey Park, Chicago, IL Thu Jun 20 1985, 8:05 PM EDT Att: 17,734 - Unknown					
Carney Lansford, R OBP: 0.297, SLG: 0.401 Rob Picciolo, R OBP: 0.313, SLG: 0.362 (1, 5) (9, 5)										6	3	3	1	0	0	1						
Bruce Bochte, L OBP: 0.396, SLG: 0.425 (1, 3)										5	1	3	2	0	0	1						
Dave Kingman, R OBP: 0.330, SLG: 0.477 (1, 10)										4	0	1	0	1	1	3						
Mike Davis, L OBP: 0.382, SLG: 0.561 (1, 9)										5	1	2	1	0	2	3						
Dwayne Murphy, L OBP: 0.348, SLG: 0.385 (1, 8)										5	1	1	1	0	1	4						
Mickey Tettleton, S OBP: 0.367, SLG: 0.346 (1, 2)										4	2	1	0	1	1	2						
Donnie Hill, S OBP: 0.278, SLG: 0.294 (1, 4)										3	2	2	1	1	0	0						
Alfredo Griffin, S OBP: 0.331, SLG: 0.369 Mike Gallego, R (8, 6)										4	1	2	3	0	1	1						
Inning Stats	R: 3 E: 0 K: 1 S: 9	H: 4 LOB: 1 BB: 0 P: 9	R: 0 E: 0 K: 1 S: 5	H: 0 LOB: 0 BB: 0 P: 5	R: 0 E: 1 K: 0 S: 5	H: 2 LOB: 2 BB: 0 P: 5	R: 1 E: 0 K: 0 S: 4	H: 2 LOB: 0 BB: 0 P: 4	R: 0 E: 0 K: 0 S: 3	H: 0 LOB: 0 BB: 0 P: 3	R: 2 E: 1 K: 0 S: 5	H: 3 LOB: 0 BB: 0 P: 5	R: 2 E: 0 K: 1 S: 7	H: 2 LOB: 0 BB: 0 P: 7	R: 4 E: 0 K: 2 S: 9	H: 3 LOB: 1 BB: 2 P: 17	R: 0 E: 0 K: 2 S: 7	H: 0 LOB: 1 BB: 1 P: 11	1B: 13 2B: 1 3B: 0 HR: 3	SF: 1 SAC: 0 DP: 2 HBP: 0	WP: 1 PB: 0 SB: 4 CS: 0	PA: 44
PITCHER	IP WLS BF H R ER SO BB IBB HBP BLK WP HR S P ERA WHIP	IP WLS BF H R ER SO BB IBB HBP BLK WP HR S P ERA WHIP																				
Tom Seaver, R ERA: 3.08 (1, 1)	6.1 L 30 12 7 6 2 0 0 0 0 1 0 33 33 8.53 1.895	2.2 14 4 5 5 5 3 0 0 0 0 3 21 33 16.88 2.625																				
Bob Fallon, L ERA: 5.91 (7, 1)																						

AB	40
R	12
H	16
RBI	10
BB	3
SO	7
LOB	15



Batter	1	2	3	4	5	6	7	8	9	AB	R	H	RBI	BB	SO	LOB	BOTTOM					
Scott Fletcher, R OBP: 0.320, SLG: 0.265 (1, 6)										3	0	0	1	2	1	4	Oakland Athletics @ Chicago White Sox Comiskey Park, Chicago, IL Thu Jun 20 1985, 8:05 PM EDT Att: 17,734 - Unknown					
Tim Lincecum, R OBP: 0.345, SLG: 0.433 (1, 5)										4	0	0	0	0	0	7						
Harold Baines, L OBP: 0.331, SLG: 0.402 Jerry Hairston, S OBP: 0.339, SLG: 0.367 Daryll Boston, L OBP: 0.278, SLG: 0.355 (1, 9) (6, PH) (9, 9)										3	0	1	0	0	0	0						
Ron Kittle, R OBP: 0.271, SLG: 0.436 (1, 7)										4	0	1	0	0	0	2						
Carlton Fisk, R OBP: 0.318, SLG: 0.531 (1, 10)										4	0	0	0	0	0	1						
Tom Paciorek, R OBP: 0.272, SLG: 0.256 (1, 3)										4	0	1	0	0	1	1						
Marc Hill, R OBP: 0.255, SLG: 0.150 Greg Walker, L OBP: 0.328, SLG: 0.486 (1, 2) (9, PH)										1	1	0	0	2	0	0						
Luis Salazar, R OBP: 0.202, SLG: 0.313 (1, 8)										4	0	1	0	0	2	2						
Julio Cruz, S OBP: 0.321, SLG: 0.205 (1, 4)										2	0	1	0	2	1	0						
Inning Stats	R: 0 E: 0 K: 0 S: 3	H: 1 LOB: 1 BB: 1 P: 7	R: 1 E: 0 K: 1 S: 6	H: 1 LOB: 3 BB: 3 P: 18	R: 0 E: 0 K: 0 S: 3	H: 0 LOB: 0 BB: 0 P: 3	R: 0 E: 0 K: 1 S: 6	H: 1 LOB: 3 BB: 2 P: 14	R: 0 E: 0 K: 0 S: 3	H: 0 LOB: 0 BB: 0 P: 3	R: 0 E: 0 K: 1 S: 5	H: 0 LOB: 0 BB: 0 P: 5	R: 0 E: 0 K: 1 S: 5	H: 0 LOB: 0 BB: 0 P: 5	R: 0 E: 0 K: 0 S: 4	H: 1 LOB: 1 BB: 0 P: 4	R: 0 E: 0 K: 1 S: 6	H: 1 LOB: 1 BB: 0 P: 6	1B: 4 2B: 1 3B: 0 HR: 0	SF: 0 SAC: 0 DP: 1 HBP: 0	WP: 0 PB: 0 SB: 1 CS: 0	PA: 37
PITCHER	IP WLS BF H R ER SO BB IBB HBP BLK WP HR S P ERA WHIP	IP WLS BF H R ER SO BB IBB HBP BLK WP HR S P ERA WHIP																				
Tim Lincecum, R ERA: 2.64 (1, 1)	8.0 W 33 4 1 1 4 6 0 0 0 0 0 0 35 59 1.12 1.250	1.0 4 1 0 0 1 0 0 0 0 0 0 0 6 6 0.00 1.000																				
Steve Ontiveros, R ERA: (9, 1)																						

AB	31
R	1
H	5
RBI	1
BB	6
SO	5
LOB	17



Batter	1	2	3	4	5	6	7	8	9	AB	R	H	RBI	BB	SO	LOB	TOP				
Brett Butler, L OBP: 0.349, SLG: 0.431 Otis Nixon, S OBP: 0.213, SLG: 0.234										3	0	1	0	0	0	0	Cleveland Indians @ Oakland Athletics Oakland-Alameda County Coliseum, Oakland, CA Fri Jun 21 1985, 7:05 PM PDT Att: 10,348 - Unknown				
Julio Franco, R OBP: 0.348, SLG: 0.386										4	0	1	0	0	1	2					
Mike Hargrove, L OBP: 0.354, SLG: 0.288										4	0	0	0	0	2						
Andre Thornton, R OBP: 0.213, SLG: 0.186										4	0	0	0	0	1						
Brook Jacoby, R OBP: 0.352, SLG: 0.458										4	1	1	0	0	0						
Joe Carter, R OBP: 0.279, SLG: 0.324										3	0	2	1	0	0						
George Vukovich, L OBP: 0.305, SLG: 0.315										3	0	0	0	0	2						
Chris Bando, S OBP: 0.179, SLG: 0.097									3	0	0	0	0	1	1						
Mike Fischlin, R OBP: 0.226, SLG: 0.207									3	0	0	0	0	0	0						
Inning Stats	R: 0 E: 0 K: 0 S: 4	H: 1 LOB: 1 BB: 0 P: 4	R: 1 E: 0 K: 1 S: 6	H: 2 LOB: 0 BB: 6 P: 6	R: 0 E: 0 K: 0 S: 3	H: 0 LOB: 0 BB: 0 P: 3	R: 0 E: 0 K: 0 S: 3	H: 0 LOB: 0 BB: 0 P: 3	R: 0 E: 0 K: 1 S: 6	H: 1 LOB: 1 BB: 0 P: 6	R: 0 E: 0 K: 0 S: 4	H: 1 LOB: 1 BB: 0 P: 4	R: 0 E: 0 K: 0 S: 4	H: 1 LOB: 1 BB: 0 P: 4	R: 0 E: 0 K: 0 S: 3	H: 0 LOB: 0 BB: 0 P: 3		1B: 4 2B: 2 3B: 0 HR: 0	SF: 0 SAC: 0 DP: 0 HBP: 0	WP: 0 PB: 0 SB: 0 CS: 1	PA: 32
PITCHER	IP	WLS	BF	H	R	ER	SO	BB	IBB	HBP	BLK	WP	HR	S	P	ERA	WHIP				
Don Sutton, R ERA: 4.8	(1, 1)	7.0	W	25	5	1	1	2	0	0	0	0	0	29	29	1.29	0.714				
Steve Ontiveros, R ERA:	(8, 1)	2.0		7	1	0	0	0	0	0	0	0	0	7	7	0.00	0.500				

AB	32
R	1
H	6
RBI	1
BB	0
SO	2
LOB	8




Batter	1	2	3	4	5	6	7	8	9	AB	R	H	RBI	BB	SO	LOB	BOTTOM				
Dave Collins, S OBP: 0.291, SLG: 0.339										4	1	1	0	1	0	3	Cleveland Indians @ Oakland Athletics Oakland-Alameda County Coliseum, Oakland, CA Fri Jun 21 1985, 7:05 PM PDT Att: 10,348 - Unknown				
Carney Lansford, R OBP: 0.299, SLG: 0.405 Rob Picciolo, R OBP: 0.313, SLG: 0.362										5	0	2	3	0	0	1					
Bruce Bochte, L OBP: 0.385, SLG: 0.411										5	0	0	0	0	0	2					
Dave Kingman, R OBP: 0.332, SLG: 0.490										4	1	2	1	0	0	0					
Mike Davis, L OBP: 0.384, SLG: 0.560										4	0	2	0	0	0	0					
Dwayne Murphy, L OBP: 0.354, SLG: 0.401										4	2	3	0	0	0	2					
Mickey Tettleton, S OBP: 0.375, SLG: 0.345										3	1	1	0	1	0	3					
Donnie Hill, S OBP: 0.282, SLG: 0.309										4	3	2	2	0	0	1					
Alfredo Griffin, S OBP: 0.333, SLG: 0.381 Mike Gallego, R										4	1	2	2	0	0	1					
Inning Stats	R: 0 E: 0 K: 0 S: 3	H: 1 LOB: 0 BB: 0 P: 3	R: 3 E: 0 K: 0 S: 6	H: 3 LOB: 1 BB: 1 P: 10	R: 1 E: 0 K: 0 S: 4	H: 1 LOB: 0 BB: 0 P: 4	R: 3 E: 0 K: 0 S: 6	H: 3 LOB: 1 BB: 1 P: 10	R: 0 E: 0 K: 0 S: 4	H: 2 LOB: 1 BB: 0 P: 4	R: 0 E: 0 K: 0 S: 5	H: 2 LOB: 2 BB: 0 P: 5	R: 2 E: 0 K: 0 S: 6	H: 3 LOB: 1 BB: 0 P: 6	R: 0 E: 0 K: 0 S: 3	H: 0 LOB: 0 BB: 0 P: 3		1B: 9 2B: 5 3B: 2 HR: 1	SF: 0 SAC: 0 DP: 2 HBP: 0	WP: 1 PB: 0 SB: 2 CS: 0	PA: 39
PITCHER	IP	WLS	BF	H	R	ER	SO	BB	IBB	HBP	BLK	WP	HR	S	P	ERA	WHIP				
Rick Behenna, R ERA: 7.78	(1, 1)	3.1	L	17	7	6	6	0	0	0	0	0	0	16	20	16.20	2.400				
Keith Creel, R ERA: 5.31	(4, 1)	4.2		22	8	3	3	0	1	0	0	0	0	21	25	5.79	1.929				



Batter	1	2	3	4	5	6	7	8	9	10	11	AB	R	H	RBI	BB	SO	LOB	TOP							
Brett Butler, L OBP: 0.346, SLG: 0.426 Chris Bando, S OBP: 0.176, SLG: 0.096	(1, 8) 0-3 K		(1, 2) 0-0 S 1B		(1, 2) 0-0 1B E4		(1, 2) 0-0 F7		(1, 2) 0-0 FC		(1, 2) 0-0 4-3	5	0	1	1	0	1	4								
Julio Franco, R OBP: 0.346, SLG: 0.382	(1, 6) 0-0 1-4-3		(1, 2) 0-0 F8		(1, 2) 0-0 1B		(1, 2) 0-0 K		(1, 2) 0-0 F8			5	0	1	1	0	1	3								
Mike Hargrove, L OBP: 0.347, SLG: 0.282	(1, 3) 0-0 F8				(1, 2) 0-0 6-3		(1, 2) 0-0 1B FC6-4		(1, 2) 0-0 F8		(1, 2) 0-0 F5		5	0	1	1	0	0	0							
Brook Jacoby, R OBP: 0.346, SLG: 0.448	(1, 5) 0-3 K		(1, 2) 0-0 F9		(1, 2) 0-0 F8		(1, 2) 0-0 L4		(1, 2) 0-0 F4			5	0	0	0	0	1	3								
George Vukovich, L OBP: 0.302, SLG: 0.309	(1, 9) 0-0 6-3		(1, 2) 0-0 F7		(1, 2) 0-0 FC6-4		(1, 2) 0-0 F9		(1, 2) 0-0 BB			4	0	0	0	1	0	3								
Pat Tabler, R OBP: 0.330, SLG: 0.374	(1, 10) 0-0 1B		(1, 2) 0-0 F5		(1, 2) 0-3 K		(1, 2) 0-0 6-3		(1, 2) 0-0 L6			5	0	1	0	0	1	1								
Joe Carter, R OBP: 0.282, SLG: 0.337	(1, 7) 0-0 L3		(1, 2) 0-0 BB E 2B		(1, 2) 0-3 K		(1, 2) 0-0 1B 1-3 2B		(1, 2) 0-0 6-3			5	2	2	0	0	1	1								
Jerry Willard, L OBP: 0.333, SLG: 0.359 Olis Nixon, S OBP: 0.298, SLG: 0.229	(1, 2) 0-0 6-3 (9, PR) 0-0		(1, 2) 0-0 E BB 1B BB		(1, 2) 0-0 F7		(1, 2) 0-0 E 1-3 1B		(1, 2) 0-3 K			3	1	1	0	1	0	0								
Mike Fischlin, R OBP: 0.235, SLG: 0.194 Carmen Castillo, R OBP: 0.167, SLG: 0.143 Tony Bernazard, S OBP: 0.365, SLG: 0.454	(1, 4) 0-0 F2 (9, PH) 0-0 (9, 4) 0-0		(1, 2) 0-0 1B E 1B BB		(1, 2) 0-3 K		(1, 2) 0-0 1-3		(1, 2) 0-0 1B			2	1	0	0	1	1	0								
Inning Stats	R: 0 E: 0 K: 1 S: 5	H: 0 LOB: 0 BB: 0 P: 5	R: 0 E: 0 K: 1 S: 6	H: 1 LOB: 1 BB: 0 P: 6	R: 0 E: 0 K: 0 S: 4	H: 1 LOB: 1 BB: 0 P: 4	R: 0 E: 0 K: 0 S: 3	H: 0 LOB: 0 BB: 0 P: 3	R: 3 E: 1 K: 0 S: 7	H: 3 LOB: 3 BB: 2 P: 15	R: 0 E: 0 K: 2 S: 7	H: 0 LOB: 0 BB: 0 P: 7	R: 0 E: 0 K: 0 S: 3	H: 0 LOB: 0 BB: 0 P: 3	R: 1 E: 1 K: 0 S: 6	H: 2 LOB: 2 BB: 0 P: 6	R: 0 E: 0 K: 0 S: 3	H: 0 LOB: 1 BB: 1 P: 7	R: 0 E: 0 K: 1 S: 6	H: 1 LOB: 1 BB: 0 P: 6	1B: 6 2B: 2 3B: 0 HR: 0	SF: 0 SAC: 0 DP: 0 HBP: 0	WP: 0 PB: 0 SB: 1 CS: 0	PA: 46		
PITCHER	IP WLS BF H R ER SO BB IBB HBP BLK WP HR S P ERA WHIP	IP WLS BF H R ER SO BB IBB HBP BLK WP HR S P ERA WHIP																								
Steve McCatty, R ERA: 5.65	(1, 1) 4.1																									
Keith Atherton, R ERA: 3.48	(5, 1) 3.2																									
Jay Howell, R ERA: 1.98	(9, 1) 3.0																									
Jay Howell, R ERA: 1.98	(11, 1) 3.0																									

Cleveland Indians @ Oakland Athletics
Oakland-Alameda County Coliseum, Oakland, CA
Sat Jun 22 1985, 3:33 AM PDT
Att: 16,740 - Unknown


AB 43
R 4
H 8
RBI 4
BB 3
SO 7
LOB 17



Batter	1	2	3	4	5	6	7	8	9	10	11	AB	R	H	RBI	BB	SO	LOB	BOTTOM							
Dave Collins, S OBP: 0.289, SLG: 0.333	(1, 7) 0-0 F9		(1, 2) 0-0 3-1		(1, 2) 0-0 G3		(1, 2) 0-0 4-3		(1, 2) 0-0 BB HBP		(1, 2) 0-0 SH1-4	4	0	0	0	0	0	3								
Carney Lansford, R OBP: 0.303, SLG: 0.416	(1, 5) 0-0 6-3		(1, 2) 0-0 F7		(1, 2) 0-0 E SH5-3 1B		(1, 2) 0-0 BB SF9 BB		(1, 2) 0-0 F9		(1, 2) 0-0 HR	5	3	2	2	1	0	2								
Mike Davis, L OBP: 0.388, SLG: 0.559	(1, 9) 0-0 CS 1B		(1, 2) 0-0 SH5-3		(1, 2) 0-0 SH2-3		(1, 2) 0-0 SH2-3		(1, 2) 0-0 BB			2	0	1	0	1	0	0								
Dave Kingman, R OBP: 0.330, SLG: 0.482	(1, 10) 0-0 CS 1B		(1, 2) 0-0 L6		(1, 2) 0-0 6-3		(1, 2) 0-0 K		(1, 2) 0-0 SF9 BB IBB		(1, 2) 0-0 F6	4	0	0	0	1	1	4								
Dusty Baker Jr., R ERA: 3.82 Rob Picciolo, R OBP: 0.313, SLG: 0.362 Bruce Bochte, L OBP: 0.389, SLG: 0.415 Mike Gallego, R	(1, 3) 0-0 E6 (8, PR) 0-0 (9, 3) 0-0 (10, PR) 0-0 (11, 4) 0-0		(1, 2) 0-0 HR 1B		(1, 2) 0-0 2B 1B		(1, 2) 0-0 SF9 BB		(1, 2) 0-0 SH2-4 1B			3	1	2	1	1	0	0								
Dwayne Murphy, L OBP: 0.354, SLG: 0.405 Steve Henderson, R OBP: 0.365, SLG: 0.386	(1, 8) 0-0 G6-4-3 (8, PH) 0-0 (9, 9) 0-0		(1, 2) 0-0 F6		(1, 2) 0-0 2B		(1, 2) 0-0 SF9		(1, 2) 0-0 SH2-4			3	0	1	0	0	0	2								
Mike Heath, R OBP: 0.291, SLG: 0.385	(1, 2) 0-0 6-3		(1, 2) 0-0 HR		(1, 2) 0-0 F4		(1, 2) 0-0 F7		(1, 2) 0-0 K			5	1	1	2	0	1	4								
Donnie Hill, S OBP: 0.290, SLG: 0.313 Jay Howell, R	(1, 4) 0-0 S 1B (11, 1) 0-0		(1, 2) 0-0 F7		(1, 2) 0-0 CS 1B		(1, 2) 0-0 FC2-6 BB		(1, 2) 0-0 F9			4	0	2	0	1	0	2								
Alfredo Griffin, S OBP: 0.335, SLG: 0.381	(1, 6) 0-0 F6		(1, 2) 0-0 F6		(1, 2) 0-0 E3		(1, 2) 0-0 FC2-6 HBP		(1, 2) 0-0 SH1-4 1B			5	1	2	0	0	0	3								
Inning Stats	R: 0 E: 0 K: 0 S: 3	H: 1 LOB: 0 BB: 0 P: 3	R: 0 E: 1 K: 0 S: 3	H: 0 LOB: 0 BB: 0 P: 3	R: 0 E: 0 K: 0 S: 4	H: 1 LOB: 1 BB: 0 P: 4	R: 0 E: 0 K: 0 S: 3	H: 0 LOB: 0 BB: 0 P: 3	R: 2 E: 0 K: 0 S: 6	H: 3 LOB: 1 BB: 0 P: 6	R: 1 E: 1 K: 1 S: 7	H: 3 LOB: 2 BB: 0 P: 7	R: 0 E: 0 K: 0 S: 4	H: 1 LOB: 1 BB: 0 P: 4	R: 1 E: 0 K: 0 S: 3	H: 0 LOB: 2 BB: 3 P: 15	R: 0 E: 0 K: 0 S: 3	H: 0 LOB: 3 BB: 2 P: 12	R: 0 E: 0 K: 1 S: 6	H: 1 LOB: 2 BB: 0 P: 6	R: 2 E: 0 K: 0 S: 3	H: 2 LOB: 0 BB: 0 P: 3	1B: 9 2B: 1 3B: 0 HR: 2	SF: 1 SAC: 4 DP: 1 HBP: 1	WP: 0 PB: 0 SB: 2 CS: 2	PA: 48
PITCHER	IP WLS BF H R ER SO BB IBB HBP BLK WP HR S P ERA WHIP	IP WLS BF H R ER SO BB IBB HBP BLK WP HR S P ERA WHIP																								
Vern Rühle, R ERA: 4.08	(1, 1) 6.1																									
Rich Thompson, R ERA: 3.66	(7, 1) 1.0																									
Bryan Clark, L ERA: 6.04	(8, 1) 0.1																									
Tom Waddell, R ERA: 3.6	(8, 1) 0.1																									
Jamie Easterly, L ERA: 2.03	(9, 1) 0.1																									

Cleveland Indians @ Oakland Athletics
Oakland-Alameda County Coliseum, Oakland, CA
Sat Jun 22 1985, 3:33 AM PDT
Att: 16,740 - Unknown

AB 36
R 6
H 12
RBI 6
BB 5
SO 2
LOB 20



Batter	1	2	3	4	5	6	7	8	9	AB	R	H	RBI	BB	SO	LOB	TOP										
Brett Butler, L OBP: 0.349, SLG: 0.431 (1, 8)	F7		G3														4 0 2 1 0 0 0										
Julio Franco, R OBP: 0.342, SLG: 0.378 (1, 6)	L6																3 0 0 0 0 0 2										
Mike Fischlin, R OBP: 0.235, SLG: 0.194 (6, 6)																	0 0 0 0 0 0 0										
Mike Hargrove, L OBP: 0.343, SLG: 0.279 (7, PH) (7, 3)																	1 0 0 0 0 0 2										
Brook Jacoby, R OBP: 0.348, SLG: 0.447 (1, 5)	6-3																3 0 1 1 1 0 0										
Pat Tabler, R OBP: 0.325, SLG: 0.368 (1, 3) (7, 4)																	4 0 0 0 0 1 2										
George Vukovich, L OBP: 0.301, SLG: 0.307 (1, 9)																	4 0 1 0 0 1 1										
Joe Carter, R OBP: 0.281, SLG: 0.351 (1, 7)																	4 1 1 1 0 1 1										
Tony Bernazard, S OBP: 0.358, SLG: 0.444 (1, 4) (7, 6)																	4 0 0 0 0 1 1										
Carmen Castillo, R OBP: 0.176, SLG: 0.156 (1, 10)																	4 1 1 0 0 2 0										
Jerry Willard, L OBP: 0.344, SLG: 0.363 (1, 2)																	2 1 1 0 1 0 0										
Inning Stats	R: 0 E: 0 K: 0 S: 3	H: 0 LOB: 0 BB: 0 P: 3	R: 0 E: 0 K: 0 S: 4	H: 1 LOB: 1 BB: 0 P: 4	R: 0 E: 0 K: 1 S: 5	H: 0 LOB: 0 BB: 0 P: 5	R: 0 E: 0 K: 0 S: 3	H: 0 LOB: 1 BB: 1 P: 7	R: 0 E: 0 K: 3 S: 9	H: 0 LOB: 0 BB: 0 P: 9	R: 1 E: 0 K: 0 S: 5	H: 3 LOB: 1 BB: 0 P: 5	R: 2 E: 0 K: 0 S: 6	H: 3 LOB: 2 BB: 1 P: 10	R: 0 E: 0 K: 2 S: 7	H: 0 LOB: 0 BB: 0 P: 7	R: 0 E: 0 K: 0 S: 3	H: 0 LOB: 0 BB: 0 P: 3	1B: 5 2B: 1 3B: 0 HR: 1	SF: 0 SAC: 0 DP: 1 HBP: 0	WP: 0 PB: 0 SB: 0 CS: 0	PA: 35					
PITCHER	IP	WLS	BF	H	R	ER	SO	BB	IBB	HBP	BLK	WP	HR	S	P	ERA	WHIP										
Chris Codiroli, R ERA: 4.18 (1, 1)	6.2	W	28	7	3	3	4	2	0	0	0	0	1	34	42	4.05	1.350										
Steve Ontiveros, R ERA: (7, 1)	2.1		7	0	0	0	2	0	0	0	0	0	0	11	11	0.00	0.000										

Cleveland Indians @ Oakland Athletics
Oakland-Alameda County Coliseum, Oakland, CA
Sun Jun 23 1985, 3:33 AM PDT
Att: 24,222 - Unknown

AB	33
R	3
H	7
RBI	3
BB	2
SO	6
LOB	9



Batter	1	2	3	4	5	6	7	8	9	AB	R	H	RBI	BB	SO	LOB	BOTTOM										
Steve Henderson, R OBP: 0.397, SLG: 0.400 (1, 7)	F9																3 2 2 1 2 0 0										
Camey Lansford, R OBP: 0.308, SLG: 0.430 (1, 5)																	5 2 3 2 0 0 2										
Mike Davis, L OBP: 0.389, SLG: 0.557 (1, 9)																	3 0 1 1 1 1 1										
Dave Kingman, R OBP: 0.329, SLG: 0.476 (1, 10)																	3 1 0 0 0 1 4										
Dusty Baker Jr., R OBP: 0.385, SLG: 0.508 (1, 3)																	4 1 2 0 0 0 2										
Dwayne Murphy, L OBP: 0.353, SLG: 0.401 (1, 8)																	2 1 0 0 1 1 2										
Mike Heath, R OBP: 0.299, SLG: 0.407 (1, 2)																	4 1 3 2 0 0 1										
Donnie Hill, S OBP: 0.284, SLG: 0.307 (1, 4)																	4 0 0 0 0 0 3										
Alfredo Griffin, S OBP: 0.333, SLG: 0.380 (1, 6)																	3 1 1 1 0 0 1										
Inning Stats	R: 0 E: 0 K: 1 S: 6	H: 1 LOB: 2 BB: 1 P: 10	R: 0 E: 0 K: 1 S: 6	H: 1 LOB: 1 BB: 0 P: 6	R: 0 E: 0 K: 0 S: 4	H: 1 LOB: 0 BB: 0 P: 4	R: 1 E: 0 K: 0 S: 4	H: 2 LOB: 0 BB: 0 P: 4	R: 3 E: 0 K: 0 S: 6	H: 4 LOB: 0 BB: 0 P: 6	R: 4 E: 0 K: 1 S: 7	H: 2 LOB: 2 BB: 2 P: 15	R: 1 E: 0 K: 0 S: 3	H: 1 LOB: 0 BB: 0 P: 4	R: 0 E: 0 K: 0 S: 3	H: 0 LOB: 1 BB: 1 P: 7	1B: 9 2B: 2 3B: 1 HR: 1	SF: 1 SAC: 1 DP: 3 HBP: 1	WP: 1 PB: 0 SB: 0 CS: 0	PA: 38							
PITCHER	IP	WLS	BF	H	R	ER	SO	BB	IBB	HBP	BLK	WP	HR	S	P	ERA	WHIP										
Neal Heaton, L ERA: 4.24 (1, 1)	4.0	L	21	9	4	4	2	1	0	0	0	0	1	9	17	18.00	2.500										
Keith Creel, R ERA: 5.89 (5, 1)	2.0		9	2	4	4	1	2	0	0	0	0	0	9	17	18.00	2.000										
Rich Thompson, R ERA: 3.71 (7, 1)	2.0		8	1	1	1	0	1	0	1	0	0	0	6	11	4.50	1.000										

Cleveland Indians @ Oakland Athletics
Oakland-Alameda County Coliseum, Oakland, CA
Sun Jun 23 1985, 3:33 AM PDT
Att: 24,222 - Unknown

AB	31
R	9
H	12
RBI	7
BB	4
SO	3
LOB	16



Batter	1	2	3	4	5	6	7	8	9	AB	R	H	RBI	BB	SO	LOB	TOP								
Scott Fletcher, R OBP: 0.321, SLG: 0.268										6	1	2	0	0	0	5									
Tim Hulett, R OBP: 0.352, SLG: 0.446										4	3	2	0	1	1	1									
Harold Baines, L OBP: 0.272, SLG: 0.349										4	1	2	3	0	0	1									
Ron Kittle, R OBP: 0.260, SLG: 0.414										4	0	0	1	0	2	2									
Carlton Fisk, R OBP: 0.317, SLG: 0.510										2	1	1	0	3	1	1									
Tom Paciorek, R OBP: 0.295, SLG: 0.273										2	1	2	1	1	0	0									
Rudy Law, L OBP: 0.319, SLG: 0.393										1	0	0	0	0	0	1									
Jerry Hairston, S OBP: 0.338, SLG: 0.353										1	0	0	0	0	0	1									
Daryl Boston, L OBP: 0.272, SLG: 0.349										0	0	0	0	0	0	0									
Greg Walker, L OBP: 0.325, SLG: 0.489										4	0	2	2	1	0	3									
Luis Salazar, R OBP: 0.212, SLG: 0.309										4	0	0	0	1	1	5									
Julio Cruz, S OBP: 0.324, SLG: 0.200										3	0	0	0	2	1	1									
Inning Stats	R: 2 E: 0 K: 1 S: 7	H: 2 LOB: 2 BB: 2 P: 15	R: 0 E: 0 K: 1 S: 5	H: 0 LOB: 1 BB: 1 P: 9	R: 2 E: 0 K: 0 S: 6	H: 3 LOB: 3 BB: 2 P: 14	R: 1 E: 0 K: 1 S: 6	H: 1 LOB: 3 BB: 3 P: 18	R: 2 E: 0 K: 2 S: 9	H: 3 LOB: 0 BB: 0 P: 9	R: 0 E: 0 K: 0 S: 3	H: 0 LOB: 1 BB: 0 P: 7	R: 0 E: 0 K: 0 S: 3	H: 0 LOB: 0 BB: 0 P: 3	R: 0 E: 0 K: 1 S: 6	H: 1 LOB: 1 BB: 0 P: 6	R: 0 E: 0 K: 0 S: 4	H: 1 LOB: 1 BB: 0 P: 4	R: 0 E: 0 K: 0 S: 4	H: 1 LOB: 1 BB: 0 P: 4	1B: 6 2B: 4 3B: 0 HR: 1	SF: 2 SAC: 0 DP: 0 HBP: 0	WP: 1 PB: 2 SB: 2 CS: 1	PA: 46	
PITCHER	IP	WLS	BF	H	R	ER	SO	BB	IBB	HBP	BLK	WP	HR	S	P	ERA	WHIP								
Tim Birtsas, L ERA: 3.26	2.2	L	17	5	4	4	2	4	0	0	0	0	0	17	33	13.50	3.375								
Mike Warren, R ERA: 8.4	2.0		12	3	2	2	2	4	0	0	0	1	0	12	28	9.00	3.500								
Bill Krueger, L ERA: 5.09	4.1		17	3	1	1	2	1	0	0	0	0	1	20	24	2.08	0.923								

Chicago White Sox @ Oakland Athletics
Oakland-Alameda County Coliseum, Oakland, CA

AB 35
R 7
H 11
RBI 7
BB 9
SO 6
LOB 21



Mon Jun 24 1985, 7:05 PM PDT
Att: 15,232 - Unknown

Batter	1	2	3	4	5	6	7	8	9	AB	R	H	RBI	BB	SO	LOB	BOTTOM								
Steve Henderson, R OBP: 0.417, SLG: 0.429										3	1	2	0	1	0	0									
Carney Lansford, R OBP: 0.311, SLG: 0.431										4	0	2	0	0	0	2									
Mike Davis, L OBP: 0.383, SLG: 0.547										4	0	0	0	0	1	4									
Dave Kingman, R OBP: 0.328, SLG: 0.471										3	0	0	0	1	0	2									
Dusty Baker Jr., R OBP: 0.388, SLG: 0.523										4	0	2	1	0	1	0									
Dwayne Murphy, L OBP: 0.352, SLG: 0.395										3	0	0	0	1	0	3									
Mike Heath, R OBP: 0.298, SLG: 0.401										3	0	0	0	1	0	0									
Donnie Hill, S OBP: 0.280, SLG: 0.302										3	0	0	0	0	0	0									
Bruce Bochte, L OBP: 0.366, SLG: 0.413										1	0	0	0	0	0	2									
Alfredo Griffin, S OBP: 0.328, SLG: 0.374										4	0	0	0	0	0	2									
Inning Stats	R: 1 E: 0 K: 0 S: 5	H: 3 LOB: 2 BB: 1 P: 9	R: 0 E: 0 K: 0 S: 3	H: 0 LOB: 0 BB: 0 P: 3	R: 0 E: 0 K: 1 S: 6	H: 1 LOB: 1 BB: 0 P: 6	R: 0 E: 0 K: 0 S: 3	H: 0 LOB: 0 BB: 0 P: 3	R: 0 E: 0 K: 0 S: 4	H: 1 LOB: 1 BB: 0 P: 4	R: 0 E: 0 K: 0 S: 3	H: 0 LOB: 0 BB: 0 P: 3	R: 0 E: 0 K: 0 S: 4	H: 1 LOB: 1 BB: 0 P: 4	R: 0 E: 0 K: 1 S: 5	H: 0 LOB: 2 BB: 2 P: 13	1B: 4 2B: 1 3B: 1 HR: 0	SF: 0 SAC: 0 DP: 1 HBP: 0	WP: 0 PB: 0 SB: 0 CS: 0	PA: 36					
PITCHER	IP	WLS	BF	H	R	ER	SO	BB	IBB	HBP	BLK	WP	HR	S	P	ERA	WHIP								
Britt Burns, L ERA: 3.88	0.2		3	2	1	1	0	0	0	0	0	0	0	3	3	13.50	3.000								
Dan Spillner, R ERA: 2.56	5.1	W	21	3	0	0	1	2	0	0	0	0	0	21	29	0.00	0.938								
Gene Nelson, R ERA: 2.64	3.0	S	12	1	0	0	1	2	0	0	0	0	0	12	20	0.00	1.000								

Chicago White Sox @ Oakland Athletics
Oakland-Alameda County Coliseum, Oakland, CA

AB 32
R 1
H 6
RBI 1
BB 4
SO 2
LOB 15




Mon Jun 24 1985, 7:05 PM PDT
Att: 15,232 - Unknown

Batter	1	2	3	4	5	6	7	8	9	AB	R	H	RBI	BB	SO	LOB	TOP			
Rudy Law, L OBP: 0.318, SLG: 0.393 (1, 7)	B2-3		F5			4-3 S 1B		L3		4	0	1	0	0	0	0				
Ozzie Guillen, L OBP: 0.248, SLG: 0.254 (1, 6)	1B		F8			F8		G3		4	0	1	0	0	0	1				
Harold Baines, L OBP: 0.327, SLG: 0.403 (1, 9)	L7		4-3			4-3		F8		4	0	0	0	0	0	2				
Greg Walker, L OBP: 0.321, SLG: 0.494 (1, 3)	K				K			F5		4	0	0	0	0	2	2				
Oscar Gamble, L OBP: 0.357, SLG: 0.326 (1, 10)		G4-3 1B BB			F8			G6-3 BB		1	0	0	0	2	0	0				
Tim Lincecum, R OBP: 0.343, SLG: 0.432 (1, 5)		G4-3 1B			F4			F3		3	0	1	0	0	0	1				
Marc Hill, R OBP: 0.204, SLG: 0.156 (1, 2)		G4-3				FC3-6 1B		G6-3		3	0	1	0	0	0	3				
Daryl Boston, L OBP: 0.269, SLG: 0.338 (1, 8)					FC3-6 CS			F4		2	0	0	0	1	0	1				
Julio Cruz, S OBP: 0.325, SLG: 0.206 (1, 4)					G3			1-3		3	0	0	0	0	0	3				
Inning Stats	R: 0 E: 0 K: 1 S: 6	H: 1 LOB: 1 BB: 0 P: 6	R: 0 E: 0 K: 0 S: 3	H: 1 LOB: 2 BB: 2 P: 11	R: 0 E: 0 K: 0 S: 3	H: 0 LOB: 0 BB: 0 P: 3	R: 0 E: 0 K: 1 S: 5	H: 0 LOB: 0 BB: 0 P: 5	R: 0 E: 0 K: 0 S: 4	H: 1 LOB: 1 BB: 0 P: 4	R: 0 E: 0 K: 0 S: 2	H: 0 LOB: 0 BB: 1 P: 6	R: 0 E: 0 K: 0 S: 3	H: 0 LOB: 0 BB: 0 P: 3	R: 0 E: 0 K: 0 S: 3	H: 0 LOB: 0 BB: 0 P: 3	1B: 4 2B: 0 3B: 0 HR: 0	SF: 0 SAC: 0 DP: 2 HBP: 0	WP: 0 PB: 0 SB: 1 CS: 1	PA: 31
PITCHER Don Sutton, R ERA: 4.39 (1, 1)	IP: 9.0 WLS: W BF: 31 H: 4 R: 0 ER: 0 SO: 2 BB: 3 IBB: 0 HBP: 0 BLK: 0 WP: 0 HR: 0 S: 32 P: 44 ERA: 0.00 WHIP: 0.778															PITCHER				

Chicago White Sox @ Oakland Athletics
Oakland-Alameda County Coliseum, Oakland, CA
Wed Jun 26 1985, 3:33 AM PDT
Att: 16,476 - Unknown


AB	28
R	0
H	4
RBI	0
BB	3
SO	2
LOB	13



Batter	1	2	3	4	5	6	7	8	9	AB	R	H	RBI	BB	SO	LOB	BOTTOM			
Dave Collins, S OBP: 0.295, SLG: 0.335 (1, 7)	F7		G6-3 2B BB			FC5-4 FC6-4		FC4-6 1B		4	1	0	0	1	0	5				
Rob Piccolo, R OBP: 0.340, SLG: 0.404 (1, 5)	2B 1B		E 2B			FC6-4				5	2	3	4	0	0	2				
Mike Davis, L OBP: 0.383, SLG: 0.549 (1, 8)	2B		E4 HR			F8		F8		5	1	1	0	0	1	2				
Dave Kingman, R OBP: 0.323, SLG: 0.474 (1, 10)	SF8-2-5		HR			F8		K		3	1	1	3	0	1	0				
Dusty Baker Jr., R OBP: 0.382, SLG: 0.507 (1, 3)			K			5-3		F8		4	0	0	0	0	1	0				
Mike Heath, R OBP: 0.303, SLG: 0.419 (1, 9)	K		F8			FC5-4 1B		1B 2B		4	1	2	0	0	1	0				
Mickey Tettleton, S OBP: 0.369, SLG: 0.528 (1, 2)	5-3					FC5-4 1B BB		K		3	1	0	0	1	1	2				
Donnie Hill, S OBP: 0.288, SLG: 0.303 (1, 4)						FC5-4 1B BB		FC4-6 1B BB		2	2	1	1	2	0	1				
Alfredo Griffin, S OBP: 0.336, SLG: 0.385 (1, 6)						FC5-4 1B BB		FC4-6 1B BB		3	1	3	1	0	0	0				
Mike Gallego, R (8, PH) (9, 6)						FC5-4 1B		FC4-6 BB		0	0	0	0	1	0	0				
Inning Stats	R: 1 E: 0 K: 0 S: 4	H: 2 LOB: 0 BB: 0 P: 4	R: 0 E: 0 K: 1 S: 5	H: 0 LOB: 0 BB: 0 P: 5	R: 6 E: 1 K: 1 S: 9	H: 3 LOB: 1 BB: 3 P: 21	R: 0 E: 0 K: 0 S: 3	H: 1 LOB: 0 BB: 0 P: 3	R: 0 E: 0 K: 0 S: 3	H: 0 LOB: 0 BB: 0 P: 3	R: 1 E: 0 K: 0 S: 5	H: 2 LOB: 2 BB: 1 P: 9	R: 0 E: 0 K: 1 S: 5	H: 0 LOB: 0 BB: 0 P: 5	R: 2 E: 0 K: 2 S: 10	H: 3 LOB: 2 BB: 1 P: 14	1B: 6 2B: 5 3B: 0 HR: 1	SF: 1 SAC: 0 DP: 2 HBP: 0	WP: 0 PB: 0 SB: 0 CS: 0	PA: 39
PITCHER Floyd Bannister, L ERA: 4.7 (1, 1)	IP: 6.0 WLS: L BF: 29 H: 8 R: 8 ER: 7 SO: 2 BB: 4 IBB: 8 HBP: 7 BLK: 2 WP: 1 HR: 1 S: 29 P: 45 ERA: 10.50 WHIP: 2.000															PITCHER				
PITCHER Mike Stanton, R ERA: 5.52 (7, 1)	IP: 2.0 WLS: L BF: 10 H: 3 R: 2 ER: 2 SO: 3 BB: 1 IBB: 0 HBP: 0 BLK: 0 WP: 0 HR: 0 S: 15 P: 19 ERA: 9.00 WHIP: 2.000															PITCHER				

Chicago White Sox @ Oakland Athletics
Oakland-Alameda County Coliseum, Oakland, CA
Wed Jun 26 1985, 3:33 AM PDT
Att: 16,476 - Unknown

AB	33
R	10
H	11
RBI	9
BB	5
SO	5
LOB	12



Batter	1	2	3	4	5	6	7	8	9	AB	R	H	RBI	BB	SO	LOB	TOP								
Steve Henderson, R (1, 7) OBP: 0.390, SLG: 0.397 Bruce Bochte, L (9, FH) OBP: 0.383, SLG: 0.410	4-3		6-3		F8		5-3		4-3	4	0	0	0	0	0	3									
Carney Lansford, R (1, 5) OBP: 0.312, SLG: 0.441	F7			5-3		1B G5-4-3	1B		1-3	5	1	2	1	0	0	0									
Mike Davis, L (1, 9) OBP: 0.384, SLG: 0.548	K			F8		1B G5-4-3	1B			4	0	2	0	0	1	0									
Dave Kingman, R (1, 10) OBP: 0.322, SLG: 0.470		L6		1B		1B G5-4-3	6-3			4	0	1	0	0	0	3									
Dusty Baker Jr., R (1, 3) OBP: 0.385, SLG: 0.529	K			1B		HR			K	4	1	2	1	0	2	0									
Dwayne Murphy, L (1, 8) OBP: 0.350, SLG: 0.404	F7			1B		E8 1B			HR	4	2	2	1	0	0	2									
Mike Heath, R (1, 2) OBP: 0.306, SLG: 0.421			G4-6-3 1B		K	1B			F3	4	0	2	1	0	1	0									
Rob Picciolo, R (1, 4) OBP: 0.351, SLG: 0.411			1-2 G4-6-3 1B		4-3				6-3	4	0	2	0	0	0	0									
Alfredo Griffin, S (1, 6) OBP: 0.335, SLG: 0.380			G4-6-3			FC4-9-6 1B			F7	3	1	0	0	1	0	3									
Inning Stats	R: 0 E: 0 K: 1 S: 5	H: 0 LOB: 0 BB: 0 P: 5	R: 0 E: 0 K: 1 S: 5	H: 0 LOB: 0 BB: 0 P: 5	R: 0 E: 0 K: 0 S: 4	H: 2 LOB: 1 BB: 0 P: 4	R: 0 E: 0 K: 0 S: 5	H: 2 LOB: 1 BB: 0 P: 5	R: 0 E: 0 K: 1 S: 5	H: 0 LOB: 1 BB: 1 P: 9	R: 3 E: 1 K: 0 S: 6	H: 5 LOB: 1 BB: 0 P: 6	R: 1 E: 1 K: 0 S: 6	H: 3 LOB: 2 BB: 0 P: 6	R: 1 E: 0 K: 1 S: 6	H: 1 LOB: 0 BB: 0 P: 6	R: 0 E: 0 K: 0 S: 3	H: 0 LOB: 0 BB: 0 P: 3	1B: 10 2B: 1 3B: 0 HR: 2	SF: 0 SAC: 0 DP: 2 HBP: 0	WP: 0 PB: 0 SB: 0 CS: 0	PA: 38			
PITCHER	IP	WLS	BF	H	R	ER	SO	BB	IBB	HBP	BLK	WP	HR	S	P	ERA	WHIP								
Mike Mason, L (1, 1) ERA: 4.85	6.2		30	12	4	3	3	1	0	0	0	0	1	35	39	4.05	1.950								
Greg Harris, R (7, 1) ERA: 2.29	2.1	W	8	1	1	1	1	0	0	0	0	0	1	10	10	3.86	0.429								

Oakland Athletics @ Texas Rangers
Arlington Stadium, Arlington, TX
Fri Jun 28 1985, 8:05 PM EDT
Att: 13,275 - Unknown

AB 37
R 5
H 13
RBI 4
BB 1
SO 4
LOB 11



Batter	1	2	3	4	5	6	7	8	9	AB	R	H	RBI	BB	SO	LOB	BOTTOM								
Oddibe McDowell, L (1, 8) OBP: 0.253, SLG: 0.350	4-3 E SF9 1B		CS	K		FC1-2 BB		B3		4	1	2	0	1	1	3									
Toby Harrah, R (1, 4) OBP: 0.487, SLG: 0.411	4-3		CS	1B HR	F2	FC1-2		HR		4	2	1	2	1	0	4									
Buddy Bell, R (1, 5) OBP: 0.315, SLG: 0.360	SF9			F4	BB	F9		F3		3	0	0	1	1	0	4									
Pete O'Brien, L (1, 3) OBP: 0.316, SLG: 0.386	K			HR	BB					4	1	3	0	1	1	0									
Gary Ward, R (1, 7) OBP: 0.338, SLG: 0.427		G4-6-3 1B		HR	BB		6-3	F7		5	1	2	3	0	1	4									
Larry Parrish, R (1, 9) OBP: 0.317, SLG: 0.439		G4-6-3		2B 1B	4-3		K			4	1	1	0	0	1	4									
Tom Dunbar, L (1, 10) OBP: 0.313, SLG: 0.274		3-1		F6		SH1-4 FC1-2 BB	IBB			2	0	0	0	2	0	1									
Don Slaught, R (1, 2) OBP: 0.298, SLG: 0.365			F7	1B	2B	FC1-2 SH1-4 1B	F4			4	0	2	1	0	0	2									
Wayne Tolleson, S (1, 6) OBP: 0.386, SLG: 0.381		1-3		BB		SH1-4		HR 1B		2	1	1	0	1	0	0									
Inning Stats	R: 1 E: 1 K: 1 S: 6	H: 1 LOB: 0 BB: 0 P: 6	R: 0 E: 0 K: 0 S: 3	H: 1 LOB: 0 BB: 0 P: 3	R: 0 E: 0 K: 0 S: 3	H: 1 LOB: 0 BB: 0 P: 3	R: 4 E: 0 K: 1 S: 9	H: 4 LOB: 2 BB: 2 P: 17	R: 0 E: 0 K: 1 S: 5	H: 0 LOB: 2 BB: 2 P: 13	R: 0 E: 0 K: 0 S: 4	H: 1 LOB: 3 BB: 2 P: 12	R: 0 E: 0 K: 1 S: 6	H: 1 LOB: 2 BB: 1 P: 10	R: 2 E: 0 K: 0 S: 6	H: 3 LOB: 1 BB: 0 P: 6	1B: 8 2B: 2 3B: 0 HR: 2	SF: 1 SAC: 1 DP: 1 HBP: 0	WP: 0 PB: 0 SB: 0 CS: 1	PA: 42					
PITCHER	IP	WLS	BF	H	R	ER	SO	BB	IBB	HBP	BLK	WP	HR	S	P	ERA	WHIP								
Chris Codiroli, R (1, 1) ERA: 4.37	3.2		17	7	5	4	1	1	0	0	0	0	0	8	24	9.82	2.182								
Mike Warren, R (4, 1) ERA: 6.22	1.1		8	0	0	0	2	4	0	0	0	0	0	8	24	0.00	3.000								
Steve Ontiveros, R (6, 1) ERA:	1.2		9	2	0	0	1	1	1	0	0	0	0	9	17	0.00	1.800								
Keith Atherton, R (7, 1) ERA: 3.76	1.1	L	7	3	2	2	0	0	0	0	0	0	1	7	7	13.50	2.250								

Oakland Athletics @ Texas Rangers
Arlington Stadium, Arlington, TX
Fri Jun 28 1985, 8:05 PM EDT
Att: 13,275 - Unknown

AB 32
R 7
H 12
RBI 7
BB 7
SO 4
LOB 22



Batter	1	2	3	4	5	6	7	8	9	AB	R	H	RBI	BB	SO	LOB	TOP				
Dave Collins, S OBP: 0.297, SLG: 0.340 (1, 7)	0-0 4-3		0-0 1B 2B		0-0 F6		0-0 1B HR		0-0 G3	5	2	2	0	0	0	0					
Carney Lansford, R OBP: 0.310, SLG: 0.436 (1, 5)	0-0 L5		0-0 F3		0-0 F3		0-0 1-2 HR		0-0 F5	5	1	1	0	0	0	1					
Bruce Bochte, L OBP: 0.399, SLG: 0.435 (1, 3)	4-0 BB		4-0 1B BB		0-0 6-3 BB 1B		0-0 1-2 HR		4-0 WP BB	2	2	2	3	3	0	0					
Dave Kingman, R OBP: 0.324, SLG: 0.467 (1, 10)	0-0 L5		0-0 1-2 2H 1B		4-0 1B 6-3 BB		0-3 K		0-3 K	4	1	1	1	1	2	2					
Mike Davis, L OBP: 0.382, SLG: 0.544 (1, 9)		0-0 F9	0-0 F8		0-0 6-3		0-0 1-2 2-3 1B		0-0 1B K	4	0	1	0	0	0	4					
Dwayne Murphy, L OBP: 0.346, SLG: 0.402 (1, 8)		0-0 G3		0-3 K		0-0 1B K		0-0 2-3 3-H 1B		0-0 K	4	0	1	1	0	2	1				
Mickey Tettleton, S OBP: 0.375, SLG: 0.387 (1, 2)		0-0 HR		0-3 K		0-0 1-2 3-H 1B		0-0 3-1		4	1	2	2	0	1	0					
Donnie Hill, S OBP: 0.283, SLG: 0.297 (1, 4)		0-0 G3		0-3 K		0-0 G4-3 1B		0-0 F8		4	0	0	0	0	1	2					
Alfredo Griffin, S OBP: 0.330, SLG: 0.374 (1, 6)			0-0 F8		0-0 L3		0-0 F7		0-0 6-3	4	0	0	0	0	0	0					
Inning Stats	R: 0 E: 0 K: 0 S: 3	H: 0 LOB: 1 BB: 1 P: 7	R: 1 E: 0 K: 0 S: 4	H: 1 LOB: 0 BB: 0 P: 4	R: 1 E: 0 K: 0 S: 5	H: 2 LOB: 2 BB: 1 P: 9	R: 0 E: 0 K: 3 S: 9	H: 0 LOB: 0 BB: 0 P: 9	R: 0 E: 0 K: 0 S: 3	H: 0 LOB: 0 BB: 0 P: 3	R: 2 E: 0 K: 0 S: 5	H: 3 LOB: 1 BB: 1 P: 9	R: 3 E: 0 K: 2 S: 11	H: 4 LOB: 1 BB: 0 P: 11	R: 0 E: 0 K: 0 S: 3	H: 0 LOB: 1 BB: 1 P: 9	1B: 7 2B: 1 3B: 0 HR: 2	SF: 0 SAC: 0 DP: 1 HBP: 0	WP: 1 PB: 0 SB: 0 CS: 0	PA: 40	
PITCHER	IP	WLS	BF	H	R	ER	SO	BB	IBB	HBP	BLK	WP	HR	S	P	ERA	WHIP				
Burt Hooton, R ERA: 4.03 (1, 1)	5.0		22	4	4	4	3	3	0	0	0	0	1	25	37	7.20	1.400				
Dave Rozema, R ERA: 4.99 (6, 1)	1.2	L	10	6	3	3	1	0	0	0	0	0	1	12	12	16.20	3.600				
Dave Schmidt, R ERA: 1.84 (7, 1)	1.1		4	0	0	0	1	0	0	0	0	0	0	6	6	0.00	0.000				
Dave Stewart, R ERA: 5.03 (9, 1)	1.0		4	0	0	0	1	1	0	0	0	1	0	5	9	0.00	1.000				

Oakland Athletics @ Texas Rangers
Arlington Stadium, Arlington, TX
Sat Jun 29 1985, 8:05 PM EDT
Att: 20,984 - Unknown

AB	36
R	7
H	10
RBI	7
BB	4
SO	6
LOB	10



Batter	1	2	3	4	5	6	7	8	9	AB	R	H	RBI	BB	SO	LOB	BOTTOM					
Oddibe McDowell, L OBP: 0.264, SLG: 0.358 (1, 8)	0-0 G3				0-0 1B 3B		0-0 F9 S 1B		0-3 K	5	1	3	0	0	1	1						
Toby Harrah, R OBP: 0.473, SLG: 0.421 (1, 4)	0-0 1B BB		0-0 F6		0-0 1-2 3B		0-0 1-2 1B		0-0 3-H 1B	5	2	4	1	0	0	1						
Buddy Bell, R OBP: 0.316, SLG: 0.366 (1, 5)	4-0 1B WP BB		0-0 F8		0-0 1-H 2-H 2B 3B		0-0 F9		0-3 K	4	2	1	2	1	1	3						
Pete O'Brien, L OBP: 0.317, SLG: 0.390 (1, 3)	0-0 WP FC6-2 1B		0-0 F5		0-0 FC6-5 FC5 2B		0-0 F8		0-0 F9	5	0	2	2	0	0	2						
Gary Ward, R OBP: 0.332, SLG: 0.420 (1, 7)	0-0 FC6-2 S 1B		0-0 L4		0-0 FC6-5 FC5 S 2B		0-0 4-3		0-3 K	5	0	0	0	0	1	2						
Larry Parrish, R OBP: 0.315, SLG: 0.432 (1, 9)	4-0 2-H 3-H BB			0-3 K		0-0 F9		0-0 6-3		0-0 1-3	4	0	0	0	1	1						
Don Slaught, R OBP: 0.297, SLG: 0.360 (1, 2)	0-0 F7			0-0 B1-3		4-0 1-2 BB		0-0 4-3		3	0	0	0	1	0	2						
Alan Bannister, R OBP: 0.395, SLG: 0.344 (1, 10)		0-0 F9		0-0 1B		0-0 FC5		0-0 F8 1B 2B		4	1	2	0	0	0	2						
Wayne Tolleson, S OBP: 0.376, SLG: 0.370 (1, 6)		0-3 K		0-3 K		0-0 F7		0-0 F8		3	0	0	0	0	2	1						
Bill Stein, R OBP: 0.298, SLG: 0.353 (8, PH)										0	0	0	0	0	0	0						
Bob Jones, L OBP: 0.298, SLG: 0.200 (8, PH)										1	0	0	0	0	0	1						
Curtis Wilkerson, S OBP: 0.295, SLG: 0.304 (9, 6)										0	0	0	0	0	0	0						
Inning Stats	R: 2 E: 0 K: 0 S: 5	H: 2 LOB: 2 BB: 2 P: 13	R: 0 E: 0 K: 1 S: 6	H: 1 LOB: 1 BB: 0 P: 6	R: 0 E: 0 K: 0 S: 3	H: 0 LOB: 0 BB: 0 P: 3	R: 0 E: 0 K: 2 S: 8	H: 1 LOB: 1 BB: 0 P: 8	R: 3 E: 0 K: 0 S: 7	H: 4 LOB: 2 BB: 1 P: 11	R: 0 E: 0 K: 0 S: 5	H: 2 LOB: 0 BB: 0 P: 5	R: 0 E: 0 K: 0 S: 3	H: 0 LOB: 0 BB: 0 P: 3	R: 1 E: 0 K: 2 S: 9	H: 2 LOB: 1 BB: 0 P: 9	R: 0 E: 0 K: 1 S: 5	H: 0 LOB: 0 BB: 0 P: 5	1B: 9 2B: 2 3B: 1 HR: 0	SF: 0 SAC: 0 DP: 0 HBP: 0	WP: 1 PB: 0 SB: 4 CS: 0	PA: 42
PITCHER	IP	WLS	BF	H	R	ER	SO	BB	IBB	HBP	BLK	WP	HR	S	P	ERA	WHIP					
Tim Lirtsas, L ERA: 3.88 (1, 1)	4.0		22	8	5	5	3	2	0	0	0	0	0	7	11	0.00	1.800					
Keith Atherton, R ERA: 3.65 (5, 1)	1.2		8	2	0	0	0	1	0	0	0	0	0	7	11	0.00	1.800					
Bill Krueger, L ERA: 5.12 (6, 1)	1.1	W	5	1	1	1	0	0	0	0	0	0	0	5	5	6.75	0.750					
Jay Howell, R ERA: 1.8 (8, 1)	2.0	S	7	1	0	0	3	0	0	0	0	0	0	13	13	0.00	0.500					

Oakland Athletics @ Texas Rangers
Arlington Stadium, Arlington, TX
Sat Jun 29 1985, 8:05 PM EDT
Att: 20,984 - Unknown

AB	39
R	6
H	12
RBI	5
BB	3
SO	6
LOB	16



Batter	1	2	3	4	5	6	7	8	9	AB	R	H	RBI	BB	SO	LOB	TOP
Dave Collins, S OBP: 0.296, SLG: 0.339										4	0	1	0	0	0	1	
Carney Lansford, R OBP: 0.306, SLG: 0.431										4	0	0	0	0	1	1	
Bruce Bochte, L OBP: 0.396, SLG: 0.430										4	0	1	0	0	0	0	
Dave Kingman, R OBP: 0.323, SLG: 0.475										4	1	1	1	0	0	1	
Mike Davis, L OBP: 0.384, SLG: 0.547										4	2	2	0	0	0	1	
Dwayne Murphy, L OBP: 0.351, SLG: 0.416										4	2	2	2	0	0	0	
Mike Heath, R OBP: 0.309, SLG: 0.420										3	2	1	0	1	0	0	AB 35
Donnie Hill, S OBP: 0.287, SLG: 0.301										4	0	2	3	0	0	0	R 7
Alfredo Griffin, S OBP: 0.325, SLG: 0.368										4	0	0	1	0	1	1	H 10
Inning Stats	R: 0 E: 0 K: 0 S: 3	H: 1 LOB: 0 BB: 0 P: 3	R: 3 E: 0 K: 0 S: 6	H: 3 LOB: 1 BB: 1 P: 10	R: 0 E: 0 K: 0 S: 4	H: 1 LOB: 0 BB: 0 P: 4	R: 0 E: 0 K: 0 S: 3	H: 0 LOB: 0 BB: 0 P: 3	R: 0 E: 0 K: 1 S: 5	H: 0 LOB: 0 BB: 0 P: 5	R: 1 E: 0 K: 0 S: 4	H: 1 LOB: 0 BB: 0 P: 4	R: 0 E: 0 K: 1 S: 5	H: 0 LOB: 0 BB: 0 P: 5	1B: 7 2B: 1 3B: 0 HR: 2	SF: 0 SAC: 0 DP: 1 HBP: 0	WP: 1 PA: 37 PB: 0 SB: 0 CS: 1
PITCHER	IP WLS BF H R ER SO BB IBB HBP BLK WP HR S P ERA WHIP																
Charlie Hough, R ERA: 3.58	(1, 1) 5.2 L 26 9 6 5 0 1 0 0 0 0 1 1 25 29 7.94 1.765																
Greg Harris, R ERA: 2.24	(6, 1) 1.1 3 0 0 0 1 0 0 0 0 0 0 5 5 0.00 0.000																
Dave Schmidt, R ERA: 2.08	(8, 1) 1.0 4 1 1 1 1 0 0 0 0 0 1 4 4 9.00 1.000																
Dave Stewart, R ERA: 4.89	(9, 1) 1.0 3 0 0 0 1 0 0 0 0 0 0 5 5 0.00 0.000																

Oakland Athletics @ Texas Rangers
Arlington Stadium, Arlington, TX
Sun Jun 30 1985, 8:05 PM EDT
Att: 38,577 - Unknown

AB 35
R 7
H 10
RBI 7
BB 1
SO 2
LOB 5



Batter	1	2	3	4	5	6	7	8	9	AB	R	H	RBI	BB	SO	LOB	BOTTOM				
Oddibe McDowell, L OBP: 0.262, SLG: 0.353										5	1	1	1	0	1	3					
Toby Harrah, R OBP: 0.473, SLG: 0.422										4	1	2	0	0	1	0					
Buddy Bell, R OBP: 0.315, SLG: 0.368										4	0	1	0	0	1	2					
Pete O'Brien, L OBP: 0.316, SLG: 0.387										2	0	0	1	1	0	0					
Gary Ward, R OBP: 0.331, SLG: 0.417										4	0	1	1	0	1	1					
Larry Parrish, R OBP: 0.318, SLG: 0.429										2	0	0	0	2	1	3					
Tom Dunbar, L OBP: 0.326, SLG: 0.270										1	0	0	0	1	0	1	AB 29				
Nick Capra, R OBP: 0.125, SLG: 0.125										0	1	0	0	0	0	0	R 4				
Bob Jones, L OBP: 0.204, SLG: 0.196										1	0	0	0	0	0	2	H 6				
Don Slaught, R OBP: 0.300, SLG: 0.364										3	1	1	1	1	0	1	RBI 4				
Wayne Tolleson, S OBP: 0.372, SLG: 0.360										3	0	0	0	1	0	3	BB 6				
Inning Stats	R: 1 E: 0 K: 0 S: 5	H: 3 LOB: 2 BB: 1 P: 9	R: 0 E: 0 K: 0 S: 2	H: 0 LOB: 2 BB: 2 P: 10	R: 0 E: 0 K: 0 S: 3	H: 0 LOB: 0 BB: 0 P: 3	R: 0 E: 0 K: 0 S: 2	H: 0 LOB: 0 BB: 1 P: 6	R: 1 E: 0 K: 1 S: 5	H: 0 LOB: 0 BB: 1 P: 9	R: 0 E: 0 K: 2 S: 7	H: 0 LOB: 0 BB: 0 P: 7	R: 1 E: 0 K: 1 S: 6	H: 1 LOB: 2 BB: 0 P: 7	R: 1 E: 0 K: 0 S: 5	H: 2 LOB: 2 BB: 1 P: 9	R: 0 E: 0 K: 1 S: 5	H: 0 LOB: 0 BB: 0 P: 5	1B: 4 2B: 2 3B: 0 HR: 0	SF: 1 SAC: 0 DP: 3 HBP: 1	WP: 0 PA: 37 PB: 0 SB: 1 CS: 0
PITCHER	IP WLS BF H R ER SO BB IBB HBP BLK WP HR S P ERA WHIP																				
Steve McCatty, R ERA: 5.51	(1, 1) 6.1 W 26 4 3 3 4 5 0 1 0 0 0 28 49 4.26 1.421																				
Steve Oniveros, R ERA: 0.69	(7, 1) 1.1 7 2 1 1 0 1 0 0 0 0 0 6 10 6.75 2.250																				
Jay Howell, R ERA: 1.76	(8, 1) 1.1 S 4 0 0 0 1 0 0 0 0 0 0 6 6 0.00 0.000																				

Oakland Athletics @ Texas Rangers
Arlington Stadium, Arlington, TX
Sun Jun 30 1985, 8:05 PM EDT
Att: 38,577 - Unknown

AB 29
R 4
H 6
RBI 4
BB 6
SO 5
LOB 16



Batter	1	2	3	4	5	6	7	8	9	AB	R	H	RBI	BB	SO	LOB	TOP								
Steve Henderson, R (1, 7) OBP: 0.383, SLG: 0.389 Donnie Hill, S (9, PH) OBP: 0.287, SLG: 0.301 (9, 4)	0-0 4-3		0-0 2B 4-3 1B		0-0 E6		0-3 K		0-0 SH1-4	4	1	1	0	0	1	0									
Carney Lansford, R (1, 5) OBP: 0.307, SLG: 0.433	0-0 G3		0-0 4-3 1-3 2B		0-0 6-3		0-0 1B		0-0 F3	5	0	2	0	0	0	3									
Dusty Baker Jr., R (1, 3) OBP: 0.386, SLG: 0.542 Bruce Bochte, L (9, 3) OBP: 0.396, SLG: 0.430	0-0 5-3		0-0 4-3		4-0 BB		0-0 F6		0-0 HR	4	1	1	4	1	0	2									
Dave Kingman, R (1, 10) OBP: 0.321, SLG: 0.470		0-0 F8	0-0 L5		0-3 K		0-0 F4		0-0 FC4 1B	5	0	1	0	0	1	4									
Mike Heath, R (1, 9) OBP: 0.307, SLG: 0.412 (9, 7)		4-0 BB BB		0-0 4-3		0-3 K		0-0 5-3	4	0	0	0	1	1	1										
Dwayne Murphy, L (1, 8) OBP: 0.346, SLG: 0.409		0-3 K		0-3 K		0-3 K		0-0 G3	4	0	0	0	0	3	1										
Mickey Tettleton, S (1, 2) OBP: 0.382, SLG: 0.375		4-0 1-2 BB		1-0 HBP		0-0 E6 1B		0-3 K	2	0	0	0	1	1	0										
Rob Picciolo, R (1, 4) OBP: 0.361, SLG: 0.417 Mike Davis, L (9, 9) OBP: 0.384, SLG: 0.547	0-0 G3			0-0 6-3		0-0 1-2 1B			4	1	2	0	0	0	3										
Alfredo Griffin, S (1, 6) OBP: 0.321, SLG: 0.364			0-0 4-3		0-0 6-3		0-0 G4-1		0-0 SH SH1-4 1B	3	1	0	0	0	2										
Inning Stats	R: 0 E: 0 K: 0 S: 3	H: 0 LOB: 0 BB: 0 P: 3	R: 0 E: 0 K: 1 S: 5	H: 0 LOB: 2 BB: 2 P: 13	R: 1 E: 0 K: 0 S: 5	H: 2 LOB: 1 BB: 0 P: 5	R: 0 E: 0 K: 1 S: 5	H: 0 LOB: 1 BB: 0 P: 6	R: 0 E: 0 K: 1 S: 6	H: 0 LOB: 2 BB: 1 P: 10	R: 0 E: 1 K: 2 S: 9	H: 1 LOB: 2 BB: 0 P: 9	R: 0 E: 0 K: 1 S: 6	H: 1 LOB: 1 BB: 0 P: 6	R: 0 E: 0 K: 1 S: 5	H: 0 LOB: 0 BB: 0 P: 5	R: 3 E: 0 K: 0 S: 7	H: 3 LOB: 1 BB: 0 P: 7	1B: 5 2B: 1 3B: 0 HR: 1	SF: 0 SAC: 2 DP: 0 HBP: 1	WP: 0 PB: 0 SB: 0 CS: 0	PA: 41			
PITCHER	IP	WLS	BF	H	R	ER	SO	BB	IBB	HBP	BLK	WP	HR	S	P	ERA	WHIP	PITCHER							
Danny Jackson, L (1, 1) ERA: 3.26	8.0	L	36	5	3	3	7	3	0	1	0	0	0	46	59	3.38	1.000								
Dan Quisenberry, R (9, 1) ERA: 2.75	1.0		5	2	1	1	0	0	0	0	0	0	1	5	5	9.00	2.000								

Oakland Athletics @ Kansas City Royals
 Royals Stadium, Kansas City, MO
 Mon Jul 01 1985, 8:05 PM EDT
 Att: 31,781 - Unknown

AB	35
R	4
H	7
RBI	4
BB	3
SO	7
LOB	16

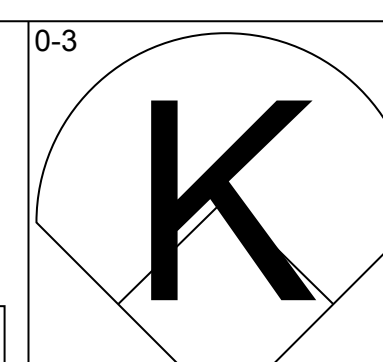
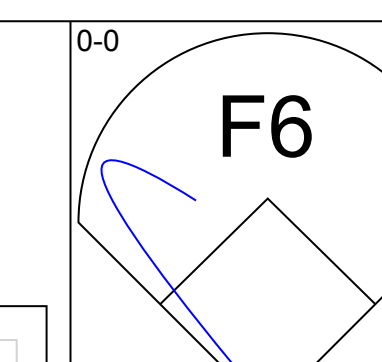
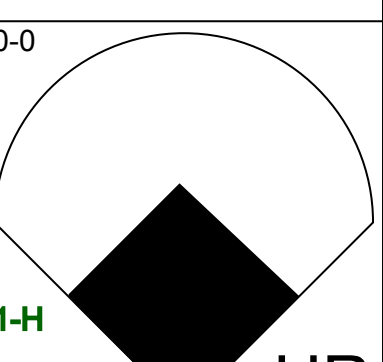
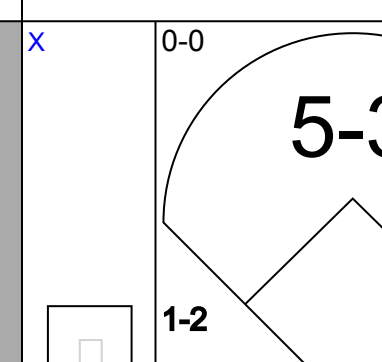
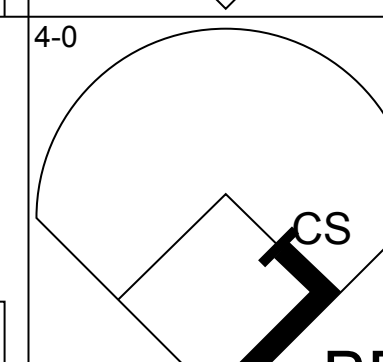
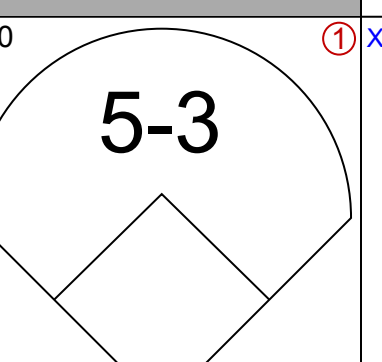
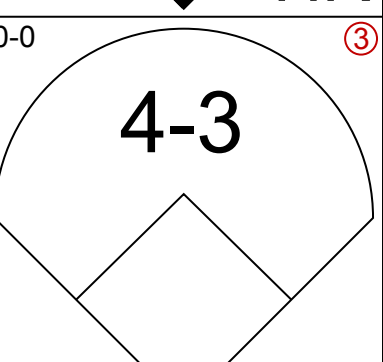
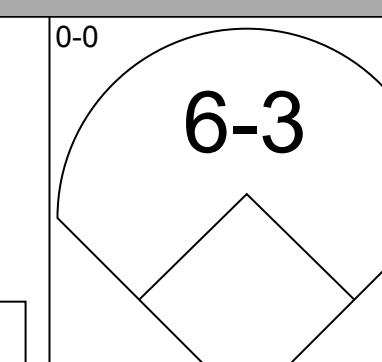
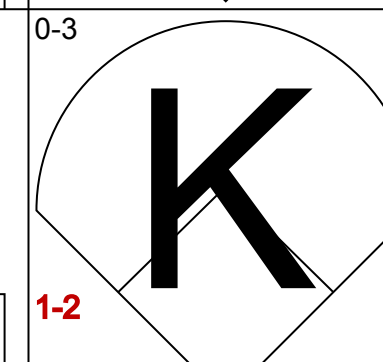
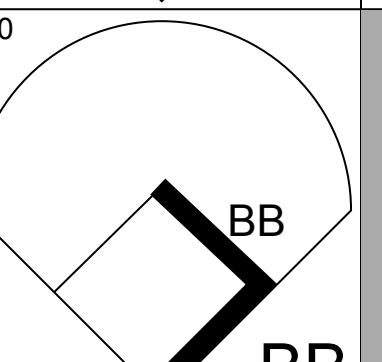
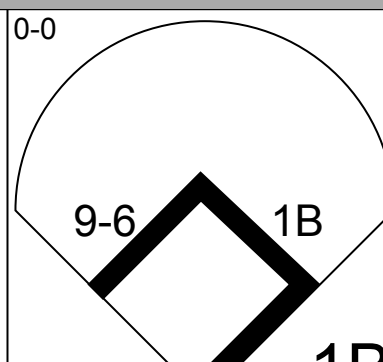
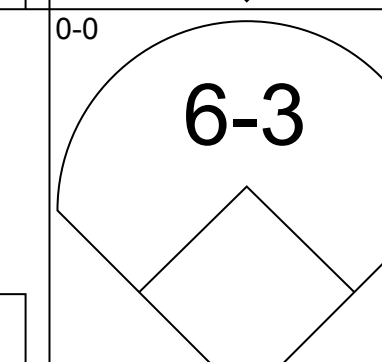
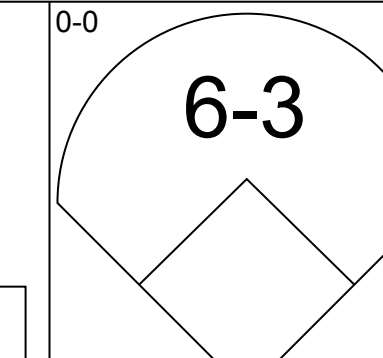
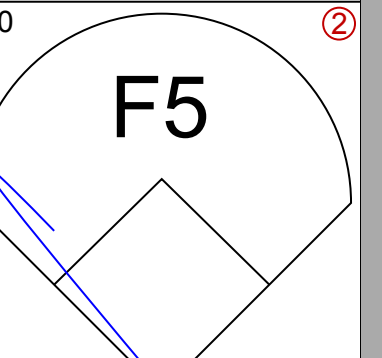
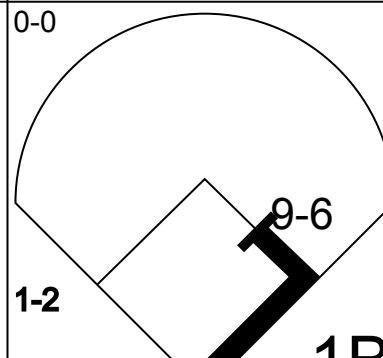
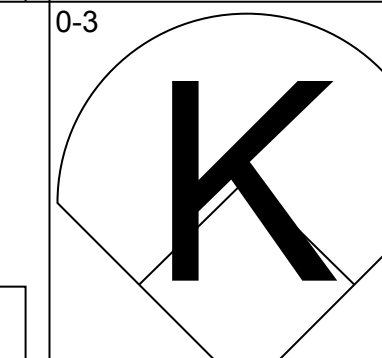
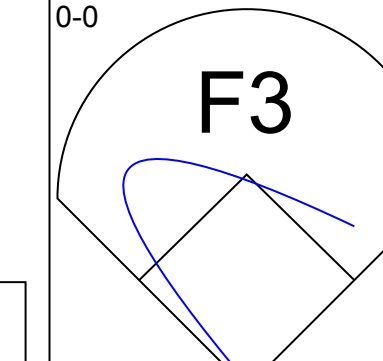
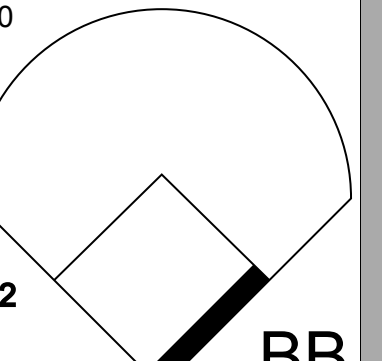
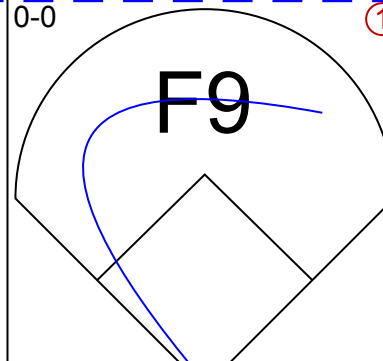
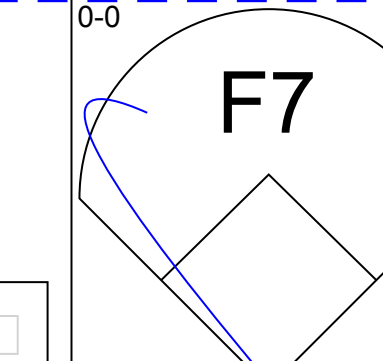

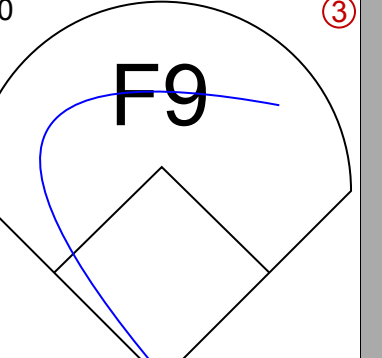
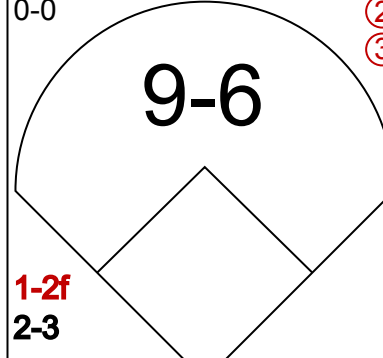
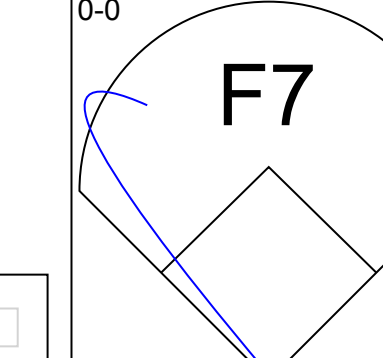
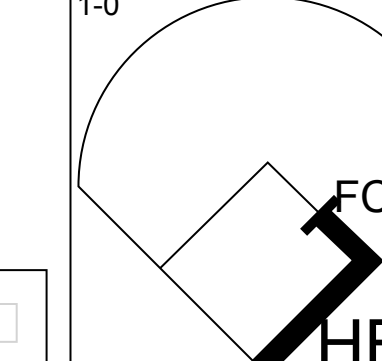
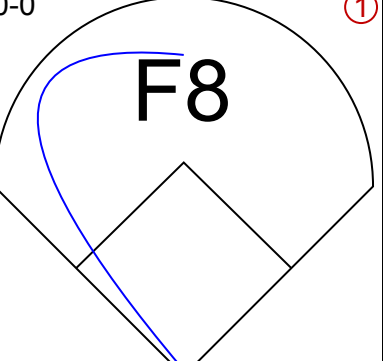
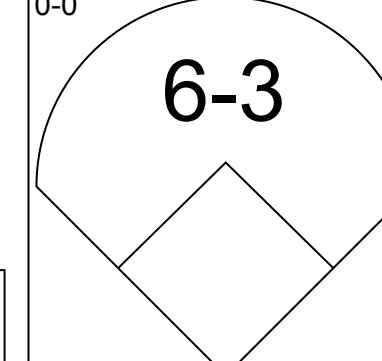
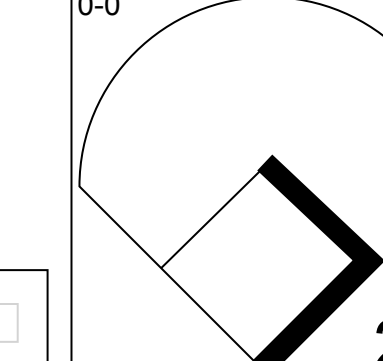
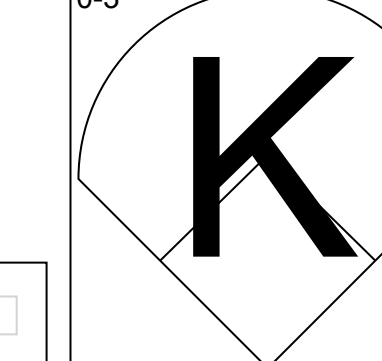
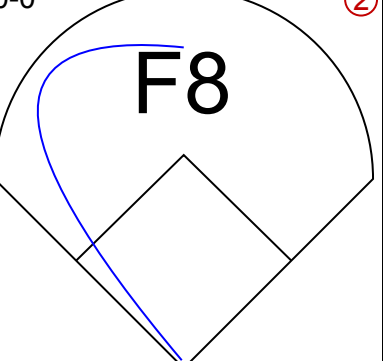
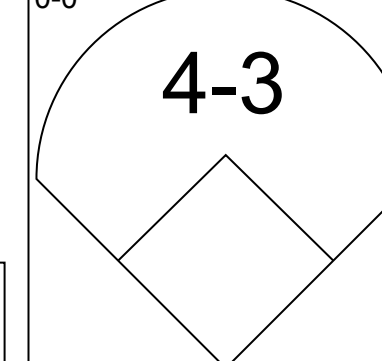
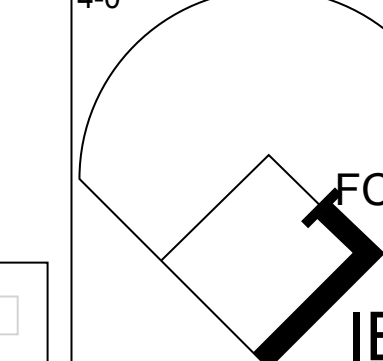
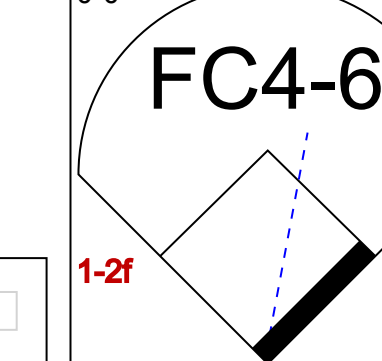
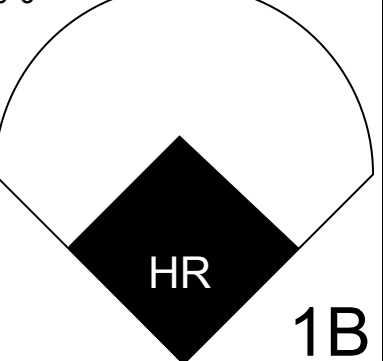
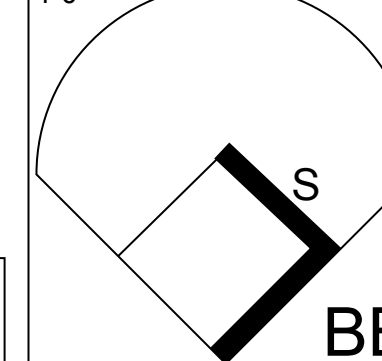
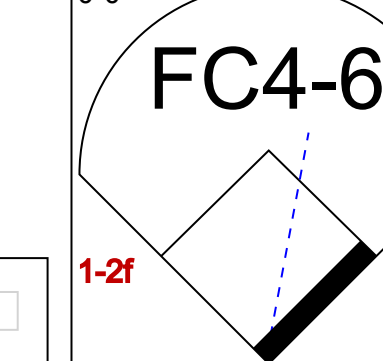


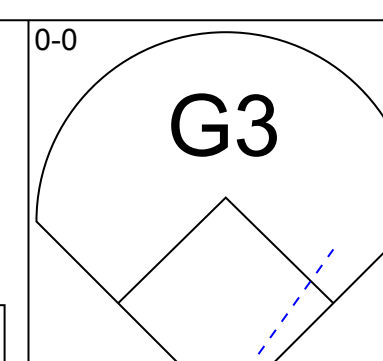
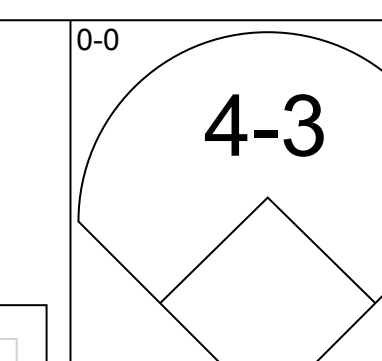
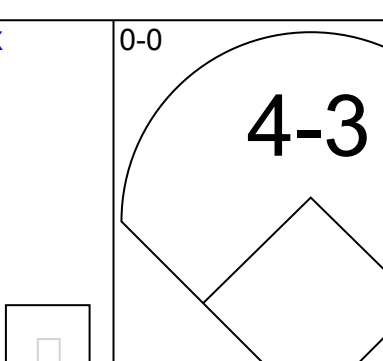
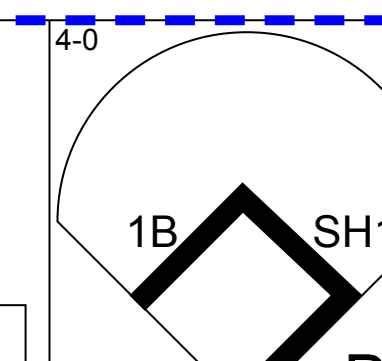
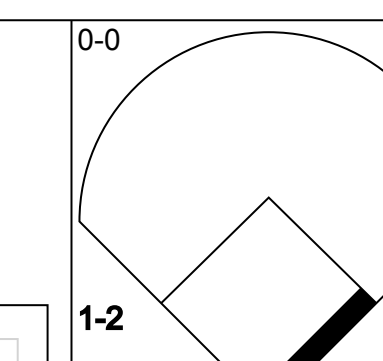
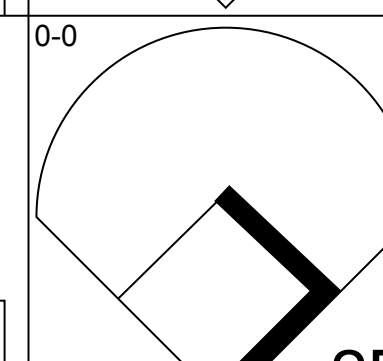
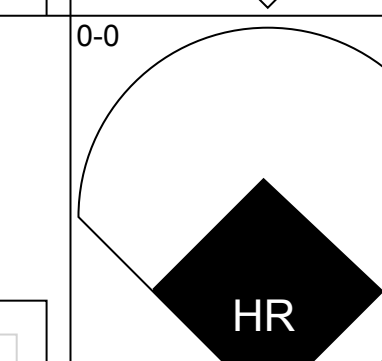
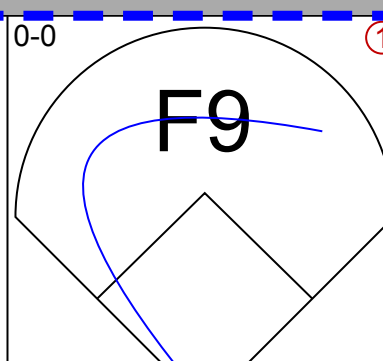
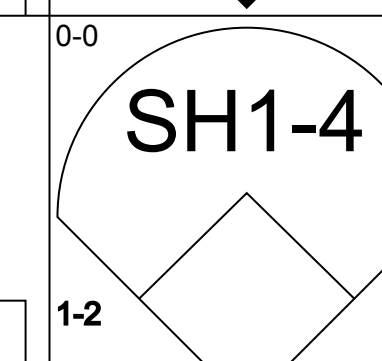
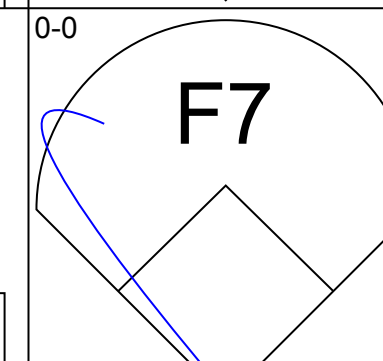
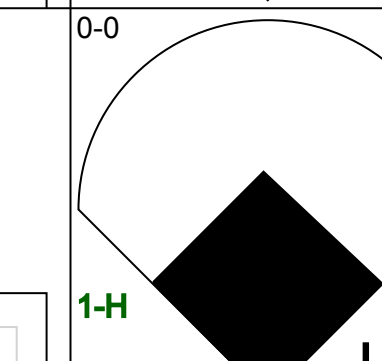
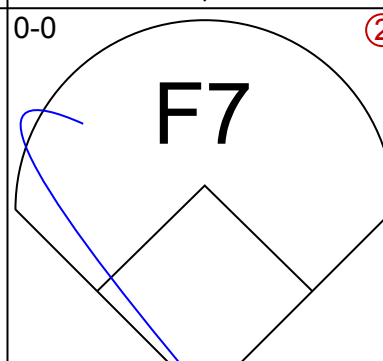
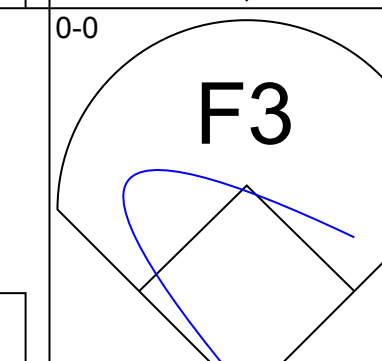
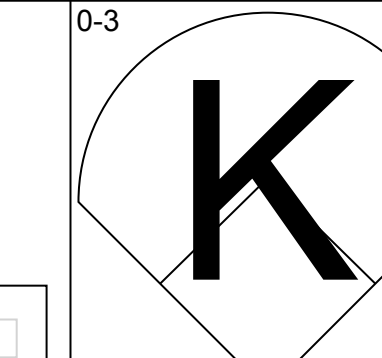



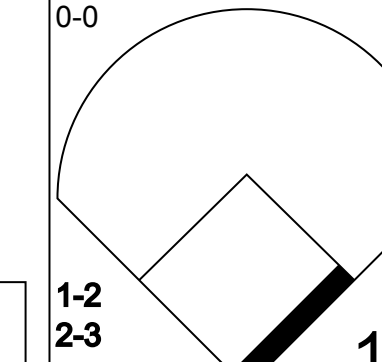
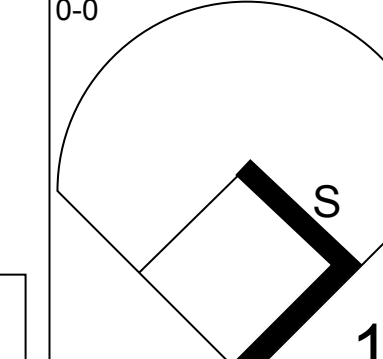
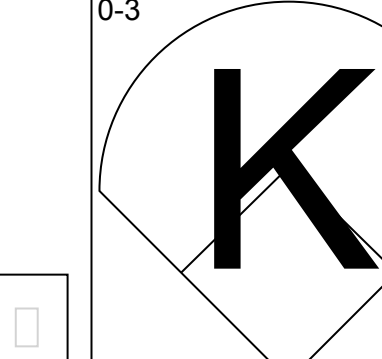
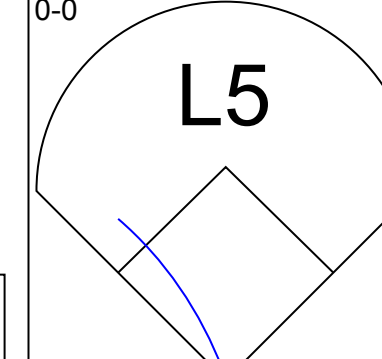
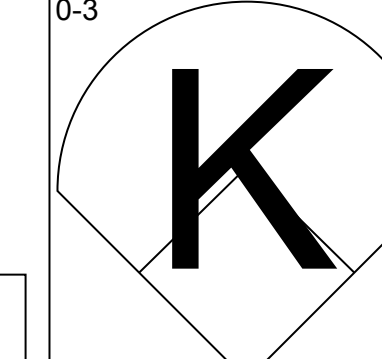
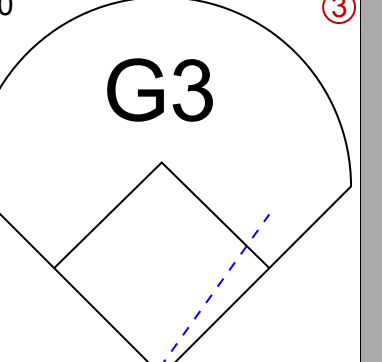
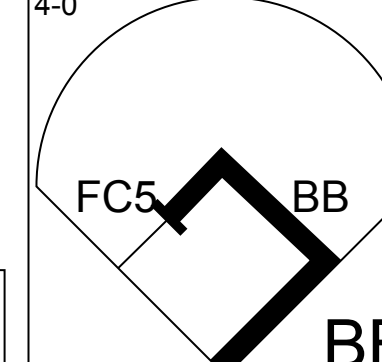




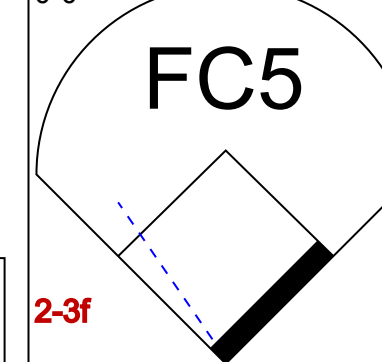
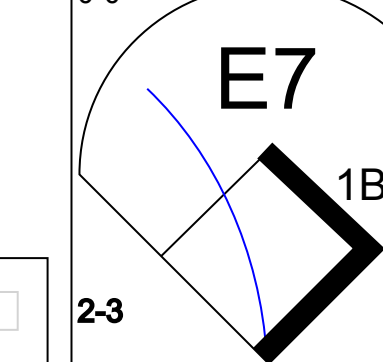
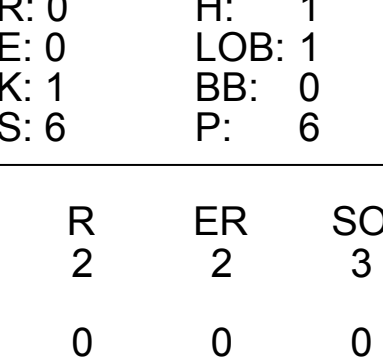
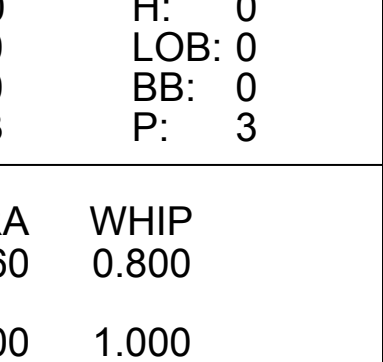
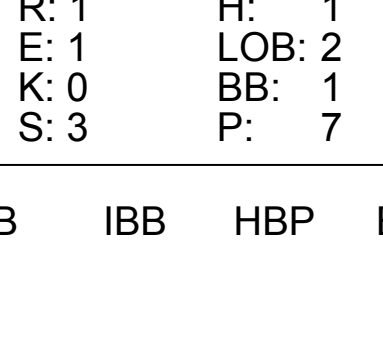

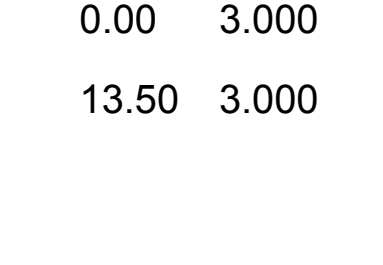


Batter	1	2	3	4	5	6	7	8	9	AB	R	H	RBI	BB	SO	LOB	BOTTOM								
Willie Wilson, S (1, 8) OBP: 0.325, SLG: 0.416	0-0 G3		0-0 F8		0-0 S 1B		0-0 4-3		0-0 1B BB SF8 1B	5	2	2	0	0	0										
Lonnie Smith, R (1, 7) OBP: 0.341, SLG: 0.325	4-0 S 1B BB		0-0 F7		4-0 1B 1-2 BB		0-0 4-3 S 1B		4-0 1-2 BB	2	0	1	0	3	0										
George Brett, L (1, 5) OBP: 0.431, SLG: 0.519	0-0 1-2 1B		0-0 4-3		0-0 1-3 2-H 3-H 1B		0-0 4-3		0-0 1-2 2-3 1B	5	0	3	2	0	1										
Jorge Orta, L (1, 10) OBP: 0.307, SLG: 0.371	0-0 F9			0-0 G5-4-3 1B	0-0 G3		0-0 4-3		0-0 SF8	4	0	1	1	0	5										
Steve Balboni, R (1, 3) OBP: 0.302, SLG: 0.431 John Wathan, R (8, PR) OBP: 0.405, SLG: 0.343 (9, 3)	0-3 K			0-0 G5-4-3 1-2 2-3	0-0 G5-4-3 1B		0-0 F8		0-0 G4-6-3 1B	4	0	1	0	0	1	3									
Jim Sundberg, R (1, 2) OBP: 0.295, SLG: 0.425		0-0 FC6 1B		0-0 F3		0-0 1-3		0-0 G4-6-3 1-2	4	0	1	0	0	0	1										
Frank White, R (1, 4) OBP: 0.288, SLG: 0.386		0-0 F6			0-0 L6		0-0 1B 1B		0-0 1B 2B	4	0	2	0	0	1										
Lynn Jones, R (1, 9) OBP: 0.242, SLG: 0.279		0-0 F8			0-0 5-3		0-0 FC6-4 1B		0-0 1-3	4	0	1	0	0	3										
Onix Concepcion, R (1, 6) OBP: 0.232, SLG: 0.207 Hal McRae, R (9, PH) OBP: 0.353, SLG: 0.464	0-0 FC6			0-0 1B 1B	0-0 1B 1B		0-0 FC6-4		0-3 K	3	1	1	0	0	3										
Inning Stats	R: 0 E: 0 K: 1 S: 6	H: 1 LOB: 2 BB: 1 P: 10	R: 0 E: 0 K: 0 S: 4	H: 1 LOB: 0 BB: 0 P: 4	R: 0 E: 0 K: 0 S: 3	H: 0 LOB: 0 BB: 0 P: 3	R: 0 E: 0 K: 0 S: 3	H: 1 LOB: 0 BB: 0 P: 3	R: 2 E: 0 K: 0 S: 6	H: 3 LOB: 2 BB: 1 P: 10	R: 0 E: 0 K: 0 S: 5	H: 2 LOB: 2 BB: 0 P: 5	R: 0 E: 0 K: 0 S: 4	H: 1 LOB: 1 BB: 0 P: 4	R: 0 E: 0 K: 0 S: 4	H: 2 LOB: 2 BB: 0 P: 4	R: 1 E: 0 K: 1 S: 7	H: 2 LOB: 2 BB: 1 P: 11	1B: 12 2B: 1 3B: 0 HR: 0	SF: 1 SAC: 0 DP: 2 HBP: 0	WP: 0 PB: 0 SB: 4 CS: 0	PA: 41			
PITCHER	IP	WLS	BF	H	R	ER	SO	BB	IBB	HBP	BLK	WP	HR	S	P	ERA	WHIP	PITCHER							
Don Sutton, R (1, 1) ERA: 4.27	7.0		32	10	2	2	1	2	0	0	0	0	0	32	40	2.57	1.714								
Keith Atherton, R (8, 1) ERA: 3.59	1.0	W	3	1	0	0	0	0	0	0	0	0	0	3	3	0.00	1.000								
Jay Howell, R (9, 1) ERA: 1.88	1.0	S	6	2	1	1	1	1	0	0	0	0	0	7	11	9.00	3.000								

Oakland Athletics @ Kansas City Royals
 Royals Stadium, Kansas City, MO
 Mon Jul 01 1985, 8:05 PM EDT
 Att: 31,781 - Unknown

AB	37
R	3
H	13
RBI	3
BB	3
SO	2
LOB	19



Batter	1	2	3	4	5	6	7	8	9	AB	R	H	RBI	BB	SO	LOB	TOP					
Damaso Garcia, R OBP: 0.299, SLG: 0.362 (1, 4)										4	1	1	2	0	1	2	Toronto Blue Jays @ Oakland Athletics Oakland-Alameda County Coliseum, Oakland, CA Thu Jul 04 1985, 7:05 PM PDT Att: 46,770 - Unknown livebaseballscorecards.com					
Garth Iorg, R OBP: 0.371, SLG: 0.439 (1, 5)										2	0	0	0	1	0	0						
Rance Mulliniks, L OBP: 0.395, SLG: 0.432 (8, PH) (8, 5)										1	0	0	0	0	0	0						
George Bell, R OBP: 0.328, SLG: 0.502 (1, 7)										3	0	1	0	1	1	1						
Jesse Barfield, R OBP: 0.333, SLG: 0.445 (1, 9)										4	0	1	0	0	1	1						
Jeff Burroughs, R OBP: 0.381, SLG: 0.394 (1, 10)										3	0	0	0	1	0	2						
Willie Upshaw, L OBP: 0.308, SLG: 0.382 (1, 3)										4	0	0	0	0	1	4						
Buck Martinez, R OBP: 0.236, SLG: 0.312 (1, 2)										1	0	0	0	0	0	0						
Lloyd Moseby, L OBP: 0.344, SLG: 0.392 (7, PH) (7, 8)										2	0	1	0	0	0	0						
Ron Shepherd, R OBP: 0.105, SLG: 0.111 (1, 8)										2	0	0	0	0	1	1						
Ernie Whitt, L OBP: 0.343, SLG: 0.503 (7, PH) (7, 2)										1	0	0	0	1	0	0						
Tony Fernandez, S OBP: 0.345, SLG: 0.405 (1, 6)										3	1	1	0	1	0	3						
Inning Stats	R: 0 E: 0 K: 2 S: 6	H: 0 LOB: 1 BB: 1 P: 10	R: 0 E: 0 K: 1 S: 5	H: 0 LOB: 0 BB: 0 P: 5	R: 0 E: 0 K: 1 S: 5	H: 0 LOB: 1 BB: 0 P: 6	R: 0 E: 0 K: 0 S: 3	H: 0 LOB: 2 BB: 2 P: 11	R: 2 E: 0 K: 0 S: 5	H: 2 LOB: 0 BB: 0 P: 5	R: 0 E: 0 K: 0 S: 4	H: 2 LOB: 1 BB: 0 P: 4	R: 0 E: 0 K: 0 S: 3	H: 0 LOB: 1 BB: 1 P: 7	R: 0 E: 0 K: 1 S: 5	H: 0 LOB: 0 BB: 1 P: 5	R: 0 E: 0 K: 0 S: 4	H: 1 LOB: 2 BB: 1 P: 8	1B: 3 2B: 3 3B: 0 HR: 1	SF: 0 SAC: 0 DP: 2 HBP: 1	WP: 0 PB: 0 SB: 1 CS: 1	PA: 36
PITCHER	IP	WLS	BF	H	R	ER	SO	BB	IBB	HBP	BLK	WP	HR	S	P	ERA	WHIP					
Tim Birtsas, L ERA: 3.86 (1, 1)	5.0		22	4	2	2	4	3	0	1	0	0	1	26	39	3.60	1.400					
Steve Ontiveros, R ERA: 0.55 (6, 1)	3.0		9	0	0	0	1	1	0	0	0	0	0	10	14	0.00	0.333					
Jay Howell, R ERA: 1.85 (9, 1)	1.0	W	5	1	0	0	0	0	1	0	0	0	0	4	8	0.00	1.000					

Batter	1	2	3	4	5	6	7	8	9	AB	R	H	RBI	BB	SO	LOB	BOTTOM				
Dave Collins, S OBP: 0.294, SLG: 0.332 (1, 7)										4	0	1	1	1	0	0	Toronto Blue Jays @ Oakland Athletics Oakland-Alameda County Coliseum, Oakland, CA Thu Jul 04 1985, 7:05 PM PDT Att: 46,770 - Unknown livebaseballscorecards.com				
Camey Lansford, R OBP: 0.310, SLG: 0.439 (1, 5)										3	1	2	0	0	0	0					
Bruce Bochte, L OBP: 0.390, SLG: 0.439 (1, 3)										3	1	1	2	0	0	1					
Steve Henderson, R OBP: 0.372, SLG: 0.377 (6, PH) (9, 9)										1	0	0	0	0	0	1					
Dave Kingman, R OBP: 0.318, SLG: 0.459 (1, 10)										3	0	0	0	1	1	1					
Mike Davis, L OBP: 0.375, SLG: 0.530 (1, 9) (9, 8)										4	0	1	0	0	0	0					
Dwayne Murphy, L OBP: 0.346, SLG: 0.406 (1, 8)										3	0	1	0	0	1	0					
Dusty Baker Jr., R OBP: 0.380, SLG: 0.531 (8, PH) (9, 3)										1	0	0	0	0	1	3					
Mickey Tettleton, S OBP: 0.353, SLG: 0.358 (1, 2)										2	0	0	0	2	1	1					
Mike Heath, R OBP: 0.306, SLG: 0.406 (9, PR)										0	1	0	0	0	0	0					
Donnie Hill, S OBP: 0.283, SLG: 0.293 (1, 4)										2	0	0	0	1	0	1					
Alfredo Griffin, S OBP: 0.314, SLG: 0.354 (1, 6)										4	0	0	0	0	0	4					
Inning Stats	R: 0 E: 0 K: 0 S: 4	H: 1 LOB: 1 BB: 0 P: 4	R: 0 E: 0 K: 1 S: 6	H: 1 LOB: 0 BB: 0 P: 6	R: 2 E: 0 K: 1 S: 7	H: 2 LOB: 0 BB: 0 P: 7	R: 0 E: 0 K: 1 S: 5	H: 0 LOB: 0 BB: 0 P: 5	R: 0 E: 0 K: 0 S: 3	H: 0 LOB: 0 BB: 0 P: 3	R: 0 E: 0 K: 0 S: 3	H: 0 LOB: 2 BB: 2 P: 11	R: 0 E: 0 K: 1 S: 6	H: 1 LOB: 3 BB: 2 P: 14	R: 0 E: 0 K: 0 S: 3	H: 1 LOB: 2 BB: 1 P: 7	1B: 4 2B: 1 3B: 0 HR: 1	SF: 0 SAC: 2 DP: 0 HBP: 0	WP: 0 PB: 0 SB: 1 CS: 0	PA: 37	
PITCHER	IP	WLS	BF	H	R	ER	SO	BB	IBB	HBP	BLK	WP	HR	S	P	ERA	WHIP				
Dennis Lamp, R ERA: 3.31 (1, 1)	5.0		19	4	2	2	3	0	0	0	0	0	1	25	25	3.60	0.800				
Jim Acker, R ERA: 2.75 (6, 1)	2.0		8	0	0	0	0	2	0	0	0	0	0	6	14	0.00	1.000				
Gary Lavelle, L ERA: 2.21 (8, 1)	0.2		5	1	0	0	0	1	1	0	0	0	0	3	11	0.00	3.000				
Bill Caudill, R ERA: 3.52 (8, 1)	0.2	L	5	1	1	1	1	1	0	0	0	0	0	6	10	13.50	3.000				

Batter	1	2	3	4	5	6	7	8	9	AB	R	H	RBI	BB	SO	LOB	TOP										
Damaso Garcia, R (1, 4) OBP: 0.302, SLG: 0.363 Manuel Lee, S (5, FR) OBP: 0.150, SLG: 0.105	F2	L8		S 2H 3H 1B	1-2 2H 3H 1B			K		4	0	2	4	0	0	2											
Tony Fernandez, S (1, 6) OBP: 0.342, SLG: 0.401	FC6-4 2B 1B	6-3		F8	1-3			F7		5	1	1	0	0	0	5											
Lloyd Moseby, L (1, 8) OBP: 0.345, SLG: 0.389	FC6-4 1-2 BB			L6				4-3		3	0	0	0	2	0	1											
Jesse Barfield, R (1, 9) OBP: 0.334, SLG: 0.444	FC6-4 1-2 2-3 2B			G6-4-3 1-2	2B 1B			1-3		5	2	2	0	0	0	3											
Jeff Burroughs, R (1, 10) OBP: 0.374, SLG: 0.395	1-H 3-H 2B			K	F5			5-3		5	0	1	2	0	1	2											
Willie Upshaw, L (1, 3) OBP: 0.306, SLG: 0.382 Len Matuszek, L (9, 3) OBP: 0.258, SLG: 0.318	5-3			3-1	F5			2B		5	0	1	0	0	0	3											
Buck Martinez, R (1, 2) OBP: 0.243, SLG: 0.320		6-3		1B 2B BB	BB 1B 2B			5-3		4	2	1	1	1	1	2											
Ron Shepherd, R (1, 7) OBP: 0.217, SLG: 0.190		1B 1B		2B 1B 1B	BB 1B BB			K		3	2	2	0	1	1	1											
Garth Iorg, R (1, 5) OBP: 0.383, SLG: 0.453		1-2 1B		1-3 2H 1B 2B	1-2 2-3 BB			G3		3	1	2	1	1	0	1											
Inning Stats	R: 2 E: 0 K: 0 S: 5	H: 2 LOB: 1 BB: 1 P: 9	R: 0 E: 0 K: 0 S: 5	H: 2 LOB: 2 BB: 0 P: 5	R: 0 E: 0 K: 1 S: 4	H: 0 LOB: 0 BB: 1 P: 8	R: 3 E: 0 K: 0 S: 6	H: 3 LOB: 1 BB: 1 P: 10	R: 3 E: 0 K: 0 S: 6	H: 3 LOB: 2 BB: 2 P: 14	R: 0 E: 0 K: 1 S: 3	H: 0 LOB: 0 BB: 0 P: 3	R: 0 E: 0 K: 1 S: 6	H: 1 LOB: 1 BB: 0 P: 6	R: 0 E: 0 K: 1 S: 5	H: 0 LOB: 1 BB: 0 P: 5	R: 0 E: 0 K: 1 S: 6	H: 1 LOB: 1 BB: 0 P: 6	1B: 8 2B: 4 3B: 0 HR: 0	SF: 0 SAC: 0 DP: 1 HBP: 0	WP: 1 PB: 0 SB: 1 CS: 0	PA: 43					
PITCHER	IP	WLS	BF	H	R	ER	SO	BB	IBB	HBP	BLK	WP	HR	S	P	ERA	WHIP										
Bill Krueger, L (1, 1) ERA: 5.42	3.1	L	18	6	5	5	1	3	0	0	0	1	0	17	29	13.50	2.700										
Keith Altherton, R (4, 1) ERA: 3.97	1.1		9	3	3	3	0	2	0	0	0	0	0	7	15	20.25	3.750										
Rick Langford, R (5, 1) ERA: 4.96	3.1		12	2	0	0	2	0	0	0	0	0	0	16	16	0.00	0.600										
Steve Mura, R (9, 1) ERA: 2.7	1.0		4	1	0	0	1	0	0	0	0	0	0	6	6	0.00	1.000										

Toronto Blue Jays @ Oakland Athletics
Oakland-Alameda County Coliseum, Oakland, CA
Fri Jul 05 1985, 7:05 PM PDT
Att: 17,937 - Unknown

AB	38
R	8
H	12
RBI	8
BB	5
SO	4
LOB	20



Batter	1	2	3	4	5	6	7	8	9	AB	R	H	RBI	BB	SO	LOB	BOTTOM										
Dave Collins, S (1, 7) OBP: 0.293, SLG: 0.328	F8		F8		BB		3-1			3	0	0	0	1	0	0											
Carney Lansford, R (1, 5) OBP: 0.310, SLG: 0.436	F5		F8		F8			FC6-4 1B		4	0	1	0	0	0	1											
Mike Davis, L (1, 9) OBP: 0.374, SLG: 0.526	1B		F9		F9			F8		4	0	1	0	0	0	2											
Dave Kingman, R (1, 10) OBP: 0.317, SLG: 0.466	F9			HR	F4			F9		4	1	1	1	0	0	3											
Dusty Baker Jr., R (1, 3) OBP: 0.383, SLG: 0.536		1B 2B		2B 1B				FC6-4 1-2		4	1	2	0	0	0	1											
Dwayne Murphy, L (1, 8) OBP: 0.344, SLG: 0.402		L4		F7				F7		3	0	0	0	1	0	2											
Mike Heath, R (1, 2) OBP: 0.305, SLG: 0.403		E 2H G3 1B		F8				F9		4	0	1	1	0	0	2											
Donnie Hill, S (1, 4) OBP: 0.283, SLG: 0.298 Bruce Bochte, L (9, PH) OBP: 0.388, SLG: 0.436		G3		1-3 2B				K		3	0	1	0	0	0	1											
Alfredo Griffin, S (1, 6) OBP: 0.309, SLG: 0.349		B2		F7				6-3		4	0	0	0	0	0	4											
Inning Stats	R: 0 E: 0 K: 0 S: 4	H: 1 LOB: 1 BB: 0 P: 4	R: 1 E: 1 K: 0 S: 5	H: 2 LOB: 1 BB: 0 P: 5	R: 0 E: 0 K: 0 S: 3	H: 0 LOB: 0 BB: 0 P: 3	R: 1 E: 0 K: 0 S: 6	H: 3 LOB: 2 BB: 0 P: 6	R: 0 E: 0 K: 0 S: 3	H: 0 LOB: 0 BB: 1 P: 7	R: 0 E: 0 K: 1 S: 5	H: 0 LOB: 0 BB: 0 P: 3	R: 0 E: 0 K: 1 S: 5	H: 0 LOB: 0 BB: 0 P: 5	R: 0 E: 0 K: 0 S: 4	H: 1 LOB: 1 BB: 0 P: 4	R: 0 E: 0 K: 0 S: 3	H: 0 LOB: 1 BB: 1 P: 7	1B: 4 2B: 2 3B: 0 HR: 1	SF: 0 SAC: 0 DP: 0 HBP: 0	WP: 0 PB: 0 SB: 0 CS: 0	PA: 36					
PITCHER	IP	WLS	BF	H	R	ER	SO	BB	IBB	HBP	BLK	WP	HR	S	P	ERA	WHIP										
Jim Clancy, R (1, 1) ERA: 4.48	9.0	W	36	7	2	2	1	2	0	0	0	0	1	36	44	2.00	1.000										

Toronto Blue Jays @ Oakland Athletics
Oakland-Alameda County Coliseum, Oakland, CA
Fri Jul 05 1985, 7:05 PM PDT
Att: 17,937 - Unknown

AB	34
R	2
H	7
RBI	2
BB	2
SO	1
LOB	17



Batter	1	2	3	4	5	6	7	8	9	AB	R	H	RBI	BB	SO	LOB	TOP										
Damaso Garcia, R (1,4) OBP: 0.301, SLG: 0.365										4	0	1	0	0	0	1	Toronto Blue Jays @ Oakland Athletics Oakland-Alameda County Coliseum, Oakland, CA Sat Jul 06 1985, 3:33 AM PDT Att: 23,230 - Unknown livebaseballscorecards.com										
Rance Mulliniks, L (1,5) OBP: 0.397, SLG: 0.450										4	1	2	1	0	0	1											
Lloyd Moseby, L (1,8) OBP: 0.341, SLG: 0.383										4	0	0	0	0	0	2											
Willie Upshaw, L (1,3) OBP: 0.302, SLG: 0.377										4	0	0	0	0	0	1											
Jeff Burroughs, R (1,10) OBP: 0.373, SLG: 0.393										3	0	1	0	0	0	0											
Ernie Whitt, L (1,2) OBP: 0.338, SLG: 0.495										3	0	0	0	0	2	1											
Jesse Barfield, R (1,9) OBP: 0.331, SLG: 0.439										3	0	0	0	0	1	0											
Lou Thornton, L (1,7) OBP: 0.290, SLG: 0.290										3	0	1	0	0	1	0											
Tony Fernandez, S (1,6) OBP: 0.339, SLG: 0.397										3	0	0	0	0	0	1											
Inning Stats	R: 0 E: 0 K: 0 S: 4	H: 1 LOB: 1 BB: 0 P: 4	R: 0 E: 0 K: 1 S: 5	H: 0 LOB: 0 BB: 0 P: 5	R: 0 E: 0 K: 1 S: 5	H: 0 LOB: 0 BB: 0 P: 5	R: 1 E: 0 K: 1 S: 7	H: 2 LOB: 1 BB: 0 P: 7	R: 0 E: 0 K: 0 S: 3	H: 0 LOB: 0 BB: 0 P: 3	R: 0 E: 0 K: 0 S: 3	H: 0 LOB: 0 BB: 0 P: 3	R: 0 E: 0 K: 0 S: 4	H: 1 LOB: 1 BB: 0 P: 4	R: 0 E: 0 K: 0 S: 3	H: 0 LOB: 0 BB: 0 P: 3	1B: 3 2B: 1 3B: 0 HR: 1	SF: 0 SAC: 0 DP: 1 HBP: 0	WP: 0 PB: 0 SB: 0 CS: 0	PA: 31							
PITCHER	IP	WLS	BF	H	R	ER	SO	BB	IBB	HBP	BLK	WP	HR	S	P	ERA	WHIP										
Don Sutton, R (1,1) ERA: 4.06	8.0	W	28	5	1	1	4	0	0	0	0	0	1	36	36	1.12	0.625										
Steve Ontiveros, R (9,1) ERA: 0.52	1.0		3	0	0	0	0	0	0	0	0	0	0	3	3	0.00	0.000										

Batter	1	2	3	4	5	6	7	8	9	AB	R	H	RBI	BB	SO	LOB	BOTTOM										
Dave Collins, S (1,7) OBP: 0.295, SLG: 0.333										5	2	2	0	0	0	0	Toronto Blue Jays @ Oakland Athletics Oakland-Alameda County Coliseum, Oakland, CA Sat Jul 06 1985, 3:33 AM PDT Att: 23,230 - Unknown livebaseballscorecards.com										
Carney Lansford, R (1,5) OBP: 0.311, SLG: 0.437										4	3	1	1	1	0	2											
Bruce Bochte, L (1,3) OBP: 0.388, SLG: 0.435										5	0	2	2	0	0	3											
Dave Kingman, R (1,10) OBP: 0.322, SLG: 0.474										4	0	3	1	0	0	1											
Mike Davis, L (1,9) OBP: 0.374, SLG: 0.520										3	0	0	0	2	1	4											
Dwayne Murphy, L (1,8) OBP: 0.346, SLG: 0.401										3	0	1	0	1	2	3											
Mickey Tettleton, S (1,2) OBP: 0.389, SLG: 0.557										3	0	1	0	1	1	4											
Donnie Hill, S (1,4) OBP: 0.283, SLG: 0.297										4	0	1	0	0	0	5											
Alfredo Griffin, S (1,6) OBP: 0.308, SLG: 0.348										4	0	1	0	0	0	3											
Inning Stats	R: 0 E: 0 K: 0 S: 3	H: 0 LOB: 1 BB: 1 P: 7	R: 0 E: 0 K: 1 S: 6	H: 1 LOB: 1 BB: 1 P: 10	R: 2 E: 1 K: 1 S: 8	H: 3 LOB: 3 BB: 2 P: 16	R: 2 E: 1 K: 0 S: 6	H: 3 LOB: 1 BB: 0 P: 6	R: 0 E: 0 K: 0 S: 4	H: 2 LOB: 1 BB: 0 P: 4	R: 1 E: 1 K: 1 S: 8	H: 2 LOB: 3 BB: 1 P: 12	R: 0 E: 0 K: 0 S: 3	H: 0 LOB: 0 BB: 0 P: 3	R: 0 E: 0 K: 1 S: 6	H: 1 LOB: 1 BB: 0 P: 6	1B: 9 2B: 3 3B: 0 HR: 0	SF: 0 SAC: 1 DP: 1 HBP: 0	WP: 1 PB: 0 SB: 2 CS: 0	PA: 41							
PITCHER	IP	WLS	BF	H	R	ER	SO	BB	IBB	HBP	BLK	WP	HR	S	P	ERA	WHIP										
Doyle Alexander, R (1,1) ERA: 4.55	5.1	L	30	10	5	4	2	4	0	0	0	0	0	30	46	6.75	2.625										
Ron Musselman, R (6,1) ERA: 5.3	1.2		7	1	0	0	1	0	1	0	0	0	0	8	12	0.00	0.600										
Bill Caudill, R (8,1) ERA: 3.43	1.0		4	1	0	0	1	0	0	0	0	0	0	6	6	0.00	1.000										

AB 31
R 1
H 5
RBI 1
BB 0
SO 4
LOB 7



AB 35
R 5
H 12
RBI 4
BB 5
SO 4
LOB 25



Batter	1	2	3	4	5	6	7	8	9	AB	R	H	RBI	BB	SO	LOB	TOP	
Damaso Garcia, R (1,4) Manuel Lee, S (5,4) OBP: 0.307, SLG: 0.371 OBP: 0.182, SLG: 0.143	0-0 1B 1B		0-0 FC3-6 1B	0-0 1-2 3-H 1B	0-0 1-2 3-H 1B	0-0 F8		0-0 2B 1B		3	1	3	1	0	0	0	Toronto Blue Jays @ Oakland Athletics Oakland-Alameda County Coliseum, Oakland, CA Sun Jul 07 1985, 3:33 AM PDT Att: 28,631 - Unknown livebaseballscorecards.com	
Lloyd Moseby, L (1,8) Jesse Barfield, R (7,9) OBP: 0.337, SLG: 0.378 OBP: 0.333, SLG: 0.445	0-0 L9		0-0 L7	0-0 K	0-0 K	0-0 4-3		0-0 1-H 2B		4	0	0	0	0	1	4		
Rance Mulliniks, L (1,5) Garth Iorg, R (4,PH) OBP: 0.389, SLG: 0.451 OBP: 0.382, SLG: 0.458	0-0 2B 1B		0-0 FC3-6 HR	0-3 K	0-0 K	0-0		0-0 1-3		2	1	1	1	0	0	1		
George Bell, R (1,7) OBP: 0.329, SLG: 0.508	0-0 F8		0-0 HR		4-0 BB HR BB	0-0 F9		0-0 6-3		4	2	1	2	1	0	2		
Willie Upshaw, L (1,3) Len Matuszek, L (7,PH) OBP: 0.303, SLG: 0.380 OBP: 0.255, SLG: 0.313	0-0 1-3 2B		0-0 1-3		0-3 K		0-3 K	0-3 K		3	0	1	0	0	1	1		
Jeff Burroughs, R (1,10) OBP: 0.377, SLG: 0.392	0-0 F9			0-0 1B FC5-4 1B	4-0 HR BB	0-0 F7				3	2	1	0	1	0	2		
Ernie Whitt, L (1,2) OBP: 0.346, SLG: 0.513		4-0 1-3 BB		0-0 FC5-4 1B 1B	0-0 HR	0-0 F8				3	2	2	3	1	0	0		
Tony Fernandez, S (1,6) OBP: 0.338, SLG: 0.395		0-0 1-3		0-0 FC5-4 1B	0-0 F8		0-0 L7			4	0	1	0	0	0	1		
Ron Shepherd, R (1,9) OBP: 0.185, SLG: 0.160		0-3 K		0-0 FC5-4 1B	0-0 F7		0-3 K			4	0	0	1	0	2	2		
Inning Stats	R: 1 E: 0 K: 0 S: 6	H: 3 LOB: 2 BB: 0 P: 6	R: 0 E: 0 K: 1 S: 4	H: 0 LOB: 0 BB: 1 P: 8	R: 2 E: 0 K: 0 S: 5	H: 2 LOB: 0 BB: 0 P: 5	R: 3 E: 0 K: 1 S: 6	H: 1 LOB: 1 BB: 0 P: 4	R: 0 E: 0 K: 1 S: 5	H: 0 LOB: 0 BB: 0 P: 5	R: 0 E: 0 K: 1 S: 6	H: 2 LOB: 2 BB: 0 P: 6	R: 0 E: 0 K: 1 S: 5	H: 0 LOB: 0 BB: 0 P: 5	1B: 8 2B: 4 3B: 0 HR: 2	SF: 0 SAC: 0 DP: 1 HBP: 0	WP: 0 PA: 41 PB: 0 SB: 1 CS: 0	
PITCHER	IP WLS BF H R ER SO BB IBB HBP BLK WP HR S P ERA WHIP																	
Steve McCatty, R (1,1) ERA: 5.91	3.1 L	19	9	5	5	1	1	0	0	0	0	0	0	0	0	0	13.50	3.000
Curt Young, L (4,1) ERA: 10.29	2.2	12	2	3	3	3	2	0	0	0	0	0	1	16	24	10.12	1.500	
Steve Mura, R (7,1) ERA: 1.42	3.0	10	2	0	0	3	0	0	0	0	0	0	0	16	16	0.00	0.667	

Batter	1	2	3	4	5	6	7	8	9	AB	R	H	RBI	BB	SO	LOB	BOTTOM		
Steve Henderson, R (1,7) OBP: 0.378, SLG: 0.400	4-0 1B BB		0-0 G6-4-3 1-2		0-0 5-3			0-0 SF8 3B		3	1	1	0	1	0	1	Toronto Blue Jays @ Oakland Athletics Oakland-Alameda County Coliseum, Oakland, CA Sun Jul 07 1985, 3:33 AM PDT Att: 28,631 - Unknown livebaseballscorecards.com		
Carney Lansford, R (1,5) Donnie Hill, S (9,4) OBP: 0.310, SLG: 0.436 OBP: 0.283, SLG: 0.297	0-0 1-2 1B		0-0 F9		0-0 5-3		0-0 SF8			3	0	1	1	0	0	0			
Mike Davis, L (1,9) Mickey Tettleton, S (7,2) OBP: 0.371, SLG: 0.514 OBP: 0.384, SLG: 0.352	0-3 K		0-3 K		0-3 K		0-0 6-3			3	0	0	0	0	3	2			
Dave Kingman, R (1,10) OBP: 0.322, SLG: 0.480	0-3 K			0-0 HR		0-0 5-3		0-0 L9		4	1	1	1	0	1	2			
Dusty Baker Jr., R (1,3) OBP: 0.380, SLG: 0.529	0-0 G3			0-0 BB 1B 1B		0-0 F8		0-0 6-3		4	0	1	0	0	0	2			
Mike Heath, R (1,2) OBP: 0.308, SLG: 0.405		0-0 F9		0-0 BB 1B		0-0 F9		0-0 1B		4	0	2	0	0	0	0			
Dwayne Murphy, L (1,8) OBP: 0.345, SLG: 0.396		0-0 F7		4-0 1-2 2-3 BB		0-0 3-1		0-0 F8		3	0	0	0	1	0	1			
Rob Picciolo, R (1,4) OBP: 0.324, SLG: 0.373		0-0 F8		0-3 K		0-0 4-3		0-0 4-3		4	0	0	0	0	1	4			
Alfredo Griffin, S (1,6) Mike Gallego, R (8,6) OBP: 0.305, SLG: 0.344			0-0 E6 G6-4-3		0-0 1-3		0-0 5-3			3	0	0	0	0	0	3			
Inning Stats	R: 0 E: 0 K: 2 S: 8	H: 1 LOB: 2 BB: 1 P: 12	R: 0 E: 0 K: 0 S: 3	H: 0 LOB: 0 BB: 0 P: 3	R: 0 E: 1 K: 0 S: 3	H: 0 LOB: 0 BB: 0 P: 3	R: 1 E: 0 K: 2 S: 10	H: 3 LOB: 3 BB: 1 P: 14	R: 0 E: 0 K: 1 S: 5	H: 0 LOB: 0 BB: 0 P: 5	R: 0 E: 0 K: 0 S: 3	H: 0 LOB: 0 BB: 0 P: 3	R: 0 E: 0 K: 0 S: 4	H: 1 LOB: 1 BB: 0 P: 4	R: 0 E: 0 K: 0 S: 4	H: 1 LOB: 1 BB: 0 P: 4	1B: 4 2B: 0 3B: 1 HR: 1	SF: 1 SAC: 0 DP: 1 HBP: 0	WP: 0 PA: 35 PB: 0 SB: 0 CS: 0
PITCHER	IP WLS BF H R ER SO BB IBB HBP BLK WP HR S P ERA WHIP																		
Jimmy Key, L (1,1) ERA: 2.59	8.0	31	5	2	2	5	2	0	0	0	0	0	0	0	4	4	0.00	1.000	
Gary Lavelle, L (9,1) ERA: 2.15	1.0	4	1	0	0	0	0	0	0	0	0	0	0	4	4	0.00	1.000		

Batter	1	2	3	4	5	6	7	8	9	AB	R	H	RBI	BB	SO	LOB	TOP																			
Dwight Evans, R OBP: 0.377, SLG: 0.369 (1, 9)	F9		6-3		6-3		F8			5	0	1	1	0	0	1	Boston Red Sox @ Oakland Athletics Oakland-Alameda County Coliseum, Oakland, CA Mon Jul 08 1985, 7:05 PM PDT Att: 24,430 - Unknown																			
Wade Boggs, L OBP: 0.432, SLG: 0.427 (1, 5)	F7		3-1		1B			1B	1B	3	0	1	1	2	0	0																				
Jim Rice, R OBP: 0.331, SLG: 0.463 (1, 7)	F8			4-3	1B			F6	FC6-4	5	0	1	0	0	0	2																				
Bill Buckner, L OBP: 0.318, SLG: 0.429 (1, 3)		F8		F8	F9			1B		4	0	1	0	0	0	3																				
Mike Easter, L OBP: 0.330, SLG: 0.429 (1, 10)		K		1B			F7	K		4	0	1	0	0	2	2																				
Rich Gedman, L OBP: 0.348, SLG: 0.442 (1, 2)		1B		4-3			G1-6-3	1B		3	0	2	0	1	0	1																				
Glenn Hoffman, R OBP: 0.331, SLG: 0.412 Rick Miller, L OBP: 0.405, SLG: 0.429 Jackie Gutierrez, R OBP: 0.276, SLG: 0.313 (1, 6) (8, PH) (8, 6)		1B					E	F7		3	1	2	0	0	0	1																				
Steve Lyons, L OBP: 0.325, SLG: 0.336 (1, 8)		K			K			F9	1-3	4	0	0	0	0	2	3																				
Marty Barrett, R OBP: 0.365, SLG: 0.360 (1, 4)			F6		1B		3-1	1B	1B	3	1	1	0	1	0	0																				
Inning Stats	R: 0 E: 0 K: 0 S: 3	H: 0 LOB: 0 BB: 0 P: 3	R: 0 E: 0 K: 2 S: 9	H: 2 LOB: 2 BB: 0 P: 9	R: 0 E: 0 K: 0 S: 3	H: 0 LOB: 0 BB: 0 P: 3	R: 0 E: 0 K: 0 S: 4	H: 1 LOB: 1 BB: 0 P: 4	R: 1 E: 1 K: 1 S: 7	H: 2 LOB: 3 BB: 2 P: 15	R: 0 E: 0 K: 0 S: 3	H: 1 LOB: 0 BB: 0 P: 3	R: 0 E: 0 K: 0 S: 3	H: 0 LOB: 0 BB: 0 P: 3	R: 0 E: 0 K: 1 S: 6	H: 1 LOB: 3 BB: 2 P: 14		R: 1 E: 0 K: 0 S: 5	H: 3 LOB: 1 BB: 0 P: 5	1B: 10 2B: 0 3B: 0 HR: 0	SF: 0 SAC: 0 DP: 1 HBP: 0	WP: 0 PA: 39 PB: 0 SB: 1 CS: 0														
PITCHER	IP	WLS	BF	H	R	ER	SO	BB	IBB	HBP	BLK	WP	HR	S	P	ERA	WHIP	PITCHER		IP	WLS	BF	H	R	ER	SO	BB	IBB	HBP	BLK	WP	HR	S	P	ERA	WHIP
Chris Codiroli, R ERA: 4.16 Jay Howell, R ERA: 1.83 (1, 1) (9, 1)	8.1	L	36	8	2	2	4	3	1	0	0	0	0	0	40	56	2.16	1.320			0.2	3	2	0	0	0	0	0	0	0	0	0	3	3	0.00	3.000

AB 35
R 2
H 10
RBI 2
BB 4
SO 4
LOB 16



Batter	1	2	3	4	5	6	7	8	9	AB	R	H	RBI	BB	SO	LOB	BOTTOM																				
Dave Collins, S OBP: 0.290, SLG: 0.327 (1, 7)	K		5-3		F9		5-3		G3	5	0	0	0	0	1	2	Boston Red Sox @ Oakland Athletics Oakland-Alameda County Coliseum, Oakland, CA Mon Jul 08 1985, 7:05 PM PDT Att: 24,430 - Unknown																				
Carney Lansford, R OBP: 0.309, SLG: 0.436 (1, 5)	F8		6-3			5-3		F9	1B	5	0	1	1	0	0	0																					
Dusty Baker Jr., R OBP: 0.383, SLG: 0.528 Rob Piccolo, R OBP: 0.324, SLG: 0.373 (1, 3) (8, PR) (9, 3)	F9			1B		K		1B	2B	4	0	2	0	0	1	0																					
Bruce Bochte, L OBP: 0.391, SLG: 0.439 (9, PH)				1B				1B	1B	1	0	1	0	0	0	0																					
Dave Kingman, R OBP: 0.327, SLG: 0.484 (1, 10)		K		1B		1B		1B		4	0	3	0	0	1	0																					
Mike Heath, R OBP: 0.309, SLG: 0.404 Mike Davis, L OBP: 0.369, SLG: 0.513 (1, 9) (8, PH) (9, 9)		5-3		F8		1B		K		3	0	1	0	0	0	2																					
Dwayne Murphy, L OBP: 0.347, SLG: 0.399 (1, 8)		2B		K		1-3		1B		1	0	0	0	0	1	2																					
Mickey Tettleton, S OBP: 0.379, SLG: 0.538 (1, 2)		BB		F8				K	K	3	0	0	0	1	2	5																					
Donnie Hill, S OBP: 0.282, SLG: 0.296 (1, 4)		F8			5-3			K		4	1	1	0	0	1	2																					
Alfredo Griffin, S OBP: 0.305, SLG: 0.343 (1, 6)			F6		F3				F8	4	0	1	0	0	0	1																					
Inning Stats	R: 0 E: 0 K: 1 S: 5	H: 0 LOB: 0 BB: 0 P: 5	R: 0 E: 0 K: 1 S: 6	H: 1 LOB: 1 BB: 1 P: 10	R: 0 E: 0 K: 0 S: 3	H: 0 LOB: 0 BB: 0 P: 3	R: 0 E: 0 K: 1 S: 7	H: 2 LOB: 2 BB: 0 P: 7	R: 0 E: 0 K: 2 S: 8	H: 1 LOB: 1 BB: 0 P: 8	R: 0 E: 0 K: 2 S: 9	H: 2 LOB: 3 BB: 1 P: 13	R: 1 E: 0 K: 0 S: 5	H: 3 LOB: 2 BB: 0 P: 5	1B: 9 2B: 2 3B: 0 HR: 0	SF: 0 SAC: 0 DP: 0 HBP: 0	WP: 0 PA: 39 PB: 0 SB: 2 CS: 0																				
PITCHER	IP	WLS	BF	H	R	ER	SO	BB	IBB	HBP	BLK	WP	HR	S	P	ERA	WHIP	PITCHER		IP	WLS	BF	H	R	ER	SO	BB	IBB	HBP	BLK	WP	HR	S	P	ERA	WHIP	
Bruce Hurst, L ERA: 5.14 Steve Crawford, R ERA: 2.89 (1, 1) (8, 1)	7.1	W	30	7	0	0	6	1	0	0	0	0	0	0	41	45	0.00	1.091			1.2	S	9	4	1	1	2	1	0	0	0	0	0	12	16	5.40	3.000



Batter	1	2	3	4	5	6	7	8	9	AB	R	H	RBI	BB	SO	LOB	TOP										
Dwight Evans, R OBP: 0.374, SLG: 0.364 (1, 9)										4	1	0	0	1	2	3											
Wade Boggs, L OBP: 0.431, SLG: 0.425 (1, 5)										4	0	1	1	1	0	1											
Bill Buckner, L OBP: 0.314, SLG: 0.424 (1, 3)										4	0	0	0	0	0	2											
Jim Rice, R OBP: 0.328, SLG: 0.458 (1, 7)										4	0	0	0	0	1	1											
Mike Easter, L OBP: 0.332, SLG: 0.428 Reid Nichols, R OBP: 0.212, SLG: 0.200 (9, PR)										3	2	1	0	1	0	1											
Rich Gedman, L OBP: 0.353, SLG: 0.452 (1, 2)										3	0	2	2	0	0	0											
Glenn Hoffman, R OBP: 0.329, SLG: 0.408 (1, 6)										4	1	1	0	0	0	2											
Steve Lyons, L OBP: 0.323, SLG: 0.333 (1, 8)										4	1	1	1	0	0	1											
Marty Barrett, R OBP: 0.367, SLG: 0.360 (1, 4)										3	0	1	1	1	0	0											
Inning Stats	R: 1 E: 0 K: 0 S: 3	H: 1 LOB: 0 BB: 1 P: 7	R: 1 E: 1 K: 1 S: 7	H: 2 LOB: 2 BB: 1 P: 11	R: 0 E: 0 K: 0 S: 3	H: 0 LOB: 0 BB: 1 P: 7	R: 0 E: 0 K: 0 S: 3	H: 0 LOB: 0 BB: 0 P: 3	R: 0 E: 0 K: 0 S: 6	H: 1 LOB: 0 BB: 1 P: 10	R: 0 E: 0 K: 0 S: 3	H: 0 LOB: 0 BB: 0 P: 3	R: 0 E: 0 K: 0 S: 3	H: 0 LOB: 0 BB: 0 P: 3	R: 3 E: 2 K: 1 S: 9	H: 3 LOB: 1 BB: 0 P: 9	1B: 5 2B: 2 3B: 0 HR: 0	SF: 0 SAC: 1 DP: 1 HBP: 0	WP: 0 PB: 1 SB: 2 CS: 0	PA: 38							
PITCHER	IP	WLS	BF	H	R	ER	SO	BB	IBB	HBP	BLK	WP	HR	S	P	ERA	WHIP										
Tim Birtsas, L ERA: 3.75 (1, 1)	1.2		9	3	2	0	0	2	0	0	0	0	0	7	15	0.00	3.000										
Rick Langford, R ERA: 4.43 (2, 1)	4.0		15	1	1	1	2	2	0	0	0	0	0	17	25	2.25	0.750										
Steve Ontiveros, R ERA: 0.45 (6, 1)	2.2	L	9	0	2	1	0	0	0	0	0	0	0	9	9	3.38	0.000										
Jay Howell, R ERA: 1.96 (9, 1)	0.2		5	3	1	0	1	0	0	0	0	0	0	7	7	0.00	4.500										

Boston Red Sox @ Oakland Athletics
Oakland-Alameda County Coliseum, Oakland, CA
Tue Jul 09 1985, 7:05 PM PDT
Att: 14,264 - Unknown

AB 33
R 6
H 7
RBI 5
BB 4
SO 3
LOB 11



Batter	1	2	3	4	5	6	7	8	9	AB	R	H	RBI	BB	SO	LOB	BOTTOM										
Dave Collins, S OBP: 0.289, SLG: 0.326 (1, 7)										4	1	1	0	0	0	1											
Carney Lansford, R OBP: 0.308, SLG: 0.433 (1, 5)										4	1	1	0	0	0	0											
Bruce Bochte, L OBP: 0.389, SLG: 0.432 (1, 3)										3	0	0	0	1	0	2											
Dave Kingman, R OBP: 0.326, SLG: 0.484 (1, 10)										4	1	1	0	0	0	3											
Mike Davis, L OBP: 0.371, SLG: 0.512 (1, 9)										4	0	2	2	0	0	2											
Dwayne Murphy, L OBP: 0.346, SLG: 0.395 (1, 8)										3	0	0	1	1	1	2											
Mickey Tettleton, S OBP: 0.372, SLG: 0.346 (1, 2)										4	0	1	0	0	2	3											
Donnie Hill, S OBP: 0.282, SLG: 0.295 (1, 4)										4	0	1	0	0	0	4											
Alfredo Griffin, S OBP: 0.302, SLG: 0.339 (1, 6)										3	0	0	0	0	0	3											
Inning Stats	R: 0 E: 0 K: 0 S: 3	H: 0 LOB: 0 BB: 0 P: 3	R: 1 E: 0 K: 0 S: 5	H: 2 LOB: 1 BB: 0 P: 5	R: 0 E: 0 K: 1 S: 5	H: 0 LOB: 0 BB: 1 P: 9	R: 0 E: 0 K: 1 S: 6	H: 1 LOB: 1 BB: 0 P: 6	R: 0 E: 0 K: 0 S: 3	H: 0 LOB: 0 BB: 0 P: 3	R: 0 E: 0 K: 0 S: 5	H: 1 LOB: 2 BB: 0 P: 5	R: 2 E: 0 K: 0 S: 5	H: 3 LOB: 1 BB: 0 P: 5	R: 0 E: 0 K: 1 S: 4	H: 0 LOB: 0 BB: 1 P: 8	1B: 5 2B: 2 3B: 0 HR: 0	SF: 0 SAC: 0 DP: 1 HBP: 0	WP: 0 PB: 0 SB: 1 CS: 0	PA: 35							
PITCHER	IP	WLS	BF	H	R	ER	SO	BB	IBB	HBP	BLK	WP	HR	S	P	ERA	WHIP										
Oil Can Boyd, R ERA: 3.19 (1, 1)	9.0	W	35	7	3	3	3	2	0	0	0	0	0	39	47	3.00	1.000										

Boston Red Sox @ Oakland Athletics
Oakland-Alameda County Coliseum, Oakland, CA
Tue Jul 09 1985, 7:05 PM PDT
Att: 14,264 - Unknown

AB 33
R 3
H 7
RBI 3
BB 2
SO 3
LOB 20



Batter	1	2	3	4	5	6	7	8	9	AB	R	H	RBI	BB	SO	LOB	TOP									
Dwight Evans, R OBP: 0.377, SLG: 0.364 (1, 9)										3	0	1	0	2	1	1	Boston Red Sox @ Oakland Athletics Oakland-Alameda County Coliseum, Oakland, CA Wed Jul 10 1985, 7:05 PM PDT Att: 17,401 - Unknown livebaseballscorecards.com									
Wade Boggs, L OBP: 0.426, SLG: 0.422 (1, 5)										5	0	1	0	0	1	4										
Bill Buckner, L OBP: 0.315, SLG: 0.423 (1, 3)										5	0	2	0	0	0	0										
Jim Rice, R OBP: 0.329, SLG: 0.457 (1, 7)										5	1	2	0	0	0	2										
Mike Easter, L OBP: 0.331, SLG: 0.423 Steve Lyons, L OBP: 0.327, SLG: 0.338 (8, PR)										3	0	0	0	1	1	2										
Reid Nichols, R OBP: 0.290, SLG: 0.313 Rick Miller, L OBP: 0.421, SLG: 0.429 (8, PH)										2	1	1	1	1	1	2										
Glenn Hoffman, R OBP: 0.328, SLG: 0.404 (1, 6)										4	1	1	0	0	1	4										
Dave Sax, R OBP: 0.368, SLG: 0.421 Rich Gedman, L OBP: 0.354, SLG: 0.453 (7, PH)										2	0	1	0	0	0	1										
Marty Barrett, R OBP: 0.365, SLG: 0.355 (1, 4)										3	0	0	1	1	0	3										
Inning Stats	R: 0 E: 0 K: 0 S: 3	H: 1 LOB: 0 BB: 0 P: 3	R: 0 E: 0 K: 1 S: 5	H: 0 LOB: 1 BB: 1 P: 9	R: 0 E: 0 K: 1 S: 4	H: 1 LOB: 1 BB: 1 P: 8	R: 0 E: 0 K: 1 S: 7	H: 2 LOB: 2 BB: 0 P: 7	R: 1 E: 0 K: 1 S: 6	H: 1 LOB: 1 BB: 1 P: 10	R: 0 E: 0 K: 0 S: 3	H: 0 LOB: 0 BB: 0 P: 3	R: 1 E: 1 K: 1 S: 7	H: 1 LOB: 2 BB: 1 P: 11	R: 2 E: 0 K: 1 S: 7	H: 2 LOB: 2 BB: 2 P: 15		R: 0 E: 0 K: 0 S: 5	H: 3 LOB: 2 BB: 0 P: 5	1B: 10 2B: 1 3B: 0 HR: 1	SF: 0 SAC: 0 DP: 2 HBP: 0	WP: 1 PB: 1 SB: 1 CS: 2	PA: 41			
PITCHER	IP	WLS	BF	H	R	ER	SO	BB	IBB	HBP	BLK	WP	HR	S	P	ERA		WHIP								
Bill Krueger, L ERA: 5.18 (1, 1)	6.0	W	25	6	2	1	4	3	0	0	0	0	1	30	42	1.50		1.500								
Keith Atherton, R ERA: 4.18 (7, 1)	1.1		7	1	2	2	1	2	0	0	0	1	0	7	15	13.50	2.250									
Jay Howell, R ERA: 1.91 (8, 1)	1.2	S	9	4	0	0	1	1	0	0	0	0	0	10	14	0.00	3.000									

Batter	1	2	3	4	5	6	7	8	9	AB	R	H	RBI	BB	SO	LOB	BOTTOM									
Steve Henderson, R OBP: 0.376, SLG: 0.398 Dwayne Murphy, L OBP: 0.348, SLG: 0.395 (7, 8)										3	1	1	1	0	1	0	Boston Red Sox @ Oakland Athletics Oakland-Alameda County Coliseum, Oakland, CA Wed Jul 10 1985, 7:05 PM PDT Att: 17,401 - Unknown livebaseballscorecards.com									
Camey Lansford, R OBP: 0.310, SLG: 0.437 (1, 5)										4	0	2	1	0	1	0										
Mike Davis, L OBP: 0.370, SLG: 0.507 (7, 9)										3	0	0	0	1	1	1										
Dave Kingman, R OBP: 0.325, SLG: 0.481 (1, 10)										4	0	1	0	0	0	3										
Dusty Baker Jr., R OBP: 0.385, SLG: 0.552 Bruce Bochte, L OBP: 0.389, SLG: 0.432 (9, 3)										4	1	2	1	0	0	1										
Mike Heath, R OBP: 0.304, SLG: 0.398 (7, 7)										4	0	0	0	0	0	1										
Mickey Tettleton, S OBP: 0.357, SLG: 0.329 (1, 2)										4	0	0	0	0	2	1										
Donnie Hill, S OBP: 0.286, SLG: 0.297 (1, 4)										2	1	1	0	1	0	0										
Alfredo Griffin, S OBP: 0.305, SLG: 0.342 (1, 6)										3	2	2	0	0	1	1										
Inning Stats	R: 0 E: 0 K: 2 S: 7	H: 0 LOB: 0 BB: 0 P: 7	R: 1 E: 0 K: 1 S: 6	H: 1 LOB: 0 BB: 0 P: 6	R: 3 E: 0 K: 0 S: 7	H: 5 LOB: 1 BB: 0 P: 7	R: 0 E: 0 K: 1 S: 5	H: 0 LOB: 0 BB: 1 P: 9	R: 0 E: 0 K: 1 S: 5	H: 0 LOB: 0 BB: 0 P: 5	R: 0 E: 0 K: 1 S: 6	H: 1 LOB: 1 BB: 0 P: 6	R: 1 E: 0 K: 0 S: 4	H: 2 LOB: 3 BB: 2 P: 12	R: 0 E: 0 K: 0 S: 3	H: 0 LOB: 0 BB: 0 P: 3		1B: 6 2B: 2 3B: 0 HR: 1	SF: 0 SAC: 0 DP: 2 HBP: 0	WP: 0 PB: 0 SB: 1 CS: 2	PA: 34					
PITCHER	IP	WLS	BF	H	R	ER	SO	BB	IBB	HBP	BLK	WP	HR	S	P	ERA		WHIP								
Bob Ojeda, L ERA: 4.06 (1, 1)	2.2	L	13	6	4	4	3	0	0	0	0	0	1	19	19	13.50		2.250								
Mark Clear, R ERA: 3.05 (3, 1)	3.2		16	3	1	1	3	2	0	0	0	0	0	20	28	2.46	1.364									
Bob Stanley, R ERA: 2.4 (7, 1)	1.2		5	0	0	0	0	0	1	0	0	0	0	4	8	0.00	0.000									

Batter	1	2	3	4	5	6	7	8	9	AB	R	H	RBI	BB	SO	LOB	TOP			
Paul Moltor, R OBP: 0.374, SLG: 0.437 (1, 5)										4	0	2	0	0	0	1	Milwaukee Brewers @ Oakland Athletics Oakland-Alameda County Coliseum, Oakland, CA Sat Jul 13 1985, 3:33 AM PDT Att: 20,373 - Unknown livebaseballscores.com			
Robin Yount, R OBP: 0.326, SLG: 0.401 (1, 8)										4	0	1	0	0	1	2				
Cecil Cooper, L OBP: 0.337, SLG: 0.475 (1, 3)										4	0	1	0	0	2					
Ted Simmons, S OBP: 0.321, SLG: 0.384 (1, 10)										3	0	0	0	1	0	2				
Mark Brouhard, R OBP: 0.329, SLG: 0.423 Ben Oglivie, L OBP: 0.340, SLG: 0.370 (9, PH)										3	0	0	0	0	0	1				
Bobby Clark, R OBP: 0.298, SLG: 0.276 (1, 9)										1	0	0	0	0	0	0				
Jim Gantner, L OBP: 0.316, SLG: 0.345 (1, 4)										2	0	1	0	1	0	1				
Charlie Moore, R OBP: 0.297, SLG: 0.297 (1, 2)										3	0	0	0	0	1	3				
Ed Romero, R OBP: 0.283, SLG: 0.232 Ernest Riles, L OBP: 0.310, SLG: 0.373 (7, PH)										2	0	0	0	0	0	1				
										1	0	0	0	0	1	1				
Inning Stats	R: 0 E: 0 K: 0 S: 4	H: 2 LOB: 1 BB: 0 P: 4	R: 0 E: 0 K: 1 S: 6	H: 1 LOB: 1 BB: 0 P: 6	R: 0 E: 0 K: 0 S: 4	H: 1 LOB: 1 BB: 0 P: 4	R: 0 E: 0 K: 0 S: 3	H: 0 LOB: 0 BB: 0 P: 3	R: 0 E: 0 K: 1 S: 5	H: 0 LOB: 1 BB: 1 P: 9	R: 0 E: 0 K: 1 S: 5	H: 0 LOB: 1 BB: 1 P: 9	R: 0 E: 0 K: 0 S: 3	H: 1 LOB: 0 BB: 0 P: 3	R: 0 E: 0 K: 1 S: 5	H: 0 LOB: 0 BB: 0 P: 5	1B: 4 2B: 1 3B: 0 HR: 0	SF: 0 SAC: 0 DP: 2 HBP: 0	WP: 0 PB: 0 SB: 1 CS: 0	PA: 33
PITCHER	IP WLS BF H R ER SO BB IBB HBP BLK WP HR S P ERA WHIP																			
Tim Birtsas, L ERA: 3.38 Steve Ontiveros, R ERA: 0.73	(1, 1) (7, 1)	6.1 2.2	W S	25 8	4 1	0 0	0 0	2 2	3 0	0 0	0 0	0 0	0 0	0 0	26 12	38 12	0.00 0.00	1.105 0.375		

Batter	1	2	3	4	5	6	7	8	9	AB	R	H	RBI	BB	SO	LOB	BOTTOM			
Dave Collins, S OBP: 0.286, SLG: 0.322 (1, 7)										4	0	0	0	0	0	1	Milwaukee Brewers @ Oakland Athletics Oakland-Alameda County Coliseum, Oakland, CA Sat Jul 13 1985, 3:33 AM PDT Att: 20,373 - Unknown livebaseballscores.com			
Carney Lansford, R OBP: 0.310, SLG: 0.435 (1, 5)										4	0	2	0	0	0	0				
Bruce Bochte, L OBP: 0.386, SLG: 0.427 (1, 3)										4	0	2	0	0	0	1				
Dave Kingman, R OBP: 0.322, SLG: 0.474 (1, 10)										4	0	0	0	0	1	2				
Mike Davis, L OBP: 0.373, SLG: 0.507 (1, 9)										2	1	2	0	2	0	0				
Dwayne Murphy, L OBP: 0.347, SLG: 0.386 (1, 8)										2	0	0	0	2	1	2				
Mickey Tettleton, S OBP: 0.389, SLG: 0.389 (1, 2)										3	1	2	1	0	1	2				
Donnie Hill, S OBP: 0.292, SLG: 0.302 (1, 4)										3	0	1	0	0	0	4				
Alfredo Griffin, S OBP: 0.302, SLG: 0.339 (1, 6)										2	0	0	1	0	0	2				
Inning Stats	R: 0 E: 0 K: 1 S: 6	H: 1 LOB: 1 BB: 0 P: 6	R: 2 E: 0 K: 0 S: 6	H: 3 LOB: 1 BB: 0 P: 6	R: 0 E: 0 K: 0 S: 3	H: 0 LOB: 2 BB: 2 P: 11	R: 0 E: 0 K: 0 S: 4	H: 2 LOB: 1 BB: 0 P: 4	R: 0 E: 0 K: 1 S: 5	H: 1 LOB: 1 BB: 1 P: 9	R: 0 E: 0 K: 0 S: 4	H: 1 LOB: 1 BB: 0 P: 4	R: 0 E: 0 K: 1 S: 5	H: 1 LOB: 1 BB: 1 P: 9	R: 0 E: 0 K: 0 S: 3	H: 1 LOB: 1 BB: 1 P: 9	1B: 7 2B: 2 3B: 0 HR: 0	SF: 1 SAC: 1 DP: 0 HBP: 0	WP: 0 PB: 1 SB: 1 CS: 3	PA: 34
PITCHER	IP WLS BF H R ER SO BB IBB HBP BLK WP HR S P ERA WHIP																			
Danny Darwin, R ERA: 3.44	(1, 1)	8.0	L	34	9	2	1	3	4	0	0	0	0	0	36	52	1.12	1.625		

Batter	1	2	3	4	5	6	7	8	9	AB	R	H	RBI	BB	SO	LOB	TOP					
Paul Moltzer, R OBP: 0.377, SLG: 0.442 (1, 5)										5	1	3	0	0	0	1	Milwaukee Brewers @ Oakland Athletics Oakland-Alameda County Coliseum, Oakland, CA Sun Jul 14 1985, 3:33 AM PDT Att: 14,572 - Unknown livebaseballscorecards.com					
Robin Yount, R OBP: 0.327, SLG: 0.401 (1, 8)										5	1	2	0	0	0	2						
Cecil Cooper, L OBP: 0.339, SLG: 0.477 (1, 10)										3	0	1	1	0	0	2						
Rick Manning, L OBP: 0.266, SLG: 0.293 (9, PH)										1	0	0	0	0	0	2						
Ted Simmons, S OBP: 0.320, SLG: 0.380 (1, 3)										3	0	0	0	1	0	2						
Ben Oglivie, L OBP: 0.339, SLG: 0.368 (1, 7)										4	0	1	1	0	1	0						
Paul Householder, S OBP: 0.339, SLG: 0.355 (1, 9)										4	0	3	0	0	1	3						
Jim Gantner, L OBP: 0.312, SLG: 0.340 (1, 4)										4	0	0	0	0	1	6						
Charlie Moore, R OBP: 0.292, SLG: 0.291 (1, 2)										4	0	0	0	0	1	5						
Ed Romero, R OBP: 0.282, SLG: 0.224 (1, 6)										3	0	0	0	1	0	1						
Inning Stats	R: 0 E: 0 K: 0 S: 4	H: 1 LOB: 1 BB: 0 P: 4	R: 0 E: 0 K: 0 S: 4	H: 1 LOB: 1 BB: 0 P: 4	R: 0 E: 0 K: 0 S: 3	H: 0 LOB: 0 BB: 0 P: 3	R: 0 E: 0 K: 0 S: 2	H: 0 LOB: 0 BB: 0 P: 3	R: 0 E: 0 K: 0 S: 4	H: 1 LOB: 1 BB: 0 P: 4	R: 2 E: 0 K: 1 S: 9	H: 4 LOB: 3 BB: 1 P: 13	R: 0 E: 0 K: 0 S: 3	H: 0 LOB: 1 BB: 1 P: 7	R: 0 E: 0 K: 2 S: 8	H: 1 LOB: 1 BB: 0 P: 8	R: 0 E: 0 K: 1 S: 7	H: 2 LOB: 2 BB: 0 P: 7	1B: 8 2B: 2 3B: 0 HR: 0	SF: 0 SAC: 0 DP: 1 HBP: 1	WP: 0 PB: 0 SB: 0 CS: 0	PA: 39
PITCHER	IP WLS BF H R ER SO BB IBB HBP BLK WP HR S P ERA WHIP																					
Bill Krueger, L ERA: 5.11 (1, 1)	5.0 W 23 7 2 2 0 1 0 0 0 0 0 21 26 3.60 1.600																					
Keith Atherton, R ERA: 3.92 (6, 1)	4.0 S 16 3 0 0 4 1 0 0 0 0 0 23 27 0.00 1.000																					

Batter	1	2	3	4	5	6	7	8	9	AB	R	H	RBI	BB	SO	LOB	BOTTOM			
Dwayne Murphy, L OBP: 0.345, SLG: 0.386 (1, 8)										5	1	1	0	0	0	0	Milwaukee Brewers @ Oakland Athletics Oakland-Alameda County Coliseum, Oakland, CA Sun Jul 14 1985, 3:33 AM PDT Att: 14,572 - Unknown livebaseballscorecards.com			
Carney Lansford, R OBP: 0.314, SLG: 0.446 (1, 5)										5	3	3	2	0	0	0				
Bruce Bochte, L OBP: 0.387, SLG: 0.438 (1, 3)										4	2	1	2	1	1	0				
Dave Kingman, R OBP: 0.323, SLG: 0.476 (1, 10)										5	1	2	2	0	0	0				
Dusty Baker Jr., R OBP: 0.392, SLG: 0.549 (1, 7)									2	2	1	1	2	0	0	0				
Steve Henderson, R OBP: 0.381, SLG: 0.395 (8, 7)									0	0	0	0	0	0	0	0				
Mike Davis, L OBP: 0.378, SLG: 0.518 (1, 9)										3	1	2	3	1	0	2				
Mickey Tettleton, S OBP: 0.364, SLG: 0.383 (1, 2)									4	0	1	0	0	2	3					
Donnie Hill, S OBP: 0.291, SLG: 0.302 (1, 4)									4	0	1	1	0	0	3					
Alfredo Griffin, S OBP: 0.301, SLG: 0.341 (1, 6)									4	1	1	0	0	0	2					
Inning Stats	R: 4 E: 0 K: 0 S: 6	H: 3 LOB: 0 BB: 1 P: 10	R: 0 E: 0 K: 0 S: 3	H: 0 LOB: 0 BB: 0 P: 3	R: 0 E: 0 K: 1 S: 6	H: 1 LOB: 1 BB: 0 P: 6	R: 5 E: 0 K: 0 S: 9	H: 7 LOB: 2 BB: 1 P: 13	R: 0 E: 0 K: 1 S: 5	H: 0 LOB: 0 BB: 0 P: 5	R: 0 E: 0 K: 1 S: 5	H: 0 LOB: 2 BB: 2 P: 13	R: 0 E: 0 K: 0 S: 5	H: 2 LOB: 0 BB: 0 P: 5	R: 2 E: 0 K: 0 S: 5	H: 2 LOB: 0 BB: 0 P: 5	1B: 7 2B: 3 3B: 0 HR: 3	SF: 0 SAC: 0 DP: 0 HBP: 0	WP: 0 PB: 0 SB: 0 CS: 2	PA: 40
PITCHER	IP WLS BF H R ER SO BB IBB HBP BLK WP HR S P ERA WHIP																			
Moose Haas, R ERA: 3.32 (1, 1)	4.0 L 21 7 8 8 1 0 0 0 0 0 0 2 21 29 18.00 2.000																			
Bob Gibson, R ERA: 3.41 (5, 1)	1.0 6 4 1 1 0 0 0 0 0 0 0 6 6 9.00 4.000																			
Bob McClure, L ERA: 4.2 (6, 1)	2.0 8 0 0 0 2 2 0 0 0 0 0 10 18 0.00 1.000																			
Rollie Fingers, R ERA: 4.95 (8, 1)	1.0 5 2 2 2 0 0 0 0 0 0 1 5 5 18.00 2.000																			

Batter	1	2	3	4	5	6	7	8	9	AB	R	H	RBI	BB	SO	LOB	TOP								
Dwayne Murphy, L (1, 8) OBP: 0.341, SLG: 0.381	F9		F9		K		L4		SH1-3	4	0	0	1	0	1	1									
Carney Lansford, R (1, 5) OBP: 0.312, SLG: 0.443	F9		6-3		1B		G1-6-3		K	5	0	1	0	0	1	0									
Bruce Bochte, L (1, 3) OBP: 0.389, SLG: 0.437					K				4-3	3	0	1	1	1	1	0									
Dave Kingman, R (1, 10) OBP: 0.322, SLG: 0.472	K				1B		F2		6-3	3	1	0	0	1	1	3									
Dusty Baker Jr., R (1, 7) OBP: 0.389, SLG: 0.542									6-3	4	0	1	0	0	0	0									
Mike Davis, L (1, 9) OBP: 0.376, SLG: 0.515	F5				FC6-4		G3		SH	4	1	1	0	0	0	2									
Mike Heath, R (1, 2) OBP: 0.302, SLG: 0.391	F9				F3		3-1		SH	3	1	0	0	0	0	2									
Donnie Hill, S (1, 4) OBP: 0.295, SLG: 0.318									4-3	3	2	2	1	0	1	1									
Steve Henderson, R (9, PH) OBP: 0.378, SLG: 0.391					1B				4-3	1	0	0	1	0	0	1									
Mike Gallego, R (9, 4)					1B				SH	0	0	0	0	0	0	0									
Alfredo Griffin, S (1, 6) OBP: 0.301, SLG: 0.346			K		1-3		F5		SH1-3	4	1	1	1	0	1	1									
Inning Stats	R: 0 E: 0 K: 1 S: 5	H: 0 LOB: 1 BB: 1 P: 9	R: 0 E: 1 K: 1 S: 6	H: 0 LOB: 1 BB: 0 P: 6	R: 0 E: 0 K: 1 S: 5	H: 0 LOB: 0 BB: 0 P: 5	R: 1 E: 1 K: 1 S: 6	H: 1 LOB: 1 BB: 1 P: 10	R: 1 E: 0 K: 0 S: 8	H: 3 LOB: 2 BB: 0 P: 8	R: 0 E: 0 K: 0 S: 3	H: 0 LOB: 0 BB: 0 P: 3	R: 1 E: 0 K: 0 S: 4	H: 1 LOB: 0 BB: 0 P: 4	R: 0 E: 0 K: 0 S: 3	H: 0 LOB: 0 BB: 0 P: 3	R: 3 E: 1 K: 1 S: 8	H: 2 LOB: 0 BB: 0 P: 8	1B: 5 2B: 0 3B: 1 HR: 1	SF: 0 SAC: 2 DP: 0 HBP: 0	WP: 0 PB: 0 SB: 0 CS: 0	PA: 38			
PITCHER	IP	WLS	BF	H	R	ER	SO	BB	IBB	HBP	BLK	WP	HR	S	P	ERA	WHIP								
Doyle Alexander, R (1, 1) ERA: 4.42	7.0		29	5	3	2	5	2	0	0	0	0	1	37	45	2.57	1.000								
Gary Lavelle, L (8, 1) ERA: 3.09	2.0	L	9	2	3	3	1	0	0	0	0	0	0	11	11	13.50	1.000								

Oakland Athletics @ Toronto Blue Jays
Exhibition Stadium, Toronto, ON
Thu Jul 18 1985, 7:05 PM EDT
Att: 32,231 - Unknown

AB 34
R 6
H 7
RBI 5
BB 2
SO 6
LOB 11



Batter	1	2	3	4	5	6	7	8	9	AB	R	H	RBI	BB	SO	LOB	BOTTOM								
Damaso Garcia, R (1, 4) OBP: 0.304, SLG: 0.367	6-3		4-3		F3					4	0	1	2	0	0	0									
Lloyd Moseby, L (1, 8) OBP: 0.333, SLG: 0.373	6-3		K		2-3				4-3	4	0	0	0	0	1	0									
Rance Mulliniks, L (1, 5) OBP: 0.304, SLG: 0.471										2	1	1	0	2	0	0									
Garth Iorg, R (9, 5) OBP: 0.382, SLG: 0.443					HR				6-3	0	0	0	0	0	0	0									
George Bell, R (1, 7) OBP: 0.332, SLG: 0.512	F9				6-3		F8		F8	4	0	0	0	0	3										
Al Oliver, L (1, 10) OBP: 0.288, SLG: 0.390			6-3				G4-6-3		F9	4	1	2	2	0	0	1									
Willie Upshaw, L (1, 3) OBP: 0.316, SLG: 0.385	F6				FC4-6				K	4	1	2	0	0	1	1									
Ernie Whitt, L (1, 2) OBP: 0.344, SLG: 0.491	K				FC4-6				F9	3	0	0	0	1	1	2									
Jesse Barfield, R (1, 9) OBP: 0.336, SLG: 0.456										2	1	1	0	0	0	1									
Tony Fernandez, S (7, PH) OBP: 0.329, SLG: 0.377					F4				K	2	0	0	0	0	2	3									
Manuel Lee, S (1, 6) OBP: 0.148, SLG: 0.115										2	0	0	0	0	1	1									
Jeff Burroughs, R (7, PH) ERA: 0.69										1	0	0	0	0	0	2									
Lou Thornton, L (8, 9) OBP: 0.250, SLG: 0.290					K				4-3	0	0	0	0	0	0	0									
Inning Stats	R: 0 E: 0 K: 0 S: 4	H: 1 LOB: 1 BB: 0 P: 4	R: 0 E: 0 K: 1 S: 5	H: 0 LOB: 0 BB: 0 P: 5	R: 1 E: 0 K: 1 S: 6	H: 1 LOB: 0 BB: 0 P: 6	R: 2 E: 0 K: 0 S: 5	H: 2 LOB: 1 BB: 1 P: 9	R: 0 E: 0 K: 1 S: 5	H: 0 LOB: 0 BB: 0 P: 5	R: 0 E: 0 K: 0 S: 2	H: 0 LOB: 0 BB: 1 P: 6	R: 1 E: 1 K: 1 S: 6	H: 2 LOB: 2 BB: 1 P: 10	R: 0 E: 0 K: 0 S: 3	H: 0 LOB: 0 BB: 0 P: 3	R: 0 E: 0 K: 2 S: 8	H: 1 LOB: 1 BB: 0 P: 8	1B: 4 2B: 2 3B: 0 HR: 1	SF: 0 SAC: 0 DP: 1 HBP: 0	WP: 1 PB: 0 SB: 0 CS: 0	PA: 35			
PITCHER	IP	WLS	BF	H	R	ER	SO	BB	IBB	HBP	BLK	WP	HR	S	P	ERA	WHIP								
Chris Codiroli, R (1, 1) ERA: 4.2	6.1		26	5	4	4	4	3	0	0	0	0	1	31	43	5.68	1.263								
Steve Oniveros, R (7, 1) ERA: 0.69	1.2	W	5	1	0	0	0	0	0	0	0	0	0	5	5	0.00	0.600								
Jay Howell, R (8, 1) ERA: 1.97	1.0	S	4	1	0	0	2	0	0	0	0	1	0	8	8	0.00	1.000								

Oakland Athletics @ Toronto Blue Jays
Exhibition Stadium, Toronto, ON
Thu Jul 18 1985, 7:05 PM EDT
Att: 32,231 - Unknown

AB 32
R 4
H 7
RBI 4
BB 3
SO 6
LOB 14



Batter	1	2	3	4	5	6	7	8	9	AB	R	H	RBI	BB	SO	LOB	TOP		
Steve Henderson, R (1,7) OBP: 0.373, SLG: 0.385	0-0 4-3			0-0 F7		0-0 2B 1B		0-0 5-3		4	0	1	0	0	0	1			
Carney Lansford, R (1,5) OBP: 0.312, SLG: 0.443	0-0 L1			0-0 5-3		0-0 1-3 2B		0-0 1-3		4	0	1	0	0	0	1			
Mike Davis, L (1,8) OBP: 0.372, SLG: 0.508	0-0 F6			0-0 F8		0-0 F4		0-3 K		4	0	0	0	0	1	3			
Dave Kingman, R (1,10) OBP: 0.318, SLG: 0.466		0-0 G3			0-0 F9			0-0 5-3		4	0	0	0	0	0	0			
Dusty Baker Jr., R (1,3) OBP: 0.386, SLG: 0.536		0-0 F9			0-0 5-3			0-0 1B 1B		4	0	1	0	0	0	0			
Mike Heath, R (1,9) OBP: 0.309, SLG: 0.400		0-0 6-3			0-0 1B			0-0 1-2 1B		4	1	3	0	0	0	0			
Mickey Tettleton, S (1,2) OBP: 0.379, SLG: 0.388			0-0 F9		0-0 5-3			0-0 F7		4	0	1	1	0	0	3			
Rob Picciolo, R (1,4) OBP: 0.310, SLG: 0.357			0-0 F9		0-0 4-3			0-0 1-3		3	0	0	0	0	0	2			
Donnie Hill, S (9,PH) OBP: 0.294, SLG: 0.316								0-0 F8		1	0	0	0	0	0	1			
Alfredo Griffin, S (1,6) OBP: 0.301, SLG: 0.346			0-0 F3		0-0 F7			0-0 1-3 5-3 1B		3	0	1	0	0	0	0			
Inning Stats	R: 0 E: 0 K: 0 S: 3	H: 0 LOB: 0 BB: 0 P: 3	R: 0 E: 0 K: 0 S: 3	H: 0 LOB: 0 BB: 0 P: 3	R: 0 E: 0 K: 0 S: 3	H: 0 LOB: 0 BB: 0 P: 3	R: 0 E: 0 K: 0 S: 4	H: 1 LOB: 1 BB: 0 P: 4	R: 0 E: 0 K: 0 S: 5	H: 2 LOB: 2 BB: 0 P: 5	R: 0 E: 0 K: 0 S: 5	H: 2 LOB: 2 BB: 0 P: 5	R: 0 E: 0 K: 1 S: 6	H: 1 LOB: 1 BB: 0 P: 6	R: 1 E: 0 K: 0 S: 5	H: 2 LOB: 1 BB: 0 P: 5	1B: 5 2B: 3 3B: 0 HR: 0	SF: 0 SAC: 0 DP: 0 HBP: 0	WP: 0 PA: 35 PB: 0 SB: 0 CS: 0
PITCHER	IP WLS BF H R ER SO BB IBB HBP BLK WP HR S P ERA WHIP	8.2 W 34 8 1 1 1 0 0 0 0 0 0 0 36 36 1.04 0.923	0.1 L 1 0 0 0 0 0 0 0 0 0 0 0 1 1 0.00 0.000																

Oakland Athletics @ Toronto Blue Jays
Exhibition Stadium, Toronto, ON
Fri Jul 19 1985, 7:05 PM EDT
Att: 28,218 - Unknown

AB 35
R 1
H 8
RBI 1
BB 0
SO 1
LOB 11



Batter	1	2	3	4	5	6	7	8	9	AB	R	H	RBI	BB	SO	LOB	BOTTOM		
Damaso Garcia, R (1,4) OBP: 0.301, SLG: 0.363	0-0 6-3		0-3 K		0-0 F4			0-0 F9		4	0	0	0	0	1	1			
Lloyd Moseby, L (1,8) OBP: 0.335, SLG: 0.375	0-0 F4		0-0 4-3			0-0 2B 1B		0-0 CS 2B 1B		4	2	2	0	0	0	0			
Rance Mulliniks, L (1,5) OBP: 0.414, SLG: 0.488				0-0 4-3 2B 2B		0-0 1B 2B		4-0 2B BB		3	2	3	1	1	0	0			
Garth Iorg, R (7,PR) OBP: 0.382, SLG: 0.443						1-H 1B 2B		1-3 3-H 2B		0	0	0	0	0	0	0			
George Bell, R (1,7) OBP: 0.331, SLG: 0.512	0-0 4-3			0-3 K		0-0 6-3		0-0 1-3 3-H 2B		4	0	1	1	0	1	3			
Al Oliver, L (1,10) OBP: 0.278, SLG: 0.376		0-0 F7		0-0 4-3		0-0 F2		0-0 F7		4	0	0	0	0	0	5			
Willie Upshaw, L (1,3) OBP: 0.318, SLG: 0.389		0-3 K		0-0 2B		0-0 S 1B		0-3 K		4	0	2	2	0	2	0			
Ernie Whitt, L (1,2) OBP: 0.347, SLG: 0.502		0-0 HR		0-0 G3		0-0 1-2 BB		0-0 F9		3	1	1	1	1	0	1			
Jesse Barfield, R (1,9) OBP: 0.332, SLG: 0.450		0-0 6-3			0-0 F9		0-0 F8		0-0 4-3	4	0	0	0	0	0	2			
Tony Fernandez, S (1,6) OBP: 0.329, SLG: 0.375			0-0 F6		0-0 F5		4-0 1B CS BB			2	0	0	0	1	0	0			
Inning Stats	R: 0 E: 0 K: 0 S: 4	H: 1 LOB: 1 BB: 0 P: 4	R: 1 E: 0 K: 1 S: 6	H: 1 LOB: 0 BB: 0 P: 6	R: 0 E: 0 K: 1 S: 5	H: 0 LOB: 0 BB: 0 P: 5	R: 1 E: 0 K: 1 S: 7	H: 2 LOB: 1 BB: 0 P: 7	R: 0 E: 0 K: 0 S: 3	H: 0 LOB: 0 BB: 0 P: 3	R: 2 E: 0 K: 0 S: 6	H: 3 LOB: 2 BB: 1 P: 10	R: 1 E: 0 K: 0 S: 4	H: 2 LOB: 2 BB: 2 P: 12	R: 0 E: 0 K: 1 S: 5	H: 0 LOB: 0 BB: 0 P: 5	1B: 4 2B: 4 3B: 0 HR: 1	SF: 0 SAC: 0 DP: 0 HBP: 0	WP: 0 PA: 35 PB: 0 SB: 2 CS: 2
PITCHER	IP WLS BF H R ER SO BB IBB HBP BLK WP HR S P ERA WHIP	5.2 L 24 7 4 4 4 0 0 0 0 0 0 0 30 30 6.35 1.235	0.0 L 1 0 0 0 0 1 0 0 0 0 0 0 4 4 - -	1.1 L 7 2 1 1 0 2 0 0 0 0 0 0 5 13 6.75 3.000	1.0 L 3 0 0 0 1 0 0 0 0 0 0 0 5 5 0.00 0.000														

Oakland Athletics @ Toronto Blue Jays
Exhibition Stadium, Toronto, ON
Fri Jul 19 1985, 7:05 PM EDT
Att: 28,218 - Unknown

AB 32
R 5
H 9
RBI 5
BB 3
SO 4
LOB 12



Batter	1	2	3	4	5	6	7	8	9	AB	R	H	RBI	BB	SO	LOB	TOP										
Dave Collins, S (1, 7) OBP: 0.288, SLG: 0.324	0-0 6-3	0-0 1B			0-0 G4-6-3 1B		0-0 E3 F7			4	0	2	1	0	0	0	Oakland Athletics @ Toronto Blue Jays Exhibition Stadium, Toronto, ON Sat Jul 20 1985, 3:33 AM EDT Att: 35,187 - Unknown										
Carney Lansford, R (1, 5) OBP: 0.314, SLG: 0.444	0-0 6-3	0-0 3-H 1B			0-0 G4-6-3 1B		0-0 F7			4	0	2	0	0	0	1											
Bruce Bochte, L (1, 3) OBP: 0.382, SLG: 0.429	0-3 K	0-0 F7			0-0 G4-6-3		0-0 4-3			4	0	0	0	0	1	5											
Dave Kingman, R (1, 10) OBP: 0.318, SLG: 0.467		0-0 2B	0-0 F9		0-0 5-3			0-0 F8		4	1	1	0	0	0	1											
Mike Davis, L (1, 9) OBP: 0.373, SLG: 0.521		0-0 2B	0-0 F7			0-0 HR		0-0 F8		4	1	2	2	0	0	0											
Dwayne Murphy, L (1, 8) OBP: 0.337, SLG: 0.375		0-0 4	0-3 K			0-0 3-1		0-0 F7		4	0	0	0	0	1	1											
Mickey Tettleton, S (1, 2) OBP: 0.383, SLG: 0.392		0-0 1B 3B 1B		0-0 1-3 1B		0-0 F7		0-0 4-3		4	1	2	0	0	0	0											
Donnie Hill, S (1, 4) OBP: 0.293, SLG: 0.315		0-0 3B 1B		0-0 F7		0-0 F9		0-0 F7		4	1	1	0	0	0	1											
Alfredo Griffin, S (1, 6) OBP: 0.300, SLG: 0.351		0-0 1B 3B		0-0 1-3		0-0 F4		0-0 6-3		4	1	1	2	0	0	1											
Inning Stats	R: 0 E: 0 K: 1 S: 5	H: 0 LOB: 0 BB: 0 P: 5	R: 4 E: 0 K: 0 S: 9	H: 7 LOB: 2 BB: 0 P: 9	R: 0 E: 0 K: 1 S: 5	H: 0 LOB: 0 BB: 0 P: 5	R: 0 E: 0 K: 0 S: 3	H: 1 LOB: 0 BB: 0 P: 3	R: 0 E: 0 K: 0 S: 4	H: 2 LOB: 1 BB: 0 P: 4	R: 1 E: 0 K: 0 S: 4	H: 1 LOB: 0 BB: 0 P: 4	R: 0 E: 1 K: 0 S: 4	H: 0 LOB: 1 BB: 0 P: 4	R: 0 E: 0 K: 0 S: 3	H: 0 LOB: 0 BB: 0 P: 3	R: 0 E: 0 K: 0 S: 3	H: 0 LOB: 0 BB: 0 P: 3	1B: 7 2B: 4 3B: 1 HR: 1	SF: 0 SAC: 0 DP: 3 HBP: 0	WP: 0 PB: 0 SB: 0 CS: 0	PA: 36					
PITCHER	IP	WLS	BF	H	R	ER	SO	BB	IBB	HBP	BLK	WP	HR	S	P	ERA	WHIP										
Dave Stieb, R (1, 1) ERA: 2.06	8.0	L	33	11	5	5	2	0	0	0	0	0	1	37	37	5.62	1.375										
Jim Acker, R (9, 1) ERA: 2.6	1.0	S	3	0	0	0	0	0	0	0	0	0	0	3	3	0.00	0.000										

AB	36
R	5
H	11
RBI	5
BB	0
SO	2
LOB	10



Batter	1	2	3	4	5	6	7	8	9	AB	R	H	RBI	BB	SO	LOB	BOTTOM										
Damaso Garcia, R (1, 4) OBP: 0.298, SLG: 0.360	0-0 F9		0-0 F9		0-0 F9			0-0 F8		4	0	0	0	0	0	1	Oakland Athletics @ Toronto Blue Jays Exhibition Stadium, Toronto, ON Sat Jul 20 1985, 3:33 AM EDT Att: 35,187 - Unknown										
Lloyd Moseby, L (1, 8) OBP: 0.332, SLG: 0.370	0-0 F6		0-0 6-3		0-0 4-3			0-0 F8		4	0	0	0	0	0	1											
Jeff Burroughs, R (1, 10) OBP: 0.388, SLG: 0.389	0-0 F8		0-3 K			0-0 2B		0-0 4-3		2	0	0	0	0	1	0											
Al Oliver, L (6, PH) OBP: 0.282, SLG: 0.387										2	0	1	0	0	0	0											
George Bell, R (1, 7) OBP: 0.330, SLG: 0.507		0-0 F4		4-0 G6-4-3 BB		0-0 F9		0-0 5-3		3	0	0	0	1	0	1											
Jesse Barfield, R (1, 9) OBP: 0.331, SLG: 0.457		0-0 HR		0-0 G6-4-3		0-0 F6		0-0 F6		4	1	1	1	0	0	2											
Cecil Fielder, R (1, 3) OBP: 1.000, SLG: 2.000				4-0 BB		0-0 F5				1	0	1	0	1	0	0											
Willie Upshaw, L (6, PH) OBP: 0.319, SLG: 0.390					0-0 BB					2	0	1	0	0	0	1											
Garth Iorg, R (1, 5) OBP: 0.384, SLG: 0.439		4-0 2B			0-0 F3		0-0 F7		0-0 3-1	1	0	0	0	1	0	1											
Rance Mulliniks, L (7, PH) OBP: 0.411, SLG: 0.483										2	0	0	0	0	0	1											
Gary Allenson, R (1, 2) OBP: 0.346, SLG: 0.500		0-3 K			0-0 F9		0-0 F8			2	0	0	0	0	1	2											
Ernie Whitt, L (7, PH) OBP: 0.346, SLG: 0.500										1	0	0	0	0	0	0											
Tony Fernandez, S (1, 6) OBP: 0.329, SLG: 0.372		0-0 FC6		4-0 BB		0-0 F1				2	0	0	0	1	0	2											
Inning Stats	R: 0 E: 0 K: 0 S: 3	H: 0 LOB: 0 BB: 0 P: 3	R: 1 E: 0 K: 1 S: 7	H: 2 LOB: 1 BB: 1 P: 11	R: 0 E: 0 K: 1 S: 5	H: 0 LOB: 0 BB: 0 P: 5	R: 0 E: 0 K: 0 S: 2	H: 0 LOB: 1 BB: 2 P: 10	R: 0 E: 0 K: 0 S: 3	H: 0 LOB: 1 BB: 1 P: 7	R: 0 E: 0 K: 0 S: 4	H: 1 LOB: 1 BB: 0 P: 4	R: 0 E: 0 K: 0 S: 3	H: 0 LOB: 0 BB: 0 P: 3	R: 0 E: 0 K: 0 S: 3	H: 0 LOB: 0 BB: 0 P: 3	R: 0 E: 0 K: 0 S: 4	H: 1 LOB: 1 BB: 0 P: 4	1B: 1 2B: 2 3B: 0 HR: 1	SF: 0 SAC: 0 DP: 1 HBP: 0	WP: 0 PB: 0 SB: 0 CS: 0	PA: 34					
PITCHER	IP	WLS	BF	H	R	ER	SO	BB	IBB	HBP	BLK	WP	HR	S	P	ERA	WHIP										
Tim Lincecum, L (1, 1) ERA: 3.26	5.0	W	20	2	1	1	2	4	0	0	0	0	1	20	36	1.80	1.200										
Steve Ontiveros, R (6, 1) ERA: 0.59	4.0	S	14	2	0	0	0	0	0	0	0	0	0	14	14	0.00	0.500										


AB	30
R	1
H	4
RBI	1
BB	4
SO	2
LOB	12



Batter	1	2	3	4	5	6	7	8	9	AB	R	H	RBI	BB	SO	LOB	TOP					
Dave Collins, S OBP: 0.290, SLG: 0.339 (1, 7)	F7																					
Carney Lansford, R OBP: 0.317, SLG: 0.450 (1, 5)	1B																					
Bruce Bochte, L OBP: 0.387, SLG: 0.430 (1, 3)	1B																					
Dave Kingman, R OBP: 0.317, SLG: 0.464 (1, 10)	G1-4-3																					
Mike Davis, L OBP: 0.369, SLG: 0.514 (1, 9)																						
Dwayne Murphy, L OBP: 0.342, SLG: 0.382 (1, 8)	1B																					
Mickey Tettleton, S OBP: 0.387, SLG: 0.390 (1, 2)	G6-4-3																					
Donnie Hill, S OBP: 0.289, SLG: 0.312 (1, 4)																						
Alfredo Griffin, S OBP: 0.297, SLG: 0.347 (1, 6)																						
Inning Stats	R: 1 E: 0 K: 0 S: 4	H: 2 LOB: 0 BB: 0 P: 4	R: 0 E: 0 K: 0 S: 3	H: 1 LOB: 0 BB: 0 P: 3	R: 0 E: 0 K: 1 S: 4	H: 1 LOB: 1 BB: 0 P: 4	R: 1 E: 0 K: 1 S: 6	H: 1 LOB: 2 BB: 0 P: 14	R: 0 E: 0 K: 0 S: 4	H: 1 LOB: 1 BB: 0 P: 4	R: 1 E: 0 K: 0 S: 5	H: 2 LOB: 2 BB: 1 P: 9	R: 0 E: 0 K: 2 S: 8	H: 1 LOB: 0 BB: 0 P: 8	R: 0 E: 0 K: 1 S: 5	H: 0 LOB: 0 BB: 0 P: 5	R: 1 E: 0 K: 1 S: 6	H: 1 LOB: 1 BB: 1 P: 10	1B: 6 2B: 2 3B: 1 HR: 1	SF: 1 SAC: 0 DP: 2 HBP: 0	WP: 0 PB: 0 SB: 0 CS: 0	PA: 39
PITCHER	IP	WLS	BF	H	R	ER	SO	BB	IBB	HBP	BLK	WP	HR	S	P	ERA	WHIP					
Jim Clancy, R ERA: 4.17 (1, 1)	4.0		17	5	2	2	1	2	0	0	0	0	0	17	25	4.50	1.750					
Dennis Lamp, R ERA: 3.18 (5, 1)	3.0	W	14	4	1	1	2	1	0	0	0	0	0	17	21	3.00	1.667					
Gary Lavelle, L ERA: 3.02 (8, 1)	1.0		3	0	0	0	1	0	0	0	0	0	0	5	5	0.00	0.000					
Bill Caudill, R ERA: 3.32 (9, 1)	1.0		5	1	1	1	1	1	0	0	0	0	1	6	10	9.00	2.000					

Oakland Athletics @ Toronto Blue Jays
Exhibition Stadium, Toronto, ON
Sun Jul 21 1985, 3:33 AM EDT
Att: 36,109 - Unknown


AB	34
R	4
H	10
RBI	4
BB	4
SO	5
LOB	13



Batter	1	2	3	4	5	6	7	8	9	AB	R	H	RBI	BB	SO	LOB	BOTTOM					
Damaso Garcia, R OBP: 0.300, SLG: 0.361 (1, 4)	4-3																					
Ernie Whitt, L OBP: 0.348, SLG: 0.502 (8, 2)	1B																					
Lloyd Moseby, L OBP: 0.333, SLG: 0.376 (1, 8)	L4																					
Jeff Burroughs, R OBP: 0.384, SLG: 0.393 (1, 10)																						
Al Oliver, L OBP: 0.288, SLG: 0.393 (6, PH)	PB																					
George Bell, R OBP: 0.328, SLG: 0.503 (1, 7)	2B																					
Lou Thornton, L OBP: 0.250, SLG: 0.290 (9, 7)	2B																					
Jesse Barfield, R OBP: 0.339, SLG: 0.475 (1, 9)	2B																					
Cecil Fielder, R OBP: 0.600, SLG: 1.000 (1, 3)	2B																					
Willie Upshaw, L OBP: 0.321, SLG: 0.392 (7, 3)	E																					
Garth Iorg, R OBP: 0.380, SLG: 0.434 (1, 5)	E7																					
Gary Allenson, R OBP: 0.200, SLG: 0.200 (1, 2)	F9																					
Manuel Lee, S OBP: 0.143, SLG: 0.111 (7, PR) (8, 4)																						
Tony Fernandez, S OBP: 0.328, SLG: 0.374 (1, 6)	F8																					
Inning Stats	R: 4 E: 1 K: 0 S: 7	H: 4 LOB: 1 BB: 1 P: 11	R: 0 E: 0 K: 1 S: 5	H: 1 LOB: 0 BB: 0 P: 5	R: 0 E: 0 K: 1 S: 6	H: 1 LOB: 0 BB: 0 P: 6	R: 0 E: 0 K: 0 S: 3	H: 0 LOB: 0 BB: 0 P: 3	R: 0 E: 0 K: 0 S: 3	H: 0 LOB: 0 BB: 0 P: 3	R: 0 E: 0 K: 0 S: 3	H: 0 LOB: 1 BB: 1 P: 7	R: 5 E: 0 K: 0 S: 9	H: 6 LOB: 1 BB: 0 P: 9	R: 2 E: 0 K: 0 S: 6	H: 3 LOB: 1 BB: 0 P: 6	R: 1 E: 0 K: 1 S: 1	H: 1 LOB: 0 BB: 0 P: 1	1B: 7 2B: 8 3B: 1 HR: 0	SF: 1 SAC: 0 DP: 1 HBP: 0	WP: 0 PB: 1 SB: 1 CS: 1	PA: 40
PITCHER	IP	WLS	BF	H	R	ER	SO	BB	IBB	HBP	BLK	WP	HR	S	P	ERA	WHIP					
Bill Krueger, L ERA: 5.15 (1, 1)	6.0	L	26	7	5	4	2	2	0	0	0	0	0	28	36	6.00	1.500					
Keith Atherton, R ERA: 4.48 (7, 1)	0.2		6	4	3	3	0	0	0	0	0	0	0	6	6	40.50	6.000					
Curt Young, L ERA: 10.13 (7, 1)	0.1		2	1	1	1	0	0	0	0	0	0	0	2	2	27.00	3.000					
Steve Mura, R ERA: 3.88 (8, 1)	1.0		6	3	2	2	0	0	0	0	0	0	0	6	6	18.00	3.000					

Oakland Athletics @ Toronto Blue Jays
Exhibition Stadium, Toronto, ON
Sun Jul 21 1985, 3:33 AM EDT
Att: 36,109 - Unknown

AB	37
R	11
H	15
RBI	10
BB	2
SO	2
LOB	10



Batter	1	2	3	4	5	6	7	8	9	AB	R	H	RBI	BB	SO	LOB	TOP																					
Steve Henderson, R (1, 7) OBP: 0.371, SLG: 0.383 Dave Collins, S (7, PH) OBP: 0.288, SLG: 0.337	K		1B		F8		K		F7	3	0	1	0	0	1	0																						
Carney Lansford, R (1, 5) OBP: 0.318, SLG: 0.449	1B		F8			1B	5-3		6-3	5	1	2	0	0	0	4																						
Mike Davis, L (1, 9) OBP: 0.365, SLG: 0.508	G4-6-3				K		F8		F6	4	0	0	0	0	1	2																						
Dave Kingman, R (1, 10) OBP: 0.319, SLG: 0.462		F3			F8		SF9	1B	G6-4-3	2	0	0	0	2	0	0																						
Dusty Baker Jr., R (1, 3) OBP: 0.389, SLG: 0.551		5-3						BB	G6-4-3	4	1	2	1	0	0	1																						
Mike Heath, R (1, 2) OBP: 0.315, SLG: 0.422					HR			1B	G6-4-3	3	2	3	2	0	0	0																						
Dwayne Murphy, L (1, 8) OBP: 0.338, SLG: 0.377					HR			2B		3	2	3	2	0	0	0																						
Rob Picciolo, R (1, 4) OBP: 0.301, SLG: 0.347 Donnie Hill, S (7, PH) OBP: 0.292, SLG: 0.312										4	0	0	0	0	4	4																						
Bruce Bochte, L (9, PH) OBP: 0.389, SLG: 0.433										2	0	0	0	0	1	0																						
Alfredo Griffin, S (1, 6) OBP: 0.299, SLG: 0.349										1	0	1	0	0	0	0																						
Inning Stats	R: 0 E: 0 K: 1 S: 5	H: 1 LOB: 0 BB: 0 P: 5	R: 1 E: 0 K: 1 S: 6	H: 1 LOB: 0 BB: 0 P: 6	R: 0 E: 0 K: 0 S: 4	H: 2 LOB: 1 BB: 0 P: 4	R: 1 E: 0 K: 2 S: 9	H: 2 LOB: 1 BB: 0 P: 9	R: 0 E: 0 K: 1 S: 5	H: 0 LOB: 0 BB: 0 P: 5	R: 1 E: 0 K: 1 S: 7	H: 2 LOB: 2 BB: 1 P: 11	R: 0 E: 0 K: 2 S: 7	H: 0 LOB: 1 BB: 1 P: 11	R: 0 E: 0 K: 0 S: 2	H: 0 LOB: 0 BB: 1 P: 6	R: 1 E: 0 K: 1 S: 8	H: 3 LOB: 3 BB: 0 P: 8	1B: 8 2B: 1 3B: 0 HR: 2	SF: 1 SAC: 0 DP: 2 HBP: 0	WP: 1 PB: 1 CS: 0 S: 1	PA: 38																
PITCHER	IP	WLS	BF	H	R	ER	SO	BB	IBB	HBP	BLK	WP	HR	S	P	ERA	WHIP	PITCHER				IP	WLS	BF	H	R	ER	SO	BB	IBB	HBP	BLK	WP	HR	S	P	ERA	WHIP
Tim Lollar, L (1, 1) ERA: 4.65	6.0	W	25	8	3	3	6	1	0	0	0	0	2	36	40	4.50	1.500																					
Mark Clear, R (7, 1) ERA: 2.89	2.1		11	3	1	1	3	2	0	0	0	1	0	15	23	3.86	2.143																					
Bob Stanley, R (9, 1) ERA: 2.31	0.2	S	2	0	0	0	0	0	0	0	0	0	0	2	2	0.00	0.000																					

Oakland Athletics @ Boston Red Sox
Fenway Park, Boston, MA
Mon Jul 22 1985, 7:05 PM EDT
Att: 22,076 - Unknown

AB 34
R 4
H 11
RBI 4
BB 3
SO 9
LOB 15



Batter	1	2	3	4	5	6	7	8	9	AB	R	H	RBI	BB	SO	LOB	BOTTOM																					
Dwight Evans, R (1, 9) OBP: 0.381, SLG: 0.378	2B		K		2B		CS	K		3	2	1	0	2	2	3																						
Wade Boggs, L (1, 5) OBP: 0.438, SLG: 0.447	1B				2B		K	F7		5	2	3	2	0	1	5																						
Jim Rice, R (1, 7) OBP: 0.322, SLG: 0.443	F4		F4		2B		BB			3	0	1	1	1	0	3																						
Bill Buckner, L (1, 3) OBP: 0.315, SLG: 0.434	1B		1-3		FC6-5		F7			4	0	1	2	0	0	4																						
Mike Easter, L (1, 10) OBP: 0.332, SLG: 0.419	K				F7		G6-3	SH	1B	4	1	1	0	0	1	2																						
Rich Gedman, L (1, 2) OBP: 0.380, SLG: 0.484	F8				1B		F7	1B	SH	4	0	2	0	0	0	1																						
Glenn Hoffman, R (1, 6) OBP: 0.309, SLG: 0.380					F6		4-3	SH	1B	2	0	0	0	1	0	1																						
Steve Lyons, L (1, 8) OBP: 0.337, SLG: 0.362					F9		F7	1B		4	0	1	1	0	0	2																						
Marty Barrett, R (1, 4) OBP: 0.363, SLG: 0.348					1B		CS	BB	K	3	1	1	0	1	1	4																						
Inning Stats	R: 2 E: 0 K: 1 S: 7	H: 2 LOB: 1 BB: 1 P: 11	R: 0 E: 0 K: 0 S: 2	H: 0 LOB: 0 BB: 1 P: 6	R: 0 E: 0 K: 1 S: 6	H: 1 LOB: 0 BB: 0 P: 6	R: 0 E: 0 K: 0 S: 4	H: 1 LOB: 0 BB: 0 P: 4	R: 3 E: 0 K: 0 S: 6	H: 4 LOB: 0 BB: 0 P: 6	R: 0 E: 0 K: 0 S: 3	H: 0 LOB: 0 BB: 0 P: 3	R: 0 E: 0 K: 1 S: 4	H: 0 LOB: 2 BB: 3 P: 16	R: 1 E: 1 K: 2 S: 11	H: 3 LOB: 3 BB: 0 P: 11	1B: 7 2B: 5 3B: 0 HR: 0	SF: 0 SAC: 1 DP: 2 HBP: 0	WP: 0 PB: 0 CS: 0 S: 3	PA: 38																		
PITCHER	IP	WLS	BF	H	R	ER	SO	BB	IBB	HBP	BLK	WP	HR	S	P	ERA	WHIP	PITCHER				IP	WLS	BF	H	R	ER	SO	BB	IBB	HBP	BLK	WP	HR	S	P	ERA	WHIP
Chris Codiroli, R (1, 1) ERA: 4.4	4.0	L	21	8	5	5	2	2	0	0	0	0	0	23	31	11.25	2.500																					
Curt Young, L (5, 1) ERA: 9.26	2.0		7	0	0	0	0	2	0	0	0	0	0	5	13	0.00	1.000																					
Keith Atherton, R (7, 1) ERA: 4.48	2.0		10	3	1	1	3	1	0	0	0	0	0	15	19	4.50	2.000																					

Oakland Athletics @ Boston Red Sox
Fenway Park, Boston, MA
Mon Jul 22 1985, 7:05 PM EDT
Att: 22,076 - Unknown


AB 32
R 6
H 11
RBI 6
BB 5
SO 5
LOB 25



Batter	1	2	3	4	5	6	7	8	9	AB	R	H	RBI	BB	SO	LOB	TOP			
Steve Henderson, R (1, 7) OBP: 0.376, SLG: 0.381	4-0 BB		0-0 1B		0-3 K			0-0 F9		3	0	1	0	1	1	0				
Carney Lansford, R (1, 5) OBP: 0.315, SLG: 0.444	0-3 K		0-0 6-3		0-0 6-3			0-0 5-3		4	0	0	0	0	1	2				
Dusty Baker Jr., R (1, 3) OBP: 0.381, SLG: 0.540	0-3 K		0-0 5-3				0-3 K			4	0	0	0	0	2	2				
Dave Kingman, R (1, 10) OBP: 0.318, SLG: 0.459	0-3 K		0-0 F8				0-0 5-3			4	0	1	0	0	1	2				
Mike Heath, R (1, 9) OBP: 0.317, SLG: 0.431		0-0 1B		0-3 K			0-0 F9			4	1	2	0	0	1	0				
Mickey Tettleton, S (1, 2) OBP: 0.391, SLG: 0.431	0-3 K		0-0 2B				0-0 HR			4	1	2	1	0	2	2				
Dwayne Murphy, L (1, 8) OBP: 0.338, SLG: 0.376		0-0 1B		0-3 K			0-0 6-3			3	0	1	1	0	1	1				
Donnie Hill, S (1, 4) OBP: 0.289, SLG: 0.308	0-0 F7		0-3 K				0-0 5-3			3	0	0	0	0	1	2				
Alfredo Griffin, S (1, 6) OBP: 0.297, SLG: 0.346	0-0 4-3				0-0 5-3			0-3 K		3	0	0	0	0	1	1				
Inning Stats	R: 0 E: 0 K: 3 S: 9	H: 0 LOB: 1 BB: 1 P: 13	R: 1 E: 0 K: 1 S: 7	H: 2 LOB: 1 BB: 0 P: 7	R: 0 E: 0 K: 0 S: 4	H: 1 LOB: 1 BB: 0 P: 4	R: 0 E: 0 K: 3 S: 10	H: 1 LOB: 1 BB: 0 P: 10	R: 0 E: 0 K: 1 S: 5	H: 0 LOB: 0 BB: 0 P: 5	R: 1 E: 0 K: 1 S: 6	H: 1 LOB: 0 BB: 0 P: 6	R: 0 E: 0 K: 0 S: 3	H: 0 LOB: 0 BB: 0 P: 3	R: 0 E: 0 K: 1 S: 5	H: 2 LOB: 0 BB: 0 P: 5	1B: 4 2B: 1 3B: 1 HR: 1	SF: 0 SAC: 0 DP: 0 HBP: 0	WP: 0 PB: 0 SB: 0 CS: 0	PA: 33
PITCHER Bruce Hurst, L (1, 1) ERA: 4.63	IP: 9.0 WLS: W BF: 33 H: 7 R: 2 ER: 2 SO: 11 BB: 1 IBB: 0 HBP: 0 BLK: 0 WP: 0 HR: 1 S: 54 P: 58 ERA: 2.00 WHIP: 0.889															PITCHER				

Oakland Athletics @ Boston Red Sox
Fenway Park, Boston, MA
Tue Jul 23 1985, 7:05 PM EDT
Att: 22,038 - Unknown


AB	32
R	2
H	7
RBI	2
BB	1
SO	11
LOB	12





Batter	1	2	3	4	5	6	7	8	9	AB	R	H	RBI	BB	SO	LOB	BOTTOM			
Dwight Evans, R (1, 9) OBP: 0.381, SLG: 0.375	0-3 K	4-0 BB		4-0 BB		0-3 K		0-3 K		3	0	0	0	2	3	2				
Wade Boggs, L (1, 5) OBP: 0.438, SLG: 0.446	0-0 4-3	0-3 K		4-0 BB		0-0 1B		1-3 2-H		3	0	1	1	1	1	2				
Jim Rice, R (1, 7) OBP: 0.321, SLG: 0.441	0-0 1B		0-0 F8	0-3 K		0-0 F9				4	0	1	0	0	1	5				
Bill Buckner, L (1, 3) OBP: 0.314, SLG: 0.432	0-0 F8		0-0 1B		0-0 F8		0-0 3-1			4	0	1	0	0	0	1				
Mike Easter, L (1, 10) OBP: 0.333, SLG: 0.429		0-0 HR	0-0 F8		0-0 4-3		0-0 FC3-6			4	1	2	1	0	0	1				
Rich Gedman, L (1, 2) OBP: 0.378, SLG: 0.491		0-0 HR	0-0 4-3		0-0 F4		0-0 FC3-6			4	1	1	1	0	0	2				
Glenn Hoffman, R (1, 6) OBP: 0.308, SLG: 0.378		0-0 5-3		0-0 CS		0-0 F4		0-0 F7		4	0	1	0	0	0	1				
Steve Lyons, L (1, 8) OBP: 0.340, SLG: 0.370		0-0 BB		0-3 K		0-0 1B		0-3 K		4	1	2	0	0	2	1				
Marty Barrett, R (1, 4) OBP: 0.364, SLG: 0.348		0-0 F9		4-0 BB		0-0 1B		0-0 F9		3	0	1	0	1	0	1				
Inning Stats	R: 0 E: 0 K: 1 S: 6	H: 1 LOB: 1 BB: 0 P: 6	R: 2 E: 0 K: 1 S: 8	H: 3 LOB: 2 BB: 1 P: 12	R: 0 E: 0 K: 0 S: 4	H: 1 LOB: 1 BB: 0 P: 4	R: 0 E: 0 K: 2 S: 7	H: 1 LOB: 3 BB: 3 P: 19	R: 0 E: 0 K: 0 S: 3	H: 0 LOB: 0 BB: 0 P: 3	R: 1 E: 0 K: 1 S: 8	H: 3 LOB: 2 BB: 0 P: 8	R: 0 E: 0 K: 0 S: 4	H: 1 LOB: 1 BB: 0 P: 4	R: 0 E: 0 K: 2 S: 7	H: 0 LOB: 0 BB: 0 P: 7	1B: 7 2B: 1 3B: 0 HR: 2	SF: 0 SAC: 0 DP: 0 HBP: 0	WP: 0 PB: 0 SB: 0 CS: 1	PA: 37
PITCHER Rick Langford, R (1, 1) ERA: 4.32 Steve McCatty, R (4, 1) ERA: 5.75 Jay Howell, R (8, 1) ERA: 1.94	IP: 3.2 WLS: L BF: 19 H: 6 R: 2 ER: 2 SO: 3 BB: 3 IBB: 0 HBP: 0 BLK: 0 WP: 0 HR: 0 S: 18 P: 22 ERA: 4.91 WHIP: 2.455															PITCHER				


Oakland Athletics @ Boston Red Sox
Fenway Park, Boston, MA
Tue Jul 23 1985, 7:05 PM EDT
Att: 22,038 - Unknown


AB	33
R	3
H	10
RBI	3
BB	4
SO	7
LOB	16



Batter	1	2	3	4	5	6	7	8	9	AB R H RBI BB SO LOB	TOP												
Dwayne Murphy, L (1, 8) OBP: 0.342, SLG: 0.393	4-0 FC6-4 BB		0-0 F8	0-0 3B		4-0 1B HR BB	0-0 FC4 1B		0-3 K	4 1 2 2 2 1 3	Oakland Athletics @ Milwaukee Brewers Milwaukee County Stadium, Milwaukee, WI Thu Jul 25 1985, 8:05 PM EDT Att: 10,745 - Unknown AB 36 R 11 H 12 RBI 11 BB 9 SO 3 LOB 23 												
Carney Lansford, R (1, 5) OBP: 0.315, SLG: 0.439	0-0 FC6-4 BB		0-0 4-3	0-0 F9		0-0 HR 1B	0-0 FC4 1-2		1-0 HBP	5 1 1 3 0 0 4													
Rob Picciolo, R (9, 5) OBP: 0.301, SLG: 0.347										0 0 0 0 0 0 0													
Bruce Bochte, L (1, 3) OBP: 0.390, SLG: 0.439	4-0 G6-4-3 BB		0-0 5-3		4-0 G5-4-3 BB			0-0 F7	0-0 F8	4 1 1 3 2 0 3													
Dave Kingman, R (1, 10) OBP: 0.316, SLG: 0.460	0-0 G6-4-3 BB			4-0 BB 1B BB	0-0 G5-4-3 1-2	0-0 E6		0-3 K		4 1 0 0 1 1 3													
Mike Davis, L (1, 9) OBP: 0.364, SLG: 0.515		0-0 WP 2B		0-0 F7	0-0 F5	0-0 F5		0-0 F8		5 0 1 0 0 0 2													
Mike Heath, R (1, 7) OBP: 0.325, SLG: 0.444		0-0 F9		4-0 BB 1B BB		0-0 SH5-4 1B	0-0 5-3		0-0 BB 1B HBP	4 3 2 0 1 0 1													
Mickey Tettleton, S (1, 2) OBP: 0.390, SLG: 0.417		4-0 BB		4-0 WP 1B SF9 BB		0-0 SH5-4 1B	0-0 G3		0-3 K	3 2 1 0 2 1 1													
Donnie Hill, S (1, 4) OBP: 0.295, SLG: 0.314		0-0 F6		0-0 SF9 WP 3B 1B		0-0 SH5-4	0-0 1B 1B		0-0 HBP BB 1B	4 2 3 2 0 0 2													
Alfredo Griffin, S (1, 6) OBP: 0.293, SLG: 0.341		0-0 L6		0-0 SF9		0-0 F9	0-0 1B 1B		4-0 HBP BB	3 0 1 1 0 0 4													
Mike Gallego, R (7, 6)				1-3 2-H					1-2 2-3 BB	0 0 0 0 1 0 0													
Inning Stats	R: 0 E: 0 K: 0 S: 2	H: 0 LOB: 1 BB: 2 P: 10	R: 0 E: 0 K: 0 S: 4	H: 1 LOB: 2 BB: 1 P: 8	R: 0 E: 0 K: 0 S: 3	H: 0 LOB: 0 BB: 0 P: 3	R: 4 E: 0 K: 0 S: 5	H: 2 LOB: 1 BB: 3 P: 17	R: 0 E: 0 K: 0 S: 2	H: 0 LOB: 0 BB: 1 P: 6	R: 5 E: 1 K: 0 S: 8	H: 4 LOB: 1 BB: 1 P: 12	R: 1 E: 0 K: 0 S: 6	H: 3 LOB: 2 BB: 0 P: 6	R: 0 E: 0 K: 1 S: 5	H: 0 LOB: 0 BB: 0 P: 5	R: 1 E: 0 K: 2 S: 9	H: 2 LOB: 3 BB: 1 P: 14	1B: 9 2B: 1 3B: 1 HR: 1	SF: 1 SAC: 1 DP: 2 HBP: 1	WP: 2 PB: 2 SB: 0 CS: 0	PA: 48	
PITCHER	IP WLS BF H R ER SO BB IBB HBP BLK WP HR S P ERA WHIP											PITCHER	IP WLS BF H R ER SO BB IBB HBP BLK WP HR S P ERA WHIP										
Jaime Cocanower, R (1, 1) ERA: 4.25	3.1 L 17 2 4 4 0 6 0 0 0 1 0 11 35 10.80 2.400																						
Rick Waits, L (4, 1) ERA: 7.54	2.2 15 5 5 5 0 2 0 0 0 1 1 13 21 16.88 2.625																						
Pete Ladd, R (7, 1) ERA: 4.25	3.0 16 5 2 2 3 1 0 1 0 0 0 20 25 6.00 2.000																						


Batter	1	2	3	4	5	6	7	8	9	AB R H RBI BB SO LOB	BOTTOM												
Paul Moltzer, R (1, 5) OBP: 0.375, SLG: 0.438	0-0 1B SF9 1B		4-0 2B BB	0-0 1B			0-0 F9		0-0 FC6-4	4 1 2 0 1 0 3	Oakland Athletics @ Milwaukee Brewers Milwaukee County Stadium, Milwaukee, WI Thu Jul 25 1985, 8:05 PM EDT Att: 10,745 - Unknown AB 34 R 2 H 8 RBI 2 BB 3 SO 3 LOB 21 												
Robin Yount, R (1, 8) OBP: 0.340, SLG: 0.434	0-0 SF9 G3 1B		0-0 2B	0-0 L8			0-0 FC5-4		0-0 F9	5 1 2 0 0 0 5													
Cecil Cooper, L (1, 3) OBP: 0.331, SLG: 0.468	0-0 SF9		4-0 BB		0-0 G3		0-0 F8			2 0 0 1 1 0 1													
Ted Simmons, S (1, 10) OBP: 0.329, SLG: 0.399	0-0 G3		0-3 K		0-0 F8			0-0 L7		4 0 0 1 0 1 3													
Mark Brouhard, R (1, 7) OBP: 0.326, SLG: 0.447	0-0 3B		0-3 K		0-0 L4			0-0 F9		4 0 1 0 0 1 3													
Bobby Clark, R (1, 9) OBP: 0.287, SLG: 0.267	0-0 F9		0-3 K			0-0 F8		0-0 F8		4 0 0 0 0 1 4													
Ernest Riles, L (1, 6) OBP: 0.316, SLG: 0.385		0-0 6-3		0-0 6-3		0-0 G3			0-0 FC6-4 1B	4 0 1 0 0 0 0													
Jim Gantner, L (1, 4) OBP: 0.314, SLG: 0.332		0-0 4-3		0-0 4-3		0-0 4-3			0-0 FC6-4 1B	4 0 1 0 0 0 0													
Charlie Moore, R (1, 2) OBP: 0.287, SLG: 0.279		0-0 F8		0-0 1B		4-0 FC5-4 BB			0-0 F6	3 0 1 0 1 0 2													
Inning Stats	R: 2 E: 0 K: 0 S: 6	H: 3 LOB: 1 BB: 0 P: 6	R: 0 E: 0 K: 3 S: 10	H: 0 LOB: 0 BB: 0 P: 3	R: 0 E: 0 K: 3 S: 10	H: 1 LOB: 3 BB: 2 P: 18	R: 0 E: 0 K: 0 S: 5	H: 2 LOB: 2 BB: 0 P: 5	R: 0 E: 0 K: 0 S: 3	H: 0 LOB: 0 BB: 0 P: 3	R: 0 E: 0 K: 0 S: 3	H: 0 LOB: 0 BB: 0 P: 3	R: 0 E: 0 K: 0 S: 3	H: 0 LOB: 1 BB: 1 P: 7	R: 0 E: 0 K: 0 S: 3	H: 0 LOB: 0 BB: 0 P: 3	R: 0 E: 0 K: 0 S: 5	H: 2 LOB: 2 BB: 0 P: 5	1B: 6 2B: 1 3B: 1 HR: 0	SF: 1 SAC: 0 DP: 0 HBP: 0	WP: 0 PB: 0 SB: 0 CS: 0	PA: 38	
PITCHER	IP WLS BF H R ER SO BB IBB HBP BLK WP HR S P ERA WHIP											PITCHER	IP WLS BF H R ER SO BB IBB HBP BLK WP HR S P ERA WHIP										
Tim Birtsas, L (1, 1) ERA: 3.12	9.0 W 38 8 2 2 3 3 0 0 0 0 0 41 53 2.00 1.222																						


Batter	1	2	3	4	5	6	7	8	9	AB	R	H	RBI	BB	SO	LOB	TOP			
Alfredo Griffin, S (1, 6) OBP: 0.290, SLG: 0.335	4-0 HR BB	0-0 FC4							0-0 BB 1B	4	2	1	0	1	0	2	<p>Oakland Athletics @ Milwaukee Brewers Milwaukee County Stadium, Milwaukee, WI</p> <p>Sat Jul 27 1985, 8:05 PM EDT Att: 29,887 - Unknown</p> <p>livebaseballscores.com</p> <p>AB 34 R 3 H 10 RBI 3 BB 5 SO 2 LOB 15</p> 			
Dwayne Murphy, L (1, 8) OBP: 0.352, SLG: 0.418	0-0 HR		0-3 K		4-0 BB				4-0 BB 1B	3	1	2	2	2	1	0				
Bruce Bochte, L (1, 3) Steve Henderson, R (9, PR) OBP: 0.386, SLG: 0.431 OBP: 0.376, SLG: 0.381	0-0 F9		0-3 K		0-0 BB				0-0 FC6-4 BB 1B	5	0	1	1	0	1	2				
Dave Kingman, R (1, 10) OBP: 0.316, SLG: 0.457	0-0 6-3		0-0 1B		0-0 4-3				0-0 FC6-4 BB 1B	5	0	1	0	0	0	4				
Dusty Baker Jr., R (1, 7) OBP: 0.379, SLG: 0.538	0-0 6-3		0-0 4-3						0-0 5-3	4	0	1	0	0	0	1				
Mike Davis, L (1, 9) OBP: 0.384, SLG: 0.524		0-0 L4		0-0 4-3					0-0 F9	4	0	1	0	0	0	0				
Mike Heath, R (1, 2) OBP: 0.324, SLG: 0.438		0-0 F5		0-0 1B					0-0 F3	3	0	1	0	0	0	0				
Donnie Hill, S (1, 4) OBP: 0.297, SLG: 0.314		0-0 BB 1B		0-0 L6					0-0 G3-6 BB 1B	3	0	2	0	1	0	1				
Rob Picciolo, R (1, 5) Dave Collins, S (9, PH) OBP: 0.300, SLG: 0.346 OBP: 0.288, SLG: 0.336	4-0 FC4 BB		0-0 F3		0-0 G4-3				0-0 G3-6	2	0	0	0	1	0	4				
Inning Stats	R: 2 E: 0 K: 0 S: 4	H: 1 LOB: 0 BB: 1 P: 8	R: 0 E: 0 K: 0 S: 4	H: 1 LOB: 2 BB: 1 P: 8	R: 0 E: 0 K: 2 S: 8	H: 1 LOB: 1 BB: 0 P: 8	R: 0 E: 0 K: 0 S: 4	H: 1 LOB: 1 BB: 0 P: 4	R: 0 E: 0 K: 0 S: 3	H: 0 LOB: 1 BB: 1 P: 7	R: 0 E: 0 K: 0 S: 4	H: 1 LOB: 1 BB: 0 P: 4	R: 0 E: 0 K: 0 S: 3	H: 0 LOB: 0 BB: 0 P: 3	R: 1 E: 0 K: 0 S: 5	H: 3 LOB: 2 BB: 1 P: 9	1B: 9 2B: 0 3B: 0 HR: 1	SF: 0 SAC: 1 DP: 2 HBP: 0	WP: 0 PB: 0 SB: 0 CS: 0	PA: 40
PITCHER	IP WLS BF H R ER SO BB IBB HBP BLK WP HR S P ERA WHIP	8.0 W 35 8 3 3 2 3 1 0 0 0 1 35 51 3.38 1.375	1.0 S 5 2 0 0 0 1 0 0 0 0 0 4 8 0.00 3.000	PITCHER										IP WLS BF H R ER SO BB IBB HBP BLK WP HR S P ERA WHIP						

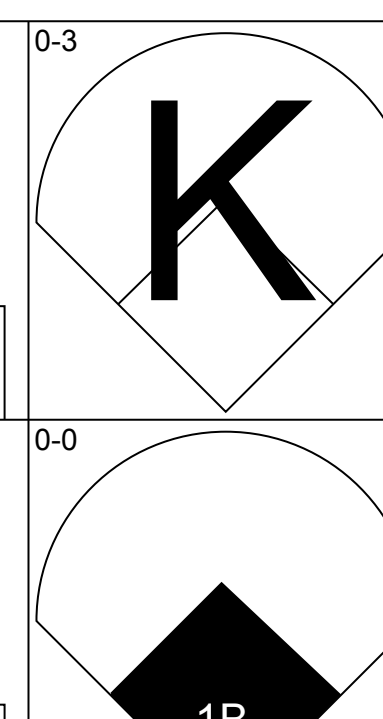
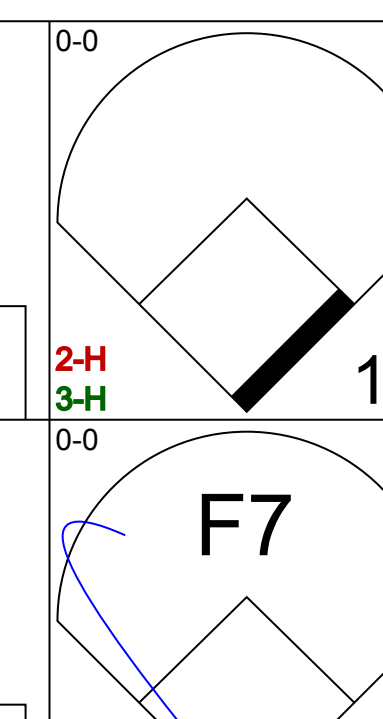
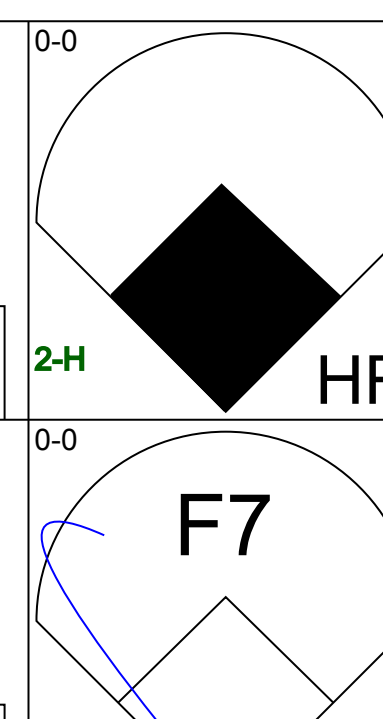
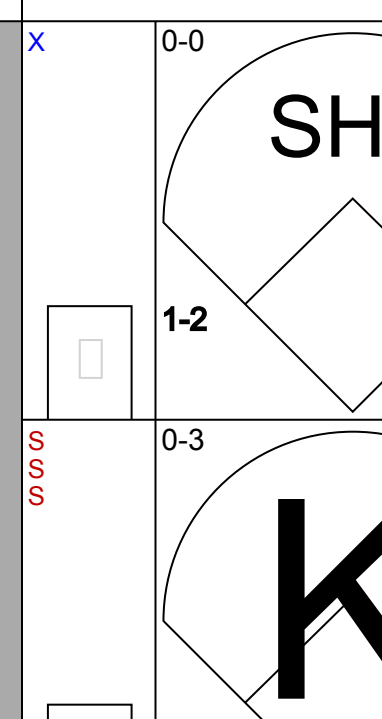
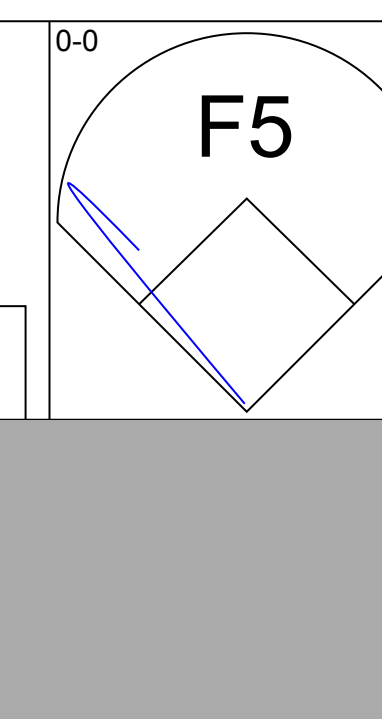
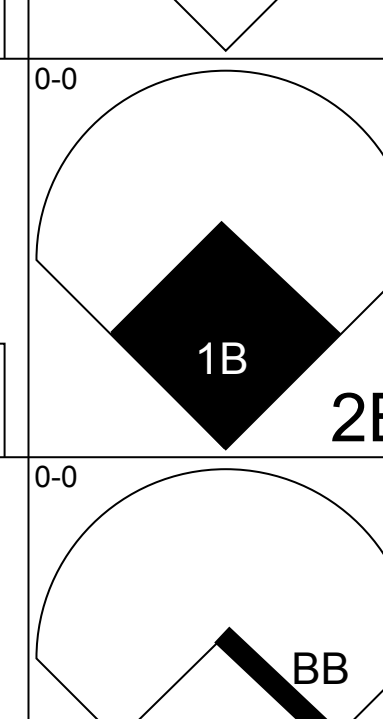
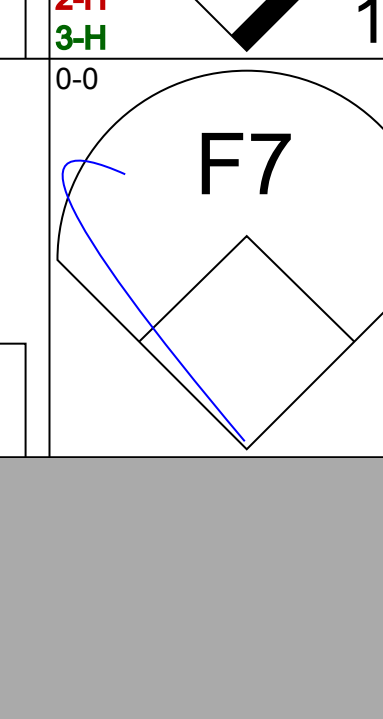
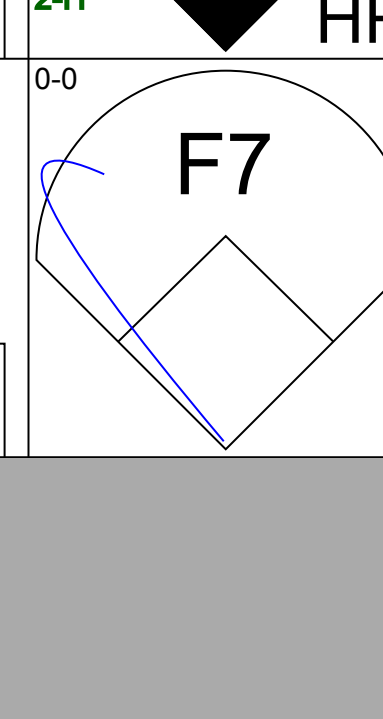
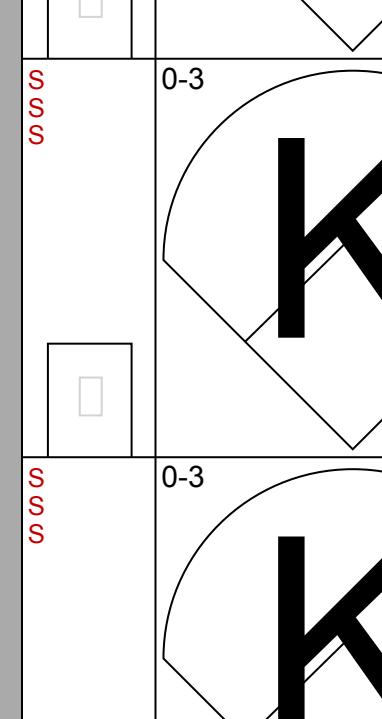
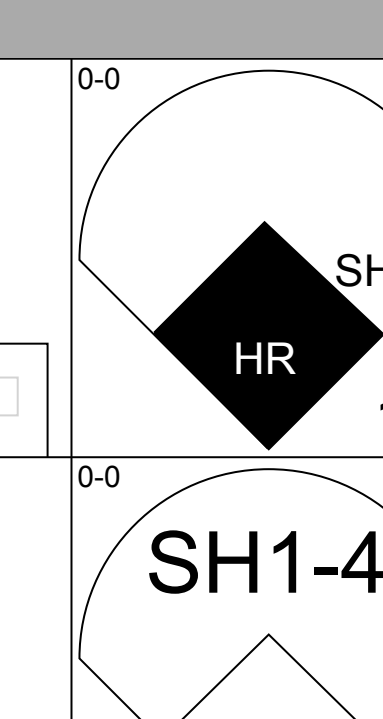
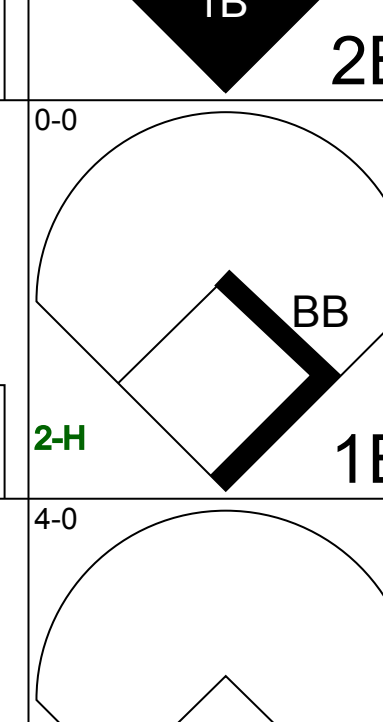
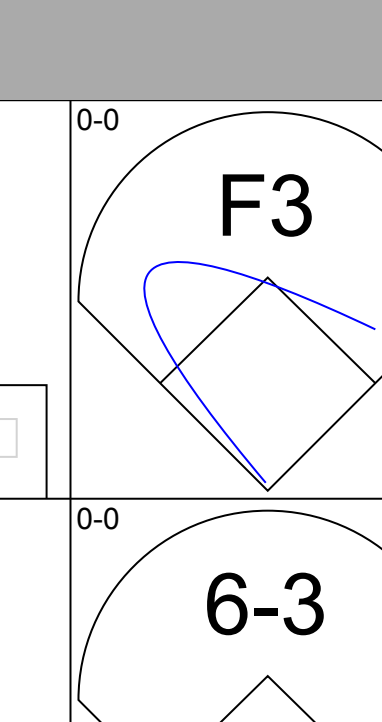
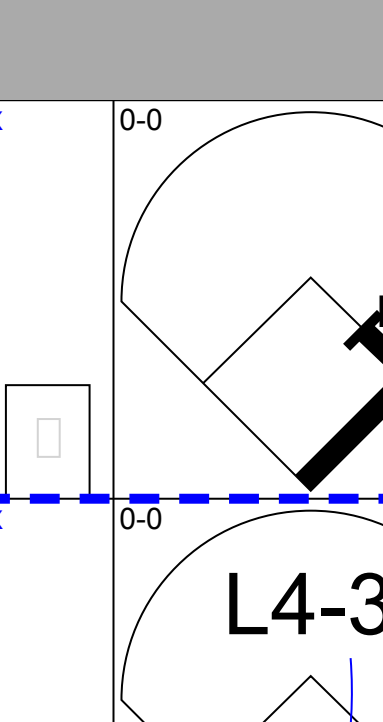
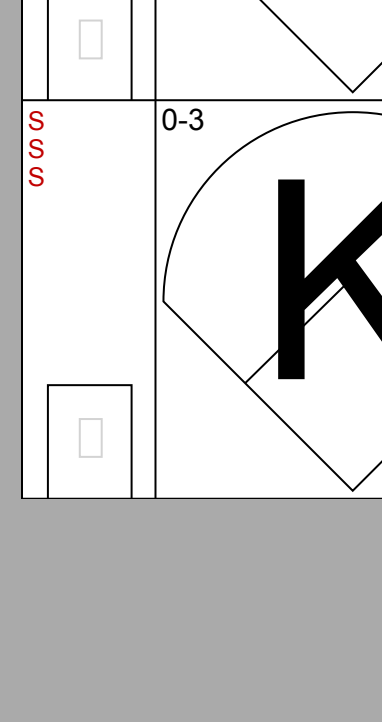
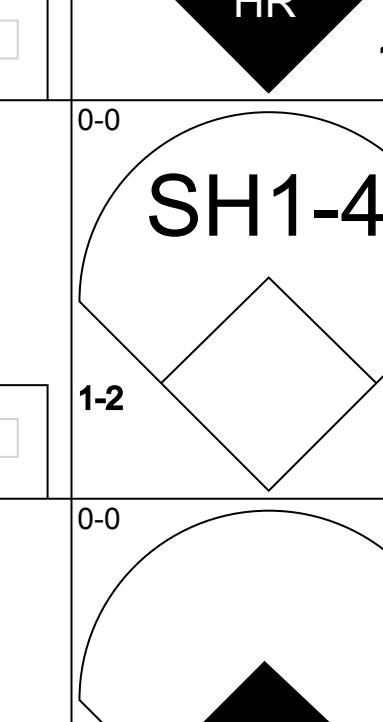
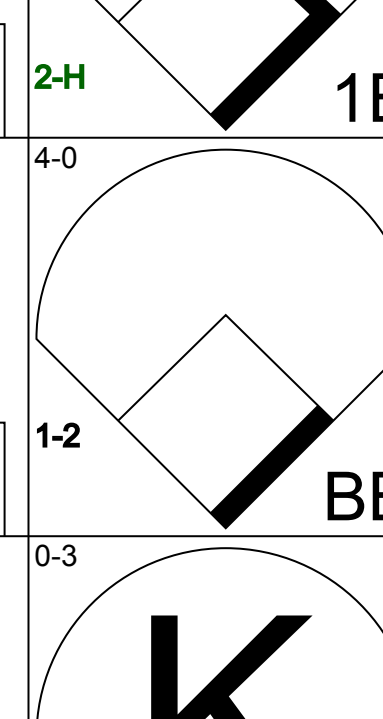
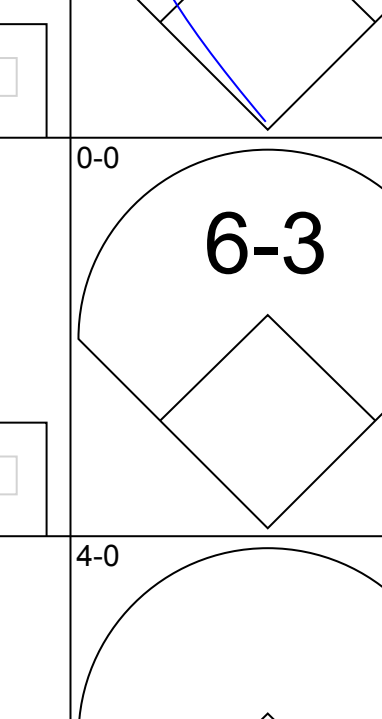
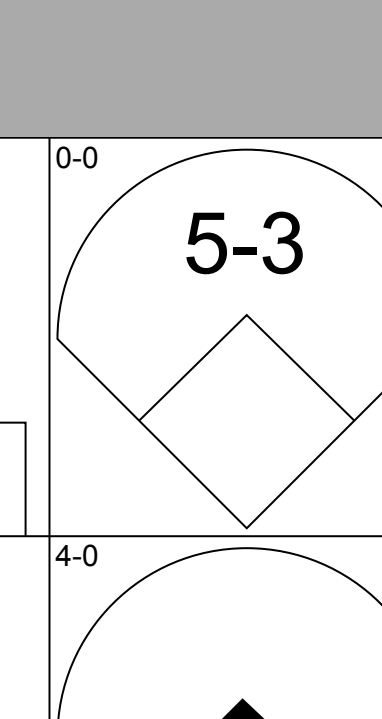
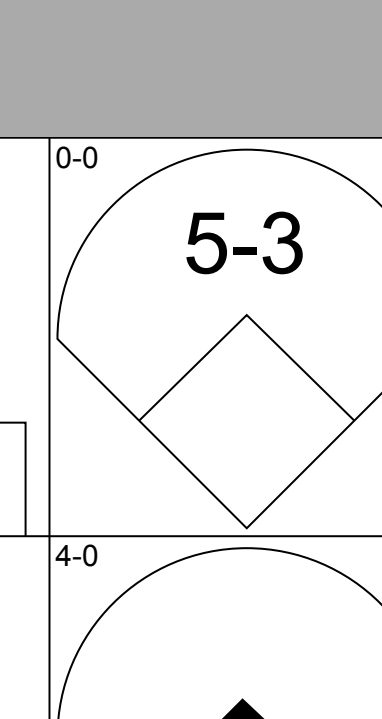
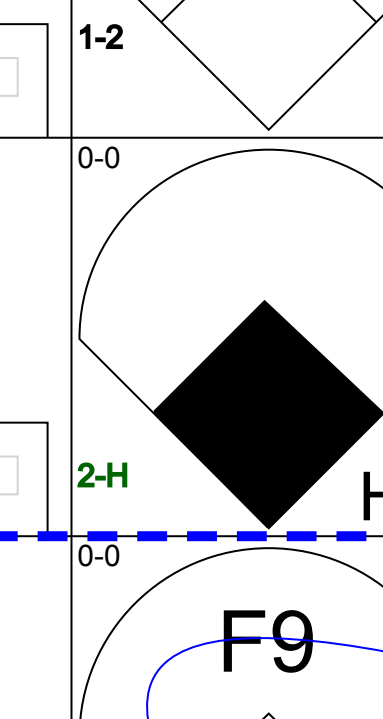
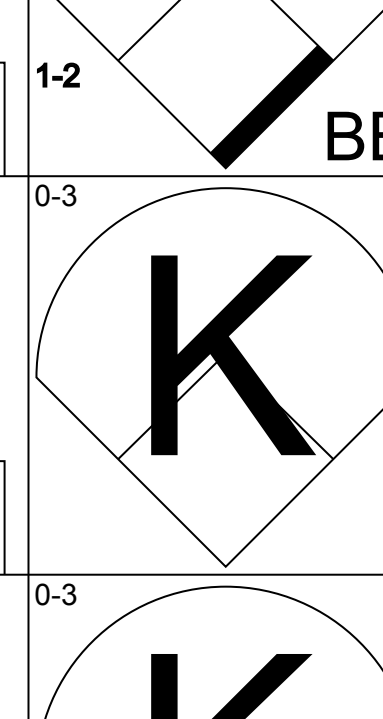
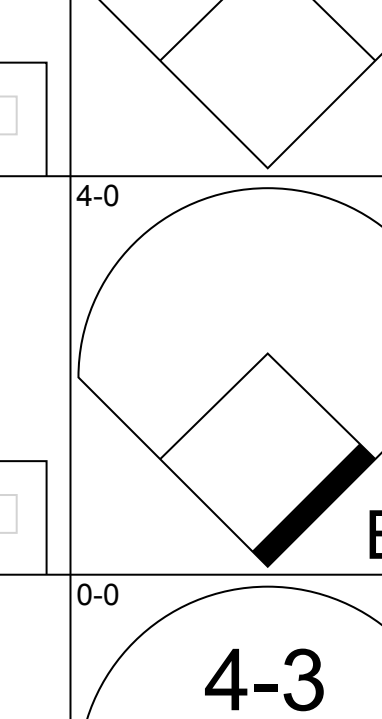
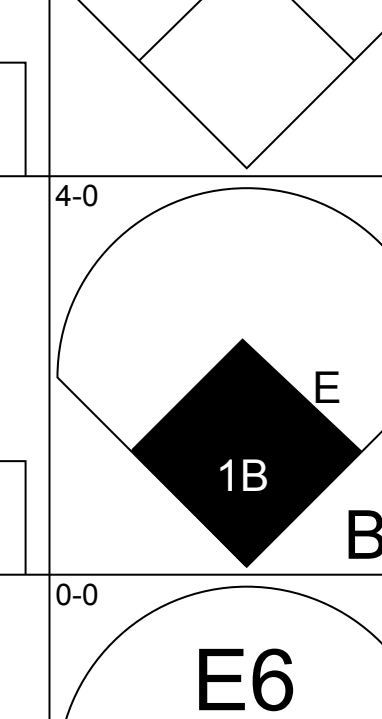
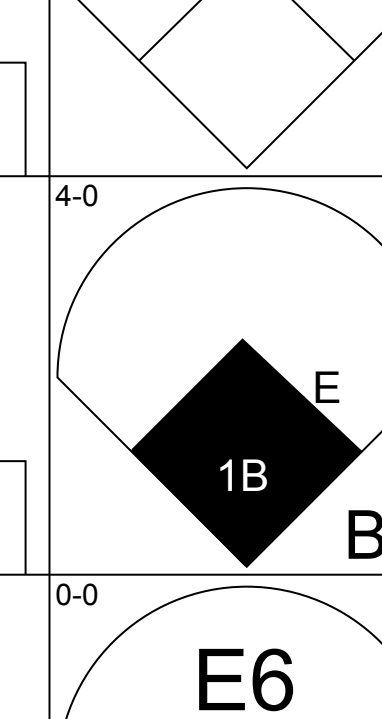
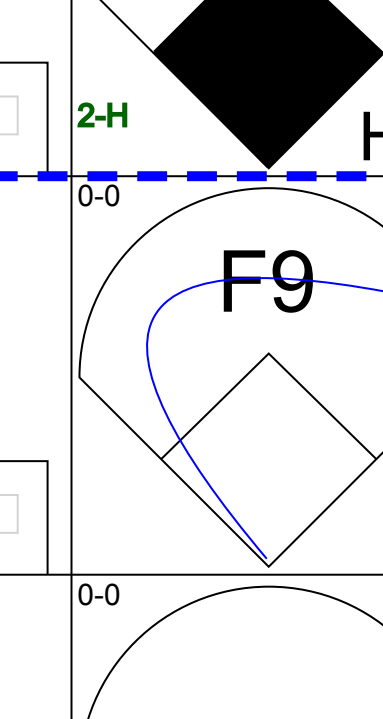
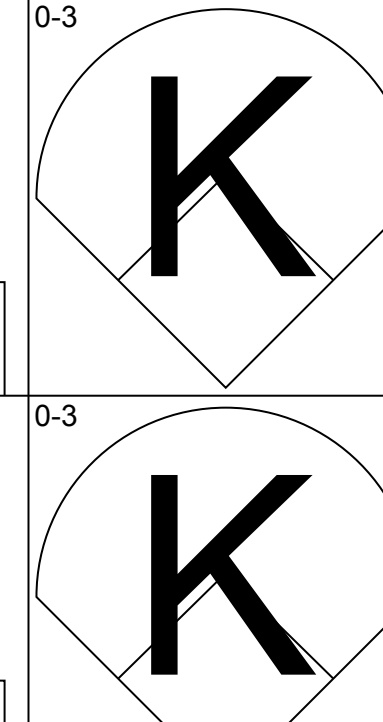
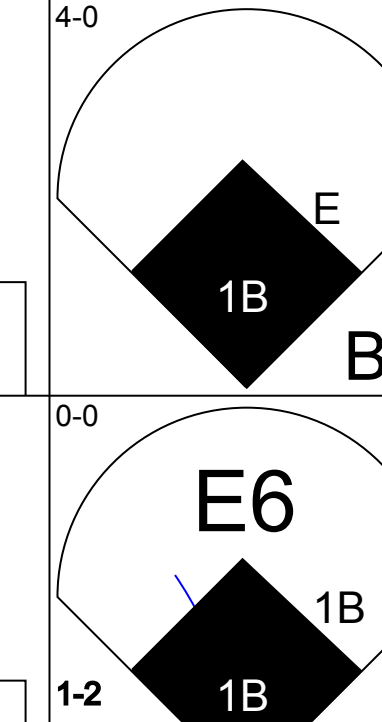
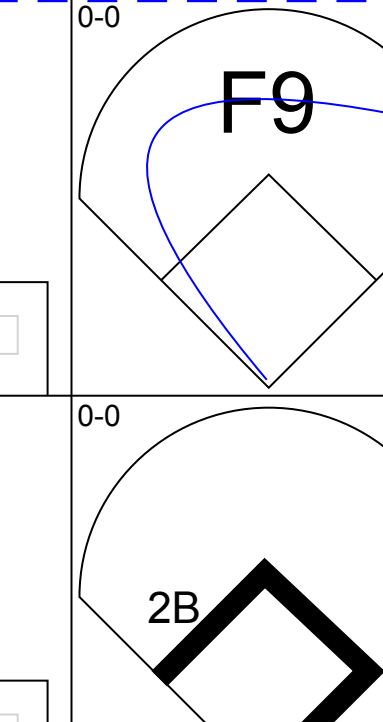
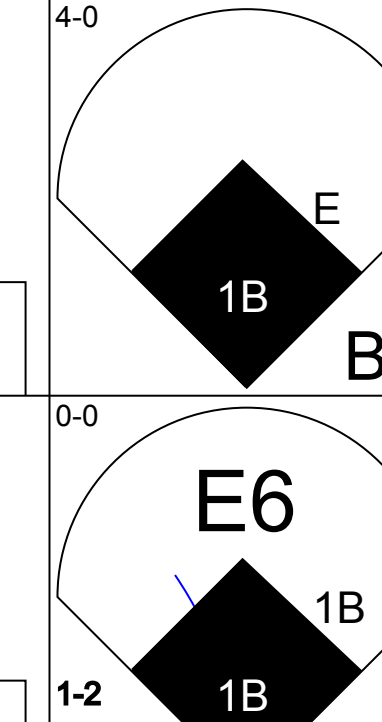
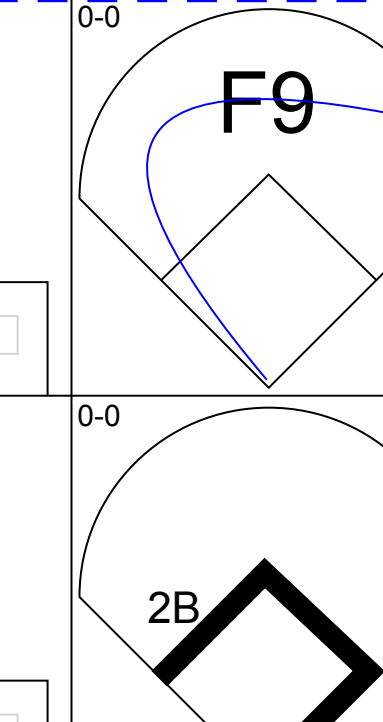
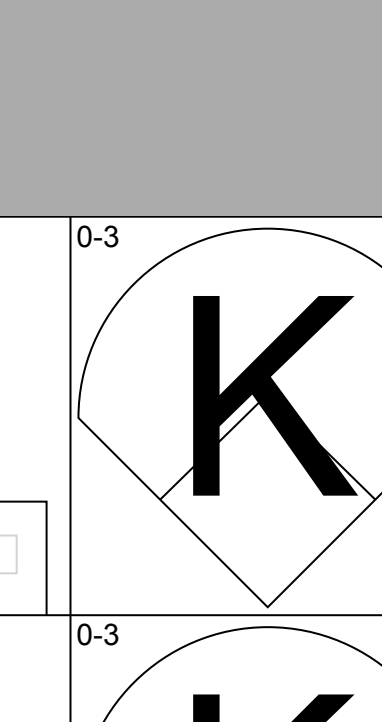
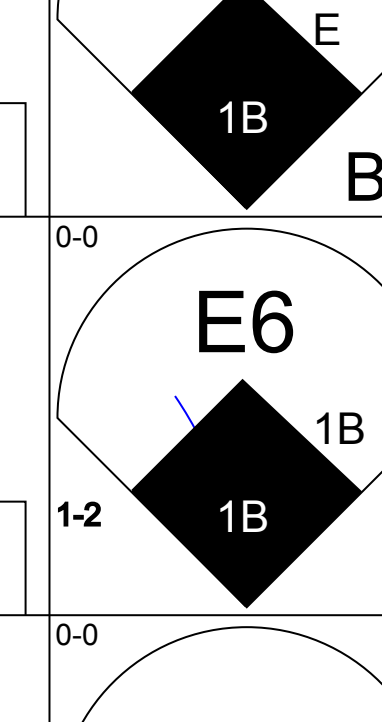
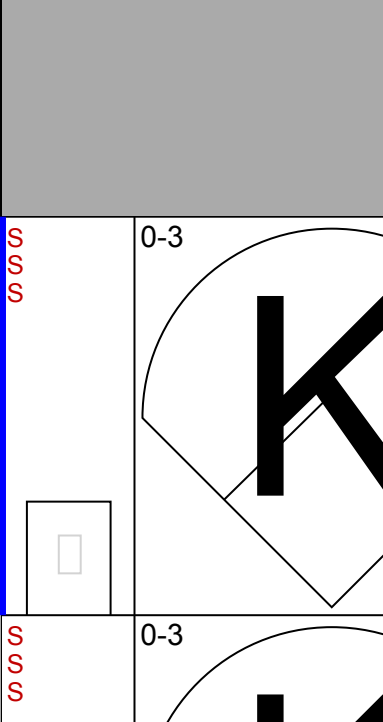
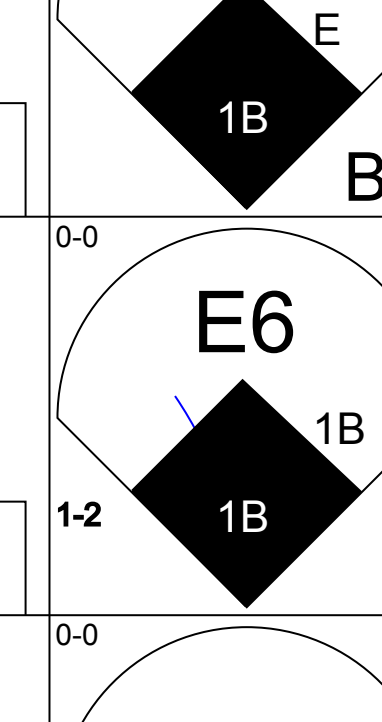
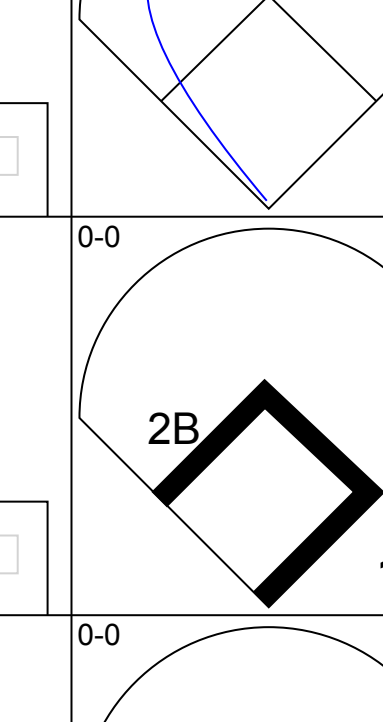
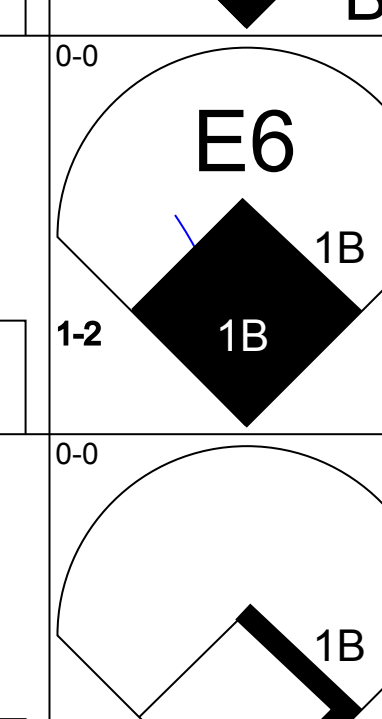
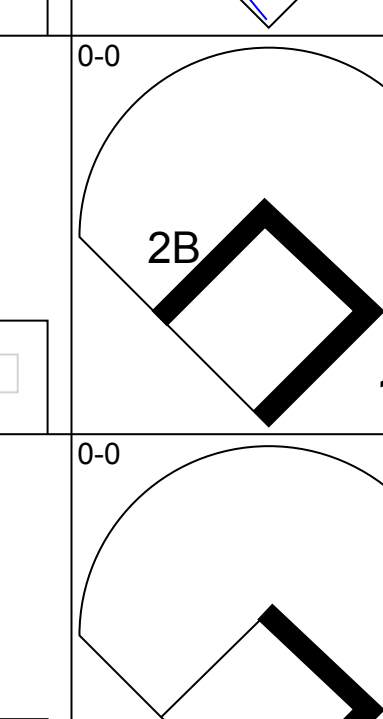
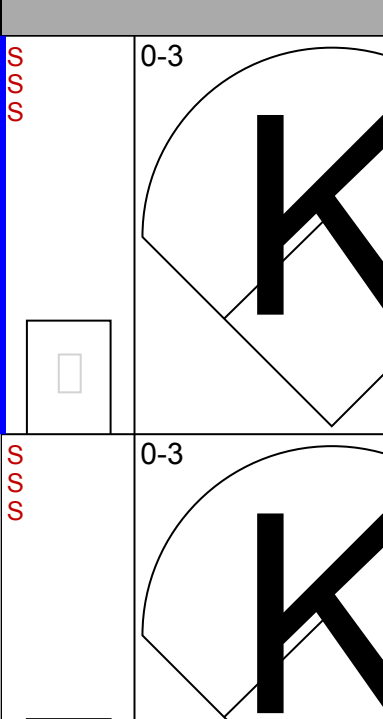
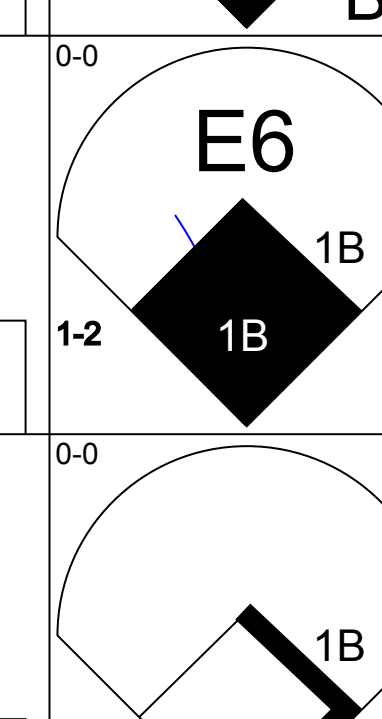
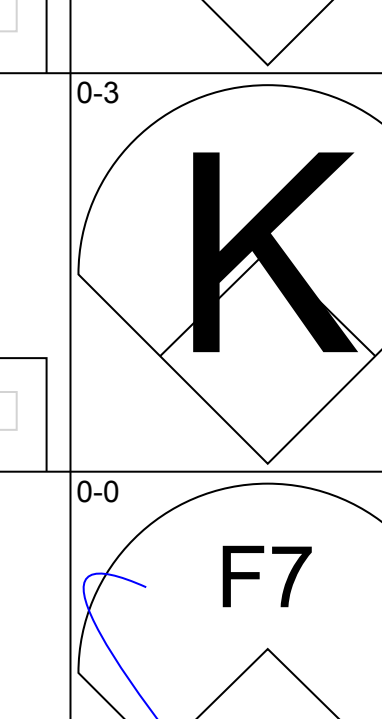
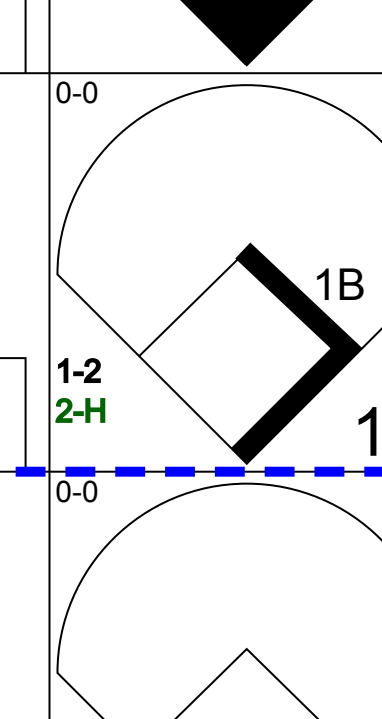
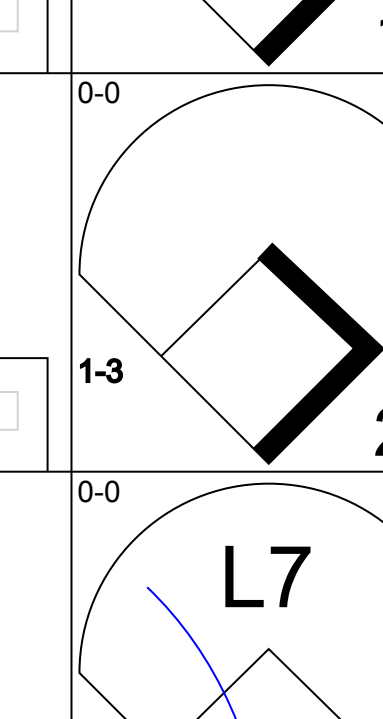
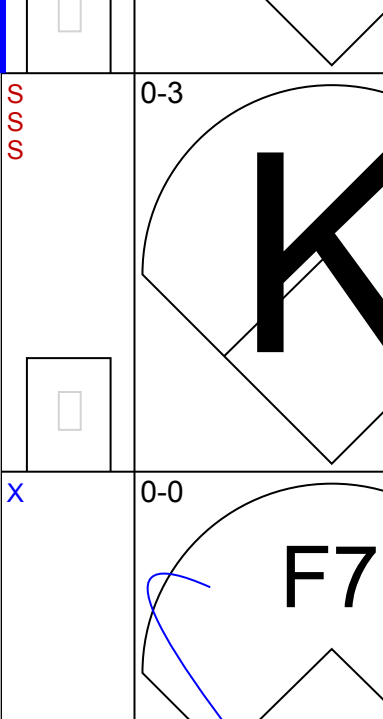
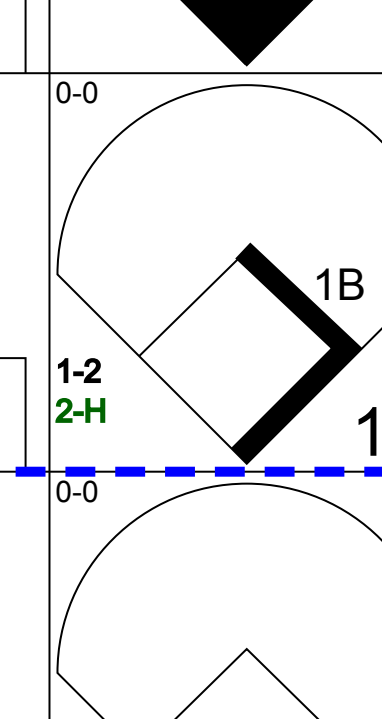
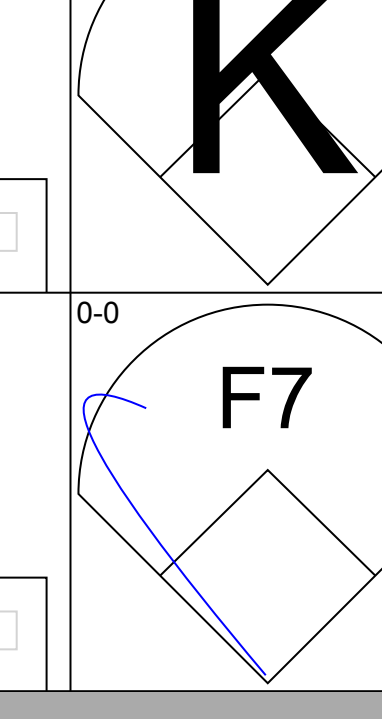
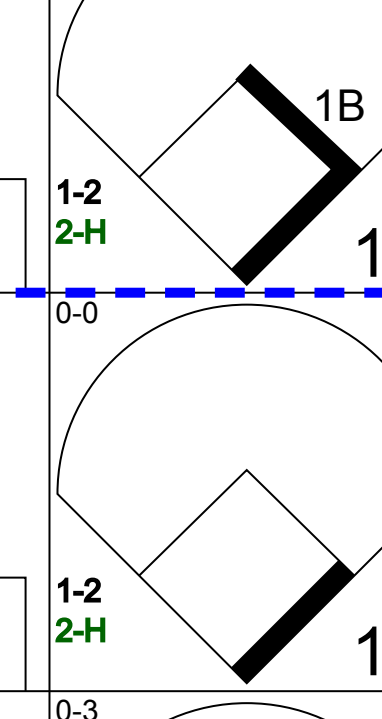
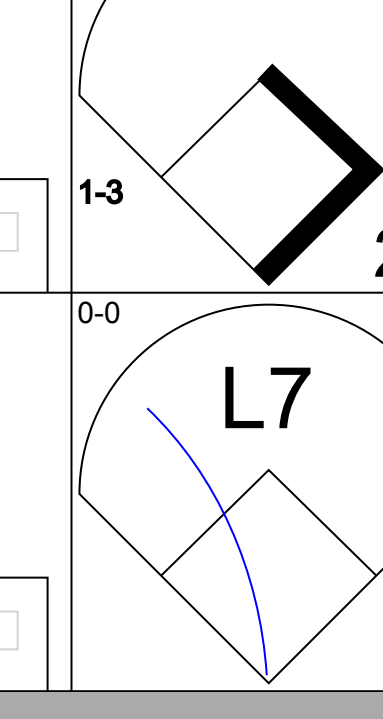
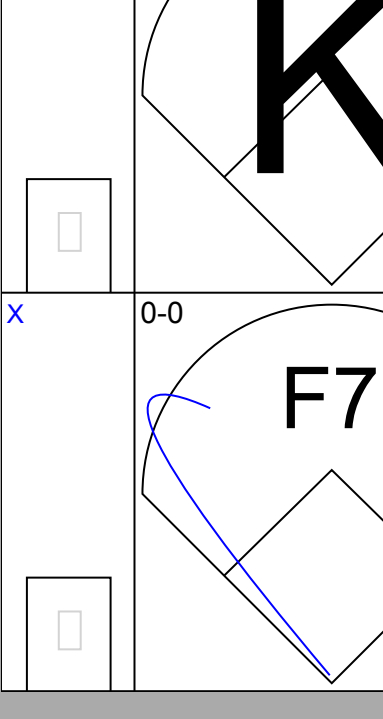
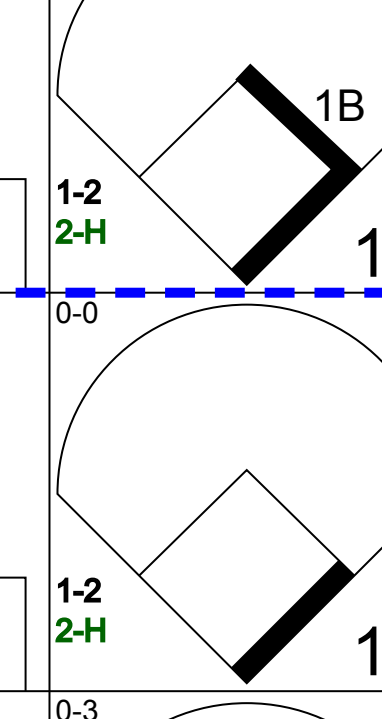
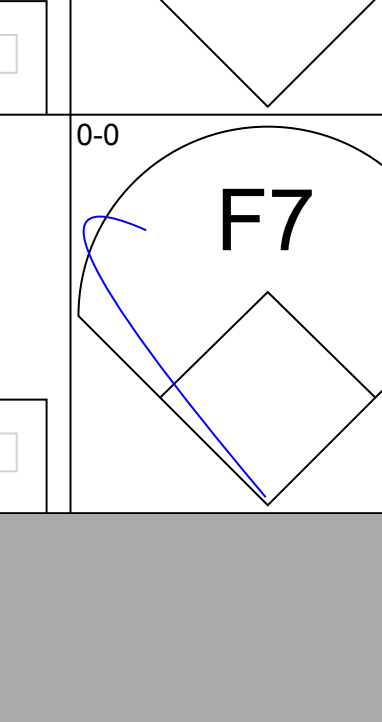
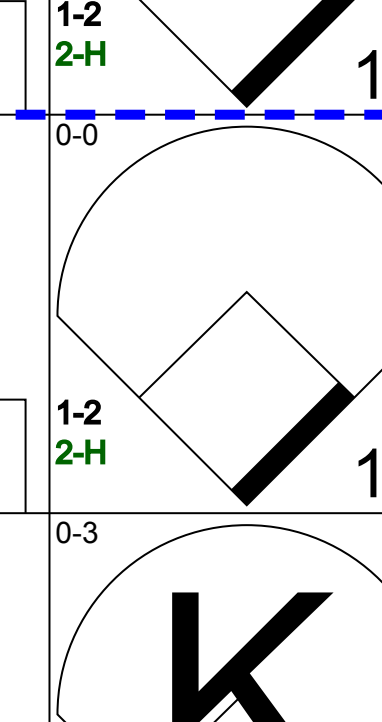
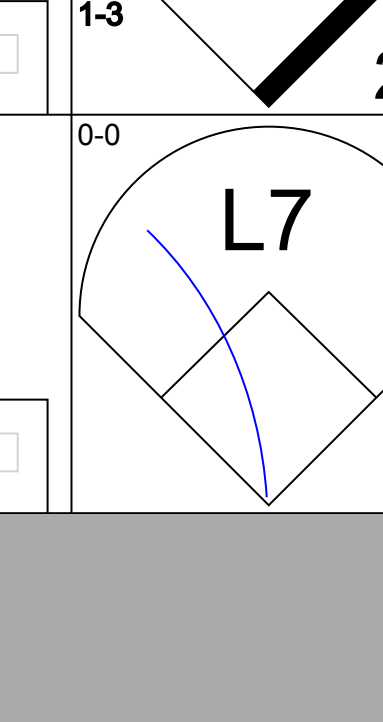
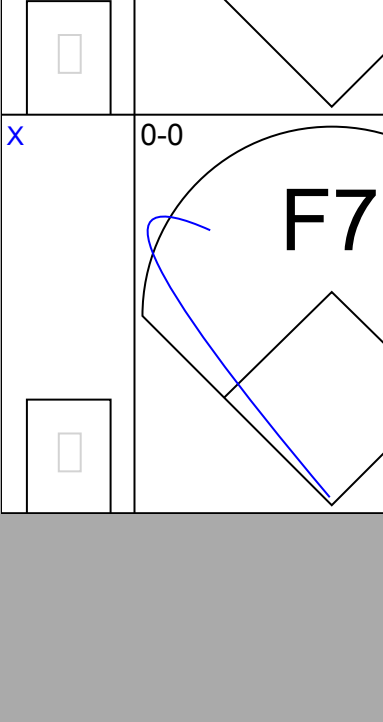
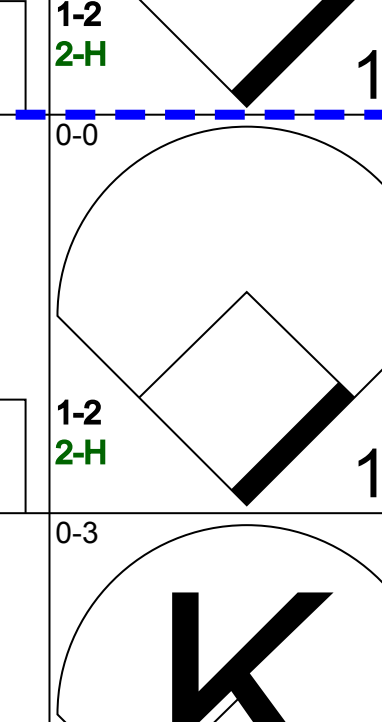
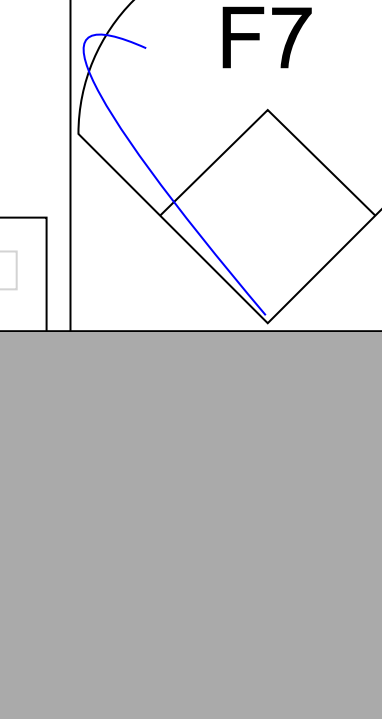
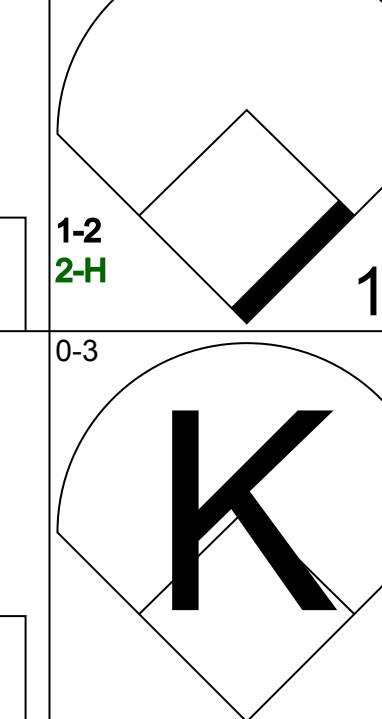
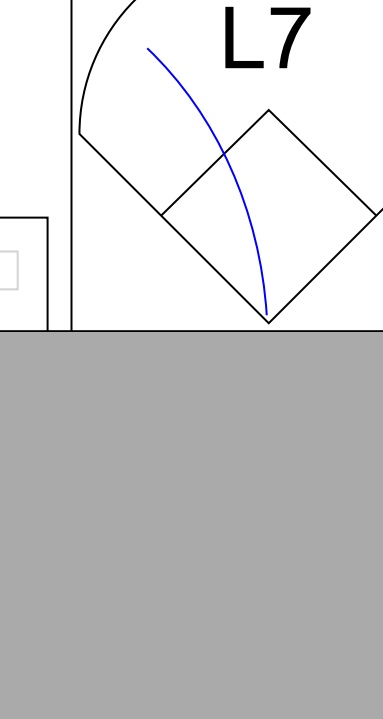
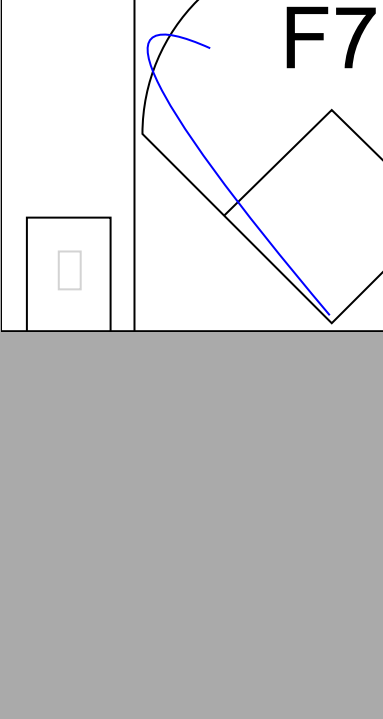
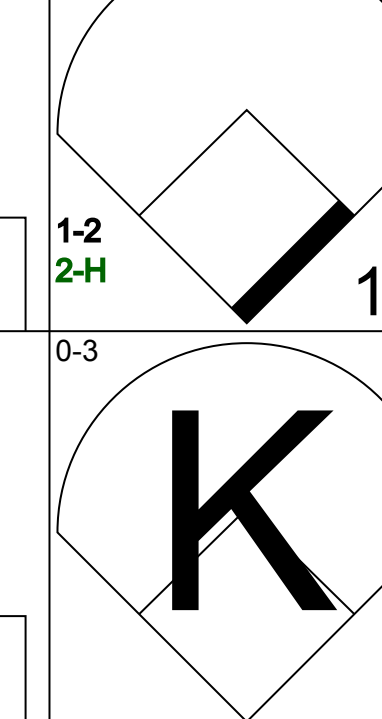
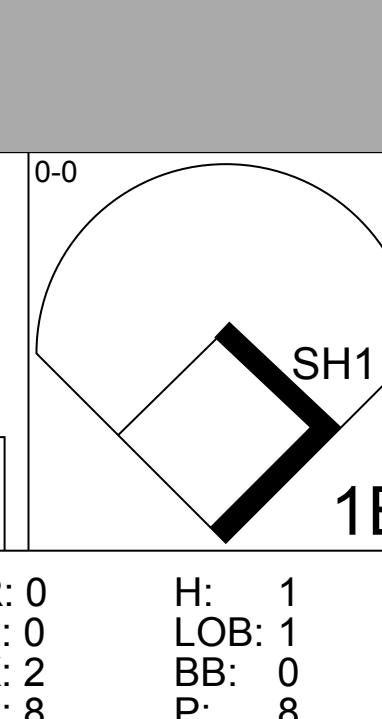
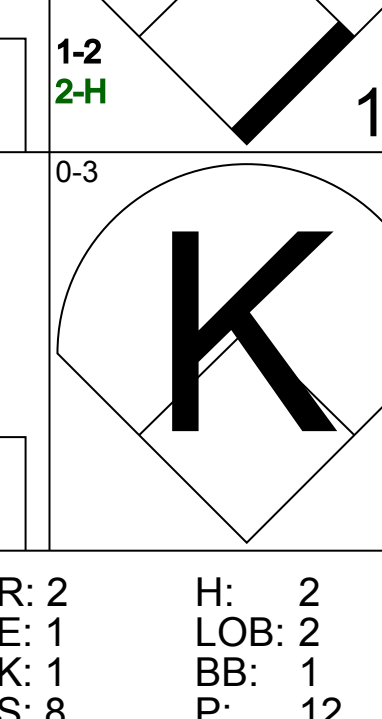
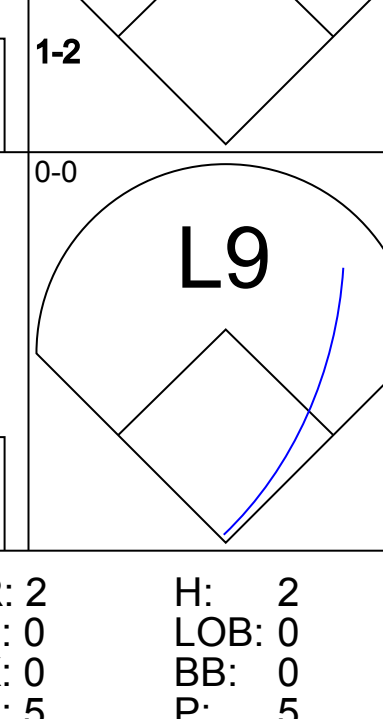
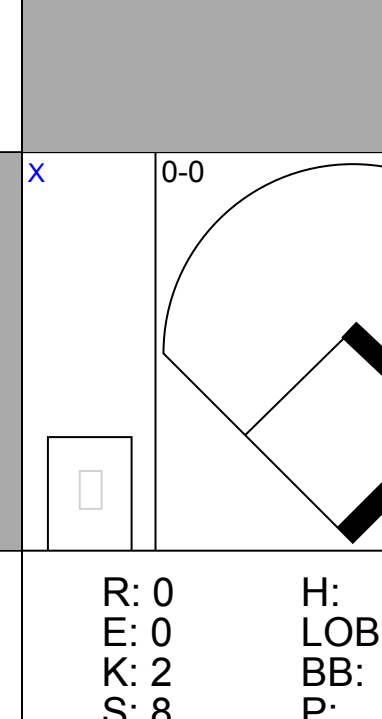
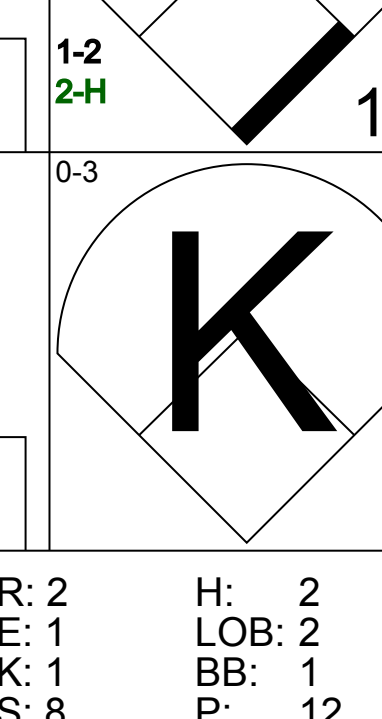
Batter	1	2	3	4	5	6	7	8	9	AB	R	H	RBI	BB	SO	LOB	BOTTOM			
Paul Moltor, R (1, 5) OBP: 0.376, SLG: 0.439	0-0 4-3		0-3 K		0-0 FC6-4				0-0 F8	4	0	0	0	0	1	2	<p>Oakland Athletics @ Milwaukee Brewers Milwaukee County Stadium, Milwaukee, WI</p> <p>Sat Jul 27 1985, 8:05 PM EDT Att: 29,887 - Unknown</p> <p>livebaseballscores.com</p> <p>AB 31 R 4 H 7 RBI 3 BB 0 SO 4 LOB 9</p> 			
Jim Gantner, L (1, 4) OBP: 0.310, SLG: 0.327	0-0 G6-4-3 1B		0-0 4-3		0-0 F8				0-0 5-3	4	0	1	0	0	0	0				
Cecil Cooper, L (1, 3) OBP: 0.328, SLG: 0.462	0-0 G6-4-3		0-0 6-3		0-0 F7				0-0 4-3	4	0	0	0	0	0	1				
Ted Simmons, S (1, 10) OBP: 0.324, SLG: 0.392		0-0 F9		0-0 F8					0-0 FC6-4 BB 1B	4	0	1	0	0	0	0				
Bill Schroeder, R (1, 2) OBP: 0.323, SLG: 0.487		0-0 FC4-6 BB 1B		1-0 5-3 HBP					0-0 FC6-4	3	1	1	0	0	1	1				
Ernest Riles, L (1, 6) OBP: 0.324, SLG: 0.399		0-0 FC4-6		0-0 5-3					0-0 G3 E 2B	3	1	1	0	0	0	2				
Paul Householder, S (1, 7) OBP: 0.314, SLG: 0.336		0-0 6-3		0-3 K					0-0 G3	3	0	0	0	0	1	3				
Charlie Moore, R (1, 9) OBP: 0.287, SLG: 0.280			0-3 K		0-0 1B				0-0 E5 HR	3	1	1	1	0	1	0				
Rick Manning, L (1, 8) OBP: 0.287, SLG: 0.313			0-0 6-3		0-0 1B				0-0 FC6-4 BB 1B	3	1	2	2	0	0	0				
Inning Stats	R: 0 E: 0 K: 0 S: 3	H: 1 LOB: 0 BB: 0 P: 3	R: 0 E: 0 K: 0 S: 4	H: 1 LOB: 1 BB: 0 P: 4	R: 0 E: 0 K: 2 S: 7	H: 0 LOB: 0 BB: 0 P: 7	R: 0 E: 0 K: 0 S: 3	H: 0 LOB: 0 BB: 0 P: 3	R: 1 E: 0 K: 1 S: 7	H: 2 LOB: 2 BB: 0 P: 8	R: 0 E: 0 K: 0 S: 3	H: 0 LOB: 0 BB: 0 P: 3	R: 3 E: 1 K: 1 S: 8	H: 2 LOB: 0 BB: 0 P: 8	R: 0 E: 0 K: 0 S: 4	H: 1 LOB: 1 BB: 0 P: 4	1B: 5 2B: 1 3B: 0 HR: 1	SF: 0 SAC: 0 DP: 1 HBP: 1	WP: 0 PB: 0 SB: 0 CS: 0	PA: 32
PITCHER	IP WLS BF H R ER SO BB IBB HBP BLK WP HR S P ERA WHIP	8.0 L 32 7 4 1 4 0 0 1 0 0 1 39 40 1.12 0.875	PITCHER										IP WLS BF H R ER SO BB IBB HBP BLK WP HR S P ERA WHIP							

Batter	1	2	3	4	5	6	7	8	9	AB	R	H	RBI	BB	SO	LOB	TOP								
Alfredo Griffin, S OBP: 0.294, SLG: 0.342 (1, 6)										5	3	3	1	0	0	1	<p>Oakland Athletics @ Milwaukee Brewers Milwaukee County Stadium, Milwaukee, WI</p> <p>Sun Jul 28 1985, 4:33 AM EDT Att: 25,886 - Unknown</p> <p>livebaseballscores.com</p> <p>AB 34 R 5 H 10 RBI 4 BB 6 SO 8 LOB 20</p>								
Dwayne Murphy, L OBP: 0.355, SLG: 0.420 (1, 8)										3	1	1	1	2	0	2									
Bruce Bochte, L OBP: 0.390, SLG: 0.432 (1, 3)										4	0	2	1	1	1	2									
Dave Kingman, R OBP: 0.315, SLG: 0.455 (1, 10)										4	0	1	1	0	1	4									
Dusty Baker Jr., R OBP: 0.382, SLG: 0.535 Mike Gallego, R (8, 5)										3	0	1	0	1	2	1									
Mike Davis, L OBP: 0.363, SLG: 0.519 (1, 9)										3	0	0	0	1	0	4									
Mike Heath, R OBP: 0.323, SLG: 0.433 (8, 7)										3	0	0	0	1	1	2									
Mickey Tettleton, S OBP: 0.379, SLG: 0.403 (1, 2)										4	0	0	0	0	1	3									
Donnie Hill, S OBP: 0.299, SLG: 0.317 (1, 4)										4	1	2	0	0	1	0									
Inning Stats	R: 1 E: 0 K: 1 S: 6	H: 2 LOB: 1 BB: 1 P: 10	R: 0 E: 0 K: 0 S: 3	H: 0 LOB: 0 BB: 0 P: 3	R: 0 E: 0 K: 1 S: 6	H: 1 LOB: 1 BB: 0 P: 6	R: 0 E: 0 K: 1 S: 6	H: 2 LOB: 1 BB: 0 P: 6	R: 1 E: 0 K: 1 S: 7	H: 2 LOB: 1 BB: 1 P: 7	R: 0 E: 0 K: 1 S: 5	H: 0 LOB: 0 BB: 0 P: 9	R: 0 E: 0 K: 1 S: 5	H: 0 LOB: 0 BB: 0 P: 5	R: 1 E: 0 K: 1 S: 6	H: 1 LOB: 3 BB: 3 P: 18	R: 2 E: 0 K: 1 S: 7	H: 2 LOB: 1 BB: 1 P: 11	1B: 8 2B: 3 3B: 0 HR: 0	SF: 1 SAC: 0 DP: 2 HBP: 0	WP: 3 PB: 0 SB: 2 CS: 0	PA: 41			
PITCHER	IP	WLS	BF	H	R	ER	SO	BB	IBB	HBP	BLK	WP	HR	S	P	ERA	WHIP	PITCHER							
Danny Darwin, R ERA: 3.57 (1, 1)	8.0	L	37	10	5	5	7	5	0	0	0	3	0	46	66	5.62	1.875								
Rick Waits, L ERA: 7.59 (9, 1)	0.1		2	0	0	0	0	0	1	0	0	0	0	1	5	0.00	0.000								
Bob Gibson, R ERA: 3.29 (9, 1)	0.2		2	0	0	0	1	0	0	0	0	0	0	4	4	0.00	0.000								

Batter	1	2	3	4	5	6	7	8	9	AB	R	H	RBI	BB	SO	LOB	BOTTOM								
Paul Molitor, R OBP: 0.375, SLG: 0.436 (1, 5)										3	0	0	0	1	0	0	<p>Oakland Athletics @ Milwaukee Brewers Milwaukee County Stadium, Milwaukee, WI</p> <p>Sun Jul 28 1985, 4:33 AM EDT Att: 25,886 - Unknown</p> <p>livebaseballscores.com</p> <p>AB 33 R 2 H 6 RBI 2 BB 2 SO 3 LOB 12</p>								
Jim Gantner, L OBP: 0.306, SLG: 0.323 (1, 4)										4	0	0	1	0	0	2									
Robin Yount, R OBP: 0.332, SLG: 0.425 (1, 10)										3	0	0	1	0	0	0									
Ted Simmons, S OBP: 0.323, SLG: 0.391 (1, 3)										4	0	1	0	0	1	2									
Mark Brouhard, R OBP: 0.299, SLG: 0.409 (1, 7)										4	0	0	0	0	1	1									
Ernest Riles, L OBP: 0.327, SLG: 0.398 (1, 6)										3	0	1	0	1	0	0									
Bobby Clark, R OBP: 0.280, SLG: 0.261 Cecil Cooper, L OBP: 0.327, SLG: 0.460 (9, PH)										3	0	1	0	0	0	2									
Paul Householder, S OBP: 0.326, SLG: 0.349 (1, 8)										4	1	3	0	0	0	1									
Charlie Moore, R OBP: 0.284, SLG: 0.276 Rick Manning, L OBP: 0.285, SLG: 0.311 (9, PH)										3	1	0	0	0	0	3									
Inning Stats	R: 0 E: 1 K: 0 S: 4	H: 0 LOB: 1 BB: 0 P: 4	R: 0 E: 0 K: 0 S: 5	H: 2 LOB: 2 BB: 0 P: 5	R: 0 E: 0 K: 0 S: 3	H: 0 LOB: 0 BB: 0 P: 3	R: 0 E: 0 K: 0 S: 3	H: 1 LOB: 1 BB: 1 P: 7	R: 2 E: 1 K: 0 S: 5	H: 1 LOB: 1 BB: 1 P: 9	R: 0 E: 0 K: 1 S: 6	H: 1 LOB: 1 BB: 0 P: 6	R: 0 E: 0 K: 1 S: 3	H: 0 LOB: 0 BB: 0 P: 3	R: 0 E: 0 K: 1 S: 5	H: 1 LOB: 1 BB: 0 P: 6	R: 0 E: 0 K: 1 S: 6	H: 1 LOB: 1 BB: 0 P: 6	1B: 6 2B: 1 3B: 0 HR: 0	SF: 1 SAC: 0 DP: 1 HBP: 0	WP: 0 PB: 0 SB: 0 CS: 0	PA: 36			
PITCHER	IP	WLS	BF	H	R	ER	SO	BB	IBB	HBP	BLK	WP	HR	S	P	ERA	WHIP	PITCHER							
Bill Krueger, L ERA: 4.85 (1, 1)	7.0	W	29	5	2	0	1	2	0	0	0	0	0	11	11	0.00	1.000								
Jay Howell, R ERA: 2.0 (8, 1)	2.0	S	7	1	0	0	2	0	0	0	0	0	0	11	11	0.00	0.500								

Batter	1	2	3	4	5	6	7	8	9	10	AB	R	H	RBI	BB	SO	LOB	TOP				
Rod Carew, L OBP: 0.345, SLG: 0.313 (1, 3)	F7		F8				1-3		FC4-6		4	0	0	0	1	0	2	California Angels @ Oakland Athletics Oakland-Alameda County Coliseum, Oakland, CA Tue Jul 30 1985, 7:05 PM PDT Att: 24,186 - Unknown AB 37 R 4 H 10 RBI 3 BB 4 SO 3 LOB 17 				
Juan Beniquez, R OBP: 0.338, SLG: 0.380 (1, 8)	F7			1B	G1-4-3			K	F8		5	1	1	0	0	1	3					
Ruppert Jones, L OBP: 0.388, SLG: 0.547 (1, 10)	K			1B					PO	G3	5	2	2	0	0	1	0					
Reggie Jackson, L OBP: 0.377, SLG: 0.511 (1, 9)		L4									3	1	2	2	2	0	0					
Brian Downing, R OBP: 0.349, SLG: 0.355 (1, 7)											5	0	2	0	0	0	2					
Bobby Grich, R OBP: 0.352, SLG: 0.345 (1, 5)											4	0	1	1	0	1	2					
Rob Wilfong, L OBP: 0.238, SLG: 0.266 (1, 4)											4	0	1	0	0	0	4					
Bob Boone, R OBP: 0.303, SLG: 0.312 (1, 2)											4	0	0	0	0	0	3					
Dick Schofield, R OBP: 0.264, SLG: 0.309 (9, PH)											2	0	0	0	1	0	1					
Jerry Naron, L OBP: 0.305, SLG: 0.417 (9, PR)											1	0	1	0	0	0	0					
Craig Gerber, L OBP: 0.233, SLG: 0.288 (9, 6)											0	0	0	0	0	0	0					
Inning Stats	R: 0 E: 0 K: 1 S: 5	H: 0 LOB: 0 BB: 0 P: 5	R: 0 E: 0 K: 0 S: 3	H: 0 LOB: 0 BB: 0 P: 3	R: 0 E: 0 K: 0 S: 3	H: 0 LOB: 1 BB: 1 P: 7	R: 2 E: 0 K: 0 S: 5	H: 3 LOB: 0 BB: 0 P: 5	R: 0 E: 0 K: 1 S: 6	H: 1 LOB: 2 BB: 1 P: 8	R: 0 E: 0 K: 0 S: 6	H: 0 LOB: 0 BB: 0 P: 3	R: 2 E: 0 K: 1 S: 9	H: 4 LOB: 2 BB: 0 P: 9	R: 0 E: 0 K: 0 S: 3	H: 1 LOB: 0 BB: 0 P: 3	R: 0 E: 0 K: 0 S: 2	H: 0 LOB: 0 BB: 1 P: 6	1B: 9 2B: 1 3B: 0 HR: 0	SF: 0 SAC: 0 DP: 2 HBP: 0	WP: 0 PB: 0 SB: 1 CS: 0	PA: 42
PITCHER	IP 5.1	WLS 23	H 5	R 2	ER 2	SO 1	BB 3	IBB 0	HBP 0	BLK 0	WP 0	HR 0	S 22	P 34	ERA 3.38	WHIP 1.500						
Don Sutton, R ERA: 4.14																						
Steve Ontiveros, R ERA: 0.84	IP 2.0	WLS 7	H 1	R 1	ER 1	SO 2	BB 0	IBB 0	HBP 0	BLK 0	WP 0	HR 0	S 11	P 11	ERA 4.50	WHIP 0.500						
Jay Howell, R ERA: 2.05	IP 2.2	WLS 11	H 4	R 1	ER 1	SO 0	BB 1	IBB 0	HBP 0	BLK 0	WP 0	HR 0	S 10	P 14	ERA 3.38	WHIP 1.875						

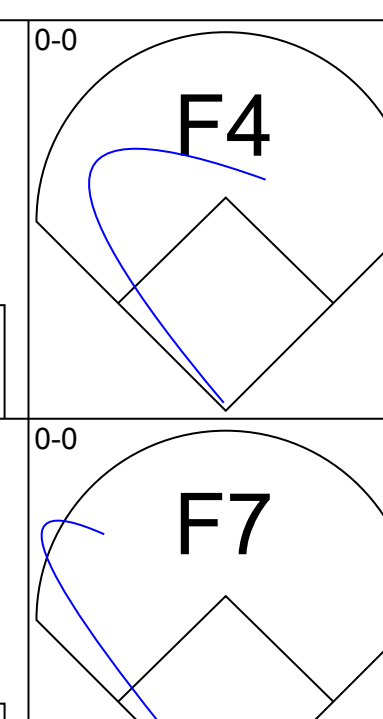
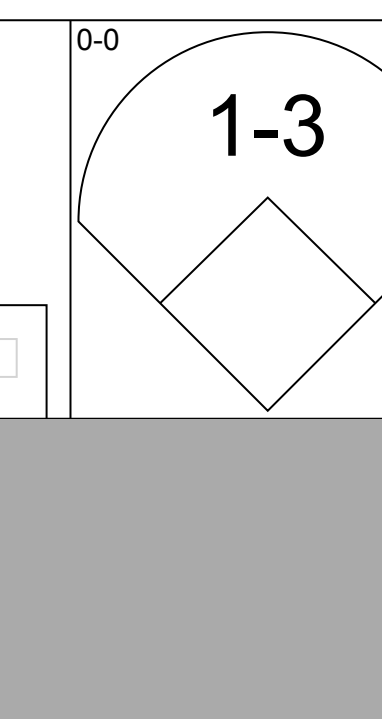
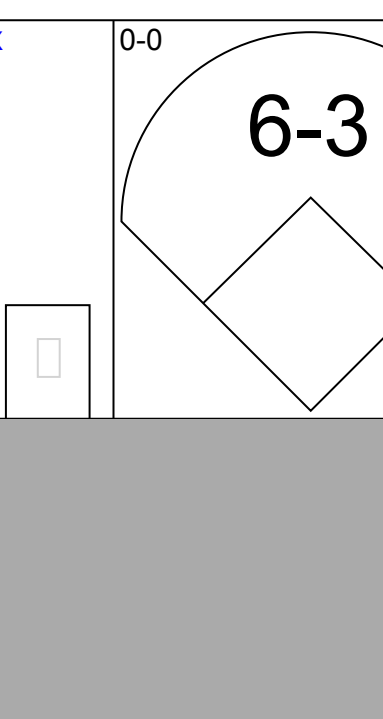
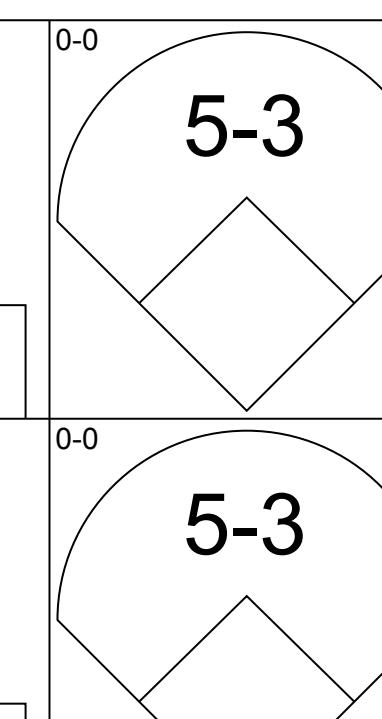
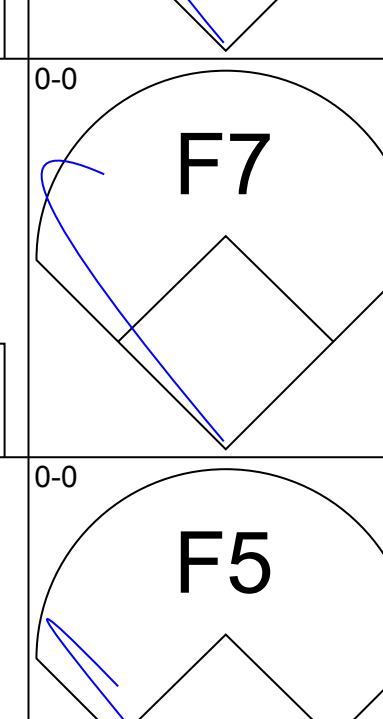
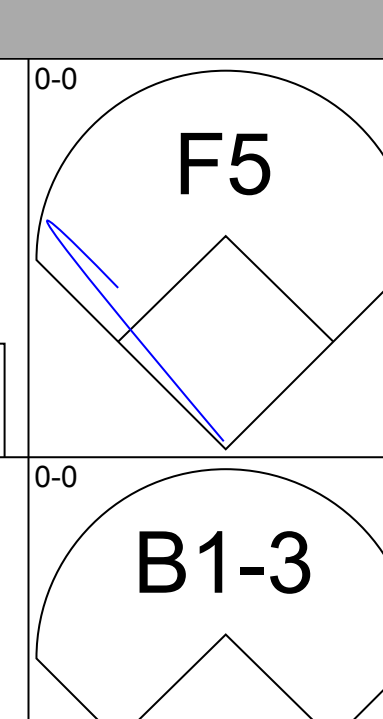
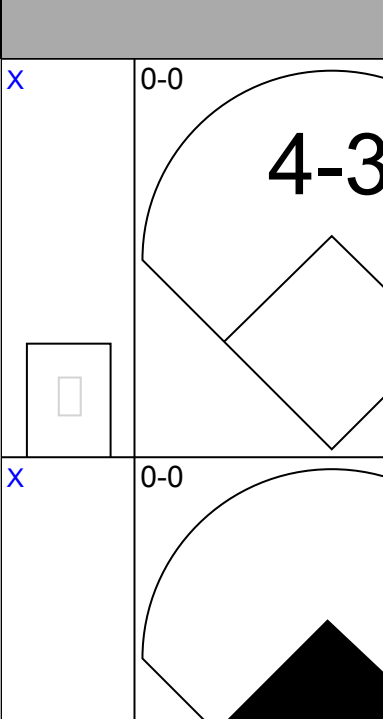
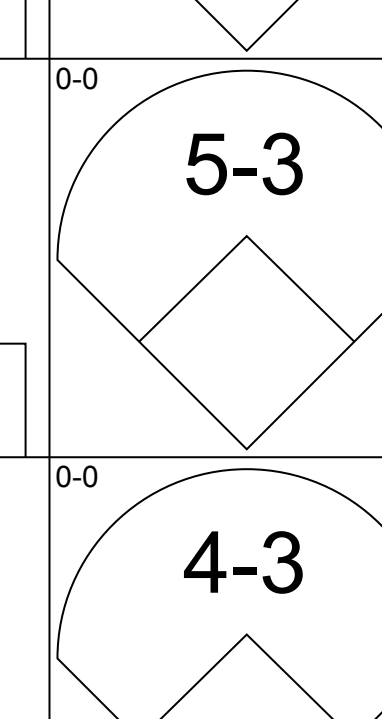
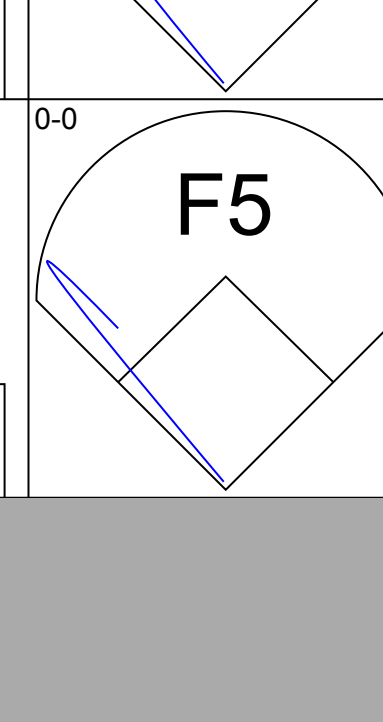
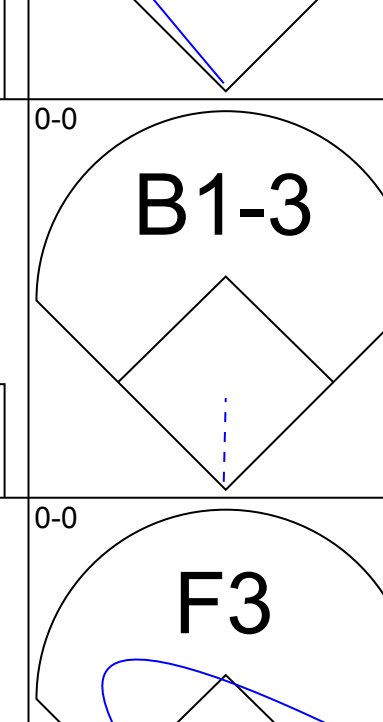
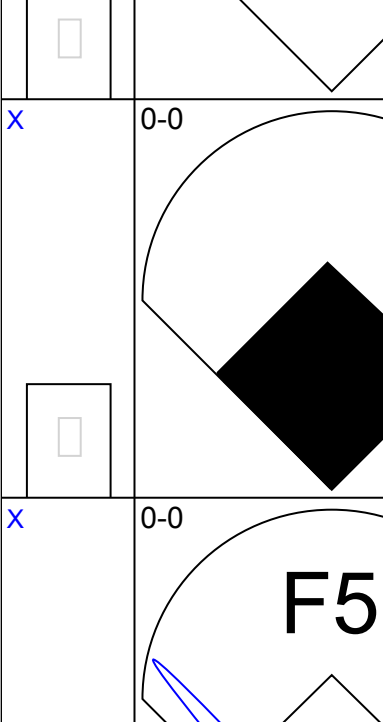
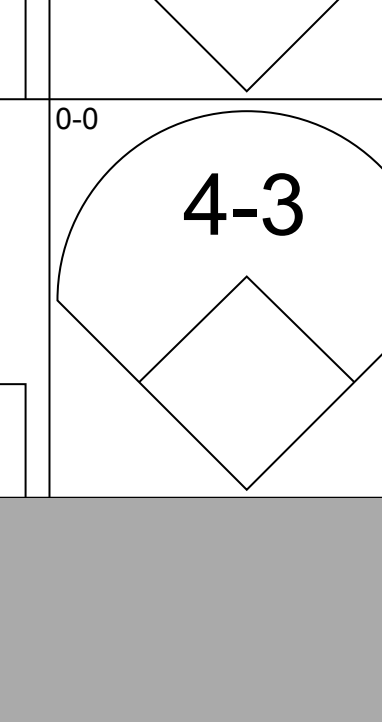
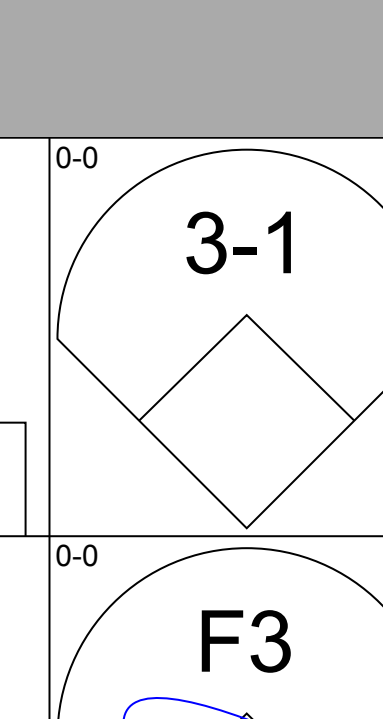
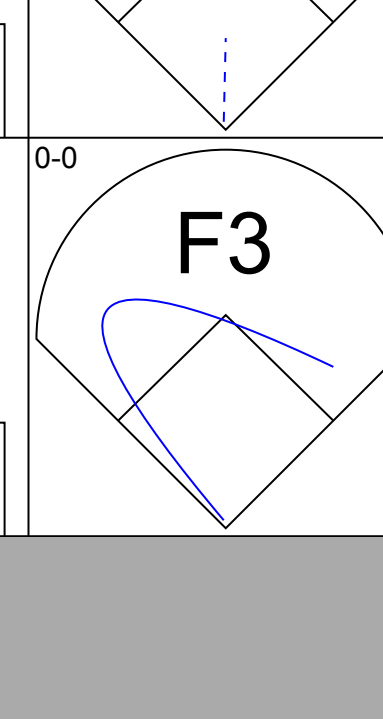
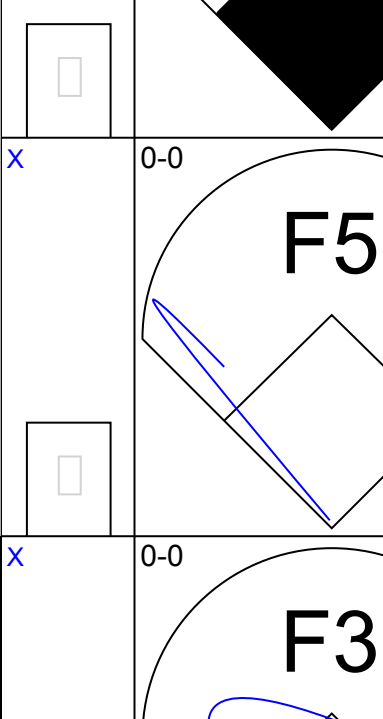
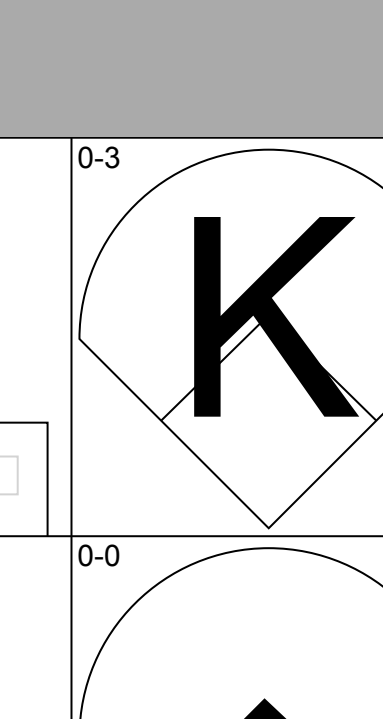
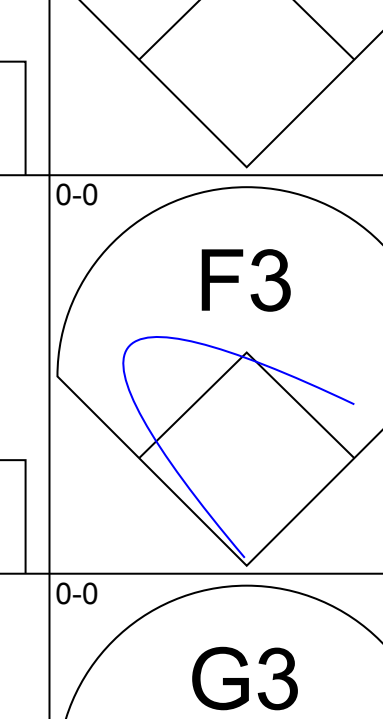
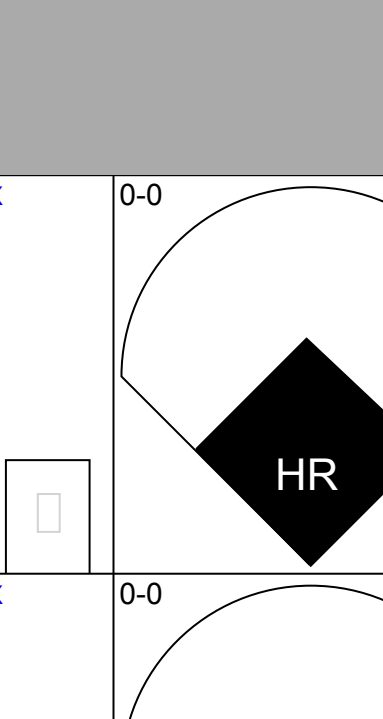
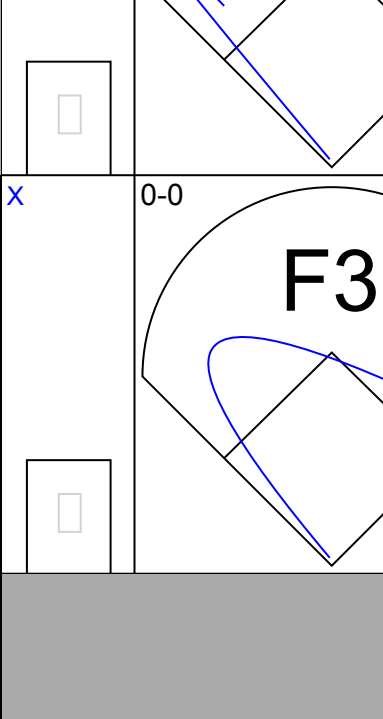
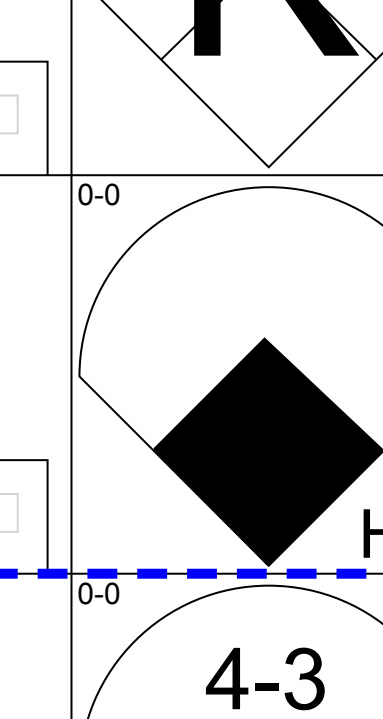
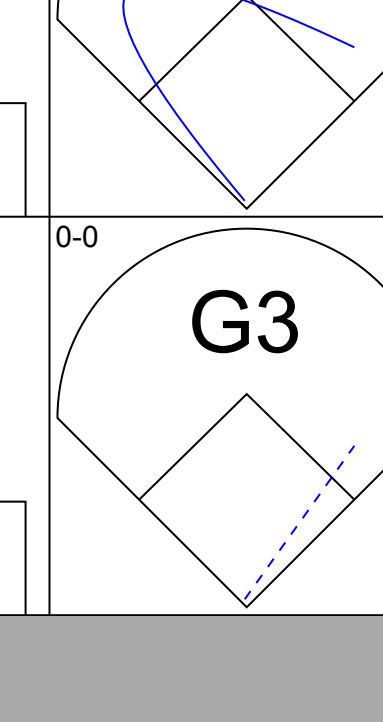
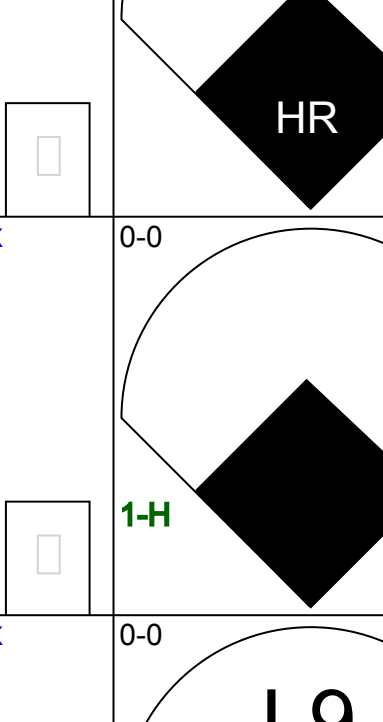
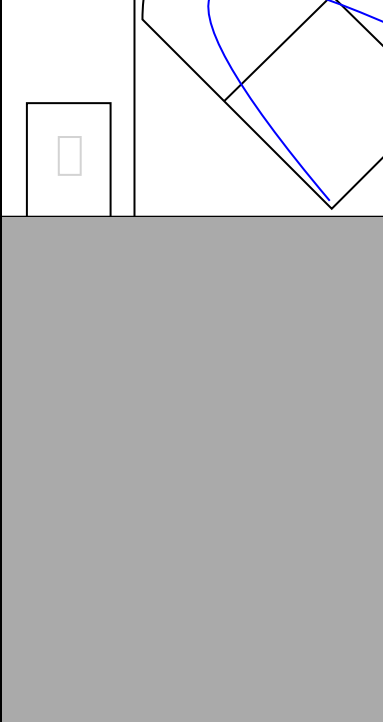

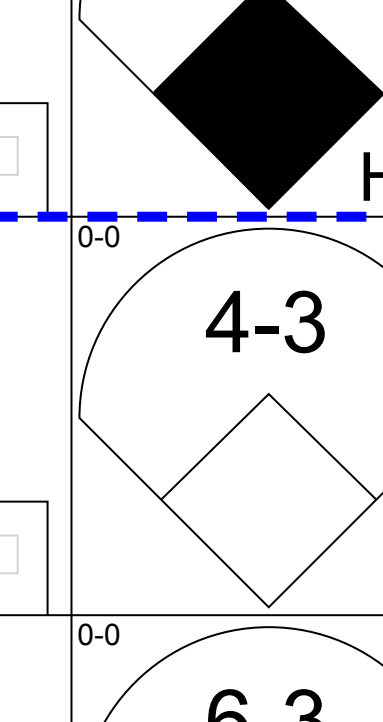
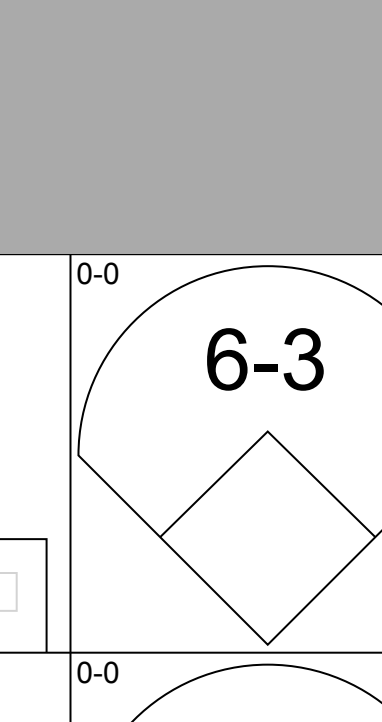
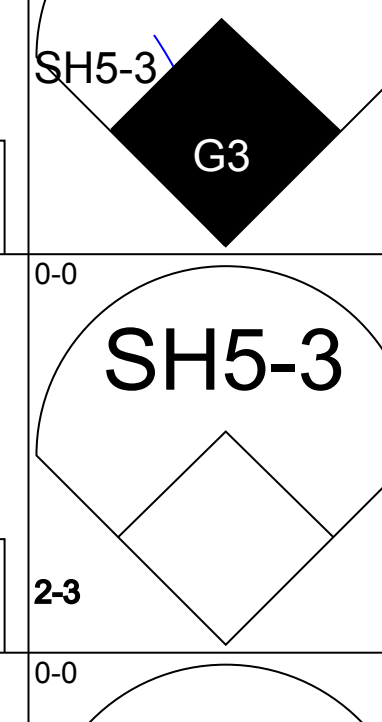
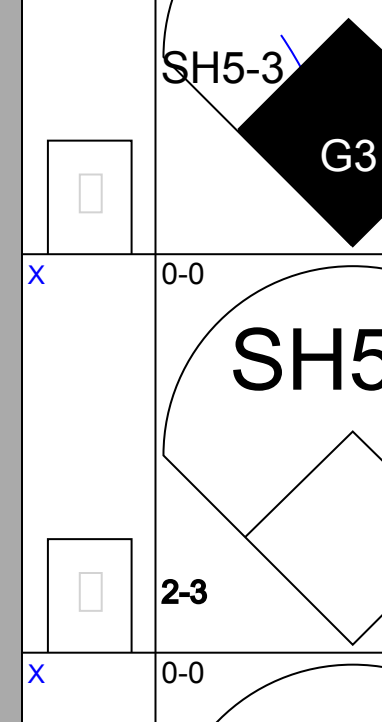
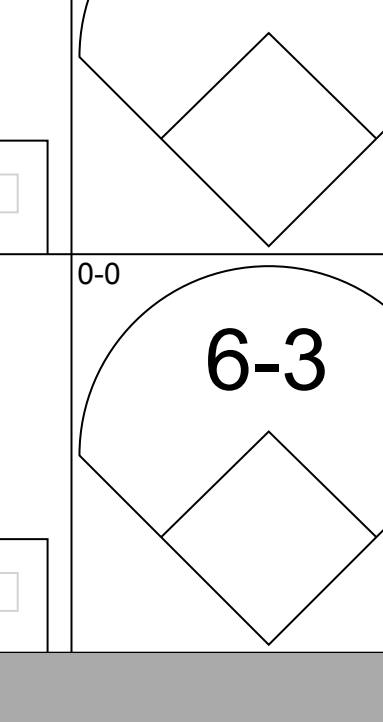

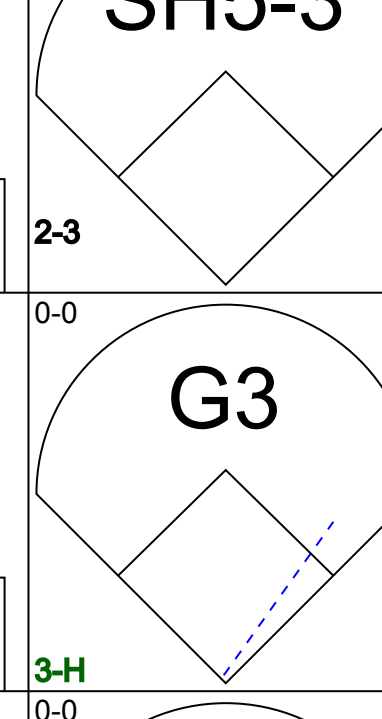
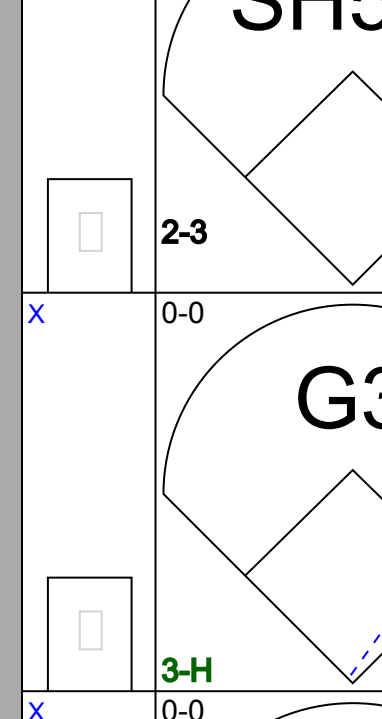
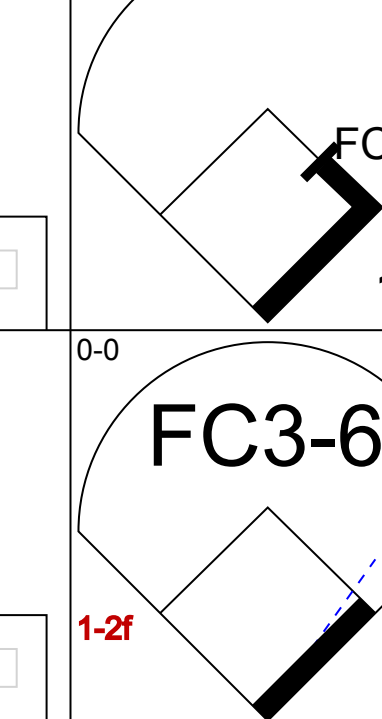
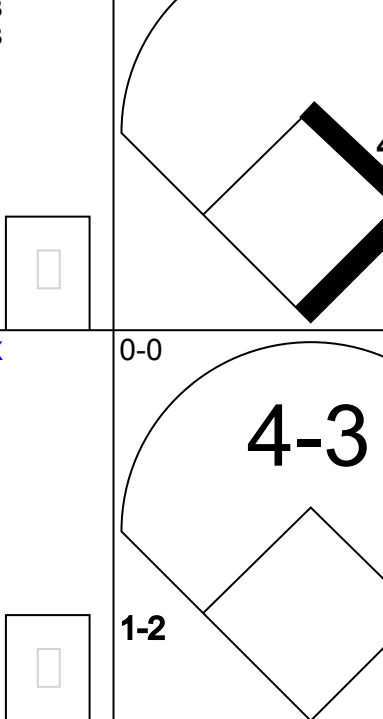
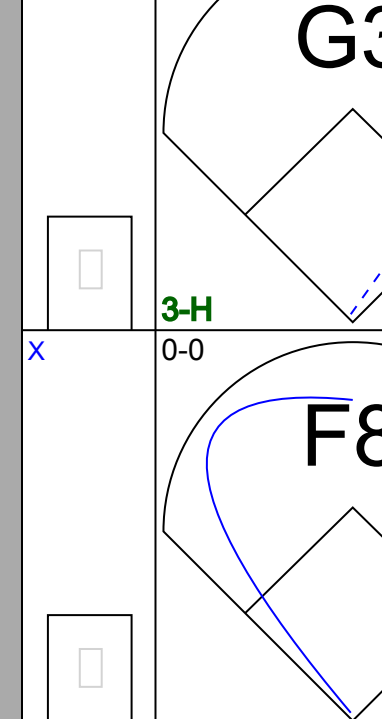
Batter	1	2	3	4	5	6	7	8	9	10	AB	R	H	RBI	BB	SO	LOB	BOTTOM						
Alfredo Griffin, S OBP: 0.294, SLG: 0.341 (1, 6)	6-3										4	1	1	0	0	1	1	California Angels @ Oakland Athletics Oakland-Alameda County Coliseum, Oakland, CA Tue Jul 30 1985, 7:05 PM PDT Att: 24,186 - Unknown AB 35 R 5 H 11 RBI 4 BB 4 SO 8 LOB 12 						
Dwayne Murphy, L OBP: 0.356, SLG: 0.418 (1, 8)	5-3										4	1	1	1	1	1	3							
Bruce Bochte, L OBP: 0.394, SLG: 0.433 (1, 3)											4	1	2	1	1	1	0							
Dave Kingman, R OBP: 0.314, SLG: 0.453 (1, 10)											4	1	1	1	0	2	3							
Dusty Baker Jr., R OBP: 0.351, SLG: 0.530 (8, 5)											2	0	0	0	1	0	0							
Mike Gallego, R OBP: 0.290, SLG: 0.338 (8, PH)											0	0	0	0	0	0	0							
Dave Collins, S OBP: 0.290, SLG: 0.338 (9, 5)											1	0	1	0	0	0	0							
Steve Kiefer, R OBP: 1.000, SLG: 1.000 (9, 5)											1	0	1	0	0	0	0							
Mike Davis, L OBP: 0.364, SLG: 0.520 (1, 9)											5	0	2	1	0	0	2							
Mike Heath, R OBP: 0.320, SLG: 0.429 (8, 7)											3	0	0	0	0	1	1							
Mickey Tettleton, S OBP: 0.368, SLG: 0.390 (1, 2)											4	0	0	0	0	2	1							
Donnie Hill, S OBP: 0.305, SLG: 0.324 (1, 4)											3	1	2	0	1	0	1							
Inning Stats	R: 0 E: 0 K: 1 S: 5	H: 0 LOB: 1 BB: 1 P: 9	R: 0 E: 0 K: 1 S: 5	H: 0 LOB: 0 BB: 0 P: 5	R: 4 E: 1 K: 0 S: 6	H: 3 LOB: 1 BB: 2 P: 14	R: 0 E: 0 K: 2 S: 9	H: 1 LOB: 2 BB: 0 P: 9	R: 0 E: 0 K: 1 S: 5	H: 0 LOB: 0 BB: 0 P: 5	R: 0 E: 0 K: 1 S: 6	H: 1 LOB: 1 BB: 0 P: 6	R: 0 E: 0 K: 0 S: 3	H: 1 LOB: 1 BB: 1 P: 7	R: 0 E: 0 K: 0 S: 3	H: 1 LOB: 0 BB: 0 P: 3	R: 0 E: 0 K: 1 S: 6	H: 1 LOB: 1 BB: 0 P: 6	R: 1 E: 0 K: 1 S: 6	H: 3 LOB: 2 BB: 0 P: 6	1B: 9 2B: 2 3B: 0 HR: 0	SF: 1 SAC: 2 DP: 1 HBP: 0	WP: 3 PB: 0 SB: 1 CS: 1	PA: 43
PITCHER	IP 7.0	WLS 32	H 7	R 4	ER 3	SO 6	BB 4	IBB 0	HBP 0	BLK 0	WP 3	HR 0	S 40	P 56	ERA 3.86	WHIP 1.571								
Mike Witt, R ERA: 3.16																								
Donnie Moore, R ERA: 1.48	IP 2.1	WLS L	H 4	R 1	ER 1	SO 2	BB 0	IBB 0	HBP 0	BLK 0	WP 0	HR 0	S 14	P 14	ERA 3.86	WHIP 1.714								

Batter	1	2	3	4	5	6	7	8	9	AB	R	H	RBI	BB	SO	LOB	TOP					
Brian Downing, R OBP: 0.351, SLG: 0.367 (1, 7)										4	1	2	3	0	1	2						
Bobby Grich, R OBP: 0.353, SLG: 0.349 (1, 4)										5	2	2	0	0	1	2						
Juan Beniquez, R OBP: 0.340, SLG: 0.381 (1, 3)										4	0	2	1	0	1	1						
Doug DeCinces, R OBP: 0.332, SLG: 0.439 (1, 5)										4	1	1	2	1	0	1						
Mike Brown, R OBP: 0.304, SLG: 0.418 (8, PH)										2	0	0	0	1	1	2						
Ruppert Jones, L OBP: 0.389, SLG: 0.544 (6, PH)										1	1	0	0	1	0	0						
Rufino Linares, R OBP: 0.222, SLG: 0.889 (1, 10)										2	0	0	0	0	1	3						
Reggie Jackson, L OBP: 0.377, SLG: 0.509 (6, PH)										3	1	1	0	0	1	1						
Bob Boone, R OBP: 0.307, SLG: 0.320 (1, 2)										5	1	3	1	0	1	0						
Dick Schofield, R OBP: 0.266, SLG: 0.307 (8, PH)										1	1	0	0	1	0	0						
Rod Carew, L OBP: 0.347, SLG: 0.316 (8, PH)										1	0	1	1	0	0	0						
Craig Gerber, L OBP: 0.230, SLG: 0.283 (8, 6)										1	0	0	0	0	0	2						
Gary Pettis, S OBP: 0.354, SLG: 0.325 (1, 8)										4	0	1	0	0	1	4						
Inning Stats	R: 1 E: 0 K: 3 S: 11	H: 2 LOB: 2 BB: 1 P: 15	R: 1 E: 1 K: 0 S: 4	H: 1 LOB: 1 BB: 1 P: 8	R: 0 E: 0 K: 0 S: 3	H: 0 LOB: 1 BB: 1 P: 7	R: 2 E: 0 K: 0 S: 5	H: 2 LOB: 0 BB: 0 P: 5	R: 0 E: 0 K: 0 S: 3	H: 1 LOB: 0 BB: 0 P: 3	R: 0 E: 0 K: 2 S: 7	H: 0 LOB: 0 BB: 0 P: 7	R: 0 E: 0 K: 0 S: 8	H: 1 LOB: 1 BB: 0 P: 8	R: 2 E: 1 K: 1 S: 8	H: 2 LOB: 2 BB: 1 P: 12	R: 2 E: 0 K: 0 S: 7	H: 4 LOB: 2 BB: 0 P: 7	1B: 9 2B: 3 3B: 0 HR: 2	SF: 0 SAC: 3 DP: 1 HBP: 0	WP: 0 PB: 0 SB: 0 CS: 0	PA: 44
PITCHER	IP	WLS	BF	H	R	ER	SO	BB	IBB	HBP	BLK	WP	HR	S	P	ERA	WHIP					
Tim Lirtsas, L ERA: 3.29 (1, 1)	4.0		21	6	4	3	3	3	0	0	0	0	1	24	36	6.75	2.250					
Rick Langford, R ERA: 4.13 (5, 1)	3.1	L	13	2	2	1	4	1	0	0	0	0	0	20	24	2.70	0.900					
Steve McCatty, R ERA: 5.93 (8, 1)	1.0		6	3	2	2	1	0	0	0	0	0	1	8	8	18.00	3.000					
Curt Young, L ERA: 9.0 (9, 1)	0.2		4	2	0	0	0	0	0	0	0	0	0	4	4	0.00	3.000					

California Angels @ Oakland Athletics
Oakland-Alameda County Coliseum, Oakland, CA
Wed Jul 31 1985, 7:05 PM PDT
Att: 20,293 - Unknown

AB 37
R 8
H 13
RBI 8
BB 4
SO 8
LOB 18



Batter	1	2	3	4	5	6	7	8	9	AB	R	H	RBI	BB	SO	LOB	BOTTOM					
Alfredo Griffin, S OBP: 0.291, SLG: 0.337 (1, 6)										4	0	0	0	0	0	2						
Dwayne Murphy, L OBP: 0.352, SLG: 0.413 (1, 8)										4	0	0	0	0	0	0						
Bruce Bochte, L OBP: 0.392, SLG: 0.443 (1, 3)										4	1	1	1	0	0	0						
Dave Kingman, R OBP: 0.311, SLG: 0.448 (1, 10)										4	0	0	0	0	1	0						
Dusty Baker Jr., R OBP: 0.383, SLG: 0.544 (1, 7)										4	2	2	1	0	0	0						
Mike Davis, L OBP: 0.382, SLG: 0.526 (1, 9)										4	2	1	2	0	0	0						
Mike Heath, R OBP: 0.317, SLG: 0.424 (1, 5)										3	0	0	0	0	0	0						
Mickey Tettleton, S OBP: 0.374, SLG: 0.392 (1, 2)										2	0	1	1	1	0	0						
Donnie Hill, S OBP: 0.302, SLG: 0.321 (1, 4)										3	0	0	0	0	0	2						
Inning Stats	R: 0 E: 0 K: 0 S: 3	H: 0 LOB: 0 BB: 0 P: 3	R: 0 E: 0 K: 0 S: 3	H: 0 LOB: 0 BB: 0 P: 3	R: 0 E: 0 K: 0 S: 4	H: 1 LOB: 1 BB: 0 P: 4	R: 0 E: 0 K: 0 S: 3	H: 0 LOB: 0 BB: 0 P: 3	R: 2 E: 0 K: 0 S: 5	H: 2 LOB: 1 BB: 1 P: 9	R: 1 E: 0 K: 0 S: 4	H: 1 LOB: 0 BB: 0 P: 4	R: 1 E: 1 K: 0 S: 4	H: 0 LOB: 0 BB: 0 P: 4	R: 0 E: 0 K: 0 S: 3	H: 0 LOB: 0 BB: 0 P: 3	R: 1 E: 0 K: 1 S: 6	H: 1 LOB: 0 BB: 0 P: 6	1B: 2 2B: 0 3B: 0 HR: 3	SF: 0 SAC: 1 DP: 0 HBP: 0	WP: 0 PB: 0 SB: 0 CS: 0	PA: 34
PITCHER	IP	WLS	BF	H	R	ER	SO	BB	IBB	HBP	BLK	WP	HR	S	P	ERA	WHIP					
Ron Romanick, R ERA: 3.02 (1, 1)	8.1		32	5	5	4	1	0	0	0	0	0	3	33	37	4.32	0.720					
Donnie Moore, R ERA: 1.46 (9, 1)	0.2		2	0	0	0	0	0	0	0	0	0	0	2	2	0.00	0.000					

California Angels @ Oakland Athletics
Oakland-Alameda County Coliseum, Oakland, CA
Wed Jul 31 1985, 7:05 PM PDT
Att: 20,293 - Unknown

AB 32
R 5
H 5
RBI 5
BB 1
SO 1
LOB 4



Batter	1	2	3	4	5	6	7	8	9	AB	R	H	RBI	BB	SO	LOB	TOP										
Brian Downing, R OBP: 0.352, SLG: 0.379 (1, 10)										4	1	2	1	0	0	1	California Angels @ Oakland Athletics Oakland-Alameda County Coliseum, Oakland, CA Thu Aug 01 1985, 3:33 AM PDT Att: 25,197 - Unknown										
Gary Pettis, S OBP: 0.351, SLG: 0.321 (1, 8)										3	0	0	0	0	2	1											
Jerry Narron, L OBP: 0.302, SLG: 0.412 (8, PH)										1	0	0	0	0	1	2											
Darrell Miller, R OBP: 0.346, SLG: 0.440 (8, 8)										0	0	0	0	0	0	0											
Rod Carew, L OBP: 0.349, SLG: 0.319 (1, 3)										4	0	2	0	0	0	2											
Reggie Jackson, L OBP: 0.375, SLG: 0.505 (1, 9)										4	0	1	0	0	2	1											
Doug DeCinces, R OBP: 0.328, SLG: 0.433 (1, 5)										4	0	0	0	0	0	3											
Ruppert Jones, L OBP: 0.387, SLG: 0.544 (1, 7)										4	0	1	0	0	0	0											
Rob Wilfong, L OBP: 0.235, SLG: 0.262 (1, 4)										3	0	0	0	0	0	1											
Craig Gerber, L OBP: 0.234, SLG: 0.286 (1, 6)										3	0	1	0	0	0	1											
Bob Boone, R OBP: 0.308, SLG: 0.318 (1, 2)										2	0	0	0	1	0	2											
Inning Stats	R: 1 E: 0 K: 1 S: 6	H: 1 LOB: 0 BB: 0 P: 6	R: 0 E: 0 K: 0 S: 3	H: 0 LOB: 0 BB: 0 P: 3	R: 0 E: 0 K: 0 S: 4	H: 1 LOB: 1 BB: 0 P: 4	R: 0 E: 0 K: 1 S: 5	H: 1 LOB: 0 BB: 0 P: 5	R: 0 E: 0 K: 0 S: 4	H: 1 LOB: 1 BB: 0 P: 4	R: 0 E: 0 K: 0 S: 7	H: 2 LOB: 2 BB: 0 P: 7	R: 0 E: 0 K: 0 S: 3	H: 0 LOB: 0 BB: 0 P: 3	R: 0 E: 0 K: 1 S: 5	H: 1 LOB: 1 BB: 1 P: 9	R: 0 E: 0 K: 1 S: 5	H: 0 LOB: 0 BB: 0 P: 5	1B: 5 2B: 1 3B: 0 HR: 1	SF: 0 SAC: 0 DP: 2 HBP: 0	WP: 2 PB: 0 SB: 0 CS: 0	PA: 33					
PITCHER	IP	WLS	BF	H	R	ER	SO	BB	IBB	HBP	BLK	WP	HR	S	P	ERA	WHIP										
Chris Codiroli, R ERA: 4.1 (1, 1)	7.0	W	27	6	1	1	3	1	0	0	0	2	1	32	36	1.29	1.000										
Jay Howell, R ERA: 1.99 (8, 1)	2.0	S	6	1	0	0	2	0	0	0	0	0	0	10	10	0.00	0.500										

Batter	1	2	3	4	5	6	7	8	9	AB	R	H	RBI	BB	SO	LOB	BOTTOM										
Alfredo Griffin, S OBP: 0.288, SLG: 0.333 (1, 6)										4	0	0	0	0	0	1	California Angels @ Oakland Athletics Oakland-Alameda County Coliseum, Oakland, CA Thu Aug 01 1985, 3:33 AM PDT Att: 25,197 - Unknown										
Dwayne Murphy, L OBP: 0.356, SLG: 0.418 (1, 8)										3	1	2	1	1	0	0											
Bruce Bochte, L OBP: 0.390, SLG: 0.444 (1, 3)										4	0	1	0	0	0	2											
Dave Kingman, R OBP: 0.311, SLG: 0.447 (1, 10)										3	1	1	1	0	0	1											
Dusty Baker Jr., R OBP: 0.378, SLG: 0.536 (1, 7)										3	0	0	0	0	0	2											
Steve Kiefer, R OBP: 1.000, SLG: 1.000 (9, 5)										0	0	0	0	0	0	0											
Mike Davis, L OBP: 0.385, SLG: 0.524 (1, 9)										1	0	0	0	2	0	0											
Mike Heath, R OBP: 0.317, SLG: 0.423 (9, 7)										3	0	1	0	0	1	1											
Mickey Tettleton, S OBP: 0.373, SLG: 0.386 (1, 2)										2	0	0	1	1	1	2											
Mike Gallego, R (1, 4)										2	1	0	0	1	1	1											
Inning Stats	R: 1 E: 0 K: 0 S: 4	H: 1 LOB: 1 BB: 1 P: 8	R: 0 E: 0 K: 2 S: 6	H: 0 LOB: 0 BB: 1 P: 10	R: 1 E: 0 K: 0 S: 3	H: 1 LOB: 0 BB: 1 P: 7	R: 0 E: 0 K: 0 S: 4	H: 2 LOB: 1 BB: 1 P: 8	R: 0 E: 0 K: 0 S: 3	H: 0 LOB: 0 BB: 0 P: 3	R: 0 E: 0 K: 1 S: 5	H: 0 LOB: 1 BB: 1 P: 9	R: 0 E: 0 K: 0 S: 3	H: 0 LOB: 0 BB: 0 P: 3	R: 0 E: 0 K: 0 S: 3	H: 1 LOB: 0 BB: 0 P: 3	1B: 3 2B: 4 3B: 0 HR: 0	SF: 0 SAC: 0 DP: 3 HBP: 0	WP: 0 PB: 0 SB: 0 CS: 1	PA: 31							
PITCHER	IP	WLS	BF	H	R	ER	SO	BB	IBB	HBP	BLK	WP	HR	S	P	ERA	WHIP										
Urbano Lugo, R ERA: 3.86 (1, 1)	3.0	L	13	3	3	3	2	3	0	0	0	0	0	14	26	9.00	2.000										
Stu Cliburn, R ERA: 2.15 (4, 1)	4.1		16	2	0	0	1	2	0	0	0	0	0	16	24	0.00	0.923										
Pat Clements, L ERA: 3.34 (8, 1)	0.2		1	0	0	0	0	0	0	0	0	0	0	1	1	0.00	0.000										

Batter	1	2	3	4	5	6	7	8	9	AB	R	H	RBI	BB	SO	LOB	TOP										
Spike Owen, S (1, 6) OBP: 0.320, SLG: 0.358	0-0 6-3		0-0 6-3			0-0 F9		4-0 G4-6-3 BB		2	0	0	1	0	0	1	Seattle Mariners @ Oakland Athletics Oakland-Alameda County Coliseum, Oakland, CA Fri Aug 02 1985, 7:05 PM PDT Att: 10,830 - Unknown										
Domingo Ramos, R (4, 6) OBP: 0.246, SLG: 0.231	0-0 6-3		2-3 3-H 4-0			0-0 5-3		0-0 G4-6-3		1	0	0	0	1	0	0											
Phil Bradley, R (1, 8) OBP: 0.307, SLG: 0.482	0-0 6-3		0-0 CS BB			0-0 5-3		0-0 G4-6-3		3	0	0	0	1	0	1											
Al Cowens, R (1, 9) OBP: 0.285, SLG: 0.441	0-0 F4		0-0 CS BB	0-0 F8		0-0 F7		0-3 K		4	0	0	0	0	1	0											
Gorman Thomas, R (1, 10) OBP: 0.357, SLG: 0.509		0-0 6-3		0-0 5-3		4-0 1B BB		0-0 F8		3	0	0	0	1	0	0											
Alvin Davis, L (1, 3) OBP: 0.375, SLG: 0.397		0-0 4-3		0-0 2B		0-0 F7		0-0 1-3		4	0	1	0	0	0	1											
Jim Prestley, R (1, 5) OBP: 0.346, SLG: 0.536		0-0 5-3		0-0 F7		0-0 F9				3	0	0	0	0	0	2											
Ivan Calderon, R (1, 7) OBP: 0.357, SLG: 0.530			0-0 SH2-4 1B 6-3 1B		0-0 F3		0-0 1-3 1B			3	1	2	0	0	0	0											
Bob Kearney, R (1, 2) OBP: 0.304, SLG: 0.403			0-0 6-3 SH2-4 1-2 1B		0-0 F8		0-0 L8			3	0	1	0	0	0	2											
Harold Reynolds, S (1, 4) OBP: 0.280, SLG: 0.221			0-0 SH2-4 1-2 2-3		0-0 F9		0-0 4-3			2	0	0	0	0	0	0											
Inning Stats	R: 0 E: 0 K: 0 S: 3	H: 0 LOB: 0 BB: 0 P: 3	R: 0 E: 0 K: 0 S: 3	H: 0 LOB: 0 BB: 0 P: 3	R: 1 E: 0 K: 0 S: 4	H: 2 LOB: 1 BB: 1 P: 8	R: 0 E: 0 K: 0 S: 4	H: 1 LOB: 1 BB: 0 P: 4	R: 0 E: 0 K: 0 S: 3	H: 0 LOB: 0 BB: 0 P: 3	R: 0 E: 0 K: 0 S: 4	H: 1 LOB: 2 BB: 1 P: 8	R: 0 E: 0 K: 0 S: 2	H: 0 LOB: 0 BB: 1 P: 6	R: 0 E: 0 K: 1 S: 5	H: 0 LOB: 0 BB: 0 P: 5	1B: 3 2B: 1 3B: 0 HR: 0	SF: 0 SAC: 1 DP: 1 HBP: 0	WP: 0 PB: 0 SB: 0 CS: 1	PA: 33							
PITCHER	IP	WLS	BF	H	R	ER	SO	BB	IBB	HBP	BLK	WP	HR	S	P	ERA	WHIP										
Tommy John, L (1, 1) ERA: 3.99	3.0		11	2	1	1	0	1	0	0	0	0	0	10	14	3.00	1.000										
Rick Langford, R (4, 1) ERA: 3.73	3.0	W	10	1	0	0	0	0	0	0	0	0	0	10	10	0.00	0.333										
Steve Ontiveros, R (7, 1) ERA: 0.76	3.0	S	11	1	0	0	1	2	0	0	0	0	0	11	19	0.00	1.000										

Batter	1	2	3	4	5	6	7	8	9	AB	R	H	RBI	BB	SO	LOB	BOTTOM										
Alfredo Griffin, S (1, 6) OBP: 0.287, SLG: 0.331	0-0 4-3		4-0 S 1B BB		0-0 5-3			0-0 1-3		3	1	0	0	1	0	1	Seattle Mariners @ Oakland Athletics Oakland-Alameda County Coliseum, Oakland, CA Fri Aug 02 1985, 7:05 PM PDT Att: 10,830 - Unknown										
Dwayne Murphy, L (1, 8) OBP: 0.356, SLG: 0.418	0-0 BLK 1B		4-0 1B 1-2 BB		0-3 K		0-3 K			3	0	1	0	1	2	0											
Dusty Baker Jr., R (1, 3) OBP: 0.376, SLG: 0.531	0-3 K		0-0 F8		0-0 F7		0-0 F7			4	0	1	0	0	1	3											
Dave Kingman, R (1, 10) OBP: 0.313, SLG: 0.445	4-0 BB		0-0 F8		0-0 FC4-6		4-0 BB			2	0	0	0	2	0	3											
Mike Heath, R (1, 2) OBP: 0.316, SLG: 0.421	0-0 F9		0-0 1-3 2-H 1B		0-0 5-3		0-0 F5			4	0	1	1	0	0	4											
Mike Davis, L (1, 9) OBP: 0.384, SLG: 0.530		0-0 1-3	0-0 L8		0-0 HR		0-3 K			4	1	1	1	0	1	2											
Steve Henderson, R (1, 7) OBP: 0.384, SLG: 0.384		0-0 1B		0-0 4-3		4-0 BB		0-3 K		2	0	1	0	1	0	0											
Bruce Bochte, L (8, 3) OBP: 0.388, SLG: 0.442								0-3 K		1	0	0	0	0	1	0											
Steve Kiefer, R (1, 5) OBP: 0.400, SLG: 0.800		0-3 K		0-0 SF7 3B		0-3 K		0-3 K		4	1	1	0	0	3	2											
Donnie Hill, S (1, 4) OBP: 0.299, SLG: 0.318		0-0 F4		0-0 SF7		0-0 F8				2	0	0	1	0	0	2											
Inning Stats	R: 0 E: 0 K: 1 S: 6	H: 1 LOB: 2 BB: 1 P: 10	R: 0 E: 0 K: 1 S: 6	H: 1 LOB: 1 BB: 0 P: 6	R: 1 E: 0 K: 0 S: 4	H: 1 LOB: 2 BB: 2 P: 12	R: 0 E: 0 K: 0 S: 4	H: 1 LOB: 0 BB: 0 P: 4	R: 0 E: 0 K: 1 S: 6	H: 1 LOB: 1 BB: 0 P: 6	R: 1 E: 0 K: 1 S: 6	H: 1 LOB: 1 BB: 1 P: 10	R: 0 E: 0 K: 3 S: 9	H: 0 LOB: 1 BB: 1 P: 9	R: 0 E: 0 K: 3 S: 9	H: 0 LOB: 0 BB: 0 P: 9	1B: 4 2B: 0 3B: 1 HR: 1	SF: 1 SAC: 0 DP: 0 HBP: 0	WP: 0 PB: 0 SB: 1 CS: 0	PA: 35							
PITCHER	IP	WLS	BF	H	R	ER	SO	BB	IBB	HBP	BLK	WP	HR	S	P	ERA	WHIP										
Mark Langston, L (1, 1) ERA: 4.1	6.0	L	28	6	3	3	4	4	0	0	1	1	0	32	48	4.50	1.667										
Bob Long, R (7, 1) ERA: 2.13	2.0		7	0	0	0	4	1	0	0	0	0	0	14	18	0.00	0.500										



Batter	1	2	3	4	5	6	7	8	9	AB	R	H	RBI	BB	SO	LOB	TOP					
Domingo Ramos, R (1, 6) OBP: 0.252, SLG: 0.240	0-0 1B 2B		0-0 5-3	4-0 BB BB		0-0 F7		0-0 6-3		4	1	1	1	1	0	0						
Phil Bradley, R (1, 8) OBP: 0.369, SLG: 0.481	0-0 G6-4-3 2H 1B		0-0 6-3	4-0 BB BB		4-0 S HR BB		0-0 F4		3	1	1	2	2	0	0						
Al Cowens, R (1, 9) OBP: 0.281, SLG: 0.433	0-0 G6-4-3 1-2		0-0 L6	0-0 F9		0-3 K		0-0 F9		5	0	0	0	0	1	5						
Gorman Thomas, R (1, 10) OBP: 0.358, SLG: 0.520	0-0 5-3			0-0 S BB 1B	0-3 K		0-0 2H HR			4	2	2	2	0	1	0						
Alvin Davis, L (1, 3)		0-0 1-3		4-0 1B S BB	0-0 F7		0-0 F8			3	1	0	0	1	0	0						
Jim Prestley, R (1, 5) OBP: 0.347, SLG: 0.532		0-0 F9		0-0 F8	0-0 6-3			0-0 4-3 S 1B		4	0	1	0	0	0	2						
Ivan Calderon, R (1, 7) OBP: 0.355, SLG: 0.524		0-3 K BB		0-0 BB 1-3 2H 1B	0-0 F9		0-3 K		0-3 K	4	1	1	1	0	2	1						
Bob Kearney, R (1, 2) OBP: 0.303, SLG: 0.397		4-0 1-2 BB		0-0 1-3	0-0 F3		0-0 4-3			3	0	0	0	1	0	3						
Harold Reynolds, S (1, 4) OBP: 0.279, SLG: 0.213		0-0 F5		4-0 BB BB BB	0-3 K		0-0 F9			3	0	0	0	1	1	3						
Inning Stats	R: 1 E: 0 K: 0 S: 4	H: 2 LOB: 0 BB: 0 P: 4	R: 0 E: 0 K: 1 S: 6	H: 0 LOB: 2 BB: 1 P: 10	R: 0 E: 0 K: 0 S: 3	H: 0 LOB: 0 BB: 0 P: 3	R: 3 E: 0 K: 0 S: 5	H: 2 LOB: 3 BB: 4 P: 21	R: 0 E: 0 K: 1 S: 5	H: 0 LOB: 0 BB: 0 P: 5	R: 2 E: 0 K: 1 S: 6	H: 1 LOB: 0 BB: 1 P: 10	R: 0 E: 0 K: 1 S: 6	H: 1 LOB: 1 BB: 0 P: 6	R: 0 E: 0 K: 0 S: 3	H: 0 LOB: 0 BB: 0 P: 3	1B: 4 2B: 1 3B: 0 HR: 1	SF: 0 SAC: 0 DP: 1 HBP: 0	WP: 1 PB: 0 SB: 4 CS: 0	PA: 39		
PITCHER	IP WLS BF H R ER SO BB IBB HBP BLK WP HR S P ERA WHIP	IP WLS BF H R ER SO BB IBB HBP BLK WP HR S P ERA WHIP	IP WLS BF H R ER SO BB IBB HBP BLK WP HR S P ERA WHIP	IP WLS BF H R ER SO BB IBB HBP BLK WP HR S P ERA WHIP	IP WLS BF H R ER SO BB IBB HBP BLK WP HR S P ERA WHIP	IP WLS BF H R ER SO BB IBB HBP BLK WP HR S P ERA WHIP	IP WLS BF H R ER SO BB IBB HBP BLK WP HR S P ERA WHIP	IP WLS BF H R ER SO BB IBB HBP BLK WP HR S P ERA WHIP	IP WLS BF H R ER SO BB IBB HBP BLK WP HR S P ERA WHIP	IP WLS BF H R ER SO BB IBB HBP BLK WP HR S P ERA WHIP	IP WLS BF H R ER SO BB IBB HBP BLK WP HR S P ERA WHIP	IP WLS BF H R ER SO BB IBB HBP BLK WP HR S P ERA WHIP	IP WLS BF H R ER SO BB IBB HBP BLK WP HR S P ERA WHIP	IP WLS BF H R ER SO BB IBB HBP BLK WP HR S P ERA WHIP	IP WLS BF H R ER SO BB IBB HBP BLK WP HR S P ERA WHIP	IP WLS BF H R ER SO BB IBB HBP BLK WP HR S P ERA WHIP	IP WLS BF H R ER SO BB IBB HBP BLK WP HR S P ERA WHIP	IP WLS BF H R ER SO BB IBB HBP BLK WP HR S P ERA WHIP	IP WLS BF H R ER SO BB IBB HBP BLK WP HR S P ERA WHIP	IP WLS BF H R ER SO BB IBB HBP BLK WP HR S P ERA WHIP	IP WLS BF H R ER SO BB IBB HBP BLK WP HR S P ERA WHIP	IP WLS BF H R ER SO BB IBB HBP BLK WP HR S P ERA WHIP

Seattle Mariners @ Oakland Athletics
Oakland-Alameda County Coliseum, Oakland, CA

AB 33
R 6
H 6
RBI 6
BB 6
SO 5
LOB 14



Sat Aug 03 1985, 3:33 AM PDT
Att: 20,193 - Unknown

Batter	1	2	3	4	5	6	7	8	9	AB	R	H	RBI	BB	SO	LOB	BOTTOM					
Alfredo Griffin, S (1, 6) OBP: 0.287, SLG: 0.330	0-0 F8		0-0 F9			0-0 1B 4-3 1B	0-0 F8			4	1	1	0	0	0	3						
Dwayne Murphy, L (1, 8) OBP: 0.357, SLG: 0.416	0-0 F9			0-3 K		0-0 4-3 1B		0-0 L4		4	0	1	0	0	1	0						
Bruce Bochte, L (1, 3) OBP: 0.390, SLG: 0.443	0-0 4-3			0-0 E 1B		0-0 4-3		0-0 1B		4	0	2	1	0	0	1						
Dave Kingman, R (1, 10) OBP: 0.310, SLG: 0.441		0-0 F9		0-0 E4 G3-6-1		0-0 K		0-0 F8		4	0	0	0	0	1	3						
Mike Davis, L (1, 9) OBP: 0.360, SLG: 0.524		0-0 4-3		0-0 G3-6-1 1-2			0-0 F8	0-0 F6		4	0	0	0	0	0	3						
Dave Collins, S (1, 7) OBP: 0.286, SLG: 0.333		0-0 4-3			0-0 F9		0-0 4-3		0-3 K	4	0	0	0	0	1	0						
Mike Heath, R (1, 5) OBP: 0.318, SLG: 0.418			0-0 5-3		1-0 G4-6-3 HBP		4-0 1B BB		0-0 6-3	2	1	0	0	1	0	0						
Mickey Tettleton, S (1, 2) OBP: 0.373, SLG: 0.385			0-0 4-3		0-0 G4-6-3 1-2		0-0 1B 1B		0-0 L4	3	0	1	0	0	0	1						
Steve Kiefer, R (7, PR) OBP: 0.333, SLG: 0.667										1	0	0	0	0	0	0						
Donnie Hill, S (1, 4) OBP: 0.303, SLG: 0.322				0-0 1B		0-0 1-3		0-0 1-2 1B		3	0	2	1	0	0	0						
Inning Stats	R: 0 E: 0 K: 0 S: 3	H: 0 LOB: 0 BB: 0 P: 3	R: 0 E: 0 K: 0 S: 3	H: 0 LOB: 0 BB: 0 P: 3	R: 0 E: 0 K: 1 S: 6	H: 1 LOB: 1 BB: 0 P: 6	R: 0 E: 0 K: 1 S: 2	H: 0 LOB: 0 BB: 0 P: 3	R: 1 E: 0 K: 1 S: 7	H: 2 LOB: 1 BB: 0 P: 7	R: 1 E: 0 K: 0 S: 5	H: 2 LOB: 2 BB: 1 P: 9	R: 0 E: 0 K: 0 S: 4	H: 1 LOB: 1 BB: 0 P: 4	R: 0 E: 0 K: 1 S: 5	H: 0 LOB: 0 BB: 0 P: 5	1B: 7 2B: 0 3B: 0 HR: 0	SF: 0 SAC: 0 DP: 2 HBP: 1	WP: 0 PB: 0 SB: 0 CS: 0	PA: 35		
PITCHER	IP WLS BF H R ER SO BB IBB HBP BLK WP HR S P ERA WHIP	IP WLS BF H R ER SO BB IBB HBP BLK WP HR S P ERA WHIP	IP WLS BF H R ER SO BB IBB HBP BLK WP HR S P ERA WHIP	IP WLS BF H R ER SO BB IBB HBP BLK WP HR S P ERA WHIP	IP WLS BF H R ER SO BB IBB HBP BLK WP HR S P ERA WHIP	IP WLS BF H R ER SO BB IBB HBP BLK WP HR S P ERA WHIP	IP WLS BF H R ER SO BB IBB HBP BLK WP HR S P ERA WHIP	IP WLS BF H R ER SO BB IBB HBP BLK WP HR S P ERA WHIP	IP WLS BF H R ER SO BB IBB HBP BLK WP HR S P ERA WHIP	IP WLS BF H R ER SO BB IBB HBP BLK WP HR S P ERA WHIP	IP WLS BF H R ER SO BB IBB HBP BLK WP HR S P ERA WHIP	IP WLS BF H R ER SO BB IBB HBP BLK WP HR S P ERA WHIP	IP WLS BF H R ER SO BB IBB HBP BLK WP HR S P ERA WHIP	IP WLS BF H R ER SO BB IBB HBP BLK WP HR S P ERA WHIP	IP WLS BF H R ER SO BB IBB HBP BLK WP HR S P ERA WHIP	IP WLS BF H R ER SO BB IBB HBP BLK WP HR S P ERA WHIP	IP WLS BF H R ER SO BB IBB HBP BLK WP HR S P ERA WHIP	IP WLS BF H R ER SO BB IBB HBP BLK WP HR S P ERA WHIP	IP WLS BF H R ER SO BB IBB HBP BLK WP HR S P ERA WHIP	IP WLS BF H R ER SO BB IBB HBP BLK WP HR S P ERA WHIP	IP WLS BF H R ER SO BB IBB HBP BLK WP HR S P ERA WHIP	IP WLS BF H R ER SO BB IBB HBP BLK WP HR S P ERA WHIP

Seattle Mariners @ Oakland Athletics
Oakland-Alameda County Coliseum, Oakland, CA

AB 33
R 2
H 7
RBI 2
BB 1
SO 3
LOB 11



Sat Aug 03 1985, 3:33 AM PDT
Att: 20,193 - Unknown

Batter	1	2	3	4	5	6	7	8	9	AB	R	H	RBI	BB	SO	LOB	TOP										
Domingo Ramos, R OBP: 0.245, SLG: 0.232	6-3	F9					1-3			4	0	0	0	0	1	2											
Phil Bradley, R OBP: 0.308, SLG: 0.478	K		F8			F9		G3-6 BB		3	0	0	0	1	1	0											
Alvin Davis, L OBP: 0.372, SLG: 0.395	F8		F8					G3-6 1-2		4	0	1	0	0	0	1											
Ken Phelps, L OBP: 0.321, SLG: 0.433		1B HR BB	F4					4-3		3	1	0	0	1	1	1											
Al Cowens, R OBP: 0.283, SLG: 0.438		1B HR						4-3		4	1	2	0	0	0	1											
Jim Prestey, R OBP: 0.346, SLG: 0.539		1B HR						K		3	1	1	3	1	2	1											
Ivan Calderon, R OBP: 0.349, SLG: 0.514			F9					K		4	0	0	0	0	1	2											
Bob Kearney, R OBP: 0.308, SLG: 0.405										3	0	2	0	0	0	1											
Harold Reynolds, S OBP: 0.274, SLG: 0.209										2	0	0	0	0	0	1											
Barry Bonnell, R OBP: 0.271, SLG: 0.293										1	0	0	0	0	0	1											
Jack Perconte, L OBP: 0.283, SLG: 0.307										0	0	0	0	0	0	0											
Inning Stats	R: 0 E: 0 K: 1 S: 5	H: 0 LOB: 0 BB: 0 P: 5	R: 3 E: 0 K: 0 S: 6	H: 3 LOB: 1 BB: 1 P: 10	R: 0 E: 0 K: 0 S: 3	H: 0 LOB: 0 BB: 0 P: 3	R: 0 E: 0 K: 0 S: 3	H: 1 LOB: 1 BB: 1 P: 7	R: 0 E: 0 K: 2 S: 8	H: 1 LOB: 1 BB: 0 P: 8	R: 0 E: 0 K: 0 S: 4	H: 1 LOB: 1 BB: 0 P: 4	R: 0 E: 0 K: 0 S: 2	H: 0 LOB: 0 BB: 1 P: 6	R: 0 E: 0 K: 2 S: 7	H: 0 LOB: 0 BB: 0 P: 7	1B: 2 2B: 3 3B: 0 HR: 1	SF: 0 SAC: 0 DP: 2 HBP: 0	WP: 0 PB: 1 SB: 0 CS: 0	PA: 34							
PITCHER	IP	WLS	BF	H	R	ER	SO	BB	IBB	HBP	BLK	WP	HR	S	P	ERA	WHIP										
Don Sutton, R ERA: 4.14	6.1	W	26	6	3	3	4	2	0	0	0	0	1	32	40	4.26	1.263										
Steve Ontiveros, R ERA: 0.73	1.2		5	0	0	0	0	1	0	0	0	0	0	4	8	0.00	0.600										
Jay Howell, R ERA: 1.96	1.0	S	3	0	0	0	2	0	0	0	0	0	0	7	7	0.00	0.000										

Seattle Mariners @ Oakland Athletics
Oakland-Alameda County Coliseum, Oakland, CA
Sun Aug 04 1985, 3:33 AM PDT
Att: 16,168 - Unknown

AB	31
R	3
H	6
RBI	3
BB	3
SO	6
LOB	11



Batter	1	2	3	4	5	6	7	8	9	AB	R	H	RBI	BB	SO	LOB	BOTTOM										
Alfredo Griffin, S OBP: 0.292, SLG: 0.338			G3					SH3		3	0	2	1	1	0	0											
Dwayne Murphy, L OBP: 0.355, SLG: 0.411	K		2B 1B BB					K		4	1	0	0	1	3	6											
Dusty Baker Jr., R OBP: 0.372, SLG: 0.528	E6		1B 2B					F6		5	1	1	0	0	1	2											
Dave Kingman, R OBP: 0.314, SLG: 0.441	L8									2	1	1	2	2	0	1											
Mike Heath, R OBP: 0.317, SLG: 0.416			F8							4	0	1	0	0	1	2											
Mike Davis, L OBP: 0.361, SLG: 0.532										4	2	2	1	0	0	2											
Steve Henderson, R OBP: 0.374, SLG: 0.373										3	0	0	0	0	2	2											
Bruce Bochte, L OBP: 0.392, SLG: 0.443	K									0	0	0	0	1	0	0											
Steve Kiefer, R OBP: 0.300, SLG: 0.500			K2-3							4	0	1	1	0	2	3											
Donnie Hill, S OBP: 0.305, SLG: 0.322										3	0	1	0	1	0	0											
Inning Stats	R: 0 E: 1 K: 1 S: 6	H: 1 LOB: 1 BB: 0 P: 6	R: 1 E: 0 K: 2 S: 8	H: 1 LOB: 0 BB: 0 P: 8	R: 2 E: 0 K: 0 S: 5	H: 2 LOB: 1 BB: 1 P: 9	R: 0 E: 0 K: 1 S: 5	H: 0 LOB: 0 BB: 0 P: 5	R: 0 E: 0 K: 1 S: 6	H: 1 LOB: 1 BB: 0 P: 6	R: 2 E: 0 K: 2 S: 9	H: 2 LOB: 3 BB: 3 P: 21	R: 0 E: 0 K: 1 S: 6	H: 1 LOB: 3 BB: 2 P: 14	R: 0 E: 0 K: 1 S: 6	H: 1 LOB: 1 BB: 0 P: 6	1B: 6 2B: 1 3B: 1 HR: 1	SF: 0 SAC: 1 DP: 0 HBP: 0	WP: 1 PB: 0 SB: 0 CS: 1	PA: 39							
PITCHER	IP	WLS	BF	H	R	ER	SO	BB	IBB	HBP	BLK	WP	HR	S	P	ERA	WHIP										
Matt Young, L ERA: 5.17	5.2	L	26	7	5	5	7	2	0	0	0	0	0	38	46	7.94	1.588										
Roy Thomas, R ERA: 3.75	0.0		2	0	0	0	0	2	0	0	0	0	0	0	8												
Ed Vande Berg, L ERA: 3.97	0.1		1	0	0	0	0	0	0	0	0	0	0	1	1	0.00	0.000										
Bob Long, R ERA: 2.06	1.0		6	1	0	0	1	1	1	0	0	0	0	6	14	0.00	2.000										
Ed Nunez, R ERA: 2.57	1.0		4	1	0	0	1	0	0	0	0	1	0	6	6	0.00	1.000										

Seattle Mariners @ Oakland Athletics
Oakland-Alameda County Coliseum, Oakland, CA
Sun Aug 04 1985, 3:33 AM PDT
Att: 16,168 - Unknown

AB	32
R	5
H	9
RBI	5
BB	6
SO	9
LOB	18



Batter	1	2	3	4	5	6	7	8	9	AB	R	H	RBI	BB	SO	LOB	TOP											
Kirby Puckett, R OBP: 0.315, SLG: 0.371 (1, 8)										4	0	0	0	0	0	0	Minnesota Twins @ Oakland Athletics Oakland-Alameda County Coliseum, Oakland, CA Mon Aug 05 1985, 7:05 PM PDT Att: 18,448 - Unknown											
Ron Washington, R OBP: 0.279, SLG: 0.308 (1, 4) (8, 6)										3	0	1	0	1	0	0												
Kent Hrbek, L OBP: 0.329, SLG: 0.407 (1, 3)										4	0	1	0	0	2	2												
Tom Brunansky, R OBP: 0.340, SLG: 0.471 (1, 9)										4	0	1	0	0	1	2												
Dave Engle, R OBP: 0.387, SLG: 0.548 (1, 10)										4	1	2	1	0	1	2												
Gary Gaetti, R OBP: 0.313, SLG: 0.420 (1, 5)										3	0	1	0	1	0	2												
Mickey Hatcher, R OBP: 0.321, SLG: 0.372 (1, 7) Randy Bush, L OBP: 0.278, SLG: 0.454 (9, PH)										2	0	0	0	1	0	2												
Tim Laudner, R OBP: 0.276, SLG: 0.407 (1, 2)										3	0	0	0	0	0	3												
Greg Gagne, R OBP: 0.295, SLG: 0.356 (1, 6) Tim Teufel, R OBP: 0.345, SLG: 0.377 (8, PH)										2	0	0	0	0	2	0												
										1	0	0	0	0	1	0												
Inning Stats	R: 0 E: 0 K: 0 S: 3	H: 0 LOB: 0 BB: 0 P: 3	R: 0 E: 0 K: 0 S: 4	H: 2 LOB: 2 BB: 1 P: 8	R: 0 E: 0 K: 2 S: 7	H: 0 LOB: 1 BB: 1 P: 11	R: 1 E: 0 K: 0 S: 3	H: 1 LOB: 0 BB: 1 P: 7	R: 0 E: 0 K: 1 S: 5	H: 0 LOB: 0 BB: 0 P: 5	R: 0 E: 0 K: 1 S: 6	H: 1 LOB: 1 BB: 0 P: 6	R: 0 E: 1 K: 0 S: 3	H: 0 LOB: 0 BB: 0 P: 3	R: 0 E: 0 K: 1 S: 5	H: 0 LOB: 0 BB: 0 P: 5	R: 0 E: 0 K: 2 S: 9	H: 2 LOB: 2 BB: 0 P: 9	1B: 4 2B: 1 3B: 0 HR: 1	SF: 0 SAC: 0 DP: 3 HBP: 0	WP: 0 PB: 0 SB: 0 CS: 0	PA: 34						
PITCHER	IP	WLS	BF	H	R	ER	SO	BB	IBB	HBP	BLK	WP	HR	S	P	ERA	WHIP											
Tim Birtsas, L ERA: 3.08	(1, 1)	8.2	W	33	6	1	1	7	3	0	0	0	0	1	44	56	1.04	1.038										
Jay Howell, R ERA: 1.95	(9, 1)	0.1	S	1	0	0	0	0	0	0	0	0	0	0	1	1	0.00	0.000										

Batter	1	2	3	4	5	6	7	8	9	AB	R	H	RBI	BB	SO	LOB	BOTTOM											
Alfredo Griffin, S OBP: 0.294, SLG: 0.342 (1, 6)										4	2	2	0	0	0	1	Minnesota Twins @ Oakland Athletics Oakland-Alameda County Coliseum, Oakland, CA Mon Aug 05 1985, 7:05 PM PDT Att: 18,448 - Unknown											
Dwayne Murphy, L OBP: 0.354, SLG: 0.407 (1, 8)										3	1	0	0	1	2	2												
Bruce Bochte, L OBP: 0.397, SLG: 0.451 (1, 3)										4	1	3	2	0	0	0												
Dave Kingman, R OBP: 0.313, SLG: 0.438 (1, 10)										3	1	0	0	1	0	2												
Dusty Baker Jr., R OBP: 0.375, SLG: 0.525 (1, 7)										3	0	1	1	1	0	0												
Mike Davis, L OBP: 0.383, SLG: 0.532 (1, 9)										4	0	2	1	0	1	2												
Mike Heath, R OBP: 0.318, SLG: 0.413 (1, 2)										2	0	0	0	1	0	2												
Steve Kiefer, R OBP: 0.214, SLG: 0.357 (1, 5)										4	0	0	0	0	1	4												
Donnie Hill, S OBP: 0.305, SLG: 0.319 (1, 4)										3	0	0	0	1	0	1												
Inning Stats	R: 2 E: 0 K: 0 S: 4	H: 2 LOB: 1 BB: 1 P: 8	R: 0 E: 0 K: 0 S: 3	H: 1 LOB: 0 BB: 0 P: 3	R: 0 E: 0 K: 1 S: 5	H: 0 LOB: 0 BB: 0 P: 5	R: 0 E: 0 K: 1 S: 6	H: 1 LOB: 3 BB: 2 P: 14	R: 3 E: 0 K: 1 S: 9	H: 4 LOB: 2 BB: 1 P: 13	R: 0 E: 0 K: 0 S: 3	H: 0 LOB: 1 BB: 1 P: 7	R: 0 E: 0 K: 0 S: 3	H: 0 LOB: 0 BB: 0 P: 3	R: 0 E: 1 K: 1 S: 6	H: 0 LOB: 1 BB: 0 P: 6		R: 0 E: 0 K: 1 S: 6	H: 0 LOB: 1 BB: 0 P: 6	1B: 6 2B: 2 3B: 0 HR: 0	SF: 0 SAC: 1 DP: 1 HBP: 0	WP: 0 PB: 0 SB: 0 CS: 0	PA: 36					
PITCHER	IP	WLS	BF	H	R	ER	SO	BB	IBB	HBP	BLK	WP	HR	S	P	ERA	WHIP											
Mike Smithson, R ERA: 4.55	(1, 1)	5.1	L	27	8	5	5	3	5	0	0	0	0	0	28	48	8.44	2.438										
Pete Filson, L ERA: 4.0	(6, 1)	2.2		9	0	0	0	1	0	0	0	0	0	11	11	0.00	0.000											

AB	31
R	1
H	6
RBI	1
BB	3
SO	7
LOB	15



AB	30
R	5
H	8
RBI	4
BB	5
SO	4
LOB	14



Batter	1	2	3	4	5	6	7	8	9	AB	R	H	RBI	BB	SO	LOB	TOP											
Alfredo Griffin, S OBP: 0.294, SLG: 0.344										5	1	3	0	0	0	0	Oakland Athletics @ Seattle Mariners The Kingdome, Seattle, WA Fri Aug 09 1985, 10:05 PM EDT Att: 10,271 - Unknown											
Dwayne Murphy, L OBP: 0.355, SLG: 0.412										4	2	2	2	1	0	3												
Bruce Bochte, L OBP: 0.392, SLG: 0.443										4	1	0	0	1	1	4												
Dave Kingman, R OBP: 0.311, SLG: 0.430										4	0	0	0	1	2	3												
Dusty Baker Jr., R OBP: 0.377, SLG: 0.531										4	0	0	1	1	1	4												
Mike Davis, L OBP: 0.365, SLG: 0.529										4	1	1	1	0	0	1												
Mike Heath, R OBP: 0.321, SLG: 0.419										4	1	1	0	0	2	2												
Donnie Hill, S OBP: 0.308, SLG: 0.326										4	0	2	1	0	0	1												
Steve Kiefer, R OBP: 0.273, SLG: 0.381										4	0	2	1	0	0	0												
Inning Stats	R: 3 E: 1 K: 0 S: 6	H: 3 LOB: 1 BB: 0 P: 6	R: 1 E: 0 K: 1 S: 8	H: 3 LOB: 2 BB: 0 P: 8	R: 0 E: 0 K: 2 S: 7	H: 0 LOB: 1 BB: 1 P: 11	R: 0 E: 0 K: 0 S: 3	H: 0 LOB: 0 BB: 0 P: 3	R: 1 E: 0 K: 1 S: 6	H: 1 LOB: 0 BB: 0 P: 6	R: 0 E: 0 K: 0 S: 4	H: 2 LOB: 2 BB: 0 P: 4	R: 0 E: 0 K: 0 S: 3	H: 0 LOB: 1 BB: 1 P: 7	R: 1 E: 1 K: 2 S: 8	H: 1 LOB: 3 BB: 2 P: 12		1B: 8 2B: 2 3B: 0 HR: 1	SF: 0 SAC: 0 DP: 0 HBP: 0	WP: 0 PB: 0 SB: 0 CS: 1	PA: 42							
PITCHER	IP	WLS	BF	H	R	ER	SO	BB	IBB	HBP	BLK	WP	HR	S	P	ERA	WHIP											
Mike Moore, R ERA: 3.35	(1, 1)	8.1	L	37	11	6	3	6	2	0	0	0	0	1	47	55	3.24	1.560										
Ed Vande Berg, L ERA: 3.88	(9, 1)	0.1		2	0	0	0	0	1	0	0	0	0	0	1	5	0.00	3.000										
Bob Long, R ERA: 1.95	(9, 1)	0.1		2	0	0	0	0	1	0	0	0	0	0	1	5	0.00	3.000										

Batter	1	2	3	4	5	6	7	8	9	AB	R	H	RBI	BB	SO	LOB	BOTTOM											
Jack Perconte, L OBP: 0.281, SLG: 0.308										4	2	2	0	0	0	2	Oakland Athletics @ Seattle Mariners The Kingdome, Seattle, WA Fri Aug 09 1985, 10:05 PM EDT Att: 10,271 - Unknown											
Phil Bradley, R OBP: 0.307, SLG: 0.481										4	0	0	0	0	1	3												
Alvin Davis, L OBP: 0.371, SLG: 0.406										4	1	2	3	0	0	1												
Gorman Thomas, R OBP: 0.350, SLG: 0.502										4	0	0	0	0	0	2												
Al Cowens, R OBP: 0.280, SLG: 0.428										4	0	0	0	0	0	2												
Jim Prestley, R OBP: 0.344, SLG: 0.530										4	1	1	0	0	0	0												
Barry Bonnell, R OBP: 0.270, SLG: 0.302										4	0	1	0	0	1	0												
Bob Kearney, R OBP: 0.294, SLG: 0.386										4	0	0	0	0	0	1												
Domingo Ramos, R OBP: 0.248, SLG: 0.237										3	0	1	0	0	0	1												
Inning Stats	R: 2 E: 0 K: 1 S: 7	H: 2 LOB: 0 BB: 0 P: 7	R: 1 E: 1 K: 0 S: 5	H: 2 LOB: 1 BB: 0 P: 5	R: 0 E: 0 K: 0 S: 4	H: 1 LOB: 1 BB: 0 P: 4	R: 0 E: 0 K: 1 S: 5	H: 0 LOB: 0 BB: 0 P: 5	R: 0 E: 0 K: 0 S: 4	H: 1 LOB: 1 BB: 0 P: 4	R: 0 E: 0 K: 0 S: 3	H: 0 LOB: 0 BB: 0 P: 3	R: 0 E: 0 K: 0 S: 3	H: 0 LOB: 0 BB: 0 P: 3	R: 1 E: 1 K: 0 S: 5	H: 1 LOB: 1 BB: 0 P: 5		R: 0 E: 0 K: 0 S: 3	H: 0 LOB: 0 BB: 0 P: 3	1B: 4 2B: 2 3B: 0 HR: 1	SF: 0 SAC: 0 DP: 0 HBP: 0	WP: 0 PB: 0 SB: 1 CS: 0	PA: 35					
PITCHER	IP	WLS	BF	H	R	ER	SO	BB	IBB	HBP	BLK	WP	HR	S	P	ERA	WHIP											
Don Sutton, R ERA: 4.13	(1, 1)	7.0	W	27	6	3	3	2	0	0	0	0	0	1	31	31	3.86	0.857										
Steve Ontiveros, R ERA: 0.92	(8, 1)	2.0	S	8	1	1	1	0	0	0	0	0	0	0	8	8	4.50	0.500										

Batter	1	2	3	4	5	6	7	8	9	AB R H RBI BB SO LOB	TOP											
Alfredo Griffin, S OBP: 0.293, SLG: 0.342 Mike Gallego, R (1, 6) X (8, 6)	0-0 3-1	0-0 6-3		0-0 4-3		0-0 S 1B 1B	0-0 E3		0-0 L4	5 1 1 0 0 0 2 1 0 0 0 0 0 2	Oakland Athletics @ Seattle Mariners The Kingdome, Seattle, WA Sat Aug 10 1985, 10:05 PM EDT Att: 12,212 - Unknown											
Dwayne Murphy, L OBP: 0.355, SLG: 0.412 Charlie O'Brien, R (1, 8) X (8, 2)	0-0 F7	0-0 2B 1B		0-3 K		0-0 1B BB 1B	0-0 G4-6-3		0-3 K	5 1 2 0 0 1 2 1 0 0 0 0 1 2												
Dusty Baker Jr., R OBP: 0.385, SLG: 0.539 (1, 3) X (5, 7)	0-0 HR 1B	0-0 1B 2B				0-0 SH1-4 BB SF7 1B	0-0 1B BB		0-3 K	4 2 3 2 1 1 0												
Dave Kingman, R OBP: 0.314, SLG: 0.437 (1, 10) X	0-0 HR 1B	0-0 FC4-6 BB				0-0 WP SH1-4 1B BB	0-0 L6		0-0 5-3	3 2 1 2 2 0 3												
Mike Heath, R OBP: 0.317, SLG: 0.413 (1, 2) X (8, 9)	0-3 K	0-0 FC4-6				0-0 SH1-4	0-0 F1		0-0 L5	4 0 0 0 0 1 5												
Mike Davis, L OBP: 0.370, SLG: 0.534 (1, 9) X (8, 8)		0-0 BB 1B	0-0 G3			0-0 WP 1B IBB	0-0 1B		0-0 1B 2B	4 2 3 1 1 0 0												
Steve Henderson, R OBP: 0.393, SLG: 0.383 Bruce Bochte, L OBP: 0.392, SLG: 0.443 (1, 7) X (5, PH) (5, 3)	0-0 WP 1B BB	0-0 E	0-0 L8			0-0 SF7	0-0 F5		0-0 FC6-4 1B	1 1 0 0 1 0 0 2 0 1 1 0 0 3												
Donnie Hill, S OBP: 0.316, SLG: 0.333 (1, 4) X	0-0 WP E 1B	0-0 4-3				0-0 1B	0-0 E		0-0 FC6-4 1B	5 1 4 3 0 0 0												
Steve Kiefer, R OBP: 0.222, SLG: 0.308 (1, 5) X	0-0 E1 1B 2B			0-0 1-3		0-0 F8	0-0 F4		0-0 FC6-4	5 1 0 0 0 0 4												
Inning Stats	R: 2 E: 0 K: 1 S: 7	H: 2 LOB: 0 BB: 0 P: 7	R: 4 E: 1 K: 0 S: 7	H: 4 LOB: 2 BB: 2 P: 15	R: 0 E: 0 K: 0 S: 3	H: 0 LOB: 0 BB: 0 P: 3	R: 0 E: 0 K: 1 S: 5	H: 0 LOB: 1 BB: 0 P: 5	R: 3 E: 0 K: 0 S: 5	H: 2 LOB: 3 BB: 2 P: 13	R: 1 E: 0 K: 0 S: 6	H: 3 LOB: 3 BB: 1 P: 10	R: 0 E: 1 K: 0 S: 4	H: 1 LOB: 1 BB: 0 P: 4	R: 0 E: 0 K: 1 S: 5	H: 0 LOB: 0 BB: 0 P: 5	R: 1 E: 0 K: 1 S: 8	H: 3 LOB: 2 BB: 0 P: 8	1B: 12 2B: 2 3B: 0 HR: 1	SF: 1 SAC: 1 DP: 1 HBP: 0	WP: 2 PB: 0 SB: 1 CS: 0	PA: 47
PITCHER	IP WLS BF H R ER SO BB IBB HBP BLK WP HR S P ERA WHIP											PITCHER	IP WLS BF H R ER SO BB IBB HBP BLK WP HR S P ERA WHIP									
Matt Young, L ERA: 5.24 Roy Thomas, R ERA: 4.19 Bob Long, R ERA: 1.82 Jim Lewis, R ERA: Ed Yande Berg, L ERA: 3.99	(1, 1) 1.2 L 13 6 6 2 1 2 0 0 0 0 1 1 13 21 10.80 4.800	(2, 1) 3.1 17 4 4 4 1 2 1 0 0 0 1 0 16 28 10.80 1.800	(6, 1) 2.0 8 2 0 0 0 0 0 0 0 0 0 0 8 8 0.00 1.000	(8, 1) 1.0 3 0 0 0 1 0 0 0 0 0 0 0 5 5 0.00 0.000	(9, 1) 1.0 6 3 1 1 1 0 0 0 0 0 0 0 8 8 9.00 3.000																	
Jack Perconte, L OBP: 0.283, SLG: 0.307 (1, 4) X	0-0 E BB 1B		0-0 BB 1B G3 BB	0-0 FC5-4			0-0 F9		0-3 K	4 1 1 0 1 1 1	Oakland Athletics @ Seattle Mariners The Kingdome, Seattle, WA Sat Aug 10 1985, 10:05 PM EDT Att: 12,212 - Unknown											
Phil Bradley, R OBP: 0.353, SLG: 0.475 (1, 8) X	0-3 K		0-0 L7	0-0 5-3			0-3 K		0-3 K	5 0 0 0 0 3 3												
Al Cowens, R OBP: 0.263, SLG: 0.439 Ken Phelps, L OBP: 0.327, SLG: 0.451 (1, 9) X (9, PH)	0-0 F8		0-0 G3 BB 1B	0-0 F6			0-0 HR		0-0 2B	4 2 2 1 0 0 1 1 0 1 0 0 0 0												
Gorman Thomas, R OBP: 0.351, SLG: 0.497 (1, 10) X	0-0 BB		0-0 G3 BB	0-0 5-3			0-3 K		0-0 6-3	3 1 0 0 2 1 1												
Alvin Davis, L OBP: 0.370, SLG: 0.403 (1, 3) X	0-0 F3		0-0 G3	0-0 G3			0-0 2B BB			3 1 0 1 1 0 4												
Jim Prestley, R OBP: 0.345, SLG: 0.535 (1, 5) X		0-0 1B	0-0 3B				0-0 F7		0-0 F9	4 0 2 2 0 0 1												
Barry Bonnell, R OBP: 0.269, SLG: 0.293 (1, 7) X	0-3 K		0-0 6-3				0-0 BB		0-0 F9	3 0 0 0 1 1 3												
Bob Kearney, R OBP: 0.291, SLG: 0.381 Donnie Scott, S OBP: 0.237, SLG: 0.315 (1, 2) X (7, 2)	0-3 K		0-3 K				0-0 F8		0-0 2B	3 0 0 0 0 2 2 1 0 1 1 0 0 0												
Spike Owen, S OBP: 0.319, SLG: 0.356 (1, 6) X	0-3 K		0-0 FC5-4 1B				0-0 G5-4-3		0-0 4-3	4 0 1 0 0 1 3												
Inning Stats	R: 0 E: 0 K: 1 S: 6	H: 1 LOB: 2 BB: 1 P: 10	R: 0 E: 0 K: 3 S: 10	H: 1 LOB: 0 BB: 0 P: 10	R: 3 E: 0 K: 0 S: 5	H: 2 LOB: 1 BB: 2 P: 13	R: 0 E: 0 K: 1 S: 6	H: 1 LOB: 0 BB: 0 P: 6	R: 0 E: 0 K: 0 S: 3	H: 0 LOB: 0 BB: 0 P: 3	R: 0 E: 0 K: 0 S: 3	H: 0 LOB: 1 BB: 1 P: 7	R: 1 E: 0 K: 2 S: 8	H: 1 LOB: 0 BB: 0 P: 8	R: 1 E: 0 K: 0 S: 4	H: 1 LOB: 1 BB: 1 P: 8	R: 0 E: 0 K: 2 S: 8	H: 1 LOB: 1 BB: 0 P: 8	1B: 4 2B: 2 3B: 1 HR: 1	SF: 0 SAC: 0 DP: 0 HBP: 0	WP: 0 PB: 0 SB: 0 CS: 0	PA: 40
PITCHER	IP WLS BF H R ER SO BB IBB HBP BLK WP HR S P ERA WHIP											PITCHER	IP WLS BF H R ER SO BB IBB HBP BLK WP HR S P ERA WHIP									
Tim Birtsas, L ERA: 3.23 Steve Mura, R ERA: 4.29 Steve McCatty, R ERA: 5.85	(1, 1) 7.0 W 31 4 4 4 7 4 0 0 0 0 0 0 4 1 41 57 9.00 2.000	(8, 1) 1.0 5 1 1 1 0 1 0 0 0 0 0 0 4 8 9.00 2.000	(9, 1) 1.0 4 1 0 0 2 0 0 0 0 0 0 0 8 8 0.00 1.000																			

Batter	1	2	3	4	5	6	7	8	9	AB	R	H	RBI	BB	SO	LOB	TOP										
Alfredo Griffin, S OBP: 0.292, SLG: 0.340										5	1	1	0	0	0	2											
Dwayne Murphy, L OBP: 0.356, SLG: 0.420										5	1	3	1	0	1	0											
Bruce Bochte, L OBP: 0.389, SLG: 0.437										4	1	0	0	1	1	2											
Dave Kingman, R OBP: 0.315, SLG: 0.436										5	0	2	1	0	1	2											
Mike Davis, L OBP: 0.372, SLG: 0.533										3	0	1	0	2	1	2											
Dave Collins, S OBP: 0.286, SLG: 0.336										4	1	1	1	0	0	5											
Dusty Baker Jr., R OBP: 0.383, SLG: 0.536										1	0	0	0	0	2												
Mike Heath, R OBP: 0.316, SLG: 0.411										4	1	1	1	0	0	3											
Donnie Hill, S OBP: 0.315, SLG: 0.332										4	1	1	1	0	0	2											
Steve Kiefer, R OBP: 0.226, SLG: 0.300										4	0	1	1	0	0	1											
Inning Stats	R: 6 E: 0 K: 1 S: 11	H: 6 LOB: 1 BB: 1 P: 15	R: 0 E: 0 K: 1 S: 6	H: 1 LOB: 2 BB: 1 P: 10	R: 0 E: 1 K: 0 S: 4	H: 0 LOB: 0 BB: 0 P: 4	R: 0 E: 0 K: 1 S: 5	H: 0 LOB: 0 BB: 0 P: 5	R: 0 E: 0 K: 0 S: 4	H: 1 LOB: 1 BB: 0 P: 4	R: 0 E: 0 K: 0 S: 3	H: 0 LOB: 0 BB: 0 P: 3	R: 0 E: 0 K: 1 S: 6	H: 1 LOB: 2 BB: 1 P: 10	R: 0 E: 0 K: 0 S: 3	H: 0 LOB: 2 BB: 0 P: 5	1B: 8 2B: 3 3B: 0 HR: 0	SF: 0 SAC: 0 DP: 0 HBP: 0	WP: 1 PB: 0 SB: 1 CS: 0	PA: 42							
PITCHER	IP	WLS	BF	H	R	ER	SO	BB	IBB	HBP	BLK	WP	HR	S	P	ERA	WHIP										
Bill Swift, R ERA: 4.98	8.0	W	37	9	6	6	4	3	0	0	0	1	0	42	54	6.75	1.500										
Ed Vande Berg, L ERA: 3.97	0.1		2	1	0	0	0	0	0	0	0	0	0	2	2	0.00	3.000										
Ed Nunez, R ERA: 2.63	0.2	S	3	1	0	0	0	0	0	0	0	0	0	3	3	0.00	1.500										

Oakland Athletics @ Seattle Mariners
The Kingdome, Seattle, WA
Sun Aug 11, 1985, 6:33 AM EDT
Att: 7,711 - Unknown

AB 39
R 6
H 11
RBI 6
BB 3
SO 4
LOB 21



Batter	1	2	3	4	5	6	7	8	9	AB	R	H	RBI	BB	SO	LOB	BOTTOM										
Jack Perconte, L OBP: 0.282, SLG: 0.303										4	2	0	0	1	0	0											
Phil Bradley, R OBP: 0.370, SLG: 0.482										4	2	4	1	1	0	0											
Al Cowens, R OBP: 0.284, SLG: 0.438										5	1	2	2	0	0	3											
Gorman Thomas, R OBP: 0.346, SLG: 0.488										5	0	0	0	0	2	6											
Alvin Davis, L OBP: 0.373, SLG: 0.404										4	1	2	2	1	0	0											
Jim Prestley, R OBP: 0.346, SLG: 0.536										5	0	2	0	0	0	6											
Dave Henderson, R OBP: 0.303, SLG: 0.378										4	1	1	2	0	0	2											
Bob Kearney, R OBP: 0.290, SLG: 0.379										4	1	1	1	0	0	1											
Spike Owen, S OBP: 0.318, SLG: 0.354										4	1	1	0	0	0	0											
Inning Stats	R: 1 E: 1 K: 0 S: 6	H: 2 LOB: 2 BB: 0 P: 6	R: 0 E: 0 K: 0 S: 3	H: 0 LOB: 0 BB: 0 P: 3	R: 8 E: 2 K: 1 S: 13	H: 6 LOB: 2 BB: 2 P: 21	R: 0 E: 0 K: 0 S: 4	H: 1 LOB: 1 BB: 0 P: 4	R: 0 E: 0 K: 1 S: 6	H: 1 LOB: 1 BB: 0 P: 6	R: 0 E: 0 K: 0 S: 3	H: 0 LOB: 0 BB: 0 P: 3	R: 0 E: 0 K: 0 S: 4	H: 2 LOB: 2 BB: 1 P: 8	1B: 10 2B: 3 3B: 0 HR: 0	SF: 0 SAC: 0 DP: 0 HBP: 0	WP: 3 PB: 0 SB: 0 CS: 1	PA: 42									
PITCHER	IP	WLS	BF	H	R	ER	SO	BB	IBB	HBP	BLK	WP	HR	S	P	ERA	WHIP										
Bill Krueger, L ERA: 4.89	2.2	L	16	8	3	1	1	0	0	0	0	1	0	18	18	3.38	1.875										
Rick Langford, R ERA: 3.59	4.2		23	8	3	2	1	2	0	0	0	1	0	23	31	3.86	2.143										
Steve McCatty, R ERA: 5.79	0.2		3	0	0	0	0	0	1	0	0	1	0	2	6	0.00	0.000										

Oakland Athletics @ Seattle Mariners
The Kingdome, Seattle, WA
Sun Aug 11, 1985, 6:33 AM EDT
Att: 7,711 - Unknown

AB 39
R 9
H 13
RBI 8
BB 3
SO 2
LOB 18





Batter	1	2	3	4	5	6	7	8	9	AB	R	H	RBI	BB	SO	LOB	TOP			
Alfredo Griffin, S (1, 6) OBP: 0.291, SLG: 0.339	F8		BB 1B		K			4-3		4	1	1	1	0	1	0	<p>Oakland Athletics @ Minnesota Twins</p> <p>Hubert H. Humphrey Metrodome, Minneapolis, MN</p> <p>Mon Aug 12 1985, 8:05 PM EDT</p> <p>Unknown</p> <p>livebaseballscores.com</p>			
Dwayne Murphy, L (1, 8) OBP: 0.357, SLG: 0.417	K		3-H 4-0 1B		K			4-3		3	0	0	0	1	2	0				
Bruce Bochte, L (1, 3) OBP: 0.387, SLG: 0.434	F5		1-2 2-H 1B				F8		5-3	4	0	1	1	0	0	0				
Dave Kingman, R (1, 10) OBP: 0.312, SLG: 0.432		F2	F7			K		F8		4	0	0	0	0	1	2				
Dusty Baker Jr., R (1, 7) OBP: 0.385, SLG: 0.532 Steve Henderson, R (9, PR) OBP: 0.393, SLG: 0.383		CS BB	F9			5-3		WP BB		2	0	0	0	2	0	2				
Mike Davis, L (1, 9) OBP: 0.369, SLG: 0.527	K			K			F7		F6	4	0	0	0	0	2	2				
Mike Heath, R (1, 2) OBP: 0.317, SLG: 0.410	CS		E4 2B 1B	4-3			K			3	1	1	0	0	1	0				
Donnie Hill, S (1, 4) OBP: 0.315, SLG: 0.335			SH1 2-H 1B 2B	K			F7			3	1	1	1	0	1	0				
Steve Kiefer, R (1, 5) OBP: 0.219, SLG: 0.290 Dave Collins, S (8, PH) OBP: 0.285, SLG: 0.334 Mike Gallego, R (8, 5)			SH1	F2				F6		1	0	0	0	0	0	0				
			2-3							1	0	0	0	0	0	0				
Inning Stats	R: 0 E: 0 K: 1 S: 5	H: 0 LOB: 0 BB: 0 P: 5	R: 0 E: 0 K: 1 S: 4	H: 0 LOB: 0 BB: 1 P: 8	R: 3 E: 1 K: 0 S: 7	H: 4 LOB: 2 BB: 1 P: 11	R: 0 E: 0 K: 2 S: 7	H: 0 LOB: 0 BB: 0 P: 7	R: 0 E: 0 K: 1 S: 5	H: 0 LOB: 0 BB: 0 P: 5	R: 0 E: 0 K: 1 S: 5	H: 0 LOB: 0 BB: 0 P: 5	R: 0 E: 0 K: 0 S: 3	H: 0 LOB: 0 BB: 0 P: 3	R: 0 E: 0 K: 0 S: 3	H: 0 LOB: 2 BB: 1 P: 7	1B: 3 2B: 1 3B: 0 HR: 0	SF: 0 SAC: 1 DP: 0 HBP: 0	WP: 1 PB: 0 SB: 0 CS: 1	PA: 34
PITCHER Bert Blyleven, R (1, 1) ERA: 3.3	IP: 9.0 WLS: W BF: 33 H: 4 R: 3 ER: 3 SO: 8 BB: 3 IBB: 0 HBP: 0 BLK: 0 WP: 1 HR: 0 S: 46 P: 58 ERA: 3.00 WHIP: 0.778																			

Batter	1	2	3	4	5	6	7	8	9	AB	R	H	RBI	BB	SO	LOB	BOTTOM			
Kirby Puckett, R (1, 8) OBP: 0.318, SLG: 0.371	G3		K				K			3	0	0	0	1	2	0	<p>Oakland Athletics @ Minnesota Twins</p> <p>Hubert H. Humphrey Metrodome, Minneapolis, MN</p> <p>Mon Aug 12 1985, 8:05 PM EDT</p> <p>Unknown</p> <p>livebaseballscores.com</p>			
Roy Smalley, S (1, 5) OBP: 0.380, SLG: 0.437 Gary Gaetti, R (8, 5) OBP: 0.307, SLG: 0.411	K			HR	K		F6			4	1	1	1	0	2	2				
Kent Hrbek, L (1, 3) OBP: 0.325, SLG: 0.401	F7			K	F8			F6		4	0	0	0	0	1	2				
Tom Brunansky, R (1, 9) OBP: 0.335, SLG: 0.460		F8		1B 1B		K		S 1B		4	0	2	0	0	1	0				
Randy Bush, L (1, 10) OBP: 0.289, SLG: 0.469		F8		F6		4-3 HR BB		K		3	1	0	0	1	1	2				
Mickey Hatcher, R (1, 7) OBP: 0.318, SLG: 0.371		6-3		1-2 1B		4-3		6-3		4	0	1	0	0	0	2				
Mark Salas, L (1, 2) OBP: 0.339, SLG: 0.436			F6	K		2-H HR				3	1	1	2	0	1	2				
Tim Teufel, R (1, 4) OBP: 0.353, SLG: 0.387			6-3 3B			BB 1B		K		3	1	2	0	0	1	0				
Alvaro Espinoza, R (1, 6) OBP: 0.353, SLG: 0.387			6-3		F3			6-3		3	0	0	1	0	0	1				
Inning Stats	R: 0 E: 0 K: 1 S: 5	H: 0 LOB: 0 BB: 0 P: 5	R: 0 E: 0 K: 0 S: 3	H: 0 LOB: 0 BB: 0 P: 3	R: 1 E: 0 K: 1 S: 6	H: 3 LOB: 2 BB: 0 P: 6	R: 1 E: 0 K: 2 S: 10	H: 3 LOB: 0 BB: 0 P: 10	R: 0 E: 0 K: 1 S: 6	H: 1 LOB: 2 BB: 1 P: 10	R: 2 E: 0 K: 2 S: 8	H: 1 LOB: 0 BB: 1 P: 12	R: 0 E: 0 K: 1 S: 5	H: 0 LOB: 0 BB: 0 P: 5	R: 0 E: 0 K: 1 S: 6	H: 1 LOB: 1 BB: 0 P: 6		1B: 4 2B: 0 3B: 1 HR: 2	SF: 0 SAC: 0 DP: 0 HBP: 0	WP: 0 PB: 0 SB: 1 CS: 0
PITCHER Steve Mura, R (1, 1) ERA: 4.5 Jose Rijo, R (6, 1) ERA: 3.35	IP: 5.1 WLS: L BF: 23 H: 5 R: 3 ER: 3 SO: 6 BB: 2 IBB: 0 HBP: 0 BLK: 0 WP: 0 HR: 1 S: 33 P: 41 ERA: 5.06 WHIP: 1.312																			

Batter	1	2	3	4	5	6	7	8	9	AB	R	H	RBI	BB	SO	LOB	TOP								
Alfredo Griffin, S (1, 6) OBP: 0.291, SLG: 0.337	F7		L7-2				F9			3	1	0	0	1	0	2	Oakland Athletics @ Minnesota Twins Hubert H. Humphrey Metrodome, Minneapolis, MN Mon Aug 12 1985, 8:05 PM EDT Att: 18,118 - Unknown livebaseballscorecards.com								
Dwayne Murphy, L (1, 8) OBP: 0.356, SLG: 0.420	K						3-1			4	1	2	0	0	1	0									
Bruce Bochte, L (1, 3) OBP: 0.385, SLG: 0.442	3-1									4	1	1	3	0	0	1									
Dave Kingman, R (1, 10) OBP: 0.312, SLG: 0.429		F9								3	1	0	0	1	0	1									
Mike Davis, L (1, 9) OBP: 0.368, SLG: 0.527	F5									4	0	1	0	0	2	1									
Dave Collins, S (1, 7) OBP: 0.281, SLG: 0.331	F7									3	0	0	1	0	0	0									
Mike Heath, R (1, 2) OBP: 0.313, SLG: 0.405			L5							4	0	0	0	0	1	1									
Donnie Hill, S (1, 4) OBP: 0.318, SLG: 0.342 Dusty Baker Jr., R (9, PH) OBP: 0.387, SLG: 0.534										3	0	2	0	0	0	1									
Steve Kiefer, R (1, 5) OBP: 0.229, SLG: 0.324 Steve Henderson, R (9, PH) OBP: 0.390, SLG: 0.380										3	0	1	0	0	0	1									
Inning Stats	R: 0 E: 0 K: 1 S: 5	H: 0 LOB: 0 BB: 0 P: 5	R: 0 E: 0 K: 0 S: 3	H: 0 LOB: 0 BB: 0 P: 3	R: 0 E: 0 K: 0 S: 4	H: 2 LOB: 1 BB: 0 P: 4	R: 0 E: 0 K: 1 S: 6	H: 1 LOB: 1 BB: 0 P: 6	R: 0 E: 0 K: 1 S: 6	H: 1 LOB: 0 BB: 0 P: 6	R: 4 E: 0 K: 0 S: 6	H: 3 LOB: 1 BB: 2 P: 14	R: 0 E: 0 K: 0 S: 3	H: 0 LOB: 0 BB: 0 P: 3	R: 0 E: 0 K: 1 S: 5	H: 1 LOB: 1 BB: 0 P: 6	1B: 3 2B: 5 3B: 0 HR: 1	SF: 1 SAC: 0 DP: 1 HBP: 0	WP: 0 PB: 0 SB: 0 CS: 0	PA: 36					
PITCHER	IP	WLS	BF	H	R	ER	SO	BB	IBB	HBP	BLK	WP	HR	S	P	ERA	WHIP								
Ken Schrom, R (1, 1) ERA: 5.07	5.0		21	6	3	3	3	1	0	0	0	0	1	26	30	5.40	1.400								
Frank Eufemia, R (6, 1) ERA: 3.09	0.0		2	1	0	0	0	1	0	0	0	0	0	1	5	∞	∞								
Steve Howe, L (6, 1) ERA: 4.21	3.2	W	12	1	1	1	1	0	0	0	0	0	0	14	14	2.46	0.273								
Ron Davis, R (9, 1) ERA: 3.59	0.1	S	1	0	0	0	1	0	0	0	0	0	0	3	3	0.00	0.000								

Batter	1	2	3	4	5	6	7	8	9	AB	R	H	RBI	BB	SO	LOB	BOTTOM								
Kirby Puckett, R (1, 8) OBP: 0.317, SLG: 0.368	F8		5-3							3	1	0	0	1	0	1	Oakland Athletics @ Minnesota Twins Hubert H. Humphrey Metrodome, Minneapolis, MN Mon Aug 12 1985, 8:05 PM EDT Att: 18,118 - Unknown livebaseballscorecards.com								
Roy Smalley, S (1, 10) OBP: 0.381, SLG: 0.438	G4-3-2									4	0	2	1	0	0	0									
Kent Hrbek, L (1, 3) OBP: 0.324, SLG: 0.399	3-1									4	0	1	0	0	1	2									
Tom Brunansky, R (1, 9) OBP: 0.334, SLG: 0.466		5-3								4	1	1	1	0	2	2									
Mickey Hatcher, R (1, 7) OBP: 0.318, SLG: 0.372 Dave Meier, R (9, 7) OBP: 0.355, SLG: 0.266										4	0	1	0	0	0	0									
Mark Salas, L (1, 2) OBP: 0.337, SLG: 0.433	K									4	1	1	0	0	1	1									
Gary Gaetti, R (1, 5) OBP: 0.307, SLG: 0.409	F9									4	1	1	0	0	0	1									
Ron Washington, R (1, 4) OBP: 0.303, SLG: 0.393			F4							2	1	1	2	1	0	0									
Alvaro Espinoza, R (1, 6) OBP: 0.303, SLG: 0.393										1	0	0	1	0	1	0									
Inning Stats	R: 0 E: 0 K: 0 S: 3	H: 0 LOB: 0 BB: 0 P: 3	R: 0 E: 0 K: 1 S: 6	H: 1 LOB: 1 BB: 0 P: 6	R: 0 E: 0 K: 1 S: 5	H: 0 LOB: 0 BB: 0 P: 5	R: 0 E: 0 K: 2 S: 7	H: 0 LOB: 0 BB: 0 P: 7	R: 4 E: 0 K: 1 S: 10	H: 5 LOB: 2 BB: 1 P: 14	R: 0 E: 0 K: 0 S: 3	H: 0 LOB: 0 BB: 0 P: 3	R: 0 E: 0 K: 0 S: 4	H: 1 LOB: 2 BB: 1 P: 8	R: 1 E: 0 K: 0 S: 4	H: 1 LOB: 0 BB: 0 P: 4	1B: 5 2B: 1 3B: 1 HR: 1	SF: 0 SAC: 2 DP: 0 HBP: 0	WP: 0 PB: 0 SB: 1 CS: 0	PA: 34					
PITCHER	IP	WLS	BF	H	R	ER	SO	BB	IBB	HBP	BLK	WP	HR	S	P	ERA	WHIP								
Chris Codiroli, R (1, 1) ERA: 4.11	8.0	L	34	8	5	5	5	2	0	0	0	0	1	42	50	5.62	1.250								

Batter	1	2	3	4	5	6	7	8	9	AB	R	H	RBI	BB	SO	LOB	TOP					
Alfredo Griffin, S OBP: 0.289, SLG: 0.334 Mike Gallego, R (7, 6)	0-0 4-3			0-0 6-3		0-0 F7		0-0 SF8		3	0	0	0	0	0	0	<p>Oakland Athletics @ Minnesota Twins Hubert H. Humphrey Metrodome, Minneapolis, MN Tue Aug 13 1985, 8:05 PM EDT Att: 14,806 - Unknown</p> <p>AB 31 R 1 H 6 RBI 1 BB 1 SO 6 LOB 7</p> 					
Dwayne Murphy, L OBP: 0.356, SLG: 0.417 Charlie O'Brien, R (7, 2)	0-0 6-3			0-0 F7			0-3 K	2-3 3-H 4-0		3	0	0	0	0	1	0						
Dusty Baker Jr., R OBP: 0.385, SLG: 0.529 (1, 3)	0-0 F4			0-0 F3			0-0 1B	0-0 F8		4	0	1	0	0	0	3						
Dave Kingman, R OBP: 0.311, SLG: 0.428 (1, 10)		0-3 K			0-0 F8		0-0 G5-4-3 1B		0-0 6-3	4	0	1	0	0	1	0						
Mike Heath, R OBP: 0.312, SLG: 0.404 (7, 9)	0-0 F8				0-0 1B		0-0 G5-4-3		0-0 F8	4	0	1	0	0	0	2						
Mike Davis, L OBP: 0.384, SLG: 0.522 (7, 8)	0-0 F5				0-3 K				0-0 3-1	4	0	0	0	0	1	1						
Steve Henderson, R OBP: 0.389, SLG: 0.378 (1, 7)			0-3 K		0-0 1-3				0-0 1B SF8 1B	3	1	1	0	0	1	1						
Donnie Hill, S OBP: 0.318, SLG: 0.341 (1, 4)			0-0 F8			0-0 5-3			0-0 SF8 1B 1B	3	0	1	0	0	0	0						
Steve Kiefer, R OBP: 0.237, SLG: 0.324 (1, 5)			0-3 K			0-3 K			0-0 1B BB 1B	3	0	1	0	0	2	0						
Inning Stats	R: 0 E: 0 K: 0 S: 3	H: 0 LOB: 0 BB: 0 P: 3	R: 0 E: 0 K: 1 S: 5	H: 0 LOB: 0 BB: 0 P: 5	R: 0 E: 0 K: 2 S: 7	H: 0 LOB: 0 BB: 0 P: 7	R: 0 E: 0 K: 0 S: 3	H: 0 LOB: 0 BB: 0 P: 3	R: 0 E: 0 K: 1 S: 6	H: 1 LOB: 1 BB: 0 P: 6	R: 0 E: 0 K: 1 S: 5	H: 0 LOB: 0 BB: 0 P: 5	R: 0 E: 0 K: 0 S: 6	H: 2 LOB: 1 BB: 0 P: 6	R: 1 E: 0 K: 0 S: 6	H: 3 LOB: 3 BB: 1 P: 10	R: 0 E: 0 K: 0 S: 3	H: 0 LOB: 0 BB: 0 P: 3	1B: 6 2B: 0 3B: 0 HR: 0	SF: 1 SAC: 0 DP: 1 HBP: 0	WP: 0 PB: 0 SB: 0 CS: 0	PA: 33
PITCHER Frank Viola, L ERA: 4.18 (1, 1)	IP: 9.0 WLS: W BF: 33 H: 6 R: 1 ER: 1 SO: 6 BB: 1 IBB: 0 HBP: 0 BLK: 0 WP: 0 HR: 0 S: 44 P: 48 ERA: 1.00 WHIP: 0.778															PITCHER						

Batter	1	2	3	4	5	6	7	8	9	AB	R	H	RBI	BB	SO	LOB	BOTTOM			
Kirby Puckett, R OBP: 0.316, SLG: 0.367 (1, 8)	0-0 1-3		0-0 1B		0-3 K		0-0 F4			5	1	1	0	0	1	2	<p>Oakland Athletics @ Minnesota Twins Hubert H. Humphrey Metrodome, Minneapolis, MN Tue Aug 13 1985, 8:05 PM EDT Att: 14,806 - Unknown</p> <p>AB 41 R 8 H 17 RBI 8 BB 2 SO 5 LOB 24</p> 			
Gary Gaetti, R OBP: 0.310, SLG: 0.410 (1, 5)	0-0 6-3		0-0 1B			0-0 HR 1B		4-0 BB 1B BB		4	2	2	0	1	0	2				
Kent Hrbek, L OBP: 0.330, SLG: 0.409 (1, 3)	0-0 1B		0-0 2B	0-0 1B 2B	0-0 2B	0-0 F7		0-0 BB 1B		5	1	4	2	0	0	1				
Tom Brunansky, R OBP: 0.338, SLG: 0.479 Mike Stenhouse, L OBP: 0.397, SLG: 0.385 Dave Meier, R OBP: 0.351, SLG: 0.262 (8, PH) (8, PH) (9, 9)	0-0 F9		0-0 1B HR 2B	0-0 2B	0-0 1B	0-0 HR		0-0 F9		4	2	3	3	0	0	1				
Dave Engle, R OBP: 0.371, SLG: 0.515 Roy Smalley, S OBP: 0.380, SLG: 0.436 (8, PH) (8, PH)	0-0 5-3		0-0 HR 1B	0-0 F2	0-0 1B	0-0 1B		0-0 F9		4	1	2	0	0	0	2				
Mickey Hatcher, R OBP: 0.319, SLG: 0.382 Randy Bush, L OBP: 0.289, SLG: 0.463 (4, PH) (5, 7)	0-0 F8		0-0 HR	0-3 K	0-0 K	0-0 F9		4-0 1-2 2-3 BB		2	1	1	3	0	0	0				
Tim Laudner, R OBP: 0.284, SLG: 0.403 (1, 2)	0-0 E 1B 1B		0-0 FC6-4 1B	0-3 K		0-0 F4		0-0 L6		5	0	2	0	0	1	6				
Tim Teufel, R OBP: 0.352, SLG: 0.386 (1, 4)	0-0 E5 1B		0-0 FC6-4 F9 1B		0-0 5-3		0-3 K			4	0	1	0	0	1	1				
Alvaro Espinoza, R OBP: 0.111, SLG: 0.111 (1, 6)	0-0 F4		0-0 1B		0-3 K		0-0 F4			4	0	1	0	0	1	2				
Inning Stats	R: 0 E: 0 K: 0 S: 4	H: 1 LOB: 1 BB: 0 P: 4	R: 0 E: 1 K: 0 S: 5	H: 2 LOB: 2 BB: 0 P: 5	R: 6 E: 0 K: 0 S: 11	H: 8 LOB: 2 BB: 0 P: 11	R: 0 E: 0 K: 2 S: 9	H: 2 LOB: 2 BB: 0 P: 9	R: 0 E: 0 K: 2 S: 7	H: 0 LOB: 0 BB: 0 P: 7	R: 2 E: 0 K: 0 S: 6	H: 3 LOB: 1 BB: 0 P: 6	R: 0 E: 0 K: 1 S: 5	H: 0 LOB: 0 BB: 0 P: 5	R: 0 E: 0 K: 0 S: 4	H: 1 LOB: 3 BB: 2 P: 12	1B: 12 2B: 3 3B: 0 HR: 2	SF: 0 SAC: 0 DP: 0 HBP: 0	WP: 0 PB: 0 SB: 0 CS: 0	PA: 43
PITCHER Tommy John, L ERA: 4.89 Keith Atherton, R ERA: 4.5 Bill Krueger, L ERA: 4.85 (1, 1) (3, 1) (8, 1)	IP: 2.1 WLS: L BF: 18 H: 11 R: 6 ER: 2 SO: 5 BB: 1 IBB: 0 HBP: 0 BLK: 0 WP: 0 HR: 1 S: 18 P: 18 ERA: 23.14 WHIP: 4.714															PITCHER				

Batter	1	2	3	4	5	6	7	8	9	AB	R	H	RBI	BB	SO	LOB	TOP								
Alfredo Griffin, S OBP: 0.288, SLG: 0.333 (1, 6)	F9		1B			F8		F6		4	0	1	0	0	0	1	Oakland Athletics @ Minnesota Twins Hubert H. Humphrey Metrodome, Minneapolis, MN Wed Aug 14 1985, 4:33 AM EDT Unknown livebaseballscorecards.com								
Dwayne Murphy, L OBP: 0.360, SLG: 0.419 (1, 8)	K2-3		1B			HR		1B		3	2	2	1	1	1	0									
Bruce Bochte, L OBP: 0.387, SLG: 0.454 (1, 3)	G3		1B			HR		1B		4	1	2	2	0	0	0									
Dave Kingman, R OBP: 0.313, SLG: 0.428 (1, 10)		FC3-6 1B				4-3		1B		4	0	2	1	0	1	0									
Mike Davis, L OBP: 0.361, SLG: 0.516 (1, 9)		FC3-6 E S 1-2 PB						1B		4	1	0	0	0	3	3									
Dave Collins, S OBP: 0.276, SLG: 0.327 (1, 7)	F7					F9				4	0	0	0	0	0	1									
Mike Heath, R OBP: 0.312, SLG: 0.400 (1, 2)		CS 1-H BB				K				3	0	0	0	1	1	0									
Donnie Hill, S OBP: 0.323, SLG: 0.349 (1, 4)		CS 1-2	F7			CS 1B		SH3-4 1B 2B		4	1	3	0	0	0	0									
Steve Kiefer, R OBP: 0.220, SLG: 0.300 (1, 5)			5-3			CS 1-2		SH3-4 2-3		3	0	0	0	0	1	1									
Inning Stats	R: 0 E: 0 K: 1 S: 5	H: 0 LOB: 0 BB: 0 P: 5	R: 1 E: 0 K: 0 S: 3	H: 1 LOB: 0 BB: 1 P: 7	R: 0 E: 0 K: 2 S: 4	H: 2 LOB: 2 BB: 0 P: 4	R: 0 E: 0 K: 2 S: 7	H: 0 LOB: 0 BB: 0 P: 7	R: 0 E: 0 K: 1 S: 5	H: 1 LOB: 0 BB: 0 P: 5	R: 2 E: 0 K: 1 S: 6	H: 1 LOB: 0 BB: 1 P: 10	R: 0 E: 0 K: 1 S: 5	H: 0 LOB: 0 BB: 0 P: 5	R: 2 E: 0 K: 1 S: 9	H: 4 LOB: 2 BB: 0 P: 9	R: 0 E: 0 K: 0 S: 4	H: 1 LOB: 1 BB: 0 P: 4	1B: 8 2B: 1 3B: 0 HR: 1	SF: 0 SAC: 1 DP: 0 HBP: 0	WP: 0 PB: 1 SB: 1 CS: 2	PA: 38			
PITCHER	IP	WLS	BF	H	R	ER	SO	BB	IBB	HBP	BLK	WP	HR	S	P	ERA	WHIP								
Mike Smithson, R ERA: 4.72 (1, 1)	7.2	L	29	7	5	5	6	2	0	0	0	0	1	39	47	5.87	1.174								
Steve Howe, L ERA: 4.0 (8, 1)	1.1		7	3	0	0	1	0	0	0	0	0	0	9	9	0.00	2.250								

Batter	1	2	3	4	5	6	7	8	9	AB	R	H	RBI	BB	SO	LOB	BOTTOM								
Ron Washington, R OBP: 0.311, SLG: 0.409 (1, 6)	6-3					F3		G3-6-3 1B		4	0	2	0	0	0	1	Oakland Athletics @ Minnesota Twins Hubert H. Humphrey Metrodome, Minneapolis, MN Wed Aug 14 1985, 4:33 AM EDT Unknown livebaseballscorecards.com								
Roy Smalley, S OBP: 0.376, SLG: 0.430 (1, 10)	4-3		2B			F9		G3-6-3 1B		4	0	0	0	0	1	2									
Kent Hrbek, L OBP: 0.329, SLG: 0.406 (1, 3)						4-3				3	0	0	0	1	1	0									
Tom Brunansky, R OBP: 0.337, SLG: 0.476 (1, 8)						WP 1B		5-3		4	0	1	0	0	0	1									
Mike Stenhouse, L OBP: 0.351, SLG: 0.378 (1, 9)						K		2-3		2	0	0	0	0	2	1									
Kirby Puckett, R OBP: 0.315, SLG: 0.365 (7, PH) (8, 8)						1-2 K		1-2 K		2	0	0	0	0	0	1									
Mark Salas, L OBP: 0.336, SLG: 0.430 (1, 2)						F7		FC6-4 1B		4	0	1	0	0	1	1									
Mickey Hatcher, R OBP: 0.318, SLG: 0.380 (1, 7)						6-3		FC6-4 1-2		4	0	1	0	0	0	2									
Gary Gaetti, R OBP: 0.310, SLG: 0.412 (1, 5)						6-3		F8		3	0	1	0	0	0	1									
Tim Teufel, R OBP: 0.349, SLG: 0.382 (1, 4)						F9		F7		3	0	0	0	0	0	1									
Inning Stats	R: 0 E: 0 K: 0 S: 3	H: 0 LOB: 1 BB: 1 P: 7	R: 0 E: 0 K: 2 S: 7	H: 0 LOB: 0 BB: 0 P: 7	R: 0 E: 0 K: 1 S: 6	H: 1 LOB: 1 BB: 0 P: 6	R: 0 E: 0 K: 1 S: 6	H: 1 LOB: 1 BB: 0 P: 6	R: 0 E: 0 K: 0 S: 4	H: 0 LOB: 0 BB: 0 P: 3	R: 0 E: 0 K: 0 S: 4	H: 1 LOB: 1 BB: 0 P: 4	R: 0 E: 0 K: 0 S: 3	H: 1 LOB: 0 BB: 0 P: 3	R: 0 E: 1 K: 1 S: 7	H: 1 LOB: 2 BB: 0 P: 7	1B: 4 2B: 2 3B: 0 HR: 0	SF: 0 SAC: 0 DP: 1 HBP: 0	WP: 1 PB: 0 SB: 0 CS: 0	PA: 34					
PITCHER	IP	WLS	BF	H	R	ER	SO	BB	IBB	HBP	BLK	WP	HR	S	P	ERA	WHIP								
Don Sutton, R ERA: 3.95 (1, 1)	7.1	W	28	5	0	0	4	1	0	0	0	0	0	35	39	0.00	0.818								
Steve Ontiveros, R ERA: 0.69 (8, 1)	1.2		6	1	0	0	1	0	0	0	0	0	0	8	8	0.00	0.600								

Batter	1	2	3	4	5	6	7	8	9	AB	R	H	RBI	BB	SO	LOB	TOP					
Alfredo Griffin, S OBP: 0.290, SLG: 0.334 (1, 6)										5	0	2	1	0	1	1	Oakland Athletics @ Minnesota Twins Hubert H. Humphrey Metrodome, Minneapolis, MN Wed Aug 14 1985, 4:38 AM EDT Att: 13,666 - Unknown					
Dwayne Murphy, L OBP: 0.356, SLG: 0.416 (1, 8)										5	0	1	1	0	0	2						
Bruce Bochte, L OBP: 0.390, SLG: 0.452 (1, 3)										3	1	1	0	2	1	1						
Dave Kingman, R OBP: 0.311, SLG: 0.426 (1, 10)										5	1	1	0	0	1	4						
Dusty Baker Jr., R OBP: 0.384, SLG: 0.525 (1, 7)										2	1	0	1	1	0	3						
Mike Davis, L OBP: 0.367, SLG: 0.530 (1, 9)										3	2	3	3	1	0	0						
Mike Heath, R OBP: 0.308, SLG: 0.395 (1, 2)										4	0	0	0	0	1	2						
Donnie Hill, S OBP: 0.325, SLG: 0.354 (1, 4)										4	1	2	0	0	1	1						
Steve Kiefer, R OBP: 0.200, SLG: 0.273 (1, 5)										4	1	0	0	0	2	2						
Inning Stats	R: 0 E: 0 K: 1 S: 5	H: 1 LOB: 0 BB: 0 P: 5	R: 0 E: 0 K: 0 S: 3	H: 0 LOB: 1 BB: 1 P: 7	R: 0 E: 0 K: 1 S: 6	H: 1 LOB: 1 BB: 0 P: 6	R: 2 E: 0 K: 1 S: 6	H: 2 LOB: 0 BB: 1 P: 10	R: 0 E: 0 K: 0 S: 3	H: 0 LOB: 0 BB: 0 P: 3	R: 0 E: 0 K: 0 S: 3	H: 0 LOB: 0 BB: 0 P: 3	R: 4 E: 1 K: 1 S: 10	H: 4 LOB: 3 BB: 2 P: 18	R: 1 E: 0 K: 2 S: 8	H: 1 LOB: 0 BB: 0 P: 8	R: 0 E: 0 K: 1 S: 6	H: 1 LOB: 1 BB: 0 P: 6	1B: 7 2B: 2 3B: 0 HR: 1	SF: 1 SAC: 0 DP: 0 HBP: 0	WP: 1 PB: 0 SB: 1 CS: 1	PA: 40
PITCHER	IP WLS BF H R ER SO BB IBB HBP BLK WP HR S P ERA WHIP																					
Mark Portugal, R ERA: 7.11 (1, 1)	6.1 L 27 6 6 5 3 3 0 0 0 0 0 1 30 42 7.11 1.421																					
Pete Filson, L ERA: 4.19 (7, 1)	0.0 3 2 0 0 0 0 0 1 0 0 0 0 2 6 ∞ ∞																					
Ron Davis, R ERA: 3.57 (7, 1)	2.2 10 2 1 1 4 0 0 0 0 0 1 0 18 18 3.38 0.750																					

AB	35
R	7
H	10
RBI	6
BB	4
SO	7
LOB	16



Batter	1	2	3	4	5	6	7	8	9	AB	R	H	RBI	BB	SO	LOB	BOTTOM					
Kirby Puckett, R OBP: 0.313, SLG: 0.362 (1, 8)										4	0	0	0	0	1	0	Oakland Athletics @ Minnesota Twins Hubert H. Humphrey Metrodome, Minneapolis, MN Wed Aug 14 1985, 4:38 AM EDT Att: 13,666 - Unknown					
Dave Engle, R OBP: 0.368, SLG: 0.510 (9, PH)										4	0	0	0	1	1	1						
Mickey Hatcher, R OBP: 0.316, SLG: 0.376 (1, 10)										4	0	0	0	1	1	1						
Kent Hrbek, L OBP: 0.330, SLG: 0.409 (1, 3)										4	1	2	0	0	0	1						
Tom Brunansky, R OBP: 0.336, SLG: 0.473 (1, 9)										3	1	0	0	1	0	2						
Randy Bush, L OBP: 0.299, SLG: 0.472 (1, 7)										3	0	2	1	0	1	1						
Gary Gaetti, R OBP: 0.310, SLG: 0.410 (1, 5)										4	1	1	1	0	1	3						
Mark Salas, L OBP: 0.338, SLG: 0.433 (1, 2)										3	1	1	1	1	0	2						
Ron Washington, R OBP: 0.311, SLG: 0.406 (1, 4)										3	0	1	1	0	2	3						
Mike Stenhouse, L OBP: 0.346, SLG: 0.375 (9, PH)										1	0	0	0	0	0	0						
Alvaro Espinoza, R OBP: 0.083, SLG: 0.083 (1, 6)										3	0	0	0	0	1	0						
Roy Smalley, S OBP: 0.376, SLG: 0.430 (9, PH)										0	0	0	0	1	0	0						
Inning Stats	R: 0 E: 0 K: 1 S: 6	H: 1 LOB: 0 BB: 0 P: 6	R: 0 E: 0 K: 1 S: 5	H: 0 LOB: 1 BB: 0 P: 6	R: 0 E: 0 K: 0 S: 3	H: 0 LOB: 0 BB: 0 P: 3	R: 3 E: 0 K: 1 S: 7	H: 3 LOB: 1 BB: 1 P: 11	R: 0 E: 0 K: 1 S: 5	H: 0 LOB: 1 BB: 1 P: 9	R: 0 E: 0 K: 2 S: 8	H: 1 LOB: 2 BB: 1 P: 12	R: 0 E: 0 K: 1 S: 5	H: 0 LOB: 0 BB: 0 P: 5	R: 1 E: 0 K: 0 S: 5	H: 2 LOB: 1 BB: 0 P: 5	R: 0 E: 0 K: 0 S: 3	H: 0 LOB: 1 BB: 1 P: 7	1B: 4 2B: 3 3B: 0 HR: 0	SF: 0 SAC: 0 DP: 0 HBP: 1	WP: 0 PB: 0 SB: 2 CS: 1	PA: 39
PITCHER	IP WLS BF H R ER SO BB IBB HBP BLK WP HR S P ERA WHIP																					
Steve McCatty, R ERA: 5.87 (1, 1)	3.2 W 15 3 1 1 4 1 1 0 0 0 0 0 21 26 7.36 1.364																					
Jose Rijo, R ERA: 2.54 (4, 1)	3.2 W 15 3 1 1 4 1 1 0 0 0 0 0 21 29 2.46 1.091																					
Steve Ontiveros, R ERA: 0.85 (8, 1)	1.2 S 6 0 0 0 0 0 1 0 0 0 0 0 5 9 0.00 0.600																					

AB	33
R	4
H	7
RBI	4
BB	4
SO	7
LOB	14



Batter	1	2	3	4	5	6	7	8	9	AB	R	H	RBI	BB	SO	LOB	TOP								
Alfredo Griffin, S OBP: 0.292, SLG: 0.336 (1, 6)										4	0	2	0	0	0	3									
Dwayne Murphy, L OBP: 0.355, SLG: 0.412 (1, 8)										4	0	0	0	0	2	3									
Dusty Baker Jr., R OBP: 0.382, SLG: 0.518 (1, 3)										3	0	0	0	1	1	0									
Dave Kingman, R OBP: 0.311, SLG: 0.424 (1, 10)										4	0	1	0	0	0	1									
Mike Heath, R OBP: 0.310, SLG: 0.395 (1, 2)										3	1	1	0	1	1	0									
Mike Davis, L OBP: 0.366, SLG: 0.527 (1, 9)										4	1	1	0	0	0	2									
Steve Henderson, R OBP: 0.395, SLG: 0.374 (1, 7)										4	0	1	0	0	2	2									
Donnie Hill, S OBP: 0.330, SLG: 0.362 (1, 4)										4	0	3	2	0	0	0									
Steve Kiefer, R OBP: 0.191, SLG: 0.261 (7, PH)										2	0	0	0	0	1	2									
Dave Collins, S OBP: 0.277, SLG: 0.326 (7, PH)										1	0	0	0	0	1	1									
Mike Gallego, R OBP: 0.389, SLG: 0.451 (9, PH)										0	0	0	0	0	0	0									
Bruce Bochte, L OBP: 0.389, SLG: 0.451 (9, PH)										1	0	0	0	0	1	1									
Inning Stats	R: 0 E: 0 K: 1 S: 5	H: 1 LOB: 1 BB: 1 P: 9	R: 2 E: 0 K: 1 S: 7	H: 3 LOB: 1 BB: 1 P: 11	R: 0 E: 0 K: 0 S: 3	H: 0 LOB: 0 BB: 0 P: 3	R: 0 E: 0 K: 2 S: 7	H: 0 LOB: 0 BB: 0 P: 7	R: 0 E: 0 K: 0 S: 4	H: 1 LOB: 1 BB: 0 P: 4	R: 0 E: 0 K: 2 S: 9	H: 2 LOB: 2 BB: 0 P: 9	R: 0 E: 0 K: 0 S: 8	H: 1 LOB: 1 BB: 0 P: 8	R: 0 E: 0 K: 0 S: 3	H: 0 LOB: 0 BB: 0 P: 3	R: 0 E: 0 K: 1 S: 6	H: 1 LOB: 1 BB: 0 P: 6	1B: 8 2B: 2 3B: 0 HR: 0	SF: 0 SAC: 0 DP: 1 HBP: 0	WP: 0 PB: 0 SB: 1 CS: 1	PA: 36			
PITCHER	IP	WLS	BF	H	R	ER	SO	BB	IBB	HBP	BLK	WP	HR	S	P	ERA	WHIP								
John Candelaria, L ERA: 3.58 (1, 1)	6.0	W	25	7	2	2	6	2	0	0	0	0	0	35	43	3.00	1.500								
Stu Cliburn, R ERA: 1.6 (7, 1)	3.0	S	11	2	0	0	3	0	0	0	0	0	0	17	17	0.00	0.667								

Oakland Athletics @ California Angels
Anaheim Stadium, Anaheim, CA
Fri Aug 16 1985, 10:05 PM EDT
Att: 32,925 - Unknown

AB 34
R 2
H 9
RBI 2
BB 2
SO 9
LOB 15



Batter	1	2	3	4	5	6	7	8	9	AB	R	H	RBI	BB	SO	LOB	BOTTOM								
Brian Downing, R OBP: 0.373, SLG: 0.433 (1, 7)										4	1	1	3	0	0	1									
Rod Carew, L OBP: 0.366, SLG: 0.332 (1, 3)										3	2	1	0	1	1	0									
Juan Beniquez, R OBP: 0.346, SLG: 0.383 (1, 9)										3	0	0	0	1	0	1									
Doug DeCinces, R OBP: 0.321, SLG: 0.419 (1, 5)										3	0	1	1	1	0	1									
Bobby Grich, R OBP: 0.333, SLG: 0.333 (1, 4)										4	0	1	1	0	2	3									
George Hendrick, R OBP: 0.273, SLG: 0.314 (1, 10)										3	0	0	0	0	1	4									
Reggie Jackson, L OBP: 0.375, SLG: 0.491 (8, PH)										0	0	0	0	1	0	0									
Bob Boone, R OBP: 0.306, SLG: 0.309 (1, 2)										4	0	0	0	0	0	2									
Dick Schofield, R OBP: 0.274, SLG: 0.339 (1, 6)										3	1	2	0	0	0	0									
Gary Pettis, S OBP: 0.343, SLG: 0.317 (1, 8)										3	1	0	0	0	0	2									
Inning Stats	R: 0 E: 0 K: 0 S: 3	H: 0 LOB: 0 BB: 0 P: 3	R: 0 E: 0 K: 2 S: 7	H: 0 LOB: 1 BB: 1 P: 11	R: 4 E: 1 K: 0 S: 6	H: 3 LOB: 1 BB: 2 P: 14	R: 0 E: 0 K: 0 S: 4	H: 1 LOB: 1 BB: 0 P: 4	R: 1 E: 0 K: 0 S: 5	H: 2 LOB: 1 BB: 0 P: 5	R: 0 E: 0 K: 0 S: 3	H: 0 LOB: 0 BB: 0 P: 3	R: 0 E: 0 K: 1 S: 5	H: 0 LOB: 0 BB: 0 P: 5	R: 0 E: 0 K: 1 S: 5	H: 0 LOB: 1 BB: 1 P: 9	1B: 2 2B: 4 3B: 0 HR: 1	SF: 0 SAC: 0 DP: 1 HBP: 0	WP: 0 PB: 0 SB: 1 CS: 0	PA: 34					
PITCHER	IP	WLS	BF	H	R	ER	SO	BB	IBB	HBP	BLK	WP	HR	S	P	ERA	WHIP								
Tim Birtsas, L ERA: 3.43 (1, 1)	2.0	L	13	3	4	3	2	3	0	0	0	0	0	14	26	13.50	3.000								
Rick Langford, R ERA: 3.73 (3, 1)	4.0		14	3	1	1	0	0	0	0	0	0	0	14	14	2.25	0.750								
Steve Mura, R ERA: 4.05 (7, 1)	2.0		7	0	0	0	2	1	0	0	0	0	0	10	14	0.00	0.500								

Oakland Athletics @ California Angels
Anaheim Stadium, Anaheim, CA
Fri Aug 16 1985, 10:05 PM EDT
Att: 32,925 - Unknown

AB 30
R 5
H 6
RBI 5
BB 4
SO 4
LOB 14



Batter	1	2	3	4	5	6	7	8	9	AB	R	H	RBI	BB	SO	LOB	TOP				
Alfredo Griffin, S OBP: 0.295, SLG: 0.338 (1, 6)	5-3		1B S 4-3		E S 1B		L8		F7	5	1	2	0	0	0	0					
Dwayne Murphy, L OBP: 0.356, SLG: 0.410 (1, 8)	F8		1B 4-3		G4-6-3 BB		HR 1B		F7	4	1	2	0	1	0	0					
Bruce Bochte, L OBP: 0.391, SLG: 0.460 (1, 3)	BB BB		4-3		G4-6-3 1-2		HR 1B			3	1	1	3	1	0	3					
Dusty Baker Jr., R OBP: 0.381, SLG: 0.510 (1, 10)	1-2 BB		F4		FC4-6 1B		F6			3	0	1	0	1	0	1					
Mike Davis, L OBP: 0.366, SLG: 0.523 (1, 9)	L8		F8		FC4-6 1B				SH5-3 SH1-3 1B	4	1	1	0	0	0	4					
Donnie Hill, S OBP: 0.332, SLG: 0.361 (1, 4)			F9 SH1-3 1B		L6				SH5-3	2	0	1	0	1	0	0					
Dave Collins, S OBP: 0.278, SLG: 0.333 (1, 7)			SH1-3		F7		F9		SH1-3	2	0	0	1	0	0	2					
Mike Heath, R OBP: 0.304, SLG: 0.386 (1, 2)			F9		F9		6-3		6-3	4	0	0	0	0	0	3					
Mike Gallego, R (1, 5)			L7		6-3		F9		F3	4	0	0	0	0	0	1					
Inning Stats	R: 0 E: 0 K: 0 S: 3	H: 0 LOB: 2 BB: 2 P: 11	R: 0 E: 0 K: 0 S: 4	H: 1 LOB: 1 BB: 0 P: 4	R: 1 E: 0 K: 0 S: 5	H: 2 LOB: 1 BB: 0 P: 5	R: 0 E: 0 K: 0 S: 3	H: 0 LOB: 0 BB: 0 P: 3	R: 0 E: 0 K: 0 S: 4	H: 1 LOB: 2 BB: 1 P: 8	R: 0 E: 0 K: 0 S: 5	H: 1 LOB: 0 BB: 0 P: 5	R: 1 E: 0 K: 0 S: 4	H: 1 LOB: 0 BB: 0 P: 4	R: 0 E: 0 K: 0 S: 3	H: 0 LOB: 0 BB: 0 P: 3	1B: 7 2B: 0 3B: 0 HR: 1	SF: 0 SAC: 3 DP: 1 HBP: 0	WP: 0 PB: 0 SB: 3 CS: 0	PA: 38	
PITCHER	IP	WLS	BF	H	R	ER	SO	BB	IBB	HBP	BLK	WP	HR	S	P	ERA	WHIP				
Ron Romanick, R ERA: 3.67 (1, 1)	6.2		29	6	2	2	0	4	0	0	0	0	0	25	41	2.70	1.500				
Al Holland, L ERA: 3.31 (7, 1)	0.0		1	1	1	1	0	0	0	0	0	0	1	1	1	∞	∞				
Donnie Moore, R ERA: 1.74 (7, 1)	2.1	L	8	1	1	1	0	0	0	0	0	0	0	8	8	3.86	0.429				

Oakland Athletics @ California Angels
Anaheim Stadium, Anaheim, CA
Sun Aug 18 1985, 6:33 AM EDT
Att: 28,793 - Unknown

AB 31
R 4
H 8
RBI 4
BB 4
SO 0
LOB 14



Batter	1	2	3	4	5	6	7	8	9	AB	R	H	RBI	BB	SO	LOB	BOTTOM					
Brian Downing, R OBP: 0.381, SLG: 0.443 (1, 7)	G4-6-3 1B		4-3		1H 2H 2B		FC1-6 BB		F9	4	0	2	2	1	0	1						
Juan Beniquez, R OBP: 0.346, SLG: 0.392 (1, 3) (6, 9)	G4-6-3 1B		HR		5-3		F3		K	5	1	2	1	0	1	3						
George Hendrick, R OBP: 0.271, SLG: 0.311 (1, 9)	G4-6-3		5-3		G6-3 BB		FC1-6			2	0	0	0	0	0	2						
Rod Carew, L OBP: 0.367, SLG: 0.328 (5, PH) (6, 3)	1-2 2-3		5-3		G6-3 BB		1-2			1	0	0	0	1	0	1						
Bobby Grich, R OBP: 0.336, SLG: 0.330 (1, 4)	BB BB		5-3		G6-3		F3			3	0	0	0	1	0	3						
Reggie Jackson, L OBP: 0.375, SLG: 0.500 (1, 10)	4-3				F8		K		K	4	0	0	0	0	2	2						
Dick Schofield, R OBP: 0.272, SLG: 0.338 (1, 6)					1-3		5-3		K	3	0	0	0	0	0	0						
Ruppert Jones, L OBP: 0.376, SLG: 0.523 (8, PH)			F4				5-3		K	1	0	0	0	0	1	0						
Craig Gerber, L OBP: 0.243, SLG: 0.288 (9, 6)							K		K	0	0	0	0	0	0	0						
Gary Pettis, S OBP: 0.343, SLG: 0.316 (1, 8)					F9				K	3	0	1	0	1	1	0						
Jack Howell, L OBP: 0.379, SLG: 0.393 (1, 5)			L7				SH 2B 1B			3	1	2	0	1	0	1						
Bob Boone, R OBP: 0.303, SLG: 0.304 (1, 2)			L7		SH 2B		5-3		F5	3	1	0	0	0	0	4						
Inning Stats	R: 0 E: 0 K: 0 S: 4	H: 2 LOB: 2 BB: 1 P: 8	R: 0 E: 0 K: 0 S: 4	H: 1 LOB: 0 BB: 0 P: 4	R: 1 E: 0 K: 0 S: 4	H: 1 LOB: 0 BB: 0 P: 4	R: 0 E: 0 K: 0 S: 3	H: 0 LOB: 0 BB: 0 P: 3	R: 2 E: 0 K: 1 S: 5	H: 2 LOB: 1 BB: 1 P: 9	R: 0 E: 0 K: 1 S: 5	H: 0 LOB: 2 BB: 2 P: 13	R: 0 E: 0 K: 3 S: 9	H: 0 LOB: 0 BB: 1 P: 7	R: 0 E: 0 K: 3 S: 9	H: 0 LOB: 0 BB: 0 P: 9	R: 0 E: 0 K: 1 S: 6	H: 1 LOB: 1 BB: 0 P: 6	1B: 5 2B: 1 3B: 0 HR: 1	SF: 0 SAC: 1 DP: 2 HBP: 0	WP: 0 PB: 0 SB: 2 CS: 0	PA: 38
PITCHER	IP	WLS	BF	H	R	ER	SO	BB	IBB	HBP	BLK	WP	HR	S	P	ERA	WHIP					
Tommy John, L ERA: 5.03 (1, 1)	4.0		19	6	3	3	0	1	0	0	0	0	0	18	22	6.75	1.750					
Jose Rijo, R ERA: 1.74 (5, 1)	4.0	W	16	1	0	0	4	3	1	0	0	0	0	20	36	0.00	1.000					
Steve Ontiveros, R ERA: 0.83 (9, 1)	1.0	S	3	0	0	0	1	0	0	0	0	0	0	5	5	0.00	0.000					

Oakland Athletics @ California Angels
Anaheim Stadium, Anaheim, CA
Sun Aug 18 1985, 6:33 AM EDT
Att: 28,793 - Unknown

AB 32
R 3
H 7
RBI 3
BB 5
SO 5
LOB 17



Batter	1	2	3	4	5	6	7	8	9	AB	R	H	RBI	BB	SO	LOB	TOP					
Alfredo Griffin, S (1, 6) OBP: 0.294, SLG: 0.336	0-0 B1-3		0-0 F6		0-0		0-0 B1-3		0-0 F4	5	0	1	0	0	0	0						
Dwayne Murphy, L (1, 8) OBP: 0.355, SLG: 0.406	0-3 K		0-0 F6		0-0 4-3		0-0 L4			4	0	0	0	0	1	1						
Bruce Bochte, L (1, 3) OBP: 0.393, SLG: 0.459	0-3 K			4-0 1B BB		0-0 G3				3	0	1	0	1	1	0						
Dave Kingman, R (1, 10) OBP: 0.310, SLG: 0.429		0-0 HR		0-3 K BB		0-0 F7		0-0 F5		4	1	1	1	0	1	2						
Mike Davis, L (1, 9) OBP: 0.367, SLG: 0.525	0-0 L7		0-0	0-0 K 1B		0-0 1B 2B		0-0 4-3		4	1	2	0	0	0	0						
Donnie Hill, S (1, 4) OBP: 0.331, SLG: 0.360	0-0 L7		0-0	0-0 F8		0-0 2B 2B		0-0 F8		4	1	1	1	0	0	2						
Dave Collins, S (1, 7) OBP: 0.281, SLG: 0.338	0-0		0-0	0-0 G3		0-0 2B 1B		0-0 B1-3		4	1	2	0	0	0	2						
Mike Heath, R (1, 2) OBP: 0.303, SLG: 0.387	0-0 F9				0-0 F8		0-0		0-0 F5	4	0	1	2	0	0	1						
Mike Gallego, R (1, 5) Steve Henderson, R (6, PH) Steve Kiefer, R (6, 5) Dusty Baker Jr., R (9, PH)			0-3 K		0-0 F9		0-0 4-3		0-0 F7	2	0	0	0	0	1	0						
Inning Stats	R: 0 E: 0 K: 2 S: 7	H: 0 LOB: 0 BB: 0 P: 7	R: 1 E: 0 K: 0 S: 5	H: 2 LOB: 1 BB: 0 P: 5	R: 0 E: 0 K: 1 S: 5	H: 0 LOB: 0 BB: 0 P: 5	R: 0 E: 0 K: 1 S: 6	H: 1 LOB: 2 BB: 1 P: 10	R: 0 E: 0 K: 0 S: 4	H: 1 LOB: 1 BB: 0 P: 4	R: 3 E: 0 K: 0 S: 7	H: 4 LOB: 1 BB: 0 P: 7	R: 0 E: 0 K: 0 S: 4	H: 1 LOB: 1 BB: 0 P: 4	R: 0 E: 0 K: 0 S: 3	H: 0 LOB: 0 BB: 0 P: 3	R: 0 E: 0 K: 0 S: 3	H: 0 LOB: 0 BB: 0 P: 3	1B: 5 2B: 3 3B: 0 HR: 1	SF: 0 SAC: 0 DP: 0 HBP: 0	WP: 0 PB: 0 SB: 0 CS: 0	PA: 37
PITCHER	IP WLS BF H R ER SO BB IBB HBP BLK WP HR S P ERA WHIP																					
Kirk McCaskill, R (1, 1) ERA: 4.07	5.2 W 26 8 4 4 4 4 1 0 0 0 0 1 33 37 6.35 1.588																					
Stu Cliburn, R (6, 1) ERA: 1.72	3.1 S 11 1 0 0 0 0 0 0 0 0 0 0 0 11 11 0.00 0.300																					

Oakland Athletics @ California Angels
Anaheim Stadium, Anaheim, CA
Mon Aug 19 1985, 10:05 PM EDT
Att: 25,154 - Unknown

AB	36
R	4
H	9
RBI	4
BB	1
SO	4
LOB	9



Batter	1	2	3	4	5	6	7	8	9	AB	R	H	RBI	BB	SO	LOB	BOTTOM			
Brian Downing, R (1, 7) OBP: 0.377, SLG: 0.438	0-0 F8		0-0 5-3	0-0 F3			0-0 F3			4	0	0	0	0	0	1				
Gary Pettis, S (1, 8) OBP: 0.339, SLG: 0.312	0-3 K		0-0 F8		0-0 4-3		0-0 6-3			4	0	0	0	0	1	0				
Ruppert Jones, L (1, 10) OBP: 0.375, SLG: 0.517	4-0 HR BB		0-3 K		0-3 K			0-0 F4		3	1	0	0	1	2	0				
Reggie Jackson, L (1, 9) Rod Carew, L (9, 3)	0-0			0-0 2B E 1B		0-0 F7		0-0 F6		4	2	2	2	0	0	0				
Jack Howell, L (1, 5) OBP: 0.371, SLG: 0.400	0-0 F5			0-0 E SF8 2B			0-0 F8		0-3 K	4	1	1	0	0	1	0				
Juan Beniquez, R (1, 3) OBP: 0.346, SLG: 0.389		0-0 5-3		0-0 E2 SF8 1B		4-0 BB				2	1	0	0	1	0	1				
Rob Wilfong, L (1, 4) OBP: 0.229, SLG: 0.260	0-0		0-0 6-3 2B		0-0 SF8		0-0 F7			2	0	1	1	0	0	1				
Dick Schofield, R (1, 6) OBP: 0.272, SLG: 0.338	0-0		0-0 6-3		0-0		0-0 F4			3	0	1	1	0	0	2				
Bob Boone, R (1, 2) OBP: 0.300, SLG: 0.301	0-0 F7			0-0 3-H 1B		0-0 F7		0-0 F8		3	0	0	0	0	0	2				
Inning Stats	R: 2 E: 0 K: 1 S: 6	H: 1 LOB: 1 BB: 1 P: 10	R: 0 E: 0 K: 0 S: 4	H: 1 LOB: 1 BB: 0 P: 4	R: 0 E: 0 K: 1 S: 5	H: 0 LOB: 0 BB: 0 P: 5	R: 3 E: 1 K: 0 S: 7	H: 3 LOB: 1 BB: 0 P: 7	R: 0 E: 0 K: 1 S: 5	H: 0 LOB: 0 BB: 0 P: 5	R: 0 E: 0 K: 0 S: 3	H: 0 LOB: 1 BB: 1 P: 7	R: 0 E: 0 K: 0 S: 3	H: 0 LOB: 0 BB: 0 P: 3	R: 0 E: 0 K: 1 S: 5	H: 0 LOB: 0 BB: 0 P: 5	1B: 2 2B: 2 3B: 0 HR: 1	SF: 1 SAC: 0 DP: 0 HBP: 0	WP: 0 PB: 0 SB: 0 CS: 0	PA: 32
PITCHER	IP WLS BF H R ER SO BB IBB HBP BLK WP HR S P ERA WHIP																			
Don Sutton, R (1, 1) ERA: 3.95	7.0 L 29 5 5 3 3 2 0 0 0 0 0 0 1 33 41 3.86 1.000																			
Jay Howell, R (8, 1) ERA: 1.93	1.0 3 0 0 0 0 1 0 0 0 0 0 0 0 5 5 0.00 0.000																			

Oakland Athletics @ California Angels
Anaheim Stadium, Anaheim, CA
Mon Aug 19 1985, 10:05 PM EDT
Att: 25,154 - Unknown

AB	29
R	5
H	5
RBI	4
BB	2
SO	4
LOB	7



Batter	1	2	3	4	5	6	7	8	9	AB	R	H	RBI	BB	SO	LOB	TOP		
Lou Whitaker, L (1.4) OBP: 0.384, SLG: 0.496	F6		BB 1-2 SF7 BB		4-3		4-3			3	1	0	0	1	0	0			
Alan Trammell, R (1.6) OBP: 0.314, SLG: 0.378	F7		BB 1-2 2-H 1B		5-3			F3		4	0	1	1	0	0	0			
Kirk Gibson, L (1.9) OBP: 0.364, SLG: 0.512	K		BB 1-2 2-3 BB		K			WP BB		2	0	0	0	2	2	0			
Lance Parrish, R (1.2)		F9	SF7		5-3			F6		3	0	0	1	0	0	1			
Nelson Simmons, S (1.10) OBP: 0.321, SLG: 0.488	L4		3-H F9		F3			L7		4	0	0	0	0	0	3			
Barbaro Garbey, R (1.3) OBP: 0.311, SLG: 0.358	F8		BB		F8			1B		3	0	1	0	1	0	0			
Chet Lemon, R (1.8) OBP: 0.317, SLG: 0.386			F8		F8		CS 1B	F3		4	0	1	0	0	0	2			
Larry Hemdon, R (1.7) OBP: 0.292, SLG: 0.392			HR		L7		1-2 K	F9		4	1	1	1	0	1	3			
Tom Brookens, R (1.5) OBP: 0.285, SLG: 0.381			S 1B BB		K2-3		HR	F3		3	2	1	1	1	1	2			
Inning Stats	R: 0 E: 0 K: 1 S: 5	H: 0 LOB: 0 BB: 0 P: 5	R: 0 E: 0 K: 0 S: 3	H: 0 LOB: 0 BB: 0 P: 3	R: 3 E: 0 K: 0 S: 5	H: 2 LOB: 2 BB: 3 P: 17	R: 0 E: 0 K: 1 S: 5	H: 0 LOB: 0 BB: 1 P: 9	R: 0 E: 0 K: 0 S: 3	H: 0 LOB: 0 BB: 0 P: 3	R: 1 E: 0 K: 1 S: 6	H: 2 LOB: 0 BB: 0 P: 6	R: 0 E: 0 K: 0 S: 3	H: 0 LOB: 1 BB: 1 P: 7	R: 0 E: 0 K: 0 S: 4	H: 1 LOB: 1 BB: 0 P: 4	1B: 3 2B: 1 3B: 0 HR: 2	SF: 1 SAC: 0 DP: 1 HBP: 0	WP: 1 PA: 36 PB: 0 SB: 1 CS: 1
PITCHER	IP	WLS	BF	H	R	ER	SO	BB	IBB	HBP	BLK	WP	HR	S	P	ERA	WHIP		
Tim Birtsas, L (1.1) ERA: 3.52	7.2	L	31	4	4	4	4	5	0	0	0	0	2	34	54	4.70	1.174		
Keith Atherton, R (8.1) ERA: 4.37	1.1	S	5	1	0	0	0	0	0	0	0	1	0	5	5	0.00	0.750		

Detroit Tigers @ Oakland Athletics
Oakland-Alameda County Coliseum, Oakland, CA

AB 30
R 4
H 5
RBI 4
BB 5
SO 4
LOB 11



WP: 1 PA: 36
PB: 0
SB: 1
CS: 1

Tue Aug 20 1985, 7:05 PM PDT
Att: 12,505 - Unknown

livebaseballscores.com

Batter	1	2	3	4	5	6	7	8	9	AB	R	H	RBI	BB	SO	LOB	BOTTOM		
Alfredo Griffin, S (1.6) OBP: 0.295, SLG: 0.338	G3			F8		1B		BB 1B		4	0	2	0	0	0	0			
Dwayne Murphy, L (1.8) OBP: 0.352, SLG: 0.402	3-1			4-3		K		K		4	0	0	0	0	2	2			
Bruce Bochte, L (1.3) OBP: 0.391, SLG: 0.455	3-1			BB		F8		F7		3	0	0	0	1	0	2			
Dave Kingman, R (1.10) OBP: 0.314, SLG: 0.431		FC4-6 1B		K		FC4-6 1B		FC6-4 BB		3	0	2	0	1	1	1			
Mike Davis, L (1.9) OBP: 0.364, SLG: 0.520	FC4-6 CS			F8		FC4-6 BB 1B		FC6-4		4	1	0	0	0	0	4			
Donnie Hill, S (1.4) OBP: 0.332, SLG: 0.364	6-3			1B 2B		4-3 BB 1B		K		4	0	2	0	0	1	1			
Dave Collins, S (1.7) OBP: 0.283, SLG: 0.338			L4		G5-4-3 1B		4-3 BB	F9		3	0	1	0	1	0	0			
Mike Heath, R (1.2) OBP: 0.300, SLG: 0.383			F9		G5-4-3		4-3	K		4	0	0	1	0	1	4			
Steve Kiefer, R (1.5) OBP: 0.173, SLG: 0.240			4-3				6-3			2	0	0	0	0	1	0			
Dusty Baker Jr., R (7, PH) OBP: 0.379, SLG: 0.506										1	0	0	0	0	0	2			
Mike Gallego, R (8.5)										0	0	0	0	0	0	0			
Inning Stats	R: 0 E: 0 K: 0 S: 3	H: 1 LOB: 0 BB: 0 P: 3	R: 0 E: 0 K: 0 S: 3	H: 0 LOB: 0 BB: 0 P: 3	R: 0 E: 0 K: 1 S: 5	H: 0 LOB: 0 BB: 1 P: 9	R: 0 E: 0 K: 2 S: 8	H: 1 LOB: 1 BB: 0 P: 8	R: 1 E: 0 K: 0 S: 5	H: 2 LOB: 2 BB: 1 P: 9	R: 0 E: 0 K: 1 S: 6	H: 1 LOB: 1 BB: 1 P: 10	R: 0 E: 0 K: 2 S: 7	H: 0 LOB: 0 BB: 0 P: 7	1B: 6 2B: 1 3B: 0 HR: 0	SF: 0 SAC: 0 DP: 1 HBP: 0	WP: 0 PA: 35 PB: 0 SB: 0 CS: 1		
PITCHER	IP	WLS	BF	H	R	ER	SO	BB	IBB	HBP	BLK	WP	HR	S	P	ERA	WHIP		
Walt Terrell, R (1.1) ERA: 3.85	7.2	W	31	7	1	1	4	3	0	0	0	0	0	36	48	1.17	1.304		
Willie Hernandez, L (8.1) ERA: 2.57	1.1	S	4	0	0	0	2	0	0	0	0	0	0	8	8	0.00	0.000		

Detroit Tigers @ Oakland Athletics
Oakland-Alameda County Coliseum, Oakland, CA


AB 32
R 1
H 7
RBI 1
BB 3
SO 6
LOB 16




WP: 0 PA: 35
PB: 0
SB: 0
CS: 1

Tue Aug 20 1985, 7:05 PM PDT
Att: 12,505 - Unknown

livebaseballscores.com

Batter	1	2	3	4	5	6	7	8	9	AB	R	H	RBI	BB	SO	LOB	TOP										
Lou Whitaker, L (1,4) OBP: 0.384, SLG: 0.501	L4	G3		K					1B	5	1	2	2	0	1	2	Detroit Tigers @ Oakland Athletics Oakland-Alameda County Coliseum, Oakland, CA Wed Aug 21 1985, 7:05 PM PDT Att: 13,604 - Unknown AB 32 R 3 H 6 RBI 3 BB 7 SO 6 LOB 19 										
Alan Trammell, R (1,6) OBP: 0.319, SLG: 0.384	BB		2B	3B			FC6-4		1B	3	1	2	0	2	0	0											
Kirk Gibson, L (1,9) OBP: 0.362, SLG: 0.510	F7		2B		4-3		K		G3	5	0	1	1	0	1	4											
Lance Parrish, R (1,2) OBP: 0.317, SLG: 0.449	BB		K		6-3		FC6-4			3	0	0	0	1	1	2											
Darrell Evans, L (1,10) Alejandro Sanchez, R (8, PR) OBP: 0.356, SLG: 0.489 OBP: 0.242, SLG: 0.516	BB		F7			K			G4-6-3	2	0	0	0	2	1	1											
Nelson Simmons, S (1,7) Larry Herndon, R (8,7) OBP: 0.313, SLG: 0.473 OBP: 0.292, SLG: 0.392	BB		F7			K			F7	4	0	0	0	0	1	5											
Dave Bergman, L (1,3) OBP: 0.267, SLG: 0.243						F8			G4-6-3	3	0	0	0	1	0	1											
Chet Lemon, R (1,8) OBP: 0.319, SLG: 0.386									4-3	3	0	1	0	1	0	1											
Tom Brookens, R (1,5) OBP: 0.282, SLG: 0.377									K	4	1	0	0	0	1	3											
Inning Stats	R: 0 E: 0 K: 0 S: 3	H: 0 LOB: 3 BB: 3 P: 15	R: 0 E: 0 K: 0 S: 3	H: 0 LOB: 1 BB: 1 P: 7	R: 1 E: 0 K: 1 S: 7	H: 2 LOB: 1 BB: 0 P: 7	R: 0 E: 0 K: 1 S: 5	H: 0 LOB: 1 BB: 1 P: 9	R: 0 E: 0 K: 2 S: 7	H: 0 LOB: 0 BB: 0 P: 7	R: 2 E: 0 K: 1 S: 7	H: 2 LOB: 1 BB: 1 P: 11	R: 0 E: 0 K: 0 S: 2	H: 0 LOB: 1 BB: 1 P: 6	R: 0 E: 0 K: 1 S: 7	H: 2 LOB: 2 BB: 0 P: 7		1B: 3 2B: 1 3B: 1 HR: 1	SF: 0 SAC: 0 DP: 1 HBP: 0	WP: 0 PB: 0 SB: 0 CS: 0	PA: 39						
PITCHER	IP	WLS	BF	H	R	ER	SO	BB	IBB	HBP	BLK	WP	HR	S	P	ERA	WHIP										
Chris Codiroli, R (1,1) ERA: 4.4	6.1		29	4	3	3	4	6	0	0	0	0	1	31	55	4.26	1.579										
Steve Ontiveros, R (7,1) ERA: 9.5	1.2		5	0	0	0	1	1	0	0	0	0	0	6	10	0.00	0.600										
Steve Mura, R (9,1) ERA: 3.86	1.0	W	5	2	0	0	1	0	0	0	0	0	0	7	7	0.00	2.000										


Batter	1	2	3	4	5	6	7	8	9	AB	R	H	RBI	BB	SO	LOB	BOTTOM										
Alfredo Griffin, S (1,6) OBP: 0.292, SLG: 0.334	4-3		F1		G3			K	FC3-6	5	1	0	1	0	1	4	Detroit Tigers @ Oakland Athletics Oakland-Alameda County Coliseum, Oakland, CA Wed Aug 21 1985, 7:05 PM PDT Att: 13,604 - Unknown AB 34 R 4 H 9 RBI 3 BB 4 SO 7 LOB 16 										
Dwayne Murphy, L (1,8) Steve Henderson, R (9, PH) OBP: 0.352, SLG: 0.401 OBP: 0.383, SLG: 0.381	4-3		K		F5			1B	E3	4	0	1	0	0	1	2											
Bruce Bochte, L (1,3) OBP: 0.386, SLG: 0.449	K		F8		K			K	2B	4	0	0	0	0	3	3											
Dave Kingman, R (1,10) OBP: 0.313, SLG: 0.429					L7			F8		4	0	1	0	0	1	0											
Mike Davis, L (1,9) OBP: 0.363, SLG: 0.518					F8			F3		4	0	1	0	0	0	2											
Donnie Hill, S (1,4) OBP: 0.334, SLG: 0.369					1B			G3		4	1	2	0	0	0	1											
Dave Collins, S (1,7) OBP: 0.286, SLG: 0.340					1B			3-1		4	1	2	0	0	0	1											
Mike Heath, R (1,2) OBP: 0.305, SLG: 0.383					BB			6-3		2	1	1	1	2	0	0											
Steve Kiefer, R (1,5) Dusty Baker Jr., R (9, PH) OBP: 0.182, SLG: 0.231 OBP: 0.381, SLG: 0.506					BB			K		2	0	0	0	1	1	3											
Inning Stats	R: 0 E: 0 K: 1 S: 5	H: 0 LOB: 0 BB: 0 P: 5	R: 0 E: 0 K: 1 S: 6	H: 1 LOB: 1 BB: 0 P: 6	R: 0 E: 0 K: 1 S: 5	H: 0 LOB: 2 BB: 2 P: 13	R: 0 E: 0 K: 0 S: 5	H: 2 LOB: 3 BB: 1 P: 9	R: 0 E: 0 K: 0 S: 3	H: 0 LOB: 0 BB: 0 P: 3	R: 0 E: 0 K: 1 S: 5	H: 0 LOB: 0 BB: 0 P: 5	R: 0 E: 0 K: 2 S: 9	H: 2 LOB: 2 BB: 0 P: 9	R: 4 E: 1 K: 0 S: 5	H: 4 LOB: 1 BB: 1 P: 9		1B: 7 2B: 2 3B: 0 HR: 0	SF: 0 SAC: 0 DP: 0 HBP: 0	WP: 0 PB: 1 SB: 1 CS: 0	PA: 38						
PITCHER	IP	WLS	BF	H	R	ER	SO	BB	IBB	HBP	BLK	WP	HR	S	P	ERA	WHIP										
Juan Berenguer, R (1,1) ERA: 6.33	6.0		24	3	0	0	4	3	0	0	1	0	0	29	41	0.00	1.000										
Randy O'Neal, R (7,1) ERA: 3.1	1.2		7	2	0	0	3	0	0	0	0	0	0	13	13	0.00	1.200										
Willie Hernandez, L (8,1) ERA: 2.85	0.2	L	7	4	4	3	0	1	0	0	0	0	0	6	10	40.50	7.500										

Batter	1	2	3	4	5	6	7	8	9	10	11	12	13	AB	R	H	RBI	BB	SO	LOB	TOP	
Lou Whitaker, L OBP: 0.363, SLG: 0.496 (1, 4)	4-3	4-3			F8	BB		F5		F5			BB 1B BB	5	1	0	0	2	0	4		
Alan Trammell, R OBP: 0.315, SLG: 0.379 (1, 6)	K		F7		4-3	1-4-3		FC5		F9			F2	7	0	0	0	0	1	6		
Kirk Gibson, L OBP: 0.365, SLG: 0.517 (1, 8)	1B		FC6-4 1B		4-3		HR		F7		K		1B BB	6	1	3	1	1	1	0		
Lance Parrish, R OBP: 0.321, SLG: 0.459 (1, 2)			FC6-4 FC6-4			HR	F7		K				1B	7	1	4	2	0	1	1		
Barbaro Garbey, R OBP: 0.306, SLG: 0.351 (6, 9)	5-3		FC6-4			1B 1B	6-3		F3			K	F8	7	1	1	0	0	1	6		
Larry Herndon, R OBP: 0.293, SLG: 0.391 (1, 7)		5-3 1B 1B			L9	1B 1B	K					F3		6	0	2	0	0	2	1		
Nelson Simmons, S OBP: 0.313, SLG: 0.463 (1, 10)		5-3 1B			F9	K		E6 FC5 E				F7		5	0	1	0	1	1	3		
Alejandro Sanchez, R OBP: 0.247, SLG: 0.526 (6, PH)		5-3			FC5	K		E4				F5		2	0	1	0	0	0	2		
Darrel Evans, L OBP: 0.335, SLG: 0.495 (6, 3)		1-2 2-3			FC5	2B		1-2				F5		4	1	1	1	0	1	4		
Tom Brookens, R OBP: 0.280, SLG: 0.375 (6, PH)		1-3			FC5	2B		1-2				F5		2	0	0	0	0	0	3		
Johnny Grubb, L OBP: 0.294, SLG: 0.270 (6, 5)		1-3			FC5	2B		1-2				F3		1	0	1	1	0	0	0		
Marty Castillo, R OBP: 0.174, SLG: 0.273 (6, 5)					FC5	2B		1-3 2-H				F3		3	0	0	0	0	1	3		
Inning Stats	R: 0 E: 0 K: 1 S: 7	H: 2 LOB: 2 BB: 0 P: 7	R: 0 E: 0 K: 0 S: 5	H: 2 LOB: 2 BB: 0 P: 5	R: 0 E: 0 K: 0 S: 4	H: 1 LOB: 1 BB: 0 P: 4	R: 0 E: 0 K: 2 S: 11	H: 0 LOB: 0 BB: 0 P: 3	R: 1 E: 0 K: 1 S: 6	H: 1 LOB: 0 BB: 0 P: 6	R: 0 E: 0 K: 1 S: 5	H: 0 LOB: 0 BB: 0 P: 5	R: 0 E: 0 K: 1 S: 5	H: 0 LOB: 0 BB: 0 P: 5	R: 0 E: 0 K: 1 S: 6	H: 1 LOB: 1 BB: 0 P: 6	R: 2 E: 0 K: 0 S: 5	H: 2 LOB: 2 BB: 2 P: 13	1B: 10 2B: 1 3B: 0 HR: 3	SF: 0 SAC: 0 DP: 0 HBP: 0	W/P: 0 PB: 0 SB: 0 CS: 0	PA: 59
PITCHER	IP	WLS	BF	H	R	ER	SO	BB	IBB	HBP	BLK	WP	HR	S	P	ERA	WHIP					
Tommy John, L ERA: 4.91	5.0		23	8	2	2	1	0	0	0	0	0	1	20	25	3.60	1.600					
Steve Ontiveros, R ERA: 0.95	2.1		13	3	1	1	4	1	0	0	0	0	0	7	7	0.00	0.000					
Jay Howell, R ERA: 1.89	1.2		5	0	0	0	0	0	0	0	0	0	0	7	7	0.00	0.000					
Keith Atherton, R ERA: 4.41	3.1	L	14	2	2	2	3	2	0	0	0	0	1	18	26	5.40	1.200					
Steve McCatty, R ERA: 5.56	0.2		4	1	0	0	0	1	0	0	0	0	0	3	7	0.00	3.000					

Detroit Tigers @ Oakland Athletics
Oakland-Alameda County Coliseum, Oakland, CA
Thu Aug 22 1985, 7:05 PM PDT
Att. 14,550 - Unknown

livebaseballscorecards.com

AB 55
R 5
H 14
RBI 5
BB 4
SO 9
LOB 33




Batter	1	2	3	4	5	6	7	8	9	10	11	12	13	AB	R	H	RBI	BB	SO	LOB	BOTTOM					
Alfredo Griffin, S OBP: 0.295, SLG: 0.336 (1, 6)	4-3	E7 1B						6-3	6-3					6	0	3	1	0	0	3						
Steve Henderson, R OBP: 0.372, SLG: 0.399 (6, PH)	E6 2B	K						6-3						4	1	0	0	0	2	2						
Bruce Bochte, L OBP: 0.387, SLG: 0.447 (9, 3)		K												1	0	0	0	1	0	2						
Dusty Baker Jr., R OBP: 0.353, SLG: 0.506 (8, PR)	F8													4	0	2	0	0	1	1						
Tony Phillips, S														0	0	0	0	0	0	0						
Dwayne Murphy, L OBP: 0.350, SLG: 0.398 (9, 8)														2	0	0	0	0	0	3						
Dave Kingman, R OBP: 0.314, SLG: 0.429 (1, 10)														5	0	1	1	1	3	2						
Mike Heath, R OBP: 0.305, SLG: 0.379 (9, 7)														4	0	0	0	2	2	4						
Mike Davis, L OBP: 0.359, SLG: 0.512 (9, 9)														4	0	0	0	2	2	4						
Mike Heath, R OBP: 0.305, SLG: 0.379 (9, 7)														4	0	0	0	2	2	4						
Mike Davis, L OBP: 0.359, SLG: 0.512 (9, 9)														4	0	0	0	2	2	4						
Mike Davis, L OBP: 0.359, SLG: 0.512 (9, 9)														4	0	0	0	2	2	4						
Mike Davis, L OBP: 0.359, SLG: 0.512 (9, 9)														4	0	0	0	2	2	4						
Mike Davis, L OBP: 0.359, SLG: 0.512 (9, 9)														4	0	0	0	2	2	4						
Donnie Hill, S OBP: 0.334, SLG: 0.366 (1, 4)														5	1	1	0	1	2	0						
Steve Kiefer, R OBP: 0.172, SLG: 0.218 (9, PH)														3	0	0	0	0	1	1						
Dave Collins, S OBP: 0.296, SLG: 0.336 (10, 7)														2	0	0	0	1	0	0						
Charlie O'Brien, R OBP: 0.400, SLG: 0.500 (9, PH)														3	1	1	0	0	1	0						
Mike Gallego, R OBP: 0.250, SLG: 0.056 (10, 5)														2	0	1	0	0	0	3						
Inning Stats	R: 1 E: 1 K: 1 S: 7	H: 1 LOB: 2 BB: 1 P: 11	R: 2 E: 1 K: 1 S: 7	H: 3 LOB: 0 BB: 0 P: 7	R: 0 E: 0 K: 3 S: 9	H: 0 LOB: 0 BB: 0 P: 9	R: 0 E: 0 K: 2 S: 7	H: 0 LOB: 0 BB: 0 P: 7	R: 0 E: 0 K: 1 S: 5	H: 0 LOB: 0 BB: 0 P: 5	R: 0 E: 0 K: 0 S: 3	H: 1 LOB: 1 BB: 0 P: 4	R: 0 E: 0 K: 0 S: 3	H: 0 LOB: 3 BB: 3 P: 15	R: 0 E: 0 K: 2 S: 7	H: 0 LOB: 1 BB: 1 P: 11	R: 0 E: 0 K: 0 S: 3	H: 0 LOB: 0 BB: 0 P: 3	R: 0 E: 0 K: 0 S: 5	H: 2 LOB: 3 BB: 1 P: 9	R: 0 E: 0 K: 2 S: 7	H: 0 LOB: 0 BB: 0 P: 7	1B: 7 2B: 2 3B: 0 HR: 0	SF: 0 SAC: 1 DP: 0 HBP: 0	W/P: 0 PB: 0 SB: 1 CS: 0	PA: 53
PITCHER	IP	WLS	BF	H	R	ER	SO	BB	IBB	HBP	BLK	WP	HR	S	P	ERA	WHIP									
Frank Tanana, L ERA: 4.34	8.0		31	7	3	1	11	1	0	0	0	0	0	10	26	0.00	1.500									
Aurelio Lopez, R ERA: 4.07	2.0		10	0	0	0	2	3	1	0	0	0	0	8	12	0.00	1.000									
Bill Scherrer, L ERA: 3.65	2.0	W	9	2	0	0	0	0	1	0	0	0	0	8	12	0.00	1.000									
Chuck Cary, L ERA:	1.0	S	3	0	0	0	2	0	0	0	0	0	0	7	7	0.00	0.000									

Detroit Tigers @ Oakland Athletics
Oakland-Alameda County Coliseum, Oakland, CA
Thu Aug 22 1985, 7:05 PM PDT
Att. 14,550 - Unknown

livebaseballscorecards.com

AB 46
R 3
H 9
RBI 2
BB 6
SO 15
LOB 23




Batter	1	2	3	4	5	6	7	8	9	AB	R	H	RBI	BB	SO	LOB	TOP										
Alan Wiggins, S OBP: 0.317, SLG: 0.318 (1, 4)										4	1	1	1	0	0	0	<p>Baltimore Orioles @ Oakland Athletics Oakland-Alameda County Coliseum, Oakland, CA</p> <p>Fri Aug 23 1985, 7:05 PM PDT Att: 14,012 - Unknown</p> <p>livebaseballscorecards.com</p>										
Jim Dwyer, L OBP: 0.381, SLG: 0.432 Rick Dempsey, R OBP: 0.340, SLG: 0.391 (1, 9)										4	0	1	2	0	1	0											
Fred Lynn, L OBP: 0.327, SLG: 0.431 (1, 8)										3	1	0	0	1	1	0											
Eddie Murray, S OBP: 0.374, SLG: 0.505 (1, 3)										4	1	0	0	0	2	2											
Cal Ripken Jr., R OBP: 0.335, SLG: 0.445 (1, 6)										4	1	1	1	0	0	0											
Mike Young, S OBP: 0.346, SLG: 0.551 (1, 7)										4	1	2	3	0	1	0											
Larry Sheets, L OBP: 0.324, SLG: 0.452 (1, 10)										4	0	0	0	0	1	2											
Floyd Rayford, R OBP: 0.343, SLG: 0.492 (1, 5)										4	1	1	0	0	0	1											
Al Pardo, S OBP: 0.163, SLG: 0.146 Wayne Gross, L OBP: 0.385, SLG: 0.453 John Shelby, S OBP: 0.274, SLG: 0.376 (1, 2)										2	0	0	0	0	1	0											
Inning Stats	R: 0 E: 0 K: 1 S: 5	H: 0 LOB: 0 BB: 0 P: 5	R: 0 E: 0 K: 1 S: 6	H: 1 LOB: 1 BB: 0 P: 6	R: 0 E: 0 K: 1 S: 5	H: 0 LOB: 0 BB: 0 P: 5	R: 0 E: 0 K: 2 S: 7	H: 0 LOB: 0 BB: 0 P: 7	R: 0 E: 0 K: 2 S: 7	H: 0 LOB: 0 BB: 0 P: 7	R: 0 E: 0 K: 0 S: 3	H: 0 LOB: 0 BB: 0 P: 3	R: 0 E: 0 K: 0 S: 3	H: 0 LOB: 0 BB: 0 P: 3	R: 0 E: 0 K: 0 S: 3	H: 0 LOB: 0 BB: 0 P: 3		R: 7 E: 0 K: 0 S: 9	H: 6 LOB: 1 BB: 1 P: 13	1B: 4 2B: 1 3B: 1 HR: 1	SF: 0 SAC: 0 DP: 0 HBP: 0	WP: 0 PB: 0 SB: 0 CS: 0	PA: 35				
PITCHER	IP	WLS	BF	H	R	ER	SO	BB	IBB	HBP	BLK	WP	HR	S	P	ERA	WHIP										
Jose Rijo, R ERA: 1.17 (1, 1)	5.0		16	1	0	0	7	0	0	0	0	0	0	30	30	0.00	0.200										
Steve Mura, R ERA: 3.75 (6, 1)	3.0		10	1	1	1	0	0	0	0	0	0	0	10	10	3.00	0.333										
Jay Howell, R ERA: 2.47 (9, 1)	0.1	L	6	4	3	3	0	1	0	0	0	0	0	5	9	81.00	15.000										
Rick Langford, R ERA: 3.89 (9, 1)	0.2		3	1	3	3	0	0	0	0	0	0	1	3	3	40.50	1.500										


Batter	1	2	3	4	5	6	7	8	9	AB	R	H	RBI	BB	SO	LOB	BOTTOM										
Alfredo Griffin, S OBP: 0.299, SLG: 0.342 (1, 6)										4	1	3	1	0	1	0	<p>Baltimore Orioles @ Oakland Athletics Oakland-Alameda County Coliseum, Oakland, CA</p> <p>Fri Aug 23 1985, 7:05 PM PDT Att: 14,012 - Unknown</p> <p>livebaseballscorecards.com</p>										
Dwayne Murphy, L OBP: 0.347, SLG: 0.395 (1, 8)										4	0	0	1	0	0	3											
Bruce Bochte, L OBP: 0.386, SLG: 0.444 (1, 3)										4	0	1	0	0	2	3											
Dave Kingman, R OBP: 0.313, SLG: 0.427 (1, 10)										4	0	1	0	0	0	3											
Mike Davis, L OBP: 0.360, SLG: 0.516 (1, 9)										4	0	2	0	0	0	0											
Donnie Hill, S OBP: 0.333, SLG: 0.365 (1, 4)										4	0	1	0	0	1	3											
Dave Collins, S OBP: 0.286, SLG: 0.335 (1, 7)										3	0	0	0	1	1	1											
Mike Heath, R OBP: 0.305, SLG: 0.376 (1, 2)										3	1	0	0	1	1	4											
Tony Phillips, S (1, 5)										2	0	0	0	1	1	0											
Inning Stats	R: 1 E: 0 K: 0 S: 4	H: 2 LOB: 0 BB: 0 P: 4	R: 0 E: 0 K: 1 S: 5	H: 0 LOB: 0 BB: 0 P: 5	R: 1 E: 1 K: 0 S: 4	H: 1 LOB: 1 BB: 1 P: 8	R: 0 E: 0 K: 1 S: 6	H: 2 LOB: 2 BB: 1 P: 10	R: 0 E: 0 K: 1 S: 6	H: 1 LOB: 1 BB: 0 P: 6	R: 0 E: 0 K: 2 S: 7	H: 0 LOB: 0 BB: 0 P: 7	R: 0 E: 0 K: 1 S: 6	H: 1 LOB: 1 BB: 0 P: 6	R: 0 E: 0 K: 0 S: 3	H: 0 LOB: 0 BB: 0 P: 3		1B: 5 2B: 4 3B: 0 HR: 0	SF: 0 SAC: 1 DP: 2 HBP: 0	WP: 0 PB: 0 SB: 3 CS: 0	PA: 36						
PITCHER	IP	WLS	BF	H	R	ER	SO	BB	IBB	HBP	BLK	WP	HR	S	P	ERA	WHIP										
Mike Boddicker, R ERA: 4.3 (1, 1)	9.0	W	36	8	2	2	7	2	1	0	0	0	0	47	59	2.00	1.111										

Batter	1	2	3	4	5	6	7	8	9	AB	R	H	RBI	BB	SO	LOB	TOP					
Alan Wiggins, S OBP: 0.307, SLG: 0.305 (1, 4)	5-3		F9		F8			L5		4	0	0	0	0	0	0	<p>Baltimore Orioles @ Oakland Athletics Oakland-Alameda County Coliseum, Oakland, CA</p> <p>Sun Aug 25 1985, 3:33 AM PDT Att: 19,441 - Unknown</p> <p>livebaseballscores.com</p>					
Lee Lacy, R OBP: 0.356, SLG: 0.446 (1, 9)	K		6-3			HR		HR		4	2	2	2	0	1	0						
Cal Ripken Jr., R OBP: 0.335, SLG: 0.449 (1, 6)	3B		F9			F7		6-3		4	0	1	0	0	0	0						
Eddie Murray, S OBP: 0.375, SLG: 0.499 (1, 3)	FC6-4 BB			F8		K		HR	1B	3	1	1	0	1	1	0						
Mike Young, S OBP: 0.342, SLG: 0.541 (1, 10)	FC6-4 1-2f			E7		K		F8		4	0	0	0	0	1	3						
Gary Roenicke, R OBP: 0.335, SLG: 0.433 (1, 7)		G3		5-3				F6		4	0	0	0	0	0	2						
Floyd Rayford, R OBP: 0.343, SLG: 0.498 (1, 5)		BB		6-3			4-3	HR		3	1	1	2	1	0	1						
John Shelby, S OBP: 0.267, SLG: 0.364 (1, 8)		F8			F9		6-3	F9		4	0	0	0	0	0	1						
Rick Dempsey, R OBP: 0.337, SLG: 0.387 (1, 2)		K			K			5-3		3	0	0	0	0	2	1						
Inning Stats	R: 0 E: 0 K: 1 S: 6	H: 1 LOB: 2 BB: 1 P: 10	R: 0 E: 0 K: 1 S: 5	H: 0 LOB: 1 BB: 1 P: 9	R: 0 E: 0 K: 0 S: 3	H: 0 LOB: 0 BB: 0 P: 3	R: 0 E: 1 K: 0 S: 4	H: 0 LOB: 1 BB: 0 P: 4	R: 0 E: 0 K: 1 S: 5	H: 0 LOB: 0 BB: 0 P: 5	R: 1 E: 0 K: 2 S: 8	H: 1 LOB: 0 BB: 0 P: 8	R: 0 E: 0 K: 0 S: 3	H: 0 LOB: 0 BB: 0 P: 3	R: 1 E: 0 K: 0 S: 4	H: 1 LOB: 0 BB: 0 P: 4	R: 2 E: 0 K: 0 S: 5	H: 2 LOB: 2 BB: 0 P: 5	1B: 1 2B: 0 3B: 1 HR: 3	SF: 0 SAC: 0 DP: 0 HBP: 0	WP: 0 PB: 0 SB: 0 CS: 0	PA: 35
PITCHER Tim Birtsas, L ERA: 3.56 (1, 1)	IP: 9.0 WLS: W BF: 35 H: 5 R: 4 ER: 4 SO: 5 BB: 2 IBB: 0 HBP: 0 BLK: 0 WP: 0 HR: 3 S: 43 P: 51 ERA: 4.00 WHIP: 0.778															PITCHER						

Batter	1	2	3	4	5	6	7	8	9	AB	R	H	RBI	BB	SO	LOB	BOTTOM				
Alfredo Griffin, S OBP: 0.297, SLG: 0.340 (1, 6)	G6-4-3 1B		L9		L9	6-3		3B 1B		5	1	2	1	0	0	2	<p>Baltimore Orioles @ Oakland Athletics Oakland-Alameda County Coliseum, Oakland, CA</p> <p>Sun Aug 25 1985, 3:33 AM PDT Att: 19,441 - Unknown</p> <p>livebaseballscores.com</p>				
Mike Gallego, R OBP: 0.250, SLG: 0.056 (9, 6)										0	0	0	0	0	0	0					
Steve Henderson, R OBP: 0.297, SLG: 0.340 (1, 7)	G6-4-3 1-2f		5-3		HR		E8 1B	F3		3	1	1	2	0	0	1					
Bruce Bochte, L OBP: 0.382, SLG: 0.437 (7, 3)										2	1	0	0	0	0	3					
Dusty Baker Jr., R OBP: 0.388, SLG: 0.508 (1, 3)	BB				HR					3	1	3	1	1	0	0					
Mike Davis, L OBP: 0.358, SLG: 0.516 (7, PR) (8, 9)	BB		2B		HR	1B	G1-6-3 2-H	3B 1B		1	0	1	3	0	0	0					
Dave Kingman, R OBP: 0.315, SLG: 0.440 (1, 10)	K		K		HR		K	5-3		5	1	1	2	0	3	4					
Mike Heath, R OBP: 0.303, SLG: 0.375 (8, 7)		SH1-3 E 2B		3-1	F8		G1-6-3 1-2f			4	1	1	0	0	0	1					
Donnie Hill, S OBP: 0.330, SLG: 0.359 (1, 4)		SH1-3 2-3		F3	L4			S 1B BB		2	1	0	0	1	0	0					
Dwayne Murphy, L OBP: 0.349, SLG: 0.400 (1, 8)		E8 3-H 1B		FC6-4 1B		4-3 SH1 1B		K		4	0	3	1	0	1	1					
Mickey Tettleton, S OBP: 0.372, SLG: 0.383 (1, 2)		K		FC6-4 1-2f		SH1		1B BB 3B 1B		3	1	1	0	0	1	2					
Tony Phillips, S OBP: 0.384, SLG: 0.333 (1, 5)		F9			HR	4-3		1B 3B BB		3	2	1	0	1	0	2					
Inning Stats	R: 0 E: 0 K: 1 S: 5	H: 1 LOB: 1 BB: 1 P: 9	R: 1 E: 1 K: 1 S: 7	H: 2 LOB: 1 BB: 0 P: 7	R: 0 E: 0 K: 1 S: 6	H: 1 LOB: 1 BB: 0 P: 6	R: 0 E: 0 K: 0 S: 4	H: 1 LOB: 1 BB: 0 P: 4	R: 4 E: 0 K: 0 S: 7	H: 4 LOB: 0 BB: 0 P: 7	R: 0 E: 0 K: 0 S: 4	H: 1 LOB: 1 BB: 0 P: 4	R: 1 E: 2 K: 1 S: 6	H: 1 LOB: 1 BB: 0 P: 6	R: 4 E: 0 K: 1 S: 8	H: 3 LOB: 1 BB: 2 P: 16		1B: 9 2B: 2 3B: 1 HR: 2	SF: 0 SAC: 2 DP: 2 HBP: 0	WP: 0 PB: 0 SB: 1 CS: 0	PA: 40
PITCHER Mike Flanagan, L ERA: 5.44 (1, 1)	IP: 4.1 WLS: L BF: 22 H: 9 R: 5 ER: 5 SO: 3 BB: 1 IBB: 0 HBP: 0 BLK: 0 WP: 0 HR: 2 S: 27 P: 31 ERA: 10.38 WHIP: 2.308															PITCHER					
Nate Snell, R ERA: 2.2 (5, 1)	2.2	10	2	1	0	1	0	0	0	0	0	12	12	0.00	0.750						
Tippy Martinez, L ERA: 5.5 (8, 1)	0.1	4	1	3	3	1	2	0	0	0	0	4	12	81.00	9.000						
Sammy Stewart, R ERA: 3.28 (8, 1)	0.2	4	2	1	1	0	0	0	0	0	0	4	4	13.50	3.000						



Batter	1	2	3	4	5	6	7	8	9	AB R H RBI BB SO LOB	TOP							
Alfredo Griffin, S OBP: 0.296, SLG: 0.338 (1, 6)	0-3 K	0-0 1B		0-3 K			0-0 2B		0-0 1-3	5 2 2 0 0 2 0	<p>Oakland Athletics @ Detroit Tigers Tiger Stadium, Detroit, MI Fri Aug 30 1985, 7:05 PM EDT Att: 22,423 - Unknown</p> <p>AB 38 R 8 H 12 RBI 7 BB 1 SO 9 LOB 11</p> 							
Mike Davis, L OBP: 0.359, SLG: 0.513 (1, 9)	0-0 1B	0-0 1B		0-0 2B			0-3 K		0-0 4-3	5 1 3 2 0 1 1								
Dusty Baker Jr., R OBP: 0.374, SLG: 0.480 (1, 7)	4-0 1B	0-0 L8		0-3 K			0-0 F8		0-0 5-3	4 1 0 0 1 1 3								
Dave Kingman, R OBP: 0.314, SLG: 0.433 (1, 10)	0-0 L8	0-0 F3			0-0 F4		0-0 1B			4 1 1 1 0 0 3								
Bruce Bochte, L OBP: 0.386, SLG: 0.443 (1, 3)	0-0 1B	0-0 1B			0-0 5-3		0-0 1B			4 1 3 2 0 0 0								
Dwayne Murphy, L OBP: 0.344, SLG: 0.391 (1, 8)	0-0 1B	0-0 F9			0-3 K		0-0 4-3			4 1 1 1 0 1 3								
Donnie Hill, S OBP: 0.323, SLG: 0.353 (1, 4)	0-0 2B			0-0 F7			0-0 L7		0-3 K	4 0 1 1 0 1 0								
Mickey Tettleton, S OBP: 0.339, SLG: 0.345 (1, 2)	0-3 K			0-0 F8			0-3 K		0-0 F8	4 0 0 0 0 2 1								
Tony Phillips, S OBP: 0.370, SLG: 0.375 (1, 5)		0-0 1B		0-3 K			0-0 4-3		0-0 F3	4 1 1 0 0 1 0								
Inning Stats	R: 4 E: 0 K: 2 S: 11	H: 4 LOB: 1 BB: 1 P: 15	R: 2 E: 0 K: 0 S: 7	H: 4 LOB: 2 BB: 0 P: 7	R: 0 E: 0 K: 1 S: 5	H: 0 LOB: 0 BB: 0 P: 5	R: 0 E: 0 K: 1 S: 5	H: 0 LOB: 0 BB: 0 P: 5	R: 0 E: 0 K: 1 S: 5	H: 0 LOB: 1 BB: 0 P: 8	R: 0 E: 0 K: 1 S: 3	H: 0 LOB: 0 BB: 0 P: 3	R: 0 E: 0 K: 0 S: 3	H: 0 LOB: 0 BB: 0 P: 3	1B: 8 2B: 4 3B: 0 HR: 0	SF: 0 SAC: 0 DP: 0 HBP: 0	WP: 1 PB: 1 SB: 0 CS: 0	PA: 39
PITCHER	IP WLS BF H R ER SO BB IBB HBP BLK WP HR S P ERA WHIP											IP WLS BF H R ER SO BB IBB HBP BLK WP HR S P ERA WHIP						
Jack Morris, R ERA: 3.28 (1, 1)	1.0 L 11 7 6 6 2 1 0 0 0 0 1 0 14 18 54.00 8.000																	
Aurelio Lopez, R ERA: 3.99 (2, 1)	6.0 22 5 2 2 6 0 0 0 0 0 0 0 34 34 3.00 0.833																	
Chuck Cary, L ERA: 2.84 (8, 1)	1.0 3 0 0 0 1 0 0 0 0 0 0 0 5 5 0.00 0.000																	
Randy O'Neal, R ERA: 3.0 (9, 1)	1.0 3 0 0 0 0 0 0 0 0 0 0 0 3 3 0.00 0.000																	

Batter	1	2	3	4	5	6	7	8	9	AB R H RBI BB SO LOB	BOTTOM							
Lou Whitaker, L OBP: 0.383, SLG: 0.493 (1, 4)	0-0 F9	0-0 3-1			0-0 FC4-6			0-0 L4		4 0 0 0 0 0 1	<p>Oakland Athletics @ Detroit Tigers Tiger Stadium, Detroit, MI Fri Aug 30 1985, 7:05 PM EDT Att: 22,423 - Unknown</p> <p>AB 32 R 3 H 5 RBI 3 BB 0 SO 5 LOB 5</p> 							
Alan Trammell, R OBP: 0.310, SLG: 0.377 (1, 6)	0-0 6-3		0-0 F3		0-0 F5		0-0 1B			4 0 1 0 0 0 1								
Kirk Gibson, L OBP: 0.364, SLG: 0.513 (1, 8)	0-0 1B		0-0 F2		0-3 K		0-0 F5			4 1 1 0 0 1 1								
Lance Parrish, R OBP: 0.323, SLG: 0.479 (1, 2)	0-0 1B		0-0 6-3			0-0 B1-3		0-0 5-3		4 0 1 1 0 0 0								
Darrell Evans, L OBP: 0.353, SLG: 0.494 (1, 10)	0-0 L9			0-3 K			0-0 F8		0-0 F5	4 0 0 0 0 1 1								
Nelson Simmons, S OBP: 0.292, SLG: 0.426 (1, 9)		0-0 E1		0-0 4-3			0-0 F6		0-3 K	4 1 0 0 0 1 0								
Johnny Grubb, L OBP: 0.294, SLG: 0.274 (1, 7)		0-0 SF8		0-0 F5			0-0 F7			3 1 1 0 0 0 0								
Dave Bergman, L OBP: 0.269, SLG: 0.284 (1, 3)		0-0 SF8			0-0 FC4-6		0-0 4-3			2 0 1 1 0 0 0								
Tom Brookens, R OBP: 0.279, SLG: 0.376 (1, 5)		0-0 G3			0-3 K			0-3 K		3 0 0 1 0 2 1								
Inning Stats	R: 1 E: 0 K: 0 S: 5	H: 2 LOB: 1 BB: 0 P: 5	R: 2 E: 1 K: 0 S: 5	H: 1 LOB: 0 BB: 0 P: 5	R: 0 E: 0 K: 1 S: 5	H: 0 LOB: 0 BB: 0 P: 5	R: 0 E: 0 K: 1 S: 6	H: 1 LOB: 1 BB: 0 P: 6	R: 0 E: 0 K: 1 S: 6	H: 1 LOB: 1 BB: 0 P: 6	R: 0 E: 0 K: 1 S: 5	H: 0 LOB: 0 BB: 0 P: 5	R: 0 E: 0 K: 1 S: 5	H: 0 LOB: 0 BB: 0 P: 5	1B: 4 2B: 1 3B: 0 HR: 0	SF: 1 SAC: 0 DP: 0 HBP: 0	WP: 0 PB: 0 SB: 0 CS: 0	PA: 33
PITCHER	IP WLS BF H R ER SO BB IBB HBP BLK WP HR S P ERA WHIP											IP WLS BF H R ER SO BB IBB HBP BLK WP HR S P ERA WHIP						
Don Sutton, R ERA: 3.76 (1, 1)	8.0 W 30 5 3 1 4 0 0 0 0 0 0 0 38 38 1.12 0.625																	
Keith Atherton, R ERA: 4.54 (9, 1)	1.0 3 0 0 0 1 0 0 0 0 0 0 0 5 5 0.00 0.000																	

Batter	1	2	3	4	5	6	7	8	9	AB	R	H	RBI	BB	SO	LOB	TOP								
Alfredo Griffin, S OBP: 0.297, SLG: 0.342 (1, 6)			3-1			F9		1B		4	1	1	1	0	1	1	Oakland Athletics @ Detroit Tigers Tiger Stadium, Detroit, MI Sun Sep 01 1985, 3:33 AM EDT Att: 21,946 - Unknown								
Mike Davis, L OBP: 0.358, SLG: 0.510 Steve Henderson, R OBP: 0.377, SLG: 0.397 (1, 9) (8, PH) (8, 9)								1-3 1B		3	0	0	0	0	3	1									
Bruce Bochte, L OBP: 0.386, SLG: 0.444 (1, 3)						1-3		1-3		4	0	2	0	0	0	2									
Dave Kingman, R OBP: 0.311, SLG: 0.428 (1, 10)						4-3 FC1 2B		F8	F9	4	0	0	0	0	1	3									
Dwayne Murphy, L OBP: 0.343, SLG: 0.394 Rob Picciolo, R OBP: 0.309, SLG: 0.354 (1, 8) (9, PH)						4-3 FC1 CS		3B	1B 1B F4-6-3 1B	3	0	1	0	0	0	1									
Carney Lansford, R OBP: 0.314, SLG: 0.434 (1, 5)						CS	F8	F3	F4-6-3 1B 1-2 1B	4	0	1	0	0	0	1									
Dave Collins, S OBP: 0.291, SLG: 0.336 (1, 7)						F7		K	F4-6-3 1B 1-2 2-3	3	0	1	0	1	1	1									
Mike Heath, R OBP: 0.301, SLG: 0.373 (1, 2)						K		6-3	F4-6-3 1B 1-2 2-3 3-H	4	0	0	0	0	2	3									
Tony Phillips, S OBP: 0.364, SLG: 0.367 (1, 4)						K		1B	5-3	4	1	2	0	0	1	1									
Inning Stats	R: 0 E: 0 K: 3 S: 10	H: 1 LOB: 1 BB: 0 P: 10	R: 0 E: 0 K: 1 S: 5	H: 0 LOB: 1 BB: 1 P: 9	R: 0 E: 0 K: 2 S: 7	H: 0 LOB: 0 BB: 0 P: 7	R: 0 E: 0 K: 0 S: 3	H: 1 LOB: 0 BB: 0 P: 3	R: 0 E: 0 K: 1 S: 5	H: 0 LOB: 0 BB: 0 P: 5	R: 0 E: 0 K: 1 S: 6	H: 1 LOB: 1 BB: 0 P: 6	R: 0 E: 0 K: 1 S: 6	H: 1 LOB: 1 BB: 0 P: 6	R: 2 E: 0 K: 0 S: 6	H: 3 LOB: 1 BB: 0 P: 6	R: 1 E: 0 K: 0 S: 5	H: 3 LOB: 1 BB: 0 P: 5	1B: 7 2B: 1 3B: 2 HR: 0	SF: 0 SAC: 0 DP: 1 HBP: 0	WP: 0 PB: 0 SB: 1 CS: 1	PA: 37			
PITCHER	IP	WLS	BF	H	R	ER	SO	BB	IBB	HBP	BLK	WP	HR	S	P	ERA	WHIP								
Juan Berenguer, R ERA: 5.4 (1, 1)	7.1	W	28	6	2	2	9	1	0	0	0	0	0	45	49	2.46	0.955								
Bill Scherrer, L ERA: 3.71 (8, 1)	1.2		8	4	1	1	0	0	0	0	0	0	0	8	8	5.40	2.400								

Batter	1	2	3	4	5	6	7	8	9	AB	R	H	RBI	BB	SO	LOB	BOTTOM								
Lou Whitaker, L OBP: 0.379, SLG: 0.485 Doug Flynn, R OBP: 0.217, SLG: 0.283 (1, 4) (9, 4)	G3		F8		F9		5-3	1B		4	1	0	1	1	0	1	Oakland Athletics @ Detroit Tigers Tiger Stadium, Detroit, MI Sun Sep 01 1985, 3:33 AM EDT Att: 21,946 - Unknown								
Alan Trammell, R OBP: 0.313, SLG: 0.386 (1, 6)	F9				F8		K	1B		5	2	2	1	0	1	1									
Kirk Gibson, L OBP: 0.365, SLG: 0.516 (1, 9) (9, 8)	G3				F8			1B		5	3	3	2	0	0	0									
Lance Parrish, R OBP: 0.325, SLG: 0.482 Marty Castillo, R OBP: 0.164, SLG: 0.257 (1, 2) (9, 2)					FC5-4 1B		5-3	1B		4	2	1	1	1	2	2									
Darrell Evans, L OBP: 0.350, SLG: 0.490 (1, 10)	F9				F9		F8	1B		4	0	1	2	0	0	2									
Nelson Simmons, S OBP: 0.295, SLG: 0.418 (1, 7)	4-3				FC5-4 BB		F9	1B		3	1	0	0	2	0	1									
Dave Bergman, L OBP: 0.263, SLG: 0.277 Barbaro Garbey, R OBP: 0.300, SLG: 0.347 (1, 3) (8, PH) (9, 3)					4-3 FC5-4 1B		4-3	1B		3	0	0	1	0	0	2									
Chet Lemon, R OBP: 0.320, SLG: 0.418 Alejandro Sanchez, R OBP: 0.242, SLG: 0.515 (1, 8) (9, 9)					1-2 2-3 3-H			1B		1	1	1	3	0	0	0									
Tom Brookens, R OBP: 0.281, SLG: 0.383 (1, 5)					HR		5-3	1B		4	1	1	0	0	0	4									
Inning Stats	R: 0 E: 0 K: 0 S: 3	H: 0 LOB: 0 BB: 0 P: 3	R: 0 E: 0 K: 1 S: 5	H: 0 LOB: 0 BB: 0 P: 5	R: 1 E: 0 K: 0 S: 4	H: 1 LOB: 0 BB: 0 P: 4	R: 3 E: 0 K: 0 S: 7	H: 4 LOB: 2 BB: 1 P: 11	R: 0 E: 0 K: 0 S: 3	H: 0 LOB: 0 BB: 0 P: 3	R: 0 E: 0 K: 0 S: 3	H: 0 LOB: 0 BB: 0 P: 3	R: 1 E: 0 K: 1 S: 7	H: 2 LOB: 1 BB: 0 P: 7	R: 9 E: 1 K: 1 S: 11	H: 5 LOB: 1 BB: 4 P: 27	1B: 7 2B: 3 3B: 0 HR: 2	SF: 0 SAC: 1 DP: 0 HBP: 0	WP: 0 PB: 0 SB: 0 CS: 0	PA: 42					
PITCHER	IP	WLS	BF	H	R	ER	SO	BB	IBB	HBP	BLK	WP	HR	S	P	ERA	WHIP								
Chris Codiroli, R ERA: 4.38 (1, 1)	3.2	L	17	5	4	4	1	1	0	0	0	0	0	5	5	9.82	1.636								
Rick Langford, R ERA: 3.52 (4, 1)	1.2		5	0	0	0	0	0	0	0	0	0	0	5	5	0.00	0.000								
Curt Young, L ERA: 8.23 (6, 1)	1.1		6	2	1	1	0	0	0	0	0	0	1	6	6	6.75	1.500								
Keith Atherton, R ERA: 4.52 (7, 1)	0.1		1	0	0	0	1	0	0	0	0	0	0	3	3	0.00	0.000								
Jeff Kaiser, L ERA: 14.4 (8, 1)	0.1		6	2	5	5	0	2	1	0	0	0	0	3	15	135.00	12.000								
PITCHER	IP	WLS	BF	H	R	ER	SO	BB	IBB	HBP	BLK	WP	HR	S	P	ERA	WHIP								
Steve Mura, R ERA: 4.45 (8, 1)	0.2		7	3	4	3	1	1	0	0	0	0	0	8	12	40.50	6.000								

Batter	1	2	3	4	5	6	7	8	9	AB	R	H	RBI	BB	SO	LOB	TOP			
Alfredo Griffin, S OBP: 0.300, SLG: 0.343	0-0 1B		0-0 4-3		0-0 1B		4-0 BB	0-0 5-3		4	0	2	0	1	0	1				
Mike Davis, L OBP: 0.355, SLG: 0.505	0-3 K		0-0 F7		0-0 F5		0-3 K			4	0	0	0	0	2	2				
Steve Henderson, R OBP: 0.380, SLG: 0.422	0-0 1B			0-0 HR			0-0 6-3			4	1	2	1	0	1	2				
Dave Kingman, R OBP: 0.309, SLG: 0.425	0-3 K			0-0 5-3			0-3 K		0-0 5-3	4	0	0	0	0	2	1				
Dusty Baker Jr., R OBP: 0.374, SLG: 0.476		0-3 K		0-0 F8		4-0 FC4-6 BB		0-0 L5		3	0	0	0	1	1	0				
Carney Lansford, R OBP: 0.313, SLG: 0.432		0-0 F8		0-0 HR		0-0 FC4-6 1B		0-3 K		4	1	1	0	0	1	1				
Dwayne Murphy, L OBP: 0.348, SLG: 0.416		0-0 HR		0-0 1B		0-0 1B		0-0 2B		4	2	4	3	0	0	0				
Mickey Tettleton, S OBP: 0.330, SLG: 0.333		0-0 F8		0-0 6-3		0-3 K		0-3 K		3	0	0	0	0	1	2				
Jose Canseco, R (9, PH)										1	0	0	0	0	1	1				
Tony Phillips, S OBP: 0.324, SLG: 0.324			0-0 6-3		0-0 4-3		0-3 K		0-3 K	4	0	0	0	0	2	1				
Inning Stats	R: 0 E: 0 K: 2 S: 8	H: 2 LOB: 1 BB: 0 P: 8	R: 1 E: 0 K: 1 S: 6	H: 1 LOB: 0 BB: 0 P: 6	R: 0 E: 0 K: 0 S: 3	H: 0 LOB: 0 BB: 0 P: 3	R: 3 E: 0 K: 0 S: 6	H: 3 LOB: 1 BB: 0 P: 6	R: 0 E: 0 K: 2 S: 8	H: 1 LOB: 1 BB: 1 P: 12	R: 0 E: 0 K: 1 S: 7	H: 0 LOB: 1 BB: 1 P: 11	R: 0 E: 0 K: 1 S: 5	H: 0 LOB: 0 BB: 0 P: 5	R: 0 E: 0 K: 2 S: 8	H: 1 LOB: 1 BB: 0 P: 8	1B: 5 2B: 1 3B: 0 HR: 3	SF: 0 SAC: 0 DP: 0 HBP: 0	WP: 0 PB: 0 SB: 1 CS: 0	PA: 37
PITCHER	IP WLS BF H R ER SO BB IBB HBP BLK WP HR S P ERA WHIP	5.2 W 25 8 4 4 5 1 0 0 0 0 3 34 38 6.35 1.588	6.1 S 12 1 0 0 6 1 0 0 0 0 0 23 27 0.00 0.600																	

Oakland Athletics @ Baltimore Orioles
Memorial Stadium, Baltimore, MD
Mon Sep 02 1985, 3:33 AM EDT
Att: 19,827 - Unknown

AB 35
R 4
H 9
RBI 4
BB 2
SO 11
LOB 11



Batter	1	2	3	4	5	6	7	8	9	AB	R	H	RBI	BB	SO	LOB	BOTTOM				
Alan Wiggins, S OBP: 0.317, SLG: 0.313	0-0 CS 6-3 2B	0-0 1B HR 1B	0-0 F7		0-0 4-3			0-0 E6 HR		5	3	2	0	0	0	1					
Lee Lacy, R OBP: 0.352, SLG: 0.432	4-0 CS BB	0-0 HR 1B		0-3 K		0-3 K		0-0 SF9		3	1	1	2	1	2	0					
Cal Ripken Jr., R OBP: 0.343, SLG: 0.460	0-0 6-3	0-0 HR		4-0 S 1B BB		0-0 F2		0-0 HR		4	3	2	6	1	0	1					
Eddie Murray, S OBP: 0.377, SLG: 0.514	0-0 5-3	0-0 6-3		0-3 K		0-0 6-3		0-3 K		5	0	0	0	0	2	1					
Mike Young, S OBP: 0.351, SLG: 0.548		1-3 BB		4-0 1B IBB			0-0 3-1			2	0	0	0	2	0	0					
Gary Roenicke, R OBP: 0.336, SLG: 0.441		0-0 1B E1		0-0 1B		0-3 K		0-0 F3		4	1	2	1	0	1	1					
Floyd Rayford, R OBP: 0.347, SLG: 0.517		0-0 1B K		0-0 F8		0-0 F3				4	1	1	0	0	1	4					
John Shelby, S OBP: 0.279, SLG: 0.402		0-0 1B 3B	0-0 F8		0-0 F8			0-0 SF9 1B		4	2	2	2	0	0	0					
Rich Dauer, R OBP: 0.285, SLG: 0.282		0-0 1B 1B	0-0 6-3		0-0 F9			0-0 F9		4	1	1	1	0	0	1					
Inning Stats	R: 1 E: 0 K: 0 S: 3	H: 1 LOB: 0 BB: 1 P: 7	R: 7 E: 1 K: 1 S: 13	H: 7 LOB: 2 BB: 1 P: 17	R: 0 E: 0 K: 0 S: 3	H: 0 LOB: 0 BB: 0 P: 3	R: 1 E: 0 K: 2 S: 8	H: 1 LOB: 2 BB: 2 P: 16	R: 0 E: 0 K: 0 S: 3	H: 0 LOB: 0 BB: 0 P: 3	R: 0 E: 0 K: 1 S: 5	H: 0 LOB: 0 BB: 0 P: 5	R: 0 E: 0 K: 1 S: 5	H: 0 LOB: 0 BB: 0 P: 5	R: 3 E: 1 K: 1 S: 8	H: 2 LOB: 0 BB: 0 P: 8	1B: 7 2B: 1 3B: 1 HR: 2	SF: 1 SAC: 0 DP: 0 HBP: 0	WP: 0 PB: 0 SB: 1 CS: 2	PA: 40	
PITCHER	IP WLS BF H R ER SO BB IBB HBP BLK WP HR S P ERA WHIP	1.1 L 10 6 6 6 0 1 0 0 0 0 1 17 29 11.57 2.143	2.1 3 3 3 3 2 1 0 0 0 0 0 1 14 14 0.00 0.000	4.1 10 0 0 2 0 0 0 0 0 0 0 1 8 8 0.00 2.000																	

Oakland Athletics @ Baltimore Orioles
Memorial Stadium, Baltimore, MD
Mon Sep 02 1985, 3:33 AM EDT
Att: 19,827 - Unknown

AB 35
R 12
H 11
RBI 12
BB 4
SO 6
LOB 9



Batter	1	2	3	4	5	6	7	8	9	AB	R	H	RBI	BB	SO	LOB	TOP				
Alfredo Griffin, S OBP: 0.301, SLG: 0.345	0-0 CS 1B		0-0 3-1		0-0 1B 2B		0-3 K		0-0 1-3	5	1	2	0	0	1	1	Oakland Athletics @ Baltimore Orioles Memorial Stadium, Baltimore, MD Tue Sep 03 1985, 7:05 PM EDT Att: 14,201 - Unknown				
Mike Davis, L OBP: 0.355, SLG: 0.503	0-0 G3		4-0 BB		0-0 BB G6-4-3 1B		0-3 K		0-0 F7	4	1	1	1	1	1	1					
Bruce Bochte, L OBP: 0.384, SLG: 0.440	0-0 6-3		0-0 G3		0-0 G6-4-3 BB 1-2 1B		0-0 F8		0-0 F7	5	0	1	0	0	0	2					
Dave Kingman, R OBP: 0.312, SLG: 0.425 Rob Picciolo, R OBP: 0.309, SLG: 0.354		0-0 F8		0-0 2B FC4-2 1B	4-0 G6-4-3 1-2 2-3 BB			4-0 3-1 S 1B BB		2	0	1	0	2	0	0					
Dusty Baker Jr., R OBP: 0.376, SLG: 0.479		0-0 1B		0-0 FC4-2 1-3 2B	0-0 G6-4-3 1-2 2-3 3-H			0-0 F6		4	0	2	0	0	0	3					
Dwayne Murphy, L OBP: 0.345, SLG: 0.412		0-3 K		0-0 FC4-2 BB	0-0 F8			0-0 3-1		4	0	0	0	0	1	5					
Carney Lansford, R OBP: 0.311, SLG: 0.429 Dave Collins, S OBP: 0.293, SLG: 0.336 Mike Heath, R OBP: 0.301, SLG: 0.373		0-0 5-3		0-0 F6		0-0 F3		4-0 1B BB		3	0	0	0	0	0	3					
Mickey Tettleton, S OBP: 0.335, SLG: 0.342 Steve Henderson, R OBP: 0.384, SLG: 0.426 Mike Gallego, R OBP: 0.250, SLG: 0.056			0-0 3-1 2B	4-0 1-2 BB		0-3 K		0-0 1-2 3-H 1B		2	0	1	0	1	0	0					
Tony Phillips, S OBP: 0.293, SLG: 0.289			0-0 L9	0-0 L3		0-0 G3-4-1		0-3 K		4	0	0	0	0	1	6					
Inning Stats	R: 0 E: 0 K: 0 S: 3	H: 1 LOB: 0 BB: 0 P: 3	R: 0 E: 0 K: 1 S: 6	H: 1 LOB: 1 BB: 0 P: 6	R: 0 E: 0 K: 0 S: 4	H: 1 LOB: 2 BB: 1 P: 8	R: 0 E: 0 K: 0 S: 5	H: 2 LOB: 3 BB: 1 P: 9	R: 2 E: 0 K: 1 S: 5	H: 3 LOB: 1 BB: 0 P: 5	R: 0 E: 0 K: 2 S: 7	H: 0 LOB: 0 BB: 0 P: 7	R: 0 E: 0 K: 1 S: 6	H: 1 LOB: 2 BB: 0 P: 14	R: 0 E: 0 K: 0 S: 3	H: 0 LOB: 0 BB: 0 P: 3		1B: 6 2B: 3 3B: 0 HR: 0	SF: 0 SAC: 0 DP: 1 HBP: 0	WP: 0 PB: 0 SB: 1 CS: 1	PA: 39
PITCHER	IP WLS BF H R ER SO BB IBB HBP BLK WP HR S P ERA WHIP	7.2 L 35 9 3 3 4 5 0 0 0 0 0 0 38 58 3.52 1.826	8.1 S 4 0 0 0 1 0 0 0 0 0 0 6 6 0.00 0.000																		

AB	34
R	3
H	9
RBI	2
BB	5
SO	5
LOB	21



Batter	1	2	3	4	5	6	7	8	9	AB	R	H	RBI	BB	SO	LOB	BOTTOM				
Alan Wiggins, S OBP: 0.312, SLG: 0.307	0-0 F8		0-0 F8			0-0 4-3		0-0 1-3		4	0	0	0	0	0	1	Oakland Athletics @ Baltimore Orioles Memorial Stadium, Baltimore, MD Tue Sep 03 1985, 7:05 PM EDT Att: 14,201 - Unknown				
Lee Lacy, R OBP: 0.349, SLG: 0.428	0-3 K			0-0 F9		0-0 4-3		0-3 K		4	0	0	0	0	2	0					
Cal Ripken Jr., R OBP: 0.343, SLG: 0.458	0-0 F7			0-0 F8		0-0 2B 1B		0-0 F8		4	1	1	0	0	0	0					
Eddie Murray, S OBP: 0.376, SLG: 0.514		0-0 6-3		0-0 L7		0-0 1-H 2B		0-0 4-3		4	0	1	1	0	0	0					
Mike Young, S OBP: 0.347, SLG: 0.541		0-0 F7			0-0 4-3		0-0 F7		0-0 F7	4	0	0	0	0	0	1					
Larry Sheets, L OBP: 0.328, SLG: 0.444		0-0 G3			4-0 4-3 BB		0-3 K			2	0	0	0	1	1	0					
Floyd Rayford, R OBP: 0.343, SLG: 0.510			0-0 F8		0-0 4-3 1-2		0-0 F9			3	0	0	0	0	0	1					
Wayne Gross, L OBP: 0.381, SLG: 0.442			4-0 BB		0-3 K		0-0 F9			2	0	0	0	1	1	1					
John Shelby, S OBP: 0.280, SLG: 0.423			0-3 K			0-0 HR		0-0 F8		3	1	1	1	0	1	1					
Inning Stats	R: 0 E: 0 K: 1 S: 5	H: 0 LOB: 0 BB: 0 P: 5	R: 0 E: 0 K: 0 S: 3	H: 0 LOB: 0 BB: 0 P: 3	R: 0 E: 0 K: 1 S: 5	H: 0 LOB: 1 BB: 1 P: 9	R: 0 E: 0 K: 0 S: 3	H: 0 LOB: 0 BB: 0 P: 3	R: 0 E: 0 K: 1 S: 5	H: 3 LOB: 1 BB: 0 P: 6	R: 0 E: 0 K: 1 S: 5	H: 0 LOB: 0 BB: 0 P: 5	R: 0 E: 0 K: 1 S: 5	H: 0 LOB: 0 BB: 0 P: 5	R: 0 E: 0 K: 0 S: 3	H: 0 LOB: 0 BB: 0 P: 3		1B: 1 2B: 1 3B: 0 HR: 1	SF: 0 SAC: 0 DP: 0 HBP: 0	WP: 0 PB: 0 SB: 0 CS: 0	PA: 32
PITCHER	IP WLS BF H R ER SO BB IBB HBP BLK WP HR S P ERA WHIP	7.0 W 26 3 2 2 4 2 0 0 0 0 0 1 32 40 2.57 0.714	8.1 S 3 0 0 0 1 0 0 0 0 0 0 5 5 0.00 0.000	8.1 S 3 0 0 0 0 0 0 0 0 0 0 3 3 0.00 0.000																	



Batter	1	2	3	4	5	6	7	8	9	AB	R	H	RBI	BB	SO	LOB	TOP			
Alfredo Griffin, S OBP: 0.301, SLG: 0.345	0-0 6-3		0-0 1B		0-0 F8			0-0 F7		4	0	1	0	0	0	1	Oakland Athletics @ Baltimore Orioles Memorial Stadium, Baltimore, MD Wed Sep 04 1985, 7:05 PM EDT Att: 17,260 - Unknown livebaseballscores.com			
Mike Davis, L OBP: 0.355, SLG: 0.501	0-0 F7		0-0 G3			0-0 G6-4-3 1B		0-0 F9		4	0	1	0	0	0	1				
Bruce Bochte, L OBP: 0.385, SLG: 0.448	4-0 BB			0-0 F7		0-0 G6-4-3 1-2		0-0 HR		3	1	1	1	1	0	1				
Dave Kingman, R OBP: 0.311, SLG: 0.424	0-0 F8			0-0 F2		0-0 F8		0-0 1B		4	0	1	0	0	0	1				
Dusty Baker Jr., R OBP: 0.374, SLG: 0.480		0-0 5-3		0-0 2B			0-0 6-3		0-0 F8		4	0	1	0	0	1				
Dwayne Murphy, L OBP: 0.343, SLG: 0.408		0-0 L5		0-0 F8			0-0 4-3		0-0 F4		4	0	0	0	0	2				
Tony Phillips, S OBP: 0.273, SLG: 0.268		0-0 F8			0-0 3-1		0-0 3-1			3	0	0	0	0	0	0				
Mickey Tettleton, S OBP: 0.331, SLG: 0.338			0-3 K		0-0 F8			0-0 1-3		2	0	0	0	0	1	0				
Dave Collins, S OBP: 0.293, SLG: 0.335										1	0	0	0	0	0	0				
Steve Kiefer, R OBP: 0.172, SLG: 0.218										0	0	0	0	0	0	0				
Mike Gallego, R OBP: 0.269, SLG: 0.053			0-3 K					0-3 K		1	0	0	0	1	1	0				
Jose Canseco, R (8, PH)										1	0	0	0	0	1	0				
Charlie O'Brien, R OBP: 0.333, SLG: 0.400										0	0	0	0	0	0	0				
Inning Stats	R: 0 E: 0 K: 0 S: 3	H: 0 LOB: 1 BB: 1 P: 7	R: 0 E: 0 K: 0 S: 3	H: 0 LOB: 0 BB: 0 P: 3	R: 0 E: 0 K: 2 S: 8	H: 1 LOB: 1 BB: 0 P: 8	R: 0 E: 0 K: 0 S: 4	H: 1 LOB: 1 BB: 0 P: 4	R: 0 E: 0 K: 0 S: 3	H: 0 LOB: 0 BB: 0 P: 7	R: 0 E: 0 K: 0 S: 3	H: 0 LOB: 0 BB: 0 P: 3	R: 0 E: 0 K: 0 S: 3	H: 0 LOB: 0 BB: 0 P: 3	R: 1 E: 0 K: 0 S: 5	H: 2 LOB: 1 BB: 0 P: 5	1B: 3 2B: 1 3B: 0 HR: 1	SF: 0 SAC: 0 DP: 1 HBP: 0	WP: 0 PB: 0 SB: 0 CS: 0	PA: 33
PITCHER Storm Davis, R ERA: 4.47	IP: 9.0 WLS: W BF: 33 H: 5 R: 1 ER: 1 SO: 3 BB: 2 IBB: 0 HBP: 0 BLK: 0 WP: 0 HR: 1 S: 37 P: 45 ERA: 1.00 WHIP: 0.778															PITCHER	IP: 9.0 WLS: W BF: 33 H: 5 R: 1 ER: 1 SO: 3 BB: 2 IBB: 0 HBP: 0 BLK: 0 WP: 0 HR: 1 S: 37 P: 45 ERA: 1.00 WHIP: 0.778			

Batter	1	2	3	4	5	6	7	8	9	AB	R	H	RBI	BB	SO	LOB	BOTTOM			
Alan Wiggins, S OBP: 0.319, SLG: 0.315	0-0 1B FC3-6			0-0 F7			0-0 1B			4	1	3	1	0	0	0	Oakland Athletics @ Baltimore Orioles Memorial Stadium, Baltimore, MD Wed Sep 04 1985, 7:05 PM EDT Att: 17,260 - Unknown livebaseballscores.com			
Jim Dwyer, L OBP: 0.346, SLG: 0.417	0-0 F7	3-H 1B			0-0 F7		0-0 F7			3	0	0	0	1	0	2				
Cal Ripken Jr., R OBP: 0.344, SLG: 0.464	0-0 1B FC3-6	0-0 FC5-4 1-2				0-0 HR		0-0 F7		4	1	2	1	0	0	3				
Eddie Murray, S OBP: 0.375, SLG: 0.511	0-0 FC3-6 1-2		0-0 F9		4-0 BB		0-0 F8			3	0	0	1	1	0	2				
Mike Young, S OBP: 0.346, SLG: 0.547	0-0 L6		0-0 F9		0-3 K			0-0 HR		4	1	1	1	0	1	2				
Larry Sheets, L OBP: 0.328, SLG: 0.443			0-0 G3		0-0 4-3			0-0 6-3		3	1	1	0	0	0	1				
Leo Hernandez, R (8, PH)		1B G4-6-3 1B								1	0	0	0	0	0	0				
Floyd Rayford, R OBP: 0.349, SLG: 0.527		0-0 G4-6-3 1-2 1B		0-0 HR		0-0 G6-4-3 1B		0-0 G3		4	2	3	1	0	0	0				
Wayne Gross, L OBP: 0.379, SLG: 0.438		0-0 G4-6-3 1-2 2-3 1B		0-0 F9		0-3 K		0-0 G3		4	0	1	0	0	1	1				
John Shelby, S OBP: 0.274, SLG: 0.414		0-0 G4-6-3 1-2 2-3 3-H		0-0 3-1		0-0 G6-4-3				3	0	0	0	0	0	3				
Inning Stats	R: 1 E: 0 K: 0 S: 5	H: 2 LOB: 1 BB: 0 P: 5	R: 2 E: 0 K: 0 S: 6	H: 4 LOB: 2 BB: 1 P: 10	R: 0 E: 0 K: 0 S: 3	H: 0 LOB: 0 BB: 0 P: 3	R: 1 E: 0 K: 0 S: 4	H: 1 LOB: 0 BB: 0 P: 4	R: 1 E: 0 K: 1 S: 6	H: 1 LOB: 1 BB: 1 P: 10	R: 0 E: 0 K: 1 S: 5	H: 1 LOB: 0 BB: 0 P: 5	R: 0 E: 0 K: 0 S: 4	H: 1 LOB: 1 BB: 0 P: 4	R: 1 E: 0 K: 0 S: 4	H: 1 LOB: 0 BB: 0 P: 4	1B: 8 2B: 0 3B: 0 HR: 3	SF: 0 SAC: 0 DP: 2 HBP: 0	WP: 0 PB: 0 SB: 1 CS: 0	PA: 35
PITCHER Don Sutton, R ERA: 3.89	IP: 5.0 WLS: L BF: 24 H: 8 R: 5 ER: 5 SO: 1 BB: 2 IBB: 0 HBP: 0 BLK: 0 WP: 0 HR: 2 S: 24 P: 32 ERA: 9.00 WHIP: 2.000															PITCHER	IP: 5.0 WLS: L BF: 24 H: 8 R: 5 ER: 5 SO: 1 BB: 2 IBB: 0 HBP: 0 BLK: 0 WP: 0 HR: 2 S: 24 P: 32 ERA: 9.00 WHIP: 2.000			
Rick Langford, R ERA: 3.39	IP: 2.0 WLS: 0 BF: 7 H: 2 R: 0 ER: 0 SO: 1 BB: 0 IBB: 0 HBP: 0 BLK: 0 WP: 0 HR: 0 S: 9 P: 9 ERA: 0.00 WHIP: 1.000															PITCHER	IP: 2.0 WLS: 0 BF: 7 H: 2 R: 0 ER: 0 SO: 1 BB: 0 IBB: 0 HBP: 0 BLK: 0 WP: 0 HR: 0 S: 9 P: 9 ERA: 0.00 WHIP: 1.000			
Curt Young, L ERA: 8.26	IP: 1.0 WLS: 0 BF: 4 H: 1 R: 1 ER: 1 SO: 0 BB: 0 IBB: 0 HBP: 0 BLK: 0 WP: 0 HR: 1 S: 4 P: 4 ERA: 9.00 WHIP: 1.000															PITCHER	IP: 1.0 WLS: 0 BF: 4 H: 1 R: 1 ER: 1 SO: 0 BB: 0 IBB: 0 HBP: 0 BLK: 0 WP: 0 HR: 1 S: 4 P: 4 ERA: 9.00 WHIP: 1.000			

Batter	1	2	3	4	5	6	7	8	9	AB	R	H	RBI	BB	SO	LOB	TOP										
Alfredo Griffin, S OBP: 0.298, SLG: 0.341 Rob Picciolo, R OBP: 0.301, SLG: 0.346	F5	4-3		G3			F9		FC5-4	4	0	0	0	0	0	1											
Dave Collins, S OBP: 0.298, SLG: 0.347	1B	1B					5-3		4-3	5	1	3	1	0	0	1											
Bruce Bochte, L OBP: 0.387, SLG: 0.449	1B	6-3					F7			3	0	1	0	1	0	1											
Dave Kingman, R OBP: 0.307, SLG: 0.417	F7			K			FC6-4		6-3	4	0	0	0	0	1	3											
Mike Davis, L OBP: 0.356, SLG: 0.500	1B			S			1B		L3	4	0	3	1	0	0	0											
Dwayne Murphy, L OBP: 0.340, SLG: 0.411 Jose Canseco, R	K			F2			4-3		F8	3	0	0	0	0	1	5											
Tony Phillips, S OBP: 0.308, SLG: 0.367				5-3			F9		4-3	4	2	2	1	0	0	1											
Mike Heath, R OBP: 0.300, SLG: 0.370				4-3			F5		4-3	4	0	1	0	0	0	1											
Mike Gallego, R OBP: 0.300, SLG: 0.136 Steve Kiefer, R OBP: 0.169, SLG: 0.214 Steve Henderson, R OBP: 0.388, SLG: 0.431	FC1-5	FC1-5		K			K		FC5-4	2	1	0	0	0	1	1											
Inning Stats	R: 1 E: 0 K: 1 S: 8	H: 3 LOB: 2 BB: 0 P: 8	R: 2 E: 0 K: 0 S: 6	H: 3 LOB: 1 BB: 0 P: 6	R: 0 E: 0 K: 1 S: 6	H: 1 LOB: 1 BB: 0 P: 6	R: 0 E: 0 K: 1 S: 5	H: 0 LOB: 0 BB: 1 P: 5	R: 0 E: 0 K: 0 S: 4	H: 2 LOB: 2 BB: 1 P: 8	R: 0 E: 0 K: 0 S: 3	H: 0 LOB: 0 BB: 0 P: 3	R: 0 E: 0 K: 0 S: 3	H: 0 LOB: 0 BB: 0 P: 3	R: 1 E: 0 K: 0 S: 5	H: 2 LOB: 1 BB: 0 P: 5	1B: 9 2B: 0 3B: 1 HR: 1	SF: 0 SAC: 0 DP: 0 HBP: 0	WP: 1 PB: 1 SB: 1 CS: 1	PA: 38							
PITCHER	IP	WLS	BF	H	R	ER	SO	BB	IBB	HBP	BLK	WP	HR	S	P	ERA	WHIP										
Joe Cowley, R ERA: 4.16 Bob Shirley, L ERA: 2.7	1.2		11	6	3	3	1	0	0	0	0	1	1	13	13	16.20	3.600										
(2, 1)	7.1	W	27	5	1	1	3	1	0	0	0	0	0	32	36	1.23	0.818										

Oakland Athletics @ New York Yankees
Yankee Stadium, Bronx, NY
Fri Sep 06 1985, 7:05 PM EDT
Att: 22,519 - Unknown


AB 37
R 4
H 11
RBI 4
BB 1
SO 4
LOB 15





Batter	1	2	3	4	5	6	7	8	9	AB	R	H	RBI	BB	SO	LOB	BOTTOM										
Rickey Henderson, R OBP: 0.427, SLG: 0.529	3-1		5-3		1B					3	2	2	0	2	0	0											
Ken Griffey, L OBP: 0.320, SLG: 0.385	3-1		4-3		HR		F8		K	5	1	1	1	0	1	3											
Don Mattingly, L OBP: 0.376, SLG: 0.561	WP				HR		F8		F8	4	1	2	4	1	0	1											
Dave Winfield, R OBP: 0.335, SLG: 0.474	F6		F7		HR				FC6-4	5	1	2	0	0	0	3											
Ron Hassey, L OBP: 0.346, SLG: 0.491	4-3				F9					3	1	1	0	1	0	1											
Dan Pasqua, L OBP: 0.318, SLG: 0.452			F4		4-3		F2			4	1	1	3	0	0	2											
Mike Pagliarulo, L OBP: 0.323, SLG: 0.449			K		F8		F7			3	0	0	0	0	1	2											
Willie Randolph, R OBP: 0.379, SLG: 0.360			WP		6-3					2	0	0	0	2	0	1											
Bobby Meacham, S OBP: 0.313, SLG: 0.278			K				F7			4	1	1	0	0	1	5											
Inning Stats	R: 1 E: 0 K: 0 S: 5	H: 2 LOB: 1 BB: 0 P: 5	R: 0 E: 0 K: 2 S: 7	H: 0 LOB: 1 BB: 1 P: 11	R: 0 E: 0 K: 0 S: 3	H: 0 LOB: 1 BB: 1 P: 7	R: 0 E: 0 K: 0 S: 3	H: 0 LOB: 0 BB: 0 P: 3	R: 7 E: 0 K: 0 S: 8	H: 5 LOB: 1 BB: 2 P: 17	R: 0 E: 0 K: 0 S: 2	H: 0 LOB: 0 BB: 1 P: 6	R: 0 E: 0 K: 0 S: 5	H: 2 LOB: 3 BB: 1 P: 9	R: 0 E: 0 K: 1 S: 6	H: 1 LOB: 1 BB: 0 P: 6	1B: 8 2B: 0 3B: 0 HR: 2	SF: 0 SAC: 0 DP: 0 HBP: 1	WP: 3 PB: 0 SB: 1 CS: 1	PA: 40							
PITCHER	IP	WLS	BF	H	R	ER	SO	BB	IBB	HBP	BLK	WP	HR	S	P	ERA	WHIP										
Chris Codiroli, R ERA: 4.52 Steve Oniveros, R ERA: 1.29 Bill Krueger, L ERA: 4.85	4.1	L	21	5	5	5	2	3	0	0	0	0	1	4	9	40.50	4.500										
(6, 1)	3.0		13	3	0	0	1	2	0	0	0	0	0	13	21	0.00	1.667										

Oakland Athletics @ New York Yankees
Yankee Stadium, Bronx, NY
Fri Sep 06 1985, 7:05 PM EDT
Att: 22,519 - Unknown

AB 33
R 8
H 10
RBI 8
BB 6
SO 3
LOB 18



Batter	1	2	3	4	5	6	7	8	9	AB	R	H	RBI	BB	SO	LOB	TOP										
Alfredo Griffin, S (1,6) OBP: 0.297, SLG: 0.339	F9		6-3 S 1B		F8		G4-6-3		F8	5	1	1	0	0	0	2	<p>Oakland Athletics @ New York Yankees Yankee Stadium, Bronx, NY Sat Sep 07 1985, 7:05 PM EDT Att: 25,539 - Unknown</p> <p>livebaseballscorecards.com</p> <p>AB 37 R 2 H 10 RBI 2 BB 1 SO 7 LOB 21</p> 										
Tony Phillips, S (1,5) OBP: 0.353, SLG: 0.444 (7,4)	1B		6-3		HR		CS		F7	5	1	3	1	0	0	2											
Steve Henderson, R (1,7) OBP: 0.397, SLG: 0.440	1B		K		1B		CS		E	4	0	3	0	0	1	1											
Dave Kingman, R (1,10) OBP: 0.307, SLG: 0.416	L5		1B		F4				K	4	0	1	1	0	1	4											
Dusty Baker Jr., R (1,3) OBP: 0.369, SLG: 0.469	4-3		F4		F6				F8	4	0	0	0	0	0	5											
Jose Canseco, R (1,9) OBP: 0.143, SLG: 0.143			K		1B		F9		E5	4	0	1	0	0	1	1											
Mike Davis, L (1,8) OBP: 0.353, SLG: 0.496	F6		K		K		K		K	4	0	0	0	0	3	3											
Mike Heath, R (1,2) OBP: 0.296, SLG: 0.368 (9, PH)	E5		F4		F9		F9		F7	3	0	0	0	0	0	1											
Dave Collins, S (7, PH) OBP: 0.236, SLG: 0.346	E5		F4		F9		F9		F7	1	0	0	0	0	0	0											
Mike Gallego, R (1,4) OBP: 0.281, SLG: 0.125 (7, PH)	K		F8		F8		G4-6-3		BB	2	0	0	0	0	1	2											
Rob Picciolo, R (7, PH) OBP: 0.310, SLG: 0.354 (7,5)	K		F8		F8		G4-6-3		BB	1	0	1	0	0	0	0											
Dwayne Murphy, L (9, PH) OBP: 0.341, SLG: 0.411	K		F8		F8		G4-6-3		BB	0	0	0	0	0	1	0											
Inning Stats	R: 0 E: 0 K: 0 S: 5	H: 2 LOB: 2 BB: 0 P: 5	R: 0 E: 1 K: 2 S: 8	H: 0 LOB: 1 BB: 0 P: 8	R: 1 E: 0 K: 1 S: 7	H: 2 LOB: 1 BB: 0 P: 7	R: 0 E: 0 K: 1 S: 6	H: 1 LOB: 1 BB: 0 P: 6	R: 1 E: 0 K: 0 S: 5	H: 2 LOB: 1 BB: 0 P: 5	R: 0 E: 0 K: 0 S: 3	H: 2 LOB: 0 BB: 0 P: 3	R: 0 E: 1 K: 2 S: 9	H: 1 LOB: 2 BB: 1 P: 9	R: 0 E: 0 K: 0 S: 3	H: 0 LOB: 1 BB: 1 P: 7	1B: 9 2B: 0 3B: 0 HR: 1	SF: 0 SAC: 0 DP: 1 HBP: 0	WP: 0 PB: 0 SB: 1 CS: 1	PA: 39							
PITCHER	IP	WLS	BF	H	R	ER	SO	BB	IBB	HBP	BLK	WP	HR	S	P	ERA	WHIP										
Ron Guidry, L (1,1) ERA: 3.01	8.0	W	34	10	2	2	7	0	0	0	0	0	1	48	48	2.25	1.250										
Brian Fisher, R (9,1) ERA: 2.12	1.0	S	4	0	0	0	0	1	0	0	0	0	0	3	7	0.00	1.000										

Batter	1	2	3	4	5	6	7	8	9	AB	R	H	RBI	BB	SO	LOB	BOTTOM										
Rickey Henderson, R (1,8) OBP: 0.426, SLG: 0.526	E SF8 BB		F8		K			F7		3	1	0	0	1	1	1	<p>Oakland Athletics @ New York Yankees Yankee Stadium, Bronx, NY Sat Sep 07 1985, 7:05 PM EDT Att: 25,539 - Unknown</p> <p>livebaseballscorecards.com</p> <p>AB 25 R 3 H 5 RBI 2 BB 3 SO 2 LOB 7</p> 										
Don Mattingly, L (1,3) OBP: 0.377, SLG: 0.567	SF8		3-1		HR		HR	5-3 1B		3	1	2	2	0	0	0											
Dave Winfield, R (1,9) OBP: 0.336, SLG: 0.478	2B		5-3		SH1-3 S 2B		SH1-3 S 2B	5-3		4	1	2	0	0	0	1											
Don Baylor, R (1,10) OBP: 0.340, SLG: 0.449	F8		F3		SH1-3		SH1-3	K		3	0	0	0	0	1	2											
Bill Sample, R (1,7) OBP: 0.336, SLG: 0.336	5-3		L6		5-3		5-3			3	0	0	0	0	0	1											
Andre Robertson, R (1,5) OBP: 0.409, SLG: 0.488			F9		1-3		1-3			3	0	1	0	0	0	0											
Mike Pagliarulo, L (7,5) OBP: 0.323, SLG: 0.449	1B		F9		1-3		1-3			0	0	0	0	0	0	0											
Willie Randolph, R (1,4) OBP: 0.376, SLG: 0.359	5-3		SH1-4 BB		SH1-4 BB		F8			2	0	0	0	1	0	0											
Butch Wynegar, S (1,2) OBP: 0.359, SLG: 0.332	BB		SH1-4		SH1-4		5-3			1	0	0	0	1	0	0											
Bobby Meacham, S (1,6) OBP: 0.311, SLG: 0.276	5-3		5-3		5-3		1-3			3	0	0	0	0	0	2											
Inning Stats	R: 1 E: 0 K: 0 S: 4	H: 1 LOB: 1 BB: 1 P: 8	R: 0 E: 0 K: 0 S: 3	H: 1 LOB: 1 BB: 1 P: 7	R: 0 E: 0 K: 0 S: 3	H: 0 LOB: 0 BB: 0 P: 3	R: 0 E: 0 K: 0 S: 3	H: 0 LOB: 0 BB: 0 P: 3	R: 0 E: 0 K: 1 S: 5	H: 2 LOB: 0 BB: 0 P: 5	R: 0 E: 0 K: 0 S: 3	H: 0 LOB: 0 BB: 0 P: 3	R: 0 E: 0 K: 1 S: 6	H: 1 LOB: 1 BB: 0 P: 6	R: 0 E: 0 K: 0 S: 3	H: 1 LOB: 1 BB: 0 P: 6	1B: 2 2B: 2 3B: 0 HR: 1	SF: 1 SAC: 2 DP: 0 HBP: 0	WP: 0 PB: 0 SB: 2 CS: 0	PA: 31							
PITCHER	IP	WLS	BF	H	R	ER	SO	BB	IBB	HBP	BLK	WP	HR	S	P	ERA	WHIP										
Tommy John, L (1,1) ERA: 4.99	7.0	L	27	4	3	3	1	3	0	0	0	0	1	26	38	3.86	1.000										
Steve Ontiveros, R (8,1) ERA: 1.26	1.0		4	1	0	0	1	0	0	0	0	0	0	6	6	0.00	1.000										

Batter	1	2	3	4	5	6	7	8	9	AB	R	H	RBI	BB	SO	LOB	TOP								
Alfredo Griffin, S OBP: 0.296, SLG: 0.338	G3	K		G6-3			L3		G6-4-3	5	0	1	0	0	1	3	Oakland Athletics @ New York Yankees Yankee Stadium, Bronx, NY Sun Sep 08 1985, 3:33 AM EDT Att: 26,809 - Unknown								
Tony Phillips, S OBP: 0.306, SLG: 0.407	F8	3-1		3-1			G3		G6-4-3	5	0	0	0	0	0	4									
Bruce Bochte, L OBP: 0.388, SLG: 0.454 Jose Canseco, R OBP: 0.250, SLG: 0.250	BB			G3			4-3		1B	3	0	1	1	1	0	0									
Dwayne Murphy, L OBP: 0.343, SLG: 0.409 Dave Kingman, R OBP: 0.308, SLG: 0.417	BB			PB			E3		1B	2	0	0	0	2	1	1									
Dusty Baker Jr., R OBP: 0.366, SLG: 0.464	K			6-3			K		1B	5	0	1	0	0	1	6									
Steve Henderson, R OBP: 0.388, SLG: 0.428		K		K			5-3		K	4	0	0	0	0	3	2									
Dave Collins, S OBP: 0.300, SLG: 0.348		1B		2B			K		F7	3	2	1	0	1	1	1									
Mickey Tettleton, S OBP: 0.335, SLG: 0.337		3B		1B			K		3-1	4	2	2	1	0	1	1									
Mike Gallego, R OBP: 0.314, SLG: 0.231 Rob Picciolo, R OBP: 0.318, SLG: 0.361		3B		E5			G3		G6-4-3	2	1	1	2	1	0	1									
Inning Stats	R: 0 E: 0 K: 1 S: 5	H: 0 LOB: 2 BB: 2 P: 13	R: 2 E: 0 K: 2 S: 10	H: 3 LOB: 1 BB: 0 P: 10	R: 0 E: 0 K: 1 S: 5	H: 0 LOB: 1 BB: 1 P: 9	R: 2 E: 1 K: 0 S: 4	H: 1 LOB: 0 BB: 1 P: 8	R: 0 E: 0 K: 0 S: 3	H: 0 LOB: 0 BB: 0 P: 3	R: 0 E: 0 K: 2 S: 7	H: 0 LOB: 0 BB: 0 P: 7	R: 1 E: 0 K: 1 S: 6	H: 1 LOB: 1 BB: 1 P: 10	R: 0 E: 0 K: 1 S: 6	H: 1 LOB: 1 BB: 0 P: 6	R: 1 E: 0 K: 0 S: 6	H: 4 LOB: 2 BB: 0 P: 6	1B: 7 2B: 1 3B: 2 HR: 0	SF: 0 SAC: 0 DP: 3 HBP: 0	WP: 0 PB: 1 SB: 0 CS: 0	PA: 41			
PITCHER	IP	WLS	BF	H	R	ER	SO	BB	IBB	HBP	BLK	WP	HR	S	P	ERA	WHIP	PITCHER							
Phil Niekro, R ERA: 4.1	6.0	W	27	4	5	4	6	5	0	0	0	0	0	34	54	6.00	1.500								
Rich Bordi, R ERA: 2.95	0.2		3	1	0	0	0	0	0	0	0	0	0	3	3	0.00	1.500								
Bob Shirley, L ERA: 2.69	0.1		1	0	0	0	1	0	0	0	0	0	0	3	3	0.00	0.000								
Brian Fisher, R ERA: 2.09	1.0		4	1	0	0	1	0	0	0	0	0	0	6	6	0.00	1.000								
Dave Righetti, L ERA: 2.64	1.0		6	4	1	1	0	0	0	0	0	0	0	6	6	9.00	4.000								
Batter	1	2	3	4	5	6	7	8	9	AB	R	H	RBI	BB	SO	LOB	BOTTOM								
Rickey Henderson, R OBP: 0.428, SLG: 0.527 Henry Cotto, R OBP: 0.300, SLG: 0.310	BB	2B	E	S	F8		F4			3	1	2	0	1	0	0	Oakland Athletics @ New York Yankees Yankee Stadium, Bronx, NY Sun Sep 08 1985, 3:33 AM EDT Att: 26,809 - Unknown								
Ken Griffey, L OBP: 0.323, SLG: 0.388	1B	FC1-5	BB	1B			F8			4	3	2	0	1	0	1									
Don Mattingly, L OBP: 0.376, SLG: 0.564	E9	F4		F9			E8		4-3	5	1	1	1	0	0	3									
Dave Winfield, R OBP: 0.336, SLG: 0.483	K	FC1-5	2B	HR			1B		F8	5	2	2	2	0	1	4									
Ron Hassey, L OBP: 0.356, SLG: 0.507	BB	HR	2B	2B			F8		1B	5	1	4	4	0	0	2									
Dan Pasqua, L OBP: 0.314, SLG: 0.467	K	HR		E9			L4		F9	5	1	1	2	0	1	3									
Mike Pagliarulo, L OBP: 0.324, SLG: 0.447	BB	K		F8			1B		F8	4	0	1	0	1	1	3									
Willie Randolph, R OBP: 0.377, SLG: 0.356	BB			F7			F9			3	0	0	0	1	0	3									
Bobby Meacham, S OBP: 0.308, SLG: 0.274	K			K2-3			K		K	4	0	0	0	0	4	4									
Inning Stats	R: 3 E: 1 K: 3 S: 12	H: 3 LOB: 3 BB: 3 P: 24	R: 4 E: 0 K: 1 S: 8	H: 3 LOB: 0 BB: 1 P: 12	R: 0 E: 0 K: 1 S: 6	H: 1 LOB: 1 BB: 0 P: 6	R: 1 E: 0 K: 0 S: 6	H: 2 LOB: 2 BB: 0 P: 6	R: 1 E: 0 K: 1 S: 8	H: 2 LOB: 2 BB: 0 P: 8	R: 0 E: 0 K: 1 S: 6	H: 1 LOB: 1 BB: 0 P: 6	R: 0 E: 0 K: 0 S: 3	H: 0 LOB: 0 BB: 0 P: 3	R: 0 E: 0 K: 0 S: 4	H: 1 LOB: 1 BB: 0 P: 4	1B: 8 2B: 3 3B: 0 HR: 2	SF: 0 SAC: 0 DP: 0 HBP: 0	WP: 0 PB: 1 SB: 1 CS: 0	PA: 43					
PITCHER	IP	WLS	BF	H	R	ER	SO	BB	IBB	HBP	BLK	WP	HR	S	P	ERA	WHIP	PITCHER							
Jose Rijo, R ERA: 3.48	1.2	L	14	5	6	6	3	4	0	0	0	0	0	16	32	32.40	5.400								
Rick Langford, R ERA: 3.52	1.2		10	4	2	2	2	0	0	0	0	0	2	14	14	10.80	2.400								
Steve Mura, R ERA: 3.71	1.2		8	2	1	0	1	0	0	0	0	0	0	10	10	0.00	1.200								
Curt Young, L ERA: 7.44	3.0		11	2	0	0	1	0	0	0	0	0	0	13	13	0.00	0.667								

Batter	1	2	3	4	5	6	7	8	9	AB	R	H	RBI	BB	SO	LOB	TOP										
Wayne Tolleson, S (1, 6) OBP: 0.373, SLG: 0.419 Bob Jones, L (7, PH) OBP: 0.275, SLG: 0.290 Jeff Kunkel, R (7, 6)	3-1		F7				K			3	1	1	1	0	0	1	Texas Rangers @ Oakland Athletics Oakland-Alameda County Coliseum, Oakland, CA Tue Sep 10 1985, 7:05 PM PDT Att: 6,034 - Unknown livebaseballscorecards.com										
Don Slaught, R (1, 2) OBP: 0.326, SLG: 0.409 Geno Petralli, L (8, PH) OBP: 0.292, SLG: 0.235	1B		K					F7		3	0	2	2	0	1	1											
Pete O'Brien, L (1, 3) OBP: 0.329, SLG: 0.433	F7			6-3			G3			4	0	1	0	0	0	2											
George Wright, S (1, 8) OBP: 0.243, SLG: 0.245	K			G1-6-3			K			4	0	0	0	0	3	2											
Gary Ward, R (1, 7) OBP: 0.319, SLG: 0.413		5-3		6-3						3	0	0	0	1	0	1											
Ellis Valentine, R (1, 10) OBP: 0.250, SLG: 0.250		G3					F7			4	0	1	0	0	1	1											
Duane Walker, L (1, 9) OBP: 0.271, SLG: 0.316		L8					F5			4	1	0	0	0	0	2											
Steve Buechele, R (1, 5) OBP: 0.278, SLG: 0.297			L7				F3			4	0	1	0	0	0	0											
Curtis Wilkerson, S (1, 4) OBP: 0.285, SLG: 0.286							5-3			3	1	1	0	0	0	2											
Inning Stats	R: 0 E: 0 K: 1 S: 6	H: 1 LOB: 1 BB: 0 P: 6	R: 0 E: 0 K: 0 S: 3	H: 0 LOB: 0 BB: 0 P: 3	R: 0 E: 0 K: 1 S: 6	H: 1 LOB: 1 BB: 0 P: 6	R: 0 E: 0 K: 0 S: 3	H: 0 LOB: 0 BB: 0 P: 3	R: 3 E: 0 K: 0 S: 7	H: 4 LOB: 1 BB: 0 P: 7	R: 0 E: 0 K: 1 S: 5	H: 0 LOB: 1 BB: 1 P: 9	R: 0 E: 0 K: 1 S: 5	H: 0 LOB: 0 BB: 0 P: 5	R: 0 E: 0 K: 1 S: 6	H: 1 LOB: 1 BB: 0 P: 6		R: 0 E: 0 K: 1 S: 5	H: 0 LOB: 0 BB: 0 P: 5	1B: 6 2B: 0 3B: 1 HR: 0	SF: 0 SAC: 0 DP: 0 HBP: 0	WP: 0 PB: 0 SB: 1 CS: 0	PA: 35				
PITCHER	IP	WLS	BF	H	R	ER	SO	BB	IBB	HBP	BLK	WP	HR	S	P	ERA	WHIP										
Chris Codiroli, R (1, 1) ERA: 4.53	5.1	W	23	6	3	3	3	1	0	0	0	0	0	28	32	5.06	1.312										
Keith Atherton, R (6, 1) ERA: 4.43	1.2		5	0	0	0	1	0	0	0	0	0	0	7	7	0.00	0.000										
Steve Mura, R (8, 1) ERA: 3.6	1.0		4	1	0	0	1	0	0	0	0	0	0	6	6	0.00	1.000										
Jay Howell, R (9, 1) ERA: 2.32	1.0		3	0	0	0	1	0	0	0	0	0	0	5	5	0.00	0.000										

Batter	1	2	3	4	5	6	7	8	9	AB	R	H	RBI	BB	SO	LOB	BOTTOM										
Alfredo Griffin, S (1, 6) OBP: 0.293, SLG: 0.334	F7	4-3			F8		1B	G3		5	1	1	0	0	0	1	Texas Rangers @ Oakland Athletics Oakland-Alameda County Coliseum, Oakland, CA Tue Sep 10 1985, 7:05 PM PDT Att: 6,034 - Unknown livebaseballscorecards.com										
Tony Phillips, S (1, 5) OBP: 0.300, SLG: 0.388	K		L7		HR		HR			4	2	2	1	0	1	0											
Bruce Bochte, L (1, 3) OBP: 0.388, SLG: 0.459	L9		6-3		HR		HR			3	2	1	2	1	0	0											
Dave Kingman, R (1, 10) OBP: 0.309, SLG: 0.420		K		BB	F8		HR			3	1	1	4	1	1	0											
Mike Davis, L (1, 9) OBP: 0.354, SLG: 0.493		L6	G3			G5-4-3	5-3			3	0	1	0	1	0	1											
Dwayne Murphy, L (1, 8) OBP: 0.342, SLG: 0.407 Steve Henderson, R (6, PH) OBP: 0.380, SLG: 0.419		BB		K			5-3			2	1	1	0	0	1	0											
Jose Canseco, R (1, 7) OBP: 0.313, SLG: 0.467		1B		K			K			3	1	0	0	1	3	1											
Mike Heath, R (1, 2) OBP: 0.297, SLG: 0.366 Charlie O'Brien, R (9, 2) OBP: 0.333, SLG: 0.400		E7		6-3			5-3	K		4	1	1	1	0	1	0											
Mike Gallego, R (1, 4) OBP: 0.341, SLG: 0.258		E6			K		1B	6-3		4	1	1	0	0	1	0											
Inning Stats	R: 0 E: 0 K: 1 S: 5	H: 0 LOB: 0 BB: 0 P: 5	R: 3 E: 2 K: 1 S: 8	H: 2 LOB: 1 BB: 1 P: 12	R: 0 E: 0 K: 0 S: 3	H: 0 LOB: 1 BB: 1 P: 7	R: 0 E: 0 K: 2 S: 7	H: 0 LOB: 0 BB: 0 P: 7	R: 2 E: 0 K: 1 S: 7	H: 2 LOB: 0 BB: 0 P: 7	R: 0 E: 0 K: 1 S: 4	H: 0 LOB: 0 BB: 1 P: 8	R: 5 E: 0 K: 1 S: 10	H: 5 LOB: 1 BB: 1 P: 14	R: 0 E: 0 K: 1 S: 5	H: 0 LOB: 0 BB: 0 P: 5		1B: 7 2B: 0 3B: 0 HR: 2	SF: 0 SAC: 0 DP: 1 HBP: 0	WP: 0 PB: 0 SB: 0 CS: 0	PA: 37						
PITCHER	IP	WLS	BF	H	R	ER	SO	BB	IBB	HBP	BLK	WP	HR	S	P	ERA	WHIP										
Jose Guzman, R (1, 1) ERA: 5.4	5.0	L	22	4	5	3	5	2	0	0	0	0	1	30	38	5.40	1.200										
Ricky Wright, L (6, 1) ERA: 27.0	1.1		8	3	4	4	1	1	1	0	0	0	0	8	16	27.00	3.000										
Matt Williams, R (7, 1) ERA: 5.4	1.2		7	2	1	1	2	0	0	0	0	0	1	11	11	5.40	1.200										

AB 34
R 3
H 7
RBI 3
BB 1
SO 6
LOB 12



AB 33
R 10
H 9
RBI 8
BB 4
SO 8
LOB 5



Batter	1	2	3	4	5	6	7	8	9	AB	R	H	RBI	BB	SO	LOB	TOP										
Curtis Wilkerson, S OBP: 0.287, SLG: 0.288 (1, 4) (6, 6)	0-0 1B 1B	0-0 CS 1B	4-3	0-0 4-3	0-0 F8	0-0 F8	0-0 FC1	0-0 FC1		5	1	2	0	0	0	2											
Jeff Kunkel, R OBP: 0.250, SLG: 0.250 (1, 6) Alan Bannister, R OBP: 0.337, SLG: 0.342 (6, 4)	0-0 1B BB SF8	0-3 K	0-3 K	0-3 K	0-3 K	0-3 K	0-3 K	0-3 K		4	1	1	0	0	3	1											
Pete O'Brien, L OBP: 0.328, SLG: 0.429 (1, 3) BB BB	4-0 1B E BB	0-0 F8	0-0 L6	0-0 L6	0-0 F3	0-0 F3	0-0 4-3	0-0 4-3		4	1	0	0	1	0	3											
Ellis Valentine, R OBP: 0.462, SLG: 0.364 (1, 9) E 1-2 2-3 3-H	0-0 E 1B		4-0 1B WP FC4-6 BB	4-0 1B BB	4-0 1B BB	4-0 1B BB	0-0 G6-4-3 1B	0-0 6-3		3	3	2	1	2	0	0											
Gary Ward, R OBP: 0.318, SLG: 0.411 (1, 7) BB BB	0-3 K	0-3 K	0-0 F9	0-0 F9	0-0 1B BB 1B	0-0 1B BB 1B	0-0 L6	0-0 L9		5	0	1	0	0	1	5											
Larry Parrish, R OBP: 0.313, SLG: 0.412 (1, 10) BB BB	0-0 SF8	0-0 SF8	0-0 E5 FC4-6 1B 1-2	4-0 1B BB	4-0 1B BB	4-0 1B BB	0-0 G6-4-3	0-0 5-3		3	0	0	1	1	0	2											
Don Slaught, R OBP: 0.332, SLG: 0.418 (1, 2) BB BB	0-0 E7 1-H 2-H	0-0 E7	0-0 FC4-6 1B 1-2 2-3	0-0 FC4-6 1B	0-0 FC4-6 1B	0-0 FC4-6 1B	0-0 FC1 2B	0-0 FC1		4	0	3	1	0	0	0											
Steve Buechele, R OBP: 0.278, SLG: 0.291 (1, 5) BB BB	4-0 BB	4-0 BB	0-0 FC4-6 1-2 2-3 3-H	0-0 FC4-6	0-0 K	0-0 K	0-0 B1	0-0 B1		3	0	0	1	1	1	6											
George Wright, S OBP: 0.243, SLG: 0.243 (1, 8) BB BB	0-0 5-3	0-0 5-3	0-0 F4	0-0 F4	0-0 G6-4-3	0-0 G6-4-3	4-0 E BB	4-0 E		3	0	0	0	1	0	7											
Inning Stats	R: 4 E: 1 K: 1 S: 9	H: 3 LOB: 2 BB: 2 P: 17	R: 0 E: 0 K: 1 S: 5	H: 1 LOB: 0 BB: 0 P: 5	R: 1 E: 1 K: 0 S: 5	H: 1 LOB: 2 BB: 1 P: 9	R: 0 E: 0 K: 1 S: 5	H: 0 LOB: 0 BB: 0 P: 5	R: 1 E: 0 K: 1 S: 6	H: 2 LOB: 2 BB: 2 P: 14	R: 0 E: 0 K: 0 S: 5	H: 0 LOB: 0 BB: 0 P: 5	R: 0 E: 0 K: 0 S: 3	H: 1 LOB: 0 BB: 0 P: 3	R: 0 E: 1 K: 1 S: 7	H: 1 LOB: 3 BB: 1 P: 11	R: 0 E: 0 K: 0 S: 3	H: 0 LOB: 0 BB: 0 P: 3	1B: 8 2B: 2 3B: 0 HR: 0	SF: 1 SAC: 0 DP: 3 HBP: 0	WP: 1 PB: 0 SB: 0 CS: 1	PA: 42					
PITCHER	IP	WLS	BF	H	R	ER	SO	BB	IBB	HBP	BLK	WP	HR	S	P	ERA	WHIP										
Tim Conroy, L ERA: 5.11 (1, 1)	2.1	L	16	5	5	2	2	3	0	0	0	1	0	17	29	7.71	3.429										
Bill Krueger, L ERA: 4.79 (3, 1)	3.2		14	2	1	1	3	2	0	0	0	0	0	18	26	2.46	1.091										
Curt Young, L ERA: 7.15 (7, 1)	1.1		6	2	0	0	0	1	0	0	0	0	0	5	9	0.00	2.250										
Steve Ontiveros, R ERA: 1.47 (8, 1)	1.2		6	0	0	0	1	0	0	0	0	0	0	8	8	0.00	0.000										

Texas Rangers @ Oakland Athletics
Oakland-Alameda County Coliseum, Oakland, CA
Wed Sep 11, 1985, 3:33 AM PDT
Att: 6,382 - Unknown

AB	35
R	6
H	9
RBI	4
BB	6
SO	6
LOB	29



Batter	1	2	3	4	5	6	7	8	9	AB	R	H	RBI	BB	SO	LOB	BOTTOM										
Alfredo Griffin, S OBP: 0.291, SLG: 0.331 (1, 6)	0-0 4-3		0-0 1-6-3			0-0 F9		0-0 B1-3		4	0	0	0	0	0	0											
Tony Phillips, S OBP: 0.284, SLG: 0.366 (1, 5) (8, 4)	0-0 6-3		0-0 F8			0-0 F6		0-0 6-3		4	0	0	0	0	0	0											
Steve Henderson, R OBP: 0.371, SLG: 0.408 (1, 7)	0-0 6-3			0-3 K		0-0 5-3		0-0 6-3		4	0	0	0	0	1	0											
Dave Kingman, R OBP: 0.310, SLG: 0.419 (1, 10)		0-0 FC4-6 1B		4-0 G6-4-3 BB		0-0 F8		0-0 E7		3	0	1	0	1	0	0											
Dusty Baker Jr., R OBP: 0.368, SLG: 0.463 (1, 3)		0-3 K		0-0 G6-4-3		4-0 2B BB		0-0 FC6-4 1B		3	1	1	0	1	1	2											
Jose Canseco, R OBP: 0.283, SLG: 0.389 (1, 9) Mike Davis, L OBP: 0.353, SLG: 0.492 (8, PH)		0-3 K		0-0 4-3		0-3 K		0-3 K		3	0	0	0	0	2	2											
Dwayne Murphy, L OBP: 0.344, SLG: 0.409 (1, 8)		0-0 FC4-6		0-0 1B		0-0 2B 2B		0-0 F6		4	1	2	1	0	0	3											
Mike Heath, R OBP: 0.299, SLG: 0.378 (1, 2)			0-0 HR		0-0 F8		0-0 2B 2B	0-0 FC6-4		4	1	2	2	0	0	3											
Mike Gallego, R OBP: 0.326, SLG: 0.242 Dave Collins, S OBP: 0.301, SLG: 0.347 Steve Kiefer, R OBP: 0.169, SLG: 0.214 (1, 4) (7, PH) (8, 5)		0-3 K		0-0 4-3		0-0 4-3		0-0 F9		2	0	0	0	0	1	1											
Inning Stats	R: 0 E: 0 K: 0 S: 3	H: 0 LOB: 0 BB: 0 P: 3	R: 0 E: 0 K: 2 S: 8	H: 1 LOB: 1 BB: 0 P: 8	R: 1 E: 0 K: 1 S: 6	H: 1 LOB: 0 BB: 0 P: 6	R: 0 E: 0 K: 1 S: 4	H: 0 LOB: 0 BB: 1 P: 8	R: 0 E: 0 K: 0 S: 3	H: 0 LOB: 0 BB: 0 P: 3	R: 2 E: 0 K: 1 S: 7	H: 2 LOB: 1 BB: 1 P: 11	R: 0 E: 0 K: 0 S: 3	H: 0 LOB: 0 BB: 0 P: 3	R: 0 E: 1 K: 1 S: 7	H: 1 LOB: 2 BB: 0 P: 7	R: 0 E: 0 K: 0 S: 3	H: 1 LOB: 0 BB: 0 P: 3	1B: 3 2B: 2 3B: 0 HR: 1	SF: 0 SAC: 0 DP: 1 HBP: 0	WP: 0 PB: 0 SB: 0 CS: 0	PA: 35					
PITCHER	IP	WLS	BF	H	R	ER	SO	BB	IBB	HBP	BLK	WP	HR	S	P	ERA	WHIP										
Mike Mason, L ERA: 5.09 (1, 1)	6.0	W	21	3	1	1	4	1	0	0	0	0	0	17	21	6.00	1.333										
Greg Harris, R ERA: 2.26 (7, 1)	3.0	S	14	3	2	2	2	1	0	0	0	0	0	17	21	6.00	1.333										

Texas Rangers @ Oakland Athletics
Oakland-Alameda County Coliseum, Oakland, CA
Wed Sep 11, 1985, 3:33 AM PDT
Att: 6,382 - Unknown

AB	33
R	3
H	6
RBI	3
BB	2
SO	6
LOB	14



Batter	1	2	3	4	5	6	7	8	9	AB	R	H	RBI	BB	SO	LOB	TOP										
Omar Moreno, L (1, 8) OBP: 0.277, SLG: 0.443										5	1	1	1	0	1	3	Kansas City Royals @ Oakland Athletics Oakland-Alameda County Coliseum, Oakland, CA Fri Sep 13 1985, 7:05 PM PDT Att: 11,253 - Unknown										
Lonnie Smith, R (1, 7) OBP: 0.338, SLG: 0.363										4	0	1	1	0	3	2											
Lynn Jones, R (7, 7) OBP: 0.277, SLG: 0.282										1	0	0	0	0	0	0											
George Brett, L (1, 5) OBP: 0.443, SLG: 0.582										4	0	0	0	0	1	4											
Hal McRae, R (1, 10) OBP: 0.348, SLG: 0.453										3	1	1	0	1	1	0											
Frank White, R (1, 4) OBP: 0.281, SLG: 0.411										4	0	0	0	0	0	2											
Steve Balboni, R (1, 3) OBP: 0.305, SLG: 0.483										2	1	0	0	2	2	0											
Darryl Motley, R (1, 9) OBP: 0.266, SLG: 0.438										3	1	2	0	1	0	0											
Jamie Quirk, L (1, 2) OBP: 0.379, SLG: 0.464										4	0	2	1	0	0	3											
Onix Concepcion, R (1, 6) OBP: 0.257, SLG: 0.252										1	0	0	0	0	1	1											
Jorge Orta, L (7, PH) OBP: 0.353, SLG: 0.377										1	0	0	1	0	0	2											
Buddy Biancalana, S (7, PH) OBP: 0.267, SLG: 0.262										1	1	0	0	0	0	0											
Inning Stats	R: 0 H: 0 E: 0 K: 2 S: 7	H: 0 LOB: 0 BB: 0 P: 7	R: 0 H: 0 E: 0 K: 2 S: 7	H: 0 LOB: 0 BB: 0 P: 7	R: 0 H: 1 E: 0 K: 1 S: 6	LOB: 1 BB: 0 P: 6	R: 0 H: 0 E: 0 K: 2 S: 7	H: 0 LOB: 0 BB: 0 P: 7	R: 0 H: 0 E: 0 K: 1 S: 5	H: 0 LOB: 0 BB: 0 P: 5	R: 0 H: 1 E: 0 K: 1 S: 7	H: 2 LOB: 2 BB: 0 P: 7	R: 0 H: 5 E: 1 K: 0 S: 8	H: 1 LOB: 1 BB: 1 P: 12	R: 0 H: 0 E: 0 K: 0 S: 2	H: 0 LOB: 3 BB: 3 P: 14	R: 0 H: 0 E: 0 K: 0 S: 3	H: 0 LOB: 0 BB: 0 P: 3	1B: 5 2B: 2 3B: 0 HR: 0	SF: 0 SAC: 1 DP: 1 HBP: 0	WP: 0 PB: 1 SB: 0 CS: 0	PA: 38					
PITCHER	IP	WLS	BF	H	R	ER	SO	BB	IBB	HBP	BLK	WP	HR	S	P	ERA	WHIP										
Jose Rijo, R (1, 1) ERA: 3.86	6.1	L	26	5	4	4	9	1	0	0	0	0	0	43	47	5.68	0.947										
Steve Ontiveros, R (7, 1) ERA: 1.5	0.2		4	2	1	1	0	0	0	0	0	0	0	4	4	13.50	3.000										
Steve Mura, R (8, 1) ERA: 3.53	0.2		4	0	0	0	0	3	0	0	0	0	0	1	13	0.00	4.500										
Keith Atherton, R (8, 1) ERA: 4.37	1.1		4	0	0	0	0	0	0	0	0	0	0	4	4	0.00	0.000										

Batter	1	2	3	4	5	6	7	8	9	AB	R	H	RBI	BB	SO	LOB	BOTTOM											
Alfredo Griffin, S (1, 6) OBP: 0.289, SLG: 0.329										4	0	0	0	0	0	2	Kansas City Royals @ Oakland Athletics Oakland-Alameda County Coliseum, Oakland, CA Fri Sep 13 1985, 7:05 PM PDT Att: 11,253 - Unknown											
Tony Phillips, S (1, 5) OBP: 0.282, SLG: 0.400										4	1	1	1	0	1	1												
Bruce Bochte, L (1, 3) OBP: 0.384, SLG: 0.454										4	0	0	0	0	2	0												
Dave Kingman, R (1, 10) OBP: 0.310, SLG: 0.418										4	0	1	0	0	1	0												
Mike Davis, L (1, 9) OBP: 0.356, SLG: 0.496										4	1	3	0	0	0	0												
Dwayne Murphy, L (1, 8) OBP: 0.343, SLG: 0.408										4	0	1	1	0	0	3												
Jose Canseco, R (1, 7) OBP: 0.328, SLG: 0.350										2	0	0	0	1	1	1												
Dusty Baker Jr., R (9, PH) OBP: 0.367, SLG: 0.462										1	0	0	0	0	0	2												
Mickey Tettleton, S (1, 2) OBP: 0.328, SLG: 0.329										2	0	0	0	0	1	1												
Dave Collins, S (8, PH) OBP: 0.303, SLG: 0.349										1	0	1	0	0	0	0												
Steve Kiefer, R (9, 5) OBP: 0.156, SLG: 0.214										0	0	0	0	0	0	0												
Mike Gallego, R (1, 4) OBP: 0.333, SLG: 0.235										1	0	0	0	1	0	0												
Steve Henderson, R (8, PH) OBP: 0.369, SLG: 0.405										1	0	0	0	0	1	1												
Charlie O'Brien, R (9, 2) OBP: 0.333, SLG: 0.400										0	0	0	0	0	0	0												
Inning Stats	R: 0 H: 0 E: 0 K: 2 S: 7	H: 0 LOB: 0 BB: 0 P: 7	R: 0 H: 0 E: 0 K: 1 S: 5	H: 0 LOB: 0 BB: 0 P: 5	R: 0 H: 0 E: 0 K: 1 S: 4	LOB: 1 BB: 2 P: 12	R: 0 H: 0 E: 0 K: 1 S: 5	H: 0 LOB: 0 BB: 0 P: 5	R: 0 H: 1 E: 0 K: 1 S: 5	H: 0 LOB: 0 BB: 0 P: 5	R: 0 H: 0 E: 0 K: 0 S: 3	H: 0 LOB: 0 BB: 0 P: 3	R: 2 H: 3 E: 0 K: 0 S: 6	H: 1 LOB: 1 BB: 0 P: 6	R: 0 H: 1 E: 0 K: 1 S: 6	H: 1 LOB: 1 BB: 0 P: 6	R: 0 H: 2 E: 0 K: 0 S: 5	H: 2 LOB: 2 BB: 0 P: 5	1B: 5 2B: 1 3B: 0 HR: 1	SF: 0 SAC: 0 DP: 1 HBP: 0	WP: 0 PB: 0 SB: 0 CS: 1	PA: 34						
PITCHER	IP	WLS	BF	H	R	ER	SO	BB	IBB	HBP	BLK	WP	HR	S	P	ERA	WHIP											
Mark Gubicza, R (1, 1) ERA: 3.77	6.2	W	24	4	2	2	6	2	0	0	0	0	0	1	34	42	2.70	0.900										
Dan Quisenberry, R (7, 1) ERA: 2.24	2.1	S	10	3	0	0	1	0	0	0	0	0	0	12	12	0.00	1.286											



Batter	1	2	3	4	5	6	7	8	9	AB	R	H	RBI	BB	SO	LOB	TOP			
Lonnie Smith, R (1, 7) OBP: 0.338, SLG: 0.365 Omar Moreno, L (8, 8) OBP: 0.277, SLG: 0.443	E8 SH5-3 1B		FC3-6 1B		F9			6-3		4	0	2	0	0	0	0				
Lynn Jones, R (1, 8) OBP: 0.271, SLG: 0.276	SH5-3 2-3		FC3-6 1-2		F9			6-3		3	0	0	0	0	0	1				
George Brett, L (1, 5) OBP: 0.440, SLG: 0.577	K		4-3		E4 HR			5-3		4	1	0	0	0	1	2				
Hal McRae, R (1, 10) OBP: 0.350, SLG: 0.467	6-3			1-3 2B		HR			K	4	1	2	2	0	1	1				
Frank White, R (1, 4) OBP: 0.278, SLG: 0.408		5-3		1-3 2-3		5-3		F9		4	0	0	0	0	0	1				
Steve Balboni, R (1, 3) OBP: 0.303, SLG: 0.479		6-3		E5 G5-4-3		5-3		K		4	0	0	0	0	1	1				
Darryl Motley, R (1, 9) OBP: 0.267, SLG: 0.437				G5-4-3 1B						3	0	1	0	0	0	2				
Jim Sundberg, R (1, 2) OBP: 0.308, SLG: 0.388				F9		F8		L8		3	0	0	0	0	0	1				
Onix Concepcion, R (1, 6) OBP: 0.255, SLG: 0.249						1-3		G3		3	0	0	0	0	0	0				
Inning Stats	R: 0 E: 1 K: 1 S: 6	H: 1 LOB: 1 BB: 0 P: 6	R: 0 E: 0 K: 0 S: 4	H: 1 LOB: 1 BB: 0 P: 4	R: 0 E: 0 K: 0 S: 4	H: 1 LOB: 1 BB: 0 P: 4	R: 0 E: 0 K: 0 S: 3	H: 0 LOB: 0 BB: 0 P: 3	R: 2 E: 1 K: 0 S: 5	H: 1 LOB: 0 BB: 0 P: 5	R: 0 E: 0 K: 0 S: 3	H: 0 LOB: 0 BB: 0 P: 3	R: 0 E: 0 K: 2 S: 7	H: 0 LOB: 0 BB: 0 P: 7	R: 0 E: 0 K: 2 S: 7	H: 0 LOB: 0 BB: 0 P: 7	1B: 3 2B: 1 3B: 0 HR: 1	SF: 0 SAC: 1 DP: 1 HBP: 0	WP: 0 PB: 0 SB: 0 CS: 0	PA: 33
PITCHER	IP WLS BF H R ER SO BB IBB HBP BLK WP HR S P ERA WHIP																			
Tommy John, L (1, 1) ERA: 4.61	8.0 L 30 5 2 1 1 0 0 0 0 0 0 1 32 32 1.12 0.625																			
Jay Howell, R (9, 1) ERA: 2.3	1.0 3 0 0 0 2 0 0 0 0 0 0 0 7 7 0.00 0.000																			

Kansas City Royals @ Oakland Athletics
Oakland-Alameda County Coliseum, Oakland, CA

AB 32
R 2
H 5
RBI 2
BB 0
SO 3
LOB 9



Sat Sep 14 1985, 3:33 AM PDT
Att: 30,628 - Unknown

Batter	1	2	3	4	5	6	7	8	9	AB	R	H	RBI	BB	SO	LOB	BOTTOM			
Alfredo Griffin, S (1, 6) OBP: 0.288, SLG: 0.328	1-3		K			S 2B 1B		F5		4	1	1	0	0	1	0				
Tony Phillips, S (1, 5) OBP: 0.293, SLG: 0.418				4-3 1B		F8 1-H 2B		K		4	0	2	1	0	1	0				
Bruce Bochte, L (1, 3) OBP: 0.383, SLG: 0.450		K		K		S BB			F7	3	0	0	0	1	2	1				
Dave Kingman, R (1, 10) OBP: 0.308, SLG: 0.415				K		F8		F8		4	0	0	0	0	2	3				
Mike Davis, L (1, 9) OBP: 0.353, SLG: 0.492			4-3		K	G3			K	4	0	0	0	0	2	2				
Dwayne Murphy, L (1, 8) OBP: 0.343, SLG: 0.406			1-3		FC6-4 BB			3-1		2	0	0	0	1	0	0				
Jose Canseco, R (1, 7) OBP: 0.240, SLG: 0.304			K		FC6-4 1-2			K		3	0	0	0	0	2	1				
Mike Heath, R (1, 2) OBP: 0.297, SLG: 0.375			6-3		F9			K		3	0	0	0	0	1	1				
Mike Gallego, R (1, 4) OBP: 0.326, SLG: 0.229						F5				1	0	0	0	0	1	0				
Dave Collins, S (6, PH) OBP: 0.302, SLG: 0.348								F8		1	0	0	0	0	0	0				
Steve Kiefer, R (7, 5) OBP: 0.169, SLG: 0.214										0	0	0	0	0	0	0				
Steve Henderson, R (8, PH) OBP: 0.367, SLG: 0.403										1	0	0	0	0	0	0				
Charlie O'Brien, R (9, 2) OBP: 0.333, SLG: 0.400										0	0	0	0	0	0	0				
Inning Stats	R: 0 E: 0 K: 1 S: 6	H: 1 LOB: 1 BB: 0 P: 6	R: 0 E: 0 K: 1 S: 5	H: 0 LOB: 0 BB: 0 P: 5	R: 0 E: 0 K: 2 S: 7	H: 0 LOB: 0 BB: 0 P: 7	R: 0 E: 0 K: 2 S: 7	H: 0 LOB: 0 BB: 0 P: 7	R: 0 E: 0 K: 0 S: 5	H: 2 LOB: 2 BB: 1 P: 9	R: 0 E: 0 K: 2 S: 7	H: 0 LOB: 0 BB: 0 P: 7	R: 0 E: 0 K: 1 S: 5	H: 0 LOB: 0 BB: 0 P: 5	R: 0 E: 0 K: 2 S: 7	H: 0 LOB: 0 BB: 0 P: 7	1B: 2 2B: 1 3B: 0 HR: 0	SF: 0 SAC: 0 DP: 0 HBP: 0	WP: 0 PB: 0 SB: 2 CS: 0	PA: 32
PITCHER	IP WLS BF H R ER SO BB IBB HBP BLK WP HR S P ERA WHIP																			
Bret Saberhagen, R (1, 1) ERA: 2.73	9.0 W 32 3 1 1 12 2 0 0 0 0 0 0 54 62 1.00 0.556																			

Kansas City Royals @ Oakland Athletics
Oakland-Alameda County Coliseum, Oakland, CA

AB 30
R 1
H 3
RBI 1
BB 2
SO 12
LOB 8



Sat Sep 14 1985, 3:33 AM PDT
Att: 30,628 - Unknown

Batter	1	2	3	4	5	6	7	8	9	AB	R	H	RBI	BB	SO	LOB	TOP								
Omar Moreno, L (1,8) OBP: 0.267, SLG: 0.426	F7		K		G4-6-3			G3		4	0	0	0	0	1	1	Kansas City Royals @ Oakland Athletics Oakland-Alameda County Coliseum, Oakland, CA Sun Sep 15 1985, 3:33 AM PDT Unknown livebaseballscorecards.com								
Lonnie Smith, R (1,7) OBP: 0.340, SLG: 0.366	G3 1B		5-3				1B 4-3 1B	5-3		4	0	2	0	0	0	0									
George Brett, L (1,5) OBP: 0.437, SLG: 0.572	G3		K				4-3	4-3		4	0	0	0	0	1	2									
Hal McRae, R (1,10) OBP: 0.352, SLG: 0.471	F8				6-3 SF7 2B			F9		4	1	2	0	0	0	1									
Frank White, R (1,4) OBP: 0.278, SLG: 0.407					6-3			K		4	0	1	0	0	1	3									
Steve Balboni, R (1,3) OBP: 0.306, SLG: 0.487										2	1	2	2	1	0	0									
John Wathan, R (9, PR) OBP: 0.335, SLG: 0.343					SF7					0	0	0	0	0	0	0									
Darryl Motley, R (1,9) OBP: 0.264, SLG: 0.431								HR		4	0	0	0	0	1	3									
Jamie Quirk, L (1,2) OBP: 0.344, SLG: 0.419										3	0	0	0	0	0	3									
Buddy Biancalana, S (1,6) OBP: 0.268, SLG: 0.264										3	0	1	0	0	0	2									
Inning Stats	R: 0 E: 0 K: 0 S: 4	H: 1 LOB: 1 BB: 0 P: 4	R: 0 E: 0 K: 0 S: 4	H: 1 LOB: 2 BB: 1 P: 8	R: 0 E: 0 K: 2 S: 7	H: 0 LOB: 0 BB: 0 P: 7	R: 1 E: 0 K: 1 S: 6	H: 1 LOB: 0 BB: 0 P: 6	R: 0 E: 0 K: 0 S: 3	H: 1 LOB: 0 BB: 0 P: 3	R: 0 E: 0 K: 0 S: 4	H: 2 LOB: 1 BB: 0 P: 4	R: 1 E: 1 K: 0 S: 4	H: 1 LOB: 0 BB: 0 P: 4	R: 0 E: 0 K: 0 S: 3	H: 0 LOB: 0 BB: 0 P: 3	R: 0 E: 0 K: 1 S: 6	H: 1 LOB: 1 BB: 0 P: 6	1B: 6 2B: 1 3B: 0 HR: 1	SF: 1 SAC: 0 DP: 3 HBP: 0	WP: 0 PB: 0 SB: 0 CS: 0	PA: 34			
PITCHER	IP	WLS	BF	H	R	ER	SO	BB	IBB	HBP	BLK	WP	HR	S	P	ERA	WHIP								
Chris Codiroli, R (1,1) ERA: 4.46	5.1	W	22	6	1	1	3	1	0	0	0	0	0	27	31	1.69	1.312								
Steve Ontiveros, R (6,1) ERA: 1.57	2.2		8	1	1	1	0	0	0	0	0	0	1	8	8	3.38	0.375								
Jay Howell, R (9,1) ERA: 2.27	1.0	S	4	1	0	0	1	0	0	0	0	0	0	6	6	0.00	1.000								

Batter	1	2	3	4	5	6	7	8	9	AB	R	H	RBI	BB	SO	LOB	BOTTOM								
Alfredo Griffin, S (1,6) OBP: 0.286, SLG: 0.326	K		4-3		B1-3			5-3		4	0	0	0	0	1	2	Kansas City Royals @ Oakland Athletics Oakland-Alameda County Coliseum, Oakland, CA Sun Sep 15 1985, 3:33 AM PDT Unknown livebaseballscorecards.com								
Tony Phillips, S (1,5) OBP: 0.302, SLG: 0.434	K		1-3		FC4-6 1B					4	0	2	0	0	1	1									
Steve Henderson, R (1,7) OBP: 0.366, SLG: 0.401										3	1	1	0	0	0	1									
Bruce Bochte, L (7, PH) OBP: 0.382, SLG: 0.449	5-3				WP E 1B			FC4-6 1B		1	0	0	0	0	0	1									
Dave Kingman, R (1,10) OBP: 0.309, SLG: 0.417										4	1	2	0	0	0	1									
Rob Picciolo, R (8, PR) OBP: 0.314, SLG: 0.357					E HR 1B			F2		0	0	0	0	0	0	0									
Dusty Baker Jr., R (1,3) OBP: 0.365, SLG: 0.457										3	0	0	0	1	1	3									
Jose Canseco, R (1,9) OBP: 0.214, SLG: 0.269										3	0	0	0	0	2	3									
Mike Davis, L (7,9) OBP: 0.353, SLG: 0.491	K									1	0	0	0	0	0	1									
Dwayne Murphy, L (1,8) OBP: 0.342, SLG: 0.405	K									4	1	1	0	0	1	4									
Mike Heath, R (1,2) OBP: 0.297, SLG: 0.382										3	1	1	3	0	0	1									
Mike Gallego, R (1,4) OBP: 0.347, SLG: 0.263										3	0	2	0	0	0	0									
Inning Stats	R: 0 E: 0 K: 2 S: 7	H: 0 LOB: 0 BB: 0 P: 7	R: 0 E: 0 K: 2 S: 7	H: 0 LOB: 1 BB: 1 P: 11	R: 0 E: 0 K: 0 S: 4	H: 1 LOB: 1 BB: 0 P: 4	R: 4 E: 1 K: 2 S: 11	H: 3 LOB: 0 BB: 0 P: 11	R: 0 E: 0 K: 0 S: 4	H: 1 LOB: 1 BB: 0 P: 4	R: 0 E: 0 K: 0 S: 4	H: 1 LOB: 1 BB: 0 P: 4	R: 0 E: 0 K: 0 S: 4	H: 2 LOB: 1 BB: 0 P: 4	R: 0 E: 0 K: 0 S: 4	H: 1 LOB: 2 BB: 0 P: 4	R: 0 E: 0 K: 0 S: 4	H: 0 LOB: 0 BB: 0 P: 4	R: 0 E: 0 K: 1 S: 6	H: 1 LOB: 0 BB: 0 P: 6	1B: 6 2B: 2 3B: 0 HR: 1	SF: 0 SAC: 0 DP: 0 HBP: 0	WP: 1 PB: 0 SB: 0 CS: 1	PA: 34	
PITCHER	IP	WLS	BF	H	R	ER	SO	BB	IBB	HBP	BLK	WP	HR	S	P	ERA	WHIP								
Charlie Leibrandt, L (1,1) ERA: 2.68	6.2	L	29	8	4	0	6	1	0	0	0	0	0	44	44	0.00	1.350								
Mark Huisman, R (7,1) ERA: 5.4	1.1		5	1	0	0	0	0	0	0	0	0	0	5	5	0.00	0.750								

Batter	1	2	3	4	5	6	7	8	9	AB	R	H	RBI	BB	SO	LOB	TOP					
Lonnie Smith, R OBP: 0.342, SLG: 0.370 Pat Sheridan, L OBP: 0.298, SLG: 0.314	F8		1-H 2B		1-2 HR		K	K		3	1	2	1	0	0	0						
Lynn Jones, R OBP: 0.274, SLG: 0.287 Omar Moreno, L OBP: 0.259, SLG: 0.413	K		2B		F6		5-3		F5	2	0	1	0	0	1	0						
George Brett, L OBP: 0.437, SLG: 0.576 Greg Pryor, R OBP: 0.268, SLG: 0.267	FC5-4 BB		F7		1-H 2-H HR		F7		F6	4	1	1	3	1	0	1						
Hal McRae, R OBP: 0.350, SLG: 0.465	FC5-4				F8		K		6-3	4	0	0	0	1	1	1						
Frank White, R OBP: 0.280, SLG: 0.413		K			HR		5-3			4	2	2	1	0	1	0						
Steve Balboni, R OBP: 0.305, SLG: 0.484	F8				F9		K			3	1	0	0	1	1	0						
Darryl Motley, R OBP: 0.266, SLG: 0.435	F4								G1-2-3	4	0	2	0	0	0	3						
Jim Sundberg, R OBP: 0.307, SLG: 0.384			F8		5-3		K			3	0	0	0	1	1	2						
Onix Concepcion, R OBP: 0.261, SLG: 0.256							F8			4	2	3	2	0	0	1						
Inning Stats	R: 0 E: 0 K: 1 S: 5	H: 0 LOB: 1 BB: 1 P: 9	R: 0 E: 0 K: 1 S: 5	H: 0 LOB: 0 BB: 0 P: 5	R: 1 E: 0 K: 0 S: 5	H: 3 LOB: 1 BB: 0 P: 5	R: 1 E: 0 K: 0 S: 5	H: 2 LOB: 1 BB: 0 P: 5	R: 3 E: 0 K: 2 S: 8	H: 3 LOB: 0 BB: 0 P: 8	R: 0 E: 0 K: 2 S: 8	H: 1 LOB: 1 BB: 0 P: 8	R: 0 E: 0 K: 1 S: 5	H: 0 LOB: 0 BB: 0 P: 5	R: 2 E: 0 K: 1 S: 6	H: 2 LOB: 2 BB: 3 P: 18	R: 0 E: 0 K: 0 S: 3	H: 0 LOB: 0 BB: 0 P: 3	1B: 6 2B: 3 3B: 0 HR: 2	SF: 0 SAC: 0 DP: 1 HBP: 0	WP: 0 PB: 0 SB: 0 CS: 0	PA: 40
PITCHER	IP	WLS	BF	H	R	ER	SO	BB	IBB	HBP	BLK	WP	HR	S	P	ERA	WHIP					
Curt Young, L ERA: 7.34	4.0	L	19	7	4	4	2	1	0	0	0	0	1	22	26	9.00	2.000					
Keith Atherton, R ERA: 4.37	2.0		8	2	1	1	3	0	0	0	0	0	1	14	14	4.50	1.000					
Bill Krueger, L ERA: 4.75	1.0		3	0	0	0	1	0	0	0	0	0	0	5	5	0.00	0.000					
Steve Mura, R ERA: 4.04	0.0		3	1	2	2	0	2	0	0	0	0	0	1	9	∞	∞					
Steve McCatty, R ERA: 5.63	1.0		4	1	0	0	1	1	0	0	0	0	0	5	9	0.00	2.000					
PITCHER	IP	WLS	BF	H	R	ER	SO	BB	IBB	HBP	BLK	WP	HR	S	P	ERA	WHIP					
Tim Conroy, L ERA: 4.73	1.0		3	0	0	0	0	0	0	0	0	0	0	3	3	0.00	0.000					

Kansas City Royals @ Oakland Athletics
Oakland-Alameda County Coliseum, Oakland, CA

AB 36
R 7
H 11
RBI 7
BB 4
SO 7
LOB 12



Sun Sep 15 1985, 3:38 AM PDT
Att: 15,236 - Unknown

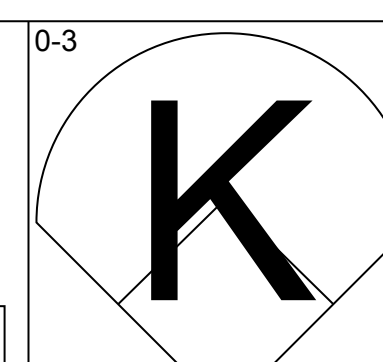
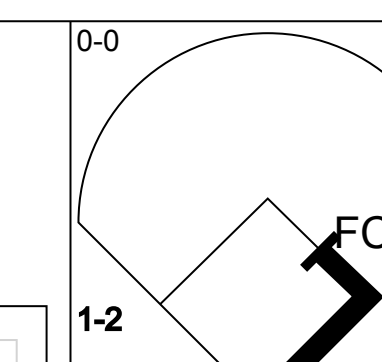
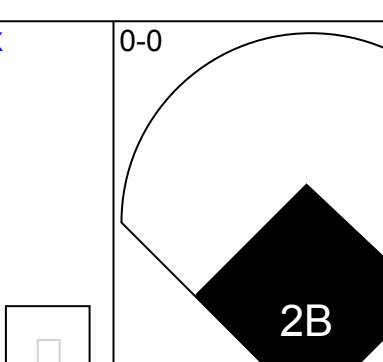
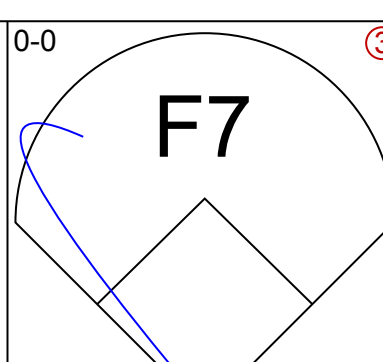
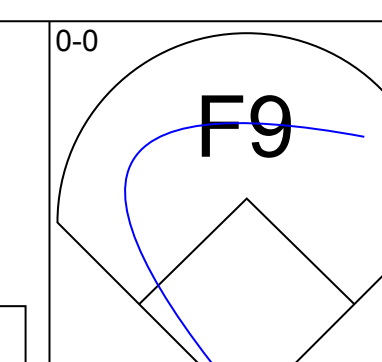
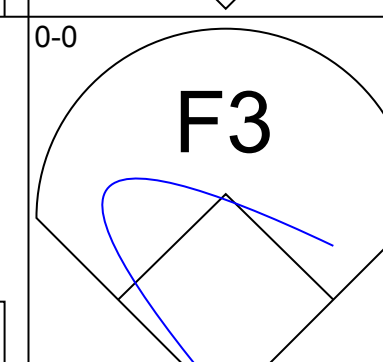
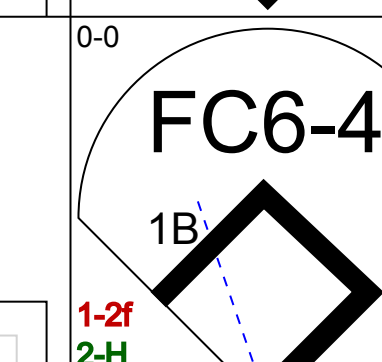
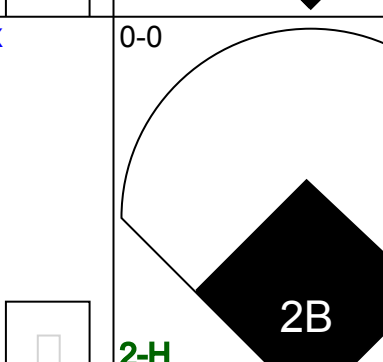


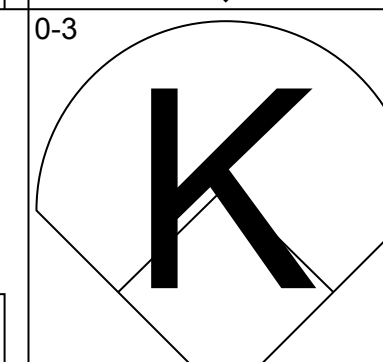
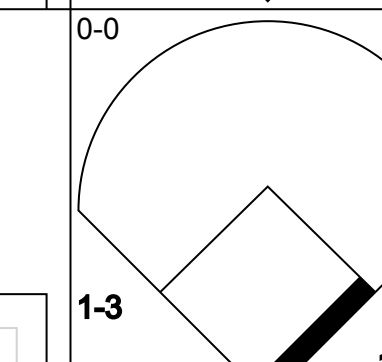
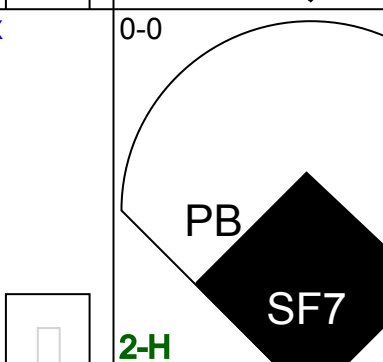


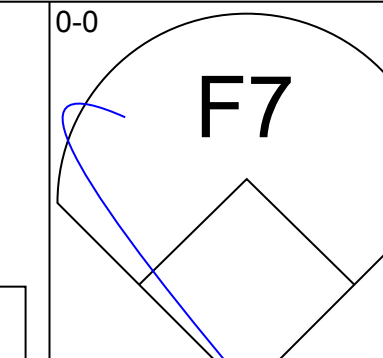
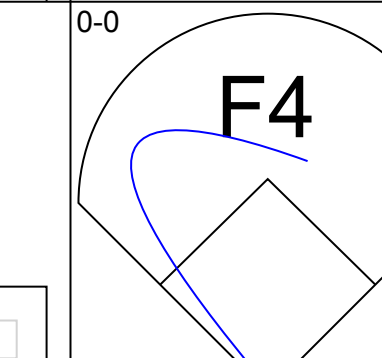
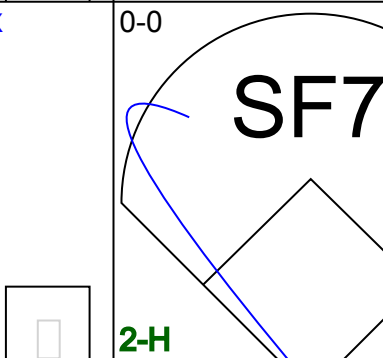


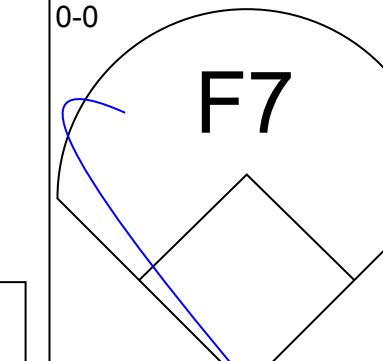
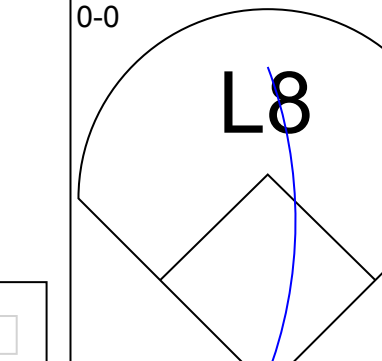
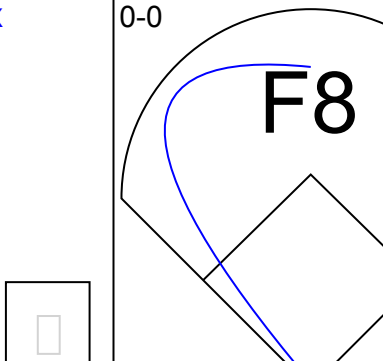
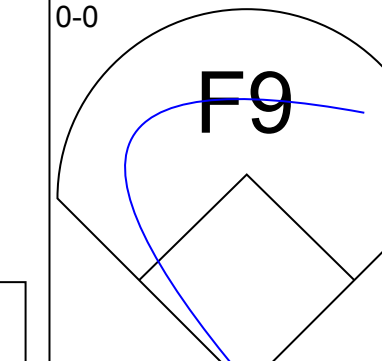
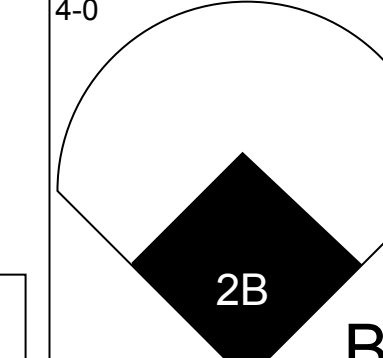
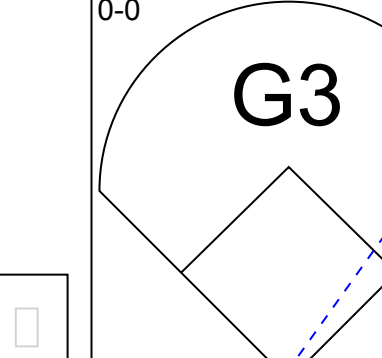

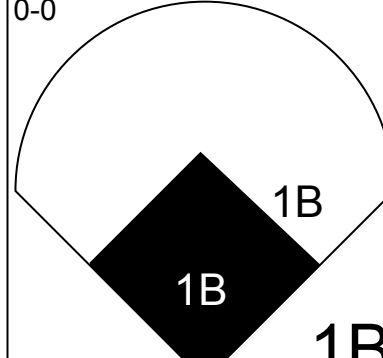
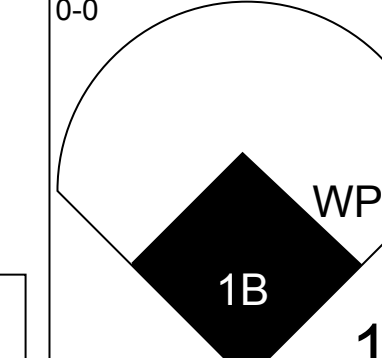
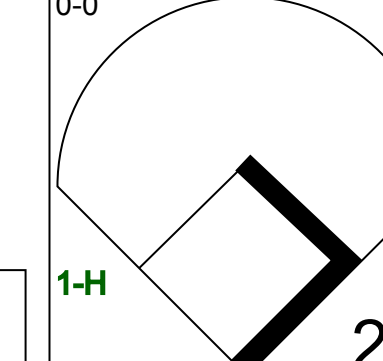
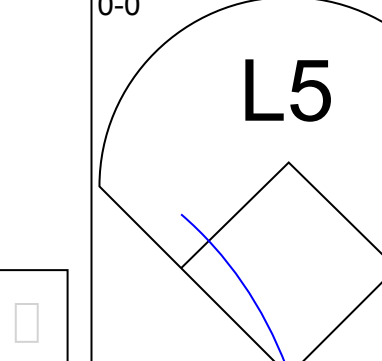

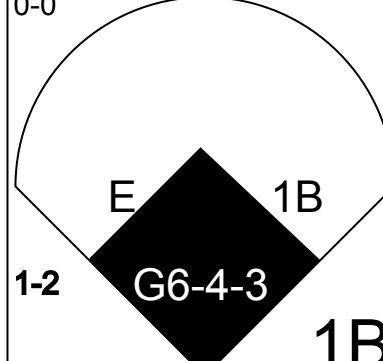
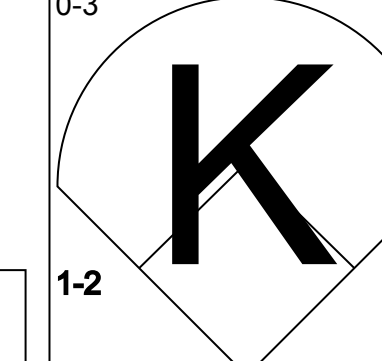
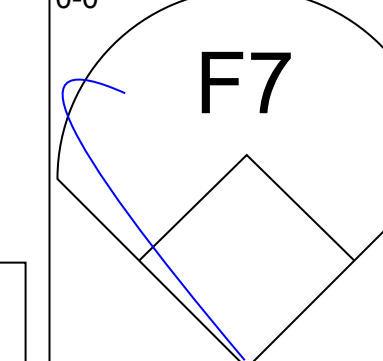
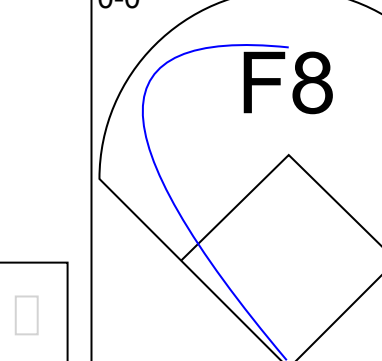

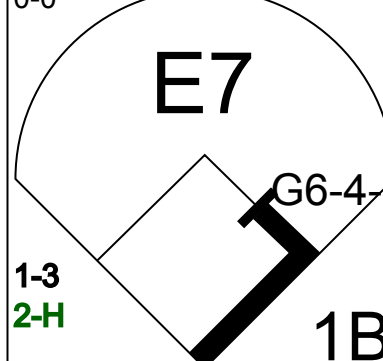
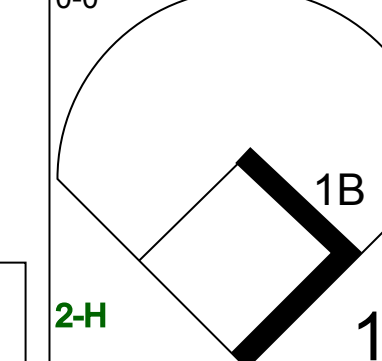
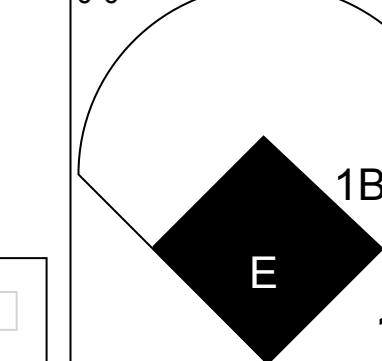
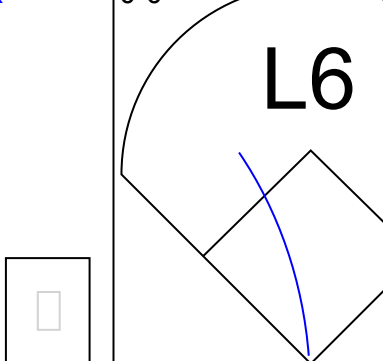
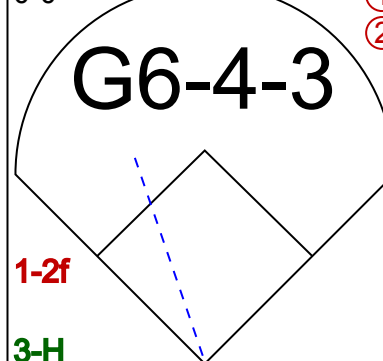
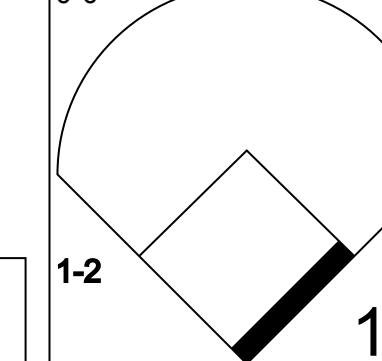
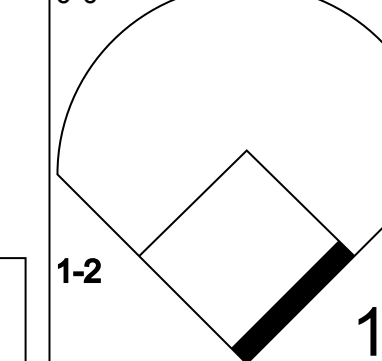
Batter	1	2	3	4	5	6	7	8	9	AB	R	H	RBI	BB	SO	LOB	BOTTOM					
Alfredo Griffin, S OBP: 0.286, SLG: 0.325	F4		5-3			E6 1B			K	4	0	1	0	0	1	0						
Tony Phillips, S OBP: 0.300, SLG: 0.437	F9				K	9-5				4	0	1	0	0	1	1						
Steve Henderson, R OBP: 0.358, SLG: 0.391	F8				4-3				2B	4	0	0	0	0	1	1						
Dave Kingman, R OBP: 0.307, SLG: 0.415		L7			K					3	0	0	0	0	1	0						
Mike Heath, R OBP: 0.298, SLG: 0.384		F9				4-3 6-3 2B				3	1	1	0	0	0	0						
Bruce Bochte, L OBP: 0.379, SLG: 0.445		F8				4-3			K	3	0	0	0	0	1	1						
Mike Davis, L OBP: 0.353, SLG: 0.496					HR	6-3			F7	3	1	1	2	0	0	0						
Mickey Tettleton, S OBP: 0.323, SLG: 0.324					K	3-H K			K	3	0	0	0	0	3	0						
Mike Gallego, R OBP: 0.333, SLG: 0.250 Rob Picciolo, R OBP: 0.310, SLG: 0.353					F8				F9	2	0	0	0	0	0	0						
Inning Stats	R: 0 E: 0 K: 0 S: 3	H: 0 LOB: 0 BB: 0 P: 3	R: 0 E: 0 K: 0 S: 3	H: 0 LOB: 0 BB: 0 P: 3	R: 1 E: 0 K: 1 S: 6	H: 1 LOB: 0 BB: 0 P: 6	R: 0 E: 0 K: 2 S: 7	H: 0 LOB: 0 BB: 0 P: 7	R: 1 E: 0 K: 1 S: 6	H: 1 LOB: 0 BB: 0 P: 6	R: 0 E: 1 K: 0 S: 3	H: 1 LOB: 0 BB: 0 P: 3	R: 0 E: 0 K: 1 S: 5	H: 0 LOB: 0 BB: 0 P: 5	R: 0 E: 0 K: 2 S: 7	H: 0 LOB: 0 BB: 0 P: 7	R: 0 E: 0 K: 1 S: 6	H: 1 LOB: 1 BB: 0 P: 6	1B: 1 2B: 3 3B: 0 HR: 1	SF: 0 SAC: 0 DP: 1 HBP: 0	WP: 0 PB: 0 SB: 0 CS: 0	PA: 30
PITCHER	IP	WLS	BF	H	R	ER	SO	BB	IBB	HBP	BLK	WP	HR	S	P	ERA	WHIP					
Bud Black, L ERA: 4.38	9.0	W	30	4	2	2	8	0	0	0	0	0	1	46	46	2.00	0.444					
PITCHER	IP	WLS	BF	H	R	ER	SO	BB	IBB	HBP	BLK	WP	HR	S	P	ERA	WHIP					

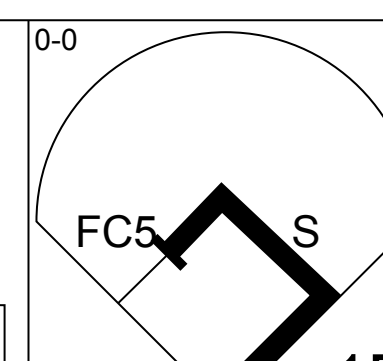
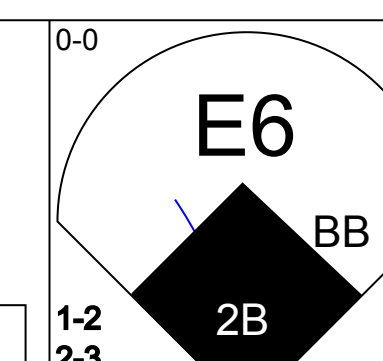
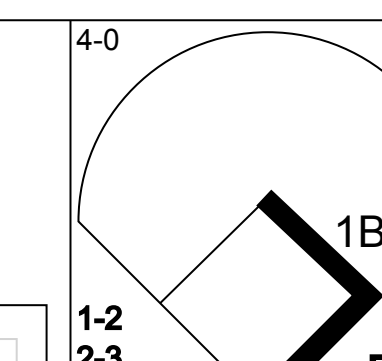
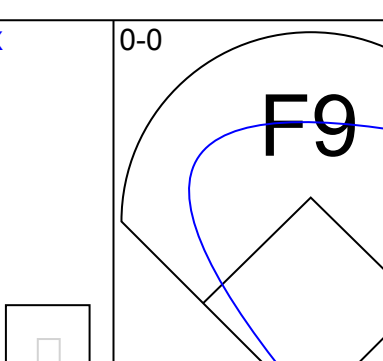


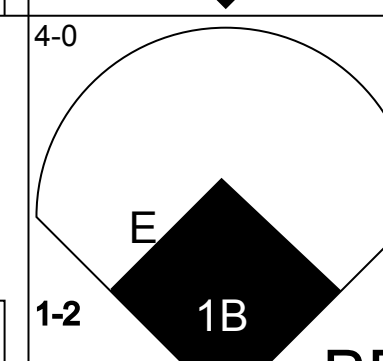
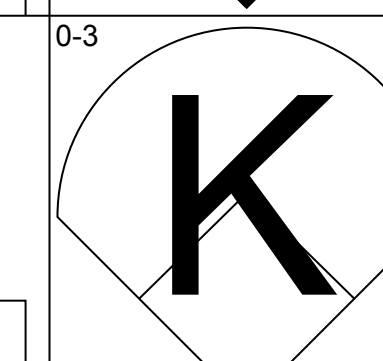
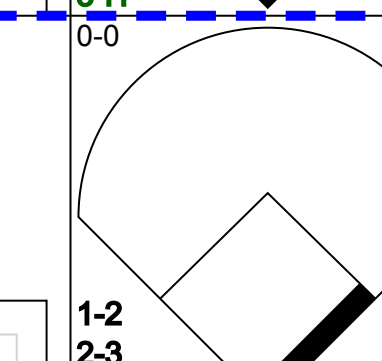

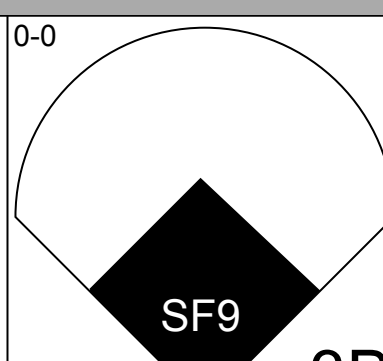

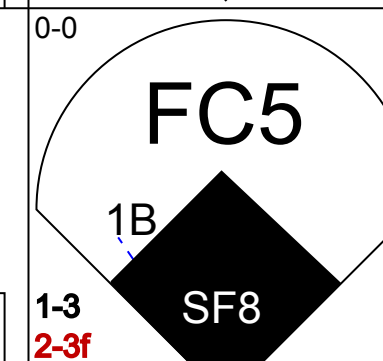
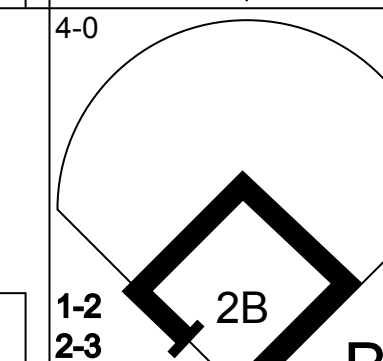
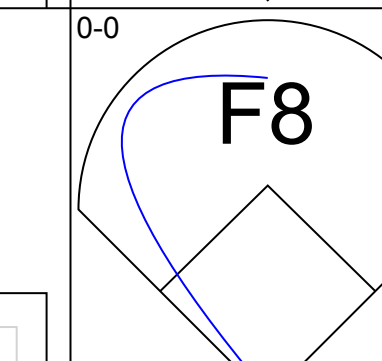

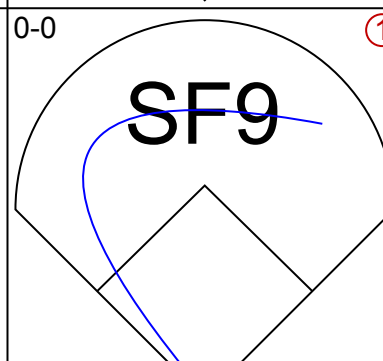
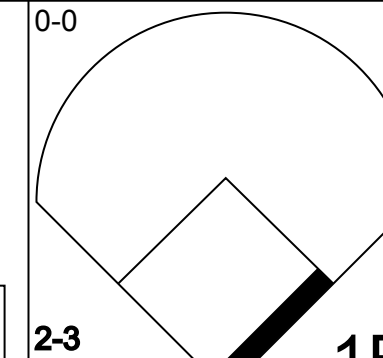
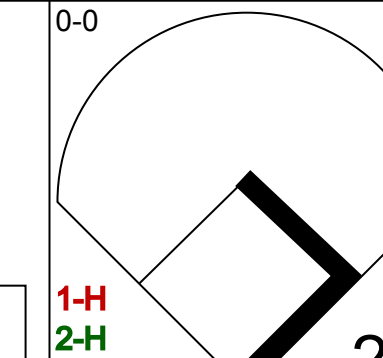


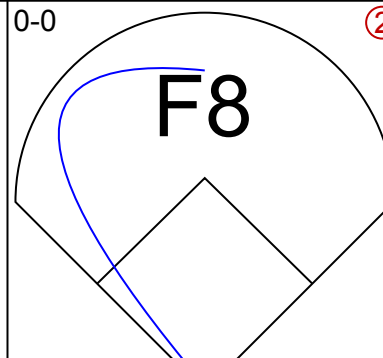

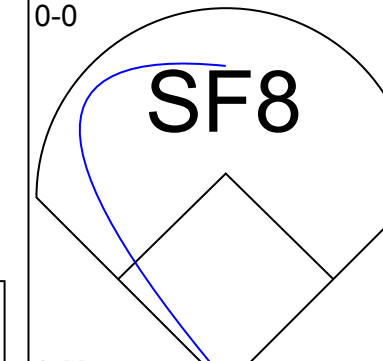

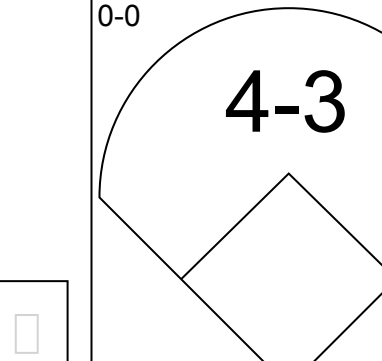

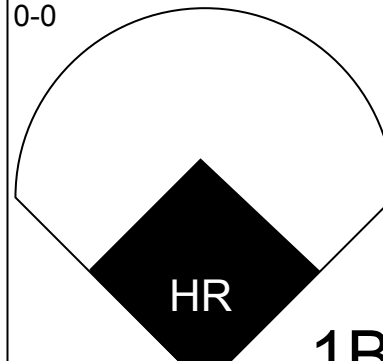

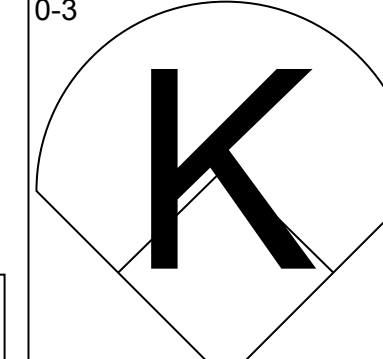
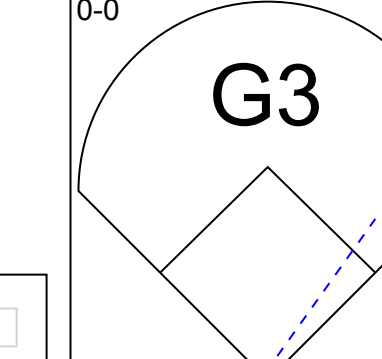
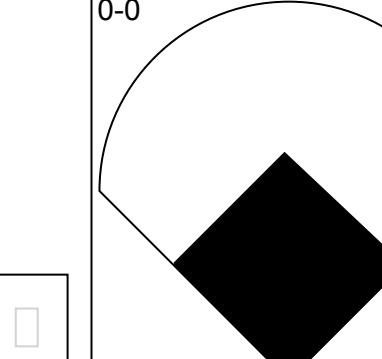

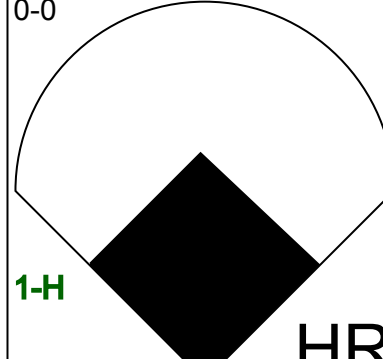

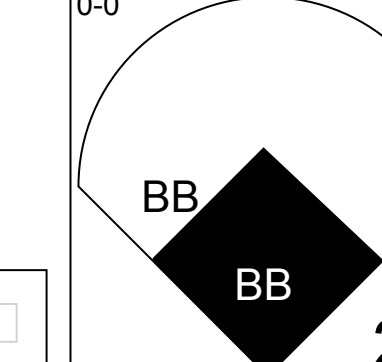
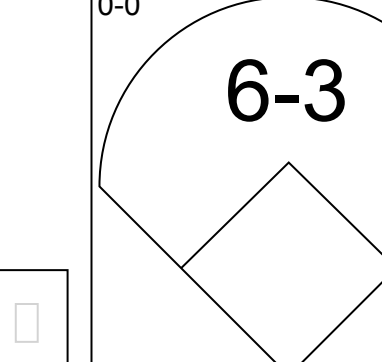

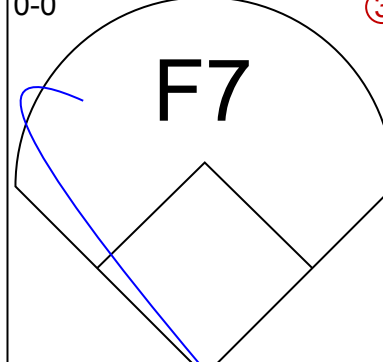

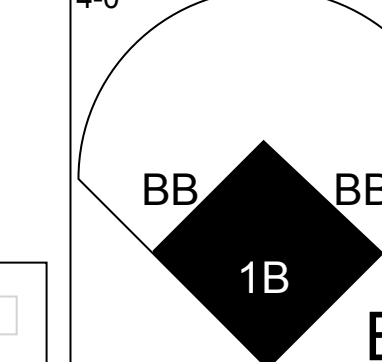

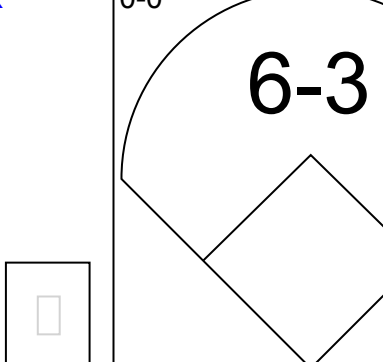

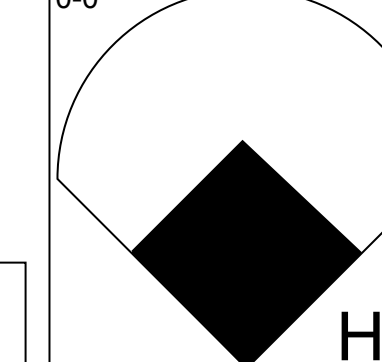
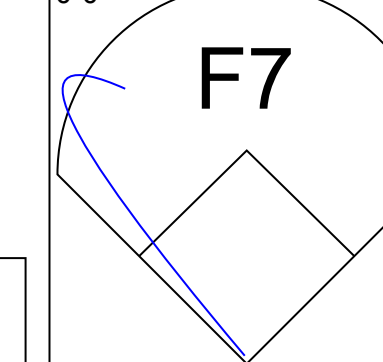
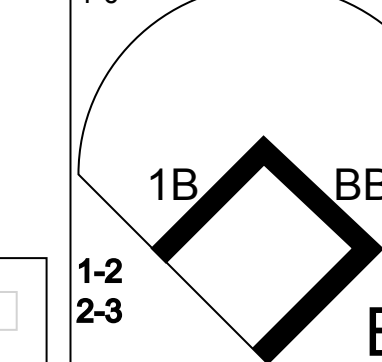

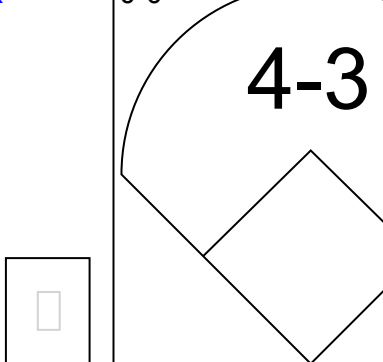

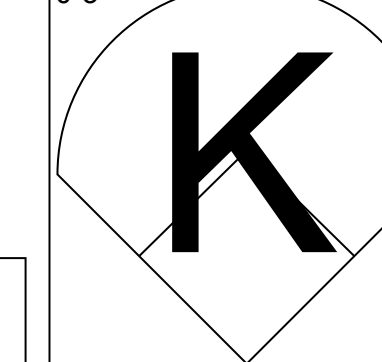
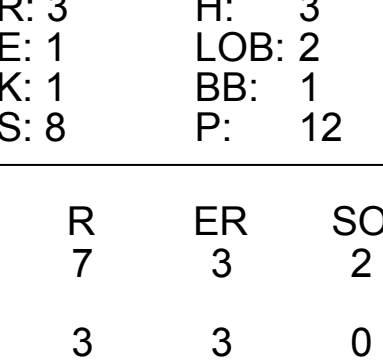
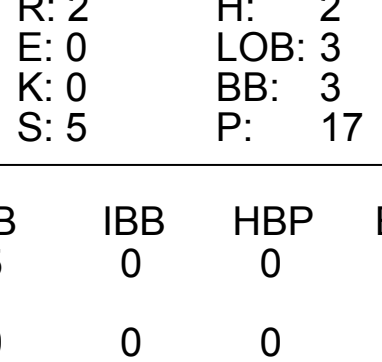
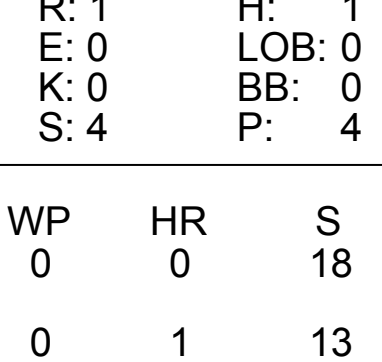
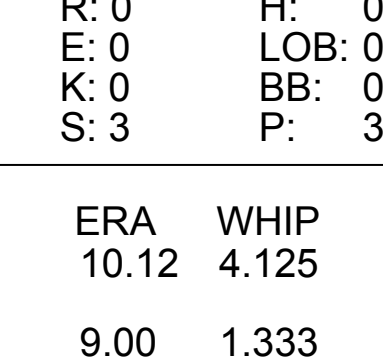
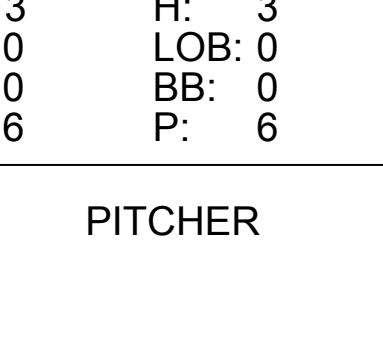
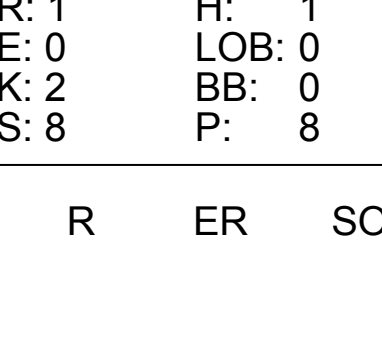


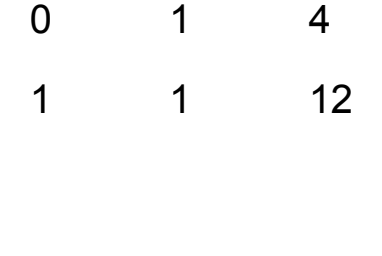
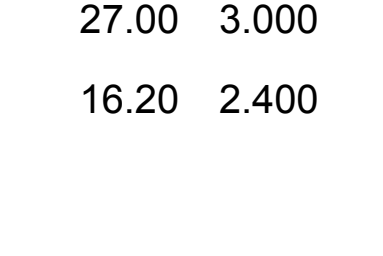


Kansas City Royals @ Oakland Athletics
Oakland-Alameda County Coliseum, Oakland, CA

AB 30
R 2
H 4
RBI 2
BB 0
SO 8
LOB 3



Sun Sep 15 1985, 3:38 AM PDT
Att: 15,236 - Unknown

Batter	1	2	3	4	5	6	7	8	9	AB	R	H	RBI	BB	SO	LOB	TOP					
Alfredo Griffin, S OBP: 0.287, SLG: 0.328 (1, 6)										5	1	2	0	0	1	2	Oakland Athletics @ Cleveland Indians Cleveland Municipal Stadium, Cleveland, OH Tue Sep 17 1985, 7:05 PM EDT Att: 3,262 - Unknown livebaseballscorecards.com					
Tony Phillips, S OBP: 0.295, SLG: 0.435 (1, 4)										5	1	1	1	0	0	1						
Steve Henderson, R OBP: 0.359, SLG: 0.398 (1, 7)										5	1	2	1	0	1	1						
Dave Kingman, R OBP: 0.305, SLG: 0.412 (1, 10)										4	0	0	1	0	0	2						
Dusty Baker Jr., R OBP: 0.361, SLG: 0.451 (1, 3)										4	0	0	0	0	0	2						
Mike Davis, L OBP: 0.355, SLG: 0.497 (1, 8)										3	3	2	0	1	0	0						
Mike Heath, R OBP: 0.299, SLG: 0.388 (1, 2)										4	1	2	1	0	1	1						
Jose Canseco, R OBP: 0.250, SLG: 0.300 (1, 9)										4	0	2	2	0	0	1						
Steve Kiefer, R OBP: 0.190, SLG: 0.233 (1, 5)										4	1	2	0	0	0	1						
Inning Stats	R: 0 E: 0 K: 2 S: 7	H: 0 LOB: 0 BB: 7	R: 1 E: 0 K: 0 S: 4	H: 1 LOB: 1 BB: 1 P: 8	R: 1 E: 1 K: 0 S: 6	H: 3 LOB: 2 BB: 0 P: 6	R: 0 E: 0 K: 0 S: 3	H: 0 LOB: 0 BB: 0 P: 3	R: 3 E: 0 K: 0 S: 6	H: 3 LOB: 0 BB: 0 P: 6	R: 2 E: 1 K: 0 S: 5	H: 3 LOB: 0 BB: 0 P: 5	R: 0 E: 1 K: 0 S: 3	H: 0 LOB: 0 BB: 0 P: 3	R: 1 E: 0 K: 1 S: 8	H: 3 LOB: 2 BB: 0 P: 8	R: 0 E: 0 K: 0 S: 3	H: 0 LOB: 0 BB: 0 P: 3	1B: 9 2B: 4 3B: 0 HR: 0	SF: 1 SAC: 0 DP: 2 HBP: 0	WP: 1 PB: 1 SB: 0 CS: 0	PA: 40
PITCHER	IP	WLS	BF	H	R	ER	SO	BB	IBB	HBP	BLK	WP	HR	S	P	ERA	WHIP					
Curt Wardle, L ERA: 5.7 (1, 1)	5.0	W	23	7	5	4	2	1	0	0	0	0	0	26	30	7.20	1.600					
Bryan Clark, L ERA: 5.97 (6, 1)	4.0	S	17	6	3	2	1	0	0	0	0	1	0	19	19	4.50	1.500					

Batter	1	2	3	4	5	6	7	8	9	AB	R	H	RBI	BB	SO	LOB	BOTTOM				
Brett Butler, L OBP: 0.372, SLG: 0.435 (1, 8)										4	2	2	1	1	0	2	Oakland Athletics @ Cleveland Indians Cleveland Municipal Stadium, Cleveland, OH Tue Sep 17 1985, 7:05 PM EDT Att: 3,262 - Unknown livebaseballscorecards.com				
Tony Bemazzard, S OBP: 0.395, SLG: 0.398 (1, 4)										3	3	2	1	2	1	3					
Julio Franco, R OBP: 0.341, SLG: 0.377 (1, 6)										3	1	0	2	1	0	8					
Mike Fischlin, R OBP: 0.258, SLG: 0.298 (9, 6)										0	0	0	0	0	0	0					
Andre Thornton, R OBP: 0.298, SLG: 0.378 (1, 10)										5	0	3	5	0	0	0					
Benny Ayala, R OBP: 0.280, SLG: 0.400 (1, 7)										1	0	0	1	0	0	0					
Mike Hargrove, L OBP: 0.375, SLG: 0.351 (4, 3)										3	1	1	0	0	0	1					
Joe Carter, R OBP: 0.294, SLG: 0.403 (1, 3)										5	2	2	3	0	1	1					
Brook Jacoby, R OBP: 0.326, SLG: 0.413 (1, 5)										5	2	2	0	0	1	0					
Carmen Castillo, R OBP: 0.305, SLG: 0.460 (1, 9)										4	3	2	1	1	0	0					
Jerry Willard, L OBP: 0.333, SLG: 0.355 (1, 2)										4	1	1	0	1	1	2					
Inning Stats	R: 2 E: 1 K: 1 S: 7	H: 2 LOB: 1 BB: 1 P: 11	R: 3 E: 1 K: 1 S: 8	H: 3 LOB: 2 BB: 1 P: 12	R: 2 E: 0 K: 0 S: 5	H: 2 LOB: 3 BB: 3 P: 17	R: 1 E: 0 K: 0 S: 4	H: 1 LOB: 0 BB: 0 P: 4	R: 0 E: 0 K: 0 S: 3	H: 0 LOB: 0 BB: 0 P: 3	R: 3 E: 0 K: 0 S: 6	H: 3 LOB: 1 BB: 1 P: 10	R: 3 E: 0 K: 2 S: 8	H: 3 LOB: 0 BB: 0 P: 8	R: 1 E: 0 K: 2 S: 8	H: 1 LOB: 0 BB: 0 P: 8	1B: 8 2B: 3 3B: 1 HR: 3	SF: 2 SAC: 0 DP: 0 HBP: 0	WP: 1 PB: 0 SB: 1 CS: 0	PA: 45	
PITCHER	IP	WLS	BF	H	R	ER	SO	BB	IBB	HBP	BLK	WP	HR	S	P	ERA	WHIP				
Tim Birtsas, L ERA: 3.79 (1, 1)	2.2	L	19	6	7	3	2	5	0	0	0	0	0	18	38	10.12	4.125				
Steve Mura, R ERA: 4.42 (3, 1)	3.0		13	4	3	3	0	0	0	0	0	0	1	13	13	9.00	1.333				
Keith Atherton, R ERA: 4.53 (6, 1)	0.2		4	2	2	2	0	0	0	0	0	0	1	4	4	27.00	3.000				
Tim Conroy, L ERA: 6.0 (7, 1)	1.2		9	3	3	3	2	1	0	0	0	1	1	12	16	16.20	2.400				

Batter	1	2	3	4	5	6	7	8	9	AB	R	H	RBI	BB	SO	LOB	TOP																					
Alfredo Griffin, S OBP: 0.285, SLG: 0.326 (1, 6)	F7			F9		F5		4-3		4	0	0	0	0	0	2	Oakland Athletics @ Cleveland Indians Cleveland Municipal Stadium, Cleveland, OH Wed Sep 18 1985, 7:05 PM EDT Att: 3,287 - Unknown livebaseballscorecards.com																					
Tony Phillips, S OBP: 0.283, SLG: 0.427 (1, 5) (8, 4)	F8			E7		3-1			G3	4	0	1	0	0	0	1																						
Bruce Bochte, L OBP: 0.378, SLG: 0.443 (1, 3)	F7			K					F7	4	0	1	0	0	1	1																						
Dave Kingman, R OBP: 0.304, SLG: 0.410 Rob Picciolo, R OBP: 0.310, SLG: 0.353 (9, PR)		5-3		F8						3	0	0	0	1	1	2																						
Mike Davis, L OBP: 0.355, SLG: 0.495 (1, 9)					4-3					0	0	0	0	0	0	0																						
Dwayne Murphy, L OBP: 0.340, SLG: 0.403 (1, 8)										4	0	1	0	0	1	2																						
Jose Canseco, R OBP: 0.257, SLG: 0.303 (1, 7)										3	0	0	0	0	1	1																						
Mickey Tettleton, S OBP: 0.328, SLG: 0.329 (1, 2)										3	1	1	0	0	1	0																						
Mike Gallego, R OBP: 0.327, SLG: 0.244 Dave Collins, S OBP: 0.304, SLG: 0.350 Steve Kiefer, R OBP: 0.190, SLG: 0.233 (8, PH) (8, 5)										1	0	0	0	0	0	1																						
										1	0	1	1	0	0	0																						
										0	0	0	0	0	0	0																						
Inning Stats	R: 0 E: 0 K: 0 S: 3	H: 0 LOB: 0 BB: 0 P: 3	R: 0 E: 0 K: 0 S: 3	H: 1 LOB: 0 BB: 0 P: 3	R: 0 E: 0 K: 1 S: 5	H: 1 LOB: 0 BB: 0 P: 5	R: 0 E: 1 K: 1 S: 6	H: 1 LOB: 1 BB: 0 P: 6	R: 0 E: 0 K: 0 S: 3	H: 0 LOB: 0 BB: 0 P: 3	R: 0 E: 0 K: 0 S: 4	H: 1 LOB: 1 BB: 0 P: 4	R: 0 E: 0 K: 1 S: 5	H: 1 LOB: 0 BB: 0 P: 5	R: 1 E: 0 K: 1 S: 7	H: 2 LOB: 1 BB: 0 P: 7	R: 0 E: 0 K: 1 S: 5	H: 0 LOB: 1 BB: 1 P: 9	1B: 7 2B: 0 3B: 0 HR: 0	SF: 0 SAC: 1 DP: 3 HBP: 0	WP: 0 PB: 0 SB: 0 CS: 0	PA: 32																
PITCHER	IP	WLS	BF	H	R	ER	SO	BB	IBB	HBP	BLK	WP	HR	S	P	ERA	WHIP	PITCHER				IP	WLS	BF	H	R	ER	SO	BB	IBB	HBP	BLK	WP	HR	S	P	ERA	WHIP
Don Schulze, R ERA: 5.74 (1, 1)	8.0	L	28	7	1	1	4	0	0	0	0	0	0	36	36	1.12	0.875																					
Jerry Reed, R ERA: 4.55 (9, 1)	1.0		4	0	0	0	1	1	0	0	0	0	0	5	9	0.00	1.000																					

AB 30
R 1
H 7
RBI 1
BB 1
SO 5
LOB 11



Batter	1	2	3	4	5	6	7	8	9	AB	R	H	RBI	BB	SO	LOB	BOTTOM																					
Brett Butler, L OBP: 0.371, SLG: 0.433 (1, 8)				L7						3	0	0	0	1	0	2	Oakland Athletics @ Cleveland Indians Cleveland Municipal Stadium, Cleveland, OH Wed Sep 18 1985, 7:05 PM EDT Att: 3,287 - Unknown livebaseballscorecards.com																					
Tony Bemazzard, S OBP: 0.356, SLG: 0.394 (1, 4)				F8						4	0	0	0	0	2	2																						
Julio Franco, R OBP: 0.341, SLG: 0.376 (1, 6)										4	0	1	0	0	0	1																						
Andre Thornton, R OBP: 0.296, SLG: 0.374 (1, 10)										4	0	0	0	0	0	3																						
Mike Hargrove, L OBP: 0.373, SLG: 0.349 (1, 3)										4	0	1	0	0	2	0																						
Joe Carter, R OBP: 0.296, SLG: 0.406 (1, 7)										4	0	2	0	0	2	1																						
George Vukovich, L OBP: 0.293, SLG: 0.333 (1, 9)										3	0	1	0	1	2	1																						
Brook Jacoby, R OBP: 0.326, SLG: 0.414 (1, 5)										3	0	1	0	0	0	3																						
Jerry Willard, L OBP: 0.335, SLG: 0.356 (1, 2)										2	0	1	0	0	1	2																						
Inning Stats	R: 0 E: 0 K: 1 S: 5	H: 0 LOB: 1 BB: 1 P: 9	R: 0 E: 0 K: 1 S: 5	H: 1 LOB: 1 BB: 1 P: 9	R: 0 E: 0 K: 0 S: 5	H: 2 LOB: 2 BB: 0 P: 5	R: 0 E: 0 K: 2 S: 9	H: 2 LOB: 2 BB: 0 P: 9	R: 0 E: 0 K: 1 S: 5	H: 0 LOB: 0 BB: 0 P: 5	R: 0 E: 0 K: 2 S: 8	H: 1 LOB: 1 BB: 0 P: 8	R: 0 E: 0 K: 0 S: 3	H: 1 LOB: 0 BB: 0 P: 3	R: 0 E: 0 K: 0 S: 3	H: 0 LOB: 0 BB: 0 P: 3	R: 0 E: 0 K: 2 S: 7	H: 0 LOB: 0 BB: 0 P: 7	1B: 5 2B: 3 3B: 0 HR: 0	SF: 0 SAC: 1 DP: 1 HBP: 0	WP: 0 PB: 2 SB: 0 CS: 0	PA: 34																
PITCHER	IP	WLS	BF	H	R	ER	SO	BB	IBB	HBP	BLK	WP	HR	S	P	ERA	WHIP	PITCHER				IP	WLS	BF	H	R	ER	SO	BB	IBB	HBP	BLK	WP	HR	S	P	ERA	WHIP
Jose Rijo, R ERA: 3.25 (1, 1)	7.0	W	28	7	0	0	7	2	0	0	0	0	0	40	48	0.00	1.286																					
Jay Howell, R ERA: 2.21 (8, 1)	2.0	S	6	0	0	0	2	0	0	0	0	0	0	10	10	0.00	0.000																					

AB 31
R 0
H 7
RBI 0
BB 2
SO 9
LOB 15



Batter	1	2	3	4	5	6	7	8	9	AB	R	H	RBI	BB	SO	LOB	TOP																					
Alfredo Griffin, S OBP: 0.287, SLG: 0.329 Mike Gallego, R OBP: 0.321, SLG: 0.238	1-3		6-3					F9		4	0	2	0	0	0	1																						
Tony Phillips, S OBP: 0.285, SLG: 0.410	5-3				F4		K			4	0	0	0	1	1	2																						
Steve Henderson, R OBP: 0.355, SLG: 0.388	K				E5			L3		4	0	0	0	1	1	1																						
Dave Kingman, R OBP: 0.305, SLG: 0.409					K			WP 1B		4	1	1	0	1	2	5																						
Dusty Baker Jr., R OBP: 0.363, SLG: 0.450 Rob Picciolo, R OBP: 0.310, SLG: 0.353					5-3			DI HR 1B		3	0	1	1	1	0	0																						
Mike Heath, R OBP: 0.297, SLG: 0.384 Charlie O'Brien, R OBP: 0.333, SLG: 0.400	K				4-3		K	F8		4	0	0	0	0	2	3																						
Dwayne Murphy, L OBP: 0.342, SLG: 0.410	G4-6-3							HR		4	1	2	2	0	0	2																						
Jose Canseco, R OBP: 0.282, SLG: 0.378					K			1B		4	1	2	0	0	2	1																						
Steve Kiefer, R OBP: 0.194, SLG: 0.234					K			2B		4	0	1	1	0	1	1																						
Inning Stats	R: 0 E: 0 K: 1 S: 5	H: 0 LOB: 0 BB: 0 P: 5	R: 0 E: 0 K: 1 S: 4	H: 0 LOB: 1 BB: 2 P: 12	R: 0 E: 0 K: 2 S: 8	H: 1 LOB: 3 BB: 2 P: 16	R: 0 E: 0 K: 1 S: 6	H: 1 LOB: 0 BB: 0 P: 6	R: 0 E: 1 K: 1 S: 7	H: 1 LOB: 2 BB: 0 P: 7	R: 0 E: 0 K: 1 S: 5	H: 0 LOB: 0 BB: 0 P: 5	R: 0 E: 0 K: 2 S: 8	H: 1 LOB: 1 BB: 0 P: 8	R: 4 E: 0 K: 0 S: 8	H: 5 LOB: 1 BB: 0 P: 8	R: 0 E: 0 K: 0 S: 3	H: 0 LOB: 0 BB: 0 P: 3	1B: 5 2B: 3 3B: 0 HR: 1	SF: 0 SAC: 0 DP: 1 HBP: 0	WP: 1 PB: 0 SB: 0 CS: 0	PA: 40																
PITCHER	IP	WLS	BF	H	R	ER	SO	BB	IBB	HBP	BLK	WP	HR	S	P	ERA	WHIP	PITCHER				IP	WLS	BF	H	R	ER	SO	BB	IBB	HBP	BLK	WP	HR	S	P	ERA	WHIP
Floyd Bannister, L ERA: 4.84	6.0	W	25	3	0	0	7	4	0	0	0	0	0	35	51	0.00	1.167																					
Dan Spillner, R ERA: 3.65	1.2		11	6	4	4	2	0	0	0	0	1	1	15	15	21.60	3.600																					
Bruce Tanner, R ERA: 5.7	1.1		4	0	0	0	0	0	0	0	0	0	0	4	4	0.00	0.000																					

Oakland Athletics @ Chicago White Sox
Comiskey Park, Chicago, IL
Fri Sep 20 1985, 8:05 PM EDT
Att: 16,998 - Unknown

AB	36
R	4
H	9
RBI	4
BB	4
SO	9
LOB	17



Batter	1	2	3	4	5	6	7	8	9	AB	R	H	RBI	BB	SO	LOB	BOTTOM																					
Reid Nichols, R OBP: 0.333, SLG: 0.325				E6						4	2	3	1	1	0	0																						
Luis Salazar, R OBP: 0.281, SLG: 0.377	K			SF9						3	1	1	1	1	1	1																						
Harold Baines, L OBP: 0.353, SLG: 0.470 Joel Skinner, R OBP: 0.486, SLG: 0.667	4-3			E				K		2	0	0	1	1	1	3																						
Carlton Fisk, R OBP: 0.318, SLG: 0.498 Daryl Boston, L OBP: 0.276, SLG: 0.338				F7				F8		5	1	1	0	0	0	3																						
Ron Kittle, R OBP: 0.296, SLG: 0.440				E5				K		4	2	2	3	1	1	1																						
Tim Hulett, R OBP: 0.321, SLG: 0.358	6-3			F6						4	0	1	0	0	0	3																						
Greg Walker, L OBP: 0.310, SLG: 0.442				1B						4	1	3	1	0	0	0																						
Julio Cruz, S OBP: 0.302, SLG: 0.237	E5			1B				L4		4	2	2	0	0	0	2																						
Ozzie Guillen, L OBP: 0.285, SLG: 0.345	FC1			SF9						4	1	1	1	0	1	2																						
Inning Stats	R: 3 E: 0 K: 1 S: 5	H: 5 LOB: 3 BB: 1 P: 14	R: 0 E: 0 K: 0 S: 2	H: 0 LOB: 0 BB: 1 P: 6	R: 4 E: 2 K: 0 S: 8	H: 4 LOB: 2 BB: 1 P: 12	R: 0 E: 0 K: 0 S: 3	H: 0 LOB: 0 BB: 0 P: 3	R: 3 E: 0 K: 0 S: 7	H: 4 LOB: 2 BB: 1 P: 11	R: 0 E: 0 K: 1 S: 5	H: 0 LOB: 0 BB: 0 P: 5	R: 0 E: 0 K: 2 S: 7	H: 0 LOB: 0 BB: 0 P: 7	1B: 10 2B: 3 3B: 0 HR: 1	SF: 2 SAC: 0 DP: 1 HBP: 0	WP: 1 PB: 0 SB: 0 CS: 1	PA: 41																				
PITCHER	IP	WLS	BF	H	R	ER	SO	BB	IBB	HBP	BLK	WP	HR	S	P	ERA	WHIP	PITCHER				IP	WLS	BF	H	R	ER	SO	BB	IBB	HBP	BLK	WP	HR	S	P	ERA	WHIP
Tommy John, L ERA: 4.96	3.1	L	21	10	7	5	2	3	0	0	0	0	0	22	34	13.50	3.900																					
Steve Mura, R ERA: 4.69	1.2		8	1	2	2	0	1	0	0	0	0	0	7	11	10.80	1.200																					
Bill Krueger, L ERA: 4.71	3.0		12	3	1	1	3	0	0	0	0	1	0	18	18	3.00	1.000																					

Oakland Athletics @ Chicago White Sox
Comiskey Park, Chicago, IL
Fri Sep 20 1985, 8:05 PM EDT
Att: 16,998 - Unknown


AB	35
R	10
H	14
RBI	8
BB	4
SO	5
LOB	15



Batter	1	2	3	4	5	6	7	8	9	10	AB	R	H	RBI	BB	SO	LOB	TOP						
Alfredo Griffin, S OBP: 0.289, SLG: 0.332 (1, 6)	6-3		B4		B4-3		SF7 1B		F8		5	0	1	0	0	0	1							
Tony Phillips, S OBP: 0.292, SLG: 0.407 (1, 5) (7, 4)	F9		K		K		SF7		CS	3-1	4	0	0	1	0	2	0							
Bruce Bochte, L OBP: 0.375, SLG: 0.439 (1, 3)	4-3				1B FC4-6		4-3		F7		5	1	1	0	0	1	1							
Dave Kingman, R OBP: 0.309, SLG: 0.415 (1, 10)							4-0		F6		4	1	3	1	1	0	0							
Mike Davis, L OBP: 0.351, SLG: 0.489 (1, 9)	L7				FC4-6		1B BB		F5		4	0	0	1	0	0	3							
Dwayne Murphy, L OBP: 0.341, SLG: 0.407 (1, 8)	F2				F8		1-2		4-3		4	0	1	0	0	0	2							
Jose Canseco, R OBP: 0.255, SLG: 0.400 (1, 7)	F8						1B		F9		4	1	1	1	0	0	3							
Mickey Tettleton, S OBP: 0.332, SLG: 0.341 (9, PH)							F7		F7		2	1	1	0	1	0	0							
Dave Collins, S OBP: 0.303, SLG: 0.349 (9, 2)							CS		1B SF7	2B	1	0	0	0	0	0	0							
Mike Heath, R OBP: 0.297, SLG: 0.384 (1, 4)							6-3				2	1	1	1	0	0	1							
Mike Gallego, R OBP: 0.339, SLG: 0.319 (7, PH)											1	0	0	0	0	0	1							
Steve Henderson, K OBP: 0.344, SLG: 0.399 (7, 5)											0	0	0	0	0	0	0							
Steve Kiefer, R OBP: 0.344, SLG: 0.294 (8, PH)											0	0	0	0	0	0	0							
Dusty Baker Jr., R OBP: 0.394, SLG: 0.445 (8, PH)											1	0	1	0	0	0	0							
Rob Piccolo, R OBP: 0.316, SLG: 0.363 (8, 5)											0	0	0	0	0	0	0							
Inning Stats	R: 0 E: 0 K: 0 S: 3	H: 0 LOB: 0 BB: 0 P: 3	R: 0 E: 0 K: 0 S: 4	H: 1 LOB: 1 BB: 0 P: 4	R: 0 E: 0 K: 0 S: 2	H: 0 LOB: 0 BB: 1 P: 6	R: 1 E: 0 K: 1 S: 7	H: 2 LOB: 1 BB: 0 P: 7	R: 2 E: 0 K: 1 S: 7	H: 2 LOB: 0 BB: 0 P: 7	R: 0 E: 0 K: 0 S: 4	H: 1 LOB: 2 BB: 0 P: 8	R: 1 E: 0 K: 1 S: 7	H: 2 LOB: 1 BB: 0 P: 7	R: 1 E: 0 K: 0 S: 4	H: 1 LOB: 0 BB: 0 P: 4	R: 0 E: 0 K: 0 S: 3	H: 1 LOB: 1 BB: 0 P: 3	R: 0 E: 0 K: 0 S: 3	H: 0 LOB: 0 BB: 0 P: 3	1B: 6 2B: 1 3B: 0 HR: 3	SF: 1 SAC: 0 DP: 0 HBP: 0	WP: 0 PA: 41	
PITCHER	IP WLS BF H R ER SO ERA WHIP	IP WLS BF H R ER SO ERA WHIP	IP WLS BF H R ER SO ERA WHIP	IP WLS BF H R ER SO ERA WHIP	IP WLS BF H R ER SO ERA WHIP	IP WLS BF H R ER SO ERA WHIP	IP WLS BF H R ER SO ERA WHIP	IP WLS BF H R ER SO ERA WHIP	IP WLS BF H R ER SO ERA WHIP	IP WLS BF H R ER SO ERA WHIP	IP WLS BF H R ER SO ERA WHIP	IP WLS BF H R ER SO ERA WHIP	IP WLS BF H R ER SO ERA WHIP	IP WLS BF H R ER SO ERA WHIP	IP WLS BF H R ER SO ERA WHIP	IP WLS BF H R ER SO ERA WHIP	IP WLS BF H R ER SO ERA WHIP	IP WLS BF H R ER SO ERA WHIP	IP WLS BF H R ER SO ERA WHIP	IP WLS BF H R ER SO ERA WHIP	IP WLS BF H R ER SO ERA WHIP	IP WLS BF H R ER SO ERA WHIP	IP WLS BF H R ER SO ERA WHIP	IP WLS BF H R ER SO ERA WHIP
Joel Davis, R ERA: 4.97	6.1	W	28	8	4	4	2	2	0	0	0	0	0	0	0	0	0	5.68	1.579					
Bob James, R ERA: 2.24	3.2	L	12	2	1	1	1	0	0	0	0	0	0	0	0	0	0	2.46	0.545					

Oakland Athletics @ Chicago White Sox
Comiskey Park, Chicago, IL
Sun Sep 22 1985, 4:33 AM EDT
Att: 15,770 - Unknown

AB 37
R 5
H 10
RBI 5
BB 2
SO 3
LOB 12



Batter	1	2	3	4	5	6	7	8	9	10	AB	R	H	RBI	BB	SO	LOB	BOTTOM					
Reid Nichols, R OBP: 0.336, SLG: 0.323 (1, 7)	6-3		2B BB				F6			HR 1B	1	1	0	0	1	0	0						
Rudy Law, L OBP: 0.309, SLG: 0.374 (5, PH) (6, 7)											3	1	2	0	0	0	0						
Luis Salazar, R OBP: 0.269, SLG: 0.396 (1, 8) (10, 5)	G3-6-3 1B		HR 2B		F9			G4-6-3 1B		HR	5	2	4	4	0	0	1						
Harold Baines, L OBP: 0.353, SLG: 0.473 (1, 9)	G3-6-3		HR		FC6-4 IBB			G4-6-3 1-2f			3	1	1	2	1	0	2						
Carlton Fisk, R OBP: 0.319, SLG: 0.497 (1, 2)					FC6-4			L5			4	0	0	0	0	0	2						
Ron Kittle, R OBP: 0.292, SLG: 0.432 (1, 10)							F6		K		4	0	0	0	0	2	0						
Tim Lueft, R OBP: 0.317, SLG: 0.353 (1, 5)											3	0	0	0	0	1	0						
Daryl Boston, L OBP: 0.279, SLG: 0.340 (9, PH) (10, 8)	1-3				F3		K		E3 G4-3		1	0	0	0	0	0	0						
Greg Walker, L OBP: 0.307, SLG: 0.443 (1, 3)							F7		G4-3		4	1	1	1	0	1	1						
Scott Fletcher, R OBP: 0.332, SLG: 0.290 (1, 6)											1	0	0	0	0	1	0						
Ozzie Guillen, L OBP: 0.287, SLG: 0.347 (4, PH) (5, 6)					F8					CS 1B	3	0	1	0	0	0	0						
Julio Cruz, S OBP: 0.302, SLG: 0.239 (1, 4)											3	1	1	0	0	0	0						
Bryan Little, S OBP: 0.354, SLG: 0.344 (10, PH)											1	0	0	0	0	0	1						
Inning Stats	R: 0 E: 0 K: 0 S: 3	H: 1 LOB: 0 BB: 0 P: 3	R: 0 E: 0 K: 1 S: 5	H: 0 LOB: 0 BB: 0 P: 5	R: 5 E: 0 K: 1 S: 9	H: 4 LOB: 0 BB: 1 P: 13	R: 0 E: 0 K: 1 S: 5	H: 0 LOB: 0 BB: 0 P: 5	R: 0 E: 0 K: 0 S: 4	H: 0 LOB: 0 BB: 0 P: 3	R: 0 E: 1 K: 1 S: 5	H: 0 LOB: 0 BB: 0 P: 5	R: 0 E: 0 K: 0 S: 3	H: 1 LOB: 0 BB: 0 P: 3	R: 0 E: 0 K: 1 S: 5	H: 0 LOB: 0 BB: 0 P: 5	R: 2 E: 0 K: 0 S: 4	H: 3 LOB: 0 BB: 0 P: 4	1B: 6 2B: 1 3B: 0 HR: 3	SF: 0 SAC: 0 DP: 3 HBP: 0	WP: 0 PA: 38		
PITCHER	IP WLS BF H R ER SO ERA WHIP	IP WLS BF H R ER SO ERA WHIP	IP WLS BF H R ER SO ERA WHIP	IP WLS BF H R ER SO ERA WHIP	IP WLS BF H R ER SO ERA WHIP	IP WLS BF H R ER SO ERA WHIP	IP WLS BF H R ER SO ERA WHIP	IP WLS BF H R ER SO ERA WHIP	IP WLS BF H R ER SO ERA WHIP	IP WLS BF H R ER SO ERA WHIP	IP WLS BF H R ER SO ERA WHIP	IP WLS BF H R ER SO ERA WHIP	IP WLS BF H R ER SO ERA WHIP	IP WLS BF H R ER SO ERA WHIP	IP WLS BF H R ER SO ERA WHIP	IP WLS BF H R ER SO ERA WHIP	IP WLS BF H R ER SO ERA WHIP	IP WLS BF H R ER SO ERA WHIP	IP WLS BF H R ER SO ERA WHIP	IP WLS BF H R ER SO ERA WHIP	IP WLS BF H R ER SO ERA WHIP	IP WLS BF H R ER SO ERA WHIP	IP WLS BF H R ER SO ERA WHIP
Tim Lirtas, L ERA: 4.04	3.0	W	14	5	5	2	2	1	0	0	0	0	0	0	0	0	0	15.00	2.000				
Rick Langford, R ERA: 3.48	2.0	L	8	1	0	0	1	0	0	0	0	0	0	0	0	9	13	0.00	0.500				
Keith Alberton, R ERA: 4.39	3.0	L	9	1	0	0	1	0	0	0	0	0	0	0	0	11	11	0.00	0.333				
Jay Howell, R ERA: 2.38	1.2	L	7	3	2	2	1	0	0	0	0	0	1	9	9	9	10.80	1.800					

Oakland Athletics @ Chicago White Sox
Comiskey Park, Chicago, IL
Sun Sep 22 1985, 4:33 AM EDT
Att: 15,770 - Unknown

AB 36
R 7
H 10
RBI 7
BB 2
SO 5
LOB 7



Batter	1	2	3	4	5	6	7	8	9	AB	R	H	RBI	BB	SO	LOB	TOP			
Brett Butler, L OBP: 0.374, SLG: 0.432 (1, 8)	0-0 1-3 1B	4-0 FC5 PB BB		4-0 5-3 1B BB		4-0 BB		0-0 5-3 3B	0-0 5-3	3	2	2	0	3	0	2				
Joe Carter, R OBP: 0.293, SLG: 0.400 (1, 7) (7, 4) (7, 5) (7, 4)	0-0 1-3	0-3 K		0-0 L8		0-0 6-3		0-0 5-3		5	0	0	1	0	1	6				
Julio Franco, R OBP: 0.341, SLG: 0.376 (1, 6)	0-0 L3	4-0 BB		0-0 5-3			0-0 1B	3-H 4-0 BB		3	0	1	0	2	0	2				
Andre Thornton, R OBP: 0.295, SLG: 0.383 (1, 10)	4-0 BB	0-0 FC5		0-0 CS 1B			0-0 F7	0-0 F7		4	0	1	1	1	0	5				
Mike Hargrove, L OBP: 0.379, SLG: 0.356 (1, 3)	0-0 G3		0-0 2B 1B	0-0 CS	0-0 F8		0-0 1-2 1B	4-0 WP 1B BB		4	1	2	0	1	0	2				
Brook Jacoby, R OBP: 0.324, SLG: 0.419 (1, 5) (7, 4) (7, 5)		0-0 PB 1B	0-3 K		4-0 CS BB		0-0 F9	0-3 K		4	1	1	0	1	2	4				
Tony Bernazard, S OBP: 0.359, SLG: 0.402 (1, 4)		0-3 K	0-0 2B		0-3 K		0-3 K	0-0 1B WP		3	0	1	0	0	2	2				
Mike Fischlin, R OBP: 0.270, SLG: 0.310 (5, 4)		1-2 K	1-3 2B		1-2 K			1-2 5-3 1B		2	1	1	0	0	1	2				
George Vukovich, L OBP: 0.295, SLG: 0.333 (7, PH)		0-0 E PB 1B	0-3 K		0-3 K			0-0 1B		3	0	1	0	0	0	2				
Jerry Willard, L OBP: 0.332, SLG: 0.363 (1, 2)		0-0 E PB 1B	0-3 K		0-3 K			0-0 G3	0-0 5-3 1B	5	1	2	2	0	2	2				
Otis Nixon, S OBP: 0.271, SLG: 0.315 (9, PR)		2-H PB 1B						1-3 2-H 1B		0	0	0	0	0	0	0				
Carmen Castillo, R OBP: 0.308, SLG: 0.491 (1, 9)		0-0 E9 PB 1B	0-0 F9		0-0 4-3			0-0 HR	0-0 5-3	5	1	2	2	0	0	3				
Inning Stats	R: 0 E: 0 K: 0 S: 4	H: 1 LOB: 2 BB: 1 P: 8	R: 2 E: 1 K: 2 S: 10	H: 3 LOB: 3 BB: 2 P: 18	R: 0 E: 0 K: 2 S: 9	H: 2 LOB: 2 BB: 0 P: 9	R: 1 E: 0 K: 0 S: 3	H: 1 LOB: 0 BB: 1 P: 7	R: 0 E: 0 K: 1 S: 5	H: 0 LOB: 1 BB: 1 P: 9	R: 0 E: 0 K: 1 S: 7	H: 2 LOB: 2 BB: 0 P: 7	R: 2 E: 0 K: 0 S: 5	H: 2 LOB: 1 BB: 1 P: 9	R: 2 E: 0 K: 1 S: 7	H: 2 LOB: 2 BB: 1 P: 11	1B: 10 2B: 1 3B: 1 HR: 1	SF: 0 SAC: 0 DP: 0 HBP: 0	WP: 1 PB: 2 SB: 1 CS: 2	PA: 47
PITCHER	IP	WLS	BF	H	R	ER	SO	BB	IBB	HBP	BLK	WP	HR	S	P	ERA	WHIP			
Jose Rijo, R ERA: 3.38	6.1	W	32	9	3	3	6	6	0	0	0	0	0	38	62	4.26	2.368			
Steve Ontiveros, R ERA: 1.51	1.1		7	2	2	2	1	1	0	0	0	0	1	8	12	13.50	2.250			
Jay Howell, R ERA: 2.55	1.1	S	7	2	2	2	1	1	0	0	0	1	0	8	12	13.50	2.250			

Cleveland Indians @ Oakland Athletics
Oakland-Alameda County Coliseum, Oakland, CA

AB 38
R 7
H 13
RBI 6
BB 8
SO 8
LOB 30



Mon Sep 23 1985, 7:05 PM PDT
Att: 6,514 - Unknown

Batter	1	2	3	4	5	6	7	8	9	AB	R	H	RBI	BB	SO	LOB	BOTTOM			
Alfredo Griffin, S OBP: 0.288, SLG: 0.331 (1, 6)	0-0 F7		0-0 E 1B		0-0 6-3		0-0 4-3			4	1	1	0	0	0	1				
Tony Phillips, S OBP: 0.295, SLG: 0.438 (1, 5)	0-0 B5-3		0-0 1-H HR		0-0 2-H HR		0-0 F8			4	2	2	3	0	0	0				
Bruce Bochte, L OBP: 0.379, SLG: 0.453 (1, 3)	0-0 F8		0-0 1-H HR		0-0 2B 1B		0-0 2B			4	3	3	2	0	0	0				
Dave Kingman, R OBP: 0.310, SLG: 0.414 (1, 10)		0-0 6-3	4-0 CS BB		0-0 F7		4-0 2B BB			2	0	0	0	2	0	1				
Steve Henderson, R OBP: 0.359, SLG: 0.415 (1, 7)		0-0 2B	0-3 K		0-0 WP BLK 2B		0-0 2B			3	1	2	1	0	1	1				
Mike Davis, L OBP: 0.353, SLG: 0.492 (6, 9)		0-0 2B	1-2 K		1-H 2B		1-3 2-H 2B			1	0	1	1	0	0	0				
Jose Canseco, R OBP: 0.235, SLG: 0.367 (1, 9) (6, 7)		0-0 F7		0-3 K	0-0 F4		0-0 6-3			4	0	0	0	0	1	3				
Dwayne Murphy, L OBP: 0.341, SLG: 0.405 (1, 8)		4-0 BB		0-3 K		0-3 K		0-0 6-3		3	0	0	0	1	2	0				
Mickey Tettleton, S OBP: 0.325, SLG: 0.333 (1, 2)		0-0 F4		0-3 K		0-0 G3		0-0 F3		4	0	0	0	0	1	2				
Mike Gallego, R OBP: 0.333, SLG: 0.300 (1, 4)			0-3 K		4-0 HR BB		0-0 F6		0-0 6-3	3	1	0	0	1	1	0				
Inning Stats	R: 0 E: 0 K: 0 S: 3	H: 0 LOB: 0 BB: 0 P: 3	R: 0 E: 0 K: 0 S: 4	H: 1 LOB: 2 BB: 1 P: 8	R: 3 E: 1 K: 2 S: 9	H: 3 LOB: 1 BB: 1 P: 13	R: 0 E: 0 K: 3 S: 9	H: 0 LOB: 0 BB: 0 P: 9	R: 4 E: 0 K: 0 S: 6	H: 3 LOB: 0 BB: 1 P: 10	R: 0 E: 0 K: 1 S: 5	H: 0 LOB: 0 BB: 0 P: 5	R: 1 E: 0 K: 0 S: 5	H: 2 LOB: 2 BB: 1 P: 9	R: 0 E: 0 K: 0 S: 3	H: 0 LOB: 0 BB: 0 P: 3	1B: 3 2B: 5 3B: 0 HR: 2	SF: 0 SAC: 0 DP: 1 HBP: 0	WP: 2 PB: 0 SB: 0 CS: 1	PA: 36
PITCHER	IP	WLS	BF	H	R	ER	SO	BB	IBB	HBP	BLK	WP	HR	S	P	ERA	WHIP			
Curt Wardle, L ERA: 6.03	4.2	L	23	7	7	7	5	3	0	0	0	0	0	30	42	13.50	2.143			
Rich Thompson, R ERA: 6.37	2.1		10	2	1	1	1	1	0	0	1	1	0	11	15	3.86	1.286			
Dave Vonohien, L ERA: 2.43	1.0		3	0	0	0	0	0	0	0	0	0	0	3	3	0.00	0.000			

Cleveland Indians @ Oakland Athletics
Oakland-Alameda County Coliseum, Oakland, CA

AB 32
R 8
H 9
RBI 7
BB 4
SO 6
LOB 8



Mon Sep 23 1985, 7:05 PM PDT
Att: 6,514 - Unknown

Batter	1	2	3	4	5	6	7	8	9	AB	R	H	RBI	BB	SO	LOB	TOP								
Brett Butler, L OBP: 0.371, SLG: 0.428 (1, 8)	0-0 6-3		0-0 4-3	0-0 L5		0-0 1-3		0-0 4-3		5	0	0	0	0	0	4	Cleveland Indians @ Oakland Athletics Oakland-Alameda County Coliseum, Oakland, CA Tue Sep 24 1985, 7:05 PM PDT Att: 6,584 - Unknown								
Joe Carter, R OBP: 0.299, SLG: 0.413 (1, 3) (5, 7)	0-0 G5-4-3 1B		0-0 HR	0-0 2B		0-0 E5 5-3		0-0 E7 1B		5	2	4	4	0	0	0									
Julio Franco, R OBP: 0.343, SLG: 0.379 (1, 6)	0-0 G5-4-3		0-0 1B	0-0 2B		0-0 5-3		0-0 1B		5	0	3	2	0	0	2									
Andre Thornton, R OBP: 0.294, SLG: 0.381 (1, 10)		0-0 F4	0-0 1-2 1B	0-0 F8		0-0 L8		0-0 K		5	0	1	0	0	1	4									
Benny Ayala, R OBP: 0.269, SLG: 0.384 Mike Hargrove, L OBP: 0.378, SLG: 0.360 (5, PH) (5, 3)		0-3 K	0-0 F9		0-0 HR 2B		0-0 F2		0-0 1-3	2	0	0	0	0	1	2									
Brook Jacoby, R OBP: 0.328, SLG: 0.426 (1, 5)	4-0 FC5-4 BB		0-0 HBP 2B	0-0 WP 1B		0-0 HR		0-0 1B		4	2	3	2	1	0	0									
Carmen Castillo, R OBP: 0.299, SLG: 0.477 (1, 9)	0-0 FC5-4		0-0 F3	0-0 5-3		0-0 L5		0-0 6-3		5	0	0	0	0	0	3									
Tony Bernazard, S OBP: 0.356, SLG: 0.399 (1, 4)		0-0 B3-1	4-0 HBP 2B	0-0 F8		0-0 F7				3	1	0	0	1	0	1									
Jerry Willard, L OBP: 0.334, SLG: 0.367 (1, 2)		0-0 4-3 HR 2B	1-0 2B HBP	0-0 2-3		0-0 L3				3	2	1	0	0	0	0									
Inning Stats	R: 0 E: 0 K: 0 S: 3	H: 1 LOB: 0 BB: 0 P: 3	R: 0 E: 0 K: 1 S: 5	H: 0 LOB: 1 BB: 1 P: 9	R: 2 E: 0 K: 0 S: 7	H: 4 LOB: 2 BB: 0 P: 7	R: 4 E: 0 K: 0 S: 6	H: 3 LOB: 1 BB: 1 P: 11	R: 2 E: 0 K: 0 S: 5	H: 2 LOB: 0 BB: 0 P: 5	R: 0 E: 1 K: 0 S: 4	H: 0 LOB: 1 BB: 0 P: 4	R: 0 E: 0 K: 0 S: 4	H: 1 LOB: 0 BB: 0 P: 4	R: 0 E: 1 K: 1 S: 7	H: 2 LOB: 2 BB: 0 P: 7		R: 0 E: 0 K: 0 S: 3	H: 0 LOB: 0 BB: 0 P: 3	1B: 7 2B: 4 3B: 0 HR: 2	SF: 0 SAC: 0 DP: 1 HBP: 1	WP: 1 PB: 0 SB: 0 CS: 0	PA: 43		
PITCHER	IP	WLS	BF	H	R	ER	SO	BB	IBB	HBP	BLK	WP	HR	S	P	ERA	WHIP								
Curt Young, L ERA: 7.78 Rick Langford, R ERA: 3.75 Jay Howell, R ERA: 2.49	(1, 1) (4, 1) (8, 1)	3.2 W S	19 16 8	6 5 2	5 3 0	5 3 0	1 0 1	2 0 0	0 0 0	1 0 0	0 0 0	1 0 0	1 16 10	18 16 10	27 16 10	12.27 8.10 0.00	2.182 1.500 1.000								

AB 40
R 8
H 13
RBI 8
BB 2
SO 2
LOB 16



Batter	1	2	3	4	5	6	7	8	9	AB	R	H	RBI	BB	SO	LOB	BOTTOM								
Alfredo Griffin, S OBP: 0.291, SLG: 0.333 Rob Picciolo, R OBP: 0.311, SLG: 0.352 (2, FR) (3, 6)	0-0 E6 G3 1B						0-0 F4			2	1	2	0	0	0	0	Cleveland Indians @ Oakland Athletics Oakland-Alameda County Coliseum, Oakland, CA Tue Sep 24 1985, 7:05 PM PDT Att: 6,584 - Unknown								
Tony Phillips, S OBP: 0.303, SLG: 0.444 (1, 5) (6, 4)	0-0 G3		0-3 K				0-0 CS		0-0 G4-6-3 1B	5	1	2	1	0	1	5									
Bruce Bochte, L OBP: 0.379, SLG: 0.452 (1, 3)	0-0 1B		0-0 4-3		0-0 1B		0-0 F5		0-0 G4-6-3 1B	5	1	2	1	0	0	1									
Dave Kingman, R OBP: 0.309, SLG: 0.412 (1, 10)	0-3 K		0-0 4-3		0-0 1B		0-0 F8		0-0 L7	5	1	1	1	0	1	1									
Mike Davis, L OBP: 0.350, SLG: 0.489 (1, 9)	0-0 F8		0-0 L6		0-0 K		0-3 K			4	0	0	0	0	2	3									
Dwayne Murphy, L OBP: 0.342, SLG: 0.406 (1, 8)		0-0 1B E 1B		0-0 4-3		0-0 1B 2B 1B		0-0 F5		4	2	2	1	0	0	0									
Jose Canseco, R OBP: 0.291, SLG: 0.434 (1, 7)		0-0 E 1B		0-0 2B		0-0 1B 1B		0-0 1B 1B		4	2	4	1	0	0	0									
Mickey Tettleton, S OBP: 0.333, SLG: 0.353 (1, 2)		0-0 E7 1-2 2B		0-3 K		0-0 1B 2B		0-0 1B 1B		4	1	3	3	0	1	1									
Mike Gallego, R OBP: 0.323, SLG: 0.288 Dave Collins, S OBP: 0.305, SLG: 0.349 Steve Kiefer, R OBP: 0.194, SLG: 0.234 Mike Heath, R OBP: 0.298, SLG: 0.386 (7, PH) (8, 5)		0-0 8-2 3-H		0-0 5-3		0-0 1B IBB		0-0 E5 CS 1B		2	0	0	0	0	0	2									
Inning Stats	R: 1 E: 1 K: 1 S: 7	H: 2 LOB: 1 BB: 0 P: 7	R: 2 E: 1 K: 1 S: 8	H: 4 LOB: 1 BB: 0 P: 8	R: 0 E: 0 K: 1 S: 6	H: 0 LOB: 0 BB: 0 P: 3	R: 0 E: 0 K: 1 S: 6	H: 1 LOB: 1 BB: 0 P: 6	R: 5 E: 0 K: 2 S: 14	H: 7 LOB: 3 BB: 1 P: 18	R: 0 E: 0 K: 1 S: 5	H: 0 LOB: 0 BB: 0 P: 5	R: 2 E: 1 K: 0 S: 5	H: 3 LOB: 0 BB: 0 P: 5	R: 0 E: 0 K: 0 S: 3	H: 1 LOB: 0 BB: 0 P: 3		1B: 14 2B: 5 3B: 0 HR: 0	SF: 0 SAC: 0 DP: 2 HBP: 0	WP: 0 PB: 0 SB: 1 CS: 1	PA: 41				
PITCHER	IP	WLS	BF	H	R	ER	SO	BB	IBB	HBP	BLK	WP	HR	S	P	ERA	WHIP								
Don Schulze, R ERA: 6.23 Bryan Clark, L ERA: 5.99 Vern Ruhle, R ERA: 4.51 Jerry Reed, R ERA: 4.16 Dave Vonohlen, L ERA: 2.37	(1, 1) (5, 1) (5, 1) (7, 1) (8, 1)	4.0 0.1 2.0 0.2 1.0	22 2 12 1 3	11 1 5 0 1	7 0 3 0 0	7 0 2 0 0	3 1 2 0 0	0 0 0 0 0	0 0 1 0 0	0 0 0 0 0	0 0 0 0 0	0 0 0 0 0	0 4 15 1 3	0 4 19 1 3	28 4 19 1 3	15.75 0.00 9.00 0.00 0.00	2.750 3.000 2.500 0.000 1.000								

AB 39
R 10
H 18
RBI 9
BB 1
SO 6
LOB 17



Batter	1	2	3	4	5	6	7	8	9	AB	R	H	RBI	BB	SO	LOB	TOP										
Brett Butler, L OBP: 0.371, SLG: 0.428 (1, 8)		 1B								5	0	2	0	0	0	1	Cleveland Indians @ Oakland Athletics Oakland-Alameda County Coliseum, Oakland, CA Wed Sep 25 1985, 3:33 AM PDT Att: 6,158 - Unknown livebaseballscorecards.com										
Joe Carter, R OBP: 0.296, SLG: 0.409 (1, 3) (2, 7)		 1B								4	1	0	1	1	0	3											
Julio Franco, R OBP: 0.347, SLG: 0.381 (1, 6)										3	1	2	1	2	0	0											
Andre Thornton, R OBP: 0.295, SLG: 0.381 (1, 10)										5	1	2	0	0	0	5											
Benny Ayala, R OBP: 0.278, SLG: 0.405 Mike Hargrove, L OBP: 0.377, SLG: 0.356 (1, 7) (2, 3)										1	0	1	2	0	0	0											
Brook Jacoby, R OBP: 0.326, SLG: 0.423 (1, 5)										4	0	0	0	0	1	4											
Carmen Castillo, R OBP: 0.304, SLG: 0.475 (1, 9)										3	1	1	0	1	0	0											
Tony Bernazard, S OBP: 0.357, SLG: 0.398 (1, 4)										4	1	1	0	0	0	1											
Chris Bando, S OBP: 0.234, SLG: 0.173 (1, 2)										2	2	1	2	2	0	0											
Inning Stats	R: 2 E: 0 K: 0 S: 6	H: 3 LOB: 1 BB: 0 P: 6	R: 4 E: 0 K: 0 S: 7	H: 5 LOB: 0 BB: 0 P: 7	R: 0 E: 0 K: 1 S: 5	H: 0 LOB: 1 BB: 1 P: 9	R: 1 E: 0 K: 0 S: 3	H: 0 LOB: 3 BB: 4 P: 19	R: 0 E: 0 K: 0 S: 3	H: 0 LOB: 0 BB: 0 P: 3	R: 0 E: 0 K: 0 S: 3	H: 1 LOB: 0 BB: 0 P: 3	R: 0 E: 0 K: 0 S: 4	H: 1 LOB: 2 BB: 1 P: 8	R: 0 E: 0 K: 0 S: 2	H: 0 LOB: 0 BB: 1 P: 6		1B: 8 2B: 3 3B: 0 HR: 0	SF: 0 SAC: 0 DP: 3 HBP: 0	WP: 1 PB: 0 CS: 2 CS: 0	PA: 41						
PITCHER	IP	WLS	BF	H	R	ER	SO	BB	IBB	HBP	BLK	WP	HR	S	P	ERA	WHIP										
Tommy John, L ERA: 5.53 (1, 1)	1.0	L	10	7	6	6	0	0	0	0	0	1	0	10	10	54.00	7.000										
Steve Mura, R ERA: 4.5 (2, 1)	2.2		12	1	1	1	1	4	0	0	0	0	0	10	26	3.38	1.875										
Tim Conroy, L ERA: 4.66 (4, 1)	4.1		16	2	0	0	0	2	0	0	0	0	0	14	22	0.00	0.923										
Steve McCatty, R ERA: 5.57 (9, 1)	1.0		3	0	0	0	0	1	0	0	0	0	0	2	6	0.00	1.000										
Batter	1	2	3	4	5	6	7	8	9	AB	R	H	RBI	BB	SO	LOB	BOTTOM										
Alfredo Griffin, S OBP: 0.289, SLG: 0.332 Rob Piccolo, R OBP: 0.315, SLG: 0.356 (1, 6) (6, 6)										3	0	0	0	0	0	1	Cleveland Indians @ Oakland Athletics Oakland-Alameda County Coliseum, Oakland, CA Wed Sep 25 1985, 3:33 AM PDT Att: 6,158 - Unknown livebaseballscorecards.com										
Tony Phillips, S OBP: 0.310, SLG: 0.450 (1, 5) (8, 4)										3	0	1	0	1	1	3											
Bruce Bochte, L OBP: 0.380, SLG: 0.452 (1, 3)										4	0	2	0	0	0	1											
Dave Kingman, R OBP: 0.307, SLG: 0.409 (1, 10)										4	0	0	0	0	0	4											
Mike Davis, L OBP: 0.348, SLG: 0.485 (1, 8)										4	0	0	0	0	2	2											
Dave Collins, S OBP: 0.307, SLG: 0.349 (1, 7)										3	2	1	0	1	1	1											
Jose Canseco, R OBP: 0.305, SLG: 0.439 (1, 9)										4	0	2	0	0	0	0											
Mickey Tettleton, S OBP: 0.338, SLG: 0.354 Charlie O'Brien, R OBP: 0.429, SLG: 0.500 (1, 2) (8, 2)										2	0	1	1	0	1	2											
Mike Gallego, R OBP: 0.313, SLG: 0.278 Steve Henderson, R OBP: 0.358, SLG: 0.412 Steve Kiefer, R OBP: 0.191, SLG: 0.231 (1, 4) (7, PH) (8, 5)										2	0	0	0	0	0	3											
Inning Stats	R: 0 E: 0 K: 0 S: 4	H: 1 LOB: 1 BB: 0 P: 4	R: 1 E: 0 K: 1 S: 7	H: 3 LOB: 0 BB: 0 P: 7	R: 0 E: 0 K: 0 S: 3	H: 1 LOB: 1 BB: 1 P: 7	R: 0 E: 0 K: 0 S: 3	H: 0 LOB: 0 BB: 0 P: 3	R: 0 E: 0 K: 1 S: 5	H: 0 LOB: 1 BB: 0 P: 6	R: 0 E: 0 K: 1 S: 5	H: 2 LOB: 2 BB: 1 P: 11	R: 0 E: 1 K: 1 S: 6	H: 1 LOB: 1 BB: 0 P: 6	R: 0 E: 0 K: 0 S: 4	H: 1 LOB: 0 BB: 0 P: 4		1B: 8 2B: 2 3B: 0 HR: 0	SF: 0 SAC: 0 DP: 3 HBP: 1	WP: 0 PB: 0 SB: 0 CS: 0	PA: 37						
PITCHER	IP	WLS	BF	H	R	ER	SO	BB	IBB	HBP	BLK	WP	HR	S	P	ERA	WHIP										
Keith Creel, R ERA: 5.47 (1, 1)	6.2	W	28	7	2	2	4	2	0	1	0	0	0	11	11	0.00	0.857										
Dave Vonohlen, L ERA: 2.23 (7, 1)	2.1		9	2	0	0	1	0	0	0	0	0	0	11	11	0.00	0.857										

Batter	1	2	3	4	5	6	7	8	9	AB	R	H	RBI	BB	SO	LOB	TOP		
Rudy Law, L OBP: 0.311, SLG: 0.379 Reid Nichols, R OBP: 0.329, SLG: 0.316	F3	SH3-4		F8		1B	F4			3	1	1	0	0	0	0			
Bryan Little, S OBP: 0.348, SLG: 0.343 Julio Cruz, S OBP: 0.304, SLG: 0.241	F	SH		4-3		1B		K		2	1	1	1	0	0	0			
Harold Baines, L OBP: 0.351, SLG: 0.475 Ed Correa, R Juan Agosto, L	F8	SF7		3-1			F7	F2		4	0	0	1	0	0	3			
Greg Walker, L OBP: 0.311, SLG: 0.449 Joseph DeSa, L OBP: 0.222, SLG: 0.357	E3	L6				HR				5	3	3	2	0	0	2			
Carlton Fisk, R OBP: 0.321, SLG: 0.505 Joel Skinner, R OBP: 0.500, SLG: 0.697				6-3						3	0	0	1	1	1	1			
Ron Kittle, R OBP: 0.303, SLG: 0.464										5	3	4	5	0	1	0			
Daryl Boston, L OBP: 0.274, SLG: 0.336	4-3									5	0	1	0	0	0	3			
Ozzie Guillen, L OBP: 0.290, SLG: 0.350										5	1	2	1	0	0	1			
Tim Lincecum, R OBP: 0.319, SLG: 0.361										3	1	0	0	0	0	2			
Inning Stats	R: 2 E: 1 K: 0 S: 6	H: 2 LOB: 2 BB: 1 P: 10	R: 2 E: 1 K: 0 S: 6	H: 1 LOB: 1 BB: 0 P: 6	R: 1 E: 0 K: 0 S: 5	H: 2 LOB: 1 BB: 0 P: 5	R: 0 E: 0 K: 0 S: 3	H: 0 LOB: 0 BB: 0 P: 3	R: 2 E: 0 K: 0 S: 6	H: 3 LOB: 1 BB: 0 P: 6	R: 4 E: 0 K: 0 S: 7	H: 4 LOB: 0 BB: 0 P: 7	R: 0 E: 0 K: 2 S: 8	H: 1 LOB: 1 BB: 0 P: 8	R: 0 E: 0 K: 1 S: 5	H: 0 LOB: 0 BB: 0 P: 5	1B: 7 2B: 3 3B: 0 HR: 3	SF: 2 SAC: 2 DP: 0 HBP: 0	WP: 0 PA: 44 CS: 0
PITCHER	IP WLS BF H R ER SO BB IBB HBP BLK WP HR S P ERA WHIP																		
Chris Codiroli, R ERA: 4.46	(1, 1) 4.2 L 26 8 7 3 0 1 0 0 0 0 0 2 25 29 5.79 1.929																		
Jeff Kaiser, L ERA: 14.56	(5, 1) 0.2 5 3 3 3 0 0 0 0 0 0 0 5 5 40.50 4.500																		
Keith Atherton, R ERA: 4.41	(6, 1) 1.2 6 1 1 1 0 0 0 0 0 0 1 6 6 5.40 0.600																		
Steve Mura, R ERA: 4.4	(8, 1) 2.0 7 1 0 0 3 0 0 0 0 0 0 0 13 13 0.00 0.500																		

Chicago White Sox @ Oakland Athletics
Oakland-Alameda County Coliseum, Oakland, CA

AB 38
R 11
H 13
RBI 11
BB 1
SO 3
LOB 12



Thu Sep 26 1985, 7:05 PM PDT
Att: 5,267 - Unknown

Batter	1	2	3	4	5	6	7	8	9	AB	R	H	RBI	BB	SO	LOB	BOTTOM		
Alfredo Griffin, S OBP: 0.289, SLG: 0.332 Rob Piccolo, R OBP: 0.309, SLG: 0.348	F7		5-3				F7		FC5-4	3	0	1	0	0	0	0			
Tony Phillips, S OBP: 0.305, SLG: 0.440	K								FC5-4	5	0	1	0	0	1	2			
Bruce Bochte, L OBP: 0.380, SLG: 0.450										4	0	1	0	1	3	2			
Dave Kingman, R OBP: 0.306, SLG: 0.407 Mickey Tettleton, S OBP: 0.336, SLG: 0.353	F4						F9			3	0	0	0	0	1	2			
Steve Henderson, R OBP: 0.360, SLG: 0.408										2	1	0	0	2	0	1			
Mike Davis, L OBP: 0.347, SLG: 0.483 Charlie O'Brien, R OBP: 0.556, SLG: 0.500										2	0	0	0	0	1	1			
Jose Canseco, R OBP: 0.333, SLG: 0.557										4	3	3	3	0	0	1			
Mike Heath, R OBP: 0.300, SLG: 0.385										3	1	1	1	1	0	0			
Mike Gallego, R OBP: 0.296, SLG: 0.259										4	0	0	1	0	1	2			
Inning Stats	R: 0 E: 0 K: 1 S: 5	H: 0 LOB: 1 BB: 1 P: 9	R: 1 E: 0 K: 1 S: 6	H: 1 LOB: 0 BB: 0 P: 6	R: 0 E: 0 K: 1 S: 5	H: 1 LOB: 1 BB: 0 P: 6	R: 0 E: 0 K: 1 S: 5	H: 0 LOB: 1 BB: 1 P: 9	R: 0 E: 0 K: 0 S: 3	H: 1 LOB: 0 BB: 0 P: 3	R: 2 E: 0 K: 0 S: 3	H: 1 LOB: 0 BB: 2 P: 11	R: 0 E: 0 K: 2 S: 7	H: 0 LOB: 0 BB: 0 P: 7	R: 4 E: 2 K: 1 S: 8	H: 2 LOB: 1 BB: 2 P: 16	1B: 5 2B: 0 3B: 0 HR: 2	SF: 0 SAC: 0 DP: 2 HBP: 0	WP: 0 PA: 39 CS: 0
PITCHER	IP WLS BF H R ER SO BB IBB HBP BLK WP HR S P ERA WHIP																		
Floyd Bannister, L ERA: 4.74	(1, 1) 6.0 W 23 4 1 1 5 2 4 0 0 0 0 0 1 12 28 22.50 3.500																		
Ed Correa, R ERA: 12.46	(7, 1) 2.0 12 3 6 5 2 4 0 0 0 0 0 1 12 28 22.50 3.500																		
Ed Correa, R ERA: 12.46	(8, 1) 2.0 12 3 6 5 2 4 0 0 0 0 0 1 12 28 22.50 3.500																		
Juan Agosto, L ERA: 3.53	(9, 1) 1.0 4 0 0 0 0 1 0 0 0 0 0 0 6 6 0.00 0.000																		

Chicago White Sox @ Oakland Athletics
Oakland-Alameda County Coliseum, Oakland, CA

AB 33
R 7
H 7
RBI 6
BB 6
SO 8
LOB 12



Thu Sep 26 1985, 7:05 PM PDT
Att: 5,267 - Unknown

Batter	1	2	3	4	5	6	7	8	9	AB	R	H	RBI	BB	SO	LOB	TOP										
Reid Nichols, R OBP: 0.340, SLG: 0.350 (1, 8)										4	2	3	2	0	0	0	Chicago White Sox @ Oakland Athletics Oakland-Alameda County Coliseum, Oakland, CA Fri Sep 27 1985, 7:05 PM PDT Att: 6,151 - Unknown										
Jerry Hairston, S OBP: 0.375, SLG: 0.338 (9, PH)										1	0	1	0	0	0	0											
Bryan Little, S OBP: 0.348, SLG: 0.343 (9, 4)										0	0	0	0	0	0	0											
Scott Fletcher, R OBP: 0.330, SLG: 0.304 (1, 6)										4	0	1	1	0	1	2											
Harold Baines, L OBP: 0.353, SLG: 0.476 (1, 9)										5	0	3	0	0	0	3											
Carlton Fisk, R OBP: 0.321, SLG: 0.503 (1, 10)										2	0	0	1	1	0	3											
Ron Kittle, R OBP: 0.303, SLG: 0.460 (1, 7)										3	0	0	0	1	1	1											
Ozzie Guillen, L OBP: 0.290, SLG: 0.350 (8, 6)										0	0	0	0	0	0	0											
Greg Walker, L OBP: 0.311, SLG: 0.447 (1, 3)										4	0	1	0	0	1	3											
Tim Lincecum, R OBP: 0.319, SLG: 0.364 (8, PH)										3	0	1	0	0	0	0											
Daryl Boston, L OBP: 0.273, SLG: 0.335 (8, 8)										1	0	0	0	0	0	1											
Joel Skinner, R OBP: 0.476, SLG: 0.649 (1, 2)										4	1	1	0	0	0	2											
Julio Cruz, S OBP: 0.300, SLG: 0.238 (1, 4)										3	0	0	0	0	0	2											
Rudy Law, L OBP: 0.312, SLG: 0.380 (9, PH)										1	1	1	0	0	0	0											
Inning Stats	R: 0 E: 0 K: 0 S: 4	H: 2 LOB: 3 BB: 2 P: 12	R: 2 E: 0 K: 1 S: 7	H: 2 LOB: 0 BB: 0 P: 7	R: 0 E: 0 K: 1 S: 3	H: 1 LOB: 1 BB: 0 P: 3	R: 0 E: 0 K: 1 S: 6	H: 1 LOB: 1 BB: 0 P: 6	R: 1 E: 1 K: 0 S: 5	H: 1 LOB: 1 BB: 0 P: 5	R: 0 E: 0 K: 0 S: 3	H: 0 LOB: 0 BB: 0 P: 3	R: 0 E: 0 K: 0 S: 5	H: 2 LOB: 2 BB: 0 P: 5	R: 0 E: 0 K: 1 S: 6	H: 1 LOB: 1 BB: 0 P: 6	R: 1 E: 0 K: 0 S: 4	H: 2 LOB: 1 BB: 0 P: 4	1B: 9 2B: 2 3B: 0 HR: 1	SF: 1 SAC: 1 DP: 3 HBP: 0	WP: 1 PA: 39 PB: 0 SB: 3 CS: 0						
PITCHER	IP	WLS	BF	H	R	ER	SO	BB	IBB	HBP	BLK	WP	HR	S	P	ERA	WHIP										
Bill Krueger, L ERA: 4.62 (1, 1)	6.2		30	9	3	2	2	2	0	0	0	1	1	32	40	2.70	1.650										
Steve Ontiveros, R ERA: 1.9 (7, 1)	1.1	L	6	2	1	1	1	0	0	0	0	0	0	8	8	6.75	1.500										
Jay Howell, R ERA: 2.46 (9, 1)	1.0		3	1	0	0	0	0	0	0	0	0	0	3	3	0.00	1.000										

Batter	1	2	3	4	5	6	7	8	9	AB	R	H	RBI	BB	SO	LOB	BOTTOM										
Alfredo Griffin, S OBP: 0.287, SLG: 0.329 (1, 6)										4	0	0	1	0	0	2	Chicago White Sox @ Oakland Athletics Oakland-Alameda County Coliseum, Oakland, CA Fri Sep 27 1985, 7:05 PM PDT Att: 6,151 - Unknown										
Tony Phillips, S OBP: 0.305, SLG: 0.450 (1, 5)										4	0	1	0	1	1	3											
Bruce Bochte, L OBP: 0.380, SLG: 0.450 (1, 3)										5	0	2	0	0	0	3											
Dwayne Murphy, L OBP: 0.341, SLG: 0.404 (1, 8)										4	1	1	0	0	1	2											
Dusty Baker Jr., R OBP: 0.363, SLG: 0.445 (8, PR)										3	0	0	0	1	0	1											
Steve Kiefer, R OBP: 0.191, SLG: 0.231 (8, PR)										0	1	0	0	0	0	0											
Mike Davis, L OBP: 0.348, SLG: 0.483 (1, 9)										2	0	1	0	1	0	0											
Dave Kingman, R OBP: 0.305, SLG: 0.406 (8, PH)										1	0	0	0	0	0	3											
Mike Heath, R OBP: 0.300, SLG: 0.385 (9, 9)										0	0	0	0	0	0	0											
Jose Canseco, R OBP: 0.328, SLG: 0.538 (1, 7)										4	0	1	2	0	1	3											
Mickey Tettleton, S OBP: 0.339, SLG: 0.356 (1, 2)										4	1	2	0	0	1	2											
Mike Gallego, R OBP: 0.315, SLG: 0.300 (1, 4)										2	0	2	0	0	0	0											
Dave Collins, S OBP: 0.306, SLG: 0.348 (7, PH)										1	0	0	0	0	1	1											
Rob Piccolo, R OBP: 0.305, SLG: 0.344 (8, 5)										1	0	0	0	0	1	2											
Inning Stats	R: 0 E: 0 K: 0 S: 4	H: 1 LOB: 1 BB: 0 P: 4	R: 0 E: 0 K: 0 S: 3	H: 0 LOB: 0 BB: 0 P: 3	R: 1 E: 0 K: 0 S: 5	H: 2 LOB: 1 BB: 0 P: 5	R: 0 E: 0 K: 0 S: 4	H: 1 LOB: 1 BB: 0 P: 4	R: 0 E: 0 K: 2 S: 8	H: 1 LOB: 2 BB: 1 P: 12	R: 0 E: 0 K: 1 S: 6	H: 1 LOB: 1 BB: 0 P: 6	R: 0 E: 0 K: 2 S: 10	H: 3 LOB: 2 BB: 1 P: 14	R: 0 E: 0 K: 0 S: 2	H: 0 LOB: 0 BB: 1 P: 6	1B: 8 2B: 1 3B: 1 HR: 0	SF: 1 SAC: 0 DP: 1 HBP: 0	WP: 0 PA: 39 PB: 0 SB: 0 CS: 0								
PITCHER	IP	WLS	BF	H	R	ER	SO	BB	IBB	HBP	BLK	WP	HR	S	P	ERA	WHIP										
Joel Davis, R ERA: 4.62 (1, 1)	6.0		26	7	1	1	3	1	0	0	0	0	0	31	35	1.50	1.333										
Dave Wehrmeister, R ERA: 3.34 (7, 1)	1.0		6	2	2	2	1	1	0	0	0	0	0	7	11	18.00	3.000										
Jerry Don Gleaton, L ERA: 5.72 (8, 1)	0.1		1	0	0	0	0	0	0	0	0	0	0	1	1	0.00	0.000										
Bob James, R ERA: 2.18 (8, 1)	1.2	W	6	1	0	0	2	1	0	0	0	0	0	9	13	0.00	1.200										



Batter	1	2	3	4	5	6	7	8	9	AB	R	H	RBI	BB	SO	LOB	TOP			
Reid Nichols, R (1, 8) OBP: 0.344, SLG: 0.357	0-0 6-3 E 2B		4-0 1B BB		0-0 F4		0-0 F3			3	1	1	0	1	0	1	Chicago White Sox @ Oakland Athletics Oakland-Alameda County Coliseum, Oakland, CA Sun Sep 29 1985, 3:33 AM PDT Att: 15,255 - Unknown			
Luis Salazar, R (1, 7) OBP: 0.270, SLG: 0.407 Ozzie Guillen, L (6, 6) OBP: 0.289, SLG: 0.350	0-0 6-3		0-0 F9		0-0 FC6-3 1-H 2B		0-0 F5			3	0	1	1	0	0	2				
Harold Baines, L (1, 9) OBP: 0.354, SLG: 0.477	0-0 6-3		0-0 1-2 1B		0-0 FC6-3 2-3		0-0 1B			4	0	2	0	0	0	2				
Carlton Fisk, R (1, 2) OBP: 0.316, SLG: 0.495	0-0 E6		0-0 F8		0-0 F8		0-0 L5			4	0	0	0	0	0	3				
Ron Kittle, R (1, 10) OBP: 0.297, SLG: 0.449	0-0 F3		0-0 5-3		0-0 K		0-0 F4			4	0	0	0	0	1	2				
Greg Walker, L (1, 3) OBP: 0.310, SLG: 0.454		0-0 F7		0-0 F6		0-0 HR		0-0 6-3		4	1	1	1	0	0	0				
Tim Lincecum, R (1, 5) OBP: 0.323, SLG: 0.373		0-0 6-3		0-0 1B		0-3 K		0-0 F6		4	0	1	0	0	1	0				
Scott Fletcher, R (1, 6) OBP: 0.328, SLG: 0.302 Rudy Law, L (6, 7) OBP: 0.314, SLG: 0.380		0-0 5-3		0-0 L7		0-3 K		0-3 K		2	0	0	0	0	0	1				
Julio Cruz, S (1, 4) OBP: 0.300, SLG: 0.236			0-0 4-3		4-0 2B BB		0-3 K			2	1	0	0	1	1	0				
Inning Stats	R: 1 E: 1 K: 0 S: 5	H: 1 LOB: 1 BB: 0 P: 5	R: 0 E: 0 K: 0 S: 3	H: 0 LOB: 0 BB: 0 P: 3	R: 0 E: 0 K: 0 S: 4	H: 1 LOB: 2 BB: 1 P: 8	R: 0 E: 0 K: 0 S: 4	H: 1 LOB: 1 BB: 0 P: 4	R: 0 E: 0 K: 2 S: 8	H: 1 LOB: 0 BB: 0 P: 8	R: 0 E: 0 K: 2 S: 7	H: 0 LOB: 0 BB: 0 P: 7	R: 0 E: 0 K: 0 S: 4	H: 1 LOB: 1 BB: 0 P: 4	R: 0 E: 0 K: 1 S: 5	H: 0 LOB: 0 BB: 0 P: 5		1B: 3 2B: 3 3B: 0 HR: 1	SF: 0 SAC: 0 DP: 1 HBP: 0	WP: 0 PB: 0 CS: 0
PITCHER	IP WLS BF H R ER SO BB IBB HBP BLK WP HR S P ERA WHIP	4.1 L 20 4 2 1 0 2 0 0 0 0 0 18 26 2.08 1.385	5.1 S 15 2 1 1 5 0 0 0 0 0 1 25 25 1.93 0.429																	

Batter	1	2	3	4	5	6	7	8	9	AB	R	H	RBI	BB	SO	LOB	BOTTOM					
Alfredo Griffin, S (1, 6) OBP: 0.287, SLG: 0.329	0-0 4-3		0-0 F8		0-0 4-3		0-0 1-2 2-3 1B		0-0 F7	5	0	1	0	0	0	2	Chicago White Sox @ Oakland Athletics Oakland-Alameda County Coliseum, Oakland, CA Sun Sep 29 1985, 3:33 AM PDT Att: 15,255 - Unknown					
Tony Phillips, S (1, 5) OBP: 0.310, SLG: 0.441	0-3 K		4-0 BB		0-0 4-3		0-3 K			3	0	0	0	1	2	3						
Bruce Bochte, L (1, 3) OBP: 0.379, SLG: 0.448	0-3 K		0-0 1-3		0-0 1B		0-0 F8			4	0	1	0	0	1	1						
Jose Canseco, R (1, 9) OBP: 0.347, SLG: 0.569		0-0 FC1-6 FC3-2 1B		0-0 5-3		0-3 K		0-3 K		4	0	1	0	0	2	1						
Dwayne Murphy, L (1, 8) OBP: 0.345, SLG: 0.405		0-0 FC1-6 1-2 1B		0-0 G6-4-3 1B		0-0 4-3		0-0 1B		4	0	3	0	0	0	1						
Steve Henderson, R (1, 10) OBP: 0.353, SLG: 0.399		0-0 FC1-6 FC3-2 1-2 2-3		0-0 G6-4-3 1-2		0-0 F4		0-3 K		4	0	0	0	0	1	4						
Dave Collins, S (1, 7) OBP: 0.305, SLG: 0.347		0-0 FC3-2 1-2 3-H		0-0 5-3		0-0 1B 1B 1B		0-0 6-3		4	0	1	0	0	0	2						
Mickey Tettleton, S (1, 2) OBP: 0.342, SLG: 0.358		0-0 K		0-3 K		0-0 F8		0-0 F8		4	0	0	0	0	2	3						
Mike Gallego, R (1, 4) OBP: 0.321, SLG: 0.297 Mike Heath, R (7, PH) OBP: 0.303, SLG: 0.390			0-0 6-3		0-0 1B		0-0 1B		0-0 2B	2	0	1	0	0	0	0						
Steve Kiefer, R (8, PR) OBP: 0.191, SLG: 0.231					0-0 1B		1-2 1B			0	0	0	0	0	0	0						
Inning Stats	R: 0 E: 0 K: 2 S: 7	H: 0 LOB: 0 BB: 0 P: 7	R: 0 E: 0 K: 1 S: 7	H: 2 LOB: 2 BB: 0 P: 7	R: 0 E: 0 K: 0 S: 3	H: 0 LOB: 1 BB: 1 P: 7	R: 0 E: 0 K: 0 S: 3	H: 1 LOB: 0 BB: 0 P: 3	R: 0 E: 0 K: 1 S: 6	H: 1 LOB: 1 BB: 0 P: 6	R: 0 E: 0 K: 1 S: 6	H: 1 LOB: 1 BB: 0 P: 6	R: 0 E: 0 K: 1 S: 8	H: 3 LOB: 3 BB: 0 P: 8	R: 0 E: 0 K: 2 S: 8	H: 1 LOB: 1 BB: 0 P: 8	R: 0 E: 0 K: 0 S: 4	H: 1 LOB: 1 BB: 0 P: 4	1B: 9 2B: 1 3B: 0 HR: 0	SF: 0 SAC: 0 DP: 1 HBP: 0	WP: 0 PB: 0 CS: 0	PA: 37
PITCHER	IP WLS BF H R ER SO BB IBB HBP BLK WP HR S P ERA WHIP	6.2 W 28 8 0 0 3 1 0 0 0 0 0 37 41 0.00 1.350	7.1 S 9 2 0 0 3 0 0 0 0 0 0 15 15 0.00 0.857																			



Batter	1	2	3	4	5	6	7	8	9	AB	R	H	RBI	BB	SO	LOB	TOP																			
Alfredo Griffin, S OBP: 0.287, SLG: 0.328	4-3	F5					B5-3		F6	5	1	1	0	0	0	4	Oakland Athletics @ Texas Rangers Arlington Stadium, Arlington, TX Mon Sep 30 1985, 8:05 PM EDT Att: 5,178 - Unknown																			
Tony Phillips, S OBP: 0.320, SLG: 0.446	6-3		3-1				G3			3	2	1	0	2	0	0																				
Bruce Bochte, L OBP: 0.375, SLG: 0.443	6-3		F7				3-1		F6	5	0	0	1	0	0	5																				
Dave Kingman, R OBP: 0.305, SLG: 0.406			F7				SF8			3	0	1	2	0	1	0																				
Dwayne Murphy, L OBP: 0.344, SLG: 0.404										4	0	1	0	0	2	1																				
Jose Canseco, R OBP: 0.342, SLG: 0.553										4	0	1	0	0	3	1																				
Dave Collins, S OBP: 0.305, SLG: 0.349										4	0	1	0	0	2	1																				
Mickey Tettleton, S OBP: 0.349, SLG: 0.360										2	0	1	0	2	0	2																				
Steve Kiefer, R OBP: 0.191, SLG: 0.231										0	0	0	0	0	0	0																				
Mike Gallego, R OBP: 0.309, SLG: 0.284										3	0	0	0	0	1	5																				
Dusty Baker Jr., R OBP: 0.361, SLG: 0.441										1	0	1	0	0	0	0																				
Mike Davis, L OBP: 0.348, SLG: 0.480										0	0	0	0	0	0	0																				
Inning Stats	R: 1 E: 0 K: 1 S: 6	H: 1 LOB: 1 BB: 1 P: 10	R: 0 E: 0 K: 1 S: 6	H: 1 LOB: 2 BB: 1 P: 10	R: 0 E: 0 K: 0 S: 3	H: 0 LOB: 0 BB: 0 P: 3	R: 0 E: 0 K: 2 S: 9	H: 2 LOB: 2 BB: 0 P: 9	R: 2 E: 0 K: 0 S: 5	H: 2 LOB: 0 BB: 0 P: 5	R: 0 E: 0 K: 1 S: 5	H: 0 LOB: 1 BB: 1 P: 9	R: 0 E: 0 K: 0 S: 3	H: 0 LOB: 0 BB: 0 P: 3	R: 0 E: 0 K: 3 S: 9	H: 0 LOB: 0 BB: 0 P: 9	R: 0 E: 0 K: 1 S: 7	H: 2 LOB: 3 BB: 1 P: 11	1B: 6 2B: 2 3B: 0 HR: 0	SF: 1 SAC: 0 DP: 0 HBP: 0	WP: 0 PB: 0 SB: 2 CS: 0	PA: 39														
PITCHER	IP	WLS	BF	H	R	ER	SO	BB	IBB	HBP	BLK	WP	HR	S	P	ERA	WHIP	PITCHER		IP	WLS	BF	H	R	ER	SO	BB	IBB	HBP	BLK	WP	HR	S	P	ERA	WHIP
Jeff Russell, R ERA: 8.02	8.0	W	33	6	3	3	8	3	0	0	0	0	0	46	58	3.38	1.125																			
Dwayne Henry, R ERA: 2.75	1.0	S	6	2	0	0	1	1	0	0	0	0	0	7	11	0.00	3.000																			

AB	34
R	3
H	8
RBI	3
BB	4
SO	9
LOB	19



Batter	1	2	3	4	5	6	7	8	9	AB	R	H	RBI	BB	SO	LOB	BOTTOM																				
Toby Harrah, R OBP: 0.432, SLG: 0.389	F9		4-3							3	1	0	0	1	0	1	Oakland Athletics @ Texas Rangers Arlington Stadium, Arlington, TX Mon Sep 30 1985, 8:05 PM EDT Att: 5,178 - Unknown																				
Alan Bannister, R OBP: 0.336, SLG: 0.345	F8		FC6-2							3	0	0	0	0	0	1																					
Bob Jones, L OBP: 0.270, SLG: 0.355										1	1	1	2	0	0	0																					
Wayne Tolleson, S OBP: 0.352, SLG: 0.386										0	0	0	0	0	0	0																					
Pete O'Brien, L OBP: 0.339, SLG: 0.448	K		1-3							4	1	1	0	0	1	1																					
Larry Parrish, R OBP: 0.319, SLG: 0.439										4	0	1	1	0	0	0																					
Gary Ward, R OBP: 0.328, SLG: 0.430										3	0	1	0	1	2	1																					
Don Slaught, R OBP: 0.328, SLG: 0.421										3	1	1	1	1	0	2																					
George Wright, S OBP: 0.247, SLG: 0.251										3	0	2	0	0	0	2																					
Steve Buechele, R OBP: 0.268, SLG: 0.330										2	1	1	0	0	0	0																					
Oddibe McDowell, L OBP: 0.307, SLG: 0.435										1	0	0	0	0	0	2																					
Curtis Wilkerson, S OBP: 0.296, SLG: 0.313										3	0	1	1	0	1	0																					
Inning Stats	R: 0 E: 0 K: 1 S: 5	H: 0 LOB: 0 BB: 0 P: 5	R: 0 E: 1 K: 0 S: 2	H: 0 LOB: 1 BB: 2 P: 10	R: 1 E: 0 K: 0 S: 5	H: 2 LOB: 1 BB: 0 P: 5	R: 1 E: 0 K: 1 S: 6	H: 2 LOB: 0 BB: 0 P: 6	R: 0 E: 0 K: 0 S: 3	H: 0 LOB: 0 BB: 0 P: 3	R: 0 E: 0 K: 0 S: 3	H: 0 LOB: 0 BB: 0 P: 3	R: 0 E: 0 K: 0 S: 4	H: 2 LOB: 1 BB: 0 P: 4	R: 3 E: 0 K: 2 S: 10	H: 3 LOB: 1 BB: 1 P: 14	1B: 4 2B: 4 3B: 0 HR: 2	SF: 0 SAC: 0 DP: 2 HBP: 0	WP: 0 PB: 0 SB: 1 CS: 0	PA: 34																	
PITCHER	IP	WLS	BF	H	R	ER	SO	BB	IBB	HBP	BLK	WP	HR	S	P	ERA	WHIP	PITCHER		IP	WLS	BF	H	R	ER	SO	BB	IBB	HBP	BLK	WP	HR	S	P	ERA	WHIP	
Tim Conroy, L ERA: 4.26	6.0		22	4	2	2	2	2	0	0	0	0	0	1	24	32	3.00	1.000																			
Steve Ontiveros, R ERA: 1.99	1.1		6	2	1	1	1	1	0	0	0	0	0	7	11	6.75	2.250																				
Jay Howell, R ERA: 2.68	0.2	L	5	3	2	2	1	0	0	0	0	0	0	1	7	27.00	4.500																				

AB	30
R	5
H	9
RBI	5
BB	3
SO	4
LOB	10



Batter	1	2	3	4	5	6	7	8	9	AB	R	H	RBI	BB	SO	LOB	TOP																						
Alfredo Griffin, S OBP: 0.288, SLG: 0.330	F9		F5		2B		F7		1B	5	0	2	1	0	0	1																							
Tony Phillips, S OBP: 0.323, SLG: 0.441	BB		G4-6-3 1B		F7			K	F9	4	0	1	0	1	1	3																							
Bruce Bochte, L OBP: 0.372, SLG: 0.439	K		G4-6-3 1-2		6-3			1-3		4	0	0	0	0	1	2																							
Dave Kingman, R OBP: 0.309, SLG: 0.412	BB				BB			HR		1	1	1	1	3	0	0																							
Dwayne Murphy, L OBP: 0.342, SLG: 0.400	4-3				K		F8	K		4	0	0	0	0	2	4																							
Jose Canseco, R OBP: 0.337, SLG: 0.538			1-3		K		K		1B	4	1	1	0	0	2	2																							
Dave Collins, S OBP: 0.304, SLG: 0.347			G3		F7		F8		1B	4	0	1	0	0	0	1																							
Mike Heath, R OBP: 0.303, SLG: 0.390					4-3		G3		1B	3	0	1	0	0	0	0																							
Mike Davis, L OBP: 0.347, SLG: 0.479									K	1	0	0	0	0	1	2																							
Mickey Tettleton, S OBP: 0.349, SLG: 0.359									K	3	0	1	0	0	0	1																							
Dusty Baker Jr., R OBP: 0.350, SLG: 0.440			G3		4-3				K	1	0	0	0	0	1	2																							
Inning Stats	R: 0 E: 0 K: 1 S: 5	H: 0 LOB: 2 BB: 2 P: 13	R: 0 E: 0 K: 0 S: 4	H: 1 LOB: 1 BB: 0 P: 4	R: 0 E: 0 K: 0 S: 3	H: 1 LOB: 0 BB: 0 P: 3	R: 0 E: 0 K: 2 S: 7	H: 0 LOB: 1 BB: 0 P: 11	R: 0 E: 0 K: 1 S: 4	H: 0 LOB: 1 BB: 1 P: 9	R: 0 E: 0 K: 0 S: 4	H: 1 LOB: 1 BB: 0 P: 4	R: 1 E: 0 K: 2 S: 8	H: 1 LOB: 0 BB: 0 P: 8	R: 1 E: 0 K: 2 S: 10	H: 3 LOB: 2 BB: 0 P: 10	1B: 6 2B: 1 3B: 0 HR: 1	SF: 0 SAC: 0 DP: 1 HBP: 0	WP: 0 PB: 0 SB: 1 CS: 0	PA: 38																			
PITCHER	IP	WLS	BF	H	R	ER	SO	BB	IBB	HBP	BLK	WP	HR	S	P	ERA	WHIP	PITCHER				IP	WLS	BF	H	R	ER	SO	BB	IBB	HBP	BLK	WP	HR	S	P	ERA	WHIP	
Jose Guzman, R ERA: 2.76	(1, 1)	8.0	W	34	7	2	2	6	4	0	0	0	0	1	42	58	2.25	1.375																					
Rick Surhoff, R ERA: 4.15	(9, 1)	1.0	S	4	1	0	0	2	0	0	0	0	0	0	8	8	0.00	1.000																					

Oakland Athletics @ Texas Rangers
Arlington Stadium, Arlington, TX
Tue Oct 01 1985, 8:05 PM EDT
Att: 11,778 - Unknown

AB	34
R	2
H	8
RBI	2
BB	4
SO	8
LOB	18



Batter	1	2	3	4	5	6	7	8	9	AB	R	H	RBI	BB	SO	LOB	BOTTOM																						
Oddibe McDowell, L OBP: 0.306, SLG: 0.433	F7							4-3		2	0	0	0	0	0	1																							
Bob Jones, L OBP: 0.288, SLG: 0.362		FC1								3	0	2	0	0	0	0																							
Wayne Tolleson, S OBP: 0.353, SLG: 0.386		FC5-4								5	1	2	0	0	0	5																							
Pete O'Brien, L OBP: 0.341, SLG: 0.453		G3								3	1	1	1	2	0	3																							
Larry Parrish, R OBP: 0.317, SLG: 0.435		1B								5	1	1	1	0	1	5																							
Gary Ward, R OBP: 0.329, SLG: 0.431		1B								4	1	2	0	0	0	0																							
Don Slaught, R OBP: 0.332, SLG: 0.425										4	0	3	2	0	1	1																							
George Wright, S OBP: 0.244, SLG: 0.248		G3								4	0	0	0	0	0	4																							
Steve Buechele, R OBP: 0.263, SLG: 0.324										4	0	0	0	0	1	1																							
Curtis Wilkerson, S OBP: 0.288, SLG: 0.311										2	0	0	0	2	0	0																							
Inning Stats	R: 3 E: 0 K: 0 S: 7	H: 4 LOB: 1 BB: 0 P: 7	R: 0 E: 1 K: 0 S: 4	H: 0 LOB: 2 BB: 1 P: 8	R: 0 E: 0 K: 1 S: 4	H: 1 LOB: 1 BB: 0 P: 4	R: 0 E: 0 K: 1 S: 6	H: 1 LOB: 1 BB: 0 P: 6	R: 1 E: 0 K: 2 S: 9	H: 2 LOB: 1 BB: 0 P: 9	R: 0 E: 0 K: 0 S: 4	H: 1 LOB: 3 BB: 2 P: 12	R: 0 E: 0 K: 0 S: 4	H: 1 LOB: 1 BB: 0 P: 4	R: 0 E: 0 K: 0 S: 4	H: 1 LOB: 2 BB: 1 P: 8	1B: 10 2B: 0 3B: 0 HR: 1	SF: 0 SAC: 0 DP: 0 HBP: 0	WP: 1 PB: 0 SB: 3 CS: 0	PA: 40																			
PITCHER	IP	WLS	BF	H	R	ER	SO	BB	IBB	HBP	BLK	WP	HR	S	P	ERA	WHIP	PITCHER				IP	WLS	BF	H	R	ER	SO	BB	IBB	HBP	BLK	WP	HR	S	P	ERA	WHIP	
Chris Codiroli, R ERA: 4.52	(1, 1)	5.0	L	25	8	4	4	3	1	0	0	0	0	1	30	34	7.20	1.800																					
Rick Langford, R ERA: 3.57	(6, 1)	3.0		15	3	0	0	0	2	1	0	0	0	0	12	24	0.00	1.667																					

Oakland Athletics @ Texas Rangers
Arlington Stadium, Arlington, TX
Tue Oct 01 1985, 8:05 PM EDT
Att: 11,778 - Unknown

AB	36
R	4
H	11
RBI	4
BB	4
SO	3
LOB	20



Batter	1	2	3	4	5	6	7	8	9	AB	R	H	RBI	BB	SO	LOB	TOP								
Alfredo Griffin, S OBP: 0.289, SLG: 0.331 (1, 6)	0-0 6-3		0-0 F7			0-0 3B 1B		0-0 6-3		4	1	1	0	0	0	1									
Tony Phillips, S OBP: 0.335, SLG: 0.474 (1, 4) (8, 5)	0-3 K			0-0 3-1		0-0 1-H 3B			0-0 2B	4	0	2	1	0	1	0									
Bruce Bochte, L OBP: 0.369, SLG: 0.434 (1, 3)	0-0 F9			0-0 F6		0-0 1-3			0-0 6-3	4	0	0	0	0	0	2									
Dave Kingman, R OBP: 0.308, SLG: 0.415 (1, 10)		0-3 K		0-0 6-3			0-0 HR		0-0 5-3	4	1	1	1	0	1	1									
Mike Davis, L OBP: 0.348, SLG: 0.486 (1, 9)		0-0 G4-6-3 1B			0-3 K		0-0 L7		0-0 F8	4	0	1	0	0	1	1									
Dwayne Murphy, L OBP: 0.342, SLG: 0.400 (1, 8)		0-0 G4-6-3 1-2			0-3 K		0-0 G1-6-3 1B			3	0	1	0	0	1	1									
Jose Canseco, R OBP: 0.330, SLG: 0.511 (1, 7)			0-0 F9		0-0 F8		0-0 G1-6-3 1-2			3	0	0	0	0	0	1									
Mike Heath, R OBP: 0.311, SLG: 0.402 (1, 5) (8, 2)			0-0 6-3			0-0 G6-4-3 1B		0-3 K		3	0	1	0	0	1	0									
Mickey Tettleton, S OBP: 0.344, SLG: 0.351 (1, 2)			4-0 BB			0-0 G6-4-3 1-2		0-0 F8		1	0	0	0	1	0	1									
Dave Collins, S OBP: 0.303, SLG: 0.347 (8, PH)										1	0	0	0	0	0	0									
Mike Gallego, R OBP: 0.310, SLG: 0.300 (8, 4)										0	0	0	0	0	0	0									
Inning Stats	R: 0 E: 0 K: 1 S: 5	H: 0 LOB: 0 BB: 0 P: 5	R: 0 E: 0 K: 1 S: 5	H: 1 LOB: 0 BB: 0 P: 5	R: 0 E: 0 K: 0 S: 3	H: 0 LOB: 1 BB: 1 P: 7	R: 0 E: 0 K: 0 S: 3	H: 0 LOB: 0 BB: 0 P: 3	R: 0 E: 0 K: 2 S: 7	H: 0 LOB: 0 BB: 0 P: 7	R: 1 E: 0 K: 0 S: 5	H: 3 LOB: 1 BB: 0 P: 5	R: 1 E: 0 K: 0 S: 4	H: 2 LOB: 0 BB: 0 P: 4	R: 0 E: 0 K: 1 S: 5	H: 0 LOB: 0 BB: 0 P: 5	R: 0 E: 0 K: 0 S: 4	H: 1 LOB: 1 BB: 0 P: 4	1B: 4 2B: 1 3B: 1 HR: 1	SF: 0 SAC: 0 DP: 3 HBP: 0	WP: 0 PB: 0 SB: 0 CS: 0	PA: 32			
PITCHER	IP	WLS	BF	H	R	ER	SO	BB	IBB	HBP	BLK	WP	HR	S	P	ERA	WHIP								
Mark Gubicza, R ERA: 4.06 (1, 1)	6.1	W	24	6	2	2	4	1	0	0	0	0	1	31	35	2.84	1.105								
Dan Quisenberry, R ERA: 2.43 (7, 1)	2.2	S	8	1	0	0	1	0	0	0	0	0	0	10	10	0.00	0.375								

Oakland Athletics @ Kansas City Royals
Royals Stadium, Kansas City, MO
Fri Oct 04 1985, 8:05 PM EDT
Att: 19,694 - Unknown

AB	31
R	2
H	7
RBI	2
BB	1
SO	5
LOB	8



Batter	1	2	3	4	5	6	7	8	9	AB	R	H	RBI	BB	SO	LOB	BOTTOM								
Lonnie Smith, R OBP: 0.333, SLG: 0.361 (1, 7)	0-3 K	0-0 F9		0-0 FC5-6 1B 1B 1-2 2-3		0-0 F8				4	0	0	0	0	1	5									
Willie Wilson, S OBP: 0.314, SLG: 0.406 (1, 8)	0-0 3-1		0-0 2B	0-0 1B 1B 1-2 2-3		0-3 K				4	1	2	0	0	1	0									
George Brett, L OBP: 0.435, SLG: 0.581 (1, 5)	0-3 K		0-0 F8	0-0 1B 1-2 2-3 3-H		0-0 HR				4	1	2	2	0	1	1									
Jorge Orta, L OBP: 0.317, SLG: 0.380 (1, 10)		4-0 1B 1B S BB	0-0 1B 1B 2H	0-0 F7		0-0 5-3				3	1	1	1	1	0	3									
Frank White, R OBP: 0.283, SLG: 0.414 (1, 4)	0-3 K	0-3 1-2	0-0 2-3 1B	0-0 F7		0-0 F7				4	0	1	0	0	1	4									
Steve Balboni, R OBP: 0.306, SLG: 0.477 (1, 3)		0-0 BB 1B 2-3	0-3 K 1-2		0-3 K		0-0 F9			4	0	1	0	0	2	2									
Pat Sheridan, L OBP: 0.307, SLG: 0.330 (1, 9)		0-0 1-2 3-H 1B	0-3 K		0-0 F7			0-0 F3		4	0	1	1	0	1	2									
Jim Sundberg, R OBP: 0.304, SLG: 0.377 (1, 2)		0-3 K		0-0 FC5-6 SH 1B		0-0 F9		0-3 K		4	0	1	0	0	2	2									
Buddy Biancalana, S OBP: 0.275, SLG: 0.263 (1, 6)		4-0 1-2 2-3 BB		0-0 SH 1B FC5-6 1B 1-2		0-0 F7		0-3 K		2	1	0	0	1	1	0									
Inning Stats	R: 0 E: 0 K: 2 S: 7	H: 2 LOB: 3 BB: 2 P: 7	R: 1 E: 0 K: 2 S: 10	H: 2 LOB: 2 BB: 0 P: 10	R: 1 E: 1 K: 0 S: 7	H: 3 LOB: 3 BB: 0 P: 7	R: 0 E: 0 K: 1 S: 5	H: 0 LOB: 0 BB: 0 P: 5	R: 0 E: 0 K: 0 S: 5	H: 0 LOB: 0 BB: 0 P: 5	R: 1 E: 0 K: 0 S: 4	H: 1 LOB: 0 BB: 0 P: 4	R: 0 E: 0 K: 2 S: 7	H: 0 LOB: 0 BB: 0 P: 7	R: 0 E: 0 K: 0 S: 4	H: 0 LOB: 0 BB: 0 P: 7	1B: 6 2B: 2 3B: 0 HR: 1	SF: 0 SAC: 1 DP: 0 HBP: 0	WP: 0 PB: 0 SB: 2 CS: 0	PA: 36					
PITCHER	IP	WLS	BF	H	R	ER	SO	BB	IBB	HBP	BLK	WP	HR	S	P	ERA	WHIP								
Jose Rijo, R ERA: 3.53 (1, 1)	6.0	L	30	9	4	3	8	2	0	0	0	0	1	44	52	4.50	1.833								
Steve Ontiveros, R ERA: 1.94 (7, 1)	2.0		6	0	0	0	2	0	0	0	0	0	0	10	10	0.00	0.000								

Oakland Athletics @ Kansas City Royals
Royals Stadium, Kansas City, MO
Fri Oct 04 1985, 8:05 PM EDT
Att: 19,694 - Unknown

AB	33
R	4
H	9
RBI	4
BB	2
SO	10
LOB	19



Batter	1	2	3	4	5	6	7	8	9	10	AB	R	H	RBI	BB	SO	LOB	TOP									
Alfredo Griffin, S OBP: 0.290, SLG: 0.332 Rob Piccolo, R OBP: 0.300, SLG: 0.337 (1.6) (2, 5) (10, 6)	0-0 1B		0-0 4-3		0-0 L3		0-3 K			0-0 1B	1	0	1	0	0	0	0										
Tony Phillips, S OBP: 0.335, SLG: 0.462 (1, 5) (2, 4)	0-3 K		0-3 K		4-0 HR BB		0-0 4-3			0-0 F9	4	1	0	0	1	2	2										
Bruce Bochte, L OBP: 0.367, SLG: 0.439 (1, 3)	0-0 5-3		0-3 K		0-0 HR					0-0 4-3	5	1	1	2	0	1	2										
Dave Kingman, R OBP: 0.309, SLG: 0.417 (1, 10)	0-3 K			0-0 1B 2B	0-3 K					0-0 G6-4-3 1B	4	1	2	0	0	2	1										
Mike Davis, L OBP: 0.348, SLG: 0.484 (1, 9)		0-0 1B		0-0 F5		0-0 F7				0-0 G6-4-3 1-2 1B	4	0	1	0	0	0	2										
Dwayne Murphy, L OBP: 0.343, SLG: 0.403 (1, 8)		0-0 F8		0-0 CS 1B		0-0 1B SF9				0-0 4-3	4	1	2	0	0	0	1										
Jose Canseco, R OBP: 0.337, SLG: 0.511 (1, 7)		0-0 F9		0-0 CS 1B		0-0 3-5 E 1B				0-0 6-3	4	0	2	1	0	0	1										
Mike Heath, R OBP: 0.310, SLG: 0.400 (1, 2) (10, 5)		4-0 BB		0-3 3-H K		0-0 SF9				0-0 4-3	2	0	0	1	1	1	2										
Mike Gallego, R OBP: 0.289, SLG: 0.288 (2, 6)		0-0 4-3			0-0 5-3		0-0 3-5			0-0 4-3	3	0	0	0	0	0	2										
Dave Collins, S OBP: 0.303, SLG: 0.346 Charlie O'Brien, R OBP: 0.500, SLG: 0.429 (10, PH) (10, 2)							0-0 F7				1	0	0	0	0	0	0										
Inning Stats	R: 0 E: 0 K: 2 S: 8	H: 1 LOB: 1 BB: 0 P: 8	R: 0 E: 0 K: 2 S: 4	H: 1 LOB: 2 BB: 1 P: 8	R: 0 E: 0 K: 2 S: 7	H: 0 LOB: 0 BB: 0 P: 7	R: 1 E: 0 K: 1 S: 7	H: 3 LOB: 1 BB: 0 P: 7	R: 2 E: 0 K: 1 S: 6	H: 1 LOB: 0 BB: 1 P: 10	R: 1 E: 1 K: 0 S: 4	H: 2 LOB: 1 BB: 0 P: 4	R: 0 E: 0 K: 1 S: 5	H: 0 LOB: 0 BB: 0 P: 5	R: 0 E: 0 K: 0 S: 3	H: 1 LOB: 0 BB: 0 P: 3	R: 0 E: 0 K: 0 S: 3	H: 0 LOB: 0 BB: 0 P: 3	R: 0 E: 0 K: 0 S: 4	H: 1 LOB: 1 BB: 0 P: 4	1B: 7 2B: 2 3B: 0 HR: 1	SF: 1 SAC: 0 DP: 1 HBP: 0	WP: 0 PB: 0 SB: 2 CS: 2	PA: 39			
PITCHER	IP 6.0	WLS 27	BF 8	H 4	R 4	ER 4	SO 6	BB 2	IBB 0	HBP 0	BLK 0	WP 0	HR 1	S 36	P 44	ERA 6.00	WHIP 1.667										
Bret Saberhagen, R ERA: 2.87 Joe Beckwith, R ERA: 4.13 Dan Quisenberry, R ERA: 2.37	(1, 1) (7, 1) (8, 1)																										

Oakland Athletics @ Kansas City Royals
 Royals Stadium, Kansas City, MO
 Sat Oct 05 1985, 8:05 PM EDT
 Att: 32,949 - Unknown

AB 36
 R 4
 H 10
 RBI 4
 BB 2
 SO 7
 LOB 13



Batter	1	2	3	4	5	6	7	8	9	10	AB	R	H	RBI	BB	SO	LOB	BOTTOM									
Lonnie Smith, R OBP: 0.332, SLG: 0.358 (1, 7)	0-0 F3		0-3 K			0-0 6-3	0-0 WP G3 1B	0-0 L4		0-0 L6	6	1	1	0	0	1	5										
Willie Wilson, S OBP: 0.316, SLG: 0.408 (1, 8)	0-0 4-3			0-0 F9 2B		0-0 HR 1B	0-0 G3 1B			0-0 1B	6	1	3	1	0	0	1										
George Brett, L OBP: 0.436, SLG: 0.585 (1, 5)	0-0 G3			0-0 F9		0-0 1-H HR	0-0 2-3 1B BB			0-0 BB	3	2	1	2	2	0	1										
Frank White, R OBP: 0.284, SLG: 0.414 (1, 4)		0-3 K		0-3 K		0-0 F7	0-0 1-2 1B			0-0 1B	5	0	2	1	0	2	1										
Steve Balboni, R OBP: 0.307, SLG: 0.477 (1, 3)		0-0 5-3		0-0 F2		0-0 2B 1B	0-0 1-2 2-H 1B			0-3 K	5	0	2	1	0	1	3										
Daryl Motley, R OBP: 0.280, SLG: 0.416 Jorge Orta, L OBP: 0.317, SLG: 0.383 (1, 10) (6, PH)		0-0 4-3			0-0 F9	0-0 1-3 2B	0-0 F8			0-0 4-3	2	0	0	0	0	0	0										
Jim Sundberg, R OBP: 0.308, SLG: 0.381 (1, 2)			0-0 CS 2B		0-0 6-3	4-0 BB				0-0 5-3	4	0	2	0	1	0	0										
Lynn Jones, R OBP: 0.255, SLG: 0.280 Pat Sheridan, L OBP: 0.307, SLG: 0.335 (1, 9) (6, PH) (7, 9)			0-3 K		0-0 4-3	0-0 4-3	0-0 FC5-4			0-0 1B 2B	1	0	0	0	1	1	1										
Buddy Biancalana, S OBP: 0.277, SLG: 0.261 Omar Moreno, L OBP: 0.248, SLG: 0.376 Onix Concepcion, R OBP: 0.295, SLG: 0.245 Dane Iorg, L OBP: 0.261, SLG: 0.325 Greg Fryor, R OBP: 0.271, SLG: 0.264 (1, 6) (7, PH) (8, 6) (8, PH) (9, 6)			4-0 K		0-3 K		0-0 F8	0-3 K		0-0 1B	1	0	0	0	1	1	1										
Inning Stats	R: 0 E: 0 K: 3 S: 3	H: 0 LOB: 0 BB: 0 P: 3	R: 0 E: 0 K: 1 S: 5	H: 0 LOB: 0 BB: 0 P: 5	R: 0 E: 0 K: 2 S: 7	H: 1 LOB: 2 BB: 1 P: 11	R: 0 E: 0 K: 1 S: 6	H: 1 LOB: 1 BB: 0 P: 6	R: 0 E: 0 K: 1 S: 5	H: 0 LOB: 1 BB: 1 P: 9	R: 2 E: 0 K: 0 S: 7	H: 4 LOB: 3 BB: 1 P: 11	R: 2 E: 0 K: 0 S: 6	H: 3 LOB: 2 BB: 1 P: 10	R: 0 E: 0 K: 1 S: 6	H: 1 LOB: 1 BB: 0 P: 6	R: 0 E: 0 K: 1 S: 6	H: 1 LOB: 2 BB: 1 P: 10	R: 1 E: 0 K: 0 S: 5	H: 3 LOB: 2 BB: 0 P: 5	1B: 9 2B: 5 3B: 0 HR: 1	SF: 0 SAC: 0 DP: 1 HBP: 0	WP: 1 PB: 0 SB: 0 CS: 1	PA: 47			
PITCHER	IP 5.1	WLS 4	BF 21	H 4	R 2	ER 2	SO 5	BB 2	IBB 0	HBP 0	BLK 0	WP 0	HR 1	S 29	P 37	ERA 3.38	WHIP 1.125										
Tim Lincecum, L ERA: 4.01 Steve Ontiveros, R ERA: 1.93 Jay Howell, R ERA: 2.85	(1, 1) (6, 1) (6, 1)																										

Oakland Athletics @ Kansas City Royals
 Royals Stadium, Kansas City, MO
 Sat Oct 05 1985, 8:05 PM EDT
 Att: 32,949 - Unknown

AB 42
 R 5
 H 14
 RBI 5
 BB 5
 SO 7
 LOB 22



