

# Oakland Athletics - 1986

Batter	1	2	3	4	5	6	7	8	9	AB	R	H	RBI	BB	SO	LOB	TOP			
Kirby Puckett, R OBP: 0.200, SLG: 0.200	0-0 FC6-4 1B		0-0 5-3		0-3 K	0-0 F9		0-0 4-3	5 1 1 0 0 1 2											
Mickey Hatcher, R (1, 7)	0-0 E3 FC6-4 1B		0-0 4-3		0-0 E3 1B		0-0 F8	0-0 4-3	5 0 0 0 0 0 1											
Kent Hrbek, L OBP: 0.600, SLG: 0.333	0-0 FC6-4 1B		0-0 F9		0-0 1B		4-0 6-3 BB	4-0 BB	3 1 1 1 2 0 1											
Tom Brunansky, R OBP: 0.200, SLG: 0.400	0-0 6-3 1B			0-0 2B	0-3 K		0-0 6-3	0-0 F6	5 0 1 0 0 1 5											
Mark Salas, L OBP: 0.500, SLG: 0.333	0-0 2H 1B			0-0 F8		0-0 E1 1B	4-0 1BB		3 1 1 1 1 0 1											
Gary Gaetti, R OBP: 0.250, SLG: 0.250	0-0 F9			0-0 6-3		0-0 SH2-4 1B	0-0 1-3		4 0 1 1 0 0 4											
Roy Smalley, S OBP: 0.750, SLG: 0.500		0-0 8-3 1B		4-0 1BB		4-0 SH2-4 BB		0-0 F7	2 0 1 0 2 0 0								AB 34			
Greg Gagne, R (1, 6)		0-0 F8		0-0 F3		0-0 SH2-4		0-0 F3	3 0 0 0 0 0 3								R 3			
Steve Lombardozzi, R (1, 4)		0-0 8-3 1B			0-0 L5	0-3 K		0-0 F3	4 0 0 0 0 1 3								H 6			
<b>Inning Stats</b>	R: 2 E: 1 K: 0 S: 6	H: 2 LOB: 1 BB: 0 P: 6	R: 0 E: 0 K: 0 S: 3	H: 1 LOB: 0 BB: 0 P: 3	R: 0 E: 0 K: 0 S: 3	H: 0 LOB: 0 BB: 0 P: 3	R: 0 E: 0 K: 2 S: 4	H: 1 LOB: 2 BB: 1 P: 8	R: 0 E: 1 K: 1 S: 9	H: 1 LOB: 2 BB: 0 P: 9	R: 1 E: 1 K: 1 S: 7	H: 1 LOB: 2 BB: 1 P: 11	R: 0 E: 0 K: 0 S: 3	H: 0 LOB: 0 BB: 0 P: 11	R: 0 E: 0 K: 0 S: 3	H: 0 LOB: 1 BB: 0 P: 7	1B: 5 2B: 2 3B: 0 HR: 0	SF: 0 SAC: 1 DP: 1 HBP: 0	WP: 0 PB: 0 SB: 2 CS: 0	PA: 40
<b>PITCHER</b>	IP WLS BF H R ER SO BB IBB HBP BLK WP HR S P ERA WHIP																			
Chris Codiroli, R ERA:	(1, 1) 5.0 L 25 6 3 0 2 1 1 0 0 0 0 27 35 0.00 1.400																			
Keith Atherton, R ERA:	(6, 1) 2.0 8 0 0 0 1 1 1 0 0 0 0 8 16 0.00 0.500																			
Steve Ontiveros, R ERA:	(8, 1) 2.0 7 0 0 0 0 1 0 0 0 0 0 6 10 0.00 0.500																			

Minnesota Twins @ Oakland Athletics  
Oakland-Alameda County Coliseum, Oakland, CA

Tue Apr 08 1986, 6:05 PM PST  
Att: 44,726 - Unknown

AB	34
R	3
H	6
RBI	3
BB	5
SO	3
LOB	20



Batter	1	2	3	4	5	6	7	8	9	AB	R	H	RBI	BB	SO	LOB	BOTTOM					
Tony Phillips, S OBP: 1.000, SLG: 1.667	4-0 BB 1B	0-0 2H 2B			4-0 BB		0-0 WP 1B		0-0 1-3 2B	3 1 3 1 2 0 0												
Dwayne Murphy, L OBP: 0.400, SLG: 0.250	0-0 L7	0-0 1-3			0-0 F7		0-0 1H 1B		4-0 1BB	4 0 1 1 1 0 3												
Dusty Baker Jr., R OBP: 0.200, SLG: 0.200	0-0 1-2 1B		0-0 6-3		0-0 F9		0-0 F7		0-0 G1-2-3 3H	5 0 1 0 0 0 5												
Dave Kingman, R (1, 3)	0-0 F8		0-0 F7		0-0 F7			0-0 6-3		4 0 0 0 0 0 3												
Jose Canseco, R OBP: 0.500, SLG: 0.333	4-0 1-2 2-3 BB		0-0 F4			0-0 G4-6-3 1B		0-0 F4	3 0 1 0 1 0 0													
Carney Lansford, R (1, 5)	0-0 F8			0-0 F8		0-0 G4-6-3 1B		0-0 E4	4 0 0 0 0 0 4													
Mike Davis, L OBP: 0.250, SLG: 0.250		0-0 S 2B 1B		0-0 3-1		0-0 F6		0-3 K	4 1 1 0 0 1 1								AB 34					
Alfredo Griffin, S OBP: 0.250, SLG: 0.250		0-3 K		0-0 1B			0-0 4-3		0-0 F6	4 0 1 0 0 1 1							R 2					
Mickey Tettleton, S Bruce Bochte, L (9, PH) Rick Peters, S (9, PR)		0-3 K		0-0 F8			0-0 5-3		4-0 G1-2-3 BB	3 0 0 0 0 1 2 0 0 0 0 1 0 0 0 0 0 0 0 0 0							H 8					
<b>Inning Stats</b>	R: 0 E: 0 K: 0 S: 4	H: 1 LOB: 3 BB: 2 P: 12	R: 1 E: 0 K: 2 S: 9	H: 2 LOB: 1 BB: 0 P: 9	R: 0 E: 0 K: 0 S: 3	H: 0 LOB: 0 BB: 0 P: 3	R: 0 E: 0 K: 0 S: 4	H: 1 LOB: 1 BB: 0 P: 4	R: 0 E: 0 K: 0 S: 3	H: 0 LOB: 1 BB: 1 P: 7	R: 0 E: 0 K: 0 S: 3	H: 1 LOB: 1 BB: 0 P: 3	R: 1 E: 0 K: 0 S: 5	H: 2 LOB: 1 BB: 0 P: 5	R: 0 E: 1 K: 1 S: 6	H: 0 LOB: 1 BB: 0 P: 6	R: 0 E: 0 K: 0 S: 3	H: 1 LOB: 2 BB: 2 P: 11	1B: 6 2B: 2 3B: 0 HR: 0	SF: 0 SAC: 0 DP: 2 HBP: 0	WP: 1 PB: 0 SB: 1 CS: 0	PA: 39
<b>PITCHER</b>	IP WLS BF H R ER SO BB IBB HBP BLK WP HR S P ERA WHIP																					
Frank Viola, L ERA: 2.57	(1, 1) 7.0 W 30 7 2 2 2 2 3 0 0 0 0 0 31 43 2.57 1.429																					
Roy Smith, R ERA:	(8, 1) 1.1 8 1 0 0 1 1 1 0 0 0 0 8 16 0.00 1.500																					
Ron Davis, R ERA:	(9, 1) 0.2 S 1 0 0 0 0 0 0 0 0 0 0 1 1 0.00 0.000																					

Minnesota Twins @ Oakland Athletics  
Oakland-Alameda County Coliseum, Oakland, CA

Tue Apr 08 1986, 6:05 PM PST  
Att: 44,726 - Unknown

AB	34
R	2
H	8
RBI	2
BB	5
SO	3
LOB	19





Batter	1	2	3	4	5	6	7	8	9	AB	R	H	RBI	BB	SO	LOB	TOP				
<b>Kirby Puckett, R</b> OBP: 0.333, SLG: 0.250 (1, 8)										3	1	1	0	1	1	0	<b>Minnesota Twins @ Oakland Athletics</b> Oakland-Alameda County Coliseum, Oakland, CA Wed Apr 09 1986, 3:33 AM PST Att: 12,213 - Unknown <a href="http://livebaseballscores.com">livebaseballscores.com</a>				
<b>Mark Salas, L</b> OBP: 0.286, SLG: 0.167 (1, 2)										3	0	0	0	0	0	1					
<b>Kent Hrbek, L</b> OBP: 0.556, SLG: 0.571 (1, 3)										4	1	2	1	0	1	0					
<b>Tom Brunansky, R</b> OBP: 0.111, SLG: 0.222 (1, 9)										4	0	0	0	0	3	2					
<b>Roy Smalley, S</b> OBP: 0.625, SLG: 0.500 (1, 10)										4	1	2	1	0	0	1					
<b>Randy Bush, L</b> OBP: 0.500, SLG: 0.333 (1, 7)										3	2	1	0	1	0	2					
<b>Gary Gaetti, R</b> OBP: 0.250, SLG: 0.375 (1, 5)										4	0	1	1	0	0	2					
<b>Greg Gagne, R</b> OBP: 0.143, SLG: 0.143 (1, 6)										4	0	1	1	0	2	1					
<b>Steve Lombardozzi, R</b> (1, 4)										4	0	0	0	0	2	1					
<b>Inning Stats</b>	R: 0 E: 0 K: 2 S: 7	H: 0 LOB: 0 BB: 0 P: 7	R: 2 E: 0 K: 2 S: 10	H: 3 LOB: 1 BB: 0 P: 10	R: 0 E: 0 K: 0 S: 3	H: 0 LOB: 0 BB: 0 P: 3	R: 1 E: 0 K: 1 S: 6	H: 1 LOB: 1 BB: 1 P: 10	R: 0 E: 0 K: 1 S: 2	H: 1 LOB: 0 BB: 0 P: 6	R: 0 E: 0 K: 1 S: 5	H: 0 LOB: 0 BB: 0 P: 5	R: 2 E: 0 K: 0 S: 6	H: 3 LOB: 1 BB: 0 P: 6	R: 0 E: 0 K: 2 S: 7	H: 0 LOB: 0 BB: 0 P: 7	1B: 6 2B: 2 3B: 0 HR: 0	SF: 0 SAC: 1 DP: 0 HBP: 0	WP: 0 PB: 0 SB: 1 CS: 1	PA: 36	
<b>PITCHER</b>	IP	WLS	BF	H	R	ER	SO	BB	IBB	HBP	BLK	WP	HR	S	P	ERA	WHIP				
<b>Jose Rijo, R</b> ERA: 3.86 (1, 1)	7.0		27	5	3	3	7	2	0	0	1	0	0	39	47	3.86	1.000				
<b>Jay Howell, R</b> ERA: 9.0 (8, 1)	2.0	L	9	3	2	2	2	0	0	0	0	0	0	13	13	9.00	1.500				

Batter	1	2	3	4	5	6	7	8	9	AB	R	H	RBI	BB	SO	LOB	BOTTOM				
<b>Tony Phillips, S</b> OBP: 0.800, SLG: 1.000 (1, 4) (9, 5)										4	1	2	0	1	0	1	<b>Minnesota Twins @ Oakland Athletics</b> Oakland-Alameda County Coliseum, Oakland, CA Wed Apr 09 1986, 3:33 AM PST Att: 12,213 - Unknown <a href="http://livebaseballscores.com">livebaseballscores.com</a>				
<b>Bruce Bochte, L</b> OBP: 0.600, SLG: 0.500 (1, 3) (8, FR)										4	0	2	2	0	1	1					
<b>Rick Peters, S</b> (8, 4) (9, 4)										0	0	0	0	0	0	0					
<b>Dwayne Murphy, L</b> OBP: 0.375, SLG: 0.286 (1, 8)										3	0	1	0	0	0	2					
<b>Dave Kingman, R</b> (1, 10)										3	0	0	1	0	1	1					
<b>Mike Davis, L</b> OBP: 0.375, SLG: 0.429 (1, 9)										3	1	1	0	1	0	0					
<b>Carney Lansford, R</b> (1, 5) (9, 3)										4	0	0	0	0	0	3					
<b>Jose Canseco, R</b> OBP: 0.250, SLG: 0.143 (1, 7)										4	1	0	0	0	1	1					
<b>Alfredo Griffin, S</b> OBP: 0.250, SLG: 0.250 (1, 6)										4	1	1	1	0	0	0					
<b>Mickey Tettleton, S</b> (1, 2) (9, PH)										3	0	0	0	0	0	2					
<b>Dusty Baker Jr., R</b> OBP: 0.333, SLG: 0.333 (9, PH)										1	0	1	0	0	0	0					
<b>Inning Stats</b>	R: 0 E: 0 K: 0 S: 4	H: 2 LOB: 1 BB: 0 P: 4	R: 3 E: 1 K: 0 S: 7	H: 3 LOB: 2 BB: 1 P: 11	R: 0 E: 0 K: 1 S: 5	H: 0 LOB: 0 BB: 0 P: 5	R: 0 E: 0 K: 1 S: 5	H: 0 LOB: 0 BB: 0 P: 5	R: 0 E: 0 K: 0 S: 3	H: 0 LOB: 0 BB: 0 P: 3	R: 0 E: 0 K: 0 S: 3	H: 0 LOB: 0 BB: 0 P: 3	R: 1 E: 0 K: 0 S: 5	H: 2 LOB: 2 BB: 1 P: 9	R: 0 E: 0 K: 0 S: 4	H: 1 LOB: 1 BB: 0 P: 4	1B: 7 2B: 1 3B: 0 HR: 0	SF: 1 SAC: 1 DP: 1 HBP: 0	WP: 0 PB: 0 SB: 0 CS: 0	PA: 37	
<b>PITCHER</b>	IP	WLS	BF	H	R	ER	SO	BB	IBB	HBP	BLK	WP	HR	S	P	ERA	WHIP				
<b>Mike Smithson, R</b> ERA: 2.0 (1, 1)	9.0	W	37	8	4	2	3	2	0	0	0	0	0	41	49	2.00	1.111				











Batter	1	2	3	4	5	6	7	8	9	AB	R	H	RBI	BB	SO	LOB	TOP										
<b>Gary Pettis, S</b> OBP: 0.318, SLG: 0.263 (1, 8)	0-0 1B SF8	0-0 E2 4-1		0-3 K		0-0 4-3		0-0 F7		5	1	1	0	0	1	0											
<b>Rob Wilfong, L</b> OBP: 0.400, SLG: 0.800 (1, 4)	0-0 BB 4-3	0-0 4-1		0-0 F7		0-0 3B		0-0 F4		5	1	2	0	0	0	1											
<b>Wally Joyner, L</b> OBP: 0.360, SLG: 0.478 (1, 3)	4-0 4-3 BB	0-0 F8		0-0 F8		0-0 1-3		0-0 F9		4	0	0	0	1	0	2											
<b>Reggie Jackson, L</b> OBP: 0.667, SLG: 1.667 (1, 10)	0-0 SF8		4-0 1B SF8		0-0 HR		4-0 BB 3B		4-0 BB	1	3	1	2	3	0	0											
<b>Brian Downing, R</b> OBP: 0.565, SLG: 0.933 (1, 7)	4-0 4-3		0-0 4-3		0-0 SH3-4 1B		4-0 BB 3B		0-3 K	3	2	2	0	2	1	1											
<b>Darrell Miller, R</b> OBP: 0.200, SLG: 0.222 (9, 7)	1-2 2-3 BB		1-3 1B		0-0 1B		1-2 BB		0-0 K	0	0	0	0	0	0	0											
<b>Ruppert Jones, L</b> (1, 9)	0-0 4-3		0-0 SF8		0-0 SH3-4		0-3 K		0-0 L8	3	0	0	2	0	1	5											
<b>Doug DeCinces, R</b> OBP: 0.240, SLG: 0.348 (1, 5)	0-0 F9		0-0 4-3		0-3 K		0-0 3B		0-0 F4	5	0	1	2	0	1	5											
<b>Rick Burleson, R</b> OBP: 0.444, SLG: 0.333 (1, 6)		0-0 G3 PB E 1B		0-0 F3		0-0 1B		0-0 F5		4	1	2	1	0	0	2											
<b>Bob Boone, R</b> OBP: 0.316, SLG: 0.412 (1, 2)		0-0 G3		0-0 HR		0-0 F8		0-0 5-3		4	1	1	1	0	0	2											
<b>Inning Stats</b>	R: 2 H: 2 E: 0 K: 0 S: 5	L: 2 BB: 2 P: 13	R: 1 H: 1 E: 1 K: 0 S: 5	R: 1 H: 1 E: 0 K: 0 S: 4	R: 1 H: 1 E: 0 K: 1 S: 6	R: 2 H: 3 E: 0 K: 1 S: 7	R: 0 H: 1 E: 0 K: 0 S: 4	R: 2 H: 1 E: 0 K: 1 S: 6	R: 0 H: 0 E: 0 K: 1 S: 3	R: 0 H: 0 E: 0 K: 1 S: 5	R: 0 H: 0 E: 0 K: 1 S: 5	R: 0 H: 0 E: 0 K: 1 S: 5	R: 0 H: 0 E: 0 K: 1 S: 5	R: 0 H: 0 E: 0 K: 1 S: 5	R: 0 H: 0 E: 0 K: 1 S: 5	R: 0 H: 0 E: 0 K: 1 S: 5	1B: 6 2B: 0 3B: 2 HR: 2	SF: 2 SAC: 1 DP: 0 HBP: 0	WP: 0 PB: 1 SB: 1 CS: 0	PA: 43							
<b>PITCHER</b>	IP	WLS	BF	H	R	ER	SO	BB	IBB	HBP	BLK	WP	HR	S	P	ERA	WHIP										
<b>Joaquin Andujar, R</b> ERA: 13.5 (1, 1)	4.0	L	23	7	7	6	1	3	0	0	0	0	2	22	34	13.50	2.500										
<b>Bill Krueger, L</b> ERA: 4.5 (5, 1)	4.0		16	3	2	2	2	2	0	0	0	0	0	18	26	4.50	1.250										
<b>Tim Birtsas, L</b> ERA: 22.5 (9, 1)	1.0		4	0	0	0	1	1	0	0	0	0	0	5	9	0.00	1.000										

California Angels @ Oakland Athletics  
Oakland-Alameda County Coliseum, Oakland, CA

AB 34  
R 9  
H 10  
RBI 8  
BB 6  
SO 4  
LOB 18



Sat Apr 12 1986, 3:33 AM PST  
Att: 35,454 - Unknown

Batter	1	2	3	4	5	6	7	8	9	AB	R	H	RBI	BB	SO	LOB	BOTTOM										
<b>Tony Phillips, S</b> OBP: 0.545, SLG: 0.529 (1, 4)	4-0 BB 1B	0-0 G6-4-3		0-3 K		0-3 K				3	1	0	0	1	2	1											
<b>Bruce Bochte, L</b> OBP: 0.412, SLG: 0.357 (1, 3)	4-0 BB 1B	0-0 1B			0-0 4-6-3			0-0 F7		3	1	1	1	1	0	0											
<b>Dwayne Murphy, L</b> OBP: 0.450, SLG: 0.474 (1, 8)	0-3 K	0-0 F8			0-3 K			0-0 G6-4-3 1B		4	0	1	0	0	2	3											
<b>Dave Kingman, R</b> OBP: 0.150, SLG: 0.158 (1, 10)	0-0 1B		0-0 F2		0-0 F8			0-0 G6-4-3		4	0	1	1	0	0	1											
<b>Mike Davis, L</b> OBP: 0.250, SLG: 0.278 (1, 9)	0-0 F7		0-0 3-1			0-0 F6			0-0 FC5-4 2B	4	0	1	0	0	0	2											
<b>Carney Lansford, R</b> OBP: 0.200, SLG: 0.222 (1, 5)	0-0 FC6-4 1B		0-0 1B			0-0 4-3			4-0 FC5-4 BB	3	0	2	1	1	0	0											
<b>Jose Canseco, R</b> OBP: 0.263, SLG: 0.313 (1, 7)	0-0 FC6-4		0-3 K			0-0 F8			0-3 K	4	0	0	0	0	2	5											
<b>Alfredo Griffin, S</b> OBP: 0.316, SLG: 0.235 (1, 6)		4-0 CS BB		0-0 1-3			0-0 6-3		0-0 FC5-4 PO	3	0	0	0	1	0	2											
<b>Mickey Tettleton, S</b> OBP: 0.133, SLG: 0.071 (1, 2)		4-0 BB		0-0 6-3			0-0 4-3		0-0 PO	2	1	0	0	1	0	0											
<b>Bill Bathe, R</b> (8, 2)		4-0 G6-4-3 1B							0-0 PO	0	0	0	0	0	0	0											
<b>Inning Stats</b>	R: 2 H: 2 E: 0 K: 1 S: 7	L: 2 BB: 2 P: 15	R: 1 H: 1 E: 0 K: 0 S: 3	R: 0 H: 1 E: 0 K: 1 S: 6	R: 0 H: 0 E: 0 K: 1 S: 5	R: 0 H: 0 E: 0 K: 1 S: 5	R: 0 H: 0 E: 0 K: 0 S: 3	R: 0 H: 0 E: 0 K: 1 S: 5	R: 0 H: 1 E: 0 K: 0 S: 3	R: 0 H: 1 E: 0 K: 1 S: 5	R: 0 H: 0 E: 0 K: 1 S: 5	R: 0 H: 0 E: 0 K: 1 S: 5	R: 0 H: 0 E: 0 K: 1 S: 5	R: 0 H: 0 E: 0 K: 1 S: 5	R: 0 H: 0 E: 0 K: 1 S: 5	R: 0 H: 0 E: 0 K: 1 S: 5	1B: 5 2B: 1 3B: 0 HR: 0	SF: 0 SAC: 0 DP: 1 HBP: 0	WP: 0 PB: 0 SB: 0 CS: 1	PA: 36							
<b>PITCHER</b>	IP	WLS	BF	H	R	ER	SO	BB	IBB	HBP	BLK	WP	HR	S	P	ERA	WHIP										
<b>Kirk McCaskill, R</b> ERA: 3.38 (1, 1)	8.0	W	33	6	3	3	5	5	0	0	0	0	0	4	4	3.38	1.375										
<b>Donnie Moore, R</b> ERA: 6.75 (9, 1)	1.0		2	0	0	0	1	0	0	0	0	0	0	4	4	0.00	0.000										

California Angels @ Oakland Athletics  
Oakland-Alameda County Coliseum, Oakland, CA

AB 30  
R 3  
H 6  
RBI 3  
BB 5  
SO 6  
LOB 14



Sat Apr 12 1986, 3:33 AM PST  
Att: 35,454 - Unknown



Batter	1	2	3	4	5	6	7	8	9	AB	R	H	RBI	BB	SO	LOB	TOP					
Gary Pettis, S OBP: 0.370, SLG: 0.286 (1, 8)										2	1	1	1	2	0	0	<b>California Angels @ Oakland Athletics</b> Oakland-Alameda County Coliseum, Oakland, CA Sun Apr 13 1986, 3:33 AM PST Att: 17,677 - Unknown					
Rob Wilfong, L OBP: 0.444, SLG: 0.778 (1, 4)										4	0	2	2	0	0	2						
Wally Joyner, L OBP: 0.400, SLG: 0.481 (1, 3)										4	0	2	2	1	0	2						
Reggie Jackson, L OBP: 0.550, SLG: 1.154 (1, 10)										4	0	0	0	1	1	6						
Brian Downing, R OBP: 0.500, SLG: 0.800 (1, 7)										5	1	1	0	0	0	5						
Ruppert Jones, L OBP: 0.222, SLG: 0.071 (1, 9)										4	2	1	0	1	0	1						
Doug DeCinces, R OBP: 0.300, SLG: 0.370 (1, 5)										4	1	2	1	1	0	1						
Rick Burleson, R OBP: 0.435, SLG: 0.316 (1, 6)										4	0	1	1	1	0	2						
Bob Boone, R OBP: 0.333, SLG: 0.421 (1, 2)										2	1	1	0	0	0	1						
Jerry Narron, L OBP: 0.333, SLG: 0.333 (6, PH)										3	1	1	0	0	0	5						
<b>Inning Stats</b>	R: 0 E: 0 K: 0 S: 4	H: 1 LOB: 2 BB: 1 P: 8	R: 0 E: 0 K: 0 S: 3	H: 0 LOB: 1 BB: 1 P: 7	R: 0 E: 0 K: 0 S: 3	H: 0 LOB: 0 BB: 0 P: 3	R: 1 E: 0 K: 1 S: 7	H: 2 LOB: 1 BB: 0 P: 7	R: 1 E: 0 K: 0 S: 5	H: 2 LOB: 2 BB: 1 P: 9	R: 2 E: 0 K: 0 S: 5	H: 2 LOB: 0 BB: 1 P: 13	R: 0 E: 0 K: 0 S: 2	H: 0 LOB: 0 BB: 1 P: 6	R: 2 E: 0 K: 0 S: 6	H: 3 LOB: 2 BB: 1 P: 10	R: 1 E: 1 K: 0 S: 5	H: 2 LOB: 1 BB: 0 P: 5	1B: 10 2B: 2 3B: 0 HR: 0	SF: 1 SAC: 1 DP: 2 HBP: 0	WP: 1 PB: 0 SB: 1 CS: 0	PA: 45
<b>PITCHER</b>	IP WLS BF H R ER SO BB IBB HBP BLK WP HR S P ERA WHIP																ERA WHIP					
Chris Codiroli, R ERA: 3.6 (1, 1)	5.0 W 25 6 4 4 1 4 0 0 0 0 1 0 23 39 7.20 2.000																					
Keith Atherton, R ERA: 2.7 (6, 1)	0.2 4 1 0 0 0 1 0 0 0 0 0 0 3 7 0.00 3.000																					
Steve Ontiveros, R ERA: 3.0 (6, PH)	2.1 11 3 2 2 0 2 0 0 0 0 0 0 9 17 7.71 2.143																					
Jay Howell, R ERA: 4.15 (9, 1)	1.0 5 2 1 0 0 0 0 0 0 0 0 0 5 5 0.00 2.000																					

Batter	1	2	3	4	5	6	7	8	9	AB	R	H	RBI	BB	SO	LOB	BOTTOM			
Tony Phillips, S OBP: 0.519, SLG: 0.476 (1, 4)										4	0	1	1	1	1	5	<b>California Angels @ Oakland Athletics</b> Oakland-Alameda County Coliseum, Oakland, CA Sun Apr 13 1986, 3:33 AM PST Att: 17,677 - Unknown			
Bruce Bochte, L OBP: 0.318, SLG: 0.263 (1, 3)										5	1	0	1	0	0	7				
Dwayne Murphy, L OBP: 0.440, SLG: 0.409 (1, 8)										3	2	0	0	2	0	1				
Dave Kingman, R OBP: 0.200, SLG: 0.208 (1, 10)										5	2	2	0	0	1	3				
Mike Davis, L OBP: 0.280, SLG: 0.318 (1, 9)										4	1	2	1	0	0	1				
Camey Lansford, R OBP: 0.320, SLG: 0.286 (1, 5)										3	1	2	2	2	0	1				
Jose Canseco, R OBP: 0.292, SLG: 0.476 (1, 7)										5	1	2	5	0	1	4				
Alfredo Griffin, S OBP: 0.292, SLG: 0.227 (1, 6)										5	2	1	0	0	1	2				
Mickey Tettleton, S OBP: 0.316, SLG: 0.133 (1, 2)										1	1	1	0	3	0	0				
<b>Inning Stats</b>	R: 0 E: 0 K: 0 S: 3	H: 0 LOB: 0 BB: 0 P: 3	R: 0 E: 0 K: 0 S: 4	H: 1 LOB: 1 BB: 0 P: 4	R: 4 E: 1 K: 1 S: 9	H: 2 LOB: 2 BB: 2 P: 17	R: 1 E: 0 K: 0 S: 4	H: 1 LOB: 1 BB: 1 P: 8	R: 3 E: 0 K: 1 S: 7	H: 4 LOB: 3 BB: 1 P: 11	R: 3 E: 0 K: 1 S: 8	H: 3 LOB: 3 BB: 3 P: 20	R: 0 E: 0 K: 1 S: 5	H: 0 LOB: 0 BB: 1 P: 5	R: 0 E: 0 K: 1 S: 4	H: 0 LOB: 0 BB: 1 P: 8	1B: 10 2B: 1 3B: 0 HR: 1	SF: 1 SAC: 0 DP: 1 HBP: 0	WP: 1 PB: 0 SB: 2 CS: 1	PA: 44
<b>PITCHER</b>	IP WLS BF H R ER SO BB IBB HBP BLK WP HR S P ERA WHIP																ERA WHIP			
Mike Witt, R ERA: 5.4 (1, 1)	4.1 L 25 7 8 5 1 4 0 0 0 0 1 1 24 36 10.38 2.308																			
T.R. Bryden, R ERA: 6.35 (5, 1)	1.2 13 4 3 3 1 4 0 0 0 0 0 0 11 27 16.20 4.800																			
Doug Corbett, R ERA: (7, 1)	2.0 6 0 0 0 0 2 1 0 0 0 0 0 0 9 13 0.00 0.500																			





Batter	1	2	3	4	5	6	7	8	9	AB	R	H	RBI	BB	SO	LOB	TOP																					
Tony Phillips, S OBP: 0.438, SLG: 0.385 (1, 4)	G3		L8		F7		K		F8	5	0	0	0	0	1	1	<b>Oakland Athletics @ Minnesota Twins</b> Hubert H. Humphrey Metrodome, Minneapolis, MN Mon Apr 14 1986, 7:05 PM EST Att: 8,240 - Unknown																					
Bruce Bochte, L OBP: 0.296, SLG: 0.250 (1, 3)	BB 1B		G3		L8		K		G3	5	0	1	0	0	1	1																						
Dwayne Murphy, L OBP: 0.500, SLG: 0.417 (1, 8)	G5-4-3 BB		1B BB		4-3		BB 2B HBP		1B	2	2	1	0	2	0	0																						
Dusty Baker Jr., R OBP: 0.364, SLG: 0.300 (1, 10)	G5-4-3		1B		6-3		2B 1B BB		K	4	1	1	1	1	1	3																						
Mike Davis, L OBP: 0.345, SLG: 0.423 Rick Peters, S (7, PR) (7, 7)			L9		FC5-4 1B		1B 2B			4	1	3	2	0	0	0																						
Carney Lansford, R OBP: 0.345, SLG: 0.320 (1, 5)			1B		1B		1B 2B			0	1	0	0	0	0	0																						
Jose Canseco, R OBP: 0.250, SLG: 0.400 (7, 9)			6-3		6-3		FC5-4 1B			4	0	2	2	0	0	2																						
Alfredo Griffin, S OBP: 0.321, SLG: 0.308 (1, 6)			F6		K		FC5-4 1B		K	4	0	0	0	0	2	2																						
Mickey Tettleton, S OBP: 0.304, SLG: 0.211 (1, 2)			2B 2B		F5		1B 2B		F8	4	1	2	1	0	0	0																						
Inning Stats	R: 0 E: 0 K: 0 S: 3	H: 1 LOB: 1 BB: 1 P: 7	R: 0 E: 0 K: 0 S: 3	H: 0 LOB: 0 BB: 0 P: 3	R: 3 E: 0 K: 0 S: 7	H: 4 LOB: 2 BB: 1 P: 11	R: 0 E: 0 K: 1 S: 5	H: 0 LOB: 0 BB: 0 P: 5	R: 0 E: 0 K: 0 S: 3	H: 0 LOB: 0 BB: 0 P: 3	R: 1 E: 0 K: 0 S: 6	H: 3 LOB: 2 BB: 0 P: 6	R: 3 E: 0 K: 2 S: 8	H: 2 LOB: 1 BB: 1 P: 13	R: 0 E: 0 K: 1 S: 5	H: 0 LOB: 0 BB: 0 P: 5	R: 0 E: 0 K: 1 S: 6	H: 1 LOB: 1 BB: 0 P: 6	1B: 8 2B: 3 3B: 0 HR: 0	SF: 0 SAC: 0 DP: 1 HBP: 1	WP: 0 PB: 0 SB: 0 CS: 0	PA: 40																
PITCHER	IP	WLS	BF	H	R	ER	SO	BB	IBB	HBP	BLK	WP	HR	S	P	ERA	WHIP	PITCHER				IP	WLS	BF	H	R	ER	SO	BB	IBB	HBP	BLK	WP	HR	S	P	ERA	WHIP
John Butcher, R ERA: 4.85 (1, 1)	6.0		27	8	4	4	1	2	0	0	0	0	0	27	35	6.00	1.667																					
Roy Smith, R ERA: 6.75 (7, 1)	2.2	L	12	3	3	3	3	1	0	1	0	0	0	16	21	10.12	1.500																					
Ron Davis, R ERA: (9, 1)	0.1		1	0	0	0	1	0	0	0	0	0	0	3	3	0.00	0.000																					

AB	36
R	7
H	11
RBI	7
BB	3
SO	5
LOB	11



Batter	1	2	3	4	5	6	7	8	9	AB	R	H	RBI	BB	SO	LOB	BOTTOM																					
Kirby Puckett, R OBP: 0.400, SLG: 0.519 (1, 8)	3-1		4-3		HR		FC5-4 WP			4	1	1	1	0	0	1	<b>Oakland Athletics @ Minnesota Twins</b> Hubert H. Humphrey Metrodome, Minneapolis, MN Mon Apr 14 1986, 7:05 PM EST Att: 8,240 - Unknown																					
Randy Bush, L OBP: 0.467, SLG: 0.769 (1, 7)	F6				F8		F8		F8	4	0	0	0	0	0	1																						
Kent Hrbek, L OBP: 0.467, SLG: 0.600 (1, 3)	CS BB				WP HR		2B		4-3	3	1	2	0	1	0	0																						
Tom Brunansky, R OBP: 0.310, SLG: 0.630 (1, 9)			HR		2B		L8		K	5	2	2	3	0	1	2																						
Roy Smalley, S OBP: 0.481, SLG: 0.640 (1, 10)			6-3		HR		4-3		4-3	4	1	1	0	0	0	0																						
Gary Gaetti, R OBP: 0.407, SLG: 0.640 (1, 5)			6-3		HR		F6		6-3	4	1	1	2	0	0	0																						
Mark Salas, L OBP: 0.148, SLG: 0.115 (1, 2)			F8		G3		F7		K	4	0	0	0	0	1	0																						
Chris Pittaro, S OBP: 0.100, SLG: 0.100 Mickey Hatcher, R OBP: 0.059, SLG: 0.059 (9, PH)			K		K		FC1-6 1B		6-3	3	0	1	0	0	2	0																						
Greg Gagne, R OBP: 0.095, SLG: 0.050 (1, 6)			F2		L9		FC1-6 FC5-4			3	0	0	0	0	0	1																						
Inning Stats	R: 0 E: 0 K: 0 S: 2	H: 0 LOB: 0 BB: 1 P: 6	R: 1 E: 0 K: 0 S: 4	H: 1 LOB: 0 BB: 0 P: 4	R: 0 E: 0 K: 1 S: 5	H: 0 LOB: 0 BB: 0 P: 5	R: 4 E: 0 K: 1 S: 9	H: 4 LOB: 0 BB: 0 P: 9	R: 1 E: 0 K: 0 S: 5	H: 2 LOB: 1 BB: 0 P: 5	R: 0 E: 0 K: 0 S: 3	H: 0 LOB: 0 BB: 0 P: 3	R: 0 E: 1 K: 0 S: 4	H: 1 LOB: 1 BB: 0 P: 4	R: 0 E: 0 K: 1 S: 5	H: 0 LOB: 0 BB: 0 P: 5	R: 0 E: 0 K: 1 S: 5	H: 0 LOB: 0 BB: 0 P: 5	1B: 1 2B: 2 3B: 1 HR: 4	SF: 0 SAC: 0 DP: 0 HBP: 0	WP: 2 PB: 0 SB: 0 CS: 1	PA: 36																
PITCHER	IP	WLS	BF	H	R	ER	SO	BB	IBB	HBP	BLK	WP	HR	S	P	ERA	WHIP	PITCHER				IP	WLS	BF	H	R	ER	SO	BB	IBB	HBP	BLK	WP	HR	S	P	ERA	WHIP
Jose Rijo, R ERA: 6.94 (1, 1)	4.2		22	7	6	6	2	1	0	0	0	0	0	24	28	11.57	1.714																					
Keith Atherton, R ERA: 1.93 (5, 1)	1.1	W	5	1	0	0	0	0	0	0	0	0	0	5	5	0.00	0.750																					
Steve Ontiveros, R ERA: 2.25 (7, 1)	2.0		6	0	0	0	1	0	0	0	0	1	0	8	8	0.00	0.000																					
Jay Howell, R ERA: 3.38 (9, 1)	1.0	S	3	0	0	0	1	0	0	0	0	0	0	5	5	0.00	0.000																					

AB	35
R	6
H	8
RBI	6
BB	1
SO	4
LOB	5





Batter	1	2	3	4	5	6	7	8	9	AB	R	H	RBI	BB	SO	LOB	TOP								
<b>Tony Phillips, S</b> OBP: 0.459, SLG: 0.400 (1, 4)	4-0 HBP BB		0-0 G3		0-0 1B	0-0 1B		0-3 K		4	1	2	1	1	1	0	<b>Oakland Athletics @ Minnesota Twins</b> Hubert H. Humphrey Metrodome, Minneapolis, MN Tue Apr 15 1986, 7:05 PM EST Att: 8,097 - Unknown								
<b>Dwayne Murphy, L</b> OBP: 0.514, SLG: 0.444 (1, 8)	1-0 FC6-4 HBP		0-0 F7		0-0 SF7	0-0 1B		0-0 1B		3	0	2	2	0	0										
<b>Dusty Baker Jr., R</b> OBP: 0.375, SLG: 0.333 (1, 10)	0-0 8-5		0-0 5-3		0-0 FC5-4 1B	0-0 FC5-4 1B		0-0 FC5-4		5	0	2	1	0	0	3									
<b>Dave Kingman, R</b> OBP: 0.172, SLG: 0.179 <b>Bruce Bochte, L</b> OBP: 0.321, SLG: 0.280 (6, 3)	0-0 FC6-4			0-3 K	0-0 FC5-4	0-0 FC5-4			0-0 1B FC4	4	0	0	0	0	1	5									
<b>Jose Canseco, R</b> OBP: 0.273, SLG: 0.414 (1, 9)		0-0 G6-4-3 2B		0-0 F3		4-0 1B BB		0-3 K	0-0 F3	4	2	1	0	1	1	1									
<b>Carney Lansford, R</b> OBP: 0.353, SLG: 0.333 (1, 5)		0-0 E3 G6-4-3		0-0 L9		0-0 F4			0-0 FC4 1B	5	0	2	0	0	0	2									
<b>Steve Henderson, R</b> <b>Rick Peters, S</b> (7, 7)		0-0 G6-4-3			0-0 5-3	0-3 K		0-0 F9	0-0 FC4 1B	4	0	0	0	0	1	3									
<b>Alfredo Griffin, S</b> OBP: 0.394, SLG: 0.387 (1, 6)		0-0 1B			0-0 2B 1B	1-3 1B 1B		0-0 4-3	0-0 E9 1B	5	2	4	0	0	0	1									
<b>Bill Bathe, R</b> OBP: 0.400, SLG: 0.600 (1, 2)		0-3 K			0-0 1B SF7 2B	1-2 1B 1B		0-0 F9	0-3 K	5	2	2	2	0	2	3									
<b>Inning Stats</b>	R: 0 E: 0 K: 0 S: 2	H: 0 LOB: 1 BB: 1 P: 7	R: 1 E: 1 K: 1 S: 7	H: 2 LOB: 1 BB: 0 P: 7	R: 0 E: 0 K: 0 S: 3	H: 0 LOB: 0 BB: 0 P: 3	R: 0 E: 0 K: 1 S: 5	H: 0 LOB: 0 BB: 0 P: 5	R: 2 E: 0 K: 0 S: 7	H: 4 LOB: 2 BB: 0 P: 7	R: 4 E: 0 K: 1 S: 10	H: 5 LOB: 2 BB: 1 P: 14	R: 0 E: 0 K: 1 S: 6	H: 1 LOB: 1 BB: 0 P: 6	R: 0 E: 0 K: 1 S: 6	H: 1 LOB: 1 BB: 0 P: 6		R: 1 E: 1 K: 1 S: 8	H: 3 LOB: 2 BB: 0 P: 8	1B: 14 2B: 3 3B: 0 HR: 0	SF: 1 SAC: 0 DP: 2 HBP: 1	WP: 0 PB: 0 SB: 2 CS: 0	PA: 45		
<b>PITCHER</b>	IP WLS BF H R ER SO BB IBB HBP BLK WP HR S P ERA WHIP	IP WLS BF H R ER SO BB IBB HBP BLK WP HR S P ERA WHIP	IP WLS BF H R ER SO BB IBB HBP BLK WP HR S P ERA WHIP	IP WLS BF H R ER SO BB IBB HBP BLK WP HR S P ERA WHIP	IP WLS BF H R ER SO BB IBB HBP BLK WP HR S P ERA WHIP	IP WLS BF H R ER SO BB IBB HBP BLK WP HR S P ERA WHIP	IP WLS BF H R ER SO BB IBB HBP BLK WP HR S P ERA WHIP	IP WLS BF H R ER SO BB IBB HBP BLK WP HR S P ERA WHIP	IP WLS BF H R ER SO BB IBB HBP BLK WP HR S P ERA WHIP	IP WLS BF H R ER SO BB IBB HBP BLK WP HR S P ERA WHIP	IP WLS BF H R ER SO BB IBB HBP BLK WP HR S P ERA WHIP	IP WLS BF H R ER SO BB IBB HBP BLK WP HR S P ERA WHIP	IP WLS BF H R ER SO BB IBB HBP BLK WP HR S P ERA WHIP	IP WLS BF H R ER SO BB IBB HBP BLK WP HR S P ERA WHIP	IP WLS BF H R ER SO BB IBB HBP BLK WP HR S P ERA WHIP	IP WLS BF H R ER SO BB IBB HBP BLK WP HR S P ERA WHIP	IP WLS BF H R ER SO BB IBB HBP BLK WP HR S P ERA WHIP	IP WLS BF H R ER SO BB IBB HBP BLK WP HR S P ERA WHIP	IP WLS BF H R ER SO BB IBB HBP BLK WP HR S P ERA WHIP	IP WLS BF H R ER SO BB IBB HBP BLK WP HR S P ERA WHIP	IP WLS BF H R ER SO BB IBB HBP BLK WP HR S P ERA WHIP	IP WLS BF H R ER SO BB IBB HBP BLK WP HR S P ERA WHIP	IP WLS BF H R ER SO BB IBB HBP BLK WP HR S P ERA WHIP	IP WLS BF H R ER SO BB IBB HBP BLK WP HR S P ERA WHIP	IP WLS BF H R ER SO BB IBB HBP BLK WP HR S P ERA WHIP

AB 41  
R 8  
H 16  
RBI 7  
BB 2  
SO 6  
LOB 19



Batter	1	2	3	4	5	6	7	8	9	AB	R	H	RBI	BB	SO	LOB	BOTTOM								
<b>Kirby Puckett, R</b> OBP: 0.353, SLG: 0.452 (1, 8)	0-0 F8		0-0 F7		0-3 K			0-0 FC6-4		4	0	0	0	0	1	2	<b>Oakland Athletics @ Minnesota Twins</b> Hubert H. Humphrey Metrodome, Minneapolis, MN Tue Apr 15 1986, 7:05 PM EST Att: 8,097 - Unknown								
<b>Roy Smalley, S</b> OBP: 0.416, SLG: 0.552 (1, 10)	0-0 F7		0-0 F7			0-0 G3		0-0 L6		4	0	0	0	0	0	1									
<b>Kent Hrbek, L</b> OBP: 0.412, SLG: 0.517 (1, 3)	0-3 K		0-0 L7			0-0 F8			0-0 F5	4	0	0	0	0	1	0									
<b>Tom Brunansky, R</b> OBP: 0.303, SLG: 0.581 (1, 9)		0-3 K		0-0 L4-3 1B		0-0 F4			0-0 F7	4	0	1	0	0	1	0									
<b>Mark Salas, L</b> OBP: 0.167, SLG: 0.138 <b>Chris Pittaro, S</b> OBP: 0.100, SLG: 0.100 <b>Tim Laudner, R</b> (9, PH)		0-0 S 1B 2B 1B		0-0 L4-3			0-0 5-3		0-3 K	3	1	1	0	0	0	1									
<b>Gary Gaetti, R</b> OBP: 0.400, SLG: 0.607 (1, 5)		0-0 S 2B 1B		0-0 6-3			0-0 5-3			3	1	1	0	0	0	0									
<b>Mickey Hatcher, R</b> OBP: 0.050, SLG: 0.050 (1, 7)		0-3 K			0-0 G1-4-3		0-0 6-3			3	0	0	0	0	1	2									
<b>Steve Lombardozzi, R</b> OBP: 0.176, SLG: 0.188 <b>Jeff Reed, L</b> (8, PH) (9, 2)		0-0 2B			0-0 1B			4-0 FC6-4 BB		2	0	2	2	0	0	0									
<b>Greg Gagne, R</b> OBP: 0.087, SLG: 0.045 <b>Ron Washington, R</b> (8, PH) (9, 4)		0-0 F9			0-0 F9			0-0 F9		2	0	0	0	0	0	2									
<b>Inning Stats</b>	R: 0 E: 0 K: 1 S: 5	H: 0 LOB: 0 BB: 0 P: 5	R: 2 E: 0 K: 2 S: 10	H: 3 LOB: 1 BB: 0 P: 10	R: 0 E: 0 K: 0 S: 3	H: 0 LOB: 0 BB: 0 P: 3	R: 0 E: 0 K: 0 S: 3	H: 1 LOB: 0 BB: 0 P: 3	R: 0 E: 0 K: 1 S: 6	H: 1 LOB: 1 BB: 0 P: 6	R: 0 E: 0 K: 0 S: 3	H: 0 LOB: 0 BB: 0 P: 3	R: 0 E: 0 K: 0 S: 3	H: 0 LOB: 1 BB: 1 P: 7	R: 0 E: 0 K: 1 S: 5	H: 0 LOB: 0 BB: 0 P: 5		1B: 4 2B: 2 3B: 0 HR: 0	SF: 0 SAC: 0 DP: 1 HBP: 0	WP: 0 PB: 0 SB: 2 CS: 0	PA: 32				
<b>PITCHER</b>	IP WLS BF H R ER SO BB IBB HBP BLK WP HR S P ERA WHIP	IP WLS BF H R ER SO BB IBB HBP BLK WP HR S P ERA WHIP	IP WLS BF H R ER SO BB IBB HBP BLK WP HR S P ERA WHIP	IP WLS BF H R ER SO BB IBB HBP BLK WP HR S P ERA WHIP	IP WLS BF H R ER SO BB IBB HBP BLK WP HR S P ERA WHIP	IP WLS BF H R ER SO BB IBB HBP BLK WP HR S P ERA WHIP	IP WLS BF H R ER SO BB IBB HBP BLK WP HR S P ERA WHIP	IP WLS BF H R ER SO BB IBB HBP BLK WP HR S P ERA WHIP	IP WLS BF H R ER SO BB IBB HBP BLK WP HR S P ERA WHIP	IP WLS BF H R ER SO BB IBB HBP BLK WP HR S P ERA WHIP	IP WLS BF H R ER SO BB IBB HBP BLK WP HR S P ERA WHIP	IP WLS BF H R ER SO BB IBB HBP BLK WP HR S P ERA WHIP	IP WLS BF H R ER SO BB IBB HBP BLK WP HR S P ERA WHIP	IP WLS BF H R ER SO BB IBB HBP BLK WP HR S P ERA WHIP	IP WLS BF H R ER SO BB IBB HBP BLK WP HR S P ERA WHIP	IP WLS BF H R ER SO BB IBB HBP BLK WP HR S P ERA WHIP	IP WLS BF H R ER SO BB IBB HBP BLK WP HR S P ERA WHIP	IP WLS BF H R ER SO BB IBB HBP BLK WP HR S P ERA WHIP	IP WLS BF H R ER SO BB IBB HBP BLK WP HR S P ERA WHIP	IP WLS BF H R ER SO BB IBB HBP BLK WP HR S P ERA WHIP	IP WLS BF H R ER SO BB IBB HBP BLK WP HR S P ERA WHIP	IP WLS BF H R ER SO BB IBB HBP BLK WP HR S P ERA WHIP	IP WLS BF H R ER SO BB IBB HBP BLK WP HR S P ERA WHIP	IP WLS BF H R ER SO BB IBB HBP BLK WP HR S P ERA WHIP	IP WLS BF H R ER SO BB IBB HBP BLK WP HR S P ERA WHIP

AB 31  
R 2  
H 5  
RBI 2  
BB 1  
SO 5  
LOB 9









Batter	1	2	3	4	5	6	7	8	9	AB	R	H	RBI	BB	SO	LOB	TOP			
<b>Tony Phillips, S</b> OBP: 0.413, SLG: 0.342 (1,4)	3-1		1-3	F8			4-3			4	0	0	0	0	0	4	<b>Oakland Athletics @ Seattle Mariners</b> The Kingdome, Seattle, WA Fri Apr 18 1986, 9:05 PM EST Att: 16,740 - Unknown			
<b>Bruce Bochte, L</b> OBP: 0.378, SLG: 0.387 (1,3)	K		BB 1B BB			G3		F 1B		3	1	1	0	1	1	0				
<b>Dwayne Murphy, L</b> OBP: 0.477, SLG: 0.364 (1,8)	6-3		BB 1B BB	E 1B BB		6-3		F7		3	1	0	1	1	0	1				
<b>Dave Kingman, R</b> OBP: 0.182, SLG: 0.188 (1,10)		F6		1B BB		6-3		6-3		4	0	1	2	0	0	1				
<b>Dusty Baker Jr., R</b> OBP: 0.261, SLG: 0.227 (1,7)				1B						4	0	0	0	0	1	2				
<b>Rick Peters, S</b> OBP: 0.333, SLG: 0.333 (8,7)	K		F7			6-3		4-3		0	0	0	0	0	0	0				
<b>Carney Lansford, R</b> OBP: 0.348, SLG: 0.316 (1,5)	6-3					4-3				4	0	0	0	0	1	0				
<b>Jose Canseco, R</b> OBP: 0.286, SLG: 0.378 (1,9)			K 2B BB			K		K		4	1	1	0	0	3	0				
<b>Alfredo Griffin, S</b> OBP: 0.381, SLG: 0.368 (1,6)			BB S 2B			2-3		F8		3	1	1	0	1	0	0				
<b>Mickey Tettleton, S</b> OBP: 0.226, SLG: 0.148 (1,2)			1-3			6-3				3	0	0	0	0	0	4				
<b>Inning Stats</b>	R: 0 E: 0 K: 1 S: 5	H: 0 LOB: 0 BB: 0 P: 5	R: 0 E: 0 K: 1 S: 5	H: 0 LOB: 0 BB: 0 P: 5	R: 4 E: 0 K: 1 S: 8	H: 2 LOB: 1 BB: 2 P: 16	R: 0 E: 0 K: 1 S: 6	H: 1 LOB: 2 BB: 1 P: 10	R: 0 E: 0 K: 0 S: 3	H: 0 LOB: 0 BB: 0 P: 3	R: 0 E: 0 K: 0 S: 3	H: 0 LOB: 0 BB: 0 P: 3	R: 0 E: 1 K: 0 S: 4	H: 1 LOB: 1 BB: 0 P: 4	R: 0 E: 0 K: 1 S: 5	H: 0 LOB: 0 BB: 0 P: 5	1B: 3 2B: 1 3B: 0 HR: 0	SF: 0 SAC: 0 DP: 0 HBP: 0	WP: 0 PB: 1 SB: 2 CS: 0	PA: 35
<b>PITCHER</b> <b>Mike Moore, R</b> ERA: 2.1 (1,1)	IP: 9.0 WLS: L BF: 35 H: 4 R: 4 ER: 0 SO: 6 BB: 3 IBB: 0 HBP: 0 BLK: 0 WP: 0 HR: 0 S: 44 P: 56 ERA: 0.00 WHIP: 0.778																			

AB	32
R	4
H	4
RBI	3
BB	3
SO	6
LOB	12



Batter	1	2	3	4	5	6	7	8	9	AB	R	H	RBI	BB	SO	LOB	BOTTOM					
<b>Domingo Ramos, R</b> OBP: 0.200, SLG: 0.200 (1,4)	F8		6-3			4-3		1B		4	0	1	0	0	0	0	<b>Oakland Athletics @ Seattle Mariners</b> The Kingdome, Seattle, WA Fri Apr 18 1986, 9:05 PM EST Att: 16,740 - Unknown					
<b>Phil Bradley, R</b> OBP: 0.465, SLG: 0.417 (1,7)	6-3 BB		6-3			F8		1-2 1B		3	0	1	0	1	0	0						
<b>Ivan Calderon, R</b> OBP: 0.295, SLG: 0.390 (1,9)	6-3			K		F8		K		4	0	0	0	0	2	3						
<b>Gorman Thomas, R</b> OBP: 0.419, SLG: 0.543 (1,10)	FC4-6 BB			K		1-3		F3		3	0	0	0	1	1	0						
<b>Alvin Davis, L</b> OBP: 0.211, SLG: 0.351 (1,3)	FC4-6			F9		5-3		K		4	0	0	0	0	1	2						
<b>Jim Prestley, R</b> OBP: 0.370, SLG: 0.450 (1,5)		4-3				F8		5-3		4	0	1	0	0	0	0						
<b>Dave Henderson, R</b> OBP: 0.233, SLG: 0.333 (1,8)		F9			HR			K		3	1	1	1	0	1	1						
<b>Steve Yeager, R</b> OBP: 0.250, SLG: 0.222 (1,2)						F7		4-3		2	0	0	0	0	1	0						
<b>Al Cowens, R</b> OBP: 0.100, SLG: 0.111 (8,PH)		K								1	0	0	0	0	0	0						
<b>Bob Kearney, R</b> OBP: 0.182, SLG: 0.182 (9,2)										0	0	0	0	0	0	0						
<b>Spike Owen, S</b> OBP: 0.364, SLG: 0.452 (1,6)			F3			5-3		4-3		3	0	0	0	0	0	0						
<b>Inning Stats</b>	R: 0 E: 0 K: 0 S: 3	H: 0 LOB: 2 BB: 2 P: 11	R: 0 E: 0 K: 1 S: 5	H: 0 LOB: 0 BB: 0 P: 5	R: 0 E: 0 K: 0 S: 3	H: 0 LOB: 0 BB: 0 P: 3	R: 0 E: 0 K: 2 S: 7	H: 0 LOB: 0 BB: 0 P: 7	R: 1 E: 0 K: 0 S: 4	H: 1 LOB: 0 BB: 0 P: 4	R: 0 E: 0 K: 0 S: 3	H: 0 LOB: 0 BB: 0 P: 3	R: 0 E: 0 K: 1 S: 6	H: 1 LOB: 1 BB: 0 P: 6	R: 0 E: 0 K: 1 S: 7	H: 2 LOB: 2 BB: 0 P: 7	R: 0 E: 0 K: 1 S: 5	H: 0 LOB: 0 BB: 0 P: 5	1B: 2 2B: 1 3B: 0 HR: 1	SF: 0 SAC: 0 DP: 0 HBP: 0	WP: 0 PB: 0 SB: 0 CS: 0	PA: 33
<b>PITCHER</b> <b>Chris Codiroli, R</b> ERA: 2.55 (1,1)	IP: 7.2 WLS: W BF: 29 H: 4 R: 1 ER: 1 SO: 4 BB: 2 IBB: 0 HBP: 0 BLK: 0 WP: 0 HR: 1 S: 35 P: 43 ERA: 1.17 WHIP: 0.783																					
<b>Jay Howell, R</b> ERA: 3.12 (8,1)	IP: 1.1 WLS: S BF: 4 H: 0 R: 0 ER: 0 SO: 2 BB: 0 IBB: 0 HBP: 0 BLK: 0 WP: 0 HR: 0 S: 8 P: 8 ERA: 0.00 WHIP: 0.000																					

AB	31
R	1
H	4
RBI	1
BB	2
SO	6
LOB	6





Batter	1	2	3	4	5	6	7	8	9	AB	R	H	RBI	BB	SO	LOB	TOP					
Tony Phillips, S OBP: 0.451, SLG: 0.419 (1, 4)										5	2	4	1	0	1	0						
Dwayne Murphy, L OBP: 0.449, SLG: 0.324 (1, 8)										4	0	0	1	1	2	4						
Dusty Baker Jr., R OBP: 0.296, SLG: 0.208 Rick Peters, S OBP: 0.250, SLG: 0.250 (1, 7)										2	1	0	0	2	1	2						
Dave Kingman, R OBP: 0.211, SLG: 0.378 (1, 10)										5	2	2	5	0	1	3						
Jose Canseco, R OBP: 0.283, SLG: 0.350 (1, 9)										3	0	0	0	1	2	0						
Carney Lansford, R OBP: 0.319, SLG: 0.286 (1, 5)										4	0	0	0	0	1	1						
Bruce Bochte, L Donnie Hill, S OBP: 0.750, SLG: 1.500 (1, 3)										4	0	0	0	0	1	1	AB 35					
Alfredo Griffin, S OBP: 0.391, SLG: 0.366 (1, 6)										3	2	1	0	1	1	0	R 7					
Bill Bathe, R OBP: 0.222, SLG: 0.333 (1, 2)										4	0	0	0	0	2	2	H 7					
<b>Inning Stats</b>	R: 2 H: 2 E: 1 K: 2 S: 9	H: 2 LOB: 1 BB: 1 P: 13	R: 0 H: 0 E: 0 K: 1 S: 5	H: 0 LOB: 0 BB: 0 P: 5	R: 3 H: 2 E: 1 K: 2 S: 10	H: 2 LOB: 1 BB: 1 P: 14	R: 1 H: 2 E: 0 K: 1 S: 7	H: 2 LOB: 2 BB: 1 P: 11	R: 0 H: 0 E: 0 K: 1 S: 5	H: 0 LOB: 0 BB: 0 P: 5	R: 1 H: 1 E: 0 K: 2 S: 8	H: 1 LOB: 1 BB: 1 P: 12	R: 0 H: 0 E: 0 K: 1 S: 5	H: 0 LOB: 0 BB: 0 P: 5	R: 0 H: 0 E: 0 K: 1 S: 5	H: 0 LOB: 1 BB: 1 P: 9	1B: 4 2B: 1 3B: 0 HR: 2	SF: 0 SAC: 0 DP: 0 HBP: 0	WP: 0 PB: 0 SB: 2 CS: 0	PA: 40		
<b>PITCHER</b>	IP WLS BF H R ER SO BB IBB HBP BLK WP HR S P ERA WHIP	IP WLS BF H R ER SO BB IBB HBP BLK WP HR S P ERA WHIP	IP WLS BF H R ER SO BB IBB HBP BLK WP HR S P ERA WHIP	IP WLS BF H R ER SO BB IBB HBP BLK WP HR S P ERA WHIP	IP WLS BF H R ER SO BB IBB HBP BLK WP HR S P ERA WHIP	IP WLS BF H R ER SO BB IBB HBP BLK WP HR S P ERA WHIP	IP WLS BF H R ER SO BB IBB HBP BLK WP HR S P ERA WHIP	IP WLS BF H R ER SO BB IBB HBP BLK WP HR S P ERA WHIP	IP WLS BF H R ER SO BB IBB HBP BLK WP HR S P ERA WHIP	IP WLS BF H R ER SO BB IBB HBP BLK WP HR S P ERA WHIP	IP WLS BF H R ER SO BB IBB HBP BLK WP HR S P ERA WHIP	IP WLS BF H R ER SO BB IBB HBP BLK WP HR S P ERA WHIP	IP WLS BF H R ER SO BB IBB HBP BLK WP HR S P ERA WHIP	IP WLS BF H R ER SO BB IBB HBP BLK WP HR S P ERA WHIP	IP WLS BF H R ER SO BB IBB HBP BLK WP HR S P ERA WHIP	IP WLS BF H R ER SO BB IBB HBP BLK WP HR S P ERA WHIP	IP WLS BF H R ER SO BB IBB HBP BLK WP HR S P ERA WHIP	IP WLS BF H R ER SO BB IBB HBP BLK WP HR S P ERA WHIP	IP WLS BF H R ER SO BB IBB HBP BLK WP HR S P ERA WHIP	IP WLS BF H R ER SO BB IBB HBP BLK WP HR S P ERA WHIP	IP WLS BF H R ER SO BB IBB HBP BLK WP HR S P ERA WHIP	
Mark Langston, L ERA: 11.45 Bill Swift, R ERA: 4.22 Mike Morgan, R ERA: 2.92 Karl Best, R ERA: (1, 1)	3.0 L	16 4	5 5	5 5	2 2	0 0	0 0	0 0	0 0	0 0	2 2	24 33	32 33	15.00 4.50	2.000 1.250	0.000 0.000	0.000 1.000					
Danny Tartabull, R OBP: 0.370, SLG: 0.659 (1, 4)										4	0	0	0	1	4	3						
Phil Bradley, R OBP: 0.426, SLG: 0.375 (1, 7)										4	0	0	0	0	1	3						
Ivan Calderon, R OBP: 0.313, SLG: 0.400 (1, 9)										4	0	2	1	0	2	0						
Gorman Thomas, R OBP: 0.383, SLG: 0.487 (1, 10)										4	0	0	0	0	4	2						
Alvin Davis, L OBP: 0.262, SLG: 0.359 (1, 3)										2	1	1	0	2	0	0						
Jim Prestley, R OBP: 0.304, SLG: 0.432 (1, 5)										4	0	1	0	0	1	2						
Dave Henderson, R OBP: 0.235, SLG: 0.300 (1, 8)										3	0	0	0	1	3	3	AB 32					
Steve Yeager, R Ken Phelps, L (1, 2)										3	0	0	0	0	2	2	R 2					
Spike Owen, S Al Cowens, R OBP: 0.091, SLG: 0.100 (1, 6)										3	1	1	0	0	1	1	H 5					
<b>Inning Stats</b>	R: 0 H: 1 E: 0 K: 2 S: 8	H: 1 LOB: 0 BB: 0 P: 8	R: 0 H: 1 E: 0 K: 1 S: 6	H: 1 LOB: 0 BB: 0 P: 6	R: 0 H: 0 E: 0 K: 3 S: 9	H: 0 LOB: 0 BB: 0 P: 9	R: 0 H: 0 E: 0 K: 3 S: 9	H: 0 LOB: 1 BB: 1 P: 13	R: 0 H: 0 E: 0 K: 1 S: 5	H: 0 LOB: 2 BB: 2 P: 13	R: 0 H: 0 E: 0 K: 2 S: 7	H: 0 LOB: 0 BB: 0 P: 7	R: 0 H: 0 E: 0 K: 2 S: 7	H: 0 LOB: 0 BB: 0 P: 7	R: 1 H: 2 E: 0 K: 2 S: 9	H: 2 LOB: 1 BB: 0 P: 9	R: 1 H: 1 E: 0 K: 2 S: 8	H: 1 LOB: 2 BB: 2 P: 16	1B: 4 2B: 1 3B: 0 HR: 0	SF: 0 SAC: 0 DP: 0 HBP: 0	WP: 0 PB: 0 SB: 0 CS: 0	PA: 37
<b>PITCHER</b>	IP WLS BF H R ER SO BB IBB HBP BLK WP HR S P ERA WHIP	IP WLS BF H R ER SO BB IBB HBP BLK WP HR S P ERA WHIP	IP WLS BF H R ER SO BB IBB HBP BLK WP HR S P ERA WHIP	IP WLS BF H R ER SO BB IBB HBP BLK WP HR S P ERA WHIP	IP WLS BF H R ER SO BB IBB HBP BLK WP HR S P ERA WHIP	IP WLS BF H R ER SO BB IBB HBP BLK WP HR S P ERA WHIP	IP WLS BF H R ER SO BB IBB HBP BLK WP HR S P ERA WHIP	IP WLS BF H R ER SO BB IBB HBP BLK WP HR S P ERA WHIP	IP WLS BF H R ER SO BB IBB HBP BLK WP HR S P ERA WHIP	IP WLS BF H R ER SO BB IBB HBP BLK WP HR S P ERA WHIP	IP WLS BF H R ER SO BB IBB HBP BLK WP HR S P ERA WHIP	IP WLS BF H R ER SO BB IBB HBP BLK WP HR S P ERA WHIP	IP WLS BF H R ER SO BB IBB HBP BLK WP HR S P ERA WHIP	IP WLS BF H R ER SO BB IBB HBP BLK WP HR S P ERA WHIP	IP WLS BF H R ER SO BB IBB HBP BLK WP HR S P ERA WHIP	IP WLS BF H R ER SO BB IBB HBP BLK WP HR S P ERA WHIP	IP WLS BF H R ER SO BB IBB HBP BLK WP HR S P ERA WHIP	IP WLS BF H R ER SO BB IBB HBP BLK WP HR S P ERA WHIP	IP WLS BF H R ER SO BB IBB HBP BLK WP HR S P ERA WHIP	IP WLS BF H R ER SO BB IBB HBP BLK WP HR S P ERA WHIP	IP WLS BF H R ER SO BB IBB HBP BLK WP HR S P ERA WHIP	
Jose Rijo, R ERA: 5.03 Bill Mooneyham, R ERA: (1, 1)	8.0 W	33 5	2 2	16 16	4 4	0 0	0 0	1 1	0 0	0 0	7 7	61 77	2.25 1.125	2.25 1.125	0.000 1.000	0.000 1.000						

Oakland Athletics @ Seattle Mariners  
The Kingdome, Seattle, WA  
Sat Apr 19 1986, 9:05 PM EST  
Att: 31,584 - Unknown

AB 35  
R 7  
H 7  
RBI 7  
BB 5  
SO 12  
LOB 14



Oakland Athletics @ Seattle Mariners  
The Kingdome, Seattle, WA  
Sat Apr 19 1986, 9:05 PM EST  
Att: 31,584 - Unknown


AB 32  
R 2  
H 5  
RBI 2  
BB 5  
SO 18  
LOB 18










Batter	1	2	3	4	5	6	7	8	9	AB R H RBI BB SO LOB	TOP																	
Tony Phillips, S OBP: 0.484, SLG: 0.431 (1, 4)	0-0 4-3		0-0 F8		4-0 BB		0-0 FC6-2-5 HR 1B		0-0 G3	4 1 1 0 1 0 0	<p>Oakland Athletics @ California Angels Anaheim Stadium, Anaheim, CA</p> <p>Mon Apr 21 1986, 9:05 PM EST Att: 24,171 - Unknown</p> <p>livebaseballscorecards.com</p> <p>AB 37 R 6 H 13 RBI 6 BB 4 SO 5 LOB 17</p> 																	
Dwayne Murphy, L OBP: 0.456, SLG: 0.444 (1, 8)	4-0 FC5-4 BB		0-0 5-3		0-3 K		0-0 FC6-2-5 HR		0-0 HR	4 2 1 1 1 1 3																		
Jose Canseco, R OBP: 0.321, SLG: 0.520 (1, 7) (8, 9)	0-0 FC5-4 PB BB 1-2		0-0 HR		0-3 K		0-0 HR		0-0 1-3	5 2 2 4 0 1 2																		
Dave Kingman, R OBP: 0.229, SLG: 0.333 Steve Henderson, R (9, PR)	4-0 PB BB 1-2		0-0 5-3		0-3 K		0-0 F3		0-0 1B	4 0 1 0 1 1 0 0 0 0 0 0 0 0																		
Mike Davis, L OBP: 0.333, SLG: 0.400 Rick Peters, S OBP: 0.333, SLG: 0.333 (1, 9) (8, 7)	0-0 4-3 1-2 2-3		0-0 1B		0-0 3-1		0-0 G3		0-0 1B	4 0 1 0 0 0 2 1 0 1 0 0 0 0																		
Carney Lansford, R OBP: 0.368, SLG: 0.380 (1, 5)		0-0 1B 1B		0-0 F8		0-0 S 1B		0-0 S 1B	0-0 6-3	5 1 3 0 0 0 3																		
Bruce Bochte, L OBP: 0.333, SLG: 0.333 (1, 3)		0-0 1B		0-0 F9		0-0 F7		0-3 K		4 0 1 0 0 1 3																		
Alfredo Griffin, S OBP: 0.400, SLG: 0.367 (1, 6)		0-0 G4-6-3 1B		0-0 F7		0-0 1B SH3 1B		4-0 IBB		3 0 2 1 1 0 1																		
Bill Bathe, R OBP: 0.167, SLG: 0.250 (1, 2)		0-0 G4-6-3 1-2		0-3 K		0-0 SH3		0-0 1-3		3 0 0 0 0 1 3																		
<b>Inning Stats</b>	R: 0 E: 0 K: 0 S: 3	H: 0 LOB: 2 BB: 2 P: 11	R: 1 E: 0 K: 0 S: 4	H: 3 LOB: 0 BB: 0 P: 4	R: 1 E: 0 K: 0 S: 4	H: 1 LOB: 1 BB: 0 P: 4	R: 0 E: 0 K: 3 S: 9	H: 0 LOB: 1 BB: 1 P: 13	R: 0 E: 0 K: 1 S: 6	H: 1 LOB: 1 BB: 0 P: 6		R: 3 E: 0 K: 0 S: 6	H: 3 LOB: 0 BB: 0 P: 6	R: 0 E: 0 K: 1 S: 6	H: 1 LOB: 2 BB: 1 P: 10	R: 1 E: 0 K: 0 S: 6	H: 3 LOB: 2 BB: 0 P: 6	1B: 10 2B: 0 3B: 0 HR: 3	SF: 0 SAC: 1 DP: 1 HBP: 0	WP: 0 PB: 1 SB: 2 CS: 0	PA: 42							
<b>PITCHER</b>	IP WLS BF H R ER SO BB IBB HBP BLK WP HR S P ERA WHIP											IP WLS BF H R ER SO BB IBB HBP BLK WP HR S P ERA WHIP																
Ron Romanick, R ERA: 3.27 Doug Corbett, R ERA: 1.93	(1, 1) (8, 1)	7.0 L	31 31	9 9	5 5	5 5	4 4	3 3	0 0	0 0	0 0	0 0	0 0	2 12	36 16	48 16	6.43 4.50	1.714 2.000										

Batter	1	2	3	4	5	6	7	8	9	AB R H RBI BB SO LOB	BOTTOM																
Ruppert Jones, L OBP: 0.357, SLG: 0.133 (1, 9)	0-0 4-3		4-0 FC4-6 BB		0-3 K		0-3 K		0-0 FC4-6 1B	4 0 1 0 1 2 1	<p>Oakland Athletics @ California Angels Anaheim Stadium, Anaheim, CA</p> <p>Mon Apr 21 1986, 9:05 PM EST Att: 24,171 - Unknown</p> <p>livebaseballscorecards.com</p> <p>AB 34 R 2 H 7 RBI 2 BB 3 SO 4 LOB 14</p> 																
Wally Joyner, L OBP: 0.355, SLG: 0.500 (1, 3)	0-0 G3		0-0 FC4-6 1B BB 1-2		0-0 F8		0-0 F7		0-0 FC4-6 1B	5 1 0 0 0 0 4																	
Reggie Jackson, L OBP: 0.561, SLG: 0.906 (1, 10)	0-0 1B		4-0 BB 1B 1-2		0-0 E8 1B		0-0 4-3			3 0 2 0 1 0 1																	
Brian Downing, R OBP: 0.469, SLG: 0.673 (1, 7)	0-0 F7		0-0 BB 1B 1-2 2-3		0-0 4-3				0-0 4-3	4 0 1 0 0 0 2																	
Doug DeCinces, R OBP: 0.344, SLG: 0.446 (1, 5)		1-0 HBP	4-0 FC4-6 BB		0-0 6-3		0-0 6-3		0-0 F7	2 0 0 1 1 0 0																	
Rob Wilfong, L OBP: 0.303, SLG: 0.355 (1, 4)		0-0 1-3	0-0 FC4-6 1-2		0-0 6-3		0-0 6-3		0-0 F7	4 0 0 0 0 0 4																	
Gary Pettis, S OBP: 0.310, SLG: 0.255 (1, 8)	0-0 F6		0-0 4-3		0-0 4-3		0-0 4-3		0-3 K	4 0 0 0 0 1 1																	
Dick Schofield, R OBP: 0.167, SLG: 0.556 (1, 6)	0-3 K		0-0 5-3		0-0 5-3		0-0 HR		0-0 F8	4 1 1 1 0 1 1																	
Bob Boone, R OBP: 0.341, SLG: 0.368 Darrell Miller, R OBP: 0.231, SLG: 0.250 (7, PR) (8, 2)		0-0 5-3	0-0 5-3		0-0 F4		0-0 1B		0-0 1B	3 0 1 0 0 0 0 1 0 1 0 0 0 0																	
<b>Inning Stats</b>	R: 0 E: 0 K: 0 S: 4	H: 1 LOB: 1 BB: 0 P: 4	R: 0 E: 0 K: 1 S: 5	H: 0 LOB: 1 BB: 0 P: 6	R: 1 E: 0 K: 0 S: 4	H: 1 LOB: 3 BB: 3 P: 16	R: 0 E: 0 K: 0 S: 3	H: 0 LOB: 0 BB: 0 P: 3	R: 1 E: 0 K: 1 S: 7	H: 2 LOB: 1 BB: 0 P: 7		R: 0 E: 0 K: 0 S: 3	H: 0 LOB: 0 BB: 0 P: 3	R: 0 E: 0 K: 1 S: 7	H: 2 LOB: 2 BB: 0 P: 7	1B: 6 2B: 0 3B: 0 HR: 1	SF: 0 SAC: 0 DP: 0 HBP: 1	WP: 0 PB: 0 SB: 0 CS: 0	PA: 38								
<b>PITCHER</b>	IP WLS BF H R ER SO BB IBB HBP BLK WP HR S P ERA WHIP											IP WLS BF H R ER SO BB IBB HBP BLK WP HR S P ERA WHIP															
Joaquin Andujar, R ERA: 5.51 Steve Ontiveros, R ERA: 2.31	(1, 1) (7, 1)	6.0 W	25 25	3 4	1 1	1 1	2 2	3 0	0 0	0 0	0 0	0 0	0 1	25 17	38 17	1.50 3.00	1.000 1.333										



Batter	1	2	3	4	5	6	7	8	9	AB	R	H	RBI	BB	SO	LOB	TOP					
Tony Phillips, S OBP: 0.470, SLG: 0.407	4-0 CS BB		0-3 K			0-3 K FC5-4		0-0 F9		3	0	0	0	1	2	1						
Dwayne Murphy, L OBP: 0.429, SLG: 0.408	0-3 K			0-0 4-3		0-0 FC5-4 BB		0-3 K		4	0	0	0	0	2	3						
Jose Canseco, R OBP: 0.333, SLG: 0.500	0-3 K			4-0 G5-4-3 BB		4-0 BB		0-0 F9		2	0	0	0	2	1	1						
Dave Kingman, R OBP: 0.231, SLG: 0.313		4-0 BB		0-0 G5-4-3 BB		0-3 K		0-3 K		3	0	0	0	1	2	4						
Mike Davis, L OBP: 0.297, SLG: 0.353	0-0 F8				0-3 K	0-3 K		0-3 K		4	0	0	0	0	3	4						
Carney Lansford, R OBP: 0.350, SLG: 0.358	0-3 K				0-3 K		0-0 F8			3	0	0	0	0	2	1						
Bruce Bochte, L OBP: 0.313, SLG: 0.310	0-0 4-3				0-0 F7		0-0 F8			3	0	0	0	0	0	1						
Alfredo Griffin, S OBP: 0.414, SLG: 0.373			0-0 G6-4-3 1B			4-0 2B BB		0-0 4-3		2	1	1	0	1	0	0						
Mickey Tettleton, S OBP: 0.282, SLG: 0.235			0-0 G6-4-3			0-0 FC5-4 1-H 2B		0-0 4-3		3	0	1	1	0	0	1						
<b>Inning Stats</b>	R: 0 E: 0 K: 2 S: 6	H: 0 LOB: 0 BB: 1 P: 10	R: 0 E: 0 K: 1 S: 5	H: 0 LOB: 1 BB: 1 P: 9	R: 0 E: 0 K: 1 S: 5	H: 1 LOB: 0 BB: 0 P: 5	R: 0 E: 0 K: 0 S: 2	H: 0 LOB: 0 BB: 1 P: 6	R: 0 E: 0 K: 2 S: 7	H: 0 LOB: 0 BB: 0 P: 7	R: 1 E: 0 K: 3 S: 11	H: 1 LOB: 3 BB: 2 P: 19	R: 0 E: 0 K: 0 S: 3	H: 0 LOB: 0 BB: 0 P: 3	R: 0 E: 0 K: 1 S: 5	H: 0 LOB: 0 BB: 0 P: 5	R: 0 E: 0 K: 2 S: 7	H: 0 LOB: 0 BB: 0 P: 7	1B: 1 2B: 1 3B: 0 HR: 0	SF: 0 SAC: 0 DP: 2 HBP: 0	WP: 1 PB: 0 SB: 0 CS: 1	PA: 32
<b>PITCHER</b> Kirk McCaskill, R ERA: 2.84	IP: 9.0 WLS: W BF: 32 H: 2 R: 1 ER: 1 SO: 12 BB: 5 IBB: 0 HBP: 0 BLK: 0 WP: 1 HR: 0 S: 51 P: 71 ERA: 1.00 WHIP: 0.778											<b>PITCHER</b>	IP: 9.0 WLS: W BF: 32 H: 2 R: 1 ER: 1 SO: 12 BB: 5 IBB: 0 HBP: 0 BLK: 0 WP: 1 HR: 0 S: 51 P: 71 ERA: 1.00 WHIP: 0.778									

Oakland Athletics @ California Angels  
Anaheim Stadium, Anaheim, CA  
Tue Apr 22 1986, 9:05 PM EST  
Att: 24,351 - Unknown

AB 27  
R 1  
H 2  
RBI 1  
BB 5  
SO 12  
LOB 16



Batter	1	2	3	4	5	6	7	8	9	AB	R	H	RBI	BB	SO	LOB	BOTTOM			
Gary Pettis, S OBP: 0.306, SLG: 0.255	0-0 CS 1B		0-3 K		0-0 E1 G4-6-3			0-0 6-3		4	0	1	0	0	1	1				
Rob Wilfong, L OBP: 0.270, SLG: 0.314	0-0 F7			0-0 F8	0-0 F4			0-0 5-3		4	0	0	0	0	0	3				
Wally Joyner, L OBP: 0.353, SLG: 0.531	0-0 G3			0-0 HR	0-0 G4-6-3			0-0 F2		4	1	1	1	0	0	2				
Reggie Jackson, L OBP: 0.545, SLG: 0.857		0-0 F7		0-0 HR 1B		0-0 4-3				3	1	1	0	0	0	0				
Brian Downing, R OBP: 0.448, SLG: 0.635		0-0 5-3		0-3 K		0-3 K				3	0	0	0	0	2	1				
George Hendrick, R OBP: 0.480, SLG: 0.864										0	0	0	0	0	0	0				
Doug DeCinces, R OBP: 0.343, SLG: 0.492		0-0 4-3		0-0 HR		0-0 4-3				3	1	1	2	0	0	0				
Ruppert Jones, L OBP: 0.333, SLG: 0.121			0-0 G3		0-0 F7		0-0 4-3			3	0	0	0	0	0	0				
Dick Schofield, R OBP: 0.238, SLG: 0.714				0-0 HR		0-0 BB E 1B		0-0 F5		3	2	2	1	0	0	0				
Bob Boone, R OBP: 0.341, SLG: 0.350			0-0 5-3		4-0 E BB		0-0 5-3			2	0	0	0	1	0	0				
<b>Inning Stats</b>	R: 0 E: 0 K: 0 S: 3	H: 1 LOB: 0 BB: 0 P: 3	R: 0 E: 0 K: 0 S: 3	H: 0 LOB: 0 BB: 0 P: 3	R: 1 E: 0 K: 1 S: 6	H: 1 LOB: 0 BB: 0 P: 6	R: 3 E: 0 K: 1 S: 8	H: 3 LOB: 0 BB: 0 P: 8	R: 1 E: 1 K: 0 S: 4	H: 1 LOB: 1 BB: 1 P: 8	R: 0 E: 0 K: 1 S: 5	H: 0 LOB: 0 BB: 0 P: 5	R: 0 E: 0 K: 0 S: 3	H: 0 LOB: 0 BB: 0 P: 3	R: 0 E: 0 K: 0 S: 3	H: 0 LOB: 0 BB: 0 P: 3	1B: 3 2B: 0 3B: 0 HR: 3	SF: 0 SAC: 0 DP: 1 HBP: 0	WP: 0 PB: 0 SB: 0 CS: 1	PA: 30
<b>PITCHER</b> Rick Langford, R ERA: 7.45	IP: 4.0 WLS: L BF: 18 H: 6 R: 5 ER: 4 SO: 2 BB: 1 IBB: 0 HBP: 0 BLK: 0 WP: 0 HR: 3 S: 21 P: 25 ERA: 9.00 WHIP: 1.750											<b>PITCHER</b> Bill Krueger, L ERA: 2.25	IP: 4.0 WLS: L BF: 12 H: 0 R: 0 ER: 0 SO: 1 BB: 0 IBB: 0 HBP: 0 BLK: 0 WP: 0 HR: 14 S: 14 P: 14 ERA: 0.00 WHIP: 0.000							

Oakland Athletics @ California Angels  
Anaheim Stadium, Anaheim, CA  
Tue Apr 22 1986, 9:05 PM EST  
Att: 24,351 - Unknown

AB 29  
R 5  
H 6  
RBI 4  
BB 1  
SO 3  
LOB 7





Batter	1	2	3	4	5	6	7	8	9	AB	R	H	RBI	BB	SO	LOB	TOP			
Tony Phillips, S OBP: 0.448, SLG: 0.386 Donnie Hill, S OBP: 0.600, SLG: 1.250 (8, PH)	0-3 K			0-0 6-3		0-3 K		4-0 BB		3	0	0	0	0	2	0				
Dwayne Murphy, L OBP: 0.418, SLG: 0.396	0-0 G1-6-3 1B			0-3 K			0-0 1-3	0-0 FC5 2-3f		4	0	1	0	0	1	3				
Jose Canseco, R OBP: 0.313, SLG: 0.464	0-0 G1-6-3 1-2f			0-3 K			0-3 K		0-0 F9	4	0	0	0	0	2	1				
Dusty Baker Jr., R OBP: 0.290, SLG: 0.214		0-0 6-3			0-0 6-3		0-0 FC4-6 1B		0-0 4-3	4	0	1	0	0	0	0				
Mike Davis, L OBP: 0.293, SLG: 0.342		0-0 4-3			0-0 1B		0-0 FC4-6 1-2f		0-0 F7	4	0	1	0	0	0	1				
Carney Lansford, R OBP: 0.333, SLG: 0.339		0-0 F9			0-0 F9				0-0 F8	3	0	0	0	0	0	1				
Bruce Bochte, L OBP: 0.294, SLG: 0.289			0-0 4-3		0-3 K				0-3 K	3	0	0	0	0	2	1				
Alfredo Griffin, S OBP: 0.410, SLG: 0.370			0-3 K			0-0 3-1			0-0 2B 1B	3	0	1	0	0	1	0				
Mickey Tettleton, S OBP: 0.268, SLG: 0.222 Rick Peters, S OBP: 0.453, SLG: 0.571 Bill Bathe, R OBP: 0.167, SLG: 0.250	0-0 4-3			0-0 4-3			0-0 4-3		0-0 FC5 1-3 2B	2	0	0	0	0	0	0				
										1	0	1	0	0	0	0				
										0	0	0	0	0	0	0				
<b>Inning Stats</b>	R: 0 E: 0 K: 1 S: 5	H: 1 LOB: 0 BB: 0 P: 5	R: 0 E: 0 K: 0 S: 3	H: 0 LOB: 0 BB: 0 P: 3	R: 0 E: 0 K: 1 S: 5	H: 0 LOB: 0 BB: 0 P: 5	R: 0 E: 0 K: 2 S: 7	H: 0 LOB: 0 BB: 0 P: 7	R: 0 E: 0 K: 1 S: 6	H: 1 LOB: 1 BB: 0 P: 6	R: 0 E: 0 K: 1 S: 6	H: 1 LOB: 1 BB: 0 P: 6	R: 0 E: 0 K: 1 S: 7	H: 2 LOB: 3 BB: 1 P: 11	R: 0 E: 0 K: 0 S: 3	H: 0 LOB: 0 BB: 0 P: 3	1B: 4 2B: 1 3B: 0 HR: 0	SF: 0 SAC: 0 DP: 1 HBP: 0	WP: 0 PB: 0 SB: 0 CS: 0	PA: 32
<b>PITCHER</b> Mike Witt, R ERA: 2.67	IP: 9.0 WLS: W BF: 32 H: 5 R: 0 ER: 0 SO: 8 BB: 1 IBB: 0 HBP: 0 BLK: 0 WP: 0 HR: 0 S: 47 P: 51 ERA: 0.00 WHIP: 0.667															<b>PITCHER</b>	IP: 9.0 WLS: W BF: 32 H: 5 R: 0 ER: 0 SO: 8 BB: 1 IBB: 0 HBP: 0 BLK: 0 WP: 0 HR: 0 S: 47 P: 51 ERA: 0.00 WHIP: 0.667			

Oakland Athletics @ California Angels  
Anaheim Stadium, Anaheim, CA  
Wed Apr 23 1986, 9:05 PM EST  
Att: 25,001 - Unknown

livebaseballscorecards.com

AB 31  
R 0  
H 5  
RBI 0  
BB 1  
SO 8  
LOB 7



Batter	1	2	3	4	5	6	7	8	9	AB	R	H	RBI	BB	SO	LOB	BOTTOM			
Gary Pettis, S OBP: 0.303, SLG: 0.271	0-0 E 2B				0-3 K		0-0 5-3			4	1	1	0	0	2	0				
Wally Joyner, L OBP: 0.333, SLG: 0.500	0-0 E7 G4-3-6 2B 2H		0-0 G3		0-0 G3		0-0 3-1			4	1	0	0	0	0	0				
Reggie Jackson, L OBP: 0.542, SLG: 0.816	1-0 G4-3-6 HBP		0-3 K		0-0 G3		0-0 1B			3	0	1	0	0	1	0				
Brian Downing, R OBP: 0.451, SLG: 0.679 George Hendrick, R OBP: 0.490, SLG: 0.664	0-0 G4-3-6 1-2f 2-3					0-0 HR	0-0 F4			4	1	2	1	0	0	3				
Doug DeCinces, R OBP: 0.338, SLG: 0.468	4-0 2B BB				0-0 F6		0-0 5-3		0-0 6-3	3	1	0	0	1	0	1				
Ruppert Jones, L OBP: 0.347, SLG: 0.216	0-0 WP 1-H 3-H				0-0 F7		0-0 E 4-3 2B		0-0 F8	4	1	2	2	0	0	0				
Dick Schofield, R OBP: 0.200, SLG: 0.600	0-3 K 2-3				0-0 3-1		0-0 E4 4-3		0-0 6-3	4	0	0	0	0	1	2				
Rob Wilfong, L OBP: 0.275, SLG: 0.342		0-0 F9				0-0 2B				3	0	1	1	0	0	1				
Bob Boone, R OBP: 0.319, SLG: 0.326		0-3 K			0-0 F7		0-0 F7			3	0	0	0	0	1	2				
<b>Inning Stats</b>	R: 3 E: 1 K: 1 S: 7	H: 2 LOB: 1 BB: 1 P: 12	R: 0 E: 0 K: 2 S: 7	H: 0 LOB: 0 BB: 0 P: 7	R: 0 E: 0 K: 1 S: 6	H: 1 LOB: 1 BB: 0 P: 6	R: 0 E: 0 K: 0 S: 4	H: 1 LOB: 1 BB: 0 P: 4	R: 0 E: 0 K: 0 S: 5	H: 0 LOB: 0 BB: 0 P: 5	R: 2 E: 1 K: 0 S: 6	H: 2 LOB: 1 BB: 0 P: 6	R: 0 E: 0 K: 0 S: 4	H: 1 LOB: 1 BB: 0 P: 4	R: 0 E: 0 K: 0 S: 3	H: 0 LOB: 0 BB: 0 P: 3	1B: 2 2B: 4 3B: 0 HR: 1	SF: 0 SAC: 0 DP: 1 HBP: 1	WP: 1 PB: 0 SB: 0 CS: 0	PA: 34
<b>PITCHER</b> Chris Codiroli, R ERA: 2.28 Bill Mooneyham, R ERA Jay Howell, R ERA: 2.79	IP: 6.0 WLS: L BF: 27 H: 6 R: 5 ER: 1 SO: 27 BB: 1 IBB: 0 HBP: 1 BLK: 0 WP: 1 HR: 1 S: 35 P: 40 ERA: 1.50 WHIP: 1.167															<b>PITCHER</b>	IP: 6.0 WLS: L BF: 27 H: 6 R: 5 ER: 1 SO: 27 BB: 1 IBB: 0 HBP: 1 BLK: 0 WP: 1 HR: 1 S: 35 P: 40 ERA: 1.50 WHIP: 1.167			

Oakland Athletics @ California Angels  
Anaheim Stadium, Anaheim, CA  
Wed Apr 23 1986, 9:05 PM EST  
Att: 25,001 - Unknown

livebaseballscorecards.com

AB 32  
R 5  
H 7  
RBI 4  
BB 1  
SO 5  
LOB 9





Batter	1	2	3	4	5	6	7	8	9	AB	R	H	RBI	BB	SO	LOB	TOP								
Phil Bradley, R (1, 7) OBP: 0.356, SLG: 0.356	0-3 K			0-3 K		4-0 K		0-3 K		3	0	0	0	1	3	0	<b>Seattle Mariners @ Oakland Athletics</b> Oakland-Alameda County Coliseum, Oakland, CA Thu Apr 24 1986, 6:05 PM PST Att: 12,289 - Unknown <a href="http://livebaseballscorecards.com">livebaseballscorecards.com</a>								
Al Cowens, R (1, 9) OBP: 0.167, SLG: 0.182	0-0 4-3			4-0 HR		0-3 K		0-0 6-3		3	1	0	0	1	1										
Alvin Davis, L (1, 3) OBP: 0.309, SLG: 0.531	0-3 K			0-0 HR		0-3 K			0-0 4-3	4	1	1	2	0	2	1									
Ken Phelps, L (1, 10) OBP: 0.429, SLG: 0.444		0-3 K		0-3 K		4-0 IBB			0-0 HR	3	1	1	1	1	2	0									
Danny Tartabull, R (1, 4) OBP: 0.381, SLG: 0.547	0-3 K			4-0 BB		0-3 K			0-3 K	3	0	0	0	1	3	2									
Jim Prestley, R (1, 5) OBP: 0.231, SLG: 0.306	0-3 K			0-0 F9					0-3 K	4	0	0	0	0	2	1									
Dave Henderson, R (1, 8) OBP: 0.292, SLG: 0.350			0-3 K		0-0 F8				0-3 K	3	0	0	0	0	2	0									
Bob Kearney, R (1, 2) OBP: 0.200, SLG: 0.211			0-0 6-3		4-0 CS				0-0 6-3	2	0	0	0	1	0	0									
Spike Owen, S (1, 6) OBP: 0.308, SLG: 0.354			0-0 G1-4-3		0-3 K				0-0 F7	3	0	0	0	0	1	1									
<b>Inning Stats</b>	R: 0 E: 0 K: 2 S: 7	H: 0 LOB: 0 BB: 0 P: 7	R: 0 E: 0 K: 3 S: 9	H: 0 LOB: 0 BB: 0 P: 9	R: 0 E: 0 K: 1 S: 5	H: 0 LOB: 0 BB: 0 P: 5	R: 2 E: 0 K: 2 S: 8	H: 1 LOB: 1 BB: 2 P: 16	R: 0 E: 0 K: 1 S: 4	H: 0 LOB: 0 BB: 1 P: 8	R: 0 E: 0 K: 3 S: 9	H: 0 LOB: 2 BB: 0 P: 17	R: 0 E: 0 K: 1 S: 5	H: 0 LOB: 0 BB: 0 P: 5	R: 0 E: 0 K: 1 S: 5	H: 0 LOB: 0 BB: 0 P: 5	R: 1 E: 0 K: 2 S: 8	H: 1 LOB: 0 BB: 0 P: 8	1B: 0 2B: 0 3B: 0 HR: 2	SF: 0 SAC: 0 DP: 0 HBP: 0	WP: 0 PB: 0 SB: 1 CS: 1	PA: 33			
<b>PITCHER</b>	IP	WLS	BF	H	R	ER	SO	BB	IBB	HBP	BLK	WP	HR	S	P	ERA	WHIP								
Jose Rijo, R (1, 1) ERA: 4.5	8.1	L	31	2	3	3	14	4	1	0	0	0	2	54	74	3.24	0.720								
Steve Ontiveros, R (9, 1) ERA: 2.19	0.2		2	0	0	0	2	0	0	0	0	0	0	6	6	0.00	0.000								

Batter	1	2	3	4	5	6	7	8	9	AB	R	H	RBI	BB	SO	LOB	BOTTOM								
Tony Phillips, S (1, 5) OBP: 0.459, SLG: 0.383	0-0 4-3								0-0 5-3	3	0	1	0	1	0	1	<b>Seattle Mariners @ Oakland Athletics</b> Oakland-Alameda County Coliseum, Oakland, CA Thu Apr 24 1986, 6:05 PM PST Att: 12,289 - Unknown <a href="http://livebaseballscorecards.com">livebaseballscorecards.com</a>								
Dwayne Murphy, L (1, 8) OBP: 0.403, SLG: 0.368	4-0 BB			0-0 1-3		0-0 2-3			0-0 F6	4	0	0	0	1	0	6									
Jose Canseco, R (1, 9) OBP: 0.333, SLG: 0.467	0-0 F8			4-0 BB		0-3 K			0-0 1B	4	0	2	1	1	1	3									
Dave Kingman, R (1, 10) OBP: 0.211, SLG: 0.283	0-0 F6			0-0 G6-4-3		0-0 F8			0-0 1B	5	0	0	0	0	1	5									
Dusty Baker Jr., R (1, 7) OBP: 0.314, SLG: 0.226				4-0 BB		0-0 5-3			0-0 F9	3	0	1	0	1	0	1									
Camey Lansford, R (1, 3) OBP: 0.358, SLG: 0.373				0-0 G6-4-3		0-0 BB			0-0 1B	3	0	2	0	1	0	1									
Donnie Hill, S (1, 4) OBP: 0.429, SLG: 0.833	0-0 1-3			0-0 1-3		0-3 K			0-0 F4	4	0	0	0	0	1	5									
Alfredo Griffin, S (1, 6) OBP: 0.400, SLG: 0.379				0-3 K		0-0 F6			0-0 5-3	4	0	1	0	0	1	0									
Bill Bathe, R (1, 2) OBP: 0.200, SLG: 0.267 Rick Peters, S (9, PH) OBP: 0.500, SLG: 0.625	0-0 1-3			0-0 2-3		0-0 2B			0-0 F7	3	0	1	0	0	0	1									
<b>Inning Stats</b>	R: 0 E: 0 K: 0 S: 3	H: 0 LOB: 1 BB: 1 P: 7	R: 0 E: 0 K: 0 S: 3	H: 1 LOB: 0 BB: 0 P: 3	R: 0 E: 0 K: 1 S: 5	H: 0 LOB: 1 BB: 1 P: 9	R: 0 E: 0 K: 0 S: 2	H: 0 LOB: 2 BB: 3 P: 14	R: 0 E: 0 K: 1 S: 6	H: 1 LOB: 2 BB: 0 P: 7	R: 0 E: 0 K: 1 S: 6	H: 1 LOB: 1 BB: 0 P: 6	R: 0 E: 0 K: 0 S: 4	H: 1 LOB: 1 BB: 0 P: 4	R: 0 E: 0 K: 1 S: 7	H: 2 LOB: 2 BB: 0 P: 7	R: 1 E: 0 K: 0 S: 6	H: 3 LOB: 2 BB: 0 P: 6	1B: 7 2B: 2 3B: 0 HR: 0	SF: 0 SAC: 0 DP: 2 HBP: 1	WP: 0 PB: 0 SB: 0 CS: 0	PA: 40			
<b>PITCHER</b>	IP	WLS	BF	H	R	ER	SO	BB	IBB	HBP	BLK	WP	HR	S	P	ERA	WHIP								
Mark Langston, L (1, 1) ERA: 6.75	7.2	W	33	6	0	0	4	5	0	1	0	0	0	7	7	6.75	2.250								
Karl Best, R (8, 1) ERA: 3.0	1.1	S	7	3	1	1	0	0	0	0	0	0	0	7	7	6.75	2.250								





Batter	1	2	3	4	5	6	7	8	9	AB	R	H	RBI	BB	SO	LOB	TOP											
Phil Bradley, R OBP: 0.347, SLG: 0.344 (1, 7)										5	0	1	0	0	3	4	<b>Seattle Mariners @ Oakland Athletics</b> Oakland-Alameda County Coliseum, Oakland, CA Fri Apr 25 1986, 6:05 PM PST Att: 10,303 - Unknown <a href="http://livebaseballscorecards.com">livebaseballscorecards.com</a>											
Al Cowens, R OBP: 0.172, SLG: 0.185 (1, 9)										5	0	1	0	0	0	3												
Alvin Davis, L OBP: 0.333, SLG: 0.577 (1, 3)										3	1	1	1	2	2	1												
Ken Phelps, L OBP: 0.471, SLG: 0.455 Gorman Thomas, R OBP: 0.354, SLG: 0.473 Barry Bonnell, R OBP: 0.091, SLG: 0.100 (1, 10)										2	1	1	0	1	1	0												
Danny Tartabull, R OBP: 0.358, SLG: 0.509 (1, 4)										4	0	0	0	0	3	3												
Jim Prestley, R OBP: 0.246, SLG: 0.333 (1, 5)										4	0	2	1	0	1	0												
Dave Henderson, R OBP: 0.308, SLG: 0.333 (1, 8)										2	0	0	0	2	1	2												
Steve Yeager, R OBP: 0.194, SLG: 0.143 Ivan Calderon, R OBP: 0.200, SLG: 0.357 Bob Kearney, R OBP: 0.200, SLG: 0.211 (1, 2)										2	0	0	0	1	0	2												
Spike Owen, S OBP: 0.321, SLG: 0.353 (1, 6)										3	0	1	0	1	0	2												
<b>Inning Stats</b>	R: 0 E: 0 K: 3 S: 10	H: 1 LOB: 2 BB: 1 P: 14	R: 0 E: 0 K: 2 S: 9	H: 2 LOB: 2 BB: 0 P: 9	R: 1 E: 0 K: 1 S: 6	H: 1 LOB: 0 BB: 0 P: 6	R: 0 E: 0 K: 0 S: 2	H: 0 LOB: 0 BB: 1 P: 6	R: 0 E: 0 K: 0 S: 3	H: 0 LOB: 0 BB: 0 P: 3	R: 1 E: 0 K: 2 S: 9	H: 2 LOB: 1 BB: 0 P: 9	R: 0 E: 0 K: 1 S: 5	H: 0 LOB: 3 BB: 3 P: 17	R: 0 E: 1 K: 2 S: 8	H: 1 LOB: 2 BB: 1 P: 12		R: 0 E: 0 K: 0 S: 3	H: 1 LOB: 1 BB: 1 P: 7	1B: 6 2B: 1 3B: 0 HR: 1	SF: 0 SAC: 0 DP: 1 HBP: 0	WP: 0 PB: 0 SB: 1 CS: 1	PA: 41					
<b>PITCHER</b>	IP	WLS	BF	H	R	ER	SO	BB	IBB	HBP	BLK	WP	HR	S	P	ERA		WHIP										
Moose Haas, R ERA: 1.26 (1, 1)	5.0	W	20	4	1	1	6	2	0	0	0	0	0	1	30	13		1.80	1.200									
Steve Ontiveros, R ERA: 2.7 (6, 1)	1.0		6	2	1	1	2	1	0	0	0	0	0	0	9	13	9.00	3.000										
Keith Atherton, R ERA: 5.63 (7, 1)	0.2		3	0	0	0	1	1	0	0	0	0	0	4	8	0.00	1.500											
Bill Krueger, L ERA: 2.25 (7, 1)	0.0		1	0	0	0	0	1	0	0	0	0	0	0	4	∞	∞											
Bill Mooneyham, R ERA: (7, 1)	2.1		10	2	0	0	2	2	0	0	0	0	0	0	12	20	0.00	1.714										

Batter	1	2	3	4	5	6	7	8	9	AB	R	H	RBI	BB	SO	LOB	BOTTOM											
Tony Phillips, S OBP: 0.468, SLG: 0.381 (1, 5)										3	3	1	1	2	1	2	<b>Seattle Mariners @ Oakland Athletics</b> Oakland-Alameda County Coliseum, Oakland, CA Fri Apr 25 1986, 6:05 PM PST Att: 10,303 - Unknown <a href="http://livebaseballscorecards.com">livebaseballscorecards.com</a>											
Dwayne Murphy, L OBP: 0.416, SLG: 0.356 (1, 8)										2	2	0	0	3	1	2												
Jose Canseco, R OBP: 0.351, SLG: 0.469 (1, 9)										4	0	2	2	1	0	2												
Dusty Baker Jr., R OBP: 0.300, SLG: 0.222 (1, 10)										5	0	1	1	0	2	4												
Carney Lansford, R OBP: 0.361, SLG: 0.375 (1, 3)										5	2	2	1	0	1	4												
Steve Henderson, R OBP: 0.100, SLG: 0.222 Rick Peters, S OBP: 0.500, SLG: 0.600 (1, 7)										2	1	1	2	0	0	0												
Donnie Hill, S OBP: 0.500, SLG: 0.875 (1, 4)										4	2	3	2	0	0	0												
Alfredo Griffin, S OBP: 0.377, SLG: 0.355 (1, 6)										4	0	0	1	0	0	3												
Mickey Tettleton, S OBP: 0.289, SLG: 0.211 (1, 2)										2	0	0	0	2	0	1												
<b>Inning Stats</b>	R: 4 E: 0 K: 1 S: 7	H: 2 LOB: 3 BB: 3 P: 19	R: 0 E: 0 K: 1 S: 4	H: 0 LOB: 2 BB: 2 P: 12	R: 0 E: 0 K: 0 S: 3	H: 0 LOB: 0 BB: 0 P: 3	R: 0 E: 0 K: 0 S: 3	H: 0 LOB: 0 BB: 0 P: 3	R: 1 E: 1 K: 2 S: 7	H: 1 LOB: 1 BB: 1 P: 11	R: 3 E: 1 K: 0 S: 6	H: 3 LOB: 1 BB: 1 P: 10	R: 0 E: 0 K: 0 S: 4	H: 1 LOB: 1 BB: 0 P: 4	R: 3 E: 0 K: 1 S: 9	H: 4 LOB: 2 BB: 1 P: 13		R: 0 E: 0 K: 0 S: 3	H: 1 LOB: 1 BB: 1 P: 7	1B: 9 2B: 2 3B: 0 HR: 0	SF: 0 SAC: 0 DP: 1 HBP: 0	WP: 2 PB: 0 SB: 2 CS: 1	PA: 41					
<b>PITCHER</b>	IP	WLS	BF	H	R	ER	SO	BB	IBB	HBP	BLK	WP	HR	S	P	ERA		WHIP										
Matt Young, L ERA: 5.89 (1, 1)	0.2	L	7	4	4	4	1	3	0	0	0	0	0	6	18	54.00		7.500										
Bill Swift, R ERA: 3.86 (1, 1)	4.2		20	4	4	3	3	4	0	0	0	0	0	22	38	5.79	1.714											
Paul Mirabella, L ERA: 8.53 (6, 1)	2.2		14	5	3	3	1	1	0	0	0	1	0	15	19	10.12	2.250											



Batter	1	2	3	4	5	6	7	8	9	AB	R	H	RBI	BB	SO	LOB	TOP										
Phil Bradley, R (1, 7) OBP: 0.342, SLG: 0.328										3	1	0	0	1	1	0	<b>Seattle Mariners @ Oakland Athletics</b> Oakland-Alameda County Coliseum, Oakland, CA Sat Apr 26 1986, 3:33 AM PST Att: 20,109 - Unknown <a href="http://livebaseballscorecards.com">livebaseballscorecards.com</a>										
Ivan Calderon, R (1, 9) OBP: 0.297, SLG: 0.350										4	0	1	0	0	2	1											
Alvin Davis, L (1, 3) OBP: 0.313, SLG: 0.536										4	0	0	1	0	1	1											
Gorman Thomas, R (1, 10) OBP: 0.333, SLG: 0.441										4	0	0	0	0	2	1											
Danny Tartabull, R (1, 4) OBP: 0.343, SLG: 0.483										3	0	0	0	0	1	0											
Jim Prestley, R (1, 5) OBP: 0.250, SLG: 0.333										3	1	1	0	0	0	0											
Dave Henderson, R (1, 8) OBP: 0.291, SLG: 0.311										3	0	0	0	0	1	1											
Bob Kearney, R (1, 2) OBP: 0.227, SLG: 0.238										2	0	1	0	0	0	0											
Ken Phelps, L (8, PH) OBP: 0.500, SLG: 0.750										1	1	1	2	0	0	0											
Steve Yeager, R (8, 2) OBP: 0.184, SLG: 0.143										0	0	0	0	0	0	0											
Spike Owen, S (1, 6) OBP: 0.305, SLG: 0.333										3	0	0	0	0	0	1											
<b>Inning Stats</b>	R: 1 E: 0 K: 1 S: 5	H: 0 LOB: 0 BB: 1 P: 9	R: 0 E: 0 K: 2 S: 7	H: 0 LOB: 0 BB: 0 P: 7	R: 0 E: 0 K: 1 S: 5	H: 1 LOB: 0 BB: 0 P: 5	R: 0 E: 0 K: 1 S: 5	H: 0 LOB: 0 BB: 0 P: 5	R: 0 E: 0 K: 0 S: 3	H: 0 LOB: 0 BB: 0 P: 3	R: 0 E: 0 K: 0 S: 3	H: 0 LOB: 0 BB: 0 P: 5	R: 0 E: 0 K: 1 S: 5	H: 2 LOB: 2 BB: 0 P: 5	R: 0 E: 0 K: 2 S: 8	H: 1 LOB: 1 BB: 0 P: 8	1B: 3 2B: 0 3B: 0 HR: 1	SF: 0 SAC: 0 DP: 1 HBP: 0	WP: 1 PB: 0 SB: 1 CS: 0	PA: 31							
<b>PITCHER</b>	IP	WLS	BF	H	R	ER	SO	BB	IBB	HBP	BLK	WP	HR	S	P	ERA	WHIP										
Joaquin Andujar, R (1, 1) ERA: 4.43	6.0	W	19	1	1	1	5	1	0	0	0	1	0	28	32	1.50	0.333										
Steve Ontiveros, R (7, 1) ERA: 2.51	1.0		3	0	0	0	1	0	0	0	0	0	0	5	5	0.00	0.000										
Jay Howell, R (8, 1) ERA: 3.86	2.0		9	3	2	2	2	0	0	0	0	0	1	13	13	9.00	1.500										

Batter	1	2	3	4	5	6	7	8	9	AB	R	H	RBI	BB	SO	LOB	BOTTOM										
Tony Phillips, S (1, 4) OBP: 0.464, SLG: 0.364										3	1	0	0	2	2	1	<b>Seattle Mariners @ Oakland Athletics</b> Oakland-Alameda County Coliseum, Oakland, CA Sat Apr 26 1986, 3:33 AM PST Att: 20,109 - Unknown <a href="http://livebaseballscorecards.com">livebaseballscorecards.com</a>										
Dwayne Murphy, L (1, 8) OBP: 0.427, SLG: 0.355										3	0	1	0	2	0	0											
Jose Canseco, R (1, 7) OBP: 0.367, SLG: 0.463										3	1	1	1	2	2	2											
Mike Davis, L (1, 9) OBP: 0.261, SLG: 0.302										5	1	0	0	0	0	7											
Dusty Baker Jr., R (1, 10) OBP: 0.295, SLG: 0.225										4	0	1	1	0	0	2											
Carney Lansford, R (1, 5) OBP: 0.368, SLG: 0.397										4	1	2	1	0	0	0											
Bruce Bochte, L (1, 3) OBP: 0.327, SLG: 0.298										2	1	1	1	2	0	2											
Alfredo Griffin, S (1, 6) OBP: 0.356, SLG: 0.333										4	0	0	0	0	0	3											
Bill Bathe, R (1, 2) OBP: 0.158, SLG: 0.211										4	0	0	0	0	0	1											
<b>Inning Stats</b>	R: 0 E: 0 K: 1 S: 5	H: 0 LOB: 2 BB: 2 P: 13	R: 0 E: 0 K: 0 S: 3	H: 0 LOB: 1 BB: 1 P: 7	R: 2 E: 1 K: 1 S: 8	H: 2 LOB: 2 BB: 1 P: 12	R: 1 E: 0 K: 0 S: 5	H: 2 LOB: 2 BB: 1 P: 9	R: 0 E: 0 K: 0 S: 3	H: 0 LOB: 2 BB: 2 P: 11	R: 2 E: 1 K: 1 S: 8	H: 2 LOB: 1 BB: 0 P: 8	R: 0 E: 0 K: 1 S: 5	H: 0 LOB: 0 BB: 0 P: 5	R: 0 E: 0 K: 1 S: 5	H: 0 LOB: 0 BB: 0 P: 5		1B: 5 2B: 1 3B: 0 HR: 0	SF: 0 SAC: 0 DP: 0 HBP: 0	WP: 0 PB: 0 SB: 2 CS: 0	PA: 40						
<b>PITCHER</b>	IP	WLS	BF	H	R	ER	SO	BB	IBB	HBP	BLK	WP	HR	S	P	ERA	WHIP										
Milt Wilcox, R (1, 1) ERA: 5.59	5.2	L	30	4	3	1	2	8	0	0	0	0	0	26	58	1.59	2.118										
Lee Guetterman, L (6, 1) ERA: 3.35	1.0		5	2	2	1	0	0	0	0	0	0	0	5	5	9.00	2.000										
Pete Ladd, R (7, 1) ERA: 3.48	1.1		5	0	0	0	2	0	0	0	0	0	0	9	9	0.00	0.000										





Batter	1	2	3	4	5	6	7	8	9	AB	R	H	RBI	BB	SO	LOB	TOP										
Phil Bradley, R OBP: 0.325, SLG: 0.310 (1, 7)										4	0	0	0	0	2	2											
Ivan Calderon, R OBP: 0.294, SLG: 0.344 (1, 9)										4	0	1	0	0	1	1											
Alvin Davis, L OBP: 0.303, SLG: 0.517 (1, 3)										2	0	0	0	0	2	0											
Barry Bonnell, R OBP: 0.077, SLG: 0.083 (6, 3)										2	0	0	0	0	0	1											
Ken Phelps, L OBP: 0.429, SLG: 0.600 (1, 10)										3	0	0	0	0	1	0											
Jim Prestley, R OBP: 0.240, SLG: 0.319 (1, 5)										3	0	0	0	0	1	0											
Danny Tartabull, R OBP: 0.342, SLG: 0.468 (1, 4)										2	0	0	0	1	1	0											
Dave Henderson, R OBP: 0.293, SLG: 0.298 (1, 8)										2	0	0	0	1	2	1											
Steve Yeager, R OBP: 0.182, SLG: 0.133 (1, 2)										2	0	0	0	0	0	1											
Al Cowens, R OBP: 0.167, SLG: 0.179 (8, PH)										1	0	0	0	0	1	0											
Bob Kearney, R OBP: 0.227, SLG: 0.238 (8, 2)										0	0	0	0	0	0	0											
Spike Owen, S OBP: 0.306, SLG: 0.333 (1, 6)										3	0	1	0	0	1	1											
<b>Inning Stats</b>	R: 0 E: 0 K: 3 S: 9	H: 0 LOB: 0 BB: 0 P: 9	R: 0 E: 0 K: 0 S: 3	H: 0 LOB: 0 BB: 0 P: 3	R: 0 E: 0 K: 0 S: 3	H: 0 LOB: 1 BB: 1 P: 7	R: 0 E: 0 K: 1 S: 5	H: 0 LOB: 0 BB: 0 P: 5	R: 0 E: 0 K: 2 S: 6	H: 0 LOB: 1 BB: 1 P: 10	R: 0 E: 0 K: 1 S: 4	H: 1 LOB: 1 BB: 0 P: 4	R: 0 E: 0 K: 1 S: 5	H: 0 LOB: 0 BB: 0 P: 5	R: 0 E: 0 K: 3 S: 9	H: 0 LOB: 0 BB: 0 P: 9	R: 0 E: 0 K: 2 S: 8	H: 1 LOB: 1 BB: 0 P: 8	1B: 2 2B: 1 3B: 0 HR: 0	SF: 0 SAC: 0 DP: 1 HBP: 0	WP: 0 PB: 0 SB: 0 CS: 1	PA: 30					
<b>PITCHER</b>	IP	WLS	BF	H	R	ER	SO	BB	IBB	HBP	BLK	WP	HR	S	P	ERA	WHIP										
Rick Langford, R ERA: 4.32 (1, 1)	7.0	W	23	1	0	0	7	2	0	0	0	0	0	35	43	0.00	0.429										
Jay Howell, R ERA: 3.29 (8, 1)	2.0	S	7	1	0	0	5	0	0	0	0	0	0	17	17	0.00	0.500										

Seattle Mariners @ Oakland Athletics  
Oakland-Alameda County Coliseum, Oakland, CA  
Sun Apr 27 1986, 3:33 AM PDT  
Att: 16,228 - Unknown

AB 28  
R 0  
H 2  
RBI 0  
BB 2  
SO 12  
LOB 7



Batter	1	2	3	4	5	6	7	8	9	AB	R	H	RBI	BB	SO	LOB	BOTTOM										
Rick Peters, S OBP: 0.571, SLG: 0.615 (1, 7)										3	0	2	0	1	0	0											
Dwayne Murphy, L OBP: 0.430, SLG: 0.354 (1, 8)										3	0	1	0	1	0	2											
Jose Canseco, R OBP: 0.373, SLG: 0.457 (1, 9)										3	0	1	0	1	1	2											
Dusty Baker Jr., R OBP: 0.292, SLG: 0.209 (1, 10)										3	0	0	0	1	0	2											
Carney Lansford, R OBP: 0.375, SLG: 0.403 (1, 5)										4	1	2	0	0	0	3											
Bruce Bochte, L OBP: 0.322, SLG: 0.294 (1, 3)										4	0	1	0	0	0	1											
Donnie Hill, S OBP: 0.476, SLG: 0.789 (1, 4)										3	0	1	1	0	0	1											
Alfredo Griffin, S OBP: 0.342, SLG: 0.319 (1, 6)										3	0	0	0	0	0	2											
Mickey Tettleton, S OBP: 0.271, SLG: 0.195 (1, 2)										3	0	0	0	0	1	0											
<b>Inning Stats</b>	R: 0 E: 0 K: 1 S: 4	H: 2 LOB: 1 BB: 0 P: 8	R: 1 E: 0 K: 0 S: 5	H: 2 LOB: 1 BB: 0 P: 5	R: 0 E: 0 K: 0 S: 4	H: 1 LOB: 3 BB: 2 P: 12	R: 0 E: 0 K: 0 S: 3	H: 1 LOB: 0 BB: 0 P: 3	R: 0 E: 0 K: 0 S: 5	H: 2 LOB: 2 BB: 0 P: 5	R: 0 E: 0 K: 0 S: 3	H: 0 LOB: 0 BB: 0 P: 3	R: 0 E: 0 K: 1 S: 6	H: 1 LOB: 2 BB: 1 P: 10	R: 0 E: 0 K: 0 S: 3	H: 1 LOB: 0 BB: 0 P: 3	1B: 8 2B: 0 3B: 0 HR: 0	SF: 0 SAC: 0 DP: 2 HBP: 0	WP: 0 PB: 0 SB: 0 CS: 0	PA: 33							
<b>PITCHER</b>	IP	WLS	BF	H	R	ER	SO	BB	IBB	HBP	BLK	WP	HR	S	P	ERA	WHIP										
Mike Morgan, R ERA: 2.0 (1, 1)	8.0	L	33	8	1	1	2	4	0	0	0	0	0	33	49	1.12	1.500										

Seattle Mariners @ Oakland Athletics  
Oakland-Alameda County Coliseum, Oakland, CA  
Sun Apr 27 1986, 3:33 AM PDT  
Att: 16,228 - Unknown

AB 29  
R 1  
H 8  
RBI 1  
BB 4  
SO 2  
LOB 13





Batter	1	2	3	4	5	6	7	8	9	AB	R	H	RBI	BB	SO	LOB	TOP								
Tony Phillips, S OBP: 0.461, SLG: 0.357 (1, 4)	0-0 6-3		0-0 F6		0-0 G1		0-0 CS 1B		4-0 BB	4	0	1	0	1	0	0	<b>Oakland Athletics @ Milwaukee Brewers</b> Milwaukee County Stadium, Milwaukee, WI Tue Apr 29 1986, 8:05 PM EDT Att: 5,907 - Unknown <a href="http://livebaseballscorecards.com">livebaseballscorecards.com</a>								
Dwayne Murphy, L OBP: 0.407, SLG: 0.329 (1, 8)	0-0 F7		0-3 K		0-0 F8		0-0 CS 1-2	0-0 F9	0-0 F7	5	0	0	0	0	1	3									
Jose Canseco, R OBP: 0.391, SLG: 0.500 (1, 7)	4-0 WP 1B BB			0-0 HR		4-0 S BB		0-0 F9		2	2	1	1	2	0	0									
Mike Davis, L OBP: 0.260, SLG: 0.298 (1, 9)	0-0 1-H 1B		0-0 F9		0-0 K		0-3 1-2 K	0-0 F5		4	0	1	1	0	1	1									
Carney Lansford, R OBP: 0.357, SLG: 0.382 (1, 5)	0-0 F8		0-0 5-3		0-0 6-3			0-0 F3		4	0	0	0	0	0	2									
Dusty Baker Jr., R OBP: 0.308, SLG: 0.298 (1, 10)		0-0 L3 1B		0-0 E5 1B		0-0 F7		0-0 HR		4	1	2	1	0	0	1									
Bruce Bochte, L OBP: 0.349, SLG: 0.333 (1, 3)		0-0 F8		0-0 1-3 1B		0-0 1B 4-3 2B		4-0 1B SH5-3 BB		3	1	2	0	1	0	1									
Rick Peters, S OBP: 0.571, SLG: 0.615 (9, PR)										0	0	0	0	0	0	0									
Bill Bathe, R OBP: 0.158, SLG: 0.211 (9, 2)										0	0	0	0	0	0	0									
Alfredo Griffin, S OBP: 0.342, SLG: 0.319 (1, 6)		0-0 L3		0-0 F8		0-0 CS 4-3 1B		0-0 SH5-3		3	0	1	0	0	0	3									
Mickey Tettleton, S OBP: 0.295, SLG: 0.182 (9, PH)								0-0 1-2 BB		3	0	0	1	0	0	1									
Donnie Hill, S OBP: 0.500, SLG: 0.800 (9, 4)			0-0 4-3		0-0 G3		0-0 1-2 3-H 4-3	0-0 BB		1	0	1	0	0	0	0									
<b>Inning Stats</b>	R: 1 E: 0 K: 0 S: 4	H: 1 LOB: 1 BB: 1 P: 8	R: 0 E: 0 K: 0 S: 3	H: 1 LOB: 0 BB: 0 P: 3	R: 0 E: 0 K: 1 S: 5	H: 0 LOB: 0 BB: 0 P: 5	R: 1 E: 1 K: 0 S: 6	H: 2 LOB: 2 BB: 0 P: 6	R: 0 E: 0 K: 0 S: 3	H: 0 LOB: 0 BB: 0 P: 3	R: 0 E: 0 K: 1 S: 5	H: 0 LOB: 1 BB: 1 P: 9	R: 1 E: 0 K: 0 S: 4	H: 3 LOB: 0 BB: 0 P: 4	R: 0 E: 0 K: 0 S: 3	H: 0 LOB: 0 BB: 0 P: 3	R: 1 E: 0 K: 0 S: 5	H: 2 LOB: 3 BB: 2 P: 13	1B: 6 2B: 2 3B: 0 HR: 2	SF: 0 SAC: 1 DP: 1 HBP: 0	WP: 1 PB: 0 SB: 1 CS: 2	PA: 39			
<b>PITCHER</b>	IP	WLS	BF	H	R	ER	SO	BB	IBB	HBP	BLK	WP	HR	S	P	ERA	WHIP								
Bill Wegman, R ERA: 4.07 (1, 1)	6.2		28	7	3	3	2	2	0	0	0	1	1	30	38	4.05	1.350								
Dan Plesac, L ERA: 4.66 (7, 1)	0.1		0	0	0	0	0	0	0	0	0	0	0	0	0	0.00	0.000								
Danny Darwin, R ERA: 4.35 (8, 1)	1.1		6	1	1	1	0	1	0	0	0	0	1	5	9	6.75	1.500								
Bob McClure, L ERA: (9, 1)	0.2	W	4	1	0	0	0	1	0	0	0	0	0	3	7	0.00	3.000								

Batter	1	2	3	4	5	6	7	8	9	AB	R	H	RBI	BB	SO	LOB	BOTTOM								
Paul Molitor, R OBP: 0.397, SLG: 0.431 (1, 5)	0-3 K	4-0 BB		0-0 F9			0-0 G1 2B	0-0 F4		4	0	1	0	1	1	2	<b>Oakland Athletics @ Milwaukee Brewers</b> Milwaukee County Stadium, Milwaukee, WI Tue Apr 29 1986, 8:05 PM EDT Att: 5,907 - Unknown <a href="http://livebaseballscorecards.com">livebaseballscorecards.com</a>								
Ernest Riles, L OBP: 0.271, SLG: 0.348 (1, 6)	0-0 2B 3B	0-0 4-3			0-0 F6		0-0 G1 2-3		0-0 2B 1B	5	2	2	0	0	0	3									
Cecil Cooper, L OBP: 0.317, SLG: 0.382 (1, 10)	0-0 3-H 2B		0-3 K		0-0 F7		0-3 K		0-0 1B 2B	5	0	2	1	0	2	1									
Robin Yount, R OBP: 0.459, SLG: 0.507 (1, 8)	4-0 BB		0-0 6-3		0-0 S 1B		0-0 F8		4-0 1B IBB	3	0	1	0	2	0	1									
Billy Jo Roidoux, L OBP: 0.467, SLG: 0.483 (1, 3)	0-0 F7		0-3 K		4-0 1-2 BB			0-0 1B HR 2B	0-0 1-2 2-3 3-H 1B	4	1	2	1	1	1	2									
Jim Gantner, L OBP: 0.339, SLG: 0.411 (1, 4)	0-0 4-3			0-0 4-3		0-0 F9		0-0 HR 1B		4	1	1	0	0	0	4									
Rob Deer, R OBP: 0.309, SLG: 0.479 (1, 9)		0-0 F7		0-0 BB 1B		0-0 F3		0-0 1-H HR		4	1	2	3	0	0	0									
Mike Felder, S OBP: 0.304, SLG: 0.283 (1, 7)		4-0 S BB		4-0 1-2 BB		0-0 L4		0-0 5-3		2	0	0	0	2	0	0									
Rick Cerone, R OBP: 0.220, SLG: 0.184 (1, 2)		0-0 F9		0-0 F4		0-0 6-3		0-0 F9		4	0	0	0	0	0	3									
<b>Inning Stats</b>	R: 1 E: 0 K: 1 S: 7	H: 2 LOB: 2 BB: 1 P: 11	R: 0 E: 0 K: 0 S: 3	H: 0 LOB: 2 BB: 2 P: 11	R: 0 E: 0 K: 2 S: 7	H: 0 LOB: 0 BB: 0 P: 7	R: 0 E: 0 K: 0 S: 4	H: 1 LOB: 2 BB: 1 P: 8	R: 0 E: 0 K: 0 S: 3	H: 0 LOB: 0 BB: 0 P: 3	R: 0 E: 0 K: 1 S: 6	H: 1 LOB: 1 BB: 0 P: 6	R: 3 E: 0 K: 0 S: 6	H: 3 LOB: 0 BB: 0 P: 6	R: 1 E: 0 K: 0 S: 3	H: 3 LOB: 3 BB: 1 P: 7		1B: 5 2B: 4 3B: 1 HR: 1	SF: 0 SAC: 0 DP: 0 HBP: 0	WP: 0 PB: 0 SB: 2 CS: 0	PA: 41				
<b>PITCHER</b>	IP	WLS	BF	H	R	ER	SO	BB	IBB	HBP	BLK	WP	HR	S	P	ERA	WHIP								
Chris Codiroli, R ERA: 2.2 (1, 1)	5.0		24	4	1	1	3	5	0	0	0	0	0	25	45	1.80	1.800								
Steve Ontiveros, R ERA: 2.79 (6, 1)	2.0		8	2	1	1	1	0	0	0	0	0	0	10	10	4.50	1.000								
Jay Howell, R ERA: 4.91 (8, 1)	1.0	L	9	5	3	3	0	0	1	0	0	0	1	8	12	27.00	5.000								





Batter	1	2	3	4	5	6	7	8	9	AB	R	H	RBI	BB	SO	LOB	TOP			
Tony Phillips, S OBP: 0.457, SLG: 0.356 (1, 5)	6-3		SH5-3 1-2		K			1B		3	0	1	0	0	1	1	<b>Oakland Athletics @ Milwaukee Brewers</b> Milwaukee County Stadium, Milwaukee, WI Wed Apr 30 1986, 8:05 PM EDT Att: 5,892 - Unknown <a href="http://livebaseballscorecards.com">livebaseballscorecards.com</a>			
Dwayne Murphy, L OBP: 0.394, SLG: 0.315 Steve Henderson, R OBP: 0.091, SLG: 0.200 Mickey Tettleton, S OBP: 0.295, SLG: 0.182 (1, 8) (8, PH) (8, 2)	4-3		K		K			K		3	0	0	0	0	2	1				
Jose Canseco, R OBP: 0.396, SLG: 0.493 (1, 9)	BB			6-3				F7		3	0	1	0	1	0	1				
Dave Kingman, R OBP: 0.197, SLG: 0.263 (1, 10)	F4			K				K		4	0	0	0	0	3	2				
Dusty Baker Jr., R OBP: 0.304, SLG: 0.353 (1, 7)		5-3			HR			F8		4	1	1	1	0	0	1				
Carney Lansford, R OBP: 0.341, SLG: 0.363 (1, 3)	L9			6-3				6-3		4	0	0	0	0	0	0				
Donnie Hill, S OBP: 0.440, SLG: 0.696 (1, 4)	F8				4-3			5-3		3	0	0	0	0	0	0				
Alfredo Griffin, S OBP: 0.341, SLG: 0.320 (1, 6)			SH5-3 1B		F5			K		3	0	1	0	0	1	0				
Bill Bathe, R OBP: 0.190, SLG: 0.238 Rick Peters, S OBP: 0.533, SLG: 0.571 (1, 2) (8, PH) (8, 8)	F5							5-3		2	0	1	0	0	0	1				
<b>Inning Stats</b>	R: 0 E: 0 K: 0 S: 3	H: 0 LOB: 1 BB: 1 P: 7	R: 0 E: 0 K: 0 S: 3	H: 0 LOB: 0 BB: 0 P: 3	R: 0 E: 0 K: 1 S: 6	H: 1 LOB: 1 BB: 0 P: 6	R: 1 E: 0 K: 1 S: 6	H: 1 LOB: 0 BB: 0 P: 6	R: 0 E: 0 K: 2 S: 8	H: 1 LOB: 1 BB: 0 P: 8	R: 0 E: 0 K: 1 S: 5	H: 0 LOB: 0 BB: 0 P: 5	R: 0 E: 0 K: 1 S: 6	H: 1 LOB: 1 BB: 0 P: 6	R: 0 E: 0 K: 1 S: 5	H: 0 LOB: 0 BB: 0 P: 5	1B: 4 2B: 0 3B: 0 HR: 1	SF: 0 SAC: 1 DP: 0 HBP: 0	WP: 0 PB: 0 SB: 0 CS: 0	PA: 33
<b>PITCHER</b> Teddy Higuera, L ERA: 2.23 (1, 1)	IP: 9.0 WLS: W BF: 33 H: 5 R: 1 ER: 1 SO: 8 BB: 1 IBB: 0 HBP: 0 BLK: 0 WP: 0 HR: 1 S: 48 P: 52 ERA: 1.00 WHIP: 0.667															<b>PITCHER</b>				

Batter	1	2	3	4	5	6	7	8	9	AB	R	H	RBI	BB	SO	LOB	BOTTOM			
Paul Molitor, R OBP: 0.378, SLG: 0.406 (1, 5)	K		K		K					4	0	0	0	0	4	1	<b>Oakland Athletics @ Milwaukee Brewers</b> Milwaukee County Stadium, Milwaukee, WI Wed Apr 30 1986, 8:05 PM EDT Att: 5,892 - Unknown <a href="http://livebaseballscorecards.com">livebaseballscorecards.com</a>			
Ernest Riles, L OBP: 0.257, SLG: 0.329 (1, 6)	G3		F8		3-1			F6		4	0	0	0	0	0	0				
Cecil Cooper, L OBP: 0.289, SLG: 0.342 (1, 10)	K		G3		L8			F8		4	0	0	0	0	1	0				
Robin Yount, R OBP: 0.462, SLG: 0.535 (1, 8)		4-3 SF9 1B		K				K		4	1	2	0	0	2	0				
Billy Jo Robidoux, L OBP: 0.456, SLG: 0.460 (1, 3)	4-3			K				SH1-3 3B BB		3	1	0	0	1	1	2				
Ben Oglivie, L OBP: 0.222, SLG: 0.143 Rick Manning, L OBP: 0.400, SLG: 0.400 (1, 7) (8, 9)	SF9			F7				SH1-3		1	0	0	1	0	0	0				
Jim Gantner, L OBP: 0.371, SLG: 0.456 (1, 4)		3B			S SH3 FC6-2 HBP			3B IBB		1	2	1	0	1	0	0				
Mike Felder, S OBP: 0.328, SLG: 0.354 (8, 7)					SH3			6-3 3B		2	1	2	3	0	0	0				
Charlie Moore, R OBP: 0.417, SLG: 0.450 (1, 2)	F9				FC6-2			6-3		3	0	0	1	0	0	2				
<b>Inning Stats</b>	R: 0 E: 0 K: 2 S: 7	H: 0 LOB: 0 BB: 0 P: 7	R: 2 E: 0 K: 0 S: 6	H: 3 LOB: 1 BB: 0 P: 6	R: 0 E: 0 K: 1 S: 5	H: 0 LOB: 0 BB: 0 P: 5	R: 0 E: 0 K: 2 S: 7	H: 0 LOB: 0 BB: 0 P: 7	R: 0 E: 0 K: 1 S: 5	H: 0 LOB: 0 BB: 0 P: 6	R: 0 E: 0 K: 1 S: 5	H: 0 LOB: 0 BB: 0 P: 5	R: 3 E: 0 K: 1 S: 6	H: 1 LOB: 0 BB: 2 P: 14	R: 0 E: 0 K: 0 S: 4	H: 1 LOB: 1 BB: 0 P: 4	1B: 2 2B: 0 3B: 3 HR: 0	SF: 1 SAC: 2 DP: 0 HBP: 1	WP: 0 PB: 0 SB: 3 CS: 0	PA: 32
<b>PITCHER</b> Jose Rijo, R ERA: 4.89 Keith Atherton, R ERA: 5.0 (1, 1) (8, 1)	IP: 7.0 WLS: L BF: 28 H: 4 R: 5 ER: 5 SO: 8 BB: 1 IBB: 1 HBP: 1 BLK: 0 WP: 0 HR: 0 S: 41 P: 50 ERA: 6.43 WHIP: 0.714															<b>PITCHER</b>				



Batter	1	2	3	4	5	6	7	8	9	AB R H RBI BB SO LOB	TOP											
<b>Tony Phillips, S</b> (1,4) OBP: 0.454, SLG: 0.351										4 1 1 0 1 1 0	<b>Oakland Athletics @ Milwaukee Brewers</b> Milwaukee County Stadium, Milwaukee, WI Thu May 01 1986, 4:33 AM EDT Att: 6,169 - Unknown											
<b>Dwayne Murphy, L</b> (1,8) OBP: 0.404, SLG: 0.355										3 2 1 2 2 1 1												
<b>Jose Canseco, R</b> (1,7) OBP: 0.396, SLG: 0.519										4 1 1 2 0 1 1												
<b>Mike Davis, L</b> (1,9) OBP: 0.241, SLG: 0.275										4 0 0 0 0 1 2												
<b>Dusty Baker Jr., R</b> (1,10) OBP: 0.300, SLG: 0.345 <b>Rick Peters, S</b> (8, PR) OBP: 0.533, SLG: 0.571										4 0 1 0 0 0 2 0 1 0 0 0 0 0												
<b>Carney Lansford, R</b> (1,5) OBP: 0.337, SLG: 0.357										4 1 1 0 0 1 0												
<b>Bruce Bochte, L</b> (1,3) OBP: 0.373, SLG: 0.351										3 1 2 0 1 0 0												
<b>Alfredo Griffin, S</b> (1,6) OBP: 0.360, SLG: 0.338										2 0 2 1 1 0 0												
<b>Mickey Tettleton, S</b> (1,2) OBP: 0.236, SLG: 0.170										3 0 0 1 0 2 3												
<b>Inning Stats</b>	R: 2 E: 0 K: 1 S: 7	H: 2 LOB: 0 BB: 0 P: 7	R: 0 E: 0 K: 1 S: 6	H: 2 LOB: 1 BB: 0 P: 6	R: 0 E: 0 K: 0 S: 3	H: 0 LOB: 2 BB: 1 P: 8	R: 1 E: 0 K: 0 S: 4	H: 2 LOB: 0 BB: 0 P: 4	R: 2 E: 0 K: 0 S: 4	H: 1 LOB: 0 BB: 1 P: 8		R: 0 E: 0 K: 1 S: 5	H: 0 LOB: 1 BB: 1 P: 9	R: 0 E: 0 K: 0 S: 2	H: 0 LOB: 0 BB: 1 P: 6	R: 2 E: 0 K: 1 S: 7	H: 2 LOB: 2 BB: 1 P: 11	R: 0 E: 0 K: 3 S: 9	H: 0 LOB: 0 BB: 0 P: 9	1B: 7 2B: 0 3B: 0 HR: 2	SF: 2 SAC: 0 DP: 0 HBP: 1	WP: 0 PB: 0 SB: 2 CS: 2
<b>PITCHER</b>	IP WLS BF H R ER SO BB IBB HBP BLK WP HR S P ERA WHIP											<b>PITCHER</b>	IP WLS BF H R ER SO BB IBB HBP BLK WP HR S P ERA WHIP									
<b>Tim Leary, R</b> (1,1) ERA: 5.28	5.0 L 23 7 5 5 2 2 0 1 0 0 2 24 33 9.00 1.800																					
<b>Jaime Cocanower, R</b> (6,1) ERA: 3.55	3.0 13 2 2 2 2 3 0 0 0 0 0 14 26 6.00 1.667																					
<b>Mark Clear, R</b> (9,1) ERA: 1.23	1.0 3 0 0 0 3 0 0 0 0 0 0 9 9 0.00 0.000																					

Batter	1	2	3	4	5	6	7	8	9	AB R H RBI BB SO LOB	BOTTOM									
<b>Paul Moltzer, R</b> (1,5) OBP: 0.372, SLG: 0.397										4 0 1 0 0 0 0	<b>Oakland Athletics @ Milwaukee Brewers</b> Milwaukee County Stadium, Milwaukee, WI Thu May 01 1986, 4:33 AM EDT Att: 6,169 - Unknown									
<b>Ernest Riles, L</b> (1,6) OBP: 0.289, SLG: 0.338										4 0 2 0 0 0 1										
<b>Cecil Cooper, L</b> (1,10) OBP: 0.265, SLG: 0.310										4 0 0 0 0 0 3										
<b>Robin Yount, R</b> (1,8) OBP: 0.463, SLG: 0.541										3 1 1 0 1 0 0										
<b>Billy Jo Robidoux, L</b> (1,3) OBP: 0.458, SLG: 0.455										3 0 1 0 1 0 1										
<b>Ben Oglivie, L</b> (1,7) OBP: 0.231, SLG: 0.273										4 1 1 1 0 0 3										
<b>Rob Deer, R</b> (1,9) OBP: 0.322, SLG: 0.490										3 0 1 1 1 2 1										
<b>Juan Castillo, S</b> (1,4) OBP: 0.286, SLG: 0.091										3 0 0 0 0 0 3										
<b>Rick Cerone, R</b> (1,2) OBP: 0.205, SLG: 0.171										3 0 0 0 0 0 1										
<b>Inning Stats</b>	R: 0 E: 0 K: 0 S: 3	H: 1 LOB: 0 BB: 0 P: 3	R: 0 E: 0 K: 0 S: 3	H: 0 LOB: 2 BB: 2 P: 11	R: 0 E: 0 K: 0 S: 4	H: 1 LOB: 1 BB: 0 P: 4	R: 2 E: 0 K: 0 S: 6	H: 3 LOB: 1 BB: 0 P: 6	R: 0 E: 0 K: 0 S: 3	H: 1 LOB: 0 BB: 0 P: 3		R: 0 E: 0 K: 1 S: 5	H: 0 LOB: 0 BB: 0 P: 5	R: 0 E: 0 K: 0 S: 3	H: 0 LOB: 0 BB: 0 P: 3	R: 0 E: 0 K: 1 S: 5	H: 1 LOB: 1 BB: 1 P: 9	1B: 4 2B: 4 3B: 0 HR: 0	SF: 0 SAC: 0 DP: 3 HBP: 0	WP: 0 PB: 0 SB: 0 CS: 0
<b>PITCHER</b>	IP WLS BF H R ER SO BB IBB HBP BLK WP HR S P ERA WHIP											<b>PITCHER</b>	IP WLS BF H R ER SO BB IBB HBP BLK WP HR S P ERA WHIP							
<b>Moose Haas, R</b> (1,1) ERA: 1.47	8.0 W 30 6 2 2 1 2 0 0 0 0 0 30 38 2.25 1.000																			
<b>Bill Mooneyham, R</b> (9,1) ERA:	1.0 4 1 0 0 1 1 0 0 0 0 0 5 9 0.00 2.000																			








Batter	1	2	3	4	5	6	7	8	9	AB	R	H	RBI	BB	SO	LOB	TOP								
<b>Tony Phillips, S</b> OBP: 0.443, SLG: 0.353 (1, 4)	0-0 SH1-3 2B	0-0 S 3B 1B		4-0 BB		0-3 K			0-0 F7	4	1	2	1	1	1	1									
<b>Dwayne Murphy, L</b> OBP: 0.402, SLG: 0.393 (1, 8)	0-0 SH1-3 2-3	0-0 1-H 3B		0-0 F8		0-0 F8			0-0 5-3 BB 1B	4	0	2	1	0	0	3									
<b>Jose Canseco, R</b> OBP: 0.410, SLG: 0.541 (1, 7)	4-0 HBP BB	0-0 4-3			0-0 G3 1B	0-3 K			4-0 5-3 BB	3	1	1	0	2	1	2									
<b>Dave Kingman, R</b> OBP: 0.214, SLG: 0.297 (1, 10)	1-0 FC5-4 HBP		0-0 F2		0-0 F5		0-0 3-1		0-0 5-3	4	0	0	0	0	0	3									
<b>Bruce Bochte, L</b> OBP: 0.355, SLG: 0.369 <b>Rick Peters, S</b> OBP: 0.533, SLG: 0.571 (9, PR)	0-0 F6		0-0 F7		0-0 G3		0-0 F7		4-0 IBB	4	0	0	0	1	0	4									
<b>Carney Lansford, R</b> OBP: 0.337, SLG: 0.348 (1, 5)	0-0 FC5-4 1-2		0-0 4-3		0-0 1B		0-0 F8		0-0 F8	5	0	1	1	0	0	6									
<b>Mike Davis, L</b> OBP: 0.262, SLG: 0.293 (1, 9)		0-0 FC3-6 1B		0-0 F9		0-0 1B		0-0 4-3		4	0	2	0	0	0	0									
<b>Alfredo Griffin, S</b> OBP: 0.351, SLG: 0.321 (1, 6)		0-0 FC3-6 SH1-3 1B		0-0 F9		0-0 G3		0-0 G3		4	1	1	0	0	0	3									
<b>Bill Bathe, R</b> OBP: 0.222, SLG: 0.231 <b>Dusty Baker Jr., R</b> OBP: 0.256, SLG: 0.339 <b>Mickey Tettleton, S</b> OBP: 0.236, SLG: 0.170 (8, PH)	0-0 SH1-3 1-2		0-0 G3		0-0 1B	4-0 BB		0-0 F2		1	0	0	0	1	0	1									
<b>Inning Stats</b>	R: 0 E: 0 K: 0 S: 4	H: 1 LOB: 3 BB: 1 P: 9	R: 2 E: 0 K: 0 S: 6	H: 3 LOB: 1 BB: 0 P: 6	R: 0 E: 0 K: 0 S: 3	H: 0 LOB: 0 BB: 0 P: 3	R: 0 E: 0 K: 0 S: 4	H: 1 LOB: 2 BB: 1 P: 8	R: 1 E: 0 K: 0 S: 6	H: 3 LOB: 2 BB: 0 P: 6	R: 0 E: 0 K: 2 S: 7	H: 0 LOB: 1 BB: 1 P: 11	R: 0 E: 0 K: 0 S: 3	H: 0 LOB: 0 BB: 0 P: 3	R: 0 E: 0 K: 0 S: 3	H: 0 LOB: 0 BB: 0 P: 3	R: 0 E: 0 K: 0 S: 4	H: 1 LOB: 3 BB: 2 P: 12	1B: 7 2B: 1 3B: 1 HR: 0	SF: 0 SAC: 2 DP: 0 HBP: 1	WP: 0 PB: 0 SB: 2 CS: 0	PA: 42			
<b>PITCHER</b>	IP	WLS	BF	H	R	ER	SO	BB	IBB	HBP	BLK	WP	HR	S	P	ERA	WHIP								
<b>Mike Brown, R</b> ERA: 3.65 <b>Sammy Stewart, R</b> ERA: 1.54 <b>Bob Stanley, R</b> ERA: 4.32	(1, 1)	4.2	25	8	3	3	0	2	0	1	0	0	0	22	31	5.79	2.143								
	(5, 1)	3.2	W	14	1	0	2	2	0	0	0	0	0	16	24	0.00	0.818								
	(9, 1)	0.2	S	3	0	0	0	0	1	0	0	0	0	2	6	0.00	0.000								

**Oakland Athletics @ Boston Red Sox**  
Fenway Park, Boston, MA  
Sat May 03 1986, 3:33 AM EDT  
Att: 20,046 - Unknown


**AB 34**  
**R 3**  
**H 9**  
**RBI 3**  
**BB 5**  
**SO 2**  
**LOB 23**



Batter	1	2	3	4	5	6	7	8	9	AB	R	H	RBI	BB	SO	LOB	BOTTOM								
<b>Dwight Evans, R</b> OBP: 0.382, SLG: 0.429 (1, 9)	4-0 G1-6-3 BB		0-0 1-3 HR 2B		0-3 K		0-0 F4			3	1	1	0	1	1	0									
<b>Wade Boggs, L</b> OBP: 0.441, SLG: 0.524 (1, 5)	0-0 G1-6-3 1-2		0-0 1-3		0-0 1B		0-0 1B		0-0 1B	4	0	2	0	0	0	3									
<b>Bill Buckner, L</b> OBP: 0.265, SLG: 0.374 (1, 3)	0-0 F8		0-0 6-3		0-0 1B		0-0 1B		0-0 1B	4	0	2	1	0	0	1									
<b>Jim Rice, R</b> OBP: 0.333, SLG: 0.489 (1, 7)		0-0 6-3 2B	0-0 3-H HR		0-0 6-3			0-0 F4		4	1	2	2	0	0	2									
<b>Don Baylor, R</b> OBP: 0.319, SLG: 0.358 (1, 10)		0-0 6-3	0-0 K		4-0 1B G4-6-3 BB		0-0 F9			3	1	0	0	1	1	1									
<b>Marty Barrett, R</b> OBP: 0.402, SLG: 0.452 (1, 4)		4-0 6-3 BB		0-0 F7		0-0 G4-6-3 1B		0-0 F8		3	0	1	0	1	0	0									
<b>Steve Lyons, L</b> OBP: 0.304, SLG: 0.455 (1, 8)		0-0 6-3 1-2 2-3		0-0 F9		0-0 G4-6-3 1-2				3	0	0	0	0	0	3									
<b>Ed Romero, R</b> OBP: 0.281, SLG: 0.298 (1, 6)		0-3 K		0-0 L4		0-0 F6				3	0	0	0	0	1	2									
<b>Marc Sullivan, R</b> OBP: 0.364, SLG: 0.300 (1, 2)			0-0 2B 6-3 1B		0-0 5-3		0-3 K			3	1	1	0	0	1	0									
<b>Inning Stats</b>	R: 0 E: 0 K: 0 S: 2	H: 0 LOB: 0 BB: 1 P: 6	R: 0 E: 0 K: 1 S: 6	H: 1 LOB: 2 BB: 1 P: 10	R: 3 E: 0 K: 1 S: 8	H: 3 LOB: 0 BB: 0 P: 8	R: 0 E: 0 K: 0 S: 3	H: 0 LOB: 0 BB: 0 P: 3	R: 0 E: 0 K: 0 S: 7	H: 2 LOB: 2 BB: 0 P: 7	R: 1 E: 0 K: 0 S: 3	H: 1 LOB: 0 BB: 1 P: 7	R: 0 E: 0 K: 1 S: 6	H: 2 LOB: 0 BB: 0 P: 6	R: 0 E: 0 K: 0 S: 3	H: 0 LOB: 0 BB: 0 P: 3	R: 0 E: 0 K: 0 S: 4	H: 0 LOB: 0 BB: 0 P: 12	1B: 6 2B: 2 3B: 0 HR: 1	SF: 0 SAC: 0 DP: 2 HBP: 0	WP: 0 PB: 0 SB: 0 CS: 0	PA: 33			
<b>PITCHER</b>	IP	WLS	BF	H	R	ER	SO	BB	IBB	HBP	BLK	WP	HR	S	P	ERA	WHIP								
<b>Chris Codolir, R</b> ERA: 2.7	(1, 1)	8.0	L	33	9	4	4	4	3	0	0	0	1	38	50	4.50	1.500								

**Oakland Athletics @ Boston Red Sox**  
Fenway Park, Boston, MA  
Sat May 03 1986, 3:33 AM EDT  
Att: 20,046 - Unknown

**AB 30**  
**R 4**  
**H 9**  
**RBI 3**  
**BB 3**  
**SO 4**  
**LOB 12**









Batter	1	2	3	4	5	6	7	8	9	AB	R	H	RBI	BB	SO	LOB	TOP																			
<b>Tony Phillips, S</b> OBP: 0.435, SLG: 0.351 (1, 4)	F7	F4							G3	5	1	1	0	0	1	1	<b>Oakland Athletics @ Toronto Blue Jays</b> Exhibition Stadium, Toronto, ON Mon May 05 1986, 7:05 PM EDT Att: 20,111 - Unknown																			
<b>Bruce Bochte, L</b> OBP: 0.365, SLG: 0.352 (1, 3)	HR	F8							G3	4	1	1	0	1	1																					
<b>Jose Canseco, R</b> OBP: 0.398, SLG: 0.548 (1, 9)	HR									4	1	2	2	0	0																					
<b>Dave Kingman, R</b> OBP: 0.218, SLG: 0.324 (1, 10)	F9								FC3-2	3	0	0	0	0	1	2																				
<b>Dusty Baker Jr., R</b> OBP: 0.277, SLG: 0.317 (1, 7)	K								K	4	0	0	0	0	3	3																				
<b>Carney Lansford, R</b> OBP: 0.324, SLG: 0.333 (1, 5)		HR							E4	4	1	1	0	0	0	1																				
<b>Mike Davis, L</b> OBP: 0.265, SLG: 0.385 (1, 8)		HR							FC3-2	4	2	2	3	0	0	2																				
<b>Alfredo Griffin, S</b> OBP: 0.327, SLG: 0.297 (1, 6)		G1							3-1	4	0	0	0	0	1	2																				
<b>Bill Bathe, R</b> OBP: 0.233, SLG: 0.276 (1, 2)									6-3	3	0	1	0	0	0	0																				
<b>Rick Peters, S</b> OBP: 0.471, SLG: 0.500 (9, PH)										1	0	0	0	0	0	0																				
<b>Inning Stats</b>	R: 2 E: 0 K: 1 S: 6	H: 1 LOB: 0 BB: 1 P: 10	R: 2 E: 0 K: 0 S: 6	H: 3 LOB: 1 BB: 0 P: 6	R: 0 E: 0 K: 1 S: 5	H: 0 LOB: 0 BB: 0 P: 5	R: 0 E: 0 K: 1 S: 5	H: 0 LOB: 0 BB: 0 P: 5	R: 1 E: 0 K: 0 S: 10	H: 3 LOB: 2 BB: 0 P: 10	R: 1 E: 0 K: 0 S: 4	H: 1 LOB: 0 BB: 0 P: 4	R: 0 E: 0 K: 3 S: 9	H: 0 LOB: 0 BB: 0 P: 9	R: 0 E: 1 K: 1 S: 6	H: 0 LOB: 0 BB: 0 P: 7	R: 0 E: 0 K: 0 S: 3	H: 0 LOB: 0 BB: 0 P: 3	1B: 4 2B: 1 3B: 0 HR: 3	SF: 0 SAC: 0 DP: 0 HBP: 1	WP: 1 PB: 0 SB: 0 CS: 0	PA: 38														
<b>PITCHER</b>	IP	WLS	BF	H	R	ER	SO	BB	IBB	HBP	BLK	WP	HR	S	P	ERA	WHIP	<b>PITCHER</b>		IP	WLS	BF	H	R	ER	SO	BB	IBB	HBP	BLK	WP	HR	S	P	ERA	WHIP
<b>Doyle Alexander, R</b> ERA: 3.0 (1, 1)	4.1		21	7	5	5	3	1	0	0	0	1	2	26	30	10.38	1.846																			
<b>Mark Eichhorn, R</b> ERA: 1.0 (5, 1)	4.2	W	17	1	1	1	6	0	0	1	0	0	1	28	29	1.93	0.214																			

AB	36
R	6
H	8
RBI	5
BB	1
SO	9
LOB	12



Batter	1	2	3	4	5	6	7	8	9	AB	R	H	RBI	BB	SO	LOB	BOTTOM																			
<b>Lloyd Moseby, L</b> OBP: 0.371, SLG: 0.467 (1, 8)	F8									5	1	2	4	0	0	0	<b>Oakland Athletics @ Toronto Blue Jays</b> Exhibition Stadium, Toronto, ON Mon May 05 1986, 7:05 PM EDT Att: 20,111 - Unknown																			
<b>Tony Fernandez, S</b> OBP: 0.310, SLG: 0.318 (1, 6)	G3									5	0	2	0	0	0	1																				
<b>Rance Mulliniks, L</b> OBP: 0.321, SLG: 0.313 (1, 5)										3	0	0	0	0	0	1																				
<b>Garth Iorg, R</b> OBP: 0.304, SLG: 0.256 (6, PH) (7, 5)	F8									2	0	2	0	0	0	0																				
<b>Willie Upshaw, L</b> OBP: 0.400, SLG: 0.402 (1, 3)										4	2	1	0	1	0	3																				
<b>George Bell, R</b> OBP: 0.374, SLG: 0.538 (1, 7)										4	1	1	0	1	1	3																				
<b>Jesse Barfield, R</b> OBP: 0.297, SLG: 0.442 (1, 9)										3	1	1	0	1	1	1																				
<b>Cliff Johnson, R</b> OBP: 0.406, SLG: 0.474 (1, 10)										1	1	0	1	2	0	1																				
<b>Ernie Whitt, L</b> OBP: 0.250, SLG: 0.462 (1, 2)										3	2	1	2	1	0	2																				
<b>Damaso Garcia, R</b> OBP: 0.280, SLG: 0.255 (1, 4)										4	2	2	2	0	0	0																				
<b>Inning Stats</b>	R: 0 E: 0 K: 0 S: 3	H: 0 LOB: 0 BB: 0 P: 3	R: 0 E: 0 K: 1 S: 5	H: 0 LOB: 2 BB: 2 P: 13	R: 0 E: 0 K: 0 S: 4	H: 1 LOB: 1 BB: 0 P: 4	R: 0 E: 0 K: 0 S: 5	H: 3 LOB: 0 BB: 3 P: 17	R: 1 E: 1 K: 0 S: 5	H: 2 LOB: 1 BB: 0 P: 5	R: 2 E: 0 K: 0 S: 6	H: 3 LOB: 1 BB: 0 P: 6	R: 2 E: 0 K: 0 S: 4	H: 1 LOB: 0 BB: 1 P: 8	R: 0 E: 0 K: 1 S: 7	H: 2 LOB: 2 BB: 0 P: 7	1B: 9 2B: 1 3B: 0 HR: 2	SF: 1 SAC: 0 DP: 0 HBP: 0	WP: 0 PB: 0 SB: 0 CS: 1	PA: 41																
<b>PITCHER</b>	IP	WLS	BF	H	R	ER	SO	BB	IBB	HBP	BLK	WP	HR	S	P	ERA	WHIP	<b>PITCHER</b>		IP	WLS	BF	H	R	ER	SO	BB	IBB	HBP	BLK	WP	HR	S	P	ERA	WHIP
<b>Jose Rijo, R</b> ERA: 5.63 (1, 1)	3.1		19	4	5	5	1	5	0	0	0	0	0	16	36	13.50	2.700																			
<b>Bill Krueger, L</b> ERA: 4.38 (4, 1)	4.1	L	21	8	5	4	0	1	0	0	0	0	2	20	24	8.31	2.077																			
<b>Keith Atherton, R</b> ERA: 4.82 (8, 1)	0.1		1	0	0	0	1	0	0	0	0	0	0	3	3	0.00	0.000																			

AB	34
R	10
H	12
RBI	9
BB	6
SO	2
LOB	12





Batter	1	2	3	4	5	6	7	8	9	AB	R	H	RBI	BB	SO	LOB	TOP								
<b>Tony Phillips, S</b> OBP: 0.455, SLG: 0.394 (1, 5)	5-3		1B HR						E4 2B	5	3	4	3	1	0	0	<b>Oakland Athletics @ Toronto Blue Jays</b> Exhibition Stadium, Toronto, ON Tue May 06 1986, 3:33 AM EDT Att: 22,177 - Unknown								
<b>Donnie Hill, S</b> OBP: 0.387, SLG: 0.586 <b>Rick Peters, S</b> OBP: 0.500, SLG: 0.500 (9, PH) (9, 4)	6-3		F9	F5	F9		1B 3B		2B SF8	5	0	1	1	0	0	4									
<b>Jose Canseco, R</b> OBP: 0.395, SLG: 0.545 (1, 9)	5-3		1B HR	K					2B	6	1	2	1	0	2	3									
<b>Dave Kingman, R</b> OBP: 0.238, SLG: 0.421 (1, 10)		HR	HR		FC1 E 1B	K			SF8	5	3	3	5	0	1	0									
<b>Carney Lansford, R</b> OBP: 0.325, SLG: 0.362 (1, 3)	5-3		HR		E 2B 1B	F4			F8	6	2	2	1	0	0	1									
<b>Steve Henderson, R</b> OBP: 0.063, SLG: 0.133 (1, 7)	F8		F4		FC1 2B SF8				F9	5	1	0	0	0	0	1									
<b>Mike Davis, L</b> OBP: 0.274, SLG: 0.391 (1, 8)			K		SF8 2B	1-3			E6 2B 1B	4	2	1	1	1	1	0									
<b>Alfredo Griffin, S</b> OBP: 0.340, SLG: 0.337 (1, 6)	F6				SF8				E 2B	4	2	3	1	0	0	1									
<b>Mickey Tettleton, S</b> OBP: 0.242, SLG: 0.231 (1, 2)			HR		4-3 1B				F5	3	2	1	2	1	0	3									
<b>Inning Stats</b>	R: 0 E: 0 K: 0 S: 3	H: 0 LOB: 0 BB: 0 P: 3	R: 1 E: 0 K: 0 S: 4	H: 1 LOB: 1 BB: 1 P: 8	R: 5 E: 0 K: 1 S: 10	H: 5 LOB: 0 BB: 0 P: 10	R: 0 E: 0 K: 1 S: 6	H: 1 LOB: 2 BB: 1 P: 10	R: 4 E: 1 K: 0 S: 8	H: 4 LOB: 1 BB: 0 P: 8	R: 0 E: 0 K: 2 S: 7	H: 0 LOB: 0 BB: 0 P: 7	R: 3 E: 0 K: 0 S: 6	H: 3 LOB: 1 BB: 1 P: 10	R: 0 E: 0 K: 0 S: 3	H: 0 LOB: 0 BB: 0 P: 3	R: 4 E: 2 K: 0 S: 7	H: 3 LOB: 1 BB: 1 P: 11	1B: 8 2B: 4 3B: 1 HR: 4	SF: 3 SAC: 0 DP: 0 HBP: 0	WP: 0 PB: 0 SB: 0 CS: 0	PA: 50			
<b>PITCHER</b>	IP	WLS	BF	H	R	ER	SO	BB	IBB	HBP	BLK	WP	HR	S	P	ERA	WHIP								
<b>Jimmy Key, L</b> ERA: 13.27 (1, 1)	2.1	L	14	6	6	6	0	1	0	0	0	0	4	13	17	23.14	3.000								
<b>Don Gordon, R</b> ERA: 3.5 (3, 1)	2.2		15	5	4	2	2	1	0	0	0	0	0	18	22	6.75	2.250								
<b>Bill Caudill, R</b> ERA: 6.23 (6, 1)	2.0		10	3	3	3	2	1	0	0	0	0	0	13	17	13.50	2.000								
<b>Dennis Lamp, R</b> ERA: 7.23 (8, 1)	1.0		3	0	0	0	0	0	0	0	0	0	0	3	3	0.00	0.000								
<b>Tom Henke, R</b> ERA: 8.74 (9, 1)	1.0		8	3	4	2	0	1	0	0	0	0	0	7	11	18.00	4.000								

AB 43  
R 17  
H 17  
RBI 15  
BB 4  
SO 4  
LOB 13



Batter	1	2	3	4	5	6	7	8	9	AB	R	H	RBI	BB	SO	LOB	BOTTOM								
<b>Lloyd Moseby, L</b> OBP: 0.370, SLG: 0.459 <b>Rick Leach, L</b> OBP: 0.400, SLG: 0.375 (7, 9)	F9		K			4-3 S BB				2	1	0	0	1	1	0	<b>Oakland Athletics @ Toronto Blue Jays</b> Exhibition Stadium, Toronto, ON Tue May 06 1986, 3:33 AM EDT Att: 22,177 - Unknown								
<b>Tony Fernandez, S</b> OBP: 0.299, SLG: 0.306 (1, 6)	K		F6			4-3			F7	4	0	0	0	0	1	3									
<b>Rance Mulliniks, L</b> OBP: 0.329, SLG: 0.324 (1, 5)					K					4	0	2	1	0	1	0									
<b>Willie Upshaw, L</b> OBP: 0.389, SLG: 0.389 <b>Cecil Fielder, R</b> OBP: 0.196, SLG: 0.324 (7, 3)	F8				6-3				F9	3	0	0	0	0	0	1									
<b>George Bell, R</b> OBP: 0.373, SLG: 0.532 <b>Kelly Gruber, R</b> OBP: 0.241, SLG: 0.517 (8, 7)			FC6-4 1B		F7				F9	3	0	1	0	0	1	0									
<b>Jesse Barfield, R</b> OBP: 0.305, SLG: 0.505 (7, 8)	F8				HR				HR	4	2	2	2	0	0	1									
<b>Cliff Johnson, R</b> OBP: 0.397, SLG: 0.450 (1, 10)	FC6-4 1-2				K				G6-4-3 BB	3	0	0	0	1	1	1									
<b>Ernie Whitt, L</b> OBP: 0.226, SLG: 0.414 <b>Buck Martinez, R</b> OBP: 0.242, SLG: 0.179 (9, 2)	F6				4-3				F9	3	0	0	0	0	0	1									
<b>Damaso Garcia, R</b> OBP: 0.283, SLG: 0.260 (1, 4)			6-3						G6-4-3 1B	1	0	0	0	0	0	1									
<b>Inning Stats</b>	R: 0 E: 0 K: 1 S: 6	H: 1 LOB: 1 BB: 0 P: 6	R: 0 E: 0 K: 0 S: 4	H: 1 LOB: 0 BB: 0 P: 4	R: 0 E: 0 K: 1 S: 5	H: 0 LOB: 0 BB: 0 P: 5	R: 0 E: 0 K: 1 S: 5	H: 0 LOB: 0 BB: 0 P: 5	R: 1 E: 0 K: 1 S: 6	H: 1 LOB: 0 BB: 0 P: 6	R: 1 E: 0 K: 0 S: 3	H: 0 LOB: 0 BB: 1 P: 7	R: 0 E: 0 K: 1 S: 5	H: 0 LOB: 0 BB: 0 P: 5	R: 0 E: 0 K: 0 S: 6	H: 3 LOB: 3 BB: 0 P: 6	R: 1 E: 0 K: 0 S: 3	H: 1 LOB: 0 BB: 1 P: 7	1B: 5 2B: 0 3B: 0 HR: 2	SF: 0 SAC: 0 DP: 1 HBP: 0	WP: 0 PB: 0 SB: 1 CS: 0	PA: 35			
<b>PITCHER</b>	IP	WLS	BF	H	R	ER	SO	BB	IBB	HBP	BLK	WP	HR	S	P	ERA	WHIP								
<b>Moose Haas, R</b> ERA: 1.85 (1, 1)	7.0	W	25	3	2	2	5	1	0	0	0	0	1	34	38	2.57	0.571								
<b>Keith Atherton, R</b> ERA: 4.35 (8, 1)	1.0		6	3	0	0	0	0	0	0	0	0	0	6	6	0.00	3.000								
<b>Steve Ontiveros, R</b> ERA: 3.12 (9, 1)	1.0		4	1	1	1	0	1	0	0	0	0	1	3	7	9.00	2.000								

AB 33  
R 3  
H 7  
RBI 3  
BB 2  
SO 5  
LOB 11





Batter	1	2	3	4	5	6	7	8	9	AB	R	H	RBI	BB	SO	LOB	TOP										
Paul Moltzer, R OBP: 0.395, SLG: 0.474 (1, 5)										3	2	0	0	2	2	2	<b>Milwaukee Brewers @ Oakland Athletics</b> <b>Oakland-Alameda County Coliseum, Oakland, CA</b> Wed May 07 1986, 7:05 PM PDT Att: 12,249 - Unknown										
Ernest Riles, L OBP: 0.289, SLG: 0.357 (1, 6)										4	1	2	3	1	2	3											
Cecil Cooper, L OBP: 0.278, SLG: 0.290 (1, 10)										4	0	1	2	1	0	2											
Robin Yount, R OBP: 0.490, SLG: 0.490 (1, 8)										5	1	2	0	0	0	4											
Billy Jo Robidoux, L OBP: 0.413, SLG: 0.393 (1, 3)										3	0	1	1	1	1	1											
Ben Oglivie, L OBP: 0.345, SLG: 0.423 (1, 7)										3	0	0	0	1	0	2											
Rob Deer, R OBP: 0.305, SLG: 0.417 (1, 9)										4	0	0	0	0	1	3											
Jim Cantner, L OBP: 0.403, SLG: 0.477 (1, 4)										4	1	2	0	0	2	2											
Rick Cerone, R OBP: 0.173, SLG: 0.143 Bill Schroeder, R OBP: 0.400, SLG: 0.250 (7, PH) (7, 2)									2	0	0	0	0	0	1	1											
<b>Inning Stats</b>	R: 0 E: 0 K: 2 S: 7	H: 0 LOB: 0 BB: 0 P: 7	R: 0 E: 0 K: 1 S: 5	H: 0 LOB: 1 BB: 1 P: 9	R: 2 E: 0 K: 0 S: 5	H: 2 LOB: 0 BB: 0 P: 5	R: 1 E: 0 K: 1 S: 7	H: 2 LOB: 1 BB: 0 P: 7	R: 1 E: 0 K: 0 S: 3	H: 1 LOB: 1 BB: 2 P: 11	R: 0 E: 0 K: 1 S: 4	H: 0 LOB: 1 BB: 2 P: 12	R: 0 E: 0 K: 0 S: 3	H: 1 LOB: 0 BB: 3 P: 3	R: 2 E: 0 K: 1 S: 8	H: 3 LOB: 2 BB: 1 P: 12		1B: 6 2B: 2 3B: 0 HR: 1	SF: 0 SAC: 0 DP: 3 HBP: 0	WP: 0 PB: 0 SB: 1 CS: 1	PA: 40						
<b>PITCHER</b>	IP	WLS	BF	H	R	ER	SO	BB	IBB	HBP	BLK	WP	HR	S	P	ERA	WHIP										
Joaquin Andujar, R ERA: 3.96 (1, 1)	5.0	W	22	5	4	4	4	3	0	0	0	0	1	27	39	7.20	1.600										
Bill Mooneyham, R ERA: (6, 1)	2.0		9	1	0	0	3	3	0	0	0	0	0	12	24	0.00	2.000										
Steve Ontiveros, R ERA: 3.72 (8, 1)	2.0	S	9	3	2	2	1	1	0	0	0	0	0	10	14	9.00	2.000										

AB	33
R	6
H	9
RBI	6
BB	7
SO	8
LOB	20



Batter	1	2	3	4	5	6	7	8	9	AB	R	H	RBI	BB	SO	LOB	BOTTOM										
Tony Phillips, S OBP: 0.444, SLG: 0.385 (1, 5)										5	1	1	0	0	0	2	<b>Milwaukee Brewers @ Oakland Athletics</b> <b>Oakland-Alameda County Coliseum, Oakland, CA</b> Wed May 07 1986, 7:05 PM PDT Att: 12,249 - Unknown										
Brucy Bochte, L OBP: 0.382, SLG: 0.356 (1, 3)										2	2	1	0	2	0	0											
Jose Canseco, R OBP: 0.390, SLG: 0.529 (1, 9)										3	0	0	0	1	0	3											
Dave Kingman, R OBP: 0.250, SLG: 0.425 (1, 10)										4	0	2	2	0	2	0											
Dusty Baker Jr., R OBP: 0.275, SLG: 0.302 Rick Peters, S OBP: 0.500, SLG: 0.500 (7, 7) (8, 7)										3	0	0	0	1	0	2											
Mike Davis, L OBP: 0.286, SLG: 0.386 (1, 8)										1	0	0	1	2	0	2											
Donnie Hill, S OBP: 0.400, SLG: 0.606 (1, 4)										4	1	2	0	0	0	3											
Alfredo Griffin, S OBP: 0.355, SLG: 0.364 (1, 6)										4	1	3	1	0	0	0											
Bill Bathe, R OBP: 0.265, SLG: 0.485 (1, 2)										4	2	2	3	0	0	3											
<b>Inning Stats</b>	R: 2 E: 0 K: 0 S: 5	H: 2 LOB: 2 BB: 2 P: 13	R: 1 E: 0 K: 0 S: 4	H: 1 LOB: 0 BB: 0 P: 4	R: 0 E: 0 K: 1 S: 5	H: 0 LOB: 0 BB: 0 P: 5	R: 2 E: 0 K: 0 S: 4	H: 2 LOB: 0 BB: 1 P: 8	R: 0 E: 0 K: 1 S: 5	H: 1 LOB: 0 BB: 0 P: 5	R: 1 E: 1 K: 0 S: 4	H: 2 LOB: 1 BB: 1 P: 8	R: 1 E: 0 K: 0 S: 4	H: 1 LOB: 2 BB: 2 P: 12	R: 0 E: 0 K: 0 S: 4	H: 2 LOB: 1 BB: 0 P: 4		1B: 7 2B: 2 3B: 0 HR: 2	SF: 1 SAC: 0 DP: 3 HBP: 0	WP: 0 PB: 1 SB: 0 CS: 1	PA: 37						
<b>PITCHER</b>	IP	WLS	BF	H	R	ER	SO	BB	IBB	HBP	BLK	WP	HR	S	P	ERA	WHIP										
Bill Wegman, R ERA: 4.34 (1, 1)	4.0	L	19	5	5	5	1	3	0	0	0	0	2	18	30	11.25	2.000										
Jaime Cocanower, R ERA: 4.3 (5, 1)	2.1		11	3	2	2	1	3	0	0	0	0	0	10	22	7.71	2.571										
Danny Darwin, R ERA: 3.75 (7, 1)	1.2		7	3	0	0	0	0	0	0	0	0	0	7	7	0.00	1.800										





Batter	1	2	3	4	5	6	7	8	9	AB	R	H	RBI	BB	SO	LOB	TOP																					
Randy Ready, R OBP: 0.227, SLG: 0.286 (1, 5)	F8		BB 1B		FC5-2-5-1		F9		HR	5	1	2	1	0	0	2	<b>Milwaukee Brewers @ Oakland Athletics</b> Oakland-Alameda County Coliseum, Oakland, CA Thu May 08 1986, 3:33 AM PDT Att: 10,254 - Unknown <a href="http://livebaseballscorecards.com">livebaseballscorecards.com</a>																					
Ernest Riles, L OBP: 0.275, SLG: 0.353 (1, 6)	1-3		BB		G3		1B		F7	4	0	1	0	1	0	2																						
Cecil Cooper, L OBP: 0.299, SLG: 0.303 (1, 10)			BB		F6		1B		F8	4	0	2	0	1	0	2																						
Robin Yount, R OBP: 0.434, SLG: 0.471 (1, 8)	F4		3-1		F3		F3			4	0	0	0	0	0	8																						
Billy Jo Robidoux, L OBP: 0.389, SLG: 0.376 (1, 3)			G3		F8		F8		F8	4	0	0	0	0	0	0																						
Ben Oglivie, L OBP: 0.364, SLG: 0.467 Rick Manning, L OBP: 0.286, SLG: 0.286 (8, PR) (8, 7)			FC4-6 1B		G3		4-3		WP 2B	4	0	2	0	0	0	0																						
Rob Deer, R OBP: 0.302, SLG: 0.400 (1, 9)			K		K		FC5-4 BB		K	3	0	0	0	1	3	2																						
Jim Gantner, L OBP: 0.395, SLG: 0.464 (1, 4)			FC4-6 1-2		E7 1B		FC5-4 1-2		F7	4	0	1	0	0	0	4																						
Charlie Moore, R OBP: 0.436, SLG: 0.576 (1, 2)			F8		FC5-2-5-1 2-3 1B		F9		K	4	0	1	0	0	1	0																						
<b>Inning Stats</b>	R: 0 E: 0 K: 0 S: 4	H: 1 LOB: 1 BB: 0 P: 4	R: 0 E: 0 K: 1 S: 6	H: 1 LOB: 1 BB: 0 P: 6	R: 0 E: 0 K: 0 S: 4	H: 1 LOB: 2 BB: 1 P: 8	R: 0 E: 0 K: 1 S: 5	H: 0 LOB: 0 BB: 0 P: 5	R: 0 E: 0 K: 0 S: 3	H: 0 LOB: 1 BB: 1 P: 7	R: 0 E: 0 K: 0 S: 5	H: 2 LOB: 2 BB: 0 P: 5	R: 0 E: 0 K: 1 S: 6	H: 1 LOB: 2 BB: 0 P: 6	R: 1 E: 0 K: 1 S: 6	H: 1 LOB: 0 BB: 0 P: 6	1B: 7 2B: 1 3B: 0 HR: 1	SF: 0 SAC: 0 DP: 0 HBP: 0	WP: 1 PA: 39																			
<b>PITCHER</b>	IP	WLS	BF	H	R	ER	SO	BB	IBB	HBP	BLK	WP	HR	S	P	ERA	WHIP	<b>PITCHER</b>		IP	WLS	BF	H	R	ER	SO	BB	IBB	HBP	BLK	WP	HR	S	P	ERA	WHIP		
Chris Codiroli, R ERA: 2.22 Steve Ontiveros, R ERA: 3.99	(1, 1)	8.0	W	35	8	0	0	3	3	0	0	0	1	0	38	50	0.00	1.375			(9, 1)	1.0	S	4	1	1	1	1	0	0	0	0	0	1	6	6	9.00	1.000

Batter	1	2	3	4	5	6	7	8	9	AB	R	H	RBI	BB	SO	LOB	BOTTOM																				
Tony Phillips, S OBP: 0.438, SLG: 0.380 (1, 5)	2-3		G3		CS		4-3		FC5-4 2H 1B	4	1	1	1	0	0	1	<b>Milwaukee Brewers @ Oakland Athletics</b> Oakland-Alameda County Coliseum, Oakland, CA Thu May 08 1986, 3:33 AM PDT Att: 10,254 - Unknown <a href="http://livebaseballscorecards.com">livebaseballscorecards.com</a>																				
Donnie Hill, S OBP: 0.410, SLG: 0.583 (1, 4)	F9				4-3		FC5-4 1B		FC5-4 BB	3	0	1	0	1	0	0																					
Jose Canseco, R OBP: 0.378, SLG: 0.509 (1, 9)	1-3				K		K		FC5-4 1B	4	0	0	0	0	2	3																					
Dave Kingman, R OBP: 0.250, SLG: 0.417 (1, 10)			K		K		FC5-4 1-2			4	0	1	1	0	2	1																					
Carney Lansford, R OBP: 0.322, SLG: 0.358 (1, 3)			F2		SH1-4 CS 1B		4-3		F9	4	0	1	0	0	0	2																					
Steve Henderson, R OBP: 0.105, SLG: 0.167 Rick Peters, S OBP: 0.500, SLG: 0.500 (8, 7)			K		SH1-4 1B		K			3	0	1	0	0	2	0																					
Mike Davis, L OBP: 0.278, SLG: 0.375 (1, 8)			K		SH1-4 1-2 2-3		F6			2	0	0	0	0	1	0																					
Alfredo Griffin, S OBP: 0.372, SLG: 0.376 (1, 6)			CS 1B		IBB				SH3-4 1B	2	1	2	0	1	0	0																					
Mickey Tettleton, S OBP: 0.250, SLG: 0.226 (1, 2)			BB		K				SH3-4	1	0	0	0	1	1	3																					
<b>Inning Stats</b>	R: 0 E: 0 K: 0 S: 3	H: 0 LOB: 0 BB: 0 P: 3	R: 0 E: 0 K: 2 S: 7	H: 0 LOB: 0 BB: 0 P: 7	R: 0 E: 0 K: 1 S: 5	H: 1 LOB: 1 BB: 1 P: 9	R: 0 E: 0 K: 2 S: 7	H: 0 LOB: 0 BB: 0 P: 7	R: 0 E: 0 K: 1 S: 6	H: 2 LOB: 2 BB: 1 P: 10	R: 0 E: 0 K: 1 S: 6	H: 1 LOB: 1 BB: 0 P: 6	R: 0 E: 0 K: 1 S: 5	H: 0 LOB: 0 BB: 0 P: 5	R: 2 E: 0 K: 0 S: 6	H: 3 LOB: 2 BB: 1 P: 10	1B: 7 2B: 0 3B: 0 HR: 0	SF: 0 SAC: 2 DP: 0 HBP: 0	WP: 0 PA: 33																		
<b>PITCHER</b>	IP	WLS	BF	H	R	ER	SO	BB	IBB	HBP	BLK	WP	HR	S	P	ERA	WHIP	<b>PITCHER</b>		IP	WLS	BF	H	R	ER	SO	BB	IBB	HBP	BLK	WP	HR	S	P	ERA	WHIP	
Teddy Higuera, L ERA: 2.43	(1, 1)	8.0	L	32	7	2	2	8	2	1	0	0	0	0	45	57	2.25	1.125			(1, 1)	8.0	L	32	7	2	2	8	2	1	0	0	0	45	57	2.25	1.125



Batter	1	2	3	4	5	6	7	8	9	10	AB	R	H	RBI	BB	SO	LOB				
Dwight Evans, R OBP: 0.386, SLG: 0.417											3	1	1	0	3	0	4				
Wade Boggs, L OBP: 0.489, SLG: 0.566											5	1	2	2	0	0	3				
Bill Buckner, L OBP: 0.272, SLG: 0.377											5	1	1	2	1	0	3				
Jim Rice, R OBP: 0.347, SLG: 0.513											6	1	2	2	0	0	4				
Don Baylor, R OBP: 0.303, SLG: 0.327											6	0	1	2	0	3	4				
Rich Gedman, L OBP: 0.294, SLG: 0.365											5	0	0	0	1	0	1				
Marty Barrett, R OBP: 0.389, SLG: 0.490											5	1	1	0	0	0	3				
Steve Lyons, L OBP: 0.313, SLG: 0.293											3	2	2	0	2	0	1				
Ed Romero, R OBP: 0.308, SLG: 0.294										4	2	2	1	1	0	3					
<b>Inning Stats</b>	R: 2 E: 0 K: 0 S: 5	H: 2 LOB: 2 BB: 2 P: 13	R: 2 E: 0 K: 1 S: 9	H: 4 LOB: 0 BB: 0 P: 9	R: 0 E: 1 K: 0 S: 4	H: 0 LOB: 2 BB: 1 P: 8	R: 0 E: 0 K: 1 S: 6	H: 1 LOB: 1 BB: 0 P: 6	R: 1 E: 0 K: 0 S: 5	H: 2 LOB: 2 BB: 1 P: 9	R: 0 E: 0 K: 0 S: 5	H: 0 LOB: 0 BB: 0 P: 5	R: 0 E: 0 K: 0 S: 4	H: 1 LOB: 1 BB: 0 P: 4	R: 0 E: 0 K: 0 S: 3	H: 0 LOB: 0 BB: 0 P: 3	R: 4 E: 0 K: 0 S: 4	H: 1 LOB: 1 BB: 4 P: 20	1B: 9 2B: 3 3B: 0 HR: 0	SF: 1 SAC: 0 DP: 0 HBP: 0	WP: 1 PA: 51
<b>PITCHER</b>	IP WLS BF H R ER SO BB IBB HBP BLK WP HR S P ERA WHIP	IP WLS BF H R ER SO BB IBB HBP BLK WP HR S P ERA WHIP	IP WLS BF H R ER SO BB IBB HBP BLK WP HR S P ERA WHIP	IP WLS BF H R ER SO BB IBB HBP BLK WP HR S P ERA WHIP	IP WLS BF H R ER SO BB IBB HBP BLK WP HR S P ERA WHIP	IP WLS BF H R ER SO BB IBB HBP BLK WP HR S P ERA WHIP	IP WLS BF H R ER SO BB IBB HBP BLK WP HR S P ERA WHIP	IP WLS BF H R ER SO BB IBB HBP BLK WP HR S P ERA WHIP	IP WLS BF H R ER SO BB IBB HBP BLK WP HR S P ERA WHIP	IP WLS BF H R ER SO BB IBB HBP BLK WP HR S P ERA WHIP	IP WLS BF H R ER SO BB IBB HBP BLK WP HR S P ERA WHIP	IP WLS BF H R ER SO BB IBB HBP BLK WP HR S P ERA WHIP	IP WLS BF H R ER SO BB IBB HBP BLK WP HR S P ERA WHIP	IP WLS BF H R ER SO BB IBB HBP BLK WP HR S P ERA WHIP	IP WLS BF H R ER SO BB IBB HBP BLK WP HR S P ERA WHIP	IP WLS BF H R ER SO BB IBB HBP BLK WP HR S P ERA WHIP	IP WLS BF H R ER SO BB IBB HBP BLK WP HR S P ERA WHIP	IP WLS BF H R ER SO BB IBB HBP BLK WP HR S P ERA WHIP	IP WLS BF H R ER SO BB IBB HBP BLK WP HR S P ERA WHIP	IP WLS BF H R ER SO BB IBB HBP BLK WP HR S P ERA WHIP	IP WLS BF H R ER SO BB IBB HBP BLK WP HR S P ERA WHIP
Rick Langford, R ERA: 6.0	(1, 1)	1.2	13	6	4	4	0	0	2	0	0	0	0	1	0	30	38	1.50	1.167		
Curt Young, L ERA: 1.5	(2, 1)	6.0	26	5	1	1	3	2	0	0	0	0	0	0	0	4	12	13.50	1.500		
Keith Atherton, R ERA: 5.4	(8, 1)	1.1	6	0	2	2	0	2	0	0	0	0	0	0	0	4	12	18.00	2.000		
Bill Mooneyham, R ERA: 1.69	(10, 1)	1.0	6	1	2	2	0	1	1	0	0	0	0	0	0	4	12	18.00	2.000		


**TOP**

**Boston Red Sox @ Oakland Athletics**  
Oakland-Alameda County Coliseum, Oakland, CA

Fri May 09 1986, 7:05 PM PDT  
Att: 25,098 - Unknown

livebaseballscorecards.com

AB 42  
R 9  
H 12  
RBI 9  
BB 8  
SO 3  
LOB 26



WP: 1 PA: 51  
PB: 0  
SB: 1  
CS: 0

Batter	1	2	3	4	5	6	7	8	9	10	AB	R	H	RBI	BB	SO	LOB						
Tony Phillips, S OBP: 0.422, SLG: 0.363											5	0	0	0	0	2	1						
Rick Peters, S OBP: 0.391, SLG: 0.381											5	0	0	0	0	2	0						
Jose Canseco, R OBP: 0.379, SLG: 0.541											5	2	2	1	0	2	0						
Dave Kingman, R OBP: 0.258, SLG: 0.416											5	1	2	1	0	2	0						
Bruce Bochte, L OBP: 0.372, SLG: 0.346											5	1	1	0	0	1	1						
Camey Lansford, R OBP: 0.336, SLG: 0.407											4	2	3	3	0	0	0						
Mike Davis, L OBP: 0.277, SLG: 0.368											4	0	1	1	0	1	1						
Alfredo Griffin, S OBP: 0.383, SLG: 0.388											2	0	2	0	0	0	0						
Donnie Hill, S OBP: 0.415, SLG: 0.568											1	0	0	0	1	0	1						
Bill Bathe, R OBP: 0.237, SLG: 0.432											4	0	0	0	0	2	3						
<b>Inning Stats</b>	R: 0 E: 0 K: 1 S: 5	H: 0 LOB: 0 BB: 0 P: 5	R: 0 E: 0 K: 0 S: 3	H: 0 LOB: 0 BB: 0 P: 3	R: 0 E: 0 K: 1 S: 6	H: 1 LOB: 1 BB: 0 P: 6	R: 1 E: 0 K: 2 S: 8	H: 1 LOB: 0 BB: 0 P: 8	R: 0 E: 0 K: 2 S: 8	H: 2 LOB: 1 BB: 0 P: 8	R: 0 E: 0 K: 1 S: 5	H: 0 LOB: 0 BB: 0 P: 5	R: 1 E: 0 K: 1 S: 7	H: 2 LOB: 1 BB: 0 P: 7	R: 0 E: 0 K: 3 S: 9	H: 0 LOB: 0 BB: 0 P: 9	R: 3 E: 0 K: 0 S: 6	H: 3 LOB: 1 BB: 10 P: 10	R: 1 E: 0 K: 1 S: 7	H: 2 LOB: 1 BB: 0 P: 7	1B: 7 2B: 2 3B: 0 HR: 2	SF: 0 SAC: 0 DP: 0 HBP: 0	WP: 0 PA: 41 PB: 0 SB: 0 CS: 0
<b>PITCHER</b>	IP WLS BF H R ER SO BB IBB HBP BLK WP HR S P ERA WHIP	IP WLS BF H R ER SO BB IBB HBP BLK WP HR S P ERA WHIP	IP WLS BF H R ER SO BB IBB HBP BLK WP HR S P ERA WHIP	IP WLS BF H R ER SO BB IBB HBP BLK WP HR S P ERA WHIP	IP WLS BF H R ER SO BB IBB HBP BLK WP HR S P ERA WHIP	IP WLS BF H R ER SO BB IBB HBP BLK WP HR S P ERA WHIP	IP WLS BF H R ER SO BB IBB HBP BLK WP HR S P ERA WHIP	IP WLS BF H R ER SO BB IBB HBP BLK WP HR S P ERA WHIP	IP WLS BF H R ER SO BB IBB HBP BLK WP HR S P ERA WHIP	IP WLS BF H R ER SO BB IBB HBP BLK WP HR S P ERA WHIP	IP WLS BF H R ER SO BB IBB HBP BLK WP HR S P ERA WHIP	IP WLS BF H R ER SO BB IBB HBP BLK WP HR S P ERA WHIP	IP WLS BF H R ER SO BB IBB HBP BLK WP HR S P ERA WHIP	IP WLS BF H R ER SO BB IBB HBP BLK WP HR S P ERA WHIP	IP WLS BF H R ER SO BB IBB HBP BLK WP HR S P ERA WHIP	IP WLS BF H R ER SO BB IBB HBP BLK WP HR S P ERA WHIP	IP WLS BF H R ER SO BB IBB HBP BLK WP HR S P ERA WHIP	IP WLS BF H R ER SO BB IBB HBP BLK WP HR S P ERA WHIP	IP WLS BF H R ER SO BB IBB HBP BLK WP HR S P ERA WHIP	IP WLS BF H R ER SO BB IBB HBP BLK WP HR S P ERA WHIP	IP WLS BF H R ER SO BB IBB HBP BLK WP HR S P ERA WHIP		
Roger Clemens, R ERA: 1.99	(1, 1)	8.1	32	8	4	4	0	1	0	0	0	0	0	0	0	11	54	4.32	0.960				
Bob Stanley, R ERA: 4.5	(9, 1)	1.1	W	8	3	2	2	0	1	0	0	0	0	0	1	7	11	13.50	3.000				
Joe Sambito, L ERA: 3.0	(10, 1)	0.1	S	1	0	0	0	1	0	0	0	0	0	0	0	3	3	0.00	0.000				


**BOTTOM**

**Boston Red Sox @ Oakland Athletics**  
Oakland-Alameda County Coliseum, Oakland, CA

Fri May 09 1986, 7:05 PM PDT  
Att: 25,098 - Unknown

livebaseballscorecards.com

AB 40  
R 6  
H 11  
RBI 6  
BB 1  
SO 12  
LOB 7



WP: 0 PA: 41  
PB: 0  
SB: 0  
CS: 0







Batter	1	2	3	4	5	6	7	8	9	AB	R	H	RBI	BB	SO	LOB	TOP					
Dwight Evans, R OBP: 0.373, SLG: 0.402 (1, 9)	F9		4-3 BB	5-3		3-1 1-H 2B		F9		4	0	1	2	1	0	1	<b>Boston Red Sox @ Oakland Athletics</b> Oakland-Alameda County Coliseum, Oakland, CA Sun May 11 1986, 3:33 AM PDT Att: 23,872 - Unknown					
Wade Boggs, L OBP: 0.482, SLG: 0.540 (1, 5)	L7		K			3-1 BB		4-3		3	0	0	0	2	1	2						
Bill Buckner, L OBP: 0.252, SLG: 0.347 (1, 10)	L6		4-3	F7		3-1			L9	5	0	0	0	0	6							
Jim Rice, R OBP: 0.358, SLG: 0.512 (1, 7)		F9	F9		F8	F9			1B 2B	5	1	1	0	0	4							
Don Baylor, R OBP: 0.295, SLG: 0.336 Dave Stapleton, R (9, 3)	F2			F3	K		K		F4	5	0	0	0	0	2	1						
Rich Gedman, L OBP: 0.330, SLG: 0.400 (1, 2)				BB 1B	FC6-4 1B				1B IBB	4	1	4	0	1	0	0						
Marty Barrett, R OBP: 0.381, SLG: 0.467 (1, 4)	FC4-6 1B			1B BB	FC6-4 1B		L7			4	1	1	1	1	0	3						
Steve Lyons, L OBP: 0.304, SLG: 0.271 (1, 8)			E BB	1B 5-3 1B		G3	L4		K	4	2	1	1	1	1	3						
Ed Romero, R OBP: 0.326, SLG: 0.307 (1, 6)			E6 4-3 1-H	5-3 1B		2B 1B		K		4	1	2	1	0	1	0						
<b>Inning Stats</b>	R: 0 E: 0 K: 0 S: 3	H: 0 LOB: 0 BB: 0 P: 3	R: 0 E: 0 K: 0 S: 4	H: 1 LOB: 1 BB: 0 P: 4	R: 1 E: 1 K: 1 S: 6	H: 0 LOB: 2 BB: 2 P: 14	R: 3 E: 0 K: 0 S: 6	H: 3 LOB: 2 BB: 1 P: 14	R: 0 E: 0 K: 1 S: 6	H: 1 LOB: 1 BB: 0 P: 6	R: 0 E: 0 K: 1 S: 6	H: 1 LOB: 1 BB: 0 P: 6	R: 0 E: 0 K: 1 S: 5	H: 0 LOB: 0 BB: 0 P: 5	R: 1 E: 0 K: 1 S: 7	H: 2 LOB: 2 BB: 1 P: 11		1B: 8 2B: 2 3B: 0 HR: 0	SF: 0 SAC: 0 DP: 0 HBP: 0	WP: 0 PB: 0 SB: 0 CS: 0	PA: 44	
<b>PITCHER</b>	IP WLS BF H R ER SO BB IBB HBP BLK WP HR S P ERA WHIP	8.2 L 43 10 6 5 4 5 1 0 0 0 0 0 45 69 5.19 1.731	0.1 1 0 0 0 0 1 0 0 0 0 0 0 3 3 0.00 0.000																			

Batter	1	2	3	4	5	6	7	8	9	AB	R	H	RBI	BB	SO	LOB	BOTTOM				
Tony Phillips, S OBP: 0.414, SLG: 0.352 (1, 4)	F8		6-3		G3		F9		1-2 BB	4	0	0	0	1	0	0	<b>Boston Red Sox @ Oakland Athletics</b> Oakland-Alameda County Coliseum, Oakland, CA Sun May 11 1986, 3:33 AM PDT Att: 23,872 - Unknown				
Dwayne Murphy, L OBP: 0.377, SLG: 0.363 Dusty Baker Jr., R OBP: 0.268, SLG: 0.292 (9, PH)	L7		K		4-3			1-3	1-3	4	0	0	0	0	1	0					
Jose Canseco, R OBP: 0.376, SLG: 0.546 (1, 7)					5-3				E 1B	3	1	2	1	1	0	0					
Dave Kingman, R OBP: 0.257, SLG: 0.402 Rick Peters, S OBP: 0.375, SLG: 0.364 (8, PR)	F8			K		F8		E6 G5-4-3		4	0	0	0	0	1	2					
Bruce Bochte, L OBP: 0.367, SLG: 0.378 (1, 3)		L6			HR		F8	G5-4-3		4	1	1	1	0	0	2					
Camey Lansford, R OBP: 0.354, SLG: 0.467 (1, 5)		E5			1B G3 BB		HR		HR	3	3	2	2	1	0	0					
Mike Davis, L OBP: 0.286, SLG: 0.393 (1, 9)		F8			G3 1B		3-1		F7	4	0	1	0	0	0	1					
Alfredo Griffin, S OBP: 0.366, SLG: 0.369 (1, 6)		F2			G3		L9		G3	4	0	0	1	0	0	2					
Bill Bathe, R OBP: 0.209, SLG: 0.381 Donnie Hill, S OBP: 0.426, SLG: 0.548 (9, PH)			L7		5-3		6-3		BB 1B	3	0	0	0	0	0	1					
<b>Inning Stats</b>	R: 0 E: 0 K: 0 S: 3	H: 0 LOB: 1 BB: 1 P: 7	R: 0 E: 1 K: 0 S: 4	H: 0 LOB: 1 BB: 0 P: 4	R: 0 E: 0 K: 1 S: 5	H: 0 LOB: 0 BB: 0 P: 5	R: 3 E: 0 K: 1 S: 8	H: 3 LOB: 1 BB: 1 P: 12	R: 0 E: 0 K: 0 S: 3	H: 0 LOB: 0 BB: 0 P: 3	R: 1 E: 0 K: 0 S: 4	H: 1 LOB: 2 BB: 0 P: 4	R: 0 E: 1 K: 0 S: 4	H: 0 LOB: 2 BB: 0 P: 4	R: 0 E: 0 K: 0 S: 5	H: 2 LOB: 2 BB: 1 P: 9		1B: 3 2B: 0 3B: 0 HR: 4	SF: 0 SAC: 0 DP: 1 HBP: 0	WP: 0 PB: 0 SB: 0 CS: 0	PA: 38
<b>PITCHER</b>	IP WLS BF H R ER SO BB IBB HBP BLK WP HR S P ERA WHIP	7.0 W 28 4 4 4 2 2 0 0 0 0 1 8 12 5.40 2.400	0.1 S 1 0 0 0 0 0 0 0 0 0 0 1 1 0.00 0.000																		









Batter	1	2	3	4	5	6	7	8	9	10	AB	R	H	RBI	BB	SO	LOB	TOP				
Damaso Garcia, R (1, 4) OBP: 0.291, SLG: 0.253	1-3			FC4-6 1B		F7	FC6-4		6-3		4	1	0	0	1	0	4					
Lloyd Moseby, L (1, 8) OBP: 0.418, SLG: 0.515				FC4-6 1B		HR		F8 BB		F9	4	1	3	1	1	0	0					
Rance Mulliniks, L (1, 5) OBP: 0.327, SLG: 0.356 Garth Iorg, R (8, PR) OBP: 0.328, SLG: 0.291 (8, 5)	3-1			FC4-6		HR		G6-4-3 BB			3	1	1	2	1	0	2					
Willie Upshaw, L (1, 3) OBP: 0.386, SLG: 0.397		4-3		F5				F8		G3	5	0	1	0	0	0	4					
George Bell, R (1, 7) OBP: 0.326, SLG: 0.448		L4		1-3		F8		G6-4-3		6-3	5	0	0	0	0	0	5					
Jesse Barfield, R (1, 9) OBP: 0.304, SLG: 0.504		6-3				4-3		F9		1B	4	0	1	0	0	0	0					
Cliff Johnson, R (1, 10) OBP: 0.395, SLG: 0.479				6-3		G1-6-3 1B		1B		K	4	0	2	0	0	1	1					
Ernie Whitt, L (1, 2) OBP: 0.189, SLG: 0.271				4-3		G1-6-3		F4		F7	4	0	0	0	0	0	3					
Tony Fernandez, S (1, 6) OBP: 0.303, SLG: 0.309				4-3				G3		FC6-4 1B	4	0	2	0	0	0	0					
<b>Inning Stats</b>	R: 0 E: 0 K: 0 S: 2	H: 0 LOB: 0 BB: 1 P: 6	R: 0 E: 0 K: 0 S: 3	H: 0 LOB: 0 BB: 0 P: 3	R: 0 E: 0 K: 0 S: 3	H: 0 LOB: 0 BB: 0 P: 3	R: 1 E: 0 K: 0 S: 4	H: 1 LOB: 1 BB: 1 P: 8	R: 0 E: 0 K: 0 S: 3	H: 1 LOB: 0 BB: 0 P: 3	R: 2 E: 0 K: 0 S: 6	H: 3 LOB: 1 BB: 0 P: 6	R: 0 E: 0 K: 0 S: 5	H: 2 LOB: 2 BB: 0 P: 5	R: 0 E: 0 K: 1 S: 7	H: 2 LOB: 2 BB: 0 P: 7	R: 0 E: 0 K: 1 S: 4	H: 1 LOB: 1 BB: 0 P: 4	1B: 8 2B: 1 3B: 0 HR: 2	SF: 0 SAC: 0 DP: 2 HBP: 0	WP: 0 PB: 0 SB: 0 CS: 1	PA: 41
<b>PITCHER</b>	IP 7.0	WLS 30	H 8	R 3	ER 3	SO 0	BB 3	IBB 0	HBP 0	BLK 0	WP 0	HR 2	S 27	P 39	ERA 3.86	WHIP 1.571						
Chris Codrillo, R (1, 1) ERA: 2.44	3.0	W	11	3	0	0	1	0	0	0	0	0	13	13	0.00	1.000						
Bill Mooneyham, R (8, 1) ERA: 1.29																						

Toronto Blue Jays @ Oakland Athletics  
Oakland-Alameda County Coliseum, Oakland, CA  
Tue May 13 1986, 7:05 PM PDT  
Att: 7,124 - Unknown

AB	38
R	3
H	11
RBI	3
BB	3
SO	1
LOB	19



Batter	1	2	3	4	5	6	7	8	9	10	AB	R	H	RBI	BB	SO	LOB	BOTTOM				
Tony Phillips, S (1, 5) OBP: 0.413, SLG: 0.374	F8		F8			1-3		E BB		HR 1B	4	1	1	0	1	0	0					
Donnie Hill, S (1, 4) OBP: 0.415, SLG: 0.521				K		1B		K		B5	5	0	2	0	0	2	3					
Jose Canseco, R (1, 9) OBP: 0.367, SLG: 0.540	L8			S BB		F7		E4 1B		HR BB	3	1	1	0	2	0	2					
Dave Kingman, R (1, 10) OBP: 0.246, SLG: 0.406	K			B1-3		4-3		K		HR	5	1	1	3	0	2	4					
Bruce Bochte, L (1, 3) OBP: 0.359, SLG: 0.386		4-3		F8		HR		F7			4	1	1	1	0	0	1					
Dusty Baker Jr., R (1, 7) OBP: 0.266, SLG: 0.288 Rick Peters, S (9, PR) OBP: 0.375, SLG: 0.364 (10, 7)		4-3				F7		4-3		2B 1B	4	0	1	0	0	0	0					
Mike Davis, L (1, 8) OBP: 0.283, SLG: 0.367		1-3				4-3		4-3		K	4	0	0	0	0	1	1					
Alfredo Griffin, S (1, 6) OBP: 0.359, SLG: 0.370				F6		G3		F8		2B	4	0	1	1	0	0	0					
Bill Bathe, R (1, 2) OBP: 0.208, SLG: 0.362 Jerry Willard, L (8, PH) (9, 2)				L1		K		1B BB E BB		K	2	0	0	0	1	1	2					
<b>Inning Stats</b>	R: 0 E: 0 K: 1 S: 6	H: 1 LOB: 1 BB: 0 P: 6	R: 0 E: 0 K: 0 S: 3	H: 0 LOB: 0 BB: 0 P: 3	R: 0 E: 0 K: 0 S: 3	H: 0 LOB: 0 BB: 0 P: 3	R: 0 E: 0 K: 1 S: 5	H: 1 LOB: 1 BB: 1 P: 9	R: 0 E: 0 K: 0 S: 6	H: 1 LOB: 0 BB: 0 P: 6	R: 1 E: 0 K: 2 S: 4	H: 1 LOB: 0 BB: 0 P: 4	R: 1 E: 1 K: 2 S: 8	H: 1 LOB: 2 BB: 2 P: 16	R: 1 E: 0 K: 2 S: 9	H: 2 LOB: 2 BB: 0 P: 9	R: 3 E: 0 K: 0 S: 3	H: 2 LOB: 0 BB: 1 P: 7	1B: 5 2B: 1 3B: 0 HR: 2	SF: 0 SAC: 0 DP: 0 HBP: 0	WP: 0 PB: 0 SB: 2 CS: 0	PA: 40
<b>PITCHER</b>	IP 7.1	WLS 27	H 3	R 2	ER 1	SO 3	BB 2	IBB 0	HBP 0	BLK 0	WP 0	HR 1	S 31	P 39	ERA 1.23	WHIP 0.682						
Jim Acker, R (1, 1) ERA: 3.48	1.2	9	3	1	1	4	1	0	0	0	0	0	16	20	5.40	2.400						
Tom Henke, R (8, 1) ERA: 7.85	0.1	L	4	2	3	3	0	1	0	0	0	1	3	7	81.00	9.000						
Dennis Lamp, R (10, 1) ERA: 9.45																						

Toronto Blue Jays @ Oakland Athletics  
Oakland-Alameda County Coliseum, Oakland, CA  
Tue May 13 1986, 7:05 PM PDT  
Att: 7,124 - Unknown

AB	36
R	6
H	8
RBI	5
BB	4
SO	7
LOB	13









Batter	1	2	3	4	5	6	7	8	9	AB	R	H	RBI	BB	SO	LOB	TOP								
<b>Tony Phillips, S</b> OBP: 0.433, SLG: 0.435 (1, 4) (7, 5)										5	2	5	4	0	0	0	<b>Oakland Athletics @ Baltimore Orioles</b> <b>Memorial Stadium, Baltimore, MD</b> Fri May 16 1986, 7:05 PM EDT Att: 24,896 - Unknown								
<b>Bruce Bochte, L</b> OBP: 0.348, SLG: 0.381 (1, 3)										5	0	0	0	0	1	4									
<b>Jose Canseco, R</b> OBP: 0.388, SLG: 0.556 (1, 9)										5	0	0	0	0	2	4									
<b>Dave Kingman, R</b> OBP: 0.266, SLG: 0.448 (1, 10)										5	1	3	1	0	1	2									
<b>Carney Lansford, R</b> OBP: 0.355, SLG: 0.457 <b>Donnie Hill, S</b> OBP: 0.397, SLG: 0.491 (1, 5) (7, 4)										4	0	1	1	0	1	1									
<b>Dusty Baker Jr., R</b> OBP: 0.285, SLG: 0.286 <b>Rick Peters, S</b> OBP: 0.367, SLG: 0.308 (1, 7) (7, 7)										4	1	1	0	0	1	0									
<b>Mike Davis, L</b> OBP: 0.299, SLG: 0.423 (1, 8)										4	2	2	0	0	0	2									
<b>Alfredo Griffin, S</b> OBP: 0.353, SLG: 0.362 (1, 6)										4	2	2	2	0	0	1									
<b>Jerry Willard, L</b> OBP: 0.300, SLG: 0.125 (1, 2)										2	0	0	0	1	0	1									
<b>Inning Stats</b>	R: 1 E: 0 K: 0 S: 5	H: 2 LOB: 1 BB: 0 P: 5	R: 3 E: 2 K: 2 S: 11	H: 2 LOB: 2 BB: 1 P: 15	R: 1 E: 0 K: 2 S: 9	H: 2 LOB: 1 BB: 0 P: 9	R: 2 E: 0 K: 2 S: 11	H: 4 LOB: 2 BB: 0 P: 11	R: 0 E: 0 K: 0 S: 3	H: 1 LOB: 0 BB: 0 P: 3	R: 0 E: 0 K: 0 S: 3	H: 0 LOB: 0 BB: 0 P: 3	R: 0 E: 0 K: 0 S: 3	H: 0 LOB: 1 BB: 0 P: 3	R: 1 E: 0 K: 0 S: 5	H: 2 LOB: 1 BB: 0 P: 5		R: 0 E: 0 K: 0 S: 3	H: 1 LOB: 0 BB: 0 P: 3	1B: 8 2B: 5 3B: 1 HR: 1	SF: 0 SAC: 1 DP: 1 HBP: 0	WP: 1 PB: 0 SB: 2 CS: 1	PA: 43		
<b>PITCHER</b>	IP	WLS	BF	H	R	ER	SO	BB	IBB	HBP	BLK	WP	HR	S	P	ERA	WHIP								
<b>Storm Davis, R</b> ERA: 3.29 (1, 1)	1.0	L	10	4	4	2	0	1	0	0	0	0	1	9	13	18.00	5.000								
<b>Nate Snell, R</b> ERA: 3.39 (2, 1)	6.0		24	7	3	3	6	0	0	0	0	1	0	36	36	4.50	1.167								
<b>Brad Havens, L</b> ERA: 6.52 (8, 1)	2.0		8	3	1	1	0	0	0	0	0	0	0	8	8	4.50	1.500								
Batter	1	2	3	4	5	6	7	8	9	AB	R	H	RBI	BB	SO	LOB	BOTTOM								
<b>Alan Wiggins, S</b> OBP: 0.316, SLG: 0.324 (1, 4)										5	0	2	1	0	0	1	<b>Oakland Athletics @ Baltimore Orioles</b> <b>Memorial Stadium, Baltimore, MD</b> Fri May 16 1986, 7:05 PM EDT Att: 24,896 - Unknown								
<b>Lee Lacy, R</b> OBP: 0.294, SLG: 0.345 <b>Juan Bonilla, R</b> OBP: 0.358, SLG: 0.413 <b>John Shelby, S</b> OBP: 0.235, SLG: 0.256 (1, 9) (8, 5) (9, PH)										4	0	0	0	0	1	2									
<b>Fred Lynn, L</b> OBP: 0.361, SLG: 0.435 (1, 8)										4	0	1	0	0	0	0									
<b>Eddie Murray, S</b> OBP: 0.353, SLG: 0.413 (1, 3)										4	0	3	0	0	0	1									
<b>Cal Ripken Jr., R</b> OBP: 0.350, SLG: 0.381 (1, 6)										4	1	1	0	0	0	3									
<b>Larry Sheets, L</b> OBP: 0.379, SLG: 0.589 (1, 10)										4	2	2	2	0	0	3									
<b>Mike Young, S</b> OBP: 0.385, SLG: 0.337 (1, 7)										4	1	1	0	0	0	3									
<b>Floyd Rayford, R</b> OBP: 0.234, SLG: 0.237 <b>Jim Dwyer, L</b> OBP: 0.289, SLG: 0.543 ERA: 1.13 (1, 5) (7, PH) (8, 9)										2	0	0	0	0	1	0									
<b>Rick Dempsey, R</b> OBP: 0.284, SLG: 0.414 <b>John Stefero, L</b> OBP: 0.318, SLG: 0.400 (1, 2) (7, PH) (8, 2)										2	0	0	0	0	0	0									
<b>Inning Stats</b>	R: 0 E: 0 K: 0 S: 3	H: 0 LOB: 0 BB: 0 P: 3	R: 0 E: 0 K: 0 S: 4	H: 1 LOB: 1 BB: 0 P: 4	R: 0 E: 0 K: 1 S: 6	H: 1 LOB: 1 BB: 0 P: 6	R: 2 E: 0 K: 0 S: 5	H: 2 LOB: 0 BB: 0 P: 5	R: 0 E: 0 K: 0 S: 3	H: 0 LOB: 0 BB: 0 P: 3	R: 0 E: 0 K: 0 S: 4	H: 1 LOB: 1 BB: 0 P: 4	R: 2 E: 0 K: 2 S: 10	H: 3 LOB: 1 BB: 0 P: 10	R: 0 E: 0 K: 0 S: 5	H: 2 LOB: 2 BB: 0 P: 5		R: 0 E: 0 K: 2 S: 8	H: 1 LOB: 1 BB: 0 P: 8	1B: 9 2B: 1 3B: 0 HR: 1	SF: 0 SAC: 0 DP: 0 HBP: 0	WP: 0 PB: 0 SB: 0 CS: 0	PA: 38		
<b>PITCHER</b>	IP	WLS	BF	H	R	ER	SO	BB	IBB	HBP	BLK	WP	HR	S	P	ERA	WHIP								
<b>Moose Haas, R</b> ERA: 2.62 (1, 1)	6.0	W	26	4	4	0	2	0	0	0	0	0	0	12	12	0.00	1.000								
<b>Bill Mooneyham, R</b> ERA: 1.13 (7, 1)	2.0		8	2	0	0	2	0	0	0	0	0	0	8	8	0.00	1.000								
<b>Jose Rijo, R</b> ERA: 4.75 (9, 1)	1.0		4	1	0	0	2	0	0	0	0	0	0	8	8	0.00	1.000								









Batter	1	2	3	4	5	6	7	8	9	AB	R	H	RBI	BB	SO	LOB	TOP								
Tony Phillips, S OBP: 0.445, SLG: 0.452 (1, 5)			SH5-3 1-2		S 1B 2B		1-2 BB		L9	3	2	1	1	0	1		<b>Oakland Athletics @ Baltimore Orioles</b> <b>Memorial Stadium, Baltimore, MD</b> Sun May 18 1986, 3:33 AM EDT Att: 31,181 - Unknown								
Donnie Hill, S OBP: 0.368, SLG: 0.460 (1, 4)			WP 1B		2-3 K		2-3 L9		4-3	5	0	2	0	0	1	4									
Jose Canseco, R OBP: 0.405, SLG: 0.564 (1, 9)			G4-3 BB		1-2 1B		K			3	0	1	2	1	1	3									
Dave Kingman, R OBP: 0.273, SLG: 0.439 (1, 10)			G4-3 BB		3-H K					4	0	1	0	0	2	4									
Carney Lansford, R OBP: 0.349, SLG: 0.444 (1, 3)				G1-6-3 1B			F5			4	0	1	0	0	1	2									
Steve Henderson, R OBP: 0.074, SLG: 0.115 (1, 7)		G3		G1-6-3 1-2			L6			4	0	0	0	0	0	2									
Mike Davis, L OBP: 0.281, SLG: 0.394 (1, 8)		K		K			3-1			4	0	0	0	0	2	1									
Alfredo Griffin, S OBP: 0.361, SLG: 0.378 (1, 6)		6-3								4	1	3	0	0	0	0									
Bill Bathe, R OBP: 0.204, SLG: 0.340 Jerry Willard, L OBP: 0.250, SLG: 0.100 (7, PH) (7, 2)				1B SH5-3 WP 1B			6-3		FC4-6 L9 BB	2	1	1	0	0	0	1									
										2	0	0	0	0	0	2									
<b>Inning Stats</b>	R: 1 E: 0 K: 1 S: 7	H: 2 LOB: 1 BB: 0 P: 7	R: 0 E: 0 K: 1 S: 5	H: 0 LOB: 0 BB: 0 P: 5	R: 1 E: 0 K: 0 S: 4	H: 2 LOB: 1 BB: 1 P: 8	R: 0 E: 0 K: 1 S: 5	H: 1 LOB: 0 BB: 0 P: 5	R: 2 E: 0 K: 2 S: 10	H: 3 LOB: 1 BB: 0 P: 10	R: 0 E: 0 K: 0 S: 3	H: 0 LOB: 0 BB: 0 P: 3	R: 0 E: 0 K: 1 S: 6	H: 1 LOB: 2 BB: 1 P: 10	R: 0 E: 0 K: 1 S: 6	H: 1 LOB: 1 BB: 0 P: 6	R: 0 E: 0 K: 0 S: 4	H: 1 LOB: 1 BB: 0 P: 4	1B: 8 2B: 3 3B: 0 HR: 0	SF: 0 SAC: 1 DP: 2 HBP: 0	WP: 1 PB: 0 SB: 1 CS: 0	PA: 38			
<b>PITCHER</b>	IP WLS BF H R ER SO BB IBB HBP BLK WP HR S P ERA WHIP	4.2 L 21 8 4 4 4 1 0 0 0 1 0 28 32 7.71 1.929	5.1 W 17 3 0 0 3 1 0 0 0 0 0 22 26 0.00 0.923																						

AB	35
R	4
H	11
RBI	3
BB	2
SO	7
LOB	20



Batter	1	2	3	4	5	6	7	8	9	AB	R	H	RBI	BB	SO	LOB	BOTTOM							
Alan Wiggins, S OBP: 0.333, SLG: 0.327 Jim Dwyer, L OBP: 0.289, SLG: 0.543 (8, 9)					4-3 1B BB		1B 1B		SF8	2	1	1	1	2	0	0	<b>Oakland Athletics @ Baltimore Orioles</b> <b>Memorial Stadium, Baltimore, MD</b> Sun May 18 1986, 3:33 AM EDT Att: 31,181 - Unknown							
John Shelby, S OBP: 0.241, SLG: 0.289 (8, 8)					B1-3 1-2		F8 K			5	1	1	1	0	1	6								
Fred Lynn, L OBP: 0.359, SLG: 0.421 Rex Hudler, R (8, 4)					4-3		SF8			3	2	0	1	1	0	1								
Eddie Murray, S OBP: 0.365, SLG: 0.473 (1, 3)					2B HBP 1B		HR BB			5	2	4	7	0	0	0								
Cal Ripken Jr., R OBP: 0.342, SLG: 0.373 (1, 6)					2B HBP		4-3 5-3			4	1	0	0	0	1	3								
Larry Sheets, L OBP: 0.373, SLG: 0.569 (1, 10)					K		1B 2B			5	1	2	2	0	2	0								
Juan Beniquez, R OBP: 0.377, SLG: 0.373 (1, 5)					K		2B 1B			4	1	2	0	1	1	1								
Mike Young, S OBP: 0.393, SLG: 0.365 (1, 7)					K		1B 2B			5	2	3	1	0	1	1								
John Stefero, L OBP: 0.308, SLG: 0.348 (1, 2)					G3		E7 1B			3	2	0	0	1	1	4								
<b>Inning Stats</b>	R: 1 E: 1 K: 1 S: 7	H: 1 LOB: 1 BB: 0 P: 7	R: 0 E: 0 K: 1 S: 5	H: 1 LOB: 3 BB: 2 P: 13	R: 1 E: 0 K: 0 S: 4	H: 1 LOB: 0 BB: 0 P: 4	R: 0 E: 0 K: 1 S: 6	H: 1 LOB: 1 BB: 0 P: 6	R: 3 E: 0 K: 1 S: 7	H: 2 LOB: 1 BB: 1 P: 12	R: 2 E: 1 K: 0 S: 7	H: 3 LOB: 2 BB: 0 P: 7	R: 6 E: 0 K: 1 S: 9	H: 4 LOB: 0 BB: 2 P: 17	R: 0 E: 0 K: 2 S: 7	H: 0 LOB: 0 BB: 0 P: 7	1B: 8 2B: 3 3B: 0 HR: 2	SF: 2 SAC: 0 DP: 0 HBP: 1	WP: 0 PB: 0 SB: 0 CS: 0	PA: 44				
<b>PITCHER</b>	IP WLS BF H R ER SO BB IBB HBP BLK WP HR S P ERA WHIP	4.2 L 25 6 7 5 2 2 0 0 0 0 0 17 25 22.50 4.000	5.1 W 15 6 7 5 2 2 0 0 0 0 0 1 6 6 9.00 1.000	8.1 L 15 6 7 5 2 2 0 0 0 0 0 1 6 6 9.00 1.000	8.1 L 15 6 7 5 2 2 0 0 0 0 0 1 6 6 9.00 1.000	8.1 L 15 6 7 5 2 2 0 0 0 0 0 1 6 6 9.00 1.000	8.1 L 15 6 7 5 2 2 0 0 0 0 0 1 6 6 9.00 1.000	8.1 L 15 6 7 5 2 2 0 0 0 0 0 1 6 6 9.00 1.000	8.1 L 15 6 7 5 2 2 0 0 0 0 0 1 6 6 9.00 1.000	8.1 L 15 6 7 5 2 2 0 0 0 0 0 1 6 6 9.00 1.000	8.1 L 15 6 7 5 2 2 0 0 0 0 0 1 6 6 9.00 1.000	8.1 L 15 6 7 5 2 2 0 0 0 0 0 1 6 6 9.00 1.000	8.1 L 15 6 7 5 2 2 0 0 0 0 0 1 6 6 9.00 1.000	8.1 L 15 6 7 5 2 2 0 0 0 0 0 1 6 6 9.00 1.000	8.1 L 15 6 7 5 2 2 0 0 0 0 0 1 6 6 9.00 1.000	8.1 L 15 6 7 5 2 2 0 0 0 0 0 1 6 6 9.00 1.000	8.1 L 15 6 7 5 2 2 0 0 0 0 0 1 6 6 9.00 1.000	8.1 L 15 6 7 5 2 2 0 0 0 0 0 1 6 6 9.00 1.000	8.1 L 15 6 7 5 2 2 0 0 0 0 0 1 6 6 9.00 1.000	8.1 L 15 6 7 5 2 2 0 0 0 0 0 1 6 6 9.00 1.000	8.1 L 15 6 7 5 2 2 0 0 0 0 0 1 6 6 9.00 1.000	8.1 L 15 6 7 5 2 2 0 0 0 0 0 1 6 6 9.00 1.000	8.1 L 15 6 7 5 2 2 0 0 0 0 0 1 6 6 9.00 1.000	8.1 L 15 6 7 5 2 2 0 0 0 0 0 1 6 6 9.00 1.000

AB	36
R	13
H	13
RBI	13
BB	5
SO	7
LOB	16





Batter	1	2	3	4	5	6	7	8	9	AB	R	H	RBI	BB	SO	LOB	TOP			
Tony Phillips, S OBP: 0.452, SLG: 0.453 (1, 5)										2	0	1	0	2	0	0	<p>Oakland Athletics @ New York Yankees Yankee Stadium, Bronx, NY Tue May 20 1986, 7:05 PM EDT Att: 17,895 - Unknown</p> <p>livebaseballscores.com</p>			
Donnie Hill, S OBP: 0.347, SLG: 0.433 (1, 4)										4	0	0	0	0	0	3				
Jose Canseco, R OBP: 0.401, SLG: 0.556 (1, 7)										4	1	1	0	0	2	1				
Dave Kingman, R OBP: 0.265, SLG: 0.425 (1, 10)										4	0	0	0	0	2	2				
Carney Lansford, R OBP: 0.347, SLG: 0.435 (1, 3)										3	0	0	0	1	1	0				
Bill Bathe, R OBP: 0.211, SLG: 0.393 Dusty Baker Jr., R (9, PH) Rick Peters, S (9, PR) Jerry Willard, L (9, 2)										3	1	1	1	0	1	0				
Mike Davis, L OBP: 0.280, SLG: 0.389 (1, 9)										4	0	1	0	0	1	2				
Alfredo Griffin, S OBP: 0.351, SLG: 0.367 (1, 6)										4	0	0	0	0	0	3				
Stan Javier, S (1, 8)										3	0	0	0	0	0	2				
<b>Inning Stats</b>	R: 0 E: 0 K: 1 S: 5	H: 1 LOB: 0 BB: 0 P: 5	R: 1 E: 1 K: 1 S: 8	H: 2 LOB: 2 BB: 0 P: 8	R: 0 E: 0 K: 1 S: 5	H: 0 LOB: 0 BB: 1 P: 9	R: 0 E: 0 K: 2 S: 7	H: 0 LOB: 0 BB: 0 P: 7	R: 0 E: 0 K: 0 S: 3	H: 0 LOB: 0 BB: 0 P: 3	R: 0 E: 0 K: 0 S: 3	H: 0 LOB: 0 BB: 0 P: 3	R: 0 E: 0 K: 0 S: 3	H: 0 LOB: 1 BB: 1 P: 7	R: 1 E: 1 K: 0 S: 5	H: 2 LOB: 2 BB: 1 P: 9		1B: 4 2B: 0 3B: 0 HR: 1	SF: 0 SAC: 0 DP: 1 HBP: 0	WP: 0 PB: 0 SB: 2 CS: 0
<b>PITCHER</b> Ron Guidry, L ERA: 3.25 (1, 1)	IP: 9.0 WLS: L BF: 35	H: 5 R: 2 ER: 1 SO: 7	BB: 2 IBB: 1 HBP: 0 BLK: 0	WP: 0 HR: 1 S: 46 P: 58	ERA: 1.00 WHIP: 0.778	<b>PITCHER</b>														

Batter	1	2	3	4	5	6	7	8	9	AB	R	H	RBI	BB	SO	LOB	BOTTOM			
Rickey Henderson, R OBP: 0.341, SLG: 0.439 (1, 8)										4	1	1	1	0	0	1	<p>Oakland Athletics @ New York Yankees Yankee Stadium, Bronx, NY Tue May 20 1986, 7:05 PM EDT Att: 17,895 - Unknown</p> <p>livebaseballscores.com</p>			
Willie Randolph, R OBP: 0.442, SLG: 0.353 (1, 4)										4	0	1	0	0	0	0				
Don Mattingly, L OBP: 0.377, SLG: 0.510 (1, 3)										4	0	0	0	0	0	1				
Dave Winfield, R OBP: 0.370, SLG: 0.433 (1, 9)										4	0	1	0	0	0	1				
Gary Roenicke, R OBP: 0.481, SLG: 0.488 Dan Pasqua, L (9, PH)										2	0	0	0	1	1	1				
Dale Berra, R OBP: 0.394, SLG: 0.414 (1, 10)										3	0	0	0	0	0	1				
Butch Wynegar, S OBP: 0.313, SLG: 0.362 (1, 2)										3	0	1	0	0	0	0				
Mike Pagliarulo, L OBP: 0.289, SLG: 0.364 (1, 5)										2	0	0	0	0	1	0				
Bobby Meacham, S OBP: 0.331, SLG: 0.311 (1, 6)										3	0	0	0	0	1	1				
<b>Inning Stats</b>	R: 1 E: 0 K: 1 S: 7	H: 2 LOB: 1 BB: 0 P: 7	R: 0 E: 0 K: 1 S: 5	H: 0 LOB: 0 BB: 0 P: 5	R: 0 E: 0 K: 0 S: 3	H: 0 LOB: 0 BB: 0 P: 3	R: 0 E: 0 K: 0 S: 3	H: 0 LOB: 0 BB: 0 P: 3	R: 0 E: 0 K: 0 S: 3	H: 0 LOB: 0 BB: 0 P: 3	R: 0 E: 0 K: 0 S: 3	H: 0 LOB: 1 BB: 1 P: 7	R: 0 E: 0 K: 1 S: 6	H: 1 LOB: 1 BB: 0 P: 6	R: 0 E: 0 K: 0 S: 4	H: 1 LOB: 1 BB: 0 P: 4		1B: 2 2B: 1 3B: 0 HR: 1	SF: 0 SAC: 1 DP: 0 HBP: 0	WP: 0 PB: 0 SB: 0 CS: 0
<b>PITCHER</b> Curt Young, L ERA: 2.49 Jay Howell, R ERA: 4.6 (1, 1) (9, 1)	IP: 8.1 WLS: W BF: 30	H: 4 R: 1 ER: 1 SO: 3	BB: 1 IBB: 0 HBP: 0 BLK: 0	WP: 0 HR: 1 S: 35 P: 39	ERA: 1.08 WHIP: 0.600	<b>PITCHER</b>														



Batter	1	2	3	4	5	6	7	8	9	AB	R	H	RBI	BB	SO	LOB	TOP																			
Tony Phillips, S OBP: 0.442, SLG: 0.441 (1, 4)	G3		K			F8		E6 HR		4	1	0	0	0	1	0	<b>Oakland Athletics @ New York Yankees</b> Yankee Stadium, Bronx, NY Wed May 21 1986, 7:05 PM EDT Att: 18,249 - Unknown <a href="http://livebaseballscores.com">livebaseballscores.com</a>																			
Bruce Bochte, L OBP: 0.353, SLG: 0.380 (1, 3)	1B BB					4-3		K		3	0	1	0	1	1	1																				
Jose Canseco, R OBP: 0.403, SLG: 0.574 (1, 7)			K			F9			HR	4	1	2	2	0	1	1																				
Dave Kingman, R OBP: 0.257, SLG: 0.412 (1, 10)	F9					F7		1-3	6-3	4	0	0	0	0	2	2																				
Carney Lansford, R OBP: 0.344, SLG: 0.437 (1, 5)	F9					F8		1B 1B	4-3	4	1	1	0	0	2	2																				
Mike Davis, L OBP: 0.351, SLG: 0.368 Rick Peters, S OBP: 0.355, SLG: 0.296 (1, 9) (7, 9)		F7				F8		K	5-3	3	0	0	0	0	1	1																				
Alfredo Griffin, S OBP: 0.273, SLG: 0.366 Donnie Hill, S OBP: 0.356, SLG: 0.441 (9, PH) (9, PH)		4-3				G3		1B WP 1B		1	0	1	0	0	0	0																				
Bill Bathe, R OBP: 0.203, SLG: 0.379 Jerry Willard, L OBP: 0.296, SLG: 0.167 (7, PH) (7, 2)			K			G3		WP 1B	G4-6-3	2	0	0	0	0	1	0																				
Stan Javier, S (1, 8)			F7			6-3		1-2 3-H 4-3		3	0	0	0	0	0	1																				
<b>Inning Stats</b>	R: 0 E: 0 K: 1 S: 4	H: 1 LOB: 2 BB: 1 P: 8	R: 0 E: 0 K: 1 S: 5	H: 0 LOB: 0 BB: 0 P: 5	R: 0 E: 0 K: 2 S: 8	H: 1 LOB: 1 BB: 0 P: 8	R: 0 E: 0 K: 0 S: 3	H: 0 LOB: 0 BB: 0 P: 3	R: 0 E: 0 K: 0 S: 3	H: 0 LOB: 0 BB: 0 P: 3	R: 2 E: 0 K: 1 S: 8	H: 3 LOB: 1 BB: 0 P: 8	R: 2 E: 1 K: 1 S: 7	H: 1 LOB: 0 BB: 0 P: 7	R: 0 E: 0 K: 0 S: 3	H: 1 LOB: 0 BB: 0 P: 3		1B: 5 2B: 1 3B: 0 HR: 1	SF: 0 SAC: 0 DP: 1 HBP: 0	WP: 1 PB: 0 SB: 0 CS: 0	PA: 35															
<b>PITCHER</b>	IP	WLS	BF	H	R	ER	SO	BB	IBB	HBP	BLK	WP	HR	S	P	ERA	WHIP	<b>PITCHER</b>		IP	WLS	BF	H	R	ER	SO	BB	IBB	HBP	BLK	WP	HR	S	P	ERA	WHIP
Joe Niekro, R ERA: 2.91 Brian Fisher, R ERA: 5.06 (1, 1) (8, 1)	7.0	W	27	5	2	2	4	1	0	0	0	1	0	34	38	2.57	0.857			2.0		8	2	2	1	1	0	0	0	0	0	1	10	10	4.50	1.000

Batter	1	2	3	4	5	6	7	8	9	AB	R	H	RBI	BB	SO	LOB	BOTTOM																			
Rickey Henderson, R OBP: 0.348, SLG: 0.444 (1, 8)	F8		F8	CS	S 2B BLK BB			S 1B BB		3	2	1	1	2	0	0	<b>Oakland Athletics @ New York Yankees</b> Yankee Stadium, Bronx, NY Wed May 21 1986, 7:05 PM EDT Att: 18,249 - Unknown <a href="http://livebaseballscores.com">livebaseballscores.com</a>																			
Willie Randolph, R OBP: 0.441, SLG: 0.350 (1, 4)	F8		F8		S 2B BB	1-3		F8 1B SF7 1B		4	2	1	1	1	0	1																				
Don Mattingly, L OBP: 0.383, SLG: 0.512 (1, 3)				HR 1B	K	4-3			1B	5	1	3	0	0	1	2																				
Dan Pasqua, L OBP: 0.667, SLG: 1.500 (1, 9)				HR			4-3	F8		3	2	2	4	2	0	2																				
Mike Easter, L OBP: 0.328, SLG: 0.400 (1, 10)	K		K		5-3			SF7		4	1	1	2	0	2	3																				
Ken Griffey, L OBP: 0.328, SLG: 0.388 Gary Roenicke, R OBP: 0.482, SLG: 0.476 (1, 7) (7, 7)		F8		K	4-3			K		3	0	0	0	0	1	1																				
Mike Pagliarulo, L OBP: 0.288, SLG: 0.368 (1, 5)					F6	4-3		K		4	0	1	0	0	1	2																				
Butch Wynegar, S OBP: 0.322, SLG: 0.411 (1, 2)		F9			HR			K		4	1	2	2	0	1	1																				
Bobby Meacham, S OBP: 0.336, SLG: 0.311 (1, 6)		5-3			CS BB			F7		3	1	1	0	1	0	3																				
<b>Inning Stats</b>	R: 0 E: 0 K: 1 S: 6	H: 1 LOB: 1 BB: 0 P: 10	R: 0 E: 0 K: 0 S: 4	H: 1 LOB: 0 BB: 0 P: 4	R: 2 E: 0 K: 1 S: 7	H: 2 LOB: 0 BB: 0 P: 7	R: 1 E: 0 K: 1 S: 5	H: 1 LOB: 1 BB: 1 P: 9	R: 2 E: 0 K: 1 S: 6	H: 1 LOB: 1 BB: 2 P: 14	R: 1 E: 0 K: 1 S: 7	H: 2 LOB: 1 BB: 0 P: 7	R: 2 E: 0 K: 1 S: 7	H: 2 LOB: 2 BB: 2 P: 15	R: 2 E: 0 K: 1 S: 7	H: 2 LOB: 1 BB: 1 P: 11		1B: 6 2B: 3 3B: 1 HR: 2	SF: 1 SAC: 0 DP: 0 HBP: 0	WP: 0 PB: 0 SB: 3 CS: 1	PA: 43															
<b>PITCHER</b>	IP	WLS	BF	H	R	ER	SO	BB	IBB	HBP	BLK	WP	HR	S	P	ERA	WHIP	<b>PITCHER</b>		IP	WLS	BF	H	R	ER	SO	BB	IBB	HBP	BLK	WP	HR	S	P	ERA	WHIP
Moose Haas, R ERA: 2.54 Eric Plunk, R ERA: 8.75 Bill Mooneyham, R ERA: 2.45 Tom Dozier, R ERA: 7.71 (1, 1) (3, 1) (5, 1) (7, 1)	2.0	L	13	4	5	5	3	3	0	0	1	0	2	16	28	19.29	3.000			2.1		13	4	3	3	2	2	0	0	0	0	0	8	12	13.50	2.250




Batter	1	2	3	4	5	6	7	8	9	10	11	AB	R	H	RBI	BB	SO	LOB															
Tony Phillips, S OBP: 0.435, SLG: 0.433 (1, 5)												5	1	1	0	0	1	0															
Donnie Hill, S OBP: 0.372, SLG: 0.452 (1, 4)												5	1	3	0	0	0	0															
Jose Canseco, R OBP: 0.398, SLG: 0.586 (1, 9)												4	1	1	3	0	1	2															
Dave Kingman, R OBP: 0.255, SLG: 0.400 (1, 10)												4	0	0	0	0	1	1															
Carney Lansford, R OBP: 0.333, SLG: 0.422 (1, 3)												5	0	0	0	0	1	1															
Dusty Baker Jr., R OBP: 0.284, SLG: 0.274 (6, PR)												2	0	0	0	1	0	1															
Rick Peters, S OBP: 0.333, SLG: 0.276 (6, 7)												2	0	0	0	0	0	1															
Alfredo Griffin, S OBP: 0.348, SLG: 0.363 (1, 6)												4	0	1	0	0	0	1															
Bill Bathe, R OBP: 0.190, SLG: 0.355 (1, 2)												4	0	0	0	0	0	2															
Stan Javier, S OBP: 0.100, SLG: 0.200 (1, 8)												4	0	1	0	0	1	0															
<b>Inning Stats</b>	R: 1 E: 0 K: 0 S: 4	H: 2 LOB: 0 BB: 0 P: 4	R: 0 E: 0 K: 0 S: 3	H: 0 LOB: 0 BB: 0 P: 3	R: 0 E: 1 K: 0 S: 5	H: 2 LOB: 2 BB: 0 P: 5	R: 0 E: 0 K: 0 S: 3	H: 0 LOB: 1 BB: 0 P: 4	R: 0 E: 0 K: 2 S: 7	H: 0 LOB: 0 BB: 0 P: 7	R: 2 E: 0 K: 1 S: 8	H: 3 LOB: 2 BB: 1 P: 12	R: 0 E: 0 K: 0 S: 3	H: 0 LOB: 0 BB: 0 P: 3	R: 0 E: 1 K: 0 S: 4	H: 0 LOB: 1 BB: 0 P: 4	R: 0 E: 0 K: 0 S: 3	H: 0 LOB: 0 BB: 0 P: 3	R: 0 E: 0 K: 1 S: 5	H: 0 LOB: 0 BB: 0 P: 5	R: 0 E: 0 K: 1 S: 5	H: 0 LOB: 0 BB: 0 P: 5	R: 0 E: 0 K: 1 S: 5	H: 0 LOB: 0 BB: 0 P: 5	1B: 5 2B: 1 3B: 0 HR: 1	SF: 1 SAC: 0 DP: 1 HBP: 1	WP: 0 PB: 0 SB: 0 CS: 0	PA: 42					
<b>PITCHER</b>	IP ERA WLS BF H R ER SO BB IBB HBP BLK WP HR S P ERA WHIP	Bob Shirley, L ERA: 5.4 (1, 1)	2.0 W 6 0 0 0 2 0 0 0 0 0 0 0 0 10 10 0.00 0.000	Dave Righetti, L ERA: 2.49 (10, 1)		<b>PITCHER</b>	IP ERA WLS BF H R ER SO BB IBB HBP BLK WP HR S P ERA WHIP																										

**Oakland Athletics @ New York Yankees**  
Yankee Stadium, Bronx, NY  
Thu May 22 1986, 7:05 PM EDT  
Att: 20,396 - Unknown

livebaseballscores.com

AB	39
R	3
H	7
RBI	3
BB	1
SO	5
LOB	9




Batter	1	2	3	4	5	6	7	8	9	10	11	AB	R	H	RBI	BB	SO	LOB														
Rickey Henderson, R OBP: 0.349, SLG: 0.442 (1, 8)												5	0	2	0	0	1	1														
Willie Randolph, R OBP: 0.440, SLG: 0.348 (1, 4)												4	0	1	0	1	0	1														
Don Mattingly, L OBP: 0.373, SLG: 0.497 (1, 3)												5	0	0	0	0	0	3														
Dan Pasqua, L OBP: 0.636, SLG: 1.750 (1, 7)												4	2	2	2	1	0	0														
Dave Winfield, R OBP: 0.371, SLG: 0.459 (1, 9)												5	2	2	1	0	1	2														
Mike Easter, L OBP: 0.339, SLG: 0.413 (1, 10)												4	0	2	0	1	0	0														
Butch Wynegar, S OBP: 0.326, SLG: 0.395 (1, 2)												3	0	0	0	2	1	2														
Mike Pagliarulo, L OBP: 0.285, SLG: 0.361 (1, 5)												5	0	1	1	0	0	2														
Bobby Meacham, S OBP: 0.331, SLG: 0.306 (7, PH)												2	0	0	0	0	0	1														
Ron Hassey, L OBP: 0.320, SLG: 0.297 (8, PH)												1	0	0	0	0	1	1														
Mike Fischlin, R OBP: 0.354, SLG: 0.300 (8, PH)												0	0	0	0	0	0	0														
Ken Griffey, L OBP: 0.326, SLG: 0.385 (10, PH)												1	0	0	0	0	0	0														
Dale Berra, R OBP: 0.384, SLG: 0.414 (11, 6)												0	0	0	0	0	0	0														
<b>Inning Stats</b>	R: 0 E: 0 K: 0 S: 3	H: 0 LOB: 0 BB: 0 P: 3	R: 1 E: 0 K: 0 S: 4	H: 1 LOB: 0 BB: 0 P: 4	R: 0 E: 0 K: 0 S: 4	H: 1 LOB: 1 BB: 0 P: 4	R: 1 E: 0 K: 0 S: 4	H: 1 LOB: 0 BB: 0 P: 4	R: 0 E: 0 K: 1 S: 5	H: 0 LOB: 1 BB: 1 P: 9	R: 0 E: 0 K: 0 S: 3	H: 1 LOB: 1 BB: 1 P: 7	R: 0 E: 0 K: 0 S: 3	H: 0 LOB: 0 BB: 0 P: 3	R: 1 E: 0 K: 1 S: 6	H: 2 LOB: 0 BB: 0 P: 6	R: 0 E: 0 K: 0 S: 4	H: 1 LOB: 2 BB: 1 P: 8	R: 1 E: 0 K: 0 S: 3	H: 2 LOB: 3 BB: 2 P: 11	1B: 5 2B: 2 3B: 0 HR: 3	SF: 0 SAC: 0 DP: 2 HBP: 0	WP: 0 PB: 0 SB: 2 CS: 0	PA: 44								
<b>PITCHER</b>	IP ERA WLS BF H R ER SO BB IBB HBP BLK WP HR S P ERA WHIP	Joaquin Andujar, R ERA: 3.95 (7, 1)	3.2 L 6 2 1 1 0 1 1 0 0 0 0 0 4 12 13.50 4.500	Steve Ontiveros, R ERA: 5.16 (10, 1)		<b>PITCHER</b>	IP ERA WLS BF H R ER SO BB IBB HBP BLK WP HR S P ERA WHIP																									

**Oakland Athletics @ New York Yankees**  
Yankee Stadium, Bronx, NY  
Thu May 22 1986, 7:05 PM EDT  
Att: 20,396 - Unknown

livebaseballscores.com

AB	39
R	4
H	10
RBI	4
BB	5
SO	4
LOB	13





Batter	1	2	3	4	5	6	7	8	9	AB R H RBI BB SO LOB	TOP											
<b>Tony Phillips, S</b> OBP: 0.428, SLG: 0.426 (1, 5)										5 1 1 1 0 0 1	<b>Oakland Athletics @ Detroit Tigers</b> Tiger Stadium, Detroit, MI Fri May 23 1986, 7:05 PM EDT Att: 17,846 - Unknown											
<b>Donnie Hill, S</b> OBP: 0.361, SLG: 0.429 (1, 4)										4 1 0 0 1 0 2												
<b>Jose Canseco, R</b> OBP: 0.395, SLG: 0.577 (1, 7)										4 1 1 1 0 2 1												
<b>Dave Kingman, R</b> OBP: 0.262, SLG: 0.399 (1, 10)										3 0 1 1 1 0 0												
<b>Carney Lansford, R</b> OBP: 0.337, SLG: 0.424 (1, 3)										4 1 2 0 0 0 2												
<b>Alfredo Griffin, S</b> OBP: 0.346, SLG: 0.360 (1, 6)										4 0 1 1 0 0 2												
<b>Mike Davis, L</b> OBP: 0.288, SLG: 0.386 (1, 9)										3 1 2 1 1 0 1												
<b>Bill Bathe, R</b> OBP: 0.182, SLG: 0.338 (1, 2)										3 0 0 0 0 1 4												
<b>Stan Javier, S</b> OBP: 0.143, SLG: 0.214 (1, 8)										4 0 1 0 0 2 4												
<b>Inning Stats</b>	R: 3 E: 1 K: 0 S: 7	H: 3 LOB: 1 BB: 0 P: 7	R: 0 E: 0 K: 1 S: 5	H: 0 LOB: 0 BB: 0 P: 5	R: 0 E: 0 K: 1 S: 3	H: 0 LOB: 2 BB: 2 P: 11	R: 0 E: 0 K: 1 S: 6	H: 1 LOB: 2 BB: 1 P: 10	R: 0 E: 0 K: 1 S: 5	H: 3 LOB: 0 BB: 0 P: 8	R: 0 E: 0 K: 0 S: 3	H: 0 LOB: 0 BB: 0 P: 3	R: 0 E: 0 K: 0 S: 3	H: 0 LOB: 0 BB: 0 P: 3	R: 1 E: 0 K: 0 S: 5	H: 2 LOB: 1 BB: 0 P: 5	1B: 9 2B: 0 3B: 0 HR: 0	SF: 0 SAC: 1 DP: 0 HBP: 0	WP: 0 PB: 0 SB: 2 CS: 2	PA: 39		
<b>PITCHER</b>	IP WLS BF H R ER SO BB IBB HBP BLK WP HR S P ERA WHIP											IP WLS BF H R ER SO BB IBB HBP BLK WP HR S P ERA WHIP										
<b>Dave LaPoint, L</b> ERA: 4.42 (1, 1)	8.1 L 36 9 5 3 5 3 0 0 0 0 0 0 43 55 3.24 1.440																					
<b>Chuck Cary, L</b> ERA: 3.14 (9, 1)	0.2 2 0 0 0 0 0 0 0 0 0 0 0 2 2 0.00 0.000																					

AB	34
R	5
H	9
RBI	5
BB	3
SO	5
LOB	17



Batter	1	2	3	4	5	6	7	8	9	AB R H RBI BB SO LOB	BOTTOM											
<b>Lou Whitaker, L</b> OBP: 0.338, SLG: 0.464 (1, 4)										5 1 2 0 0 0 2	<b>Oakland Athletics @ Detroit Tigers</b> Tiger Stadium, Detroit, MI Fri May 23 1986, 7:05 PM EDT Att: 17,846 - Unknown											
<b>Alan Trammell, R</b> OBP: 0.295, SLG: 0.403 (1, 6)										1 0 0 0 0 0 1												
<b>Tom Brookens, R</b> OBP: 0.350, SLG: 0.395 (2, 6)										3 0 1 0 0 0 1												
<b>Harry Spillman, L</b> OBP: 0.333, SLG: 0.548 (9, PH)										1 0 0 0 0 0 1												
<b>Johnny Grubb, L</b> OBP: 0.400, SLG: 0.417 (1, 9)										4 0 0 1 0 1 2												
<b>Lance Parrish, R</b> OBP: 0.312, SLG: 0.394 (1, 2)										3 0 2 0 1 0 1												
<b>Darrell Evans, L</b> OBP: 0.329, SLG: 0.481 (1, 10)										2 0 0 0 2 0 1												
<b>Darnell Coles, R</b> OBP: 0.345, SLG: 0.463 (1, 5)										4 0 0 0 0 2 5												
<b>Dave Bergman, L</b> OBP: 0.405, SLG: 0.406 (1, 3)										3 0 0 0 1 2 0												
<b>Pat Sheridan, L</b> OBP: 0.211, SLG: 0.352 (1, 8)										2 0 0 0 1 0 0												
<b>Dave Collins, S</b> OBP: 0.395, SLG: 0.381 (1, 7)										4 0 1 0 0 2 2												
<b>Inning Stats</b>	R: 0 E: 0 K: 2 S: 8	H: 1 LOB: 3 BB: 2 P: 16	R: 0 E: 0 K: 1 S: 5	H: 0 LOB: 1 BB: 1 P: 9	R: 0 E: 0 K: 2 S: 4	H: 0 LOB: 2 BB: 1 P: 8	R: 0 E: 0 K: 2 S: 7	H: 0 LOB: 0 BB: 0 P: 7	R: 1 E: 0 K: 0 S: 5	H: 2 LOB: 1 BB: 0 P: 5	R: 0 E: 0 K: 1 S: 5	H: 0 LOB: 1 BB: 1 P: 9	R: 0 E: 0 K: 0 S: 4	H: 1 LOB: 1 BB: 0 P: 4	R: 0 E: 0 K: 1 S: 5	H: 0 LOB: 0 BB: 0 P: 5	R: 0 E: 0 K: 0 S: 4	H: 1 LOB: 1 BB: 0 P: 4	1B: 4 2B: 1 3B: 1 HR: 0	SF: 0 SAC: 1 DP: 0 HBP: 0	WP: 0 PB: 0 SB: 0 CS: 0	PA: 38
<b>PITCHER</b>	IP WLS BF H R ER SO BB IBB HBP BLK WP HR S P ERA WHIP											IP WLS BF H R ER SO BB IBB HBP BLK WP HR S P ERA WHIP										
<b>Jose Rijo, R</b> ERA: 4.24 (1, 1)	9.0 W 38 6 1 1 7 5 0 0 0 0 0 0 47 67 1.00 1.222																					





Batter	1	2	3	4	5	6	7	8	9	AB	R	H	RBI	BB	SO	LOB	TOP					
Tony Phillips, S OBP: 0.421, SLG: 0.416 (1, 4)										4	0	0	0	0	2	0	<b>Oakland Athletics @ Detroit Tigers</b> Tiger Stadium, Detroit, MI Sat May 24 1986, 7:05 PM EDT Att: 22,546 - Unknown <a href="http://livebaseballscorecards.com">livebaseballscorecards.com</a>					
Bruce Bochte, L OBP: 0.341, SLG: 0.365 (1, 3)										4	0	0	0	0	2	0						
Jose Canseco, R OBP: 0.397, SLG: 0.570 (1, 7)										2	0	0	0	2	0	0						
Dave Kingman, R OBP: 0.255, SLG: 0.387 (1, 10)										4	0	0	0	0	0	2						
Carney Lansford, R OBP: 0.331, SLG: 0.416 (1, 5)										3	0	0	0	0	0	0						
Mike Davis, L OBP: 0.289, SLG: 0.393 (1, 9)										3	1	1	0	0	1	0						
Alfredo Griffin, S OBP: 0.352, SLG: 0.373 (1, 6)										3	0	2	0	0	0	1						
Bill Bathe, R OBP: 0.179, SLG: 0.333 (8, PH)										2	0	0	1	0	1	1						
Rick Peters, S OBP: 0.324, SLG: 0.267 (8, 8)										1	0	0	0	0	1	1						
Stan Javier, S OBP: 0.125, SLG: 0.188 (1, 8)										2	0	0	0	0	1	0						
Donnie Hill, S OBP: 0.357, SLG: 0.423 (8, PH)										1	0	0	0	0	0	1						
Jerry Willard, L OBP: 0.286, SLG: 0.167 (8, 2)										0	0	0	0	0	0	0						
<b>Inning Stats</b>	R: 0 E: 0 K: 1 S: 5	H: 0 LOB: 1 BB: 1 P: 9	R: 0 E: 0 K: 1 S: 6	H: 1 LOB: 1 BB: 0 P: 6	R: 0 E: 0 K: 2 S: 7	H: 0 LOB: 0 BB: 0 P: 7	R: 0 E: 0 K: 0 S: 3	H: 0 LOB: 0 BB: 0 P: 3	R: 1 E: 0 K: 0 S: 4	H: 1 LOB: 0 BB: 0 P: 4	R: 0 E: 0 K: 2 S: 7	H: 0 LOB: 0 BB: 0 P: 7	R: 0 E: 0 K: 1 S: 5	H: 0 LOB: 0 BB: 0 P: 5	R: 0 E: 0 K: 1 S: 5	H: 1 LOB: 0 BB: 1 P: 5	R: 0 E: 0 K: 0 S: 3	H: 0 LOB: 1 BB: 1 P: 7	1B: 1 2B: 2 3B: 0 HR: 0	SF: 0 SAC: 1 DP: 1 HBP: 0	WP: 0 PB: 0 SB: 0 CS: 0	PA: 31
<b>PITCHER</b> Jack Morris, R ERA: 4.23 (1, 1)	IP: 9.0 WLS: W BF: 31 H: 3 R: 1 ER: 1 SO: 8 BB: 2 IBB: 0 HBP: 0 BLK: 0 WP: 0 HR: 0 S: 45 P: 53 ERA: 1.00 WHIP: 0.556															<b>PITCHER</b>	IP: 9.0 WLS: W BF: 31 H: 3 R: 1 ER: 1 SO: 8 BB: 2 IBB: 0 HBP: 0 BLK: 0 WP: 0 HR: 0 S: 45 P: 53 ERA: 1.00 WHIP: 0.556					


Batter	1	2	3	4	5	6	7	8	9	AB	R	H	RBI	BB	SO	LOB	BOTTOM			
Lou Whitaker, L OBP: 0.335, SLG: 0.455 (1, 4)										3	0	0	0	1	0	0	<b>Oakland Athletics @ Detroit Tigers</b> Tiger Stadium, Detroit, MI Sat May 24 1986, 7:05 PM EDT Att: 22,546 - Unknown <a href="http://livebaseballscorecards.com">livebaseballscorecards.com</a>			
Dave Collins, S OBP: 0.390, SLG: 0.376 (1, 7)										4	0	1	0	0	2	2				
Johnny Grubb, L OBP: 0.421, SLG: 0.438 (1, 9)										4	1	2	0	0	1	3				
Lance Parrish, R OBP: 0.329, SLG: 0.446 (1, 2)										2	3	2	3	2	0	0				
Darrell Evans, L OBP: 0.320, SLG: 0.466 (1, 10)										4	0	0	0	0	0	3				
Darnell Coles, R OBP: 0.348, SLG: 0.471 (1, 5)										4	0	2	0	0	0	0				
Dave Bergman, L OBP: 0.390, SLG: 0.389 (1, 3)										4	0	1	1	0	0	1				
Pat Sheridan, L OBP: 0.197, SLG: 0.328 (1, 8)										4	0	0	0	0	0	3				
Tom Brookens, R OBP: 0.349, SLG: 0.390 (1, 6)										3	0	1	0	0	1	0				
<b>Inning Stats</b>	R: 0 E: 0 K: 1 S: 6	H: 1 LOB: 2 BB: 1 P: 10	R: 0 E: 0 K: 0 S: 3	H: 0 LOB: 0 BB: 0 P: 3	R: 0 E: 0 K: 1 S: 5	H: 0 LOB: 0 BB: 0 P: 5	R: 2 E: 0 K: 0 S: 6	H: 3 LOB: 1 BB: 0 P: 6	R: 0 E: 0 K: 1 S: 6	H: 1 LOB: 1 BB: 0 P: 6	R: 1 E: 0 K: 0 S: 4	H: 1 LOB: 0 BB: 0 P: 4	R: 0 E: 0 K: 1 S: 6	H: 1 LOB: 2 BB: 1 P: 10	R: 1 E: 0 K: 0 S: 4	H: 2 LOB: 1 BB: 1 P: 8		1B: 6 2B: 1 3B: 0 HR: 2	SF: 0 SAC: 0 DP: 1 HBP: 0	WP: 0 PB: 0 SB: 2 CS: 0
<b>PITCHER</b> Chris Codiroli, R ERA: 3.03 Bill Mooneyham, R ERA: 2.66 (7, 1)	IP: 6.0 WLS: L BF: 25 H: 6 R: 3 ER: 3 SO: 3 BB: 1 IBB: 0 HBP: 0 BLK: 0 WP: 0 HR: 2 S: 30 P: 34 ERA: 4.50 WHIP: 1.167															<b>PITCHER</b>	IP: 6.0 WLS: L BF: 25 H: 6 R: 3 ER: 3 SO: 3 BB: 1 IBB: 0 HBP: 0 BLK: 0 WP: 0 HR: 2 S: 30 P: 34 ERA: 4.50 WHIP: 1.167			



Batter	1	2	3	4	5	6	7	8	9	AB	R	H	RBI	BB	SO	LOB	TOP			
Tony Phillips, S OBP: 0.417, SLG: 0.408 (1, 4)	0-0 3-1 1		4-0 CS BB		0-0 L3			0-0 4-3		3	0	0	0	1	0	0				
Bruce Bochte, L OBP: 0.339, SLG: 0.370 (1, 3)	0-0 1B 2B		0-0 4-3 1-2			0-0 F7			0-0 F8	4	1	1	0	0	0	1				
Jose Canseco, R OBP: 0.394, SLG: 0.562 (1, 7)	0-0 2H BB 1B		0-3 K			0-3 K			0-0 F9	4	0	1	1	0	2	0				
Dave Kingman, R OBP: 0.248, SLG: 0.377 (1, 10)	0-0 F4			0-0 F7		0-3 K			0-0 1-3	4	0	0	0	0	1	1				
Carney Lansford, R OBP: 0.331, SLG: 0.410 (1, 5)	4-0 1-2 BB			0-0 F3				0-0 F9		2	0	0	0	1	0	0				
Mike Davis, L OBP: 0.290, SLG: 0.392 (1, 9)	0-0 F7			0-0 1B				0-0 F7		3	0	1	0	0	0	2				
Alfredo Griffin, S OBP: 0.351, SLG: 0.372 (1, 6)		0-0 CS 1B		0-0 F5				0-0 F5		3	0	1	0	0	0	1				
Jerry Willard, L OBP: 0.235, SLG: 0.133 (1, 2)		0-0 F8			0-0 3-1			0-0 4-3		3	0	0	0	0	0	1				
Stan Javier, S OBP: 0.105, SLG: 0.158 (1, 8)		0-3 K			0-0 F2			0-0 1-3		3	0	0	0	0	1	1				
<b>Inning Stats</b>	R: 1 E: 0 K: 0 S: 5	H: 2 LOB: 2 BB: 1 P: 9	R: 0 E: 0 K: 1 S: 5	H: 1 LOB: 0 BB: 0 P: 5	R: 0 E: 0 K: 1 S: 4	H: 0 LOB: 0 BB: 1 P: 8	R: 0 E: 0 K: 0 S: 4	H: 1 LOB: 1 BB: 0 P: 4	R: 0 E: 0 K: 0 S: 3	H: 0 LOB: 0 BB: 0 P: 3	R: 0 E: 0 K: 0 S: 3	H: 0 LOB: 0 BB: 0 P: 3	R: 0 E: 0 K: 0 S: 3	H: 0 LOB: 0 BB: 0 P: 3	R: 0 E: 0 K: 0 S: 3	H: 0 LOB: 0 BB: 0 P: 3	1B: 3 2B: 1 3B: 0 HR: 0	SF: 0 SAC: 0 DP: 0 HBP: 0	WP: 0 PB: 0 SB: 0 CS: 2	PA: 31
<b>PITCHER</b> Walt Terrell, R ERA: 3.82 (1, 1)	IP: 9.0 WLS: W BF: 31 H: 4 R: 1 ER: 1 SO: 4 BB: 2 IBB: 0 HBP: 0 BLK: 0 WP: 0 HR: 0 S: 37 P: 45 ERA: 1.00 WHIP: 0.667															<b>PITCHER</b>				

**Oakland Athletics @ Detroit Tigers**  
Tiger Stadium, Detroit, MI  
Sun May 25 1986, 3:33 AM EDT  
Att: 22,783 - Unknown


**AB 29**  
**R 1**  
**H 4**  
**RBI 1**  
**BB 2**  
**SO 4**  
**LOB 7**



Batter	1	2	3	4	5	6	7	8	9	AB	R	H	RBI	BB	SO	LOB	BOTTOM			
Lou Whitaker, L OBP: 0.333, SLG: 0.449 (1, 4)	0-0 1B 1B	0-0 FC4-6 1-2			0-0 F8 2-3		0-3 K			4	0	1	0	0	1	2				
Tom Brookens, R OBP: 0.382, SLG: 0.409 (1, 6)	0-0 1B 1B		0-0 5-3		0-0 SF9			0-0 E7 SF8 1B		3	1	2	1	0	0	0				
Darnell Coles, R OBP: 0.340, SLG: 0.462 (1, 5)	0-0 F7		0-0 F8		0-0 6-3			0-0 SF8		3	0	0	1	0	0	2				
Lance Parrish, R OBP: 0.333, SLG: 0.448 (1, 2)	0-0 1-2 2-3 1B		0-0 1B		0-0 F7			0-0 4-3		4	0	2	0	0	0	0				
Chet Lemon, R OBP: 0.364, SLG: 0.468 Pat Sheridan, L OBP: 0.197, SLG: 0.328 (1, 8) (9, 8)	0-3 K		0-0 F9		0-0 F9		0-0 3B	0-0 6-3		4	0	1	0	0	1	4				
Larry Hemdon, R OBP: 0.284, SLG: 0.333 (1, 7)	0-0 F9			0-3 K		0-0 6-3			0-0 6-3	3	0	0	0	0	1	4				
Darrell Evans, L OBP: 0.320, SLG: 0.463 (1, 3)		0-0 FC4-6 1B		0-3 K		0-0 3-1				3	0	1	0	0	1	1				
Brian Harper, R OBP: 0.156, SLG: 0.100 (1, 10)		0-0 FC4-6 FC4-6 1-2		0-0 F9				0-0 F9		3	0	0	0	0	0	1				
Dave Collins, S OBP: 0.389, SLG: 0.384 (1, 9)		0-0 F8			0-0 F8 SF9 2B			0-0 5-3		3	1	1	0	0	0	1				
<b>Inning Stats</b>	R: 0 E: 0 K: 1 S: 8	H: 3 LOB: 3 BB: 0 P: 8	R: 0 E: 0 K: 0 S: 4	H: 1 LOB: 1 BB: 0 P: 4	R: 0 E: 0 K: 2 S: 7	H: 0 LOB: 0 BB: 0 P: 7	R: 1 E: 0 K: 0 S: 4	H: 1 LOB: 0 BB: 0 P: 4	R: 0 E: 0 K: 1 S: 5	H: 0 LOB: 0 BB: 0 P: 5	R: 1 E: 1 K: 0 S: 4	H: 1 LOB: 0 BB: 0 P: 4	R: 0 E: 0 K: 0 S: 4	H: 0 LOB: 0 BB: 0 P: 4	R: 0 E: 0 K: 0 S: 4	H: 0 LOB: 0 BB: 0 P: 4	1B: 6 2B: 1 3B: 1 HR: 0	SF: 2 SAC: 0 DP: 0 HBP: 0	WP: 0 PB: 0 SB: 0 CS: 0	PA: 32
<b>PITCHER</b> Curt Young, L ERA: 2.2 Steve Ontiveros, R ERA: 4.99 (1, 1) (8, 1)	IP: 7.0 WLS: L BF: 29 H: 8 R: 2 ER: 1 SO: 4 BB: 0 IBB: 0 HBP: 0 BLK: 0 WP: 0 HR: 0 S: 37 P: 37 ERA: 1.29 WHIP: 1.143															<b>PITCHER</b>				

**Oakland Athletics @ Detroit Tigers**  
Tiger Stadium, Detroit, MI  
Sun May 25 1986, 3:33 AM EDT  
Att: 22,783 - Unknown

**AB 30**  
**R 2**  
**H 8**  
**RBI 2**  
**BB 0**  
**SO 4**  
**LOB 15**






Batter	1	2	3	4	5	6	7	8	9	10	AB	R	H	RBI	BB	SO	LOB					
<b>Tony Phillips, S</b> OBP: 0.422, SLG: 0.407 (1.5) (8.4)	K		1B BLK BB		F3		2B BB			1B	3	2	1	0	2	1	0					
<b>Stan Javier, S</b> OBP: 0.167, SLG: 0.250 (1.8)	6-3		1B		F7		2B			B3	5	0	2	3	0	0	1					
<b>Donnie Hill, S</b> OBP: 0.352, SLG: 0.415 <b>Bruce Bochte, L</b> OBP: 0.344, SLG: 0.376 (1.4) (8.3)	6-3		1B				F7			1B	4	0	1	1	0	0	2					
<b>Jose Canseco, R</b> OBP: 0.394, SLG: 0.545 (1.7)		4-3	K				F9			F9	5	0	0	0	0	2	4					
<b>Carney Lansford, R</b> OBP: 0.328, SLG: 0.404 (1.3) (8.5)		1B			4-3		F3			F3	5	0	1	0	0	0	2					
<b>Dusty Baker Jr., R</b> OBP: 0.277, SLG: 0.279 <b>Rick Peters, S</b> OBP: 0.314, SLG: 0.258 (1.10) (7. PR)	K		1B		FC4-6		FC5 1B BB			4-3	2	0	1	0	1	1	1					
<b>Mike Davis, L</b> OBP: 0.281, SLG: 0.379 (1.9)	K				FC4-6		K			K	4	0	0	0	0	3	3					
<b>Alfredo Griffin, S</b> OBP: 0.349, SLG: 0.369 (1.6)			F7		F3		BB FC5 2B 1B			K	4	1	1	0	0	1	1					
<b>Bill Bathe, R</b> OBP: 0.169, SLG: 0.314 (1.2)			F8				FC5 2B			K	4	1	0	0	0	1	2					
<b>Inning Stats</b>	R: 0 E: 0 K: 1 S: 5	H: 0 LOB: 0 BB: 0 P: 5	R: 0 E: 0 K: 2 S: 8	H: 1 LOB: 1 BB: 0 P: 8	R: 1 E: 0 K: 1 S: 7	H: 2 LOB: 2 BB: 1 P: 11	R: 0 E: 0 K: 0 S: 4	H: 1 LOB: 1 BB: 0 P: 4	R: 0 E: 0 K: 0 S: 3	H: 0 LOB: 0 BB: 0 P: 3	R: 3 E: 0 K: 1 S: 7	H: 2 LOB: 2 BB: 2 P: 15	R: 0 E: 0 K: 1 S: 5	H: 0 LOB: 0 BB: 0 P: 5	R: 0 E: 0 K: 3 S: 9	H: 0 LOB: 0 BB: 0 P: 9	R: 0 E: 0 K: 0 S: 5	H: 2 LOB: 2 BB: 0 P: 5	1B: 7 2B: 1 3B: 0 HR: 0	SF: 0 SAC: 0 DP: 0 HBP: 0	WP: 0 PB: 0 SB: 1 CS: 0	PA: 41
<b>PITCHER</b>	IP	WLS	BF	H	R	ER	SO	BB	IBB	HBP	BLK	WP	HR	S	P	ERA	WHIP					
<b>Frank Tanana, L</b> ERA: 5.3 (1.1)	7.0		30	6	4	4	5	3	0	0	1	0	0	37	49	5.14	1.286					
<b>Eric King, R</b> ERA: (8.1)	1.0		3	0	0	0	1	0	0	0	0	0	0	5	5	0.00	0.000					
<b>Willie Hernandez, L</b> ERA: 4.13 (9.1)	2.0	W	8	2	0	0	3	0	0	0	0	0	0	14	14	0.00	1.000					

**TOP**

**Oakland Athletics @ Detroit Tigers**  
Tiger Stadium, Detroit, MI  
Mon May 26 1986, 3:33 AM EDT  
Att: 22,906 - Unknown

AB	38
R	4
H	8
RBI	4
BB	3
SO	9
LOB	16




Batter	1	2	3	4	5	6	7	8	9	10	AB	R	H	RBI	BB	SO	LOB					
<b>Lou Whitaker, L</b> OBP: 0.327, SLG: 0.438 (1.4)	F5		1-6-3		E6		K			FC1-5	6	1	1	0	0	1	4					
<b>Dave Collins, S</b> OBP: 0.402, SLG: 0.397 (1.7)	F8		3-1				BB			2B 1B	4	1	2	1	2	0	0					
<b>Johnny Grubb, L</b> OBP: 0.417, SLG: 0.476 (1.9)	1B				F8		F2			1B	5	0	2	2	0	0	5					
<b>Lance Parrish, R</b> OBP: 0.329, SLG: 0.435 (1.2)	K				F9		K			K	4	0	0	0	1	3	3					
<b>Darrell Evans, L</b> OBP: 0.323, SLG: 0.453 (1.10)		5-3			K		FC5 1B BB			K	3	0	0	0	2	2	0					
<b>Darnell Coles, R</b> OBP: 0.348, SLG: 0.483 (1.5)		F8					PB G3 BB			FC5 1B	4	2	2	1	1	1	3					
<b>Dave Bergman, L</b> OBP: 0.386, SLG: 0.368 <b>Harry Spilman, L</b> OBP: 0.314, SLG: 0.515 (1.3) (6. PR) (7.3)		BB			F9		FC5			F9	2	0	0	0	1	0	3					
<b>Pat Sheridan, L</b> OBP: 0.197, SLG: 0.317 (1.8)		F6			G3		4-3			L3	5	0	1	0	0	0	4					
<b>Tom Brookens, R</b> OBP: 0.385, SLG: 0.404 (1.6)			K				BB E BB			F8 BB 1B	3	1	1	0	2	1	0					
<b>Inning Stats</b>	R: 0 E: 0 K: 1 S: 6	H: 1 LOB: 1 BB: 0 P: 6	R: 0 E: 0 K: 0 S: 3	H: 0 LOB: 1 BB: 1 P: 7	R: 0 E: 0 K: 1 S: 5	H: 0 LOB: 0 BB: 0 P: 5	R: 0 E: 0 K: 1 S: 5	H: 0 LOB: 0 BB: 0 P: 5	R: 1 E: 1 K: 0 S: 4	H: 0 LOB: 3 BB: 3 P: 16	R: 0 E: 0 K: 1 S: 6	H: 1 LOB: 2 BB: 1 P: 10	R: 0 E: 0 K: 1 S: 6	H: 1 LOB: 0 BB: 0 P: 6	R: 2 E: 0 K: 1 S: 10	H: 3 LOB: 3 BB: 2 P: 18	R: 1 E: 0 K: 0 S: 3	H: 2 LOB: 2 BB: 1 P: 7	1B: 6 2B: 2 3B: 0 HR: 1	SF: 0 SAC: 0 DP: 0 HBP: 0	WP: 1 PB: 1 SB: 0 CS: 0	PA: 47
<b>PITCHER</b>	IP	WLS	BF	H	R	ER	SO	BB	IBB	HBP	BLK	WP	HR	S	P	ERA	WHIP					
<b>Joaquin Andujar, R</b> ERA: 3.86 (2.1)	3.2		14	0	1	0	2	3	0	0	0	0	0	15	27	0.00	0.818					
<b>Bill Mooneyham, R</b> ERA: 2.57 (5.1)	0.2		6	1	0	0	1	2	0	0	0	0	0	6	14	0.00	4.500					
<b>Steve Ontiveros, R</b> ERA: 4.96 (6.1)	2.0		9	2	1	1	3	1	0	0	0	0	1	14	18	4.50	1.500					
<b>Jay Howell, R</b> ERA: 5.80 (8.1)	2.0	L	14	5	3	3	2	1	2	0	0	1	0	15	27	13.50	3.000					

**BOTTOM**

**Oakland Athletics @ Detroit Tigers**  
Tiger Stadium, Detroit, MI  
Mon May 26 1986, 3:33 AM EDT  
Att: 22,906 - Unknown

AB	38
R	5
H	9
RBI	4
BB	9
SO	8
LOB	25





Batter	1	2	3	4	5	6	7	8	9	AB	R	H	RBI	BB	SO	LOB	TOP																					
<b>Alan Wiggins, S</b> (1,4) <small>OBP: 0.344, SLG: 0.317</small> <b>Rex Hudler, R</b> (9,4)	0-3 K	0-0 CS	0-0 CS 1B				0-0 S 1B	4-0 1B FC1-5 SF7 BB	0-0 F5	5	1	2	0	1	1	0																						
<b>Lee Lacy, R</b> (1,9) <small>OBP: 0.310, SLG: 0.372</small>	0-3 K		0-3 K				0-0 4-3	0-0 FC1-5 1B	0-0 F7	6	1	1	1	0	2	5																						
<b>Fred Lynn, L</b> (1,8) <small>OBP: 0.393, SLG: 0.493</small>	0-0 F8		0-3 K					0-0 K	4-0 1B 2B BB	0-0 FC6-4 1B	4	1	1	0	1	2	0																					
<b>Eddie Murray, S</b> (1,3) <small>OBP: 0.402, SLG: 0.484</small>		4-0 HR BB		4-0 G5-4-3 BB				4-0 BB BB SF9 BB	0-0 SF7		1	2	1	1	3	0	0																					
<b>Cal Ripken Jr., R</b> (1,6) <small>OBP: 0.351, SLG: 0.434</small>		0-3 K		0-0 G5-4-3 1-2				4-0 SF9 BB 1-2	0-0 FC6-4		4	0	1	1	1	1	4																					
<b>Larry Sheets, L</b> (1,10) <small>OBP: 0.355, SLG: 0.523</small>		0-0 HR		0-3 K				4-0 BB 1-2 2-3	0-0 G3		3	1	1	2	2	1	0																					
<b>Juan Beniquez, R</b> (1,5) <small>OBP: 0.370, SLG: 0.367</small>		0-0 FC5-4 BB CS 1B		0-3 K				0-0 SF9	0-0 F9		4	1	2	1	0	1	3																					
<b>Mike Young, S</b> (1,7) <small>OBP: 0.420, SLG: 0.383</small> <b>John Shelby, S</b> (9,7) <small>OBP: 0.221, SLG: 0.280</small>		4-0 FC5-4 BB		4-0 1B BLK BB				4-0 1B BLK BB	0-0 F7		1	1	0	0	4	0	3																					
<b>Rick Dempsey, R</b> (1,2) <small>OBP: 0.289, SLG: 0.427</small> <b>Jim Dwyer, L</b> (9,PH) <small>OBP: 0.340, SLG: 0.628</small> <b>Floyd Rayford, R</b> (9,2) <small>OBP: 0.197, SLG: 0.197</small>		0-0 FC5-4		0-3 K				0-0 F8	4-0 FC1-5 BB	0-0 HR	3	0	0	0	1	1	6																					
<b>Inning Stats</b>	R: 0 E: 0 K: 2 S: 7	H: 0 LOB: 0 BB: 0 P: 7	R: 2 E: 0 K: 1 S: 6	H: 2 LOB: 1 BB: 2 P: 14	R: 0 E: 0 K: 2 S: 7	H: 1 LOB: 0 BB: 0 P: 7	R: 0 E: 0 K: 1 S: 4	H: 0 LOB: 0 BB: 1 P: 8	R: 0 E: 0 K: 2 S: 8	H: 1 LOB: 2 BB: 1 P: 12	R: 1 E: 0 K: 1 S: 5	H: 0 LOB: 3 BB: 4 P: 21	R: 2 E: 0 K: 0 S: 6	H: 3 LOB: 3 BB: 2 P: 14	R: 1 E: 0 K: 0 S: 4	H: 1 LOB: 2 BB: 2 P: 12	R: 3 E: 0 K: 0 S: 5	H: 2 LOB: 0 BB: 1 P: 9	1B: 5 2B: 2 3B: 0 HR: 3	SF: 2 SAC: 0 DP: 1 HBP: 0	WP: 0 PA: 48 PB: 0 SB: 1 CS: 2																	
<b>PITCHER</b>	IP	WLS	BF	H	R	ER	SO	BB	IBB	HBP	BLK	WP	HR	S	P	ERA	WHIP	<b>PITCHER</b>				IP	WLS	BF	H	R	ER	SO	BB	IBB	HBP	BLK	WP	HR	S	P	ERA	WHIP
<b>Jose Rijo, R</b> (1,1) ERA: 4.38	6.1		29	5	4	4	9	8	0	0	1	0	2	39	71	5.68	2.053																					
<b>Bill Mooneyham, R</b> (7,1) ERA: 3.0	0.0		4	2	1	1	0	1	1	0	0	0	0	2	10	∞	∞																					
<b>Steve Ontiveros, R</b> (7,1) ERA: 5.6	2.2	L	14	3	4	4	0	2	1	0	0	0	1	11	23	13.50	1.875																					

Baltimore Orioles @ Oakland Athletics  
Oakland-Alameda County Coliseum, Oakland, CA

AB 32  
R 9  
H 10  
RBI 9  
BB 13  
SO 9  
LOB 21



Wed May 28 1986, 3:33 AM PDT  
Att: 16,075 - Unknown

Batter	1	2	3	4	5	6	7	8	9	AB	R	H	RBI	BB	SO	LOB	BOTTOM																					
<b>Tony Phillips, S</b> (1,5) <small>OBP: 0.411, SLG: 0.395</small>	0-0 5-3		0-0 F7	0-0 F7				0-0 G3-6-3		5	1	0	0	0	0	4																						
<b>Stan Javier, S</b> (1,8) <small>OBP: 0.214, SLG: 0.231</small> <b>Bruce Bochte, L</b> (9,PH) <small>OBP: 0.341, SLG: 0.373</small>	4-0 F9 1B BB		0-0 6-3	0-0 6-3				4-0 1B 1-2 BB	0-3 K	2	0	0	0	2	0	1																						
<b>Carney Lansford, R</b> (1,3) <small>OBP: 0.335, SLG: 0.410</small>	0-0 1-2 1B		0-0 1B					0-0 F7	0-0 F3	5	0	3	2	0	0	0																						
<b>Jose Canseco, R</b> (1,9) <small>OBP: 0.379, SLG: 0.535</small>	0-0 F9		0-0 1B					0-3 K	0-0 F9	5	0	1	0	0	2	4																						
<b>Dave Kingman, R</b> (1,10) <small>OBP: 0.248, SLG: 0.393</small>	0-3 K		0-3 K					0-0 HR	0-0 F8	4	1	1	1	0	2	4																						
<b>Dusty Baker Jr., R</b> (1,7) <small>OBP: 0.276, SLG: 0.281</small> <b>Mike Davis, L</b> (7,9) <small>OBP: 0.279, SLG: 0.376</small>		0-0 5-3		0-0 E5 1B E	0-0 6-3			0-0 F9		3	1	1	0	0	0	0																						
<b>Donnie Hill, S</b> (1,4) <small>OBP: 0.359, SLG: 0.419</small>		0-3 K		0-0 E 5-3 1B				0-0 4-3		4	2	2	0	0	1	0																						
<b>Alfredo Griffin, S</b> (1,6) <small>OBP: 0.354, SLG: 0.374</small>		0-0 E7 1B		0-0 E1 5-3 1B				0-0 SH5-3	0-0 F7	3	0	2	0	0	0	0																						
<b>Bill Bathe, R</b> (1,2) <small>OBP: 0.176, SLG: 0.315</small> <b>Jerry Willard, L</b> (8,PH) <small>OBP: 0.278, SLG: 0.188</small>		0-0 1-3		0-0 5-3				0-0 FC6-4 1B	0-0 G3-6-3 1B	3	0	1	1	0	0	2																						
<b>Inning Stats</b>	R: 0 E: 0 K: 1 S: 6	H: 1 LOB: 2 BB: 1 P: 10	R: 0 E: 1 K: 1 S: 6	H: 1 LOB: 0 BB: 0 P: 6	R: 0 E: 0 K: 1 S: 7	H: 2 LOB: 0 BB: 0 P: 7	R: 2 E: 2 K: 0 S: 6	H: 3 LOB: 1 BB: 0 P: 6	R: 1 E: 0 K: 1 S: 6	H: 1 LOB: 0 BB: 0 P: 6	R: 2 E: 0 K: 1 S: 8	H: 3 LOB: 2 BB: 1 P: 12	R: 0 E: 0 K: 0 S: 3	H: 0 LOB: 0 BB: 0 P: 3	R: 0 E: 0 K: 0 S: 3	H: 1 LOB: 0 BB: 0 P: 3	R: 0 E: 0 K: 1 S: 5	H: 0 LOB: 0 BB: 0 P: 5	1B: 11 2B: 0 3B: 0 HR: 1	SF: 0 SAC: 1 DP: 1 HBP: 0	WP: 0 PA: 40 PB: 0 SB: 0 CS: 0																	
<b>PITCHER</b>	IP	WLS	BF	H	R	ER	SO	BB	IBB	HBP	BLK	WP	HR	S	P	ERA	WHIP	<b>PITCHER</b>				IP	WLS	BF	H	R	ER	SO	BB	IBB	HBP	BLK	WP	HR	S	P	ERA	WHIP
<b>Scott McGregor, L</b> (1,1) ERA: 4.55	5.2		30	11	5	4	4	2	0	0	0	0	1	36	44	6.35	2.294																					
<b>Rich Bordi, R</b> (6,1) ERA: 2.35	3.1	W	10	1	0	0	2	0	0	0	0	0	0	14	14	0.00	0.300																					

Baltimore Orioles @ Oakland Athletics  
Oakland-Alameda County Coliseum, Oakland, CA

AB 37  
R 5  
H 12  
RBI 4  
BB 2  
SO 6  
LOB 15



Wed May 28 1986, 3:33 AM PDT  
Att: 16,075 - Unknown







Batter	1	2	3	4	5	6	7	8	9	AB	R	H	RBI	BB	SO	LOB	TOP					
Rickey Henderson, R OBP: 0.353, SLG: 0.482										4	2	2	0	0	0	3	<b>New York Yankees @ Oakland Athletics</b> Oakland-Alameda County Coliseum, Oakland, CA Fri May 30 1986, 7:05 PM PDT Att: 37,449 - Unknown					
Wille Randolph, R OBP: 0.444, SLG: 0.361										4	0	1	1	0	0	4						
Don Mattingly, L OBP: 0.390, SLG: 0.528										4	0	1	1	0	0	1						
Dave Winfield, R OBP: 0.360, SLG: 0.439										4	1	0	0	0	1	2						
Gary Roenicke, R OBP: 0.476, SLG: 0.479										4	0	1	1	0	0	0						
Dale Berra, R OBP: 0.381, SLG: 0.375										3	0	0	0	0	0	1						
Ken Griffey, L OBP: 0.324, SLG: 0.395										1	0	0	0	0	1	0						
Butch Wynegar, S OBP: 0.316, SLG: 0.365										4	0	2	0	0	0	0						
Mike Pagliarulo, L OBP: 0.315, SLG: 0.465										2	0	0	0	0	1	1						
Bobby Meacham, S OBP: 0.317, SLG: 0.294										0	0	0	0	0	0	0						
Mike Easter, L OBP: 0.365, SLG: 0.470										1	0	0	0	0	0	0						
Mike Fischlin, R OBP: 0.385, SLG: 0.417										2	0	1	0	0	0	1						
Dan Pasqua, L OBP: 0.486, SLG: 0.741										1	0	0	0	0	0	2						
<b>Inning Stats</b>	R: 1 E: 1 K: 0 S: 4	H: 2 LOB: 0 BB: 0 P: 4	R: 0 E: 0 K: 0 S: 3	H: 0 LOB: 0 BB: 0 P: 3	R: 0 E: 0 K: 0 S: 4	H: 1 LOB: 1 BB: 0 P: 4	R: 0 E: 0 K: 1 S: 5	H: 0 LOB: 0 BB: 0 P: 5	R: 0 E: 0 K: 1 S: 6	H: 1 LOB: 1 BB: 0 P: 6	R: 2 E: 1 K: 0 S: 6	H: 3 LOB: 1 BB: 0 P: 6	R: 0 E: 0 K: 0 S: 4	H: 1 LOB: 3 BB: 0 P: 5	R: 0 E: 0 K: 0 S: 3	H: 0 LOB: 0 BB: 0 P: 3	R: 0 E: 0 K: 1 S: 5	H: 0 LOB: 0 BB: 0 P: 5	1B: 3 2B: 5 3B: 0 HR: 0	SF: 0 SAC: 0 DP: 0 HBP: 1	WP: 0 PB: 0 SB: 2 CS: 1	PA: 36
<b>PITCHER</b>	IP WLS BF H R ER SO BB IBB HBP BLK WP HR S P ERA WHIP																					
Curt Young, L ERA: 2.6	(1, 1) 6.0 W 26 8 3 3 2 0 0 0 1 0 0 0 29 30 4.50 1.333																					
Bill Mooneyham, R ERA: 2.63	(7, 1) 3.0 S 9 0 0 0 1 0 0 0 0 0 0 0 11 11 0.00 0.000																					

Batter	1	2	3	4	5	6	7	8	9	AB	R	H	RBI	BB	SO	LOB	BOTTOM			
Tony Phillips, S OBP: 0.406, SLG: 0.396										5	0	3	3	0	0	0	<b>New York Yankees @ Oakland Athletics</b> Oakland-Alameda County Coliseum, Oakland, CA Fri May 30 1986, 7:05 PM PDT Att: 37,449 - Unknown			
Bruce Bochte, L OBP: 0.341, SLG: 0.368										2	1	0	0	2	0	3				
Carney Lansford, R OBP: 0.332, SLG: 0.420										4	0	1	0	0	1	3				
Jose Canseco, R OBP: 0.379, SLG: 0.567										4	1	1	2	0	2	4				
Dave Kingman, R OBP: 0.249, SLG: 0.405										4	1	1	1	0	3	0				
Mike Davis, L OBP: 0.292, SLG: 0.394										4	0	1	0	0	1	0				
Rick Peters, S OBP: 0.333, SLG: 0.258										0	0	0	0	0	0	0				
Alfredo Griffin, S OBP: 0.350, SLG: 0.361										2	1	0	0	1	0	1				
Jerry Willard, L OBP: 0.273, SLG: 0.158										3	0	0	0	1	1	0				
Stan Javier, S OBP: 0.229, SLG: 0.250										3	2	1	0	1	0	2				
<b>Inning Stats</b>	R: 2 E: 0 K: 2 S: 8	H: 1 LOB: 0 BB: 1 P: 12	R: 1 E: 0 K: 0 S: 4	H: 1 LOB: 2 BB: 1 P: 9	R: 1 E: 0 K: 1 S: 7	H: 2 LOB: 1 BB: 0 P: 7	R: 1 E: 0 K: 1 S: 8	H: 3 LOB: 2 BB: 0 P: 8	R: 0 E: 0 K: 2 S: 7	H: 0 LOB: 0 BB: 0 P: 7	R: 1 E: 0 K: 1 S: 6	H: 1 LOB: 2 BB: 2 P: 14	R: 0 E: 0 K: 1 S: 4	H: 0 LOB: 0 BB: 1 P: 8	R: 0 E: 0 K: 0 S: 3	H: 0 LOB: 0 BB: 0 P: 3	1B: 3 2B: 3 3B: 0 HR: 2	SF: 0 SAC: 0 DP: 0 HBP: 1	WP: 2 PB: 0 SB: 1 CS: 1	PA: 38
<b>PITCHER</b>	IP WLS BF H R ER SO BB IBB HBP BLK WP HR S P ERA WHIP																			
Joe Niekro, R ERA: 3.59	(1, 1) 3.2 L 21 7 5 5 4 2 0 0 1 0 0 0 2 26 35 12.27 2.455																			
Doug Drabek, R ERA: 2.08	(4, 1) 4.1 16 1 1 1 4 3 0 0 0 0 0 0 21 33 2.08 0.923																			









Batter	1	2	3	4	5	6	7	8	9	AB	R	H	RBI	BB	SO	LOB	TOP																								
Rickey Henderson, R OBP: 0.352, SLG: 0.475 (1, 8)	F8		S 1B 2B		K		BLK S 1B BB	K		4	2	1	0	1	2	0																									
Willie Randolph, R OBP: 0.444, SLG: 0.358 (1, 4)	K		2H 1B		L9		FC 1B E	6-3		5	1	1	1	0	1	1																									
Don Mattingly, L OBP: 0.379, SLG: 0.510 (1, 3)	6-3		F7		4-3		E5 SF9 1B	F9		5	1	1	1	0	0	1																									
Mike Easter, L OBP: 0.369, SLG: 0.476 (1, 10)		BB 2B	1-2 1B			G3	6-3	1B		5	0	3	0	0	0	1																									
Dan Pasqua, L OBP: 0.439, SLG: 0.625 Gary Roenicke, R OBP: 0.484, SLG: 0.490 (6, PH) (6, 7)	F5		K			HR 1B	SF9	F8		2	0	0	0	0	1	3																									
Ken Griffey, L OBP: 0.319, SLG: 0.392 (7, PH) (7, 7)										1	0	0	1	0	0	1																									
Dave Winfield, R OBP: 0.361, SLG: 0.471 (1, 9)		BB 1B	K			HR	K			4	1	2	2	0	2	2																									
Mike Pagliarulo, L OBP: 0.325, SLG: 0.490 (1, 5)	K			8-6 S BB		4-3 1B		HR		3	1	2	1	1	1	2																									
Butch Wynegar, S OBP: 0.314, SLG: 0.354 (1, 2)		1-2 2-3 BB	K		4-3 2	4-3 1-2	3-1 1			3	0	0	0	1	1	2																									
Bobby Meacham, S OBP: 0.310, SLG: 0.287 (1, 6)	F5			8-6 2-3		4-3 3	F7 2			4	0	0	0	0	0	5																									
<b>Inning Stats</b>	R: 0 E: 0 K: 1 S: 5	H: 0 LOB: 0 BB: 0 P: 5	R: 0 E: 0 K: 1 S: 7	H: 2 LOB: 3 BB: 1 P: 11	R: 1 E: 0 K: 2 S: 10	H: 3 LOB: 2 BB: 0 P: 10	R: 0 E: 0 K: 1 S: 4	H: 0 LOB: 0 BB: 1 P: 8	R: 0 E: 0 K: 1 S: 5	H: 0 LOB: 0 BB: 0 P: 5	R: 2 E: 0 K: 0 S: 6	H: 3 LOB: 1 BB: 0 P: 6	R: 3 E: 1 K: 1 S: 7	H: 1 LOB: 0 BB: 1 P: 11	R: 1 E: 0 K: 1 S: 6	H: 1 LOB: 0 BB: 0 P: 6	R: 0 E: 0 K: 0 S: 4	H: 1 LOB: 1 BB: 0 P: 4	1B: 7 2B: 3 3B: 0 HR: 2	SF: 1 SAC: 0 DP: 1 HBP: 0	WP: 0 PB: 0 SB: 3 CS: 0	PA: 41																			
<b>PITCHER</b>	IP	WLS	BF	H	R	ER	SO	BB	IBB	HBP	BLK	WP	HR	S	P	ERA	WHIP	<b>PITCHER</b>							IP	WLS	BF	H	R	ER	SO	BB	IBB	HBP	BLK	WP	HR	S	P	ERA	WHIP
Dave Stewart, R ERA: 4.87 (1, 1)	5.0		21	5	1	1	6	2	0	0	0	0	0	0	31	39	1.80	1.400																							
Dave Leiper, L ERA: 18.0 (6, 1)	1.0	L	6	3	2	2	0	0	0	0	0	0	1	6	6	18.00	3.000																								
Tom Dozier, R ERA: 5.68 (7, 1)	3.0		14	3	4	2	2	1	0	0	1	0	1	17	21	6.00	1.333																								

New York Yankees @ Oakland Athletics  
Oakland-Alameda County Coliseum, Oakland, CA  
Sun Jun 01 1986, 3:33 AM PDT  
Att: 43,197 - Unknown

AB 37  
R 7  
H 11  
RBI 6  
BB 3  
SO 8  
LOB 18




Batter	1	2	3	4	5	6	7	8	9	AB	R	H	RBI	BB	SO	LOB	BOTTOM																								
Tony Phillips, S OBP: 0.396, SLG: 0.385 (1, 5)	K		G4-6-3 1B		FC1-6 1-2 2-3		K			4	0	1	0	0	2	2																									
Donnie Hill, S OBP: 0.356, SLG: 0.421 (1, 4)	4-3		K		K			FC4-6 1B		4	0	1	0	0	2	3																									
Carney Lansford, R OBP: 0.323, SLG: 0.407 (1, 3)		2B 1B	G4-6-3 1-2		FC5 2-3			FC4-6 FC6-4 1-2		4	1	1	0	0	0	4																									
Jose Canseco, R OBP: 0.374, SLG: 0.559 (1, 7)		1H 2B		FC3-6 CS 1B		6-3		FC6-4 1-2		4	0	2	1	0	0	1																									
Dave Kingman, R OBP: 0.249, SLG: 0.412 (1, 10)		IBB		K		5-3		K		3	0	0	0	1	2	2																									
Mike Davis, L OBP: 0.298, SLG: 0.424 (1, 9)	F9			FC3-6 1-2 1B		2B				4	0	2	0	0	1	2																									
Alfredo Griffin, S OBP: 0.342, SLG: 0.352 (1, 6)			CS SH2-3 1B		FC3-6 1-2 2-3		K			4	0	1	0	0	1	3																									
Bill Bathe, R OBP: 0.181, SLG: 0.341 (1, 2)		SH2-3		CS		FC1-6 FC 1B		6-3		3	0	1	0	0	1	0																									
Stan Javier, S OBP: 0.220, SLG: 0.216 (1, 8)		6-3		3H		FC FC5 FC1-6 1-2		5-3		3	0	0	0	0	0	2																									
<b>Inning Stats</b>	R: 1 E: 0 K: 1 S: 7	H: 2 LOB: 2 BB: 1 P: 11	R: 0 E: 0 K: 0 S: 3	H: 1 LOB: 0 BB: 0 P: 3	R: 0 E: 0 K: 1 S: 5	H: 1 LOB: 0 BB: 0 P: 5	R: 0 E: 0 K: 1 S: 6	H: 2 LOB: 1 BB: 0 P: 6	R: 0 E: 0 K: 1 S: 7	H: 1 LOB: 2 BB: 0 P: 7	R: 0 E: 0 K: 1 S: 6	H: 1 LOB: 0 BB: 0 P: 6	R: 0 E: 0 K: 1 S: 5	H: 0 LOB: 0 BB: 0 P: 5	R: 0 E: 0 K: 1 S: 6	H: 1 LOB: 1 BB: 0 P: 6	R: 0 E: 0 K: 2 S: 7	H: 0 LOB: 0 BB: 0 P: 7	1B: 7 2B: 2 3B: 0 HR: 0	SF: 0 SAC: 1 DP: 1 HBP: 0	WP: 0 PB: 0 SB: 0 CS: 2	PA: 36																			
<b>PITCHER</b>	IP	WLS	BF	H	R	ER	SO	BB	IBB	HBP	BLK	WP	HR	S	P	ERA	WHIP	<b>PITCHER</b>							IP	WLS	BF	H	R	ER	SO	BB	IBB	HBP	BLK	WP	HR	S	P	ERA	WHIP
Tommy John, L ERA: 2.37 (1, 1)	8.0	W	32	9	1	1	7	0	1	0	0	0	0	45	49	1.12	1.125																								
Al Holland, L ERA: 5.99 (9, 1)	1.0		3	0	0	0	2	0	0	0	0	0	0	7	7	0.00	0.000																								


New York Yankees @ Oakland Athletics  
Oakland-Alameda County Coliseum, Oakland, CA  
Sun Jun 01 1986, 3:33 AM PDT  
Att: 43,197 - Unknown

AB 33  
R 1  
H 9  
RBI 1  
BB 1  
SO 9  
LOB 19





Batter	1	2	3	4	5	6	7	8	9	AB	R	H	RBI	BB	SO	LOB	TOP								
Lou Whitaker, L (1, 4) OBP: 0.340, SLG: 0.457	F7		1-3 1B			5-3		FC6-4 BB		3	0	1	0	1	0	0	<b>Detroit Tigers @ Oakland Athletics</b> Oakland-Alameda County Coliseum, Oakland, CA Mon Jun 02 1986, 7:05 PM PDT Att: 10,890 - Unknown  <b>AB 30</b> <b>R 1</b> <b>H 4</b> <b>RBI 1</b> <b>BB 2</b> <b>SO 4</b> <b>LOB 6</b> 								
Dave Collins, S (1, 7) OBP: 0.373, SLG: 0.371	4-3		F7			F8		FC6-4 1-2		4	0	0	0	0	3										
Kirk Gibson, L (1, 10) OBP: 0.442, SLG: 0.558	K			F4		K			K	4	0	0	0	0	3										
Lance Parrish, R (1, 2) OBP: 0.337, SLG: 0.473		F9		F5			HR		6-3	4	1	1	1	0	0										
Darrell Evans, L (1, 3) OBP: 0.317, SLG: 0.422		F8		4-3			F2		F9	4	0	0	0	0	0										
Darnell Coles, R (1, 5) OBP: 0.348, SLG: 0.515					5-3		F9			3	0	0	0	0	1										
Chet Lemon, R (1, 8) OBP: 0.361, SLG: 0.467			F3		L6		F7			3	0	0	0	0	0										
Pat Sheridan, L (1, 9) OBP: 0.216, SLG: 0.325			1B BB					3-6 1B		2	0	2	0	1	0										
Alan Trammell, R (1, 6) OBP: 0.301, SLG: 0.394			F4		5-3			3-6 1-2		3	0	0	0	0	3										
<b>Inning Stats</b>	R: 0 E: 0 K: 1 S: 5	H: 0 LOB: 0 BB: 0 P: 5	R: 0 E: 0 K: 1 S: 5	H: 0 LOB: 0 BB: 0 P: 5	R: 0 E: 0 K: 0 S: 4	H: 1 LOB: 2 BB: 1 P: 8	R: 0 E: 0 K: 0 S: 3	H: 0 LOB: 0 BB: 0 P: 3	R: 0 E: 0 K: 0 S: 4	H: 1 LOB: 1 BB: 0 P: 4	R: 1 E: 0 K: 0 S: 4	H: 1 LOB: 0 BB: 0 P: 4	R: 0 E: 0 K: 0 S: 3	H: 1 LOB: 1 BB: 1 P: 7	R: 0 E: 0 K: 1 S: 5	H: 0 LOB: 0 BB: 0 P: 5	1B: 3 2B: 1 3B: 0 HR: 1	SF: 0 SAC: 0 DP: 1 HBP: 0	WP: 0 PB: 0 SB: 0 CS: 0	PA: 32					
<b>PITCHER</b>	IP	WLS	BF	H	R	ER	SO	BB	IBB	HBP	BLK	WP	HR	S	P	ERA	WHIP								
Chris Codiroli, R (1, 1) ERA: 3.51	7.0	W	25	3	1	1	3	1	0	0	0	0	1	30	34	1.29	0.571								
Bill Mooneyham, R (8, 1) ERA: 2.52	1.0		4	1	0	0	0	1	0	0	0	0	0	3	7	0.00	2.000								
Jose Rijo, R (9, 1) ERA: 4.31	1.0		3	0	0	0	1	0	0	0	0	0	0	5	5	0.00	0.000								

Batter	1	2	3	4	5	6	7	8	9	AB	R	H	RBI	BB	SO	LOB	BOTTOM								
Tony Phillips, S (1, 4) OBP: 0.401, SLG: 0.381			4-0 BB			5-3		F8		2	1	0	1	3	0	0	<b>Detroit Tigers @ Oakland Athletics</b> Oakland-Alameda County Coliseum, Oakland, CA Mon Jun 02 1986, 7:05 PM PDT Att: 10,890 - Unknown  <b>AB 29</b> <b>R 7</b> <b>H 5</b> <b>RBI 7</b> <b>BB 8</b> <b>SO 10</b> <b>LOB 16</b> 								
Bruce Bochte, L (1, 3) OBP: 0.345, SLG: 0.367			0-3 K			G3				3	1	1	2	1	1	2									
Carney Lansford, R (1, 5) OBP: 0.327, SLG: 0.405					F8			2B FC4-2 1B		3	1	1	0	1	0	2									
Jose Canseco, R (1, 7) OBP: 0.368, SLG: 0.547	0-3 K	0-3 K			0-3 K			F9		4	0	0	0	0	3	4									
Dave Kingman, R (1, 10) OBP: 0.254, SLG: 0.426					0-3 K			FC4-2 1-3 2B		4	1	2	2	0	1	0									
Mike Davis, L (1, 9) OBP: 0.290, SLG: 0.413						F4		FC4-2 2-3 3-H 0-0		4	0	0	0	0	2	4									
Alfredo Griffin, S (1, 6) OBP: 0.346, SLG: 0.358	4-0 BB IBB					F4		F7		3	1	1	0	1	0	2									
Jerry Willard, L (1, 2) OBP: 0.269, SLG: 0.136	4-0 BB 1B BB				0-3 K			3-1		3	1	0	1	1	1	1									
Stan Javier, S (1, 8) OBP: 0.222, SLG: 0.200	4-0 BB 1B BB							F8		3	1	0	1	1	2	1									
<b>Inning Stats</b>	R: 7 E: 0 K: 2 S: 9	H: 2 LOB: 7 BB: 7 P: 37	R: 0 E: 0 K: 2 S: 7	H: 0 LOB: 0 BB: 0 P: 7	R: 0 E: 0 K: 3 S: 10	H: 1 LOB: 2 BB: 1 P: 14	R: 0 E: 0 K: 2 S: 7	H: 0 LOB: 0 BB: 0 P: 7	R: 0 E: 0 K: 0 S: 3	H: 0 LOB: 0 BB: 0 P: 3	R: 0 E: 0 K: 0 S: 3	H: 2 LOB: 2 BB: 0 P: 5	R: 0 E: 0 K: 1 S: 5	H: 0 LOB: 0 BB: 0 P: 5	R: 0 E: 0 K: 0 S: 5	H: 0 LOB: 0 BB: 0 P: 5	1B: 2 2B: 3 3B: 0 HR: 0	SF: 0 SAC: 0 DP: 0 HBP: 0	WP: 0 PB: 1 SB: 0 CS: 0	PA: 37					
<b>PITCHER</b>	IP	WLS	BF	H	R	ER	SO	BB	IBB	HBP	BLK	WP	HR	S	P	ERA	WHIP								
Dan Petry, R (1, 1) ERA: 4.98	0.0	L	3	0	3	3	0	3	0	0	0	0	0	7	23	27.00	6.000								
Bill Scherrer, L (1, 1) ERA: 7.59	0.2		7	1	2	2	2	3	1	0	0	0	0	7	23	27.00	6.000								
Chuck Cary, L (1, 1) ERA: 4.01	5.1		19	2	2	2	7	1	0	0	0	0	0	32	36	3.38	0.562								
Eric King, R (7, 1) ERA: 1.13	1.0		5	2	0	0	0	0	0	0	0	0	0	5	5	0.00	2.000								
Willie Hernandez, L (8, 1) ERA: 3.54	1.0		3	0	0	0	1	0	0	0	0	0	0	5	5	0.00	0.000								



Batter	1	2	3	4	5	6	7	8	9	AB	R	H	RBI	BB	SO	LOB	TOP								
Lou Whitaker, L (1, 4) OBP: 0.342, SLG: 0.461	0-3 K		0-0 E4 1B		0-0 F9		0-0 2B		0-0 1B	5	1	2	0	0	1	0	<b>Detroit Tigers @ Oakland Athletics</b> Oakland-Alameda County Coliseum, Oakland, CA Tue Jun 03 1986, 7:05 PM PDT Att: 13,120 - Unknown <a href="http://livebaseballscorecards.com">livebaseballscorecards.com</a>								
Alan Trammell, R (1, 6) Harry Spillman, L (9, PH) OBP: 0.300, SLG: 0.409 OBP: 0.288, SLG: 0.469	0-0 HR		0-0 F8		0-0 4-3		0-0 1-3		0-0 F7	4	1	1	1	0	0	2									
Kirk Gibson, L (1, 10) OBP: 0.439, SLG: 0.596	0-3 K		4-0 1B 1-2 BB		0-3 K				0-3 K	4	1	1	1	1	3	2									
Lance Parrish, R (1, 2) OBP: 0.340, SLG: 0.491	0-0 F9		0-0 1B 1-2 2H						0-0 5-3	4	1	2	2	0	0	0									
Darnell Coles, R (1, 5) OBP: 0.346, SLG: 0.506		0-0 6-3	0-0 5-3						0-0 5-3	3	0	0	0	1	0	2									
Chet Lemon, R (1, 8) OBP: 0.398, SLG: 0.468		0-0 F8 2B			0-0 6-3				0-3 K	4	0	1	0	0	1	1									
Larry Hemdon, R (1, 7) Dave Bergman, L (8, PH) OBP: 0.381, SLG: 0.404 OBP: 0.370, SLG: 0.350		0-0 F8 2-3			0-0 2B				0-0 F9	3	0	1	0	0	0	1									
Darrell Evans, L (1, 3) OBP: 0.310, SLG: 0.412		0-3 K			0-0 F8				0-0 F7	4	0	0	0	0	1	2									
Tom Brookens, R (1, 9) Pat Sheridan, L (7, PH) OBP: 0.381, SLG: 0.404 OBP: 0.222, SLG: 0.321			0-0 5-3		0-0 1-3				0-0 1B BB	2	0	0	0	0	0	1									
										1	0	0	0	1	1	0									
<b>Inning Stats</b>	R: 1 E: 0 K: 2 S: 8	H: 1 LOB: 0 BB: 0 P: 8	R: 0 E: 0 K: 1 S: 6	H: 1 LOB: 1 BB: 0 P: 6	R: 1 E: 1 K: 0 S: 5	H: 1 LOB: 2 BB: 1 P: 9	R: 0 E: 0 K: 0 S: 4	H: 1 LOB: 1 BB: 0 P: 4	R: 0 E: 0 K: 1 S: 5	H: 0 LOB: 0 BB: 0 P: 5	R: 1 E: 0 K: 0 S: 4	H: 1 LOB: 0 BB: 0 P: 4	R: 0 E: 0 K: 1 S: 6	H: 1 LOB: 1 BB: 0 P: 6	R: 1 E: 0 K: 1 S: 6	H: 1 LOB: 1 BB: 1 P: 10	R: 0 E: 0 K: 1 S: 6	H: 1 LOB: 2 BB: 1 P: 10	1B: 2 2B: 3 3B: 0 HR: 3	SF: 0 SAC: 0 DP: 0 HBP: 0	WP: 0 PB: 0 SB: 0 CS: 0	PA: 39			
<b>PITCHER</b>	IP	WLS	BF	H	R	ER	SO	BB	IBB	HBP	BLK	WP	HR	S	P	ERA	WHIP								
Curt Young, L (1, 1) ERA: 2.63	6.1	W	26	5	3	2	4	1	0	0	0	0	2	33	37	2.84	0.947								
Steve Ontiveros, R (7, 1) ERA: 5.31	1.2		8	2	1	1	2	1	0	0	0	0	1	11	15	5.40	1.800								
Jose Rijo, R (9, 1) ERA: 4.25	1.0	S	5	1	0	0	1	1	0	0	0	0	0	6	10	0.00	2.000								

Batter	1	2	3	4	5	6	7	8	9	AB	R	H	RBI	BB	SO	LOB	BOTTOM									
Tony Phillips, S (1, 5) OBP: 0.397, SLG: 0.376	0-3 K	0-0 S 1B			0-3 K		0-0 F7	0-3 K		5	0	1	0	0	3	3	<b>Detroit Tigers @ Oakland Athletics</b> Oakland-Alameda County Coliseum, Oakland, CA Tue Jun 03 1986, 7:05 PM PDT Att: 13,120 - Unknown <a href="http://livebaseballscorecards.com">livebaseballscorecards.com</a>									
Donnie Hill, S (1, 4) OBP: 0.362, SLG: 0.424	0-0 BB HR 1B	0-3 K			0-3 K		0-0 1B			4	1	2	0	0	2	1										
Carney Lansford, R (1, 3) OBP: 0.325, SLG: 0.402	0-0 1B HR BB	0-0 F8			0-0 3-1		0-0 F7			4	1	1	0	0	0	2										
Jose Canseco, R (1, 9) OBP: 0.370, SLG: 0.541	4-0 HR BB		0-3 K		4-0 1B BB		0-0 5-3			2	2	0	0	2	1	1										
Dave Kingman, R (1, 10) OBP: 0.259, SLG: 0.442	0-0 HR		4-0 G6-4-3 BB		0-3 K			0-0 F3		3	1	1	4	1	1	1										
Dusty Baker Jr., R (1, 7) Stan Javier, S (7, 8) OBP: 0.270, SLG: 0.272 OBP: 0.239, SLG: 0.220	1-H 2-H 3-H	0-3 K			0-3 K			0-0 BB 1B		3	0	0	0	0	2	2										
Mike Davis, L (1, 8) OBP: 0.302, SLG: 0.418	0-0 F5				4-0 1B BB		0-0 1B 1B		0-0 1B 1B	3	0	2	0	1	0	0										
Alfredo Griffin, S (1, 6) OBP: 0.348, SLG: 0.357		0-0 F4			0-0 L4-3		0-0 1B 1B		4-0 BB 1B	3	0	1	1	1	0	1										
Bill Bathe, R (1, 2) OBP: 0.184, SLG: 0.372		0-0 HR			0-3 K		1-2 3-H	0-0 4-3		4	1	1	1	0	1	5										
<b>Inning Stats</b>	R: 4 E: 0 K: 2 S: 10	H: 3 LOB: 0 BB: 1 P: 14	R: 1 E: 0 K: 1 S: 7	H: 2 LOB: 0 BB: 0 P: 7	R: 0 E: 0 K: 1 S: 4	H: 0 LOB: 0 BB: 1 P: 8	R: 0 E: 0 K: 1 S: 4	H: 0 LOB: 0 BB: 1 P: 8	R: 0 E: 0 K: 2 S: 7	H: 0 LOB: 0 BB: 0 P: 7	R: 1 E: 0 K: 2 S: 9	H: 2 LOB: 2 BB: 1 P: 13	R: 0 E: 0 K: 0 S: 4	H: 1 LOB: 1 BB: 0 P: 4	R: 0 E: 0 K: 1 S: 7	H: 2 LOB: 3 BB: 1 P: 11	R: 0 E: 0 K: 1 S: 7	H: 2 LOB: 3 BB: 1 P: 11	1B: 8 2B: 1 3B: 0 HR: 2	SF: 0 SAC: 0 DP: 2 HBP: 0	WP: 0 PB: 0 SB: 1 CS: 0	PA: 37				
<b>PITCHER</b>	IP	WLS	BF	H	R	ER	SO	BB	IBB	HBP	BLK	WP	HR	S	P	ERA	WHIP									
Dave LaPoint, L (1, 1) ERA: 5.4	2.0	L	12	5	5	5	3	1	0	0	0	0	0	2	17	21	22.50	3.000								
Eric King, R (3, 1) ERA: 1.23	6.0		25	5	1	1	7	4	0	0	0	0	0	35	51	1.50	1.500									





Batter	1	2	3	4	5	6	7	8	9	AB	R	H	RBI	BB	SO	LOB	TOP
Lou Whitaker, L (1.4)	4-3		HR	F6		F5			F3 SH1-3 2B BB	4	2	1	1	1	0	0	
Dave Collins, S (1.7)	4-3 BLK BB		G3	K					SH1-3	2	0	0	0	2	1	0	
Kirk Gibson, L (1.10)	4-3		BB 2B BB	K					2B S IBB	3	2	0	0	2	1	2	
Lance Parrish, R (1.2)	F7		BB 2B BB		5-3				F3	4	2	1	1	1	0	3	
Darrell Evans, L (1.3)		F5	2B SF8 BB		F2					4	1	1	2	1	0	0	
Darnell Coles, R (1.5)			SF8 1-3 2-H 3-H	2B					F8	5	1	3	3	0	0	1	
Chet Lemon, R (1.8)	F5		BB		6-3					2	0	0	0	2	0	1	
Pat Sheridan, L (1.9)			SF8 2-3 3-H			G3			F5	2	0	0	1	1	0	1	
Alan Trammell, R (1.6)	3-1		BB			F8			4-3	4	0	0	0	0	0	5	
<b>Inning Stats</b>	R: 0 H: 0 E: 0 LOB: 1 K: 0 BB: 1 S: 3	R: 0 H: 1 E: 0 LOB: 2 K: 0 BB: 1 S: 4	R: 4 H: 2 E: 0 LOB: 2 K: 0 BB: 4 S: 5	R: 0 H: 0 E: 0 LOB: 0 K: 0 BB: 0 S: 7	R: 1 H: 1 E: 0 LOB: 0 K: 0 BB: 0 S: 4	R: 0 H: 0 E: 0 LOB: 0 K: 0 BB: 0 S: 3	R: 1 H: 1 E: 0 LOB: 0 K: 0 BB: 1 S: 3	R: 0 H: 0 E: 0 LOB: 1 K: 0 BB: 1 S: 3	R: 2 H: 1 E: 0 LOB: 1 K: 0 BB: 2 S: 4	1B: 0 SF: 1 2B: 3 SAC: 1 3B: 0 DP: 0 HR: 3 HBP: 0	WP: 0 PA: 42						
<b>PITCHER</b>	IP WLS BF H R ER SO BB IBB HBP BLK WP HR S P ERA WHIP																
Eric Plunk, R (1.1)	2.1 L 16 3 4 4 0 6 0 0 0 0 1 10 34 15.43 3.857																
Rick Langford, R (3.1)	3.2 12 1 1 1 2 0 0 0 0 0 1 16 16 2.46 0.273																
Bill Mooneyham, R (7.1)	2.1 11 1 3 3 0 3 1 0 0 0 1 7 23 11.57 1.714																
Steve Ontiveros, R (9.1)	0.2 3 1 0 0 0 0 0 0 0 0 0 3 3 0.00 1.500																

Detroit Tigers @ Oakland Athletics  
Oakland-Alameda County Coliseum, Oakland, CA

Wed Jun 04 1986, 3:33 AM PDT  
Att: 12,743 - Unknown



AB 30  
R 8  
H 6  
RBI 8  
BB 10  
SO 2  
LOB 13

Batter	1	2	3	4	5	6	7	8	9	AB	R	H	RBI	BB	SO	LOB	BOTTOM
Tony Phillips, S (1.4)	F8	F7		K			1B BB 1B		F7	5	1	1	0	0	1	4	
Bruce Bochte, L (1.3)	HR 1B		F7		FC6-4 1B		BB BB 1B		F6	5	1	3	1	0	0	0	
Carney Lansford, R (1.5)	F3		F2		FC6-4 G5-4-3		BB BB		K	3	0	0	0	1	0	2	
Donnie Hill, S (9.4)							1-2			1	0	0	0	0	1	0	
Jose Canseco, R (1.7)	1-H HR		F8		G5-4-3		BB			3	1	1	3	1	0	1	
Dave Kingman, R (1.10)	F7			K		K	K			4	0	0	0	0	3	3	
Mike Davis, L (1.9)		4-3		6-3 WP 1B BB		5-3	4-3			1	1	0	0	1	0	0	
Rick Peters, S (5.7)										1	0	0	0	0	0	0	
Dusty Baker Jr., R (7.7)										1	0	0	0	0	0	3	
Alfredo Griffin, S (1.6)				6-3		G1			1-3	4	0	1	0	0	0	1	
Bill Bathe, R (1.2)		K		1B			F6		G4-6-3 1B	4	0	2	1	0	1	1	
Stan Javier, S (1.8)				3-H 1B			1B BB		G4-6-3	2	1	1	0	2	0	1	
<b>Inning Stats</b>	R: 2 H: 2 E: 0 LOB: 0 K: 0 BB: 0 S: 5	R: 0 H: 1 E: 0 LOB: 1 K: 1 BB: 1 S: 6	R: 0 H: 0 E: 0 LOB: 0 K: 0 BB: 0 S: 3	R: 1 H: 2 E: 0 LOB: 2 K: 2 BB: 1 S: 9	R: 0 H: 1 E: 0 LOB: 0 K: 0 BB: 0 S: 3	R: 0 H: 0 E: 0 LOB: 0 K: 1 BB: 0 S: 5	R: 2 H: 2 E: 0 LOB: 3 K: 1 BB: 3 S: 7	R: 0 H: 1 E: 0 LOB: 0 K: 0 BB: 0 S: 3	R: 0 H: 0 E: 0 LOB: 0 K: 1 BB: 0 S: 5	1B: 8 SF: 0 2B: 0 SAC: 0 3B: 0 DP: 2 HR: 1 HBP: 0	WP: 1 PA: 39						
<b>PITCHER</b>	IP WLS BF H R ER SO BB IBB HBP BLK WP HR S P ERA WHIP																
Jack Morris, R (1.1)	6.1 W 30 5 5 4 0 4 0 0 0 0 0 34 50 7.11 1.895																
Willie Hernandez, L (7.1)	2.2 S 9 1 0 0 2 1 0 0 0 0 0 0 12 16 0.00 0.750																

Detroit Tigers @ Oakland Athletics  
Oakland-Alameda County Coliseum, Oakland, CA

Wed Jun 04 1986, 3:33 AM PDT  
Att: 12,743 - Unknown



AB 34  
R 5  
H 9  
RBI 5  
BB 5  
SO 6  
LOB 16




Batter	1	2	3	4	5	6	7	8	9	AB	R	H	RBI	BB	SO	LOB	TOP	
<b>Tony Phillips, S</b> OBP: 0.389, SLG: 0.368 (1, 5)	L8	4-3			F9		F7		1B	5	1	2	0	0	4		<b>Oakland Athletics @ Chicago White Sox</b> Comiskey Park, Chicago, IL Thu Jun 05 1986, 8:05 PM EDT Att: 13,761 - Unknown	
<b>Donnie Hill, S</b> OBP: 0.369, SLG: 0.429 (1, 4)	3-1		6-3		1B				1B	5	1	3	0	0	0			
<b>Bruce Bochte, L</b> OBP: 0.355, SLG: 0.377 (1, 3)	1B		G3		4-3				L4	5	0	2	2	0	3			
<b>Jose Canseco, R</b> OBP: 0.369, SLG: 0.547 (1, 9)	1B		F6				F8		F8	4	0	1	1	0	0	1		
<b>Dave Kingman, R</b> OBP: 0.247, SLG: 0.420 (1, 10)	F3			6-3			F7		5-3	5	0	0	0	0	4			
<b>Dusty Baker Jr., R</b> OBP: 0.267, SLG: 0.260 (1, 7)		5-3		F8			F8		2B	3	1	0	0	1	0			
<b>Alfredo Griffin, S</b> OBP: 0.350, SLG: 0.368 (1, 6)				6-3			WP		F5	4	0	2	0	0	1			
<b>Bill Bathe, R</b> OBP: 0.202, SLG: 0.370 (9, PH)		2B			1-3		F8		1B	2	0	0	0	1	0	1		
<b>Jerry Willard, L</b> OBP: 0.236, SLG: 0.217 (9, PH)		BB							2B	1	1	1	0	0	0	0		
<b>Stan Javier, S</b> OBP: 0.315, SLG: 0.267 (1, 8)					1B		K		1B	2	1	1	0	2	1	1		
<b>Inning Stats</b>	R: 0 E: 0 K: 0 S: 5	H: 2 LOB: 2 BB: 0 P: 5	R: 0 E: 0 K: 0 S: 4	H: 2 LOB: 2 BB: 1 P: 8	R: 0 E: 0 K: 0 S: 3	H: 0 LOB: 0 BB: 0 P: 3	R: 0 E: 0 K: 0 S: 3	H: 0 LOB: 0 BB: 0 P: 3	R: 0 E: 0 K: 1 S: 6	H: 1 LOB: 1 BB: 0 P: 6	R: 0 E: 0 K: 0 S: 4	H: 1 LOB: 1 BB: 0 P: 4	R: 5 E: 0 K: 0 S: 7	H: 4 LOB: 1 BB: 2 P: 15	1B: 7 2B: 4 3B: 0 HR: 0	SF: 1 SAC: 0 DP: 0 HBP: 0	WP: 1 PA: 41	
<b>PITCHER</b>	IP	WLS	BF	H	R	ER	SO	BB	IBB	HBP	BLK	WP	HR	S	P	ERA	WHIP	
<b>Neil Allen, R</b> ERA: 5.03 (1, 1)	8.1	W	39	11	5	5	1	4	0	0	0	1	0	37	53	5.40	1.800	
<b>Bob James, R</b> ERA: 6.32 (9, 1)	0.2		2	0	0	0	0	0	0	0	0	0	0	2	2	0.00	0.000	

AB	36
R	5
H	11
RBI	5
BB	4
SO	1
LOB	15



Batter	1	2	3	4	5	6	7	8	9	AB	R	H	RBI	BB	SO	LOB	BOTTOM		
<b>John Cangelosi, S</b> OBP: 0.360, SLG: 0.268 (1, 8)	S	1B		E6		1B	F8			4	2	0	1	0	0		<b>Oakland Athletics @ Chicago White Sox</b> Comiskey Park, Chicago, IL Thu Jun 05 1986, 8:05 PM EDT Att: 13,761 - Unknown		
<b>Tim Hulett, R</b> OBP: 0.315, SLG: 0.410 (1, 5)	5-3	SF9		F7		1B	F8			4	1	1	1	0	2				
<b>Harold Baines, L</b> OBP: 0.336, SLG: 0.460 (8, 7)	SF8			6-3		1B				3	1	2	4	0	1				
<b>Wayne Tolleson, S</b> OBP: 0.346, SLG: 0.373 (8, 7)		BB				1B				1	0	1	0	0	0				
<b>Greg Walker, L</b> OBP: 0.409, SLG: 0.596 (1, 3)	HR	BB				1B			F7	3	1	2	1	2	0	1			
<b>Bobby Bonilla, S</b> OBP: 0.331, SLG: 0.319 (8, 9)	1B	F7				1B	WP		5-3	5	1	2	2	0	1	5			
<b>Ron Kittle, R</b> OBP: 0.254, SLG: 0.351 (1, 10)	F8					1B	1B		F6	4	0	0	0	1	3				
<b>Ozzie Guillen, L</b> OBP: 0.233, SLG: 0.285 (1, 6)		K		E3		1B				4	0	1	1	0	2				
<b>Joel Skinner, R</b> OBP: 0.253, SLG: 0.295 (1, 2)		1B		F8		1-3	F5			4	1	1	0	0	4				
<b>Julio Cruz, S</b> OBP: 0.286, SLG: 0.167 (1, 4)		SF9		4-3		1B	4-3			3	2	1	0	1	0				
<b>Inning Stats</b>	R: 2 E: 0 K: 0 S: 6	H: 3 LOB: 1 BB: 0 P: 6	R: 2 E: 0 K: 1 S: 8	H: 3 LOB: 3 BB: 2 P: 16	R: 0 E: 1 K: 0 S: 3	H: 0 LOB: 0 BB: 0 P: 3	R: 0 E: 1 K: 0 S: 4	H: 0 LOB: 1 BB: 0 P: 4	R: 0 E: 0 K: 1 S: 6	H: 1 LOB: 2 BB: 1 P: 10	R: 5 E: 0 K: 1 S: 9	H: 5 LOB: 1 BB: 2 P: 17	R: 0 E: 0 K: 0 S: 3	H: 0 LOB: 0 BB: 0 P: 3	R: 0 E: 0 K: 0 S: 4	H: 1 LOB: 1 BB: 0 P: 4	1B: 11 2B: 1 3B: 0 HR: 1	SF: 2 SAC: 0 DP: 0 HBP: 0	WP: 2 PA: 42
<b>PITCHER</b>	IP	WLS	BF	H	R	ER	SO	BB	IBB	HBP	BLK	WP	HR	S	P	ERA	WHIP		
<b>Moose Haas, R</b> ERA: 2.98 (1, 1)	3.0	L	17	6	4	4	1	2	0	0	0	1	0	13	21	12.00	2.667		
<b>Dave Stewart, R</b> ERA: 6.04 (4, 1)	2.0		13	4	4	4	1	2	0	0	0	1	0	13	21	18.00	3.000		
<b>Dave Leiper, L</b> ERA: 6.75 (6, 1)	3.0		12	3	1	1	1	1	0	0	0	1	0	13	17	3.00	1.333		

AB	35
R	9
H	13
RBI	9
BB	5
SO	3
LOB	18





Batter	1	2	3	4	5	6	7	8	9	AB	R	H	RBI	BB	SO	LOB	TOP																					
Tony Phillips, S (1, 5) OBP: 0.381, SLG: 0.359	3-1		F9		F9			E1 G3 1B	F7	5	1	0	0	0	0	2																						
Donnie Hill, S (1, 4) OBP: 0.357, SLG: 0.413	4-3		4-3			1-3		G3		4	0	0	0	0	0	2																						
Bruce Bochte, L (1, 3) OBP: 0.353, SLG: 0.373	4-3			K		F7		G6-4-3 2-H 1B		4	0	1	1	0	1	0																						
Jose Canseco, R (1, 9) OBP: 0.375, SLG: 0.554				1B BB				G6-4-3 1-2		3	1	2	0	1	0	1																						
Dave Kingman, R (1, 10) OBP: 0.247, SLG: 0.416		F8		1B 1-2 1B		K			6-3	4	0	1	0	0	1	2																						
Dusty Baker Jr., R (1, 7) OBP: 0.275, SLG: 0.270		5-3		G6-4-3 1-3 2-H 1B			F9		1B 2B 1B	4	1	2	1	0	0	1																						
Alfredo Griffin, S (1, 6) OBP: 0.352, SLG: 0.368		L5		G6-4-3 1-2				BB	2B 1B	3	1	1	0	1	0	3																						
Bill Bathe, R (1, 2) OBP: 0.206, SLG: 0.368 (9, PH) Jerry Willard, L (9, PH) OBP: 0.321, SLG: 0.292				1B		F9			G3 1-H 2-H 2B	3	0	1	0	0	0	1																						
Stan Javier, S (1, 8) OBP: 0.298, SLG: 0.250 (9, PH) Mike Davis, L (9, PH) OBP: 0.302, SLG: 0.412		L8				4-3			G3 2-3	3	0	0	0	0	0	2																						
<b>Inning Stats</b>	R: 0 E: 0 K: 0 S: 3	H: 0 LOB: 0 BB: 0 P: 3	R: 0 E: 0 K: 0 S: 4	H: 1 LOB: 1 BB: 0 P: 4	R: 0 E: 0 K: 0 S: 4	H: 1 LOB: 1 BB: 0 P: 4	R: 1 E: 0 K: 1 S: 6	H: 2 LOB: 1 BB: 1 P: 10	R: 0 E: 0 K: 0 S: 3	H: 0 LOB: 0 BB: 0 P: 3	R: 0 E: 0 K: 0 S: 6	H: 1 LOB: 1 BB: 0 P: 6	R: 0 E: 0 K: 0 S: 3	H: 0 LOB: 1 BB: 1 P: 7	R: 1 E: 1 K: 0 S: 4	H: 1 LOB: 0 BB: 0 P: 4	R: 2 E: 0 K: 0 S: 6	H: 3 LOB: 1 BB: 0 P: 6	1B: 7 2B: 2 3B: 0 HR: 0	SF: 0 SAC: 0 DP: 2 HBP: 0	WP: 0 PB: 0 CS: 0	PA: 37																
<b>PITCHER</b>	IP	WLS	BF	H	R	ER	SO	BB	IBB	HBP	BLK	WP	HR	S	P	ERA	WHIP	<b>PITCHER</b>				IP	WLS	BF	H	R	ER	SO	BB	IBB	HBP	BLK	WP	HR	S	P	ERA	WHIP
Richard Dotson, R (1, 1) ERA: 5.43	8.1	W	34	8	4	3	2	2	0	0	0	0	0	36	44	3.24	1.200																					
Bob James, R (9, 1) ERA: 6.32	0.0		1	1	0	0	0	0	0	0	0	0	0	1	1	∞	∞																					
Joel McKeon, L (9, 1) ERA: 0.73	0.2	S	2	0	0	0	0	0	0	0	0	0	0	2	2	0.00	0.000																					

Oakland Athletics @ Chicago White Sox  
Comiskey Park, Chicago, IL  
Fri Jun 06 1986, 8:05 PM EDT  
Att: 19,880 - Unknown

AB	35
R	4
H	9
RBI	4
BB	2
SO	2
LOB	15



Batter	1	2	3	4	5	6	7	8	9	AB	R	H	RBI	BB	SO	LOB	BOTTOM																					
John Cangelosi, S (1, 8) OBP: 0.363, SLG: 0.265	L5 BLK BB		G3	G6-3 1-2 2-3 3-H BB		FC4-6 FC6-4 1-2 3-H				2	0	0	2	2	0	1																						
Tim Hulett, R (1, 5) OBP: 0.307, SLG: 0.399	L5 1-3		6-3	G6-3 1-2		FC6-4 1-2				4	0	0	0	0	0	5																						
Harold Baines, L (1, 9) OBP: 0.330, SLG: 0.451	L4		K		4-3				5-3	4	0	0	0	0	1	0																						
Greg Walker, L (1, 3) OBP: 0.395, SLG: 0.573		F8		3-1	6-3				4-3	4	0	0	0	0	0	0																						
Bobby Bonilla, S (1, 7) OBP: 0.335, SLG: 0.324		WP 2B 1B		E 1B 1B	4-3				F8	4	2	2	0	0	0	0																						
Ron Kittle, R (1, 10) OBP: 0.254, SLG: 0.344			K	E6 E 1B 1B		E 1B BB			K	3	2	0	0	1	2	2																						
Ozzie Guillen, L (1, 6) OBP: 0.246, SLG: 0.302				1B E BB 1B		E6 1B FC4-6 1B			F8	4	2	3	2	0	0	0																						
Joel Skinner, R (1, 2) OBP: 0.253, SLG: 0.284				E5 BB 1B		K			4-3	3	0	0	0	1	1	4																						
Julio Cruz, S (1, 4) OBP: 0.308, SLG: 0.200				1-2 2-3 3-H 1B		FC4-6 2-3 3-H 1B				3	0	2	2	0	0	2																						
<b>Inning Stats</b>	R: 0 E: 0 K: 0 S: 2	H: 0 LOB: 1 BB: 1 P: 6	R: 1 E: 0 K: 1 S: 7	H: 2 LOB: 2 BB: 1 P: 11	R: 0 E: 0 K: 1 S: 5	H: 0 LOB: 0 BB: 0 P: 5	R: 3 E: 2 K: 0 S: 7	H: 3 LOB: 2 BB: 1 P: 11	R: 0 E: 0 K: 0 S: 3	H: 0 LOB: 0 BB: 0 P: 3	R: 2 E: 1 K: 1 S: 7	H: 2 LOB: 1 BB: 1 P: 11	R: 0 E: 0 K: 0 S: 5	H: 0 LOB: 0 BB: 0 P: 5	R: 0 E: 0 K: 1 S: 5	H: 0 LOB: 0 BB: 0 P: 5	1B: 6 2B: 1 3B: 0 HR: 0	SF: 0 SAC: 0 DP: 1 HBP: 0	WP: 1 PB: 0 CS: 0	PA: 35																		
<b>PITCHER</b>	IP	WLS	BF	H	R	ER	SO	BB	IBB	HBP	BLK	WP	HR	S	P	ERA	WHIP	<b>PITCHER</b>				IP	WLS	BF	H	R	ER	SO	BB	IBB	HBP	BLK	WP	HR	S	P	ERA	WHIP
Joaquin Andujar, R (1, 1) ERA: 3.83	3.1	L	15	4	4	1	2	1	0	0	1	1	0	18	22	2.70	1.500																					
Rick Langford, R (1, 1) ERA: 6.12	4.2		19	3	2	1	2	2	0	0	0	0	0	21	29	1.93	1.071																					

Oakland Athletics @ Chicago White Sox  
Comiskey Park, Chicago, IL  
Fri Jun 06 1986, 8:05 PM EDT  
Att: 19,880 - Unknown

AB	31
R	6
H	7
RBI	6
BB	4
SO	4
LOB	14






Batter	1	2	3	4	5	6	7	8	9	AB	R	H	RBI	BB	SO	LOB	TOP											
<b>Tony Phillips, S</b> OBP: 0.381, SLG: 0.357	4-0 FC6-4 SH5-3 BB BB	0-0 BB 1B		0-0 5-3 1-2			0-0 4-3		0-0 6-3	4	1	1	0	1	0	1												
<b>Donnie Hill, S</b> OBP: 0.370, SLG: 0.429	0-0 SH5-3 1-2	4-0 FC5-4 BB BB		0-0 4-3 2-3			0-0 4-3 2B 2B		0-0 1B	3	1	2	0	1	0	1												
<b>Bruce Bochte, L</b> OBP: 0.348, SLG: 0.362	4-0 FC6-4 BB BB	0-3 K		0-0 L1			0-0 4-3 2-3		0-0 F8	4	0	0	0	1	1	5												
<b>Jose Canseco, R</b> OBP: 0.371, SLG: 0.550	0-0 FC6-4 BB BB 1-2 2-3	0-0 FC5-4 1-2			0-3 K		0-0 2B		0-3 K	5	1	1	1	0	2	5												
<b>Dave Kingman, R</b> OBP: 0.248, SLG: 0.410	4-0 BB BB 1-2 BB		0-0 5-3		0-0 L5		0-0 F3			3	0	0	0	1	0	1												
<b>Dusty Baker Jr, R</b> OBP: 0.283, SLG: 0.272	4-0 BB BB 1-2 2-3 3-H		0-0 1B		0-0 F8			0-3 K		3	0	1	1	1	1	0												
<b>Alfredo Griffin, S</b> OBP: 0.360, SLG: 0.372	4-0 BB BB 1-2 2-3 3-H		0-0 F8		0-0 1B		0-0 1B		0-0 1B	3	0	2	1	1	0	1												
<b>Jerry Willard, L</b> OBP: 0.313, SLG: 0.286	0-3 K		0-3 K		0-0 4-3 1-2		0-0 4-3 1-2		0-0 1B G6-4-3	4	0	1	0	0	2	5												
<b>Stan Javier, S</b> OBP: 0.295, SLG: 0.250		0-3 K		0-0 4-3 5-3 1B		0-0 4-3		0-0 G6-4-3 1-2		4	0	1	0	0	1	2												
<b>Inning Stats</b>	R: 2 E: 0 K: 1 S: 5	H: 0 LOB: 3 BB: 5 P: 25	R: 0 E: 0 K: 2 S: 8	H: 1 LOB: 2 BB: 1 P: 12	R: 0 E: 0 K: 1 S: 6	H: 1 LOB: 1 BB: 0 P: 6	R: 0 E: 0 K: 0 S: 4	H: 1 LOB: 1 BB: 0 P: 4	R: 0 E: 0 K: 1 S: 5	H: 0 LOB: 0 BB: 0 P: 5	R: 0 E: 0 K: 0 S: 3	H: 1 LOB: 0 BB: 0 P: 3	R: 1 E: 0 K: 0 S: 5	H: 2 LOB: 1 BB: 0 P: 5	R: 0 E: 0 K: 1 S: 6	H: 2 LOB: 1 BB: 0 P: 6	R: 0 E: 0 K: 1 S: 6	H: 1 LOB: 1 BB: 0 P: 6	1B: 7 2B: 3 3B: 0 HR: 0	SF: 0 SAC: 1 DP: 2 HBP: 0	WP: 0 PB: 0 SB: 0 CS: 0	PA: 40						
<b>PITCHER</b>	IP	WLS	BF	H	R	ER	SO	BB	IBB	HBP	BLK	WP	HR	S	P	ERA	WHIP											
<b>Joe Cowley, R</b> ERA: 4.5	(1, 1)	6.2	W	31	6	3	3	5	6	0	0	0	0	0	35	59	4.05	1.800										
<b>Bill Dawley, R</b> ERA: 2.2	(7, 1)	2.1		9	3	0	0	2	0	0	0	0	0	0	13	13	0.00	1.286										

Oakland Athletics @ Chicago White Sox  
Comiskey Park, Chicago, IL  
Sat Jun 07 1986, 8:05 PM EDT  
Att: 26,773 - Unknown


AB 33  
R 3  
H 9  
RBI 3  
BB 6  
SO 7  
LOB 21



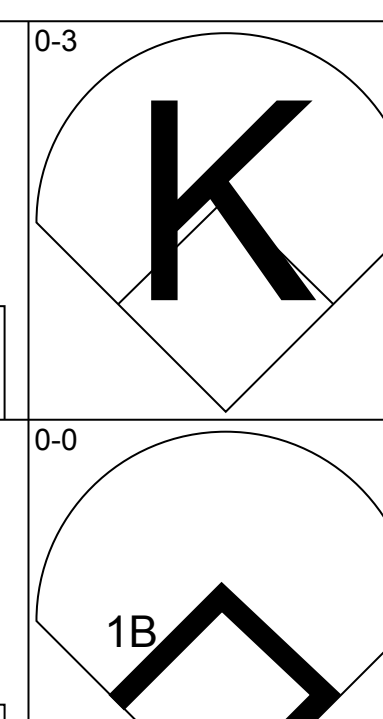
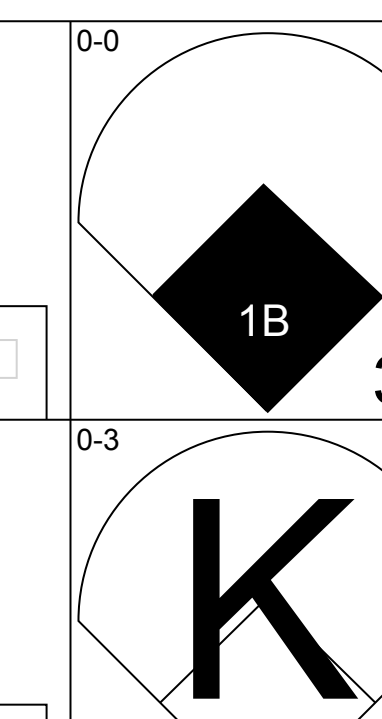
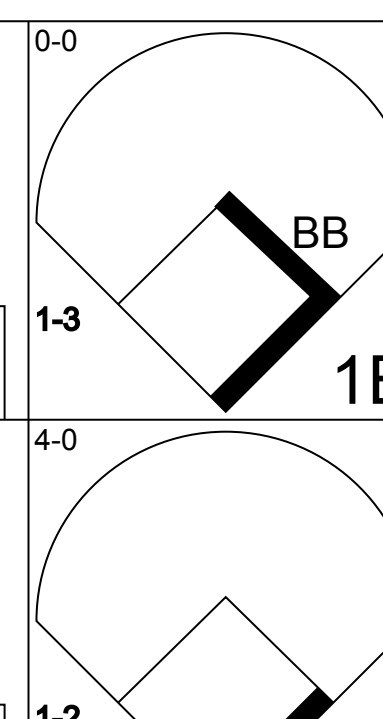
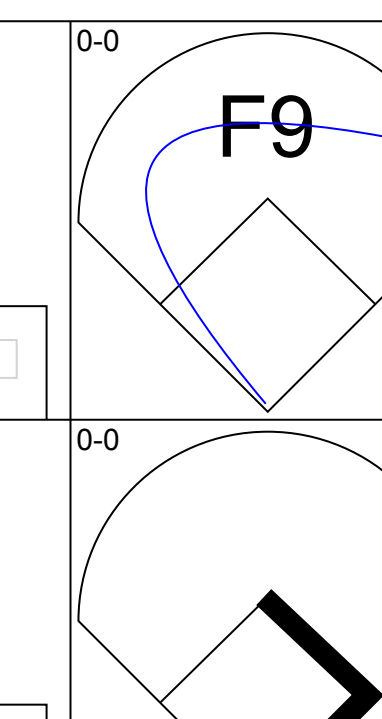
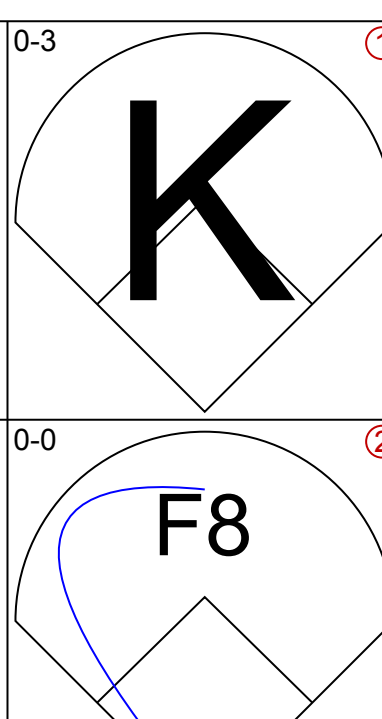
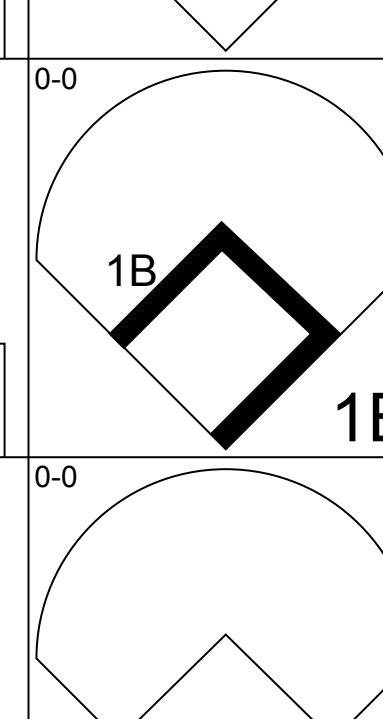
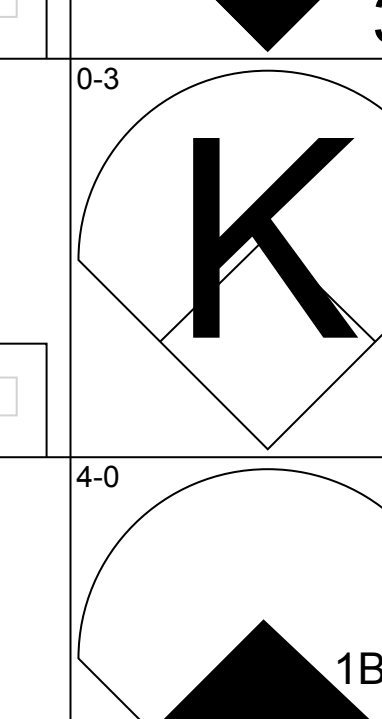
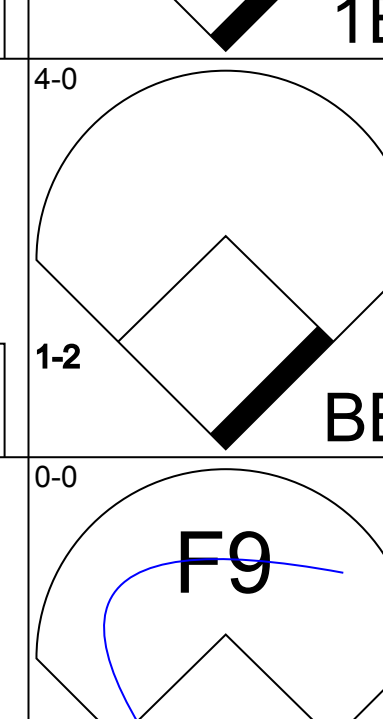
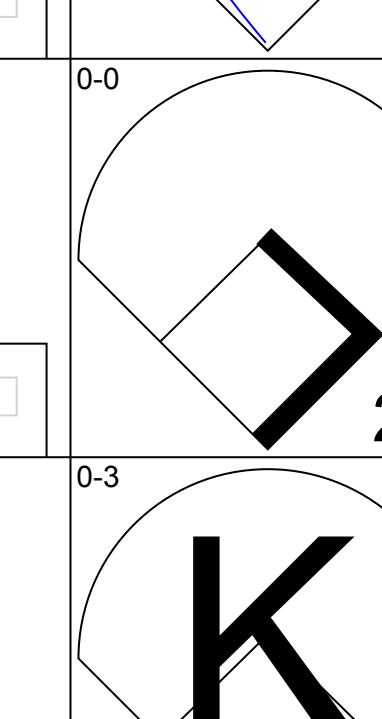
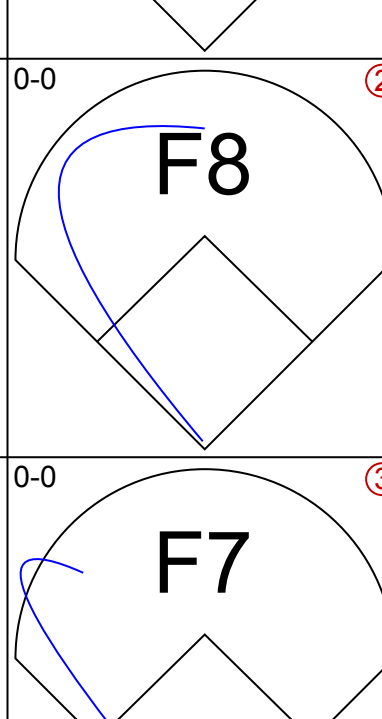
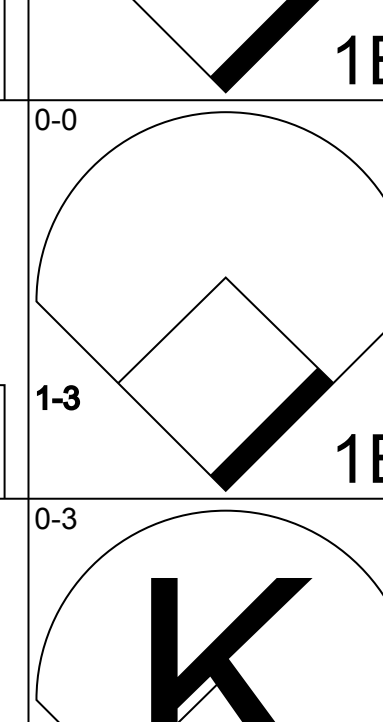
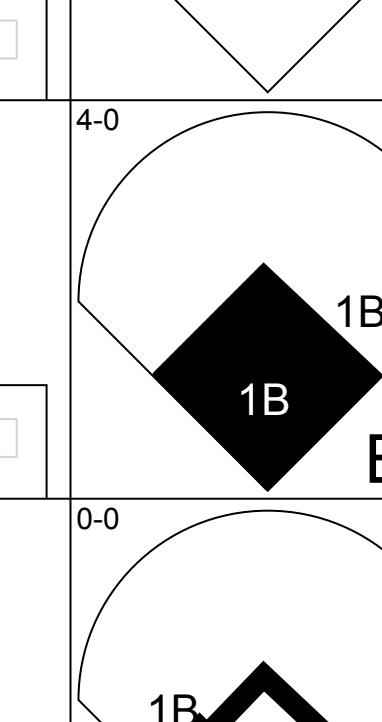
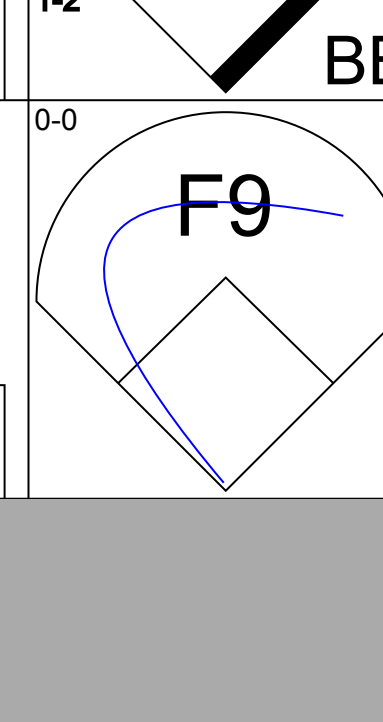
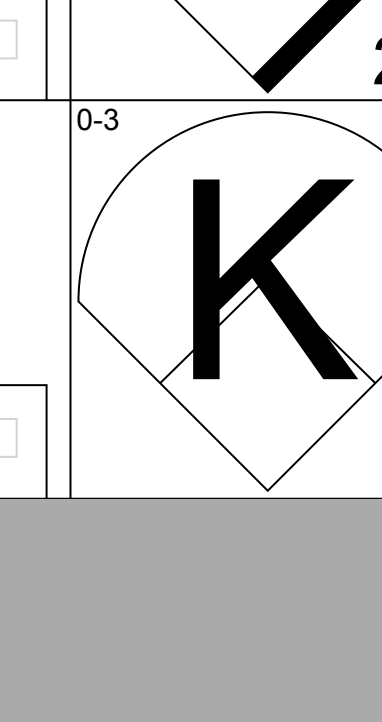
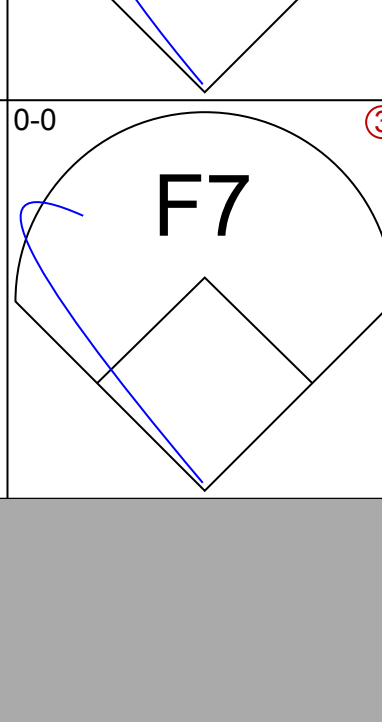
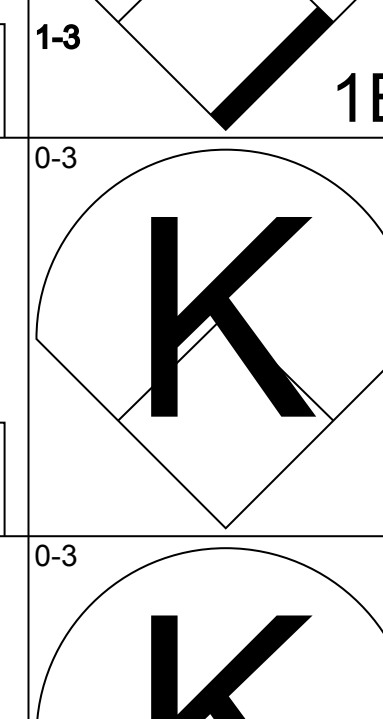
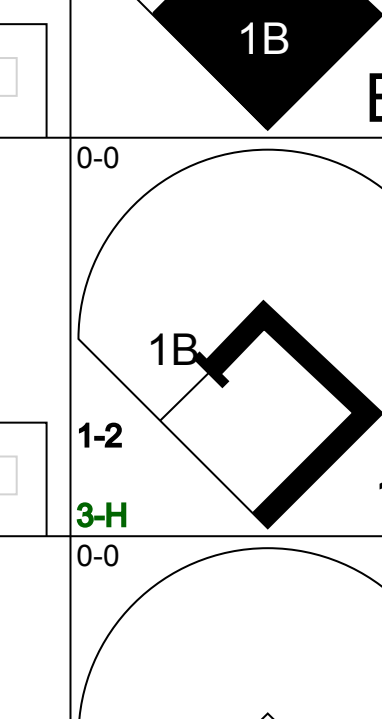



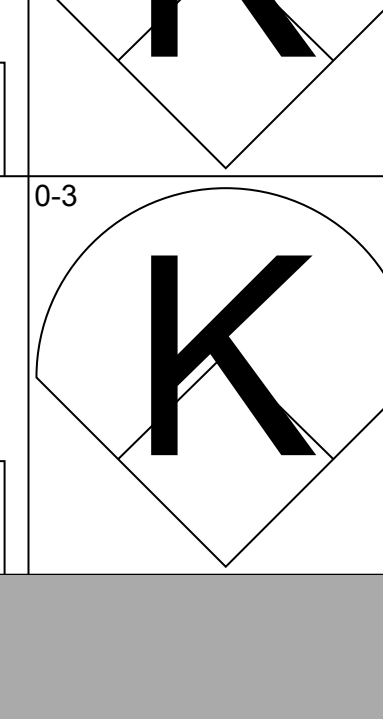
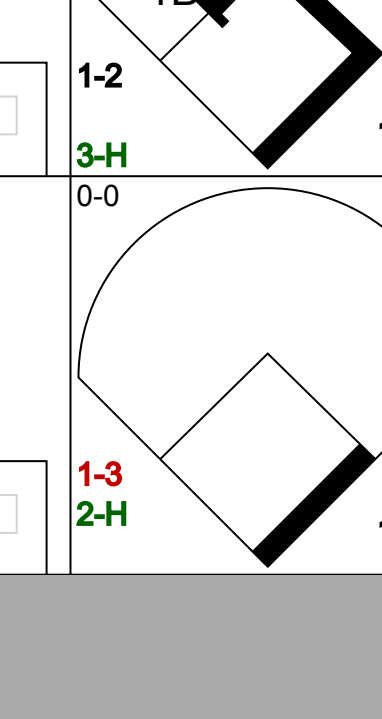



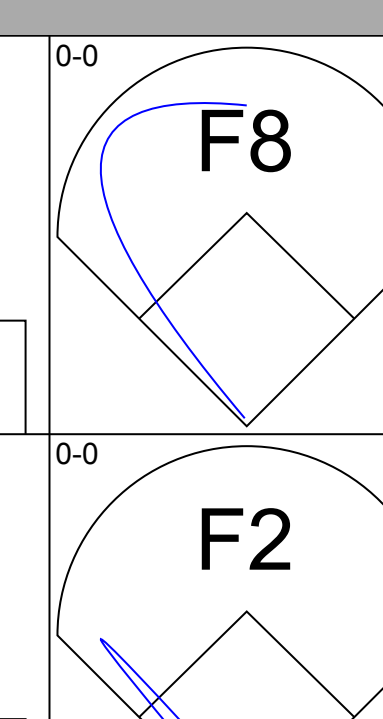
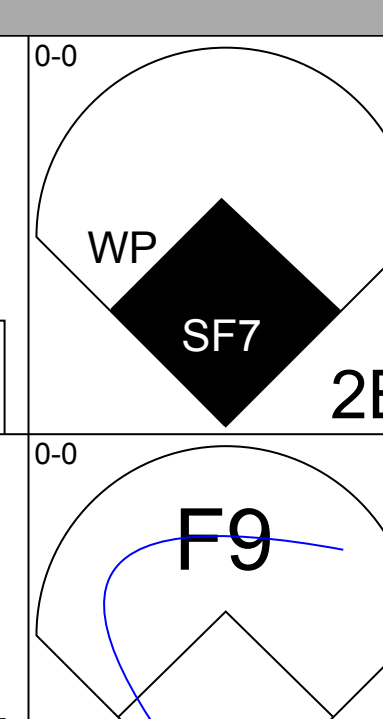
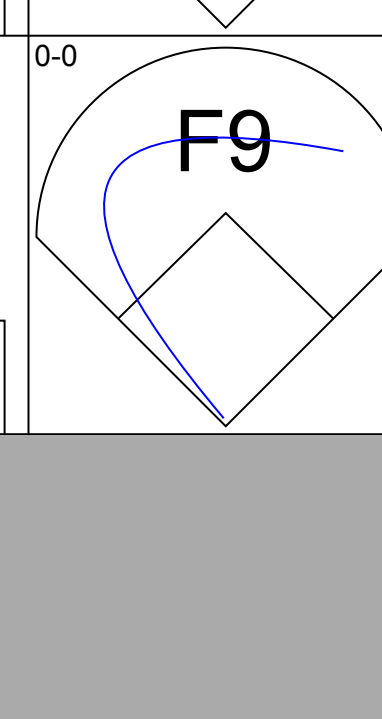
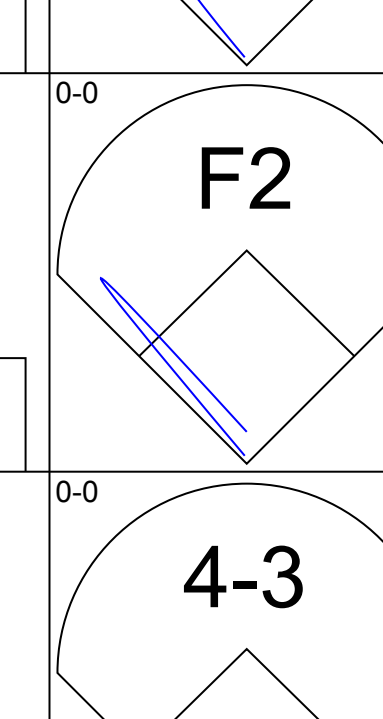
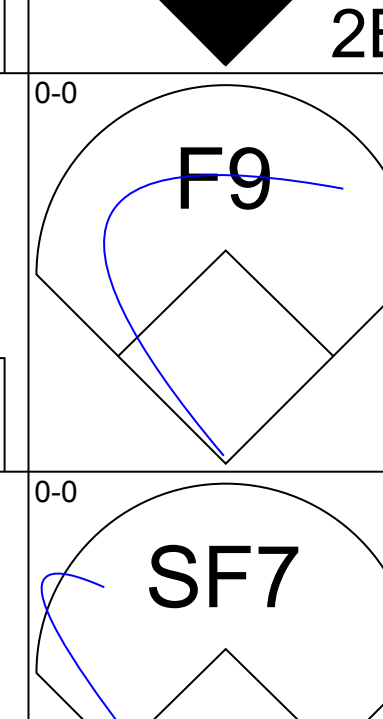
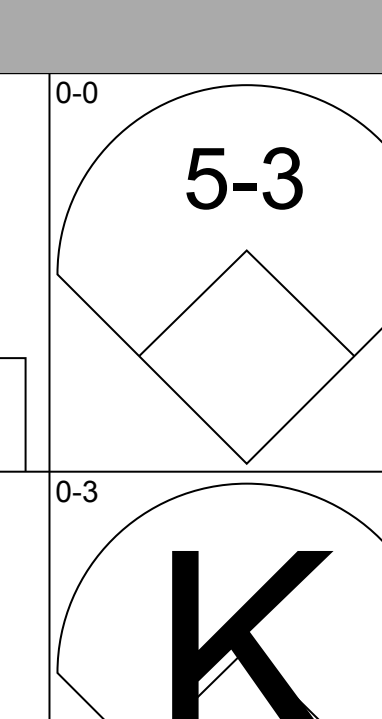
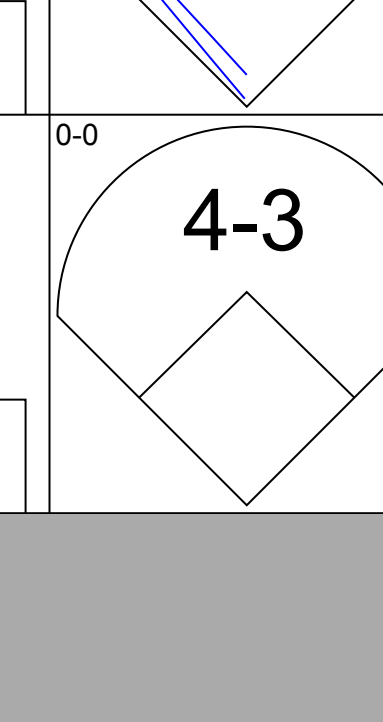
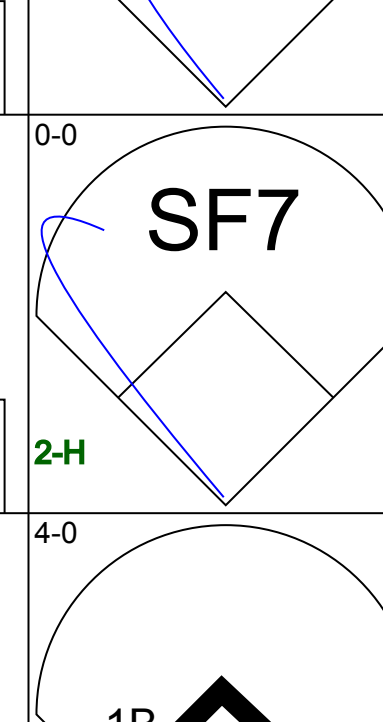
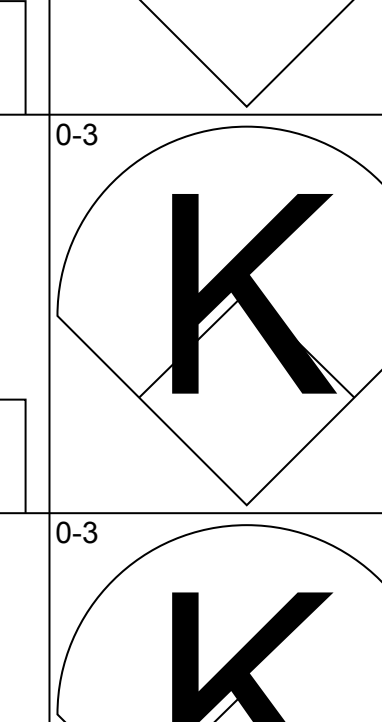
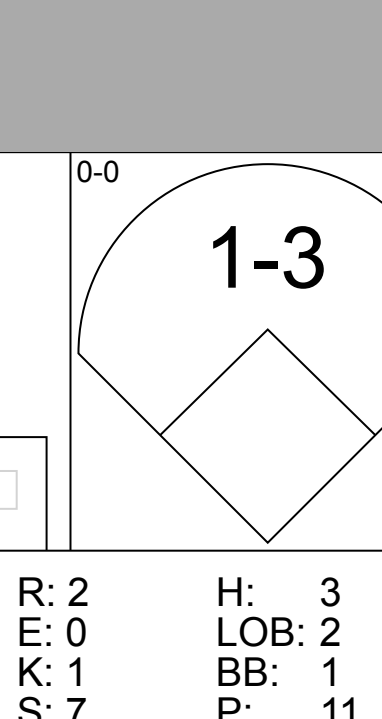
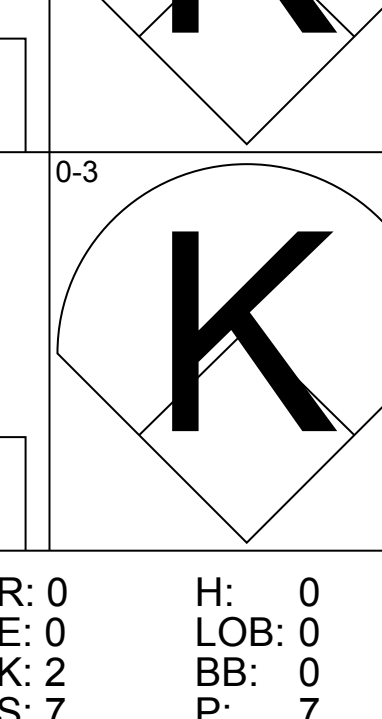
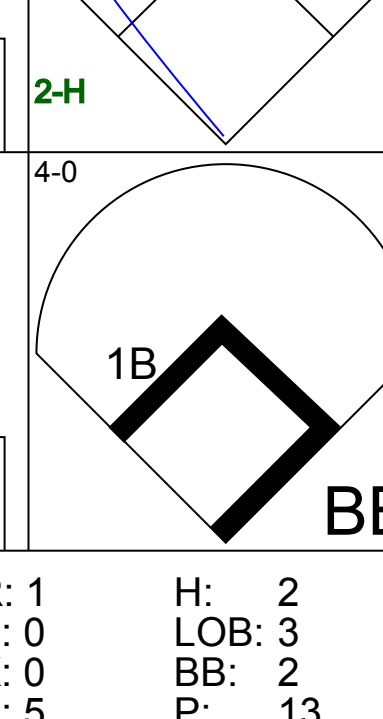
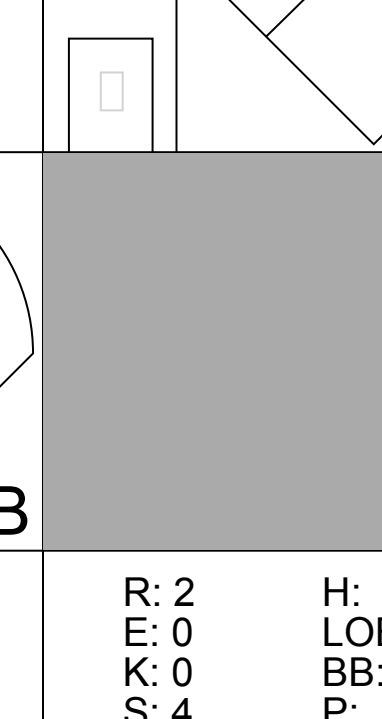
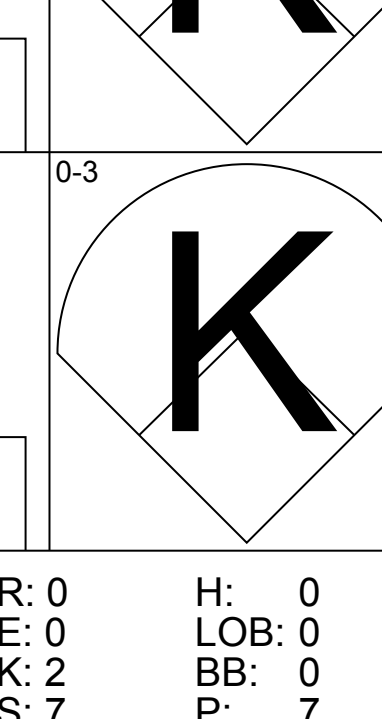
Batter	1	2	3	4	5	6	7	8	9	AB	R	H	RBI	BB	SO	LOB	BOTTOM											
<b>John Cangelosi, S</b> OBP: 0.369, SLG: 0.272	4-0 BB 1B BB	4-3			0-0 2B 2B	0-0 F6	1-0 HBP			3	2	1	0	1	0	2												
<b>Wayne Tolleson, S</b> OBP: 0.346, SLG: 0.373										0	0	0	0	0	0	0												
<b>Carlton Fisk, R</b> OBP: 0.271, SLG: 0.289	4-0 1B FC1-6 BB 1-2		0-0 F8		0-3 K	0-3 K	0-0 5-3			4	1	0	0	1	2	5												
<b>Harold Baines, L</b> OBP: 0.457	0-0 FC1-6 1-3 2-H		0-0 L6		0-0 HR 2B	0-0 6-3		0-0 F9		4	1	2	2	0	0	1												
<b>Jerry Hairston, S</b> OBP: 0.316, SLG: 0.338										1	0	0	0	0	0	0												
<b>Greg Walker, L</b> OBP: 0.403, SLG: 0.617	0-0 F8		0-0 HR		4-0 HR IBB		0-0 2B 3B		0-0 F8	4	3	2	1	1	0	2												
<b>Bobby Bonilla, S</b> OBP: 0.343, SLG: 0.349	0-0 FC1-6 1-2 3-H		0-0 G3		0-0 HR 1-H 2-H		4-0 2B SF8 BB		0-0 1B	4	2	2	4	1	0	1												
<b>Ron Kittle, R</b> OBP: 0.253, SLG: 0.346	0-0 F8			0-0 F6	0-0 F5	0-0 SF8 2B	0-0 K			5	0	1	1	0	1	2												
<b>Ozzie Guillen, L</b> OBP: 0.246, SLG: 0.297		0-0 F9		0-0 F9	0-0 F4		HBP BB			3	0	0	0	1	0	0												
<b>Tim Lueft, R</b> OBP: 0.312, SLG: 0.429		0-0 4-3		0-0 3B		0-0 1B 3B	0-0 K			4	1	2	0	0	1	3												
<b>Julio Cruz, S</b> OBP: 0.321, SLG: 0.213		4-0 BB		0-0 5-3		0-0 1B	0-0 SF8			2	0	1	2	1	0	1												
<b>Inning Stats</b>	R: 2 E: 0 K: 0 S: 4	H: 1 LOB: 1 BB: 2 P: 12	R: 0 E: 0 K: 0 S: 3	H: 0 LOB: 1 BB: 1 P: 7	R: 1 E: 0 K: 0 S: 4	H: 1 LOB: 0 BB: 0 P: 4	R: 0 E: 0 K: 0 S: 4	H: 1 LOB: 1 BB: 0 P: 4	R: 4 E: 0 K: 1 S: 8	H: 3 LOB: 0 BB: 1 P: 12	R: 1 E: 0 K: 1 S: 7	H: 2 LOB: 1 BB: 0 P: 7	R: 2 E: 0 K: 1 S: 7	H: 2 LOB: 3 BB: 2 P: 16	R: 0 E: 0 K: 1 S: 6	H: 1 LOB: 1 BB: 0 P: 6	R: 0 E: 0 K: 1 S: 6	H: 1 LOB: 1 BB: 0 P: 6	1B: 3 2B: 3 3B: 3 HR: 2	SF: 1 SAC: 0 DP: 0 HBP: 1	WP: 0 PB: 0 SB: 0 CS: 0	PA: 42						
<b>PITCHER</b>	IP	WLS	BF	H	R	ER	SO	BB	IBB	HBP	BLK	WP	HR	S	P	ERA	WHIP											
<b>Chris Codiroli, R</b> ERA: 4.12	(1, 1)	4.1	L	23	6	7	7	1	3	0	0	0	0	2	21	37	14.54	2.077										
<b>Dave Stewart, R</b> ERA: 6.75	(5, 1)	1.2		10	4	3	3	1	1	0	0	0	0	0	11	15	16.20	3.000										
<b>Dave Leiper, L</b> ERA: 4.5	(7, 1)	2.0		9	1	0	0	2	1	0	1	0	0	0	11	16	0.00	1.000										

Oakland Athletics @ Chicago White Sox  
Comiskey Park, Chicago, IL  
Sat Jun 07 1986, 8:05 PM EDT  
Att: 26,773 - Unknown

AB 34  
R 10  
H 11  
RBI 10  
BB 6  
SO 4  
LOB 17



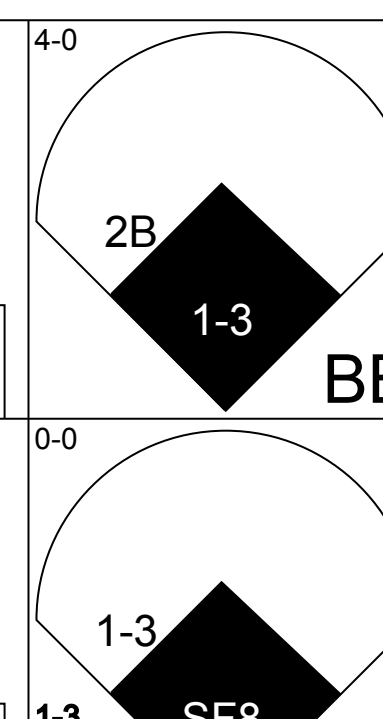
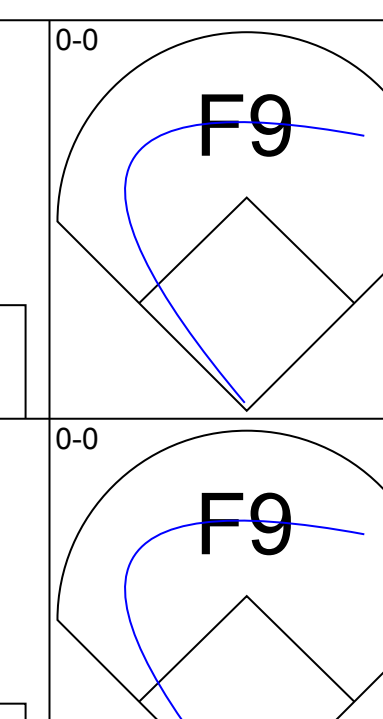
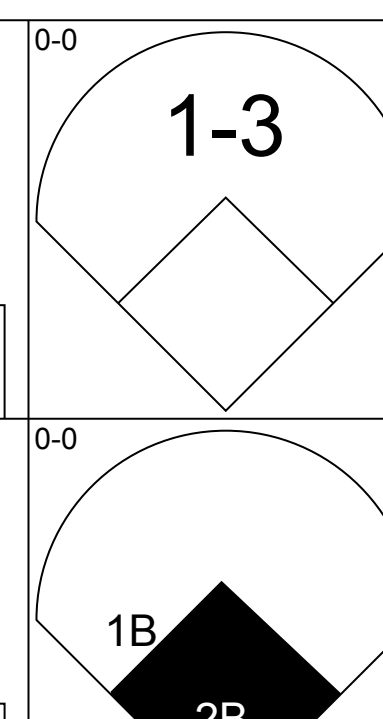
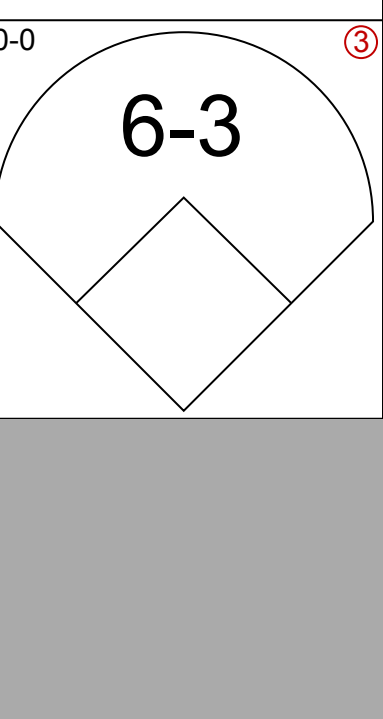
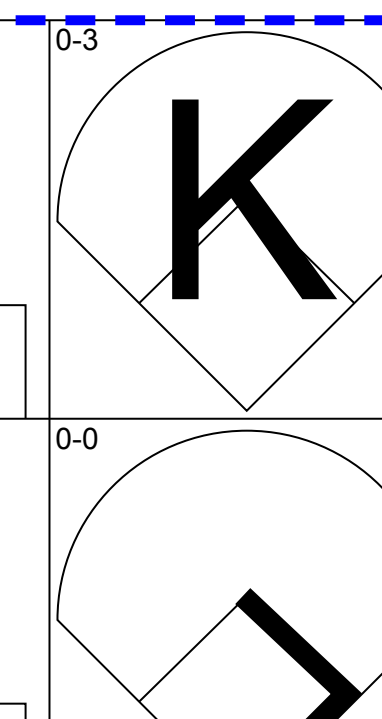
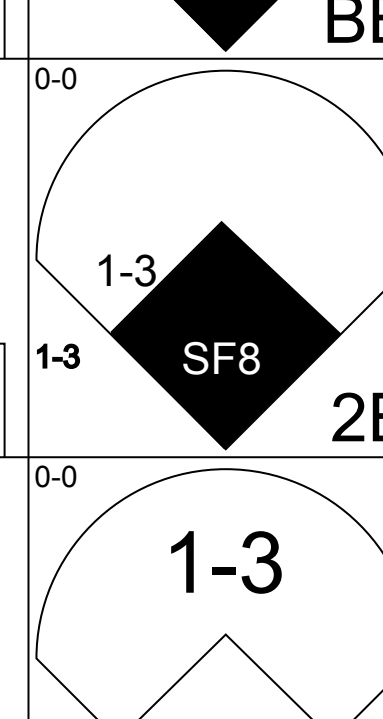
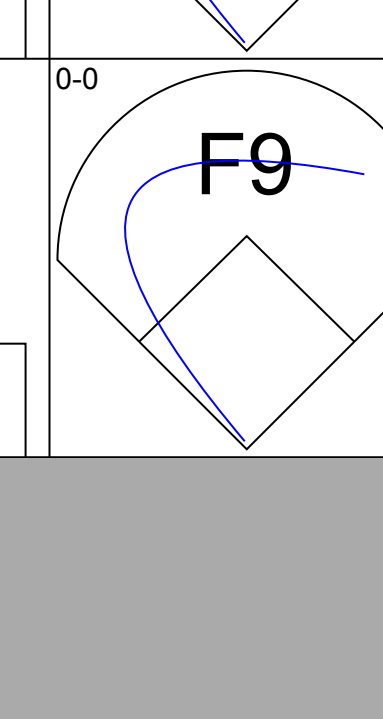
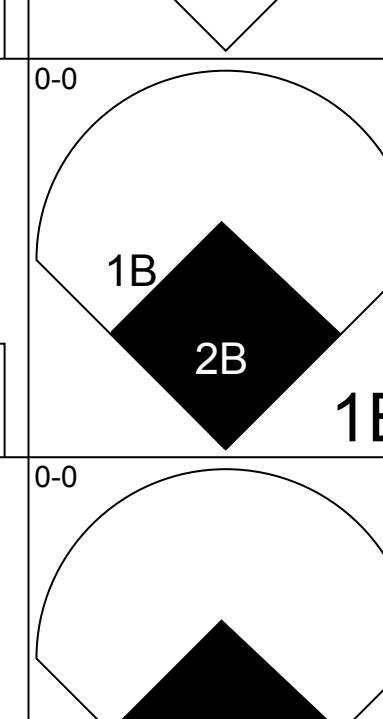

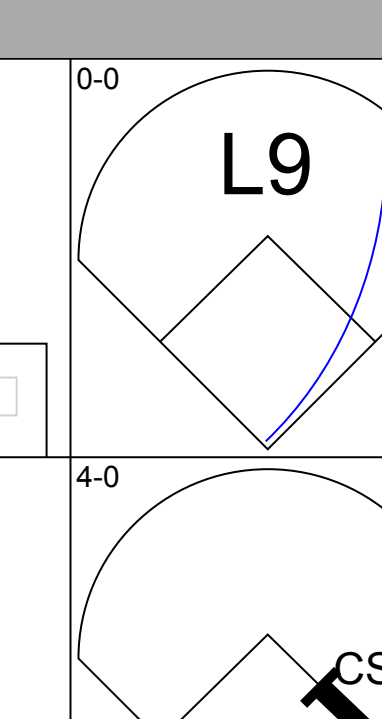
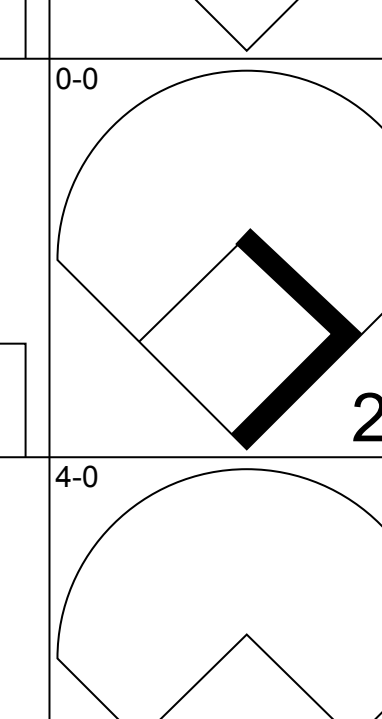
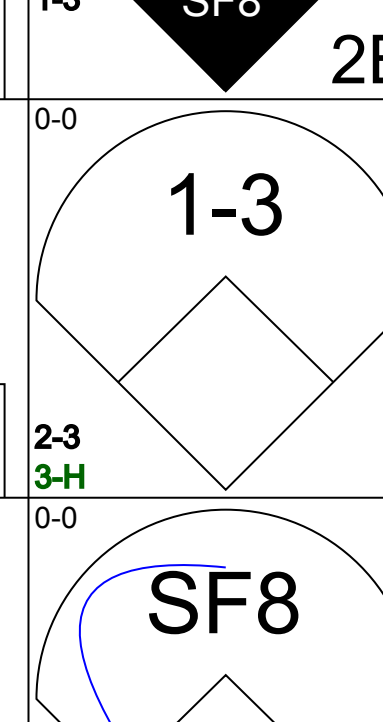
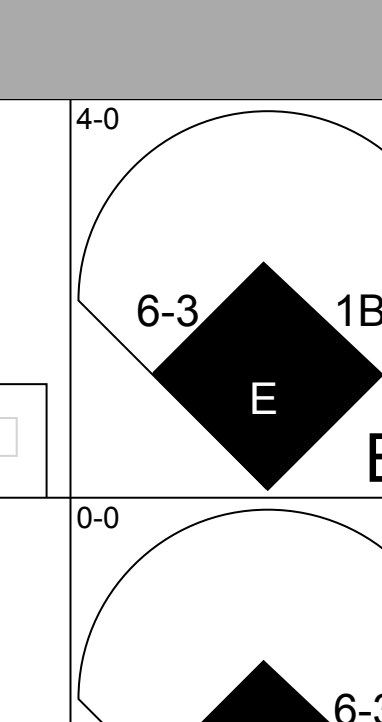
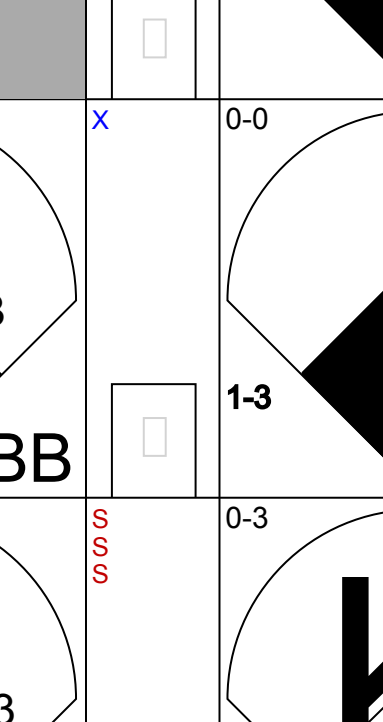
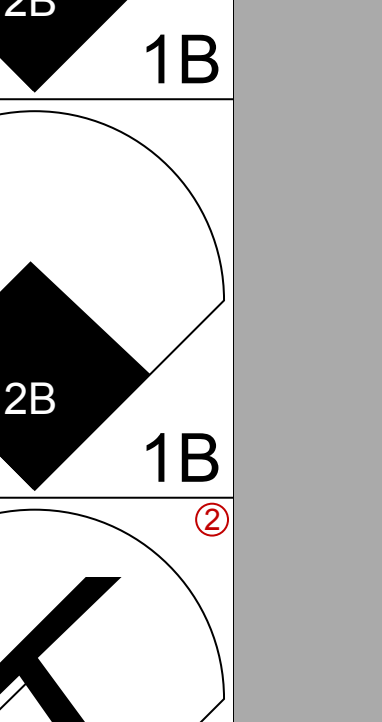
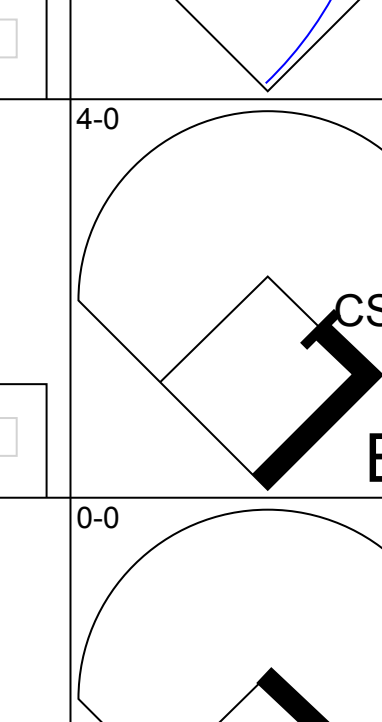
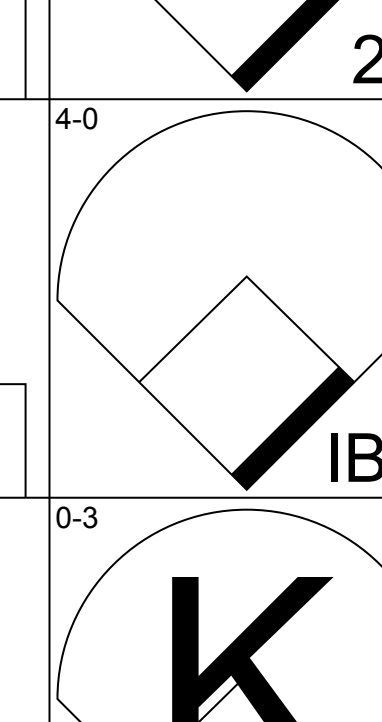
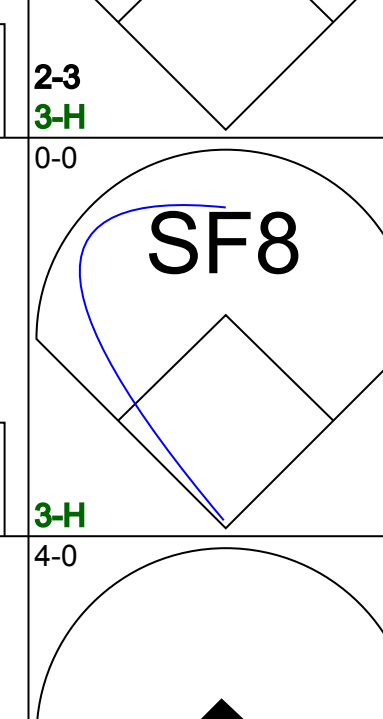
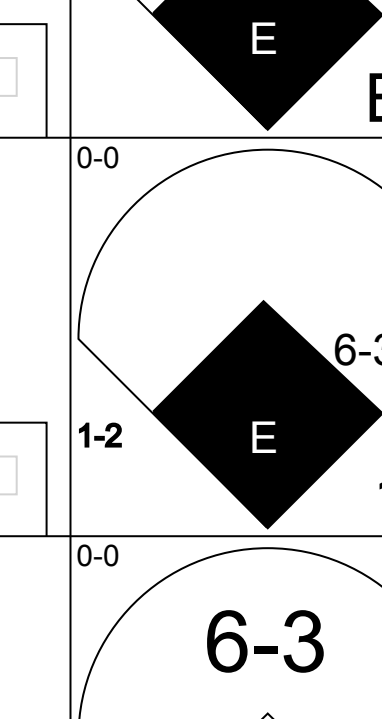
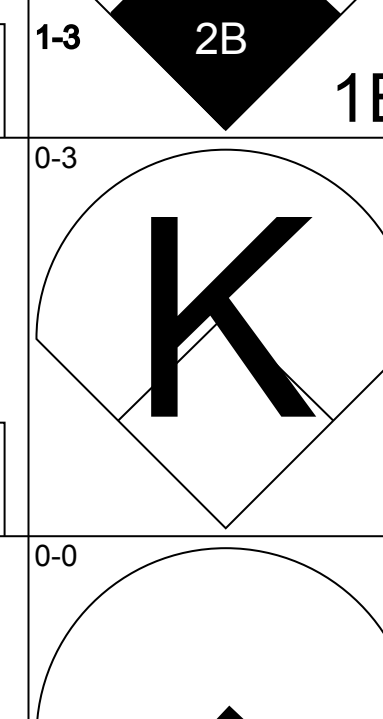
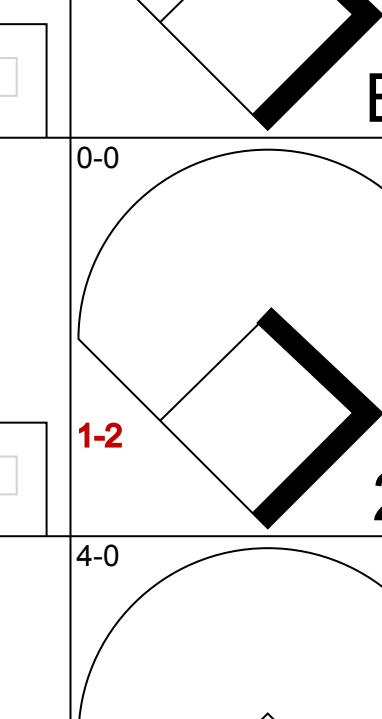
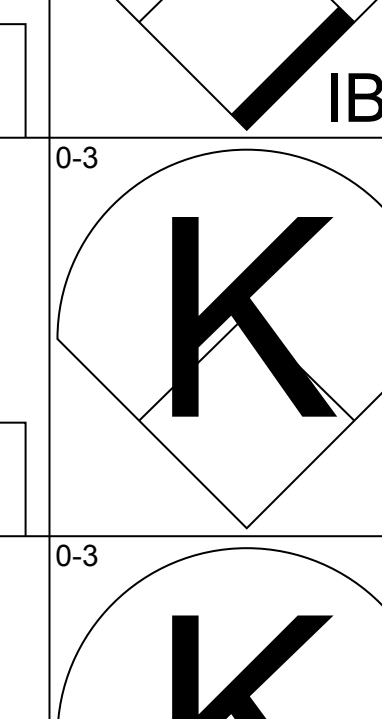
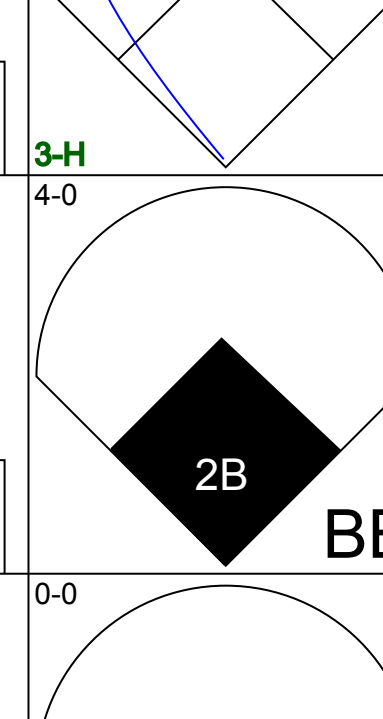
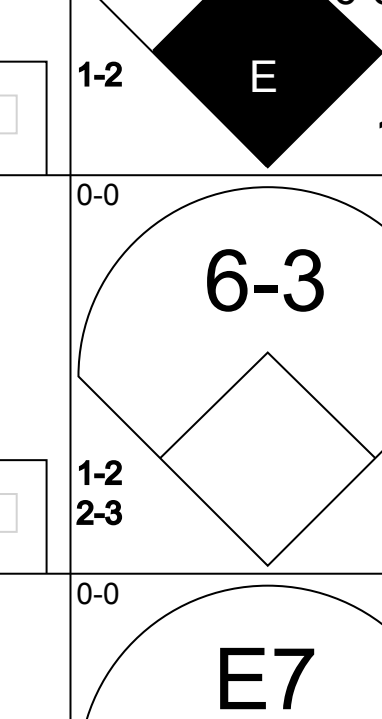
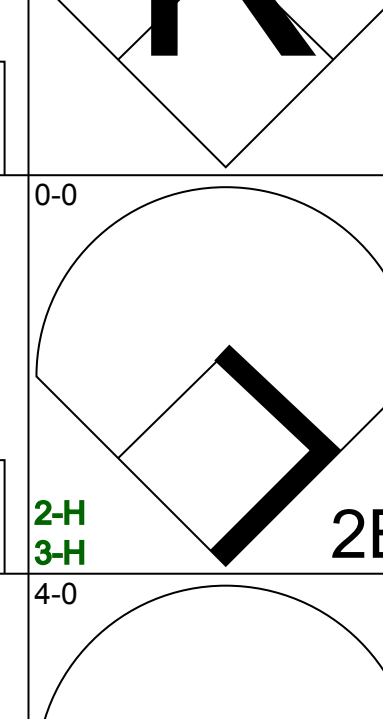
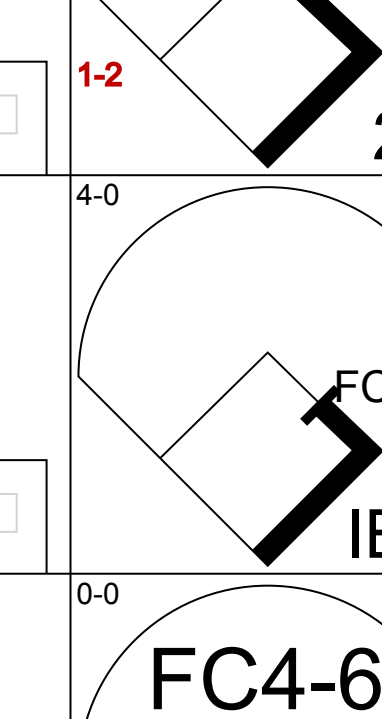
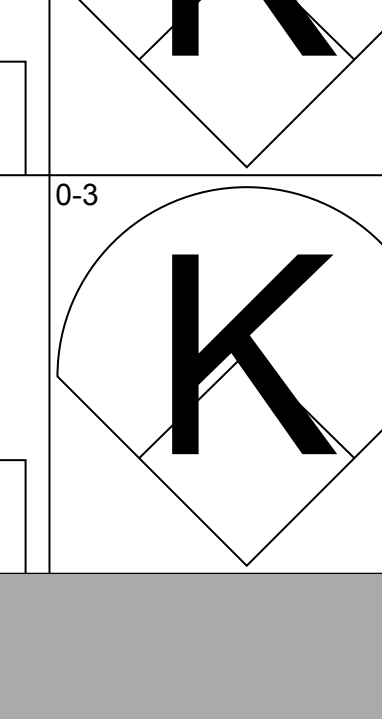
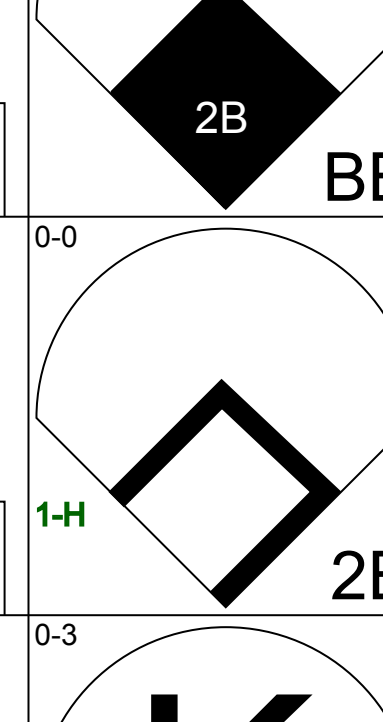
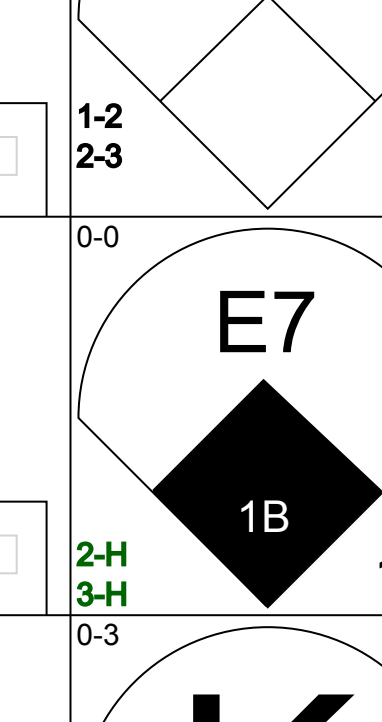
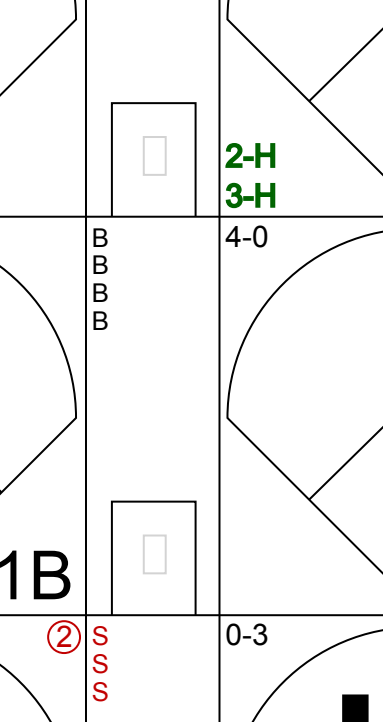
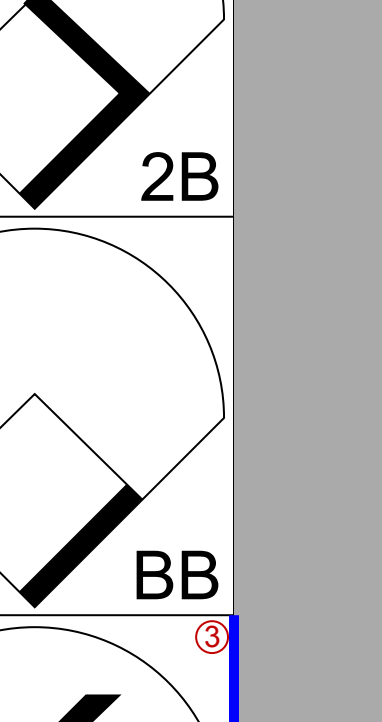
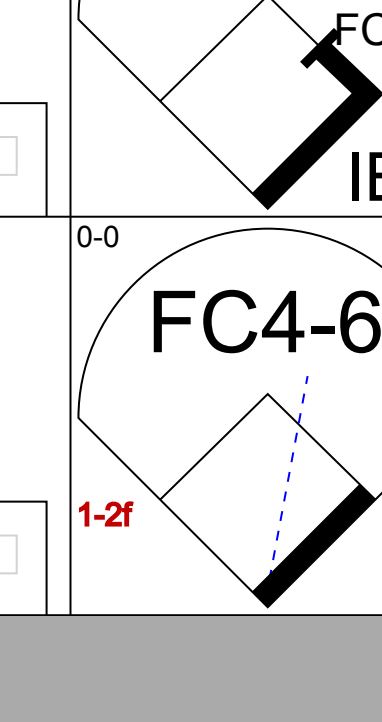
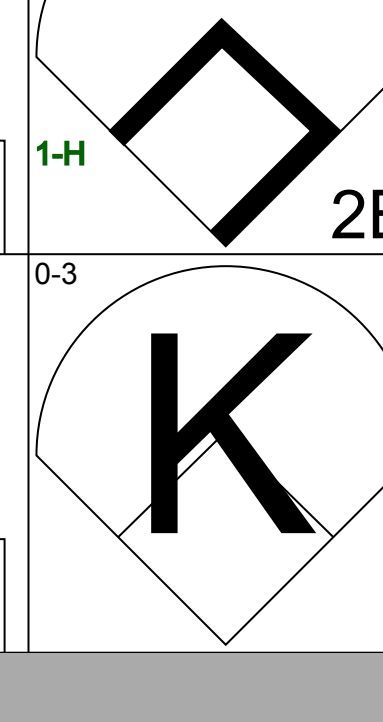
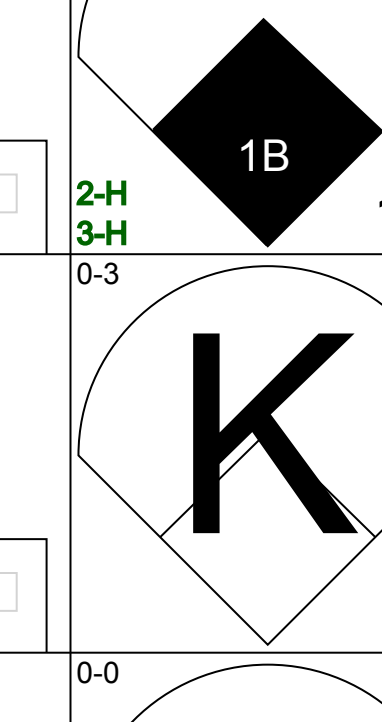
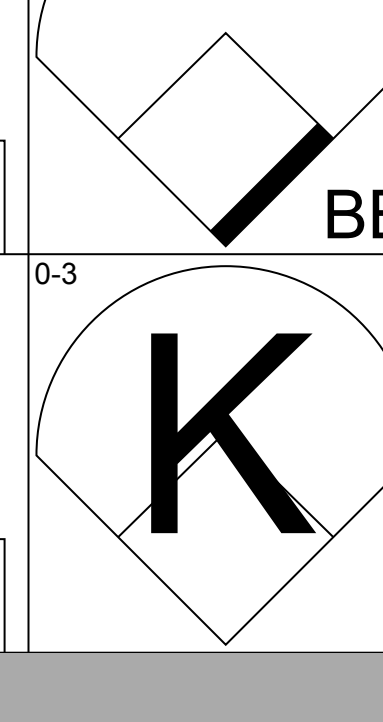
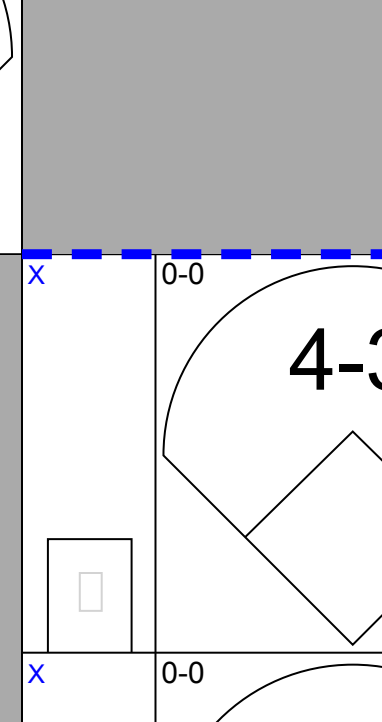
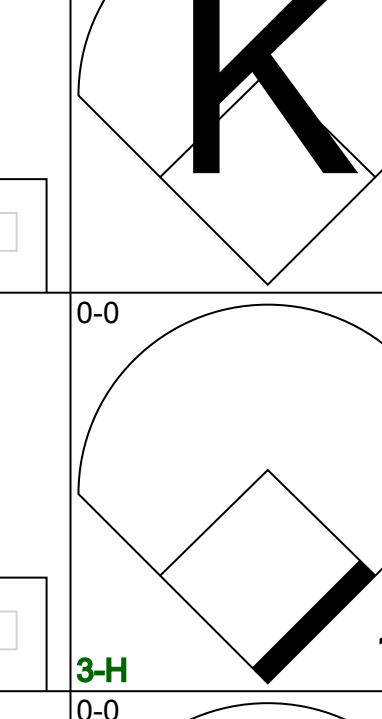
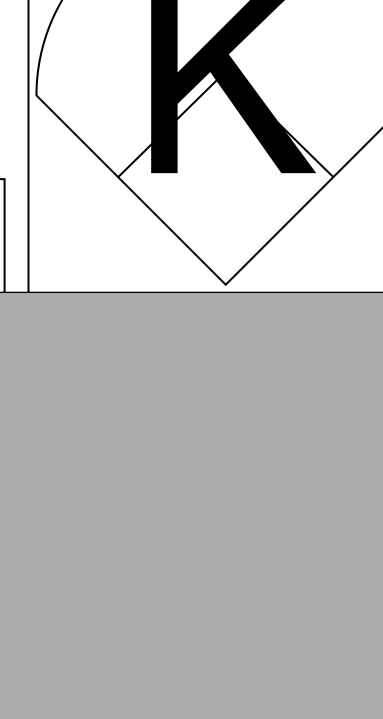
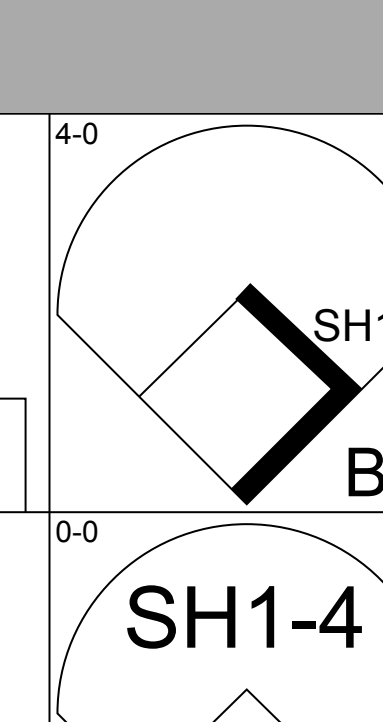
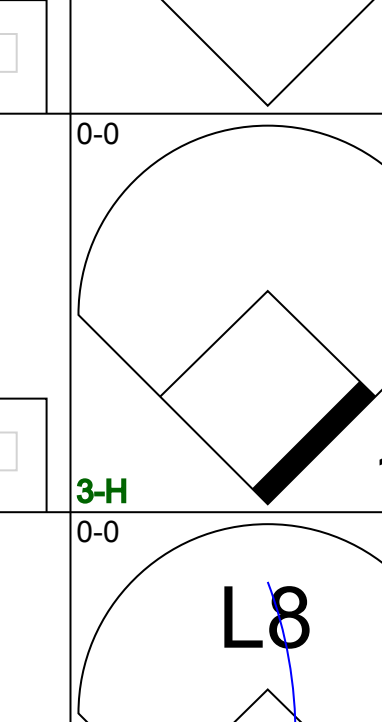
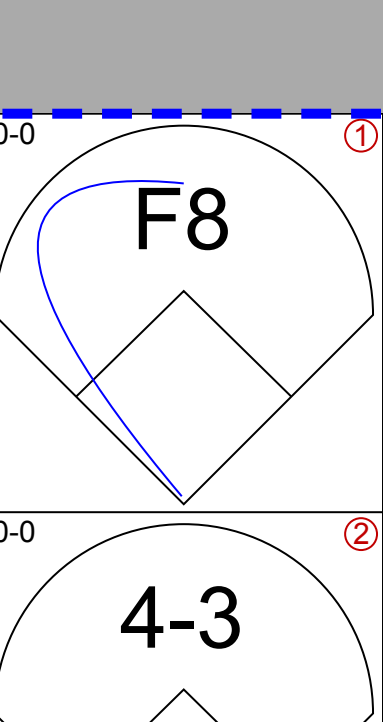
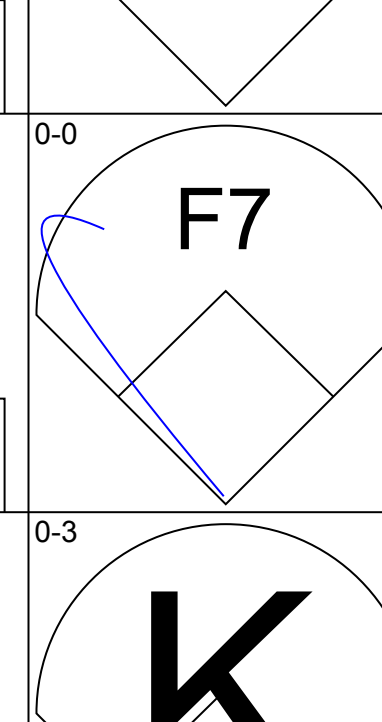
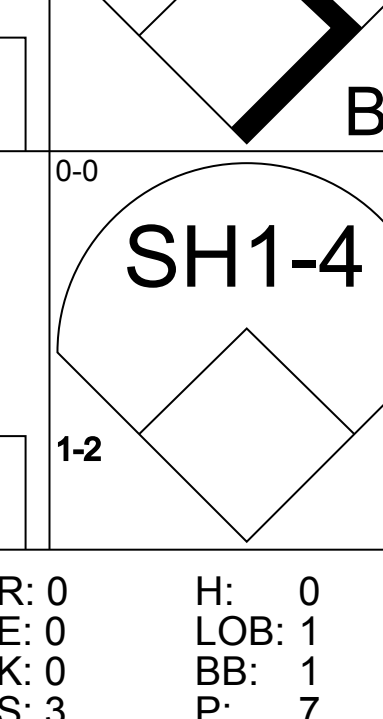
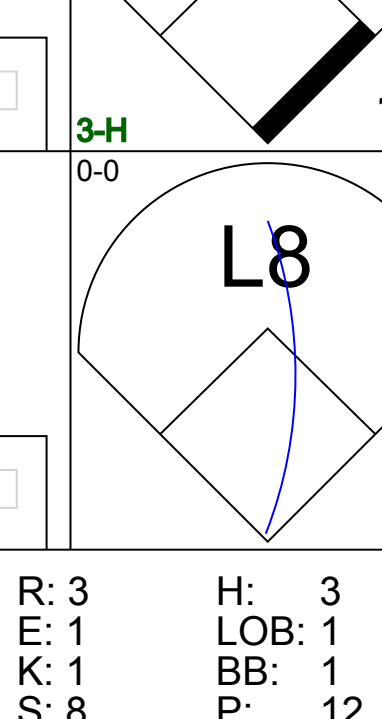
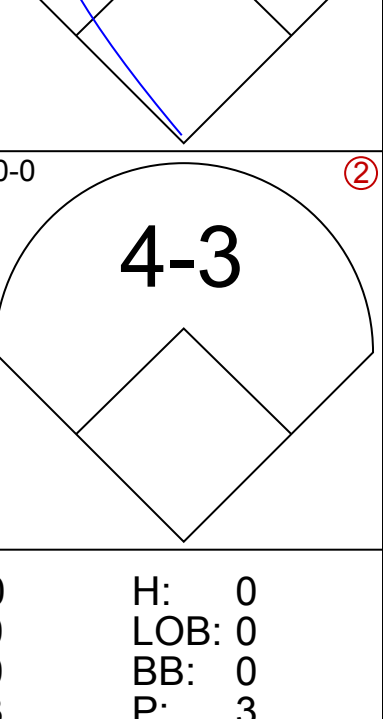
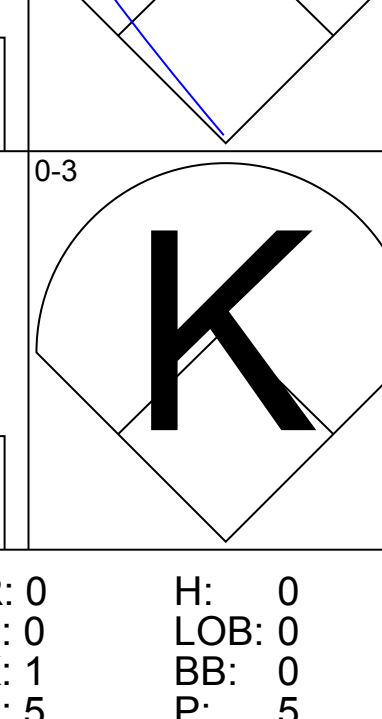


Batter	1	2	3	4	5	6	7	8	9	AB	R	H	RBI	BB	SO	LOB	TOP				
<b>Tony Phillips, S</b> OBP: 0.382, SLG: 0.367 (1, 5)										5	1	2	0	0	2	0					
<b>Donnie Hill, S</b> OBP: 0.379, SLG: 0.440 (1, 4)										4	0	2	0	1	1	1					
<b>Bruce Bochte, L</b> OBP: 0.349, SLG: 0.359 (1, 3)										4	1	1	0	1	1	4					
<b>Jose Canseco, R</b> OBP: 0.373, SLG: 0.547 (1, 7)										3	0	1	1	1	2	2					
<b>Dave Kingman, R</b> OBP: 0.248, SLG: 0.406 (1, 10)										4	1	1	1	0	1	3					
<b>Mike Davis, L</b> OBP: 0.307, SLG: 0.441 (1, 9)										4	2	2	2	0	0	0					
<b>Alfredo Griffin, S</b> OBP: 0.353, SLG: 0.365 (1, 6)										4	0	0	0	0	0	1					
<b>Jerry Willard, L</b> OBP: 0.278, SLG: 0.258 (1, 2)										3	0	0	1	0	1	0					
<b>Stan Javier, S</b> OBP: 0.297, SLG: 0.241 (8, PH)										2	0	0	0	1	1	0					
<b>Rick Peters, S</b> OBP: 0.316, SLG: 0.242 (8, 8)										1	0	0	0	0	1	0					
<b>Inning Stats</b>	R: 0 E: 0 K: 3 S: 11	H: 2 LOB: 2 BB: 0 P: 11	R: 0 E: 0 K: 0 S: 3	H: 0 LOB: 0 BB: 0 P: 3	R: 2 E: 0 K: 1 S: 7	H: 3 LOB: 2 BB: 1 P: 11	R: 1 E: 0 K: 0 S: 5	H: 2 LOB: 2 BB: 2 P: 13	R: 2 E: 0 K: 0 S: 4	H: 1 LOB: 0 BB: 1 P: 8	R: 0 E: 0 K: 2 S: 8	H: 1 LOB: 1 BB: 0 P: 8	R: 0 E: 0 K: 1 S: 5	H: 0 LOB: 0 BB: 0 P: 5	R: 0 E: 0 K: 2 S: 7	H: 0 LOB: 0 BB: 0 P: 7	R: 0 E: 0 K: 1 S: 5	H: 0 LOB: 0 BB: 0 P: 5	1B: 5 2B: 2 3B: 1 HR: 1	SF: 1 SAC: 0 DP: 0 HBP: 0	WP: 1 PA: 39 CS: 0
<b>PITCHER</b>	IP	WLS	BF	H	R	ER	SO	BB	IBB	HBP	BLK	WP	HR	S	P	ERA	WHIP				
<b>Joel Davis, R</b> ERA: 4.3 (1, 1)	5.0	W	26	8	5	5	4	4	0	0	0	1	1	30	46	9.00	2.400				
<b>Dave Schmidt, R</b> ERA: 4.42 (6, 1)	4.0	S	13	1	0	0	6	0	0	0	0	0	0	25	25	0.00	0.250				

Oakland Athletics @ Chicago White Sox  
Comiskey Park, Chicago, IL  
Sun Jun 08 1986, 4:33 AM EDT  
Att: 20,975 - Unknown

AB	34
R	5
H	9
RBI	5
BB	4
SO	10
LOB	11



Batter	1	2	3	4	5	6	7	8	9	AB	R	H	RBI	BB	SO	LOB	BOTTOM				
<b>Wayne Tolleson, S</b> OBP: 0.343, SLG: 0.365 (1, 6)										4	1	0	0	1	1	1					
<b>Tim Lulett, R</b> OBP: 0.321, SLG: 0.447 (1, 5)										5	2	3	0	0	0	1					
<b>Harold Baines, L</b> OBP: 0.343, SLG: 0.457 (1, 9)										2	2	1	1	3	0	1					
<b>Carlton Fisk, R</b> OBP: 0.274, SLG: 0.298 (1, 10)										4	1	2	1	0	2	4					
<b>Bobby Bonilla, S</b> OBP: 0.351, SLG: 0.355 (5, 7)										3	1	1	2	2	1	4					
<b>Greg Walker, L</b> OBP: 0.414, SLG: 0.627 (1, 3)										3	1	2	3	1	0	2					
<b>Ron Kittle, R</b> OBP: 0.249, SLG: 0.339 (1, 7)										3	0	0	0	0	3	4					
<b>John Cangelosi, S</b> OBP: 0.367, SLG: 0.270 (5, 8)										1	0	0	0	0	0	0					
<b>Julio Cruz, S</b> OBP: 0.333, SLG: 0.220 (1, 4)										3	0	1	1	1	0	0					
<b>Joel Skinner, R</b> OBP: 0.244, SLG: 0.274 (1, 2)										3	0	0	0	0	1	1					
<b>Inning Stats</b>	R: 3 E: 0 K: 1 S: 7	H: 2 LOB: 1 BB: 2 P: 15	R: 0 E: 0 K: 0 S: 3	H: 0 LOB: 1 BB: 1 P: 7	R: 3 E: 1 K: 1 S: 8	H: 3 LOB: 1 BB: 1 P: 12	R: 2 E: 0 K: 2 S: 10	H: 3 LOB: 2 BB: 1 P: 14	R: 0 E: 0 K: 0 S: 3	H: 0 LOB: 0 BB: 0 P: 3	R: 0 E: 0 K: 0 S: 3	H: 1 LOB: 2 BB: 2 P: 11	R: 0 E: 0 K: 1 S: 5	H: 0 LOB: 0 BB: 0 P: 5	R: 0 E: 0 K: 3 S: 10	H: 1 LOB: 2 BB: 1 P: 14	R: 0 E: 0 K: 1 S: 5	H: 0 LOB: 0 BB: 0 P: 5	1B: 5 2B: 5 3B: 0 HR: 0	SF: 1 SAC: 1 DP: 0 HBP: 0	WP: 0 PA: 41 CS: 1
<b>PITCHER</b>	IP	WLS	BF	H	R	ER	SO	BB	IBB	HBP	BLK	WP	HR	S	P	ERA	WHIP				
<b>Curt Young, L</b> ERA: 4.0 (1, 1)	4.0	L	25	8	8	8	4	5	0	0	0	0	0	28	48	18.00	3.250				
<b>Dave Leiper, L</b> ERA: 3.38 (5, 1)	2.0		8	1	0	0	0	1	1	0	0	0	0	6	14	0.00	1.000				
<b>Steve Ontiveros, R</b> ERA: 5.09 (7, 1)	1.0		3	0	0	0	1	0	0	0	0	0	0	5	5	0.00	0.000				
<b>Jose Rijo, R</b> ERA: 4.19 (8, 1)	1.0		5	1	0	0	3	0	1	0	0	0	0	10	14	0.00	1.000				

Oakland Athletics @ Chicago White Sox  
Comiskey Park, Chicago, IL  
Sun Jun 08 1986, 4:33 AM EDT  
Att: 20,975 - Unknown

AB	31
R	8
H	10
RBI	8
BB	8
SO	8
LOB	18





Batter	1	2	3	4	5	6	7	8	9	AB	R	H	RBI	BB	SO	LOB	TOP								
Tony Phillips, S OBP: 0.386, SLG: 0.370 (1, 8)	L6		1B		FC3-2 2B		CS BB	E 1B		4	1	2	0	1	0	1	<b>Oakland Athletics @ Cleveland Indians</b> Cleveland Municipal Stadium, Cleveland, OH Mon Jun 09 1986, 7:05 PM EDT Att: 6,108 - Unknown								
Donnie Hill, S OBP: 0.372, SLG: 0.438 (1, 4)	K		L8		2B		L8	E6		5	1	1	0	0	1	3									
Carney Lansford, R OBP: 0.330, SLG: 0.395 (1, 5)	5-3				WP 6-3 1B		2B	F9		3	2	1	0	1	0	2									
Jose Canseco, R OBP: 0.378, SLG: 0.558 (1, 7)		F3			WP 1B		1B	K		5	0	3	3	0	1	0									
Dave Kingman, R OBP: 0.251, SLG: 0.400 (1, 10)	F8				6-3		1B	FC6-4 BB		3	0	0	1	2	0	3									
Bruce Bochte, L OBP: 0.349, SLG: 0.359 Dusty Baker Jr., R OBP: 0.289, SLG: 0.279 Stan Javier, S OBP: 0.292, SLG: 0.236 (7, 8)	F9				F7		CS 1B	FC6-4		3	0	1	0	0	0	1									
Mike Davis, L OBP: 0.304, SLG: 0.452 (1, 9)			HR		K		F5	F3		5	1	1	1	0	1	6									
Alfredo Griffin, S OBP: 0.356, SLG: 0.365 (1, 6)			4-1		FC3-2 BB		1B	6-3		3	0	1	0	1	0	0									
Bill Bathe, R OBP: 0.208, SLG: 0.357 (1, 2)			1B HBP		F9		F7	6-3		3	0	0	0	0	2										
<b>Inning Stats</b>	R: 0 E: 0 K: 1 S: 5	H: 0 LOB: 0 BB: 0 P: 5	R: 0 E: 0 K: 0 S: 3	H: 0 LOB: 0 BB: 0 P: 3	R: 1 E: 0 K: 0 S: 4	H: 2 LOB: 1 BB: 0 P: 5	R: 1 E: 0 K: 1 S: 7	H: 2 LOB: 1 BB: 0 P: 7	R: 2 E: 0 K: 0 S: 5	H: 2 LOB: 2 BB: 1 P: 10	R: 0 E: 0 K: 0 S: 4	H: 2 LOB: 1 BB: 0 P: 4	R: 1 E: 0 K: 0 S: 4	H: 2 LOB: 3 BB: 3 P: 16	R: 0 E: 1 K: 0 S: 5	H: 1 LOB: 2 BB: 0 P: 5		R: 0 E: 0 K: 1 S: 5	H: 0 LOB: 1 BB: 1 P: 9	1B: 7 2B: 3 3B: 0 HR: 1	SF: 0 SAC: 0 DP: 0 HBP: 2	WP: 1 PB: 0 SB: 1 CS: 2	PA: 43		
<b>PITCHER</b>	IP WLS BF H R ER SO BB IBB HBP BLK WP HR S P ERA WHIP	6.0 28 8 5 5 2 2 0 2 0 1 1 28 38 7.50 1.667	0.2 4 1 0 0 0 1 1 0 0 0 0 2 10 0.00 3.000	2.1 W 11 2 0 0 1 1 0 0 0 0 12 16 0.00 1.286																					

AB	36
R	5
H	11
RBI	5
BB	5
SO	3
LOB	19



Batter	1	2	3	4	5	6	7	8	9	AB	R	H	RBI	BB	SO	LOB	BOTTOM							
Brett Butler, L OBP: 0.349, SLG: 0.327 (1, 8)	6-3		F8			1B	1B		2H 1B	5	1	3	1	0	0	0	<b>Oakland Athletics @ Cleveland Indians</b> Cleveland Municipal Stadium, Cleveland, OH Mon Jun 09 1986, 7:05 PM EDT Att: 6,108 - Unknown							
Tony Bemazzard, S OBP: 0.385, SLG: 0.404 (1, 4)	F7		F6			BB 1B	K			4	1	1	0	0	1	1								
Joe Carter, R OBP: 0.318, SLG: 0.437 (1, 3)	FC5-4 BB		L8			K	F8			3	0	0	0	1	1	3								
Andre Thornton, R OBP: 0.332, SLG: 0.392 (1, 10)	FC5-4		F3			1B HR BB		K		3	1	0	0	1	1	1								
Mel Hall, L OBP: 0.324, SLG: 0.541 (1, 7)		K			G3		HR 1B	3-1		4	1	1	2	0	1	0								
Brook Jacoby, R OBP: 0.347, SLG: 0.449 (1, 5)		G3			4-3		HR	L4		4	1	1	3	0	0	0								
Carmen Castillo, R OBP: 0.274, SLG: 0.329 (1, 9)		BLK 1B			4-3		HBP	F8		3	0	1	0	0	0	0								
Andy Allanson, R OBP: 0.295, SLG: 0.336 (1, 2)		4-3			K		F9	1B		4	1	1	0	0	1	2								
Fran Mullins, R OBP: 0.167, SLG: 0.273 (1, 6)			F7			F9	L6	K		4	0	0	0	0	1	1								
<b>Inning Stats</b>	R: 0 E: 0 K: 0 S: 3	H: 0 LOB: 1 BB: 1 P: 7	R: 0 E: 0 K: 1 S: 6	H: 1 LOB: 0 BB: 0 P: 6	R: 0 E: 0 K: 0 S: 3	H: 0 LOB: 0 BB: 0 P: 3	R: 0 E: 0 K: 0 S: 3	H: 0 LOB: 0 BB: 0 P: 3	R: 0 E: 0 K: 1 S: 5	H: 0 LOB: 0 BB: 0 P: 5	R: 5 E: 0 K: 1 S: 9	H: 4 LOB: 1 BB: 1 P: 14	R: 0 E: 0 K: 1 S: 6	H: 1 LOB: 1 BB: 0 P: 6	R: 0 E: 0 K: 1 S: 5	H: 0 LOB: 0 BB: 0 P: 5		R: 1 E: 0 K: 1 S: 6	H: 2 LOB: 1 BB: 0 P: 6	1B: 7 2B: 0 3B: 0 HR: 1	SF: 0 SAC: 0 DP: 0 HBP: 1	WP: 0 PB: 0 SB: 1 CS: 0	PA: 37	
<b>PITCHER</b>	IP WLS BF H R ER SO BB IBB HBP BLK WP HR S P ERA WHIP	5.2 23 4 4 4 3 2 0 0 1 0 0 1 4 5 13.50 3.000	0.2 5 2 1 1 0 0 0 1 0 0 0 1 4 5 13.50 3.000	2.1 L 9 2 1 1 3 0 0 0 0 0 0 15 15 3.86 0.857																				

AB	34
R	6
H	8
RBI	6
BB	2
SO	6
LOB	8





Batter	1	2	3	4	5	6	7	8	9	AB	R	H	RBI	BB	SO	LOB	TOP			
Tony Phillips, S OBP: 0.390, SLG: 0.372 (1, 8)										4	2	2	0	1	1	3	<p>Oakland Athletics @ Cleveland Indians Cleveland Municipal Stadium, Cleveland, OH</p> <p>Tue Jun 10 1986, 7:05 PM EDT Att: 6,264 - Unknown</p> <p>livebaseballscorecards.com</p>			
Donnie Hill, S OBP: 0.368, SLG: 0.427 (1, 4)										3	1	0	1	1	0	5				
Carney Lansford, R OBP: 0.332, SLG: 0.407 (8, 3)										4	1	1	2	1	1	3				
Jose Canseco, R OBP: 0.382, SLG: 0.561 (1, 7)										4	0	2	0	1	1	2				
Dave Kingman, R OBP: 0.255, SLG: 0.420 (1, 10)										5	2	2	3	0	0	5				
Bruce Bochte, L OBP: 0.353, SLG: 0.362 Stan Javier, S OBP: 0.288, SLG: 0.232 (8, 8)										4	0	2	1	0	0	0				
Mike Davis, L OBP: 0.297, SLG: 0.441 (1, 9)										4	0	0	0	0	1	2				
Alfredo Griffin, S OBP: 0.358, SLG: 0.374 (1, 6)										3	1	1	0	1	0	0				
Bill Bathe, R OBP: 0.202, SLG: 0.347 Jerry Willard, L OBP: 0.297, SLG: 0.258 (8, 2)										3	0	0	0	0	0	1				
<b>Inning Stats</b>	R: 3 E: 1 K: 1 S: 9	H: 3 LOB: 1 BB: 0 P: 9	R: 3 E: 0 K: 0 S: 6	H: 3 LOB: 1 BB: 1 P: 10	R: 0 E: 0 K: 0 S: 3	H: 0 LOB: 0 BB: 0 P: 3	R: 0 E: 0 K: 0 S: 3	H: 0 LOB: 1 BB: 1 P: 7	R: 0 E: 0 K: 0 S: 3	H: 0 LOB: 0 BB: 0 P: 3	R: 0 E: 0 K: 0 S: 3	H: 1 LOB: 2 BB: 2 P: 11	R: 0 E: 0 K: 2 S: 8	H: 1 LOB: 3 BB: 2 P: 16	R: 1 E: 0 K: 2 S: 8	H: 1 LOB: 0 BB: 0 P: 8	1B: 5 2B: 2 3B: 1 HR: 2	SF: 0 SAC: 1 DP: 2 HBP: 0	WP: 0 PB: 0 SB: 0 CS: 0	PA: 42
<b>PITCHER</b>	IP WLS BF H R ER SO	IP WLS BF H R ER SO	IP WLS BF H R ER SO	IP WLS BF H R ER SO	IP WLS BF H R ER SO	IP WLS BF H R ER SO	IP WLS BF H R ER SO	IP WLS BF H R ER SO	IP WLS BF H R ER SO	IP WLS BF H R ER SO	IP WLS BF H R ER SO	IP WLS BF H R ER SO	IP WLS BF H R ER SO	IP WLS BF H R ER SO	IP WLS BF H R ER SO	IP WLS BF H R ER SO	ERA WHIP	ERA WHIP		
Phil Niekro, R ERA: 4.72	1.2	12	5	6	3	1	1	0	0	0	0	0	0	0	0	0	16.20	3.600		
Bryan Oelkers, L ERA: 1.89	4.2	18	3	0	0	0	2	0	0	0	0	0	0	0	0	0	0.00	1.071		
Tom Candiotti, R ERA: 4.26	7.1	1.0	6	1	0	0	3	0	0	0	0	0	0	5	17	0.00	4.000			
Rich Yett, R ERA: 4.81	8.1	1.2	W	6	1	1	1	3	0	0	0	0	0	0	0	1	5.40	0.600		

Batter	1	2	3	4	5	6	7	8	9	AB	R	H	RBI	BB	SO	LOB	BOTTOM					
Brett Butler, L OBP: 0.355, SLG: 0.330 (1, 8)										4	3	2	0	1	0	0	<p>Oakland Athletics @ Cleveland Indians Cleveland Municipal Stadium, Cleveland, OH</p> <p>Tue Jun 10 1986, 7:05 PM EDT Att: 6,264 - Unknown</p> <p>livebaseballscorecards.com</p>					
Tony Bemazard, S OBP: 0.371, SLG: 0.406 Otis Nixon, S OBP: 0.262, SLG: 0.225 (9, FR)										4	1	2	1	0	1	1						
Joe Carter, R OBP: 0.333, SLG: 0.460 (1, 3)										5	1	5	4	0	0	0						
Andre Thornton, R OBP: 0.329, SLG: 0.383 (1, 10)										4	0	0	0	1	1	5						
Mel Hall, L OBP: 0.333, SLG: 0.540 (1, 7)										4	0	2	1	1	0	1						
Brook Jacoby, R OBP: 0.345, SLG: 0.450 (1, 5)										4	1	1	0	0	0	3						
Julio Franco, R OBP: 0.295, SLG: 0.364 (1, 6)										4	0	0	0	0	0	2						
Carmen Castillo, R OBP: 0.273, SLG: 0.329 (1, 9)										3	0	1	1	0	1	0						
Chris Bando, S OBP: 0.381, SLG: 0.414 Andy Allanson, R OBP: 0.295, SLG: 0.336 (9, 2)										4	1	1	0	0	2	0						
<b>Inning Stats</b>	R: 0 E: 0 K: 1 S: 6	H: 1 LOB: 1 BB: 0 P: 6	R: 0 E: 0 K: 0 S: 4	H: 2 LOB: 1 BB: 0 P: 4	R: 1 E: 0 K: 1 S: 7	H: 2 LOB: 1 BB: 0 P: 7	R: 0 E: 0 K: 0 S: 3	H: 0 LOB: 0 BB: 0 P: 3	R: 0 E: 0 K: 0 S: 3	H: 3 LOB: 1 BB: 1 P: 12	R: 1 E: 0 K: 0 S: 4	H: 1 LOB: 0 BB: 0 P: 4	R: 1 E: 0 K: 1 S: 7	H: 2 LOB: 2 BB: 1 P: 11	R: 0 E: 0 K: 1 S: 5	H: 0 LOB: 0 BB: 0 P: 5	R: 2 E: 0 K: 0 S: 4	H: 3 LOB: 2 BB: 1 P: 8	1B: 11 2B: 3 3B: 0 HR: 0	SF: 1 SAC: 1 DP: 0 HBP: 0	WP: 1 PB: 0 SB: 3 CS: 0	PA: 41
<b>PITCHER</b>	IP WLS BF H R ER SO	IP WLS BF H R ER SO	IP WLS BF H R ER SO	IP WLS BF H R ER SO	IP WLS BF H R ER SO	IP WLS BF H R ER SO	IP WLS BF H R ER SO	IP WLS BF H R ER SO	IP WLS BF H R ER SO	IP WLS BF H R ER SO	IP WLS BF H R ER SO	IP WLS BF H R ER SO	IP WLS BF H R ER SO	IP WLS BF H R ER SO	IP WLS BF H R ER SO	IP WLS BF H R ER SO	ERA WHIP	ERA WHIP				
Bill Mooneyham, R ERA: 3.47	4.1	21	8	4	3	3	1	0	0	0	0	0	0	0	0	26	6.23	2.077				
Steve Ontiveros, R ERA: 5.08	3.2	15	3	2	2	2	0	1	0	0	1	0	18	22	4.91	0.818						
Jose Rijo, R ERA: 4.41	0.1	L	5	3	2	2	0	1	0	0	0	0	0	4	8	54.00	12.000					



Batter	1	2	3	4	5	6	7	8	9	AB	R	H	RBI	BB	SO	LOB	TOP										
Tony Phillips, S (1, 8) OBP: 0.383, SLG: 0.364	4-3		F7		F7		FC4-6		6-3	5	0	0	0	0	0	2											
Donnie Hill, S (1, 4) OBP: 0.372, SLG: 0.438	1B SF8		FC3-6		6-3		F8			4	1	2	0	0	0	2											
Carney Lansford, R (1, 5) OBP: 0.335, SLG: 0.409	1B				6-3		5-3			4	0	2	0	0	0	2											
Jose Canseco, R (1, 7) OBP: 0.380, SLG: 0.556	SF8				F4				F9	2	1	0	1	1	0	1											
Dave Kingman, R (1, 10) OBP: 0.255, SLG: 0.431	5-3				HR		5-3		F7	4	1	1	2	0	0	1											
Brugz Bochte, L (1, 3) OBP: 0.362, SLG: 0.373			L7							4	0	3	0	0	0	0											
Mike Davis, L (1, 9) OBP: 0.433, SLG: 0.433			F6		F6		F7		F4	3	0	0	0	0	0	2											
Dusty Baker Jr., R (8, PH) OBP: 0.287, SLG: 0.276										1	0	0	0	0	0	1											
Alfredo Griffin, S (1, 6) OBP: 0.357, SLG: 0.386			6-3		F8		CS		5-3	4	1	1	1	0	0	1											
Jerry Willard, L (1, 2) OBP: 0.308, SLG: 0.250					F9				4-3	1	0	0	0	1	0	1											
Rick Peters, S (7, PH) OBP: 0.333, SLG: 0.242										0	0	0	0	1	0	0											
Bill Bathe, R (7, 2) OBP: 0.200, SLG: 0.343										1	0	0	0	0	0	0											
<b>Inning Stats</b>	R: 1 E: 0 K: 0 S: 5	H: 2 LOB: 1 BB: 0 P: 5	R: 0 E: 0 K: 0 S: 3	H: 0 LOB: 0 BB: 0 P: 3	R: 0 E: 0 K: 0 S: 3	H: 1 LOB: 2 BB: 1 P: 7	R: 2 E: 0 K: 0 S: 5	H: 2 LOB: 1 BB: 1 P: 9	R: 0 E: 0 K: 0 S: 4	H: 1 LOB: 0 BB: 0 P: 4	R: 0 E: 0 K: 0 S: 3	H: 1 LOB: 1 BB: 1 P: 8	R: 0 E: 0 K: 0 S: 4	H: 1 LOB: 1 BB: 0 P: 4	R: 0 E: 0 K: 0 S: 3	H: 0 LOB: 0 BB: 0 P: 3	1B: 6 2B: 1 3B: 0 HR: 2	SF: 1 SAC: 0 DP: 0 HBP: 0	WP: 0 PB: 0 SB: 0 CS: 1	PA: 38							
<b>PITCHER</b>	IP	WLS	BF	H	R	ER	SO	BB	IBB	HBP	BLK	WP	HR	S	P	ERA	WHIP										
Ken Schrom, R (1, 1) ERA: 3.83	6.0	W	26	8	4	4	0	2	0	0	0	0	2	24	32	6.00	1.667										
Scott Bailes, L (7, 1) ERA: 4.23	3.0	S	11	1	0	0	0	1	0	0	0	0	0	10	14	0.00	0.667										

Oakland Athletics @ Cleveland Indians  
Cleveland Municipal Stadium, Cleveland, OH  
Wed Jun 11 1986, 7:05 PM EDT  
Att: 6,427 - Unknown

AB 33  
R 4  
H 9  
RBI 4  
BB 3  
SO 0  
LOB 13



Batter	1	2	3	4	5	6	7	8	9	AB	R	H	RBI	BB	SO	LOB	BOTTOM										
Brett Butler, L (1, 8) OBP: 0.351, SLG: 0.337	4-3		F6		HR		F8		F9	5	1	1	0	0	0	5											
Tony Bemazard, S (1, 4) OBP: 0.397, SLG: 0.417	K		F8		HR		1-3		F9	5	1	1	2	0	1	3											
Joe Carter, R (1, 3) OBP: 0.328, SLG: 0.451	F8				F9		F4			4	0	0	0	0	0	0											
Andre Thornton, R (1, 10) OBP: 0.332, SLG: 0.383			3-1		L7		FC		WP	3	1	1	0	1	0	0											
Mel Hall, L (1, 7) OBP: 0.338, SLG: 0.538			5-3		F7		E9		4-3	4	1	2	0	0	0	1											
Brook Jacoby, R (1, 5) OBP: 0.343, SLG: 0.446			5-3				K		F8	4	1	1	0	0	1	3											
Julio Franco, R (1, 6) OBP: 0.294, SLG: 0.362			F9		F8		FC		S	4	1	1	1	0	0	3											
Carmen Castillo, R (1, 9) OBP: 0.309, SLG: 0.403					FC5-4		E7		CI	4	1	4	4	0	0	0											
Andy Allanson, R (1, 2) OBP: 0.289, SLG: 0.328			FC5-4		F6		FC6-2		CI	3	0	0	0	0	0	3											
<b>Inning Stats</b>	R: 0 E: 0 K: 1 S: 5	H: 0 LOB: 0 BB: 0 P: 5	R: 0 E: 0 K: 0 S: 4	H: 1 LOB: 1 BB: 0 P: 4	R: 0 E: 0 K: 0 S: 4	H: 1 LOB: 1 BB: 0 P: 4	R: 0 E: 0 K: 0 S: 3	H: 0 LOB: 0 BB: 0 P: 3	R: 4 E: 0 K: 1 S: 7	H: 4 LOB: 0 BB: 0 P: 7	R: 2 E: 2 K: 1 S: 9	H: 3 LOB: 2 BB: 0 P: 9	R: 0 E: 0 K: 0 S: 3	H: 0 LOB: 1 BB: 1 P: 7	R: 1 E: 1 K: 0 S: 6	H: 2 LOB: 2 BB: 0 P: 6	1B: 8 2B: 0 3B: 1 HR: 2	SF: 0 SAC: 0 DP: 0 HBP: 0	WP: 1 PB: 0 SB: 1 CS: 0	PA: 38							
<b>PITCHER</b>	IP	WLS	BF	H	R	ER	SO	BB	IBB	HBP	BLK	WP	HR	S	P	ERA	WHIP										
Rick Langford, R (1, 1) ERA: 6.32	4.2	L	20	6	4	4	1	0	0	0	0	0	2	22	22	7.71	1.286										
Doug Bair, R (5, 1) ERA: 9.0	2.0		11	3	2	2	1	1	0	0	0	0	0	12	16	9.00	2.000										
Dave Leiper, L (7, 1) ERA: 3.24	0.1		1	0	0	0	0	0	0	0	0	1	0	1	1	0.00	0.000										
Dave Stewart, R (8, 1) ERA: 7.01	1.0		6	2	1	1	0	0	0	0	0	0	0	6	6	9.00	2.000										

Oakland Athletics @ Cleveland Indians  
Cleveland Municipal Stadium, Cleveland, OH  
Wed Jun 11 1986, 7:05 PM EDT  
Att: 6,427 - Unknown

AB 36  
R 7  
H 11  
RBI 7  
BB 1  
SO 2  
LOB 18





Batter	1	2	3	4	5	6	7	8	9	AB	R	H	RBI	BB	SO	LOB	TOP				
<b>Oddibe McDowell, L</b> (1, 8) OBP: 0.350, SLG: 0.464	F7		6-3		K		L9		4-3	5	0	0	0	0	1	3					
<b>Gary Ward, R</b> (1, 7) OBP: 0.354, SLG: 0.374	F 1B SF9 1B		L6				CS 1B		4-3 1B	4	2	3	0	0	0	0					
<b>Pete O'Brien, L</b> (1, 3) OBP: 0.381, SLG: 0.485	E4 1B		1-3				1B 1-2		4-3 1-2	4	0	2	0	0	0	1					
<b>Pete Incaviglia, R</b> (1, 9) OBP: 0.335, SLG: 0.535 <b>George Wright, S</b> (8, PR) OBP: 0.257, SLG: 0.330 (8, 9)	SF9				F3				2B CS 1B	3	0	2	2	0	0	0					
<b>Tom Paciorek, R</b> (1, 10) OBP: 0.302, SLG: 0.319 <b>Ruben Sierra, S</b> (8, PH) OBP: 0.280, SLG: 0.521	F9				K		K		CS 1B	3	0	0	0	0	2	3					
<b>Toby Harrah, R</b> (1, 4) OBP: 0.313, SLG: 0.333					K		F7		4-3	4	0	0	0	0	1	5					
<b>Steve Buechele, R</b> (1, 5) OBP: 0.294, SLG: 0.411					K				5-3	4	0	0	0	0	1	0					
<b>Orlando Mercado, R</b> (1, 2) OBP: 0.291, SLG: 0.265 <b>Geno Petrilli, L</b> (9, PR) OBP: 0.292, SLG: 0.395 (9, 2)					4-3		5-3		FC1-5 S HBP	2	0	0	0	1	0	0					
<b>Scott Fletcher, R</b> (1, 6) OBP: 0.370, SLG: 0.388							E3		FC1-5 1-3	3	0	0	0	1	0	2					
<b>Inning Stats</b>	R: 1 E: 1 K: 0 S: 5	H: 2 LOB: 1 BB: 0 P: 5	R: 0 E: 0 K: 0 S: 3	H: 0 LOB: 1 BB: 1 P: 7	R: 0 E: 0 K: 2 S: 7	H: 0 LOB: 0 BB: 0 P: 3	R: 0 E: 0 K: 2 S: 7	H: 0 LOB: 0 BB: 0 P: 7	R: 0 E: 0 K: 1 S: 7	H: 3 LOB: 2 BB: 0 P: 7	R: 0 E: 1 K: 0 S: 4	H: 0 LOB: 1 BB: 0 P: 4	R: 1 E: 0 K: 0 S: 5	H: 3 LOB: 2 BB: 0 P: 5	R: 0 E: 0 K: 0 S: 3	H: 0 LOB: 1 BB: 0 P: 4	1B: 7 2B: 1 3B: 0 HR: 0	SF: 1 SAC: 0 DP: 0 HBP: 1	WP: 0 PB: 0 SB: 1 CS: 3	PA: 37	
<b>PITCHER</b>	IP	WLS	BF	H	R	ER	SO	BB	IBB	HBP	BLK	WP	HR	S	P	ERA	WHIP				
<b>Curt Young, L</b> (1, 1) ERA: 3.61	7.1	L	30	6	2	1	5	2	0	0	0	0	0	38	46	1.23	1.091				
<b>Jose Rijo, R</b> (8, 1) ERA: 4.41	0.0		2	2	0	0	0	0	0	0	0	0	0	2	2	∞	∞				
<b>Steve Ontiveros, R</b> (8, 1) ERA: 4.89	1.2		5	0	0	0	0	0	0	1	0	0	0	4	5	0.00	0.000				

Texas Rangers @ Oakland Athletics  
Oakland-Alameda County Coliseum, Oakland, CA  
Fri Jun 13 1986, 7:05 PM PDT  
Att: 10,130 - Unknown

AB	33
R	2
H	8
RBI	2
BB	2
SO	5
LOB	14



Batter	1	2	3	4	5	6	7	8	9	AB	R	H	RBI	BB	SO	LOB	BOTTOM				
<b>Tony Phillips, S</b> (1, 4) OBP: 0.381, SLG: 0.362 (8, 8)	4-3		8-2					F5		4	0	1	1	0	0	2					
<b>Bruce Bochte, L</b> (1, 3) OBP: 0.359, SLG: 0.365	F8		1-2 3-H		2-H 1B		F8		F2	3	0	0	0	1	0	1					
<b>Carney Lansford, R</b> (1, 5) OBP: 0.333, SLG: 0.406	F8		5-3				F8		1B	4	0	1	0	0	0	2					
<b>Jose Canseco, R</b> (1, 7) OBP: 0.378, SLG: 0.551					K		L7		K	4	0	1	0	0	2	1					
<b>Dave Kingman, R</b> (1, 10) OBP: 0.250, SLG: 0.423					K		F7		L6	4	0	0	0	0	1	1					
<b>Mike Davis, L</b> (1, 9) OBP: 0.291, SLG: 0.429			L6		F8		SH3-4 1B		K	4	0	1	0	0	1	1					
<b>Alfredo Griffin, S</b> (1, 6) OBP: 0.356, SLG: 0.385			4-3				SH3-4 1B		B6	3	1	1	0	0	0	1					
<b>Bill Bathe, R</b> (1, 2) OBP: 0.208, SLG: 0.359 <b>Donnie Hill, S</b> (7, PH) OBP: 0.370, SLG: 0.434 (8, 4)					1B 8-2 2B		SH1-3 1B		F7	1	0	1	0	0	0	0					
<b>Stan Javier, S</b> (1, 8) OBP: 0.294, SLG: 0.241 <b>Jerry Willard, L</b> (7, PH) OBP: 0.300, SLG: 0.242 (8, 2)							K		G3	2	0	1	0	0	1	1					
<b>Inning Stats</b>	R: 0 E: 0 K: 0 S: 3	H: 0 LOB: 0 BB: 0 P: 3	R: 0 E: 0 K: 0 S: 4	H: 1 LOB: 1 BB: 0 P: 4	R: 0 E: 0 K: 0 S: 4	H: 2 LOB: 2 BB: 1 P: 8	R: 0 E: 0 K: 2 S: 7	H: 0 LOB: 0 BB: 0 P: 7	R: 1 E: 0 K: 1 S: 7	H: 2 LOB: 1 BB: 0 P: 7	R: 0 E: 0 K: 0 S: 3	H: 0 LOB: 0 BB: 0 P: 3	R: 0 E: 0 K: 1 S: 6	H: 1 LOB: 1 BB: 0 P: 6	R: 0 E: 0 K: 1 S: 5	H: 0 LOB: 0 BB: 0 P: 5	1B: 6 2B: 2 3B: 0 HR: 0	SF: 0 SAC: 2 DP: 1 HBP: 0	WP: 0 PB: 0 SB: 1 CS: 0	PA: 34	
<b>PITCHER</b>	IP	WLS	BF	H	R	ER	SO	BB	IBB	HBP	BLK	WP	HR	S	P	ERA	WHIP				
<b>Jose Guzman, R</b> (1, 1) ERA: 3.87	7.2		30	7	1	1	3	1	0	0	0	0	0	35	39	1.17	1.043				
<b>Greg Harris, R</b> (8, 1) ERA: 2.93	1.1	S	4	0	0	0	2	0	0	0	0	0	0	8	8	0.00	0.000				

Texas Rangers @ Oakland Athletics  
Oakland-Alameda County Coliseum, Oakland, CA  
Fri Jun 13 1986, 7:05 PM PDT  
Att: 10,130 - Unknown

AB	31
R	1
H	7
RBI	1
BB	1
SO	5
LOB	12

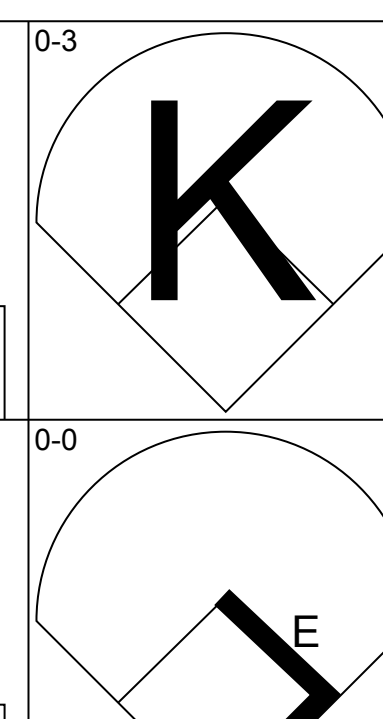
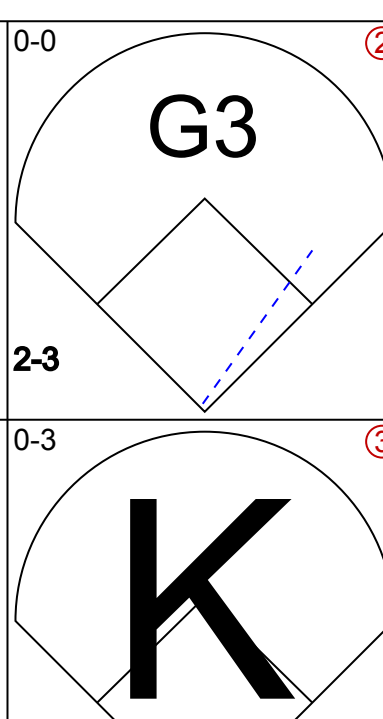
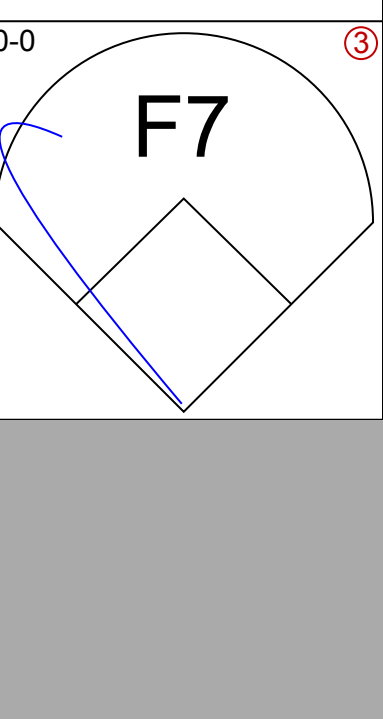
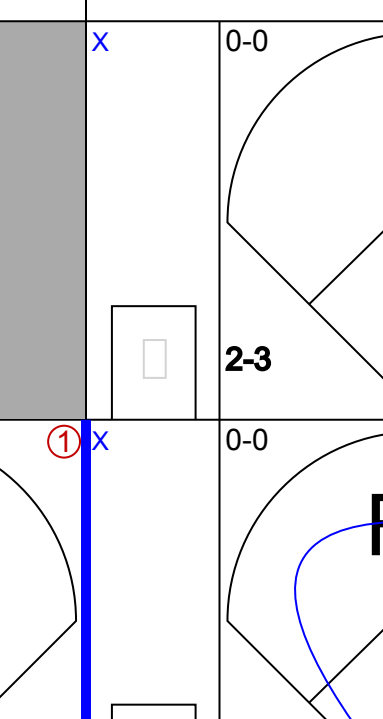
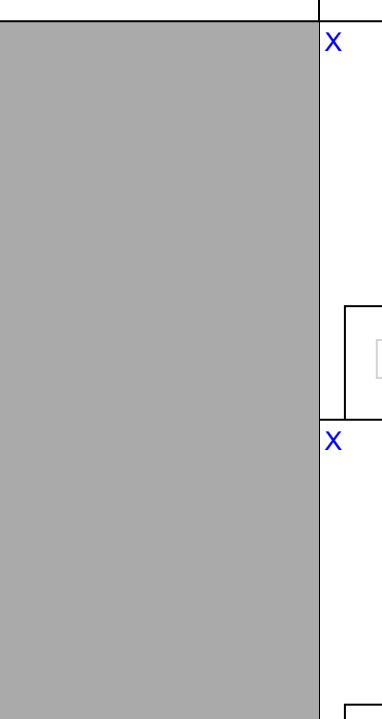
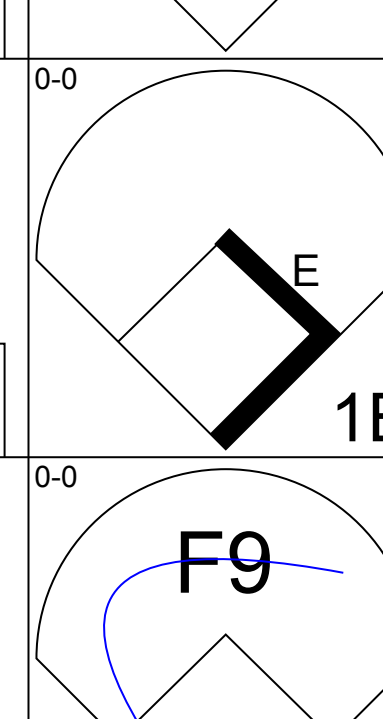

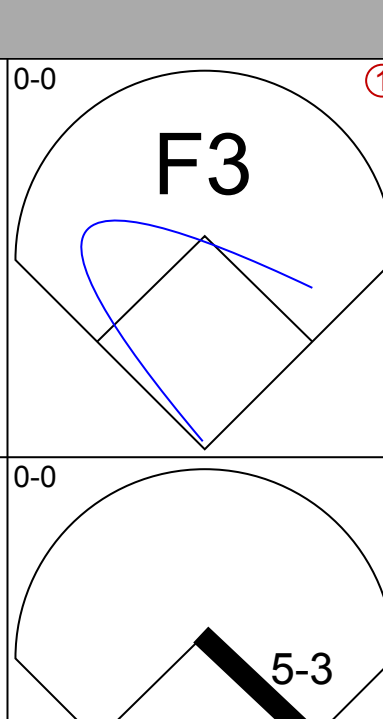
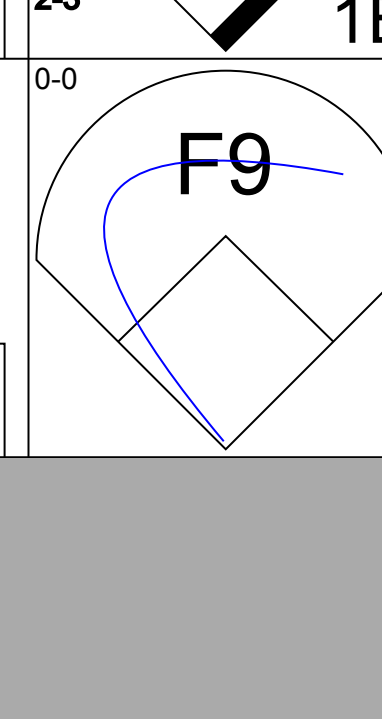
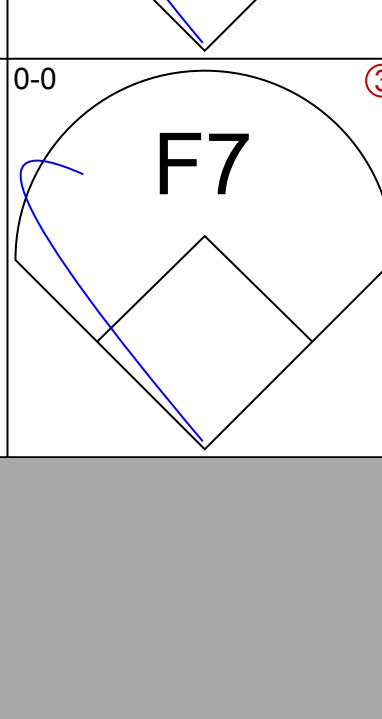
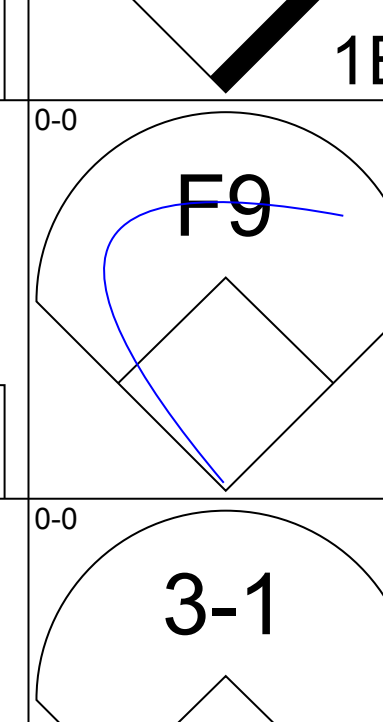
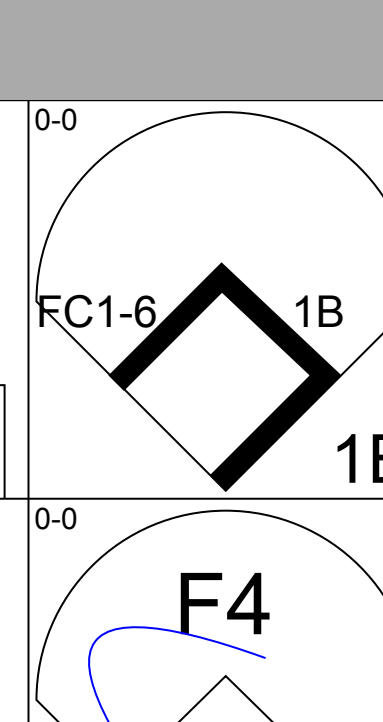
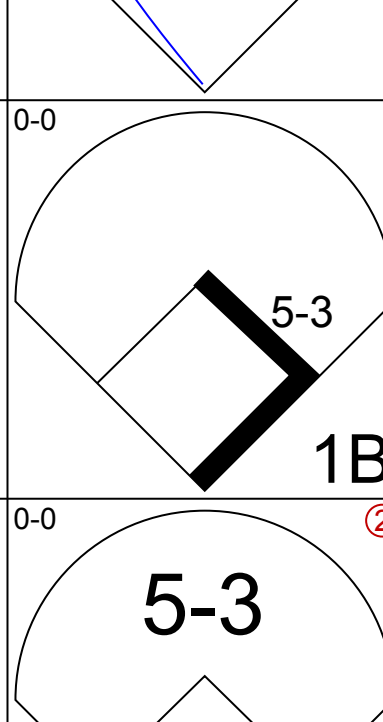
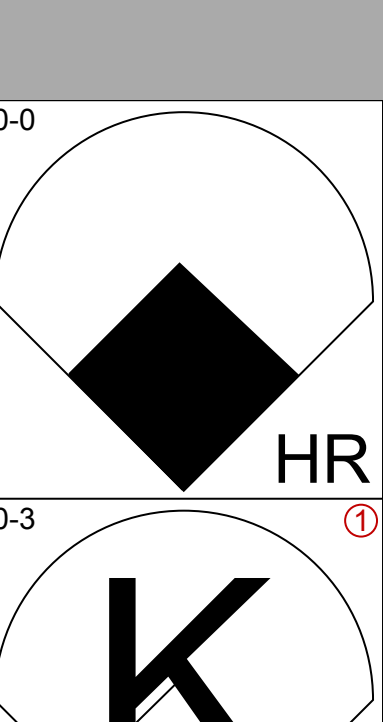
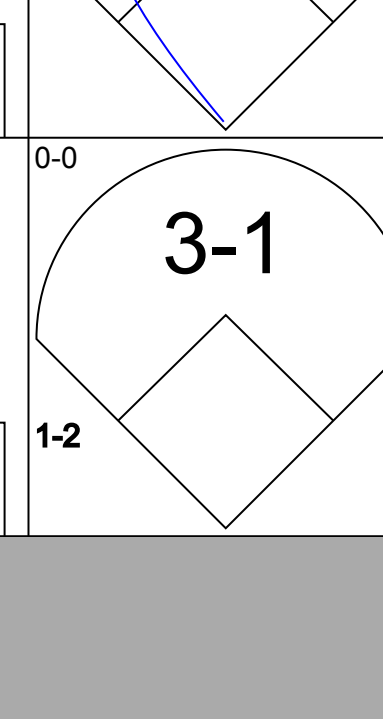
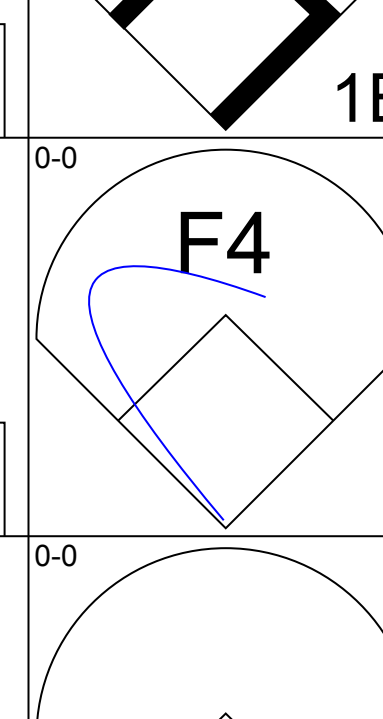
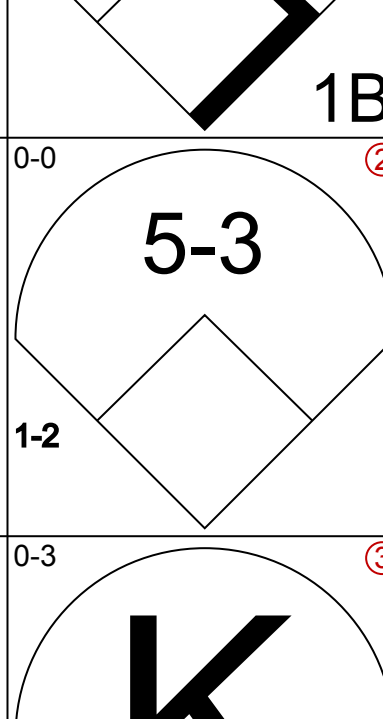
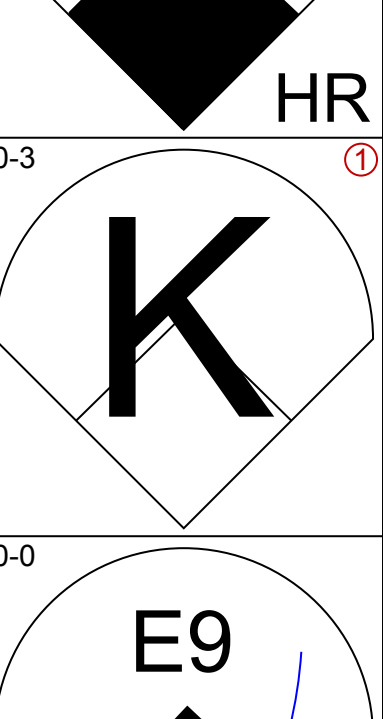
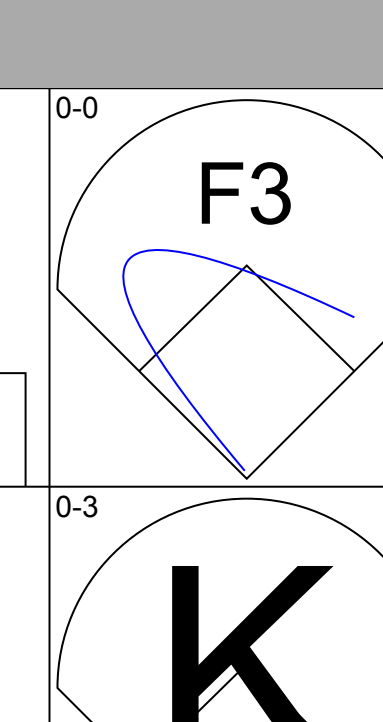
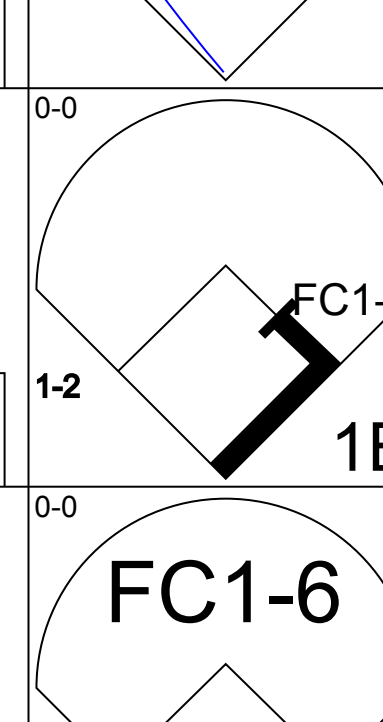
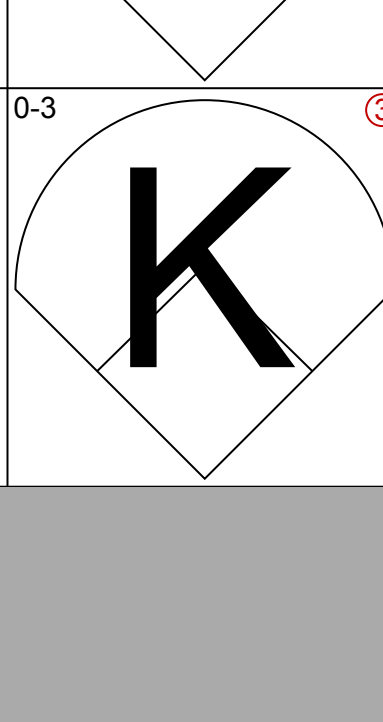
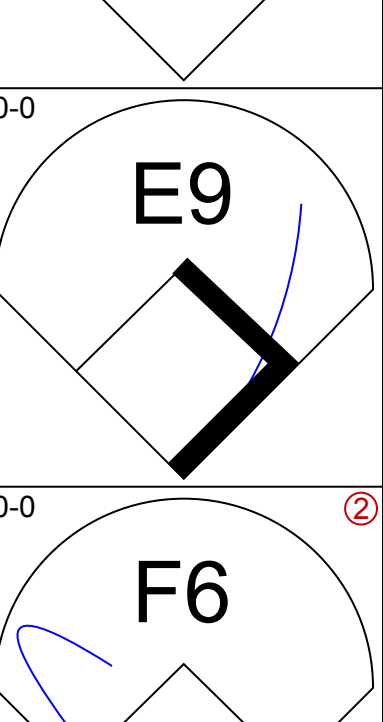
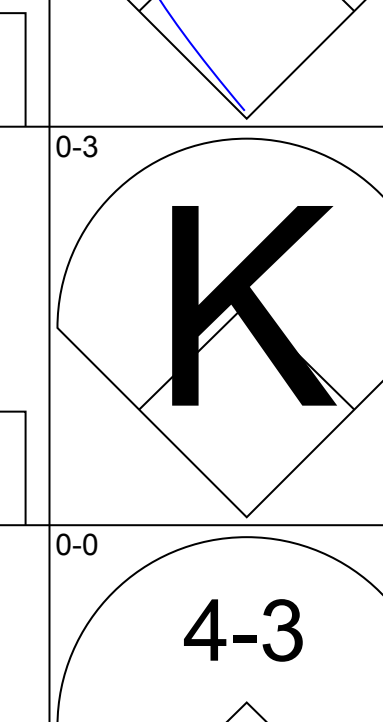
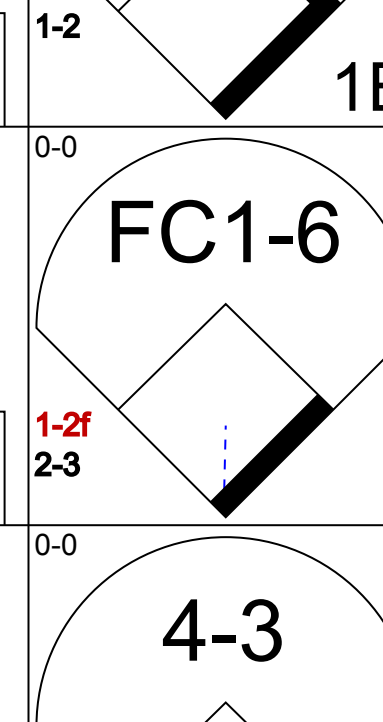
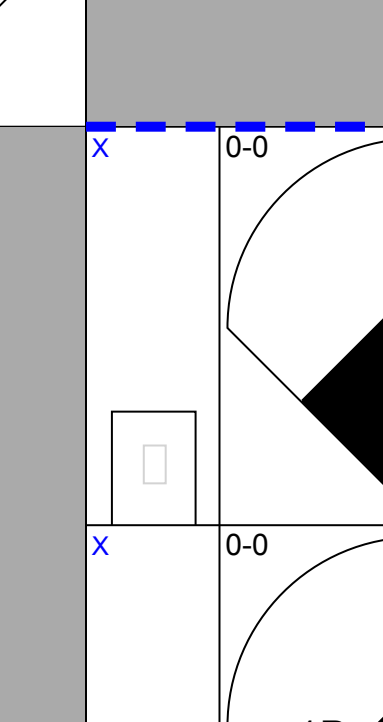
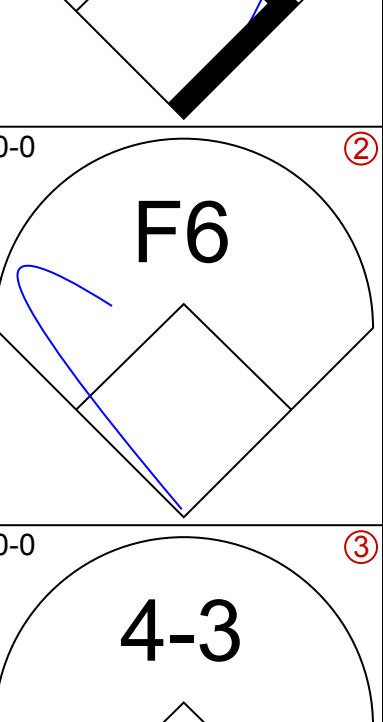
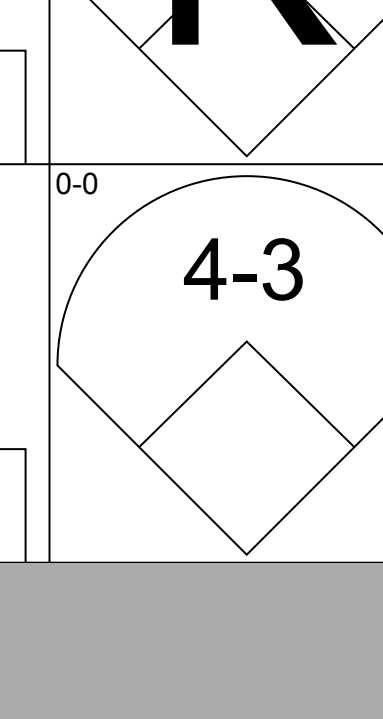
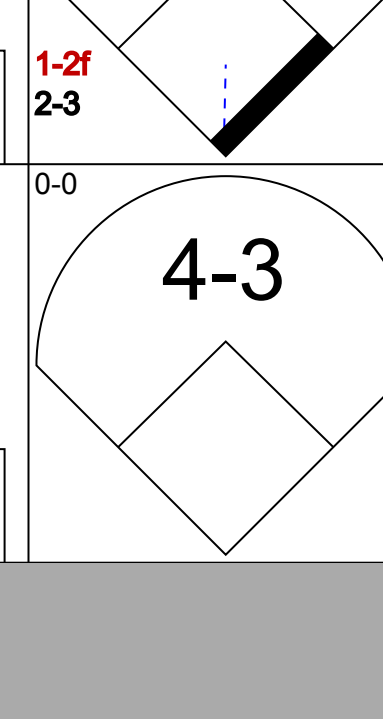
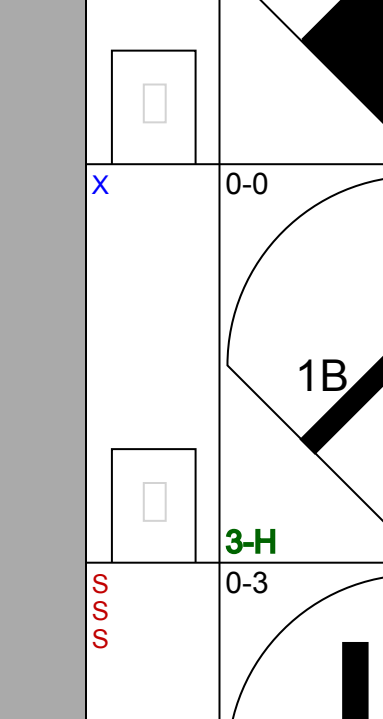
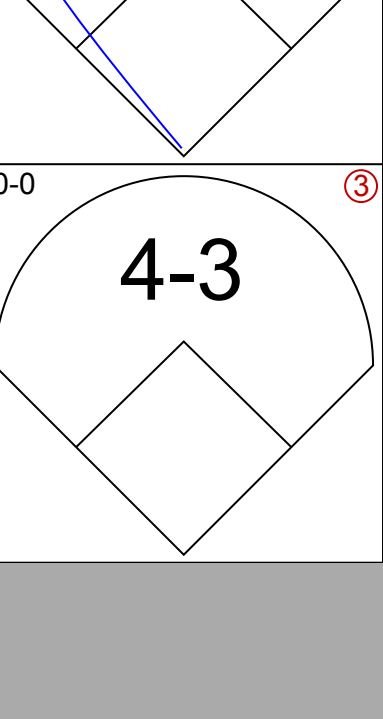
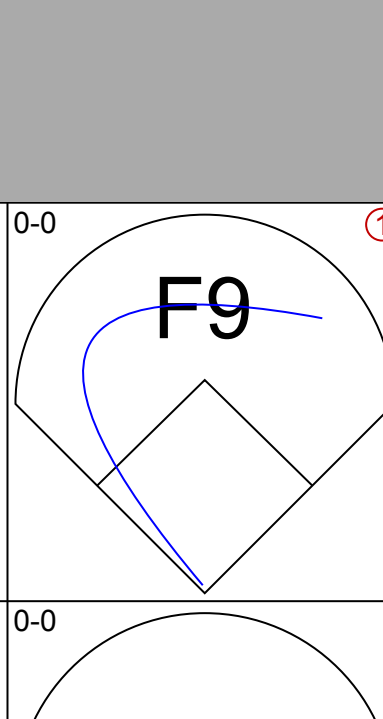
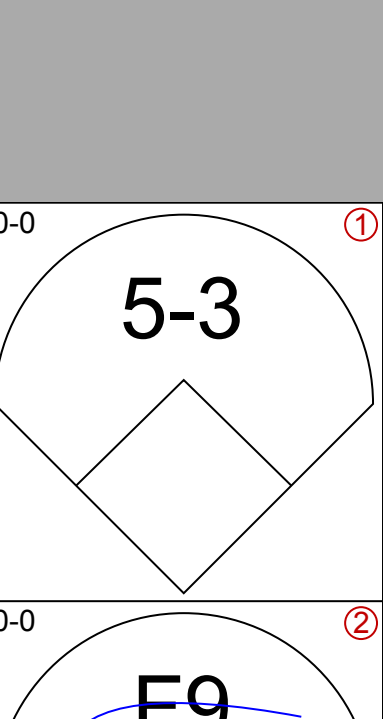
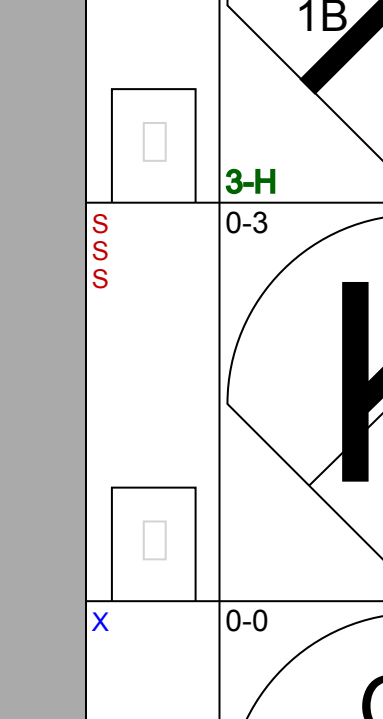
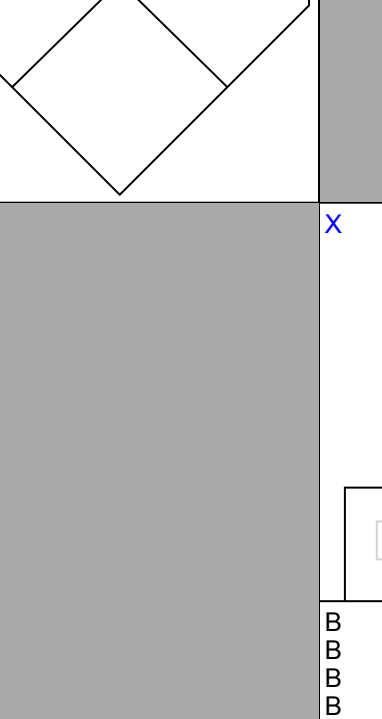
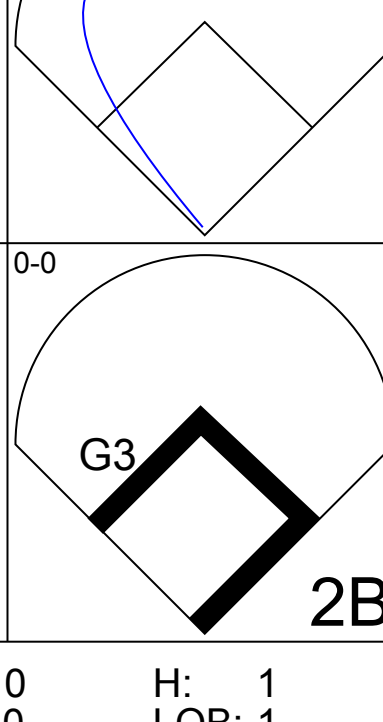
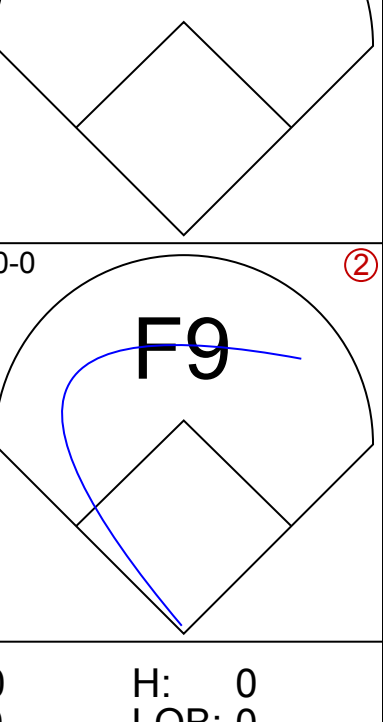
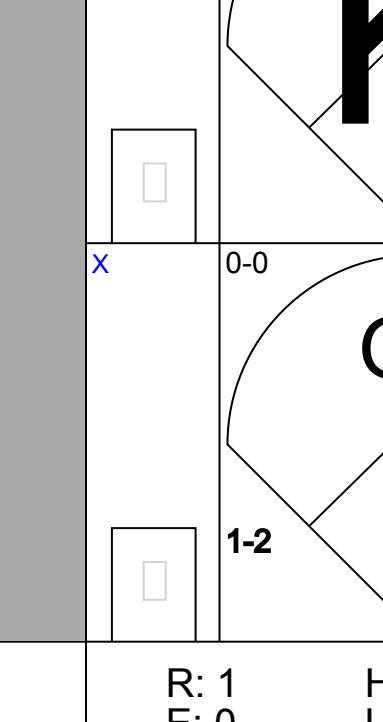



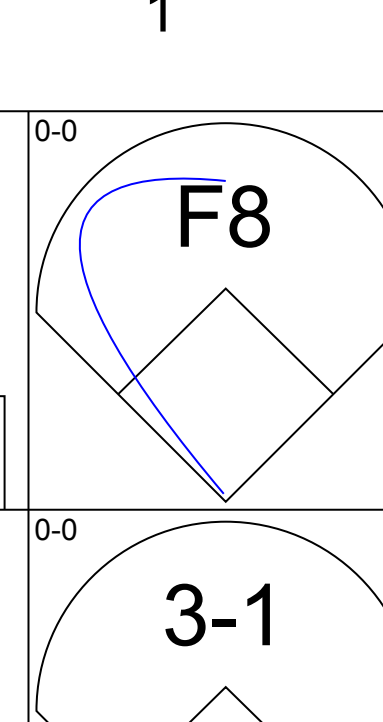
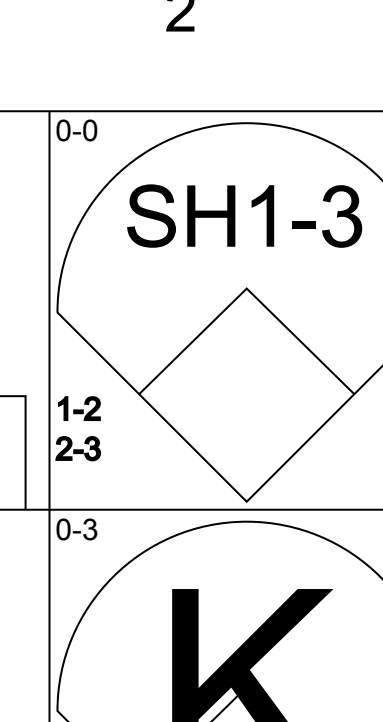
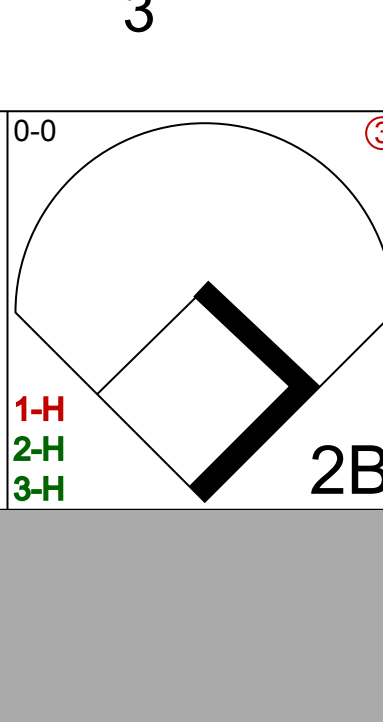
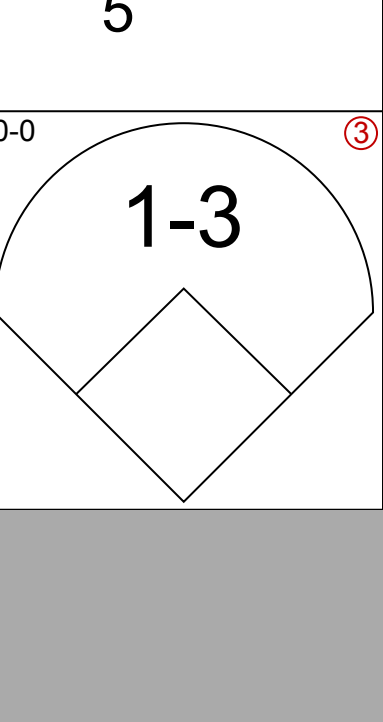
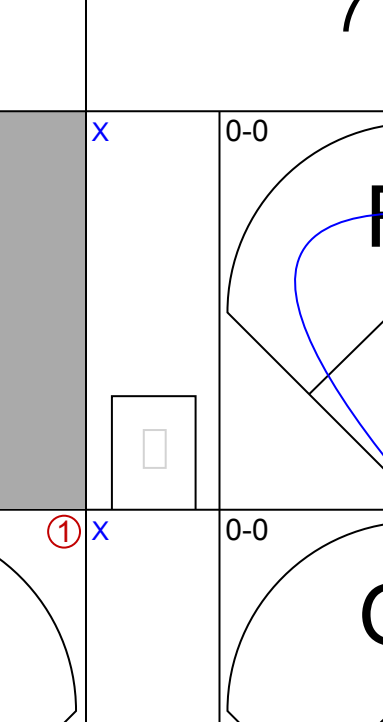
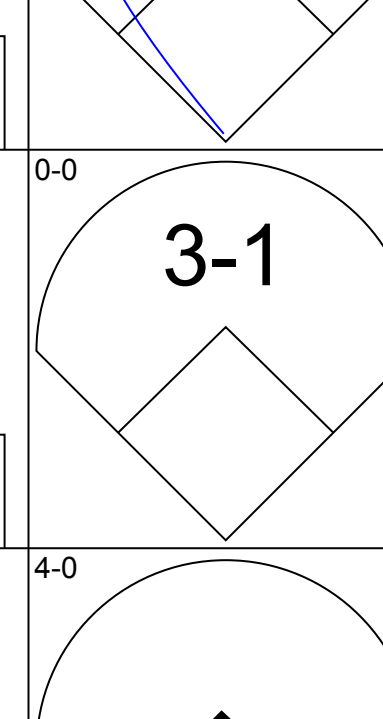
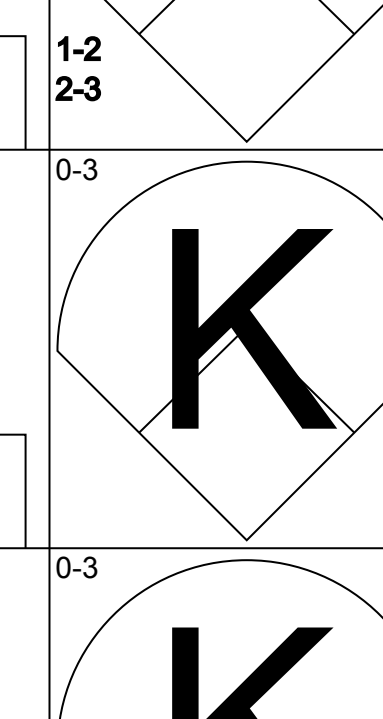
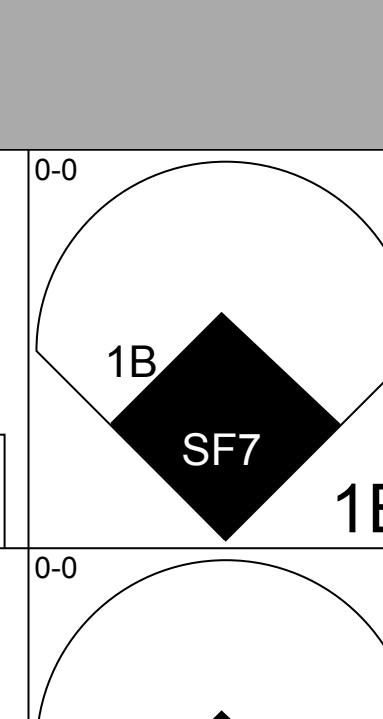
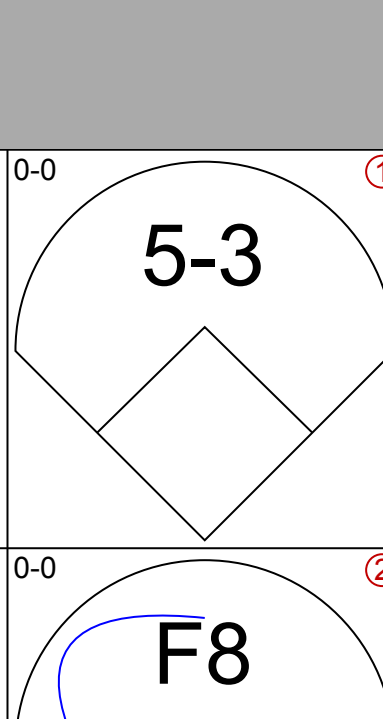
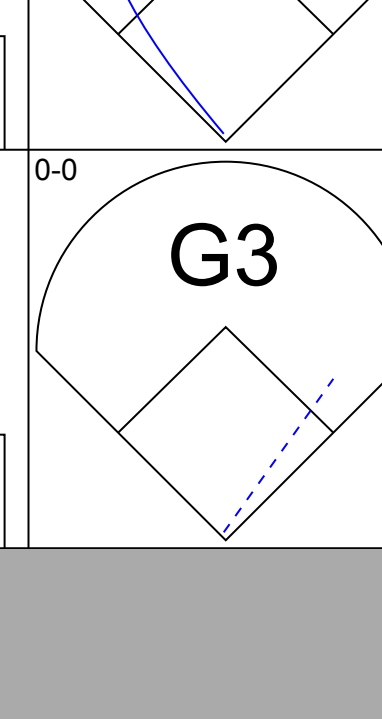
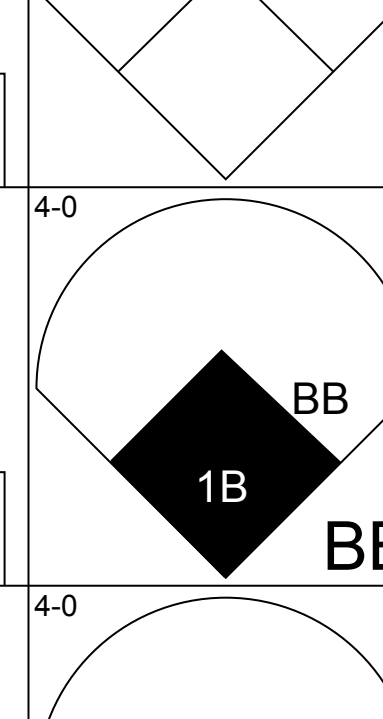
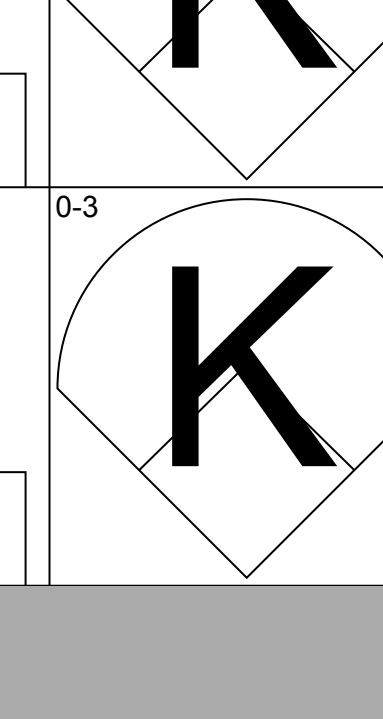
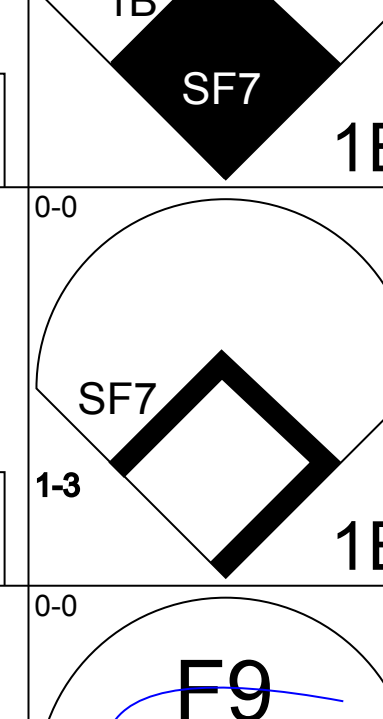
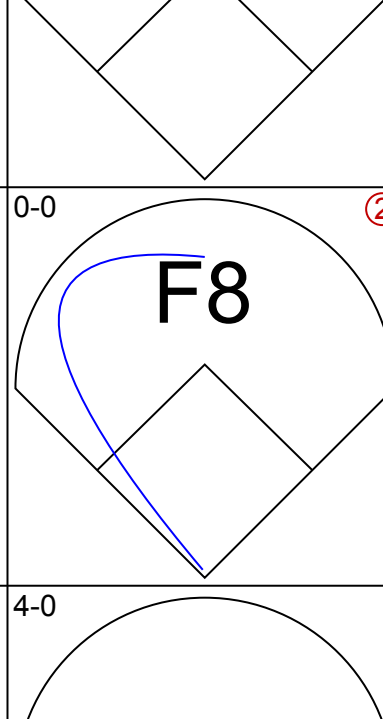
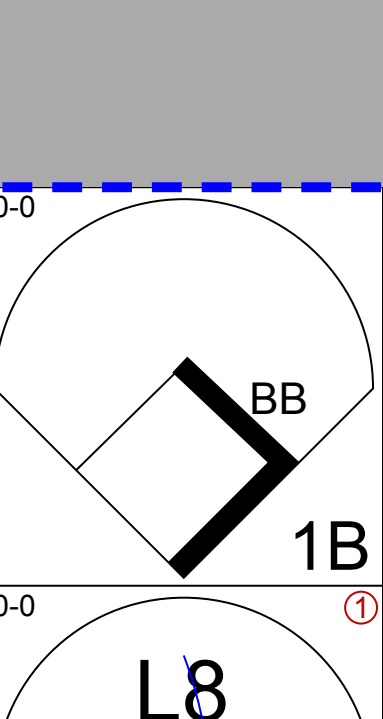
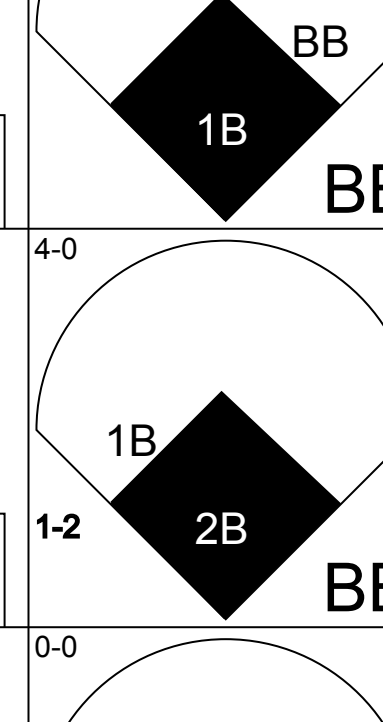
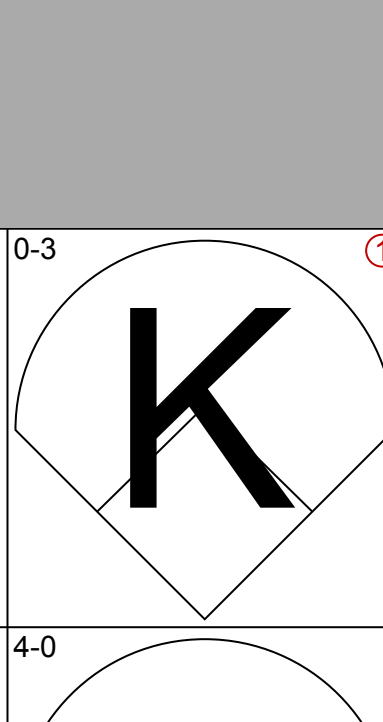
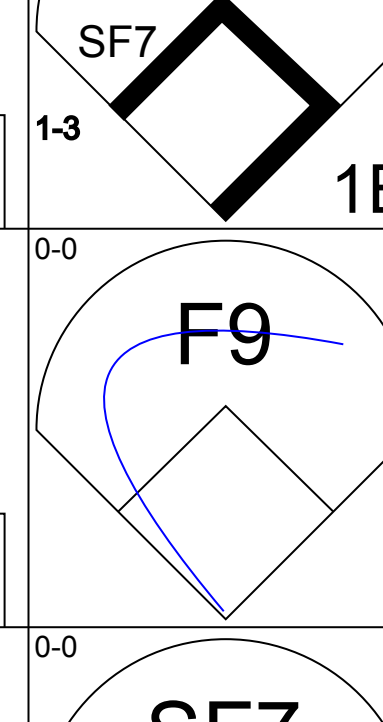
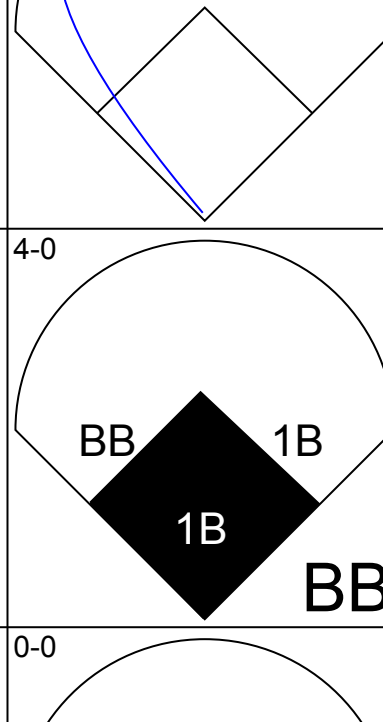
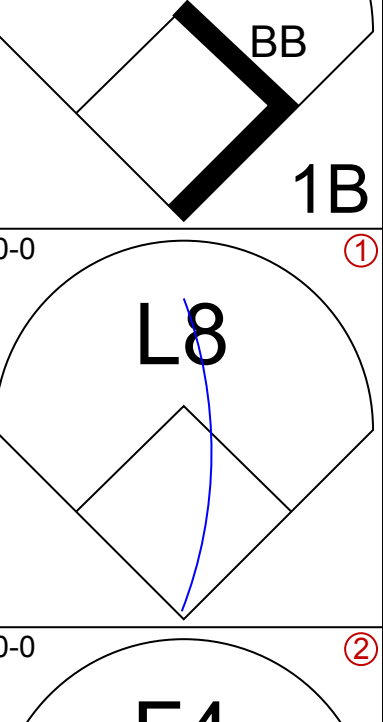
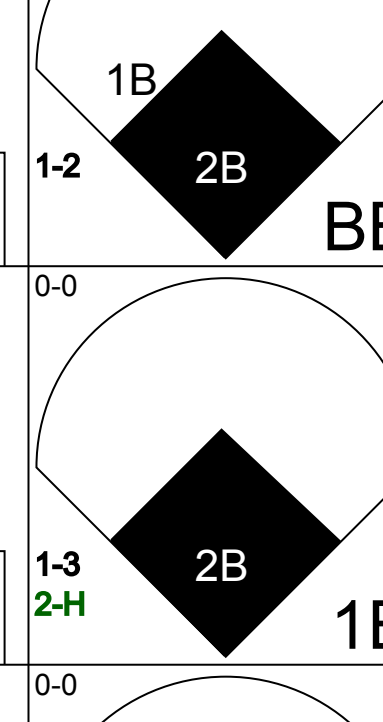
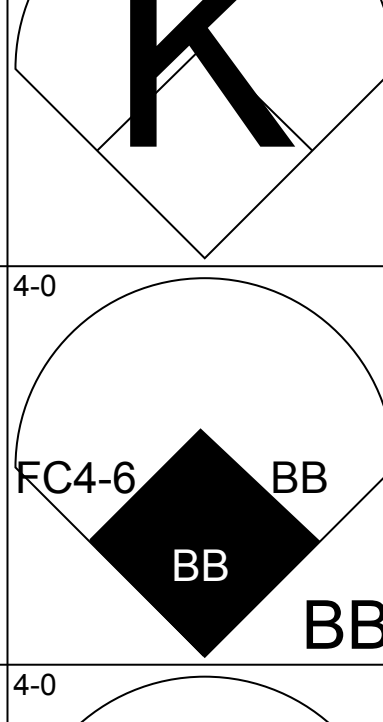
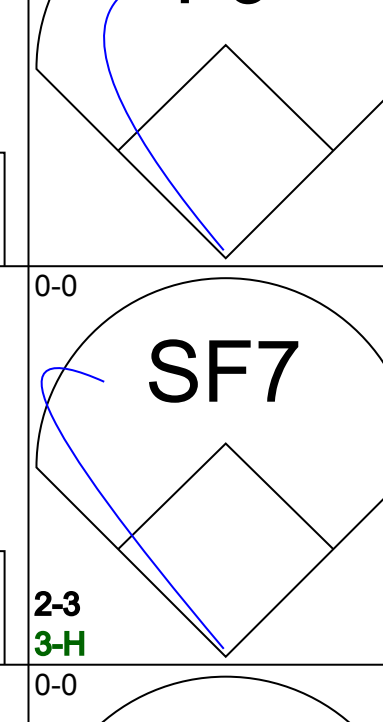
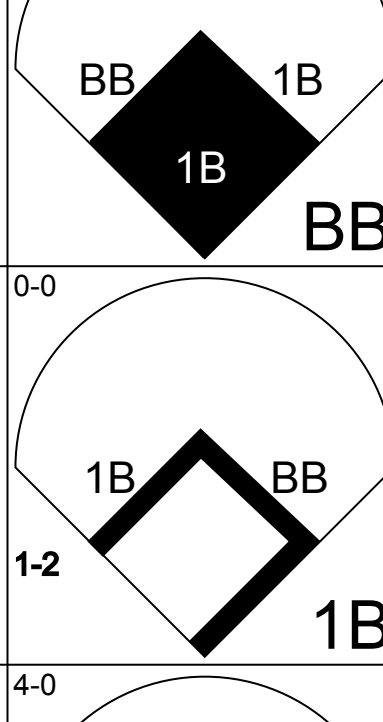
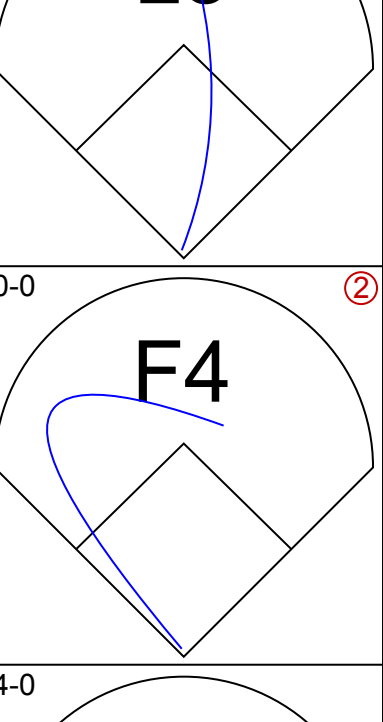
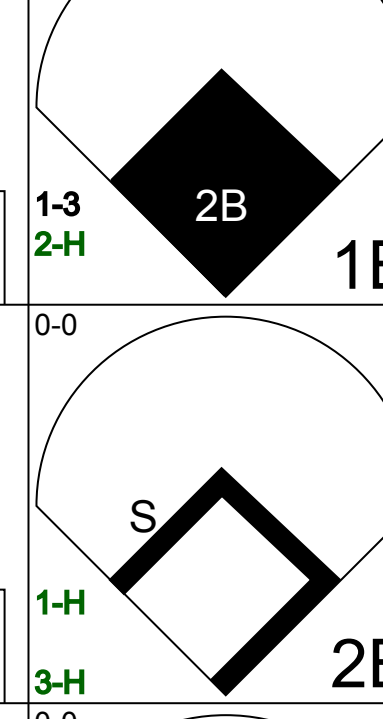
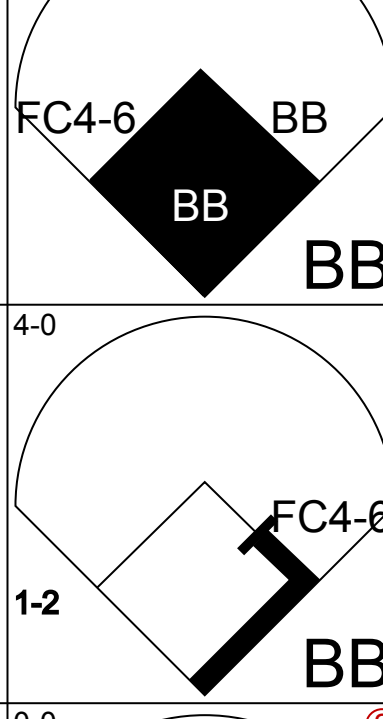
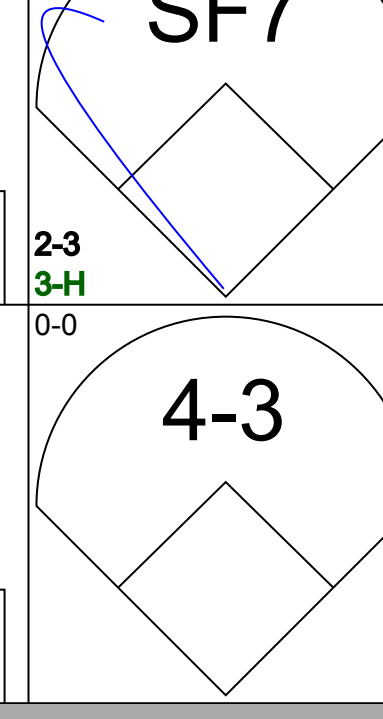
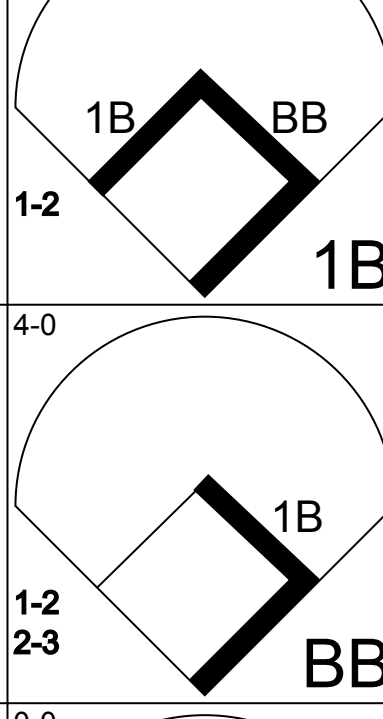
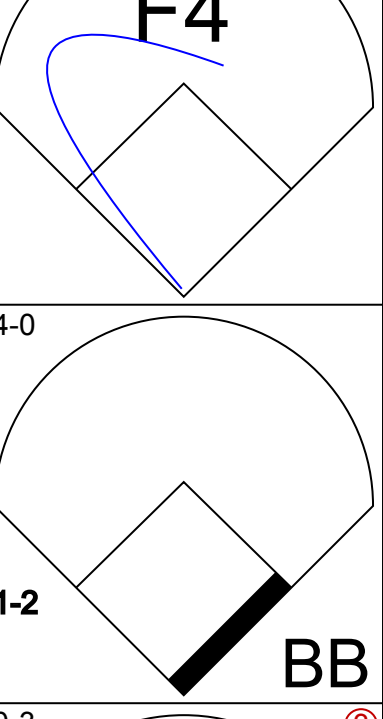
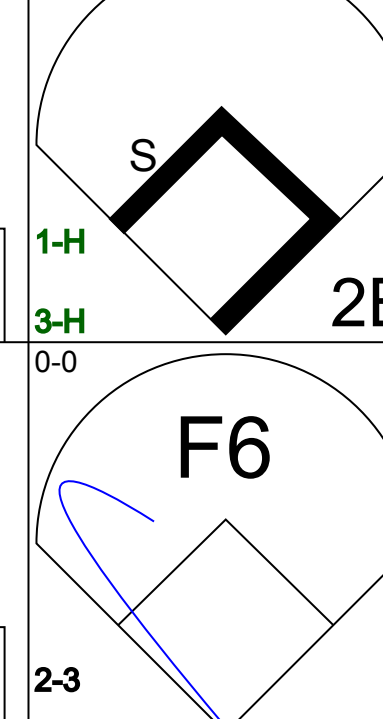
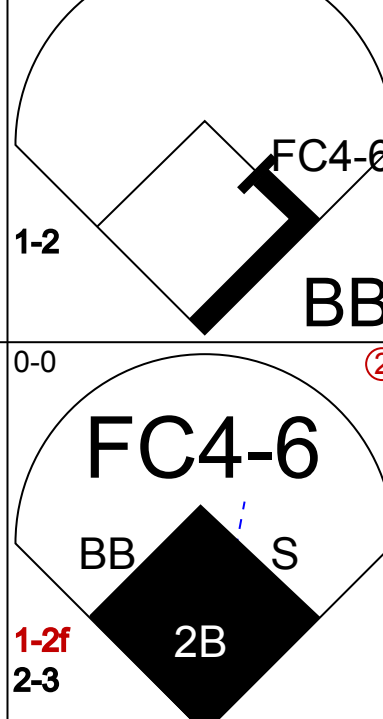
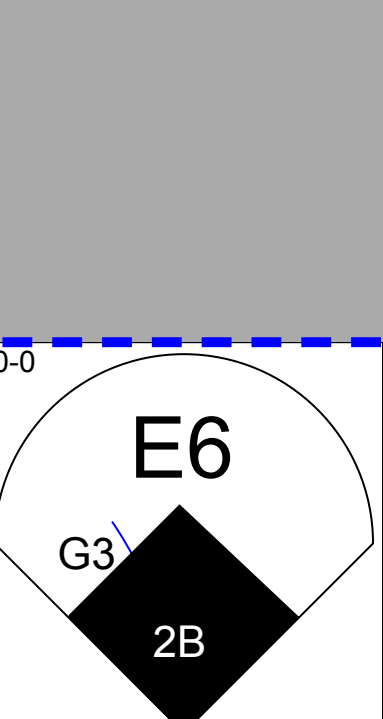
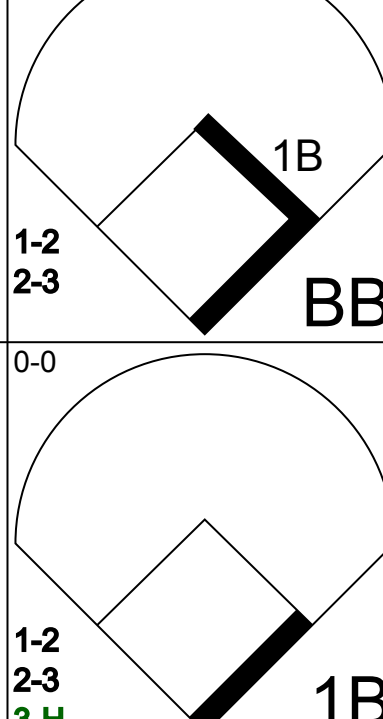
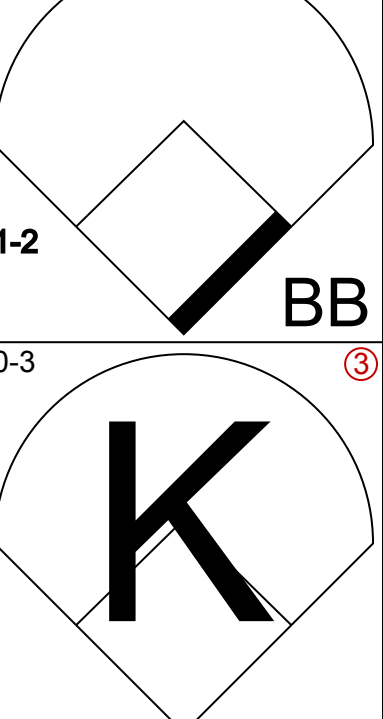
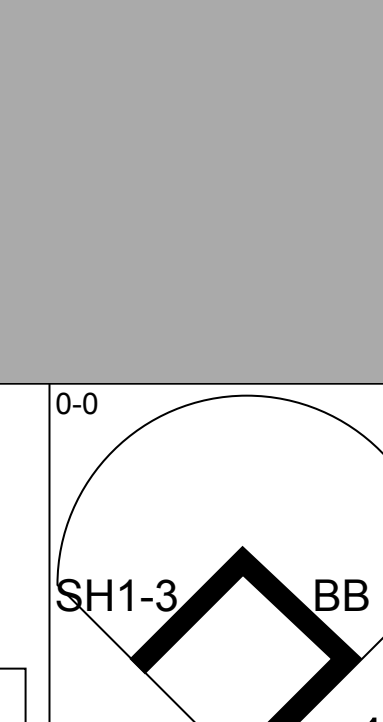
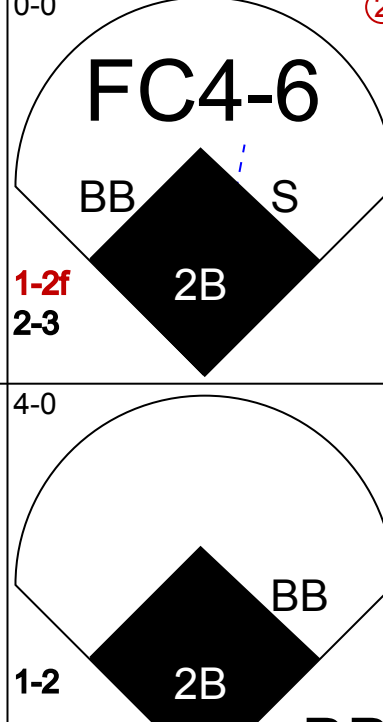
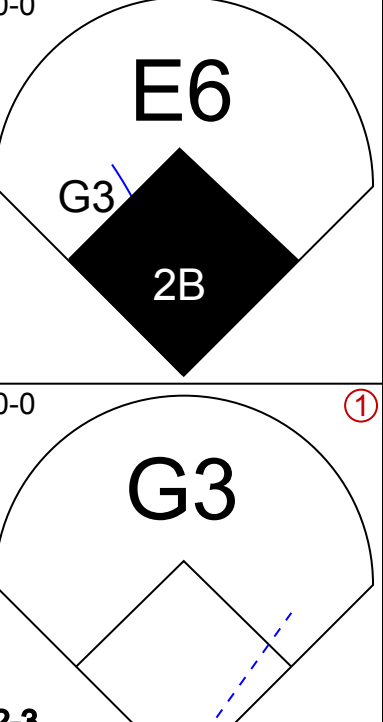
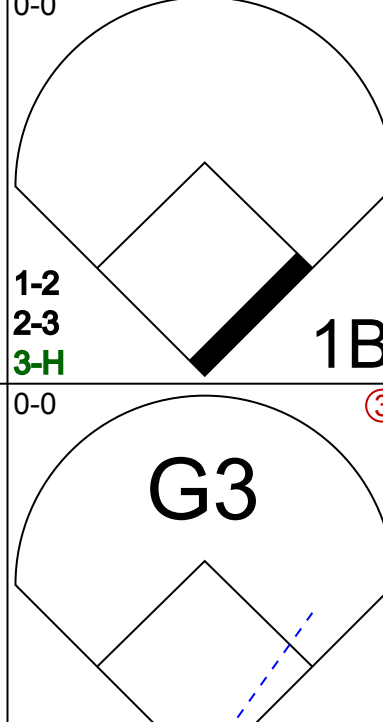
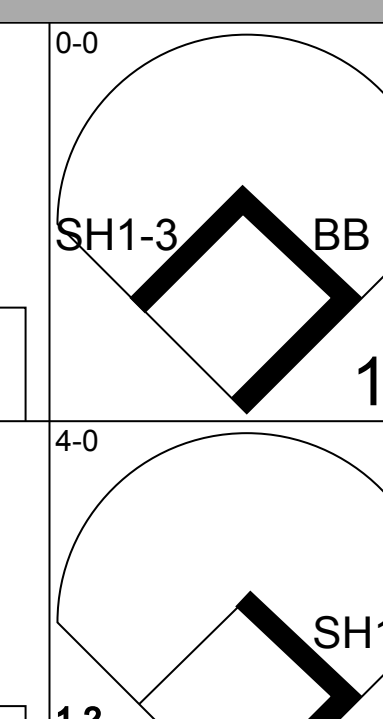
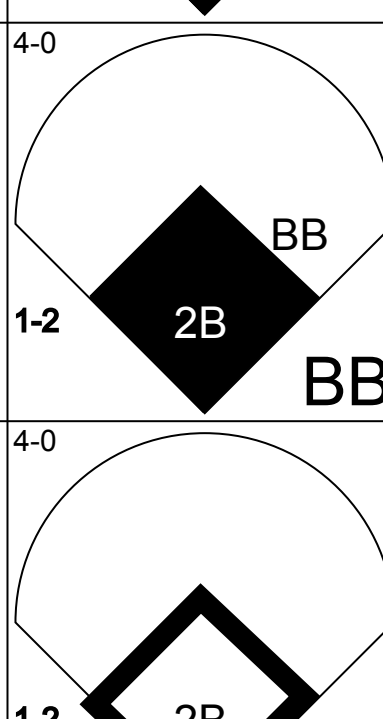
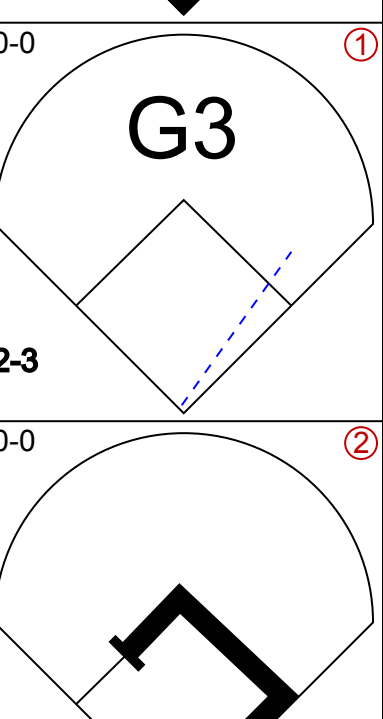
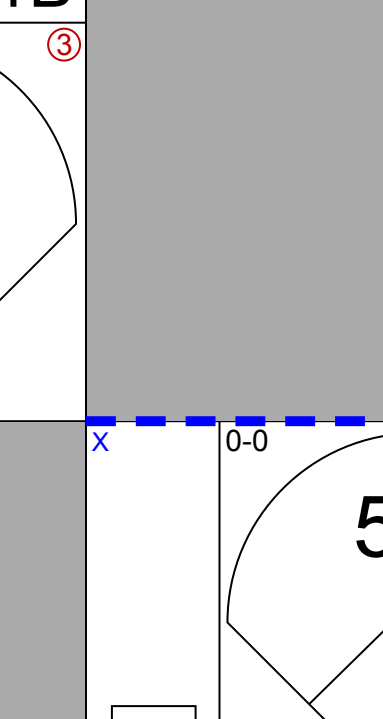


Batter	1	2	3	4	5	6	7	8	9	AB	R	H	RBI	BB	SO	LOB	TOP			
Oddibe McDowell, L (1, 8) OBP: 0.357, SLG: 0.464	F6		BB					BB		2	1	1	0	2	0	0	<b>Texas Rangers @ Oakland Athletics</b> Oakland-Alameda County Coliseum, Oakland, CA Sat Jun 14 1986, 3:33 AM PDT Att: 23,179 - Unknown <a href="http://livebaseballscorecards.com">livebaseballscorecards.com</a>			
Gary Ward, R (1, 7) OBP: 0.347, SLG: 0.366	F3		F9			1-2	1B			4	0	0	0	0	1	4				
Pete O'Brien, L (1, 3) OBP: 0.383, SLG: 0.483	WP							BB		3	1	1	0	1	1	2				
Pete Incaviglia, R (1, 10) OBP: 0.333, SLG: 0.529	K							BB		4	0	1	1	0	3	3				
Ruben Sierra, S (1, 9) OBP: 0.259, SLG: 0.481		K2-3						BB		4	0	0	0	0	2	1				
Toby Harrah, R (1, 4) OBP: 0.317, SLG: 0.333		K						BB		3	0	1	0	1	1	0				
Geno Petralli, L (1, 2) Ricky Wright, L (9, PR)								BB		4	0	1	0	0	0	2				
Steve Buechele, R (1, 5) George Wright, S (7, PH) Scott Fletcher, R (7, 5) OBP: 0.368, SLG: 0.386								BB		2	0	0	0	0	1	0				
Curtis Wilkerson, S (1, 6) Tom Paciorek, R (9, PH) OBP: 0.259, SLG: 0.316								BB		1	0	0	0	0	1	1				
<b>Inning Stats</b>	R: 0 E: 0 K: 1 S: 6	H: 1 LOB: 1 BB: 0 P: 6	R: 0 E: 0 K: 2 S: 7	H: 0 LOB: 0 BB: 0 P: 7	R: 0 E: 0 K: 2 S: 7	H: 0 LOB: 0 BB: 1 P: 11	R: 0 E: 0 K: 1 S: 5	H: 0 LOB: 0 BB: 0 P: 5	R: 0 E: 0 K: 3 S: 10	H: 1 LOB: 2 BB: 1 P: 14	R: 0 E: 0 K: 1 S: 5	H: 0 LOB: 1 BB: 1 P: 9	R: 2 E: 0 K: 0 S: 4	H: 1 LOB: 1 BB: 2 P: 12	R: 0 E: 0 K: 2 S: 8	H: 1 LOB: 1 BB: 0 P: 8		1B: 5 2B: 0 3B: 0 HR: 0	SF: 0 SAC: 0 DP: 1 HBP: 0	WP: 3 PB: 0 SB: 1 CS: 0
<b>PITCHER</b>	IP	WLS	BF	H	R	ER	SO	BB	IBB	HBP	BLK	WP	HR	S	P	ERA	WHIP			
Eric Plunk, R (1, 1) ERA: 5.17	7.2	W	30	3	2	2	10	5	0	0	0	2	0	45	65	2.35	1.043			
Bill Mooneyham, R (8, 1) ERA: 3.47	0.0		1	1	0	0	0	0	0	0	0	0	0	1	1	∞	∞			
Steve Ontiveros, R (8, 1) ERA: 4.75	1.1	S	5	1	0	0	2	0	0	0	0	1	0	9	9	0.00	0.750			

Batter	1	2	3	4	5	6	7	8	9	AB	R	H	RBI	BB	SO	LOB	BOTTOM			
Tony Phillips, S (1, 4) OBP: 0.379, SLG: 0.358	K		K							3	1	0	0	1	2	1	<b>Texas Rangers @ Oakland Athletics</b> Oakland-Alameda County Coliseum, Oakland, CA Sat Jun 14 1986, 3:33 AM PDT Att: 23,179 - Unknown <a href="http://livebaseballscorecards.com">livebaseballscorecards.com</a>			
Bruce Bochte, L (1, 3) OBP: 0.357, SLG: 0.358	F9									3	0	0	0	1	1	1				
Carney Lansford, R (1, 5) OBP: 0.332, SLG: 0.403	K		6							4	1	1	1	0	1	2				
Jose Canseco, R (1, 7) OBP: 0.380, SLG: 0.546		4-3								2	1	0	0	2	1	0				
Dave Kingman, R (1, 10) OBP: 0.247, SLG: 0.417		4-3								3	0	0	0	0	0	3				
Mike Davis, L (1, 9) OBP: 0.292, SLG: 0.424		4-3								2	0	0	0	1	1	1				
Alfredo Griffin, S (1, 6) OBP: 0.356, SLG: 0.384										3	0	1	1	0	0	2				
Jerry Willard, L (1, 2) OBP: 0.302, SLG: 0.250										3	0	1	0	0	0	1				
Stan Javier, S (1, 8) OBP: 0.296, SLG: 0.233										2	0	0	0	1	1	1				
<b>Inning Stats</b>	R: 0 E: 0 K: 2 S: 7	H: 0 LOB: 0 BB: 0 P: 7	R: 1 E: 0 K: 0 S: 4	H: 1 LOB: 1 BB: 1 P: 8	R: 0 E: 0 K: 1 S: 4	H: 0 LOB: 0 BB: 2 P: 12	R: 0 E: 0 K: 2 S: 7	H: 0 LOB: 0 BB: 0 P: 7	R: 0 E: 0 K: 1 S: 5	H: 1 LOB: 0 BB: 0 P: 5	R: 2 E: 0 K: 1 S: 6	H: 1 LOB: 3 BB: 3 P: 18	R: 0 E: 0 K: 0 S: 3	H: 0 LOB: 0 BB: 0 P: 3	R: 0 E: 0 K: 0 S: 3	H: 0 LOB: 0 BB: 0 P: 3		1B: 3 2B: 1 3B: 0 HR: 0	SF: 0 SAC: 0 DP: 1 HBP: 0	WP: 2 PB: 0 SB: 4 CS: 1
<b>PITCHER</b>	IP	WLS	BF	H	R	ER	SO	BB	IBB	HBP	BLK	WP	HR	S	P	ERA	WHIP			
Ed Correa, R (1, 1) ERA: 3.0	6.0	L	25	3	3	3	7	5	1	0	0	1	0	33	57	4.50	1.333			
Mickey Mahler, L (7, 1) ERA: 3.82	1.1		4	0	0	0	0	0	0	0	0	0	0	4	4	0.00	0.000			
Dale Mohorcic, R (8, 1) ERA: 3.18	0.2		2	0	0	0	0	0	0	0	0	0	0	2	2	0.00	0.000			



Batter	1	2	3	4	5	6	7	8	9	AB	R	H	RBI	BB	SO	LOB	TOP					
<b>Oddibe McDowell, L</b> OBP: 0.354, SLG: 0.458 (1, 8)										5	0	1	0	0	1	2	<b>Texas Rangers @ Oakland Athletics</b> Oakland-Alameda County Coliseum, Oakland, CA Sun Jun 15 1986, 3:33 AM PDT Att: 19,132 - Unknown					
<b>Toby Harrah, R</b> OBP: 0.317, SLG: 0.333 <b>Curtis Wilkerson, S</b> OBP: 0.275, SLG: 0.282 (1, 4) (6, 4)										3	0	1	0	0	1	1						
<b>Pete O'Brien, L</b> OBP: 0.387, SLG: 0.486 <b>Tom Paciorek, R</b> OBP: 0.306, SLG: 0.354 (1, 3) (6, 3)										3	0	2	0	0	0	1						
<b>Pete Incaviglia, R</b> OBP: 0.327, SLG: 0.518 (1, 10)										4	0	0	0	0	1	3						
<b>Gary Ward, R</b> OBP: 0.349, SLG: 0.367 <b>George Wright, S</b> OBP: 0.250, SLG: 0.321 (1, 7) (6, PH) (6, 7)										2	0	1	0	0	0	0						
<b>Ruben Sierra, S</b> OBP: 0.255, SLG: 0.500 (1, 9)										4	1	1	0	0	1	3						
<b>Geno Petralli, L</b> OBP: 0.277, SLG: 0.370 (1, 2)										4	0	1	1	0	0	3						
<b>Steve Buechele, R</b> OBP: 0.285, SLG: 0.398 (1, 5)										4	0	0	0	0	1	1						
<b>Scott Fletcher, R</b> OBP: 0.371, SLG: 0.391 (1, 6)										3	0	1	0	1	0	1						
<b>Inning Stats</b>	R: 0 E: 1 K: 1 S: 6	H: 1 LOB: 1 BB: 0 P: 6	R: 0 E: 0 K: 1 S: 5	H: 0 LOB: 0 BB: 0 P: 5	R: 0 E: 0 K: 1 S: 6	H: 1 LOB: 1 BB: 0 P: 6	R: 0 E: 0 K: 0 S: 5	H: 2 LOB: 2 BB: 0 P: 5	R: 0 E: 0 K: 0 S: 3	H: 0 LOB: 0 BB: 0 P: 3	R: 0 E: 0 K: 1 S: 6	H: 1 LOB: 1 BB: 0 P: 6	R: 1 E: 0 K: 1 S: 8	H: 3 LOB: 2 BB: 0 P: 8	R: 1 E: 1 K: 1 S: 7	H: 1 LOB: 1 BB: 0 P: 7		R: 0 E: 0 K: 0 S: 3	H: 0 LOB: 1 BB: 1 P: 7	1B: 6 2B: 1 3B: 1 HR: 1	SF: 0 SAC: 0 DP: 0 HBP: 0	WP: 0 PB: 0 SB: 0 CS: 0
<b>PITCHER</b> <b>Chris Codiroli, R</b> ERA: 3.83 <b>Doug Bair, R</b> ERA: 7.2	IP: 6.0 W: 1 L: 23 S: 15	H: 5 R: 0 ER: 0 SO: 4	BB: 0 IBB: 0 HBP: 0 BLK: 0	WP: 0 HR: 0 S: 31 P: 31	ERA: 0.00 WHIP: 0.833	IP: 3.0 W: 1 L: 15 S: 4	H: 4 R: 2 ER: 2 SO: 2	BB: 1 IBB: 0 HBP: 0 BLK: 0	WP: 0 HR: 1 S: 18 P: 22	ERA: 6.00 WHIP: 1.667												

Batter	1	2	3	4	5	6	7	8	9	AB	R	H	RBI	BB	SO	LOB	BOTTOM													
<b>Tony Phillips, S</b> OBP: 0.377, SLG: 0.360 (1, 4)										4	0	1	2	0	0	0	<b>Texas Rangers @ Oakland Athletics</b> Oakland-Alameda County Coliseum, Oakland, CA Sun Jun 15 1986, 3:33 AM PDT Att: 19,132 - Unknown													
<b>Bruce Bochte, L</b> OBP: 0.353, SLG: 0.354 (1, 3)										5	1	1	0	0	1	2														
<b>Carney Lansford, R</b> OBP: 0.338, SLG: 0.405 (1, 5)										4	1	2	0	1	1	2														
<b>Jose Canseco, R</b> OBP: 0.380, SLG: 0.539 (1, 7)										3	2	0	0	2	1	3														
<b>Dave Kingman, R</b> OBP: 0.254, SLG: 0.421 (1, 10)										3	2	2	2	1	0	1														
<b>Mike Davis, L</b> OBP: 0.305, SLG: 0.430 (1, 9)										2	0	1	2	3	0	1														
<b>Alfredo Griffin, S</b> OBP: 0.353, SLG: 0.380 (1, 6)										5	2	1	1	0	1	5														
<b>Jerry Willard, L</b> OBP: 0.319, SLG: 0.256 (1, 2)										3	1	1	0	1	0	4														
<b>Stan Javier, S</b> OBP: 0.320, SLG: 0.258 (1, 8)										2	0	1	2	2	0	0														
<b>Inning Stats</b>	R: 3 E: 0 K: 0 S: 5	H: 2 LOB: 1 BB: 2 P: 13	R: 0 E: 0 K: 2 S: 8	H: 1 LOB: 2 BB: 1 P: 12	R: 3 E: 0 K: 1 S: 5	H: 1 LOB: 2 BB: 4 P: 21	R: 1 E: 0 K: 0 S: 5	H: 2 LOB: 1 BB: 0 P: 5	R: 1 E: 1 K: 0 S: 4	H: 1 LOB: 0 BB: 0 P: 4	R: 1 E: 0 K: 0 S: 5	H: 2 LOB: 3 BB: 2 P: 13	R: 0 E: 0 K: 1 S: 3	H: 0 LOB: 0 BB: 0 P: 3	R: 0 E: 0 K: 1 S: 6	H: 1 LOB: 2 BB: 1 P: 10		R: 0 E: 0 K: 0 S: 3	H: 0 LOB: 0 BB: 0 P: 7	1B: 7 2B: 3 3B: 0 HR: 0	SF: 1 SAC: 1 DP: 0 HBP: 0	WP: 0 PB: 0 SB: 2 CS: 0	PA: 43							
<b>PITCHER</b> <b>Bobby Witt, R</b> ERA: 5.94 <b>Jeff Russell, R</b> ERA: 4.5 <b>Ricky Wright, L</b> ERA: 4.75 <b>Mitch Williams, L</b> ERA: 1.67	IP: 4.0 W: 1 L: 11 S: 3	H: 6 R: 7 ER: 7 SO: 3	BB: 7 IBB: 0 HBP: 0 BLK: 0	WP: 0 HR: 0 S: 23 P: 51	ERA: 15.75 WHIP: 3.250	IP: 2.0 W: 1 L: 11 S: 3	H: 3 R: 2 ER: 1 SO: 0	BB: 2 IBB: 0 HBP: 0 BLK: 0	WP: 0 HR: 0 S: 9 P: 17	ERA: 4.50 WHIP: 2.500	IP: 1.0 W: 0 L: 3 S: 0	H: 0 R: 0 ER: 0 SO: 0	BB: 0 IBB: 0 HBP: 0 BLK: 0	WP: 0 HR: 0 S: 3 P: 3	ERA: 0.00 WHIP: 0.000	IP: 1.0 W: 1 L: 5 S: 1	H: 0 R: 0 ER: 0 SO: 1	BB: 1 IBB: 0 HBP: 0 BLK: 0	WP: 0 HR: 0 S: 6 P: 10	ERA: 0.00 WHIP: 2.000										



Batter	1	2	3	4	5	6	7	8	9	10	11	AB	R	H	RBI	BB	SO	LOB							
Lonnie Smith, R OBP: 0.323, SLG: 0.346 Angel Salazar, R OBP: 0.271, SLG: 0.289	(1, 7) X 0-0 F8		(1, 8) X 0-0 1B 1-2		(1, 7) X 0-0 F9		(1, 8) X 0-0 F9		(1, 8) X 0-0 F9		(1, 8) X 0-3 K	4	0	1	0	0	0	0	0						
Rudy Law, L OBP: 0.347, SLG: 0.425	(1, 8) X 0-0 4-3		(1, 8) X 0-0 F8		(1, 8) X 0-3 K		(1, 8) X 0-0 6-3		(1, 8) X 0-0 6-3		(1, 8) X 0-0 1B 2B	5	1	1	1	0	1	2							
George Brett, L OBP: 0.423, SLG: 0.456	(1, 5) H 1-0 HBP		(1, 5) X 0-0 1B 1-3 2-H		(1, 5) X 0-0 F8		(1, 5) X 0-0 F8		(1, 5) X 0-0 1-3		(1, 5) X 4-0 1B IBB	3	0	1	1	1	0	0							
Jorge Orta, L OBP: 0.370, SLG: 0.426	(1, 10) X 0-0 F8		(1, 10) X 0-0 4-3		(1, 10) X 0-0 F7		(1, 10) X 0-3 K		(1, 10) X 0-3 K		(1, 10) X 0-0 1B 1-3 2-H	5	0	1	1	0	1	3							
Frank White, R OBP: 0.308, SLG: 0.454	(1, 4) X 0-0 F8		(1, 4) X 0-0 F8		(1, 4) X 0-0 F7		(1, 4) X 0-3 K		(1, 4) X 0-0 F8		(1, 4) X 4-0 IBB	4	0	0	0	1	1	0							
Steve Balboni, R OBP: 0.289, SLG: 0.447	(1, 3) X 0-3 K		(1, 3) X 0-0 K		(1, 3) X 0-0 F8		(1, 3) X 0-0 F7		(1, 3) X 0-3 K		(1, 3) X 0-3 K	5	0	0	0	0	3	3							
Mike Brewer, R OBP: 0.300, SLG: 0.222	(1, 9) X 0-0 F9		(1, 9) X 0-0 F9		(1, 9) X 0-0 E7 CS 1B		(1, 9) X 0-0 K		(1, 9) X 0-3 K		(1, 9) X 0-3 K	5	0	1	0	0	2	3							
Jim Sundberg, R OBP: 0.284, SLG: 0.284	(1, 2) X 0-0 6-3		(1, 2) X 0-0 6-3		(1, 2) X 0-3 K		(1, 2) X 0-3 K		(1, 2) X 0-0 F7		(1, 2) X 4-0 F7	4	0	0	0	0	2	2							
Buddy Biancalana, S OBP: 0.375, SLG: 0.609 Willie Wilson, S OBP: 0.318, SLG: 0.349	(1, 6) X (8, PH) (8, 8) 1B 1B		(1, 6) X 0-0 1B 1B		(1, 6) X 0-0 F9		(1, 6) X 0-0 4-3		(1, 6) X 4-0 S 2B BB		(1, 6) X 2 1 1 0 0 0 0 0	2	1	1	0	0	0	0							
<b>Inning Stats</b>	R: 0 E: 0 K: 1 S: 3	H: 0 LOB: 1 BB: 0 P: 4	R: 0 E: 0 K: 1 S: 5	H: 0 LOB: 0 BB: 0 P: 5	R: 1 E: 0 K: 0 S: 6	H: 3 LOB: 2 BB: 0 P: 6	R: 0 E: 1 K: 1 S: 6	H: 0 LOB: 1 BB: 0 P: 6	R: 0 E: 0 K: 1 S: 5	H: 1 LOB: 0 BB: 0 P: 5	R: 0 E: 0 K: 0 S: 3	H: 0 LOB: 0 BB: 0 P: 3	R: 0 E: 0 K: 2 S: 5	H: 0 LOB: 0 BB: 0 P: 5	R: 0 E: 0 K: 2 S: 7	H: 0 LOB: 0 BB: 0 P: 7	R: 2 E: 0 K: 3 S: 11	H: 2 LOB: 3 BB: 3 P: 23	1B: 5 2B: 1 3B: 0 HR: 0	SF: 0 SAC: 0 DP: 0 HBP: 1	WP: 0 PB: 0 SB: 1 CS: 1	PA: 43			
<b>PITCHER</b>	IP 6.1	WLS 3.2	BF 10	H 0	R 0	ER 0	SO 4	BB 0	IBB 0	HBP 0	BLK 0	WP 0	HR 0	S 32	P 33	ERA 0.00	WHIP 0.000								
Rick Langford, R ERA: 5.61 Steve Ontiveros, R ERA: 4.41 Jose Rijo, R ERA: 4.61	(1, 1) (7, 1) (11, 1)																								

**TOP**

**Kansas City Royals @ Oakland Athletics**  
Oakland-Alameda County Coliseum, Oakland, CA

Mon Jun 16 1986, 7:05 PM PDT  
Att: 15,958 - Unknown

livebaseballscorecards.com

AB 39  
R 3  
H 6  
RBI 3  
BB 3  
SO 11  
LOB 14



Batter	1	2	3	4	5	6	7	8	9	10	11	AB	R	H	RBI	BB	SO	LOB							
Tony Phillips, S OBP: 0.374, SLG: 0.354	(1, 4) X 0-3 K		(1, 4) X 0-3 K		(1, 4) X 0-0 F8		(1, 4) X 0-0 F7		(1, 4) X 4-0 1B FC1-5 SF9 BB		(1, 4) X 4 1 0 0 1 2 0	4	1	0	0	1	2	0							
Bruce Bochte, L OBP: 0.344, SLG: 0.343 Donnie Hill, S OBP: 0.370, SLG: 0.434	(1, 3) X 0-0 F8		(1, 3) X 0-0 F8		(1, 3) X 0-0 F7		(1, 3) X 0-3 K		(1, 3) X 0-0 L6		(1, 3) X 0-0 FC1-5 SF9 1B 1-2 2-3f	5	0	0	0	0	1	2							
Carney Lansford, R OBP: 0.347, SLG: 0.414	(1, 5) X 0-0 1B		(1, 5) X 0-0 1B		(1, 5) X 0-0 1B		(1, 5) X 0-0 1B		(1, 5) X 0-0 6-3		(1, 5) X 0-0 6-3	5	0	4	0	0	0	0							
Jose Canseco, R OBP: 0.374, SLG: 0.530	(1, 7) X 0-0 1-3		(1, 7) X 0-0 1-3		(1, 7) X 0-3 K		(1, 7) X 0-0 F8		(1, 7) X 0-3 K		(1, 7) X 0-0 SF9	4	0	0	1	0	2	3							
Dave Kingman, R OBP: 0.249, SLG: 0.411	(1, 10) X 0-0 F4		(1, 10) X 0-0 F4		(1, 10) X 0-0 F8		(1, 10) X 0-0 F7		(1, 10) X 0-0 F8		(1, 10) X 0-0 5-3	5	0	0	0	0	0	4							
Mike Davis, L OBP: 0.304, SLG: 0.443	(1, 9) X 0-0 G3		(1, 9) X 0-0 G3		(1, 9) X 0-0 HR		(1, 9) X 0-0 F5		(1, 9) X 0-0 L3		(1, 9) X 4 1 1 1 0 0 0	4	1	1	1	0	0	0							
Alfredo Griffin, S OBP: 0.351, SLG: 0.382	(1, 6) X 0-3 K		(1, 6) X 0-0 K		(1, 6) X 0-0 F6		(1, 6) X 0-0 F8		(1, 6) X 0-0 S CS 2B		(1, 6) X 4 0 1 0 0 1 0	4	0	1	0	0	1	0							
Mickey Tettleton, S OBP: 0.242, SLG: 0.218 Rick Peters, S OBP: 0.341, SLG: 0.235	(1, 2) X (8, PH) (9, 8) F7		(1, 2) X 0-0 F7		(1, 2) X 0-0 4-3		(1, 2) X 0-0 4-3		(1, 2) X 4-0 6-3		(1, 2) X 2 0 0 0 0 0 0	2	0	0	0	0	0	0							
Stan Javier, S OBP: 0.312, SLG: 0.250 Jerry Willard, L OBP: 0.327, SLG: 0.250	(1, 8) X (8, PH) (9, 2) 1-3		(1, 8) X 0-0 1-3		(1, 8) X 0-3 K		(1, 8) X 0-0 F5		(1, 8) X 0-0 F5		(1, 8) X 4-0 CS IBB	2	0	0	0	0	1	0							
<b>Inning Stats</b>	R: 0 E: 0 K: 1 S: 6	H: 1 LOB: 1 BB: 0 P: 6	R: 0 E: 0 K: 1 S: 5	H: 0 LOB: 0 BB: 0 P: 5	R: 0 E: 0 K: 1 S: 5	H: 0 LOB: 0 BB: 0 P: 5	R: 0 E: 0 K: 1 S: 6	H: 1 LOB: 1 BB: 0 P: 6	R: 0 E: 0 K: 1 S: 6	H: 0 LOB: 0 BB: 0 P: 6	R: 0 E: 0 K: 0 S: 3	H: 0 LOB: 0 BB: 0 P: 3	R: 0 E: 0 K: 1 S: 5	H: 0 LOB: 0 BB: 0 P: 5	R: 0 E: 0 K: 0 S: 3	H: 1 LOB: 1 BB: 1 P: 7	R: 1 E: 0 K: 0 S: 4	H: 1 LOB: 3 BB: 2 P: 12	1B: 4 2B: 1 3B: 0 HR: 1	SF: 1 SAC: 0 DP: 0 HBP: 0	WP: 0 PB: 0 SB: 2 CS: 1	PA: 42			
<b>PITCHER</b>	IP 9.0	WLS 1.0	BF 31	H 4	R 1	ER 1	SO 7	BB 0	IBB 0	HBP 0	BLK 0	WP 0	HR 1	S 45	P 45	ERA 1.00	WHIP 0.444								
Scott Bankhead, R ERA: 2.28 Bud Black, L ERA: 4.68 Dan Quisenberry, R ERA: 2.23	(1, 1) (10, 1) (11, 1)																								


**BOTTOM**

**Kansas City Royals @ Oakland Athletics**  
Oakland-Alameda County Coliseum, Oakland, CA

Mon Jun 16 1986, 7:05 PM PDT  
Att: 15,958 - Unknown

livebaseballscorecards.com

AB 37  
R 2  
H 6  
RBI 2  
BB 3  
SO 7  
LOB 9





Batter	1	2	3	4	5	6	7	8	9	AB	R	H	RBI	BB	SO	LOB	TOP										
Willie Wilson, S (1.8) Lynn Jones, R (5.8) OBP: 0.318, SLG: 0.349 OBP: 0.304, SLG: 0.111	6-3		F7		G6-4-3			4-3 SH2-3 BB		3	0	1	0	0	0	2	<b>Kansas City Royals @ Oakland Athletics</b> Oakland-Alameda County Coliseum, Oakland, CA Tue Jun 17 1986, 3:33 AM PDT Att: 10,168 - Unknown <a href="http://livebaseballscores.com">livebaseballscores.com</a>										
Lonnie Smith, R (1.7) OBP: 0.316, SLG: 0.338	6-3		K		K			SH2-3		3	0	0	0	0	2	3											
Rudy Law, L (1.9) Mike Brewer, R (8.9) OBP: 0.341, SLG: 0.417 OBP: 0.300, SLG: 0.222	4-3			F8	G6-4-3			4-3		4	0	0	0	0	2	0											
George Brett, L (1.5) OBP: 0.424, SLG: 0.455		G6-4-3		G3		L7			IBB	3	0	1	0	1	0	0											
Jorge Orta, L (1.10) Hal McRae, R (8. PH) OBP: 0.370, SLG: 0.424 OBP: 0.271, SLG: 0.378	G6-4-3			E		F9		F9		3	1	1	0	0	0	1											
Frank White, R (1.4) OBP: 0.307, SLG: 0.450	5-3			E4		K				4	1	1	1	0	1	0											
Steve Balboni, R (1.3) OBP: 0.292, SLG: 0.446			FC1-5		1B		5-3		K	3	0	1	1	1	1	0											
Jamie Quirk, L (1.2) OBP: 0.273, SLG: 0.305			FC1-5		1B		4-3		K	3	0	1	0	1	1	0											
Buddy Biancalana, S (1.6) OBP: 0.343, SLG: 0.545			FC1-5		1-3		K			3	0	0	0	0	1	4											
<b>Inning Stats</b>	R: 0 E: 0 K: 0 S: 3	H: 0 LOB: 0 BB: 0 P: 3	R: 0 E: 0 K: 0 S: 3	H: 1 LOB: 0 BB: 0 P: 3	R: 0 E: 0 K: 1 S: 5	H: 0 LOB: 2 BB: 2 P: 13	R: 2 E: 2 K: 0 S: 7	H: 4 LOB: 2 BB: 0 P: 7	R: 0 E: 0 K: 1 S: 5	H: 0 LOB: 0 BB: 0 P: 5	R: 0 E: 0 K: 1 S: 5	H: 0 LOB: 0 BB: 0 P: 5	R: 0 E: 0 K: 2 S: 7	H: 0 LOB: 3 BB: 2 P: 11	R: 0 E: 0 K: 2 S: 7	H: 0 LOB: 0 BB: 0 P: 7		1B: 6 2B: 0 3B: 0 HR: 0	SF: 0 SAC: 1 DP: 2 HBP: 0	WP: 0 PB: 0 SB: 0 CS: 0	PA: 35						
<b>PITCHER</b>	IP	WLS	BF	H	R	ER	SO	BB	IBB	HBP	BLK	WP	HR	S	P	ERA	WHIP										
Bill Mooneyham, R (1.1) ERA: 3.3	7.1	L	29	6	2	2	4	3	0	0	0	0	0	34	46	2.46	1.227										
Dave Leiper, L (8.1) ERA: 3.12	0.1		2	0	0	0	0	0	1	0	0	0	0	1	5	0.00	0.000										
Jose Rijo, R (8.1) ERA: 4.52	1.1		4	0	0	0	2	0	0	0	0	0	0	8	8	0.00	0.000										

Batter	1	2	3	4	5	6	7	8	9	AB	R	H	RBI	BB	SO	LOB	BOTTOM										
Tony Phillips, S (1.4) OBP: 0.378, SLG: 0.354	G4-6-3		FC6-4		1-3		FC6-4		FC3-6	3	0	1	1	2	0	3	<b>Kansas City Royals @ Oakland Athletics</b> Oakland-Alameda County Coliseum, Oakland, CA Tue Jun 17 1986, 3:33 AM PDT Att: 10,168 - Unknown <a href="http://livebaseballscores.com">livebaseballscores.com</a>										
Donnie Hill, S (1.5) OBP: 0.371, SLG: 0.433	G4-6-3		FC6-4		5-3			1B	E	5	0	2	0	0	0	4											
Carney Lansford, R (1.3) OBP: 0.344, SLG: 0.406	K			CS-6-4		6-3		4-3	E3	4	0	0	0	1	1	3											
Jose Canseco, R (1.9) OBP: 0.371, SLG: 0.523		K		FC1-6-4		F8		HBP	1-3	5	0	1	0	0	1	4											
Dave Kingman, R (1.10) OBP: 0.245, SLG: 0.404		F9		F7		K		FC5-2		4	0	0	0	0	1	3											
Dusty Baker Jr., R (1.7) Stan Javier, S (7. PR) OBP: 0.297, SLG: 0.287 OBP: 0.321, SLG: 0.250				CS	5-3			SH5-3		3	0	2	0	0	0	0											
Rick Peters, S (8. PR) OBP: 0.341, SLG: 0.235		1B						1B	HBP	0	0	0	0	0	0	0											
Mike Davis, L (1.8) OBP: 0.299, SLG: 0.436		F7			K			SH5-3	F8	3	0	0	0	0	1	4											
Alfredo Griffin, S (1.6) OBP: 0.349, SLG: 0.380			5-3		1B			5-3	4-3	4	1	1	0	0	0	2											
Mickey Tettleton, S (1.2) Bruce Bochte, L (8. PH) Rick Langford, R (9. PR) OBP: 0.281, SLG: 0.228 OBP: 0.347, SLG: 0.343			K		1B			FC6-4	FC3-6	2	0	1	0	1	1	0											
<b>Inning Stats</b>	R: 0 E: 0 K: 1 S: 4	H: 0 LOB: 1 BB: 1 P: 8	R: 0 E: 0 K: 1 S: 6	H: 1 LOB: 0 BB: 0 P: 6	R: 0 E: 0 K: 1 S: 5	H: 0 LOB: 1 BB: 1 P: 9	R: 0 E: 0 K: 0 S: 2	H: 0 LOB: 0 BB: 1 P: 6	R: 1 E: 0 K: 1 S: 8	H: 3 LOB: 2 BB: 0 P: 8	R: 0 E: 0 K: 1 S: 5	H: 0 LOB: 0 BB: 0 P: 5	R: 0 E: 0 K: 0 S: 4	H: 1 LOB: 2 BB: 1 P: 8	R: 0 E: 0 K: 0 S: 5	H: 2 LOB: 3 BB: 0 P: 6	R: 0 E: 1 K: 0 S: 5	H: 1 LOB: 3 BB: 1 P: 9	1B: 8 2B: 0 3B: 0 HR: 0	SF: 0 SAC: 1 DP: 1 HBP: 1	WP: 0 PB: 0 SB: 0 CS: 1	PA: 41					
<b>PITCHER</b>	IP	WLS	BF	H	R	ER	SO	BB	IBB	HBP	BLK	WP	HR	S	P	ERA	WHIP										
Danny Jackson, L (1.1) ERA: 3.76	8.0	W	34	7	1	1	5	4	0	1	0	0	0	39	56	1.12	1.375										
Dan Quisenberry, R (9.1) ERA: 2.16	1.0	S	6	1	0	0	0	1	0	0	0	0	0	5	9	0.00	2.000										






Batter	1	2	3	4	5	6	7	8	9	AB	R	H	RBI	BB	SO	LOB	TOP					
Lonnie Smith, R OBP: 0.315, SLG: 0.336 (1, 7)	0-0 5-3 1B		0-0 5-3		0-0 G5-4-3			0-0 FC6-2		4	0	1	0	0	0	3						
Lynn Jones, R OBP: 0.259, SLG: 0.091 (1, 8)	0-0 5-3		0-0 B1			0-0 5-3		0-0 1-3		4	0	0	0	0	0	2						
George Brett, L OBP: 0.426, SLG: 0.450 (1, 5)	0-3 K			4-0 BB		0-0 4-3			1-0 G1-6-3 HBP	2	0	0	0	1	1	1						
Frank White, R OBP: 0.303, SLG: 0.443 (1, 4)	0-0 6-3			0-0 F8		0-0 5-3			0-0 G1-6-3	4	0	0	0	0	0	3						
Hal McRae, R OBP: 0.271, SLG: 0.382 (1, 10)		0-0 2B		0-0 F7			0-0 F8		0-0 F7	4	0	1	0	0	0	1						
Steve Balboni, R OBP: 0.288, SLG: 0.440 (1, 3)		0-0 F5		0-0 F9			0-0 L7			3	0	0	0	0	0	2						
Jim Sundberg, R OBP: 0.285, SLG: 0.281 (1, 2)		0-0 6-3			4-0 1B BB		0-0 5-3			2	0	0	0	1	0	1						
Mike Brewer, R OBP: 0.308, SLG: 0.333 (1, 9)		0-0 F8			0-3 K			0-0 SH2-3 FC6-2 2B		3	0	1	0	0	1	2						
Buddy Biancalana, S OBP: 0.351, SLG: 0.543 (1, 6)			0-0 6-3		0-0 G5-4-3 1B			0-0 SH2-3		2	0	1	0	0	0	0						
<b>Inning Stats</b>	R: 0 E: 0 K: 1 S: 6	H: 1 LOB: 1 BB: 0 P: 6	R: 0 E: 0 K: 0 S: 4	H: 1 LOB: 1 BB: 0 P: 4	R: 0 E: 0 K: 0 S: 3	H: 0 LOB: 0 BB: 0 P: 3	R: 0 E: 0 K: 0 S: 3	H: 0 LOB: 1 BB: 1 P: 7	R: 0 E: 0 K: 1 S: 5	H: 1 LOB: 1 BB: 1 P: 9	R: 0 E: 0 K: 0 S: 3	H: 0 LOB: 0 BB: 0 P: 3	R: 0 E: 0 K: 0 S: 3	H: 0 LOB: 0 BB: 0 P: 3	R: 0 E: 0 K: 0 S: 4	H: 1 LOB: 1 BB: 0 P: 4	R: 0 E: 0 K: 0 S: 2	H: 0 LOB: 0 BB: 0 P: 3	1B: 2 2B: 2 3B: 0 HR: 0	SF: 0 SAC: 1 DP: 2 HBP: 1	WP: 0 PB: 0 SB: 1 CS: 0	PA: 32
<b>PITCHER</b> Curt Young, L ERA: 3.08 (1, 1)	IP: 9.0 WLS: W BF: 32 H: 4 R: 0 ER: 0 SO: 2 BB: 2 IBB: 0 HBP: 1 BLK: 0 WP: 0 HR: 0 S: 33 P: 42 ERA: 0.00 WHIP: 0.667															<b>PITCHER</b>						

Kansas City Royals @ Oakland Athletics  
Oakland-Alameda County Coliseum, Oakland, CA  
Wed Jun 18 1986, 3:33 AM PDT  
Att: 11,878 - Unknown


AB	28
R	0
H	4
RBI	0
BB	2
SO	2
LOB	15



Batter	1	2	3	4	5	6	7	8	9	AB	R	H	RBI	BB	SO	LOB	BOTTOM					
Tony Phillips, S OBP: 0.374, SLG: 0.350 (1, 4)	0-0 4-3		0-0 F7			0-0 6-3				3	0	0	0	0	0	0						
Donnie Hill, S OBP: 0.363, SLG: 0.423 (1, 5)	0-0 F8			0-0 F9		0-0 4-3				3	0	0	0	0	0	0						
Carney Lansford, R OBP: 0.340, SLG: 0.401 (1, 3)	0-0 6-3			0-0 L6			0-0 5-3			3	0	0	0	0	0	0						
Jose Canseco, R OBP: 0.367, SLG: 0.516 (1, 7)		0-0 5-3			0-0 1-3		0-0 6-3			3	0	0	0	0	0	0						
Dave Kingman, R OBP: 0.250, SLG: 0.420 (1, 10)		0-0 HR			0-3 K		0-0 1B			3	1	2	1	0	1	0						
Mike Davis, L OBP: 0.300, SLG: 0.434 (1, 9)		0-3 K			0-0 1B		0-0 F2			3	0	1	0	0	1	1						
Alfredo Griffin, S OBP: 0.349, SLG: 0.379 (1, 6)		0-3 K			0-0 F6			0-0 F7-4 1B		3	0	1	0	0	1	1						
Mickey Tettleton, S OBP: 0.250, SLG: 0.217 (1, 2)			0-0 4-3		0-0 F6			0-0 F7		3	0	0	0	0	0	2						
Rick Peters, S OBP: 0.318, SLG: 0.216 (1, 8)			0-3 K			0-0 4-3		0-0 F7-4		3	0	0	0	0	1	1						
<b>Inning Stats</b>	R: 0 E: 0 K: 0 S: 3	H: 0 LOB: 0 BB: 0 P: 3	R: 1 E: 0 K: 2 S: 8	H: 1 LOB: 0 BB: 0 P: 8	R: 0 E: 0 K: 1 S: 5	H: 0 LOB: 0 BB: 0 P: 5	R: 0 E: 0 K: 0 S: 3	H: 0 LOB: 0 BB: 0 P: 3	R: 0 E: 0 K: 1 S: 6	H: 1 LOB: 1 BB: 0 P: 6	R: 0 E: 0 K: 0 S: 3	H: 0 LOB: 0 BB: 0 P: 3	R: 0 E: 0 K: 0 S: 4	H: 1 LOB: 1 BB: 0 P: 4	R: 0 E: 0 K: 0 S: 3	H: 1 LOB: 0 BB: 0 P: 3	R: 0 E: 0 K: 0 S: 3	H: 1 LOB: 0 BB: 0 P: 3	1B: 3 2B: 1 3B: 0 HR: 1	SF: 0 SAC: 0 DP: 1 HBP: 0	WP: 0 PB: 0 SB: 0 CS: 0	PA: 27
<b>PITCHER</b> Bret Saberhagen, R ERA: 3.13 (1, 1)	IP: 8.0 WLS: L BF: 27 H: 4 R: 1 ER: 1 SO: 4 BB: 0 IBB: 0 HBP: 0 BLK: 0 WP: 0 HR: 1 S: 35 P: 35 ERA: 1.12 WHIP: 0.500															<b>PITCHER</b>						

Kansas City Royals @ Oakland Athletics  
Oakland-Alameda County Coliseum, Oakland, CA  
Wed Jun 18 1986, 3:33 AM PDT  
Att: 11,878 - Unknown

AB	27
R	1
H	4
RBI	1
BB	0
SO	4
LOB	5





Batter	1	2	3	4	5	6	7	8	9	AB	R	H	RBI	BB	SO	LOB	TOP			
Tony Phillips, S OBP: 0.369, SLG: 0.345 (1,4)	G3		K			4-3		F5		4	0	0	0	0	1	1				
Bruce Bochte, L OBP: 0.345, SLG: 0.337 (1,3)	BB		K			K			4-3	3	0	0	0	1	2	0				
Carney Lansford, R OBP: 0.343, SLG: 0.403 (1,5)	BB								F8	4	0	2	0	0	0	0				
Jose Canseco, R OBP: 0.365, SLG: 0.524 (1,9)	F7								HR	4	1	1	1	0	0	3				
Dave Kingman, R OBP: 0.246, SLG: 0.413 (1,10)	K								F7	4	0	0	0	0	2	2				
Dusty Baker Jr., R OBP: 0.298, SLG: 0.297 (1,7)										3	1	1	0	0	1	0				
Mike Davis, L OBP: 0.296, SLG: 0.427 (1,8)										3	0	0	0	0	1	1				
Alfredo Griffin, S OBP: 0.346, SLG: 0.376 (1,6)										2	0	0	1	0	0	0				
Mickey Tettleton, S OBP: 0.240, SLG: 0.206 (1,2)										3	0	0	0	0	0	0				
<b>Inning Stats</b>	R: 0 E: 0 K: 1 S: 6	H: 1 LOB: 2 BB: 1 P: 10	R: 0 E: 0 K: 1 S: 5	H: 0 LOB: 0 BB: 0 P: 5	R: 0 E: 0 K: 2 S: 7	H: 0 LOB: 0 BB: 0 P: 7	R: 0 E: 0 K: 1 S: 5	H: 1 LOB: 0 BB: 0 P: 5	R: 0 E: 0 K: 1 S: 5	H: 0 LOB: 0 BB: 0 P: 5	R: 0 E: 0 K: 0 S: 3	H: 0 LOB: 0 BB: 0 P: 3	R: 1 E: 1 K: 0 S: 5	H: 1 LOB: 1 BB: 0 P: 5	R: 1 E: 0 K: 0 S: 4	H: 1 LOB: 0 BB: 0 P: 4	1B: 2 2B: 1 3B: 0 HR: 1	SF: 0 SAC: 1 DP: 1 HBP: 0	WP: 0 PB: 0 SB: 0 CS: 0	PA: 32
<b>PITCHER</b> Ed Correa, R ERA: 2.9 (1,1)	IP: 9.0 WLS: W BF: 32	H: 4 R: 2 ER: 2 SO: 7	BB: 1 IBB: 0 HBP: 0 BLK: 0	WP: 0 HR: 1 S: 45 P: 49	ERA: 2.00 WHIP: 0.556	<b>PITCHER</b>	IP: 9.0 WLS: W BF: 32	H: 4 R: 2 ER: 2 SO: 7	BB: 1 IBB: 0 HBP: 0 BLK: 0	WP: 0 HR: 1 S: 45 P: 49	ERA: 2.00 WHIP: 0.556	<b>PITCHER</b>	IP: 9.0 WLS: W BF: 32	H: 4 R: 2 ER: 2 SO: 7	BB: 1 IBB: 0 HBP: 0 BLK: 0	WP: 0 HR: 1 S: 45 P: 49	ERA: 2.00 WHIP: 0.556			

Oakland Athletics @ Texas Rangers  
Arlington Stadium, Arlington, TX  
Thu Jun 19 1986, 8:05 PM EDT  
Att: 30,244 - Unknown

AB 30  
R 2  
H 4  
RBI 2  
BB 1  
SO 7  
LOB 7



Batter	1	2	3	4	5	6	7	8	9	AB	R	H	RBI	BB	SO	LOB	BOTTOM			
Oddibe McDowell, L OBP: 0.346, SLG: 0.450 (1,8)	BB									4	1	1	1	1	0	4				
Curtis Wilkerson, S OBP: 0.273, SLG: 0.282 (1,6)	F8									3	0	1	1	0	1	2				
Pete O'Brien, L OBP: 0.387, SLG: 0.470 (1,3)	BB									1	0	0	0	3	1	1				
Pete Incaviglia, R OBP: 0.328, SLG: 0.512 (1,10)	BB									3	0	1	0	1	1	3				
Ruben Sierra, S OBP: 0.274, SLG: 0.457 (1,9)	K									4	0	0	0	0	3	4				
Bob Jones, L OBP: 0.154, SLG: 0.083 (1,7)										3	0	0	0	1	0	0				
Tom Paciorek, R OBP: 0.307, SLG: 0.347 Scott Fletcher, R OBP: 0.370, SLG: 0.391 (7,6)										2	0	0	0	0	2	0				
Steve Buechele, R OBP: 0.289, SLG: 0.413 (7,5)										0	0	0	0	1	0	0				
Orlando Mercado, R OBP: 0.306, SLG: 0.273 (1,2)										4	1	1	1	0	2	3				
<b>Inning Stats</b>	R: 0 E: 0 K: 1 S: 5	H: 1 LOB: 2 BB: 2 P: 13	R: 0 E: 0 K: 2 S: 7	H: 0 LOB: 0 BB: 0 P: 7	R: 1 E: 0 K: 0 S: 4	H: 1 LOB: 1 BB: 1 P: 8	R: 0 E: 0 K: 1 S: 4	H: 0 LOB: 1 BB: 1 P: 9	R: 0 E: 0 K: 2 S: 8	H: 1 LOB: 2 BB: 1 P: 12	R: 0 E: 0 K: 2 S: 7	H: 0 LOB: 0 BB: 0 P: 7	R: 2 E: 0 K: 1 S: 8	H: 3 LOB: 2 BB: 1 P: 12	R: 0 E: 0 K: 1 S: 5	H: 0 LOB: 2 BB: 2 P: 13	1B: 4 2B: 0 3B: 0 HR: 2	SF: 1 SAC: 0 DP: 1 HBP: 1	WP: 1 PB: 0 SB: 2 CS: 1	PA: 37
<b>PITCHER</b> Eric Plunk, R ERA: 5.04 Dave Leiper, L ERA: 3.0 Jose Rijo, R ERA: 4.44	IP: 6.1 WLS: L BF: 28	H: 5 R: 3 ER: 3 SO: 8	BB: 5 IBB: 0 HBP: 0 BLK: 0	WP: 1 HR: 2 S: 38 P: 59	ERA: 4.26 WHIP: 1.579	<b>PITCHER</b>	IP: 6.1 WLS: L BF: 28	H: 5 R: 3 ER: 3 SO: 8	BB: 5 IBB: 0 HBP: 0 BLK: 0	WP: 1 HR: 2 S: 38 P: 59	ERA: 4.26 WHIP: 1.579	<b>PITCHER</b>	IP: 6.1 WLS: L BF: 28	H: 5 R: 3 ER: 3 SO: 8	BB: 5 IBB: 0 HBP: 0 BLK: 0	WP: 1 HR: 2 S: 38 P: 59	ERA: 4.26 WHIP: 1.579			

Oakland Athletics @ Texas Rangers  
Arlington Stadium, Arlington, TX  
Thu Jun 19 1986, 8:05 PM EDT  
Att: 30,244 - Unknown

AB 27  
R 3  
H 6  
RBI 3  
BB 8  
SO 10  
LOB 17





Batter	1	2	3	4	5	6	7	8	9	AB	R	H	RBI	BB	SO	LOB	TOP								
<b>Tony Phillips, S</b> OBP: 0.365, SLG: 0.341 (1, 4)	0-0 WP 2B 1B	0-0 L7		0-0 4-3		0-3 K		0-0 G3	0-3 K	6	1	1	0	0	2	4									
<b>Bruce Bochte, L</b> OBP: 0.356, SLG: 0.339 (1, 3)	4-0 2B BB	4-0 BB		0-0 1B		4-0 FC6-4 BB		0-0 1-3		2	1	1	1	3	0	0									
<b>Carney Lansford, R</b> OBP: 0.340, SLG: 0.398 (1, 5)	0-3 K	0-0 F8		3-H 0-0 L4		0-0 FC6-4 1-2		0-0 1B 1B		5	0	1	0	0	1	7									
<b>Jose Canseco, R</b> OBP: 0.362, SLG: 0.518 (1, 9)	0-3 K		0-3 K		0-3 K		0-0 6-3	0-0 1-2 1B		5	0	1	0	0	3	2									
<b>Dave Kingman, R</b> OBP: 0.253, SLG: 0.434 (1, 10)	0-0 1-H 2-H 2B		0-0 HR		0-3 K		0-0 1B 1B	0-0 1-3		5	2	3	3	0	1	2									
<b>Dusty Baker Jr, R</b> OBP: 0.310, SLG: 0.310 (1, 7)	0-0 F7		0-0 5-3		0-0 1B		0-0 1B 1-2		0-0 FC4-6 1B	5	0	3	0	0	0	1									
<b>Mike Davis, L</b> OBP: 0.293, SLG: 0.421 (1, 8)		0-0 1B 1B		0-3 K		0-3 K		0-0 F4	0-0 FC4-6 1-2 2B	5	2	1	0	0	2	4									
<b>Alfredo Griffin, S</b> OBP: 0.347, SLG: 0.374 (1, 6)		0-0 F5		0-0 F8		4-0 BLK S BB		0-0 1-2 2-H 1B	0-0 B1-3	4	0	1	1	1	0	2									
<b>Mickey Tettleton, S</b> OBP: 0.263, SLG: 0.250 (1, 2)		0-0 1-H 1B		0-0 4-3 1B 1B		0-3 K2-3 1-2		0-0 4-3	0-0 2-H 2B	5	1	3	2	0	1	3									
<b>Inning Stats</b>	R: 2 E: 0 K: 2 S: 9	H: 2 LOB: 1 BB: 1 P: 13	R: 1 E: 0 K: 0 S: 5	H: 2 LOB: 2 BB: 1 P: 9	R: 1 E: 0 K: 2 S: 8	H: 1 LOB: 0 BB: 0 P: 8	R: 1 E: 0 K: 0 S: 5	H: 2 LOB: 1 BB: 0 P: 5	R: 0 E: 0 K: 3 S: 10	H: 1 LOB: 1 BB: 0 P: 10	R: 0 E: 0 K: 2 S: 7	H: 0 LOB: 2 BB: 2 P: 15	R: 1 E: 0 K: 0 S: 6	H: 3 LOB: 2 BB: 0 P: 6	R: 0 E: 0 K: 0 S: 5	H: 2 LOB: 2 BB: 0 P: 5	R: 1 E: 0 K: 1 S: 7	H: 2 LOB: 1 BB: 0 P: 7	1B: 12 2B: 2 3B: 0 HR: 1	SF: 0 SAC: 0 DP: 0 HBP: 0	WP: 1 PB: 0 SB: 4 CS: 0	PA: 46			
<b>PITCHER</b>	IP	WLS	BF	H	R	ER	SO	BB	IBB	HBP	BLK	WP	HR	S	P	ERA	WHIP								
<b>Bobby Witt, R</b> ERA: 6.1 (1, 1)	5.2	W	29	8	5	5	9	4	0	0	1	1	1	43	59	7.94	2.118								
<b>Dale Mohorcic, R</b> ERA: 3.12 (6, 1)	2.0		11	5	1	1	0	0	0	0	0	0	0	11	11	4.50	2.500								
<b>Greg Harris, R</b> ERA: 2.98 (8, 1)	1.1	S	6	2	1	1	1	0	0	0	0	0	0	8	8	6.75	1.500								

Oakland Athletics @ Texas Rangers  
Arlington Stadium, Arlington, TX  
Fri Jun 20 1986, 8:05 PM EDT  
Att: 16,957 - Unknown

AB 42  
R 7  
H 15  
RBI 7  
BB 4  
SO 10  
LOB 25



Batter	1	2	3	4	5	6	7	8	9	AB	R	H	RBI	BB	SO	LOB	BOTTOM								
<b>Oddibe McDowell, L</b> OBP: 0.345, SLG: 0.447 (1, 8)	0-0 3-1 4-3 1B		0-3 K		0-3 K		0-0 4-3			4	0	1	0	0	2	4									
<b>Ruben Sierra, S</b> OBP: 0.274, SLG: 0.457 (7, 8)										0	0	0	0	0	0	0									
<b>Scott Fletcher, R</b> OBP: 0.373, SLG: 0.394 (1, 6)	0-0 4-3 1-2	0-0 E 1B	0-0 G4-6-3 1B			0-0 6-3				4	1	2	2	0	0	1									
<b>Pete O'Brien, L</b> OBP: 0.381, SLG: 0.462 (1, 3)	0-0 3-1	0-0 E1 1B	0-0 G4-6-3 1-2			0-0 4-3				4	1	0	0	0	0	3									
<b>Tom Paciorek, R</b> OBP: 0.307, SLG: 0.347 (7, 3)	2-3	1-H 2-H 1B								0	0	0	0	0	0	0									
<b>Pete Incaviglia, R</b> OBP: 0.330, SLG: 0.510 (1, 9)	0-3 K	0-0 IHR 1B		0-3 K		4-0 L6-3 BB				3	1	1	1	1	2	1									
<b>Gary Ward, R</b> OBP: 0.342, SLG: 0.377 (1, 7)		3-H 1B IHR		0-3 K		0-0 L6-3 1-2				4	2	2	2	0	1	1									
<b>Larry Parrish, R</b> OBP: 0.331, SLG: 0.522 (1, 10)		1-H 1B HR		0-0 F8		0-3 K				4	1	2	2	0	1	0									
<b>Steve Buechele, R</b> OBP: 0.288, SLG: 0.409 (1, 5)		FC1-5 1B F4		0-0 5-3				0-0 F8		4	1	1	0	0	0	0									
<b>Orlando Mercado, R</b> OBP: 0.303, SLG: 0.271 (1, 2)		0-0 FC1-5 1B 1B	0-0 1B 1B		0-0 F7			0-3 K		4	2	1	0	0	1	2									
<b>Curtis Wilkerson, S</b> OBP: 0.280, SLG: 0.289 (1, 4)		0-0 FC1-5 1B 1B	0-0 1B 1B		0-0 6-3			0-0 1-3		4	1	2	1	0	0	0									
<b>Inning Stats</b>	R: 0 E: 0 K: 1 S: 6	H: 1 LOB: 1 BB: 0 P: 6	R: 9 E: 1 K: 1 S: 14	H: 8 LOB: 0 BB: 0 P: 14	R: 1 E: 0 K: 1 S: 7	H: 3 LOB: 1 BB: 0 P: 7	R: 0 E: 0 K: 2 S: 7	H: 0 LOB: 0 BB: 0 P: 7	R: 0 E: 0 K: 0 S: 3	H: 0 LOB: 0 BB: 0 P: 3	R: 0 E: 0 K: 0 S: 3	H: 0 LOB: 0 BB: 0 P: 3	R: 0 E: 0 K: 1 S: 4	H: 0 LOB: 0 BB: 1 P: 8	R: 0 E: 0 K: 1 S: 5	H: 0 LOB: 0 BB: 0 P: 5	1B: 9 2B: 2 3B: 0 HR: 2	SF: 0 SAC: 0 DP: 2 HBP: 0	WP: 0 PB: 0 SB: 0 CS: 0	PA: 36					
<b>PITCHER</b>	IP	WLS	BF	H	R	ER	SO	BB	IBB	HBP	BLK	WP	HR	S	P	ERA	WHIP								
<b>Chris Codiroli, R</b> ERA: 4.07 (1, 1)	1.2	L	14	8	8	3	2	0	0	0	0	0	0	18	18	16.20	4.800								
<b>Dave Stewart, R</b> ERA: 6.6 (2, 1)	4.1		17	4	2	2	3	1	0	0	0	0	1	22	26	4.15	1.154								
<b>Doug Bair, R</b> ERA: 5.14 (7, 1)	2.0		5	0	0	0	2	0	0	0	0	0	0	9	9	0.00	0.000								

Oakland Athletics @ Texas Rangers  
Arlington Stadium, Arlington, TX  
Fri Jun 20 1986, 8:05 PM EDT  
Att: 16,957 - Unknown

AB 35  
R 10  
H 12  
RBI 8  
BB 1  
SO 7  
LOB 12





Batter	1	2	3	4	5	6	7	8	9	AB	R	H	RBI	BB	SO	LOB	TOP					
Tony Phillips, S OBP: 0.361, SLG: 0.336 (1, 4)	1-3		F8		F8			1-3		4	0	0	0	0	0	0						
Bruce Bochte, L OBP: 0.354, SLG: 0.354 (1, 3)	3-1			K				F8		4	1	1	1	0	1	0						
Carney Lansford, R OBP: 0.335, SLG: 0.392 (1, 5)	F9			F7						4	0	0	0	0	1	0						
Jose Canseco, R OBP: 0.364, SLG: 0.527 (1, 9)		HR		1B				F8		3	1	1	1	1	1	0						
Dave Kingman, R OBP: 0.253, SLG: 0.431 (1, 10)	F6			BB				6-3		4	0	1	0	0	1	0						
Dusty Baker Jr., R OBP: 0.310, SLG: 0.305 (1, 7)	L5			1B						2	0	0	0	1	1	0						
Mike Davis, L OBP: 0.289, SLG: 0.415 (1, 8)	F6			BB						3	0	0	0	0	0	3						
Alfredo Griffin, S OBP: 0.344, SLG: 0.369 (1, 6)			F8		4-3			K		3	0	0	0	0	1	0						
Mickey Tettleton, S OBP: 0.256, SLG: 0.243 (8, PH)										2	0	0	0	0	2	0						
Rick Peters, S OBP: 0.311, SLG: 0.211 (8, 2)			K							1	0	0	0	0	1	0						
Jerry Willard, L OBP: 0.327, SLG: 0.250 (8, 2)								K		0	0	0	0	0	0	0						
<b>Inning Stats</b>	R: 0 E: 0 K: 0 S: 3	H: 0 LOB: 0 BB: 0 P: 3	R: 1 E: 0 K: 0 S: 4	H: 1 LOB: 0 BB: 0 P: 4	R: 0 E: 0 K: 1 S: 5	H: 0 LOB: 0 BB: 0 P: 5	R: 0 E: 0 K: 1 S: 6	H: 1 LOB: 3 BB: 2 P: 14	R: 0 E: 0 K: 1 S: 5	H: 0 LOB: 0 BB: 0 P: 5	R: 1 E: 0 K: 0 S: 4	H: 1 LOB: 0 BB: 0 P: 4	R: 0 E: 0 K: 2 S: 7	H: 0 LOB: 0 BB: 0 P: 7	R: 0 E: 0 K: 1 S: 5	H: 0 LOB: 0 BB: 0 P: 5	R: 0 E: 0 K: 3 S: 9	H: 0 LOB: 0 BB: 0 P: 9	1B: 1 2B: 0 3B: 0 HR: 2	SF: 0 SAC: 0 DP: 0 HBP: 0	WP: 0 PB: 0 SB: 0 CS: 0	PA: 32
<b>PITCHER</b> Charlie Hough, R ERA: 2.78 (1, 1)	IP: 9.0 WLS: W BF: 32 H: 3 R: 2 ER: 2 SO: 9 BB: 2 IBB: 0 HBP: 0 BLK: 0 WP: 0 HR: 2 S: 48 P: 56 ERA: 2.00 WHIP: 0.556															<b>PITCHER</b>						

Oakland Athletics @ Texas Rangers  
Arlington Stadium, Arlington, TX  
Sat Jun 21 1986, 8:05 PM EDT  
Att: 38,008 - Unknown

AB	30
R	2
H	3
RBI	2
BB	2
SO	9
LOB	3



Batter	1	2	3	4	5	6	7	8	9	AB	R	H	RBI	BB	SO	LOB	BOTTOM			
Scott Fletcher, R OBP: 0.375, SLG: 0.396 (1, 6)	CS		FC4-6		4-3					4	1	2	0	0	1	0				
Gary Ward, R OBP: 0.349, SLG: 0.384 (1, 7)	K		FC4-6							4	0	3	0	0	1	1				
Pete O'Brien, L OBP: 0.375, SLG: 0.454 (1, 3)	F5		FC4-6		G4-6-3					4	0	0	0	0	0	5				
Pete Incaviglia, R OBP: 0.329, SLG: 0.507 (8, PR)			SF7							3	0	1	1	0	2	0				
Oddibe McDowell, L OBP: 0.345, SLG: 0.447 (9, 8)										0	0	0	0	0	0	0				
Larry Parrish, R OBP: 0.323, SLG: 0.507 (1, 10)	5-3		F8					G6-4-3		4	0	0	0	0	0	3				
Ruben Sierra, S OBP: 0.273, SLG: 0.486 (9, 9)					F7					4	1	1	1	0	1	2				
Steve Buechele, R OBP: 0.293, SLG: 0.429 (1, 5)					E5					3	1	2	1	0	0	0				
Orlando Mercado, R OBP: 0.304, SLG: 0.274 (1, 2)					F8					3	0	1	0	0	0	3				
Curtis Wilkerson, S OBP: 0.274, SLG: 0.283 (1, 4)	F8				4-3					3	0	0	0	0	0	2				
<b>Inning Stats</b>	R: 0 E: 0 K: 1 S: 5	H: 1 LOB: 0 BB: 0 P: 5	R: 2 E: 0 K: 1 S: 8	H: 3 LOB: 1 BB: 0 P: 8	R: 1 E: 0 K: 0 S: 5	H: 2 LOB: 1 BB: 0 P: 5	R: 0 E: 1 K: 0 S: 4	H: 0 LOB: 1 BB: 0 P: 4	R: 0 E: 0 K: 0 S: 3	H: 1 LOB: 0 BB: 0 P: 3	R: 0 E: 0 K: 1 S: 7	H: 1 LOB: 2 BB: 0 P: 7	R: 0 E: 0 K: 1 S: 6	H: 1 LOB: 1 BB: 0 P: 6	R: 0 E: 0 K: 1 S: 5	H: 1 LOB: 1 BB: 0 P: 5	1B: 8 2B: 0 3B: 0 HR: 2	SF: 1 SAC: 0 DP: 2 HBP: 0	WP: 1 PB: 0 SB: 0 CS: 1	PA: 33
<b>PITCHER</b> Rick Langford, R ERA: 5.36 Steve Ontiveros, R ERA: 4.33 (8, 1)	IP: 7.0 WLS: L BF: 30 H: 9 R: 3 ER: 3 SO: 4 BB: 0 IBB: 0 HBP: 0 BLK: 0 WP: 1 HR: 2 S: 38 P: 38 ERA: 3.86 WHIP: 1.286															<b>PITCHER</b>				

Oakland Athletics @ Texas Rangers  
Arlington Stadium, Arlington, TX  
Sat Jun 21 1986, 8:05 PM EDT  
Att: 38,008 - Unknown

AB	32
R	3
H	10
RBI	3
BB	0
SO	5
LOB	16





Batter	1	2	3	4	5	6	7	8	9	AB	R	H	RBI	BB	SO	LOB	TOP								
Tony Phillips, S OBP: 0.363, SLG: 0.336 Bruce Bochte, L OBP: 0.349, SLG: 0.348	4-0 WP F7-2 BB		6-3		G3			K		0	0	0	0	1	0	0									
Donnie Hill, S OBP: 0.353, SLG: 0.411	0-0 F7-2 1-H			0-0 F4	0-3 K			K		4	0	0	0	0	2	1									
Carney Lansford, R OBP: 0.337, SLG: 0.391	0-0 F8			4-0 1B SF8 BB		0-0 6-3		0-0 2B 1B		3	2	1	0	1	0	0									
Jose Canseco, R OBP: 0.366, SLG: 0.531		0-0 4-3		0-0 1B		0-0 F9		0-0 2B 1B		4	0	2	1	0	0	0									
Dave Kingman, R OBP: 0.249, SLG: 0.426		0-0 5-3		0-0 SF8 1B		0-0 F7		0-0 F7		3	0	0	1	0	0	1									
Mike Davis, L OBP: 0.293, SLG: 0.429		0-0 HR		3-H 4-0 1-2 BB		0-0 4-3		0-0 G3		3	1	1	1	1	0	0									
Alfredo Griffin, S OBP: 0.346, SLG: 0.380		0-0 1B		0-0 1-3 BB		0-0 F5		0-0 3B		4	0	2	0	0	0	2									
Mickey Tettleton, S OBP: 0.267, SLG: 0.297			0-3 K		0-0 HR		0-0 1B		0-3 K	4	1	2	1	0	2	1									
Stan Javier, S OBP: 0.309, SLG: 0.239 Dusty Baker Jr., R OBP: 0.308, SLG: 0.303			0-0 B5-3		0-3 K		0-0 F7		0-0 5-3	3	0	0	0	0	1	1									
<b>Inning Stats</b>	R: 0 E: 0 K: 0 S: 2	H: 0 LOB: 0 BB: 1 P: 6	R: 1 E: 0 K: 0 S: 4	H: 2 LOB: 1 BB: 0 P: 4	R: 0 E: 0 K: 1 S: 5	H: 0 LOB: 0 BB: 0 P: 5	R: 1 E: 0 K: 0 S: 4	H: 1 LOB: 2 BB: 2 P: 12	R: 1 E: 0 K: 2 S: 8	H: 1 LOB: 0 BB: 0 P: 8	R: 0 E: 0 K: 0 S: 3	H: 0 LOB: 0 BB: 0 P: 3	R: 0 E: 0 K: 0 S: 4	H: 1 LOB: 1 BB: 0 P: 4	R: 1 E: 0 K: 2 S: 9	H: 2 LOB: 1 BB: 0 P: 9	R: 0 E: 0 K: 1 S: 6	H: 1 LOB: 1 BB: 0 P: 6	1B: 4 2B: 2 3B: 1 HR: 2	SF: 1 SAC: 0 DP: 1 HBP: 0	WP: 1 PB: 0 SB: 1 CS: 0	PA: 36			
<b>PITCHER</b>	IP	WLS	BF	H	R	ER	SO	BB	IBB	HBP	BLK	WP	HR	S	P	ERA	WHIP								
Mickey Mahler, L ERA: 3.86	(1, 1)	5.0	20	4	3	3	3	3	0	0	0	1	2	23	35	5.40	1.400								
Dale Mohoric, R ERA: 2.53	(6, 1)	2.0	W	7	1	0	0	0	0	0	0	0	0	7	7	0.00	0.500								
Mitch Williams, L ERA: 1.83	(8, 1)	0.2		4	2	1	2	0	0	0	0	0	0	8	8	13.50	3.000								
Greg Harris, R ERA: 2.9	(8, 1)	1.1	S	5	1	0	1	0	0	0	0	0	0	7	7	0.00	0.750								

Oakland Athletics @ Texas Rangers  
Arlington Stadium, Arlington, TX  
Sun Jun 22 1986, 8:05 PM EDT  
Att: 32,189 - Unknown

AB	32
R	4
H	8
RBI	4
BB	3
SO	6
LOB	7



Batter	1	2	3	4	5	6	7	8	9	AB	R	H	RBI	BB	SO	LOB	BOTTOM								
Oddibe McDowell, L OBP: 0.351, SLG: 0.456	0-0 F8		0-0 1B 2B		0-0 1-2 2B 1B		0-0 1-2 3B 1B			4	2	3	1	0	0	0									
Gary Ward, R OBP: 0.360, SLG: 0.406	1-0 S HBP		0-0 FC6-4 1B		0-0 1-H 2-H 2B		0-0 1-H 2-H 3B			3	0	3	4	0	0	0									
Ruben Sierra, S OBP: 0.259, SLG: 0.462	0-3 K		0-3 K		0-0 F9 2-3		0-3 K			4	0	0	0	0	3	4									
Pete Incaviglia, R OBP: 0.328, SLG: 0.500	4-0 1-2 BB		0-0 FC6-4 1-2		0-3 K		0-3 K			3	0	0	0	1	2	3									
Larry Parrish, R OBP: 0.321, SLG: 0.496 Scott Fletcher, R OBP: 0.375, SLG: 0.396	0-3 K			4-0 FC1-5 BB BB		0-3 K		0-3 K		3	0	0	0	1	3	3									
Bob Jones, L OBP: 0.188, SLG: 0.071 Pete O'Brien, L OBP: 0.374, SLG: 0.452		0-3 K2-3		4-0 FC1-5 BB		0-3 K		0-0 F8		2	0	0	0	1	2	0									
Geno Petralli, L OBP: 0.241, SLG: 0.304 Orlando Mercado, R OBP: 0.304, SLG: 0.274		4-0 G4-6-3 BB		0-0 FC1-5 1-2 2-3f G6-4-3		0-3 K		0-0 F9		3	0	0	0	1	1	2									
Steve Buechele, R OBP: 0.292, SLG: 0.430	0-0 G4-6-3		0-0 G6-4-3		0-0 G6-4-3		0-0 1B 1B 2B		0-0 L4	4	1	1	0	0	0	3									
Curtis Wilkerson, S OBP: 0.282, SLG: 0.291			0-0 6-3		0-0 1B 2B 1B		0-0 1B 2B 3B 1B			3	2	2	0	0	0	0									
<b>Inning Stats</b>	R: 0 E: 0 K: 2 S: 7	H: 0 LOB: 2 BB: 1 P: 12	R: 0 E: 0 K: 1 S: 4	H: 0 LOB: 0 BB: 1 P: 8	R: 1 E: 0 K: 1 S: 7	H: 2 LOB: 1 BB: 0 P: 7	R: 0 E: 0 K: 0 S: 2	H: 0 LOB: 1 BB: 2 P: 10	R: 1 E: 0 K: 1 S: 7	H: 3 LOB: 1 BB: 0 P: 7	R: 0 E: 0 K: 3 S: 9	H: 0 LOB: 0 BB: 0 P: 9	R: 3 E: 0 K: 3 S: 13	H: 4 LOB: 1 BB: 0 P: 13	R: 0 E: 0 K: 0 S: 3	H: 0 LOB: 0 BB: 0 P: 3	1B: 5 2B: 3 3B: 1 HR: 0	SF: 0 SAC: 0 DP: 2 HBP: 1	WP: 0 PB: 0 SB: 1 CS: 0	PA: 35					
<b>PITCHER</b>	IP	WLS	BF	H	R	ER	SO	BB	IBB	HBP	BLK	WP	HR	S	P	ERA	WHIP								
Bill Mooneyham, R ERA: 3.33	(1, 1)	5.0	22	5	2	2	5	4	0	1	0	0	0	13	13	27.00	4.000								
Jose Rijo, R ERA: 4.74	(6, 1)	1.0	L	7	4	3	3	0	0	0	0	0	0	12	12	0.00	0.000								
Doug Bair, R ERA: 4.0	(7, 1)	2.0		6	0	0	3	0	0	0	0	0	0	12	12	0.00	0.000								

Oakland Athletics @ Texas Rangers  
Arlington Stadium, Arlington, TX  
Sun Jun 22 1986, 8:05 PM EDT  
Att: 32,189 - Unknown

AB	30
R	5
H	9
RBI	5
BB	4
SO	11
LOB	15










Batter	1	2	3	4	5	6	7	8	9	AB	R	H	RBI	BB	SO	LOB	TOP				
<b>Tony Phillips, S</b> OBP: 0.362, SLG: 0.329 (1, 4)										3	1	0	0	2	1	3					
<b>Mike Davis, L</b> OBP: 0.299, SLG: 0.439 (1, 8) (7, 9)										5	2	3	1	0	1	1					
<b>Carney Lansford, R</b> OBP: 0.341, SLG: 0.406 (1, 5)										4	0	1	1	0	0	3					
<b>Jose Canseco, R</b> OBP: 0.359, SLG: 0.515 (1, 9) (7, 7)										4	0	0	0	1	2	1					
<b>Bruce Bochte, L</b> OBP: 0.350, SLG: 0.355 (1, 3)										5	2	2	0	0	1	3					
<b>Dusty Baker Jr., R</b> OBP: 0.312, SLG: 0.304 <b>Stan Javier, S</b> OBP: 0.305, SLG: 0.235 (1, 7) (7, 8)									2	0	1	1	1	0	0	0					
<b>Donnie Hill, S</b> OBP: 0.342, SLG: 0.392 (1, 10)									4	0	0	0	0	0	0	6					
<b>Alfredo Griffin, S</b> OBP: 0.342, SLG: 0.372 (1, 6)									3	2	0	1	1	0	3						
<b>Jerry Willard, L</b> OBP: 0.358, SLG: 0.318 (1, 2)									4	1	3	2	0	0	1						
<b>Inning Stats</b>	R: 0 E: 0 K: 2 S: 8	H: 1 LOB: 1 BB: 0 P: 8	R: 0 E: 0 K: 0 S: 3	H: 0 LOB: 0 BB: 0 P: 3	R: 3 E: 0 K: 1 S: 6	H: 1 LOB: 0 BB: 2 P: 14	R: 2 E: 0 K: 0 S: 6	H: 3 LOB: 1 BB: 0 P: 6	R: 0 E: 0 K: 1 S: 5	H: 1 LOB: 0 BB: 0 P: 5	R: 1 E: 0 K: 0 S: 6	H: 1 LOB: 2 BB: 1 P: 11	R: 1 E: 1 K: 0 S: 4	H: 1 LOB: 1 BB: 1 P: 8	R: 0 E: 0 K: 1 S: 5	H: 0 LOB: 0 BB: 0 P: 5	1B: 6 2B: 4 3B: 0 HR: 0	SF: 1 SAC: 0 DP: 1 HBP: 1	WP: 0 PB: 0 SB: 3 CS: 0	PA: 42	
<b>PITCHER</b>	IP	WLS	BF	H	R	ER	SO	BB	IBB	HBP	BLK	WP	HR	S	P	ERA	WHIP				
<b>Bret Saberhagen, R</b> ERA: 3.46 (1, 1)	3.2	L	18	5	5	5	3	2	0	0	1	0	0	22	30	12.27	1.909				
<b>Mark Gubicza, R</b> ERA: 4.95 (4, 1)	3.2		18	5	3	2	2	2	0	1	0	0	0	19	28	4.91	1.909				
<b>Bud Black, L</b> ERA: 4.44 (8, 1)	1.2		6	0	0	0	1	1	0	0	0	0	0	7	11	0.00	0.600				

Oakland Athletics @ Kansas City Royals  
 Royals Stadium, Kansas City, MO  
 Tue Jun 24 1986, 8:05 PM EDT  
 Att: 27,538 - Unknown


AB	35
R	8
H	10
RBI	6
BB	5
SO	6
LOB	21



Batter	1	2	3	4	5	6	7	8	9	AB	R	H	RBI	BB	SO	LOB	BOTTOM					
<b>Willie Wilson, S</b> OBP: 0.319, SLG: 0.356 (1, 8)										5	0	0	0	0	2	2						
<b>Lonnie Smith, R</b> OBP: 0.339, SLG: 0.362 (1, 7)										3	2	1	0	2	1	1						
<b>Rudy Law, L</b> OBP: 0.337, SLG: 0.406 (1, 9)									4	1	2	1	1	0	2							
<b>George Brett, L</b> OBP: 0.432, SLG: 0.463 (1, 5)								2	1	1	0	2	0	1								
<b>Jorge Orta, L</b> OBP: 0.359, SLG: 0.407 (1, 10)								4	0	0	0	0	2	6								
<b>Frank White, R</b> OBP: 0.310, SLG: 0.445 (1, 4)									3	0	1	1	0	0	1							
<b>Steve Balboni, R</b> OBP: 0.285, SLG: 0.444 (1, 3)								3	0	0	0	1	2	1								
<b>Jim Sundberg, R</b> OBP: 0.285, SLG: 0.278 <b>Angel Salazar, R</b> OBP: 0.271, SLG: 0.289 <b>Hal McRae, R</b> OBP: 0.279, SLG: 0.385 <b>Greg Pryor, R</b> OBP: 0.276, SLG: 0.333 (1, 2) (7, 6) (8, PH) (9, 6)								3	0	1	1	0	0	1								
<b>Buddy Biancalana, S</b> OBP: 0.364, SLG: 0.460 <b>Jamie Quirk, L</b> OBP: 0.276, SLG: 0.286 (1, 6) (8, PH) (7, 2)								2	0	0	0	2	2									
<b>Inning Stats</b>	R: 0 E: 0 K: 2 S: 7	H: 0 LOB: 2 BB: 2 P: 15	R: 0 E: 0 K: 1 S: 6	H: 1 LOB: 0 BB: 0 P: 6	R: 0 E: 0 K: 0 S: 2	H: 0 LOB: 0 BB: 1 P: 6	R: 0 E: 0 K: 0 S: 2	H: 0 LOB: 0 BB: 1 P: 6	R: 0 E: 0 K: 2 S: 8	H: 0 LOB: 1 BB: 0 P: 8	R: 3 E: 0 K: 1 S: 8	H: 3 LOB: 2 BB: 2 P: 16	R: 1 E: 0 K: 0 S: 5	H: 2 LOB: 1 BB: 0 P: 5	R: 0 E: 0 K: 1 S: 5	H: 0 LOB: 0 BB: 0 P: 5	R: 0 E: 0 K: 2 S: 7	H: 0 LOB: 1 BB: 1 P: 11	1B: 4 2B: 2 3B: 0 HR: 0	SF: 1 SAC: 0 DP: 1 HBP: 0	WP: 1 PB: 0 SB: 1 CS: 1	PA: 39
<b>PITCHER</b>	IP	WLS	BF	H	R	ER	SO	BB	IBB	HBP	BLK	WP	HR	S	P	ERA	WHIP					
<b>Eric Plunk, R</b> ERA: 5.01 (1, 1)	5.2	W	25	3	3	3	6	6	0	0	0	0	0	31	55	4.76	1.588					
<b>Steve Ontiveros, R</b> ERA: 4.23 (6, 1)	3.1	S	14	3	1	1	3	1	0	0	0	0	0	19	23	2.70	1.200					

Oakland Athletics @ Kansas City Royals  
 Royals Stadium, Kansas City, MO  
 Tue Jun 24 1986, 8:05 PM EDT  
 Att: 27,538 - Unknown

AB	31
R	4
H	6
RBI	3
BB	7
SO	9
LOB	19





Batter	1	2	3	4	5	6	7	8	9	AB	R	H	RBI	BB	SO	LOB	TOP										
Tony Phillips, S OBP: 0.361, SLG: 0.335 (1, 4)										4	1	1	0	0	0	4											
Mike Davis, L OBP: 0.301, SLG: 0.440 (1, 8) (8, 9)										4	0	2	1	0	1	2											
Carney Lansford, R OBP: 0.338, SLG: 0.490 (1, 5)										4	0	0	0	1	0	2											
Jose Canseco, R OBP: 0.363, SLG: 0.522 (1, 9) (8, 7)										4	1	2	0	1	2	0											
Dave Kingman, R OBP: 0.257, SLG: 0.442 (1, 10)										4	1	2	1	0	1	1											
Dusty Baker Jr., R OBP: 0.317, SLG: 0.318 Stan Javier, S OBP: 0.305, SLG: 0.235 (1, 7) (8, 8)										4	1	2	0	0	0	1											
Bruce Bochte, L OBP: 0.348, SLG: 0.358 (1, 3)										4	0	1	1	0	1	3											
Alfredo Griffin, S OBP: 0.337, SLG: 0.368 (1, 6)										3	0	0	1	0	0	3											
Jerry Willard, L OBP: 0.368, SLG: 0.319 Rick Peters, S OBP: 0.311, SLG: 0.211 Mickey Tettleton, S OBP: 0.270, SLG: 0.299 (1, 2) (9, PR) (9, 2)										3	0	1	0	1	0	1											
<b>Inning Stats</b>	R: 1 E: 0 K: 1 S: 6	H: 1 LOB: 0 BB: 0 P: 6	R: 2 E: 0 K: 0 S: 6	H: 3 LOB: 1 BB: 0 P: 6	R: 0 E: 0 K: 1 S: 5	H: 1 LOB: 0 BB: 0 P: 5	R: 0 E: 0 K: 1 S: 6	H: 1 LOB: 1 BB: 0 P: 6	R: 0 E: 0 K: 0 S: 4	H: 1 LOB: 1 BB: 0 P: 4	R: 1 E: 1 K: 0 S: 6	H: 2 LOB: 3 BB: 1 P: 10	R: 0 E: 0 K: 1 S: 6	H: 1 LOB: 1 BB: 0 P: 6	R: 0 E: 0 K: 0 S: 3	H: 0 LOB: 0 BB: 0 P: 3	R: 0 E: 0 K: 1 S: 5	H: 1 LOB: 2 BB: 2 P: 13	1B: 5 2B: 5 3B: 1 HR: 0	SF: 2 SAC: 1 DP: 0 HBP: 0	WP: 1 PA: 40 PB: 0 CS: 2 ER: 0						
<b>PITCHER</b>	IP	WLS	BF	H	R	ER	SO	BB	IBB	HBP	BLK	WP	HR	S	P	ERA	WHIP										
Dennis Leonard, R ERA: 3.31 Steve Farr, R ERA: 1.61 (1, 1) (6, 1)	5.0		24	9	4	4	3	0	0	0	0	0	0	30	30	7.20	1.800										

Oakland Athletics @ Kansas City Royals  
Royals Stadium, Kansas City, MO  
Wed Jun 25 1986, 8:05 PM EDT  
Att: 24,220 - Unknown

AB	34
R	4
H	11
RBI	4
BB	3
SO	5
LOB	17



Batter	1	2	3	4	5	6	7	8	9	AB	R	H	RBI	BB	SO	LOB	BOTTOM										
Willie Wilson, S OBP: 0.320, SLG: 0.357 (1, 8)										5	0	2	0	0	1	2											
Lonnie Smith, R OBP: 0.346, SLG: 0.358 (1, 7)										2	2	0	0	3	0	1											
Rudy Law, L OBP: 0.343, SLG: 0.408 (1, 9)										4	1	2	1	0	0	1											
George Brett, L OBP: 0.432, SLG: 0.459 (1, 5)										4	0	1	1	1	0	4											
Jorge Orta, L OBP: 0.361, SLG: 0.407 (1, 10)										5	0	2	2	0	1	2											
Frank White, R OBP: 0.305, SLG: 0.438 (1, 4)										4	0	0	0	0	0	4											
Steve Balboni, R OBP: 0.288, SLG: 0.445 (1, 3)										4	0	2	0	0	1	2											
Buddy Biancalana, S OBP: 0.345, SLG: 0.434 Hal McRae, R OBP: 0.277, SLG: 0.382 Angel Salazar, R OBP: 0.271, SLG: 0.289 (1, 6) (8, PH) (9, 6)										3	0	0	0	0	1	1											
Jamie Quirk, L OBP: 0.303, SLG: 0.348 (1, 2)										3	2	2	1	1	0	0											
<b>Inning Stats</b>	R: 1 E: 0 K: 1 S: 6	H: 1 LOB: 2 BB: 2 P: 14	R: 1 E: 0 K: 2 S: 8	H: 1 LOB: 0 BB: 0 P: 8	R: 1 E: 0 K: 0 S: 5	H: 2 LOB: 2 BB: 1 P: 9	R: 1 E: 0 K: 0 S: 3	H: 1 LOB: 2 BB: 2 P: 12	R: 0 E: 0 K: 0 S: 4	H: 1 LOB: 0 BB: 0 P: 4	R: 0 E: 0 K: 0 S: 3	H: 1 LOB: 0 BB: 0 P: 3	R: 0 E: 0 K: 1 S: 5	H: 0 LOB: 0 BB: 0 P: 5	R: 0 E: 0 K: 0 S: 5	H: 2 LOB: 2 BB: 0 P: 5	R: 1 E: 1 K: 0 S: 4	H: 2 LOB: 2 BB: 0 P: 4	1B: 10 2B: 0 3B: 0 HR: 1	SF: 0 SAC: 0 DP: 1 HBP: 1	WP: 1 PA: 41 PB: 0 CS: 1 ER: 0						
<b>PITCHER</b>	IP	WLS	BF	H	R	ER	SO	BB	IBB	HBP	BLK	WP	HR	S	P	ERA	WHIP										
Jose Rijo, R ERA: 5.0 Dave Leiper, L ERA: 2.13 Bill Mooneyham, R ERA: 3.24 (1, 1) (4, 1) (8, 1)	3.1		21	5	4	4	3	5	0	0	0	0	0	21	42	10.80	3.000										

Oakland Athletics @ Kansas City Royals  
Royals Stadium, Kansas City, MO  
Wed Jun 25 1986, 8:05 PM EDT  
Att: 24,220 - Unknown

AB	35
R	5
H	11
RBI	5
BB	5
SO	4
LOB	18









Batter	1	2	3	4	5	6	7	8	9	AB	R	H	RBI	BB	SO	LOB	TOP					
<b>John Cangelosi, S</b> OBP: 0.384, SLG: 0.315 (1, 8)	G3-4-1		L6			1B BB	FC4-6-5 BB		G6-4-3	3	1	0	0	2	0	3						
<b>Ozzie Guillen, L</b> OBP: 0.269, SLG: 0.336 (1, 6)	F9			K		L3	FC4-6-5 BB		BB 1B	5	1	1	1	0	1	4						
<b>Harold Baines, L</b> OBP: 0.349, SLG: 0.467 (1, 9)	K			F8		L8 1B 1B			5-3 BB	4	1	1	0	1	1	1						
<b>Greg Walker, L</b> OBP: 0.361, SLG: 0.524 (1, 3)		4-3		G3		1B 1B			BB 1B	4	0	2	3	1	0	1						
<b>Ron Kittle, R</b> OBP: 0.269, SLG: 0.416 (1, 10)	F5			1-3		L8			K	5	0	0	0	0	2	6						
<b>Carlton Fisk, R</b> OBP: 0.284, SLG: 0.322 (1, 2)	1-3				6-3	1B			F8	4	0	1	1	0	0	1						
<b>Bobby Bonilla, S</b> OBP: 0.360, SLG: 0.365 (1, 7)					K	K			BB BB G6-4-3 1B	3	1	1	0	1	2	2						
<b>Tim Lincecum, R</b> OBP: 0.306, SLG: 0.422 (9, PH)					L5				G6-4-3 BB 1B BB	3	0	0	0	0	0	1						
<b>Wayne Tolleson, S</b> OBP: 0.332, SLG: 0.340 (9, PH)									BB BB G6-4-3 1B BB	0	1	0	0	1	0	0						
<b>Julio Cruz, S</b> OBP: 0.377, SLG: 0.267 (1, 4)									BB BB G6-4-3 1B BB	1	1	0	0	2	1	1						
<b>Jerry Hairston, S</b> OBP: 0.362, SLG: 0.382 (9, PR)									BB BB G6-4-3 1B BB	0	0	0	0	1	0	0						
<b>Reid Nichols, R</b> OBP: 0.226, SLG: 0.220 (9, PR)									BB BB G6-4-3 1B BB	0	0	0	0	0	0	0						
<b>Inning Stats</b>	R: 0 E: 0 K: 1 S: 5	H: 0 LOB: 0 BB: 0 P: 5	R: 0 E: 0 K: 0 S: 3	H: 0 LOB: 0 BB: 0 P: 3	R: 0 E: 0 K: 1 S: 5	H: 0 LOB: 1 BB: 1 P: 9	R: 0 E: 0 K: 1 S: 6	H: 0 LOB: 0 BB: 0 P: 6	R: 0 E: 0 K: 1 S: 5	H: 0 LOB: 0 BB: 0 P: 5	R: 3 E: 0 K: 1 S: 8	H: 3 LOB: 2 BB: 2 P: 16	R: 0 E: 0 K: 0 S: 2	H: 0 LOB: 1 BB: 2 P: 10	R: 0 E: 0 K: 1 S: 5	H: 0 LOB: 1 BB: 1 P: 9	R: 3 E: 0 K: 1 S: 7	H: 3 LOB: 2 BB: 3 P: 19	1B: 6 2B: 0 3B: 0 HR: 0	SF: 0 SAC: 0 DP: 2 HBP: 0	WP: 1 PB: 0 SB: 1 CS: 1	PA: 41
<b>PITCHER</b>	IP	WLS	BF	H	R	ER	SO	BB	IBB	HBP	BLK	WP	HR	S	P	ERA	WHIP					
<b>Chris Codiroli, R</b> ERA: 4.03	5.1		20	0	2	2	4	3	0	0	0	1	0	25	37	3.38	0.562					
<b>Dave Leiper, L</b> ERA: 2.54	0.0	L	2	2	0	0	0	0	0	0	0	0	0	2	2	∞	∞					
<b>Bill Mooneyham, R</b> ERA: 3.42	2.2	W	14	2	4	4	2	5	0	0	0	0	0	13	33	13.50	2.625					
<b>Steve Ontiveros, R</b> ERA: 4.31	1.0	S	5	2	0	0	1	1	0	0	0	0	0	6	10	0.00	3.000					

Chicago White Sox @ Oakland Athletics  
Oakland-Alameda County Coliseum, Oakland, CA

AB 32  
R 6  
H 6  
RBI 5  
BB 9  
SO 7  
LOB 20



WP: 1 PA: 41  
PB: 0  
SB: 1  
CS: 1

Fri Jun 27 1986, 7:05 PM PDT  
Att: 30,130 - Unknown

Batter	1	2	3	4	5	6	7	8	9	AB	R	H	RBI	BB	SO	LOB	BOTTOM				
<b>Tony Phillips, S</b> OBP: 0.356, SLG: 0.328 (1, 4)	F7		4-3			HR BB	K		G4-6-3 1B	4	1	1	1	1	1	1					
<b>Camey Lansford, R</b> OBP: 0.337, SLG: 0.396 (1, 5)	6-3			K		HR 1B	E5 S		G4-6-3 1B	5	1	1	0	0	1	3					
<b>Jose Canseco, R</b> OBP: 0.362, SLG: 0.527 (7, 7)	F8			5-3		HR HR	K			4	1	1	3	0	1	1					
<b>Dave Kingman, R</b> OBP: 0.255, SLG: 0.432 (1, 10)		F7		K		HR G3 1B	F7			4	1	1	0	0	1	1					
<b>Bruce Bochte, L</b> OBP: 0.347, SLG: 0.352 (1, 3)		BB			F7	G3	K			3	0	0	0	1	1	2					
<b>Dusty Baker Jr., R</b> OBP: 0.313, SLG: 0.308 (6, FR)					L7	HR BB				2	0	0	0	1	1	1					
<b>Stan Javier, S</b> OBP: 0.314, SLG: 0.250 (7, 8)		K								1	1	0	0	0	1	0					
<b>Mike Davis, L</b> OBP: 0.308, SLG: 0.458 (7, 9)		F6				HR HR				3	2	2	3	1	0	1					
<b>Alfredo Griffin, S</b> OBP: 0.335, SLG: 0.364 (1, 6)				4-3						4	0	1	0	0	0	2					
<b>Jerry Willard, L</b> OBP: 0.393, SLG: 0.400 (1, 2)				B1-3		HR				3	1	2	1	0	0	0					
<b>Inning Stats</b>	R: 0 E: 0 K: 0 S: 3	H: 0 LOB: 0 BB: 0 P: 3	R: 0 E: 0 K: 1 S: 5	H: 0 LOB: 1 BB: 1 P: 9	R: 0 E: 0 K: 2 S: 7	H: 0 LOB: 0 BB: 0 P: 7	R: 0 E: 0 K: 0 S: 4	H: 1 LOB: 1 BB: 0 P: 4	R: 7 E: 0 K: 1 S: 11	H: 6 LOB: 1 BB: 2 P: 19	R: 0 E: 1 K: 2 S: 8	H: 0 LOB: 1 BB: 0 P: 8	R: 1 E: 0 K: 1 S: 6	H: 2 LOB: 2 BB: 1 P: 11	1B: 5 2B: 1 3B: 0 HR: 3	SF: 0 SAC: 0 DP: 1 HBP: 1	WP: 0 PB: 0 SB: 1 CS: 0	PA: 38			
<b>PITCHER</b>	IP	WLS	BF	H	R	ER	SO	BB	IBB	HBP	BLK	WP	HR	S	P	ERA	WHIP				
<b>Neil Allen, R</b> ERA: 5.09	5.0		19	2	2	2	3	2	0	0	0	0	1	23	31	3.60	0.800				
<b>Gene Nelson, R</b> ERA: 3.62	0.0	L	3	3	2	2	0	0	0	0	0	0	1	3	3	∞	∞				
<b>Joel McKeon, L</b> ERA: 3.98	1.0		6	2	3	3	1	1	0	0	0	0	1	7	11	27.00	3.000				
<b>Dave Schmidt, R</b> ERA: 4.41	2.0		10	2	1	1	3	1	0	1	0	0	0	14	19	4.50	1.500				

Chicago White Sox @ Oakland Athletics  
Oakland-Alameda County Coliseum, Oakland, CA

AB 33  
R 8  
H 9  
RBI 8  
BB 4  
SO 7  
LOB 12



WP: 0 PA: 38  
PB: 0  
SB: 1  
CS: 0

Fri Jun 27 1986, 7:05 PM PDT  
Att: 30,130 - Unknown



Batter	1	2	3	4	5	6	7	8	9	AB	R	H	RBI	BB	SO	LOB	TOP			
<b>John Cangelosi, S</b> OBP: 0.392, SLG: 0.311 (1, 8)										3	1	0	0	1	0	0	<b>Chicago White Sox @ Oakland Athletics</b> Oakland-Alameda County Coliseum, Oakland, CA Sat Jun 28 1986, 3:33 AM PDT Att: 19,479 - Unknown <a href="http://livebaseballscorecards.com">livebaseballscorecards.com</a>			
<b>Ozzie Guillen, L</b> OBP: 0.284, SLG: 0.330 (1, 6)										4	1	0	0	0	1	2				
<b>Harold Baines, L</b> OBP: 0.351, SLG: 0.466 (1, 9)										3	0	1	0	1	1	0				
<b>Ron Kittle, R</b> OBP: 0.268, SLG: 0.413 (1, 10)										4	0	1	2	0	1	1				
<b>Greg Walker, L</b> OBP: 0.354, SLG: 0.511 (1, 3)										4	0	0	0	0	1	3				
<b>Bobby Bonilla, S</b> OBP: 0.363, SLG: 0.364 (1, 7)										3	1	1	0	1	1	0				
<b>Tim Lulett, R</b> OBP: 0.305, SLG: 0.418 (1, 4)										4	0	1	0	0	0	2				
<b>Wayne Tolleson, S</b> OBP: 0.331, SLG: 0.338 (1, 5)										4	1	1	0	0	0	1				
<b>Joel Skinner, R</b> OBP: 0.248, SLG: 0.276 (1, 2)										4	0	1	2	0	1	1				
<b>Inning Stats</b>	R: 0 E: 0 K: 1 S: 5	H: 0 LOB: 0 BB: 0 P: 5	R: 0 E: 0 K: 0 S: 3	H: 0 LOB: 1 BB: 1 P: 7	R: 0 E: 0 K: 0 S: 3	H: 0 LOB: 0 BB: 0 P: 3	R: 0 E: 0 K: 2 S: 8	H: 1 LOB: 1 BB: 0 P: 8	R: 4 E: 0 K: 0 S: 7	H: 4 LOB: 2 BB: 2 P: 15	R: 0 E: 0 K: 0 S: 4	H: 1 LOB: 1 BB: 0 P: 4	R: 0 E: 0 K: 0 S: 3	H: 0 LOB: 0 BB: 0 P: 3	R: 0 E: 0 K: 1 S: 5	H: 0 LOB: 0 BB: 0 P: 5	1B: 5 2B: 1 3B: 0 HR: 0	SF: 0 SAC: 0 DP: 0 HBP: 0	WP: 0 PB: 0 CS: 0	PA: 36
<b>PITCHER</b> <b>Curt Young, L</b> ERA: 3.55 (1, 1)	IP: 9.0 WLS: L BF: 36	H: 6 R: 4 ER: 4 SO: 6	BB: 3 IBB: 0 HBP: 0 BLK: 0	WP: 0 HR: 0 S: 45 P: 57	ERA: 4.00 WHIP: 1.000	<b>PITCHER</b>										IP: 9.0 WLS: L BF: 36	H: 6 R: 4 ER: 4 SO: 6	BB: 3 IBB: 0 HBP: 0 BLK: 0	WP: 0 HR: 0 S: 45 P: 57	ERA: 4.00 WHIP: 1.000

Batter	1	2	3	4	5	6	7	8	9	AB	R	H	RBI	BB	SO	LOB	BOTTOM			
<b>Tony Phillips, S</b> OBP: 0.360, SLG: 0.329 (1, 4)										2	0	1	0	2	0	0	<b>Chicago White Sox @ Oakland Athletics</b> Oakland-Alameda County Coliseum, Oakland, CA Sat Jun 28 1986, 3:33 AM PDT Att: 19,479 - Unknown <a href="http://livebaseballscorecards.com">livebaseballscorecards.com</a>			
<b>Carney Lansford, R</b> OBP: 0.336, SLG: 0.394 (1, 5)										4	0	1	0	0	0	4				
<b>Jose Canseco, R</b> OBP: 0.360, SLG: 0.521 (1, 9)										3	0	0	0	0	0	2				
<b>Dave Kingman, R</b> OBP: 0.252, SLG: 0.425 (1, 10)										4	0	0	0	0	0	2				
<b>Bruce Bochte, L</b> OBP: 0.354, SLG: 0.362 (1, 3)										3	1	2	0	1	0	0				
<b>Dusty Baker Jr., R</b> OBP: 0.311, SLG: 0.307 (1, 7)										4	0	1	0	0	0	2				
<b>Mike Davis, L</b> OBP: 0.307, SLG: 0.457 (1, 8)										3	0	1	1	0	0	1				
<b>Alfredo Griffin, S</b> OBP: 0.337, SLG: 0.364 (1, 6)										3	0	1	0	1	1	2				
<b>Jerry Willard, L</b> OBP: 0.375, SLG: 0.377 (1, 2)										3	0	0	0	0	0	4				
<b>Inning Stats</b>	R: 0 E: 0 K: 0 S: 3	H: 1 LOB: 1 BB: 0 P: 4	R: 1 E: 0 K: 0 S: 6	H: 3 LOB: 3 BB: 1 P: 10	R: 0 E: 0 K: 0 S: 4	H: 0 LOB: 0 BB: 0 P: 3	R: 0 E: 0 K: 0 S: 4	H: 1 LOB: 1 BB: 0 P: 4	R: 0 E: 0 K: 0 S: 3	H: 1 LOB: 1 BB: 1 P: 7	R: 0 E: 0 K: 0 S: 2	H: 0 LOB: 0 BB: 1 P: 6	R: 0 E: 0 K: 0 S: 3	H: 0 LOB: 0 BB: 0 P: 3	R: 0 E: 0 K: 1 S: 6	H: 1 LOB: 1 BB: 0 P: 6	1B: 6 2B: 2 3B: 0 HR: 0	SF: 1 SAC: 0 DP: 4 HBP: 1	WP: 0 PB: 0 CS: 0	PA: 35
<b>PITCHER</b> <b>Richard Dotson, R</b> ERA: 5.38 (1, 1)	IP: 8.0 WLS: W BF: 32	H: 7 R: 1 ER: 1 SO: 0	BB: 4 IBB: 0 HBP: 0 BLK: 0	WP: 0 HR: 0 S: 27 P: 44	ERA: 1.12 WHIP: 1.375	<b>PITCHER</b>										IP: 8.0 WLS: W BF: 32	H: 7 R: 1 ER: 1 SO: 0	BB: 4 IBB: 0 HBP: 0 BLK: 0	WP: 0 HR: 0 S: 27 P: 44	ERA: 1.12 WHIP: 1.375
<b>Bob James, R</b> ERA: 5.93 (9, 1)	IP: 1.0 WLS: S BF: 3	H: 0 R: 0 ER: 0 SO: 1	BB: 0 IBB: 0 HBP: 0 BLK: 0	WP: 0 HR: 0 S: 5 P: 5	ERA: 0.00 WHIP: 0.000	<b>PITCHER</b>										IP: 1.0 WLS: S BF: 3	H: 0 R: 0 ER: 0 SO: 1	BB: 0 IBB: 0 HBP: 0 BLK: 0	WP: 0 HR: 0 S: 5 P: 5	ERA: 0.00 WHIP: 0.000







Batter	1	2	3	4	5	6	7	8	9	AB	R	H	RBI	BB	SO	LOB	TOP								
Tony Bernazard, S (1,4) OBP: 0.372, SLG: 0.441	F6		6-3		SF8		3-1		FC4-3-6 1B BB	3	0	0	1	1	0	0	<b>Cleveland Indians @ Oakland Athletics</b> <b>Oakland-Alameda County Coliseum, Oakland, CA</b> Mon Jun 30 1986, 7:05 PM PDT Att: 14,839 - Unknown								
Brett Butler, L (1,8) OBP: 0.327, SLG: 0.326	BB		4-3		F8		F7		FC4-3-6 1B BB	4	0	1	1	1	0	2									
Joe Carter, R (1,3) OBP: 0.340, SLG: 0.491	F6			E6 WP S 6-3-5	E8 1B			F8	FC4-3-6 1B	5	2	1	2	0	0	3									
Mel Hall, L (1,7) OBP: 0.362, SLG: 0.577	F8			K	CS			6-3	K	4	0	1	1	0	1	2									
Otis Nixon, S (8,7) OBP: 0.234, SLG: 0.200	1-2				CS 1B				K	1	0	0	0	0	1	2									
Cory Snyder, R (1,9) OBP: 0.286, SLG: 0.629		6-3		6-3-5 WP BB	CS		K			3	1	1	1	1	0										
Brook Jacoby, R (1,5) OBP: 0.330, SLG: 0.429	BB			6-3-5			K			4	0	1	1	0	1										
Julio Franco, R (1,6) OBP: 0.314, SLG: 0.372	BB			1-2 SH SF8 1B	1B				BB 1B 2B	4	2	3	0	0	1	1									
Carmen Castillo, R (1,10) OBP: 0.315, SLG: 0.426				1-2 SH 1B	1B		K		F9	4	1	1	0	0	2	3									
Chris Bando, S (1,2) OBP: 0.356, SLG: 0.363			4-3		SH 1B E		4-3		1B BB FC4-3-6 BB	2	2	0	0	1	0	0									
<b>Inning Stats</b>	R: 0 E: 0 K: 0 S: 3	H: 0 LOB: 1 BB: 1 P: 7	R: 0 E: 0 K: 2 S: 8	H: 1 LOB: 1 BB: 0 P: 8	R: 0 E: 0 K: 0 S: 3	H: 0 LOB: 0 BB: 0 P: 3	R: 1 E: 1 K: 1 S: 5	H: 0 LOB: 0 BB: 1 P: 9	R: 4 E: 2 K: 0 S: 7	H: 4 LOB: 0 BB: 0 P: 7	R: 0 E: 0 K: 3 S: 10	H: 1 LOB: 1 BB: 0 P: 10	R: 0 E: 0 K: 0 S: 3	H: 0 LOB: 0 BB: 0 P: 3	R: 1 E: 0 K: 0 S: 4	H: 1 LOB: 0 BB: 0 P: 4	R: 2 E: 0 K: 1 S: 7	H: 2 LOB: 2 BB: 2 P: 15	1B: 7 2B: 2 3B: 0 HR: 1	SF: 1 SAC: 1 DP: 1 HBP: 0	WP: 1 PB: 0 CS: 3	PA: 41			
<b>PITCHER</b>	IP	WLS	BF	H	R	ER	SO	BB	IBB	HBP	BLK	WP	HR	S	P	ERA	WHIP								
Jose Rijo, R (1,1) ERA: 4.94	8.1	L	37	8	8	4	6	4	0	0	0	1	1	45	61	4.32	1.440								
Dave Leiper, L (9,1) ERA: 2.54	0.0		1	1	0	0	0	0	0	0	0	0	0	1	1	∞	∞								
Bill Mooneyham, R (9,1) ERA: 3.38	0.2		2	0	0	0	1	0	0	0	0	0	0	4	4	0.00	0.000								

Batter	1	2	3	4	5	6	7	8	9	AB	R	H	RBI	BB	SO	LOB	BOTTOM								
Tony Phillips, S (1,4) OBP: 0.363, SLG: 0.330	E4 FC6-5 1B		3-1		4-3		4-3			4	0	1	1	0	0	5	<b>Cleveland Indians @ Oakland Athletics</b> <b>Oakland-Alameda County Coliseum, Oakland, CA</b> Mon Jun 30 1986, 7:05 PM PDT Att: 14,839 - Unknown								
Carney Lansford, R (1,5) OBP: 0.332, SLG: 0.392	FC6-5 S			6-3	1B			1-3		4	0	1	1	0	0	1									
Jose Canseco, R (1,9) OBP: 0.357, SLG: 0.514	K			F8	2-1	G6-4-3 BB		F4		3	0	0	0	1	1	1									
Dave Kingman, R (1,10) OBP: 0.248, SLG: 0.414	F3			5-3		G6-4-3		L4		4	0	0	0	0	0	2									
Dusty Baker Jr., R (1,7) OBP: 0.316, SLG: 0.313					1B BB 1B		K		K	4	1	2	0	0	2	0									
Bruce Bochte, L (1,3) OBP: 0.348, SLG: 0.353	G4-6-3				F9		4-3		F8	4	0	0	0	0	0	2									
Mike Davis, L (1,8) OBP: 0.304, SLG: 0.445	K				BB 4-3 1B		F9		K	4	1	1	0	0	2	0									
Alfredo Griffin, S (1,6) OBP: 0.339, SLG: 0.365					4-3 BB 1B		1B		1B	3	1	3	0	0	0	0									
Mickey Tettleton, S (1,2) OBP: 0.292, SLG: 0.325					1B 4-3 BB		1-2		1B	2	0	1	1	1	0	1									
<b>Inning Stats</b>	R: 0 E: 1 K: 1 S: 6	H: 1 LOB: 0 BB: 0 P: 6	R: 0 E: 0 K: 1 S: 5	H: 1 LOB: 0 BB: 0 P: 5	R: 0 E: 0 K: 0 S: 3	H: 1 LOB: 0 BB: 0 P: 3	R: 0 E: 0 K: 0 S: 3	H: 0 LOB: 0 BB: 0 P: 3	R: 3 E: 0 K: 0 S: 6	H: 4 LOB: 2 BB: 1 P: 10	R: 0 E: 0 K: 1 S: 4	H: 0 LOB: 0 BB: 1 P: 8	R: 0 E: 0 K: 0 S: 5	H: 2 LOB: 2 BB: 0 P: 5	R: 0 E: 0 K: 0 S: 3	H: 0 LOB: 0 BB: 0 P: 3	R: 0 E: 0 K: 2 S: 7	H: 0 LOB: 0 BB: 0 P: 7	1B: 9 2B: 0 3B: 0 HR: 0	SF: 0 SAC: 0 DP: 2 HBP: 0	WP: 0 PB: 0 SB: 1 CS: 1	PA: 34			
<b>PITCHER</b>	IP	WLS	BF	H	R	ER	SO	BB	IBB	HBP	BLK	WP	HR	S	P	ERA	WHIP								
Tom Candiotti, R (1,1) ERA: 4.02	9.0	W	35	9	3	3	5	2	0	0	0	0	0	42	50	3.00	1.222								





Batter	1	2	3	4	5	6	7	8	9	AB	R	H	RBI	BB	SO	LOB	TOP																			
Tony Bernazard, S (1,4) OBP: 0.376, SLG: 0.474	4-3		1B FC6-4 2B	SF9			HR		HR	4	3	3	3	0	0	0	<b>Cleveland Indians @ Oakland Athletics</b> Oakland-Alameda County Coliseum, Oakland, CA Tue Jul 01 1986, 3:33 AM PDT Att: 7,379 - Unknown <a href="http://livebaseballscorecards.com">livebaseballscorecards.com</a>																			
Julio Franco, R (1,6) OBP: 0.312, SLG: 0.369	6-3		FC6-4 2-3 1B	5-3			F9		4-3	5	0	1	0	0	0	1																				
Joe Carter, R (1,8) OBP: 0.341, SLG: 0.488	F7		FC6-4 F8 HR		5-3				1B	4	1	1	1	1	0	1																				
Andre Thornton, R (1,10) OBP: 0.329, SLG: 0.384		HR BB	F8				F6		F9	3	1	0	0	2	0	3																				
Mel Hall, L (1,7) OBP: 0.364, SLG: 0.606 Otis Nixon, S (9,7) OBP: 0.234, SLG: 0.200		HR BB	HR		FC4-6 BB		F8			4	2	2	4	0	0	2																				
Brook Jacoby, R (1,5) OBP: 0.329, SLG: 0.437		HR	HR		FC4-6 BB		F8			0	0	0	0	0	0	0																				
Cory Snyder, R (1,9) OBP: 0.284, SLG: 0.606		HR	F4		6-3				F9	4	1	1	1	0	0	1																				
Pat Tabler, R (1,3) OBP: 0.332, SLG: 0.421			F9				F4		G6-3 1B	4	0	1	0	0	0	0																				
Andy Allanson, R (1,2) OBP: 0.282, SLG: 0.335			4-3		SF9 2B		K		G6-3 1B	4	1	1	0	0	1	1																				
			5-3		E4 2-3		F8		F8	4	0	0	0	0	0	1																				
<b>Inning Stats</b>	R: 0 E: 0 K: 0 S: 3	H: 0 LOB: 0 BB: 0 P: 3	R: 3 E: 0 K: 0 S: 5	H: 2 LOB: 0 BB: 1 P: 9	R: 3 E: 0 K: 0 S: 6	H: 3 LOB: 0 BB: 0 P: 6	R: 1 E: 1 K: 0 S: 5	H: 1 LOB: 1 BB: 0 P: 5	R: 0 E: 0 K: 1 S: 5	H: 0 LOB: 0 BB: 0 P: 5	R: 1 E: 0 K: 0 S: 4	H: 1 LOB: 1 BB: 1 P: 8	R: 0 E: 0 K: 0 S: 3	H: 1 LOB: 0 BB: 0 P: 3	R: 1 E: 0 K: 0 S: 5	H: 2 LOB: 1 BB: 0 P: 5	1B: 3 2B: 2 3B: 0 HR: 5	SF: 1 SAC: 0 DP: 1 HBP: 0	WP: 0 PB: 0 SB: 2 CS: 0	PA: 40																
<b>PITCHER</b>	IP	WLS	BF	H	R	ER	SO	BB	IBB	HBP	BLK	WP	HR	S	P	ERA	WHIP	<b>PITCHER</b>		IP	WLS	BF	H	R	ER	SO	BB	IBB	HBP	BLK	WP	HR	S	P	ERA	WHIP
Rick Langford, R (1,1) ERA: 7.26	2.0	L	11	4	5	5	0	1	0	0	0	0	2	10	14	22.50	2.500																			
Dave Stewart, R (3,1) ERA: 5.39	4.0		17	3	3	2	1	1	0	0	0	0	2	18	22	4.50	1.000																			
Dave Leiper, L (7,1) ERA: 2.87	3.0		12	3	1	1	0	1	0	0	0	0	1	11	15	3.00	1.333																			

Batter	1	2	3	4	5	6	7	8	9	AB	R	H	RBI	BB	SO	LOB	BOTTOM																			
Tony Phillips, S (1,4) OBP: 0.359, SLG: 0.326	6-3		4-3		F8		L9			4	0	0	0	0	0	3	<b>Cleveland Indians @ Oakland Athletics</b> Oakland-Alameda County Coliseum, Oakland, CA Tue Jul 01 1986, 3:33 AM PDT Att: 7,379 - Unknown <a href="http://livebaseballscorecards.com">livebaseballscorecards.com</a>																			
Carney Lansford, R (1,3) OBP: 0.336, SLG: 0.395 Bruce Bochte, L (7, PH) OBP: 0.347, SLG: 0.351	4-3 1B		F9		FC5-4 1-2 1B		4-3			3	0	2	0	0	0	0																				
Jose Canseco, R (1,7) OBP: 0.355, SLG: 0.508	4-3 1-2				FC5-4 1-2				F8	3	0	0	0	1	0	3																				
Dave Kingman, R (1,10) OBP: 0.245, SLG: 0.408	F8				K		F7		L6	4	0	0	0	1	2																					
Mike Davis, L (1,9) OBP: 0.299, SLG: 0.437		4-3			F8		F4		F8	4	0	0	0	0	0																					
Donnie Hill, S (1,5) OBP: 0.335, SLG: 0.382		4-3			F9		4-3			4	0	0	0	0	0																					
Alfredo Griffin, S (1,6) OBP: 0.338, SLG: 0.364					F9		4-3		F7	4	0	1	0	0	0																					
Jerry Willard, L (1,2) OBP: 0.403, SLG: 0.390										3	0	3	0	1	0	0																				
Stan Javier, S (1,8) OBP: 0.315, SLG: 0.256										4	0	1	0	0	2	4																				
										4	0	1	0	0	2	4																				
<b>Inning Stats</b>	R: 0 E: 0 K: 0 S: 4	H: 1 LOB: 1 BB: 0 P: 4	R: 0 E: 0 K: 0 S: 4	H: 1 LOB: 2 BB: 1 P: 8	R: 0 E: 0 K: 1 S: 5	H: 0 LOB: 1 BB: 1 P: 9	R: 0 E: 0 K: 0 S: 3	H: 0 LOB: 0 BB: 0 P: 3	R: 0 E: 0 K: 0 S: 7	H: 2 LOB: 2 BB: 0 P: 7	R: 0 E: 0 K: 0 S: 3	H: 0 LOB: 0 BB: 0 P: 3	R: 0 E: 0 K: 0 S: 5	H: 2 LOB: 2 BB: 0 P: 5	R: 0 E: 0 K: 0 S: 3	H: 0 LOB: 0 BB: 0 P: 3	R: 0 E: 0 K: 1 S: 6	H: 1 LOB: 1 BB: 0 P: 6	1B: 7 2B: 0 3B: 0 HR: 0	SF: 0 SAC: 0 DP: 0 HBP: 0	WP: 0 PB: 0 SB: 1 CS: 0	PA: 36														
<b>PITCHER</b>	IP	WLS	BF	H	R	ER	SO	BB	IBB	HBP	BLK	WP	HR	S	P	ERA	WHIP	<b>PITCHER</b>		IP	WLS	BF	H	R	ER	SO	BB	IBB	HBP	BLK	WP	HR	S	P	ERA	WHIP
John Butcher, R (1,1) ERA: 5.59	9.0	W	36	7	0	0	3	2	0	0	0	0	0	40	48	0.00	1.000																			





Batter	1	2	3	4	5	6	7	8	9	AB	R	H	RBI	BB	SO	LOB	TOP											
<b>Tony Bernazard, S</b> OBP: 0.380, SLG: 0.475 (1, 4)										4	1	2	0	0	0	2	<b>Cleveland Indians @ Oakland Athletics</b> <b>Oakland-Alameda County Coliseum, Oakland, CA</b> Wed Jul 02 1986, 3:33 AM PDT Att: 9,446 - Unknown											
<b>Brett Butler, L</b> OBP: 0.328, SLG: 0.327 (1, 8)										5	1	2	1	0	1	2												
<b>Joe Carter, R</b> OBP: 0.339, SLG: 0.481 (1, 3)										4	1	0	0	1	1	4												
<b>Andre Thornton, R</b> OBP: 0.330, SLG: 0.400 (1, 10)										5	2	2	4	0	2	0												
<b>Mel Hall, L</b> OBP: 0.360, SLG: 0.596 (1, 7)										5	0	1	0	0	2	1												
<b>Otis Nixon, S</b> OBP: 0.234, SLG: 0.200 (9, 7)										0	0	0	0	0	0	0												
<b>Brook Jacoby, R</b> OBP: 0.325, SLG: 0.431 (1, 5)										4	0	0	1	0	2	1												
<b>Julio Franco, R</b> OBP: 0.314, SLG: 0.371 (1, 6)										4	1	2	0	0	1	1												
<b>Cory Snyder, R</b> OBP: 0.282, SLG: 0.586 (1, 9)										4	1	1	0	0	3	2												
<b>Andy Allanson, R</b> OBP: 0.286, SLG: 0.335 (1, 2)										3	0	1	1	1	1	1												
<b>Inning Stats</b>	R: 4 E: 0 K: 3 S: 13	H: 4 LOB: 1 BB: 1 P: 17	R: 0 E: 0 K: 1 S: 5	H: 0 LOB: 1 BB: 1 P: 9	R: 3 E: 0 K: 0 S: 8	H: 5 LOB: 3 BB: 0 P: 9	R: 0 E: 0 K: 1 S: 5	H: 0 LOB: 0 BB: 0 P: 5	R: 0 E: 0 K: 1 S: 6	H: 1 LOB: 1 BB: 0 P: 6	R: 0 E: 0 K: 2 S: 7	H: 0 LOB: 0 BB: 0 P: 7	R: 0 E: 0 K: 1 S: 5	H: 0 LOB: 0 BB: 0 P: 5	R: 0 E: 0 K: 2 S: 8	H: 1 LOB: 1 BB: 0 P: 8	R: 0 E: 0 K: 2 S: 7	H: 0 LOB: 0 BB: 0 P: 7	R: 0 E: 0 K: 2 S: 7	H: 0 LOB: 0 BB: 0 P: 7	R: 0 E: 0 K: 2 S: 7	H: 0 LOB: 0 BB: 0 P: 7	R: 0 E: 0 K: 2 S: 7	H: 0 LOB: 0 BB: 0 P: 7	1B: 9 2B: 1 3B: 0 HR: 1	SF: 0 SAC: 0 DP: 0 HBP: 1	WP: 0 PB: 0 SB: 1 CS: 0	PA: 41
<b>PITCHER</b>	IP	WLS	BF	H	R	ER	SO	BB	IBB	HBP	BLK	WP	HR	S	P	ERA	WHIP											
<b>Bill Mooneyham, R</b> ERA: 4.17 (1, 1)	5.0	L	28	10	7	7	6	2	0	1	0	0	1	37	46	12.60	2.400											
<b>Doug Bair, R</b> ERA: 2.93 (6, 1)	2.0		6	0	0	0	3	0	0	0	0	0	0	12	12	0.00	0.000											
<b>Steve Ontiveros, R</b> ERA: 4.17 (8, 1)	2.0		7	1	0	0	4	0	0	0	0	0	0	15	15	0.00	0.500											

Batter	1	2	3	4	5	6	7	8	9	AB	R	H	RBI	BB	SO	LOB	BOTTOM										
<b>Tony Phillips, S</b> OBP: 0.356, SLG: 0.324 (1, 4)										5	0	1	0	0	1	4	<b>Cleveland Indians @ Oakland Athletics</b> <b>Oakland-Alameda County Coliseum, Oakland, CA</b> Wed Jul 02 1986, 3:33 AM PDT Att: 9,446 - Unknown										
<b>Mike Davis, L</b> OBP: 0.295, SLG: 0.430 (1, 9)										4	0	0	0	0	0	4											
<b>Carney Lansford, R</b> OBP: 0.334, SLG: 0.393 (1, 3)										4	0	1	0	0	0	0											
<b>Jose Canseco, R</b> OBP: 0.354, SLG: 0.505 (1, 7)										4	1	1	0	0	0	2											
<b>Dave Kingman, R</b> OBP: 0.245, SLG: 0.406 (1, 10)										4	0	1	0	0	0	0											
<b>Donnie Hill, S</b> OBP: 0.333, SLG: 0.379 (1, 5)										4	1	1	0	0	1	2											
<b>Alfredo Griffin, S</b> OBP: 0.343, SLG: 0.367 (1, 6)										3	1	2	1	1	0	0											
<b>Jerry Willard, L</b> OBP: 0.408, SLG: 0.413 (1, 2)										4	0	2	2	0	1	2											
<b>Stan Javier, S</b> OBP: 0.316, SLG: 0.250 (1, 8)										2	0	0	0	1	0	0											
<b>Bruce Bochte, L</b> OBP: 0.347, SLG: 0.351 (9, PH)										0	0	0	0	0	0	0											
<b>Dusty Baker Jr., R</b> OBP: 0.314, SLG: 0.310 (9, PH)										1	0	0	0	0	0	2											
<b>Inning Stats</b>	R: 0 E: 1 K: 0 S: 3	H: 0 LOB: 0 BB: 0 P: 3	R: 1 E: 0 K: 1 S: 7	H: 3 LOB: 1 BB: 0 P: 7	R: 0 E: 0 K: 0 S: 3	H: 0 LOB: 0 BB: 0 P: 3	R: 0 E: 0 K: 0 S: 3	H: 0 LOB: 0 BB: 0 P: 3	R: 1 E: 0 K: 1 S: 6	H: 1 LOB: 2 BB: 2 P: 14	R: 0 E: 0 K: 0 S: 3	H: 0 LOB: 0 BB: 0 P: 3	R: 0 E: 0 K: 1 S: 5	H: 0 LOB: 0 BB: 0 P: 5	R: 0 E: 0 K: 0 S: 5	H: 2 LOB: 2 BB: 0 P: 5	R: 1 E: 0 K: 0 S: 6	H: 3 LOB: 2 BB: 0 P: 6	R: 0 E: 0 K: 0 S: 6	H: 0 LOB: 0 BB: 0 P: 6	R: 0 E: 0 K: 0 S: 6	H: 0 LOB: 0 BB: 0 P: 6	1B: 8 2B: 2 3B: 0 HR: 0	SF: 0 SAC: 0 DP: 2 HBP: 0	WP: 1 PB: 0 SB: 1 CS: 0	PA: 37	
<b>PITCHER</b>	IP	WLS	BF	H	R	ER	SO	BB	IBB	HBP	BLK	WP	HR	S	P	ERA	WHIP										
<b>Don Schulze, R</b> ERA: 4.8 (1, 1)	4.1		18	4	2	2	1	2	0	0	0	0	0	18	26	4.15	1.385										
<b>Dickie Noles, R</b> ERA: 5.68 (5, 1)	4.0	W	17	5	1	1	2	0	0	0	0	0	0	21	21	2.25	1.250										
<b>Scott Bailes, L</b> ERA: 4.73 (9, 1)	0.2	S	2	0	0	0	0	0	0	0	0	0	0	2	2	0.00	0.000										





Batter	1	2	3	4	5	6	7	8	9	AB	R	H	RBI	BB	SO	LOB	TOP								
Tony Phillips, S OBP: 0.362, SLG: 0.327 (1, 4)	1-3		2B SF8 1B		1B S 1B		CS BB		WP BB	3	2	2	0	2	0	0									
Carney Lansford, R OBP: 0.338, SLG: 0.399 Bruce Bochte, L OBP: 0.349, SLG: 0.357 (1, 3) (5, 3)	F4		SF8 2B		K 1B 1B		CS	FC1-5	K	3	0	2	0	0	0	0									
Jose Canseco, R OBP: 0.356, SLG: 0.505 (1, 9) (8, 7)	K		SF8		CS 1B			F9 FC1-5		2	0	1	2	1	1	0									
Dave Kingman, R OBP: 0.245, SLG: 0.407 (1, 10)		HR 2B	K		K			FC1-5		4	1	1	0	0	2	5									
Dusty Baker Jr., R OBP: 0.325, SLG: 0.333 Stan Javier, S OBP: 0.316, SLG: 0.250 (1, 7) (8, 8)		2H HR					G4-3 BB	F9		2	1	1	2	2	0	2									
Donnie Hill, S OBP: 0.326, SLG: 0.370 (1, 5)	F7		L6		G4-3 BB			5-3		4	0	0	0	0	0	5									
Mike Davis, L OBP: 0.294, SLG: 0.427 (1, 8) (8, 9)	K			B2-3		4-3			WP SH1-3 1B	4	0	1	0	0	1	0									
Alfredo Griffin, S OBP: 0.342, SLG: 0.369 (1, 6)				6-3			F7		B1	4	0	1	0	0	0	1									
Mickey Tettleton, S OBP: 0.283, SLG: 0.314 Jerry Willard, L OBP: 0.468, SLG: 0.413 (1, 2) (9, PH)	K			6-3			3-1		SH1-3	3	0	0	0	0	1	1									
<b>Inning Stats</b>	R: 0 E: 0 K: 1 S: 5	H: 0 LOB: 0 BB: 0 P: 5	R: 2 E: 0 K: 2 S: 10	H: 3 LOB: 1 BB: 0 P: 10	R: 1 E: 0 K: 1 S: 7	H: 2 LOB: 2 BB: 1 P: 11	R: 0 E: 0 K: 0 S: 3	H: 0 LOB: 0 BB: 0 P: 3	R: 1 E: 0 K: 1 S: 6	H: 3 LOB: 2 BB: 0 P: 6	R: 0 E: 0 K: 0 S: 2	H: 0 LOB: 0 BB: 1 P: 6	R: 0 E: 0 K: 0 S: 2	H: 0 LOB: 0 BB: 1 P: 6	R: 0 E: 0 K: 0 S: 4	H: 1 LOB: 2 BB: 1 P: 8	R: 0 E: 0 K: 1 S: 6	H: 1 LOB: 2 BB: 1 P: 10	1B: 5 2B: 5 3B: 0 HR: 1	SF: 1 SAC: 1 DP: 2 HBP: 0	WP: 1 PB: 0 SB: 1 CS: 2	PA: 39			
<b>PITCHER</b>	IP	WLS	BF	H	R	ER	SO	BB	IBB	HBP	BLK	WP	HR	S	P	ERA	WHIP								
Teddy Higuera, L ERA: 2.57 (1, 1)	4.0		21	8	4	4	4	0	1	0	0	0	1	28	32	9.00	2.000								
Bob Gibson, R ERA: (5, 1)	3.2		11	1	0	0	1	3	0	0	0	0	0	10	22	0.00	1.091								
Dan Plesac, L ERA: 3.12 (8, 1)	1.1	W	6	1	0	0	1	1	0	0	0	1	0	7	11	0.00	1.500								

Oakland Athletics @ Milwaukee Brewers  
Milwaukee County Stadium, Milwaukee, WI  
Fri Jul 04 1986, 8:05 PM EDT  
Att: 24,908 - Unknown

AB	31
R	4
H	10
RBI	4
BB	5
SO	6
LOB	16



Batter	1	2	3	4	5	6	7	8	9	AB	R	H	RBI	BB	SO	LOB	BOTTOM								
Mike Felder, S OBP: 0.320, SLG: 0.364 (1, 7)	6-3			1B SF7 1B	FC6-4 1B		F7			4	1	2	0	0	0	0									
Charlie Moore, R OBP: 0.362, SLG: 0.435 (1, 2)	CS 1B			SF7 1B	FC6-4		F2			4	0	2	1	0	0	2									
Cecil Cooper, L OBP: 0.308, SLG: 0.392 (1, 3)	F8			1B	K		K			4	0	1	0	0	2	3									
Robin Yount, R OBP: 0.424, SLG: 0.477 (1, 8)	CS	K		SF7		K		SH1-4 1B		3	1	1	1	0	2	0									
Bill Schroeder, R OBP: 0.280, SLG: 0.326 (1, 10)		K		F8		BB 1B		SH1-4		3	1	1	0	0	1	2									
Rob Deer, R OBP: 0.316, SLG: 0.455 (1, 9)		6-3			B4-3 1B 2B	F9		K		4	1	1	0	0	1	2									
Ernest Riles, L OBP: 0.337, SLG: 0.362 (1, 6)				4-3	B4-3		1B BB	1B 1B		3	0	1	1	1	0	1									
Dale Sveum, S OBP: 0.315, SLG: 0.391 (1, 5)				5-3	1B 1B FC6-4 BB		1B 1B	1B 1B		3	1	2	1	1	0	0									
Jim Gantner, L OBP: 0.326, SLG: 0.363 (1, 4)				K	FC6-4 1B	G3		1B		4	0	2	1	0	1	2									
<b>Inning Stats</b>	R: 0 E: 0 K: 0 S: 3	H: 1 LOB: 0 BB: 0 P: 3	R: 0 E: 0 K: 2 S: 7	H: 0 LOB: 0 BB: 0 P: 7	R: 0 E: 0 K: 1 S: 5	H: 0 LOB: 0 BB: 0 P: 5	R: 1 E: 0 K: 0 S: 5	H: 3 LOB: 2 BB: 0 P: 5	R: 2 E: 0 K: 1 S: 8	H: 3 LOB: 2 BB: 1 P: 12	R: 1 E: 0 K: 1 S: 7	H: 2 LOB: 2 BB: 1 P: 11	R: 0 E: 0 K: 1 S: 5	H: 0 LOB: 0 BB: 0 P: 5	R: 1 E: 0 K: 1 S: 8	H: 4 LOB: 2 BB: 0 P: 8	1B: 12 2B: 1 3B: 0 HR: 0	SF: 1 SAC: 1 DP: 0 HBP: 0	WP: 0 PB: 0 SB: 0 CS: 1	PA: 37					
<b>PITCHER</b>	IP	WLS	BF	H	R	ER	SO	BB	IBB	HBP	BLK	WP	HR	S	P	ERA	WHIP								
Curt Young, L ERA: 3.75 (1, 1)	5.2		25	8	4	4	5	2	0	0	0	0	0	9	9	5.40	1.200								
Doug Bair, R ERA: 3.18 (6, 1)	1.2	L	7	2	1	1	1	0	0	0	0	0	0	9	9	5.40	1.200								
Steve Ontiveros, R ERA: 4.12 (8, 1)	0.2		4	3	0	0	1	0	0	0	0	0	0	6	6	0.00	4.500								

Oakland Athletics @ Milwaukee Brewers  
Milwaukee County Stadium, Milwaukee, WI  
Fri Jul 04 1986, 8:05 PM EDT  
Att: 24,908 - Unknown

AB	32
R	5
H	13
RBI	5
BB	2
SO	7
LOB	12





Batter	1	2	3	4	5	6	7	8	9	AB	R	H	RBI	BB	SO	LOB	TOP			
Tony Phillips, S OBP: 0.358, SLG: 0.323 (1, 4)	L3		K		F8		G3			4	0	0	0	0	1	2				
Mike Davis, L OBP: 0.293, SLG: 0.428 (1, 9)	F9		K					G3		4	0	1	0	0	1	2				
Carney Lansford, R OBP: 0.337, SLG: 0.397 (1, 5)	K				F9			F9		4	1	1	0	0	1	1				
Jose Canseco, R OBP: 0.355, SLG: 0.502 (1, 7)		K						K		4	0	1	0	0	3	0				
Dave Kingman, R OBP: 0.242, SLG: 0.401 (1, 10)	5-3				F6		5-3		F7	4	0	0	0	0	0	2				
Bruce Bochte, L OBP: 0.351, SLG: 0.357 (1, 3)	F7							F7		3	0	1	0	1	0	0				
Dwayne Murphy, L OBP: 0.373, SLG: 0.362 (1, 8)					G3		SF8		F8	3	0	1	1	0	0	1				
Alfredo Griffin, S OBP: 0.341, SLG: 0.365 (1, 6)									F7	3	0	0	0	1	0	3				
Jerry Willard, L OBP: 0.405, SLG: 0.409 (1, 2)									F5	3	0	1	0	0	1	0				
<b>Inning Stats</b>	R: 0 E: 0 K: 1 S: 5	H: 0 LOB: 0 BB: 0 P: 5	R: 0 E: 0 K: 1 S: 5	H: 0 LOB: 0 BB: 0 P: 5	R: 0 E: 0 K: 2 S: 8	H: 1 LOB: 2 BB: 1 P: 12	R: 1 E: 0 K: 0 S: 5	H: 2 LOB: 2 BB: 1 P: 9	R: 0 E: 0 K: 1 S: 6	H: 1 LOB: 1 BB: 0 P: 6	R: 0 E: 0 K: 0 S: 3	H: 0 LOB: 0 BB: 0 P: 3	R: 0 E: 0 K: 1 S: 5	H: 0 LOB: 0 BB: 0 P: 5	R: 0 E: 0 K: 0 S: 4	H: 1 LOB: 1 BB: 0 P: 4	1B: 5 2B: 1 3B: 0 HR: 0	SF: 1 SAC: 0 DP: 0 HBP: 0	WP: 1 PB: 0 SB: 1 CS: 0	PA: 35
<b>PITCHER</b> Danny Darwin, R ERA: 2.76 (1, 1)	IP: 9.0 WLS: W BF: 35 H: 6 R: 1 ER: 1 SO: 7 BB: 2 IBB: 0 HBP: 0 BLK: 0 WP: 1 HR: 0 S: 47 P: 55 ERA: 1.00 WHIP: 0.889															<b>PITCHER</b>				

**Oakland Athletics @ Milwaukee Brewers**  
 Milwaukee County Stadium, Milwaukee, WI  
 Sat Jul 05 1986, 8:05 PM EDT  
 Att: 18,787 - Unknown

**AB 32**  
**R 1**  
**H 6**  
**RBI 1**  
**BB 2**  
**SO 7**  
**LOB 11**



Batter	1	2	3	4	5	6	7	8	9	AB	R	H	RBI	BB	SO	LOB	BOTTOM			
Mike Felder, S OBP: 0.318, SLG: 0.361 (1, 7)	FC4-6 HBP 1B	6-3			4-3			F9		4	0	1	0	0	0	1				
Robin Yount, R OBP: 0.421, SLG: 0.471 (1, 8)	FC4-6 HBP		F9		F9			F9		3	0	0	0	0	0	0				
Ernest Riles, L OBP: 0.332, SLG: 0.357 (1, 6)	FC4-6 BB 1-2 2-3		F7		F8			F7		4	0	0	0	0	0	2				
Ben Oglivie, L OBP: 0.355, SLG: 0.416 (1, 10)										2	0	1	0	2	0	0				
Jim Gantner, L OBP: 0.326, SLG: 0.363 (9, PR)	1-2 BB								BB 1B	0	1	0	0	0	0	0				
Bill Schroeder, R OBP: 0.269, SLG: 0.313 (1, 2)	F9		K				6-3		B2	4	0	0	0	0	1	5				
Rob Deer, R OBP: 0.312, SLG: 0.449 (1, 3)	K				4-3				BB 1B	3	0	0	0	0	2	3				
Billy Jo Robitoux, L OBP: 0.380, SLG: 0.331 (9, PH)									BB 1B	0	0	0	0	1	0	0				
Bill Wegman, R (9, PR)									BB 1B	0	1	0	0	0	0	0				
Rick Manning, L OBP: 0.298, SLG: 0.359 (1, 9)								F8		3	0	2	1	1	0	0				
Dale Sveum, S OBP: 0.314, SLG: 0.387 (1, 5)	5-3				F7		3-1		1-2 2-H 1B	4	0	1	1	0	0	2				
Juan Castillo, S OBP: 0.259, SLG: 0.167 (1, 4)	K				K			F8		3	0	0	0	0	2	2				
<b>Inning Stats</b>	R: 0 E: 0 K: 1 S: 6	H: 1 LOB: 3 BB: 1 P: 11	R: 0 E: 0 K: 1 S: 6	H: 1 LOB: 1 BB: 0 P: 6	R: 0 E: 0 K: 1 S: 5	H: 0 LOB: 1 BB: 1 P: 9	R: 0 E: 0 K: 1 S: 5	H: 0 LOB: 0 BB: 1 P: 9	R: 0 E: 0 K: 0 S: 3	H: 0 LOB: 0 BB: 0 P: 3	R: 0 E: 0 K: 1 S: 5	H: 0 LOB: 0 BB: 0 P: 5	R: 0 E: 0 K: 0 S: 3	H: 0 LOB: 0 BB: 0 P: 3	R: 2 E: 0 K: 0 S: 4	H: 3 LOB: 2 BB: 1 P: 8	1B: 4 2B: 1 3B: 0 HR: 0	SF: 0 SAC: 0 DP: 0 HBP: 1	WP: 0 PB: 0 SB: 0 CS: 0	PA: 35
<b>PITCHER</b> Eric Plunk, R ERA: 4.8 Steve Ontiveros, R ERA: 4.12 (1, 1)	IP: 8.1 WLS: L BF: 34 H: 4 R: 2 ER: 2 SO: 5 BB: 4 IBB: 0 HBP: 1 BLK: 0 WP: 0 HR: 0 S: 39 P: 56 ERA: 2.16 WHIP: 0.960															<b>PITCHER</b>				

**Oakland Athletics @ Milwaukee Brewers**  
 Milwaukee County Stadium, Milwaukee, WI  
 Sat Jul 05 1986, 8:05 PM EDT  
 Att: 18,787 - Unknown

**AB 30**  
**R 2**  
**H 5**  
**RBI 2**  
**BB 4**  
**SO 5**  
**LOB 15**





Batter	1	2	3	4	5	6	7	8	9	AB	R	H	RBI	BB	SO	LOB	TOP								
Tony Phillips, S (1,4) OBP: 0.360, SLG: 0.323	4-3			G3 1B BB		F7	S 1B			3	1	1	1	1	0	0									
Mike Davis, L (1,9) OBP: 0.289, SLG: 0.421	K			G3		L9	F8			4	0	0	0	0	1	2									
Carney Lansford, R (1,5) OBP: 0.335, SLG: 0.395	F8			1B 5-3 1B		6-3		K		4	1	1	1	0	1	0									
Jose Canseco, R (1,7) OBP: 0.356, SLG: 0.502		F8		5-3 1B			1B 1B	K		4	1	2	0	0	1	0									
Dave Kingman, R (1,10) OBP: 0.239, SLG: 0.396		F3		5-3			K	F7		4	0	0	1	0	1	2									
Bruce Bochte, L (1,3) OBP: 0.349, SLG: 0.355	K			F5			PB 1B		4-3	4	1	1	0	0	1	1									
Dwayne Murphy, L (1,8) OBP: 0.369, SLG: 0.357			F2		F7		1B PB S 1B		4-3	4	1	1	1	0	0	0									
Stan Javier, S (9,8) OBP: 0.316, SLG: 0.250							1-2 3H S 1B			0	0	0	0	0	0	0									
Alfredo Griffin, S (1,6) OBP: 0.340, SLG: 0.363			F6		4-3		S S 1B 1B		3-1	4	1	1	1	0	0	0									
Jerry Willard, L (1,2) OBP: 0.390, SLG: 0.391			F6		G3		1-2 3H K			3	0	0	0	0	1	1									
<b>Inning Stats</b>	R: 0 E: 0 K: 1 S: 5	H: 0 LOB: 0 BB: 0 P: 5	R: 0 E: 0 K: 1 S: 5	H: 0 LOB: 0 BB: 0 P: 5	R: 0 E: 0 K: 0 S: 3	H: 0 LOB: 0 BB: 0 P: 3	R: 2 E: 0 K: 0 S: 5	H: 2 LOB: 1 BB: 1 P: 9	R: 0 E: 0 K: 0 S: 3	H: 0 LOB: 0 BB: 0 P: 3	R: 0 E: 0 K: 0 S: 3	H: 0 LOB: 0 BB: 0 P: 3	R: 4 E: 0 K: 2 S: 12	H: 5 LOB: 1 BB: 0 P: 12	R: 0 E: 0 K: 2 S: 7	H: 0 LOB: 0 BB: 0 P: 7	R: 0 E: 0 K: 0 S: 3	H: 0 LOB: 0 BB: 0 P: 3	1B: 7 2B: 0 3B: 0 HR: 0	SF: 0 SAC: 0 DP: 0 HBP: 0	WP: 0 PB: 1 SB: 4 CS: 0	PA: 35			
<b>PITCHER</b>	IP	WLS	BF	H	R	ER	SO	BB	IBB	HBP	BLK	WP	HR	S	P	ERA	WHIP								
Tim Leary, R (1,1) ERA: 4.62	6.1	L	24	4	4	4	3	1	0	0	0	0	0	29	33	5.68	0.789								
Dan Plesac, L (7,1) ERA: 3.07	0.2		5	3	2	0	1	0	0	0	0	0	0	7	7	0.00	4.500								
Mark Clear, R (8,1) ERA: 1.84	2.0		6	0	0	0	2	0	0	0	0	0	0	10	10	0.00	0.000								

Oakland Athletics @ Milwaukee Brewers  
Milwaukee County Stadium, Milwaukee, WI  
Sun Jul 06 1986, 4:33 AM EDT  
Att: 16,972 - Unknown

AB	34
R	6
H	7
RBI	5
BB	1
SO	6
LOB	6



Batter	1	2	3	4	5	6	7	8	9	AB	R	H	RBI	BB	SO	LOB	BOTTOM								
Mike Felder, S (1,7) OBP: 0.308, SLG: 0.348	4-3		K		4-3		4-3		K	5	0	0	0	0	2	5									
Charlie Moore, R (1,2) OBP: 0.359, SLG: 0.430	K		S 1B		5-3			4-3		4	0	1	1	0	1	0									
Robin Yount, R (1,8) OBP: 0.415, SLG: 0.463	K		F9			F9		4-3		4	0	0	0	0	1	1									
Ben Oglivie, L (1,10) OBP: 0.349, SLG: 0.408		4-3	4-3			K		5-3		4	0	0	0	0	1	1									
Ernest Riles, L (1,6) OBP: 0.334, SLG: 0.360		4-3		4-3		4-3		4-3		3	0	1	0	1	0	0									
Rick Manning, L (1,9) OBP: 0.295, SLG: 0.354		4-3		4-3		F7		BB 1B		4	0	1	0	0	0	2									
Dale Sveum, S (1,5) OBP: 0.323, SLG: 0.395			2B 3B 1B		1B		F8		BB 1B	4	1	3	0	0	0	0									
Bill Schroeder, R (1,3) OBP: 0.278, SLG: 0.330			3B 2B		F8		1B		F3	4	1	2	0	0	0	3									
Juan Castillo, S (1,4) OBP: 0.263, SLG: 0.216			2H 3H 1B 3B				4-3			3	1	1	2	0	1	1									
Billy Jo Robidoux, L (9,PH) OBP: 0.353, SLG: 0.331					4-3				1-2 2-3 BB	0	0	0	0	1	0	0									
Bill Wegman, R (9,PR)							K			0	0	0	0	0	0	0									
<b>Inning Stats</b>	R: 0 E: 0 K: 2 S: 7	H: 0 LOB: 0 BB: 0 P: 7	R: 0 E: 0 K: 0 S: 2	H: 0 LOB: 0 BB: 1 P: 6	R: 3 E: 0 K: 1 S: 9	H: 4 LOB: 1 BB: 0 P: 9	R: 0 E: 0 K: 0 S: 4	H: 1 LOB: 1 BB: 0 P: 4	R: 0 E: 0 K: 0 S: 3	H: 0 LOB: 0 BB: 0 P: 3	R: 0 E: 0 K: 1 S: 6	H: 1 LOB: 1 BB: 0 P: 6	R: 0 E: 0 K: 1 S: 6	H: 1 LOB: 1 BB: 0 P: 6	R: 0 E: 0 K: 0 S: 3	H: 0 LOB: 0 BB: 0 P: 3	R: 0 E: 0 K: 1 S: 7	H: 2 LOB: 3 BB: 1 P: 11	1B: 6 2B: 2 3B: 1 HR: 0	SF: 0 SAC: 0 DP: 0 HBP: 0	WP: 0 PB: 0 SB: 1 CS: 0	PA: 37			
<b>PITCHER</b>	IP	WLS	BF	H	R	ER	SO	BB	IBB	HBP	BLK	WP	HR	S	P	ERA	WHIP								
Jose Rijo, R (1,1) ERA: 4.77	8.2	W	36	9	3	3	5	2	0	0	0	0	0	44	52	3.12	1.269								
Steve Ontiveros, R (9,1) ERA: 4.1	0.1	S	1	0	0	0	1	0	0	0	0	0	0	3	3	0.00	0.000								

Oakland Athletics @ Milwaukee Brewers  
Milwaukee County Stadium, Milwaukee, WI  
Sun Jul 06 1986, 4:33 AM EDT  
Att: 16,972 - Unknown

AB	35
R	3
H	9
RBI	3
BB	2
SO	6
LOB	13





Batter	1	2	3	4	5	6	7	8	9	AB	R	H	RBI	BB	SO	LOB	TOP								
<b>Tony Phillips, S</b> (1, 4) OBP: 0.360, SLG: 0.323	F8		E S 6-3 1B		4-3		SH3-4		SH 1B	3	1	1	0	0	0	0									
<b>Carney Lansford, R</b> (1, 5) OBP: 0.333, SLG: 0.392	K		6-3			HR 1B	6-3		F9	5	1	1	1	0	1	3									
<b>Jose Canseco, R</b> (1, 7) OBP: 0.360, SLG: 0.513	K		F3			HR 1B			1B	5	1	3	2	0	1	0									
<b>Dave Kingman, R</b> (1, 10) OBP: 0.241, SLG: 0.404		K	K			HR			K	4	1	1	1	1	3	3									
<b>Bruce Bochte, L</b> (1, 3) OBP: 0.352, SLG: 0.355				4-3						3	0	1	0	1	0	1									
<b>Mike Davis, L</b> (1, 9) OBP: 0.292, SLG: 0.422		FC6-3 2B		K						4	1	2	0	0	1	1									
<b>Dwayne Murphy, L</b> (1, 8) <b>Stan Javier, S</b> (8, 8) OBP: 0.316, SLG: 0.250					F7		4-3		K	4	1	1	1	0	1	3									
<b>Alfredo Griffin, S</b> (1, 6) OBP: 0.342, SLG: 0.369						E7 CS	L5			4	0	2	1	0	0	2									
<b>Jerry Willard, L</b> (1, 2) OBP: 0.384, SLG: 0.384					G3				FC1-6 1B	4	0	1	0	0	0	3									
<b>Inning Stats</b>	R: 0 E: 0 K: 2 S: 7	H: 0 LOB: 0 BB: 0 P: 7	R: 2 E: 0 K: 1 S: 8	H: 3 LOB: 1 BB: 0 P: 8	R: 1 E: 0 K: 1 S: 6	H: 1 LOB: 0 BB: 0 P: 6	R: 0 E: 0 K: 1 S: 5	H: 0 LOB: 0 BB: 0 P: 5	R: 0 E: 1 K: 0 S: 3	H: 0 LOB: 0 BB: 0 P: 3	R: 3 E: 0 K: 0 S: 6	H: 4 LOB: 1 BB: 1 P: 10	R: 0 E: 0 K: 0 S: 4	H: 2 LOB: 2 BB: 0 P: 4	R: 0 E: 0 K: 1 S: 5	H: 1 LOB: 1 BB: 1 P: 9	R: 0 E: 1 K: 1 S: 8	H: 2 LOB: 3 BB: 0 P: 8	1B: 9 2B: 3 3B: 0 HR: 2	SF: 0 SAC: 2 DP: 2 HBP: 0	WP: 0 PB: 0 SB: 1 CS: 1	PA: 40			
<b>PITCHER</b>	IP	WLS	BF	H	R	ER	SO	BB	IBB	HBP	BLK	WP	HR	S	P	ERA	WHIP								
<b>Roger Clemens, R</b> (1, 1) ERA: 2.58	5.0	L	22	7	6	5	5	0	0	0	0	0	2	32	32	9.00	1.400								
<b>Tim Lollar, L</b> (6, 1) ERA: 4.92	1.1		6	2	0	0	0	1	0	0	0	0	0	5	9	0.00	2.250								
<b>Mike Brown, R</b> (7, 1) ERA: 4.63	1.1		5	2	0	0	0	1	0	0	0	0	0	4	8	0.00	2.250								
<b>Joe Sambito, L</b> (8, 1) ERA: 3.33	0.2		4	1	0	0	1	0	0	0	0	0	0	6	6	0.00	1.500								
<b>Steve Crawford, R</b> (9, 1) ERA: 4.33	0.2		3	1	0	0	1	0	0	0	0	0	0	5	5	0.00	1.500								

Oakland Athletics @ Boston Red Sox  
Fenway Park, Boston, MA  
Mon Jul 07 1986, 7:05 PM EDT  
Att: 27,347 - Unknown

AB	36
R	6
H	13
RBI	6
BB	2
SO	7
LOB	16




Batter	1	2	3	4	5	6	7	8	9	AB	R	H	RBI	BB	SO	LOB	BOTTOM								
<b>Marty Barrett, R</b> (1, 4) OBP: 0.359, SLG: 0.411	5-3		WP 1B		4-3 2B		FC2-5 1B BB		5-3	4	0	2	0	1	0	0									
<b>Wade Boggs, L</b> (1, 5) OBP: 0.474, SLG: 0.509	F8		F8		4-3		FC2-5 1B			4	0	1	1	0	0	2									
<b>Bill Buckner, L</b> (1, 3) OBP: 0.280, SLG: 0.377	G3		L8		K		FC2-5-4 1B			4	0	0	0	0	1	4									
<b>Jim Rice, R</b> (1, 7) OBP: 0.391, SLG: 0.505		FC4-6 1B				4-1 HR 1B	6-3			3	1	2	0	1	0	1									
<b>Don Baylor, R</b> (1, 10) OBP: 0.366, SLG: 0.459		FC4-6 1B				4-1			F3	4	0	1	0	0	0	2									
<b>Dwight Evans, R</b> (1, 9) OBP: 0.357, SLG: 0.444		F7			F7				F3	4	1	1	2	0	0	3									
<b>Tony Armas, R</b> (1, 8) OBP: 0.320, SLG: 0.389					K		F8		K	4	0	0	0	0	3	3									
<b>Rich Gedman, L</b> (1, 2) OBP: 0.319, SLG: 0.391			F8		G3		F9		K	4	0	0	0	0	1	2									
<b>Rey Quinones, R</b> (1, 6) OBP: 0.304, SLG: 0.288 <b>Mike Stenhouse, L</b> (8, PH) OBP: 0.500, SLG: 0.273						4-3			F8	3	2	2	0	0	0	0									
<b>Inning Stats</b>	R: 0 E: 0 K: 0 S: 3	H: 0 LOB: 0 BB: 0 P: 3	R: 0 E: 0 K: 1 S: 6	H: 1 LOB: 1 BB: 0 P: 6	R: 1 E: 0 K: 0 S: 5	H: 2 LOB: 1 BB: 0 P: 5	R: 0 E: 0 K: 1 S: 6	H: 1 LOB: 2 BB: 1 P: 10	R: 0 E: 0 K: 0 S: 5	H: 1 LOB: 1 BB: 0 P: 6	R: 2 E: 0 K: 0 S: 5	H: 2 LOB: 0 BB: 0 P: 5	R: 1 E: 0 K: 0 S: 4	H: 2 LOB: 1 BB: 1 P: 8	R: 0 E: 0 K: 1 S: 5	H: 0 LOB: 0 BB: 0 P: 5	R: 0 E: 0 K: 1 S: 5	H: 0 LOB: 0 BB: 0 P: 5	1B: 7 2B: 1 3B: 0 HR: 1	SF: 0 SAC: 0 DP: 1 HBP: 0	WP: 1 PB: 0 SB: 0 CS: 0	PA: 37			
<b>PITCHER</b>	IP	WLS	BF	H	R	ER	SO	BB	IBB	HBP	BLK	WP	HR	S	P	ERA	WHIP								
<b>Dave Stewart, R</b> (1, 1) ERA: 5.44	6.0	W	28	8	4	4	3	2	0	0	0	0	1	32	40	6.00	1.667								
<b>Dave Vonohlen, L</b> (7, 1) ERA	0.2		2	1	0	0	0	0	0	0	0	0	0	2	2	0.00	1.500								
<b>Doug Bair, R</b> (7, 1) ERA: 2.79	2.1	S	7	0	0	0	2	0	0	0	0	0	0	11	11	0.00	0.000								

Oakland Athletics @ Boston Red Sox  
Fenway Park, Boston, MA  
Mon Jul 07 1986, 7:05 PM EDT  
Att: 27,347 - Unknown

AB	35
R	4
H	9
RBI	3
BB	2
SO	5
LOB	17






Batter	1	2	3	4	5	6	7	8	9	AB	R	H	RBI	BB	SO	LOB	TOP																			
Tony Phillips, S OBP: 0.360, SLG: 0.327 (1, 4)	0-3 K		0-0 L3			0-3 K	0-0 1-3 2-H 2B		0-0 E 1B	5	1	2	2	0	2	0																				
Carney Lansford, R OBP: 0.331, SLG: 0.389 (1, 5)	0-0 6-3			0-0 HR 1B		0-0 E6 1B	0-3 K		0-0 E5 1B	5	2	1	0	0	1	3																				
Jose Canseco, R OBP: 0.363, SLG: 0.522 (1, 7)	0-0 F8			0-0 HR		4-0 1B	0-3 K		0-0 1-2 1B	4	2	2	3	1	1	2																				
Dave Kingman, R OBP: 0.238, SLG: 0.397 (1, 10)		0-0 5-3		0-0 F7		0-3 K		0-0 F9	0-0 F8	5	0	0	0	0	1	4																				
Bruce Bochte, L OBP: 0.354, SLG: 0.357 (1, 3)		0-0 1B		0-0 5-3		0-0 E8 1B	1-1 2-H 1B		0-0 F4	4	0	2	1	0	0	0																				
Mike Davis, L OBP: 0.288, SLG: 0.416 (1, 9)	0-3 K			0-0 3-1		0-0 F8			0-0 6-3	4	0	0	0	0	1	2																				
Dwayne Murphy, L OBP: 0.377, SLG: 0.381 (1, 8)		0-0 F7			0-0 CS 1B		4-0 1B BB		0-0 B1-3 1B 2B	3	2	2	0	1	0	1	AB 38 R 7 H 10 RBI 6 BB 2 SO 8 LOB 17																			
Jerry Willard, L OBP: 0.376, SLG: 0.377 (1, 2)			0-0 G3		0-3 K		0-0 2B 1B		0-0 5-3	4	0	1	0	0	1	2																				
Alfredo Griffin, S OBP: 0.337, SLG: 0.364 (1, 6)			0-0 1-3		0-0 F5		0-3 K		0-0 B1-3	4	0	0	0	0	1	3																				
<b>Inning Stats</b>	R: 0 E: 0 K: 1 S: 5	H: 0 LOB: 0 BB: 0 P: 5	R: 0 E: 0 K: 1 S: 6	H: 1 LOB: 1 BB: 0 P: 6	R: 0 E: 0 K: 0 S: 3	H: 0 LOB: 0 BB: 0 P: 3	R: 2 E: 0 K: 0 S: 5	H: 2 LOB: 0 BB: 0 P: 5	R: 0 E: 0 K: 1 S: 5	H: 1 LOB: 0 BB: 0 P: 5	R: 2 E: 0 K: 2 S: 9	H: 1 LOB: 1 BB: 1 P: 13	R: 1 E: 0 K: 3 S: 11	H: 2 LOB: 2 BB: 1 P: 15	R: 0 E: 0 K: 0 S: 3	H: 0 LOB: 0 BB: 0 P: 3	R: 2 E: 1 K: 0 S: 7	H: 3 LOB: 2 BB: 0 P: 7	1B: 7 2B: 2 3B: 0 HR: 1	SF: 0 SAC: 0 DP: 0 HBP: 0	WP: 0 PB: 0 SB: 0 CS: 1	PA: 40														
<b>PITCHER</b>	IP	WLS	BF	H	R	ER	SO	BB	IBB	HBP	BLK	WP	HR	S	P	ERA	WHIP	<b>PITCHER</b>	IP	WLS	BF	H	R	ER	SO	BB	IBB	HBP	BLK	WP	HR	S	P	ERA	WHIP	
Oil Can Boyd, R ERA: 3.71 (1, 1)	6.0	W	26	6	5	3	5	2	0	0	0	0	1	34	42	4.50	1.333																			
Bob Stanley, R ERA: 4.05 (7, 1)	2.2		13	4	2	1	3	0	0	0	0	0	0	19	19	3.38	1.500																			
Steve Crawford, R ERA: 4.29 (9, 1)	0.1	S	1	0	0	0	0	0	0	0	0	0	0	1	1	0.00	0.000																			

Oakland Athletics @ Boston Red Sox  
Fenway Park, Boston, MA  
Tue Jul 08 1986, 7:05 PM EDT  
Att: 25,680 - Unknown

AB 38  
R 7  
H 10  
RBI 6  
BB 2  
SO 8  
LOB 17



Batter	1	2	3	4	5	6	7	8	9	AB	R	H	RBI	BB	SO	LOB	BOTTOM																				
Marty Barrett, R OBP: 0.354, SLG: 0.404 (1, 4)	0-0 4-3		0-0 6-3	0-0 4-3		0-3 K	0-0 F3			5	0	0	0	0	1	6																					
Wade Boggs, L OBP: 0.476, SLG: 0.505 (1, 5)	4-0 1B BB		4-0 2B BB		0-0 L7	4-0 2B BB	0-3 K			2	1	0	0	3	1	1																					
Bill Buckner, L OBP: 0.285, SLG: 0.384 (1, 3)	0-0 FC6-4 1B		0-0 SF7		0-0 6-3	0-0 1-H 2-H 3-H 2B		0-0 G6-4-3 1B		4	0	3	4	0	0	0																					
Jim Rice, R OBP: 0.391, SLG: 0.506 (1, 7)	0-3 K		0-0 1-3 2B		0-0 1B	0-0 F8		0-0 G6-4-3 1B		5	0	2	0	0	1	4																					
Don Baylor, R OBP: 0.361, SLG: 0.452 (1, 10)	0-0 FC6-4		0-0 F6		0-0 F4	0-0 F5		0-0 F6		5	0	0	0	0	0	6																					
Dwight Evans, R OBP: 0.399, SLG: 0.443 (1, 9)		0-3 K		0-3 K		0-0 1B 2B	4-0 1B 3B BB			3	2	1	0	1	2	0																					
Tony Armas, R OBP: 0.328, SLG: 0.407 Kevin Romine, R OBP: 0.333, SLG: 0.364 (9, 8)		0-0 6-3		0-0 1B 1B		0-0 2B 1B	0-0 1-H SF7 3B			4	2	3	1	0	0	0	AB 35 R 8 H 14 RBI 8 BB 4 SO 5 LOB 19																				
Rich Gedman, L OBP: 0.322, SLG: 0.398 (1, 2)		0-0 4-3		0-0 1B		0-0 2B 1B	0-0 SF7			3	1	2	2	0	0	0																					
Rey Quinones, R OBP: 0.317, SLG: 0.311 (1, 6)			0-0 6-3 SF7 1B		0-0 F4	0-0 2B 2B	0-0 3-H 1B			4	2	3	1	0	0	2																					
<b>Inning Stats</b>	R: 0 E: 0 K: 1 S: 6	H: 1 LOB: 2 BB: 1 P: 10	R: 0 E: 0 K: 1 S: 5	H: 0 LOB: 0 BB: 0 P: 5	R: 1 E: 0 K: 0 S: 5	H: 2 LOB: 2 BB: 1 P: 9	R: 0 E: 0 K: 1 S: 7	H: 2 LOB: 0 BB: 0 P: 7	R: 0 E: 0 K: 0 S: 4	H: 1 LOB: 1 BB: 0 P: 4	R: 5 E: 0 K: 1 S: 10	H: 5 LOB: 1 BB: 1 P: 14	R: 2 E: 0 K: 1 S: 7	H: 2 LOB: 1 BB: 1 P: 11	R: 0 E: 0 K: 0 S: 3	H: 1 LOB: 0 BB: 0 P: 3	1B: 9 2B: 4 3B: 1 HR: 0	SF: 2 SAC: 0 DP: 1 HBP: 0	WP: 0 PB: 0 SB: 1 CS: 0	PA: 41																	
<b>PITCHER</b>	IP	WLS	BF	H	R	ER	SO	BB	IBB	HBP	BLK	WP	HR	S	P	ERA	WHIP	<b>PITCHER</b>	IP	WLS	BF	H	R	ER	SO	BB	IBB	HBP	BLK	WP	HR	S	P	ERA	WHIP		
Bill Mooneyham, R ERA: 4.41 (1, 1)	5.0		26	9	4	4	3	2	0	0	0	0	0	30	38	7.20	2.200																				
Rick Langford, R ERA: 7.38 (6, 1)	0.1	L	2	1	0	0	1	0	0	0	0	0	0	4	4	0.00	3.000																				
Dave Leiper, L ERA: 3.45 (6, 1)	0.0		2	1	2	2	0	1	0	0	0	0	0	1	5	∞	∞																				
Steve Ontiveros, R ERA: 4.21 (6, 1)	2.2		11	3	2	2	1	1	0	0	0	0	0	12	16	6.75	1.500																				

Oakland Athletics @ Boston Red Sox  
Fenway Park, Boston, MA  
Tue Jul 08 1986, 7:05 PM EDT  
Att: 25,680 - Unknown

AB 35  
R 8  
H 14  
RBI 8  
BB 4  
SO 5  
LOB 19





Batter	1	2	3	4	5	6	7	8	9	AB	R	H	RBI	BB	SO	LOB	TOP							
Tony Phillips, S OBP: 0.358, SLG: 0.325 (1, 4)	4-3		BB E 1B		4-3		F7		F8	5	1	1	0	0	0	0								
Carney Lansford, R OBP: 0.330, SLG: 0.385 (1, 5)	F8		E BB		F7		F8			3	1	0	0	1	0	0								
Jose Canseco, R OBP: 0.359, SLG: 0.516 (1, 9) (8, 7)	K		K		E5 1B		F4			4	1	0	0	0	2	2								
Bruce Bochte, L OBP: 0.360, SLG: 0.359 Stan Javier, S OBP: 0.316, SLG: 0.250 (8, PR) (8, 8)		E 1B BB	E5 HR			2H 1B		BB		2	1	1	1	2	0	0								
Dave Kingman, R OBP: 0.241, SLG: 0.409 (1, 10)		E 1B	HR		L7		F8			4	1	2	2	0	0	2								
Mike Davis, L OBP: 0.287, SLG: 0.413 (1, 8) (8, 9)		E4 1B	F9				K			4	0	1	0	0	1	3								
Dusty Baker Jr., R OBP: 0.317, SLG: 0.325 (8, 3)	K				F7		G5-4-3 1B		F7	4	0	0	0	0	1	5								
Jerry Willard, L OBP: 0.360, SLG: 0.363 Mickey Tettleton, S OBP: 0.280, SLG: 0.310 (9, PH)	G4-6-3				4-3		3-1		4-3	3	0	0	0	0	0	3								
Alfredo Griffin, S OBP: 0.339, SLG: 0.373 (1, 6)			1B BB		B4-3				K	3	1	1	1	1	1	0								
<b>Inning Stats</b>	R: 0 E: 0 K: 1 S: 5	H: 0 LOB: 0 BB: 0 P: 5	R: 0 E: 1 K: 1 S: 6	H: 1 LOB: 2 BB: 1 P: 10	R: 4 E: 1 K: 1 S: 7	H: 2 LOB: 0 BB: 2 P: 15	R: 0 E: 0 K: 0 S: 3	H: 0 LOB: 0 BB: 0 P: 3	R: 1 E: 1 K: 0 S: 5	H: 1 LOB: 1 BB: 0 P: 5	R: 0 E: 0 K: 0 S: 3	H: 1 LOB: 0 BB: 0 P: 3	R: 1 E: 0 K: 0 S: 4	H: 1 LOB: 0 BB: 0 P: 4	R: 0 E: 0 K: 1 S: 5	H: 0 LOB: 1 BB: 1 P: 9	R: 0 E: 0 K: 1 S: 5	H: 0 LOB: 0 BB: 0 P: 5	1B: 4 2B: 0 3B: 0 HR: 2	SF: 0 SAC: 0 DP: 2 HBP: 0	WP: 0 PB: 0 SB: 0 CS: 0	PA: 37		
<b>PITCHER</b>	IP WLS BF H R ER SO BB IBB HBP BLK WP HR S P ERA WHIP	7.1 W 32 6 6 1 3 4 0 0 0 0 2 34 50 1.23 1.364	1.2 S 5 0 0 0 2 0 0 0 0 0 0 9 9 0.00 0.000																					

Oakland Athletics @ Boston Red Sox  
Fenway Park, Boston, MA  
Wed Jul 09 1986, 7:05 PM EDT  
Att: 26,019 - Unknown

AB 33  
R 6  
H 6  
RBI 4  
BB 4  
SO 5  
LOB 15



Batter	1	2	3	4	5	6	7	8	9	AB	R	H	RBI	BB	SO	LOB	BOTTOM							
Marty Barrett, R OBP: 0.357, SLG: 0.409 (1, 4)			BB 1B 1B	F9		E5 2B		BB		4	2	2	0	1	0	0								
Wade Boggs, L OBP: 0.476, SLG: 0.511 (1, 5)	F9		1B BB 1B	1B		4-3 1H 2B		K		5	1	3	2	0	1	3								
Bill Buckner, L OBP: 0.284, SLG: 0.380 (1, 3)	F7		1B 2B BB	F8		4-3		4-3		4	1	0	0	1	0	5								
Jim Rice, R OBP: 0.390, SLG: 0.503 (1, 7)	L5		F3			F9				4	0	1	0	0	0	5								
Don Baylor, R OBP: 0.360, SLG: 0.449 (1, 10)		4-3	1B 2B 1B	F4		F8				4	1	1	1	0	0	2								
Dwight Evans, R OBP: 0.357, SLG: 0.440 (1, 9)		5-3	2B 1B			4-3		4-3		4	0	1	1	0	1	0								
Tony Armas, R OBP: 0.327, SLG: 0.409 Kevin Romine, R OBP: 0.333, SLG: 0.364 (8, 8)	G3		1-3 2H 3H 2B			F9		5-3		4	0	1	2	0	0	0								
Marc Sullivan, R OBP: 0.274, SLG: 0.273 (1, 2)			1B K			3-1		6-3		4	1	1	0	0	1	2								
Rey Quinones, R OBP: 0.322, SLG: 0.333 (1, 6)			1B K			F7		2B		4	1	2	1	0	1	2								
<b>Inning Stats</b>	R: 0 E: 0 K: 0 S: 4	H: 1 LOB: 1 BB: 0 P: 4	R: 0 E: 0 K: 0 S: 3	H: 0 LOB: 0 BB: 0 P: 3	R: 6 E: 0 K: 2 S: 14	H: 7 LOB: 2 BB: 1 P: 18	R: 0 E: 0 K: 0 S: 5	H: 2 LOB: 2 BB: 0 P: 5	R: 0 E: 0 K: 1 S: 5	H: 0 LOB: 0 BB: 0 P: 5	R: 1 E: 1 K: 0 S: 5	H: 1 LOB: 1 BB: 0 P: 5	R: 0 E: 0 K: 0 S: 3	H: 0 LOB: 0 BB: 0 P: 3	R: 0 E: 0 K: 1 S: 6	H: 1 LOB: 2 BB: 1 P: 10	R: 0 E: 0 K: 1 S: 6	H: 0 LOB: 0 BB: 0 P: 5	1B: 7 2B: 5 3B: 0 HR: 0	SF: 0 SAC: 0 DP: 0 HBP: 0	WP: 0 PB: 0 SB: 0 CS: 0	PA: 39		
<b>PITCHER</b>	IP WLS BF H R ER SO BB IBB HBP BLK WP HR S P ERA WHIP	7.1 L 36 12 7 6 3 1 0 0 0 0 4 41 45 7.36 1.773	0.2 3 0 0 0 1 1 0 0 0 0 0 4 8 0.00 1.500																					

Oakland Athletics @ Boston Red Sox  
Fenway Park, Boston, MA  
Wed Jul 09 1986, 7:05 PM EDT  
Att: 26,019 - Unknown

AB 37  
R 7  
H 12  
RBI 7  
BB 2  
SO 4  
LOB 19





Batter	1	2	3	4	5	6	7	8	9	AB	R	H	RBI	BB	SO	LOB	TOP									
Tony Phillips, S OBP: 0.357, SLG: 0.324	B5-3		G3			1B		K		4	0	1	0	0	1	1	<b>Oakland Athletics @ Toronto Blue Jays</b> Exhibition Stadium, Toronto, ON Thu Jul 10 1986, 7:05 PM EDT Att: 28,172 - Unknown <a href="http://livebaseballscores.com">livebaseballscores.com</a>									
Carney Lansford, R OBP: 0.329, SLG: 0.383	4-3		5-3			K		K		4	0	1	1	0	1	2										
Jose Canseco, R OBP: 0.355, SLG: 0.511	F7			4-3		SF7		K		3	0	0	1	0	1	1										
Bruce Bochte, L OBP: 0.355, SLG: 0.352		K		6-3		K		4-3		4	0	0	0	0	2	2										
Dave Kingman, R OBP: 0.241, SLG: 0.416		6-3		F5			HR		6-3	4	1	1	1	0	0	0										
Dwayne Murphy, L OBP: 0.376, SLG: 0.374					3-1		K			2	0	0	0	1	1	0										
Stan Javier, S OBP: 0.313, SLG: 0.247									K	1	0	0	0	0	1	0										
Mike Davis, L OBP: 0.283, SLG: 0.407					F7		F5		F6	4	0	0	0	0	0	1										
Jerry Willard, L OBP: 0.365, SLG: 0.398					K		F8			3	1	1	1	0	1	0										
Alfredo Griffin, S OBP: 0.342, SLG: 0.376						1B				3	2	2	0	0	1	0										
<b>Inning Stats</b>	R: 0 E: 0 K: 0 S: 3	H: 0 LOB: 0 BB: 0 P: 3	R: 0 E: 0 K: 1 S: 5	H: 0 LOB: 1 BB: 1 P: 9	R: 1 E: 0 K: 1 S: 6	H: 1 LOB: 0 BB: 0 P: 6	R: 0 E: 0 K: 0 S: 3	H: 0 LOB: 0 BB: 0 P: 3	R: 0 E: 0 K: 1 S: 5	H: 0 LOB: 0 BB: 0 P: 5	R: 1 E: 0 K: 2 S: 9	H: 2 LOB: 1 BB: 0 P: 9	R: 1 E: 0 K: 1 S: 6	H: 1 LOB: 0 BB: 0 P: 6	R: 1 E: 0 K: 2 S: 9	H: 2 LOB: 1 BB: 0 P: 9	R: 0 E: 0 K: 1 S: 5	H: 0 LOB: 0 BB: 0 P: 5	1B: 4 2B: 0 3B: 0 HR: 2	SF: 1 SAC: 0 DP: 0 HBP: 0	WP: 0 PB: 0 SB: 2 CS: 0	PA: 34				
<b>PITCHER</b>	IP	WLS	BF	H	R	ER	SO	BB	IBB	HBP	BLK	WP	HR	S	P	ERA	WHIP									
Jim Clancy, R ERA: 4.11	(1, 1)	8.0	W	31	6	4	4	8	1	0	0	0	0	2	46	50	4.50	0.875								
Bill Caudill, R ERA: 3.86	(9, 1)	1.0		3	0	0	0	1	0	0	0	0	0	5	5	0.00	0.000									

Batter	1	2	3	4	5	6	7	8	9	AB	R	H	RBI	BB	SO	LOB	BOTTOM								
Tony Fernandez, S OBP: 0.351, SLG: 0.436	5-3		SH5-3		2B	F8				4	1	2	1	0	0	1	<b>Oakland Athletics @ Toronto Blue Jays</b> Exhibition Stadium, Toronto, ON Thu Jul 10 1986, 7:05 PM EDT Att: 28,172 - Unknown <a href="http://livebaseballscores.com">livebaseballscores.com</a>								
Rance Mulliniks, L OBP: 0.383, SLG: 0.475					1B		2B			4	1	2	1	1	1	3									
Garth Iorg, R OBP: 0.302, SLG: 0.331			K		1B	4-3		FC4-6		0	0	0	0	0	0	0									
Lloyd Moseby, L OBP: 0.365, SLG: 0.457	F8		L5		PB					5	0	1	1	0	0	5									
George Bell, R OBP: 0.352, SLG: 0.522	L4			F8	PB					3	1	0	0	2	0	1									
Jesse Barfield, R OBP: 0.367, SLG: 0.566										4	1	1	1	1	1	2									
Willie Upshaw, L OBP: 0.369, SLG: 0.367										3	0	2	0	2	1	1									
Ernie Whitt, L OBP: 0.317, SLG: 0.412										5	1	1	1	0	0	7									
Rick Leach, L OBP: 0.328, SLG: 0.434										3	1	1	0	1	0	2									
Damaso Garcia, R OBP: 0.335, SLG: 0.391										4	2	4	1	0	0	0									
<b>Inning Stats</b>	R: 0 E: 0 K: 0 S: 4	H: 1 LOB: 1 BB: 0 P: 4	R: 0 E: 0 K: 0 S: 2	H: 0 LOB: 0 BB: 1 P: 6	R: 0 E: 0 K: 1 S: 7	H: 2 LOB: 2 BB: 0 P: 7	R: 0 E: 0 K: 0 S: 4	H: 1 LOB: 2 BB: 1 P: 8	R: 3 E: 0 K: 1 S: 8	H: 4 LOB: 2 BB: 2 P: 16	R: 0 E: 0 K: 0 S: 4	H: 1 LOB: 1 BB: 0 P: 4	R: 5 E: 1 K: 1 S: 9	H: 4 LOB: 3 BB: 3 P: 21	R: 0 E: 0 K: 0 S: 4	H: 1 LOB: 1 BB: 0 P: 4	1B: 11 2B: 3 3B: 0 HR: 0	SF: 0 SAC: 1 DP: 2 HBP: 0	WP: 0 PB: 1 SB: 0 CS: 0	PA: 43					
<b>PITCHER</b>	IP	WLS	BF	H	R	ER	SO	BB	IBB	HBP	BLK	WP	HR	S	P	ERA	WHIP								
Eric Plunk, R ERA: 4.75	(1, 1)	6.1	L	31	9	4	3	2	4	1	0	0	0	6	10	81.00	9.000								
Steve Ontiveros, R ERA: 4.75	(7, 1)	0.1		5	3	3	3	1	0	1	0	0	0	2	6	27.00	6.000								
Dave Vonohien, L ERA:	(7, 1)	0.1		3	1	1	1	0	1	0	0	0	0	4	4	0.00	1.000								
Rick Langford, R ERA: 7.24	(8, 1)	1.0		4	1	0	0	0	0	0	0	0	0	4	4	0.00	1.000								



Batter	1	2	3	4	5	6	7	8	9	AB	R	H	RBI	BB	SO	LOB	TOP					
Tony Phillips, S OBP: 0.358, SLG: 0.324 (1,4)	L9				G3		L4-3 BB		F8	4	0	1	0	1	0	0						
Dwayne Murphy, L OBP: 0.370, SLG: 0.366 (1,8)	F6	F5			1B		L4-3 1-2		K	5	0	1	0	0	1	3						
Jose Canseco, R OBP: 0.358, SLG: 0.512 (1,7)	F4				1B				K	5	0	3	0	0	1	0						
Bruce Bochte, L OBP: 0.353, SLG: 0.351 (1,3)		2B 1B		L8		K				4	1	1	0	0	2	3						
Dave Kingman, R OBP: 0.241, SLG: 0.417 (1,10)		1B 1B 2B		F9		K			K	4	1	1	1	0	2	2						
Mike Davis, L OBP: 0.290, SLG: 0.434 (1,9)		1B G3 1B		L8		HR			HR	4	3	3	2	0	0	0						
Donnie Hill, S OBP: 0.324, SLG: 0.367 (1,5)		1B G3 1B		3-1		F8			3-1	4	0	1	1	0	0	0						
Mickey Tettleton, S OBP: 0.279, SLG: 0.300 (1,2)		G3							K	3	0	0	1	1	2	1						
Stan Javier, S OBP: 0.313, SLG: 0.247 (8, PR)										0	0	0	0	0	0	0						
Jerry Willard, L OBP: 0.365, SLG: 0.398 (8, 2)										0	0	0	0	0	0	0						
Alfredo Griffin, S OBP: 0.338, SLG: 0.371 (1,6)		K							L4	4	0	0	0	0	2	3						
<b>Inning Stats</b>	R: 0 E: 0 K: 0 S: 3	H: 0 LOB: 0 BB: 0 P: 3	R: 3 E: 0 K: 1 S: 10	H: 5 LOB: 2 BB: 0 P: 10	R: 0 E: 0 K: 0 S: 3	H: 1 LOB: 0 BB: 1 P: 3	R: 0 E: 0 K: 1 S: 5	H: 0 LOB: 1 BB: 1 P: 9	R: 0 E: 0 K: 2 S: 9	H: 2 LOB: 2 BB: 0 P: 9	R: 1 E: 0 K: 1 S: 6	H: 1 LOB: 0 BB: 0 P: 6	R: 0 E: 0 K: 1 S: 5	H: 1 LOB: 1 BB: 1 P: 9	R: 1 E: 0 K: 2 S: 9	H: 1 LOB: 1 BB: 0 P: 9	R: 0 E: 0 K: 2 S: 7	H: 0 LOB: 0 BB: 0 P: 7	1B: 8 2B: 2 3B: 0 HR: 2	SF: 0 SAC: 0 DP: 1 HBP: 0	WP: 1 PB: 0 SB: 0 CS: 0	PA: 39
<b>PITCHER</b>	IP	WLS	BF	H	R	ER	SO	BB	IBB	HBP	BLK	WP	HR	S	P	ERA	WHIP					
Joe Johnson, R ERA: 5.03 (1, 1)	4.1		21	8	3	3	2	1	0	0	0	0	0	24	28	6.23	2.077					
Mark Eichhorn, R ERA: 1.7 (5, 1)	3.2	W	15	3	2	2	6	1	0	0	0	1	2	26	30	4.91	1.091					
Tom Henke, R ERA: 3.91 (9, 1)	1.0	S	3	0	0	0	2	0	0	0	0	0	0	7	7	0.00	0.000					

Oakland Athletics @ Toronto Blue Jays  
Exhibition Stadium, Toronto, ON  
Fri Jul 11, 1986, 7:05 PM EDT  
Att: 30,370 - Unknown

AB	37
R	5
H	11
RBI	5
BB	2
SO	10
LOB	12



Batter	1	2	3	4	5	6	7	8	9	AB	R	H	RBI	BB	SO	LOB	BOTTOM				
Tony Fernandez, S OBP: 0.350, SLG: 0.434 (1,6)	G3						G3			4	0	1	0	0	1	0					
Rance Mulliniks, L OBP: 0.385, SLG: 0.473 (1,5)	4-3						F7			3	1	1	0	1	0	1					
Lloyd Moseby, L OBP: 0.361, SLG: 0.451 (1,8)	L7						F8			4	0	0	0	0	1	2					
George Bell, R OBP: 0.356, SLG: 0.531 (1,10)		1B E 2B		1B 2B 1B			L8			4	2	3	0	0	0	1					
Jesse Barfield, R OBP: 0.371, SLG: 0.567 (1,9)		FC3-6 SF9 1B		2B 1B			6-3			3	1	2	1	0	0	1					
Willie Upshaw, L OBP: 0.368, SLG: 0.370 (1,3)		E3 FC3-6 1B		2B			K			3	0	1	2	0	1	2					
Ernie Whitt, L OBP: 0.312, SLG: 0.406 (1,2)		FC3-6 HR								3	1	0	0	0	2	4					
Buck Martinez, R OBP: 0.266, SLG: 0.286 (8, PH) (9, 2)										1	0	0	0	0	0	1					
Rick Leach, L OBP: 0.320, SLG: 0.426 (1,7)		SF9		L7						2	0	0	1	0	0	2					
Damaso Garcia, R OBP: 0.335, SLG: 0.402 (1,4)										3	1	1	2	0	1	0					
Garth Iorg, R OBP: 0.302, SLG: 0.331 (9, 4)										0	0	0	0	0	0	0					
<b>Inning Stats</b>	R: 0 E: 0 K: 0 S: 3	H: 0 LOB: 0 BB: 0 P: 3	R: 4 E: 1 K: 1 S: 9	H: 3 LOB: 0 BB: 0 P: 9	R: 2 E: 0 K: 1 S: 8	H: 3 LOB: 2 BB: 1 P: 12	R: 0 E: 0 K: 1 S: 5	H: 1 LOB: 0 BB: 0 P: 5	R: 0 E: 0 K: 1 S: 6	H: 0 LOB: 0 BB: 0 P: 5	R: 0 E: 0 K: 1 S: 6	H: 1 LOB: 1 BB: 0 P: 6	R: 0 E: 0 K: 0 S: 2	H: 0 LOB: 0 BB: 0 P: 3	R: 0 E: 0 K: 0 S: 2	H: 0 LOB: 0 BB: 0 P: 3	1B: 5 2B: 4 3B: 0 HR: 1	SF: 1 SAC: 1 DP: 1 HBP: 1	WP: 0 PB: 0 SB: 1 CS: 1	PA: 35	
<b>PITCHER</b>	IP	WLS	BF	H	R	ER	SO	BB	IBB	HBP	BLK	WP	HR	S	P	ERA	WHIP				
Jose Rijo, R ERA: 4.71 (1, 1)	7.0	L	31	9	6	3	6	1	0	0	0	0	0	42	46	3.86	1.429				
Dave Leiper, L ERA: 3.38 (8, 1)	0.1		2	0	0	0	0	0	0	1	0	0	0	1	2	0.00	0.000				
Steve Ontiveros, R ERA: 4.71 (8, 1)	0.2		1	0	0	0	0	0	0	0	0	0	0	1	1	0.00	0.000				

Oakland Athletics @ Toronto Blue Jays  
Exhibition Stadium, Toronto, ON  
Fri Jul 11, 1986, 7:05 PM EDT  
Att: 30,370 - Unknown

AB	30
R	6
H	9
RBI	6
BB	1
SO	6
LOB	14









Batter	1	2	3	4	5	6	7	8	9	AB	R	H	RBI	BB	SO	LOB	TOP											
<b>Tony Phillips, S</b> OBP: 0.362, SLG: 0.336 (1, 4)	0-0 HR		6-3			4-0 G6-4-3 1B BB	4-0 FC6-4 BB	0-0 F9		3	2	1	1	2	0	1												
<b>Alfredo Griffin, S</b> OBP: 0.334, SLG: 0.366 (1, 6)	0-0 4-3			0-0 CS 1B		0-0 G6-4-3 1B	0-0 F9		0-0 5-3	5	0	2	0	0	0	3												
<b>Jose Canseco, R</b> OBP: 0.359, SLG: 0.526 <b>Stan Javier, S</b> OBP: 0.313, SLG: 0.247 (1, 7) (9, 7)	0-0 G3			0-0 F9		0-0 G6-4-3	0-0 FC6-4 S E		0-0 HR	5	2	1	2	0	0	5												
<b>Dave Kingman, R</b> OBP: 0.246, SLG: 0.416 (1, 10)	0-0 4-3			0-3 K		0-0 1B	0-0 E3		0-0 F2	5	0	1	1	0	1	1												
<b>Carney Lansford, R</b> OBP: 0.329, SLG: 0.381 (1, 3)		0-0 F7				0-0 FC5-4 1B	0-0 K		0-0 F8	5	0	1	0	0	2	2												
<b>Dusty Baker Jr., R</b> OBP: 0.318, SLG: 0.325 <b>Dwayne Murphy, L</b> OBP: 0.371, SLG: 0.368 (1, 9) (7, 8) (7, 8)		0-3 K				0-0 FC5-4 1-2	0-0 3B 1B		0-3 K	2	0	0	0	0	1	1												
<b>Mike Davis, L</b> OBP: 0.295, SLG: 0.442 (1, 8) (7, 9)		0-0 L5				0-0 F6	0-0 1B 3B		0-0 S 1B 1B	4	2	2	1	0	0	1												
<b>Donnie Hill, S</b> OBP: 0.326, SLG: 0.373 (1, 5)			0-0 F9			0-0 F7	0-0 BB S FC6-4 1B		0-0 F6	4	1	1	1	0	0	2												
<b>Mickey Tettleton, S</b> OBP: 0.306, SLG: 0.316 (1, 2)			0-3 K			4-0 1B BB G6-4-3 BB	4-0 FC6-4 BB E BB		0-0 1B	2	2	1	1	2	1	0												
<b>Inning Stats</b>	R: 1 E: 0 K: 0 S: 4	H: 1 LOB: 0 BB: 4 P: 4	R: 0 E: 0 K: 1 S: 5	H: 0 LOB: 0 BB: 5 P: 5	R: 0 E: 0 K: 1 S: 5	H: 1 LOB: 1 BB: 0 P: 5	R: 0 E: 0 K: 0 S: 4	H: 1 LOB: 1 BB: 0 P: 4	R: 2 E: 0 K: 1 S: 6	H: 2 LOB: 1 BB: 2 P: 14	R: 5 E: 1 K: 0 S: 7	H: 3 LOB: 1 BB: 2 P: 15	R: 1 E: 0 K: 1 S: 7	H: 2 LOB: 1 BB: 0 P: 7	R: 1 E: 0 K: 1 S: 6	H: 1 LOB: 0 BB: 0 P: 6	1B: 8 2B: 1 3B: 1 HR: 2	SF: 0 SAC: 0 DP: 2 HBP: 0	WP: 0 PB: 0 SB: 4 CS: 1	PA: 41								
<b>PITCHER</b>	IP	WLS	BF	H	R	ER	SO	BB	IBB	HBP	BLK	WP	HR	S	P	ERA	WHIP											
<b>John Cerutti, L</b> ERA: 4.33 (1, 1)	5.0		19	3	3	3	3	2	0	0	0	0	0	1	23	31	5.40	1.000										
<b>Mark Eichhorn, R</b> ERA: 1.79 (6, 1)	1.0	5	3	1	1	1	1	0	0	0	0	0	0	0	7	7	9.00	3.000										
<b>Bill Caudill, R</b> ERA: 4.63 (7, 1)	0.0	L	2	2	1	1	0	0	0	0	0	0	0	2	2	∞	∞											
<b>Tom Henke, R</b> ERA: 3.94 <b>Stan Clarke, L</b> ERA: 14.54 (7, 1) (9, 1)	2.0	11	4	2	4	2	1	2	0	0	0	0	0	11	19	9.00	2.000											
<b>PITCHER</b>	IP	WLS	BF	H	R	ER	SO	BB	IBB	HBP	BLK	WP	HR	S	P	ERA	WHIP											
<b>John Cerutti, L</b> ERA: 4.33 (1, 1)	5.0		19	3	3	3	3	2	0	0	0	0	0	1	23	31	5.40	1.000										
<b>Mark Eichhorn, R</b> ERA: 1.79 (6, 1)	1.0	5	3	1	1	1	1	0	0	0	0	0	0	0	7	7	9.00	3.000										
<b>Bill Caudill, R</b> ERA: 4.63 (7, 1)	0.0	L	2	2	1	1	0	0	0	0	0	0	0	2	2	∞	∞											
<b>Tom Henke, R</b> ERA: 3.94 <b>Stan Clarke, L</b> ERA: 14.54 (7, 1) (9, 1)	2.0	11	4	2	4	2	1	2	0	0	0	0	0	11	19	9.00	2.000											
Batter	1	2	3	4	5	6	7	8	9	AB	R	H	RBI	BB	SO	LOB	BOTTOM											
<b>Tony Fernandez, S</b> OBP: 0.351, SLG: 0.434 (1, 6)	0-0 PB BB	0-0 3-H 2B		0-0 4-3		0-0 L9	0-0 FC6-4 1B			5	0	2	2	0	0	0												
<b>Rance Mulliniks, L</b> OBP: 0.363, SLG: 0.464 <b>Garth Iorg, R</b> OBP: 0.298, SLG: 0.327 (1, 5) (7, PH) (8, 5)	4-0 BB BB	4-0 BB BB		0-3 K		0-0 F7	0-0 FC6-4 FC6-4			2	0	0	0	2	1	0												
<b>Lloyd Moseby, L</b> OBP: 0.358, SLG: 0.444 (1, 8)	0-3 K	0-0 1-3		0-0 F2		0-0 E BB 1B	0-0 FC6-4			5	0	1	0	0	1	6												
<b>George Bell, R</b> OBP: 0.361, SLG: 0.547 (1, 10)	0-0 F3		0-0 HR			0-0 HBP 1B 1B	4-0 E BB		0-0 F9	4	2	2	1	1	0	2												
<b>Jesse Barfield, R</b> OBP: 0.373, SLG: 0.563 (1, 9)	4-0 BB		0-0 5-3			0-3 K	4-0 FC4 IBB		0-0 F8	3	0	0	0	2	1	1												
<b>Willie Upshaw, L</b> OBP: 0.365, SLG: 0.361 (1, 3)	0-0 G3		0-0 F7			1-0 1B SF8 HBP	0-0 FC4		0-3 K	4	1	0	0	0	1	6												
<b>Rick Leach, L</b> OBP: 0.331, SLG: 0.450 <b>Ron Shepherd, R</b> OBP: 0.545, SLG: 0.800 (1, 7) (6, PH) (6, 7)		0-0 5-3 2B 2B	0-0 1B 1B			0-0 SF8 1B 1B	4-0 1B BB		0-0 F8	2	1	2	0	0	0	0												
<b>Ernie Whitt, L</b> OBP: 0.313, SLG: 0.405 <b>Buck Martinez, R</b> OBP: 0.253, SLG: 0.284 (1, 2) (6, PH) (6, 2)		0-0 F6	0-0 1-2 1B			0-0 SF8	0-0 FC1-6 1B		0-0 1-3	2	0	1	0	0	0	1												
<b>Damaso Garcia, R</b> OBP: 0.324, SLG: 0.389 (1, 4)		0-0 5-3	0-0 6-3			0-0 F8	0-0 FC1-6 FC6-4 1B		0-0 6-3	5	0	0	0	0	0	6												
<b>Inning Stats</b>	R: 0 E: 1 K: 1 S: 6	H: 0 LOB: 3 BB: 2 P: 14	R: 1 E: 0 K: 0 S: 5	H: 2 LOB: 2 BB: 1 P: 9	R: 1 E: 0 K: 0 S: 6	H: 3 LOB: 0 BB: 0 P: 6	R: 0 E: 0 K: 1 S: 5	H: 0 LOB: 0 BB: 0 P: 5	R: 2 E: 1 K: 0 S: 4	H: 2 LOB: 3 BB: 2 P: 12	R: 0 E: 0 K: 0 S: 5	H: 1 LOB: 0 BB: 1 P: 9	R: 1 E: 0 K: 1 S: 7	H: 0 LOB: 0 BB: 0 P: 5	R: 0 E: 0 K: 0 S: 3	H: 0 LOB: 0 BB: 0 P: 3	1B: 7 2B: 2 3B: 0 HR: 1	SF: 1 SAC: 0 DP: 0 HBP: 1	WP: 0 PB: 1 SB: 0 CS: 0	PA: 45								
<b>PITCHER</b>	IP	WLS	BF	H	R	ER	SO	BB	IBB	HBP	BLK	WP	HR	S	P	ERA	WHIP											
<b>Bill Mooneyham, R</b> ERA: 4.66 (1, 1)	4.1		24	6	4	4	3	3	0	1	0	0	0	7	15	0.00	1.800											
<b>Curt Young, L</b> ERA: 3.57 (5, 1)	1.2	W	9	2	0	0	0	1	1	0	0	0	0	7	15	0.00	1.800											
<b>Rick Langford, R</b> ERA: 7.36 <b>Dave Leiper, L</b> ERA: 2.84 (7, 1) (7, 1)	0.1	4	2	1	1	1	0	1	0	0	0	0	0	3	7	27.00	9.000											
<b>PITCHER</b>	IP	WLS	BF	H	R	ER	SO	BB	IBB	HBP	BLK	WP	HR	S	P	ERA	WHIP											
<b>Bill Mooneyham, R</b> ERA: 4.66 (1, 1)	4.1		24	6	4	4	3	3	0	1	0	0	0	7	15	0.00	1.800											
<b>Curt Young, L</b> ERA: 3.57 (5, 1)	1.2	W	9	2	0	0	0	1	1	0	0	0	0	7	15	0.00	1.800											
<b>Rick Langford, R</b> ERA: 7.36 <b>Dave Leiper, L</b> ERA: 2.84 (7, 1) (7, 1)	0.1	4	2	1	1	1	0	1	0	0	0	0	0	3	7	27.00	9.000											

Oakland Athletics @ Toronto Blue Jays  
Exhibition Stadium, Toronto, ON  
Sun Jul 13 1986, 3:33 AM EDT  
Att: 37,138 - Unknown

AB 37  
R 10  
H 11  
RBI 7  
BB 4  
SO 6  
LOB 16



Oakland Athletics @ Toronto Blue Jays  
Exhibition Stadium, Toronto, ON  
Sun Jul 13 1986, 3:33 AM EDT  
Att: 37,138 - Unknown

AB 37  
R 5  
H 10  
RBI 5  
BB 6  
SO 4  
LOB 24





Batter	1	2	3	4	5	6	7	8	9	AB	R	H	RBI	BB	SO	LOB	TOP									
Paul Molitor, R OBP: 0.387, SLG: 0.479 (1, 10)										4	1	0	0	1	1	2										
Ernest Riles, L OBP: 0.329, SLG: 0.354 (1, 6)										4	0	0	0	1	0	3										
Robin Yount, R OBP: 0.403, SLG: 0.446 (1, 8)										3	0	0	0	1	0	3										
Cecil Cooper, L OBP: 0.319, SLG: 0.385 (1, 3)										2	0	1	0	2	0	0										
Glenn Braggs, R OBP: 0.250, SLG: 0.250 (1, 7)										4	0	1	0	0	1	5										
Rob Deer, R OBP: 0.309, SLG: 0.462 (1, 9)										4	0	0	0	0	2	4										
Dale Sveum, S OBP: 0.327, SLG: 0.376 (1, 5)										3	0	1	0	1	1	2										
Jim Cantner, L OBP: 0.315, SLG: 0.349 (1, 4)										4	0	1	0	0	1	4										
Rick Cerone, R OBP: 0.269, SLG: 0.343 Ben Oglivie, L OBP: 0.353, SLG: 0.410 (9, PH)										3	0	0	0	0	0	2										
										0	0	0	0	1	0	0										
<b>Inning Stats</b>	R: 0 E: 0 K: 1 S: 5	H: 0 LOB: 0 BB: 0 P: 5	R: 0 E: 0 K: 0 S: 3	H: 0 LOB: 0 BB: 0 P: 3	R: 0 E: 1 K: 0 S: 5	H: 1 LOB: 2 BB: 0 P: 5	R: 0 E: 0 K: 2 S: 7	H: 0 LOB: 3 BB: 3 P: 19	R: 0 E: 0 K: 0 S: 3	H: 0 LOB: 0 BB: 0 P: 3	R: 0 E: 0 K: 1 S: 7	H: 2 LOB: 2 BB: 0 P: 7	R: 1 E: 0 K: 0 S: 4	H: 1 LOB: 3 BB: 3 P: 16	R: 0 E: 0 K: 2 S: 7	H: 0 LOB: 0 BB: 0 P: 7	R: 0 E: 0 K: 0 S: 2	H: 0 LOB: 0 BB: 1 P: 6	1B: 4 2B: 0 3B: 0 HR: 0	SF: 0 SAC: 0 DP: 1 HBP: 0	WP: 1 PB: 0 SB: 0 CS: 0	PA: 38				
<b>PITCHER</b>	IP	WLS	BF	H	R	ER	SO	BB	IBB	HBP	BLK	WP	HR	S	P	ERA	WHIP									
Joaquin Andujar, R ERA: 3.42 Dave Stewart, R ERA: 5.14 Dave Leiper, L ERA: 2.84 Steve Ontiveros, R ERA: 4.99	(1, 1)	5.1	W	23	3	0	0	3	3	0	0	0	0	0	6	10	0.00	1.125								
	(6, 1)	1.0		5	1	1	1	1	1	0	0	0	0	0	6	10	9.00	2.000								
	(7, 1)	0.0		1	0	0	0	0	1	0	0	0	0	0	4		∞	∞								
	(7, 1)	2.2	S	9	0	0	0	2	2	0	0	0	1	0	11	19	0.00	0.750								

Milwaukee Brewers @ Oakland Athletics  
Oakland-Alameda County Coliseum, Oakland, CA  
Fri Jul 18, 1986, 7:05 PM PDT  
Att: 11,300 - Unknown

AB 31  
R 1  
H 4  
RBI 0  
BB 7  
SO 6  
LOB 25



Batter	1	2	3	4	5	6	7	8	9	AB	R	H	RBI	BB	SO	LOB	BOTTOM									
Tony Phillips, S OBP: 0.363, SLG: 0.341 (1, 4)										4	0	2	0	0	0	0										
Alfredo Griffin, S OBP: 0.334, SLG: 0.366 (1, 6)										3	1	1	0	0	0	0										
Jose Canseco, R OBP: 0.361, SLG: 0.526 (1, 7)										4	0	2	0	0	2	1										
Dave Kingman, R OBP: 0.246, SLG: 0.414 (1, 10)										4	0	1	0	0	2	2										
Carney Lansford, R OBP: 0.333, SLG: 0.382 (1, 3)										2	2	1	0	2	0	1										
Dusty Baker Jr., R OBP: 0.328, SLG: 0.346 (1, 9)										2	2	1	2	2	0	2										
Dwayne Murphy, L OBP: 0.371, SLG: 0.368 (1, 8)										3	1	1	0	0	0	0										
Donnie Hill, S OBP: 0.325, SLG: 0.370 (1, 5)										4	0	1	1	0	0	1										
Mickey Tettleton, S OBP: 0.298, SLG: 0.309 (1, 2)										2	0	0	1	0	1	2										
										1B: 8 2B: 1 3B: 0 HR: 1	SF: 1 SAC: 2 DP: 0 HBP: 0	WP: 1 PB: 0 SB: 0 CS: 2	PA: 36													
<b>Inning Stats</b>	R: 0 E: 0 K: 1 S: 6	H: 1 LOB: 1 BB: 0 P: 6	R: 1 E: 0 K: 0 S: 3	H: 2 LOB: 1 BB: 2 P: 11	R: 1 E: 0 K: 1 S: 7	H: 2 LOB: 1 BB: 0 P: 7	R: 2 E: 1 K: 0 S: 4	H: 2 LOB: 0 BB: 1 P: 8	R: 0 E: 0 K: 1 S: 6	H: 1 LOB: 2 BB: 1 P: 10	R: 0 E: 0 K: 1 S: 5	H: 0 LOB: 0 BB: 0 P: 5	R: 0 E: 0 K: 0 S: 3	H: 1 LOB: 1 BB: 0 P: 3	R: 2 E: 0 K: 1 S: 7	H: 2 LOB: 0 BB: 0 P: 7										
<b>PITCHER</b>	IP	WLS	BF	H	R	ER	SO	BB	IBB	HBP	BLK	WP	HR	S	P	ERA	WHIP									
Juan Nieves, L ERA: 4.04 Bryan Clutterbuck, R ERA: Mark Clear, R ERA: 2.08	(1, 1)	3.0	L	16	5	4	3	2	3	0	0	0	0	0	17	29	9.00	2.667								
	(4, 1)	4.0		14	3	0	0	2	1	0	0	0	0	17	21	0.00	1.000									
	(8, 1)	1.0		5	2	2	2	1	0	0	0	0	1	7	7	18.00	2.000									

Milwaukee Brewers @ Oakland Athletics  
Oakland-Alameda County Coliseum, Oakland, CA  
Fri Jul 18, 1986, 7:05 PM PDT  
Att: 11,300 - Unknown

AB 28  
R 6  
H 10  
RBI 4  
BB 4  
SO 5  
LOB 9

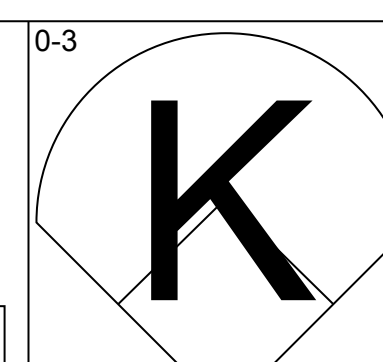
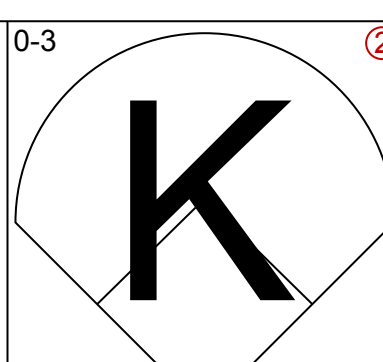
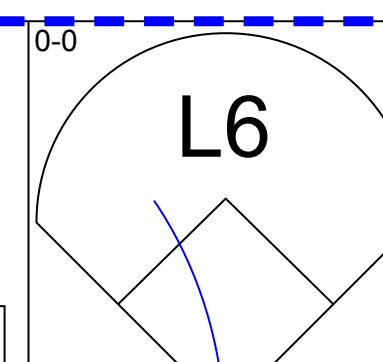
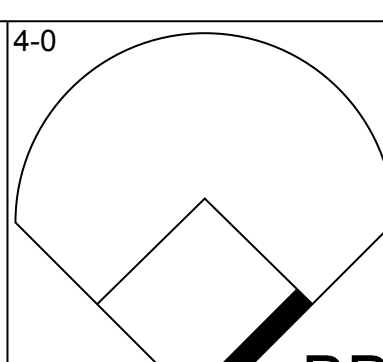
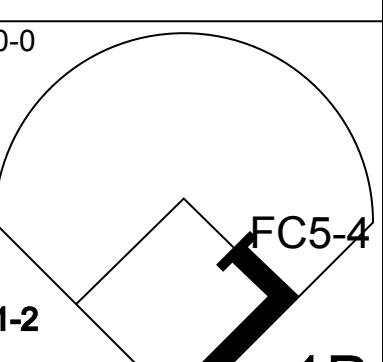
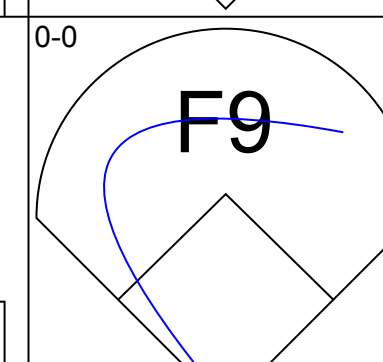
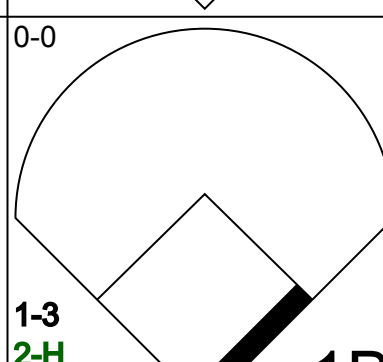
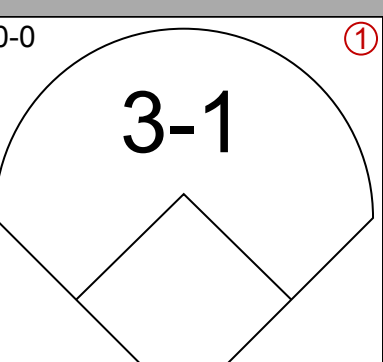
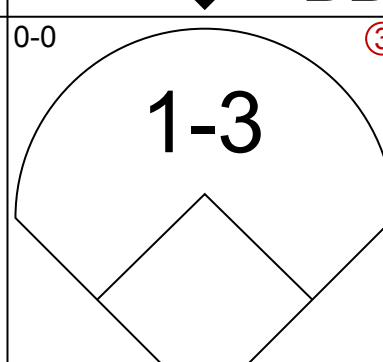
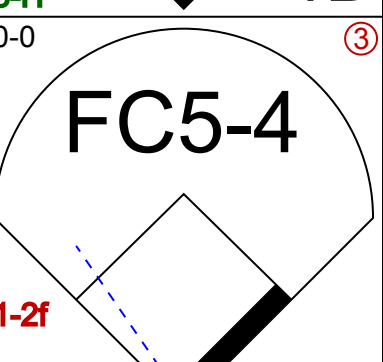
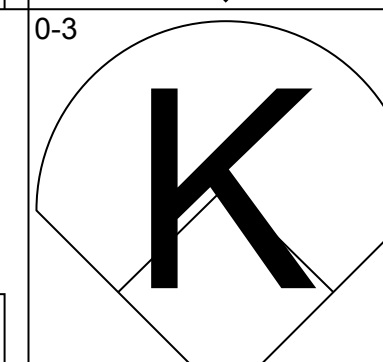
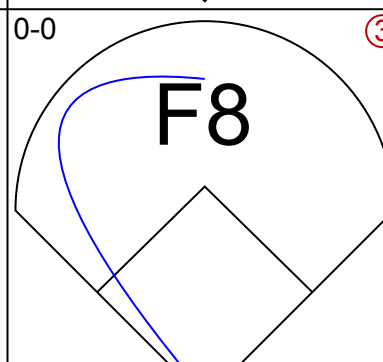
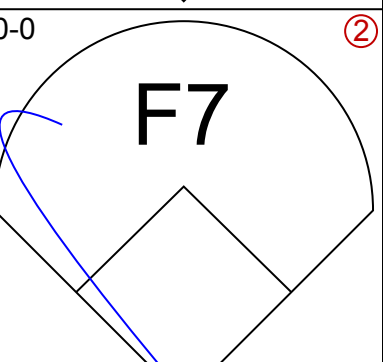
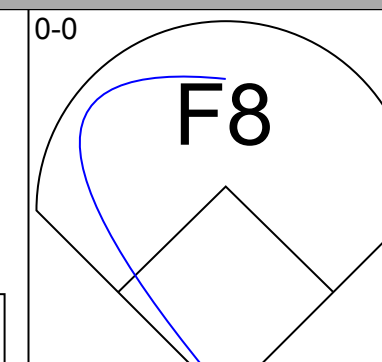
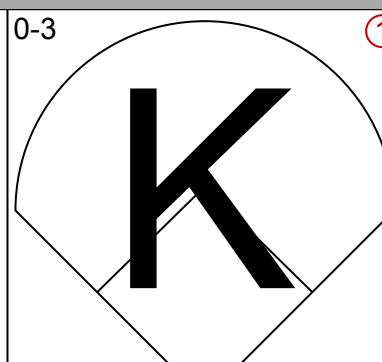
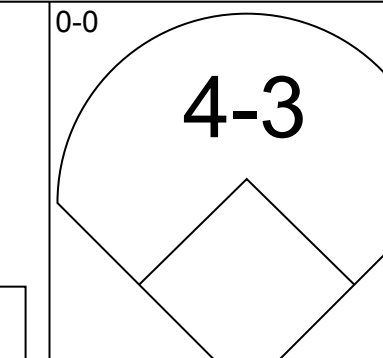
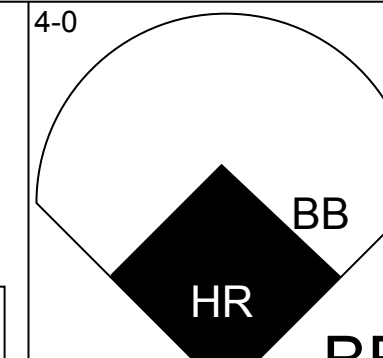
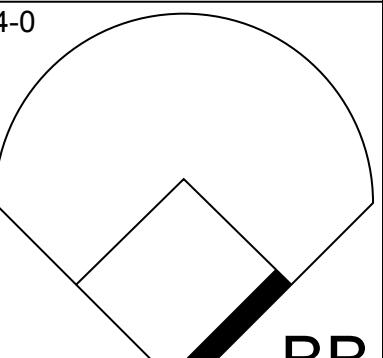
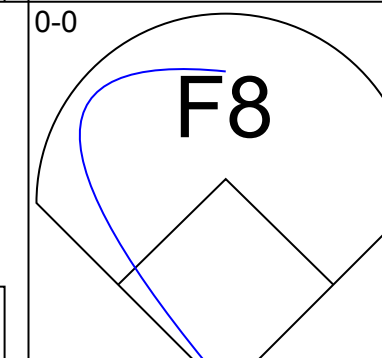
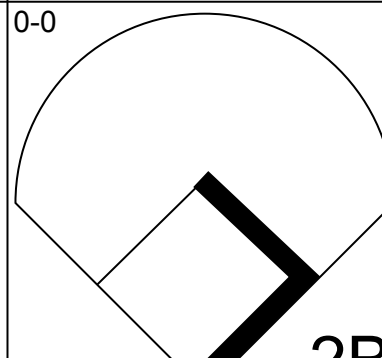

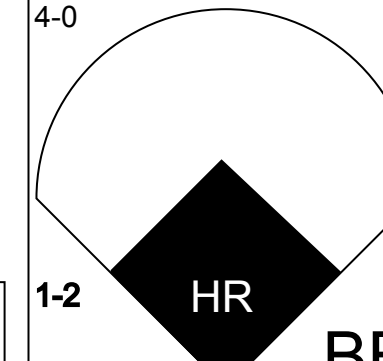
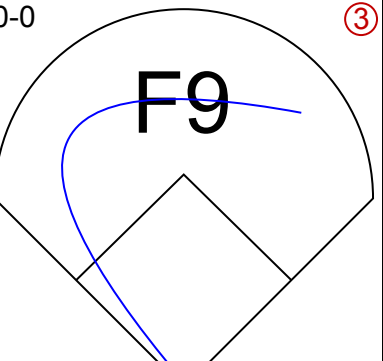
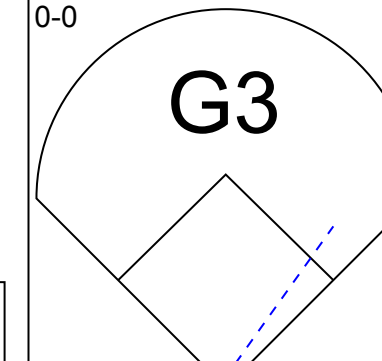
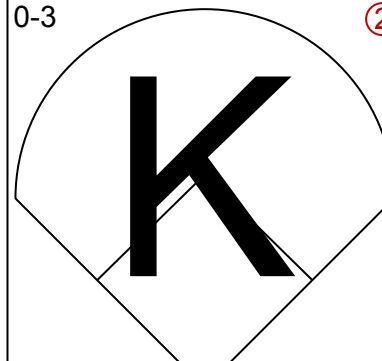

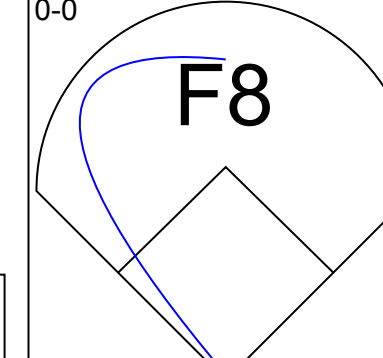
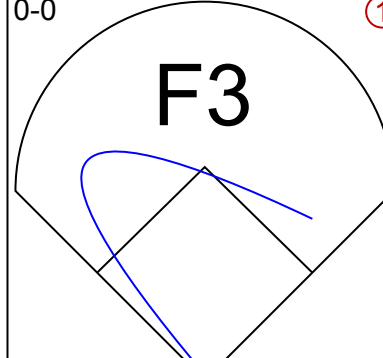
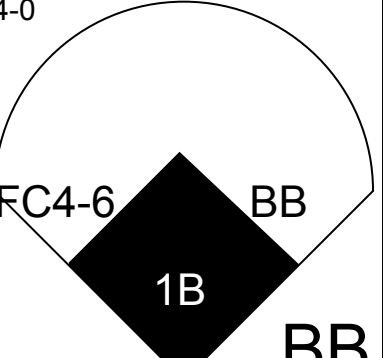
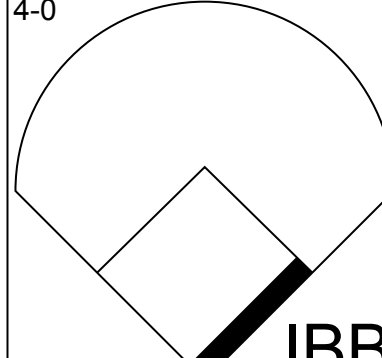

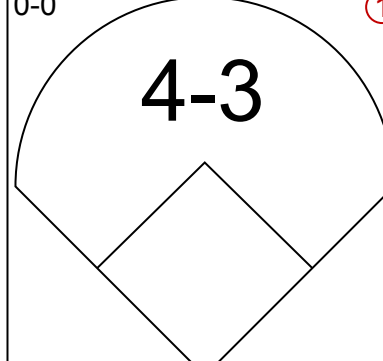
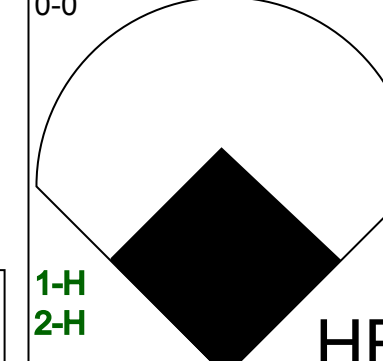
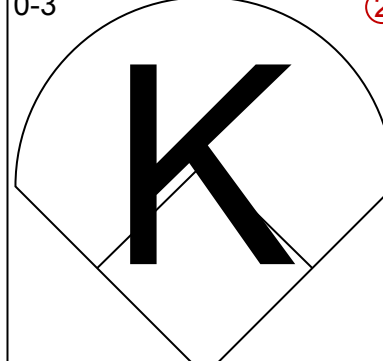
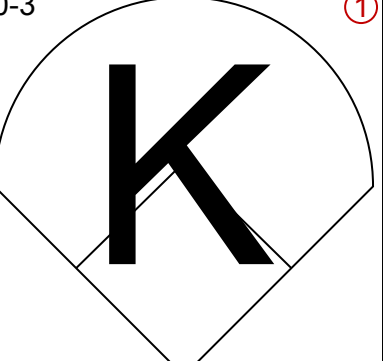
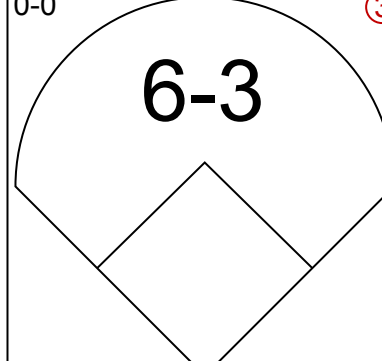
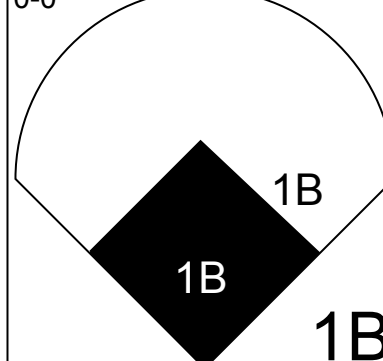
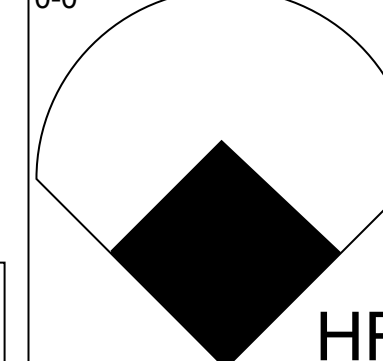
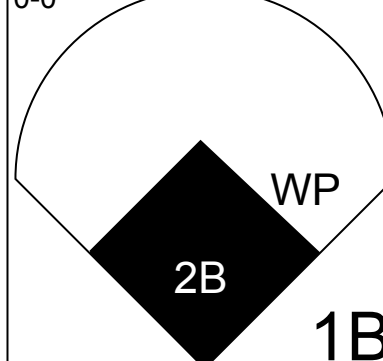
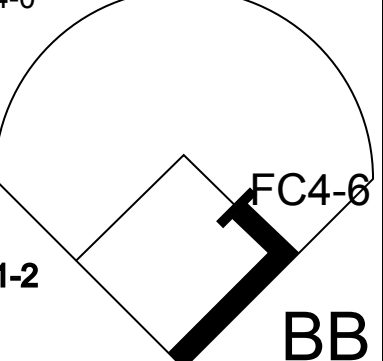
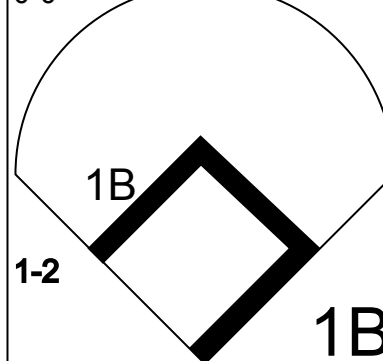
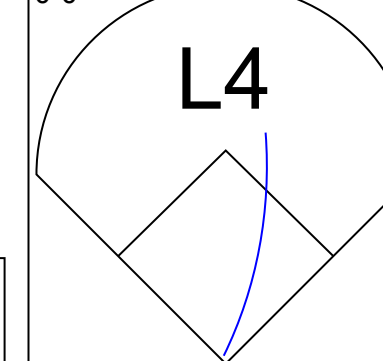
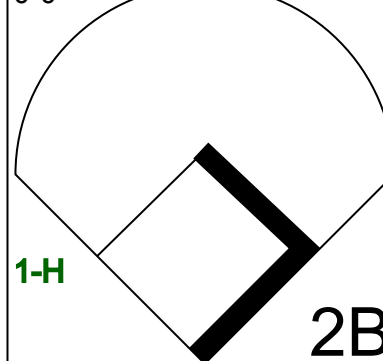
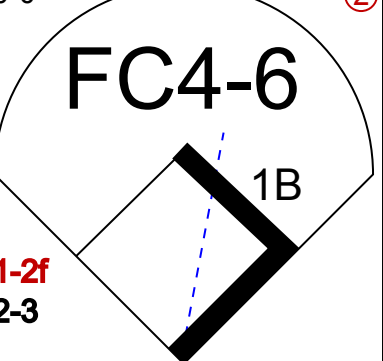


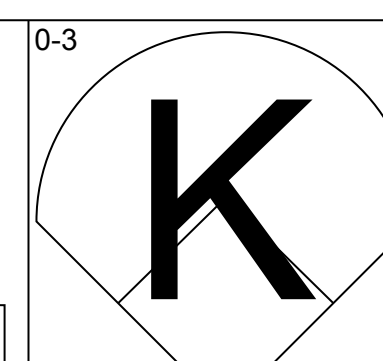
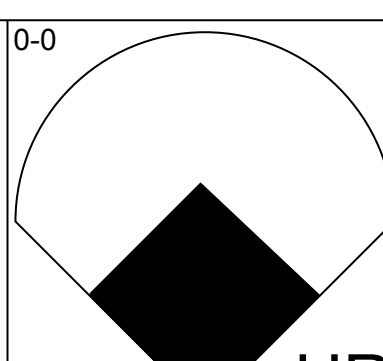
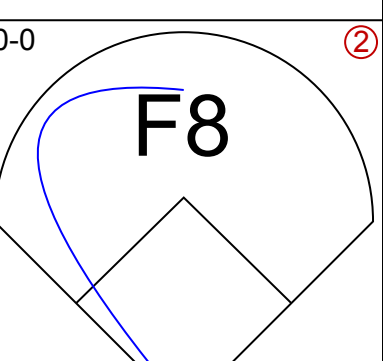
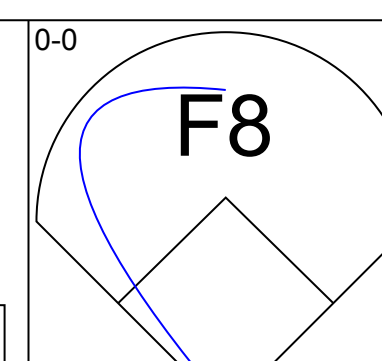
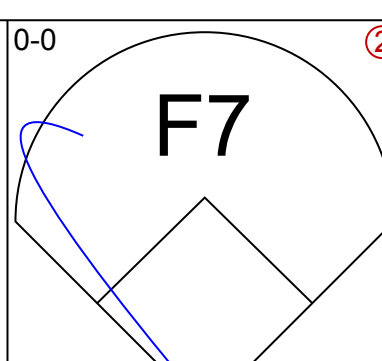
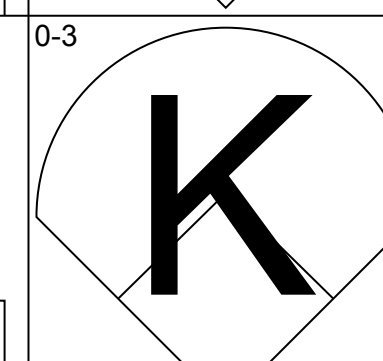
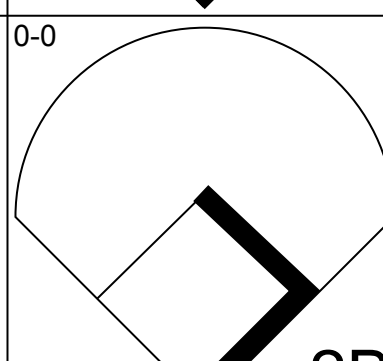
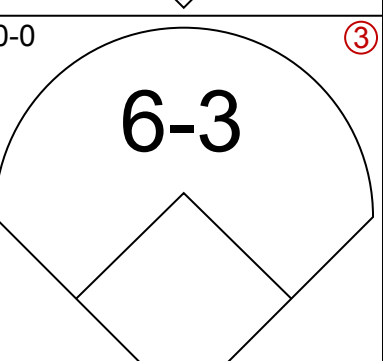
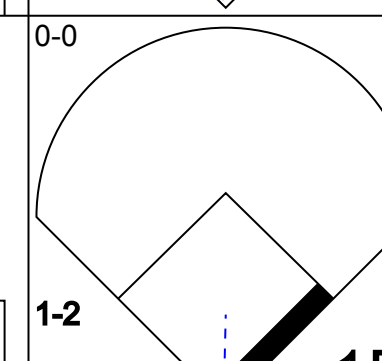
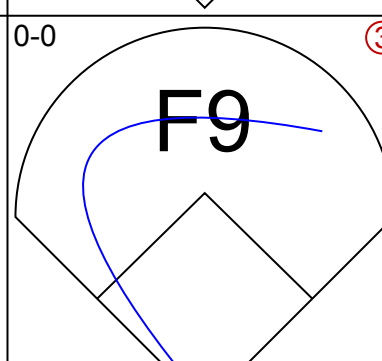
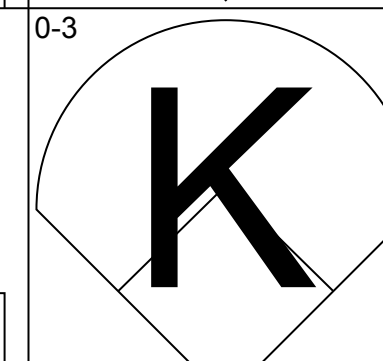
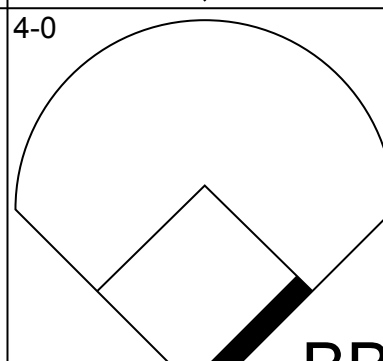
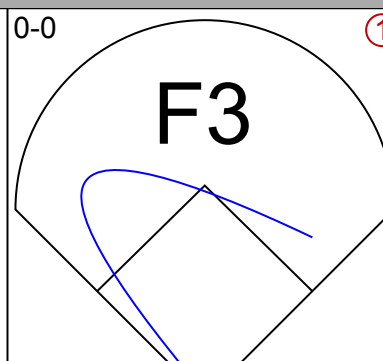
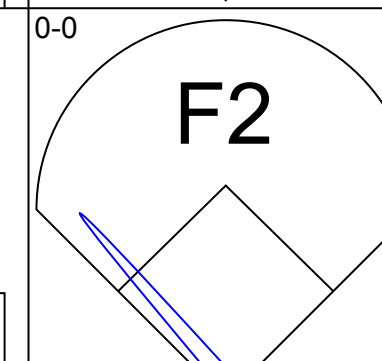
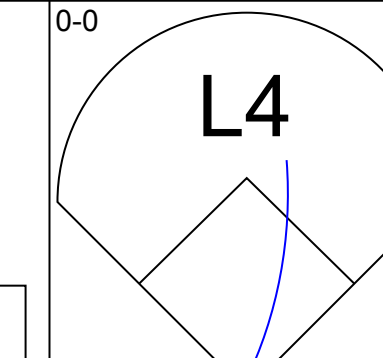
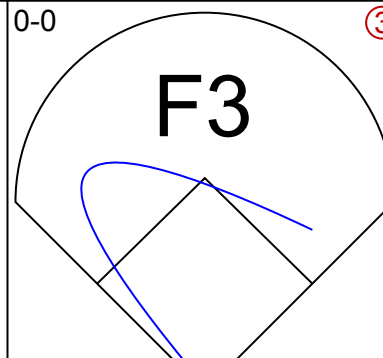
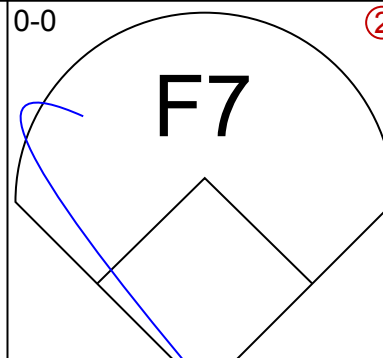
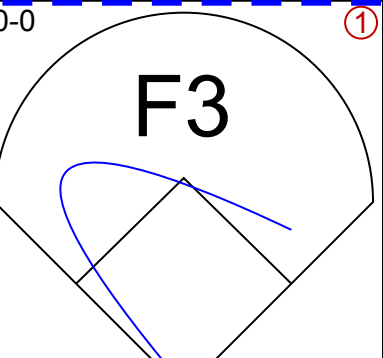

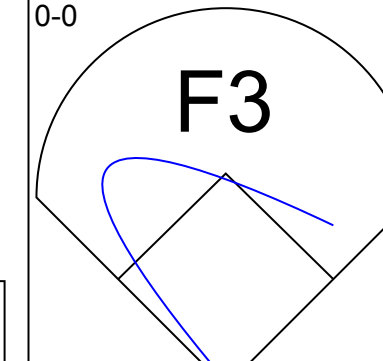
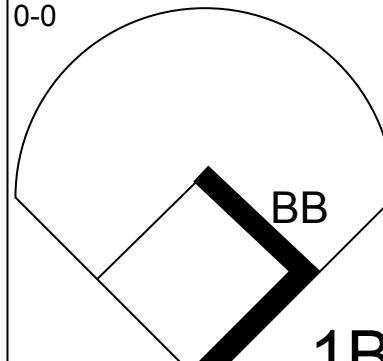
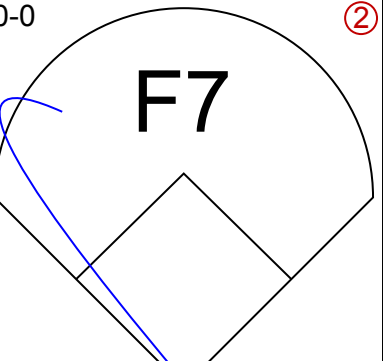

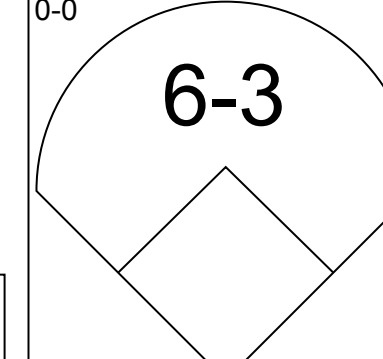
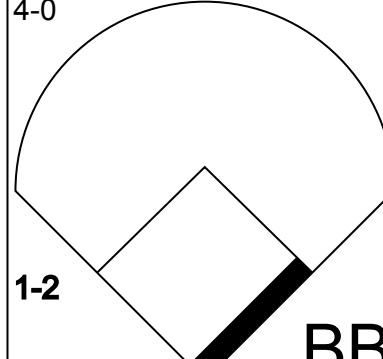
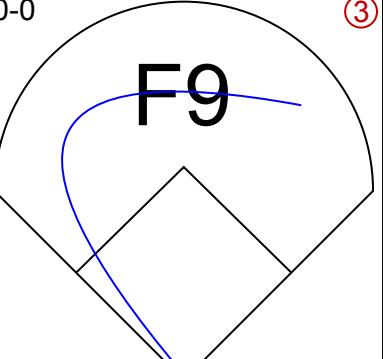
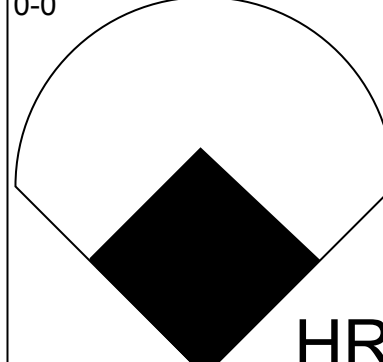
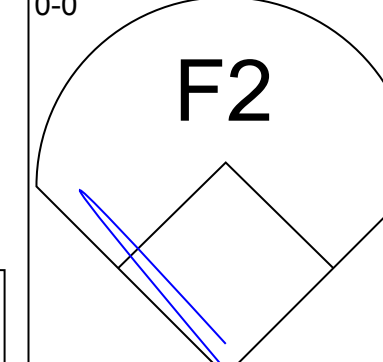
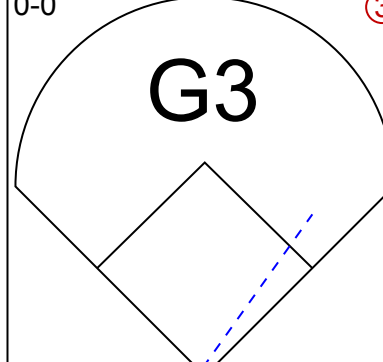
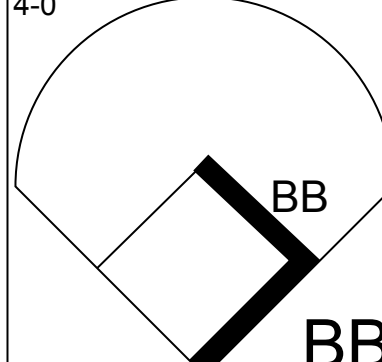
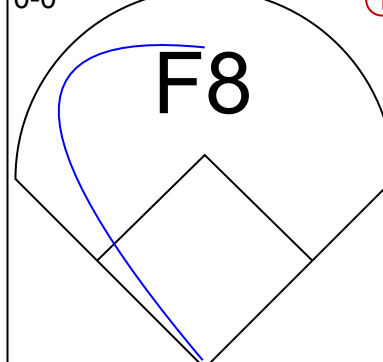
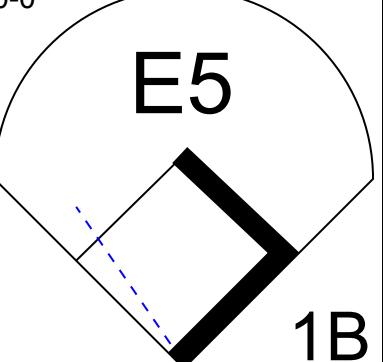
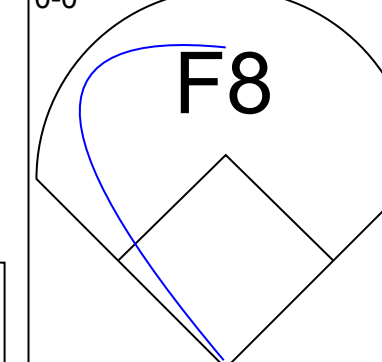
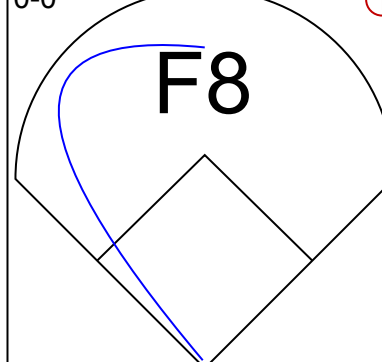
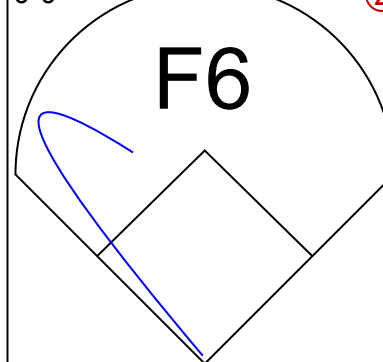
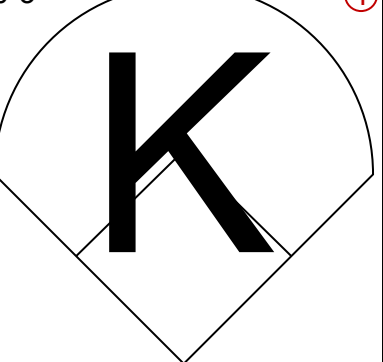
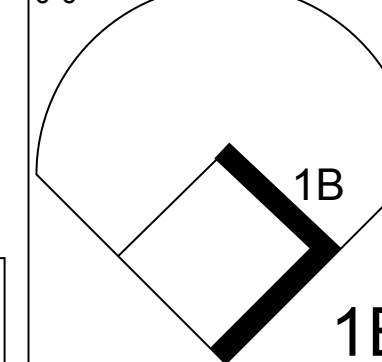
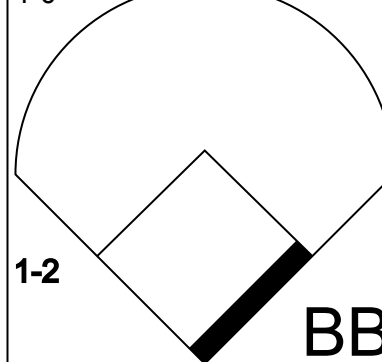


Batter	1	2	3	4	5	6	7	8	9	AB	R	H	RBI	BB	SO	LOB	TOP										
Paul Moltitor, R OBP: 0.382, SLG: 0.477 (1, 10)	6-3		F9		1B 2B		K		F3	5	1	1	0	0	1	1	<b>Milwaukee Brewers @ Oakland Athletics</b> Oakland-Alameda County Coliseum, Oakland, CA Sat Jul 19 1986, 3:33 AM PDT Att: 17,239 - Unknown <a href="http://livebaseballscorecards.com">livebaseballscorecards.com</a>										
Ernest Riles, L OBP: 0.325, SLG: 0.350 (1, 6)	G3		F7		K		F7			4	0	0	0	0	1	1											
Robin Yount, R OBP: 0.404, SLG: 0.446 (1, 8)	K			2B 1B	2H 1B			K		4	1	2	1	0	2	0											
Cecil Cooper, L OBP: 0.319, SLG: 0.383 (1, 3)		2B 1B		K	F7			6-3		4	0	1	0	0	1	2											
Glenn Braggs, R OBP: 0.375, SLG: 0.500 (1, 7)	K			L8						4	0	2	0	0	1	2											
Bill Schroeder, R OBP: 0.270, SLG: 0.342 (1, 2)	F8			2B		2B	F4			4	0	1	1	0	1	3											
Rob Deer, R OBP: 0.311, SLG: 0.464 (1, 9)					BB		F4		F8	3	0	1	0	1	0	1											
Jim Gantner, L OBP: 0.315, SLG: 0.348 (1, 4)	K			L7			3-1		CS 1B	4	0	1	0	0	1	5											
Dale Sveum, S OBP: 0.327, SLG: 0.372 (1, 5)			F7				6-3		BB	2	0	0	0	1	0	0											
Ben Oglivie, L OBP: 0.353, SLG: 0.410 (9, PH)					CS				BB	0	0	0	0	0	0	0											
Gorman Thomas, R OBP: 0.312, SLG: 0.394 (9, PH)										0	0	0	0	1	0	0											
Charlie Moore, R OBP: 0.367, SLG: 0.444 (9, PR)										0	0	0	0	0	0	0											
<b>Inning Stats</b>	R: 0 E: 0 K: 1 S: 5	H: 0 LOB: 0 BB: 0 P: 5	R: 0 E: 0 K: 2 S: 9	H: 2 LOB: 2 BB: 0 P: 9	R: 0 E: 0 K: 0 S: 3	H: 0 LOB: 0 BB: 0 P: 3	R: 1 E: 0 K: 1 S: 7	H: 2 LOB: 2 BB: 1 P: 11	R: 1 E: 0 K: 1 S: 6	H: 2 LOB: 1 BB: 1 P: 10	R: 0 E: 0 K: 0 S: 4	H: 1 LOB: 1 BB: 0 P: 4	R: 0 E: 0 K: 1 S: 5	H: 0 LOB: 0 BB: 0 P: 5	R: 0 E: 0 K: 2 S: 8	H: 1 LOB: 1 BB: 0 P: 8	R: 0 E: 0 K: 0 S: 3	H: 1 LOB: 1 BB: 1 P: 7	1B: 5 2B: 4 3B: 0 HR: 0	SF: 0 SAC: 0 DP: 0 HBP: 0	WP: 0 PB: 0 SB: 0 CS: 2	PA: 37					
<b>PITCHER</b>	IP	WLS	BF	H	R	ER	SO	BB	IBB	HBP	BLK	WP	HR	S	P	ERA	WHIP										
Moose Haas, R ERA: 2.94 (1, 1)	4.0		17	4	1	1	4	1	0	0	0	0	0	24	28	2.25	1.250										
Bill Mooneyham, R ERA: 4.5 (5, 1)	4.1	W	18	5	1	1	4	1	0	0	0	0	0	25	29	2.08	1.385										
Dave Leiper, L ERA: 2.79 (9, 1)	0.1		1	0	0	0	0	1	0	0	0	0	0	4	4	0.00	3.000										
Doug Bair, R ERA: 2.66 (9, 1)	0.1	S	1	0	0	0	0	0	0	0	0	0	0	1	1	0.00	0.000										

Batter	1	2	3	4	5	6	7	8	9	AB	R	H	RBI	BB	SO	LOB	BOTTOM										
Tony Phillips, S OBP: 0.365, SLG: 0.339 (1, 4)	CS BB			K		F8		FC1-6 BB		2	0	0	0	2	1	1	<b>Milwaukee Brewers @ Oakland Athletics</b> Oakland-Alameda County Coliseum, Oakland, CA Sat Jul 19 1986, 3:33 AM PDT Att: 17,239 - Unknown <a href="http://livebaseballscorecards.com">livebaseballscorecards.com</a>										
Dwayne Murphy, L OBP: 0.397, SLG: 0.358 (1, 8)	K			K		BB		FC1-6 BB		3	1	0	0	1	2	2											
Jose Canseco, R OBP: 0.357, SLG: 0.520 (1, 7)	F8			F8		K		F3		4	0	0	0	0	1	3											
Bruce Bochte, L OBP: 0.361, SLG: 0.359 (1, 3)	4-3				G5-4-3 1B		1B BB	3B BB		2	2	1	0	2	0	0											
Carney Lansford, R OBP: 0.332, SLG: 0.386 (1, 5)	F8			G5-4-3		F7		3B		4	0	1	2	0	0	2											
Mike Davis, L OBP: 0.295, SLG: 0.439 (1, 9)	1-3			S 1B		L9		F8		4	0	1	0	0	0	2											
Dusty Baker Jr., R OBP: 0.328, SLG: 0.346 (1, 10)			K		F8		1B			3	0	1	0	0	1	1											
Jerry Willard, L OBP: 0.364, SLG: 0.395 (1, 2)			5-3			K		1B		3	0	1	1	0	1	0											
Alfredo Griffin, S OBP: 0.334, SLG: 0.365 (1, 6)			4-3			BB 1B		1-3		3	0	1	0	0	0	2											
<b>Inning Stats</b>	R: 0 E: 0 K: 1 S: 4	H: 0 LOB: 0 BB: 1 P: 8	R: 0 E: 0 K: 0 S: 3	H: 0 LOB: 0 BB: 0 P: 3	R: 0 E: 0 K: 1 S: 5	H: 0 LOB: 0 BB: 0 P: 5	R: 0 E: 0 K: 2 S: 7	H: 0 LOB: 0 BB: 0 P: 7	R: 0 E: 0 K: 0 S: 4	H: 2 LOB: 1 BB: 0 P: 4	R: 0 E: 0 K: 2 S: 8	H: 1 LOB: 2 BB: 1 P: 12	R: 1 E: 0 K: 0 S: 5	H: 2 LOB: 2 BB: 1 P: 9	R: 2 E: 0 K: 0 S: 4	H: 1 LOB: 1 BB: 2 P: 12		R: 0 E: 0 K: 0 S: 3	H: 1 LOB: 1 BB: 1 P: 7	1B: 5 2B: 0 3B: 1 HR: 0	SF: 0 SAC: 0 DP: 1 HBP: 0	WP: 0 PB: 0 SB: 1 CS: 1	PA: 33				
<b>PITCHER</b>	IP	WLS	BF	H	R	ER	SO	BB	IBB	HBP	BLK	WP	HR	S	P	ERA	WHIP										
Danny Darwin, R ERA: 2.82 (1, 1)	6.2		26	5	1	1	6	3	0	0	0	0	0	35	47	1.35	1.200										
Dan Plesac, L ERA: 3.64 (7, 1)	0.2		3	0	1	1	0	1	0	0	0	0	0	2	6	13.50	1.500										
Mark Clear, R ERA: 2.29 (8, 1)	0.2	L	4	1	1	1	0	1	0	0	0	0	0	3	7	13.50	3.000										



Batter	1	2	3	4	5	6	7	8	9	AB	R	H	RBI	BB	SO	LOB	TOP					
<b>Robin Yount, R</b> OBP: 0.404, SLG: 0.444 (1, 8)										4	0	1	1	1	2	2	<b>Milwaukee Brewers @ Oakland Athletics</b> <b>Oakland-Alameda County Coliseum, Oakland, CA</b> Sun Jul 20 1986, 3:33 AM PDT Unknown <a href="http://livebaseballscorecards.com">livebaseballscorecards.com</a>					
<b>Charlie Moore, R</b> OBP: 0.391, SLG: 0.436 (1, 2)										5	0	1	1	0	0	4						
<b>Cecil Cooper, L</b> OBP: 0.314, SLG: 0.376 (1, 3)										5	0	0	0	0	2	2						
<b>Gorman Thomas, R</b> OBP: 0.319, SLG: 0.399 (1, 10)										3	1	1	0	2	0	0						
<b>Glenn Braggs, R</b> OBP: 0.308, SLG: 0.333 (1, 7)										4	1	0	0	1	2	2						
<b>Rob Deer, R</b> OBP: 0.317, SLG: 0.460 (1, 9)										2	1	0	0	3	0	2						
<b>Ernest Riles, L</b> OBP: 0.323, SLG: 0.357 (1, 6)										5	1	1	3	0	2	3						
<b>Dale Sveum, S</b> OBP: 0.339, SLG: 0.395 (1, 5)										3	3	3	1	1	0	0						
<b>Jim Gantner, L</b> OBP: 0.317, SLG: 0.353 (1, 4)										4	0	2	1	0	0	2						
<b>Inning Stats</b>	R: 0 E: 0 K: 2 S: 7	H: 0 LOB: 0 BB: 0 P: 7	R: 0 E: 0 K: 1 S: 4	H: 0 LOB: 0 BB: 1 P: 8	R: 1 E: 0 K: 1 S: 8	H: 3 LOB: 2 BB: 0 P: 8	R: 4 E: 0 K: 0 S: 5	H: 2 LOB: 0 BB: 2 P: 13	R: 0 E: 0 K: 0 S: 3	H: 0 LOB: 1 BB: 1 P: 7	R: 1 E: 0 K: 1 S: 7	H: 2 LOB: 2 BB: 1 P: 11	R: 0 E: 0 K: 0 S: 3	H: 0 LOB: 0 BB: 0 P: 3	R: 1 E: 0 K: 1 S: 6	H: 1 LOB: 2 BB: 2 P: 14	R: 0 E: 0 K: 2 S: 8	H: 1 LOB: 2 BB: 1 P: 12	1B: 5 2B: 2 3B: 0 HR: 2	SF: 0 SAC: 0 DP: 0 HBP: 0	WP: 1 PB: 0 SB: 0 CS: 0	PA: 44
<b>PITCHER</b>	IP	WLS	BF	H	R	ER	SO	BB	IBB	HBP	BLK	WP	HR	S	P	ERA	WHIP					
<b>Eric Plunk, R</b> ERA: 5.14 (1, 1)	3.1	L	17	5	5	5	4	3	0	0	0	0	2	22	34	13.50	2.400					
<b>Dave Stewart, R</b> ERA: 5.13 (4, 1)	3.2		16	2	2	2	1	3	0	0	0	1	0	15	27	4.91	1.364					
<b>Dave Vonohien, L</b> ERA: (8, 1)	2.0		10	2	0	0	3	1	1	0	0	0	0	14	22	0.00	1.500					

Batter	1	2	3	4	5	6	7	8	9	AB	R	H	RBI	BB	SO	LOB	BOTTOM					
<b>Tony Phillips, S</b> OBP: 0.363, SLG: 0.345 (1, 4)										5	1	1	1	0	1	4	<b>Milwaukee Brewers @ Oakland Athletics</b> <b>Oakland-Alameda County Coliseum, Oakland, CA</b> Sun Jul 20 1986, 3:33 AM PDT Unknown <a href="http://livebaseballscorecards.com">livebaseballscorecards.com</a>					
<b>Alfredo Griffin, S</b> OBP: 0.335, SLG: 0.369 (1, 6)										5	0	2	0	0	1	3						
<b>Jose Canseco, R</b> OBP: 0.356, SLG: 0.516 (1, 7)										3	0	0	0	1	1	2						
<b>Dave Kingman, R</b> OBP: 0.244, SLG: 0.409 (1, 10)										4	0	0	0	0	0	2						
<b>Carney Lansford, R</b> OBP: 0.331, SLG: 0.384 (1, 3)										4	0	1	0	0	1	0						
<b>Dusty Baker Jr., R</b> OBP: 0.326, SLG: 0.339 (1, 9)										3	0	0	0	1	0	0						
<b>Dwayne Murphy, L</b> OBP: 0.371, SLG: 0.382 (1, 8)										3	1	1	1	1	0	2						
<b>Donnie Hill, S</b> OBP: 0.323, SLG: 0.368 (1, 5)										4	0	1	0	0	0	1						
<b>Mickey Tettleton, S</b> OBP: 0.305, SLG: 0.310 (1, 2)										3	0	1	0	1	1	1						
<b>Inning Stats</b>	R: 0 E: 0 K: 3 S: 9	H: 0 LOB: 0 BB: 0 P: 9	R: 0 E: 0 K: 1 S: 5	H: 0 LOB: 0 BB: 0 P: 5	R: 2 E: 0 K: 0 S: 6	H: 3 LOB: 2 BB: 1 P: 10	R: 0 E: 0 K: 0 S: 3	H: 0 LOB: 0 BB: 0 P: 3	R: 0 E: 0 K: 0 S: 4	H: 1 LOB: 1 BB: 0 P: 6	R: 0 E: 0 K: 0 S: 5	H: 1 LOB: 2 BB: 1 P: 8	R: 0 E: 0 K: 0 S: 3	H: 2 LOB: 2 BB: 0 P: 5	R: 0 E: 0 K: 0 S: 3	H: 0 LOB: 0 BB: 0 P: 3	R: 0 E: 0 K: 0 S: 3	H: 0 LOB: 2 BB: 2 P: 11	1B: 4 2B: 1 3B: 0 HR: 2	SF: 0 SAC: 0 DP: 0 HBP: 0	WP: 0 PB: 0 SB: 0 CS: 0	PA: 38
<b>PITCHER</b>	IP	WLS	BF	H	R	ER	SO	BB	IBB	HBP	BLK	WP	HR	S	P	ERA	WHIP					
<b>Teddy Higuera, L</b> ERA: 2.75 (1, 1)	7.0	W	30	7	2	2	5	2	0	0	0	0	0	6	14	0.00	1.286					
<b>Bob Gibson, R</b> ERA: 3.39 (8, 1)	2.0		8	0	0	0	0	2	0	0	0	0	0	6	14	0.00	1.000					



Batter	1	2	3	4	5	6	7	8	9	AB	R	H	RBI	BB	SO	LOB	TOP			
Paul Moltzer, R OBP: 0.379, SLG: 0.477 (1, 10)	0-3 K		0-0 WP 2H 2B		0-3 K			0-0 4-3		4	0	1	1	0	2	1	<b>Milwaukee Brewers @ Oakland Athletics</b> Oakland-Alameda County Coliseum, Oakland, CA Sun Jul 20 1986, 3:38 AM PDT Att: 31,979 - Unknown <a href="http://livebaseballscores.com">livebaseballscores.com</a>			
Robin Yount, R OBP: 0.405, SLG: 0.443 (1, 8)	0-0 G6-3 1B		0-3 K		4-0 FC6 BB			0-3 K		3	0	1	0	1	2	1				
Glenn Braggs, R OBP: 0.235, SLG: 0.250 (1, 7)	0-0 G6-3 1-2		0-0 4-3 2-3		0-0 FC6 1-2			0-3 K		4	0	0	0	0	1	4				
Gorman Thomas, R OBP: 0.317, SLG: 0.412 (1, 3)		0-0 HR		0-0 F8		0-0 5-3		0-3 K		4	1	1	1	0	1	0				
Ernest Riles, L OBP: 0.322, SLG: 0.355 (1, 6)		0-0 5-3		0-0 1B		0-0 G3		0-3 K		4	0	1	0	0	1	0				
Rick Manning, L OBP: 0.286, SLG: 0.337 (1, 9)		0-0 F6		0-0 F4		0-0 G3		0-0 1B		4	0	1	0	0	0	1				
Dale Sveum, S OBP: 0.333, SLG: 0.388 (1, 5)		0-3 K		0-3 K			0-0 6-3	0-3 K		4	0	0	0	0	3	2				
Jim Gantner, L OBP: 0.320, SLG: 0.360 (1, 4)			0-0 2B 2B		0-0 SH1-3 1B		0-3 K			3	1	2	0	0	1	0				
Rick Cerone, R OBP: 0.267, SLG: 0.341 Bill Schroeder, R OBP: 0.268, SLG: 0.339 (1, 2) (5, 2)			0-3 K		0-0 SH1-3 1-2		0-0 F4			1	0	0	0	0	1	1				
										1	0	0	0	0	0	0				
<b>Inning Stats</b>	R: 0 E: 0 K: 1 S: 5	H: 1 LOB: 0 BB: 0 P: 5	R: 1 E: 0 K: 1 S: 6	H: 1 LOB: 1 BB: 0 P: 6	R: 1 E: 0 K: 2 S: 9	H: 2 LOB: 1 BB: 0 P: 9	R: 0 E: 0 K: 1 S: 6	H: 1 LOB: 1 BB: 0 P: 6	R: 0 E: 0 K: 0 S: 3	H: 0 LOB: 0 BB: 0 P: 3	R: 0 E: 0 K: 1 S: 5	H: 0 LOB: 0 BB: 0 P: 5	R: 0 E: 0 K: 3 S: 7	H: 0 LOB: 0 BB: 0 P: 7	R: 0 E: 0 K: 3 S: 10	H: 1 LOB: 1 BB: 0 P: 10	1B: 4 2B: 2 3B: 0 HR: 1	SF: 0 SAC: 1 DP: 1 HBP: 0	WP: 1 PB: 0 CS: 0	PA: 34
<b>PITCHER</b> Jose Rijo, R ERA: 4.49 (1, 1)	IP: 9.0 WLS: W BF: 34 H: 7 R: 2 ER: 2 SO: 12 BB: 1 IBB: 0 HBP: 0 BLK: 0 WP: 1 HR: 1 S: 57 P: 61 ERA: 2.00 WHIP: 0.889															<b>PITCHER</b>				

Batter	1	2	3	4	5	6	7	8	9	AB	R	H	RBI	BB	SO	LOB	BOTTOM			
Tony Phillips, S OBP: 0.361, SLG: 0.343 (1, 4)	0-0 4-3	0-0 S 1B	0-0 F8		0-3 K			0-0 F7		5	0	1	0	0	1	2	<b>Milwaukee Brewers @ Oakland Athletics</b> Oakland-Alameda County Coliseum, Oakland, CA Sun Jul 20 1986, 3:38 AM PDT Att: 31,979 - Unknown <a href="http://livebaseballscores.com">livebaseballscores.com</a>			
Dwayne Murphy, L OBP: 0.376, SLG: 0.381 (1, 8)	1-0 BB HBP	4-0 1-2 BB		0-0 1B 1B	0-3 K			0-3 K		3	0	1	0	1	2	1				
Jose Canseco, R OBP: 0.354, SLG: 0.510 (1, 7)	4-0 1-2 BB	0-0 F8		0-3 K		0-0 F8		0-0 F9		4	0	0	0	1	1	4				
Bruce Bochte, L OBP: 0.367, SLG: 0.363 (1, 3)	4-0 1-2 2-3 BB		0-0 1B 1B	0-0 1-2 1B		0-3 K				3	1	2	0	1	1	0				
Dave Kingman, R OBP: 0.246, SLG: 0.419 (1, 10)	0-3 K		0-0 1B SF8 1B	0-0 F4		0-0 HR				4	2	2	1	0	1	5				
Mike Davis, L OBP: 0.297, SLG: 0.440 (1, 9)	0-3 K		0-0 1B G1	0-0 1-2 2-3 1B		0-0 4-3				4	1	2	1	0	1	3				
Carney Lansford, R OBP: 0.328, SLG: 0.381 (1, 5)		0-0 F4	0-0 SF8 F3		0-0 F7					3	0	0	1	0	0	3				
Jerry Willard, L OBP: 0.369, SLG: 0.393 (1, 2)		4-0 1B BB	0-0 G1		0-0 WP 1B		0-3 K			3	0	1	0	1	1	1				
Alfredo Griffin, S OBP: 0.334, SLG: 0.367 (1, 6)		0-0 F9	0-0 1B		0-0 F3		0-0 F9			4	0	1	1	0	0	2				
<b>Inning Stats</b>	R: 0 E: 0 K: 2 S: 7	H: 0 LOB: 3 BB: 2 P: 16	R: 0 E: 0 K: 0 S: 4	H: 1 LOB: 3 BB: 2 P: 12	R: 3 E: 0 K: 0 S: 7	H: 4 LOB: 1 BB: 0 P: 7	R: 0 E: 0 K: 1 S: 8	H: 3 LOB: 3 BB: 0 P: 8	R: 0 E: 0 K: 2 S: 8	H: 1 LOB: 1 BB: 0 P: 8	R: 1 E: 0 K: 1 S: 6	H: 1 LOB: 0 BB: 0 P: 6	R: 0 E: 0 K: 1 S: 5	H: 0 LOB: 0 BB: 0 P: 5	R: 0 E: 0 K: 1 S: 5	H: 0 LOB: 0 BB: 0 P: 5	1B: 9 2B: 0 3B: 0 HR: 1	SF: 1 SAC: 0 DP: 0 HBP: 1	WP: 1 PB: 0 CS: 0	PA: 39
<b>PITCHER</b> Tim Leary, R ERA: 4.68 John Henry Johnson, L ERA: 1.69 (1, 1) (3, 1)	IP: 2.2 WLS: L BF: 18 H: 5 R: 3 ER: 3 SO: 3 BB: 2 P: 17 ERA: 10.12 WHIP: 3.375															<b>PITCHER</b>				







Batter	1	2	3	4	5	6	7	8	9	AB	R	H	RBI	BB	SO	LOB	TOP										
Marty Barrett, R OBP: 0.346, SLG: 0.384 (1, 4)	G3		1B		F9			F8		4	0	1	0	0	0	1	<b>Boston Red Sox @ Oakland Athletics</b> Oakland-Alameda County Coliseum, Oakland, CA Tue Jul 22 1986, 3:33 AM PDT Att: 14,410 - Unknown <a href="http://livebaseballscores.com">livebaseballscores.com</a>										
Wade Boggs, L OBP: 0.464, SLG: 0.485 (1, 5)	1-3		4-3			1-3		BB		3	0	0	0	1	0	1											
Bill Buckner, L OBP: 0.291, SLG: 0.401 (1, 10)	2B			F8		F7		F8		4	0	1	0	0	0	2											
Don Baylor, R OBP: 0.346, SLG: 0.427 (1, 7)	6-3			HR	1B	F6		K		4	1	1	0	0	1	3											
Dwight Evans, R OBP: 0.374, SLG: 0.462 (1, 9)		6-3		6-3			G3-6-1		F9	4	0	1	0	0	0	1											
Rich Gedman, L OBP: 0.318, SLG: 0.401 (1, 2)	L8			HR		G3-6-1		6-3		4	1	1	2	0	0	1											
Mike Stenhouse, L OBP: 0.448, SLG: 0.167 (1, 3)	F7			F8		BB		5-3		3	0	0	0	1	0	0											
Rey Quinones, R OBP: 0.315, SLG: 0.345 (1, 6)			4-3		4-3			K		3	0	0	0	0	1	1											
La Schelle Tarver, L OBP: 0.167, SLG: 0.167 (1, 8)			G3		K			WP	1B	3	0	1	0	0	1	0											
<b>Inning Stats</b>	R: 0 E: 0 K: 0 S: 4	H: 1 LOB: 1 BB: 0 P: 4	R: 0 E: 0 K: 0 S: 3	H: 0 LOB: 0 BB: 0 P: 3	R: 0 E: 0 K: 0 S: 4	H: 1 LOB: 1 BB: 0 P: 4	R: 2 E: 1 K: 0 S: 5	H: 2 LOB: 0 BB: 0 P: 5	R: 0 E: 0 K: 1 S: 5	H: 0 LOB: 0 BB: 0 P: 5	R: 0 E: 0 K: 0 S: 3	H: 0 LOB: 0 BB: 0 P: 3	R: 0 E: 0 K: 1 S: 5	H: 1 LOB: 1 BB: 1 P: 9	R: 0 E: 0 K: 1 S: 6	H: 1 LOB: 2 BB: 1 P: 10	R: 0 E: 0 K: 0 S: 3	H: 0 LOB: 0 BB: 0 P: 3	1B: 4 2B: 1 3B: 0 HR: 1	SF: 0 SAC: 0 DP: 1 HBP: 0	WP: 1 PA: 34 PB: 0 SB: 0 CS: 0						
<b>PITCHER</b>	IP	WLS	BF	H	R	ER	SO	BB	IBB	HBP	BLK	WP	HR	S	P	ERA	WHIP										
Joaquin Andujar, R ERA: 3.3 (1, 1)	7.1	W	29	6	2	2	2	2	0	0	0	1	1	31	39	2.46	1.091										
Dave Vonohien, L ERA: (8, 1)	0.1		1	0	0	0	0	0	0	0	0	0	0	1	1	0.00	0.000										
Steve Ontiveros, R ERA: 4.5 (8, 1)	1.1	S	4	0	0	0	1	0	0	0	0	0	0	6	6	0.00	0.000										



Batter	1	2	3	4	5	6	7	8	9	AB	R	H	RBI	BB	SO	LOB	BOTTOM										
Tony Phillips, S OBP: 0.358, SLG: 0.347 (1, 4)	4-3		F9		4-3			K		4	0	0	0	0	1	2	<b>Boston Red Sox @ Oakland Athletics</b> Oakland-Alameda County Coliseum, Oakland, CA Tue Jul 22 1986, 3:33 AM PDT Att: 14,410 - Unknown <a href="http://livebaseballscores.com">livebaseballscores.com</a>										
Dwayne Murphy, L OBP: 0.384, SLG: 0.374 (1, 8)	WP	1B	BB		F9		K		1-2	2	1	0	0	2	1	1											
Jose Canseco, R OBP: 0.348, SLG: 0.499 (1, 7)	F6			B1-3		F9		K		4	0	0	0	0	1	3											
Bruce Bochte, L OBP: 0.369, SLG: 0.369 (1, 3)	WP	1B	1B		3-1			F4		4	1	2	0	0	0	0											
Dave Kingman, R OBP: 0.247, SLG: 0.424 (1, 10)	E	S	2B	1B		6-3		5-3		4	1	1	2	0	0	1											
Carney Lansford, R OBP: 0.334, SLG: 0.394 (1, 5)			1H	2H	1B			F9		4	0	1	1	0	0	1											
Mike Davis, L OBP: 0.298, SLG: 0.439 (1, 9)	4-3				3-1			1B	SF7	3	1	1	0	0	0	1											
Jerry Willard, L OBP: 0.377, SLG: 0.396 (1, 2)			SH5-3	BB		4-3			BB	2	0	1	0	1	0	0											
Alfredo Griffin, S OBP: 0.332, SLG: 0.365 (1, 6)			SH5-3					F7		1	0	0	1	0	0	0											
<b>Inning Stats</b>	R: 3 E: 0 K: 0 S: 6	H: 3 LOB: 1 BB: 1 P: 10	R: 0 E: 0 K: 0 S: 3	H: 0 LOB: 1 BB: 1 P: 7	R: 0 E: 0 K: 0 S: 3	H: 0 LOB: 0 BB: 0 P: 3	R: 0 E: 0 K: 0 S: 3	H: 0 LOB: 0 BB: 0 P: 3	R: 0 E: 0 K: 1 S: 5	H: 0 LOB: 0 BB: 0 P: 5	R: 0 E: 0 K: 0 S: 4	H: 1 LOB: 1 BB: 0 P: 4	R: 1 E: 0 K: 2 S: 9	H: 2 LOB: 2 BB: 1 P: 13	R: 0 E: 0 K: 0 S: 3	H: 0 LOB: 0 BB: 0 P: 3	1B: 4 2B: 2 3B: 0 HR: 0	SF: 1 SAC: 1 DP: 0 HBP: 0	WP: 1 PA: 33 PB: 0 SB: 1 CS: 0								
<b>PITCHER</b>	IP	WLS	BF	H	R	ER	SO	BB	IBB	HBP	BLK	WP	HR	S	P	ERA	WHIP										
Tom Seaver, R ERA: 4.1 (7, 1)	6.2	L	29	6	4	4	2	3	0	0	0	1	0	30	42	5.40	1.350										
Bob Stanley, R ERA: 3.95 (7, 1)	1.1		4	0	0	0	1	0	0	0	0	0	0	6	6	0.00	0.000										





Batter	1	2	3	4	5	6	7	8	9	AB	R	H	RBI	BB	SO	LOB	TOP																					
Marty Barrett, R (1.4)	6-3		WP 1B			FC1-6 FC6-4 1B		G4-6-3 1B		4	1	3	0	0	0	0	<b>Boston Red Sox @ Oakland Athletics</b> Oakland-Alameda County Coliseum, Oakland, CA Wed Jul 23 1986, 3:33 AM PDT Att: 15,411 - Unknown <a href="http://livebaseballscores.com">livebaseballscores.com</a>																					
Wade Boggs, L (1.5)	F7		6-3			FC1-6 1B		G4-6-3		4	0	1	0	0	0	2																						
Bill Buckner, L (1.3)	F3			L7		FC1-6 FC6-4		F8		4	0	0	0	0	0	3																						
Don Baylor, R (1.10)		HR		F5		FC6-4			FC6 1B	4	1	2	2	0	0	1																						
Dwight Evans, R (1.9)		K		K		K		F9		4	0	0	0	0	3	2																						
Rich Gedman, L (1.2)	F4				1-3			F5		4	0	0	0	0	0	1																						
Mike Stenhouse, L (1.7)		K			BB			FC6		3	0	0	0	1	1																							
Ed Romero, R (1.6)			5-3		K			F7		3	0	0	0	0	1	1																						
La Schelle Tarver, L (1.8)			K		G3			F8		3	0	0	0	0	1	1																						
<b>Inning Stats</b>	R: 0 E: 0 K: 0 S: 3	H: 0 LOB: 0 BB: 0 P: 3	R: 1 E: 0 K: 2 S: 8	H: 1 LOB: 0 BB: 0 P: 8	R: 0 E: 0 K: 1 S: 6	H: 1 LOB: 1 BB: 0 P: 6	R: 0 E: 0 K: 1 S: 5	H: 0 LOB: 0 BB: 0 P: 5	R: 0 E: 0 K: 1 S: 5	H: 0 LOB: 1 BB: 1 P: 9	R: 1 E: 0 K: 0 S: 7	H: 2 LOB: 1 BB: 0 P: 7	R: 0 E: 0 K: 0 S: 3	H: 0 LOB: 0 BB: 0 P: 3	R: 0 E: 0 K: 0 S: 4	H: 1 LOB: 1 BB: 0 P: 4	R: 0 E: 0 K: 0 S: 4	H: 1 LOB: 1 BB: 0 P: 4	1B: 5 2B: 0 3B: 0 HR: 1	SF: 0 SAC: 0 DP: 0 HBP: 0	WP: 1 PB: 0 SB: 0 CS: 0	PA: 34																
<b>PITCHER</b>	IP	WLS	BF	H	R	ER	SO	BB	IBB	HBP	BLK	WP	HR	S	P	ERA	WHIP	<b>PITCHER</b>				IP	WLS	BF	H	R	ER	SO	BB	IBB	HBP	BLK	WP	HR	S	P	ERA	WHIP
Dave Stewart, R (1.1)	8.0	W	30	5	2	2	6	1	0	0	0	1	1	41	45	2.25	0.750					8.0	W	30	5	2	2	6	1	0	0	0	1	1	41	45	2.25	0.750
Jay Howell, R (9.1)	1.0		4	1	0	0	0	0	0	0	0	0	0	4	4	0.00	1.000					1.0		4	1	0	0	0	0	0	0	0	4	4	0.00	1.000		

Batter	1	2	3	4	5	6	7	8	9	AB	R	H	RBI	BB	SO	LOB	BOTTOM																					
Tony Phillips, S (1.4)	K		PB 3B 1B	1B	1-2 2B			K		5	1	3	3	0	2	0	<b>Boston Red Sox @ Oakland Athletics</b> Oakland-Alameda County Coliseum, Oakland, CA Wed Jul 23 1986, 3:33 AM PDT Att: 15,411 - Unknown <a href="http://livebaseballscores.com">livebaseballscores.com</a>																					
Dwayne Murphy, L (1.8)	F7		HR 3B	HR 1B	K		1B	1B		5	3	3	1	0	1	2																						
Carney Lansford, R (1.5)			HR 3B	HR 1B		6-3		1B		5	2	4	4	0	0	0																						
Bruce Bochte, L (1.3)	G3		G3			3-1		1B		4	0	1	0	0	0	1																						
Jose Canseco, R (8, PH)								1B		1	0	1	1	0	0	0																						
Steve Ontiveros, R (8, PR)								1B		0	0	0	0	0	0	0																						
Jay Howell, R (9.1)					1B			FC4-6 1B		0	0	0	0	0	0	0																						
Dave Kingman, R (1.10)			F7	F2		6-3		FC4-6 1B		4	0	1	0	0	0	1																						
Donnie Hill, S (8, PH)										1	0	0	0	0	0	2																						
Dusty Baker Jr., R (1.7)			F7		FC6-4 1B BB			F5		3	1	1	0	1	0	0																						
Rusty Tillman, R (8.7)					BB					0	0	0	0	0	0	0																						
Mike Davis, L (1.9)	F4			1B SH1-3 1B	F5			K		4	1	1	0	0	1	3																						
Mickey Tettleton, S (1.2)	F2			SH1-3				K		2	0	0	0	1	1	2																						
Alfredo Griffin, S (1.6)	5-3			2B 1B	FC6-4 1B			5-3		4	1	1	0	0	0	4																						
<b>Inning Stats</b>	R: 0 E: 0 K: 1 S: 6	H: 1 LOB: 1 BB: 0 P: 6	R: 0 E: 0 K: 0 S: 5	H: 2 LOB: 2 BB: 0 P: 5	R: 3 E: 0 K: 0 S: 6	H: 3 LOB: 0 BB: 0 P: 6	R: 4 E: 0 K: 0 S: 8	H: 6 LOB: 1 BB: 0 P: 8	R: 1 E: 0 K: 1 S: 6	H: 1 LOB: 2 BB: 2 P: 14	R: 0 E: 0 K: 0 S: 3	H: 0 LOB: 0 BB: 0 P: 3	R: 0 E: 0 K: 2 S: 7	H: 0 LOB: 0 BB: 0 P: 7	R: 1 E: 0 K: 1 S: 8	H: 3 LOB: 2 BB: 0 P: 8	R: 0 E: 0 K: 1 S: 8	H: 0 LOB: 2 BB: 0 P: 8	1B: 12 2B: 1 3B: 1 HR: 2	SF: 0 SAC: 1 DP: 0 HBP: 0	WP: 0 PB: 1 SB: 0 CS: 0	PA: 41																
<b>PITCHER</b>	IP	WLS	BF	H	R	ER	SO	BB	IBB	HBP	BLK	WP	HR	S	P	ERA	WHIP	<b>PITCHER</b>				IP	WLS	BF	H	R	ER	SO	BB	IBB	HBP	BLK	WP	HR	S	P	ERA	WHIP
Al Nipper, R (1.1)	3.1	L	19	9	6	6	1	0	0	0	0	0	0	0	0	27.00	9.000					3.1	L	19	9	6	6	1	0	0	0	0	0	0	27.00	9.000		
Tim Lollar, L (4.1)	0.1		3	3	1	1	0	0	0	0	0	0	1	3	3	4.50	1.250					0.1		3	3	1	1	0	0	0	0	1	3	3	4.50	1.250		
Jeff Sellers, R (4.1)	4.0		17	3	2	2	4	2	0	0	0	0	0	23	31	4.50	1.250					4.0		17	3	2	2	4	2	0	0	0	0	23	31	4.50	1.250	
Joe Sambito, L (8.1)	0.1		2	1	0	0	0	0	0	0	0	0	0	2	2	0.00	3.000					0.1		2	1	0	0	0	0	0	0	2	2	0.00	3.000			









Batter	1	2	3	4	5	6	7	8	9	AB	R	H	RBI	BB	SO	LOB	TOP										
Tony Fernandez, S (1,6) OBP: 0.349, SLG: 0.435	0-0 6-3		0-0 F7		0-3 K		0-0 F8			4	0	0	0	0	1	0											
Rance Mulliniks, L (1,5) OBP: 0.380, SLG: 0.456 Garth Iorg, R (7,PH) OBP: 0.307, SLG: 0.317	0-3 K		4-0 1B BB		0-0 G3		0-0 5-3			2	0	0	0	1	1	0											
Lloyd Moseby, L (1,8) OBP: 0.349, SLG: 0.429	0-0 6-3		0-0 FC6-4 1B		4-0 FC4 BB		0-0 1-3			3	0	1	0	1	0	0											
George Bell, R (1,7) OBP: 0.361, SLG: 0.565		0-0 F3	0-0 FC6-4 1-2		0-0 FC4			0-0 6-3		4	0	0	0	0	0	3											
Willie Upshaw, L (1,3) OBP: 0.360, SLG: 0.370		4-0 BLK BB		0-0 4-3		0-0 F8		0-0 F2		3	0	0	0	1	0	0											
Damaso Garcia, R (1,4) OBP: 0.316, SLG: 0.376	0-0 F3		0-0 F8		0-0 F8		0-0 5-3		0-0 5-3	4	0	0	0	0	0	1											
Rick Leach, L (1,9) OBP: 0.344, SLG: 0.453	4-0 1-2 BB		0-0 2B		4-0 BB BB		4-0 BB BB		0-0 F5	2	0	1	0	2	0	0											
Cecil Fielder, R (1,10) OBP: 0.245, SLG: 0.362	0-3 K		4-0 BB		4-0 BB		1-2 BB		0-0 F8	2	0	0	0	2	1	2											
Ernie Whitt, L (1,2) OBP: 0.302, SLG: 0.396			0-0 F6		0-0 F8		0-0 F9		0-0 6-3	4	0	0	0	0	0	4											
<b>Inning Stats</b>	R: 0 E: 0 K: 1 S: 5	H: 0 LOB: 0 BB: 0 P: 5	R: 0 E: 0 K: 1 S: 5	H: 0 LOB: 2 BB: 13	R: 0 E: 0 K: 0 S: 4	H: 1 LOB: 2 BB: 1 P: 8	R: 0 E: 0 K: 0 S: 4	H: 1 LOB: 2 BB: 1 P: 8	R: 0 E: 0 K: 1 S: 5	H: 0 LOB: 1 BB: 1 P: 9	R: 0 E: 0 K: 0 S: 3	H: 0 LOB: 2 BB: 2 P: 11	R: 0 E: 0 K: 0 S: 3	H: 0 LOB: 0 BB: 0 P: 3	R: 0 E: 0 K: 0 S: 3	H: 0 LOB: 0 BB: 0 P: 3	R: 0 E: 0 K: 0 S: 3	H: 0 LOB: 0 BB: 0 P: 3	1B: 1 2B: 1 3B: 0 HR: 0	SF: 0 SAC: 0 DP: 0 HBP: 0	WP: 0 PB: 0 SB: 0 CS: 0	PA: 36					
<b>PITCHER</b>	IP	WLS	BF	H	R	ER	SO	BB	IBB	HBP	BLK	WP	HR	S	P	ERA	WHIP										
Eric Plunk, R (1,1) ERA: 4.76	6.0	W	27	2	0	0	3	7	0	0	1	0	0	26	54	0.00	1.500										
Dave Leiper, L (7,1) ERA: 2.59	0.1		1	0	0	0	0	0	0	0	0	0	0	1	1	0.00	0.000										
Dave Stewart, R (7,1) ERA: 4.67	1.2		5	0	0	0	0	0	0	0	0	0	0	5	5	0.00	0.000										
Joaquin Andujar, R (9,1) ERA: 3.24	1.0	S	3	0	0	0	0	0	0	0	0	0	0	3	3	0.00	0.000										

Toronto Blue Jays @ Oakland Athletics  
Oakland-Alameda County Coliseum, Oakland, CA

AB 29  
R 0  
H 2  
RBI 0  
BB 7  
SO 3  
LOB 10



Sat Jul 26 1986, 3:33 AM PDT  
Att: 22,168 - Unknown

Batter	1	2	3	4	5	6	7	8	9	AB	R	H	RBI	BB	SO	LOB	BOTTOM										
Tony Phillips, S (1,4) OBP: 0.357, SLG: 0.347	0-0 5-3		4-0 1B BB		0-0 F7		0-0 SH1-4			2	1	0	0	1	0	1											
Alfredo Griffin, S (1,6) OBP: 0.335, SLG: 0.364	4-0 BB		0-0 1B		0-0 5-3		4-0 1B		0-0 IBB	2	0	1	0	2	0	1											
Jose Canseco, R (1,7) OBP: 0.350, SLG: 0.496	0-0 F3		0-0 1B		0-0 1B		0-0 K		0-0 K	4	1	2	1	0	1	4											
Dave Kingman, R (1,10) OBP: 0.247, SLG: 0.417	0-3 K		0-0 F7		0-0 6-3		0-0 K		0-0 K	4	0	0	0	0	2	7											
Carney Lansford, R (1,3) OBP: 0.338, SLG: 0.420		0-0 F8		0-0 F7		0-0 S 1B		0-0 6-3		4	0	1	1	0	0	0											
Dusty Baker Jr., R (1,9) OBP: 0.321, SLG: 0.326 Mike Davis, L (7,9) OBP: 0.299, SLG: 0.433		0-0 6-3		0-0 5-3		0-0 F9		0-0 4-3		3	0	0	0	0	0	1											
Dwayne Murphy, L (1,8) OBP: 0.382, SLG: 0.382	0-0 G3		0-0 5-3		0-3 K		0-3 K		0-3 K	4	0	0	0	0	2	1											
Donnie Hill, S (1,5) OBP: 0.325, SLG: 0.368			0-3 K		0-0 SH1 1B		0-0 SH1-4 S 1B			3	0	2	0	0	1	0											
Mickey Tettleton, S (1,2) OBP: 0.307, SLG: 0.308			0-0 5-3		0-0 SH1		1-0 SH1-4 HBP			1	0	0	0	0	0	0											
<b>Inning Stats</b>	R: 0 E: 0 K: 1 S: 5	H: 0 LOB: 1 BB: 1 P: 9	R: 0 E: 0 K: 0 S: 3	H: 0 LOB: 0 BB: 0 P: 3	R: 1 E: 0 K: 1 S: 7	H: 2 LOB: 1 BB: 1 P: 11	R: 0 E: 0 K: 0 S: 3	H: 0 LOB: 0 BB: 0 P: 3	R: 0 E: 0 K: 1 S: 7	H: 1 LOB: 1 BB: 0 P: 4	R: 1 E: 0 K: 1 S: 7	H: 2 LOB: 1 BB: 0 P: 7	R: 0 E: 0 K: 2 S: 8	H: 1 LOB: 3 BB: 1 P: 13	R: 0 E: 0 K: 1 S: 5	H: 0 LOB: 0 BB: 0 P: 5	1B: 6 2B: 0 3B: 0 HR: 0	SF: 0 SAC: 2 DP: 0 HBP: 1	WP: 0 PB: 0 SB: 3 CS: 0	PA: 34							
<b>PITCHER</b>	IP	WLS	BF	H	R	ER	SO	BB	IBB	HBP	BLK	WP	HR	S	P	ERA	WHIP										
John Cerutti, L (1,1) ERA: 3.91	6.0	L	25	5	2	2	3	2	0	0	0	0	0	29	37	3.00	1.167										
Dave Stieb, R (7,1) ERA: 5.7	0.1		4	1	0	0	0	0	1	1	0	0	0	2	7	0.00	3.000										
Tom Henke, R (7,1) ERA: 3.81	1.2		5	0	0	0	3	0	0	0	0	0	0	11	11	0.00	0.000										

Toronto Blue Jays @ Oakland Athletics  
Oakland-Alameda County Coliseum, Oakland, CA

AB 28  
R 2  
H 6  
RBI 2  
BB 3  
SO 6  
LOB 15



Sat Jul 26 1986, 3:33 AM PDT  
Att: 22,168 - Unknown







Batter	1	2	3	4	5	6	7	8	9	AB	R	H	RBI	BB	SO	LOB	TOP					
Gary Pettis, S OBP: 0.323, SLG: 0.334 (1, 8)										4	2	3	1	1	1	0	<b>California Angels @ Oakland Athletics</b> Oakland-Alameda County Coliseum, Oakland, CA Mon Jul 28 1986, 7:05 PM PDT Att: 20,381 - Unknown <a href="http://livebaseballscorecards.com">livebaseballscorecards.com</a>					
Wally Joyner, L OBP: 0.394, SLG: 0.527 (1, 3)										5	2	2	0	0	0	3						
Brian Downing, R OBP: 0.396, SLG: 0.448 (1, 7)										4	0	1	0	1	1	2						
Reggie Jackson, L OBP: 0.407, SLG: 0.423 (1, 10)										4	1	2	2	1	0	1						
Doug DeCinces, R OBP: 0.313, SLG: 0.413 (1, 5)										4	1	2	3	1	1	2						
Ruppert Jones, L OBP: 0.352, SLG: 0.471 (1, 9)										5	0	0	0	0	1	4						
Bobby Grich, R OBP: 0.343, SLG: 0.419 (1, 4)										4	0	0	0	0	2	3						
Bob Boone, R OBP: 0.271, SLG: 0.277 (1, 2)										4	0	0	0	0	0	0						
Dick Schofield, R OBP: 0.318, SLG: 0.375 (1, 6)										4	0	1	0	0	0	0						
<b>Inning Stats</b>	R: 3 E: 0 K: 0 S: 6	H: 3 LOB: 0 BB: 0 P: 6	R: 0 E: 0 K: 1 S: 5	H: 0 LOB: 0 BB: 0 P: 5	R: 1 E: 1 K: 2 S: 9	H: 2 LOB: 2 BB: 1 P: 13	R: 0 E: 0 K: 1 S: 7	H: 2 LOB: 2 BB: 0 P: 7	R: 0 E: 1 K: 0 S: 4	H: 1 LOB: 2 BB: 1 P: 8	R: 2 E: 0 K: 1 S: 8	H: 3 LOB: 2 BB: 1 P: 12	R: 0 E: 0 K: 1 S: 5	H: 0 LOB: 1 BB: 0 P: 5	R: 0 E: 0 K: 0 S: 3	H: 0 LOB: 1 BB: 1 P: 7	R: 0 E: 0 K: 0 S: 3	H: 0 LOB: 0 BB: 0 P: 3	1B: 8 2B: 1 3B: 0 HR: 2	SF: 0 SAC: 0 DP: 1 HBP: 0	WP: 0 PB: 0 SB: 1 CS: 0	PA: 42
<b>PITCHER</b>	IP WLS BF H R ER SO BB IBB HBP BLK WP HR S P ERA WHIP	IP WLS BF H R ER SO BB IBB HBP BLK WP HR S P ERA WHIP																				
Joaquin Andujar, R ERA: 3.8 (1, 1)	5.2 L 29 10 6 6 4	3.1 13 1 0 0 2																				
Bill Mooneyham, R ERA: 4.32 (6, 1)	3.1 13 1 0 0 2	2 0 0 0																				
<b>Batter</b>	<b>1</b>	<b>2</b>	<b>3</b>	<b>4</b>	<b>5</b>	<b>6</b>	<b>7</b>	<b>8</b>	<b>9</b>	<b>AB</b>	<b>R</b>	<b>H</b>	<b>RBI</b>	<b>BB</b>	<b>SO</b>	<b>LOB</b>	<b>BOTTOM</b>					
Tony Phillips, S OBP: 0.358, SLG: 0.341 (1, 4)										2	1	0	0	3	0	2	<b>California Angels @ Oakland Athletics</b> Oakland-Alameda County Coliseum, Oakland, CA Mon Jul 28 1986, 7:05 PM PDT Att: 20,381 - Unknown <a href="http://livebaseballscorecards.com">livebaseballscorecards.com</a>					
Dwayne Murphy, L OBP: 0.374, SLG: 0.368 (1, 8)										4	0	0	0	1	4	6						
Jose Canseco, R OBP: 0.349, SLG: 0.493 (1, 7)										4	1	1	0	0	2	2						
Bruce Bochte, L OBP: 0.374, SLG: 0.371 (1, 3)										4	0	3	2	0	1	0						
Carney Lansford, R OBP: 0.329, SLG: 0.409 (1, 5)										4	0	0	0	0	1	4						
Dave Kingman, R OBP: 0.245, SLG: 0.409 (1, 10)										4	0	0	0	0	1	2						
Mike Davis, L OBP: 0.305, SLG: 0.433 (1, 9)										3	1	1	0	1	1	0						
Jerry Willard, L OBP: 0.391, SLG: 0.410 (1, 2)										4	0	0	0	0	1	2						
Alfredo Griffin, S OBP: 0.333, SLG: 0.358 (1, 6)										3	0	1	1	1	0	0						
<b>Inning Stats</b>	R: 2 E: 0 K: 1 S: 7	H: 2 LOB: 1 BB: 1 P: 11	R: 0 E: 0 K: 1 S: 5	H: 0 LOB: 0 BB: 0 P: 5	R: 0 E: 0 K: 1 S: 6	H: 1 LOB: 2 BB: 1 P: 10	R: 1 E: 1 K: 1 S: 6	H: 1 LOB: 2 BB: 2 P: 14	R: 0 E: 0 K: 2 S: 7	H: 0 LOB: 0 BB: 0 P: 7	R: 0 E: 0 K: 1 S: 5	H: 0 LOB: 0 BB: 0 P: 5	R: 0 E: 0 K: 1 S: 5	H: 0 LOB: 1 BB: 1 P: 9	R: 0 E: 0 K: 1 S: 5	H: 1 LOB: 2 BB: 0 P: 5	R: 0 E: 0 K: 2 S: 8	H: 1 LOB: 2 BB: 1 P: 12	1B: 5 2B: 1 3B: 0 HR: 0	SF: 0 SAC: 0 DP: 1 HBP: 0	WP: 0 PB: 0 SB: 1 CS: 0	PA: 38
<b>PITCHER</b>	IP WLS BF H R ER SO BB IBB HBP BLK WP HR S P ERA WHIP	IP WLS BF H R ER SO BB IBB HBP BLK WP HR S P ERA WHIP																				
Kirk McCaskill, R ERA: 3.12 (1, 1)	8.0 34 6 3 3	1.0 4 0 0 0																				
Donnie Moore, R ERA: 3.66 (9, 1)	1.0 4 0 0 0	2 1 0 0 0																				



Batter	1	2	3	4	5	6	7	8	9	AB	R	H	RBI	BB	SO	LOB	TOP								
Gary Pettis, S OBP: 0.325, SLG: 0.334 (1, 8)	6-3		S S 2H 1B		G3 S BB		F9			3	0	1	1	1	0	0	<b>California Angels @ Oakland Athletics</b> Oakland-Alameda County Coliseum, Oakland, CA Tue Jul 29 1986, 7:05 PM PDT Att: 13,080 - Unknown <a href="http://livebaseballscorecards.com">livebaseballscorecards.com</a>								
Ruppert Jones, L OBP: 0.352, SLG: 0.467 George Hendrick, R OBP: 0.328, SLG: 0.446 (8, PH) (8, 9)	L4		S BB		G3 1-3			6-3		2	0	0	0	1	0	1									
Wally Joyner, L OBP: 0.363, SLG: 0.524 (1, 3)	K		F8 1-2 2-3		K			1-3 1B		4	0	1	0	0	2	3									
Reggie Jackson, L OBP: 0.405, SLG: 0.418 (1, 10)		K		F8		FC6-4 BB		1-3		3	0	0	0	1	1	1									
Doug DeCinces, R OBP: 0.309, SLG: 0.408 (1, 5)		K		F4		FC6-4 CS		6-3		4	0	0	0	0	1	2									
Jack Howell, L OBP: 0.274, SLG: 0.416 (1, 7)	G3				1B				FC5-4 1B	3	0	2	0	1	0	0									
Rob Wilfong, L OBP: 0.292, SLG: 0.348 (1, 4)			SH5-3 1B	4-3		F7		FC5-4 G5-4-3		4	1	1	0	0	0	3									
Dick Schofield, R OBP: 0.319, SLG: 0.387 Brian Downing, R OBP: 0.395, SLG: 0.447 (9, PH)			SH5-3 1-2		HR		6-3	G5-4-3		2	1	1	1	0	0	0									
Bob Boone, R OBP: 0.268, SLG: 0.274 (1, 2)			F2		F8		6-3			3	0	0	0	0	0	1									
<b>Inning Stats</b>	R: 0 E: 0 K: 1 S: 5	H: 0 LOB: 0 BB: 0 P: 5	R: 0 E: 0 K: 2 S: 7	H: 0 LOB: 0 BB: 0 P: 7	R: 1 E: 0 K: 0 S: 5	H: 2 LOB: 2 BB: 1 P: 9	R: 0 E: 0 K: 0 S: 4	H: 1 LOB: 1 BB: 0 P: 4	R: 1 E: 0 K: 1 S: 6	H: 1 LOB: 1 BB: 1 P: 10	R: 0 E: 0 K: 0 S: 2	H: 0 LOB: 1 BB: 2 P: 10	R: 0 E: 0 K: 0 S: 3	H: 0 LOB: 0 BB: 0 P: 3	R: 0 E: 0 K: 0 S: 4	H: 1 LOB: 1 BB: 0 P: 4		R: 0 E: 0 K: 0 S: 3	H: 1 LOB: 0 BB: 0 P: 3	1B: 5 2B: 0 3B: 0 HR: 1	SF: 0 SAC: 1 DP: 1 HBP: 0	WP: 0 PB: 0 SB: 4 CS: 1	PA: 35		
<b>PITCHER</b>	IP	WLS	BF	H	R	ER	SO	BB	IBB	HBP	BLK	WP	HR	S	P	ERA	WHIP								
Dave Stewart, R ERA: 4.48 (1, 1)	7.0	W	28	4	2	2	4	4	0	0	0	0	1	32	48	2.57	1.143								
Dave Vonohlen, L ERA: (8, 1)	0.2		3	1	0	0	0	0	0	0	0	0	0	3	3	0.00	1.500								
Jay Howell, R ERA: 4.84 (8, 1)	1.1	S	4	1	0	0	0	0	0	0	0	0	0	4	4	0.00	0.750								

Batter	1	2	3	4	5	6	7	8	9	AB	R	H	RBI	BB	SO	LOB	BOTTOM								
Tony Phillips, S OBP: 0.359, SLG: 0.338 (1, 4)	G3		FC5-4 BB		1B BB		FC6-4 1B BB	K		3	1	0	1	2	1	3	<b>California Angels @ Oakland Athletics</b> Oakland-Alameda County Coliseum, Oakland, CA Tue Jul 29 1986, 7:05 PM PDT Att: 13,080 - Unknown <a href="http://livebaseballscorecards.com">livebaseballscorecards.com</a>								
Mike Davis, L OBP: 0.307, SLG: 0.432 (1, 9)	F9		FC5-4 BB		1B		F4			3	0	1	0	1	0	2									
Jose Canseco, R OBP: 0.348, SLG: 0.491 (1, 7)	F4		FC5-4 FC6-4		K		BB 1B			4	0	1	1	0	1	4									
Bruce Bochte, L OBP: 0.376, SLG: 0.370 (1, 3)		1-3 2B BB	FC6-4		F5		BB 1B			3	1	1	0	1	0	2									
Carney Lansford, R OBP: 0.328, SLG: 0.405 (1, 5)		1-3		F9		F8	BB			3	0	0	1	1	0	1									
Dave Kingman, R OBP: 0.245, SLG: 0.410 (1, 10)		2H 2B		6-3		F8	5-3			4	0	1	1	0	0	3									
Dwayne Murphy, L OBP: 0.372, SLG: 0.365 (1, 8)		K		4-3			2B FC6-4 1B	5-3		4	1	1	0	0	1	1									
Mickey Tettleton, S OBP: 0.303, SLG: 0.297 Donnie Hill, S OBP: 0.324, SLG: 0.370 Jerry Willard, L OBP: 0.366, SLG: 0.406 (8, 2)		4-3				G6-4-3 BB	FC6-4 1B 2B	L4		1	0	0	0	1	0	1									
Alfredo Griffin, S OBP: 0.330, SLG: 0.354 (1, 6)			F8		G6-4-3		E4 FC6-4	E1		4	0	0	0	0	0	3									
<b>Inning Stats</b>	R: 0 E: 0 K: 0 S: 3	H: 0 LOB: 0 BB: 0 P: 3	R: 1 E: 0 K: 1 S: 6	H: 1 LOB: 1 BB: 1 P: 10	R: 0 E: 0 K: 0 S: 3	H: 0 LOB: 0 BB: 2 P: 11	R: 0 E: 0 K: 0 S: 3	H: 0 LOB: 0 BB: 0 P: 3	R: 0 E: 0 K: 1 S: 5	H: 1 LOB: 2 BB: 2 P: 13	R: 0 E: 0 K: 0 S: 3	H: 0 LOB: 0 BB: 0 P: 3	R: 3 E: 1 K: 0 S: 8	H: 4 LOB: 3 BB: 1 P: 12	R: 0 E: 1 K: 1 S: 6	H: 0 LOB: 1 BB: 0 P: 6		1B: 4 2B: 2 3B: 0 HR: 0	SF: 0 SAC: 0 DP: 1 HBP: 0	WP: 0 PB: 0 SB: 0 CS: 0	PA: 37				
<b>PITCHER</b>	IP	WLS	BF	H	R	ER	SO	BB	IBB	HBP	BLK	WP	HR	S	P	ERA	WHIP								
Ray Chadwick, R ERA: 3.0 (7, 1)	6.0	L	26	4	3	2	2	5	0	0	0	0	0	25	45	3.00	1.500								
Gary Lucas, L ERA: 1.35 (7, 1)	0.2		3	0	0	0	0	0	0	0	0	0	0	3	3	0.00	0.000								
Doug Corbett, R ERA: 3.78 (7, 1)	0.0		1	1	0	0	0	0	0	0	0	0	0	1	1	∞	∞								
Chuck Finley, L ERA: 3.1 (7, 1)	0.0		2	1	1	0	0	1	0	0	0	0	0	1	5	∞	∞								
Vern Riffe, R ERA: 3.52 (7, 1)	1.1		5	0	0	0	1	0	0	0	0	0	0	7	7	0.00	0.000								




Batter	1	2	3	4	5	6	7	8	9	AB	R	H	RBI	BB	SO	LOB	TOP					
Gary Pettis, S OBP: 0.324, SLG: 0.330 (1, 8)										4	0	0	0	1	1	3	<b>California Angels @ Oakland Athletics</b> Oakland-Alameda County Coliseum, Oakland, CA Wed Jul 30 1986, 7:05 PM PDT Att: 15,800 - Unknown <a href="http://livebaseballscorecards.com">livebaseballscorecards.com</a>					
Wally Joyner, L OBP: 0.361, SLG: 0.522 (1, 3)										5	0	1	0	0	1	2						
Brian Downing, R OBP: 0.395, SLG: 0.446 (1, 7)										5	2	2	0	0	0	2						
Reggie Jackson, L OBP: 0.408, SLG: 0.419 (1, 10)										4	1	2	0	1	2	2						
Jack Howell, L OBP: 0.286, SLG: 0.418 Doug DeCinces, R OBP: 0.313, SLG: 0.415 (1, 5) (8, 5)										2	0	1	1	1	0	0						
Ruppert Jones, L OBP: 0.348, SLG: 0.462 George Hendrick, R OBP: 0.330, SLG: 0.444 (1, 9) (8, 9)										3	0	0	0	0	2	5						
Rob Wilfong, L OBP: 0.292, SLG: 0.353 Bobby Grich, R OBP: 0.345, SLG: 0.417 (1, 4) (8, 4)										3	1	1	0	0	1	2						
Dick Schofield, R OBP: 0.321, SLG: 0.387 (1, 6)										3	0	1	2	1	0	2						
Bob Boone, R OBP: 0.265, SLG: 0.271 (1, 2)										3	0	0	1	0	0	1						
<b>Inning Stats</b>	R: 0 E: 1 K: 3 S: 11	H: 1 LOB: 3 BB: 1 P: 15	R: 0 E: 0 K: 0 S: 3	H: 0 LOB: 0 BB: 1 P: 3	R: 0 E: 0 K: 0 S: 2	H: 0 LOB: 0 BB: 1 P: 6	R: 0 E: 0 K: 1 S: 5	H: 0 LOB: 0 BB: 0 P: 5	R: 1 E: 0 K: 1 S: 7	H: 2 LOB: 1 BB: 0 P: 7	R: 1 E: 0 K: 2 S: 9	H: 2 LOB: 2 BB: 1 P: 13	R: 0 E: 0 K: 0 S: 3	H: 0 LOB: 0 BB: 0 P: 3	R: 3 E: 0 K: 0 S: 5	H: 2 LOB: 2 BB: 3 P: 17		R: 1 E: 0 K: 1 S: 8	H: 3 LOB: 2 BB: 0 P: 8	1B: 7 2B: 3 3B: 0 HR: 0	SF: 1 SAC: 0 DP: 1 HBP: 0	WP: 0 PB: 0 SB: 1 CS: 0
<b>PITCHER</b>	IP WLS BF H R ER SO BB IBB HBP BLK WP HR S P ERA WHIP	IP WLS BF H R ER SO BB IBB HBP BLK WP HR S P ERA WHIP																				
Jose Rijo, R ERA: 4.24 (1, 1)	7.1	30	5	2	2	7	3	0	0	0	0	0	0	0	41	53	2.46	1.091				
Dave Leiper, L ERA: 3.53 (8, 1)	0.0	L	3	2	1	1	0	0	1	0	0	0	0	0	2	6	∞	∞				
Doug Bair, R ERA: 2.39 (8, 1)	1.2	10	3	3	3	1	2	0	0	0	0	0	0	10	18	16.20	3.000					


Batter	1	2	3	4	5	6	7	8	9	AB	R	H	RBI	BB	SO	LOB	BOTTOM					
Tony Phillips, S OBP: 0.361, SLG: 0.340 (1, 4)										4	1	2	0	1	0	2	<b>California Angels @ Oakland Athletics</b> Oakland-Alameda County Coliseum, Oakland, CA Wed Jul 30 1986, 7:05 PM PDT Att: 15,800 - Unknown <a href="http://livebaseballscorecards.com">livebaseballscorecards.com</a>					
Alfredo Griffin, S OBP: 0.332, SLG: 0.355 (1, 6)										4	1	2	0	0	0	1						
Jose Canseco, R OBP: 0.347, SLG: 0.488 (1, 7)										4	0	1	1	0	2	3						
Dave Kingman, R OBP: 0.246, SLG: 0.407 (1, 10)										3	0	0	0	1	1	1						
Carney Lansford, R OBP: 0.328, SLG: 0.402 (1, 3)										3	0	0	0	0	0	4						
Dusty Baker Jr., R OBP: 0.319, SLG: 0.319 (1, 9)										4	0	1	0	0	0	2						
Donnie Hill, S OBP: 0.322, SLG: 0.368 (1, 5)										4	0	1	0	0	1	1						
Mike Davis, L OBP: 0.303, SLG: 0.426 (1, 8)										4	0	0	0	0	0	3						
Mickey Tettleton, S OBP: 0.296, SLG: 0.289 Jerry Willard, L OBP: 0.353, SLG: 0.412 (1, 2) (8, 2)										3	0	0	0	0	2	0						
<b>Inning Stats</b>	R: 2 E: 1 K: 0 S: 6	H: 3 LOB: 1 BB: 0 P: 6	R: 0 E: 0 K: 2 S: 7	H: 0 LOB: 0 BB: 0 P: 7	R: 0 E: 0 K: 0 S: 3	H: 0 LOB: 0 BB: 0 P: 3	R: 0 E: 0 K: 0 S: 4	H: 1 LOB: 2 BB: 0 P: 5	R: 0 E: 0 K: 1 S: 5	H: 0 LOB: 0 BB: 0 P: 5	R: 0 E: 0 K: 1 S: 3	H: 0 LOB: 0 BB: 0 P: 3	R: 0 E: 0 K: 1 S: 5	H: 1 LOB: 2 BB: 2 P: 13	R: 0 E: 0 K: 0 S: 5	H: 2 LOB: 2 BB: 0 P: 5		1B: 8 2B: 0 3B: 0 HR: 0	SF: 0 SAC: 0 DP: 1 HBP: 1	WP: 0 PB: 0 SB: 1 CS: 0	PA: 37	
<b>PITCHER</b>	IP WLS BF H R ER SO BB IBB HBP BLK WP HR S P ERA WHIP	IP WLS BF H R ER SO BB IBB HBP BLK WP HR S P ERA WHIP																				
John Candelaria, L ERA: 3.72 (1, 1)	7.0	W	27	5	2	1	5	0	0	1	0	0	0	0	36	37	1.29	0.714				
Donnie Moore, R ERA: 3.44 (8, 1)	2.0	S	10	3	0	0	1	2	0	0	0	0	0	10	18	0.00	2.500					







Batter	1	2	3	4	5	6	7	8	9	AB	R	H	RBI	BB	SO	LOB	TOP			
Tony Phillips, S OBP: 0.361, SLG: 0.342 (1, 4)	0-3 K			0-0 4-3		0-3 K		0-3 K		4	0	0	0	0	3	0	<p>Oakland Athletics @ Minnesota Twins</p> <p>Hubert H. Humphrey Metrodome, Minneapolis, MN</p> <p>Fri Aug 01 1986, 8:05 PM EDT Att: 14,855 - Unknown</p> <p>livebaseballscorecards.com</p> <p>AB 30 R 1 H 2 RBI 1 BB 1 SO 15 LOB 8</p> 			
Donnie Hill, S OBP: 0.320, SLG: 0.373 (1, 5) (8, 6)	0-3 K			0-3 K		0-3 K			0-0 1-3	4	0	0	0	0	3	0				
Jose Canseco, R OBP: 0.342, SLG: 0.479 (1, 7)	0-0 6-3			0-3 K		0-0 6-3			0-3 K	4	0	0	0	0	2	0				
Bruce Bochte, L OBP: 0.373, SLG: 0.366 (1, 3)		0-0 5-3			0-0 BB E 1B			0-3 K	0-0 F7	4	0	1	0	0	1	0				
Carney Lansford, R OBP: 0.327, SLG: 0.400 (1, 10) (8, 5)		0-0 6-3			0-0 E5 1-2 BB			0-0 6-3		3	0	0	0	0	0	1				
Dwayne Murphy, L OBP: 0.356, SLG: 0.350 (1, 8)		0-0 F9			0-3 K			0-3 K		3	0	0	0	0	2	2				
Mike Davis, L OBP: 0.302, SLG: 0.422 (1, 9)			0-3 K		0-3 K			0-0 4-3		3	0	0	0	0	2	2				
Mickey Tettleton, S OBP: 0.305, SLG: 0.288 (1, 2)			0-3 K		4-0 FC6-4 1-2 2-3 BB			0-3 K		2	0	0	0	1	2	0				
Alfredo Griffin, S OBP: 0.331, SLG: 0.362 Darrel Akerfelds, R (8, 1)			0-0 F7		0-0 FC6-4 1-2			0-0 HR		3	1	1	1	0	0	3				
										0	0	0	0	0	0	0				
<b>Inning Stats</b>	R: 0 E: 0 K: 2 S: 7	H: 0 LOB: 0 BB: 0 P: 7	R: 0 E: 0 K: 0 S: 3	H: 0 LOB: 0 BB: 0 P: 3	R: 0 E: 0 K: 2 S: 7	H: 0 LOB: 0 BB: 0 P: 7	R: 0 E: 0 K: 2 S: 9	H: 1 LOB: 3 BB: 1 P: 13	R: 0 E: 0 K: 2 S: 7	H: 0 LOB: 0 BB: 0 P: 7	R: 0 E: 0 K: 2 S: 7	H: 0 LOB: 0 BB: 0 P: 7	R: 1 E: 0 K: 2 S: 8	H: 1 LOB: 0 BB: 0 P: 8	R: 0 E: 0 K: 1 S: 5	H: 0 LOB: 0 BB: 0 P: 5	1B: 1 2B: 0 3B: 0 HR: 1	SF: 0 SAC: 0 DP: 0 HBP: 0	WP: 0 PB: 0 SB: 0 CS: 0	PA: 31
<b>PITCHER</b> Bert Blyleven, R ERA: 4.51 (1, 1)	IP: 9.0 WLS: W BF: 31 H: 2 R: 1 ER: 1 SO: 15 BB: 1 IBB: 0 HBP: 0 BLK: 0 WP: 0 HR: 1 S: 60 P: 64 ERA: 1.00 WHIP: 0.333																			


Batter	1	2	3	4	5	6	7	8	9	AB	R	H	RBI	BB	SO	LOB	BOTTOM				
Kirby Puckett, R OBP: 0.380, SLG: 0.573 (1, 8)	0-0 SF8 3B		0-0 F8		0-0 WP 2B	0-0 BB 1B		0-0 HR		5	3	4	2	0	0	0	<p>Oakland Athletics @ Minnesota Twins</p> <p>Hubert H. Humphrey Metrodome, Minneapolis, MN</p> <p>Fri Aug 01 1986, 8:05 PM EDT Att: 14,855 - Unknown</p> <p>livebaseballscorecards.com</p> <p>AB 33 R 10 H 10 RBI 10 BB 4 SO 7 LOB 11</p> 				
Billy Beane, R OBP: 0.216, SLG: 0.206 (1, 7)	0-3 K		0-3 K		0-0 5-3	4-0 BB 1B		0-0 F3		4	0	0	0	1	2	2					
Gary Gaetti, R OBP: 0.329, SLG: 0.504 (1, 5)	0-0 SF8			0-0 HR	4-0 2B BB	0-0 F8		0-3 K		3	2	1	2	1	1	2					
Tom Brunansky, R OBP: 0.319, SLG: 0.463 (1, 9)	0-0 5-3			0-0 F3	4-0 2B BB			0-0 HR		3	2	1	1	1	0	0					
Tim Laudner, R OBP: 0.368, SLG: 0.504 (1, 2)		1-0 5-3 HBP		0-0 F4	0-0 1-2 2B BB	0-0 6-3		0-0 6-3		3	0	1	3	0	0	0					
Roy Smalley, S OBP: 0.343, SLG: 0.493 (1, 10)		0-0 L8		4-0 WP 2B BB	0-3 K			0-0 F8		3	1	0	0	1	1	2					
Mickey Hatcher, R OBP: 0.279, SLG: 0.307 (1, 3)		0-0 5-3		0-0 WP 2B 1B	0-0 5-3			0-0 3-1		4	1	1	0	0	2						
Steve Lombardozzi, R OBP: 0.340, SLG: 0.421 (1, 4)		0-0 6-3		0-0 1-2 2B 1B		0-3 K		0-0 HR 1B		4	1	2	2	0	1	1					
Greg Gagne, R OBP: 0.292, SLG: 0.348 (1, 6)			0-3 K	0-3 K		0-0 6-3		0-0 F8		4	0	0	0	0	2	2					
<b>Inning Stats</b>	R: 1 E: 0 K: 1 S: 6	H: 1 LOB: 0 BB: 0 P: 6	R: 0 E: 0 K: 0 S: 3	H: 0 LOB: 1 BB: 0 P: 4	R: 0 E: 0 K: 2 S: 7	H: 0 LOB: 0 BB: 0 P: 7	R: 3 E: 0 K: 1 S: 8	H: 3 LOB: 1 BB: 1 P: 12	R: 3 E: 0 K: 1 S: 7	H: 2 LOB: 1 BB: 2 P: 15	R: 0 E: 0 K: 1 S: 6	H: 1 LOB: 2 BB: 1 P: 10	R: 1 E: 0 K: 0 S: 4	H: 1 LOB: 0 BB: 0 P: 4	R: 2 E: 0 K: 1 S: 7	H: 2 LOB: 0 BB: 0 P: 7		1B: 3 2B: 3 3B: 1 HR: 3	SF: 1 SAC: 0 DP: 0 HBP: 1	WP: 2 PB: 0 SB: 0 CS: 0	PA: 39
<b>PITCHER</b> Curt Young, L ERA: 3.86 Darrel Akerfelds, R ERA: 7.36 Darrel Akerfelds, R ERA: 7.36	IP: 4.1 WLS: L BF: 21 H: 5 R: 6 ER: 6 SO: 4 BB: 2 IBB: 0 HBP: 0 BLK: 0 WP: 0 HR: 1 S: 26 P: 35 ERA: 12.46 WHIP: 1.615																				



Batter	1	2	3	4	5	6	7	8	9	AB	R	H	RBI	BB	SO	LOB	TOP			
Tony Phillips, S OBP: 0.361, SLG: 0.342 Donnie Hill, S OBP: 0.321, SLG: 0.374	4-0 G4-6-3 BB		0-3 K			0-0 G3		0-0 WP 1B		1	0	0	0	1	1	1				
Mike Davis, L OBP: 0.301, SLG: 0.418	0-0 G4-6-3 1-2		0-3 K2-3			4-0 S BB		0-0 F7		3	0	0	0	1	1	3				
Jose Canseco, R OBP: 0.341, SLG: 0.475 Jay Howell, R	4-0 S BB			0-0 F4		0-3 K		0-3 K		3	0	0	0	1	2	2				
Bruce Bochte, L OBP: 0.371, SLG: 0.362	0-3 K			4-0 G5-4-3 BB		0-0 4-3		0-0 F7		3	0	0	0	1	1	3				
Carney Lansford, R OBP: 0.324, SLG: 0.396		0-0 F6		0-0 G5-4-3 1-2			0-0 F3		0-3 K	4	0	0	0	0	1	1				
Jerry Willard, L OBP: 0.388, SLG: 0.400		0-0 4-3			0-0 6-3		4-0 1B BB		0-3 K	3	0	0	0	1	1	0				
Dwayne Murphy, L OBP: 0.356, SLG: 0.347		0-0 G3			0-0 F8		0-0 S 1B		0-0 F8	4	0	1	0	0	0	0				
Mickey Tettleton, S OBP: 0.313, SLG: 0.286 Doug Bair, R Rusty Tillman, R			4-0 BB		4-0 BB		0-3 K			1	0	0	0	2	1	2				
Alfredo Griffin, S OBP: 0.328, SLG: 0.359			0-0 F8		0-0 F8		0-0 F6			3	0	0	0	0	0	4				
<b>Inning Stats</b>	R: 0 E: 0 K: 1 S: 4	H: 0 LOB: 1 BB: 2 P: 12	R: 0 E: 0 K: 0 S: 3	H: 0 LOB: 0 BB: 0 P: 3	R: 0 E: 0 K: 2 S: 7	H: 0 LOB: 1 BB: 1 P: 11	R: 0 E: 0 K: 0 S: 2	H: 0 LOB: 0 BB: 1 P: 6	R: 0 E: 0 K: 0 S: 3	H: 0 LOB: 1 BB: 1 P: 7	R: 0 E: 0 K: 1 S: 5	H: 1 LOB: 2 BB: 1 P: 9	R: 0 E: 0 K: 1 S: 6	H: 1 LOB: 2 BB: 1 P: 10	R: 0 E: 0 K: 2 S: 7	H: 0 LOB: 0 BB: 0 P: 7	1B: 2 2B: 0 3B: 0 HR: 0	SF: 0 SAC: 0 DP: 2 HBP: 0	WP: 1 PB: 0 SB: 3 CS: 0	PA: 34
<b>PITCHER</b> Mike Smithson, R ERA: 4.77	IP: 9.0 WLS: W BF: 34 H: 2 R: 0 ER: 0 SO: 8 BB: 7 IBB: 0 HBP: 0 BLK: 0 WP: 1 HR: 0 S: 43 P: 71 ERA: 0.00 WHIP: 1.000															<b>PITCHER</b>				

Oakland Athletics @ Minnesota Twins  
Hubert H. Humphrey Metrodome, Minneapolis, MN  
Sat Aug 02 1986, 8:05 PM EDT  
Att: 29,311 - Unknown


AB	27
R	0
H	2
RBI	0
BB	7
SO	8
LOB	16



Batter	1	2	3	4	5	6	7	8	9	AB	R	H	RBI	BB	SO	LOB	BOTTOM			
Kirby Puckett, R OBP: 0.380, SLG: 0.570	4-0 1B FC6-4 BB	4-0 S 1B BB	0-0 F9		0-0 5-3		0-0 L9			3	2	0	0	2	0	2				
Roy Smalley, S OBP: 0.352, SLG: 0.492	0-0 FC6-4 1B	0-0 F4		4-0 2B BB		4-0 E 1B BB		0-0 4-3		3	1	1	0	2	0	1				
Gary Gaetti, R OBP: 0.333, SLG: 0.504	0-0 FC6-4 HR	0-0 2B 1B		4-0 L6-3 BB		0-0 E 1B		0-3 K		4	2	2	2	1	1	1				
Tom Brunansky, R OBP: 0.320, SLG: 0.470	0-0 HR	0-0 2B 1B		0-0 L6-3		0-0 F4		0-0 F8		5	1	2	2	0	0	4				
Randy Bush, L OBP: 0.341, SLG: 0.437 Mickey Hatcher, R OBP: 0.281, SLG: 0.314	0-0 G3	0-0 2B		0-0 2B		0-0 E3		0-0 G4-6-3		2	0	1	1	0	0	0				
Mark Salas, L OBP: 0.286, SLG: 0.364 Jeff Reed, L OBP: 0.284, SLG: 0.304	0-0 PB 1B	0-0 G3		0-0 F8		0-0 G4-6-3				4	1	1	0	0	0	6				
Steve Lombardozi, R OBP: 0.342, SLG: 0.422	0-0 PB 1B	0-0 F7			0-0 6-3		0-0 1B			4	1	2	0	0	0	2				
Billy Beane, R OBP: 0.218, SLG: 0.197	4-0 1B BB		0-0 F8		0-0 4-3		0-3 K			3	0	0	0	1	1	1				
Greg Gagne, R OBP: 0.294, SLG: 0.350 Alvaro Espinoza, R	0-0 1B		0-3 K		0-0 1B		0-0 F8			4	0	2	2	0	1	1				
<b>Inning Stats</b>	R: 5 E: 0 K: 0 S: 7	H: 5 LOB: 2 BB: 2 P: 15	R: 2 E: 0 K: 0 S: 6	H: 3 LOB: 2 BB: 1 P: 10	R: 0 E: 0 K: 1 S: 5	H: 0 LOB: 0 BB: 0 P: 5	R: 1 E: 0 K: 0 S: 3	H: 1 LOB: 1 BB: 2 P: 11	R: 0 E: 0 K: 0 S: 4	H: 1 LOB: 1 BB: 0 P: 4	R: 0 E: 1 K: 0 S: 4	H: 1 LOB: 2 BB: 1 P: 8	R: 0 E: 0 K: 1 S: 6	H: 1 LOB: 1 BB: 0 P: 6	R: 0 E: 0 K: 1 S: 5	H: 0 LOB: 0 BB: 0 P: 5	1B: 9 2B: 3 3B: 0 HR: 1	SF: 0 SAC: 0 DP: 2 HBP: 0	WP: 0 PB: 1 SB: 1 CS: 0	PA: 40
<b>PITCHER</b> Joaquin Andujar, R ERA: 4.68 Dave Leiper, L ERA: 3.6 Bill Mooneyham, R ERA: 4.08 Doug Bair, R ERA: 2.3 Jay Howell, R ERA: 4.63	IP: 1.1 WLS: L BF: 13 H: 7 R: 7 ER: 7 SO: 7 BB: 3 IBB: 0 HBP: 0 BLK: 0 WP: 0 HR: 1 S: 10 P: 22 ERA: 47.25 WHIP: 7.500															<b>PITCHER</b>				

Oakland Athletics @ Minnesota Twins  
Hubert H. Humphrey Metrodome, Minneapolis, MN  
Sat Aug 02 1986, 8:05 PM EDT  
Att: 29,311 - Unknown

AB	34
R	8
H	12
RBI	8
BB	6
SO	3
LOB	20





Batter	1	2	3	4	5	6	7	8	9	10	11	AB	R	H	RBI	BB	SO	LOB
Tony Phillips, S OBP: 0.361, SLG: 0.340 (1, 4)												5	0	1	0	1	0	3
Alfredo Griffin, S OBP: 0.324, SLG: 0.354 (1, 6)												6	0	0	0	0	1	5
Jose Canseco, R OBP: 0.343, SLG: 0.484 (1, 7)												5	1	2	2	1	1	0
Dave Kingman, R OBP: 0.247, SLG: 0.416 (1, 10)												6	1	2	1	0	0	4
Camey Lansford, R OBP: 0.322, SLG: 0.392 (1, 3)												4	0	0	0	1	2	3
Dusty Baker Jr., R OBP: 0.316, SLG: 0.316 (1, 9)												4	2	1	0	0	1	2
Mike Davis, L OBP: 0.301, SLG: 0.416 (10, PH)												1	0	0	0	0	1	0
Dwayne Murphy, L OBP: 0.354, SLG: 0.341 (1, 8)												3	0	0	0	1	2	0
Donnie Hill, S OBP: 0.328, SLG: 0.384 (1, 5)												5	0	3	2	0	0	0
Mickey Tettleton, S OBP: 0.373, SLG: 0.281 (11, PH)												2	0	0	0	1	2	3
Bruce Bochte, L OBP: 0.372, SLG: 0.362 (11, PH)												0	1	0	0	1	0	0
Jerry Willard, L OBP: 0.388, SLG: 0.400 (11, 2)												0	0	0	0	0	0	0

Inning Stats	R	H	E	K	S	P	IP	WLS	BF	H	R	ER	SO	BB	IBB	HBP	BLK	WP	HR	S	P	ERA	WHIP
PITCHER	0	1	0	2	12		4.2		26	7	0	0	3	0	0	0	1	0	0	21	21	0.00	0.231
Frank Viola, L ERA: 4.77	0	1	0	2	12		4.2		26	7	0	0	3	0	0	0	1	0	0	21	21	0.00	0.231
Roy Lee Jackson, R ERA: 2.37	0	1	0	2	12		4.2		26	7	0	0	3	0	0	0	1	0	0	21	21	0.00	0.231
Keith Atherton, R ERA: 3.73	0	1	0	2	12		4.2		26	7	0	0	3	0	0	0	1	0	0	21	21	0.00	0.231

**TOP**

Oakland Athletics @ Minnesota Twins  
Hubert H. Humphrey Metrodome, Minneapolis, MN

Sun Aug 03 1986, 4:33 AM EDT  
Att: 16,521 - Unknown

livebaseballscores.com

AB 41  
R 5  
H 9  
RBI 5  
BB 6  
SO 10  
LOB 20

Batter	1	2	3	4	5	6	7	8	9	10	11	AB	R	H	RBI	BB	SO	LOB
Kirby Puckett, R OBP: 0.380, SLG: 0.567 (1, 8)												4	1	1	0	0	2	3
Roy Smalley, S OBP: 0.356, SLG: 0.502 (1, 10)												4	1	2	1	1	1	0
Gary Gaetti, R OBP: 0.333, SLG: 0.503 (1, 5)												5	0	2	1	0	0	2
Tom Brunansky, R OBP: 0.321, SLG: 0.470 (1, 9)												4	1	1	0	1	0	2
Randy Bush, L OBP: 0.342, SLG: 0.431 (1, 3)												3	0	0	0	2	2	2
Mark Salas, L OBP: 0.289, SLG: 0.354 (1, 2)												5	0	0	0	0	0	4
Jeff Reed, L OBP: 0.284, SLG: 0.304 (11, 2)												0	0	0	0	0	0	0
Steve Lombardozzi, R OBP: 0.340, SLG: 0.416 (1, 4)												4	0	0	0	1	0	0
Billy Beane, R OBP: 0.220, SLG: 0.200 (1, 7)												4	0	1	1	0	1	0
Mickey Hatcher, R OBP: 0.279, SLG: 0.313 (11, PH)												1	0	0	0	0	0	0
Greg Gagne, R OBP: 0.294, SLG: 0.358 (1, 6)												4	1	1	1	0	1	3
Tim Laudner, R OBP: 0.366, SLG: 0.500 (11, PH)												1	0	0	0	0	1	0

Inning Stats	R	H	E	K	S	P	IP	WLS	BF	H	R	ER	SO	BB	IBB	HBP	BLK	WP	HR	S	P	ERA	WHIP
PITCHER	0	0	0	0	4		7.0		32	8	4	0	3	4	0	0	0	0	0	15	19	0.00	0.333
Dave Stewart, R ERA: 4.54	0	0	0	0	4		7.0		32	8	4	0	3	4	0	0	0	0	0	15	19	0.00	0.333
Doug Bair, R ERA: 2.08	0	0	0	0	4		7.0		32	8	4	0	3	4	0	0	0	0	0	15	19	0.00	0.333
Jay Howell, R ERA: 4.44	0	0	0	0	4		7.0		32	8	4	0	3	4	0	0	0	0	0	15	19	0.00	0.333

**BOTTOM**

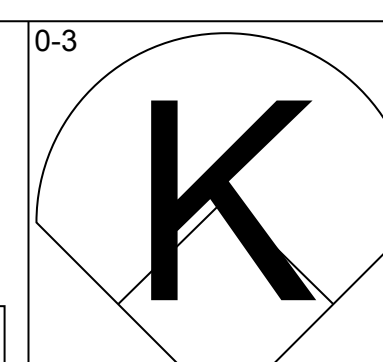
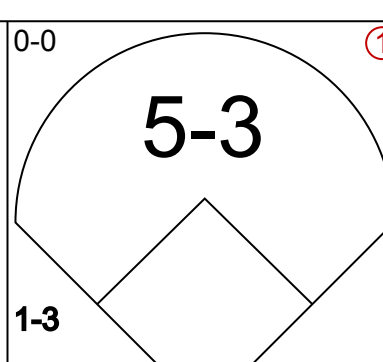
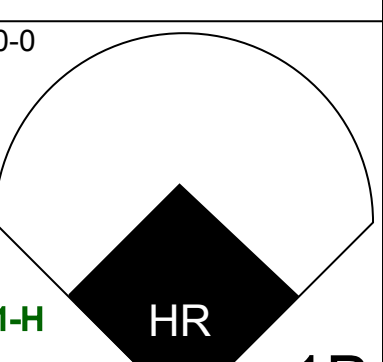
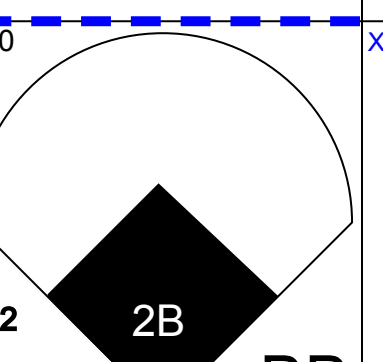
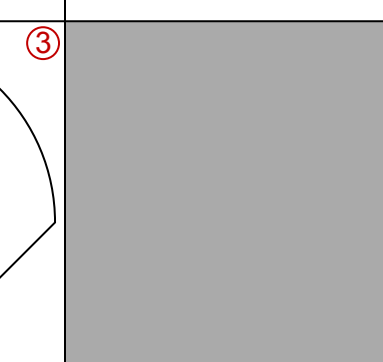
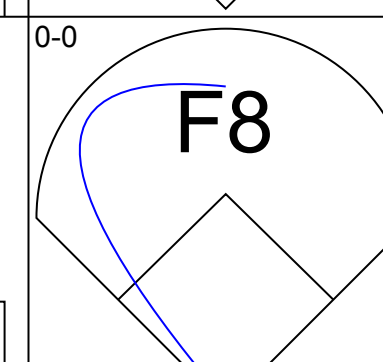
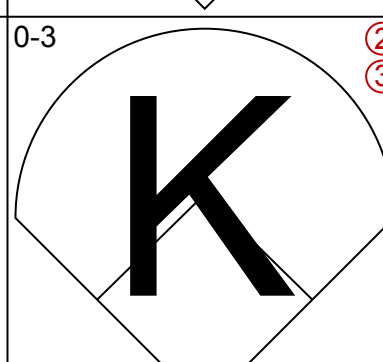
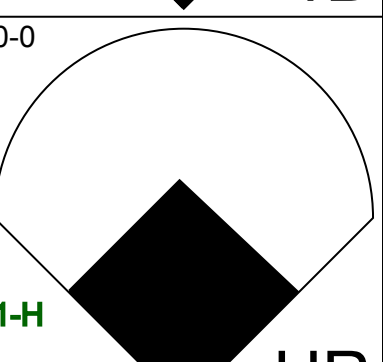
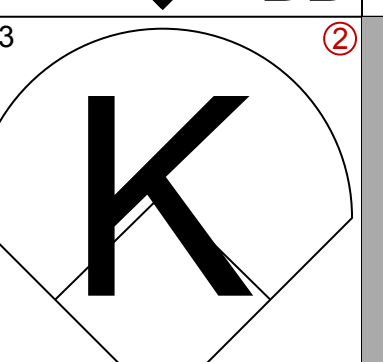
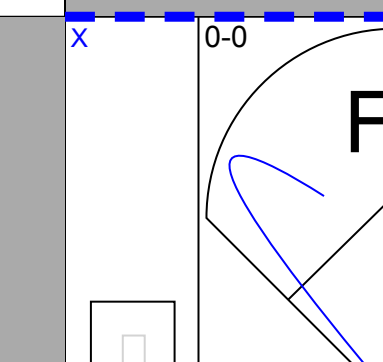
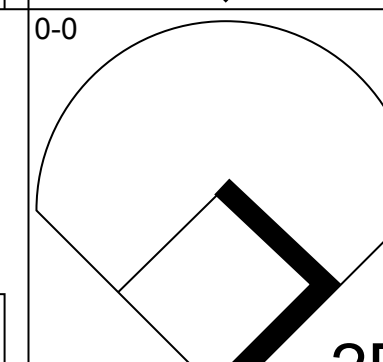
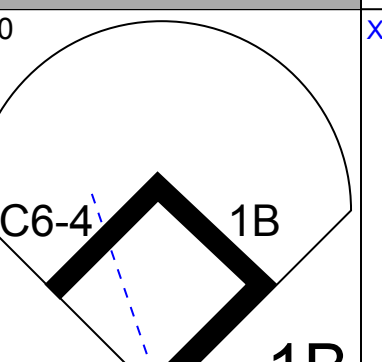
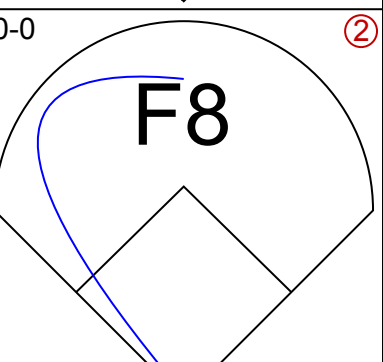
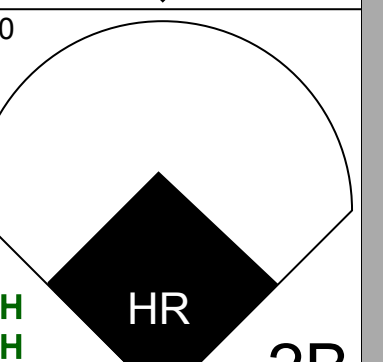
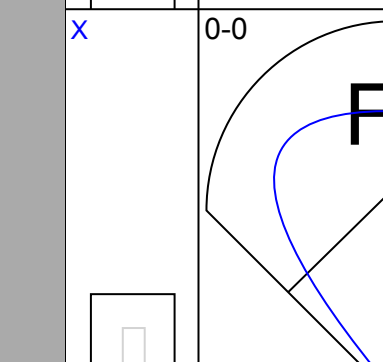
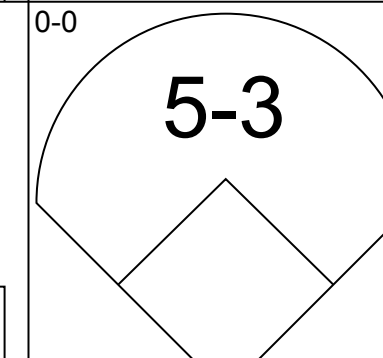
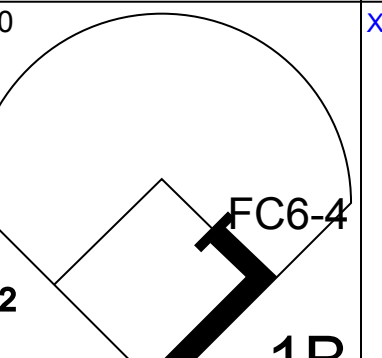
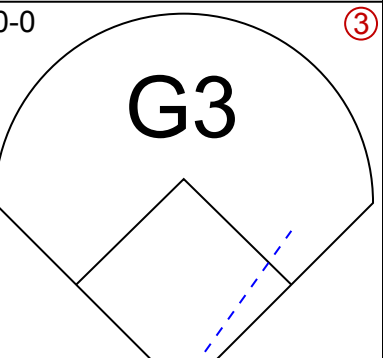
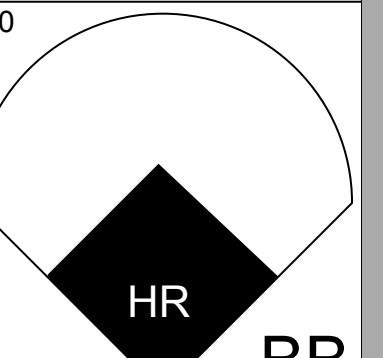
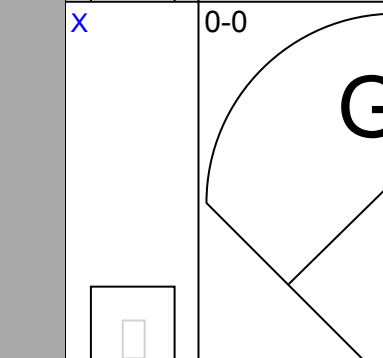
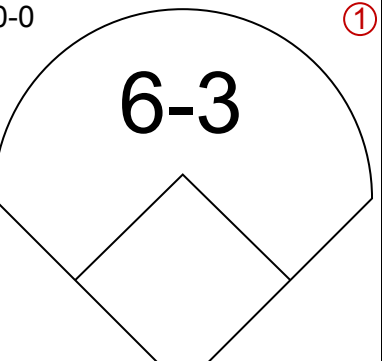
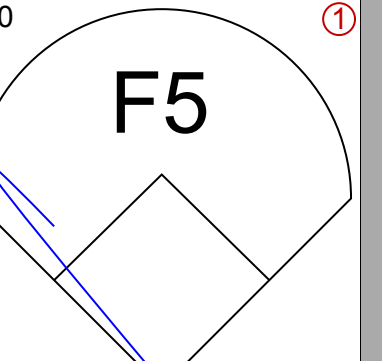
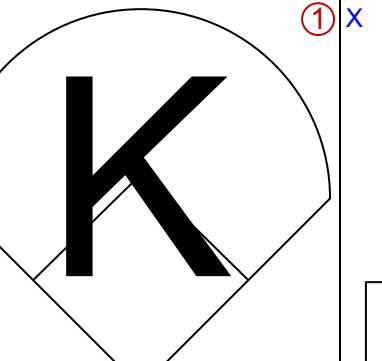
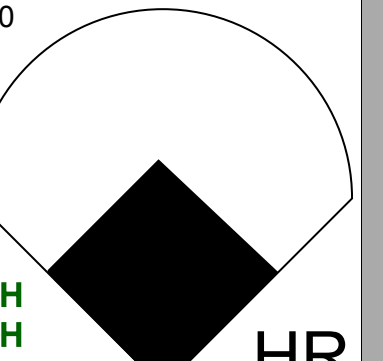

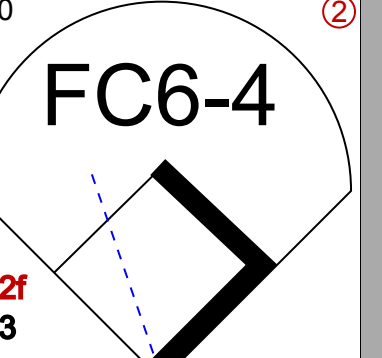
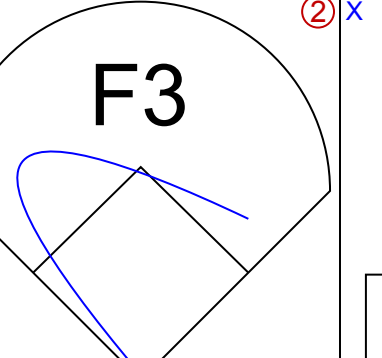
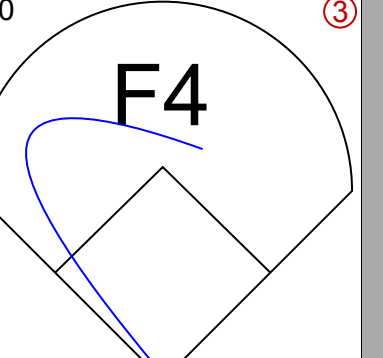

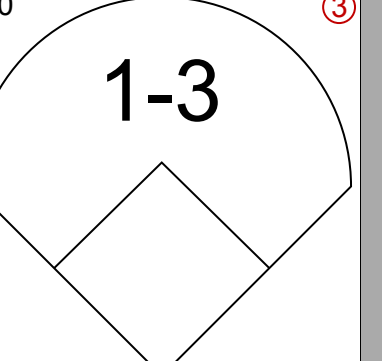
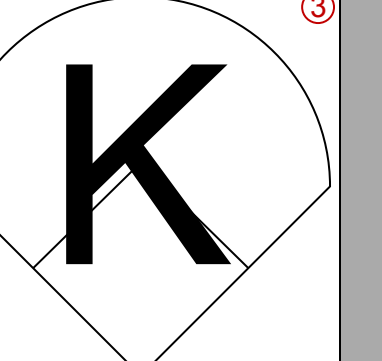
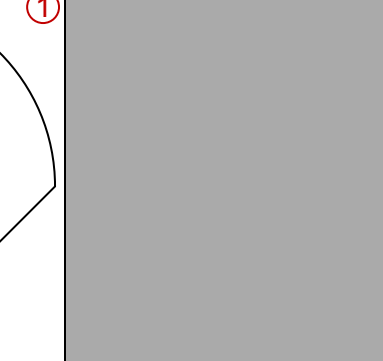
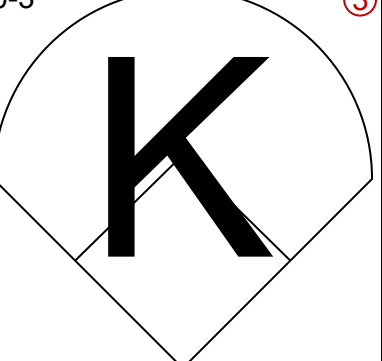
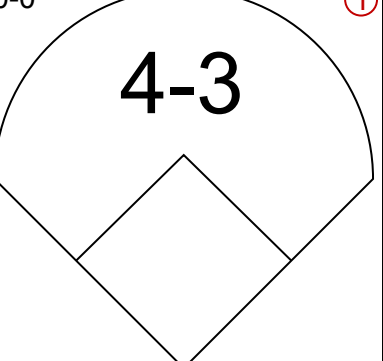
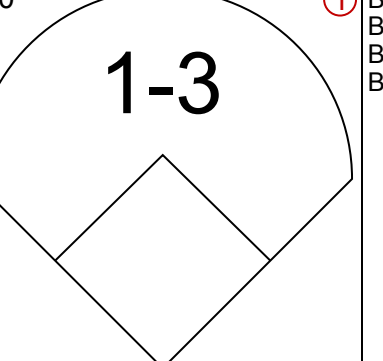
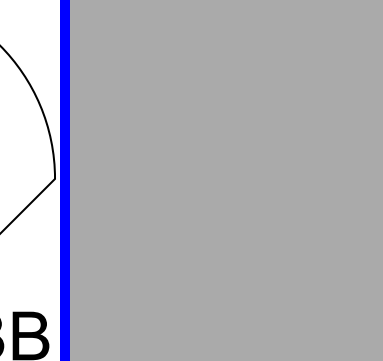
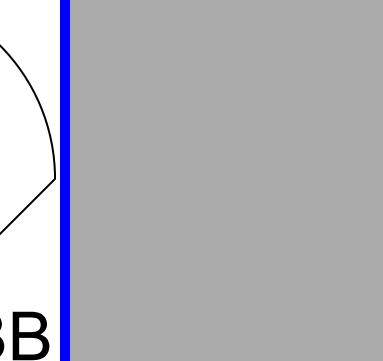
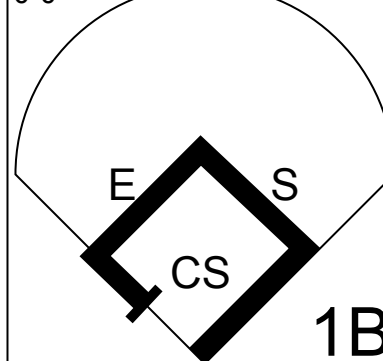
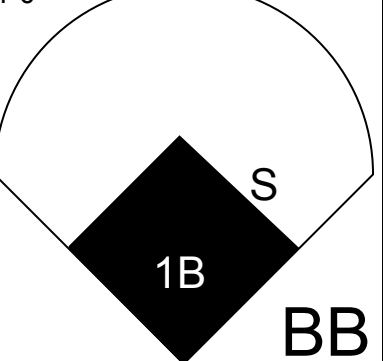
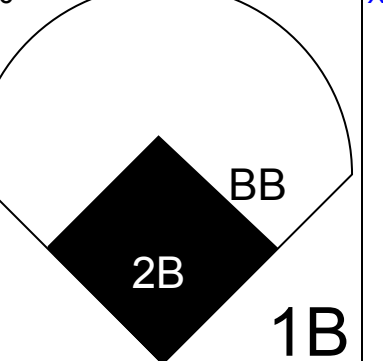

Oakland Athletics @ Minnesota Twins  
Hubert H. Humphrey Metrodome, Minneapolis, MN

Sun Aug 03 1986, 4:33 AM EDT  
Att: 16,521 - Unknown

livebaseballscores.com

AB 39  
R 4  
H 8  
RBI 4  
BB 5  
SO 8  
LOB 16

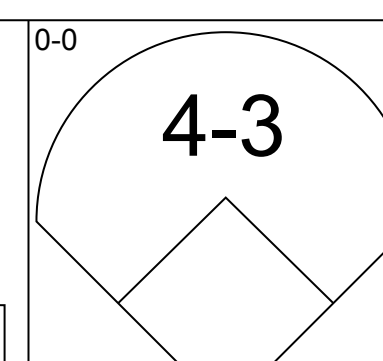
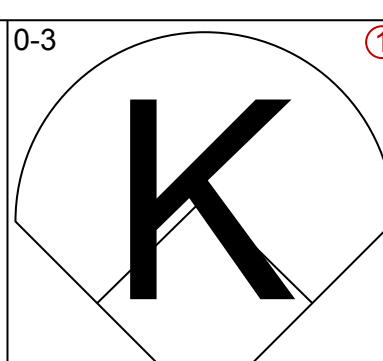
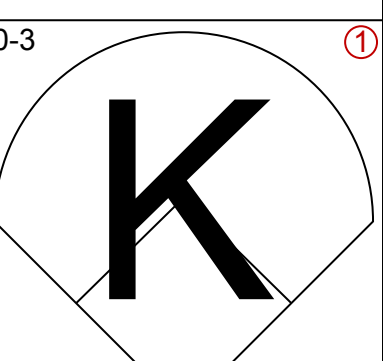
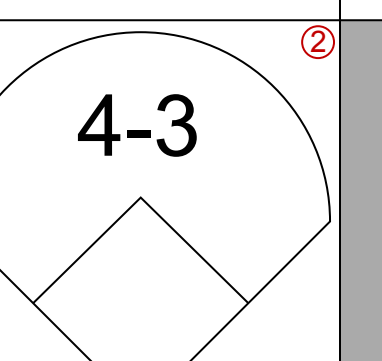
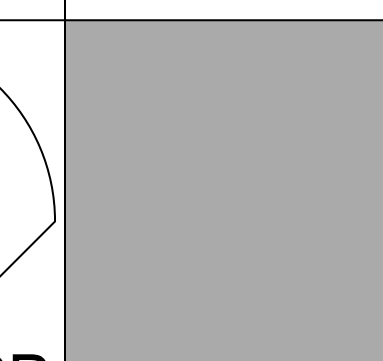
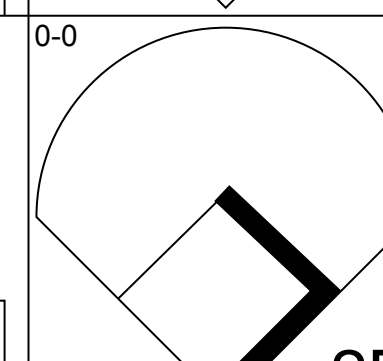
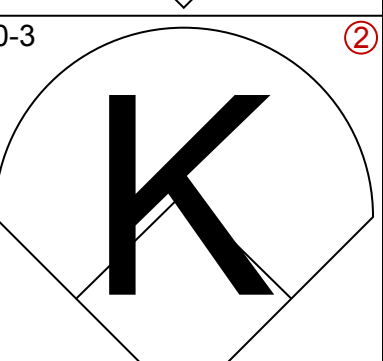


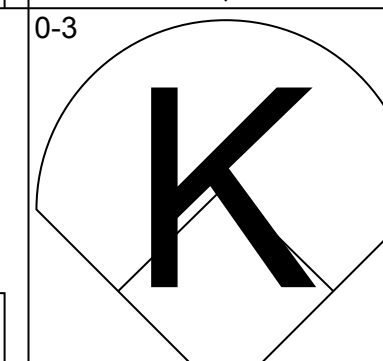
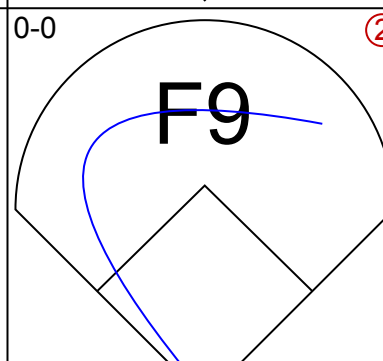
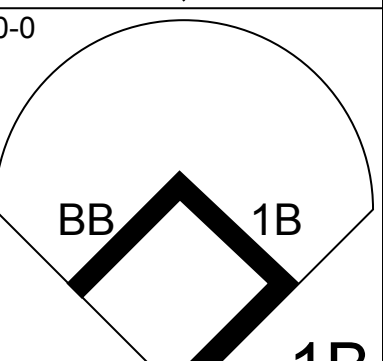
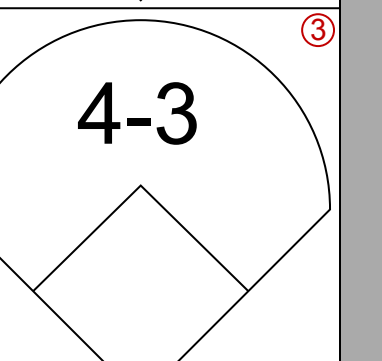
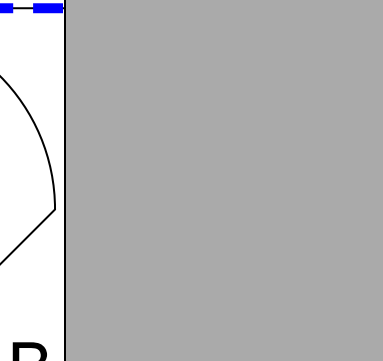
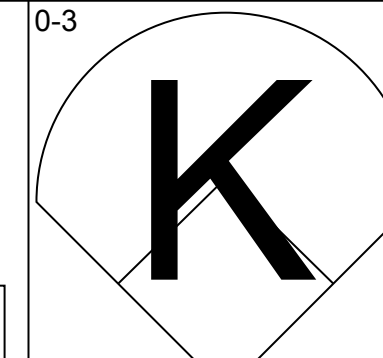
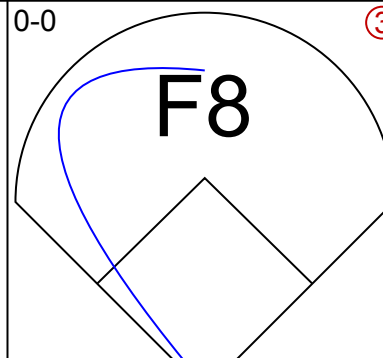
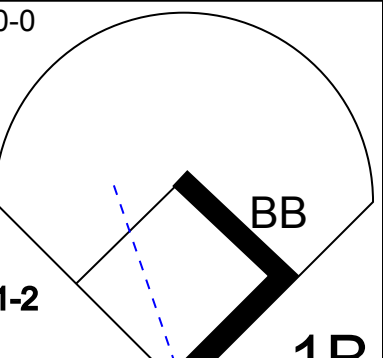
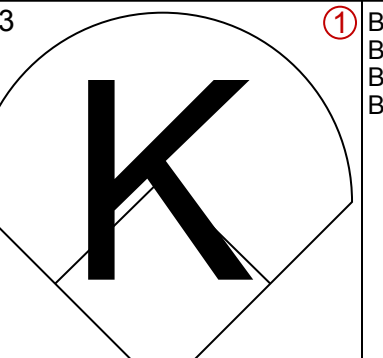

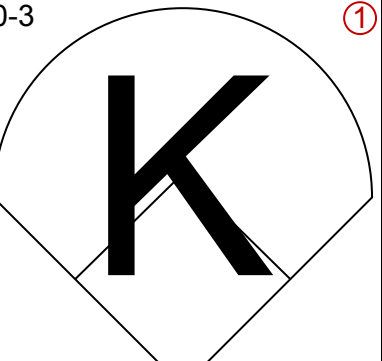
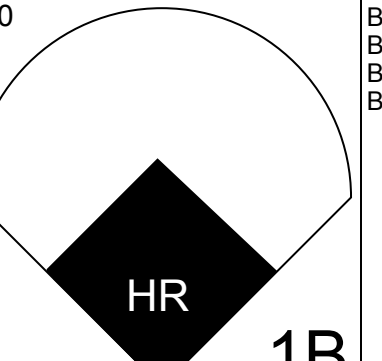
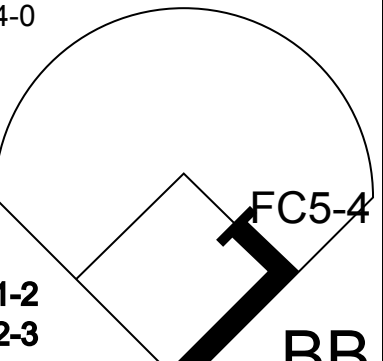
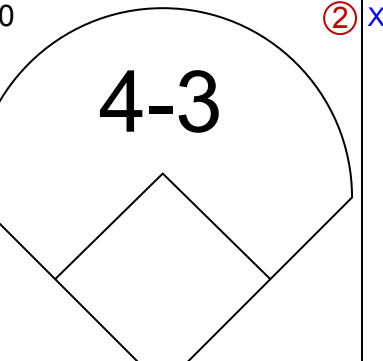
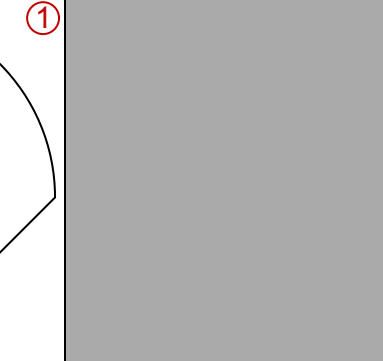

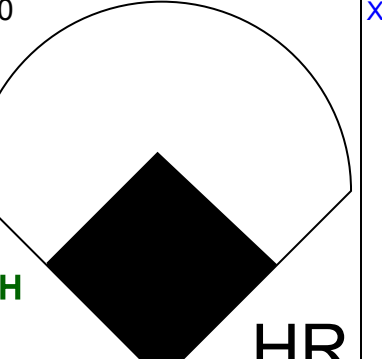
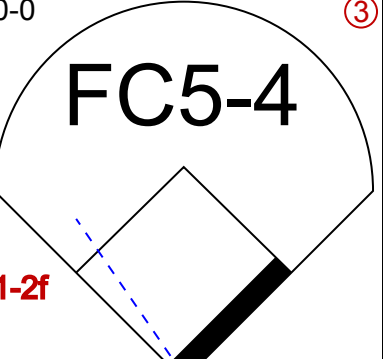
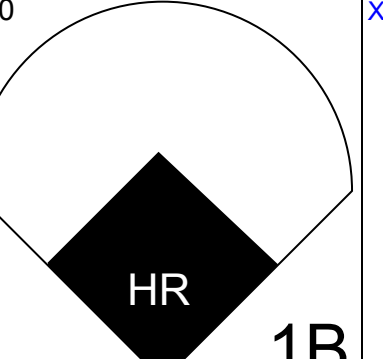
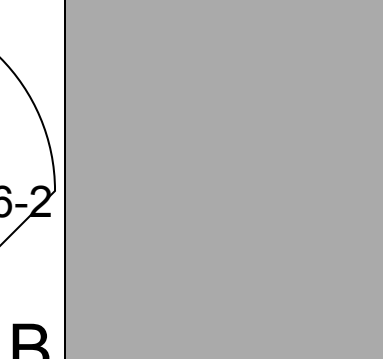
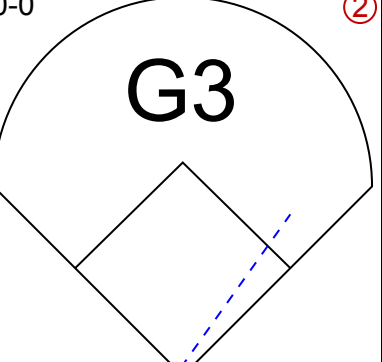
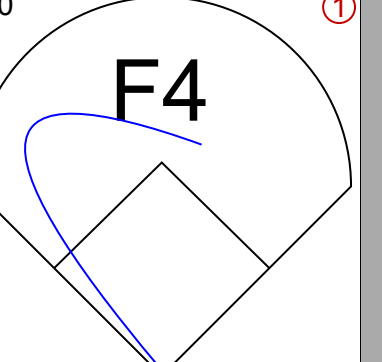
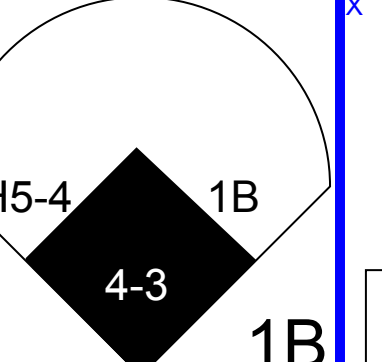

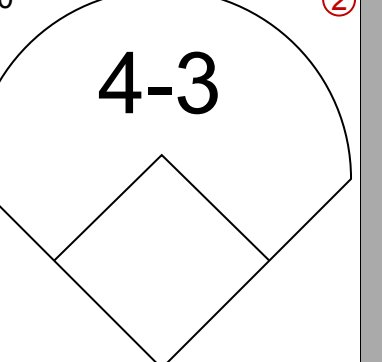

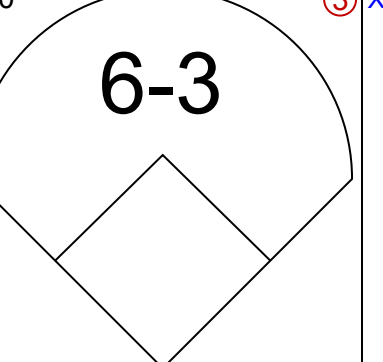
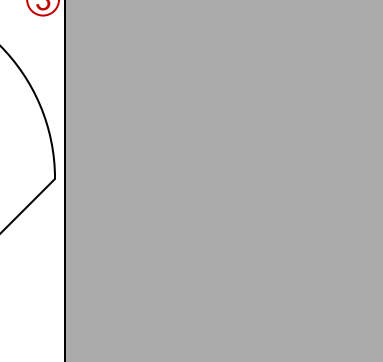
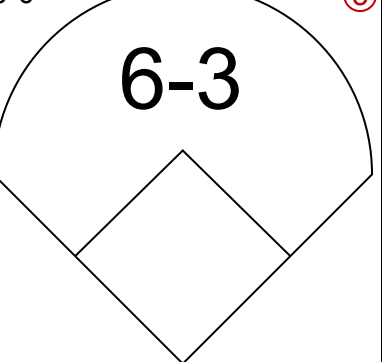
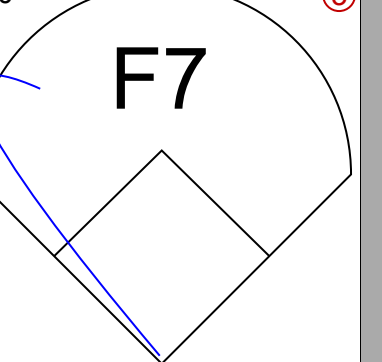
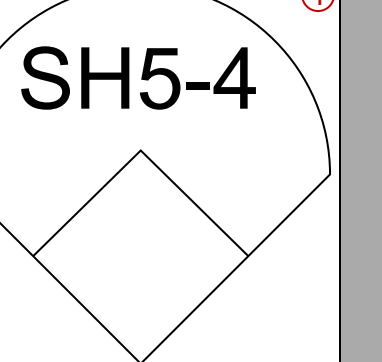
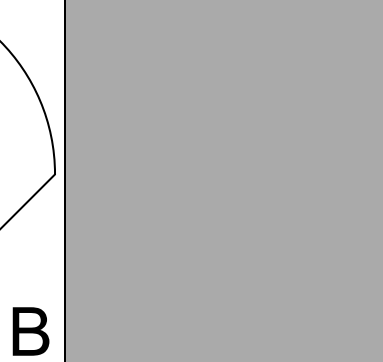
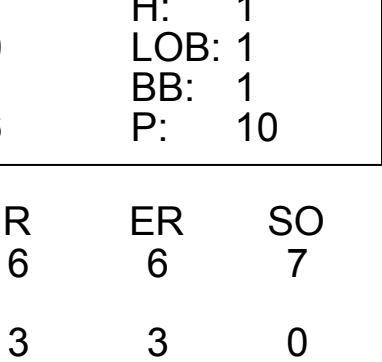
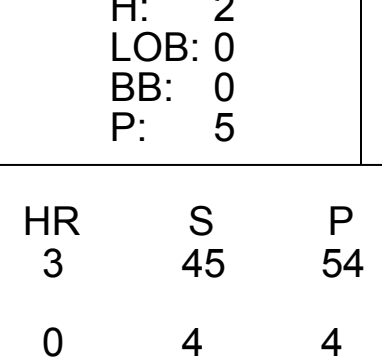
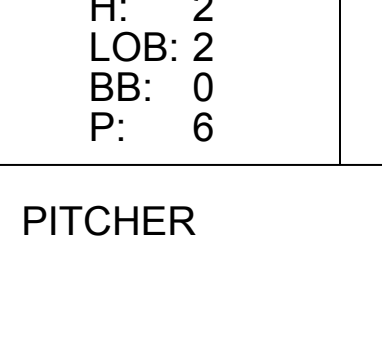
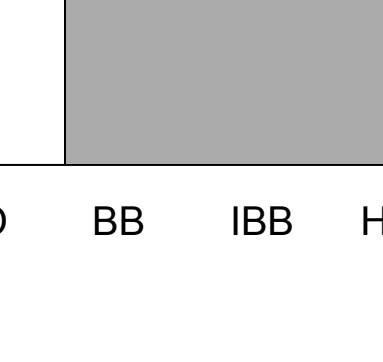


Batter	1	2	3	4	5	6	7	8	9	AB	R	H	RBI	BB	SO	LOB	TOP					
Tony Phillips, S OBP: 0.361, SLG: 0.339 (1, 4)					 1B		 BB			4	2	1	1	1	1	2						
Dwayne Murphy, L OBP: 0.351, SLG: 0.354 (1, 8)					 HR					5	1	1	2	0	2	3						
Jose Canseco, R OBP: 0.346, SLG: 0.490 (1, 7)				 1B			 2B			5	1	3	2	0	0	0						
Bruce Bochte, L OBP: 0.373, SLG: 0.361 (1, 3)				 1B			 BB			4	1	1	0	1	0	1						
Dave Kingman, R OBP: 0.247, SLG: 0.422 (1, 10)							 HR			4	1	1	3	0	1	2						
Carney Lansford, R OBP: 0.319, SLG: 0.388 (1, 5)				 1B						4	0	0	0	0	0	2						
Mike Davis, L OBP: 0.300, SLG: 0.417 (1, 9)										4	0	1	0	0	1	2						
Jerry Willard, L OBP: 0.394, SLG: 0.389 (8, PR)								 BB		3	0	0	0	1	1	1						
Mickey Tettleton, S OBP: 0.313, SLG: 0.281 (8, 2)								 BB		0	0	0	0	0	0	0						
Alfredo Griffin, S OBP: 0.330, SLG: 0.359 (1, 6)			 1B		 BB		 2B			3	2	3	0	1	0	0						
<b>Inning Stats</b>	R: 0 E: 0 K: 1 S: 6	H: 1 LOB: 1 BB: 0 P: 6	R: 0 E: 0 K: 1 S: 6	H: 1 LOB: 1 BB: 0 P: 6	R: 0 E: 0 K: 1 S: 5	H: 1 LOB: 1 BB: 0 P: 5	R: 0 E: 0 K: 0 S: 5	H: 2 LOB: 2 BB: 0 P: 5	R: 3 E: 0 K: 0 S: 5	H: 2 LOB: 0 BB: 1 P: 9	R: 0 E: 0 K: 2 S: 7	H: 0 LOB: 0 BB: 0 P: 7	R: 5 E: 0 K: 1 S: 8	H: 3 LOB: 0 BB: 2 P: 16	R: 0 E: 0 K: 0 S: 3	H: 1 LOB: 1 BB: 1 P: 7	R: 0 E: 0 K: 0 S: 3	H: 0 LOB: 0 BB: 0 P: 3	1B: 6 2B: 4 3B: 0 HR: 2	SF: 0 SAC: 0 DP: 1 HBP: 0	WP: 0 PB: 0 SB: 2 CS: 1	PA: 40
<b>PITCHER</b>	IP	WLS	BF	H	R	ER	SO	BB	IBB	HBP	BLK	WP	HR	S	P	ERA	WHIP					
Mike Morgan, R ERA: 4.58 (1, 1)	6.1		27	8	4	4	5	1	0	0	0	0	1	36	40	5.68	1.421					
Matt Young, L ERA: 3.71 (7, 1)	0.2	L	6	2	4	4	1	2	0	0	0	0	1	6	14	54.00	6.000					
Karl Best, R ERA: 5.18 (8, 1)	1.0	W	4	1	0	0	0	1	0	0	0	0	0	3	7	0.00	2.000					
Mike Moore, R ERA: 4.76 (9, 1)	1.0	S	3	0	0	0	0	0	0	0	0	0	0	3	3	0.00	0.000					

Oakland Athletics @ Seattle Mariners  
The Kingdome, Seattle, WA  
Mon Aug 04 1986, 10:05 PM EDT  
Att: 17,229 - Unknown

AB 36  
R 8  
H 11  
RBI 8  
BB 4  
SO 6  
LOB 13



Batter	1	2	3	4	5	6	7	8	9	AB	R	H	RBI	BB	SO	LOB	BOTTOM					
John Moses, S OBP: 0.337, SLG: 0.340 (1, 8)								 2B		5	1	1	2	0	2	2						
Phil Bradley, R OBP: 0.385, SLG: 0.420 (1, 7)								 1B		4	1	3	1	0	1	0						
Jim Presley, R OBP: 0.305, SLG: 0.492 (1, 5)					 1B			 1B		5	0	2	0	0	1	4						
Ken Phelps, L OBP: 0.429, SLG: 0.569 (1, 3)					 1B			 1B		4	0	1	0	1	2	2						
Alvin Davis, L OBP: 0.407, SLG: 0.478 (1, 10)				 1B	 BB					4	1	1	0	1	1	3						
Danny Tartabull, R OBP: 0.348, SLG: 0.515 (1, 9)				 HR	 1B		 1B	 1B		5	3	4	4	0	0	3						
Scott Bradley, L OBP: 0.346, SLG: 0.444 (1, 2)						 1B		 1B		3	0	1	0	0	0	0						
Bob Kearney, R OBP: 0.288, SLG: 0.366 (6, PR)				 HR	 1B		 HR	 1B		2	2	1	2	0	0	3						
Spike Owen, S OBP: 0.310, SLG: 0.348 (1, 6)						 1B				4	0	1	0	1	0	3						
Harold Reynolds, S OBP: 0.289, SLG: 0.270 (1, 4)						 1B		 2B		3	1	1	0	0	0	1						
<b>Inning Stats</b>	R: 0 E: 0 K: 2 S: 8	H: 1 LOB: 1 BB: 0 P: 8	R: 1 E: 0 K: 1 S: 6	H: 1 LOB: 1 BB: 1 P: 10	R: 0 E: 0 K: 1 S: 6	H: 1 LOB: 1 BB: 0 P: 6	R: 2 E: 0 K: 0 S: 5	H: 2 LOB: 0 BB: 0 P: 5	R: 0 E: 0 K: 2 S: 9	H: 2 LOB: 3 BB: 1 P: 13	R: 1 E: 0 K: 0 S: 5	H: 2 LOB: 2 BB: 0 P: 6	R: 2 E: 0 K: 1 S: 7	H: 2 LOB: 0 BB: 0 P: 7	R: 3 E: 0 K: 0 S: 8	H: 5 LOB: 3 BB: 1 P: 12	R: 0 E: 0 K: 0 S: 3	H: 0 LOB: 0 BB: 0 P: 3	1B: 10 2B: 3 3B: 0 HR: 3	SF: 0 SAC: 1 DP: 0 HBP: 1	WP: 0 PB: 1 SB: 0 CS: 0	PA: 44
<b>PITCHER</b>	IP	WLS	BF	H	R	ER	SO	BB	IBB	HBP	BLK	WP	HR	S	P	ERA	WHIP					
Jose Rijo, R ERA: 4.44 (1, 1)	6.2		34	11	6	6	7	2	0	1	0	0	0	45	54	8.10	1.950					
Bill Mooneyham, R ERA: 4.39 (7, 1)	0.1	L	4	3	3	3	0	0	0	0	0	0	0	4	4	81.00	9.000					
Joaquin Andujar, R ERA: 4.61 (8, 1)	1.0		6	2	0	0	0	1	0	0	0	0	0	5	9	0.00	3.000					

Oakland Athletics @ Seattle Mariners  
The Kingdome, Seattle, WA  
Mon Aug 04 1986, 10:05 PM EDT  
Att: 17,229 - Unknown

AB 39  
R 9  
H 16  
RBI 9  
BB 3  
SO 7  
LOB 21





Batter	1	2	3	4	5	6	7	8	9	AB	R	H	RBI	BB	SO	LOB	TOP				
<b>Tony Phillips, S</b> OBP: 0.382, SLG: 0.338 (1, 4)	0-3 K	0-0 PO	0-3 K	4-0 BB			0-0 1B HR	0-0 3-1		4	1	1	0	1	2	0					
<b>Dwayne Murphy, L</b> OBP: 0.356, SLG: 0.363 (1, 8)	0-0 1B		4-0 BB	4-3			0-0 1B HR	0-0 G3		4	2	2	0	1	0	3					
<b>Jose Canseco, R</b> OBP: 0.347, SLG: 0.495 <b>Rusty Tillman, R</b> (9, 7)	4-0 1B SF8		0-0 L8		4-3		0-0 HR	0-3 K		4	2	1	3	1	1	1					
<b>Bruce Bochte, L</b> OBP: 0.371, SLG: 0.358 (1, 3)	0-0 1B		0-3 K		3-1		0-0 4-3		0-0 3-1	5	0	1	1	0	1	1					
<b>Dave Kingman, R</b> OBP: 0.251, SLG: 0.442 (1, 10)	0-0 SF8			0-0 HR	0-0 F8		0-0 2B 1B		0-0 HR	4	3	3	3	0	0	0					
<b>Mike Davis, L</b> OBP: 0.301, SLG: 0.423 (1, 9)	0-0 F8		0-0 SH3 FC4-2	2B		0-0 F7	0-0 1B IHR		0-0 F9	5	1	2	1	0	0	1					
<b>Donnie Hill, S</b> OBP: 0.335, SLG: 0.392 (1, 5)		4-0 FC3-6 BB		0-0 SH3		0-0 2B	0-0 1-3		0-0 1B	3	0	2	0	1	0	1					
<b>Mickey Tettleton, S</b> OBP: 0.309, SLG: 0.302 (1, 2)	0-3 K		0-0 FC4-2 BB	1B		0-3 K	0-0 IHR		0-0 4-3	5	1	1	2	0	2	4					
<b>Alfredo Griffin, S</b> OBP: 0.329, SLG: 0.358 (1, 6)		0-0 FC3-6 PO		0-0 BB	1B		4-3		4-3	4	0	1	0	0	0	2					
<b>Inning Stats</b>	R: 2 E: 0 K: 1 S: 7	H: 2 LOB: 1 BB: 1 P: 11	R: 0 E: 0 K: 1 S: 4	H: 0 LOB: 0 BB: 1 P: 8	R: 0 E: 0 K: 2 S: 7	H: 0 LOB: 1 BB: 1 P: 11	R: 1 E: 0 K: 0 S: 6	H: 3 LOB: 3 BB: 1 P: 10	R: 0 E: 0 K: 1 S: 3	H: 1 LOB: 1 BB: 0 P: 6	R: 6 E: 0 K: 0 S: 9	H: 6 LOB: 2 BB: 0 P: 9	R: 0 E: 0 K: 1 S: 5	H: 0 LOB: 0 BB: 0 P: 5	R: 1 E: 0 K: 0 S: 5	H: 2 LOB: 1 BB: 0 P: 5	1B: 6 2B: 4 3B: 0 HR: 4	SF: 1 SAC: 1 DP: 0 HBP: 0	WP: 0 PB: 1 SB: 0 CS: 0	PA: 45	
<b>PITCHER</b>	IP	WLS	BF	H	R	ER	SO	BB	IBB	HBP	BLK	WP	HR	S	P	ERA	WHIP				
<b>Jim Beattie, R</b> ERA: 6.02 (1, 1)	3.2	L	19	5	3	3	4	4	0	0	0	0	1	23	39	7.36	2.455				
<b>Lee Guetterman, L</b> ERA: 5.64 (4, 1)	3.1		17	7	6	6	1	0	0	0	0	0	1	19	19	16.20	2.100				
<b>Mark Huisman, R</b> ERA: 4.65 (8, 1)	2.0		8	2	1	1	1	0	0	0	0	0	1	10	10	4.50	1.000				

Oakland Athletics @ Seattle Mariners  
The Kingdome, Seattle, WA  
Tue Aug 05 1986, 10:05 PM EDT  
Att: 8,902 - Unknown

livebaseballscores.com

AB 38  
R 10  
H 14  
RBI 10  
BB 4  
SO 6  
LOB 13



Batter	1	2	3	4	5	6	7	8	9	AB	R	H	RBI	BB	SO	LOB	BOTTOM					
<b>John Moses, S</b> OBP: 0.335, SLG: 0.337 (1, 8)	0-0 F9	0-0 6-3			0-0 2B		0-0 L3	0-0 FC6		5	1	1	0	0	0	1						
<b>Phil Bradley, R</b> OBP: 0.391, SLG: 0.430 (1, 7)	4-0 E BB		0-0 5-3		0-3 K		0-0 1B 1B		0-0 HR	4	2	2	1	1	1	1						
<b>Jim Presley, R</b> OBP: 0.303, SLG: 0.491 (1, 5)	0-3 K		0-0 5-3		0-0 E7 1B		0-3 K		0-3 K	5	0	1	1	0	3	2						
<b>Danny Tartabull, R</b> OBP: 0.349, SLG: 0.513 (1, 9)	0-0 E5 BB		0-3 K		0-0 F3		0-0 1B 1B		0-0 2B 1B	5	0	2	0	0	1	2						
<b>Dave Henderson, R</b> OBP: 0.350, SLG: 0.481 (1, 10)	4-0 1-2 BB			0-0 1B 1B	0-0 F8		0-0 1-2 2H 1B		0-0 1-3 2B	4	0	3	1	1	0	1						
<b>Ken Phelps, L</b> OBP: 0.425, SLG: 0.560 (1, 3)	0-3 K			0-0 1-2 1B		0-0 4-3	0-0 F8		0-3 K	5	0	1	0	0	2	7						
<b>Spike Owen, S</b> OBP: 0.311, SLG: 0.347 (1, 6)		4-0 1B G6-4-3 BB		0-3 K		0-0 G3		0-0 FC5-4 1B	0-0 4-3	4	1	1	0	1	1	4						
<b>Bob Kearney, R</b> OBP: 0.274, SLG: 0.365 (1, 2)		0-0 G6-4-3 1B		0-0 F4		4-0 BB		0-0 FC5-4 FC6-4		3	0	1	0	1	0	3						
<b>Harold Reynolds, S</b> OBP: 0.285, SLG: 0.266 (1, 4)		0-0 G6-4-3		0-0 L4		0-0 B5-3		0-0 FC6-4		4	0	0	0	0	0	5						
<b>Inning Stats</b>	R: 0 E: 1 K: 2 S: 8	H: 0 LOB: 3 BB: 2 P: 16	R: 1 E: 0 K: 0 S: 3	H: 1 LOB: 0 BB: 1 P: 7	R: 0 E: 0 K: 1 S: 5	H: 0 LOB: 0 BB: 0 P: 5	R: 0 E: 0 K: 1 S: 7	H: 2 LOB: 2 BB: 0 P: 7	R: 1 E: 1 K: 1 S: 7	H: 2 LOB: 1 BB: 0 P: 7	R: 0 E: 0 K: 0 S: 3	H: 0 LOB: 1 BB: 1 P: 7	R: 1 E: 0 K: 1 S: 8	H: 3 LOB: 2 BB: 0 P: 8	R: 0 E: 0 K: 0 S: 4	H: 1 LOB: 1 BB: 0 P: 4	R: 1 E: 0 K: 2 S: 10	H: 3 LOB: 2 BB: 0 P: 10	1B: 9 2B: 2 3B: 0 HR: 1	SF: 0 SAC: 0 DP: 1 HBP: 0	WP: 0 PB: 0 SB: 0 CS: 0	PA: 43
<b>PITCHER</b>	IP	WLS	BF	H	R	ER	SO	BB	IBB	HBP	BLK	WP	HR	S	P	ERA	WHIP					
<b>Curt Young, L</b> ERA: 3.86 (1, 1)	7.0	W	33	8	3	3	6	4	0	0	0	0	1	41	57	3.86	1.714					
<b>Doug Bair, R</b> ERA: 2.23 (8, 1)	2.0		10	4	1	1	2	0	0	0	0	0	1	14	14	4.50	2.000					

Oakland Athletics @ Seattle Mariners  
The Kingdome, Seattle, WA  
Tue Aug 05 1986, 10:05 PM EDT  
Att: 8,902 - Unknown

livebaseballscores.com

AB 39  
R 4  
H 12  
RBI 3  
BB 4  
SO 8  
LOB 26





Batter	1	2	3	4	5	6	7	8	9	AB	R	H	RBI	BB	SO	LOB	TOP								
<b>Tony Phillips, S</b> OBP: 0.364, SLG: 0.340 (1, 4)	4-0 FC6-4 BB	0-0 E4			0-0 1B E	0-0 1B		0-0 L7		4	1	2	0	1	0	2									
<b>Alfredo Griffin, S</b> OBP: 0.333, SLG: 0.361 (1, 6)	0-0 FC6-4 S	0-0 F8			0-0 SF9 1B	0-0 1B			0-0 E4 2B 1B	5	2	3	0	0	0	3									
<b>Jose Canseco, R</b> OBP: 0.345, SLG: 0.495 (1, 7)	0-0 F7		0-3 K		0-0 SF9 1B	0-0 F5			0-0 F8 2B 1B	4	1	1	2	0	1	3									
<b>Dave Kingman, R</b> OBP: 0.253, SLG: 0.448 (1, 10)	4-0 1-2 BB		0-0 F5		0-0 HR		0-0 F6		0-0 F8	4	1	1	1	1	0	1									
<b>Carney Lansford, R</b> OBP: 0.320, SLG: 0.386 (1, 3)	0-3 K		0-3 K		4-0 5-3 BB		0-0 6-3		0-0 CS 1B	4	0	1	1	1	2	2									
<b>Dusty Baker Jr, R</b> OBP: 0.318, SLG: 0.328 (1, 9)		0-0 G5-4-3 E 2B		0-0 1B 2B	0-0 5-3		0-3 K		0-0 F8	5	2	2	0	0	1	2									
<b>Dwayne Murphy, L</b> OBP: 0.355, SLG: 0.357 (1, 8)		4-0 G5-4-3 BB		0-0 B3-4	0-0 4-3			0-0 1-3		3	0	0	0	1	0	2									
<b>Donnie Hill, S</b> OBP: 0.333, SLG: 0.389 (1, 5)		0-0 G5-4-3 2-3		0-0 F7		0-0 4-3		0-0 1B		4	0	1	0	0	0	3									
<b>Mickey Tettleton, S</b> OBP: 0.316, SLG: 0.305 (8, PH)		4-0 E BB		0-0 K		0-3 K		0-0 F6		2	0	1	1	1	1	0									
<b>Bruce Bochte, L</b> OBP: 0.370, SLG: 0.356 (8, 2)				0-0 K		0-0 K		0-0 F6		1	0	0	0	0	0	1									
<b>Jerry Willard, L</b> OBP: 0.364, SLG: 0.389 (8, 2)				0-0 K		0-0 K		0-0 F6		0	0	0	0	0	0	0									
<b>Inning Stats</b>	R: 0 E: 0 K: 1 S: 5	H: 0 LOB: 2 BB: 2 P: 13	R: 1 E: 1 K: 0 S: 4	H: 1 LOB: 2 BB: 2 P: 12	R: 0 E: 0 K: 2 S: 7	H: 0 LOB: 0 BB: 0 P: 7	R: 1 E: 0 K: 0 S: 4	H: 2 LOB: 1 BB: 0 P: 4	R: 3 E: 1 K: 0 S: 6	H: 3 LOB: 1 BB: 1 P: 10	R: 0 E: 0 K: 1 S: 7	H: 2 LOB: 2 BB: 0 P: 7	R: 0 E: 0 K: 1 S: 5	H: 0 LOB: 0 BB: 0 P: 5	R: 0 E: 0 K: 0 S: 4	H: 1 LOB: 1 BB: 0 P: 4	R: 2 E: 1 K: 0 S: 5	H: 3 LOB: 0 BB: 0 P: 5	1B: 8 2B: 3 3B: 0 HR: 1	SF: 1 SAC: 0 DP: 1 HBP: 0	WP: 0 PB: 0 SB: 1 CS: 1	PA: 42			
<b>PITCHER</b>	IP	WLS	BF	H	R	ER	SO	BB	IBB	HBP	BLK	WP	HR	S	P	ERA	WHIP								
<b>Mark Langston, L</b> ERA: 4.75 (1, 1)	5.0		25	6	5	4	3	5	0	0	0	0	1	26	46	7.20	2.200								
<b>Mark Huisman, R</b> ERA: 4.5 (6, 1)	2.1		10	3	0	0	2	0	0	0	0	0	0	14	14	0.00	1.286								
<b>Matt Young, L</b> ERA: 3.79 (8, 1)	0.2	L	3	1	1	1	0	0	0	0	0	0	0	3	3	13.50	1.500								
<b>Pete Ladd, R</b> ERA: 3.36 (9, 1)	1.0		4	2	1	1	0	0	0	0	0	0	0	4	4	9.00	2.000								

Oakland Athletics @ Seattle Mariners  
The Kingdome, Seattle, WA  
Wed Aug 06 1986, 10:05 PM EDT  
Att: 9,863 - Unknown

AB 36  
R 7  
H 12  
RBI 5  
BB 5  
SO 5  
LOB 19



Batter	1	2	3	4	5	6	7	8	9	AB	R	H	RBI	BB	SO	LOB	BOTTOM								
<b>John Moses, S</b> OBP: 0.332, SLG: 0.335 (6, 3)	0-3 K		0-0 F7		0-0 1B BB		0-0 4-3		0-0 6-3	5	1	1	0	0	1	0									
<b>Phil Bradley, R</b> OBP: 0.394, SLG: 0.429 (1, 7)	4-0 BB 1B BB		0-3 K		4-0 1B 2B BB		0-0 1B		0-0 4-3	3	2	1	0	2	1	0									
<b>Jim Presley, R</b> OBP: 0.304, SLG: 0.489 (1, 5)	0-0 F8		0-0 E5		0-0 2B 1B		0-0 F8		0-0 1B	5	0	2	2	0	0	2									
<b>Ken Phelps, L</b> OBP: 0.425, SLG: 0.557 (6, PH)	4-0 1B WP BB		0-0 4-3		0-0 2B 1B		0-0 F4		0-3 K	1	1	0	0	1	0	1									
<b>Danny Tartabull, R</b> OBP: 0.349, SLG: 0.515 (6, 9)	1-2 WP BB		0-0 4-3		0-0 2B		0-0 F4		0-0 K	3	0	1	1	0	1	2									
<b>Alvin Davis, L</b> OBP: 0.406, SLG: 0.475 (1, 10)	0-0 WP 1B		0-0 L6		0-0 G3		0-0 L9			4	0	1	1	0	0	1									
<b>Dave Henderson, R</b> OBP: 0.346, SLG: 0.475 (6, 8)	0-0 F4		0-0 4-3		0-0 F9		0-0 F4			4	0	0	0	0	0	1									
<b>Scott Bradley, L</b> OBP: 0.351, SLG: 0.466 (6, PR)		0-0 F5		0-0 6-3		0-0 3B		0-0 BB 1B		4	0	2	0	0	0	0									
<b>Bob Kearney, R</b> OBP: 0.274, SLG: 0.365 (9, 2)								0-0 BB 1B		0	0	0	0	0	0	0									
<b>Spike Owen, S</b> OBP: 0.311, SLG: 0.344 (1, 6)		0-0 L7		0-0 4-3		0-0 6-3		4-0 FC6 BB		3	0	0	0	1	0	1									
<b>Harold Reynolds, S</b> OBP: 0.285, SLG: 0.263 (1, 4)		0-0 F6		4-0 BB 1B BB		0-0 L4		0-0 FC6		3	1	0	0	1	0	3									
<b>Inning Stats</b>	R: 2 E: 0 K: 1 S: 6	H: 1 LOB: 1 BB: 2 P: 14	R: 0 E: 0 K: 0 S: 3	H: 0 LOB: 0 BB: 0 P: 3	R: 0 E: 1 K: 1 S: 6	H: 0 LOB: 1 BB: 0 P: 6	R: 0 E: 0 K: 0 S: 3	H: 0 LOB: 0 BB: 0 P: 3	R: 3 E: 0 K: 0 S: 5	H: 3 LOB: 1 BB: 2 P: 13	R: 0 E: 0 K: 0 S: 4	H: 1 LOB: 1 BB: 0 P: 4	R: 0 E: 0 K: 0 S: 4	H: 1 LOB: 0 BB: 0 P: 4	R: 0 E: 0 K: 0 S: 4	H: 1 LOB: 2 BB: 1 P: 8	R: 0 E: 0 K: 1 S: 6	H: 1 LOB: 1 BB: 0 P: 6	1B: 6 2B: 1 3B: 1 HR: 0	SF: 0 SAC: 0 DP: 0 HBP: 0	WP: 1 PB: 0 SB: 0 CS: 0	PA: 40			
<b>PITCHER</b>	IP	WLS	BF	H	R	ER	SO	BB	IBB	HBP	BLK	WP	HR	S	P	ERA	WHIP								
<b>Eric Plunk, R</b> ERA: 5.48 (1, 1)	4.1		21	3	5	5	2	4	0	0	0	0	0	21	37	10.38	1.615								
<b>Dave Vonohlen, L</b> ERA: (5, 1)	2.0		8	3	0	0	0	0	0	0	0	0	0	8	8	0.00	1.500								
<b>Jay Howell, R</b> ERA: 4.0 (7, 1)	2.2	W	11	2	0	0	1	1	0	0	0	0	0	12	16	0.00	1.125								

Oakland Athletics @ Seattle Mariners  
The Kingdome, Seattle, WA  
Wed Aug 06 1986, 10:05 PM EDT  
Att: 9,863 - Unknown

AB 35  
R 5  
H 8  
RBI 4  
BB 5  
SO 3  
LOB 11





Batter	1	2	3	4	5	6	7	8	9	AB	R	H	RBI	BB	SO	LOB	TOP				
<b>Kirby Puckett, R</b> OBP: 0.377, SLG: 0.559 (1, 8)										3	1	1	0	1	1	1	<b>Minnesota Twins @ Oakland Athletics</b> Oakland-Alameda County Coliseum, Oakland, CA Fri Aug 08 1986, 7:05 PM PDT Att: 11,746 - Unknown				
<b>Roy Smalley, S</b> OBP: 0.346, SLG: 0.483 (1, 10)										4	0	1	0	0	2	2					
<b>Kent Hrbek, L</b> OBP: 0.379, SLG: 0.538 (1, 3)										4	1	2	0	0	0	1					
<b>Tom Brunansky, R</b> OBP: 0.323, SLG: 0.465 (1, 9)										2	0	0	0	2	0	0					
<b>Randy Bush, L</b> OBP: 0.344, SLG: 0.432 (1, 7)										3	0	0	0	0	1	4					
<b>Gary Gaetti, R</b> OBP: 0.333, SLG: 0.506 (1, 5)										3	0	1	1	0	0	0					
<b>Tim Laudner, R</b> OBP: 0.361, SLG: 0.594 (1, 2)										4	0	1	0	0	0	3					
<b>Alvaro Espinoza, R</b> OBP: 0.340, SLG: 0.408 (9, PH)										1	0	0	0	2	0	0					
<b>Steve Lombardozzi, R</b> OBP: 0.286, SLG: 0.329 (9, PH)										1	0	0	0	0	1	1					
<b>Greg Gagne, R</b> OBP: 0.288, SLG: 0.349 (1, 6)										2	0	0	0	0	1	2					
<b>Mark Salas, L</b> OBP: 0.286, SLG: 0.350 (9, PH)										1	0	0	0	0	0	1					
<b>Inning Stats</b>	R: 1 E: 0 K: 0 S: 4	H: 2 LOB: 0 BB: 0 P: 4	R: 0 E: 0 K: 0 S: 3	H: 1 LOB: 2 BB: 1 P: 8	R: 0 E: 0 K: 1 S: 6	H: 1 LOB: 0 BB: 1 P: 10	R: 0 E: 0 K: 0 S: 3	H: 0 LOB: 0 BB: 0 P: 3	R: 0 E: 0 K: 1 S: 4	H: 0 LOB: 1 BB: 1 P: 8	R: 0 E: 0 K: 2 S: 7	H: 0 LOB: 1 BB: 1 P: 11	R: 0 E: 0 K: 1 S: 5	H: 0 LOB: 0 BB: 0 P: 5	R: 0 E: 0 K: 1 S: 6	H: 1 LOB: 1 BB: 0 P: 6	1B: 5 2B: 1 3B: 0 HR: 0	SF: 1 SAC: 1 DP: 3 HBP: 1	WP: 0 PB: 0 SB: 0 CS: 0	PA: 36	
<b>PITCHER</b>	IP	WLS	BF	H	R	ER	SO	BB	IBB	HBP	BLK	WP	HR	S	P	ERA	WHIP				
<b>Joaquin Andujar, R</b> ERA: 4.48 (1, 1)	6.0	W	26	5	2	2	2	5	0	1	0	0	0	24	45	3.00	1.667				
<b>Doug Bair, R</b> ERA: 2.04 (7, 1)	3.0	S	10	1	0	0	4	0	0	0	0	0	0	18	18	0.00	0.333				

AB	30
R	5
H	7
RBI	5
BB	3
SO	1
LOB	14



Batter	1	2	3	4	5	6	7	8	9	AB	R	H	RBI	BB	SO	LOB	BOTTOM				
<b>Tony Phillips, S</b> OBP: 0.365, SLG: 0.342 (1, 4)										3	1	1	1	1	0	0	<b>Minnesota Twins @ Oakland Athletics</b> Oakland-Alameda County Coliseum, Oakland, CA Fri Aug 08 1986, 7:05 PM PDT Att: 11,746 - Unknown				
<b>Dwayne Murphy, L</b> OBP: 0.353, SLG: 0.355 (1, 8)										4	1	1	1	0	0	2					
<b>Jose Canseco, R</b> OBP: 0.344, SLG: 0.500 (1, 7)										4	1	1	2	0	0	2					
<b>Bruce Bochte, L</b> OBP: 0.365, SLG: 0.351 (1, 3)										4	0	0	0	0	0	0					
<b>Dave Kingman, R</b> OBP: 0.258, SLG: 0.457 (1, 10)										3	1	2	1	1	0	0					
<b>Mike Davis, L</b> OBP: 0.304, SLG: 0.422 (1, 9)										3	0	1	0	1	0	1					
<b>Donnie Hill, S</b> OBP: 0.328, SLG: 0.383 (1, 5)										4	0	0	0	0	0	4					
<b>Jerry Willard, L</b> OBP: 0.383, SLG: 0.382 (1, 2)										2	0	0	0	0	1	2					
<b>Rusty Tillman, R</b> OBP: 0.316, SLG: 0.305 (7, PR)										0	1	0	0	0	0	0					
<b>Mickey Tettleton, S</b> OBP: 0.316, SLG: 0.305 (8, 2)										0	0	0	0	0	0	0					
<b>Alfredo Griffin, S</b> OBP: 0.333, SLG: 0.363 (1, 6)										3	0	1	0	0	0	3					
<b>Inning Stats</b>	R: 3 E: 0 K: 0 S: 6	H: 3 LOB: 1 BB: 1 P: 10	R: 0 E: 0 K: 0 S: 3	H: 1 LOB: 0 BB: 0 P: 3	R: 0 E: 0 K: 1 S: 6	H: 1 LOB: 2 BB: 1 P: 10	R: 0 E: 0 K: 0 S: 3	H: 0 LOB: 0 BB: 0 P: 3	R: 0 E: 0 K: 0 S: 3	H: 0 LOB: 1 BB: 1 P: 7	R: 1 E: 0 K: 0 S: 4	H: 1 LOB: 2 BB: 0 P: 5	R: 1 E: 0 K: 0 S: 4	H: 1 LOB: 0 BB: 0 P: 4	R: 0 E: 0 K: 1 S: 6	H: 1 LOB: 1 BB: 0 P: 6	1B: 3 2B: 2 3B: 0 HR: 2	SF: 0 SAC: 0 DP: 0 HBP: 1	WP: 0 PB: 1 SB: 0 CS: 0	PA: 34	
<b>PITCHER</b>	IP	WLS	BF	H	R	ER	SO	BB	IBB	HBP	BLK	WP	HR	S	P	ERA	WHIP				
<b>Mike Smithson, R</b> ERA: 4.83 (1, 1)	6.0	L	26	5	4	4	1	3	0	1	1	0	1	24	37	6.00	1.333				
<b>Roy Lee Jackson, R</b> ERA: 2.49 (7, 1)	2.0		8	2	1	1	0	0	0	0	0	0	1	8	8	4.50	1.000				

AB	30
R	5
H	7
RBI	5
BB	3
SO	1
LOB	14









Batter	1	2	3	4	5	6	7	8	9	AB	R	H	RBI	BB	SO	LOB	TOP										
Kirby Puckett, R OBP: 0.378, SLG: 0.561 (1, 8)	0-3 K		0-0 2B		0-0 1B			0-0 F7	0-0 F8	5	0	2	0	0	1	0	<b>Minnesota Twins @ Oakland Athletics</b> Oakland-Alameda County Coliseum, Oakland, CA Sun Aug 10 1986, 3:33 AM PDT Unknown <a href="http://livebaseballscores.com">livebaseballscores.com</a>										
Mickey Hatcher, R OBP: 0.303, SLG: 0.341 (1, 7)	0-3 K		4-0 BB		0-0 F9			4-0 BB 1B BB		2	1	0	0	2	1	1											
Gary Gaetti, R OBP: 0.337, SLG: 0.506 (1, 5)	0-0 5-3		0-0 6-3			0-3 K		4-0 1B FC3-6 BB		3	1	0	0	1	1	2											
Tom Brunansky, R OBP: 0.326, SLG: 0.460 (1, 9)		0-0 L7		0-3 K		0-3 K		4-0 FC3-6 1B BB		3	0	0	0	1	2	0											
Kent Hrbek, L OBP: 0.379, SLG: 0.534 (1, 3)		0-0 6-3		0-0 1B		0-0 1B		0-0 FC3-6 1B		4	0	3	1	0	0	0											
Tim Laudner, R OBP: 0.361, SLG: 0.500 (1, 2)		0-0 1B		0-0 L9		0-0 F8		0-0 FC3-6		3	0	1	0	0	0	2											
Randy Bush, L OBP: 0.342, SLG: 0.428 (8, PH)								1-2 2-3 3-4		1	0	0	1	0	0	2											
Jeff Reed, L OBP: 0.281, SLG: 0.302 (8, 2)								1-2 2-3 3-4		0	0	0	0	0	0	0											
Roy Smalley, S OBP: 0.342, SLG: 0.482 (1, 10)		0-0 L8		0-0 F9			0-0 F6	0-0 F6		4	0	0	0	0	0	4											
Steve Lombardozi, R OBP: 0.339, SLG: 0.403 (1, 4)			0-0 F8		0-0 L8		0-3 K		0-0 G3	3	0	0	0	0	1	0											
Mark Sales, L OBP: 0.284, SLG: 0.348 (9, PH)										1	0	0	0	0	0	0											
Greg Gagne, R OBP: 0.287, SLG: 0.352 (1, 6)			0-0 F4		0-3 K		0-0 F9		0-3 K	3	0	0	0	0	1	0											
Billy Beane, R OBP: 0.213, SLG: 0.195 (9, PH)										1	0	0	0	0	1	0											
<b>Inning Stats</b>	R: 0 E: 0 K: 2 S: 7	H: 0 LOB: 0 BB: 0 P: 7	R: 0 E: 0 K: 0 S: 4	H: 1 LOB: 1 BB: 0 P: 4	R: 0 E: 0 K: 0 S: 4	H: 1 LOB: 2 BB: 1 P: 8	R: 0 E: 0 K: 1 S: 6	H: 1 LOB: 1 BB: 0 P: 6	R: 0 E: 0 K: 1 S: 8	H: 1 LOB: 1 BB: 0 P: 8	R: 0 E: 0 K: 1 S: 5	H: 0 LOB: 0 BB: 0 P: 5	R: 2 E: 0 K: 0 S: 4	H: 1 LOB: 2 BB: 3 P: 16	R: 0 E: 0 K: 1 S: 5	H: 0 LOB: 0 BB: 0 P: 5	1B: 5 2B: 1 3B: 0 HR: 0	SF: 0 SAC: 0 DP: 0 HBP: 0	WP: 0 PA: 37 PB: 0 SB: 0 CS: 0								
<b>PITCHER</b>	IP	WLS	BF	H	R	ER	SO	BB	IBB	HBP	BLK	WP	HR	S	P	ERA	WHIP	<b>PITCHER</b>									
Curt Young, L ERA: 3.64 (1, 1)	7.0	W	27	5	0	0	7	1	0	0	0	0	0	40	44	0.00	0.857										
Bill Mooneyham, R ERA: 4.59 (8, 1)	0.1		4	0	2	2	0	3	0	0	0	0	0	1	13	54.00	9.000										
Dave Vonohien, L ERA: (8, 1)	0.0		1	1	0	0	0	0	0	0	0	0	0	1	1	∞	∞										
Jay Howell, R ERA: 3.77 (8, 1)	1.2	S	5	0	0	0	1	0	0	0	0	0	0	7	7	0.00	0.000										

Batter	1	2	3	4	5	6	7	8	9	AB	R	H	RBI	BB	SO	LOB	BOTTOM										
Tony Phillips, S OBP: 0.363, SLG: 0.336 (1, 4)	0-3 K		0-0 5-3		4-0 1B BB			4-0 FC3-2 BB		3	0	0	0	2	1	1	<b>Minnesota Twins @ Oakland Athletics</b> Oakland-Alameda County Coliseum, Oakland, CA Sun Aug 10 1986, 3:33 AM PDT Unknown <a href="http://livebaseballscores.com">livebaseballscores.com</a>										
Alfredo Griffin, S OBP: 0.326, SLG: 0.356 (1, 6)	0-0 F3		0-0 5-3		0-0 F7		0-0 B4	0-0 FC3-2		5	0	0	0	0	0	4											
Carney Lansford, R OBP: 0.327, SLG: 0.391 (1, 3)	0-0 1B		4-0 S 1B BB		0-0 FC6-4 1B		0-0 5-3	0-0 G1-6-3		4	1	2	0	1	0	3											
Dave Kingman, R OBP: 0.260, SLG: 0.453 (1, 10)	0-0 F8		0-0 1H 1B		0-0 F7		0-0 F5			4	0	1	1	0	0	3											
Dusty Baker Jr., R OBP: 0.315, SLG: 0.328 (1, 7)		4-0 1B BB	0-0 L6		0-0 FC6-4		0-0 1B 2B			3	1	1	0	1	0	3											
Mike Davis, L OBP: 0.304, SLG: 0.422 (8, PR) (9, 9)		5-3 1B BB			1-2		1B 2B			0	1	0	0	0	0	0											
Donnie Hill, S OBP: 0.333, SLG: 0.390 (1, 5)	0-0 5-3		0-0 SF8 3B		0-0 2B 1B		0-0 B3			4	2	2	0	0	2												
Rusty Tillman, R OBP: 0.400, SLG: 0.400 (1, 9) (9, 7)	0-0 1B		0-0 6-3		0-0 F9		0-0 S 1B 1B			4	1	2	2	0	0	2											
Dwayne Murphy, L OBP: 0.349, SLG: 0.346 (1, 8)	0-0 F7		0-0 SF8		0-0 F8		4-0 BB 1B BB			2	0	0	1	1	0	2											
Mickey Tettleton, S OBP: 0.321, SLG: 0.313 (1, 2)	0-0 F3		0-0 5-3		0-0 2B		0-0 FC3-2 BB			4	0	2	2	0	0	1											
<b>Inning Stats</b>	R: 0 E: 0 K: 1 S: 6	H: 1 LOB: 1 BB: 0 P: 6	R: 1 E: 0 K: 0 S: 4	H: 1 LOB: 1 BB: 1 P: 8	R: 1 E: 0 K: 0 S: 4	H: 1 LOB: 0 BB: 0 P: 4	R: 0 E: 0 K: 0 S: 4	H: 1 LOB: 2 BB: 1 P: 8	R: 1 E: 0 K: 0 S: 5	H: 2 LOB: 1 BB: 0 P: 5	R: 0 E: 0 K: 0 S: 3	H: 0 LOB: 0 BB: 0 P: 3	R: 2 E: 0 K: 0 S: 6	H: 3 LOB: 3 BB: 2 P: 14	R: 0 E: 0 K: 0 S: 6	H: 0 LOB: 0 BB: 0 P: 5	1B: 7 2B: 2 3B: 1 HR: 0	SF: 1 SAC: 0 DP: 0 HBP: 0	WP: 0 PA: 39 PB: 0 SB: 3 CS: 0								
<b>PITCHER</b>	IP	WLS	BF	H	R	ER	SO	BB	IBB	HBP	BLK	WP	HR	S	P	ERA	WHIP	<b>PITCHER</b>									
Neal Heaton, L ERA: 3.94 (1, 1)	6.0	L	28	7	4	4	1	3	0	0	0	0	0	27	39	6.00	1.667										
Roy Lee Jackson, R ERA: 2.53 (7, 1)	1.1		6	2	2	2	0	0	0	0	0	0	0	6	6	13.50	1.500										
Juan Agosto, L ERA: 8.64 (8, 1)	0.0		2	1	0	0	0	1	0	0	0	0	0	1	5	∞	∞										
Ron Davis, R ERA: 8.92 (8, 1)	0.2		3	0	0	0	0	1	0	0	0	0	0	2	6	0.00	1.500										





Batter	1	2	3	4	5	6	7	8	9	AB	R	H	RBI	BB	SO	LOB	TOP					
Roy Smalley, S OBP: 0.340, SLG: 0.478 (1, 10)	6-3		4-3	K				FC4-6		5	0	1	2	0	1	2	<b>Minnesota Twins @ Oakland Athletics</b> Oakland-Alameda County Coliseum, Oakland, CA Sun Aug 10 1986, 3:38 AM PDT Att: 13,455 - Unknown					
Mickey Hatcher, R OBP: 0.302, SLG: 0.339 Billy Beane, R OBP: 0.211, SLG: 0.193 (8, 7)	6-3		2B 1B	CS	4-3	K		K		4	0	1	0	0	1	1						
Kent Hrbek, L OBP: 0.380, SLG: 0.531 (1, 3)	BB BB		F6		L8			1B 1B		4	0	1	0	1	0	1						
Tom Brunansky, R OBP: 0.328, SLG: 0.462 (6, 9)	1-2 BB		2B		F3			F2		3	0	1	0	2	0	1						
Randy Bush, L OBP: 0.342, SLG: 0.427 Steve Lombardozi, R OBP: 0.340, SLG: 0.454 (6, 4)	K		4-3			SH3-4 1B		1-2 1B		3	1	1	0	0	1	4						
Gary Gaetti, R OBP: 0.284, SLG: 0.351 (1, 2)				2B BB		4-3 1B		K		4	2	2	0	1	2	2						
Mark Salas, L OBP: 0.284, SLG: 0.351 (1, 2)	L9			SH1-4 1B		SH3-4 1B		G3		4	1	1	1	0	0	4						
Greg Gagne, R OBP: 0.290, SLG: 0.353 (1, 6)	S 1B			SH1-4		4-3 1B BB		5-3		2	1	1	0	1	0	0						
Alvaro Espinoza, R OBP: 0.143, SLG: 0.143 Kirby Puckett, R OBP: 0.379, SLG: 0.560 (6, 8)	K			CS 1B		4-3		FC4-6 1B		2	0	1	1	0	1	1						
<b>Inning Stats</b>	R: 0 E: 0 K: 1 S: 5	H: 0 LOB: 2 BB: 2 P: 13	R: 0 E: 0 K: 2 S: 8	H: 1 LOB: 1 BB: 0 P: 8	R: 0 E: 0 K: 0 S: 5	H: 2 LOB: 2 BB: 0 P: 5	R: 2 E: 0 K: 1 S: 6	H: 2 LOB: 0 BB: 1 P: 10	R: 0 E: 0 K: 0 S: 3	H: 0 LOB: 0 BB: 0 P: 3	R: 3 E: 0 K: 1 S: 8	H: 3 LOB: 1 BB: 1 P: 12	R: 0 E: 0 K: 1 S: 7	H: 2 LOB: 0 BB: 0 P: 7	R: 0 E: 1 K: 1 S: 6	H: 1 LOB: 2 BB: 1 P: 6	R: 0 E: 0 K: 0 S: 4	H: 1 LOB: 2 BB: 1 P: 8	1B: 10 2B: 2 3B: 0 HR: 0	SF: 0 SAC: 2 DP: 0 HBP: 0	WP: 0 PB: 0 SB: 1 CS: 1	PA: 44
<b>PITCHER</b>	IP WLS BF H R ER SO BB IBB HBP BLK WP HR S P ERA WHIP	6.0 W 30 9 5 5 5 4 0 0 0 0 0 0 36 52 7.50 2.167	2.1 S 10 2 0 0 2 1 0 0 0 0 0 0 13 17 0.00 1.286	0.2 S 3 1 0 0 0 0 0 0 0 0 0 0 3 3 0.00 1.500	<b>PITCHER</b>										IP WLS BF H R ER SO BB IBB HBP BLK WP HR S P ERA WHIP							

Batter	1	2	3	4	5	6	7	8	9	AB	R	H	RBI	BB	SO	LOB	BOTTOM					
Donnie Hill, S OBP: 0.339, SLG: 0.389 (1, 4)	F9		S 1B		K	1B BB				3	0	1	0	2	1	0	<b>Minnesota Twins @ Oakland Athletics</b> Oakland-Alameda County Coliseum, Oakland, CA Sun Aug 10 1986, 3:38 AM PDT Att: 13,455 - Unknown					
Dwayne Murphy, L OBP: 0.350, SLG: 0.362 (1, 8)	HR		K		K	1B BB		F7		5	1	2	2	0	2	3						
Carney Lansford, R OBP: 0.328, SLG: 0.395 (1, 5)	F7		G6-4-3 1B			SF8		F9		4	0	2	1	0	0	2						
Bruce Bochte, L OBP: 0.364, SLG: 0.350 (1, 3)	FC5-4 1B		G6-4-3		F5	F7				4	0	1	0	0	0	5						
Dave Kingman, R OBP: 0.260, SLG: 0.453 (1, 10)	FC5-4			6-3		WP 2B		F2		4	1	1	0	0	0	1						
Mike Davis, L OBP: 0.306, SLG: 0.420 (1, 9)		3-1		2B BB		2B BB		3-1		2	2	0	0	2	0	0						
Rusty Tillman, R OBP: 0.333, SLG: 0.444 (1, 7)	E6		B4-3 1H		B4-3	K		F3		4	0	1	1	0	1	1						
Jerry Willard, L OBP: 0.386, SLG: 0.395 Tony Phillips, S OBP: 0.363, SLG: 0.336 Mickey Tettleton, S OBP: 0.321, SLG: 0.313 (9, 2)	F9			2-3		BB 1B		SH5-3 1B		4	1	2	1	0	0	2						
Alfredo Griffin, S OBP: 0.326, SLG: 0.356 (1, 6)	G3			4-3		1B BB SF8 1B		SH5-3		3	1	1	0	0	0	2						
<b>Inning Stats</b>	R: 1 E: 0 K: 0 S: 5	H: 2 LOB: 1 BB: 0 P: 5	R: 0 E: 0 K: 0 S: 4	H: 0 LOB: 0 BB: 0 P: 4	R: 0 E: 0 K: 1 S: 6	H: 2 LOB: 1 BB: 0 P: 6	R: 1 E: 0 K: 0 S: 4	H: 1 LOB: 1 BB: 1 P: 8	R: 0 E: 0 K: 0 S: 3	H: 0 LOB: 0 BB: 0 P: 3	R: 4 E: 0 K: 1 S: 9	H: 4 LOB: 2 BB: 2 P: 17	R: 0 E: 0 K: 0 S: 3	H: 0 LOB: 0 BB: 0 P: 3	R: 0 E: 0 K: 0 S: 4	H: 1 LOB: 2 BB: 1 P: 8	R: 0 E: 0 K: 0 S: 4	H: 1 LOB: 2 BB: 1 P: 8	1B: 6 2B: 4 3B: 0 HR: 1	SF: 1 SAC: 1 DP: 1 HBP: 0	WP: 2 PB: 0 SB: 1 CS: 0	PA: 39
<b>PITCHER</b>	IP WLS BF H R ER SO BB IBB HBP BLK WP HR S P ERA WHIP	3.1 L 16 5 2 2 2 1 0 0 0 1 0 11 15 10.80 1.800	1.2 L 8 2 2 2 2 1 0 0 0 0 0 7 11 27.00 6.000	0.2 L 6 3 2 2 1 1 0 0 0 0 0 7 11 0.00 1.000	2.0 L 8 1 0 0 0 1 0 0 0 0 0 7 11 0.00 1.000	0.1 L 1 0 0 0 0 0 0 0 0 0 0 1 1 0.00 0.000	<b>PITCHER</b>										IP WLS BF H R ER SO BB IBB HBP BLK WP HR S P ERA WHIP					

AB 36  
R 5  
H 12  
RBI 5  
BB 5  
SO 7  
LOB 20



AB 33  
R 6  
H 11  
RBI 5  
BB 4  
SO 4  
LOB 16





Batter	1	2	3	4	5	6	7	8	9	AB	R	H	RBI	BB	SO	LOB	TOP										
Harold Reynolds, S (1,4) OBP: 0.261, SLG: 0.260	0-0 4-3			0-0 B3		0-0 1-3		0-0 1-3	0-0 F8	5	0	0	0	0	0	3	Seattle Mariners @ Oakland Athletics Oakland-Alameda County Coliseum, Oakland, CA Mon Aug 11 1986, 7:05 PM PDT Att: 13,547 - Unknown										
Mickey Brantley, R (1,8) OBP: 0.197, SLG: 0.273	0-3 K			0-3 K			0-0 F4	0-3 K		4	0	0	0	0	3	0											
Phil Bradley, R (1,7) OBP: 0.391, SLG: 0.417	0-3 K			0-0 PO 1B			4-0 1B WP HR BB		0-3 K	3	1	1	0	1	2	0											
Alvin Davis, L (1,10) OBP: 0.396, SLG: 0.459 John Moses, S (7, PR) OBP: 0.331, SLG: 0.333		0-0 F7		0-0 PO 1-2	0-0 6-3		0-0 1-3 HR BB 1B		0-0 FC4-6 1B	3	0	1	0	0	0	0											
Ken Phelps, L (1,3) OBP: 0.416, SLG: 0.533	0-3 K				0-0 4-3		4-0 1-2 HR BB		0-0 FC4-6 BB 1-2 BB	3	2	0	0	1	1	1											
Danny Tartabull, R (1,9) OBP: 0.355, SLG: 0.529	0-3 K				4-0 BB		0-0 1-2 HR		4-0 BB BB	2	2	1	4	2	1	0											
Scott Bradley, L (1,2) OBP: 0.347, SLG: 0.443 Bob Kearney, R (7,2) OBP: 0.281, SLG: 0.367				0-0 G4-3 1B		0-0 F8		0-0 F8	4-0 BB BB	3	0	1	0	0	0	2											
Spike Owen, S (1,6) OBP: 0.305, SLG: 0.332				0-0 G4-3 1-2		0-0 F5		0-0 6-3	4-0 1-2 2-3 3-H	3	0	0	1	1	0	2											
Domingo Ramos, R (1,5) OBP: 0.268, SLG: 0.213				0-3 K		0-0 6-3		0-0 F9	4-0 1-2 2-3 3-H	3	0	0	1	1	1	0											
<b>Inning Stats</b>	R: 0 E: 0 K: 2 S: 7	H: 0 LOB: 0 BB: 0 P: 7	R: 0 E: 0 K: 2 S: 7	H: 0 LOB: 0 BB: 0 P: 7	R: 0 E: 0 K: 1 S: 5	H: 1 LOB: 0 BB: 0 P: 5	R: 0 E: 0 K: 1 S: 5	H: 1 LOB: 1 BB: 1 P: 7	R: 0 E: 0 K: 0 S: 3	H: 0 LOB: 0 BB: 0 P: 3	R: 4 E: 0 K: 0 S: 5	H: 2 LOB: 1 BB: 2 P: 13	R: 0 E: 0 K: 1 S: 5	H: 0 LOB: 0 BB: 0 P: 5	R: 2 E: 0 K: 1 S: 6	H: 1 LOB: 3 BB: 4 P: 22	1B: 4 2B: 0 3B: 0 HR: 1	SF: 0 SAC: 0 DP: 1 HBP: 0	WP: 1 PB: 0 SB: 0 CS: 0	PA: 38							
<b>PITCHER</b>	IP	WLS	BF	H	R	ER	SO	BB	IBB	HBP	BLK	WP	HR	S	P	ERA	WHIP										
Eric Plunk, R (1,1) ERA: 5.4	6.1		23	3	3	3	6	3	0	0	0	1	0	32	44	4.26	0.947										
Doug Bair, R (7,1) ERA: 2.41	2.0	L	8	2	2	2	2	0	0	0	0	0	1	12	12	9.00	1.000										
Dave Vonohien, L (9,1) ERA: 1.08	0.1		2	0	0	0	0	1	0	0	0	0	0	1	5	0.00	3.000										
Fernando Arroyo, R (9,1) ERA: 4.65	0.0		3	0	1	1	0	3	0	0	0	0	0	0	12	∞	∞										
Dave Leiper, L (9,1) ERA: 4.65	0.1		1	0	0	0	0	0	0	0	0	0	0	1	1	0.00	0.000										

Batter	1	2	3	4	5	6	7	8	9	AB	R	H	RBI	BB	SO	LOB	BOTTOM										
Tony Phillips, S (1,4) OBP: 0.362, SLG: 0.336	0-0 1B		0-0 4-3		0-3 K 1-2		0-0 SF9			3	0	1	1	0	1	1	Seattle Mariners @ Oakland Athletics Oakland-Alameda County Coliseum, Oakland, CA Mon Aug 11 1986, 7:05 PM PDT Att: 13,547 - Unknown										
Dwayne Murphy, L (1,8) OBP: 0.353, SLG: 0.359	0-0 F7			4-0 FC4 BB		4-0 G4-6-3 BB	0-0 6-3			2	0	0	0	2	0	2											
Jose Canseco, R (1,7) OBP: 0.341, SLG: 0.492	0-0 F6			0-0 FC4 1-2		0-0 G4-6-3 1-2		0-0 F7		4	0	0	0	0	0	3											
Bruce Bochte, L (1,3) OBP: 0.362, SLG: 0.348	0-0 F8			0-3 K		0-0 1B		0-0 1-3		4	0	1	0	0	1	2											
Dave Kingman, R (1,10) OBP: 0.258, SLG: 0.449		0-0 F6		0-0 F4		0-0 F8		0-0 F7		4	0	0	0	0	0	2											
Camey Lansford, R (1,5) OBP: 0.332, SLG: 0.398		0-0 G4-6-3 1B			0-0 SH1-4 1B		0-0 1B 1B		0-0 F9	4	2	3	0	0	0	0											
Mike Davis, L (1,9) OBP: 0.308, SLG: 0.421		0-0 G4-6-3 1-2			0-0 SH1-4 1B		0-0 S 1B SF9		0-3 K	4	2	2	0	0	1	1											
Mickey Tettleton, S (1,2) OBP: 0.323, SLG: 0.316 Donnie Hill, S (9, PH) OBP: 0.337, SLG: 0.388			0-0 6-3		0-0 SH1-4		0-0 1-2 2-3		0-0 F2	2	0	1	1	0	0	0											
Alfredo Griffin, S (1,6) OBP: 0.327, SLG: 0.355			0-0 4-3		0-0 CS 1B		0-0 1-2 2-3			3	0	1	2	0	1	2											
<b>Inning Stats</b>	R: 0 E: 0 K: 0 S: 4	H: 1 LOB: 1 BB: 0 P: 4	R: 0 E: 0 K: 0 S: 3	H: 1 LOB: 0 BB: 0 P: 3	R: 0 E: 0 K: 1 S: 5	H: 0 LOB: 0 BB: 0 P: 9	R: 2 E: 0 K: 1 S: 7	H: 3 LOB: 1 BB: 0 P: 7	R: 0 E: 0 K: 0 S: 3	H: 1 LOB: 1 BB: 1 P: 7	R: 2 E: 0 K: 1 S: 8	H: 3 LOB: 1 BB: 0 P: 8	R: 0 E: 0 K: 0 S: 3	H: 0 LOB: 0 BB: 0 P: 3	R: 0 E: 0 K: 1 S: 5	H: 0 LOB: 0 BB: 0 P: 5	1B: 9 2B: 1 3B: 0 HR: 0	SF: 1 SAC: 1 DP: 3 HBP: 0	WP: 0 PB: 0 SB: 0 CS: 1	PA: 35							
<b>PITCHER</b>	IP	WLS	BF	H	R	ER	SO	BB	IBB	HBP	BLK	WP	HR	S	P	ERA	WHIP										
Mike Moore, R (1,1) ERA: 4.69	6.0		24	7	3	3	2	2	0	0	0	0	0	26	34	4.50	1.500										
Matt Young, L (7,1) ERA: 3.75	1.0	W	5	2	1	1	1	0	0	0	0	0	0	7	7	9.00	2.000										
Pete Ladd, R (8,1) ERA: 3.32	2.0		6	0	0	0	1	0	0	0	0	0	0	8	8	0.00	0.000										

AB 30  
R 6  
H 5  
RBI 6  
BB 7  
SO 8  
LOB 8



AB 31  
R 4  
H 9  
RBI 4  
BB 2  
SO 4  
LOB 13





Batter	1	2	3	4	5	6	7	8	9	10	AB	R	H	RBI	BB	SO	LOB	TOP																			
Harold Reynolds, S OBP: 0.263, SLG: 0.260 (1.4)											4	0	1	0	1	0	0																				
Mickey Brantley, R OBP: 0.235, SLG: 0.467 (1.8)											4	1	1	1	1	0	1																				
Phil Bradley, R OBP: 0.393, SLG: 0.426 (1.7)											4	1	2	1	0	1	0																				
Alvin Davis, L OBP: 0.393, SLG: 0.455 (1.10)											5	0	1	0	0	1	3																				
Ken Phelps, L OBP: 0.417, SLG: 0.530 (1.3)											3	0	1	0	1	2	2																				
Danny Tartabull, R OBP: 0.329, SLG: 0.528 (1.9)											1	0	0	0	3	1	1																				
Scott Bradley, L OBP: 0.344, SLG: 0.432 (1.2)											3	0	0	0	1	0	5																				
Spike Owen, S OBP: 0.302, SLG: 0.329 (1.6)											4	0	0	0	0	0	4																				
Domingo Ramos, R OBP: 0.256, SLG: 0.203 (1.5)											4	0	0	0	0	0	0																				
<b>Inning Stats</b>	R: 1 E: 0 K: 1 S: 6	H: 2 LOB: 0 BB: 0 P: 6	R: 0 E: 0 K: 0 S: 2	H: 0 LOB: 1 BB: 2 P: 10	R: 0 E: 0 K: 0 S: 3	H: 0 LOB: 0 BB: 0 P: 3	R: 0 E: 0 K: 1 S: 6	H: 1 LOB: 2 BB: 1 P: 10	R: 0 E: 0 K: 0 S: 3	H: 0 LOB: 0 BB: 0 P: 5	R: 0 E: 0 K: 1 S: 5	H: 1 LOB: 0 BB: 0 P: 5	R: 0 E: 0 K: 0 S: 3	H: 0 LOB: 0 BB: 0 P: 3	R: 1 E: 0 K: 1 S: 7	H: 2 LOB: 3 BB: 2 P: 15	R: 0 E: 0 K: 0 S: 2	H: 0 LOB: 2 BB: 2 P: 11	1B: 4 2B: 0 3B: 0 HR: 2	SF: 0 SAC: 0 DP: 2 HBP: 1	WP: 0 PA: 40 PB: 0 SB: 1 CS: 1																
<b>PITCHER</b>	IP 9.0	WLS 5	BF 35	H 6	R 2	ER 2	SO 5	BB 4	IBB 1	HBP 0	BLK 0	WP 0	HR 2	S 40	P 60	ERA 2.00	WHIP 1.111																				
Joaquin Andujar, R ERA: 4.2 (1.1)											IP 1.0	WLS 0	BF 5	H 0	R 0	ER 0	SO 0	BB 2	IBB 0	HBP 1	BLK 0	WP 0	HR 0	S 2	P 11	ERA 0.00	WHIP 2.000										
Jay Howell, R ERA: 3.56 (10.1)																																					

Seattle Mariners @ Oakland Athletics  
Oakland-Alameda County Coliseum, Oakland, CA

AB 32  
R 2  
H 6  
RBI 2  
BB 7  
SO 5  
LOB 16



WP: 0 PA: 40  
PB: 0  
SB: 1  
CS: 1

Tue Aug 12 1986, 3:33 AM PDT  
Att: 8,582 - Unknown

Batter	1	2	3	4	5	6	7	8	9	10	AB	R	H	RBI	BB	SO	LOB	BOTTOM																			
Tony Phillips, S OBP: 0.365, SLG: 0.343 (1.4)											3	0	2	2	1	1	0																				
Dwayne Murphy, L OBP: 0.351, SLG: 0.393 (1.8)											3	0	0	0	0	1	2																				
Jose Canseco, R OBP: 0.338, SLG: 0.487 (1.7)											4	0	0	0	0	2	3																				
Bruce Bochte, L OBP: 0.351, SLG: 0.345 (1.3)											3	0	0	0	1	0	2																				
Dave Kingman, R OBP: 0.257, SLG: 0.447 (1.10)											4	0	1	0	0	1	2																				
Camey Lansford, R OBP: 0.329, SLG: 0.394 (1.5)											4	0	0	0	0	0	3																				
Mike Davis, L OBP: 0.307, SLG: 0.428 (1.9)											4	2	1	1	0	0	0																				
Mickey Tettleton, S OBP: 0.325, SLG: 0.326 (1.2)											2	0	1	0	0	0	0																				
Donnie Hill, S OBP: 0.336, SLG: 0.386 (8. PH)											1	0	0	0	0	0	1																				
Jerry Willard, L OBP: 0.386, SLG: 0.395 (9. 2)											0	0	0	0	0	0	0																				
Alfredo Griffin, S OBP: 0.329, SLG: 0.358 (1.6)											3	1	2	0	0	0	1																				
<b>Inning Stats</b>	R: 0 E: 0 K: 2 S: 7	H: 0 LOB: 0 BB: 0 P: 7	R: 0 E: 1 K: 0 S: 3	H: 0 LOB: 0 BB: 0 P: 3	R: 0 E: 0 K: 0 S: 3	H: 1 LOB: 1 BB: 0 P: 3	R: 0 E: 0 K: 0 S: 4	H: 1 LOB: 2 BB: 0 P: 5	R: 0 E: 0 K: 0 S: 4	H: 1 LOB: 1 BB: 0 P: 4	R: 0 E: 0 K: 1 S: 4	H: 0 LOB: 0 BB: 1 P: 8	R: 0 E: 0 K: 1 S: 5	H: 0 LOB: 0 BB: 0 P: 5	R: 2 E: 2 K: 1 S: 8	H: 2 LOB: 1 BB: 0 P: 8	R: 0 E: 0 K: 0 S: 2	H: 1 LOB: 0 BB: 1 P: 6	R: 1 E: 0 K: 0 S: 1	H: 1 LOB: 0 BB: 0 P: 1	1B: 4 2B: 1 3B: 2 HR: 1	SF: 0 SAC: 0 DP: 2 HBP: 1	WP: 0 PA: 35 PB: 0 SB: 0 CS: 1														
<b>PITCHER</b>	IP 3.0	WLS 4	BF 16	H 2	R 2	ER 1	SO 2	BB 1	IBB 0	HBP 0	BLK 0	WP 0	HR 0	S 14	P 15	ERA 2.00	WHIP 0.667																				
Steve Fireovid, R ERA: 2.81 (1.1)											IP 4.1	WLS 1	BF 22	H 2	R 2	ER 1	SO 2	BB 1	IBB 0	HBP 0	BLK 0	WP 0	HR 0	S 19	P 23	ERA 2.08	WHIP 0.692										
Mark Huisman, R ERA: 4.29 (4.1)											IP 0.1	WLS 0	BF 2	H 1	R 0	ER 0	SO 1	BB 0	IBB 0	HBP 0	BLK 0	WP 0	HR 0	S 4	P 4	ERA 0.00	WHIP 3.000										
Matt Young, L ERA: 3.74 (8.1)											IP 1.1	WLS 0	BF 5	H 2	R 1	ER 1	SO 0	BB 1	IBB 0	HBP 0	BLK 0	WP 0	HR 0	S 4	P 8	ERA 6.75	WHIP 2.250										
Pete Ladd, R ERA: 3.39 (8.1)																																					

Seattle Mariners @ Oakland Athletics  
Oakland-Alameda County Coliseum, Oakland, CA

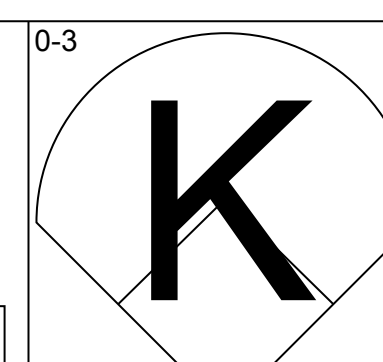
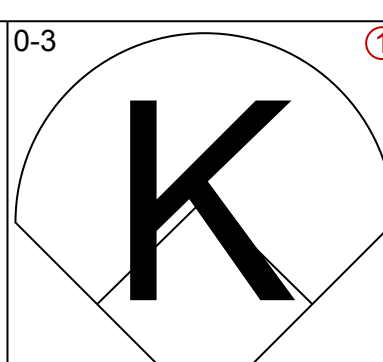
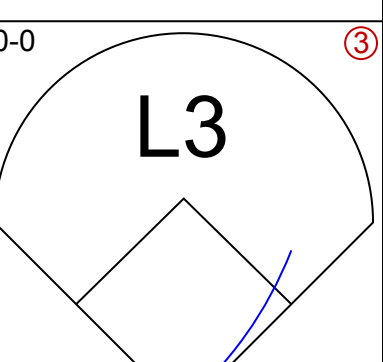
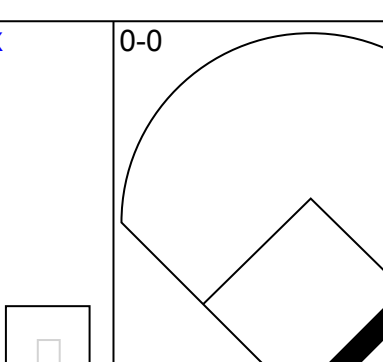
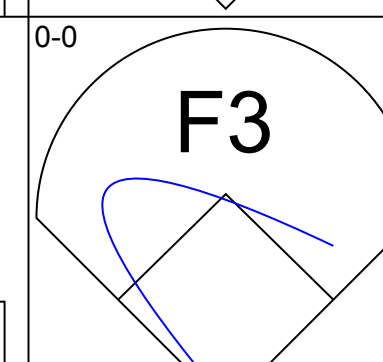
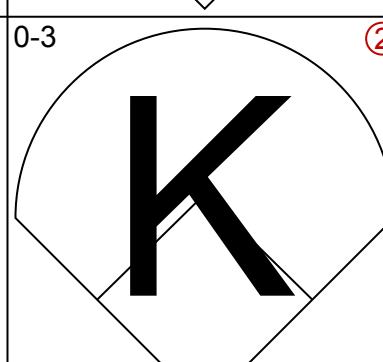
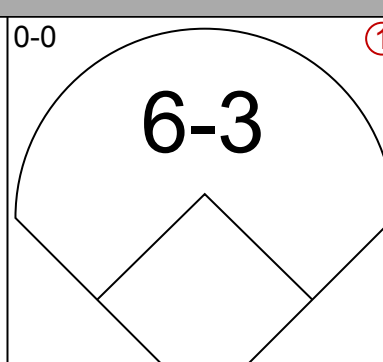
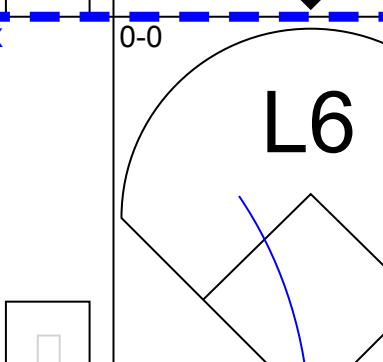
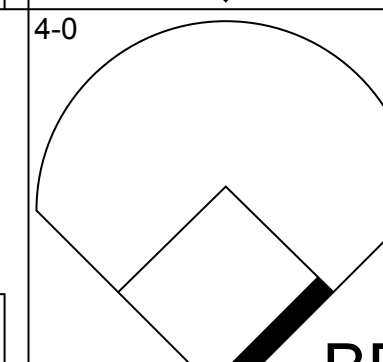
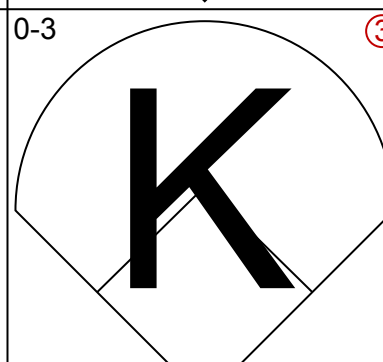
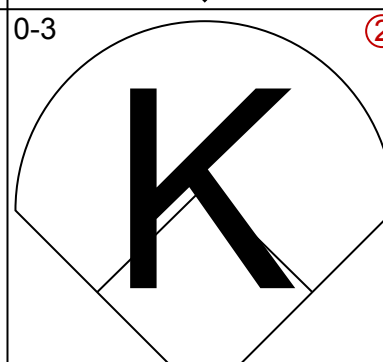
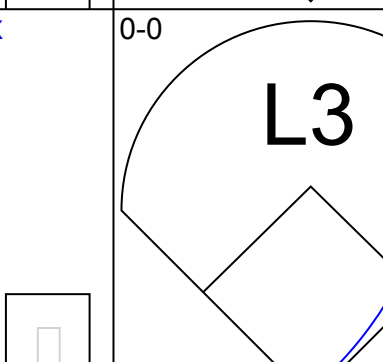
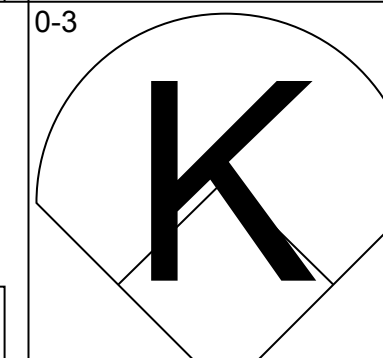
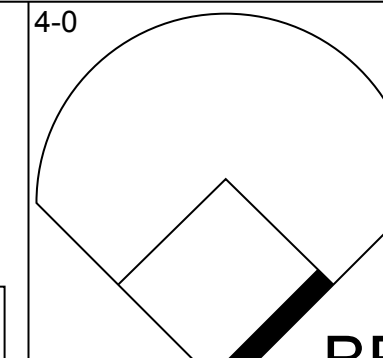
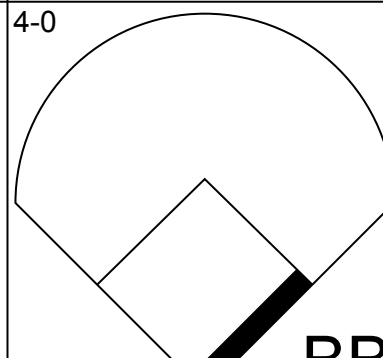
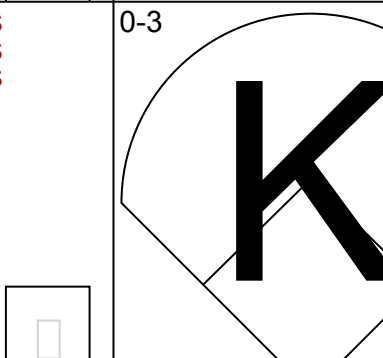
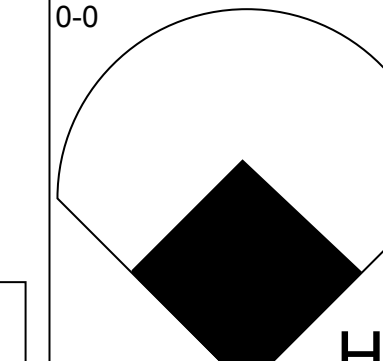
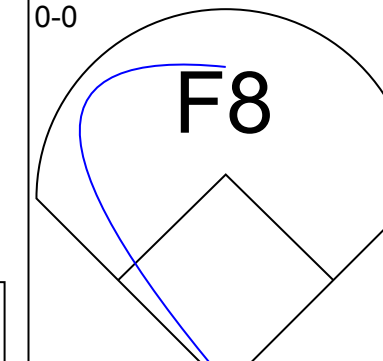
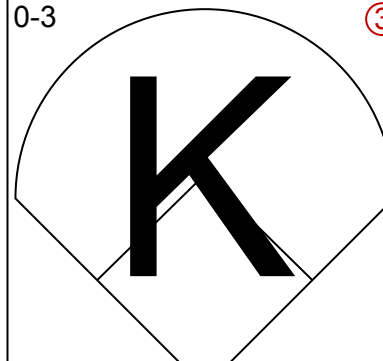
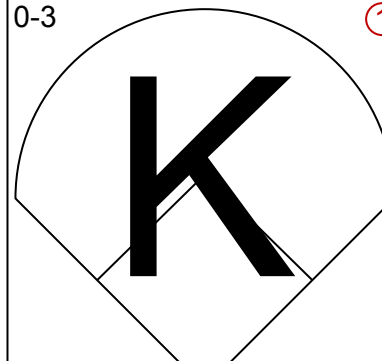
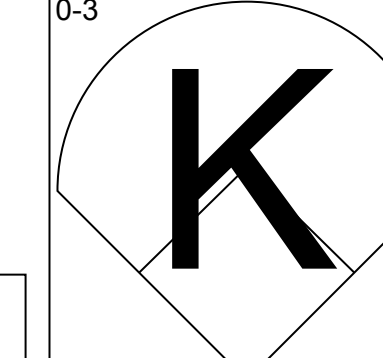
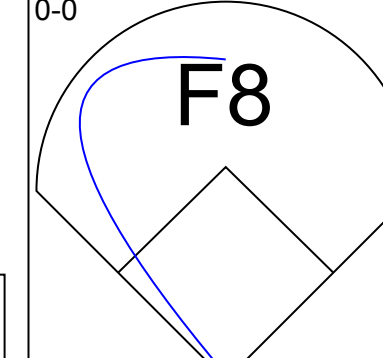
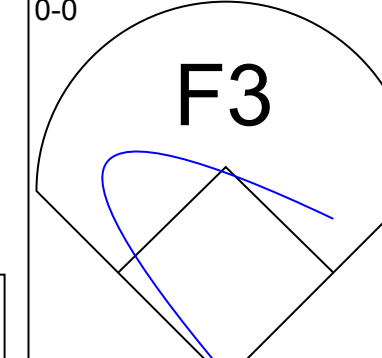
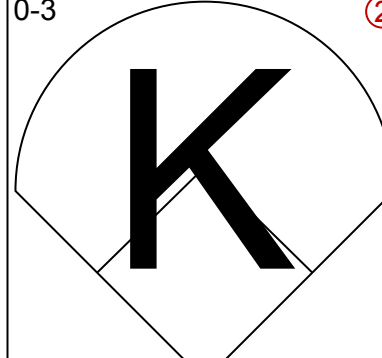
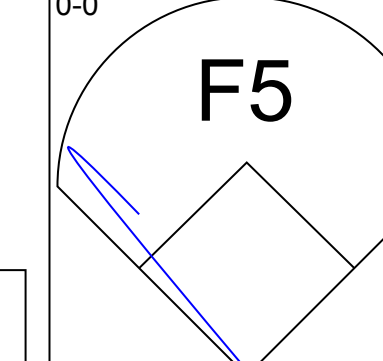
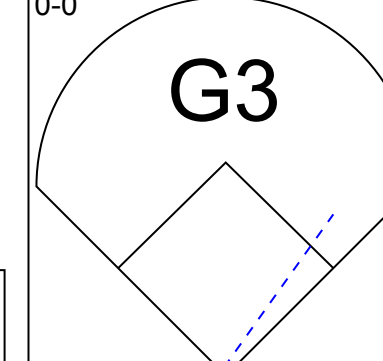
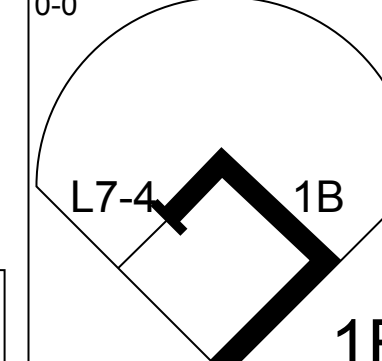

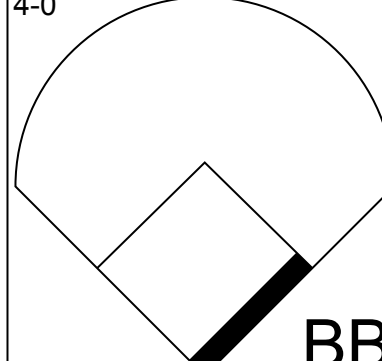
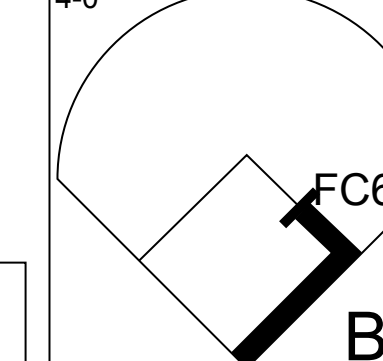
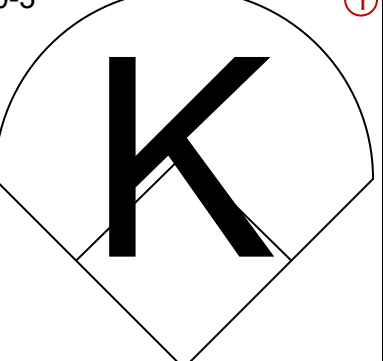
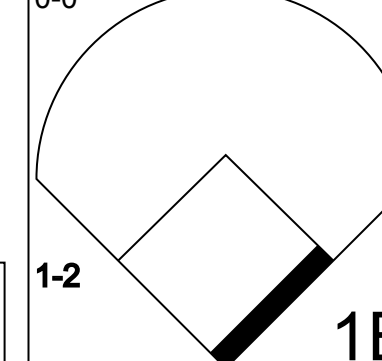
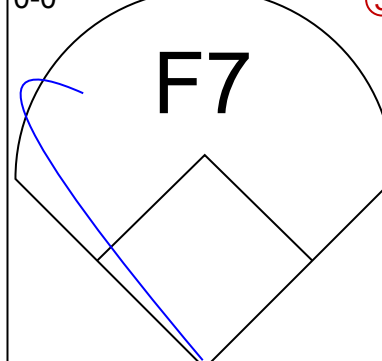
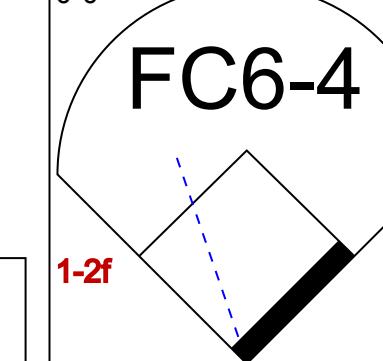
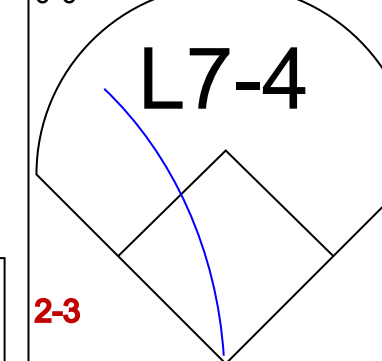
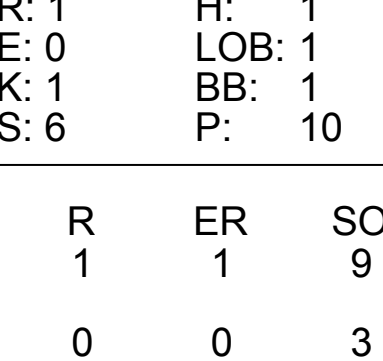
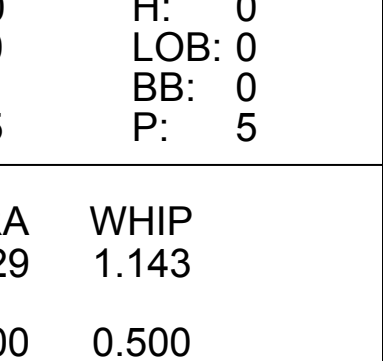
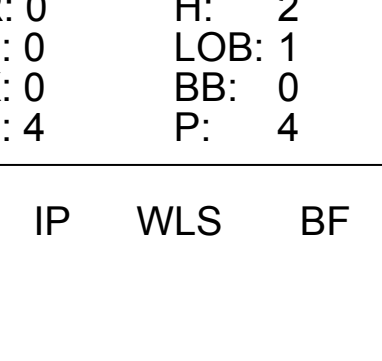
AB 31  
R 3  
H 7  
RBI 3  
BB 2  
SO 5  
LOB 14



WP: 0 PA: 35  
PB: 0  
SB: 0  
CS: 1

Tue Aug 12 1986, 3:33 AM PDT  
Att: 8,582 - Unknown

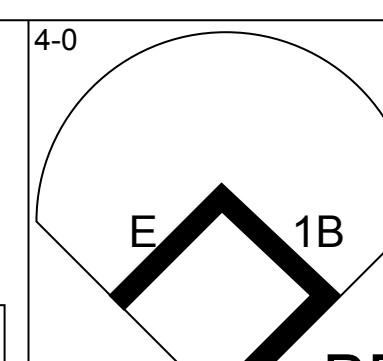
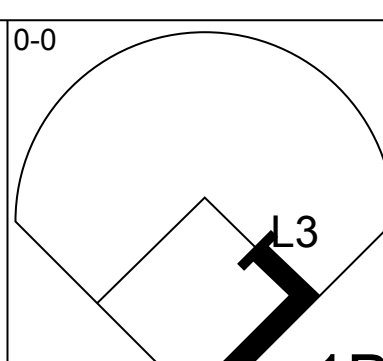
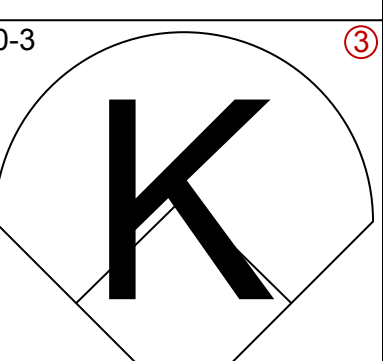
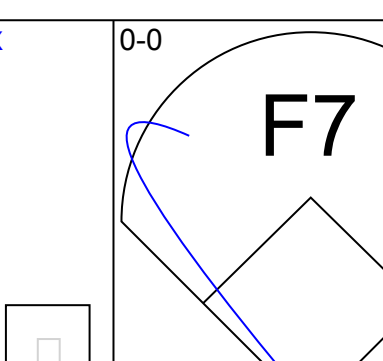
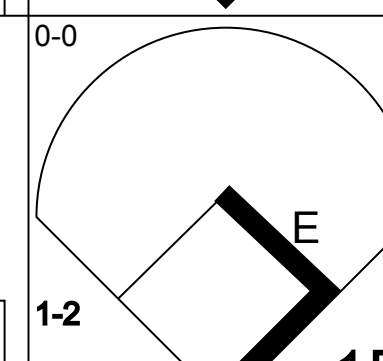
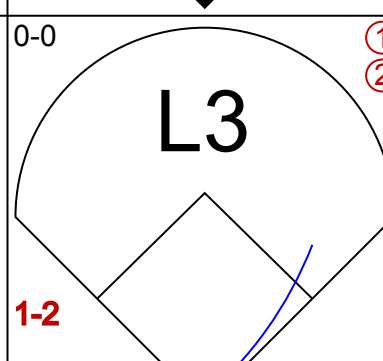
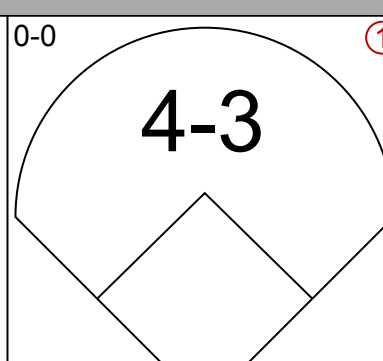
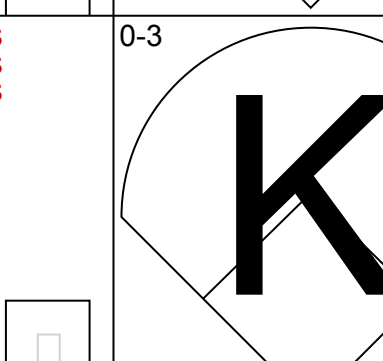


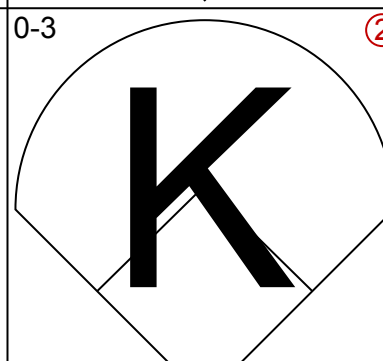
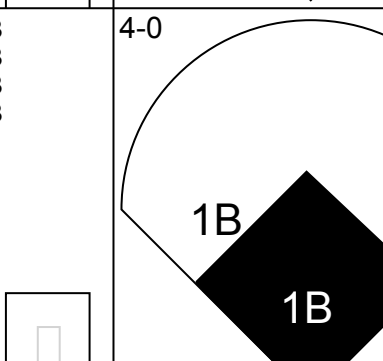

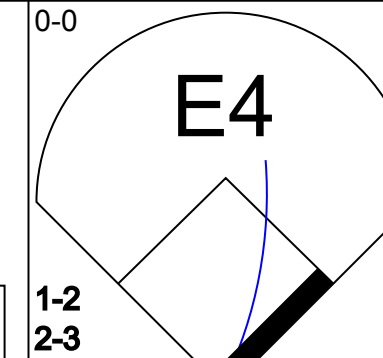

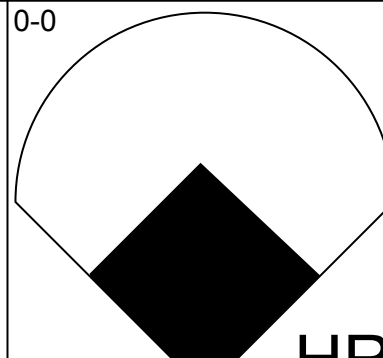
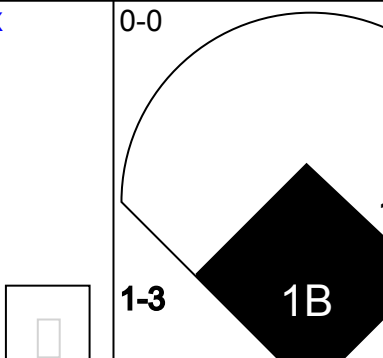

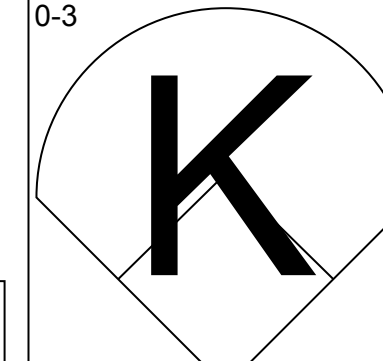
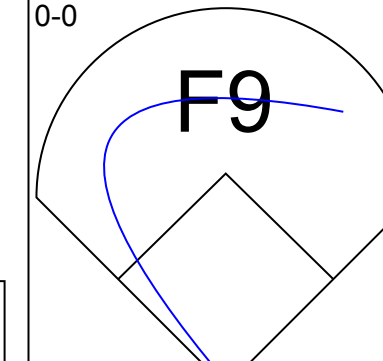
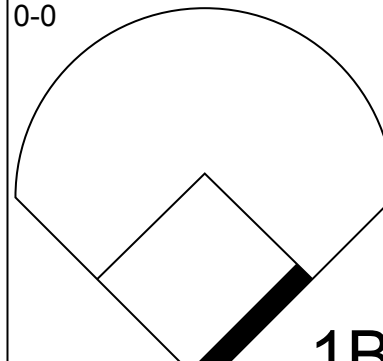
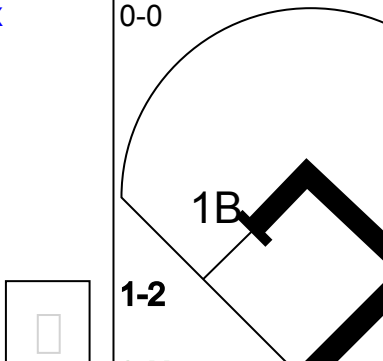

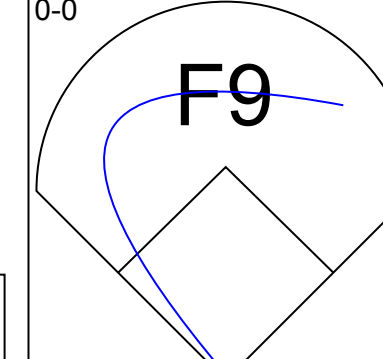
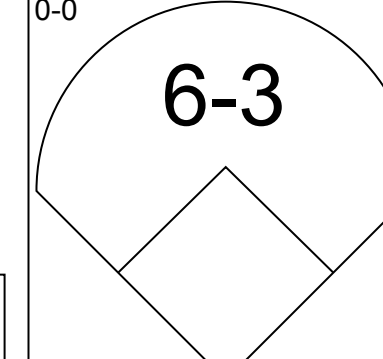
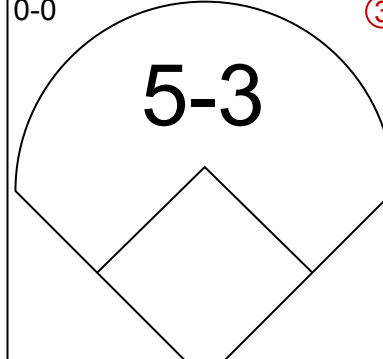
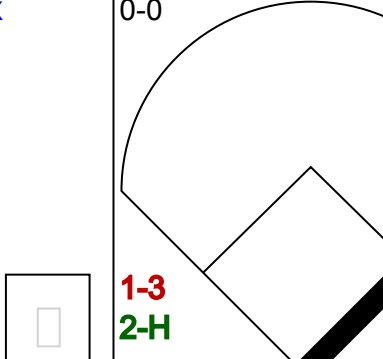





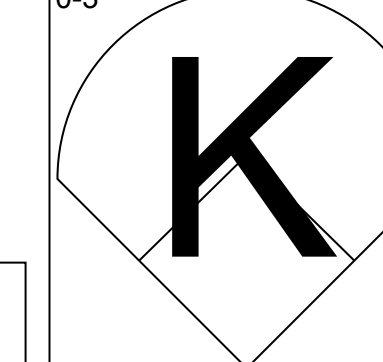
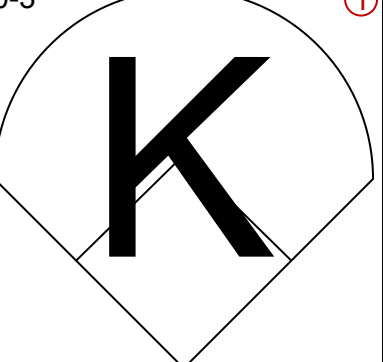
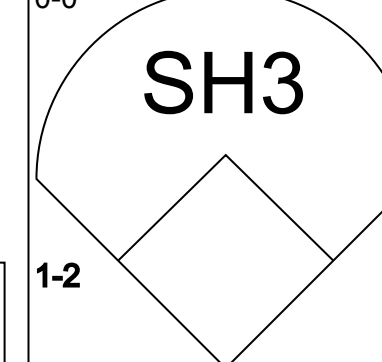
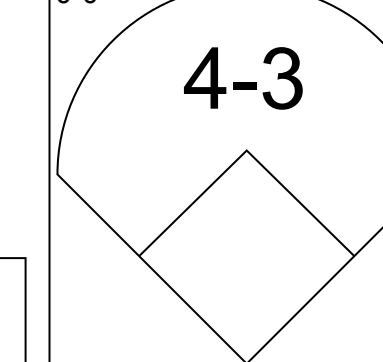
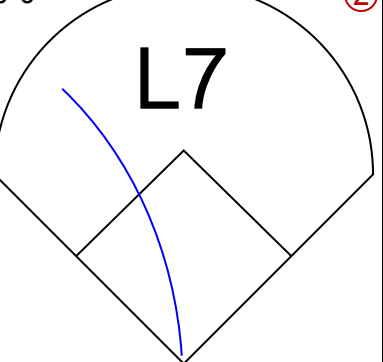
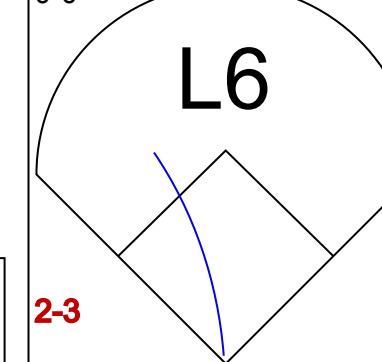
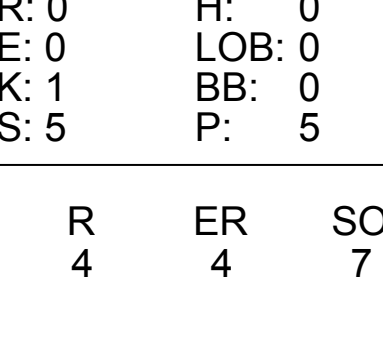
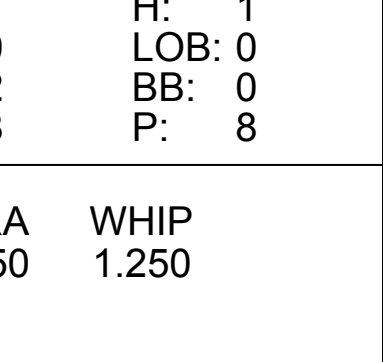
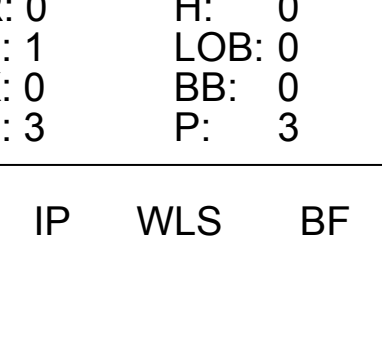


Batter	1	2	3	4	5	6	7	8	9	AB	R	H	RBI	BB	SO	LOB	TOP			
<b>John Moses, S</b> OBP: 0.330, SLG: 0.332 (1, 3)										4	0	1	0	0	2	0	<b>Seattle Mariners @ Oakland Athletics</b> Oakland-Alameda County Coliseum, Oakland, CA Wed Aug 13 1986, 3:33 AM PDT Att: 11,170 - Unknown			
<b>Mickey Brantley, R</b> OBP: 0.190, SLG: 0.368 (1, 8)										4	0	0	0	0	1	1				
<b>Phil Bradley, R</b> OBP: 0.392, SLG: 0.423 (1, 7)										3	0	0	0	1	2	1				
<b>Ken Phelps, L</b> OBP: 0.418, SLG: 0.526 (1, 10)										2	0	0	0	2	2	2				
<b>Danny Tartabull, R</b> OBP: 0.358, SLG: 0.533 (1, 9)										4	1	1	1	0	2	2				
<b>Jim Prestey, R</b> OBP: 0.294, SLG: 0.471 (1, 5)										4	0	0	0	0	2	1				
<b>Spike Owen, S</b> OBP: 0.304, SLG: 0.329 (1, 6)										3	0	1	0	1	0	1				
<b>Bob Kearney, R</b> OBP: 0.284, SLG: 0.364 (7, PH)										1	0	0	0	1	1	0				
<b>Scott Bradley, L</b> OBP: 0.346, SLG: 0.433 (7, 2)										2	0	1	0	0	0	1				
<b>Harold Reynolds, S</b> OBP: 0.262, SLG: 0.258 (1, 4)										2	0	0	0	0	0	1				
<b>Alvin Davis, L</b> OBP: 0.392, SLG: 0.453 (7, PH)										1	0	0	0	0	0	2				
<b>Domingo Ramos, R</b> OBP: 0.256, SLG: 0.203 (7, 4)										0	0	0	0	0	0	0				
<b>Inning Stats</b>	R: 0 E: 0 K: 2 S: 7	H: 0 LOB: 1 BB: 1 P: 11	R: 1 E: 0 K: 1 S: 6	H: 1 LOB: 1 BB: 1 P: 10	R: 0 E: 0 K: 3 S: 9	H: 0 LOB: 0 BB: 0 P: 9	R: 0 E: 0 K: 0 S: 3	H: 0 LOB: 1 BB: 1 P: 7	R: 0 E: 0 K: 1 S: 5	H: 0 LOB: 0 BB: 0 P: 5	R: 0 E: 0 K: 2 S: 7	H: 2 LOB: 1 BB: 0 P: 11	R: 0 E: 0 K: 0 S: 4	H: 1 LOB: 1 BB: 0 P: 6	R: 0 E: 0 K: 2 S: 6	H: 0 LOB: 1 BB: 1 P: 11	1B: 3 2B: 1 3B: 0 HR: 1	SF: 0 SAC: 0 DP: 1 HBP: 0	WP: 0 PB: 0 SB: 0 CS: 0	PA: 35
<b>PITCHER</b>	IP	WLS	BF	H	R	ER	SO	BB	IBB	HBP	BLK	WP	HR	S	P	ERA	WHIP			
<b>Dave Stewart, R</b> ERA: 4.36 (1, 1)	7.0	W	28	4	1	1	9	4	0	0	0	0	1	42	58	1.29	1.143			
<b>Jay Howell, R</b> ERA: 3.34 (8, 1)	2.0	S	7	0	0	0	3	1	0	0	0	0	0	12	16	0.00	0.500			

livebaseballscores.com

AB	30
R	1
H	4
RBI	1
BB	5
SO	12
LOB	12



Batter	1	2	3	4	5	6	7	8	9	AB	R	H	RBI	BB	SO	LOB	BOTTOM			
<b>Tony Phillips, S</b> OBP: 0.367, SLG: 0.345 (1, 4)										1	0	1	0	1	0	0	<b>Seattle Mariners @ Oakland Athletics</b> Oakland-Alameda County Coliseum, Oakland, CA Wed Aug 13 1986, 3:33 AM PDT Att: 11,170 - Unknown			
<b>Donnie Hill, S</b> OBP: 0.333, SLG: 0.383 (4, 4)										4	0	1	0	0	1	1				
<b>Dwayne Murphy, L</b> OBP: 0.348, SLG: 0.351 (1, 8)										3	1	0	0	1	2	2				
<b>Jose Canseco, R</b> OBP: 0.337, SLG: 0.484 (1, 7)										4	2	2	1	0	0	2				
<b>Bruce Bochte, L</b> OBP: 0.363, SLG: 0.357 (1, 3)										4	2	2	1	0	0	2				
<b>Dave Kingman, R</b> OBP: 0.260, SLG: 0.447 (1, 10)										4	0	2	1	0	1	3				
<b>Camey Lansford, R</b> OBP: 0.328, SLG: 0.393 (1, 5)										4	0	1	1	0	0	4				
<b>Mike Davis, L</b> OBP: 0.307, SLG: 0.436 (1, 9)										3	1	1	1	0	0	0				
<b>Mickey Tettleton, S</b> OBP: 0.321, SLG: 0.321 (1, 2)										2	0	0	0	0	2	0				
<b>Alfredo Griffin, S</b> OBP: 0.327, SLG: 0.355 (1, 6)										3	0	0	0	0	0	1				
<b>Inning Stats</b>	R: 0 E: 1 K: 2 S: 9	H: 1 LOB: 3 BB: 1 P: 13	R: 0 E: 1 K: 1 S: 5	H: 0 LOB: 0 BB: 0 P: 5	R: 0 E: 0 K: 0 S: 3	H: 0 LOB: 0 BB: 0 P: 3	R: 0 E: 0 K: 0 S: 3	H: 0 LOB: 0 BB: 0 P: 3	R: 1 E: 0 K: 2 S: 8	H: 1 LOB: 0 BB: 0 P: 8	R: 1 E: 0 K: 1 S: 7	H: 2 LOB: 1 BB: 0 P: 7	R: 0 E: 1 K: 0 S: 3	H: 0 LOB: 0 BB: 0 P: 3	R: 2 E: 0 K: 1 S: 7	H: 3 LOB: 2 BB: 1 P: 11	1B: 6 2B: 2 3B: 0 HR: 2	SF: 0 SAC: 1 DP: 2 HBP: 0	WP: 0 PB: 0 SB: 0 CS: 0	PA: 33
<b>PITCHER</b>	IP	WLS	BF	H	R	ER	SO	BB	IBB	HBP	BLK	WP	HR	S	P	ERA	WHIP			
<b>Mike Morgan, R</b> ERA: 4.67 (1, 1)	8.0	L	33	8	4	4	7	2	0	0	0	0	2	45	53	4.50	1.250			





Batter	1	2	3	4	5	6	7	8	9	AB	R	H	RBI	BB	SO	LOB	TOP								
Alfredo Griffin, S OBP: 0.324, SLG: 0.352 (1, 6)										4	0	0	0	0	1	1									
Rusty Tillman, R OBP: 0.273, SLG: 0.364 Bruce Bochte, L (6, PH) OBP: 0.363, SLG: 0.356 (6, 3)										2	0	0	0	0	0	0									
Jose Canseco, R OBP: 0.335, SLG: 0.480 (1, 7)										4	0	0	0	0	3	1									
Dave Kingman, R OBP: 0.257, SLG: 0.443 (1, 10)										4	0	0	0	0	2	1									
Carney Lansford, R OBP: 0.330, SLG: 0.392 (1, 5)										3	1	1	0	0	0	0									
Dusty Baker Jr., R OBP: 0.313, SLG: 0.325 (6, 9)										2	0	0	0	0	0	2									
Mike Davis, L (7, PH) OBP: 0.309, SLG: 0.439 (7, 9)										2	1	1	0	0	0	0									
Donnie Hill, S OBP: 0.332, SLG: 0.393 (1, 4)										4	1	1	3	0	0	1									
Dwayne Murphy, L OBP: 0.345, SLG: 0.346 (1, 8)										3	0	0	0	0	0	0									
Mickey Tettleton, S OBP: 0.327, SLG: 0.345 (1, 2)										2	1	1	1	1	1	0									
<b>Inning Stats</b>	R: 0 E: 0 K: 2 S: 7	H: 0 LOB: 0 BB: 0 P: 7	R: 0 E: 0 K: 1 S: 5	H: 0 LOB: 1 BB: 0 P: 6	R: 1 E: 0 K: 0 S: 4	H: 1 LOB: 0 BB: 0 P: 4	R: 0 E: 0 K: 2 S: 8	H: 1 LOB: 1 BB: 0 P: 8	R: 0 E: 0 K: 0 S: 3	H: 0 LOB: 1 BB: 1 P: 7	R: 0 E: 0 K: 0 S: 2	H: 0 LOB: 0 BB: 1 P: 6	R: 3 E: 1 K: 1 S: 8	H: 2 LOB: 0 BB: 0 P: 8	R: 0 E: 0 K: 2 S: 7	H: 0 LOB: 0 BB: 0 P: 7	R: 0 E: 0 K: 0 S: 3	H: 0 LOB: 0 BB: 0 P: 3	1B: 1 2B: 1 3B: 0 HR: 2	SF: 0 SAC: 0 DP: 1 HBP: 1	WP: 0 PB: 0 SB: 0 CS: 0	PA: 34			
<b>PITCHER</b>	IP	WLS	BF	H	R	ER	SO	BB	IBB	HBP	BLK	WP	HR	S	P	ERA	WHIP								
John Candelaria, L ERA: 3.08 (1, 1)	5.0	W	20	2	1	1	5	2	0	1	0	0	1	27	36	1.80	0.800								
Doug Corbett, R ERA: 3.59 (6, 1)	1.0		5	2	3	2	0	0	0	0	0	0	1	5	5	18.00	2.000								
Gary Lucas, L ERA: 2.35 (7, 1)	1.1		4	0	0	0	2	0	0	0	0	0	0	8	8	0.00	0.000								
Donnie Moore, R ERA: 2.78 (8, 1)	1.2	S	5	0	0	0	1	0	0	0	0	0	0	7	7	0.00	0.000								

Oakland Athletics @ California Angels  
Anaheim Stadium, Anaheim, CA  
Fri Aug 15 1986, 10:05 PM EDT  
Att: 36,027 - Unknown

AB 31  
R 4  
H 4  
RBI 4  
BB 2  
SO 8  
LOB 6



Batter	1	2	3	4	5	6	7	8	9	AB	R	H	RBI	BB	SO	LOB	BOTTOM								
Rob Wilfong, L OBP: 0.295, SLG: 0.348 (1, 4)										3	0	0	0	0	0	1									
Wally Joyner, L OBP: 0.363, SLG: 0.511 (1, 3)										3	2	2	1	0	0	1									
Brian Downing, R OBP: 0.386, SLG: 0.435 (1, 7)										3	1	1	1	1	0	0									
Reggie Jackson, L OBP: 0.397, SLG: 0.413 (1, 10)										3	2	2	3	1	0	1									
Doug DeCinces, R OBP: 0.328, SLG: 0.449 (1, 5)										3	0	0	0	1	0	2									
Ruppert Jones, L OBP: 0.346, SLG: 0.450 (1, 9)										2	0	0	0	1	1	1									
Dick Schofield, R OBP: 0.319, SLG: 0.397 (1, 6)										4	0	1	1	0	1	2									
Bob Boone, R OBP: 0.263, SLG: 0.276 (1, 2)										4	0	0	0	0	0	3									
Gary Pettis, S OBP: 0.327, SLG: 0.321 (1, 8)										1	1	0	0	2	0	0									
<b>Inning Stats</b>	R: 3 E: 0 K: 1 S: 7	H: 2 LOB: 1 BB: 1 P: 11	R: 0 E: 0 K: 0 S: 3	H: 0 LOB: 0 BB: 0 P: 3	R: 1 E: 1 K: 0 S: 4	H: 2 LOB: 0 BB: 0 P: 4	R: 0 E: 0 K: 1 S: 5	H: 0 LOB: 1 BB: 1 P: 9	R: 1 E: 0 K: 0 S: 3	H: 0 LOB: 0 BB: 1 P: 7	R: 0 E: 0 K: 0 S: 3	H: 0 LOB: 1 BB: 1 P: 7	R: 0 E: 0 K: 0 S: 3	H: 0 LOB: 1 BB: 1 P: 7	R: 1 E: 0 K: 0 S: 5	H: 2 LOB: 2 BB: 1 P: 9	1B: 4 2B: 2 3B: 0 HR: 1	SF: 1 SAC: 2 DP: 1 HBP: 0	WP: 0 PB: 1 SB: 1 CS: 0	PA: 35					
<b>PITCHER</b>	IP	WLS	BF	H	R	ER	SO	BB	IBB	HBP	BLK	WP	HR	S	P	ERA	WHIP								
Jose Rijo, R ERA: 4.65 (1, 1)	7.2	L	34	6	6	5	2	5	1	0	0	0	1	32	56	5.87	1.435								
Bill Mooneyham, R ERA: 4.45 (8, 1)	0.1		1	0	0	0	0	0	0	0	0	0	0	1	1	0.00	0.000								

Oakland Athletics @ California Angels  
Anaheim Stadium, Anaheim, CA  
Fri Aug 15 1986, 10:05 PM EDT  
Att: 36,027 - Unknown

AB 26  
R 6  
H 6  
RBI 6  
BB 6  
SO 2  
LOB 11





Batter	1	2	3	4	5	6	7	8	9	AB	R	H	RBI	BB	SO	LOB	TOP			
Donnie Hill, S OBP: 0.327, SLG: 0.386 (1,4)	6-3		K			K		5-3		4	0	0	0	0	2	1				
Dwayne Murphy, L OBP: 0.344, SLG: 0.358 (1,8)	HR				F7	K		F4		4	1	1	1	0	1	0				
Jose Canseco, R OBP: 0.332, SLG: 0.475 (1,7)	6-3				E6			4-3		4	0	0	0	0	1	0				
Bruce Bochte, L OBP: 0.359, SLG: 0.351 (1,3)	4-3				F5			G3		4	0	0	0	0	0	1				
Dave Kingman, R OBP: 0.256, SLG: 0.440 (1,10)			K		F8			F8		3	0	0	0	0	1	1				
Carney Lansford, R OBP: 0.328, SLG: 0.390 (1,5)								L8		3	0	0	0	0	0	0				
Mike Davis, L OBP: 0.309, SLG: 0.441 (1,9)			K					F9		3	1	1	0	0	1	0				
Mickey Tettleton, S OBP: 0.322, SLG: 0.338 (1,2)					4-1			F7		3	0	0	0	0	0	1				
Alfredo Griffin, S OBP: 0.322, SLG: 0.349 (1,6)					4-3			F8		3	0	0	0	0	0	0				
<b>Inning Stats</b>	R: 1 E: 0 K: 0 S: 4	H: 1 LOB: 0 BB: 0 P: 4	R: 0 E: 0 K: 2 S: 7	H: 0 LOB: 0 BB: 0 P: 7	R: 0 E: 0 K: 1 S: 5	H: 0 LOB: 0 BB: 0 P: 5	R: 0 E: 1 K: 0 S: 4	H: 0 LOB: 1 BB: 0 P: 4	R: 0 E: 0 K: 0 S: 3	H: 0 LOB: 0 BB: 0 P: 3	R: 0 E: 0 K: 0 S: 3	H: 0 LOB: 0 BB: 0 P: 3	R: 1 E: 1 K: 0 S: 5	H: 1 LOB: 1 BB: 0 P: 5	R: 0 E: 0 K: 1 S: 5	H: 0 LOB: 0 BB: 0 P: 5	1B: 0 2B: 1 3B: 0 HR: 1	SF: 0 SAC: 0 DP: 0 HBP: 0	WP: 0 PB: 0 SB: 0 CS: 0	PA: 31
<b>PITCHER</b> Mike Witt, R ERA: 2.74 (1,1)	IP: 9.0 WLS: W BF: 31	H: 2 R: 2 ER: 1 SO: 6	BB: 0 IBB: 0 HBP: 0 BLK: 0	WP: 0 HR: 1 S: 43 P: 43	ERA: 1.00 WHIP: 0.222															

Oakland Athletics @ California Angels  
Anaheim Stadium, Anaheim, CA  
Sat Aug 16 1986, 10:05 PM EDT  
Att: 43,796 - Unknown

AB	31
R	2
H	2
RBI	1
BB	0
SO	6
LOB	4



Batter	1	2	3	4	5	6	7	8	9	AB	R	H	RBI	BB	SO	LOB	BOTTOM		
Rick Burleson, R OBP: 0.376, SLG: 0.433 (1,10)	6-3		HR		F9		SH1-4			4	2	2	0	0	0	0			
Wally Joyner, L OBP: 0.381, SLG: 0.509 (1,3)	5-3		SF9		F9		SH1-4			2	0	0	1	0	0	0			
Doug DeCinces, R OBP: 0.332, SLG: 0.463 (1,5)	F3		HR				BLK			4	1	3	3	0	0	0			
Brian Downing, R OBP: 0.385, SLG: 0.432 (1,7)			F3		F9		K			3	0	0	0	1	1	2			
George Hendrick, R OBP: 0.330, SLG: 0.449 (1,9)			F6		F5		6-3			4	0	0	0	0	0	2			
Dick Schofield, R OBP: 0.321, SLG: 0.397 (1,6)			CS		K		S			3	0	1	0	1	1	0			
Bobby Grich, R OBP: 0.384, SLG: 0.444 (1,4)	CS		HR		5-3		S			3	1	2	1	1	0	0			
Bob Boone, R OBP: 0.263, SLG: 0.275 (1,2)			F9				K			4	0	1	0	0	1	3			
Gary Pettis, S OBP: 0.325, SLG: 0.319 (1,8)			E6		F3		5-3			3	1	0	0	0	0	3			
<b>Inning Stats</b>	R: 0 E: 0 K: 0 S: 3	H: 0 LOB: 0 BB: 0 P: 3	R: 4 E: 2 K: 0 S: 7	H: 3 LOB: 1 BB: 1 P: 11	R: 0 E: 0 K: 1 S: 6	H: 1 LOB: 0 BB: 0 P: 6	R: 0 E: 0 K: 0 S: 4	H: 1 LOB: 1 BB: 0 P: 4	R: 0 E: 0 K: 1 S: 6	H: 1 LOB: 2 BB: 1 P: 10	R: 1 E: 0 K: 1 S: 7	H: 2 LOB: 1 BB: 0 P: 7	R: 0 E: 0 K: 0 S: 2	H: 0 LOB: 0 BB: 1 P: 6	1B: 5 2B: 2 3B: 0 HR: 2	SF: 1 SAC: 1 DP: 1 HBP: 0	WP: 0 PB: 0 SB: 2 CS: 1	PA: 36	
<b>PITCHER</b> Curt Young, L ERA: 3.6 (1,1)	IP: 6.1 WLS: L BF: 29	H: 8 R: 5 ER: 2 SO: 2	BB: 2 IBB: 0 HBP: 0 BLK: 0	WP: 0 HR: 2 S: 31 P: 39	ERA: 2.84 WHIP: 1.579														
<b>PITCHER</b> Eric Plunk, R ERA: 5.31 (7,1)	IP: 1.2 WLS: L BF: 6	H: 1 R: 0 ER: 0 SO: 1	BB: 1 IBB: 0 HBP: 0 BLK: 1	WP: 0 HR: 0 S: 7 P: 11	ERA: 0.00 WHIP: 1.200														

Oakland Athletics @ California Angels  
Anaheim Stadium, Anaheim, CA  
Sat Aug 16 1986, 10:05 PM EDT  
Att: 43,796 - Unknown

AB	30
R	5
H	9
RBI	5
BB	3
SO	3
LOB	10





Batter	1	2	3	4	5	6	7	8	9	AB	R	H	RBI	BB	SO	LOB	TOP			
Alfredo Griffin, S OBP: 0.322, SLG: 0.350 (1, 6)	5-3		1B		F8		1B		K	5	0	2	0	0	1	1				
Dwayne Murphy, L OBP: 0.346, SLG: 0.361 (1, 8)	1B		1B		6-3		K			4	0	2	0	0	1	1				
Jose Canseco, R OBP: 0.329, SLG: 0.471 (1, 7)	K		F3			K		6-3		4	0	0	0	0	2	3				
Bruce Bochte, L OBP: 0.355, SLG: 0.347 (1, 3)	4-3		F8			F9		L9		4	0	0	0	0	0	3				
Dave Kingman, R OBP: 0.256, SLG: 0.436 (1, 10)		5-3		5-3		1B		6-3		3	0	0	0	1	0	0				
Carney Lansford, R OBP: 0.331, SLG: 0.400 (1, 5)		HR		L5		1B		1B	1B	4	2	3	1	0	0	0				
Mike Davis, L OBP: 0.308, SLG: 0.447 (1, 9)		L8		HR		G3		1-3		4	1	1	1	0	0	3				
Donnie Hill, S OBP: 0.326, SLG: 0.384 (1, 4)		4-3		4-3			F7		SF8	4	0	1	0	0	0	0				
Mickey Tettleton, S OBP: 0.316, SLG: 0.331 Jerry Willard, L OBP: 0.353, SLG: 0.395 (1, 2) (8, 2)			4-3		6-3		F6		SF8	3	0	0	0	0	0	0				
<b>Inning Stats</b>	R: 0 E: 0 K: 1 S: 6	H: 1 LOB: 1 BB: 0 P: 6	R: 1 E: 0 K: 0 S: 4	H: 1 LOB: 0 BB: 4	R: 0 E: 0 K: 0 S: 5	H: 2 LOB: 2 BB: 0 P: 5	R: 1 E: 0 K: 0 S: 4	H: 1 LOB: 0 BB: 0 P: 4	R: 0 E: 0 K: 1 S: 3	H: 0 LOB: 2 BB: 1 P: 10	R: 0 E: 0 K: 1 S: 6	H: 1 LOB: 1 BB: 0 P: 6	R: 0 E: 0 K: 0 S: 3	H: 0 LOB: 0 BB: 0 P: 3	R: 1 E: 0 K: 1 S: 7	H: 2 LOB: 1 BB: 0 P: 7	1B: 7 2B: 0 3B: 0 HR: 2	SF: 1 SAC: 0 DP: 0 HBP: 0	WP: 0 PB: 0 SB: 0 CS: 0	PA: 37
<b>PITCHER</b>	IP	WLS	BF	H	R	ER	SO	BB	IBB	HBP	BLK	WP	HR	S	P	ERA	WHIP			
Don Sutton, R ERA: 4.27 Gary Lucas, L ERA: 2.45 (1, 1) (7, 1)	6.0	W	25	6	2	2	2	1	0	0	0	0	2	28	32	3.00	1.167			

Oakland Athletics @ California Angels  
Anaheim Stadium, Anaheim, CA  
Sun Aug 17 1986, 6:33 AM EDT  
Att: 28,504 - Unknown

AB 35  
R 3  
H 9  
RBI 3  
BB 1  
SO 4  
LOB 11



Batter	1	2	3	4	5	6	7	8	9	AB	R	H	RBI	BB	SO	LOB	BOTTOM			
Gary Pettis, S OBP: 0.333, SLG: 0.327 (1, 8)	3-1		1B		1-2		SH1-3		G6-4-3	3	3	3	1	2	0	0				
Wally Joyner, L OBP: 0.360, SLG: 0.507 (1, 3)	3-1		2B		K		SH1-3		G6-4-3	4	0	1	1	0	1	4				
Brian Downing, R OBP: 0.388, SLG: 0.433 (1, 7)		2B		BLK		1B	F8			3	1	2	1	0	0	1				
Reggie Jackson, L OBP: 0.401, SLG: 0.417 (1, 10)		2B		L6		1B	1B		1B	2	1	1	0	2	0	1				
Doug DeCinces, R OBP: 0.333, SLG: 0.463 (1, 5)		6-3		F4		1B	1B		1B	4	0	2	2	0	0	1				
Ruppert Jones, L OBP: 0.344, SLG: 0.447 George Hendrick, R OBP: 0.332, SLG: 0.449 (1, 9) (6, PH) (7, 9)		G3		K		G1-2-3	F9			2	0	0	0	0	1	1				
Rob Wilfong, L OBP: 0.345 Bobby Grich, R OBP: 0.369, SLG: 0.447 (1, 4) (6, PH) (7, 4)		G3			F8		G1-2-3		E	2	0	0	0	0	0	0				
Rick Burleson, R OBP: 0.370, SLG: 0.424 (1, 6)			F3		1-3		G1-2-3		E3	4	1	0	0	0	0	4				
Jerry Narron, L OBP: 0.296, SLG: 0.317 (1, 2)			4-3		1B		4-3		G3	4	0	1	0	0	0	3				
<b>Inning Stats</b>	R: 1 E: 0 K: 0 S: 3	H: 2 LOB: 2 BB: 1 P: 7	R: 0 E: 0 K: 0 S: 3	H: 0 LOB: 0 BB: 0 P: 3	R: 1 E: 0 K: 0 S: 4	H: 2 LOB: 1 BB: 0 P: 4	R: 0 E: 0 K: 1 S: 5	H: 0 LOB: 1 BB: 0 P: 6	R: 0 E: 0 K: 1 S: 7	H: 2 LOB: 2 BB: 0 P: 7	R: 2 E: 0 K: 0 S: 6	H: 4 LOB: 2 BB: 1 P: 10	R: 1 E: 0 K: 0 S: 4	H: 1 LOB: 2 BB: 2 P: 12	R: 2 E: 2 K: 0 S: 4	H: 1 LOB: 0 BB: 1 P: 8	1B: 10 2B: 2 3B: 0 HR: 0	SF: 0 SAC: 1 DP: 2 HBP: 1	WP: 0 PB: 2 SB: 1 CS: 0	PA: 38
<b>PITCHER</b>	IP	WLS	BF	H	R	ER	SO	BB	IBB	HBP	BLK	WP	HR	S	P	ERA	WHIP			
Joaquin Andujar, R ERA: 4.38 Dave Vonchlen, L ERA: 1.08 Doug Bair, R ERA: 2.58 Dave Leiper, L ERA: 4.73 Jay Howell, R ERA: 3.21 (1, 1) (6, 1) (6, 1) (7, 1) (7, 1)	5.0	L	23	8	4	4	2	2	0	0	0	0	0	1	1	7.20	2.000			

Oakland Athletics @ California Angels  
Anaheim Stadium, Anaheim, CA  
Sun Aug 17 1986, 6:33 AM EDT  
Att: 28,504 - Unknown

AB 31  
R 7  
H 12  
RBI 6  
BB 5  
SO 2  
LOB 17





Batter	1	2	3	4	5	6	7	8	9	AB	R	H	RBI	BB	SO	LOB	TOP								
Alfredo Griffin, S OBP: 0.321, SLG: 0.348 (1, 6)										5	0	1	1	0	2	2	<b>Oakland Athletics @ Baltimore Orioles</b> Memorial Stadium, Baltimore, MD Tue Aug 19 1986, 7:05 PM EDT Att: 15,974 - Unknown								
Dwayne Murphy, L OBP: 0.343, SLG: 0.355 (1, 8)										4	0	0	0	1	0	0									
Carney Lansford, R OBP: 0.332, SLG: 0.400 (1, 5)										5	1	2	0	0	0	3									
Bruce Bochte, L OBP: 0.357, SLG: 0.346 (1, 3)										3	1	1	0	1	0	1									
Dave Kingman, R OBP: 0.260, SLG: 0.438 (1, 10)										3	1	2	1	1	0	2									
Jose Canseco, R OBP: 0.327, SLG: 0.467 (1, 7)										4	0	0	0	0	1	6									
Mike Davis, L OBP: 0.310, SLG: 0.446 (1, 9)										3	0	1	1	1	1	3									
Donnie Hill, S OBP: 0.328, SLG: 0.381 (1, 4)										2	1	0	0	2	0	1									
Jerry Willard, L OBP: 0.380, SLG: 0.393 (1, 2)										3	0	1	1	0	0	0									
<b>Inning Stats</b>	R: 0 E: 0 K: 1 S: 5	H: 0 LOB: 0 BB: 0 P: 5	R: 1 E: 0 K: 0 S: 4	H: 2 LOB: 1 BB: 1 P: 8	R: 0 E: 0 K: 0 S: 3	H: 0 LOB: 0 BB: 0 P: 3	R: 1 E: 0 K: 2 S: 9	H: 2 LOB: 1 BB: 0 P: 9	R: 0 E: 0 K: 1 S: 5	H: 0 LOB: 0 BB: 0 P: 5	R: 0 E: 0 K: 0 S: 3	H: 0 LOB: 2 BB: 2 P: 3	R: 1 E: 1 K: 0 S: 4	H: 0 LOB: 2 BB: 2 P: 12	R: 0 E: 0 K: 0 S: 5	H: 2 LOB: 2 BB: 3 P: 5	R: 1 E: 0 K: 0 S: 3	H: 2 LOB: 2 BB: 3 P: 15	1B: 8 2B: 0 3B: 0 HR: 0	SF: 1 SAC: 0 DP: 2 HBP: 0	WP: 2 PB: 0 SB: 0 CS: 1	PA: 39			
<b>PITCHER</b>	IP	WLS	BF	H	R	ER	SO	BB	IBB	HBP	BLK	WP	HR	S	P	ERA	WHIP								
Storm Davis, R ERA: 3.47 (1, 1)	7.1	L	31	6	3	2	4	2	1	0	0	1	0	36	48	2.46	1.091								
Tony Arnold, R ERA: 3.99 (8, 1)	0.2		2	0	0	0	0	0	0	0	0	0	0	2	2	0.00	0.000								
Brad Havens, L ERA: 5.37 (9, 1)	0.1		3	1	1	1	0	2	0	0	0	0	0	1	9	27.00	9.000								
Don Aase, R ERA: 2.11 (9, 1)	0.2		3	1	0	0	0	1	0	0	0	0	0	2	6	0.00	3.000								

AB	32
R	4
H	8
RBI	4
BB	6
SO	4
LOB	18





Batter	1	2	3	4	5	6	7	8	9	AB	R	H	RBI	BB	SO	LOB	BOTTOM								
John Shelby, S OBP: 0.254, SLG: 0.347 (1, 8)										3	0	1	0	1	2	1	<b>Oakland Athletics @ Baltimore Orioles</b> Memorial Stadium, Baltimore, MD Tue Aug 19 1986, 7:05 PM EDT Att: 15,974 - Unknown								
Lee Lacy, R OBP: 0.346, SLG: 0.414 (1, 9)										4	0	1	0	0	1	3									
Cal Ripken Jr., R OBP: 0.373, SLG: 0.467 (1, 6)										4	1	0	0	0	0	2									
Eddie Murray, S OBP: 0.388, SLG: 0.440 (1, 10)										3	0	0	0	1	0	2									
Jim Traber, L OBP: 0.386, SLG: 0.609 (1, 3)										2	0	0	1	1	0	0									
Larry Sheets, L OBP: 0.342, SLG: 0.555 (1, 7)										4	0	1	0	0	2	2									
John Stefero, L OBP: 0.254, SLG: 0.302 (1, 2)										3	0	0	0	0	0	1									
Jim Dwyer, L OBP: 0.356, SLG: 0.579 (9, PH)										1	0	0	0	0	0	2									
Juan Bonilla, R OBP: 0.317, SLG: 0.304 (9, 4)										3	0	1	0	0	0	0									
Jackie Gutierrez, R OBP: 0.188, SLG: 0.217 Tom O'Malley, L OBP: 0.317, SLG: 0.320 (8, PH) (9, 5)										2	0	0	0	0	0	1									
										1	0	0	0	0	1	0									
<b>Inning Stats</b>	R: 0 E: 0 K: 1 S: 5	H: 1 LOB: 0 BB: 0 P: 5	R: 0 E: 0 K: 0 S: 3	H: 0 LOB: 0 BB: 0 P: 3	R: 0 E: 0 K: 0 S: 3	H: 0 LOB: 1 BB: 1 P: 7	R: 0 E: 0 K: 1 S: 5	H: 0 LOB: 0 BB: 0 P: 5	R: 0 E: 0 K: 2 S: 8	H: 1 LOB: 1 BB: 0 P: 8	R: 1 E: 1 K: 0 S: 5	H: 1 LOB: 1 BB: 0 P: 5	R: 0 E: 0 K: 1 S: 6	H: 1 LOB: 1 BB: 0 P: 6	R: 0 E: 0 K: 1 S: 5	H: 0 LOB: 2 BB: 2 P: 13	1B: 3 2B: 1 3B: 0 HR: 0	SF: 1 SAC: 0 DP: 0 HBP: 0	WP: 2 PB: 0 SB: 0 CS: 1	PA: 34					
<b>PITCHER</b>	IP	WLS	BF	H	R	ER	SO	BB	IBB	HBP	BLK	WP	HR	S	P	ERA	WHIP								
Dave Stewart, R ERA: 4.04 (1, 1)	7.2	W	28	4	1	0	5	1	0	0	0	1	0	37	41	0.00	0.652								
Jay Howell, R ERA: 3.09 (8, 1)	1.1	S	6	0	0	0	1	2	0	0	0	1	0	6	14	0.00	1.500								

AB	30
R	1
H	4
RBI	1
BB	3
SO	6
LOB	14





Batter	1	2	3	4	5	6	7	8	9	AB	R	H	RBI	BB	SO	LOB	TOP										
Alfredo Griffin, S OBP: 0.321, SLG: 0.347 (1, 6)	0-3 K		0-0 L4		0-0 F4			0-0 1B		4	0	1	0	0	1	2	<p>Oakland Athletics @ New York Yankees Yankee Stadium, Bronx, NY Fri Aug 22 1986, 7:05 PM EDT Att: 30,185 - Unknown</p> <p>livebaseballscores.com</p> <p>AB 31 R 2 H 4 RBI 2 BB 1 SO 5 LOB 5</p> 										
Lenn Sakata, R OBP: 0.250, SLG: 0.250 (1, 4)	0-0 F8			0-0 HR 1B		0-0 F7		0-3 K		4	1	1	0	0	1	1											
Carney Lansford, R OBP: 0.331, SLG: 0.495 (1, 3)	0-0 F3			0-0 HR		0-0 F2			0-0 5-3	4	1	1	2	0	0	0											
Dave Kingman, R OBP: 0.258, SLG: 0.434 (1, 10)		0-0 6-3		0-3 K		0-0 5-3			0-0 5-3	4	0	0	0	0	1	0											
Jose Canseco, R OBP: 0.324, SLG: 0.463 (1, 7)		0-0 F4		0-0 F9			0-0 F9		0-0 F4	4	0	0	0	0	0	0											
Dusty Baker Jr., R OBP: 0.308, SLG: 0.320 (1, 9)		0-0 F8		0-0 F9			0-0 G1-5-3			3	0	0	0	0	0	0											
Mark McGwire, R (1, 5)			0-0 6-3		0-0 F8		0-0 F8			3	0	0	0	0	0	0											
Dwayne Murphy, L OBP: 0.347, SLG: 0.356 (1, 8)								0-0 F8		2	0	1	0	1	0	0											
Mickey Tettleton, S OBP: 0.313, SLG: 0.327 (8, PH)			0-3 K					0-3 K		2	0	0	0	0	1	2											
Rusty Tillman, R OBP: 0.250, SLG: 0.333 (8, 2)					0-0 F6					1	0	0	0	0	1	0											
Jerry Willard, L OBP: 0.380, SLG: 0.393 (8, 2)										0	0	0	0	0	0	0											
<b>Inning Stats</b>	R: 0 E: 0 K: 1 S: 5	H: 0 LOB: 0 BB: 0 P: 5	R: 0 E: 0 K: 0 S: 3	H: 0 LOB: 0 BB: 0 P: 3	R: 0 E: 0 K: 1 S: 6	H: 1 LOB: 1 BB: 0 P: 6	R: 2 E: 0 K: 1 S: 7	H: 2 LOB: 0 BB: 0 P: 7	R: 0 E: 0 K: 0 S: 3	H: 0 LOB: 1 BB: 1 P: 7	R: 0 E: 0 K: 0 S: 3	H: 0 LOB: 0 BB: 0 P: 3	R: 0 E: 0 K: 0 S: 3	H: 0 LOB: 0 BB: 0 P: 3	R: 0 E: 0 K: 0 S: 8	H: 1 LOB: 1 BB: 0 P: 8	R: 0 E: 0 K: 0 S: 3	H: 0 LOB: 0 BB: 0 P: 3	1B: 3 2B: 0 3B: 0 HR: 1	SF: 0 SAC: 0 DP: 0 HBP: 0	WP: 0 PB: 0 SB: 0 CS: 0	PA: 32					
<b>PITCHER</b>	IP	WLS	BF	H	R	ER	SO	BB	IBB	HBP	BLK	WP	HR	S	P	ERA	WHIP										
Dennis Rasmussen, L ERA: 3.38 (1, 1)	8.0	W	29	4	2	2	5	1	0	0	0	0	1	38	42	2.25	0.625										
Dave Righetti, L ERA: 2.65 (9, 1)	1.0	S	3	0	0	0	0	0	0	0	0	0	0	3	3	0.00	0.000										

Batter	1	2	3	4	5	6	7	8	9	AB	R	H	RBI	BB	SO	LOB	BOTTOM										
Rickey Henderson, R OBP: 0.366, SLG: 0.481 (1, 8)	0-3 K		0-0 F7		4-0 BB			0-0 E3 BLK 1B		3	1	0	0	1	1	0	<p>Oakland Athletics @ New York Yankees Yankee Stadium, Bronx, NY Fri Aug 22 1986, 7:05 PM EDT Att: 30,185 - Unknown</p> <p>livebaseballscores.com</p> <p>AB 30 R 3 H 7 RBI 3 BB 3 SO 4 LOB 11</p> 										
Willie Randolph, R OBP: 0.385, SLG: 0.323 (1, 4)	0-3 K			0-0 6-3	0-0 F8			0-0 BB 1B		4	0	1	1	0	1	2											
Don Mattingly, L OBP: 0.361, SLG: 0.553 (1, 3)	0-0 6-3			0-0 5-3		0-0 L4-6 2B		0-0 F7		4	0	1	0	0	0	1											
Dan Pasqua, L OBP: 0.399, SLG: 0.550 (1, 7)		0-3 K		0-0 1B 2B		0-0 L4-6		4-0 BB		3	1	1	0	1	1	1											
Dave Winfield, R OBP: 0.362, SLG: 0.478 (1, 9)		0-0 5-3		0-0 1B		0-0 F6		0-3 K		4	0	1	1	0	1	2											
Mike Easter, L OBP: 0.365, SLG: 0.463 (1, 10)		0-0 F5		0-0 4-3			0-0 4-3	0-0 4-3		4	0	0	0	0	0	3											
Mike Pagliarulo, L OBP: 0.330, SLG: 0.519 (1, 5)			0-0 HR		4-0 BB		0-0 4-3			2	1	1	1	1	0	0											
Joel Skinner, R OBP: 0.235, SLG: 0.310 (1, 2)			0-0 F1		0-0 9-5					3	0	1	0	0	0	1											
Wayne Tolleson, S OBP: 0.346, SLG: 0.347 (1, 6)			0-0 F7		0-0 PB 1B			0-0 F8		3	0	1	0	0	0	1											
<b>Inning Stats</b>	R: 0 E: 0 K: 2 S: 7	H: 0 LOB: 0 BB: 0 P: 7	R: 0 E: 0 K: 1 S: 5	H: 0 LOB: 0 BB: 0 P: 5	R: 1 E: 0 K: 0 S: 4	H: 1 LOB: 0 BB: 0 P: 4	R: 1 E: 0 K: 0 S: 5	H: 2 LOB: 1 BB: 0 P: 5	R: 0 E: 1 K: 0 S: 3	H: 1 LOB: 2 BB: 2 P: 11	R: 0 E: 0 K: 0 S: 3	H: 1 LOB: 0 BB: 0 P: 3	R: 0 E: 0 K: 0 S: 4	H: 1 LOB: 1 BB: 0 P: 4	R: 1 E: 1 K: 1 S: 7	H: 1 LOB: 2 BB: 1 P: 11		1B: 4 2B: 4 3B: 0 HR: 1	SF: 0 SAC: 0 DP: 2 HBP: 0	WP: 0 PB: 2 SB: 1 CS: 0	PA: 33						
<b>PITCHER</b>	IP	WLS	BF	H	R	ER	SO	BB	IBB	HBP	BLK	WP	HR	S	P	ERA	WHIP										
Joaquin Andujar, R ERA: 4.2 (1, 1)	8.0	L	33	7	3	2	4	3	0	0	0	0	1	38	50	2.25	1.250										



Batter	1	2	3	4	5	6	7	8	9	AB	R	H	RBI	BB	SO	LOB	TOP				
Alfredo Griffin, S OBP: 0.320, SLG: 0.346	6-3		G3			4-3			SH3-4 2B 1B	4	1	1	0	0	0	0					
Carney Lansford, R OBP: 0.331, SLG: 0.412	K				F8		HR		SH3-4 1-2	3	1	1	1	0	1	0					
Jose Canseco, R OBP: 0.324, SLG: 0.463	K			K			K			4	0	1	1	0	3	0					
Dave Kingman, R OBP: 0.258, SLG: 0.431					F3		F2		2B K	3	0	0	0	1	1	1					
Dusty Baker Jr., R OBP: 0.303, SLG: 0.314	K				F7		5-3		1-3	4	0	0	0	0	1	2					
Donnie Hill, S OBP: 0.329, SLG: 0.385					F7				F3	3	0	1	0	0	0	0					
Mark McGwire, R OBP: 0.329, SLG: 0.385					F7				F3	3	0	1	0	0	0	0					
Dwayne Murphy, L OBP: 0.347, SLG: 0.356				K					1B	3	0	1	0	0	1	0					
Mickey Tettleton, S OBP: 0.308, SLG: 0.320				K					1-3	3	0	0	0	0	1	1					
<b>Inning Stats</b>	R: 0 E: 0 K: 2 S: 7	H: 0 LOB: 0 BB: 0 P: 7	R: 0 E: 0 K: 1 S: 5	H: 1 LOB: 1 BB: 1 P: 9	R: 0 E: 0 K: 2 S: 7	H: 0 LOB: 0 BB: 0 P: 7	R: 0 E: 0 K: 1 S: 5	H: 0 LOB: 0 BB: 0 P: 5	R: 0 E: 0 K: 1 S: 5	H: 0 LOB: 0 BB: 0 P: 5	R: 1 E: 0 K: 1 S: 6	H: 1 LOB: 0 BB: 0 P: 6	R: 0 E: 0 K: 1 S: 6	H: 1 LOB: 1 BB: 0 P: 6	R: 1 E: 0 K: 1 S: 7	H: 2 LOB: 1 BB: 0 P: 7	1B: 2 2B: 3 3B: 0 HR: 1	SF: 0 SAC: 1 DP: 1 HBP: 0	WP: 0 PB: 0 SB: 0 CS: 1	PA: 32	
<b>PITCHER</b>	IP	WLS	BF	H	R	ER	SO	BB	IBB	HBP	BLK	WP	HR	S	P	ERA	WHIP				
Ron Guidry, L ERA: 3.96	8.0		27	3	1	1	9	1	0	0	0	0	1	44	48	1.12	0.500				
Dave Righetti, L ERA: 2.73	1.0	L	5	2	1	1	1	0	0	0	0	0	0	7	7	9.00	2.000				

Oakland Athletics @ New York Yankees  
Yankee Stadium, Bronx, NY  
Sat Aug 23 1986, 7:05 PM EDT  
Att: 40,179 - Unknown

AB 30  
R 2  
H 5  
RBI 2  
BB 1  
SO 10  
LOB 5



Batter	1	2	3	4	5	6	7	8	9	AB	R	H	RBI	BB	SO	LOB	BOTTOM				
Rickey Henderson, R OBP: 0.363, SLG: 0.477	F8		L5		L4					4	0	0	0	0	0	3					
Willie Randolph, R OBP: 0.390, SLG: 0.332			K				HR		F8	4	1	2	1	0	1	2					
Don Mattingly, L OBP: 0.382, SLG: 0.553									F9	4	0	2	0	0	0	1					
Dave Winfield, R OBP: 0.359, SLG: 0.474									K	4	0	0	0	0	1	2					
Dan Pasqua, L OBP: 0.396, SLG: 0.543										4	0	1	0	0	2	2					
Gary Roenicke, R OBP: 0.403, SLG: 0.385										3	0	0	0	0	0	2					
Mike Easter, L OBP: 0.368, SLG: 0.461										1	0	0	0	0	0	1					
Mike Pagliarulo, L OBP: 0.327, SLG: 0.515										3	0	0	0	0	2	0					
Joel Skinner, R OBP: 0.241, SLG: 0.315										3	0	2	0	0	1	0					
Wayne Tolleson, S OBP: 0.349, SLG: 0.350										3	0	2	0	0	0	0					
<b>Inning Stats</b>	R: 0 E: 0 K: 0 S: 3	H: 1 LOB: 0 BB: 0 P: 3	R: 0 E: 0 K: 1 S: 5	H: 0 LOB: 0 BB: 0 P: 5	R: 0 E: 0 K: 2 S: 9	H: 2 LOB: 2 BB: 0 P: 9	R: 0 E: 0 K: 1 S: 6	H: 1 LOB: 1 BB: 0 P: 6	R: 0 E: 0 K: 0 S: 4	H: 2 LOB: 1 BB: 0 P: 4	R: 1 E: 0 K: 0 S: 5	H: 2 LOB: 1 BB: 0 P: 5	R: 0 E: 0 K: 2 S: 7	H: 0 LOB: 0 BB: 0 P: 7	R: 0 E: 0 K: 1 S: 5	H: 1 LOB: 0 BB: 0 P: 5	1B: 8 2B: 0 3B: 0 HR: 1	SF: 0 SAC: 0 DP: 2 HBP: 0	WP: 0 PB: 0 SB: 0 CS: 1	PA: 33	
<b>PITCHER</b>	IP	WLS	BF	H	R	ER	SO	BB	IBB	HBP	BLK	WP	HR	S	P	ERA	WHIP				
Curt Young, L ERA: 3.46	8.0	W	30	8	1	1	6	0	0	0	1	0	0	42	42	1.12	1.000				
Jay Howell, R ERA: 3.0	1.0	S	3	1	0	0	1	0	0	0	0	0	0	5	5	0.00	1.000				

Oakland Athletics @ New York Yankees  
Yankee Stadium, Bronx, NY  
Sat Aug 23 1986, 7:05 PM EDT  
Att: 40,179 - Unknown

AB 33  
R 1  
H 9  
RBI 1  
BB 0  
SO 7  
LOB 13





Batter	1	2	3	4	5	6	7	8	9	AB	R	H	RBI	BB	SO	LOB	TOP							
Alfredo Griffin, S OBP: 0.320, SLG: 0.351 (1, 6)										6	0	2	3	0	0	1	<p>Oakland Athletics @ New York Yankees Yankee Stadium, Bronx, NY Sun Aug 24 1986, 3:33 AM EDT Att: 31,796 - Unknown</p> <p>livebaseballscores.com</p> <p>AB 42 R 11 H 16 RBI 11 BB 4 SO 9 LOB 17</p>							
Mike Davis, L OBP: 0.311, SLG: 0.446 (1, 9)										5	0	2	0	0	2	1								
Carney Lansford, R OBP: 0.332, SLG: 0.418 (1, 3)										5	1	2	1	0	0	4								
Dave Kingman, R OBP: 0.259, SLG: 0.433 (1, 10)										5	2	2	0	0	2	3								
Rusty Tillman, R OBP: 0.176, SLG: 0.235 (1, 7)										5	0	0	0	0	3	4								
Mark McGwire, R OBP: 0.273, SLG: 0.364 (1, 5)										5	2	3	1	0	1	1								
Dwayne Murphy, L OBP: 0.351, SLG: 0.358 (1, 8)										4	2	2	1	1	1	1								
Lenn Sakata, R OBP: 0.286, SLG: 0.167 (8, PH)										2	0	0	0	1	0	0								
Donnie Hill, S OBP: 0.330, SLG: 0.385 (8, 4)										2	2	1	0	0	0	2								
Jerry Willard, L OBP: 0.381, SLG: 0.395 (6, PH)										2	0	1	0	0	0	0								
Mickey Tettleton, S OBP: 0.319, SLG: 0.344 (6, 2)										1	2	1	5	2	0	0								
<b>Inning Stats</b>	R: 0 E: 0 K: 2 S: 9	H: 2 LOB: 2 BB: 0 P: 9	R: 0 E: 0 K: 1 S: 5	H: 1 LOB: 0 BB: 0 P: 5	R: 0 E: 0 K: 0 S: 4	H: 1 LOB: 1 BB: 0 P: 4	R: 0 E: 0 K: 0 S: 3	H: 0 LOB: 0 BB: 0 P: 3	R: 0 E: 0 K: 0 S: 4	H: 1 LOB: 1 BB: 0 P: 4	R: 3 E: 0 K: 0 S: 5	H: 3 LOB: 3 BB: 3 P: 17	R: 0 E: 0 K: 2 S: 8	H: 1 LOB: 1 BB: 0 P: 8	R: 4 E: 1 K: 2 S: 11	H: 3 LOB: 1 BB: 1 P: 15	R: 4 E: 0 K: 2 S: 11	H: 4 LOB: 0 BB: 0 P: 11	1B: 11 2B: 2 3B: 1 HR: 2	SF: 0 SAC: 0 DP: 0 HBP: 0	WP: 2 PB: 0 SB: 0 CS: 1	PA: 46		
<b>PITCHER</b>	IP WLS BF H R ER SO BB IBB HBP BLK WP HR S P ERA WHIP																							
Tommy John, L ERA: 3.16 (1, 1)	5.2		26	8	3	3	3	2	0	0	0	0	2	1	30	38	4.76	1.765						
Rod Scurry, L ERA: 2.57 (6, 1)	1.2	L	9	3	2	2	3	1	0	0	0	0	0	0	13	17	10.80	2.400						
Brian Fisher, R ERA: 4.68 (8, 1)	1.2		12	5	6	5	3	1	0	0	0	0	0	1	17	21	27.00	3.600						

Batter	1	2	3	4	5	6	7	8	9	AB	R	H	RBI	BB	SO	LOB	BOTTOM						
Rickey Henderson, R OBP: 0.360, SLG: 0.472 (1, 8)										5	0	0	0	0	1	1	<p>Oakland Athletics @ New York Yankees Yankee Stadium, Bronx, NY Sun Aug 24 1986, 3:33 AM EDT Att: 31,796 - Unknown</p> <p>livebaseballscores.com</p> <p>AB 34 R 4 H 7 RBI 3 BB 4 SO 4 LOB 12</p>						
Willie Randolph, R OBP: 0.390, SLG: 0.331 (1, 4)										4	2	1	0	1	0	1							
Don Mattingly, L OBP: 0.361, SLG: 0.550 (1, 3)										3	0	0	0	1	0	2							
Dan Pasqua, L OBP: 0.398, SLG: 0.538 (1, 7)										2	0	0	0	2	0	1							
Dave Winfield, R OBP: 0.358, SLG: 0.472 (1, 9)										4	0	1	1	0	1	1							
Mike Easter, L OBP: 0.364, SLG: 0.457 (1, 10)										4	0	0	0	0	1	2							
Mike Pagliarulo, L OBP: 0.331, SLG: 0.529 (9, 6)										4	2	3	1	0	0	0							
Joel Skinner, R OBP: 0.245, SLG: 0.319 (1, 2)										4	0	2	1	0	1	1							
Wayne Tolleson, S OBP: 0.345, SLG: 0.346 (9, 5)										4	0	0	0	0	0	3							
<b>Inning Stats</b>	R: 1 E: 0 K: 1 S: 7	H: 2 LOB: 2 BB: 1 P: 11	R: 1 E: 0 K: 0 S: 5	H: 2 LOB: 1 BB: 0 P: 5	R: 0 E: 0 K: 0 S: 3	H: 0 LOB: 0 BB: 0 P: 3	R: 0 E: 0 K: 0 S: 4	H: 1 LOB: 1 BB: 0 P: 4	R: 0 E: 0 K: 0 S: 3	H: 0 LOB: 1 BB: 1 P: 7	R: 1 E: 0 K: 1 S: 7	H: 2 LOB: 1 BB: 0 P: 7	R: 1 E: 0 K: 1 S: 5	H: 0 LOB: 2 BB: 2 P: 13	R: 0 E: 0 K: 1 S: 5	H: 0 LOB: 0 BB: 0 P: 5		R: 0 E: 0 K: 0 S: 3	H: 0 LOB: 0 BB: 0 P: 3	1B: 5 2B: 0 3B: 1 HR: 1	SF: 0 SAC: 0 DP: 0 HBP: 0	WP: 1 PB: 0 SB: 2 CS: 0	PA: 38
<b>PITCHER</b>	IP WLS BF H R ER SO BB IBB HBP BLK WP HR S P ERA WHIP																						
Dave Stewart, R ERA: 4.04 (1, 1)	9.0	W	38	7	4	4	4	4	0	0	0	1	1	42	58	4.00	1.222						







Batter	1	2	3	4	5	6	7	8	9	AB	R	H	RBI	BB	SO	LOB	TOP										
Alfredo Griffin, S OBP: 0.320, SLG: 0.354 (1, 6)	F2		F4	K		BB 1B		2B		5	0	2	0	0	1	2	Oakland Athletics @ Detroit Tigers Tiger Stadium, Detroit, MI Tue Aug 26 1986, 7:05 PM EDT Att: 15,778 - Unknown										
Dwayne Murphy, L OBP: 0.353, SLG: 0.359 (1, 8)	1B WP 1B		4-3	K		BB 1-2 BB		5-3		4	1	1	0	1	1	3											
Jose Canseco, R OBP: 0.323, SLG: 0.463 (1, 7)	K		K		F2	F6		6-3		5	0	0	0	0	2	3											
Bruce Bochte, L OBP: 0.364, SLG: 0.355 Mark McGwire, R OBP: 0.235, SLG: 0.471 (9, PH)	WP 1B			WP 2B 1B	HR 2B	F6		F8		4	2	3	0	0	0	2											
Carney Lansford, R OBP: 0.331, SLG: 0.425 (1, 5)	4-3 1-2 3-H			F9 1-2	HR 2-H		F7		K	5	1	1	2	0	1	2											
Dave Kingman, R OBP: 0.263, SLG: 0.447 (1, 10)				2B	HR		K			4	2	3	2	0	1	0											
Mike Davis, L OBP: 0.307, SLG: 0.438 (1, 9)				K	HR		K			4	1	0	0	0	3	2											
Donnie Hill, S OBP: 0.326, SLG: 0.380 (1, 4)	L8			L8				F9		4	0	1	1	0	0	1											
Mickey Tettleton, S OBP: 0.323, SLG: 0.389 Dusty Baker Jr., R OBP: 0.302, SLG: 0.313 Jerry Willard, L OBP: 0.381, SLG: 0.395 (8, PH)	F8			2B 1B		K		K		3	0	1	1	0	1	1											
Inning Stats	R: 1 E: 0 K: 1 S: 7	H: 2 LOB: 1 BB: 0 P: 7	R: 0 E: 0 K: 1 S: 6	H: 1 LOB: 1 BB: 0 P: 6	R: 0 E: 0 K: 1 S: 5	H: 0 LOB: 0 BB: 0 P: 5	R: 3 E: 1 K: 2 S: 12	H: 4 LOB: 2 BB: 0 P: 12	R: 3 E: 0 K: 1 S: 8	H: 3 LOB: 0 BB: 1 P: 8	R: 0 E: 0 K: 1 S: 6	H: 1 LOB: 0 BB: 1 P: 10	R: 0 E: 0 K: 1 S: 7	H: 0 LOB: 0 BB: 0 P: 7	R: 0 E: 0 K: 1 S: 6	H: 1 LOB: 1 BB: 0 P: 6		R: 0 E: 0 K: 1 S: 5	H: 0 LOB: 0 BB: 0 P: 5	1B: 5 2B: 5 3B: 0 HR: 2	SF: 0 SAC: 0 DP: 0 HBP: 0	WP: 2 PB: 0 SB: 0 CS: 0	PA: 41				
PITCHER	IP	WLS	BF	H	R	ER	SO	BB	IBB	HBP	BLK	WP	HR	S	P	ERA	WHIP										
Jack Morris, R ERA: 3.99 (1, 1)	4.1		24	10	7	6	5	0	0	0	0	2	2	34	34	12.46	2.308										
Mark Thurmond, L ERA: 4.95 (5, 1)	1.2	W	7	1	0	0	2	1	0	0	0	0	0	10	14	0.00	1.200										
Willie Hernandez, L ERA: 3.16 (7, 1)	3.0	S	10	1	0	0	4	0	0	0	0	0	0	18	18	0.00	0.333										

Batter	1	2	3	4	5	6	7	8	9	AB	R	H	RBI	BB	SO	LOB	BOTTOM										
Lou Whitaker, L OBP: 0.342, SLG: 0.454 (1, 4)	F8		1B BB			2B BB				2	1	1	0	2	0	0	Oakland Athletics @ Detroit Tigers Tiger Stadium, Detroit, MI Tue Aug 26 1986, 7:05 PM EDT Att: 15,778 - Unknown										
Alan Trammell, R OBP: 0.340, SLG: 0.440 (1, 6)	L9		G4-6-3 1B		F7	2B				4	0	2	1	0	0	1											
Kirk Gibson, L OBP: 0.378, SLG: 0.468 (1, 9)	G3		G4-6-3 1B			1B G3				4	1	1	0	0	0	4											
Johnny Grubb, L OBP: 0.424, SLG: 0.664 (1, 10)						HR 2B		F7		4	2	2	1	0	0	0											
Darrell Evans, L OBP: 0.364, SLG: 0.462 (1, 3)					F8	HR BB		4-3		3	2	1	1	1	0	0											
Dave Collins, S OBP: 0.351, SLG: 0.340 (1, 7)					F8	SF8		5-3		3	0	0	1	0	0	0											
Darnell Coles, R OBP: 0.325, SLG: 0.443 (1, 5)					F9	HR		6-3		4	1	1	3	0	0	0											
Chet Lemon, R OBP: 0.311, SLG: 0.367 (1, 8)			4-3		4-3	5-3		F9		4	0	0	0	0	0	0											
Mike Heath, R OBP: 0.298, SLG: 0.350 (1, 2)			1B BB 1B		K	HR		K		4	1	2	1	0	2	0											
Inning Stats	R: 0 E: 0 K: 0 S: 3	H: 0 LOB: 0 BB: 0 P: 3	R: 1 E: 0 K: 0 S: 4	H: 1 LOB: 0 BB: 0 P: 4	R: 0 E: 0 K: 0 S: 4	H: 2 LOB: 1 BB: 1 P: 8	R: 1 E: 0 K: 0 S: 4	H: 1 LOB: 0 BB: 0 P: 4	R: 0 E: 0 K: 1 S: 6	H: 1 LOB: 1 BB: 0 P: 6	R: 6 E: 0 K: 0 S: 8	H: 5 LOB: 1 BB: 2 P: 16	R: 0 E: 0 K: 0 S: 3	H: 0 LOB: 0 BB: 0 P: 3	R: 0 E: 0 K: 1 S: 5	H: 0 LOB: 0 BB: 0 P: 5		1B: 3 2B: 2 3B: 1 HR: 4	SF: 1 SAC: 0 DP: 1 HBP: 0	WP: 0 PB: 0 SB: 0 CS: 0	PA: 36						
PITCHER	IP	WLS	BF	H	R	ER	SO	BB	IBB	HBP	BLK	WP	HR	S	P	ERA	WHIP										
Joaquin Andujar, R ERA: 4.35 (1, 1)	5.0		22	7	4	4	1	1	0	0	0	0	0	1	5	0.00	3.000										
Dave Leiper, L ERA: 5.0 (6, 1)	0.1		2	0	0	0	0	1	0	0	0	0	0	1	5	0.00	3.000										
Doug Bair, R ERA: 3.03 (6, 1)	0.1		3	2	3	3	0	0	0	0	0	0	2	3	3	81.00	6.000										
Dave Vonohlen, L ERA: 1.86 (6, 1)	1.1	L	6	1	1	1	0	1	0	0	0	0	0	5	9	6.75	1.500										
Jay Howell, R ERA: 2.92 (8, 1)	1.0		3	0	0	0	1	0	0	0	0	0	0	5	5	0.00	0.000										

AB	40
R	7
H	12
RBI	6
BB	1
SO	11
LOB	16









Batter	1	2	3	4	5	6	7	8	9	AB	R	H	RBI	BB	SO	LOB	TOP								
<b>John Shelby S</b> OBP: 0.258, SLG: 0.343 (1, 8)	F8		K	F2		5-3		4-3		5	0	0	0	0	1	3									
<b>Lee Lacy R</b> OBP: 0.335, SLG: 0.400 (1, 9)	1-3		1B	1B		F7			K	5	2	2	0	0	1	0									
<b>Cal Ripken Jr. R</b> OBP: 0.376, SLG: 0.488 (1, 6)			1B	1B		1B			6-3	5	2	3	0	0	1	0									
<b>Eddie Murray S</b> OBP: 0.392, SLG: 0.453 (1, 10)	F7		1B	1B		L5			HR	5	1	2	2	0	1	3									
<b>Juan Beniquez R</b> OBP: 0.364, SLG: 0.397 (1, 7)		F9	1B	1B		1B			6-3	4	1	1	2	1	0	0									
<b>Rick Dempsey R</b> OBP: 0.307, SLG: 0.374 (1, 2)	F8		4-3	1B		5-3				4	0	0	0	0	1	4									
<b>Floyd Rayford R</b> OBP: 0.191, SLG: 0.215 (1, 5)	6-3				F4			5-3		4	0	1	1	0	0	0									
<b>Larry Sheets L</b> OBP: 0.335, SLG: 0.542 (1, 3)			K			E2				3	0	1	0	1	1	1									
<b>Jim Traber L</b> OBP: 0.371, SLG: 0.568 (9, 3)				4-3				PB		0	0	0	0	0	0	0									
<b>Juan Bonilla R</b> OBP: 0.315, SLG: 0.302 (1, 4)			1B	1B		4-3		G3		4	1	1	0	0	0	4									
<b>Inning Stats</b>	R: 0 E: 0 K: 0 S: 4	H: 1 LOB: 1 BB: 0 P: 4	R: 0 E: 0 K: 0 S: 3	H: 0 LOB: 0 BB: 0 P: 3	R: 3 E: 0 K: 2 S: 12	H: 5 LOB: 2 BB: 0 P: 12	R: 0 E: 0 K: 0 S: 3	H: 0 LOB: 1 BB: 1 P: 7	R: 3 E: 1 K: 0 S: 7	H: 3 LOB: 2 BB: 1 P: 11	R: 0 E: 0 K: 1 S: 5	H: 0 LOB: 0 BB: 0 P: 5	R: 0 E: 0 K: 2 S: 7	H: 0 LOB: 0 BB: 0 P: 7	R: 0 E: 0 K: 0 S: 4	H: 1 LOB: 1 BB: 0 P: 4	R: 1 E: 0 K: 1 S: 6	H: 1 LOB: 0 BB: 0 P: 6	1B: 9 2B: 1 3B: 0 HR: 1	SF: 0 SAC: 0 DP: 0 HBP: 0	WP: 1 PB: 1 SB: 7 CS: 0	PA: 41			
<b>PITCHER</b>	IP	WLS	BF	H	R	ER	SO	BB	IBB	HBP	BLK	WP	HR	S	P	ERA	WHIP								
<b>Bill Krueger L</b> ERA: 5.89 (1, 1)	6.0		30	9	6	6	3	2	0	0	1	1	0	34	42	9.00	1.833								
<b>Bill Mooneyham R</b> ERA: 4.4 (7, 1)	3.0	W	11	2	1	1	3	0	0	0	0	0	1	17	17	3.00	0.667								

Baltimore Orioles @ Oakland Athletics  
Oakland-Alameda County Coliseum, Oakland, CA  
Thu Aug 28 1986, 7:05 PM PDT  
Att: 10,375 - Unknown

AB	39
R	7
H	11
RBI	5
BB	2
SO	6
LOB	15



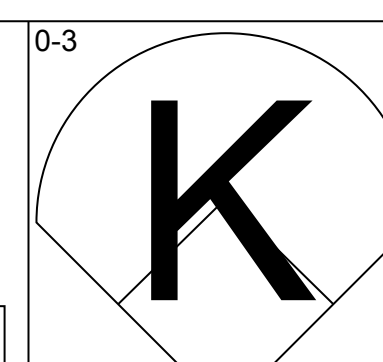
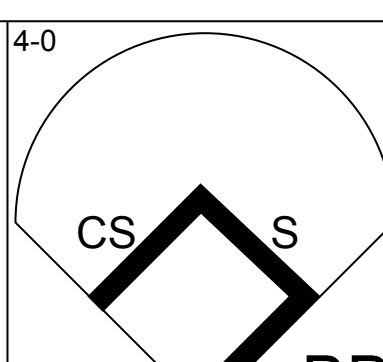
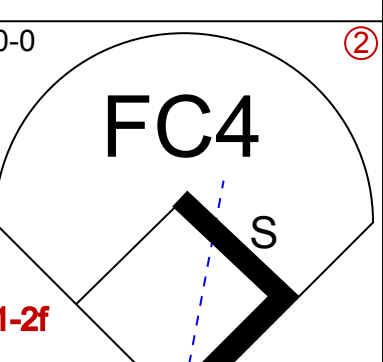
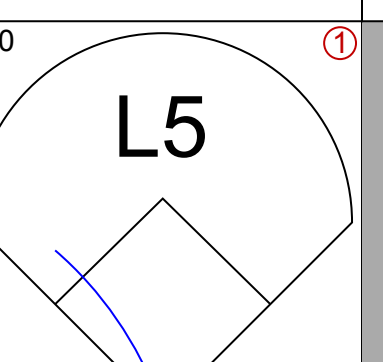
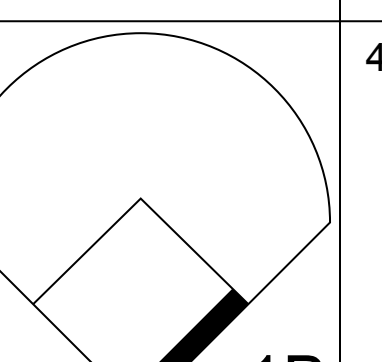
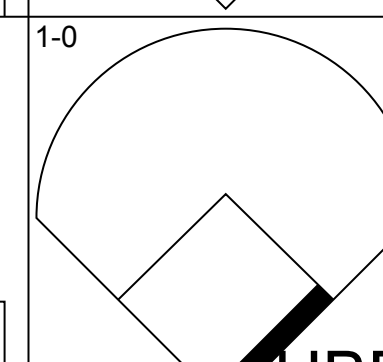
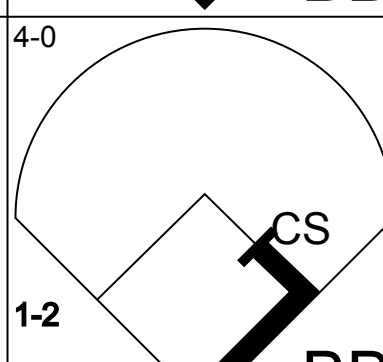
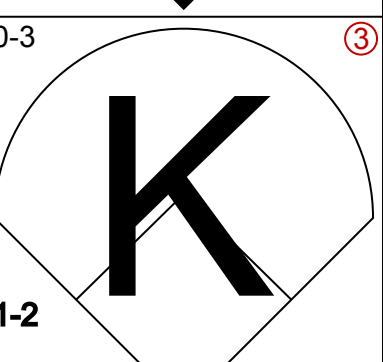
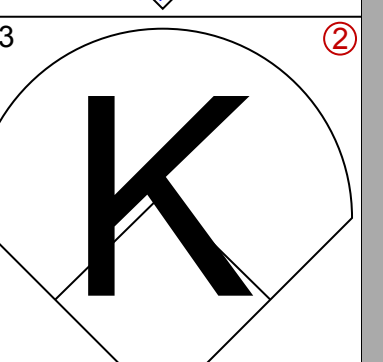
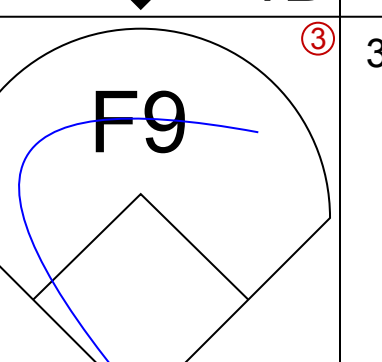
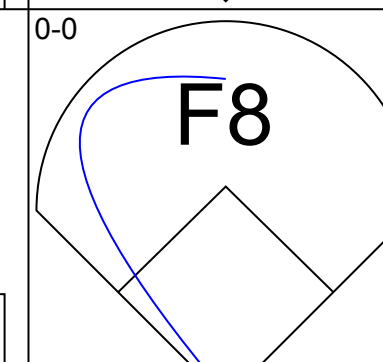
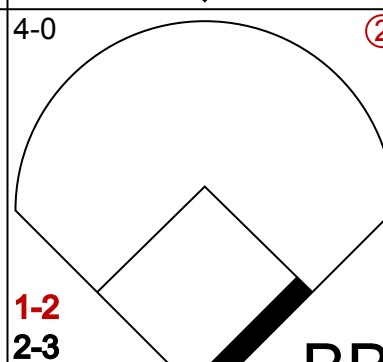
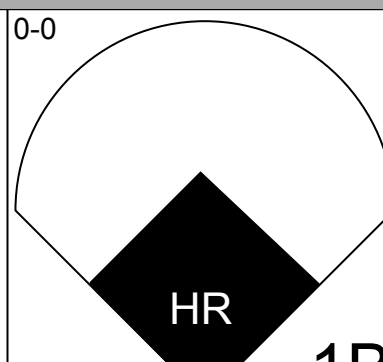
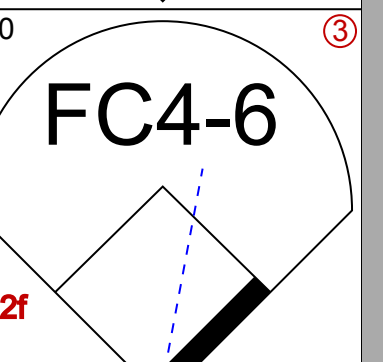
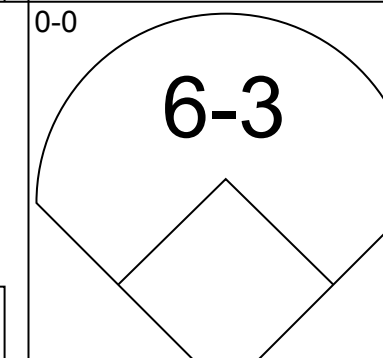
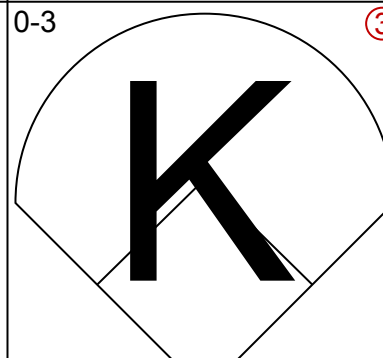
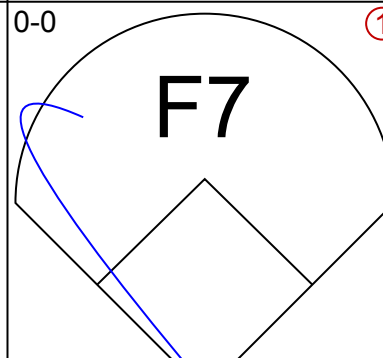
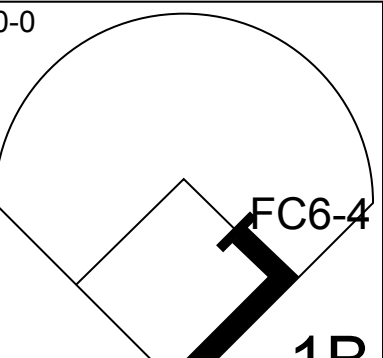
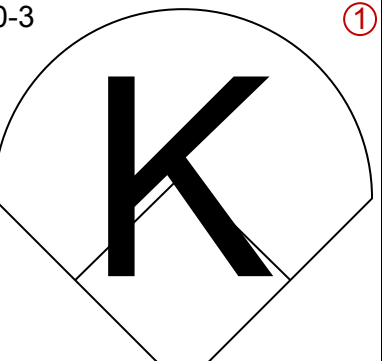
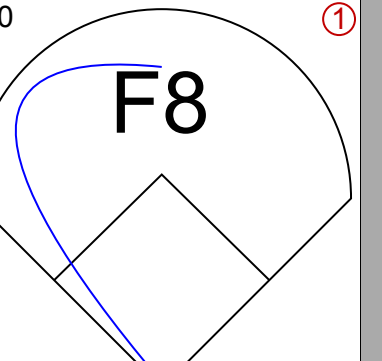
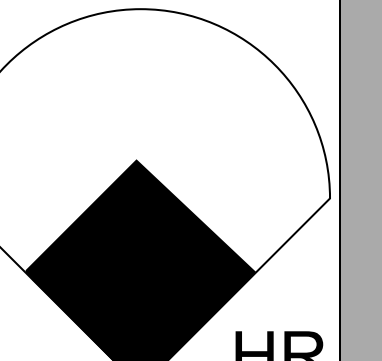
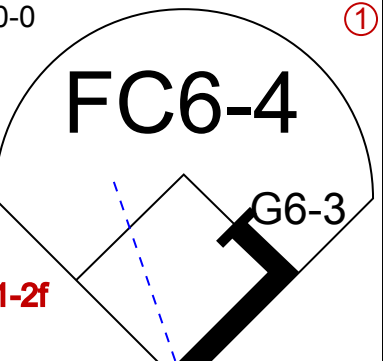
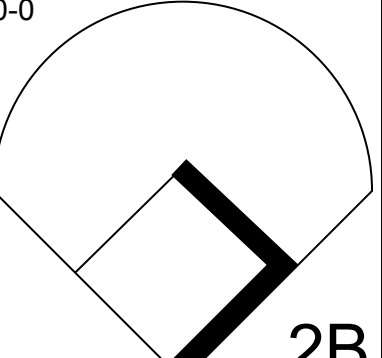
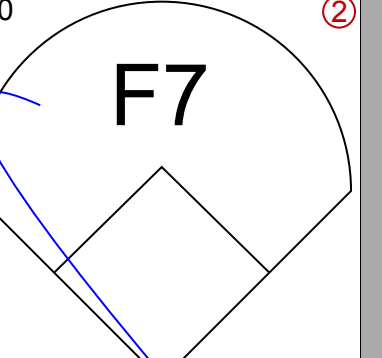
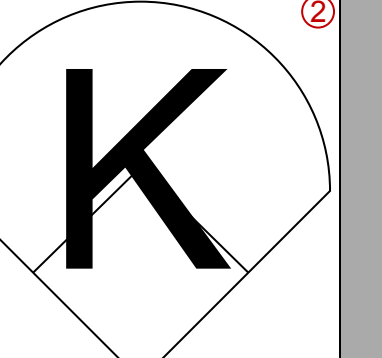
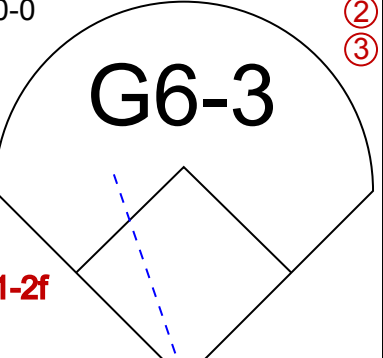
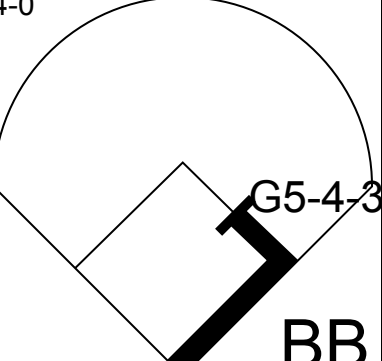
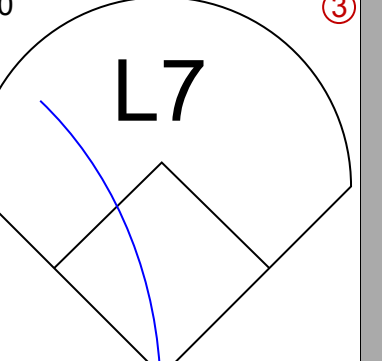
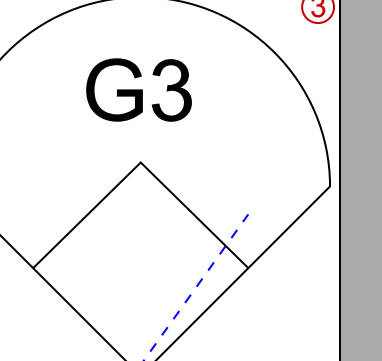
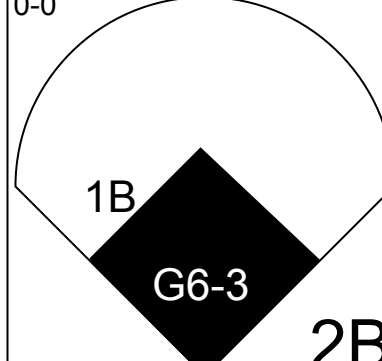
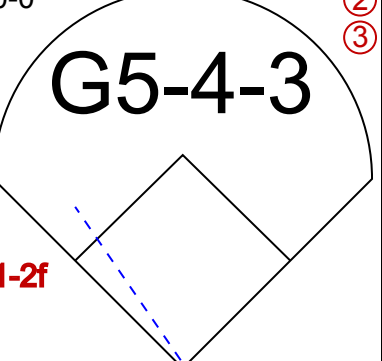
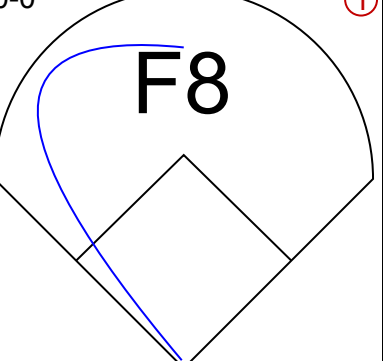
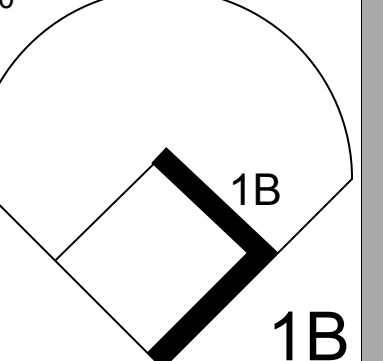
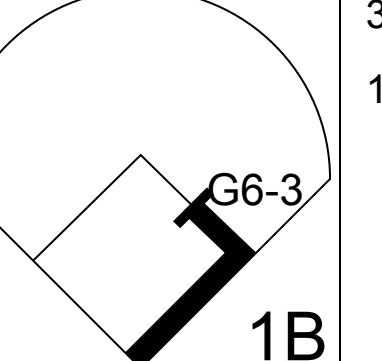

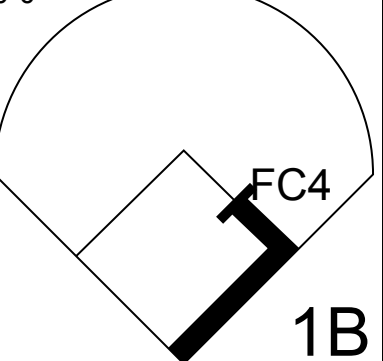
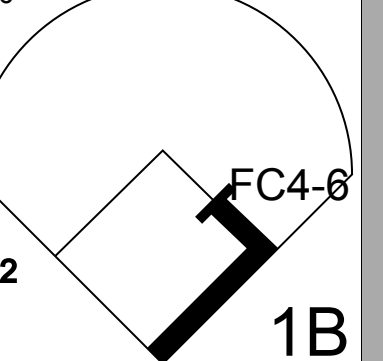
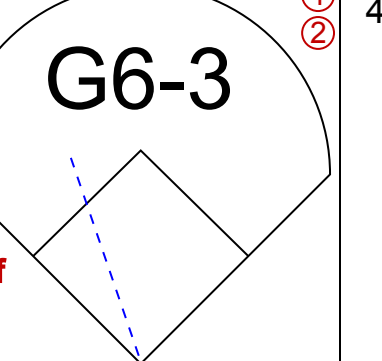
Batter	1	2	3	4	5	6	7	8	9	AB	R	H	RBI	BB	SO	LOB	BOTTOM								
<b>Alfredo Griffin S</b> OBP: 0.321, SLG: 0.353 (1, 6)	1B	F7			F4		6-3		SF9	5	2	2	1	0	0	1									
<b>Donnie Hill S</b> OBP: 0.330, SLG: 0.386 (1, 4)	1B								1B	2	1	1	0	0	0	0									
<b>Bruce Bochte L</b> OBP: 0.366, SLG: 0.356 (5, PH) (6, 3)	1B	6-3			K		F6		1B	3	1	1	0	0	1	1									
<b>Jose Canseco R</b> OBP: 0.321, SLG: 0.458 (1, 7)	K		F8				F9		SF9	4	0	1	1	0	1	3									
<b>Dave Kingman R</b> OBP: 0.266, SLG: 0.453 (1, 10)	1B		K		L7			F7	F9	5	0	1	1	0	1	3									
<b>Carney Lansford R</b> OBP: 0.327, SLG: 0.422 (1, 3) (6, 4)	F6		F3				F9	F8		5	0	1	2	0	0	2									
<b>Rusty Tillman R</b> OBP: 0.200, SLG: 0.250 (1, 9)					F9		F9			3	0	1	1	0	0	0									
<b>Mike Davis L</b> OBP: 0.308, SLG: 0.446 (8, PH) (9, 9)	1B									1	1	1	1	0	0	0									
<b>Dwayne Murphy L</b> OBP: 0.361, SLG: 0.362 (1, 8)	F8			4-3		F6				3	0	0	0	1	0	2									
<b>Mark McGwire R</b> OBP: 0.250, SLG: 0.522 (1, 5)					E5				K	3	2	1	1	1	1	1									
<b>Mickey Tettleton S</b> OBP: 0.323, SLG: 0.367 (1, 2)		F9			F7					3	0	1	0	0	0	1									
<b>Jerry Willard L</b> OBP: 0.366, SLG: 0.395 (9, PH)							E7		1B	0	1	0	0	1	0	0									
<b>Inning Stats</b>	R: 2 E: 0 K: 1 S: 9	H: 4 LOB: 2 BB: 0 P: 9	R: 1 E: 0 K: 0 S: 4	H: 1 LOB: 0 BB: 0 P: 4	R: 0 E: 0 K: 1 S: 5	H: 0 LOB: 0 BB: 0 P: 5	R: 0 E: 1 K: 0 S: 4	H: 0 LOB: 1 BB: 0 P: 4	R: 0 E: 0 K: 0 S: 3	H: 0 LOB: 0 BB: 0 P: 3	R: 1 E: 1 K: 0 S: 4	H: 1 LOB: 1 BB: 1 P: 8	R: 0 E: 0 K: 1 S: 6	H: 1 LOB: 1 BB: 1 P: 10	R: 3 E: 0 K: 0 S: 5	H: 3 LOB: 1 BB: 1 P: 9	1B: 8 2B: 0 3B: 1 HR: 2	SF: 1 SAC: 0 DP: 0 HBP: 0	WP: 0 PB: 0 SB: 0 CS: 0	PA: 41					
<b>PITCHER</b>	IP	WLS	BF	H	R	ER	SO	BB	IBB	HBP	BLK	WP	HR	S	P	ERA	WHIP								
<b>Scott McGregor L</b> ERA: 4.73 (1, 1)	6.2		29	7	4	3	3	1	0	0	0	0	1	34	38	4.05	1.200								
<b>Rich Bordi R</b> ERA: 3.96 (7, 1)	1.1		8	2	3	3	1	2	0	0	0	0	1	8	16	20.25	3.000								
<b>Don Aase R</b> ERA: 2.49 (9, 1)	0.2	L	4	2	1	1	0	0	0	0	0	0	0	4	4	13.50	3.000								

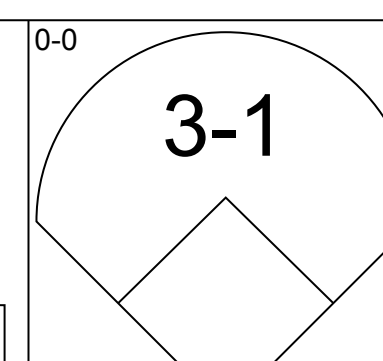
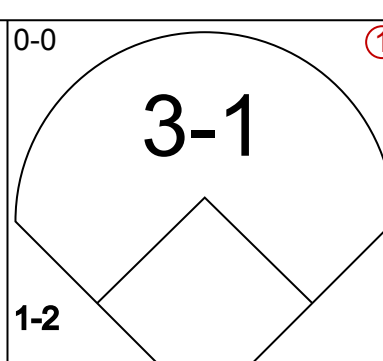
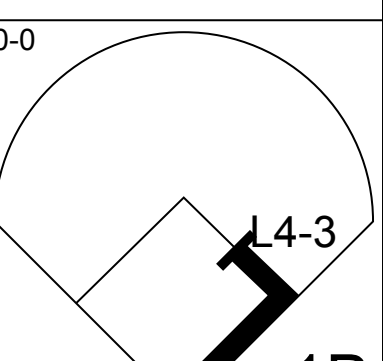
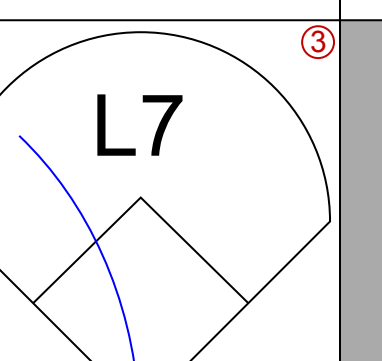
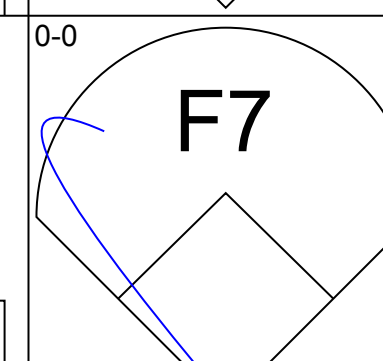
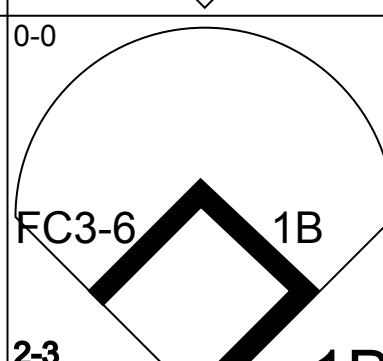
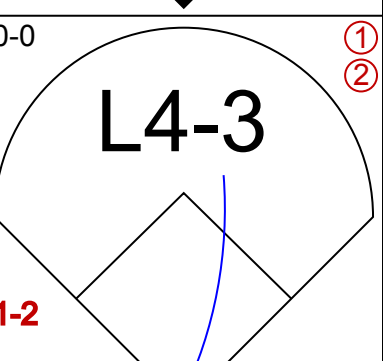
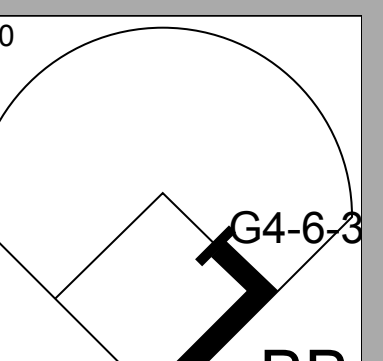
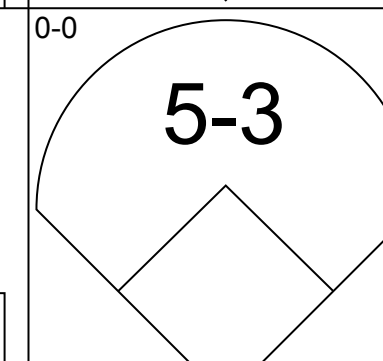
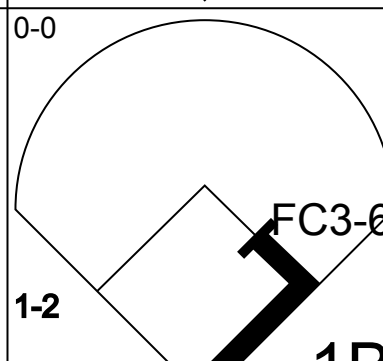
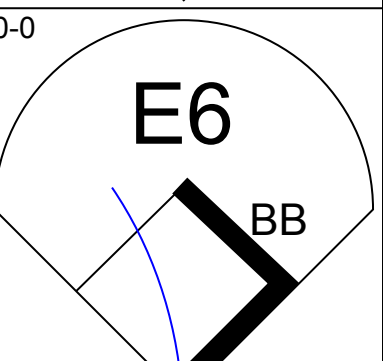
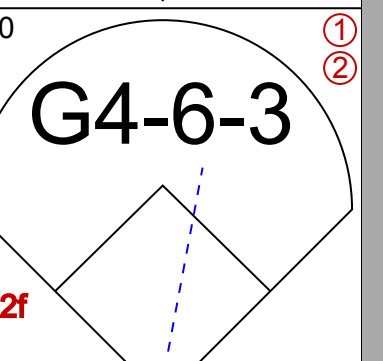
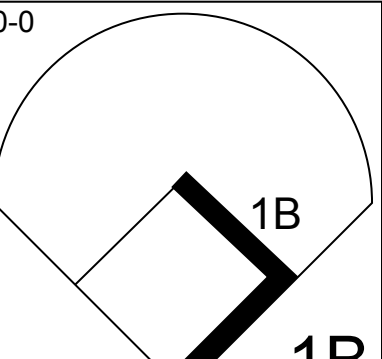
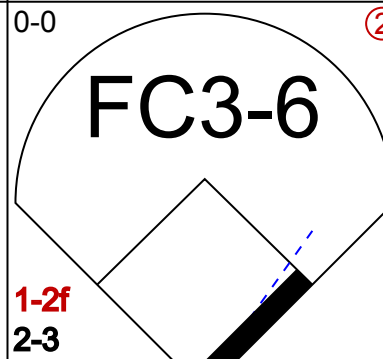
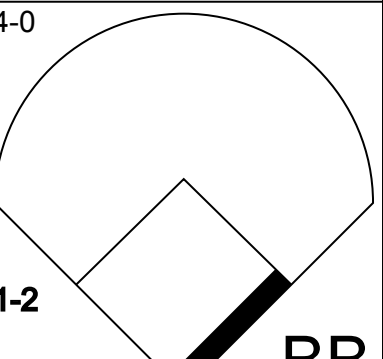
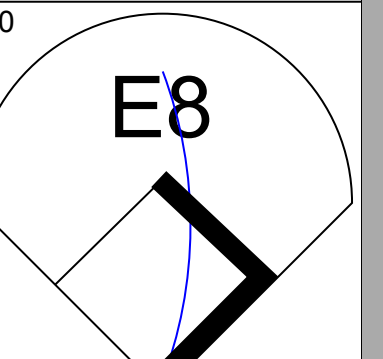

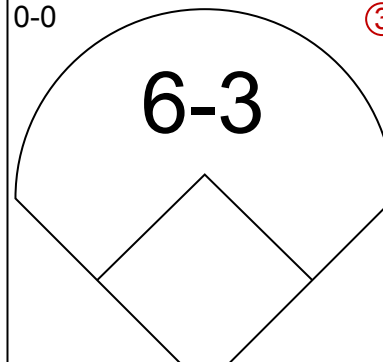
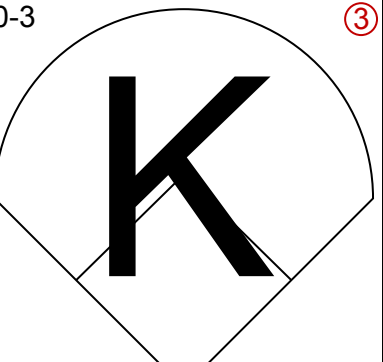
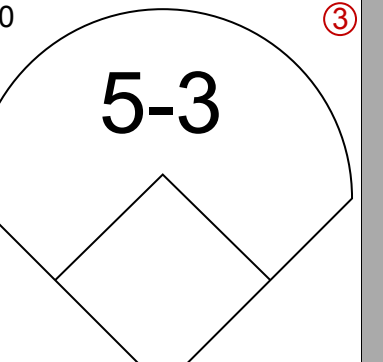
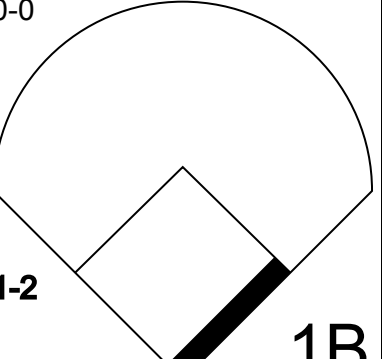
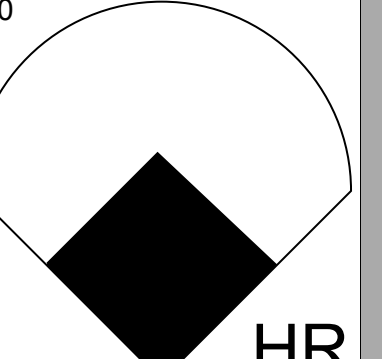
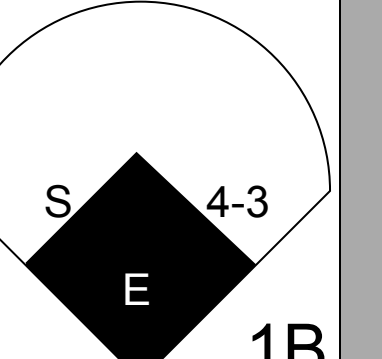
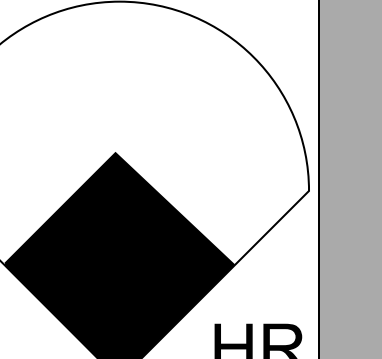

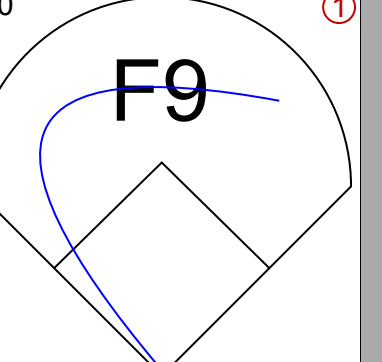
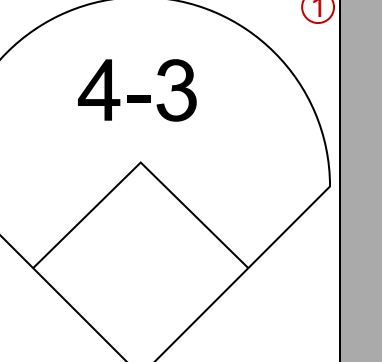
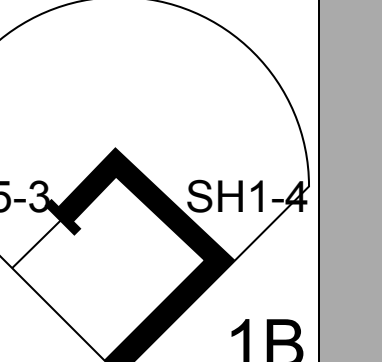

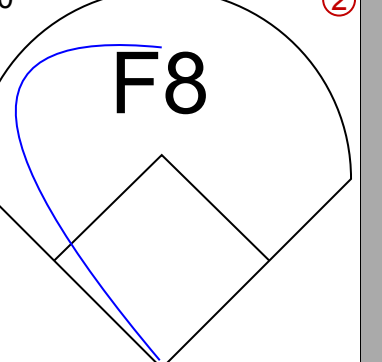
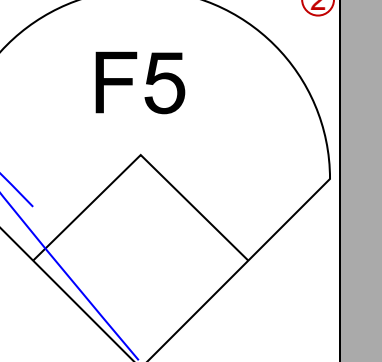
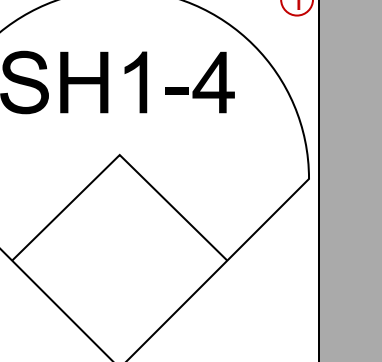
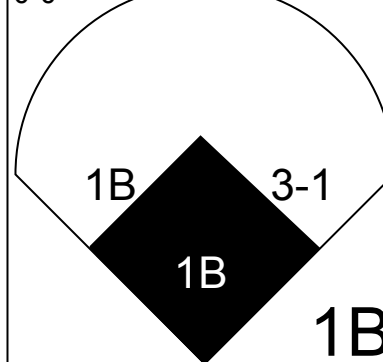

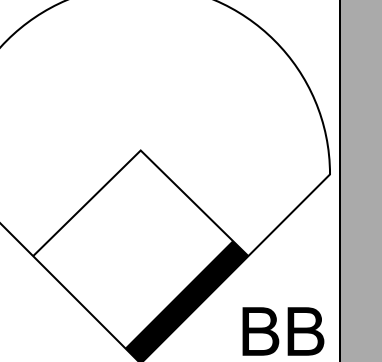

Baltimore Orioles @ Oakland Athletics  
Oakland-Alameda County Coliseum, Oakland, CA  
Thu Aug 28 1986, 7:05 PM PDT  
Att: 10,375 - Unknown

AB	37
R	8
H	11
RBI	8
BB	3
SO	4
LOB	14





Batter	1	2	3	4	5	6	7	8	9	AB	R	H	RBI	BB	SO	LOB	TOP					
<b>John Shelby S</b> OBP: 0.260, SLG: 0.341 (1, 8)										4	0	1	0	1	1	3	<b>Baltimore Orioles @ Oakland Athletics</b> Oakland-Alameda County Coliseum, Oakland, CA Fri Aug 29 1986, 3:33 AM PDT Unknown					
<b>Jim Dwyer L</b> OBP: 0.352, SLG: 0.551 (1, 9)										3	0	0	0	1	2	4						
<b>Cal Ripken Jr. R</b> OBP: 0.377, SLG: 0.488 (1, 6)										3	1	1	0	1	0	3						
<b>Eddie Murray S</b> OBP: 0.391, SLG: 0.451 (1, 10)										4	0	1	0	0	1	4						
<b>Jim Traber L</b> OBP: 0.368, SLG: 0.581 (1, 3)										4	1	1	2	0	1	1						
<b>Larry Sheets L</b> OBP: 0.333, SLG: 0.541 (1, 7)										4	0	1	0	0	1	1						
<b>John Stefero L</b> OBP: 0.304, SLG: 0.355 (1, 2)										3	1	1	0	1	0	0						
<b>Floyd Rayford R</b> OBP: 0.194, SLG: 0.217 <b>Juan Benitez R</b> OBP: 0.356, SLG: 0.359 (9, PH)										3	0	1	0	0	0	2						
<b>Jackie Gutierrez R</b> OBP: 0.230, SLG: 0.239 (1, 4)										4	0	2	0	0	1	1						
<b>Inning Stats</b>	R: 0 E: 0 K: 1 S: 5	H: 0 LOB: 1 BB: 0 P: 6	R: 0 E: 0 K: 1 S: 5	H: 1 LOB: 1 BB: 1 P: 9	R: 0 E: 0 K: 2 S: 6	H: 0 LOB: 2 BB: 3 P: 18	R: 0 E: 0 K: 0 S: 3	H: 0 LOB: 0 BB: 0 P: 3	R: 0 E: 0 K: 1 S: 6	H: 1 LOB: 1 BB: 0 P: 6	R: 2 E: 0 K: 1 S: 7	H: 2 LOB: 0 BB: 0 P: 7	R: 0 E: 0 K: 1 S: 7	H: 2 LOB: 2 BB: 0 P: 7	R: 0 E: 0 K: 0 S: 3	H: 1 LOB: 0 BB: 0 P: 3		R: 1 E: 0 K: 0 S: 5	H: 3 LOB: 1 BB: 0 P: 5	1B: 7 2B: 2 3B: 0 HR: 1	SF: 0 SAC: 0 DP: 3 HBP: 1	WP: 0 PB: 0 SB: 2 CS: 2
<b>PITCHER</b>	IP WLS BF H R ER SO BB IBB HBP BLK WP HR S P ERA WHIP																					
<b>Eric Plunk R</b> ERA: 5.18 <b>Jay Howell R</b> ERA: 2.93	(1, 1) 6.0 W 26 5 2 2 6 4 0 0 0 0 0 1 33 50 3.00 1.500																					

Batter	1	2	3	4	5	6	7	8	9	AB	R	H	RBI	BB	SO	LOB	BOTTOM			
<b>Alfredo Griffin S</b> OBP: 0.321, SLG: 0.353 (1, 6)										4	0	1	0	0	0	2	<b>Baltimore Orioles @ Oakland Athletics</b> Oakland-Alameda County Coliseum, Oakland, CA Fri Aug 29 1986, 3:33 AM PDT Unknown			
<b>Dwayne Murphy L</b> OBP: 0.362, SLG: 0.362 (1, 8)										3	0	1	0	1	0	1				
<b>Carney Lansford R</b> OBP: 0.326, SLG: 0.420 (1, 5)										4	0	1	1	0	0	1				
<b>Bruce Bochte L</b> OBP: 0.367, SLG: 0.356 (1, 3)										3	0	1	0	1	0	2				
<b>Dave Kingman R</b> OBP: 0.264, SLG: 0.449 (1, 10)										4	0	0	0	0	1	6				
<b>Mike Davis L</b> OBP: 0.314, SLG: 0.468 (1, 9)										4	3	4	2	0	0	0				
<b>Jose Canseco R</b> OBP: 0.321, SLG: 0.456 (1, 7)										4	0	1	0	0	0	3				
<b>Jerry Willard L</b> OBP: 0.378, SLG: 0.385 (1, 2)										3	0	0	0	0	0	3				
<b>Lenn Sakata R</b> OBP: 0.364, SLG: 0.222 (1, 4)										3	1	1	0	1	1	1				
<b>Inning Stats</b>	R: 0 E: 0 K: 0 S: 3	H: 0 LOB: 0 BB: 0 P: 3	R: 0 E: 0 K: 0 S: 5	H: 2 LOB: 2 BB: 0 P: 5	R: 1 E: 0 K: 0 S: 6	H: 3 LOB: 2 BB: 0 P: 6	R: 1 E: 0 K: 1 S: 6	H: 1 LOB: 0 BB: 0 P: 6	R: 0 E: 0 K: 1 S: 6	H: 1 LOB: 1 BB: 0 P: 10	R: 1 E: 0 K: 0 S: 4	H: 1 LOB: 1 BB: 1 P: 8	R: 0 E: 0 K: 0 S: 3	H: 0 LOB: 1 BB: 1 P: 7	R: 1 E: 0 K: 0 S: 4	H: 2 LOB: 0 BB: 0 P: 4		1B: 8 2B: 2 3B: 0 HR: 2	SF: 0 SAC: 1 DP: 3 HBP: 0	WP: 0 PB: 0 SB: 1 CS: 0
<b>PITCHER</b>	IP WLS BF H R ER SO BB IBB HBP BLK WP HR S P ERA WHIP																			
<b>Storm Davis R</b> ERA: 3.58 <b>Brad Havens L</b> ERA: 4.99	(1, 1) 7.0 L 34 10 4 3 2 3 0 0 0 0 0 0 2 35 47 3.86 1.857																			
<b>Brad Havens L</b> ERA: 4.99 (8, 1)	1.0 2 0 0 0 0 0 0 0 0 0 0 0 2 2 0.00 0.000																			

AB	33
R	3
H	10
RBI	2
BB	4
SO	7
LOB	19





Batter	1	2	3	4	5	6	7	8	9	AB	R	H	RBI	BB	SO	LOB	TOP					
Juan Bonilla, R OBP: 0.314, SLG: 0.302 (1, 5)										4	0	1	0	0	1	0	<p>Baltimore Orioles @ Oakland Athletics Oakland-Alameda County Coliseum, Oakland, CA</p> <p>Fri Aug 29 1986, 7:05 PM PDT Att: 12,222 - Unknown</p> <p>livebaseballscores.com</p> <p>AB 33 R 0 H 7 RBI 0 BB 2 SO 5 LOB 16</p>					
Lee Lacy, R OBP: 0.335, SLG: 0.398 (1, 9)										4	0	1	0	0	0	0						
Cal Ripken Jr., R OBP: 0.374, SLG: 0.483 (1, 6)										4	0	0	0	0	1	2						
Eddie Murray, S OBP: 0.387, SLG: 0.446 (1, 10)										4	0	0	0	0	0	2						
Jim Traber, L OBP: 0.365, SLG: 0.579 (1, 3)										4	0	1	0	0	1	0						
Larry Sheets, L OBP: 0.339, SLG: 0.544 (1, 7)										4	0	3	0	0	0	1						
Juan Beniquez, R OBP: 0.371, SLG: 0.400 (1, 8)										2	0	1	0	2	0	1						
John Stefero, L OBP: 0.288, SLG: 0.333 (1, 2)										4	0	0	0	0	1	7						
Jackie Gutierrez, R OBP: 0.224, SLG: 0.233 (1, 4)										2	0	0	0	0	0	1						
Jim Dwyer, L OBP: 0.350, SLG: 0.547 (7, PH)										1	0	0	0	0	1	2						
Floyd Rayford, R OBP: 0.194, SLG: 0.217 (7, 5)										0	0	0	0	0	0	0						
<b>Inning Stats</b>	R: 0 E: 0 K: 1 S: 5	H: 0 LOB: 0 BB: 0 P: 5	R: 0 E: 0 K: 2 S: 8	H: 1 LOB: 2 BB: 1 P: 12	R: 0 E: 0 K: 1 S: 5	H: 0 LOB: 0 BB: 0 P: 5	R: 0 E: 0 K: 0 S: 3	H: 0 LOB: 0 BB: 0 P: 3	R: 0 E: 0 K: 0 S: 4	H: 1 LOB: 1 BB: 0 P: 4	R: 0 E: 0 K: 0 S: 4	H: 2 LOB: 1 BB: 0 P: 4	R: 0 E: 0 K: 1 S: 6	H: 1 LOB: 2 BB: 1 P: 10	R: 0 E: 0 K: 0 S: 3	H: 0 LOB: 0 BB: 0 P: 3	R: 0 E: 0 K: 0 S: 5	H: 2 LOB: 2 BB: 0 P: 5	1B: 6 2B: 1 3B: 0 HR: 0	SF: 0 SAC: 0 DP: 1 HBP: 0	WP: 1 PB: 1 SB: 0 CS: 0	PA: 35
<b>PITCHER</b> Dave Stewart, R ERA: 3.74 (1, 1)	IP: 9.0 WLS: W BF: 35 H: 7 R: 0 ER: 0 SO: 5 BB: 2 IBB: 0 HBP: 0 BLK: 0 WP: 1 HR: 0 S: 43 P: 51 ERA: 0.00 WHIP: 1.000															<b>PITCHER</b>	IP: WLS: BF: H: R: ER: SO: BB: IBB: HBP: BLK: WP: HR: S: P: ERA: WHIP:					

Batter	1	2	3	4	5	6	7	8	9	AB	R	H	RBI	BB	SO	LOB	BOTTOM					
Alfredo Griffin, S OBP: 0.323, SLG: 0.355 (1, 6)										3	1	2	0	0	0	0	<p>Baltimore Orioles @ Oakland Athletics Oakland-Alameda County Coliseum, Oakland, CA</p> <p>Fri Aug 29 1986, 7:05 PM PDT Att: 12,222 - Unknown</p> <p>livebaseballscores.com</p> <p>AB 31 R 4 H 7 RBI 2 BB 2 SO 8 LOB 15</p>					
Dwayne Murphy, L OBP: 0.356, SLG: 0.356 (1, 8)										4	1	0	0	0	2	5						
Carney Lansford, R OBP: 0.324, SLG: 0.417 (1, 5)										4	0	0	0	0	1	4						
Bruce Bochte, L OBP: 0.371, SLG: 0.363 (1, 3)										2	1	1	1	2	0	0						
Dave Kingman, R OBP: 0.264, SLG: 0.447 (1, 10)										4	0	1	1	0	1	2						
Mike Davis, L OBP: 0.314, SLG: 0.466 (1, 9)										4	0	1	0	0	1	3						
Jose Canseco, R OBP: 0.318, SLG: 0.453 (1, 7)										4	0	0	0	0	2	1						
Jerry Willard, L OBP: 0.370, SLG: 0.376 (1, 2)										3	0	0	0	0	0	0						
Lenn Sakata, R OBP: 0.429, SLG: 0.417 (1, 4)										3	1	2	0	0	1	0						
<b>Inning Stats</b>	R: 2 E: 0 K: 1 S: 7	H: 2 LOB: 0 BB: 0 P: 7	R: 0 E: 0 K: 1 S: 5	H: 0 LOB: 0 BB: 0 P: 5	R: 1 E: 0 K: 1 S: 7	H: 2 LOB: 2 BB: 1 P: 11	R: 0 E: 0 K: 0 S: 3	H: 0 LOB: 0 BB: 0 P: 3	R: 1 E: 1 K: 2 S: 10	H: 2 LOB: 3 BB: 1 P: 14	R: 0 E: 0 K: 2 S: 7	H: 0 LOB: 0 BB: 0 P: 7	R: 0 E: 0 K: 1 S: 5	H: 0 LOB: 0 BB: 0 P: 5	R: 0 E: 0 K: 0 S: 4	H: 1 LOB: 1 BB: 0 P: 4	R: 0 E: 0 K: 0 S: 5	H: 0 LOB: 0 BB: 0 P: 4	1B: 5 2B: 1 3B: 1 HR: 0	SF: 0 SAC: 1 DP: 0 HBP: 0	WP: 1 PB: 1 SB: 0 CS: 0	PA: 34
<b>PITCHER</b> John Habyan, R ERA: 3.86 Brad Havens, L ERA: 4.7 (5, 1)	IP: 4.2 WLS: L BF: 23 H: 6 R: 4 ER: 2 SO: 4 BB: 0 IBB: 2 HBP: 0 BLK: 0 WP: 1 HR: 0 S: 29 P: 37 ERA: 3.86 WHIP: 1.286															<b>PITCHER</b>	IP: WLS: BF: H: R: ER: SO: BB: IBB: HBP: BLK: WP: HR: S: P: ERA: WHIP:					



Batter	1	2	3	4	5	6	7	8	9	AB	R	H	RBI	BB	SO	LOB	TOP		
<b>John Shelby S</b> (1, 8) OBP: 0.263, SLG: 0.347	4-0 BB		0-0 1B		0-0 B2	0-3 K		0-0 F8	4 1 1 1 1 1 0								<b>Baltimore Orioles @ Oakland Athletics</b> Oakland-Alameda County Coliseum, Oakland, CA Sat Aug 30 1986, 3:33 AM PDT Att: 20,010 - Unknown <a href="http://livebaseballscorecards.com">livebaseballscorecards.com</a>		
<b>Lee Lacy R</b> (1, 9) OBP: 0.335, SLG: 0.397	0-3 K		0-0 1B		4-0 1B		0-0 F4	4 1 1 1 1 1 1											
<b>Cal Ripken Jr. R</b> (1, 6) OBP: 0.374, SLG: 0.483	0-0 G3		0-0 1B		0-0 1B		0-0 F9	5 1 2 0 0 0 0											
<b>Eddie Murray S</b> (1, 10) OBP: 0.391, SLG: 0.446		0-0 6-3	4-0 1B		0-0 1B		4-0 BB	2 0 1 1 2 0 0											
<b>Jim Traber L</b> (1, 3) OBP: 0.356, SLG: 0.566		0-0 5-3	0-0 F8		0-0 SF7		0-3 K	3 0 0 1 0 1 4											
<b>Larry Sheets L</b> (1, 5) OBP: 0.339, SLG: 0.540		0-0 4-3			0-0 1-3		0-0 E5	2 0 0 0 1 0 0											
<b>Floyd Rayford R</b> (8, PH) OBP: 0.193, SLG: 0.216					4-0 FC4-6		1-2 BB	1 0 0 0 0 0 0											
<b>Mike Young S</b> (1, 7) OBP: 0.340, SLG: 0.359			0-0 F7		0-0 HR		0-0 FC1-6	4 1 1 1 0 0 3											
<b>John Stefero L</b> (1, 2) OBP: 0.289, SLG: 0.324			4-0 FC4-6		0-0 F7		0-3 K	2 0 0 0 1 1 0											
<b>Rick Dempsey R</b> (8, PH) OBP: 0.306, SLG: 0.373			0-0 BB		0-0 F7		1-2 K	1 0 0 0 0 1 1											
<b>Jackie Gutierrez R</b> (1, 4) OBP: 0.213, SLG: 0.221			0-0 FC4-6		0-0 4-3		0-0 F9	4 1 0 0 0 0 2											
<b>Inning Stats</b>	R: 0 E: 0 K: 1 S: 4	H: 0 LOB: 0 BB: 1 P: 8	R: 0 E: 0 K: 0 S: 3	H: 0 LOB: 0 BB: 0 P: 3	R: 2 E: 0 K: 0 S: 6	H: 3 LOB: 3 BB: 2 P: 14	R: 1 E: 0 K: 0 S: 4	H: 1 LOB: 0 BB: 0 P: 4	R: 2 E: 0 K: 2 S: 5	H: 2 LOB: 2 BB: 2 P: 13	R: 0 E: 0 K: 1 S: 5	H: 0 LOB: 1 BB: 1 P: 9	R: 0 E: 1 K: 1 S: 6	H: 0 LOB: 1 BB: 0 P: 6	R: 0 E: 0 K: 0 S: 3	H: 0 LOB: 0 BB: 0 P: 3	1B: 4 2B: 0 3B: 1 HR: 1	SF: 1 SAC: 0 DP: 0 HBP: 0	WP: 1 PA: 39 PB: 0 SB: 0 CS: 0
<b>PITCHER</b>	IP	WLS	BF	H	R	ER	SO	BB	IBB	HBP	BLK	WP	HR	S	P	ERA	WHIP		
<b>Jose Rijo R</b> (1, 1) ERA: 4.69	7.0	L	32	6	5	5	4	6	0	0	0	0	1	34	58	6.43	1.714		
<b>Dave Vonohlen L</b> (8, 1) ERA: 1.5	0.1		2	0	0	0	0	0	0	0	0	0	0	2	2	0.00	0.000		
<b>Doug Bair R</b> (8, 1) ERA: 2.9	1.2		5	0	0	0	1	0	0	0	0	1	0	7	7	0.00	0.000		

Batter	1	2	3	4	5	6	7	8	9	AB	R	H	RBI	BB	SO	LOB	BOTTOM				
<b>Alfredo Griffin S</b> (1, 6) OBP: 0.320, SLG: 0.352	0-0 F4		0-0 F7		0-0 L7		0-0 F9		4 0 0 0 0 0 3								<b>Baltimore Orioles @ Oakland Athletics</b> Oakland-Alameda County Coliseum, Oakland, CA Sat Aug 30 1986, 3:33 AM PDT Att: 20,010 - Unknown <a href="http://livebaseballscorecards.com">livebaseballscorecards.com</a>				
<b>Dwayne Murphy L</b> (1, 8) OBP: 0.359, SLG: 0.360	4-0 BB		0-3 K		0-0 2B		0-0 G4-6-3	3 1 1 1 1 1 2													
<b>Jose Canseco R</b> (1, 7) OBP: 0.318, SLG: 0.453	0-3 K				0-3 K		0-0 F8	4 1 1 1 0 2 1													
<b>Bruce Bochte L</b> (1, 3) OBP: 0.370, SLG: 0.362	0-0 F7				0-3 K		0-3 K	4 0 1 1 0 2 2													
<b>Dave Kingman R</b> (1, 10) OBP: 0.262, SLG: 0.443		0-3 K			0-0 F7		0-3 K	4 0 0 0 0 3 2													
<b>Mike Davis L</b> (1, 9) OBP: 0.311, SLG: 0.461		0-3 K			0-0 F9		0-0 4-3	4 0 0 0 0 1 1													
<b>Mark McGwire R</b> (1, 5) OBP: 0.250, SLG: 0.462		0-0 F7			4-0 1B		0-0 F9	3 1 0 0 1 1 0													
<b>Mickey Tettleton S</b> (1, 2) OBP: 0.323, SLG: 0.367			0-0 4-3		0-0 2B		0-3 K	3 1 1 0 0 1 0													
<b>Carney Lansford R</b> (8, PH) OBP: 0.323, SLG: 0.416					1-3 2B		0-0 K	1 0 0 0 0 1 0													
<b>Lenn Sakata R</b> (1, 4) OBP: 0.471, SLG: 0.462			4-0 BB		0-0 SF9		0-0 G4-6-3	1 0 1 1 1 0 0													
<b>Inning Stats</b>	R: 0 E: 0 K: 1 S: 5	H: 0 LOB: 1 BB: 1 P: 9	R: 0 E: 0 K: 2 S: 7	H: 0 LOB: 0 BB: 0 P: 7	R: 0 E: 0 K: 1 S: 5	H: 0 LOB: 1 BB: 1 P: 9	R: 0 E: 0 K: 2 S: 8	H: 0 LOB: 1 BB: 0 P: 8	R: 4 E: 0 K: 1 S: 9	H: 4 LOB: 1 BB: 1 P: 13	R: 0 E: 0 K: 1 S: 5	H: 0 LOB: 0 BB: 0 P: 5	R: 0 E: 0 K: 0 S: 3	H: 1 LOB: 0 BB: 0 P: 3	R: 0 E: 0 K: 2 S: 7	H: 0 LOB: 0 BB: 0 P: 7	R: 0 E: 0 K: 2 S: 7	H: 0 LOB: 0 BB: 0 P: 7	1B: 3 2B: 2 3B: 0 HR: 0	SF: 1 SAC: 0 DP: 1 HBP: 0	WP: 1 PA: 35 PB: 0 SB: 1 CS: 0
<b>PITCHER</b>	IP	WLS	BF	H	R	ER	SO	BB	IBB	HBP	BLK	WP	HR	S	P	ERA	WHIP				
<b>Ken Dixon R</b> (1, 1) ERA: 4.36	4.2		22	4	4	4	6	3	0	0	0	0	0	31	43	7.71	1.500				
<b>Odel Jones R</b> (5, 1) ERA: 2.0	4.1	W	13	1	0	0	6	0	0	0	0	0	0	25	25	0.00	0.231				





Batter	1	2	3	4	5	6	7	8	9	AB	R	H	RBI	BB	SO	LOB	TOP			
<b>John Shelby, S</b> OBP: 0.263, SLG: 0.346 (1, 8)										4	0	1	0	0	0	1	<b>Baltimore Orioles @ Oakland Athletics</b> <b>Oakland-Alameda County Coliseum, Oakland, CA</b> Sun Aug 31 1986, 3:33 AM PDT Att: 16,905 - Unknown <a href="http://livebaseballscorecards.com">livebaseballscorecards.com</a>			
<b>Lee Lacy, R</b> OBP: 0.333, SLG: 0.393 <b>Floyd Rayford, R</b> OBP: 0.193, SLG: 0.216 (1, 9) (8, 5)										4	0	0	0	0	0	2				
<b>Cal Ripken Jr., R</b> OBP: 0.373, SLG: 0.481 (1, 6)										4	0	1	0	0	0	0				
<b>Eddie Murray, S</b> OBP: 0.392, SLG: 0.447 (1, 10)										4	0	2	0	0	0	1				
<b>Jim Traber, L</b> OBP: 0.347, SLG: 0.551 (1, 3)										4	0	0	0	0	0	3				
<b>Larry Sheets, L</b> OBP: 0.336, SLG: 0.534 (1, 5) (8, 2)										3	0	0	0	0	2	1				
<b>Mike Young, S</b> OBP: 0.337, SLG: 0.355 (1, 7)										3	0	0	0	0	1	0				
<b>John Stefero, L</b> OBP: 0.304, SLG: 0.329 <b>Juan Bonilla, R</b> OBP: 0.314, SLG: 0.302 (1, 2) (8, 4)										2	0	1	0	1	0	0				
<b>Jackie Gutierrez, R</b> OBP: 0.207, SLG: 0.215 <b>Jim Dwyer, L</b> OBP: 0.348, SLG: 0.543 (1, 4) (8, PH) (8, 9)										2	0	0	0	0	0	1				
<b>Inning Stats</b>	R: 0 E: 0 K: 0 S: 3	H: 0 LOB: 0 BB: 0 P: 3	R: 0 E: 0 K: 1 S: 5	H: 1 LOB: 0 BB: 0 P: 5	R: 0 E: 0 K: 0 S: 3	H: 0 LOB: 1 BB: 1 P: 7	R: 0 E: 0 K: 0 S: 4	H: 1 LOB: 1 BB: 0 P: 4	R: 0 E: 0 K: 1 S: 5	H: 0 LOB: 0 BB: 0 P: 5	R: 0 E: 0 K: 1 S: 6	H: 1 LOB: 1 BB: 0 P: 6	R: 0 E: 0 K: 0 S: 5	H: 2 LOB: 2 BB: 0 P: 5	R: 0 E: 0 K: 0 S: 3	H: 0 LOB: 0 BB: 0 P: 3		1B: 5 2B: 0 3B: 0 HR: 0	SF: 0 SAC: 0 DP: 1 HBP: 0	WP: 0 PB: 0 SB: 0 CS: 0
<b>PITCHER</b> <b>Joaquin Andujar, R</b> ERA: 3.99 (1, 1)	IP: 9.0 WLS: W BF: 32 H: 5 R: 0 ER: 0 SO: 3 BB: 1 IBB: 0 HBP: 0 BLK: 1 WP: 0 HR: 0 S: 37 P: 41 ERA: 0.00 WHIP: 0.667																			

Batter	1	2	3	4	5	6	7	8	9	AB	R	H	RBI	BB	SO	LOB	BOTTOM			
<b>Alfredo Griffin, S</b> OBP: 0.323, SLG: 0.353 (1, 6)										4	1	2	0	1	0	0	<b>Baltimore Orioles @ Oakland Athletics</b> <b>Oakland-Alameda County Coliseum, Oakland, CA</b> Sun Aug 31 1986, 3:33 AM PDT Att: 16,905 - Unknown <a href="http://livebaseballscorecards.com">livebaseballscorecards.com</a>			
<b>Mike Davis, L</b> OBP: 0.310, SLG: 0.457 (1, 9)										5	1	1	0	0	0	3				
<b>Carney Lansford, R</b> OBP: 0.324, SLG: 0.422 (1, 5)										3	1	1	3	1	0	2				
<b>Bruce Bochte, L</b> OBP: 0.369, SLG: 0.361 (1, 3)										4	1	1	0	0	1	2				
<b>Dave Kingman, R</b> OBP: 0.264, SLG: 0.446 (1, 10)										4	1	2	0	0	0	1				
<b>Jose Canseco, R</b> OBP: 0.319, SLG: 0.460 (1, 7)										4	2	2	2	0	1	3				
<b>Dwayne Murphy, L</b> OBP: 0.361, SLG: 0.359 (1, 8)										3	0	1	1	1	2	1				
<b>Jerry Willard, L</b> OBP: 0.360, SLG: 0.367 (1, 2)										3	0	0	1	0	1	2				
<b>Lenn Sakata, R</b> OBP: 0.429, SLG: 0.412 (1, 4)										4	0	1	0	0	1	3				
<b>Inning Stats</b>	R: 0 E: 0 K: 0 S: 3	H: 0 LOB: 1 BB: 1 P: 7	R: 1 E: 0 K: 2 S: 9	H: 2 LOB: 1 BB: 0 P: 9	R: 4 E: 1 K: 1 S: 9	H: 3 LOB: 2 BB: 2 P: 17	R: 0 E: 0 K: 1 S: 6	H: 1 LOB: 1 BB: 0 P: 6	R: 0 E: 0 K: 0 S: 4	H: 2 LOB: 1 BB: 0 P: 4	R: 2 E: 0 K: 1 S: 7	H: 2 LOB: 0 BB: 0 P: 7	R: 0 E: 0 K: 0 S: 3	H: 0 LOB: 0 BB: 0 P: 3	R: 0 E: 0 K: 0 S: 3	H: 0 LOB: 0 BB: 0 P: 3		1B: 8 2B: 1 3B: 0 HR: 2	SF: 1 SAC: 0 DP: 1 HBP: 0	WP: 1 PB: 0 SB: 1 CS: 0
<b>PITCHER</b> <b>Mike Boddicker, R</b> ERA: 4.33 <b>Brad Havens, L</b> ERA: 4.76 (1, 1) (6, 1)	IP: 5.0 WLS: L BF: 28 H: 9 R: 5 ER: 4 SO: 5 BB: 2 IBB: 1 HBP: 0 BLK: 0 WP: 1 HR: 1 S: 35 P: 47 ERA: 7.20 WHIP: 2.200																			



Batter	1	2	3	4	5	6	7	8	9	AB	R	H	RBI	BB	SO	LOB	TOP											
Rickey Henderson, R OBP: 0.377, SLG: 0.475	4-0 FC4-6 BB		0-0 L3-6 S 1B		0-0 G3		0-0 FC3-6 BB 1B	0-3 K		4	0	2	1	1	1	2												
Wayne Tolleson, S OBP: 0.333, SLG: 0.327	0-0 FC4-6 BB 1B		0-0 L3-6		0-0 L9		4-0 FC3-6 BB		0-0 BB FC6-4 1B	4	2	1	0	1	0	2												
Don Mattingly, L OBP: 0.377, SLG: 0.551	0-3 K		0-0 4-3			0-0 G6-4-3 1B	0-0 FC3-6 FC6-4		0-0 BB E 1B	5	1	2	1	0	1	3												
Dave Winfield, R OBP: 0.357, SLG: 0.459	4-0 1B BB				0-0 F8		0-0 G6-4-3 FC6-4		4-0 FC6-4 BB	3	0	0	0	2	0	3												
Ron Kittle, R OBP: 0.280, SLG: 0.410	0-0				0-0 L4		0-0 5-3		0-0 FC6-4	3	0	1	1	0	0	0												
Mike Easter, L OBP: 0.358, SLG: 0.442									0-0 FC6-4	1	0	0	0	0	1	0												
Willie Randolph, R OBP: 0.387, SLG: 0.326	1-3 2-H 1B								1-2 2-3 3-H	1	0	0	1	0	0	1												
Leo Hernandez, R OBP: 0.400, SLG: 1.200	0-0 FC6-4				0-0 PB WP 2B				0-0 F7	5	2	2	1	0	0	3												
Henry Cotto, R OBP: 0.224, SLG: 0.222		0-3 K							0-0 4-3	3	1	2	0	0	1	0												
Claudell Washington, L OBP: 0.306, SLG: 0.432					0-0 1B				0-0 1B S 1B	2	1	1	0	0	0	1												
Joel Skinner, R OBP: 0.236, SLG: 0.300					0-0 F8				0-0 2B BB 1B	3	0	0	0	0	0	2												
Dan Pasqua, L OBP: 0.406, SLG: 0.541		6-3							0-0 BB	0	0	0	0	1	0	0												
Juan Espino, R OBP: 0.233, SLG: 0.286									0-0 BB FC3-6 1B	0	0	0	0	0	0	0												
Bryan Little, S OBP: 0.244, SLG: 0.189					0-0 L4				1-3 2-H	2	0	0	0	0	0	0												
Phil Combs, R OBP: 0.429, SLG: 0.333									0-0 BB FC3-6 1B	0	0	0	0	0	0	0												
Mike Easter, L OBP: 0.237, SLG: 0.219									0-0 BB FC3-6 1B	0	0	0	0	0	0	0												
Mike Easter, L OBP: 0.237, SLG: 0.219									0-0 BB FC3-6 1B	0	0	0	0	0	0	0												
Gary Rosencke, R OBP: 0.296, SLG: 0.379									0-0 BB FC3-6 1B	0	0	0	0	0	0	0												
Inning Stats	R: 1 E: 0 K: 1 S: 6	H: 1 LOB: 2 BB: 2 P: 14	R: 0 E: 0 K: 1 S: 5	H: 0 LOB: 0 BB: 0 P: 5	R: 0 E: 0 K: 0 S: 3	H: 1 LOB: 1 BB: 0 P: 3	R: 1 E: 0 K: 0 S: 5	H: 2 LOB: 1 BB: 0 P: 5	R: 0 E: 0 K: 0 S: 3	H: 0 LOB: 0 BB: 0 P: 3	R: 0 E: 0 K: 0 S: 3	H: 1 LOB: 2 BB: 1 P: 3	R: 3 E: 0 K: 0 S: 7	H: 4 LOB: 2 BB: 1 P: 11	R: 1 E: 0 K: 2 S: 9	H: 2 LOB: 2 BB: 1 P: 13	R: 2 E: 1 K: 0 S: 5	H: 2 LOB: 1 BB: 1 P: 9	1B: 10 2B: 3 3B: 0 HR: 1	SF: 0 SAC: 0 DP: 2 HBP: 0	WP: 1 PB: 1 SB: 2 CS: 0	PA: 43						
PITCHER	IP	WLS	BF	H	R	ER	SO	BB	IBB	HBP	BLK	WP	HR	S	P	ERA	WHIP											
Bill Krueger, L ERA: 6.2	(1, 1)	6.1	W	27	8	5	5	2	2	0	0	0	1	1	29	37	7.11	1.579										
Doug Bair, R ERA: 2.9	(7, 1)	0.0		2	1	0	0	0	1	0	0	0	0	0	1	5	∞	∞										
Jay Howell, R ERA: 3.46	(7, 1)	1.2		11	4	3	2	2	0	0	0	0	0	0	13	21	16.20	3.600										
Dave Vonohlen, L ERA: 1.64	(9, 1)	1.0	S	3	0	0	0	0	0	0	0	0	0	0	3	3	0.00	0.000										

New York Yankees @ Oakland Athletics  
Oakland-Alameda County Coliseum, Oakland, CA  
Mon Sep 01 1986, 7:05 PM PDT  
Att: 30,167 - Unknown

AB	38
R	8
H	13
RBI	6
BB	5
SO	4
LOB	17



Batter	1	2	3	4	5	6	7	8	9	AB	R	H	RBI	BB	SO	LOB	BOTTOM											
Alfredo Griffin, S OBP: 0.320, SLG: 0.349	0-3 K	0-0 FC3-5-2 1B	0-3 K		0-0 F8		0-0 FC4-6 FC3-2			5	1	0	0	0	2	7												
Dwayne Murphy, L OBP: 0.382, SLG: 0.369	0-0 IHR	4-0 1B IBB	0-0 F7			0-0 4-3	0-0 FC3-2			4	2	1	1	1	0	4												
Carney Lansford, R OBP: 0.327, SLG: 0.426	0-0 4-3	0-0 1B 1B		0-0 4-3 1B		0-0 6-3 2B	0-0 F3			5	1	3	2	0	0	2												
Bruce Bochte, L OBP: 0.367, SLG: 0.358	0-3 K	0-0 FC6-4 1B		0-0 4-3		0-0 6-3		0-0 G1		5	0	1	1	0	1	2												
Dave Kingman, R OBP: 0.263, SLG: 0.442		0-0 F6		0-0 L7		4-0 1B BB		0-0 5-3		4	0	0	0	1	0	3												
Mike Davis, L OBP: 0.315, SLG: 0.468		4-0 S HR BB	0-0 FC2-5 1B	0-0 F9		0-0 FC4-6 1B		0-0 HR		4	2	3	2	1	0	1												
Jose Canseco, R OBP: 0.323, SLG: 0.471		0-0 HR	0-0 FC2-5 1B		0-0 SH3-4 2B	0-0 FC4-6		0-0 1B		5	2	4	2	0	0	2												
Jerry Willard, L OBP: 0.362, SLG: 0.377		0-0 1B	0-0 FC2-5 2B		0-0 SH3-4		4-0 1B FC3-2 BB			2	0	1	0	0	0	2												
Mickey Tettleton, S OBP: 0.327, SLG: 0.367		0-0 1B 2B	0-0 FC2-5 2B		0-0 F7					0	0	0	0	1	0	0												
Lenn Sakata, R OBP: 0.480, SLG: 0.524		0-0 FC3-5-2 1B	0-0 1B	0-0 1B		0-0 F7		0-0 FC4-6 1B		4	1	3	1	0	0	1												
Inning Stats	R: 1 E: 0 K: 2 S: 8	H: 1 LOB: 0 BB: 0 P: 8	R: 5 E: 0 K: 0 S: 8	H: 5 LOB: 2 BB: 2 P: 16	R: 1 E: 0 K: 1 S: 8	H: 3 LOB: 0 BB: 0 P: 8	R: 0 E: 0 K: 0 S: 4	H: 1 LOB: 1 BB: 0 P: 4	R: 0 E: 0 K: 0 S: 4	H: 1 LOB: 1 BB: 0 P: 4	R: 1 E: 0 K: 0 S: 5	H: 2 LOB: 2 BB: 1 P: 9	R: 0 E: 0 K: 0 S: 4	H: 1 LOB: 2 BB: 1 P: 8	R: 1 E: 0 K: 0 S: 4	H: 2 LOB: 1 BB: 0 P: 4	1B: 9 2B: 4 3B: 0 HR: 3	SF: 0 SAC: 1 DP: 0 HBP: 0	WP: 0 PB: 0 SB: 1 CS: 0	PA: 43								
PITCHER	IP	WLS	BF	H	R	ER	SO	BB	IBB	HBP	BLK	WP	HR	S	P	ERA	WHIP											
Mike Armstrong, R ERA: 9.39	(1, 1)	1.2	L	12	5	6	6	2	1	1	0	0	0	0	14	22	32.40	3.600										
Alfonso Pulido, L ERA: 4.7	(2, 1)	0.2		6	4	1	1	0	0	0	0	0	0	6	6	13.50	6.000											
Bob Shirley, L ERA: 5.94	(3, 1)	3.2		16	4	1	1	1	1	0	0	0	0	17	21	2.46	1.364											
Brian Fisher, R ERA: 4.93	(7, 1)	2.0		9	3	1	1	0	1	0	0	0	0	1	8	12	4.50	2.000										

New York Yankees @ Oakland Athletics  
Oakland-Alameda County Coliseum, Oakland, CA  
Mon Sep 01 1986, 7:05 PM PDT  
Att: 30,167 - Unknown

AB	38
R	9
H	16
RBI	9
BB	4
SO	3
LOB	24





Batter	1	2	3	4	5	6	7	8	9	AB	R	H	RBI	BB	SO	LOB	TOP			
Rickey Henderson, R OBP: 0.357, SLG: 0.473	F8 1B HR BB		F8		F7		E6 BLK SH1-3 4-3		SF8 1B BB	4	3	1	0	1	0	0				
Wayne Tolleson, S OBP: 0.337, SLG: 0.330	F8 HR 1B		F8		F8		SH1-3		1B FC5-2 BB	3	1	2	1	1	0	0				
Don Mattingly, L OBP: 0.378, SLG: 0.550	F8		F8		F8		4-3		SF8	4	0	2	2	0	0	2				
Dave Winfield, R OBP: 0.357, SLG: 0.465	F8 HR		F8		F9		6-3		FC5-2 1B	5	1	2	4	0	1	3				
Ron Kittle, R OBP: 0.277, SLG: 0.405 Mike Easter, L OBP: 0.360, SLG: 0.442	F8		F8		F8		F4		FC5-2 IBB	4	0	0	0	0	1	3				
Leo Hernandez, R OBP: 0.300, SLG: 0.700	K		K		5-3		K		FC5-2	5	0	1	0	0	2	3				
Henry Cotto, R OBP: 0.233, SLG: 0.204 Claudell Washington, L OBP: 0.305, SLG: 0.430	F8		F8		K		F7		G3	4	0	0	0	0	1	2				
Joel Skinner, R OBP: 0.241, SLG: 0.305	6-3		F9		F9		HR 2B		1B BB BB	3	2	1	0	1	0	0				
Bryan Little, S OBP: 0.233, SLG: 0.179 Phil Combs, R OBP: 0.200, SLG: 0.857 Mike Fasano, R OBP: 0.227, SLG: 0.219 Gary Roenicke, R OBP: 0.296, SLG: 0.339 Dan Pasqua, L OBP: 0.260, SLG: 0.563 Bobby Meacham, S OBP: 0.301, SLG: 0.278	L7		F7		F7		HR		BB 1B SF8 1B	2	0	0	0	0	0	0				
<b>Inning Stats</b>	R: 3 E: 0 K: 1 S: 7	H: 2 LOB: 0 BB: 1 P: 11	R: 0 E: 0 K: 0 S: 3	H: 0 LOB: 0 BB: 0 P: 3	R: 0 E: 0 K: 2 S: 9	H: 2 LOB: 2 BB: 0 P: 9	R: 0 E: 0 K: 1 S: 5	H: 0 LOB: 0 BB: 0 P: 5	R: 0 E: 0 K: 0 S: 3	H: 2 LOB: 2 BB: 0 P: 5	R: 3 E: 1 K: 0 S: 6	H: 2 LOB: 0 BB: 0 P: 6	R: 0 E: 0 K: 1 S: 5	H: 0 LOB: 0 BB: 0 P: 5	R: 3 E: 0 K: 0 S: 6	H: 3 LOB: 3 BB: 3 P: 18	1B: 8 2B: 1 3B: 0 HR: 2	SF: 1 SAC: 1 DP: 0 HBP: 0	WP: 0 PA: 43	
<b>PITCHER</b>	IP WLS BF H R ER SO BB IBB HBP BLK WP HR S P ERA WHIP	IP WLS BF H R ER SO BB IBB HBP BLK WP HR S P ERA WHIP	IP WLS BF H R ER SO BB IBB HBP BLK WP HR S P ERA WHIP	IP WLS BF H R ER SO BB IBB HBP BLK WP HR S P ERA WHIP	IP WLS BF H R ER SO BB IBB HBP BLK WP HR S P ERA WHIP	IP WLS BF H R ER SO BB IBB HBP BLK WP HR S P ERA WHIP	IP WLS BF H R ER SO BB IBB HBP BLK WP HR S P ERA WHIP	IP WLS BF H R ER SO BB IBB HBP BLK WP HR S P ERA WHIP	IP WLS BF H R ER SO BB IBB HBP BLK WP HR S P ERA WHIP	IP WLS BF H R ER SO BB IBB HBP BLK WP HR S P ERA WHIP	IP WLS BF H R ER SO BB IBB HBP BLK WP HR S P ERA WHIP	IP WLS BF H R ER SO BB IBB HBP BLK WP HR S P ERA WHIP	IP WLS BF H R ER SO BB IBB HBP BLK WP HR S P ERA WHIP	IP WLS BF H R ER SO BB IBB HBP BLK WP HR S P ERA WHIP	IP WLS BF H R ER SO BB IBB HBP BLK WP HR S P ERA WHIP	IP WLS BF H R ER SO BB IBB HBP BLK WP HR S P ERA WHIP	IP WLS BF H R ER SO BB IBB HBP BLK WP HR S P ERA WHIP	IP WLS BF H R ER SO BB IBB HBP BLK WP HR S P ERA WHIP	IP WLS BF H R ER SO BB IBB HBP BLK WP HR S P ERA WHIP	IP WLS BF H R ER SO BB IBB HBP BLK WP HR S P ERA WHIP
Curt Young, L ERA: 3.57	8.0	34	8	6	5	5	1	0	0	0	0	0	0	0	0	4	5.62	1.125		
Dave Vonohien, L ERA: 2.45	0.0	1	0	1	1	0	1	0	0	0	0	0	0	0	0	6	∞	∞		
Jay Howell, R ERA: 3.89	0.0	L	3	2	0	0	1	0	0	0	0	0	0	0	2	4	∞	∞		
Dave Leiper, L ERA: 4.76	0.1	1	0	1	1	0	0	0	0	0	0	0	0	1	1	27.00	0.000			
Bill Mooneyham, R ERA: 4.36	0.2	4	1	1	1	0	0	1	0	0	0	0	0	3	7	13.50	1.500			
<b>Batter</b>	<b>1</b>	<b>2</b>	<b>3</b>	<b>4</b>	<b>5</b>	<b>6</b>	<b>7</b>	<b>8</b>	<b>9</b>	<b>AB</b>	<b>R</b>	<b>H</b>	<b>RBI</b>	<b>BB</b>	<b>SO</b>	<b>LOB</b>	<b>BOTTOM</b>			
Alfredo Griffin, S OBP: 0.321, SLG: 0.350	F7		1B S HR 1B	5-3			E WP 1B		K	5	1	2	0	0	1	2				
Camey Lansford, R OBP: 0.333, SLG: 0.429	E 1B		HR 1B				CS 1B		BB	3	2	3	0	2	0	0				
Jose Canseco, R OBP: 0.322, SLG: 0.474	F4		HR				L4		L5	5	1	1	3	0	1	6				
Dave Kingman, R OBP: 0.262, SLG: 0.446	E6 1B		HR				K		F6	5	1	1	1	0	2	4				
Dusty Baker Jr., R OBP: 0.303, SLG: 0.310	1B		5-3				F6		F9	5	0	1	1	0	0	2				
Mark McGwire, R OBP: 0.258, SLG: 0.429 Bruce Bochte, L OBP: 0.368, SLG: 0.360 Mike Gallego, R	F9		5-3				BB		BB 1B	2	0	0	0	1	0	2				
Dwayne Murphy, L OBP: 0.361, SLG: 0.365			B1-3				F4		1B WP BB	3	1	0	0	1	1	1				
Lenn Sakata, R OBP: 0.448, SLG: 0.480	F8		K				F9		WP WP 1B	4	0	1	1	0	1	1				
Mickey Tettleton, S OBP: 0.325, SLG: 0.382	F6		K				HR		K	4	1	1	1	0	2	1				
<b>Inning Stats</b>	R: 1 E: 1 K: 0 S: 6	H: 2 LOB: 2 BB: 0 P: 6	R: 0 E: 0 K: 0 S: 3	H: 0 LOB: 0 BB: 0 P: 3	R: 4 E: 0 K: 1 S: 9	H: 4 LOB: 0 BB: 0 P: 9	R: 0 E: 0 K: 2 S: 7	H: 0 LOB: 0 BB: 0 P: 7	R: 0 E: 0 K: 0 S: 3	H: 0 LOB: 1 BB: 1 P: 7	R: 1 E: 1 K: 2 S: 9	H: 2 LOB: 2 BB: 1 P: 13	R: 2 E: 0 K: 2 S: 9	H: 2 LOB: 2 BB: 2 P: 17	R: 0 E: 0 K: 1 S: 5	H: 0 LOB: 0 BB: 0 P: 5	1B: 8 2B: 1 3B: 0 HR: 3	SF: 0 SAC: 0 DP: 1 HBP: 0	WP: 3 PA: 42	
<b>PITCHER</b>	IP WLS BF H R ER SO BB IBB HBP BLK WP HR S P ERA WHIP	IP WLS BF H R ER SO BB IBB HBP BLK WP HR S P ERA WHIP	IP WLS BF H R ER SO BB IBB HBP BLK WP HR S P ERA WHIP	IP WLS BF H R ER SO BB IBB HBP BLK WP HR S P ERA WHIP	IP WLS BF H R ER SO BB IBB HBP BLK WP HR S P ERA WHIP	IP WLS BF H R ER SO BB IBB HBP BLK WP HR S P ERA WHIP	IP WLS BF H R ER SO BB IBB HBP BLK WP HR S P ERA WHIP	IP WLS BF H R ER SO BB IBB HBP BLK WP HR S P ERA WHIP	IP WLS BF H R ER SO BB IBB HBP BLK WP HR S P ERA WHIP	IP WLS BF H R ER SO BB IBB HBP BLK WP HR S P ERA WHIP	IP WLS BF H R ER SO BB IBB HBP BLK WP HR S P ERA WHIP	IP WLS BF H R ER SO BB IBB HBP BLK WP HR S P ERA WHIP	IP WLS BF H R ER SO BB IBB HBP BLK WP HR S P ERA WHIP	IP WLS BF H R ER SO BB IBB HBP BLK WP HR S P ERA WHIP	IP WLS BF H R ER SO BB IBB HBP BLK WP HR S P ERA WHIP	IP WLS BF H R ER SO BB IBB HBP BLK WP HR S P ERA WHIP	IP WLS BF H R ER SO BB IBB HBP BLK WP HR S P ERA WHIP	IP WLS BF H R ER SO BB IBB HBP BLK WP HR S P ERA WHIP	IP WLS BF H R ER SO BB IBB HBP BLK WP HR S P ERA WHIP	IP WLS BF H R ER SO BB IBB HBP BLK WP HR S P ERA WHIP
Dennis Rasmussen, L ERA: 3.89	1.0	6	2	1	1	2	1	0	0	0	1	0	9	13	9.00	3.000				
Tim Stoddard, R ERA: 3.45	1.0	6	2	1	1	2	1	0	0	0	1	0	9	13	9.00	3.000				
Rod Scurry, L ERA: 2.96	0.2	5	1	1	1	2	2	0	0	0	2	0	7	15	13.50	4.500				
Brian Fisher, R ERA: 4.91	0.1	W	1	0	0	0	0	0	0	0	0	0	1	1	0.00	0.000				
Dave Righetti, L ERA: 2.57	1.0	S	3	0	0	0	1	0	0	0	0	0	5	5	0.00	0.000				

New York Yankees @ Oakland Athletics  
Oakland-Alameda County Coliseum, Oakland, CA

AB 37  
R 9  
H 11  
RBI 9  
BB 4  
SO 5  
LOB 16



WP: 0 PA: 43  
PB: 0  
SB: 0  
CS: 0

New York Yankees @ Oakland Athletics  
Oakland-Alameda County Coliseum, Oakland, CA

AB 38  
R 8  
H 11  
RBI 7  
BB 4  
SO 9  
LOB 19



WP: 3 PA: 42  
PB: 0  
SB: 0  
CS: 1

Tue Sep 02 1986, 7:05 PM PDT  
Att: 11,142 - Unknown

Tue Sep 02 1986, 7:05 PM PDT  
Att: 11,142 - Unknown

livebaseballscores.com

livebaseballscores.com



Batter	1	2	3	4	5	6	7	8	9	AB	R	H	RBI	BB	SO	LOB	TOP			
Rickey Henderson, R OBP: 0.358, SLG: 0.473 Wayne Tolleson, S OBP: 0.336, SLG: 0.329	(1, 8) X 0-0 3-1 S 1B	X 0-0 L7	(2) X 0-0		X 0-0 1B WP	X 0-0 F9		X 0-0 4-3	(1) X 0-0	4	2	2	0	0	0	3				
Bryan Little, S OBP: 0.250, SLG: 0.186	(1, 4) X 0-0 F5	(1) X 4-0 BB			X 0-0 G3 WP 1B		X 0-3 K	(2) X 0-0 G3	(2) X 0-0	4	0	1	0	1	1	1				
Don Mattingly, L OBP: 0.378, SLG: 0.549	(1, 3) X 0-0 3-1	(2) X 0-0 F7			X 0-0 K		X 0-0 BB 1B	X 0-0 BB 1B	X 0-0 BB 1B	5	0	2	0	0	1	4				
Dan Pasqua, L OBP: 0.406, SLG: 0.538	(1, 7) X 0-0 3-H BB 1B		X 0-0 F8		X 0-0 G3		X 0-3 K	X 4-0 BB 1B	X 4-0 BB	4	1	1	1	1	1	2				
Dave Winfield, R OBP: 0.359, SLG: 0.463	(1, 9) X 4-0 1B BB		X 4-0 G4-6-3 BB		X 0-3 K		X 4-0 BB	X 0-0 F4	X 0-0 F4	2	0	0	0	3	1	3				
Mike Easter, L OBP: 0.361, SLG: 0.442	(1, 10) X 0-0 1-2 2-H 1B		X 0-0 G4-6-3		X 0-0 1B		X 0-3 K	X 0-0 1B	X 0-0 1B	4	0	2	1	0	1	3				
Leo Hernandez, R OBP: 0.214, SLG: 0.500	(1, 5) X 0-0 L7			X 0-3 K		X 0-0 F7		X 0-3 K	X 0-3 K	4	0	0	0	0	2	3				
Joel Skinner, R OBP: 0.246, SLG: 0.307	(1, 2) X 0-0	X 4-0 WP SH1 BB		X 0-0 5-3		X 0-0 1B		X 0-0 F8	X 0-0 F8	2	0	1	0	1	0	0				
Mike Pagliarulo, L OBP: 0.329, SLG: 0.526	(8, PH) X 0-0			X 0-0 F8		X 1-2 1B		X 0-0 G3	X 0-0 G3	1	0	0	0	0	0	0				
Juan Espino, R OBP: 0.233, SLG: 0.286	(8, 2) X 0-0			X 0-0 F8		X 0-3 K		X 0-0 G3	X 0-0 G3	2	0	0	0	0	1	2				
Mike Fischlin, R OBP: 0.255, SLG: 0.216	(1, 6) X 0-0			X 0-0 F8		X 0-3 K		X 0-0 G3	X 0-0 G3	1	0	0	0	0	0	0				
Claudell Washington, L OBP: 0.360, SLG: 0.427	(6, 8) X 0-0			X 0-0 F8		X 0-3 K		X 0-0 G3	X 0-0 G3	2	0	0	0	0	1	2				
<b>Inning Stats</b>	R: 2 E: 0 K: 0 S: 6	H: 3 LOB: 2 BB: 1 P: 10	R: 0 E: 0 K: 0 S: 3	H: 0 LOB: 2 BB: 2 P: 11	R: 0 E: 0 K: 0 S: 2	H: 0 LOB: 0 BB: 1 P: 6	R: 0 E: 0 K: 1 S: 5	H: 2 LOB: 1 BB: 0 P: 9	R: 0 E: 0 K: 1 S: 7	H: 2 LOB: 2 BB: 0 P: 7	R: 0 E: 0 K: 3 S: 10	H: 1 LOB: 2 BB: 1 P: 14	R: 0 E: 0 K: 1 S: 5	H: 0 LOB: 0 BB: 0 P: 5	R: 0 E: 0 K: 0 S: 4	H: 1 LOB: 2 BB: 1 P: 8	1B: 9 2B: 0 3B: 0 HR: 0	SF: 0 SAC: 1 DP: 1 HBP: 0	WP: 2 PB: 0 SB: 2 CS: 0	PA: 41
<b>PITCHER</b> Dave Stewart, R ERA: 3.69	(1, 1)	IP: 9.0 WLS: W BF: 41	H: 9 R: 3 ER: 3 SO: 8	BB: 6 IBB: 0 HBP: 0 BLK: 0	WP: 2 HR: 0 S: 51 P: 75	ERA: 3.00 WHIP: 1.667	<b>PITCHER</b>	IP: 9.0 WLS: W BF: 41	H: 9 R: 3 ER: 3 SO: 8	BB: 6 IBB: 0 HBP: 0 BLK: 0	WP: 2 HR: 0 S: 51 P: 75	ERA: 3.00 WHIP: 1.667	<b>PITCHER</b>	IP: 9.0 WLS: W BF: 41	H: 9 R: 3 ER: 3 SO: 8	BB: 6 IBB: 0 HBP: 0 BLK: 0	WP: 2 HR: 0 S: 51 P: 75	ERA: 3.00 WHIP: 1.667		

New York Yankees @ Oakland Athletics  
Oakland-Alameda County Coliseum, Oakland, CA  
Wed Sep 03 1986, 3:33 AM PDT  
Att: 10,164 - Unknown

AB 34  
R 3  
H 9  
RBI 2  
BB 6  
SO 8  
LOB 21



Batter	1	2	3	4	5	6	7	8	9	AB	R	H	RBI	BB	SO	LOB	BOTTOM			
Alfredo Griffin, S OBP: 0.322, SLG: 0.351	(1, 6) X 0-0 S 1B		X 0-0 5-3		X 0-0 S 1B		X 0-0 1-3		X 0-0 1-3	4	0	2	0	0	0	2				
Camey Lansford, R OBP: 0.331, SLG: 0.426	(1, 3) X 0-0 L9		X 0-0 F8		X 0-0 5-3		X 0-0 5-3		X 0-0 5-3	4	0	0	0	0	0	3				
Jose Canseco, R OBP: 0.322, SLG: 0.471	(1, 7) X 0-3 K		X 0-0 F9		X 0-0 F9		X 1-0 CS HBP		X 0-0 CS HBP	3	0	0	0	0	1	1				
Dave Kingman, R OBP: 0.262, SLG: 0.446	(1, 10) X 0-0 F7		X 0-0 L6		X 0-0 L6		X 0-0 2B 2B		X 0-3 K	4	1	1	0	0	1	2				
Dusty Baker Jr., R OBP: 0.302, SLG: 0.314	(1, 9) X 0-0	X 0-0 5-3		X 0-0 E6		X 0-0 3B 2B		X 0-0 6-3	X 0-0 6-3	4	1	1	1	0	0	0				
Dwayne Murphy, L OBP: 0.361, SLG: 0.365	(9, 8) X 0-0			X 0-0 E6		X 2-H 3B 2B		X 0-0 6-3	X 0-0 6-3	0	0	0	0	0	0	0				
Mark McGwire, R OBP: 0.242, SLG: 0.400	(1, 5) X 0-0	X 0-3 K		X 0-0 F7		X 4-0 3B BB		X 0-0 F5	X 0-0 F5	2	0	0	0	0	1	1				
Bruce Bochte, L OBP: 0.369, SLG: 0.359	(6, PH) X 0-0			X 0-0 F7		X 4-0 3B BB		X 0-0 F5	X 0-0 F5	1	1	0	0	1	0	0				
Mike Davis, L OBP: 0.319, SLG: 0.480	(1, 8) X 0-0	X 0-3 K		X 0-0 E6		X 1-H 2-H 3B		X 0-0 BB	X 4-0 BB	3	2	2	2	1	1	0				
Lenn Sakata, R OBP: 0.455, SLG: 0.483	(1, 4) X 0-0		X 0-0 G3		X 0-0 E6		X 0-0 3B		X 0-0 F9	4	0	2	2	0	0	1				
Mickey Tettleton, S OBP: 0.321, SLG: 0.375	(1, 2) X 0-0		X 0-0 G3		X 0-0 E6		X 3-H 3B		X 0-0 F9	3	0	0	0	0	2	3				
<b>Inning Stats</b>	R: 0 E: 0 K: 1 S: 6	H: 1 LOB: 1 BB: 0 P: 6	R: 0 E: 0 K: 2 S: 7	H: 0 LOB: 0 BB: 0 P: 7	R: 0 E: 0 K: 0 S: 4	H: 1 LOB: 1 BB: 0 P: 4	R: 0 E: 1 K: 0 S: 4	H: 0 LOB: 1 BB: 0 P: 4	R: 0 E: 1 K: 1 S: 7	H: 2 LOB: 1 BB: 0 P: 7	R: 4 E: 0 K: 1 S: 9	H: 4 LOB: 1 BB: 1 P: 13	R: 0 E: 0 K: 1 S: 4	H: 0 LOB: 0 BB: 0 P: 5	R: 0 E: 0 K: 0 S: 3	H: 0 LOB: 1 BB: 1 P: 7	1B: 4 2B: 2 3B: 2 HR: 0	SF: 0 SAC: 0 DP: 0 HBP: 1	WP: 0 PB: 0 SB: 2 CS: 2	PA: 35
<b>PITCHER</b> Ron Guidry, L ERA: 4.26 Tim Stoddard, R ERA: 3.56 Rod Scurry, L ERA: 2.57 Brian Fisher, R ERA: 4.8	(1, 1)	IP: 5.1 WLS: L BF: 23	H: 6 R: 3 ER: 3 SO: 4	BB: 0 IBB: 0 HBP: 0 BLK: 0	WP: 0 HR: 0 S: 31 P: 31	ERA: 5.06 WHIP: 1.125	<b>PITCHER</b>	IP: 5.1 WLS: L BF: 23	H: 6 R: 3 ER: 3 SO: 4	BB: 0 IBB: 0 HBP: 0 BLK: 0	WP: 0 HR: 0 S: 31 P: 31	ERA: 5.06 WHIP: 1.125	<b>PITCHER</b>	IP: 5.1 WLS: L BF: 23	H: 6 R: 3 ER: 3 SO: 4	BB: 0 IBB: 0 HBP: 0 BLK: 0	WP: 0 HR: 0 S: 31 P: 31	ERA: 5.06 WHIP: 1.125		

New York Yankees @ Oakland Athletics  
Oakland-Alameda County Coliseum, Oakland, CA  
Wed Sep 03 1986, 3:33 AM PDT  
Att: 10,164 - Unknown

AB 32  
R 5  
H 8  
RBI 5  
BB 2  
SO 6  
LOB 13

















Batter	1	2	3	4	5	6	7	8	9	AB	R	H	RBI	BB	SO	LOB	TOP
Alfredo Griffin, S OBP: 0.324, SLG: 0.349	0-3 K			0-3 K		0-0 1B 1B		4-0 6-3 S BB		3	0	1	0	1	2	0	Oakland Athletics @ Chicago White Sox Comiskey Park, Chicago, IL Tue Sep 09 1986, 8:05 PM EDT Att: 10,110 - Unknown
Mike Davis, L OBP: 0.324, SLG: 0.483	0-0 K E 1B			0-0 S 1B		0-0 1B		0-0 6-3		4	0	3	0	0	0	1	
Carney Lansford, R OBP: 0.338, SLG: 0.432	0-3 K			0-0 F8		0-0 FC6-4 1B		0-0 L9		4	0	1	0	0	1	3	
Bruce Bochte, L OBP: 0.366, SLG: 0.350 Mark McGwire, R OBP: 0.295, SLG: 0.516 (9, PH)		0-0 F7		0-0 3-1		0-0 FC6-4 1-2			0-0 HR	3	0	0	0	0	0	4	
Dave Kingman, R OBP: 0.263, SLG: 0.442		0-0 6-3			0-0 F7		0-0 L7		0-0 5-3	4	0	0	0	0	0	0	
Jose Canseco, R OBP: 0.324, SLG: 0.469	0-3 K			0-3 K		0-3 K		0-0 BB 1B		4	0	1	0	0	3	0	
Dwayne Murphy, L OBP: 0.361, SLG: 0.364			0-3 K		0-0 4-3		0-0 1B 2B		4-0 1-2 BB	3	0	1	0	1	1	0	
Donnie Hill, S OBP: 0.329, SLG: 0.384			0-0 4-3		0-0 L6		0-0 1B		0-0 F9	4	0	1	0	0	0	2	
Jerry Willard, L OBP: 0.350, SLG: 0.383 Dusty Baker Jr., R OBP: 0.301, SLG: 0.312 (8, PH) Mickey Tetleton, S OBP: 0.319, SLG: 0.389 Rob Nelson, L OBP: 0.324, SLG: 0.384			0-0 1-3		0-0 6-3		0-0 5-3		0-3 K	2	0	0	0	0	0	0	
<b>Inning Stats</b>	R: 0 E: 1 K: 2 S: 7	H: 1 LOB: 1 BB: 0 P: 7	R: 0 E: 0 K: 1 S: 5	H: 0 LOB: 0 BB: 0 P: 5	R: 0 E: 0 K: 1 S: 5	H: 0 LOB: 1 BB: 0 P: 6	R: 0 E: 0 K: 1 S: 6	H: 3 LOB: 3 BB: 0 P: 6	R: 0 E: 0 K: 1 S: 3	H: 2 LOB: 2 BB: 1 P: 7	R: 1 E: 0 K: 1 S: 7	H: 2 LOB: 2 BB: 1 P: 11	1B: 7 2B: 1 3B: 0 HR: 1	SF: 0 SAC: 0 DP: 0 HBP: 0	WP: 0 PB: 0 SB: 2 CS: 0	PA: 36	
<b>PITCHER</b>	IP WLS BF H R ER SO BB IBB HBP BLK WP HR S P ERA WHIP																
Joe Cowley, R ERA: 4.31	(1, 1) 7.0 W 26 7 0 0 7 0 0 0 0 0 0 40 40 0.00 1.000																
Ray Searage, L ERA: 3.74	(8, 1) 1.0 5 1 1 1 0 1 0 0 0 0 1 4 8 9.00 2.000																
Bobby Thigpen, R ERA: 0.75	(9, 1) 1.0 S 5 1 0 0 1 1 0 0 0 0 0 6 10 0.00 2.000																

Batter	1	2	3	4	5	6	7	8	9	AB	R	H	RBI	BB	SO	LOB	BOTTOM			
Daryl Boston, L OBP: 0.363, SLG: 0.473	0-0 G3		0-3 K		0-0 2B		4-0 FC3 BB			3	0	1	1	1	1	0	Oakland Athletics @ Chicago White Sox Comiskey Park, Chicago, IL Tue Sep 09 1986, 8:05 PM EDT Att: 10,110 - Unknown			
Steve Lyons, L OBP: 0.295, SLG: 0.335 Reid Nichols, R OBP: 0.271, SLG: 0.247 (7, PH)	0-0 F7		0-0 L7		0-0 L9		0-0 SF8			3	0	0	0	0	0	1				
Harold Baines, L OBP: 0.335, SLG: 0.464	0-3 K		0-0 1-3		0-0 4-3		0-0 FC3			4	0	0	0	0	1	3				
Ron Hassey, L OBP: 0.396, SLG: 0.489 John Cangelosi, S OBP: 0.357, SLG: 0.313 (8, PR)		4-0 G4-6-3 1B 2B BB		0-0 1B 3B		0-0 G6-4-3 1B		0-0 1-3 1B		3	2	3	0	1	0	0				
Tim Hulett, R OBP: 0.278, SLG: 0.404		0-0 G4-6-3 1B		0-0 F8		0-0 F7		0-0 1-3		4	0	1	0	0	0	3				
Ozzie Guillen, L OBP: 0.286, SLG: 0.309		0-0 G4-6-3 1-2 2-3		0-0 1B		0-0 G6-4-3 1-2		0-0 4-3		4	0	1	1	0	0	4				
Russ Morman, R OBP: 0.355, SLG: 0.417		0-0 2B		0-0 K		0-0 1B SF8 2B				3	1	2	1	0	1	1				
Jack Perconte, L OBP: 0.440, SLG: 0.300		0-0 F7		0-0 SH2-4 2B 1B		0-0 SF8 BB 1B				3	1	2	0	0	0	1				
Ron Karkovics, R OBP: 0.250, SLG: 0.354			0-3 K		0-0 SH2-4 1-2		0-0 F4			2	0	0	0	0	1	2				
<b>Inning Stats</b>	R: 0 E: 0 K: 1 S: 5	H: 0 LOB: 0 BB: 0 P: 5	R: 1 E: 0 K: 0 S: 4	H: 2 LOB: 1 BB: 1 P: 8	R: 0 E: 0 K: 2 S: 7	H: 0 LOB: 0 BB: 0 P: 7	R: 1 E: 0 K: 1 S: 7	H: 2 LOB: 1 BB: 0 P: 7	R: 1 E: 0 K: 0 S: 5	H: 2 LOB: 1 BB: 0 P: 5	R: 0 E: 0 K: 0 S: 3	H: 1 LOB: 0 BB: 0 P: 3	R: 1 E: 0 K: 0 S: 5	H: 2 LOB: 2 BB: 1 P: 9	R: 0 E: 0 K: 0 S: 3	H: 1 LOB: 1 BB: 0 P: 3	1B: 6 2B: 4 3B: 1 HR: 0	SF: 1 SAC: 1 DP: 3 HBP: 0	WP: 0 PB: 0 SB: 0 CS: 0	PA: 33
<b>PITCHER</b>	IP WLS BF H R ER SO BB IBB HBP BLK WP HR S P ERA WHIP																			
Dave Stewart, R ERA: 3.78	(1, 1) 6.1 L 27 9 4 4 4 1 0 0 0 0 0 0 34 38 5.68 1.579																			
Bill Krueger, L ERA: 5.81	(7, 1) 1.2 6 1 0 0 0 1 0 0 0 0 0 0 5 9 0.00 1.200																			



Batter	1	2	3	4	5	6	7	8	9	AB	R	H	RBI	BB	SO	LOB	TOP		
Alfredo Griffin, S OBP: 0.321, SLG: 0.346 (1, 6)	F8	FC6-4		1-3			F5		SH1-3	4	0	0	0	0	0	2			
Carney Lansford, R OBP: 0.336, SLG: 0.432 (1, 3)	F7		WP	F9			5-3		L7	5	1	1	0	0	0	1			
Jose Canseco, R OBP: 0.325, SLG: 0.468 (1, 7)	K		5-3		F3					4	0	1	0	0	1	0			
Dave Kingman, R OBP: 0.262, SLG: 0.442 (1, 10)		K	1B HR		K		F5		K	5	1	1	0	0	3	3			
Mark McGwire, R OBP: 0.237, SLG: 0.457 Mike Gallego, R OBP: 0.333, SLG: 0.333 (8, 4)	F9		K		K				K	4	0	0	0	0	3	1			
Mike Davis, L OBP: 0.325, SLG: 0.483 (1, 9)		BB 1B		HR		F7		F7		4	2	2	0	0	0	0			
Donnie Hill, S OBP: 0.334, SLG: 0.398 (8, 5)		1B E		HR		K				3	2	2	3	1	1	0			
Dwayne Murphy, L OBP: 0.363, SLG: 0.366 (1, 8)	E9		3-1					F7		4	0	2	1	0	0	1			
Mickey Tettleton, S OBP: 0.323, SLG: 0.365 (1, 2)					K		F8		SH1-3 BB	2	0	0	0	2	1	1			
<b>Inning Stats</b>	R: 0 E: 0 K: 1 S: 5	H: 0 LOB: 0 BB: 0 P: 5	R: 2 E: 1 K: 1 S: 7	H: 2 LOB: 2 BB: 2 P: 15	R: 4 E: 0 K: 1 S: 9	H: 4 LOB: 0 BB: 0 P: 9	R: 0 E: 0 K: 1 S: 5	H: 0 LOB: 0 BB: 0 P: 5	R: 0 E: 0 K: 2 S: 7	H: 1 LOB: 1 BB: 0 P: 6	R: 0 E: 0 K: 0 S: 4	H: 1 LOB: 1 BB: 0 P: 4	R: 0 E: 0 K: 1 S: 6	H: 1 LOB: 2 BB: 1 P: 10	R: 0 E: 0 K: 1 S: 5	H: 0 LOB: 0 BB: 1 P: 10	1B: 6 2B: 2 3B: 0 HR: 1	SF: 0 SAC: 1 DP: 0 HBP: 1	WP: 1 PA: 40 CS: 0
<b>PITCHER</b>	IP	WLS	BF	H	R	ER	SO	BB	IBB	HBP	BLK	WP	HR	S	P	ERA	WHIP		
Pete Filson, L ERA: 8.68 Bill Dawley, R ERA: 3.14 Gene Nelson, R ERA: 3.99	3.0	L	17	6	6	5	3	2	0	0	0	1	1	21	29	15.00	2.667		

Oakland Athletics @ Chicago White Sox  
Comiskey Park, Chicago, IL  
Wed Sep 10 1986, 8:05 PM EDT  
Att: 9,659 - Unknown

AB	35
R	6
H	9
RBI	4
BB	3
SO	9
LOB	9



Batter	1	2	3	4	5	6	7	8	9	AB	R	H	RBI	BB	SO	LOB	BOTTOM				
Daryl Boston, L OBP: 0.360, SLG: 0.467 (1, 8)	CS 1B		K		FC4-6 BB 1B		6-3			4	1	1	0	0	1	2					
Steve Lyons, L OBP: 0.294, SLG: 0.330 (1, 7)	F9		K		1B BB			G3		3	0	0	0	1	1	2					
Harold Baines, L OBP: 0.334, SLG: 0.463 (1, 9)	K			E6 2B				4-3		4	1	1	1	0	1	0					
Ron Hassey, L OBP: 0.397, SLG: 0.493 (1, 10)								F7		4	0	2	1	0	1	2					
Tim Lincecum, R OBP: 0.275, SLG: 0.400 (1, 5)		FC4-6		K			F8		F9	4	0	0	0	0	1	2					
Ozzie Guillen, L OBP: 0.285, SLG: 0.309 Dave Cochrane, S OBP: 0.190, SLG: 0.111 (3, 6)		K		K			3-1		4-3	1	0	0	0	0	1	1					
Russ Morman, R OBP: 0.344, SLG: 0.402 (1, 3)					F3		F9		4-3	4	0	0	0	0	2						
Jack Perconte, L OBP: 0.464, SLG: 0.318 (1, 4)								6-3		2	0	1	0	1	0	0					
Ron Karkovics, R OBP: 0.236, SLG: 0.333 (1, 2)			K		K			K		3	0	0	0	0	3	2					
<b>Inning Stats</b>	R: 0 E: 0 K: 1 S: 5	H: 1 LOB: 0 BB: 0 P: 5	R: 0 E: 0 K: 1 S: 6	H: 1 LOB: 1 BB: 0 P: 6	R: 0 E: 0 K: 3 S: 9	H: 0 LOB: 1 BB: 1 P: 13	R: 1 E: 1 K: 2 S: 9	H: 1 LOB: 1 BB: 0 P: 9	R: 1 E: 0 K: 2 S: 9	H: 2 LOB: 2 BB: 1 P: 13	R: 0 E: 0 K: 0 S: 3	H: 0 LOB: 0 BB: 0 P: 3	R: 0 E: 0 K: 1 S: 5	H: 0 LOB: 0 BB: 0 P: 5	R: 0 E: 0 K: 0 S: 3	H: 0 LOB: 0 BB: 0 P: 3	R: 0 E: 0 K: 0 S: 3	H: 0 LOB: 0 BB: 0 P: 3	1B: 4 2B: 1 3B: 0 HR: 0	SF: 0 SAC: 0 DP: 0 HBP: 0	WP: 0 PA: 34 CS: 1
<b>PITCHER</b>	IP	WLS	BF	H	R	ER	SO	BB	IBB	HBP	BLK	WP	HR	S	P	ERA	WHIP				
Jose Rijo, R ERA: 4.54	9.0	W	34	5	2	1	10	2	0	0	0	0	0	52	60	1.00	0.778				

Oakland Athletics @ Chicago White Sox  
Comiskey Park, Chicago, IL  
Wed Sep 10 1986, 8:05 PM EDT  
Att: 9,659 - Unknown

AB	32
R	2
H	5
RBI	2
BB	2
SO	10
LOB	14





Batter	1	2	3	4	5	6	7	8	9	AB	R	H	RBI	BB	SO	LOB	TOP								
Alfredo Griffin, S OBP: 0.319, SLG: 0.344	0-0 6-3		0-0 4-3		0-0 4-3			0-0 5-3		4	0	0	0	0	0	1									
Mike Davis, L OBP: 0.322, SLG: 0.479	0-0 F8		0-0 3-1			0-0 4-3		0-0 F9		4	0	0	0	0	0	0									
Carney Lansford, R OBP: 0.336, SLG: 0.430	0-0 6-3			0-0 CS 1B		0-0 6-3			0-0 F8	4	0	1	0	0	0	0									
Bruce Bochte, L OBP: 0.362, SLG: 0.346		0-3 K		0-0 6-3		0-0 F7		0-3 K		4	0	0	0	0	2	1									
Jose Canseco, R OBP: 0.324, SLG: 0.472		0-0 HR		0-0 6-3			0-3 K		0-3 K	4	1	1	1	0	2	0									
Dwayne Murphy, L OBP: 0.362, SLG: 0.364		0-3 K			4-0 2B BB		0-0 F7			2	1	0	0	1	1	0									
Dusty Baker Jr., R OBP: 0.309, SLG: 0.330					0-0 1H 2B		0-0 2B			3	0	3	1	0	0	0									
Donnie Hill, S OBP: 0.331, SLG: 0.394					0-0 F5		0-0 F7			3	0	0	0	0	0	3									
Mike Gallego, R OBP: 0.333, SLG: 0.333					0-0 4-3		0-0 F7			0	0	0	0	0	0	0									
Jerry Willard, L OBP: 0.343, SLG: 0.375			0-3 K		0-0 1-3			0-0 F9		3	0	0	0	0	1	1									
<b>Inning Stats</b>	R: 0 E: 0 K: 0 S: 3	H: 0 LOB: 0 BB: 0 P: 3	R: 1 E: 0 K: 2 S: 9	H: 2 LOB: 1 BB: 0 P: 9	R: 0 E: 0 K: 1 S: 5	H: 0 LOB: 0 BB: 0 P: 5	R: 0 E: 0 K: 0 S: 3	H: 1 LOB: 0 BB: 0 P: 3	R: 1 E: 0 K: 0 S: 4	H: 1 LOB: 1 BB: 1 P: 8	R: 0 E: 0 K: 0 S: 3	H: 0 LOB: 0 BB: 0 P: 3	R: 0 E: 0 K: 1 S: 6	H: 1 LOB: 1 BB: 0 P: 6	R: 0 E: 0 K: 0 S: 3	H: 0 LOB: 0 BB: 0 P: 3	R: 0 E: 0 K: 2 S: 7	H: 0 LOB: 0 BB: 0 P: 7	1B: 2 2B: 2 HR: 1	SF: 0 SAC: 0 DP: 0 HBP: 0	WP: 0 PB: 0 CS: 1	PA: 32			
<b>PITCHER</b> Richard Dotson, R ERA: 5.26	IP: 9.0 WLS: L BF: 32	H: 5 R: 2 ER: 2 SO: 6	BB: 1 IBB: 0 HBP: 0 BLK: 0	WP: 0 HR: 1 S: 43 P: 47	ERA: 2.00 WHIP: 0.667																				

Oakland Athletics @ Chicago White Sox  
Comiskey Park, Chicago, IL  
Thu Sep 11 1986, 8:05 PM EDT  
Att: 9,013 - Unknown

AB	31
R	2
H	5
RBI	2
BB	1
SO	6
LOB	6



Batter	1	2	3	4	5	6	7	8	9	AB	R	H	RBI	BB	SO	LOB	BOTTOM								
Daryl Boston, L OBP: 0.364, SLG: 0.468	0-0 G3 1B		0-0 FC1-6 1-2 1B		0-0 F9		0-0 F8			4	0	2	0	0	0	2									
Steve Lyons, L OBP: 0.293, SLG: 0.328	0-0 G3 1-2		0-0 FC1-6 1-2 2H 1B		0-0 F8			0-0 4-3		4	0	1	1	0	0	1									
Harold Baines, L OBP: 0.332, SLG: 0.459	0-0 4-3		0-0 FC1-6 1-2 2-3 1B		0-0 F4		0-0 4-3		0-0 6-3	4	0	0	0	0	0	2									
Ron Hassey, L OBP: 0.396, SLG: 0.487		4-0 FC6-4 BB	0-0 F4		0-0 G1		0-0 4-3		0-0 L6	3	0	0	0	1	0	2									
Carlton Fisk, R OBP: 0.259, SLG: 0.323		0-0 F7		0-0 5-3 1B		0-0 F8			0-0 F2	4	0	1	0	0	0	1									
Ozzie Guillen, L OBP: 0.285, SLG: 0.308		0-3 K		0-0 L7			0-0 FC6-4 SH1-4 1B		0-0 4-3	4	0	1	0	0	1	2									
Tim Lincecum, R OBP: 0.274, SLG: 0.398		0-0 FC6-4 1-2		0-0 5-3			0-0 SH1-4		0-3 K	3	0	0	0	0	1	2									
Russ Morman, R OBP: 0.344, SLG: 0.395			0-3 K		0-0 F9		4-0 FC6-4 BB			2	0	0	0	1	1	1									
Jack Perconte, L OBP: 0.452, SLG: 0.320			0-0 1B 1B		0-0 6-3		0-0 FC6-4 1-2 2-3			3	1	1	0	0	0	2									
<b>Inning Stats</b>	R: 0 E: 0 K: 0 S: 3	H: 1 LOB: 0 BB: 0 P: 3	R: 0 E: 0 K: 1 S: 5	H: 0 LOB: 1 BB: 1 P: 9	R: 1 E: 0 K: 1 S: 8	H: 3 LOB: 2 BB: 0 P: 8	R: 0 E: 0 K: 0 S: 4	H: 1 LOB: 1 BB: 0 P: 4	R: 0 E: 0 K: 0 S: 3	H: 0 LOB: 0 BB: 0 P: 3	R: 0 E: 0 K: 0 S: 3	H: 0 LOB: 0 BB: 0 P: 3	R: 0 E: 0 K: 0 S: 4	H: 1 LOB: 2 BB: 1 P: 8	R: 0 E: 0 K: 0 S: 3	H: 0 LOB: 0 BB: 0 P: 3	R: 0 E: 0 K: 1 S: 5	H: 0 LOB: 0 BB: 0 P: 5	1B: 6 2B: 0 3B: 0 HR: 0	SF: 0 SAC: 1 DP: 0 HBP: 0	WP: 0 PB: 0 CS: 0	PA: 34			
<b>PITCHER</b> Joaquin Andujar, R ERA: 3.75	IP: 9.0 WLS: W BF: 34	H: 6 R: 1 ER: 1 SO: 3	BB: 2 IBB: 0 HBP: 0 BLK: 0	WP: 0 HR: 0 S: 38 P: 46	ERA: 1.00 WHIP: 0.889																				

Oakland Athletics @ Chicago White Sox  
Comiskey Park, Chicago, IL  
Thu Sep 11 1986, 8:05 PM EDT  
Att: 9,013 - Unknown

AB	31
R	1
H	6
RBI	1
BB	2
SO	3
LOB	15





Batter	1	2	3	4	5	6	7	8	9	AB	R	H	RBI	BB	SO	LOB	TOP					
Alfredo Griffin, S OBP: 0.317, SLG: 0.341 Lenn Sakata, R OBP: 0.405, SLG: 0.424	F9		F6		K		F3			4	0	0	0	0	1	0	<b>Oakland Athletics @ Cleveland Indians</b> Cleveland Municipal Stadium, Cleveland, OH Fri Sep 12 1986, 7:05 PM EDT Att: 11,019 - Unknown					
Carney Lansford, R OBP: 0.335, SLG: 0.429	4-3		F9			E6 1B		FC6-4 1B		4	1	1	0	0	0	0						
Jose Canseco, R OBP: 0.324, SLG: 0.476	HR			F3		F2		E5 FC6-4 1-2		4	1	1	1	0	0	2						
Dave Kingman, R OBP: 0.262, SLG: 0.439	K			1B FC4 F9-2 BB		F7 1-2		FC6-4 G5-4-3 1-2 2-3		3	0	0	0	1	1	3						
Dusty Baker Jr., R OBP: 0.308, SLG: 0.329		F8		FC4 1B 1-2				G5-4-3 1-2		4	0	1	1	0	0	3						
Mark McGwire, R OBP: 0.238, SLG: 0.436	F9			1-2 2-3 1B		F9 2H 1B				4	0	1	0	0	1	1						
Mickey Tettleton, S OBP: 0.324, SLG: 0.363 Terry Steinbach, R OBP: 0.500, SLG: 2.000				F9-2 3H			HR		F9	1	0	0	0	1	0	3						
Mike Gallego, R OBP: 0.250, SLG: 0.250 Rob Nelson, L OBP: 0.500, SLG: 0.500	B5-3				K		F9			3	0	0	0	0	1	1						
Stan Javier, S OBP: 0.321, SLG: 0.269			5-3			6-3			K	4	0	0	0	0	1	1						
<b>Inning Stats</b>	R: 1 E: 0 K: 1 S: 6	H: 1 LOB: 0 BB: 0 P: 6	R: 0 E: 0 K: 0 S: 3	H: 0 LOB: 1 BB: 1 P: 7	R: 0 E: 0 K: 0 S: 3	H: 0 LOB: 0 BB: 0 P: 3	R: 0 E: 0 K: 0 S: 4	H: 1 LOB: 2 BB: 1 P: 8	R: 0 E: 0 K: 2 S: 7	H: 0 LOB: 0 BB: 0 P: 7	R: 1 E: 1 K: 0 S: 5	H: 1 LOB: 1 BB: 0 P: 5	R: 1 E: 0 K: 0 S: 4	H: 1 LOB: 0 BB: 0 P: 4	R: 0 E: 1 K: 0 S: 4	H: 1 LOB: 1 BB: 0 P: 4		R: 0 E: 0 K: 2 S: 8	H: 1 LOB: 1 BB: 0 P: 8	1B: 4 2B: 1 3B: 0 HR: 2	SF: 0 SAC: 0 DP: 2 HBP: 0	WP: 0 PB: 0 SB: 1 CS: 0
<b>PITCHER</b>	IP	WLS	BF	H	R	ER	SO	BB	IBB	HBP	BLK	WP	HR	S	P	ERA	WHIP					
Greg Swindell, L ERA: 4.99 Frank Willis, R ERA: 4.71	(1, 1) (8, 1)	7.0 2.0	W 8	28 8	4 2	3 0	3 2	3 0	0 0	0 0	0 0	0 0	2 0	32 12	40 12	2.57 0.00	0.857 1.000					

AB	34
R	3
H	6
RBI	3
BB	2
SO	5
LOB	14





Batter	1	2	3	4	5	6	7	8	9	AB	R	H	RBI	BB	SO	LOB	BOTTOM				
Otis Nixon, S OBP: 0.295, SLG: 0.264	F8		WP 2B S BB	1-2 3B 1B		K		WP BB		3	2	1	0	2	1	0	<b>Oakland Athletics @ Cleveland Indians</b> Cleveland Municipal Stadium, Cleveland, OH Fri Sep 12 1986, 7:05 PM EDT Att: 11,019 - Unknown				
Brett Butler, L OBP: 0.340, SLG: 0.350	CS 1B		L7	1H 2H 3B		F7		F6		5	0	2	2	0	0	2					
Julio Franco, R OBP: 0.332, SLG: 0.409	F4		2B 1-3 BB	L9		F8		BB 1-2 BB		3	1	0	0	2	0	2					
Joe Carter, R OBP: 0.343, SLG: 0.527	CS 1-2	2B E 1B	1-3 3H 2B	S 1B 2B		5-3 1B BB		F7		4	4	3	1	1	0	2					
Cory Snyder, R OBP: 0.297, SLG: 0.517		E7 6-3 1H 2B	2H 3H 2B	K		K		K		4	0	2	2	0	2	2					
Pat Tabler, R OBP: 0.376, SLG: 0.433		6-3 2-3	F8	2H 2B 1B		5-3		2-3		4	1	1	1	0	0	3					
Brook Jacoby, R OBP: 0.331, SLG: 0.418		5-3		1B 3B BB		K		3H 1B		3	1	1	1	1	1	2					
Carmen Castillo, R OBP: 0.305, SLG: 0.428		K		F4		2H 2B		G3		4	0	1	1	0	1	3					
Andy Allanson, R OBP: 0.267, SLG: 0.289			6-3	L8		L7		F4		4	0	0	0	0	0	2					
<b>Inning Stats</b>	R: 0 E: 0 K: 0 S: 3	H: 2 LOB: 1 BB: 0 P: 7	R: 3 E: 0 K: 0 S: 5	H: 2 LOB: 1 BB: 2 P: 13	R: 2 E: 0 K: 0 S: 5	H: 2 LOB: 1 BB: 1 P: 9	R: 2 E: 0 K: 2 S: 10	H: 3 LOB: 1 BB: 0 P: 10	R: 0 E: 0 K: 1 S: 5	H: 0 LOB: 0 BB: 0 P: 5	R: 1 E: 0 K: 1 S: 6	H: 1 LOB: 1 BB: 1 P: 10	R: 0 E: 0 K: 0 S: 3	H: 0 LOB: 2 BB: 2 P: 11	1B: 5 2B: 5 3B: 1 HR: 0	SF: 0 SAC: 0 DP: 0 HBP: 0		WP: 2 PB: 0 SB: 4 CS: 1	PA: 41		
<b>PITCHER</b>	IP	WLS	BF	H	R	ER	SO	BB	IBB	HBP	BLK	WP	HR	S	P	ERA	WHIP				
Bill Krueger, L ERA: 6.6 Eric Plunk, R ERA: 5.5	(1, 1) (4, 1)	3.2 4.1	L 20	7 4	6 3	5 3	5 4	0 3	0 0	0 0	0 0	1 1	0 0	19 25	31 37	12.27 6.23	2.727 1.615				

AB	34
R	9
H	11
RBI	8
BB	6
SO	5
LOB	18





Batter	1	2	3	4	5	6	7	8	9	AB	R	H	RBI	BB	SO	LOB	TOP														
Mike Davis, L OBP: 0.321, SLG: 0.476 (1, 9)	G3	WP 1B		F6		G3		SF7		4	0	1	2	0	0	2	<b>Oakland Athletics @ Cleveland Indians</b> Cleveland Municipal Stadium, Cleveland, OH Sat Sep 13 1986, 3:33 AM EDT Att: 13,004 - Unknown														
Carney Lansford, R OBP: 0.336, SLG: 0.427 (1, 5)	HR	1B			F7	5-3		F9		4	1	1	0	1	0	2															
Jose Canseco, R OBP: 0.326, SLG: 0.480 (1, 7)	HR						5-3			3	2	1	2	1	0	3															
Bruce Bochte, L OBP: 0.365, SLG: 0.350 (1, 3)	L4-3 1B			G3		1B		L7		5	0	3	1	0	0	1															
Dwayne Murphy, L OBP: 0.363, SLG: 0.362 (1, 8)	L4-3			K		1B				4	0	1	0	1	1	2															
Terry Steinbach, R OBP: 0.286, SLG: 0.714 (1, 2)			F7	5-3		F6				5	0	1	0	0	0	3															
Rob Nelson, L OBP: 0.286, SLG: 0.429 (1, 10)				K2-3		F7		F8		5	1	1	0	0	1	5															
Donnie Hill, S OBP: 0.337, SLG: 0.397 (8, PR)										3	0	2	0	1	0	0															
Stan Javier, S OBP: 0.321, SLG: 0.269 (8, 4)		1B								0	1	0	0	0	0	0															
Mike Gallego, R OBP: 0.250, SLG: 0.250 (9, PH)		2-3 BB								0	0	0	0	0	0	0															
Wayne Gross, L (9, PH)										1	0	0	0	0	0	1															
Alfredo Griffin, S OBP: 0.318, SLG: 0.346 (1, 6)										4	1	2	1	0	0	3															
																															
<b>Inning Stats</b>	R: 2 E: 0 K: 0 S: 5	H: 3 LOB: 0 BB: 0 P: 5	R: 1 E: 0 K: 0 S: 5	H: 2 LOB: 3 BB: 2 P: 13	R: 0 E: 0 K: 1 S: 5	H: 0 LOB: 0 BB: 0 P: 5	R: 0 E: 0 K: 1 S: 6	H: 1 LOB: 1 BB: 0 P: 6	R: 1 E: 0 K: 0 S: 5	H: 2 LOB: 2 BB: 1 P: 9	R: 0 E: 0 K: 0 S: 4	H: 1 LOB: 1 BB: 0 P: 4	R: 0 E: 0 K: 0 S: 5	H: 2 LOB: 2 BB: 0 P: 5	R: 2 E: 0 K: 0 S: 5	H: 2 LOB: 1 BB: 0 P: 6	R: 0 E: 0 K: 0 S: 3	H: 0 LOB: 1 BB: 1 P: 7	1B: 10 2B: 2 3B: 1 HR: 1	SF: 1 SAC: 0 DP: 1 HBP: 1	WP: 2 PB: 0 SB: 1 CS: 0	PA: 44									
<b>PITCHER</b>	IP WLS BF H R ER SO BB IBB HBP BLK WP HR S P ERA WHIP	IP WLS BF H R ER SO BB IBB HBP BLK WP HR S P ERA WHIP															IP WLS BF H R ER SO BB IBB HBP BLK WP HR S P ERA WHIP														
Phil Niekro, R ERA: 4.33 (1, 1)	5.0	25	8	4	4	2	3	0	0	0	0	2	1	26	38	7.20	2.200														
Doug Jones, R ERA: 7.94 (6, 1)	2.0	9	3	0	0	0	0	0	0	0	0	0	0	9	9	0.00	1.500														
Ernie Camacho, R ERA: 4.07 (8, 1)	0.2	5	2	2	2	0	0	0	0	1	0	0	0	4	5	27.00	3.000														
Bryan Oelkers, L ERA: 4.76 (8, 1)	0.1	W	2	0	0	0	1	0	0	0	0	0	0	1	5	0.00	3.000														
Frank Willis, R ERA: 4.55 (9, 1)	1.0	S	3	0	0	0	0	0	0	0	0	0	0	3	3	0.00	0.000														

Batter	1	2	3	4	5	6	7	8	9	AB	R	H	RBI	BB	SO	LOB	BOTTOM															
Otis Nixon, S OBP: 0.293, SLG: 0.253 (1, 7)	K		6-3	K						3	0	0	0	1	2	1	<b>Oakland Athletics @ Cleveland Indians</b> Cleveland Municipal Stadium, Cleveland, OH Sat Sep 13 1986, 3:33 AM EDT Att: 13,004 - Unknown															
Brett Butler, L OBP: 0.341, SLG: 0.351 (1, 8)										4	1	2	0	0	2	2																
Julio Franco, R OBP: 0.333, SLG: 0.415 (1, 4)										4	1	2	2	0	0	2																
Joe Carter, R OBP: 0.344, SLG: 0.525 (1, 9)										2	2	0	0	2	0	2																
Cory Snyder, R OBP: 0.302, SLG: 0.527 (1, 6)										3	2	2	2	1	0	0																
Pat Tabler, R OBP: 0.376, SLG: 0.433 (1, 3)										3	1	1	0	0	1	0																
Brook Jacoby, R OBP: 0.332, SLG: 0.424 (1, 5)										3	1	1	2	1	1	0																
Carmen Castillo, R OBP: 0.304, SLG: 0.426 (4, PH)										1	0	0	0	0	0	0																
Mel Hall, L OBP: 0.342, SLG: 0.488 (8, PH)										2	0	2	0	0	0	0																
Andre Thornton, R OBP: 0.334, SLG: 0.393 (8, PH)										1	0	0	0	0	0	1																
Chris Bando, S OBP: 0.333, SLG: 0.318 (1, 2)										2	0	0	0	0	0	1																
																																
<b>Inning Stats</b>	R: 0 E: 0 K: 1 S: 6	H: 1 LOB: 1 BB: 0 P: 6	R: 0 E: 0 K: 1 S: 5	H: 0 LOB: 0 BB: 0 P: 5	R: 0 E: 0 K: 0 S: 3	H: 0 LOB: 0 BB: 0 P: 3	R: 6 E: 0 K: 2 S: 13	H: 6 LOB: 1 BB: 1 P: 17	R: 0 E: 0 K: 0 S: 3	H: 2 LOB: 0 BB: 0 P: 3	R: 0 E: 0 K: 1 S: 6	H: 1 LOB: 1 BB: 0 P: 6	R: 0 E: 1 K: 1 S: 4	H: 0 LOB: 0 BB: 1 P: 8	R: 2 E: 0 K: 0 S: 2	H: 0 LOB: 0 BB: 3 P: 14	1B: 7 2B: 2 3B: 0 HR: 3	SF: 0 SAC: 2 DP: 3 HBP: 0	WP: 3 PB: 0 SB: 2 CS: 1	PA: 36												
<b>PITCHER</b>	IP WLS BF H R ER SO BB IBB HBP BLK WP HR S P ERA WHIP	IP WLS BF H R ER SO BB IBB HBP BLK WP HR S P ERA WHIP															IP WLS BF H R ER SO BB IBB HBP BLK WP HR S P ERA WHIP															
Curt Young, L ERA: 3.9 (1, 1)	3.0	16	6	6	6	2	1	0	0	0	0	0	0	0	0	0	18.00	2.333														
Bill Mooneyham, R ERA: 4.26 (4, 1)	4.0	L	16	4	2	2	4	3	0	0	0	0	0	21	33	4.50	1.750															
Jay Howell, R ERA: 3.86 (8, 1)	0.1	2	0	0	0	0	1	0	0	0	1	0	1	5	0.00	3.000																
Dave Vonohlen, L ERA: 2.84 (8, 1)	0.2	1	0	0	0	0	0	0	0	0	0	0	1	1	0.00	0.000																



Batter	1	2	3	4	5	6	7	8	9	AB	R	H	RBI	BB	SO	LOB	TOP				
<b>Donnie Hill, S</b> (1, 4) OBP: 0.339, SLG: 0.398	F8		F7			1B		1B		4	0	2	1	0	0	1	<b>Oakland Athletics @ Cleveland Indians</b> Cleveland Municipal Stadium, Cleveland, OH Sun Sep 14 1986, 3:33 AM EDT Att: 9,054 - Unknown <a href="http://livebaseballscorecards.com">livebaseballscorecards.com</a>				
<b>Dwayne Murphy, L</b> (1, 8) OBP: 0.362, SLG: 0.360	F2			FC6-4		F2		4-3		4	0	1	0	0	0	2					
<b>Jose Canseco, R</b> (1, 7) OBP: 0.324, SLG: 0.477	F7			FC6-4		5-3			B1-3	4	0	0	0	0	0	2					
<b>Bruce Bochte, L</b> (1, 3) OBP: 0.364, SLG: 0.349		F6		F6			F7		BB 1B	4	1	1	0	0	0	1					
<b>Carney Lansford, R</b> (1, 5) OBP: 0.335, SLG: 0.426		6-3		K			F9		BB 1B	4	0	1	0	0	1	1					
<b>Dusty Baker Jr., R</b> (1, 10) OBP: 0.307, SLG: 0.325 <b>Lenn Sakata, R</b> (9, PR) OBP: 0.405, SLG: 0.424		F8				L4		F7		3	0	0	0	1	0	0					
<b>Mike Davis, L</b> (1, 9) OBP: 0.323, SLG: 0.475				BB		F5		G4-6-3	F8	3	0	1	0	1	0	3					
<b>Jerry Willard, L</b> (1, 2) OBP: 0.341, SLG: 0.367 <b>Stan Javier, S</b> (9, PR) OBP: 0.321, SLG: 0.269			F9			F7		G4-6-3	FC6-4	3	0	0	1	1	0	2					
<b>Alfredo Griffin, S</b> (1, 6) OBP: 0.318, SLG: 0.346 <b>Dave Kingman, R</b> (9, PH) OBP: 0.262, SLG: 0.438			F8			F8		E S	FC6-4	3	1	1	0	0	0	1					
<b>Inning Stats</b>	R: 0 E: 0 K: 0 S: 3	H: 0 LOB: 0 BB: 0 P: 3	R: 0 E: 0 K: 0 S: 3	H: 0 LOB: 0 BB: 0 P: 3	R: 0 E: 0 K: 0 S: 3	H: 1 LOB: 1 BB: 0 P: 6	R: 0 E: 0 K: 1 S: 6	H: 0 LOB: 0 BB: 0 P: 3	R: 0 E: 0 K: 0 S: 4	H: 1 LOB: 1 BB: 0 P: 4	R: 0 E: 0 K: 0 S: 3	H: 0 LOB: 0 BB: 0 P: 3	R: 1 E: 0 K: 0 S: 5	H: 3 LOB: 1 BB: 0 P: 5	R: 1 E: 0 K: 0 S: 5	H: 2 LOB: 3 BB: 2 P: 13		1B: 7 2B: 0 3B: 0 HR: 0	SF: 0 SAC: 0 DP: 1 HBP: 0	WP: 0 PB: 0 SB: 1 CS: 0	PA: 36
<b>PITCHER</b>	IP	WLS	BF	H	R	ER	SO	BB	IBB	HBP	BLK	WP	HR	S	P	ERA	WHIP				
<b>Ken Schrom, R</b> (1, 1) ERA: 4.46	8.1	W	33	7	2	2	1	2	0	0	0	0	0	33	41	2.16	1.080				
<b>Doug Jones, R</b> (9, 1) ERA: 7.11	0.2	S	3	0	0	0	0	1	0	0	0	0	0	2	6	0.00	1.500				

Batter	1	2	3	4	5	6	7	8	9	AB	R	H	RBI	BB	SO	LOB	BOTTOM				
<b>Tony Bernazard, S</b> (1, 4) OBP: 0.373, SLG: 0.461	HR			F7				SF7		3	1	2	4	1	0	0	<b>Oakland Athletics @ Cleveland Indians</b> Cleveland Municipal Stadium, Cleveland, OH Sun Sep 14 1986, 3:33 AM EDT Att: 9,054 - Unknown <a href="http://livebaseballscorecards.com">livebaseballscorecards.com</a>				
<b>Brett Butler, L</b> (1, 8) OBP: 0.340, SLG: 0.354	L7	FC6-4		F8		F7		2H		5	0	1	0	0	0	4					
<b>Julio Franco, R</b> (1, 6) OBP: 0.334, SLG: 0.415	F3		6-3			1B		G1-4-3	K	5	0	2	0	0	1	1					
<b>Joe Carter, R</b> (1, 3) OBP: 0.342, SLG: 0.522	F5		F8			K		K		4	0	0	0	0	2	2					
<b>Mel Hall, L</b> (1, 7) OBP: 0.341, SLG: 0.489 <b>Otis Nixon, S</b> (8, 7) OBP: 0.293, SLG: 0.253		L9		F7		F7		G1-4-3		4	1	1	0	0	0	2					
<b>Cory Snyder, R</b> (1, 9) OBP: 0.307, SLG: 0.528		1B		2B		K		1-3		3	1	2	1	1	1	1					
<b>Dave Clark, L</b> (1, 10) OBP: 0.412, SLG: 0.286		E 1B		1B		K		4-3		3	1	1	0	1	0	3					
<b>Brook Jacoby, R</b> (1, 5) OBP: 0.333, SLG: 0.422		E 1B		FC6-4		K		WP		2	1	0	0	2	1	3					
<b>Andy Allanson, R</b> (1, 2) OBP: 0.264, SLG: 0.286		F9		K		6-3		SH5-4		3	0	0	0	0	1	4					
<b>Inning Stats</b>	R: 1 E: 0 K: 0 S: 4	H: 1 LOB: 0 BB: 0 P: 4	R: 2 E: 1 K: 0 S: 6	H: 2 LOB: 2 BB: 1 P: 10	R: 1 E: 0 K: 0 S: 5	H: 2 LOB: 2 BB: 1 P: 9	R: 0 E: 0 K: 1 S: 5	H: 0 LOB: 0 BB: 0 P: 5	R: 0 E: 0 K: 2 S: 8	H: 1 LOB: 1 BB: 0 P: 8	R: 0 E: 0 K: 1 S: 6	H: 1 LOB: 2 BB: 1 P: 10	R: 0 E: 0 K: 1 S: 6	H: 1 LOB: 1 BB: 1 P: 10	R: 1 E: 0 K: 1 S: 6	H: 1 LOB: 1 BB: 1 P: 10		1B: 6 2B: 1 3B: 1 HR: 1	SF: 1 SAC: 1 DP: 0 HBP: 0	WP: 2 PB: 0 SB: 1 CS: 0	PA: 39
<b>PITCHER</b>	IP	WLS	BF	H	R	ER	SO	BB	IBB	HBP	BLK	WP	HR	S	P	ERA	WHIP				
<b>Jose Rijo, R</b> (1, 1) ERA: 4.49	6.0	L	29	7	4	2	4	3	0	0	0	1	1	34	46	3.00	1.667				
<b>Doug Bair, R</b> (7, 1) ERA: 2.99	2.0		10	2	1	1	2	2	0	0	0	1	0	12	20	4.50	2.000				





Batter	1	2	3	4	5	6	7	8	9	AB	R	H	RBI	BB	SO	LOB	TOP										
<b>Oddibe McDowell, L</b> OBP: 0.340, SLG: 0.438 (1, 8)	G3		F7		FC3-6 BB	K			BB 4-0	3	0	0	0	2	1	2	<b>Texas Rangers @ Oakland Athletics</b> Oakland-Alameda County Coliseum, Oakland, CA Mon Sep 15 1986, 7:05 PM PDT Att: 9,082 - Unknown <a href="http://livebaseballscorecards.com">livebaseballscorecards.com</a>										
<b>Ruben Sierra, S</b> OBP: 0.297, SLG: 0.486 (1, 7) (8, 9)	6-3		2B BB		F7		L8		BB 0-0	4	1	0	0	1	0	2											
<b>Pete O'Brien, L</b> OBP: 0.376, SLG: 0.468 (1, 3)	BB		E 2B		FC3-6 1-2		F8		BB 0-0	4	1	1	2	1	0	2											
<b>Darrell Porter, L</b> OBP: 0.340, SLG: 0.538 <b>Tom Paciorek, R</b> OBP: 0.310, SLG: 0.382 (7, PH)	K		E PB BB		K		FC6-4 1B		BB 0-0	2	1	0	0	1	2	2											
<b>Larry Parrish, R</b> OBP: 0.338, SLG: 0.510 <b>Curtis Wikerson, S</b> OBP: 0.280, SLG: 0.313 (7, 4)		K	E3 PB			E 1B	FC6-4 1-2		BB 0-0	4	1	1	0	0	1	2											
<b>Pete Incaviglia, R</b> OBP: 0.323, SLG: 0.460 <b>Bob Brower, R</b> OBP: 0.500, SLG: 1.000 (8, FR)	K		L7			E4 SF9 2B		CS BB	BB 4-0	3	1	1	1	1	1	1											
<b>Don Slaught, R</b> OBP: 0.322, SLG: 0.492 (1, 2)	F3				F9		SF9		BB 4-0	2	0	0	1	1	0	0											
<b>Steve Buechele, R</b> OBP: 0.308, SLG: 0.411 (7, 5)			F8			F8		K	BB 0-3	4	0	1	0	0	1	1											
<b>Scott Fletcher, R</b> OBP: 0.368, SLG: 0.410 (1, 6)			BB 2B BB		G6-4-3 1B				BB 0-0	3	1	1	0	1	0	1											
<b>Inning Stats</b>	R: 0 E: 0 K: 1 S: 5	H: 0 LOB: 1 BB: 1 P: 9	R: 0 E: 0 K: 2 S: 7	H: 0 LOB: 0 BB: 0 P: 7	R: 4 E: 1 K: 0 S: 5	H: 1 LOB: 3 BB: 3 P: 17	R: 0 E: 0 K: 0 S: 3	H: 1 LOB: 0 BB: 0 P: 3	R: 0 E: 0 K: 1 S: 5	H: 0 LOB: 1 BB: 1 P: 9	R: 2 E: 1 K: 1 S: 8	H: 3 LOB: 1 BB: 0 P: 8	R: 0 E: 0 K: 0 S: 4	H: 1 LOB: 2 BB: 0 P: 4	R: 0 E: 0 K: 1 S: 3	H: 0 LOB: 1 BB: 2 P: 11		R: 0 E: 0 K: 0 S: 3	H: 0 LOB: 1 BB: 1 P: 7	1B: 4 2B: 2 3B: 0 HR: 0	SF: 1 SAC: 0 DP: 1 HBP: 0	WP: 0 PB: 1 SB: 1 CS: 2	PA: 39				
<b>PITCHER</b>	IP	WLS	BF	H	R	ER	SO	BB	IBB	HBP	BLK	WP	HR	S	P	ERA	WHIP										
<b>Dave Stewart, R</b> ERA: 3.88 (1, 1)	5.2	L	27	5	6	4	4	5	0	0	0	0	0	30	50	6.35	1.765										
<b>Dave Leiper, L</b> ERA: 4.45 (6, 1)	1.0		3	0	0	0	1	0	0	0	0	0	0	5	5	0.00	0.000										
<b>Eric Plunk, R</b> ERA: 5.43 (7, 1)	1.1		5	1	0	0	1	2	0	0	0	0	0	5	13	0.00	2.250										
<b>Steve Ontiveros, R</b> ERA: 4.43 (9, 1)	1.0		4	0	0	0	0	1	0	0	0	0	0	3	7	0.00	1.000										
<b>Batter</b>	<b>1</b>	<b>2</b>	<b>3</b>	<b>4</b>	<b>5</b>	<b>6</b>	<b>7</b>	<b>8</b>	<b>9</b>	<b>AB</b>	<b>R</b>	<b>H</b>	<b>RBI</b>	<b>BB</b>	<b>SO</b>	<b>LOB</b>	<b>BOTTOM</b>										
<b>Donnie Hill, S</b> OBP: 0.336, SLG: 0.393 (1, 4)	G3		SH2-3 BB		K		4-3		L7	4	0	0	0	1	1	2	<b>Texas Rangers @ Oakland Athletics</b> Oakland-Alameda County Coliseum, Oakland, CA Mon Sep 15 1986, 7:05 PM PDT Att: 9,082 - Unknown <a href="http://livebaseballscorecards.com">livebaseballscorecards.com</a>										
<b>Mike Davis, L</b> OBP: 0.320, SLG: 0.471 (1, 9)	G3		SH2-3 1-2 2-3		K		L5		K	4	0	0	0	0	2	2											
<b>Carney Lansford, R</b> OBP: 0.336, SLG: 0.431 (1, 5)	BB		F5		HR				K	3	1	1	1	1	1	2											
<b>Bruce Bochte, L</b> OBP: 0.365, SLG: 0.349 (1, 3)	K		6-3		1B BB				5-3 1B	3	0	1	0	1	1	1											
<b>Dave Kingman, R</b> OBP: 0.260, SLG: 0.435 (1, 10)		L8			6-3		F7		5-3	4	0	0	0	0	0	2											
<b>Jose Canseco, R</b> OBP: 0.324, SLG: 0.475 (1, 7)		F3		PB S 1B		F8		6-3		4	0	1	0	0	0	2											
<b>Dwayne Murphy, L</b> OBP: 0.363, SLG: 0.362 (1, 8)		K		1-3	K		1B		1B	4	0	2	0	0	2	1											
<b>Mickey Tettleton, S</b> OBP: 0.327, SLG: 0.378 (1, 2)			SH2-3 S BB		HR		6-3		F8	3	1	1	1	1	0	3											
<b>Alfredo Griffin, S</b> OBP: 0.318, SLG: 0.345 (1, 6)			F9		G3		G1-6-3		1-2 1B	4	0	1	0	0	0	1											
<b>Inning Stats</b>	R: 0 E: 0 K: 1 S: 5	H: 0 LOB: 1 BB: 1 P: 9	R: 0 E: 0 K: 1 S: 5	H: 0 LOB: 0 BB: 0 P: 5	R: 0 E: 0 K: 1 S: 6	H: 1 LOB: 1 BB: 0 P: 6	R: 1 E: 0 K: 0 S: 5	H: 1 LOB: 2 BB: 1 P: 9	R: 0 E: 0 K: 0 S: 3	H: 0 LOB: 0 BB: 0 P: 3	R: 0 E: 0 K: 1 S: 6	H: 1 LOB: 1 BB: 0 P: 6	R: 0 E: 0 K: 1 S: 7	H: 2 LOB: 2 BB: 0 P: 7	1B: 5 2B: 0 3B: 0 HR: 2	SF: 0 SAC: 1 DP: 0 HBP: 0		WP: 0 PB: 1 SB: 2 CS: 0	PA: 38								
<b>PITCHER</b>	IP	WLS	BF	H	R	ER	SO	BB	IBB	HBP	BLK	WP	HR	S	P	ERA	WHIP										
<b>Charlie Hough, R</b> ERA: 4.05 (1, 1)	5.0	W	22	3	2	2	5	4	0	0	0	0	0	28	44	3.60	1.400										
<b>Jeff Russell, R</b> ERA: 3.68 (6, 1)	1.0		4	1	0	0	0	0	0	0	0	0	0	4	4	0.00	1.000										
<b>Dale Mohorcic, R</b> ERA: 2.4 (7, 1)	3.0	S	12	3	0	0	2	0	0	0	0	0	0	16	16	0.00	1.000										



Batter	1	2	3	4	5	6	7	8	9	AB	R	H	RBI	BB	SO	LOB	TOP					
<b>Oddibe McDowell, L</b> OBP: 0.340, SLG: 0.444 (1, 8)										5	2	2	2	0	0	1	<b>Texas Rangers @ Oakland Athletics</b> Oakland-Alameda County Coliseum, Oakland, CA Tue Sep 16 1986, 3:33 AM PDT Att. 4,114 - Unknown <a href="http://livebaseballscorecards.com">livebaseballscorecards.com</a>					
<b>Ruben Sierra, S</b> OBP: 0.299, SLG: 0.484 (1, 7) (7, 9)										3	2	1	1	1	0	0						
<b>Pete O'Brien, L</b> OBP: 0.378, SLG: 0.474 (1, 3)										3	1	1	1	2	0	2						
<b>Darrell Porter, L</b> OBP: 0.336, SLG: 0.530 (6, PH)										2	0	0	0	0	1	1						
<b>Orlando Mercado, R</b> OBP: 0.274, SLG: 0.289 (6, PH)										0	0	0	0	0	0	0						
<b>Geno Petralli, L</b> OBP: 0.297, SLG: 0.444 (6, 2)										3	1	2	2	0	0	0						
<b>Larry Parrish, R</b> OBP: 0.341, SLG: 0.526 (1, 5)										5	2	3	4	0	0	3						
<b>Pete Incaviglia, R</b> OBP: 0.323, SLG: 0.457 (7, 7)										3	0	0	0	1	1	2						
<b>Bob Brower, R</b> OBP: 0.333, SLG: 0.667 (7, 7)										1	0	0	0	0	0	0						
<b>Don Slaughter, R</b> OBP: 0.316, SLG: 0.483 (1, 10)										5	0	0	0	0	1	2						
<b>Steve Buechele, R</b> OBP: 0.308, SLG: 0.409 (1, 4)										4	1	1	0	0	1	2						
<b>Scott Fletcher, R</b> OBP: 0.369, SLG: 0.409 (1, 6)										3	1	1	0	1	1	0						
<b>Inning Stats</b>	R: 1 E: 0 K: 1 S: 6	H: 1 LOB: 1 BB: 1 P: 10	R: 0 E: 0 K: 0 S: 3	H: 0 LOB: 0 BB: 0 P: 3	R: 0 E: 0 K: 0 S: 3	H: 0 LOB: 0 BB: 0 P: 3	R: 2 E: 0 K: 0 S: 5	H: 2 LOB: 0 BB: 0 P: 5	R: 0 E: 0 K: 2 S: 7	H: 0 LOB: 0 BB: 0 P: 7	R: 2 E: 0 K: 0 S: 5	H: 2 LOB: 2 BB: 2 P: 13	R: 2 E: 1 K: 1 S: 8	H: 3 LOB: 2 BB: 1 P: 12	R: 2 E: 0 K: 1 S: 7	H: 2 LOB: 1 BB: 1 P: 11	R: 1 E: 0 K: 0 S: 4	H: 1 LOB: 0 BB: 0 P: 4	1B: 6 2B: 0 3B: 1 HR: 4	SF: 1 SAC: 0 DP: 0 HBP: 0	WP: 0 PB: 0 SB: 1 CS: 0	PA: 43
<b>PITCHER</b>	IP	WLS	BF	H	R	ER	SO	BB	IBB	HBP	BLK	WP	HR	S	P	ERA	WHIP					
<b>Joaquin Andujar, R</b> ERA: 3.81	(1, 1)	5.0	19	3	3	3	3	1	0	0	0	0	0	3	24	28	5.40	0.800				
<b>Dave Leiper, L</b> ERA: 4.7	(6, 1)	0.1	2	0	1	1	0	1	0	0	0	0	0	1	5	27.00	3.000					
<b>Doug Bair, R</b> ERA: 3.14	(6, 1)	0.2	5	2	1	1	0	1	0	0	0	0	0	4	8	13.50	4.500					
<b>Dave Vonohlen, L</b> ERA: 4.15	(7, 1)	0.1	L	5	3	2	2	0	1	0	0	0	0	4	8	54.00	9.000					
<b>Bill Mooneyham, R</b> ERA: 4.41	(7, 1)	1.0	6	2	2	2	2	1	0	0	0	0	0	9	13	18.00	3.000					
<b>PITCHER</b>	IP	WLS	BF	H	R	ER	SO	BB	IBB	HBP	BLK	WP	HR	S	P	ERA	WHIP					
<b>Bill Krueger, L</b> ERA: 6.54	(8, 1)	1.2	6	1	1	1	0	0	0	0	0	0	0	1	6	5.40	0.600					

Batter	1	2	3	4	5	6	7	8	9	AB	R	H	RBI	BB	SO	LOB	BOTTOM					
<b>Alfredo Griffin, S</b> OBP: 0.322, SLG: 0.349 (1, 6)										3	3	2	0	2	0	0	<b>Texas Rangers @ Oakland Athletics</b> Oakland-Alameda County Coliseum, Oakland, CA Tue Sep 16 1986, 3:33 AM PDT Att. 4,114 - Unknown <a href="http://livebaseballscorecards.com">livebaseballscorecards.com</a>					
<b>Dwayne Murphy, L</b> OBP: 0.394, SLG: 0.377 (1, 8)										5	1	2	2	0	2	2						
<b>Carney Lansford, R</b> OBP: 0.335, SLG: 0.428 (1, 5)										4	0	0	1	1	0	2						
<b>Bruce Bochte, L</b> OBP: 0.363, SLG: 0.349 (1, 3)										5	1	1	1	0	2	2						
<b>Dave Kingman, R</b> OBP: 0.258, SLG: 0.431 (1, 10)										4	0	0	0	0	4	3						
<b>Jose Canseco, R</b> OBP: 0.323, SLG: 0.473 (1, 7)										4	0	1	1	0	3	0						
<b>Mike Davis, L</b> OBP: 0.321, SLG: 0.469 (1, 9)										2	0	0	0	2	0	0						
<b>Donnie Hill, S</b> OBP: 0.335, SLG: 0.389 (1, 4)										3	0	0	0	1	2	2						
<b>Jerry Willard, L</b> OBP: 0.337, SLG: 0.362 (6, PH)										2	0	0	0	0	2	0						
<b>Rusty Tillman, R</b> OBP: 0.150, SLG: 0.238 (7, 2)										1	0	0	0	0	1	0						
<b>Mickey Tettleton, S</b> OBP: 0.330, SLG: 0.398 (7, 2)										1	1	1	1	0	0	0						
<b>Inning Stats</b>	R: 3 E: 1 K: 2 S: 11	H: 3 LOB: 2 BB: 1 P: 15	R: 1 E: 0 K: 3 S: 10	H: 1 LOB: 2 BB: 2 P: 18	R: 0 E: 0 K: 2 S: 7	H: 0 LOB: 0 BB: 0 P: 7	R: 1 E: 0 K: 1 S: 6	H: 1 LOB: 1 BB: 1 P: 10	R: 0 E: 0 K: 2 S: 6	H: 0 LOB: 1 BB: 2 P: 14	R: 0 E: 0 K: 1 S: 5	H: 0 LOB: 0 BB: 0 P: 5	R: 0 E: 0 K: 2 S: 7	H: 0 LOB: 0 BB: 0 P: 7	R: 0 E: 0 K: 2 S: 7	H: 0 LOB: 0 BB: 0 P: 7	R: 1 E: 0 K: 1 S: 7	H: 2 LOB: 1 BB: 0 P: 7	1B: 2 2B: 3 3B: 0 HR: 2	SF: 0 SAC: 0 DP: 0 HBP: 0	WP: 2 PB: 0 SB: 5 CS: 0	PA: 41
<b>PITCHER</b>	IP	WLS	BF	H	R	ER	SO	BB	IBB	HBP	BLK	WP	HR	S	P	ERA	WHIP					
<b>Bobby Witt, R</b> ERA: 5.84	(1, 1)	4.2	26	5	5	5	10	6	0	0	0	0	0	5	64	9.64	2.357					
<b>Ron Meridith, L</b> ERA:	(5, 1)	1.1	W	3	0	0	1	0	0	0	0	0	0	5	5	0.00	0.000					
<b>Greg Harris, R</b> ERA: 2.76	(7, 1)	3.0	S	11	2	1	1	5	0	0	0	0	1	21	21	3.00	0.667					







Batter	1	2	3	4	5	6	7	8	9	AB	R	H	RBI	BB	SO	LOB	TOP		
Tony Bernazard, S (1,4) OBP: 0.372, SLG: 0.464	5-3		G4-3			F9			6-3	4	0	0	0	0	0	1			
Brett Butler, L (1,8) OBP: 0.346, SLG: 0.357	1-3		4-3			K			K	4	0	0	0	0	2	0			
Julio Franco, R (1,6) OBP: 0.330, SLG: 0.412	B1-3					F8			1B	4	0	1	0	0	0	0			
Joe Carter, R (1,7) OBP: 0.341, SLG: 0.515		1B WP 1B HBP				F3			F3	3	1	0	0	0	0	1			
Cory Snyder, R (1,9) OBP: 0.311, SLG: 0.527		CS 1B				6-3				3	0	2	0	0	0	0			
Pat Tabler, R (1,3) OBP: 0.370, SLG: 0.424						K				3	0	0	0	0	1	3			
Brook Jacoby, R (1,5) OBP: 0.339, SLG: 0.428										3	0	1	1	0	0	0			
Carmen Castillo, R (1,10) OBP: 0.308, SLG: 0.433										3	0	0	0	0	1	1			
Chris Bando, S (1,2) OBP: 0.322, SLG: 0.311										3	0	0	0	0	0	0			
<b>Inning Stats</b>	R: 0 E: 0 K: 0 S: 3	H: 0 LOB: 0 BB: 0 P: 3	R: 1 E: 0 K: 1 S: 6	H: 2 LOB: 1 BB: 0 P: 7	R: 0 E: 1 K: 0 S: 3	H: 0 LOB: 0 BB: 0 P: 3	R: 0 E: 0 K: 0 S: 3	H: 0 LOB: 0 BB: 0 P: 3	R: 0 E: 0 K: 1 S: 5	H: 0 LOB: 0 BB: 0 P: 5	R: 0 E: 0 K: 0 S: 4	H: 1 LOB: 1 BB: 0 P: 4	R: 0 E: 0 K: 1 S: 5	H: 0 LOB: 0 BB: 0 P: 5	R: 0 E: 0 K: 1 S: 6	H: 1 LOB: 1 BB: 0 P: 6	1B: 3 2B: 1 3B: 0 HR: 0	SF: 0 SAC: 0 DP: 1 HBP: 1	WP: 1 PA: 31 SB: 0 CS: 1
<b>PITCHER</b> Curt Young, L (1,1) ERA: 3.75	IP: 9.0 WLS: W BF: 31 H: 4 R: 1 ER: 1 SO: 4 BB: 0 IBB: 0 HBP: 1 BLK: 0 WP: 1 HR: 0 S: 38 P: 39 ERA: 1.00 WHIP: 0.444															<b>PITCHER</b>			

Cleveland Indians @ Oakland Athletics  
Oakland-Alameda County Coliseum, Oakland, CA

AB 30  
R 1  
H 4  
RBI 1  
BB 0  
SO 4  
LOB 6



WP: 1  
PA: 31  
SB: 0  
CS: 1

Batter	1	2	3	4	5	6	7	8	9	AB	R	H	RBI	BB	SO	LOB	BOTTOM		
Alfredo Griffin, S (1,6) OBP: 0.318, SLG: 0.344	F8		FC6-4 1B			F5			L3	4	1	0	0	0	0	2			
Dwayne Murphy, L (1,8) OBP: 0.386, SLG: 0.381	F8		1B			WP 1B			HR 1B	4	2	3	1	0	0	0			
Jose Canseco, R (1,7) OBP: 0.324, SLG: 0.471	5-3		1B			1B			F7	4	0	2	2	0	0	1			
Bruce Bochte, L (1,3) OBP: 0.360, SLG: 0.346			1B			1B			1B	4	0	0	0	0	0	4			
Dave Kingman, R (1,10) OBP: 0.258, SLG: 0.436			F9			1-3			F5	4	0	0	0	0	0	4			
Mike Davis, L (1,9) OBP: 0.320, SLG: 0.466			F9			K			F7	4	1	1	2	0	1	0			
Donnie Hill, S (1,5) OBP: 0.334, SLG: 0.386			F9			4-3 1B			F9	4	0	1	0	0	0	0			
Mickey Tettleton, S (1,2) OBP: 0.330, SLG: 0.397			F7			4-3 1B			F7	3	0	0	0	0	0	1			
Mike Gallego, R (1,4) OBP: 0.278, SLG: 0.235			FC6-4 1B			F9			F7	3	1	1	0	0	0	1			
			1B			6-3			6-3	3	0	1	0	0	0	0			
<b>Inning Stats</b>	R: 0 E: 0 K: 0 S: 3	H: 0 LOB: 0 BB: 0 P: 3	R: 2 E: 0 K: 0 S: 7	H: 4 LOB: 2 BB: 0 P: 7	R: 0 E: 0 K: 1 S: 6	H: 1 LOB: 1 BB: 0 P: 6	R: 1 E: 0 K: 0 S: 5	H: 2 LOB: 1 BB: 0 P: 5	R: 0 E: 0 K: 0 S: 3	H: 0 LOB: 0 BB: 0 P: 3	R: 0 E: 0 K: 0 S: 3	H: 0 LOB: 0 BB: 0 P: 3	R: 2 E: 0 K: 0 S: 5	H: 2 LOB: 0 BB: 0 P: 5	R: 2 E: 0 K: 0 S: 5	H: 2 LOB: 0 BB: 0 P: 5	1B: 8 2B: 0 3B: 0 HR: 1	SF: 0 SAC: 0 DP: 0 HBP: 0	WP: 1 PA: 33 SB: 0 CS: 0
<b>PITCHER</b> Phil Niekro, R (1,1) ERA: 4.39	IP: 8.0 WLS: L BF: 33 H: 9 R: 5 ER: 5 SO: 1 BB: 0 IBB: 0 HBP: 0 BLK: 0 WP: 1 HR: 1 S: 35 P: 35 ERA: 5.62 WHIP: 1.125															<b>PITCHER</b>			

Cleveland Indians @ Oakland Athletics  
Oakland-Alameda County Coliseum, Oakland, CA

AB 33  
R 5  
H 9  
RBI 5  
BB 0  
SO 1  
LOB 9



WP: 1  
PA: 33  
SB: 0  
CS: 0







Batter	1	2	3	4	5	6	7	8	9	AB	R	H	RBI	BB	SO	LOB	TOP					
<b>Brett Butler, L</b> (1, 8) OBP: 0.349, SLG: 0.361	0-0 4-3		0-0 E2 2H 1B		0-0 F8			0-0 BB 1B		4	0	2	1	0	0	1	<b>Cleveland Indians @ Oakland Athletics</b> Oakland-Alameda County Coliseum, Oakland, CA Sun Sep 21 1986, 3:33 AM PDT Att: 13,159 - Unknown					
<b>Julio Franco, R</b> (1, 4) OBP: 0.332, SLG: 0.411	0-0 1-3		0-0 G4-1			0-0 5-3		4-0 BB 1-2 BB		3	0	0	0	1	0	1						
<b>Joe Carter, R</b> (1, 9) OBP: 0.338, SLG: 0.509	0-0 F6			0-0 5-3		0-3 K		0-0 F3		4	0	0	0	0	1	2						
<b>Mel Hall, L</b> (1, 7) OBP: 0.342, SLG: 0.486		0-0 F8		0-0 FC5-4 1B		0-0 F8		0-0 F8		4	0	1	0	0	0	2						
<b>Cory Snyder, R</b> (1, 6) OBP: 0.312, SLG: 0.521		0-3 K		0-3 K			0-3 K		0-0 F9 1B SF8 1B	4	1	1	0	0	3	1						
<b>Pat Tabler, R</b> (1, 3) OBP: 0.371, SLG: 0.425	0-0 L6			0-0 FC5-4 1-2			0-0 1B		0-0 1-2 1B	4	0	2	0	0	0	1						
<b>Brook Jacoby, R</b> (1, 5) OBP: 0.337, SLG: 0.425			0-0 F9		0-0 F4		0-3 K		0-0 F9 2-3	4	0	0	0	0	1	3						
<b>Carmen Castillo, R</b> (1, 10) OBP: 0.312, SLG: 0.441 (3, PR)			0-0 E 2B		0-0 6-3 1B		0-0 4-3		0-0 SF8	1	0	1	0	0	0	0						
<b>Dave Clark, L</b> (3, PR) OBP: 0.375, SLG: 0.263									0-0 3H F7	2	1	1	1	0	0	1						
<b>Chris Bando, S</b> (1, 2) OBP: 0.315, SLG: 0.304 <b>Andre Thornton, R</b> (9, PH) OBP: 0.333, SLG: 0.392			0-0 1-3		0-0 6-3 1-2			0-3 K	0-0 F7	3	0	0	0	0	1	2						
<b>Inning Stats</b>	R: 0 E: 0 K: 0 S: 3	H: 0 LOB: 0 BB: 0 P: 3	R: 0 E: 0 K: 1 S: 5	H: 0 LOB: 0 BB: 0 P: 5	R: 1 E: 1 K: 0 S: 5	H: 2 LOB: 1 BB: 0 P: 5	R: 0 E: 0 K: 1 S: 6	H: 1 LOB: 1 BB: 0 P: 6	R: 0 E: 0 K: 1 S: 4	H: 1 LOB: 1 BB: 0 P: 4	R: 0 E: 0 K: 2 S: 5	H: 0 LOB: 0 BB: 0 P: 5	R: 0 E: 0 K: 2 S: 8	H: 1 LOB: 1 BB: 0 P: 8	R: 0 E: 0 K: 1 S: 6	H: 1 LOB: 2 BB: 1 P: 10	R: 1 E: 0 K: 0 S: 5	H: 2 LOB: 1 BB: 0 P: 5	1B: 7 2B: 1 3B: 0 HR: 0	SF: 1 SAC: 0 DP: 0 HBP: 0	WP: 0 PB: 0 SB: 0 CS: 0	PA: 36
<b>PITCHER</b> <b>Joaquin Andujar, R</b> (1, 1) ERA: 3.69	IP: 9.0 WLS: W BF: 36 H: 8 R: 2 ER: 2 SO: 6 BB: 1 IBB: 0 HBP: 0 BLK: 0 WP: 0 HR: 0 S: 47 P: 51 ERA: 2.00 WHIP: 1.000															<b>PITCHER</b>						

Batter	1	2	3	4	5	6	7	8	9	AB	R	H	RBI	BB	SO	LOB	BOTTOM			
<b>Alfredo Griffin, S</b> (1, 6) OBP: 0.320, SLG: 0.351	0-0 SH1-3 1B 2B		0-0 PB S E 1B		0-0 F9			0-3 K		4	2	2	0	0	1	2	<b>Cleveland Indians @ Oakland Athletics</b> Oakland-Alameda County Coliseum, Oakland, CA Sun Sep 21 1986, 3:33 AM PDT Att: 13,159 - Unknown			
<b>Dwayne Murphy, L</b> (1, 8) OBP: 0.365, SLG: 0.384	0-0 SH1-3		0-0 F6 1-3		0-0 G3		0-0 G3			3	0	0	0	0	0	2				
<b>Carney Lansford, R</b> (1, 5) OBP: 0.337, SLG: 0.427 (9, 3)	0-0 E 1B		0-0 E3 S SF8		0-0 2-4 1B			0-0 5-3		4	1	2	2	0	0	0				
<b>Bruce Bochte, L</b> (1, 3) OBP: 0.360, SLG: 0.340 <b>Stan Javier, S</b> (8, PR) OBP: 0.319, SLG: 0.268 <b>Lenn Sakata, R</b> (9, 4) OBP: 0.405, SLG: 0.424	0-0 FC4		0-0 FC4		0-0 F9			4-0 HR BB		2	0	0	0	2	0	2				
<b>Dave Kingman, R</b> (1, 10) OBP: 0.259, SLG: 0.442	0-0 F6		0-0 SF8		0-0 2-4		0-0 F9		0-0 HR	3	1	1	2	0	0	2				
<b>Jose Canseco, R</b> (1, 7) OBP: 0.322, SLG: 0.466	0-0 F9		0-0 F6		0-0 5-3			4-0 HR 1B BB		3	0	0	0	1	0	3				
<b>Mike Davis, L</b> (1, 9) OBP: 0.318, SLG: 0.461		0-0 F5		0-3 K		0-0 1B		0-0 1-2 1B		4	0	2	0	0	1	0				
<b>Donnie Hill, S</b> (1, 4) OBP: 0.333, SLG: 0.384 <b>Mike Gallego, R</b> (8, 4) OBP: 0.250, SLG: 0.211 (9, 5)		0-0 L7		0-0 4-3 1B			0-3 K		0-0 1-3	3	0	1	0	0	1	0				
<b>Jerry Willard, L</b> (1, 2) OBP: 0.337, SLG: 0.358		0-0 4-3		0-0 4-3 1-2			4-0 BB			2	0	0	0	1	0	1				
<b>Inning Stats</b>	R: 1 E: 1 K: 0 S: 6	H: 2 LOB: 2 BB: 0 P: 6	R: 0 E: 0 K: 0 S: 3	H: 0 LOB: 0 BB: 0 P: 3	R: 2 E: 1 K: 0 S: 5	H: 1 LOB: 1 BB: 1 P: 9	R: 0 E: 0 K: 1 S: 6	H: 1 LOB: 1 BB: 0 P: 6	R: 0 E: 0 K: 0 S: 3	H: 1 LOB: 1 BB: 0 P: 3	R: 0 E: 0 K: 2 S: 7	H: 0 LOB: 1 BB: 1 P: 11	R: 0 E: 0 K: 0 S: 4	H: 2 LOB: 2 BB: 2 P: 12	R: 1 E: 0 K: 0 S: 4	H: 2 LOB: 2 BB: 2 P: 12		1B: 6 2B: 1 3B: 0 HR: 1	SF: 1 SAC: 1 DP: 0 HBP: 0	WP: 0 PB: 1 SB: 2 CS: 0
<b>PITCHER</b> <b>Tom Candiotti, R</b> (1, 1) ERA: 3.53	IP: 8.0 WLS: L BF: 36 H: 8 R: 4 ER: 2 SO: 3 BB: 4 IBB: 0 HBP: 0 BLK: 0 WP: 0 HR: 1 S: 37 P: 53 ERA: 2.25 WHIP: 1.500															<b>PITCHER</b>				





Batter	1	2	3	4	5	6	7	8	9	AB	R	H	RBI	BB	SO	LOB	TOP										
Daryl Boston, L (1, 8) OBP: 0.342, SLG: 0.413	0-0 6-3	0-0 L9		4-0 BB			0-0 F8		0-3 K	4	0	0	0	1	1	3											
John Cangelosi, S (1, 7) OBP: 0.351, SLG: 0.305	4-0 S BB		0-0 6-3	0-0 1-3			0-0 4-3			3	0	0	0	1	0	2											
Harold Baines, L (1, 9) OBP: 0.338, SLG: 0.462	0-3 K		4-0 1B BB		0-3 K			4-0 G3 WP 1B BB		2	1	0	0	2	2	1											
Ron Hassey, L (1, 10) OBP: 0.398, SLG: 0.478	0-0 G3		0-0 1-2 1B		0-0 F9			0-0 G3		4	0	1	0	0	0	2											
Russ Morman, R (1, 3) OBP: 0.340, SLG: 0.389		0-0 2B FC6-5 1B	0-0 F7		0-0 G3			0-0 F4		4	1	1	0	0	0	3											
Ozzie Guillen, L (1, 6) OBP: 0.270, SLG: 0.315		0-0 FC6-5 1-3 2B	0-0 F8			0-0 4-3		0-0 1B		4	0	2	1	0	0	2											
Tim Lueftl, R (1, 5) OBP: 0.278, SLG: 0.395		0-3 K		0-0 F4		0-0 F9		0-3 K		4	0	0	0	0	2	3											
Jack Perconte, L (1, 4) OBP: 0.317, SLG: 0.236 Steve Lyons, L (9, PH) OBP: 0.286, SLG: 0.314		0-0 FC6-5 1B	0-0 1-3		0-0 F7			0-0 4-3		3	0	0	1	0	0	1											
Ron Karkovice, R (1, 2) OBP: 0.278, SLG: 0.417 Jerry Hairston, S (9, PH) OBP: 0.343, SLG: 0.380		0-0 2-3 3-H 1B	0-0 1-3 1B		0-0 HR		4-0 1-3 BB		0-0 G3	2	1	2	1	1	0	0											
<b>Inning Stats</b>	R: 0 E: 0 K: 1 S: 5	H: 0 LOB: 1 BB: 1 P: 9	R: 1 E: 0 K: 1 S: 8	H: 3 LOB: 2 BB: 0 P: 8	R: 0 E: 0 K: 0 S: 4	H: 1 LOB: 1 BB: 1 P: 8	R: 1 E: 0 K: 0 S: 4	H: 1 LOB: 0 BB: 0 P: 5	R: 0 E: 0 K: 0 S: 3	H: 0 LOB: 0 BB: 0 P: 3	R: 0 E: 0 K: 0 S: 2	H: 0 LOB: 1 BB: 1 P: 6	R: 1 E: 0 K: 1 S: 6	H: 1 LOB: 1 BB: 0 P: 10	R: 0 E: 0 K: 1 S: 5	H: 0 LOB: 0 BB: 0 P: 5	1B: 4 2B: 2 3B: 0 HR: 1	SF: 0 SAC: 0 DP: 1 HBP: 0	WP: 1 PA: 37 PB: 0 CS: 1								
<b>PITCHER</b>	IP	WLS	BF	H	R	ER	SO	BB	IBB	HBP	BLK	WP	HR	S	P	ERA	WHIP										
Jose Rijo, R (1, 1) ERA: 4.47	7.0	W	30	5	3	3	3	5	0	0	0	0	1	31	51	3.86	1.429										
Dave Vonohlen, L (8, 1) ERA: 3.95	0.1		1	0	0	0	0	0	0	0	0	1	0	1	1	0.00	0.000										
Jay Howell, R (8, 1) ERA: 3.75	1.2	S	6	1	0	0	2	0	0	0	0	0	0	10	10	0.00	0.600										

Chicago White Sox @ Oakland Athletics  
Oakland-Alameda County Coliseum, Oakland, CA  
Mon Sep 22 1986, 7:05 PM PDT  
Att: 8,818 - Unknown

AB 32  
R 3  
H 6  
RBI 3  
BB 5  
SO 5  
LOB 17



Batter	1	2	3	4	5	6	7	8	9	AB	R	H	RBI	BB	SO	LOB	BOTTOM										
Alfredo Griffin, S (1, 6) OBP: 0.318, SLG: 0.348	0-3 K		0-0 F8		0-0 4-3		0-0 F6			4	0	0	0	0	1	0											
Camey Lansford, R (1, 3) OBP: 0.334, SLG: 0.424	0-0 L6		0-0 4-3		0-0 F9		0-3 K			4	0	0	0	0	1	0											
Jose Canseco, R (1, 7) OBP: 0.323, SLG: 0.473	0-0 F8		0-0 HR		0-0 1B 2B			0-0 5-3		4	2	2	1	0	0	0											
Dave Kingman, R (1, 10) OBP: 0.259, SLG: 0.441		0-0 E5 1B	0-0 G3		0-0 FC4-6 1B			0-3 K		4	1	1	0	0	1	0											
Dusty Baker Jr., R (1, 9) OBP: 0.308, SLG: 0.325 Rusty Tillman, R (4, PR) OBP: 0.208, SLG: 0.250		0-0 1B E 1B		0-0 1B		0-0 FC4-6 1B		0-0 5-3		2	1	2	0	0	0	0											
Mark McWire, R (1, 5) OBP: 0.244, SLG: 0.429		0-0 E8 SF8 1B		0-3 K		0-0 F7			0-0 5-3	3	1	1	1	0	1	3											
Mickey Tettleton, S (1, 2) OBP: 0.329, SLG: 0.407		0-0 SF8		0-0 F8		0-0 FC4-6				2	0	0	1	0	0	3											
Stan Javier, S (1, 8) OBP: 0.310, SLG: 0.260		0-3 K		0-0 1-4-3		0-0 F7				3	0	0	0	0	1	3											
Mike Gallego, R (1, 4) OBP: 0.217, SLG: 0.182		0-3 K			0-0 F9		0-3 K			3	0	0	0	0	2	0											
<b>Inning Stats</b>	R: 0 E: 0 K: 1 S: 5	H: 0 LOB: 0 BB: 0 P: 5	R: 3 E: 2 K: 2 S: 10	H: 2 LOB: 0 BB: 0 P: 10	R: 1 E: 0 K: 0 S: 4	H: 1 LOB: 0 BB: 0 P: 4	R: 0 E: 0 K: 1 S: 6	H: 1 LOB: 1 BB: 0 P: 6	R: 0 E: 0 K: 0 S: 3	H: 0 LOB: 0 BB: 0 P: 3	R: 1 E: 0 K: 0 S: 6	H: 3 LOB: 2 BB: 0 P: 6	R: 0 E: 0 K: 2 S: 7	H: 0 LOB: 0 BB: 0 P: 7	R: 0 E: 0 K: 1 S: 5	H: 0 LOB: 0 BB: 0 P: 5	1B: 5 2B: 1 3B: 0 HR: 1	SF: 1 SAC: 0 DP: 0 HBP: 0	WP: 0 PA: 32 PB: 0 CS: 0								
<b>PITCHER</b>	IP	WLS	BF	H	R	ER	SO	BB	IBB	HBP	BLK	WP	HR	S	P	ERA	WHIP										
Floyd Bannister, L (1, 1) ERA: 3.32	5.0	L	23	7	2	2	4	0	0	0	0	0	0	31	31	3.60	1.400										
Dave Schmidt, R (6, 1) ERA: 3.31	3.0		9	0	0	0	3	0	0	0	0	0	0	15	15	0.00	0.000										

Chicago White Sox @ Oakland Athletics  
Oakland-Alameda County Coliseum, Oakland, CA  
Mon Sep 22 1986, 7:05 PM PDT  
Att: 8,818 - Unknown

AB 31  
R 5  
H 7  
RBI 4  
BB 0  
SO 7  
LOB 9





Batter	1	2	3	4	5	6	7	8	9	AB	R	H	RBI	BB	SO	LOB	TOP										
Daryl Boston, L (1, 8) OBP: 0.337, SLG: 0.407 Reid Nichols, R (7, PH) OBP: 0.270, SLG: 0.236 (7, 8)	F7		G3		F8		G3 BB			3	0	0	0	0	0	2	Chicago White Sox @ Oakland Athletics Oakland-Alameda County Coliseum, Oakland, CA Tue Sep 23 1986, 3:33 AM PDT Att: 4,753 - Unknown										
John Cangelosi, S (1, 7) OBP: 0.351, SLG: 0.303 Ivan Calderon, R (7, PH) OBP: 0.278, SLG: 0.321 (7, 7)	4-3 BB			4-3	4-3		G3			2	0	0	0	1	0	1											
Harold Baines, L (1, 9) OBP: 0.339, SLG: 0.464	4-3			1B WP		4-3 3B	F5			4	2	2	0	0	0	3											
Ron Hassey, L (1, 10) OBP: 0.396, SLG: 0.475		F6		1B WP		4-3	F5			4	1	1	0	0	0	1											
Russ Morman, R (1, 3) OBP: 0.331, SLG: 0.378	4-3			F4		5-3	6-3			4	0	0	0	0	0	2											
Ozzie Guillen, L (1, 6) OBP: 0.272, SLG: 0.322	4-1			E7			K			4	0	2	2	0	1	0											
Tim Hulett, R (1, 4) OBP: 0.265, SLG: 0.392			L8	F8		L6	F5			4	0	0	0	0	0	2											
Dave Cochrane, S (1, 5) OBP: 0.279, SLG: 0.325 Kenny Williams, R (9, PR) OBP: 0.097, SLG: 0.067			F8	1-3			G3 BB			4	0	2	0	0	0	0											
Ron Karkovice, R (1, 2) OBP: 0.280, SLG: 0.413 Jerry Hairston, S (9, PH) OBP: 0.346, SLG: 0.383				E5			K			3	0	1	0	0	1	1											
				1B						1	0	1	0	0	0	0											
<b>Inning Stats</b>	R: 0 E: 0 K: 0 S: 2	H: 0 LOB: 0 BB: 1 P: 6	R: 0 E: 0 K: 0 S: 3	H: 0 LOB: 0 BB: 0 P: 3	R: 0 E: 0 K: 0 S: 4	H: 1 LOB: 1 BB: 0 P: 4	R: 2 E: 1 K: 0 S: 6	H: 3 LOB: 1 BB: 0 P: 6	R: 0 E: 1 K: 0 S: 4	H: 0 LOB: 1 BB: 0 P: 4	R: 1 E: 0 K: 0 S: 5	H: 2 LOB: 1 BB: 0 P: 5	R: 0 E: 0 K: 1 S: 6	H: 1 LOB: 2 BB: 1 P: 10	R: 0 E: 0 K: 0 S: 5	H: 0 LOB: 0 BB: 0 P: 5	R: 0 E: 0 K: 0 S: 3	H: 2 LOB: 1 BB: 0 P: 3	1B: 6 2B: 2 3B: 1 HR: 0	SF: 0 SAC: 0 DP: 0 HBP: 0	WP: 1 PB: 0 SB: 0 CS: 0	PA: 36					
<b>PITCHER</b>	IP	WLS	BF	H	R	ER	SO	BB	IBB	HBP	BLK	WP	HR	S	P	ERA	WHIP										
Rick Rodriguez, R (1, 1) ERA: 4.61	6.0	W	26	7	3	3	0	1	0	0	0	1	0	25	29	4.50	1.333										
Bill Mooneyham, R (7, 1) ERA: 4.46	0.1		1	0	0	0	1	0	0	0	0	0	0	3	3	0.00	0.000										
Bill Krueger, L (7, 1) ERA: 6.03	2.2	S	9	2	0	0	1	1	0	0	0	0	0	10	14	0.00	1.125										

Batter	1	2	3	4	5	6	7	8	9	AB	R	H	RBI	BB	SO	LOB	BOTTOM										
Alfredo Griffin, S (1, 6) OBP: 0.319, SLG: 0.349	1B		B1-3				E4			4	0	2	0	0	0	0	Chicago White Sox @ Oakland Athletics Oakland-Alameda County Coliseum, Oakland, CA Tue Sep 23 1986, 3:33 AM PDT Att: 4,753 - Unknown										
Carney Lansford, R (1, 3) OBP: 0.336, SLG: 0.425	1B		5-3		CS	G3 E	K2-3-2			4	1	2	0	0	1	1											
Jose Canseco, R (1, 7) OBP: 0.323, SLG: 0.471	F6			G1-4-3		L9	E4			3	0	0	0	1	0	3											
Dave Kingman, R (1, 10) OBP: 0.259, SLG: 0.438	G6-4-3			G1-4-3		E5	IBB			3	1	0	0	1	0	4											
Rusty Tillman, R (1, 9) OBP: 0.222, SLG: 0.370 Lenn Sakata, R (7, 4) OBP: 0.405, SLG: 0.424 Donnie Hill, S (7, PH) OBP: 0.332, SLG: 0.383 (8, 4)		K		HR		G3	F8			3	1	1	1	0	1	2											
Mark McWire, R (1, 5) OBP: 0.245, SLG: 0.413		K				E				4	1	1	2	0	2	0											
Mickey Tettleton, S (1, 2) OBP: 0.332, SLG: 0.411		FC6-4			F8	E8	L3			3	0	1	0	1	0	0											
Stan Javier, S (1, 8) OBP: 0.308, SLG: 0.252		FC6-4			F8	BB	F7			3	0	0	0	1	0	1											
Mike Gallego, R (1, 4) OBP: 0.240, SLG: 0.208 Mike Davis, L (6, PH) OBP: 0.318, SLG: 0.460 (7, 9)			4-3		1B	CS	F9			2	0	1	0	0	0	0											
					1B					1	0	0	0	0	0	2											
<b>Inning Stats</b>	R: 0 E: 0 K: 0 S: 4	H: 2 LOB: 1 BB: 0 P: 4	R: 0 E: 0 K: 2 S: 7	H: 0 LOB: 1 BB: 1 P: 11	R: 0 E: 0 K: 0 S: 3	H: 0 LOB: 0 BB: 0 P: 3	R: 1 E: 0 K: 1 S: 5	H: 1 LOB: 0 BB: 1 P: 9	R: 0 E: 0 K: 0 S: 4	H: 2 LOB: 1 BB: 0 P: 4	R: 3 E: 2 K: 0 S: 7	H: 3 LOB: 2 BB: 1 P: 11	R: 0 E: 2 K: 1 S: 6	H: 0 LOB: 2 BB: 1 P: 10	R: 0 E: 0 K: 0 S: 3	H: 0 LOB: 0 BB: 0 P: 3	1B: 6 2B: 2 3B: 0 HR: 1	SF: 0 SAC: 0 DP: 3 HBP: 0	WP: 0 PB: 0 SB: 0 CS: 1	PA: 36							
<b>PITCHER</b>	IP	WLS	BF	H	R	ER	SO	BB	IBB	HBP	BLK	WP	HR	S	P	ERA	WHIP										
Steve Carlton, L (1, 1) ERA: 5.21	5.2	L	26	8	4	1	3	3	0	0	0	0	0	29	41	1.59	1.941										
Bill Dawley, R (6, 1) ERA: 3.07	2.1		9	0	0	0	1	0	1	0	0	0	0	10	14	0.00	0.000										





Batter	1	2	3	4	5	6	7	8	9	AB	R	H	RBI	BB	SO	LOB	TOP										
<b>Kenny Williams, R</b> (1, 8) OBP: 0.053, SLG: 0.053	0-3 K	0-0 F9		0-3 K		0-3 K		4-0 BB		4	0	0	0	0	3	4	<b>Chicago White Sox @ Oakland Athletics</b> Oakland-Alameda County Coliseum, Oakland, CA Wed Sep 24 1986, 3:33 AM PDT Att: 5,306 - Unknown <a href="http://livebaseballscorecards.com">livebaseballscorecards.com</a>										
<b>Ron Hassey, L</b> (8, PH) OBP: 0.396, SLG: 0.475										0	0	0	0	1	0	0											
<b>Daryl Boston, L</b> (8, PR) OBP: 0.337, SLG: 0.407										0	0	0	0	0	0	0											
<b>Reid Nichols, R</b> (1, 7) OBP: 0.276, SLG: 0.239	4-0 BB		0-0 F4	0-0 L5		0-0 1B		0-0 1B		3	1	1	0	1	0	2											
<b>Jerry Hairston, S</b> (8, PH) OBP: 0.349, SLG: 0.386										1	0	1	0	0	0	0											
<b>John Cangelosi, S</b> (8, 7) OBP: 0.351, SLG: 0.303	2B BB					1-2 1B		1-2 2-3 1B		0	0	0	0	0	0	0											
<b>Harold Baines, L</b> (1, 9) OBP: 0.338, SLG: 0.463	1B 2B		0-0 F8		0-0 E3 F8 1B	0-0 F7			0-0 6-3	5	1	1	1	0	0	2											
<b>Ivan Calderon, R</b> (1, 10) OBP: 0.293, SLG: 0.341	2H 1B		0-0 BB	1B	1-2 1B		0-0 L4		0-0 2B	5	0	4	1	0	0	0											
<b>Russ Morman, R</b> (1, 3) OBP: 0.327, SLG: 0.368	F2		0-0 BB	1-2 BB	0-0 F8	0-0 F9		0-0 F3		4	0	0	0	1	0	4											
<b>Tim Hulett, R</b> (1, 4) OBP: 0.282, SLG: 0.388	6-3		0-0 F4		0-3 K	0-0 5-3		0-3 K		5	0	0	0	0	2	6											
<b>Dave Cochrane, S</b> (1, 5) OBP: 0.277, SLG: 0.302		0-0 F8		4-0 SH BB	0-0 F8			0-0 4-3		3	0	0	0	1	0	2											
<b>Ozzie Guillen, L</b> (1, 6) OBP: 0.272, SLG: 0.322	0-3 K		0-0 SH	1-2 1B	0-0 CS 1B			0-0 4-3		3	0	1	0	0	1	0											
<b>Ron Karkovice, R</b> (1, 2) OBP: 0.291, SLG: 0.410		4-0 BB	0-3 K	0-0 1B	1-2 1B			0-0 E7 1B		3	0	1	0	1	1	2											
<b>Inning Stats</b>	R: 2 E: 0 K: 1 S: 7	H: 2 LOB: 1 BB: 1 P: 11	R: 0 E: 0 K: 1 S: 5	H: 0 LOB: 1 BB: 1 P: 9	R: 0 E: 0 K: 0 S: 4	H: 1 LOB: 2 BB: 1 P: 8	R: 0 E: 1 K: 2 S: 8	H: 0 LOB: 0 BB: 1 P: 12	R: 0 E: 1 K: 1 S: 7	H: 3 LOB: 2 BB: 0 P: 7	R: 0 E: 0 K: 0 S: 3	H: 0 LOB: 0 BB: 0 P: 3	R: 0 E: 1 K: 0 S: 4	H: 1 LOB: 2 BB: 1 P: 8	R: 0 E: 0 K: 1 S: 6	H: 1 LOB: 1 BB: 0 P: 6	1B: 7 2B: 2 3B: 0 HR: 0	SF: 0 SAC: 1 DP: 0 HBP: 0	WP: 0 PB: 0 CS: 1	PA: 42							
<b>PITCHER</b>	IP	WLS	BF	H	R	ER	SO	BB	IBB	HBP	BLK	WP	HR	S	P	ERA	WHIP										
<b>Curt Young, L</b> (1, 1) ERA: 3.73	6.0		30	7	2	2	6	4	0	0	0	0	0	38	54	3.00	1.833										
<b>Steve Ontiveros, R</b> (7, 1) ERA: 4.29	1.2	W	7	0	0	0	0	1	0	0	0	0	0	6	10	0.00	0.600										
<b>Dave Vonohlen, L</b> (8, 1) ERA: 3.68	0.2		2	1	0	0	0	0	0	0	0	0	0	2	2	0.00	1.500										
<b>Jay Howell, R</b> (9, 1) ERA: 3.7	0.2	S	3	1	0	0	1	0	0	0	0	0	0	5	5	0.00	1.500										
Batter	1	2	3	4	5	6	7	8	9	AB	R	H	RBI	BB	SO	LOB	BOTTOM										
<b>Mike Davis, L</b> (1, 9) OBP: 0.315, SLG: 0.456	0-0 F7		0-0 F9			0-3 K	0-0 1-3			4	0	0	0	0	1	0	<b>Chicago White Sox @ Oakland Athletics</b> Oakland-Alameda County Coliseum, Oakland, CA Wed Sep 24 1986, 3:33 AM PDT Att: 5,306 - Unknown <a href="http://livebaseballscorecards.com">livebaseballscorecards.com</a>										
<b>Dwayne Murphy, L</b> (1, 8) OBP: 0.397, SLG: 0.382	0-0 3-1			0-0 F7		4-0 FC5-4 BB		4-0 FC5-4 BB		2	0	0	0	2	0	0											
<b>Carney Lansford, R</b> (1, 5) OBP: 0.335, SLG: 0.429	0-0 F8				HR	0-0 FC5-4 S		0-0 FC5-4 1-2		4	1	1	1	0	0	2											
<b>Dave Kingman, R</b> (1, 10) OBP: 0.260, SLG: 0.443		0-0 5-3		0-0 HR	HR	4-0 1-2 BB		0-0 F6		3	1	1	1	1	0	1											
<b>Rob Nelson, L</b> (1, 3) OBP: 0.300, SLG: 0.333		4-0 BB		0-3 K		0-3 K		0-0 F9		2	0	0	0	1	2	2											
<b>Mike Gallego, R</b> (8, 4) OBP: 0.231, SLG: 0.200										1	0	0	0	0	0	1											
<b>Jose Canseco, R</b> (1, 7) OBP: 0.323, SLG: 0.469		0-3 K		0-3 K			4-0 G1-6-3 HR BB			2	1	0	0	1	2	1											
<b>Donnie Hill, S</b> (1, 4) OBP: 0.332, SLG: 0.381		0-0 F6			4-0 G4-6-3 BB		0-0 G1-6-3 1-2			2	0	0	0	1	0	2											
<b>Mickey Tettleton, S</b> (1, 2) OBP: 0.328, SLG: 0.405			0-0 G3		0-0 F7		0-0 F8			3	0	0	0	0	0	2											
<b>Alfredo Griffin, S</b> (1, 6) OBP: 0.319, SLG: 0.355			0-0 4-3		0-0 G4-6-3 1-2		0-0 2H HR			3	1	1	2	0	0	1											
<b>Inning Stats</b>	R: 0 E: 0 K: 0 S: 3	H: 0 LOB: 0 BB: 0 P: 3	R: 0 E: 0 K: 1 S: 5	H: 0 LOB: 1 BB: 1 P: 9	R: 0 E: 0 K: 0 S: 3	H: 0 LOB: 0 BB: 0 P: 3	R: 2 E: 0 K: 2 S: 9	H: 2 LOB: 0 BB: 0 P: 9	R: 0 E: 0 K: 0 S: 2	H: 0 LOB: 0 BB: 1 P: 6	R: 0 E: 0 K: 2 S: 7	H: 0 LOB: 2 BB: 2 P: 15	R: 2 E: 0 K: 0 S: 4	H: 1 LOB: 1 BB: 1 P: 8	R: 0 E: 0 K: 0 S: 3	H: 0 LOB: 1 BB: 1 P: 7	1B: 0 2B: 0 3B: 0 HR: 3	SF: 0 SAC: 0 DP: 1 HBP: 0	WP: 0 PB: 0 CS: 0	PA: 32							
<b>PITCHER</b>	IP	WLS	BF	H	R	ER	SO	BB	IBB	HBP	BLK	WP	HR	S	P	ERA	WHIP										
<b>Joe Cowley, R</b> (1, 1) ERA: 3.95	6.2	L	27	3	4	4	5	5	0	0	0	0	0	32	52	5.40	1.200										
<b>Ray Searge, L</b> (7, 1) ERA: 3.35	1.1		5	0	0	0	0	1	0	0	0	0	0	4	8	0.00	0.750										



Batter	1	2	3	4	5	6	7	8	9	AB	R	H	RBI	BB	SO	LOB	TOP				
<b>Stan Javier, S</b> OBP: 0.312, SLG: 0.269 (1, 8)										5	1	2	0	0	0	0					
<b>Carney Lansford, R</b> OBP: 0.334, SLG: 0.426 (1, 3)										4	0	0	0	1	0	2					
<b>Jose Canseco, R</b> OBP: 0.324, SLG: 0.470 (1, 7)										5	2	2	1	0	0	2					
<b>Dave Kingman, R</b> OBP: 0.260, SLG: 0.441 (1, 10)										5	1	1	0	0	2	3					
<b>Rusty Tillman, R</b> OBP: 0.233, SLG: 0.345 <b>Mike Davis, L</b> OBP: 0.314, SLG: 0.455 (1, 9) (6, 9)										2	1	0	0	1	1	2					
<b>Mark McGwire, R</b> OBP: 0.283, SLG: 0.417 <b>Donnie Hill, S</b> OBP: 0.332, SLG: 0.381 (1, 5) (7, 5)										2	1	1	1	1	0	0					
<b>Mickey Tettleton, S</b> OBP: 0.327, SLG: 0.399 (1, 2)										3	0	0	1	1	0	3					
<b>Mike Gallego, R</b> OBP: 0.267, SLG: 0.241 (1, 4)										4	0	2	3	0	0	0					
<b>Alfredo Griffin, S</b> OBP: 0.317, SLG: 0.352 (1, 6)										4	0	0	0	0	0	4					
<b>Inning Stats</b>	R: 4 E: 1 K: 1 S: 8	H: 2 LOB: 2 BB: 2 P: 17	R: 0 E: 0 K: 0 S: 3	H: 0 LOB: 0 BB: 0 P: 3	R: 0 E: 0 K: 1 S: 5	H: 0 LOB: 1 BB: 1 P: 9	R: 0 E: 0 K: 0 S: 4	H: 1 LOB: 1 BB: 0 P: 4	R: 2 E: 0 K: 1 S: 9	H: 4 LOB: 2 BB: 0 P: 9	R: 0 E: 0 K: 0 S: 3	H: 1 LOB: 1 BB: 1 P: 7	R: 0 E: 0 K: 0 S: 3	H: 0 LOB: 0 BB: 0 P: 3	R: 0 E: 0 K: 0 S: 3	H: 0 LOB: 0 BB: 0 P: 3	1B: 6 2B: 2 3B: 0 HR: 0	SF: 0 SAC: 0 DP: 1 HBP: 1	WP: 0 PB: 0 SB: 1 CS: 0	PA: 40	
<b>PITCHER</b>	IP	WLS	BF	H	R	ER	SO	BB	IBB	HBP	BLK	WP	HR	S	P	ERA	WHIP				
<b>Danny Jackson, L</b> ERA: 3.28 (1, 1)	5.0	L	27	7	6	2	3	3	0	1	0	0	0	29	42	3.60	2.000				
<b>Steve Shields, R</b> ERA: 5.4 (6, 1)	4.0		13	1	0	0	0	1	0	0	0	0	0	12	16	0.00	0.500				

Oakland Athletics @ Kansas City Royals  
Royals Stadium, Kansas City, MO  
Sat Sep 27 1986, 4:33 AM EDT  
Unknown

AB 35  
R 6  
H 8  
RBI 6  
BB 4  
SO 3  
LOB 16



Batter	1	2	3	4	5	6	7	8	9	AB	R	H	RBI	BB	SO	LOB	BOTTOM					
<b>Willie Wilson, S</b> OBP: 0.319, SLG: 0.376 (1, 8)										5	0	1	0	0	0	1						
<b>Lonnie Smith, R</b> OBP: 0.361, SLG: 0.413 (1, 7)										3	0	0	0	1	0	1						
<b>Kevin Seitzer, R</b> OBP: 0.398, SLG: 0.386 (1, 3)										3	1	1	0	1	1	1						
<b>Jorge Orta, L</b> OBP: 0.322, SLG: 0.412 (1, 10)										4	1	3	1	0	1	0						
<b>Frank White, R</b> OBP: 0.323, SLG: 0.458 (1, 4)										4	0	0	0	0	0	4						
<b>Bo Jackson, R</b> OBP: 0.311, SLG: 0.407 (1, 9)										3	0	0	0	0	0	0						
<b>Jim Sundberg, R</b> OBP: 0.307, SLG: 0.325 <b>Mike Kingery, L</b> OBP: 0.293, SLG: 0.387 <b>Terry Bell, R</b> (1, 2) (6, PH) (9, 2)										3	0	1	1	0	0	0						
<b>Bill Pecota, R</b> OBP: 0.250, SLG: 0.364 <b>Rudy Law, L</b> OBP: 0.320, SLG: 0.375 (1, 5) (9, PH)										3	1	1	0	0	1	3						
<b>Buddy Biancalana, S</b> OBP: 0.306, SLG: 0.327 <b>Jamie Quirk, L</b> OBP: 0.278, SLG: 0.343 (1, 6) (9, PH)										3	0	1	1	0	1	0						
<b>Inning Stats</b>	R: 0 E: 0 K: 0 S: 4	H: 1 LOB: 2 BB: 1 P: 8	R: 1 E: 0 K: 0 S: 5	H: 2 LOB: 1 BB: 0 P: 5	R: 1 E: 0 K: 1 S: 7	H: 3 LOB: 3 BB: 1 P: 12	R: 0 E: 0 K: 2 S: 8	H: 1 LOB: 1 BB: 0 P: 8	R: 0 E: 0 K: 1 S: 5	H: 0 LOB: 0 BB: 0 P: 5	R: 0 E: 0 K: 0 S: 3	H: 0 LOB: 0 BB: 0 P: 3	R: 0 E: 0 K: 0 S: 3	H: 0 LOB: 0 BB: 0 P: 3	R: 1 E: 0 K: 0 S: 4	H: 1 LOB: 0 BB: 0 P: 4	R: 0 E: 0 K: 0 S: 3	H: 0 LOB: 0 BB: 0 P: 3	1B: 6 2B: 0 3B: 1 HR: 1	SF: 0 SAC: 0 DP: 0 HBP: 1	WP: 0 PB: 0 SB: 0 CS: 1	PA: 37
<b>PITCHER</b>	IP	WLS	BF	H	R	ER	SO	BB	IBB	HBP	BLK	WP	HR	S	P	ERA	WHIP					
<b>Joaquin Andujar, R</b> ERA: 3.65 (1, 1)	9.0	W	37	8	3	3	4	2	0	1	0	0	1	42	51	3.00	1.111					

Oakland Athletics @ Kansas City Royals  
Royals Stadium, Kansas City, MO  
Sat Sep 27 1986, 4:33 AM EDT  
Unknown

AB 34  
R 3  
H 8  
RBI 3  
BB 2  
SO 4  
LOB 10









Batter	1	2	3	4	5	6	7	8	9	AB	R	H	RBI	BB	SO	LOB	TOP										
Stan Javier, S OBP: 0.310, SLG: 0.277	4-3			5-3	F4			5-3		4	0	1	0	0	0	1											
Mike Davis, L OBP: 0.316, SLG: 0.454	G5-4-3			K				F9		4	0	2	0	0	1	1											
Carney Lansford, R OBP: 0.336, SLG: 0.430	G5-4-3			5-3				6-3		4	0	1	0	0	0	2											
Dave Kingman, R OBP: 0.258, SLG: 0.436				L7				F6		4	0	0	0	0	0	3											
Rusty Tillman, R OBP: 0.242, SLG: 0.344																											
Bruce Bochte, L OBP: 0.361, SLG: 0.339																											
Mark McSwire, R OBP: 0.283, SLG: 0.385	K																										
Terry Steinbach, R OBP: 0.357, SLG: 0.538				6-3				5-3		3	1	1	0	0	0	0											
Mike Gallego, R OBP: 0.333, SLG: 0.375										3	0	3	1	0	0	0											
Alfredo Griffin, S OBP: 0.320, SLG: 0.358				K				F4		3	0	0	1	0	1	3											
<b>Inning Stats</b>	R: 0 E: 0 K: 0 S: 3	H: 1 LOB: 0 BB: 0 P: 3	R: 0 E: 0 K: 2 S: 7	H: 0 LOB: 0 BB: 0 P: 7	R: 0 E: 0 K: 1 S: 5	H: 1 LOB: 0 BB: 0 P: 5	R: 0 E: 0 K: 1 S: 6	H: 1 LOB: 1 BB: 0 P: 6	R: 2 E: 0 K: 0 S: 6	H: 3 LOB: 1 BB: 0 P: 6	R: 0 E: 0 K: 0 S: 4	H: 2 LOB: 1 BB: 0 P: 4	R: 0 E: 0 K: 0 S: 4	H: 1 LOB: 1 BB: 0 P: 4	R: 0 E: 0 K: 0 S: 3	H: 0 LOB: 0 BB: 0 P: 3	R: 0 E: 0 K: 0 S: 3	H: 0 LOB: 0 BB: 0 P: 3	1B: 6 2B: 3 3B: 0 HR: 0	SF: 0 SAC: 0 DP: 1 HBP: 0	WP: 0 PB: 0 SB: 0 CS: 3	PA: 33					
<b>PITCHER</b>	IP	WLS	BF	H	R	ER	SO	BB	IBB	HBP	BLK	WP	HR	S	P	ERA	WHIP										
Charlie Leibrandt, L ERA: 4.08	7.0	W	27	9	2	2	4	0	0	0	0	0	0	35	35	2.57	1.286										
Dan Quisenberry, R ERA: 2.79	2.0		6	0	0	0	0	0	0	0	0	0	0	6	6	0.00	0.000										

Oakland Athletics @ Kansas City Royals  
Royals Stadium, Kansas City, MO  
Sun Sep 28 1986, 4:33 AM EDT  
Att: 22,585 - Unknown

AB 33  
R 2  
H 9  
RBI 2  
BB 0  
SO 4  
LOB 13



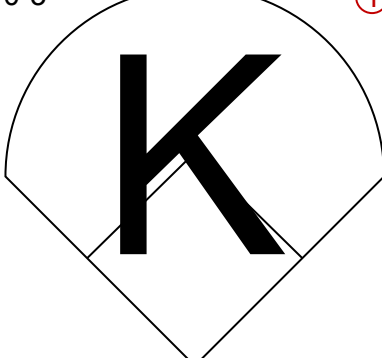
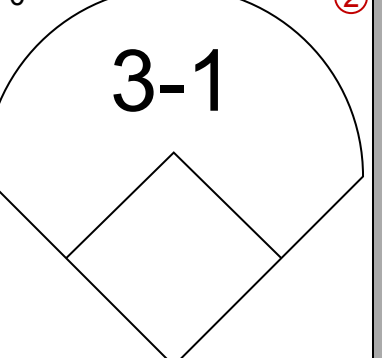
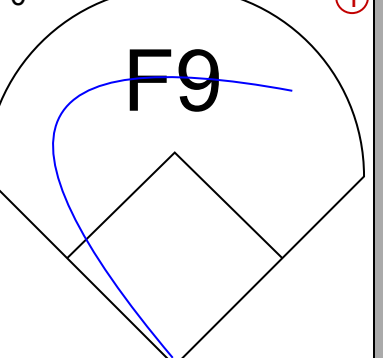
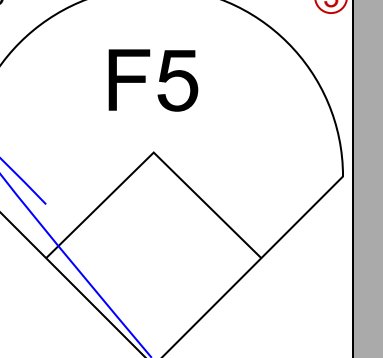
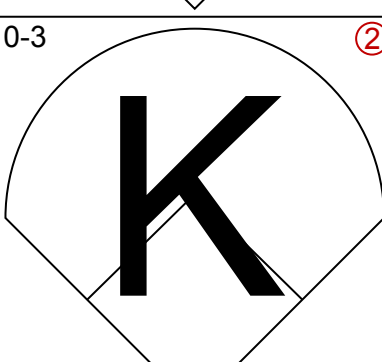
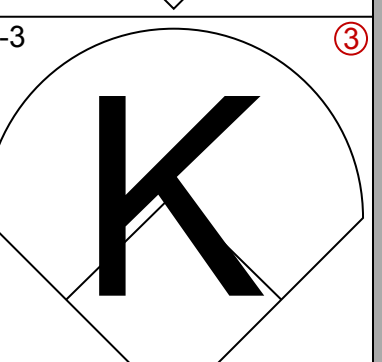
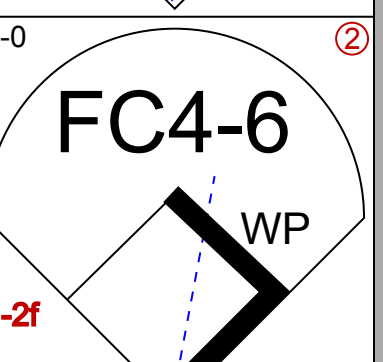
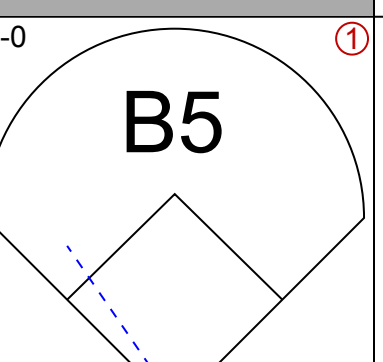
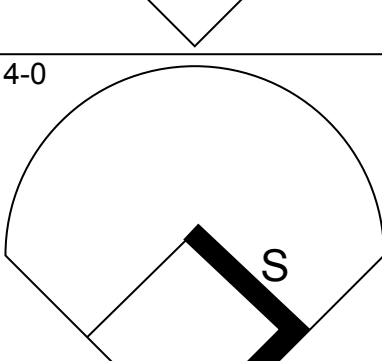
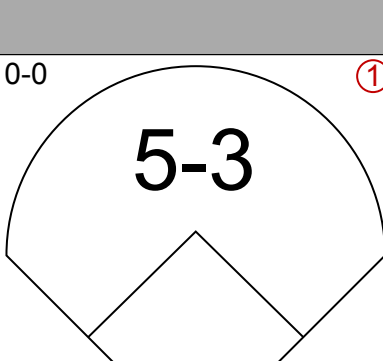
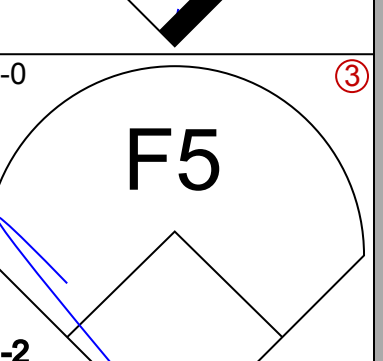
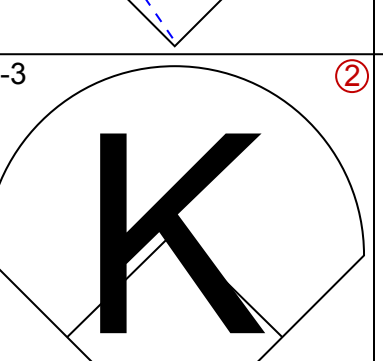
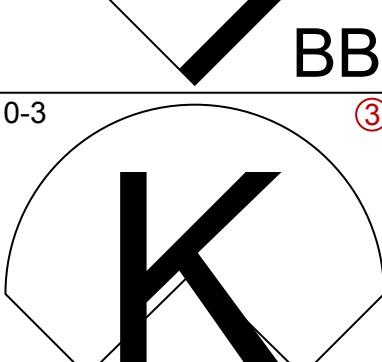
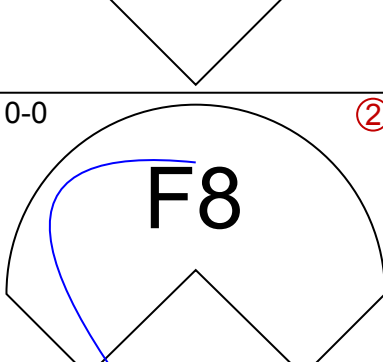
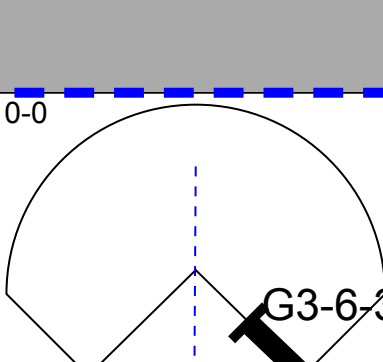
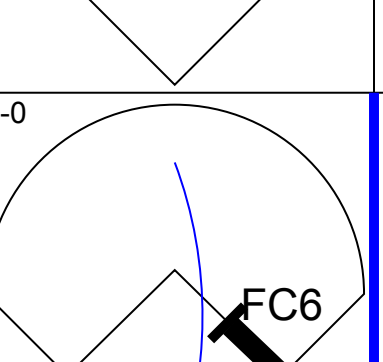
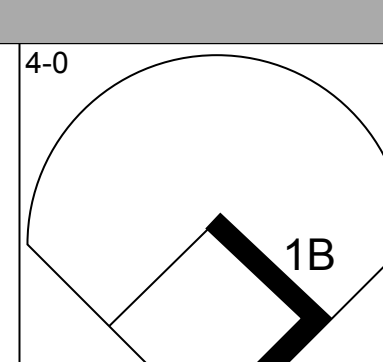
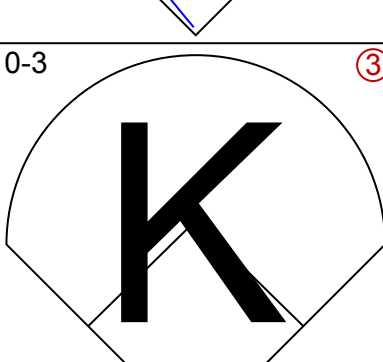
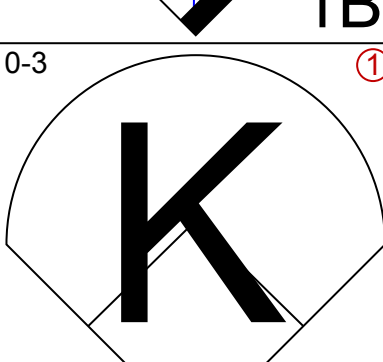
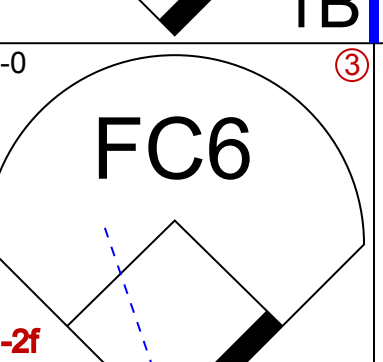
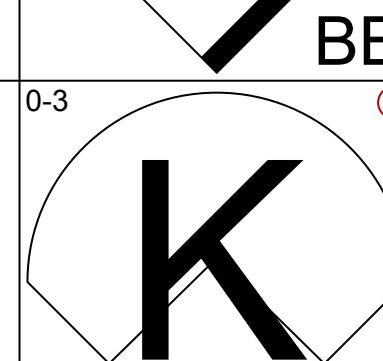
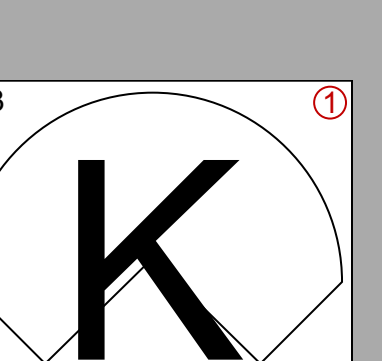
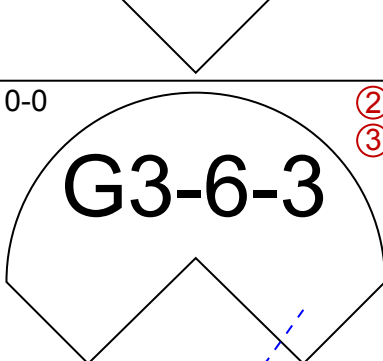
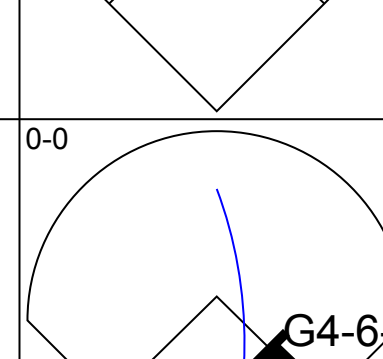
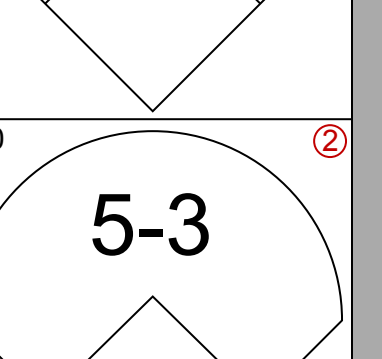
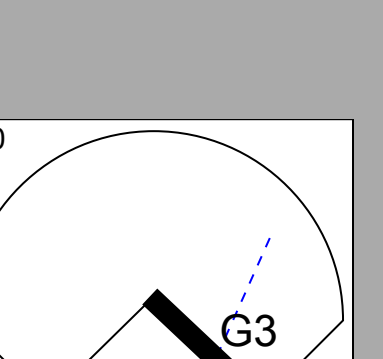
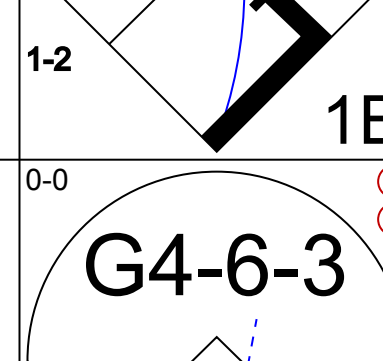
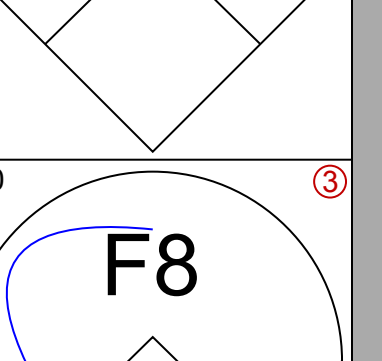
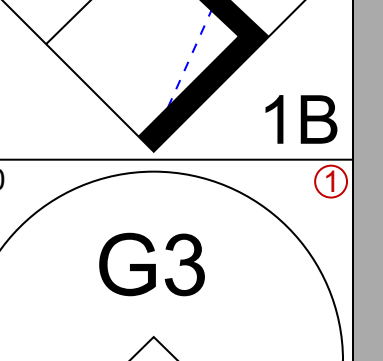

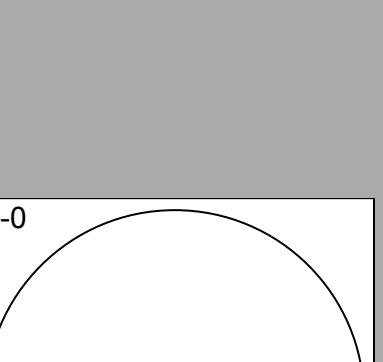
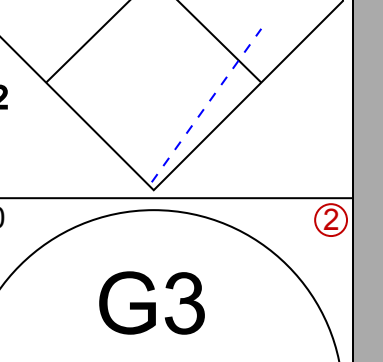
Batter	1	2	3	4	5	6	7	8	9	AB	R	H	RBI	BB	SO	LOB	BOTTOM											
Rudy Law, L OBP: 0.329, SLG: 0.385	5-3			E5						3	0	1	1	1	0	0												
Mike Kingery, L OBP: 0.294, SLG: 0.393				F6						3	0	0	0	1	1	3												
Kevin Seitzer, R OBP: 0.418, SLG: 0.447										2	2	1	1	2	0	1												
George Brett, L OBP: 0.407, SLG: 0.492										4	1	1	2	0	0	3												
Frank White, R OBP: 0.322, SLG: 0.462										4	1	1	1	0	3	2												
Jamie Quirk, L OBP: 0.276, SLG: 0.371										4	1	1	1	0	2	0												
Bo Jackson, R OBP: 0.275, SLG: 0.355										4	0	0	0	0	3	0												
Lynn Jones, R OBP: 0.226, SLG: 0.170										0	0	0	0	0	0	0												
Bill Pecota, R OBP: 0.350, SLG: 0.412										2	0	1	0	1	0	0												
Buddy Biancalana, S OBP: 0.301, SLG: 0.322										4	1	1	0	0	1	2												
<b>Inning Stats</b>	R: 0 E: 0 K: 0 S: 3	H: 0 LOB: 1 BB: 1 P: 7	R: 0 E: 0 K: 2 S: 7	H: 0 LOB: 0 BB: 0 P: 7	R: 0 E: 1 K: 0 S: 4	H: 0 LOB: 1 BB: 0 P: 4	R: 5 E: 0 K: 2 S: 11	H: 5 LOB: 1 BB: 1 P: 16	R: 1 E: 0 K: 1 S: 6	H: 1 LOB: 0 BB: 0 P: 6	R: 0 E: 0 K: 2 S: 6	H: 0 LOB: 1 BB: 1 P: 10	R: 0 E: 1 K: 1 S: 5	H: 0 LOB: 2 BB: 2 P: 13	R: 0 E: 0 K: 2 S: 8	H: 1 LOB: 1 BB: 0 P: 8	1B: 1 2B: 3 3B: 0 HR: 4	SF: 0 SAC: 0 DP: 1 HBP: 1	WP: 0 PB: 0 SB: 0 CS: 2	PA: 36								
<b>PITCHER</b>	IP	WLS	BF	H	R	ER	SO	BB	IBB	HBP	BLK	WP	HR	S	P	ERA	WHIP											
Dave Stewart, R ERA: 4.13	3.2	L	19	5	5	5	3	2	0	0	0	0	0	1	0	13.50	1.909											
Dave Leiper, L ERA: 4.89	0.2		3	1	1	1	1	0	0	0	0	0	0	1	5	5												
Eric Plunk, R ERA: 5.31	2.2		10	0	0	0	4	3	0	0	0	0	0	15	27	0.00	1.125											
Doug Bair, R ERA: 3.05	1.0		4	1	0	0	2	0	0	0	0	0	0	8	8	0.00	1.000											

Oakland Athletics @ Kansas City Royals  
Royals Stadium, Kansas City, MO  
Sun Sep 28 1986, 4:33 AM EDT  
Att: 22,585 - Unknown

AB 30  
R 6  
H 7  
RBI 6  
BB 5  
SO 10  
LOB 11



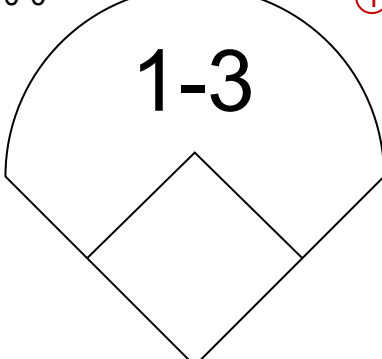
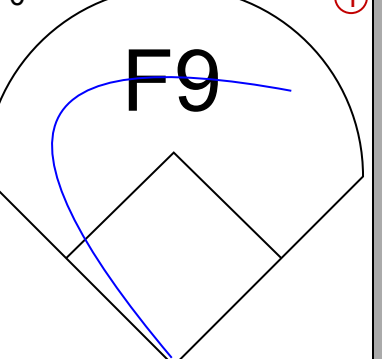
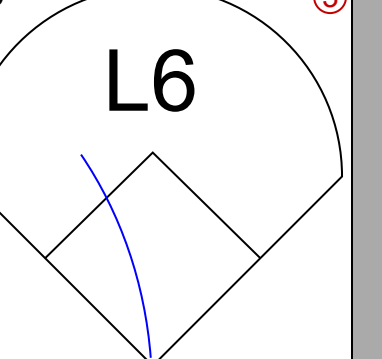
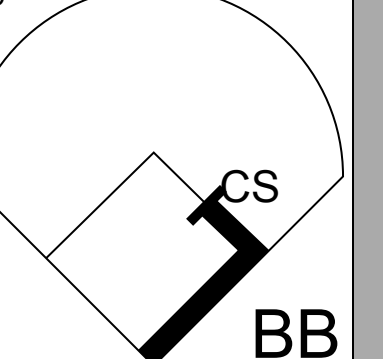
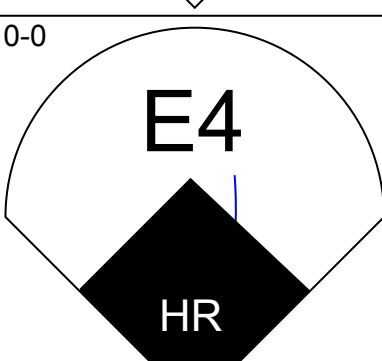
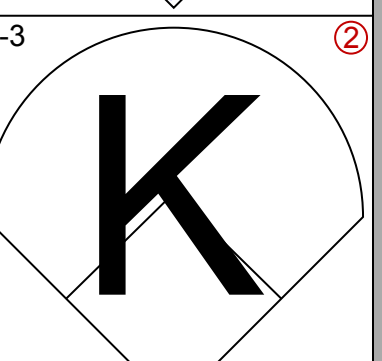
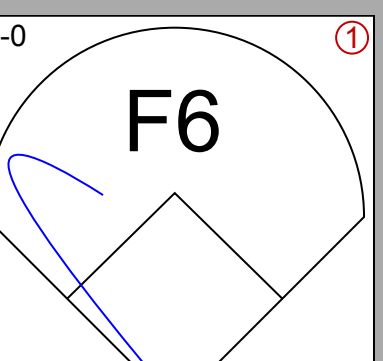
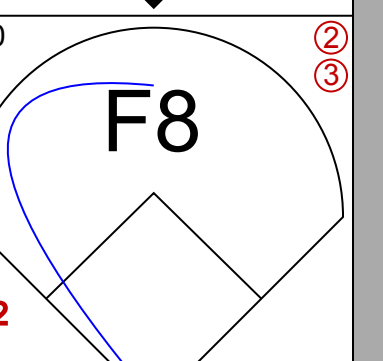
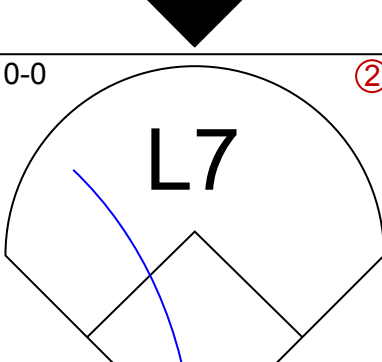
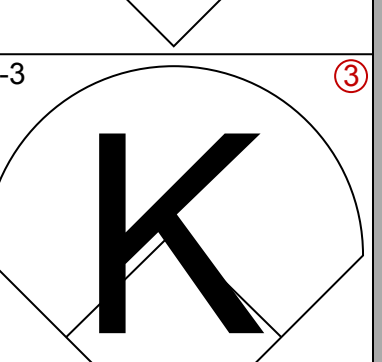
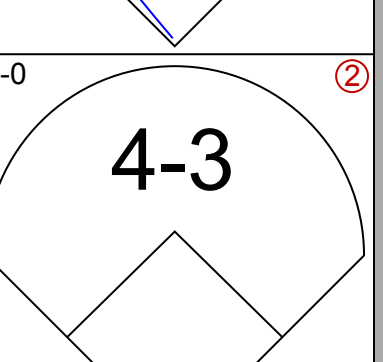
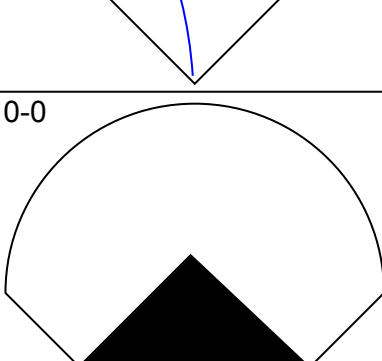
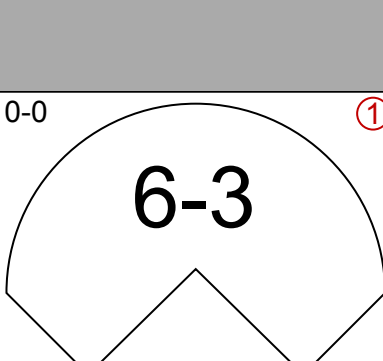
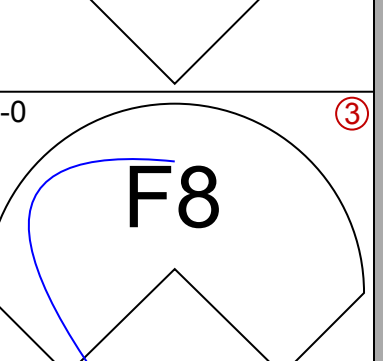
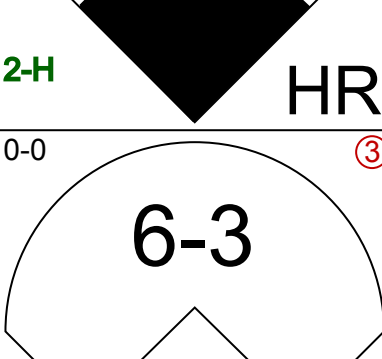
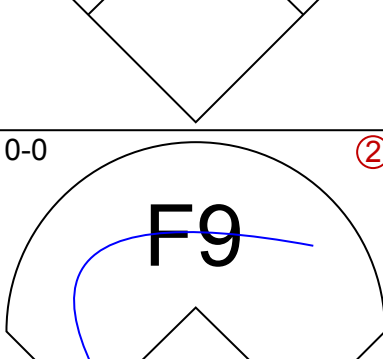
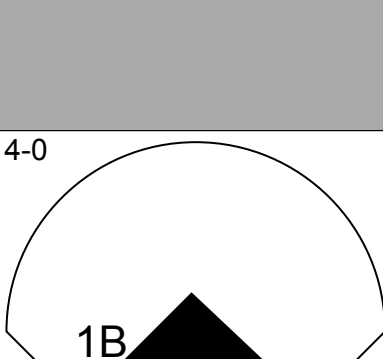
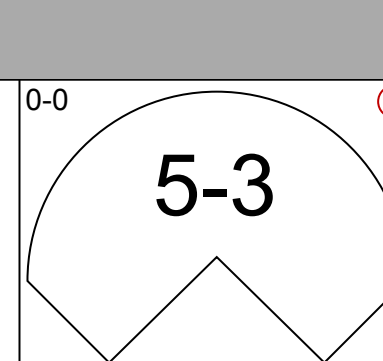
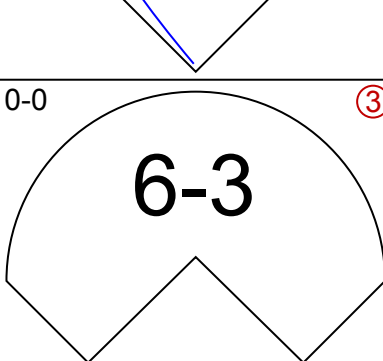
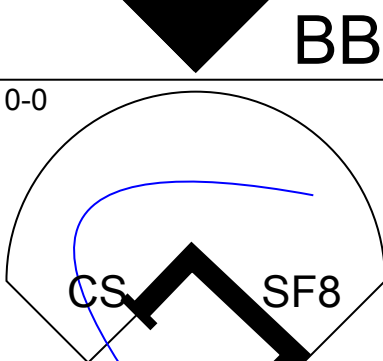
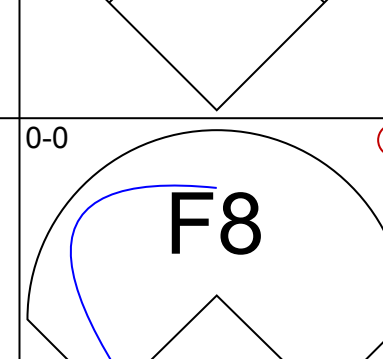
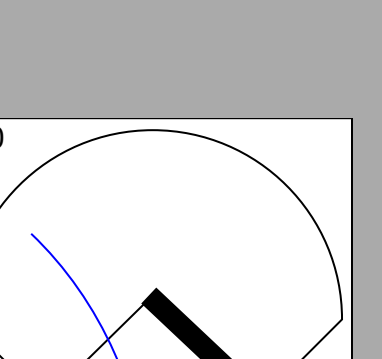
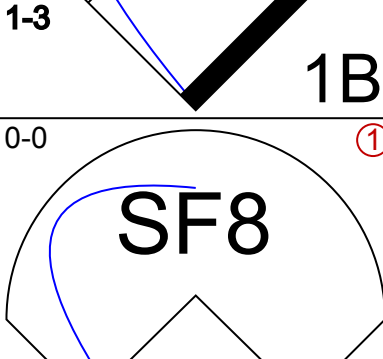
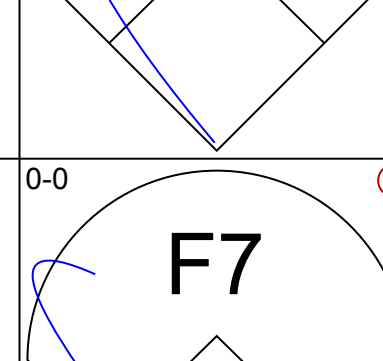
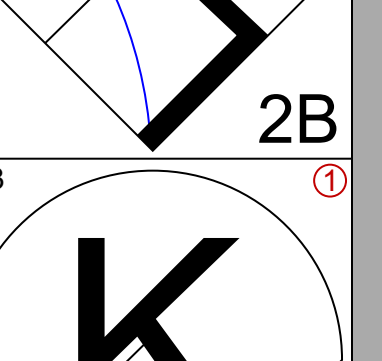
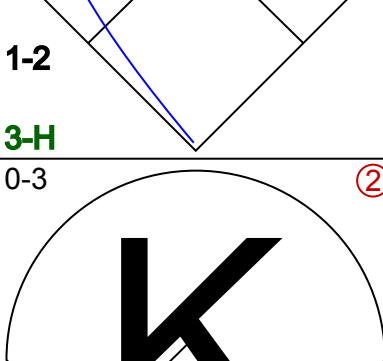
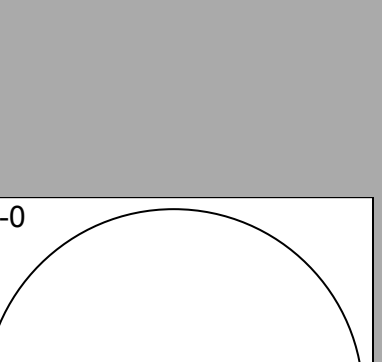
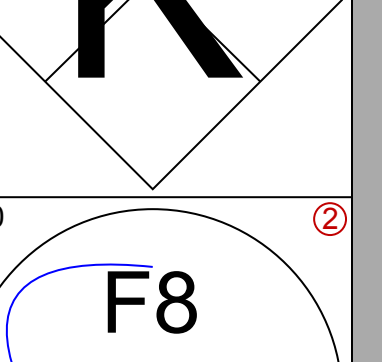
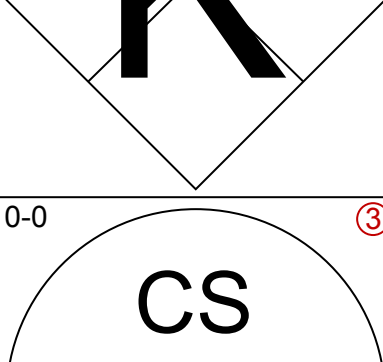
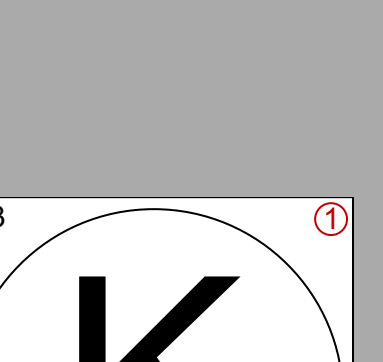


Batter	1	2	3	4	5	6	7	8	9	AB	R	H	RBI	BB	SO	LOB	TOP										
Alfredo Griffin, S OBP: 0.318, SLG: 0.355 (1, 6)										4	0	0	0	0	1	2											
Dwayne Murphy, L OBP: 0.397, SLG: 0.379 (1, 8)										4	0	0	0	0	2	1											
Carney Lansford, R OBP: 0.335, SLG: 0.428 (1, 5)										3	0	0	0	1	1	1											
Bruce Bochte, L OBP: 0.362, SLG: 0.340 Stan Javier, S OBP: 0.310, SLG: 0.277 (1, 3)										4	0	2	0	0	1	1											
Dave Kingman, R OBP: 0.258, SLG: 0.433 (1, 10)										3	0	0	0	1	2	2											
Mike Davis, L OBP: 0.314, SLG: 0.451 (1, 9)										3	0	0	0	0	2	2											
Rusty Tillman, R OBP: 0.278, SLG: 0.371 (1, 7)										3	0	2	0	0	0	0											
Donnie Hill, S OBP: 0.328, SLG: 0.380 (1, 4)										3	0	0	0	0	0	3											
Mickey Tettleton, S OBP: 0.327, SLG: 0.395 (1, 2)										2	0	0	0	1	1	1											
<b>Inning Stats</b>	R: 0 E: 0 K: 3 S: 9	H: 0 LOB: 1 BB: 1 P: 13	R: 0 E: 0 K: 1 S: 5	H: 1 LOB: 1 BB: 1 P: 9	R: 0 E: 0 K: 2 S: 7	H: 0 LOB: 0 BB: 0 P: 7	R: 0 E: 0 K: 1 S: 5	H: 0 LOB: 0 BB: 0 P: 5	R: 0 E: 0 K: 1 S: 5	H: 0 LOB: 1 BB: 1 P: 7	R: 0 E: 0 K: 1 S: 5	H: 1 LOB: 0 BB: 0 P: 5	R: 0 E: 0 K: 0 S: 4	H: 1 LOB: 1 BB: 0 P: 4	R: 0 E: 0 K: 1 S: 6	H: 1 LOB: 1 BB: 0 P: 6	1B: 4 2B: 0 3B: 0 HR: 0	SF: 0 SAC: 0 DP: 2 HBP: 0	WP: 1 PB: 0 SB: 1 CS: 0	PA: 32							
<b>PITCHER</b>	IP	WLS	BF	H	R	ER	SO	BB	IBB	HBP	BLK	WP	HR	S	P	ERA	WHIP										
Ed Correa, R ERA: 4.33 Jeff Russell, R ERA: 3.35	(1, 1) (7, 1)	6.0 S	21 11	1 3	0 0	0 0	8 2	3 0	0 0	0 0	0 0	1 0	0 0	34 15	46 15	0.00 0.00	0.667 1.000										

Oakland Athletics @ Texas Rangers  
Arlington Stadium, Arlington, TX  
Mon Sep 29 1986, 8:05 PM EDT  
Att: 5,899 - Unknown

AB 29  
R 0  
H 4  
RBI 0  
BB 3  
SO 10  
LOB 13



Batter	1	2	3	4	5	6	7	8	9	AB	R	H	RBI	BB	SO	LOB	BOTTOM										
Scott Fletcher, R OBP: 0.358, SLG: 0.395 (1, 6)										3	0	0	0	1	0	2											
Ruben Sierra, S OBP: 0.304, SLG: 0.478 (1, 8)										4	1	0	0	0	1	2											
Pete O'Brien, L OBP: 0.379, SLG: 0.465 (1, 3)										3	0	0	0	0	1	2											
Pete Incaviglia, R OBP: 0.314, SLG: 0.459 (1, 9)										3	1	1	2	0	0	0											
Larry Parrish, R OBP: 0.345, SLG: 0.517 (1, 10)										2	1	0	0	1	0	0											
Mike Stanley, R OBP: 0.375, SLG: 0.533 Bob Brower, R OBP: 0.333, SLG: 0.667 (1, 7) (7, FR) (8, 7)										3	0	1	0	0	0	0											
Don Slaughter, R OBP: 0.297, SLG: 0.450 (1, 2)										2	0	1	1	0	0	0											
Steve Buechele, R OBP: 0.304, SLG: 0.406 (1, 5)										3	0	0	0	0	2	3											
Toby Harrah, R OBP: 0.326, SLG: 0.372 (1, 4)										2	0	0	0	1	1	1											
<b>Inning Stats</b>	R: 2 E: 1 K: 0 S: 5	H: 1 LOB: 0 BB: 0 P: 5	R: 0 E: 0 K: 0 S: 3	H: 0 LOB: 0 BB: 0 P: 3	R: 0 E: 0 K: 2 S: 7	H: 0 LOB: 1 BB: 1 P: 11	R: 0 E: 0 K: 0 S: 3	H: 0 LOB: 0 BB: 0 P: 3	R: 0 E: 0 K: 1 S: 6	H: 1 LOB: 1 BB: 0 P: 6	R: 0 E: 0 K: 0 S: 3	H: 0 LOB: 0 BB: 0 P: 3	R: 1 E: 0 K: 1 S: 5	H: 1 LOB: 1 BB: 1 P: 9	R: 0 E: 0 K: 1 S: 4	H: 0 LOB: 0 BB: 1 P: 8	1B: 1 2B: 1 3B: 0 HR: 1	SF: 1 SAC: 0 DP: 0 HBP: 0	WP: 0 PB: 0 SB: 0 CS: 2	PA: 30							
<b>PITCHER</b>	IP	WLS	BF	H	R	ER	SO	BB	IBB	HBP	BLK	WP	HR	S	P	ERA	WHIP										
Curt Young, L ERA: 3.62	(1, 1)	8.0 L	29 29	3 3	3 3	1 1	5 5	3 3	0 0	0 0	0 0	0 0	1 1	36 36	48 48	1.12 1.12	0.750 0.750										

Oakland Athletics @ Texas Rangers  
Arlington Stadium, Arlington, TX  
Mon Sep 29 1986, 8:05 PM EDT  
Att: 5,899 - Unknown

AB 25  
R 3  
H 3  
RBI 3  
BB 3  
SO 5  
LOB 10





Batter	1	2	3	4	5	6	7	8	9	AB	R	H	RBI	BB	SO	LOB	TOP					
Mike Davis, L OBP: 0.313, SLG: 0.448 (1, 9)	0-0 4-3		0-0 2H 1B		0-0 G3		0-3 K		0-0 E4	5	0	1	1	0	1	3						
Dwayne Murphy, L OBP: 0.363, SLG: 0.373 (1, 8)	0-3 K		0-3 1-2 K			0-3 K		0-3 K	5	0	0	0	0	0	4	3						
Jose Canseco, R OBP: 0.325, SLG: 0.469 (1, 7)	0-0 1B 2B		0-0 1-3			4-0 WP BB		0-0 6-3	3	1	1	0	1	0	1							
Bruce Bochte, L OBP: 0.361, SLG: 0.339 (1, 3)	0-0 2H 1B			0-0 4-3		0-0 F8		0-3 K	4	0	1	1	0	1	1							
Dave Kingman, R OBP: 0.256, SLG: 0.430 (1, 10)		0-0 6-3		0-3 K		0-0 F7			0-3 K	4	0	0	0	0	2	1						
Carney Lansford, R OBP: 0.334, SLG: 0.427 (1, 5)		0-0 5-3		0-0 PB 1B			0-0 E5 2B		0-0 E9 1B	4	2	1	0	0	0	0						
Donnie Hill, S OBP: 0.324, SLG: 0.376 (1, 4)		0-0 6-3		0-3 1-2 K			0-3 K		0-0 F8	4	0	0	0	0	2	3						
Jerry Willard, L OBP: 0.353, SLG: 0.369 (9, FR)			0-0 1B 2B		0-0 FC4-6 1B		0-3 K		4-0 E 1B BB	3	1	2	0	1	1	1						
Stan Javier, S OBP: 0.310, SLG: 0.277 (9, FR)										0	1	0	0	0	0	0						
Alfredo Griffin, S OBP: 0.319, SLG: 0.358 (1, 6)			0-0 L7		0-0 FC4-6 CS		0-0 2H 2B		0-0 E1 E DI 1B	4	0	2	2	0	0	2						
<b>Inning Stats</b>	R: 1 E: 0 K: 1 S: 6	H: 2 LOB: 1 BB: 0 P: 6	R: 0 E: 0 K: 0 S: 3	H: 0 LOB: 0 BB: 0 P: 3	R: 1 E: 0 K: 1 S: 7	H: 2 LOB: 1 BB: 0 P: 7	R: 0 E: 0 K: 2 S: 8	H: 1 LOB: 1 BB: 0 P: 8	R: 0 E: 0 K: 0 S: 3	H: 0 LOB: 0 BB: 0 P: 3	R: 0 E: 0 K: 1 S: 5	H: 1 LOB: 1 BB: 1 P: 9	R: 1 E: 1 K: 3 S: 11	H: 1 LOB: 1 BB: 0 P: 11	R: 0 E: 0 K: 2 S: 7	H: 0 LOB: 0 BB: 0 P: 7	R: 2 E: 3 K: 1 S: 8	H: 1 LOB: 2 BB: 1 P: 12	1B: 5 2B: 3 3B: 0 HR: 0	SF: 0 SAC: 0 DP: 0 HBP: 0	WP: 1 PB: 1 SB: 2 CS: 1	PA: 38
<b>PITCHER</b>	IP WLS BF H R ER SO BB IBB HBP BLK WP HR S P ERA WHIP	IP WLS BF H R ER SO BB IBB HBP BLK WP HR S P ERA WHIP															IP WLS BF H R ER SO BB IBB HBP BLK WP HR S P ERA WHIP					
Kevin Brown, R ERA: 3.6 (1, 1)	5.0 W 19 6 2 2 4	4.0 S 19 2 3 0 7															5.0 W 19 6 2 2 4					
Mike Loynd, R ERA: 5.36 (6, 1)															4.0 S 19 2 3 0 7							

Oakland Athletics @ Texas Rangers  
Arlington Stadium, Arlington, TX  
Tue Sep 30 1986, 8:05 PM EDT  
Att: 6,908 - Unknown

AB 36  
R 5  
H 8  
RBI 4  
BB 2  
SO 11  
LOB 15



Batter	1	2	3	4	5	6	7	8	9	AB	R	H	RBI	BB	SO	LOB	BOTTOM			
Oddibe McDowell, L OBP: 0.341, SLG: 0.429 (1, 8)	0-0 F9		0-0 BLK 1B		0-3 K			4-0 FC4-2 1B BB	4	2	1	0	1	1	3					
Scott Fletcher, R OBP: 0.326, SLG: 0.392 (1, 6)	0-0 5-3		0-0 L9		0-0 4-3		0-0 F7	0-0 FC4-2 1B S	4	0	0	0	0	0	2					
Curtis Wilkerson, S OBP: 0.274, SLG: 0.306 (6, 6)								1-3 3H 1B	1	1	0	0	0	0	2					
Pete O'Brien, L OBP: 0.361, SLG: 0.464 (1, 3)	4-0 BB		4-0 BLK HR BB		4-0 S HBP BB		0-0 4-3	0-0 1H 3H 1B	1	1	0	0	3	0	0					
Tom Paciorek, R OBP: 0.304, SLG: 0.376 (6, 3)			1-2 2-3 HR BB		1-0 S BB		0-0 4-3	0-3 K	1	0	1	2	0	0	0					
Pete Incaviglia, R OBP: 0.315, SLG: 0.456 (1, 9)	0-0 L6		4-0 HR BB		1-0 S HBP		0-3 K	0-3 K	3	1	0	1	1	2	2					
Bob Brower, R OBP: 0.333, SLG: 0.667 (9, 7)			1-2 2-3 3H HR BB		1-2 S HBP		0-0 K	0-3 K	0	0	0	0	0	0	0					
Ruben Sierra, S OBP: 0.303, SLG: 0.483 (9, 9)		0-0 F8		0-3 K			0-0 6-3		4	1	1	3	0	1	2					
Larry Parrish, R OBP: 0.345, SLG: 0.513 (1, 10)		0-3 K		4-0 1B BB		0-3 K		0-3 K	3	1	0	0	1	3	2					
Don Slaught, R OBP: 0.300, SLG: 0.450 (1, 2)		0-0 F7			4-0 BB		0-0 F4		2	1	1	0	1	0	0					
Orlando Mercado, R OBP: 0.275, SLG: 0.290 (6, 2)			0-0 1B 1B						1	0	0	0	0	0	0					
Steve Buechele, R OBP: 0.304, SLG: 0.406 (1, 5)			5-3					4-0 F8 FC4-2 BB	3	0	1	1	0	1	1					
Mike Stanley, R OBP: 0.394, SLG: 0.533 (6, 5)								0-0 F8 BB	0	0	0	0	1	0	0					
Jerry Browne, S OBP: 0.500, SLG: 0.500 (1, 4)			0-0 PB 1B		0-3 K			0-0 F8	4	1	2	1	0	1	2					
<b>Inning Stats</b>	R: 0 E: 0 K: 0 S: 3	H: 0 LOB: 1 BB: 1 P: 7	R: 0 E: 0 K: 1 S: 5	H: 0 LOB: 0 BB: 0 P: 5	R: 7 E: 0 K: 0 S: 9	H: 6 LOB: 2 BB: 3 P: 21	R: 0 E: 0 K: 2 S: 7	H: 0 LOB: 2 BB: 1 P: 12	R: 0 E: 0 K: 3 S: 9	H: 0 LOB: 1 BB: 1 P: 13	R: 0 E: 0 K: 1 S: 5	H: 0 LOB: 0 BB: 0 P: 5	R: 0 E: 0 K: 1 S: 5	H: 0 LOB: 0 BB: 0 P: 5	R: 2 E: 0 K: 1 S: 6	H: 1 LOB: 1 BB: 2 P: 14	1B: 6 2B: 0 3B: 0 HR: 1	SF: 0 SAC: 0 DP: 0 HBP: 1	WP: 0 PB: 1 SB: 5 CS: 0	PA: 40
<b>PITCHER</b>	IP WLS BF H R ER SO BB IBB HBP BLK WP HR S P ERA WHIP	IP WLS BF H R ER SO BB IBB HBP BLK WP HR S P ERA WHIP															IP WLS BF H R ER SO BB IBB HBP BLK WP HR S P ERA WHIP			
Rick Rodriguez, R ERA: 6.61 (1, 1)	2.2 L 14 3 5 5 1	1.1 3 2 2 2															2.2 L 14 3 5 5 1			
Eric Plunk, R ERA: 5.4 (3, 1)															1.1 3 2 2 2					
Bill Mooneyham, R ERA: 4.52 (5, 1)															3.1 13 0 2 2 5					
Doug Bair, R ERA: 3.0 (8, 1)															0.2 3 1 0 0 1					

Oakland Athletics @ Texas Rangers  
Arlington Stadium, Arlington, TX  
Tue Sep 30 1986, 8:05 PM EDT  
Att: 6,908 - Unknown

AB 31  
R 9  
H 7  
RBI 8  
BB 8  
SO 9  
LOB 16





Batter	1	2	3	4	5	6	7	8	9	AB	R	H	RBI	BB	SO	LOB	TOP						
Mike Davis, L OBP: 0.314, SLG: 0.447 (1, 8)										5	0	2	1	0	0	3							
Carney Lansford, R OBP: 0.335, SLG: 0.427 (1, 5)										5	1	2	0	0	1	2							
Jose Canseco, R OBP: 0.324, SLG: 0.466 (1, 7)										4	1	0	0	1	3	2							
Bruce Bochte, L OBP: 0.359, SLG: 0.340 (1, 3)										5	0	1	0	0	0	2							
Dave Kingman, R OBP: 0.257, SLG: 0.435 (1, 10)										5	1	2	1	0	0	2							
Rusty Tillman, R OBP: 0.208, SLG: 0.361 (8, PH)										1	1	0	0	2	0	0							
Wayne Gross, L OBP: 0.310, SLG: 0.277 (8, PH)										0	0	0	0	1	0	0							
Dwayne Murphy, L OBP: 0.364, SLG: 0.376 (8, 8)										1	0	1	1	0	0	0							
Jerry Willard, L OBP: 0.353, SLG: 0.388 (8, PH)										3	1	1	3	0	0	2							
Dusty Baker Jr., R OBP: 0.307, SLG: 0.324 (8, 4)										1	0	0	0	1	1								
Lenn Sakata, R OBP: 0.395, SLG: 0.412 (8, 4)										1	0	0	0	0	0	2							
Alfredo Griffin, S OBP: 0.322, SLG: 0.358 (1, 6)										2	2	1	0	1	1	0							
Mike Gallego, R OBP: 0.314, SLG: 0.353 (8, PH)										2	0	0	0	0	0	1							
Terry Steinbach, R OBP: 0.400, SLG: 0.786 (8, 2)										1	1	1	3	0	0	0							
<b>Inning Stats</b>	R: 0 E: 0 K: 2 S: 7	H: 0 LOB: 0 BB: 0 P: 7	R: 1 E: 0 K: 0 S: 4	H: 1 LOB: 0 BB: 0 P: 4	R: 1 E: 0 K: 0 S: 4	H: 2 LOB: 0 BB: 0 P: 4	R: 0 E: 1 K: 1 S: 6	H: 1 LOB: 2 BB: 1 P: 10	R: 0 E: 0 K: 1 S: 6	H: 1 LOB: 1 BB: 0 P: 6	R: 3 E: 1 K: 0 S: 5	H: 1 LOB: 0 BB: 2 P: 14	R: 0 E: 0 K: 0 S: 3	H: 1 LOB: 0 BB: 0 P: 3	R: 3 E: 0 K: 1 S: 6	H: 1 LOB: 1 BB: 2 P: 14	R: 1 E: 0 K: 1 S: 8	H: 3 LOB: 2 BB: 0 P: 8	1B: 6 2B: 2 3B: 0 HR: 3	SF: 0 SAC: 1 DP: 1 HBP: 1	WP: 0 PB: 0 SB: 1 CS: 0	PA: 43	
<b>PITCHER</b>	IP	WLS	BF	H	R	ER	SO	BB	IBB	HBP	BLK	WP	HR	S	P	ERA	WHIP						
Charlie Hough, R ERA: 3.82 (1, 1)	6.0		28	6	5	5	4	3	0	1	0	0	2	32	45	7.50	1.500						
Dale Mohorcic, R ERA: 2.59 (7, 1)	1.1		5	1	1	1	0	1	0	0	0	0	0	4	8	6.75	1.500						
Mitch Williams, L ERA: 3.69 (8, 1)	0.2	L	4	1	2	2	1	1	0	0	0	0	1	5	9	27.00	3.000						
Greg Harris, R ERA: 2.86 (9, 1)	1.0		6	3	1	1	1	0	0	0	0	0	0	8	8	9.00	3.000						

Oakland Athletics @ Texas Rangers  
Arlington Stadium, Arlington, TX  
Wed Oct 01 1986, 8:05 PM EDT  
Att: 6,780 - Unknown

AB	36
R	9
H	11
RBI	9
BB	5
SO	6
LOB	17



Batter	1	2	3	4	5	6	7	8	9	AB	R	H	RBI	BB	SO	LOB	BOTTOM						
Oddibe McDowell, L OBP: 0.341, SLG: 0.429 (1, 8)										5	2	2	1	0	0	2							
Jerry Browne, S OBP: 0.545, SLG: 0.500 (1, 4)										4	2	2	0	1	0	0							
Pete O'Brien, L OBP: 0.383, SLG: 0.465 (1, 3)										4	1	2	1	1	0	0							
Pete Incaviglia, R OBP: 0.314, SLG: 0.454 (1, 9)										3	0	0	2	1	2	1							
Ruben Sierra, S OBP: 0.305, SLG: 0.482 (1, 7)										5	0	2	0	0	2	4							
Larry Parrish, R OBP: 0.348, SLG: 0.515 (1, 10)										4	0	3	1	0	0	1							
Bob Brower, R OBP: 0.333, SLG: 0.667 (8, FR)										0	0	0	0	0	0	0							
Geno Petralli, L OBP: 0.295, SLG: 0.417 (8, PH)										1	0	0	0	0	0	2							
Don Slaught, R OBP: 0.297, SLG: 0.444 (1, 2)										4	0	0	0	0	1	4							
Steve Buechele, R OBP: 0.306, SLG: 0.415 (1, 5)										4	2	2	1	0	0	1							
Jeff Kunkel, R OBP: 0.125, SLG: 0.125 (1, 6)										3	0	0	0	0	1	1							
Darrell Porter, L OBP: 0.302, SLG: 0.539 (8, PH)										1	0	1	0	0	0	0							
Curtis Wilkerson, S OBP: 0.274, SLG: 0.306 (8, FR)										0	0	0	0	0	0	0							
<b>Inning Stats</b>	R: 0 E: 0 K: 0 S: 3	H: 0 LOB: 0 BB: 0 P: 3	R: 0 E: 0 K: 0 S: 4	H: 1 LOB: 1 BB: 0 P: 4	R: 0 E: 0 K: 0 S: 3	H: 0 LOB: 0 BB: 0 P: 3	R: 0 E: 0 K: 1 S: 5	H: 0 LOB: 0 BB: 0 P: 5	R: 0 E: 0 K: 1 S: 5	H: 1 LOB: 0 BB: 0 P: 5	R: 4 E: 2 K: 1 S: 10	H: 5 LOB: 2 BB: 1 P: 14	R: 3 E: 1 K: 2 S: 11	H: 4 LOB: 1 BB: 0 P: 11	R: 0 E: 0 K: 0 S: 5	H: 2 LOB: 2 BB: 0 P: 5	R: 0 E: 0 K: 1 S: 5	H: 1 LOB: 2 BB: 2 P: 13	1B: 12 2B: 1 3B: 0 HR: 1	SF: 1 SAC: 0 DP: 1 HBP: 0	WP: 1 PB: 0 SB: 0 CS: 1	PA: 42	
<b>PITCHER</b>	IP	WLS	BF	H	R	ER	SO	BB	IBB	HBP	BLK	WP	HR	S	P	ERA	WHIP						
Moose Haas, R ERA: 2.74 (1, 1)	5.0		16	2	0	0	2	2	0	0	0	0	0	4	4	81.00	9.000						
Jose Rijo, R ERA: 4.55 (6, 1)	0.1		4	3	3	3	0	0	0	0	0	0	0	4	4								
Dave Vonohien, L ERA: 3.52 (6, 1)	0.0		1	1	0	0	0	0	0	0	0	0	0	1	1								
Steve Ontiveros, R ERA: 4.71 (6, 1)	1.0		8	4	4	3	2	1	0	0	0	1	1	11	15	27.00	5.000						
Bill Krueger, L ERA: 6.03 (7, 1)	0.0		1	1	0	0	0	0	0	0	0	0	0	1	1								
<b>PITCHER</b>	IP	WLS	BF	H	R	ER	SO	BB	IBB	HBP	BLK	WP	HR	S	P	ERA	WHIP						
Jay Howell, R ERA: 3.38 (7, 1)	2.2		12	3	3	0	2	2	0	0	0	0	0	14	22	0.00	1.875						

Oakland Athletics @ Texas Rangers  
Arlington Stadium, Arlington, TX  
Wed Oct 01 1986, 8:05 PM EDT  
Att: 6,780 - Unknown

AB	38
R	7
H	14
RBI	6
BB	3
SO	6
LOB	16





Batter	1	2	3	4	5	6	7	8	9	AB	R	H	RBI	BB	SO	LOB	TOP										
Willie Wilson, S OBP: 0.314, SLG: 0.368 (1, 8)	F8		F9	L3			K		HBP E BB	4	1	0	0	1	1	1	<b>Kansas City Royals @ Oakland Athletics</b> Oakland-Alameda County Coliseum, Oakland, CA Fri Oct 03 1986, 7:05 PM PDT Att: 7,838 - Unknown <a href="http://livebaseballscorecards.com">livebaseballscorecards.com</a>										
Lonnie Smith, R OBP: 0.359, SLG: 0.414 Lynn Jones, R OBP: 0.226, SLG: 0.170 (1, 7) (9, 7)	F9		F7	K			L3		FC3-6 HBP	4	0	0	0	0	1	1											
Kevin Seitzer, R OBP: 0.444, SLG: 0.461 (1, 3)	BB		6-3						K	3	0	0	0	2	1	2											
George Brett, L OBP: 0.400, SLG: 0.482 (1, 10)	4-3			F7	F7		F6		FC3-6 1B	5	1	0	0	0	0	3											
Frank White, R OBP: 0.326, SLG: 0.470 (1, 4)		F8		HR	HR				BB BB	4	2	3	2	1	0	0											
Jamie Quirk, L OBP: 0.276, SLG: 0.377 (1, 2)	BB E 1B			HR	F4				F4	5	2	2	2	0	1	2											
Bo Jackson, R OBP: 0.298, SLG: 0.347 Mike Kingery, L OBP: 0.294, SLG: 0.390 (1, 9) (8, 9)	FC6-4 BB			1B 3B 1B		K			F6	3	1	1	0	1	1	1											
Bill Pecota, R OBP: 0.323, SLG: 0.308 (1, 5)	FC6-4 1-2 2-H			3B 1B		K				3	1	1	0	1	1	1											
Buddy Biancalana, S OBP: 0.303, SLG: 0.344 (1, 6)	G3			1-3 3H 3B			F8		K	4	0	1	2	0	1	3											
<b>Inning Stats</b>	R: 0 E: 0 K: 0 S: 3	H: 0 LOB: 1 BB: 1 P: 7	R: 1 E: 1 K: 0 S: 4	H: 1 LOB: 1 BB: 1 P: 8	R: 0 E: 0 K: 0 S: 3	H: 0 LOB: 0 BB: 0 P: 3	R: 4 E: 0 K: 1 S: 10	H: 5 LOB: 1 BB: 0 P: 10	R: 1 E: 0 K: 0 S: 4	H: 1 LOB: 0 BB: 0 P: 4	R: 0 E: 0 K: 2 S: 7	H: 0 LOB: 0 BB: 0 P: 7	R: 0 E: 0 K: 1 S: 5	H: 0 LOB: 1 BB: 1 P: 9	R: 0 E: 0 K: 1 S: 5	H: 0 LOB: 2 BB: 2 P: 13		R: 2 E: 1 K: 2 S: 8	H: 1 LOB: 1 BB: 1 P: 13	1B: 4 2B: 1 3B: 1 HR: 2	SF: 0 SAC: 0 DP: 0 HBP: 1	WP: 0 PB: 0 SB: 0 CS: 0	PA: 42				
<b>PITCHER</b>	IP	WLS	BF	H	R	ER	SO	BB	IBB	HBP	BLK	WP	HR	S	P	ERA	WHIP										
Joaquin Andujar, R ERA: 3.82 (1, 1)	5.0	L	24	7	6	5	1	2	0	0	0	0	2	24	32	9.00	1.800										
Eric Plunk, R ERA: 5.31 (6, 1)	3.2		17	1	2	1	5	4	0	1	0	0	0	22	39	2.46	1.364										
Dave Leiper, L ERA: 4.83 (9, 1)	0.1		1	0	0	0	1	0	0	0	0	0	0	3	3	0.00	0.000										

Batter	1	2	3	4	5	6	7	8	9	AB	R	H	RBI	BB	SO	LOB	BOTTOM										
Mike Davis, L OBP: 0.313, SLG: 0.447 (1, 9) (7, 8)	1B 2B		3-1			G3		FC4-6	K	5	1	1	1	0	1	4	<b>Kansas City Royals @ Oakland Athletics</b> Oakland-Alameda County Coliseum, Oakland, CA Fri Oct 03 1986, 7:05 PM PDT Att: 7,838 - Unknown <a href="http://livebaseballscorecards.com">livebaseballscorecards.com</a>										
Mike Gallego, R OBP: 0.288, SLG: 0.324 Mark McGwire, R OBP: 0.259, SLG: 0.377 (1, 4) (8, PH) (9, 5)	B2		F9			6-3		K		3	0	0	0	0	0	1											
Carney Lansford, R OBP: 0.334, SLG: 0.425 (1, 3)	2-H 1B					F4		F8		4	0	1	1	0	0	2											
Dusty Baker Jr., R OBP: 0.310, SLG: 0.324 (1, 10)	K					6-3			1B BB	3	1	1	0	1	1	1											
Jose Canseco, R OBP: 0.322, SLG: 0.463 (1, 7)	F9					K		F8	K	4	0	0	0	0	2	3											
Donnie Hill, S OBP: 0.323, SLG: 0.374 (1, 5) (9, 4)		F7				F7		5-3	1B 1B	4	1	1	0	0	0	1											
Mickey Tettleton, S ERA: 4.09 Bruce Bochte, L OBP: 0.361, SLG: 0.342 (1, 2) (9, PH)		K				5-3		1B FC4-6 BB	1B 1B	2	1	0	0	1	1	0											
Dwayne Murphy, L OBP: 0.362, SLG: 0.375 Rusty Tillman, R OBP: 0.317, SLG: 0.368 (1, 8) (7, 9)		K				K		FC4-6 1B	K	2	0	0	0	0	2	0											
Alfredo Griffin, S OBP: 0.323, SLG: 0.359 (1, 6)						B2-4		FC4-6 1B	1B	4	0	2	1	0	0	0											
<b>Inning Stats</b>	R: 1 E: 0 K: 1 S: 7	H: 2 LOB: 1 BB: 0 P: 7	R: 0 E: 0 K: 2 S: 7	H: 0 LOB: 0 BB: 0 P: 7	R: 0 E: 0 K: 0 S: 3	H: 0 LOB: 0 BB: 0 P: 3	R: 0 E: 0 K: 1 S: 6	H: 1 LOB: 1 BB: 0 P: 6	R: 0 E: 0 K: 1 S: 5	H: 0 LOB: 0 BB: 0 P: 5	R: 0 E: 0 K: 0 S: 3	H: 0 LOB: 0 BB: 0 P: 3	R: 0 E: 0 K: 0 S: 3	H: 0 LOB: 0 BB: 0 P: 3	R: 1 E: 0 K: 1 S: 7	H: 2 LOB: 2 BB: 1 P: 11		R: 2 E: 0 K: 3 S: 12	H: 3 LOB: 2 BB: 1 P: 16	1B: 7 2B: 1 3B: 0 HR: 0	SF: 0 SAC: 0 DP: 0 HBP: 0	WP: 0 PB: 0 SB: 0 CS: 0	PA: 37				
<b>PITCHER</b>	IP	WLS	BF	H	R	ER	SO	BB	IBB	HBP	BLK	WP	HR	S	P	ERA	WHIP										
Charlie Leibrandt, L ERA: 4.09 Dan Quisenberry, R ERA: 2.77 (1, 1) (9, 1)	1	W	33	6	4	4	7	2	0	0	0	0	0	45	53	4.32	0.960										
	0.2		4	2	0	0	2	0	0	0	0	0	0	8	8	0.00	3.000										



Batter	1	2	3	4	5	6	7	8	9	AB	R	H	RBI	BB	SO	LOB	TOP					
Rudy Law, L OBP: 0.327, SLG: 0.388 Lynn Jones, R OBP: 0.226, SLG: 0.170	F8		4-3 S 1B		E 3B	F9			L4	5	1	2	0	0	0	1						
Mike Kingery, L OBP: 0.295, SLG: 0.388	BB 1B		4-3 1-3		E1 1B 1B		4-3		4-0 BB BB BB BB	4	1	1	1	1	0	1						
Kevin Seitzer, R OBP: 0.442, SLG: 0.452	K				G3 1B 1-2		4-3		0-3 BB BB BB	4	0	1	0	1	2	3						
George Brett, L OBP: 0.401, SLG: 0.481	1-2 BB				G3 1B 1-2 2H					3	0	1	1	1	1	2						
Frank White, R OBP: 0.324, SLG: 0.467	L3				G3 1B 1-2 2-3					4	0	0	0	0	1	6						
Jamie Quirk, L OBP: 0.273, SLG: 0.370 Willie Wilson, S OBP: 0.314, SLG: 0.368		4-3			F5				5-3	4	0	0	0	0	0	2						
Bo Jackson, R OBP: 0.295, SLG: 0.342 Bill Pecota, R OBP: 0.323, SLG: 0.308		K			K CS 1B				K	4	0	1	0	0	3	2						
Jim Sundberg, R OBP: 0.305, SLG: 0.324					K 1-2 2B				F3	4	0	2	0	0	1	0						
Buddy Biancalana, S OBP: 0.302, SLG: 0.342					L4				BB 1B	4	0	1	0	0	1	2						
<b>Inning Stats</b>	R: 0 E: 0 K: 1 S: 6	H: 1 LOB: 2 BB: 1 P: 10	R: 0 E: 0 K: 2 S: 8	H: 1 LOB: 1 BB: 0 P: 8	R: 0 E: 0 K: 2 S: 8	H: 1 LOB: 2 BB: 1 P: 12	R: 0 E: 0 K: 0 S: 4	H: 2 LOB: 1 BB: 0 P: 4	R: 2 E: 1 K: 1 S: 9	H: 3 LOB: 2 BB: 0 P: 9	R: 0 E: 0 K: 0 S: 5	H: 0 LOB: 0 BB: 0 P: 5	R: 0 E: 0 K: 0 S: 3	H: 0 LOB: 0 BB: 0 P: 3	R: 0 E: 0 K: 1 S: 5	H: 0 LOB: 0 BB: 0 P: 5	R: 0 E: 0 K: 1 S: 6	H: 1 LOB: 2 BB: 1 P: 10	1B: 7 2B: 1 3B: 1 HR: 0	SF: 0 SAC: 0 DP: 0 HBP: 0	WP: 0 PB: 0 SB: 1 CS: 1	PA: 39
<b>PITCHER</b> Dave Stewart, R ERA: 3.95	IP: 9.0 WLS: L BF: 39	H: 9 R: 2 ER: 1 SO: 9	BB: 3 IBB: 0 HBP: 0 BLK: 0	WP: 0 HR: 0 S: 54 P: 66	ERA: 1.00 WHIP: 1.333											<b>PITCHER</b>	IP: 9.0 WLS: L BF: 39	H: 9 R: 2 ER: 1 SO: 9	BB: 3 IBB: 0 HBP: 0 BLK: 0	WP: 0 HR: 0 S: 54 P: 66	ERA: 1.00 WHIP: 1.333	

Kansas City Royals @ Oakland Athletics  
Oakland-Alameda County Coliseum, Oakland, CA  
Sat Oct 04 1986, 3:33 AM PDT  
Att: 13,664 - Unknown

AB 36  
R 2  
H 9  
RBI 2  
BB 3  
SO 9  
LOB 19



Batter	1	2	3	4	5	6	7	8	9	AB	R	H	RBI	BB	SO	LOB	BOTTOM					
Alfredo Griffin, S OBP: 0.324, SLG: 0.360	F5					1B 4-3 1B			4-3	4	0	2	0	0	0	0						
Mike Davis, L OBP: 0.312, SLG: 0.445	S 1B				K 1-2				F6	4	0	1	0	0	1	2						
Carney Lansford, R OBP: 0.334, SLG: 0.424	F9				F8				K	4	0	1	0	0	1	1						
Bruce Bochte, L OBP: 0.358, SLG: 0.339 Terry Steinbach, R OBP: 0.375, SLG: 0.733	K				F9				F7	3	0	0	0	0	1	3						
Jose Canseco, R OBP: 0.320, SLG: 0.460					F3				4-3	4	0	0	0	0	0	2						
Dusty Baker Jr., R OBP: 0.314, SLG: 0.322 Tony Phillips, S OBP: 0.367, SLG: 0.345 Dave Kingman, R OBP: 0.257, SLG: 0.434						6-3			F8	1	0	0	0	2	0	0						
Donnie Hill, S OBP: 0.323, SLG: 0.374										3	0	1	0	0	1	1						
Jerry Willard, L OBP: 0.354, SLG: 0.385 Rusty Tillman, R OBP: 0.310, SLG: 0.359										1	0	0	0	1	1	1						
Stan Javier, S OBP: 0.305, SLG: 0.272 Mickey Tettleton, S OBP: 0.325, SLG: 0.389										1	0	0	0	0	0	2						
<b>Inning Stats</b>	R: 0 E: 0 K: 1 S: 6	H: 1 LOB: 0 BB: 0 P: 6	R: 0 E: 0 K: 1 S: 5	H: 0 LOB: 1 BB: 1 P: 9	R: 0 E: 0 K: 1 S: 5	H: 1 LOB: 0 BB: 0 P: 5	R: 0 E: 0 K: 0 S: 3	H: 0 LOB: 0 BB: 0 P: 3	R: 0 E: 0 K: 1 S: 5	H: 0 LOB: 1 BB: 1 P: 9	R: 0 E: 0 K: 0 S: 5	H: 2 LOB: 2 BB: 0 P: 5	R: 0 E: 0 K: 0 S: 3	H: 1 LOB: 2 BB: 1 P: 7	R: 0 E: 0 K: 1 S: 5	H: 0 LOB: 0 BB: 0 P: 5	R: 0 E: 0 K: 0 S: 3	H: 0 LOB: 0 BB: 0 P: 3	1B: 5 2B: 1 3B: 0 HR: 0	SF: 0 SAC: 0 DP: 2 HBP: 0	WP: 0 PB: 0 SB: 1 CS: 1	PA: 33
<b>PITCHER</b> Mark Gubicza, R ERA: 3.64 Bud Black, L ERA: 3.2	IP: 6.0 WLS: W BF: 25	H: 5 R: 0 ER: 0 SO: 4	BB: 3 IBB: 0 HBP: 0 BLK: 0	WP: 0 HR: 0 S: 30 P: 42	ERA: 0.00 WHIP: 1.333											<b>PITCHER</b>	IP: 3.0 WLS: S BF: 8	H: 0 R: 0 ER: 0 SO: 1	BB: 0 IBB: 0 HBP: 0 BLK: 0	WP: 0 HR: 0 S: 10 P: 10	ERA: 0.00 WHIP: 0.000	

Kansas City Royals @ Oakland Athletics  
Oakland-Alameda County Coliseum, Oakland, CA  
Sat Oct 04 1986, 3:33 AM PDT  
Att: 13,664 - Unknown

AB 30  
R 0  
H 5  
RBI 0  
BB 3  
SO 5  
LOB 15





Batter	1	2	3	4	5	6	7	8	9	AB	R	H	RBI	BB	SO	LOB	TOP			
Willie Wilson, S (1, 8) OBP: 0.313, SLG: 0.366	F3			5-3			F2		K	4	0	0	0	0	1	0				
Lonnie Smith, R (1, 7) OBP: 0.357, SLG: 0.411	F4			F9			4-3			3	0	0	0	0	0	0				
Kevin Seitzer, R (1, 3) OBP: 0.440, SLG: 0.448	1-3			L9						3	0	1	0	0	0	0				
Hal McRae, R (1, 10) OBP: 0.298, SLG: 0.378		F4			F3		F8			3	0	0	0	0	0	1				
Frank White, R (1, 4) OBP: 0.322, SLG: 0.465		F7			F2				4-3	3	0	0	0	0	0	0				
Rondin Johnson, S (8, 4) OBP: 0.258, SLG: 0.323										0	0	0	0	0	0	0				
Bo Jackson, R (1, 9) OBP: 0.286, SLG: 0.329		F9			L9				K	3	0	0	0	0	1	0				
Jim Sundberg, R (1, 2) Terry Bell, R (8, 2)			F8						4-3	3	0	0	0	0	1	0				
Bill Pecota, R (1, 5) OBP: 0.294, SLG: 0.276			F3			L8				3	0	0	0	0	0	0				
Buddy Biancalana, S (1, 6) OBP: 0.298, SLG: 0.337			K			5-3			F9	3	0	0	0	0	1	0				
<b>Inning Stats</b>	R: 0 E: 0 K: 0 S: 3	H: 0 LOB: 0 BB: 0 P: 3	R: 0 E: 0 K: 0 S: 3	H: 0 LOB: 0 BB: 0 P: 3	R: 0 E: 0 K: 1 S: 5	H: 0 LOB: 0 BB: 0 P: 5	R: 0 E: 0 K: 0 S: 3	H: 0 LOB: 0 BB: 0 P: 3	R: 0 E: 0 K: 1 S: 5	H: 0 LOB: 1 BB: 0 P: 5	R: 0 E: 0 K: 0 S: 4	H: 1 LOB: 1 BB: 0 P: 4	R: 0 E: 0 K: 1 S: 5	H: 0 LOB: 0 BB: 0 P: 5	R: 0 E: 0 K: 1 S: 5	H: 0 LOB: 0 BB: 0 P: 5	1B: 1 2B: 0 3B: 0 HR: 0	SF: 0 SAC: 0 DP: 0 HBP: 0	WP: 0 PB: 0 SB: 0 CS: 0	PA: 28
<b>PITCHER</b> Curt Young, L (1, 1) ERA: 3.45	IP: 9.0 WLS: W BF: 28 H: 1 R: 0 ER: 0 SO: 4 BB: 0 IBB: 0 HBP: 0 BLK: 0 WP: 0 HR: 0 S: 36 P: 36 ERA: 0.00 WHIP: 0.111															<b>PITCHER</b>				

Kansas City Royals @ Oakland Athletics  
Oakland-Alameda County Coliseum, Oakland, CA  
Sun Oct 05 1986, 3:33 AM PDT  
Att: 17,235 - Unknown

AB 28  
R 0  
H 1  
RBI 0  
BB 0  
SO 4  
LOB 1



Batter	1	2	3	4	5	6	7	8	9	AB	R	H	RBI	BB	SO	LOB	BOTTOM			
Alfredo Griffin, S (1, 6) OBP: 0.323, SLG: 0.364	K				SF8		4-3			3	0	1	2	0	1	0				
Dwayne Murphy, L (1, 8) OBP: 0.394, SLG: 0.386	4-3			3B						4	1	2	1	0	0	1				
Carney Lansford, R (1, 5) OBP: 0.332, SLG: 0.421	4-3				6-3		F9			4	0	0	0	0	0	2				
Bruce Bochte, L (1, 3) OBP: 0.357, SLG: 0.337		K			K		4-3			3	1	0	0	1	2	0				
Dave Kingman, R (1, 10) OBP: 0.255, SLG: 0.431		F9			F8		F5		F7	4	0	0	0	0	0	1				
Mike Davis, L (1, 9) OBP: 0.314, SLG: 0.454		K							K	4	2	2	2	0	2	0				
Jose Canseco, R (1, 7) OBP: 0.318, SLG: 0.457			K						5-3	4	0	0	0	0	1	1				
Donnie Hill, S (1, 4) OBP: 0.329, SLG: 0.378										2	2	2	1	1	0	0				
Tony Phillips, S (6, PR) OBP: 0.397, SLG: 0.345										0	0	0	0	0	0	0				
Mike Gallego, R (7, 4) OBP: 0.289, SLG: 0.324				3B						0	0	0	0	0	0	0				
Mickey Tettleton, S (1, 2) OBP: 0.325, SLG: 0.389			K				F3			3	0	1	0	0	1	2				
<b>Inning Stats</b>	R: 0 E: 0 K: 1 S: 5	H: 0 LOB: 0 BB: 0 P: 5	R: 0 E: 0 K: 2 S: 7	H: 0 LOB: 0 BB: 0 P: 7	R: 1 E: 0 K: 2 S: 9	H: 2 LOB: 1 BB: 0 P: 9	R: 0 E: 0 K: 1 S: 5	H: 0 LOB: 0 BB: 0 P: 5	R: 2 E: 0 K: 0 S: 7	H: 4 LOB: 2 BB: 0 P: 7	R: 2 E: 0 K: 0 S: 4	H: 1 LOB: 1 BB: 2 P: 12	R: 1 E: 0 K: 0 S: 4	H: 1 LOB: 0 BB: 0 P: 4	R: 0 E: 0 K: 1 S: 5	H: 0 LOB: 0 BB: 0 P: 5	1B: 4 2B: 1 3B: 1 HR: 2	SF: 1 SAC: 0 DP: 0 HBP: 0	WP: 0 PB: 0 SB: 0 CS: 0	PA: 34
<b>PITCHER</b> Bret Saberhagen, R (1, 1) ERA: 4.15	IP: 5.0 WLS: L BF: 21 H: 6 R: 3 ER: 3 SO: 6 BB: 0 IBB: 0 HBP: 0 BLK: 0 WP: 0 HR: 0 S: 33 P: 33 ERA: 5.40 WHIP: 1.200															<b>PITCHER</b>				
Danny Jackson, L (6, 1) ERA: 3.2	IP: 1.0 WLS: 6 BF: 6 H: 1 R: 2 ER: 2 SO: 0 BB: 2 IBB: 0 HBP: 0 BLK: 0 WP: 0 HR: 1 S: 4 P: 12 ERA: 18.00 WHIP: 3.000																			
Steve Shields, R (7, 1) ERA: 5.06	IP: 2.0 WLS: 7 BF: 7 H: 1 R: 1 ER: 1 SO: 1 BB: 0 IBB: 0 HBP: 0 BLK: 0 WP: 0 HR: 1 S: 9 P: 9 ERA: 4.50 WHIP: 0.500																			

Kansas City Royals @ Oakland Athletics  
Oakland-Alameda County Coliseum, Oakland, CA  
Sun Oct 05 1986, 3:33 AM PDT  
Att: 17,235 - Unknown

AB 31  
R 6  
H 8  
RBI 6  
BB 2  
SO 7  
LOB 7

