

Oakland Athletics - 1987

Batter	1	2	3	4	5	6	7	8	9	10	AB R H RBI BB SO LOB
Mike Davis, L (1.9) OBP: 0.400, SLG: 0.600	0-0 WP 2B		0-0 F8		0-0 4-3			0-0 L6		0-0 1B	5 1 2 0 0 0 0
Tony Phillips, S (1.4) OBP: 0.200, SLG: 0.400	0-0 F5			0-0 6-3 2B		0-0 4-3		0-3 K		0-0 1-3	5 1 1 0 0 1 2
Carney Lansford, R (1.5) OBP: 0.500, SLG: 0.333	0-0 1-3 2-3			0-0 6-3		0-0 S 1B		4-0 S BB			3 0 1 0 1 0 2
Jose Canseco, R (1.7) S	0-3 K 3-H			0-0 6-3		0-3 K 1-2		0-0 G3 1-2			4 0 0 1 0 2 2
Reggie Jackson, L (1.10)		0-0 3-1		0-0 F7 3-H		4-0 BB		0-3 K			3 0 0 0 1 1 0
Dwayne Murphy, L (1.8)		0-0 F5			4-0 HR BB	0-0 4-3		0-0 1-3			3 1 0 0 1 0 2
Rob Nelson, L (1.3)		0-3 K			0-3 K		0-3 K		0-0 4-3		4 0 0 0 0 3 1
Mickey Tettleton, S (1.2)			0-0 4-3		0-0 F7		0-0 L7			0-0 F8	4 0 0 0 0 0 1
Alfredo Griffin, S (1.6) OBP: 0.250, SLG: 1.000			0-0 F8		0-0 HR		0-0 F7			0-0 F6	4 1 1 2 0 0 0

Inning Stats	R: 1 E: 0 K: 1 S: 6	H: 1 LOB: 0 BB: 0 P: 6	R: 0 E: 0 K: 1 S: 5	H: 0 LOB: 0 BB: 0 P: 5	R: 0 E: 0 K: 0 S: 3	H: 0 LOB: 0 BB: 0 P: 3	R: 1 E: 0 K: 0 S: 4	H: 1 LOB: 0 BB: 0 P: 4	R: 2 E: 0 K: 1 S: 6	H: 1 LOB: 0 BB: 1 P: 10	R: 0 E: 0 K: 1 S: 6	H: 1 LOB: 2 BB: 1 P: 10	R: 0 E: 0 K: 1 S: 5	H: 0 LOB: 0 BB: 0 P: 5	R: 0 E: 0 K: 1 S: 5	H: 0 LOB: 1 BB: 1 P: 9	R: 0 E: 0 K: 1 S: 5	H: 0 LOB: 0 BB: 0 P: 5	R: 0 E: 0 K: 0 S: 4	H: 1 LOB: 1 BB: 0 P: 4	1B: 2 2B: 2 3B: 0 HR: 1	SF: 0 SAC: 0 DP: 0 HBP: 0	WP: 1 PB: 0 SB: 3 CS: 0	PA: 38
--------------	------------------------------	---------------------------------	------------------------------	---------------------------------	------------------------------	---------------------------------	------------------------------	---------------------------------	------------------------------	----------------------------------	------------------------------	----------------------------------	------------------------------	---------------------------------	------------------------------	---------------------------------	------------------------------	---------------------------------	------------------------------	---------------------------------	----------------------------------	------------------------------------	----------------------------------	--------

PITCHER	IP	WLS	BF	H	R	ER	SO	BB	IBB	HBP	BLK	WP	HR	S	P	ERA	WHIP
Bert Blyleven, R (1.1) ERA: 4.5	8.0		31	4	4	4	6	3	0	0	0	1	1	40	52	4.50	0.875
George Frazier, R (9.1) ERA:	2.0	W	7	1	0	0	1	0	0	0	0	0	0	9	9	0.00	0.500


TOP

Oakland Athletics @ Minnesota Twins
Hubert H. Humphrey Metrodome, Minneapolis, MN

Tue Apr 07 1987, 8:05 PM EDT
Att. 43,548 - Unknown

livebaseballscorecards.com

AB	35
R	4
H	5
RBI	3
BB	3
SO	7
LOB	10



Batter	1	2	3	4	5	6	7	8	9	10	AB R H RBI BB SO LOB
Dan Gladden, R OBP: 0.200, SLG: 0.400 (1, 10)	0-0 2B	0-3 K		0-3 K			0-3 K		0-0 F6		5 0 1 0 0 3 3
Steve Lombardozzi, R OBP: 0.400, SLG: 0.600 (1, 4)	0-3 K		0-0 HR 2B	0-0 5-3			0-0 5-3		0-0 2B 1B		5 2 2 0 0 1 1
Kirby Puckett, R OBP: 0.600, SLG: 1.400 (1, 8)	0-0 5-3		0-0 2-H HR		0-0 6-3			0-0 1B 4-3 1B	0-0 1B 1-3 2B		5 2 3 2 0 0 1
Gary Gaetti, R OBP: 0.600, SLG: 1.000 (1, 5)	0-3 K		0-0 5-3 3B		0-3 K			0-0 1-3 4-3 1B	4-0 1B IBB		4 1 2 0 1 2 1
Kent Hrbek, L OBP: 0.400, SLG: 0.400 (1, 3)		0-0 FC1-5 BB 1B	0-0 5-3		0-3 K			0-0 1-2 3-H 4-3	0-0 1-2 2-3 3-H 1B		5 0 2 3 0 1 1
Tom Brunansky, R (1, 9)		4-0 FC5 FC1-5 BB 1-2	4-0 BB BB			0-0 F8		0-0 P4			2 0 0 0 2 0 1
Mark Davidson, R (1, 7)		0-0 FC1-5 BB FC5 1-2 2-3f	0-0 L9			0-3 K		0-0 6-3			3 0 0 0 0 1 3
Randy Bush, L (8, PH)											0 0 0 0 0 0 0
Tim Laudner, R (8, PH)											1 0 0 0 0 0 1
Al Newman, S (9, 7)											0 0 0 0 0 0 0
Greg Gagne, R (1, 6)		0-0 FC5 BB 1-2 2-3f	0-0 6-3			0-3 K			0-0 P3		4 0 0 0 0 1 3
Tom Nieto, R (1, 2)		4-0 BB 1-2 2-3		0-3 K			0-0 F9		0-0 F4		3 0 0 0 1 1 0

Inning Stats	R: 0 E: 0 K: 2 S: 8	H: 1 LOB: 1 BB: 0 P: 8	R: 0 E: 0 K: 1 S: 6	H: 1 LOB: 3 BB: 2 P: 14	R: 3 E: 0 K: 0 S: 6	H: 3 LOB: 1 BB: 1 P: 10	R: 0 E: 0 K: 2 S: 7	H: 0 LOB: 0 BB: 0 P: 7	R: 0 E: 0 K: 2 S: 7	H: 0 LOB: 0 BB: 0 P: 7	R: 0 E: 0 K: 1 S: 5	H: 0 LOB: 0 BB: 0 P: 5	R: 1 E: 0 K: 0 S: 5	H: 2 LOB: 1 BB: 0 P: 5	R: 0 E: 0 K: 0 S: 3	H: 0 LOB: 0 BB: 0 P: 3	R: 1 E: 0 K: 0 S: 3	H: 3 LOB: 3 BB: 1 P: 7	1B: 5 2B: 3 3B: 1 HR: 1	SF: 0 SAC: 0 DP: 0 HBP: 0	WP: 0 PB: 0 SB: 0 CS: 0	PA: 41
--------------	------------------------------	---------------------------------	------------------------------	----------------------------------	------------------------------	----------------------------------	------------------------------	---------------------------------	------------------------------	---------------------------------	------------------------------	---------------------------------	------------------------------	---------------------------------	------------------------------	---------------------------------	------------------------------	---------------------------------	----------------------------------	------------------------------------	----------------------------------	--------

PITCHER	IP	WLS	BF	H	R	ER	SO	BB	IBB	HBP	BLK	WP	HR	S	P	ERA	WHIP
Curt Young, L ERA: 3.86 (1, 1)	7.0		29	5	3	3	10	3	0	0	0	0	1	46	58	3.86	1.143
Gene Nelson, R ERA: 13.5 (8, 1)	0.2		4	2	1	1	0	0	0	0	0	0	0	4	4	13.50	3.000
Bill Krueger, L ERA: 6.75 (8, 1)	1.1	L	8	3	1	1	0	0	1	0	0	0	0	7	11	6.75	2.250

BOTTOM

Oakland Athletics @ Minnesota Twins
 Hubert H. Humphrey Metrodome, Minneapolis, MN

Tue Apr 07 1987, 8:05 PM EDT
 Att: 43,548 - Unknown

livebaseballscorecards.com

AB	37
R	5
H	10
RBI	5
BB	4
SO	10
LOB	15



Batter	1	2	3	4	5	6	7	8	9	AB R H RBI BB SO LOB	TOP									
Mike Davis, L (1, 9) OBP: 0.222, SLG: 0.333	0-3 K			0-0 4-3	0-0 3-1		0-0 3-1			4 0 0 0 0 1 4										
Tony Phillips, S (1, 4) OBP: 0.333, SLG: 0.286	0-3 K			4-0 FC5-4 BB		4-0 1B BB		0-0 F7		2 0 0 0 2 1 0										
Carney Lansford, R (1, 5) OBP: 0.500, SLG: 0.333	0-3 K			0-0 FC5-4 1-2f		0-0 1B 1-3 BLK		4-0 S BB		3 1 1 0 1 1 1										
Jose Canseco, R (1, 7) OBP: 0.125, SLG: 0.125		0-3 K		0-3 K		0-0 1B 1-3 BLK		0-3 K		4 0 1 0 0 3 2										
Ron Cey, R (1, 10) Reggie Jackson, L (8, PH)		0-3 K			4-0 FC6-4 BB	0-3 K		0-0 F8		2 0 0 0 1 2 1 1 0 0 0 0 0 1										
Mark McGwire, R (1, 3)		0-3 K			0-3 K	0-3 K			0-0 F9	4 0 0 0 0 3 2										
Terry Steinbach, R (1, 2) OBP: 0.250, SLG: 0.250			0-0 F7		0-0 FC6-4 1B 1-2f		0-0 1B		0-0 F9	4 0 1 0 0 0 1										
Stan Javier, S (1, 8) Dwayne Murphy, L (7, PH) (7, 8)			0-3 K		0-0 1B 1-2		0-0 F5		0-0 F7	2 0 1 0 0 1 0 2 0 0 0 0 0 1										
Alfredo Griffin, S (1, 6) OBP: 0.286, SLG: 0.714			0-0 P4		0-0 1B 1-2 2-3		0-0 F8			3 0 1 0 0 0 1										
Inning Stats	R: 0 E: 0 K: 3 S: 9	H: 0 LOB: 0 BB: 0 P: 9	R: 0 E: 0 K: 3 S: 9	H: 0 LOB: 0 BB: 0 P: 9	R: 0 E: 0 K: 1 S: 5	H: 0 LOB: 0 BB: 0 P: 5	R: 0 E: 0 K: 1 S: 7	H: 2 LOB: 3 BB: 1 P: 11	R: 1 E: 0 K: 2 S: 8	H: 2 LOB: 1 BB: 1 P: 12	R: 0 E: 0 K: 0 S: 4	H: 1 LOB: 1 BB: 0 P: 4	R: 0 E: 0 K: 1 S: 5	H: 0 LOB: 1 BB: 1 P: 9	R: 0 E: 0 K: 0 S: 3	H: 0 LOB: 0 BB: 0 P: 3	1B: 5 2B: 0 3B: 0 HR: 0	SF: 0 SAC: 0 DP: 0 HBP: 0	WP: 0 PB: 0 SB: 1 CS: 0	PA: 35
PITCHER	IP WLS BF H R ER SO BB IBB HBP BLK WP HR S P ERA WHIP																			
Frank Viola, L (1, 1) ERA: 1.5	6.0 W 25 5 1 1 11 3 0 0 1 0 0 44 56 1.50 1.333																			
Keith Atherton, R (7, 1) ERA:	2.0 7 0 0 0 1 1 0 0 0 0 0 8 12 0.00 0.500																			
Jeff Reardon, R (9, 1) ERA:	1.0 S 3 0 0 0 0 0 0 0 0 0 0 3 3 0.00 0.000																			

Oakland Athletics @ Minnesota Twins
 Hubert H. Humphrey Metrodome, Minneapolis, MN
 Wed Apr 08 1987, 8:05 PM EDT
 Att. 12,577 - Unknown

livebaseballscorecards.com

AB	31
R	1
H	5
RBI	0
BB	4
SO	12
LOB	14



Batter	1	2	3	4	5	6	7	8	9	AB	R	H	RBI	BB	SO	LOB
Steve Lombardozzi, R (1, 4) OBP: 0.333, SLG: 0.375	4-0 1-3 1B 5-3 BB		0-0 4-3		0-0 E6 FC6-5 BLK	0-0 FC5				3	1	0	0	1	0	2
Randy Bush, L (1, 9) OBP: 0.250, SLG: 0.250 Mark Davidson, R (9, 7)	0-0 5-3 1-2 WP 1-3 1B		0-0 F8		0-0 FC6-5 2B E	0-0 F8				4	2	1	0	0	0	3
Kirby Puckett, R (1, 8) OBP: 0.667, SLG: 1.250	0-0 1-3 1-2 2-3		0-0 1B		0-0 E4 FC5 1-H 2B		1-0 G4-6-3 HBP			3	0	2	0	0	0	2
Kent Hrbek, L (1, 3) OBP: 0.444, SLG: 0.375	0-0 5-3 2-3 3-H		0-0 FC6-4 1-3 1B		4-0 BB		0-0 P4			3	0	1	1	1	0	2
Gary Gaetti, R (1, 5) OBP: 0.333, SLG: 0.500	0-0 6-3 3-H		0-0 FC6-4 1-2f		0-0 P4		0-0 G4-6-3 1-2f			4	0	0	0	0	0	5
Tom Brunansky, R (1, 7) OBP: 0.500, SLG: 0.800 (9, 9)		0-3 K		0-0 HR	0-0 FC5 2-3f			4-0 BB G6-3		3	1	1	1	1	1	2
Roy Smalley, S (1, 10) OBP: 0.250, SLG: 0.500		0-0 2B		0-0 G3		0-3 K		0-0 G6-3 1-2f		4	0	1	0	0	1	1
Greg Gagne, R (1, 6) OBP: 0.250, SLG: 0.375		0-3 K2-3		0-0 F3		0-0 FC5 2B		0-0 1B		4	0	2	0	0	1	1
Tom Nieto, R (1, 2)		0-3 K		0-0 5-3		4-0 FC5 BB		0-0 F7		3	0	0	0	1	1	2

Inning Stats	R: 2	H: 1	E: 0	LOB: 0	K: 0	BB: 1	S: 4	P: 8	R: 0	H: 1	E: 0	LOB: 1	K: 3	BB: 0	S: 10	P: 10	R: 0	H: 2	E: 0	LOB: 2	K: 0	BB: 0	S: 5	P: 5	R: 1	H: 1	E: 0	LOB: 0	K: 0	BB: 0	S: 4	P: 4	R: 1	H: 1	E: 2	LOB: 2	K: 0	BB: 1	S: 5	P: 9	R: 0	H: 1	E: 1	LOB: 2	K: 1	BB: 1	S: 6	P: 10	R: 0	H: 0	E: 0	LOB: 0	K: 0	BB: 0	S: 2	P: 3	R: 0	H: 1	E: 0	LOB: 1	K: 0	BB: 1	S: 3	P: 7	1B: 4	SF: 0	2B: 3	SAC: 0	3B: 0	DP: 2	HR: 1	HBP: 1
--------------	------	------	------	--------	------	-------	------	------	------	------	------	--------	------	-------	-------	-------	------	------	------	--------	------	-------	------	------	------	------	------	--------	------	-------	------	------	------	------	------	--------	------	-------	------	------	------	------	------	--------	------	-------	------	-------	------	------	------	--------	------	-------	------	------	------	------	------	--------	------	-------	------	------	-------	-------	-------	--------	-------	-------	-------	--------

PITCHER	IP	WLS	BF	H	R	ER	SO	BB	IBB	HBP	BLK	WP	HR	S	P	ERA	WHIP
Eric Plunk, R (1, 1) ERA: 3.86	7.0	L	33	7	4	3	4	4	0	1	1	1	1	36	53	3.86	1.571
Rick Rodriguez, R (8, 1) ERA:	1.0		3	1	0	0	0	0	0	0	0	0	0	3	3	0.00	1.000


BOTTOM

Oakland Athletics @ Minnesota Twins
 Hubert H. Humphrey Metrodome, Minneapolis, MN

Wed Apr 08 1987, 8:05 PM EDT
 Att. 12,577 - Unknown

livebaseballscorecards.com

AB	31
R	4
H	8
RBI	2
BB	4
SO	4
LOB	20



WP	HR	S	P	ERA	WHIP
1	0	0	0	3.86	1.571
0	0	0	0	0.00	1.000

Batter	1	2	3	4	5	6	7	8	9	AB R H RBI BB SO LOB	TOP
--------	---	---	---	---	---	---	---	---	---	----------------------	-----

Mike Davis, L (1, 9) <small>OBP: 0.429, SLG: 0.769</small>	0-0 		0-0 	4-0 		0-0 			0-0 	4 1 3 3 1 0 0	
--	---------	--	---------	---------	--	---------	--	--	---------	---------------	--

Tony Phillips, S (1, 4) <small>OBP: 0.214, SLG: 0.167</small>	0-0 		0-0 	0-3 		0-0 			0-0 	5 0 0 0 0 1 3	
---	---------	--	---------	---------	--	---------	--	--	---------	---------------	--

Carney Lansford, R (1, 5) <small>OBP: 0.538, SLG: 0.400</small>	4-0 		0-0 		0-0 			0-0 	0-0 	4 1 2 0 1 0 0	
---	---------	--	---------	--	---------	--	--	---------	---------	---------------	--

Jose Canseco, R (1, 7) <small>OBP: 0.167, SLG: 0.250</small>	0-0 		0-0 	0-3 		0-3 			0-3 	4 0 1 1 0 2 3	
--	---------	--	---------	---------	--	---------	--	--	---------	---------------	--

Reggie Jackson, L (1, 10) <small>OBP: 0.222, SLG: 0.125</small>		0-0 	0-0 	0-3 		0-0 			0-0 	4 0 1 0 0 1 1	
---	--	---------	---------	---------	--	---------	--	--	---------	---------------	--

Dwayne Murphy, L (1, 8)	4-0 		4-0 		0-0 			0-3 	0-3 	2 0 0 0 2 1 1	
--------------------------------	---------	--	---------	--	---------	--	--	---------	---------	---------------	--

Mickey Tettleton, S (1, 2)	4-0 		0-3 		0-3 			0-3 	0-3 	3 0 0 0 1 3 2	
-----------------------------------	---------	--	---------	--	---------	--	--	---------	---------	---------------	--

Rob Nelson, L (1, 3) <small>OBP: 0.125, SLG: 0.125</small>	0-0 		0-0 	0-0 		0-3 			0-3 	4 1 1 0 0 1 2	
--	---------	--	---------	---------	--	---------	--	--	---------	---------------	--

Alfredo Griffin, S (1, 6) <small>OBP: 0.273, SLG: 0.545</small>	0-0 		0-0 	0-0 		0-0 			0-0 	4 1 1 0 0 0 2	
---	---------	--	---------	---------	--	---------	--	--	---------	---------------	--

Inning Stats	R: 0	H: 1	E: 0	K: 0	S: 3	P: 7	R: 0	H: 0	E: 0	K: 0	S: 3	P: 11	R: 2	H: 3	E: 0	K: 1	S: 5	P: 9	R: 0	H: 1	E: 0	K: 2	S: 7	P: 7	R: 2	H: 3	E: 0	K: 1	S: 8	P: 8	R: 0	H: 1	E: 0	K: 2	S: 8	P: 8	R: 0	H: 0	E: 0	K: 2	S: 7	P: 7	R: 0	H: 0	E: 0	K: 0	S: 3	P: 3	1B: 6	2B: 3	3B: 0	HR: 1	SF: 0	SAC: 0	DP: 2	HBP: 0	WP: 0	PA: 39
--------------	------	------	------	------	------	------	------	------	------	------	------	-------	------	------	------	------	------	------	------	------	------	------	------	------	------	------	------	------	------	------	------	------	------	------	------	------	------	------	------	------	------	------	------	------	------	------	------	------	-------	-------	-------	-------	-------	--------	-------	--------	-------	--------

PITCHER	IP	WLS	BF	H	R	ER	SO	BB	IBB	HBP	BLK	WP	HR	S	P	ERA	WHIP
Mark Portugal, R (1, 1) <small>ERA: 6.35</small>	5.2		27	7	4	4	5	5	0	0	0	0	1	32	52	6.35	2.118
Joe Klink, L (6, 1) <small>ERA:</small>	0.1		2	1	0	0	0	0	0	0	0	0	0	2	2	0.00	3.000
Juan Berenguer, R (7, 1) <small>ERA:</small>	3.0	W	10	1	0	0	4	0	0	0	0	0	0	18	18	0.00	0.333

Oakland Athletics @ Minnesota Twins
 Hubert H. Humphrey Metrodome, Minneapolis, MN
 Thu Apr 09 1987, 4:33 AM EDT
 Att: 11,586 - Unknown

AB	34
R	4
H	9
RBI	4
BB	5
SO	9
LOB	14



Batter	1	2	3	4	5	6	7	8	9	AB	R	H	RBI	BB	SO	LOB
Al Newman, S (1, 4)	0-0 4-3		0-0 6-3		0-0 G3			0-0 F9		4	0	0	0	0	0	1
Randy Bush, L (1, 9) OBP: 0.250, SLG: 0.143	0-0 F8		0-0 G3			4-0 BB BB		0-0 F8		3	0	0	0	1	0	0
Kirby Puckett, R (1, 8) OBP: 0.462, SLG: 0.833	0-0 5-3		0-0 6-3			0-0 F3		0-0 F9		4	0	0	0	0	0	1
Kent Hrbek, L (1, 3) OBP: 0.538, SLG: 0.700		0-0 HR		4-0 FC5-4 BB		4-0 G5-4-3 BB			0-0 3-1	2	1	1	1	2	0	0
Gary Gaetti, R (1, 5) OBP: 0.308, SLG: 0.500		0-0 5-3		0-0 FC5-4 WP S 1-2f		0-0 G5-4-3			0-0 1B 2B	4	1	1	0	0	0	3
Tom Brunansky, R (1, 7) OBP: 0.583, SLG: 0.778		0-0 FC3-6 1B		0-0 5-3			0-0 WP 4-3 1B		0-0 2B 1B	4	1	3	1	0	0	1
Roy Smalley, S (1, 10) OBP: 0.250, SLG: 0.500 Mark Davidson, R (9, PR)		0-0 FC3-6 1B WP 1-2f		0-3 K			0-0 P6		0-0 1B 2B	4	1	1	0	0	1	2
Greg Gagne, R (1, 6) OBP: 0.364, SLG: 0.455 Mark Salas, L (9, PH)		0-0 WP 1B		0-0 CS 1B			0-0 4-3		4-0 1B IBB	3	0	2	0	0	0	1
Steve Lombardozzi, R (9, PR) OBP: 0.333, SLG: 0.375		1-3 1B		0-0 1B			1-2 1B		0-0 IBB	0	0	0	0	1	0	0
Tom Nieto, R (1, 2) OBP: 0.273, SLG: 0.222 Dan Gladden, R (9, PH) OBP: 0.333, SLG: 0.500		0-0 F8		0-0 2B			0-3 K		0-0 1B	3	0	1	0	0	1	2
	1-2 2B			1-2 2B			2-3 K		1-2 2-H 3-H 1B	1	0	1	2	0	0	0

BOTTOM

Oakland Athletics @ Minnesota Twins
 Hubert H. Humphrey Metrodome, Minneapolis, MN
 Thu Apr 09 1987, 4:33 AM EDT
 Att. 11,586 - Unknown

livebaseballscorecards.com

AB	32
R	5
H	10
RBI	4
BB	4
SO	2
LOB	11



Inning Stats	R: 0	H: 0	E: 0	K: 0	S: 3	H: 0	LOB: 0	BB: 0	P: 3	R: 2	H: 3	E: 0	K: 0	S: 6	H: 0	LOB: 0	BB: 0	P: 6	R: 0	H: 0	E: 0	K: 0	S: 3	R: 0	H: 2	E: 0	K: 1	S: 6	H: 0	LOB: 1	BB: 0	P: 6	R: 0	H: 0	E: 0	K: 0	S: 2	H: 0	LOB: 1	BB: 2	P: 10	R: 0	H: 1	E: 0	K: 1	S: 6	H: 0	LOB: 0	BB: 0	P: 6	R: 0	H: 0	E: 0	K: 0	S: 3	R: 3	H: 4	E: 0	K: 0	S: 5	H: 4	LOB: 2	BB: 1	P: 9	1B: 6	2B: 3	3B: 0	HR: 1	SF: 0	SAC: 0	DP: 1	HBP: 0	WP: 3	PB: 0	SB: 1	CS: 1	PA: 36
--------------	------	------	------	------	------	------	--------	-------	------	------	------	------	------	------	------	--------	-------	------	------	------	------	------	------	------	------	------	------	------	------	--------	-------	------	------	------	------	------	------	------	--------	-------	-------	------	------	------	------	------	------	--------	-------	------	------	------	------	------	------	------	------	------	------	------	------	--------	-------	------	-------	-------	-------	-------	-------	--------	-------	--------	-------	-------	-------	-------	--------

PITCHER	IP	WLS	BF	H	R	ER	SO	BB	IBB	HBP	BLK	WP	HR	S	P	ERA	WHIP
Chris Codiroli, R (1, 1) ERA: 3.38	5.1		21	5	2	2	1	2	0	0	0	2	1	21	29	3.38	1.312
Bill Krueger, L (6, 1) ERA: 6.75	0.0		1	0	0	0	0	1	0	0	0	0	0	0	4	∞	∞
Dennis Eckersley, R (6, 1) ERA:	2.2		8	1	0	0	1	0	0	0	0	1	0	10	10	0.00	0.375
Jay Howell, R (9, 1) ERA: 81.0	0.1	L	6	4	3	3	0	0	1	0	0	0	0	5	9	81.00	12.000

Batter	1	2	3	4	5	6	7	8	9	AB R H RBI BB SO LOB	TOP											
Brian Downing, R (1, 10) OBP: 0.526, SLG: 0.938	0-0 HR		0-0 E6		0-0 F8		0-0 F9	0-0 6-3		5 1 1 1 0 0 4												
Devon White, S (1, 9) OBP: 0.278, SLG: 0.471	0-3 K2-3		0-0 F8			0-3 K	0-0 2B 1B	0-0 1B 2B	5 2 2 1 0 2 1													
Wally Joyner, L (1, 3) OBP: 0.263, SLG: 0.235	0-0 1B		0-0 4-3			0-0 F7	4-0 2B BB	0-0 4-3	4 1 1 0 1 0 2													
Doug DeCinces, R (1, 5) OBP: 0.556, SLG: 0.727	0-3 K			0-3 K		4-0 BB BB	0-0 2B	0-0 1B 1B	4 0 2 4 1 2 1													
Jack Howell, L (1, 7) OBP: 0.385, SLG: 0.545	0-0 5-3			0-0 4-3		4-0 FC5-4 BB	4-0 IBB	0-0 1B	3 0 1 0 2 0 1													
Butch Wynegar, S (1, 2) OBP: 0.214, SLG: 0.154		0-0 6-3		4-0 BB		0-0 FC5-4	0-0 L3	0-3 K	4 0 0 0 1 1 6													
Dick Schofield, R (1, 6) OBP: 0.250, SLG: 0.154		0-3 K		0-0 F9			0-0 F9 1B 1B	0-0 6-3	5 1 1 0 0 1 3													
Gary Pettis, S (1, 8) OBP: 0.313, SLG: 0.375		0-0 3-1			0-0 F8		0-3 K	0-0 F7	4 0 0 0 0 1 1													
Mark McLemore, S (1, 4) OBP: 0.500, SLG: 0.455			0-0 L5		4-0 CS BB		4-0 BB 1B 2B BB	4-0 E S BB	1 1 0 0 3 0 0													
Inning Stats	R: 1 E: 0 K: 2 S: 9	H: 2 LOB: 1 BB: 0 P: 9	R: 0 E: 0 K: 1 S: 5	H: 0 LOB: 0 BB: 0 P: 5	R: 0 E: 1 K: 0 S: 4	H: 0 LOB: 1 BB: 0 P: 4	R: 0 E: 0 K: 1 S: 5	H: 0 LOB: 1 BB: 1 P: 9	R: 0 E: 0 K: 1 S: 2	H: 0 LOB: 0 BB: 1 P: 6	R: 0 E: 0 K: 1 S: 5	H: 0 LOB: 2 BB: 2 P: 13	R: 4 E: 0 K: 1 S: 8	H: 3 LOB: 2 BB: 3 P: 20	R: 0 E: 0 K: 0 S: 3	H: 0 LOB: 1 BB: 1 P: 7	R: 1 E: 0 K: 1 S: 8	H: 3 LOB: 2 BB: 0 P: 8	1B: 5 2B: 2 3B: 0 HR: 1	SF: 0 SAC: 0 DP: 0 HBP: 0	WP: 0 PB: 0 SB: 2 CS: 1	PA: 43
PITCHER	IP WLS BF H R ER SO BB IBB HBP BLK WP HR S P ERA WHIP												PITCHER	IP WLS BF H R ER SO BB IBB HBP BLK WP HR S P ERA WHIP								
Dave Stewart, R (1, 1) ERA: 5.87	7.2 L 36 5 5 5 6 7 1 0 0 0 1 40 72 5.87 1.565																					
Gene Nelson, R (8, 1) ERA: 9.0	1.1 7 3 1 1 1 0 0 0 0 0 0 9 9 6.75 2.250																					

California Angels @ Oakland Athletics
 Oakland-Alameda County Coliseum, Oakland, CA
 Fri Apr 10 1987, 7:05 PM PDT
 Att: 46,120 - Unknown

livebaseballscorecards.com

AB	35
R	6
H	8
RBI	6
BB	8
SO	7
LOB	19



Batter 1 2 3 4 5 6 7 8 9 AB R H RBI BB SO LOB

BOTTOM

Table with columns for batter name, count, pitch type (e.g., G3, F7, K), strikeout status (X), and hit type (HR, BB, FC6, E4). Includes data for Mike Davis, Tony Phillips, Carney Lansford, Jose Canseco, Reggie Jackson, Dwayne Murphy, Mark McGwire, Mickey Tettleton, Ron Cey, Stan Javier, and Alfredo Griffin.

California Angels @ Oakland Athletics
Oakland-Alameda County Coliseum, Oakland, CA

Fri Apr 10 1987, 7:05 PM PDT
Att. 46,120 - Unknown

Summary table with rows for AB (33), R (4), H (5), RBI (4), BB (4), SO (9), and LOB (12).



Inning Stats table with columns for R, H, E, K, S, IP, WLS, BF, H, R, ER, SO, BB, IBB, HBP, BLK, WP, HR, S, P, ERA, WHIP for both teams.

Pitcher stats for Kirk McCaskill, R (ERA: 4.5) and Donnie Moore, R (ERA: 3.0).

Batter	1	2	3	4	5	6	7	8	9	AB R H RBI BB SO LOB	TOP																									
Brian Downing, R (1, 10) OBP: 0.500, SLG: 0.950	0-0 5-3		4-0 1B BB	0-0 L7		0-0 L3		0-0 HR		4 2 1 2 1 0 3																										
Devon White, S (1, 9) OBP: 0.304, SLG: 0.429	4-0 CS BB		0-0 1B 1B	0-0 F4		0-0 4-3		0-0 6-3		4 1 1 0 1 0 2																										
Wally Joyner, L (1, 3) OBP: 0.292, SLG: 0.318	0-3 K		0-0 1B 1B		0-0 SF7 2B		0-0 L7		0-0 4-3	5 1 2 0 0 1 1																										
Doug DeCinces, R (1, 5) OBP: 0.522, SLG: 0.600 Gus Polidor, R (9, PR)	0-0 CS	0-0 F8	0-0 F4		0-0 6-3 SF7 1B		0-0 6-3		4-0 BB BB	4 0 1 0 1 0 3 0 0 0 0 0 0 0																										
Jack Howell, L (1, 7) OBP: 0.278, SLG: 0.400		0-3 K	0-3 K		0-0 SF7		0-0 G3		0-3 K	4 0 0 1 0 3 4																										
Butch Wynegar, S (1, 2) OBP: 0.368, SLG: 0.353		0-0 BB HBP 1B	0-0 1-3 2-H 3-H 1B		0-0 6-3			0-0 SH FC4-6 2B	4-0 1-2 BB	4 1 3 2 1 0 1																										
Dick Schofield, R (1, 6) OBP: 0.250, SLG: 0.125		1-0 BB HBP	0-3 K		0-0 6-3			0-0 SH FC4-6	0-0 4-3	3 0 0 0 0 1 5																										
Gary Pettis, S (1, 8) OBP: 0.400, SLG: 0.389		4-0 1-2 2-3 BB		0-0 S 1B		4-0 BB BB		0-0 FC4-6 WP HR		2 1 1 1 2 0 1																										
Mark McLemore, S (1, 4) OBP: 0.444, SLG: 0.357		0-3 K		0-3 K		4-0 L3 BB		0-0 L7		3 0 0 0 1 2 5																										
Inning Stats	R: 0 E: 0 K: 1 S: 4	H: 0 LOB: 0 BB: 1 P: 8	R: 0 E: 0 K: 2 S: 8	H: 1 LOB: 3 BB: 1 P: 13	R: 2 E: 0 K: 2 S: 10	H: 3 LOB: 2 BB: 1 P: 14	R: 0 E: 0 K: 1 S: 6	H: 1 LOB: 1 BB: 0 P: 6	R: 1 E: 0 K: 0 S: 5	H: 2 LOB: 1 BB: 0 P: 5	R: 0 E: 0 K: 0 S: 2	H: 0 LOB: 1 BB: 2 P: 10	R: 0 E: 0 K: 0 S: 3	H: 0 LOB: 0 BB: 0 P: 3	R: 3 E: 0 K: 0 S: 6	H: 2 LOB: 0 BB: 0 P: 6	R: 0 E: 0 K: 1 S: 5	H: 0 LOB: 2 BB: 2 P: 13	1B: 6 2B: 3 3B: 0 HR: 1	SF: 1 SAC: 1 DP: 1 HBP: 1	WP: 1 PB: 0 SB: 2 CS: 1	PA: 44														
PITCHER	IP WLS BF H R ER SO BB IBB HBP BLK WP HR S P ERA WHIP																																			
Jose Rijo, R (1, 1) ERA: 4.5	6.0		29	7	3	3	6	5	0	1	0	0	0	35	56	4.50	2.000																			
Bill Krueger, L (7, 1) ERA: 7.71	1.0	L	4	1	1	1	0	0	0	0	0	0	0	4	4	9.00	1.000																			
Jay Howell, R (8, 1) ERA: 33.75	1.0		5	1	2	2	0	0	0	0	0	1	1	5	5	18.00	1.000																			
Rick Rodriguez, R (9, 1) ERA:	1.0		5	0	0	0	1	2	0	0	0	0	0	5	13	0.00	2.000																			

California Angels @ Oakland Athletics
Oakland-Alameda County Coliseum, Oakland, CA

Sat Apr 11 1987, 3:33 AM PDT
Att: 30,136 - Unknown

livebaseballscorecards.com

AB	33
R	6
H	9
RBI	6
BB	7
SO	7
LOB	25



Batter	1	2	3	4	5	6	7	8	9	AB	R	H	RBI	BB	SO	LOB
Mike Davis, L (1, 9) OBP: 0.250, SLG: 0.435	0-0 F9	0-0 4-3		0-0 4-3			0-0 F8		0-0 4-3	5	0	0	0	0	0	2
Tony Phillips, S (1, 4) OBP: 0.217, SLG: 0.333	0-0 CS 1B		0-0 F8		0-0 F7		0-0 F9		0-0 F8	5	0	1	0	0	0	0
Carney Lansford, R (1, 5) OBP: 0.545, SLG: 0.412	4-0 BB		0-0 1B		0-0 1B		1-0 FC6-4 HBP		0-0 F9	3	0	2	0	1	0	0
Jose Canseco, R (1, 7) OBP: 0.100, SLG: 0.150	0-3 K		0-0 F9		0-3 K		0-0 FC6-4			4	0	0	0	0	2	4
Reggie Jackson, L (1, 10) OBP: 0.412, SLG: 0.500		4-0 2B BB	0-0 F8		0-0 1B			0-0 1B 1B		3	1	2	0	1	0	1
Dwayne Murphy, L (1, 8) OBP: 0.389, SLG: 0.286		0-0 1B 2B	0-0 2B 1B		0-0 G3			0-3 K		4	2	2	1	0	1	3
Mark McGwire, R (1, 3) OBP: 0.167, SLG: 0.364		4-0 L9-3 BB	0-0 F8		0-3 K			0-0 F8		3	0	0	0	1	1	2
Terry Steinbach, R (1, 2) OBP: 0.375, SLG: 0.500		0-0 L9-3	0-0 G3 2B		0-0 F7			0-0 1B		4	0	2	1	0	0	2
Alfredo Griffin, S (1, 6) OBP: 0.211, SLG: 0.368		0-0 1B	0-0 G3		0-0 B4-3			0-0 L7		4	0	1	1	0	0	3

Inning Stats	R: 0	H: 1	E: 0	K: 1	S: 5	LOB: 1	BB: 1	P: 9	R: 2	H: 2	E: 0	K: 0	S: 4	LOB: 1	BB: 2	P: 12	R: 0	H: 1	E: 0	K: 0	S: 4	LOB: 1	BB: 0	P: 4	R: 1	H: 2	E: 0	K: 0	S: 5	LOB: 1	BB: 0	P: 5	R: 0	H: 0	E: 0	K: 1	S: 5	LOB: 0	BB: 0	P: 5	R: 0	H: 0	E: 0	K: 0	S: 3	LOB: 1	BB: 0	P: 4	R: 0	H: 2	E: 0	K: 1	S: 7	LOB: 2	BB: 0	P: 7	R: 0	H: 2	E: 0	K: 1	S: 7	LOB: 2	BB: 0	P: 7	R: 0	H: 0	E: 0	K: 0	S: 3	LOB: 0	BB: 0	P: 3
1B: 8	SF: 0	2B: 3	SAC: 0	3B: 0	DP: 1	HR: 0	HBP: 1	WP: 0	PA: 39																																																															

PITCHER	IP	WLS	BF	H	R	ER	SO	BB	IBB	HBP	BLK	WP	HR	S	P	ERA	WHIP
Urbano Lugo, R (1, 1) ERA: 6.75	4.0		19	6	3	3	1	3	0	0	0	0	0	18	30	6.75	2.250
Willie Fraser, R (5, 1) ERA:	3.0	W	12	2	0	0	2	0	0	1	0	0	0	15	16	0.00	0.667
Gary Lucas, L (8, 1) ERA: 4.5	2.0	S	8	2	0	0	1	0	0	0	0	0	0	10	10	0.00	1.000

BOTTOM

California Angels @ Oakland Athletics
Oakland-Alameda County Coliseum, Oakland, CA

Sat Apr 11 1987, 3:33 AM PDT
Att. 30,136 - Unknown

livebaseballscorecards.com

AB	35
R	3
H	10
RBI	3
BB	3
SO	4
LOB	17



Batter	1	2	3	4	5	6	7	8	9	AB R H RBI BB SO LOB	TOP	
Brian Downing, R (1, 10) OBP: 0.500, SLG: 0.870	4-0 FC1-6 BB		0-3 K			0-0 2-H 1B		0-0 L5		3 0 1 1 1 1 2		
Wally Joyner, L (1, 3) OBP: 0.250, SLG: 0.269	0-0 FC1-6 FC6-4 1-2f			0-0 F9		0-3 K		0-0 F8		4 0 0 0 0 1 3		
Dick Schofield, R (1, 6) OBP: 0.208, SLG: 0.100	0-0 L9			0-0 F8		0-3 K			0-0 F8	4 0 0 0 0 1 2		
George Hendrick, R (1, 9) OBP: 0.111, SLG: 0.111	0-0 FC6-4 1-2f			0-0 F6			0-0 F5		0-0 L4	4 0 0 0 0 0 1		
Devon White, S (1, 7) OBP: 0.296, SLG: 0.400		0-0 5-3			0-0 6-3		0-0 4-3 1B		0-0 5-3	4 0 1 0 0 0 0		
Butch Wynegar, S (1, 2) OBP: 0.381, SLG: 0.333		4-0 G6-4-3 BB			0-0 6-3		0-0 4-3			1 0 0 0 1 0 0		
Darrell Miller, R (6, 2)							1-2			1 0 0 0 0 0 1		
Gus Polidor, R (1, 5)		0-0 G6-4-3 1-2f			0-0 F3			0-0 6-3		3 0 0 0 0 0 2		
Gary Pettis, S (1, 8) OBP: 0.435, SLG: 0.524			0-3 K			0-0 1B 2B		0-0 5-3 2B		3 1 2 0 0 1 0		
Mark McLemore, S (1, 4) OBP: 0.429, SLG: 0.353			0-0 CS 1B			0-3 K		0-0 5-3		3 0 1 0 0 1 2		
Inning Stats	R: 0 E: 0 K: 0 S: 3 H: 0 LOB: 1 BB: 1 P: 7	R: 0 E: 0 K: 0 S: 2 H: 0 LOB: 0 BB: 1 P: 6	R: 0 E: 0 K: 2 S: 7 H: 1 LOB: 0 BB: 0 P: 7	R: 0 E: 0 K: 0 S: 3 H: 0 LOB: 0 BB: 0 P: 3	R: 0 E: 0 K: 0 S: 3 H: 0 LOB: 0 BB: 0 P: 3	R: 0 E: 0 K: 3 S: 11 H: 2 LOB: 1 BB: 0 P: 11	R: 0 E: 0 K: 0 S: 4 H: 1 LOB: 1 BB: 0 P: 4	R: 0 E: 0 K: 0 S: 4 H: 1 LOB: 1 BB: 0 P: 4	R: 0 E: 0 K: 0 S: 3 H: 0 LOB: 0 BB: 0 P: 3	1B: 3 2B: 2 3B: 0 HR: 0 SF: 0 SAC: 0 DP: 1 HBP: 0	WP: 0 PB: 0 SB: 0 CS: 1 PA: 32	
PITCHER Curt Young, L (1, 1) ERA: 2.25	IP WLS BF H R ER SO BB IBB HBP BLK WP HR S P ERA WHIP	9.0 W 32 5 1 1 5 2 0 0 0 0 0 0 40 48 1.00 0.778										

California Angels @ Oakland Athletics
Oakland-Alameda County Coliseum, Oakland, CA

Sun Apr 12 1987, 3:33 AM PDT
Att: 37,162 - Unknown

livebaseballscorecards.com

AB	30
R	1
H	5
RBI	1
BB	2
SO	5
LOB	13



Batter	1	2	3	4	5	6	7	8	9
Mike Davis, L (1, 9) <small>OBP: 0.310, SLG: 0.607</small> Jose Canseco, R (9, 7) <small>OBP: 0.100, SLG: 0.150</small>	0-0 3B 1B	0-0 1-H HR			0-0 1B 2B	0-0 F8		0-0 F7	
Tony Phillips, S (1, 4) <small>OBP: 0.286, SLG: 0.400</small>	0-0 FC6 3B	0-3 K			0-0 1B 1B	4-0 BB BB		0-0 2B	
Carney Lansford, R (1, 5) <small>OBP: 0.556, SLG: 0.524</small>	0-0 1-H 2-H 3B		0-0 F7		0-0 1B 1B	4-0 BB BB		0-3 K	
Reggie Jackson, L (1, 10) <small>OBP: 0.333, SLG: 0.389</small>	0-3 K		0-3 K		0-3 K	0-0 F8			
Dwayne Murphy, L (1, 8) <small>OBP: 0.318, SLG: 0.222</small>	0-3 K		0-0 4-3		0-3 K		0-0 F8		
Rob Nelson, L (1, 3) <small>OBP: 0.250, SLG: 0.250</small>	0-3 K			0-3 K	0-0 BB 1B		0-0 FC6-4 1B		
Mickey Tettleton, S (1, 2)		0-3 K		0-0 6-3	4-0 1-2 BB		0-3 K		
Stan Javier, S (1, 7) <small>OBP: 0.167, SLG: 0.167</small> (9, 9)		0-0 G1-4-3		0-3 K	0-0 F9		0-0 FC6-4		
Alfredo Griffin, S (1, 6) <small>OBP: 0.273, SLG: 0.500</small> Johnnie LeMaster, R (8, 6)		0-0 HR 1B			0-0 2B 3B	0-0 6-3		0-0 5-3	


AB	R	H	RBI	BB	SO	LOB
5	3	3	3	0	0	0
0	0	0	0	0	0	0
4	2	2	0	1	1	1
4	0	2	4	1	1	1
4	0	0	0	0	3	4
4	0	0	0	0	2	2
4	0	2	0	0	2	1
3	0	0	0	1	2	1
4	0	0	0	0	1	4
3	2	2	0	0	0	0
1	0	0	0	0	0	0

BOTTOM

California Angels @ Oakland Athletics
 Oakland-Alameda County Coliseum, Oakland, CA

Sun Apr 12 1987, 3:33 AM PDT
 Att. 37,162 - Unknown

AB	36
R	7
H	11
RBI	7
BB	3
SO	12
LOB	14



Inning Stats		R: 2	H: 2	E: 1	LOB: 1	K: 3	BB: 0	S: 12	R: 2	H: 2	E: 0	LOB: 0	K: 2	BB: 0	S: 9	R: 0	H: 0	E: 0	LOB: 0	K: 1	BB: 0	S: 5	R: 0	H: 0	E: 0	LOB: 0	K: 2	BB: 0	S: 7	R: 3	H: 5	E: 0	LOB: 3	K: 2	BB: 1	S: 12	R: 0	H: 0	E: 0	LOB: 2	K: 0	BB: 2	S: 3	R: 0	H: 1	E: 0	LOB: 1	K: 1	BB: 0	S: 6	R: 0	H: 1	E: 0	LOB: 1	K: 1	BB: 0	S: 6
PITCHER	IP	WLS	BF	H	R	ER	SO	BB	IBB	HBP	BLK	WP	HR	S	P	ERA	WHIP																																								
Mike Witt, R <small>ERA: 4.85</small>	(1, 1)	4.0	L	21	8	7	6	8	0	0	0	0	0	37	37	13.50	2.000																																								
Chuck Finley, L <small>ERA: 1.93</small>	(5, 1)	3.0		14	2	0	0	3	3	0	0	0	0	17	29	0.00	1.667																																								
Mike Cook, R <small>ERA: 9.0</small>	(8, 1)	1.0		4	1	0	0	1	0	0	0	0	0	6	6	0.00	1.000																																								

WP	HR	S	P	ERA	WHIP
0	0	0	0	0	0
0	0	0	0	0	0
0	0	0	0	0	0
0	0	0	0	0	0
0	0	0	0	0	0

Batter	1	2	3	4	5	6	7	8	9	AB R H RBI BB SO LOB	TOP			
Al Newman, S (1, 6) OBP: 0.357, SLG: 0.308	0-0 6-3		4-0 BB			0-0 WP FC4 1B	0-0 6-3		0-0 F8	4 1 1 0 1 0 1	Minnesota Twins @ Oakland Athletics Oakland-Alameda County Coliseum, Oakland, CA Mon Apr 13 1987, 7:05 PM PDT Att: 14,447 - Unknown livebaseballscorecards.com			
Randy Bush, L (1, 9) OBP: 0.333, SLG: 0.600	0-0 1-3		0-0 F8			0-0 FC4 1B	0-0 F8			4 1 0 0 0 0 4				
Kirby Puckett, R (1, 8) OBP: 0.533, SLG: 1.179	0-0 4-3			0-3 K		4-0 1B BB		0-0 HR		3 1 1 1 1 1 0				
Kent Hrbek, L (1, 3) OBP: 0.480, SLG: 0.444		4-0 BB		0-0 F7		0-0 1B		4-0 BB		2 0 1 2 2 0 0				
Gary Gaetti, R (1, 5) OBP: 0.241, SLG: 0.464		0-0 F8		0-0 CS 1B		0-0 L7		0-3 K		4 0 1 0 0 1 4				
Tom Brunansky, R (1, 7) OBP: 0.250, SLG: 0.280		0-0 G6-4-3		0-0 CS	0-3 K	0-3 K		0-0 F9		4 0 0 0 0 2 4				
Roy Smalley, S (1, 10) OBP: 0.350, SLG: 0.650			0-0 WP 2B		0-0 2B	0-0 F5		0-0 5-3		4 0 2 0 0 0 3				
Steve Lombardozzi, R (1, 4) OBP: 0.333, SLG: 0.304			0-0 B1-3		0-0 F8		0-0 F4		0-3 K	4 0 0 0 0 1 2				
Tom Nieto, R (1, 2) OBP: 0.250, SLG: 0.286 Mark Salas, L (9, PH) OBP: 0.667, SLG: 0.500			0-0 6-3		0-3 K		4-0 BB		0-3 K	2 0 0 0 1 1 2 1 0 0 0 0 1 0				
Inning Stats	R: 0 E: 0 K: 0 S: 3 H: 0 LOB: 0 BB: 0 P: 3	R: 0 E: 0 K: 0 S: 2 H: 0 LOB: 0 BB: 1 P: 6	R: 0 E: 0 K: 0 S: 4 H: 1 LOB: 2 BB: 1 P: 8	R: 0 E: 0 K: 1 S: 5 H: 1 LOB: 0 BB: 0 P: 5	R: 0 E: 0 K: 2 S: 8 H: 1 LOB: 1 BB: 0 P: 8	R: 2 E: 0 K: 1 S: 8 H: 2 LOB: 2 BB: 1 P: 12	R: 0 E: 0 K: 0 S: 3 H: 0 LOB: 1 BB: 1 P: 7	R: 1 E: 0 K: 1 S: 6 H: 1 LOB: 1 BB: 1 P: 10	R: 0 E: 0 K: 2 S: 7 H: 0 LOB: 0 BB: 0 P: 7	1B: 3 2B: 2 3B: 0 HR: 1 SF: 0 SAC: 0 DP: 1 HBP: 0	WP: 2 PB: 0 SB: 0 CS: 1 PA: 38			
PITCHER	IP WLS BF H R ER SO BB IBB HBP BLK WP HR S P ERA WHIP												PITCHER	IP WLS BF H R ER SO BB IBB HBP BLK WP HR S P ERA WHIP
Eric Plunk, R (1, 1) ERA: 3.86 Jay Howell, R (8, 1) ERA: 13.5	7.0 W 31 6 3 3 4 5 0 0 0 2 1 34 54 3.86 1.571													2.0 W 6 0 0 0 3 0 0 0 0 0 0 12 12 0.00 0.000

Minnesota Twins @ Oakland Athletics
Oakland-Alameda County Coliseum, Oakland, CA
Mon Apr 13 1987, 7:05 PM PDT
Att: 14,447 - Unknown

AB 32
R 3
H 6
RBI 3
BB 5
SO 7
LOB 20



Batter	1	2	3	4	5	6	7	8	9
Tony Phillips, S OBP: 0.344, SLG: 0.385 (1, 4)	4-0 CS BB		4-0 FC4-6 BB		0-0 G3		0-0 SH2-4	4-0 1B BB	
Alfredo Griffin, S OBP: 0.296, SLG: 0.481 (1, 6)	0-0 4-3 1-2		0-0 FC4-6 BB 1B		0-0 S 1B		0-0 1B 1B	0-3 K	
Carney Lansford, R OBP: 0.531, SLG: 0.500 (1, 5) (9, 3)	0-0 F9		0-0 BB 1B		0-0 F9		0-3 K	0-0 1B 1B	
Ron Cey, R OBP: 0.500, SLG: 0.200 Dwayne Murphy, L OBP: 0.348, SLG: 0.263 (1, 3) (7, PR) (8, 8)		0-0 F4	4-0 BB BB		0-3 K		0-0 1B 1B	0-0 1B	
Jose Canseco, R OBP: 0.160, SLG: 0.240 (1, 7)		0-0 2B	0-3 K			0-0 F8	0-0 FC4 1B	0-0 F7	
Terry Steinbach, R OBP: 0.250, SLG: 0.333 (1, 2)		0-0 6-3		0-0 6-3		0-0 6-3	0-0 FC4		
Mark McGwire, R OBP: 0.267, SLG: 0.333 (1, 9) (8, 3) Reggie Jackson, L OBP: 0.364, SLG: 0.421 Johnnie LeMaster, R (8, PR) (9, 5)		0-0 L7		4-0 BB BB		4-0 BB BB		0-0 SH 1B 1B	
Mickey Tettleton, S (1, 10)			0-0 F9	0-0 F3		0-0 F3		0-0 SH BB 1B	
Stan Javier, S OBP: 0.333, SLG: 0.250 (1, 8) (8, 9) Mike Davis, L OBP: 0.300, SLG: 0.586 (8, PH) (9, 9)			0-0 FC4-6 BB 1B 1B	0-0 F3			4-0 SH2-4 1B BB	0-3 K	

Inning Stats	R: 0	H: 0	E: 0	K: 0	S: 2	P: 6	R: 0	H: 1	E: 0	K: 0	S: 4	P: 4	R: 1	H: 2	E: 0	K: 1	S: 7	R: 0	H: 0	E: 0	K: 0	S: 3	P: 7	R: 0	H: 1	E: 0	K: 1	S: 6	P: 6	R: 2	H: 3	E: 0	K: 1	S: 8	P: 12	R: 3	H: 3	E: 1	K: 2	S: 11	P: 15
	0	0	0	0	2	6	0	1	0	0	4	4	1	3	0	1	7	0	0	0	0	3	7	1	0	0	1	0	1	0	1	12	3	1	2	11	15	3	3	11	15

PITCHER	IP	WLS	BF	H	R	ER	SO	BB	IBB	HBP	BLK	WP	HR	S	P	ERA	WHIP
Frank Viola, L ERA: 2.84 (1, 1)	6.2		32	7	3	3	3	6	0	0	0	0	0	32	56	4.05	1.950
George Frazier, R ERA: 6.23 (7, 1)	1.1	L	9	3	3	3	2	1	0	0	0	0	0	12	16	20.25	3.000

AB	R	H	RBI	BB	SO	LOB
1	1	0	0	3	0	0
5	1	2	1	0	1	6
5	0	2	3	0	1	2
3	0	1	0	1	1	1
1	0	1	1	0	0	0
5	0	2	1	0	1	5
4	0	0	0	0	0	3
1	0	0	0	2	0	1
1	0	1	0	0	0	0
0	1	0	0	0	0	0
3	1	0	0	0	0	2
2	2	1	0	1	0	1
1	0	0	0	0	1	2

WP	PA	1B	2B	3B	HR	SF	SAC	DP	HBP
0	41	9	1	0	0	0	2	0	0

ERA	WHIP
20.25	3.000

Minnesota Twins @ Oakland Athletics
Oakland-Alameda County Coliseum, Oakland, CA
Mon Apr 13 1987, 7:05 PM PDT
Att. 14,447 - Unknown

livebaseballscorecards.com

AB	32
R	6
H	10
RBI	6
BB	7
SO	5
LOB	23



Batter	1	2	3	4	5	6	7	8	9	AB R H RBI BB SO LOB	TOP											
Dan Gladden, R (1, 7) OBP: 0.412, SLG: 0.563	0-0 E6 SH FC5-2	0-3 K		0-0 E 2B 1B		0-0 BB 2B 1B		0-0 BB SH5-3 1B		5 2 3 1 0 1 1												
Al Newman, S (1, 4) OBP: 0.353, SLG: 0.313	0-0 SH FC5-2 1-3	0-0 F8		0-0 E 2B 1B		0-0 F8		0-0 SH5-3		3 1 1 0 0 0 2												
Kirby Puckett, R (1, 8) OBP: 0.514, SLG: 1.065	0-0 FC5-2 2-3 3-H		0-0 F8	0-3 K 1-2 2-3		4-0 BB 2B BB		4-0 BB IBB		3 1 0 0 2 1 4												
Kent Hrbek, L (1, 3) OBP: 0.467, SLG: 0.455	0-0 F8		0-3 K	0-0 WP 2B 2-H 3-H		4-0 2B BB		0-3 K		4 0 1 2 1 2 4												
Gary Gaetti, R (1, 5) OBP: 0.265, SLG: 0.469	0-0 F6		0-0 5-3	0-0 F2 2-3		0-0 2B 1-3 2-H 3-H		4-0 1-2 2-3 BB		4 0 1 2 1 0 3												
Randy Bush, L (1, 9) OBP: 0.308, SLG: 0.520		0-0 4-3		0-0 2B 1B		0-0 3-1		0-0 L4		5 1 1 0 0 0 5												
Mark Davidson, R (9, 9) OBP: 0.250, SLG: 0.250										0 0 0 0 0 0 0												
Roy Smalley, S (1, 10) OBP: 0.360, SLG: 0.640		0-0 1B 1B		0-0 2B 2B 1-H		0-0 F8		0-0 1-3		5 2 2 1 0 0 0												
Greg Gagne, R (1, 6) OBP: 0.348, SLG: 0.364		0-0 1B 1B 1-H		0-3 K HBP		1-0 CS HBP		0-0 CS 1B		4 1 2 1 0 1 1												
Tom Nieto, R (1, 2) OBP: 0.276, SLG: 0.346		0-0 1B		0-0 WP 1B 2B 2-H		0-0 CS 1-2		0-0 F9 1-2		5 1 2 2 0 1 1												
Inning Stats	R: 0 E: 2 K: 0 S: 5	H: 0 LOB: 2 BB: 0 P: 5	R: 2 E: 0 K: 1 S: 8	H: 3 LOB: 1 BB: 0 P: 8	R: 0 E: 0 K: 1 S: 5	H: 0 LOB: 0 BB: 0 P: 5	R: 5 E: 1 K: 2 S: 13	H: 6 LOB: 1 BB: 0 P: 13	R: 0 E: 0 K: 0 S: 2	H: 0 LOB: 0 BB: 0 P: 3	R: 2 E: 0 K: 0 S: 5	H: 2 LOB: 2 BB: 2 P: 13	R: 0 E: 0 K: 0 S: 3	H: 1 LOB: 0 BB: 0 P: 3	R: 0 E: 0 K: 1 S: 6	H: 1 LOB: 3 BB: 2 P: 14	R: 0 E: 0 K: 1 S: 5	H: 0 LOB: 0 BB: 0 P: 5	1B: 9 2B: 4 3B: 0 HR: 0	SF: 0 SAC: 2 DP: 0 HBP: 1	WP: 2 PB: 0 SB: 2 CS: 2	PA: 46
PITCHER	IP WLS BF H R ER SO BB IBB HBP BLK WP HR S P ERA WHIP																			PITCHER	IP WLS BF H R ER SO BB IBB HBP BLK WP HR S P ERA WHIP	
Chris Codiroli, R (1, 1) ERA: 7.27	3.1 L 18 6 5 5 3 0 0 0 0 0 0 24 24 13.50 1.800																					
Gene Nelson, R (4, 1) ERA: 12.46	2.1 14 5 4 4 1 2 0 1 0 2 0 13 22 15.43 3.000																					
Rick Rodriguez, R (6, 1) ERA:	1.2 7 2 0 0 0 0 0 1 0 0 0 6 10 0.00 1.200																					
Bill Krueger, L (8, 1) ERA: 6.75	0.1 1 0 0 0 1 0 0 0 0 0 0 3 3 0.00 0.000																					
Dennis Eckersley, R (8, 1) ERA:	1.1 5 0 0 0 0 1 1 0 0 0 0 6 10 0.00 0.750																					

Minnesota Twins @ Oakland Athletics
 Oakland-Alameda County Coliseum, Oakland, CA
 Tue Apr 14 1987, 7:05 PM PDT
 Att: 10,435 - Unknown

livebaseballscorecards.com

AB	38
R	9
H	13
RBI	9
BB	4
SO	6
LOB	21



Batter	1	2	3	4	5	6	7	8	9	AB R H RBI BB SO LOB
Mike Davis, L (1, 9) OBP: 0.286, SLG: 0.618	0-0 G3		0-3 K		0-3 K	0-0 F4			0-0 HR	5 1 1 1 0 2 1
Tony Phillips, S (1, 4) OBP: 0.378, SLG: 0.433	0-0 2B		0-0 4-3		0-3 K		4-0 BB		0-0 1B	4 0 2 0 1 1 0
Carney Lansford, R (1, 5) OBP: 0.486, SLG: 0.548	0-0 6-3			0-0 HR	0-0 G3		0-0 F8		0-0 F2	5 1 1 1 0 0 3
Reggie Jackson, L (1, 10) OBP: 0.370, SLG: 0.500	0-0 G3			0-0 1B FC3-6 2B		0-0 HR 2B	0-0 F6		0-3 K	5 2 2 0 0 1 3
Jose Canseco, R (1, 7) OBP: 0.233, SLG: 0.400		0-0 L7-6 S 1B		0-0 FC3-6 1B		0-0 HR 2B	0-3 K		0-0 L9	5 1 3 2 0 1 2
Dwayne Murphy, L (1, 8) OBP: 0.296, SLG: 0.217		0-3 K		0-0 FC3-6 HR		0-0 4-3		0-0 F7		4 1 0 1 0 1 2
Terry Steinbach, R (1, 2) OBP: 0.375, SLG: 0.571		4-0 BB		0-0 HR		4-0 1B FC4-6 BB		0-0 E6		2 2 1 2 2 0 0
Rob Nelson, L (1, 3) OBP: 0.214, SLG: 0.214		0-0 L7-6		0-3 K		0-0 FC4-6 1B		0-0 F7		2 0 0 0 0 1 2
Mark McGwire, R (6, PH) OBP: 0.294, SLG: 0.357		2-3				1-3				2 0 1 0 0 0 1
Alfredo Griffin, S (1, 6) OBP: 0.258, SLG: 0.419			0-0 F4		0-0 6-3	0-0 FC4-6		0-0 F6		4 0 0 1 0 0 2

Inning Stats	R: 0 E: 0 K: 0 S: 4	H: 1 LOB: 1 BB: 0 P: 4	R: 0 E: 0 K: 1 S: 5	H: 1 LOB: 1 BB: 1 P: 9	R: 0 E: 0 K: 1 S: 5	H: 0 LOB: 0 BB: 0 P: 5	R: 4 E: 0 K: 1 S: 9	H: 4 LOB: 0 BB: 0 P: 9	R: 0 E: 0 K: 2 S: 7	H: 0 LOB: 0 BB: 0 P: 7	R: 3 E: 0 K: 0 S: 6	H: 3 LOB: 1 BB: 1 P: 10	R: 0 E: 0 K: 1 S: 5	H: 0 LOB: 1 BB: 1 P: 9	R: 0 E: 1 K: 0 S: 4	H: 0 LOB: 1 BB: 0 P: 4	R: 1 E: 0 K: 1 S: 7	H: 2 LOB: 1 BB: 0 P: 7	1B: 4 2B: 4 3B: 0 HR: 4	SF: 0 SAC: 0 DP: 1 HBP: 0
--------------	------------------------------	---------------------------------	------------------------------	---------------------------------	------------------------------	---------------------------------	------------------------------	---------------------------------	------------------------------	---------------------------------	------------------------------	----------------------------------	------------------------------	---------------------------------	------------------------------	---------------------------------	------------------------------	---------------------------------	----------------------------------	------------------------------------


BOTTOM

Minnesota Twins @ Oakland Athletics
Oakland-Alameda County Coliseum, Oakland, CA

Tue Apr 14 1987, 7:05 PM PDT
Att. 10,435 - Unknown

livebaseballscorecards.com

AB	38
R	8
H	11
RBI	8
BB	3
SO	7
LOB	16



PITCHER	IP	WLS	BF	H	R	ER	SO	BB	IBB	HBP	BLK	WP	HR	S	P	ERA	WHIP
Mark Portugal, R (1, 1) ERA: 8.0	3.1		16	6	4	4	2	1	0	0	0	0	2	19	23	10.80	2.100
Joe Klink, L (4, 1) ERA: 11.57	2.0		10	3	3	3	3	1	0	0	0	0	1	15	19	13.50	2.000
Keith Atherton, R (6, 1) ERA:	1.2	W	6	0	0	0	1	1	0	0	0	0	0	7	11	0.00	0.600
Jeff Reardon, R (8, 1) ERA: 5.4	2.0	S	9	2	1	1	1	0	0	0	0	0	1	11	11	4.50	1.000

Batter	1	2	3	4	5	6	7	8	9	AB R H RBI BB SO LOB	TOP
Dan Gladden, R (1, 7) OBP: 0.409, SLG: 0.500	0-0 F7		0-0 1B 1B		0-0 FC3-6 2B		4-0 FC1-2 1B BB	0-0 L6		4 3 1 0 1 0 2	
Al Newman, S (1, 4) OBP: 0.409, SLG: 0.429	0-0 F9		0-0 1B 1-2 1B		0-0 2B 1-H		0-0 FC1-2 1B 1-3 3-H	0-0 CS 1B		5 0 3 1 0 0 2	
Kirby Puckett, R (1, 8) OBP: 0.500, SLG: 0.972	0-0 F7		0-0 1B 1-3 2-H		0-0 F9		0-0 1B 1-2 3-H	0-0 G3 1-2		5 0 2 2 0 0 2	
Kent Hrbek, L (1, 3) OBP: 0.400, SLG: 0.370		0-0 3-1	0-3 K		0-0 6-3		0-3 K	0-0 F7		5 0 0 0 0 2 5	
Gary Gaetti, R (1, 5) OBP: 0.289, SLG: 0.457		0-0 5-3		0-0 1B 1B		4-0 CS BB		0-0 5-3		3 0 1 0 1 0 0	
Randy Bush, L (1, 9) OBP: 0.345, SLG: 0.571		0-0		0-0 1B		0-3 K		0-0 2B 1B		3 0 2 0 0 1 1	
Tom Brunansky, R (8, PH) OBP: 0.276, SLG: 0.308 (8, 9)				1-2 FC4-6 1B		1-2 K		0-0 1B		1 1 1 0 0 0 0	
Roy Smalley, S (1, 10) OBP: 0.310, SLG: 0.552		0-3 K2-3		0-0 F7		0-0 F7		0-0 F7		4 0 0 0 0 1 3	
Greg Gagne, R (1, 6) OBP: 0.370, SLG: 0.423			0-0 F9		0-0 FC4-6 1-2		0-0 WP SH1-4 FC1-2 1B	0-0 1B 2B		4 1 2 0 0 0 1	
Tom Nieto, R (1, 2) OBP: 0.281, SLG: 0.345			0-3 K		0-0 E6 FC3-6		0-0 SH1-4	0-0 2-H 3-H 1B		3 0 1 2 0 1 0	
Inning Stats	R: 0 E: 0 K: 0 S: 3 H: 0 LOB: 0 BB: 0 P: 3	R: 0 E: 0 K: 1 S: 6 H: 1 LOB: 1 BB: 0 P: 6	R: 1 E: 0 K: 2 S: 10 H: 3 LOB: 2 BB: 0 P: 10	R: 0 E: 0 K: 0 S: 4 H: 2 LOB: 1 BB: 0 P: 4	R: 1 E: 1 K: 0 S: 5 H: 1 LOB: 1 BB: 0 P: 5	R: 0 E: 0 K: 1 S: 4 H: 0 LOB: 0 BB: 1 P: 8	R: 1 E: 0 K: 1 S: 7 H: 2 LOB: 2 BB: 1 P: 11	R: 2 E: 0 K: 0 S: 6 H: 3 LOB: 1 BB: 0 P: 6	R: 0 E: 0 K: 0 S: 3 H: 1 LOB: 0 BB: 0 P: 3	1B: 10 2B: 3 3B: 0 HR: 0 SF: 0 SAC: 1 DP: 0 HBP: 0	WP: 1 PB: 0 SB: 0 CS: 2 PA: 40
PITCHER	IP WLS BF H R ER SO BB IBB HBP BLK WP HR S P ERA WHIP	IP WLS BF H R ER SO BB IBB HBP BLK WP HR S P ERA WHIP	IP WLS BF H R ER SO BB IBB HBP BLK WP HR S P ERA WHIP	IP WLS BF H R ER SO BB IBB HBP BLK WP HR S P ERA WHIP	IP WLS BF H R ER SO BB IBB HBP BLK WP HR S P ERA WHIP	IP WLS BF H R ER SO BB IBB HBP BLK WP HR S P ERA WHIP	IP WLS BF H R ER SO BB IBB HBP BLK WP HR S P ERA WHIP	IP WLS BF H R ER SO BB IBB HBP BLK WP HR S P ERA WHIP	IP WLS BF H R ER SO BB IBB HBP BLK WP HR S P ERA WHIP	IP WLS BF H R ER SO BB IBB HBP BLK WP HR S P ERA WHIP	IP WLS BF H R ER SO BB IBB HBP BLK WP HR S P ERA WHIP
Dave Stewart, R (1, 1) ERA: 4.4	6.2 L 30 9 3 2 4 2 0 0 0 1 0 36 44 2.70 1.650										
Bill Krueger, L (7, 1) ERA: 9.0	1.1 7 3 2 2 1 0 0 0 0 0 0 0 9 9 13.50 2.250										
Rick Rodriguez, R (9, 1) ERA:	1.0 3 1 0 0 0 0 0 0 0 0 0 0 3 3 0.00 1.000										

Minnesota Twins @ Oakland Athletics
Oakland-Alameda County Coliseum, Oakland, CA

Wed Apr 15 1987, 3:33 AM PDT
Att: 17,182 - Unknown

livebaseballscorecards.com

AB	37
R	5
H	13
RBI	5
BB	2
SO	5
LOB	16



BOTTOM

Minnesota Twins @ Oakland Athletics
Oakland-Alameda County Coliseum, Oakland, CA

Wed Apr 15 1987, 3:33 AM PDT
Att. 17,182 - Unknown

livebaseballscorecards.com

AB	32
R	2
H	5
RBI	2
BB	2
SO	7
LOB	11



WP:	0	PA:	35
PB:	0		
SB:	3		
CS:	0		

AB R H RBI BB SO LOB

4 0 1 1 0 0 0

3 0 0 0 1 0 1

3 1 1 0 0 0 2

4 0 0 0 0 2 3

4 0 0 0 0 1 2

3 0 1 1 1 1 0

4 0 1 0 0 1 1

3 0 0 0 0 2 0

1 0 0 0 0 0 2


3 1 1 0 0 0 0

1B: 1 SF: 0
2B: 4 SAC: 0
3B: 0 DP: 0
HR: 0 HBP: 1

Batter	1	2	3	4	5	6	7	8	9
Mike Davis, L (1, 9) OBP: 0.282, SLG: 0.605	0-0 F7		0-0 F9			0-0 3-1		0-0 4-3 1-H 2B	
Tony Phillips, S (1, 4) OBP: 0.366, SLG: 0.394	0-0 6-3			4-0 S S BB		0-0 4-3		0-0 4-3 2-3	
Carney Lansford, R (1, 5) OBP: 0.488, SLG: 0.559	1-0 HBP			0-0 F8		0-0 6-3 2B		0-0 L7	
Reggie Jackson, L (1, 10) OBP: 0.323, SLG: 0.429	0-0 G3-4-3			0-3 K 1-2		0-0 P3		0-3 K	
Jose Canseco, R (1, 7) OBP: 0.206, SLG: 0.353		0-0 F6		0-0 6-3 2-3		0-0 6-3 2-3		0-3 K	
Dwayne Murphy, L (1, 8) OBP: 0.323, SLG: 0.269		0-3 K			0-0 4-3		0-0 3-H 2B	4-0 2B BB	
Rob Nelson, L (1, 3) OBP: 0.222, SLG: 0.278		0-0 F6			0-3 K		0-0 G3	0-0 1-3 2B	
Mickey Tettleton, S (1, 2) Ron Cey, R (9, PH) OBP: 0.444, SLG: 0.167			0-0 4-3		0-3 K			0-3 K	0-0 F7
Alfredo Griffin, S (1, 6) OBP: 0.265, SLG: 0.412			0-0 6-3			0-0 1-3		0-0 2B 1B	

Inning Stats	R: 0 H: 0 E: 0 K: 3	H: 0 LOB: 1 BB: 0 P: 4	R: 0 H: 0 E: 0 K: 5	H: 0 LOB: 0 BB: 0 P: 5	R: 0 H: 0 E: 0 K: 3	H: 0 LOB: 0 BB: 0 P: 3	R: 0 H: 0 E: 0 K: 5	H: 0 LOB: 1 BB: 1 P: 9	R: 0 H: 0 E: 0 K: 7	H: 0 LOB: 0 BB: 0 P: 7	R: 1 H: 2 E: 0 K: 5	H: 2 LOB: 1 BB: 0 P: 5	R: 1 H: 2 E: 0 K: 7	H: 2 LOB: 1 BB: 0 P: 7	R: 0 H: 1 E: 0 K: 8	H: 1 LOB: 2 BB: 1 P: 12	1B: 1 2B: 4 3B: 0 HR: 0	SF: 0 SAC: 0 DP: 0 HBP: 1	WP: 0 PA: 35
--------------	---------------------	------------------------	---------------------	------------------------	---------------------	------------------------	---------------------	------------------------	---------------------	------------------------	---------------------	------------------------	---------------------	------------------------	---------------------	-------------------------	-------------------------	---------------------------	--------------

PITCHER	IP	WLS	BF	H	R	ER	SO	BB	IBB	HBP	BLK	WP	HR	S	P	ERA	WHIP
Mike Smithson, R (1, 1) ERA: 1.17	7.1	W	28	4	2	2	5	1	0	1	0	0	0	36	41	2.46	0.682
George Frazier, R (8, 1) ERA: 4.76	1.1		6	1	0	0	2	1	0	0	0	0	0	9	13	0.00	1.500
Jeff Reardon, R (9, 1) ERA: 4.91	0.1	S	1	0	0	0	0	0	0	0	0	0	0	1	1	0.00	0.000

Batter	1	2	3	4	5	6	7	8	9	AB R H RBI BB SO LOB	TOP											
Mike Davis, L (1, 9) OBP: 0.256, SLG: 0.548	0-3 K		0-0 F9	0-0 G3			0-3 K			4 0 0 0 0 2 2												
Tony Phillips, S (1, 4) OBP: 0.378, SLG: 0.389	0-0 6-3		4-0 HR BB		0-0 CS 1B		0-0 F8			3 1 1 0 1 0 0												
Carney Lansford, R (1, 5) OBP: 0.467, SLG: 0.605	0-3 K		0-0 HR		0-3 K		0-0 F9			4 1 1 3 0 2 1												
Reggie Jackson, L (1, 10) OBP: 0.286, SLG: 0.375		0-3 K	0-3 K		0-3 K		0-0 4-3			4 0 0 0 0 3 0												
Jose Canseco, R (1, 7) OBP: 0.211, SLG: 0.342		0-0 E5 1B		0-0 BB 2B 1B		0-0 4-3		0-3 K		4 1 1 0 0 1 0												
Dwayne Murphy, L (1, 8) OBP: 0.343, SLG: 0.276		0-0 L1-4 1B		4-0 BB 2B 6-3 BB		0-3 K		0-3 K		3 1 1 0 1 2 0												
Ron Cey, R (1, 3) OBP: 0.500, SLG: 0.375 Mark McGwire, R (9, PH) OBP: 0.278, SLG: 0.333		0-0 L1-4		0-0 BB 1-3 2B		4-0 BB		0-3 K		2 0 1 1 1 0 2 1 0 0 0 0 1 0	AB 32 R 5 H 6 RBI 5 BB 3 SO 11 LOB 8											
Terry Steinbach, R (1, 2) OBP: 0.300, SLG: 0.444			0-0 6-3	0-0 6-3		0-0 P3		0-0 F9		4 0 0 1 0 0 2												
Alfredo Griffin, S (1, 6) OBP: 0.270, SLG: 0.405			0-0 HR BB 1B	0-0 1-3		0-0 6-3				3 1 1 0 0 0 1												
Inning Stats	R: 0 E: 0 K: 2 S: 7	H: 0 LOB: 0 BB: 0 P: 7	R: 0 E: 1 K: 1 S: 6	H: 1 LOB: 1 BB: 0 P: 6	R: 3 E: 0 K: 1 S: 7	H: 2 LOB: 0 BB: 1 P: 11	R: 2 E: 0 K: 0 S: 5	H: 2 LOB: 1 BB: 1 P: 9	R: 0 E: 0 K: 2 S: 7	H: 1 LOB: 0 BB: 0 P: 7	R: 0 E: 0 K: 1 S: 5	H: 0 LOB: 1 BB: 1 P: 9	R: 0 E: 0 K: 1 S: 5	H: 0 LOB: 0 BB: 0 P: 5	R: 0 E: 0 K: 1 S: 5	H: 0 LOB: 0 BB: 0 P: 5	R: 0 E: 0 K: 2 S: 7	H: 0 LOB: 0 BB: 0 P: 7	1B: 4 2B: 3 3B: 0 HR: 1	SF: 0 SAC: 0 DP: 2 HBP: 0	WP: 0 PB: 0 SB: 0 CS: 1	PA: 35
PITCHER	IP WLS BF H R ER SO BB IBB HBP BLK WP HR S P ERA WHIP																					
Mike Trujillo, R (1, 1) ERA: 5.84	7.0 W 29 6 5 5 8 3 0 0 0 0 0 1 42 54 6.43 1.286																					
Ed Nunez, R (8, 1) ERA: 5.14	2.0 S 6 0 0 0 3 0 0 0 0 0 0 0 12 12 0.00 0.000																					

Oakland Athletics @ Seattle Mariners
The Kingdome, Seattle, WA
Thu Apr 16 1987, 10:05 PM EDT
Att. 7,349 - Unknown

livebaseballscores.com

Batter	1	2	3	4	5	6	7	8	9
John Moses, S OBP: 0.409, SLG: 0.591 (1, 8) (8, 3)	0-0 6-3		0-0 FC6-4 1B	0-0 6-3		0-0 4-3			
Mickey Brantley, R OBP: 0.353, SLG: 0.333 (1, 9) (8, 8)	0-0 S 1B		0-0 FC6-4 BB 1B	4-0 1B BB E BB		0-3 K			
Phil Bradley, R OBP: 0.341, SLG: 0.200 (1, 7)	0-3 K		4-0 BB BB BB BB 1B BB	4-0 E BB		0-0 6-3			
Ken Phelps, L OBP: 0.387, SLG: 0.630 (1, 10)	0-3 K		0-0 1B BB	0-0 E4 FC6-4 1B		4-0 BB BB BB BB BB BB BB			
Alvin Davis, L OBP: 0.333, SLG: 0.400 Mike Kingery, L OBP: 0.250, SLG: 0.143 (1, 3) (8, 9)		0-0 4-3	0-0 1B 1B	0-0 FC6-4 1-2f		0-0 F6			
Jim Presley, R OBP: 0.297, SLG: 0.286 (1, 5)		0-3 K	0-0 1-3 2-H 3-H 1B		0-0 6-3		0-3 K		
Dave Valle, R OBP: 0.294, SLG: 0.563 Bob Kearney, R (1, 2) (9, 2)		0-0 L4	0-0 5-3		0-0 6-3		0-0 6-3		
Rey Quinones, R OBP: 0.270, SLG: 0.378 (1, 6)			0-0 F7	0-0 F7	0-0 1-3		0-0 6-3		
Harold Reynolds, S OBP: 0.235, SLG: 0.294 (1, 4)			0-0 FC6-4 1B 1B	0-0 6-3 1B 2B		0-0 1-3		0-0 1-3	

Inning Stats	R: 0 E: 0 K: 2 S: 8	H: 1 LOB: 1 BB: 0 P: 8	R: 0 E: 0 K: 1 S: 5	H: 0 LOB: 0 BB: 0 P: 5	R: 4 E: 0 K: 0 S: 8	H: 5 LOB: 2 BB: 1 P: 12	R: 2 E: 1 K: 0 S: 5	H: 2 LOB: 2 BB: 2 P: 13	R: 0 E: 0 K: 0 S: 3	H: 0 LOB: 0 BB: 0 P: 3	R: 0 E: 0 K: 1 S: 5	H: 0 LOB: 0 BB: 0 P: 5	R: 0 E: 0 K: 1 S: 5	H: 0 LOB: 1 BB: 1 P: 9	R: 0 E: 0 K: 0 S: 3	H: 0 LOB: 0 BB: 0 P: 3
1B: 7 2B: 1 3B: 0 HR: 0	SF: 0 SAC: 0 DP: 0 HBP: 0	WP: 0 PA: 36														

PITCHER	IP	WLS	BF	H	R	ER	SO	BB	IBB	HBP	BLK	WP	HR	S	P	ERA	WHIP
Jose Rijo, R ERA: 7.45 (1, 1)	3.2	L	22	8	6	5	3	3	0	0	0	0	0	25	37	12.27	3.000
Gene Nelson, R ERA: 7.04 (4, 1)	3.1		11	0	0	0	2	1	0	0	0	0	0	14	18	0.00	0.300
Dennis Eckersley, R ERA: (8, 1)	1.0		3	0	0	0	0	0	0	0	0	0	0	3	3	0.00	0.000

BOTTOM

Oakland Athletics @ Seattle Mariners
The Kingdome, Seattle, WA
Thu Apr 16 1987, 10:05 PM EDT
Att. 7,349 - Unknown

livebaseballscorecards.com

AB	32
R	6
H	8
RBI	5
BB	4
SO	5
LOB	11



Batter	1	2	3	4	5	6	7	8	9	AB R H RBI BB SO LOB	TOP	
Tony Phillips, S (1, 4) OBP: 0.367, SLG: 0.375	0-0 G6-4-3 1B		0-0 6-3		0-0 F8			0-0 F8		4 0 1 0 0 0 0		
Alfredo Griffin, S (1, 6) OBP: 0.293, SLG: 0.400	0-0 G6-4-3 1B			0-0 6-3		4-0 BBB 1B E BB		0-0 6-3		3 1 1 0 1 0 0		
Carney Lansford, R (1, 3) OBP: 0.490, SLG: 0.619	0-0 G6-4-3 1-2f 2-3			0-0 3B 1B		0-0 FC5-4 1B		0-0 FC6-4 1B		4 1 3 0 0 0 2		
Terry Steinbach, R (1, 10) OBP: 0.292, SLG: 0.500 (5, 2)	0-3 K			0-0 1-H 3B		0-3 K		0-0 FC6-4 1-2f		4 0 1 1 0 2 4		
Jose Canseco, R (1, 7) OBP: 0.190, SLG: 0.310		0-3 K		0-3 K		0-0 FC5-4 1-2f 2-H		0-0 F9		4 0 0 0 0 2 2		
Mark McGwire, R (1, 5) OBP: 0.318, SLG: 0.333		0-3 K		4-0 BB		0-0 F7		0-0 1B		3 0 1 0 1 1 1		
Mike Davis, L (1, 9) OBP: 0.234, SLG: 0.500		0-0 3-1		0-0 F8			0-3 K		0-3 K	4 0 0 0 0 2 3		
Mickey Tettleton, S (1, 2) Curt Young, R (5, 1) Jay Howell, R (8, 1) Johnnie LeMaster, R (8, 6) Reggie Jackson, L (9, PH) OBP: 0.278, SLG: 0.364			0-0 F4		0-3 K		0-0 6-3		0-3 K	2 0 0 0 0 1 0 1 0 1 0 0 0 0 1 1		
Stan Javier, S (1, 8) OBP: 0.250, SLG: 0.182			0-0 F9		0-3 K		0-3 K			3 0 0 0 0 2 0		
Inning Stats	R: 0 E: 0 K: 1 S: 6 H: 2 LOB: 1 BB: 0 P: 6	R: 0 E: 0 K: 2 S: 7 H: 0 LOB: 0 BB: 0 P: 7	R: 0 E: 0 K: 0 S: 3 H: 0 LOB: 0 BB: 0 P: 3	R: 1 E: 0 K: 1 S: 7 H: 2 LOB: 2 BB: 1 P: 11	R: 0 E: 0 K: 2 S: 7 H: 0 LOB: 0 BB: 0 P: 7	R: 1 E: 1 K: 1 S: 6 H: 1 LOB: 1 BB: 1 P: 10	R: 0 E: 0 K: 2 S: 7 H: 0 LOB: 0 BB: 0 P: 7	R: 0 E: 0 K: 0 S: 4 H: 1 LOB: 1 BB: 0 P: 4	R: 0 E: 0 K: 2 S: 8 H: 1 LOB: 1 BB: 0 P: 8	1B: 6 2B: 0 3B: 1 HR: 0 SF: 0 SAC: 0 DP: 1 HBP: 0	WP: 0 PB: 0 SB: 0 CS: 0 PA: 35	
PITCHER Mark Langston, L (1, 1) ERA: 4.43	IP WLS BF H R ER SO BB IBB HBP BLK WP HR S P ERA WHIP											
	9.0 W 35 7 2 1 11 2 0 0 0 0 0 0 55 63 1.00 1.000											

Oakland Athletics @ Seattle Mariners
The Kingdome, Seattle, WA
Fri Apr 17 1987, 10:05 PM EDT
Att. 12,168 - Unknown

livebaseballscorecards.com

AB	33
R	2
H	7
RBI	1
BB	2
SO	11
LOB	13



Batter	1	2	3	4	5	6	7	8	9
Donell Nixon, R OBP: 0.265, SLG: 0.200 (1, 10)	0-3 K		0-0 F8		0-3 K		0-3 K		
John Moses, S OBP: 0.385, SLG: 0.538 (1, 8) (9, 3)	0-0 P3		0-0 F9		0-0 F9			0-0 CS 1B	
Phil Bradley, R OBP: 0.356, SLG: 0.188 (1, 7)	0-0 F8			4-0 S BB		0-0 4-3		4-0 S 1B BB	
Jim Presley, R OBP: 0.268, SLG: 0.256 (1, 5)		0-3 K		0-0 F7		0-3 K		0-3 K	
Alvin Davis, L OBP: 0.326, SLG: 0.368 Mike Kingery, L OBP: 0.250, SLG: 0.143 (8, PR) (9, 9)		0-0 6-3		0-0 1-3		0-0 F6		4-0 1B BB	
Mickey Brantley, R OBP: 0.333, SLG: 0.316 (1, 9) (9, 8)		0-0 3-1		0-0 1-3			0-0 E4 SH3-4 1B	0-0 FC5-4 1B	
Rey Quinones, R OBP: 0.293, SLG: 0.390 (1, 6)			0-0 2B SF8 1B		0-0 F9		0-0 SH3-4 E 1B	0-0 FC5-4 1-2 2-H	
Bob Kearney, R OBP: 1.000, SLG: 2.500 (1, 2)			0-0 F8 1-3 2B		0-0 3B		0-0 SH3-4 1-2 2-3		
Harold Reynolds, S OBP: 0.243, SLG: 0.306 (1, 4)			0-0 SF8 3-H		0-0 E5		0-0 E8 CS 1B		

AB	R	H	RBI	BB	SO	LOB
4	0	0	0	0	3	4
4	0	1	0	0	0	3
2	1	0	0	2	0	0
4	0	0	0	0	3	2
3	0	0	0	1	0	1
0	0	0	0	0	0	0
4	1	1	1	0	0	1
4	2	2	0	0	0	2
2	0	2	0	0	0	0
2	0	1	2	0	0	1

BOTTOM

Oakland Athletics @ Seattle Mariners
The Kingdome, Seattle, WA

Fri Apr 17 1987, 10:05 PM EDT
Att. 12,168 - Unknown

livebaseballscorecards.com

AB	29
R	4
H	7
RBI	3
BB	3
SO	6
LOB	14



Inning Stats	R: 0	H: 0	E: 0	K: 1	S: 5	LOB: 0	BB: 0	P: 5
Inning Stats	R: 0	H: 0	E: 0	K: 1	S: 5	LOB: 0	BB: 0	P: 5
	R: 0	H: 0	E: 0	K: 1	S: 5	LOB: 0	BB: 0	P: 5
	R: 1	H: 2	E: 0	K: 0	S: 5	LOB: 1	BB: 0	P: 5
	R: 0	H: 0	E: 0	K: 0	S: 3	LOB: 1	BB: 1	P: 7
	R: 0	H: 1	E: 1	K: 1	S: 7	LOB: 2	BB: 0	P: 7
	R: 0	H: 0	E: 0	K: 1	S: 5	LOB: 0	BB: 0	P: 5
	R: 2	H: 2	E: 2	K: 1	S: 7	LOB: 0	BB: 0	P: 7
	R: 1	H: 2	E: 0	K: 1	S: 6	LOB: 2	BB: 2	P: 14

PITCHER	IP	WLS	BF	H	R	ER	SO	BB	IBB	HBP	BLK	WP	HR	S	P	ERA	WHIP
Curt Young, L ERA: 1.96 (1, 1)	7.0	L	29	6	4	2	5	1	0	0	0	0	0	38	42	2.57	1.000
Curt Young, L ERA: 1.96 (5, 1)	7.0	L	29	6	4	2	5	1	0	0	0	0	0	38	42	2.57	1.000
Jay Howell, R ERA: 12.46 (8, 1)	1.0		5	1	0	0	1	2	0	0	0	0	0	5	13	0.00	3.000

WP	PA	ERA	WHIP
0	34		
0			
3			
2			

Batter	1	2	3	4	5	6	7	8	9	AB R H RBI BB SO LOB	TOP																													
Mike Davis, L (1, 9) OBP: 0.250, SLG: 0.560	0-0 G6-4-3 1B		0-0 SF7-4-5-4-3 1-2 3-H		0-0 F7			0-0 F7 1	0-0 HR	4 1 2 3 0 0 0																														
Tony Phillips, S (1, 4) OBP: 0.370, SLG: 0.364	0-0 F9			0-3 K	0-0 FC5-4 1B			4-0 BB 1B BB	0-0 G3 3-H	4 1 1 0 1 1 2																														
Carney Lansford, R (1, 5) OBP: 0.463, SLG: 0.574	0-0 G6-4-3 1-2f			0-0 E 1B	0-0 FC5-4 1-2f			0-0 F9 2	0-0 F7 3	5 1 1 0 0 0 4																														
Reggie Jackson, L (1, 10) OBP: 0.275, SLG: 0.333		0-3 K		0-0 E9 1B 1-H		0-0 4-3		4-0 1B S BB 1-2		3 1 0 0 1 1 0																														
Jose Canseco, R (1, 7) OBP: 0.239, SLG: 0.370		0-0 2B		0-0 BB 1B 2-3		0-0 6-3		0-0 E S 1B 1-3 2-H		4 0 3 1 0 0 0																														
Dwayne Murphy, L (1, 8) OBP: 0.333, SLG: 0.250		0-0 4-3		4-0 1-2 BB		0-0 F7		0-0 F5 1-3 3-H		3 0 0 0 1 0 1																														
Terry Steinbach, R (1, 2) OBP: 0.286, SLG: 0.440			4-0 BB S SF7-4-5-4-3	0-0 F4		0-3 K			0-0 E7 SH5-4 E	3 1 0 0 1 1 3	AB 33																													
Stan Javier, S (9, PR) OBP: 0.250, SLG: 0.182										0 1 0 0 0 0 0	R 7																													
Mickey Tettleton, S (9, 2)										0 0 0 0 0 0 0	H 9																													
Rob Nelson, L (1, 3) OBP: 0.190, SLG: 0.238			0-3 K	0-3 K		0-0 F6			0-0 SH5-4 1-2	3 0 0 0 0 2 4	RBI 5																													
Alfredo Griffin, S (1, 6) OBP: 0.311, SLG: 0.409			0-0 1-3 1B		0-0 B1-3		0-0 F5		0-0 E2 HR 1B 2-H	4 1 2 1 0 0 0	BB 4																													
											SO 5																													
											LOB 14																													
Inning Stats	R: 0 E: 0 K: 0 S: 3	H: 1 LOB: 0 BB: 0 P: 3	R: 0 E: 0 K: 1 S: 5	H: 1 LOB: 0 BB: 0 P: 5	R: 1 E: 0 K: 1 S: 5	H: 1 LOB: 0 BB: 1 P: 9	R: 0 E: 0 K: 2 S: 10	H: 2 LOB: 3 BB: 1 P: 14	R: 0 E: 0 K: 0 S: 4	H: 1 LOB: 1 BB: 0 P: 4	R: 0 E: 0 K: 1 S: 5	H: 0 LOB: 0 BB: 0 P: 5	R: 0 E: 0 K: 1 S: 5	H: 0 LOB: 0 BB: 0 P: 5	R: 2 E: 0 K: 0 S: 4	H: 1 LOB: 1 BB: 2 P: 12	R: 3 E: 2 K: 0 S: 6	H: 2 LOB: 1 BB: 0 P: 6	1B: 7 2B: 2 3B: 0 HR: 1	SF: 1 SAC: 1 DP: 2 HBP: 0	WP: 0 PB: 0 SB: 2 CS: 0	PA: 39																		
PITCHER Mike Moore, R (1, 1) ERA: 4.88	IP 9.0	WLS L	BF 39	H 9	R 7	ER 5	SO 5	BB 4	IBB 0	HBP 0	BLK 0	WP 0	HR 1	S 45	P 61	ERA 5.00	WHIP 1.444						PITCHER	IP 9.0	WLS L	BF 39	H 9	R 7	ER 5	SO 5	BB 4	IBB 0	HBP 0	BLK 0	WP 0	HR 1	S 45	P 61	ERA 5.00	WHIP 1.444

Oakland Athletics @ Seattle Mariners

The Kingdome, Seattle, WA

Sat Apr 18 1987, 10:05 PM EDT

Att. 19,383 - Unknown

AB	33
R	7
H	9
RBI	5
BB	4
SO	5
LOB	14



Batter	1	2	3	4	5	6	7	8	9	AB	R	H	RBI	BB	SO	LOB
John Moses, S OBP: 0.400, SLG: 0.533 (1, 8) (8, 3)	0-0 F8		0-0 F9		0-0 FC3-6 SF8 1B		0-0 SH1-4		0-0 1B FC3-6 1B	4	2	2	0	0	0	0
Scott Bradley, L OBP: 0.438, SLG: 0.625 Bob Kearney, R OBP: 0.667, SLG: 1.667 (1, 2) (8, 2)	0-3 K		0-0 1B 1B		0-0 1-2 FC3-6 1B		0-0 3-H HR		0-3 K	4	1	3	2	0	1	0
Phil Bradley, R OBP: 0.400, SLG: 0.229 (1, 7)	4-0 BB		0-0 1-3 BB 1B		0-0 1-2f 2-3 FC3-6 S		0-0 1-0 BB HBP		0-0 1-3 FC3-6 1B	3	0	2	0	1	0	2
Ken Phelps, L OBP: 0.389, SLG: 0.586 (1, 10)	0-3 K		4-0 1-2 BB		0-0 1-2 3-H SF8		4-0 1-2 BB G6-4-3		0-0 1-2f FC3-6	2	0	0	2	2	1	2
Alvin Davis, L OBP: 0.298, SLG: 0.333 Mike Kingery, L OBP: 0.240, SLG: 0.136 (1, 3) (8, 9)		0-0 F7	0-0 P3		0-0 F6		0-0 1-2f G6-4-3		0-0 3-H G3	4	0	0	0	0	0	6
Mickey Brantley, R OBP: 0.280, SLG: 0.261 (1, 9) (8, 8)		0-0 F6		0-0 5-3		0-0 6-3		0-0 F9		4	0	0	0	0	0	0
Jim Presley, R OBP: 0.311, SLG: 0.349 (1, 5)		0-0 1B		0-0 6-3		0-0 G6-4-3 1B		0-0 SF7 3B		4	1	3	0	0	0	0
Rey Quinones, R OBP: 0.289, SLG: 0.386 (1, 6)		0-3 K		0-0 1B		0-0 G6-4-3		0-0 SF7		3	0	1	1	0	1	2
Harold Reynolds, S OBP: 0.244, SLG: 0.282 (1, 4)			0-0 4-3		0-0 F7		4-0 SH1-4 HR BB		0-0 F8	3	1	0	0	1	0	1

BOTTOM

Oakland Athletics @ Seattle Mariners
The Kingdome, Seattle, WA
Sat Apr 18 1987, 10:05 PM EDT
Att. 19,383 - Unknown

livebaseballscores.com

AB	33
R	5
H	11
RBI	5
BB	4
SO	4
LOB	15



Inning Stats	R: 0	H: 0	E: 0	K: 2	S: 7	H: 0	LOB: 1	BB: 1	P: 11	R: 0	H: 1	E: 0	K: 1	S: 6	R: 0	H: 2	E: 0	K: 0	S: 5	R: 0	H: 1	E: 0	K: 0	S: 4	R: 1	H: 2	E: 0	K: 0	S: 5	R: 0	H: 1	E: 0	K: 0	S: 3	R: 2	H: 1	E: 0	K: 0	S: 3	R: 1	H: 1	E: 0	K: 0	S: 4	R: 1	H: 2	E: 0	K: 1	S: 7	1B: 9	2B: 0	3B: 1	HR: 1	SF: 2	SAC: 1	DP: 2	HBP: 1	WP: 0	PB: 0	SB: 2	CS: 0	PA: 41
--------------	------	------	------	------	------	------	--------	-------	-------	------	------	------	------	------	------	------	------	------	------	------	------	------	------	------	------	------	------	------	------	------	------	------	------	------	------	------	------	------	------	------	------	------	------	------	------	------	------	------	------	-------	-------	-------	-------	-------	--------	-------	--------	-------	-------	-------	-------	--------

PITCHER	IP	WLS	BF	H	R	ER	SO	BB	IBB	HBP	BLK	WP	HR	S	P	ERA	WHIP
Eric Plunk, R ERA: 3.6 (1, 1)	6.0		27	7	2	2	3	3	0	0	0	0	0	30	42	3.00	1.667
Gene Nelson, R ERA: 7.88 (7, 1)	0.1		3	1	1	1	0	0	0	1	0	0	1	2	3	27.00	3.000
Bill Krueger, L ERA: 7.71 (7, 1)	0.2		2	0	0	0	0	1	0	0	0	0	0	1	5	0.00	1.500
Jay Howell, R ERA: 11.37 (8, 1)	2.0	W	9	3	2	2	1	0	0	0	0	0	0	11	11	9.00	1.500

Batter	1	2	3	4	5	6	7	8	9	AB R H RBI BB SO LOB	TOP									
Mike Davis, L (1, 10) OBP: 0.250, SLG: 0.528	0-0 4-3		4-0 1B BB		0-0 F9			0-0 6-3		3 0 0 0 1 0 0										
Tony Phillips, S (1, 4) OBP: 0.362, SLG: 0.354	0-3 K		0-0 K1-3-2 1-3 1B		0-0 F7			0-0 4-3		4 0 1 0 0 1 0										
Carney Lansford, R (1, 5) OBP: 0.466, SLG: 0.560	4-0 S BB		0-3 K1-3-2 1-1		0-0 F7			0-0 1B		3 0 1 0 1 1 2										
Reggie Jackson, L (1, 9) OBP: 0.273, SLG: 0.375	0-0 G3 1-2			0-0 4-3		0-0 L9-2 3B		0-0 F9		4 0 1 0 0 0 2										
Jose Canseco, R (1, 7) OBP: 0.220, SLG: 0.340		0-0 F8		0-3 K		0-0 L9-2 3-H		0-3 K		4 0 0 0 0 2 2										
Dwayne Murphy, L (1, 8) OBP: 0.349, SLG: 0.343		0-0 HR		4-0 1B BB			0-3 K	0-0 G1		3 1 1 1 1 1 1										
Terry Steinbach, R (1, 2) OBP: 0.290, SLG: 0.429		0-3 K		0-0 1-2 1B			0-0 5-3			3 0 1 0 0 1 0										
Rob Nelson, L (1, 3) OBP: 0.167, SLG: 0.208		0-3 K		0-3 K			0-0 4-3			3 0 0 0 0 2 2										
Alfredo Griffin, S (1, 6) Johnnie LeMaster, R (8, 6)			0-0 G3		0-0 1-3			0-3 K2-3		3 0 0 0 0 1 0 0 0 0 0 0 0 0										
Inning Stats	R: 0 E: 0 K: 1 S: 5	H: 0 LOB: 1 BB: 1 P: 9	R: 1 E: 0 K: 2 S: 8	H: 1 LOB: 0 BB: 0 P: 8	R: 0 E: 0 K: 1 S: 5	H: 1 LOB: 2 BB: 1 P: 9	R: 0 E: 0 K: 2 S: 8	H: 1 LOB: 2 BB: 1 P: 12	R: 0 E: 0 K: 0 S: 3	H: 1 LOB: 0 BB: 0 P: 3	R: 0 E: 0 K: 1 S: 5	H: 0 LOB: 0 BB: 0 P: 5	R: 0 E: 0 K: 1 S: 5	H: 0 LOB: 0 BB: 0 P: 5	R: 0 E: 0 K: 1 S: 6	H: 1 LOB: 1 BB: 0 P: 6	1B: 3 2B: 2 3B: 1 HR: 1	SF: 0 SAC: 0 DP: 2 HBP: 0	WP: 0 PB: 0 SB: 1 CS: 0	PA: 33
PITCHER Scott Bankhead, R (1, 1) ERA: 1.66	IP: 9.0 WLS: W BF: 33 H: 5 R: 1 ER: 1 SO: 9 BB: 3 IBB: 0 HBP: 0 BLK: 0 WP: 0 HR: 1 S: 48 P: 60 ERA: 1.00 WHIP: 0.889																			

Oakland Athletics @ Seattle Mariners
The Kingdome, Seattle, WA
Sun Apr 19 1987, 6:33 AM EDT
Att. 8,036 - Unknown

AB	30
R	1
H	5
RBI	1
BB	3
SO	9
LOB	9



Batter	1	2	3	4	5	6	7	8	9	AB R H RBI BB SO LOB
John Moses, S OBP: 0.400, SLG: 0.485 (1, 8)	4-0 BB		0-0 F7	4-0 FC6 BB		0-3 K	0-0 FC3-2 FC6-4			3 0 0 0 2 1 4
Phil Bradley, R OBP: 0.400, SLG: 0.211 (1, 7)	0-0 1-3 BB		4-0 FC3-6 BB	0-0 FC6 BB		1-0 BB 1B HBP	0-0 FC6-4 1B			3 2 0 1 1 0 4
Scott Bradley, L OBP: 0.571, SLG: 0.667 (1, 2)	4-0 BB		4-0 FC3-6 BB	4-0 BB		0-0 BB 1B	0-0 BB 1B			2 1 2 1 3 0 0
Ken Phelps, L OBP: 0.366, SLG: 0.515 (1, 10)	0-0 F7		0-0 FC3-6 BB HBP 1B	0-3 K		4-0 BB 1B	0-3 K			4 1 0 1 1 2 8
Jim Presley, R OBP: 0.320, SLG: 0.340 (1, 5)	0-0 F8		1-0 BB HBP 1B		0-3 K	0-0 BB 1B G6-4-3	0-0 F9			4 1 1 2 0 1 2
Alvin Davis, L OBP: 0.327, SLG: 0.333 (1, 3)		4-0 BB G6-3	4-0 BB 1B		0-0 BB 1B	0-0 BB 1B G6-4-3	0-3 K			3 0 1 1 2 1 2
Mike Kingery, L OBP: 0.267, SLG: 0.185 (1, 9)		0-0 BB G6-3	0-0 BB 1B		0-0 BB 1B F8		0-0 BB 1B FC3-2	0-3 K		5 0 2 2 0 1 2
Rey Quinones, R OBP: 0.306, SLG: 0.396 (1, 6)		0-0 BB F6	0-0 BB F8		0-0 BB 1B		0-0 BB 1B FC3-2 FC6-4			4 1 2 0 0 0 2
Harold Reynolds, S OBP: 0.267, SLG: 0.310 (1, 4)			0-0 BB FC3-6 2B	0-0 BB E3 CS		0-0 BB 4-3	4-0 BB FC6-4 FC3-2 1B BB			3 2 1 0 1 0 2

Inning Stats	R: 0	H: 0	E: 0	K: 3	S: 3	R: 0	H: 0	E: 0	K: 0	S: 2	R: 4	H: 2	E: 0	K: 0	S: 5	R: 0	H: 0	E: 2	K: 1	S: 5	R: 0	H: 2	E: 0	K: 1	S: 7	R: 2	H: 2	E: 0	K: 1	S: 6	R: 2	H: 3	E: 0	K: 1	S: 8	R: 0	H: 0	E: 0	K: 2	S: 7	1B: 8	2B: 1	3B: 0	HR: 0	SF: 0	SAC: 0	DP: 2	HBP: 2	WP: 0	PB: 0	SB: 1	CS: 1	PA: 43
--------------	------	------	------	------	------	------	------	------	------	------	------	------	------	------	------	------	------	------	------	------	------	------	------	------	------	------	------	------	------	------	------	------	------	------	------	------	------	------	------	------	-------	-------	-------	-------	-------	--------	-------	--------	-------	-------	-------	-------	--------

PITCHER	IP	WLS	BF	H	R	ER	SO	BB	IBB	HBP	BLK	WP	HR	S	P	ERA	WHIP
Chris Codiroli, R ERA: 8.74 (1, 1)	2.2	L	15	1	4	4	0	6	0	1	0	0	0	8	33	13.50	2.625
Rick Rodriguez, R ERA: 4.15 (3, 1)	4.0		24	8	4	4	3	4	0	1	0	0	0	25	42	9.00	3.000
Jose Rijo, R ERA: 6.55 (7, 1)	1.1		4	0	0	0	3	0	0	0	0	0	0	10	10	0.00	0.000

BOTTOM

Oakland Athletics @ Seattle Mariners
The Kingdome, Seattle, WA

Sun Apr 19 1987, 6:33 AM EDT
Att. 8,036 - Unknown

livebaseballscorecards.com

AB	31
R	8
H	9
RBI	8
BB	10
SO	6
LOB	26



Batter	1	2	3	4	5	6	7	8	9	AB R H RBI BB SO LOB	TOP																									
Mike Davis, L (1, 9) OBP: 0.279, SLG: 0.544	0-0 1B SF9 1B		0-3 K		0-0 G3			0-0 1-3 4-3 2B	4-0 HR BB	4 3 2 0 1 1 0																										
Tony Phillips, S (1, 4) OBP: 0.381, SLG: 0.423	0-0 1-3 1B		0-0 1-3		0-0 F9			4-0 4-3 1-3 BB	0-0 HR	4 1 2 4 1 0 0																										
Carney Lansford, R (1, 5) OBP: 0.429, SLG: 0.519	0-0 SF9 3-H			0-0 F9				0-0 1-3 1-2 2-3	0-0 6-3	4 0 0 1 0 0 2																										
Reggie Jackson, L (1, 10) OBP: 0.250, SLG: 0.341	0-3 K		0-0 4-3		0-0 3-1			0-0 4-3 2-3 3-H		4 0 0 1 0 1 2																										
Jose Canseco, R (1, 7) OBP: 0.222, SLG: 0.352	0-3 K		0-3 K		0-0 HR 2B			0-3 K		4 1 1 0 0 3 2																										
Dwayne Murphy, L (1, 8) OBP: 0.383, SLG: 0.462		0-0 G1-6-3 1B		0-0 HR 1B				0-0 2-H HR	0-3 K	4 2 3 2 0 1 0																										
Terry Steinbach, R (1, 2) OBP: 0.314, SLG: 0.516		0-0 G1-6-3 1-2		0-0 HR				0-3 K	4-0 2B HR BB	3 2 1 2 1 1 1																										
Mark McGwire, R (1, 3) OBP: 0.269, SLG: 0.273		0-3 K		0-0 5-3				0-0 F8	0-3 K	4 0 0 0 0 2 1																										
Alfredo Griffin, S (1, 6) OBP: 0.288, SLG: 0.392			0-0 F5		0-3 K			0-0 F8	0-0 1-3 HR 2B	4 1 1 0 0 1 0																										
Inning Stats	R: 1 E: 0 K: 2 S: 9	H: 2 LOB: 1 BB: 0 P: 9	R: 0 E: 0 K: 1 S: 5	H: 1 LOB: 0 BB: 0 P: 5	R: 0 E: 0 K: 1 S: 5	H: 0 LOB: 0 BB: 0 P: 5	R: 0 E: 0 K: 1 S: 5	H: 0 LOB: 0 BB: 0 P: 5	R: 2 E: 0 K: 1 S: 7	H: 2 LOB: 0 BB: 0 P: 7	R: 0 E: 0 K: 0 S: 3	H: 0 LOB: 0 BB: 0 P: 3	R: 2 E: 0 K: 1 S: 7	H: 2 LOB: 0 BB: 0 P: 7	R: 1 E: 0 K: 1 S: 6	H: 1 LOB: 1 BB: 1 P: 10	R: 4 E: 0 K: 2 S: 9	H: 2 LOB: 0 BB: 2 P: 17	1B: 4 2B: 3 3B: 0 HR: 3	SF: 1 SAC: 0 DP: 1 HBP: 0	WP: 0 PB: 0 SB: 0 CS: 0	PA: 39														
PITCHER	IP WLS BF H R ER SO BB IBB HBP BLK WP HR S P ERA WHIP																																			
Kirk McCaskill, R (1, 1) ERA: 2.57	6.0		22	5	3	3	6	0	0	0	0	0	1	34	34	4.50	0.833																			
Mike Cook, R (7, 1) ERA: 9.0	1.0		5	2	2	2	1	0	0	0	0	0	1	7	7	18.00	2.000																			
Gary Lucas, L (8, 1) ERA: 13.5	2.0	L	12	3	5	5	3	3	0	0	0	0	1	15	27	22.50	3.000																			

Oakland Athletics @ California Angels
Anaheim Stadium, Anaheim, CA
Mon Apr 20 1987, 10:05 PM EDT
Att: 26,821 - Unknown

livebaseballscorecards.com

AB	35
R	10
H	10
RBI	10
BB	3
SO	10
LOB	8



BOTTOM

Oakland Athletics @ California Angels
 Anaheim Stadium, Anaheim, CA
 Mon Apr 20 1987, 10:05 PM EDT
 Att. 26,821 - Unknown

livebaseballscorecards.com

AB	33
R	5
H	11
RBI	4
BB	3
SO	7
LOB	14



WP: 1	PA: 38
PB: 0	
SB: 1	
CS: 0	

AB R H RBI BB SO LOB

5	1	3	1	0	1	1
5	1	1	0	0	1	3
3	1	1	0	1	0	0
3	1	1	2	0	0	0
4	0	2	0	0	1	3
2	0	0	0	2	0	2
4	0	1	1	0	2	4
4	1	2	0	0	2	0
3	0	0	0	0	0	1

Batter	1	2	3	4	5	6	7	8	9
Brian Downing, R OBP: 0.475, SLG: 0.800 (1, 10)	0-0 BB 1B SF8 1B	0-0 3B		0-0 G6-4-3 1B		0-3 K			0-0 5-3
Ruppert Jones, L OBP: 0.273, SLG: 0.200 (1, 7)	0-0 BB BB WP 1-2 1B	0-0 F9		0-0 G6-4-3 1-2f			0-3 K		0-0 F6
Devon White, S OBP: 0.333, SLG: 0.627 (1, 9)	4-0 WP BB 1-2 2-3 BB		0-0 6-3		0-0 1B 3B		0-0 1-3		
Wally Joyner, L OBP: 0.237, SLG: 0.255 (1, 3)	0-0 SF8		0-0 F6		0-0 G3 1B		0-0 F6		
Jack Howell, L OBP: 0.381, SLG: 0.500 (1, 5)	0-3 K		0-0 E S 1B		0-0 F2			0-0 G6-3 1B	
Butch Wynegar, S OBP: 0.341, SLG: 0.263 (1, 2)	4-0 WP 1-2 2-3 BB		4-0 1-3 BB		0-0 G3			0-0 G6-3 1-2f	
Dick Schofield, R OBP: 0.250, SLG: 0.279 (1, 6)	0-3 K 1-2 2-3 3-H		0-0 F7		0-0 1B			0-3 K	
Gary Pettis, S OBP: 0.367, SLG: 0.444 (1, 8)		0-3 K		0-0 SH1-4 1B 2B		0-3 K		0-0 2B	
Mark McLemore, S OBP: 0.422, SLG: 0.368 (1, 4)		0-0 1-3		0-0 SH1-4 2-3		0-0 L5		0-0 L7	

Inning Stats	R: 2	H: 2	E: 0	K: 2	S: 9	R: 0	H: 1	E: 0	K: 1	S: 6	R: 0	H: 1	E: 0	K: 0	S: 4	R: 1	H: 2	E: 0	K: 0	S: 4	R: 2	H: 3	E: 0	K: 0	S: 5	R: 0	H: 0	E: 0	K: 2	S: 7	R: 0	H: 0	E: 0	K: 1	S: 5	R: 0	H: 1	E: 0	K: 1	S: 5	R: 0	H: 1	E: 0	K: 0	S: 4	1B: 7	SF: 1	2B: 2	3B: 2	HR: 0	SAC: 1	DP: 2	HBP: 0	WP: 1	PA: 38
--------------	------	------	------	------	------	------	------	------	------	------	------	------	------	------	------	------	------	------	------	------	------	------	------	------	------	------	------	------	------	------	------	------	------	------	------	------	------	------	------	------	------	------	------	------	------	-------	-------	-------	-------	-------	--------	-------	--------	-------	--------

PITCHER	IP	WLS	BF	H	R	ER	SO	BB	IBB	HBP	BLK	WP	HR	S	P	ERA	WHIP
Dave Stewart, R ERA: 5.06 (1, 1)	7.0	W	31	9	5	5	6	3	0	0	0	1	0	40	52	6.43	1.714
Jay Howell, R ERA: 8.64 (8, 1)	2.0	S	7	2	0	0	1	0	0	0	0	0	0	9	9	0.00	1.000

Batter	1	2	3	4	5	6	7	8	9	AB	R	H	RBI	BB	SO	LOB	TOP								
Mike Davis, L OBP: 0.273, SLG: 0.508 (1, 9)	0-0 F6	0-0 4-3		0-0 F4		0-0 4-3		4-0 BB		4	0	0	0	1	0	3									
Tony Phillips, S OBP: 0.353, SLG: 0.386 (1, 4)	0-0 4-3		0-0 4-3		0-0 F8		0-3 K	0-0 4-3		5	0	0	0	0	1	2									
Carney Lansford, R OBP: 0.426, SLG: 0.500 (1, 5) (8, 3)	0-0 F8		0-0 L6		0-3 K		4-0 1-3 BB		0-0 1B S 1B	4	0	1	0	1	1	0									
Reggie Jackson, L OBP: 0.264, SLG: 0.333 (1, 10)		0-0 1B 2B 1B	0-0 F7		4-0 1B BB		0-0 1-3		0-0 F6	4	2	1	0	1	0	2									
Jose Canseco, R OBP: 0.250, SLG: 0.375 Stan Javier, S OBP: 0.333, SLG: 0.231 (1, 7) (4, 7)		0-0 2B 1-2 1B		0-0 FC3-6 1B	0-0 1B 1-2 1B		4-0 BB		0-3 K	2	0	2	0	0	0	0									
Dwayne Murphy, L OBP: 0.385, SLG: 0.455 (1, 8)		0-3 K		0-0 FC3-6 1B HR	0-0 S 1B		0-0 4-3		0-0 FC6-4 1B	5	1	2	1	0	1	5									
Terry Steinbach, R OBP: 0.325, SLG: 0.528 (1, 2)		0-0 1-3 2-H 2B		0-0 1-2 HR 1B	0-3 K			0-3 K	0-0 FC6-4	5	1	2	1	0	2	4									
Mark McGwire, R OBP: 0.300, SLG: 0.400 Mike Gallego, R (1, 3) (8, 5)		4-0 BB		0-0 1-H 2-H HR		0-3 K		0-0 F9		3	1	1	3	1	1	0									
Alfredo Griffin, S OBP: 0.286, SLG: 0.382 (1, 6)		0-3 K		0-0 F5		0-0 F9		0-0 S 1B		0	0	0	0	0	1	3									
Inning Stats	R: 0 E: 0 K: 0 S: 3	H: 0 LOB: 0 BB: 0 P: 3	R: 1 E: 0 K: 2 S: 10	H: 3 LOB: 3 BB: 1 P: 14	R: 0 E: 0 K: 0 S: 3	H: 0 LOB: 0 BB: 0 P: 3	R: 3 E: 0 K: 0 S: 6	H: 3 LOB: 0 BB: 0 P: 6	R: 1 E: 0 K: 2 S: 9	H: 2 LOB: 2 BB: 1 P: 13	R: 0 E: 0 K: 1 S: 5	H: 0 LOB: 0 BB: 0 P: 5	R: 0 E: 0 K: 1 S: 5	H: 0 LOB: 2 BB: 2 P: 13	R: 0 E: 0 K: 1 S: 6	H: 1 LOB: 2 BB: 1 P: 10	R: 0 E: 0 K: 1 S: 7	H: 2 LOB: 2 BB: 0 P: 7	1B: 9 2B: 1 3B: 0 HR: 1	SF: 0 SAC: 0 DP: 0 HBP: 0	WP: 0 PB: 0 SB: 3 CS: 0	PA: 43			
PITCHER	IP	WLS	BF	H	R	ER	SO	BB	IBB	HBP	BLK	WP	HR	S	P	ERA	WHIP								
Urbano Lugo, R ERA: 7.3 (1, 1)	5.0		25	8	5	5	4	2	0	0	0	0	1	31	39	9.00	2.000								
Mike Cook, R ERA: 5.14 (6, 1)	3.0	W	13	1	0	0	3	3	0	0	0	0	0	16	28	0.00	1.333								
Willie Fraser, R ERA: 1.46 (9, 1)	1.0	S	5	2	0	0	1	0	0	0	0	0	0	7	7	0.00	2.000								

Oakland Athletics @ California Angels
Anaheim Stadium, Anaheim, CA
Tue Apr 21 1987, 10:05 PM EDT
Att: 27,388 - Unknown

AB	38
R	5
H	11
RBI	5
BB	5
SO	8
LOB	20



Batter	1	2	3	4	5	6	7	8	9
Brian Downing, R OBP: 0.469, SLG: 0.755 (1, 10)	0-0 L5		4-0 BB	0-0 G1			0-3 K	4-0 1B FC5-2 1-2 SF8 2-3 IBB	
Ruppert Jones, L OBP: 0.333, SLG: 0.308 (1, 7) George Hendrick, R OBP: 0.077, SLG: 0.077 (8, PH) Darrell Miller, R (8, PH) (9, 7)	4-0 BB		0-3 K		0-0 4-3		0-0 1B 2B	0-0 FC5-2 SF8 1B 1-2 2-3 3-H	
Devon White, S OBP: 0.355, SLG: 0.679 (1, 9)	0-0 F7		0-0 L7		0-0 HR		0-0 1B 2-H	0-0 SF8 1B 1-2 2-3 3-H	
Wally Joyner, L OBP: 0.250, SLG: 0.310 (1, 3)	0-3 K		0-0 G3		0-0 HR		4-0 1B 1-2 BB	0-0 SF8 1-2 2-3 3-H	
Jack Howell, L OBP: 0.400, SLG: 0.500 (1, 5) Gus Polidor, R (6, 5) Mark Ryal, L OBP: 0.250, SLG: 0.250 (7, PH) Doug DeCinces, R OBP: 0.450, SLG: 0.414 (8, 5)		4-0 1B BB		0-0 BB 4-3 1B	0-0 3-1		0-0 1B 1-2 2-H G4-6-3	0-0 F2	
Butch Wynegar, S OBP: 0.333, SLG: 0.262 (1, 2)		0-0 F7		0-0 4-3 BB 1-2 1B	0-3 K		0-0 G4-6-3 1-2		
Dick Schofield, R OBP: 0.288, SLG: 0.304 (1, 6)		0-0 1-2 1B		4-0 4-3 BB 1-2 2-3		0-0 5-3		0-0 E8 1B 1B	
Gary Pettis, S OBP: 0.358, SLG: 0.429 (1, 8)		0-3 K		0-0 4-3		0-3 K		0-0 BLK PB FC5-2 1B 3-H	
Mark McLemore, S OBP: 0.408, SLG: 0.341 (1, 4)		0-3 K		0-0 1-3		0-0 6-3		4-0 FC5-2 BLK 1-2 1B BB	

Inning Stats	R: 0	H: 0	E: 0	K: 1	S: 5	LOB: 1	BB: 1	P: 9
	R: 0	H: 1	E: 0	K: 2	S: 8	LOB: 2	BB: 1	P: 12
	R: 0	H: 0	E: 0	K: 1	S: 5	LOB: 1	BB: 1	P: 9
	R: 1	H: 2	E: 0	K: 0	S: 5	LOB: 2	BB: 1	P: 9
	R: 2	H: 2	E: 0	K: 1	S: 7	LOB: 0	BB: 0	P: 7
	R: 0	H: 0	E: 0	K: 1	S: 5	LOB: 0	BB: 0	P: 5
	R: 2	H: 3	E: 0	K: 1	S: 7	LOB: 1	BB: 1	P: 11
	R: 3	H: 3	E: 1	K: 0	S: 6	LOB: 2	BB: 2	P: 14

PITCHER	IP	WLS	BF	H	R	ER	SO	BB	IBB	HBP	BLK	WP	HR	S	P	ERA	WHIP
Jose Rijo, R ERA: 6.19 (1, 1)	5.0		24	5	3	3	5	4	0	0	0	0	2	30	46	5.40	1.800
Dennis Eckersley, R ERA: 5.14 (6, 1)	2.0	L	11	5	4	4	2	1	0	0	0	0	0	14	18	18.00	3.000
Bill Krueger, L ERA: 9.64 (8, 1)	0.0		2	0	0	0	0	1	1	0	1	0	0	0	8	∞	∞
Gene Nelson, R ERA: 7.0 (8, 1)	1.0		4	1	1	1	0	0	0	0	0	0	0	4	4	9.00	1.000

BOTTOM

AB	R	H	RBI	BB	SO	LOB
3	1	0	0	2	1	2
3	1	1	0	1	1	1
0	0	0	0	0	0	0
1	0	0	0	0	0	3
5	2	3	3	0	0	2
3	1	1	2	1	1	2
2	1	1	0	1	0	0
0	0	0	0	0	0	0
1	0	1	1	0	0	0
1	0	0	0	0	0	2
4	0	1	0	0	1	3
3	1	2	0	1	0	0
4	0	1	2	0	2	4
3	1	0	0	1	1	4

AB 33
R 8
H 11
RBI 8
BB 7
SO 7
LOB 23



Oakland Athletics @ California Angels
Anaheim Stadium, Anaheim, CA
Tue Apr 21 1987, 10:05 PM EDT
Att. 27,388 - Unknown

WP	HR	S	P	ERA	WHIP
0	0	0	0	0	0
1	1	1	1	1	1
0	0	0	0	0	0
0	0	0	0	0	0

WP: 0 PA: 41
PB: 1
SB: 1
CS: 0

Batter	1	2	3	4	5	6	7	8	9	AB R H RBI BB SO LOB	TOP
Mike Davis, L (1, 9) OBP: 0.286, SLG: 0.523 Johnnie LeMaster, R (5, 5)	0-0 L4	0-0 6-3 2B	0-3 K		0-0 CS 1B			0-0 F8		4 0 2 0 0 1 1 1 0 0 0 0 0 0	
Tony Phillips, S (1, 4) OBP: 0.342, SLG: 0.361 (5, 7)	4-0 BB 1B BB	0-0 6-3	0-0 4-3		0-0 CS 1-2	0-0 5-3		0-0 B1		4 1 0 0 1 0 1	
Carney Lansford, R (1, 5) OBP: 0.414, SLG: 0.483 Mike Gallego, R (4, PH) OBP: 0.333, SLG: 0.333 (4, 5) (5, 4)	0-3 K	0-0 L1			0-0 WP 1B	0-0 F9		0-3 K2-3		2 0 0 0 0 1 2 3 0 1 0 0 1 0	
Reggie Jackson, L (1, 10) OBP: 0.276, SLG: 0.327	0-0 1B BB BB 1-2 1B		4-0 FC1-5 BB BB		0-3 K	0-0 3-1		0-3 K		4 1 1 0 1 2 1	
Dwayne Murphy, L (1, 8) OBP: 0.400, SLG: 0.444 Ron Cey, R (5, 3) OBP: 0.462, SLG: 0.333	4-0 BB 1B BB 1-2 2-3 BB		4-0 FC1-5 1B BB 1-2		0-0 F7		0-0 P3			1 1 0 0 2 0 1 1 0 0 0 0 0 0	
Mark McGwire, R (1, 3) OBP: 0.324, SLG: 0.393 (5, 9)	0-0 BB 1B 1-2 2-3 3-H		0-0 FC1-5 1B HR 1-2 2-3f		4-0 BB 1-2		0-3 K			3 1 1 1 1 1 2	
Mickey Tettleton, S (1, 2) OBP: 0.185, SLG: 0.043	4-0 BB 1-2 2-3 3-H		0-0 HR 1B 1-2 2-H		0-3 K		0-3 K			3 1 1 2 1 2 2	
Stan Javier, S (1, 7) OBP: 0.316, SLG: 0.412 (5, 8)	0-3 K		0-0 HR 1H 2-H		0-3 K		0-0 5-3			4 1 1 3 0 2 3	
Alfredo Griffin, S (1, 6) OBP: 0.283, SLG: 0.390		0-0 F4	0-0 S E 2B		0-0 4-3		0-0 F9			4 1 1 0 0 0 0	
Inning Stats	R: 2 H: 2 E: 0 LOB: 3 K: 2 BB: 3 S: 9 P: 21	R: 0 H: 1 E: 0 LOB: 1 K: 0 BB: 0 P: 4	R: 5 H: 3 E: 0 LOB: 0 K: 1 BB: 2 S: 8 P: 16	R: 0 H: 1 E: 0 LOB: 2 K: 2 BB: 1 S: 8 P: 12	R: 0 H: 1 E: 0 LOB: 0 K: 1 BB: 0 S: 5 P: 5	R: 0 H: 0 E: 0 LOB: 0 K: 0 BB: 0 S: 3 P: 3	R: 0 H: 0 E: 0 LOB: 0 K: 2 BB: 0 S: 7 P: 7	R: 0 H: 0 E: 0 LOB: 0 K: 0 BB: 0 P: 3	R: 0 H: 0 E: 0 LOB: 0 K: 2 BB: 0 S: 7 P: 7	1B: 5 SF: 0 2B: 2 SAC: 0 3B: 0 DP: 0 HR: 1 HBP: 0	WP: 1 PA: 41 PB: 0 SB: 1 CS: 1
PITCHER Mike Witt, R (1, 1) ERA: 5.04 Chuck Finley, L (4, 1) ERA: 0.77	IP WLS BF H R ER SO BB IBB HBP BLK WP HR S P ERA WHIP										

Oakland Athletics @ California Angels
Anaheim Stadium, Anaheim, CA
Wed Apr 22 1987, 6:33 AM EDT
Att. 30,157 - Unknown

livebaseballscorecards.com

AB	34
R	7
H	8
RBI	6
BB	6
SO	10
LOB	13



BOTTOM

Oakland Athletics @ California Angels
Anaheim Stadium, Anaheim, CA

Wed Apr 22 1987, 6:33 AM EDT
 Att. 30,157 - Unknown

livebaseballscorecards.com

AB	35
R	6
H	10
RBI	6
BB	3
SO	2
LOB	10



WP: 0	PA: 38
PB: 0	
SB: 0	
CS: 0	

AB R H RBI BB SO LOB

5 2 2 1 0 0 1

5 1 1 0 0 1 2

2 1 2 3 2 0 0

3 0 1 0 1 0 1

3 0 0 0 0 0 4

1 0 1 0 0 0 0

0 0 0 0 0 0 0

4 1 1 1 0 0 1

4 1 1 1 0 1 1

2 0 0 0 0 0 0

2 0 0 0 0 0 0

4 0 1 0 0 0 0

1B: 5 SF: 0
 2B: 2 SAC: 0
 3B: 0 DP: 2
 HR: 4 HBP: 0

Batter	1	2	3	4	5	6	7	8	9
Gary Pettis, S (1, 8) OBP: 0.362, SLG: 0.481	0-0 F8		0-0 6-3 1B		0-0 IHR		0-0 1-3		0-0 FC4-6
Devon White, S (1, 9) OBP: 0.343, SLG: 0.639	0-0 5-3		0-0 6-3		0-0 6-3		0-0 HR 1B		0-3 K
Brian Downing, R (1, 10) OBP: 0.500, SLG: 0.818	4-0 BB BB		0-0 1B 1B		4-0 G6-4-3 BB		0-0 HR		
Doug DeCinces, R (1, 5) OBP: 0.455, SLG: 0.406	4-0 1-2 BB		0-0 1-2 1B		0-0 G6-4-3		0-0 F8		
Dick Schofield, R (1, 6) OBP: 0.273, SLG: 0.286	0-0 F9		0-0 F4					0-0 L4-6 2B	
Mark Ryal, L (8, PH) OBP: 0.333, SLG: 0.444									
Gus Polidor, R (9, 6)									
Darrell Miller, R (1, 7) OBP: 0.091, SLG: 0.364		0-0 F8		0-0 4-3		0-0 HR		0-0 5-3	
Wally Joyner, L (1, 3) OBP: 0.250, SLG: 0.355		0-0 F7		0-0 HR		0-3 K		0-0 L4-6	
Butch Wynegar, S (1, 2) OBP: 0.320, SLG: 0.250		0-0 6-3		0-0 6-3		0-0 4-3		0-0 F7	
Ruppert Jones, L (5, 7) OBP: 0.294, SLG: 0.267									
Mark McLemore, S (1, 4) OBP: 0.396, SLG: 0.333			0-0 6-3		0-0 6-3		0-0 F8		0-0 FC4-6 1B

Inning Stats	R: 0	H: 0	E: 0	K: 0	S: 3	R: 0	H: 0	E: 0	K: 0	S: 3	R: 1	H: 3	E: 0	K: 0	S: 6	R: 1	H: 1	E: 0	K: 0	S: 4	R: 1	H: 1	E: 0	K: 1	S: 6	R: 2	H: 2	E: 0	K: 0	S: 5	R: 0	H: 1	E: 0	K: 0	S: 3	R: 0	H: 1	E: 0	K: 1	S: 6	1B: 5	SF: 0	2B: 2	SAC: 0	3B: 0	DP: 2	HR: 4	HBP: 0	WP: 0	PA: 38
--------------	------	------	------	------	------	------	------	------	------	------	------	------	------	------	------	------	------	------	------	------	------	------	------	------	------	------	------	------	------	------	------	------	------	------	------	------	------	------	------	------	-------	-------	-------	--------	-------	-------	-------	--------	-------	--------

PITCHER	IP	WLS	BF	H	R	ER	SO	BB	IBB	HBP	BLK	WP	HR	S	P	ERA	WHIP
Curt Young, L (1, 1) ERA: 3.03	6.2	W	29	7	5	5	1	3	0	0	0	0	2	28	40	6.75	1.500
Jay Howell, R (7, 1) ERA: 7.59	2.1	S	9	3	1	1	1	0	0	0	0	0	1	11	11	3.86	1.286

Batter	1	2	3	4	5	6	7	8	9	AB R H RBI BB SO LOB	TOP																											
John Moses, S (1, 8) OBP: 0.358, SLG: 0.412 (8, 3)	0-0 G3		0-3 K		0-3 K		0-0 SH1-3	0-0 FC6-4 1B		4 0 1 1 0 2 1																												
Phil Bradley, R (1, 7) OBP: 0.425, SLG: 0.321 (8, 3)	0-0 6-3			4-0 E S BB		4-0 G3 1B FC6-5 BB	0-0 4-3 1B	0-0 FC6-4 S		3 1 1 2 2 0 2																												
Scott Bradley, L (1, 2) OBP: 0.444, SLG: 0.485 Rick Renteria, R (7, PH) Bob Kearney, R (7, 2) OBP: 0.400, SLG: 1.000	0-0 4-3			0-0 F6		0-0 FC6-5 G3 1B	0-0 4-3	0-0 6-3		3 0 1 0 0 0 1 1 0 0 0 0 0 1 1 0 0 0 0 0 2																												
Ken Phelps, L (1, 10) OBP: 0.386, SLG: 0.511 John Christensen, R (7, PH) OBP: 0.500, SLG: 0.500 (8, 9)		0-0 L4		0-3 K		0-0 G3	0-0 4-3		0-0 FC3-6 1B	3 0 0 0 0 1 3 2 0 1 0 0 0 1																												
Alvin Davis, L (1, 3) OBP: 0.333, SLG: 0.322 Donell Nixon, R (8, PR) Mike Moore, R (8, 1)		0-0 2B		4-0 BB		4-0 FC6-5 1B BB		4-0 FC1-5 1B BB	0-0 FC3-6	1 1 1 0 3 0 0 0 0 0 0 0 0 0 1 0 0 0 0 0 1																												
Jim Presley, R (1, 5) OBP: 0.265, SLG: 0.292		0-3 K		0-0 5-3		0-0 FC6-5 1B		0-0 BB FC1-5 1B	0-3 K	5 1 1 1 0 2 6																												
Mike Kingery, L (1, 9) OBP: 0.298, SLG: 0.295 (8, 8)		0-0 4-3				0-0 L5	0-0 FC6-4 1B	0-0 FC1-5 E BB 1B	0-0 4-3	5 1 1 1 0 0 4	AB 36 R 6 H 9 RBI 5 BB 6 SO 5 LOB 26																											
Rey Quinones, R (1, 6) OBP: 0.313, SLG: 0.426			0-0 F9		0-0 6-3	0-0 FC6-4		4-0 1B E FC6-4 BB		3 1 0 0 1 0 2																												
Harold Reynolds, S (1, 4) OBP: 0.300, SLG: 0.333		0-0 4-3			0-0 S 1B		0-0 SH1-3 1B	0-0 FC6-4 1B	0-0 E4	4 1 2 0 0 0 2																												
Inning Stats	R: 0 E: 0 K: 0 S: 3	H: 0 LOB: 0 BB: 0 P: 3	R: 0 E: 0 K: 1 S: 6	H: 1 LOB: 1 BB: 0 P: 6	R: 0 E: 0 K: 1 S: 5	H: 0 LOB: 0 BB: 0 P: 5	R: 0 E: 0 K: 1 S: 5	H: 0 LOB: 2 BB: 2 P: 13	R: 0 E: 0 K: 1 S: 6	H: 1 LOB: 1 BB: 0 P: 6	R: 2 E: 0 K: 0 S: 5	H: 2 LOB: 2 BB: 2 P: 13	R: 1 E: 0 K: 0 S: 5	H: 2 LOB: 1 BB: 0 P: 5	R: 3 E: 1 K: 0 S: 6	H: 2 LOB: 3 BB: 2 P: 14	R: 0 E: 0 K: 1 S: 6	H: 1 LOB: 1 BB: 0 P: 6	1B: 8 2B: 1 3B: 0 HR: 0	SF: 0 SAC: 1 DP: 0 HBP: 0	WP: 0 PB: 0 SB: 3 CS: 0	PA: 43																
PITCHER	IP	WLS	BF	H	R	ER	SO	BB	IBB	HBP	BLK	WP	HR	S	P	ERA	WHIP	PITCHER	IP	WLS	BF	H	R	ER	SO	BB	IBB	HBP	BLK	WP	HR	S	P	ERA	WHIP			
Eric Plunk, R (1, 1) ERA: 3.55	5.1		23	3	2	2	4	4	0	0	0	0	0	27	43	3.38	1.312	Rick Rodriguez, R (9, 1) ERA: 3.72	1.0		4	1	0	0	1	0	0	0	0	0	0	6	6	0.00	1.000			
Dennis Eckersley, R (6, 1) ERA: 5.87	0.2		4	2	1	1	0	0	0	0	0	0	0	4	4	13.50	3.000																					
Steve Ontiveros, R (7, 1) ERA:	0.1		2	1	0	0	0	0	0	0	0	0	0	2	2	0.00	3.000																					
Bill Krueger, L (7, 1) ERA: 8.44	0.2	L	3	0	1	1	0	1	0	0	0	0	0	2	6	13.50	1.500																					
Jay Howell, R (8, 1) ERA: 7.71	1.0		7	2	2	0	0	1	0	0	0	0	0	6	10	0.00	3.000																					

Seattle Mariners @ Oakland Athletics
Oakland-Alameda County Coliseum, Oakland, CA
Fri Apr 24 1987, 7:05 PM PDT
Att. 11,152 - Unknown

livebaseballscorecards.com



Batter	1	2	3	4	5	6	7	8	9	AB	R	H	RBI	BB	SO	LOB
Luis Polonia, L (1, 8) X	0-0 4-3 ① X	0-0 G3 ③		4-0 BB			0-0 F9 ①			3	0	0	0	1	0	2
Tony Phillips, S (1, 4) X OBP: 0.338, SLG: 0.344	0-0 L7 ②		4-0 2B 1B BB	0-0 F7 ②			0-3 K ②			3	1	0	0	1	1	1
Carney Lansford, R (1, 5) B B B B (7, 3)	4-0 BB		0-0 1B SF8 2B	0-0 5-3			0-0 F7 ③			3	1	1	0	1	0	1
Reggie Jackson, L (1, 10) X OBP: 0.274, SLG: 0.321	0-0 4-3 ③		0-0 1B 1B 2-3 3-H		0-0 3-1 ①		0-0 F7 ①			4	0	1	1	0	0	1
Jose Canseco, R (1, 7)		0-0 6-3 ① X	0-0 F9 ①		0-3 K ②		0-0 5-3 ②			4	0	0	0	0	1	2
Terry Steinbach, R (1, 2)		4-0 FC6-4 1B BB	0-0 SF8 ②		0-0 F8 ③		0-0 4-3 ③			2	1	0	1	1	0	0
Mark McGwire, R (1, 3) OBP: 0.351, SLG: 0.419 Mike Gallego, R (7, 5) OBP: 0.250, SLG: 0.250		0-0 FC6-4 1B 1-2	0-0 1B 1-2		0-0 F8 ①		0-0 5-3 ①			3	0	2	0	0	0	0
Stan Javier, S (1, 9)		0-0 FC6-4 1B 1-2 2-3	0-0 6-3 ③		0-3 K ②		0-0 4-3 ②			4	0	0	0	0	1	4
Alfredo Griffin, S (1, 6)		0-0 1B 1-3 3-H		0-0 6-3 ①		0-0 6-3 ③		0-0 1-3 ③		4	0	1	1	0	0	0

Inning Stats	R: 0	H: 0	E: 0	K: 0	S: 3	R: 1	H: 2	E: 0	K: 0	S: 5	R: 2	H: 3	E: 0	K: 0	S: 6	R: 0	H: 0	E: 0	K: 1	S: 5	R: 0	H: 0	E: 0	K: 1	S: 5	R: 0	H: 0	E: 0	K: 0	S: 3	R: 0	H: 0	E: 0	K: 1	S: 5	R: 0	H: 0	E: 0	K: 0	S: 3	R: 0	H: 0	E: 0	K: 0	S: 3	R: 0	H: 0	E: 0	K: 0	S: 3	R: 0	H: 0	E: 0	K: 0	S: 3	1B: 4	SF: 1	2B: 1	SAC: 0	3B: 0	DP: 0	HR: 0	HBP: 0	WP: 0	PA: 36
--------------	------	------	------	------	------	------	------	------	------	------	------	------	------	------	------	------	------	------	------	------	------	------	------	------	------	------	------	------	------	------	------	------	------	------	------	------	------	------	------	------	------	------	------	------	------	------	------	------	------	------	------	------	------	------	------	-------	-------	-------	--------	-------	-------	-------	--------	-------	--------

PITCHER	IP	WLS	BF	H	R	ER	SO	BB	IBB	HBP	BLK	WP	HR	S	P	ERA	WHIP
Mike Moore, R (1, 1) ERA: 4.36	9.0	W	36	5	3	3	3	4	0	0	0	0	0	38	54	3.00	1.000
Mike Moore, R (8, 1) ERA: 4.36	9.0	W	36	5	3	3	3	4	0	0	0	0	0	38	54	3.00	1.000

BOTTOM

Seattle Mariners @ Oakland Athletics
Oakland-Alameda County Coliseum, Oakland, CA

livebaseballscores.com

AB 31
R 3
H 5
RBI 3
BB 4
SO 3
LOB 11



Fri Apr 24 1987, 7:05 PM PDT
Att. 11,152 - Unknown

Batter	1	2	3	4	5	6	7	8	9	AB R H RBI BB SO LOB	TOP		
John Moses, S (1, 8) OBP: 0.345, SLG: 0.382	0-0 4-3		0-0 4-3		0-0 G4-6-3		4-0 BB 1-2 S BB		0-0 6-3	4 0 0 0 1 0 3			
Phil Bradley, R (1, 7) OBP: 0.397, SLG: 0.293	0-3 K			0-0 6-3		0-0 5-3	0-0 F9		0-0 6-3	5 0 0 0 0 1 3			
Scott Bradley, L (1, 2) OBP: 0.462, SLG: 0.500 Rick Renteria, R (7, PH) Bob Kearney, R (7, 2) OBP: 0.400, SLG: 1.000	0-0 1B			0-0 6-3		0-0 1B BB	0-0 F8 2-3			3 1 2 0 0 0 0 1 0 0 0 0 0 2 0 0 0 0 0 0 0			
Ken Phelps, L (1, 10) OBP: 0.383, SLG: 0.500 John Christensen, R (7, PH) OBP: 0.333, SLG: 0.333	0-0 4-3			0-0 1B WP 1B		0-3 K 1B	0-3 K 1-2			3 1 1 0 0 1 2 1 0 0 0 0 1 2			
Alvin Davis, L (1, 3) OBP: 0.342, SLG: 0.323		0-0 4-3		0-0 WP 1B 1-3		4-0 1B BB 1-2		0-0 F8		3 1 1 0 1 0 0			
Jim Presley, R (1, 5) OBP: 0.278, SLG: 0.294		0-3 K		4-0 1B BB 1-2 3-H		0-0 1B 1B 1-2 2-H		0-3 K		3 0 1 1 1 2 0			
Mike Kingery, L (1, 9) OBP: 0.294, SLG: 0.292		0-0 4-3		0-0 F7		0-0 FC6-4 1B 1-2 2-H		0-0 4-3		4 0 1 1 0 0 2			
Rey Quinones, R (1, 6) OBP: 0.294, SLG: 0.400			0-0 F6		0-0 F2	0-0 FC6-4 1-2f			0-0 F7	4 0 0 0 0 0 2			
Harold Reynolds, S (1, 4) OBP: 0.344, SLG: 0.383			0-0 CS 1B		0-0 G4-6-3 1B		4-0 F8 BB BB		0-0 2B	3 0 3 0 1 0 0			
Inning Stats	R: 0 E: 0 K: 1 S: 6 H: 1 LOB: 1 BB: 0 P: 6	R: 0 E: 0 K: 1 S: 5 H: 0 LOB: 0 BB: 0 P: 5	R: 0 E: 0 K: 0 S: 3 H: 1 LOB: 0 BB: 0 P: 3	R: 1 E: 0 K: 0 S: 5 H: 2 LOB: 2 BB: 1 P: 9	R: 0 E: 0 K: 0 S: 3 H: 1 LOB: 0 BB: 0 P: 3	R: 2 E: 0 K: 1 S: 8 H: 3 LOB: 2 BB: 1 P: 12	R: 0 E: 0 K: 1 S: 5 H: 0 LOB: 2 BB: 2 P: 13	R: 0 E: 0 K: 1 S: 5 H: 0 LOB: 0 BB: 0 P: 5	R: 0 E: 0 K: 0 S: 4 H: 1 LOB: 1 BB: 0 P: 4	1B: 8 2B: 1 3B: 0 HR: 0 SF: 0 SAC: 0 DP: 1 HBP: 0	WP: 1 PB: 0 SB: 1 CS: 1 PA: 38		
PITCHER	IP WLS BF H R ER SO BB IBB HBP BLK WP HR S P ERA WHIP											PITCHER	IP WLS BF H R ER SO BB IBB HBP BLK WP HR S P ERA WHIP
Dave Stewart, R (1, 1) ERA: 4.88	6.1 W 29 8 3 3 3 4 0 0 0 1 0 31 47 4.26 1.895												
Dave Leiper, L (7, 1) ERA:	0.1 1 0 0 0 0 0 0 0 0 0 0 1 1 0.00 0.000												
Dennis Eckersley, R (7, 1) ERA: 4.5	2.1 S 8 1 0 0 2 0 0 0 0 0 0 12 12 0.00 0.429												

Seattle Mariners @ Oakland Athletics
Oakland-Alameda County Coliseum, Oakland, CA
Sat Apr 25 1987, 3:33 AM PDT
Att. 15,720 - Unknown

livebaseballscorecards.com

AB	34
R	3
H	9
RBI	2
BB	4
SO	5
LOB	16



Batter	1	2	3	4	5	6	7	8	9	AB	R	H	RBI	BB	SO	LOB
Luis Polonia, L OBP: 0.333, SLG: 0.250 (1, 8)	0-0 BB 1B 1B	0-0 1-3 2-H 1B		0-0 4-3		0-3 K	0-0 F9			5	0	2	1	0	1	5
Alfredo Griffin, S OBP: 0.279, SLG: 0.373 (1, 6)	0-0 BB 1B	0-0 F9		0-0 SH1-4		0-0 F9		0-0 F9		4	0	1	1	0	0	2
Carney Lansford, R OBP: 0.430, SLG: 0.500 (1, 5)	4-0 1-2 2-3 BB		0-0 6-3	0-0 S 2B			4-0 E S 1B BB	0-0 G1-6-3		3	1	1	0	2	0	0
Ron Cey, R OBP: 0.389, SLG: 0.231 (1, 10)	0-3 K		0-0 F6	0-3 K			0-3 K	4-0 CS BB		4	0	0	0	1	3	5
Tony Phillips, S OBP: 0.338, SLG: 0.344 (8, PR)										0	0	0	0	0	0	0
Reggie Jackson, L OBP: 0.288, SLG: 0.322 (1, 9)	0-3 K		0-0 HR 1B			0-0 F7	1-0 1B 1B HBP	0-0 CS		3	2	1	0	0	1	3
Mark McGwire, R OBP: 0.366, SLG: 0.514 (1, 3)	0-0 3-1		0-0 HR			0-3 K	0-0 BB 1B 1B			4	1	2	3	0	1	3
Mickey Tettleton, S OBP: 0.194, SLG: 0.074 (1, 2)		0-0 F9	0-3 K			0-3 K	0-0 BB 1B			4	0	1	1	0	2	0
Stan Javier, S OBP: 0.370, SLG: 0.458 (1, 7)		0-0 1B 1B		0-0 2B 2B		0-0 SH1-4 1B	4-0 1-2 2-3 BB			3	2	3	0	1	0	0
Mike Gallego, R OBP: 0.429, SLG: 0.571 (1, 4)		0-0 1B 1B		0-0 4-3 SH1-4 2B		0-0 SH1-4	0-3 K			3	1	2	1	0	1	3

Inning Stats	R: 0	H: 2	E: 0	K: 2	S: 9	H: 3	LOB: 3	BB: 1	P: 13	R: 1	H: 3	E: 0	K: 0	S: 5	R: 2	H: 2	E: 0	K: 1	S: 7	R: 2	H: 3	E: 0	K: 1	S: 8	R: 0	H: 0	E: 0	K: 2	S: 7	R: 0	H: 1	E: 0	K: 1	S: 6	R: 2	H: 2	E: 0	K: 2	S: 9	R: 0	H: 0	E: 0	K: 0	S: 2	R: 0	H: 0	E: 0	K: 0	S: 6	1B: 9	2B: 3	3B: 0	HR: 1	SF: 0	SAC: 2	DP: 0	HBP: 1	WP: 0	PB: 0	SB: 2	CS: 1	PA: 41
--------------	------	------	------	------	------	------	--------	-------	-------	------	------	------	------	------	------	------	------	------	------	------	------	------	------	------	------	------	------	------	------	------	------	------	------	------	------	------	------	------	------	------	------	------	------	------	------	------	------	------	------	-------	-------	-------	-------	-------	--------	-------	--------	-------	-------	-------	-------	--------

PITCHER	IP	WLS	BF	H	R	ER	SO	BB	IBB	HBP	BLK	WP	HR	S	P	ERA	WHIP
Scott Bankhead, R ERA: 3.28 (1, 1)	3.0	L	18	9	5	5	3	1	0	0	0	0	1	23	27	15.00	3.333
Mark Huisman, R ERA: 6.75 (4, 1)	3.1		14	2	2	2	5	1	0	1	0	0	0	22	27	5.40	0.900
Mike Morgan, R ERA: 9.17 (7, 1)	1.2		8	2	0	0	1	2	0	0	0	0	0	8	16	0.00	2.400

BOTTOM

Seattle Mariners @ Oakland Athletics
Oakland-Alameda County Coliseum, Oakland, CA

Sat Apr 25 1987, 3:33 AM PDT
Att. 15,720 - Unknown

AB	33
R	7
H	13
RBI	7
BB	4
SO	9
LOB	21

livebaseballscorecards.com



Batter	1	2	3	4	5	6	7	8	9	AB	R	H	RBI	BB	SO	LOB	TOP								
Donell Nixon, R (1, 8) <small>OBP: 0.275, SLG: 0.176</small> John Christensen, R (9, 9) <small>OBP: 0.333, SLG: 0.333</small>	4-0 BB	0-3 K	0-3 K	0-0 1-3		4-0 1B FC3-2 BB		0-0 F9		3	0	0	0	2	1	3									
Phil Bradley, R (1, 7) <small>OBP: 0.410, SLG: 0.306</small>	0-3 K 1-2		0-3 K		0-0 1B 2B	0-0 1B BB FC3-2 SF7		4-0 BB G6-3		4	2	2	0	1	2	1									
Scott Bradley, L (1, 2) <small>OBP: 0.432, SLG: 0.463</small>	0-0 6-3		0-0 4-3		0-0 1B 2B BB	0-0 1B FC3-2 BB		0-0 BB G6-3		5	1	1	0	0	0	3									
Ken Phelps, L (1, 10) <small>OBP: 0.415, SLG: 0.538</small> Rick Renteria, R (9, PR)		0-3 K	0-0 1B		0-0 2B BB	4-0 BB		0-0 HR		4	0	3	1	1	1	0									
Alvin Davis, L (1, 3) <small>OBP: 0.321, SLG: 0.303</small>		0-0 6-3	0-0 3-1		0-0 G3	0-0 SF7		0-0 F8		4	0	0	1	0	0	4									
Jim Presley, R (1, 5) <small>OBP: 0.299, SLG: 0.347</small>		0-0 1B E		0-0 F7	4-0 BB IBB	0-0 F9		0-0 HR		4	2	2	2	1	0	2									
Mike Kingery, L (1, 9) <small>OBP: 0.302, SLG: 0.300</small> John Moses, S (5, PH) <small>OBP: 0.344, SLG: 0.368</small>		0-0 E	0-0 F8		4-0 BB		0-0 1-3		0-0 G3	2	1	1	0	0	0	0									
Rey Quinones, R (1, 6) <small>OBP: 0.301, SLG: 0.406</small>		4-0 E BB	0-0 F9		0-0 K		0-0 F9		0-3 K	2	0	0	1	1	0	1									
Harold Reynolds, S (1, 4) <small>OBP: 0.338, SLG: 0.406</small>		0-0 E8	0-0 3B		0-3 K		0-0 6-3			4	0	1	1	0	1	4									
Inning Stats	R: 0 E: 0 K: 1 S: 4	H: 0 LOB: 0 BB: 1 P: 8	R: 2 E: 1 K: 2 S: 10	H: 2 LOB: 2 BB: 1 P: 14	R: 0 E: 0 K: 1 S: 6	H: 1 LOB: 1 BB: 0 P: 6	R: 1 E: 0 K: 0 S: 5	H: 2 LOB: 1 BB: 0 P: 5	R: 2 E: 0 K: 2 S: 10	H: 3 LOB: 3 BB: 2 P: 18	R: 1 E: 0 K: 0 S: 4	H: 1 LOB: 2 BB: 2 P: 12	R: 0 E: 0 K: 0 S: 3	H: 0 LOB: 0 BB: 0 P: 3	R: 0 E: 0 K: 0 S: 2	H: 0 LOB: 0 BB: 1 P: 6	R: 2 E: 0 K: 1 S: 7	H: 2 LOB: 1 BB: 0 P: 7	1B: 7 2B: 2 3B: 1 HR: 1	SF: 1 SAC: 0 DP: 1 HBP: 0	WP: 0 PB: 0 SB: 2 CS: 0	PA: 44			
PITCHER	IP	WLS	BF	H	R	ER	SO	BB	IBB	HBP	BLK	WP	HR	S	P	ERA	WHIP								
Jose Rijo, R (1, 1) <small>ERA: 5.85</small>	4.0	L	20	6	4	2	4	2	0	0	0	0	0	26	34	4.50	2.000								
Bill Krueger, L (5, 1) <small>ERA: 9.53</small>	0.1		5	2	1	1	0	1	1	0	0	0	0	3	11	27.00	9.000								
Gene Nelson, R (5, 1) <small>ERA: 7.45</small>	0.2		4	1	1	1	2	1	0	0	0	0	0	7	11	13.50	3.000								
Dave Leiper, L (6, 1) <small>ERA:</small>	0.2		3	0	0	0	0	1	0	0	0	0	0	2	6	0.00	1.500								
Rick Rodriguez, R (6, 1) <small>ERA: 4.15</small>	3.1		12	2	2	2	1	1	0	0	0	0	1	13	17	5.40	0.900								

Seattle Mariners @ Oakland Athletics
Oakland-Alameda County Coliseum, Oakland, CA

AB	36
R	8
H	11
RBI	6
BB	7
SO	7
LOB	22



Sun Apr 26 1987, 3:33 AM PDT
Att: 16,603 - Unknown

WP: 0	PA: 44
-------	--------

Batter	1	2	3	4	5	6	7	8	9	AB	R	H	RBI	BB	SO	LOB
Luis Polonia, L OBP: 0.214, SLG: 0.154 (1, 8)	0-0 6-3		0-0 5-3		0-0 F9	0-0 G3			0-0 6-3	5	0	0	0	0	0	3
Alfredo Griffin, S OBP: 0.278, SLG: 0.366 (1, 6)	0-0 4-3		0-0 S 1B		0-0 5-3				0-0 6-3	4	0	1	1	0	0	0
Carney Lansford, R OBP: 0.410, SLG: 0.471 (1, 5)	0-0 6-3		0-0 5-3		0-0 P3				0-0 F9	4	0	0	0	0	0	1
Jose Canseco, R OBP: 0.266, SLG: 0.375 (1, 10)		0-0 2B 4-3 1B		0-0 WP F5 1B		0-0 HR 1B			0-0 F3	4	2	3	0	0	0	0
Reggie Jackson, L OBP: 0.300, SLG: 0.397 (1, 9)		0-0 4-3 WP 2B		0-0 F5		0-0 HR			0-0 3-1	4	2	2	2	0	0	1
Mark McGwire, R OBP: 0.378, SLG: 0.486 (1, 3)		0-0 P3		4-0 BB		4-0 FC1-5 5-3 BB			0-0 4-3	2	0	0	0	2	0	2
Mickey Tettleton, S OBP: 0.171, SLG: 0.065 (1, 2)		0-0 4-3		0-3 K		0-0 5-3			0-3 K	4	0	0	1	0	2	4
Stan Javier, S OBP: 0.323, SLG: 0.393 (1, 7)		0-3 K		0-0 F8		0-0 FC1-5 HBP			0-0 4-3	4	0	0	0	0	1	3
Mike Gallego, R OBP: 0.500, SLG: 0.667 (1, 4)			0-0 6-3		0-0 F9 5-3 2B				0-0 F8	2	1	1	0	0	0	0
Tony Phillips, S OBP: 0.333, SLG: 0.338 (9, PH)						1-0 HBP				1	0	0	0	0	0	0

Inning Stats	R: 0	H: 0	E: 0	K: 0	S: 3	R: 2	H: 2	E: 0	K: 1	S: 7	R: 0	H: 1	E: 0	K: 0	S: 4	R: 0	H: 1	E: 0	K: 1	S: 6	R: 1	H: 1	E: 0	K: 0	S: 4	R: 2	H: 2	E: 0	K: 0	S: 5	R: 0	H: 0	E: 0	K: 0	S: 3	R: 0	H: 0	E: 0	K: 1	S: 5	R: 0	H: 0	E: 0	K: 0	S: 3	R: 0	H: 0	E: 0	K: 0	S: 3	1B: 4	2B: 2	3B: 0	HR: 1	SF: 0	SAC: 0	DP: 0	HBP: 1	WP: 2	PB: 0	SB: 1	CS: 0	PA: 37
--------------	------	------	------	------	------	------	------	------	------	------	------	------	------	------	------	------	------	------	------	------	------	------	------	------	------	------	------	------	------	------	------	------	------	------	------	------	------	------	------	------	------	------	------	------	------	------	------	------	------	------	-------	-------	-------	-------	-------	--------	-------	--------	-------	-------	-------	-------	--------

PITCHER	IP	WLS	BF	H	R	ER	SO	BB	IBB	HBP	BLK	WP	HR	S	P	ERA	WHIP
Mike Trujillo, R ERA: 6.45 (1, 1)	5.0	W	21	5	3	3	2	1	0	0	0	2	0	24	28	5.40	1.200
Jerry Reed, R ERA: 5.63 (6, 1)	3.0		13	2	2	2	1	1	0	1	0	0	1	13	18	6.00	1.000
Ed Nunez, R ERA: 4.0 (9, 1)	1.0	S	3	0	0	0	0	0	0	0	0	0	0	3	3	0.00	0.000

BOTTOM


Seattle Mariners @ Oakland Athletics
Oakland-Alameda County Coliseum, Oakland, CA

Sun Apr 26 1987, 3:33 AM PDT
Att. 16,603 - Unknown

livebaseballscorecards.com

AB	34
R	5
H	7
RBI	4
BB	2
SO	3
LOB	14



Batter	1	2	3	4	5	6	7	8	9	AB R H RBI BB SO LOB	TOP														
Wade Boggs, L (1, 5) OBP: 0.388, SLG: 0.386	0-0 6-3			0-0 L7		0-0 F7		0-0 G4-6-3		4 0 0 0 0 0 1	<p>Boston Red Sox @ Oakland Athletics Oakland-Alameda County Coliseum, Oakland, CA</p> <p>Mon Apr 27 1987, 7:05 PM PDT Att. 25,109 - Unknown</p> <p>livebaseballscorecards.com</p> <table> <tr><td>AB</td><td>31</td></tr> <tr><td>R</td><td>2</td></tr> <tr><td>H</td><td>7</td></tr> <tr><td>RBI</td><td>2</td></tr> <tr><td>BB</td><td>0</td></tr> <tr><td>SO</td><td>5</td></tr> <tr><td>LOB</td><td>7</td></tr> </table> 	AB	31	R	2	H	7	RBI	2	BB	0	SO	5	LOB	7
AB	31																								
R	2																								
H	7																								
RBI	2																								
BB	0																								
SO	5																								
LOB	7																								
Marty Barrett, R (1, 4) OBP: 0.286, SLG: 0.211	0-0 5-3			0-0 HR 1B		0-0 L9		0-3 K	4 1 1 0 0 1 0																
Bill Buckner, L (1, 3) OBP: 0.274, SLG: 0.324	0-0 6-3			0-0 F7		0-0 1B		0-0 4-3	4 0 1 0 0 0 1																
Jim Rice, R (1, 7) OBP: 0.333, SLG: 0.418		0-0 F9		0-0 HR		0-3 K		0-0 1-3	4 1 1 2 0 1 1																
Don Baylor, R (1, 10) OBP: 0.420, SLG: 0.477		0-0 F8		0-0 L7		0-0 CS 1B			3 0 1 0 0 0 0																
Dwight Evans, R (1, 9) OBP: 0.436, SLG: 0.540		0-0 CS 1B		0-0 FC5-4 1B		0-0 4-3			3 0 2 0 0 0 1																
Glenn Hoffman, R (1, 6) OBP: 0.276, SLG: 0.321	0-0 CS	0-0 F8		0-0 L7		0-0 1-3			3 0 0 0 0 0 1																
Danny Sheaffer, R (1, 2) OBP: 0.192, SLG: 0.360		0-3 K		0-3 K		0-0 5-3			3 0 0 0 0 2 1																
Dave Henderson, R (1, 8) OBP: 0.306, SLG: 0.415		0-3 K		0-0 FC5-4		0-0 G4-6-3 1B			3 0 1 0 0 1 1																
Inning Stats	R: 0 E: 0 K: 0 S: 3	H: 0 LOB: 0 BB: 0 P: 3	R: 0 E: 0 K: 0 S: 3	H: 1 LOB: 0 BB: 0 P: 3	R: 0 E: 0 K: 2 S: 7	H: 0 LOB: 0 BB: 0 P: 7	R: 2 E: 0 K: 0 S: 5	H: 2 LOB: 0 BB: 0 P: 5	R: 0 E: 0 K: 1 S: 6	H: 1 LOB: 1 BB: 0 P: 6	R: 0 E: 0 K: 1 S: 6	H: 1 LOB: 1 BB: 0 P: 6	R: 0 E: 0 K: 0 S: 3	H: 1 LOB: 0 BB: 0 P: 3	R: 0 E: 0 K: 0 S: 3	H: 1 LOB: 0 BB: 0 P: 3	R: 0 E: 0 K: 1 S: 5	H: 0 LOB: 0 BB: 0 P: 5	1B: 6 2B: 0 3B: 0 HR: 1	SF: 0 SAC: 0 DP: 1 HBP: 0	WP: 0 PB: 0 SB: 0 CS: 2	PA: 32			
PITCHER Curt Young, L (1, 1) ERA: 2.79	IP 9.0 WLS W BF 31 H 7 R 2 ER 2 SO 5 BB 0 IBB 0 HBP 0 BLK 0 WP 0 HR 1 S 41 P 41 ERA 2.00 WHIP 0.778											PITCHER	IP WLS BF H R ER SO BB IBB HBP BLK WP HR S P ERA WHIP												

Batter	1	2	3	4	5	6	7	8	9
Luis Polonia, L OBP: 0.211, SLG: 0.167 (1, 7)	0-0 1-3	0-0 E6		0-3 K		0-0 F7		0-0 F7-6-3 1B	
Tony Phillips, S OBP: 0.337, SLG: 0.357 (1, 4)	0-3 K	0-0 F7			0-0 CS 1B		0-0 2B 2B	0-0 F7-6-3 1-2	
Carney Lansford, R OBP: 0.402, SLG: 0.452 (1, 5) (8, 3)	4-0 1B BB		0-3 K		0-0 L8 1-2		0-0 F3		
Jose Canseco, R OBP: 0.309, SLG: 0.426 (1, 10)	0-0 1-3 1B		0-0 FC4-6 1B		0-0 BB 1B		0-0 4-3 2B 2B		
Reggie Jackson, L OBP: 0.297, SLG: 0.379 (1, 9)	0-0 G3		0-0 FC4-6 2B 1-2f		4-0 FC5-4 BB 1-2		0-0 4-3		
Mark McGwire, R OBP: 0.388, SLG: 0.537 Mike Gallego, R OBP: 0.500, SLG: 0.667 (7, PR) (8, 5)		0-0 6-3	0-0 1-H 2B		0-0 FC5-4 1-2f		0-0 3-H 2B		
Stan Javier, S OBP: 0.343, SLG: 0.387 (1, 8)		0-0 3-1	0-3 K			0-0 FC6-4 1B	4-0 FC5-4 IBB		
Terry Steinbach, R OBP: 0.313, SLG: 0.463 (1, 2)		4-0 2B BB		0-0 6-3		0-0 FC6-4 1-2f	0-0 FC5-4 1-2f		
Alfredo Griffin, S OBP: 0.276, SLG: 0.373 (1, 6)		0-0 1-H E 2B		0-0 F6		0-0 F5		0-0 4-3	

Inning Stats		R: 0	H: 1	LOB: 2	R: 2	H: 1	LOB: 1	R: 1	H: 2	LOB: 1	R: 0	H: 0	LOB: 0	R: 0	H: 2	LOB: 2	R: 0	H: 1	LOB: 1	R: 2	H: 3	LOB: 2	R: 0	H: 1	LOB: 0
K: 1	BB: 1	E: 0	P: 10	E: 1	BB: 1	E: 0	P: 9	E: 0	LOB: 1	E: 0	LOB: 0	E: 0	LOB: 0	E: 0	LOB: 2	E: 0	LOB: 1	E: 0	LOB: 2	E: 0	LOB: 2	E: 0	LOB: 0	E: 0	LOB: 0
S: 6	BB: 1	S: 5	P: 10	K: 0	BB: 1	K: 2	P: 9	K: 1	BB: 0	K: 1	BB: 0	K: 1	BB: 0	K: 0	BB: 1	K: 0	BB: 0	K: 0	BB: 1	K: 0	BB: 1	K: 0	BB: 0	K: 0	BB: 0

BOTTOM

Boston Red Sox @ Oakland Athletics
Oakland-Alameda County Coliseum, Oakland, CA


Mon Apr 27 1987, 7:05 PM PDT
Att. 25,109 - Unknown


AB	R	H	RBI	BB	SO	LOB
5	0	1	0	0	1	1
5	1	2	0	0	1	2
3	0	0	0	1	1	2
4	1	4	1	0	0	0
3	1	0	0	1	0	4
4	0	2	2	0	0	2
0	0	0	0	0	0	0
3	0	1	0	1	1	1
3	1	0	0	1	0	3
4	1	1	1	0	0	1

1B: 6	SF: 0	WP: 0	PA: 38
2B: 6	SAC: 0	PB: 0	
3B: 0	DP: 1	SB: 0	
HR: 0	HBP: 0	CS: 1	

PITCHER	IP	WLS	BF	H	R	ER	SO	BB	IBB	HBP	BLK	WP	HR	S	P	ERA	WHIP
Bob Stanley, R ERA: 4.05 (1, 1)	6.2	L	34	10	5	4	4	3	1	0	0	0	0	38	54	5.40	1.950
Steve Crawford, R ERA: 6.91 (7, 1)	1.1		4	1	0	0	0	0	0	0	0	0	0	4	4	0.00	0.750

livebaseballscores.com



Batter	1	2	3	4	5	6	7	8	9	AB R H RBI BB SO LOB	TOP																
Wade Boggs, L (1, 5) OBP: 0.382, SLG: 0.378	0-3 K		0-0 4-3			0-0 4-3			0-0 FC4-6 1B	4 0 1 0 0 1 0	<p>Boston Red Sox @ Oakland Athletics Oakland-Alameda County Coliseum, Oakland, CA</p> <p>Tue Apr 28 1987, 7:05 PM PDT Att. 14,148 - Unknown</p> <p>livebaseballscorecards.com</p> <table border="1"> <tr><td>AB</td><td>28</td></tr> <tr><td>R</td><td>1</td></tr> <tr><td>H</td><td>3</td></tr> <tr><td>RBI</td><td>1</td></tr> <tr><td>BB</td><td>2</td></tr> <tr><td>SO</td><td>7</td></tr> <tr><td>LOB</td><td>9</td></tr> </table> 	AB	28	R	1	H	3	RBI	1	BB	2	SO	7	LOB	9		
AB	28																										
R	1																										
H	3																										
RBI	1																										
BB	2																										
SO	7																										
LOB	9																										
Marty Barrett, R (1, 4) OBP: 0.240, SLG: 0.174	0-0 F8		0-3 K			0-0 6-3			0-0 FC4-6 G3 1-2f	4 0 0 0 0 1 1																	
Bill Buckner, L (1, 3) OBP: 0.273, SLG: 0.320	0-0 F7								0-0 G3 1-3	4 0 1 0 0 0 1																	
Jim Rice, R (1, 7) OBP: 0.329, SLG: 0.400		1-0 HBP				0-0 F3			0-0 1-3	3 0 0 0 0 0 2																	
Don Baylor, R (1, 10) OBP: 0.405, SLG: 0.456		0-0 G5-4-3 1-2f				0-0 L8-3 1-2			0-3 K	3 0 0 0 0 1 2																	
Dwight Evans, R (1, 9) OBP: 0.432, SLG: 0.523		4-0 E 1B BB				0-0 6-3			0-0 F9	2 1 0 0 1 0 0																	
Glenn Hoffman, R (1, 6) OBP: 0.313, SLG: 0.333		0-0 1-H 1B				0-3 K			4-0 4-3 BB	2 0 1 1 1 1 0																	
Danny Sheaffer, R (1, 2) OBP: 0.172, SLG: 0.321		0-0 F9				0-3 K			0-0 4-3 1-2	3 0 0 0 0 1 2																	
Dave Henderson, R (1, 8) OBP: 0.293, SLG: 0.397			0-3 K			0-3 K			0-0 6-3	3 0 0 0 0 2 1																	
Inning Stats	R: 0 E: 0 K: 1 S: 5	H: 0 LOB: 0 BB: 0 P: 5	R: 1 E: 1 K: 0 S: 3	H: 1 LOB: 1 BB: 1 P: 8	R: 0 E: 0 K: 2 S: 7	H: 0 LOB: 0 BB: 0 P: 7	R: 0 E: 0 K: 0 S: 3	H: 1 LOB: 0 BB: 0 P: 3	R: 0 E: 0 K: 2 S: 7	H: 0 LOB: 0 BB: 0 P: 7	R: 0 E: 0 K: 1 S: 5	H: 0 LOB: 0 BB: 0 P: 5	R: 0 E: 0 K: 1 S: 5	H: 0 LOB: 0 BB: 0 P: 5	R: 0 E: 0 K: 0 S: 3	H: 0 LOB: 1 BB: 1 P: 7	R: 0 E: 0 K: 0 S: 4	H: 1 LOB: 1 BB: 0 P: 4	1B: 3 2B: 1 3B: 0 HR: 0	SF: 0 SAC: 0 DP: 2 HBP: 1	WP: 0 PB: 0 SB: 1 CS: 0	PA: 31					
PITCHER	IP WLS BF H R ER SO BB IBB HBP BLK WP HR S P ERA WHIP																										
Joaquin Andujar, R (1, 1) ERA:	1.0	4	0	1	0	1	0	0	0	1	0	0	0	5	6	0.00	0.000										
Dennis Eckersley, R (2, 1) ERA: 2.81	6.0	W	19	2	0	0	6	1	0	0	0	0	0	30	34	0.00	0.500										
Steve Ontiveros, R (8, 1) ERA:	2.0		8	1	0	0	0	1	0	0	0	0	0	7	11	0.00	1.000										

Batter	1	2	3	4	5	6	7	8	9
Luis Polonia, L OBP: 0.304, SLG: 0.476 (1, 7) BB BB BB BB	4-0 BB 1B BB		X 0-0 1B 3B		X 0-0 5-3		X 0-0 1-H HR		
Tony Phillips, S OBP: 0.356, SLG: 0.361 (1, 4) BB BB BB BB	4-0 E 1B 1-2 BB		X 0-0 S S 1B		X 0-0 F8		BB BB 4-0 HR BB		
Reggie Jackson, L OBP: 0.308, SLG: 0.429 (1, 9) X	0-0 1-2 2-H 1B		S S 0-3 K 1B		X 0-0 4-3		X 0-0 1-H HR		
Jose Canseco, R OBP: 0.306, SLG: 0.417 (1, 10) S S S S	0-3 K		S S 0-3 K		X 0-0 6-3	X 0-0 1B	X 0-0 1B		
Mark McGwire, R OBP: 0.377, SLG: 0.511 (1, 3) X	0-0 F8 2-3		X 0-0 5-3		X 0-0 K2 1B	BB BB 0-3 K	X 0-3 K		
Terry Steinbach, R OBP: 0.308, SLG: 0.444 (1, 2) X	0-0 6-3		X 0-0 SH1-4 1B		S S 0-3 K2 1-2f	X 0-0 4-3	X 0-0 4-3		
Stan Javier, S OBP: 0.342, SLG: 0.441 (1, 8) X		X 0-0 6-3	X 0-0 SH1-4 1B		X 0-0 1-2	X 0-0 1B 3B	X 0-0 F6		
Mike Gallego, R OBP: 0.429, SLG: 0.538 (1, 5) X		X 0-0 F6	X 0-0 F9		X 0-0 F9	X 0-0 HR 1B	X 0-0 5-3		
Alfredo Griffin, S OBP: 0.263, SLG: 0.354 (1, 6) X		X 0-0 F8	X 0-0 F8		X 0-0 F8	S S 0-3 K	X 0-0 F7		

AB	R	H	RBI	BB	SO	LOB
3	3	2	2	1	0	0
2	1	1	1	2	0	0
4	1	2	3	0	1	1
4	0	1	0	0	2	3
4	0	1	0	0	1	4
4	0	1	0	0	1	4
3	1	1	0	0	0	0
4	1	1	1	0	0	1
4	0	0	0	0	1	2

BOTTOM

Boston Red Sox @ Oakland Athletics
Oakland-Alameda County Coliseum, Oakland, CA
Tue Apr 28 1987, 7:05 PM PDT
Att. 14,148 - Unknown

AB	32
R	7
H	10
RBI	7
BB	3
SO	6
LOB	15



1B: 6	SF: 0	WP: 0	PA: 36
2B: 1	SAC: 1	PB: 0	
3B: 2	DP: 1	SB: 2	
HR: 2	HBP: 0	CS: 0	

Inning Stats	R	H	E	K	S	R	H	E	K	S	R	H	E	K	S	R	H	E	K	S
	1	1	1	1	6	0	0	0	0	3	0	0	0	0	3	0	0	0	0	0
	0	0	0	0	3	0	0	0	0	3	0	0	0	0	3	0	0	0	0	0
	0	0	0	0	3	0	0	0	0	3	0	0	0	0	3	0	0	0	0	0

PITCHER	IP	WLS	BF	H	R	ER	SO	BB	IBB	HBP	BLK	WP	HR	S	P	ERA	WHIP
Jeff Sellers, R ERA: 8.16 (1, 1)	6.0	L	26	7	4	4	4	2	0	0	0	0	0	32	40	6.00	1.500
Calvin Schiraldi, R ERA: 9.0 (7, 1)	1.0		7	3	3	3	2	1	0	0	0	0	2	10	14	27.00	4.000
Joe Sambito, L ERA: (8, 1)	1.0		3	0	0	0	0	0	0	0	0	0	0	3	3	0.00	0.000

Batter	1	2	3	4	5	6	7	8	9	AB R H RBI BB SO LOB	TOP																				
Paul Molitor, R (1, 5) OBP: 0.462, SLG: 0.642 Juan Castillo, S (2, 4) OBP: 0.333, SLG: 0.545	4-0 5-3 BLK FC1-2-5 BB	0-0 1-H 3-H HR	0-0 4-3		0-0 SH1-3		0-0 L7		0-0 FC5-4 1B	1 1 1 3 1 0 0 3 0 1 0 0 0 1																					
Robin Yount, R (1, 8) OBP: 0.359, SLG: 0.422	0-0 5-3 1-3	4-0 1B 1B BB		0-0 6-3	0-0 F3		4-0 CS BB		0-0 F4	4 1 0 0 2 0 3																					
Glenn Braggs, R (1, 9) OBP: 0.379, SLG: 0.536 Rick Manning, L (9, 9) OBP: 0.200, SLG: 0.200	4-0 FC1-2-5 BB	0-0 1B 1-3 1B		0-0 1B 3B	0-0 5-3		0-0 1-2 HR		0-0 FC5-4 1-2f	5 2 3 1 1 0 2 0 0 0 0 0 0 0																					
Greg Brock, L (1, 3) OBP: 0.429, SLG: 0.552	0-0 FC1-2-5 1-2 3-H	0-0 BB 1B		0-0 FC1-4 1B		0-0 1B PB FC3-6 1B	0-0 4-3			5 1 3 2 0 0 2																					
Rob Deer, R (1, 7) OBP: 0.453, SLG: 0.803	0-3 K	4-0 1-2 BB		0-0 FC1-4 1B 1-2f		4-0 1B E BB		4-0 S BB		2 1 0 0 3 1 3																					
Cecil Cooper, L (1, 10) OBP: 0.179, SLG: 0.189		K		0-0 BB 1B		0-0 FC3-6 1B		0-0 F8		5 0 2 0 0 1 4																					
Bill Schroeder, R (1, 2) OBP: 0.357, SLG: 0.500		0-0 F9	0-0 L3	4-0 1-2 BB		0-0 F8		0-3 K		4 0 0 0 1 1 4																					
Dale Sveum, S (1, 6) OBP: 0.346, SLG: 0.446		4-0 1B HR S BB	0-0 CS 1B	0-3 K		0-0 FC3-6 1-2f 2-H 3-H		0-3 K		4 1 1 1 1 2 5																					
Jim Gantner, L (1, 4) OBP: 0.366, SLG: 0.397 (2, 5)		0-0 1-3 HR 1B	0-0 1-2 1B		0-0 SH1-3 1B		0-0 4-3		0-0 3-1	5 1 3 0 0 0 1																					
Inning Stats	R: 0 E: 0 K: 1 S: 5	H: 0 LOB: 2 BB: 2 P: 13	R: 4 E: 0 K: 1 S: 9	H: 4 LOB: 3 BB: 3 P: 21	R: 0 E: 0 K: 0 S: 4	H: 2 LOB: 1 BB: 0 P: 4	R: 1 E: 0 K: 1 S: 8	H: 3 LOB: 3 BB: 1 P: 12	R: 0 E: 0 K: 0 S: 4	H: 1 LOB: 1 BB: 0 P: 4	R: 2 E: 1 K: 0 S: 5	H: 2 LOB: 1 BB: 1 P: 9	R: 1 E: 0 K: 0 S: 3	H: 1 LOB: 0 BB: 1 P: 7	R: 0 E: 0 K: 2 S: 7	H: 0 LOB: 1 BB: 1 P: 11	R: 0 E: 0 K: 0 S: 4	H: 1 LOB: 1 BB: 0 P: 4	1B: 11 2B: 0 3B: 1 HR: 2	SF: 0 SAC: 1 DP: 0 HBP: 0	WP: 0 PB: 1 SB: 2 CS: 2	PA: 48									
PITCHER	IP WLS BF H R ER SO BB IBB HBP BLK WP HR S P ERA WHIP																														
Eric Plunk, R (1, 1) ERA: 4.67 Rick Rodriguez, R (2, 1) ERA: 4.2 Gene Nelson, R (4, 1) ERA: 7.11 Dave Leiper, L (7, 1) ERA:	1.2		14	4	4	4	2	5	0	0	1	0	0	1	13	33	21.60	5.400													
	2.0		11	5	1	1	0	1	0	0	0	0	0	10	14	4.50	3.000														
	3.0	L	14	4	3	2	1	2	0	0	0	0	1	14	22	6.00	2.000														
	2.1		9	1	0	0	2	1	0	0	0	0	0	12	16	0.00	0.857														

Milwaukee Brewers @ Oakland Athletics
 Oakland-Alameda County Coliseum, Oakland, CA

Wed Apr 29 1987, 7:05 PM PDT
 Att: 11,879 - Unknown

livebaseballscorecards.com

AB	38
R	8
H	14
RBI	7
BB	9
SO	5
LOB	25



Batter	1	2	3	4	5	6	7	8	9	AB	R	H	RBI	BB	SO	LOB
Tony Phillips, S (1, 4) OBP: 0.380, SLG: 0.373	0-0 1B	0-0 CS	4-0 SH SF3 BB	4-0 1B BB		0-3 K		0-0 G6-3 1B		3	2	2	0	2	1	0
Alfredo Griffin, S (1, 6) OBP: 0.262, SLG: 0.361	0-3 K		0-0 SH SF3 1-3	0-0 F6		0-0 1B WP 2B		0-0 G6-3 1-2f		4	1	1	0	0	1	4
Carney Lansford, R (1, 3) OBP: 0.391, SLG: 0.436 (7, 5)	0-3 K		0-3 K	0-0 E6 1B 1-2 2-3		0-0 S 1B 2-3		0-3 K		5	0	1	0	0	3	5
Jose Canseco, R (1, 7) OBP: 0.299, SLG: 0.408	0-0 F8 1-2		0-0 SF3 2-3 3-H	0-0 1B 1-3 2-H 3-H		0-0 L7 1-2 3-H		0-3 K		4	0	1	3	0	1	2
Ron Cey, R (1, 10) OBP: 0.429, SLG: 0.214 Reggie Jackson, L (7, PH) OBP: 0.300, SLG: 0.417		4-0 HR BB	4-0 BB BB	0-3 K		0-0 G3		0-3 K		1	1	0	0	2	1	2
Mark McGwire, R (1, 9) OBP: 0.379, SLG: 0.551 (7, 3)		0-0 HR	4-0 1-2 BB		0-3 K		0-3 K		0-0 6-3		2	0	0	0	0	1
Terry Steinbach, R (1, 2) OBP: 0.304, SLG: 0.429		0-0 F9	0-3 K		0-3 K		0-0 WP 1B			4	0	1	0	0	2	3
Stan Javier, S (1, 8) OBP: 0.333, SLG: 0.405		0-0 F9		4-0 E 1B BB BB		0-0 L8		0-0 G3		3	1	0	0	1	0	1
Mike Gallego, R (1, 5) OBP: 0.438, SLG: 0.500 Mike Davis, L (6, PH) OBP: 0.292, SLG: 0.567 (7, 9)		4-0 CS BB		0-3 K		0-0 F6		0-0 HR		1	0	0	0	1	1	1
										2	1	1	1	0	0	0

Inning Stats	R: 0	H: 1	E: 0	LOB: 1	K: 2	S: 8	P: 8	R: 2	H: 1	E: 0	LOB: 0	K: 0	S: 3	P: 11	R: 1	H: 0	E: 1	LOB: 3	K: 2	S: 8	P: 20	R: 2	H: 1	E: 1	LOB: 2	K: 2	S: 9	P: 17	R: 0	H: 0	E: 0	LOB: 0	K: 2	S: 7	P: 7	R: 1	H: 2	E: 0	LOB: 1	K: 1	S: 7	P: 7	R: 0	H: 1	E: 0	LOB: 1	K: 1	S: 6	P: 6	R: 1	H: 2	E: 0	LOB: 0	K: 1	S: 6	P: 6	R: 0	H: 0	E: 0	LOB: 0	K: 2	S: 7	P: 7	R: 0	H: 0	E: 0	LOB: 0	K: 2	S: 7	P: 7
	1B: 5	SF: 1	2B: 1	SAC: 1	3B: 0	DP: 1	HR: 2	HBP: 0	WP: 2	PB: 0	SB: 2	CS: 1	PA: 43																																																									

PITCHER	IP	WLS	BF	H	R	ER	SO	BB	IBB	HBP	BLK	WP	HR	S	P	ERA	WHIP
Teddy Higuera, L (1, 1) ERA: 3.25	4.0		23	3	5	2	6	7	0	0	0	0	0	28	56	4.50	2.500
Chris Bosio, R (5, 1) ERA: 4.5	3.0	W	12	3	1	1	4	0	0	0	0	2	0	20	20	3.00	1.000
Dan Plesac, L (8, 1) ERA: 0.66	2.0	S	7	2	1	1	3	0	0	0	0	0	1	13	13	4.50	1.000

BOTTOM

Milwaukee Brewers @ Oakland Athletics
Oakland-Alameda County Coliseum, Oakland, CA

Wed Apr 29 1987, 7:05 PM PDT
Att. 11,879 - Unknown

livebaseballscores.com

AB	33
R	7
H	8
RBI	6
BB	7
SO	13
LOB	18



Batter	1	2	3	4	5	6	7	8	9	AB R H RBI BB SO LOB	TOP								
Robin Yount, R (1, 8) OBP: 0.354, SLG: 0.407	0-0 F7		0-3 K		0-0 4-3			4-0 BB		3 0 0 0 1 1 2									
B.J. Surhoff, L (1, 2) OBP: 0.327, SLG: 0.442	0-3 K		0-3 K			0-0 F7		0-3 K		4 0 0 0 0 3 3									
Glenn Braggs, R (1, 9) OBP: 0.364, SLG: 0.511	0-0 F4		0-0 F9			0-0 F8		0-3 K		4 0 0 0 0 1 3									
Greg Brock, L (1, 3) OBP: 0.407, SLG: 0.521		0-0 4-3		0-0 4-3		0-3 K		0-0 3-1		4 0 0 0 0 1 0									
Rob Deer, R (1, 7) OBP: 0.444, SLG: 0.770		4-0 2B BB		0-3 K			0-0 F8	0-0 P3		3 1 0 0 1 1 0									
Cecil Cooper, L (1, 10) OBP: 0.183, SLG: 0.211		0-0 1-H 2B		0-0 F7			0-0 F6	0-3 K		4 0 1 1 0 1 0									
Dale Sveum, S (1, 6) OBP: 0.337, SLG: 0.434		0-3 K		0-3 K			0-3 K			2 0 0 0 0 2 1									
Billy Jo Robidoux, L (7, PH) OBP: 0.324, SLG: 0.233										1 0 0 0 0 1 0									
Jim Paciorek, R (7, 5) OBP: 0.417, SLG: 0.375										0 0 0 0 0 0 0									
Juan Castillo, S (1, 4) OBP: 0.400, SLG: 0.538		0-0 6-3		0-0 S 1B				4-0 S BB		2 0 1 0 1 0 1									
Jim Gantner, L (1, 5) OBP: 0.365, SLG: 0.409			0-0 2B		0-0 F9			0-0 F8		3 0 1 0 0 0 2									
Inning Stats	R: 0 E: 0 K: 1 S: 5	H: 0 LOB: 0 BB: 0 P: 5	R: 1 E: 0 K: 1 S: 6	H: 1 LOB: 1 BB: 1 P: 10	R: 0 E: 0 K: 2 S: 8	H: 1 LOB: 1 BB: 0 P: 8	R: 0 E: 0 K: 1 S: 5	H: 0 LOB: 0 BB: 0 P: 5	R: 0 E: 0 K: 1 S: 5	H: 0 LOB: 0 BB: 0 P: 5	R: 0 E: 0 K: 1 S: 7	H: 0 LOB: 2 BB: 2 P: 15	R: 0 E: 0 K: 1 S: 5	H: 0 LOB: 0 BB: 0 P: 5	1B: 1 2B: 2 3B: 0 HR: 0	SF: 0 SAC: 0 DP: 0 HBP: 0	WP: 0 PB: 0 SB: 2 CS: 0	PA: 33	
PITCHER	IP WLS BF H R ER SO BB IBB HBP BLK WP HR S P ERA WHIP																		
Dave Stewart, R (1, 1) ERA: 4.11	7.1 W 28 3 1 1 8 3 0 0 0 0 0 0 41 53 1.23 0.818																		
Jay Howell, R (8, 1) ERA: 6.75	1.2 S 5 0 0 0 3 0 0 0 0 0 0 0 11 11 0.00 0.000																		

Milwaukee Brewers @ Oakland Athletics
Oakland-Alameda County Coliseum, Oakland, CA

Thu Apr 30 1987, 3:33 AM PDT
Att: 10,262 - Unknown

AB	30
R	1
H	3
RBI	1
BB	3
SO	11
LOB	12



Batter	1	2	3	4	5	6	7	8	9	AB	R	H	RBI	BB	SO	LOB	
Luis Polonia, L (1, 8) OBP: 0.296, SLG: 0.417 Mike Gallego, R (9, 5) OBP: 0.438, SLG: 0.500	0-0 G3		4-0 HR BB		0-0 F7		0-0 B1			3	1	0	0	1	0	1	
Tony Phillips, S (1, 4) OBP: 0.396, SLG: 0.392	0-0 BB 1B		0-0 F6 1-2		0-0 BB 1B		0-0 E9 1-3			4	0	3	0	0	0	1	
Reggie Jackson, L (1, 10) OBP: 0.321, SLG: 0.459	4-0 1-2 BB		0-0 2-H HR		4-0 1-2 BB		0-3 K			2	1	1	2	2	1	1	
Jose Canseco, R (1, 7) OBP: 0.284, SLG: 0.388	0-0 L9		0-0 L4		0-0 F7		0-3 K			4	0	0	0	0	1	4	
Carney Lansford, R (1, 5) OBP: 0.396, SLG: 0.432 (9, 3)	0-0 F9		0-0 1B		0-0 F9		4-0 E BB			3	1	1	0	1	0	4	
Mike Davis, L (1, 9) OBP: 0.289, SLG: 0.563		0-0 3-1	0-0 G3			0-0 4-3		0-0 E8 1-H SH1-3 2B		4	1	1	1	0	0	1	
Mark McGwire, R (1, 3) OBP: 0.361, SLG: 0.519 Stan Javier, S (8, PH) OBP: 0.349, SLG: 0.405 (9, 8)		0-0 4-3		0-0 F8		0-0 F7		4-0 CS SH1-3 IBB		3	0	0	0	0	0	0	
Mickey Tettleton, S (1, 2) OBP: 0.184, SLG: 0.088		0-0 1B		0-0 4-3		0-0 4-3		0-0 SH1-3		3	0	1	1	0	0	0	
Alfredo Griffin, S (1, 6) OBP: 0.264, SLG: 0.360		0-0 6-3		0-0 4-3			0-0 1B S 1B	0-0 CS		3	0	1	0	0	0	1	
Inning Stats	R: 0 E: 0 K: 0 S: 4	H: 1 LOB: 2 BB: 1 P: 8	R: 0 E: 0 K: 0 S: 4	H: 1 LOB: 1 BB: 0 P: 4	R: 2 E: 0 K: 0 S: 5	H: 2 LOB: 1 BB: 1 P: 9	R: 0 E: 0 K: 0 S: 3	H: 0 LOB: 0 BB: 0 P: 3	R: 0 E: 0 K: 0 S: 3	H: 0 LOB: 0 BB: 0 P: 3	R: 0 E: 1 K: 1 S: 6	H: 2 LOB: 1 BB: 0 P: 6	R: 2 E: 1 K: 1 S: 5	H: 1 LOB: 0 BB: 2 P: 13	1B: 6 2B: 1 3B: 0 HR: 1	SF: 0 SAC: 1 DP: 0 HBP: 0	
PITCHER Bill Wegman, R (1, 1) ERA: 3.18 Mark Clear, R (8, 1) ERA: 5.0	IP 7.1	WLS L	BF 33	H 8	R 4	ER 3	SO 2	BB 4	IBB 0	HBP 0	BLK 0	WP 0	HR 1	S 33	P 49	ERA 3.68	WHIP 1.636

BOTTOM

Milwaukee Brewers @ Oakland Athletics
Oakland-Alameda County Coliseum, Oakland, CA
Thu Apr 30 1987, 3:33 AM PDT
Att. 10,262 - Unknown

livebaseballscorecards.com

AB	29
R	4
H	8
RBI	4
BB	5
SO	2
LOB	13



WP: 0	PA: 36
PB: 0	
SB: 2	
CS: 1	

PITCHER

IP	WLS	BF	H	R	ER	SO	BB	IBB	HBP	BLK	WP	HR	S	P	ERA	WHIP
----	-----	----	---	---	----	----	----	-----	-----	-----	----	----	---	---	-----	------

Batter	1	2	3	4	5	6	7	8	9	10	11	12	13	AB R H RBI BB SO LOB	TOP													
Pat Sheridan, L OBP: 0.333, SLG: 0.324 Mike Heath, R OBP: 0.429, SLG: 0.565	0-0 CS 1B		0-0 FC4 1-2f		0-0 1B		0-0 1-3		0-0 F7		0-0 FC1-6 1-2f		0-0 F9	4 0 2 0 0 0 1 3 0 0 0 0 0 2														
Bill Bean, L OBP: 0.417, SLG: 0.478 Larry Herndon, R OBP: 0.404, SLG: 0.585	0-0 G3 1-2		0-0 F7		0-0 1B		0-3 K		0-0 2B		0-0 1-3 1-2			4 0 1 0 0 1 2 2 0 1 0 0 0 1														
Lou Whitaker, L OBP: 0.356, SLG: 0.333	4-0 BB			0-0 1B		4-0 BB			4-0 BB		0-0 F8			3 1 1 0 3 0 1														
Alan Trammell, R OBP: 0.339, SLG: 0.404	0-0 F8			0-0 F4		0-0 E6 BB		0-0 SH1-3 1B	0-3 K		0-3 K			6 0 1 0 0 2 5														
Darrell Evans, L OBP: 0.356, SLG: 0.389		0-3 K		0-0 1B		0-3 K		0-0 SH1-3		0-3 K		0-0 G3		5 0 1 0 0 3 2														
Matt Nokes, L OBP: 0.343, SLG: 0.516		0-0 4-3		0-0 F7		0-3 K		0-0 4-3		0-0 E S 1B		0-0 4-3		6 0 1 0 0 1 5														
Darnell Coles, R OBP: 0.235, SLG: 0.222 Johnny Grubb, L OBP: 0.289, SLG: 0.133 Tom Brookens, R OBP: 0.323, SLG: 0.450		0-0 F9		0-0 F9		0-0 E6 WP		4-0 BB	4-0 BB	0-3 K			0-0 4-3 1B	3 0 0 0 0 0 3 0 0 0 0 1 0 0 2 0 1 0 0 1 1	AB 49 R 1 H 10 RBI 0 BB 5 SO 10 LOB 31													
Dave Bergman, L OBP: 0.439, SLG: 0.594			0-0 5-3		0-0 F8	4-0 BB		0-3 K		0-0 F8			0-0 4-3	5 0 0 0 1 1 4														
Chet Lemon, R OBP: 0.341, SLG: 0.343			0-0 FC4 1B		0-3 K	0-0 5-3			0-0 1-3		0-0 E3 FC1-6		0-0 L4	6 0 1 0 0 1 4														
Inning Stats	R: 0 E: 0 K: 0 S: 3	H: 1 LOB: 1 BB: 1 P: 7	R: 0 E: 0 K: 1 S: 5	H: 0 LOB: 0 BB: 0 P: 5	R: 0 E: 0 K: 0 S: 4	H: 1 LOB: 1 BB: 0 P: 4	R: 0 E: 0 K: 0 S: 5	H: 2 LOB: 2 BB: 0 P: 5	R: 0 E: 0 K: 1 S: 6	H: 2 LOB: 2 BB: 0 P: 6	R: 1 E: 2 K: 2 S: 9	H: 0 LOB: 3 BB: 2 P: 17	R: 0 E: 0 K: 1 S: 5	H: 0 LOB: 0 BB: 0 P: 5	R: 0 E: 0 K: 1 S: 6	H: 1 LOB: 2 BB: 1 P: 10	R: 0 E: 0 K: 2 S: 8	H: 1 LOB: 1 BB: 0 P: 8	R: 0 E: 1 K: 0 S: 4	H: 0 LOB: 1 BB: 0 P: 4	R: 0 E: 0 K: 1 S: 5	H: 0 LOB: 0 BB: 0 P: 5	R: 0 E: 0 K: 0 S: 4	H: 1 LOB: 1 BB: 0 P: 4	1B: 9 2B: 1 3B: 0 HR: 0	SF: 0 SAC: 1 DP: 0 HBP: 0	WP: 1 PB: 0 SB: 2 CS: 1	PA: 55
PITCHER	IP WLS BF H R ER SO BB IBB HBP BLK WP HR S P ERA WHIP																											
Moose Haas, R ERA: 2.21	(1, 1) 5.0 20 6 0 0 2 1 0 0 0 0 0 0 23 27 0.00 1.400																											
Steve Ontiveros, R ERA: 2.21	(6, 1) 3.1 16 1 1 0 4 3 0 0 0 1 0 21 33 0.00 1.200																											
Dave Leiper, L ERA: 2.21	(9, 1) 0.1 3 1 0 0 0 1 0 0 0 0 0 2 6 0.00 6.000																											
Dennis Eckersley, R ERA: 2.21	(9, 1) 4.1 W 16 2 0 0 4 0 0 0 0 0 0 24 24 0.00 0.462																											

Detroit Tigers @ Oakland Athletics
 Oakland-Alameda County Coliseum, Oakland, CA
 Fri May 01 1987, 7:05 PM PDT
 Att. 14,035 - Unknown
livebaseballscorecards.com



Batter	1	2	3	4	5	6	7	8	9	10	11	12	13
Luis Polonia, L (1, 8) OBP: 0.267, SLG: 0.370 Terry Steinbach, R (11, PH) OBP: 0.328, SLG: 0.440 (12, 2)	0-0 L8		0-0 G3			0-0 SH2-3			0-0 6-3		4-0 G6-4-3 IBB		0-0 1B
Tony Phillips, S (1, 4) OBP: 0.376, SLG: 0.369	0-3 K			0-3 K		0-0 F7			0-0 5-3		0-0 G6-4-3		
Reggie Jackson, L (1, 10) OBP: 0.315, SLG: 0.436	0-0 F6			4-0 FC6-4 BB		0-0 P6			0-0 5-3			0-0 4-3	
Jose Canseco, R (1, 7) OBP: 0.279, SLG: 0.369		0-0 F9		0-0 F7		0-0 F8			4-0 G5-4-3 BB			0-3 K	
Carney Lansford, R (1, 5) OBP: 0.386, SLG: 0.412		0-0 5-3		0-0 FC6-4		0-0 6-3			4-0 G5-4-3 IBB			0-0 F8	
Mike Davis, L (1, 9) OBP: 0.284, SLG: 0.553		0-3 K			0-3 K		0-3 K		0-0 G5-4-3				0-0 1B 2B
Mark McGwire, R (1, 3) OBP: 0.379, SLG: 0.571			0-0 HR		0-0 3-1		0-0 G4-6-3 1B		0-0 F9				4-0 1B 1B IBB
Mickey Tettleton, S (1, 2) OBP: 0.171, SLG: 0.081 Stan Javier, S (11, PH) OBP: 0.378, SLG: 0.421 (12, 8)			0-3 K		0-3 K		0-0 F1			4-0 SH3-4 BB			0-0 1B 1B
Mike Gallego, R (1, 6) OBP: 0.400, SLG: 0.412			0-3 K			4-0 SH2-3 BB		0-0 G4-6-3			0-0 SH3-4		0-3 K

AB	R	H	RBI	BB	SO	LOB
3	0	0	0	0	0	0
1	0	1	1	1	0	0

5	0	0	0	0	2	3
---	---	---	---	---	---	---

4	0	0	0	1	0	1
---	---	---	---	---	---	---

4	0	0	0	1	1	1
---	---	---	---	---	---	---

4	0	0	0	1	0	1
---	---	---	---	---	---	---

5	1	1	0	0	3	2
---	---	---	---	---	---	---

4	1	2	1	1	0	1
---	---	---	---	---	---	---

3	0	0	0	0	2	1
1	0	1	0	1	0	0

3	0	0	0	1	2	4
---	---	---	---	---	---	---

BOTTOM

Detroit Tigers @ Oakland Athletics
Oakland-Alameda County Coliseum, Oakland, CA

livebaseballscorecards.com

AB	37
R	2
H	5
RBI	2
BB	7
SO	10
LOB	14



WP: 0	PA: 46
PB: 0	
SB: 1	
CS: 0	

Inning Stats	R: 0	H: 0	E: 0	LOB: 0	K: 1	BB: 0	S: 5	P: 5									
PITCHER	IP	WLS	BF	H	R	ER	SO	BB	IBB	HBP	BLK	WP	HR	S	P	ERA	WHIP
Walt Terrell, R (1, 1) ERA: 2.52	10.0		34	2	1	1	8	3	1	0	0	0	1	46	62	0.90	0.500
Mark Thurmond, L (11, 1) ERA:	1.1		5	0	0	0	0	1	1	0	0	0	0	3	11	0.00	0.750
Bryan Kelly, R (12, 1) ERA: 5.06	0.2	L	5	2	1	1	1	0	1	0	0	0	0	6	10	13.50	3.000
Nate Snell, R (13, 1) ERA: 1.13	0.1		2	1	0	0	1	0	0	0	0	0	0	4	4	0.00	3.000

Fri May 01 1987, 7:05 PM PDT
Att: 14,035 - Unknown

Batter	1	2	3	4	5	6	7	8	9	10	11	12	13	AB R H RBI BB SO LOB	TOP
Pat Sheridan, L OBP: 0.321, SLG: 0.303	0-0 F6		0-0 G3		0-0 K			1-0 SH2-3 1B E HBP	0-0 1-3			0-0 6-3		5 1 0 0 0 1 0	
Mike Heath, R OBP: 0.471, SLG: 0.556	0-0 CS 1B		0-0 1B			4-0 FC5-4 BB		0-0 E6 1B SH2-3 1B		0-0 6-3		4-0 BB		4 1 2 0 2 0 1	
Lou Whitaker, L OBP: 0.337, SLG: 0.313	0-0 E5		0-0 F8			0-0 L7		0-0 SH2-3		0-3 K		0-3 K		5 0 0 0 0 2 4	
Alan Trammell, R OBP: 0.338, SLG: 0.413	0-0 L5			0-0 F8		0-0 FC5-4 1-2r		0-0 1B 1B		0-0 2B		0-0 F9		6 0 2 1 0 0 3	
Larry Herndon, R OBP: 0.415, SLG: 0.574 Jack Morris, R (13, PR)		0-0 4-3		0-0 FC6-4 1B		0-0 5-3		0-0 1B 1B		0-3 K			0-0 FC5-6 1B	6 0 3 1 0 1 2 0 0 0 0 0 0 0	
Terry Harper, R OBP: 0.207, SLG: 0.231 Darrell Evans, L OBP: 0.344, SLG: 0.373		0-0 1B		0-0 F4		0-0 F8		0-0 F5			0-0 4-3		0-0 FC5-6 CS	3 0 1 0 0 0 1 3 0 0 0 0 0 3	
Darnell Coles, R OBP: 0.238, SLG: 0.216 Matt Nokes, L OBP: 0.329, SLG: 0.493		0-3 K		0-0 FC6-4 1-2r		4-0 BB		0-0 3-1			0-0 4-3		0-0 F7	2 0 0 0 1 1 2 3 0 0 0 0 0 3	
Chet Lemon, R OBP: 0.330, SLG: 0.329 Dave Bergman, L OBP: 0.442, SLG: 0.588		0-0 4-3			0-0 5-3		0-3 K		0-0 G1-4-3		0-0 1B			3 0 0 0 0 1 2 2 0 1 0 0 0 0	
Orlando Mercado, R OBP: 0.208, SLG: 0.136 Bill Bean, L OBP: 0.385, SLG: 0.440			0-0 F4		0-0 5-3		0-0 6-3		0-0 L8		0-0 4-3			3 0 0 0 0 0 1 2 0 0 0 0 0 1	

Detroit Tigers @ Oakland Athletics
Oakland-Alameda County Coliseum, Oakland, CA

Sat May 02 1987, 3:33 AM PDT
Att. 17,753 - Unknown

AB	47
R	2
H	9
RBI	2
BB	3
SO	6
LOB	23



Inning Stats	R: 0 E: 1 K: 0 S: 4	H: 1 LOB: 1 BB: 0 P: 4	R: 0 E: 0 K: 1 S: 6	H: 1 LOB: 1 BB: 0 P: 6	R: 0 E: 0 K: 0 S: 4	H: 1 LOB: 1 BB: 0 P: 4	R: 0 E: 0 K: 1 S: 5	H: 0 LOB: 0 BB: 0 P: 5	R: 0 E: 0 K: 0 S: 3	H: 0 LOB: 1 BB: 1 P: 7	R: 2 E: 1 K: 1 S: 6	H: 2 LOB: 2 BB: 0 P: 7	R: 0 E: 0 K: 2 S: 3	H: 0 LOB: 0 BB: 0 P: 3	R: 0 E: 0 K: 2 S: 8	H: 1 LOB: 1 BB: 0 P: 8	R: 0 E: 0 K: 1 S: 4	H: 1 LOB: 1 BB: 0 P: 4	R: 0 E: 0 K: 1 S: 5	H: 1 LOB: 1 BB: 0 P: 3	1B: 8 2B: 1 3B: 0 HR: 0	SF: 0 SAC: 1 DP: 0 HBP: 1	WP: 0 PB: 0 SB: 0 CS: 2	PA: 52
---------------------	------------------------------	---------------------------------	------------------------------	---------------------------------	------------------------------	---------------------------------	------------------------------	---------------------------------	------------------------------	---------------------------------	------------------------------	---------------------------------	------------------------------	---------------------------------	------------------------------	---------------------------------	------------------------------	---------------------------------	------------------------------	---------------------------------	----------------------------------	------------------------------------	----------------------------------	--------

PITCHER	IP	WLS	BF	H	R	ER	SO	BB	IBB	HBP	BLK	WP	HR	S	P	ERA	WHIP
Curt Young, L ERA: 2.54	(1, 1)	7.1	32	6	2	1	3	2	0	1	0	0	0	35	44	1.23	1.091
Gene Nelson, R ERA: 5.19	(8, 1)	4.2	18	3	0	0	3	1	0	0	0	0	0	23	27	0.00	0.857
Dave Leiper, L ERA:	(13, 1)	1.0	W 2	0	0	0	0	0	0	0	0	0	0	2	2	0.00	0.000

Batter	1	2	3	4	5	6	7	8	9	10	11	12	13
Tony Phillips, S OBP: 0.364, SLG: 0.356 (1, 4)	0-0 1B 1B	0-3 K			0-0 F7		0-0 5-3			0-0 L1	0-0 4-3		
Reggie Jackson, L OBP: 0.323, SLG: 0.451 Luis Polonia, L OBP: 0.281, SLG: 0.379 (8, PR) (9, 8)	0-0 1B 1B		0-0 3-1		0-3 K			0-0 G3 2B		0-0 SH1-3 1B		0-0 6-3	
Carney Lansford, R OBP: 0.377, SLG: 0.400 (1, 10)	0-0 G5-3 1B 1-3 2-H		0-0 6-3			0-0 F7		0-0 G3		0-0 SH1-3		0-0 F8	
Jose Canseco, R OBP: 0.304, SLG: 0.386 (1, 7)	0-0 G5-3 1B 1-2 3-H		0-0 S 2B			4-0 1B BB		4-0 IBB		0-0 6-3		0-0 F6	
Ron Cey, R OBP: 0.417, SLG: 0.235 Mike Davis, L OBP: 0.274, SLG: 0.532 (8, PH) (9, 9)	0-0 G5-3 1-2 2-3f		0-3 K		0-0 1B		0-3 K		0-3 K		0-0 F8		0-0 3-1
Mark McGwire, R OBP: 0.375, SLG: 0.581 (1, 5)	0-0 6-3			0-0 6-3		0-3 K		0-3 K			0-0 FC5-2 3B		0-0 1B SH 1B
Terry Steinbach, R OBP: 0.344, SLG: 0.426 (1, 2)		4-0 5-3 SH1-3 BB		0-0 F9		0-0 G3		0-0 E5 G6-3		4-0 FC5-2 IBB		4-0 FC5-2 IBB	0-0 SH 1B 1-2
Stan Javier, S OBP: 0.380, SLG: 0.405 (1, 8) (9, 3)		0-0 SH1-3 1-2		0-0 4-3			0-0 F8		0-0 G6-3 1-2f		4-0 FC5-2 IBB		0-0 SH 1B 1-2 2-3
Mike Gallego, R OBP: 0.320, SLG: 0.318 (1, 6)		0-0 5-3 2-3			0-3 K		0-0 4-3		0-0 L6		0-0 FC5-2 1-2 2-3 3-H		0-0 SH 1-2 2-3 3-H

Inning Stats	R: 2	H: 4	E: 0	LOB: 1	K: 0	BB: 0	S: 6	P: 6	R: 0	H: 0	E: 0	LOB: 1	K: 1	BB: 1	S: 5	P: 9	R: 0	H: 1	E: 0	LOB: 1	K: 1	BB: 0	S: 6	P: 6	R: 0	H: 0	E: 0	LOB: 0	K: 0	BB: 0	S: 3	P: 3	R: 0	H: 1	E: 0	LOB: 2	K: 1	BB: 1	S: 6	P: 10	R: 0	H: 0	E: 0	LOB: 0	K: 0	BB: 0	S: 3	P: 3	R: 0	H: 1	E: 0	LOB: 3	K: 2	BB: 1	S: 8	P: 12	R: 0	H: 0	E: 1	LOB: 0	K: 0	BB: 0	S: 3	P: 3	R: 0	H: 1	E: 0	LOB: 1	K: 0	BB: 0	S: 4	P: 4	R: 0	H: 0	E: 0	LOB: 3	K: 0	BB: 0	S: 3	P: 12	R: 0	H: 3	E: 1	LOB: 3	K: 0	BB: 0	S: 5	P: 5	R: 0	H: 0	E: 0	LOB: 0	K: 0	BB: 0	S: 3	P: 3	R: 1	H: 3	E: 1	LOB: 3	K: 0	BB: 0	S: 5	P: 5
--------------	------	------	------	--------	------	-------	------	------	------	------	------	--------	------	-------	------	------	------	------	------	--------	------	-------	------	------	------	------	------	--------	------	-------	------	------	------	------	------	--------	------	-------	------	-------	------	------	------	--------	------	-------	------	------	------	------	------	--------	------	-------	------	-------	------	------	------	--------	------	-------	------	------	------	------	------	--------	------	-------	------	------	------	------	------	--------	------	-------	------	-------	------	------	------	--------	------	-------	------	------	------	------	------	--------	------	-------	------	------	------	------	------	--------	------	-------	------	------

PITCHER	IP	WLS	BF	H	R	ER	SO	BB	IBB	HBP	BLK	WP	HR	S	P	ERA	WHIP
Frank Tanana, L ERA: 2.55 (1, 1)	7.1		30	7	2	2	5	2	0	0	0	0	0	38	46	2.46	1.227
Bryan Kelly, R ERA: 5.06 (8, 1)	0.0		1	0	0	0	0	0	1	0	0	0	0	4	∞	∞	
Mark Thurmond, L ERA: (8, 1)	0.1		1	0	0	0	1	0	0	0	0	0	0	3	3	0.00	0.000
Nate Snell, R ERA: 1.42 (8, 1)	4.2	L	19	3	1	1	1	0	2	0	0	0	0	19	27	1.93	0.643
Dan Petry, R ERA: 5.61 (13, 1)	0.0		3	2	0	0	0	0	0	0	0	0	0	3	3	∞	∞

BOTTOM

Detroit Tigers @ Oakland Athletics
Oakland-Alameda County Coliseum, Oakland, CA

Sat May 02 1987, 3:33 AM PDT
Att: 17,753 - Unknown

AB	R	H	RBI	BB	SO	LOB
6	1	1	0	0	1	4
4	1	2	0	0	1	0
2	0	1	0	0	0	0
5	0	1	1	0	0	1
4	0	2	1	2	0	1
3	0	1	0	0	1	3
3	0	0	0	0	1	3
6	1	2	0	0	2	6
4	0	1	0	2	0	2
4	0	1	0	1	0	1
5	0	0	1	0	1	4

AB	46
R	3
H	12
RBI	3
BB	5
SO	7
LOB	25

livebaseballscorecards.com



WP	PA
0	54
0	0
1	0
0	0

Batter	1	2	3	4	5	6	7	8	9	AB R H RBI BB SO LOB	TOP		
Pat Sheridan, L (1, 9) OBP: 0.329, SLG: 0.313	0-0 G4-6-3 1B		0-0 FC4-6 1B		0-3 K		0-0 F8			4 0 2 0 0 1 3			
Bill Bean, L (1, 8) OBP: 0.333, SLG: 0.379	0-0 G4-6-3 1-2f		0-0 FC4-6 S 1-2f			0-0 F2		0-0 F7		4 0 0 0 0 0 2			
Lou Whitaker, L (1, 4) OBP: 0.344, SLG: 0.325	4-0 BB		0-3 K 1-2			0-0 2B		0-0 F7		3 0 1 0 1 1 1			
Alan Trammell, R (1, 6) OBP: 0.319, SLG: 0.388	0-3 K			0-0 F3		0-3 K		0-0 F6		4 0 0 0 0 2 2			
Matt Nokes, L (1, 7) OBP: 0.312, SLG: 0.465		0-0 F9		0-0 F7		0-0 G3			0-0 E3 2B	4 0 0 0 0 0 1			
Darrell Evans, L (1, 10) OBP: 0.330, SLG: 0.354		0-0 F8		0-0 F9			0-0 F8		0-0 F4	4 0 0 0 0 0 1			
Mike Heath, R (1, 2) OBP: 0.474, SLG: 0.581		0-0 FC6 1B			0-0 4-3		0-3 K		0-0 1-3 2B	4 0 2 0 0 1 0			
Dave Bergman, L (1, 3) OBP: 0.447, SLG: 0.568	0-0 FC6 1-2f				4-0 BB		0-0 BB 1B		0-0 F6	3 0 1 0 1 0 3			
Darnell Coles, R (1, 5) OBP: 0.241, SLG: 0.211			0-0 F8		0-0 F9		4-0 BB		0-0 1-3	2 0 0 0 1 0 1			
Johnny Grubb, L (9, PH) OBP: 0.282, SLG: 0.129										1 0 0 0 0 0 2			
Inning Stats	R: 0 E: 0 K: 1 S: 5 H: 1 LOB: 1 BB: 1 P: 9	R: 0 E: 0 K: 0 S: 4 H: 1 LOB: 1 BB: 0 P: 4	R: 0 E: 0 K: 1 S: 6 H: 1 LOB: 1 BB: 0 P: 6	R: 0 E: 0 K: 0 S: 3 H: 0 LOB: 0 BB: 0 P: 3	R: 0 E: 0 K: 1 S: 5 H: 0 LOB: 1 BB: 1 P: 9	R: 0 E: 0 K: 1 S: 6 H: 1 LOB: 1 BB: 0 P: 6	R: 0 E: 0 K: 1 S: 6 H: 1 LOB: 2 BB: 1 P: 10	R: 0 E: 0 K: 0 S: 3 H: 0 LOB: 0 BB: 0 P: 3	R: 0 E: 1 K: 0 S: 5 H: 1 LOB: 2 BB: 0 P: 5	1B: 4 2B: 2 3B: 0 HR: 0 SF: 0 SAC: 0 DP: 1 HBP: 0	WP: 0 PB: 0 SB: 1 CS: 0 PA: 36		
PITCHER	IP WLS BF H R ER SO BB IBB HBP BLK WP HR S P ERA WHIP											PITCHER	IP WLS BF H R ER SO BB IBB HBP BLK WP HR S P ERA WHIP
Eric Plunk, R (1, 1) ERA: 3.57	8.1 W 34 6 0 0 5 3 0 0 0 0 0 0 41 53 0.00 1.080												
Jay Howell, R (9, 1) ERA: 6.43	0.2 S 2 0 0 0 0 0 0 0 0 0 0 0 2 2 0.00 0.000												

Detroit Tigers @ Oakland Athletics
 Oakland-Alameda County Coliseum, Oakland, CA
 Sun May 03 1987, 3:33 AM PDT
 Att: 21,810 - Unknown

AB	33
R	0
H	6
RBI	0
BB	3
SO	5
LOB	16



WP: 0	PA: 36
PB: 0	
SB: 1	
CS: 0	

ERA	WHIP

Batter	1	2	3	4	5	6	7	8	9
Luis Polonia, L (1, 8) OBP: 0.278, SLG: 0.394	0-3 K		0-0 G1-4-3		0-0 2B		0-0 L6		
Tony Phillips, S (1, 4) OBP: 0.360, SLG: 0.351	0-3 K		0-0 1B		0-0 4-3		0-0 FC1-6-4		
Reggie Jackson, L (1, 10) OBP: 0.320, SLG: 0.435	4-0 BB		0-3 K		0-0 4-3		0-0 4-3	0-0 F7	
Jose Canseco, R (1, 7) OBP: 0.313, SLG: 0.424	0-3 K		0-0 4-3		0-0 1B		0-0 HR	0-0 F4	
Mike Davis, L (1, 9) OBP: 0.261, SLG: 0.506		0-0 F8		0-0 F6		0-0 F7		0-0 F8	
Mark McGwire, R (1, 5) OBP: 0.355, SLG: 0.545		0-0 E5 WP		0-0 4-3		0-0 F5		0-0 F8	
Ron Cey, R (1, 3) OBP: 0.444, SLG: 0.263		4-0 FC5-4		0-0 L5		0-0 6-3	0-0 1B FC6-4		
Stan Javier, S (7, PR) (8, 3) OBP: 0.380, SLG: 0.405		1-2 BB					0-0 1B		
Mickey Tettleton, S (1, 2) OBP: 0.182, SLG: 0.100		0-0 F7					0-0 FC6-4		
Mike Gallego, R (1, 6) OBP: 0.286, SLG: 0.280		0-0 FC5-4					0-0 F3		

Inning Stats	R: 0 E: 0 K: 3 S: 9	H: 0 LOB: 1 BB: 1 P: 13	R: 0 E: 1 K: 0 S: 4	H: 0 LOB: 2 BB: 1 P: 8	R: 0 E: 0 K: 1 S: 6	H: 1 LOB: 1 BB: 0 P: 6	R: 0 E: 0 K: 0 S: 3	H: 0 LOB: 0 BB: 0 P: 3	R: 0 E: 0 K: 0 S: 4	H: 1 LOB: 1 BB: 0 P: 4	R: 0 E: 0 K: 0 S: 4	H: 1 LOB: 1 BB: 0 P: 4	R: 1 E: 0 K: 0 S: 5	H: 2 LOB: 1 BB: 0 P: 5	R: 1 E: 0 K: 0 S: 4	H: 1 LOB: 0 BB: 0 P: 4
	1B: 4	SF: 0	2B: 1	SAC: 0	3B: 0	DP: 0	HR: 1	HBP: 0								

PITCHER	IP	WLS	BF	H	R	ER	SO	BB	IBB	HBP	BLK	WP	HR	S	P	ERA	WHIP
Eric King, R (1, 1) ERA: 2.08	7.0	L	29	5	1	1	4	2	0	0	0	1	0	35	43	1.29	1.000
Mark Thurmond, L (8, 1) ERA: 1.42	1.0		4	1	1	1	0	0	0	0	0	0	1	4	4	9.00	1.000


BOTTOM

Detroit Tigers @ Oakland Athletics
Oakland-Alameda County Coliseum, Oakland, CA

Sun May 03 1987, 3:33 AM PDT
Att. 21,810 - Unknown

livebaseballscores.com

AB	31
R	2
H	6
RBI	2
BB	2
SO	4
LOB	13



WP	PA
1	33
0	
0	

Batter	1	2	3	4	5	6	7	8	9	AB R H RBI BB SO LOB	TOP
Mike Davis, L OBP: 0.272, SLG: 0.500 (1, 9) ^X	0-0 1B		0-3 K			4-0 BB		0-0 F7		3 0 1 0 1 1 1	<p>Oakland Athletics @ Boston Red Sox</p> <p>Fenway Park, Boston, MA</p> <p>Tue May 05 1987, 7:05 PM EDT</p> <p>Att: 16,444 - Unknown</p>
Tony Phillips, S OBP: 0.357, SLG: 0.347 (1, 4) ^{S S S}	0-3 K			0-0 B1-3		0-3 K		0-0 FC6-4		4 0 1 0 0 2 2	
Carney Lansford, R OBP: 0.382, SLG: 0.404 (1, 5) ^{S S S}	0-3 K			0-0 G5-4-3			0-0 1B G3	0-0 FC6-4		4 0 2 0 0 1 3	
Jose Canseco, R OBP: 0.300, SLG: 0.406 (1, 7) ^{S S S}	0-3 K			0-0 G5-4-3			0-0 G3		0-3 K	4 0 0 0 0 2 3	
Mark McGwire, R OBP: 0.350, SLG: 0.529 (1, 3) ^{S S S}		0-3 K			0-0 F8		0-0 1B		0-0 F7	4 0 1 0 0 1 0	
Ron Cey, R OBP: 0.387, SLG: 0.217 (1, 10) ^{S S S}		0-3 K			0-3 K		0-3 K		0-3 K	4 0 0 0 0 4 2	
Terry Steinbach, R OBP: 0.328, SLG: 0.404 (1, 2) ^{S S S}		0-3 K			0-0 F7		0-3 K			3 0 0 0 0 2 2	
Stan Javier, S OBP: 0.377, SLG: 0.386 (1, 8) ^X			0-0 F8			0-0 3-1		4-0 1B B1-3 BB		2 0 0 0 1 0 0	
Alfredo Griffin, S OBP: 0.256, SLG: 0.348 (1, 6) ^X			0-0 6-3			0-3 K		0-0 B1-3		3 0 0 0 0 1 1	
Mike Gallego, R OBP: 0.286, SLG: 0.280 (8, 6)								1-2 1-2		0 0 0 0 0 0 0	
Inning Stats	R: 0 H: 1 E: 0 LOB: 1 K: 3 BB: 0 S: 10 P: 10	R: 0 H: 0 E: 0 LOB: 0 K: 3 BB: 0 S: 9 P: 9	R: 0 H: 0 E: 0 LOB: 0 K: 1 BB: 0 S: 5 P: 5	R: 0 H: 1 E: 0 LOB: 0 K: 0 BB: 0 S: 3 P: 3	R: 0 H: 0 E: 0 LOB: 0 K: 1 BB: 0 S: 5 P: 5	R: 0 H: 0 E: 0 LOB: 1 K: 2 BB: 1 S: 7 P: 11	R: 0 H: 2 E: 0 LOB: 2 K: 2 BB: 0 S: 9 P: 9	R: 0 H: 1 E: 0 LOB: 2 K: 0 BB: 1 S: 4 P: 8	R: 0 H: 0 E: 0 LOB: 0 K: 2 BB: 0 S: 7 P: 7	1B: 5 SF: 0 2B: 0 SAC: 0 3B: 0 DP: 1 HR: 0 HBP: 0	WP: 0 PA: 33 PB: 0 SB: 0 CS: 0
PITCHER Bruce Hurst, L ERA: 3.48 (1, 1)	IP WLS BF H R ER SO BB IBB HBP BLK WP HR S P ERA WHIP 9.0 W 33 5 0 0 14 2 0 0 0 0 0 0 59 67 0.00 0.778										

AB	31
R	0
H	5
RBI	0
BB	2
SO	14
LOB	14



livebaseballscorecards.com

Batter	1	2	3	4	5	6	7	8	9
Ellis Burks, R OBP: 0.368, SLG: 0.500 (1, 8)	0-3 K		0-0 SH3 2B 1B	0-0 5-3		0-0 G4-6-3 1B		0-0 L8	
Marty Barrett, R OBP: 0.275, SLG: 0.213 (1, 4)	4-0 4-3 S BB		0-0 SH3 1-2		0-0 5-3	0-0 G4-6-3 1-2f		0-0 FC5 2-3	
Wade Boggs, L OBP: 0.398, SLG: 0.453 (1, 5) (8, 3)	0-0 4-3		4-0 2B SF7 BB		0-0 2B	0-0 2B 1B			
Mike Greenwell, L OBP: 0.406, SLG: 0.724 (1, 7)	4-0 HBP BB		0-0 1-3 2-H 2B		0-0 1B 2B	0-0 F9			
Don Baylor, R OBP: 0.391, SLG: 0.506 (1, 10)	1-0 1-2 HBP		0-0 SF7 3-H		0-0 2B 1B		0-0 6-3		
Dwight Evans, R OBP: 0.421, SLG: 0.570 (1, 9)	0-3 K		0-0 F3		0-0 1B 2B		0-3 K		
Bill Buckner, L OBP: 0.262, SLG: 0.290 (1, 3) Glenn Hoffman, R OBP: 0.240, SLG: 0.255 (8, 5)		0-0 F7		0-0 4-3	0-0 1B		0-0 5-3		
Ed Romero, R OBP: 0.366, SLG: 0.328 (1, 6)		0-0 4-3		4-0 1-3 BB	0-0 L9		0-0 FC5 5-3 1B		
Rich Gedman, L (1, 2)		0-3 K		0-0 1-3	0-0 F5		0-0 5-3		

Inning Stats	R: 0	H: 0	E: 0	K: 2	S: 7	LOB: 3	BB: 2	P: 16
	R: 0	H: 0	E: 0	K: 1	S: 5 <td>LOB: 0</td> <td>BB: 0</td> <td>P: 5</td>	LOB: 0	BB: 0	P: 5
	R: 2	H: 2	E: 0	K: 0	S: 5 <td>LOB: 1</td> <td>BB: 1</td> <td>P: 9 </td>	LOB: 1	BB: 1	P: 9
	R: 0	H: 0	E: 0	K: 0	S: 3 <td>LOB: 1</td> <td>BB: 1</td> <td>P: 7 </td>	LOB: 1	BB: 1	P: 7
	R: 4	H: 5	E: 0	K: 0	S: 8 <td>LOB: 1</td> <td>BB: 0</td> <td>P: 8 </td>	LOB: 1	BB: 0	P: 8
	R: 0	H: 2	E: 0	K: 0	S: 4 <td>LOB: 1</td> <td>BB: 0</td> <td>P: 4 </td>	LOB: 1	BB: 0	P: 4
	R: 0	H: 0	E: 0	K: 1	S: 5 <td>LOB: 0</td> <td>BB: 0</td> <td>P: 5 </td>	LOB: 0	BB: 0	P: 5
	R: 0	H: 1	E: 0	K: 0	S: 4 <td>LOB: 1</td> <td>BB: 0</td> <td>P: 4 </td>	LOB: 1	BB: 0	P: 4

PITCHER	IP	WLS	BF	H	R	ER	SO	BB	IBB	HBP	BLK	WP	HR	S	P	ERA	WHIP
Dave Stewart, R ERA: 5.03 (1, 1)	4.1	L	24	6	6	6	3	4	0	1	0	0	0	25	42	12.46	2.308
Gene Nelson, R ERA: 5.0 (5, 1)	0.2		3	1	0	0	0	0	0	0	0	0	0	3	3	0.00	1.500
Jose Rijo, R ERA: 5.09 (6, 1)	3.0		11	3	0	0	1	0	0	0	0	0	0	13	13	0.00	1.000

AB R H RBI BB SO LOB

5	1	2	0	0	1	2
3	0	0	0	1	0	2
3	2	2	0	1	0	1
3	1	2	2	1	0	1
2	1	1	1	0	0	0
4	1	1	2	0	2	4

4	0	1	1	0	0	0
0	0	0	0	0	0	0
3	0	1	0	1	0	1
4	0	0	0	0	1	3

1B: 6	SF: 1	WP: 0	PA: 38
2B: 4	SAC: 1	PB: 0	
3B: 0	DP: 1	SB: 1	
HR: 0	HBP: 1	CS: 0	

AB	R	H	RBI	BB	SO	LOB	ERA	WHIP
31	6	10	6	4	4	14		

Oakland Athletics @ Boston Red Sox
Fenway Park, Boston, MA
Tue May 05 1987, 7:05 PM EDT
Att. 16,444 - Unknown



livebaseballscorecards.com

Batter	1	2	3	4	5	6	7	8	9	AB R H RBI BB SO LOB	TOP															
Luis Polonia, L (1, 8) OBP: 0.275, SLG: 0.378	0-3 K		0-0 G6-4-3 1B		0-0 F8		0-3 K			4 0 1 0 0 2 2																
Tony Phillips, S (1, 4) OBP: 0.353, SLG: 0.353	0-0 6-3		0-0 G6-4-3			0-0 F9 G3 2B		0-0 5-3		4 1 1 0 0 0 1																
Carney Lansford, R (1, 5) OBP: 0.377, SLG: 0.408	0-0 2B		0-0 F9			0-0 F9 2-3		0-0 F9		4 0 1 0 0 0 1																
Reggie Jackson, L (1, 10) OBP: 0.307, SLG: 0.416	0-0 4-3			0-0 4-3		0-0 G3		0-0 F8		4 0 0 1 0 0 1																
Jose Canseco, R (1, 7) OBP: 0.298, SLG: 0.400		0-0 F8		0-3 K		0-0 1B		0-3 K		4 0 1 0 0 2 0																
Mike Davis, L (1, 9) OBP: 0.292, SLG: 0.517		0-0 2B		0-0 1-5-3		0-0 1B		4-0 BB		3 0 2 0 1 0 0																
Mark McGwire, R (1, 3) OBP: 0.333, SLG: 0.500		0-0 F9			0-0 F9	0-0 CS 1-2	0-3 K	0-0 G5-4-3		4 0 0 0 0 1 2																
Mickey Tettleton, S (1, 2) OBP: 0.213, SLG: 0.119		0-0 G3			0-0 1B		4-0 BB			2 0 1 0 1 0 1																
Alfredo Griffin, S (1, 6) OBP: 0.258, SLG: 0.341			4-0 1B G6-4-3 BB		0-0 F9		0-0 F7			2 1 0 0 1 0 2																
Inning Stats	R: 0 E: 0 K: 1 S: 6	H: 1 LOB: 1 BB: 0 P: 6	R: 0 E: 0 K: 0 S: 4	H: 1 LOB: 1 BB: 0 P: 4	R: 1 E: 0 K: 0 S: 3	H: 1 LOB: 0 BB: 1 P: 7	R: 0 E: 0 K: 1 S: 5	H: 0 LOB: 0 BB: 0 P: 5	R: 0 E: 0 K: 0 S: 4	H: 1 LOB: 1 BB: 0 P: 4	R: 1 E: 0 K: 0 S: 5	H: 3 LOB: 1 BB: 0 P: 5	R: 0 E: 0 K: 2 S: 7	H: 0 LOB: 1 BB: 1 P: 11	R: 0 E: 0 K: 0 S: 3	H: 0 LOB: 0 BB: 0 P: 3	R: 0 E: 0 K: 1 S: 4	H: 0 LOB: 0 BB: 1 P: 8	1B: 4 2B: 3 3B: 0 HR: 0	SF: 0 SAC: 0 DP: 2 HBP: 0	WP: 0 PB: 0 SB: 0 CS: 1	PA: 35				
PITCHER	IP WLS BF H R ER SO BB IBB HBP BLK WP HR S P ERA WHIP																									
Roger Clemens, R (1, 1) ERA: 3.0	5.2	24	7	2	2	2	1	0	0	0	0	0	27	31	3.18	1.412										
Calvin Schiraldi, R (6, 1) ERA: 5.84	3.1	W	10	0	0	0	3	2	0	0	0	0	14	22	0.00	0.600										

Oakland Athletics @ Boston Red Sox
Fenway Park, Boston, MA
Wed May 06 1987, 7:05 PM EDT
Att: 19,154 - Unknown

livebaseballscorecards.com

AB 31
R 2
H 7
RBI 1
BB 3
SO 5
LOB 10



Batter	1	2	3	4	5	6	7	8	9
Ellis Burks, R OBP: 0.375, SLG: 0.522 (1, 8)	0-0 F9		0-0 F6		0-0 SH2-4 SF8 2B		0-0 F8	0-0 2-3 3-H 1B	
Marty Barrett, R OBP: 0.291, SLG: 0.235 (1, 4)	0-0 4-3		0-0 1B FC4-6 1B		0-0 SH2-4		0-0 1B HR 1B	0-3 K	
Wade Boggs, L OBP: 0.410, SLG: 0.469 (1, 5)	0-0 1B 1B		0-0 1-3 FC4-6 1B		0-0 SF8		0-0 1-2 HR 1B		
Mike Greenwell, L OBP: 0.444, SLG: 0.813 (1, 7)	0-0 1-2 1B		0-0 1-2f 3-H FC4-6		1-0 FC6-4 HBP		0-0 1-H 2-H HR		
Don Baylor, R OBP: 0.377, SLG: 0.484 (1, 10)	0-0 F8		0-0 F9		0-0 FC6-4		0-3 K		
Dwight Evans, R OBP: 0.405, SLG: 0.544 (1, 9)		0-3 K		0-0 F6		0-0 L5	0-0 F8		
Bill Buckner, L OBP: 0.280, SLG: 0.308 (1, 3)		0-0 1B		0-0 L8		0-0 1B		0-0 G3 1B 1B	
Ed Romero, R OBP: 0.373, SLG: 0.338 (1, 6)		0-3 K		0-0 1B		0-0 F7		0-0 1B G3 1B	
Rich Gedman, L (1, 2)		0-0 5-3		0-0 L6		0-0 G3		0-0 G3	

Inning Stats	R: 0	H: 2	E: 0	LOB: 2	K: 0	BB: 0	S: 5	P: 5
	R: 0	H: 1	E: 0	LOB: 1	K: 2	BB: 0	S: 8	P: 8
	R: 1	H: 2	E: 0	LOB: 1	K: 0	BB: 0	S: 5	P: 5
	R: 0	H: 1	E: 0	LOB: 1	K: 0	BB: 0	S: 4	P: 4
	R: 1	H: 1	E: 0	LOB: 1	K: 0	BB: 0	S: 4	P: 5
	R: 0	H: 1	E: 0	LOB: 1	K: 0	BB: 0	S: 4	P: 4
	R: 3	H: 3	E: 0	LOB: 0	K: 1	BB: 0	S: 8	P: 8
	R: 1	H: 3	E: 0	LOB: 1	K: 1	BB: 0	S: 7	P: 7

PITCHER	IP	WLS	BF	H	R	ER	SO	BB	IBB	HBP	BLK	WP	HR	S	P	ERA	WHIP
Dennis Eckersley, R ERA: 2.7 (1, 1)	6.1	L	29	9	3	3	2	0	0	1	0	0	0	32	33	4.26	1.421
Steve Ontiveros, R ERA: 3.68 (7, 1)	1.2		9	5	3	3	2	0	0	0	0	0	1	13	13	16.20	3.000

BOTTOM

Oakland Athletics @ Boston Red Sox
Fenway Park, Boston, MA
 Wed May 06 1987, 7:05 PM EDT
 Att. 19,154 - Unknown

AB	R	H	RBI	BB	SO	LOB
5	1	2	1	0	0	0
4	2	2	0	0	1	1
3	1	3	1	0	0	0
3	1	2	4	0	0	1
4	0	0	0	0	1	4
4	0	0	0	0	1	0
4	1	3	0	0	0	0
4	0	2	0	0	1	2
4	0	0	0	0	0	5

AB	35
R	6
H	14
RBI	6
BB	0
SO	4
LOB	13



1B	SF	WP	PA
12	1	0	38
2B	1	PB	0
3B	0	SB	0
HR	1	CS	0

1B	SF	WP	PA
12	1	0	38
2B	1	PB	0
3B	0	SB	0
HR	1	CS	0

Batter	1	2	3	4	5	6	7	8	9	AB R H RBI BB SO LOB	TOP									
Tony Phillips, S (1, 4) OBP: 0.347, SLG: 0.340	0-0 1-3		0-0 5-3		0-0 6-3		0-3 K		4-0 BB	4 0 0 0 1 1 0										
Alfredo Griffin, S (1, 6) OBP: 0.255, SLG: 0.326	0-0 L4			1-0 2B HBP	0-0 F4		0-0 F9		0-0 4-3	4 1 0 0 0 0 2										
Carney Lansford, R (1, 5) OBP: 0.387, SLG: 0.416 (8, 3)	0-0 F8			0-0 4-3 HR 2B	4-0 1B BB		0-0 L4		4-0 G6-4-3 IBB	3 1 1 1 2 0 0										
Jose Canseco, R (1, 7) OBP: 0.294, SLG: 0.390		0-3 K		0-0 4-3	0-0 FC6-4 1B			0-0 F7	0-0 G6-4-3	5 0 1 0 0 1 4										
Ron Cey, R (1, 10) OBP: 0.400, SLG: 0.200		4-0 BB		1-0 HR HBP	0-0 FC6-4			0-3 K		2 1 0 0 1 1 2										
Mark McGwire, R (1, 3) OBP: 0.341, SLG: 0.577		0-3 K		0-0 HR		0-0 5-3		0-0 HR		4 2 2 4 0 1 1										
Mike Gallego, R (8, 5) OBP: 0.286, SLG: 0.280				1-0 3-H HR						0 0 0 0 0 0 0										
Terry Steinbach, R (1, 2) OBP: 0.310, SLG: 0.377		0-0 F9		0-0 F7		0-0 F9		0-0 F8		4 0 0 0 0 0 1										
Mike Davis, L (1, 9) OBP: 0.310, SLG: 0.570			0-0 6-3	0-0 HR		0-0 1B			0-0 SH 2B	4 2 3 1 0 0 0										
Stan Javier, S (1, 8) OBP: 0.357, SLG: 0.362			0-0 F8	0-3 K		0-0 F6			0-0 SH BB	3 0 0 0 0 1 1										
Inning Stats	R: 0 E: 0 K: 0 S: 3	H: 0 LOB: 0 BB: 0 P: 3	R: 0 E: 0 K: 2 S: 7	H: 0 LOB: 1 BB: 1 P: 11	R: 0 E: 0 K: 0 S: 3	H: 0 LOB: 0 BB: 0 P: 3	R: 5 E: 0 K: 1 S: 8	H: 3 LOB: 0 BB: 0 P: 10	R: 0 E: 0 K: 0 S: 4	H: 1 LOB: 2 BB: 1 P: 8	R: 0 E: 0 K: 1 S: 5	H: 0 LOB: 0 BB: 0 P: 5	R: 1 E: 0 K: 1 S: 6	H: 1 LOB: 0 BB: 0 P: 6	R: 1 E: 1 K: 0 S: 4	H: 1 LOB: 2 BB: 2 P: 12	1B: 2 2B: 2 3B: 0 HR: 3	SF: 0 SAC: 1 DP: 1 HBP: 2	WP: 0 PB: 0 SB: 0 CS: 0	PA: 40
PITCHER	IP WLS BF H R ER SO BB IBB HBP BLK WP HR S P ERA WHIP																			
Frank Tanana, L (1, 1) ERA: 3.53	8.0 L 36 7 7 7 5 2 0 2 0 0 0 3 42 52 7.88 1.125																			
Nate Snell, R (9, 1) ERA: 1.32	1.0 4 0 0 0 0 1 1 0 0 0 0 2 10 0.00 1.000																			

Oakland Athletics @ Detroit Tigers
Tiger Stadium, Detroit, MI
Fri May 08 1987, 7:05 PM EDT
Att. 13,949 - Unknown

livebaseballscorecards.com

AB	33
R	7
H	7
RBI	6
BB	4
SO	5
LOB	11



Batter	1	2	3	4	5	6	7	8	9	AB R H RBI BB SO LOB
Tom Brookens, R (1, 5) OBP: 0.280, SLG: 0.386	0-0 F4		0-0 F2		0-0 4-3		0-0 F9			4 0 0 0 0 0 0
Lou Whitaker, L (1, 4) OBP: 0.330, SLG: 0.298	0-0 F2		0-0 6-3		0-0 F8			0-3 K		4 0 0 0 0 1 0
Kirk Gibson, L (1, 7) OBP: 0.308, SLG: 0.583	0-0 G3		0-0 1B 2B		0-0 F6			0-3 K		4 1 1 0 0 1 0
Alan Trammell, R (1, 6) OBP: 0.293, SLG: 0.342		0-0 F8	0-0 1B		0-0 5-3			0-0 F8		4 0 1 1 0 0 0
Larry Herndon, R (1, 10) OBP: 0.424, SLG: 0.549		0-0 BB 1B	0-0 5-3		0-0 F9			0-0 1-3		3 0 1 0 0 0 1
Johnny Grubb, L (9, PH) OBP: 0.268, SLG: 0.121		1B								1 0 0 0 0 0 0
Terry Harper, R (1, 9) OBP: 0.219, SLG: 0.241		0-0 BB 1B		0-0 L8		0-0 F8		4-0 E BB		3 0 1 0 0 0 0
Pat Sheridan, L (9, PH) OBP: 0.351, SLG: 0.352		1-2 1B								0 0 0 0 1 0 0
Mike Heath, R (1, 2) OBP: 0.468, SLG: 0.615		0-3 K		0-0 1B			0-0 HR		0-0 E4	4 1 2 1 0 1 3
Chet Lemon, R (1, 8) OBP: 0.340, SLG: 0.324		BB BB		0-0 F8		0-3 K		0-3 K		2 0 0 0 1 1 1
Bill Bean, L (9, PH) OBP: 0.314, SLG: 0.353		1-2 2-3 BB								1 0 0 0 0 1 2
Darnell Coles, R (1, 3) OBP: 0.228, SLG: 0.198		0-0 F9		0-3 K			0-0 L4		0-3 K	3 0 0 0 0 1 4
Darrell Evans, L (9, PH) OBP: 0.337, SLG: 0.388										1 0 0 0 0 1 2

Inning Stats	R: 0	H: 0	E: 0	K: 0	S: 3	R: 0	H: 2	E: 0	K: 1	S: 7	R: 1	H: 2	E: 0	K: 0	S: 5	R: 0	H: 1	E: 0	K: 1	S: 6	R: 0	H: 0	E: 0	K: 0	S: 3	R: 0	H: 0	E: 0	K: 0	S: 3	R: 1	H: 1	E: 0	K: 1	S: 6	R: 0	H: 0	E: 0	K: 2	S: 7	R: 0	H: 0	E: 1	K: 2	S: 8	R: 0	H: 0	E: 1	K: 2	S: 8	1B: 4	2B: 1	3B: 0	HR: 1	SF: 0	SAC: 0	DP: 0	HBP: 0	WP: 0	PB: 0	SB: 0	CS: 0	PA: 36
PITCHER	IP	WLS	BF	H	R	ER	SO	BB	IBB	HBP	BLK	WP	HR	S	P	ERA	WHIP																																														
Curt Young, L (1, 1) ERA: 2.5	8.0	W	31	6	2	2	5	1	0	0	0	0	1	40	44	2.25	0.875																																														
Steve Ontiveros, R (9, 1) ERA: 3.24	1.0		5	0	0	0	2	1	0	0	0	0	0	8	12	0.00	1.000																																														

BOTTOM

Oakland Athletics @ Detroit Tigers
Tiger Stadium, Detroit, MI
Fri May 08 1987, 7:05 PM EDT
Att. 13,949 - Unknown

AB	34
R	2
H	6
RBI	2
BB	2
SO	7
LOB	13



WP: 0	PA: 36
ERA	WHIP

Batter	1	2	3	4	5	6	7	8	9	AB	R	H	RBI	BB	SO	LOB	TOP										
Luis Polonia, L (1, 8) OBP: 0.295, SLG: 0.390 Ron Cey, R (8, PH) OBP: 0.417, SLG: 0.269 Stan Javier, S (8, PR) OBP: 0.357, SLG: 0.362	0-0 1B		0-3 K	0-0 F8			0-0 4-3 1B	0-0 2B		4	1	2	1	0	1	2											
Mike Davis, L (1, 9) OBP: 0.314, SLG: 0.567	0-0 F7		1-0 1B HBP		0-0 2B		0-0 F8	0-0 F6		4	1	1	0	0	0	3											
Carney Lansford, R (1, 5) OBP: 0.371, SLG: 0.396	0-3 K		0-0 F7		0-0 6-3		0-0 4-3	0-3 K		5	0	0	1	0	2	3											
Jose Canseco, R (1, 7) OBP: 0.289, SLG: 0.382	0-3 K		0-0 1B		0-0 5-3		0-3 K		0-0 F3	5	0	1	1	0	2	1											
Reggie Jackson, L (1, 10) OBP: 0.292, SLG: 0.394		0-0 F9	0-0 G3		0-0 G3		0-0 G3	0-0 K	0-3 K	5	0	0	0	0	1	1											
Mark McGwire, R (1, 3) OBP: 0.355, SLG: 0.605 Mike Gallego, R (9, 5) OBP: 0.286, SLG: 0.280		4-0 BB BB		0-0 F3		0-0 HR		4-0 HR BB	0-0 F3	3	2	1	1	2	0	1											
Tony Phillips, S (1, 4) OBP: 0.357, SLG: 0.382		4-0 BB BB		0-0 2B		0-3 K		0-0 HR	0-0 4-3	4	1	2	2	1	1	1											
Mickey Tettleton, S (1, 2) OBP: 0.200, SLG: 0.111 Jerry Willard, L (8, PH) Terry Steinbach, R (8, PH) OBP: 0.319, SLG: 0.387		0-0 F8		0-0 3-1		0-3 K		0-0 1B 2B 1B		3	0	0	0	0	1	3											
Alfredo Griffin, S (1, 6) OBP: 0.275, SLG: 0.330		0-0 F9		4-0 BB		4-0 BB		0-0 1B 2B 1B		2	2	1	0	2	0	2											
Inning Stats	R: 0 E: 0 K: 2 S: 8	H: 1 LOB: 1 BB: 0 P: 8	R: 0 E: 0 K: 0 S: 3	H: 0 LOB: 2 BB: 2 P: 11	R: 1 E: 0 K: 1 S: 6	H: 1 LOB: 1 BB: 0 P: 7	R: 0 E: 0 K: 0 S: 4	H: 1 LOB: 2 BB: 1 P: 8	R: 0 E: 0 K: 0 S: 3	H: 1 LOB: 0 BB: 0 P: 3	R: 1 E: 0 K: 2 S: 8	H: 1 LOB: 0 BB: 0 P: 8	R: 2 E: 0 K: 1 S: 6	H: 1 LOB: 0 BB: 1 P: 10	R: 4 E: 0 K: 1 S: 9	H: 4 LOB: 1 BB: 1 P: 13	R: 0 E: 0 K: 1 S: 6	H: 0 LOB: 1 BB: 0 P: 6	1B: 5 2B: 3 3B: 0 HR: 2	SF: 0 SAC: 0 DP: 0 HBP: 1	WP: 1 PB: 1 SB: 2 CS: 0	PA: 43					
PITCHER	IP	WLS	BF	H	R	ER	SO	BB	IBB	HBP	BLK	WP	HR	S	P	ERA	WHIP										
Eric King, R (1, 1) ERA: 2.89	6.1		29	6	4	4	5	4	0	1	0	1	1	34	51	5.68	1.579										
Jeff Robinson, R (7, 1) ERA: 4.32	1.0		5	1	2	2	1	1	0	0	1	0	1	6	10	18.00	2.000										
Mark Thurmond, L (8, 1) ERA: 3.24	0.1	L	4	3	2	2	0	0	0	0	0	0	0	4	4	54.00	9.000										
Nate Snell, R (8, 1) ERA: 1.2	1.1		5	0	0	0	2	0	0	0	0	0	0	9	9	0.00	0.000										

Oakland Athletics @ Detroit Tigers
Tiger Stadium, Detroit, MI
Sat May 09 1987, 7:05 PM EDT
Att. 15,685 - Unknown

livebaseballscorecards.com

AB	37
R	8
H	10
RBI	8
BB	5
SO	8
LOB	17



Batter	1	2	3	4	5	6	7	8	9	AB	R	H	RBI	BB	SO	LOB
Pat Sheridan, L (1, 9) OBP: 0.333, SLG: 0.333	0-3 K	0-3 K		0-3 K		0-0 FC4-6 FC5-4		0-0 5-3		5	0	0	0	0	3	6
Lou Whitaker, L (1, 4) OBP: 0.316, SLG: 0.283	0-0 F7		0-0 F8		0-0 4-3	0-0 FC5-4		0-3 K		5	0	0	0	0	1	1
Kirk Gibson, L (1, 7) OBP: 0.333, SLG: 0.688	0-0 F7						0-3 K		4-0 FC5-4 BB	4	1	1	1	1	2	0
Alan Trammell, R (1, 6) OBP: 0.287, SLG: 0.333		0-0 1B 1B	0-3 K		0-0 F7		0-0 3-1		0-0 FC5-4 WP	5	1	1	0	0	1	1
Matt Nokes, L (1, 10) OBP: 0.341, SLG: 0.506		0-0 1B 1B	0-0 5-3			4-0 HR BB	4-0 HR BB		0-3 K	3	2	1	0	2	1	1
Darrell Evans, L (1, 3) OBP: 0.343, SLG: 0.420		0-0 F5		0-0 G3		4-0 HR BB	0-0 HR		0-0 G3	3	2	1	2	1	0	2
Dave Bergman, L (8, 3) OBP: 0.440, SLG: 0.538										1	0	0	0	0	0	1
Mike Heath, R (1, 2) OBP: 0.510, SLG: 0.721		0-0 1B 1B		0-0 1B 1B		0-0 HR 1B	0-0 1B			4	1	4	4	0	0	0
Bill Bean, L (1, 8) OBP: 0.333, SLG: 0.368		0-0 1B 1B		0-0 F6		0-0 FC4-6 1B	0-3 K			4	0	2	0	0	1	2
Tom Brookens, R (1, 5) OBP: 0.282, SLG: 0.384		0-0 F9		0-0 1B		0-0 F3		0-0 5-3		3	0	1	0	0	0	4
Johnny Grubb, L (8, PH) OBP: 0.262, SLG: 0.118										1	0	0	0	0	0	0
Darnell Coles, R (9, 5) OBP: 0.228, SLG: 0.198										0	0	0	0	0	0	0

Inning Stats	R: 0	H: 0	E: 0	K: 1	S: 5	H: 0	LOB: 0	BB: 0	P: 5	R: 1	H: 4	E: 0	K: 1	S: 9	R: 1	H: 1	E: 0	K: 1	S: 6	R: 0	H: 2	E: 0	K: 1	S: 7	R: 0	H: 0	E: 0	K: 1	S: 5	R: 3	H: 2	E: 0	K: 0	S: 5	R: 2	H: 2	E: 0	K: 2	S: 9	R: 0	H: 0	E: 0	K: 1	S: 5	R: 0	H: 0	E: 0	K: 1	S: 5	1B: 8	SF: 0	2B: 0	SAC: 0	3B: 0	DP: 0	HR: 3	HBP: 0	WP: 1	PA: 42
--------------	------	------	------	------	------	------	--------	-------	------	------	------	------	------	------	------	------	------	------	------	------	------	------	------	------	------	------	------	------	------	------	------	------	------	------	------	------	------	------	------	------	------	------	------	------	------	------	------	------	------	-------	-------	-------	--------	-------	-------	-------	--------	-------	--------

PITCHER	IP	WLS	BF	H	R	ER	SO	BB	IBB	HBP	BLK	WP	HR	S	P	ERA	WHIP
Eric Plunk, R (1, 1) ERA: 4.2	5.1		27	9	5	5	5	2	0	0	0	0	2	35	43	8.44	2.062
Dave Leiper, L (6, 1) ERA: 3.0	1.1		6	1	2	2	1	1	0	0	0	0	1	7	11	13.50	1.500
Gene Nelson, R (7, 1) ERA: 4.66	1.1	W	5	1	0	0	2	0	0	0	0	0	0	9	9	0.00	0.750
Jay Howell, R (9, 1) ERA: 6.0	1.0	S	4	0	0	0	1	1	0	0	0	1	0	5	9	0.00	1.000

BOTTOM

Oakland Athletics @ Detroit Tigers
Tiger Stadium, Detroit, MI
Sat May 09 1987, 7:05 PM EDT
Att. 15,685 - Unknown

livebaseballscores.com

AB	38
R	7
H	11
RBI	7
BB	4
SO	9
LOB	18



Batter	1	2	3	4	5	6	7	8	9	AB R H RBI BB SO LOB	TOP																
Luis Polonia, L (1, 8) OBP: 0.319, SLG: 0.409 Stan Javier, S (7, PH) OBP: 0.351, SLG: 0.354	0-0 F6	0-0 CS 2-H 3-H 1B			0-0 G4-6-3 1-3 1B		0-0 5-3			3 0 2 2 0 0 0 1 0 0 0 0 0 1	Oakland Athletics @ Detroit Tigers Tiger Stadium, Detroit, MI Sun May 10 1987, 3:33 AM EDT Att. 14,114 - Unknown																
Mike Davis, L (1, 10) OBP: 0.312, SLG: 0.584	0-0 HR	0-0 CS 1-2	0-0 F5		0-0 G4-6-3 1-2 3-H		0-0 F8			4 1 1 1 0 0 2																	
Carney Lansford, R (1, 5) OBP: 0.367, SLG: 0.391	0-0 CS 1B		0-0 F8		0-0 5-3		0-0 3-1			4 0 1 0 0 0 0																	
Jose Canseco, R (1, 7) OBP: 0.288, SLG: 0.377	0-3 K 1-2		0-0 F8		0-0 S 1B		0-0 6-3			4 0 1 0 0 1 1																	
Reggie Jackson, L (1, 9) OBP: 0.282, SLG: 0.378		0-3 K S S S		0-0 F8	0-0 F8		0-0 6-3			4 0 0 0 0 1 1																	
Mark McGwire, R (1, 3) OBP: 0.361, SLG: 0.671		0-0 HR		0-0 HR	0-3 K S S S		0-0 5-3			4 2 2 2 0 1 1																	
Tony Phillips, S (1, 4) OBP: 0.353, SLG: 0.377		0-0 E 1B 1B		0-0 F9	0-3 K S S S		0-0 4-3			4 1 1 0 0 1 1																	
Mickey Tettleton, S (1, 2) OBP: 0.208, SLG: 0.125 Jerry Willard, L (9, PH)		0-3 K S S S		0-3 K S S S		0-0 1-3 1B		0-0 4-3		3 0 1 0 0 2 1 1 0 0 0 0 0 0																	
Alfredo Griffin, S (1, 6) OBP: 0.286, SLG: 0.340		0-0 E4 1-3 1B		0-0 G4-6-3 1B		0-0 1-3 1-2				3 2 2 0 0 0 1																	
Inning Stats	R: 1 E: 0 K: 1 S: 6	H: 2 LOB: 1 BB: 0 P: 6	R: 3 E: 1 K: 2 S: 10	H: 4 LOB: 0 BB: 0 P: 10	R: 0 E: 0 K: 0 S: 3	H: 0 LOB: 0 BB: 0 P: 3	R: 1 E: 0 K: 1 S: 6	H: 1 LOB: 0 BB: 0 P: 6	R: 1 E: 0 K: 0 S: 4	H: 2 LOB: 0 BB: 0 P: 4		R: 0 E: 0 K: 2 S: 8	H: 1 LOB: 1 BB: 0 P: 8	R: 0 E: 0 K: 0 S: 4	H: 1 LOB: 1 BB: 0 P: 4	R: 0 E: 0 K: 0 S: 3	H: 0 LOB: 0 BB: 0 P: 3	R: 0 E: 0 K: 0 S: 3	H: 0 LOB: 0 BB: 0 P: 3	1B: 8 2B: 1 3B: 0 HR: 3	SF: 0 SAC: 0 DP: 2 HBP: 0	WP: 0 PB: 0 SB: 1 CS: 2	PA: 36				
PITCHER	IP WLS BF H R ER SO BB IBB HBP BLK WP HR S P ERA WHIP																										
Jack Morris, R (1, 1) ERA: 4.5	4.0		19	9	6	5	4	0	0	0	0	0	3	27	27	11.25	2.250										
Mark Thurmond, L (5, 1) ERA: 2.38	3.0		10	2	0	0	2	0	0	0	0	0	0	14	14	0.00	0.667										
Nate Snell, R (8, 1) ERA: 1.06	2.0	W	6	0	0	0	0	0	0	0	0	0	0	6	6	0.00	0.000										

livebaseballscorecards.com

AB	35
R	6
H	11
RBI	5
BB	0
SO	6
LOB	9



Batter	1	2	3	4	5	6	7	8	9
Lou Whitaker, L (1, 4) OBP: 0.328, SLG: 0.337	0-0 1B L5-3		0-0 G3		0-0 HR 2-H 3-H		0-0 2B FC1-5	0-0 F8	
Mike Heath, R (1, 2) OBP: 0.491, SLG: 0.702	0-0 F9		0-0 F9		0-0 2B		0-0 FC1-5 G3		
Kirk Gibson, L (1, 10) OBP: 0.273, SLG: 0.550	0-0 L5-3 1-2		0-0 4-3		0-0 F5		0-0 G3 1-2		
Alan Trammell, R (1, 6) OBP: 0.297, SLG: 0.352		0-0 1B 1B		0-0 2B 1B 8-2	0-0 F7		0-0 6-3		
Pat Sheridan, L (1, 9) OBP: 0.350, SLG: 0.351		0-0 1B 1B SF8 1-2		0-0 1B CS 2-3		0-0 G3	0-0 1B BB		
Matt Nokes, L (1, 7) OBP: 0.347, SLG: 0.500		0-0 1B FC3-6 1-3 2-H		0-0 1B 8-2 3-H		0-0 F7	4-0 1B HR BB BB BB		
Darrell Evans, L (1, 3) OBP: 0.349, SLG: 0.456		0-0 SF8 3-H		0-0 CS 1-2	0-0 4-3	4-0 1B BB	0-0 HR 1-H		
Bill Bean, L (1, 8) OBP: 0.349, SLG: 0.366		0-0 FC3-6 FC5-4 1-2f		0-0 BB 1-2	4-0 2B HR BB	0-0 1B	0-0 E4		
Tom Brookens, R (1, 5) OBP: 0.288, SLG: 0.400		0-0 FC5-4 1-2f		0-0 2B HR	0-0 4-3	0-0 4-3	0-3 K		
Johnny Grubb, L (6, PH) OBP: 0.256, SLG: 0.114									
Darnell Coles, R (7, 5) OBP: 0.226, SLG: 0.195									

AB	R	H	RBI	BB	SO	LOB
5	1	3	3	0	0	1
4	0	1	0	0	0	2
4	0	0	0	0	0	3
4	1	2	0	0	0	2
4	1	3	0	0	0	0
3	1	1	1	1	0	2
2	1	1	3	1	0	0
3	1	1	0	1	0	1
2	1	1	0	0	0	1
1	0	0	0	0	0	2
1	0	0	0	0	1	1

BOTTOM

Oakland Athletics @ Detroit Tigers
Tiger Stadium, Detroit, MI
Sun May 10 1987, 3:33 AM EDT
Att. 14,114 - Unknown

livebaseballscorecards.com

AB	33
R	7
H	13
RBI	7
BB	3
SO	1
LOB	15



1B: 7	SF: 1	WP: 0	PA: 38
2B: 6	SAC: 0	PB: 0	
3B: 0	DP: 2	SB: 0	
HR: 2	HBP: 0	CS: 1	

Inning Stats															PITCHER																					
R	H	E	K	S	H	LOB	BB	P	R	H	E	K	S	R	H	E	K	S	IP	WLS	BF	H	R	ER	SO	BB	IBB	HBP	BLK	WP	HR	S	P	ERA	WHIP	
0	1	0	0	3	2	3	0	6	0	0	0	0	3	0	0	0	0	6	4.1		19	8	5	5	0	1	0	0	0	0	0	1	18	22	10.38	2.077
0	0	0	0	3	0	1	0	6	0	0	0	0	3	1.2		8	2	0	0	0	1	0	0	0	1	0	0	0	0	7	11	0.00	1.800			
0	0	0	0	3	0	0	0	6	0	0	0	0	3	1.1	L	8	3	2	2	0	1	0	0	0	1	0	0	0	1	7	11	13.50	3.000			
0	0	0	0	3	0	0	0	6	0	0	0	0	3	0.2		2	0	0	0	0	0	0	0	1	0	0	0	0	0	4	4	0.00	0.000			

Batter	1	2	3	4	5	6	7	8	9	AB R H RBI BB SO LOB	TOP																									
Luis Polonia, L (1, 8) OBP: 0.321, SLG: 0.400	0-0 6-3	0-0 6-3		0-0 F7		0-0 E1 HR	0-0 1B		0-0 G4-6-3 1B	6 1 2 2 0 0 2																										
Mike Davis, L (1, 9) OBP: 0.330, SLG: 0.613	4-0 1B S BB	0-0 CS 1B			0-0 CS 1B	0-0 HR	0-0 F7		0-0 G4-6-3 1B	5 1 3 2 1 0 3																										
Carney Lansford, R (1, 5) OBP: 0.372, SLG: 0.391 Mike Gallego, R (3, PH) OBP: 0.333, SLG: 0.333	4-0 1B BB	0-0 CS	0-3 K		0-0 1B	0-0 1B	0-0 1B		0-0 G1	0 0 0 0 1 0 0 5 0 3 0 0 1 1																										
Jose Canseco, R (1, 7) OBP: 0.285, SLG: 0.370	0-0 1-2 2-3 1B		0-0 4-3		0-3 K	0-3 K	0-0 F9			5 0 1 0 0 2 4																										
Reggie Jackson, L (1, 10) OBP: 0.278, SLG: 0.369	0-0 F5		0-3 K		0-0 6-3	0-0 F7			FC4-6 1B	5 0 1 0 0 1 5																										
Mark McGwire, R (1, 3) OBP: 0.363, SLG: 0.652	0-3 K		0-3 K			4-0 2B BB	0-0 5-3 1B		K	4 2 1 0 1 3 4																										
Tony Phillips, S (1, 4) OBP: 0.362, SLG: 0.390		4-0 3B BB		0-0 BB 1B		0-0 2B 2B	0-0 5-3		FC4-6 FC6-4	4 2 2 0 1 0 2																										
Terry Steinbach, R (1, 2) OBP: 0.351, SLG: 0.455		0-0 6-3 3B		4-0 BB 1B		0-0 G3 E 2B	0-0 1B E 1B		FC6-4	4 3 3 4 1 0 1																										
Alfredo Griffin, S (1, 6) OBP: 0.291, SLG: 0.337		0-3 K		0-0 F4		0-0 G3	0-0 E 1B		G4-6-3 1B BB	4 1 1 0 1 1 4																										
Inning Stats	R: 0 E: 0 K: 1 S: 6	H: 1 LOB: 3 BB: 2 P: 14	R: 2 E: 0 K: 1 S: 6	H: 2 LOB: 0 BB: 1 P: 10	R: 0 E: 0 K: 2 S: 7	H: 0 LOB: 0 BB: 0 P: 7	R: 0 E: 0 K: 1 S: 6	H: 2 LOB: 1 BB: 0 P: 6	R: 5 E: 1 K: 1 S: 10	H: 4 LOB: 1 BB: 1 P: 14	R: 3 E: 1 K: 0 S: 8	H: 5 LOB: 2 BB: 0 P: 8	R: 0 E: 0 K: 1 S: 6	H: 1 LOB: 1 BB: 0 P: 6	R: 0 E: 0 K: 0 S: 3	H: 1 LOB: 1 BB: 1 P: 7	1B: 13 2B: 2 3B: 1 HR: 1	SF: 0 SAC: 0 DP: 1 HBP: 0	WP: 0 PA: 49 PB: 0 SB: 1 CS: 2																	
PITCHER	IP WLS BF H R ER SO BB IBB HBP BLK WP HR S P ERA WHIP																																			
Mike Birkbeck, R (1, 1) ERA: 4.94	1.0		6	1	0	0	1	2	0	0	0	0	0	6	14	0.00	3.000																			
John Henry Johnson, L (2, 1) ERA: 10.13	3.0		13	3	2	2	4	2	0	0	0	0	0	19	27	6.00	1.667																			
Paul Mirabella, L (5, 1) ERA: 1.93	1.0	L	6	3	2	2	1	1	0	0	0	0	0	7	11	18.00	4.000																			
Chris Bosio, R (6, 1) ERA: 5.63	1.1		11	6	6	5	1	0	0	0	0	0	1	13	13	33.75	4.500																			
Chuck Crim, R (7, 1) ERA: 3.81	2.2		12	4	0	0	1	1	0	0	0	0	0	13	17	0.00	1.875																			

Oakland Athletics @ Milwaukee Brewers
Milwaukee County Stadium, Milwaukee, WI
Tue May 12 1987, 8:05 PM EDT
Att. 9,459 - Unknown

livebaseballscorecards.com

AB	42
R	10
H	17
RBI	8
BB	6
SO	8
LOB	26



Batter	1	2	3	4	5	6	7	8	9	AB R H RBI BB SO LOB
Juan Castillo, S (1, 4) OBP: 0.547, SLG: 0.659	0-0 E S 1B		0-0 1B S FC6-2-5-1 1B		0-0 3-1	0-0 1-3 2B		0-0 2-H 2B 1B	0-0 F7	6 1 4 1 0 0 0
Robin Yount, R (1, 8) OBP: 0.367, SLG: 0.444	0-3 K		0-0 1-3 CS 1B		0-0 HR	4-0 BB		0-0 1-H 1B 2B		4 2 3 2 1 1 1
Glenn Braggs, R (1, 9) OBP: 0.357, SLG: 0.471	0-3 K		4-0 1-2 BB		0-0 1B	0-0 F8		0-3 K		4 0 1 0 1 2 5
Greg Brock, L (1, 3) OBP: 0.364, SLG: 0.439	0-3 K		0-0 FC6-2-5-1 1-3 3-H		0-0 F7		0-0 F4	0-0 2-H 1B 1B		5 1 1 1 0 1 4
Rob Deer, R (1, 7) OBP: 0.456, SLG: 0.756		0-3 K	0-3 K			0-0 6-3	0-0 G3 WP 1B	0-0 1-3 1B 1B		5 0 2 0 0 2 2
B.J. Surhoff, L (1, 10) OBP: 0.303, SLG: 0.400		0-0 G3		0-0 F4		0-0 F9	0-0 G3	0-0 1-2 3-H 1B		5 0 1 1 0 0 1
Jim Gantner, L (1, 5) OBP: 0.409, SLG: 0.469		4-0 S BB		0-3 K		0-0 2B 1B 1B	0-3 K	0-0 L6		4 1 1 0 1 2 3
Charlie O'Brien, R (1, 2) OBP: 0.250, SLG: 0.350		0-0 F2		0-0 F9		0-0 1-3 1B 2B		0-0 1B 2B	0-0 5-3	5 2 2 0 0 0 1
Dale Sveum, S (1, 6) OBP: 0.311, SLG: 0.439			0-0 HR		0-3 K	0-0 2B 1B		0-0 6-3	0-0 6-3	5 1 2 3 0 1 1

Inning Stats	R: 0	H: 1	E: 0	K: 3	S: 10	H: 0	LOB: 1	BB: 0	P: 10	R: 0	H: 0	E: 0	K: 1	S: 5	R: 1	H: 3	E: 0	K: 1	S: 7	R: 0	H: 0	E: 0	K: 1	S: 5	R: 1	H: 2	E: 0	K: 1	S: 7	R: 2	H: 4	E: 0	K: 0	S: 7	R: 0	H: 1	E: 0	K: 1	S: 6	R: 4	H: 6	E: 0	K: 1	S: 11	R: 0	H: 0	E: 0	K: 0	S: 3	1B: 11	SF: 0	2B: 4	3B: 0	HR: 2	SO: 9	BB: 3	CS: 1
--------------	------	------	------	------	-------	------	--------	-------	-------	------	------	------	------	------	------	------	------	------	------	------	------	------	------	------	------	------	------	------	------	------	------	------	------	------	------	------	------	------	------	------	------	------	------	-------	------	------	------	------	------	--------	-------	-------	-------	-------	-------	-------	-------

PITCHER	IP	WLS	BF	H	R	ER	SO	BB	IBB	HBP	BLK	WP	HR	S	P	ERA	WHIP
Dave Stewart, R (1, 1) ERA: 5.2	5.2	W	27	9	4	4	7	2	0	0	0	0	2	39	47	6.35	1.941
Gene Nelson, R (6, 1) ERA: 5.4	1.2		11	5	3	3	1	1	0	0	0	1	0	12	16	16.20	3.600
Steve Ontiveros, R (8, 1) ERA: 5.4	0.1		3	2	0	0	1	0	0	0	0	0	0	5	5	0.00	6.000
Jay Howell, R (8, 1) ERA: 5.51	1.1	S	5	1	1	1	0	0	0	0	0	0	0	5	5	6.75	0.750

BOTTOM


Oakland Athletics @ Milwaukee Brewers
Milwaukee County Stadium, Milwaukee, WI

Tue May 12 1987, 8:05 PM EDT
 Att. 9,459 - Unknown

livebaseballscorecards.com

AB	43
R	8
H	17
RBI	8
BB	3
SO	9
LOB	18

WP: 1 PA: 46
 PB: 0
 SB: 3
 CS: 1



Batter	1	2	3	4	5	6	7	8	9	AB R H RBI BB SO LOB	TOP	
Tony Phillips, S (1, 4) OBP: 0.357, SLG: 0.377	4-0 BB		0-0 FC4-6 1-2f			0-3 K	0-0 P3	0-3 K		4 0 0 0 1 2 2		
Alfredo Griffin, S (1, 6) OBP: 0.287, SLG: 0.330	0-0 F9		0-3 K			0-0 F8	0-0 1B		0-0 5-3	5 0 1 0 0 1 2		
Jose Canseco, R (1, 7) OBP: 0.281, SLG: 0.363	0-0 F9			0-0 F7		0-3 K	0-0 F9		0-0 1B	5 0 1 0 0 1 2		
Mark McGwire, R (1, 3) OBP: 0.364, SLG: 0.630	0-0 F7			4-0 BB			0-3 K	4-0 1B 1B E BB	0-3 K	3 1 0 0 2 2 2		
Ron Cey, R (1, 10) OBP: 0.425, SLG: 0.300 Luis Polonia, L (8, PR) OBP: 0.321, SLG: 0.400 Alejandro Sanchez, R (9, PH)		0-3 K		0-0 F7			0-0 1B HR 1B	0-0 E 1-2 SF8 1B	0-3 K	4 1 2 0 0 1 1 0 1 0 0 0 0 0 1 0 0 0 0 1 1		
Terry Steinbach, R (1, 2) OBP: 0.358, SLG: 0.457		0-0 F9		0-3 K			0-0 1B HR 1B	0-0 E5 1-3 FC1-6 2-H 1B		4 1 2 0 0 1 1		
Mike Davis, L (1, 9) OBP: 0.328, SLG: 0.633		0-3 K			0-0 5-3		0-0 1B HR 1B	0-0 SF8		3 1 1 4 0 1 0		
Stan Javier, S (1, 8) OBP: 0.344, SLG: 0.346			0-3 K		0-0 G3		0-0 1B HR 1B	0-0 FC1-6 1-2f E WP		4 2 1 0 0 1 1		
Mike Gallego, R (1, 5) OBP: 0.351, SLG: 0.424			4-0 FC4-6 BB		0-0 F9		0-0 1B HR 1B	0-0 E1 1-H		3 1 1 2 1 0 0		
Inning Stats	R: 0 H: 0 E: 0 LOB: 1 K: 0 BB: 1 S: 3 P: 7	R: 0 H: 0 E: 0 LOB: 0 K: 2 BB: 0 S: 7 P: 7	R: 0 H: 0 E: 0 LOB: 1 K: 2 BB: 1 S: 7 P: 11	R: 0 H: 0 E: 0 LOB: 1 K: 1 BB: 1 S: 5 P: 9	R: 0 H: 0 E: 0 LOB: 0 K: 0 BB: 0 S: 3 P: 3	R: 0 H: 0 E: 0 LOB: 0 K: 2 BB: 0 S: 7 P: 7	R: 5 H: 6 E: 0 LOB: 1 K: 1 BB: 0 S: 11 P: 11	R: 3 H: 2 E: 2 LOB: 1 K: 1 BB: 1 S: 8 P: 12	R: 0 H: 1 E: 0 LOB: 1 K: 2 BB: 0 S: 8 P: 8	1B: 7 SF: 1 2B: 0 SAC: 0 3B: 0 DP: 0 HR: 2 HBP: 0	WP: 1 PA: 41 PB: 0 SB: 0 CS: 0	
PITCHER	IP WLS BF H R ER SO BB IBB HBP BLK WP HR S P ERA WHIP											
Teddy Higuera, L (1, 1) ERA: 4.25	6.2 L 29 6 5 5 8 3 0 0 0 0 2 42 54 6.75 1.350											
Paul Mirabella, L (7, 1) ERA: 3.38	1.1 8 2 3 2 1 1 0 0 0 1 0 9 13 13.50 2.250											
Dan Plesac, L (9, 1) ERA: 0.92	1.0 4 1 0 0 0 2 0 0 0 0 0 0 8 8 0.00 1.000											

Oakland Athletics @ Milwaukee Brewers
 Milwaukee County Stadium, Milwaukee, WI
 Wed May 13 1987, 4:33 AM EDT
 Att: 12,997 - Unknown

AB	36
R	8
H	9
RBI	6
BB	4
SO	11
LOB	12



Batter	1	2	3	4	5	6	7	8	9	AB	R	H	RBI	BB	SO	LOB
Juan Castillo, S OBP: 0.509, SLG: 0.604 (1, 4)	0-0 5-3		0-0 SH5-3		0-0 5-3		0-0 F8		0-3 K	4	0	0	0	0	1	2
Robin Yount, R OBP: 0.364, SLG: 0.438 (1, 8)	0-0 6-3		0-0 8-2			0-0 1B PB FC5-2 1B		0-0 F7		4	0	1	0	0	0	1
Glenn Braggs, R OBP: 0.361, SLG: 0.480 (1, 9)	0-0 2B			0-0 F8		0-0 FC5-2 1B		0-0 F7		4	0	2	0	0	0	0
Rob Deer, R OBP: 0.449, SLG: 0.733 (1, 7)	0-0 5-3			0-0 F4		0-0 FC5-2		0-0 FC5-4 1B		4	0	1	0	0	0	3
Dale Sveum, S OBP: 0.310, SLG: 0.427 (1, 6)		0-0 L5		4-0 BB BB		0-3 K		0-0 FC5-4 1B		3	0	0	0	1	1	3
Jim Pacionek, R OBP: 0.391, SLG: 0.556 (1, 3)		0-0 HR		4-0 1-2 BB		0-0 5-3			0-0 E9 2B	3	2	2	1	1	0	2
Bill Schroeder, R OBP: 0.311, SLG: 0.475 (1, 10)		0-3 K		0-0 5-3			0-3 K		0-0 2B	4	0	1	1	0	2	2
Charlie O'Brien, R OBP: 0.208, SLG: 0.292 (1, 2)		0-0 F6			0-0 F8		0-0 6-3		0-0 F6	4	0	0	0	0	0	1
Jim Gantner, L OBP: 0.412, SLG: 0.480 (1, 5)			0-0 SH5-3 8-2 2B		0-0 4-3		0-0 1B		0-0 F8	4	0	2	0	0	0	1

Inning Stats	R: 0	H: 1	E: 0	LOB: 1	K: 0	BB: 0	S: 4	P: 4	R: 1	H: 1	E: 0	LOB: 0	K: 1	BB: 0	S: 6	P: 6	R: 0	H: 1	E: 0	LOB: 0	K: 0	BB: 0	S: 3	P: 3	R: 0	H: 0	E: 0	LOB: 2	K: 0	BB: 2	S: 3	P: 11	R: 0	H: 0	E: 0	LOB: 0	K: 0	BB: 0	S: 3	P: 3	R: 0	H: 2	E: 0	LOB: 2	K: 1	BB: 0	S: 7	P: 7	R: 0	H: 1	E: 0	LOB: 1	K: 1	BB: 0	S: 6	P: 6	R: 0	H: 1	E: 0	LOB: 1	K: 0	BB: 0	S: 4	P: 4	R: 1	H: 2	E: 1	LOB: 1	K: 1	BB: 0	S: 7	P: 7	R: 0	H: 1	E: 0	LOB: 1	K: 0	BB: 0	S: 4	P: 4	R: 1	H: 2	E: 1	LOB: 1	K: 1	BB: 0	S: 7	P: 7	1B: 4	SF: 0	2B: 5	SAC: 1	3B: 0	DP: 1	HR: 1	HBP: 0	WP: 0	PA: 37
--------------	------	------	------	--------	------	-------	------	------	------	------	------	--------	------	-------	------	------	------	------	------	--------	------	-------	------	------	------	------	------	--------	------	-------	------	-------	------	------	------	--------	------	-------	------	------	------	------	------	--------	------	-------	------	------	------	------	------	--------	------	-------	------	------	------	------	------	--------	------	-------	------	------	------	------	------	--------	------	-------	------	------	------	------	------	--------	------	-------	------	------	------	------	------	--------	------	-------	------	------	-------	-------	-------	--------	-------	-------	-------	--------	-------	--------

PITCHER	IP	WLS	BF	H	R	ER	SO	BB	IBB	HBP	BLK	WP	HR	S	P	ERA	WHIP
Curt Young, L ERA: 2.32 (1, 1)	8.0	W	32	7	1	1	3	2	0	0	0	0	1	36	44	1.12	1.125
Dennis Eckersley, R ERA: 2.76 (9, 1)	1.0		5	2	1	1	1	0	0	0	0	0	0	7	7	9.00	2.000

BOTTOM

Oakland Athletics @ Milwaukee Brewers
 Milwaukee County Stadium, Milwaukee, WI
 Wed May 13 1987, 4:33 AM EDT
 Att. 12,997 - Unknown

livebaseballscorecards.com

AB	34
R	2
H	9
RBI	2
BB	2
SO	4
LOB	15



Batter	1	2	3	4	5	6	7	8	9	AB R H RBI BB SO LOB	TOP
Kelly Gruber, R (1, 6) OBP: 0.319, SLG: 0.333 (7, 5)	0-3 K		0-0 F8		0-0 F8	0-0 FC4-6			0-0 PB G3 1B	5 0 1 0 0 1 1	
Rance Mulliniks, L (1, 5) OBP: 0.338, SLG: 0.391 Tony Fernandez, S (7, 6) OBP: 0.349, SLG: 0.369	0-0 4-3		0-0 F7		0-0 E 1B 1B				0-0 G3 1-2	4 0 1 0 0 1 0 1 0 0 0 0 0 1	
Lloyd Moseby, L (1, 8) OBP: 0.307, SLG: 0.438	0-3 K			0-0 1B 1B	0-3 K				0-3 K 2-3	5 1 1 0 0 4 2	
George Bell, R (1, 7) OBP: 0.350, SLG: 0.615		0-3 K		0-0 1B 1B	0-0 E9 BB 1B				0-0 4-3	4 1 2 0 0 1 0	
Jesse Barfield, R (1, 9) OBP: 0.383, SLG: 0.546		0-0 F3		0-0 1B SF7 1B	4-0 BB BB BB 1-2 BB				0-0 1-3	3 1 1 1 1 0 0	
Willie Upshaw, L (1, 3) OBP: 0.370, SLG: 0.533		0-0 1B 1B		0-0 3-H 1-3 CS 1B	0-0 F7				4-0 BB BB BB BB BB	3 0 2 1 1 0 3	
Rick Leach, L (1, 10) OBP: 0.593, SLG: 0.500		0-0 1-2 1B		0-0 3-H SF7		0-0 6-3			0-0 F4	3 0 1 1 0 0 1	
Ernie Whitt, L (1, 2) OBP: 0.353, SLG: 0.391		0-0 4-3		0-0 BB BB BB BB BB 1-2 BB		0-0 4-3			0-0 F7	3 0 0 0 1 0 3	
Garth Iorg, R (1, 4) OBP: 0.246, SLG: 0.151			0-0 L9		0-0 F9	0-0 E6 FC4-6			0-3 K	4 0 0 0 0 1 1	

Inning Stats	R: 0	H: 0	E: 0	K: 2	S: 7	P: 7	R: 0	H: 2	E: 0	K: 1	S: 7	P: 7	R: 0	H: 4	E: 0	K: 0	S: 6	R: 0	H: 2	E: 1	K: 1	S: 7	P: 11	R: 0	H: 0	E: 1	K: 0	S: 4	P: 4	R: 0	H: 0	E: 0	K: 2	S: 7	P: 7	R: 0	H: 0	E: 0	K: 0	S: 3	P: 7	R: 0	H: 1	E: 0	K: 2	S: 8	P: 8	1B: 9	SF: 1	2B: 0	SAC: 0	3B: 0	DP: 0	HR: 0	HBP: 0	WP: 0	PA: 39
--------------	------	------	------	------	------	------	------	------	------	------	------	------	------	------	------	------	------	------	------	------	------	------	-------	------	------	------	------	------	------	------	------	------	------	------	------	------	------	------	------	------	------	------	------	------	------	------	------	-------	-------	-------	--------	-------	-------	-------	--------	-------	--------

PITCHER	IP	WLS	BF	H	R	ER	SO	BB	IBB	HBP	BLK	WP	HR	S	P	ERA	WHIP	PITCHER	IP	WLS	BF	H	R	ER	SO	BB	IBB	HBP	BLK	WP	HR	S	P	ERA	WHIP																
Eric Plunk, R (1, 1) ERA: 4.37	4.2	L	23	8	3	3	4	2	0	0	0	0	0	29	37	5.79	2.143																																		
Steve Ontiveros, R (5, 1) ERA: 3.77	4.1		16	1	0	0	4	1	0	0	0	0	0	23	27	0.00	0.462																																		

Toronto Blue Jays @ Oakland Athletics
Oakland-Alameda County Coliseum, Oakland, CA

Fri May 15 1987, 7:05 PM PDT
Att. 13,139 - Unknown

livebaseballscorecards.com

AB	35
R	3
H	9
RBI	3
BB	3
SO	8
LOB	12

Batter	1	2	3	4	5	6	7	8	9	AB	R	H	RBI	BB	SO	LOB
Luis Polonia, L OBP: 0.316, SLG: 0.389 (1, 8)	0-0 B1-3		0-0 G3 1B		0-0 F9		0-3 K			4	0	1	0	0	1	1
Mike Davis, L OBP: 0.341, SLG: 0.631 (1, 9)	0-0 FC1-6 1B		0-0 G3 1-3			4-0 6-3 BB		4-0 E S BB		2	0	1	0	2	0	1
Carney Lansford, R OBP: 0.361, SLG: 0.377 (1, 5)	0-0 FC1-6 1-2f HR		0-0 4-3			0-0 6-3 1-3		0-3 K		4	1	0	0	0	1	4
Jose Canseco, R OBP: 0.288, SLG: 0.386 (1, 7)	0-0 1-H HR			0-0 F8		4-0 S BB		0-3 K		3	1	1	2	1	1	1
Reggie Jackson, L OBP: 0.277, SLG: 0.364 (1, 10)	0-0 1B			0-3 K		0-3 K		0-0 4-3		4	0	1	0	0	2	3
Mark McGwire, R OBP: 0.360, SLG: 0.611 (1, 3)		0-0 F7		4-0 BB		0-0 1-3		0-3 K		3	0	0	0	1	1	2
Tony Phillips, S OBP: 0.347, SLG: 0.365 (1, 4)		0-3 K		0-3 K			0-0 L3		0-3 K	4	0	0	0	0	3	1
Terry Steinbach, R OBP: 0.341, SLG: 0.432 (1, 2)		0-0 L7			0-0 P3		0-3 K		0-0 F9	4	0	0	0	0	1	0
Alfredo Griffin, S OBP: 0.288, SLG: 0.339 (1, 6)			0-0 F8		0-0 G3		0-0 2B			3	0	1	0	0	0	0

Inning Stats	R: 2	H: 3	E: 0	K: 5	S: 5	LOB: 1	BB: 0	P: 5	R: 0	H: 0	E: 0	K: 5	S: 5	LOB: 0	BB: 0	P: 5	R: 0	H: 1	E: 0	K: 0	S: 4	LOB: 1	BB: 0	P: 4	R: 0	H: 0	E: 0	K: 2	S: 7	LOB: 1	BB: 2	P: 11	R: 0	H: 0	E: 0	K: 0	S: 3	LOB: 0	BB: 0	P: 3	R: 0	H: 0	E: 0	K: 1	S: 5	LOB: 2	BB: 2	P: 13	R: 0	H: 1	E: 0	K: 2	S: 8	LOB: 1	BB: 0	P: 8	R: 0	H: 0	E: 0	K: 2	S: 7	LOB: 1	BB: 1	P: 11	R: 0	H: 0	E: 0	K: 2	S: 7	LOB: 0	BB: 0	P: 7	1B: 3	2B: 1	3B: 0	HR: 1	SF: 0	SAC: 0	DP: 0	HBP: 0	WP: 0	PB: 0	SB: 4	CS: 0	PA: 35
--------------	------	------	------	------	------	--------	-------	------	------	------	------	------	------	--------	-------	------	------	------	------	------	------	--------	-------	------	------	------	------	------	------	--------	-------	-------	------	------	------	------	------	--------	-------	------	------	------	------	------	------	--------	-------	-------	------	------	------	------	------	--------	-------	------	------	------	------	------	------	--------	-------	-------	------	------	------	------	------	--------	-------	------	-------	-------	-------	-------	-------	--------	-------	--------	-------	-------	-------	-------	--------

PITCHER	IP	WLS	BF	H	R	ER	SO	BB	IBB	HBP	BLK	WP	HR	S	P	ERA	WHIP
Joe Johnson, R ERA: 5.4 (1, 1)	5.1		21	4	2	2	3	2	0	0	0	0	1	25	33	3.38	1.125
Mark Eichhorn, R ERA: 2.37 (6, 1)	1.2		7	1	0	0	3	1	0	0	0	0	0	12	16	0.00	1.200
Jeff Musselman, L ERA: 3.2 (8, 1)	0.0		1	0	0	0	0	1	0	0	0	0	0	4	4	∞	∞
Tom Henke, R ERA: (8, 1)	2.0	S	6	0	0	0	4	0	0	0	0	0	0	14	14	0.00	0.000

BOTTOM

Toronto Blue Jays @ Oakland Athletics
Oakland-Alameda County Coliseum, Oakland, CA


AB	31
R	2
H	5
RBI	2
BB	4
SO	10
LOB	13



PITCHER	IP	WLS	BF	H	R	ER	SO	BB	IBB	HBP	BLK	WP	HR	S	P	ERA	WHIP
Joe Johnson, R ERA: 5.4 (1, 1)	5.1		21	4	2	2	3	2	0	0	0	0	1	25	33	3.38	1.125
Mark Eichhorn, R ERA: 2.37 (6, 1)	1.2		7	1	0	0	3	1	0	0	0	0	0	12	16	0.00	1.200
Jeff Musselman, L ERA: 3.2 (8, 1)	0.0		1	0	0	0	0	1	0	0	0	0	0	4	4	∞	∞
Tom Henke, R ERA: (8, 1)	2.0	S	6	0	0	0	4	0	0	0	0	0	0	14	14	0.00	0.000

Fri May 15 1987, 7:05 PM PDT
Att. 13,139 - Unknown

livebaseballscorecards.com

Batter	1	2	3	4	5	6	7	8	9	AB R H RBI BB SO LOB	TOP			
Tony Fernandez, S (1, 6) OBP: 0.357, SLG: 0.373	0-0 CS 1B		0-0 1-3	0-0 G5-4-3 1-2f		4-0 BB			0-0 G6-4-3 1B	4 0 2 0 1 0 2				
Rance Mulliniks, L (1, 5) OBP: 0.338, SLG: 0.379 Kelly Gruber, R (6, PH) OBP: 0.310, SLG: 0.323 (6, 5)	4-0 2B 1-2 BB		0-0 L7		0-0 G3	0-0 F8			0-0 G6-4-3 1-2f	2 0 0 0 1 0 0 2 0 0 0 0 0 4				
Lloyd Moseby, L (1, 8) OBP: 0.303, SLG: 0.430	0-0 F7		0-0 4-3		0-0 1B 1B	0-0 F8			0-0 L6	5 0 1 0 0 0 4				
George Bell, R (1, 7) OBP: 0.355, SLG: 0.642 Rick Leach, L (8, 7) OBP: 0.593, SLG: 0.500	0-0 1-3 2B			0-0 HR	0-0 F7	0-0 F9				4 1 2 1 0 0 1 0 0 0 0 0 0 0				
Jesse Barfield, R (1, 9) OBP: 0.393, SLG: 0.574 Rob Ducey, L (8, 9) OBP: 0.375, SLG: 0.125	4-0 BB			0-0 HR	0-0 1-2 1B	0-0 F7				3 1 2 1 1 0 0 0 0 0 0 0 0 0				
Willie Upshaw, L (1, 3) OBP: 0.366, SLG: 0.524	0-0 F5			0-0 4-3 1B 1B	0-0 G3	0-0 6-3				4 1 1 0 0 0 5				
Fred McGriff, L (1, 10) OBP: 0.384, SLG: 0.403		0-0 4-3		0-0 4-3 1-2		0-0 F9		0-3 K		4 0 0 0 0 1 1	AB 36 R 3 H 12 RBI 3 BB 3 SO 2 LOB 17			
Ernie Whitt, L (1, 2) OBP: 0.358, SLG: 0.396 Jeffrey DeWillis, R (8, 2) OBP: 0.167, SLG: 0.389		0-0 F7		0-0 1B 2-H 1B		0-0 2B 1B		0-3 K		4 0 2 1 0 1 0 0 0 0 0 0 0 0				
Mike Sharperson, R (1, 4) OBP: 0.276, SLG: 0.288		0-0 F9		0-0 G5-4-3 1-2 1B		0-0 1-3 2B		0-0 F9		4 0 2 0 0 0 0				
Inning Stats	R: 0 E: 0 K: 0 S: 4 H: 2 LOB: 3 BB: 2 P: 12	R: 0 E: 0 K: 0 S: 3 H: 0 LOB: 0 BB: 0 P: 3	R: 0 E: 0 K: 0 S: 3 H: 0 LOB: 0 BB: 0 P: 3	R: 3 E: 0 K: 0 S: 7 H: 5 LOB: 1 BB: 0 P: 7	R: 0 E: 0 K: 0 S: 5 H: 2 LOB: 2 BB: 0 P: 5	R: 0 E: 0 K: 0 S: 5 H: 2 LOB: 3 BB: 1 P: 9	R: 0 E: 0 K: 0 S: 3 H: 0 LOB: 0 BB: 0 P: 3	R: 0 E: 0 K: 2 S: 7 H: 0 LOB: 0 BB: 0 P: 7	R: 0 E: 0 K: 0 S: 3 H: 1 LOB: 0 BB: 0 P: 3	1B: 8 2B: 2 3B: 0 HR: 2 SF: 0 SAC: 0 DP: 2 HBP: 0	WP: 0 PB: 0 SB: 0 CS: 1 PA: 39			
PITCHER	IP WLS BF H R ER SO BB IBB HBP BLK WP HR S P ERA WHIP												PITCHER	IP WLS BF H R ER SO BB IBB HBP BLK WP HR S P ERA WHIP
Moose Haas, R (1, 1) ERA: 5.02	5.0 W 24 9 3 3 0 2 0 0 0 0 0 2 22 30 5.40 2.200													
Gene Nelson, R (6, 1) ERA: 5.32	0.1 4 2 0 0 0 1 0 0 0 0 0 0 3 7 0.00 9.000													
Dave Leiper, L (6, 1) ERA: 2.7	0.2 2 0 0 0 0 0 0 0 0 0 0 0 2 2 0.00 0.000													
Dennis Eckersley, R (7, 1) ERA: 2.59	2.0 6 0 0 0 2 0 0 0 0 0 0 0 10 10 0.00 0.000													
Dennis Lamp, R (9, 1) ERA:	1.0 3 1 0 0 0 0 0 0 0 0 0 0 3 3 0.00 1.000													

Toronto Blue Jays @ Oakland Athletics
Oakland-Alameda County Coliseum, Oakland, CA
Sat May 16 1987, 3:33 AM PDT
Att: 20,900 - Unknown

livebaseballscorecards.com

Batter	1	2	3	4	5	6	7	8	9
Alfredo Griffin, S OBP: 0.317, SLG: 0.374 (1, 6)	0-0 F9 1B HR 1B	0-0 1-H 2-H 2B		0-0 SF7 1-3 3-H 2B	4-0 BB		4-0 BB		
Carney Lansford, R OBP: 0.362, SLG: 0.373 (1, 5)	0-0 1-2 HR 1B	0-3 K		4-0 IBB	0-0 F8		0-0 F9		
Jose Canseco, R OBP: 0.285, SLG: 0.382 (1, 7)	0-0 F9 2-3		0-0 G5-4-3 1B	0-0 SF7 2-3 3-H		0-3 K	0-0 F8		
Mark McGwire, R OBP: 0.362, SLG: 0.630 (1, 3)	0-0 1-H 3-H HR		0-0 1-2 G5-4-3 1B	0-3 K		0-0 F8	0-0 F7		
Ron Cey, R OBP: 0.419, SLG: 0.303 (1, 10)	0-0 5-3		0-0 G5-4-3		0-0 SH1-3 FC1-2 1B	0-0 HR 2B		4-0 BB BB BB	
Luis Polonia, L OBP: 0.328, SLG: 0.418 (5, PR)									
Reggie Jackson, L OBP: 0.283, SLG: 0.364 (8, PH)									
Alejandro Sanchez, R OBP: 0.349, SLG: 0.628 (1, 9)	0-0 6-3		0-0 5-3		0-0 FC1-2 SH1-3 BB 1B	4-0 HR IBB		0-0 F6	
Mike Davis, L OBP: 0.349, SLG: 0.628 (5, PH)									
Mike Davis, L OBP: 0.349, SLG: 0.628 (6, 9)									
Mickey Tettleton, S OBP: 0.246, SLG: 0.216 (1, 2)					0-0 1B 2B 1B	0-0 SH1-3	0-0 1-H 2-H HR	4-0 BB BB	
Stan Javier, S OBP: 0.364, SLG: 0.357 (1, 8)					0-3 K	0-0 FC1-2 BB BB	0-0 1B	4-0 G6-4-3 BB	
Mike Gallego, R OBP: 0.381, SLG: 0.432 (1, 4)					0-0 2B SF7 1B	4-0 BB BB	0-0 F3	0-0 G6-4-3	

AB	R	H	RBI	BB	SO	LOB
3	1	3	3	2	0	0
4	1	1	0	1	1	5
4	0	1	1	0	1	3
5	1	2	3	0	1	3
3	0	1	0	0	0	2
1	1	1	0	0	0	0
0	0	0	0	1	0	0
2	0	0	0	0	0	1
2	2	1	0	1	0	1
3	2	2	3	1	0	0
4	1	2	0	1	1	4
4	1	2	0	1	0	4


AB	R	H	RBI	BB	SO	LOB
35	10	16	10	8	4	23

Inning	1	2	3	4	5	6	7	8	9
R: 3	R: 1	R: 0	R: 2	R: 1	R: 3	R: 0	R: 0	R: 0	R: 0
E: 0	E: 0	E: 0	E: 0	E: 0	E: 0	E: 0	E: 0	E: 0	E: 0
K: 0	K: 1	K: 0	K: 2	K: 0	K: 1	K: 0	K: 0	K: 0	K: 0
S: 6	S: 7	S: 4	S: 10	S: 5	S: 8	S: 3	S: 2	S: 2	S: 2
H: 3	H: 3	H: 2	H: 3	H: 2	H: 3	H: 0	H: 0	H: 0	H: 0
LOB: 0	LOB: 1	LOB: 1	LOB: 2	LOB: 3	LOB: 1	LOB: 1	LOB: 2	LOB: 2	LOB: 2
BB: 0	BB: 0	BB: 0	BB: 1	BB: 2	BB: 1	BB: 1	BB: 3	BB: 3	BB: 3
P: 6	P: 7	P: 4	P: 14	P: 13	P: 12	P: 7	P: 14	P: 14	P: 14

WP	HR	S	P	ERA	WHIP
0	1	22	54	7.71	2.357

Toronto Blue Jays @ Oakland Athletics
Oakland-Alameda County Coliseum, Oakland, CA
 Sat May 16 1987, 3:33 AM PDT
 Att. 20,900 - Unknown

livebaseballscores.com



Batter	1	2	3	4	5	6	7	8	9	AB R H RBI BB SO LOB
Tony Fernandez, S (1, 6) OBP: 0.354, SLG: 0.370	0-3 K		0-3 K			0-0 1B		0-3 K		4 0 1 0 0 3 2
Rance Mulliniks, L (1, 5) OBP: 0.333, SLG: 0.362	0-0 L4			4-0 BB		0-0 L9		0-0 F6		3 0 0 0 1 0 1
Lloyd Moseby, L (1, 8) OBP: 0.301, SLG: 0.424	0-0 F7			0-3 K		0-0 E4 1B		0-3 K		4 0 1 0 0 2 1
George Bell, R (1, 10) OBP: 0.345, SLG: 0.623		0-0 F7		0-0 G5-4-3 1-2f		0-0 7-6-4-5 2-3f		0-0 F3		4 0 0 0 0 0 2
Jesse Barfield, R (1, 9) OBP: 0.392, SLG: 0.565		4-0 BB			0-0 F9		0-0 6-3			2 0 0 0 1 0 0
Fred McGriff, L (1, 3) OBP: 0.382, SLG: 0.392		0-0 1-3			4-0 BB			0-0 F8		2 0 0 0 1 0 1
Ernie Whitt, L (1, 2) OBP: 0.358, SLG: 0.394		0-0 G3			0-0 G4-6-3 1-2f			0-0 1B		3 0 1 0 0 0 2
Rob Ducey, L (1, 7) OBP: 0.333, SLG: 0.105			0-3 K			0-0 G3		0-0 F7		3 0 0 0 0 1 1
Mike Sharperson, R (1, 4) OBP: 0.270, SLG: 0.280			0-3 K			0-0 F3		0-0 1B		2 0 0 0 0 1 0
Willie Upshaw, L (8, PH) OBP: 0.371, SLG: 0.528										1 0 1 0 0 0 0
Garth Iorg, R (8, 4) OBP: 0.246, SLG: 0.151										0 0 0 0 0 0 0

Inning Stats	R: 0 E: 0 K: 1 S: 5	H: 0 LOB: 0 BB: 0 P: 5	R: 0 E: 0 K: 0 S: 3	H: 0 LOB: 1 BB: 1 P: 7	R: 0 E: 0 K: 3 S: 9	H: 0 LOB: 0 BB: 0 P: 9	R: 0 E: 0 K: 1 S: 4	H: 0 LOB: 0 BB: 1 P: 8	R: 0 E: 0 K: 0 S: 2	H: 0 LOB: 0 BB: 1 P: 6	R: 0 E: 0 K: 0 S: 4	H: 1 LOB: 1 BB: 0 P: 4	R: 0 E: 1 K: 0 S: 3	H: 1 LOB: 0 BB: 0 P: 3	R: 0 E: 0 K: 1 S: 7	H: 2 LOB: 2 BB: 0 P: 7	R: 0 E: 0 K: 1 S: 5	H: 0 LOB: 0 BB: 0 P: 5	1B: 4 2B: 1 3B: 0 HR: 0	SF: 0 SAC: 0 DP: 3 HBP: 0	WP: 0 PB: 0 SB: 0 CS: 0	PA: 31
--------------	------------------------------	---------------------------------	------------------------------	---------------------------------	------------------------------	---------------------------------	------------------------------	---------------------------------	------------------------------	---------------------------------	------------------------------	---------------------------------	------------------------------	---------------------------------	------------------------------	---------------------------------	------------------------------	---------------------------------	----------------------------------	------------------------------------	----------------------------------	--------

PITCHER	IP	WLS	BF	H	R	ER	SO	BB	IBB	HBP	BLK	WP	HR	S	P	ERA	WHIP
Dave Stewart, R (1, 1) ERA: 4.33	9.0	W	31	4	0	0	7	3	0	0	0	0	0	42	54	0.00	0.778

TOP

Toronto Blue Jays @ Oakland Athletics
Oakland-Alameda County Coliseum, Oakland, CA

Sun May 17 1987, 3:33 AM PDT
Att. 30,511 - Unknown

AB	28
R	0
H	4
RBI	0
BB	3
SO	7
LOB	10



Batter	1	2	3	4	5	6	7	8	9	AB	R	H	RBI	BB	SO	LOB
Alfredo Griffin, S OBP: 0.307, SLG: 0.361 (1, 6)	0-0 L4		0-0 L9		0-0 F8		0-0 4-3			4	0	0	0	0	0	0
Carney Lansford, R OBP: 0.352, SLG: 0.361 (1, 5)	0-0 F8		0-0 F7		0-0 1-4-3			0-0 F8		4	0	0	0	0	0	0
Jose Canseco, R OBP: 0.291, SLG: 0.403 (1, 7)	0-0 HR		0-3 K			4-0 CS BB		0-0 F6		3	1	1	1	1	1	0
Mark McGwire, R OBP: 0.367, SLG: 0.618 (1, 3)	0-0 L5			4-0 BB BB		4-0 WP BB		0-3 K		2	1	0	0	2	1	0
Ron Cey, R OBP: 0.457, SLG: 0.412 (1, 10)		0-0 HR		4-0 BB		4-0 1B				1	1	1	1	2	0	0
Luis Polonia, L OBP: 0.328, SLG: 0.418 (6, PR)				1-2 BB		1-2 1B				0	0	0	0	0	0	0
Mike Davis, L OBP: 0.349, SLG: 0.621 (1, 9)	0-0 F7		0-0 F3		0-0 L9-3 1B					3	0	1	1	0	0	2
Mickey Tettleton, S OBP: 0.250, SLG: 0.208 (1, 2)		4-0 1B BB		0-3 K		0-0 L9-3				2	0	0	0	1	1	4
Stan Javier, S OBP: 0.362, SLG: 0.356 (1, 8)		0-0 G4-6-3 1B		0-0 F3			0-0 6-3			3	0	1	0	0	0	2
Mike Gallego, R OBP: 0.356, SLG: 0.400 (1, 4)		0-0 G4-6-3			0-0 F9			0-3 K		3	0	0	0	0	1	2

Inning Stats	R: 1	H: 1	E: 0	K: 0	S: 4	LOB: 0	BB: 0	P: 4	R: 1	H: 2	E: 0	K: 0	S: 4	LOB: 1	BB: 1	P: 8	R: 0	H: 0	E: 0	K: 1	S: 5	LOB: 0	BB: 0	P: 5	R: 0	H: 0	E: 0	K: 1	S: 3	LOB: 0	BB: 0	P: 3	R: 1	H: 1	E: 0	K: 0	S: 2	LOB: 1	BB: 3	P: 14	R: 0	H: 0	E: 0	K: 1	S: 5	LOB: 0	BB: 0	P: 5	R: 0	H: 0	E: 0	K: 1	S: 5	LOB: 0	BB: 0	P: 5
--------------	------	------	------	------	------	--------	-------	------	------	------	------	------	------	--------	-------	------	------	------	------	------	------	--------	-------	------	------	------	------	------	------	--------	-------	------	------	------	------	------	------	--------	-------	-------	------	------	------	------	------	--------	-------	------	------	------	------	------	------	--------	-------	------

PITCHER	IP	WLS	BF	H	R	ER	SO	BB	IBB	HBP	BLK	WP	HR	S	P	ERA	WHIP
John Cerutti, L ERA: 4.68 (1, 1)	5.1	L	22	3	3	3	2	5	0	0	0	0	2	21	41	5.06	1.500
Jeff Musselman, L ERA: 2.95 (6, 1)	1.2		6	1	0	0	1	0	1	0	0	1	0	7	11	0.00	0.600
Mark Eichhorn, R ERA: 2.31 (8, 1)	1.0		3	0	0	0	1	0	0	0	0	0	0	5	5	0.00	0.000

Toronto Blue Jays @ Oakland Athletics
Oakland-Alameda County Coliseum, Oakland, CA

Sun May 17 1987, 3:33 AM PDT
Att. 30,511 - Unknown

AB	25
R	3
H	4
RBI	3
BB	6
SO	4
LOB	10

1B: 2	SF: 0	WP: 1	PA: 31
2B: 1	SAC: 0	PB: 0	
3B: 0	DP: 2	SB: 0	
HR: 2	HBP: 0	CS: 1	

PITCHER	IP	WLS	BF	H	R	ER	SO	BB	IBB	HBP	BLK	WP	HR	S	P	ERA	WHIP
---------	----	-----	----	---	---	----	----	----	-----	-----	-----	----	----	---	---	-----	------

Batter	1	2	3	4	5	6	7	8	9	AB R H RBI BB SO LOB	TOP
Rickey Henderson, R OBP: 0.469, SLG: 0.636 (1, 8) X	0-0 PC SH3 1B		0-3 K			0-0 BB 1B		4-0 CS BB		3 0 2 0 1 1 0	
Willie Randolph, R OBP: 0.431, SLG: 0.388 (1, 4) X	0-0 SH3 1-2			4-0 G5-4-3 BB		4-0 G5-4-3 BB		0-0 CS 1-2	0-3 K	1 0 0 0 2 1 0	
Don Mattingly, L OBP: 0.337, SLG: 0.457 (1, 3) X	0-0 F6			0-0 G5-4-3 1-2f		0-0 G5-4-3 1-2f			0-0 L8	4 0 0 0 0 0 4	
Dave Winfield, R OBP: 0.416, SLG: 0.559 (1, 9) X	0-0 PO 2-3	0-0 HR		0-3 K			0-0 HR		0-0 6-3	4 2 2 2 0 1 0	
Gary Ward, R OBP: 0.345, SLG: 0.496 (1, 7) X		0-0 5-3			0-0 1B		0-3 K			3 0 1 0 0 1 0	
Ron Kittle, R OBP: 0.273, SLG: 0.451 (1, 10) X		0-0 F7			0-0 F9		0-0 F9			3 0 0 0 0 0 1	
Lenn Sakata, R OBP: 0.333, SLG: 0.520 (1, 5) X		0-0 F9			0-0 P1		0-0 L8			3 0 0 0 0 0 1	
Joel Skinner, R OBP: 0.200, SLG: 0.250 (1, 2) X			0-0 4-3		0-0 F8			0-0 F6		3 0 0 0 0 0 1	
Wayne Tolleson, S OBP: 0.345, SLG: 0.309 (1, 6) X			0-0 L7			0-3 K		0-0 L5		3 0 0 0 0 1 0	
Inning Stats	R: 0 E: 0 K: 0 S: 3 H: 1 LOB: 0 BB: 0 P: 3	R: 1 E: 0 K: 0 S: 4 H: 1 LOB: 0 BB: 0 P: 4	R: 0 E: 0 K: 1 S: 5 H: 0 LOB: 0 BB: 0 P: 5	R: 0 E: 0 K: 1 S: 4 H: 0 LOB: 0 BB: 1 P: 8	R: 0 E: 0 K: 0 S: 4 H: 1 LOB: 1 BB: 0 P: 4	R: 0 E: 0 K: 1 S: 5 H: 1 LOB: 1 BB: 1 P: 9	R: 1 E: 0 K: 1 S: 6 H: 1 LOB: 0 BB: 0 P: 6	R: 0 E: 0 K: 0 S: 2 H: 0 LOB: 0 BB: 1 P: 6	R: 0 E: 0 K: 1 S: 5 H: 0 LOB: 0 BB: 0 P: 5	1B: 3 2B: 0 3B: 0 HR: 2 SF: 0 SAC: 1 DP: 2 HBP: 0	WP: 0 PB: 0 SB: 0 CS: 1 PA: 33
PITCHER Curt Young, L ERA: 2.28 (1, 1)	IP: 9.0 WLS: L BF: 31 H: 5 R: 2 ER: 2 SO: 5 BB: 3 IBB: 0 HBP: 0 BLK: 0 WP: 0 HR: 2 S: 38 P: 50 ERA: 2.00 WHIP: 0.889										

New York Yankees @ Oakland Athletics
Oakland-Alameda County Coliseum, Oakland, CA

livebaseballscorecards.com

AB	27
R	2
H	5
RBI	2
BB	3
SO	5
LOB	7



Mon May 18 1987, 7:05 PM PDT
Att. 20,529 - Unknown

Batter	1	2	3	4	5	6	7	8	9	AB	R	H	RBI	BB	SO	LOB
Alfredo Griffin, S (1, 6) OBP: 0.298, SLG: 0.350	0-0 6-3		0-0 CS	0-0 F7		0-0 4-3		0-0 B1-3		4	0	0	0	0	0	0
Carney Lansford, R (1, 5) OBP: 0.356, SLG: 0.373	0-0 F8			0-0 1B		0-0 2B			0-0 6-3	4	0	2	0	0	0	0
Jose Canseco, R (1, 7) OBP: 0.290, SLG: 0.399	0-0 P3			0-0 1B		0-3 K			0-0 F3	4	0	1	0	0	1	1
Mark McGwire, R (1, 3) OBP: 0.363, SLG: 0.632		0-0 6-3		0-0 6-3			0-0 HR		0-3 K	4	1	1	1	0	1	1
Ron Cey, R (1, 10) OBP: 0.479, SLG: 0.429		0-0 1B			4-0 BB		0-0 3-1			1	0	1	0	1	0	0
Reggie Jackson, L (7, PH) OBP: 0.281, SLG: 0.361										1	0	0	0	0	0	0
Mike Davis, L (1, 9) OBP: 0.341, SLG: 0.605		0-0 G4-6-3			0-0 G3-6		0-0 5-3			3	0	0	0	0	0	2
Terry Steinbach, R (1, 2) OBP: 0.341, SLG: 0.429			0-3 K		0-0 1B		0-0 6-3			3	0	1	0	0	1	0
Stan Javier, S (1, 8) OBP: 0.361, SLG: 0.355			0-0 CS		0-0 FC6-4		0-3 K			3	0	1	0	0	1	1
Mike Gallego, R (1, 4) OBP: 0.340, SLG: 0.381			0-0 5-3			0-0 6-3		0-0 6-3		2	0	0	0	0	0	1
Tony Phillips, S (8, PH) OBP: 0.345, SLG: 0.362			0-0 1B							1	0	0	0	0	0	0

Inning Stats	R: 0	H: 0	E: 0	K: 0	S: 3	P: 3	R: 0	H: 1	E: 0	K: 0	S: 3	P: 3	R: 0	H: 1	E: 0	K: 1	S: 5	R: 0	H: 2	E: 0	K: 0	S: 4	P: 4	R: 0	H: 1	E: 0	K: 0	S: 3	P: 7	R: 1	H: 1	E: 0	K: 0	S: 4	P: 4	R: 0	H: 0	E: 0	K: 1	S: 5	P: 5	R: 0	H: 0	E: 0	K: 1	S: 5	P: 5
	0	0	0	0	3	3	0	1	0	0	3	3	0	1	0	1	5	0	0	1	0	0	4	4	0	1	0	1	0	1	6	0	1	0	0	4	4	0	0	5	5	0	0	0	5	5	

PITCHER	IP	WLS	BF	H	R	ER	SO	BB	IBB	HBP	BLK	WP	HR	S	P	ERA	WHIP
Tommy John, L (1, 1) ERA: 3.86	6.0	W	21	6	0	0	2	1	0	0	0	0	0	24	28	0.00	1.167
Tim Stoddard, R (7, 1) ERA: 4.24	3.0	S	10	1	1	1	2	0	0	0	0	0	1	14	14	3.00	0.333


BOTTOM

New York Yankees @ Oakland Athletics
Oakland-Alameda County Coliseum, Oakland, CA


Mon May 18 1987, 7:05 PM PDT
Att. 20,529 - Unknown

livebaseballscorecards.com

AB	30
R	1
H	7
RBI	1
BB	1
SO	4
LOB	6



WP	PA	ERA	WHIP
0	32		

Batter	1	2	3	4	5	6	7	8	9	AB R H RBI BB SO LOB	TOP														
Rickey Henderson, R OBP: 0.455, SLG: 0.613 (1, 8)	0-3 K		0-0 F9		0-0 F8		0-3 K		0-0 L7	5 0 0 0 0 2 2	<p>New York Yankees @ Oakland Athletics Oakland-Alameda County Coliseum, Oakland, CA</p> <p>Tue May 19 1987, 7:05 PM PDT Att. 16,103 - Unknown</p> <p>livebaseballscorecards.com</p> <table border="0"> <tr><td>AB</td><td>36</td></tr> <tr><td>R</td><td>2</td></tr> <tr><td>H</td><td>9</td></tr> <tr><td>RBI</td><td>2</td></tr> <tr><td>BB</td><td>2</td></tr> <tr><td>SO</td><td>9</td></tr> <tr><td>LOB</td><td>21</td></tr> </table> 	AB	36	R	2	H	9	RBI	2	BB	2	SO	9	LOB	21
AB	36																								
R	2																								
H	9																								
RBI	2																								
BB	2																								
SO	9																								
LOB	21																								
Willie Randolph, R OBP: 0.424, SLG: 0.381 (1, 4)	0-0 4-3 1B		0-0 F9		0-0 L4			0-0 F8	0-0 FC6-4	5 0 1 0 0 0 2															
Don Mattingly, L OBP: 0.346, SLG: 0.468 (1, 3)	0-0 4-3 1-2			0-0 BB FC4-6 1B		4-0 1B BB		0-0 2B		3 1 2 0 1 0 1															
Dave Winfield, R OBP: 0.412, SLG: 0.550 (1, 9)	0-0 F9			0-0 FC4-6 1-2 1B		0-3 K		0-0 F6		4 0 1 0 0 1 3															
Dan Pasqua, L OBP: 0.320, SLG: 0.298 (1, 10)		0-0 4-3		0-0 F8		0-0 1-3 1B		0-0 F7		4 0 1 0 0 0 3															
Gary Ward, R OBP: 0.349, SLG: 0.515 (1, 7)		0-0 4-3		4-0 FC4-6 1-2 2-3 BB		0-3 K			0-0 HR	3 1 1 1 1 1 2															
Mike Pagliarulo, L OBP: 0.271, SLG: 0.331 (1, 5)				0-0 FC4-6 1-2f 2-3 3-H		0-0 3-1			0-0 1B 1B	4 0 2 1 0 0 4															
Joel Skinner, R OBP: 0.194, SLG: 0.241 (1, 2)		0-3 K		0-0 4-3			0-3 K		0-0 L7	3 0 0 0 0 2 3 1 0 0 0 0 0 1															
Keith Hughes, L (9, PH)																									
Wayne Tolleson, S OBP: 0.338, SLG: 0.302 (1, 6)			0-3 K		0-3 K		0-3 K		0-0 FC6-4 1B	3 0 0 0 0 3 0 1 0 1 0 0 0 0 0 0 0 0 0 0 0															
Ron Kittle, R OBP: 0.286, SLG: 0.462 (9, PH)																									
Lenn Sakata, R OBP: 0.333, SLG: 0.520 (9, PR)																									
Inning Stats	R: 0 E: 0 K: 1 S: 6	H: 1 LOB: 1 BB: 0 P: 6	R: 0 E: 0 K: 1 S: 6	H: 1 LOB: 1 BB: 0 P: 6	R: 0 E: 0 K: 1 S: 5	H: 0 LOB: 0 BB: 0 P: 5	R: 1 E: 0 K: 0 S: 5	H: 2 LOB: 2 BB: 1 P: 9	R: 0 E: 0 K: 1 S: 5	H: 0 LOB: 0 BB: 0 P: 5	R: 0 E: 0 K: 2 S: 8	H: 1 LOB: 2 BB: 1 P: 12	R: 0 E: 0 K: 3 S: 9	H: 0 LOB: 0 BB: 0 P: 9	R: 0 E: 0 K: 0 S: 4	H: 1 LOB: 1 BB: 0 P: 4	R: 1 E: 0 K: 0 S: 6	H: 3 LOB: 2 BB: 0 P: 6	1B: 7 2B: 1 3B: 0 HR: 1	SF: 0 SAC: 0 DP: 0 HBP: 0	WP: 0 PB: 0 SB: 0 CS: 0	PA: 38			
PITCHER	IP WLS BF H R ER SO BB IBB HBP BLK WP HR S P ERA WHIP																								
Steve Ontiveros, R ERA: 3.57 (1, 1)	3.1		15	4	1	1	3	1	0	0	0	0	0	20	24	2.70	1.500								
Dennis Eckersley, R ERA: 2.25 (4, 1)	4.2	W	17	2	0	0	6	1	0	0	0	0	0	28	32	0.00	0.643								
Jay Howell, R ERA: 5.71 (9, 1)	1.0	S	6	3	1	1	0	0	0	0	0	0	1	6	6	9.00	3.000								

Batter	1	2	3	4	5	6	7	8	9	AB	R	H	RBI	BB	SO	LOB
Alfredo Griffin, S OBP: 0.304, SLG: 0.349 (1, 6)	4-0 CS BB	0-0 F9		0-0 1-3 1B		0-0 F4				3	1	1	0	1	0	2
Carney Lansford, R OBP: 0.347, SLG: 0.362 (1, 5)	0-0 5-3 1-2	0-3 K		0-0 1-3			0-0 4-3			4	0	0	0	0	1	4
Jose Canseco, R OBP: 0.295, SLG: 0.423 (1, 7)	0-0 HR		0-0 5-3	0-0 FC4-6 2-H 1B			0-0 G3			4	1	2	2	0	0	0
Mark McGwire, R OBP: 0.375, SLG: 0.657 (1, 3)	4-0 BB		0-0 HR	0-0 FC4-6 1-2f			4-0 BB			2	1	1	1	2	0	1
Ron Cey, R OBP: 0.481, SLG: 0.405 (1, 10)	0-3 K		4-0 FC4-6 BB		4-0 G6-4-3 BB		0-0 F8			2	0	0	0	2	1	2
Reggie Jackson, L OBP: 0.280, SLG: 0.366 (1, 9)		0-0 2B 2B	0-0 FC4-6 1B 1-2f		0-3 K		0-3 K			4	1	1	0	0	2	2
Tony Phillips, S OBP: 0.355, SLG: 0.369 (1, 4)		4-0 2B BB	0-0 1-2 1B		0-0 G6-4-3 1-2f		0-0 G5-4-3 1B			3	0	2	0	1	0	1
Mickey Tettleton, S OBP: 0.234, SLG: 0.193 (1, 2)		0-0 F6	0-3 K			0-0 F9		0-0 G5-4-3		4	0	0	0	0	1	5
Luis Polonia, L OBP: 0.328, SLG: 0.431 (1, 8)		0-0 1-3 2-H 2B		0-3 K		0-0 4-3				3	0	1	1	0	1	0

Inning Stats		R: 1	H: 1	E: 0	K: 1	S: 5	LOB: 1	BB: 2	P: 13	R: 1	H: 2	E: 0	K: 1	S: 7	LOB: 2	BB: 1	P: 11	R: 1	H: 2	E: 0	K: 1	S: 7	LOB: 1	BB: 0	P: 7	R: 0	H: 0	E: 0	K: 1	S: 4	LOB: 0	BB: 1	P: 8	R: 0	H: 0	E: 0	K: 0	S: 3	LOB: 0	BB: 0	P: 3	R: 0	H: 0	E: 0	K: 0	S: 3	LOB: 1	BB: 1	P: 7	R: 0	H: 1	E: 0	K: 1	S: 5	LOB: 0	BB: 0	P: 5
PITCHER	IP	WLS	BF	H	R	ER	SO	BB	IBB	HBP	BLK	WP	HR	S	P	ERA	WHIP																																								
Dennis Rasmussen, L ERA: 3.0 (1, 1)	2.1	L	14	4	3	3	2	4	0	0	0	0	2	14	30	11.57	3.429																																								
Pat Clements, L ERA: 4.61 (3, 1)	5.2		21	4	1	1	4	2	0	0	0	0	0	27	35	1.59	1.059																																								


BOTTOM

New York Yankees @ Oakland Athletics
Oakland-Alameda County Coliseum, Oakland, CA

Tue May 19 1987, 7:05 PM PDT
Att. 16,103 - Unknown

livebaseballscorecards.com

AB	29
R	4
H	8
RBI	4
BB	6
SO	6
LOB	17




WP: 0	PA: 35
PB: 0	
SB: 0	
CS: 1	

Batter	1	2	3	4	5	6	7	8	9	AB R H RBI BB SO LOB	TOP													
Rickey Henderson, R OBP: 0.465, SLG: 0.612 (1, 8) BB BB	4-0 CS BB		4-0 BB CI 1-2 2-3 BB	4-0 1-2 BB		0-0 FC6 1-2f			0-0 HR 1B	2 1 1 0 3 0 1														
Willie Randolph, R OBP: 0.418, SLG: 0.399 (1, 4) SS SS	0-3 K 1-2		0-0 SF8 2-3 3-H	0-3 K			0-0 6-3		0-0 HR 1B	4 1 1 4 0 2 3														
Don Mattingly, L OBP: 0.355, SLG: 0.471 (1, 3) X	0-0 1B		0-1 CI 1-2 BB		4-0 BB		0-0 G4-6-3 1B		0-0 4-3	3 0 2 0 1 0 0														
Dave Winfield, R OBP: 0.406, SLG: 0.535 (1, 9) SS SS	0-3 K		4-0 BB 1-2 2-3 3-H		0-3 K		0-0 G4-6-3 1-2f		0-0 4-3	4 0 0 1 1 2 3														
Dan Pasqua, L OBP: 0.306, SLG: 0.281 (1, 10) X		0-0 F8	0-3 K		0-3 K			0-3 K	0-0 G3	5 0 0 0 0 3 4														
Gary Ward, R OBP: 0.340, SLG: 0.500 (1, 7) SS SS		0-3 K	0-0 5-3		0-3 K			0-0 5-3		4 0 0 0 0 2 4														
Mike Pagliarulo, L OBP: 0.278, SLG: 0.367 (1, 5) X		0-0 F9		0-3 K		0-0 FC3-2 3B		0-0 3B		4 0 2 0 0 1 0														
Rick Cerone, R OBP: 0.283, SLG: 0.250 (1, 2) Keith Hughes, L (8, PH) Joel Skinner, R OBP: 0.194, SLG: 0.241 (8, 2)			0-0 BB SF8 1B	0-0 1-3		0-0 FC3-2 FC6		0-0 4-3		3 1 1 0 0 0 1 1 0 0 0 0 0 1 0 0 0 0 0 0 0														
Wayne Tolleson, S OBP: 0.349, SLG: 0.305 (1, 6) X		0-0 SF8 BB 1-2 1B	0-0 BB BB 1B	4-0 BB		0-0 F8			4-0 HR 1B BB	2 2 1 0 2 0 1														
Inning Stats	R: 0 E: 0 K: 2 S: 7	H: 1 LOB: 1 BB: 1 P: 11	R: 0 E: 0 K: 1 S: 5	H: 0 LOB: 0 BB: 0 P: 5	R: 2 E: 1 K: 1 S: 8	H: 2 LOB: 3 BB: 2 P: 16	R: 0 E: 0 K: 2 S: 7	H: 0 LOB: 2 BB: 2 P: 15	R: 0 E: 0 K: 3 S: 9	H: 0 LOB: 1 BB: 1 P: 13	R: 0 E: 0 K: 0 S: 4	H: 1 LOB: 1 BB: 0 P: 4	R: 0 E: 0 K: 0 S: 3	H: 1 LOB: 0 BB: 0 P: 3	R: 0 E: 0 K: 1 S: 6	H: 1 LOB: 1 BB: 0 P: 6	R: 3 E: 0 K: 0 S: 5	H: 2 LOB: 0 BB: 1 P: 9	1B: 5 2B: 0 3B: 2 HR: 1	SF: 1 SAC: 0 DP: 1 HBP: 0	WP: 0 PB: 0 SB: 0 CS: 1	PA: 41		
PITCHER Eric Plunk, R ERA: 4.34 Gene Nelson, R ERA: 4.23 Jay Howell, R ERA: 6.87	IP	WLS	BF	H	R	ER	SO	BB	IBB	HBP	BLK	WP	HR	S	P	ERA	WHIP							
	2.1		13	3	2	1	3	3	0	0	0	0	0	16	28	3.86	2.571							
	5.2	W	22	3	0	0	7	3	0	0	0	0	0	33	45	0.00	1.059							
	1.0		6	2	3	3	0	1	0	0	0	0	1	5	9	27.00	3.000							

New York Yankees @ Oakland Athletics
 Oakland-Alameda County Coliseum, Oakland, CA
 Wed May 20 1987, 7:05 PM PDT
 Att: 16,083 - Unknown

AB	32
R	5
H	8
RBI	5
BB	7
SO	10
LOB	18



Batter	1	2	3	4	5	6	7	8	9	AB	R	H	RBI	BB	SO	LOB	BOTTOM														
Luis Polonia, L (1, 8) OBP: 0.364, SLG: 0.475	4-0 WP E BB	0-0 S 2B 1B		0-0 SF9 3B		4-0 FC6-4 BB		0-0 G3		3	3	2	1	2	0	1	<p>New York Yankees @ Oakland Athletics Oakland-Alameda County Coliseum, Oakland, CA</p> <p>Wed May 20 1987, 7:05 PM PDT Att. 16,083 - Unknown</p> <p>livebaseballscorecards.com</p> <table> <tr><td>AB</td><td>31</td></tr> <tr><td>R</td><td>7</td></tr> <tr><td>H</td><td>8</td></tr> <tr><td>RBI</td><td>6</td></tr> <tr><td>BB</td><td>6</td></tr> <tr><td>SO</td><td>3</td></tr> <tr><td>LOB</td><td>12</td></tr> </table> 	AB	31	R	7	H	8	RBI	6	BB	6	SO	3	LOB	12
AB	31																														
R	7																														
H	8																														
RBI	6																														
BB	6																														
SO	3																														
LOB	12																														
Mike Davis, L (1, 10) OBP: 0.336, SLG: 0.602	0-0 F7 1-H	0-0 2B		0-0 SF9		0-0 F9		0-3 K		4	0	1	2	0	1	2															
Jose Canseco, R (1, 7) OBP: 0.288, SLG: 0.411	0-0 F9	0-0 F6		0-0 6-3		0-0 FC6-4 1-2f				4	0	0	0	0	0	2															
Ron Cey, R (1, 5) OBP: 0.455, SLG: 0.375	0-0 L8		0-0 5-3		0-0 F8		0-0 5-3			3	0	0	0	0	0	0															
Mike Gallego, R (6, 5) OBP: 0.333, SLG: 0.372										1	0	0	0	0	0	0															
Reggie Jackson, L (1, 9) OBP: 0.287, SLG: 0.365		0-0 HR 1B		4-0 F8 BB BB		0-3 K		0-0 F6		3	1	1	0	1	1	0															
Stan Javier, S (8, 9) OBP: 0.361, SLG: 0.355										0	0	0	0	0	0	0															
Mark McGwire, R (1, 3) OBP: 0.386, SLG: 0.682		0-0 HR 1B		4-0 1-2 BB BB		4-0 BB BB		0-0 F3		2	1	1	2	2	0	0															
Tony Phillips, S (1, 4) OBP: 0.359, SLG: 0.368		0-3 K		0-0 F8 2-3		4-0 1-2 BB BB		0-0 2B 1B		3	1	1	0	1	1	2															
Terry Steinbach, R (1, 2) OBP: 0.337, SLG: 0.432		0-0 F9		0-0 5-3		0-0 F9		0-0 F8 1-H 2B		4	0	1	1	0	0	4															
Alfredo Griffin, S (1, 6) OBP: 0.302, SLG: 0.362		0-0 1B 3B		0-0 F4		0-0 5-3		0-0 F8 2-3		4	1	1	0	0	0	1															
Inning Stats	R: 1 E: 1 K: 0 S: 3	H: 0 LOB: 0 BB: 1 P: 7	R: 4 E: 0 K: 1 S: 10	H: 5 LOB: 1 BB: 0 P: 10	R: 0 E: 0 K: 0 S: 3	H: 0 LOB: 2 BB: 2 P: 11	R: 1 E: 0 K: 0 S: 4	H: 1 LOB: 0 BB: 0 P: 4	R: 0 E: 0 K: 1 S: 5	H: 0 LOB: 2 BB: 2 P: 13	R: 0 E: 0 K: 0 S: 3	H: 0 LOB: 0 BB: 0 P: 3	R: 1 E: 0 K: 1 S: 7	H: 2 LOB: 1 BB: 0 P: 7	1B: 3 2B: 2 3B: 2 HR: 1	SF: 1 SAC: 0 DP: 0 HBP: 0	WP: 2 PB: 0 SB: 1 CS: 0	PA: 38													
PITCHER	IP	WLS	BF	H	R	ER	SO	BB	IBB	HBP	BLK	WP	HR	S	P	ERA	WHIP														
Charles Hudson, R ERA: 2.69	(1, 1)	2.1	L	15	5	5	5	1	3	0	0	0	0	1	14	26	19.29	3.429													
Bob Shirley, L ERA: 3.57	(3, 1)	5.2		23	3	2	2	2	3	0	0	0	0	0	24	36	3.18	1.059													

Batter	1	2	3	4	5	6	7	8	9	AB R H RBI BB SO LOB	TOP	
Lee Lacy, R (1, 9) OBP: 0.267, SLG: 0.302	0-0 1B 2B 1B	0-0 G4-6-3 1-2 1B		FC4-2 1B			1-3	6-3		5 1 2 0 0 0 4		
Jim Dwyer, L (1, 10) OBP: 0.403, SLG: 0.662 Mike Young, S (7, PH) OBP: 0.409, SLG: 0.133	0-0 2B 1-2 HR 1B	0-0 G4-6-3 1-2 1B		2-3 3-H 1-2 3-H 1B			1B		K	3 1 2 1 0 0 2 2 0 1 0 0 1 0		
Cal Ripken Jr., R (1, 6) OBP: 0.381, SLG: 0.602	0-0 1-3 2-H HR 2B		K	4-3			K		5-3	5 1 1 1 0 2 3		
Eddie Murray, S (1, 3) OBP: 0.346, SLG: 0.580	0-0 2-H 2-H 3-H HR		K		4-3		F8		1B 2B	5 2 2 3 0 1 1		
Fred Lynn, L (1, 8) OBP: 0.368, SLG: 0.500	0-0 4-3		HR		4-3			K	1B 1B IBB	4 2 1 1 1 1 0		
Ray Knight, R (1, 5) OBP: 0.365, SLG: 0.436 Rene Gonzales, R (9, PR) OBP: 0.267, SLG: 0.429 (9, 5)	0-0 4-3		5-3		5-3			2B SH3 HBP	1-3 2-H 1B 1B	4 1 1 1 0 0 0 0 1 0 0 0 0 0		
Terry Kennedy, L (1, 2) OBP: 0.321, SLG: 0.434	0-0 L7			2B FC4-2 1B			K	SH3 1-3 2B	2-H 3-H 1B	5 0 3 2 0 1 0		
Larry Sheets, L (1, 7) OBP: 0.404, SLG: 0.602		0-0 6-3		FC4-2 1-3 1B 2B			K	SH3 IBB	K	4 1 1 0 1 2 2		
Rick Burleson, R (1, 4) OBP: 0.290, SLG: 0.239		4-0 1B BB		4-3			K	SH3		2 0 0 1 1 1 2		
Inning Stats	R: 4 H: 4 E: 0 LOB: 0 K: 0 BB: 0 S: 7 P: 7	R: 0 H: 1 E: 0 LOB: 1 K: 0 BB: 1 S: 3 P: 7	R: 1 H: 1 E: 0 LOB: 0 K: 2 BB: 0 S: 8 P: 8	R: 1 H: 3 E: 0 LOB: 2 K: 0 BB: 0 S: 6 P: 6	R: 0 H: 0 E: 0 LOB: 0 K: 0 BB: 0 S: 3 P: 3	R: 0 H: 0 E: 0 LOB: 0 K: 3 BB: 0 S: 9 P: 9	R: 0 H: 1 E: 0 LOB: 1 K: 1 BB: 0 S: 6 P: 6	R: 1 H: 1 E: 0 LOB: 2 K: 2 BB: 1 S: 10 P: 11	R: 3 H: 3 E: 0 LOB: 2 K: 2 BB: 1 S: 10 P: 14	1B: 8 SF: 0 2B: 4 SAC: 1 3B: 0 DP: 1 HR: 2 HBP: 1	WP: 0 PA: 44 PB: 0 SB: 0 CS: 0	
PITCHER	IP WLS BF H R ER SO BB IBB HBP BLK WP HR S P ERA WHIP											
Moose Haas, R (1, 1) ERA: 6.61	2.0 L 11 5 4 4 0 1 0 0 0 0 0 1 10 14 18.00 3.000											
Dennis Lamp, R (3, 1) ERA: 4.5	3.0 13 4 2 2 2 0 0 0 0 0 0 1 17 17 6.00 1.333											
Dave Leiper, L (6, 1) ERA: 2.25	1.1 5 1 0 0 3 0 0 0 0 0 0 0 11 11 0.00 0.750											
Steve Ontiveros, R (7, 1) ERA: 4.95	2.1 14 4 4 4 3 0 2 1 0 0 0 0 17 26 15.43 1.714											
Eric Plunk, R (9, 1) ERA: 4.31	0.1 1 0 0 0 1 0 0 0 0 0 0 0 3 3 0.00 0.000											

Baltimore Orioles @ Oakland Athletics
Oakland-Alameda County Coliseum, Oakland, CA

Fri May 22 1987, 7:05 PM PDT
Att: 15,137 - Unknown

AB	39
R	10
H	14
RBI	10
BB	3
SO	9
LOB	14



WP: 0	PA: 44
PB: 0	
SB: 0	
CS: 0	

Batter	1	2	3	4	5	6	7	8	9	AB R H RBI BB SO LOB
Alfredo Griffin, S OBP: 0.306, SLG: 0.358 (1, 6)	4-0 BB	0-0 9-5		4-3		0-0 CS 1B			0-3 K	4 0 1 0 1 1 4
Carney Lansford, R OBP: 0.342, SLG: 0.356 (1, 5)	0-0 F9	0-0 F8			0-0 1B 3B 1B	0-0 CS	0-0 F9		0-0 F8	5 1 1 0 0 0 2
Jose Canseco, R OBP: 0.293, SLG: 0.413 (1, 7)	0-0 L9		0-0 L5-3 1B		0-0 1B 3B 1B		0-3 K2-3			4 1 2 0 0 1 1
Mark McGwire, R OBP: 0.382, SLG: 0.684 (1, 3)	0-0 F9		0-0 L5-3		0-0 FC5-2 3B		0-0 F4			4 0 1 2 0 0 2
Ron Cey, R OBP: 0.441, SLG: 0.386 (1, 10)		0-0 BLK HR 2B		0-3 K	0-0 5-3			0-0 F2		4 1 1 0 0 1 1
Reggie Jackson, L OBP: 0.286, SLG: 0.361 (1, 9)		0-0 BLK HR 1B		0-0 F2	0-0 FC5-2			0-0 G3		4 1 1 0 0 0 1
Tony Phillips, S OBP: 0.356, SLG: 0.387 (1, 4)		0-0 HR		0-0 F7	0-3 K			0-3 K		4 1 1 3 0 2 1
Terry Steinbach, R OBP: 0.344, SLG: 0.464 (1, 2)		4-0 9-5 1B BB		0-0 E5 BB		0-0 6-3			0-0 HR	3 1 1 1 1 0 0
Stan Javier, S OBP: 0.368, SLG: 0.354 (1, 8)		0-0 1-2 1B		4-0 BB		0-0 4-3			0-3 K	3 0 1 0 1 1 0

Inning Stats	R: 0	H: 0	E: 0	K: 0	S: 3	R: 3	H: 4	E: 0	K: 0	S: 6	R: 0	H: 1	E: 0	K: 1	S: 5	R: 0	H: 0	E: 1	K: 0	S: 4	R: 2	H: 3	E: 0	K: 1	S: 8	R: 0	H: 1	E: 0	K: 0	S: 3	R: 0	H: 0	E: 0	K: 1	S: 5	R: 0	H: 0	E: 0	K: 1	S: 5	R: 1	H: 1	E: 0	K: 2	S: 8	1B: 6	SF: 0	2B: 3	SAC: 0	3B: 1	DP: 2	HR: 2	HBP: 0	WP: 0	PA: 39
--------------	------	------	------	------	------	------	------	------	------	------	------	------	------	------	------	------	------	------	------	------	------	------	------	------	------	------	------	------	------	------	------	------	------	------	------	------	------	------	------	------	------	------	------	------	------	-------	-------	-------	--------	-------	-------	-------	--------	-------	--------

PITCHER	IP	WLS	BF	H	R	ER	SO	BB	IBB	HBP	BLK	WP	HR	S	P	ERA	WHIP
Scott McGregor, L ERA: 5.26 (1, 1)	4.0		21	7	5	5	1	3	0	0	1	0	1	20	32	11.25	2.500
Dave Schmidt, R ERA: 1.8 (5, 1)	2.0	W	7	2	0	0	1	0	0	0	0	0	0	9	9	0.00	1.000
Ken Dixon, R ERA: 6.08 (7, 1)	3.0	S	10	1	1	1	4	0	0	0	0	0	1	18	18	3.00	0.333

BOTTOM

Baltimore Orioles @ Oakland Athletics
Oakland-Alameda County Coliseum, Oakland, CA

livebaseballscorecards.com

AB	35
R	6
H	10
RBI	6
BB	3
SO	6
LOB	12



Fri May 22 1987, 7:05 PM PDT
Att. 15,137 - Unknown

Batter	1	2	3	4	5	6	7	8	9	AB R H RBI BB SO LOB	TOP											
Lee Lacy, R (1, 9) OBP: 0.308, SLG: 0.309	0-3 K		4-0 BB		4-0 BB			0-0 1B BB	4-0 BB	2 1 1 0 3 1 0												
Jim Dwyer, L (1, 10) OBP: 0.390, SLG: 0.625	0-0 F7		0-0 F5		0-0 F9			4-0 E 1B BB	0-3 K	4 1 0 0 1 1 3												
Cal Ripken Jr., R (1, 6) OBP: 0.381, SLG: 0.594	4-0 BB			0-3 K		0-0 F4		0-0 E 4-1 1B	0-0 F9	4 1 1 1 1 1 1												
Eddie Murray, S (1, 3) OBP: 0.339, SLG: 0.566	0-0 F8			0-0 4-3		0-0 F7		0-0 E 4-1 1B		4 1 0 0 0 0 2												
Fred Lynn, L (1, 8) OBP: 0.365, SLG: 0.500		0-0 F6		0-0 2B		0-0 6-3		0-0 4-1		4 1 1 1 0 0 1												
Ken Gerhart, R (8, 8) OBP: 0.297, SLG: 0.449								1-2 3-H		0 0 0 0 0 0 0												
Ray Knight, R (1, 5) OBP: 0.369, SLG: 0.441		0-0 F8		0-0 2B		0-0 F4		4-0 1B BB		3 0 1 1 1 0 0												
Terry Kennedy, L (1, 2) OBP: 0.325, SLG: 0.436		0-0 G3		0-0 4-3		0-0 G4-6-3 1B		1-2 2-H 1B		4 0 2 1 0 0 1												
Larry Sheets, L (1, 7) OBP: 0.388, SLG: 0.576			0-0 F7		0-0 G3		0-0 G4-6-3 1B	0-3 K		4 0 0 0 0 1 3												
Rick Burleson, R (1, 4) OBP: 0.281, SLG: 0.230			0-0 F7		0-3 K			0-0 F9	0-0 6-3	4 0 0 0 0 1 0												
Inning Stats	R: 0 E: 0 K: 1 S: 5	H: 0 LOB: 1 BB: 1 P: 9	R: 0 E: 0 K: 0 S: 3	H: 0 LOB: 0 BB: 0 P: 3	R: 0 E: 0 K: 0 S: 3	H: 0 LOB: 1 BB: 1 P: 7	R: 1 E: 0 K: 1 S: 7	H: 2 LOB: 1 BB: 0 P: 7	R: 0 E: 0 K: 1 S: 5	H: 0 LOB: 1 BB: 1 P: 9	R: 0 E: 0 K: 0 S: 3	H: 0 LOB: 0 BB: 0 P: 3	R: 0 E: 0 K: 0 S: 3	H: 1 LOB: 0 BB: 0 P: 3	R: 4 E: 2 K: 1 S: 9	H: 3 LOB: 2 BB: 2 P: 17	R: 0 E: 0 K: 1 S: 5	H: 0 LOB: 1 BB: 1 P: 9	1B: 4 2B: 2 3B: 0 HR: 0	SF: 0 SAC: 0 DP: 1 HBP: 0	WP: 0 PB: 0 SB: 0 CS: 0	PA: 39
PITCHER	IP WLS BF H R ER SO BB IBB HBP BLK WP HR S P ERA WHIP																					
Dave Stewart, R (1, 1) ERA: 4.11	7.1 L 31 5 5 2 3 4 0 0 0 0 0 0 33 49 2.46 1.227																					
Dave Leiper, L (8, 1) ERA: 2.08	0.2 4 1 0 0 1 1 0 0 0 0 0 0 5 9 0.00 3.000																					
Eric Plunk, R (9, 1) ERA: 4.22	1.0 4 0 0 0 0 1 1 0 0 0 0 0 5 9 0.00 1.000																					

Baltimore Orioles @ Oakland Athletics
Oakland-Alameda County Coliseum, Oakland, CA
Sat May 23 1987, 3:33 AM PDT
Att. 22,134 - Unknown

AB	33
R	5
H	6
RBI	4
BB	6
SO	5
LOB	11



WP: 0	PA: 39
PB: 0	
SB: 0	
CS: 0	

Batter	1	2	3	4	5	6	7	8	9	AB	R	H	RBI	BB	SO	LOB
Luis Polonia, L OBP: 0.380, SLG: 0.477 (1, 8)	0-3 K		0-0 SF9 1-2 1B		0-0 G6-4-3 1B		0-0 CS 2-3	4-0 CS BB	0-0 F8	4	0	2	0	1	1	2
Mike Davis, L OBP: 0.326, SLG: 0.583 (1, 9)	0-0 1-3		0-0 F5		0-0 G6-4-3 1-2			0-3 K 1-2		4	0	0	0	0	1	4
Carney Lansford, R OBP: 0.346, SLG: 0.355 (1, 5)	0-0 S 1B		4-0 BB 1-2 2-3 BB		0-0 4-3			0-0 6-3		3	0	1	0	1	0	0
Jose Canseco, R OBP: 0.286, SLG: 0.405 (1, 7)	0-0 6-3 1-2		0-0 SF9 2-3 3-H			0-0 F3			0-0 F9	3	0	0	1	0	0	1
Mark McGwire, R OBP: 0.393, SLG: 0.707 (1, 3)		0-0 HR	4-0 1-2 BB			0-0 6-3			4-0 BB 1B BB	2	2	1	1	2	0	0
Reggie Jackson, L OBP: 0.285, SLG: 0.352 (1, 10)	0-3 K		0-3 K			0-0 G3			4-0 BB 1B BB	3	1	0	0	1	2	3
Tony Phillips, S OBP: 0.354, SLG: 0.379 (1, 4)		0-0 G3		0-0 F7			0-0 4-3		4-0 BB 1B BB	3	0	0	0	1	0	0
Mickey Tettleton, S OBP: 0.224, SLG: 0.183 (1, 2)	0-3 K			0-3 K			0-3 K		0-0 F3	3	0	0	0	0	3	0
Ron Cey, R OBP: 0.433, SLG: 0.378 (9, PH)										1	0	0	0	0	0	3
Alfredo Griffin, S OBP: 0.318, SLG: 0.377 (1, 6)			0-0 S 1B SF9 1B		0-0 4-3		0-0 CS 2B		0-0 1-2 2-H 3-H 1B	4	1	3	2	0	0	0

BOTTOM

Baltimore Orioles @ Oakland Athletics
Oakland-Alameda County Coliseum, Oakland, CA
Sat May 23 1987, 3:33 AM PDT
Att. 22,134 - Unknown

livebaseballscorecards.com

AB	30
R	4
H	7
RBI	4
BB	6
SO	7
LOB	13



Inning	1	2	3	4	5	6	7	8	9	1B	SF	2B	SAC	3B	DP	HR	HBP
R: 0	R: 1	R: 1	R: 1	R: 0	R: 0	R: 0	R: 0	R: 0	R: 2	5	1	1	0	0	0	1	0
H: 1	H: 1	H: 1	H: 2	H: 0	H: 1	H: 0	H: 1	H: 0	H: 1	0	1	0	2	0	1	0	0
E: 0	E: 0	E: 0	E: 0	E: 0	E: 0	E: 0	E: 0	E: 0	E: 0	0	0	0	0	0	0	0	0
K: 1	K: 2	K: 2	K: 1	K: 1	K: 0	K: 0	K: 1	K: 1	K: 0	0	0	0	0	0	0	0	0
S: 6	S: 8	S: 8	S: 7	S: 5	S: 3	S: 3	S: 5	S: 5	S: 4	0	0	0	0	0	0	0	0
LOB: 1	LOB: 0	LOB: 0	LOB: 3	LOB: 0	LOB: 0	LOB: 0	LOB: 0	LOB: 0	LOB: 2	0	0	0	0	0	0	0	0
BB: 0	BB: 0	BB: 0	BB: 2	BB: 0	BB: 0	BB: 0	BB: 0	BB: 0	BB: 3	0	0	0	0	0	0	0	0
P: 6	P: 8	P: 8	P: 15	P: 5	P: 3	P: 3	P: 5	P: 5	P: 16	0	0	0	0	0	0	0	0

WP: 0	PA: 38
PB: 0	
SB: 3	
CS: 2	

PITCHER	IP	WLS	BF	H	R	ER	SO	BB	IBB	HBP	BLK	WP	HR	S	P	ERA	WHIP
Mike Boddicker, R ERA: 2.28 (1, 1)	7.0	W	27	6	2	2	6	2	0	0	0	0	1	37	45	2.57	1.143
Tom Niedenfuer, R ERA: 3.57 (8, 1)	1.1		7	0	2	2	1	4	0	0	0	0	0	5	21	13.50	3.000
Don Aase, R ERA: 2.25 (9, 1)	0.2	S	3	1	0	0	0	0	0	0	0	0	0	3	3	0.00	1.500

Batter	1	2	3	4	5	6	7	8	9	AB R H RBI BB SO LOB	TOP
Lee Lacy, R (1, 9) OBP: 0.304, SLG: 0.322	0-0 L6		0-0 L9-6 1-H 2-H 2B		0-0 F9			0-0 B5		4 0 1 2 0 0 1	Baltimore Orioles @ Oakland Athletics Oakland-Alameda County Coliseum, Oakland, CA Sun May 24 1987, 3:33 AM PDT Att. 17,602 - Unknown livebaseballscorecards.com
Rick Burleson, R (1, 4) OBP: 0.273, SLG: 0.222	0-0 F4		0-0 L9-6 2-3			0-3 K		0-3 K 1-2		4 0 0 0 0 2 2	
Cal Ripken Jr., R (1, 6) OBP: 0.374, SLG: 0.580	0-0 F2		0-3 K			0-0 4-3		0-0 F8		4 0 0 0 0 1 0	
Eddie Murray, S (1, 3) OBP: 0.332, SLG: 0.553		0-0 L9		0-3 K		0-0 F5		0-0 6-3		4 0 0 0 0 1 0	
Fred Lynn, L (1, 8) OBP: 0.356, SLG: 0.486		0-0 F4		0-0 5-3			0-0 E4 FC3-6		0-0 3-1	4 0 0 0 0 0 0	
Ray Knight, R (1, 5) OBP: 0.374, SLG: 0.466		0-0 1B		0-0 HR			0-0 FC3-6 1B 1-2f SF7-6-3			3 2 2 1 0 0 1	
Terry Kennedy, L (1, 2) OBP: 0.325, SLG: 0.434		0-0 F6		0-3 K			0-0 1B SF7-6-3 1-3			3 0 1 0 0 1 1	
Ken Gerhart, R (1, 7) OBP: 0.298, SLG: 0.450			0-0 S 2B 1B		0-0 1-3		0-0 SF7-6-3 1B 1-2 3-H			2 1 1 1 0 0 0	
Mike Young, S (1, 10) OBP: 0.440, SLG: 0.176			0-0 S 2B 1B 1-2		0-0 F7			4-0 CS BB		2 1 1 0 1 0 0	
Inning Stats	R: 0 E: 0 K: 0 S: 3 H: 0 LOB: 0 BB: 0 P: 3	R: 0 E: 0 K: 0 S: 4 H: 1 LOB: 1 BB: 0 P: 4	R: 2 E: 0 K: 1 S: 7 H: 3 LOB: 0 BB: 0 P: 7	R: 1 E: 0 K: 2 S: 8 H: 1 LOB: 0 BB: 0 P: 8	R: 0 E: 0 K: 0 S: 3 H: 0 LOB: 0 BB: 0 P: 3	R: 0 E: 0 K: 1 S: 5 H: 0 LOB: 0 BB: 0 P: 5	R: 1 E: 1 K: 0 S: 4 H: 1 LOB: 0 BB: 0 P: 4	R: 0 E: 0 K: 1 S: 4 H: 0 LOB: 0 BB: 1 P: 8	R: 0 E: 0 K: 0 S: 3 H: 0 LOB: 0 BB: 0 P: 3	1B: 4 2B: 3 3B: 0 HR: 1 SF: 1 SAC: 0 DP: 2 HBP: 0	WP: 0 PB: 0 SB: 2 CS: 1 PA: 32
PITCHER Curt Young, L (1, 1) ERA: 2.36	IP 9.0 WLS L BF 32 H 6 R 4 ER 3 SO 5 BB 1 IBB 0 HBP 0 BLK 0 WP 0 HR 1 S 41 P 45 ERA 3.00 WHIP 0.778										

AB	30
R	4
H	6
RBI	4
BB	1
SO	5
LOB	5



Batter	1	2	3	4	5	6	7	8	9	AB	R	H	RBI	BB	SO	LOB
Alfredo Griffin, S (1, 6) OBP: 0.322, SLG: 0.380	0-0 CS 1B		0-0 FC6-4 1B		0-0 6-3			0-0 FC4-6 CS 1-2f		4	0	2	0	0	0	2
Carney Lansford, R (1, 5) OBP: 0.350, SLG: 0.376	0-0 F9		0-0 FC6-4 1-2f			0-0 HR		4-0 1B BB 1-2		3	1	1	1	1	0	2
Jose Canseco, R (1, 7) OBP: 0.285, SLG: 0.401	0-3 K 1-2			0-0 F2		0-0 F8		0-0 1-3 1B		4	0	1	0	0	1	1
Mark McGwire, R (1, 3) OBP: 0.389, SLG: 0.717		0-0 HR		0-0 F8		0-0 4-3		0-0 F9		4	1	1	1	0	0	2
Ron Cey, R (1, 10) OBP: 0.422, SLG: 0.354		0-0 1-3		0-3 K		0-0 F7			4-0 1B BB	3	0	0	0	1	1	0
Luis Polonia, L (9, PR) OBP: 0.380, SLG: 0.477										0	0	0	0	0	0	0
Mike Davis, L (1, 9) OBP: 0.331, SLG: 0.603		0-0 F5			0-0 HR				0-0 1-2 1B	4	1	2	1	0	0	0
Stan Javier, S (1, 8) OBP: 0.350, SLG: 0.333		0-0 1-3			0-0 5-3				0-0 B5	4	0	0	0	0	0	2
Mickey Tettleton, S (1, 2) OBP: 0.243, SLG: 0.222			0-0 CS 1B		0-0 B3 2B				0-0 F6	3	0	2	0	0	0	0
Reggie Jackson, L (9, PH) OBP: 0.263, SLG: 0.350									1	0	0	0	0	0	0	2
Mike Gallego, R (1, 4) OBP: 0.320, SLG: 0.356			0-3 K 1-2		0-0 B3 2-3				4-0 FC4-6 BB	2	0	0	0	0	1	2
Tony Phillips, S (8, PH) OBP: 0.355, SLG: 0.376										1	0	0	0	1	0	2

Inning Stats	R: 0	H: 1	E: 0	K: 1	S: 5	LOB: 0	BB: 0	P: 5	R: 1	H: 1	E: 0	K: 0	S: 4	LOB: 0	BB: 0	P: 4	R: 0	H: 0	E: 0	K: 1	S: 5	LOB: 0	BB: 0	P: 5	R: 1	H: 2	E: 0	K: 0	S: 5	LOB: 1	BB: 0	P: 5	R: 0	H: 0	E: 0	K: 0	S: 3	LOB: 0	BB: 0	P: 3	R: 0	H: 1	E: 0	K: 0	S: 3	LOB: 2	BB: 2	P: 11	R: 0	H: 1	E: 0	K: 0	S: 4	LOB: 2	BB: 1	P: 8	1B: 5	SF: 0	2B: 2	SAC: 0	3B: 0	DP: 1	HR: 3	HBP: 0	WP: 0	PA: 36
--------------	------	------	------	------	------	--------	-------	------	------	------	------	------	------	--------	-------	------	------	------	------	------	------	--------	-------	------	------	------	------	------	------	--------	-------	------	------	------	------	------	------	--------	-------	------	------	------	------	------	------	--------	-------	-------	------	------	------	------	------	--------	-------	------	-------	-------	-------	--------	-------	-------	-------	--------	-------	--------

PITCHER	IP	WLS	BF	H	R	ER	SO	BB	IBB	HBP	BLK	WP	HR	S	P	ERA	WHIP
Jeff Ballard, L (1, 1) ERA: 5.91	7.0		26	7	3	3	3	0	0	0	0	0	3	32	32	3.86	1.000
Jack O'Connor, L (8, 1) ERA: 3.68	0.1		2	0	0	0	0	1	0	0	0	0	0	1	5	0.00	3.000
Tom Niedenfuer, R (8, 1) ERA: 3.44	0.2		5	2	0	0	0	2	0	0	0	0	0	3	11	0.00	6.000
Ken Dixon, R (9, 1) ERA: 5.93	1.0	S	3	0	0	0	0	0	0	0	0	0	0	3	3	0.00	0.000


BOTTOM

Baltimore Orioles @ Oakland Athletics
Oakland-Alameda County Coliseum, Oakland, CA

Sun May 24 1987, 3:33 AM PDT
Att. 17,602 - Unknown

livebaseballscorecards.com

AB	33
R	3
H	9
RBI	3
BB	3
SO	3
LOB	15



Batter	1	2	3	4	5	6	7	8	9	AB R H RBI BB SO LOB	TOP																
Lee Lacy, R (1, 9) OBP: 0.297, SLG: 0.302	4-0 BB BB BB	0-3 K			0-3 K	0-0 FC6-4 1B			0-0 F4	4 1 0 0 1 2 3	<p>Baltimore Orioles @ Oakland Athletics Oakland-Alameda County Coliseum, Oakland, CA</p> <p>Mon May 25 1987, 3:33 AM PDT Att: 23,593 - Unknown</p> <p>livebaseballscorecards.com</p> <table border="1"> <tr><td>AB</td><td>34</td></tr> <tr><td>R</td><td>4</td></tr> <tr><td>H</td><td>7</td></tr> <tr><td>RBI</td><td>4</td></tr> <tr><td>BB</td><td>5</td></tr> <tr><td>SO</td><td>10</td></tr> <tr><td>LOB</td><td>20</td></tr> </table>	AB	34	R	4	H	7	RBI	4	BB	5	SO	10	LOB	20		
AB	34																										
R	4																										
H	7																										
RBI	4																										
BB	5																										
SO	10																										
LOB	20																										
Jim Dwyer, L (1, 10) OBP: 0.391, SLG: 0.649	0-3 K	0-0 F7			0-0 HR	0-0 1B			0-3 K	5 1 2 1 0 2 3																	
Cal Ripken Jr., R (1, 6) OBP: 0.374, SLG: 0.571	4-0 BB BB BB	0-0 FC6-4			4-0 FC4-6 BB	0-3 K			0-0 F8	3 0 0 0 2 1 4																	
Eddie Murray, S (1, 3) OBP: 0.338, SLG: 0.556	4-0 BB BB BB				0-0 FC4-6				0-3 K	1 0 1 0 1 0 0																	
Mike Young, S (4, 7) OBP: 0.407, SLG: 0.158	1-2 2-3 BB BB				1-2 F8 1B					2 0 0 0 0 1 1																	
Ken Gerhart, R (9, 7) OBP: 0.298, SLG: 0.450	1-2 2-3 BB BB				1-2 F7					0 0 0 0 0 0 0																	
Fred Lynn, L (1, 8) OBP: 0.354, SLG: 0.475	4-0 BB BB BB				0-0 F8				0-3 K	3 0 0 1 1 1 2																	
Ray Knight, R (1, 5) OBP: 0.371, SLG: 0.460	0-0 F7				0-0 F8				0-0 L9	4 0 1 0 0 0 3																	
Rene Gonzales, R (9, 5) OBP: 0.267, SLG: 0.429	0-0 F7					0-0 FC5-4 1B				0 0 0 0 0 0 0																	
Terry Kennedy, L (1, 2) OBP: 0.318, SLG: 0.423	0-0 F7				0-0 L9				0-3 K	4 1 0 0 0 1 4																	
Larry Sheets, L (1, 7) OBP: 0.383, SLG: 0.594		0-0 E6 1B			0-0 F6				0-3 K	4 1 1 2 0 1 0																	
Rick Burleson, R (1, 4) OBP: 0.279, SLG: 0.231		0-0 FC6-4 1B			0-0 4-3				0-3 K	4 0 2 0 0 1 0																	
Inning Stats	R: 1 E: 0 K: 1 S: 5	H: 0 LOB: 3 BB: 4 P: 21	R: 0 E: 1 K: 1 S: 7	H: 1 LOB: 2 BB: 0 P: 7	R: 0 E: 0 K: 0 S: 3	H: 1 LOB: 0 BB: 0 P: 3	R: 0 E: 0 K: 0 S: 3	H: 0 LOB: 0 BB: 0 P: 3	R: 1 E: 0 K: 1 S: 6	H: 1 LOB: 1 BB: 1 P: 10	R: 2 E: 0 K: 1 S: 9	H: 4 LOB: 2 BB: 0 P: 9	R: 0 E: 0 K: 2 S: 7	H: 0 LOB: 0 BB: 0 P: 7	R: 0 E: 0 K: 3 S: 9	H: 0 LOB: 0 BB: 0 P: 9	R: 0 E: 0 K: 1 S: 5	H: 0 LOB: 0 BB: 0 P: 5	1B: 5 2B: 0 3B: 0 HR: 2	SF: 0 SAC: 0 DP: 0 HBP: 0	WP: 0 PB: 0 SB: 0 CS: 0	PA: 39					
PITCHER	IP WLS BF H R ER SO BB IBB HBP BLK WP HR S P ERA WHIP																										
Joaquin Andujar, R (1, 1) ERA: 1.8	4.0		18	2	1	1	2	4	0	0	0	0	0	18	34	2.25	1.500										
Dennis Eckersley, R (5, 1) ERA: 2.87	1.2	L	10	4	3	3	1	1	0	0	0	0	2	11	15	16.20	3.000										
Dave Leiper, L (6, 1) ERA: 1.5	3.1		11	1	0	0	7	0	0	0	0	0	0	25	25	0.00	0.300										

Batter	1	2	3	4	5	6	7	8	9	AB R H RBI BB SO LOB
Alfredo Griffin, S (1, 6) OBP: 0.321, SLG: 0.377	0-0 6-3		0-0 G6-4-3		0-0 G3		0-0 1B		0-0 SH	4 0 1 0 0 0 2
Carney Lansford, R (1, 5) OBP: 0.345, SLG: 0.366	0-0 6-3		0-0 F4		0-0 5-3		0-0 L4		4-0 IBB	4 0 0 0 1 0 2
Jose Canseco, R (1, 7) OBP: 0.282, SLG: 0.401	0-0 5-3			0-0 F8	0-0 F9			0-0 L9 2B 2B	0-3 K	5 1 1 0 0 1 3
Mark McGwire, R (1, 3) OBP: 0.389, SLG: 0.702		0-0 5-3		0-0 1B BB 1B		4-0 1B BB		0-0 L9	0-3 K	4 1 1 0 1 1 4
Ron Cey, R (1, 10) OBP: 0.418, SLG: 0.340		0-0 4-3		4-0 BB 1B BB		0-3 K		0-0 F9 2B	0-3 K	2 0 0 0 1 1 1 2 0 1 1 0 1 3
Luis Polonia, L (8, PH) OBP: 0.384, SLG: 0.493				1-2 BB				3-H 4-0		
Mike Davis, L (1, 9) OBP: 0.342, SLG: 0.604		0-0 4-3		0-0 1-2 2-3 1B		0-0 1-3 1B				3 0 2 0 1 0 0
Tony Phillips, S (1, 4) OBP: 0.353, SLG: 0.372			0-0 1B WP G6-4-3 1B	0-0 F3		0-0 6-3		0-0 F9		4 1 1 0 0 0 6
Mickey Tettleton, S (1, 2) OBP: 0.257, SLG: 0.215			4-0 G6-4-3 1-2 BB 1B	4-0 1-2 2-3 3-H BB			0-0 6-3	0-0 F5		2 0 0 1 2 0 2
Stan Javier, S (1, 8) OBP: 0.357, SLG: 0.333			0-0 1-2 2-3 1B	0-0 5-3			0-0 F3		4-0 SH BB	3 0 1 0 1 0 3

BOTTOM

Baltimore Orioles @ Oakland Athletics
Oakland-Alameda County Coliseum, Oakland, CA
 Mon May 25 1987, 3:33 AM PDT
 Att. 23,593 - Unknown

livebaseballscorecards.com

AB	33
R	3
H	8
RBI	2
BB	7
SO	4
LOB	26



Inning Stats	R: 0	H: 0	E: 0	K: 0	S: 3	P: 3	R: 0	H: 0	E: 0	K: 0	S: 3	R: 1	H: 2	E: 0	K: 0	S: 4	R: 0	H: 0	E: 0	K: 0	S: 3	R: 0	H: 1	E: 0	K: 1	S: 5	R: 0	H: 1	E: 0	K: 0	S: 4	R: 1	H: 2	E: 0	K: 0	S: 5	R: 0	H: 0	E: 1	K: 3	S: 10	1B: 6	2B: 2	3B: 0	HR: 0	SF: 0	SAC: 1	DP: 1	HBP: 0	WP: 1	PB: 0	SB: 0	CS: 0	PA: 41
--------------	------	------	------	------	------	------	------	------	------	------	------	------	------	------	------	------	------	------	------	------	------	------	------	------	------	------	------	------	------	------	------	------	------	------	------	------	------	------	------	------	-------	-------	-------	-------	-------	-------	--------	-------	--------	-------	-------	-------	-------	--------

PITCHER	IP	WLS	BF	H	R	ER	SO	BB	IBB	HBP	BLK	WP	HR	S	P	ERA	WHIP
Eric Bell, L (1, 1) ERA: 3.94	7.0		30	7	3	3	1	4	0	0	0	1	0	28	44	3.86	1.571
Dave Schmidt, R (8, 1) ERA: 1.78	0.1		2	1	0	0	0	0	0	0	0	0	0	2	2	0.00	3.000
Jack O'Connor, L (8, 1) ERA: 3.38	0.2		4	0	0	0	0	2	0	0	0	0	0	2	10	0.00	3.000
Ken Dixon, R (9, 1) ERA: 5.79	1.0	S	5	0	0	0	3	0	1	0	0	0	0	10	14	0.00	0.000

Batter	1	2	3	4	5	6	7	8	9	AB R H RBI BB SO LOB	TOP											
Luis Polonia, L (1, 8) OBP: 0.385, SLG: 0.521	0-3 K		0-0 F8		0-0 HR		4-0 1B BB		0-0 F8	4 2 1 1 1 1 0												
Mike Davis, L (1, 9) OBP: 0.338, SLG: 0.597	0-0 F9		0-0 2B		0-0 G3		0-3 K		0-3 K	5 0 1 0 0 2 1												
Jose Canseco, R (1, 7) OBP: 0.287, SLG: 0.406	0-0 2B		0-0 P3		0-0 6-3		4-0 1B BB			3 0 1 0 1 0 1												
Mark McGwire, R (1, 3) OBP: 0.399, SLG: 0.724	4-0 BB			0-0 HR	0-0 5-3		0-0 G3-6 1B			3 1 2 2 1 0 0												
Reggie Jackson, L (1, 10) OBP: 0.275, SLG: 0.339	0-0 F8			0-0 L3		0-0 F8	0-0 G3-6			4 0 0 0 0 0 4												
Carney Lansford, R (1, 5) OBP: 0.343, SLG: 0.362		0-3 K		0-0 2B 4-3 1B		0-0 6-3		0-0 F8		4 1 1 0 0 1 0												
Tony Phillips, S (1, 4) OBP: 0.356, SLG: 0.378		0-0 L3		0-0 4-3 1-3 2B		4-0 BB BB		0-3 K		3 0 1 0 1 1 0												
Mickey Tettleton, S (1, 2) OBP: 0.256, SLG: 0.206		0-0 F6		0-0 4-3 2-3 3-H		4-0 1-2 BB		0-3 K		3 0 0 1 1 1 1												
Alfredo Griffin, S (1, 6) OBP: 0.313, SLG: 0.367			0-0 4-3	0-0 3-1		0-0 F9		0-0 L5		4 0 0 0 0 0 3												
Inning Stats	R: 0 E: 0 K: 1 S: 6	H: 1 LOB: 2 BB: 1 P: 10	R: 0 E: 0 K: 1 S: 5	H: 0 LOB: 0 BB: 0 P: 5	R: 0 E: 0 K: 0 S: 4	H: 1 LOB: 1 BB: 0 P: 4	R: 2 E: 0 K: 0 S: 6	H: 3 LOB: 1 BB: 0 P: 6	R: 1 E: 0 K: 0 S: 4	H: 1 LOB: 0 BB: 0 P: 4	R: 0 E: 0 K: 0 S: 3	H: 0 LOB: 2 BB: 2 P: 11	R: 1 E: 0 K: 1 S: 5	H: 1 LOB: 1 BB: 2 P: 13	R: 0 E: 0 K: 2 S: 7	H: 0 LOB: 0 BB: 0 P: 7	R: 0 E: 0 K: 1 S: 5	H: 0 LOB: 0 BB: 0 P: 5	1B: 2 2B: 3 3B: 0 HR: 2	SF: 0 SAC: 0 DP: 1 HBP: 0	WP: 0 PB: 0 SB: 1 CS: 0	PA: 38
PITCHER	IP WLS BF H R ER SO BB IBB HBP BLK WP HR S P ERA WHIP																					
Joe Johnson, R (1, 1) ERA: 5.32	5.2 L 26 6 3 3 2 3 0 0 0 0 2 27 39 4.76 1.588																					
John Cerutti, L (6, 1) ERA: 4.85	0.2 3 0 1 1 1 1 0 0 0 0 0 4 8 13.50 1.500																					
Mark Eichhorn, R (7, 1) ERA: 2.47	0.0 2 1 0 0 0 0 1 0 0 0 0 0 1 5 ∞ ∞																					
Jose Antonio Nunez, R (7, 1) ERA: 3.22	2.2 7 0 0 0 3 0 0 0 0 0 0 0 13 13 0.00 0.000																					

Oakland Athletics @ Toronto Blue Jays
Exhibition Stadium, Toronto, ON
Wed May 27 1987, 7:05 PM EDT
Att: 25,245 - Unknown

livebaseballscorecards.com

AB	33
R	4
H	7
RBI	4
BB	5
SO	6
LOB	10



Batter	1	2	3	4	5	6	7	8	9	AB R H RBI BB SO LOB	TOP											
Luis Polonia, L (1, 8) OBP: 0.378, SLG: 0.547 Ron Cey, R (9, PH) OBP: 0.426, SLG: 0.340 Stan Javier, S (9, PR) OBP: 0.357, SLG: 0.333	0-0 HR		0-3 K		0-3 K		0-0 FC5-4 2B		4-0 SH1-4 BB	4 2 1 1 0 2 2 0 0 0 0 1 0 0 0 0 0 0 0 0 0												
Mike Davis, L (1, 9) OBP: 0.342, SLG: 0.601	0-0 1B		0-0 4-3		0-0 4-3		0-0 PB 1B 2B		0-0 SH1-4	4 1 2 1 0 0 0												
Jose Canseco, R (1, 7) OBP: 0.291, SLG: 0.402	0-0 L8-3 1B		4-0 BB		0-0 1-3		0-0 2-H 1B		0-0 F9	4 0 1 1 1 0 3												
Mark McGwire, R (1, 3) OBP: 0.399, SLG: 0.710	0-0 1B		0-3 K		0-0 1-3		0-0 4-3		4-0 IBB	4 0 1 0 1 1 2												
Reggie Jackson, L (1, 10) OBP: 0.279, SLG: 0.341	0-3 K			0-0 1B 1B		0-3 K		0-0 E4 SH5-3 2B 1B	0-0 F6	5 1 2 0 0 2 3												
Carney Lansford, R (1, 5) OBP: 0.337, SLG: 0.355		0-0 F9		0-0 F9		0-0 E4		0-0 SH5-3		3 0 0 0 0 0 1												
Tony Phillips, S (1, 4) OBP: 0.354, SLG: 0.382		0-0 G3		0-0 F9		0-3 K		0-0 4-3 2B		4 0 1 1 0 1 2												
Mickey Tettleton, S (1, 2) OBP: 0.280, SLG: 0.225		4-0 BB		0-0 1B		0-0 1B FC5-4 1B		0-0 4-3		3 0 2 0 1 0 1												
Alfredo Griffin, S (1, 6) OBP: 0.311, SLG: 0.364		0-0 F7		0-0 4-3		0-0 1B FC5-4 1B		0-0 5-3		4 0 1 0 0 0 4												
Inning Stats	R: 1 E: 0 K: 1 S: 7	H: 3 LOB: 1 BB: 0 P: 7	R: 0 E: 0 K: 0 S: 3	H: 0 LOB: 1 BB: 1 P: 7	R: 0 E: 0 K: 2 S: 7	H: 0 LOB: 1 BB: 1 P: 11	R: 0 E: 0 K: 0 S: 5	H: 2 LOB: 2 BB: 0 P: 5	R: 0 E: 0 K: 1 S: 5	H: 0 LOB: 0 BB: 0 P: 5	R: 0 E: 1 K: 2 S: 8	H: 0 LOB: 1 BB: 0 P: 8	R: 2 E: 0 K: 0 S: 6	H: 4 LOB: 1 BB: 0 P: 6	R: 1 E: 1 K: 0 S: 5	H: 2 LOB: 1 BB: 0 P: 5	R: 0 E: 0 K: 0 S: 3	H: 0 LOB: 2 BB: 2 P: 11	1B: 8 2B: 4 3B: 0 HR: 1	SF: 0 SAC: 2 DP: 2 HBP: 0	WP: 0 PB: 1 SB: 1 CS: 0	PA: 41
PITCHER	IP WLS BF H R ER SO BB IBB HBP BLK WP HR S P ERA WHIP																					
Jim Clancy, R (1, 1) ERA: 2.62	7.1 L 34 11 4 3 6 2 0 0 0 0 0 1 44 52 3.68 1.773																					
Jeff Musselman, L (8, 1) ERA: 2.86	1.2 7 0 0 0 0 1 1 0 0 0 0 0 5 13 0.00 0.600																					

Oakland Athletics @ Toronto Blue Jays
Exhibition Stadium, Toronto, ON
Thu May 28 1987, 7:05 PM EDT
Att: 27,017 - Unknown

livebaseballscorecards.com

AB	35
R	4
H	11
RBI	4
BB	4
SO	6
LOB	18



Batter	1	2	3	4	5	6	7	8	9	AB	R	H	RBI	BB	SO	LOB
Tony Fernandez, S OBP: 0.374, SLG: 0.390 (1, 6)	0-3 K		0-0 4-3 1-H 2B			0-3 K			0-0 2B	4	1	2	1	0	2	0
Rance Mulliniks, L OBP: 0.324, SLG: 0.352 (1, 5) Kelly Gruber, R OBP: 0.327, SLG: 0.436 (7, 5)	0-0 F8		0-0 4-3			0-3 K			0-0 6-3	3	0	0	0	0	1	1
Willie Upshaw, L OBP: 0.348, SLG: 0.466 (1, 3)	0-3 K		0-3 K			0-0 4-3			0-3 K	4	0	0	0	0	3	2
George Bell, R OBP: 0.343, SLG: 0.657 (1, 7)		0-0 F6			0-0 F8			0-3 K	0-0 2B	4	0	1	1	0	1	0
Jesse Barfield, R OBP: 0.377, SLG: 0.545 (1, 9)		0-0 HR			0-3 K			0-0 F8	4-0 BB	3	1	1	1	1	1	0
Lloyd Moseby, L OBP: 0.288, SLG: 0.419 (1, 8) Cecil Fielder, R OBP: 0.435, SLG: 0.649 (9, PH)		0-3 K			0-0 6-3			0-0 F8	0-0 F9	3	0	0	0	0	1	0
Ernie Whitt, L OBP: 0.340, SLG: 0.424 (1, 2)		0-0 4-3			0-0 F4			0-0 F6		3	0	0	0	0	0	0
Fred McGriff, L OBP: 0.356, SLG: 0.388 (1, 10)			4-0 2B BB		0-3 K			0-0 4-3		2	1	0	0	1	1	0
Manuel Lee, S OBP: 0.543, SLG: 0.462 (8, PH) Garth Iorg, R OBP: 0.219, SLG: 0.138 (9, 4)			0-3 K		0-0 L9			0-0 F4		2	0	0	0	0	1	1

Inning Stats	R: 0	H: 0	E: 0	K: 2	S: 7	R: 1	H: 1	E: 0	K: 1	S: 6	R: 1	H: 1	E: 0	K: 2	S: 8	R: 0	H: 0	E: 0	K: 1	S: 5	R: 0	H: 0	E: 0	K: 2	S: 7	R: 0	H: 0	E: 0	K: 1	S: 5	R: 0	H: 0	E: 0	K: 1	S: 5	R: 0	H: 0	E: 0	K: 0	S: 3	R: 1	H: 2	E: 0	K: 1	S: 7	1B: 0	2B: 3	3B: 0	HR: 1	SF: 0	SAC: 0	DP: 0	HBP: 0	WP: 0	PB: 0	SB: 0	CS: 0	PA: 33
--------------	------	------	------	------	------	------	------	------	------	------	------	------	------	------	------	------	------	------	------	------	------	------	------	------	------	------	------	------	------	------	------	------	------	------	------	------	------	------	------	------	------	------	------	------	------	-------	-------	-------	-------	-------	--------	-------	--------	-------	-------	-------	-------	--------

PITCHER	IP	WLS	BF	H	R	ER	SO	BB	IBB	HBP	BLK	WP	HR	S	P	ERA	WHIP
Dave Stewart, R ERA: 4.02 (1, 1)	8.0	W	28	3	3	3	10	1	0	0	0	0	1	47	51	3.38	0.500
Jay Howell, R ERA: 6.63 (9, 1)	0.2		4	1	0	0	1	1	0	0	0	0	0	5	9	0.00	3.000
Dave Leiper, L ERA: 1.38 (9, 1)	0.1	S	1	0	0	0	0	0	0	0	0	0	0	1	1	0.00	0.000

BOTTOM

Oakland Athletics @ Toronto Blue Jays
Exhibition Stadium, Toronto, ON
Thu May 28 1987, 7:05 PM EDT
Att. 27,017 - Unknown

livebaseballscores.com

AB	31
R	3
H	4
RBI	3
BB	2
SO	11
LOB	7



Batter	1	2	3	4	5	6	7	8	9	AB R H RBI BB SO LOB	TOP									
Tony Phillips, S (1, 4) OBP: 0.359, SLG: 0.386	0-0 HR 1B	0-3 K		0-0 PB FC1 1B	0-0 F9	0-0 1B			0-3 K	6 2 3 1 0 2 3										
Alfredo Griffin, S (1, 6) OBP: 0.318, SLG: 0.375	0-0 F8	0-0 F9		0-0 FC1 PB SF8 1B	0-0 1B	0-0 1B			0-0 6-3	6 1 3 4 0 0 2										
Jose Canseco, R (1, 7) OBP: 0.292, SLG: 0.417	0-0 HR 1B	0-0 1B		0-0 FC1 SF8 SF9 1B	0-0 5-3	0-3 K2-3			0-0 6-3	6 2 2 2 0 1 4										
Mark McGwire, R (1, 3) OBP: 0.387, SLG: 0.689	0-3 K	0-0 F9		0-0 SF8		0-0 F7			0-0 F8	4 0 0 1 0 1 2										
Ron Cey, R (1, 10) OBP: 0.417, SLG: 0.358 Reggie Jackson, L (7, PH) OBP: 0.277, SLG: 0.338	0-0 3B 2B		0-3 K	0-0 SF9		0-3 K			0-0 F8	3 1 1 1 0 2 0 1 0 0 0 0 0 0										
Carney Lansford, R (1, 5) OBP: 0.344, SLG: 0.355 Mike Gallego, R (7, 5) OBP: 0.320, SLG: 0.356	4-0 3B IBB		0-0 1B	0-0 F8		4-0 S 1B BB			0-0 F7	3 2 1 0 2 0 0 0 0 0 0 0 0 0										
Mike Davis, L (1, 9) OBP: 0.344, SLG: 0.605	0-0 1B 3B		0-3 K		0-0 F8	4-0 BB 1B BB			0-0 3-1	4 1 1 2 1 1 1										
Terry Steinbach, R (1, 2) OBP: 0.356, SLG: 0.472	0-0 F7		0-0 1B		0-0 1B 2B 1B	0-0 1B BB 1B			0-0 6-3	5 2 3 1 0 0 1										
Luis Polonia, L (1, 8) OBP: 0.395, SLG: 0.551 Stan Javier, S (6, 8) OBP: 0.353, SLG: 0.329		0-0 1B 1B	0-3 K		0-0 2B 1B	4-0 1B BB 1B			0-0 4-3	3 2 2 0 1 1 2 1 0 0 0 0 0 0										
Inning Stats	R: 4 E: 0 K: 1 S: 9	H: 4 LOB: 1 BB: 1 P: 13	R: 0 E: 0 K: 1 S: 7	H: 2 LOB: 2 BB: 0 P: 7	R: 0 E: 0 K: 3 S: 11	H: 2 LOB: 2 BB: 0 P: 11	R: 3 E: 1 K: 0 S: 6	H: 2 LOB: 0 BB: 0 P: 6	R: 2 E: 0 K: 0 S: 6	H: 3 LOB: 1 BB: 0 P: 6	R: 4 E: 0 K: 2 S: 10	H: 3 LOB: 2 BB: 3 P: 22	R: 0 E: 0 K: 0 S: 3	H: 0 LOB: 0 BB: 0 P: 3	R: 0 E: 0 K: 1 S: 5	H: 0 LOB: 0 BB: 0 P: 5	1B: 12 2B: 2 3B: 1 HR: 1	SF: 2 SAC: 0 DP: 0 HBP: 0	WP: 0 PA: 48 PB: 1 SB: 1 CS: 0	
PITCHER	IP WLS BF H R ER SO BB IBB HBP BLK WP HR S P ERA WHIP																			
Dennis Rasmussen, L (1, 1) ERA: 3.86	1.2 L 12 6 4 4 2 0 0 0 0 0 0 1 15 19 21.60 3.600																			
Bob Shirley, L (2, 1) ERA: 3.9	3.1 18 7 5 3 3 0 0 0 0 0 0 0 24 24 8.10 2.100																			
Rich Bordi, R (6, 1) ERA: 9.0	4.0 18 3 4 4 3 3 0 0 0 0 0 0 21 33 9.00 1.500																			

Oakland Athletics @ New York Yankees
 Yankee Stadium, Bronx, NY
 Fri May 29 1987, 7:05 PM EDT
 Att: 30,270 - Unknown

AB	42
R	13
H	16
RBI	12
BB	4
SO	8
LOB	15



WP: 0	PA: 48
PB: 1	
SB: 1	
CS: 0	

Batter	1	2	3	4	5	6	7	8	9
Rickey Henderson, R (1, 8) Henry Cotto, R (7, 8)	0-0 L5		0-0 F7		0-0 FC6-4 2B		0-3 K		0-0 F7
Willie Randolph, R (1, 4) Mike Pagliarulo, L (7, 5)	0-0 6-3			0-0 P4	0-0 F8 2B		0-3 K		
Don Mattingly, L (1, 3)	0-0 6-3			0-0 2B	0-0 F8 2-3		0-0 E6 2B		
Dave Winfield, R (1, 9) Dan Pasqua, L (7, 9)		0-0 6-3		0-0 G6-4-3 1B	0-0 L6		0-3 K		
Gary Ward, R (1, 7)		0-0 F7		0-0 G6-4-3 1-2		0-0 F8		0-0 2B	
Ron Kittle, R (1, 10)		0-0 2B			4-0 1B 1B BB	0-0 HR	0-3 K		
Lenn Sakata, R (1, 5) (7, 4)		0-0 P4			0-0 1B 1-2 1B	0-0 4-3	0-0 6-3		
Rick Cerone, R (1, 2)			0-0 F8		0-0 FC6-4 1B 1-2 2-3 1B	0-0 5-3		0-0 6-3	
Wayne Tolleson, S (1, 6) Bobby Meacham, S (7, 6)			0-3 K		0-0 FC6-4 1B 1-2 2-H 3-H		0-0 6-3		0-0 6-3

Inning Stats	R: 0 E: 0 K: 0 S: 3	H: 0 LOB: 0 BB: 0 P: 3	R: 0 E: 0 K: 0 S: 4	H: 1 LOB: 1 BB: 0 P: 4	R: 0 E: 0 K: 1 S: 5	H: 0 LOB: 0 BB: 0 P: 5	R: 0 E: 0 K: 0 S: 4	H: 2 LOB: 1 BB: 0 P: 4	R: 4 E: 0 K: 0 S: 7	H: 4 LOB: 1 BB: 1 P: 11	R: 1 E: 0 K: 0 S: 4	H: 1 LOB: 0 BB: 0 P: 4	R: 0 E: 0 K: 2 S: 7	H: 0 LOB: 0 BB: 0 P: 7	R: 0 E: 1 K: 2 S: 9	H: 1 LOB: 2 BB: 0 P: 9	R: 0 E: 0 K: 0 S: 3	H: 0 LOB: 0 BB: 0 P: 3	1B: 4 2B: 4 3B: 0 HR: 1	SF: 0 SAC: 0 DP: 1 HBP: 0
--------------	------------------------------	---------------------------------	------------------------------	---------------------------------	------------------------------	---------------------------------	------------------------------	---------------------------------	------------------------------	----------------------------------	------------------------------	---------------------------------	------------------------------	---------------------------------	------------------------------	---------------------------------	------------------------------	---------------------------------	----------------------------------	------------------------------------

PITCHER	IP	WLS	BF	H	R	ER	SO	BB	IBB	HBP	BLK	WP	HR	S	P	ERA	WHIP
Curt Young, L (1, 1) ERA: 2.65	5.0		22	7	4	4	1	1	0	0	0	0	0	23	27	7.20	1.600
Steve Ontiveros, R (6, 1) ERA: 4.63	1.0		4	1	1	1	0	0	0	0	0	0	1	4	4	9.00	1.000
Gene Nelson, R (7, 1) ERA: 4.08	1.0		3	0	0	0	2	0	0	0	0	0	0	7	7	0.00	0.000
Dennis Lamp, R (8, 1) ERA: 3.6	1.0		5	1	0	0	2	0	0	0	0	0	0	9	9	0.00	1.000
Eric Plunk, R (9, 1) ERA: 4.14	1.0		3	0	0	0	0	0	0	0	0	0	0	3	3	0.00	0.000

BOTTOM

AB	R	H	RBI	BB	SO	LOB
3	1	0	0	0	0	2
2	0	0	0	0	1	0
3	0	1	2	0	0	0
1	0	0	0	0	1	0
4	0	1	0	0	0	1
3	0	1	0	0	0	1
1	0	0	0	0	1	1
4	0	1	0	0	0	2
3	2	2	1	1	1	2
4	1	1	0	0	0	3
4	1	1	0	0	0	0
2	0	1	2	0	1	0
2	0	0	0	0	0	0

AB	36
R	5
H	9
RBI	5
BB	1
SO	5
LOB	12



WP	PA	ERA	WHIP
0	37		
0			
0			

Oakland Athletics @ New York Yankees
 Yankee Stadium, Bronx, NY
 Fri May 29 1987, 7:05 PM EDT
 Att. 30,270 - Unknown

livebaseballscorecards.com

Batter	1	2	3	4	5	6	7	8	9	AB R H RBI BB SO LOB	TOP											
Luis Polonia, L (1, 8) OBP: 0.407, SLG: 0.554	0-3 K		0-0 1B		0-0 6-3		0-0 G5-4-3 BB 1B		0-0 S 1B	5 0 3 0 0 1 1												
Mike Davis, L (1, 9) OBP: 0.345, SLG: 0.616	0-0 F8		0-0 F5			0-0 HR	4-0 G5-4-3 BB		0-0 F7	4 1 1 1 1 0 2												
Jose Canseco, R (1, 7) OBP: 0.284, SLG: 0.406	0-0 6-3		0-0 6-3			0-0 F5	0-0 G5-4-3 1-2f 2-3		0-0 F7	5 0 0 0 0 0 4												
Mark McGwire, R (1, 3) OBP: 0.377, SLG: 0.669		0-0 5-3		0-3 K		0-0 F5	0-0 F7			4 0 0 0 0 1 1												
Reggie Jackson, L (1, 10) OBP: 0.283, SLG: 0.333		4-0 1B BB		0-0 F8		4-0 1B 2B BB		0-0 G3		2 1 0 0 2 0 0												
Terry Steinbach, R (1, 2) OBP: 0.381, SLG: 0.527		0-0 1B FC6-4		0-0 HR		0-0 2B 1B		0-0 BB 1B		4 2 4 1 0 0 0												
Tony Phillips, S (1, 4) OBP: 0.362, SLG: 0.391		0-0 F8		0-0 G3		0-0 2B		4-0 BB 1B		3 0 1 2 1 0 2												
Mike Gallego, R (1, 5) OBP: 0.315, SLG: 0.333		0-0 FC6-4			0-0 F8	4-0 BB		0-0 G6-4-3 BB		3 0 0 0 1 0 4												
Alfredo Griffin, S (1, 6) OBP: 0.316, SLG: 0.372			0-0 4-3		0-0 1B		0-0 3-1		0-3 K	4 0 1 0 0 1 2												
Inning Stats	R: 0 E: 0 K: 1 S: 5	H: 0 LOB: 0 BB: 0 P: 5	R: 0 E: 0 K: 0 S: 4	H: 1 LOB: 2 BB: 1 P: 8	R: 0 E: 0 K: 0 S: 4	H: 1 LOB: 1 BB: 0 P: 4	R: 1 E: 0 K: 1 S: 6	H: 1 LOB: 0 BB: 0 P: 6	R: 0 E: 0 K: 0 S: 3	H: 1 LOB: 0 BB: 0 P: 3	R: 3 E: 0 K: 0 S: 6	H: 3 LOB: 2 BB: 2 P: 14	R: 0 E: 0 K: 0 S: 3	H: 1 LOB: 1 BB: 1 P: 7	R: 0 E: 0 K: 0 S: 3	H: 1 LOB: 1 BB: 1 P: 7	R: 0 E: 0 K: 1 S: 6	H: 1 LOB: 1 BB: 0 P: 6	1B: 7 2B: 1 3B: 0 HR: 2	SF: 0 SAC: 0 DP: 2 HBP: 0	WP: 0 PB: 0 SB: 1 CS: 0	PA: 39
PITCHER	IP WLS BF H R ER SO BB IBB HBP BLK WP HR S P ERA WHIP																					
Joe Niekro, R (1, 1) ERA: 3.11	5.2 L 25 7 4 4 2 2 0 0 0 0 0 2 27 35 6.35 1.588																					
Tim Stoddard, R (6, 1) ERA: 3.57	2.1 10 2 0 0 0 3 0 0 0 0 0 0 7 19 0.00 2.143																					
Ron Guidry, L (9, 1) ERA: 3.6	1.0 4 1 0 0 1 0 0 0 0 0 0 0 6 6 0.00 1.000																					

Oakland Athletics @ New York Yankees
 Yankee Stadium, Bronx, NY
 Sat May 30 1987, 3:33 AM EDT
 Att: 28,790 - Unknown

livebaseballscorecards.com

AB	34
R	4
H	10
RBI	4
BB	5
SO	3
LOB	16



BOTTOM

Oakland Athletics @ New York Yankees
 Yankee Stadium, Bronx, NY
 Sat May 30 1987, 3:33 AM EDT
 Att. 28,790 - Unknown

livebaseballscorecards.com

AB	31
R	3
H	7
RBI	2
BB	4
SO	6
LOB	15



WP: 0	PA: 35
PB: 1	SB: 0
CS: 0	

AB R H RBI BB SO LOB

3 1 1 0 1 0 3

4 1 1 0 0 0 3

3 1 2 0 1 1 0

3 0 1 2 1 0 2

4 0 0 0 0 2 3

4 0 0 0 0 0 1

4 0 1 0 0 0 0

2 0 1 0 1 1 0
1 0 0 0 0 0 0

1B: 7 SF: 0
2B: 1 SAC: 0
3B: 0 DP: 3
HR: 0 HBP: 0

Batter	1	2	3	4	5	6	7	8	9
Willie Randolph, R OBP: 0.393, SLG: 0.376 (1, 4)	4-0 E 1B 1B BB	0-0 F9			0-0 L3 1B		0-0 FC6-4 1-2f		
Don Mattingly, L OBP: 0.376, SLG: 0.484 (1, 3)	0-0 1-2 1B BB	0-0 F7 1-2 2-3			0-0 L3 1-2			0-0 3-1	
Dan Pasqua, L OBP: 0.343, SLG: 0.375 (1, 7)	4-0 1-2 2-3 1B BB G6-4-3		0-0 G6-4-3 1B		0-0 FC5-4 1B			0-3 K	
Gary Ward, R OBP: 0.353, SLG: 0.491 (1, 8)	0-0 1-3 2-H 3-H 1B G6-4-3		0-0 G6-4-3 1-2f		0-0 FC5-4 1-2			4-0 FC6-4 BB	
Dave Winfield, R OBP: 0.389, SLG: 0.514 (1, 9)	0-0 1-2f 3-H G6-4-3		0-3 K		0-3 K			0-0 FC6-4 1-2f	
Mike Pagliarulo, L OBP: 0.282, SLG: 0.368 (1, 5)	0-0 4-3			0-0 G3		0-0 5-3		0-0 4-3	
Ron Kittle, R OBP: 0.323, SLG: 0.525 (1, 10)		0-0 PB 1B 1B		0-0 F9		0-0 6-3		0-0 6-3	
Rick Cerone, R OBP: 0.308, SLG: 0.281 Rickey Henderson, R OBP: 0.446, SLG: 0.589 (9, PH)		0-0 1-2 PB 1B K		0-3 K		4-0 FC6-4 BB		0-0 F8	
Wayne Tolleson, S OBP: 0.343, SLG: 0.308 (1, 6)		0-0 F5			0-3 K		0-3 K		

Inning Stats	R: 3 H: 2 E: 1 LOB: 0 K: 0 BB: 2 S: 4	R: 0 H: 2 E: 0 LOB: 2 K: 0 BB: 0 S: 5	R: 0 H: 1 E: 0 LOB: 0 K: 1 BB: 0 S: 5	R: 0 H: 0 E: 0 LOB: 0 K: 1 BB: 0 S: 5	R: 0 H: 1 E: 0 LOB: 0 K: 1 BB: 0 S: 5	R: 0 H: 1 E: 0 LOB: 1 K: 1 BB: 0 S: 6	R: 0 H: 0 E: 0 LOB: 1 K: 1 BB: 1 S: 5	R: 0 H: 0 E: 0 LOB: 1 K: 1 BB: 1 S: 5	R: 0 H: 0 E: 0 LOB: 1 K: 0 BB: 1 S: 3
--------------	---------------------------------------	---------------------------------------	---------------------------------------	---------------------------------------	---------------------------------------	---------------------------------------	---------------------------------------	---------------------------------------	---------------------------------------

PITCHER	IP	WLS	BF	H	R	ER	SO	BB	IBB	HBP	BLK	WP	HR	S	P	ERA	WHIP
Joaquin Andujar, R ERA: 3.6 (1, 1)	5.0	W	20	6	3	3	3	2	0	0	0	0	0	24	32	5.40	1.600
Gene Nelson, R ERA: 3.82 (6, 1)	2.0		8	1	0	0	2	1	0	0	0	0	0	11	15	0.00	1.000
Dave Leiper, L ERA: 1.32 (8, 1)	0.2		2	0	0	0	1	0	0	0	0	0	0	4	4	0.00	0.000
Jay Howell, R ERA: 6.2 (8, 1)	1.1	S	5	0	0	0	0	1	0	0	0	0	0	4	8	0.00	0.750

Batter	1	2	3	4	5	6	7	8	9	AB R H RBI BB SO LOB	TOP									
Tony Phillips, S OBP: 0.359, SLG: 0.384 (1, 4)	0-0 F9		0-0 G4-6-3			4-0 BB		0-0 F9		3 0 0 0 1 0 2										
Alfredo Griffin, S OBP: 0.315, SLG: 0.369 (1, 6)	0-0 F8			0-0 F7		0-0 1B		0-0 E5		4 0 1 0 0 0 0										
Jose Canseco, R OBP: 0.278, SLG: 0.397 (1, 7)	0-0 F7			0-0 F8		0-0 F6		0-3 K		4 0 0 0 0 1 3										
Mark McGwire, R OBP: 0.380, SLG: 0.706 (1, 3)		0-0 HR		0-0 5-3			0-0 HR	0-3 K		4 2 2 2 0 1 1										
Ron Cey, R OBP: 0.421, SLG: 0.421 (1, 5)		0-0 F7			0-0 5-3		0-0 G5-4-3 1B		0-0 HR	4 1 2 1 0 0 0										
Terry Steinbach, R OBP: 0.385, SLG: 0.521 (1, 10)		1-0 G6-3 HBP			0-0 6-3		0-0 G5-4-3 1-2f		0-0 1B	3 0 1 0 0 0 1										
Mike Davis, L OBP: 0.343, SLG: 0.626 (1, 9)		0-0 G6-3 1-2f			0-0 F7		0-0 HR		0-0 F8	4 1 1 1 0 0 2										
Mickey Tettleton, S OBP: 0.279, SLG: 0.227 (1, 2)			0-0 FC6-4 1B			0-0 6-3	0-3 K		0-0 F8	4 0 1 0 0 1 1										
Stan Javier, S OBP: 0.348, SLG: 0.316 (1, 8)			0-0 FC6-4 G4-6-3 1-2			0-0 F8		4-0 F9 WP BB	0-3 K	3 1 0 0 1 1 2										
Inning Stats	R: 0 E: 0 K: 0 S: 3	H: 0 LOB: 0 BB: 0 P: 3	R: 1 E: 0 K: 0 S: 3	H: 1 LOB: 0 BB: 0 P: 4	R: 0 E: 0 K: 0 S: 3	H: 1 LOB: 0 BB: 0 P: 3	R: 0 E: 0 K: 0 S: 3	H: 0 LOB: 0 BB: 0 P: 3	R: 0 E: 0 K: 0 S: 4	H: 1 LOB: 2 BB: 1 P: 8	R: 2 E: 0 K: 1 S: 7	H: 3 LOB: 0 BB: 0 P: 7	R: 1 E: 1 K: 2 S: 8	H: 0 LOB: 1 BB: 1 P: 12	R: 1 E: 0 K: 1 S: 7	H: 2 LOB: 1 BB: 0 P: 7	1B: 4 2B: 0 3B: 0 HR: 4	SF: 0 SAC: 0 DP: 3 HBP: 1	WP: 1 PB: 0 SB: 1 CS: 0	PA: 36
PITCHER	IP WLS BF H R ER SO BB IBB HBP BLK WP HR S P ERA WHIP																			
Tommy John, L ERA: 3.62 (1, 1)	6.0 W 23 5 3 3 0 1 0 1 0 0 2 21 26 4.50 1.000																			
Rich Bardi, R ERA: 9.64 (7, 1)	0.2 2 1 0 0 0 0 0 0 0 0 1 2 2 0.00 1.500																			
Ron Guidry, L ERA: 2.84 (7, 1)	1.1 6 0 1 0 3 1 0 0 0 1 0 11 15 0.00 0.750																			
Dave Righetti, L ERA: 4.15 (9, 1)	1.0 5 2 1 1 1 0 0 0 0 0 1 7 7 9.00 2.000																			

Oakland Athletics @ New York Yankees
 Yankee Stadium, Bronx, NY
 Sun May 31 1987, 3:33 AM EDT
 Att: 55,034 - Unknown

livebaseballscorecards.com

AB	33
R	5
H	8
RBI	4
BB	2
SO	4
LOB	12



Batter	1	2	3	4	5	6	7	8	9
Henry Cotto, R OBP: 0.167, SLG: 0.500 (1, 8)	0-0 HR	0-0 6-3			0-0 F9		0-0 2B	0-0 F8-6	
Willie Randolph, R OBP: 0.394, SLG: 0.401 (1, 4)	0-0 F9	0-0 HR			0-0 1-3		0-0 1B		
Don Mattingly, L OBP: 0.378, SLG: 0.484 (1, 3)	0-0 1B	0-0 G3			0-0 4-3		0-0 FC6-4		
Gary Ward, R OBP: 0.351, SLG: 0.486 (1, 10)	0-3 K		0-3 K		0-0 2B		0-3 K		
Dan Pasqua, L OBP: 0.333, SLG: 0.362 (1, 7)	0-3 K		0-0 F7		0-3 K		0-0 F7		
Dave Winfield, R OBP: 0.391, SLG: 0.520 (1, 9)		0-0 2B FC4-6	0-0 F6		0-0 2B		0-0 FC6-4		
Mike Pagliarulo, L OBP: 0.292, SLG: 0.380 (1, 5)		0-0 FC4-6 6-3		0-3 K		4-0 G6-4-3 IBB		0-0 F8-6 BB	
Joel Skinner, R OBP: 0.204, SLG: 0.273 (1, 2)		1-0 FC4-6 HBP		0-3 K		0-0 G6-4-3		0-0 F7	
Bobby Meacham, S OBP: 0.333, SLG: 0.400 (1, 6)		0-0 FC4-6 6-3 HR		0-0 F8			0-0 E9 2B	4-0 BB BB 1-2	

Inning Stats	R: 1	H: 2	E: 0	K: 2	S: 9	LOB: 1	BB: 0	P: 9	R: 4	H: 3	E: 0	K: 0	S: 6	LOB: 0	BB: 0	P: 7	R: 0	H: 0	E: 0	K: 1	S: 5	LOB: 0	BB: 0	P: 5	R: 0	H: 0	E: 0	K: 0	S: 7	LOB: 0	BB: 0	P: 3	R: 1	H: 2	E: 0	K: 1	S: 6	LOB: 1	BB: 1	P: 10	R: 3	H: 4	E: 1	K: 1	S: 9	LOB: 1	BB: 0	P: 9	R: 0	H: 1	E: 0	K: 0	S: 3	LOB: 1	BB: 1	P: 7
--------------	------	------	------	------	------	--------	-------	------	------	------	------	------	------	--------	-------	------	------	------	------	------	------	--------	-------	------	------	------	------	------	------	--------	-------	------	------	------	------	------	------	--------	-------	-------	------	------	------	------	------	--------	-------	------	------	------	------	------	------	--------	-------	------

PITCHER	IP	WLS	BF	H	R	ER	SO	BB	IBB	HBP	BLK	WP	HR	S	P	ERA	WHIP
Dennis Eckersley, R ERA: 3.77 (1, 1)	5.1	L	25	7	6	6	6	0	0	0	0	0	2	35	40	10.12	1.312
Dennis Lamp, R ERA: 7.94 (6, 1)	0.2		4	3	3	3	0	0	0	0	0	0	0	4	4	40.50	4.500
Eric Plunk, R ERA: 3.98 (7, 1)	2.0		8	2	0	0	1	1	0	0	0	0	0	9	13	0.00	1.500

AB	R	H	RBI	BB	SO	LOB
5	2	2	3	0	0	3
4	2	2	3	0	0	0
4	0	2	1	0	0	0
4	1	1	0	0	3	2
4	0	0	0	0	2	3
4	1	2	1	0	0	1
3	1	2	0	1	1	0
3	0	0	0	0	1	3
3	2	1	1	1	0	2

WP	PA	ERA	WHIP
0	37		
0			
0			

AB	34
R	9
H	12
RBI	9
BB	2
SO	7
LOB	14



Oakland Athletics @ New York Yankees
 Yankee Stadium, Bronx, NY
 Sun May 31 1987, 3:33 AM EDT
 Att. 55,034 - Unknown

livebaseballscores.com

Batter	1	2	3	4	5	6	7	8	9	AB R H RBI BB SO LOB	TOP																
Tony Phillips, S OBP: 0.365, SLG: 0.391 (1, 4)	0-0 G5-4-3 1B	0-0 G6-4-3 1-2f		0-0 1-3 2-H 1B		0-0 2-H 1B		0-0 1-2f E 1B		5 1 3 3 0 0 2																	
Alfredo Griffin, S OBP: 0.311, SLG: 0.364 (1, 6)	0-0 G5-4-3 1-2f	0-0 4-3		0-0 F6		0-0 F8		0-0 K E 1B		5 0 1 0 0 0 4																	
Jose Canseco, R OBP: 0.286, SLG: 0.399 Terry Steinbach, R OBP: 0.385, SLG: 0.521 (1, 7) (8, 2)	0-0 2B 1B		0-0 F9		4-0 1B BB	0-0 CS 1-2	0-0 G1-6-3 1B	0-0 E6 1-2 3-H		4 1 2 0 1 0 1 0 0 0 0 0 0 0																	
Mark McGwire, R OBP: 0.375, SLG: 0.696 (1, 3)	0-0 1-H 1B 2B		0-3 K		0-0 P3		0-0 G1-6-3 1-2f	0-3 K 2-3		5 1 1 1 0 2 4																	
Carney Lansford, R OBP: 0.351, SLG: 0.363 Mike Gallego, R OBP: 0.315, SLG: 0.333 (1, 5) (9, 5)	0-0 2B 1B 1B		0-0 F8		0-0 BB 1-3 1B		0-0 1B	0-0 F9		5 1 3 1 0 0 0 0 0 0 0 0 0 0																	
Ron Cey, R OBP: 0.430, SLG: 0.441 Reggie Jackson, L OBP: 0.279, SLG: 0.328 (1, 10) (7, PH)	0-0 1-3 1B 2B		0-0 F8		0-0 6-3	4-0 1-2 G6-4-3 BB	0-0 F9	0-0 3-1		2 1 1 0 1 0 0 2 0 0 0 0 0 1																	
Mike Davis, L OBP: 0.350, SLG: 0.644 (1, 9)	0-0 2-H 3-H 1B		0-0 4-3		0-0 4-3	0-0 G6-4-3 1-2f		0-0 1B FC4-6 1B	0-0 HR	5 2 3 3 0 0 3																	
Mickey Tettleton, S OBP: 0.281, SLG: 0.244 Stan Javier, S OBP: 0.352, SLG: 0.312 (1, 2) (8, PH) (8, 8)	0-0 6-3		0-0 1B 2B		0-0 1B 2B		0-0 F4	0-3 K BB BB	4-0 BB	3 1 1 0 0 0 1 1 0 0 0 1 1 1																	
Luis Polonia, L OBP: 0.427, SLG: 0.563 (1, 8) (8, 7)		0-0 G6-4-3 1B		4-0 1B BB		0-0 E8 1B 1B		0-0 FC4-6 1B	0-0 L8	4 1 3 0 1 0 1																	
Inning Stats	R: 4 E: 0 K: 0 S: 8	H: 6 LOB: 1 BB: 0 P: 8	R: 0 E: 0 K: 0 S: 3	H: 1 LOB: 0 BB: 0 P: 3	R: 0 E: 0 K: 1 S: 5	H: 0 LOB: 0 BB: 0 P: 5	R: 1 E: 0 K: 0 S: 5	H: 2 LOB: 2 BB: 1 P: 9	R: 0 E: 0 K: 0 S: 3	H: 1 LOB: 2 BB: 2 P: 11	R: 1 E: 1 K: 0 S: 4	H: 2 LOB: 0 BB: 0 P: 4	R: 0 E: 0 K: 0 S: 4	H: 2 LOB: 1 BB: 0 P: 4	R: 2 E: 1 K: 2 S: 11	H: 3 LOB: 2 BB: 0 P: 11	R: 1 E: 0 K: 0 S: 4	H: 1 LOB: 1 BB: 1 P: 8	1B: 14 2B: 3 3B: 0 HR: 1	SF: 0 SAC: 0 DP: 4 HBP: 0	WP: 0 PB: 0 SB: 0 CS: 1	PA: 46					
PITCHER	IP	WLS	BF	H	R	ER	SO	BB	IBB	HBP	BLK	WP	HR	S	P	ERA	WHIP										
Scott McGregor, L ERA: 6.11 (1, 1)	0.2		7	6	4	4	0	0	0	0	0	0	0	7	7	54.00	9.000										
Jack O'Connor, L ERA: 5.65 (1, 1)	4.2		21	6	2	1	1	3	0	0	0	0	0	20	32	1.93	1.929										
Mark Williamson, R ERA: 4.3 (6, 1)	1.1		4	2	0	0	0	0	0	0	0	0	0	4	4	0.00	1.500										
Ken Dixon, R ERA: 5.77 (7, 1)	2.1	L	13	4	3	2	2	1	0	0	0	0	1	16	20	7.71	2.143										

Oakland Athletics @ Baltimore Orioles
Memorial Stadium, Baltimore, MD
Mon Jun 01 1987, 7:05 PM EDT
Att. 18,857 - Unknown

livebaseballscorecards.com

AB 41
R 9
H 18
RBI 8
BB 4
SO 3
LOB 18



Batter	1	2	3	4	5	6	7	8	9	AB	R	H	RBI	BB	SO	LOB
Mike Young, S OBP: 0.383, SLG: 0.474 (1, 10)	0-0 3-1		0-0 HR		0-0 4-3	0-3 K		0-3 K		5	1	1	1	0	2	1
Jim Dwyer, L OBP: 0.396, SLG: 0.602 (1, 9)	0-0 1B		0-3 K		4-0 FC6-4 BB	4-0 1-2 BB			0-0 4-3	3	0	1	0	2	1	0
Cal Ripken Jr., R OBP: 0.357, SLG: 0.552 (1, 6)	0-0 F3		0-0 5-3		0-0 FC6-4 1-2f	0-3 K			0-0 6-3	5	0	0	0	0	1	4
Eddie Murray, S OBP: 0.344, SLG: 0.531 (1, 3)	0-0 4-3		0-0 F9			0-0 1B HR 1B		0-0 6-3	0-0 1B	5	1	2	0	0	0	1
Fred Lynn, L OBP: 0.349, SLG: 0.460 (1, 8)		0-0 F5		0-0 3-1		0-0 1-2 HR 1B		0-0 F5	0-0 5-3	5	1	1	0	0	0	1
Ray Knight, R OBP: 0.354, SLG: 0.434 (1, 5)		0-0 2B 2B		0-0 4-3		0-0 F9		0-0 1B		4	1	2	0	0	0	2
Terry Kennedy, L OBP: 0.323, SLG: 0.433 (1, 2)		0-3 K		0-0 2B		0-0 1-2 HR		0-0 4-3		4	1	2	3	0	1	2
Larry Sheets, L OBP: 0.395, SLG: 0.690 (1, 7)		0-0 2-H 2B		0-0 6-3		0-0 HR		0-0 4-3		4	1	2	2	0	0	1
Rick Burleson, R OBP: 0.277, SLG: 0.288 (1, 4)		0-0 F9		0-0 1-3		0-0 E6 BB		0-0 F8		4	0	0	0	0	0	1

Inning Stats	R: 0	H: 1	E: 0	K: 0	S: 4	H: 1	LOB: 1	BB: 0	P: 4	R: 1	H: 2	E: 0	K: 1	S: 7	H: 1	LOB: 0	BB: 0	P: 6	R: 0	H: 1	E: 0	K: 0	S: 4	H: 1	LOB: 1	BB: 0	P: 4	R: 0	H: 0	E: 0	K: 0	S: 3	R: 4	H: 4	E: 1	K: 2	S: 12	H: 1	LOB: 1	BB: 0	P: 4	R: 0	H: 0	E: 0	K: 1	S: 5	H: 1	LOB: 0	BB: 0	P: 5	R: 0	H: 1	E: 0	K: 0	S: 4	H: 1	LOB: 1	BB: 0	P: 4	R: 0	H: 1	E: 0	K: 0	S: 4	H: 1	LOB: 1	BB: 0	P: 4
--------------	------	------	------	------	------	------	--------	-------	------	------	------	------	------	------	------	--------	-------	------	------	------	------	------	------	------	--------	-------	------	------	------	------	------	------	------	------	------	------	-------	------	--------	-------	------	------	------	------	------	------	------	--------	-------	------	------	------	------	------	------	------	--------	-------	------	------	------	------	------	------	------	--------	-------	------

PITCHER	IP	WLS	BF	H	R	ER	SO	BB	IBB	HBP	BLK	WP	HR	S	P	ERA	WHIP
Moose Haas, R ERA: 5.53 (1, 1)	5.1		24	7	4	4	2	1	0	0	0	0	1	27	31	6.75	1.500
Dave Leiper, L ERA: 2.63 (6, 1)	0.0		3	2	2	2	0	0	0	0	0	0	2	3	3	∞	∞
Gene Nelson, R ERA: 3.44 (6, 1)	3.1	W	13	2	0	0	3	1	0	0	0	0	0	18	22	0.00	0.900
Jay Howell, R ERA: 6.1 (9, 1)	0.1	S	1	0	0	0	0	0	0	0	0	0	0	1	1	0.00	0.000


BOTTOM

Oakland Athletics @ Baltimore Orioles
Memorial Stadium, Baltimore, MD

Mon Jun 01 1987, 7:05 PM EDT
Att. 18,857 - Unknown

livebaseballscorecards.com

AB	39
R	6
H	11
RBI	6
BB	2
SO	5
LOB	13



WP: 0	PA: 41
PB: 0	SB: 0
CS: 0	

Batter	1	2	3	4	5	6	7	8	9	AB R H RBI BB SO LOB	TOP									
Luis Polonia, L (1, 8) OBP: 0.410, SLG: 0.538	0-0 4-3		0-0 6-3			0-0 4-3		0-0 B1-3		4 0 0 0 0 0 0										
Mike Davis, L (1, 9) OBP: 0.348, SLG: 0.634	0-0 4-3		0-0 F7			0-3 K		0-0 FC5-4 1B		4 0 1 0 0 1 0										
Carney Lansford, R (1, 5) OBP: 0.354, SLG: 0.366	0-0 BB 1B		0-0 6-3			0-0 FC5-4 1B		0-0 FC5-4 1-2f		4 0 2 0 0 0 1										
Mark McGwire, R (1, 3) OBP: 0.372, SLG: 0.682	4-0 1-2 BB			0-0 5-3		0-0 FC5-4 1-2f		0-0 F7		3 0 0 0 1 0 2										
Jose Canseco, R (1, 7) OBP: 0.286, SLG: 0.396	0-3 K			0-0 4-3			0-0 4-3 1B 1B		0-3 K	4 1 1 0 0 2 2										
Reggie Jackson, L (1, 10) OBP: 0.278, SLG: 0.326		0-0 G4-6-3 1B 1B		0-0 4-3			0-0 4-3 1-2		0-3 K	4 0 1 0 0 1 1										
Tony Phillips, S (1, 4) OBP: 0.368, SLG: 0.410		0-0 1-2 G4-6-3 1B			0-0 F7		0-3 K		0-0 HR	4 1 2 1 0 1 1										
Alfredo Griffin, S (1, 6) OBP: 0.310, SLG: 0.362		0-0 G4-6-3 1-2f 2-3			0-0 B1-3		0-0 2-H 1B		0-0 F2	4 0 1 1 0 0 2										
Mickey Tettleton, S (1, 2) OBP: 0.272, SLG: 0.235		0-0 1-3			0-0 4-3		0-0 F9			3 0 0 0 0 0 2										
Inning Stats	R: 0 E: 0 K: 1 S: 6	H: 1 LOB: 2 BB: 1 P: 10	R: 0 E: 0 K: 0 S: 4	H: 2 LOB: 1 BB: 0 P: 4	R: 0 E: 0 K: 0 S: 3	H: 0 LOB: 0 BB: 0 P: 3	R: 0 E: 0 K: 0 S: 3	H: 0 LOB: 0 BB: 0 P: 3	R: 0 E: 0 K: 1 S: 6	H: 1 LOB: 1 BB: 0 P: 6	R: 1 E: 0 K: 1 S: 7	H: 2 LOB: 1 BB: 0 P: 7	R: 0 E: 0 K: 0 S: 4	H: 1 LOB: 1 BB: 0 P: 4	R: 1 E: 0 K: 2 S: 8	H: 1 LOB: 0 BB: 0 P: 8	1B: 7 2B: 0 3B: 0 HR: 1	SF: 0 SAC: 0 DP: 1 HBP: 0	WP: 0 PB: 0 SB: 0 CS: 0	PA: 35
PITCHER	IP WLS BF H R ER SO BB IBB HBP BLK WP HR S P ERA WHIP																			
Mike Boddicker, R (1, 1) ERA: 2.45	8.0 W 31 7 1 1 3 1 0 0 0 0 0 0 36 40 1.12 1.000																			
Tom Niedenfuer, R (9, 1) ERA: 4.3	1.0 4 1 1 1 2 0 0 0 0 0 1 8 8 9.00 1.000																			

Oakland Athletics @ Baltimore Orioles
 Memorial Stadium, Baltimore, MD
 Tue Jun 02 1987, 7:05 PM EDT
 Att: 25,174 - Unknown

livebaseballscorecards.com

AB 34
 R 2
 H 8
 RBI 2
 BB 1
 SO 5
 LOB 11



Batter	1	2	3	4	5	6	7	8	9	AB	R	H	RBI	BB	SO	LOB
Mike Young, S (1, 10) OBP: 0.365, SLG: 0.442	0-0 L9		0-3 K		0-0 E4		0-0 F8	0-0 FC6-5 BB		5	0	1	3	0	1	3
Jim Dwyer, L (1, 9) OBP: 0.387, SLG: 0.582	0-0 F6			0-0 F5	0-3 K		0-0 SF8	4-0 BB		3	0	0	1	1	1	2
Cal Ripken Jr., R (1, 6) OBP: 0.353, SLG: 0.548	0-0 L8			0-0 2B	0-0 F4		0-0 F9	0-0 FC6-5		5	0	1	0	0	0	4
Eddie Murray, S (1, 3) OBP: 0.342, SLG: 0.525		0-0 L8		0-3 K		0-0 F7		0-0 2B 1B		4	1	1	0	0	1	1
Fred Lynn, L (1, 8) OBP: 0.342, SLG: 0.448		0-0 4-3		0-3 K		0-0 F8		0-3 K		4	0	0	0	0	2	2
Ray Knight, R (1, 5) OBP: 0.357, SLG: 0.441		0-0 F4			0-0 FC5-4 1B	0-3 K		0-0 2B 2B		4	1	2	0	0	1	0
Terry Kennedy, L (1, 2) OBP: 0.327, SLG: 0.448			0-0 4-3		0-0 FC5-4 E BB		0-0 HR	4-0 2B 1B		3	3	1	1	1	0	1
Larry Sheets, L (1, 7) OBP: 0.414, SLG: 0.730			4-0 BB		4-0 E BB		0-0 HR	0-0 1B 2B		2	3	2	3	2	0	0
Rick Burleson, R (1, 4) OBP: 0.277, SLG: 0.294			0-0 F7		0-0 E6		0-0 SF8 2B	0-0 P3		4	1	1	0	0	0	5

Inning Stats	R: 0	H: 0	E: 0	K: 0	S: 3	LOB: 0	BB: 0	P: 3	R: 0	H: 0	E: 0	K: 0	S: 3	LOB: 0	BB: 0	P: 3	R: 0	H: 0	E: 0	K: 1	S: 5	LOB: 1	BB: 1	P: 9	R: 0	H: 1	E: 0	K: 2	S: 8	LOB: 1	BB: 0	P: 8	R: 2	H: 1	E: 2	K: 1	S: 8	LOB: 2	BB: 1	P: 12	R: 0	H: 0	E: 0	K: 1	S: 5	LOB: 0	BB: 0	P: 5	R: 3	H: 3	E: 0	K: 0	S: 6	LOB: 0	BB: 0	P: 6	R: 4	H: 4	E: 0	K: 1	S: 9	LOB: 2	BB: 2	P: 17
PITCHER	IP	WLS	BF	H	R	ER	SO	BB	IBB	HBP	BLK	WP	HR	S	P	ERA	WHIP																																															
Dave Stewart, R (1, 1) ERA: 4.01	7.0	L	30	5	5	3	5	2	0	0	0	0	2	38	46	3.86	1.000																																															
Eric Plunk, R (8, 1) ERA: 4.58	1.0		9	4	4	4	1	1	1	0	0	0	0	9	17	36.00	5.000																																															

BOTTOM

Oakland Athletics @ Baltimore Orioles
Memorial Stadium, Baltimore, MD
 Tue Jun 02 1987, 7:05 PM EDT
 Att. 25,174 - Unknown

AB	34
R	9
H	9
RBI	8
BB	4
SO	6
LOB	18

WP: 0 PA: 39
 PB: 0 SB: 0
 CS: 0



livebaseballscorecards.com

Batter	1	2	3	4	5	6	7	8	9	AB R H RBI BB SO LOB	TOP	
Tony Phillips, S OBP: 0.367, SLG: 0.410 (1, 4) X	0-0 F8		0-0 F8	0-0 E4 BB		4-0 FC5 1B 1-2 BB		0-0 1B 2B	0-0 F8	5 1 1 1 1 0 3		
Alfredo Griffin, S OBP: 0.328, SLG: 0.365 (1, 6) B B B	4-0 BB		4-0 1B CS BB	4-0 1B 2-3 BB		0-0 1B		4-0 1B 5-3 IBB		1 1 1 0 4 0 0		
Carney Lansford, R OBP: 0.351, SLG: 0.361 (1, 5) X	0-0 L9		0-0 1B	0-0 L9		0-0 FC5 2-3f		0-0 5-3 1-2 2-3		5 0 1 0 0 0 8		
Mark McGwire, R OBP: 0.373, SLG: 0.671 (1, 3) X	0-0 5-3		0-0 CS 3-H	4-0 HR BB	0-0 F2		0-0 F8	0-0 1B 2-H 3-H		4 1 1 2 1 0 1		
Jose Canseco, R OBP: 0.288, SLG: 0.408 (1, 7) X		0-0 F8		0-0 HR 1-H	4-0 BB		0-0 5-3	0-0 F8		4 1 1 2 1 0 1		
Ron Cey, R OBP: 0.427, SLG: 0.426 Reggie Jackson, L OBP: 0.281, SLG: 0.329 (1, 10) (7, PH)		0-3 K		4-0 FC6-4 1B E BB	0-3 K		0-3 K		0-0 1B 1B	2 1 0 0 1 2 1 2 0 1 0 0 1 0		
Mike Davis, L OBP: 0.355, SLG: 0.637 (1, 9) B B B		4-0 BB		0-0 FC6-4 1B 1-2	0-3 K			0-0 1B 2B 6-3	0-0 F5	4 1 2 0 1 1 2		
Terry Steinbach, R OBP: 0.386, SLG: 0.510 (1, 2) X	0-0 F8			0-0 F7		4-0 CS BB		0-0 6-3 2-3	0-0 1B	4 0 1 0 1 0 4		
Luis Polonia, L OBP: 0.404, SLG: 0.526 Stan Javier, S OBP: 0.348, SLG: 0.308 (1, 8) (9, PH) (9, 8)			0-0 1-3	0-0 FC6-4 E BB 1-2f 2-3		0-0 F7		0-0 2B 1B 3-H	0-3 K	4 1 1 1 0 0 3 1 0 0 0 0 1 2		
Inning Stats	R: 0 E: 0 K: 0 S: 3 H: 0 LOB: 1 BB: 1 P: 7	R: 0 E: 0 K: 1 S: 5 H: 0 LOB: 1 BB: 1 P: 9	R: 0 E: 0 K: 0 S: 3 H: 1 LOB: 1 BB: 1 P: 7	R: 3 E: 1 K: 0 S: 6 H: 2 LOB: 3 BB: 3 P: 18	R: 0 E: 0 K: 2 S: 7 H: 0 LOB: 1 BB: 1 P: 11	R: 0 E: 0 K: 0 S: 3 H: 1 LOB: 2 BB: 2 P: 11	R: 0 E: 0 K: 1 S: 5 H: 0 LOB: 0 BB: 0 P: 5	R: 4 E: 0 K: 0 S: 7 H: 4 LOB: 1 BB: 1 P: 11	R: 0 E: 0 K: 1 S: 7 H: 2 LOB: 2 BB: 0 P: 7	1B: 7 2B: 2 3B: 0 HR: 1 SF: 0 SAC: 0 DP: 0 HBP: 0	WP: 0 PB: 0 SB: 0 CS: 2 PA: 47	
PITCHER	IP WLS BF H R ER SO BB IBB HBP BLK WP HR S P ERA WHIP											
Jeff Ballard, L ERA: 5.74 (1, 1)	5.2 L 28 3 3 2 3 9 0 0 0 0 0 1 25 61 3.18 2.118											
Dave Schmidt, R ERA: 2.91 (6, 1)	2.1 13 5 4 4 1 0 1 0 0 0 0 0 14 18 15.43 2.143											
Scott McGregor, L ERA: 6.0 (9, 1)	1.0 5 2 0 0 0 1 0 0 0 0 0 0 7 7 0.00 2.000											

Oakland Athletics @ Baltimore Orioles
 Memorial Stadium, Baltimore, MD
 Wed Jun 03 1987, 7:05 PM EDT
 Att. 15,286 - Unknown

livebaseballscores.com

AB 36
 R 7
 H 10
 RBI 6
 BB 10
 SO 5
 LOB 25



Batter	1	2	3	4	5	6	7	8	9	AB	R	H	RBI	BB	SO	LOB
Mike Young, S OBP: 0.357, SLG: 0.489 (1, 10)	0-0 5-3		0-0 5-3		0-0 L4			0-0 2-H HR		4	1	1	2	0	0	2
Lee Lacy, R OBP: 0.330, SLG: 0.349 (1, 9)	0-0 1B		0-0 2B		0-0 F8			0-3 K		4	0	2	1	0	1	1
Cal Ripken Jr., R OBP: 0.347, SLG: 0.538 (1, 6)	0-0 F8		0-0 6-3					0-0 4-3		4	0	0	0	0	0	2
Eddie Murray, S OBP: 0.336, SLG: 0.515 (1, 3)	0-0 L8				0-0 F9			0-3 K		4	0	0	0	0	1	1
Ray Knight, R OBP: 0.350, SLG: 0.431 (1, 5)		0-3 K			0-3 K			0-0 G3		4	0	0	0	0	2	0
Ken Gerhart, R OBP: 0.291, SLG: 0.443 (1, 8)		0-0 F9			0-0			0-0 5-3		3	0	1	0	0	0	0
Jim Dwyer, L OBP: 0.383, SLG: 0.576 (9, PH)									0-0 B1-3	1	0	0	0	0	0	0
Terry Kennedy, L OBP: 0.325, SLG: 0.444 (1, 2)		0-0 1-3			0-0 L4			0-0 1-3 1B		4	0	1	0	0	0	1
Larry Sheets, L OBP: 0.405, SLG: 0.712 (1, 7)			0-0 3-1		0-0 6-3			0-0 1-3		3	0	0	0	0	0	1
Rick Burleson, R OBP: 0.290, SLG: 0.322 (1, 4)			0-0 5-3 2B					0-0 HR 2B		3	2	3	0	0	0	0

Inning Stats	R: 0	H: 1	E: 0	K: 0	S: 4	H: 0	LOB: 0	BB: 0	P: 4	R: 0	H: 0	E: 0	K: 1	S: 5	H: 2	LOB: 1	BB: 0	P: 5	R: 0	H: 1	E: 0	K: 1	S: 6	H: 1	LOB: 1	BB: 0	P: 6	R: 0	H: 1	E: 0	K: 0	S: 4	H: 0	LOB: 0	BB: 0	P: 3	R: 0	H: 1	E: 0	K: 0	S: 3	H: 2	LOB: 0	BB: 0	P: 9	R: 0	H: 0	E: 0	K: 0	S: 3	H: 0	LOB: 0	BB: 0	P: 3	1B: 4	SF: 0	2B: 4	SAC: 0	3B: 0	DP: 1	HR: 1	HBP: 0	WP: 0	PA: 34
--------------	------	------	------	------	------	------	--------	-------	------	------	------	------	------	------	------	--------	-------	------	------	------	------	------	------	------	--------	-------	------	------	------	------	------	------	------	--------	-------	------	------	------	------	------	------	------	--------	-------	------	------	------	------	------	------	------	--------	-------	------	-------	-------	-------	--------	-------	-------	-------	--------	-------	--------

PITCHER	IP	WLS	BF	H	R	ER	SO	BB	IBB	HBP	BLK	WP	HR	S	P	ERA	WHIP
Curt Young, L ERA: 2.73 (1, 1)	7.1	W	29	8	3	3	3	0	0	0	0	0	1	35	35	3.68	1.091
Jay Howell, R ERA: 5.64 (8, 1)	1.2		5	0	0	0	1	0	0	0	0	0	0	7	7	0.00	0.000

BOTTOM

Oakland Athletics @ Baltimore Orioles
Memorial Stadium, Baltimore, MD
Wed Jun 03 1987, 7:05 PM EDT
Att. 15,286 - Unknown

livebaseballscorecards.com

AB	34
R	3
H	8
RBI	3
BB	0
SO	4
LOB	8



Batter	1	2	3	4	5	6	7	8	9	AB R H RBI BB SO LOB	TOP											
Brett Butler, L (1, 8) OBP: 0.409, SLG: 0.392	4-0 FC6-4 1-3 2B BB	4-0 G4-6-3 1-2 2-3 BB		0-0 F7		0-0 1-3			0-0 F9	3 1 0 0 2 0 2												
Julio Franco, R (1, 6) OBP: 0.421, SLG: 0.458	0-0 1-3	0-0 G4-6-3		0-0 2-H 2B		0-0 FC6-4 1B			0-0 F7	5 0 2 1 0 0 4												
Pat Tabler, R (1, 10) OBP: 0.379, SLG: 0.515	4-0 FC6-4 BB		4-0 FC5-4 BB	0-3 K		0-0 FC6-4 1B				2 0 0 0 2 1 2												
Joe Carter, R (1, 3) OBP: 0.278, SLG: 0.472	0-0 FC6-4 1-2f 2-3 2B		0-0 F7		0-0 F3		0-0 L6			4 1 0 0 0 0 4												
Mel Hall, L (1, 7) OBP: 0.265, SLG: 0.389	0-0 1-H 3-H 2B		0-3 K		0-0 F9		0-3 K			4 0 1 2 0 2 2												
Brook Jacoby, R (1, 5) OBP: 0.316, SLG: 0.364	0-0 F8		0-0 FC5-4 1-2f		0-0 5-3			0-0 F8		4 0 0 0 0 0 2												
Cory Snyder, R (1, 9) OBP: 0.247, SLG: 0.423		0-0 BB BB 1B		0-0 E 4-3 1B		0-0 F9		0-0 F7		4 1 2 0 0 0 0												
Tony Bernazard, S (1, 4) OBP: 0.270, SLG: 0.378		4-0 1-2 BB		4-0 1-3 BB		0-0 1B		0-0 5-3		0 1 0 0 0 0 0												
Chris Bando, S (1, 2) OBP: 0.260, SLG: 0.269		0-0 B5		0-0 4-3 1-2 3-H		0-0 4-3		0-0 F7		4 0 0 1 0 0 4												
Inning Stats	R: 2 E: 0 K: 0 S: 4	H: 1 LOB: 1 BB: 2 P: 12	R: 0 E: 0 K: 0 S: 3	H: 1 LOB: 2 BB: 2 P: 11	R: 0 E: 0 K: 1 S: 5	H: 0 LOB: 1 BB: 1 P: 9	R: 2 E: 0 K: 1 S: 7	H: 2 LOB: 1 BB: 1 P: 11	R: 0 E: 0 K: 0 S: 3	H: 0 LOB: 0 BB: 0 P: 3	R: 0 E: 0 K: 0 S: 4	H: 1 LOB: 1 BB: 0 P: 4	R: 0 E: 0 K: 1 S: 6	H: 1 LOB: 1 BB: 0 P: 6	R: 0 E: 0 K: 0 S: 3	H: 0 LOB: 0 BB: 0 P: 3	R: 0 E: 0 K: 0 S: 3	H: 0 LOB: 0 BB: 0 P: 3	1B: 4 2B: 2 3B: 0 HR: 0	SF: 0 SAC: 0 DP: 1 HBP: 0	WP: 0 PB: 0 SB: 1 CS: 0	PA: 38
PITCHER	IP WLS BF H R ER SO BB IBB HBP BLK WP HR S P ERA WHIP																					
Joaquin Andujar, R (1, 1) ERA: 4.5	6.0 L 28 5 4 4 2 6 0 0 0 0 0 0 26 50 6.00 1.833																					
Gene Nelson, R (7, 1) ERA: 3.16	3.0 10 1 0 0 1 0 0 0 0 0 0 0 12 12 0.00 0.333																					

Cleveland Indians @ Oakland Athletics
Oakland-Alameda County Coliseum, Oakland, CA

Fri Jun 05 1987, 7:05 PM PDT
Att. 13,937 - Unknown

livebaseballscorecards.com

AB 30
R 4
H 5
RBI 4
BB 4
SO 3
LOB 20



Batter	1	2	3	4	5	6	7	8	9	AB R H RBI BB SO LOB
Luis Polonia, L OBP: 0.404, SLG: 0.515 (1, 8)	0-0 G3		0-0 4-3		4-0 BB BB	0-0 2-H 1B		0-0 FC6-4		4 0 1 1 1 0 1
Mike Davis, L OBP: 0.356, SLG: 0.645 (1, 9)	0-0 HR		4-0 BB E BB		0-3 K	0-0 5-3		0-0 F9		4 1 1 1 1 1 3
Carney Lansford, R OBP: 0.362, SLG: 0.359 (1, 5)	4-0 2B SF8 BB		4-0 1-2 BB BB		4-0 1-2 BB BB		4-0 S PB BB	0-0 F8		1 1 0 0 4 0 0
Mark McGwire, R OBP: 0.374, SLG: 0.675 Stan Javier, S OBP: 0.348, SLG: 0.308 (1, 3) (9, PR)	0-0 SF8 2B		0-0 F7		0-0 F7		0-0 L4	0-0 2B		5 0 2 0 0 0 5 0 0 0 0 0 0 0
Jose Canseco, R OBP: 0.296, SLG: 0.406 (1, 7)	0-0 SF8		4-0 1-2 2-3 BB		4-0 1-2 2-3 BB		4-0 2-3 BB	0-0 F6		1 0 0 1 3 0 1
Reggie Jackson, L OBP: 0.274, SLG: 0.320 Ron Cey, R OBP: 0.422, SLG: 0.419 (1, 10) (9, PH)	0-0 F8		0-0 F5		0-3 K		0-3 K	0-0 5-3		4 0 0 0 0 2 9 1 0 0 0 0 0 1
Tony Phillips, S OBP: 0.360, SLG: 0.401 (1, 4)		0-3 K		0-0 G3		0-0 4-3	0-0 1-3			4 0 0 0 0 1 2
Terry Steinbach, R OBP: 0.381, SLG: 0.495 (1, 2)		0-0 F7		0-0 1-3		4-0 1-3 1B BB		0-3 K		3 1 0 0 1 1 0
Mike Gallego, R OBP: 0.310, SLG: 0.327 (1, 6)		0-0 6-3		0-0 F8		0-0 1-3		0-0 FC6-4 1B		4 0 1 0 0 0 1

Inning Stats	R: 2 E: 0 K: 0 S: 5	H: 2 LOB: 1 BB: 1 P: 9	R: 0 E: 0 K: 1 S: 5	H: 0 LOB: 0 BB: 0 P: 5	R: 0 E: 0 K: 0 S: 3	H: 0 LOB: 3 BB: 3 P: 15	R: 0 E: 0 K: 0 S: 3	H: 0 LOB: 0 BB: 0 P: 3	R: 0 E: 0 K: 2 S: 7	H: 0 LOB: 3 BB: 3 P: 19	R: 1 E: 0 K: 0 S: 4	H: 1 LOB: 1 BB: 1 P: 8	R: 0 E: 0 K: 1 S: 5	H: 0 LOB: 2 BB: 2 P: 13	R: 0 E: 0 K: 1 S: 6	H: 1 LOB: 1 BB: 0 P: 6	R: 0 E: 0 K: 0 S: 4	H: 1 LOB: 1 BB: 0 P: 4	1B: 2 2B: 2 3B: 0 HR: 1	SF: 1 SAC: 0 DP: 0 HBP: 0	WP: 0 PB: 1 SB: 1 CS: 0	PA: 42	
PITCHER	IP	WLS	BF	H	R	ER	SO	BB	IBB	HBP	BLK	WP	HR	S	P	ERA	WHIP						
Tom Candiotti, R ERA: 5.46 (1, 1)	7.0	W	34	3	3	3	4	10	0	0	0	0	1	32	72	3.86	1.857						
Scott Bailes, L ERA: 2.09 (8, 1)	2.0	S	8	2	0	0	1	0	0	0	0	0	0	10	10	0.00	1.000						

BOTTOM

Cleveland Indians @ Oakland Athletics
Oakland-Alameda County Coliseum, Oakland, CA

Fri Jun 05 1987, 7:05 PM PDT
Att. 13,937 - Unknown

livebaseballscores.com

AB	31
R	3
H	5
RBI	3
BB	10
SO	5
LOB	23



Batter	1	2	3	4	5	6	7	8	9	AB R H RBI BB SO LOB	TOP															
Brett Butler, L OBP: 0.405, SLG: 0.388 (1, 8) X	0-0 4-3 1B	0-0 BLK 1B		0-0 L3			0-3 K			4 0 1 1 0 1 1	Cleveland Indians @ Oakland Athletics Oakland-Alameda County Coliseum, Oakland, CA Sat Jun 06 1987, 3:33 AM PDT Att. 16,728 - Unknown livebaseballscorecards.com															
Julio Franco, R OBP: 0.414, SLG: 0.449 (1, 6) X	0-0 4-3	0-0 3-H 6-3 1-2 1B		0-0 F8			0-0 F9			4 0 0 0 0 0 2																
Pat Tabler, R OBP: 0.376, SLG: 0.510 (1, 10) X	0-0 HR 1B		0-0 4-3				0-0 F8	0-3 K		4 1 1 0 0 1 0																
Joe Carter, R OBP: 0.281, SLG: 0.486 (1, 3) X	0-0 1-H HR		0-0 S 1B 1B				0-0 F9	0-0 F5		4 2 2 2 0 0 0																
Mel Hall, L OBP: 0.265, SLG: 0.385 (1, 7) X	0-0 1B		0-3 K				0-0 F8	0-0 4-3		4 0 1 0 0 1 1																
Tony Bernazard, S OBP: 0.270, SLG: 0.375 (1, 4) S S S	0-3 K		0-0 1-H 1B				0-0 F9	0-0 4-3		0 0 0 0 0 0 0																
Cory Snyder, R OBP: 0.243, SLG: 0.415 (1, 9) S S S		0-3 K	0-0 F9 1-2				0-3 K	0-3 K		4 0 0 0 0 3 1																
Brook Jacoby, R OBP: 0.319, SLG: 0.382 (1, 5) X		0-0 1B 3B		0-0 2B			0-0 F4	0-3 K		4 1 2 0 0 1 0																
Chris Bando, S OBP: 0.250, SLG: 0.257 (1, 2) X		0-0 G1-4-3		0-0 6-3			0-0 G3			3 0 0 0 0 0 2																
Inning Stats	R: 2 E: 0 K: 1 S: 8	H: 3 LOB: 1 BB: 0 P: 8	R: 1 E: 0 K: 1 S: 7	H: 2 LOB: 1 BB: 0 P: 7	R: 1 E: 0 K: 1 S: 7	H: 2 LOB: 1 BB: 0 P: 7	R: 0 E: 0 K: 0 S: 4	H: 1 LOB: 1 BB: 0 P: 4	R: 0 E: 0 K: 0 S: 3	H: 0 LOB: 0 BB: 0 P: 3	R: 0 E: 0 K: 1 S: 5	H: 0 LOB: 0 BB: 0 P: 5	R: 0 E: 0 K: 1 S: 5	H: 0 LOB: 0 BB: 0 P: 5	R: 0 E: 0 K: 1 S: 5	H: 0 LOB: 0 BB: 0 P: 5	R: 0 E: 0 K: 2 S: 7	H: 0 LOB: 0 BB: 0 P: 7	R: 0 E: 0 K: 2 S: 7	H: 0 LOB: 0 BB: 0 P: 7	1B: 5 2B: 1 3B: 1 HR: 1	SF: 0 SAC: 0 DP: 0 HBP: 0	WP: 0 PA: 35 PB: 0 SB: 2 CS: 0			
PITCHER	IP WLS BF H R ER SO BB IBB HBP BLK WP HR S P ERA WHIP																									
Moose Haas, R ERA: 6.16 (1, 1)	3.0	17	8	4	4	3	0	0	0	1	0	1	23	23	12.00	2.667										
Dennis Eckersley, R ERA: 3.31 (4, 1)	6.0	W	18	0	0	0	5	0	0	0	0	0	28	28	0.00	0.000										



Batter	1	2	3	4	5	6	7	8	9
Tony Phillips, S OBP: 0.358, SLG: 0.395 (1, 4)	0-0 6-3		0-0 F7		4-0 2B HR BB		0-0 5-3		
Carney Lansford, R OBP: 0.360, SLG: 0.362 (1, 5)	0-3 K		0-0 5-3		0-0 HR 2B		0-0 6-3		
Jose Canseco, R OBP: 0.304, SLG: 0.425 (1, 7)	0-0 1B			0-3 K	0-0 HR			4-0 HR BB	
Mark McGwire, R OBP: 0.366, SLG: 0.659 (1, 3)	0-3 K			0-3 K	0-0 4-3			0-0 F9	
Ron Cey, R OBP: 0.437, SLG: 0.500 (1, 10)		0-0 1B		0-0 2B		0-3 K		0-0 HR	
Mike Davis, L OBP: 0.349, SLG: 0.631 (1, 9)		0-0 F8		0-0 1-3		0-3 K		0-0 4-3	
Stan Javier, S OBP: 0.344, SLG: 0.305 (1, 8)		0-3 K			0-3 K	0-3 K		0-0 1B	
Mickey Tettleton, S OBP: 0.271, SLG: 0.235 (1, 2)		0-3 K			0-0 F8		0-0 SH5-3 1B	0-0 F4	
Alfredo Griffin, S OBP: 0.330, SLG: 0.367 (1, 6)			0-0 G3		0-0 2B 1B		0-0 SH5-3		

Inning Stats	R: 0	H: 1	E: 0	LOB: 1	K: 2	BB: 0	S: 8	P: 8
	R: 0	H: 1	E: 0	LOB: 1	K: 2	BB: 0	S: 8	P: 8
	R: 0	H: 0	E: 0	LOB: 0	K: 0	BB: 0	S: 3	P: 3
	R: 0	H: 1	E: 0	LOB: 1	K: 2	BB: 0	S: 8	P: 8
	R: 4	H: 3	E: 0	LOB: 0	K: 1	BB: 1	S: 8	P: 12
	R: 0	H: 0	E: 0	LOB: 0	K: 3	BB: 0	S: 9	P: 9
	R: 0	H: 1	E: 0	LOB: 1	K: 0	BB: 0	S: 4	P: 4
	R: 2	H: 2	E: 0	LOB: 1	K: 0	BB: 1	S: 5	P: 9

PITCHER	IP	WLS	BF	H	R	ER	SO	BB	IBB	HBP	BLK	WP	HR	S	P	ERA	WHIP
Greg Swindell, L ERA: 4.33 (1, 1)	8.0	L	35	9	6	6	10	2	0	0	0	0	2	53	61	6.75	1.375

AB R H RBI BB SO LOB

3	1	0	0	1	0	1
4	1	1	1	0	1	1
3	2	2	3	1	1	0
4	0	0	0	0	2	2
4	1	3	2	0	1	0
4	0	0	0	0	1	2
4	0	1	0	0	3	1
4	0	1	0	0	1	2
2	1	1	0	0	0	0

AB	32
R	6
H	9
RBI	6
BB	2
SO	10
LOB	9



Cleveland Indians @ Oakland Athletics
Oakland-Alameda County Coliseum, Oakland, CA

Sat Jun 06 1987, 3:33 AM PDT
Att. 16,728 - Unknown

WP: 0	PA: 35
PB: 0	
SB: 1	
CS: 0	

Batter	1	2	3	4	5	6	7	8	9	AB R H RBI BB SO LOB	TOP											
Brett Butler, L (1, 8) OBP: 0.414, SLG: 0.385	4-0 1B BB	4-0 E 1B BB			0-0 F9		0-0 SH FC5-4	4-0 SF7 E BB		1 2 0 0 3 0 0	Cleveland Indians @ Oakland Athletics Oakland-Alameda County Coliseum, Oakland, CA Sun Jun 07 1987, 3:33 AM PDT Att. 30,118 - Unknown livebaseballscorecards.com											
Julio Franco, R (1, 6) OBP: 0.409, SLG: 0.443	0-0 1B E 1B	0-0 E6 S 1B			0-0 6-3		0-3 K	0-0 E4 FC5-4		5 2 1 0 0 1 5												
Pat Tabler, R (1, 10) OBP: 0.377, SLG: 0.510	0-0 E7 WP E 1B	0-0 E7 1B			0-0 L4		0-0 FC5-4 1B HBP 2B	0-0 SF7		4 2 2 4 0 0 2												
Joe Carter, R (1, 3) OBP: 0.284, SLG: 0.495	0-0 E6 FC5 S 2-H				0-0 5-3		0-0 HR	1-0 1B 2B HBP	0-0 FC5-4	4 2 1 1 0 0 2												
Mel Hall, L (1, 7) OBP: 0.263, SLG: 0.380	0-3 K 1-2				0-0 G3		0-0 4-3	0-0 2B 1B	0-0 F6	5 1 1 1 0 1 1												
Tony Bernazard, S (1, 4) OBP: 0.273, SLG: 0.378	0-3 K				0-0 5-3		0-0 1-3	0-0 2B	4-0 BB	0 0 0 0 0 0 0												
Brook Jacoby, R (1, 5) OBP: 0.312, SLG: 0.372	0-0 FC5 2-3				0-3 K		0-0 3-1	0-0 5-3	0-0 F9	5 0 0 0 0 1 3												
Dave Clark, L (1, 9) OBP: 0.118, SLG: 0.118 Cory Snyder, R (7, PH) OBP: 0.249, SLG: 0.418		0-0 F5			0-3 K		0-0 SH BB 1B	0-0 E S SF7 1B	0-0 F9	2 0 0 0 0 1 0 3 2 2 0 0 0 1												
Rick Dempsey, R (1, 2) OBP: 0.343, SLG: 0.298		0-3 K			0-3 K		4-0 FC5-4 SH 1B BB	0-3 K		3 1 0 0 1 3 1												
Inning Stats	R: 3 E: 2 K: 2 S: 10	H: 2 LOB: 1 BB: 1 P: 14	R: 2 E: 1 K: 1 S: 6	H: 1 LOB: 1 BB: 1 P: 10	R: 0 E: 0 K: 0 S: 3	H: 0 LOB: 0 BB: 0 P: 3	R: 0 E: 0 K: 3 S: 9	H: 0 LOB: 0 BB: 0 P: 9	R: 0 E: 0 K: 0 S: 3	H: 0 LOB: 0 BB: 0 P: 3	R: 1 E: 0 K: 0 S: 4	H: 1 LOB: 0 BB: 0 P: 4	R: 5 E: 1 K: 1 S: 9	H: 3 LOB: 1 BB: 1 P: 14	R: 1 E: 1 K: 1 S: 7	H: 1 LOB: 2 BB: 1 P: 11	R: 0 E: 0 K: 0 S: 3	H: 0 LOB: 1 BB: 1 P: 7	1B: 6 2B: 1 3B: 0 HR: 1	SF: 1 SAC: 1 DP: 0 HBP: 1	WP: 1 PB: 0 SB: 3 CS: 0	PA: 44
PITCHER	IP WLS BF H R ER SO BB IBB HBP BLK WP HR S P ERA WHIP																					
Dave Stewart, R (1, 1) ERA: 3.98	5.0 L 22 4 6 2 6 2 0 0 0 0 1 1 32 40 3.60 1.200																					
Dave Leiper, L (6, 1) ERA: 2.45	1.0 6 1 3 2 0 1 0 0 0 0 0 0 5 9 18.00 2.000																					
Eric Plunk, R (7, 1) ERA: 4.83	1.0 6 2 2 0 1 0 0 1 0 0 0 0 7 8 0.00 2.000																					
Dennis Lamp, R (8, 1) ERA: 6.75	1.0 6 1 1 0 1 1 0 0 0 0 0 0 7 11 0.00 2.000																					
Jay Howell, R (9, 1) ERA: 5.4	1.0 4 0 0 0 0 1 0 0 0 0 0 0 3 7 0.00 1.000																					

Cleveland Indians @ Oakland Athletics
Oakland-Alameda County Coliseum, Oakland, CA
 Sun Jun 07 1987, 3:33 AM PDT
 Att. 30,118 - Unknown
livebaseballscorecards.com

AB	32
R	12
H	7
RBI	6
BB	4
SO	7
LOB	15



Batter	1	2	3	4	5	6	7	8	9	AB R H RBI BB SO LOB
Tony Phillips, S OBP: 0.359, SLG: 0.392 (1, 4)	0-0 6-3		0-0 4-3		4-0 WP BB		0-0 E6 FC4-6		0-0 FC6-4 1B	4 0 1 1 1 0 1
Alfredo Griffin, S OBP: 0.333, SLG: 0.366 (1, 6)	0-0 F9		0-0 1B		4-0 BB		0-0 FC4-6		0-0 FC6-4	3 0 1 0 1 0 2
Mike Gallego, R OBP: 0.305, SLG: 0.321 (8, 6)					1-2 2-H BB		1-2f		1-2f	1 0 0 0 0 0 1
Jose Canseco, R OBP: 0.303, SLG: 0.422 (1, 7)	0-0 BB 1B		0-0 F6		0-3 K			0-3 K2-3		4 0 1 0 0 2 3
Mark McGwire, R OBP: 0.369, SLG: 0.653 (1, 3)	4-0 FC6-4 BB			0-0 G4-6-3 1B		0-0 F8		0-0 F7		3 0 1 0 1 0 0
Carney Lansford, R OBP: 0.357, SLG: 0.360 (1, 5)	0-0 FC6-4			0-0 G4-6-3		0-0 5-3		0-0 1B		4 0 1 0 0 0 3
Ron Cey, R OBP: 0.418, SLG: 0.471 (1, 10)		0-0 F8		0-0 F9		0-3 K		0-0 F6		4 0 0 0 0 1 1
Terry Steinbach, R OBP: 0.377, SLG: 0.486 (1, 2)		0-0 L7			0-3 K		0-0 F8		0-0 FC5-4 1B	4 0 1 0 0 1 0
Stan Javier, S OBP: 0.350, SLG: 0.306 (1, 9)		0-0 F9			0-0 S BB WP 1B		4-0 E 1-3 BB		0-0 FC5-4 2B	3 1 1 0 1 0 1
Luis Polonia, L OBP: 0.398, SLG: 0.515 (1, 8)			0-0 F7		0-3 K		0-0 1-3		0-0 1B 2B	4 1 1 0 0 1 2

Inning Stats	R: 0 E: 0 K: 0 S: 4	H: 1 LOB: 2 BB: 1 P: 8	R: 0 E: 0 K: 0 S: 3	H: 0 LOB: 0 BB: 0 P: 3	R: 0 E: 0 K: 0 S: 4	H: 1 LOB: 1 BB: 0 P: 4	R: 0 E: 0 K: 0 S: 3	H: 1 LOB: 0 BB: 0 P: 3	R: 1 E: 0 K: 3 S: 10	H: 1 LOB: 2 BB: 2 P: 18	R: 0 E: 0 K: 1 S: 5	H: 0 LOB: 0 BB: 0 P: 5	R: 0 E: 1 K: 0 S: 4	H: 0 LOB: 2 BB: 1 P: 8	R: 0 E: 0 K: 1 S: 6	H: 1 LOB: 1 BB: 0 P: 6	R: 1 E: 0 K: 0 S: 5	H: 3 LOB: 1 BB: 0 P: 5	1B: 7 2B: 1 3B: 0 HR: 0	SF: 0 SAC: 0 DP: 1 HBP: 0
--------------	------------------------------	---------------------------------	------------------------------	---------------------------------	------------------------------	---------------------------------	------------------------------	---------------------------------	-------------------------------	----------------------------------	------------------------------	---------------------------------	------------------------------	---------------------------------	------------------------------	---------------------------------	------------------------------	---------------------------------	----------------------------------	------------------------------------


BOTTOM

Cleveland Indians @ Oakland Athletics
Oakland-Alameda County Coliseum, Oakland, CA

Sun Jun 07 1987, 3:33 AM PDT
Att. 30,118 - Unknown

livebaseballscores.com

AB	34
R	2
H	8
RBI	1
BB	4
SO	5
LOB	14



PITCHER	IP	WLS	BF	H	R	ER	SO	BB	IBB	HBP	BLK	WP	HR	S	P	ERA	WHIP
Steve Carlton, L ERA: 5.04 (1, 1)	7.0	W	29	4	1	1	4	4	0	0	0	1	0	33	49	1.29	1.143
Mark Huismann, R ERA: 5.54 (8, 1)	2.0		9	4	1	1	1	0	0	0	0	0	0	11	11	4.50	2.000

Batter	1	2	3	4	5	6	7	8	9	AB R H RBI BB SO LOB	TOP											
Daryl Boston, L (1, 7) OBP: 0.321, SLG: 0.443	0-0 4-3 1B		0-0 6-3		0-0 G3		0-0 2B		0-3 K	5 0 2 0 0 1 0												
Ozzie Guillen, L (1, 6) OBP: 0.340, SLG: 0.376	0-0 4-3 1-2		0-0 WP S 1B		0-0 F7		0-0 6-3			4 0 1 0 0 0 2												
Harold Baines, L (1, 10) OBP: 0.354, SLG: 0.466	0-3 K		0-3 K 1-3		4-0 HR BB		0-0 F7		0-0 F7	3 1 0 0 1 2 2												
Greg Walker, L (1, 3) OBP: 0.332, SLG: 0.532	0-0 4-3		0-0 F5		0-0 1-H HR		0-0 1B BB		4-0 1B BB	3 1 1 2 1 0 3												
Ivan Calderon, R (1, 9) OBP: 0.387, SLG: 0.570		0-0 HR		4-0 3-1 BB		0-3 K		0-0 1-2 1B		3 1 2 1 1 1 0												
Carlton Fisk, R (1, 2) OBP: 0.310, SLG: 0.388		0-3 K		0-0 3-1 1-2		0-3 K		0-3 K		4 0 0 0 0 3 3												
Tim Hulett, R (1, 5) OBP: 0.251, SLG: 0.360		0-3 K		0-0 F3		0-3 K		0-3 K		3 0 0 0 0 2 1												
Jerry Hairston, S (8, PH) OBP: 0.290, SLG: 0.269										1 0 0 0 0 1 2												
Pat Keedy, R (8, 5)										0 0 0 0 0 0 0												
Fred Manrique, R (1, 4) OBP: 0.226, SLG: 0.259		0-0 6-3		0-0 6-3			0-3 K		0-3 K	4 0 0 0 0 2 1												
Kenny Williams, R (1, 8) OBP: 0.281, SLG: 0.389			0-3 K		0-0 F7		0-0 6-3		0-3 K	4 0 0 0 0 2 0												
Inning Stats	R: 0 E: 0 K: 1 S: 6	H: 1 LOB: 1 BB: 0 P: 6	R: 1 E: 0 K: 2 S: 8	H: 1 LOB: 0 BB: 0 P: 8	R: 0 E: 0 K: 2 S: 9	H: 1 LOB: 2 BB: 0 P: 9	R: 0 E: 0 K: 0 S: 3	H: 0 LOB: 1 BB: 1 P: 7	R: 0 E: 0 K: 0 S: 3	H: 0 LOB: 0 BB: 0 P: 3	R: 2 E: 0 K: 3 S: 10	H: 1 LOB: 0 BB: 1 P: 14	R: 0 E: 0 K: 1 S: 6	H: 1 LOB: 1 BB: 0 P: 6	R: 0 E: 0 K: 2 S: 8	H: 1 LOB: 2 BB: 1 P: 12	R: 0 E: 0 K: 3 S: 9	H: 0 LOB: 0 BB: 0 P: 9	1B: 3 2B: 1 3B: 0 HR: 2	SF: 0 SAC: 0 DP: 0 HBP: 0	WP: 1 PB: 0 SB: 1 CS: 0	PA: 37
PITCHER	IP WLS BF H R ER SO BB IBB HBP BLK WP HR S P ERA WHIP																					
Steve Ontiveros, R (1, 1) ERA: 4.45	5.0 W 21 3 2 2 5 2 0 0 0 1 1 29 37 3.60 1.000																					
Gene Nelson, R (6, 1) ERA: 3.23	2.0 8 2 1 1 4 0 0 0 0 0 1 16 16 4.50 1.000																					
Dave Leiper, L (8, 1) ERA: 2.4	0.1 2 0 0 0 0 1 0 0 0 0 0 1 5 0.00 3.000																					
Jay Howell, R (8, 1) ERA: 5.04	1.2 S 6 1 0 0 5 0 0 0 0 0 0 16 16 0.00 0.600																					

Chicago White Sox @ Oakland Athletics
Oakland-Alameda County Coliseum, Oakland, CA
Mon Jun 08 1987, 7:05 PM PDT
Att. 13,756 - Unknown

livebaseballscorecards.com

AB	34
R	3
H	6
RBI	3
BB	3
SO	14
LOB	14



Batter	1	2	3	4	5	6	7	8	9
Luis Polonia, L (1, 8) OBP: 0.381, SLG: 0.491	0-0 5-3	0-0 F8			0-0 4-3		0-0 F7	0-3 K	
Carney Lansford, R (1, 5) OBP: 0.365, SLG: 0.381 Stan Javier, S (8, PR) OBP: 0.350, SLG: 0.306	0-0 S 1B	0-0 1-H 3-H HR			0-0 5-3			1-2 2-3 3-H 1-0 PB BB HR HBP	
Jose Canseco, R (1, 7) OBP: 0.302, SLG: 0.415	0-0 6-3	0-0 P3			0-3 K			4-0 1-2 PB HR BB	
Mark McGwire, R (1, 3) OBP: 0.366, SLG: 0.641	4-0 FC6-4 BB		0-0 F3		0-0 L6			0-0 F7	
Ron Cey, R (1, 10) OBP: 0.404, SLG: 0.452 Reggie Jackson, L (8, PH) OBP: 0.279, SLG: 0.345	0-0 FC6-4 1-2f		0-0 5-3		0-0 6-3			0-0 1-H 2-H HR	
Terry Steinbach, R (1, 2) OBP: 0.373, SLG: 0.473		4-0 2B BB	0-0 F7		0-0 6-3			0-0 5-3	
Mike Davis, L (1, 9) OBP: 0.347, SLG: 0.620		0-3 K		0-0 F7			0-0 4-3	4-0 BB 1B WP BB	
Tony Phillips, S (1, 4) OBP: 0.366, SLG: 0.420		0-0 1B 1-H HR 2B		0-0 F3			0-0 HR	0-0 WP BB 1B	
Mike Gallego, R (1, 6) OBP: 0.317, SLG: 0.321		0-0 HR 1B		0-0 F8			0-0 F9	4-0 1-2 2-3 WP BB	

AB	R	H	RBI	BB	SO	LOB
5	0	0	0	0	1	4
3	1	2	3	0	0	0
0	1	0	0	0	0	0
3	1	0	0	1	1	1
3	0	0	0	1	0	2
3	0	0	0	0	0	2
1	1	1	3	0	0	0
3	1	0	0	1	0	1
3	1	0	0	1	1	1
4	2	3	2	0	0	0
3	1	1	0	1	0	0

BOTTOM

Chicago White Sox @ Oakland Athletics
Oakland-Alameda County Coliseum, Oakland, CA

Mon Jun 08 1987, 7:05 PM PDT
Att. 13,756 - Unknown

livebaseballscorecards.com

AB	31
R	9
H	7
RBI	8
BB	5
SO	3
LOB	11



1B:	3	SF:	0
2B:	1	SAC:	0
3B:	0	DP:	0
HR:	3	HBP:	1

WP:	1	PA:	37
PB:	1		
SB:	1		
CS:	0		

Inning Stats	R	H	E	K	S	R	H	E	K	S	R	H	E	K	S	R	H	E	K	S	R	H	E	K	S
	0	1	0	4	8	4	3	0	1	8	0	0	0	0	3	0	0	0	0	3	0	0	0	0	3
	0	2	0	1	8	3	0	0	1	12	0	0	0	0	0	0	0	0	0	0	0	0	0	0	0
	0	0	0	0	3	0	0	0	0	3	0	0	0	0	0	0	0	0	0	0	0	0	0	0	0
	0	0	0	0	5	0	0	0	0	5	0	0	0	0	0	0	0	0	0	0	0	0	0	0	0
	1	0	0	0	3	0	0	0	0	3	0	0	0	0	0	0	0	0	0	0	0	0	0	0	0
	1	1	0	1	4	1	1	0	0	4	1	1	0	0	4	1	1	0	0	4	1	1	0	0	0

PITCHER	IP	WLS	BF	H	R	ER	SO	BB	IBB	HBP	BLK	WP	HR	S	P	ERA	WHIP
Floyd Bannister, L (1, 1) ERA: 4.71	7.0	L	28	5	5	5	2	2	0	0	0	0	2	30	38	6.43	1.000
Jim Winn, R (8, 1) ERA: 4.41	0.1		3	0	2	2	0	1	0	1	0	0	1	6	6	54.00	3.000
Ray Searge, L (8, 1) ERA: 3.13	0.2		6	2	2	2	1	2	0	0	0	1	1	6	14	27.00	6.000

Batter	1	2	3	4	5	6	7	8	9	AB R H RBI BB SO LOB	TOP							
Kenny Williams, R (1, 8) OBP: 0.279, SLG: 0.431	0-3 K			0-0 L7		0-3 K		0-0 1-H HR		4 1 1 2 0 2 1	Chicago White Sox @ Oakland Athletics Oakland-Alameda County Coliseum, Oakland, CA Tue Jun 09 1987, 7:05 PM PDT Att. 12,505 - Unknown livebaseballscorecards.com							
Jerry Royster, R (1, 7) OBP: 0.338, SLG: 0.484	0-0 F9			0-0 F8		0-3 K		0-0 5-3		4 0 0 0 0 1 1								
Harold Baines, L (1, 10) OBP: 0.351, SLG: 0.454	0-0 3-1			0-0 F6			4-0 BB		0-0 3-1	3 0 0 0 1 0 0								
Carlton Fisk, R (1, 2) OBP: 0.302, SLG: 0.377		0-3 K			0-0 6-3		0-0 F4		0-0 2-3	4 0 0 0 0 1 1								
Ivan Calderon, R (1, 9) OBP: 0.378, SLG: 0.556		0-0 F8			0-0 F9		0-3 K		0-0 F9	4 0 0 0 0 1 1								
Greg Walker, L (1, 3) OBP: 0.327, SLG: 0.524		0-0 G3			0-0 F7		0-0 4-3			3 0 0 0 0 0 1								
Pat Keedy, R (1, 5)				0-3 K		4-0 E FC6-4 BB		0-0 5-3		2 1 0 0 1 1 0								
Fred Manrique, R (1, 4) OBP: 0.230, SLG: 0.253				0-0 5-3		0-0 E5 FC6-4		4-0 HR BB		2 1 0 0 1 0 1								
Ozzie Guillen, L (1, 6) OBP: 0.335, SLG: 0.370				0-3 K		0-0 FC6-4 1-2f 3-H		0-0 F7		3 0 0 1 0 1 2								
Inning Stats	R: 0 E: 0 K: 1 S: 5	H: 0 LOB: 0 BB: 0 P: 5	R: 0 E: 0 K: 1 S: 5	H: 0 LOB: 0 BB: 0 P: 5	R: 0 E: 0 K: 2 S: 7	H: 0 LOB: 0 BB: 0 P: 7	R: 0 E: 0 K: 0 S: 3	H: 0 LOB: 0 BB: 0 P: 3	R: 0 E: 0 K: 1 S: 5	H: 0 LOB: 1 BB: 1 P: 9		R: 2 E: 0 K: 0 S: 4	H: 1 LOB: 0 BB: 1 P: 8	R: 0 E: 0 K: 0 S: 3	H: 0 LOB: 0 BB: 0 P: 3	1B: 0 2B: 0 3B: 0 HR: 1	SF: 0 SAC: 0 DP: 0 HBP: 0	WP: 0 PB: 0 SB: 0 CS: 0
PITCHER Curt Young, L (1, 1) ERA: 2.66	IP: 9.0 WLS: W BF: 32 H: 1 R: 3 ER: 2 SO: 7 BB: 3 IBB: 0 HBP: 0 BLK: 0 WP: 0 HR: 1 S: 43 P: 55 ERA: 2.00 WHIP: 0.444											PITCHER IP: WLS: BF: H: R: ER: SO: BB: IBB: HBP: BLK: WP: HR: S: P: ERA: WHIP						

AB	29
R	3
H	1
RBI	3
BB	3
SO	7
LOB	8



Batter	1	2	3	4	5	6	7	8	9	AB R H RBI BB SO LOB	TOP									
Daryl Boston, L (1, 8) OBP: 0.328, SLG: 0.438	4-0 S PB BB	0-3 K			4-0 BB		4-0 FC6-4 BB		0-0 F8	2 1 0 0 3 1 3										
Ozzie Guillen, L (1, 6) OBP: 0.328, SLG: 0.362	0-0 L9		0-0 6-3		0-0 4-3		0-0 FC6-4			4 0 0 0 0 0 4										
Harold Baines, L (1, 10) OBP: 0.348, SLG: 0.443	0-0 4-3		0-0 G3		0-3 K			4-0 G1-6-3 BB		3 0 0 0 1 1 2										
Greg Walker, L (1, 3) OBP: 0.326, SLG: 0.518	0-0 1B		0-0 4-3		0-0 G3			0-0 F7		4 0 1 0 0 0 1										
Jerry Hairston, S (1, 7) OBP: 0.286, SLG: 0.267	0-0 F8			0-0 1B		0-0 F9		0-0 G1-6-3		4 0 1 0 0 0 2										
Pat Keedy, R (1, 5) OBP: 0.300, SLG: 0.556		0-0 HR		0-3 K		0-0 F9			0-0 BB 1B	4 1 2 1 0 1 1										
Fred Manrique, R (1, 4) OBP: 0.222, SLG: 0.244		0-0 5-3		0-0 FC4-6		0-0 6-3			4-0 BB	3 0 0 0 0 0 1										
Jerry Royster, R (9, PH) OBP: 0.347, SLG: 0.484				1-2f					1-2 BB	0 0 0 0 1 0 0	AB 32									
Kenny Williams, R (1, 9) OBP: 0.292, SLG: 0.435		0-0 S 1B		0-3 K		0-0 BB 1B			0-3 K	4 0 2 0 0 2 3	R 2									
Ron Karkovice, R (1, 2) OBP: 0.182, SLG: 0.162		0-0 F8			0-3 K		0-3 K		0-3 K	3 0 0 0 0 2 2	H 6									
Ivan Calderon, R (9, PH) OBP: 0.376, SLG: 0.552										1 0 0 0 0 1 2	RBI 1									
											BB 5									
											SO 8									
											LOB 21									
Inning Stats	R: 1 E: 0 K: 0 S: 4	H: 1 LOB: 1 BB: 1 P: 8	R: 1 E: 0 K: 1 S: 7	H: 2 LOB: 1 BB: 0 P: 7	R: 0 E: 0 K: 0 S: 3	H: 0 LOB: 0 BB: 0 P: 3	R: 0 E: 0 K: 2 S: 8	H: 1 LOB: 1 BB: 0 P: 8	R: 0 E: 0 K: 1 S: 7	H: 0 LOB: 1 BB: 1 P: 11	R: 0 E: 0 K: 1 S: 6	H: 1 LOB: 2 BB: 1 P: 10	R: 0 E: 0 K: 0 S: 2	H: 0 LOB: 0 BB: 1 P: 6	R: 0 E: 0 K: 2 S: 8	H: 1 LOB: 2 BB: 1 P: 12	1B: 5 2B: 0 3B: 0 HR: 1	SF: 0 SAC: 0 DP: 1 HBP: 0	WP: 0 PB: 1 SB: 2 CS: 0	PA: 37
PITCHER	IP WLS BF H R ER SO BB IBB HBP BLK WP HR S P ERA WHIP																			
Joaquin Andujar, R (1, 1) ERA: 5.09	1.2 9 3 2 2 0 1 0 0 0 0 1 8 12 10.80 2.400																			
Dennis Eckersley, R (2, 1) ERA: 3.0	5.0 W 19 2 0 0 6 2 0 0 0 0 0 29 37 0.00 0.800																			
Dave Leiper, L (7, 1) ERA: 2.2	1.1 4 0 0 0 0 1 0 0 0 0 0 3 7 0.00 0.750																			
Jay Howell, R (9, 1) ERA: 4.85	1.0 S 5 1 0 0 2 1 0 0 0 0 0 8 12 0.00 2.000																			

Chicago White Sox @ Oakland Athletics
Oakland-Alameda County Coliseum, Oakland, CA
Wed Jun 10 1987, 3:33 AM PDT
Att: 17,942 - Unknown

livebaseballscorecards.com



Batter	1	2	3	4	5	6	7	8	9	AB	R	H	RBI	BB	SO	LOB
Luis Polonia, L OBP: 0.386, SLG: 0.487 (1, 8)	0-0 F7	0-0 BB 1-2 3-H 1B		0-0 F7			0-0 L7			4	0	1	1	0	0	1
Mike Davis, L OBP: 0.361, SLG: 0.630 (1, 9)	0-0 HR	4-0 BB 1-2 2-3 G6-4-3 BB		0-0 CS 1B			4-0 BB 1-2 1B BB			2	1	2	1	2	0	0
Jose Canseco, R OBP: 0.308, SLG: 0.428 (1, 7)	0-0 4-3	0-0 G6-4-3		0-0 CS 1-2	0-3 K		0-0 BB 1-2 2-H 1B			4	0	1	1	0	1	3
Mark McGwire, R OBP: 0.362, SLG: 0.627 (1, 5)	0-0 F2			0-3 K	0-3 K		0-3 K			4	0	0	0	0	3	2
Reggie Jackson, L OBP: 0.283, SLG: 0.342 (1, 10)				0-0 K	0-0 3-1		0-0 F8			4	0	0	0	0	1	2
Terry Steinbach, R OBP: 0.373, SLG: 0.462 (1, 2)				0-0 1B 2B 1B	0-0 1B 1B		4-0 BB G5-4-3 BB		0-0 5-3	3	1	2	0	1	0	0
Tony Phillips, S OBP: 0.366, SLG: 0.418 (1, 4)				0-0 1B 2B 1B	0-0 1B 1-3		0-0 G5-4-3 1-2f		0-0 F6	4	1	2	0	0	0	1
Stan Javier, S OBP: 0.361, SLG: 0.366 (1, 3)				0-0 1B 1B 2B	0-0 3-1		0-3 K		0-0 F8	4	1	1	1	0	1	2
Mike Gallego, R OBP: 0.314, SLG: 0.323 (1, 6)				0-0 BB 1B 1B			0-0 L7		0-0 BB 1B 1B	3	1	2	1	0	0	0

Inning Stats	R: 1	H: 1	E: 0	K: 0	S: 4	H: 1	LOB: 0	BB: 0	P: 4	R: 3	H: 5	E: 0	K: 1	S: 9	H: 2	LOB: 2	BB: 1	P: 13	R: 0	H: 2	E: 0	K: 1	S: 7	H: 1	LOB: 0	BB: 0	P: 3	R: 0	H: 0	E: 0	K: 2	S: 7	H: 0	LOB: 0	BB: 0	P: 7	R: 0	H: 0	E: 0	K: 1	S: 4	H: 0	LOB: 0	BB: 1	P: 8	R: 1	H: 2	E: 0	K: 1	S: 7	H: 2	LOB: 2	BB: 1	P: 11	R: 0	H: 0	E: 0	K: 0	S: 3	H: 0	LOB: 0	BB: 0	P: 3
--------------	------	------	------	------	------	------	--------	-------	------	------	------	------	------	------	------	--------	-------	-------	------	------	------	------	------	------	--------	-------	------	------	------	------	------	------	------	--------	-------	------	------	------	------	------	------	------	--------	-------	------	------	------	------	------	------	------	--------	-------	-------	------	------	------	------	------	------	--------	-------	------

PITCHER	IP	WLS	BF	H	R	ER	SO	BB	IBB	HBP	BLK	WP	HR	S	P	ERA	WHIP
Neil Allen, R ERA: 10.67 (1, 1)	6.1	L	29	10	5	5	5	3	0	0	0	0	1	36	48	7.11	2.053
Bob James, R ERA: 3.33 (7, 1)	1.2		6	1	0	0	1	0	0	0	0	0	0	8	8	0.00	0.600


BOTTOM

Chicago White Sox @ Oakland Athletics
Oakland-Alameda County Coliseum, Oakland, CA

Wed Jun 10 1987, 3:33 AM PDT
Att. 17,942 - Unknown

livebaseballscorecards.com

AB	32
R	5
H	11
RBI	5
BB	3
SO	6
LOB	11



WP: 0	PA: 36
PB: 0	
SB: 0	
CS: 1	

Batter	1	2	3	4	5	6	7	8	9	AB R H RBI BB SO LOB	TOP		
Luis Polonia, L (1, 8) OBP: 0.397, SLG: 0.496 Stan Javier, S (6, 8) OBP: 0.358, SLG: 0.362	0-0 1B 2B 1B	0-0 1-2 1B		0-0 1-3 1B		0-0 E5		0-0 E3		4 2 3 0 0 0 0 1 0 0 0 0 0 0			
Mike Davis, L (1, 9) OBP: 0.362, SLG: 0.622	4-0 1B 2B BB	0-0 L9-4		0-0 2-H 1B		0-0 F7		0-0 3-1		4 1 1 1 1 0 4			
Jose Canseco, R (1, 7) OBP: 0.305, SLG: 0.427	0-3 K		0-0 5-3	0-3 K		0-3 K			0-0 1B 2B	5 0 1 0 0 3 4			
Mark McGwire, R (1, 3) OBP: 0.358, SLG: 0.615	0-0 1-2 2-3 2B 1B		0-0 L6		0-3 K		0-3 K		0-0 L5	5 0 1 0 0 2 1			
Carney Lansford, R (1, 5) OBP: 0.375, SLG: 0.391	0-0 1-H 2-H 3-H 2B		1-0 1B HBP		4-0 HR BB		0-0 6-3		0-0 2-3 1B	3 1 2 2 1 0 0			
Reggie Jackson, L (1, 10) OBP: 0.292, SLG: 0.365	0-3 K		0-0 1-3 1B		0-0 1-H HR		4-0 BB		0-0 P6	4 1 2 2 1 1 3			
Tony Phillips, S (1, 4) OBP: 0.363, SLG: 0.417		0-0 SH2-3 SH 2B		0-3 K		0-0 1-3		0-0 F5		0-0 F8	5 1 1 0 0 1 5		
Mickey Tettleton, S (1, 2) OBP: 0.263, SLG: 0.227		0-0 SH2-3		0-0 F5		0-0 4-3		0-0 G3		3 0 0 0 0 0 0			
Mike Gallego, R (1, 6) OBP: 0.319, SLG: 0.328 Alfredo Griffin, S (7, 6) OBP: 0.332, SLG: 0.364		0-0 SH L9-4 1B		0-0 1B 1B		0-0 F8		0-0 P4		2 0 1 1 0 0 0 1 0 0 0 0 0 0			
Inning Stats	R: 2 H: 3 E: 0 LOB: 1 K: 2 BB: 1 S: 9 P: 13	R: 1 H: 2 E: 0 LOB: 1 K: 0 BB: 0 S: 5 P: 5	R: 0 H: 1 E: 0 LOB: 2 K: 1 BB: 0 S: 6 P: 7	R: 1 H: 3 E: 0 LOB: 1 K: 1 BB: 0 S: 7 P: 7	R: 2 H: 1 E: 0 LOB: 0 K: 1 BB: 1 S: 6 P: 10	R: 0 H: 0 E: 1 LOB: 1 K: 1 BB: 0 S: 6 P: 6	R: 0 H: 0 E: 0 LOB: 1 K: 1 BB: 1 S: 5 P: 9	R: 0 H: 0 E: 1 LOB: 1 K: 0 BB: 0 S: 4 P: 4	R: 0 H: 2 E: 0 LOB: 2 K: 0 BB: 0 S: 5 P: 5	1B: 8 SF: 0 2B: 4 SAC: 2 3B: 0 DP: 1 HR: 1 HBP: 1	WP: 0 PA: 43 PB: 0 SB: 2 CS: 0		
PITCHER	IP WLS BF H R ER SO BB IBB HBP BLK WP HR S P ERA WHIP											PITCHER	IP WLS BF H R ER SO BB IBB HBP BLK WP HR S P ERA WHIP
Greg Harris, R (1, 1) ERA: 5.61	3.2 L 20 9 4 4 3 1 0 1 0 0 0 0 24 29 9.82 2.727												
Mike Loynd, R (4, 1) ERA: 4.12	5.0 22 3 2 2 4 2 0 0 0 0 0 1 28 36 3.60 1.000												
Mitch Williams, L (9, 1) ERA: 4.09	0.1 1 0 0 0 0 0 0 0 0 0 0 0 1 1 0.00 0.000												

Oakland Athletics @ Texas Rangers
Arlington Stadium, Arlington, TX
Fri Jun 12 1987, 8:05 PM EDT
Att. 20,393 - Unknown

livebaseballscorecards.com

AB 37
R 6
H 12
RBI 6
BB 3
SO 7
LOB 17



Batter	1	2	3	4	5	6	7	8	9	AB R H RBI BB SO LOB
Jerry Browne, S (1, 4) OBP: 0.366, SLG: 0.342	0-3 K		4-0 S BB		0-3 K			0-0 2-3		3 0 0 0 1 2 0
Scott Fletcher, R (1, 6) OBP: 0.364, SLG: 0.409	0-0 5-3		0-0 F9		0-0 G3			0-0 F8		4 0 0 0 0 0 1
Ruben Sierra, S (1, 9) OBP: 0.318, SLG: 0.448	0-0 L5		0-3 K				0-0 P4	0-0 6-3		4 0 0 0 0 1 1
Pete Incaviglia, R (1, 7) OBP: 0.350, SLG: 0.535		0-0 L6	0-0 P4				0-3 K	0-3 K		4 0 0 0 0 2 1
Pete O'Brien, L (1, 3) OBP: 0.328, SLG: 0.510		4-0 BB 1B BB		0-0 L8		0-3 K		0-0 F8		3 1 0 0 1 1 0
Larry Parrish, R (1, 10) OBP: 0.361, SLG: 0.570		4-0 1B FC5-2 BB		0-3 K			0-0 5-3	0-0 2B		3 0 1 0 1 1 0
Oddibe McDowell, L (1, 8) OBP: 0.376, SLG: 0.453		0-0 FC5-2 S 1-3 2-H 1B		0-0 S 1B			0-0 P6	0-0 P6		4 0 2 1 0 0 1
Mike Stanley, R (1, 2) OBP: 0.321, SLG: 0.385		0-0 FC5-2		0-3 K			0-0 1B			3 0 1 0 0 1 3
Steve Buechele, R (1, 5) OBP: 0.281, SLG: 0.424		0-0 P4					0-3 K			2 0 0 0 0 0 2
Geno Petrali, L (7, PH) OBP: 0.449, SLG: 0.516					0-0 5-3					1 0 0 0 0 1 1
Curtis Wilkerson, S (8, 5) OBP: 0.333, SLG: 0.351										0 0 0 0 0 0 0

Inning Stats	R: 0	H: 0	E: 0	K: 1	S: 5	R: 1	H: 1	E: 0	K: 0	S: 4	R: 0	H: 0	E: 0	K: 1	S: 5	R: 0	H: 1	E: 0	K: 2	S: 8	R: 0	H: 0	E: 0	K: 1	S: 5	R: 0	H: 0	E: 0	K: 2	S: 7	R: 0	H: 1	E: 0	K: 1	S: 6	R: 0	H: 0	E: 0	K: 0	S: 3	R: 0	H: 1	E: 0	K: 1	S: 6	1B: 3	SF: 0	2B: 1	SAC: 0	3B: 0	DP: 0	HR: 0	HBP: 0	WP: 0	PA: 34
PITCHER Dave Stewart, R (1, 1) ERA: 3.69	IP	WLS	BF	H	R	ER	SO	BB	IBB	HBP	BLK	WP	HR	S	P	ERA	WHIP																																						

BOTTOM

Oakland Athletics @ Texas Rangers
Arlington Stadium, Arlington, TX

Fri Jun 12 1987, 8:05 PM EDT
Att. 20,393 - Unknown

livebaseballscorecards.com

AB	31
R	1
H	4
RBI	1
BB	3
SO	9
LOB	10



Batter	1	2	3	4	5	6	7	8	9	AB R H RBI BB SO LOB
Stan Javier, S (1, 8) OBP: 0.342, SLG: 0.343	0-0 F9		0-0 6-3	0-3 K	0-0 P4			0-3 K		5 0 0 0 0 2 3
Mike Davis, L (1, 9) OBP: 0.367, SLG: 0.625	0-3 K		4-0 G5-4-3 BB		0-0 1B	0-0 3-1		0-0 2B		4 2 2 0 1 1 0
Jose Canseco, R (1, 7) OBP: 0.299, SLG: 0.418	0-3 K		0-0 G5-4-3		0-0 F8	0-0 6-3		0-0 E3		5 0 0 1 0 1 2
Mark McGwire, R (1, 3) OBP: 0.368, SLG: 0.634		4-0 FC3-6 1B E BB		0-0 HR	0-0 1B SF7 1B	0-0 1B		0-0 1-3		4 3 3 2 1 0 0
Carney Lansford, R (1, 5) OBP: 0.380, SLG: 0.394		0-0 FC3-6 1-2 1B		4-0 HR BB	0-0 E HBP 1B	0-0 F8		0-0 4-3		4 2 2 0 1 0 1
Reggie Jackson, L (1, 10) OBP: 0.290, SLG: 0.358		0-0 FC3-6 1-2f 2-3		4-0 HR BB	0-0 SF7		0-0 L1	0-0 6-3		3 1 0 1 1 0 2
Terry Steinbach, R (1, 2) OBP: 0.388, SLG: 0.521		0-0 E5 FC6-4 1-2 3-H		0-0 HR 1-H 2-H	4-0 HBP BB	0-0 HR		0-0 1B		4 2 3 5 1 0 1
Tony Phillips, S (1, 4) OBP: 0.380, SLG: 0.410		0-0 P6		0-3 K	4-0 HBP BB	0-0 L5		0-0 4-3		4 0 0 0 1 1 3
Alfredo Griffin, S (1, 6) OBP: 0.330, SLG: 0.358		0-0 FC6-4		0-3 K2-3	1-0 HBP	0-0 B2				3 0 0 1 0 1 2

Oakland Athletics @ Texas Rangers
Arlington Stadium, Arlington, TX
Sat Jun 13 1987, 8:05 PM EDT
Att. 33,882 - Unknown

livebaseballscorecards.com

AB	36
R	10
H	10
RBI	10
BB	6
SO	6
LOB	14



Inning Stats	R: 0	H: 0	E: 0	K: 2	S: 7	P: 7	R: 1	H: 1	E: 1	K: 0	S: 5	P: 9	R: 0	H: 0	E: 0	K: 0	S: 2	R: 4	H: 2	E: 0	K: 3	S: 11	P: 19	R: 3	H: 3	E: 0	K: 0	S: 6	P: 15	R: 0	H: 1	E: 0	K: 0	S: 4	P: 4	R: 1	H: 1	E: 0	K: 0	S: 4	P: 4	R: 1	H: 1	E: 1	K: 1	S: 6	P: 6	R: 0	H: 1	E: 0	K: 0	S: 4	P: 4	R: 0	H: 1	E: 0	K: 0	S: 4	P: 4	R: 1	H: 1	E: 0	K: 0	S: 4	P: 4	1B: 6	SF: 1	2B: 1	SAC: 0	3B: 0	DP: 1	HR: 3	HBP: 1	WP: 0	PA: 44
--------------	------	------	------	------	------	------	------	------	------	------	------	------	------	------	------	------	------	------	------	------	------	-------	-------	------	------	------	------	------	-------	------	------	------	------	------	------	------	------	------	------	------	------	------	------	------	------	------	------	------	------	------	------	------	------	------	------	------	------	------	------	------	------	------	------	------	------	-------	-------	-------	--------	-------	-------	-------	--------	-------	--------

PITCHER	IP	WLS	BF	H	R	ER	SO	BB	IBB	HBP	BLK	WP	HR	S	P	ERA	WHIP
Ed Correa, R (1, 1) ERA: 7.76	4.1		22	5	7	7	5	4	0	0	0	0	2	28	44	14.54	2.077
Jeff Russell, R (5, 1) ERA: 4.82	0.1		4	1	0	0	0	2	0	0	0	0	0	2	10	0.00	9.000
Paul Kilgus, L (5, 1) ERA: 1.69	2.1	L	10	2	2	2	0	0	0	1	0	0	1	9	10	7.71	0.857
Dale Mohorcic, R (8, 1) ERA: 2.6	2.0		8	2	1	1	1	0	0	0	0	0	0	10	10	4.50	1.000

Batter	1	2	3	4	5	6	7	8	9	AB R H RBI BB SO LOB
Jerry Browne, S (1, 4) OBP: 0.361, SLG: 0.337	0-0 6-3		0-0 1-3		0-0 4-3	0-0 G3		0-0 CS	0-0 1B	5 0 1 0 0 0 3
Scott Fletcher, R (1, 6) OBP: 0.365, SLG: 0.409	0-0 5-3		0-0 1B			0-0 1B 1B	0-3 K		0-3 K	5 1 2 1 0 2 1
Ruben Sierra, S (1, 9) OBP: 0.320, SLG: 0.447	0-3 K			0-0 4-3		0-0 1B 1B	0-0 FC6 1B		0-3 K	5 1 2 0 0 2 1
Pete Incaviglia, R (1, 7) OBP: 0.347, SLG: 0.527		0-0 5-3		0-0 E6 HR		0-0 1B 1B	0-3 K		0-3 K	5 2 1 1 0 2 2
Pete O'Brien, L (1, 3) OBP: 0.326, SLG: 0.505		0-0 4-3		0-0 4-3		0-0 1B	0-0 FC6			4 1 1 1 0 0 2
Larry Parrish, R (1, 10) OBP: 0.359, SLG: 0.578		0-0 F9		0-0 HR		0-3 K		0-0 5-3		4 1 1 2 0 1 2
Oddibe McDowell, L (1, 8) OBP: 0.385, SLG: 0.479			4-0 1B BB	0-0 4-3		0-0 HR		0-0 1B		3 2 2 3 1 0 0
Mike Stanley, R (1, 2) OBP: 0.344, SLG: 0.379			4-0 1B BB		0-0 4-3	0-0 5-3		0-0 CS		3 0 1 0 1 0 0
Bob Brower, R (8, PR) OBP: 0.358, SLG: 0.375			1-2 1B BB					1-3 1B		0 0 0 0 0 0 0
Steve Buechele, R (9, 5) OBP: 0.281, SLG: 0.424			0-0 F8		0-0 F7	0-0 2B		0-3 K		0 0 0 0 0 0 0
Curtis Wilkerson, S (1, 5) OBP: 0.333, SLG: 0.375									0-3 K	3 0 1 0 0 0 2
Darrell Porter, L (8, PH) OBP: 0.351, SLG: 0.413										0 0 0 0 0 0 0
Don Slaught, R (8, PH) OBP: 0.284, SLG: 0.400										1 0 0 0 0 1 2

Inning Stats	R: 0 E: 0 K: 5 S: 5	H: 0 LOB: 0 BB: 0 P: 5	R: 0 E: 0 K: 3 S: 3	H: 0 LOB: 0 BB: 0 P: 3	R: 1 E: 0 K: 3 S: 3	H: 1 LOB: 2 BB: 2 P: 11	R: 2 E: 1 K: 5 S: 5	H: 1 LOB: 0 BB: 0 P: 5	R: 0 E: 0 K: 3 S: 3	H: 0 LOB: 0 BB: 0 P: 3	R: 5 E: 0 K: 11 S: 11	H: 6 LOB: 1 BB: 0 P: 11	R: 0 E: 0 K: 2 S: 8	H: 1 LOB: 1 BB: 0 P: 8	R: 0 E: 0 K: 1 S: 6	H: 2 LOB: 2 BB: 0 P: 6	R: 0 E: 0 K: 3 S: 10	H: 1 LOB: 1 BB: 0 P: 10	1B: 9 2B: 1 3B: 0 HR: 2	SF: 0 SAC: 0 DP: 0 HBP: 0	WP: 0 PB: 0 SB: 0 CS: 1	PA: 41
--------------	------------------------------	---------------------------------	------------------------------	---------------------------------	------------------------------	----------------------------------	------------------------------	---------------------------------	------------------------------	---------------------------------	--------------------------------	----------------------------------	------------------------------	---------------------------------	------------------------------	---------------------------------	-------------------------------	----------------------------------	----------------------------------	------------------------------------	----------------------------------	--------

PITCHER	IP	WLS	BF	H	R	ER	SO	BB	IBB	HBP	BLK	WP	HR	S	P	ERA	WHIP
Moose Haas, R (1, 1) ERA: 6.06	5.0		21	4	5	3	1	2	0	0	0	0	1	21	29	5.40	1.200
Gene Nelson, R (6, 1) ERA: 3.83	1.0		7	4	3	3	1	0	0	0	0	0	1	9	9	27.00	4.000
Steve Ontiveros, R (7, 1) ERA: 4.25	1.1	W	7	3	0	0	2	0	0	0	0	0	0	11	11	0.00	2.250
Dave Leiper, L (8, 1) ERA: 2.12	0.2		1	0	0	0	1	0	0	0	0	0	0	3	3	0.00	0.000
Jay Howell, R (9, 1) ERA: 4.67	1.0	S	4	1	0	0	3	0	0	0	0	0	0	10	10	0.00	1.000

BOTTOM

Oakland Athletics @ Texas Rangers
Arlington Stadium, Arlington, TX
Sat Jun 13 1987, 8:05 PM EDT
Att. 33,882 - Unknown

livebaseballscorecards.com

AB	38
R	8
H	12
RBI	8
BB	2
SO	8
LOB	15



Batter	1	2	3	4	5	6	7	8	9	AB R H RBI BB SO LOB	TOP	
Luis Polonia, L OBP: 0.385, SLG: 0.480 (1, 8) X	0-0 3-1 1B		0-0 B2			0-0 F7			0-0 F2	4 0 0 0 0 0 1		
Mike Davis, L OBP: 0.365, SLG: 0.617 (1, 9) X	0-0 1-3 1B			0-3 K		0-3 K			0-0 L9	4 0 1 0 0 2 1		
Jose Canseco, R OBP: 0.294, SLG: 0.410 (1, 7) X	0-0 1-3 1-2			0-0 6-3		0-0 F8			0-3 K	4 0 0 0 0 1 2		
Mark McGwire, R OBP: 0.363, SLG: 0.624 (1, 3) X	0-0 P3			0-3 K			0-0 L3			3 0 0 0 0 1 1		
Carney Lansford, R OBP: 0.379, SLG: 0.398 (1, 5) X		0-0 P6			0-0 S PB 2B		0-0 F3			3 1 1 0 0 0 0		
Reggie Jackson, L OBP: 0.290, SLG: 0.354 (1, 10) X		4-0 CS BB			0-3 K		0-0 F8			2 0 0 0 1 1 1		
Terry Steinbach, R OBP: 0.380, SLG: 0.508 (1, 2) X		0-3 K 1-2			0-3 K 2-3			0-3 K		3 0 0 0 0 3 2		
Tony Phillips, S OBP: 0.355, SLG: 0.404 (1, 4) X			0-0 F8			0-0 F8 3-H			0-0 F2	3 0 0 0 0 0 0		
Alfredo Griffin, S OBP: 0.330, SLG: 0.358 (1, 6) X			0-0 P4				0-0 1B		0-0 L9	3 0 1 0 0 0 0		
Inning Stats	R: 0 E: 0 K: 0 S: 4 H: 1 LOB: 1 BB: 0 P: 4	R: 0 E: 0 K: 1 S: 4 H: 0 LOB: 0 BB: 1 P: 8	R: 0 E: 0 K: 0 S: 3 H: 0 LOB: 0 BB: 0 P: 3	R: 0 E: 0 K: 2 S: 7 H: 0 LOB: 0 BB: 0 P: 7	R: 1 E: 0 K: 2 S: 8 H: 1 LOB: 0 BB: 0 P: 8	R: 0 E: 0 K: 1 S: 6 H: 1 LOB: 1 BB: 0 P: 6	R: 0 E: 0 K: 0 S: 3 H: 0 LOB: 0 BB: 0 P: 3	R: 0 E: 0 K: 1 S: 5 H: 0 LOB: 0 BB: 0 P: 5	R: 0 E: 0 K: 1 S: 5 H: 0 LOB: 0 BB: 0 P: 5	1B: 2 2B: 1 3B: 0 HR: 0 SF: 0 SAC: 0 DP: 0 HBP: 0	WP: 0 PB: 1 SB: 1 CS: 1 PA: 30	
PITCHER Charlie Hough, R ERA: 4.06 (1, 1)	IP 9.0 WLS W BF 30 H 3 R 1 ER 0 SO 8 BB 1 IBB 0 HBP 0 BLK 0 WP 0 HR 0 S 45 P 49 ERA 0.00 WHIP 0.444											PITCHER IP WLS BF H R ER SO BB IBB HBP BLK WP HR S P ERA WHIP

Oakland Athletics @ Texas Rangers
Arlington Stadium, Arlington, TX
Sun Jun 14 1987, 8:05 PM EDT
Att. 32,743 - Unknown

livebaseballscorecards.com

AB	29
R	1
H	3
RBI	0
BB	1
SO	8
LOB	8



Batter	1	2	3	4	5	6	7	8	9	AB R H RBI BB SO LOB
Jerry Browne, S (1, 4) OBP: 0.366, SLG: 0.335	4-0 CS BB		0-3 K		4-0 2B BB		0-0 SH1-3			1 1 0 0 2 1 0
Geno Petralli, L (1, 2) OBP: 0.476, SLG: 0.552	0-0 G3 1-2 HR 1B		4-0 2B WP BB		0-0 1-H 2B		0-0 FC3-6 1B			3 2 3 2 1 0 0
Ruben Sierra, S (1, 9) OBP: 0.319, SLG: 0.448	0-0 G3 1-2		0-0 WP 1-3 2B		0-3 K		0-0 FC3-6 1-2f			4 0 1 0 0 1 3
Pete O'Brien, L (1, 3) OBP: 0.329, SLG: 0.516	0-0 2-H HR		0-0 4-3		4-0 IBB		0-0 4-3			3 1 1 2 1 0 2
Pete Incaviglia, R (1, 7) OBP: 0.341, SLG: 0.518	0-3 K		0-3 K		0-3 K		0-3 K			4 0 0 0 0 4 2
Larry Parrish, R (1, 5) OBP: 0.358, SLG: 0.573		0-3 K		4-0 BB		0-0 L4		0-0 4-3		2 0 0 0 1 1 0
Scott Fletcher, R (8, 6) OBP: 0.363, SLG: 0.407										1 0 0 0 0 0 0
Oddibe McDowell, L (1, 8) OBP: 0.376, SLG: 0.465		0-3 K		0-0 F7		0-3 K		0-0 1-3		4 0 0 0 0 2 1
Darrell Porter, L (1, 10) OBP: 0.333, SLG: 0.388		0-3 K		0-3 K		0-3 K				3 0 0 0 0 3 1
Curtis Wilkerson, S (1, 6) OBP: 0.333, SLG: 0.395			0-0 1-3		0-0 F8		0-0 SH1-3 1B 2B			3 1 1 0 0 0 0
Steve Buechele, R (8, 5) OBP: 0.261, SLG: 0.424										0 0 0 0 0 0 0

Inning Stats	R: 2	H: 2	E: 0	LOB: 0	K: 1	BB: 1	S: 6	R: 0	H: 0	E: 0	LOB: 0	K: 3	BB: 0	S: 9	R: 1	H: 1	E: 0	LOB: 1	K: 1	BB: 1	S: 6	R: 0	H: 0	E: 0	LOB: 1	K: 2	BB: 1	S: 7	R: 1	H: 1	E: 0	LOB: 2	K: 2	BB: 2	S: 8	R: 0	H: 0	E: 0	LOB: 0	K: 2	BB: 0	S: 7	R: 1	H: 2	E: 0	LOB: 1	K: 0	BB: 0	S: 5	R: 0	H: 0	E: 0	LOB: 0	K: 1	BB: 0	S: 5	1B: 2	SF: 0	2B: 3	SAC: 1	3B: 0	DP: 0	HR: 1	HBP: 0	WP: 1	PA: 34
--------------	------	------	------	--------	------	-------	------	------	------	------	--------	------	-------	------	------	------	------	--------	------	-------	------	------	------	------	--------	------	-------	------	------	------	------	--------	------	-------	------	------	------	------	--------	------	-------	------	------	------	------	--------	------	-------	------	------	------	------	--------	------	-------	------	-------	-------	-------	--------	-------	-------	-------	--------	-------	--------

PITCHER	IP	WLS	BF	H	R	ER	SO	BB	IBB	HBP	BLK	WP	HR	S	P	ERA	WHIP
Eric Plunk, R (1, 1) ERA: 5.1	6.0	L	27	5	5	5	11	4	1	0	0	1	1	44	64	7.50	1.500
Dennis Lamp, R (7, 1) ERA: 5.19	2.0		7	1	0	0	1	0	0	0	0	0	0	9	9	0.00	0.500

BOTTOM

Oakland Athletics @ Texas Rangers
Arlington Stadium, Arlington, TX

Sun Jun 14 1987, 8:05 PM EDT
Att. 32,743 - Unknown

livebaseballscorecards.com

AB	28
R	5
H	6
RBI	4
BB	5
SO	12
LOB	9



BOTTOM

Oakland Athletics @ Kansas City Royals
Royals Stadium, Kansas City, MO

Mon Jun 15 1987, 8:05 PM EDT
Att. 36,157 - Unknown

livebaseballscorecards.com

AB	40
R	6
H	15
RBI	6
BB	2
SO	5
LOB	17



WP:	0	PA:	43
PB:	0	SB:	1
CS:	0		

AB R H RBI BB SO LOB

5	2	1	0	0	1	3
5	0	2	2	0	0	0
5	0	2	1	0	1	1
4	1	2	1	1	1	2
3	0	1	0	1	1	0
5	1	2	1	0	1	4
5	1	2	1	0	0	5
4	0	1	0	0	0	1
3	1	1	0	0	0	1
1	0	1	0	0	0	0
0	0	0	0	0	0	0

1B:	11	SF:	0
2B:	1	SAC:	1
3B:	0	DP:	0
HR:	3	HBP:	0

WP: 0 PA: 43

IP	WLS	BF	H	R	ER	SO	BB	IBB	HBP	BLK	WP	HR	S	P	ERA	WHIP
5.1		24	8	5	5	4	0	0	0	0	0	3	32	32	8.44	1.500
2.1		14	6	1	1	1	0	1	0	0	0	0	15	19	3.86	2.571
0.1	W	1	0	0	0	0	0	0	0	0	0	0	1	1	0.00	0.000
1.0	S	4	1	0	0	0	1	0	0	0	0	0	3	7	0.00	2.000

Batter	1	2	3	4	5	6	7	8	9
Willie Wilson, S OBP: 0.323, SLG: 0.385 (1, 8) X	0-0 L6 ①		0-3 K ③		0-0 1B 1-2 1B	0-0 6-3 ③		0-0 FC3-6 1-2f 1B ②	
Kevin Seitzer, R OBP: 0.381, SLG: 0.414 (1, 5) X	0-0 1-3 ②			0-0 5-3 ① X	0-0 1B 1-3 2-H 1B		0-0 6-3 ① X	0-0 1B 1-H	
George Brett, L OBP: 0.429, SLG: 0.451 (1, 10) X	0-0 F8 ③			0-3 K ② X	0-0 1B 1-3 3-H 1B		0-0 2B 1B	0-0 5-3 ③	
Danny Tartabull, R OBP: 0.385, SLG: 0.490 (1, 9) X		0-0 5-3 ①		0-0 HR ③	0-3 K ③		0-0 2B 1-3	0-0 SH3 1B BB ①	
Frank White, R OBP: 0.300, SLG: 0.355 (1, 4) X		0-0 1B ②		0-0 F8 ③		0-3 K ①	4-0 IBB ②	0-0 SH3 1-2 ①	
Bo Jackson, R OBP: 0.326, SLG: 0.518 (1, 7) X		0-0 F8 ②			0-0 F9 ① X	0-0 HR ①	0-3 K ②	0-0 1B 2-H ②	
Steve Balboni, R OBP: 0.285, SLG: 0.401 (1, 3) X		0-0 F9 ③			0-0 HR ①	0-0 1B ①	0-0 F9 ③	0-0 F8 ③	
Angel Salazar, R OBP: 0.240, SLG: 0.299 (1, 6) X			0-0 F3 ①		0-0 FC6-4 1B ①	0-0 F6 ②		0-0 L7 ①	
Larry Owen, R OBP: 0.242, SLG: 0.298 (1, 2) X			0-0 F5 ②		0-0 FC6-4 1B 1-2f 1B ② X	0-0 1B 1-2		0-0 FC3-6 1B ①	
Thad Bosley, L OBP: 0.299, SLG: 0.388 ERA: 2.08 (8, PH)									
Jamie Quirk, L OBP: 0.323, SLG: 0.333 (9, 2)									

Inning Stats	R: 0	H: 0	E: 0	K: 0	S: 3	LOB: 0	BB: 0	P: 3	R: 0	H: 1	E: 0	K: 0	S: 4	LOB: 1	BB: 0	P: 4	R: 0	H: 0	E: 0	K: 1	S: 5	LOB: 0	BB: 0	P: 5	R: 1	H: 1	E: 0	K: 1	S: 6	LOB: 0	BB: 0	P: 6	R: 3	H: 5	E: 0	K: 1	S: 10	LOB: 2	BB: 0	P: 10	R: 1	H: 3	E: 0	K: 1	S: 8	LOB: 2	BB: 0	P: 8	R: 0	H: 2	E: 0	K: 1	S: 7	LOB: 3	BB: 1	P: 11	R: 1	H: 2	E: 0	K: 0	S: 5	LOB: 1	BB: 0	P: 5	R: 0	H: 1	E: 0	K: 0	S: 3	LOB: 1	BB: 1	P: 7	1B: 11	SF: 0	2B: 1	3B: 0	HR: 3	SAC: 1	DP: 0	HBP: 0	WP: 0	PA: 43
--------------	------	------	------	------	------	--------	-------	------	------	------	------	------	------	--------	-------	------	------	------	------	------	------	--------	-------	------	------	------	------	------	------	--------	-------	------	------	------	------	------	-------	--------	-------	-------	------	------	------	------	------	--------	-------	------	------	------	------	------	------	--------	-------	-------	------	------	------	------	------	--------	-------	------	------	------	------	------	------	--------	-------	------	--------	-------	-------	-------	-------	--------	-------	--------	-------	--------

PITCHER	IP	WLS	BF	H	R	ER	SO	BB	IBB	HBP	BLK	WP	HR	S	P	ERA	WHIP
Curt Young, L ERA: 2.95 (1, 1)	5.1		24	8	5	5	4	0	0	0	0	0	3	32	32	8.44	1.500
Dennis Eckersley, R ERA: 3.04 (6, 1)	2.1		14	6	1	1	1	0	1	0	0	0	0	15	19	3.86	2.571
Dave Leiper, L ERA: 2.08 (8, 1)	0.1	W	1	0	0	0	0	0	0	0	0	0	0	1	1	0.00	0.000
Jay Howell, R ERA: 4.5 (9, 1)	1.0	S	4	1	0	0	0	1	0	0	0	0	0	3	7	0.00	2.000

Batter	1	2	3	4	5	6	7	8	9	AB R H RBI BB SO LOB	TOP											
Luis Polonia, L OBP: 0.401, SLG: 0.485 (1, 8) X	0-0 1B S 1B	4-0 1B BB		0-0 HR 1B	4-0 3-1 BB		0-0 4-3 1-2 2-3		0-0 3-1	4 2 2 0 2 0 2												
Mike Davis, L OBP: 0.368, SLG: 0.623 (1, 9) S S S S Johnnie LeMaster, R (7, 6)	0-3 K 1-2	0-3 K		0-0 HR 1-H	0-0 3-1		0-0 2-H 3-H 1B			5 1 2 4 0 2 5 0 0 0 0 0 0 0												
Carney Lansford, R OBP: 0.385, SLG: 0.412 (1, 5) X Dennis Lamp, R (8, 1) Dave Vonohlen, L (9, 1)	0-0 1B 4-3 2-H	0-0 1B FC5-4		4-0 HR BB	0-0 2 3-H	0-0 L5	0-0 F8			4 2 2 2 1 0 1 0 0 0 0 0 0 0 0 0 0 0 0 0 0												
Mark McGwire, R OBP: 0.356, SLG: 0.618 (1, 3) X (8, 5)	0-0 4-3 1-2	0-0 FC5-4		0-0 P3		0-0 5-3		0-3 K2-3		5 0 0 0 0 1 4												
Jose Canseco, R OBP: 0.302, SLG: 0.437 (1, 7) X	0-0 1B S 2-H		0-0 HR	0-0 F4		0-0 HR		0-3 K		5 2 3 3 0 1 1												
Reggie Jackson, L OBP: 0.292, SLG: 0.367 (1, 10) B B B B Ron Cey, R (8, PH) OBP: 0.398, SLG: 0.434 (8, 3)	4-0 BB 1-2		0-3 K	0-0 HR 1-H		0-0 F5		4-0 BB		3 1 1 2 1 1 0 0 0 0 0 1 0 0												
Terry Steinbach, R OBP: 0.369, SLG: 0.496 (1, 2) X Mickey Tettleton, S (4, 2)	0-0 F8		0-0 6-3	0-0 5-3			0-0 F5	0-0 4-3		3 0 0 0 0 0 2 2 0 0 0 0 0 1												
Tony Phillips, S (1, 4)		0-0 G3	0-0 1B	0-0 L5			4-0 4-3 1B BB		0-3 K	4 1 1 0 1 1 0												
Alfredo Griffin, S OBP: 0.332, SLG: 0.355 (1, 6) Stan Javier, S (7, 9) OBP: 0.342, SLG: 0.353		0-0 1B S 1B	0-0 F3	4-0 3-1 BB 2 BB		0-0 4-3 1B		0-3 K		3 2 2 0 1 0 1 1 0 0 0 0 1 0												
Inning Stats	R: 2 E: 0 K: 1 S: 8	H: 3 LOB: 2 BB: 1 P: 12	R: 1 E: 0 K: 1 S: 7	H: 2 LOB: 2 BB: 1 P: 11	R: 1 E: 0 K: 1 S: 7	H: 2 LOB: 1 BB: 0 P: 7	R: 4 E: 0 K: 0 S: 6	H: 3 LOB: 0 BB: 1 P: 10	R: 0 E: 0 K: 0 S: 2	H: 0 LOB: 2 BB: 2 P: 10	R: 1 E: 0 K: 0 S: 4	H: 1 LOB: 0 BB: 0 P: 4	R: 2 E: 0 K: 0 S: 5	H: 2 LOB: 1 BB: 1 P: 9	R: 0 E: 0 K: 2 S: 7	H: 0 LOB: 1 BB: 1 P: 11	R: 0 E: 0 K: 2 S: 7	H: 0 LOB: 0 BB: 0 P: 7	1B: 9 2B: 0 3B: 0 HR: 4	SF: 0 SAC: 0 DP: 0 HBP: 0	WP: 0 PB: 0 SB: 3 CS: 0	PA: 46
PITCHER	IP WLS BF H R ER SO BB IBB HBP BLK WP HR S P ERA WHIP																					
Rick Anderson, R (1, 1) ERA: 13.85	2.2 L 17 7 4 4 3 2 0 0 0 0 0 1 21 29 13.50 3.375																					
Bob Shirley, L (3, 1) ERA: 6.47	4.1 23 6 7 7 0 4 0 0 0 0 0 3 18 34 14.54 2.308																					
Jerry Don Gleaton, L (8, 1) ERA: 4.64	1.0 4 0 0 0 2 1 0 0 0 0 0 0 7 11 0.00 1.000																					
Dan Quisenberry, R (9, 1) ERA: 1.42	1.0 3 0 0 0 2 0 0 0 0 0 0 0 7 7 0.00 0.000																					

Oakland Athletics @ Kansas City Royals
Royals Stadium, Kansas City, MO
Tue Jun 16 1987, 8:05 PM EDT
Att. 26,562 - Unknown

livebaseballscorecards.com

AB	39
R	11
H	13
RBI	11
BB	7
SO	7
LOB	17



Batter	1	2	3	4	5	6	7	8	9	AB R H RBI BB SO LOB	TOP
Luis Polonia, L (1, 8) OBP: 0.397, SLG: 0.478	0-3 K		0-0 FC6-4 BLK 1B		0-0 B1		0-0 1B			4 1 1 0 0 1 2	
Mike Davis, L (1, 9) OBP: 0.370, SLG: 0.633	0-0 F2		4-0 1B 1-2 3B BB		0-0 HR		0-3 K			3 2 1 2 1 1 1	
Carney Lansford, R (1, 5) OBP: 0.382, SLG: 0.409	0-0 4-3		0-0 1-3 2-H 3B 1B		0-0 3-1			0-0 F6		4 1 1 1 0 0 0	
Mark McGwire, R (1, 3) OBP: 0.354, SLG: 0.621		0-0 6-3	0-0 1-H 3-H 3B		0-0 F9			0-0 F8		4 0 1 2 0 0 0	
Jose Canseco, R (1, 7) OBP: 0.298, SLG: 0.430		0-0 F9	0-0 B1		0-0 4-3			0-0 F9		4 0 0 0 0 0 1	
Reggie Jackson, L (1, 10) OBP: 0.291, SLG: 0.370		0-0 2B		0-3 K		0-0 F7			0-0 6-3	4 0 1 0 0 1 0	
Tony Phillips, S (1, 4) OBP: 0.355, SLG: 0.409		0-0 6-3		0-3 K		0-0 F9			4-0 BB	3 0 0 0 1 1 1	
Mickey Tettleton, S (1, 2) OBP: 0.248, SLG: 0.213			0-0 F8	0-3 K			0-3 K		0-3 K	4 0 0 0 0 3 1	
Alfredo Griffin, S (1, 6) OBP: 0.335, SLG: 0.358			0-0 FC6-4 1B		0-0 HR 1B		0-0 L8		0-0 F8	4 1 2 0 0 0 1	
Inning Stats	R: 0 E: 0 K: 1 S: 5 H: 0 LOB: 0 BB: 0 P: 5	R: 0 E: 0 K: 0 S: 4 H: 1 LOB: 1 BB: 0 P: 4	R: 3 E: 0 K: 0 S: 6 H: 3 LOB: 1 BB: 1 P: 10	R: 0 E: 0 K: 3 S: 9 H: 0 LOB: 0 BB: 0 P: 9	R: 2 E: 0 K: 0 S: 5 H: 2 LOB: 0 BB: 0 P: 5	R: 0 E: 0 K: 0 S: 3 H: 0 LOB: 0 BB: 0 P: 3	R: 0 E: 0 K: 2 S: 8 H: 1 LOB: 1 BB: 0 P: 8	R: 0 E: 0 K: 0 S: 3 H: 0 LOB: 0 BB: 0 P: 3	R: 0 E: 0 K: 1 S: 5 H: 0 LOB: 1 BB: 1 P: 9	1B: 4 2B: 1 3B: 1 HR: 1 SF: 0 SAC: 0 DP: 0 HBP: 0	WP: 0 PB: 0 SB: 2 CS: 0 PA: 36
PITCHER Bret Saberhagen, R (1, 1) ERA: 2.25	IP 9.0 WLS W BF 36 H 7 R 5 ER 5 SO 7 BB 2 IBB 0 HBP 0 BLK 1 WP 0 HR 1 S 48 P 56 ERA 5.00 WHIP 1.000										

Oakland Athletics @ Kansas City Royals
Royals Stadium, Kansas City, MO
Wed Jun 17 1987, 8:05 PM EDT
Att: 26,780 - Unknown

livebaseballscorecards.com

AB	34
R	5
H	7
RBI	5
BB	2
SO	7
LOB	7



Batter	1	2	3	4	5	6	7	8	9	AB	R	H	RBI	BB	SO	LOB
Willie Wilson, S OBP: 0.324, SLG: 0.381 (1, 8)	F8		1-3	F6		G3-6-3				4	0	0	0	0	0	2
Kevin Seitzer, R OBP: 0.391, SLG: 0.423 (1, 5)	S BB		1B 2B		K		1B SF9			3	2	2	1	1	1	0
George Brett, L OBP: 0.417, SLG: 0.483 (1, 10)	L7		1B HR		HR		SF9 1B			4	3	3	1	0	0	1
Danny Tartabull, R OBP: 0.380, SLG: 0.484 (1, 9)	F3		1-3 HR		K		SF9			3	1	1	2	0	1	1
Frank White, R OBP: 0.299, SLG: 0.369 (1, 4)		L8		HR	K2-3		SF9			3	1	1	4	0	1	0
Bo Jackson, R OBP: 0.327, SLG: 0.524 (1, 7)			K	K		HR	K			4	1	1	1	0	3	0
Steve Balboni, R OBP: 0.288, SLG: 0.402 (1, 3)		H 1-0 FC6-4 HBP	5-3			SH2-4 1B 2B		F8		3	1	1	0	0	0	0
Angel Salazar, R OBP: 0.232, SLG: 0.289 (1, 6)		X 0-0 FC6-4			F9	SH2-4		6-3		3	0	0	0	0	0	1
Jamie Quirk, L OBP: 0.326, SLG: 0.336 (1, 2)			1-3 2B		F7			K		2	1	1	0	0	0	0
Hal McRae, R OBP: 0.438, SLG: 0.571 (6, PH)										1	0	1	1	0	0	0
Larry Owen, R OBP: 0.234, SLG: 0.288 (7, 2)										1	0	0	0	0	1	0

Inning Stats	R: 0	H: 0	E: 0	K: 0	S: 3	H: 0	LOB: 1	BB: 1	P: 7	R: 0	H: 0	E: 0	K: 1	S: 5	H: 0	LOB: 1	BB: 0	P: 6	R: 5	H: 5	E: 0	K: 1	S: 10	H: 5	LOB: 0	BB: 0	P: 10	R: 0	H: 0	E: 0	K: 0	S: 3	R: 1	H: 1	E: 0	K: 3	S: 10	R: 2	H: 3	E: 0	K: 0	S: 5	H: 3	LOB: 0	BB: 0	P: 5	R: 2	H: 2	E: 0	K: 1	S: 7	H: 0	LOB: 0	BB: 0	P: 7	R: 0	H: 0	E: 0	K: 1	S: 5	H: 0	LOB: 0	BB: 0	P: 5
1B: 6	SF: 2	WP: 0	PA: 36																																																													
2B: 2	SAC: 1	PB: 0																																																														
3B: 0	DP: 1	SB: 1																																																														
HR: 3	HBP: 1	CS: 0																																																														

PITCHER	IP	WLS	BF	H	R	ER	SO	BB	IBB	HBP	BLK	WP	HR	S	P	ERA	WHIP
Dave Stewart, R ERA: 4.15 (1, 1)	5.0	L	24	7	7	7	5	1	0	1	0	0	3	32	37	12.60	1.600
Dennis Lamp, R ERA: 5.4 (6, 1)	0.1		2	1	0	0	0	0	0	0	0	0	0	2	2	0.00	3.000
Dave Leiper, L ERA: 3.0 (6, 1)	0.2		4	3	3	3	0	0	0	0	0	0	0	4	4	40.50	4.500
Gene Nelson, R ERA: 3.77 (7, 1)	1.0		3	0	0	0	1	0	0	0	0	0	0	5	5	0.00	0.000
Dave Vonohlen, L ERA: (8, 1)	1.0		3	0	0	0	1	0	0	0	0	0	0	5	5	0.00	0.000

BOTTOM

Oakland Athletics @ Kansas City Royals
Royals Stadium, Kansas City, MO

Wed Jun 17 1987, 8:05 PM EDT
Att. 26,780 - Unknown

livebaseballscorecards.com

AB	31
R	10
H	11
RBI	10
BB	1
SO	7
LOB	5



Batter	1	2	3	4	5	6	7	8	9	AB R H RBI BB SO LOB	TOP											
Jerry Browne, S (1, 4) OBP: 0.354, SLG: 0.343	0-0 E3 F7 4-3		0-0 6-3		0-0 SH FC5-4		0-0 5-3		0-0 4-3	4 0 0 0 0 0 0												
Scott Fletcher, R (1, 6) OBP: 0.357, SLG: 0.395	0-0 4-3		0-0 F6		0-0 FC5-4		0-0 1B			4 0 1 1 0 0 2												
Ruben Sierra, S (1, 9) OBP: 0.313, SLG: 0.431	0-0 F7			0-0 L7	0-0 F8		0-0 4-3			4 0 0 0 0 0 3												
Pete O'Brien, L (1, 3) OBP: 0.339, SLG: 0.543	0-0 L7			0-0 2B 1B	0-0 4-3			0-0 4-3		4 1 1 0 0 0 2												
Larry Parrish, R (1, 10) OBP: 0.360, SLG: 0.573		0-0 5-3		0-0 2B 2B	0-3 K			0-0 HR		4 2 2 2 0 1 0												
Oddibe McDowell, L (1, 8) OBP: 0.370, SLG: 0.456		0-0 6-3		0-0 1B 2B	0-0 5-3 1B			0-3 K		4 0 2 1 0 1 0												
Mike Stanley, R (1, 2) OBP: 0.341, SLG: 0.366		0-0 1B		0-0 1B	0-0 5-3			0-0 4-3		4 0 2 0 0 0 1												
Steve Buechele, R (1, 5) OBP: 0.263, SLG: 0.392		0-0 F8		0-3 K	0-0 6-3				0-0 6-3	4 0 0 0 0 1 3												
Bob Brower, R (1, 7) OBP: 0.355, SLG: 0.363			0-3 K		4-0 SH FC5-4 BB		0-0 4-3		0-0 1-3	3 1 0 0 1 1 0												
Inning Stats	R: 0 E: 1 K: 0 S: 4	H: 0 LOB: 1 BB: 0 P: 4	R: 0 E: 0 K: 0 S: 4	H: 1 LOB: 1 BB: 0 P: 4	R: 0 E: 0 K: 1 S: 5	H: 0 LOB: 0 BB: 0 P: 5	R: 2 E: 0 K: 1 S: 8	H: 4 LOB: 1 BB: 0 P: 8	R: 1 E: 1 K: 0 S: 4	H: 0 LOB: 1 BB: 1 P: 8	R: 0 E: 0 K: 1 S: 6	H: 1 LOB: 1 BB: 0 P: 6	R: 0 E: 0 K: 0 S: 4	H: 1 LOB: 1 BB: 0 P: 4	R: 1 E: 0 K: 1 S: 6	H: 1 LOB: 0 BB: 0 P: 6	R: 0 E: 0 K: 0 S: 3	H: 0 LOB: 0 BB: 0 P: 3	1B: 5 2B: 2 3B: 0 HR: 1	SF: 0 SAC: 1 DP: 0 HBP: 0	WP: 0 PB: 0 SB: 0 CS: 0	PA: 37
PITCHER	IP WLS BF H R ER SO BB IBB HBP BLK WP HR S P ERA WHIP																					
Moose Haas, R (1, 1) ERA: 5.75	5.0 L 22 5 3 2 2 1 0 0 0 0 0 0 25 29 3.60 1.200																					
Dennis Eckersley, R (6, 1) ERA: 2.93	2.0 8 2 0 0 1 0 0 0 0 0 0 0 10 10 0.00 1.000																					
Dave Vonohlen, L (8, 1) ERA: 3.0	1.0 4 1 1 1 1 0 0 0 0 0 0 1 6 6 9.00 1.000																					
Dennis Lamp, R (9, 1) ERA: 4.91	1.0 3 0 0 0 0 0 0 0 0 0 0 0 3 3 0.00 0.000																					

Texas Rangers @ Oakland Athletics
Oakland-Alameda County Coliseum, Oakland, CA
Fri Jun 19 1987, 7:05 PM PDT
Att. 11,717 - Unknown

livebaseballscorecards.com

AB	35
R	4
H	8
RBI	4
BB	1
SO	4
LOB	11



Batter	1	2	3	4	5	6	7	8	9	AB	R	H	RBI	BB	SO	LOB
Luis Polonia, L OBP: 0.393, SLG: 0.471 (1, 8)	0-0 F5		0-0 B5-3		0-0 F8			0-0 BB E 1B		4	1	1	0	0	0	2
Mike Davis, L OBP: 0.368, SLG: 0.624 (1, 10)	0-0 4-3			0-0 F8		0-0 G3		4-0 BB BB BB FC6-4 BB 1-2		3	0	0	0	1	0	0
Carney Lansford, R OBP: 0.380, SLG: 0.403 (1, 5)	4-0 BB			0-0 5-3		0-0 F4		0-0 FC6-4 1-2 2-H		3	0	0	0	1	0	1
Jose Canseco, R OBP: 0.297, SLG: 0.424 (1, 7)	0-0 G3			4-0 BB		0-0 6-3		0-0 F4		3	0	0	0	1	0	2
Reggie Jackson, L OBP: 0.290, SLG: 0.373 (1, 9)		0-0 G3		0-0 F5			0-0 3-1 6-3 2B		0-3 K	4	1	1	0	0	1	1
Ron Cey, R OBP: 0.382, SLG: 0.413 (1, 3)		0-0 5-3			0-0 6-3		0-0 3-1		0-0 5-3	4	0	0	0	0	0	1
Tony Phillips, S OBP: 0.354, SLG: 0.404 (1, 4)		0-0 4-3			4-0 4-3 BB BB		0-0 6-3		0-3 K	3	0	0	1	1	1	0
Mickey Tettleton, S OBP: 0.250, SLG: 0.208 (1, 2)			0-0 4-3		4-0 4-3 BB 1-2		0-0 F7			2	0	0	0	1	0	0
Alfredo Griffin, S OBP: 0.330, SLG: 0.353 (1, 6)			0-0 4-3		0-0 4-3			0-0 B4-3		3	0	0	0	0	0	2

Inning Stats	R: 0	H: 0	E: 0	K: 0	S: 3	LOB: 1	BB: 1	P: 7	R: 0	H: 0	E: 0	K: 0	S: 3	LOB: 0	BB: 0	P: 3	R: 0	H: 0	E: 0	K: 0	S: 3	LOB: 0	BB: 0	P: 3	R: 0	H: 0	E: 0	K: 0	S: 3	LOB: 1	BB: 1	P: 7	R: 0	H: 0	E: 0	K: 0	S: 3	LOB: 2	BB: 2	P: 11	R: 0	H: 0	E: 0	K: 0	S: 3	LOB: 0	BB: 0	P: 3	R: 1	H: 1	E: 0	K: 0	S: 4	LOB: 0	BB: 0	P: 4	R: 1	H: 1	E: 1	K: 0	S: 4	LOB: 1	BB: 1	P: 8	R: 0	H: 0	E: 0	K: 2	S: 7	LOB: 0	BB: 0	P: 7	1B: 1	SF: 0	2B: 1	SAC: 0	3B: 0	DP: 0	HR: 0	HBP: 0	WP: 0	PA: 34
PITCHER	IP	WLS	BF	H	R	ER	SO	BB	IBB	HBP	BLK	WP	HR	S	P	ERA	WHIP																																																																	
Charlie Hough, R ERA: 3.87 (1, 1)	7.1	W	29	2	2	1	0	5	0	0	0	0	0	24	44	1.23	0.955																																																																	
Dale Mohorcic, R ERA: 2.55 (8, 1)	1.2	S	5	0	0	0	2	0	0	0	0	0	0	9	9	0.00	0.000																																																																	

BOTTOM

Texas Rangers @ Oakland Athletics
Oakland-Alameda County Coliseum, Oakland, CA

livebaseballscores.com

AB	29
R	2
H	2
RBI	1
BB	5
SO	2
LOB	9



WP: 0	PA: 34
PB: 0	SB: 0
CS: 0	

Fri Jun 19 1987, 7:05 PM PDT
Att. 11,717 - Unknown

Batter	1	2	3	4	5	6	7	8	9	AB R H RBI BB SO LOB	TOP											
Jerry Browne, S (1, 4) OBP: 0.346, SLG: 0.333	0-3 K		0-0 4-3	0-0 F9			0-0 F6		0-0 G4-6-3	5 0 0 0 0 1 2												
Scott Fletcher, R (1, 6) OBP: 0.360, SLG: 0.413	0-0 2B			0-0 5-3	0-0 HR		0-0 5-3			4 1 2 1 0 0 0												
Ruben Sierra, S (1, 9) OBP: 0.315, SLG: 0.444	0-0 F9			0-0 HR	0-0 IHR		0-0 F7			4 2 2 1 0 0 1												
Larry Parrish, R (1, 10) OBP: 0.358, SLG: 0.571	0-0 F9			0-3 K	0-0 F8			0-0 4-3 2B		4 0 1 0 0 1 2												
Pete Incaviglia, R (1, 7) OBP: 0.340, SLG: 0.541		0-0 6-3		0-0 HR	0-0 5-3			0-3 K		4 1 1 2 0 1 1												
Bob Brower, R (8, 7) OBP: 0.355, SLG: 0.363				1-H HR				0-0 K		0 0 0 0 0 0 0												
Pete O'Brien, L (1, 3) OBP: 0.337, SLG: 0.538		0-0 F7		0-0 BB 2B 1B	0-0 F8			0-0 4-3		4 1 1 0 0 0 1												
Don Slaught, R (1, 2) OBP: 0.283, SLG: 0.391		0-3 K		BB 1-2 2B BB		0-3 K		0-0 6-3		3 1 0 0 1 2 1												
Oddibe McDowell, L (1, 8) OBP: 0.368, SLG: 0.457			0-0 F5	0-0 2B		0-0 4-3			0-0 F9	4 1 1 2 0 0 0												
Steve Buechele, R (1, 5) OBP: 0.268, SLG: 0.400			0-0 F9	0-0 2B		0-0 6-3			0-0 G4-6-3 1B	4 0 2 1 0 0 0												
Inning Stats	R: 0 E: 0 K: 1 S: 6	H: 1 LOB: 1 BB: 0 P: 6	R: 0 E: 0 K: 1 S: 5	H: 0 LOB: 0 BB: 0 P: 5	R: 0 E: 0 K: 0 S: 3	H: 0 LOB: 0 BB: 0 P: 3	R: 5 E: 0 K: 1 S: 10	H: 5 LOB: 1 BB: 1 P: 14	R: 2 E: 0 K: 0 S: 5	H: 2 LOB: 0 BB: 0 P: 5	R: 0 E: 0 K: 1 S: 5	H: 0 LOB: 0 BB: 0 P: 5	R: 0 E: 0 K: 0 S: 3	H: 0 LOB: 0 BB: 0 P: 3	R: 0 E: 0 K: 1 S: 6	H: 1 LOB: 1 BB: 0 P: 6	R: 0 E: 0 K: 0 S: 3	H: 1 LOB: 0 BB: 0 P: 3	1B: 3 2B: 4 3B: 0 HR: 3	SF: 0 SAC: 0 DP: 1 HBP: 0	WP: 0 PB: 0 SB: 0 CS: 0	PA: 37
PITCHER	IP WLS BF H R ER SO BB IBB HBP BLK WP HR S P ERA WHIP																					
Curt Young, L (1, 1) ERA: 3.42	4.0 L 21 8 7 7 3 1 0 0 0 0 0 2 26 30 15.75 2.250																					
Gene Nelson, R (5, 1) ERA: 3.5	3.1 11 1 0 0 2 0 0 0 0 0 0 0 15 15 0.00 0.300																					
Dave Leiper, L (8, 1) ERA: 2.75	1.2 5 1 0 0 0 0 0 0 0 0 0 0 5 5 0.00 0.600																					

Texas Rangers @ Oakland Athletics
Oakland-Alameda County Coliseum, Oakland, CA
Sat Jun 20 1987, 3:33 AM PDT
Att. 21,937 - Unknown

AB	36
R	7
H	10
RBI	7
BB	1
SO	5
LOB	8



WP: 0	PA: 37
PB: 0	
SB: 0	
CS: 0	

Batter	1	2	3	4	5	6	7	8	9	AB	R	H	RBI	BB	SO	LOB
Luis Polonia, L OBP: 0.403, SLG: 0.468 Ron Cey, R OBP: 0.379, SLG: 0.407 Stan Javier, S OBP: 0.342, SLG: 0.353	4-0 BB S HBP BB	4-0 S 1B BB			4-0 S 2B BB	0-3 K	0-0 F3 1-2			1 3 0 0 3 1 2 1 0 0 0 0 0 2 0 0 0 0 0 0 0						
Mike Davis, L OBP: 0.365, SLG: 0.614	0-0 F4 1-2	0-0 1-H 1B			0-3 K 1-2	0-0 3-1		0-3 K	5 0 1 1 0 2 4							
Carney Lansford, R OBP: 0.377, SLG: 0.403	0-0 F3	0-0 4-3			0-0 F9 2-H 2B		0-0 F3	0-3 K	5 0 1 1 0 1 2							
Mark McGwire, R OBP: 0.351, SLG: 0.609	4-0 HBP BB BB		0-3 K		0-0 F9 2-3		0-0 E4 1B	0-3 K	4 1 0 0 1 2 1							
Jose Canseco, R OBP: 0.303, SLG: 0.421	4-0 HBP 1-2 2-3 BB		0-3 K		4-0 BB BB		4-0 BB 1B BB	0-0 F9	2 1 0 0 3 1 0							
Reggie Jackson, L OBP: 0.293, SLG: 0.370	1-0 1-2 2-3 HBP		0-0 4-3		0-0 F9		0-0 1-2 2-H 1B 1B	0-0 F5	4 1 1 2 0 0 2							
Terry Steinbach, R OBP: 0.364, SLG: 0.481	0-0 1-3			0-0 F8		0-0 6-3	4-0 1B 1-2 2-3 BB	0-0 F7	4 0 0 0 1 0 3							
Tony Phillips, S OBP: 0.352, SLG: 0.398		0-0 L6		0-3 K		4-0 2B S BB	0-3 K		3 0 0 0 1 2 3							
Alfredo Griffin, S OBP: 0.333, SLG: 0.361		0-0 1-3		0-0 F5		0-0 1-3 2B	0-0 1-3 2-H 3-H 1B		4 0 2 2 0 0 0							

Inning Stats	R: 1	H: 0	E: 0	K: 0	S: 3	LOB: 3	BB: 3	P: 16	R: 1	H: 1	E: 0	K: 0	S: 4	LOB: 1	BB: 1	P: 8	R: 0	H: 0	E: 0	K: 2	S: 7	LOB: 0	BB: 0	P: 7	R: 0	H: 0	E: 0	K: 1	S: 5	LOB: 0	BB: 0	P: 5	R: 1	H: 1	E: 0	K: 1	S: 6	LOB: 2	BB: 2	P: 14	R: 0	H: 1	E: 0	K: 1	S: 6	LOB: 2	BB: 1	P: 10	R: 3	H: 2	E: 1	K: 1	S: 8	LOB: 2	BB: 2	P: 16	R: 0	H: 0	E: 0	K: 3	S: 9	LOB: 0	BB: 0	P: 9	R: 0	H: 0	E: 0	K: 0	S: 3	LOB: 0	BB: 0	P: 3	1B: 3	SF: 0	2B: 2	SAC: 0	3B: 0	DP: 0	HR: 0	HBP: 1	WP: 0	PA: 43
--------------	------	------	------	------	------	--------	-------	-------	------	------	------	------	------	--------	-------	------	------	------	------	------	------	--------	-------	------	------	------	------	------	------	--------	-------	------	------	------	------	------	------	--------	-------	-------	------	------	------	------	------	--------	-------	-------	------	------	------	------	------	--------	-------	-------	------	------	------	------	------	--------	-------	------	------	------	------	------	------	--------	-------	------	-------	-------	-------	--------	-------	-------	-------	--------	-------	--------

PITCHER	IP	WLS	BF	H	R	ER	SO	BB	IBB	HBP	BLK	WP	HR	S	P	ERA	WHIP
Bobby Witt, R ERA: 5.4	(1, 1)	5.0	W	24	2	3	3	4	6	0	0	0	0	25	50	5.40	1.600
Jeff Russell, R ERA: 3.62	(6, 1)	1.2		12	3	3	0	2	3	0	0	0	0	13	25	0.00	3.600
Mitch Williams, L ERA: 4.21	(7, 1)	2.1	S	7	0	0	0	3	0	0	0	0	0	13	13	0.00	0.000

BOTTOM

Texas Rangers @ Oakland Athletics
Oakland-Alameda County Coliseum, Oakland, CA

livebaseballscorecards.com

AB	33
R	6
H	5
RBI	6
BB	9
SO	9
LOB	19



Sat Jun 20 1987, 3:33 AM PDT
Att. 21,937 - Unknown

Batter	1	2	3	4	5	6	7	8	9	AB R H RBI BB SO LOB	TOP									
Curtis Wilkerson, S (1, 4) OBP: 0.306, SLG: 0.362	0-3 K		0-0 2-3		0-0 6-3			0-0 6-3		4 0 0 0 0 1 0	Texas Rangers @ Oakland Athletics Oakland-Alameda County Coliseum, Oakland, CA Sun Jun 21 1987, 3:33 AM PDT Unknown livebaseballscorecards.com									
Scott Fletcher, R (1, 6) OBP: 0.358, SLG: 0.410	0-0 F3			0-0 BB HR 1B		0-0 F3		0-3 K		4 1 1 0 0 1 0										
Ruben Sierra, S (1, 9) OBP: 0.321, SLG: 0.445	4-0 S BB			4-0 BB BB 1-2 HR BB		0-0 CS WP 1B		0-0 4-3		2 1 1 0 2 0 0										
Pete O'Brien, L (1, 3) OBP: 0.336, SLG: 0.534	0-3 K 1-2			0-0 F5		0-0 1-3 1B		0-0 L7		4 0 1 0 0 1 3										
Larry Parrish, R (1, 5) OBP: 0.356, SLG: 0.579		0-3 K		0-0 1-H 2-H HR		0-0 6-3		0-3 K		4 1 1 3 0 2 1										
Darrell Porter, L (1, 10) OBP: 0.317, SLG: 0.365		0-3 K		0-0 F9			0-0 1B		4-0 BB	2 0 0 0 0 1 0 1 0 1 0 1 0 0										
Mike Stanley, R (7, PH) OBP: 0.370, SLG: 0.381																				
Oddibe McDowell, L (1, 8) OBP: 0.360, SLG: 0.446		0-3 K		0-3 K			0-0 F7		0-3 K	4 0 0 0 0 3 2										
Geno Petrali, L (1, 2) OBP: 0.455, SLG: 0.521			0-0 5-3		0-0 F5		0-3 K			2 0 0 0 0 0 0 1 0 0 0 0 1 1										
Don Slaught, R (7, PH) OBP: 0.281, SLG: 0.388																				
Bob Brower, R (1, 7) OBP: 0.345, SLG: 0.351			0-3 K		0-0 4-3		0-3 K			3 0 0 0 0 2 1										
Inning Stats	R: 0 E: 0 K: 2 S: 7	H: 0 LOB: 1 BB: 1 P: 11	R: 0 E: 0 K: 3 S: 9	H: 0 LOB: 0 BB: 0 P: 9	R: 0 E: 0 K: 1 S: 5	H: 0 LOB: 0 BB: 0 P: 5	R: 3 E: 0 K: 1 S: 7	H: 2 LOB: 0 BB: 1 P: 11	R: 0 E: 0 K: 0 S: 4	H: 2 LOB: 1 BB: 0 P: 4	R: 0 E: 0 K: 2 S: 8	H: 1 LOB: 1 BB: 0 P: 8	R: 0 E: 0 K: 1 S: 5	H: 0 LOB: 0 BB: 0 P: 5	R: 0 E: 0 K: 2 S: 7	H: 0 LOB: 1 BB: 1 P: 11	1B: 4 2B: 0 3B: 0 HR: 1	SF: 0 SAC: 0 DP: 0 HBP: 0	WP: 1 PB: 0 SB: 1 CS: 1	PA: 34
PITCHER	IP WLS BF H R ER SO BB IBB HBP BLK WP HR S P ERA WHIP																			
Dave Stewart, R (1, 1) ERA: 4.17	6.0 W 23 4 3 3 7 2 0 0 0 1 1 35 43 4.50 1.000																			
Dave Leiper, L (7, 1) ERA: 2.7	0.1 2 1 0 0 0 0 0 0 0 0 0 2 2 0.00 3.000																			
Dennis Eckersley, R (7, 1) ERA: 2.8	2.2 S 9 0 0 0 5 1 0 0 0 0 0 18 22 0.00 0.375																			

Texas Rangers @ Oakland Athletics
 Oakland-Alameda County Coliseum, Oakland, CA
 Sun Jun 21 1987, 3:33 AM PDT
 Unknown

AB	31
R	3
H	5
RBI	3
BB	3
SO	12
LOB	8



Batter	1	2	3	4	5	6	7	8	9	AB	R	H	RBI	BB	SO	LOB
Luis Polonia, L OBP: 0.399, SLG: 0.469 (1, 8)	0-3 K	0-0 2B		0-0 6-3			0-0 F7			4	0	1	2	0	1	1
Mike Davis, L OBP: 0.359, SLG: 0.603 (1, 9)	0-3 K	0-0 F5		0-0 L7			0-0 L7			4	0	0	0	0	1	2
Carney Lansford, R OBP: 0.378, SLG: 0.414 (1, 5)	0-0 F3	0-0 5-3			0-0 2B		0-0 2B			4	0	2	0	0	0	1
Jose Canseco, R OBP: 0.302, SLG: 0.418 (1, 7)		0-0 1B	0-0 F8		0-0 6-3		0-0 L4			4	1	1	0	0	0	2
Mark McGwire, R OBP: 0.354, SLG: 0.626 (1, 3)		0-0 2B	0-0 L6		0-3 K			0-0 HR		4	2	2	1	0	1	1
Reggie Jackson, L OBP: 0.292, SLG: 0.368 (1, 10)		0-0 1B	0-3 K		0-0 F6			0-0 F6		4	1	1	2	0	1	1
Tony Phillips, S OBP: 0.347, SLG: 0.391 (1, 4)		0-3 K		0-0 F9			0-0 F8			4	0	0	0	0	1	1
Mickey Tettleton, S OBP: 0.259, SLG: 0.260 (1, 2)		0-0 2B		0-0 HR			0-0 4-3			4	2	2	1	0	0	0
Alfredo Griffin, S OBP: 0.333, SLG: 0.365 (1, 6)		0-0 2B		0-0 2B			0-3 K			3	1	1	0	0	1	1

Inning Stats	R: 0	H: 0	E: 0	LOB: 0	K: 2	BB: 0	S: 7	P: 7	R: 5	H: 5	E: 1	LOB: 1	K: 1	BB: 0	S: 11	P: 11	R: 0	H: 0	E: 0	LOB: 0	K: 1	BB: 0	S: 5	P: 5	R: 1	H: 2	E: 0	LOB: 1	K: 0	BB: 0	S: 5	P: 5	R: 0	H: 1	E: 0	LOB: 1	K: 1	BB: 0	S: 6	P: 6	R: 0	H: 0	E: 0	LOB: 0	K: 1	BB: 0	S: 5	P: 5	R: 0	H: 1	E: 0	LOB: 1	K: 0	BB: 0	S: 4	P: 4	R: 1	H: 1	E: 0	LOB: 0	K: 0	BB: 0	S: 4	P: 4
--------------	------	------	------	--------	------	-------	------	------	------	------	------	--------	------	-------	-------	-------	------	------	------	--------	------	-------	------	------	------	------	------	--------	------	-------	------	------	------	------	------	--------	------	-------	------	------	------	------	------	--------	------	-------	------	------	------	------	------	--------	------	-------	------	------	------	------	------	--------	------	-------	------	------

PITCHER	IP	WLS	BF	H	R	ER	SO	BB	IBB	HBP	BLK	WP	HR	S	P	ERA	WHIP
Jose Guzman, R ERA: 5.28 (1, 1)	8.0	L	35	10	7	5	6	0	0	0	0	0	2	47	47	5.62	1.250

BOTTOM

Texas Rangers @ Oakland Athletics
Oakland-Alameda County Coliseum, Oakland, CA

Sun Jun 21 1987, 3:33 AM PDT
Unknown

AB	35
R	7
H	10
RBI	6
BB	0
SO	6
LOB	10



WP	HR	S	P	ERA	WHIP
0	0	0	0	0	0

Batter	1	2	3	4	5	6	7	8	9	AB R H RBI BB SO LOB	TOP			
Jerry Browne, S (1, 4) OBP: 0.350, SLG: 0.335	0-3 K	4-0 2B BB	0-0 L6		0-0 CS 1B		0-0 F3		0-0 SF8 1B	5 1 2 0 1 1 3				
Scott Fletcher, R (1, 6) Curtis Wilkerson, S (8, 6) OBP: 0.362, SLG: 0.417 OBP: 0.320, SLG: 0.375	4-0 BB	4-0 2B BB		0-0 F4	0-0 3B		0-3 K		0-0 G4-6-3 1B	3 1 1 0 2 1 1 1 0 1 0 0 0 0				
Ruben Sierra, S (1, 9) OBP: 0.322, SLG: 0.448	0-0 FC5-4-2-4	0-0 1B 2B		0-3 K	4-3			0-0 1B 2B	0-0 SF8	5 2 2 3 0 1 2				
Pete O'Brien, L (1, 3) Darrell Porter, L (8, 3) OBP: 0.345, SLG: 0.535 OBP: 0.313, SLG: 0.358				4-0 1B BB		0-0 G3		0-0 1B 2B	0-0 G4-6-3	3 2 2 1 2 0 0 1 0 0 0 0 0 2				
Larry Parrish, R (1, 10) OBP: 0.357, SLG: 0.579				0-0 1B		0-3 K		0-0 1B G6-4-3		5 1 2 1 0 2 2				
Oddibe McDowell, L (1, 8) OBP: 0.366, SLG: 0.444		4-0 1B IHR BB	0-3 K	0-3 K		4-0 BB		0-0 1B G6-4-3		3 1 1 1 2 2 2				
Geno Petrali, L (1, 5) Steve Buschele, R (3, 5) OBP: 0.444, SLG: 0.507 OBP: 0.264, SLG: 0.393		0-3 K	0-0 6-3		0-0 F9	0-0 F9		0-0 G6-4-3		2 0 0 0 0 1 2 3 0 0 0 0 0 2				
Mike Stanley, R (1, 2) Don Slaught, R (8, PH) OBP: 0.420, SLG: 0.422 OBP: 0.279, SLG: 0.386		4-0 1B IHR BB	0-0 1B		0-0 1B HR		0-0 F3 4-3 1B	0-0 F8		3 2 3 0 1 0 0 1 0 0 0 0 0 0				
Bob Brower, R (1, 7) OBP: 0.364, SLG: 0.429		0-0 IHR	0-0 1B		0-0 HR		0-0 4-3		4-0 1B 1B SF8 BB	4 3 3 6 1 0 1				
Inning Stats	R: 0 E: 0 K: 1 S: 4 H: 0 LOB: 0 BB: 1 P: 8	R: 7 E: 0 K: 2 S: 10 H: 3 LOB: 1 BB: 5 P: 30	R: 0 E: 0 K: 1 S: 7 H: 2 LOB: 2 BB: 0 P: 7	R: 0 E: 0 K: 2 S: 8 H: 1 LOB: 2 BB: 1 P: 12	R: 2 E: 0 K: 0 S: 6 H: 4 LOB: 1 BB: 0 P: 6	R: 0 E: 0 K: 1 S: 5 H: 0 LOB: 1 BB: 1 P: 9	R: 0 E: 0 K: 1 S: 6 H: 1 LOB: 1 BB: 0 P: 6	R: 3 E: 0 K: 0 S: 6 H: 4 LOB: 0 BB: 0 P: 6	R: 1 E: 0 K: 0 S: 4 H: 2 LOB: 1 BB: 1 P: 8	1B: 12 2B: 3 3B: 1 HR: 2 SF: 1 SAC: 0 DP: 3 HBP: 0	WP: 0 PB: 1 SB: 0 CS: 1 PA: 49			
PITCHER	IP WLS BF H R ER SO BB IBB HBP BLK WP HR S P ERA WHIP												PITCHER	IP WLS BF H R ER SO BB IBB HBP BLK WP HR S P ERA WHIP
Eric Plunk, R (1, 1) ERA: 5.84	1.2 L 11 1 6 6 3 6 0 0 0 0 0 0 11 35 32.40 4.200													
Dennis Lamp, R (2, 1) ERA: 5.28	4.1 23 9 3 3 4 2 0 0 0 0 0 1 29 37 6.23 2.538													
Dave Vonohlen, L (7, 1) ERA: 7.5	3.0 15 7 4 4 1 1 0 0 0 0 0 0 16 20 12.00 2.667													

Texas Rangers @ Oakland Athletics
Oakland-Alameda County Coliseum, Oakland, CA
Sun Jun 21 1987, 3:38 AM PDT
Att. 28,395 - Unknown

AB	39
R	13
H	17
RBI	12
BB	9
SO	8
LOB	17



WP: 0	PA: 49
PB: 1	
SB: 0	
CS: 1	

Batter	1	2	3	4	5	6	7	8	9	AB R H RBI BB SO LOB
Luis Polonia, L OBP: 0.387, SLG: 0.453 (1, 8)	0-0 F7	0-0 F8		0-0 CS	0-0 F8		0-0 B1-3		0-0 L7	5 0 0 0 0 0 0
Mike Davis, L OBP: 0.357, SLG: 0.596 (1, 9) Mickey Tettleton, S OBP: 0.257, SLG: 0.257 (9, 2)	0-0 L4		0-3 K		0-0 3-1		0-0 FC5-4 1B		0-3 K	4 0 1 0 0 1 0 1 0 0 0 0 1 0
Carney Lansford, R OBP: 0.364, SLG: 0.436 (1, 5) Tony Phillips, S OBP: 0.347, SLG: 0.391 (9, 4)	0-0 1B 2B		0-0 HR		4-0 BB		0-3 K			3 2 2 1 1 1 1 0 0 0 0 0 0 0
Jose Canseco, R OBP: 0.301, SLG: 0.416 (1, 7)	0-0 BB 1B		0-0 6-3		0-3 K		0-0 FC5-4			4 0 1 1 0 1 2
Mark McGwire, R OBP: 0.352, SLG: 0.617 (1, 3)	4-0 BB 1-2 BB		0-0 F9		0-0 F8		0-0 F3			3 0 0 0 1 0 0
Ron Cey, R OBP: 0.383, SLG: 0.440 (1, 10)	4-0 1-2 2-3 BB		0-0 HR		0-3 K		0-0 F8			3 1 1 1 1 1 0
Terry Steinbach, R OBP: 0.367, SLG: 0.482 (1, 2) (9, 5)	0-0 F9		0-0 6-3		0-0 WP 1B		0-0 FC6-4 1B			4 0 2 0 0 0 3
Alfredo Griffin, S OBP: 0.333, SLG: 0.364 (1, 4) Stan Javier, S OBP: 0.339, SLG: 0.350 (8, PH) (9, 9)		0-3 K		0-0 F9		0-0 WP 1B		0-0 FC6-4		3 0 1 0 0 1 0 1 0 0 0 0 0 1
Johnnie LeMaster, R (1, 6)		0-0 F7		4-0 CS BB		0-0 F8		0-0 F8		3 0 0 0 1 0 2

Inning Stats	R: 1	H: 2	E: 0	K: 0	S: 5	H: 2	LOB: 3	BB: 2	P: 13	R: 0	H: 0	E: 0	K: 1	S: 5	R: 1	H: 1	E: 0	K: 1	S: 6	R: 0	H: 1	E: 0	K: 0	S: 3	R: 0	H: 0	E: 0	K: 1	S: 5	R: 0	H: 2	E: 0	K: 1	S: 7	R: 0	H: 1	E: 0	K: 1	S: 6	R: 0	H: 1	E: 0	K: 0	S: 4	R: 0	H: 0	E: 0	K: 1	S: 5	1B: 5	SF: 0	2B: 1	SAC: 0	3B: 0	DP: 0	HR: 2	HBP: 0	WP: 1	PA: 39
--------------	------	------	------	------	------	------	--------	-------	-------	------	------	------	------	------	------	------	------	------	------	------	------	------	------	------	------	------	------	------	------	------	------	------	------	------	------	------	------	------	------	------	------	------	------	------	------	------	------	------	------	-------	-------	-------	--------	-------	-------	-------	--------	-------	--------

PITCHER	IP	WLS	BF	H	R	ER	SO	BB	IBB	HBP	BLK	WP	HR	S	P	ERA	WHIP
Ed Correa, R ERA: 7.44 (1, 1)	6.0	W	27	6	3	3	4	4	0	0	0	1	2	31	47	4.50	1.667
Jeff Russell, R ERA: 3.26 (7, 1)	3.0	S	11	2	0	0	2	0	0	0	0	0	0	15	15	0.00	0.667

BOTTOM

Texas Rangers @ Oakland Athletics
Oakland-Alameda County Coliseum, Oakland, CA

Sun Jun 21 1987, 3:38 AM PDT
Att. 28,395 - Unknown

livebaseballscorecards.com

AB	34
R	3
H	8
RBI	3
BB	4
SO	6
LOB	9



Batter	1	2	3	4	5	6	7	8	9	AB R H RBI BB SO LOB	TOP									
Willie Wilson, S (1, 8) OBP: 0.326, SLG: 0.394	0-0 4-3		0-0 G1-5-3		0-0 1-3			0-3 K		4 0 0 0 0 1 2										
Kevin Seitzer, R (1, 5) OBP: 0.384, SLG: 0.419 Bill Pecota, R (8, 5) OBP: 0.478, SLG: 0.727	0-0 5-3		0-0 6-3		0-0 F9			4-0 FC6-4 BB		3 0 0 0 1 0 0 0 0 0 0 0 0 0										
George Brett, L (1, 10) OBP: 0.415, SLG: 0.500	0-3 K			0-0 F8		0-0 G3		0-0 FC6-4		4 0 0 0 0 1 1										
Danny Tartabull, R (1, 9) OBP: 0.390, SLG: 0.506		0-0 E 2B		4-0 G4-3 BB		4-0 E S BB		0-3 K		2 1 1 0 2 1 1										
Frank White, R (1, 4) OBP: 0.298, SLG: 0.364		0-0 E5 2-H		0-0 G4-3		0-0 6-3			0-0 F2	4 0 0 0 0 0 2										
Bo Jackson, R (1, 7) OBP: 0.322, SLG: 0.498 Thad Bosley, L (9, PH) OBP: 0.307, SLG: 0.388		0-3 K			0-0 4-3			0-3 K		3 0 0 0 0 2 1 0 0 0 0 1 0 0										
Steve Balboni, R (1, 3) OBP: 0.282, SLG: 0.399		0-0 4-3			0-0 FC4-6 1B			0-0 F9		4 0 1 0 0 0 2										
Angel Salazar, R (1, 6) OBP: 0.226, SLG: 0.275 Jim Eisenreich, L (9, PH)		0-0 F8			0-0 FC4-6 1B			0-0 F5		3 0 1 0 0 0 2 1 0 0 0 0 0 1										
Jamie Quirk, L (1, 2) OBP: 0.313, SLG: 0.344			0-3 K		0-0 1-3 1B			0-0 F8		3 0 1 0 0 1 1										
Inning Stats	R: 0 E: 0 K: 1 S: 5	H: 0 LOB: 0 BB: 0 P: 5	R: 1 E: 1 K: 1 S: 7	H: 1 LOB: 1 BB: 0 P: 7	R: 0 E: 0 K: 1 S: 5	H: 0 LOB: 0 BB: 0 P: 5	R: 0 E: 0 K: 0 S: 2	H: 0 LOB: 0 BB: 1 P: 6	R: 0 E: 0 K: 0 S: 5	H: 2 LOB: 2 BB: 0 P: 5	R: 0 E: 0 K: 1 S: 6	H: 1 LOB: 1 BB: 0 P: 6	R: 0 E: 0 K: 2 S: 7	H: 0 LOB: 1 BB: 1 P: 11	R: 0 E: 0 K: 0 S: 3	H: 0 LOB: 1 BB: 1 P: 7	1B: 3 2B: 1 3B: 0 HR: 0	SF: 0 SAC: 0 DP: 1 HBP: 0	WP: 0 PB: 0 SB: 1 CS: 0	PA: 35
PITCHER	IP WLS BF H R ER SO BB IBB HBP BLK WP HR S P ERA WHIP																			
Steve Ontiveros, R (1, 1) ERA: 3.02	7.0 W 27 4 1 0 4 2 0 0 0 0 0 0 33 41 0.00 0.857																			
Jay Howell, R (8, 1) ERA: 4.2	2.0 S 8 0 0 0 2 2 0 0 0 0 0 0 10 18 0.00 1.000																			

Kansas City Royals @ Oakland Athletics
Oakland-Alameda County Coliseum, Oakland, CA

livebaseballscorecards.com

AB	31
R	1
H	4
RBI	0
BB	4
SO	6
LOB	13



Mon Jun 22 1987, 7:05 PM PDT
Att. 18,346 - Unknown

Batter	1	2	3	4	5	6	7	8	9	AB	R	H	RBI	BB	SO	LOB
Luis Polonia, L OBP: 0.383, SLG: 0.454 Stan Javier, S OBP: 0.339, SLG: 0.350	0-3 K	0-0 1-H 2B			0-0 F8		0-0 6-3			4	0	1	1	0	1	0
Mike Davis, L OBP: 0.359, SLG: 0.595	0-0 2B 1B	0-0 F8			0-0 FC6-4 1B		0-0 6-3			4	0	2	0	0	0	1
Carney Lansford, R OBP: 0.382, SLG: 0.437	0-3 K		0-0 5-3		0-0 FC6-4 1B		0-0 2B			4	0	1	0	0	1	2
Mark McGwire, R OBP: 0.358, SLG: 0.622	0-0 1-3 2B		4-0 BB		0-0 1-2 FC4 1B		0-0 F4			3	0	2	0	1	0	1
Jose Canseco, R OBP: 0.297, SLG: 0.409	0-0 L8		0-0 F4		0-0 FC4			0-3 K		4	0	0	0	0	1	5
Reggie Jackson, L OBP: 0.291, SLG: 0.381		0-0 HR	0-0 F8			0-0 4-3		0-0 6-3		4	1	1	1	0	0	1
Terry Steinbach, R OBP: 0.364, SLG: 0.476		0-0 5-3		0-0 5-3		0-0 G3		0-0 HR 1B		4	1	1	0	0	0	0
Tony Phillips, S OBP: 0.353, SLG: 0.408		4-0 FC6-4 BB		0-3 K		0-0 E4 1B		0-0 HR		3	1	2	2	1	1	0
Alfredo Griffin, S OBP: 0.328, SLG: 0.358		0-0 FC6-4 2B		0-0 4-3		0-3 K		0-0 4-3		4	1	0	0	0	1	2

Inning Stats	R: 0	H: 2	E: 0	LOB: 2	K: 2	BB: 0	S: 9	P: 9	R: 2	H: 2	E: 0	LOB: 1	K: 0	BB: 1	S: 5	P: 9	R: 0	H: 0	E: 0	LOB: 1	K: 0	BB: 1	S: 3	P: 7	R: 0	H: 0	E: 0	LOB: 0	K: 1	BB: 0	S: 5	P: 5	R: 0	H: 2	E: 1	LOB: 1	K: 1	BB: 0	S: 6	P: 6	R: 0	H: 1	E: 0	LOB: 1	K: 0	BB: 0	S: 4	P: 4	R: 2	H: 2	E: 0	LOB: 0	K: 1	BB: 0	S: 7	P: 7
--------------	------	------	------	--------	------	-------	------	------	------	------	------	--------	------	-------	------	------	------	------	------	--------	------	-------	------	------	------	------	------	--------	------	-------	------	------	------	------	------	--------	------	-------	------	------	------	------	------	--------	------	-------	------	------	------	------	------	--------	------	-------	------	------

PITCHER	IP	WLS	BF	H	R	ER	SO	BB	IBB	HBP	BLK	WP	HR	S	P	ERA	WHIP
Bret Saberhagen, R ERA: 2.33	(1, 1)	7.2	L	34	9	3	3	5	2	0	0	0	1	42	50	3.52	1.435
Dan Quisenberry, R ERA: 2.36	(8, 1)	0.1		2	1	1	1	0	0	0	0	0	1	2	2	27.00	3.000

BOTTOM

Kansas City Royals @ Oakland Athletics
Oakland-Alameda County Coliseum, Oakland, CA

livebaseballscores.com

AB	34
R	4
H	10
RBI	4
BB	2
SO	5
LOB	12



WP	PA	3B	SF	SAC	DP	HBP	CS
0	36	0	0	0	0	0	0

Mon Jun 22 1987, 7:05 PM PDT
Att. 18,346 - Unknown

Batter	1	2	3	4	5	6	7	8	9	AB R H RBI BB SO LOB	TOP	
Willie Wilson, S (1, 8) OBP: 0.325, SLG: 0.391	0-0 G3 PB 2B 1B		0-0 3-1		0-0 4-3			0-3 K		4 1 1 0 0 1 1		
Kevin Seitzer, R (1, 5) OBP: 0.382, SLG: 0.417	0-0 G3 1-3		0-0 4-3			0-0 F9			0-0 HR 1B	4 1 1 0 0 0 1		
George Brett, L (1, 10) OBP: 0.439, SLG: 0.563	0-0 1B 2B			4-0 BB BB		4-0 G6-4-3 BB			0-0 HR 1B	2 2 2 3 2 0 0		
Danny Tartabull, R (1, 9) OBP: 0.388, SLG: 0.502	0-0 CS 1B			0-3 K		0-0 G6-4-3 1-2f			0-0 F8	4 0 1 1 0 1 2		
Frank White, R (1, 4) OBP: 0.297, SLG: 0.363	0-3 K 1-2			0-3 K			0-0 4-3		0-0 1B 1B	4 0 1 0 0 2 2		
Juan Beniquez, R (1, 7) OBP: 0.287, SLG: 0.333		0-3 K		0-0 4-3			0-0 5-3		0-0 F3	4 0 0 0 0 1 2		
Steve Balboni, R (1, 3) OBP: 0.282, SLG: 0.396		0-0 F9			0-0 F2		0-0 F5		0-0 1-2 1B	4 0 1 0 0 0 0		
Angel Salazar, R (1, 6) OBP: 0.227, SLG: 0.275		0-0 G3			0-0 1B			0-0 5-3	0-0 F9	4 0 1 0 0 0 2		
Jamie Quirk, L (1, 2) OBP: 0.306, SLG: 0.336			0-3 K		0-0 F7			0-3 K		3 0 0 0 0 2 1		
Inning Stats	R: 2 H: 3 E: 0 LOB: 1 K: 1 BB: 0 S: 7 P: 7	R: 0 H: 0 E: 0 LOB: 0 K: 1 BB: 0 S: 5 P: 5	R: 0 H: 0 E: 0 LOB: 0 K: 1 BB: 0 S: 5 P: 5	R: 0 H: 0 E: 0 LOB: 1 K: 2 BB: 1 S: 7 P: 11	R: 0 H: 1 E: 0 LOB: 1 K: 0 BB: 0 S: 4 P: 4	R: 0 H: 0 E: 0 LOB: 0 K: 0 BB: 1 S: 2 P: 6	R: 0 H: 0 E: 0 LOB: 0 K: 0 BB: 0 S: 3 P: 3	R: 0 H: 0 E: 0 LOB: 0 K: 2 BB: 0 S: 7 P: 7	R: 2 H: 4 E: 0 LOB: 2 K: 0 BB: 0 S: 7 P: 7	1B: 6 SF: 0 2B: 2 SAC: 0 3B: 0 DP: 2 HR: 1 HBP: 0	WP: 0 PA: 35 PB: 1 SB: 0 CS: 1	
PITCHER Jose Rijo, R (1, 1) ERA: 4.78	IP WLS BF H R ER SO BB IBB HBP BLK WP HR S P ERA WHIP	9.0 L 35 8 4 4 7 2 0 0 0 0 0 1 47 55 4.00 1.111										

Kansas City Royals @ Oakland Athletics
Oakland-Alameda County Coliseum, Oakland, CA

Tue Jun 23 1987, 7:05 PM PDT
Att. 13,121 - Unknown

livebaseballscorecards.com

AB	33
R	4
H	8
RBI	4
BB	2
SO	7
LOB	11



Batter	1	2	3	4	5	6	7	8	9	AB R H RBI BB SO LOB
Luis Polonia, L (1, 8) OBP: 0.380, SLG: 0.449	0-0 G3		0-0 G5-3 1B		0-0 3-1			0-0 F8		4 0 1 0 0 0 0
Mike Davis, L (1, 9) OBP: 0.358, SLG: 0.589	0-0 4-3		0-0 G5-3 1B		0-0 F5			0-0 3-1		4 0 1 0 0 0 0
Carney Lansford, R (1, 5) OBP: 0.380, SLG: 0.434	0-0 1B		0-0 G5-3 1-2 2-3f		0-0 5-3			0-3 K		4 0 1 0 0 1 2
Mark McGwire, R (1, 3) OBP: 0.357, SLG: 0.614	0-3 K		4-0 BB		0-0 6-3			0-3 K		3 0 0 0 1 2 1
Jose Canseco, R (1, 7) OBP: 0.293, SLG: 0.403		0-3 K	0-0 4-3		0-3 K			0-3 K		4 0 0 0 0 3 2
Reggie Jackson, L (1, 10) OBP: 0.290, SLG: 0.375		4-0 WP BB		0-0 F8		0-0 4-3		0-3 K		3 0 0 0 1 1 0
Terry Steinbach, R (1, 2) OBP: 0.358, SLG: 0.466		0-3 K		0-3 K			0-0 F8			3 0 0 0 0 2 1
Tony Phillips, S (1, 4) OBP: 0.356, SLG: 0.406		4-0 BB		4-0 BB			0-3 K			1 0 0 0 2 1 0
Alfredo Griffin, S (1, 6) OBP: 0.324, SLG: 0.353		0-0 3-1		0-0 F6			0-0 B6			3 0 0 0 0 0 3

Inning Stats	R: 0 E: 0 K: 1 S: 6	H: 1 LOB: 1 BB: 0 P: 6	R: 0 E: 0 K: 2 S: 7	H: 0 LOB: 2 BB: 2 P: 15	R: 0 E: 0 K: 0 S: 4	H: 2 LOB: 2 BB: 1 P: 8	R: 0 E: 0 K: 1 S: 5	H: 0 LOB: 1 BB: 1 P: 9	R: 0 E: 0 K: 0 S: 3	H: 0 LOB: 0 BB: 0 P: 3	R: 0 E: 0 K: 1 S: 5	H: 0 LOB: 0 BB: 0 P: 5	R: 0 E: 0 K: 1 S: 5	H: 0 LOB: 0 BB: 0 P: 5	R: 0 E: 0 K: 3 S: 9	H: 0 LOB: 0 BB: 0 P: 9	1B: 3 2B: 0 3B: 0 HR: 0	SF: 0 SAC: 0 DP: 1 HBP: 0	WP: 1 PB: 0 SB: 0 CS: 0	PA: 33
PITCHER Mark Gubicza, R (1, 1) ERA: 4.36	IP 9.0 WLS W BF 33 H 3 R 0 ER 0 SO 10 BB 4 IBB 0 HBP 0 BLK 0 WP 1 HR 0 S 49 P 65 ERA 0.00 WHIP 0.778																			


BOTTOM

Kansas City Royals @ Oakland Athletics
Oakland-Alameda County Coliseum, Oakland, CA

Tue Jun 23 1987, 7:05 PM PDT
Att. 13,121 - Unknown

livebaseballscorecards.com

AB	29
R	0
H	3
RBI	0
BB	4
SO	10
LOB	9



Batter	1	2	3	4	5	6	7	8	9	AB R H RBI BB SO LOB	TOP									
Willie Wilson, S (1, 8) OBP: 0.321, SLG: 0.387	0-0 F9		0-3 K			0-0 SH1-3		0-0 F7		3 0 0 0 0 1 0	Kansas City Royals @ Oakland Athletics Oakland-Alameda County Coliseum, Oakland, CA Wed Jun 24 1987, 3:33 AM PDT Att: 18,123 - Unknown livebaseballscorecards.com									
Kevin Seitzer, R (1, 5) OBP: 0.381, SLG: 0.415	0-0 1-3		0-0 4-3			0-0 F9		0-0 1B		4 0 1 0 0 0 1										
George Brett, L (1, 10) OBP: 0.431, SLG: 0.560	0-0 2B				0-0 G3		0-0 3-1	0-3 K		4 0 1 0 0 1 2										
Danny Tartabull, R (1, 9) OBP: 0.390, SLG: 0.500	4-0 BB				0-0 G6-4-3 1B		0-3 K		0-0 B1-3	3 0 1 0 1 1 0										
Frank White, R (1, 4) OBP: 0.297, SLG: 0.358	0-0 F7				0-0 G6-4-3 1-2f		4-0 HR BB		0-0 F8	3 1 0 0 1 0 3										
Juan Beniquez, R (1, 7) OBP: 0.286, SLG: 0.352		0-0 5-3			0-0 6-3		0-0 HR		0-3 K	4 1 1 2 0 1 0										
Steve Balboni, R (1, 3) OBP: 0.278, SLG: 0.391		0-0 5-3			0-3 K		0-0 F3			3 0 0 0 0 1 0										
Angel Salazar, R (1, 6) OBP: 0.224, SLG: 0.271		0-3 K			0-0 F6		0-3 K			3 0 0 0 0 2 0										
Larry Owen, R (1, 2) OBP: 0.246, SLG: 0.297			0-0 F6			0-0 SH1-3 1B		0-0 1-3		2 0 1 0 0 0 0										
Hal McRae, R (8, PH) OBP: 0.424, SLG: 0.552										1 0 0 0 0 0 0										
Jamie Quirk, L (8, 2) OBP: 0.306, SLG: 0.336										0 0 0 0 0 0 0										
Inning Stats	R: 0 E: 0 K: 0 S: 4	H: 1 LOB: 2 BB: 1 P: 8	R: 0 E: 0 K: 1 S: 5	H: 0 LOB: 0 BB: 0 P: 5	R: 0 E: 0 K: 1 S: 5	H: 0 LOB: 0 BB: 0 P: 5	R: 0 E: 0 K: 0 S: 3	H: 1 LOB: 0 BB: 0 P: 3	R: 0 E: 0 K: 1 S: 5	H: 0 LOB: 0 BB: 0 P: 5	R: 2 E: 0 K: 2 S: 8	H: 1 LOB: 0 BB: 1 P: 12	R: 0 E: 0 K: 1 S: 6	H: 1 LOB: 1 BB: 0 P: 6	R: 0 E: 0 K: 1 S: 5	H: 0 LOB: 0 BB: 0 P: 5	1B: 3 2B: 1 3B: 0 HR: 1	SF: 0 SAC: 1 DP: 1 HBP: 0	WP: 0 PB: 0 SB: 0 CS: 0	PA: 33
PITCHER	IP WLS BF H R ER SO BB IBB HBP BLK WP HR S P ERA WHIP																			
Curt Young, L (1, 1) ERA: 3.37	7.0 W 26 4 2 2 5 2 0 0 0 0 0 1 34 42 2.57 0.857																			
Dennis Eckersley, R (8, 1) ERA: 2.71	2.0 S 7 1 0 0 2 0 0 0 0 0 0 0 0 11 11 0.00 0.500																			

Kansas City Royals @ Oakland Athletics
Oakland-Alameda County Coliseum, Oakland, CA
 Wed Jun 24 1987, 3:33 AM PDT
 Att: 18,123 - Unknown

AB	30
R	2
H	5
RBI	2
BB	2
SO	7
LOB	6



Batter	1	2	3	4	5	6	7	8	9	AB	R	H	RBI	BB	SO	LOB
Tony Phillips, S OBP: 0.355, SLG: 0.401 (1, 4)	0-0 5-3		0-0 F8		0-3 K	4-0 BB				3	0	0	0	1	1	0
Alfredo Griffin, S OBP: 0.322, SLG: 0.351 (1, 6)	0-0 6-3		0-3 K		0-0 1B	0-0 4-3				4	0	1	0	0	1	2
Carney Lansford, R OBP: 0.382, SLG: 0.432 (1, 5)	0-0 5-3		4-0 BB		0-3 K		0-0 CS			3	0	1	0	1	1	1
Mark McGwire, R OBP: 0.363, SLG: 0.614 (1, 3)		0-0 F8	4-0 BB		0-0 2B	0-0 1B	0-0 F9			3	2	2	0	1	0	1
Jose Canseco, R OBP: 0.296, SLG: 0.408 (1, 7)		0-0 1B	0-0 F8		0-0 1B	0-0 2B	0-0 F8			4	1	2	0	0	0	3
Ron Cey, R OBP: 0.369, SLG: 0.420 (1, 10)		0-0 F8		0-0 1-3	0-3 K		0-0 5-3			4	0	0	0	0	1	4
Mike Davis, L OBP: 0.364, SLG: 0.596 (1, 9)		0-0 1B		0-0 3-1	0-0 SH1-3		0-0 2B			4	1	3	3	0	0	0
Mickey Tettleton, S OBP: 0.256, SLG: 0.257 (1, 2)		0-0 F4		0-3 K	0-0 SH1-3		0-3 K			4	0	1	0	0	2	3
Stan Javier, S OBP: 0.331, SLG: 0.340 (1, 8)		0-0 P1		0-3 K	0-0 SH1-3		0-0 F8			3	0	0	1	0	1	3

Inning Stats	R: 0	H: 0	E: 0	K: 0	S: 3	R: 1	H: 3	E: 0	K: 0	S: 6	R: 0	H: 0	E: 0	K: 1	S: 5	R: 0	H: 0	E: 0	K: 1	S: 5	R: 0	H: 1	E: 0	K: 3	S: 10	R: 3	H: 4	E: 0	K: 1	S: 9	R: 0	H: 1	E: 0	K: 0	S: 3	R: 0	H: 1	E: 1	K: 1	S: 6	1B: 8	SF: 0	2B: 2	SAC: 1	3B: 0	DP: 0	HR: 0	HBP: 0	WP: 0	PA: 36
--------------	------	------	------	------	------	------	------	------	------	------	------	------	------	------	------	------	------	------	------	------	------	------	------	------	-------	------	------	------	------	------	------	------	------	------	------	------	------	------	------	------	-------	-------	-------	--------	-------	-------	-------	--------	-------	--------

PITCHER	IP	WLS	BF	H	R	ER	SO	BB	IBB	HBP	BLK	WP	HR	S	P	ERA	WHIP
Danny Jackson, L ERA: 4.26 (1, 1)	5.2	L	28	8	4	4	6	3	0	0	0	0	0	37	49	6.35	1.941
Steve Farr, R ERA: 4.38 (6, 1)	2.1		8	2	0	0	1	0	0	0	0	0	0	10	10	0.00	0.857

BOTTOM


Kansas City Royals @ Oakland Athletics
Oakland-Alameda County Coliseum, Oakland, CA

Wed Jun 24 1987, 3:33 AM PDT
Att. 18,123 - Unknown

livebaseballscorecards.com

AB	32
R	4
H	10
RBI	4
BB	3
SO	7
LOB	17



Batter	1	2	3	4	5	6	7	8	9	AB R H RBI BB SO LOB	TOP
Alfredo Griffin, S (1, 6) OBP: 0.321, SLG: 0.354	0-0 2B		0-0 5-3		0-0 L9		0-0 5-3			4 0 1 0 0 0 2	
Carney Lansford, R (1, 5) OBP: 0.380, SLG: 0.427	0-0 5-3		4-0 3B BB		0-0 6-3		0-0 6-3			3 1 0 0 1 0 0	
Jose Canseco, R (1, 7) OBP: 0.298, SLG: 0.428	0-0 4-3		0-0 1B 3B		0-0 HR		0-0 6-3			4 2 2 4 0 0 0	
Mark McGwire, R (1, 3) OBP: 0.361, SLG: 0.608		0-0 6-3	0-0 1B		0-0 F8		0-3 K			4 0 1 1 0 1 0	
Ron Cey, R (1, 10) OBP: 0.365, SLG: 0.413		0-0 3-1	0-0 F9		0-0 BB 1B		0-3 K			4 0 1 0 0 1 1	
Mike Davis, L (1, 9) OBP: 0.358, SLG: 0.586		0-3 K		0-0 4-3		0-3 K		0-0 F7		4 0 0 0 0 2 1	
Tony Phillips, S (1, 4) OBP: 0.360, SLG: 0.404			0-0 1B FC1-5-2 1B	0-0 5-3 1B		4-0 1-2 FC6-4 BB		0-0 6-3		3 0 2 0 1 0 0	AB 34 R 5 H 8 RBI 5 BB 2 SO 6 LOB 12
Mickey Tettleton, S (1, 2) OBP: 0.256, SLG: 0.257			0-0 FC1-5-2 WP 3B 1B	0-0 5-3		0-3 K		0-0 F9		4 1 1 0 0 1 3	
Stan Javier, S (1, 8) OBP: 0.320, SLG: 0.327			0-0 FC1-5-2 3B	0-0 F9		0-0 FC6-4		0-3 K		4 1 0 0 0 1 5	
Inning Stats	R: 0 H: 1 E: 0 LOB: 0 K: 0 BB: 0 S: 3 P: 3	R: 0 H: 0 E: 0 LOB: 0 K: 1 BB: 0 S: 5 P: 5	R: 4 H: 4 E: 0 LOB: 1 K: 0 BB: 1 S: 7 P: 11	R: 0 H: 1 E: 0 LOB: 1 K: 0 BB: 0 S: 4 P: 4	R: 1 H: 1 E: 0 LOB: 0 K: 0 BB: 0 S: 4 P: 4	R: 0 H: 1 E: 0 LOB: 2 K: 2 BB: 1 S: 8 P: 12	R: 0 H: 0 E: 0 LOB: 0 K: 0 BB: 0 S: 3 P: 3	R: 0 H: 0 E: 0 LOB: 0 K: 1 BB: 0 S: 5 P: 5	R: 0 H: 0 E: 0 LOB: 0 K: 1 BB: 0 S: 5 P: 5	1B: 5 SF: 0 2B: 1 SAC: 0 3B: 1 DP: 0 HR: 1 HBP: 0	WP: 1 PA: 36 PB: 0 SB: 0 CS: 0
PITCHER Steve Carlton, L (1, 1) ERA: 4.34	IP WLS BF H R ER SO BB IBB HBP BLK WP HR S P ERA WHIP										
	9.0 L 36 8 5 5 6 2 0 0 0 1 1 46 54 5.00 1.111										

Oakland Athletics @ Cleveland Indians
Cleveland Municipal Stadium, Cleveland, OH
Fri Jun 26 1987, 7:05 PM EDT
Att. 15,387 - Unknown

livebaseballscorecards.com

Batter	1	2	3	4	5	6	7	8	9	AB R H RBI BB SO LOB
Brett Butler, L (1, 8) OBP: 0.410, SLG: 0.387	0-0 4-3		4-0 BB		0-0 G3		4-0 BB		0-0 1B	3 0 1 0 2 0 2
Tony Bernazard, S (1, 4) OBP: 0.293, SLG: 0.421	0-0 4-3		0-0 F7		0-3 K		0-0 L7		0-0 3-1	5 0 0 0 0 1 9
Julio Franco, R (1, 6) OBP: 0.392, SLG: 0.431	0-0 4-3			0-0 F8		0-0 G6-4-3 1B		0-0 1-3		4 0 1 0 0 0 0
Pat Tabler, R (1, 3) OBP: 0.368, SLG: 0.472		0-0 L8		0-0 F7		0-0 G6-4-3		0-0 5-3		4 0 0 0 0 0 1
Mel Hall, L (1, 7) OBP: 0.267, SLG: 0.377		0-0 F7		4-0 FC4-6 BB		0-0 F9		0-0 F6		3 0 0 0 1 0 0
Carmen Castillo, R (1, 10) OBP: 0.338, SLG: 0.577			0-0 2B		0-0 FC4-6		0-0 3-1 1B		0-0 1B	4 0 3 0 0 0 1
Brook Jacoby, R (1, 5) OBP: 0.340, SLG: 0.462		0-0 L8			0-0 F9		0-0 3-1 1B		4-0 1B BB	3 0 1 0 1 0 1
Cory Snyder, R (1, 9) OBP: 0.272, SLG: 0.434			0-3 K		0-0 G3 BB 1B		0-0 F7		0-0 1B 1B	4 0 2 0 0 1 2
Rick Dempsey, R (1, 2) OBP: 0.326, SLG: 0.287			0-0 6-3		4-0 G3 BB		0-0 3-1		0-3 K	1 0 0 0 1 0 0
Chris Bando, S (7, PH) OBP: 0.267, SLG: 0.327					1-2 BB		1-2 2-3			2 0 0 0 0 1 4

Inning Stats	R: 0	H: 0	E: 0	K: 0	S: 3	R: 0	H: 1	E: 0	K: 0	S: 4	R: 0	H: 0	E: 0	K: 1	S: 5	R: 0	H: 0	E: 0	K: 0	S: 3	R: 0	H: 1	E: 0	K: 1	S: 6	R: 0	H: 1	E: 0	K: 0	S: 3	R: 0	H: 2	E: 0	K: 0	S: 5	R: 0	H: 0	E: 0	K: 0	S: 3	R: 0	H: 3	E: 0	K: 1	S: 7	1B: 7	2B: 1	3B: 0	HR: 0	SF: 0	SAC: 0	DP: 1	HBP: 0	WP: 0	PB: 0	SB: 1	CS: 0	PA: 38
PITCHER	IP	WLS	BF	H	R	ER	SO	BB	IBB	HBP	BLK	WP	HR	S	P	ERA	WHIP																			IP	WLS	BF	H	R	ER	SO	BB	IBB	HBP	BLK	WP	HR	S	P	ERA	WHIP						
Dave Stewart, R (1, 1) ERA: 3.92	6.2	W	28	5	0	0	2	4	0	0	0	0	0	28	44	0.00	1.350																																									
Gene Nelson, R (7, 1) ERA: 3.33	2.1	S	10	3	0	0	1	1	0	0	0	0	0	11	15	0.00	1.714																																									

BOTTOM

Oakland Athletics @ Cleveland Indians
Cleveland Municipal Stadium, Cleveland, OH

Fri Jun 26 1987, 7:05 PM EDT
Att. 15,387 - Unknown

livebaseballscorecards.com

AB	33
R	0
H	8
RBI	0
BB	5
SO	3
LOB	20



Batter	1	2	3	4	5	6	7	8	9	AB R H RBI BB SO LOB	TOP			
Luis Polonia, L (1, 8) OBP: 0.383, SLG: 0.450 Dwayne Murphy, L (8, PH) OBP: 0.386, SLG: 0.426	0-3 K		0-0 2B	0-0 1B		0-0 FC1-6 1B		0-3 K	0-3 K	4 1 2 1 0 1 1 2 0 0 0 0 2 2				
Mike Davis, L (1, 9) OBP: 0.359, SLG: 0.582 Stan Javier, S (8, 9)	0-0 F7		0-0 F5	0-0 WP 1B		0-0 G6-4-3 1B		0-0 F9		5 0 2 0 0 0 1 0 0 0 0 0 0 0				
Jose Canseco, R (1, 7) OBP: 0.303, SLG: 0.438	0-0 HR 2B		0-0 E 2B	0-0 6-3		0-0 G6-4-3 1B			0-0 HR 1B	5 3 3 1 0 0 4				
Mark McGwire, R (1, 3) OBP: 0.369, SLG: 0.651	0-0 HR		0-0 E9 HR		0-0 HR		0-0 HR 1B		0-0 HR	5 5 4 5 0 0 0				
Carney Lansford, R (1, 5) OBP: 0.377, SLG: 0.435	0-0 F3		0-0 HR		0-0 5-3		0-0 L7		0-0 F9	5 1 1 2 0 0 1				
Reggie Jackson, L (1, 10) OBP: 0.294, SLG: 0.393 Ron Cey, R (9, PH) OBP: 0.362, SLG: 0.409		0-3 K	0-0 F7		0-0 1B		0-0 HR		0-3 K	4 1 2 2 0 1 0 1 0 0 0 0 1 0				
Terry Steinbach, R (1, 2) OBP: 0.359, SLG: 0.470		0-3 K		0-0 1B 2B		0-0 F9		0-0 6-3	0-0 1B 1B	5 2 2 0 0 1 1				
Tony Phillips, S (1, 4) OBP: 0.357, SLG: 0.400		0-0 F8		0-0 F9		0-0 F8		0-3 K	0-0 1B 1B	5 0 1 0 0 1 2				
Alfredo Griffin, S (1, 6) OBP: 0.320, SLG: 0.352 Johnnie LeMaster, R (8, 6) OBP: 0.286, SLG: 0.167			0-0 4-3	0-0 F8		0-0 FC1-6 1B		0-0 G3	0-0 1B	4 0 1 0 0 0 1 1 0 1 1 0 0 0				
Inning Stats	R: 2 H: 2 E: 0 LOB: 0 K: 1 BB: 0 S: 7 P: 7	R: 0 H: 0 E: 0 LOB: 0 K: 2 BB: 0 S: 7 P: 7	R: 4 H: 3 E: 1 LOB: 0 K: 0 BB: 0 S: 7 P: 7	R: 1 H: 3 E: 0 LOB: 2 K: 0 BB: 0 S: 6 P: 6	R: 1 H: 2 E: 0 LOB: 1 K: 0 BB: 0 S: 5 P: 5	R: 0 H: 2 E: 0 LOB: 1 K: 0 BB: 0 S: 4 P: 4	R: 2 H: 2 E: 0 LOB: 0 K: 1 BB: 0 S: 7 P: 7	R: 0 H: 0 E: 0 LOB: 0 K: 1 BB: 0 S: 5 P: 5	R: 3 H: 5 E: 0 LOB: 2 K: 2 BB: 0 S: 12 P: 12	1B: 11 SF: 0 2B: 3 SAC: 0 3B: 0 DP: 1 HR: 5 HBP: 0	WP: 1 PA: 46 PB: 0 SB: 0 CS: 0			
PITCHER	IP WLS BF H R ER SO BB IBB HBP BLK WP HR S P ERA WHIP												PITCHER	IP WLS BF H R ER SO BB IBB HBP BLK WP HR S P ERA WHIP
Ken Schrom, R (1, 1) ERA: 6.13	3.2 L 19 7 7 4 3 0 0 0 0 0 0 2 25 25 9.82 1.909													
Ed Vande Berg, L (4, 1) ERA: 5.5	1.2 10 5 1 1 0 0 0 0 0 0 1 1 10 10 5.40 3.000													
Rich Yett, R (6, 1) ERA: 5.89	2.2 9 2 2 2 2 0 0 0 0 0 0 1 13 13 6.75 0.750													
Scott Bailes, L (9, 1) ERA: 3.51	1.0 8 5 3 3 2 0 0 0 0 0 0 1 12 12 27.00 5.000													

Oakland Athletics @ Cleveland Indians
Cleveland Municipal Stadium, Cleveland, OH
Sat Jun 27 1987, 3:33 AM EDT
Att: 13,086 - Unknown

livebaseballscorecards.com

AB 46
R 13
H 19
RBI 12
BB 0
SO 7
LOB 13



BOTTOM

Oakland Athletics @ Cleveland Indians
Cleveland Municipal Stadium, Cleveland, OH

Sat Jun 27 1987, 3:33 AM EDT
Att. 13,086 - Unknown

livebaseballscorecards.com

AB	34
R	3
H	8
RBI	3
BB	0
SO	3
LOB	13



WP:	0	PA:	36
PB:	0	SB:	0
CS:	0		

AB R H RBI BB SO LOB

4 0 2 1 0 0 0

3 0 0 0 0 0 1

1 0 0 0 0 0 1

4 0 1 0 0 0 0

4 0 1 0 0 0 0

4 1 1 0 0 0 2

3 1 1 2 0 1 2

2 0 1 0 0 0 2

1 0 1 0 0 0 0

4 1 0 0 0 2 3


4 0 0 0 0 0 2

1B:	5	SF:	1
2B:	1	SAC:	0
3B:	1	DP:	0
HR:	1	HBP:	1


Batter	1	2	3	4	5	6	7	8	9
Brett Butler, L (1, 8) OBP: 0.412, SLG: 0.405	0-0 F7		0-0 F2		0-0 3B		0-0 2B		
Tony Bernazard, S (1, 4) OBP: 0.290, SLG: 0.416 Junior Noboa, R (7, PH) OBP: 0.333, SLG: 0.333	0-0 3-1		0-0 F8		0-0 F8		0-0 F4		
Julio Franco, R (1, 6) OBP: 0.390, SLG: 0.429	0-0 F8			0-0 6-3		0-0 1B		0-0 1-3	
Pat Tabler, R (1, 3) OBP: 0.367, SLG: 0.469		0-0 5-3		0-0 G3		0-0 1B		0-0 F7	
Mel Hall, L (1, 7) OBP: 0.267, SLG: 0.375		0-0 E9		0-0 F8		0-0 1B		0-0 F8	
Carmen Castillo, R (1, 10) OBP: 0.333, SLG: 0.608		0-0 SF8			0-0 HR		0-3 K		0-0 F3
Brook Jacoby, R (1, 5) OBP: 0.344, SLG: 0.462 Casey Parsons, L (9, PH) OBP: 0.143, SLG: 0.143		1-0 HBP			0-0 FC4-6		0-0 L5		0-0 1B
Cory Snyder, R (1, 9) OBP: 0.266, SLG: 0.427		0-3 K			0-0 FC4-6		0-0 F9		0-3 K
Chris Bando, S (1, 2) OBP: 0.257, SLG: 0.314			0-0 F7		0-0 4-3		0-0 L4		0-0 6-3

Inning Stats	R: 0	H: 0	E: 0	K: 0	S: 3	R: 1	H: 1	E: 1	K: 1	S: 6	R: 0	H: 0	E: 0	K: 0	S: 3	R: 0	H: 0	E: 0	K: 0	S: 3	R: 2	H: 3	E: 0	K: 0	S: 6	R: 0	H: 2	E: 0	K: 1	S: 7	R: 0	H: 1	E: 0	K: 0	S: 4	R: 0	H: 0	E: 0	K: 0	S: 3	R: 0	H: 1	E: 0	K: 1	S: 6	1B: 5	SF: 1	2B: 1	3B: 1	HR: 1	WP: 0	PA: 36
	LOB: 0	BB: 0	P: 3	LOB: 1	BB: 0	P: 7	LOB: 0	BB: 0	P: 3	LOB: 0	BB: 0	P: 3	LOB: 1	BB: 0	P: 6	LOB: 2	BB: 0	P: 7	LOB: 1	BB: 0	P: 4	LOB: 0	BB: 0	P: 3	LOB: 0	BB: 0	P: 3	LOB: 1	BB: 0	P: 6	LOB: 0	BB: 0	P: 3	LOB: 0	BB: 0	P: 3	LOB: 0	BB: 0	P: 6	LOB: 0	BB: 0	P: 6	HR: 1	HBP: 1	WP: 0	PA: 36						

PITCHER	IP	WLS	BF	H	R	ER	SO	BB	IBB	HBP	BLK	WP	HR	S	P	ERA	WHIP
Joaquin Andujar, R (1, 1) ERA: 4.76	5.0	W	20	4	3	2	1	0	0	0	0	0	1	21	22	3.60	0.800
Dennis Eckersley, R (6, 1) ERA: 2.63	2.0		9	3	0	0	1	0	0	0	0	0	0	11	11	0.00	1.500
Dennis Lamp, R (8, 1) ERA: 4.67	2.0		7	1	0	0	1	0	0	0	0	0	0	9	9	0.00	0.500

Batter	1	2	3	4	5	6	7	8	9	AB R H RBI BB SO LOB	TOP														
Luis Polonia, L (1, 8) OBP: 0.380, SLG: 0.445 Dwayne Murphy, L (8, 8) OBP: 0.379, SLG: 0.417	0-3 K		0-0 FC5-4 G3-6-3 1-2f			0-0 6-3		0-0 FC3-6 1B 1-2	0-0 L4	4 0 1 0 0 1 1 1 0 0 0 0 0 0	<p>Oakland Athletics @ Cleveland Indians Cleveland Municipal Stadium, Cleveland, OH</p> <p>Sun Jun 28 1987, 3:33 AM EDT Att. 17,762 - Unknown</p> <p>livebaseballscorecards.com</p> <table> <tr><td>AB</td><td>38</td></tr> <tr><td>R</td><td>10</td></tr> <tr><td>H</td><td>13</td></tr> <tr><td>RBI</td><td>9</td></tr> <tr><td>BB</td><td>1</td></tr> <tr><td>SO</td><td>4</td></tr> <tr><td>LOB</td><td>12</td></tr> </table> 	AB	38	R	10	H	13	RBI	9	BB	1	SO	4	LOB	12
AB	38																								
R	10																								
H	13																								
RBI	9																								
BB	1																								
SO	4																								
LOB	12																								
Mike Davis, L (1, 9) OBP: 0.356, SLG: 0.574	0-0 4-3		0-0 G3-6-3 1-2f			0-0 CS 1B		0-0 FC3-6 HR 1-2f 2-3	0-0 4-3	5 1 1 0 0 0 3															
Jose Canseco, R (1, 7) OBP: 0.305, SLG: 0.459 Stan Javier, S (9, 7) OBP: 0.320, SLG: 0.327	0-0 6-3			0-0 F4		0-0 F8 1-2		0-0 HR 1-H 3-H	0-0 HR	5 2 2 4 0 0 1 0 0 0 0 0 0 0															
Mark McGwire, R (1, 3) OBP: 0.377, SLG: 0.684		0-0 4-3 PB 2B		0-0 HR		0-0 HR		0-0 HR 1B	0-0 F9	5 4 4 2 0 0 0															
Carney Lansford, R (1, 5) OBP: 0.375, SLG: 0.429 Johnnie LeMaster, R (9, 5) OBP: 0.288, SLG: 0.167		0-0 5-3		0-0 F7		0-0 6-3		1-0 1B 1B HBP 1-2		3 1 0 0 0 0 1 0 0 0 0 0 0 0															
Reggie Jackson, L (1, 10) OBP: 0.293, SLG: 0.405		0-0 4-3 2-3		0-0 L9		0-0 HR		0-3 K		4 1 1 1 0 1 3															
Terry Steinbach, R (1, 2) OBP: 0.362, SLG: 0.468		4-0 PB BB			0-0 5-3		0-0 F8	0-0 1B 1B 1-3 2-H		3 0 1 1 1 0 0															
Tony Phillips, S (1, 4) OBP: 0.356, SLG: 0.398		0-3 K 1-2 3-H			0-0 3-1		0-3 K	0-0 1B 1-2 3-H		4 0 1 1 0 2 1															
Alfredo Griffin, S (1, 6) OBP: 0.323, SLG: 0.354			0-0 FC5-4 1B		0-0 F7			0-0 FC3-6 HR 1B 4-3		4 1 2 0 0 0 2															
Inning Stats	R: 0 E: 0 K: 1 S: 5 H: 0 LOB: 0 BB: 0 P: 5	R: 1 E: 0 K: 1 S: 6 H: 1 LOB: 1 BB: 1 P: 10	R: 0 E: 0 K: 0 S: 3 H: 1 LOB: 0 BB: 0 P: 3	R: 1 E: 0 K: 0 S: 4 H: 1 LOB: 0 BB: 0 P: 4	R: 0 E: 0 K: 0 S: 3 H: 0 LOB: 0 BB: 0 P: 3	R: 0 E: 0 K: 0 S: 3 H: 1 LOB: 0 BB: 0 P: 3	R: 2 E: 0 K: 1 S: 7 H: 2 LOB: 0 BB: 0 P: 7	R: 5 E: 0 K: 1 S: 11 H: 6 LOB: 2 BB: 0 P: 12	R: 1 E: 0 K: 0 S: 4 H: 1 LOB: 0 BB: 0 P: 4	1B: 7 2B: 1 3B: 0 HR: 5 SF: 0 SAC: 0 DP: 1 HBP: 1	WP: 0 PB: 1 SB: 0 CS: 1 PA: 40														
PITCHER	IP WLS BF H R ER SO BB IBB HBP BLK WP HR S P ERA WHIP												PITCHER	IP WLS BF H R ER SO BB IBB HBP BLK WP HR S P ERA WHIP											
Tom Candiotti, R (1, 1) ERA: 5.4	7.0 L 27 7 5 4 3 1 0 0 0 0 0 3 32 36 5.14 1.143																								
Doug Jones, R (8, 1) ERA: 7.98	0.2 7 4 3 3 1 0 0 1 0 0 1 8 9 40.50 6.000																								
Mark Huismann, R (8, 1) ERA: 4.61	1.1 6 2 2 2 0 0 0 0 0 0 0 1 6 6 13.50 1.500																								

Batter	1	2	3	4	5	6	7	8	9	AB R H RBI BB SO LOB
Brett Butler, L (1, 8) OBP: 0.409, SLG: 0.402	0-0 6-3 4-3 1B		0-0 4-3			0-0 5-3			0-3 K	4 0 1 0 0 1 0
Tony Bernazard, S (1, 4) OBP: 0.285, SLG: 0.409	0-0 4-3 1-2			0-3 K		0-3 K			0-0 3-1	4 0 0 0 0 2 1
Julio Franco, R (1, 6) OBP: 0.386, SLG: 0.424	0-0 6-3 2-3			0-0 4-3			0-0 5-3			3 0 0 0 0 0 1
Pat Tabler, R (1, 3) OBP: 0.366, SLG: 0.471	0-3 K			0-0 2B			0-0 6-3			3 0 1 0 0 1 1
Mel Hall, L (1, 7) OBP: 0.263, SLG: 0.370		0-0 4-3		0-0 6-3			0-0 3-1			3 0 0 0 0 0 1
Carmen Castillo, R (1, 10) OBP: 0.321, SLG: 0.584		0-3 K			0-0 F4			0-3 K		3 0 0 0 0 2 0
Brook Jacoby, R (1, 5) OBP: 0.340, SLG: 0.457		0-0 1-3			0-0 6-3			0-0 F7		3 0 0 0 0 0 0
Cory Snyder, R (1, 9) OBP: 0.265, SLG: 0.422			0-0 6-3		0-0 5-3			0-0 F9		3 0 0 0 0 0 0
Chris Bando, S (1, 2) Casey Parsons, L (9, PH) OBP: 0.125, SLG: 0.125			0-0 4-3			0-0 G3			0-0 F5	2 0 0 0 0 0 0 1 0 0 0 0 0 0

BOTTOM	
Oakland Athletics @ Cleveland Indians Cleveland Municipal Stadium, Cleveland, OH Sun Jun 28 1987, 3:33 AM EDT Att. 17,762 - Unknown	
AB 29 R 0 H 2 RBI 0 BB 0 SO 6 LOB 4	

Inning Stats	R: 0 E: 0 K: 1 S: 6	H: 1 LOB: 1 BB: 0 P: 6	R: 0 E: 0 K: 1 S: 5	H: 0 LOB: 0 BB: 0 P: 5	R: 0 E: 0 K: 0 S: 3	H: 0 LOB: 0 BB: 0 P: 3	R: 0 E: 0 K: 1 S: 6	H: 1 LOB: 1 BB: 0 P: 6	R: 0 E: 0 K: 0 S: 3	H: 0 LOB: 0 BB: 0 P: 3	R: 0 E: 0 K: 1 S: 5	H: 0 LOB: 0 BB: 0 P: 5	R: 0 E: 0 K: 1 S: 5	H: 0 LOB: 0 BB: 0 P: 5	R: 0 E: 0 K: 1 S: 5	H: 0 LOB: 0 BB: 0 P: 5	1B: 1 2B: 1 3B: 0 HR: 0	SF: 0 SAC: 0 DP: 0 HBP: 0	WP: 0 PB: 0 SB: 0 CS: 0	PA: 29
--------------	------------------------------	---------------------------------	------------------------------	---------------------------------	------------------------------	---------------------------------	------------------------------	---------------------------------	------------------------------	---------------------------------	------------------------------	---------------------------------	------------------------------	---------------------------------	------------------------------	---------------------------------	----------------------------------	------------------------------------	----------------------------------	--------

PITCHER	IP	WLS	BF	H	R	ER	SO	BB	IBB	HBP	BLK	WP	HR	S	P	ERA	WHIP
Steve Ontiveros, R (1, 1) ERA: 2.49	9.0	W	29	2	0	0	6	0	0	0	0	0	0	41	41	0.00	0.222

Batter	1	2	3	4	5	6	7	8	9	AB R H RBI BB SO LOB	TOP
Luis Polonia, L OBP: 0.375, SLG: 0.438 (1, 8) X	0-0 F6	0-0 1B			0-0 3-1		0-0 G3		0-0 G3	5 0 1 1 0 0 0	
Mike Davis, L OBP: 0.357, SLG: 0.569 (1, 9) X	0-0 L3	0-0 4-3			0-0 1B F9-2		4-0 BB		0-0 F5	4 0 1 0 1 0 3	
Jose Canseco, R OBP: 0.307, SLG: 0.460 (1, 7) X	0-0 WP 1B				0-0 1B		0-0 L6			4 0 2 0 0 1 1	
Mark McGwire, R OBP: 0.371, SLG: 0.672 (1, 3) S S	0-3 K				0-0 F9-2				0-3 K	4 0 0 0 0 2 3	
Carney Lansford, R OBP: 0.380, SLG: 0.436 (1, 5) X										3 1 2 0 1 0 0	
Reggie Jackson, L OBP: 0.288, SLG: 0.397 (1, 10) S S										4 0 0 0 0 1 3	
Tony Phillips, S OBP: 0.358, SLG: 0.401 (1, 4) X										3 1 1 1 1 0 1	
Mickey Tettleton, S OBP: 0.258, SLG: 0.252 (1, 2) X										2 0 0 0 1 2 1	
Dwayne Murphy, L OBP: 0.373, SLG: 0.408 (8, PH) X										1 0 0 0 0 0 1	
Terry Steinbach, R OBP: 0.362, SLG: 0.468 (8, 2) X										0 0 0 0 0 0 0	
Alfredo Griffin, S OBP: 0.318, SLG: 0.349 (1, 6) X										4 0 0 0 0 1 3	
Inning Stats	R: 0 H: 1 E: 0 LOB: 1 K: 1 BB: 0 S: 6 P: 6	R: 1 H: 2 E: 0 LOB: 3 K: 1 BB: 2 S: 7 P: 15	R: 0 H: 1 E: 0 LOB: 1 K: 1 BB: 0 S: 6 P: 6	R: 0 H: 0 E: 0 LOB: 0 K: 1 BB: 0 S: 5 P: 5	R: 0 H: 2 E: 0 LOB: 1 K: 0 BB: 0 S: 4 P: 4	R: 0 H: 0 E: 1 LOB: 1 K: 1 BB: 0 S: 6 P: 6	R: 0 H: 0 E: 0 LOB: 1 K: 1 BB: 1 S: 5 P: 9	R: 1 H: 1 E: 0 LOB: 1 K: 1 BB: 1 S: 6 P: 10	R: 0 H: 0 E: 0 LOB: 0 K: 0 BB: 0 S: 3 P: 3	1B: 5 SF: 0 2B: 3 SAC: 0 3B: 0 DP: 1 HR: 0 HBP: 0	WP: 1 PA: 38 PB: 0 SB: 0 CS: 0
PITCHER Richard Dotson, R ERA: 4.19 (1, 1) X	IP WLS BF H R ER SO BB IBB HBP BLK WP HR S P ERA WHIP										
	9.0 W 38 7 2 2 7 4 0 0 0 1 0 48 64 2.00 1.222										

Oakland Athletics @ Chicago White Sox
Comiskey Park, Chicago, IL
Mon Jun 29 1987, 8:05 PM EDT
Att. 14,320 - Unknown

livebaseballscorecards.com

AB	34
R	2
H	7
RBI	2
BB	4
SO	7
LOB	16



Batter	1	2	3	4	5	6	7	8	9	AB R H RBI BB SO LOB
Jerry Royster, R OBP: 0.352, SLG: 0.466 (1, 5)	0-0 F9		0-3 K		0-0 1B 1B		4-0 FC5-2 BB			3 1 1 0 1 1 0
Gary Redus, R OBP: 0.328, SLG: 0.380 (1, 7)	0-0 5-3		0-0 F3		0-0 1B 6-3 1B		0-0 FC5-2 L6-3			4 1 1 0 0 0 2
Harold Baines, L OBP: 0.361, SLG: 0.503 (1, 10)	0-0 1B		0-0 HR		0-0 1B 1-3 2-H		0-0 L6-3			4 1 3 2 0 0 2
Ivan Calderon, R OBP: 0.363, SLG: 0.534 (1, 9)	0-3 K		0-0 HR		0-0 6-3		0-0 F7			4 1 1 2 0 1 2
Greg Walker, L OBP: 0.328, SLG: 0.494 (1, 3)		1-0 2B HBP	0-0 6-3		0-0 1-3		0-3 K			3 1 0 0 0 1 1
Carlton Fisk, R OBP: 0.284, SLG: 0.351 (1, 2)		0-0 F9		0-0 6-3		0-0 6-3		0-0 6-3		4 0 0 0 0 0 1
Kenny Williams, R OBP: 0.333, SLG: 0.457 (1, 8)		0-0 4-3 1-H 2B		0-0 F8		0-0 CS 1B				3 0 2 1 0 0 0
Fred Manrique, R OBP: 0.236, SLG: 0.287 (1, 4)		0-0 4-3 2-3		0-0 F9		0-3 K				3 0 0 0 0 1 2
Ozzie Guillen, L OBP: 0.319, SLG: 0.366 (1, 6)		0-0 L4			0-0 1-3		0-0 E1 FC5-2 1B			3 0 1 0 0 0 1

Inning Stats	R: 0 E: 0 K: 1 S: 6	H: 1 LOB: 1 BB: 0 P: 6	R: 1 E: 0 K: 0 S: 4	H: 1 LOB: 1 BB: 0 P: 5	R: 2 E: 0 K: 1 S: 7	H: 2 LOB: 0 BB: 0 P: 7	R: 0 E: 0 K: 0 S: 3	H: 0 LOB: 0 BB: 0 P: 3	R: 2 E: 0 K: 0 S: 6	H: 3 LOB: 1 BB: 0 P: 6	R: 0 E: 0 K: 1 S: 5	H: 1 LOB: 0 BB: 0 P: 5	R: 0 E: 1 K: 0 S: 3	H: 1 LOB: 1 BB: 1 P: 7	R: 0 E: 0 K: 1 S: 5	H: 0 LOB: 0 BB: 0 P: 5
--------------	------------------------------	---------------------------------	------------------------------	---------------------------------	------------------------------	---------------------------------	------------------------------	---------------------------------	------------------------------	---------------------------------	------------------------------	---------------------------------	------------------------------	---------------------------------	------------------------------	---------------------------------

PITCHER	IP	WLS	BF	H	R	ER	SO	BB	IBB	HBP	BLK	WP	HR	S	P	ERA	WHIP
Curt Young, L ERA: 3.49 (1, 1)	3.2	L	16	4	3	3	2	0	0	0	0	0	2	19	20	7.36	1.091
Dennis Eckersley, R ERA: 2.81 (4, 1)	2.1		10	4	2	2	1	0	0	0	0	0	0	12	12	7.71	1.714
Dave Leiper, L ERA: 2.57 (7, 1)	1.0		4	1	0	0	0	1	0	0	0	0	0	3	7	0.00	2.000
Dennis Lamp, R ERA: 4.42 (8, 1)	1.0		3	0	0	0	1	0	0	0	0	0	0	5	5	0.00	0.000


BOTTOM

Oakland Athletics @ Chicago White Sox
Comiskey Park, Chicago, IL

Mon Jun 29 1987, 8:05 PM EDT
Att. 14,320 - Unknown

livebaseballscorecards.com

AB	31
R	5
H	9
RBI	5
BB	1
SO	4
LOB	11



WP: 0	PA: 33
PB: 0	
SB: 0	
CS: 1	

Batter	1	2	3	4	5	6	7	8	9	AB R H RBI BB SO LOB	TOP
Luis Polonia, L OBP: 0.376, SLG: 0.445 (1, 7) X	0-0 L7		0-0 1-3		0-0 G3 3B		4-0 BB		0-0 1-3	4 1 1 0 1 0 1	
Tony Phillips, S OBP: 0.355, SLG: 0.395 (1, 4) X	0-0 4-3		4-0 BB 1B		0-0 G3		0-0 G3		0-0 F6	4 0 0 1 1 0 2	
Jose Canseco, R OBP: 0.310, SLG: 0.460 (1, 10) X	0-0 HR 1B		0-0 1-2 1B		0-0 P3				0-0 6-3	4 1 2 0 0 0 0	
Mark McGwire, R OBP: 0.373, SLG: 0.682 (1, 3) X	0-0 HR 1B		0-0 F8		0-0 F8				0-0 BB 1B	4 1 2 2 0 0 2	
Carney Lansford, R OBP: 0.375, SLG: 0.429 (1, 5) X	0-0 L9				0-0 P3				0-3 K	4 0 0 0 0 1 1	
Reggie Jackson, L OBP: 0.292, SLG: 0.396 (1, 9) X					0-3 K				4-0 BB 1-2	3 0 1 0 1 1 0	
Terry Steinbach, R OBP: 0.360, SLG: 0.459 (1, 2) X					4-0 BB BB				0-0 F8	3 0 0 0 1 0 3	
Dwayne Murphy, L OBP: 0.381, SLG: 0.392 (1, 8) X					4-0 BB 1-2				4-0 BB 1-3	2 0 0 0 2 0 0	
Alfredo Griffin, S OBP: 0.313, SLG: 0.343 (1, 6) X					0-0 F7				0-0 L9	4 0 0 0 0 0 3	
Inning Stats	R: 2 H: 2 E: 0 LOB: 0 K: 0 BB: 0 S: 5 P: 5	R: 0 H: 1 E: 0 LOB: 0 K: 0 BB: 0 S: 3 P: 3	R: 0 H: 1 E: 0 LOB: 2 K: 0 BB: 1 S: 4 P: 8	R: 0 H: 0 E: 0 LOB: 2 K: 1 BB: 2 S: 5 P: 13	R: 1 H: 1 E: 0 LOB: 0 K: 0 BB: 0 S: 4 P: 4	R: 0 H: 0 E: 0 LOB: 0 K: 0 BB: 0 S: 3 P: 3	R: 0 H: 0 E: 0 LOB: 1 K: 0 BB: 1 S: 3 P: 7	R: 0 H: 1 E: 0 LOB: 2 K: 1 BB: 1 S: 6 P: 10	R: 0 H: 0 E: 0 LOB: 1 K: 0 BB: 1 S: 3 P: 7	1B: 4 SF: 0 2B: 0 SAC: 0 3B: 1 DP: 1 HR: 1 HBP: 0	WP: 0 PA: 38 PB: 0 SB: 0 CS: 0
PITCHER Scott Nielsen, R ERA: 4.76 (1, 1)	IP WLS BF H R ER SO BB IBB HBP BLK WP HR S P ERA WHIP										
Jim Winn, R ERA: 4.14 (9, 1)	1.0 4 0 0 0 0 0 1 0 0 0 0 0 3 7 0.00 1.000										

Oakland Athletics @ Chicago White Sox
Comiskey Park, Chicago, IL
Tue Jun 30 1987, 8:05 PM EDT
Att. 10,559 - Unknown

livebaseballscorecards.com

AB	32
R	3
H	6
RBI	3
BB	6
SO	2
LOB	12



Batter	1	2	3	4	5	6	7	8	9	AB	R	H	RBI	BB	SO	LOB
Ozzie Guillen, L OBP: 0.323, SLG: 0.364 (1, 6)	0-0 L5		0-0 L7	4-0 BB 1B BB	0-0 F7		4-0 BB 3-1 BB	0-0 BB 1B		4	1	1	2	2	0	2
Gary Redus, R OBP: 0.328, SLG: 0.379 (1, 7)	0-0 S 1B		0-0 6-3	0-3 K	0-0 FC6-5		0-3 K	0-0 BB 1B		6	1	2	1	0	2	8
Harold Baines, L OBP: 0.365, SLG: 0.497 (1, 10)	0-0 1B		4-0 BB	4-0 BB 1B BB		0-0 3-1	0-0 3-1	0-0 L1		4	0	1	3	2	0	4
Ivan Calderon, R OBP: 0.364, SLG: 0.529 (1, 9)	0-0 F9		0-3 K	0-0 BB 1B		4-0 E PB BB	0-0 F7			4	1	1	2	1	1	4
Greg Walker, L OBP: 0.325, SLG: 0.486 (1, 3)	0-3 K			5-3		0-3 K		4-0 WP 1B BB		4	1	0	0	1	2	4
Carlton Fisk, R OBP: 0.283, SLG: 0.348 (1, 2)		0-0 F8		0-0 2B 1B	0-0 5-3	0-0 E6 PB		0-0 F4		5	1	1	0	0	0	2
Donnie Hill, S OBP: 0.263, SLG: 0.312 (1, 4)		0-0 F9		0-0 1B BB 2B	0-0 1B E 1B	0-0 4-3		4-0 1B BB		4	3	2	0	1	0	1
Steve Lyons, L OBP: 0.217, SLG: 0.182 (1, 5)		0-0 FC6-4 1B		0-0 BB BB 1B	0-0 FC6-5 E 1B		0-0 BB 3-1 1B	0-3 K		5	2	4	1	0	1	2
Kenny Williams, R OBP: 0.345, SLG: 0.464 (1, 8)		0-0 FC6-4		0-0 BB BB 1B	0-0 E5		0-0 3-1 BB 1B	0-0 BB 1B		5	2	3	2	0	0	2

Inning Stats	R: 1	H: 2	E: 0	K: 1	S: 7	H: 2	LOB: 1	BB: 0	P: 7	R: 0	H: 1	E: 0	K: 0	S: 4	R: 0	H: 0	E: 0	K: 1	S: 5	R: 5	H: 5	E: 0	K: 1	S: 10	R: 1	H: 2	E: 1	K: 1	S: 6	R: 1	H: 2	E: 0	K: 1	S: 7	R: 3	H: 3	E: 0	K: 1	S: 8	R: 0	H: 0	E: 0	K: 1	S: 8
--------------	------	------	------	------	------	------	--------	-------	------	------	------	------	------	------	------	------	------	------	------	------	------	------	------	-------	------	------	------	------	------	------	------	------	------	------	------	------	------	------	------	------	------	------	------	------

PITCHER	IP	WLS	BF	H	R	ER	SO	BB	IBB	HBP	BLK	WP	HR	S	P	ERA	WHIP
Jose Rijo, R ERA: 5.94 (1, 1)	4.1	L	25	9	7	7	3	3	0	0	0	0	0	28	40	14.54	2.769
Gene Nelson, R ERA: 3.33 (5, 1)	2.2		15	3	2	1	2	2	0	0	0	0	0	17	25	3.38	1.875
Dennis Lamp, R ERA: 5.59 (8, 1)	1.0		8	3	3	3	1	2	0	0	0	1	0	8	16	27.00	5.000

BOTTOM

Oakland Athletics @ Chicago White Sox
 Comiskey Park, Chicago, IL
 Tue Jun 30 1987, 8:05 PM EDT
 Att. 10,559 - Unknown

livebaseballscorecards.com

AB	41
R	12
H	15
RBI	11
BB	7
SO	6
LOB	29



1B:	14	SF:	0	WP:	1	PA:	48
2B:	1	SAC:	0	PB:	1		
3B:	0	DP:	0	SB:	1		
HR:	0	HBP:	0	CS:	0		

Batter	1	2	3	4	5	6	7	8	9	10	AB R H RBI BB SO LOB	TOP												
Luis Polonia, L OBP: 0.387, SLG: 0.466 (1, 8) X	0-0 PB 2B 1B		0-0 4-3 1B		0-0 3B		0-0 CS 1-2	0-0 5-3 1B 1B		0-3 K	5 2 4 0 0 1 0													
Stan Javier, S OBP: 0.320, SLG: 0.321 Mike Davis, L OBP: 0.358, SLG: 0.569 (1, 9) B (8, PH) B (8, 9) B	4-0 2B 1-2 BB		0-0 4-3 1-2		0-0 F7			0-0 F7 1-2		0-0 HBP HBP 1B	2 0 0 0 1 0 2 2 0 1 0 0 0 1													
Jose Canseco, R OBP: 0.308, SLG: 0.454 (1, 7) S	0-3 K		0-0 L7 1-2			0-3 K		0-0 5-3 2-3		1-0 HBP HBP	4 0 0 0 0 2 4													
Mark McGwire, R OBP: 0.377, SLG: 0.683 (1, 3) X	0-0 1-3 2-H 2B		0-3 K			0-0 F2		0-0 1B		1-0 HBP FC6-4 HBP	4 0 2 2 0 1 1													
Carney Lansford, R OBP: 0.369, SLG: 0.421 (1, 5) X	0-0 F6			0-0 F7		0-0 F8		0-0 F7		0-3 K	5 0 0 0 0 1 6													
Reggie Jackson, L OBP: 0.290, SLG: 0.406 (1, 10) X	0-0 F7			0-3 K			0-0 HR		0-3 K	0-0 FC6-4 1-2f	5 1 1 1 0 2 5													
Terry Steinbach, R OBP: 0.352, SLG: 0.447 (1, 2) X		0-0 5-3		0-3 K			0-0 5-3		0-0 6-3		4 0 0 0 0 1 0													
Johnnie LeMaster, R OBP: 0.222, SLG: 0.125 Tony Phillips, S OBP: 0.356, SLG: 0.395 (1, 4) (7, PH) (7, 4) X		0-0 5-3			0-0 G3		0-0 F7		0-0 E 1B		2 0 0 0 0 0 0 2 0 1 0 0 0 0													
Alfredo Griffin, S OBP: 0.312, SLG: 0.341 (1, 6) X		0-0 B3			0-0 5-3		0-0 CS 1B		0-3 K 1-2		4 0 1 0 0 1 1													
Inning Stats	R: 1 E: 0 K: 1 S: 7	H: 2 LOB: 2 BB: 1 P: 11	R: 0 E: 0 K: 0 S: 3	H: 0 LOB: 0 BB: 0 P: 3	R: 0 E: 0 K: 1 S: 6	H: 1 LOB: 1 BB: 0 P: 6	R: 0 E: 0 K: 2 S: 7	H: 0 LOB: 0 BB: 0 P: 7	R: 0 E: 0 K: 0 S: 4	H: 1 LOB: 1 BB: 0 P: 4	R: 0 E: 0 K: 1 S: 5	H: 0 LOB: 0 BB: 0 P: 5	R: 1 E: 0 K: 0 S: 4	H: 2 LOB: 0 BB: 0 P: 4	R: 0 E: 0 K: 0 S: 5	H: 2 LOB: 1 BB: 0 P: 5	R: 0 E: 1 K: 2 S: 8	H: 1 LOB: 1 BB: 0 P: 8	R: 0 E: 0 K: 2 S: 8	H: 1 LOB: 3 BB: 0 P: 10	1B: 7 2B: 1 3B: 1 HR: 1	SF: 0 SAC: 0 DP: 0 HBP: 2	WP: 0 PB: 1 SB: 1 CS: 1	PA: 43
PITCHER	IP WLS BF H R ER SO BB IBB HBP BLK WP HR S P ERA WHIP																							
Jose DeLeon, R ERA: 3.86 Bob James, R ERA: 3.6 Jim Winn, R ERA: 4.09	(1, 1) 7.0 (8, 1) 2.1 (10, 1) 0.2	WLS 27 W	BF 27 13 2	H 6 4 0	R 2 1 0	ER 2 1 0	SO 5 3 1	BB 1 0 0	IBB 0 0 0	HBP 0 2 0	BLK 0 0 0	WP 0 0 0	HR 1 0 0	S 36 17 4	P 40 19 4	ERA 2.57 3.86 0.00	WHIP 1.000 1.714 0.000							

Oakland Athletics @ Chicago White Sox
Comiskey Park, Chicago, IL
Wed Jul 01 1987, 8:05 PM EDT
Att. 13,133 - Unknown

livebaseballscorecards.com

AB 39
R 3
H 10
RBI 3
BB 1
SO 9
LOB 20



Batter	1	2	3	4	5	6	7	8	9	10	AB R H RBI BB SO LOB
Ozzie Guillen, L OBP: 0.321, SLG: 0.361 (1, 6)	0-0 2B 1B		0-0 6-3		0-0 F7		0-3 K 1-2		0-0 F7		5 1 1 0 0 1 1
Gary Redus, R OBP: 0.330, SLG: 0.381 (1, 7) (10, 8)	0-0 4-3 1-H 2B		0-0 F8			4-0 5-3 1B BB		0-0 F9		0-0 F8	4 1 1 1 1 0 0
Harold Baines, L OBP: 0.361, SLG: 0.490 (1, 10) Fred Manrique, R OBP: 0.238, SLG: 0.287 (10, PR)	0-0 4-3 2-3		0-0 1-3			0-0 F7 1-2		0-3 K		0-0 FC6-4 1B	5 0 1 0 0 1 2 0 0 0 0 0 0 0
Ivan Calderon, R OBP: 0.365, SLG: 0.524 (1, 9) BB	4-0 S BB				0-3 K		0-0 5-3 2-3		0-0 HBP 1B	0-0 FC6-4 1-2f HR	4 1 1 0 1 1 2
Greg Walker, L OBP: 0.330, SLG: 0.498 (1, 3) S	0-3 K 1-2				0-3 K		0-0 1B 3-H		1-0 HBP 1-2	0-0 1-H HR	4 1 2 3 0 2 2
Carlton Fisk, R OBP: 0.282, SLG: 0.346 (1, 2) S	0-3 K				0-0 1B		0-0 4-3		0-0 5-3		4 0 1 0 0 1 5
Donnie Hill, S OBP: 0.256, SLG: 0.303 (1, 4)		0-0 F5			0-0 F7				0-0 F8		4 0 0 0 0 0 1
Steve Lyons, L OBP: 0.192, SLG: 0.160 (1, 5) Daryl Boston, L OBP: 0.301, SLG: 0.414 (9, PH) (10, 7)		0-0 4-3			0-0 F7		0-3 K		0-0 WP 3B		3 0 0 0 0 1 0 1 1 1 0 0 0 0
Kenny Williams, R OBP: 0.345, SLG: 0.460 (1, 8) Jerry Hairston, S OBP: 0.340, SLG: 0.488 (9, PH) Jerry Royster, R OBP: 0.352, SLG: 0.466 (10, 5)		0-0 F5			0-0 F9		0-0 E 1B		0-0 F7 3-H		3 0 1 0 0 0 0 1 0 0 0 0 0 0 0 0 0 0 0 0 0


Inning Stats	R: 1 E: 0 K: 2 S: 9	H: 2 LOB: 2 BB: 1 P: 13	R: 0 E: 0 K: 0 S: 3	H: 0 LOB: 0 BB: 0 P: 3	R: 0 E: 0 K: 0 S: 3	H: 0 LOB: 0 BB: 0 P: 3	R: 0 E: 0 K: 2 S: 8	H: 1 LOB: 1 BB: 0 P: 8	R: 0 E: 0 K: 0 S: 3	H: 0 LOB: 0 BB: 0 P: 3	R: 1 E: 0 K: 0 S: 4	H: 1 LOB: 1 BB: 1 P: 8	R: 0 E: 1 K: 2 S: 8	H: 1 LOB: 1 BB: 0 P: 8	R: 0 E: 0 K: 1 S: 6	H: 1 LOB: 2 BB: 0 P: 7	R: 1 E: 0 K: 0 S: 4	H: 1 LOB: 0 BB: 0 P: 4	R: 2 E: 0 K: 0 S: 4	H: 2 LOB: 1 BB: 0 P: 4	1B: 6 2B: 1 3B: 1 HR: 1	SF: 0 SAC: 0 DP: 0 HBP: 1
--------------	------------------------------	----------------------------------	------------------------------	---------------------------------	------------------------------	---------------------------------	------------------------------	---------------------------------	------------------------------	---------------------------------	------------------------------	---------------------------------	------------------------------	---------------------------------	------------------------------	---------------------------------	------------------------------	---------------------------------	------------------------------	---------------------------------	----------------------------------	------------------------------------

PITCHER	IP	WLS	BF	H	R	ER	SO	BB	IBB	HBP	BLK	WP	HR	S	P	ERA	WHIP
Dave Stewart, R ERA: 3.81 (1, 1)	7.2		31	6	2	2	7	2	0	0	0	0	0	43	51	2.35	1.043
Dave Leiper, L ERA: 2.57 (8, 1)	0.0		1	0	0	0	0	0	0	1	0	0	0	0	1	∞	∞
Jay Howell, R ERA: 4.55 (8, 1)	1.2	L	7	2	2	2	0	0	0	0	0	1	0	7	7	10.80	1.200
Dennis Eckersley, R ERA: 2.93 (10, 1)	0.1		2	1	1	1	0	0	0	0	0	0	1	2	2	27.00	3.000

BOTTOM

Oakland Athletics @ Chicago White Sox
Comiskey Park, Chicago, IL
Wed Jul 01 1987, 8:05 PM EDT
Att: 13,133 - Unknown

AB	38
R	5
H	9
RBI	4
BB	2
SO	7
LOB	13



WP	1	PA	41
PB	0		
SB	2		
CS	0		

livebaseballscorecards.com

Batter	1	2	3	4	5	6	7	8	9	AB R H RBI BB SO LOB	TOP
Marty Barrett, R OBP: 0.324, SLG: 0.314 (1, 4) X	0-0 F8 ①		0-0 S 1B		0-0 F8 ③			0-0 F9 ②		4 0 1 0 0 0 0	
Todd Benzinger, S OBP: 0.435, SLG: 0.432 (1, 8) X	0-0 F8 ②		0-3 K ③			0-3 K ①		0-3 K ③		4 0 0 0 0 3 1	
Wade Boggs, L OBP: 0.477, SLG: 0.606 (1, 5) B B B	4-0 BB			0-0 F9 ①		0-3 K ②			0-0 6-3 ①	3 0 0 0 1 1 0	
Mike Greenwell, L OBP: 0.363, SLG: 0.608 (1, 7) X	0-0 G3 ③			0-0 G6-4-3 1B		0-0 F8 ③			0-0 HR	4 1 2 1 0 0 1	
Don Baylor, R OBP: 0.366, SLG: 0.432 (1, 10) X		0-0 F8 ①		0-0 G6-4-3 ② ③			4-0 FC4-6 1B BB		0-0 F6 ②	3 0 0 0 1 0 1	
Dwight Evans, R OBP: 0.405, SLG: 0.539 (1, 9) S S S		0-3 K ②			0-0 F4 ①		0-0 FC4-6 1B		0-0 F8 ③	4 0 1 0 0 1 0	
Bill Buckner, L OBP: 0.293, SLG: 0.326 (1, 3) X		0-0 F8 ③				0-0 HR 1B	0-0 FC4-6 ①			3 1 1 0 0 0 2	
Spike Owen, S OBP: 0.323, SLG: 0.349 (1, 6) X			0-0 F7 ①		0-0 F5 ②		0-0 G3-6-3 ② ③			3 0 0 0 0 0 3	
Marc Sullivan, R OBP: 0.208, SLG: 0.264 (1, 2) S S S			0-3 K ②		0-0 HR 1-H			0-0 F9 ①		3 1 1 2 0 1 0	
Inning Stats	R: 0 H: 0 E: 0 LOB: 1 K: 0 BB: 1 S: 3 P: 7	R: 0 H: 0 E: 0 LOB: 0 K: 1 BB: 0 S: 5 P: 5	R: 0 H: 1 E: 0 LOB: 1 K: 2 BB: 0 S: 8 P: 8	R: 0 H: 1 E: 0 LOB: 0 K: 0 BB: 0 S: 3 P: 3	R: 2 H: 2 E: 0 LOB: 0 K: 0 BB: 0 S: 5 P: 5	R: 0 H: 0 E: 0 LOB: 0 K: 2 BB: 0 S: 7 P: 7	R: 0 H: 1 E: 0 LOB: 1 K: 0 BB: 1 S: 3 P: 7	R: 0 H: 0 E: 0 LOB: 0 K: 1 BB: 0 S: 5 P: 5	R: 1 H: 1 E: 0 LOB: 0 K: 0 BB: 0 S: 4 P: 4	1B: 4 SF: 0 2B: 0 SAC: 0 3B: 0 DP: 2 HR: 2 HBP: 0	WP: 0 PA: 33 PB: 0 SB: 1 CS: 0
PITCHER Joaquin Andujar, R (1, 1) ERA: 4.26	IP WLS BF H R ER SO BB IBB HBP BLK WP HR S P ERA WHIP										
	9.0 W 33 6 3 3 6 2 0 0 0 0 0 2 43 51 3.00 0.889										

Boston Red Sox @ Oakland Athletics
Oakland-Alameda County Coliseum, Oakland, CA

Thu Jul 02 1987, 7:05 PM PDT
Att. 16,134 - Unknown

AB	31
R	3
H	6
RBI	3
BB	2
SO	6
LOB	8



livebaseballscorecards.com

Batter	1	2	3	4	5	6	7	8	9	AB	R	H	RBI	BB	SO	LOB											
Luis Polonia, L OBP: 0.384, SLG: 0.462 (1, 7)	0-0 F8		0-0 1B	0-0 G1			0-0 6-3			4	0	1	1	0	0	2											
Mike Davis, L OBP: 0.356, SLG: 0.564 (1, 9)	0-0 F5		0-0 1-3 1B			0-0 3-1	0-3 K			4	0	1	0	0	1	0											
Jose Canseco, R OBP: 0.311, SLG: 0.468 (1, 10)	0-0 2B		0-0 F5			0-3 K		0-0 HR		4	1	2	1	0	1	2											
Mark McGwire, R OBP: 0.379, SLG: 0.684 (1, 3)	0-0 5-3		0-3 K			0-0 2B		0-0 1B WP		4	1	2	0	0	1	3											
Carney Lansford, R OBP: 0.367, SLG: 0.418 (1, 5)		0-0 L5		0-0 F6		0-0 F9		0-0 1B WP		4	1	1	0	0	0	1											
Dwayne Murphy, L OBP: 0.388, SLG: 0.389 (1, 8)		0-0 1B G1-4-3		4-0 2B BB		0-0 4-3		0-0 F5		3	1	1	0	1	0	2											
Terry Steinbach, R OBP: 0.349, SLG: 0.448 (1, 2)		0-0 G1-4-3 1-2f		0-0 2B		0-0 F8		0-3 K		4	0	1	1	0	1	2											
Tony Phillips, S OBP: 0.358, SLG: 0.397 (1, 4)			0-0 E6 SH1-3 1B	0-0 F7		0-3 K		0-0 1B		4	1	2	1	0	1	1											
Alfredo Griffin, S OBP: 0.312, SLG: 0.339 (1, 6)			0-0 SH1-3 2-3	4-0 BB			0-0 5-3	0-3 K		2	0	0	0	1	1	1											
Inning Stats	R: 0 E: 0 K: 0 S: 4	H: 1 LOB: 1 BB: 0 P: 4	R: 0 E: 0 K: 0 S: 3	H: 1 LOB: 0 BB: 0 P: 3	R: 1 E: 1 K: 1 S: 8	H: 3 LOB: 2 BB: 0 P: 8	R: 1 E: 0 K: 0 S: 4	H: 1 LOB: 2 BB: 2 P: 12	R: 0 E: 0 K: 1 S: 6	H: 1 LOB: 1 BB: 0 P: 6	R: 0 E: 0 K: 1 S: 5	H: 0 LOB: 0 BB: 0 P: 5	R: 0 E: 0 K: 1 S: 5	H: 0 LOB: 0 BB: 0 P: 5	R: 3 E: 0 K: 2 S: 11	H: 4 LOB: 1 BB: 0 P: 11	1B: 7 2B: 3 3B: 0 HR: 1	SF: 0 SAC: 1 DP: 1 HBP: 0	WP: 1 PB: 0 SB: 0 CS: 0	PA: 36							
PITCHER	IP	WLS	BF	H	R	ER	SO	BB	IBB	HBP	BLK	WP	HR	S	P	ERA	WHIP										
Al Nipper, R ERA: 5.01 (1, 1)	7.0	L	32	10	5	5	4	2	0	0	0	0	1	38	46	6.43	1.714										
Calvin Schiraldi, R ERA: 3.96 (8, 1)	1.0		4	1	0	0	2	0	0	0	0	1	0	8	8	0.00	1.000										

BOTTOM

Boston Red Sox @ Oakland Athletics
Oakland-Alameda County Coliseum, Oakland, CA

livebaseballscorecards.com

AB	33
R	5
H	11
RBI	4
BB	2
SO	6
LOB	14



WP: 1	PA: 36
PB: 0	
SB: 0	
CS: 0	
ERA	WHIP

Thu Jul 02 1987, 7:05 PM PDT
Att. 16,134 - Unknown

Batter	1	2	3	4	5	6	7	8	9	AB R H RBI BB SO LOB	TOP															
Ellis Burks, R (1, 8) OBP: 0.296, SLG: 0.485	0-0 6-3		0-0 2-H 1B		0-0 1-2f		0-0 1B BB 1B		0-3 K	5 1 2 1 0 1 2	Boston Red Sox @ Oakland Athletics Oakland-Alameda County Coliseum, Oakland, CA Fri Jul 03 1987, 7:05 PM PDT Att: 43,050 - Unknown livebaseballscorecards.com															
Marty Barrett, R (1, 4) Ed Romero, R (6, PR) OBP: 0.324, SLG: 0.315 OBP: 0.374, SLG: 0.323	0-0 F5		0-0 1-3			0-0 G3 1B 1B	0-0 BB HBP 1B	0-0 F3	3 0 1 0 0 0 1 2 0 1 0 0 0 0																	
Wade Boggs, L (1, 5) OBP: 0.480, SLG: 0.607	0-0 6-3			0-0 FC4-6 1B		0-0 G3 1B	1-0 BB HBP		3 0 2 0 0 0 0																	
Mike Greenwell, L (1, 7) Dave Henderson, R (9, 7) OBP: 0.360, SLG: 0.596 OBP: 0.297, SLG: 0.397		0-0 4-3		0-0 FC4-6 G6-4-3 1-2f		0-0 G3	4-0 BB BB BB		3 0 0 1 1 0 3 0 0 0 0 0 0 0																	
Don Baylor, R (1, 10) OBP: 0.361, SLG: 0.425		0-0 3-1		0-0 G6-4-3 1-2f		0-0 F7	0-0 F3		4 0 0 0 0 0 6																	
Dwight Evans, R (1, 9) OBP: 0.403, SLG: 0.533		0-0 4-3			0-0 F8	4-0 BB		0-0 5-3	3 0 0 0 1 0 0																	
Bill Buckner, L (1, 3) OBP: 0.288, SLG: 0.321			0-0 F4		0-0 G3	0-0 F6		0-0 F9	4 0 0 0 0 0 3																	
Spike Owen, S (1, 6) OBP: 0.327, SLG: 0.348			0-0 6-3 1B 1B		4-0 BB BB BB		0-0 F8	0-0 F7	3 1 1 0 1 0 0																	
Marc Sullivan, R (1, 2) OBP: 0.220, SLG: 0.274			0-0 6-3		0-0 FC6-4 1B		0-0 1B 1B	0-3 K	4 0 2 0 0 1 1																	
Inning Stats	R: 0 E: 0 K: 0 S: 3	H: 0 LOB: 0 BB: 0 P: 3	R: 0 E: 0 K: 0 S: 3	H: 0 LOB: 0 BB: 0 P: 3	R: 1 E: 0 K: 0 S: 5	H: 2 LOB: 1 BB: 0 P: 5	R: 0 E: 0 K: 0 S: 3	H: 1 LOB: 0 BB: 0 P: 3	R: 0 E: 0 K: 0 S: 4	H: 1 LOB: 2 BB: 1 P: 8	R: 0 E: 0 K: 0 S: 5	H: 2 LOB: 3 BB: 1 P: 9	R: 1 E: 0 K: 0 S: 5	H: 3 LOB: 3 BB: 1 P: 10	R: 0 E: 0 K: 0 S: 3	H: 0 LOB: 0 BB: 0 P: 3	R: 0 E: 0 K: 2 S: 7	H: 0 LOB: 0 BB: 0 P: 7	1B: 9 2B: 0 3B: 0 HR: 0	SF: 0 SAC: 0 DP: 1 HBP: 1	WP: 0 PB: 0 SB: 0 CS: 0	PA: 38				
PITCHER	IP WLS BF H R ER SO BB IBB HBP BLK WP HR S P ERA WHIP	Steve Ontiveros, R (1, 1) ERA: 2.51	6.2 L 31 9 2 2 0 3 0 1 0 0 0 27 40 2.70 1.800	Gene Nelson, R (7, 1) ERA: 3.19	2.1 7 0 0 0 0 2 0 0 0 0 0 0 11 11 0.00 0.000	PITCHER	IP WLS BF H R ER SO BB IBB HBP BLK WP HR S P ERA WHIP																			



Batter	1	2	3	4	5	6	7	8	9	AB	R	H	RBI	BB	SO	LOB
Luis Polonia, L (1, 8) OBP: 0.376, SLG: 0.452	0-0 F7		0-3 K			0-0 4-3		0-0 F7		4	0	0	0	0	1	1
Mike Davis, L (1, 9) OBP: 0.355, SLG: 0.557	0-3 K			0-3 K		0-0 F2		4-0 1B 1-2 BB		3	0	0	0	1	2	0
Jose Canseco, R (1, 7) OBP: 0.313, SLG: 0.468	0-0 1B			0-0 4-3		0-3 K		0-0 1-2 2-3 1B		4	0	2	0	0	1	0
Mark McGwire, R (1, 3) OBP: 0.377, SLG: 0.677	0-0 F8			0-0 2B 1B		0-3 K		0-3 K		4	0	1	0	0	2	4
Reggie Jackson, L (1, 10) OBP: 0.293, SLG: 0.417		0-3 K		0-0 1-3 2B		0-0 2B			0-0 4-3	4	0	2	0	0	1	0
Carney Lansford, R (1, 5) OBP: 0.365, SLG: 0.415		0-0 F4		0-3 K		0-0 5-3			0-0 G5-4-3 1B	4	0	1	0	0	1	3
Terry Steinbach, R (1, 2) OBP: 0.342, SLG: 0.438		0-0 F8			0-0 6-3				0-0 G5-4-3 1-2f	4	0	0	0	0	0	2
Tony Phillips, S (1, 4) OBP: 0.355, SLG: 0.393			0-0 F7		0-0 F7			0-0 4-3		3	0	0	0	0	0	0
Alfredo Griffin, S (1, 6) OBP: 0.313, SLG: 0.336			0-0 F7		0-0 B3			4-0 1B BB BB		2	0	0	0	1	0	0

Inning Stats	R: 0	H: 1	E: 0	LOB: 1	K: 1	BB: 0	S: 6	P: 6	R: 0	H: 0	E: 0	LOB: 0	K: 1	BB: 0	S: 5	P: 5	R: 0	H: 0	E: 0	LOB: 0	K: 1	BB: 0	S: 5	P: 5	R: 0	H: 2	E: 0	LOB: 2	K: 2	BB: 0	S: 9	P: 9	R: 0	H: 0	E: 0	LOB: 0	K: 0	BB: 0	S: 3	P: 3	R: 0	H: 0	E: 0	LOB: 0	K: 1	BB: 0	S: 5	P: 5	R: 0	H: 1	E: 0	LOB: 1	K: 1	BB: 0	S: 6	P: 6	R: 0	H: 1	E: 0	LOB: 3	K: 1	BB: 2	S: 6	P: 14	R: 0	H: 1	E: 0	LOB: 0	K: 0	BB: 0	S: 3	P: 3	1B: 4	2B: 2	3B: 0	HR: 0	SF: 0	SAC: 0	DP: 1	HBP: 0	WP: 0	PA: 34	ERA: 6.86	WHIP: 0.889	ERA: 0.00	WHIP: 0.889	ERA: 0.00	WHIP: 0.889	ERA: 0.00	WHIP: 0.889	ERA: 0.00	WHIP: 0.889	ERA: 0.00	WHIP: 0.889	ERA: 0.00	WHIP: 0.889	ERA: 0.00	WHIP: 0.889
PITCHER Jeff Sellers, R (1, 1) ERA: 6.86	IP	WLS	BF	H	R	ER	SO	BB	IBB	HBP	BLK	WP	HR	S	P	ERA	WHIP																	PITCHER	IP	WLS	BF	H	R	ER	SO	BB	IBB	HBP	BLK	WP	HR	S	P	ERA	WHIP																																															

BOTTOM


Boston Red Sox @ Oakland Athletics
Oakland-Alameda County Coliseum, Oakland, CA

livebaseballscores.com

AB	32
R	0
H	6
RBI	0
BB	2
SO	8
LOB	10



Fri Jul 03 1987, 7:05 PM PDT
Att. 43,050 - Unknown

Batter	1	2	3	4	5	6	7	8	9	AB R H RBI BB SO LOB	TOP														
Ellis Burks, R (1, 8) OBP: 0.294, SLG: 0.478	0-0 L6 1B		0-3 K		0-3 K		0-0 F7		0-3 K	5 0 1 0 0 3 3	<p>Boston Red Sox @ Oakland Athletics Oakland-Alameda County Coliseum, Oakland, CA</p> <p>Sat Jul 04 1987, 3:33 AM PDT Att. 24,298 - Unknown</p> <p>livebaseballscorecards.com</p> <table border="1"> <tr><td>AB</td><td>38</td></tr> <tr><td>R</td><td>5</td></tr> <tr><td>H</td><td>12</td></tr> <tr><td>RBI</td><td>5</td></tr> <tr><td>BB</td><td>1</td></tr> <tr><td>SO</td><td>6</td></tr> <tr><td>LOB</td><td>14</td></tr> </table> 	AB	38	R	5	H	12	RBI	5	BB	1	SO	6	LOB	14
AB	38																								
R	5																								
H	12																								
RBI	5																								
BB	1																								
SO	6																								
LOB	14																								
Marty Barrett, R (1, 4) OBP: 0.318, SLG: 0.308	0-0 L6 1-2			0-3 K		0-0 1-3		0-0 6-3	0-0 3-1	5 0 0 0 0 1 1															
Wade Boggs, L (1, 5) OBP: 0.479, SLG: 0.607	0-0 1B			0-0 4-3		0-0 3-1		0-0 1B 1B 2B	0-0 F8	5 1 2 0 0 0 0															
Mike Greenwell, L (1, 7) OBP: 0.364, SLG: 0.593	0-3 K			0-0 F8		0-0 1B		0-0 BB 1B FC4-6 1B		4 1 2 0 0 1 1															
Don Baylor, R (1, 10) OBP: 0.360, SLG: 0.423		0-0 4-3			0-0 L7	0-0 4-3		0-0 FC4-6 BB 1B 1B		4 1 1 1 0 0 1															
Dwight Evans, R (1, 9) OBP: 0.408, SLG: 0.535		0-0 F8			0-0 1B 1B		0-0 WP 1B 1B	0-0 FC4-6 BB 1B 1B		3 2 2 0 1 0 0															
Bill Buckner, L (1, 3) OBP: 0.287, SLG: 0.320		0-0 4-3			0-0 1B 1B		0-0 L7	0-0 FC4-6 1B		4 0 1 1 0 0 3															
Spike Owen, S (1, 6) OBP: 0.327, SLG: 0.348			0-0 F7		0-0 F7		0-0 1B	0-0 1B 1B		3 0 1 1 0 0 2															
Jim Rice, R (8, PH) OBP: 0.356, SLG: 0.388										1 0 1 1 0 0 0															
Ed Romero, R (8, PR) OBP: 0.374, SLG: 0.323										0 0 0 0 0 0 0															
Marc Sullivan, R (1, 2) OBP: 0.223, SLG: 0.276			0-0 F8		0-0 F8		0-0 F4	0-3 K		3 0 1 1 0 0 1															
Todd Benzinger, S (8, PH) OBP: 0.426, SLG: 0.421										1 0 0 0 0 1 2															
Rich Gedman, L (8, 2) OBP: 0.252, SLG: 0.248										0 0 0 0 0 0 0															
Inning Stats	R: 0 E: 0 K: 1 S: 6	H: 2 LOB: 1 BB: 0 P: 6	R: 0 E: 0 K: 0 S: 3	H: 0 LOB: 0 BB: 0 P: 3	R: 0 E: 0 K: 1 S: 5	H: 0 LOB: 0 BB: 0 P: 5	R: 0 E: 0 K: 1 S: 5	H: 0 LOB: 0 BB: 0 P: 5	R: 1 E: 0 K: 1 S: 8	H: 3 LOB: 2 BB: 0 P: 8	R: 0 E: 0 K: 0 S: 4	H: 1 LOB: 1 BB: 0 P: 4	R: 1 E: 0 K: 0 S: 5	H: 2 LOB: 1 BB: 0 P: 5	R: 3 E: 0 K: 1 S: 9	H: 4 LOB: 2 BB: 1 P: 13	R: 0 E: 0 K: 1 S: 5	H: 0 LOB: 0 BB: 0 P: 5	1B: 11 2B: 2 3B: 0 HR: 0	SF: 0 SAC: 0 DP: 1 HBP: 0	WP: 1 PB: 0 SB: 0 CS: 0	PA: 39			
PITCHER	IP WLS BF H R ER SO BB IBB HBP BLK WP HR S P ERA WHIP																								
Jose Rijo, R (1, 1) ERA: 5.56	7.1 W 32 11 5 3 4 0 0 0 0 1 0 40 40 3.68 1.500																								
Dennis Eckersley, R (8, 1) ERA: 2.86	1.2 S 7 1 0 0 2 1 0 0 0 0 0 0 10 14 0.00 1.200																								

Batter	1	2	3	4	5	6	7	8	9
Luis Polonia, L OBP: 0.377, SLG: 0.455 (1, 7)	0-0 1B 2B	0-0 3-1		0-0 F8		0-0 1-2 BB 1B		0-0 F7	
Carney Lansford, R OBP: 0.369, SLG: 0.417 (1, 5)	0-0 BB 2B 1B	0-0 F4			0-0 F8 BLK HR 1B	4-0 1-2 2-3 BB		0-0 L9	
Mike Davis, L OBP: 0.356, SLG: 0.556 (1, 9)	4-0 1-2 2B BB	0-3 K			0-0 F8 1-3	0-3 K		0-0 1-H 2B	
Mark McGwire, R OBP: 0.374, SLG: 0.679 (1, 3)	0-3 K		0-0 5-3		0-0 HR	0-3 K		0-3 K	
Jose Canseco, R OBP: 0.315, SLG: 0.482 (1, 10)	0-0 1-H 2-H 3-H 2B		0-3 K		0-0 HR		0-0 F8		
Dwayne Murphy, L OBP: 0.380, SLG: 0.397 (1, 8)	0-0 1B 2B		0-3 K		0-3 K		0-0 F6		
Tony Phillips, S OBP: 0.353, SLG: 0.391 (1, 4)	0-0 2-3 1B		0-3 K		0-0 5-3		0-0 F9		
Mickey Tettleton, S OBP: 0.266, SLG: 0.287 (1, 2)	0-3 K		0-3 K			0-0 BB 1B 1B		0-0 HR	
Alfredo Griffin, S OBP: 0.315, SLG: 0.339 (1, 6)	0-3 K		0-0 1B			0-0 F7		0-0 2B 1B	

AB	R	H	RBI	BB	SO	LOB
5	1	2	0	0	0	2
4	2	2	0	1	0	1
4	1	1	1	1	2	4
5	1	1	2	0	3	7
4	2	2	4	0	1	0
4	0	1	1	0	2	0
4	0	1	0	0	1	0
4	1	2	1	0	2	2
4	1	2	0	0	1	3

BOTTOM

Boston Red Sox @ Oakland Athletics
Oakland-Alameda County Coliseum, Oakland, CA

AB	38
R	9
H	14
RBI	9
BB	2
SO	12
LOB	19



WP: 0	PA: 40
PB: 0	SB: 1
CS: 0	

PITCHER	IP	WLS	BF	H	R	ER	SO	BB	IBB	HBP	BLK	WP	HR	S	P	ERA	WHIP
Bruce Hurst, L ERA: 3.65 (1, 1)	5.0	L	25	9	7	7	9	1	0	0	1	0	2	42	46	12.60	2.000
Steve Crawford, R ERA: 6.21 (6, 1)	1.1		7	2	0	0	2	1	0	0	0	0	0	10	14	0.00	2.250
Joe Sambito, L ERA: 4.13 (7, 1)	1.0		5	2	2	2	0	0	0	0	0	0	1	5	5	18.00	2.000
Calvin Schiraldi, R ERA: 3.89 (8, 1)	0.2		3	1	0	0	1	0	0	0	0	0	0	5	5	0.00	1.500

Sat Jul 04 1987, 3:33 AM PDT
Att. 24,298 - Unknown

livebaseballscorecards.com

Batter	1	2	3	4	5	6	7	8	9	AB R H RBI BB SO LOB	TOP											
Ellis Burks, R (1, 8) OBP: 0.292, SLG: 0.472	0-0 6-3		0-0 F7		0-0 5-3			0-0 BB 1B 1-2 BB 1B	0-0 6-3	5 1 1 1 0 0 2												
Marty Barrett, R (1, 4) OBP: 0.323, SLG: 0.314	0-3 K		0-3 K			0-0 G4-3 1B 1B		0-0 BB BB 1-2 2-3 1B	0-0 DI 1B	5 0 3 0 0 2 0												
Wade Boggs, L (1, 5) OBP: 0.478, SLG: 0.602	0-0 F6		0-0 6-3			0-0 G4-3 1B 1-2		4-0 BB BB 1-2 2-3 3-H BB	0-0 F9	4 0 1 1 1 0 2												
Mike Greenwell, L (1, 7) OBP: 0.363, SLG: 0.595 Todd Benzinger, S (8, PH) OBP: 0.417, SLG: 0.410 (8, 7) Jim Rice, R (9, PH) OBP: 0.355, SLG: 0.386		0-0 1B 2B		0-0 F4		0-0 G4-3 1-2f 2-3		0-3 K	0-3 K	3 0 1 0 0 0 2 1 0 0 0 0 1 3 1 0 0 0 0 1 2												
Don Baylor, R (1, 10) OBP: 0.355, SLG: 0.417		0-0 P3		0-0 F7		0-0 5-3		0-0 F5		4 0 0 0 0 0 5												
Dwight Evans, R (1, 9) OBP: 0.406, SLG: 0.529		0-3 K		0-0 L7			0-0 F8	4-0 BB 1-2 2-3 3-H		3 0 0 1 1 1 1												
Bill Buckner, L (1, 3) OBP: 0.291, SLG: 0.320		4-0 1B IBB			0-0 1B		0-0 F5	0-3 K		3 0 1 0 1 1 3												
Spike Owen, S (1, 6) OBP: 0.330, SLG: 0.351		0-0 1-2 2-3 1B		0-0 F8		0-0 F7			0-0 WP 1B 6-3 1B	4 1 2 0 0 0 1												
Marc Sullivan, R (1, 2) OBP: 0.226, SLG: 0.270 Rich Gedman, L (9, PH) OBP: 0.257, SLG: 0.254		0-3 K		0-0 F4			4-0 1B BB BB BB	0-0 1B WP 1-2 1B		2 1 0 0 1 1 4 1 0 1 0 0 0 0												
Inning Stats	R: 0 E: 0 K: 1 S: 5	H: 0 LOB: 0 BB: 0 P: 5	R: 0 E: 0 K: 2 S: 9	H: 2 LOB: 3 BB: 1 P: 13	R: 0 E: 0 K: 1 S: 5	H: 0 LOB: 0 BB: 0 P: 5	R: 0 E: 0 K: 0 S: 3	H: 0 LOB: 0 BB: 0 P: 3	R: 0 E: 0 K: 0 S: 4	H: 1 LOB: 1 BB: 0 P: 4	R: 0 E: 0 K: 0 S: 4	H: 2 LOB: 1 BB: 0 P: 4	R: 0 E: 0 K: 0 S: 3	H: 0 LOB: 0 BB: 0 P: 3	R: 2 E: 0 K: 2 S: 9	H: 2 LOB: 3 BB: 3 P: 21	R: 1 E: 0 K: 1 S: 8	H: 3 LOB: 2 BB: 0 P: 8	1B: 9 2B: 1 3B: 0 HR: 0	SF: 0 SAC: 0 DP: 1 HBP: 0	WP: 1 PB: 0 SB: 0 CS: 0	PA: 40
PITCHER	IP WLS BF H R ER SO BB IBB HBP BLK WP HR S P ERA WHIP																					
Dave Stewart, R (1, 1) ERA: 3.74	7.0 W 29 7 2 2 4 1 1 0 0 0 0 35 43 2.57 1.143																					
Greg Cadaret, L ERA:	0.0 1 0 0 0 0 1 0 0 0 0 0 0 4 ∞ ∞																					
Gene Nelson, R ERA: 3.27	1.1 8 3 1 1 2 1 0 0 0 1 0 11 15 6.75 3.000																					
Dave Leiper, L ERA: 2.53	0.1 1 0 0 0 0 0 0 0 0 0 0 1 1 0.00 0.000																					
Dennis Eckersley, R ERA: 2.84	0.1 S 1 0 0 0 1 0 0 0 0 0 0 3 3 0.00 0.000																					

Boston Red Sox @ Oakland Athletics
Oakland-Alameda County Coliseum, Oakland, CA

Sun Jul 05 1987, 3:33 AM PDT
Att: 32,655 - Unknown

livebaseballscorecards.com

AB	36
R	3
H	10
RBI	3
BB	4
SO	7
LOB	25



Batter	1	2	3	4	5	6	7	8	9
Luis Polonia, L OBP: 0.370, SLG: 0.446 (1, 8) (9, 7)	0-0 4-3		0-0 FC4		0-0 F8		0-3 K		
Mike Davis, L OBP: 0.351, SLG: 0.548 (1, 9)	0-0 1-3		0-0 G3		0-0 4-3		0-0 6-3		
Jose Canseco, R OBP: 0.317, SLG: 0.502 Dwayne Murphy, L OBP: 0.380, SLG: 0.397 (1, 7) (9, 8)	0-0 5-3			0-0 HR		0-0 HR		0-0 F9	
Mark McGwire, R OBP: 0.379, SLG: 0.689 (1, 3)		0-0 F2		0-0 HR		1-0 4-3 HBP		1-0 BB 1B HBP	
Carney Lansford, R OBP: 0.368, SLG: 0.414 (1, 5)		0-0 5-3		0-0 F4		0-0 E4 4-3 2B		0-0 BB 1B	
Reggie Jackson, L OBP: 0.289, SLG: 0.409 (1, 10)		0-0 F8		0-0 F7		0-0 4-3		0-3 K	
Tony Phillips, S OBP: 0.355, SLG: 0.394 (1, 4)			0-3 K	0-3 K		0-0 2B		4-0 BB	
Mickey Tettleton, S OBP: 0.273, SLG: 0.294 (1, 2)			0-0 1B FC4 1B		0-0 FC1-6 1B	0-0 F5		0-0 F8	
Alfredo Griffin, S OBP: 0.315, SLG: 0.338 (1, 6)			0-0 FC4 1B		0-0 FC1-6 S		0-0 L7		

Inning Stats	R: 0	H: 0	E: 0	K: 0	S: 3	LOB: 0	BB: 0	P: 3	R: 0	H: 0	E: 0	K: 0	S: 3	LOB: 0	BB: 0	P: 3	R: 1	H: 2	E: 0	K: 1	S: 7	LOB: 1	BB: 0	P: 7	R: 2	H: 2	E: 0	K: 1	S: 7	LOB: 0	BB: 0	P: 7	R: 0	H: 1	E: 0	K: 0	S: 4	LOB: 1	BB: 0	P: 4	R: 3	H: 2	E: 1	K: 0	S: 5	LOB: 0	BB: 0	P: 6	R: 0	H: 0	E: 0	K: 1	S: 5	LOB: 0	BB: 0	P: 5	R: 0	H: 1	E: 0	K: 1	S: 6	LOB: 3	BB: 1	P: 11
--------------	------	------	------	------	------	--------	-------	------	------	------	------	------	------	--------	-------	------	------	------	------	------	------	--------	-------	------	------	------	------	------	------	--------	-------	------	------	------	------	------	------	--------	-------	------	------	------	------	------	------	--------	-------	------	------	------	------	------	------	--------	-------	------	------	------	------	------	------	--------	-------	-------

										PITCHER										PITCHER										PITCHER																																					
IP	WLS	BF	H	R	ER	SO	BB	IBB	HBP	BLK	WP	HR	S	P	ERA	WHIP	IP	WLS	BF	H	R	ER	SO	BB	IBB	HBP	BLK	WP	HR	S	P	ERA	WHIP	IP	WLS	BF	H	R	ER	SO	BB	IBB	HBP	BLK	WP	HR	S	P	ERA	WHIP																	
Oil Can Boyd, R ERA: 5.0 (1, 1)	6.0	L	26	7	6	4	2	0	0	0	0	3	29	30	6.00	1.167	Oil Can Boyd, R ERA: 5.0 (1, 1)	6.0	L	26	7	6	4	2	0	0	0	0	3	29	30	6.00	1.167	Oil Can Boyd, R ERA: 5.0 (1, 1)	6.0	L	26	7	6	4	2	0	0	0	0	3	29	30	6.00	1.167	Oil Can Boyd, R ERA: 5.0 (1, 1)	6.0	L	26	7	6	4	2	0	0	0	0	3	29	30	6.00	1.167
Tom Bolton, L ERA: 4.3 (7, 1)	1.0		3	0	0	0	1	0	0	0	0	0	5	5	0.00	0.000	Tom Bolton, L ERA: 4.3 (7, 1)	1.0		3	0	0	0	1	0	0	0	5	5	0.00	0.000	Tom Bolton, L ERA: 4.3 (7, 1)	1.0		3	0	0	0	1	0	0	0	5	5	0.00	0.000	Tom Bolton, L ERA: 4.3 (7, 1)	1.0		3	0	0	0	1	0	0	0	5	5	0.00	0.000						
Wes Gardner, R ERA: 6.68 (8, 1)	0.1		3	1	0	0	0	0	1	0	0	0	2	3	0.00	3.000	Wes Gardner, R ERA: 6.68 (8, 1)	0.1		3	1	0	0	0	0	1	0	2	3	0.00	3.000	Wes Gardner, R ERA: 6.68 (8, 1)	0.1		3	1	0	0	0	0	1	0	2	3	0.00	3.000	Wes Gardner, R ERA: 6.68 (8, 1)	0.1		3	1	0	0	0	0	1	0	2	3	0.00	3.000						
Joe Sambito, L ERA: 4.01 (8, 1)	0.2		3	0	0	0	1	1	0	0	0	0	4	8	0.00	1.500	Joe Sambito, L ERA: 4.01 (8, 1)	0.2		3	0	0	0	1	1	0	0	4	8	0.00	1.500	Joe Sambito, L ERA: 4.01 (8, 1)	0.2		3	0	0	0	1	1	0	0	4	8	0.00	1.500	Joe Sambito, L ERA: 4.01 (8, 1)	0.2		3	0	0	0	1	1	0	0	4	8	0.00	1.500						

BOTTOM

Boston Red Sox @ Oakland Athletics
Oakland-Alameda County Coliseum, Oakland, CA

Sun Jul 05 1987, 3:33 AM PDT
Att. 32,655 - Unknown

AB	R	H	RBI	BB	SO	LOB
4	0	0	1	0	1	2
4	0	0	0	0	0	2
4	2	2	2	0	0	0
0	0	0	0	0	0	0
2	2	1	1	0	0	0
4	1	1	0	0	0	1
4	0	0	1	0	1	3
3	0	1	1	1	2	0
4	1	2	0	0	0	3
3	0	1	0	0	0	1

AB	32
R	6
H	8
RBI	6
BB	1
SO	4
LOB	12

livebaseballscorecards.com

WP: 0 **PA: 35**
PB: 0
SB: 1
CS: 0



Batter	1	2	3	4	5	6	7	8	9	AB R H RBI BB SO LOB	TOP																		
Lou Whitaker, L (1, 4) OBP: 0.340, SLG: 0.414	0-0 G4-6-3 1B			0-3 K	0-0 4-3			0-0 FC5-4 1B		4 0 2 0 0 1 0	Detroit Tigers @ Oakland Athletics Oakland-Alameda County Coliseum, Oakland, CA Mon Jul 06 1987, 7:05 PM PDT Att. 14,656 - Unknown livebaseballscorecards.com																		
Bill Madlock, R (1, 10) OBP: 0.324, SLG: 0.465	0-0 G4-6-3 1-2f			0-0 E 2B	0-0 L5			0-0 FC5-4 1-2f		4 1 1 0 0 0 2																			
Kirk Gibson, L (1, 7) OBP: 0.367, SLG: 0.482	0-3 K			0-0 E6 BB 1B				0-0 F6		4 1 0 0 0 1 2																			
Alan Trammell, R (1, 6) OBP: 0.387, SLG: 0.528		0-0 6-3		0-0 E6 1B BB				0-3 K		4 1 0 1 0 2 1																			
Matt Nokes, L (1, 2) OBP: 0.371, SLG: 0.562		0-0 L6		4-0 BB 1B BB				0-0 F7		3 0 0 0 1 0 0																			
Pat Sheridan, L (1, 9) OBP: 0.353, SLG: 0.387		0-3 K		0-0 BB 1B				0-3 K		4 0 1 1 0 2 0																			
Darrell Evans, L (1, 3) OBP: 0.379, SLG: 0.526			0-3 K	4-0 BB 1B				0-0 F7		2 0 0 1 1 1 0																			
Chet Lemon, R (1, 8) OBP: 0.372, SLG: 0.471			0-0 6-3	0-0 G5-4-3 BB				0-0 F8		3 0 0 0 0 0 3																			
Jim Walewander, S (1, 5) OBP: 0.250, SLG: 0.263			0-0 F7		0-0 4-3			0-0 F8		2 0 0 0 0 0 0																			
Tom Brookens, R (7, 5) OBP: 0.295, SLG: 0.394										1 0 0 0 0 0 0																			
Inning Stats	R: 0 E: 0 K: 1 S: 5	H: 1 LOB: 0 BB: 0 P: 5	R: 0 E: 0 K: 1 S: 5	H: 0 LOB: 0 BB: 0 P: 5	R: 0 E: 0 K: 1 S: 5	H: 0 LOB: 0 BB: 0 P: 5	R: 3 E: 2 K: 1 S: 8	H: 2 LOB: 2 BB: 2 P: 16	R: 0 E: 0 K: 0 S: 3	H: 0 LOB: 0 BB: 0 P: 3	R: 0 E: 0 K: 1 S: 5	H: 0 LOB: 0 BB: 0 P: 5	R: 0 E: 0 K: 0 S: 3	H: 0 LOB: 0 BB: 0 P: 3	R: 0 E: 0 K: 2 S: 4	H: 1 LOB: 1 BB: 0 P: 4	R: 0 E: 0 K: 2 S: 7	H: 0 LOB: 0 BB: 0 P: 7	1B: 3 2B: 1 3B: 0 HR: 0	SF: 0 SAC: 0 DP: 2 HBP: 0	WP: 0 PB: 0 SB: 1 CS: 0	PA: 33							
PITCHER	IP WLS BF H R ER SO BB IBB HBP BLK WP HR S P ERA WHIP																												
Dennis Lamp, R (1, 1) ERA: 4.44	5.0		20	3	3	0	4	2	0	0	0	0	0	0	26	34	0.00	1.000											
Dave Leiper, L (6, 1) ERA: 2.31	2.0		6	0	0	0	1	0	0	0	0	0	0	0	8	8	0.00	0.000											
Gene Nelson, R (8, 1) ERA: 3.21	1.0	W	4	1	0	0	0	0	0	0	0	0	0	4	4	0.00	1.000												
Jay Howell, R (9, 1) ERA: 4.41	1.0	S	3	0	0	0	2	0	0	0	0	0	0	7	7	0.00	0.000												



Batter	1	2	3	4	5	6	7	8	9
Luis Polonia, L OBP: 0.361, SLG: 0.435 (1, 8)	0-0 B5-3		0-0 4-3		0-0 6-3		0-0 4-3	0-0 F7	
Mike Davis, L OBP: 0.353, SLG: 0.558 (1, 9)	0-0 F7		0-0 1B			0-3 K	0-0 HR		
Jose Canseco, R OBP: 0.320, SLG: 0.502 (1, 7)	0-0 1B		0-0 F8			0-0 1B	0-0 F9		
Mark McGwire, R OBP: 0.384, SLG: 0.690 (1, 3)	0-0 1B			0-0 1B		0-0 1B		0-0 F9	
Reggie Jackson, L OBP: 0.288, SLG: 0.404 (1, 10)	0-0 F9			0-0 F2		4-0 1B		0-3 K	
Terry Steinbach, R OBP: 0.340, SLG: 0.434 (1, 2)		0-0 F9		0-0 F9		0-3 K		0-0 1B	
Ron Cey, R OBP: 0.361, SLG: 0.406 (1, 5)		0-0 5-3		0-3 K			0-0 2B	0-0 2B	
Johnnie LeMaster, R OBP: 0.222, SLG: 0.125 (7, PR)							0-0 1B	0-0 1B	
Carney Lansford, R OBP: 0.370, SLG: 0.416 (8, PH)							0-0 2B	0-0 2B	
Tony Phillips, S OBP: 0.357, SLG: 0.402 (1, 4)		0-3 K			0-0 F8		0-0 2B	0-0 2B	
Alfredo Griffin, S OBP: 0.314, SLG: 0.335 (1, 6)			0-0 F6		0-0 F5		0-0 1-3	4-0 IBB	

Inning Stats	R: 0	H: 2	E: 0	K: 0	S: 5	R: 0	H: 0	E: 0	K: 1	S: 5	R: 0	H: 1	E: 0	K: 0	S: 4	R: 0	H: 1	E: 0	K: 1	S: 6	R: 0	H: 0	E: 0	K: 0	S: 3	R: 0	H: 2	E: 0	K: 2	S: 8	R: 3	H: 3	E: 0	K: 0	S: 6	R: 2	H: 3	E: 0	K: 1	S: 8
	LOB: 2	BB: 0	P: 5	LOB: 0	BB: 0	P: 5	LOB: 1	BB: 0	P: 4	LOB: 1	BB: 0	P: 6	LOB: 0	BB: 0	P: 3	LOB: 2	BB: 1	P: 12	LOB: 1	BB: 1	P: 12	LOB: 1	BB: 2	P: 12	LOB: 2	BB: 1	P: 12	LOB: 1	BB: 0	P: 6	LOB: 1	BB: 0	P: 6	LOB: 2	BB: 1	P: 12	LOB: 2	BB: 1	P: 12	

PITCHER	IP	WLS	BF	H	R	ER	SO	BB	IBB	HBP	BLK	WP	HR	S	P	ERA	WHIP
Walt Terrell, R ERA: 4.18 (1, 1)	6.2		29	9	3	3	4	1	0	0	0	0	1	36	40	4.05	1.500
Eric King, R ERA: 3.95 (7, 1)	1.1	L	8	3	2	2	1	0	1	0	0	0	0	9	13	13.50	2.250

AB R H RBI BB SO LOB

5	0	0	1	0	0	4
4	1	2	2	0	1	0
4	0	2	0	0	0	2
4	0	3	0	0	0	0
3	0	0	0	1	1	3
4	1	1	0	0	1	3
3	0	1	0	0	1	1
0	1	0	0	0	0	0
1	1	1	0	0	0	0
4	1	2	2	0	1	0
3	0	0	0	1	0	3

AB	35
R	5
H	12
RBI	5
BB	2
SO	5
LOB	16



WP	HR	S	P	ERA	WHIP
0	1	1	1	4.05	1.500
0	0	1	1	13.50	2.250

DETROIT TIGERS @ OAKLAND ATHLETICS
 Oakland-Alameda County Coliseum, Oakland, CA
 Mon Jul 06 1987, 7:05 PM PDT
 Att. 14,656 - Unknown

livebaseballscores.com

Batter	1	2	3	4	5	6	7	8	9	AB R H RBI BB SO LOB	TOP											
Lou Whitaker, L (1, 4) OBP: 0.341, SLG: 0.412	4-0 HR BB		0-0 6-3 1B		0-0 F8		0-0 F7		0-3 K	4 2 1 0 1 1 1												
Bill Madlock, R (1, 10) OBP: 0.333, SLG: 0.488	0-0 1-H HR		0-0 6-3		4-0 1B BB		0-0 FC6 1B			3 1 2 3 1 0 0												
Kirk Gibson, L (1, 7) OBP: 0.365, SLG: 0.477	0-0 4-3		0-0 4-3		0-0 1B		0-0 FC6 1-2f			4 0 1 1 0 0 1												
Alan Trammell, R (1, 6) OBP: 0.385, SLG: 0.524	0-0 4-3			0-0 G1-4-3 1B 1B		0-0 F4		0-0 6-3		4 1 1 0 0 0 2												
Matt Nokes, L (1, 2) OBP: 0.373, SLG: 0.573	0-0 F7			0-0 G1-4-3 1-2 1B		0-0 L3		0-0 HR		4 1 2 1 0 0 2												
Pat Sheridan, L (1, 9) OBP: 0.348, SLG: 0.381		0-0 1-3		0-0 G1-4-3 1-2f 2-3		0-0 F8		0-0 4-3		4 0 0 0 0 0 2												
Darrell Evans, L (1, 3) OBP: 0.381, SLG: 0.523		0-3 K		0-0 3-H 1B		4-0 G5-4-3 BB		0-3 K		3 0 1 1 1 2 0												
Chet Lemon, R (1, 8) OBP: 0.366, SLG: 0.463		0-0 5-3		0-0 F9		0-0 G5-4-3 1-2f			0-0 1-3	4 0 0 0 0 0 2												
Tom Brookens, R (1, 5) OBP: 0.294, SLG: 0.389			0-0 6-3		4-0 1B BB		0-0 5-3		0-0 F9	3 1 0 0 1 0 0												
Inning Stats	R: 2 E: 0 K: 0 S: 4	H: 1 LOB: 0 BB: 1 P: 8	R: 0 E: 0 K: 1 S: 5	H: 0 LOB: 0 BB: 0 P: 5	R: 1 E: 0 K: 0 S: 4	H: 1 LOB: 1 BB: 0 P: 4	R: 1 E: 0 K: 0 S: 5	H: 3 LOB: 1 BB: 0 P: 5	R: 1 E: 0 K: 0 S: 4	H: 1 LOB: 2 BB: 2 P: 12	R: 0 E: 0 K: 0 S: 2	H: 0 LOB: 0 BB: 1 P: 6	R: 0 E: 0 K: 0 S: 4	H: 1 LOB: 1 BB: 0 P: 4	R: 1 E: 0 K: 1 S: 6	H: 1 LOB: 0 BB: 0 P: 6	R: 0 E: 0 K: 1 S: 5	H: 0 LOB: 0 BB: 0 P: 5	1B: 6 2B: 0 3B: 0 HR: 2	SF: 0 SAC: 0 DP: 2 HBP: 0	WP: 0 PB: 0 SB: 2 CS: 0	PA: 37
PITCHER Joaquin Andujar, R (1, 1) ERA: 4.7	IP: 6.2 WLS: L BF: 29 H: 7 R: 5 ER: 5 SO: 1 BB: 4 IBB: 0 HBP: 0 BLK: 0 WP: 0 HR: 1 S: 27 P: 43 ERA: 6.75 WHIP: 1.650											PITCHER Greg Cadaret, L (7, 1) ERA: 3.86	IP: 2.1 WLS: L BF: 8 H: 1 R: 1 ER: 1 SO: 2 BB: 0 IBB: 0 HBP: 0 BLK: 0 WP: 0 HR: 1 S: 12 P: 12 ERA: 3.86 WHIP: 0.429									

Detroit Tigers @ Oakland Athletics
 Oakland-Alameda County Coliseum, Oakland, CA
 Tue Jul 07 1987, 7:05 PM PDT
 Att. 17,174 - Unknown

livebaseballscorecards.com

AB	33
R	6
H	8
RBI	6
BB	4
SO	3
LOB	10



Batter	1	2	3	4	5	6	7	8	9	AB	R	H	RBI	BB	SO	LOB	BOTTOM							
Alfredo Griffin, S OBP: 0.313, SLG: 0.332 (1, 6)	0-0 5-3		0-0 F7		0-0 F5		0-0 1B		0-3 K	5	0	1	0	0	1	3	Detroit Tigers @ Oakland Athletics Oakland-Alameda County Coliseum, Oakland, CA Tue Jul 07 1987, 7:05 PM PDT Att. 17,174 - Unknown livebaseballscorecards.com							
Mike Davis, L OBP: 0.350, SLG: 0.563 (1, 9)	0-0 HR		0-0 P1			0-0 F8	0-3 K		0-0 1-3	5	1	1	1	0	1	5								
Jose Canseco, R OBP: 0.319, SLG: 0.498 (1, 7)	0-0 5-3		0-0 1B			0-3 K		0-0 L9		4	0	1	1	0	1	0								
Mark McGwire, R OBP: 0.379, SLG: 0.680 (1, 3)	0-0 4-3		0-0 1-3			0-0 F6		0-3 K		4	0	0	0	0	1	2								
Carney Lansford, R OBP: 0.375, SLG: 0.428 (1, 5)		4-0 BB		0-3 K			0-0 HR	4-0 1B		2	1	1	1	2	1	0								
Ron Cey, R OBP: 0.358, SLG: 0.400 (1, 10)		0-0 G6-4-3		0-0 G3			0-0 5-3	0-0 1B		4	0	1	0	0	0	1								
Johnnie LeMaster, R OBP: 0.222, SLG: 0.125 (8, PR)		0-0 1-2						1-3 1B		0	0	0	0	0	0	0								
Tony Phillips, S OBP: 0.356, SLG: 0.400 (1, 4)		0-3 K		0-0 G3			0-0 1B	0-0 1B		4	1	1	0	0	1	2								
Dwayne Murphy, L OBP: 0.387, SLG: 0.403 (1, 8)			0-0 1B		0-0 6-3		0-0 1B		0-0 F8	4	1	2	0	0	0	0								
Mickey Tettleton, S OBP: 0.279, SLG: 0.298 (1, 2)			0-0 1B		0-3 K		0-0 SF8		4-0 BB	2	0	1	1	1	1	0								
Inning Stats	R: 1 E: 0 K: 0 S: 4	H: 1 LOB: 0 BB: 0 P: 4	R: 0 E: 0 K: 1 S: 4	H: 0 LOB: 0 BB: 1 P: 8	R: 1 E: 0 K: 0 S: 6	H: 3 LOB: 2 BB: 0 P: 6	R: 0 E: 0 K: 1 S: 5	H: 0 LOB: 0 BB: 0 P: 5	R: 0 E: 0 K: 1 S: 5	H: 0 LOB: 0 BB: 0 P: 5	R: 2 E: 1 K: 1 S: 9	H: 4 LOB: 2 BB: 0 P: 9	R: 0 E: 0 K: 1 S: 6	H: 1 LOB: 2 BB: 1 P: 10	R: 0 E: 0 K: 1 S: 5	H: 0 LOB: 1 BB: 1 P: 9	1B: 7 2B: 0 3B: 0 HR: 2	SF: 1 SAC: 0 DP: 1 HBP: 0	WP: 0 PB: 0 SB: 0 CS: 0	PA: 38				
PITCHER	IP	WLS	BF	H	R	ER	SO	BB	IBB	HBP	BLK	WP	HR	S	P	ERA	WHIP							
Frank Tanana, L ERA: 3.47 (1, 1)	6.1	W	26	7	4	3	4	1	0	0	0	0	0	2	33	4.26	1.263							
Willie Hernandez, L ERA: 3.2 (7, 1)	2.2	S	12	2	0	0	3	2	0	0	0	0	0	16	24	0.00	1.500							

Batter	1	2	3	4	5	6	7	8	9	AB R H RBI BB SO LOB	TOP											
Lou Whitaker, L (1, 4) OBP: 0.339, SLG: 0.408	4-0 1B BB	0-0 6-3		0-0 SF7		0-0 5-3		0-3 K		3 1 0 2 1 1 0												
Darrell Evans, L (1, 10) OBP: 0.384, SLG: 0.550	0-0 1B 6-3 1B	0-3 K		0-3 K		0-0 HR		0-0 HR		5 3 3 2 0 2 2												
Kirk Gibson, L (1, 7) OBP: 0.365, SLG: 0.476	0-0 1B 6-3 1B		0-0 CS 1B	0-0 1B 1-3 3-H		0-0 F2		0-3 K		5 0 2 1 0 1 1												
Alan Trammell, R (1, 6) OBP: 0.386, SLG: 0.522	0-0 6-3 1-2 3-H		0-0 S 1B 1-2	0-0 1B 1-3 3-H		0-0 5-3		0-3 K		5 0 2 2 0 1 1												
Matt Nokes, L (1, 2) OBP: 0.366, SLG: 0.561	0-0 F5		0-0 F8	0-0 F8			0-0 F7		0-0 F7	5 0 0 0 0 0 4												
Pat Sheridan, L (1, 9) OBP: 0.346, SLG: 0.379	0-0 4-3		0-0 F7		0-0 6-3 1B		0-3 K			4 0 1 0 0 1 2												
Dave Bergman, L (1, 3) OBP: 0.432, SLG: 0.507		0-0 G1-4-3		4-0 1B SF7 BB BB		0-0 F7		0-0 F8		3 1 0 0 1 0 1												
Chet Lemon, R (1, 8) OBP: 0.368, SLG: 0.461		0-0 BLK E 1B		4-0 E 1B BB 1-2		0-0 6-3		0-0 F9		3 2 1 0 1 0 1												
Tom Brookens, R (1, 5) OBP: 0.293, SLG: 0.387		0-0 E8 6-3		0-0 E 1B 1-2 2-3		0-0 5-3		0-0 F8		4 2 1 0 0 0 1												
Inning Stats	R: 2 E: 0 K: 0 S: 5	H: 2 LOB: 1 BB: 1 P: 9	R: 2 E: 1 K: 1 S: 7	H: 1 LOB: 0 BB: 0 P: 7	R: 0 E: 0 K: 0 S: 4	H: 2 LOB: 1 BB: 0 P: 4	R: 3 E: 2 K: 1 S: 8	H: 2 LOB: 2 BB: 2 P: 16	R: 0 E: 0 K: 0 S: 4	H: 1 LOB: 1 BB: 0 P: 4	R: 1 E: 0 K: 0 S: 4	H: 1 LOB: 0 BB: 0 P: 4	R: 0 E: 0 K: 1 S: 5	H: 0 LOB: 0 BB: 0 P: 5	R: 0 E: 0 K: 1 S: 5	H: 0 LOB: 0 BB: 0 P: 5	R: 1 E: 0 K: 2 S: 8	H: 1 LOB: 0 BB: 0 P: 8	1B: 8 2B: 0 3B: 0 HR: 2	SF: 1 SAC: 0 DP: 0 HBP: 0	WP: 0 PB: 0 SB: 1 CS: 1	PA: 41
PITCHER	IP WLS BF H R ER SO BB IBB HBP BLK WP HR S P ERA WHIP																					
Steve Ontiveros, R (1, 1) ERA: 2.83	3.0 L 18 6 7 3 1 3 0 0 0 1 0 0 17 29 9.00 3.000																					
Dave Leiper, L (4, 1) ERA: 2.3	4.0 16 3 1 1 2 0 0 0 0 0 1 20 20 2.25 0.750																					
Bill Caudill, R (8, 1) ERA: 4.5	2.0 7 1 1 1 3 0 0 0 0 0 1 13 13 4.50 0.500																					

Detroit Tigers @ Oakland Athletics
 Oakland-Alameda County Coliseum, Oakland, CA
 Wed Jul 08 1987, 3:33 AM PDT
 Att: 20,031 - Unknown

AB	37
R	9
H	10
RBI	7
BB	3
SO	6
LOB	13



WP: 0	PA: 41
-------	--------

ERA	WHIP
-----	------

Batter	1	2	3	4	5	6	7	8	9	AB	R	H	RBI	BB	SO	LOB						
Tony Phillips, S (1, 4) OBP: 0.351, SLG: 0.394	0-0 F8			0-0 4-3		0-3 K		0-0 F6		4	0	0	0	0	1	0						
Mike Davis, L (1, 9) OBP: 0.356, SLG: 0.572	0-0 G5-4-3 1B			0-0 G1-6-3 1B 2B		0-0 E3 4-3 HR		0-0 6-3 1B 2B		4	3	3	0	0	0	0						
Jose Canseco, R (1, 7) OBP: 0.315, SLG: 0.492	0-0 G5-4-3 1-2f			0-0 G1-6-3 2-3		0-0 4-3 1-2		0-0 6-3 2-3		4	0	0	0	0	0	4						
Mark McGwire, R (1, 3) OBP: 0.384, SLG: 0.691		0-3 K		0-0 FC4 1B		0-0 HR		1-0 1B 1B HBP		3	2	2	3	0	1	0						
Carney Lansford, R (1, 5) OBP: 0.376, SLG: 0.427		0-0 5-3		0-0 FC4 1-2f		1-0 HBP		0-0 1B 1B		3	0	1	1	0	0	1						
Reggie Jackson, L (1, 10) OBP: 0.285, SLG: 0.398		0-3 K			0-3 K			0-0 1B 1-2 3-H		3	0	0	0	0	3	1						
Ron Cey, R (8, PH) OBP: 0.363, SLG: 0.406						0-3 K		0-0 1B 1-3 2-H		1	0	1	1	0	0	0						
Dwayne Murphy, L (1, 8) OBP: 0.367, SLG: 0.379			0-0 4-3		0-0 F7		0-0 F9		0-0 B3	4	0	0	0	0	0	0						
Terry Steinbach, R (1, 2) OBP: 0.338, SLG: 0.429			0-3 K		0-0 1B		0-0 L7		0-0 6-3	4	0	1	0	0	1	0						
Alfredo Griffin, S (1, 6) OBP: 0.308, SLG: 0.327			0-0 6-3		0-0 F9		0-0 G3		0-0 B3	4	0	0	0	0	0	1						
Inning Stats	R: 0 E: 0 K: 0 S: 3	H: 1 LOB: 0 BB: 0 P: 3	R: 0 E: 0 K: 2 S: 7	H: 0 LOB: 0 BB: 0 P: 7	R: 0 E: 0 K: 1 S: 5	H: 0 LOB: 0 BB: 0 P: 5	R: 1 E: 0 K: 0 S: 5	H: 2 LOB: 1 BB: 0 P: 5	R: 0 E: 0 K: 1 S: 6	H: 1 LOB: 1 BB: 0 P: 6	R: 2 E: 1 K: 2 S: 9	H: 1 LOB: 1 BB: 0 P: 10	R: 0 E: 0 K: 0 S: 3	H: 0 LOB: 0 BB: 0 P: 3	R: 2 E: 0 K: 0 S: 5	H: 3 LOB: 2 BB: 0 P: 6	R: 0 E: 0 K: 0 S: 3	H: 0 LOB: 0 BB: 0 P: 3	1B: 5 2B: 2 3B: 0 HR: 1	SF: 0 SAC: 0 DP: 1 HBP: 2	WP: 0 PB: 0 SB: 0 CS: 0	PA: 36
PITCHER	IP WLS BF H R ER SO BB IBB HBP BLK WP HR S P ERA WHIP	IP WLS BF H R ER SO BB IBB HBP BLK WP HR S P ERA WHIP	IP WLS BF H R ER SO BB IBB HBP BLK WP HR S P ERA WHIP	IP WLS BF H R ER SO BB IBB HBP BLK WP HR S P ERA WHIP	IP WLS BF H R ER SO BB IBB HBP BLK WP HR S P ERA WHIP	IP WLS BF H R ER SO BB IBB HBP BLK WP HR S P ERA WHIP	IP WLS BF H R ER SO BB IBB HBP BLK WP HR S P ERA WHIP	IP WLS BF H R ER SO BB IBB HBP BLK WP HR S P ERA WHIP	IP WLS BF H R ER SO BB IBB HBP BLK WP HR S P ERA WHIP	IP WLS BF H R ER SO BB IBB HBP BLK WP HR S P ERA WHIP	IP WLS BF H R ER SO BB IBB HBP BLK WP HR S P ERA WHIP	IP WLS BF H R ER SO BB IBB HBP BLK WP HR S P ERA WHIP	IP WLS BF H R ER SO BB IBB HBP BLK WP HR S P ERA WHIP	IP WLS BF H R ER SO BB IBB HBP BLK WP HR S P ERA WHIP	IP WLS BF H R ER SO BB IBB HBP BLK WP HR S P ERA WHIP	IP WLS BF H R ER SO BB IBB HBP BLK WP HR S P ERA WHIP						
Jeff Robinson, R (1, 1) ERA: 5.42	7.2 W 32 7 5 3 6 0 0 0 0 0 0 1 42 44 3.52 0.913																					
Mark Thurmond, L (8, 1) ERA: 3.93	1.1 S 4 1 0 0 0 0 0 0 0 0 0 0 4 4 0.00 0.750																					

BOTTOM

Detroit Tigers @ Oakland Athletics
Oakland-Alameda County Coliseum, Oakland, CA
Wed Jul 08 1987, 3:33 AM PDT
Att. 20,031 - Unknown

livebaseballscorecards.com

AB	34
R	5
H	8
RBI	5
BB	0
SO	6
LOB	7



Batter	1	2	3	4	5	6	7	8	9	AB R H RBI BB SO LOB	TOP									
Rick Manning, L (1, 9) OBP: 0.319, SLG: 0.333	0-3 K	0-0 1B FC6-4 2B	0-0 F5			0-0 4-3			0-0 F7	5 1 1 2 0 1 1										
Mike Felder, S (1, 8) OBP: 0.294, SLG: 0.348	4-0 E BB	0-0 FC6-4 1B			0-0 F8			0-0 F6	0-0 F9	4 0 1 1 1 0 0										
Robin Yount, R (1, 10) OBP: 0.371, SLG: 0.462	0-3 K	0-0 FC6-4			0-0 F4			0-0 SF8 3B		4 1 1 1 0 1 2										
Greg Brock, L (1, 3) OBP: 0.350, SLG: 0.433	0-3 K	0-0 F8			0-0 F7			0-0 SF8		3 0 0 1 0 1 2										
Rob Deer, R (1, 7) OBP: 0.376, SLG: 0.553		0-0 HR	0-3 K		0-0 1-3			0-0 F3		4 1 1 1 0 1 0										
Ernest Riles, L (1, 5) OBP: 0.283, SLG: 0.333		4-0 BB CI 2B BB	0-3 K		0-0 1-3			0-3 K		3 1 0 0 1 2 0										
Bill Schroeder, R (1, 2) OBP: 0.379, SLG: 0.513		0-0 F9	4-0 2B BB		0-3 K			0-3 K		3 1 0 0 1 2 1										
Jim Gantner, L (1, 4) OBP: 0.337, SLG: 0.381		0-1 CI BB 2B	0-0 1B 2B		0-0 F7			0-3 K		2 2 1 1 0 0 0										
Juan Castillo, S (8, PH) OBP: 0.341, SLG: 0.392		1-2 2B BB	1-H 1B 2B		0-0 K			0-3 K		1 0 0 0 0 1 0										
Dale Sveum, S (1, 6) OBP: 0.270, SLG: 0.362		4-0 2B 1B BB	0-0 1B		0-3 K			0-3 K		3 1 1 1 1 2 0										
Inning Stats	R: 0 E: 1 K: 3 S: 9	H: 0 LOB: 1 BB: 1 P: 13	R: 5 E: 1 K: 0 S: 7	H: 3 LOB: 1 BB: 2 P: 15	R: 2 E: 0 K: 2 S: 9	H: 2 LOB: 1 BB: 1 P: 13	R: 0 E: 0 K: 0 S: 3	H: 0 LOB: 0 BB: 0 P: 3	R: 0 E: 0 K: 1 S: 5	H: 0 LOB: 0 BB: 0 P: 5	R: 1 E: 0 K: 0 S: 4	H: 1 LOB: 0 BB: 0 P: 4	R: 0 E: 0 K: 3 S: 9	H: 0 LOB: 0 BB: 0 P: 9	R: 0 E: 0 K: 1 S: 5	H: 0 LOB: 0 BB: 0 P: 5	1B: 2 2B: 2 3B: 1 HR: 1	SF: 1 SAC: 0 DP: 0 HBP: 0	WP: 0 PB: 0 SB: 0 CS: 0	PA: 38
PITCHER	IP WLS BF H R ER SO BB IBB HBP BLK WP HR S P ERA WHIP																			
Jose Rijo, R (1, 1) ERA: 6.0	1.1 L 11 3 5 3 3 3 3 0 0 0 0 1 14 26 20.25 4.500																			
Gene Nelson, R (2, 1) ERA: 3.36	5.2 21 3 3 3 4 1 0 0 0 0 0 28 32 4.76 0.706																			
Greg Cadaret, L (8, 1) ERA: 2.08	2.0 6 0 0 0 4 0 0 0 0 0 0 14 14 0.00 0.000																			

Milwaukee Brewers @ Oakland Athletics
Oakland-Alameda County Coliseum, Oakland, CA

Thu Jul 09 1987, 7:05 PM PDT
Att: 15,072 - Unknown

livebaseballscorecards.com

AB	32
R	8
H	6
RBI	8
BB	4
SO	11
LOB	6



Batter	1	2	3	4	5	6	7	8	9	AB R H RBI BB SO LOB
Luis Polonia, L OBP: 0.373, SLG: 0.461 (1, 8)	0-0 K S 1B			0-0 1B 2B		0-0 SF8 3B		0-0 1-2 1B		4 2 4 0 0 0 0
Mike Davis, L OBP: 0.354, SLG: 0.568 (1, 9)	0-3 K 1-2			4-0 1B BB		0-0 SF8 3-H		0-0 F4		2 0 0 1 1 1 3
Jose Canseco, R OBP: 0.311, SLG: 0.486 (1, 7)	0-3 K 2-3			0-3 K		0-3 K		0-3 K		4 0 0 0 0 4 5
Mark McGwire, R OBP: 0.379, SLG: 0.681 (1, 3)		0-0 F3		0-3 K		0-3 K		0-0 4-3		4 0 0 0 0 2 4
Carney Lansford, R OBP: 0.378, SLG: 0.428 (1, 5)		0-0 F9		0-0 1-2 2-H 1B		0-0 F8		0-0 S 2B 1B		4 1 2 1 0 0 0
Reggie Jackson, L OBP: 0.280, SLG: 0.391 (1, 10)		0-3 K		0-3 K		0-3 K		0-3 K		4 0 0 0 0 4 3
Tony Phillips, S OBP: 0.353, SLG: 0.394 (1, 4)			4-0 BB G5-4-3		0-3 K		0-0 1B		0-3 K 1-2	3 0 1 0 1 2 1
Terry Steinbach, R OBP: 0.337, SLG: 0.431 (1, 2)			0-0 G5-4-3 1-2f		0-0 4-3		0-0 L7		0-0 2-H 2B	4 0 1 1 0 0 2
Alfredo Griffin, S OBP: 0.307, SLG: 0.326 (1, 6)			0-0 4-3		0-0 L7			0-0 1B 1B	0-0 F7	4 0 1 0 0 0 1

Inning Stats	R: 0 E: 0 K: 2 S: 7	H: 1 LOB: 0 BB: 0 P: 7	R: 0 E: 0 K: 1 S: 5	H: 0 LOB: 0 BB: 0 P: 5	R: 0 E: 0 K: 0 S: 2	H: 0 LOB: 0 BB: 1 P: 6	R: 1 E: 0 K: 3 S: 11	H: 2 LOB: 2 BB: 1 P: 15	R: 0 E: 0 K: 1 S: 5	H: 0 LOB: 0 BB: 0 P: 5	R: 1 E: 0 K: 2 S: 8	H: 1 LOB: 0 BB: 0 P: 8	R: 0 E: 0 K: 1 S: 6	H: 1 LOB: 1 BB: 0 P: 6	R: 0 E: 0 K: 1 S: 7	H: 2 LOB: 2 BB: 0 P: 7	R: 1 E: 0 K: 2 S: 9	H: 2 LOB: 1 BB: 0 P: 9	1B: 6 2B: 2 3B: 1 HR: 0	SF: 1 SAC: 0 DP: 1 HBP: 0	WP: 0 PB: 0 SB: 2 CS: 0	PA: 36
--------------	------------------------------	---------------------------------	------------------------------	---------------------------------	------------------------------	---------------------------------	-------------------------------	----------------------------------	------------------------------	---------------------------------	------------------------------	---------------------------------	------------------------------	---------------------------------	------------------------------	---------------------------------	------------------------------	---------------------------------	----------------------------------	------------------------------------	----------------------------------	--------

PITCHER	IP	WLS	BF	H	R	ER	SO	BB	IBB	HBP	BLK	WP	HR	S	P	ERA	WHIP
Chris Bosio, R ERA: 5.12 (1, 1)	7.0	W	28	7	2	2	10	2	0	0	0	0	0	46	54	2.57	1.286
Mark Clear, R ERA: 5.59 (8, 1)	2.0		8	2	1	1	3	0	0	0	0	0	0	14	14	4.50	1.000


BOTTOM

Milwaukee Brewers @ Oakland Athletics
Oakland-Alameda County Coliseum, Oakland, CA

Thu Jul 09 1987, 7:05 PM PDT
Att. 15,072 - Unknown

livebaseballscores.com

AB	33
R	3
H	9
RBI	3
BB	2
SO	13
LOB	19



Batter	1	2	3	4	5	6	7	8	9	AB R H RBI BB SO LOB	TOP											
Rick Manning, L (1, 9) OBP: 0.312, SLG: 0.313	0-0 4-3		0-0 F5		0-0 F8		0-0 L7		4-0 FC3-6 BB	4 0 0 0 1 0 1												
Mike Felder, S (1, 8) OBP: 0.298, SLG: 0.350	0-3 K		0-0 S 1B		0-0 1B			0-0 F2	0-0 FC3-6 BB 1-2	5 0 2 0 0 1 1												
Robin Yount, R (1, 10) OBP: 0.372, SLG: 0.462	0-0 2B		0-0 L6 1-2		0-0 F8			0-0 F9	4-0 BB 1-2 BB	4 0 1 0 1 0 2												
Greg Brock, L (1, 3) OBP: 0.347, SLG: 0.428	0-3 K		0-3 K					0-0 1B	0-0 F5	5 0 1 0 0 3 4												
Rob Deer, R (1, 7) OBP: 0.377, SLG: 0.549		4-0 S BB BB		4-0 S BB		0-0 1-3		0-0 P3		2 0 0 0 2 0 1												
Ernest Riles, L (1, 5) OBP: 0.280, SLG: 0.311		4-0 FC5 S 1-2 BB		0-3 K		0-0 4-3			0-0 4-3	3 0 0 0 1 1 1												
B.J. Surhoff, L (1, 2) OBP: 0.324, SLG: 0.434		0-0 F7		0-0 F7			4-0 FC5-4 BB		0-0 E4 HR 1B	3 1 1 0 1 0 3												
Juan Castillo, S (1, 4) OBP: 0.339, SLG: 0.385		0-3 K		0-3 K			0-0 FC5-4 FC6 1-2f		4-0 HR BB	3 1 0 0 1 2 4												
Dale Sveum, S (1, 6) OBP: 0.270, SLG: 0.371		0-0 FC5 1-3		0-0 L4			0-0 FC6 1-2f		0-0 HR 1-H 2-H	4 1 1 3 0 0 3												
Inning Stats	R: 0 E: 0 K: 2 S: 8	H: 1 LOB: 1 BB: 0 P: 8	R: 0 E: 0 K: 1 S: 5	H: 0 LOB: 2 BB: 2 P: 13	R: 0 E: 0 K: 1 S: 6	H: 1 LOB: 1 BB: 0 P: 6	R: 0 E: 0 K: 2 S: 7	H: 0 LOB: 1 BB: 1 P: 11	R: 0 E: 0 K: 0 S: 4	H: 1 LOB: 1 BB: 0 P: 4	R: 0 E: 0 K: 1 S: 5	H: 0 LOB: 0 BB: 0 P: 5	R: 0 E: 0 K: 0 S: 3	H: 0 LOB: 1 BB: 1 P: 7	R: 0 E: 0 K: 0 S: 4	H: 1 LOB: 1 BB: 0 P: 4	R: 3 E: 1 K: 0 S: 5	H: 2 LOB: 2 BB: 3 P: 17	1B: 4 2B: 1 3B: 0 HR: 1	SF: 0 SAC: 0 DP: 0 HBP: 0	WP: 0 PB: 0 SB: 4 CS: 0	PA: 40
PITCHER	IP WLS BF H R ER SO BB IBB HBP BLK WP HR S P ERA WHIP																					
Dave Stewart, R (1, 1) ERA: 3.71	8.1 W 36 6 3 3 7 5 0 0 0 0 1 45 65 3.24 1.320																					
Dennis Lamp, R (9, 1) ERA: 4.38	0.1 3 0 0 0 0 2 0 0 0 0 0 0 1 9 0.00 6.000																					
Dennis Eckersley, R (9, 1) ERA: 2.83	0.1 S 1 0 0 0 0 0 0 0 0 0 0 0 1 1 0.00 0.000																					

Milwaukee Brewers @ Oakland Athletics
Oakland-Alameda County Coliseum, Oakland, CA

Fri Jul 10 1987, 7:05 PM PDT
Att. 14,733 - Unknown

livebaseballscorecards.com

AB 33
R 3
H 6
RBI 3
BB 7
SO 7
LOB 20



Batter	1	2	3	4	5	6	7	8	9	AB	R	H	RBI	BB	SO	LOB
Luis Polonia, L (1, 7) OBP: 0.369, SLG: 0.455	0-0 B5-3		0-0 3-1	0-0 4-3		0-0 3-1		0-0 2B 1B		5	1	1	2	0	0	3
Mike Davis, L (1, 9) OBP: 0.355, SLG: 0.569	0-0 F6		0-3 K		0-0 1B SF7 1B	0-0 5-3		0-0 2B		5	1	2	1	0	1	1
Jose Canseco, R (1, 10) OBP: 0.310, SLG: 0.482	0-0 1B		0-0 E9		0-0 F9		0-0 F4	0-3 K		5	0	1	0	0	1	2
Mark McGwire, R (1, 3) OBP: 0.377, SLG: 0.675	0-0 F9		0-3 K		0-0 1-3 HR 1B		0-3 K			4	1	1	0	0	2	2
Dwayne Murphy, L (1, 8) OBP: 0.361, SLG: 0.368		0-0 G1		4-0 FC3-6 BB	0-0 SF7		0-0 4-3			2	0	0	1	1	0	0
Carney Lansford, R (1, 5) OBP: 0.376, SLG: 0.436		0-0 B5-3		0-0 FC3-6 1B	0-0 HR		0-0 5-3			4	2	1	2	0	0	1
Tony Phillips, S (1, 4) OBP: 0.358, SLG: 0.395		4-0 1B BB		4-0 1B 1-2 BB	0-0 F9		0-0 1B FC3-6-2 1B			2	0	1	0	2	0	0
Mickey Tettleton, S (1, 2) OBP: 0.286, SLG: 0.304		0-0 1B		0-3 K		0-0 6-3		0-0 1B 1B		4	1	2	0	0	1	2
Alfredo Griffin, S (1, 6) OBP: 0.310, SLG: 0.326		0-3 K		0-0 1B		1-0 HBP		0-0 FC3-5-2 1B		3	1	1	1	0	1	4

Inning Stats	R: 0	H: 1	E: 0	LOB: 1	K: 0	BB: 0	S: 4	P: 4	R: 0	H: 1	E: 0	LOB: 2	K: 1	BB: 1	S: 6	P: 10	R: 0	H: 0	E: 1	LOB: 1	K: 2	BB: 0	S: 8	P: 8	R: 1	H: 1	E: 0	LOB: 2	K: 1	BB: 2	S: 6	P: 14	R: 3	H: 3	E: 0	LOB: 0	K: 0	BB: 0	S: 6	P: 6	R: 0	H: 0	E: 0	LOB: 1	K: 0	BB: 0	S: 3	P: 4	R: 0	H: 0	E: 0	LOB: 0	K: 1	BB: 0	S: 5	P: 5	R: 3	H: 4	E: 0	LOB: 1	K: 1	BB: 0	S: 9	P: 9
--------------	------	------	------	--------	------	-------	------	------	------	------	------	--------	------	-------	------	-------	------	------	------	--------	------	-------	------	------	------	------	------	--------	------	-------	------	-------	------	------	------	--------	------	-------	------	------	------	------	------	--------	------	-------	------	------	------	------	------	--------	------	-------	------	------	------	------	------	--------	------	-------	------	------

PITCHER	IP	WLS	BF	H	R	ER	SO	BB	IBB	HBP	BLK	WP	HR	S	P	ERA	WHIP
Mark Knudson, R (1, 1) ERA: 4.85	5.0	L	25	6	4	4	4	3	0	0	0	0	1	30	42	7.20	1.800
Jay Aldrich, R (6, 1) ERA: 5.11	2.2		11	2	2	2	1	0	0	1	0	0	0	12	13	6.75	0.750
Paul Mirabella, L (8, 1) ERA: 7.94	0.1		3	2	1	1	1	0	0	0	0	0	0	5	5	27.00	6.000


BOTTOM

Milwaukee Brewers @ Oakland Athletics
Oakland-Alameda County Coliseum, Oakland, CA

Fri Jul 10 1987, 7:05 PM PDT
Att. 14,733 - Unknown

livebaseballscorecards.com

AB	34
R	7
H	10
RBI	7
BB	3
SO	6
LOB	15



WP: 0	PA: 39
PB: 0	SB: 2
CS: 0	

Batter	1	2	3	4	5	6	7	8	9	AB R H RBI BB SO LOB	TOP															
Juan Castillo, S (1, 4) OBP: 0.335, SLG: 0.379	0-3 K			0-3 K	0-3 K		X 0-0 HR 1B		0-3 K	5 1 1 0 0 4 2	Milwaukee Brewers @ Oakland Athletics Oakland-Alameda County Coliseum, Oakland, CA Sat Jul 11 1987, 3:33 AM PDT Att. 28,399 - Unknown livebaseballscorecards.com															
Robin Yount, R (1, 8) OBP: 0.370, SLG: 0.469	0-0 4-3			0-3 K		0-3 K	0-0 1-H HR			4 1 1 2 0 2 0																
Cecil Cooper, L (1, 10) OBP: 0.293, SLG: 0.377	0-3 K			0-0 1B		0-0 E 1B	0-0 1-3			4 0 2 0 0 1 0																
Greg Brock, L (1, 3) OBP: 0.344, SLG: 0.424 Jim Paciorek, R (4, 3) OBP: 0.333, SLG: 0.379 Mike Felder, S (8, 7) OBP: 0.298, SLG: 0.350		0-0 G3		0-3 K		0-0 E4 1-2	0-0 6-3			2 0 0 0 0 1 1 2 0 0 0 0 0 1 0 0 0 0 0 0 0																
Rob Deer, R (1, 7) OBP: 0.376, SLG: 0.556 Ernest Riles, L (8, 5) OBP: 0.280, SLG: 0.311		0-3 K			0-0 HR	0-3 K		0-3 K		4 1 1 1 0 3 2 0 0 0 0 0 0 0																
B.J. Surhoff, L (1, 5) OBP: 0.318, SLG: 0.426		0-0 F6		0-0 B1-3	0-0 4-3			0-3 K		4 0 0 0 0 1 2																
Bill Schroeder, R (1, 2) OBP: 0.383, SLG: 0.521			0-0 F4		0-0 2B		0-0 FC4 1B	0-0 F8		4 0 2 0 0 0 0																
Glenn Braggs, R (1, 9) OBP: 0.334, SLG: 0.400			0-0 F4		0-0 F3		0-0 FC4 HR		0-0 5-3	4 1 0 0 0 0 2																
Dale Sveum, S (1, 6) OBP: 0.273, SLG: 0.382			0-0 6-3		4-0 BB		0-0 1-H HR		0-0 B5-3	3 1 1 2 1 0 0																
Inning Stats	R: 0 E: 0 K: 2 S: 7	H: 0 LOB: 0 BB: 0 P: 7	R: 0 E: 0 K: 1 S: 5	H: 0 LOB: 0 BB: 0 P: 5	R: 0 E: 0 K: 0 S: 3	H: 0 LOB: 0 BB: 0 P: 3	R: 0 E: 0 K: 3 S: 10	H: 1 LOB: 1 BB: 0 P: 10	R: 1 E: 0 K: 1 S: 7	H: 2 LOB: 2 BB: 1 P: 11		R: 0 E: 1 K: 2 S: 9	H: 1 LOB: 2 BB: 0 P: 9	R: 4 E: 0 K: 0 S: 7	H: 4 LOB: 0 BB: 0 P: 7	R: 0 E: 0 K: 2 S: 7	H: 0 LOB: 0 BB: 0 P: 7	R: 0 E: 0 K: 1 S: 5	H: 0 LOB: 0 BB: 0 P: 5	1B: 4 2B: 1 3B: 0 HR: 3	SF: 0 SAC: 0 DP: 0 HBP: 0	WP: 0 PB: 0 SB: 0 CS: 0	PA: 37			
PITCHER	IP WLS BF H R ER SO BB IBB HBP BLK WP HR S P ERA WHIP																									
Joaquin Andujar, R (1, 1) ERA: 4.96	7.0	31	8	5	5	9	1	0	0	0	0	3	48	52	6.43	1.286										
Dennis Eckersley, R (8, 1) ERA: 2.75	2.0	W	6	0	0	0	3	0	0	0	0	0	12	12	0.00	0.000										



Batter	1	2	3	4	5	6	7	8	9
Luis Polonia, L (1, 8) OBP: 0.367, SLG: 0.451 Dwayne Murphy, L (9, 8) OBP: 0.361, SLG: 0.368	0-0 F3-6 S 1B		0-0 4-3		0-0 6-3		0-3 K		
Mike Davis, L (1, 9) OBP: 0.357, SLG: 0.582	0-3 K 1-2		0-0 L8			0-0 HR		0-0 1B 2B	
Jose Canseco, R (1, 7) OBP: 0.312, SLG: 0.485	0-0 F3-6 2-3			0-0 F3		0-0 1B 2B		0-0 HR 1B	
Mark McGwire, R (1, 3) OBP: 0.382, SLG: 0.697		0-0 HR		0-0 F9		0-0 1B G5-4-3		0-0 HR	
Reggie Jackson, L (1, 10) OBP: 0.281, SLG: 0.391 Ron Cey, R (8, PH) OBP: 0.368, SLG: 0.406 Gene Nelson, R (8, PR)		0-3 K		0-0 1B 1B		0-0 1B G5-4-3 1-2f		4-0 BB	
Carney Lansford, R (1, 5) OBP: 0.378, SLG: 0.441		0-0 2B		0-0 1B FC6-4		0-0 6-3		0-0 F8	
Terry Steinbach, R (1, 2) OBP: 0.330, SLG: 0.422		0-3 K 2-3		0-0 1B FC6-4 1-2f			0-0 F9	0-3 K	
Alfredo Griffin, S (1, 6) OBP: 0.306, SLG: 0.322		0-0 6-3			0-0 B5-3		0-0 E4	0-0 F4	
Johnnie LeMaster, R (1, 4) OBP: 0.167, SLG: 0.091			0-3 K2-3		0-3 K		0-0 L5		

Inning Stats	R: 0 E: 0 K: 1 S: 5	H: 1 LOB: 0 BB: 0 P: 5	R: 1 E: 0 K: 2 S: 9	H: 2 LOB: 1 BB: 0 P: 9	R: 0 E: 0 K: 1 S: 5	H: 0 LOB: 0 BB: 0 P: 5	R: 0 E: 0 K: 0 S: 5	H: 2 LOB: 2 BB: 0 P: 5	R: 0 E: 0 K: 1 S: 5	H: 0 LOB: 0 BB: 0 P: 5	R: 2 E: 0 K: 0 S: 5	H: 3 LOB: 0 BB: 0 P: 5	R: 0 E: 1 K: 1 S: 6	H: 0 LOB: 1 BB: 0 P: 6	R: 3 E: 0 K: 1 S: 8	H: 3 LOB: 1 BB: 1 P: 12
--------------	------------------------------	---------------------------------	------------------------------	---------------------------------	------------------------------	---------------------------------	------------------------------	---------------------------------	------------------------------	---------------------------------	------------------------------	---------------------------------	------------------------------	---------------------------------	------------------------------	----------------------------------

PITCHER	IP	WLS	BF	H	R	ER	SO	BB	IBB	HBP	BLK	WP	HR	S	P	ERA	WHIP
Bill Wegman, R (1, 1) ERA: 4.13	6.2		27	8	3	3	5	0	0	0	0	0	2	37	37	4.05	1.200
Dan Plesac, L (7, 1) ERA: 1.99	1.1	L	8	3	3	3	2	1	0	0	0	0	1	11	15	20.25	3.000

BOTTOM

AB	R	H	RBI	BB	SO	LOB
4	0	1	0	0	1	1
0	0	0	0	0	0	0
4	2	2	1	0	1	1
4	2	2	1	0	0	1
4	2	3	4	0	0	0
3	0	1	0	0	1	1
0	0	0	0	1	0	0
0	0	0	0	0	0	0
4	0	2	0	0	0	1
4	0	0	0	0	2	4
4	0	0	0	0	0	2
3	0	0	0	0	2	1

AB 34
R 6
H 11
RBI 6
BB 1
SO 7
LOB 12

WP: 0 PA: 35
PB: 0
SB: 3
CS: 0



Milwaukee Brewers @ Oakland Athletics
Oakland-Alameda County Coliseum, Oakland, CA

Sat Jul 11 1987, 3:33 AM PDT
Att. 28,399 - Unknown

livebaseballscorecards.com

Batter	1	2	3	4	5	6	7	8	9	AB R H RBI BB SO LOB	TOP																
Juan Castillo, S (1, 4) <small>OBP: 0.330, SLG: 0.372</small> Rick Manning, L (8, PH) <small>OBP: 0.316, SLG: 0.319</small>	0-0 B1-3		0-3 K			0-0 L7		0-0 S 1B	0-0 G3	3 0 0 0 0 1 1 2 1 1 1 0 0 1																	
Robin Yount, R (1, 8) <small>OBP: 0.372, SLG: 0.469</small>	0-3 K			0-0 6-3		0-0 1-2 1B		0-0 1B 1B		4 1 2 1 0 1 0																	
Cecil Cooper, L (1, 10) <small>OBP: 0.293, SLG: 0.372</small>	0-0 F7			0-0 4-3		0-3 K		4-0 1B BB		3 0 0 0 1 1 2																	
Greg Brock, L (1, 3) <small>OBP: 0.347, SLG: 0.438</small>		0-0 HR		0-0 F9			0-0 3-1	0-0 1-3 2-H BB 1B		4 1 2 2 0 0 0																	
Rob Deer, R (1, 7) <small>OBP: 0.374, SLG: 0.550</small> Jim Paciorek, R (8, 5) <small>OBP: 0.333, SLG: 0.379</small>		0-0 L5		0-3 K		0-3 K	0-3 K	4-0 1-2 BB		3 0 0 0 1 2 0 0 0 0 0 0 0 0																	
B.J. Surhoff, L (1, 2) <small>OBP: 0.313, SLG: 0.417</small>		0-0 4-3		0-0 L8		0-0 L3	0-0 L9			4 0 0 0 0 0 3																	
Glenn Braggs, R (1, 9) <small>OBP: 0.333, SLG: 0.402</small> Mike Felder, S (9, 7) <small>OBP: 0.298, SLG: 0.350</small>		0-3 K		0-0 F4			0-0 E8 1B 2B	0-3 K		4 1 1 0 0 2 0 0 0 0 0 0 0 0																	
Ernest Riles, L (1, 5) <small>OBP: 0.296, SLG: 0.347</small>			0-0 4-3		0-0 1B 1B		0-3 K	0-0 F8 2B		4 0 2 0 0 1 1																	
Dale Sveum, S (1, 6) <small>OBP: 0.270, SLG: 0.376</small>			0-3 K		0-0 F7		0-3 K	0-0 F8 2-3		4 0 0 0 0 2 3																	
Inning Stats	R: 0 E: 0 K: 1 S: 5	H: 0 LOB: 0 BB: 0 P: 5	R: 1 E: 0 K: 1 S: 6	H: 1 LOB: 0 BB: 0 P: 6	R: 0 E: 0 K: 2 S: 7	H: 0 LOB: 0 BB: 0 P: 7	R: 0 E: 0 K: 0 S: 3	H: 0 LOB: 0 BB: 0 P: 3	R: 0 E: 0 K: 1 S: 5	H: 0 LOB: 0 BB: 0 P: 5	R: 0 E: 0 K: 1 S: 5	H: 0 LOB: 0 BB: 0 P: 5	R: 0 E: 0 K: 1 S: 5	H: 0 LOB: 0 BB: 0 P: 5	R: 3 E: 1 K: 2 S: 11	H: 4 LOB: 3 BB: 2 P: 19	R: 0 E: 0 K: 1 S: 6	H: 1 LOB: 1 BB: 0 P: 6	1B: 5 2B: 2 3B: 0 HR: 1	SF: 0 SAC: 0 DP: 0 HBP: 0	WP: 0 PB: 0 SB: 1 CS: 0	PA: 37					
PITCHER	IP WLS BF H R ER SO BB IBB HBP BLK WP HR S P ERA WHIP																										
Steve Ontiveros, R (1, 1) <small>ERA: 2.81</small>	7.0		25	4	2	2	7	0	0	0	0	0	1	39	39	2.57	0.571										
Jay Howell, R (8, 1) <small>ERA: 4.86</small>	0.2	L	5	2	1	1	2	1	0	0	0	0	0	8	12	13.50	4.500										
Dave Leiper, L (8, 1) <small>ERA: 2.3</small>	0.0		1	1	1	1	0	0	0	0	0	0	0	1	1	∞	∞										
Gene Nelson, R (8, 1) <small>ERA: 3.29</small>	1.1		6	1	0	0	1	1	0	0	0	0	0	7	11	0.00	1.500										

Milwaukee Brewers @ Oakland Athletics
Oakland-Alameda County Coliseum, Oakland, CA

Sun Jul 12 1987, 3:33 AM PDT
Att: 33,519 - Unknown

livebaseballscorecards.com

AB	35
R	4
H	8
RBI	4
BB	2
SO	10
LOB	11




Batter	1	2	3	4	5	6	7	8	9
Alfredo Griffin, S (1, 6) OBP: 0.305, SLG: 0.321	0-0 G1-6-3 1B		0-0 4-3			0-0 F6		0-0 F7	
Mike Davis, L (1, 9) OBP: 0.352, SLG: 0.574	0-0 G1-6-3 1-2f			0-3 K		0-3 K		0-0 F3	
Jose Canseco, R (1, 7) OBP: 0.314, SLG: 0.491	0-3 K			0-0 2B		0-0 F9 HR		0-0 F9	
Mark McGwire, R (1, 3) OBP: 0.383, SLG: 0.692 Walt Weiss, S (9, PR)		4-0 G6-3 BB		0-0 F9		0-0 F9		4-0 CS BB	
Carney Lansford, R (1, 5) OBP: 0.379, SLG: 0.438		4-0 G6-3 1-2 BB		0-3 K		4-0 HR IBB		0-0 F4	
Ron Cey, R (1, 10) OBP: 0.359, SLG: 0.394 Reggie Jackson, L (9, PH) OBP: 0.280, SLG: 0.389		0-0 G6-3 1-2f 2-3			0-0 F8		0-3 K	0-3 K 1-2	
Dwayne Murphy, L (1, 8) OBP: 0.353, SLG: 0.357 Terry Steinbach, R (7, PH) OBP: 0.333, SLG: 0.441 Luis Polonia, L (8, 8) OBP: 0.367, SLG: 0.451		0-3 K			0-0 B1-3		0-0 HR		
Mickey Tettleton, S (1, 2) OBP: 0.287, SLG: 0.299			0-0 F8		0-3 K		4-0 FC6-4 BB		
Johnnie LeMaster, R (1, 4) OBP: 0.133, SLG: 0.071			0-0 F9			0-0 F4		0-0 FC6-4	

AB	R	H	RBI	BB	SO	LOB
4	0	1	0	0	0	0
4	0	0	0	0	2	1
4	1	2	0	0	1	0
2	0	0	0	2	0	2
0	0	0	0	0	0	0
2	1	0	0	2	1	2
3	0	0	0	0	1	4
1	0	0	0	0	1	1
2	0	0	0	0	1	1
1	1	1	3	0	0	0
0	0	0	0	0	0	0
2	0	0	0	1	1	0
3	0	0	0	0	0	1

Milwaukee Brewers @ Oakland Athletics
Oakland-Alameda County Coliseum, Oakland, CA

Sun Jul 12 1987, 3:33 AM PDT
Att. 33,519 - Unknown

AB	28
R	3
H	4
RBI	3
BB	5
SO	8
LOB	12



Inning Stats	R: 0	H: 1	E: 0	K: 1	S: 5	LOB: 0	BB: 0	P: 5										
Juan Nieves, L (1, 1) ERA: 5.26	7.0	WLS	W	27	H: 4	R: 3	ER: 3	SO: 7	BB: 3	IBB: 1	HBP: 0	BLK: 0	WP: 0	HR: 1	S: 37	P: 53	ERA: 3.86	WHIP: 1.000
Mark Clear, R (8, 1) ERA: 5.44	1.1			5	H: 0	R: 0	ER: 0	SO: 0	BB: 1	IBB: 0	HBP: 0	BLK: 0	WP: 0	HR: 0	S: 4	P: 8	ERA: 0.00	WHIP: 0.750
Dan Plesac, L (9, 1) ERA: 1.97	0.2	S		1	H: 0	R: 0	ER: 0	SO: 1	BB: 0	IBB: 0	HBP: 0	BLK: 0	WP: 0	HR: 0	S: 3	P: 3	ERA: 0.00	WHIP: 0.000

WP: 0	PA: 33
PB: 0	
SB: 0	
CS: 1	
1B: 1	SF: 0
2B: 2	SAC: 0
3B: 0	DP: 2
HR: 1	HBP: 0

Batter	1	2	3	4	5	6	7	8	9	AB R H RBI BB SO LOB	TOP
Luis Polonia, L OBP: 0.368, SLG: 0.454 (1, 8) (7, 9)	0-0 G3 S 1B	0-0 5-3			0-0 2B 2B		0-0 E6 S 1B	0-0 4-3		5 2 2 1 0 0 3	
Mike Davis, L OBP: 0.351, SLG: 0.573 Dwayne Murphy, L OBP: 0.360, SLG: 0.366 (1, 9) (7, 8)	0-3 K 1-2		0-3 K		0-0 F9 2-H 2B		0-0 G3 1-3 3-H		0-0 1B	4 0 1 1 0 2 2 1 0 1 0 0 0 0	
Jose Canseco, R OBP: 0.313, SLG: 0.487 (1, 7)	0-0 G3 2-3		0-0 4-3		0-0 F9 2-3		0-0 1B 3-H		0-0 F9	5 0 1 1 0 0 3	
Mark McGwire, R OBP: 0.381, SLG: 0.683 (1, 3)	4-0 S BB		0-3 K		0-0 F9		0-3 K 3-H		0-0 F6	4 0 0 0 1 2 3	
Reggie Jackson, L OBP: 0.278, SLG: 0.385 (1, 10)	0-3 K 1-2			0-0 FC4-6 1B		0-0 F7	0-0 6-3		0-0 4-3	5 0 1 0 0 1 4	
Carney Lansford, R OBP: 0.378, SLG: 0.435 (1, 5)		0-0 4-3 S 2B 1B		0-0 F4		0-0 P3		0-0 L5		4 1 1 0 0 0 1	
Tony Bernazard, S OBP: 0.296, SLG: 0.394 (1, 4)		0-0 F9		0-0 FC4-6 BLK 1-2f		0-0 F8		0-0 F8		4 0 0 0 0 0 2	
Mickey Tettleton, S OBP: 0.293, SLG: 0.323 (1, 2)		0-0 4-3 1-3		0-3 K 1-2			4-0 1B E BB	0-0 HR		3 2 1 1 1 1 2	
Alfredo Griffin, S OBP: 0.311, SLG: 0.330 (1, 6)		0-0 3-H 2B			0-0 F8		0-0 E 1-3 E 1B	0-0 1B		4 1 3 1 0 0 0	
Inning Stats	R: 0 E: 0 K: 2 S: 8 H: 1 LOB: 2 BB: 1 P: 12	R: 1 E: 0 K: 0 S: 5 H: 2 LOB: 1 BB: 0 P: 5	R: 0 E: 0 K: 2 S: 7 H: 0 LOB: 0 BB: 0 P: 7	R: 0 E: 0 K: 1 S: 6 H: 1 LOB: 1 BB: 0 P: 6	R: 1 E: 0 K: 0 S: 5 H: 2 LOB: 1 BB: 0 P: 5	R: 0 E: 0 K: 0 S: 3 H: 0 LOB: 0 BB: 0 P: 3	R: 3 E: 1 K: 1 S: 8 H: 2 LOB: 1 BB: 1 P: 12	R: 1 E: 0 K: 0 S: 5 H: 2 LOB: 1 BB: 0 P: 5	R: 0 E: 0 K: 0 S: 4 H: 1 LOB: 1 BB: 0 P: 4	1B: 7 2B: 3 3B: 0 HR: 1 SF: 0 SAC: 0 DP: 0 HBP: 0	WP: 0 PB: 0 SB: 5 CS: 0 PA: 41
PITCHER Roger Clemens, R ERA: 3.76 Bob Stanley, R ERA: 4.79 (1, 1) (9, 1)	IP 8.0 WLS L BF 37 H 10 R 6 ER 5 SO 6 BB 2 IBB 0 HBP 0 BLK 1 WP 0 HR 1 S 47 P 55 ERA 5.62 WHIP 1.500					PITCHER IP 1.0 WLS L BF 4 H 1 R 0 ER 0 SO 0 BB 0 IBB 0 HBP 0 BLK 0 WP 0 HR 0 S 4 P 4 ERA 0.00 WHIP 1.000					

Oakland Athletics @ Boston Red Sox
Fenway Park, Boston, MA
Thu Jul 16 1987, 7:05 PM EDT
Att. 34,861 - Unknown

livebaseballscorecards.com

AB	39
R	6
H	11
RBI	5
BB	2
SO	6
LOB	20



Batter	1	2	3	4	5	6	7	8	9	AB	R	H	RBI	BB	SO	LOB
Ellis Burks, R OBP: 0.306, SLG: 0.480 (1, 8)	0-0 E6 2B 1B		0-0 6-3		0-0 2B		4-0 G4-6-3 1-2 BB		0-3 K	4	1	2	0	1	1	1
Marty Barrett, R OBP: 0.335, SLG: 0.317 (1, 4)	0-0 F8		0-0 F9 BB 1B		4-0 BB		0-0 G4-6-3 1-2f		0-0 1-5-3	4	0	1	0	1	0	4
Wade Boggs, L OBP: 0.470, SLG: 0.622 (1, 5)	0-0 3-1 2-H 2B		4-0 1-2 BB		0-0 F8		0-0 F8		0-0 4-3 1B 2B	3	1	2	1	1	0	2
Jim Rice, R OBP: 0.351, SLG: 0.399 (1, 7)	0-0 3-1 2-3		0-0 F9 2-3		0-3 K		0-0 F4		0-0 F4	4	0	0	0	0	1	6
Mike Greenwell, L OBP: 0.358, SLG: 0.559 (1, 10)	0-0 F9		0-0 F5		0-3 K		0-0 4-3		0-0 4-3 2-3	4	0	0	0	0	1	4
Dwight Evans, R OBP: 0.422, SLG: 0.582 (1, 9)		0-0 3-1 SF7 2B		0-0 F8		0-3 K		0-0 3-H 1B	4	1	2	1	0	1	0	
Bill Buckner, L OBP: 0.288, SLG: 0.318 (1, 3)		0-0 3-1 2-3		0-0 P1		0-0 6-3		0-0 4-3	4	0	0	0	0	0	2	
Spike Owen, S OBP: 0.332, SLG: 0.346 (1, 6)		0-0 SF7 3-H		0-0 F7		4-0 BB BB		0-0 1-3	2	0	0	1	1	0	0	
Danny Sheaffer, R OBP: 0.120, SLG: 0.204 (1, 2)		0-3 K		0-0 F5		0-0 F8		0-0 2B	3	0	0	0	0	1	1	
Don Baylor, R OBP: 0.351, SLG: 0.407 (9, PH)									1	0	1	0	0	0	0	

BOTTOM

Oakland Athletics @ Boston Red Sox
Fenway Park, Boston, MA
 Thu Jul 16 1987, 7:05 PM EDT
 Att. 34,861 - Unknown

livebaseballscorecards.com

AB	33
R	3
H	8
RBI	3
BB	4
SO	5
LOB	20



Inning Stats																	WP: 0	PA: 38	
R: 1	H: 2	R: 1	H: 1	R: 0	H: 1	R: 0	H: 0	R: 0	H: 1	R: 0	H: 0	R: 0	H: 0	R: 1	H: 2	R: 0	H: 1	1B: 3	SF: 1
E: 1	LOB: 1	E: 0	LOB: 0	E: 0	LOB: 2	E: 0	LOB: 0	E: 0	LOB: 2	E: 0	LOB: 0	E: 0	LOB: 1	E: 0	LOB: 1	E: 0	LOB: 1	2B: 5	SAC: 0
K: 0	BB: 0	K: 1	BB: 0	K: 0	BB: 1	K: 0	BB: 0	K: 2	BB: 1	K: 0	BB: 2	K: 0	BB: 2	K: 1	BB: 0	K: 1	BB: 0	3B: 0	DP: 1
S: 5	P: 5	S: 6	P: 6	S: 4	P: 8	S: 3	P: 3	S: 7	P: 10	S: 2	P: 10	S: 5	P: 5	S: 6	P: 6	S: 6	P: 6	HR: 0	HBP: 0
PITCHER	IP	WLS	BF	H	R	ER	SO	BB	IBB	HBP	BLK	WP	HR	S	P	ERA	WHIP		
Dave Stewart, R ERA: 3.67 (1, 1)	6.1	W	28	5	2	2	4	4	0	0	0	0	0	32	48	2.84	1.421		
Dennis Eckersley, R ERA: 2.77 (7, 1)	2.2	S	10	3	1	1	1	0	0	0	0	0	0	12	12	3.38	1.125		

Batter	1	2	3	4	5	6	7	8	9	10	AB R H RBI BB SO LOB	TOP												
Luis Polonia, L OBP: 0.367, SLG: 0.451 (1, 7) (2, 8)	0-3 K		0-0 F9			0-0 1B BLK	0-0 F8			0-3 K	6 2 2 1 0 2 2													
Tony Bernazard, S OBP: 0.295, SLG: 0.389 (1, 4)	0-0 F9			0-0 3-1		4-0 1B 3B BB		0-3 K		0-3 K	4 1 0 0 1 2 1													
Jose Canseco, R OBP: 0.314, SLG: 0.484 (1, 10)	0-0 F8			0-0 F8		0-0 1B 2-3 3B		0-0 6-3		4-0 1-3 HR BB	4 2 1 1 1 0 0													
Mark McGwire, R OBP: 0.378, SLG: 0.685 (1, 3)		0-0 5-3		0-0 5-3		0-0 2-3		0-0 F6		0-0 1-3 HR	5 1 1 3 0 0 2													
Carney Lansford, R OBP: 0.381, SLG: 0.455 (1, 5)		0-0 1B CS			0-0 6-3	0-0 3B 2-H 3-H			0-0 6-3	0-0 HR	5 1 3 3 0 0 0													
Reggie Jackson, L OBP: 0.280, SLG: 0.387 (1, 9)		0-0 2B 1-2			0-0 G3	0-0 4-3			0-3 K	4-0 1B WP BB	4 1 1 0 1 1 1													
Dwayne Murphy, L OBP: 0.360, SLG: 0.366 Steve Henderson, R OBP: 0.400, SLG: 0.600 (2, PH) (2, 7)		0-0 5-3			0-0 1B FC6-4		0-0 SH1-3 SF8 2B		0-3 K	0-3 K 1-2	0 0 0 0 0 0 0 5 1 2 0 0 2 2													
Terry Steinbach, R OBP: 0.341, SLG: 0.453 (1, 2)			0-0 1B CS		0-0 FC6-4 1-2f		0-0 SH1-3			0-0 SH 2B	4 1 3 1 0 0 1													
Alfredo Griffin, S OBP: 0.310, SLG: 0.330 (1, 6)			0-3 K 1-2			0-0 F8	0-0 SF8			0-0 SH 1B	3 1 1 1 0 1 1													
Inning Stats	R: 0 E: 0 K: 1 S: 5	H: 0 LOB: 0 BB: 0 P: 5	R: 0 E: 0 K: 0 S: 4	H: 2 LOB: 1 BB: 0 P: 4	R: 0 E: 0 K: 1 S: 5	H: 1 LOB: 0 BB: 0 P: 5	R: 0 E: 0 K: 0 S: 3	H: 0 LOB: 0 BB: 0 P: 3	R: 0 E: 0 K: 0 S: 4	H: 1 LOB: 1 BB: 0 P: 4	R: 3 E: 0 K: 0 S: 6	H: 3 LOB: 1 BB: 1 P: 10	R: 1 E: 0 K: 0 S: 4	H: 1 LOB: 0 BB: 0 P: 4	R: 0 E: 0 K: 1 S: 5	H: 0 LOB: 0 BB: 0 P: 5	R: 0 E: 0 K: 2 S: 7	H: 0 LOB: 0 BB: 0 P: 7	R: 7 E: 1 K: 3 S: 16	H: 6 LOB: 2 BB: 2 P: 24	1B: 8 2B: 4 3B: 1 HR: 2	SF: 1 SAC: 2 DP: 1 HBP: 0	WP: 1 PB: 0 SB: 2 CS: 2	PA: 46
PITCHER	IP WLS BF H R ER SO BB IBB HBP BLK WP HR S P ERA WHIP																			ERA WHIP				
Oil Can Boyd, R ERA: 5.06 (1, 1)	7.0		28	8	4	4	4	2	2	3	0	0	0	0	0	0	0	0	0	5.14	1.286			
Bob Stanley, R ERA: 4.78 (8, 1)	2.0	L	8	1	2	2	3	0	0	0	0	0	0	0	0	0	0	0	0	9.00	0.500			
Bob Stanley, R ERA: 4.78 (10, 1)	2.0	L	8	1	2	2	3	0	0	0	0	0	0	0	0	0	0	0	0	9.00	0.500			
Joe Sambito, L ERA: 4.18 (10, 1)	0.1		2	1	0	0	1	0	0	0	0	0	0	0	0	0	0	0	0	0.00	3.000			
Calvin Schiraldi, R ERA: 5.27 (10, 1)	0.0		4	2	4	3	0	2	0	0	0	0	0	0	2	2	10	∞	∞					

Oakland Athletics @ Boston Red Sox
 Fenway Park, Boston, MA
 Fri Jul 17 1987, 7:05 PM EDT
 Att. 34,543 - Unknown

livebaseballscorecards.com

AB	40
R	11
H	14
RBI	10
BB	3
SO	8
LOB	10



BOTTOM

Oakland Athletics @ Boston Red Sox

Fenway Park, Boston, MA

Fri Jul 17 1987, 7:05 PM EDT

Att: 34,543 - Unknown

livebaseballscorecards.com

AB	39
R	6
H	12
RBI	6
BB	7
SO	3
LOB	26



WP:	0	PA:	47
PB:	0		
SB:	0		
CS:	1		

Batter	1	2	3	4	5	6	7	8	9	10	AB	R	H	RBI	BB	SO	LOB
Ellis Burks, R (1, 8) OBP: 0.307, SLG: 0.488	1-3		6-3			2B		F5	3B	K	6	0	2	2	0	1	4
Marty Barrett, R (1, 4) OBP: 0.338, SLG: 0.322	F9 1B			K		F9		F9 2B	FC4-6 BB	FC6-4	5	0	2	0	1	1	4
Wade Boggs, L (1, 5) OBP: 0.469, SLG: 0.621	F9 1-2			1B 2B		G6-4-3 BB		F7	FC4-6		4	1	1	0	1	0	5
Jim Rice, R (1, 7) OBP: 0.352, SLG: 0.397	6-3			FC4-6 1B		G6-4-3		6-3		1B BB	4	1	1	1	1	0	5
Mike Greenwell, L (1, 10) (10, 2)		CS BB		FC4-6				F8	2B SF8 BB	G3 1B 1B	3	2	1	0	2	0	1
Dwight Evans, R (1, 9) OBP: 0.422, SLG: 0.582	6-3		5-3					1-3	3B 2B	1B G3 1B	5	1	2	1	0	0	2
Bill Buckner, L (1, 3) OBP: 0.290, SLG: 0.321	F5							2B	3B BB	G3	4	1	1	0	1	0	2
Spike Owen, S (1, 6) OBP: 0.328, SLG: 0.341			6-3					F8		1B	3	0	0	0	0	0	1
Don Baylor, R (9, PH) OBP: 0.350, SLG: 0.407								F8		1B	0	0	0	0	1	0	0
Bob Stanley, R (10, 1) Joe Sambito, L (10, 1) Calvin Schiraldi, R (10, 1) Wes Gardner, R (10, 1) Dave Henderson, R (10, PH)										1B	0	0	0	0	0	0	0
Marc Sullivan, R (1, 2) OBP: 0.215, SLG: 0.252			4-3							1B	2	0	0	0	0	0	0
Todd Benzinger, S (8, PH) OBP: 0.403, SLG: 0.404										1B	0	0	0	0	1	0	0
Danny Sheaffer, R (9, 2) OBP: 0.120, SLG: 0.204										1B	0	0	0	0	0	0	0
Ed Romero, R (9, PH) OBP: 0.376, SLG: 0.325										1B	2	0	1	0	0	1	2

Inning Stats	R: 0	H: 1	E: 0	LOB: 1	K: 0	P: 4	R: 0	H: 0	E: 0	LOB: 0	K: 0	P: 6	R: 0	H: 0	E: 0	LOB: 0	K: 0	P: 3	R: 1	H: 2	E: 0	LOB: 1	K: 1	P: 7	R: 0	H: 0	E: 0	LOB: 0	K: 0	P: 3	R: 0	H: 1	E: 0	LOB: 1	K: 0	P: 7	R: 0	H: 1	E: 0	LOB: 1	K: 0	P: 4	R: 0	H: 1	E: 0	LOB: 2	K: 0	P: 8	R: 3	H: 2	E: 0	LOB: 2	K: 1	P: 19	R: 2	H: 4	E: 0	LOB: 3	K: 1	P: 13	1B: 6	SF: 1	2B: 5	SAC: 0	3B: 1	DP: 1	HR: 0	HBP: 0	WP: 0	PA: 47
--------------	------	------	------	--------	------	------	------	------	------	--------	------	------	------	------	------	--------	------	------	------	------	------	--------	------	------	------	------	------	--------	------	------	------	------	------	--------	------	------	------	------	------	--------	------	------	------	------	------	--------	------	------	------	------	------	--------	------	-------	------	------	------	--------	------	-------	-------	-------	-------	--------	-------	-------	-------	--------	-------	--------

PITCHER	IP	WLS	BF	H	R	ER	SO	BB	IBB	HBP	BLK	WP	HR	S	P	ERA	WHIP
Joaquin Andujar, R (1, 1) ERA: 4.47	7.0		27	5	1	1	1	3	0	0	0	0	0	26	38	1.29	1.143
Gene Nelson, R (8, 1) ERA: 3.27	0.1		2	1	0	0	0	0	0	0	0	0	0	2	2	0.00	3.000
Dave Leiper, L (8, 1) ERA: 2.28	0.1		1	0	0	0	0	0	0	0	0	0	0	1	1	0.00	0.000
Jay Howell, R (8, 1) ERA: 5.5	1.0		8	2	3	3	1	3	0	0	0	0	0	7	19	27.00	5.000
Greg Cadaret, L (9, 1) ERA: 5.4	0.2	W	5	2	2	2	0	1	0	0	0	0	0	4	8	27.00	4.500

PITCHER	IP	WLS	BF	H	R	ER	SO	BB	IBB	HBP	BLK	WP	HR	S	P	ERA	WHIP
Dennis Lamp, R (10, 1) ERA: 4.26	0.2		4	2	0	0	1	0	0	0	0	0	0	6	6	0.00	3.000

Batter	1	2	3	4	5	6	7	8	9	10	AB R H RBI BB SO LOB	TOP													
Luis Polonia, L (1, 8) OBP: 0.359, SLG: 0.441	0-0 5-3		0-0 L6		0-3 K		0-0 4-3			0-3 K	5 0 0 0 0 2 2														
Carney Lansford, R (1, 5) OBP: 0.376, SLG: 0.449	0-0 F8		0-0 F8		0-0 6-3			0-0 F7			4 0 0 0 0 0 1														
Jose Canseco, R (1, 7) OBP: 0.313, SLG: 0.490	0-0 HR		0-0 FC6-4		0-3 K		0-3 K				4 1 1 1 0 2 1														
Mark McGwire, R (1, 3) OBP: 0.376, SLG: 0.679	0-0 1B		0-0 5-3		0-0 G3		0-0 F6				4 0 1 0 0 0 0														
Steve Henderson, R (1, 9) OBP: 0.667, SLG: 0.778	0-0 CS	0-0 1B	0-0 1B	0-0 1B	0-0 1B	0-0 1B		0-0 1B	0-0 1B	0-0 1B	4 1 4 0 0 0 0														
Terry Steinbach, R (1, 10) OBP: 0.344, SLG: 0.464		0-0 1B	0-0 2B	0-0 2B	0-3 K		0-0 G6-4-3		0-0 G6-4-3	0-0 1B	4 1 2 0 0 1 2														
Mickey Tettleton, S (1, 2) OBP: 0.298, SLG: 0.323		0-0 1B	0-0 1B	0-0 2B	0-0 2B	0-3 K	4-0 SH1-3	0-0 BB	0-0 F7		3 0 1 2 1 0 1														
Tony Bernazard, S (1, 4) OBP: 0.292, SLG: 0.385		0-0 1B	0-0 1B	0-0 2B	0-0 2B	0-0 K	0-0 SH1-3	0-0 1-2	0-0 F7	0-0 B1-3	3 0 0 0 0 0 2														
Alfredo Griffin, S (1, 6) OBP: 0.309, SLG: 0.327			4-0 BB		0-0 F7		0-0 6-3		0-3 K		3 0 0 0 1 1 1														
Inning Stats	R: 1 E: 0 K: 0 S: 4	H: 2 LOB: 0 BB: 0 P: 4	R: 1 E: 0 K: 0 S: 4	H: 3 LOB: 0 BB: 0 P: 4	R: 0 E: 0 K: 0 S: 3	H: 0 LOB: 1 BB: 1 P: 7	R: 1 E: 0 K: 0 S: 5	H: 2 LOB: 1 BB: 0 P: 5	R: 0 E: 0 K: 1 S: 5	H: 0 LOB: 0 BB: 0 P: 5	R: 0 E: 0 K: 2 S: 8	H: 1 LOB: 1 BB: 0 P: 8	R: 0 E: 0 K: 0 S: 3	H: 0 LOB: 1 BB: 1 P: 7	R: 0 E: 0 K: 1 S: 5	H: 0 LOB: 0 BB: 0 P: 5	R: 0 E: 0 K: 0 S: 3	H: 1 LOB: 0 BB: 0 P: 3	R: 0 E: 0 K: 2 S: 7	H: 0 LOB: 0 BB: 0 P: 7	1B: 6 2B: 2 3B: 0 HR: 1	SF: 0 SAC: 1 DP: 2 HBP: 0	WP: 0 PB: 0 SB: 0 CS: 1	PA: 38	
PITCHER Bruce Hurst, L (1, 1) ERA: 3.74	IP 10.0	WLS W	BF 37	H 9	R 3	ER 3	SO 6	BB 2	IBB 0	HBP 0	BLK 0	WP 0	HR 1	S 47	P 55	ERA 2.70	WHIP 1.100								

Oakland Athletics @ Boston Red Sox
 Fenway Park, Boston, MA
 Sat Jul 18 1987, 3:33 AM EDT
 Att. 34,720 - Unknown

livebaseballscorecards.com

AB 34
 R 3
 H 9
 RBI 3
 BB 2
 SO 6
 LOB 10



BOTTOM

Oakland Athletics @ Boston Red Sox
 Fenway Park, Boston, MA
 Sat Jul 18 1987, 3:33 AM EDT
 Att: 34,720 - Unknown

livebaseballscorecards.com

AB	37
R	5
H	10
RBI	4
BB	4
SO	5
LOB	22



Batter	1	2	3	4	5	6	7	8	9	10	AB	R	H	RBI	BB	SO	LOB
Ellis Burks, R OBP: 0.312, SLG: 0.488 (1, 8)	F7		E BLK 1B		FC5-4 1B		PB BB	K			4	0	2	0	1	1	2
Marty Barrett, R OBP: 0.333, SLG: 0.317 (1, 4)	P3		E5 BB		FC5-4		F9		F8		5	0	0	0	0	0	3
Wade Boggs, L OBP: 0.468, SLG: 0.615 (1, 5)	5-3				K				F8		3	0	0	0	2	1	1
Jim Rice, R OBP: 0.353, SLG: 0.408 (1, 7)		4-1	K			FC4-6 HBP 1B	K			HR	5	1	2	1	0	2	5
Mike Greenwell, L OBP: 0.365, SLG: 0.554 (1, 10)	4-3			L7		FC4-6 HBP		WP SF7 2B	F5		4	1	1	0	0	0	0
Dwight Evans, R OBP: 0.422, SLG: 0.579 (1, 9) (9, 3)	K				FC6-4 1B		F8		F4	HR 1B	5	1	2	0	0	1	3
Bill Buckner, L OBP: 0.293, SLG: 0.321 (1, 3) Dave Henderson, R OBP: 0.304, SLG: 0.424 (8, PR) (9, 9)			FC4-6 1B	FC6-4	FC4-6	FC4-6	FC4-6	1B BB		HR	3	0	1	0	1	0	3
Spike Owen, S OBP: 0.324, SLG: 0.336 (1, 6) Don Baylor, R OBP: 0.349, SLG: 0.407 (8, PH) Ed Romero, R OBP: 0.376, SLG: 0.325 (9, 6)			F6	FC4-6		4-3		SF7			3	0	0	0	0	0	4
Danny Sheaffer, R OBP: 0.113, SLG: 0.192 (1, 2) Todd Benzinger, S OBP: 0.413, SLG: 0.415 (8, PH) Marc Sullivan, R OBP: 0.215, SLG: 0.252 (9, 2)			FC4-6 1B BLK		6-3		6-3				3	1	0	0	0	0	1

Inning Stats	R: 0 E: 0 K: 0 S: 3	H: 0 LOB: 0 BB: 0 P: 3	R: 0 E: 0 K: 1 S: 5	H: 0 LOB: 0 BB: 0 P: 5	R: 1 E: 1 K: 1 S: 8	H: 2 LOB: 3 BB: 1 P: 12	R: 0 E: 0 K: 0 S: 4	H: 1 LOB: 1 BB: 0 P: 4	R: 0 E: 0 K: 1 S: 6	H: 1 LOB: 1 BB: 0 P: 6	R: 0 E: 0 K: 0 S: 4	H: 1 LOB: 2 BB: 0 P: 5	R: 0 E: 0 K: 1 S: 5	H: 0 LOB: 2 BB: 2 P: 13	R: 1 E: 0 K: 1 S: 7	H: 2 LOB: 2 BB: 1 P: 11	R: 1 E: 0 K: 0 S: 4	H: 1 LOB: 0 BB: 0 P: 4	R: 2 E: 0 K: 0 S: 2	H: 2 LOB: 0 BB: 0 P: 2	1B: 7 2B: 1 3B: 0 HR: 2	SF: 1 SAC: 0 DP: 0 HBP: 1	WP: 1 PB: 1 SB: 0 CS: 0	PA: 43
---------------------	------------------------------	---------------------------------	------------------------------	---------------------------------	------------------------------	----------------------------------	------------------------------	---------------------------------	------------------------------	---------------------------------	------------------------------	---------------------------------	------------------------------	----------------------------------	------------------------------	----------------------------------	------------------------------	---------------------------------	------------------------------	---------------------------------	----------------------------------	------------------------------------	----------------------------------	--------

PITCHER	IP	WLS	BF	H	R	ER	SO	BB	IBB	HBP	BLK	WP	HR	S	P	ERA	WHIP
Jose Rijo, R ERA: 5.5 (1, 1)	7.1		33	6	2	2	4	3	0	1	1	1	0	37	50	2.46	1.227
Greg Cadaret, L ERA: 5.4 (8, 1)	0.0		1	0	0	0	0	1	0	0	0	0	0	0	4	∞	∞
Dennis Eckersley, R ERA: 2.95 (8, 1)	1.2	L	8	3	2	2	1	0	0	0	0	0	1	10	10	10.80	1.800
Gene Nelson, R ERA: 3.41 (10, 1)	0.0		1	1	1	1	0	0	0	0	0	0	1	1	1	∞	∞

Batter	1	2	3	4	5	6	7	8	9	10	11	AB R H RBI BB SO LOB	TOP														
Luis Polonia, L OBP: 0.359, SLG: 0.443 (1, 8)	0-0 1B 1B	0-0 1-3			0-0 1-3 3-H 1B 2B		0-3 K		0-3 K		0-0 L4	6 1 2 1 0 2 3	Oakland Athletics @ Boston Red Sox Fenway Park, Boston, MA Sun Jul 19 1987, 3:33 AM EDT Att. 34,114 - Unknown														
Carney Lansford, R OBP: 0.376, SLG: 0.444 (1, 5)	0-0 F9		0-0 F8		4-0 1B BB		0-0 6-3		0-0 FC3-2 1B	0-0 FC3-2 1B	0-0 5-3	5 0 1 0 1 0 3															
Jose Canseco, R OBP: 0.316, SLG: 0.490 (1, 10)	0-0 BB 1-3 1B		0-3 K		0-0 F7		0-0 F9		0-0 FC3-2 1B	0-0 FC3-2 BB 1B	0-0 1-2 1B	6 0 3 2 0 1 3															
Mark McGwire, R OBP: 0.373, SLG: 0.669 (1, 3)	0-0 F9		0-0 F8		0-0 G4-3 1-3 2-H 3-H 1B			0-0 F7		0-3 K	0-0 F3	6 0 1 2 0 1 5															
Steve Henderson, R OBP: 0.571, SLG: 0.583 (1, 7)	4-0 FC6-4 1-2 BB			0-3 K	0-0 G4-3 1-2f			0-0 4-3		4-0 FC3-2 1-2 BB		3 0 0 0 2 1 2															
Reggie Jackson, L OBP: 0.283, SLG: 0.391 (1, 9)	0-0 FC6-4 1-2f		0-0 G3			0-0 1B		0-0 2B		0-0 FC3-2 FC6-4	1-2 2-3 3-H 0-0	5 0 2 0 0 0 6															
Terry Steinbach, R OBP: 0.336, SLG: 0.452 (1, 2)		0-0 F9		0-0 5-3		0-3 K		0-0 5-3		0-0 FC6-4 1-2f		5 0 0 0 0 1 4															
Tony Bernazard, S OBP: 0.297, SLG: 0.390 (1, 4)		0-0 F4			4-0 1B 2B BB	0-0 1B			0-3 K		0-0 1B 2B	4 2 2 0 1 1 0															
Alfredo Griffin, S OBP: 0.314, SLG: 0.334 (1, 6)		0-0 S 2B			0-0 2B 1-3 1B 1B	0-0 F7			0-0 F4		0-0 2-3 1B 1B	5 2 3 0 0 0 1															
Inning Stats	R: 0 E: 0 K: 0 S: 5	H: 2 LOB: 3 BB: 1 P: 9	R: 0 E: 0 K: 0 S: 4	H: 1 LOB: 1 BB: 0 P: 4	R: 0 E: 0 K: 1 S: 5	H: 0 LOB: 0 BB: 0 P: 5	R: 0 E: 0 K: 1 S: 6	H: 2 LOB: 1 BB: 0 P: 6	R: 0 E: 0 K: 1 S: 5	H: 0 LOB: 0 BB: 0 P: 5	R: 0 E: 0 K: 2 S: 7	H: 1 LOB: 1 BB: 0 P: 4		R: 0 E: 0 K: 1 S: 7	H: 0 LOB: 0 BB: 0 P: 7	R: 0 E: 0 K: 1 S: 7	H: 2 LOB: 3 BB: 1 P: 11	R: 2 E: 0 K: 0 S: 6	H: 3 LOB: 1 BB: 0 P: 6	1B: 10 2B: 4 3B: 0 HR: 0	SF: 0 SAC: 0 DP: 1 HBP: 0	WP: 0 PB: 0 SB: 1 CS: 0	PA: 49				
PITCHER	IP WLS BF H R ER SO BB IBB HBP BLK WP HR S P ERA WHIP																										
Al Nipper, R ERA: 5.44 (1, 1)	4.1	22	6	3	3	2	3	0	0	0	0	0	0	23	35	6.23	2.077										
Wes Gardner, R ERA: 6.91 (5, 1)	4.2	17	5	0	0	4	0	0	0	0	0	0	0	25	25	0.00	1.071										
Calvin Schiraldi, R ERA: 5.23 (10, 1)	0.1	2	0	0	0	1	1	0	0	0	0	0	0	3	7	0.00	3.000										
Joe Sambito, L ERA: 4.13 (10, 1)	0.1	1	0	0	0	0	0	0	0	0	0	0	0	1	1	0.00	0.000										
Bob Stanley, R ERA: 4.89 (10, 1)	1.1	L 7	3	2	2	0	0	0	0	0	0	0	0	7	7	13.50	2.250										

livebaseballscorecards.com

AB	45
R	5
H	14
RBI	5
BB	4
SO	7
LOB	27



Batter	1	2	3	4	5	6	7	8	9	AB R H RBI BB SO LOB	TOP																
Luis Polonia, L (1, 8) OBP: 0.361, SLG: 0.444	0-0 4-3			0-0 6-3		0-0 FC3-6 1B	0-0 1-3 2-H 1B			4 0 2 2 0 0 0	<p>Oakland Athletics @ Detroit Tigers</p> <p>Tiger Stadium, Detroit, MI</p> <p>Mon Jul 20 1987, 7:05 PM EDT</p> <p>Att: 22,692 - Unknown</p>																
Mike Davis, L (1, 9) OBP: 0.350, SLG: 0.567	0-0 F8			0-0 F7		0-0 FC3-6 1-2f 2-3 1B		4-0 BB BB BB G4-3 BB	3 0 0 0 1 0 2																		
Jose Canseco, R (1, 7) OBP: 0.313, SLG: 0.485	0-3 K			0-0 5-3		0-3 K		0-0 G4-3 1-2f	4 0 0 0 0 2 3																		
Mark McGwire, R (1, 3) OBP: 0.374, SLG: 0.667		0-3 K		0-3 K		0-0 1B 1B		0-0 1B	4 1 2 0 0 2 0																		
Reggie Jackson, L (1, 10) OBP: 0.282, SLG: 0.389		0-0 F8		0-0 F7		0-0 1B 1B SF8 1B		0-0 4-3	4 1 1 0 0 0 1																		
Carney Lansford, R (1, 5) OBP: 0.374, SLG: 0.442		0-0 6-3		0-0 F7		0-0 1B 1B		0-0 6-3	4 1 1 1 0 0 0																		
Tony Bernazard, S (1, 4) OBP: 0.299, SLG: 0.391			0-0 F7		0-0 CS 1B 1B	0-0 1B 1B		0-3 K	4 1 2 0 0 1 0																		
Mickey Tettleton, S (1, 2) OBP: 0.301, SLG: 0.321			0-3 K		4-0 FC3-6 1B 1-2 BB	0-0 P3		0-3 K2-3	1 0 0 0 1 1 0 2 0 0 0 0 1 3																		
Terry Steinbach, R (7, PH) OBP: 0.333, SLG: 0.448																											
Alfredo Griffin, S (1, 6) OBP: 0.311, SLG: 0.332			0-0 F5		0-0 F8	0-0 SF8 3-H			2 0 0 1 0 0 2																		
Inning Stats	R: 0 E: 0 K: 1 S: 5	H: 0 LOB: 0 BB: 0 P: 5	R: 0 E: 0 K: 1 S: 5	H: 0 LOB: 0 BB: 0 P: 5	R: 0 E: 0 K: 1 S: 5	H: 0 LOB: 0 BB: 0 P: 5	R: 0 E: 0 K: 0 S: 3	H: 0 LOB: 0 BB: 0 P: 3	R: 0 E: 0 K: 1 S: 5	H: 0 LOB: 0 BB: 0 P: 5	R: 1 E: 0 K: 1 S: 7	H: 2 LOB: 2 BB: 1 P: 11	R: 3 E: 0 K: 0 S: 7	H: 5 LOB: 2 BB: 0 P: 7	R: 0 E: 0 K: 0 S: 3	H: 1 LOB: 1 BB: 1 P: 7	R: 0 E: 0 K: 2 S: 7	H: 0 LOB: 0 BB: 0 P: 7	1B: 8 2B: 0 3B: 0 HR: 0	SF: 1 SAC: 0 DP: 1 HBP: 0	WP: 0 PB: 0 SB: 0 CS: 1	PA: 35					
PITCHER	IP WLS BF H R ER SO BB IBB HBP BLK WP HR S P ERA WHIP																										
Jeff Robinson, R (1, 1) ERA: 5.32	6.0		25	6	4	3	5	1	0	0	0	0	0	34	38	4.50	1.167										
Mark Thurmond, L (7, 1) ERA: 3.82	1.0		4	1	0	0	0	1	0	0	0	0	0	3	7	0.00	2.000										
Mike Henneman, R (8, 1) ERA: 2.42	2.0	W	6	1	0	0	2	0	0	0	0	0	0	10	10	0.00	0.500										

livebaseballscores.com

AB	32
R	4
H	8
RBI	4
BB	2
SO	7
LOB	11



Batter	1	2	3	4	5	6	7	8	9
Lou Whitaker, L (1, 4) OBP: 0.337, SLG: 0.402	0-0 G3		0-0 FC5-4 1B	0-3 K			0-0 F8		
Bill Madlock, R (1, 10) OBP: 0.340, SLG: 0.478 Jim Walewander, S (8, PR) OBP: 0.269, SLG: 0.250	0-3 K		0-0 FC5-4 1B 2B		0-0 P3			0-0 E 1B	
Larry Herndon, R (1, 7) OBP: 0.369, SLG: 0.500	0-0 F9		0-0 2B 1B		0-0 F4			0-0 F2	
Alan Trammell, R (1, 6) OBP: 0.393, SLG: 0.538		0-0 F7	0-0 1B 2B		0-0 5-3			0-0 F9	
Darrell Evans, L (1, 3) OBP: 0.378, SLG: 0.534		0-0 6-3	0-0 BB 1B		0-0 G3			0-0 E9	
Mike Heath, R (1, 8) OBP: 0.360, SLG: 0.497 (7, 9)		0-0 HR	4-0 1B BB		0-0 F8				
Matt Nokes, L (1, 2) OBP: 0.366, SLG: 0.580		0-0 4-3	0-0 4-3		0-0 1-3				
Tom Brookens, R (1, 5) OBP: 0.288, SLG: 0.372			0-0 1B FC5-4 1B	0-0 F8			0-3 K		
Darnell Coles, R (1, 9) OBP: 0.258, SLG: 0.313 Pat Sheridan, L (7, 8) OBP: 0.340, SLG: 0.364			0-0 F9	0-3 K			0-0 F6		

AB	R	H	RBI	BB	SO	LOB
4	0	1	0	0	1	0
4	1	1	1	0	1	1
0	1	0	0	0	0	0
4	1	1	0	0	0	1
4	0	1	2	0	0	1
4	0	1	0	0	0	0
2	1	1	1	1	0	0
3	0	0	0	0	0	3
3	1	1	0	0	1	0
2	0	0	0	0	1	1
1	0	0	0	0	0	0

BOTTOM

Oakland Athletics @ Detroit Tigers
Tiger Stadium, Detroit, MI
Mon Jul 20 1987, 7:05 PM EDT
Att. 22,692 - Unknown

AB	31
R	5
H	7
RBI	4
BB	1
SO	4
LOB	7



1B: 5	SF: 0
2B: 1	SAC: 0
3B: 0	DP: 0
HR: 1	HBP: 0

WP: 0	PA: 32
PB: 0	
SB: 0	
CS: 0	

Inning Stats	R: 0	H: 0	E: 0	K: 1	S: 5	R: 1	H: 1	E: 0	K: 0	S: 4	R: 3	H: 5	E: 0	K: 0	S: 8	R: 0	H: 0	E: 0	K: 2	S: 7	R: 0	H: 0	E: 0	K: 0	S: 3	R: 0	H: 0	E: 0	K: 1	S: 5	R: 1	H: 1	E: 1	K: 0	S: 4	1B: 5	SF: 0	2B: 1	SAC: 0	3B: 0	DP: 0	HR: 1	HBP: 0	WP: 0	PA: 32										
PITCHER	IP	WLS	BF	H	R	ER	SO	BB	IBB	HBP	BLK	WP	HR	S	P	ERA	WHIP													PITCHER	IP	WLS	BF	H	R	ER	SO	BB	IBB	HBP	BLK	WP	HR	S	P	ERA	WHIP								
Curt Young, L (1, 1) ERA: 3.66	4.0		19	6	4	4	3	1	0	0	0	0	1	24	28	9.00	1.750																																						
Gene Nelson, R (5, 1) ERA: 3.19	4.0	L	13	1	1	0	1	0	0	0	0	0	0	15	15	0.00	0.250																																						

WP: 0	PA: 32
PB: 0	
SB: 0	
CS: 0	

Batter	1	2	3	4	5	6	7	8	9	10	AB R H RBI BB SO LOB	TOP											
Luis Polonia, L OBP: 0.365, SLG: 0.451 (1, 8) X	0-0 4-3		0-0 FC2 1-3 2B		0-0 B1-3		0-0 1B 1-2 1B		0-0 1-3 1B		5 0 3 0 0 0 0	<p>Oakland Athletics @ Detroit Tigers</p> <p>Tiger Stadium, Detroit, MI</p> <p>Tue Jul 21 1987, 7:05 PM EDT</p> <p>Att. 23,118 - Unknown</p>											
Mike Davis, L OBP: 0.348, SLG: 0.563 (1, 9) X	0-0 F8		0-0 F6		0-0 4-3		0-0 1-3 2-H 1B		0-0 SF7		4 0 1 2 0 0 2												
Jose Canseco, R OBP: 0.316, SLG: 0.496 (1, 7) X	0-0 2B		4-0 FC2 IBB		0-0 HR		0-3 K		0-3 K		4 1 2 1 1 2 3												
Mark McGwire, R OBP: 0.372, SLG: 0.669 (1, 3) S	0-3 K		0-0 FC2 1-2 2-3 3-H		0-3 K		0-0 5-3		0-0 HR		5 1 1 1 0 2 4												
Reggie Jackson, L OBP: 0.281, SLG: 0.397 (1, 10) X		0-0 F8	0-0 F7		0-0 F7		0-0 HR		0-0 3-1		5 1 1 1 0 0 3												
Terry Steinbach, R OBP: 0.332, SLG: 0.444 Johnnie LeMaster, R OBP: 0.133, SLG: 0.071 Carney Lansford, R OBP: 0.373, SLG: 0.441 (1, 5) (8, 5) (10, PH) (10, 5)		0-0 1B		0-0 P3		0-3 K		0-0 L9		0-0 F8	4 0 1 0 0 1 0 0 0 0 0 0 0 0 1 0 0 0 0 0 0												
Tony Bernazard, S OBP: 0.303, SLG: 0.397 (1, 4) X	0-0 F8		0-0 G1-6-3 1B		0-0 G1-6-3 1B		0-0 G3		0-0 1B		5 0 3 0 0 0 1												
Mickey Tettleton, S OBP: 0.291, SLG: 0.309 (1, 2) S	0-3 K		0-0 G1-6-3 1-2F		0-0 G1-6-3		0-0 F7		0-3 K		5 0 0 0 0 2 4												
Alfredo Griffin, S OBP: 0.316, SLG: 0.336 (1, 6) B		4-0 2B FC2 BB		0-0 L6		0-0 1B 1B		0-0 1B SF7 1B		3 2 2 0 1 0 0													
Inning Stats	R: 0 E: 0 K: 1 S: 6	H: 1 LOB: 1 BB: 0 P: 6	R: 0 E: 0 K: 1 S: 6	H: 1 LOB: 1 BB: 0 P: 6	R: 0 E: 0 K: 0 S: 4	H: 1 LOB: 3 BB: 2 P: 12	R: 0 E: 0 K: 0 S: 3	H: 1 LOB: 0 BB: 0 P: 3	R: 1 E: 0 K: 2 S: 8	H: 3 LOB: 2 BB: 0 P: 8	R: 1 E: 0 K: 1 S: 7		H: 2 LOB: 1 BB: 0 P: 7	R: 1 E: 0 K: 1 S: 6	H: 2 LOB: 0 BB: 0 P: 6	R: 1 E: 0 K: 0 S: 5	H: 2 LOB: 1 BB: 0 P: 5	1B: 8 2B: 3 3B: 0 HR: 3	SF: 1 SAC: 0 DP: 1 HBP: 0	WP: 0 PB: 0 SB: 1 CS: 0	PA: 44		
PITCHER	IP WLS BF H R ER SO BB IBB HBP BLK WP HR S P ERA WHIP	IP WLS BF H R ER SO BB IBB HBP BLK WP HR S P ERA WHIP	IP WLS BF H R ER SO BB IBB HBP BLK WP HR S P ERA WHIP	IP WLS BF H R ER SO BB IBB HBP BLK WP HR S P ERA WHIP	IP WLS BF H R ER SO BB IBB HBP BLK WP HR S P ERA WHIP	IP WLS BF H R ER SO BB IBB HBP BLK WP HR S P ERA WHIP	IP WLS BF H R ER SO BB IBB HBP BLK WP HR S P ERA WHIP	IP WLS BF H R ER SO BB IBB HBP BLK WP HR S P ERA WHIP	IP WLS BF H R ER SO BB IBB HBP BLK WP HR S P ERA WHIP	IP WLS BF H R ER SO BB IBB HBP BLK WP HR S P ERA WHIP	IP WLS BF H R ER SO BB IBB HBP BLK WP HR S P ERA WHIP	IP WLS BF H R ER SO BB IBB HBP BLK WP HR S P ERA WHIP	IP WLS BF H R ER SO BB IBB HBP BLK WP HR S P ERA WHIP	IP WLS BF H R ER SO BB IBB HBP BLK WP HR S P ERA WHIP	IP WLS BF H R ER SO BB IBB HBP BLK WP HR S P ERA WHIP	IP WLS BF H R ER SO BB IBB HBP BLK WP HR S P ERA WHIP	IP WLS BF H R ER SO BB IBB HBP BLK WP HR S P ERA WHIP	IP WLS BF H R ER SO BB IBB HBP BLK WP HR S P ERA WHIP	IP WLS BF H R ER SO BB IBB HBP BLK WP HR S P ERA WHIP	IP WLS BF H R ER SO BB IBB HBP BLK WP HR S P ERA WHIP	IP WLS BF H R ER SO BB IBB HBP BLK WP HR S P ERA WHIP	IP WLS BF H R ER SO BB IBB HBP BLK WP HR S P ERA WHIP	
Walt Terrell, R ERA: 4.2 Eric King, R ERA: 3.71 (1, 1) (8, 1)	7.2 W 34 10 3 3 5 1 1 0 0 0 2 42 50 3.52 1.435	2.1 W 10 4 2 2 2 0 0 0 0 0 1 14 14 7.71 1.714																					

livebaseballscorecards.com

AB 41
R 5
H 14
RBI 5
BB 2
SO 7
LOB 17



BOTTOM

Oakland Athletics @ Detroit Tigers
Tiger Stadium, Detroit, MI
Tue Jul 21 1987, 7:05 PM EDT
Att. 23,118 - Unknown

livebaseballscorecards.com

AB	38
R	6
H	10
RBI	6
BB	7
SO	13
LOB	22



WP:	0	PA:	47
PB:	0		
SB:	3		
CS:	0		

AB R H RBI BB SO LOB

4	1	1	1	2	0	3
3	1	1	0	1	1	3
0	1	0	0	0	0	0
2	1	2	1	0	0	0
4	0	1	0	1	2	2
4	0	1	2	0	0	3
5	0	1	1	0	3	5
3	1	0	0	1	3	1
1	0	0	0	0	0	1
5	0	0	0	0	2	1
4	0	3	0	1	1	0
3	0	0	1	0	1	3
0	1	0	0	1	0	0


1B:	7	SF:	1
2B:	3	SAC:	0
3B:	0	DP:	0
HR:	0	HBP:	1

IP	WLS	BF	H	R	ER	SO	BB	IBB	HBP	BLK	WP	HR	S	P	ERA	WHIP
7.0		32	5	3	3	8	6	0	0	0	0	0	42	66	3.86	1.571
1.0		6	2	1	1	2	1	0	0	0	0	0	9	13	9.00	3.000
1.0		4	1	0	0	1	0	0	0	0	0	0	6	6	0.00	1.000
0.2	L	5	2	2	2	2	0	0	1	0	0	0	8	9	27.00	3.000

Batter	1	2	3	4	5	6	7	8	9	10
Lou Whitaker, L OBP: 0.339, SLG: 0.401 (1, 4)	4-0 FC6-5 BB BB	0-0 4-3		4-0 1-2 BB			0-0 F8	0-0 F4		0-0 1-H 2B 1B
Bill Madlock, R OBP: 0.343, SLG: 0.476 Jim Walewander, S OBP: 0.269, SLG: 0.250 Johnny Grubb, L OBP: 0.295, SLG: 0.278 (1, 10)	0-0 F7		0-0 S 1B 1B	0-3 K			4-0 2B BB		0-0 1B SF9 1B	0-0 1-H 2B
Darrell Evans, L OBP: 0.379, SLG: 0.529 (1, 3)	4-0 FC6-5 BB		0-3 K			0-0 F2	0-3 K		0-0 1-3 1B	
Alan Trammell, R OBP: 0.391, SLG: 0.538 (1, 6)	0-0 FC6-5 1-2 2-3f		0-0 6-3	0-0 4-3		0-0 4-3	0-0 1-H 2B		0-0 SF9	
Matt Nokes, L OBP: 0.363, SLG: 0.572 (1, 2)	0-0 G3		0-0 2-H 1B	0-3 K2-3		0-3 K	0-3 K		0-3 3-H 2	0-3 K
Dave Bergman, L OBP: 0.440, SLG: 0.523 Chet Lemon, R OBP: 0.394, SLG: 0.504 (1, 7)		4-0 2B 6-3 BB	0-3 K			0-3 K		0-3 K	0-0 5-3	
Mike Heath, R OBP: 0.351, SLG: 0.483 (9, 5)		0-0 F7		0-0 F7		0-0 6-3		0-3 K		0-3 K
Pat Sheridan, L OBP: 0.347, SLG: 0.373 (1, 8)		0-0 1-3 2B		0-0 BB 1B		4-0 BB		0-0 S 1B		0-3 K
Tom Brookens, R OBP: 0.285, SLG: 0.368 Kirk Gibson, L OBP: 0.358, SLG: 0.479 (8, PH)		0-0 6-3		0-3 K		0-0 F8		4-0 1-2 BB		1-0 S 1B HBP

PITCHER	IP	WLS	BF	H	R	ER	SO	BB	IBB	HBP	BLK	WP	HR	S	P	ERA	WHIP
Dave Stewart, R ERA: 3.68	7.0		32	5	3	3	8	6	0	0	0	0	0	42	66	3.86	1.571
Dennis Eckersley, R ERA: 3.03	1.0		6	2	1	1	2	1	0	0	0	0	0	9	13	9.00	3.000
Dave Leiper, L ERA: 2.1	1.0		4	1	0	0	1	0	0	0	0	0	0	6	6	0.00	1.000
Jay Howell, R ERA: 5.79	0.2	L	5	2	2	2	2	0	0	1	0	0	0	8	9	27.00	3.000

PITCHER	IP	WLS	BF	H	R	ER	SO	BB	IBB	HBP	BLK	WP	HR	S	P	ERA	WHIP
Dave Stewart, R ERA: 3.68	7.0		32	5	3	3	8	6	0	0	0	0	0	42	66	3.86	1.571
Dennis Eckersley, R ERA: 3.03	1.0		6	2	1	1	2	1	0	0	0	0	0	9	13	9.00	3.000
Dave Leiper, L ERA: 2.1	1.0		4	1	0	0	1	0	0	0	0	0	0	6	6	0.00	1.000
Jay Howell, R ERA: 5.79	0.2	L	5	2	2	2	2	0	0	1	0	0	0	8	9	27.00	3.000

Batter	1	2	3	4	5	6	7	8	9	AB R H RBI BB SO LOB	TOP			
Luis Polonia, L (1, 8) OBP: 0.365, SLG: 0.448	0-0 E4 6-3 SF7	0-0 2B 1B	0-3 K		0-0 FC6-4		0-0 FC1-6 FC6-4		0-0 G6-4-3 1B	6 2 2 2 0 1 3				
Carney Lansford, R (1, 5) OBP: 0.371, SLG: 0.438 Matt Sinatro, R (9, PH) (9, 2)	0-0 6-3	0-0 SF7		0-0 1B 1B		0-0 F2	0-0 FC6-4		0-0 G6-4-3	4 1 1 1 0 0 2 1 0 0 0 0 0 1				
Jose Canseco, R (1, 7) OBP: 0.320, SLG: 0.500	0-0 SF7	0-0 2B 2B		0-0 L4		0-0 1B 1B		4-0 HR BB		3 2 2 2 1 0 1				
Mark McGwire, R (1, 3) OBP: 0.378, SLG: 0.683	0-0 1B 1B	0-0 2B 2B		0-0 1B 1B		0-3 K		0-0 HR		5 1 4 4 0 1 1				
Steve Henderson, R (1, 9) OBP: 0.632, SLG: 0.688	0-0 1B	4-0 IBB		0-0 G6-4-3		0-0 1B		0-0 2B		4 0 3 0 1 0 1				
Mike Davis, L (1, 10) OBP: 0.344, SLG: 0.556 Reggie Jackson, L (8, PH) OBP: 0.280, SLG: 0.395	0-3 K	0-3 K			0-0 F5	0-0 F9		0-0 F5		4 0 0 0 0 2 6 1 0 0 0 0 0 1				
Terry Steinbach, R (1, 2) OBP: 0.338, SLG: 0.457 (9, 5)		0-0 1B 1B	0-0 6-3		0-0 3B		0-0 FC6-4 FC1-6 1B	0-3 K		5 1 3 0 0 1 1	AB 42 R 10 H 18 RBI 10 BB 3 SO 5 LOB 24			
Tony Bernazard, S (1, 4) OBP: 0.311, SLG: 0.411		0-0 1B 1B	0-0 HR		4-0 BB		0-0 FC6-4 1B	0-0 4-3		4 2 3 1 1 0 1				
Alfredo Griffin, S (1, 6) OBP: 0.313, SLG: 0.331 Johnnie LeMaster, R (8, 6) OBP: 0.125, SLG: 0.067		0-0 1B SF7	0-0 F5		0-0 F9		0-0 FC6-4 FC1-6		0-0 F9	4 1 0 0 0 0 6 1 0 0 0 0 0 0				
Inning Stats	R: 1 E: 1 K: 1 S: 8 H: 2 LOB: 2 BB: 0 P: 8	R: 4 E: 0 K: 1 S: 10 H: 5 LOB: 2 BB: 1 P: 14	R: 1 E: 0 K: 1 S: 6 H: 1 LOB: 0 BB: 0 P: 6	R: 1 E: 0 K: 0 S: 4 H: 2 LOB: 0 BB: 0 P: 4	R: 0 E: 0 K: 0 S: 4 H: 1 LOB: 2 BB: 1 P: 8	R: 0 E: 0 K: 1 S: 7 H: 2 LOB: 2 BB: 0 P: 7	R: 1 E: 0 K: 0 S: 5 H: 2 LOB: 1 BB: 0 P: 5	R: 2 E: 0 K: 1 S: 7 H: 2 LOB: 1 BB: 1 P: 11	R: 0 E: 0 K: 0 S: 3 H: 1 LOB: 0 BB: 0 P: 3	1B: 12 2B: 3 3B: 1 HR: 2 SF: 2 SAC: 0 DP: 2 HBP: 0	WP: 0 PB: 0 SB: 1 CS: 0 PA: 47			
PITCHER	IP WLS BF H R ER SO BB IBB HBP BLK WP HR S P ERA WHIP												PITCHER	IP WLS BF H R ER SO BB IBB HBP BLK WP HR S P ERA WHIP
Frank Tanana, L (1, 1) ERA: 3.66	3.0 L 19 8 6 5 3 0 1 0 0 0 0 1 24 28 15.00 2.667													
Mark Thurmond, L (4, 1) ERA: 4.35	4.0 22 9 4 4 1 2 0 0 0 0 0 1 22 30 9.00 2.750													
Mike Henneman, R (8, 1) ERA: 2.37	1.0 3 0 0 0 1 0 0 0 0 0 0 0 5 5 0.00 0.000													
Willie Hernandez, L (9, 1) ERA: 3.07	1.0 3 1 0 0 0 0 0 0 0 0 0 0 3 3 0.00 1.000													

Oakland Athletics @ Detroit Tigers
 Tiger Stadium, Detroit, MI
 Wed Jul 22 1987, 7:05 PM EDT
 Att: 24,855 - Unknown

livebaseballscorecards.com

Batter	1	2	3	4	5	6	7	8	9	AB	R	H	RBI	BB	SO	LOB
Lou Whitaker, L (1, 4) OBP: 0.337, SLG: 0.397 Mike Heath, R (7, PH) OBP: 0.356, SLG: 0.489 (8, 9)	0-0 6-3		0-0 G3		0-0 F7		0-0 1-2 1B		0-0 1-2 1B	3	0	0	0	0	0	0
Bill Madlock, R (1, 10) OBP: 0.341, SLG: 0.471 Dave Bergman, L (9, PH) OBP: 0.436, SLG: 0.517	0-0 BB 1B		0-0 6-3		0-0 F3		0-0 1-3		0-0 4-3	4	0	1	0	0	0	2
Darrell Evans, L (1, 3) OBP: 0.363, SLG: 0.531	4-0 BB BB BB G4-6-3 1-2 BB		0-0 1B		0-0 1B		0-0 1B 1B		0-0 G3	3	0	2	0	1	0	0
Matt Nokes, L (1, 2) OBP: 0.361, SLG: 0.579	0-0 G4-6-3 1-2f		0-3 K		0-0 F8		0-0 HR		0-0 HR	4	1	1	1	0	1	4
Chet Lemon, R (1, 8) OBP: 0.392, SLG: 0.500		0-3 K		0-0 4-3		0-0 1-2 G6-4-3 1B		0-0 F5	4	0	1	0	0	0	1	0
Johnny Grubb, L (1, 7) OBP: 0.299, SLG: 0.284 Larry Herndon, R (6, PH) OBP: 0.364, SLG: 0.492 (7, 7)		0-0 6-3		0-0 1B		0-0 G6-4-3 1-2f		0-0 F8	2	0	1	0	0	0	0	0
Pat Sheridan, L (1, 9) OBP: 0.348, SLG: 0.378 Darnell Coles, R (7, PH) OBP: 0.255, SLG: 0.309 (8, 5)		0-0 1B 2B		0-0 F9		0-0 G6-4-3 1-2f		0-0 F8	2	0	1	0	0	0	0	1
Tom Brookens, R (1, 5) OBP: 0.288, SLG: 0.367 (8, 4)		0-0 2-3 1B		0-0 G3		0-0 K		0-3 K	3	0	1	0	1	1	1	1
Jim Walewander, S (1, 6) OBP: 0.267, SLG: 0.222		0-0 4-3		0-0 6-3		0-0 1B BB		4-0 1B BB BB BB BB	3	0	0	0	1	1	3	

BOTTOM

Oakland Athletics @ Detroit Tigers
Tiger Stadium, Detroit, MI
Wed Jul 22 1987, 7:05 PM EDT
Att. 24,855 - Unknown

livebaseballscores.com

AB	35
R	1
H	10
RBI	1
BB	3
SO	4
LOB	15



Inning Stats	R: 0	H: 1	E: 0	K: 0	S: 3	H: 1	LOB: 1	BB: 1	P: 7	R: 0	H: 2	E: 0	K: 1	S: 7	H: 2	LOB: 2	BB: 0	P: 7	R: 0	H: 1	E: 0	K: 1	S: 6	R: 0	H: 1	E: 0	K: 0	S: 4	R: 0	H: 2	E: 0	K: 0	S: 3	R: 0	H: 0	E: 0	K: 0	S: 3	R: 0	H: 2	E: 0	K: 0	S: 4	R: 0	H: 1	E: 0	K: 1	S: 6	R: 1	H: 1	E: 0	K: 0	S: 4	R: 0	H: 1	E: 0	K: 1	S: 6	R: 0	H: 1	E: 0	K: 1	S: 6	R: 0	H: 1	E: 0	K: 1	S: 6	1B: 8	SF: 0	2B: 1	SAC: 0	3B: 0	DP: 2	HR: 1	HBP: 0	WP: 0	PA: 38
--------------	------	------	------	------	------	------	--------	-------	------	------	------	------	------	------	------	--------	-------	------	------	------	------	------	------	------	------	------	------	------	------	------	------	------	------	------	------	------	------	------	------	------	------	------	------	------	------	------	------	------	------	------	------	------	------	------	------	------	------	------	------	------	------	------	------	------	------	------	------	------	-------	-------	-------	--------	-------	-------	-------	--------	-------	--------

PITCHER	IP	WLS	BF	H	R	ER	SO	BB	IBB	HBP	BLK	WP	HR	S	P	ERA	WHIP
Dennis Lamp, R (1, 1) ERA: 3.45	5.1	W	23	7	0	0	2	1	0	0	0	0	0	26	30	0.00	1.500
Greg Cadaret, L (6, 1) ERA: 3.68	1.2		6	1	0	0	1	1	0	0	0	0	0	7	11	0.00	1.200
Bill Caudill, R (8, 1) ERA: 3.86	2.0		9	2	1	1	1	1	0	0	0	0	1	10	14	4.50	1.500

Batter	1	2	3	4	5	6	7	8	9	AB R H RBI BB SO LOB	TOP											
Luis Polonia, L (1, 8) OBP: 0.363, SLG: 0.445 Steve Henderson, R (9, PH) OBP: 0.600, SLG: 0.647	0-3 K		0-0 E 1B	0-3 K			0-0 4-3 1-3		0-0 F9	4 0 1 0 0 2 3 1 0 0 0 0 0 0												
Tony Bernazard, S (1, 4) OBP: 0.309, SLG: 0.411	0-0 E 2B		0-0 G3 1-3			0-3 K	0-3 K		0-0 6-3	5 1 1 0 0 2 2												
Jose Canseco, R (1, 7) OBP: 0.321, SLG: 0.501	0-0 E9 2-H 2B		0-0 L4			0-3 K	0-0 S 1B		0-3 K	5 0 2 2 0 2 1												
Mike Davis, L (1, 10) OBP: 0.340, SLG: 0.549	0-0 F6		0-0 F8			0-0 F7	0-3 K 1-2			4 0 0 0 0 1 3												
Carney Lansford, R (1, 5) OBP: 0.370, SLG: 0.436	0-0 6-3			0-0 FC6-4 1B 2B 1B		0-0 3-1		0-0 F8		4 1 1 0 0 0 1												
Reggie Jackson, L (1, 9) OBP: 0.283, SLG: 0.408		0-3 K		0-0 FC6-4 1-2 1B		0-3 K		0-0 HR		4 1 2 1 0 2 0												
Terry Steinbach, R (1, 2) OBP: 0.345, SLG: 0.474		0-0 HR		0-0 F4		4-0 BB		0-0 1B		3 1 2 1 1 0 2												
Stan Javier, S (1, 3) OBP: 0.311, SLG: 0.310		0-0 4-3		0-0 FC6-4 2B 1-2 2-3		0-0 6-3		0-3 K		4 0 0 0 0 1 4												
Alfredo Griffin, S (1, 6) OBP: 0.312, SLG: 0.333		0-0 4-3		0-0 1-3 3-H 2B		0-3 K 4-3 1B		0-0 F9		4 1 1 1 0 1 1												
Inning Stats	R: 1 E: 1 K: 1 S: 7	H: 2 LOB: 1 BB: 0 P: 7	R: 1 E: 0 K: 1 S: 6	H: 1 LOB: 0 BB: 0 P: 6	R: 0 E: 1 K: 0 S: 4	H: 1 LOB: 1 BB: 0 P: 4	R: 1 E: 0 K: 1 S: 8	H: 3 LOB: 2 BB: 0 P: 8	R: 0 E: 0 K: 2 S: 7	H: 0 LOB: 0 BB: 0 P: 7	R: 0 E: 0 K: 1 S: 5	H: 0 LOB: 1 BB: 1 P: 9	R: 1 E: 0 K: 3 S: 11	H: 1 LOB: 1 BB: 0 P: 11	R: 1 E: 0 K: 1 S: 7	H: 2 LOB: 1 BB: 0 P: 7	R: 0 E: 0 K: 1 S: 5	H: 0 LOB: 0 BB: 0 P: 5	1B: 5 2B: 3 3B: 0 HR: 2	SF: 0 SAC: 0 DP: 0 HBP: 0	WP: 1 PB: 0 SB: 2 CS: 0	PA: 39
PITCHER	IP WLS BF H R ER SO BB IBB HBP BLK WP HR S P ERA WHIP																					
Chris Bosio, R (1, 1) ERA: 5.35	7.1 W 34 10 5 5 9 1 0 0 0 1 2 51 55 6.14 1.500																					
Chuck Crim, R (8, 1) ERA: 3.95	0.2 2 0 0 0 1 0 0 0 0 0 0 4 4 0.00 0.000																					
Dan Plesac, L (9, 1) ERA: 2.3	1.0 3 0 0 0 1 0 0 0 0 0 0 5 5 0.00 0.000																					

Oakland Athletics @ Milwaukee Brewers
Milwaukee County Stadium, Milwaukee, WI

Thu Jul 23 1987, 8:05 PM EDT
Att: 14,475 - Unknown

livebaseballscorecards.com

AB	38
R	5
H	10
RBI	5
BB	1
SO	11
LOB	17



Batter	1	2	3	4	5	6	7	8	9	AB	R	H	RBI	BB	SO	LOB
Paul Molitor, R OBP: 0.408, SLG: 0.514 (1, 10)	0-0 4-3 ①		0-0 BLK G3 HR 1B 1-3	0-0 2-H HR 2B	0-0 2-3 1B		0-0 6-3 ③			5	2	3	2	0	0	0
Ernest Riles, L OBP: 0.326, SLG: 0.359 (1, 6)	0-0 1-3 ②		0-0 G3 1-2	0-0 FC4-6 2B	0-3 K ③			0-3 K ①		5	0	1	0	0	2	4
Robin Yount, R OBP: 0.371, SLG: 0.489 (1, 8)	0-0 6-3 ③		4-0 BLK HR BB	0-0 E5 FC4-6		0-0 P3 ①		0-0 1B 1B		4	2	1	0	1	0	1
Greg Brock, L OBP: 0.351, SLG: 0.447 (1, 3)		0-0 1B	0-0 HR 1-2 2-H 3-H	0-0 FC4-6 BB 1-2 2-3		0-0 F7 ②		0-0 1B 1B		5	2	3	3	0	0	2
Rob Deer, R OBP: 0.385, SLG: 0.554 (1, 7)		0-3 K ①	0-3 K ③	4-0 1-2 BB		0-0 3B 1B		0-0 2B 1B		2	0	0	0	1	2	1
Mike Felder, S OBP: 0.301, SLG: 0.348 (4, PR) (5, 7)		0-3 K ②						1-2 2B 1B		2	2	2	1	0	0	0
Glenn Braggs, R OBP: 0.341, SLG: 0.422 (1, 9)		0-3 K ②						3-H 2B 1B		4	1	2	1	0	1	4
Rick Manning, L OBP: 0.325, SLG: 0.343 (7, 9)								1-H 2-H 2B		1	0	1	2	0	0	0
Bill Schroeder, R OBP: 0.386, SLG: 0.556 (1, 2)		0-0 5-3 ③						0-0 F4 ②		5	1	1	0	0	1	3
Steve Kiefer, R OBP: 0.188, SLG: 0.233 (1, 5)			0-0 6-3 ①	0-0 G3 HR 1B 2-3 3-H	1-0 1B G3 HBP		0-0 6-3 ①	0-0 F7 ③		4	1	1	1	0	0	1
Dale Sveum, S OBP: 0.279, SLG: 0.405 (1, 4)			0-0 1B BLK 1B	0-0 G3 1-2 3-H	0-0 G3 1-2		0-0 5-3 ②			4	1	1	1	0	0	2

Inning Stats	R: 0	H: 0	E: 0	K: 0	S: 3	H: 0	LOB: 0	BB: 0	P: 3	R: 0	H: 1	E: 0	K: 2	S: 8	H: 1	LOB: 1	BB: 0	P: 8	R: 4	H: 3	E: 0	K: 1	S: 8	H: 5	LOB: 3	BB: 1	P: 13	R: 0	H: 1	E: 0	K: 1	S: 6	H: 2	LOB: 2	BB: 0	P: 7	R: 1	H: 2	E: 0	K: 1	S: 7	H: 0	LOB: 0	BB: 0	P: 3	R: 3	H: 4	E: 0	K: 1	S: 9	H: 4	LOB: 1	BB: 0	P: 9
1B: 11	SF: 0	2B: 2	SAC: 0	3B: 1	DP: 0	HR: 2	HBP: 1	WP: 0	PA: 44	BB: 0	IBB: 0	HBP: 0	BLK: 1	WP: 0	HR: 0	S: 0	P: 0	ERA: 0.00	WHIP: 0.000																																			

PITCHER	IP	WLS	BF	H	R	ER	SO	BB	IBB	HBP	BLK	WP	HR	S	P	ERA	WHIP
Joaquin Andujar, R ERA: 5.5 (1, 1)	3.1	L	19	8	8	8	3	1	0	0	1	0	2	24	28	21.60	2.700
Gene Nelson, R ERA: 3.13 (4, 1)	1.1		9	2	0	0	0	1	0	1	0	0	0	7	12	0.00	2.250
Dave Leiper, L ERA: 3.03 (5, 1)	2.2		14	6	4	4	3	0	0	0	0	0	0	20	20	13.50	2.250
Bill Caudill, R ERA: 3.38 (8, 1)	0.2		2	0	0	0	0	0	0	0	0	0	0	2	2	0.00	0.000

BOTTOM


Oakland Athletics @ Milwaukee Brewers

Milwaukee County Stadium, Milwaukee, WI

Thu Jul 23 1987, 8:05 PM EDT
Att. 14,475 - Unknown

livebaseballscorecards.com

AB 41
R 12
H 16
RBI 11
BB 2
SO 6
LOB 18



Batter	1	2	3	4	5	6	7	8	9	AB R H RBI BB SO LOB	TOP		
Tony Bernazard, S (1, 4) OBP: 0.310, SLG: 0.412	0-0 F9		0-3 K		4-0 WP BB		0-0 2B		0-3 K	4 0 1 0 1 2 0			
Alfredo Griffin, S (1, 6) OBP: 0.310, SLG: 0.334	0-0 F2		0-0 F8 2B		0-0 F8		0-0 L6		0-3 K	5 0 1 0 0 1 2			
Jose Canseco, R (1, 10) OBP: 0.319, SLG: 0.497	0-0 FC5 1B 1B		0-0 F8 2-3		0-3 K 1-2			0-0 F9	0-0 F7	5 0 1 0 0 1 3			
Mark McGwire, R (1, 3) OBP: 0.378, SLG: 0.678	0-0 1-2 1B		0-0 F9		4-0 BB			0-0 F8	0-3 K	4 0 1 0 1 1 2			
Carney Lansford, R (1, 5) OBP: 0.368, SLG: 0.433	0-0 FC5 2-3f			0-0 F8		0-0 F8		0-0 BB 1B 1B		4 1 1 0 0 0 3			
Steve Henderson, R (1, 9) OBP: 0.583, SLG: 0.750		0-3 K		0-0 HR		0-0 F9		4-0 E 1B BB		3 1 1 1 1 1 1			
Terry Steinbach, R (1, 2) OBP: 0.347, SLG: 0.479		0-0 6-3 2B		0-0 6-3		0-0 F8		0-0 1-2 2-H 1B		4 0 2 1 0 0 1			
Stan Javier, S (1, 8) OBP: 0.301, SLG: 0.300		0-0 6-3 2-3		0-0 4-3			0-0 6-3	0-0 E4 1-2 2-3		4 0 0 0 0 0 3			
Luis Polonia, L (1, 7) OBP: 0.358, SLG: 0.438		0-0 6-3			0-0 F8		0-0 6-3	0-0 1-3		4 0 0 0 0 0 4			
Inning Stats	R: 0 H: 2 E: 0 LOB: 2 K: 0 BB: 0 S: 5 P: 5	R: 0 H: 1 E: 0 LOB: 1 K: 1 BB: 0 S: 6 P: 6	R: 0 H: 1 E: 0 LOB: 1 K: 1 BB: 0 S: 6 P: 6	R: 1 H: 1 E: 0 LOB: 0 K: 0 BB: 0 S: 4 P: 4	R: 0 H: 0 E: 0 LOB: 1 K: 1 BB: 1 S: 5 P: 9	R: 0 H: 0 E: 0 LOB: 1 K: 0 BB: 1 S: 3 P: 7	R: 0 H: 1 E: 0 LOB: 1 K: 0 BB: 0 S: 4 P: 4	R: 1 H: 2 E: 1 LOB: 3 K: 0 BB: 1 S: 6 P: 10	R: 0 H: 0 E: 1 LOB: 1 K: 3 BB: 0 S: 10 P: 10	1B: 4 SF: 0 2B: 3 SAC: 0 3B: 0 DP: 0 HR: 1 HBP: 0	WP: 1 PA: 40 PB: 1 SB: 0 CS: 0		
PITCHER	IP WLS BF H R ER SO BB IBB HBP BLK WP HR S P ERA WHIP											PITCHER	IP WLS BF H R ER SO BB IBB HBP BLK WP HR S P ERA WHIP
Juan Nieves, L (1, 1) ERA: 5.09	7.0 W 29 6 1 1 3 2 0 0 0 1 1 33 41 1.29 1.143												
Mark Clear, R (8, 1) ERA: 5.81	2.0 11 2 1 1 3 1 0 0 0 0 0 16 20 4.50 1.500												

Oakland Athletics @ Milwaukee Brewers
Milwaukee County Stadium, Milwaukee, WI

Fri Jul 24 1987, 8:05 PM EDT
Att: 20,828 - Unknown

livebaseballscorecards.com

AB 37
R 2
H 8
RBI 2
BB 3
SO 6
LOB 19



Batter	1	2	3	4	5	6	7	8	9	AB	R	H	RBI	BB	SO	LOB
Mike Felder, S OBP: 0.304, SLG: 0.350 (1, 7)	0-0 1-3		0-0 B1-3		0-0 S 2B 1B	0-0 F8	0-0 BB 1B			5	1	2	1	0	0	1
Robin Yount, R OBP: 0.376, SLG: 0.495 (1, 8)	0-0 FC5-4 BB 1B		0-0 FC4-6 1B		0-0 1-H 2B	0-0 F4	4-0 BB BB BB 1-2 BB FC6-4			4	0	3	1	1	0	1
Paul Molitor, R OBP: 0.408, SLG: 0.513 (1, 10)	4-0 FC5-4 1-2 BB		0-0 FC4-6 1-2f		0-0 5-3		0-0 HR 2B FC6-4			4	1	1	0	1	0	5
Greg Brock, L OBP: 0.355, SLG: 0.446 (1, 3)	0-0 FC5-4 FC6-4 1-2f 2-3			4-0 BB BB BB BB G5-4-3 BB	4-0 BB		0-0 HR 2-3 1B	0-0 4-3		3	1	1	0	2	0	2
Glenn Braggs, R OBP: 0.338, SLG: 0.429 (1, 9)	0-0 FC6-4 1-2f			0-0 G5-4-3 1-2f	0-3 K		0-0 F9	0-0 HR		5	1	1	1	0	1	7
Ernest Riles, L OBP: 0.326, SLG: 0.395 (1, 5) Steve Kiefer, R OBP: 0.235, SLG: 0.406 (7, PH) (8, 5)		0-0 G3		0-0 HR		0-0 L5	0-0 1-H 3-H HR	0-0 1B 2B		3	1	1	1	0	0	0
B.J. Surhoff, L OBP: 0.316, SLG: 0.445 (1, 2)		0-0 4-3		0-0 2B		0-0 1B 2B	0-0 3-1	0-0 G4-6-3 2-H 1B		5	1	3	1	0	0	0
Jim Gantner, L OBP: 0.338, SLG: 0.379 (1, 4)		0-0 F8		0-0 F7		0-0 2-H 1B 1B	1-0 2B 1B HBP	0-0 G4-6-3 1-2f		4	2	1	1	0	0	2
Dale Sveum, S OBP: 0.281, SLG: 0.409 (1, 6)			0-3 K		0-0 4-3	0-0 2-H 1B	0-0 1B 1-3 2B			4	0	2	1	0	1	0

Inning Stats																1B	2B	3B	HR	SF	SAC	DP	HBP	WP	PA
R: 0	H: 1	R: 0	H: 0	R: 0	H: 1	R: 1	H: 2	R: 1	H: 2	R: 2	H: 3	R: 4	H: 5	R: 2	H: 3	1B: 8	SF: 0	WP: 0	PA: 44						
E: 0	LOB: 2	E: 0	LOB: 0	E: 0	LOB: 1	E: 0	LOB: 1	E: 0	LOB: 2	E: 0	LOB: 1	E: 0	LOB: 3	E: 0	LOB: 0	2B: 6	SAC: 0	PB: 0							
K: 0	BB: 1	K: 0	BB: 0	K: 1	BB: 0	K: 0	BB: 1	K: 1	BB: 1	K: 0	BB: 0	K: 0	BB: 1	K: 0	BB: 0	3B: 0	DP: 2	SB: 1							
S: 4	P: 8	S: 3	P: 3	S: 6	P: 6	S: 4	P: 8	S: 7	P: 11	S: 6	P: 6	S: 8	P: 13	S: 5	P: 5	HR: 3	HBP: 1	CS: 0							

PITCHER	IP	WLS	BF	H	R	ER	SO	BB	IBB	HBP	BLK	WP	HR	S	P	ERA	WHIP
Steve Ontiveros, R ERA: 3.01 (1, 1)	5.1	L	25	7	3	3	2	3	0	0	0	0	1	26	38	5.06	1.875
Greg Cadaret, L ERA: 8.0 (6, 1)	1.2		14	7	5	5	0	1	0	1	0	0	1	12	17	27.00	4.800
Jay Howell, R ERA: 6.1 (8, 1)	1.0		5	3	2	2	0	0	0	0	0	0	1	5	5	18.00	3.000

PITCHER	IP	WLS	BF	H	R	ER	SO	BB	IBB	HBP	BLK	WP	HR	S	P	ERA	WHIP


BOTTOM

Oakland Athletics @ Milwaukee Brewers
Milwaukee County Stadium, Milwaukee, WI

Fri Jul 24 1987, 8:05 PM EDT
Att. 20,828 - Unknown

AB	39
R	10
H	17
RBI	10
BB	4
SO	2
LOB	18



Batter	1	2	3	4	5	6	7	8	9	AB	R	H	RBI	BB	SO	LOB	TOP								
Luis Polonia, L OBP: 0.361, SLG: 0.439 (1, 8) (8, 7)	0-0 WP 5-3 4-3 1B	0-0 G6-3 1-2f		0-0 1-3 2-H 2B 1B	0-0 F8		0-0 1-2 3-H HR 1B		0-0 FC3-6 1-2f	6	3	3	2	0	0	5									
Carney Lansford, R OBP: 0.369, SLG: 0.436 (1, 5) (7, 3) Matt Sinatro, R (9, PH) (9, 2)	0-0 5-3 1-2		0-0 F9	0-0 1-2 3-H 2B 1B		0-0 F9 SF9 2B	0-0 F7		0-3 K	5	2	2	1	0	0	3									
Jose Canseco, R OBP: 0.320, SLG: 0.504 Stan Javier, S OBP: 0.301, SLG: 0.300 (1, 7) (8, 8)	0-0 4-3 2-H		0-0	0-0 F4		0-0 F9 2-3	0-0	1-H 2-H HR		5	1	2	4	0	0	3									
Mark McGwire, R OBP: 0.378, SLG: 0.679 Johnnie LetMaster, R OBP: 0.125, SLG: 0.067 (1, 3) (7, 5)	0-0 1B		0-0 F8	1-H 2-H 2B		0-0 SF9 3-H	0-0 P3			4	0	2	3	0	0	1									
Reggie Jackson, L OBP: 0.281, SLG: 0.402 (1, 10)	0-0 4-3		0-3 K	0-0 6-3		0-0 F5		4-0 BB		4	0	0	0	1	1	3									
Steve Henderson, R OBP: 0.552, SLG: 0.720 (1, 9)		0-0 E 1B 1B		0-0 4-3	0-0 F9 SF9 2B		0-0 F3	0-0 G4-6-3 1-2f		5	1	2	0	0	0	1									
Terry Steinbach, R OBP: 0.348, SLG: 0.475 (1, 2) (9, 3)		0-0 F9		0-0 1B 1B	0-0 F9 2-3		4-0 BB 1B BB	0-0 F9		4	2	1	0	1	0	2									
Tony Bernazard, S OBP: 0.314, SLG: 0.416 (1, 4)		0-0 E 1-2 1B		0-0 1B 1B	0-0 SF9 3-H		0-0 1B 1B		0-0 3-1	4	2	3	1	0	0	0									
Alfredo Griffin, S OBP: 0.317, SLG: 0.342 (1, 6)		0-0 E3 G6-3 1-2 2-3		0-0 1B 1B	0-0		0-0 HR 1B		0-0 FC3-6 1B	5	2	4	2	0	0	2									
Inning Stats	R: 1 E: 0 K: 0 S: 5	H: 2 LOB: 1 BB: 0 P: 5	R: 0 E: 1 K: 0 S: 5	H: 2 LOB: 2 BB: 0 P: 5	R: 0 E: 0 K: 1 S: 6	H: 1 LOB: 1 BB: 0 P: 6	R: 5 E: 0 K: 0 S: 9	H: 6 LOB: 1 BB: 0 P: 9	R: 1 E: 0 K: 0 S: 5	H: 2 LOB: 1 BB: 0 P: 5	R: 1 E: 0 K: 0 S: 4	H: 1 LOB: 0 BB: 0 P: 4	R: 5 E: 0 K: 0 S: 7	H: 4 LOB: 0 BB: 1 P: 11	R: 0 E: 0 K: 0 S: 2	H: 0 LOB: 0 BB: 1 P: 6	R: 0 E: 0 K: 1 S: 6	H: 1 LOB: 1 BB: 0 P: 6	1B: 15 2B: 3 3B: 0 HR: 1	SF: 2 SAC: 0 DP: 2 HBP: 0	WP: 1 PB: 0 SB: 0 CS: 0	PA: 47			
PITCHER	IP	WLS	BF	H	R	ER	SO	BB	IBB	HBP	BLK	WP	HR	S	P	ERA	WHIP								
Mark Knudson, R ERA: 8.27 (1, 1)	3.1	L	20	10	6	6	1	0	0	0	0	1	0	22	22	16.20	3.000								
Alex Madrid, R ERA: 15.43 (4, 1)	3.0		16	6	5	5	0	1	0	0	0	0	0	15	19	15.00	2.333								
Jay Aldrich, R ERA: 5.65 (7, 1)	2.2		11	3	2	2	1	1	0	0	0	0	1	12	16	6.75	1.500								
																									

Oakland Athletics @ Milwaukee Brewers
Milwaukee County Stadium, Milwaukee, WI

Sat Jul 25 1987, 8:05 PM EDT
Att: 34,344 - Unknown

livebaseballscorecards.com

AB	43
R	13
H	19
RBI	13
BB	2
SO	2
LOB	21



Batter	1	2	3	4	5	6	7	8	9	AB R H RBI BB SO LOB
Mike Felder, S OBP: 0.303, SLG: 0.348 (1, 7) X	0-0 CS 1B		0-0 L3		0-0 FC5-4 1-2f			0-0 F7		4 0 1 0 0 0 1
Robin Yount, R OBP: 0.375, SLG: 0.492 (1, 8) X	0-0 F8		0-0 F8			0-3 K		0-0 HR 1B	4 1 1 0 0 1 1	
Paul Molitor, R OBP: 0.409, SLG: 0.528 (1, 10) X	0-0 1B 1-2 1B		0-0 F7			0-3 K		0-0 HR 1-H	4 1 2 2 0 1 0	
Rob Deer, R OBP: 0.383, SLG: 0.549 (1, 3) X	0-0 1-3 1B			0-3 K		0-0 6-3		0-0 5-3	4 0 1 0 0 1 0	
Glenn Braggs, R OBP: 0.334, SLG: 0.423 (1, 9) X		0-0 5-3		0-0 F8		0-3 K		0-0 F8	4 0 0 0 0 1 0	
Steve Kiefer, R OBP: 0.211, SLG: 0.361 (1, 5) X		0-3 K		0-3 K		0-0 6-3		0-0 F4	4 0 0 0 0 2 0	
Bill Schroeder, R OBP: 0.385, SLG: 0.559 (1, 2) X		0-0 HR 2B			0-3 K		0-0 F6		3 1 1 0 0 1 0	
Dale Sveum, S OBP: 0.285, SLG: 0.420 (1, 4) X		0-0 2-H HR			4-0 FC5-4 BB		0-0 F9		2 1 1 2 1 0 0	
Ernest Riles, L OBP: 0.316, SLG: 0.381 (1, 6) X		0-3 K			0-0 F9		0-3 K		3 0 0 0 0 2 1	

Inning Stats	R: 0	H: 3	E: 0	LOB: 2	K: 0	P: 4	R: 2	H: 2	E: 0	LOB: 0	K: 2	P: 9	R: 0	H: 0	E: 0	LOB: 0	K: 0	P: 3	R: 0	H: 0	E: 0	LOB: 0	K: 2	P: 7	R: 0	H: 0	E: 0	LOB: 0	K: 1	P: 5	R: 0	H: 0	E: 0	LOB: 0	K: 1	P: 5	R: 2	H: 2	E: 0	LOB: 0	K: 0	P: 5	1B: 4	SF: 0	2B: 1	SAC: 0	3B: 0	DP: 0	HR: 2	HBP: 0	WP: 0	PA: 33
--------------	------	------	------	--------	------	------	------	------	------	--------	------	------	------	------	------	--------	------	------	------	------	------	--------	------	------	------	------	------	--------	------	------	------	------	------	--------	------	------	------	------	------	--------	------	------	-------	-------	-------	--------	-------	-------	-------	--------	-------	--------

PITCHER	IP	WLS	BF	H	R	ER	SO	BB	IBB	HBP	BLK	WP	HR	S	P	ERA	WHIP
Curt Young, L ERA: 3.65 (1, 1)	5.1	W	20	5	2	2	6	1	0	0	0	0	1	31	35	3.38	1.125
Dennis Eckersley, R ERA: 2.96 (6, 1)	1.2		5	0	0	0	2	0	0	0	0	0	0	9	9	0.00	0.000
Bill Caudill, R ERA: 4.91 (8, 1)	2.0		8	2	2	2	1	0	0	0	0	0	1	10	10	9.00	1.000

BOTTOM

Oakland Athletics @ Milwaukee Brewers
Milwaukee County Stadium, Milwaukee, WI

Sat Jul 25 1987, 8:05 PM EDT
Att. 34,344 - Unknown

livebaseballscores.com

AB	32
R	4
H	7
RBI	4
BB	1
SO	9
LOB	3



Batter	1	2	3	4	5	6	7	8	9	AB R H RBI BB SO LOB	TOP											
Luis Polonia, L (1, 7) OBP: 0.358, SLG: 0.433	0-0 F7		0-3 K		0-0 F6			4-0 G5-4-3 1B BB	0-0 6-3	4 1 0 0 1 1 0												
Alfredo Griffin, S (1, 6) OBP: 0.318, SLG: 0.342	0-0 6-3		0-0 F9		0-0 F8			0-0 G5-4-3 1B	0-0 1B	5 0 2 0 0 0 0												
Jose Canseco, R (1, 10) OBP: 0.319, SLG: 0.499	0-3 K		4-0 FC6-4 BB		0-0 6-3			0-0 G5-4-3 1-2f 2-3	0-3 K	4 0 0 0 1 2 3												
Steve Henderson, R (1, 9) OBP: 0.515, SLG: 0.655		0-3 K	0-0 FC6-4		0-0 6-3			0-0 1B 2B		4 1 1 1 0 1 1												
Carney Lansford, R (1, 3) OBP: 0.373, SLG: 0.440		0-0 FC6-5 1B		0-0 E4 1B		0-0 1B		0-0 1B 2B		4 1 3 0 0 0 0												
Terry Steinbach, R (1, 2) OBP: 0.351, SLG: 0.480		0-0 BB FC6-5 1B		0-0 F9		0-3 K		0-0 1B 2B		4 1 2 2 0 1 2												
Tony Bernazard, S (1, 4) OBP: 0.316, SLG: 0.420		0-0 FC6-5 BB		0-0 G4-6-3 1B			0-0 B1-3	0-0 2B		4 0 2 1 0 0 2												
Stan Javier, S (1, 8) OBP: 0.300, SLG: 0.293		4-0 1-2 2-3 BB		0-0 G4-6-3			0-0 4-3	0-0 6-3		3 0 0 0 1 0 3												
Johnnie LeMaster, R (1, 5) OBP: 0.105, SLG: 0.056 Reggie Jackson, L (9, PH) OBP: 0.280, SLG: 0.401	0-0 F3		0-3 K		0-3 K		0-0 F7		0-3 K	3 0 0 0 0 1 3 1 0 0 0 0 1 0												
Inning Stats	R: 0 E: 0 K: 1 S: 5	H: 0 LOB: 0 BB: 0 P: 5	R: 0 E: 0 K: 1 S: 7	H: 2 LOB: 3 BB: 1 P: 11	R: 0 E: 0 K: 1 S: 5	H: 0 LOB: 1 BB: 1 P: 9	R: 0 E: 1 K: 0 S: 4	H: 1 LOB: 1 BB: 0 P: 4	R: 0 E: 0 K: 1 S: 5	H: 0 LOB: 0 BB: 0 P: 5	R: 0 E: 0 K: 1 S: 6	H: 1 LOB: 1 BB: 0 P: 6	R: 0 E: 0 K: 0 S: 3	H: 0 LOB: 0 BB: 0 P: 3	R: 4 E: 0 K: 0 S: 7	H: 5 LOB: 1 BB: 1 P: 11	R: 0 E: 0 K: 2 S: 8	H: 1 LOB: 1 BB: 0 P: 8	1B: 8 2B: 2 3B: 0 HR: 0	SF: 0 SAC: 0 DP: 2 HBP: 0	WP: 0 PB: 0 SB: 0 CS: 0	PA: 39
PITCHER	IP WLS BF H R ER SO BB IBB HBP BLK WP HR S P ERA WHIP											PITCHER	IP WLS BF H R ER SO BB IBB HBP BLK WP HR S P ERA WHIP									
Teddy Higuera, L (1, 1) ERA: 4.76	7.2 W 34 9 4 4 5 3 0 0 0 0 0 41 53 4.70 1.565											Dan Plesac, L (8, 1) ERA: 2.25	1.1 S 5 1 0 0 2 0 0 0 0 0 0 9 9 0.00 0.750									

Oakland Athletics @ Milwaukee Brewers
Milwaukee County Stadium, Milwaukee, WI

livebaseballscorecards.com

AB	36
R	4
H	10
RBI	4
BB	3
SO	7
LOB	14



Sun Jul 26 1987, 4:33 AM EDT
Att: 25,764 - Unknown

Batter	1	2	3	4	5	6	7	8	9
Paul Molitor, R OBP: 0.414, SLG: 0.545 (1, 10)	0-0 S S 1B	0-0 1-H 2-H 1B		0-0 5-3		0-0 F8		0-0 3B	
Ernest Riles, L OBP: 0.320, SLG: 0.382 (1, 5)	0-0 1-3	0-0 3-H 1B		0-0 CS 1B		0-0 G3		0-0 F8	
Robin Yount, R OBP: 0.376, SLG: 0.491 (1, 8) Mike Felder, S OBP: 0.303, SLG: 0.348 (7, 8)	4-0 S 2-3 BB	0-0 F7		0-0 1-2 3-H 1B		0-3 K			
Greg Brock, L OBP: 0.357, SLG: 0.445 (1, 3)	0-0 1-2 3-H 1B		4-0 S SF9 PB BB	0-3 K		0-3 K			
Rob Deer, R OBP: 0.382, SLG: 0.545 (1, 7) Rick Manning, L OBP: 0.325, SLG: 0.343 (8, 7)	0-3 K		0-3 K		0-0 G5-4-3 1B		0-0 F7		
Glenn Braggs, R OBP: 0.333, SLG: 0.422 (1, 9)	0-3 K		0-0 SF9		0-0 G5-4-3		0-0 1B		
B.J. Surhoff, L OBP: 0.320, SLG: 0.446 (1, 2)		0-0 1-3 2B 1B		0-0 F7		0-0 1B		0-0 F8	
Jim Gantner, L OBP: 0.337, SLG: 0.377 (1, 4)		0-0 1-3		0-0 E9 E 1B		0-0 F6		0-0 3-1	
Dale Sveum, S OBP: 0.287, SLG: 0.417 (1, 6)		4-0 2B BB		0-0 E4 1B 1B		4-0 F8 WP G3 BB		0-0 F7	

Inning Stats	R: 1	H: 2	E: 0	K: 2	S: 9	R: 2	H: 3	E: 0	K: 0	S: 5	R: 1	H: 0	E: 0	K: 1	S: 5	R: 2	H: 3	E: 2	K: 1	S: 8	R: 0	H: 2	E: 0	K: 0	S: 4	R: 1	H: 0	E: 0	K: 1	S: 5	R: 0	H: 1	E: 0	K: 1	S: 6	R: 0	H: 1	E: 0	K: 0	S: 4
	LOB: 2	BB: 1	P: 13	LOB: 1	BB: 1	P: 9	LOB: 0	BB: 1	P: 9	LOB: 2	BB: 0	P: 8	LOB: 1	BB: 0	P: 4	LOB: 0	BB: 1	LOB: 1	BB: 1	P: 9	LOB: 1	BB: 0	P: 4	LOB: 0	BB: 0	LOB: 1	BB: 0	P: 4	LOB: 0	BB: 0	P: 6	LOB: 1	BB: 0	P: 4	LOB: 0	BB: 0	P: 4			

PITCHER	IP	WLS	BF	H	R	ER	SO	BB	IBB	HBP	BLK	WP	HR	S	P	ERA	WHIP
Dennis Lamp, R ERA: 4.19 (1, 1)	3.0	L	17	6	5	4	3	3	0	0	0	0	0	20	32	12.00	3.000
Dave Leiper, L ERA: 3.03 (4, 1)	3.0		13	4	2	1	2	1	0	0	0	1	0	16	20	3.00	1.667
Gene Nelson, R ERA: 3.04 (7, 1)	2.0		8	2	0	0	1	0	0	0	0	0	0	10	10	0.00	1.000

BOTTOM

Oakland Athletics @ Milwaukee Brewers
Milwaukee County Stadium, Milwaukee, WI

Sun Jul 26 1987, 4:33 AM EDT
Att. 25,764 - Unknown

AB	33
R	7
H	12
RBI	5
BB	4
SO	6
LOB	16

livebaseballscorecards.com

1B: 10	SF: 1	WP: 1	PA: 38
2B: 2	SAC: 0	PB: 1	
3B: 1	DP: 2	SB: 5	
HR: 0	HBP: 0	CS: 1	



Batter	1	2	3	4	5	6	7	8	9	AB R H RBI BB SO LOB	TOP											
Mark McLemore, S (1, 4) OBP: 0.292, SLG: 0.276	0-0 6-3		0-0 F8		0-0 6-3			0-3 K		4 0 0 0 0 1 1												
Ruppert Jones, L (1, 9) OBP: 0.314, SLG: 0.467	0-0 4-3			0-0 1B		0-0 F6		0-0 F9		4 0 1 0 0 0 0												
Devon White, S (1, 8) OBP: 0.320, SLG: 0.480	0-0 F8			0-0 1B		0-0 1B		0-3 K		4 0 2 0 0 1 0												
Brian Downing, R (1, 10) OBP: 0.396, SLG: 0.496		0-0 F6		0-0 F4		1-0 HBP			0-0 4-3	3 0 0 0 0 0 2												
Jack Howell, L (1, 7) OBP: 0.339, SLG: 0.465		0-3 K		0-3 K		0-3 K			0-0 F6	4 0 0 0 0 3 4												
Doug DeCinces, R (1, 5) OBP: 0.349, SLG: 0.392		0-0 F9		0-3 K		0-0 F7			0-0 6-3	4 0 0 0 0 1 4												
George Hendrick, R (1, 3) OBP: 0.337, SLG: 0.487			0-0 2B		0-0 F7		0-0 4-3			3 0 1 0 0 0 0												
Bob Boone, R (1, 2) OBP: 0.323, SLG: 0.344			0-0 F7		0-0 6-3		0-0 L7			3 0 0 0 0 0 1												
Gus Polidor, R (1, 6) OBP: 0.161, SLG: 0.232			0-0 F9		0-0 HR		0-0 5-3			3 1 1 1 0 0 1												
Inning Stats	R: 0 E: 0 K: 0 S: 3	H: 0 LOB: 0 BB: 0 P: 3	R: 0 E: 0 K: 1 S: 5	H: 0 LOB: 0 BB: 0 P: 5	R: 0 E: 0 K: 0 S: 4	H: 1 LOB: 1 BB: 0 P: 4	R: 0 E: 0 K: 2 S: 9	H: 2 LOB: 2 BB: 0 P: 9	R: 1 E: 0 K: 0 S: 4	H: 1 LOB: 0 BB: 0 P: 4	R: 0 E: 0 K: 1 S: 6	H: 1 LOB: 2 BB: 0 P: 7	R: 0 E: 0 K: 0 S: 3	H: 0 LOB: 0 BB: 0 P: 3	R: 0 E: 0 K: 2 S: 7	H: 0 LOB: 0 BB: 0 P: 7	R: 0 E: 0 K: 0 S: 3	H: 0 LOB: 0 BB: 0 P: 3	1B: 3 2B: 1 3B: 0 HR: 1	SF: 0 SAC: 0 DP: 0 HBP: 1	WP: 0 PB: 0 SB: 1 CS: 0	PA: 33
PITCHER Dave Stewart, R (1, 1) ERA: 3.52	IP: 9.0 WLS: W BF: 33 H: 5 R: 1 ER: 1 SO: 6 BB: 0 IBB: 0 HBP: 1 BLK: 0 WP: 0 HR: 1 S: 44 P: 45 ERA: 1.00 WHIP: 0.556											PITCHER	IP: 9.0 WLS: W BF: 33 H: 5 R: 1 ER: 1 SO: 6 BB: 0 IBB: 0 HBP: 1 BLK: 0 WP: 0 HR: 1 S: 44 P: 45 ERA: 1.00 WHIP: 0.556									

California Angels @ Oakland Athletics
Oakland-Alameda County Coliseum, Oakland, CA

Mon Jul 27 1987, 7:05 PM PDT
Att: 20,153 - Unknown

livebaseballscorecards.com



Batter	1	2	3	4	5	6	7	8	9	AB	R	H	RBI	BB	SO	LOB
Luis Polonia, L OBP: 0.362, SLG: 0.436 (1, 8)	0-0 FC3-6 WP 1B	0-0 G4-3 BB 1-3 2-H 1B		0-0 SH5-3 1B	0-0 4-3		0-0 5-3 1-3			5	2	3	1	0	0	1
Mike Davis, L OBP: 0.343, SLG: 0.549 (1, 9)	0-3 K	4-0 G4-3 BB		0-0 SH5-3		0-0 1B 1B		0-0 5-3		2	0	1	0	1	1	1
Stan Javier, S OBP: 0.298, SLG: 0.290 (7, 9)	1-2	1-2		1-2		1-2		1-2		1	0	0	0	0	0	0
Jose Canseco, R OBP: 0.322, SLG: 0.499 (1, 7)	4-0 FC3-6 BB	0-0 G4-3 1-2f 2-3 3-H		0-0 BB 1B		0-0 1-2 1B		0-0 6-3		4	0	2	1	1	0	2
Mark McGwire, R OBP: 0.376, SLG: 0.672 (1, 3)	0-0 FC3-6 BB 1-2f 2-3	0-0 1B 1B		0-0 F8		0-0 F9		0-0 4-3		5	0	1	1	0	0	5
Carney Lansford, R OBP: 0.377, SLG: 0.440 (1, 5)	4-0 BB	0-0 1B		4-0 BB		0-0 F9				2	0	1	0	2	0	2
Reggie Jackson, L OBP: 0.277, SLG: 0.395 (1, 10)	0-3 K	0-3 K		0-3 K		0-3 K				4	0	0	0	0	4	9
Tony Bernazard, S OBP: 0.318, SLG: 0.422 (1, 4)		0-0 1B 1B	0-3 K		0-0 5-3		0-0 6-3			1	0	1	0	0	0	0
Johnnie LeMaster, R OBP: 0.091, SLG: 0.048 (2, PR) (3, 4)		0-0 1B 1B	0-0 F8		0-0 HR		0-0 F4			3	1	0	0	0	1	0
Terry Steinbach, R OBP: 0.353, SLG: 0.493 (1, 2)		0-0 1B 1B	0-0 F8		0-0 HR		0-0 F4			4	2	2	1	0	0	0
Alfredo Griffin, S OBP: 0.320, SLG: 0.344 (1, 6)		0-0 1B G4-3 1-2 3-H 1B	0-3 K		0-0 6-3		0-0 WP S 1B			4	1	2	1	0	1	0
Inning Stats	R: 0 H: 1 E: 0 LOB: 3 K: 2 BB: 2 S: 8 P: 16	R: 4 H: 6 E: 0 LOB: 2 K: 1 BB: 1 S: 10 P: 14	R: 0 H: 0 E: 0 LOB: 0 K: 2 BB: 0 S: 7 P: 7	R: 1 H: 2 E: 0 LOB: 2 K: 1 BB: 1 S: 7 P: 11	R: 1 H: 1 E: 0 LOB: 0 K: 0 BB: 0 S: 4 P: 4	R: 0 H: 2 E: 0 LOB: 2 K: 1 BB: 0 S: 7 P: 7	R: 0 H: 1 E: 0 LOB: 1 K: 0 BB: 0 S: 4 P: 4	R: 0 H: 0 E: 0 LOB: 0 K: 0 BB: 0 S: 3 P: 3		1B: 12 SF: 0 2B: 0 SAC: 1 3B: 0 DP: 1 HR: 1 HBP: 0	WP: 2 PA: 40 PB: 0 SB: 1 CS: 0					
PITCHER Kirk McCaskill, R ERA: 5.4 (1, 1)	IP: 3.2 WLS: L BF: 23 H: 9 R: 5 ER: 5 SO: 5 BB: 4 IBB: 0 HBP: 0 BLK: 0 WP: 1 HR: 0 S: 29 P: 45 ERA: 12.27 WHIP: 3.545															
Chuck Finley, L ERA: 4.94 (4, 1)	4.1 17 4 1 1 2 0 0 0 0 1 1 21 21 2.08 0.923															

BOTTOM

California Angels @ Oakland Athletics
Oakland-Alameda County Coliseum, Oakland, CA

livebaseballscorecards.com

AB	35
R	6
H	13
RBI	5
BB	4
SO	7
LOB	20



Mon Jul 27 1987, 7:05 PM PDT
Att. 20,153 - Unknown

Batter	1	2	3	4	5	6	7	8	9	AB R H RBI BB SO LOB	TOP											
Gary Pettis, S (1, 8) OBP: 0.308, SLG: 0.269	0-0 G3	0-3 K			0-0 HBP 1B 1B	0-0 F7		0-3 K		5 1 1 0 0 2 4												
Devon White, S (1, 9) OBP: 0.320, SLG: 0.482	0-0 F6		0-0 6-3		0-0 HBP 1B 1B		0-0 6-3	0-0 E 2B		5 2 2 3 0 0 0												
Brian Downing, R (1, 10) OBP: 0.396, SLG: 0.493	0-3 K		0-0 5-3		1-0 BB 1B HBP		0-0 L8	0-0 E7 1B		4 0 1 1 0 1 0												
Bill Buckner, L (1, 3) George Hendrick, R (9, 3) OBP: 0.304, SLG: 0.330 OBP: 0.337, SLG: 0.487		0-0 1B G6-4-3 2B	0-0 4-3		0-0 BB 1B		0-0 1B	0-0 4-3 1B		5 1 3 2 0 0 1 0 0 0 0 0 0 0												
Doug DeCinces, R (1, 5) OBP: 0.350, SLG: 0.388		4-0 G6-4-3 1B E BB		0-0 L4	4-0 FC6-4 BB		0-3 K	0-0 F9	0-0 F9	3 1 0 0 2 1 1												
Jack Howell, L (1, 7) OBP: 0.340, SLG: 0.464		0-0 G6-4-3 1B	0-0 6-3	0-0 6-3	0-0 F6			0-0 1B E 1B	0-3 K	5 1 2 0 0 1 3												
Bob Boone, R (1, 2) OBP: 0.321, SLG: 0.341		0-0 G6-4-3	0-0 F8	0-0 F8	0-0 FC6-4			0-0 E 2B 1B	0-0 F9	5 1 1 0 0 0 5												
Gus Polidor, R (1, 6) OBP: 0.167, SLG: 0.233		0-0 E6	0-0 F8	0-0 F8	0-0 1B SH1-4 1B	0-0 F8		0-3 K		4 1 1 0 0 1 2												
Mark McLemore, S (1, 4) OBP: 0.295, SLG: 0.277		4-0 BB	0-0 SH1-4	0-0 SH1-4	0-0 SH1-4	0-3 K		0-0 E8 2B 1B		2 1 1 1 1 1 0												
Inning Stats	R: 0 E: 0 K: 1 S: 5	H: 0 LOB: 0 BB: 0 P: 5	R: 2 E: 1 K: 1 S: 7	H: 2 LOB: 2 BB: 2 P: 15	R: 0 E: 0 K: 0 S: 3	H: 0 LOB: 0 BB: 0 P: 3	R: 0 E: 0 K: 0 S: 3	H: 0 LOB: 0 BB: 0 P: 3	R: 3 E: 0 K: 0 S: 7	H: 4 LOB: 3 BB: 1 P: 12	R: 0 E: 0 K: 1 S: 5	H: 0 LOB: 0 BB: 0 P: 5	R: 0 E: 0 K: 1 S: 6	H: 1 LOB: 1 BB: 0 P: 6	R: 4 E: 2 K: 2 S: 12	H: 5 LOB: 1 BB: 0 P: 12	R: 0 E: 0 K: 1 S: 5	H: 0 LOB: 0 BB: 0 P: 5	1B: 10 2B: 2 3B: 0 HR: 0	SF: 0 SAC: 1 DP: 1 HBP: 1	WP: 0 PB: 0 SB: 0 CS: 0	PA: 43
PITCHER	IP WLS BF H R ER SO BB IBB HBP BLK WP HR S P ERA WHIP																					
Joaquin Andujar, R (1, 1) ERA: 5.7	4.1 L 22 6 5 4 2 2 2 0 1 0 0 0 23 32 8.31 1.846																					
Gene Nelson, R (5, 1) ERA: 2.93	2.2 10 1 0 0 2 1 0 0 0 0 0 0 13 17 0.00 0.750																					
Bill Caudill, R (8, 1) ERA: 9.0	0.2 7 5 4 4 2 0 0 0 0 0 0 0 11 11 54.00 7.500																					
Greg Cadaret, L (8, 1) ERA: 6.97	1.1 4 0 0 0 1 0 0 0 0 0 0 0 6 6 0.00 0.000																					

California Angels @ Oakland Athletics
Oakland-Alameda County Coliseum, Oakland, CA

Tue Jul 28 1987, 7:05 PM PDT
Att. 16,326 - Unknown

livebaseballscorecards.com

AB	38
R	9
H	12
RBI	7
BB	3
SO	7
LOB	16



Batter	1	2	3	4	5	6	7	8	9	AB	R	H	RBI	BB	SO	LOB
Luis Polonia, L OBP: 0.361, SLG: 0.433 (1, 8)	0-0 1B		0-3 K		0-0 G3			0-0 L8		4	0	1	0	0	1	3
Mike Davis, L OBP: 0.339, SLG: 0.542 (1, 10)	0-0 F7			0-0 6-3		0-0 F5		0-0 4-3		4	0	0	0	0	0	2
Jose Canseco, R OBP: 0.319, SLG: 0.494 (1, 7)	0-3 K			0-0 6-3		0-3 K		0-0 F8		4	0	0	0	0	2	1
Mark McGwire, R OBP: 0.375, SLG: 0.667 (1, 3)	0-3 K			0-0 WP 1B		0-0 L8		0-3 K		4	0	1	0	0	2	1
Carney Lansford, R OBP: 0.375, SLG: 0.444 (1, 5)		0-0 F5		0-0 F4 1-3		0-0 F9		0-0 HR 3B		4	1	1	0	0	0	1
Reggie Jackson, L OBP: 0.280, SLG: 0.407 (1, 9)		0-3 K			0-0 FC6-4 HBP 1B	0-3 K		0-0 HR		4	1	2	2	0	2	0
Terry Steinbach, R OBP: 0.349, SLG: 0.487 (1, 2)		0-3 K			0-3 K	0-3 K		0-3 K		3	0	0	0	0	3	1
Matt Sinatro, R (9, 2)										0	0	0	0	0	0	0
Stan Javier, S OBP: 0.296, SLG: 0.288 (9, PH)										1	0	0	0	0	1	0
Alfredo Griffin, S OBP: 0.320, SLG: 0.342 (1, 6)			0-0 4-3		1-0 FC6-4 HBP	0-0 6-3				2	0	0	0	0	0	0
Johnnie LeMaster, R OBP: 0.120, SLG: 0.083 (1, 4)			0-0 6-3		0-0 FC6-4 1-2 2-3	0-0 1B				3	0	1	0	0	0	2

Inning Stats	R: 0	H: 1	E: 0	LOB: 1	K: 2	BB: 0	S: 8	P: 8	R: 0	H: 0	E: 0	LOB: 0	K: 2	BB: 0	S: 7	P: 7	R: 0	H: 0	E: 0	LOB: 0	K: 1	BB: 0	S: 5	P: 5	R: 0	H: 1	E: 0	LOB: 1	K: 0	BB: 0	S: 4	P: 4	R: 0	H: 0	E: 0	LOB: 0	K: 1	BB: 0	S: 5	P: 5	R: 0	H: 0	E: 0	LOB: 0	K: 2	BB: 0	S: 7	P: 7	R: 0	H: 1	E: 0	LOB: 1	K: 0	BB: 0	S: 4	P: 4	R: 2	H: 2	E: 0	LOB: 0	K: 2	BB: 0	S: 9	P: 9	1B: 4	SF: 0	2B: 0	SAC: 0	3B: 1	DP: 0	HR: 1	HBP: 1	WP: 1	PA: 34
--------------	------	------	------	--------	------	-------	------	------	------	------	------	--------	------	-------	------	------	------	------	------	--------	------	-------	------	------	------	------	------	--------	------	-------	------	------	------	------	------	--------	------	-------	------	------	------	------	------	--------	------	-------	------	------	------	------	------	--------	------	-------	------	------	------	------	------	--------	------	-------	------	------	-------	-------	-------	--------	-------	-------	-------	--------	-------	--------

PITCHER	IP	WLS	BF	H	R	ER	SO	BB	IBB	HBP	BLK	WP	HR	S	P	ERA	WHIP
Mike Witt, R ERA: 3.61 (1, 1)	9.0	W	34	6	2	2	11	0	0	1	0	1	1	55	56	2.00	0.667

BOTTOM

California Angels @ Oakland Athletics
Oakland-Alameda County Coliseum, Oakland, CA
Tue Jul 28 1987, 7:05 PM PDT
Att. 16,326 - Unknown

livebaseballscores.com

AB	33
R	2
H	6
RBI	2
BB	0
SO	11
LOB	11



Batter	1	2	3	4	5	6	7	8	9	AB R H RBI BB SO LOB	TOP											
Gary Pettis, S (1, 8) OBP: 0.307, SLG: 0.268	0-3 K			0-0 HR	0-0 4-3		0-0 E9		0-0 1-3	5 1 1 0 0 1 1												
Ruppert Jones, L (1, 7) OBP: 0.310, SLG: 0.450	0-0 F7			4-0 HR	0-0 3-1		0-0 G3		0-3 K	4 1 0 0 1 1 1												
Devon White, S (1, 9) OBP: 0.322, SLG: 0.489	0-0 4-3			0-0 HR						4 2 2 3 0 1 0												
Bill Buckner, L (1, 3) OBP: 0.300, SLG: 0.325		0-3 K		0-0 E4			0-0 6-3		0-0 F6	4 0 0 0 0 1 1												
Brian Downing, R (1, 10) OBP: 0.397, SLG: 0.493		0-0 F8		0-0 G5-4-3			0-0 1B		0-0 FC4-6	4 0 2 0 0 0 1												
Jack Howell, L (1, 5) OBP: 0.342, SLG: 0.463		0-3 K		4-0 BB			0-0 1B		0-0 FC3	3 0 1 0 1 1 1												
Mark McLemore, S (1, 4) OBP: 0.292, SLG: 0.274			0-3 K	0-0 1-3			0-0 4-3		0-0 FC4-6	4 0 0 0 0 1 5												
Bob Boone, R (1, 2) OBP: 0.316, SLG: 0.335			0-0 F9		0-0 4-3		0-0 1-6-3		0-0 F7	4 0 0 0 0 0 2												
Gus Polidor, R (1, 6) OBP: 0.172, SLG: 0.250			0-0 2-3		0-0 WP		0-0 5-3		0-0 F7	4 1 1 0 0 0 0												
Inning Stats	R: 0 E: 0 K: 1 S: 5	H: 0 LOB: 0 BB: 0 P: 5	R: 0 E: 0 K: 2 S: 7	H: 0 LOB: 0 BB: 0 P: 7	R: 0 E: 0 K: 1 S: 5	H: 0 LOB: 0 BB: 0 P: 5	R: 3 E: 1 K: 0 S: 5	H: 2 LOB: 1 BB: 2 P: 13	R: 1 E: 0 K: 0 S: 4	H: 1 LOB: 0 BB: 0 P: 4	R: 0 E: 0 K: 1 S: 7	H: 2 LOB: 2 BB: 0 P: 7	R: 0 E: 1 K: 0 S: 4	H: 0 LOB: 1 BB: 0 P: 4	R: 1 E: 1 K: 0 S: 6	H: 2 LOB: 2 BB: 0 P: 6	R: 0 E: 0 K: 1 S: 5	H: 0 LOB: 0 BB: 0 P: 5	1B: 5 2B: 1 3B: 0 HR: 1	SF: 0 SAC: 0 DP: 1 HBP: 0	WP: 1 PB: 0 SB: 1 CS: 0	PA: 38
PITCHER	IP WLS BF H R ER SO BB IBB HBP BLK WP HR S P ERA WHIP												PITCHER	IP WLS BF H R ER SO BB IBB HBP BLK WP HR S P ERA WHIP								
Steve Ontiveros, R (1, 1) ERA: 3.15	8.0 L 35 7 5 4 5 2 0 0 0 1 1 43 51 4.50 1.125																					
Dennis Eckersley, R (9, 1) ERA: 2.93	1.0 3 0 0 0 1 0 0 0 0 0 0 5 5 0.00 0.000																					

California Angels @ Oakland Athletics
Oakland-Alameda County Coliseum, Oakland, CA

Wed Jul 29 1987, 3:33 AM PDT
Att. 22,616 - Unknown

AB	36
R	5
H	7
RBI	3
BB	2
SO	6
LOB	12



WP: 1	PA: 38
PB: 0	
SB: 1	
CS: 0	

1B: 5	SF: 0
2B: 1	SAC: 0
3B: 0	DP: 1
HR: 1	HBP: 0

Batter	1	2	3	4	5	6	7	8	9	AB	R	H	RBI	BB	SO	LOB
Luis Polonia, L (1, 8) OBP: 0.359, SLG: 0.429	0-0 4-3		0-0 6-3		0-0 4-3			4-0 1B BB		3	1	0	0	1	0	0
Alfredo Griffin, S (1, 6) OBP: 0.317, SLG: 0.338	0-0 F8		0-0 F9			0-0 B1-3		0-0 G3		4	0	0	0	0	0	2
Jose Canseco, R (1, 7) OBP: 0.321, SLG: 0.492	0-0 5-3			0-3 K		4-0 BB		0-0 5-3 1B		3	0	1	2	1	1	0
Mark McGwire, R (1, 3) OBP: 0.373, SLG: 0.671		0-3 K		0-0 HR		0-0 F9		0-0 5-3		4	1	1	1	0	1	2
Carney Lansford, R (1, 5) OBP: 0.374, SLG: 0.442		0-0 4-3 1B		0-0 L8		0-3 K		0-0 F7		4	0	1	0	0	1	2
Mike Davis, L (1, 9) OBP: 0.338, SLG: 0.537		0-0 4-3		4-0 BB		0-0 F8			0-3 K	3	0	0	0	1	1	1
Reggie Jackson, L (1, 10) OBP: 0.276, SLG: 0.401		0-3 K		0-0 G3		0-3 K			0-3 K	4	0	0	0	0	3	2
Terry Steinbach, R (1, 2) OBP: 0.347, SLG: 0.496			0-0 HR		0-0 F4		0-0 F2		0-0 6-3	4	1	1	1	0	0	0
Mike Gallego, R (1, 4) OBP: 0.320, SLG: 0.318			0-0 F9		0-0 F3			4-0 G3 1B BB		2	1	0	0	1	0	0

Inning Stats	R: 0	H: 0	E: 0	K: 0	S: 3	H: 0	LOB: 0	BB: 0	P: 3	R: 0	H: 1	E: 0	K: 2	S: 8	H: 1	LOB: 1	BB: 0	P: 8	R: 1	H: 1	E: 0	K: 0	S: 4	H: 1	LOB: 0	BB: 0	P: 4	R: 1	H: 1	E: 0	K: 1	S: 6	H: 0	LOB: 1	BB: 1	P: 10	R: 0	H: 0	E: 0	K: 0	S: 3	H: 0	LOB: 0	BB: 0	P: 3	R: 0	H: 0	E: 0	K: 1	S: 5	H: 0	LOB: 1	BB: 1	P: 9	R: 0	H: 0	E: 0	K: 1	S: 5	H: 0	LOB: 0	BB: 0	P: 5	R: 2	H: 1	E: 0	K: 0	S: 4	H: 1	LOB: 1	BB: 2	P: 12	R: 0	H: 0	E: 0	K: 2	S: 7	H: 0	LOB: 0	BB: 0	P: 7	1B: 2	2B: 0	3B: 0	HR: 2	SF: 0	SAC: 0	DP: 0	HBP: 0	WP: 0	PB: 0	SB: 0	CS: 0	PA: 35
--------------	------	------	------	------	------	------	--------	-------	------	------	------	------	------	------	------	--------	-------	------	------	------	------	------	------	------	--------	-------	------	------	------	------	------	------	------	--------	-------	-------	------	------	------	------	------	------	--------	-------	------	------	------	------	------	------	------	--------	-------	------	------	------	------	------	------	------	--------	-------	------	------	------	------	------	------	------	--------	-------	-------	------	------	------	------	------	------	--------	-------	------	-------	-------	-------	-------	-------	--------	-------	--------	-------	-------	-------	-------	--------

PITCHER	IP	WLS	BF	H	R	ER	SO	BB	IBB	HBP	BLK	WP	HR	S	P	ERA	WHIP
Don Sutton, R (1, 1) ERA: 4.34	5.0	W	19	3	2	2	3	1	0	0	0	0	2	24	28	3.60	0.800
Greg Minton, R (6, 1) ERA: 2.87	2.1		11	1	2	2	2	3	0	0	0	0	0	12	24	7.71	1.714
DeWayne Buice, R (8, 1) ERA: 2.65	1.2	S	5	0	0	0	2	0	0	0	0	0	0	9	9	0.00	0.000

BOTTOM

California Angels @ Oakland Athletics
Oakland-Alameda County Coliseum, Oakland, CA

Wed Jul 29 1987, 3:33 AM PDT
Att. 22,616 - Unknown

livebaseballscorecards.com

AB	31
R	4
H	4
RBI	4
BB	4
SO	7
LOB	9



Batter	1	2	3	4	5	6	7	8	9	AB R H RBI BB SO LOB	TOP											
Dan Gladden, R (1, 7) OBP: 0.325, SLG: 0.364	0-0 F8		0-0 1B			0-0 F8	0-0 F7			4 0 1 0 0 0 2	Minnesota Twins @ Oakland Athletics Oakland-Alameda County Coliseum, Oakland, CA Fri Jul 31 1987, 7:05 PM PDT Att: 32,097 - Unknown livebaseballscorecards.com											
Greg Gagne, R (1, 6) OBP: 0.312, SLG: 0.426	0-0 F9		0-3 K			0-0 FC5-2 1B		0-0 F4		4 1 1 0 0 1 2												
Kirby Puckett, R (1, 8) OBP: 0.366, SLG: 0.511	0-0 F8			0-0 6-3		0-0 FC5-2 1B HR		0-0 5-3		4 1 0 0 0 0 2												
Kent Hrbek, L (1, 3) OBP: 0.370, SLG: 0.517		0-0 4-3		0-0 4-3		0-0 HR 1B		0-3 K		4 1 1 1 0 1 0												
Gary Gaetti, R (1, 5) OBP: 0.302, SLG: 0.482		0-0 F8		0-0 6-3		0-0 HR		0-0 4-3 1B 2B		4 2 2 3 0 0 0												
Tom Brunansky, R (1, 9) OBP: 0.362, SLG: 0.494		0-0 F8			0-3 K	0-0 F6		0-0 4-3		4 0 0 0 0 1 1												
Roy Smalley, S (1, 10) OBP: 0.352, SLG: 0.427			0-0 G3		0-0 G3		0-0 1B	0-3 K		4 0 1 0 0 1 1												
Steve Lombardozzi, R (1, 4) OBP: 0.297, SLG: 0.345			0-0 5-3		0-0 F7		0-3 K	0-0 FC5-4 1B		3 0 0 0 0 1 1												
Randy Bush, L (9, PH) OBP: 0.321, SLG: 0.395										1 0 1 1 0 0 0												
Al Newman, S (9, PR) OBP: 0.278, SLG: 0.311										0 0 0 0 0 0 0												
Tim Laudner, R (1, 2) OBP: 0.260, SLG: 0.425			0-0 1B			4-0 1B FC5-2 BB	0-0 F7		0-0 FC5-4	3 0 1 0 1 0 2												
Inning Stats	R: 0 E: 0 K: 0 S: 3	H: 0 LOB: 0 BB: 0 P: 3	R: 0 E: 0 K: 1 S: 3	H: 0 LOB: 0 BB: 0 P: 3	R: 0 E: 0 K: 1 S: 7	H: 2 LOB: 2 BB: 0 P: 7	R: 0 E: 0 K: 0 S: 3	H: 0 LOB: 0 BB: 0 P: 3	R: 0 E: 0 K: 1 S: 5	H: 0 LOB: 0 BB: 0 P: 5	R: 4 E: 0 K: 0 S: 6	H: 3 LOB: 0 BB: 1 P: 10	R: 0 E: 0 K: 1 S: 6	H: 1 LOB: 1 BB: 0 P: 6	R: 0 E: 0 K: 1 S: 5	H: 0 LOB: 0 BB: 0 P: 5	R: 1 E: 0 K: 1 S: 7	H: 2 LOB: 1 BB: 0 P: 7	1B: 6 2B: 1 3B: 0 HR: 1	SF: 0 SAC: 0 DP: 0 HBP: 0	WP: 0 PB: 0 SB: 0 CS: 0	PA: 36
PITCHER	IP WLS BF H R ER SO BB IBB HBP BLK WP HR S P ERA WHIP																					
Dennis Lamp, R (1, 1) ERA: 4.46	6.0 L 24 5 4 4 2 1 0 0 0 0 0 1 27 31 6.00 1.000																					
Gene Nelson, R (7, 1) ERA: 2.93	3.0 12 3 1 1 3 0 0 0 0 0 0 0 18 18 3.00 1.000																					

Minnesota Twins @ Oakland Athletics
Oakland-Alameda County Coliseum, Oakland, CA
Fri Jul 31 1987, 7:05 PM PDT
Att: 32,097 - Unknown

AB	35
R	5
H	8
RBI	5
BB	1
SO	5
LOB	11



Batter	1	2	3	4	5	6	7	8	9	AB	R	H	RBI	BB	SO	LOB
Luis Polonia, L OBP: 0.361, SLG: 0.433 (1, 8)	0-0 G3			0-0 G6-4-3 1B		0-0 6-3		0-0 1-H 2B		4	0	2	1	0	0	0
Carney Lansford, R OBP: 0.375, SLG: 0.442 (1, 5)	0-0 CS 1B			0-0 G6-4-3 1-2f		0-0 WP 1B		0-3 K		4	1	2	0	0	1	2
Jose Canseco, R OBP: 0.323, SLG: 0.500 (1, 7)	0-0 F8 1-2			0-0 HR		0-0 FC6-4 1B		0-0 F8		4	1	2	2	0	0	2
Mark McGwire, R OBP: 0.370, SLG: 0.663 (1, 3)		0-0 4-3		0-0 6-3		0-0 FC6-4 1-2f		0-0 F5		4	0	0	0	0	0	1
Steve Henderson, R OBP: 0.486, SLG: 0.606 (1, 9)		0-3 K			0-0 6-3 1B		0-3 K		0-3 K	4	0	1	0	0	3	0
Reggie Jackson, L OBP: 0.272, SLG: 0.396 (1, 10)		0-0 4-3			0-0 6-3 1-2		0-3 K L5-3		0-0 F8	4	0	0	0	0	1	1
Terry Steinbach, R OBP: 0.344, SLG: 0.490 (1, 2)			0-0 5-3		0-0 5-3		0-0 L5-3 1-2			3	0	0	0	0	0	2
Alfredo Griffin, S OBP: 0.317, SLG: 0.336 (1, 6)			0-0 G3		0-0 G3			4-0 S 2B BB		2	1	0	0	1	0	1
Mike Gallego, R OBP: 0.312, SLG: 0.309 (1, 4)			0-0 4-3			0-3 K		0-3 K		2	0	0	0	0	1	0
Tony Bernazard, S OBP: 0.317, SLG: 0.421 (8, PH) (9, 4)										1	0	0	0	0	1	1

Inning Stats	R: 0	H: 1	E: 0	LOB: 0	K: 0	BB: 0	S: 3	P: 3	R: 0	H: 0	E: 0	LOB: 0	K: 1	BB: 0	S: 5	P: 5	R: 0	H: 0	E: 0	LOB: 0	K: 0	BB: 0	S: 3	P: 3	R: 1	H: 2	E: 0	LOB: 0	K: 0	BB: 0	S: 4	P: 4	R: 0	H: 1	E: 0	LOB: 1	K: 0	BB: 0	S: 4	P: 4	R: 1	H: 2	E: 0	LOB: 1	K: 1	BB: 0	S: 7	P: 7	R: 0	H: 0	E: 0	LOB: 0	K: 2	BB: 0	S: 7	P: 7	R: 1	H: 1	E: 0	LOB: 1	K: 2	BB: 1	S: 8	P: 12	R: 0	H: 0	E: 0	LOB: 0	K: 1	BB: 0	S: 5	P: 5	1B: 5	SF: 0	2B: 2	SAC: 0	3B: 0	DP: 2	HR: 1	HBP: 0	WP: 1	PA: 33
--------------	------	------	------	--------	------	-------	------	------	------	------	------	--------	------	-------	------	------	------	------	------	--------	------	-------	------	------	------	------	------	--------	------	-------	------	------	------	------	------	--------	------	-------	------	------	------	------	------	--------	------	-------	------	------	------	------	------	--------	------	-------	------	------	------	------	------	--------	------	-------	------	-------	------	------	------	--------	------	-------	------	------	-------	-------	-------	--------	-------	-------	-------	--------	-------	--------

PITCHER	IP	WLS	BF	H	R	ER	SO	BB	IBB	HBP	BLK	WP	HR	S	P	ERA	WHIP
Bert Blyleven, R ERA: 4.21 (1, 1)	7.1	W	28	7	3	3	5	1	0	0	0	1	1	37	41	3.68	1.091
Jeff Reardon, R ERA: 5.12 (8, 1)	1.2	S	5	0	0	0	2	0	0	0	0	0	0	9	9	0.00	0.000


BOTTOM

Minnesota Twins @ Oakland Athletics
Oakland-Alameda County Coliseum, Oakland, CA

Fri Jul 31 1987, 7:05 PM PDT
Att. 32,097 - Unknown

livebaseballscorecards.com

AB	32
R	3
H	7
RBI	3
BB	1
SO	7
LOB	10



Batter	1	2	3	4	5	6	7	8	9	AB R H RBI BB SO LOB	TOP																													
Dan Gladden, R (1, 7) OBP: 0.325, SLG: 0.364	0-3 K		0-3 K			0-0 CS 1B		0-0 SH5-3		3 0 1 0 0 2 0																														
Greg Gagne, R (1, 6) OBP: 0.308, SLG: 0.421	0-0 F8		0-3 K			0-3 K		4-0 SF9 1B BB		3 0 0 0 0 2 1																														
Randy Bush, L (8, PH) OBP: 0.324, SLG: 0.395										0 1 0 0 1 0 0																														
Sal Butera, R (8, 2) OBP: 0.238, SLG: 0.321										0 0 0 0 0 0 0																														
Kirby Puckett, R (1, 8) OBP: 0.365, SLG: 0.510	0-3 K				0-0 F9	0-0 1B 1B		0-0 SF9		3 0 1 1 0 1 0																														
Kent Hrbek, L (1, 3) OBP: 0.374, SLG: 0.523		0-0 2B			0-0 6-3	0-0 1B		0-0 1B		4 0 3 1 0 0 0																														
Gary Gaetti, R (1, 5) OBP: 0.299, SLG: 0.477		0-3 K			0-0 F8	0-3 K		0-3 K		4 0 0 0 0 3 5																														
Tom Brunansky, R (1, 9) OBP: 0.360, SLG: 0.491		0-0 1B			0-0 F4		0-3 K		0-0 F4	4 0 1 0 0 1 0																														
Roy Smalley, S (1, 10) OBP: 0.347, SLG: 0.420		0-0 F7			0-3 K		0-0 4-3		0-3 K	4 0 0 0 0 2 2																														
Steve Lombardozzi, R (1, 4) OBP: 0.296, SLG: 0.344		0-3 K			0-0 1B		0-0 4-3		0-3 K	4 0 1 0 0 2 2																														
Tim Laudner, R (1, 2) OBP: 0.261, SLG: 0.429			0-3 K			0-0 F8		0-0 SH5-3 SF9 2B		3 0 1 0 0 1 1																														
Al Newman, S (8, PR) OBP: 0.278, SLG: 0.311										0 1 0 0 0 0 0																														
Inning Stats	R: 0 E: 0 K: 2 S: 7	H: 0 LOB: 0 BB: 0 P: 7	R: 0 E: 0 K: 2 S: 9	H: 2 LOB: 2 BB: 0 P: 9	R: 0 E: 0 K: 3 S: 9	H: 0 LOB: 0 BB: 0 P: 9	R: 0 E: 0 K: 0 S: 3	H: 0 LOB: 0 BB: 0 P: 3	R: 0 E: 0 K: 1 S: 6	H: 1 LOB: 1 BB: 0 P: 6	R: 0 E: 0 K: 2 S: 9	H: 3 LOB: 2 BB: 0 P: 9	R: 0 E: 0 K: 1 S: 5	H: 0 LOB: 0 BB: 0 P: 5	R: 2 E: 0 K: 1 S: 7	H: 2 LOB: 2 BB: 1 P: 11	R: 0 E: 0 K: 2 S: 7	H: 0 LOB: 0 BB: 0 P: 7	1B: 6 2B: 3 3B: 0 HR: 0	SF: 1 SAC: 1 DP: 1 HBP: 0	WP: 0 PB: 0 SB: 0 CS: 1	PA: 35																		
PITCHER Dave Stewart, R (1, 1) ERA: 3.44	IP 9.0	WLS W	BF 35	H 8	R 2	ER 2	SO 14	BB 1	IBB 0	HBP 0	BLK 0	WP 0	HR 0	S 62	P 66	ERA 2.00	WHIP 1.000						PITCHER	IP 9.0	WLS W	BF 35	H 8	R 2	ER 2	SO 14	BB 1	IBB 0	HBP 0	BLK 0	WP 0	HR 0	S 62	P 66	ERA 2.00	WHIP 1.000

Minnesota Twins @ Oakland Athletics
Oakland-Alameda County Coliseum, Oakland, CA
Sat Aug 01 1987, 3:33 AM PDT
Att: 40,929 - Unknown

livebaseballscorecards.com

AB	32
R	2
H	8
RBI	2
BB	1
SO	14
LOB	11



Batter	1	2	3	4	5	6	7	8	9	AB	R	H	RBI	BB	SO	LOB
Luis Polonia, L OBP: 0.356, SLG: 0.427 (1, 7) SS	0-3 K		0-3 K			0-0 F7		0-0 L8-2		4	0	0	0	0	2	2
Carney Lansford, R OBP: 0.377, SLG: 0.451 (1, 5) X	0-0 G6-4-3 1B		0-0 F8			0-0 1-3			0-0 HR	4	1	2	1	0	0	0
Jose Canseco, R OBP: 0.320, SLG: 0.496 (1, 10) X	0-0 G6-4-3 1-2f			0-0 F5			0-0 6-3			3	0	0	0	0	0	1
Mark McGwire, R OBP: 0.369, SLG: 0.660 (1, 3) SS		0-3 K		0-0 G4-3 1B			0-3 K			3	0	1	0	0	2	0
Steve Henderson, R OBP: 0.475, SLG: 0.571 (1, 9) BB		4-0 2B BB		0-0 G4-3 1-2f			0-0 4-3			2	1	0	0	1	0	1
Terry Steinbach, R OBP: 0.343, SLG: 0.485 (1, 2) X		0-0 L7			0-0 F6			1-0 FC1-5 BB HBP		2	0	0	0	0	0	1
Tony Bernazard, S OBP: 0.320, SLG: 0.424 (1, 4) Mike Gallego, R OBP: 0.312, SLG: 0.309 (8, PR) (9, 4) X		0-0 1-H 2B			0-0 F6			4-0 1-2 1B BB		2	0	1	1	1	0	0
Stan Javier, S OBP: 0.290, SLG: 0.281 (1, 8) SS		0-3 K			0-0 F8			0-0 FC1-5 1B L8-2		3	0	0	0	0	1	3
Alfredo Griffin, S OBP: 0.317, SLG: 0.336 (1, 6) X			0-0 4-3			0-0 G1-6-3		0-0 1-3 2-H 1B		3	0	1	1	0	0	0

Inning Stats	R: 0	H: 1	R: 1	H: 1	R: 0	H: 0	R: 0	H: 0	R: 0	H: 0	R: 0	H: 1	R: 1	H: 1	R: 1	H: 1
	E: 0	LOB: 0	E: 0	LOB: 1	E: 0	LOB: 0	E: 0	LOB: 0	E: 0	LOB: 0	E: 0	LOB: 0	E: 0	LOB: 1	E: 0	LOB: 0
	K: 1	BB: 0	K: 2	BB: 1	K: 1	BB: 0	K: 0	BB: 0	K: 0	BB: 0	K: 1	BB: 0	K: 0	BB: 1	K: 0	BB: 0
	S: 5	P: 5	S: 8	P: 12	S: 5	P: 5	S: 3	P: 3	S: 3	P: 3	S: 5	P: 5	S: 3	P: 8	S: 1	P: 1

PITCHER	IP	WLS	BF	H	R	ER	SO	BB	IBB	HBP	BLK	WP	HR	S	P	ERA	WHIP
Frank Viola, L ERA: 2.89 (1, 1)	8.0	L	29	5	3	3	5	2	0	1	0	0	1	36	45	3.38	0.875

BOTTOM

Minnesota Twins @ Oakland Athletics
Oakland-Alameda County Coliseum, Oakland, CA
Sat Aug 01 1987, 3:33 AM PDT
Att. 40,929 - Unknown

AB	26
R	3
H	5
RBI	3
BB	2
SO	5
LOB	8



WP	PA	ERA	WHIP
0	29		

Batter	1	2	3	4	5	6	7	8	9	10	11	AB R H RBI BB SO LOB	TOP														
Dan Gladden, R OBP: 0.321, SLG: 0.358 (1, 7)	0-3 K		x 0-0 F9		0-3 K		x 0-3 K		x 0-0 F4			5 0 0 0 0 3 2	Minnesota Twins @ Oakland Athletics Oakland-Alameda County Coliseum, Oakland, CA Sun Aug 02 1987, 3:33 AM PDT Att. 33,215 - Unknown														
Al Newman, S OBP: 0.280, SLG: 0.317 (1, 6) (9, 4)	0-0 6-3 1B		x 0-0 1B 2B		0-3 K		x 0-0 FC5-4		x 0-0 4-3			5 1 2 0 0 1 1															
Kirby Puckett, R OBP: 0.361, SLG: 0.504 (1, 8)	0-0 6-3 1-2		x 0-0 F6		0-3 K		x 0-0 6-3		x 0-0 4-3			5 0 0 0 0 1 2															
Gary Gaetti, R OBP: 0.300, SLG: 0.476 (1, 5)	0-0 6-3		x 0-0 2-H 1B		0-3 K		x 0-0 L6		x 0-0 FC5-4 1B			5 0 2 1 0 1 1															
Tom Brunansky, R OBP: 0.358, SLG: 0.496 (1, 9)		x 0-0 F8	x 0-0 5-3		x 0-0 F9		x 0-0 HR		x 0-0 FC5-4			5 1 1 1 0 0 2															
Kent Hrbek, L OBP: 0.375, SLG: 0.524 (1, 3)		x 0-0 1B 2B 1B		x 0-0 F5		x 0-0 2B		x 0-0 F8		x 0-0 4-3		5 1 2 0 0 0 0															
Gene Larkin, S OBP: 0.348, SLG: 0.458 Mark Davidson, R OBP: 0.322, SLG: 0.317 Roy Smalley, S OBP: 0.346, SLG: 0.418 (1, 10) (9, PR) (11, PH)	0-0 1-2 2B 1B		x 0-0 HR		x 0-0 F7		x 0-0 F8 WP 1B		x 0-0 F7			4 1 3 1 0 0 1 0 1 0 0 0 0 0 1 0 0 0 0 0 0															
Tim Laudner, R OBP: 0.260, SLG: 0.428 (1, 2)	0-0 1-H 2-H 2B		x 0-3 K		x 0-0 E4 FC5-4 SH3-4		x 0-3 K		x 0-3 K			5 0 1 1 0 3 1															
Steve Lombardozzi, R OBP: 0.294, SLG: 0.341 Randy Bush, L OBP: 0.323, SLG: 0.393 Greg Gagne, R OBP: 0.308, SLG: 0.421 (1, 4) (9, PH) (9, 6)	0-0 F7		x 0-3 K		x 0-0 SH3-4		x 0-0 F8		x 0-0 F8			2 0 0 0 0 1 1 1 0 0 0 0 0 2 0 0 0 0 0 0 0															
Inning Stats	R: 0 E: 0 K: 1 S: 6	H: 1 LOB: 1 BB: 0 P: 6	R: 1 E: 0 K: 0 S: 5	H: 3 LOB: 1 BB: 0 P: 5	R: 1 E: 0 K: 0 S: 5	H: 2 LOB: 1 BB: 0 P: 5	R: 1 E: 0 K: 2 S: 8	H: 1 LOB: 0 BB: 0 P: 8	R: 0 E: 0 K: 3 S: 9	H: 0 LOB: 0 BB: 0 P: 9	R: 0 E: 0 K: 1 S: 6	H: 1 LOB: 1 BB: 0 P: 6		R: 0 E: 0 K: 1 S: 4	H: 1 LOB: 0 BB: 0 P: 4	R: 1 E: 0 K: 1 S: 6	H: 1 LOB: 1 BB: 0 P: 6	R: 0 E: 0 K: 0 S: 4	H: 1 LOB: 1 BB: 0 P: 4	R: 0 E: 0 K: 1 S: 5	H: 0 LOB: 0 BB: 0 P: 5	1B: 6 2B: 3 3B: 0 HR: 2	SF: 0 SAC: 1 DP: 0 HBP: 0	WP: 1 PB: 1 SB: 0 CS: 0	PA: 44		
PITCHER	IP	WLS	BF	H	R	ER	SO	BB	IBB	HBP	BLK	WP		HR	S	P	ERA	WHIP									
Curt Young, L ERA: 3.75 (1, 1)	3.2		17	7	3	3	2	0	0	0	0	0	1	21	21	7.36	1.909										
Dennis Eckersley, R ERA: 2.86 (4, 1)	4.1		17	3	2	1	6	0	0	0	0	0	1	29	29	2.08	0.692										
Jay Howell, R ERA: 5.75 (9, 1)	2.1		8	1	0	0	1	0	0	0	0	1	0	10	10	0.00	0.429										
Gene Nelson, R ERA: 2.91 (11, 1)	0.2	W	2	0	0	0	1	0	0	0	0	0	0	4	4	0.00	0.000										

livebaseballscorecards.com

AB	43
R	5
H	11
RBI	4
BB	0
SO	10
LOB	13



Batter	1	2	3	4	5	6	7	8	9	10	11	AB R H RBI BB SO LOB
Luis Polonia, L OBP: 0.353, SLG: 0.422 (1, 9)	G3	F7			B1-3		K		6-3		1B	6 1 1 0 0 1 5
Carney Lansford, R OBP: 0.378, SLG: 0.458 (1, 5)	F3		4-3			HR	F4		4-0		1B IBB	4 1 1 1 2 0 2
Jose Canseco, R OBP: 0.318, SLG: 0.491 (1, 7)	F3		4-3			4-3	F8		0-0		1B	6 0 1 1 0 0 4
Mark McGwire, R OBP: 0.365, SLG: 0.651 (1, 3)		K	F4			K		6-3	F8			5 0 0 0 0 2 2
Mike Davis, L OBP: 0.340, SLG: 0.536 Stan Javier, S OBP: 0.288, SLG: 0.279 (8, PR)		HR		F7		4-3			1B 1B		K	4 1 2 0 0 0 0 1 0 0 0 0 1 0
Terry Steinbach, R OBP: 0.352, SLG: 0.504 (1, 2)		HR		G4-6-3			BB		BB		K	5 2 4 2 0 1 0
Dwayne Murphy, L OBP: 0.352, SLG: 0.347 (1, 8)		HR		G4-6-3			BB		F7		G3	4 1 0 0 1 0 3
Tony Bernazard, S OBP: 0.323, SLG: 0.423 Mike Gallego, R OBP: 0.304, SLG: 0.300 (8, 4)		1B					BB		BB		K	1 0 0 0 2 1 0 2 0 0 0 0 2 2
Alfredo Griffin, S OBP: 0.321, SLG: 0.343 (1, 6)		1B					BB				E4	5 0 3 2 0 0 0

BOTTOM

Minnesota Twins @ Oakland Athletics
Oakland-Alameda County Coliseum, Oakland, CA
Sun Aug 02 1987, 3:33 AM PDT
Att. 33,215 - Unknown

livebaseballscores.com

AB	43
R	6
H	12
RBI	6
BB	5
SO	8
LOB	18



Inning Stats	R: 0	H: 0	E: 0	K: 0	S: 3	R: 2	H: 3	E: 0	K: 1	S: 8	R: 0	H: 0	E: 0	K: 0	S: 3	R: 0	H: 1	E: 0	K: 0	S: 3	R: 0	H: 0	E: 0	K: 1	S: 5	R: 1	H: 1	E: 0	K: 1	S: 6	R: 2	H: 2	E: 0	K: 1	S: 7	R: 0	H: 2	E: 0	K: 1	S: 7	R: 0	H: 1	E: 0	K: 0	S: 4	R: 0	H: 0	E: 0	K: 2	S: 7	R: 1	H: 2	E: 1	K: 1	S: 6				
	0	0	0	0	3	2	3	0	1	8	0	0	0	0	3	0	1	0	0	0	3	0	0	0	1	5	1	1	0	1	6	2	2	0	2	7	0	2	7	0	1	8	0	0	7	1	2	0	10	1B: 9	SF: 0	2B: 1	SAC: 0	3B: 0	DP: 1	HR: 2	HBP: 0	WP: 0	PA: 48

PITCHER	IP	WLS	BF	H	R	ER	SO	BB	IBB	HBP	BLK	WP	HR	S	P	ERA	WHIP
Les Straker, R ERA: 4.24 (1, 1)	5.0		19	4	2	2	2	1	0	0	0	0	1	22	26	3.60	1.000
Juan Berenguer, R ERA: 3.87 (6, 1)	1.0		7	2	3	3	1	2	0	0	0	0	1	7	15	27.00	4.000
Keith Atherton, R ERA: 4.22 (7, 1)	1.0		4	1	0	0	1	0	0	0	0	0	0	6	6	0.00	1.000
George Frazier, R ERA: 5.55 (8, 1)	1.1		8	3	0	0	1	0	1	0	0	0	0	9	13	0.00	2.250
Jeff Reardon, R ERA: 5.06 (9, 1)	2.1	L	10	2	1	1	3	0	1	0	0	0	0	15	19	3.86	0.857

Batter	1	2	3	4	5	6	7	8	9	AB R H RBI BB SO LOB	TOP											
Donell Nixon, R OBP: 0.276, SLG: 0.260 (1, 8) X	0-0 6-3	0-0 CS	0-0 5-3			0-0 CS 1B		0-3 K		4 0 1 0 0 1 0												
Phil Bradley, R OBP: 0.381, SLG: 0.477 (1, 7) S S S	0-3 K		0-0 6-3			0-0 5-3		4-0 BB		3 0 0 0 1 1 1												
Scott Bradley, L OBP: 0.295, SLG: 0.337 (1, 2) X	0-0 1B HR 1B		0-0 5-3			0-0 F7		0-0 F8		4 1 1 0 0 0 1												
Alvin Davis, L OBP: 0.381, SLG: 0.499 (1, 3) X	0-0 1-2 HR 1B			0-0 4-3			0-0 E3 4-3 1B		0-0 F7	4 2 1 0 0 0 0												
Jim Presley, R OBP: 0.298, SLG: 0.455 (1, 5) X	0-0 1-1 2-1 HR			0-0 F9			0-0 4-3		4-0 1B BB	3 1 1 3 1 0 1												
Ken Phelps, L OBP: 0.390, SLG: 0.493 (1, 10) X	0-0 4-3			0-3 K			0-0 FC3-6 1B		0-0 F3	2 0 0 0 0 1 0 2 0 1 1 0 0 1												
Gary Matthews, R OBP: 0.344, SLG: 0.425 (7, PH)							3-1 FC3-6 1B															
Mike Kingery, L OBP: 0.311, SLG: 0.437 (1, 9) X		0-0 B1-3			0-0 4-3		0-0 FC3-6		0-0 1-3 1B	4 0 1 0 0 0 1												
Rey Quinones, R OBP: 0.319, SLG: 0.415 (1, 6) X		0-0 5-3			0-0 F3		0-0 F7		0-0 F8	4 0 0 0 0 0 3												
Harold Reynolds, S OBP: 0.323, SLG: 0.368 (1, 4) X		0-0 CS 1B			0-0 5-3			0-0 4-3		3 0 1 0 0 0 0												
Inning Stats	R: 3 E: 0 K: 1 S: 8	H: 3 LOB: 0 BB: 0 P: 8	R: 0 E: 0 K: 0 S: 3	H: 1 LOB: 0 BB: 0 P: 3	R: 0 E: 0 K: 0 S: 3	H: 0 LOB: 0 BB: 0 P: 3	R: 0 E: 0 K: 1 S: 5	H: 0 LOB: 0 BB: 0 P: 5	R: 0 E: 0 K: 0 S: 3	H: 0 LOB: 0 BB: 0 P: 3	R: 0 E: 0 K: 0 S: 3	H: 1 LOB: 0 BB: 0 P: 3	R: 1 E: 1 K: 0 S: 5	H: 1 LOB: 1 BB: 0 P: 5	R: 0 E: 0 K: 1 S: 5	H: 0 LOB: 1 BB: 1 P: 9	R: 0 E: 0 K: 0 S: 4	H: 1 LOB: 2 BB: 1 P: 8	1B: 6 2B: 0 3B: 0 HR: 1	SF: 0 SAC: 0 DP: 0 HBP: 0	WP: 0 PB: 0 SB: 0 CS: 2	PA: 36
PITCHER	IP WLS BF H R ER SO BB IBB HBP BLK WP HR S P ERA WHIP																					
Joaquin Andujar, R ERA: 6.08 (1, 1)	0.2 L 5 3 3 3 1 0 0 0 0 0 0 1 7 7 40.50 4.500																					
Dave Leiper, L ERA: 2.57 (1, 1)	6.1 21 3 1 0 1 0 0 0 0 0 0 0 23 23 0.00 0.474																					
Dennis Lamp, R ERA: 4.39 (8, 1)	0.2 3 0 0 0 1 1 0 0 0 0 0 0 4 8 0.00 1.500																					
Greg Cadaret, L ERA: 6.55 (8, 1)	0.2 2 0 0 0 0 0 0 0 0 0 0 0 2 2 0.00 0.000																					
Rick Rodriguez, R ERA: 4.02 (9, 1)	0.2 4 1 0 0 0 1 0 0 0 0 0 0 3 7 0.00 3.000																					

Seattle Mariners @ Oakland Athletics
 Oakland-Alameda County Coliseum, Oakland, CA
 Mon Aug 03 1987, 7:05 PM PDT
 Att: 16,644 - Unknown

AB	33
R	4
H	7
RBI	4
BB	2
SO	3
LOB	8



Batter	1	2	3	4	5	6	7	8	9	AB	R	H	RBI	BB	SO	LOB
Luis Polonia, L OBP: 0.350, SLG: 0.418 (1, 8)	0-0 1-3		0-0 1B		0-0 F7		0-0 F8		0-0 4-3	5	0	1	1	0	0	3
Carney Lansford, R OBP: 0.379, SLG: 0.455 (1, 5)	0-0 F8		0-0 F4		4-0 BB		0-0 F3		0-0 1B	4	0	1	1	1	0	1
Jose Canseco, R OBP: 0.317, SLG: 0.487 (1, 7)	0-0 5-3			0-0 6-3	4-0 BB		0-0 4-3		0-0 F6	4	0	0	1	1	0	2
Mark McGwire, R OBP: 0.364, SLG: 0.645 (1, 3)		0-0 F8		4-0 BB	0-3 K			0-0 5-3		3	0	0	0	1	1	3
Mike Davis, L OBP: 0.336, SLG: 0.530 (1, 10)		0-0 F8		0-0 E6		0-0 6-3		0-0 F8		4	0	0	0	0	0	1
Reggie Jackson, L OBP: 0.275, SLG: 0.397 (1, 9)		0-3 K		0-0 G4-3		0-0 FC6-4		0-0 1B		4	0	2	0	0	1	2
Terry Steinbach, R OBP: 0.350, SLG: 0.500 (1, 2)			0-0 6-3 1B		0-0 G1-3-2	0-0 FC6-4		0-0 F8		4	1	1	0	0	0	2
Tony Bernazard, S OBP: 0.327, SLG: 0.429 (1, 4)		0-0 G3		0-0 BB	0-0 BB	0-0 1B		0-0 1B		4	1	3	0	0	0	1
Mike Gallego, R OBP: 0.304, SLG: 0.300 (9, PR)		1-2		1-2	1-2	1-2		1-2	0-0 4-3 1B	0	1	0	0	0	0	0
Alfredo Griffin, S OBP: 0.320, SLG: 0.342 (1, 6)			0-0 6-3		0-0 BB	0-3 K		0-3 K		4	0	1	0	0	2	4

BOTTOM

Seattle Mariners @ Oakland Athletics
Oakland-Alameda County Coliseum, Oakland, CA
 Mon Aug 03 1987, 7:05 PM PDT
 Att. 16,644 - Unknown

livebaseballscorecards.com

AB	36
R	3
H	9
RBI	3
BB	3
SO	4
LOB	19



Inning Stats	R: 0	H: 0	E: 0	LOB: 0	K: 0	S: 3	P: 3	R: 0	H: 0	E: 0	LOB: 0	K: 1	S: 5	R: 1	H: 2	E: 0	LOB: 1	K: 0	S: 5	R: 0	H: 0	E: 1	LOB: 1	K: 0	S: 3	R: 1	H: 2	E: 0	LOB: 3	K: 1	S: 7	R: 0	H: 2	E: 0	LOB: 2	K: 1	S: 7	R: 0	H: 0	E: 0	LOB: 0	K: 0	S: 3	R: 0	H: 1	E: 0	LOB: 1	K: 0	S: 4	R: 1	H: 2	E: 0	LOB: 2	K: 1	S: 7	1B: 8	SF: 0	2B: 1	SAC: 0	3B: 0	DP: 1	HR: 0	HBP: 0	WP: 0	PA: 39
--------------	------	------	------	--------	------	------	------	------	------	------	--------	------	------	------	------	------	--------	------	------	------	------	------	--------	------	------	------	------	------	--------	------	------	------	------	------	--------	------	------	------	------	------	--------	------	------	------	------	------	--------	------	------	------	------	------	--------	------	------	-------	-------	-------	--------	-------	-------	-------	--------	-------	--------

PITCHER	IP	WLS	BF	H	R	ER	SO	BB	IBB	HBP	BLK	WP	HR	S	P	ERA	WHIP
Mike Morgan, R ERA: 4.48 (1, 1)	5.2		26	6	2	2	2	3	0	0	0	0	0	27	39	3.18	1.588
Dennis Powell, L ERA: (6, 1)	0.2		2	0	0	0	1	0	0	0	0	0	0	4	4	0.00	0.000
Mike Trujillo, R ERA: 7.35 (7, 1)	2.1		10	3	1	1	1	0	0	0	0	0	0	12	12	3.86	1.286
Ed Nunez, R ERA: 3.06 (9, 1)	0.1	S	1	0	0	0	0	0	0	0	0	0	0	1	1	0.00	0.000

Batter	1	2	3	4	5	6	7	8	9
Luis Polonia, L OBP: 0.348, SLG: 0.414 (1, 9)	0-0 6-3			0-0 4-3	0-0 G4	0-0 1B 1B	0-0 F8		
Carney Lansford, R OBP: 0.380, SLG: 0.456 (1, 5) Mike Gallego, R OBP: 0.300, SLG: 0.296 (7, 5)	0-0 4-3			0-0 1B SF8 1B	0-0 F9	0-0 1B SF8 1B		0-3 K	
Jose Canseco, R OBP: 0.320, SLG: 0.488 (1, 7)	0-0 L6			0-0 S SF8 E 1B	0-0 2B WP 1B	0-0 P3		0-0 WP 1B	
Mark McGwire, R OBP: 0.364, SLG: 0.646 (1, 3)		0-0 5-3		0-0 SF8	0-0 WP 1B 2B	0-0 FC5-4 1B		0-0 F4	
Steve Henderson, R OBP: 0.452, SLG: 0.541 (1, 10) Mike Davis, L OBP: 0.336, SLG: 0.528 (5, PH)		0-0 F3		0-0 E5 1B	0-0 WP 1B IBB	0-0 SF8		0-0 F8	
Terry Steinbach, R OBP: 0.353, SLG: 0.500 (1, 2)		0-0 6-3		0-0 FC6-4 1B	0-0 BB E 1B	0-0 FC5-4			
Tony Bernazard, S OBP: 0.324, SLG: 0.425 (1, 4)			0-0 F6	0-0 FC6-4	0-0 E5 BB		0-0 4-3		
Dwayne Murphy, L OBP: 0.358, SLG: 0.338 (1, 8)			0-0 4-3				0-3 K		
Alfredo Griffin, S OBP: 0.317, SLG: 0.338 (1, 6)			0-0 4-3				0-3 K		

Inning Stats	R: 0 E: 0 K: 0 S: 3	H: 0 LOB: 0 BB: 0 P: 3	R: 0 E: 0 K: 0 S: 3	H: 0 LOB: 0 BB: 0 P: 3	R: 0 E: 0 K: 0 S: 3	H: 0 LOB: 0 BB: 0 P: 3	R: 2 E: 1 K: 0 S: 7	H: 3 LOB: 2 BB: 0 P: 7	R: 5 E: 2 K: 0 S: 8	H: 3 LOB: 3 BB: 3 P: 20	R: 2 E: 0 K: 0 S: 6	H: 3 LOB: 1 BB: 0 P: 6	R: 0 E: 0 K: 2 S: 8	H: 0 LOB: 1 BB: 0 P: 8	R: 0 E: 0 K: 1 S: 6	H: 1 LOB: 1 BB: 0 P: 6
1B: 9 2B: 1 3B: 0 HR: 0	SF: 2 SAC: 0 DP: 0 HBP: 0	WP: 3 PB: 0 SB: 1 CS: 0	PA: 41													

PITCHER	IP	WLS	BF	H	R	ER	SO	BB	IBB	HBP	BLK	WP	HR	S	P	ERA	WHIP
Lee Guetterman, L ERA: 4.06 (1, 1)	4.2	L	22	5	6	2	0	1	0	0	0	0	0	21	25	3.86	1.286
Steve Shields, R ERA: 6.12 (5, 1)	1.1		11	4	3	2	0	1	1	0	0	1	0	9	17	13.50	3.750
Roy Thomas, R ERA: 5.23 (7, 1)	2.0		8	1	0	0	3	0	0	0	0	2	0	14	14	0.00	0.500

BOTTOM

Seattle Mariners @ Oakland Athletics
Oakland-Alameda County Coliseum, Oakland, CA
 Tue Aug 04 1987, 3:33 AM PDT
 Att. 10,335 - Unknown

livebaseballscorecards.com

AB	36
R	9
H	10
RBI	7
BB	3
SO	3
LOB	17



Batter	1	2	3	4	5	6	7	8	9	AB R H RBI BB SO LOB	TOP											
Donell Nixon, R (1, 8) OBP: 0.274, SLG: 0.252	0-0 F9		0-0 FC1-6 CS BB 1-2f		0-0 F9		0-3 K			4 0 0 0 0 1 1	Seattle Mariners @ Oakland Athletics Oakland-Alameda County Coliseum, Oakland, CA Wed Aug 05 1987, 3:33 AM PDT Att: 15,409 - Unknown livebaseballscorecards.com											
Phil Bradley, R (1, 7) OBP: 0.380, SLG: 0.473	0-0 1B		4-0 BB 1-2 1B BB		0-3 K		0-0 4-3			3 1 1 0 1 1 0												
Alvin Davis, L (1, 3) OBP: 0.384, SLG: 0.500	0-0 1B		4-0 BB 1-2 2-3 1B BB		0-0 G3			0-0 F9		3 0 1 0 1 0 0												
Jim Presley, R (1, 5) OBP: 0.294, SLG: 0.449	0-3 K		0-0 BB 1-2 2-H 1B		0-3 K			0-3 K		4 0 1 1 0 3 2												
Gary Matthews, R (1, 10) OBP: 0.340, SLG: 0.415 John Moses, S (6, PR) OBP: 0.296, SLG: 0.333	0-0 1-3		0-3 K		0-0 4-3 1B			0-0 F9		3 0 1 0 0 1 4 1 0 0 0 0 0 0												
Scott Bradley, L (1, 2) OBP: 0.290, SLG: 0.332		0-0 6-3		0-0 6-3		0-0 4-3			0-0 F7	4 0 0 0 0 0 1												
Mike Kingery, L (1, 9) OBP: 0.310, SLG: 0.425		0-0 F8		0-0 3-1		4-0 BB FC6-4			0-0 4-3	3 0 0 0 1 0 0												
Rey Quinones, R (1, 6) OBP: 0.318, SLG: 0.411		0-0 F2		0-0 1B		0-0 FC6-4 1-2f			0-0 4-3	4 0 1 0 0 0 2												
Harold Reynolds, S (1, 4) OBP: 0.328, SLG: 0.374			4-0 BB FC1-6 BB		0-0 4-3		0-0 F8			2 0 0 0 1 0 1												
Inning Stats	R: 0 E: 0 K: 1 S: 7	H: 2 LOB: 2 BB: 0 P: 7	R: 0 E: 0 K: 0 S: 3	H: 0 LOB: 0 BB: 0 P: 3	R: 1 E: 0 K: 1 S: 5	H: 1 LOB: 2 BB: 3 P: 17	R: 0 E: 0 K: 0 S: 4	H: 1 LOB: 1 BB: 0 P: 4	R: 0 E: 0 K: 1 S: 5	H: 0 LOB: 0 BB: 0 P: 5	R: 0 E: 0 K: 1 S: 6	H: 1 LOB: 2 BB: 1 P: 10	R: 0 E: 0 K: 1 S: 5	H: 0 LOB: 0 BB: 0 P: 5	R: 0 E: 0 K: 1 S: 5	H: 0 LOB: 0 BB: 0 P: 5	R: 0 E: 0 K: 0 S: 3	H: 0 LOB: 0 BB: 0 P: 3	1B: 5 2B: 0 3B: 0 HR: 0	SF: 0 SAC: 0 DP: 0 HBP: 0	WP: 0 PB: 0 SB: 0 CS: 1	PA: 35
PITCHER	IP WLS BF H R ER SO BB IBB HBP BLK WP HR S P ERA WHIP																					
Jose Rijo, R (1, 1) ERA: 5.12	5.2 W 25 5 1 1 4 4 0 0 0 0 0 0 29 45 1.59 1.588																					
Gene Nelson, R (6, 1) ERA: 2.79	3.1 S 10 0 0 0 2 0 0 0 0 0 0 0 14 14 0.00 0.000																					

Seattle Mariners @ Oakland Athletics
 Oakland-Alameda County Coliseum, Oakland, CA
 Wed Aug 05 1987, 3:33 AM PDT
 Att: 15,409 - Unknown

AB	31
R	1
H	5
RBI	1
BB	4
SO	6
LOB	11



Batter	1	2	3	4	5	6	7	8	9
Luis Polonia, L (1, 7) OBP: 0.347, SLG: 0.416	0-0 SH1-3 2B		0-3 K		0-0 F8		0-3 K		
Carney Lansford, R (1, 5) OBP: 0.379, SLG: 0.455	0-0 SH1-3 2-3		0-0 5-3		0-0 WP 1B		0-0 F9		
Jose Canseco, R (1, 10) OBP: 0.324, SLG: 0.499	0-0 F4		0-0 HR		4-0 1B BB		0-0 1B SF9 2B		
Mark McGwire, R (1, 3) OBP: 0.365, SLG: 0.645	0-0 F9		0-3 K		0-0 1B 1B		0-0 SF9 1B		
Reggie Jackson, L (1, 9) OBP: 0.276, SLG: 0.397		0-0 F8		0-3 K	0-0 1B		0-3 K		
Steve Henderson, R (8, PH) OBP: 0.442, SLG: 0.526 (9, 9)					1-2 2-H				
Terry Steinbach, R (1, 2) OBP: 0.351, SLG: 0.496		0-0 F4		4-0 2B BB		0-0 F9		0-0 SF9	
Dwayne Murphy, L (1, 8) OBP: 0.354, SLG: 0.346		0-0 2B		0-0 F7		0-0 F9		0-0 G3	
Tony Bernazard, S (1, 4) OBP: 0.326, SLG: 0.428		4-0 BB		0-0 2B		0-0 4-3			
Alfredo Griffin, S (1, 6) OBP: 0.314, SLG: 0.335		0-0 F8			0-0 F8		0-0 F9		

Inning Stats	R: 0	H: 1	E: 0	LOB: 1	K: 0	BB: 0	S: 4	P: 4
	R: 0	H: 1	E: 0	LOB: 2	K: 0	BB: 1	S: 4	P: 8
	R: 1	H: 1	E: 0	LOB: 0	K: 2	BB: 0	S: 8	P: 8
	R: 0	H: 1	E: 0	LOB: 2	K: 1	BB: 1	S: 5	P: 9
	R: 1	H: 3	E: 0	LOB: 2	K: 0	BB: 1	S: 5	P: 9
	R: 0	H: 0	E: 0	LOB: 0	K: 0	BB: 0	S: 3	P: 3
	R: 0	H: 0	E: 0	LOB: 0	K: 1	BB: 0	S: 5	P: 5
	R: 1	H: 2	E: 0	LOB: 1	K: 1	BB: 0	S: 7	P: 7

PITCHER	IP	WLS	BF	H	R	ER	SO	BB	IBB	HBP	BLK	WP	HR	S	P	ERA	WHIP
Scott Bankhead, R (1, 1) ERA: 5.23	6.0	L	26	7	2	2	3	3	0	0	0	1	1	29	41	3.00	1.667
Dennis Powell, L (7, 1) ERA:	1.0		3	0	0	0	1	0	0	0	0	0	0	5	5	0.00	0.000
Mike Trujillo, R (8, 1) ERA: 7.53	0.0		2	2	1	1	0	0	0	0	0	0	0	2	2	∞	∞
Bill Wilkinson, L (8, 1) ERA: 3.94	1.0		3	0	0	0	1	0	0	0	0	0	0	5	5	0.00	0.000

AB R H RBI BB SO LOB

4	0	1	0	0	2	0
3	1	1	0	0	0	0
3	2	2	1	1	0	1
4	0	2	1	0	1	1
3	0	1	0	0	1	0
1	0	0	0	0	1	2
2	0	0	1	1	0	0
4	0	1	0	0	0	2
2	0	1	0	1	0	0
3	0	0	0	0	0	2

1B: 4	SF: 1	WP: 1	PA: 34
2B: 4	SAC: 1	PB: 0	
3B: 0	DP: 0	SB: 0	
HR: 1	HBP: 0	CS: 0	


AB	29
R	3
H	9
RBI	3
BB	3
SO	5
LOB	8



Seattle Mariners @ Oakland Athletics
Oakland-Alameda County Coliseum, Oakland, CA
Wed Aug 05 1987, 3:33 AM PDT
Att. 15,409 - Unknown

livebaseballscorecards.com

Batter	1	2	3	4	5	6	7	8	9	AB R H RBI BB SO LOB	BOTTOM
--------	---	---	---	---	---	---	---	---	---	----------------------	--------

Al Newman, S (1, 4) <small>OBP: 0.287, SLG: 0.322</small>										3 2 1 0 2 0 2	<p>Oakland Athletics @ Minnesota Twins Hubert H. Humphrey Metrodome, Minneapolis, MN</p> <p>Thu Aug 06 1987, 8:05 PM EDT Att. 39,177 - Unknown</p> <p>livebaseballscorecards.com</p> <table border="0"> <tr><td>AB</td><td>33</td></tr> <tr><td>R</td><td>9</td></tr> <tr><td>H</td><td>9</td></tr> <tr><td>RBI</td><td>9</td></tr> <tr><td>BB</td><td>11</td></tr> <tr><td>SO</td><td>7</td></tr> <tr><td>LOB</td><td>23</td></tr> </table> 	AB	33	R	9	H	9	RBI	9	BB	11	SO	7	LOB	23
AB	33																								
R	9																								
H	9																								
RBI	9																								
BB	11																								
SO	7																								
LOB	23																								
Randy Bush, L (1, 9) <small>OBP: 0.330, SLG: 0.378</small> Mark Davidson, R (8, 7) <small>OBP: 0.325, SLG: 0.320</small>										1 2 0 0 4 0 1 0 0 0 0 0 0 0															
Kirby Puckett, R (1, 8) <small>OBP: 0.355, SLG: 0.494</small>										5 1 1 3 0 1 7															
Kent Hrbek, L (1, 3) <small>OBP: 0.379, SLG: 0.534</small>										4 2 2 1 1 0 1															
Gary Gaetti, R (1, 5) <small>OBP: 0.309, SLG: 0.483</small>										3 0 2 3 1 0 0															
Gene Larkin, S (1, 10) <small>OBP: 0.356, SLG: 0.444</small>										4 0 0 1 1 0 4															
Tom Brunansky, R (1, 7) <small>OBP: 0.353, SLG: 0.482</small>										4 0 0 0 1 1 3															
Tim Laudner, R (1, 2) <small>OBP: 0.259, SLG: 0.435</small>										4 1 1 1 1 3 3															
Greg Gagne, R (1, 6) <small>OBP: 0.307, SLG: 0.424</small>										5 1 2 0 0 2 2															

Inning Stats	R: 2	H: 0	E: 0	K: 0	S: 3	LOB: 2	BB: 3	P: 16	R: 0	H: 1	E: 0	K: 2	S: 8	LOB: 2	BB: 1	P: 12	R: 1	H: 1	E: 0	K: 1	S: 6	LOB: 0	BB: 0	P: 6	R: 4	H: 3	E: 1	K: 2	S: 11	LOB: 3	BB: 3	P: 23	R: 0	H: 1	E: 0	K: 0	S: 4	LOB: 0	BB: 1	P: 6	R: 1	H: 1	E: 0	K: 1	S: 6	LOB: 2	BB: 2	P: 14	R: 1	H: 2	E: 0	K: 1	S: 7	LOB: 2	BB: 1	P: 11	1B: 2	2B: 5	3B: 1	HR: 2	SF: 0	SAC: 0	DP: 1	HBP: 1	WP: 0	PB: 0	SB: 0	CS: 0	PA: 45	ERA	WHIP
--------------	------	------	------	------	------	--------	-------	-------	------	------	------	------	------	--------	-------	-------	------	------	------	------	------	--------	-------	------	------	------	------	------	-------	--------	-------	-------	------	------	------	------	------	--------	-------	------	------	------	------	------	------	--------	-------	-------	------	------	------	------	------	--------	-------	-------	-------	-------	-------	-------	-------	--------	-------	--------	-------	-------	-------	-------	--------	-----	------

PITCHER	IP	WLS	BF	H	R	ER	SO	BB	IBB	HBP	BLK	WP	HR	S	P	ERA	WHIP
Dave Stewart, R (1, 1) <small>ERA: 3.64</small>	3.1	L	21	4	7	5	4	5	0	1	0	0	1	23	44	13.50	2.700
Greg Cadaret, L (4, 1) <small>ERA: 5.65</small>	3.1		17	3	1	1	2	5	0	0	0	0	1	16	36	2.70	2.400
Rick Rodriguez, R (7, 1) <small>ERA: 3.79</small>	1.1		7	2	1	1	1	1	0	0	0	0	0	8	12	6.75	2.250
Rick Rodriguez, R (8, 1) <small>ERA: 3.79</small>	1.1		7	2	1	1	1	1	0	0	0	0	0	8	12	6.75	2.250

Batter	1	2	3	4	5	6	7	8	9	AB R H RBI BB SO LOB	TOP											
Luis Polonia, L (1, 8) OBP: 0.340, SLG: 0.408	0-0 4-3			0-0 E3 S 1B		0-0 B1-3		0-0 G3		4 1 0 0 0 0 0												
Carney Lansford, R (1, 5) OBP: 0.378, SLG: 0.450 Mickey Tettleton, S (8, 2) OBP: 0.294, SLG: 0.312	0-0 5-3			0-0 4-6-3 S SF8 2-H 1B		0-0 5-3		0-0 F8		4 1 1 1 0 0 0 0 0 0 0 0 0 0												
Jose Canseco, R (1, 7) OBP: 0.326, SLG: 0.497	0-0 5-3			0-0 4-6-3 1-3		4-0 FC5-4 BB			4-0 HBP 1B BB	2 1 0 0 2 0 1												
Mark McGwire, R (1, 3) OBP: 0.367, SLG: 0.639		0-0 F4		0-0 SF8 3-H		0-0 FC5-4 1-2f			1-0 HBP 1B HBP	2 1 0 1 0 0 1												
Mike Davis, L (1, 9) OBP: 0.337, SLG: 0.525		0-3 K2-3		0-0 G3			4-0 L4-6 BB BB		0-0 1B 1B	3 0 1 1 1 1 0												
Terry Steinbach, R (1, 2) OBP: 0.354, SLG: 0.490 (8, 5)		0-0 F3		0-3 K			4-0 1-2 BB		0-0 1B 1B	3 0 1 1 1 1 0												
Reggie Jackson, L (1, 10) OBP: 0.276, SLG: 0.396 Steve Henderson, R (9, PH) OBP: 0.438, SLG: 0.581			0-0 G1-6-3 1B	0-3 K			0-0 L4-6 2-3		0-0 F9 3-H 2-H	3 0 1 0 0 1 2 1 0 0 0 0 0 2												
Tony Bernazard, S (1, 4) OBP: 0.324, SLG: 0.421			0-0 G1-6-3 1-2f	0-0 K			0-0 F7		0-0 G6-4-3 1-2f	4 0 1 0 0 0 4												
Alfredo Griffin, S (1, 6) OBP: 0.313, SLG: 0.333 Mike Gallego, R (8, 6) OBP: 0.301, SLG: 0.338			0-0 F7	0-0 1-3				0-0 F2		3 0 0 0 0 0 1 0 0 0 0 0 0 0												
Inning Stats	R: 0 E: 0 K: 0 S: 3	H: 0 LOB: 0 BB: 0 P: 3	R: 0 E: 0 K: 1 S: 5	H: 0 LOB: 0 BB: 0 P: 5	R: 0 E: 0 K: 0 S: 3	H: 1 LOB: 0 BB: 0 P: 3	R: 2 E: 1 K: 0 S: 5	H: 1 LOB: 0 BB: 0 P: 5	R: 0 E: 0 K: 2 S: 8	H: 1 LOB: 1 BB: 0 P: 8	R: 0 E: 0 K: 0 S: 3	H: 0 LOB: 1 BB: 1 P: 7	R: 0 E: 0 K: 0 S: 2	H: 0 LOB: 1 BB: 2 P: 10	R: 0 E: 0 K: 0 S: 3	H: 0 LOB: 0 BB: 0 P: 3	R: 2 E: 0 K: 0 S: 4	H: 2 LOB: 1 BB: 1 P: 9	1B: 5 2B: 1 3B: 0 HR: 0	SF: 1 SAC: 0 DP: 3 HBP: 1	WP: 0 PB: 0 SB: 2 CS: 0	PA: 35
PITCHER	IP WLS BF H R ER SO BB IBB HBP BLK WP HR S P ERA WHIP																					
Joe Niekro, R (1, 1) ERA: 4.38	8.0 W 33 5 4 2 3 4 0 1 0 0 0 0 34 51 2.25 1.125																					
Dan Schatzeder, L (9, 1) ERA: 4.95	1.0 2 0 0 0 0 0 0 0 0 0 0 0 0 2 2 0.00 0.000																					

Oakland Athletics @ Minnesota Twins
 Hubert H. Humphrey Metrodome, Minneapolis, MN
 Fri Aug 07 1987, 8:05 PM EDT
 Att: 36,146 - Unknown

AB	29
R	4
H	5
RBI	4
BB	4
SO	3
LOB	11



Batter	1	2	3	4	5	6	7	8	9	AB	R	H	RBI	BB	SO	LOB
Randy Bush, L OBP: 0.335, SLG: 0.383 Mark Davidson, R OBP: 0.319, SLG: 0.314 (1, 9) (5, PH) (6, 7)	0-0 WP 1B 1B	0-0 F6		0-0 1B 1B	0-0 F8		0-0 4-3			3	1	2	0	0	0	0
Greg Gagne, R OBP: 0.312, SLG: 0.435 (1, 6)	0-0 WP 1-2 1B 1B	0-0 L5		0-0 1-2 1B	0-0 1-3		0-0 3B			5	1	3	0	0	0	1
Kirby Puckett, R OBP: 0.356, SLG: 0.492 (1, 8)	0-0 1-H 2-H FC4-6 1B	0-0 5-3		0-0 F8		4-0 FC3-6 BB	0-0 F8			4	0	1	1	1	0	3
Kent Hrbek, L OBP: 0.377, SLG: 0.538 (1, 3)	0-0 FC4-6 2B E 1-2f		0-0 HR	0-3 K		0-0 FC3-6 WP E 1-2f		0-0 6-3		5	3	1	1	0	1	4
Gary Gaetti, R OBP: 0.310, SLG: 0.484 (1, 5)	0-0 E 1-3 2B		0-3 K		1-0 5-3 2B HBP	0-0 E6 E 2-H		0-0 F9		4	2	1	0	0	1	0
Gene Larkin, S OBP: 0.357, SLG: 0.445 (1, 10)	4-0 E IBB		0-0 2B		0-0 5-3 1-2	0-3 K		0-0 5-3		4	0	1	0	1	1	2
Tom Brunansky, R OBP: 0.352, SLG: 0.482 (1, 7) (6, 9)	0-0 E6 1-3 2-H 3-H		0-0 F8		0-0 1B 2B 2-H	0-0 E4 1-3				4	1	1	2	0	0	3
Steve Lombardozzi, R OBP: 0.293, SLG: 0.345 (1, 4)	0-3 K		0-0 F6		0-0 1B S 2-H	0-0 6-3				4	1	1	1	0	1	5
Sal Butera, R OBP: 0.240, SLG: 0.307 (1, 2)	0-3 K			0-0 G1-6-3	0-0 1B 1-H		0-0 L6			4	0	1	1	0	1	2

Inning Stats	R: 4	H: 4	E: 1	K: 2	S: 12	LOB: 2	BB: 1	P: 16	R: 0	H: 0	E: 0	K: 0	S: 3	LOB: 0	BB: 0	P: 3	R: 1	H: 2	E: 0	K: 1	S: 7	LOB: 1	BB: 0	P: 7	R: 0	H: 2	E: 0	K: 1	S: 7	LOB: 2	BB: 0	P: 7	R: 3	H: 3	E: 0	K: 0	S: 6	LOB: 1	BB: 0	P: 7	R: 1	H: 0	E: 3	K: 1	S: 7	LOB: 2	BB: 1	P: 11	R: 0	H: 1	E: 0	K: 0	S: 4	LOB: 1	BB: 0	P: 4	R: 0	H: 0	E: 0	K: 0	S: 3	LOB: 0	BB: 0	P: 3
PITCHER	IP	WLS	BF	H	R	ER	SO	BB	IBB	HBP	BLK	WP	HR	S	P	ERA	WHIP																																															
Dennis Lamp, R ERA: 5.01 Dennis Eckersley, R ERA: 3.16 Dave Leiper, L ERA: 2.36	(1, 1)	0.1	L	6	4	4	3	0	0	0	0	1	0	5	9	81.00	12.000																																															
	(1, 1)	4.0		21	7	4	4	4	0	0	1	0	0	1	28	29	9.00	1.750																																														
	(5, 1)	3.2		15	1	1	0	1	1	0	0	0	1	0	16	20	0.00	0.545																																														


BOTTOM

Oakland Athletics @ Minnesota Twins
 Hubert H. Humphrey Metrodome, Minneapolis, MN

Fri Aug 07 1987, 8:05 PM EDT
 Att. 36,146 - Unknown

livebaseballscores.com

AB	39
R	9
H	12
RBI	6
BB	2
SO	5
LOB	21



WP	PA	42
1B: 7	SF: 0	
2B: 3	SAC: 0	
3B: 1	DP: 0	
HR: 1	HBP: 1	
WP: 4	PA: 42	
PB: 0	SB: 1	
CS: 0		

Batter	1	2	3	4	5	6	7	8	9	AB R H RBI BB SO LOB	TOP
Alfredo Griffin, S (1, 6) OBP: 0.315, SLG: 0.333	4-0 CS BB		0-0 G6-4-3 1-2f			0-0 F7			0-0 1B BB 1B	3 1 1 1 1 0 1	
Carney Lansford, R (1, 5) OBP: 0.378, SLG: 0.449	0-0 1-2 1B			0-0 6-3			0-0 F9		0-0 BB 1B 1B	3 0 1 0 0 0 0 1 0 1 0 0 0 0	
Mike Gallego, R (8, 4) OBP: 0.310, SLG: 0.347											
Jose Canseco, R (1, 7) OBP: 0.326, SLG: 0.494	0-0 F3			0-0 P3			0-0 F3		0-0 BB 1B	4 0 1 0 0 0 1	
Mark McGwire, R (1, 3) OBP: 0.364, SLG: 0.632 (8, 5)	0-0 F9			0-3 K			0-0 F8		0-3 K	4 0 0 0 0 2 4	
Steve Henderson, R (1, 9) OBP: 0.462, SLG: 0.587		0-0 G5-4-3 1B			0-0 G1-6-3 1B			0-0 F9	4-0 BB 1B	3 0 2 1 1 0 0	
Terry Steinbach, R (1, 10) OBP: 0.350, SLG: 0.485		0-0 F7			0-0 G1-6-3 1-2f			0-0 F9	0-0 BB F7	3 0 0 0 0 0 2 1 0 0 0 0 0 3	
Reggie Jackson, L (9, PH) OBP: 0.276, SLG: 0.395											
Tony Bernazard, S (1, 4) OBP: 0.322, SLG: 0.418		0-0 G5-4-3 1-2f			0-0 L7			0-0 F9		3 0 0 0 0 0 1 0 0 0 0 0 0 0	
Dwayne Murphy, L (8, 3) OBP: 0.365, SLG: 0.337											
Mickey Tettleton, S (1, 2) OBP: 0.294, SLG: 0.308			4-0 G6-4-3 BB			0-0 5-3			0-0 F9	2 0 0 0 1 0 0	
Luis Polonia, L (1, 8) OBP: 0.340, SLG: 0.413			0-0 F7			0-0 F7			0-0 1B 3B	3 1 1 0 0 0 1	
Inning Stats	R: 0 H: 1 E: 0 LOB: 1 K: 0 BB: 1 S: 3 P: 7	R: 0 H: 1 E: 0 LOB: 0 K: 0 BB: 0 S: 3 P: 3	R: 0 H: 0 E: 0 LOB: 0 K: 0 BB: 1 S: 2 P: 6	R: 0 H: 0 E: 0 LOB: 0 K: 1 BB: 0 S: 5 P: 5	R: 0 H: 1 E: 0 LOB: 0 K: 0 BB: 0 S: 3 P: 3	R: 0 H: 0 E: 0 LOB: 0 K: 0 BB: 0 S: 3 P: 3	R: 0 H: 0 E: 0 LOB: 0 K: 0 BB: 0 S: 3 P: 3	R: 0 H: 0 E: 0 LOB: 0 K: 0 BB: 0 S: 3 P: 3	R: 2 H: 4 E: 0 LOB: 3 K: 1 BB: 1 S: 9 P: 13	1B: 6 SF: 0 2B: 0 SAC: 0 3B: 1 DP: 3 HR: 0 HBP: 0	WP: 0 PA: 33 PB: 0 SB: 0 CS: 1
PITCHER Steve Carlton, L (1, 1) ERA: 5.59	IP WLS BF H R ER SO BB IBB HBP BLK WP HR S P ERA WHIP	8.2 W 32 7 2 2 2 2 3 0 0 0 0 0 0 33 45 2.08 1.154									
George Frazier, R (9, 1) ERA: 5.55	IP WLS BF H R ER SO BB IBB HBP BLK WP HR S P ERA WHIP	0.1 1 0 0 0 0 0 0 0 0 0 0 0 0 1 1 0.00 0.000									

Oakland Athletics @ Minnesota Twins
 Hubert H. Humphrey Metrodome, Minneapolis, MN
 Sat Aug 08 1987, 8:05 PM EDT
 Att: 50,237 - Unknown

livebaseballscorecards.com

AB 30
 R 2
 H 7
 RBI 2
 BB 3
 SO 2
 LOB 13



Batter	1	2	3	4	5	6	7	8	9	AB	R	H	RBI	BB	SO	LOB
Dan Gladden, R OBP: 0.320, SLG: 0.353 (1, 7)	4-0 1B 2B BB	0-0 F4		0-0 F8		0-0 F8		0-0 5-3		4	1	0	0	1	0	1
Greg Gagne, R OBP: 0.314, SLG: 0.434 (1, 6)	0-0 2B 3B 1B		0-0 F3		0-3 K2-3		0-0 E9 1B 2B 1B	0-0 F4		5	2	2	0	0	1	0
Kirby Puckett, R OBP: 0.361, SLG: 0.508 (1, 8)	0-0 3B 2B		0-0 HR		0-0 2B		0-0 2B SF9 1B			4	4	4	2	0	0	0
Mark Davidson, R OBP: 0.319, SLG: 0.314 (9, 8)	1-3 2-H 3B									0	0	0	0	0	0	0
Gary Gaetti, R OBP: 0.309, SLG: 0.486 (1, 5)	0-0 6-3 3B		0-3 K		0-3 K		0-0 L6			4	1	1	2	0	2	3
Tom Brunansky, R OBP: 0.356, SLG: 0.490 (1, 9)	0-0 6-3 3B		0-0 1B		0-0 2B		0-0 SF9 2B			4	0	3	3	0	0	0
Kent Hrbek, L OBP: 0.375, SLG: 0.534 (1, 3)	0-0 4-3		0-0 F9		0-0 F9		4-0 IBB			3	0	0	0	1	0	2
Gene Larkin, S OBP: 0.354, SLG: 0.443 (1, 10)	0-3 K			0-0 F8		0-0 WP SF8 1B		0-0 SF9		3	1	1	1	0	1	0
Tim Laudner, R OBP: 0.255, SLG: 0.426 (1, 2)		0-0 F9		0-0 L9		0-0 F9		0-0 F9		4	0	0	0	0	0	3
Steve Lombardozzi, R OBP: 0.293, SLG: 0.343 (1, 4)		0-0 4-3		4-0 BB		0-0 SF8		0-0 1-3		2	0	0	1	1	0	0

Inning Stats	R: 4	H: 3	E: 0	LOB: 0	K: 1	P: 12	R: 0	H: 0	E: 0	LOB: 0	K: 0	P: 3	R: 1	H: 2	E: 0	LOB: 1	K: 1	P: 7	R: 0	H: 0	E: 0	LOB: 1	K: 0	P: 7	R: 1	H: 2	E: 0	LOB: 1	K: 2	P: 9	R: 1	H: 1	E: 0	LOB: 0	K: 0	P: 4	R: 2	H: 3	E: 1	LOB: 2	K: 0	P: 10	R: 0	H: 0	E: 0	LOB: 0	K: 0	P: 3	1B: 5	SF: 2	2B: 4	SAC: 0	3B: 1	DP: 0	HR: 1	HBP: 0	WP: 1	PA: 38
--------------	------	------	------	--------	------	-------	------	------	------	--------	------	------	------	------	------	--------	------	------	------	------	------	--------	------	------	------	------	------	--------	------	------	------	------	------	--------	------	------	------	------	------	--------	------	-------	------	------	------	--------	------	------	-------	-------	-------	--------	-------	-------	-------	--------	-------	--------

PITCHER	IP	WLS	BF	H	R	ER	SO	BB	IBB	HBP	BLK	WP	HR	S	P	ERA	WHIP
Curt Young, L ERA: 3.98 (1, 1)	6.0	L	28	8	7	6	4	2	0	0	0	1	1	34	42	9.00	1.667
Jose Rijo, R ERA: 5.34 (7, 1)	1.0		7	3	2	2	0	0	1	0	0	0	0	6	10	18.00	3.000
Dennis Lamp, R ERA: 4.89 (8, 1)	1.0		3	0	0	0	0	0	0	0	0	0	0	3	3	0.00	0.000

BOTTOM

Oakland Athletics @ Minnesota Twins
 Hubert H. Humphrey Metrodome, Minneapolis, MN
 Sat Aug 08 1987, 8:05 PM EDT
 Att. 50,237 - Unknown

livebaseballscorecards.com

AB	33
R	9
H	11
RBI	9
BB	3
SO	4
LOB	9



Batter	1	2	3	4	5	6	7	8	9	AB R H RBI BB SO LOB	TOP	
Luis Polonia, L OBP: 0.335, SLG: 0.407 (1, 8) X	0-0 3-1 1B		0-0 1-3 1B		0-0 FC6-4 1-2f 2-3 1B		0-3 K		0-0 F9 1B	5 0 0 0 0 1 5		
Carney Lansford, R OBP: 0.378, SLG: 0.454 (1, 5) X	0-0 2B		0-0 F3 1B		0-0 FC5 1-3 3-H 1B		0-0 F7 1B		0-0 2B 1-H 2-H 1B	5 1 2 2 0 0 3		
Jose Canseco, R OBP: 0.324, SLG: 0.490 (1, 7) S S S	0-3 K		0-0 F8 1B		4-0 BB 1-2 BB 1B		0-3 K		0-0 6-3 1B	4 0 0 0 1 2 3		
Mike Davis, L OBP: 0.336, SLG: 0.525 (1, 9) X	0-0 2B			0-3 K	0-0 L1 1B			0-3 K		4 0 1 1 0 2 3		
Mark McGwire, R OBP: 0.360, SLG: 0.625 (1, 3) X	0-0 F9 1B			0-0 F9 1B		0-0 F7 1B		0-3 K		4 0 0 0 0 1 1		
Reggie Jackson, L OBP: 0.275, SLG: 0.393 (1, 10) X		0-0 1B		0-3 K		0-0 1-3 1B		0-0 F5 1B		4 0 1 0 0 1 0		
Terry Steinbach, R OBP: 0.349, SLG: 0.480 (1, 2) S S S		0-3 K			1-0 1B S 1B HBP		0-0 F4 1B		0-0 F9 1B	3 1 0 0 0 1 1		
Tony Bernazard, S OBP: 0.326, SLG: 0.424 (1, 4) S S S		0-3 K			0-0 FC6-4 1-3 FC5 1B 1B		0-0 2B 1B		0-0 2B 1B	4 2 3 0 0 1 1		
Alfredo Griffin, S OBP: 0.319, SLG: 0.339 (1, 6) X			0-0 F9 1B		0-0 FC6-4 1-2 3-H 1B		0-0 2B 1-H 1B		4-0 2B BB	3 1 2 2 1 0 1		
Inning Stats	R: 1 E: 0 K: 1 S: 7 H: 2 LOB: 1 BB: 0 P: 7	R: 0 E: 0 K: 2 S: 8 H: 1 LOB: 1 BB: 0 P: 8	R: 0 E: 0 K: 0 S: 3 H: 0 LOB: 0 BB: 0 P: 3	R: 0 E: 0 K: 2 S: 7 H: 0 LOB: 0 BB: 0 P: 7	R: 1 E: 0 K: 0 S: 5 H: 2 LOB: 3 BB: 1 P: 10	R: 0 E: 0 K: 0 S: 3 H: 0 LOB: 0 BB: 0 P: 3	R: 1 E: 0 K: 2 S: 9 H: 2 LOB: 1 BB: 0 P: 9	R: 0 E: 0 K: 2 S: 7 H: 0 LOB: 0 BB: 0 P: 7	R: 2 E: 0 K: 0 S: 5 H: 2 LOB: 1 BB: 1 P: 9	1B: 4 2B: 5 3B: 0 HR: 0 SF: 0 SAC: 0 DP: 0 HBP: 1	WP: 0 PB: 0 SB: 1 CS: 0 PA: 39	
PITCHER	IP WLS BF H R ER SO BB IBB HBP BLK WP HR S P ERA WHIP											
Bert Blyleven, R ERA: 4.4 (1, 1)	6.0 W 27 7 3 3 5 1 0 1 0 0 0 35 40 4.50 1.333											
Keith Atherton, R ERA: 4.08 (7, 1)	1.0 3 0 0 0 2 0 0 0 0 0 0 7 7 0.00 0.000											
Jeff Reardon, R ERA: 5.2 (8, 1)	2.0 S 9 2 2 2 2 1 0 0 0 0 0 12 16 9.00 1.500											

Oakland Athletics @ Minnesota Twins
 Hubert H. Humphrey Metrodome, Minneapolis, MN
 Sun Aug 09 1987, 4:33 AM EDT
 Att: 33,948 - Unknown

AB	36
R	5
H	9
RBI	5
BB	2
SO	9
LOB	18



Batter	1	2	3	4	5	6	7	8	9	AB	R	H	RBI	BB	SO	LOB
Randy Bush, L (1, 9) OBP: 0.329, SLG: 0.374 Mark Davidson, R (8, 7) OBP: 0.319, SLG: 0.314	0-0 G3		0-3 K	0-0 G3			0-0 3-1			4	0	0	0	0	1	0
Greg Gagne, R (1, 6) OBP: 0.313, SLG: 0.430	0-0 L3		4-0 1B HR BB			0-0 6-3	0-0 5-3			3	1	0	0	1	0	0
Kirby Puckett, R (1, 8) OBP: 0.363, SLG: 0.508	0-0 1B		0-0 1B HR			0-0 L5	0-0 4-3			4	1	2	0	0	0	0
Kent Hrbek, L (1, 3) OBP: 0.374, SLG: 0.539	0-3 K		0-0 HR			0-0 L1		0-0 G3		4	1	1	3	0	1	1
Gary Gaetti, R (1, 5) OBP: 0.309, SLG: 0.491		0-0 L5	0-0 6-3			0-0 6-3		0-0 HR		4	1	1	1	0	0	0
Roy Smalley, S (1, 10) OBP: 0.347, SLG: 0.415		0-0 1B BB	0-0 F9			4-0 HR BB		0-3 K		3	1	1	0	1	1	0
Tom Brunansky, R (1, 7) OBP: 0.357, SLG: 0.497 (8, 9)		4-0 1B BB		0-0 HR		0-0 L7		0-0 F7		3	1	1	1	1	0	1
Tim Laudner, R (1, 2) OBP: 0.256, SLG: 0.440		0-3 K		0-0 F3		0-0 HR		0-0 HR		3	1	1	2	0	1	2
Steve Lombardozzi, R (1, 4) OBP: 0.291, SLG: 0.341 Al Newman, S (6, PH) OBP: 0.286, SLG: 0.320 (7, 4)		0-0 F4		0-0 F4		0-0 4-3				2	0	0	0	0	0	2
										1	0	0	0	0	0	0


Inning Stats	R: 0 E: 0 K: 1 S: 6	H: 1 LOB: 1 BB: 0 P: 6	R: 0 E: 0 K: 1 S: 6	H: 1 LOB: 2 BB: 1 P: 10	R: 3 E: 0 K: 1 S: 7	H: 2 LOB: 0 BB: 1 P: 11	R: 1 E: 0 K: 0 S: 4	H: 1 LOB: 0 BB: 0 P: 4	R: 0 E: 0 K: 0 S: 3	H: 0 LOB: 0 BB: 0 P: 3	R: 2 E: 0 K: 0 S: 4	H: 1 LOB: 0 BB: 1 P: 8	R: 0 E: 0 K: 0 S: 3	H: 0 LOB: 0 BB: 0 P: 3	R: 1 E: 0 K: 1 S: 6	H: 1 LOB: 0 BB: 0 P: 6
---------------------	------------------------------	---------------------------------	------------------------------	----------------------------------	------------------------------	----------------------------------	------------------------------	---------------------------------	------------------------------	---------------------------------	------------------------------	---------------------------------	------------------------------	---------------------------------	------------------------------	---------------------------------

PITCHER Steve Ontiveros, R (1, 1) ERA: 3.49	IP: 8.0 WLS: L BF: 34 H: 7 R: 7 ER: 7 SO: 4 BB: 3 IBB: 0 HBP: 0 BLK: 0 WP: 0 HR: 4 S: 39 P: 51 ERA: 7.88 WHIP: 1.250	PITCHER	IP: 0 WLS: 0 BF: 0 H: 0 R: 0 ER: 0 SO: 0 BB: 0 IBB: 0 HBP: 0 BLK: 0 WP: 0 HR: 0 S: 0 P: 0 ERA: 0 WHIP: 0	PITCHER	IP: 0 WLS: 0 BF: 0 H: 0 R: 0 ER: 0 SO: 0 BB: 0 IBB: 0 HBP: 0 BLK: 0 WP: 0 HR: 0 S: 0 P: 0 ERA: 0 WHIP: 0	PITCHER	IP: 0 WLS: 0 BF: 0 H: 0 R: 0 ER: 0 SO: 0 BB: 0 IBB: 0 HBP: 0 BLK: 0 WP: 0 HR: 0 S: 0 P: 0 ERA: 0 WHIP: 0	PITCHER	IP: 0 WLS: 0 BF: 0 H: 0 R: 0 ER: 0 SO: 0 BB: 0 IBB: 0 HBP: 0 BLK: 0 WP: 0 HR: 0 S: 0 P: 0 ERA: 0 WHIP: 0	PITCHER	IP: 0 WLS: 0 BF: 0 H: 0 R: 0 ER: 0 SO: 0 BB: 0 IBB: 0 HBP: 0 BLK: 0 WP: 0 HR: 0 S: 0 P: 0 ERA: 0 WHIP: 0	PITCHER	IP: 0 WLS: 0 BF: 0 H: 0 R: 0 ER: 0 SO: 0 BB: 0 IBB: 0 HBP: 0 BLK: 0 WP: 0 HR: 0 S: 0 P: 0 ERA: 0 WHIP: 0	PITCHER	IP: 0 WLS: 0 BF: 0 H: 0 R: 0 ER: 0 SO: 0 BB: 0 IBB: 0 HBP: 0 BLK: 0 WP: 0 HR: 0 S: 0 P: 0 ERA: 0 WHIP: 0	PITCHER	IP: 0 WLS: 0 BF: 0 H: 0 R: 0 ER: 0 SO: 0 BB: 0 IBB: 0 HBP: 0 BLK: 0 WP: 0 HR: 0 S: 0 P: 0 ERA: 0 WHIP: 0	PITCHER	IP: 0 WLS: 0 BF: 0 H: 0 R: 0 ER: 0 SO: 0 BB: 0 IBB: 0 HBP: 0 BLK: 0 WP: 0 HR: 0 S: 0 P: 0 ERA: 0 WHIP: 0
---	--	----------------	--	----------------	--	----------------	--	----------------	--	----------------	--	----------------	--	----------------	--	----------------	--	----------------	--

BOTTOM

Oakland Athletics @ Minnesota Twins
Hubert H. Humphrey Metrodome, Minneapolis, MN
 Sun Aug 09 1987, 4:33 AM EDT
 Att. 33,948 - Unknown

AB	31
R	7
H	7
RBI	7
BB	3
SO	4
LOB	6



Batter	1	2	3	4	5	6	7	8	9	AB R H RBI BB SO LOB	TOP			
Tony Bernazard, S (1, 4) OBP: 0.327, SLG: 0.432 Mickey Tettleton, S (8, 2) OBP: 0.299, SLG: 0.333	0-3 K	0-0 S 1B	0-0 1-3		0-0 HR		0-0 F9		0-0 HR	5 1 2 4 0 1 1 1 1 1 3 0 0 0				
Carney Lansford, R (1, 5) OBP: 0.376, SLG: 0.451 Mike Gallego, R (8, 4) OBP: 0.306, SLG: 0.342	0-0 G5-4-3 1B	0-3 K		0-3 K	0-0 F7			0-0 F9	0-0 F3	5 0 1 0 0 2 1 1 0 0 0 0 0 0				
Jose Canseco, R (1, 10) OBP: 0.323, SLG: 0.489	0-0 G5-4-3 1-2f		0-0 F9 1B 2B	0-3 K	0-3 K			0-0 1-3		5 1 1 0 0 2 1				
Mark McGwire, R (1, 3) OBP: 0.365, SLG: 0.624		0-0 F7	4-0 HBP 1B BB	4-0 BB		4-0 4-3 BB		4-0 BB		1 1 0 0 4 0 0				
Mike Davis, L (1, 9) OBP: 0.332, SLG: 0.519 Steve Henderson, R (8, PH) OBP: 0.453, SLG: 0.574		0-3 K	0-0 F9	0-3 K		0-0 4-3		0-0 F7		4 0 0 0 0 2 4 1 0 0 0 0 0 1				
Terry Steinbach, R (1, 2) OBP: 0.353, SLG: 0.480		0-0 E5 BB 3B	1-0 1B HBP		0-0 1B WP SF7 1B		0-0 F7		0-0 BB HR 1B	4 3 2 0 0 0 1				
Dwayne Murphy, L (1, 8) OBP: 0.385, SLG: 0.341		4-0 BB 3B BB	0-0 1-2 2-H 3-H 1B 1B		4-0 BB SF7 1B HR BB		0-0 F8		4-0 BB 1-2 HR BB	2 4 1 2 3 0 1				
Alfredo Griffin, S (1, 6) OBP: 0.323, SLG: 0.347		0-0 1-H 2-H 3B 3B	0-0 E S 2B 1B		0-0 1-2 2-3 3-H HR 1B		0-0 F8		0-0 F5	5 3 3 3 0 0 2				
Luis Polonia, L (1, 7) OBP: 0.336, SLG: 0.417		0-0 3-H 1B 3B	0-0 1-H 2B 1B		0-0 SF7 1B		0-0 G3		0-3 K	4 1 2 3 0 1 2				
Inning Stats	R: 0 H: 1 E: 0 LOB: 0 K: 1 BB: 0 S: 5 P: 5	R: 4 H: 3 E: 1 LOB: 1 K: 2 BB: 1 S: 11 P: 15	R: 4 H: 4 E: 0 LOB: 1 K: 0 BB: 1 S: 6 P: 11	R: 0 H: 0 E: 0 LOB: 1 K: 3 BB: 1 S: 9 P: 13	R: 4 H: 3 E: 0 LOB: 0 K: 1 BB: 1 S: 8 P: 12	R: 0 H: 0 E: 0 LOB: 1 K: 0 BB: 1 S: 3 P: 7	R: 0 H: 0 E: 0 LOB: 0 K: 0 BB: 0 S: 3 P: 3	R: 0 H: 0 E: 0 LOB: 1 K: 0 BB: 1 S: 3 P: 7	R: 3 H: 2 E: 0 LOB: 0 K: 1 BB: 1 S: 7 P: 11	1B: 7 SF: 1 2B: 2 SAC: 0 3B: 2 DP: 1 HR: 2 HBP: 1	WP: 1 PA: 47 PB: 0 SB: 2 CS: 0			
PITCHER	IP WLS BF H R ER SO BB IBB HBP BLK WP HR S P ERA WHIP												PITCHER	IP WLS BF H R ER SO BB IBB HBP BLK WP HR S P ERA WHIP
Scott Bankhead, R (1, 1) ERA: 5.42	2.2 L 17 7 8 4 3 2 0 1 0 0 0 20 29 13.50 3.375													
Steve Shields, R (3, 1) ERA: 6.91	2.1 13 4 4 4 4 2 0 0 0 1 1 19 27 15.43 2.571													
Dennis Powell, L (6, 1) ERA: 1.42	3.0 11 0 0 0 0 2 0 0 0 0 0 9 17 0.00 0.667													
Ed Nunez, R (9, 1) ERA: 4.11	1.0 6 2 3 3 1 1 0 0 0 0 0 1 7 11 27.00 3.000													

Oakland Athletics @ Seattle Mariners
The Kingdome, Seattle, WA
Mon Aug 10 1987, 10:05 PM EDT
Att: 26,657 - Unknown

livebaseballscorecards.com

AB 38
R 15
H 13
RBI 15
BB 7
SO 8
LOB 14



Batter	1	2	3	4	5	6	7	8	9	AB R H RBI BB SO LOB
John Moses, S OBP: 0.300, SLG: 0.330 (1, 8)	0-0 4-3 ①		0-0 FC6-4 HR 1-2f	0-0 F7 1-2			0-0 G6-3 1B		4-0 FC4-6 1B BB	4 1 1 0 1 0 3
Phil Bradley, R OBP: 0.382, SLG: 0.480 (1, 7)	0-0 HR 1B		0-0 F8		0-0 BB 1B		0-0 G6-3 1-2f		0-0 FC4-6 1B	5 1 3 0 0 0 2
Scott Bradley, L OBP: 0.300, SLG: 0.371 (1, 2)	0-0 1-H HR		0-0 1-H HR		0-0 F5			0-0 6-3	0-0 FC4-6 1-2f 2-3	5 2 2 4 0 0 3
Alvin Davis, L OBP: 0.396, SLG: 0.521 (1, 3)	0-0 4-3		0-0 E 1B		4-0 G6-4-3 1-2 BB			0-0 FC6-4 1B	0-0 G3	4 0 2 0 1 0 2
Jim Presley, R OBP: 0.298, SLG: 0.450 (1, 5)	0-3 K		0-0 E6 1-2		0-0 G6-4-3 1-2f			0-0 FC6-4 BB 1-2f 1B		4 0 0 0 0 1 4
Ken Phelps, L OBP: 0.398, SLG: 0.527 (1, 10)		0-0 F9	0-0 4-3			0-0 F7		0-0 BB 1-2 1B		4 0 1 0 0 0 2
Mike Kingery, L OBP: 0.325, SLG: 0.456 (1, 9)		0-3 K		0-0 FC3-6 2B		0-0 G3		4-0 BB 1-2 2-3 BB		3 0 1 0 1 1 0
Rey Quinones, R OBP: 0.317, SLG: 0.401 (1, 6)		0-3 K		4-0 FC3-6 BB		0-0 F9		0-0 F3		3 0 0 0 1 1 3
Harold Reynolds, S OBP: 0.333, SLG: 0.384 (1, 4)			4-0 FC6-4 BB	0-0 FC3-6 CS 1-2f 2-3			0-0 F8		0-0 3-1	3 0 0 0 1 0 2

Inning Stats	R: 2	H: 2	E: 0	K: 1	S: 7	LOB: 0	BB: 0	P: 7	R: 0	H: 0	E: 0	K: 2	S: 7	LOB: 0	BB: 0	P: 7	R: 2	H: 2	E: 1	K: 0	S: 6	LOB: 2	BB: 1	P: 10	R: 0	H: 1	E: 0	K: 0	S: 3	LOB: 1	BB: 1	P: 7	R: 0	H: 0	E: 0	K: 0	S: 3	LOB: 0	BB: 0	P: 3	R: 0	H: 1	E: 0	K: 0	S: 3	LOB: 0	BB: 0	P: 3	R: 0	H: 2	E: 0	K: 0	S: 5	LOB: 3	BB: 1	P: 9	R: 0	H: 1	E: 0	K: 0	S: 4	LOB: 2	BB: 1	P: 8	1B: 7	SF: 0	2B: 1	SAC: 0	3B: 0	DP: 2	HR: 2	HBP: 0	WP: 0	PA: 40
PITCHER	IP	WLS	BF	H	R	ER	SO	BB	IBB	HBP	BLK	WP	HR	S	P	ERA	WHIP																																																									
Dave Stewart, R ERA: 3.7 (1, 1)	7.0	W	29	7	4	4	3	3	0	0	0	0	0	32	44	5.14	1.429																																																									
Rick Rodriguez, R ERA: 3.43 (8, 1)	2.0		11	3	0	0	0	2	0	0	0	0	0	9	17	0.00	2.500																																																									

BOTTOM

Oakland Athletics @ Seattle Mariners
The Kingdome, Seattle, WA
Mon Aug 10 1987, 10:05 PM EDT
Att. 26,657 - Unknown

livebaseballscores.com

AB	35
R	4
H	10
RBI	4
BB	5
SO	3
LOB	21



Batter	1	2	3	4	5	6	7	8	9	AB R H RBI BB SO LOB	TOP
Tony Bernazard, S (1, 4) <small>OBP: 0.329, SLG: 0.444</small> Mike Gallego, R (6, 4) <small>OBP: 0.302, SLG: 0.338</small>	0-0 		0-0 			0-0 		0-0 		3 1 2 1 0 0 0 1 0 0 0 0 0 0	Oakland Athletics @ Seattle Mariners The Kingdome, Seattle, WA Tue Aug 11 1987, 10:05 PM EDT Att: 10,859 - Unknown
Carney Lansford, R (1, 5) <small>OBP: 0.372, SLG: 0.446</small>	0-3 		0-0 			0-0 		0-0 		4 0 0 0 0 1 1	
Jose Canseco, R (1, 10) <small>OBP: 0.320, SLG: 0.484</small>	0-0 			0-0 		0-3 		0-0 		4 0 0 0 0 1 1	
Mark McGwire, R (1, 3) <small>OBP: 0.367, SLG: 0.630</small>	0-0 			0-0 			0-0 	0-0 		4 1 2 1 0 0 1	
Mike Davis, L (1, 9) <small>OBP: 0.329, SLG: 0.513</small>		0-0 		0-0 			0-0 	0-0 		4 0 0 0 0 0 1	
Terry Steinbach, R (1, 2) <small>OBP: 0.353, SLG: 0.478</small>		0-3 			0-0 		0-0 			3 0 1 0 0 1 0	
Dwayne Murphy, L (1, 8) <small>OBP: 0.393, SLG: 0.352</small>		0-0 			0-0 		0-0 			3 0 2 0 0 0 0	
Alfredo Griffin, S (1, 6) <small>OBP: 0.320, SLG: 0.345</small>			0-0 		0-0 		0-0 			3 0 0 0 0 0 3	
Luis Polonia, L (1, 7) <small>OBP: 0.333, SLG: 0.413</small>			0-0 		0-0 			0-3 		3 0 0 0 0 1 1	
Inning Stats	R: 0 H: 1 E: 0 LOB: 1 K: 1 BB: 0 S: 6 P: 6	R: 0 H: 0 E: 0 LOB: 0 K: 1 BB: 0 S: 5 P: 5	R: 1 H: 1 E: 0 LOB: 0 K: 0 BB: 0 S: 4 P: 4	R: 0 H: 0 E: 0 LOB: 0 K: 0 BB: 0 S: 3 P: 3	R: 0 H: 1 E: 0 LOB: 1 K: 0 BB: 0 S: 4 P: 4	R: 0 H: 0 E: 0 LOB: 0 K: 1 BB: 0 S: 5 P: 5	R: 1 H: 3 E: 0 LOB: 1 K: 0 BB: 0 S: 5 P: 5	R: 0 H: 0 E: 0 LOB: 0 K: 1 BB: 0 S: 5 P: 5	R: 0 H: 1 E: 0 LOB: 0 K: 0 BB: 0 S: 3 P: 3	1B: 4 SF: 0 2B: 1 SAC: 0 3B: 0 DP: 2 HR: 2 HBP: 0	WP: 1 PA: 32 PB: 0 SB: 0 CS: 0
PITCHER Mike Moore, R (1, 1) <small>ERA: 5.05</small>	IP: 9.0 WLS: W BF: 32 H: 7 R: 2 ER: 2 SO: 4 BB: 0 IBB: 0 HBP: 0 BLK: 0 WP: 1 HR: 2 S: 40 P: 40 ERA: 2.00 WHIP: 0.778										

livebaseballscorecards.com

AB	32
R	2
H	7
RBI	2
BB	0
SO	4
LOB	8



Batter	1	2	3	4	5	6	7	8	9	AB	R	H	RBI	BB	SO	LOB
Mickey Brantley, R OBP: 0.316, SLG: 0.417 (1, 8)	0-3 K		0-0 BB 1-3 SF7 2B	0-0 1-3	0-0 5-3			0-0 1-3 2B		5	1	2	0	0	1	1
Phil Bradley, R OBP: 0.385, SLG: 0.480 (1, 7)	0-0 HR 1B		4-0 BB 2B BB	0-0 F8		0-0 G4-6-3 1B		0-0 1-3		4	2	2	0	1	0	1
Alvin Davis, L OBP: 0.398, SLG: 0.531 (1, 3)	0-0 1-H HR		4-0 1-2 2-3 3-H 2B BB	0-0 1B 2B		0-0 G4-6-3 1-2f		0-3 K		4	3	2	3	1	1	2
Ken Phelps, L OBP: 0.396, SLG: 0.523 (1, 10)	0-0 G3		0-0 SF7	4-0 1B BB		0-0 F8				2	0	0	1	1	0	0
Jim Presley, R OBP: 0.300, SLG: 0.453 Domingo Ramos, R OBP: 0.307, SLG: 0.403 (1, 5) (8, 5)	0-0 1-3		0-0 1-H 2-H 1B 2B	0-0 1-3 2-H 1B			0-0 6-3			4	1	2	3	0	0	0
Mike Kingery, L OBP: 0.320, SLG: 0.448 (1, 9)		0-0 L8	0-0 F7	0-0 4-3			0-0 F9			4	0	0	0	0	0	3
Dave Valle, R OBP: 0.310, SLG: 0.528 (1, 2)		0-0 6-3	0-0 2B 2-H 1B		0-0 5-3		1-0 HBP			3	0	1	1	0	0	0
Rey Quinones, R OBP: 0.316, SLG: 0.402 (1, 6)		0-3 K	0-0 1-3 2B		0-0 5-3		0-0 F9			4	0	1	0	0	1	1
Harold Reynolds, S OBP: 0.335, SLG: 0.384 (1, 4)			0-0 2B BB BB		0-0 WP 1B			0-0 4-3		3	1	1	0	1	0	2

Inning Stats	R: 2	H: 2	E: 0	K: 1	S: 7	LOB: 0	BB: 0	P: 7	R: 0	H: 0	E: 0	K: 1	S: 5	LOB: 0	BB: 0	P: 5	R: 5	H: 4	E: 0	K: 0	S: 7	LOB: 2	BB: 3	P: 19	R: 1	H: 2	E: 0	K: 0	S: 5	LOB: 2	BB: 1	P: 9	R: 0	H: 1	E: 0	K: 0	S: 4	LOB: 1	BB: 0	P: 4	R: 0	H: 1	E: 0	K: 0	S: 3	LOB: 0	BB: 0	P: 3	R: 0	H: 0	E: 0	K: 0	S: 3	LOB: 1	BB: 0	P: 4	R: 0	H: 1	E: 0	K: 1	S: 6	LOB: 1	BB: 0	P: 6
--------------	------	------	------	------	------	--------	-------	------	------	------	------	------	------	--------	-------	------	------	------	------	------	------	--------	-------	-------	------	------	------	------	------	--------	-------	------	------	------	------	------	------	--------	-------	------	------	------	------	------	------	--------	-------	------	------	------	------	------	------	--------	-------	------	------	------	------	------	------	--------	-------	------

PITCHER	IP	WLS	BF	H	R	ER	SO	BB	IBB	HBP	BLK	WP	HR	S	P	ERA	WHIP
Jose Rijo, R ERA: 5.9 (1, 1)	2.0	L	11	3	5	5	2	2	0	0	0	0	1	13	21	22.50	2.500
Dave Leiper, L ERA: 2.83 (3, 1)	2.0		13	5	3	3	0	2	0	0	0	0	0	11	19	13.50	3.500
Dennis Lamp, R ERA: 4.47 (5, 1)	4.0		15	3	0	0	1	0	0	1	0	1	0	16	17	0.00	0.750


BOTTOM

Oakland Athletics @ Seattle Mariners
The Kingdome, Seattle, WA

Tue Aug 11 1987, 10:05 PM EDT
Att. 10,859 - Unknown

livebaseballscorecards.com

AB	33
R	8
H	11
RBI	8
BB	4
SO	3
LOB	10



WP: 1	PA: 39
PB: 0	
SB: 0	
CS: 0	

Batter	1	2	3	4	5	6	7	8	9	AB R H RBI BB SO LOB	TOP											
Alfredo Griffin, S (1, 6) OBP: 0.317, SLG: 0.340	0-0 F9		0-0 4-3		0-0 5-3		0-0 F9		0-0 F7	5 0 0 0 0 0 1												
Steve Henderson, R (1, 9) OBP: 0.456, SLG: 0.588 Luis Polonia, L (7, 9) OBP: 0.333, SLG: 0.413	0-0 F4		0-0 4-3			0-0 1B 2B	0-0 1B 1B			4 1 2 0 0 0 0 0 0 0 0 0 0 0												
Jose Canseco, R (1, 7) OBP: 0.324, SLG: 0.486	0-3 K			0-0 S 1B		4-0 1B BB	0-0 1B BB	0-0 G5-4-3 1B		3 0 2 1 1 1 0												
Mark McGwire, R (1, 3) OBP: 0.365, SLG: 0.625		4-0 BB BB BB BB		0-0 F8		0-0 K	0-0 G5-4-3			3 0 0 0 1 1 5												
Carney Lansford, R (1, 5) OBP: 0.374, SLG: 0.445		0-0 G6-4-3		4-0 BB BB BB BB	0-0 F8	0-0 K	0-0 G5-4-3	0-0 6-3		3 0 1 1 1 0 1												
Mike Davis, L (1, 10) OBP: 0.328, SLG: 0.510		0-0 1B 1B		0-3 S S S S	0-0 K	0-3 K		0-3 K		4 0 1 0 0 3 4												
Mickey Tettleton, S (1, 2) OBP: 0.298, SLG: 0.331		0-0 1B		0-3 S S S	0-3 K	0-0 F8		0-0 G3		4 0 1 0 0 1 4												
Dwayne Murphy, L (1, 8) OBP: 0.397, SLG: 0.344		0-0 3-1		4-0 BB BB BB BB	0-0 CS BB		4-0 1B E BB		0-3 K	2 1 0 0 2 1 2												
Mike Gallego, R (1, 4) OBP: 0.303, SLG: 0.338 Terry Steinbach, R (9, PH) OBP: 0.352, SLG: 0.477			0-0 6-3		0-3 K		0-0 E9 1B 1B		0-0 F9	3 1 1 0 0 1 1 1 0 0 0 0 0 0												
Inning Stats	R: 0 E: 0 K: 1 S: 5	H: 0 LOB: 0 BB: 0 P: 5	R: 0 E: 0 K: 0 S: 4	H: 2 LOB: 2 BB: 1 P: 8	R: 0 E: 0 K: 0 S: 3	H: 0 LOB: 0 BB: 0 P: 3	R: 0 E: 0 K: 2 S: 8	H: 1 LOB: 2 BB: 1 P: 12	R: 0 E: 0 K: 1 S: 4	H: 0 LOB: 0 BB: 1 P: 8	R: 1 E: 0 K: 2 S: 9	H: 2 LOB: 2 BB: 1 P: 13	R: 2 E: 1 K: 0 S: 5	H: 3 LOB: 1 BB: 1 P: 9	R: 0 E: 0 K: 1 S: 5	H: 0 LOB: 0 BB: 0 P: 5	R: 0 E: 0 K: 1 S: 5	H: 0 LOB: 0 BB: 0 P: 5	1B: 7 2B: 1 3B: 0 HR: 0	SF: 0 SAC: 0 DP: 2 HBP: 0	WP: 0 PB: 0 SB: 1 CS: 1	PA: 37
PITCHER	IP WLS BF H R ER SO BB IBB HBP BLK WP HR S P ERA WHIP																					
Mark Langston, L (1, 1) ERA: 3.99	6.1 W 29 7 3 2 6 5 0 0 0 0 0 0 36 56 2.84 1.895																					
Mike Trujillo, R (7, 1) ERA: 7.04	1.0 3 1 0 0 0 0 0 0 0 0 0 0 3 3 0.00 1.000																					
Bill Wilkinson, L (8, 1) ERA: 3.53	1.2 S 5 0 0 0 2 0 0 0 0 0 0 0 9 9 0.00 0.000																					

Oakland Athletics @ Seattle Mariners
The Kingdome, Seattle, WA
Wed Aug 12 1987, 6:33 AM EDT
Att: 13,601 - Unknown

livebaseballscorecards.com

AB	32
R	3
H	8
RBI	2
BB	5
SO	8
LOB	18



Batter	1	2	3	4	5	6	7	8	9	AB	R	H	RBI	BB	SO	LOB
Mickey Brantley, R OBP: 0.314, SLG: 0.430 (1, 8)	0-3 K		0-0 1-H IHR	0-0 F8			0-0 F4			4	1	1	2	0	1	0
Phil Bradley, R OBP: 0.386, SLG: 0.479 (1, 7)	0-0 6-3		1-0 2B HBP		0-3 K		0-0 BB 1B			3	1	1	0	0	1	0
Scott Bradley, L OBP: 0.303, SLG: 0.368 (1, 2)	4-0 BB		0-0 F7		0-0 4-3		4-0 1-2 BB			2	0	0	0	2	0	1
Alvin Davis, L OBP: 0.397, SLG: 0.531 (1, 3)	0-3 K		0-0 1B 2B		0-3 K		0-0 G3			4	0	1	1	0	2	3
Jim Presley, R OBP: 0.297, SLG: 0.448 (1, 5)		0-0 F8	0-0 F4			0-3 K		0-3 K		4	0	0	0	0	2	1
Ken Phelps, L OBP: 0.397, SLG: 0.533 (1, 10)		0-0 HR	4-0 1B IBB			0-0 4-3		0-3 K		3	1	1	1	1	1	0
Mike Kingery, L OBP: 0.325, SLG: 0.453 (1, 9)		0-0 F4	0-0 1-2 2-H 1B			0-0 2B		0-0 3-1		4	0	2	0	0	0	0
Rey Quinones, R OBP: 0.314, SLG: 0.399 (1, 6)		0-0 F8		0-3 K		0-0 F8				3	0	0	0	0	1	1
Harold Reynolds, S OBP: 0.335, SLG: 0.384 (1, 4)			0-0 IHR 1B		0-3 K		0-0 F4			3	1	1	0	0	1	0

Inning Stats	R: 0	H: 0	E: 0	K: 2	S: 7	LOB: 1	BB: 1	P: 11	R: 1	H: 1	E: 0	K: 0	S: 4	LOB: 0	BB: 0	P: 4	R: 3	H: 4	E: 0	K: 0	S: 6	LOB: 2	BB: 1	P: 11	R: 0	H: 0	E: 0	K: 2	S: 7	LOB: 0	BB: 0	P: 7	R: 0	H: 1	E: 0	K: 1	S: 6	LOB: 1	BB: 0	P: 6	R: 0	H: 1	E: 0	K: 0	S: 4	LOB: 2	BB: 1	P: 8	R: 0	H: 0	E: 0	K: 2	S: 7	LOB: 0	BB: 0	P: 7
--------------	------	------	------	------	------	--------	-------	-------	------	------	------	------	------	--------	-------	------	------	------	------	------	------	--------	-------	-------	------	------	------	------	------	--------	-------	------	------	------	------	------	------	--------	-------	------	------	------	------	------	------	--------	-------	------	------	------	------	------	------	--------	-------	------

PITCHER	IP	WLS	BF	H	R	ER	SO	BB	IBB	HBP	BLK	WP	HR	S	P	ERA	WHIP
Gene Nelson, R ERA: 3.14 (1, 1)	2.1	L	13	4	4	4	2	1	0	0	0	0	1	15	20	15.43	2.143
Dennis Eckersley, R ERA: 3.01 (3, 1)	4.1		17	3	0	0	5	1	1	0	0	0	0	25	33	0.00	0.923
Greg Cadaret, L ERA: 5.17 (7, 1)	1.1		4	0	0	0	2	0	0	0	0	0	0	8	8	0.00	0.000

BOTTOM

Oakland Athletics @ Seattle Mariners
The Kingdome, Seattle, WA
Wed Aug 12 1987, 6:33 AM EDT
Att. 13,601 - Unknown

livebaseballscorecards.com

AB	30
R	4
H	7
RBI	4
BB	3
SO	9
LOB	6



WP: 0	PA: 34
PB: 0	SB: 0
CS: 0	

Batter	1	2	3	4	5	6	7	8	9	10	11	12	AB	R	H	RBI	BB	SO	LOB	TOP							
Tony Bernazard, S (1, 4) OBP: 0.329, SLG: 0.445 Mike Gallego, R (12, PR) OBP: 0.303, SLG: 0.338 (12, 4)	0-0 F8			0-0 4-3		0-0 E8 HR 1B		0-0 F8		0-0 5-3		0-0 1B 2B	6	1	2	0	0	0	0								
Mike Davis, L (1, 9) OBP: 0.331, SLG: 0.507	0-0 F8			0-0 F7		0-0 F7		4-0 BB		4-0 BB		0-0 1B S 1B	4	0	1	1	2	0	1								
Jose Canseco, R (1, 7) OBP: 0.322, SLG: 0.481	0-3 K			0-0 L5		0-0 5-3		0-3 K		0-3 K		0-0 1B 1-3	6	0	1	0	0	3	3								
Mark McGwire, R (1, 3) OBP: 0.367, SLG: 0.634		0-0 F8				0-0 1B SF8 2B		0-0 HR 2-H		0-0 SH1-3 1B		0-0 F9	6	3	3	2	0	1	4								
Dwayne Murphy, L (1, 8) OBP: 0.400, SLG: 0.351		0-3 K				0-0 HR 2-3 1B		0-3 K		0-0 SH1-3 1-2		0-0 CS 1B	4	1	2	0	0	2	0								
Carney Lansford, R (1, 5) OBP: 0.372, SLG: 0.443		0-0 5-3				0-0 SF8		0-0 5-3		0-0 1B 2-H 1B		0-0 1-3	4	0	1	2	0	0	1								
Terry Steinbach, R (1, 2) OBP: 0.353, SLG: 0.486			0-0 F8			0-0 HR 1-H		0-3 K		0-0 1B 1-3		0-0 L7	5	1	2	2	0	1	0								
Alfredo Griffin, S (1, 6) OBP: 0.315, SLG: 0.337			4-0 CS BB			0-0 6-3		0-0 F8		0-0 F9		0-3 K2-3	4	0	0	0	1	1	2								
Luis Polonia, L (1, 10) OBP: 0.331, SLG: 0.411 Steve Henderson, R (8, PH) OBP: 0.456, SLG: 0.588 Reggie Jackson, L (8, PH) OBP: 0.273, SLG: 0.389			0-0 F8 1-2			0-3 K		0-0 F7		0-0 4-3		0-0 L9	2	0	0	0	0	1	1								
Inning Stats	R: 0 E: 0 K: 1 S: 5	H: 0 LOB: 0 BB: 0 P: 5	R: 0 E: 0 K: 1 S: 5	H: 0 LOB: 0 BB: 1 P: 6	R: 0 E: 0 K: 0 S: 2	H: 0 LOB: 0 BB: 0 P: 3	R: 3 E: 0 K: 1 S: 8	H: 3 LOB: 0 BB: 0 P: 8	R: 2 E: 1 K: 1 S: 7	H: 2 LOB: 0 BB: 0 P: 7	R: 0 E: 0 K: 1 S: 5	H: 0 LOB: 1 BB: 1 P: 9	R: 1 E: 0 K: 0 S: 6	H: 3 LOB: 2 BB: 0 P: 6	R: 0 E: 0 K: 2 S: 7	H: 0 LOB: 1 BB: 1 P: 11	R: 0 E: 0 K: 0 S: 3	H: 1 LOB: 0 BB: 0 P: 3	R: 1 E: 0 K: 1 S: 8	H: 3 LOB: 3 BB: 0 P: 8	1B: 8 2B: 2 3B: 0 HR: 2	SF: 1 SAC: 1 DP: 0 HBP: 0	WP: 0 PB: 0 SB: 1 CS: 2	PA: 49			
PITCHER	IP	WLS	BF	H	R	ER	SO	BB	IBB	HBP	BLK	WP	HR	S	P	ERA	WHIP										
Don Sutton, R (1, 1) ERA: 4.5	5.2		22	5	5	5	3	1	0	0	0	0	2	27	31	7.94	1.059										
Chuck Finley, L (6, 1) ERA: 4.78	1.1		4	0	0	0	2	0	0	0	0	0	0	8	8	0.00	0.000										
Greg Minton, R (8, 1) ERA: 3.03	1.1		8	3	1	1	1	1	0	0	0	0	0	9	13	6.75	3.000										
Gary Lucas, L (9, 1) ERA: 4.36	1.0		4	0	0	0	0	1	0	0	0	0	0	3	7	0.00	1.000										
DeWayne Buice, R (10, 1) ERA: 2.59	2.2	L	11	4	1	1	3	0	0	0	0	0	0	17	17	3.38	1.500										

Oakland Athletics @ California Angels
Anaheim Stadium, Anaheim, CA
Fri Aug 14 1987, 10:05 PM EDT
Att. 36,616 - Unknown

livebaseballscorecards.com

AB	44
R	7
H	12
RBI	7
BB	3
SO	9
LOB	14



Batter	1	2	3	4	5	6	7	8	9	10	11	12	AB	R	H	RBI	BB	SO	LOB	BOTTOM								
Gary Pettis, S (1, 8) OBP: 0.302, SLG: 0.261 Darrell Miller, R (9, PH) OBP: 0.276, SLG: 0.326 (10, 9)	0-0 L9	0-0 F4			0-0 5-3		0-0 G4-1		0-0 E9		0-0		4 0 0 0 0 0 2															
Devon White, S (1, 9) OBP: 0.323, SLG: 0.479 (10, 8)	0-0 F3			0-0 4-3		0-0	0-0 5-3		0-3 K		0-0		4 0 0 0 2 1 2															
Brian Downing, R (1, 10) OBP: 0.398, SLG: 0.498	0-0 F8			0-3 K		0-0	0-0 CS		0-0 P4		0-0	0-0 1-3	5 1 1 1 1 1 3															
Doug DeCinces, R (1, 5) OBP: 0.353, SLG: 0.395		0-0		0-0		0-0		0-0		0-0		0-0	5 1 2 0 0 0 0															
George Hendrick, R (1, 7) OBP: 0.356, SLG: 0.486 Ruppert Jones, L (10, PH) OBP: 0.306, SLG: 0.445 (11, 7)		0-0				0-0		0-0		0-0		0-0	4 1 2 0 0 0 1															
Bob Boone, R (1, 2) OBP: 0.331, SLG: 0.345 Jack Howell, L (12, PH) OBP: 0.340, SLG: 0.448		0-0		0-0		0-0		0-0		0-0		0-0	5 1 1 2 0 0 3															
Wally Joyner, L (1, 3) OBP: 0.358, SLG: 0.533		0-0		0-0		0-0		0-0		0-0		0-0	5 1 2 0 0 0 1															
Dick Schofield, R (1, 4) OBP: 0.304, SLG: 0.358 Bill Buckner, L (9, PH) OBP: 0.310, SLG: 0.341 Mark McLemore, S (10, 4) OBP: 0.306, SLG: 0.288		0-0		0-0		0-0		0-0		0-0		0-0	3 1 2 1 0 0 1															
Gus Polidor, R (1, 6) OBP: 0.269, SLG: 0.336		0-0		0-0		0-0		0-0		0-0		0-0	5 0 2 1 0 0 2															
Inning Stats	R: 0 E: 0 K: 0 S: 3	H: 0 LOB: 0 BB: 0 P: 3	R: 3 E: 0 K: 0 S: 7	H: 4 LOB: 1 BB: 0 P: 7	R: 0 E: 0 K: 1 S: 5	H: 0 LOB: 0 BB: 5	R: 0 E: 0 K: 0 S: 4	H: 1 LOB: 1 BB: 0 P: 4	R: 0 E: 0 K: 0 S: 2	H: 0 LOB: 0 BB: 1 P: 6	R: 1 E: 0 K: 0 S: 4	H: 2 LOB: 0 BB: 0 P: 4	R: 1 E: 2 K: 0 S: 5	H: 2 LOB: 1 BB: 0 P: 5	R: 0 E: 0 K: 0 S: 4	H: 1 LOB: 1 BB: 0 P: 4	R: 1 E: 1 K: 1 S: 7	H: 2 LOB: 1 BB: 0 P: 7	R: 0 E: 0 K: 0 S: 2	H: 0 LOB: 1 BB: 2 P: 10	R: 0 E: 0 K: 0 S: 5	H: 2 LOB: 3 BB: 1 P: 9	R: 0 E: 0 K: 0 S: 3	H: 0 LOB: 0 BB: 0 P: 3	1B: 9 2B: 4 3B: 0 HR: 1	SF: 0 DP: 2 HBP: 0	WP: 0 PB: 0 SB: 0 CS: 1	PA: 52

PITCHER	IP	WLS	BF	H	R	ER	SO	BB	IBB	HBP	BLK	WP	HR	S	P	ERA	WHIP
Curt Young, L (1, 1) ERA: 4.09	7.0		29	9	5	5	1	1	0	0	1	0	1	30	34	6.43	1.429
Jay Howell, R (8, 1) ERA: 5.83	1.0		5	2	1	1	0	0	0	0	0	0	0	5	5	9.00	2.000
Greg Cadaret, L (9, 1) ERA: 4.96	0.2		3	1	0	0	0	0	0	0	0	0	0	3	3	0.00	1.500
Dennis Lamp, R (9, 1) ERA: 4.34	1.1		5	0	0	0	1	1	1	0	0	0	0	5	13	0.00	0.750
Dave Leiper, L (11, 1) ERA: 2.79	0.2		5	2	0	0	0	1	0	0	0	0	0	4	8	0.00	4.500

Oakland Athletics @ California Angels
Anaheim Stadium, Anaheim, CA
 Fri Aug 14 1987, 10:05 PM EDT
 Att: 36,616 - Unknown

livebaseballscores.com

AB	46
R	6
H	14
RBI	6
BB	4
SO	2
LOB	16



Oakland Athletics @ California Angels
 Anaheim Stadium, Anaheim, CA

Sat Aug 15 1987, 10:05 PM EDT
 Att: 43,868 - Unknown

livebaseballscorecards.com



WP: 0 PA: 46
 PB: 0
 SB: 0
 CS: 0

Batter	1	2	3	4	5	6	7	8	9	AB	R	H	RBI	BB	SO	LOB
Alfredo Griffin, S OBP: 0.315, SLG: 0.339 (1, 6)	0-0 6-3		0-0 6-3	0-0 1B HR 1-2 2-H 3-H	0-0 1-3 3-H 2B	0-0 5-3			0-0 F8	6	1	2	3	0	0	2
Steve Henderson, R OBP: 0.435, SLG: 0.554 (1, 9) (9, 7)	0-3 K		0-0 6-3	0-0 1-3 2-H HR 1B	0-3 K			0-0 5-3		5	1	1	1	0	2	2
Jose Canseco, R OBP: 0.323, SLG: 0.487 Luis Polonia, L OBP: 0.331, SLG: 0.411 (1, 7) (8, 7) (9, 8)	0-3 K		0-0 1B	0-0 1-H 3-H HR	0-0 5-3			0-0 6-3		5	1	2	3	0	1	2
Mark McGwire, R OBP: 0.365, SLG: 0.628 (1, 3)		0-0 HR 1B	0-0 F9	0-0 F9		0-0 5-3		0-0 F7		5	1	1	0	0	0	1
Carney Lansford, R OBP: 0.372, SLG: 0.449 (1, 5)		0-0 1-H HR		0-0 6-3	0-0 F8	4-0 BB 1B BB		0-0 F8		4	2	1	2	1	0	0
Terry Steinbach, R OBP: 0.353, SLG: 0.483 (1, 10)		0-0 F7		4-0 1B 1B BB	0-0 BB 1B BB	0-0 F6		0-3 K		4	2	1	0	1	1	1
Tony Bernazard, S OBP: 0.333, SLG: 0.445 Mike Gallego, R OBP: 0.300, SLG: 0.333 Mike Davis, L OBP: 0.331, SLG: 0.507 (1, 4) (6, PR) (6, 4) (9, 9)		0-3 K		0-0 1-3 1B 1B BB	4-0 1-2 1B BB	4-0 1-2 1B BB		0-3 K		2	2	1	0	2	1	0
Mickey Tettleton, S OBP: 0.306, SLG: 0.327 (1, 2)		4-0 BB		0-0 L6	4-0 1-2 2-3 1B 2B BB	4-0 1-2 2-3 1B BB		0-0 6-3		2	1	0	0	3	0	2
Dwayne Murphy, L OBP: 0.408, SLG: 0.357 (1, 8) (9, 4)		0-3 K		4-0 1-2 1B BB	0-0 1-3 2-H 3-H 2B 1B	0-0 1-2 3-H 1B		0-0 3-1		4	1	2	4	1	1	1

Inning Stats	R: 0	H: 0	E: 0	K: 2	S: 7	P: 7	R: 2	H: 2	E: 0	K: 2	S: 9	P: 13	R: 0	H: 1	E: 0	K: 0	S: 4	R: 6	H: 4	E: 0	K: 0	S: 7	P: 15	R: 3	H: 3	E: 0	K: 1	S: 8	P: 16	R: 2	H: 1	E: 0	K: 0	S: 4	P: 16	R: 0	H: 0	E: 0	K: 0	S: 3	P: 3	R: 0	H: 0	E: 0	K: 2	S: 7	P: 7	R: 0	H: 0	E: 0	K: 0	S: 3	P: 3	R: 0	H: 0	E: 0	K: 0	S: 3	P: 3	1B: 8	SF: 0	2B: 1	SAC: 0	3B: 0	DP: 0	HR: 2	HBP: 0	WP: 0	PA: 46
--------------	------	------	------	------	------	------	------	------	------	------	------	-------	------	------	------	------	------	------	------	------	------	------	-------	------	------	------	------	------	-------	------	------	------	------	------	-------	------	------	------	------	------	------	------	------	------	------	------	------	------	------	------	------	------	------	------	------	------	------	------	------	-------	-------	-------	--------	-------	-------	-------	--------	-------	--------

PITCHER	IP	WLS	BF	H	R	ER	SO	BB	IBB	HBP	BLK	WP	HR	S	P	ERA	WHIP
John Candelaria, L ERA: 5.21 (1, 1)	4.0	L	22	7	8	8	4	3	0	0	0	0	2	27	39	18.00	2.500
Jack Lazorko, R ERA: 5.19 (5, 1)	1.2		14	4	5	5	1	5	0	0	0	0	0	11	31	27.00	5.400
Gary Lucas, L ERA: 4.11 (6, 1)	3.1		10	0	0	0	2	0	0	0	0	0	0	14	14	0.00	0.000

Batter	1	2	3	4	5	6	7	8	9	AB	R	H	RBI	BB	SO	LOB
Brian Downing, R OBP: 0.397, SLG: 0.495 Gary Pettis, S OBP: 0.301, SLG: 0.261	0-0 5-3		0-0 P5		0-0 1B		0-0 F8		0-0 G1-6-3	4	0	1	0	0	0	0
Devon White, S OBP: 0.323, SLG: 0.477	0-0 F3			0-0 2B 1B	0-0 F7		0-3 K			4	1	1	0	0	1	1
Wally Joyner, L OBP: 0.360, SLG: 0.535	0-0 P6			0-0 1B 2B	0-0 1B			0-0 L3		4	1	2	0	0	0	0
Bill Buckner, L OBP: 0.312, SLG: 0.343		0-0 G3		0-0 1B 1B	0-0 G3			0-0 1B 1B		4	0	2	2	0	0	2
Doug DeCinces, R OBP: 0.352, SLG: 0.392 Jack Howell, L OBP: 0.341, SLG: 0.448		0-0 F5		0-0 F7		0-0 3-1		0-0 G4-6-3 1B		2	0	0	0	0	0	1
Ruppert Jones, L OBP: 0.318, SLG: 0.477		0-0 1B		0-0 1B		0-0 HR		0-0 G4-6-3		4	1	3	1	0	0	2
Dick Schofield, R OBP: 0.301, SLG: 0.354		0-0 F9		0-0 F7		0-0 F8		0-0 6-3		4	0	0	0	0	0	3
Gus Polidor, R OBP: 0.266, SLG: 0.333			0-0 F9	0-0 F7		0-0 P4		0-0 BB 1B		4	0	1	0	0	0	2
Bob Boone, R OBP: 0.329, SLG: 0.342 Darrell Miller, R OBP: 0.280, SLG: 0.323			0-0 F8		0-0 P3		0-0 F8		4-0 BB G1-6-3	2	0	0	0	0	0	0
									1-2 BB	1	0	0	0	1	0	0

Inning Stats	R: 0	H: 0	E: 0	K: 0	S: 3	R: 0	H: 1	E: 0	K: 0	S: 4	R: 0	H: 0	E: 0	K: 0	S: 3	R: 2	H: 4	E: 0	K: 0	S: 7	R: 0	H: 2	E: 0	K: 0	S: 5	R: 1	H: 1	E: 0	K: 0	S: 4	R: 0	H: 0	E: 0	K: 1	S: 5	R: 0	H: 2	E: 0	K: 0	S: 4	R: 0	H: 1	E: 0	K: 0	S: 3	1B: 9	SF: 0	2B: 1	SAC: 0	3B: 0	DP: 2	HR: 1	HBP: 0	WP: 0	PA: 37
PITCHER	IP	WLS	BF	H	R	ER	SO	BB	IBB	HBP	BLK	WP	HR	S	P	ERA	WHIP																																						
Dave Stewart, R ERA: 3.71	(1, 1)	7.0	29	8	3	3	1	0	0	0	0	0	0	31	31	3.86	1.143																																						
Rick Rodriguez, R ERA: 3.09	(8, 1)	2.0	8	3	0	0	0	1	0	0	0	0	0	7	11	0.00	2.000																																						

BOTTOM

Oakland Athletics @ California Angels
Anaheim Stadium, Anaheim, CA
 Sat Aug 15 1987, 10:05 PM EDT
 Att. 43,868 - Unknown

livebaseballscorecards.com

AB	36
R	3
H	11
RBI	3
BB	1
SO	1
LOB	13



Batter	1	2	3	4	5	6	7	8	9	AB R H RBI BB SO LOB	TOP																
Tony Bernazard, S (1, 4) OBP: 0.333, SLG: 0.444	0-0 1B	0-0 F5			0-0 2B 1B 1B	0-0 E6 FC3-6	0-0 4-3		0-0 G4-6-3 1-2f	6 1 2 1 0 0 6																	
Mike Davis, L (1, 9) OBP: 0.327, SLG: 0.500	0-0 P5		0-0 F8		0-0 P5	0-0 FC3-6 2B	0-0 G3			5 1 0 1 0 0 4																	
Jose Canseco, R (1, 7) OBP: 0.325, SLG: 0.499	0-3 K		0-0 HR		0-0 1B 2B	0-0 BB 2B		0-0 6-3		5 2 3 2 0 1 1																	
Mark McGwire, R (1, 3) OBP: 0.364, SLG: 0.622	0-0 P4		0-0 P4		0-0 P6	4-0 BB IBB		0-0 6-3		4 0 0 0 1 0 3																	
Dwayne Murphy, L (1, 8) OBP: 0.423, SLG: 0.366		4-0 BB 1B BB	0-0 1B		0-0 WP 1B	4-0 FC4-6 BB		0-3 K		3 1 2 2 2 1 0																	
Carney Lansford, R (1, 5) OBP: 0.372, SLG: 0.446		4-0 1B BB	0-0 F8		0-3 K	0-0 FC4-6		0-0 P3		2 0 0 0 1 1 2																	
Mike Gallego, R (6, PH) OBP: 0.293, SLG: 0.325		1-2 BB			1-2 K	1-2f				2 0 0 0 0 0 3																	
Reggie Jackson, L (1, 10) OBP: 0.278, SLG: 0.393		0-3 K		0-0 G3		0-0 FC1-6 E 2B	0-0 PB SH3-4 1B 1B	4-0 1B BB		4 2 2 0 1 1 2																	
Luis Polonia, L (9, PR) OBP: 0.331, SLG: 0.411										0 1 0 0 0 0 0																	
Terry Steinbach, R (1, 2) OBP: 0.358, SLG: 0.484		0-0 1-3 2-H 1B		0-0 6-3		1-0 FC1-6 HBP	0-0 SH3-4	0-0 1B 1B		3 0 2 1 0 0 0																	
Alfredo Griffin, S (1, 6) OBP: 0.316, SLG: 0.340		0-0 P5		0-0 L3		0-0 FC1-6 E FC3-6	0-0 4-3 1B	0-0 G4-6-3 1B		5 1 2 2 0 0 4																	
Inning Stats	R: 0 E: 0 K: 1 S: 6	H: 1 LOB: 1 BB: 0 P: 6	R: 1 E: 0 K: 0 S: 6	H: 1 LOB: 2 BB: 2 P: 14	R: 1 E: 0 K: 0 S: 5	H: 2 LOB: 1 BB: 0 P: 5	R: 0 E: 0 K: 0 S: 3	H: 0 LOB: 0 BB: 0 P: 3	R: 2 E: 0 K: 1 S: 8	H: 3 LOB: 1 BB: 0 P: 8	R: 3 E: 1 K: 0 S: 6	H: 2 LOB: 3 BB: 2 P: 15	R: 1 E: 0 K: 0 S: 5	H: 2 LOB: 1 BB: 0 P: 5	R: 0 E: 0 K: 1 S: 5	H: 0 LOB: 0 BB: 0 P: 5	R: 1 E: 0 K: 0 S: 4	H: 2 LOB: 2 BB: 1 P: 8	1B: 9 2B: 3 3B: 0 HR: 1	SF: 0 SAC: 1 DP: 1 HBP: 1	WP: 1 PB: 1 SB: 0 CS: 0	PA: 46					
PITCHER	IP WLS BF H R ER SO BB IBB HBP BLK WP HR S P ERA WHIP																										
Willie Fraser, R (1, 1) ERA: 4.17	5.0		24	7	4	4	3	2	0	0	0	1	1	28	36	7.20	1.800										
Chuck Finley, L (6, 1) ERA: 4.87	0.2	L	8	2	3	1	0	1	1	1	0	0	0	5	14	13.50	4.500										
Greg Minton, R (6, 1) ERA: 3.01	3.1		14	4	2	1	1	1	0	0	0	0	0	15	19	2.70	1.500										

Oakland Athletics @ California Angels
Anaheim Stadium, Anaheim, CA
Sun Aug 16 1987, 6:33 AM EDT
Att: 40,457 - Unknown

livebaseballscorecards.com

AB	39
R	9
H	13
RBI	9
BB	5
SO	4
LOB	25



BOTTOM

Oakland Athletics @ California Angels
Anaheim Stadium, Anaheim, CA

Sun Aug 16 1987, 6:33 AM EDT
Att. 40,457 - Unknown

livebaseballscorecards.com

AB	37
R	6
H	10
RBI	5
BB	1
SO	6
LOB	16



WP:	0	PA:	39
PB:	1		
SB:	0		
CS:	1		

AB R H RBI BB SO LOB

4	1	1	0	0	1	2
4	2	2	2	1	0	2
5	0	0	0	0	0	4
4	0	1	0	0	0	1
3	0	0	0	0	0	1
1	0	0	0	0	1	1
4	0	1	0	0	1	2
4	1	1	0	0	1	1
3	1	1	1	0	1	2
1	0	0	0	0	1	0
4	1	3	2	0	0	0

1B:	7	SF:	0
2B:	0	SAC:	0
3B:	0	DP:	0
HR:	3	HBP:	1

Batter	1	2	3	4	5	6	7	8	9
Brian Downing, R OBP: 0.397, SLG: 0.493 (1, 7)	0-0 F9 H	1-0 HR HBP		0-0 FC4-6 1B		0-3 K 1-2			0-0 6-3 1-2
Jack Howell, L OBP: 0.345, SLG: 0.458 (1, 5)	0-0 1B E	0-0 1B 1-H		0-0 FC4-6 1-2f			4-0 PB BB		0-0 6-3 2-3
Devon White, S OBP: 0.320, SLG: 0.472 (1, 8)	0-0 L6	0-0 5-3		0-0 1-3			0-0 F8		0-0 4-3
Wally Joyner, L OBP: 0.359, SLG: 0.533 (1, 3)	0-0 1B E	0-0 F8			0-0 F8		0-0 F8		
Bill Buckner, L OBP: 0.310, SLG: 0.340 Doug DeCinces, R OBP: 0.351, SLG: 0.391 (7, PH)	0-0 E6 1-3 2-H		0-0 P6		0-0 F7		0-3 K 1-2		
Ruppert Jones, L OBP: 0.316, SLG: 0.471 (1, 9)	0-3 K		0-0 1B		0-0 P6			0-0 F7	
Dick Schofield, R OBP: 0.300, SLG: 0.353 (1, 6)		0-0 F9	0-0 L4			0-0 E9 1B		0-3 K	
Darrell Miller, R OBP: 0.282, SLG: 0.354 Bob Boone, R OBP: 0.328, SLG: 0.341 (8, 2)		0-0 HR	0-3 K			0-0 L7		0-3 K	
Mark McLemore, S OBP: 0.310, SLG: 0.301 (1, 4)		0-0 HR		0-0 F8		0-0 CS 1B			0-0 6-3 1B

Inning Stats	R	H	E	K	S	R	H	E	K	S	R	H	E	K	S	R	H	E	K	S	R	H	E	K	S	R	H	E	K	S	R	H	E	K	S			
	1	2	1	8	8	4	4	0	6	6	0	0	0	6	6	1	2	0	9	9	0	0	0	0	0	0	0	0	0	0	0	0	0	0	0	0	0	0

PITCHER	IP	WLS	BF	H	R	ER	SO	BB	IBB	HBP	BLK	WP	HR	S	P	ERA	WHIP
Steve Ontiveros, R ERA: 3.79 (1, 1)	1.1		11	5	5	4	1	0	0	0	0	0	3	12	13	27.00	3.750
Greg Cadaret, L ERA: 4.05 (2, 1)	3.2	W	14	3	1	0	1	0	0	0	0	0	0	16	16	0.00	0.818
Dennis Lamp, R ERA: 4.25 (6, 1)	1.0		4	1	0	0	1	1	0	0	0	0	0	5	9	0.00	2.000
Dave Leiper, L ERA: 2.76 (7, 1)	0.2		2	0	0	0	0	0	0	0	0	0	0	2	2	0.00	0.000
Dennis Eckersley, R ERA: 2.91 (7, 1)	2.1	S	8	1	0	0	3	0	0	0	0	0	0	14	14	0.00	0.429

Batter	1	2	3	4	5	6	7	8	9	AB R H RBI BB SO LOB	TOP											
Tony Bernazard, S (1, 4) OBP: 0.335, SLG: 0.441	0-0 6-3		0-0 4-3			4-0 1B SF9 BB	4-0 E BB			2 1 0 1 2 0 0												
Mike Davis, L (1, 9) OBP: 0.326, SLG: 0.497	0-0 F8		0-0 F8			0-0 1-3 1B	0-0 P4			4 0 1 0 0 0 1												
Jose Canseco, R (1, 7) OBP: 0.323, SLG: 0.496	0-0 F8			0-3 K2-3		0-0 SF9		0-0 F8		3 0 0 1 0 1 0												
Mark McGwire, R (1, 3) OBP: 0.363, SLG: 0.618		0-0 F7		0-0 G4-6-3 1B		0-3 K		0-0 F9		4 0 1 0 0 1 1												
Dwayne Murphy, L (1, 8) OBP: 0.418, SLG: 0.356		4-0 FC6-4 BB		0-0 G4-6-3 1-2f		0-0 F8		0-3 K		3 0 0 0 1 1 2												
Carney Lansford, R (1, 5) OBP: 0.371, SLG: 0.444		0-0 FC6-4 1-2f			0-0 5-3		0-0 HR 1B		0-0 F9	4 1 1 0 0 0 1												
Reggie Jackson, L (1, 10) OBP: 0.280, SLG: 0.403		0-0 F8			1-0 HBP		0-0 1-H HR		0-3 K	3 1 1 2 0 1 1												
Terry Steinbach, R (1, 2) OBP: 0.354, SLG: 0.478			0-0 6-3		0-3 K		0-0 P5		0-0 F7	4 0 0 0 0 1 1												
Alfredo Griffin, S (1, 6) OBP: 0.317, SLG: 0.345			0-0 4-3 3B		0-0 F9		0-0 6-3			3 1 1 0 0 0 1												
Inning Stats	R: 0 E: 0 K: 0 S: 3	H: 0 LOB: 0 BB: 0 P: 3	R: 0 E: 0 K: 0 S: 3	H: 0 LOB: 1 BB: 1 P: 7	R: 1 E: 0 K: 0 S: 4	H: 1 LOB: 0 BB: 0 P: 4	R: 0 E: 0 K: 1 S: 5	H: 1 LOB: 0 BB: 0 P: 5	R: 0 E: 0 K: 1 S: 5	H: 0 LOB: 1 BB: 0 P: 6	R: 1 E: 0 K: 1 S: 6	H: 1 LOB: 1 BB: 1 P: 10	R: 2 E: 1 K: 0 S: 5	H: 2 LOB: 1 BB: 1 P: 9	R: 0 E: 0 K: 1 S: 5	H: 0 LOB: 0 BB: 0 P: 5	R: 0 E: 0 K: 1 S: 5	H: 0 LOB: 0 BB: 0 P: 5	1B: 3 2B: 0 3B: 1 HR: 1	SF: 1 SAC: 0 DP: 1 HBP: 1	WP: 0 PB: 0 SB: 0 CS: 0	PA: 35
PITCHER	IP WLS BF H R ER SO BB IBB HBP BLK WP HR S P ERA WHIP																					
Mike Witt, R (1, 1) ERA: 3.8	7.0 W 29 5 4 4 3 3 0 1 0 0 1 31 44 5.14 1.143																					
DeWayne Buice, R (8, 1) ERA: 2.53	2.0 S 6 0 0 0 2 0 0 0 0 0 0 0 10 10 0.00 0.000																					

Oakland Athletics @ California Angels
Anaheim Stadium, Anaheim, CA
Mon Aug 17 1987, 10:05 PM EDT
Att: 30,090 - Unknown

livebaseballscorecards.com

AB 30
R 4
H 5
RBI 4
BB 3
SO 5
LOB 8



Batter	1	2	3	4	5	6	7	8	9
Brian Downing, R (1, 7) OBP: 0.400, SLG: 0.494 Gary Pettis, S (8, 8) OBP: 0.300, SLG: 0.260	0-0 FC6 1B		0-0 6-3		4-0 FC4-6 BB		0-0 1-2 HR 1B	0-0 F9	
Jack Howell, L (1, 9) OBP: 0.342, SLG: 0.453 George Hendrick, R (7, PH) OBP: 0.361, SLG: 0.486	0-0 FC6 1-2f		0-0 F7		0-3 K		4-0 1-2 2-3 HR BB		
Devon White, S (1, 8) OBP: 0.319, SLG: 0.476	0-3 K			0-0 P4	0-0 FC4-6 1-2f		0-0 1-H 2-H 3-H HR		
Wally Joyner, L (1, 3) OBP: 0.358, SLG: 0.529	0-0 6-3			4-0 1B E BB		0-0 G3	0-0 F8		
Bill Buckner, L (1, 10) OBP: 0.312, SLG: 0.345		0-0 F8		0-0 E7 6-3 1-H 1B 1B		0-0 2B	0-0 F9		
Doug DeCinces, R (1, 5) OBP: 0.348, SLG: 0.387		0-0 6-3		0-0 6-3 2-3		0-0 F2		0-0 G3	
Dick Schofield, R (1, 6) OBP: 0.302, SLG: 0.355		0-0 E4 1B		0-0 BLK 1B 3-H		0-0 F9		0-0 F7	
Mark McLemore, S (1, 4) OBP: 0.309, SLG: 0.301		0-3 K		0-0 6-3 1-2			0-0 4-3	0-0 1B 1B	
Bob Boone, R (1, 2) OBP: 0.330, SLG: 0.341			0-0 F7		0-0 F8		4-0 BB 1B HR BB	0-0 1-2 1B	

Inning Stats	R: 0 E: 0 K: 1 S: 6	H: 1 LOB: 1 BB: 0 P: 6	R: 0 E: 1 K: 1 S: 6	H: 1 LOB: 1 BB: 0 P: 6	R: 0 E: 0 K: 0 S: 3	H: 0 LOB: 0 BB: 0 P: 3	R: 2 E: 1 K: 0 S: 5	H: 2 LOB: 1 BB: 1 P: 9	R: 0 E: 0 K: 1 S: 5	H: 0 LOB: 1 BB: 1 P: 9	R: 0 E: 0 K: 0 S: 4	H: 1 LOB: 1 BB: 0 P: 4	R: 4 E: 0 K: 0 S: 5	H: 2 LOB: 0 BB: 2 P: 13	R: 0 E: 0 K: 0 S: 5	H: 2 LOB: 2 BB: 0 P: 5
1B: 7 2B: 1 3B: 0 HR: 1	SF: 0 SAC: 0 DP: 0 HBP: 0	WP: 0 PA: 37														

PITCHER	IP	WLS	BF	H	R	ER	SO	BB	IBB	HBP	BLK	WP	HR	S	P	ERA	WHIP
Jose Rijo, R (1, 1) ERA: 5.75	6.1		28	6	4	3	3	3	0	0	1	0	0	31	43	4.26	1.421
Dave Leiper, L (7, 1) ERA: 3.08	0.2	L	4	1	2	2	0	1	0	0	0	0	1	3	7	27.00	3.000
Jay Howell, R (8, 1) ERA: 5.7	1.0		5	2	0	0	0	0	0	0	0	0	0	5	5	0.00	2.000

BOTTOM

Oakland Athletics @ California Angels
Anaheim Stadium, Anaheim, CA
 Mon Aug 17 1987, 10:05 PM EDT
 Att. 30,090 - Unknown

livebaseballscorecards.com

AB	33
R	6
H	9
RBI	5
BB	4
SO	3
LOB	12



PITCHER	IP	WLS	BF	H	R	ER	SO	BB	IBB	HBP	BLK	WP	HR	S	P	ERA	WHIP
Jose Rijo, R (1, 1) ERA: 5.75	6.1		28	6	4	3	3	3	0	0	1	0	0	31	43	4.26	1.421
Dave Leiper, L (7, 1) ERA: 3.08	0.2	L	4	1	2	2	0	1	0	0	0	0	1	3	7	27.00	3.000
Jay Howell, R (8, 1) ERA: 5.7	1.0		5	2	0	0	0	0	0	0	0	0	0	5	5	0.00	2.000

Batter	1	2	3	4	5	6	7	8	9	AB R H RBI BB SO LOB	TOP																									
Willie Upshaw, L (1, 3) <small>OBP: 0.320, SLG: 0.413</small> Cecil Fielder, R (8, PH) <small>OBP: 0.359, SLG: 0.582</small> Jose Antonio Nunez, R (8, PR) Charlie Moore, R (8, PR) <small>OBP: 0.278, SLG: 0.338</small>	0-0 4-3		0-0 1B		0-0 4-3			0-0 HR 1B	0-3 K	3 0 1 0 0 0 0 1 0 1 0 0 0 0 0 0 0 0 0 0 0 1 1 0 0 0 1 1	Toronto Blue Jays @ Oakland Athletics Oakland-Alameda County Coliseum, Oakland, CA <small>Tue Aug 18 1987, 7:05 PM PDT</small> <small>Att: 34,823 - Unknown</small>																									
Lloyd Moseby, L (1, 8) <small>OBP: 0.352, SLG: 0.457</small>	0-0 5-3		0-0 1-3 1B		0-0 3-1			0-3 K		4 0 1 0 0 1 1																										
Ernie Whitt, L (1, 2) <small>OBP: 0.332, SLG: 0.421</small> Juan Beniquez, R (8, PH) <small>OBP: 0.295, SLG: 0.375</small> Rick Leach, L (8, PH) <small>OBP: 0.389, SLG: 0.397</small>	0-0 6-3		0-0 F8		0-0 P3			0-3 K		3 0 0 0 0 0 2 0 0 0 0 0 0 0 1 0 0 0 0 1 1																										
George Bell, R (1, 7) <small>OBP: 0.349, SLG: 0.627</small>		0-0 F4		0-0 BB 2B		0-3 K		0-0 1-H HR		4 1 2 2 0 1 0																										
Fred McGriff, L (1, 10) <small>OBP: 0.386, SLG: 0.530</small>		0-3 K		0-3 K		0-3 K		0-0 2B		4 0 1 0 0 3 1																										
Jesse Barfield, R (1, 9) <small>OBP: 0.331, SLG: 0.466</small>		0-0 2B		0-3 K		0-3 K		0-0 F7		4 0 1 0 0 2 3																										
Rance Mulliniks, L (1, 5) <small>OBP: 0.357, SLG: 0.457</small> Tony Fernandez, S (8, 6)		0-0 6-3		4-0 BB BB		0-3 K			0-0 SH1-4 PB 1B	2 0 0 0 1 1 1 1 0 1 0 0 0 0																										
Garth Iorg, R (1, 4) <small>OBP: 0.288, SLG: 0.312</small>			0-0 F4	4-0 1-2 2-3 BB		0-0 L8			0-0 SH1-4	2 0 0 0 1 0 0																										
Kelly Gruber, R (1, 6) <small>OBP: 0.290, SLG: 0.415</small>			0-0 F7	0-0 F9		0-0 6-3			0-3 K	4 0 0 0 0 1 4																										
Inning Stats	R: 0 E: 0 K: 0 S: 3	H: 0 LOB: 0 BB: 0 P: 3	R: 0 E: 0 K: 1 S: 6	H: 1 LOB: 1 BB: 0 P: 6	R: 0 E: 0 K: 2 S: 8	H: 2 LOB: 2 BB: 2 P: 5	R: 0 E: 0 K: 2 S: 8	H: 1 LOB: 3 BB: 2 P: 16	R: 0 E: 0 K: 3 S: 9	H: 0 LOB: 0 BB: 0 P: 9	R: 0 E: 0 K: 1 S: 5	H: 0 LOB: 0 BB: 0 P: 5	R: 2 E: 0 K: 2 S: 10	H: 3 LOB: 2 BB: 0 P: 10	R: 0 E: 0 K: 2 S: 8	H: 1 LOB: 1 BB: 0 P: 8	1B: 4 2B: 3 3B: 0 HR: 1	SF: 0 SAC: 1 DP: 0 HBP: 0	WP: 0 PB: 1 SB: 0 CS: 0	PA: 37																
PITCHER	IP WLS BF H R ER SO BB IBB HBP BLK WP HR S P ERA WHIP																																			
Gene Nelson, R (1, 1) <small>ERA: 2.93</small> Dennis Lamp, R (7, 1) <small>ERA: 4.17</small> Dave Leiper, L (8, 1) <small>ERA: 3.24</small> Dennis Eckersley, R (8, 1) <small>ERA: 2.95</small>	6.0		24	4	0	0	6	2	0	0	0	0	0	34	42	0.00	1.000																			
	1.0		3	0	0	0	1	0	0	0	0	0	0	5	5	0.00	0.000																			
	0.1		2	1	1	1	1	0	0	0	0	0	0	4	4	27.00	3.000																			
	1.2	L	8	3	1	1	3	0	0	0	0	0	1	14	14	5.40	1.800																			

livebaseballscorecards.com

AB	34
R	2
H	8
RBI	2
BB	2
SO	11
LOB	14



Batter	1	2	3	4	5	6	7	8	9	AB	R	H	RBI	BB	SO	LOB	BOTTOM						
Tony Bernazard, S (1, 4) OBP: 0.336, SLG: 0.443	4-0 CS BB			x 0-0 F4		x 0-0 FC5 1-3 2-H 2B			0-3 K		3	0	1	1	1	1	0	Toronto Blue Jays @ Oakland Athletics Oakland-Alameda County Coliseum, Oakland, CA Tue Aug 18 1987, 7:05 PM PDT Att. 34,823 - Unknown					
Mike Davis, L (1, 9) Luis Polonia, L (9, PR) OBP: 0.328, SLG: 0.496 OBP: 0.331, SLG: 0.411	0-0 F8			x 0-0 F7		4-0 IBB			x 0-0 WP S 1B	3	0	1	0	1	0	1	0						
Jose Canseco, R (1, 7) OBP: 0.320, SLG: 0.492	0-0 F4			S 0-3 K		S 0-3 K			x 0-0 F9	4	0	0	0	0	2	5	0						
Mark McGwire, R (1, 3) OBP: 0.360, SLG: 0.612	0-0 CS 1-2	0-3 K		x 0-0 F9	x 0-0 FC5 2-3f			S 0-3 K 1-3	4	0	0	0	0	2	4	0							
Dwayne Murphy, L (1, 8) OBP: 0.413, SLG: 0.346		x 0-0 F7		B 4-0 BB G4-6-3		0-3 K		x 0-0 G3	3	0	0	0	1	1	2	0							
Carney Lansford, R (1, 5) OBP: 0.370, SLG: 0.444		x 0-0 CS 1B		x 0-0 G4-6-3 1-2f		x 0-0 5-3			3	0	1	0	0	0	1	0							
Reggie Jackson, L (1, 10) OBP: 0.281, SLG: 0.400		0-0 CS 1-2	0-0 3-1		B 4-0 1B 2B BB		0-3 K		2	1	0	0	1	1	0	0							
Terry Steinbach, R (1, 2) OBP: 0.351, SLG: 0.473		x 0-0 6-3		S 0-3 K		x 0-0 6-3			3	0	0	0	0	1	1	0							
Alfredo Griffin, S (1, 6) OBP: 0.317, SLG: 0.345		x 0-0 F8		x 0-0 2B 1B		x 0-0 G3			3	0	1	0	0	0	0	0							
Inning Stats	R: 0 E: 0 K: 0 S: 2	H: 0 LOB: 0 BB: 1 P: 6	R: 0 E: 0 K: 1 S: 5	H: 1 LOB: 0 BB: 0 P: 5	R: 0 E: 0 K: 0 S: 3	H: 0 LOB: 0 BB: 0 P: 3	R: 0 E: 0 K: 1 S: 5	H: 0 LOB: 0 BB: 0 P: 5	R: 0 E: 0 K: 0 S: 2	H: 0 LOB: 0 BB: 1 P: 6	R: 1 E: 0 K: 2 S: 9	H: 2 LOB: 3 BB: 2 P: 17	R: 0 E: 0 K: 2 S: 7	H: 0 LOB: 0 BB: 0 P: 7	R: 0 E: 0 K: 1 S: 5	H: 0 LOB: 0 BB: 0 P: 5	R: 0 E: 0 K: 1 S: 6	H: 1 LOB: 2 BB: 0 P: 6	1B: 3 2B: 1 3B: 0 HR: 0	SF: 0 SAC: 0 DP: 1 HBP: 0	WP: 1 PB: 0 SB: 1 CS: 2	PA: 34	
PITCHER Dave Stieb, R (1, 1) ERA: 3.76	IP: 8.0 WLS: W BF: 28 H: 3 R: 1 ER: 1 SO: 7			BB: 3 IBB: 1 HBP: 0 BLK: 0	WP: 0 HR: 0 S: 38 P: 54	ERA: 1.12 WHIP: 0.750	PITCHER Tom Henke, R (9, 1) ERA: 2.71	IP: 1.0 WLS: S BF: 4 H: 1 R: 0 ER: 0 SO: 1			BB: 0 IBB: 0 HBP: 0 BLK: 0	WP: 1 HR: 0 S: 6 P: 6	ERA: 0.00 WHIP: 1.000										

Toronto Blue Jays @ Oakland Athletics
Oakland-Alameda County Coliseum, Oakland, CA

Tue Aug 18 1987, 7:05 PM PDT
 Att. 34,823 - Unknown

livebaseballscorecards.com

AB	28
R	1
H	4
RBI	1
BB	4
SO	8
LOB	14



Batter	1	2	3	4	5	6	7	8	9	AB R H RBI BB SO LOB	TOP
Tony Fernandez, S (1, 6) OBP: 0.380, SLG: 0.425	0-3 K		0-0 6-3		0-3 K		0-0 1B			4 0 1 0 0 2 0	
Lloyd Moseby, L (1, 8) OBP: 0.349, SLG: 0.453	0-3 K		0-3 K		0-3 K		0-0 F9			4 0 0 0 0 3 1	
Ernie Whitt, L (1, 2) OBP: 0.331, SLG: 0.419	0-0 F8			0-0 HR 1B	0-0 F6			0-0 L3		4 1 1 0 0 0 0	
George Bell, R (1, 7) OBP: 0.348, SLG: 0.630		0-0 F8		0-0 1-H HR	0-3 K			0-0 F8		4 1 1 2 0 1 0	
Rick Leach, L (1, 10) OBP: 0.392, SLG: 0.408		0-0 1B 2B		0-0 1B 1B	0-0 F7			0-0 G3		4 1 2 0 0 0 0	
Jesse Barfield, R (1, 9) OBP: 0.330, SLG: 0.463		0-3 K		0-0 F8	4-0 BB			0-3 K		3 0 0 0 1 2 2	
Willie Upshaw, L (1, 3) OBP: 0.322, SLG: 0.414		0-0 2-H 1B		0-0 1-2 1B	0-3 K			0-0 4-3		4 0 2 1 0 1 1	
Garth Iorg, R (1, 4) OBP: 0.285, SLG: 0.309 Rance Mulliniks, L (9, PH) OBP: 0.355, SLG: 0.455		0-3 K		0-0 F9	0-0 6-3			0-0 3-1		3 0 0 0 0 1 3 1 0 0 0 0 0 0	
Kelly Gruber, R (1, 5) OBP: 0.287, SLG: 0.411			0-0 5-3	0-0 F9	0-0 4-3					3 0 0 0 0 0 2	
Inning Stats	R: 0 E: 0 K: 2 S: 7 H: 0 LOB: 0 BB: 0 P: 7	R: 1 E: 0 K: 2 S: 9 H: 2 LOB: 1 BB: 0 P: 9	R: 0 E: 0 K: 1 S: 5 H: 0 LOB: 0 BB: 0 P: 5	R: 2 E: 0 K: 0 S: 7 H: 4 LOB: 2 BB: 0 P: 7	R: 0 E: 0 K: 2 S: 7 H: 0 LOB: 0 BB: 0 P: 7	R: 0 E: 0 K: 2 S: 7 H: 0 LOB: 1 BB: 1 P: 11	R: 0 E: 0 K: 0 S: 4 H: 1 LOB: 1 BB: 0 P: 4	R: 0 E: 0 K: 0 S: 3 H: 0 LOB: 0 BB: 0 P: 3	R: 0 E: 0 K: 1 S: 5 H: 0 LOB: 0 BB: 0 P: 5	1B: 5 2B: 1 3B: 0 HR: 1 SF: 0 SAC: 0 DP: 0 HBP: 0	WP: 0 PB: 0 SB: 0 CS: 0 PA: 35
PITCHER Dave Stewart, R (1, 1) ERA: 3.67	IP 9.0 WLS W BF 35 H 7 R 3 ER 3 SO 10 BB 1 IBB 0 HBP 0 BLK 0 WP 0 HR 1 S 54 P 58 ERA 3.00 WHIP 0.889	PITCHER IP WLS BF H R ER SO BB IBB HBP BLK WP HR S P ERA WHIP									

Toronto Blue Jays @ Oakland Athletics
Oakland-Alameda County Coliseum, Oakland, CA

Wed Aug 19 1987, 3:33 AM PDT
Att: 16,039 - Unknown

livebaseballscorecards.com

AB	34
R	3
H	7
RBI	3
BB	1
SO	10
LOB	9



BOTTOM

Toronto Blue Jays @ Oakland Athletics
Oakland-Alameda County Coliseum, Oakland, CA

Wed Aug 19 1987, 3:33 AM PDT
 Att. 16,039 - Unknown

livebaseballscorecards.com

AB	29
R	7
H	11
RBI	7
BB	6
SO	4
LOB	20




WP: 0	PA: 39
PB: 0	
SB: 3	
CS: 1	

AB	R	H	RBI	BB	SO	LOB
3	0	0	0	1	0	2
3	2	1	2	2	0	4
5	2	2	3	0	0	3
4	1	2	0	0	0	0
2	0	2	0	1	0	0
1	0	0	0	0	0	1
2	1	0	0	1	0	3
3	0	1	1	0	2	3
3	0	1	1	1	2	3
3	1	2	0	0	0	1
1B: 6	SF: 1					
2B: 3	SAC: 3					
3B: 0	DP: 1					
HR: 3	HBP: 0					

Batter	1	2	3	4	5	6	7	8	9
Tony Bernazard, S OBP: 0.336, SLG: 0.440 (1, 4)	0-0 F9	0-0 F7		0-0 4-3		0-0 SH1-4		4-0 BB	
Alfredo Griffin, S OBP: 0.320, SLG: 0.352 (1, 6)	4-0 HR	0-0 6-3		4-0 6-3-2		0-0 HR		0-0 F7	
Jose Canseco, R OBP: 0.321, SLG: 0.503 (1, 7)	0-0 HR		0-0 HR	0-0 6-3-2		0-0 F6		0-0 F9	
Mark McGwire, R OBP: 0.361, SLG: 0.614 (1, 3)	0-0 F4		0-0 SH5-3		0-0 1B	0-0 F2			
Carney Lansford, R OBP: 0.374, SLG: 0.446 (1, 10)	0-0 1B		0-0 SH5-3		0-0 1B		4-0 CS		
Steve Henderson, R OBP: 0.429, SLG: 0.544 (1, 9)	0-0 5-3		4-0 S		0-0 F5	0-0 F7		0-0 F7	
Mike Davis, L OBP: 0.328, SLG: 0.493 (3, PH)			0-0 2B						
Mike Davis, L OBP: 0.328, SLG: 0.493 (4, 9)			IBB						
Mickey Tettleton, S OBP: 0.305, SLG: 0.327 (1, 2)		0-0 1B	0-0 SF9		0-3 K	0-3 K		0-3 K	
Dwayne Murphy, L OBP: 0.415, SLG: 0.355 (1, 8)		0-3 K	0-0 3-H		0-3 K			4-0 S	
Dwayne Murphy, L OBP: 0.415, SLG: 0.355 (1, 8)			0-0 1-H					SH5-3	
Mike Gallego, R OBP: 0.305, SLG: 0.337 (1, 5)		0-0 1B	0-0 4-3			0-0 E1		0-0 SH5-3	
Mike Gallego, R OBP: 0.305, SLG: 0.337 (1, 5)						SH1-4			
Mike Gallego, R OBP: 0.305, SLG: 0.337 (1, 5)						HR		1-2	

Inning	R	H	E	K	S	LOB	BB	IBB	HBP	BLK	WP	HR	S	P	ERA	WHIP
1	2	2	0	0	5	1	0	0	0	0	0	0	2	18	18.00	3.500
2	0	2	0	1	7	2	0	0	0	0	0	1	18	26	8.10	1.800
3	0	3	0	0	6	1	0	0	0	0	0	0	6	10	0.00	0.600
4	0	3	0	0	2	1	0	0	0	0	0	0	3	11	0.00	2.000
5	0	0	0	0	0	0	0	0	0	0	0	0	0	0	0.00	0.000
6	0	0	0	0	0	0	0	0	0	0	0	0	0	0	0.00	0.000
7	0	0	0	0	0	0	0	0	0	0	0	0	0	0	0.00	0.000
8	0	0	0	0	0	0	0	0	0	0	0	0	0	0	0.00	0.000
9	0	0	0	0	0	0	0	0	0	0	0	0	0	0	0.00	0.000

PITCHER	IP	WLS	BF	H	R	ER	SO	BB	IBB	HBP	BLK	WP	HR	S	P	ERA	WHIP
John Cerutti, L ERA: 4.33 (1, 1)	2.0	L	13	6	4	4	1	1	1	0	0	0	2	14	18	18.00	3.500
Mark Eichhorn, R ERA: 3.24 (3, 1)	3.1		16	5	3	3	2	1	1	0	0	0	1	18	26	8.10	1.800
Jose Antonio Nunez, R ERA: 5.25 (6, 1)	1.2		5	0	0	0	1	1	0	0	0	0	0	6	10	0.00	0.600
Gary Lavelle, L ERA: 5.74 (8, 1)	1.0		5	0	0	0	0	2	0	0	0	0	0	3	11	0.00	2.000

Batter	1	2	3	4	5	6	7	8	9	AB R H RBI BB SO LOB	TOP																
Lloyd Moseby, L (1, 8) OBP: 0.347, SLG: 0.450	0-0 F7		0-3 K		0-0 2B BB 1B		0-0 5-3		0-0 E4 FC	5 1 1 0 0 1 2	<p>Toronto Blue Jays @ Oakland Athletics Oakland-Alameda County Coliseum, Oakland, CA</p> <p>Thu Aug 20 1987, 3:33 AM PDT Att: 12,607 - Unknown</p> <p>livebaseballscorecards.com</p> <table border="1"> <tr><td>AB</td><td>35</td></tr> <tr><td>R</td><td>7</td></tr> <tr><td>H</td><td>9</td></tr> <tr><td>RBI</td><td>7</td></tr> <tr><td>BB</td><td>3</td></tr> <tr><td>SO</td><td>9</td></tr> <tr><td>LOB</td><td>15</td></tr> </table> 	AB	35	R	7	H	9	RBI	7	BB	3	SO	9	LOB	15		
AB	35																										
R	7																										
H	9																										
RBI	7																										
BB	3																										
SO	9																										
LOB	15																										
Juan Beniquez, R (1, 7) OBP: 0.297, SLG: 0.380	0-0 5-3			0-0 HR 1B	0-0 BB 2B		0-0 F8	0-0 FC	5 1 2 3 0 0 1																		
Jesse Barfield, R (1, 9) OBP: 0.329, SLG: 0.466	0-3 K2-3			0-0 HR	0-3 K		0-0 F9	0-0 F3	5 1 1 2 0 2 4																		
George Bell, R (1, 10) OBP: 0.349, SLG: 0.627		0-0 G6-3 1B		0-0 6-3	4-0 BB IBB		0-0 F9	0-3 K	4 0 1 0 1 1 2																		
Cecil Fielder, R (1, 3) OBP: 0.355, SLG: 0.574		0-0 F8		0-3 K	4-0 BB		0-3 K		2 0 0 0 0 1 1																		
Willie Upshaw, L (5, PH) OBP: 0.323, SLG: 0.413					1-2 2-3 3-H BB				1 0 0 1 1 1 0																		
Kelly Gruber, R (1, 6) OBP: 0.283, SLG: 0.405		0-0 G6-3		0-3 K	0-3 K		0-3 K		4 0 0 0 0 3 4																		
Garth Iorg, R (1, 4) OBP: 0.288, SLG: 0.312			0-0 5-3		0-0 1B SH1-4 2B 1B	0-0 F9		0-0 SH1-4 2B 1B	4 2 2 0 0 0 0																		
Rance Mulliniks, L (1, 5) OBP: 0.357, SLG: 0.455			0-0 1B		0-0 SH1-4	0-0 6-3		0-0 SH1-4	2 0 1 0 0 0 0																		
Charlie Moore, R (1, 2) OBP: 0.287, SLG: 0.349			0-0 F8		4-0 1B 2B BB	0-0 6-3		0-0 E FC 2B	3 2 1 1 1 0 1																		
Ernie Whitt, L (9, 2) OBP: 0.331, SLG: 0.419									0 0 0 0 0 0 0																		
Inning Stats	R: 0 E: 0 K: 1 S: 5	H: 0 LOB: 0 BB: 0 P: 5	R: 0 E: 0 K: 0 S: 3	H: 1 LOB: 0 BB: 0 P: 3	R: 0 E: 0 K: 1 S: 6	H: 1 LOB: 1 BB: 0 P: 6	R: 2 E: 0 K: 2 S: 9	H: 2 LOB: 0 BB: 0 P: 9	R: 3 E: 0 K: 2 S: 10	H: 3 LOB: 3 BB: 3 P: 22	R: 0 E: 0 K: 0 S: 3	H: 0 LOB: 0 BB: 0 P: 3	R: 0 E: 0 K: 0 S: 3	H: 0 LOB: 0 BB: 0 P: 3	R: 0 E: 0 K: 2 S: 7	H: 0 LOB: 0 BB: 0 P: 7	R: 2 E: 1 K: 1 S: 9	H: 2 LOB: 2 BB: 0 P: 9	1B: 6 2B: 2 3B: 0 HR: 1	SF: 0 SAC: 2 DP: 1 HBP: 0	WP: 0 PB: 0 SB: 0 CS: 0	PA: 40					
PITCHER	IP WLS BF H R ER SO BB IBB HBP BLK WP HR S P ERA WHIP																										
Curt Young, L (1, 1) ERA: 4.27	4.1		20	7	5	5	4	1	0	0	0	0	1	27	31	10.38	1.846										
Dennis Lamp, R (5, 1) ERA: 4.14	0.1		2	0	0	0	1	0	1	0	0	0	0	3	7	0.00	0.000										
Greg Cadaret, L (5, 1) ERA: 3.8	3.2	L	14	2	2	1	3	1	0	0	0	0	0	19	23	2.46	0.818										
Dave Leiper, L (9, 1) ERA: 3.24	0.0		2	0	0	0	0	0	0	0	0	0	0	2	2	∞	∞										
Dennis Eckersley, R (9, 1) ERA: 2.93	0.2		2	0	0	0	1	0	0	0	0	0	0	4	4	0.00	0.000										

Batter	1	2	3	4	5	6	7	8	9	AB	R	H	RBI	BB	SO	LOB
Tony Bernazard, S OBP: 0.339, SLG: 0.440 (1, 4)	0-0 G3		0-0 FC4-6 1B		0-3 K		4-0 SH3-4 2B BB	0-0 1B		4	1	2	0	1	1	0
Mike Davis, L OBP: 0.329, SLG: 0.496 (1, 9)	0-0 3-1		0-0 FC4-6 2B			0-0 2B	0-0 SH3-4	0-0 1B		4	2	2	1	0	0	1
Jose Canseco, R OBP: 0.324, SLG: 0.510 (1, 7)	0-3 K		0-0 2B			0-0 2B	0-0 2B	0-0 F9		5	1	3	3	0	1	2
Mark McGwire, R OBP: 0.361, SLG: 0.609 (1, 3)		4-0 L9-6 BB	0-0 6-3			0-0 F3	4-0 IBB		0-3 K	3	0	0	0	2	1	2
Dwayne Murphy, L OBP: 0.415, SLG: 0.345 (1, 8)		4-0 WP BB		0-0 F5		4-0 BB 1B BB	0-3 K		0-3 K	3	0	0	0	2	2	2
Carney Lansford, R OBP: 0.371, SLG: 0.441 (1, 5)		0-0 L9-6		0-0 F8		0-0 F3	0-0 F6		0-3 K	5	0	0	0	0	1	6
Reggie Jackson, L OBP: 0.280, SLG: 0.398 (1, 10)		0-3 K		0-3 K		0-0 BB 1B		0-3 K		4	0	1	1	0	3	1
Mickey Tettleton, S OBP: 0.309, SLG: 0.346 (1, 2)			0-0 6-3		0-3 K	4-0 BB		0-0 HR		3	1	1	1	1	1	0
Alfredo Griffin, S OBP: 0.319, SLG: 0.349 (1, 6)			4-0 1B FC4-6 BB		0-0 B4-3	0-0 F4		0-0 F6		3	1	0	0	1	0	3

Inning Stats	R: 0	H: 0	E: 0	K: 1	S: 5	H: 0	LOB: 0	BB: 0	P: 5	R: 0	H: 0	E: 0	K: 1	S: 5	R: 2	H: 2	E: 0	K: 0	S: 5	R: 0	H: 0	E: 0	K: 1	S: 5	R: 0	H: 3	E: 0	K: 2	S: 7	R: 1	H: 1	E: 0	K: 1	S: 6	R: 1	H: 3	E: 0	K: 1	S: 8	R: 0	H: 0	E: 0	K: 3	S: 9	1B: 4	2B: 5	3B: 0	HR: 1	SF: 0	SAC: 1	DP: 1	HBP: 0	WP: 1	PB: 0	SB: 0	CS: 0	PA: 42
--------------	------	------	------	------	------	------	--------	-------	------	------	------	------	------	------	------	------	------	------	------	------	------	------	------	------	------	------	------	------	------	------	------	------	------	------	------	------	------	------	------	------	------	------	------	------	-------	-------	-------	-------	-------	--------	-------	--------	-------	-------	-------	-------	--------

PITCHER	IP	WLS	BF	H	R	ER	SO	BB	IBB	HBP	BLK	WP	HR	S	P	ERA	WHIP
Jim Clancy, R ERA: 3.61 (1, 1)	5.2		26	5	4	4	5	5	0	0	0	1	0	31	51	6.35	1.765
Jeff Musselman, L ERA: 4.29 (6, 1)	1.0		6	1	1	1	1	1	1	0	0	0	0	6	14	9.00	2.000
Mark Eichhorn, R ERA: 3.3 (7, 1)	1.0		5	2	1	1	1	0	0	0	0	0	1	7	7	9.00	2.000
Gary Lavelle, L ERA: 5.67 (8, 1)	0.1	W	2	1	0	0	0	0	0	0	0	0	0	2	2	0.00	3.000
Tom Henke, R ERA: 2.67 (9, 1)	1.0	S	3	0	0	0	3	0	0	0	0	0	0	9	9	0.00	0.000

BOTTOM

Toronto Blue Jays @ Oakland Athletics
Oakland-Alameda County Coliseum, Oakland, CA

Thu Aug 20 1987, 3:33 AM PDT
Att. 12,607 - Unknown

livebaseballscores.com

AB	34
R	6
H	9
RBI	6
BB	7
SO	10
LOB	17



Batter	1	2	3	4	5	6	7	8	9	AB R H RBI BB SO LOB	TOP									
Claudell Washington, L OBP: 0.326, SLG: 0.417 (1, 8)	0-3 K		0-0 4-3		0-0 F8			0-0 G6-3		4 0 0 0 0 1 3										
Willie Randolph, R OBP: 0.416, SLG: 0.420 (1, 4)	0-0 G3-6-3 1B			0-0 4-3		0-0 HR		0-0 6-3		1 0 1 0 0 0 0										
Bobby Meacham, S OBP: 0.330, SLG: 0.407 (2, 4)										3 1 1 1 0 0 0										
Don Mattingly, L OBP: 0.395, SLG: 0.589 (1, 3)	0-0 G3-6-3 1-2f			0-0 HR		0-0 3-1			0-0 F7	4 1 1 1 0 0 1										
Mike Pagliarulo, L OBP: 0.322, SLG: 0.522 (1, 5)		0-3 K		0-3 K		0-3 K			0-0 HR	4 1 1 1 0 3 0										
Dave Winfield, R OBP: 0.359, SLG: 0.466 (1, 9)		0-0 5-3		0-0 4-3		0-0 6-3			0-0 5-3	4 0 0 0 0 0 0										
Dan Pasqua, L OBP: 0.314, SLG: 0.403 (1, 7)		0-3 K			0-3 K				4-0 FC6-4 BB	3 0 0 0 1 3 0										
Ron Kittle, R OBP: 0.322, SLG: 0.543 (1, 10)			0-3 K		0-0 2B 6-3 1B		0-0 F6		0-0 FC6-4	4 1 1 0 0 1 1										
Rick Cerone, R OBP: 0.332, SLG: 0.345 (1, 2)			0-0 F8		0-0 2B		0-0 5-3			3 0 1 0 0 0 0										
Randy Velarde, R OBP: 0.250, SLG: 0.250 (1, 6)			0-0 1B		0-0 6-3 3-H			0-0 G6-3 1B		3 0 2 1 0 0 1										
Inning Stats	R: 0 E: 0 K: 1 S: 5	H: 1 LOB: 0 BB: 0 P: 5	R: 0 E: 0 K: 2 S: 7	H: 0 LOB: 0 BB: 0 P: 7	R: 0 E: 0 K: 1 S: 6	H: 1 LOB: 1 BB: 0 P: 6	R: 1 E: 0 K: 1 S: 6	H: 1 LOB: 0 BB: 0 P: 6	R: 1 E: 0 K: 1 S: 6	H: 1 LOB: 0 BB: 0 P: 6	R: 0 E: 0 K: 1 S: 5	H: 0 LOB: 0 BB: 0 P: 5	R: 0 E: 0 K: 0 S: 3	H: 1 LOB: 0 BB: 0 P: 3	R: 1 E: 0 K: 0 S: 4	H: 1 LOB: 1 BB: 1 P: 8	1B: 4 2B: 1 3B: 0 HR: 3	SF: 0 SAC: 0 DP: 2 HBP: 0	WP: 0 PB: 0 SB: 0 CS: 0	PA: 34
PITCHER Steve Ontiveros, R ERA: 3.82 (1, 1)	IP: 8.2 WLS: W BF: 33 H: 8 R: 4 ER: 4 SO: 8 BB: 1 IBB: 0 HBP: 0 BLK: 0 WP: 0 HR: 3 S: 48 P: 52 ERA: 4.15 WHIP: 1.038																			
Jay Howell, R ERA: 5.65 (9, 1)	IP: 0.1 WLS: S BF: 1 H: 0 R: 0 ER: 0 SO: 0 BB: 0 IBB: 0 HBP: 0 BLK: 0 WP: 0 HR: 0 S: 1 P: 1 ERA: 0.00 WHIP: 0.000																			

New York Yankees @ Oakland Athletics
Oakland-Alameda County Coliseum, Oakland, CA

livebaseballscorecards.com

AB	33
R	4
H	8
RBI	4
BB	1
SO	8
LOB	6



Fri Aug 21 1987, 7:05 PM PDT
Att: 35,359 - Unknown

Batter	1	2	3	4	5	6	7	8	9	AB R H RBI BB SO LOB
Tony Bernazard, S (1, 4) OBP: 0.342, SLG: 0.441	4-0 CS S BB		4-0 E BB	0-0 6-3			0-0 S 3B 1B			2 2 1 0 2 0 1
Steve Henderson, R (1, 9) OBP: 0.418, SLG: 0.525	0-3 K 1-2		0-0 E 1B			0-0 F9	0-3 K			4 1 1 0 0 2 2
Jose Canseco, R (1, 10) OBP: 0.323, SLG: 0.512	0-3 K 2-3		0-0 F8			0-3 K	0-0 1-H 3B			4 0 1 1 0 2 3
Mark McGwire, R (1, 3) OBP: 0.360, SLG: 0.608		0-0 F9	0-0 E6 2B 2B			0-0 E6	0-3 K			4 1 1 2 0 1 1
Carney Lansford, R (1, 5) OBP: 0.370, SLG: 0.442		0-0 F8	0-0 2B			0-0 F7		0-0 6-3		4 0 1 1 0 0 1
Terry Steinbach, R (1, 2) OBP: 0.346, SLG: 0.467		0-0 5-3	0-0 6-3			0-0 P3		0-0 F3		4 0 0 0 0 0 1
Dwayne Murphy, L (1, 8) OBP: 0.411, SLG: 0.336			4-0 HR BB	0-0 6-3		0-3 K		0-0 F8		3 1 0 0 1 1 0
Alfredo Griffin, S (1, 6) OBP: 0.322, SLG: 0.359			0-0 HR	0-0 S 4-3 1B		0-0 F7				3 1 2 2 0 0 0
Luis Polonia, L (1, 7) OBP: 0.329, SLG: 0.407			0-3 K	0-0 4-3			0-0 4-3			3 0 0 0 0 1 1

Inning Stats	R: 0	H: 0	E: 0	LOB: 0	K: 2	BB: 1	S: 6	P: 10	R: 0	H: 0	E: 0	LOB: 0	K: 0	BB: 0	S: 3	P: 3	R: 5	H: 4	E: 1	LOB: 1	K: 1	BB: 2	S: 9	P: 17	R: 0	H: 1	E: 0	LOB: 1	K: 0	BB: 0	S: 4	P: 4	R: 0	H: 0	E: 1	LOB: 1	K: 1	BB: 0	S: 6	P: 6	R: 0	H: 0	E: 0	LOB: 0	K: 1	BB: 0	S: 5	P: 5	R: 1	H: 2	E: 0	LOB: 1	K: 2	BB: 0	S: 9	P: 9	R: 0	H: 0	E: 0	LOB: 0	K: 0	BB: 0	S: 3	P: 3	1B: 3	SF: 0	2B: 2	SAC: 0	3B: 1	DP: 0	HR: 1	HBP: 0	WP: 0	PA: 34	PB: 0	SB: 3	CS: 1
PITCHER Ron Guidry, L (1, 1) ERA: 3.73	IP	WLS	BF	H	R	ER	SO	BB	IBB	HBP	BLK	WP	HR	S	P	ERA	WHIP	IP	WLS	BF	H	R	ER	SO	BB	IBB	HBP	BLK	WP	HR	S	P	ERA	WHIP																																											

BOTTOM


New York Yankees @ Oakland Athletics
Oakland-Alameda County Coliseum, Oakland, CA

Fri Aug 21 1987, 7:05 PM PDT
 Att. 35,359 - Unknown

livebaseballscores.com

AB	31
R	6
H	7
RBI	6
BB	3
SO	7
LOB	10



Batter	1	2	3	4	5	6	7	8	9	AB R H RBI BB SO LOB	TOP														
Claudell Washington, L OBP: 0.325, SLG: 0.415 (1, 8)	0-0 F7		0-3 K			0-3 K		0-0 G6-4-3 1B		4 0 1 0 0 2 1	<p>New York Yankees @ Oakland Athletics Oakland-Alameda County Coliseum, Oakland, CA</p> <p>Sat Aug 22 1987, 3:33 AM PDT Att: 40,116 - Unknown</p> <p>livebaseballscorecards.com</p> <table> <tr><td>AB</td><td>33</td></tr> <tr><td>R</td><td>0</td></tr> <tr><td>H</td><td>8</td></tr> <tr><td>RBI</td><td>0</td></tr> <tr><td>BB</td><td>0</td></tr> <tr><td>SO</td><td>6</td></tr> <tr><td>LOB</td><td>16</td></tr> </table> 	AB	33	R	0	H	8	RBI	0	BB	0	SO	6	LOB	16
AB	33																								
R	0																								
H	8																								
RBI	0																								
BB	0																								
SO	6																								
LOB	16																								
Gary Ward, R OBP: 0.287, SLG: 0.381 (1, 7)	0-3 K2-3			0-0 F7		0-0 6-3		0-0 G6-4-3 1-2f		4 0 0 0 0 1 1															
Don Mattingly, L OBP: 0.396, SLG: 0.588 (1, 3)	0-0 F7			0-0 F7		0-0 1B			0-0 1B 1B 1B	4 0 2 0 0 0 0															
Mike Pagliarulo, L OBP: 0.321, SLG: 0.520 (1, 5)		0-0 F5		0-0 F7		0-0 F8			0-0 1B 1-2 1B 1B	4 0 1 0 0 0 1															
Dave Winfield, R OBP: 0.363, SLG: 0.468 (1, 9)		0-0 F9			0-0 FC5-4 1B		0-0 WP 1B		0-0 G6-4-3 1-2 2-3 1B	4 0 3 0 0 0 0															
Dan Pasqua, L OBP: 0.311, SLG: 0.398 (1, 10)		0-0 F5			0-0 F7		0-3 K 1-2		0-3 K	3 0 0 0 0 1 2 1 0 0 0 0 1 3															
Randy Velarde, R OBP: 0.182, SLG: 0.182 (1, 6)			0-0 5-3		0-0 FC5-4 HBP 1-2f		0-0 F8		0-0 G6-4-3 1-2f	3 0 0 0 0 0 2 1 0 0 0 0 0 3															
Mike Easter, L OBP: 0.328, SLG: 0.342 (9, PH)																									
Rick Cerone, R OBP: 0.332, SLG: 0.342 (1, 2)			0-0 6-3		1-0 HBP 1-2		0-0 F8			2 0 0 0 0 0 1															
Bobby Meacham, S OBP: 0.330, SLG: 0.426 (1, 4)			0-0 3B		0-3 K			0-0 F9		3 0 1 0 0 1 2															
Inning Stats	R: 0 E: 0 K: 1 S: 5	H: 0 LOB: 0 BB: 0 P: 5	R: 0 E: 0 K: 0 S: 3	H: 0 LOB: 0 BB: 0 P: 3	R: 0 E: 0 K: 1 S: 6	H: 1 LOB: 1 BB: 0 P: 6	R: 0 E: 0 K: 0 S: 3	H: 0 LOB: 0 BB: 0 P: 3	R: 0 E: 0 K: 0 S: 6	H: 1 LOB: 2 BB: 0 P: 7	R: 0 E: 0 K: 1 S: 6	H: 1 LOB: 1 BB: 0 P: 6	R: 0 E: 0 K: 1 S: 6	H: 1 LOB: 1 BB: 0 P: 6	R: 0 E: 0 K: 0 S: 3	H: 1 LOB: 0 BB: 0 P: 3	R: 0 E: 0 K: 1 S: 7	H: 3 LOB: 2 BB: 0 P: 7	1B: 7 2B: 0 3B: 1 HR: 0	SF: 0 SAC: 0 DP: 2 HBP: 1	WP: 1 PB: 0 SB: 0 CS: 0	PA: 34			
PITCHER	IP WLS BF H R ER SO BB IBB HBP BLK WP HR S P ERA WHIP																								
Gene Nelson, R ERA: 2.74 (1, 1)	6.1 W 24 4 0 0 5 0 0 1 0 0 1 0 33 34 0.00 0.632																								
Dennis Lamp, R ERA: 4.01 (7, 1)	1.2 5 1 0 0 0 0 0 0 0 0 0 0 5 5 0.00 0.600																								
Greg Cadaret, L ERA: 3.8 (9, 1)	0.0 3 3 0 0 0 0 0 0 0 0 0 0 3 3 ∞ ∞																								
Dennis Eckersley, R ERA: 2.9 (9, 1)	1.0 2 0 0 0 0 1 0 0 0 0 0 0 4 4 0.00 0.000																								

Batter	1	2	3	4	5	6	7	8	9
Tony Bernazard, S (1, 4) OBP: 0.343, SLG: 0.439	4-0 1B 1B FC6-4 BB		0-3 K	0-0 F8		0-0 1B		0-0 1-3	
Steve Henderson, R (1, 10) OBP: 0.394, SLG: 0.492 Luis Polonia, L (8, PH) OBP: 0.328, SLG: 0.406	0-3 K		0-0 3-1		0-0 F8	0-0 6-3		0-0 F7	
Jose Canseco, R (1, 7) OBP: 0.325, SLG: 0.516	0-0 FC6-4 1B 1-2 1B		0-0 1B 3B		0-0 F8		0-0 F9		
Mark McGwire, R (1, 3) OBP: 0.361, SLG: 0.607	0-0 FC6-4 1B 1-2 2-3		0-0 1B 1B		0-0 5-3		0-3 K		
Carney Lansford, R (1, 5) OBP: 0.371, SLG: 0.442	0-0 FC6-4 1-2f 2-3 3-H		0-0 1B			0-0 1B FC4-2 1B	0-0 F4		
Terry Steinbach, R (1, 2) OBP: 0.348, SLG: 0.467	0-0 FC6-4 1-2f		0-0 F7			0-0 FC4-2 BB 1-3 SH1-3 1B	0-0 BB 1B 1-3 1B		
Reggie Jackson, L (1, 9) OBP: 0.284, SLG: 0.397 Mike Davis, L (6, PR) OBP: 0.331, SLG: 0.497		1-0 FC6-4 HBP		0-0 G3		4-0 SH1-3 FC4-2 1-2 1B BB	0-0 1-3 BB 1-2 1B		
Alfredo Griffin, S (1, 6) OBP: 0.319, SLG: 0.355		0-0 FC6-4 CS S		0-3 K		0-0 FC4-2 1-2 2-3 3-Hf 1B	0-0 F7		
Dwayne Murphy, L (1, 8) OBP: 0.416, SLG: 0.339		0-3 K		0-0 1B		0-0 SH1-3 1-2 2-3 3-H	4-0 1-3 BB		

Inning Stats	R: 1 E: 0 K: 1 S: 7	H: 2 LOB: 2 BB: 1 P: 11	R: 0 E: 0 K: 1 S: 4	H: 0 LOB: 1 BB: 0 P: 5	R: 1 E: 0 K: 1 S: 8	H: 3 LOB: 2 BB: 0 P: 8	R: 0 E: 0 K: 1 S: 6	H: 1 LOB: 1 BB: 0 P: 6	R: 0 E: 0 K: 0 S: 3	H: 0 LOB: 0 BB: 0 P: 3	R: 3 E: 0 K: 0 S: 6	H: 3 LOB: 1 BB: 1 P: 10	R: 0 E: 0 K: 1 S: 5	H: 0 LOB: 0 BB: 0 P: 5	R: 1 E: 0 K: 0 S: 5	H: 2 LOB: 2 BB: 1 P: 9
--------------	------------------------------	----------------------------------	------------------------------	---------------------------------	------------------------------	---------------------------------	------------------------------	---------------------------------	------------------------------	---------------------------------	------------------------------	----------------------------------	------------------------------	---------------------------------	------------------------------	---------------------------------

PITCHER	IP	WLS	BF	H	R	ER	SO	BB	IBB	HBP	BLK	WP	HR	S	P	ERA	WHIP
Steve Trout, L (1, 1) ERA: 4.02	5.0	L	25	8	5	5	4	2	0	1	0	0	0	30	39	9.00	2.000
Pat Clements, L (6, 1) ERA: 4.58	1.0		4	1	0	0	0	0	0	0	0	0	0	4	4	0.00	1.000
Brad Arnsberg, R (7, 1) ERA: 5.59	2.0		9	2	1	1	1	1	0	0	0	0	0	10	14	4.50	1.500

BOTTOM

New York Yankees @ Oakland Athletics
Oakland-Alameda County Coliseum, Oakland, CA


Sat Aug 22 1987, 3:33 AM PDT
Att. 40,116 - Unknown

AB	R	H	RBI	BB	SO	LOB
4	1	1	3	1	1	3
4	0	0	0	0	1	2
1	0	0	0	0	0	2
4	1	2	0	0	0	0
4	0	2	1	0	1	0
4	0	2	1	0	0	2
4	2	2	0	0	0	4
1	0	0	0	1	0	0
1	1	1	0	0	0	0
4	1	0	0	0	1	6
2	0	1	1	1	1	1

AB	33
R	6
H	11
RBI	6
BB	3
SO	5
LOB	20

WP: 0 PA: 38
PB: 0
SB: 2
CS: 1

1B: 10 SF: 0
2B: 1 SAC: 1
3B: 1 DP: 1
HR: 0 HBP: 1



Batter	1	2	3	4	5	6	7	8	9	AB R H RBI BB SO LOB	TOP	
Claudell Washington, L (1, 8) OBP: 0.326, SLG: 0.418	0-0 4-3		0-0 1-H 2-H 2B		0-3 K		0-3 K		0-0 E 1B	5 0 2 3 0 2 3		
Gary Ward, R (1, 7) OBP: 0.284, SLG: 0.376	0-0 F9		0-3 K		0-0 F9		0-0 F9		0-0 F9 1-3	5 0 0 0 0 1 5		
Don Mattingly, L (1, 3) OBP: 0.394, SLG: 0.585	0-0 1B		0-3 K			0-0 F8		0-0 6-3		4 0 1 0 0 1 1		
Mike Pagliarulo, L (1, 5) OBP: 0.320, SLG: 0.516	0-0 F9		0-3 K			4-0 BB		0-0 G3		3 0 0 0 1 1 2		
Dave Winfield, R (1, 9) OBP: 0.360, SLG: 0.464		0-0 F6		0-0 F8		0-0 F5		0-3 K		4 0 0 0 0 1 1		
Mike Easler, L (1, 10) OBP: 0.327, SLG: 0.353		0-0 G3		0-0 4-3		0-3 K			0-0 HR	4 1 1 1 0 1 1		
Randy Velarde, R (1, 6) OBP: 0.133, SLG: 0.133		0-0 5-3		0-0 6-3			0-3 K		0-0 5-3	4 0 0 0 0 1 0		
Rick Cerone, R (1, 2) OBP: 0.335, SLG: 0.350			0-0 HBP 2B 1B		0-0 F8		0-0 1B 2B		0-0 5-3	4 1 2 0 0 0 0		
Bobby Meacham, S (1, 4) OBP: 0.355, SLG: 0.454			1-0 HBP 2B		0-0 S 1B		0-0 2-3 1B		0-0 1B 2B	3 2 3 0 0 0 0		
Inning Stats	R: 0 E: 0 K: 0 S: 4 H: 1 LOB: 1 BB: 0 P: 4	R: 0 E: 0 K: 0 S: 3 H: 0 LOB: 0 BB: 0 P: 3	R: 2 E: 0 K: 3 S: 11 H: 2 LOB: 1 BB: 0 P: 12	R: 0 E: 0 K: 0 S: 3 H: 0 LOB: 0 BB: 0 P: 3	R: 0 E: 0 K: 1 S: 6 H: 1 LOB: 1 BB: 0 P: 6	R: 0 E: 0 K: 1 S: 5 H: 0 LOB: 1 BB: 1 P: 9	R: 0 E: 0 K: 2 S: 9 H: 2 LOB: 2 BB: 0 P: 9	R: 0 E: 0 K: 1 S: 5 H: 0 LOB: 0 BB: 0 P: 5	R: 2 E: 1 K: 0 S: 6 H: 3 LOB: 1 BB: 0 P: 6	1B: 5 2B: 3 3B: 0 HR: 1 SF: 0 SAC: 0 DP: 0 HBP: 1	WP: 0 PB: 0 SB: 1 CS: 0 PA: 38	
PITCHER	IP WLS BF H R ER SO BB IBB HBP BLK WP HR S P ERA WHIP											
Dave Stewart, R (1, 1) ERA: 3.63	7.0 L 29 6 2 2 7 1 0 1 0 0 0 0 41 46 2.57 1.000											
Dave Leiper, L (8, 1) ERA: 3.2	0.2 2 0 0 0 0 0 0 0 0 0 0 0 2 2 0.00 0.000											
Jay Howell, R (8, 1) ERA: 5.89	1.1 7 3 2 2 1 0 0 0 0 0 0 1 9 9 13.50 2.250											

New York Yankees @ Oakland Athletics
Oakland-Alameda County Coliseum, Oakland, CA
 Sun Aug 23 1987, 3:33 AM PDT
 Att: 43,726 - Unknown

livebaseballscorecards.com

AB	36
R	4
H	9
RBI	4
BB	1
SO	8
LOB	13



Batter	1	2	3	4	5	6	7	8	9	AB R H RBI BB SO LOB	BOTTOM	
Tony Bernazard, S (1, 4) OBP: 0.342, SLG: 0.437	0-0 5-3 (1)			0-3 K (1)		0-0 1B			0-3 K (1)	4 0 1 0 0 2 0	New York Yankees @ Oakland Athletics Oakland-Alameda County Coliseum, Oakland, CA Sun Aug 23 1987, 3:33 AM PDT Att. 43,726 - Unknown livebaseballscorecards.com AB 28 R 0 H 2 RBI 0 BB 2 SO 13 LOB 8	
Mike Davis, L (1, 9) OBP: 0.328, SLG: 0.492	0-0 F8 (2)			0-0 G3 (2)		0-3 K (2)			0-3 K (2)	4 0 0 0 0 2 1		
Jose Canseco, R (1, 7) OBP: 0.322, SLG: 0.512	0-0 F8 (3)			0-0 F8 (3)		0-0 F3 (3)			0-3 K (3)	4 0 0 0 0 1 1		
Mark McGwire, R (1, 3) OBP: 0.359, SLG: 0.603		0-3 K (1)		0-3 K (1)		0-3 K (1)			0-3 K (1)	3 0 0 0 0 3 0		
Dwayne Murphy, L (1, 8) OBP: 0.414, SLG: 0.333		0-3 K (2)		4-0 1B BB		0-0 F9 (2)			0-0 F9 (2)	2 0 0 0 1 1 0		
Carney Lansford, R (1, 5) OBP: 0.370, SLG: 0.441		0-0 5-3 (3)		0-0 1-2 1B		0-0 G1 (3)			0-0 G1 (3)	3 0 1 0 0 0 0		
Reggie Jackson, L (1, 10) OBP: 0.284, SLG: 0.394			4-0 L6-3 BB	0-3 K (2)		0-0 4-3 (1)			0-0 4-3 (1)	2 0 0 0 1 1 2		
Mickey Tettleton, S (1, 2) OBP: 0.306, SLG: 0.342			0-3 K (1)	0-3 K (3)		0-3 K (2)			0-3 K (2)	2 0 0 0 0 2 3		
Luis Polonia, L (8, PH) OBP: 0.327, SLG: 0.405			0-0 L6-3 (2)	0-0 6-3 (1)		0-0 F8 (3)			0-0 F8 (3)	1 0 0 0 0 1 0		
Terry Steinbach, R (9, 2) OBP: 0.346, SLG: 0.467			0-0 1-2							0 0 0 0 0 0 0		
Alfredo Griffin, S (1, 6) OBP: 0.317, SLG: 0.353			0-0 1-2							3 0 0 0 0 0 1		
Inning Stats	R: 0 H: 0 E: 0 LOB: 0 K: 0 BB: 0 S: 3 P: 3	R: 0 H: 0 E: 0 LOB: 0 K: 2 BB: 0 S: 7 P: 7	R: 0 H: 0 E: 0 LOB: 0 K: 1 BB: 1 S: 4 P: 8	R: 0 H: 0 E: 0 LOB: 0 K: 1 BB: 0 S: 5 P: 5	R: 0 H: 1 E: 0 LOB: 2 K: 3 BB: 1 S: 10 P: 14	R: 0 H: 1 E: 0 LOB: 1 K: 1 BB: 0 S: 6 P: 6	R: 0 H: 0 E: 0 LOB: 0 K: 1 BB: 0 S: 5 P: 5	R: 0 H: 0 E: 0 LOB: 0 K: 1 BB: 0 S: 5 P: 5	R: 0 H: 0 E: 0 LOB: 0 K: 3 BB: 0 S: 9 P: 9	1B: 2 SF: 0 2B: 1 SAC: 0 3B: 0 DP: 1 HR: 0 HBP: 0	WP: 0 PA: 30 PB: 0 SB: 0 CS: 0	
PITCHER	IP WLS BF H R ER SO BB IBB HBP BLK WP HR S P ERA WHIP											
Rick Rhoden, R (1, 1) ERA: 3.64	5.0 W 17 1 0 0 7 2 0 0 0 0 0 0 29 37 0.00 0.600											
Tim Stoddard, R (6, 1) ERA: 3.25	4.0 S 13 1 0 0 6 0 0 0 0 0 0 0 25 25 0.00 0.250											



Batter	1	2	3	4	5	6	7	8	9	AB R H RBI BB SO LOB	TOP	
Jim Dwyer, L (1, 10) <small>OBP: 0.387, SLG: 0.521</small> Alan Wiggins, S (7, PH) <small>OBP: 0.299, SLG: 0.269</small>	0-0 	0-3 K		0-3 K			0-0 F3		0-0 5-3	3 0 1 0 0 2 2 2 0 0 0 0 0 1	Baltimore Orioles @ Oakland Athletics Oakland-Alameda County Coliseum, Oakland, CA Mon Aug 24 1987, 7:05 PM PDT Att: 25,135 - Unknown livebaseballscorecards.com	
Billy Ripken, R (1, 4) <small>OBP: 0.374, SLG: 0.399</small>	0-0 FC6-4 BB 1B		0-0 	0-0 			0-0 5-3		4 1 2 1 0 0 1			
Cal Ripken Jr., R (1, 6) <small>OBP: 0.338, SLG: 0.445</small>	4-0 1B BB 1-2		0-0 F8	0-0 F8			0-3 K		3 0 0 0 1 1 2			
Eddie Murray, S (1, 3) <small>OBP: 0.350, SLG: 0.500</small>	0-0 1B 1-3 2-H		4-0 		4-0 BB		0-0 4-3		2 0 1 1 2 0 0			
Fred Lynn, L (1, 8) <small>OBP: 0.328, SLG: 0.482</small>	0-0 F7		0-3 K		0-3 K		0-3 K		4 0 0 0 0 3 5			
Ray Knight, R (1, 5) <small>OBP: 0.315, SLG: 0.369</small>	0-3 K 1-2		0-0 F5		0-0 G6-4-3 1-2f		0-0 6-3		4 0 0 0 0 1 5			
Terry Kennedy, L (1, 2) <small>OBP: 0.315, SLG: 0.410</small>		0-3 K		0-0 5-3		0-3 K		0-3 K	4 0 0 0 0 3 0	AB 33 R 3 H 7 RBI 3 BB 4 SO 11 LOB 18		
Larry Sheets, L (1, 9) <small>OBP: 0.370, SLG: 0.608</small>		0-0 		0-0 		0-0 1-3		4-0 	3 1 2 1 1 0 0			
Mike Young, S (1, 7) <small>OBP: 0.333, SLG: 0.409</small>		0-3 K		0-0 1B 2B		0-0 F8		0-0 F9	4 1 1 0 0 1 2			
Inning Stats	R: 1 H: 2 E: 0 LOB: 2 K: 1 BB: 1 S: 7 P: 11	R: 0 H: 1 E: 0 LOB: 1 K: 3 BB: 0 S: 10 P: 10	R: 0 H: 1 E: 0 LOB: 2 K: 1 BB: 1 S: 6 P: 10	R: 2 H: 3 E: 0 LOB: 1 K: 1 BB: 0 S: 8 P: 8	R: 0 H: 0 E: 0 LOB: 0 K: 1 BB: 1 S: 4 P: 8	R: 0 H: 0 E: 0 LOB: 0 K: 1 BB: 0 S: 5 P: 5	R: 0 H: 0 E: 0 LOB: 0 K: 1 BB: 0 S: 5 P: 5	R: 0 H: 0 E: 0 LOB: 0 K: 1 BB: 0 S: 5 P: 5	R: 0 H: 0 E: 0 LOB: 1 K: 1 BB: 1 S: 5 P: 9	1B: 3 SF: 0 2B: 3 SAC: 0 3B: 0 DP: 1 HR: 1 HBP: 0	WP: 2 PA: 37 PB: 0 SB: 0 CS: 0	
PITCHER Jose Rijo, R (1, 1) <small>ERA: 5.8</small> Greg Cadaret, L (5, 1) <small>ERA: 3.14</small>	IP WLS BF H R ER SO BB IBB HBP BLK WP HR S P ERA WHIP 4.0 0 21 7 3 3 6 2 0 0 0 2 1 31 39 6.75 2.250											IP WLS BF H R ER SO BB IBB HBP BLK WP HR S P ERA WHIP 5.0 1 16 0 0 0 5 2 0 0 0 0 0 24 32 0.00 0.400

Batter	1	2	3	4	5	6	7	8	9
Luis Polonia, L (1, 8) OBP: 0.326, SLG: 0.409	0-0 F7		0-0 1-3		0-0 1-3	0-0 3B			
Tony Bernazard, S (1, 4) OBP: 0.341, SLG: 0.435	0-0 1-3		0-0 1B		0-0 5-3	0-0 F8			
Jose Canseco, R (1, 7) OBP: 0.320, SLG: 0.508	0-0 F8		0-3 K			0-3 K			
Carney Lansford, R (1, 5) OBP: 0.373, SLG: 0.447		0-0 1B		0-0 2B		0-0 1B	0-3 K		
Mike Davis, L (1, 9) OBP: 0.329, SLG: 0.495		0-0 F5		0-0 F6		0-0 1B	0-0 WP		
Mark McGwire, R (1, 3) OBP: 0.360, SLG: 0.600		0-0 G6-4-3		4-0 BB		4-0 1B	0-3 K		
Reggie Jackson, L (1, 10) OBP: 0.282, SLG: 0.392			0-3 K		0-0 FC3-2	0-3 K		0-0 F6	
Steve Henderson, R (6, PH) OBP: 0.384, SLG: 0.478									
Terry Steinbach, R (1, 2) OBP: 0.351, SLG: 0.469			0-0 1B		0-3 K	0-0 1B		0-3 K	
Mickey Tettleton, S (8, 2) OBP: 0.304, SLG: 0.340			1-3 1B			1-3 3B			
Alfredo Griffin, S (1, 6) OBP: 0.318, SLG: 0.354			0-0 1B		0-0 G3	0-0 3B		0-3 K	

Inning Stats	R: 0	H: 0	E: 0	K: 0	S: 3	R: 0	H: 1	E: 0	K: 0	S: 3	R: 2	H: 3	E: 0	K: 2	S: 10	R: 0	H: 1	E: 0	K: 1	S: 6	R: 0	H: 0	E: 0	K: 0	S: 3	R: 5	H: 5	E: 0	K: 2	S: 12	R: 0	H: 1	E: 0	K: 3	S: 10	R: 0	H: 0	E: 0	K: 2	S: 7	
	LOB: 0	BB: 0	P: 3	LOB: 0	BB: 0	LOB: 0	BB: 0	LOB: 2	BB: 1	P: 10	LOB: 0	BB: 0	LOB: 0	BB: 0	P: 3	LOB: 1	BB: 1	LOB: 1	BB: 1	P: 16	LOB: 1	BB: 1	LOB: 0	BB: 0	LOB: 0	BB: 0	LOB: 0	BB: 0	LOB: 0	BB: 0	LOB: 0	BB: 0	LOB: 0	BB: 0	LOB: 0	BB: 0	LOB: 0	BB: 0	LOB: 0	BB: 0	LOB: 0

PITCHER	IP	WLS	BF	H	R	ER	SO	BB	IBB	HBP	BLK	WP	HR	S	P	ERA	WHIP
Mike Boddicker, R (1, 1) ERA: 3.99	5.2	L	27	9	7	7	5	2	0	0	0	0	0	35	43	11.12	1.941
John Habyan, R (6, 1) ERA: 4.29	2.1		9	2	0	0	5	0	0	0	0	1	0	19	19	0.00	0.857

AB	R	H	RBI	BB	SO	LOB	WP	HR	S	P	ERA	WHIP
4	0	1	2	0	0	2	1	0	35	43	11.12	1.941
4	0	1	2	0	0	1	0	0	19	19	0.00	0.857
4	0	0	0	0	3	1	0	0	0	0	0	0
4	1	3	0	0	1	0	0	0	0	0	0	0
4	1	2	0	0	0	2	0	0	0	0	0	0
2	1	0	0	2	1	2	0	0	0	0	0	0
2	0	0	0	0	1	2	0	0	0	0	0	0
2	0	0	0	0	1	3	0	0	0	0	0	0
3	2	2	2	0	1	2	0	0	0	0	0	0
1	0	0	0	0	1	0	0	0	0	0	0	0
4	2	2	1	0	1	0	0	0	0	0	0	0

BOTTOM

Baltimore Orioles @ Oakland Athletics
Oakland-Alameda County Coliseum, Oakland, CA


Mon Aug 24 1987, 7:05 PM PDT
Att. 25,135 - Unknown

livebaseballscorecards.com

AB	34
R	7
H	11
RBI	7
BB	2
SO	10
LOB	15



WP: 1	PA: 36
PB: 0	
SB: 2	
CS: 0	

Batter	1	2	3	4	5	6	7	8	9	AB R H RBI BB SO LOB	TOP											
Lee Lacy, R (1, 9) OBP: 0.319, SLG: 0.392	0-0 F6		0-0 F2		0-0 HR	0-0 3B			0-0 F9	5 1 2 4 0 0 1	<p>Baltimore Orioles @ Oakland Athletics Oakland-Alameda County Coliseum, Oakland, CA</p> <p>Tue Aug 25 1987, 3:33 AM PDT Att: 12,410 - Unknown</p> <p>livebaseballscorecards.com</p> <p>AB 37 R 7 H 10 RBI 7 BB 2 SO 7 LOB 14</p> 											
Billy Ripken, R (1, 4) OBP: 0.372, SLG: 0.395 Jim Dwyer, L (9, PH) OBP: 0.385, SLG: 0.518	0-0 6-3		0-0 FC4-6		0-0 1B	0-3 K			0-3 K	4 0 1 0 0 1 2 1 0 0 0 0 1 0												
Cal Ripken Jr., R (1, 6) OBP: 0.337, SLG: 0.443	0-0 F8			0-0 HR 1B	0-0 5-3			0-0 F2	0-0 6-3	5 1 1 0 0 0 1												
Eddie Murray, S (1, 3) OBP: 0.349, SLG: 0.498		0-0 1B		0-0 F4	0-0 4-3			0-0 6-3		4 0 1 0 0 0 2												
Fred Lynn, L (1, 8) OBP: 0.330, SLG: 0.494 Mike Hart, L (8, 8) OBP: 0.250, SLG: 0.625		0-3 K		0-0 HR		0-0 1B 2B		0-3 K		4 2 2 2 0 2 1 0 0 0 0 0 0 0												
Ray Knight, R (1, 5) OBP: 0.312, SLG: 0.365		0-0 F2		0-0 F6		0-0 F2		0-0 F5		4 0 0 0 0 0 2												
Terry Kennedy, L (1, 2) OBP: 0.316, SLG: 0.409		0-3 K		0-0 F4		WP BB 3B 1B		4-0 BB		3 1 1 1 1 1 1												
Larry Sheets, L (1, 7) OBP: 0.369, SLG: 0.604			0-0 4-3		0-0 HR 1B	0-3 K		0-0 F6		4 1 1 0 0 1 2												
Mike Young, S (1, 10) OBP: 0.335, SLG: 0.408			0-0 FC4-6 1B		0-0 F7	4-0 3B BB		0-3 K		3 1 1 0 1 1 2												
Inning Stats	R: 0 E: 0 K: 0 S: 3	H: 0 LOB: 0 BB: 0 P: 3	R: 0 E: 0 K: 2 S: 8	H: 1 LOB: 1 BB: 0 P: 8	R: 0 E: 0 K: 0 S: 4	H: 1 LOB: 1 BB: 0 P: 4	R: 2 E: 0 K: 0 S: 5	H: 2 LOB: 0 BB: 0 P: 5	R: 2 E: 0 K: 0 S: 6	H: 3 LOB: 1 BB: 0 P: 6		R: 3 E: 0 K: 2 S: 10	H: 3 LOB: 1 BB: 1 P: 14	R: 0 E: 0 K: 1 S: 5	H: 0 LOB: 0 BB: 0 P: 5	R: 0 E: 0 K: 1 S: 5	H: 0 LOB: 1 BB: 1 P: 9	R: 0 E: 0 K: 1 S: 5	H: 0 LOB: 0 BB: 0 P: 5	1B: 6 2B: 1 3B: 1 HR: 2	SF: 0 SAC: 0 DP: 0 HBP: 0	WP: 1 PB: 0 SB: 0 CS: 0
PITCHER	IP WLS BF H R ER SO BB IBB HBP BLK WP HR S P ERA WHIP																					
Curt Young, L (1, 1) ERA: 4.47	5.1 W 25 9 6 6 2 0 0 0 0 0 2 29 29 10.12 1.688																					
Dave Leiper, L (6, 1) ERA: 3.35	0.1 3 1 1 1 1 1 0 0 0 1 0 4 8 27.00 6.000																					
Eric Plunk, R (6, 1) ERA: 5.54	3.1 S 11 0 0 0 4 1 0 0 0 0 0 18 22 0.00 0.300																					

Batter	1	2	3	4	5	6	7	8	9
Tony Bernazard, S (1, 4) OBP: 0.344, SLG: 0.434	0-0 B1-3		4-0 1B BB		4-0 HR BB	0-0 3-1		0-0 CS 1B	
Steve Henderson, R (1, 10) OBP: 0.385, SLG: 0.514	0-0 F9		0-0 1B		0-0 HR	0-3 K		0-0 1-2 5-3	
Jose Canseco, R (1, 7) OBP: 0.321, SLG: 0.507	0-0 F3		0-0 F8		4-0 2B BB		0-0 G4-1 SF8 1B		
Carney Lansford, R (1, 5) OBP: 0.374, SLG: 0.454		0-0 F9		0-0 HR	0-0 F7		0-0 SF8 G4-1 1B		
Mark McGwire, R (1, 3) OBP: 0.359, SLG: 0.599		0-0 F9		0-0 5-3	0-0 2B		0-0 G4-1		
Mike Davis, L (1, 9) OBP: 0.333, SLG: 0.501		0-0 L3		0-0 2B	0-0 HR 2B		4-0 SF8 IBB		
Mickey Tettleton, S (1, 2) Terry Steinbach, R (7, 2) OBP: 0.310, SLG: 0.360 OBP: 0.350, SLG: 0.469			0-0 5-3	4-0 G4-3 BB	0-0 HR		0-0 SF8		
Alfredo Griffin, S (1, 6) OBP: 0.315, SLG: 0.351			0-0 5-3	0-0 G4-3	0-0 4-3		0-0 F8		
Dwayne Murphy, L (1, 8) OBP: 0.410, SLG: 0.331			0-0 1B BB		0-0 4-3	0-0 6-3	0-3 K		

Inning Stats	R: 0	H: 0	E: 0	K: 0	S: 3	LOB: 0	BB: 0	P: 3
	0	0	0	0	3	0	0	3

PITCHER	IP	WLS	BF	H	R	ER	SO	BB	IBB	HBP	BLK	WP	HR	S	P	ERA	WHIP
Eric Bell, L (1, 1) ERA: 5.09	4.2	L	24	7	7	7	0	4	0	0	0	0	2	20	36	13.50	2.357
Mark Williamson, R (5, 1) ERA: 3.91	3.1		14	4	2	2	2	0	1	0	0	0	1	17	21	5.40	1.200

BOTTOM

Baltimore Orioles @ Oakland Athletics
Oakland-Alameda County Coliseum, Oakland, CA


Tue Aug 25 1987, 3:33 AM PDT
Att. 12,410 - Unknown

AB	R	H	RBI	BB	SO	LOB
3	1	1	0	2	0	0
5	1	2	3	0	1	1
3	2	1	0	1	0	2
4	1	2	1	0	0	1
4	1	1	0	0	0	2
3	1	2	2	1	0	0
2	1	1	2	1	0	0
0	0	0	1	0	0	0
4	0	0	0	0	0	4
4	1	1	0	0	1	0

AB	32
R	9
H	11
RBI	9
BB	5
SO	2
LOB	10

livebaseballscorecards.com

WP: 0	PA: 38
PB: 0	
SB: 1	
CS: 1	



Batter	1	2	3	4	5	6	7	8	9	AB R H RBI BB SO LOB	TOP							
Tony Bernazard, S (1, 10) OBP: 0.341, SLG: 0.430	0-0 E6 1B	0-0 5-3			0-0 F8			0-0 F3-1 1-2		4 1 0 0 0 0 1								
Steve Henderson, R (1, 9) OBP: 0.370, SLG: 0.493 Mickey Tettleton, S (7, 2) OBP: 0.309, SLG: 0.358	0-0 E1 1B HR		0-3 K			0-0 6-3		0-0 4-3		3 1 0 0 0 1 1 1 0 0 0 0 0 0								
Jose Canseco, R (1, 7) OBP: 0.321, SLG: 0.505	0-0 HR 1B		0-3 K			0-0 F9			0-3 K	4 1 1 1 0 2 0								
Carney Lansford, R (1, 5) OBP: 0.373, SLG: 0.459	0-0 HR		0-0 F4			0-0 5-3			0-0 F4	4 1 1 3 0 0 0								
Mark McGwire, R (1, 3) OBP: 0.357, SLG: 0.594	0-0 F9				0-0 6-3				0-3 K	4 0 0 0 0 1 0								
Terry Steinbach, R (1, 2) OBP: 0.348, SLG: 0.466 Mike Davis, L (7, PH) OBP: 0.333, SLG: 0.500	0-3 K		0-3 K			0-0 F6				2 0 0 0 0 2 0 1 0 0 0 0 0 0								
Dwayne Murphy, L (1, 8) OBP: 0.409, SLG: 0.325	0-0 5-3		0-3 K			4-0 BB				2 0 0 0 1 1 0								
Alfredo Griffin, S (1, 6) OBP: 0.313, SLG: 0.349		0-3 K			0-0 F8			0-0 L9		3 0 0 0 0 1 1								
Mike Gallego, R (1, 4) OBP: 0.306, SLG: 0.330		0-0 6-3			0-0 6-3			4-0 F3-1 BB		2 0 0 0 1 0 0								
Inning Stats	R: 4 E: 2 K: 1 S: 9	H: 2 LOB: 0 BB: 0 P: 9	R: 0 E: 0 K: 1 S: 5	H: 0 LOB: 0 BB: 0 P: 5	R: 0 E: 0 K: 2 S: 7	H: 0 LOB: 0 BB: 0 P: 7	R: 0 E: 0 K: 2 S: 7	H: 0 LOB: 0 BB: 0 P: 7	R: 0 E: 0 K: 0 S: 3	H: 0 LOB: 1 BB: 1 P: 7	R: 0 E: 0 K: 0 S: 2	H: 0 LOB: 0 BB: 1 P: 6	R: 0 E: 0 K: 2 S: 7	H: 0 LOB: 0 BB: 0 P: 7	1B: 1 2B: 1 3B: 0 HR: 1	SF: 0 SAC: 0 DP: 1 HBP: 0	WP: 0 PB: 0 SB: 0 CS: 0	PA: 32
PITCHER	IP WLS BF H R ER SO BB IBB HBP BLK WP HR S P ERA WHIP																	
Jimmy Key, L (1, 1) ERA: 2.94	6.0 W 22 2 4 2 6 0 0 0 0 0 1 34 34 3.00 0.333																	
Mark Eichhorn, R (7, 1) ERA: 3.13	0.2 3 0 0 0 0 1 0 0 0 0 0 2 6 0.00 1.500																	
Jeff Musselman, L (7, 1) ERA: 4.14	1.1 4 0 0 0 0 1 0 0 0 0 0 3 7 0.00 0.750																	
Tom Henke, R (9, 1) ERA: 2.55	1.0 3 0 0 0 0 2 0 0 0 0 0 0 7 7 0.00 0.000																	

Oakland Athletics @ Toronto Blue Jays
Exhibition Stadium, Toronto, ON
Thu Aug 27 1987, 7:05 PM EDT
Att: 38,026 - Unknown

livebaseballscorecards.com

AB	30
R	4
H	2
RBI	4
BB	2
SO	8
LOB	3



Batter	1	2	3	4	5	6	7	8	9
Nelson Liriano, S OBP: 0.400, SLG: 0.250 (1, 4)	4-0 1B S 2B BB	0-3 K			4-0 1-2 HR BB	0-3 K		0-0 G6-4-3 1B	
Lloyd Moseby, L OBP: 0.346, SLG: 0.458 (1, 8)	0-3 K		0-0 F7		0-0 F6		0-0 FC5 1B 1B	0-0 G6-4-3 1-2f	
Tony Fernandez, S OBP: 0.383, SLG: 0.437 (1, 6)	0-0 2B 2-3 1B		0-0 G3		4-0 1-2 2-3 HR BB		0-0 FC5 1-2 1B 1B	0-0 3B	
George Bell, R OBP: 0.346, SLG: 0.622 (1, 7)	0-0 1-3 3-H 2B		0-0 F6		0-0 1-H 2-H 3-H HR		0-0 FC5 G3 1B 1-2 2-3f WP	0-0 F8	
Ernie Whitt, L OBP: 0.343, SLG: 0.429 (1, 2)	0-3 K			0-0 4-3			0-0 WP G3 1-2 2-H 1B 1B		
Rance Mulliniks, L OBP: 0.357, SLG: 0.467 Kelly Gruber, R OBP: 0.278, SLG: 0.399 (1, 5) (8, 5)	0-3 K			0-0 5-3		0-0 F7	0-0 G3		
Rick Leach, L OBP: 0.396, SLG: 0.410 Jesse Barfield, R OBP: 0.322, SLG: 0.458 (1, 9) (6, PH) (7, 9)			0-0 L3		0-0 3-1		0-0 F6	0-0 BB 2-H 3-H 1B	
Fred McGriff, L OBP: 0.393, SLG: 0.544 (1, 10)							4-0 FC1-6 BB HR	4-0 1-2 BB	
Willie Upshaw, L OBP: 0.317, SLG: 0.399 (1, 3)			0-0 L6				0-0 FC1-6 BB BB 1-2f HR	0-0 F5	

Inning Stats	R: 1	H: 2	E: 0	K: 3	S: 11	R: 0	H: 0	E: 0	K: 1	S: 5	R: 0	H: 0	E: 0	K: 0	S: 3	R: 0	H: 0	E: 0	K: 0	S: 3	R: 4	H: 2	E: 0	K: 0	S: 5	R: 1	H: 1	E: 0	K: 2	S: 8	R: 3	H: 4	E: 0	K: 0	S: 7	R: 0	H: 2	E: 0	K: 0	S: 4
	LOB: 2	BB: 1	P: 15	LOB: 1	BB: 1	P: 9	LOB: 0	BB: 0	P: 3	LOB: 0	BB: 0	P: 3	LOB: 1	BB: 3	P: 17	LOB: 0	BB: 0	P: 8	LOB: 2	BB: 1	P: 11	LOB: 1	BB: 0	P: 4	LOB: 0	SF: 0	SAC: 0	DP: 1	HBP: 0	1B: 7	2B: 1	3B: 1	HR: 2	WP: 1	PB: 0	SB: 1	CS: 0			

PITCHER	IP	WLS	BF	H	R	ER	SO	BB	IBB	HBP	BLK	WP	HR	S	P	ERA	WHIP
Steve Ontiveros, R ERA: 3.91 (1, 1)	4.1		19	2	3	3	4	4	0	0	0	0	0	23	39	6.23	1.385
Greg Cadaret, L ERA: 4.45 (5, 1)	1.2	L	11	5	5	5	2	1	0	0	0	0	2	14	18	27.00	3.600
Dennis Lamp, R ERA: 4.1 (7, 1)	1.0		6	2	1	1	0	1	0	0	0	1	0	5	9	9.00	3.000
Rick Rodriguez, R ERA: 2.96 (8, 1)	1.0		4	2	0	0	0	0	0	0	0	0	0	4	4	0.00	2.000

BOTTOM

Oakland Athletics @ Toronto Blue Jays
Exhibition Stadium, Toronto, ON

Thu Aug 27 1987, 7:05 PM EDT
Att. 38,026 - Unknown

AB	R	H	RBI	BB	SO	LOB
3	2	1	0	2	2	1
5	0	1	0	0	1	4
4	2	3	0	1	0	0
5	2	2	5	0	0	3
4	1	2	1	0	1	2
4	0	0	0	0	1	5
0	0	0	0	0	0	0
2	0	0	0	0	0	0
2	0	1	1	0	0	0
1	1	1	1	3	0	0
4	1	0	0	0	1	4

livebaseballscorecards.com

AB	34
R	9
H	11
RBI	8
BB	6
SO	6
LOB	19



WP	1	PA	40
PB	0		
SB	1		
CS	0		

Batter	1	2	3	4	5	6	7	8	9	AB R H RBI BB SO LOB	TOP
Luis Polonia, L (1, 7) OBP: 0.325, SLG: 0.407	0-3 K		0-0 4-3		0-0 4-3 2-H 1B		0-0 4-3			4 0 1 1 0 1 0	
Tony Bernazard, S (1, 4) OBP: 0.338, SLG: 0.426	0-0 F8		0-0 L3		0-0 4-3 2-3			0-0 4-3		4 0 0 0 0 0 1	
Jose Canseco, R (1, 10) OBP: 0.320, SLG: 0.502	0-3 K			H 1-0 G1-6-3 1B HBP	0-0 F8			0-3 K		3 0 0 0 0 2 1	
Carney Lansford, R (1, 3) OBP: 0.376, SLG: 0.471		0-0 HR		X 0-0 1-2 G1-6-3 1B		X 0-0 F9 SF8 2B		0-0 6-3		4 2 3 1 0 0 0	
Mike Davis, L (1, 9) OBP: 0.330, SLG: 0.495	0-3 K		0-0 G1-6-3	X 0-0 1-2f 2-3		X 0-0 F9		0-0 4-3		4 0 0 0 0 1 3	
Dwayne Murphy, L (1, 8) OBP: 0.405, SLG: 0.320	0-0 F7		0-0 BB	B 4-0 BB		X 0-0 SF8		0-0 3-1		2 0 0 1 1 0 0	
Tony Phillips, S (1, 5) OBP: 0.357, SLG: 0.391	4-0 BB		0-3 K	S 0-3 K		X 0-0 F7		0-0 L4		3 0 0 0 1 1 2	
Mickey Tettleton, S (1, 2) OBP: 0.304, SLG: 0.352	0-3 K			X 0-0 3-1		X 0-0 F8				3 0 0 0 0 1 1	
Alfredo Griffin, S (1, 6) OBP: 0.314, SLG: 0.351			0-0 F7	X 0-0 1B 2B		X 0-0 L3				3 1 1 0 0 0 0	
Inning Stats	R: 0 E: 0 K: 2 S: 7 H: 0 LOB: 0 BB: 0 P: 7	R: 1 E: 0 K: 2 S: 8 H: 1 LOB: 1 BB: 1 P: 12	R: 0 E: 0 K: 0 S: 3 H: 0 LOB: 0 BB: 0 P: 3	R: 0 E: 0 K: 1 S: 5 H: 1 LOB: 2 BB: 1 P: 10	R: 1 E: 0 K: 0 S: 5 H: 2 LOB: 1 BB: 0 P: 5	R: 1 E: 0 K: 0 S: 4 H: 1 LOB: 0 BB: 0 P: 4	R: 0 E: 0 K: 0 S: 3 H: 0 LOB: 0 BB: 0 P: 3	R: 0 E: 0 K: 1 S: 5 H: 0 LOB: 0 BB: 0 P: 5	R: 0 E: 0 K: 0 S: 3 H: 0 LOB: 0 BB: 0 P: 3	1B: 2 2B: 2 3B: 0 HR: 1 SF: 1 SAC: 0 DP: 1 HBP: 1	WP: 0 PB: 0 SB: 0 CS: 0 PA: 34
PITCHER Dave Stieb, R (1, 1) ERA: 3.82	IP 9.0 WLS L BF 34 H 5 R 3 ER 3 SO 6 BB 2 IBB 0 HBP 1 BLK 0 WP 0 HR 1 S 43 P 52 ERA 3.00 WHIP 0.778										

Oakland Athletics @ Toronto Blue Jays
Exhibition Stadium, Toronto, ON
Fri Aug 28 1987, 7:05 PM EDT
Att. 32,256 - Unknown

AB	30
R	3
H	5
RBI	3
BB	2
SO	6
LOB	8



BOTTOM

Oakland Athletics @ Toronto Blue Jays
 Exhibition Stadium, Toronto, ON

Fri Aug 28 1987, 7:05 PM EDT
 Att. 32,256 - Unknown

livebaseballscorecards.com

AB	32
R	2
H	6
RBI	1
BB	4
SO	6
LOB	14



WP: 2	PA: 37
PB: 0	SB: 0
CS: 0	

AB	R	H	RBI	BB	SO	LOB
3	1	0	0	1	0	0

3	0	0	0	1	2	2
---	---	---	---	---	---	---

3	0	2	1	1	0	1
---	---	---	---	---	---	---

4	0	0	0	0	0	4
---	---	---	---	---	---	---

4	0	2	0	0	0	1
---	---	---	---	---	---	---

4	0	1	0	0	1	2
0	0	0	0	0	0	0

4	0	0	0	0	1	3
---	---	---	---	---	---	---

4	1	1	0	0	1	1
---	---	---	---	---	---	---

3	0	0	0	1	1	0
---	---	---	---	---	---	---

1B: 5	SF: 0
2B: 1	SAC: 1
3B: 0	DP: 1
HR: 0	HBP: 0

Batter	1	2	3	4	5	6	7	8	9					
Nelson Liriano, S (1, 4) OBP: 0.357, SLG: 0.182	0-0 F8		0-0 SH1-3		4-0 BB 1B		0-0 F8		0-0 F6					
Lloyd Moseby, L (1, 8) OBP: 0.345, SLG: 0.455	0-3 K		0-3 K		4-0 BB 1B		0-0 F7							
Tony Fernandez, S (1, 6) OBP: 0.385, SLG: 0.439	4-0 FC5-4 BB		0-0 F9		0-0 WP 1B			0-0 1B 1B						
George Bell, R (1, 7) OBP: 0.344, SLG: 0.617	0-0 FC5-4			0-0 F7		0-0 F8		0-0 F7						
Ernie Whitt, L (1, 2) OBP: 0.345, SLG: 0.430		0-0 G4-6-3 1B		0-0 1B		0-0 F9		0-0 F8						
Rance Mulliniks, L (1, 5) OBP: 0.356, SLG: 0.463		0-0 G4-6-3		0-3 K		0-0 4-3		0-0 1B						
Kelly Gruber, R (8, PR) (9, 5) OBP: 0.278, SLG: 0.399		1-2f						1-2 1B						
Rick Leach, L (1, 9) OBP: 0.387, SLG: 0.399		0-3 K		0-0 6-3		0-0 E4		0-0 G3						
Fred McGriff, L (1, 10) OBP: 0.391, SLG: 0.544			0-0 SH1-3 WP 2B		0-0 4-3	0-3 K			0-0 F6					
Willie Upshaw, L (1, 3) OBP: 0.316, SLG: 0.396			4-0 WP SH1-3 BB		0-0 L3		0-0 F4		0-3 K					
Inning Stats	R: 0 H: 0 E: 0 K: 1 S: 5	H: 0 LOB: 1 BB: 1 P: 9	R: 0 H: 1 E: 0 K: 1 S: 5	H: 1 LOB: 0 BB: 0 P: 5	R: 1 H: 1 E: 0 K: 1 S: 6	H: 1 LOB: 1 BB: 0 P: 6	R: 0 H: 0 E: 1 K: 1 S: 6	H: 0 LOB: 1 BB: 0 P: 6	R: 0 H: 2 E: 0 K: 0 S: 5	H: 2 LOB: 2 BB: 0 P: 5	R: 0 H: 0 E: 0 K: 1 S: 5	H: 0 LOB: 0 BB: 0 P: 5	1B: 5 SF: 0 2B: 1 SAC: 1 3B: 0 DP: 1 HR: 0 HBP: 0	
PITCHER	IP WLS BF H R ER SO BB IBB HBP BLK WP HR S P ERA WHIP	IP WLS BF H R ER SO BB IBB HBP BLK WP HR S P ERA WHIP												
Dave Stewart, R (1, 1) ERA: 3.59	7.2 W 33 6 2 2 5 4 0 0 0 2 0 39 55 2.35 1.304													
Dennis Eckersley, R (8, 1) ERA: 2.86	1.1 S 4 0 0 0 1 0 0 0 0 0 0 6 6 0.00 0.000													

Batter	1	2	3	4	5	6	7	8	9	10	AB	R	H	RBI	BB	SO	LOB	TOP										
Luis Polonia, L OBP: 0.328, SLG: 0.414 (1.7) (7.8)	0-0 HR BB 1B	0-0 1B		0-0 FC3-2		0-0 4-3		0-0 CS 3B		0-0 F7	6	1	3	0	0	0	3											
Tony Bernazard, S OBP: 0.335, SLG: 0.421 (1.4)	0-0 F8	0-0 F9		0-0 L5		0-0 F8		0-0 F9			5	0	0	0	0	0	5											
Jose Canseco, R OBP: 0.319, SLG: 0.498 (1.10)	4-0 HR BB 1-2	0-0 F4			0-3 K		0-0 F9		0-0 4-3		4	1	0	0	1	1	1											
Carney Lansford, R OBP: 0.378, SLG: 0.477 Tony Phillips, S OBP: 0.354, SLG: 0.388 (1.5) (5.5)	0-0 HR 1-H 2-H	0-0 F9			4-0 BB 1B		0-3 K		0-0 4-3		2	1	1	3	1	0	1											
Dwayne Murphy, L OBP: 0.413, SLG: 0.328 Steve Henderson, R OBP: 0.366, SLG: 0.487 (1.8) (7. PR) (7.7)	4-0 BB 3B		0-0 4-3		0-0 BB 1B		0-0 BB 1B		0-3 K		3	1	2	0	1	0	0											
Mark McGwire, R OBP: 0.361, SLG: 0.605 (1.3)	0-0 1B 3B 1-H		0-0 L4		4-0 IBB 1B		4-0 1B IBB		0-0 HR		3	2	2	2	2	0	0											
Mike Davis, L OBP: 0.328, SLG: 0.491 (1.9)	0-3 K		0-0 F8		0-0 4-3		0-0 1B 1-2 2-3		0-0 F8		5	0	1	0	0	1	3											
Mickey Tettleton, S OBP: 0.306, SLG: 0.349 (1.2)	0-0 1B 3-H			0-0 5-3		4-0 SH1-4 BB		0-0 6-3		0-0 G3	4	0	1	1	1	0	3											
Alfredo Griffin, S OBP: 0.315, SLG: 0.359 (1.6)	0-0 4-3			0-0 FC3-2 3B		0-0 SH1-4		0-0 6-3		0-0 2B	4	0	2	0	0	0	1											
Inning Stats	R: 5 E: 0 K: 1 S: 9	H: 4 LOB: 1 BB: 2 P: 17	R: 0 E: 0 K: 0 S: 4	H: 1 LOB: 1 BB: 0 P: 4	R: 0 E: 0 K: 0 S: 3	H: 0 LOB: 0 BB: 0 P: 3	R: 0 E: 0 K: 0 S: 4	H: 1 LOB: 1 BB: 0 P: 4	R: 0 E: 0 K: 1 S: 5	H: 2 LOB: 3 BB: 1 P: 11	R: 0 E: 0 K: 0 S: 3	H: 1 LOB: 0 BB: 0 P: 3	R: 0 E: 0 K: 1 S: 5	H: 0 LOB: 0 BB: 0 P: 5	R: 1 E: 0 K: 0 S: 5	H: 2 LOB: 1 BB: 0 P: 5	1B: 6 2B: 1 3B: 3 HR: 2	SF: 0 SAC: 1 DP: 0 HBP: 0	WP: 1 PB: 0 SB: 0 CS: 1	PA: 46								
PITCHER	IP WLS BF H R ER SO BB IBB HBP BLK WP HR S P ERA WHIP	IP WLS BF H R ER SO BB IBB HBP BLK WP HR S P ERA WHIP																										
Phil Niekro, R ERA: 6.1 (1.1)	0.2	8	4	0	0	2	2	0	0	1	0	25	41	0.00	1.000													
John Cerutti, L ERA: 4.08 (1.1)	6.0	25	4	0	0	2	2	0	0	0	0	4	4	0.00	3.000													
Jeff Musselman, L ERA: 4.11 (7.1)	0.2	4	2	0	0	0	0	0	0	0	0	4	4	0.00	3.000													
Mark Eichhorn, R ERA: 3.14 (8.1)	2.2	L 9	2	1	1	1	0	0	0	0	1	11	11	3.38	0.750													

Oakland Athletics @ Toronto Blue Jays
Exhibition Stadium, Toronto, ON
Sat Aug 29 1987, 3:33 AM EDT
Att. 42,388 - Unknown

livebaseballscores.com

AB 39
R 6
H 12
RBI 6
BB 6
SO 4
LOB 17



BOTTOM

Oakland Athletics @ Toronto Blue Jays
Exhibition Stadium, Toronto, ON

Sat Aug 29 1987, 3:33 AM EDT
Att: 42,388 - Unknown

livebaseballscorecards.com

AB	37
R	5
H	8
RBI	5
BB	5
SO	13
LOB	15



WP:	0	PA:	43
PB:	1		
SB:	2		
CS:	0		

AB R H RBI BB SO LOB

4 0 1 0 0 2 0

2 1 1 0 0 0 0
3 0 0 0 0 2 2

5 0 3 2 0 0 1
0 0 0 0 0 0 0

4 1 0 0 1 1 4

5 0 0 0 0 2 1

2 0 0 0 0 1 0
0 0 0 0 2 0 0

1 0 0 0 1 0 0
0 0 0 0 0 0 0

3 0 0 0 0 3 3

4 1 2 1 0 0 2

3 2 1 2 1 1 2

1B: 6 SF: 0
2B: 1 SAC: 1
3B: 0 DP: 0
HR: 1 HBP: 0

Batter	1	2	3	4	5	6	7	8	9	10
Nelson Liriano, S (1, 4) OBP: 0.333, SLG: 0.200	0-3 K		0-3 K		0-0 F8		0-0 4-3 S 1B		0-0 SH1-4	
Lloyd Moseby, L (1, 8) OBP: 0.346, SLG: 0.455	0-0 L3		0-0 K		0-3 K		0-3 K		0-0 1-3	
Jesse Barfield, R (5, 8) OBP: 0.321, SLG: 0.455			1B				1-2		2-3	
Tony Fernandez, S (1, 6) OBP: 0.387, SLG: 0.440	0-0		0-0		0-0 6-3		0-0 4-3		0-0	
Garth Iorg, R (9, PR) OBP: 0.275, SLG: 0.297			1B				2-3		3-H 1B	
George Bell, R (1, 7) OBP: 0.342, SLG: 0.612	0-3 K		0-0 F4			4-0 2B PB BB	0-0 P3		0-0 F4	
Ernie Whitt, L (1, 2) OBP: 0.340, SLG: 0.424		0-0 3-1			0-0 F8		0-3 K		0-0 F6	
Willie Upshaw, L (1, 3) OBP: 0.315, SLG: 0.394		0-3 K			0-0 5-3		4-0 2B BB		0-3 K	
Cecil Fielder, R (6, PH) OBP: 0.369, SLG: 0.572							BB		BB	
Charlie Moore, R (8, PR) OBP: 0.296, SLG: 0.368										
Fred McGriff, L (1, 10) OBP: 0.391, SLG: 0.542		4-0			0-0 F7		0-3 K		0-3 K	
Juan Beniquez, R (6, PH) OBP: 0.303, SLG: 0.384			FC5-4 BB							
Rance Mulliniks, L (6, PH) OBP: 0.352, SLG: 0.458										
Rick Leach, L (1, 9) OBP: 0.390, SLG: 0.408		0-0 FC5-4			0-0 HR		0-0		0-0 G3	
Kelly Gruber, R (1, 5) OBP: 0.280, SLG: 0.408			0-0 F7		0-0 HR		0-3 K		4-0 1-3 SH1-4 1B BB	

Inning Stats	R: 0	H: 1	E: 0	K: 2	S: 8	H: 1	LOB: 1	BB: 0	P: 8	R: 0	H: 0	E: 0	K: 1	S: 5	H: 0	LOB: 1	BB: 1	P: 9	R: 1	H: 2	E: 0	K: 1	S: 7	H: 2	LOB: 0	BB: 0	P: 7	R: 0	H: 0	E: 0	K: 0	S: 3	R: 2	H: 2	E: 0	K: 1	S: 7	R: 1	H: 1	E: 0	K: 3	S: 10	H: 1	LOB: 2	BB: 2	P: 18	R: 0	H: 1	E: 0	K: 1	S: 6	H: 1	LOB: 1	BB: 0	P: 6	R: 0	H: 0	E: 0	K: 2	S: 7	H: 0	LOB: 1	BB: 1	P: 11	R: 1	H: 1	E: 0	K: 0	S: 4	H: 1	LOB: 1	BB: 1	P: 8	R: 0	H: 0	E: 0	K: 2	S: 7	H: 0	LOB: 0	BB: 0	P: 7	1B: 6	SF: 0	2B: 1	SAC: 1	3B: 0	DP: 0	HR: 1	HBP: 0	WP: 0	PA: 43
--------------	------	------	------	------	------	------	--------	-------	------	------	------	------	------	------	------	--------	-------	------	------	------	------	------	------	------	--------	-------	------	------	------	------	------	------	------	------	------	------	------	------	------	------	------	-------	------	--------	-------	-------	------	------	------	------	------	------	--------	-------	------	------	------	------	------	------	------	--------	-------	-------	------	------	------	------	------	------	--------	-------	------	------	------	------	------	------	------	--------	-------	------	-------	-------	-------	--------	-------	-------	-------	--------	-------	--------

PITCHER	IP	WLS	BF	H	R	ER	SO	BB	IBB	HBP	BLK	WP	HR	S	P	ERA	WHIP
Gene Nelson, R (1, 1) ERA: 2.96	5.0		22	5	4	4	5	2	0	0	0	0	1	30	38	7.20	1.400
Dave Leiper, L (6, 1) ERA: 3.33	0.1		2	0	0	0	1	1	0	0	0	0	0	3	7	0.00	3.000
Eric Plunk, R (6, 1) ERA: 5.37	3.2	W	16	3	1	1	5	2	0	0	0	0	0	24	32	2.46	1.364
Dennis Eckersley, R (10, 1) ERA: 2.83	1.0	S	3	0	0	0	2	0	0	0	0	0	0	7	7	0.00	0.000

Batter	1	2	3	4	5	6	7	8	9	AB R H RBI BB SO LOB	TOP																
Luis Polonia, L OBP: 0.327, SLG: 0.412 (1, 8) (2, 9) (8, 8)	0-0 G3		0-0 F9 1B	0-0 G1			0-3 K			4 1 1 0 0 1 2																	
Tony Bernazard, S OBP: 0.332, SLG: 0.418 Mickey Tettleton, S OBP: 0.306, SLG: 0.349 (1, 4) (8, 2)	0-0 F8		0-0 SF8		0-0 F8			0-0 4-3		3 0 0 1 0 0 0 0 0 0 0 0 0 0																	
Jose Canseco, R OBP: 0.318, SLG: 0.496 Dennis Lamp, R (1, 7) (8, 1)	0-3 K		0-0 F9		0-0 F8			0-0 G6-3 1B		4 0 1 0 0 1 1 0 0 0 0 0 0 0																	
Carney Lansford, R OBP: 0.379, SLG: 0.478 Mike Gallego, R OBP: 0.306, SLG: 0.330 (1, 3) (8, 4)		0-0 2B 1B	0-0 2-H 1B		0-0 F9			0-0 G6-3 1-2f		4 1 2 1 0 0 1 0 0 0 0 0 0 0																	
Reggie Jackson, L OBP: 0.285, SLG: 0.397 Dwayne Murphy, L OBP: 0.414, SLG: 0.326 (1, 9) (2, PR) (2, 8)		0-0 P6-4 1-H 2B	0-0 F2		4-0 CS BB			0-3 K		1 0 1 1 0 0 0 1 0 0 0 1 0 1 1 0 0 0 0 1 0																	
Mark McGwire, R OBP: 0.360, SLG: 0.604 (8, 3)																											
Mike Davis, L OBP: 0.325, SLG: 0.486 (1, 10) (8, 9)		0-0 P6-4 2-3f		0-0 F4		0-0 F7		0-0 F6		4 0 0 0 0 0 2																	
Tony Phillips, S OBP: 0.356, SLG: 0.393 (1, 5) (8, 6)		0-0 2B		0-0 2B 1B		0-0 F8 1-2		0-3 K		4 0 2 0 0 1 1																	
Terry Steinbach, R OBP: 0.348, SLG: 0.468 (1, 2) (8, 5)		0-0 6-3		0-0 2B			0-3 K			3 0 1 0 0 1 1																	
Alfredo Griffin, S OBP: 0.315, SLG: 0.361 Steve Henderson, R OBP: 0.366, SLG: 0.487 (1, 6) (8, 9) (8, 7)			0-0 1B SF8 2B	0-0 F7			0-3 K			3 1 1 0 0 1 2 0 0 0 0 0 0 0																	
Inning Stats	R: 0 E: 0 K: 1 S: 5	H: 0 LOB: 0 BB: 0 P: 5	R: 1 E: 0 K: 0 S: 5	H: 3 LOB: 1 BB: 0 P: 5	R: 2 E: 0 K: 0 S: 6	H: 3 LOB: 1 BB: 0 P: 6	R: 0 E: 0 K: 0 S: 5	H: 2 LOB: 2 BB: 0 P: 5	R: 0 E: 0 K: 0 S: 3	H: 0 LOB: 0 BB: 1 P: 3	R: 0 E: 0 K: 3 S: 9	H: 0 LOB: 0 BB: 0 P: 9	R: 0 E: 0 K: 0 S: 3	H: 1 LOB: 0 BB: 0 P: 3	R: 0 E: 0 K: 2 S: 7	H: 0 LOB: 0 BB: 0 P: 7	1B: 5 2B: 5 3B: 0 HR: 0	SF: 1 SAC: 0 DP: 2 HBP: 0	WP: 0 PB: 0 SB: 0 CS: 1	PA: 34							
PITCHER Jim Clancy, R ERA: 3.62 Tom Henke, R ERA: 2.52	IP 8.0	WLS W	BF 31	H 9	R 3	ER 3	SO 4	BB 1	IBB 0	HBP 0	BLK 0	WP 0	HR 0	S 38	P 42	ERA 3.38	WHIP 1.250										
	IP 1.0	WLS 3	BF 0	H 0	R 0	ER 0	SO 2	BB 0	IBB 0	HBP 0	BLK 0	WP 0	HR 0	S 7	P 7	ERA 0.00	WHIP 0.000										

Oakland Athletics @ Toronto Blue Jays
Exhibition Stadium, Toronto, ON
Sun Aug 30 1987, 3:33 AM EDT
Att: 38,211 - Unknown

livebaseballscorecards.com

AB	32
R	3
H	9
RBI	3
BB	1
SO	6
LOB	11



Batter	1	2	3	4	5	6	7	8	9
Nelson Liriano, S (1, 4) OBP: 0.333, SLG: 0.381	0-0 F4	0-0 G1-4-3			0-0 3-1		BB 1B	0-0 G3	
Rick Leach, L (1, 9) Lloyd Moseby, L (7, PR) OBP: 0.386, SLG: 0.400 OBP: 0.347, SLG: 0.456	0-0 F8		0-0 6-3		0-0 4-3		HR BB		
Tony Fernandez, S (1, 6) Garth Iorg, R (9, 5) OBP: 0.386, SLG: 0.438 OBP: 0.275, SLG: 0.297	0-0 F4		0-0 5-3		0-0 1B		E4 HR		
George Bell, R (1, 7) Charlie Moore, R (9, 7) OBP: 0.345, SLG: 0.626 OBP: 0.296, SLG: 0.368		0-0 5-3	0-0 2B		0-0 F8		1-H 2-H HR	HR	
Ernie Whitt, L (1, 2) OBP: 0.341, SLG: 0.435		0-0 3B 2B	0-0 4-3			0-3 K	0-0 HR	0-3 K	
Jesse Barfield, R (1, 8) OBP: 0.323, SLG: 0.463		0-0 E5 3B		0-0 HR		0-0 1B 1B	0-0 6-3	0-0 1B 1B	
Fred McGriff, L (1, 10) Cecil Fielder, R (7, PH) OBP: 0.388, SLG: 0.535 OBP: 0.370, SLG: 0.571		0-0 F7		0-3 K		0-3 K	0-3 K	0-0 FC3-6 1B 1-3 1B	
Rance Mulliniks, L (1, 5) Kelly Gruber, R (7, PH) OBP: 0.355, SLG: 0.468 OBP: 0.285, SLG: 0.412		0-0 1-H 2-H 3B		0-0 4-3		0-0 1B	0-0 BB HR 1B	0-0 FC3-6 1B 1-2 3-H	
Willie Upshaw, L (1, 3) OBP: 0.316, SLG: 0.391		4-0 BB		0-0 F7		0-3 K	4-0 1-2 HR BB	0-0 FC3-6 1-2 2-3	

AB	R	H	RBI	BB	SO	LOB
6	2	2	3	0	0	4
3	0	0	0	1	0	0
1	1	1	0	0	0	0
5	1	1	0	0	0	2
0	0	0	0	0	0	0
5	2	3	4	0	0	1
0	0	0	0	0	0	0
5	2	2	1	0	2	1
5	3	3	1	0	0	2
3	0	0	0	0	2	3
2	0	1	0	0	1	1
3	0	2	2	0	0	0
2	1	2	1	0	0	0
3	1	0	0	2	1	4

Inning Stats		R: 0	H: 0	E: 0	K: 0	S: 3	H: 0	LOB: 0	BB: 0	P: 3	R: 2	H: 2	E: 1	K: 0	S: 6	LOB: 2	BB: 1	P: 10	R: 0	H: 1	E: 0	K: 0	S: 4	H: 1	LOB: 1	BB: 0	P: 4	R: 1	H: 1	E: 0	K: 1	S: 6	LOB: 0	BB: 0	P: 6	R: 0	H: 1	E: 0	K: 0	S: 4	H: 2	LOB: 2	K: 3	P: 11	R: 8	H: 6	E: 1	K: 1	S: 12	LOB: 1	BB: 2	P: 20	R: 2	H: 4	E: 0	K: 1	S: 9	LOB: 2	BB: 0	P: 9
PITCHER	IP	WLS	BF	H	R	ER	SO	BB	IBB	HBP	BLK	WP	HR	S	P	ERA	WHIP																																											
Jose Rijo, R (1, 1) ERA: 5.94	6.0	L	32	10	9	6	4	2	0	0	0	0	3	38	46	9.00	2.000																																											
Dave Leiper, L (7, 1) ERA: 3.78	1.0		7	3	2	2	1	1	0	0	0	0	1	8	12	18.00	4.000																																											
Dennis Lamp, R (8, 1) ERA: 4.36	1.0		7	4	2	2	1	0	0	0	0	0	1	9	9	18.00	4.000																																											
Dennis Lamp, R (8, 1) ERA: 4.36	1.0		7	4	2	2	1	0	0	0	0	0	1	9	9	18.00	4.000																																											

BOTTOM

Oakland Athletics @ Toronto Blue Jays
Exhibition Stadium, Toronto, ON

Sun Aug 30 1987, 3:33 AM EDT
Att. 38,211 - Unknown

livebaseballscorecards.com

AB	43
R	13
H	17
RBI	12
BB	3
SO	6
LOB	18



WP	HR	S	P	ERA	WHIP
0	0	0	0	0	0
0	0	0	0	0	0
0	0	0	0	0	0
0	0	0	0	0	0

Batter	1	2	3	4	5	6	7	8	9	AB R H RBI BB SO LOB	TOP											
Tony Bernazard, S (1, 4) OBP: 0.331, SLG: 0.417	0-3 K		0-3 K		0-0 1B			0-0 P3		4 0 1 0 0 2 1												
Tony Phillips, S (1, 5) OBP: 0.358, SLG: 0.390	0-0 L6			4-0 BB 1B BLK BB	0-0 B1-3			4-0 BB		2 1 0 0 2 0 1												
Jose Canseco, R (1, 7) OBP: 0.318, SLG: 0.494	0-3 K			0-0 BLK BB 1-2 1B		0-3 K		0-0 F8		4 0 1 0 0 2 1												
Carney Lansford, R (1, 10) OBP: 0.378, SLG: 0.476		0-0 L5		0-0 F4		0-0 1B		0-0 F4		4 0 1 0 0 0 3												
Mark McGwire, R (1, 3) OBP: 0.357, SLG: 0.599		0-3 K		0-3 K		0-3 K		0-3 K		4 0 0 0 0 4 3												
Steve Henderson, R (1, 9) OBP: 0.365, SLG: 0.474		0-0 4-3		4-0 BLK BB 1-2 2-3		0-0 5-3		0-3 K		2 0 0 0 1 0 1												
Mike Davis, L (9, PH) OBP: 0.324, SLG: 0.485										1 0 0 0 0 1 0												
Terry Steinbach, R (1, 2) OBP: 0.347, SLG: 0.468			0-0 2B	0-3 K	1-2 2-3 3-H		0-3 K		0-0 F8	4 0 1 0 0 2 2												
Alfredo Griffin, S (1, 6) OBP: 0.313, SLG: 0.359			0-0 L8		0-0 B1-3		0-0 G3			3 0 0 0 0 0 1												
Dwayne Murphy, L (1, 8) OBP: 0.407, SLG: 0.319			0-0 5-3		0-0 F8		0-3 K			3 0 0 0 0 1 1												
Inning Stats	R: 0 E: 0 K: 2 S: 7	H: 0 LOB: 0 BB: 0 P: 7	R: 0 E: 0 K: 1 S: 5	H: 0 LOB: 0 BB: 0 P: 5	R: 0 E: 0 K: 1 S: 6	H: 1 LOB: 1 BB: 0 P: 6	R: 1 E: 0 K: 2 S: 8	H: 1 LOB: 2 BB: 2 P: 16	R: 0 E: 0 K: 0 S: 4	H: 1 LOB: 1 BB: 0 P: 4	R: 0 E: 0 K: 2 S: 8	H: 1 LOB: 1 BB: 0 P: 8	R: 0 E: 0 K: 2 S: 7	H: 0 LOB: 0 BB: 0 P: 7	R: 0 E: 0 K: 0 S: 3	H: 0 LOB: 1 BB: 1 P: 7	R: 0 E: 0 K: 2 S: 7	H: 0 LOB: 0 BB: 0 P: 7	1B: 3 2B: 1 3B: 0 HR: 0	SF: 0 SAC: 0 DP: 0 HBP: 0	WP: 0 PB: 0 SB: 0 CS: 0	PA: 34
PITCHER	IP WLS BF H R ER SO BB IBB HBP BLK WP HR S P ERA WHIP																					
Ron Guidry, L (1, 1) ERA: 3.57	7.1 W 29 4 1 1 10 3 0 0 1 0 0 46 58 1.23 0.955																					
Tim Stoddard, R (8, 1) ERA: 3.38	1.2 S 5 0 0 0 2 0 0 0 0 0 0 9 9 0.00 0.000																					

Oakland Athletics @ New York Yankees
Yankee Stadium, Bronx, NY
Mon Aug 31 1987, 7:05 PM EDT
Att: 25,597 - Unknown

livebaseballscorecards.com

AB	31
R	1
H	4
RBI	0
BB	3
SO	12
LOB	14



TOP

Oakland Athletics @ New York Yankees
Yankee Stadium, Bronx, NY

AB	32
R	8
H	9
RBI	8
BB	9
SO	3
LOB	17



WP: 2 PA: 43
PB: 0
SB: 1
CS: 1

Tue Sep 01 1987, 7:05 PM EDT
Att: 31,170 - Unknown

AB R H RBI BB SO LOB

3	2	1	0	2	1	2
2	2	0	0	3	0	1
5	1	1	1	0	1	6
2	1	2	2	0	0	0
2	0	0	0	0	0	1
2	1	1	3	0	0	1
1	0	0	0	1	0	0
3	0	1	1	2	0	1
2	0	0	0	1	1	1
2	0	0	0	0	0	3
4	1	1	1	0	0	1
4	0	2	0	0	0	0

Batter	1	2	3	4	5	6	7	8	9
Luis Polonia, L (1, 7) OBP: 0.331, SLG: 0.412	4-0 6-3 BB 1B BB		4-0 4-3 WP 1B BB	0-0 G6-4-3 1-2f		0-3 K 1-2		0-0 WP 1B	
Tony Bernazard, S (1, 4) OBP: 0.334, SLG: 0.415	4-0 1B 6-3 1-2 SF7 BB		0-0 4-3 1-3		0-0 5-3		4-0 G3 6-3 1B BB	4-0 1-2 BB	
Jose Canseco, R (1, 10) OBP: 0.317, SLG: 0.497	0-0 6-3 1-2 2-3		0-3 K 2		0-0 HR		0-0 6-3 1-2	0-0 3-1 3	
Carney Lansford, R (1, 5) OBP: 0.382, SLG: 0.478	0-0 1B 2-3 3-H		0-0 HR 1B		1-0 G5-4-3 HBP		0-0 G3 2-3		0-0 5-3 1
Tony Phillips, S (5, 5) OBP: 0.356, SLG: 0.388									
Dwayne Murphy, L (1, 8) OBP: 0.406, SLG: 0.343	0-0 SF7 3-H		0-0 HR 1B		0-0 G5-4-3 1-2f		4-0 1B BB		0-0 6-3 2
Steve Henderson, R (7, PH) OBP: 0.368, SLG: 0.468									
Mark McGwire, R (1, 3) OBP: 0.360, SLG: 0.597	0-0 F9 3-H		4-0 BB				0-0 F9 1-2 3-H	4-0 FC6-4 BB	4-0 6-3 2
Mike Davis, L (1, 9) OBP: 0.325, SLG: 0.483		4-0 CS BB	0-3 K 3				0-0 4-3 2	0-0 G3 3	0-0 FC6-4 3
Stan Javier, S (7, PH) OBP: 0.284, SLG: 0.275									
Terry Steinbach, R (1, 2) OBP: 0.346, SLG: 0.475		0-0 6-3 1-2		0-0 5-3			0-0 HR		0-0 6-3 1
Alfredo Griffin, S (1, 6) OBP: 0.315, SLG: 0.360		0-0 F9 3		0-0 G6-4-3 1B			0-0 1B S	0-0 F9 2	

Inning Stats	R: 2 H: 1 E: 0 LOB: 1 K: 0 BB: 2 S: 4 P: 12	R: 0 H: 0 E: 0 LOB: 0 K: 0 BB: 1 P: 6	R: 3 H: 2 E: 0 LOB: 1 K: 2 BB: 2 P: 17	R: 0 H: 1 E: 0 LOB: 0 K: 0 BB: 0 P: 3	R: 1 H: 1 E: 0 LOB: 0 K: 0 BB: 0 P: 4	R: 1 H: 2 E: 0 LOB: 1 K: 1 BB: 0 P: 7	R: 1 H: 1 E: 0 LOB: 2 K: 0 BB: 2 P: 12	R: 0 H: 1 E: 0 LOB: 2 K: 0 BB: 1 P: 8	R: 0 H: 0 E: 0 LOB: 1 K: 0 BB: 1 P: 7
--------------	---	---------------------------------------	--	---------------------------------------	---------------------------------------	---------------------------------------	--	---------------------------------------	---------------------------------------

PITCHER	IP	WLS	BF	H	R	ER	SO	BB	IBB	HBP	BLK	WP	HR	S	P	ERA	WHIP
Charles Hudson, R (1, 1) ERA: 3.91	2.2	L	15	3	5	5	1	5	0	0	0	1	1	12	32	16.88	3.000
Pat Clements, L (3, 1) ERA: 4.85	3.1		13	4	2	2	2	0	0	1	0	0	2	16	17	5.40	1.200
Steve Trout, L (7, 1) ERA: 4.08	3.0		15	2	1	1	0	4	0	0	0	1	0	11	27	3.00	2.000

PITCHER	IP	WLS	BF	H	R	ER	SO	BB	IBB	HBP	BLK	WP	HR	S	P	ERA	WHIP
---------	----	-----	----	---	---	----	----	----	-----	-----	-----	----	----	---	---	-----	------

BOTTOM

Oakland Athletics @ New York Yankees
Yankee Stadium, Bronx, NY
Tue Sep 01 1987, 7:05 PM EDT
Att. 31,170 - Unknown

livebaseballscores.com

AB	33
R	3
H	6
RBI	3
BB	5
SO	5
LOB	19



WP:	0	PA:	39
PB:	0		
SB:	0		
CS:	0		

AB R H RBI BB SO LOB

3	0	0	0	2	0	3
5	0	0	0	0	0	4
5	0	1	0	0	1	3
4	0	0	0	0	3	2
3	1	0	0	1	0	2
3	0	2	0	0	0	0
1	0	0	0	0	0	0
3	2	0	0	1	0	3
2	0	0	0	0	1	1
0	0	0	1	0	0	0
0	0	0	0	1	0	0
4	0	3	2	0	0	1

1B:	6	SF:	1
2B:	0	SAC:	0
3B:	0	DP:	0
HR:	0	HBP:	0

WP	HR	S	P	ERA	WHIP
0	0	0	0	0.00	1.200
0	0	0	0	13.50	4.500
0	0	0	0	0.00	1.500

Batter	1	2	3	4	5	6	7	8	9
Rickey Henderson, R OBP: 0.425, SLG: 0.483 (1, 10)	0-0 F9 ①		0-0 FC6-4 1-2f ③		0-0 F9 ③			4-0 1B BB BBB BB	4-0 BB BB
Claudell Washington, L OBP: 0.330, SLG: 0.406 (1, 8)	0-0 4-3 ②			0-0 F8 ①		0-0 F8 ①		0-0 F7 ①	0-0 F8 ②
Don Mattingly, L OBP: 0.384, SLG: 0.565 (1, 3)	0-0 G3 ③			0-3 K SS ②		0-0 4-3 ②		0-0 1-3 1B ②	0-0 F7 ③
Dave Winfield, R OBP: 0.361, SLG: 0.464 (1, 9)		0-3 K SS ①		0-3 K SS ③		0-0 G3 ③		0-3 K ②	
Mike Pagliarulo, L OBP: 0.312, SLG: 0.494 (1, 5)		0-0 3-1 ②			0-0 4-3 ①		4-0 F9 1B SF7 BB BBB BB	0-0 3-1 ③	
Dan Pasqua, L OBP: 0.316, SLG: 0.402 Henry Cotto, R OBP: 0.283, SLG: 0.439 (1, 7) (9, PH)		0-0 4-3 ③			0-0 FC6-4 1B ②		0-0 1-2 1B ①		0-0 F8 ①
Willie Randolph, R OBP: 0.405, SLG: 0.403 (1, 4)			0-0 5-3 ①		0-0 FC6-4 E 1-2f 1B ②		0-0 F9 2-3 ①		4-0 BB 1B BB BBB BB
Rick Cerone, R OBP: 0.310, SLG: 0.322 Mark Salas, L OBP: 0.327, SLG: 0.422 (1, 2) (7, PH) (8, 2)			0-3 K SS ②		0-0 E4 1B ②		0-0 SF7 3-H ②		4-0 1B 1-2 BB BBB BB
Ron Kittle, R OBP: 0.323, SLG: 0.552 (9, PH)					0-0 1-3 1B ③				0-0 1-2 BB ③
Bobby Meacham, S OBP: 0.343, SLG: 0.410 (1, 6)			0-0 FC6-4 1B ①		0-0 1-3 1B 3-H ②		0-0 5-3 ③		0-0 BB 1-3 2-H 1B ③

Inning Stats	R: 0	H: 0	E: 0	K: 0	S: 3	R: 0	H: 0	E: 0	K: 1	S: 5	R: 0	H: 1	E: 0	K: 1	S: 6	R: 0	H: 0	E: 0	K: 2	S: 7	R: 1	H: 2	E: 1	K: 0	S: 6	R: 0	H: 0	E: 0	K: 0	S: 3	R: 1	H: 1	E: 0	K: 0	S: 4	R: 0	H: 1	E: 0	K: 1	S: 6	R: 1	H: 1	E: 0	K: 0	S: 4	R: 0	H: 1	E: 0	K: 1	S: 6	R: 1	H: 1	E: 0	K: 0	S: 4	R: 1	H: 1	E: 0	K: 0	S: 4	R: 0	H: 1	E: 0	K: 1	S: 6	R: 1	H: 1	E: 0	K: 0	S: 4	1B: 6	2B: 0	3B: 0	HR: 0	SF: 1	SAC: 0	DP: 0	HBP: 0	WP: 0	PB: 0	SB: 0	CS: 0
--------------	------	------	------	------	------	------	------	------	------	------	------	------	------	------	------	------	------	------	------	------	------	------	------	------	------	------	------	------	------	------	------	------	------	------	------	------	------	------	------	------	------	------	------	------	------	------	------	------	------	------	------	------	------	------	------	------	------	------	------	------	------	------	------	------	------	------	------	------	------	------	-------	-------	-------	-------	-------	--------	-------	--------	-------	-------	-------	-------

PITCHER	IP	WLS	BF	H	R	ER	SO	BB	IBB	HBP	BLK	WP	HR	S	P	ERA	WHIP
Steve Ontiveros, R ERA: 3.79 (1, 1)	6.0		24	4	2	1	4	1	0	0	0	0	0	31	35	1.50	0.833
Dennis Lamp, R ERA: 4.23 (7, 1)	1.2		7	1	0	0	1	1	0	0	0	0	0	8	12	0.00	1.200
Greg Cadaret, L ERA: 4.65 (8, 1)	0.2		5	1	1	1	0	2	0	0	0	0	0	3	11	13.50	4.500
Eric Plunk, R ERA: 5.32 (9, 1)	0.2		3	0	0	0	0	1	0	0	0	0	0	2	6	0.00	1.500

Batter	1	2	3	4	5	6	7	8	9	10	AB R H RBI BB SO LOB	TOP				
Tony Bernazard, S (1, 4) <small>OBP: 0.337, SLG: 0.414</small>	0-0 5-3	0-0 CS	0-0 F8	4-0 BB			0-0 G3 1B		0-0 FC1-5 BB		3 0 1 0 2 0 0	Oakland Athletics @ New York Yankees Yankee Stadium, Bronx, NY Wed Sep 02 1987, 7:05 PM EDT Att. 33,619 - Unknown				
Steve Henderson, R (1, 9) <small>OBP: 0.363, SLG: 0.470</small> Tony Phillips, S (9, PH) <small>OBP: 0.355, SLG: 0.386</small> Stan Javier, S (9, 9) <small>OBP: 0.284, SLG: 0.275</small>	0-0 1-3		0-0 BB 2B	0-0 4-3			0-0 G3		0-0 FC1-5		4 0 1 0 0 0 3 1 0 0 0 0 0 2 0 0 0 0 0 0 0					
Jose Canseco, R (1, 7) <small>OBP: 0.318, SLG: 0.498</small>	0-0 2B		0-3 K		0-0 G5-4-3 1B		0-0 5-3		0-3 K		5 0 2 0 0 2 4					
Carney Lansford, R (1, 5) <small>OBP: 0.380, SLG: 0.474</small>	0-0 6-3		4-0 BB BB		0-0 G5-4-3 1B			0-0 5-3	0-0 F7		4 0 0 0 1 0 4					
Mark McGwire, R (1, 3) <small>OBP: 0.360, SLG: 0.596</small>		0-0 1B 2B	4-0 BB 1-2 2-3		0-0 F7			0-3 K		0-0 L7	4 1 1 0 1 1 0					
Terry Steinbach, R (1, 10) <small>OBP: 0.346, SLG: 0.474</small> Mike Davis, L (8, PH) <small>OBP: 0.326, SLG: 0.486</small> Brian Harper, R (10, PH)		0-0 SH1-4 1B	0-0 F9			0-0 G3		0-0 S 2B		0-0 F9	3 1 1 1 0 0 3 1 0 1 0 0 0 0 1 0 0 0 0 0 0					
Dwayne Murphy, L (1, 8) <small>OBP: 0.402, SLG: 0.336</small>		0-0 SH1-4		0-0 4-3		0-0 G3		4-0 IBB		0-0 4-3	3 0 0 0 1 0 0					
Mickey Tettleton, S (1, 2) <small>OBP: 0.305, SLG: 0.347</small>		0-3 K		0-0 SH1-3 1B		0-0 5-3		0-3 K			4 0 1 0 0 2 3					
Alfredo Griffin, S (1, 6) <small>OBP: 0.317, SLG: 0.360</small>		0-0 CS 1B		0-0 SH1-3			0-0 F7		4-0 FC1-5 BB		2 0 1 1 1 0 0					
Inning Stats	R: 0 E: 0 K: 0 S: 4 H: 1 LOB: 1 BB: 0 P: 4	R: 2 E: 0 K: 1 S: 7 H: 3 LOB: 0 BB: 0 P: 7	R: 0 E: 0 K: 1 S: 6 H: 1 LOB: 3 BB: 2 P: 14	R: 0 E: 0 K: 0 S: 4 H: 1 LOB: 2 BB: 1 P: 8	R: 0 E: 0 K: 0 S: 3 H: 1 LOB: 0 BB: 0 P: 3	R: 0 E: 0 K: 0 S: 3 H: 0 LOB: 0 BB: 0 P: 3	R: 0 E: 0 K: 0 S: 4 H: 1 LOB: 1 BB: 0 P: 4	R: 0 E: 0 K: 2 S: 8 H: 1 LOB: 2 BB: 1 P: 12	R: 0 E: 0 K: 1 S: 5 H: 0 LOB: 2 BB: 2 P: 13	R: 0 E: 0 K: 0 S: 3 H: 0 LOB: 0 BB: 0 P: 3	1B: 5 2B: 4 3B: 0 HR: 0 SF: 0 SAC: 2 DP: 1 HBP: 0		WP: 0 PA: 44 PB: 0 SB: 2 CS: 1			
PITCHER	IP WLS BF H R ER SO BB IBB HBP BLK WP HR S P ERA WHIP															
Tommy John, L (1, 1) <small>ERA: 3.83</small>	6.2	29	8	2	2	2	0	0	0	0	0	0	0	0	2.70	1.650
Tim Stoddard, R (7, 1) <small>ERA: 3.28</small>	2.1	11	1	0	0	3	2	1	0	0	0	0	0	0	0.00	1.286
Dave Righetti, L (10, 1) <small>ERA: 3.4</small>	1.0	W 3	0	0	0	0	0	0	0	0	0	0	0	0	0.00	0.000

AB	35
R	2
H	9
RBI	2
BB	6
SO	5
LOB	19



Oakland Athletics @ New York Yankees
Yankee Stadium, Bronx, NY
Wed Sep 02 1987, 7:05 PM EDT
Att. 33,619 - Unknown

livebaseballscorecards.com

BOTTOM

Oakland Athletics @ New York Yankees
Yankee Stadium, Bronx, NY
Wed Sep 02 1987, 7:05 PM EDT
Att: 33,619 - Unknown

livebaseballscorecards.com

AB 35
R 3
H 10
RBI 3
BB 4
SO 5
LOB 17



WP: 0 PA: 41
PB: 1
SB: 2
CS: 0

AB R H RBI BB SO LOB

3 0 1 0 2 1 2

4 0 0 0 1 0 4

5 1 4 1 0 1 0

4 0 0 0 0 0 6

4 1 1 0 0 1 0

1 0 1 1 0 0 0

4 0 2 1 0 0 0

4 0 1 0 0 0 2

3 0 0 0 0 1 3

1 0 0 0 0 1 0

0 0 0 0 0 0 0

1 1 0 0 1 0 0

1 0 0 0 0 0 0

0 0 0 0 0 0 0

1B: 9 SF: 0
2B: 0 SAC: 1
3B: 1 DP: 3
HR: 0 HBP: 1

Batter	1	2	3	4	5	6	7	8	9	10
Rickey Henderson, R OBP: 0.428, SLG: 0.481 (1, 10)	F8	K			G6-4-3 BB		1B BB		S 1B	
Willie Randolph, R OBP: 0.402, SLG: 0.398 (1, 4)	1B BB		L9		G6-4-3		F7		6-3	
Don Mattingly, L OBP: 0.388, SLG: 0.568 (1, 3)	G6-3 1B		G4-6-3 1B		1B		1B			K SH 1B
Dan Pasqua, L OBP: 0.311, SLG: 0.396 (1, 9)	G6-3		G4-6-3		G3		F9			SH 1B
Mike Pagliarulo, L OBP: 0.312, SLG: 0.497 (1, 5)										
Jerry Royster, R OBP: 0.333, SLG: 0.440 (10, PH)		1B 3B		6-3		K		F2		1-2 3-H 1B
Mike Easler, L OBP: 0.333, SLG: 0.372 (1, 7)				4-3		1B		F7		
Claudell Washington, L OBP: 0.329, SLG: 0.403 (1, 8)				E1 1B		F8		F7		
Rick Cerone, R OBP: 0.306, SLG: 0.317 (1, 2)										
Mark Salas, L OBP: 0.325, SLG: 0.419 (9, PH)				5-3		F6				
Randy Velarde, R OBP: 0.190, SLG: 0.190 (10, 6)										
Bobby Meacham, S OBP: 0.350, SLG: 0.407 (1, 6)										
Dave Winfield, R OBP: 0.361, SLG: 0.463 (9, PH)										
Joel Skinner, R OBP: 0.200, SLG: 0.252 (10, 2)					G6-4-3 BB 1B HBP		F8		F8	

Inning Stats	R: 0	H: 1	E: 0	K: 0	S: 3	H: 2	LOB: 2	BB: 1	P: 13	R: 0	H: 1	E: 0	K: 0	S: 3	H: 1	LOB: 0	BB: 0	P: 3	R: 0	H: 1	E: 1	K: 0	S: 4	R: 1	H: 1	E: 0	K: 0	S: 3	H: 1	LOB: 1	BB: 1	P: 8	R: 0	H: 1	E: 0	K: 1	S: 6	R: 0	H: 1	E: 0	K: 0	S: 4	R: 0	H: 1	E: 0	K: 0	S: 3	R: 0	H: 0	E: 0	K: 0	S: 3	R: 0	H: 1	E: 0	K: 1	S: 6	R: 1	H: 1	E: 1	K: 1	S: 5
--------------	------	------	------	------	------	------	--------	-------	-------	------	------	------	------	------	------	--------	-------	------	------	------	------	------	------	------	------	------	------	------	------	--------	-------	------	------	------	------	------	------	------	------	------	------	------	------	------	------	------	------	------	------	------	------	------	------	------	------	------	------	------	------	------	------	------

PITCHER	IP	WLS	BF	H	R	ER	SO	BB	IBB	HBP	BLK	WP	HR	S	P	ERA	WHIP
Dave Stewart, R ERA: 3.52 (1, 1)	9.0		38	9	2	2	4	4	0	1	0	0	0	41	58	2.00	1.444
Rick Honeycutt, L ERA: 4.59 (10, 1)	0.0	L	3	1	1	0	1	0	0	0	0	0	0	5	5	∞	∞

Batter	1	2	3	4	5	6	7	8	9	AB R H RBI BB SO LOB	TOP											
Luis Polonia, L (1, 7) OBP: 0.327, SLG: 0.407	0-3 K		0-0 4-3		0-0 PO	0-0 4-3		0-0 L7		4 0 0 0 0 1 1												
Tony Bernazard, S (1, 4) OBP: 0.334, SLG: 0.411	0-3 K			0-3 K		0-0 F8		0-0 F6		4 0 0 0 0 2 1												
Jose Canseco, R (1, 10) OBP: 0.317, SLG: 0.496	0-0 P3			0-0 1B		0-3 K			0-0 6-3	4 0 1 0 0 1 0												
Carney Lansford, R (1, 5) OBP: 0.379, SLG: 0.478		0-0 HR		0-0 F8			0-0 5-3		0-0 F8	4 1 1 1 0 0 1												
Dwayne Murphy, L (1, 8) OBP: 0.394, SLG: 0.326		0-0 F8		0-0 F8			0-3 K		0-3 K	4 0 0 0 0 2 1												
Mark McGwire, R (1, 3) OBP: 0.362, SLG: 0.603		0-0 L5			0-0 HR		0-0 1B			3 1 2 1 0 0 0												
Mike Davis, L (1, 9) OBP: 0.324, SLG: 0.483		0-0 3-1			0-0 4-3		0-0 L5			3 0 0 0 0 0 1												
Terry Steinbach, R (1, 2) OBP: 0.348, SLG: 0.474			1-0 G4-3 HBP		0-0 6-3			0-0 1B		2 0 1 0 0 0 0												
Alfredo Griffin, S (1, 6) OBP: 0.317, SLG: 0.360			0-0 G4-3		0-0 PO 1B			0-0 F7		3 0 1 0 0 0 2												
Inning Stats	R: 0 E: 0 K: 2 S: 7	H: 0 LOB: 0 BB: 0 P: 7	R: 1 E: 0 K: 0 S: 4	H: 1 LOB: 0 BB: 0 P: 4	R: 0 E: 0 K: 0 S: 2	H: 0 LOB: 0 BB: 0 P: 3	R: 0 E: 0 K: 1 S: 6	H: 1 LOB: 1 BB: 0 P: 6	R: 1 E: 0 K: 0 S: 4	H: 2 LOB: 0 BB: 0 P: 4	R: 0 E: 0 K: 1 S: 5	H: 0 LOB: 0 BB: 0 P: 5	R: 0 E: 0 K: 1 S: 6	H: 1 LOB: 1 BB: 0 P: 6	R: 0 E: 0 K: 0 S: 4	H: 1 LOB: 1 BB: 0 P: 4	R: 0 E: 0 K: 1 S: 5	H: 0 LOB: 0 BB: 0 P: 5	1B: 4 2B: 0 3B: 0 HR: 2	SF: 0 SAC: 0 DP: 1 HBP: 1	WP: 0 PB: 0 SB: 0 CS: 0	PA: 33
PITCHER Mike Boddicker, R (1, 1) ERA: 4.01	IP: 9.0 WLS: W BF: 32 H: 6 R: 2 ER: 2 SO: 6 BB: 0 IBB: 0 HBP: 1 BLK: 0 WP: 0 HR: 2 S: 43 P: 44 ERA: 2.00 WHIP: 0.667																					

Oakland Athletics @ Baltimore Orioles
 Memorial Stadium, Baltimore, MD
 Fri Sep 04 1987, 7:05 PM EDT
 Att: 19,275 - Unknown

livebaseballscorecards.com

AB	31
R	2
H	6
RBI	2
BB	0
SO	6
LOB	7



Batter	1	2	3	4	5	6	7	8	9	AB	R	H	RBI	BB	SO	LOB
Pete Stanicek, S OBP: 0.462, SLG: 0.455 (1, 10)	0-0 1-3	0-0 L7				4-0 5-3 4-3 BB				3	0	1	2	1	0	2
Billy Ripken, R OBP: 0.364, SLG: 0.385 (1, 4)	0-0 2B		0-0 P3		0-0 4-3	0-0 FC4-6 1B				4	0	1	0	0	0	3
Cal Ripken Jr., R OBP: 0.334, SLG: 0.438 (1, 6)	0-0 F8		0-0 4-3		0-0 5-3				0-0 E9 1B	4	0	1	0	0	0	2
Eddie Murray, S OBP: 0.348, SLG: 0.495 (1, 3)	0-0 L4		0-3 K		0-3 K				0-0 6-3	4	0	0	0	0	2	3
Larry Sheets, L OBP: 0.362, SLG: 0.577 (1, 7) (8, 9)		0-0 E3 1B FC5-2 1B		0-0 6-3		0-0 BB 1B BB			0-0 4-3	4	1	1	0	0	0	1
Jim Dwyer, L OBP: 0.381, SLG: 0.505 (1, 9) Mike Young, S OBP: 0.336, SLG: 0.405 (7, PH) (8, 7)		0-0 FC5-2 1B 1-2 SF8 1B		0-0 HR 2B		4-0 1-2 1B BB			0-0 6-3	2	3	2	0	1	0	0
Ray Knight, R OBP: 0.311, SLG: 0.380 (1, 5)		0-0 FC5-2 1-2 2-3 1B		0-0 HR		0-0 L7			0-0 4-3	4	1	2	2	0	0	2
Terry Kennedy, L OBP: 0.308, SLG: 0.394 (1, 2)		0-0 FC5-2 1-2 2-3 3-H		0-3 K		0-0 L8			0-3 K	4	0	0	0	0	2	5
Mike Hart, L OBP: 0.235, SLG: 0.516 (1, 8)		0-0 SF8 3-H		0-3 K		4-0 1-2 2-3 1B BB			0-3 K	2	0	0	1	1	2	0

Inning Stats	R: 0	H: 1	E: 0	LOB: 1	K: 0	BB: 0	S: 4	R: 1	H: 2	E: 1	LOB: 2	K: 0	BB: 0	S: 6	R: 0	H: 0	E: 0	LOB: 0	K: 1	BB: 0	S: 5	R: 2	H: 2	E: 0	LOB: 0	K: 2	BB: 0	S: 9	R: 0	H: 0	E: 0	LOB: 1	K: 1	BB: 1	S: 5	R: 2	H: 2	E: 0	LOB: 2	K: 0	BB: 2	S: 5	R: 0	H: 1	E: 1	LOB: 1	K: 0	BB: 0	S: 4	R: 0	H: 0	E: 0	LOB: 0	K: 2	BB: 0	S: 7	R: 0	H: 0	E: 0	LOB: 0	K: 0	BB: 0	S: 7
--------------	------	------	------	--------	------	-------	------	------	------	------	--------	------	-------	------	------	------	------	--------	------	-------	------	------	------	------	--------	------	-------	------	------	------	------	--------	------	-------	------	------	------	------	--------	------	-------	------	------	------	------	--------	------	-------	------	------	------	------	--------	------	-------	------	------	------	------	--------	------	-------	------

PITCHER	IP	WLS	BF	H	R	ER	SO	BB	IBB	HBP	BLK	WP	HR	S	P	ERA	WHIP
Gene Nelson, R ERA: 3.14 (1, 1)	5.2	L	28	7	5	4	4	3	0	0	0	0	1	33	45	6.35	1.765
Dennis Lamp, R ERA: 4.18 (6, 1)	0.2		3	1	0	0	0	0	0	0	0	0	0	3	3	0.00	1.500
Gary Lavelle, L ERA: 5.22 (7, 1)	1.2		5	0	0	0	2	0	0	0	0	0	0	9	9	0.00	0.000

BOTTOM

Oakland Athletics @ Baltimore Orioles
Memorial Stadium, Baltimore, MD
Fri Sep 04 1987, 7:05 PM EDT
Att. 19,275 - Unknown

livebaseballscorecards.com

AB	32
R	5
H	8
RBI	5
BB	3
SO	6
LOB	19



1B: 5	SF: 1	WP: 0	PA: 36
2B: 2	SAC: 0	PB: 0	
3B: 0	DP: 0	SB: 0	
HR: 1	HBP: 0	CS: 0	

PITCHER	IP	WLS	BF	H	R	ER	SO	BB	IBB	HBP	BLK	WP	HR	S	P	ERA	WHIP
---------	----	-----	----	---	---	----	----	----	-----	-----	-----	----	----	---	---	-----	------

Batter	1	2	3	4	5	6	7	8	9	AB R H RBI BB SO LOB	TOP
--------	---	---	---	---	---	---	---	---	---	----------------------	-----

Tony Phillips, S OBP: 0.355, SLG: 0.387 (1, 4) X	0-0 L5 1-2 3-H 1B	0-0 G6-4-3 1-2 3-H 1B		0-3 K		0-0 1B		0-0 G6-4-3 1-2f		5 0 2 1 0 1 1	
Steve Henderson, R OBP: 0.366, SLG: 0.482 Mike Davis, L OBP: 0.324, SLG: 0.482 (1, 9) X (4, 9)	0-0 E 2B	0-0 G6-4-3 1-2f			0-0 E8 1B	0-3 K		0-0 L1		2 1 1 0 0 0 2 3 1 1 0 0 1 2	
Jose Canseco, R OBP: 0.316, SLG: 0.493 Luis Polonia, L OBP: 0.327, SLG: 0.407 (1, 7) B (9, 7) B	4-0 E SF9 BB		0-0 5-3		0-0 5-3	0-3 K		0-3 K		4 1 0 0 1 2 3 0 0 0 0 0 0 0	
Carney Lansford, R OBP: 0.379, SLG: 0.478 (1, 5) X	0-0 E7 SF9 1-3 2-H 1B		0-0 5-3		0-0 2B 1B	0-0 FC5		0-3 K		5 1 2 1 0 1 2	
Mark McGwire, R OBP: 0.361, SLG: 0.603 (1, 3) X	0-0 SF9 2-3 3-H		0-0 F9		0-0 1H 2B		0-0 5-3			3 0 1 2 0 0 0	
Brian Harner, R OBP: 0.250, SLG: 0.250 Reggie Jackson, L OBP: 0.284, SLG: 0.396 (1, 10) S (7, PH) S	0-3 K			0-0 HR 1B	0-3 K		0-3 K			3 1 1 0 0 2 2 1 0 0 0 0 1 0	
Mickey Tettleton, S OBP: 0.309, SLG: 0.364 (1, 2)		0-3 K		0-0 HR 1B	0-0 BB		0-0 F8			3 1 1 2 1 1 0	
Alfredo Griffin, S OBP: 0.317, SLG: 0.362 Mike Gallego, R OBP: 0.303, SLG: 0.326 (1, 6) X (8, PH) (8, 6)		0-0 1B 1B 2B		0-0 F8 1B	0-0 5-3		0-0 F8			3 1 1 0 0 0 2 1 0 0 0 0 0 0	
Dwayne Murphy, L OBP: 0.398, SLG: 0.329 Stan Javier, S OBP: 0.289, SLG: 0.275 (1, 8) X (8, PH) (8, 8)		0-0 1B 1B		0-0 F9		4-0 FC5 1B BB		4-0 G6-4-3 BB		2 0 1 0 1 0 0 0 0 0 0 1 0 0	

Inning Stats	R: 2 E: 1 K: 1 S: 7	H: 2 LOB: 1 BB: 1 P: 11	R: 1 E: 0 K: 1 S: 7	H: 3 LOB: 1 BB: 0 P: 7	R: 0 E: 0 K: 0 S: 3	H: 0 LOB: 0 BB: 0 P: 3	R: 2 E: 0 K: 1 S: 7	H: 2 LOB: 0 BB: 0 P: 7	R: 2 E: 1 K: 1 S: 8	H: 3 LOB: 2 BB: 1 P: 12	R: 0 E: 0 K: 2 S: 8	H: 1 LOB: 2 BB: 1 P: 12	R: 0 E: 0 K: 1 S: 5	H: 0 LOB: 0 BB: 0 P: 5	R: 0 E: 0 K: 0 S: 2	H: 0 LOB: 0 BB: 1 P: 6	R: 0 E: 0 K: 2 S: 7	H: 0 LOB: 0 BB: 0 P: 7	1B: 7 2B: 3 3B: 0 HR: 1	SF: 1 SAC: 0 DP: 2 HBP: 0	WP: 0 PB: 0 SB: 0 CS: 0	PA: 40
--------------	------------------------------	----------------------------------	------------------------------	---------------------------------	------------------------------	---------------------------------	------------------------------	---------------------------------	------------------------------	----------------------------------	------------------------------	----------------------------------	------------------------------	---------------------------------	------------------------------	---------------------------------	------------------------------	---------------------------------	----------------------------------	------------------------------------	----------------------------------	--------

PITCHER	IP	WLS	BF	H	R	ER	SO	BB	IBB	HBP	BLK	WP	HR	S	P	ERA	WHIP
Eric Bell, L ERA: 5.45 (1, 1)	3.0	L	16	7	5	4	2	1	0	0	0	0	1	19	23	12.00	2.667
Mike Griffin, R ERA: 3.81 (4, 1)	2.0		10	3	2	2	2	1	0	0	0	0	0	13	17	9.00	2.000
Scott McGregor, L ERA: 6.75 (6, 1)	1.0		5	1	0	0	2	1	0	0	0	0	0	8	12	0.00	2.000
Tony Arnold, R ERA: 5.47 (7, 1)	1.0		3	0	0	0	1	0	0	0	0	0	0	5	5	0.00	0.000
Jack O'Connor, L ERA: 5.73 (8, 1)	2.0		6	0	0	0	2	1	0	0	0	0	0	9	13	0.00	0.500

Oakland Athletics @ Baltimore Orioles
Memorial Stadium, Baltimore, MD
Sat Sep 05 1987, 7:05 PM EDT
Att: 21,291 - Unknown

livebaseballscorecards.com

AB	35
R	7
H	11
RBI	6
BB	4
SO	9
LOB	14



Batter	1	2	3	4	5	6	7	8	9	AB	R	H	RBI	BB	SO	LOB
Pete Stanicek, S (1, 10) OBP: 0.471, SLG: 0.467	0-0 L6		0-0 S 1B		0-0 1B 1B		0-3 K			4	0	2	0	0	1	0
Billy Ripken, R (1, 4) OBP: 0.367, SLG: 0.387	0-0 F8		0-0 F9		0-0 1B 1-2			0-0 G6-4-3 1B		4	0	2	0	0	0	1
Cal Ripken Jr., R (1, 6) OBP: 0.332, SLG: 0.435	0-0 F8		0-0 F8		0-0 1-3			0-0 G6-4-3 1-2f		4	0	0	0	0	0	4
Eddie Murray, S (1, 3) OBP: 0.347, SLG: 0.493		0-0 F4		0-0 5-3		0-0 E9 4-6		0-0 1B		4	0	1	0	0	0	0
Larry Sheets, L (1, 9) OBP: 0.358, SLG: 0.571		0-0 3-1		0-0 4-3		0-0 4-6 2-3f		0-0 F9		4	0	0	0	0	0	2
Lee Lacy, R (1, 8) OBP: 0.319, SLG: 0.388		0-0 F8		4-0 BB		0-0 2B		0-3 K		2	0	1	0	1	0	0
Mike Hart, L (9, PH) OBP: 0.229, SLG: 0.500									0-3 K	1	0	0	0	0	1	0
Ray Knight, R (1, 5) OBP: 0.313, SLG: 0.381			0-0 HR 1B	0-0 4-3		0-0 5-3		0-0 1B		4	1	2	0	0	0	2
Terry Kennedy, L (1, 2) OBP: 0.306, SLG: 0.391			0-0 F7		0-0 3-1		0-3 K		0-3 K	3	0	0	0	0	1	1
Floyd Rayford, R (8, 2) OBP: 0.245, SLG: 0.340										0	0	0	0	0	0	0
Jim Dwyer, L (9, PH) OBP: 0.379, SLG: 0.502										1	0	0	0	0	1	1
Mike Young, S (1, 7) OBP: 0.335, SLG: 0.414			0-0 1-H HR	0-0 5-3		0-0 5-3		0-3 K		4	1	1	2	0	1	1

Inning Stats	R: 0	H: 0	E: 0	K: 0	S: 3	R: 0	H: 0	E: 0	K: 0	S: 3	R: 2	H: 3	E: 0	K: 0	S: 6	R: 0	H: 0	E: 0	K: 0	S: 3	R: 0	H: 2	E: 0	K: 0	S: 5	R: 0	H: 1	E: 1	K: 0	S: 4	R: 0	H: 0	E: 0	K: 3	S: 9	R: 0	H: 2	E: 0	K: 0	S: 4	R: 0	H: 1	E: 0	K: 2	S: 8	1B: 7	2B: 2	3B: 0	HR: 1	SF: 0	SAC: 0	DP: 2	HBP: 0	WP: 0	PA: 36
--------------	------	------	------	------	------	------	------	------	------	------	------	------	------	------	------	------	------	------	------	------	------	------	------	------	------	------	------	------	------	------	------	------	------	------	------	------	------	------	------	------	------	------	------	------	------	-------	-------	-------	-------	-------	--------	-------	--------	-------	--------

PITCHER	IP	WLS	BF	H	R	ER	SO	BB	IBB	HBP	BLK	WP	HR	S	P	ERA	WHIP
Curt Young, L (1, 1) ERA: 4.34	7.0	W	28	6	2	2	3	1	0	0	0	0	1	33	37	2.57	1.000
Eric Plunk, R (8, 1) ERA: 5.17	2.0		8	3	0	0	2	0	0	0	0	0	0	12	12	0.00	1.500

BOTTOM

Oakland Athletics @ Baltimore Orioles
Memorial Stadium, Baltimore, MD
 Sat Sep 05 1987, 7:05 PM EDT
 Att. 21,291 - Unknown

livebaseballscorecards.com

AB	35
R	2
H	9
RBI	2
BB	1
SO	5
LOB	12



Batter	1	2	3	4	5	6	7	8	9	AB R H RBI BB SO LOB	TOP																									
Luis Polonia, L (1, 7) OBP: 0.326, SLG: 0.405 Mickey Tettleton, S (9, PH) OBP: 0.307, SLG: 0.362	0-0 F6		0-0 G3			0-0 1B	0-0 E3		0-0 F8	4 0 1 0 0 0 3 1 0 0 0 0 0 2																										
Tony Phillips, S (1, 4) OBP: 0.353, SLG: 0.383	0-0 F4			0-0 2-3		0-0 F6	0-0 SF9		4-0 IBB	3 0 0 1 1 0 1																										
Jose Canseco, R (1, 10) OBP: 0.313, SLG: 0.488	0-0 4-3			0-0 F9			L7		0-3 K	5 0 0 0 0 1 4																										
Carney Lansford, R (1, 5) OBP: 0.378, SLG: 0.478		0-0 5-3		0-0 F4			0-0 E6	0-0 2B		4 1 1 0 0 0 0																										
Dwayne Murphy, L (1, 8) OBP: 0.400, SLG: 0.333		0-0 4-3			0-0 4-3		0-0 1B	0-0 1B		4 1 2 0 0 0 0																										
Mark McGwire, R (1, 3) OBP: 0.362, SLG: 0.609		0-0 HR			0-0 5-3		0-0 1B	0-0 F2		4 2 2 1 0 0 2																										
Mike Davis, L (1, 9) OBP: 0.324, SLG: 0.481 Steve Henderson, R (8, PH) OBP: 0.362, SLG: 0.477 Stan Javier, S (8, 9) OBP: 0.269, SLG: 0.275		0-0 4-3			0-0 6-3		0-0 1B	0-0 G6-4-3		3 1 1 1 0 0 0 1 0 0 0 0 0 2 0 0 0 0 0 0 0																										
Terry Steinbach, R (1, 2) OBP: 0.350, SLG: 0.473 Mike Gallego, R (9, PR) OBP: 0.303, SLG: 0.326 Dennis Eckersley, R (9, 1)			0-3 K			0-0 E5	4-0 E		0-0 F8	3 1 1 1 1 1 0 0 0 0 0 0 0 0 0 0 0 0 0 0 0																										
Alfredo Griffin, S (1, 6) OBP: 0.317, SLG: 0.362			0-0 E5			0-0 G1-6-3	0-0 E		0-0 SH5-3	3 0 1 1 0 0 1																										
Inning Stats	R: 0 E: 0 K: 0 S: 3	H: 0 LOB: 0 BB: 0 P: 3	R: 1 E: 0 K: 0 S: 4	H: 1 LOB: 0 BB: 0 P: 4	R: 0 E: 1 K: 1 S: 5	H: 0 LOB: 0 BB: 0 P: 5	R: 0 E: 0 K: 0 S: 3	H: 0 LOB: 0 BB: 0 P: 3	R: 0 E: 0 K: 0 S: 4	H: 1 LOB: 1 BB: 0 P: 4	R: 5 E: 2 K: 0 S: 9	H: 4 LOB: 2 BB: 1 P: 13	R: 0 E: 0 K: 0 S: 4	H: 2 LOB: 1 BB: 0 P: 4	R: 0 E: 0 K: 1 S: 6	H: 1 LOB: 2 BB: 1 P: 10	1B: 7 2B: 1 3B: 0 HR: 1	SF: 1 SAC: 1 DP: 2 HBP: 0	WP: 0 PB: 0 SB: 0 CS: 1	PA: 39																
PITCHER	IP WLS BF H R ER SO BB IBB HBP BLK WP HR S P ERA WHIP																																			
John Habyan, R (1, 1) ERA: 4.35	6.1		23	3	3	3	1	0	0	0	0	0	1	25	25	4.26	0.474																			
Mark Williamson, R (7, 1) ERA: 3.95	0.0		4	3	1	0	0	1	0	0	0	0	0	3	7	∞	∞																			
Luis DeLeon, R (7, 1) ERA: 6.14	1.0		6	2	2	0	0	0	0	0	0	0	0	6	6	0.00	2.000																			
Jack O'Connor, L (8, 1) ERA: 5.56	1.0		3	1	0	0	0	0	0	0	0	0	0	3	3	0.00	1.000																			
Tom Niedenfuer, R (9, 1) ERA: 4.42	0.2	W	3	0	0	0	1	0	1	0	0	0	0	4	8	0.00	0.000																			

Oakland Athletics @ Baltimore Orioles
 Memorial Stadium, Baltimore, MD
 Sun Sep 06 1987, 3:33 AM EDT
 Att. 18,160 - Unknown

livebaseballscorecards.com

AB 35
 R 6
 H 9
 RBI 5
 BB 2
 SO 2
 LOB 15



Batter	1	2	3	4	5	6	7	8	9
Pete Stanicek, S (1, 5) OBP: 0.400, SLG: 0.389 Rene Gonzales, R (7, 5) OBP: 0.281, SLG: 0.333 Jim Dwyer, L (9, PH) OBP: 0.382, SLG: 0.519	0-0 4-3		0-0 3-1	0-0 4-3			0-0 FC4-6 1B		0-0 1-H HR
Billy Ripken, R (1, 4) OBP: 0.364, SLG: 0.385	0-0 5-3		0-0 WP 2B 1B		0-0 L5		0-0 FC4-6 1-2f		
Cal Ripken Jr., R (1, 6) OBP: 0.333, SLG: 0.440	0-0 L4		4-0 BB 2B BB		0-0 6-3			0-0 HR	
Eddie Murray, S (1, 10) OBP: 0.346, SLG: 0.490		0-0 4-3	4-0 2B 1-2 BB		0-0 4-3			0-3 K	
Larry Sheets, L (1, 9) OBP: 0.362, SLG: 0.586		0-0 HR	0-0 1-3 2-H 3-H 2B			0-0 L7		0-0 2B	
Ray Knight, R (1, 3) OBP: 0.310, SLG: 0.378		0-0 6-3	0-0 4-3			0-0 F8		0-3 K	
Terry Kennedy, L (1, 2) OBP: 0.304, SLG: 0.388		0-0 4-3		0-0 F7		0-0 F8		0-0 4-3	
Mike Young, S (1, 7) OBP: 0.337, SLG: 0.413			0-0 F6 BB	4-0 BB			0-3 K		0-0 FC5-6 1B
Mike Hart, L (1, 8) OBP: 0.231, SLG: 0.500			0-0 3-1 1B 2B	0-0 F9			0-0 F9		0-0 FC5-6 1-2f HR

AB	R	H	RBI	BB	SO	LOB
3	0	0	0	0	0	2
1	0	1	0	0	0	0
1	1	1	2	0	0	0

4	1	1	1	0	0	1
---	---	---	---	---	---	---

3	2	1	1	1	0	0
---	---	---	---	---	---	---

3	0	0	0	1	1	0
---	---	---	---	---	---	---

4	1	3	3	0	0	0
---	---	---	---	---	---	---

4	0	0	0	0	1	3
---	---	---	---	---	---	---

4	0	0	0	0	0	1
---	---	---	---	---	---	---

3	0	1	0	1	1	0
---	---	---	---	---	---	---

4	2	1	0	0	0	2
---	---	---	---	---	---	---

BOTTOM

Oakland Athletics @ Baltimore Orioles
Memorial Stadium, Baltimore, MD
 Sun Sep 06 1987, 3:33 AM EDT
 Att. 18,160 - Unknown

livebaseballscorecards.com

AB	34
R	7
H	9
RBI	7
BB	3
SO	3
LOB	9



Inning Stats	R: 0 E: 0 K: 0 S: 3	H: 0 LOB: 0 BB: 0 P: 3	R: 1 E: 0 K: 0 S: 4	H: 1 LOB: 0 BB: 0 P: 4	R: 3 E: 0 K: 0 S: 6	H: 3 LOB: 2 BB: 2 P: 14	R: 0 E: 0 K: 0 S: 3	H: 0 LOB: 1 BB: 1 P: 7	R: 0 E: 0 K: 0 S: 3	H: 0 LOB: 0 BB: 0 P: 3	R: 0 E: 0 K: 0 S: 3	H: 0 LOB: 0 BB: 0 P: 3	R: 0 E: 0 K: 1 S: 6	H: 1 LOB: 1 BB: 0 P: 6	R: 1 E: 0 K: 2 S: 9	H: 2 LOB: 1 BB: 0 P: 9	R: 2 E: 0 K: 0 S: 3	H: 2 LOB: 0 BB: 0 P: 3	1B: 3 2B: 3 3B: 0 HR: 3	SF: 0 SAC: 0 DP: 0 HBP: 0	WP: 1 PB: 0 SB: 1 CS: 0	PA: 37
--------------	------------------------------	---------------------------------	------------------------------	---------------------------------	------------------------------	----------------------------------	------------------------------	---------------------------------	------------------------------	---------------------------------	------------------------------	---------------------------------	------------------------------	---------------------------------	------------------------------	---------------------------------	------------------------------	---------------------------------	----------------------------------	------------------------------------	----------------------------------	--------

PITCHER	IP	WLS	BF	H	R	ER	SO	BB	IBB	HBP	BLK	WP	HR	S	P	ERA	WHIP
Steve Ontiveros, R (1, 1) ERA: 3.93	5.0		22	4	4	4	0	3	0	0	0	1	1	19	31	7.20	1.400
Rick Honeycutt, L (6, 1) ERA: 4.53	1.2	L	6	1	0	0	1	0	0	0	0	0	0	8	8	0.00	0.600
Dennis Eckersley, R (7, 1) ERA: 3.05	1.2	L	9	4	3	3	2	0	0	0	0	0	2	13	13	16.20	2.400
Dennis Eckersley, R (9, 1) ERA: 3.05	1.2	L	9	4	3	3	2	0	0	0	0	0	2	13	13	16.20	2.400

Batter	1	2	3	4	5	6	7	8	9	AB R H RBI BB SO LOB	TOP											
Oddibe McDowell, L (1, 8) OBP: 0.317, SLG: 0.426	4-0 SH3-1 S BB	0-3 K			0-3 K		0-0 L7		0-0 F5	4 0 0 0 1 2 3												
Scott Fletcher, R (1, 6) OBP: 0.362, SLG: 0.389	0-0 SH3-1 1-3		0-0 F7		4-0 2B BB		4-0 1-2 BB		0-0 5-3	2 0 0 0 2 0 0												
Ruben Sierra, S (1, 9) OBP: 0.317, SLG: 0.496	0-3 K		0-0 F7		0-0 1-H 2B		0-0 3-1			4 0 1 0 0 1 3												
Pete O'Brien, L (1, 3) OBP: 0.360, SLG: 0.480	4-0 BB		0-3 K2-3		0-0 F9			0-0 HR		3 1 1 1 1 1 1												
Larry Parrish, R (1, 10) OBP: 0.325, SLG: 0.479	0-0 5-3			0-3 K		0-3 K		0-0 F7		4 0 0 0 0 2 2												
Tom O'Malley, L (1, 5) OBP: 0.344, SLG: 0.390		4-0 FC3-6 BB		0-0 1B		0-0 4-3		0-0 FC6-4 1B		3 0 2 0 1 0 0												
Curtis Wilkerson, S (8, PR) OBP: 0.301, SLG: 0.410				0-0 1B						0 0 0 0 0 0 0												
Mike Stanley, R (1, 2) OBP: 0.363, SLG: 0.413		0-0 FC3-6 BB		0-0 L9		0-0 5-3		0-0 F4		3 0 0 0 0 0 2												
Geno Petrali, L (8, PH) OBP: 0.378, SLG: 0.439		1-2								1 0 0 0 0 0 1												
Steve Buechele, R (1, 4) OBP: 0.293, SLG: 0.398		0-0 F8		0-0 1-2 1B			0-3 K	0-0 FC6-4		4 0 1 0 0 1 2												
Bob Brower, R (1, 7) OBP: 0.336, SLG: 0.451		4-0 1-2 BB		0-0 1-3			0-0 BB 1B		0-0 F3	3 0 1 0 1 0 2												
Inning Stats	R: 0 E: 0 K: 1 S: 5	H: 0 LOB: 2 BB: 2 P: 13	R: 0 E: 0 K: 1 S: 5	H: 0 LOB: 2 BB: 2 P: 13	R: 0 E: 0 K: 1 S: 5	H: 0 LOB: 0 BB: 0 P: 5	R: 0 E: 0 K: 1 S: 7	H: 2 LOB: 2 BB: 0 P: 7	R: 0 E: 0 K: 1 S: 5	H: 1 LOB: 1 BB: 1 P: 9	R: 0 E: 0 K: 1 S: 5	H: 0 LOB: 0 BB: 0 P: 5	R: 0 E: 0 K: 1 S: 6	H: 1 LOB: 2 BB: 1 P: 10	R: 1 E: 0 K: 0 S: 5	H: 2 LOB: 1 BB: 0 P: 5	R: 0 E: 0 K: 0 S: 3	H: 0 LOB: 0 BB: 0 P: 3	1B: 4 2B: 1 3B: 0 HR: 1	SF: 0 SAC: 1 DP: 0 HBP: 0	WP: 0 PB: 0 SB: 1 CS: 0	PA: 38
PITCHER Dave Stewart, R (1, 1) ERA: 3.42	IP: 9.0 WLS: W BF: 38 H: 6 R: 1 ER: 1 SO: 7 BB: 6 IBB: 0 HBP: 0 BLK: 0 WP: 0 HR: 1 S: 46 P: 70 ERA: 1.00 WHIP: 1.333											PITCHER	IP: 9.0 WLS: W BF: 38 H: 6 R: 1 ER: 1 SO: 7 BB: 6 IBB: 0 HBP: 0 BLK: 0 WP: 0 HR: 1 S: 46 P: 70 ERA: 1.00 WHIP: 1.333									

Texas Rangers @ Oakland Athletics
Oakland-Alameda County Coliseum, Oakland, CA
Mon Sep 07 1987, 7:05 PM PDT
Att: 27,691 - Unknown

livebaseballscorecards.com

AB	31
R	1
H	6
RBI	1
BB	6
SO	7
LOB	16



Batter	1	2	3	4	5	6	7	8	9	AB	R	H	RBI	BB	SO	LOB
Tony Bernazard, S OBP: 0.331, SLG: 0.407 (1, 4)	0-0 5-3		0-0 B3		0-0 5-3		0-0 F9			4	0	0	0	0	0	3
Mike Davis, L OBP: 0.321, SLG: 0.476 (1, 9)	0-0 F8		0-0 F1		0-0 E1			0-3 K		4	0	0	0	0	1	2
Jose Canseco, R OBP: 0.313, SLG: 0.485 (1, 7)	0-0 5-3		0-0 5-3		0-0 L9			4-0 BB		3	0	0	0	1	0	3
Carney Lansford, R OBP: 0.377, SLG: 0.476 (1, 5)		0-0 E 1B		0-0 6-3		0-0 L7		0-0 L5		4	0	1	0	0	0	1
Mark McGwire, R OBP: 0.361, SLG: 0.608 (1, 3)		0-0 F9		0-0 1B 2B		0-0 6-3		0-0 5-3		4	1	1	0	0	0	2
Steve Henderson, R OBP: 0.351, SLG: 0.461 (1, 10)		0-0 F3		0-0 5-3		0-0 L9			0-0 CS 1B	3	0	0	0	0	0	2
Luis Polonia, L OBP: 0.328, SLG: 0.407 (9, PH)		0-0 G3		0-0 FC6-4 1B					0-0 CS 1B	1	0	1	0	0	0	0
Dwayne Murphy, L OBP: 0.399, SLG: 0.333 (1, 8)		0-0 1-3		0-0 2-H 1B					0-0 1-2 1B	3	0	1	1	0	1	1
Tony Phillips, S OBP: 0.355, SLG: 0.385 (9, PH)				0-0 1-2f 1B					0-0 1-2 1B	1	1	1	0	0	0	0
Mickey Tettleton, S OBP: 0.313, SLG: 0.363 (1, 2)			0-0 1B		0-0 FC6-4				0-0 1-2 5-3 1B	2	0	1	0	1	0	1
Terry Steinbach, R OBP: 0.349, SLG: 0.471 (9, PH)			0-0 1B		0-0 1-2f 1B				0-0 1-2 5-3 1B	1	0	0	0	0	0	1
Alfredo Griffin, S OBP: 0.319, SLG: 0.363 (1, 6)			0-0 1-2 1B		0-0 6-3				0-0 2-H 1B	4	0	2	1	0	0	1

Inning Stats	R: 0	H: 0	E: 0	K: 0	S: 3	R: 0	H: 1	E: 1	K: 0	S: 4	R: 0	H: 2	E: 0	K: 0	S: 5	R: 1	H: 2	E: 0	K: 0	S: 5	R: 0	H: 0	E: 1	K: 0	S: 4	R: 0	H: 0	E: 0	K: 0	S: 3	R: 0	H: 0	E: 0	K: 1	S: 5	R: 0	H: 0	E: 0	K: 1	S: 5	R: 0	H: 0	E: 0	K: 1	S: 5	R: 1	H: 3	E: 0	K: 0	S: 4	1B: 7	2B: 1	3B: 0	SF: 0	SAC: 0	DP: 0	HBP: 0	WP: 0	PB: 0	SB: 0	CS: 1	PA: 36
--------------	------	------	------	------	------	------	------	------	------	------	------	------	------	------	------	------	------	------	------	------	------	------	------	------	------	------	------	------	------	------	------	------	------	------	------	------	------	------	------	------	------	------	------	------	------	------	------	------	------	------	-------	-------	-------	-------	--------	-------	--------	-------	-------	-------	-------	--------

PITCHER	IP	WLS	BF	H	R	ER	SO	BB	IBB	HBP	BLK	WP	HR	S	P	ERA	WHIP
Paul Kilgus, L ERA: 4.15 (1, 1)	7.1		30	5	1	1	2	2	0	0	0	0	0	32	40	1.23	0.955
Dale Mohorcic, R ERA: 2.74 (8, 1)	0.2		3	1	1	1	0	0	0	0	0	0	0	3	3	13.50	1.500
Mitch Williams, L ERA: 3.17 (9, 1)	0.2	L	3	2	0	0	0	0	0	0	0	0	0	3	3	0.00	3.000

BOTTOM

Texas Rangers @ Oakland Athletics
Oakland-Alameda County Coliseum, Oakland, CA
Mon Sep 07 1987, 7:05 PM PDT
Att. 27,691 - Unknown

livebaseballscores.com

AB	34
R	2
H	8
RBI	2
BB	2
SO	2
LOB	17



Batter	1	2	3	4	5	6	7	8	9	AB R H RBI BB SO LOB	TOP											
Jerry Browne, S (1, 4) OBP: 0.357, SLG: 0.343	0-0 L5		4-0 BB	0-0 1-3		0-0 CS	0-0 HR 1B		4-0 1B 2B BB	3 2 1 0 2 0 1												
Scott Fletcher, R (1, 6) Curtis Wilkerson, S (9, 6) OBP: 0.360, SLG: 0.388 OBP: 0.301, SLG: 0.410	0-0 5-3		0-0 F8		0-0 5-3		0-0 L7		0-0 2B 1B	5 1 1 0 0 0 2 0 0 0 0 0 0 0												
Ruben Sierra, S (1, 9) OBP: 0.318, SLG: 0.495	0-0 4-3			0-0 S 2B 1B	0-0 1B		0-0 F7		0-0 F8	5 1 2 0 0 0 3												
Pete O'Brien, L (1, 3) Tom Paciorek, R (9, PH) OBP: 0.361, SLG: 0.481 OBP: 0.257, SLG: 0.273		0-0 4-3		0-0 1B WP 2B	0-0 F8		4-0 HR BB		0-0 HR 2B	3 2 1 1 1 0 1 1 1 1 2 0 0 0												
Larry Parrish, R (1, 10) OBP: 0.326, SLG: 0.491		0-0 6-3		0-3 K	0-0 F7		0-0 HR		0-0 HR	5 2 2 5 0 1 2												
Tom O'Malley, L (1, 5) Don Slaught, R (9, PH) Steve Buechele, R (9, 5) OBP: 0.351, SLG: 0.395 OBP: 0.288, SLG: 0.370 OBP: 0.293, SLG: 0.398		0-0 1B		0-0 WP BB 3B 1B		0-0 3-1	0-3 K		0-0 4-3	4 1 2 0 0 1 0 1 0 0 0 0 0 0 0 0 0 0 0 0 0												
Oddibe McDowell, L (1, 8) OBP: 0.318, SLG: 0.422		0-3 K		4-0 WP 3B BB		4-0 FC6-4 BB		0-0 F7	0-3 K	3 1 0 0 2 2 1												
Geno Petrali, L (1, 2) OBP: 0.375, SLG: 0.447			0-0 F7	0-0 1-H 2-H 3-H 2B 3B		0-0 FC6-4 2B CS		0-3 K		4 1 1 2 0 1 1												
Bob Brower, R (1, 7) OBP: 0.338, SLG: 0.460			0-0 F9	0-0 CS 2B		0-0 2B		0-3 K		4 0 2 1 0 1 0												
Inning Stats	R: 0 E: 0 K: 0 S: 3	H: 0 LOB: 0 BB: 0 P: 3	R: 0 E: 0 K: 1 S: 6	H: 1 LOB: 1 BB: 0 P: 6	R: 0 E: 0 K: 0 S: 3	H: 0 LOB: 1 BB: 1 P: 7	R: 5 E: 0 K: 1 S: 9	H: 5 LOB: 0 BB: 1 P: 13	R: 0 E: 0 K: 0 S: 4	H: 1 LOB: 1 BB: 0 P: 4	R: 0 E: 0 K: 0 S: 3	H: 1 LOB: 1 BB: 1 P: 7	R: 3 E: 0 K: 1 S: 7	H: 2 LOB: 0 BB: 1 P: 11	R: 0 E: 0 K: 2 S: 7	H: 0 LOB: 0 BB: 0 P: 7	R: 4 E: 0 K: 1 S: 8	H: 3 LOB: 0 BB: 1 P: 12	1B: 6 2B: 4 3B: 1 HR: 2	SF: 0 SAC: 0 DP: 0 HBP: 0	WP: 1 PB: 0 SB: 2 CS: 2	PA: 44
PITCHER	IP WLS BF H R ER SO BB IBB HBP BLK WP HR S P ERA WHIP																				PITCHER	IP WLS BF H R ER SO BB IBB HBP BLK WP HR S P ERA WHIP
Gene Nelson, R (1, 1) ERA: 3.46	3.1 L 18 6 5 5 2 2 0 0 0 1 0 20 28 13.50 2.400																					
Rick Honeycutt, L (4, 1) ERA: 4.55	3.1 13 3 2 2 0 2 0 0 0 0 0 0 11 19 5.40 1.500																					
Jose Rijo, R (7, 1) ERA: 5.95	1.1 5 1 1 1 3 0 0 0 0 0 0 1 11 11 6.75 0.750																					
Dave Otto, L (9, 1) ERA: 36.0	1.0 7 3 4 4 1 1 0 0 0 0 0 1 8 12 36.00 4.000																					

Texas Rangers @ Oakland Athletics
Oakland-Alameda County Coliseum, Oakland, CA
Tue Sep 08 1987, 7:05 PM PDT
Att: 12,287 - Unknown

livebaseballscorecards.com

AB	38
R	12
H	13
RBI	11
BB	5
SO	6
LOB	11



Batter	1	2	3	4	5	6	7	8	9	AB	R	H	RBI	BB	SO	LOB
Luis Polonia, L OBP: 0.327, SLG: 0.404 (1, 10)	0-3 K		4-0 G3 E PB BB		0-0 L9			0-0 4-3		3	1	0	0	1	1	0
Mike Davis, L OBP: 0.321, SLG: 0.474 (1, 9)	0-0 PB BLK 1B		0-0 G3		0-0 6-3			0-3 K		4	0	1	0	0	1	1
Dwayne Murphy, L OBP: 0.403, SLG: 0.331 Stan Javier, S OBP: 0.293, SLG: 0.275 (1, 8) (8, 8)	4-0 PB 1-2 BB		4-0 PB PB BB					4-0 BB		1	0	0	0	2	0	0
Carney Lansford, R OBP: 0.377, SLG: 0.477 Terry Steinbach, R OBP: 0.348, SLG: 0.470 (1, 5) (8, 5)	0-0 F8		0-0 5-3					0-0 F3		3	0	1	0	0	0	3
Jose Canseco, R OBP: 0.311, SLG: 0.482 (1, 7)	0-3 K 1-2 2-3		0-3 K					0-0 L8		4	0	0	0	0	2	4
Mark McGwire, R OBP: 0.360, SLG: 0.607 (1, 3)		0-0 6-3 2B		0-3 K				0-3 K		4	0	1	0	0	2	1
Tony Bernazard, S OBP: 0.329, SLG: 0.404 Mike Gallego, R OBP: 0.300, SLG: 0.322 (1, 4) (8, 4)		0-0 B1		0-0 F5				0-0 L8		3	0	0	0	0	0	1
Mickey Tettleton, S OBP: 0.308, SLG: 0.357 (1, 2)		0-0 6-3		0-3 K2-3				0-0 F8		3	0	0	0	0	1	1
Alfredo Griffin, S OBP: 0.317, SLG: 0.361 Walt Weiss, S (1, 6) (8, 6)		0-3 K2-3						0-3 K		3	0	0	0	0	2	1

Inning Stats	R: 0 E: 0 K: 2 S: 8	H: 1 LOB: 2 BB: 1 P: 12	R: 0 E: 0 K: 1 S: 6	H: 1 LOB: 1 BB: 0 P: 6	R: 1 E: 1 K: 1 S: 5	H: 0 LOB: 1 BB: 2 P: 13	R: 0 E: 0 K: 2 S: 7	H: 0 LOB: 0 BB: 0 P: 7	R: 0 E: 0 K: 0 S: 3	H: 0 LOB: 0 BB: 0 P: 3	R: 0 E: 0 K: 1 S: 6	H: 1 LOB: 1 BB: 0 P: 6	R: 0 E: 0 K: 1 S: 5	H: 0 LOB: 0 BB: 0 P: 5	R: 0 E: 0 K: 1 S: 5	H: 0 LOB: 1 BB: 1 P: 9	R: 0 E: 0 K: 0 S: 3	H: 0 LOB: 0 BB: 0 P: 3	1B: 1 2B: 2 3B: 0 HR: 0	SF: 0 SAC: 0 DP: 0 HBP: 0	WP: 0 PB: 4 SB: 0 CS: 0	PA: 34
PITCHER Charlie Hough, R ERA: 4.11 (1, 1)	IP 9.0	WLS W	BF 34	H 3	R 1	ER 0	SO 9	BB 4	IBB 0	HBP 0	BLK 1	WP 0	HR 0	S 48	P 64	ERA 0.00	WHIP 0.778					
PITCHER	IP	WLS	BF	H	R	ER	SO	BB	IBB	HBP	BLK	WP	HR	S	P	ERA	WHIP					

BOTTOM

Texas Rangers @ Oakland Athletics
Oakland-Alameda County Coliseum, Oakland, CA

Tue Sep 08 1987, 7:05 PM PDT
Att. 12,287 - Unknown

livebaseballscorecards.com

AB	30
R	1
H	3
RBI	0
BB	4
SO	9
LOB	13



Batter	1	2	3	4	5	6	7	8	9	AB	R	H	RBI	BB	SO	LOB	TOP								
Jerry Browne, S (1, 4) OBP: 0.358, SLG: 0.344	0-3 K		0-0 FC5-4 1B		0-0 G3		0-0 FC6-4 1B	0-0 FC6-4 1B S		5	0	2	1	0	1	3									
Bob Brower, R (1, 7) OBP: 0.337, SLG: 0.456	0-3 K		0-0 FC5-4		0-0 S 2B 1B		0-0 FC6-4 1B BB	0-3 K		4	1	1	1	0	1	4									
Darrell Porter, L (8, PH) OBP: 0.379, SLG: 0.411	0-3 K		1-2 2-3		2-H 1B		1-2 2-3			1	0	0	0	0	1	2									
Ruben Sierra, S (1, 9) OBP: 0.320, SLG: 0.497	4-0 S BB		0-0 F8		0-0 F9 2B		0-0 SF8	0-0 1B		3	0	2	3	1	0	2									
Pete O'Brien, L (1, 3) OBP: 0.362, SLG: 0.479	0-3 K				0-0 1B		0-0 F9 2-3	0-3 K		4	0	1	0	1	2	4									
Larry Parrish, R (1, 10) OBP: 0.326, SLG: 0.494		0-0 6-3		0-3 K	0-3 K		0-0 1B		0-0 SF7 3B	5	1	2	0	0	2	2									
Tom O'Malley, L (1, 5) OBP: 0.333, SLG: 0.378		0-3 K2-3		0-0 F8		0-3 K	0-0 4-3		0-0 SF7	4	0	0	1	0	2	4									
Oddibe McDowell, L (1, 8) OBP: 0.317, SLG: 0.420		0-0 3-1		0-3 K		0-0 F7		0-0 BB FC6-4 1B	0-3 K	2	0	0	0	0	1	1									
Tom Paciorek, R (6, PH) OBP: 0.263, SLG: 0.278								0-0 1B		3	1	1	0	0	1	0									
Mike Stanley, R (1, 2) OBP: 0.365, SLG: 0.413			4-0 FC5-4 1B BB		0-0 HR		0-0 4-3		0-0 F8	0	0	0	0	1	0	0									
Geno Petrali, L (3, 2) OBP: 0.378, SLG: 0.466								0-0 FC6-4 1B BB	0-0 F8	4	2	2	1	0	0	0									
Curtis Wilkerson, S (1, 6) OBP: 0.296, SLG: 0.403			0-3 K		0-0 E4 1B G3		0-0 FC6-4 1B SF8	4-0 FC6-4 BB		2	1	0	0	0	1	1									
Scott Fletcher, R (7, PH) OBP: 0.362, SLG: 0.389								1-2 2-3		1	1	1	0	1	0	0									
Inning Stats	R: 0 E: 0 K: 3 S: 9	H: 0 LOB: 1 BB: 1 P: 13	R: 0 E: 0 K: 1 S: 5	H: 0 LOB: 0 BB: 0 P: 5	R: 0 E: 0 K: 1 S: 6	H: 1 LOB: 2 BB: 1 P: 10	R: 0 E: 0 K: 2 S: 8	H: 1 LOB: 1 BB: 0 P: 8	R: 3 E: 1 K: 1 S: 9	H: 3 LOB: 1 BB: 0 P: 9	R: 0 E: 0 K: 1 S: 5	H: 0 LOB: 0 BB: 0 P: 5	R: 1 E: 0 K: 0 S: 6	H: 3 LOB: 3 BB: 1 P: 10	R: 2 E: 0 K: 2 S: 10	H: 3 LOB: 2 BB: 1 P: 14	R: 1 E: 0 K: 1 S: 6	H: 1 LOB: 0 BB: 0 P: 6	1B: 9 2B: 1 3B: 1 HR: 1	SF: 2 SAC: 0 DP: 0 HBP: 0	WP: 0 PB: 0 SB: 3 CS: 0	PA: 44			
PITCHER	IP	WLS	BF	H	R	ER	SO	BB	IBB	HBP	BLK	WP	HR	S	P	ERA	WHIP								
Storm Davis, R (1, 1) ERA: 6.04	4.1		21	5	3	2	7	2	0	0	0	0	1	33	41	4.15	1.615								
Greg Cadaret, L (5, 1) ERA: 4.59	2.1	W	10	2	1	1	2	1	0	0	0	0	0	13	17	3.86	1.286								
Eric Plunk, R (7, 1) ERA: 5.35	1.0		8	4	2	2	1	1	0	0	0	0	0	9	13	18.00	5.000								
Gary Lavelle, L (8, 1) ERA: 5.16	0.1		1	0	0	0	1	0	0	0	0	0	0	3	3	0.00	0.000								
Dennis Eckersley, R (9, 1) ERA: 3.11	1.0		4	1	1	1	1	0	0	0	0	0	0	6	6	9.00	1.000								

Texas Rangers @ Oakland Athletics
Oakland-Alameda County Coliseum, Oakland, CA
Wed Sep 09 1987, 3:33 AM PDT
Att: 10,143 - Unknown

livebaseballscorecards.com

AB	38
R	7
H	12
RBI	7
BB	4
SO	12
LOB	23



Batter	1	2	3	4	5	6	7	8	9
Luis Polonia, L (1, 9) OBP: 0.336, SLG: 0.410	0-0 1B 2B	4-0 S 2B BB	4-0 1B BB			0-0 BB 2B 1B	4-0 CS BB		
Tony Bernazard, S (1, 4) OBP: 0.332, SLG: 0.409	0-0 1B 3B 1B	0-0 1-H 1B 2B	0-0 1-3 1B			0-0 F7	0-0 F8 1-2		
Jose Canseco, R (1, 7) OBP: 0.313, SLG: 0.482	0-0 1-2 3B 1B 3-H	0-0 FC4-6 1B 2-H	0-3 K			4-0 1-2 2B BB		0-3 K	
Carney Lansford, R (1, 5) OBP: 0.379, SLG: 0.483	0-0 1B 3B 1-H 2-H	0-0 FC4-6 L9 S 1-2f		0-0 G3		0-0 E 2B 1-H 2-H		1-0 F9 1B 2B HBP	
Steve Henderson, R (6, PH) OBP: 0.357, SLG: 0.461									
Stan Javier, S (7, 8) OBP: 0.298, SLG: 0.280									
Mark McGwire, R (1, 3) OBP: 0.361, SLG: 0.604	0-0 1-2 3B 1B 3-H	0-0 L9 2-3		0-3 K		4-0 1-3 3B IBB		0-0 F9 2-3	
Mike Davis, L (1, 10) OBP: 0.319, SLG: 0.471	0-3 K	0-0 F7				0-3 K		0-0 F4 1-H 3-H 2B	
Brian Harper, R (6, PH) OBP: 0.533, SLG: 0.500									
Terry Steinbach, R (1, 2) OBP: 0.343, SLG: 0.463	0-3 K					0-0 F7	0-0 F7	0-0 F9	
Alfredo Griffin, S (1, 6) OBP: 0.314, SLG: 0.358	0-0 F6		0-0 1-3			0-0 4-3		0-3 K	

Inning Stats	R: 4	H: 5	E: 0	LOB: 2	K: 2	S: 12	P: 16	R: 2	H: 2	E: 0	LOB: 2	K: 0	S: 5	P: 13	R: 0	H: 1	E: 0	LOB: 2	K: 1	S: 6	P: 10	R: 0	H: 0	E: 0	LOB: 0	K: 2	S: 7	P: 7	R: 0	H: 0	E: 0	LOB: 0	K: 1	S: 5	P: 5	R: 3	H: 2	E: 1	LOB: 2	K: 0	S: 5	P: 17	R: 0	H: 0	E: 0	LOB: 0	K: 1	S: 4	P: 8	R: 2	H: 2	E: 0	LOB: 1	K: 1	S: 7	P: 8
--------------	------	------	------	--------	------	-------	-------	------	------	------	--------	------	------	-------	------	------	------	--------	------	------	-------	------	------	------	--------	------	------	------	------	------	------	--------	------	------	------	------	------	------	--------	------	------	-------	------	------	------	--------	------	------	------	------	------	------	--------	------	------	------

PITCHER	IP	WLS	BF	H	R	ER	SO	BB	IBB	HBP	BLK	WP	HR	S	P	ERA	WHIP
Bobby Witt, R (1, 1) ERA: 5.01	1.0	L	11	6	6	6	2	2	0	0	0	0	0	13	21	54.00	8.000
Dwayne Henry, R (2, 1) ERA: 6.48	4.0		17	3	1	1	4	2	0	0	0	0	0	23	31	2.25	1.250
Jeff Russell, R (6, 1) ERA: 4.93	0.1		3	1	1	1	0	1	0	0	0	0	0	2	6	27.00	6.000
Mitch Williams, L (6, 1) ERA: 3.11	1.2		7	0	1	0	1	2	1	0	0	0	0	6	18	0.00	1.200
Steve Howe, L (8, 1) ERA: 4.87	1.0		6	2	2	2	1	0	0	1	0	0	0	7	8	18.00	2.000

BOTTOM

Texas Rangers @ Oakland Athletics
Oakland-Alameda County Coliseum, Oakland, CA

Wed Sep 09 1987, 3:33 AM PDT
Att. 10,143 - Unknown

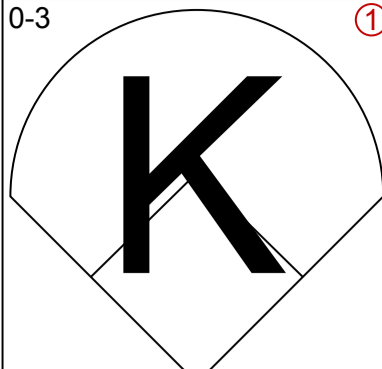
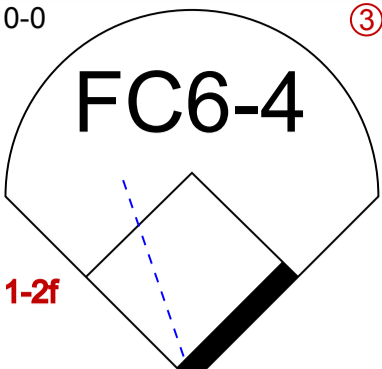
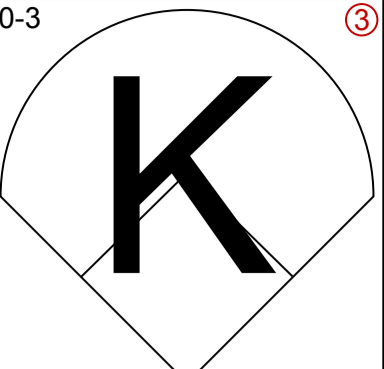
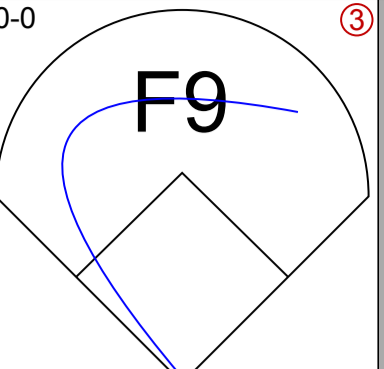
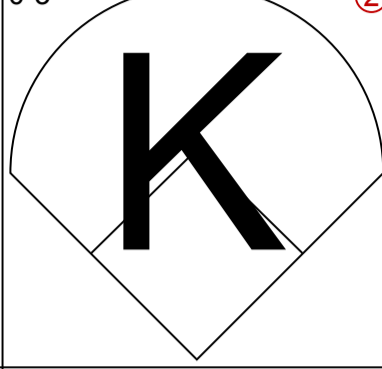
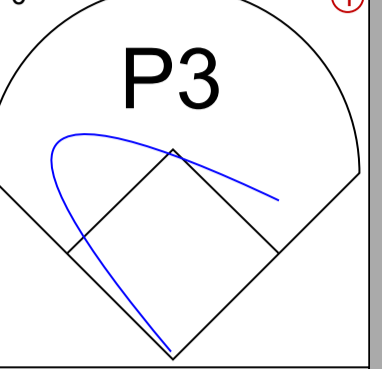
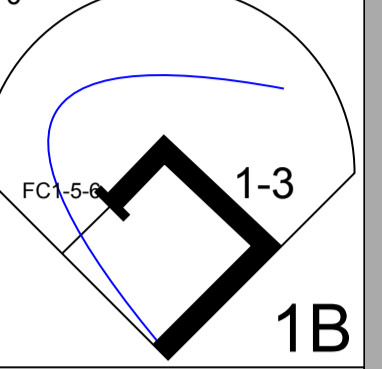
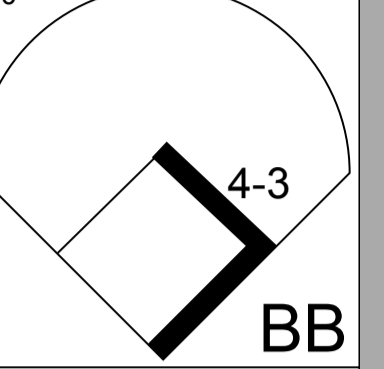
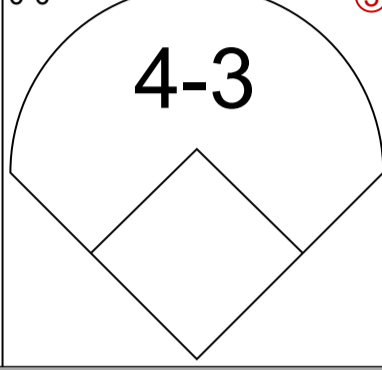
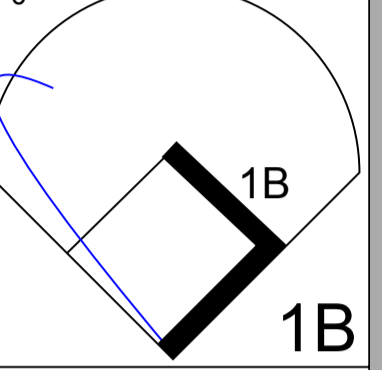
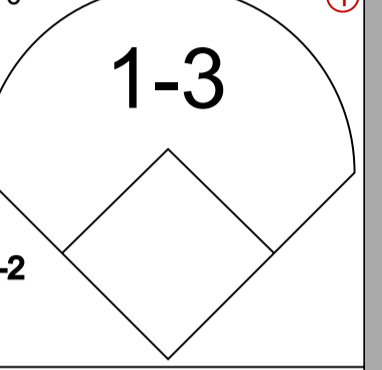
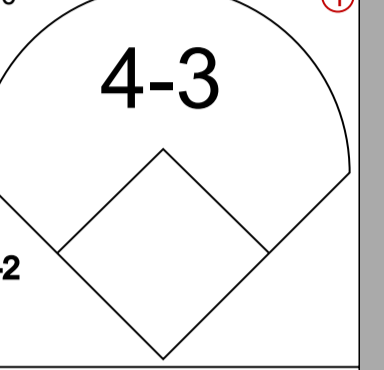
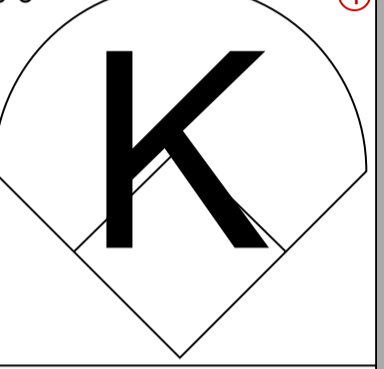
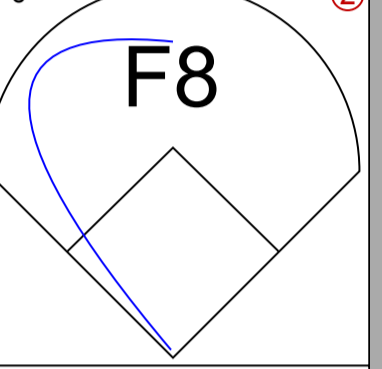
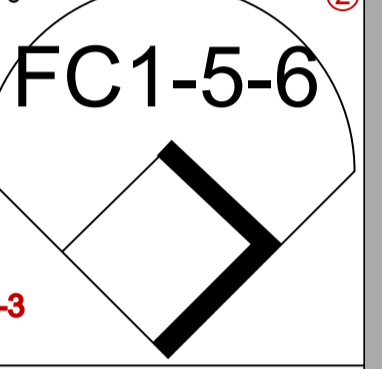
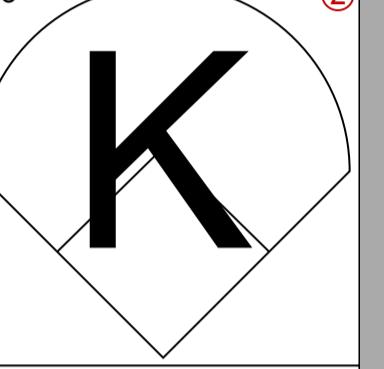
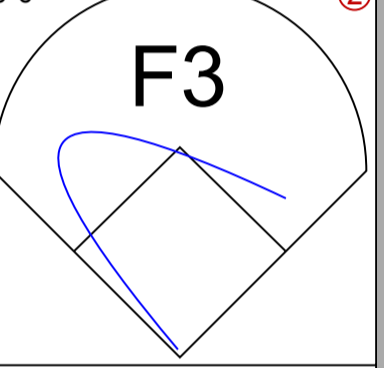
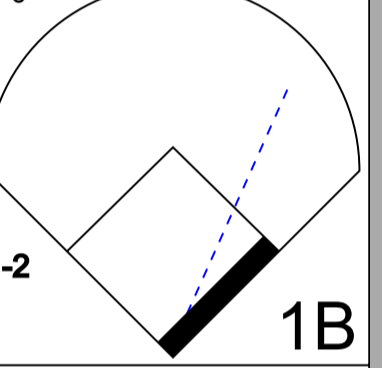
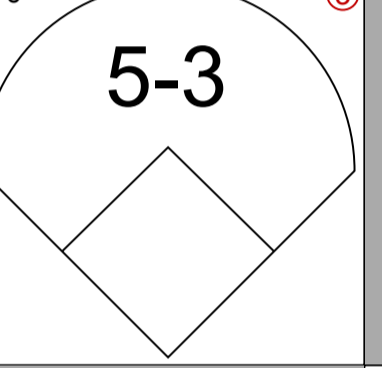
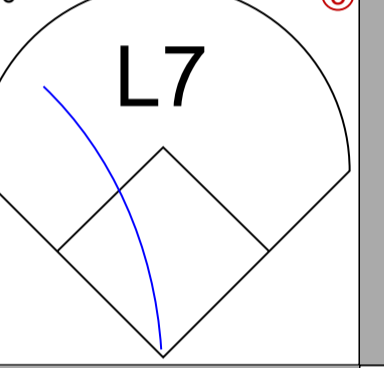
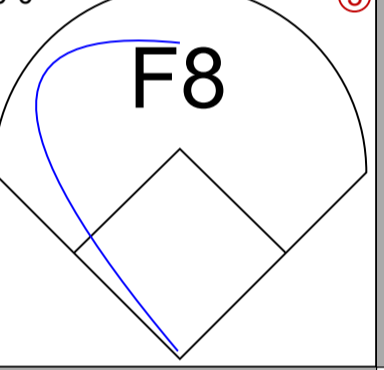
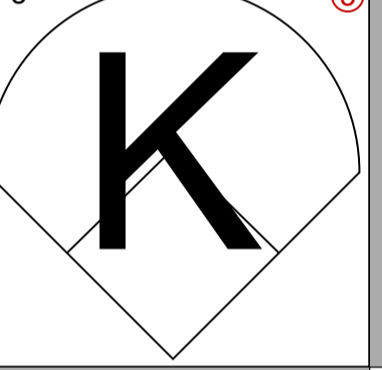
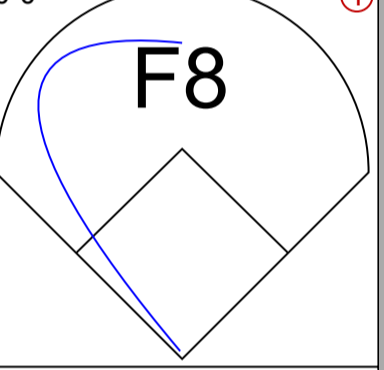
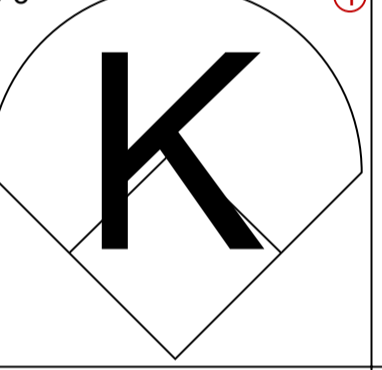

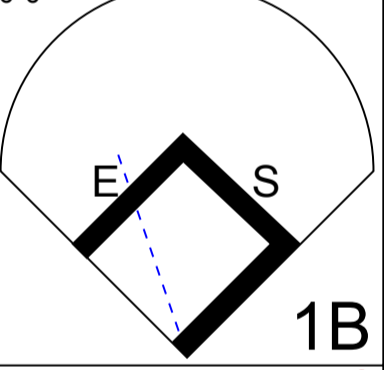
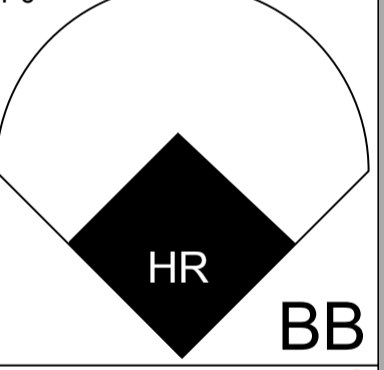
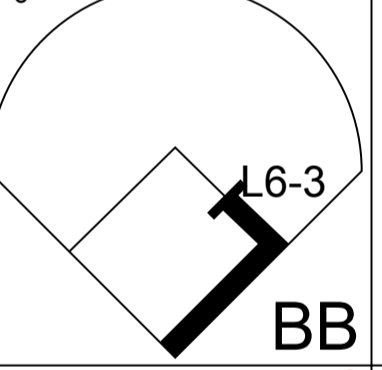
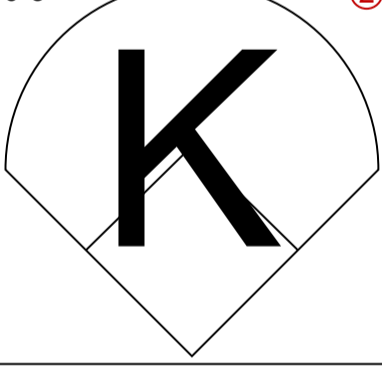
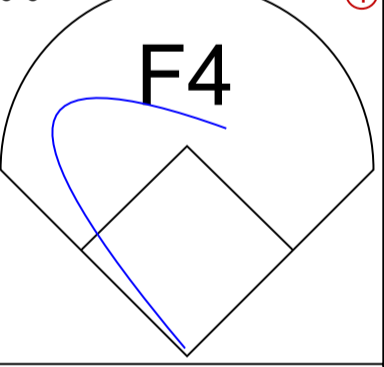
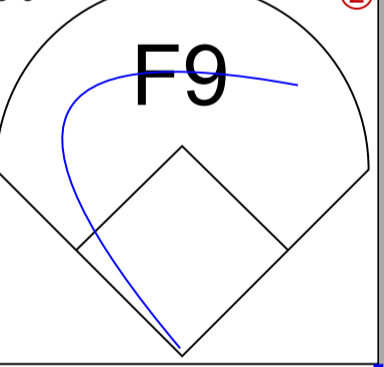
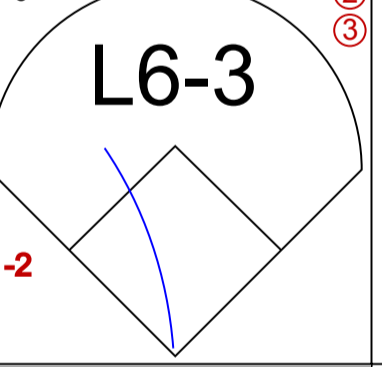
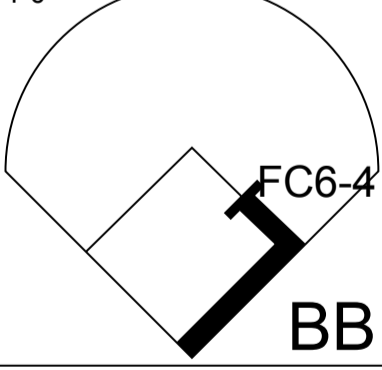
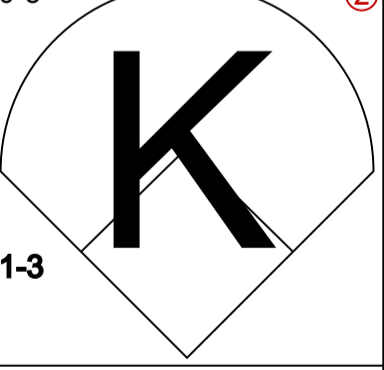
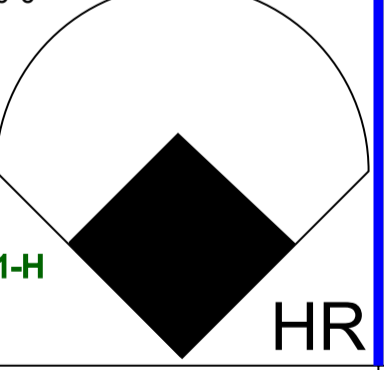
AB	R	H	RBI	BB	SO	LOB
2	3	2	0	3	0	0
5	2	3	1	0	0	2
4	2	2	2	1	2	2
4	3	2	4	0	0	1
0	0	0	0	0	0	0
1	0	0	0	2	1	0
0	0	0	0	1	0	0
1	1	1	0	0	0	0
4	0	1	1	1	1	4
3	0	0	0	0	2	4
2	0	1	2	0	0	2
5	0	0	0	0	1	5
4	0	0	0	0	1	2

AB	35
R	11
H	12
RBI	10
BB	8
SO	8
LOB	22



1B:	7	SF:	0	WP:	0	PA:	44
2B:	4	SAC:	0	PB:	0		
3B:	1	DP:	0	SB:	2		
HR:	0	HBP:	1	CS:	1		

PITCHER	IP	WLS	BF	H	R	ER	SO	BB	IBB	HBP	BLK	WP	HR	S	P	ERA	WHIP
---------	----	-----	----	---	---	----	----	----	-----	-----	-----	----	----	---	---	-----	------

Batter	1	2	3	4	5	6	7	8	9	AB R H RBI BB SO LOB													
Willie Wilson, S (1, 8) OBP: 0.313, SLG: 0.370	0-3 		0-0 FC6-4 		0-3 		0-0 F9 			4 0 0 0 0 2 2													
Kevin Seitzer, R (1, 5) OBP: 0.403, SLG: 0.476	0-3 			0-0 P3 		0-0 FC1-5-4 1-3 		4-0 BB 		3 0 1 0 1 1 0													
George Brett, L (1, 3) OBP: 0.386, SLG: 0.500	0-0 4-3 			0-0 1B 		0-0 1-3 		0-0 4-3 		4 0 1 0 0 0 2													
Danny Tartabull, R (1, 9) OBP: 0.372, SLG: 0.509		0-3 		0-0 F8 		0-0 FC1-5-6 2-3 		0-3 		4 0 0 0 0 2 3													
Frank White, R (1, 4) OBP: 0.311, SLG: 0.398		0-0 F3 		0-0 1B 		0-0 5-3 		0-0 L7 		4 0 1 0 0 0 2													
Lonnie Smith, R (1, 10) OBP: 0.359, SLG: 0.366		0-0 F8 		0-3 			0-0 F8 		0-3 	4 0 0 0 0 2 2													
Bill Pecota, R (1, 6) OBP: 0.347, SLG: 0.372			0-3 		0-0 E S 1B 		4-0 HR BB 		4-0 L6-3 BB 	2 1 1 0 2 1 0													
Gary Thurman, R (1, 7) OBP: 0.324, SLG: 0.290			0-3 		0-0 F4 		0-0 F9 		0-0 L6-3 	3 0 0 0 0 1 2													
Thad Bosley, L (9, PH) OBP: 0.300, SLG: 0.342 (9, 7)										1 0 0 0 0 0 1													
Larry Owen, R (1, 2) OBP: 0.262, SLG: 0.286										1 0 0 0 1 1 1													
Steve Balboni, R (7, PH) OBP: 0.283, SLG: 0.426										1 1 1 2 0 0 0													
Jamie Quirk, L (7, 2) OBP: 0.327, SLG: 0.376				4-0 FC6-4 BB 		0-3 K 1-3 		0-0 HR 		0 0 0 0 0 0 0													
Inning Stats	R: 0 E: 0 K: 2 S: 7	H: 0 LOB: 0 BB: 0 P: 7	R: 0 E: 0 K: 1 S: 5	H: 0 LOB: 0 BB: 0 P: 5	R: 0 E: 0 K: 2 S: 7	H: 0 LOB: 1 BB: 1 P: 11	R: 0 E: 0 K: 1 S: 7	H: 2 LOB: 2 BB: 0 P: 7	R: 0 E: 1 K: 2 S: 8	H: 1 LOB: 1 BB: 0 P: 8	R: 0 E: 0 K: 0 S: 4	H: 1 LOB: 1 BB: 0 P: 4	R: 2 E: 0 K: 0 S: 4	H: 1 LOB: 0 BB: 1 P: 8	R: 0 E: 0 K: 1 S: 5	H: 0 LOB: 1 BB: 1 P: 9	R: 0 E: 0 K: 1 S: 4	H: 0 LOB: 0 BB: 1 P: 8	1B: 4 2B: 1 3B: 0 HR: 1	SF: 0 SAC: 0 DP: 1 HBP: 0	WP: 0 PB: 0 SB: 1 CS: 0	PA: 35	
PITCHER	IP WLS BF H R ER SO BB IBB HBP BLK WP HR S P ERA WHIP																						
Curt Young, L (1, 1) ERA: 4.27	7.0	28	5	2	2	8	2	0	0	0	0	1	42	50	2.57	1.000							
Eric Plunk, R (8, 1) ERA: 5.21	2.0	W	7	0	0	0	2	2	0	0	0	0	9	17	0.00	1.000							

Kansas City Royals @ Oakland Athletics
Oakland-Alameda County Coliseum, Oakland, CA
 Thu Sep 10 1987, 3:33 AM PDT
 Att: 12,361 - Unknown

AB	31
R	2
H	5
RBI	2
BB	4
SO	10
LOB	15



WP: 0	PA: 35
-------	--------

Batter	1	2	3	4	5	6	7	8	9	AB R H RBI BB SO LOB
Tony Phillips, S (1, 4) OBP: 0.353, SLG: 0.382	0-3 K		0-0 1B		0-0 G5-4-3		0-0 6-3		0-0 F8	5 0 1 0 0 1 4
Tony Bernazard, S (1, 10) OBP: 0.333, SLG: 0.408 Luis Polonia, L (8, PR) OBP: 0.338, SLG: 0.411	0-0 6-3		0-0 4-3			0-0 1B F7 SF8 1B		4-0 1B 6-3 BB	0-0 BB 1B	3 1 1 0 1 0 2 1 1 1 0 0 0 0
Jose Canseco, R (1, 7) OBP: 0.312, SLG: 0.478	0-0 F9					0-0 F7		0-0 6-3	4-0 BB 1B	4 0 0 1 1 0 2
Carney Lansford, R (1, 5) OBP: 0.380, SLG: 0.484		0-0 5-3			0-0 FC6-4 1B		0-0 2-3 1B	0-0 5-3		4 0 2 0 0 0 2
Mark McGwire, R (1, 3) OBP: 0.360, SLG: 0.603		0-0 6-3			0-0 FC6-4 2B		0-0 SF8	0-0 2-H 1B		3 0 1 2 0 0 1
Steve Henderson, R (1, 9) OBP: 0.356, SLG: 0.467 Stan Javier, S (7, 9) OBP: 0.298, SLG: 0.280 Reggie Jackson, L (8, PH) OBP: 0.283, SLG: 0.394 Mike Davis, L (9, 9) OBP: 0.319, SLG: 0.471		0-0 F8			0-0 1-3 2B		0-0 1-3	0-3 K		3 0 1 0 0 0 1 0 0 0 0 0 0 0 1 0 0 0 0 1 1 0 0 0 0 0 0 0
Dwayne Murphy, L (1, 8) OBP: 0.404, SLG: 0.323			0-3 K		0-0 F8		4-0 CS BB		0-0 G3	3 0 0 0 1 1 2
Mickey Tettleton, S (1, 2) OBP: 0.312, SLG: 0.357 Alfredo Griffin, S (9, PR) OBP: 0.314, SLG: 0.358			0-0 F6			0-0 6-3		4-0 BB	0-0 1B 1B BB 1B	3 0 1 0 1 0 0 0 1 0 0 0 0 0
Mike Gallego, R (1, 6) OBP: 0.311, SLG: 0.344 Jerry Willard, L (9, PH) Terry Steinbach, R (9, PH) OBP: 0.345, SLG: 0.464			0-0 1B 2B			0-0 G5-4-3 1B		0-0 F9	0-0 BB 1B 1B	3 0 2 0 0 0 1 0 0 0 0 0 0 0 1 0 1 0 0 0 0

Inning Stats	R: 0 E: 0 K: 1 S: 5	H: 0 LOB: 0 BB: 0 P: 5	R: 0 E: 0 K: 0 S: 3	H: 0 LOB: 0 BB: 0 P: 3	R: 0 E: 0 K: 1 S: 7	H: 2 LOB: 2 BB: 0 P: 7	R: 0 E: 0 K: 0 S: 5	H: 2 LOB: 2 BB: 0 P: 5	R: 0 E: 0 K: 0 S: 3	H: 1 LOB: 0 BB: 0 P: 3	R: 1 E: 0 K: 0 S: 5	H: 2 LOB: 1 BB: 0 P: 5	R: 0 E: 0 K: 0 S: 2	H: 0 LOB: 1 BB: 2 P: 10	R: 1 E: 0 K: 1 S: 6	H: 1 LOB: 1 BB: 1 P: 10	R: 1 E: 0 K: 0 S: 5	H: 3 LOB: 3 BB: 1 P: 9	1B: 9 2B: 2 3B: 0 HR: 0	SF: 1 SAC: 0 DP: 1 HBP: 0
--------------	------------------------------	---------------------------------	------------------------------	---------------------------------	------------------------------	---------------------------------	------------------------------	---------------------------------	------------------------------	---------------------------------	------------------------------	---------------------------------	------------------------------	----------------------------------	------------------------------	----------------------------------	------------------------------	---------------------------------	----------------------------------	------------------------------------

BOTTOM

Kansas City Royals @ Oakland Athletics
Oakland-Alameda County Coliseum, Oakland, CA

Thu Sep 10 1987, 3:33 AM PDT
Att. 12,361 - Unknown

AB	34
R	3
H	11
RBI	3
BB	4
SO	3
LOB	16



PITCHER	IP	WLS	BF	H	R	ER	SO	BB	IBB	HBP	BLK	WP	HR	S	P	ERA	WHIP
Danny Jackson, L (1, 1) ERA: 3.78	7.0		29	7	2	2	2	3	0	0	0	0	0	30	42	2.57	1.429
John Davis, R (8, 1) ERA: 2.25	1.1	L	6	2	1	1	1	0	0	0	0	0	0	8	8	6.75	1.500
Jerry Don Gleaton, L (9, 1) ERA: 4.47	0.1		3	2	0	0	0	0	0	0	0	0	0	3	3	0.00	6.000
Gene Garber, R (9, 1) ERA: 4.63	0.0		1	0	0	0	0	1	0	0	0	0	0	4	4	∞	∞

Batter	1	2	3	4	5	6	7	8	9	AB R H RBI BB SO LOB	TOP											
Gary Thurman, R OBP: 0.359, SLG: 0.343 (1, 8)	4-0 CS BB		0-0 4-3 1B 1-2 2-H		0-3 K	0-0 G6-3 1-2f			0-0 1B 2B	4 1 2 1 1 1 2	Kansas City Royals @ Oakland Athletics Oakland-Alameda County Coliseum, Oakland, CA Fri Sep 11 1987, 7:05 PM PDT Att. 22,296 - Unknown livebaseballscorecards.com											
Thad Bosley, L OBP: 0.304, SLG: 0.344 (1, 7)	0-0 F7		0-0 4-3 1B 1-2 2-3		0-0 G3		0-0 6-3	0-0 G6-4-3 1B 2-H	5 0 2 1 0 0 1													
Kevin Seitzer, R OBP: 0.400, SLG: 0.472 (1, 5)	0-0 6-3 1-2		0-0 4-3 1B 1-2 2-3 3-H		0-0 F9		0-3 K	0-0 G6-4-3 1B 1-2f	5 0 0 1 0 1 4													
George Brett, L OBP: 0.384, SLG: 0.497 Scotti Madison, S (8, 3)		0-0 G3	0-3 K		0-0 BB 2B 1B		0-3 K	0-0 6-3	4 1 1 0 0 2 2 1 0 0 0 0 0 0													
Danny Tartabull, R OBP: 0.375, SLG: 0.510 (1, 9)		0-0 G4-6-3 1B		0-0 F9	4-0 2B 1B BB		0-0 S HR 1B		3 2 2 0 1 0 0													
Frank White, R OBP: 0.313, SLG: 0.405 Angel Salazar, R OBP: 0.222, SLG: 0.249 (8, 6)		0-0 G4-6-3 1-2f		0-0 SF7 3B	0-0 1B 2B		0-3 K		4 2 2 1 0 1 2 0 0 0 0 0 0 0													
Steve Balboni, R OBP: 0.285, SLG: 0.435 (1, 10)		4-0 BB 1B BB		0-0 SF7	0-0 F3		0-0 1-H HR		2 2 1 3 1 0 2													
Jamie Quirk, L OBP: 0.333, SLG: 0.379 (1, 2)		4-0 BB 1B 1B BB		0-0 1B	0-0 1B 1B		0-3 K		3 1 2 1 1 1 0													
Bill Pecota, R OBP: 0.343, SLG: 0.367 (8, 4)		0-0 F8		0-0 5-3	0-0 G6-3 1B		0-0 5-3		4 0 1 1 0 0 3													
Inning Stats	R: 0 E: 0 K: 0 S: 2	H: 0 LOB: 0 BB: 1 P: 6	R: 0 E: 0 K: 0 S: 3	H: 1 LOB: 0 BB: 0 P: 3	R: 2 E: 0 K: 1 S: 7	H: 2 LOB: 2 BB: 2 P: 15	R: 1 E: 0 K: 0 S: 5	H: 2 LOB: 1 BB: 0 P: 5	R: 0 E: 0 K: 1 S: 5	H: 0 LOB: 0 BB: 0 P: 5		R: 3 E: 0 K: 0 S: 6	H: 4 LOB: 1 BB: 1 P: 10	R: 0 E: 0 K: 2 S: 7	H: 0 LOB: 0 BB: 0 P: 7	R: 2 E: 0 K: 2 S: 9	H: 2 LOB: 0 BB: 0 P: 9	R: 1 E: 0 K: 0 S: 4	H: 2 LOB: 0 BB: 0 P: 4	1B: 9 2B: 2 3B: 1 HR: 1	SF: 1 SAC: 0 DP: 3 HBP: 0	WP: 0 PB: 0 SB: 1 CS: 1
PITCHER	IP WLS BF H R ER SO BB IBB HBP BLK WP HR S P ERA WHIP																					
Steve Ontiveros, R ERA: 4.03 (1, 1)	3.2 L 17 5 3 3 1 3 0 0 0 0 0 0 16 28 7.36 2.182																					
Gene Nelson, R ERA: 3.65 (4, 1)	1.2 8 2 3 3 1 1 0 0 0 0 0 0 9 13 16.20 1.800																					
Gary Lavelle, L ERA: 4.88 (6, 1)	1.2 6 2 0 0 2 0 0 0 0 0 0 0 10 10 0.00 1.200																					
Dennis Lamp, R ERA: 4.47 (8, 1)	0.1 3 2 2 2 1 0 0 0 0 0 1 5 5 54.00 6.000																					
Dave Otto, L ERA: 16.88 (8, 1)	1.2 6 2 1 1 1 0 0 0 0 0 0 0 8 8 5.40 1.200																					

Batter	1	2	3	4	5	6	7	8	9	AB R H RBI BB SO LOB
Luis Polonia, L (1, 7) OBP: 0.334, SLG: 0.407	0-0 6-3		0-0 G3			0-0 F7		0-0 B1-3		4 0 0 0 0 0 1
Tony Bernazard, S (1, 4) OBP: 0.331, SLG: 0.405	0-0 4-3			0-0 F6		0-0 F8		0-0 F9		4 0 0 0 0 0 2
Jose Canseco, R (1, 10) OBP: 0.314, SLG: 0.478	0-3 K			0-0 E7 4-3 1B		4-0 BB		0-0 F6		3 0 1 0 1 1 0
Carney Lansford, R (1, 5) OBP: 0.378, SLG: 0.481		0-0 5-3		0-0 4-3		0-0 4-3		0-0 6-3		3 0 0 0 0 0 2
Mike Gallego, R (9, 5) OBP: 0.311, SLG: 0.344				2-3						0 0 0 0 0 0 0
Reggie Jackson, L (9, PH) OBP: 0.282, SLG: 0.393										1 0 0 0 0 0 0
Dwayne Murphy, L (1, 8) OBP: 0.401, SLG: 0.317		0-0 F8		0-3 K			0-0 F4		4-0 1B BB	3 0 0 0 1 1 1
Mark McGwire, R (1, 3) OBP: 0.363, SLG: 0.606		0-0 1B			0-0 4-3 2B		0-0 6-3		0-0 1-2 1B	4 0 3 0 0 0 0
Mike Davis, L (1, 9) OBP: 0.316, SLG: 0.466		0-0 F8			0-3 K		0-0 4-3		0-0 F7	4 0 0 0 0 1 4
Terry Steinbach, R (1, 2) OBP: 0.345, SLG: 0.463			0-0 L6		0-0 4-3			0-0 B1-3 1B		3 0 1 0 0 0 1
Walt Weiss, S (8, PR) (9, 6)					2-3					0 0 0 0 0 0 0
Alfredo Griffin, S (1, 6) OBP: 0.313, SLG: 0.356			0-0 F6		0-0 4-3			0-0 F8		3 0 0 0 0 0 2
Matt Sinatro, R (9, 2)										0 0 0 0 0 0 0

Inning Stats	R: 0	H: 0	E: 0	K: 1	S: 5	R: 0	H: 1	E: 0	K: 0	S: 4	R: 0	H: 0	E: 0	K: 0	S: 3	R: 0	H: 1	E: 0	K: 1	S: 3	R: 0	H: 0	E: 0	K: 0	S: 3	R: 0	H: 1	E: 0	K: 0	S: 4	R: 0	H: 1	E: 0	K: 0	S: 4	R: 0	H: 0	E: 0	K: 0	S: 3	R: 0	H: 0	E: 0	K: 0	S: 3	R: 0	H: 1	E: 0	K: 0	S: 4
	LOB: 0	BB: 0	P: 5			LOB: 1	BB: 0	P: 4			LOB: 1	BB: 0	P: 3			LOB: 1	BB: 0	P: 6			LOB: 1	BB: 0	P: 6			LOB: 1	BB: 0	P: 6			LOB: 2	BB: 0	P: 4			LOB: 2	BB: 1	P: 8			LOB: 0	BB: 1	P: 8			LOB: 0	BB: 0	P: 4		

PITCHER	IP	WLS	BF	H	R	ER	SO	BB	IBB	HBP	BLK	WP	HR	S	P	ERA	WHIP	PITCHER	IP	WLS	BF	H	R	ER	SO	BB	IBB	HBP	BLK	WP	HR	S	P	ERA	WHIP													
Bret Saberhagen, R (1, 1) ERA: 3.27	9.0	W	34	5	0	0	3	2	0	0	0	0	0	38	46	0.00	0.778																															

BOTTOM

Kansas City Royals @ Oakland Athletics
 Oakland-Alameda County Coliseum, Oakland, CA
 Fri Sep 11 1987, 7:05 PM PDT
 Att. 22,296 - Unknown

livebaseballscores.com

AB	32
R	0
H	5
RBI	0
BB	2
SO	3
LOB	13



WP: 0	PA: 34
PB: 0	
SB: 0	
CS: 0	

Batter	1	2	3	4	5	6	7	8	9	AB R H RBI BB SO LOB	TOP											
Gary Thurman, R (1, 8) OBP: 0.356, SLG: 0.325	0-3 K	0-0 FC4-6 1B 1-2 2-3 3-H		0-3 K		0-3 K		4-0 6-3 BB	0-3 K	5 0 1 1 1 4 3												
Thad Bosley, L (1, 7) OBP: 0.300, SLG: 0.338	0-0 5-3	0-0 FC4-6 1B 1-2 2-3 3-H			0-0 5-3	0-0 6-3		0-0 6-3		5 0 1 1 0 0 2												
Kevin Seitzer, R (1, 5) OBP: 0.400, SLG: 0.470	0-0 F4	0-0 FC4-6 FC6-4 1-2f 2-3 3-H			4-0 2B BB	0-3 K		4-0 BB		3 1 0 1 2 1 3												
George Brett, L (1, 3) OBP: 0.387, SLG: 0.500		0-0 2B 1B FC6-4			0-0 1B 2B 1-H			4-0 1B SF7 BB	0-0 F5	4 3 2 1 1 0 4												
Danny Tartabull, R (1, 9) OBP: 0.377, SLG: 0.512		0-0 F8 1B 2B 1-H	4-0 CS BB		0-0 3B 1B 2-H		0-3 K		0-0 F8	4 2 2 2 1 1 1												
Frank White, R (1, 4) OBP: 0.313, SLG: 0.405		0-0 F8 2-3	0-0 F3		0-0 F8		0-0 WP 1B		0-0 S 2B 1B	5 1 2 0 0 0 3												
Steve Balboni, R (1, 10) OBP: 0.286, SLG: 0.442		0-0 1B BB 1B 3-H	0-0 F3		0-0 3B 1-H		0-0 SF7		0-3 K	4 1 2 3 0 1 2												
Jamie Quirk, L (1, 2) OBP: 0.335, SLG: 0.375		4-0 1B 1B 1B BB 1-2	0-0 CS	0-0 L7	0-0 F7		0-3 K		4-0 2B BB	3 1 0 0 2 1 2												
Bill Pecota, R (1, 6) OBP: 0.350, SLG: 0.372		0-0 1B 1B 1-2 2-3		0-0 1-3		0-0 6-3 S 1B		0-0 L3	0-0 1-3 2-H	4 1 2 0 0 0 0												
Jim Eisenreich, L (9, PH) OBP: 0.270, SLG: 0.481										1 0 1 1 0 0 0												
Angel Salazar, R (9, 6) OBP: 0.222, SLG: 0.249										0 0 0 0 0 0 0												
Inning Stats	R: 0 E: 0 K: 1 S: 5	H: 0 LOB: 0 BB: 0 P: 5	R: 5 E: 0 K: 0 S: 9	H: 6 LOB: 2 BB: 1 P: 13	R: 0 E: 0 K: 0 S: 2	H: 0 LOB: 0 BB: 1 P: 6	R: 0 E: 0 K: 1 S: 5	H: 0 LOB: 0 BB: 0 P: 5	R: 3 E: 0 K: 0 S: 6	H: 3 LOB: 1 BB: 1 P: 10	R: 0 E: 0 K: 2 S: 8	H: 1 LOB: 1 BB: 0 P: 8	R: 1 E: 0 K: 2 S: 8	H: 1 LOB: 1 BB: 1 P: 12	R: 0 E: 0 K: 0 S: 3	H: 0 LOB: 2 BB: 2 P: 11	R: 1 E: 0 K: 2 S: 9	H: 2 LOB: 2 BB: 1 P: 13	1B: 9 2B: 3 3B: 1 HR: 0	SF: 1 SAC: 0 DP: 0 HBP: 0	WP: 1 PB: 0 SB: 3 CS: 1	PA: 47
PITCHER	IP WLS BF H R ER SO BB IBB HBP BLK WP HR S P ERA WHIP																					
Dave Stewart, R (1, 1) ERA: 3.63	4.1 L 23 8 8 7 2 3 0 0 0 0 0 0 24 36 14.54 2.538																					
Jose Rijo, R (5, 1) ERA: 5.83	1.2 7 2 0 0 2 0 0 0 0 0 0 0 11 11 0.00 1.200																					
Greg Cadaret, L (7, 1) ERA: 4.86	0.0 1 0 1 1 0 1 0 0 0 0 0 0 4 ∞ ∞																					
Eric Plunk, R (7, 1) ERA: 5.07	2.0 9 1 0 0 2 2 0 0 0 1 0 11 19 0.00 1.500																					
Dennis Eckersley, R (9, 1) ERA: 3.16	1.0 6 2 1 1 2 1 0 0 0 0 0 9 13 9.00 3.000																					

Kansas City Royals @ Oakland Athletics
Oakland-Alameda County Coliseum, Oakland, CA

livebaseballscorecards.com

AB 38
R 10
H 13
RBI 10
BB 7
SO 8
LOB 20



Sat Sep 12 1987, 7:05 PM PDT
Att: 38,095 - Unknown

BOTTOM

Kansas City Royals @ Oakland Athletics
 Oakland-Alameda County Coliseum, Oakland, CA

Sat Sep 12 1987, 7:05 PM PDT
 Att. 38,095 - Unknown

livebaseballscorecards.com

AB	34
R	7
H	9
RBI	6
BB	7
SO	5
LOB	19



AB	R	H	RBI	BB	SO	LOB
3	0	1	0	0	0	0
0	0	0	0	0	0	0
1	0	0	0	0	0	1
0	0	0	0	0	0	0
0	0	0	1	0	0	0
0	0	0	0	0	0	0

AB	R	H	RBI	BB	SO	LOB
3	0	1	0	0	0	1
2	0	0	0	0	0	4

AB	R	H	RBI	BB	SO	LOB
4	0	1	0	1	1	2

AB	R	H	RBI	BB	SO	LOB
5	1	1	0	0	1	1

AB	R	H	RBI	BB	SO	LOB
4	3	2	2	1	1	1

AB	R	H	RBI	BB	SO	LOB
4	1	1	0	1	0	2

AB	R	H	RBI	BB	SO	LOB
2	0	0	0	1	1	3
0	1	0	0	1	0	0

AB	R	H	RBI	BB	SO	LOB
2	1	1	1	1	1	1
0	0	0	0	1	0	0

AB	R	H	RBI	BB	SO	LOB
4	0	1	2	0	0	3

1B	SF	WP	PA
5	1	0	42
3B	SAC	PB	
0	0	0	
HR	DP	SB	
1	1	1	
	HBP	CS	
0	0	0	

Batter	1	2	3	4	5	6	7	8	9
Stan Javier, S (1, 8) Brian Harper, R (6, PH) Reggie Jackson, L (6, PH) Mike Davis, L (6, PR) Tony Phillips, S (8, PH) Matt Sinatra, R (9, 2)	0-0 6-3		0-0 F9		0-0 FC6-4 1B	0-0 E4 1-2 3-H		0-0 SF8 3-H	
Steve Henderson, R (1, 9) Dwayne Murphy, L (6, PH) (7, 8)	0-0 5-3		0-0 G5-4-3 1B		0-0 FC6-4 1-2f	0-0 F7		0-0 4-3	
Jose Canseco, R (1, 7) (8, PH) (9, 2)	4-0 2-4 BB		0-0 G5-4-3 1-2f		0-3 K		0-0 B2	0-0 4-3 2B	
Carney Lansford, R (1, 5) (8, PH)	0-0 2-4 1-2	0-0 HR 1B		0-3 K		0-0 F4	0-0 5-3	0-0 5-3	
Mark McGwire, R (1, 3)		0-0 HR		0-0 6-3 2B		4-0 5-3 BB 1B BB	0-3 K	0-0 4-3 2-3	
Terry Steinbach, R (1, 10)		0-0 1B		0-0 6-3		4-0 5-3 1B BB		0-0 L6	0-0 6-3
Mickey Tettleton, S (1, 2) Luis Polonia, L (8, PH) (9, 9)		0-3 K		4-0 2B BB		0-0 5-3 1-2 2-3		4-0 E S SF8 BB	
Mike Gallego, R (1, 4) Tony Bernazard, S (8, PH) (9, 4)		0-3 K		0-0 1B E 2B		4-0 1B E BB		4-0 1-2 BB	
Alfredo Griffin, S (1, 6)		0-0 F5		0-0 F7		0-0 E 1B		0-0 E1 1-2 2-3	

Inning Stats	R	H	E	K	S	P	IP	WLS	BF	H	R	ER	SO	BB	IBB	HBP	BLK	WP	HR	S	P	ERA	WHIP	
	0	0	0	0	2	6	5.2		28	8	6	5	4	5	0	0	0	0	0	1	30	50	7.94	2.294
	0	0	0	0	0	0	0.0		1	0	0	0	0	0	0	0	0	0	0	1	1			
	0	0	0	0	0	0	0.1		1	0	0	0	0	0	0	0	0	0	0	1	1	0.00	0.000	
	0	0	0	0	0	0	1.1		7	0	1	0	1	2	0	0	0	0	0	7	15	0.00	1.500	
	0	0	0	0	0	0	0.2		2	0	0	0	0	0	0	0	0	0	0	2	2	0.00	0.000	

PITCHER	IP	WLS	BF	H	R	ER	SO	BB	IBB	HBP	BLK	WP	HR	S	P	ERA	WHIP
Charlie Leibrandt, L (1, 1) ERA: 3.04	5.2		28	8	6	5	4	5	0	0	0	0	0	1	1	7.94	2.294
Dan Quisenberry, R (6, 1) ERA: 2.58	0.0		1	0	0	0	0	0	0	0	0	0	0	1	1		
Bud Black, L (6, 1) ERA: 3.91	0.1		1	0	0	0	0	0	0	0	0	0	0	1	1	0.00	0.000
John Davis, R (7, 1) ERA: 2.16	1.1		7	0	1	0	1	2	0	0	0	0	0	7	15	0.00	1.500
Jerry Don Gleaton, L (8, 1) ERA: 4.4	0.2		2	0	0	0	0	0	0	0	0	0	0	2	2	0.00	0.000

PITCHER	IP	WLS	BF	H	R	ER	SO	BB	IBB	HBP	BLK	WP	HR	S	P	ERA	WHIP
Gene Garber, R (9, 1) ERA: 4.56	1.0		4	1	0	0	0	0	0	0	0	0	0	4	4	0.00	1.000

Batter	1	2	3	4	5	6	7	8	9	AB R H RBI BB SO LOB
Willie Wilson, S (1, 8) OBP: 0.316, SLG: 0.371	4-0 G3-6-3 BB		0-0 SF8 BB 1B 1B	0-0 5-3			0-0 FC6-5 1B 1-2 1B		0-3 K	4 1 2 1 1 1 1
Kevin Seitzer, R (1, 5) OBP: 0.401, SLG: 0.470	0-3 K		4-0 1B SF8 PB BB			0-3 K	0-0 BB FC6-5 1-2 1B		0-0 BB 1B	4 1 2 1 1 2 1
George Brett, L (1, 3) OBP: 0.387, SLG: 0.499	0-0 G3-6-3 1-2f		0-0 SF8			0-0 CS 1B	0-0 FC6-5 BB 1-2 2-3f		4-0 BB	3 0 1 1 1 0 3
Danny Tartabull, R (1, 9) OBP: 0.377, SLG: 0.510		0-3 K	0-0 PB 1B			0-3 K	4-0 1-2 2-3 BB		0-3 K	4 0 1 1 1 3 3
Frank White, R (1, 4) OBP: 0.311, SLG: 0.402		0-0 L8	0-3 K			0-0 CS 1-2	0-0 5-3		0-0 F4	4 0 0 0 0 1 4
Steve Balboni, R (1, 10) OBP: 0.286, SLG: 0.448		0-0 HR	0-0 F9			0-0 5-3		0-3 K		4 1 1 1 0 1 1
Bill Pecota, R (1, 6) OBP: 0.336, SLG: 0.357	0-0 6-3			0-0 F3		0-3 K2-3		0-3 K		4 0 0 0 0 2 0
Angel Salazar, R (9, 6) OBP: 0.222, SLG: 0.249										0 0 0 0 0 0 0
Gary Thurman, R (1, 7) OBP: 0.388, SLG: 0.364			0-0 1B 1B 1B				0-0 FC6-5 1B		0-0 F7	4 1 3 0 0 0 0
Larry Owen, R (1, 2) OBP: 0.262, SLG: 0.285			0-0 BB 1B SF8 1B			0-3 K	0-0 FC6 1B		0-3 K	4 2 1 0 0 2 2

Inning Stats	R: 0 E: 0 K: 1 S: 4	H: 0 LOB: 0 BB: 1 P: 8	R: 1 E: 0 K: 1 S: 6	H: 1 LOB: 0 BB: 0 P: 6	R: 4 E: 0 K: 1 S: 9	H: 4 LOB: 1 BB: 1 P: 13	R: 0 E: 0 K: 1 S: 6	H: 1 LOB: 1 BB: 0 P: 6	R: 0 E: 0 K: 2 S: 7	H: 1 LOB: 0 BB: 0 P: 7	R: 0 E: 0 K: 1 S: 5	H: 0 LOB: 0 BB: 0 P: 5	R: 1 E: 0 K: 0 S: 6	H: 3 LOB: 3 BB: 1 P: 10	R: 0 E: 0 K: 2 S: 7	H: 0 LOB: 0 BB: 0 P: 7	R: 0 E: 0 K: 3 S: 10	H: 1 LOB: 2 BB: 1 P: 14	1B: 10 2B: 0 3B: 0 HR: 1	SF: 1 SAC: 0 DP: 1 HBP: 0	WP: 0 PB: 1 SB: 1 CS: 1	PA: 41
--------------	------------------------------	---------------------------------	------------------------------	---------------------------------	------------------------------	----------------------------------	------------------------------	---------------------------------	------------------------------	---------------------------------	------------------------------	---------------------------------	------------------------------	----------------------------------	------------------------------	---------------------------------	-------------------------------	----------------------------------	-----------------------------------	------------------------------------	----------------------------------	--------

PITCHER	IP	WLS	BF	H	R	ER	SO	BB	IBB	HBP	BLK	WP	HR	S	P	ERA	WHIP
Rick Honeycutt, L (1, 1) ERA: 4.76	2.1	L	13	5	5	4	2	2	0	0	0	0	1	15	23	15.43	3.000
Gene Nelson, R (3, 1) ERA: 3.53	3.2		12	2	0	0	5	0	0	0	0	0	0	22	22	0.00	0.545
Dennis Lamp, R (7, 1) ERA: 4.61	0.1		4	3	1	1	0	0	0	0	0	0	0	4	4	27.00	9.000
Greg Cadaret, L (7, 1) ERA: 4.81	0.1		2	0	0	0	0	1	0	0	0	0	0	1	5	0.00	3.000
Dennis Eckersley, R (7, 1) ERA: 3.09	2.1		9	1	0	0	5	1	0	0	0	0	0	18	22	0.00	0.857


TOP

Kansas City Royals @ Oakland Athletics
Oakland-Alameda County Coliseum, Oakland, CA

Sun Sep 13 1987, 3:33 AM PDT
Att: 27,683 - Unknown

livebaseballscorecards.com

AB	35
R	6
H	11
RBI	5
BB	4
SO	12
LOB	15



Batter	1	2	3	4	5	6	7	8	9	AB	R	H	RBI	BB	SO	LOB
Luis Polonia, L (1, 7) OBP: 0.335, SLG: 0.405	0-3 K	0-0 CS 1B			0-0 4-3			0-0 G3	0-0 CS	4	0	1	1	0	1	0
Tony Bernazard, S (1, 4) OBP: 0.331, SLG: 0.402	0-3 K	0-0 CS 1-2	0-0 F9			0-0 4-3		4-0 FC5-4 1B BB		3	0	0	0	1	1	0
Dwayne Murphy, L (1, 8) OBP: 0.404, SLG: 0.337	4-0 BB		0-0 F7			0-0 HR		0-0 FC5-4 1B		3	1	2	1	1	0	0
Stan Javier, S (8, PR) OBP: 0.299, SLG: 0.281								1-2 FC5-4 1B		0	0	0	0	0	0	0
Carney Lansford, R (1, 5) OBP: 0.374, SLG: 0.474	0-0 F3		0-0 1-3			0-0 F4		0-0 L7		4	0	0	0	0	0	3
Jerry Willard, L (1, 10) Jose Canseco, R (8, PH) OBP: 0.314, SLG: 0.477		4-0 1B SF9 1B BB			0-3 K		0-0 F7	0-0 FC5-4		2	1	0	0	1	1	0
Mark McGwire, R (1, 3) OBP: 0.364, SLG: 0.610		0-0 F9			0-3 K					4	0	1	0	0	2	1
Mike Gallego, R (9, PR) OBP: 0.321, SLG: 0.358									0-0 FC1-5 1B	0	0	0	0	0	0	0
Mike Davis, L (1, 9) OBP: 0.317, SLG: 0.467		0-0 1B SF9 1B			0-3 K				0-0 FC1-5 1B	4	2	2	0	0	2	0
Terry Steinbach, R (1, 2) OBP: 0.347, SLG: 0.460		0-0 SF9 1B			0-0 5-3				0-0 FC1-5 FC4-6	3	1	1	0	1	0	2
Walt Weiss, S (9, PR)		1-2 2-3 1B						4-0 BB	1-2 2-3f	0	0	0	0	0	0	0
Alfredo Griffin, S (1, 6) OBP: 0.310, SLG: 0.353		0-0 SF9			0-0 1-3			0-0 F9	0-0 FC4-6 CS	3	0	0	2	0	0	2

Inning Stats	R: 0	H: 0	E: 0	K: 2	S: 7	LOB: 1	BB: 1	P: 11	R: 3	H: 3	E: 0	K: 0	S: 5	LOB: 0	BB: 1	P: 9	R: 0	H: 0	E: 0	K: 0	S: 3	LOB: 0	BB: 0	P: 3	R: 0	H: 0	E: 0	K: 3	S: 9	LOB: 0	BB: 0	P: 9	R: 0	H: 0	E: 0	K: 0	S: 3	LOB: 0	BB: 0	P: 3	R: 1	H: 1	E: 0	K: 0	S: 4	LOB: 0	BB: 0	P: 4	R: 0	H: 0	E: 0	K: 2	S: 7	LOB: 1	BB: 1	P: 11	R: 0	H: 1	E: 0	K: 0	S: 4	LOB: 2	BB: 1	P: 8	R: 1	H: 2	E: 1	K: 0	S: 4	LOB: 1	BB: 0	P: 4	1B: 6	2B: 0	3B: 0	HR: 1	SF: 1	SAC: 0	DP: 0	HBP: 0	WP: 0	PA: 38
PITCHER	IP	WLS	BF	H	R	ER	SO	BB	IBB	HBP	BLK	WP	HR	S	P	ERA	WHIP																																																																	
Mark Gubicza, R (1, 1) ERA: 4.29	7.1	W	30	5	4	4	7	4	0	0	0	0	1	40	56	4.91	1.227																																																																	
Gene Garber, R (8, 1) ERA: 4.46	1.2	S	6	2	1	0	0	0	0	0	0	0	0	6	6	0.00	1.200																																																																	

BOTTOM

Kansas City Royals @ Oakland Athletics
Oakland-Alameda County Coliseum, Oakland, CA

Sun Sep 13 1987, 3:33 AM PDT
Att. 27,683 - Unknown

livebaseballscorecards.com

AB	31
R	5
H	7
RBI	4
BB	4
SO	7
LOB	10




Batter	1	2	3	4	5	6	7	8	9	10	11	AB R H RBI BB SO LOB	TOP													
Luis Polonia, L (1, 10) OBP: 0.337, SLG: 0.405 Steve Henderson, R (9, PH) OBP: 0.362, SLG: 0.469 Jerry Willard, L (11, PH)	4-0 S 1B BB	0-0 1-4-3 1-2		0-0 WP G3 1B		0-0 F7			0-0 1B		4-0 G1-6-3 BB	3 1 1 0 1 0 1 1 0 1 0 0 0 0 0 0 0 0 1 0 0														
Tony Bernazard, S (1, 4) OBP: 0.330, SLG: 0.398	0-0 P6	4-0 BB		0-0 G3 1-2			0-3 K		0-3 K		0-0 G1-6-3 1-2f	5 0 0 0 1 2 5														
Jose Canseco, R (1, 7) OBP: 0.315, SLG: 0.477	4-0 BB 1B BB	0-3 K		0-3 K 2-3			0-0 S 2B		0-0 3-1			4 0 1 0 1 2 4														
Carney Lansford, R (1, 5) OBP: 0.377, SLG: 0.475 (8, 3)	0-0 BB 1B 1-2 2-H		0-0 L4		4-0 S BB		4-0 G4-6-3 IBB 2-3		0-0 F3 4-3 1B			3 0 2 1 2 0 0														
Dwayne Murphy, L (1, 8) OBP: 0.396, SLG: 0.329 Mike Gallego, R (10, PH) OBP: 0.318, SLG: 0.354 (10, 5)	0-3 K		0-3 K		0-0 F7		0-0 G4-6-3 1-2f		0-0 4-3 1-2			4 0 0 0 0 2 5 1 0 0 0 0 0 1														
Mark McGwire, R (1, 3) OBP: 0.367, SLG: 0.609 Stan Javier, S (8, PR) OBP: 0.297, SLG: 0.279 (8, 9) (10, 8)	4-0 BB 1B BB 1-2 2-3		4-0 1B BB		0-0 5-3 1-2		4-0 G5-4-3 BB		0-0 F3 2-3			1 0 0 0 3 0 1 1 0 0 0 0 0 1														
Mike Davis, L (1, 9) OBP: 0.318, SLG: 0.466 Tony Phillips, S (8, PH) OBP: 0.350, SLG: 0.380 (8, 5) (10, 9)	0-3 K		0-0 1-2 1B		0-0 4-3		0-3 K		0-0 F6			3 0 1 0 0 1 4 2 0 0 0 0 1 2														
Terry Steinbach, R (1, 2) OBP: 0.344, SLG: 0.454 Reggie Jackson, L (11, PH) K: 2, SLG: 0.394 Walt Weiss, S (11, PR) Mickey Tettleton, S (11, 2) OBP: 0.312, SLG: 0.353		0-3 K		0-0 G3		0-0 F9		0-0 G5-4-3 1-2f			0-0 SH3-4 1B	4 0 0 0 0 1 3 1 0 1 0 0 0 0 0 0 0 0 0 0 0 0 0 0 0 0 0 0														
Alfredo Griffin, S (1, 6) OBP: 0.309, SLG: 0.352		0-0 1-4-3 1B		0-0 F9		0-0 F5		0-0 F8			0-0 SH3-4 1-2	4 0 1 0 0 0 0														
Inning Stats	R: 1 E: 0 K: 2 S: 8	H: 1 LOB: 3 BB: 3 P: 20	R: 0 E: 0 K: 2 S: 8	H: 1 LOB: 2 BB: 1 P: 12	R: 0 E: 0 K: 1 S: 6	H: 1 LOB: 2 BB: 1 P: 10	R: 0 E: 0 K: 1 S: 6	H: 1 LOB: 1 BB: 0 P: 6	R: 0 E: 0 K: 0 S: 3	H: 0 LOB: 1 BB: 1 P: 7	R: 0 E: 0 K: 0 S: 3	H: 0 LOB: 0 BB: 0 P: 3	R: 0 E: 0 K: 1 S: 5	H: 1 LOB: 1 BB: 1 P: 9	R: 0 E: 0 K: 1 S: 4	H: 0 LOB: 1 BB: 1 P: 8	R: 0 E: 0 K: 1 S: 6	H: 1 LOB: 1 BB: 0 P: 6	R: 0 E: 0 K: 0 S: 4	H: 1 LOB: 1 BB: 0 P: 4	R: 0 E: 0 K: 0 S: 3	H: 1 LOB: 2 BB: 1 P: 7	1B: 7 2B: 1 3B: 0 HR: 0	SF: 0 SAC: 1 DP: 3 HBP: 0	WP: 1 PB: 0 SB: 3 CS: 0	PA: 47
PITCHER	IP WLS BF H R ER SO BB IBB HBP BLK WP HR S P ERA WHIP															IP WLS BF H R ER SO BB IBB HBP BLK WP HR S P ERA WHIP										
Bobby Witt, R (1, 1) ERA: 4.8	7.0 33 5 1 1 7 7 1 0 0 1 0 39 71 1.29 1.714																									
Mitch Williams, L (8, 1) ERA: 3.07	3.0 10 2 0 0 2 0 0 0 0 0 0 14 14 0.00 0.667																									
Dale Mohorcic, R (11, 1) ERA: 2.88	1.0 W 4 1 0 0 0 1 0 0 0 0 0 3 7 0.00 2.000																									


Oakland Athletics @ Texas Rangers
Arlington Stadium, Arlington, TX
Mon Sep 14 1987, 8:05 PM EDT
Att. 11,888 - Unknown

livebaseballscorecards.com

AB	37
R	1
H	8
RBI	1
BB	9
SO	9
LOB	27



Batter	1	2	3	4	5	6	7	8	9	10	11	AB R H RBI BB SO LOB	BOTTOM														
Jerry Browne, S OBP: 0.360, SLG: 0.346 (1, 4)	0-0 5-3		0-0 FC6 1B			0-3 K		0-0 F8			0-0 SH3-4	4 0 1 0 0 1 0	<p>Oakland Athletics @ Texas Rangers Arlington Stadium, Arlington, TX Mon Sep 14 1987, 8:05 PM EDT Att. 11,888 - Unknown</p> <p>livebaseballscores.com</p> <table border="1"> <tr><td>AB</td><td>35</td></tr> <tr><td>R</td><td>2</td></tr> <tr><td>H</td><td>6</td></tr> <tr><td>RBI</td><td>2</td></tr> <tr><td>BB</td><td>5</td></tr> <tr><td>SO</td><td>12</td></tr> <tr><td>LOB</td><td>12</td></tr> </table> 	AB	35	R	2	H	6	RBI	2	BB	5	SO	12	LOB	12
AB	35																										
R	2																										
H	6																										
RBI	2																										
BB	5																										
SO	12																										
LOB	12																										
Bob Brower, R OBP: 0.340, SLG: 0.469 (1, 7)	0-3 K		0-0 FC6 1-2f			0-0 HR		0-3 K			0-0 F9	5 1 1 1 0 2 3															
Pete O'Brien, L OBP: 0.357, SLG: 0.474 (1, 3)	0-0 5-3					4-0 K2-4 BB					4-0 BB IBB	3 0 0 0 2 0 0															
Larry Parrish, R OBP: 0.328, SLG: 0.494 (1, 5)		0-0 F9				0-3 K2-4 1-2f					4-0 BB BB	4 0 0 0 1 3 1															
Darrell Porter, L OBP: 0.374, SLG: 0.398 (1, 10)		0-3 K				0-3 K					4-0 BB BB	4 0 0 1 1 3 0															
Geno Petrali, L OBP: 0.385, SLG: 0.471 Cecil Espy, S OBP: 0.324, SLG: 0.357 Don Slaughter, R OBP: 0.296, SLG: 0.383 (1, 2) (7, PR) (8, 2)		0-0 6-3				0-0 WP 1B		0-0 1B			0-0 F8	3 0 2 0 0 0 0 0 0 0 0 0 0 0 1 0 0 0 0 0 0															
Oddibe McDowell, L OBP: 0.317, SLG: 0.416 (1, 8)			4-0 1B S BB			0-3 K		0-0 F7			0-0 G6-3 1B	3 0 1 0 1 1 2															
Dave Meier, R OBP: 0.333, SLG: 0.417 Tom O'Malley, L OBP: 0.324, SLG: 0.357 Tom Paciorek, R OBP: 0.268, SLG: 0.359 (1, 9) (10, PH) (11, 9)			0-3 K			0-0 F3		0-0 F8			0-0 G6-3 1-2f	3 0 0 0 0 1 3 1 0 0 0 0 0 1 0 0 0 0 0 0 0															
Curtis Wilkerson, S OBP: 0.295, SLG: 0.398 (1, 6)			0-3 K			0-0 L9		0-0 4-3			0-0 F9 SH3-4 BB 1B	4 1 1 0 0 1 2															
Inning Stats	R: 0 E: 0 K: 1 S: 5	H: 0 LOB: 0 BB: 0 P: 5	R: 0 E: 0 K: 1 S: 5	H: 0 LOB: 0 BB: 0 P: 5	R: 0 E: 0 K: 2 S: 8	H: 1 LOB: 2 BB: 1 P: 12	R: 0 E: 0 K: 2 S: 7	H: 0 LOB: 0 BB: 0 P: 7	R: 0 E: 0 K: 1 S: 6	H: 1 LOB: 1 BB: 0 P: 6	R: 1 E: 0 K: 2 S: 7	H: 1 LOB: 1 BB: 1 P: 11	R: 0 E: 0 K: 1 S: 5	H: 0 LOB: 0 BB: 0 P: 5	R: 0 E: 0 K: 2 S: 7	H: 0 LOB: 0 BB: 0 P: 7	R: 0 E: 0 K: 0 S: 3	H: 1 LOB: 0 BB: 0 P: 3	R: 1 E: 0 K: 0 S: 3	H: 1 LOB: 3 BB: 3 P: 15	1B: 5 2B: 1 3B: 0 HR: 1	SF: 0 SAC: 1 DP: 2 HBP: 0	WP: 1 PB: 0 SB: 1 CS: 0	PA: 41			
PITCHER	IP	WLS	BF	H	R	ER	SO	BB	IBB	HBP	BLK	WP	HR	S	P	ERA	WHIP										
Storm Davis, R ERA: 5.59 Steve Ontiveros, R ERA: 3.98 (1, 1) (8, 1)	7.0	L	26	4	1	1	9	2	0	0	0	1	1	42	50	1.29	0.857										

Batter	1	2	3	4	5	6	7	8	9	AB R H RBI BB SO LOB	TOP																
Luis Polonia, L (1, 10) OBP: 0.334, SLG: 0.402 Terry Steinbach, R (8, PH) OBP: 0.344, SLG: 0.463	0-0 4-3		0-0 B1-3			0-0 L4		0-0 HR	0-0 5-3	3 0 0 0 0 0 0 2 1 1 1 0 0 1																	
Tony Phillips, S (1, 4) OBP: 0.352, SLG: 0.379	4-0 1B BB		0-0 G3			0-0 4-3		0-0 1B		3 0 1 0 1 0 0																	
Mark McGwire, R (1, 3) OBP: 0.368, SLG: 0.620	0-0 F4			0-0 HR		0-0 HR		0-0 F9		4 2 2 2 0 0 2																	
Carney Lansford, R (1, 5) OBP: 0.378, SLG: 0.474	0-0 1-2 1B			0-0 L8		0-0 L4			4-0 1B HR BB	3 1 1 0 1 0 0																	
Dwayne Murphy, L (1, 8) OBP: 0.391, SLG: 0.324 Brian Harper, R (9, PH) OBP: 0.429, SLG: 0.571 Stan Javier, S (9, PR) OBP: 0.297, SLG: 0.279 (9, 8)	0-0 P6			0-0 G3			0-3 K		0-0 1-2 HR 1B	3 0 0 0 0 0 1 2 1 0 1 0 0 0 0 0 1 0 0 0 0 0																	
Jose Canseco, R (1, 7) OBP: 0.314, SLG: 0.481		0-0 L5		0-3 K			0-0 6-3		0-0 1-H 2-H HR	4 1 1 3 0 1 0																	
Mike Davis, L (1, 9) OBP: 0.317, SLG: 0.464		0-0 3-1			0-0 G1-6-3 1B		0-0 F7		0-0 4-3	4 0 1 0 0 0 1	AB 35 R 6 H 9 RBI 6 BB 2 SO 5 LOB 8																
Mickey Tettleton, S (1, 2) OBP: 0.306, SLG: 0.346		0-0 F9			0-0 G1-6-3 1-2f			0-3 K	0-0 F8	4 0 0 0 0 1 2																	
Alfredo Griffin, S (1, 6) OBP: 0.308, SLG: 0.350 Steve Henderson, R (8, PH) OBP: 0.358, SLG: 0.464 Mike Gallego, R (8, 6) OBP: 0.324, SLG: 0.361			0-3 K		0-3 K			0-0 F9	0-0 1B	2 0 0 0 0 2 0 1 0 0 0 0 0 0 1 0 1 0 0 0 0																	
Inning Stats	R: 0 E: 0 K: 0 S: 4	H: 1 LOB: 2 BB: 1 P: 8	R: 0 E: 0 K: 0 S: 3	H: 0 LOB: 0 BB: 0 P: 3	R: 0 E: 0 K: 1 S: 5	H: 0 LOB: 0 BB: 0 P: 5	R: 1 E: 0 K: 1 S: 6	H: 1 LOB: 0 BB: 0 P: 6	R: 0 E: 0 K: 1 S: 5	H: 1 LOB: 0 BB: 0 P: 5	R: 1 E: 0 K: 0 S: 4	H: 1 LOB: 0 BB: 0 P: 4	R: 0 E: 0 K: 1 S: 5	H: 0 LOB: 0 BB: 0 P: 5	R: 1 E: 0 K: 1 S: 7	H: 2 LOB: 1 BB: 0 P: 7	R: 3 E: 0 K: 0 S: 6	H: 3 LOB: 1 BB: 1 P: 10	1B: 5 2B: 0 3B: 0 HR: 4	SF: 0 SAC: 0 DP: 1 HBP: 0	WP: 0 PB: 0 SB: 0 CS: 0	PA: 37					
PITCHER	IP	WLS	BF	H	R	ER	SO	BB	IBB	HBP	BLK	WP	HR	S	P	ERA	WHIP										
Greg Harris, R (1, 1) ERA: 4.73	7.0		25	4	2	2	4	1	0	0	0	0	2	32	36	2.57	0.714										
Steve Howe, L (8, 1) ERA: 5.87	1.0		7	3	3	3	1	1	0	0	0	0	1	8	12	27.00	4.000										
Dale Mohorcic, R (9, 1) ERA: 2.95	1.0	L	5	2	1	1	0	0	0	0	0	0	1	5	5	9.00	2.000										

Oakland Athletics @ Texas Rangers
Arlington Stadium, Arlington, TX
Tue Sep 15 1987, 8:05 PM EDT
Att. 9,533 - Unknown

livebaseballscorecards.com

Batter	1	2	3	4	5	6	7	8	9	AB R H RBI BB SO LOB
Bob Brower, R (1, 8) OBP: 0.342, SLG: 0.473 Darrell Porter, L (8, 7) OBP: 0.371, SLG: 0.395 (9, PH)	0-0 S 5-3 2B	0-0 P4			0-0 FC1-6-5-4-7 1-3 1B		0-3 K 1-2		0-3 K	4 1 2 0 0 1 3 1 0 0 0 0 1 0
Scott Fletcher, R (1, 6) OBP: 0.362, SLG: 0.390	4-0 1B 5-3 2-3 BB		0-0 L8		0-0 FC1-6-5-4-7 1-3 3-H 1B		0-0 E9 2-H 3-H 1B			3 0 1 2 1 0 2
Steve Buechele, R (1, 4) OBP: 0.285, SLG: 0.394 (8, 5)	0-0 5-3 1-2 3-H		0-0 F7		0-0 F9		0-3 K			4 0 0 1 0 1 4
Larry Parrish, R (1, 5) OBP: 0.329, SLG: 0.493 Jerry Browne, S (8, 4) OBP: 0.361, SLG: 0.348	0-0 2-3 1B		0-0 F7			0-3 K		0-0 S 1B		3 0 1 0 0 1 0 1 0 1 0 0 0 0
Pete Incaviglia, R (1, 10) OBP: 0.337, SLG: 0.508	0-3 K			4-0 G5-4-3 BB		0-3 K		0-3 K 1-2		3 0 0 0 1 3 3
Pete O'Brien, L (1, 3) OBP: 0.356, SLG: 0.471	0-0 4-3			0-3 K		0-0 4-3		4-0 G4-3 IBB		3 0 0 0 1 1 3
Tom Paciorek, R (1, 7) OBP: 0.273, SLG: 0.381 Cecil Espy, S (7, PR) (8, 9)		0-3 K		0-0 G5-4-3 1-2f			0-0 SH1-4 E 2B	0-0 G4-3		3 0 1 0 0 1 1 1 1 0 0 0 0 2
Don Slaught, R (1, 2) OBP: 0.302, SLG: 0.417 Geno Petrali, L (9, PH) OBP: 0.383, SLG: 0.468		0-0 HR			0-0 HR		0-0 SH1-4 2-3		0-0 F7	2 2 2 2 0 0 0 1 0 0 0 0 0 0
Dave Meier, R (1, 9) OBP: 0.357, SLG: 0.429 Oddibe McDowell, L (7, PH) OBP: 0.318, SLG: 0.415 (8, 8)		0-0 5-3			0-0 1B FC1-6-5-4-7 1B		4-0 S E BB		0-0 F8	2 0 1 0 0 0 0 1 1 0 0 1 0 0

Inning Stats	R: 1	H: 2	E: 0	K: 1	S: 7	LOB: 2	BB: 1	P: 11	R: 1	H: 1	E: 0	K: 1	S: 6	LOB: 0	BB: 0	P: 6	R: 0	H: 0	E: 0	K: 0	S: 3	LOB: 0	BB: 0	P: 3	R: 0	H: 0	E: 0	K: 1	S: 4	LOB: 0	BB: 1	P: 8	R: 1	H: 3	E: 0	K: 0	S: 5	LOB: 1	BB: 0	P: 5	R: 0	H: 0	E: 0	K: 2	S: 7	LOB: 0	BB: 0	P: 7	R: 2	H: 2	E: 1	K: 2	S: 9	LOB: 2	BB: 1	P: 13	R: 0	H: 1	E: 0	K: 1	S: 5	LOB: 1	BB: 1	P: 9	R: 0	H: 0	E: 0	K: 1	S: 5	LOB: 0	BB: 0	P: 5	1B: 5	2B: 3	3B: 0	HR: 2	SF: 0	SAC: 1	DP: 3	HBP: 0	WP: 0	PB: 0	SB: 3	CS: 0	PA: 37
--------------	------	------	------	------	------	--------	-------	-------	------	------	------	------	------	--------	-------	------	------	------	------	------	------	--------	-------	------	------	------	------	------	------	--------	-------	------	------	------	------	------	------	--------	-------	------	------	------	------	------	------	--------	-------	------	------	------	------	------	------	--------	-------	-------	------	------	------	------	------	--------	-------	------	------	------	------	------	------	--------	-------	------	-------	-------	-------	-------	-------	--------	-------	--------	-------	-------	-------	-------	--------

PITCHER	IP	WLS	BF	H	R	ER	SO	BB	IBB	HBP	BLK	WP	HR	S	P	ERA	WHIP
Curt Young, L (1, 1) ERA: 4.3	5.0		21	6	3	3	3	2	0	0	0	0	2	25	33	5.40	1.600
Eric Plunk, R (6, 1) ERA: 5.11	3.0	W	13	3	2	2	5	1	1	0	0	0	0	21	29	6.00	1.333
Dennis Eckersley, R (9, 1) ERA: 3.06	1.0	S	3	0	0	0	1	0	0	0	0	0	0	5	5	0.00	0.000

BOTTOM

Oakland Athletics @ Texas Rangers
Arlington Stadium, Arlington, TX

Tue Sep 15 1987, 8:05 PM EDT
Att. 9,533 - Unknown

livebaseballscorecards.com

AB	32
R	5
H	9
RBI	5
BB	4
SO	9
LOB	18



Batter	1	2	3	4	5	6	7	8	9	AB R H RBI BB SO LOB	TOP
Dwayne Murphy, L (1, 8) OBP: 0.384, SLG: 0.316	0-3 K		0-3 K		0-3 K			0-0 4-3		4 0 0 0 0 3 3	
Mike Davis, L (1, 9) OBP: 0.316, SLG: 0.462	0-0 F8			0-3 K 4-3 S 9-2		0-0 F9		0-0 G5-4-3 1B		4 0 1 0 0 1 0	
Mark McGwire, R (1, 3) OBP: 0.365, SLG: 0.615	0-3 K			0-0 4-3 1-3		0-3 K		0-0 G5-4-3 1-2f		4 0 0 0 0 2 2	
Carney Lansford, R (1, 5) OBP: 0.376, SLG: 0.470		0-0 P4		0-0 9-2 3-Hf		0-0 F8		0-0 F7		4 0 0 0 0 0 1	
Jerry Willard, L (1, 10) OBP: 0.429, SLG: 0.200 Walt Weiss, S (5, PR) Reggie Jackson, L (7, PH) OBP: 0.283, SLG: 0.393		0-0 G3			0-0 FC1-5 BB 1B		0-0 3-1			2 0 1 0 0 0 0 0 0 0 0 0 0 0 1 0 0 0 0 0 0	
Jose Canseco, R (1, 7) OBP: 0.316, SLG: 0.480		4-0 CS BB			4-0 1B FC1-5 FC6-4 BB		0-3 K			1 1 0 0 2 1 0	
Mickey Tettleton, S (1, 2) OBP: 0.302, SLG: 0.340	0-0 CS 1-2		0-0 4-3		0-0 FC1-5 FC6-4 1B 1-2 2-3f		0-0 6-3			3 0 0 0 0 0 2	
Mike Gallego, R (1, 4) OBP: 0.333, SLG: 0.364 (8, 6)					0-0 FC6-4 BB 1B 1-2 2-3			0-0 G6-3		2 0 1 0 1 0 0	
Alfredo Griffin, S (1, 6) OBP: 0.306, SLG: 0.348 Tony Bernazard, S (8, 4) OBP: 0.330, SLG: 0.398			0-0 P5		0-0 FC6-4 1-2f 2-3 3-H			0-0 B3		3 0 0 1 0 0 3 0 0 0 0 0 0 0	
Inning Stats	R: 0 E: 0 K: 2 S: 7 H: 0 LOB: 0 BB: 0 P: 7	R: 0 E: 0 K: 0 S: 2 H: 0 LOB: 0 BB: 1 P: 6	R: 0 E: 0 K: 1 S: 5 H: 0 LOB: 1 BB: 1 P: 9	R: 0 E: 0 K: 1 S: 5 H: 0 LOB: 0 BB: 0 P: 5	R: 1 E: 0 K: 1 S: 7 H: 2 LOB: 2 BB: 1 P: 11	R: 0 E: 0 K: 1 S: 5 H: 0 LOB: 0 BB: 0 P: 5	R: 0 E: 0 K: 1 S: 5 H: 0 LOB: 0 BB: 0 P: 5	R: 0 E: 0 K: 0 S: 3 H: 0 LOB: 0 BB: 0 P: 3	R: 0 E: 0 K: 0 S: 3 H: 1 LOB: 0 BB: 0 P: 3	1B: 3 2B: 1 3B: 0 HR: 0 SF: 0 SAC: 0 DP: 2 HBP: 0	WP: 0 PB: 1 SB: 1 CS: 1 PA: 32
PITCHER Charlie Hough, R (1, 1) ERA: 3.87	IP: 9.0 WLS: W BF: 31 H: 3 R: 1 ER: 1 SO: 7 BB: 3 IBB: 0 HBP: 0 BLK: 0 WP: 0 HR: 0 S: 42 P: 54 ERA: 1.00 WHIP: 0.667	PITCHER IP WLS BF H R ER SO BB IBB HBP BLK WP HR S P ERA WHIP									

Oakland Athletics @ Texas Rangers
Arlington Stadium, Arlington, TX
Wed Sep 16 1987, 8:05 PM EDT
Att: 10,953 - Unknown

livebaseballscorecards.com

AB	28
R	1
H	3
RBI	1
BB	3
SO	7
LOB	11



Batter	1	2	3	4	5	6	7	8	9	AB	R	H	RBI	BB	SO	LOB
--------	---	---	---	---	---	---	---	---	---	----	---	---	-----	----	----	-----

Jerry Browne, S (1, 4) <small>OBP: 0.360, SLG: 0.347</small>	0-0 E4 		0-0 1-6-3 		0-0 6-3 			0-0 		4	1	1	0	0	0	0
Scott Fletcher, R (1, 6) <small>OBP: 0.360, SLG: 0.387</small>	0-0 F3 			0-0 P6 		0-0 L4 		0-0 F8 		4	0	0	0	0	0	2
Pete O'Brien, L (1, 3) <small>OBP: 0.356, SLG: 0.468</small>	0-0 F7 			0-0 4-3 		0-0 6-3 		4-0 		3	0	0	0	1	0	0
Larry Parrish, R (1, 5) <small>OBP: 0.332, SLG: 0.501</small> Steve Buechele, R (8, 5) <small>OBP: 0.287, SLG: 0.396</small>		0-0 		4-0 		0-0 		0-0 		2	2	2	1	1	0	0
Darrell Porter, L (1, 10) <small>OBP: 0.375, SLG: 0.419</small>		0-0 P4 		0-0 		4-0 		0-0 F7 		3	1	1	2	1	0	3
Geno Petralli, L (1, 2) <small>OBP: 0.380, SLG: 0.460</small>		0-0 F8 		4-0 		0-0 F8 		0-0 3-1 		3	0	0	0	1	0	4
Oddibe McDowell, L (1, 8) <small>OBP: 0.316, SLG: 0.411</small>		0-0 3-1 		0-3 K 				0-0 F8 		3	0	0	0	0	1	2
Bob Brower, R (1, 7) <small>OBP: 0.339, SLG: 0.468</small>			0-3 K 		0-0 F8 		0-0 6-3 			3	0	0	0	0	1	0
Cecil Espy, S (1, 9)			0-0 3-1 		0-3 K 		0-0 L6 			3	0	0	0	0	1	0

Inning Stats	R: 0 E: 1 K: 0 S: 3	H: 0 LOB: 0 BB: 0 P: 3	R: 0 E: 0 K: 0 S: 4	H: 1 LOB: 1 BB: 0 P: 4	R: 0 E: 0 K: 1 S: 5	H: 0 LOB: 0 BB: 0 P: 5	R: 2 E: 0 K: 1 S: 6	H: 1 LOB: 1 BB: 2 P: 14	R: 0 E: 0 K: 1 S: 5	H: 0 LOB: 0 BB: 0 P: 5	R: 1 E: 0 K: 0 S: 4	H: 1 LOB: 1 BB: 1 P: 8	R: 0 E: 0 K: 0 S: 3	H: 0 LOB: 0 BB: 0 P: 3	R: 1 E: 0 K: 0 S: 5	H: 2 LOB: 2 BB: 1 P: 9	1B: 3 2B: 0 3B: 0 HR: 2	SF: 0 SAC: 0 DP: 0 HBP: 0
--------------	------------------------------	---------------------------------	------------------------------	---------------------------------	------------------------------	---------------------------------	------------------------------	----------------------------------	------------------------------	---------------------------------	------------------------------	---------------------------------	------------------------------	---------------------------------	------------------------------	---------------------------------	----------------------------------	------------------------------------

PITCHER	Dave Stewart, R (1, 1) <small>ERA: 3.66</small>	IP 8.0 WLS L BF 33 H 5 R 4 ER 4 SO 3 BB 4 IBB 0 HBP 0 BLK 0 WP 0 HR 2 S 35 P 51 ERA 4.50 WHIP 1.125	PITCHER IP WLS BF H R ER SO BB IBB HBP BLK WP HR S P ERA WHIP
---------	---	---	--

BOTTOM

Oakland Athletics @ Texas Rangers
 Arlington Stadium, Arlington, TX
 Wed Sep 16 1987, 8:05 PM EDT
 Att. 10,953 - Unknown

AB	29
R	4
H	5
RBI	4
BB	4
SO	3
LOB	11



WP: 0	PA: 33
PB: 1	SB: 0
CS: 1	

Batter	1	2	3	4	5	6	7	8	9	AB R H RBI BB SO LOB	TOP									
Luis Polonia, L OBP: 0.331, SLG: 0.397 (1, 10)	0-3 K		0-0 6-3		0-0 CS	0-0 F7		0-0 G4-6-3		4 0 0 0 0 1 2										
Mike Davis, L OBP: 0.318, SLG: 0.471 (1, 9)	0-0 WP SF9 2B			0-0 4-3		0-0 3-1		0-0 HR		4 2 2 2 0 0 0										
Mark McGwire, R OBP: 0.366, SLG: 0.620 Mike Gallego, R OBP: 0.335, SLG: 0.364 (1, 3) (8, PR) (8, 5)	0-0 SF9 2-H			0-0 2B		0-0 F9		0-0 2B		3 0 2 1 0 0 0 0 0 0 0 0 0 0										
Carney Lansford, R OBP: 0.373, SLG: 0.467 (1, 5) (8, 3)	0-0 F4			0-0 F9		0-0 F9		0-0 5-3		4 0 0 0 0 0 2										
Dwayne Murphy, L OBP: 0.382, SLG: 0.315 (1, 8)		0-3 K		0-3 K		0-0 6-3		0-0 3-1 S 1B		4 0 1 0 0 2 1										
Jose Canseco, R OBP: 0.315, SLG: 0.478 (1, 7)		0-0 6-3			0-0 1B CS 5-3 1B		0-3 K	0-0 5-3 1-2		4 0 1 0 0 1 1										
Tony Phillips, S OBP: 0.351, SLG: 0.376 (1, 6)		0-0 G3			0-0 5-3 1-2			4-0 1B BB		3 1 0 0 1 0 2										
Tony Bernazard, S OBP: 0.331, SLG: 0.399 (1, 4)			0-0 F7		0-0 1B 2-3			0-0 G4-6-3 1B HR 1B		4 1 2 0 0 0 1										
Mickey Tettleton, S OBP: 0.300, SLG: 0.337 Terry Steinbach, R OBP: 0.346, SLG: 0.465 (1, 2) (7, 2)			0-0 4-3		0-3 K			0-0 G4-6-3 1B		2 0 0 0 0 1 2 1 0 1 1 0 0 0										
Inning Stats	R: 1 E: 0 K: 1 S: 6	H: 1 LOB: 0 BB: 0 P: 6	R: 0 E: 0 K: 1 S: 5	H: 0 LOB: 0 BB: 0 P: 5	R: 0 E: 0 K: 0 S: 3	H: 0 LOB: 0 BB: 0 P: 3	R: 0 E: 0 K: 1 S: 6	H: 1 LOB: 1 BB: 0 P: 6	R: 0 E: 0 K: 1 S: 3	H: 0 LOB: 0 BB: 0 P: 3	R: 0 E: 0 K: 1 S: 5	H: 0 LOB: 0 BB: 0 P: 5	R: 3 E: 0 K: 0 S: 6	H: 4 LOB: 1 BB: 1 P: 10	R: 0 E: 0 K: 0 S: 4	H: 1 LOB: 1 BB: 0 P: 4	1B: 5 2B: 3 3B: 0 HR: 1	SF: 1 SAC: 0 DP: 1 HBP: 0	WP: 1 PB: 0 SB: 1 CS: 1	PA: 36
PITCHER	IP WLS BF H R ER SO BB IBB HBP BLK WP HR S P ERA WHIP																			
Mark Gubicza, R ERA: 4.31 (1, 1)	7.2 L 30 8 4 4 5 1 0 0 0 1 1 39 43 4.70 1.174																			
Gene Garber, R ERA: 4.32 (8, 1)	1.1 5 1 0 0 0 0 0 0 0 0 0 0 5 5 0.00 0.750																			

Oakland Athletics @ Kansas City Royals
Royals Stadium, Kansas City, MO
Fri Sep 18 1987, 8:05 PM EDT
Att: 31,301 - Unknown

livebaseballscorecards.com

AB	33
R	4
H	9
RBI	4
BB	1
SO	5
LOB	11



Batter	1	2	3	4	5	6	7	8	9	AB	R	H	RBI	BB	SO	LOB
Willie Wilson, S OBP: 0.320, SLG: 0.377 (1, 8)	0-0 6-3 ①		0-0 6-3 ③			0-0 1-3 ①		0-0 6-3 ②		4	0	0	0	0	0	0
Bill Pecota, R OBP: 0.344, SLG: 0.374 Jim Eisenreich, L OBP: 0.280, SLG: 0.476 (8, PH) Angel Salazar, R OBP: 0.221, SLG: 0.248 (9, 6)	0-0 5-3 ②			0-0 1-3 ①		4-0 BB ②		0-3 K ③		2	0	0	0	1	0	0
Kevin Seitzer, R OBP: 0.402, SLG: 0.470 (1, 5)	0-0 1B ③			0-0 F9 ②		0-0 L7 ②			0-3 K ①	4	0	1	0	0	1	1
George Brett, L OBP: 0.393, SLG: 0.493 (1, 3)	0-0 4-3 ③			0-0 1-3 ③		0-0 F6 ③			4-0 BB BB ②	3	0	0	0	1	0	2
Danny Tartabull, R OBP: 0.384, SLG: 0.522 (1, 9)		0-0 F2 ①			0-0 1B 1B ①			0-0 6-3 2B ①	4-0 1-2 BB ②	3	0	2	0	1	0	0
Frank White, R OBP: 0.307, SLG: 0.393 (1, 4)		0-0 6-3 ②			0-0 F6 ①			0-0 6-3 ①	0-0 F5 ②	4	0	0	0	0	0	4
Steve Balboni, R OBP: 0.278, SLG: 0.441 (1, 10)		0-3 K2-3 ③			0-0 F8 ②			0-3 K ②	0-3 K ③	4	0	0	0	0	3	4
Jamie Quirk, L OBP: 0.323, SLG: 0.357 (1, 2)			0-0 F9 ①		0-0 F9 ①			0-0 F9 ③		3	0	1	0	0	0	1
Gary Thurman, R OBP: 0.328, SLG: 0.305 Thad Bosley, L OBP: 0.310, SLG: 0.343 (8, PH) (9, 7)			0-0 F8 ②		0-0 F4 ③			0-0 4-3 ①		2	0	0	0	0	0	2
										1	0	0	0	0	0	0

Inning Stats	R: 0	H: 1	E: 0	K: 0	S: 4	LOB: 1	BB: 0	P: 4	R: 0	H: 0	E: 0	K: 1	S: 5	LOB: 0	BB: 0	P: 5	R: 0	H: 0	E: 0	K: 0	S: 3	LOB: 0	BB: 0	P: 3	R: 0	H: 2	E: 0	K: 0	S: 5	LOB: 2	BB: 0	P: 5	R: 0	H: 0	E: 0	K: 0	S: 3	LOB: 1	BB: 1	P: 7	R: 0	H: 1	E: 0	K: 1	S: 6	LOB: 1	BB: 0	P: 6	R: 0	H: 0	E: 0	K: 1	S: 5	LOB: 0	BB: 0	P: 5	R: 0	H: 0	E: 0	K: 2	S: 7	LOB: 2	BB: 2	P: 15	1B: 3	SF: 0	2B: 1	SAC: 0	3B: 0	DP: 0	HR: 0	HBP: 0	WP: 0	PA: 34
--------------	------	------	------	------	------	--------	-------	------	------	------	------	------	------	--------	-------	------	------	------	------	------	------	--------	-------	------	------	------	------	------	------	--------	-------	------	------	------	------	------	------	--------	-------	------	------	------	------	------	------	--------	-------	------	------	------	------	------	------	--------	-------	------	------	------	------	------	------	--------	-------	-------	-------	-------	-------	--------	-------	-------	-------	--------	-------	--------

PITCHER	IP	WLS	BF	H	R	ER	SO	BB	IBB	HBP	BLK	WP	HR	S	P	ERA	WHIP
Steve Ontiveros, R ERA: 3.8 (1, 1)	6.1	W	24	4	0	0	1	1	0	0	0	0	0	25	29	0.00	0.789
Eric Plunk, R ERA: 4.98 (7, 1)	2.0		8	0	0	0	3	2	0	0	0	0	0	12	20	0.00	1.000
Dennis Eckersley, R ERA: 3.05 (9, 1)	0.2	S	2	0	0	0	1	0	0	0	0	0	0	4	4	0.00	0.000

BOTTOM

Oakland Athletics @ Kansas City Royals
Royals Stadium, Kansas City, MO

livebaseballscorecards.com

AB	31
R	0
H	4
RBI	0
BB	3
SO	5
LOB	14



PITCHER	IP	WLS	BF	H	R	ER	SO	BB	IBB	HBP	BLK	WP	HR	S	P	ERA	WHIP
---------	----	-----	----	---	---	----	----	----	-----	-----	-----	----	----	---	---	-----	------

Fri Sep 18 1987, 8:05 PM EDT
Att. 31,301 - Unknown

Oakland Athletics @ Kansas City Royals
 Royals Stadium, Kansas City, MO

Sat Sep 19 1987, 8:05 PM EDT
 Att. 38,685 - Unknown



Batter	1	2	3	4	5	6	7	8	9
Luis Polonia, L (1, 10) OBP: 0.333, SLG: 0.399 Brian Harper, R (6, PH) OBP: 0.375, SLG: 0.571 Reggie Jackson, L (8, PH) OBP: 0.285, SLG: 0.394 Walt Weiss, S (8, PR)	0-0 HR 1B	0-0 E SF8 1B	0-0 FC6-4			0-0 SF7		0-0 1-3 1B	
Mike Davis, L (1, 9) OBP: 0.316, SLG: 0.468 Stan Javier, S (6, PH) OBP: 0.293, SLG: 0.275 (6, 9)	0-3 K	0-0 F7		0-3 K		0-0 6-3		0-0 F8	
Mark McGwire, R (1, 3) OBP: 0.368, SLG: 0.627	0-0 HR	0-0 E7 SF8 1B		0-3 K		0-3 K		0-0 1-3 2B	
Carney Lansford, R (1, 5) OBP: 0.372, SLG: 0.463	0-0 5-3	4-0 IBB		0-0 F7		0-0 6-3		0-0 1-3	
Dwayne Murphy, L (1, 8) OBP: 0.391, SLG: 0.348	4-0 E BB	0-0 SF8		0-0 G5-4-3 1B		0-0 HR		0-0 F9 2B	
Jose Canseco, R (1, 7) OBP: 0.314, SLG: 0.478	0-0 E2 2B	0-0 L9		0-0 G5-4-3		0-0 F8		0-0 F9	
Tony Phillips, S (1, 6) OBP: 0.346, SLG: 0.370	0-0 F7		0-0 F8		0-3 K2-3		0-0 F7	0-0 G3	
Tony Bernazard, S (1, 4) OBP: 0.332, SLG: 0.404 Mike Gallego, R (8, 4) OBP: 0.333, SLG: 0.364		0-0 E4 1B	0-0 FC6-4 1B		0-0 SF7 3B		0-0 F7		
Terry Steinbach, R (1, 2) OBP: 0.348, SLG: 0.463		0-0 1B	0-0 F9		0-0 L7		1-0 1B HBP		

AB	R	H	RBI	BB	SO	LOB
3	2	2	1	0	0	1
0	0	0	1	0	0	0
1	0	1	0	0	0	0
0	0	0	0	0	0	0

3	0	0	0	0	2	3
2	0	0	0	0	0	2

5	2	3	3	0	2	0
---	---	---	---	---	---	---

4	0	0	0	1	0	1
---	---	---	---	---	---	---

3	2	3	3	1	0	0
---	---	---	---	---	---	---

5	0	1	1	0	0	4
---	---	---	---	---	---	---

5	0	0	0	0	1	2
---	---	---	---	---	---	---

4	2	2	0	0	0	0
0	0	0	0	0	0	0

3	1	1	0	0	0	2
---	---	---	---	---	---	---

Inning Stats	R: 3	H: 3	E: 1	LOB: 1	K: 1	BB: 1	S: 8	P: 12	R: 3	H: 3	E: 2	LOB: 2	K: 0	BB: 1	S: 7	P: 11	R: 0	H: 1	E: 0	LOB: 1	K: 0	BB: 0	S: 4	P: 4	R: 0	H: 0	E: 0	LOB: 0	K: 2	BB: 0	S: 7	P: 7	R: 0	H: 1	E: 0	LOB: 0	K: 1	BB: 0	S: 5	P: 5	R: 1	H: 1	E: 0	LOB: 0	K: 0	BB: 0	S: 4	P: 4	R: 1	H: 1	E: 0	LOB: 2	K: 0	BB: 0	S: 4	P: 5	R: 1	H: 2	E: 0	LOB: 1	K: 0	BB: 0	S: 5	P: 5	1B: 7	SF: 2	2B: 3	SAC: 0	3B: 1	DP: 1	HR: 2	HBP: 1	WP: 0	PA: 43
--------------	------	------	------	--------	------	-------	------	-------	------	------	------	--------	------	-------	------	-------	------	------	------	--------	------	-------	------	------	------	------	------	--------	------	-------	------	------	------	------	------	--------	------	-------	------	------	------	------	------	--------	------	-------	------	------	------	------	------	--------	------	-------	------	------	------	------	------	--------	------	-------	------	------	-------	-------	-------	--------	-------	-------	-------	--------	-------	--------

PITCHER	IP	WLS	BF	H	R	ER	SO	BB	IBB	HBP	BLK	WP	HR	S	P	ERA	WHIP
Melido Perez, R (1, 1) ERA: 7.84	1.1	L	12	6	6	4	1	1	0	0	0	0	1	13	17	27.00	5.250
Bud Black, L (2, 1) ERA: 3.67	5.2		21	4	2	2	4	0	1	0	0	0	1	28	32	3.18	0.706
Bob Stoddard, R (8, 1) ERA: 4.28	1.0		5	1	0	0	0	0	0	1	0	0	0	4	5	0.00	1.000
Dan Quisenberry, R (9, 1) ERA: 2.63	1.0		5	2	1	1	0	0	0	0	0	0	0	5	5	9.00	2.000

AB	38
R	9
H	13
RBI	9
BB	2
SO	5
LOB	15

PITCHER	IP	WLS	BF	H	R	ER	SO	BB	IBB	HBP	BLK	WP	HR	S	P	ERA	WHIP
---------	----	-----	----	---	---	----	----	----	-----	-----	-----	----	----	---	---	-----	------

Batter	1	2	3	4	5	6	7	8	9	AB	R	H	RBI	BB	SO	LOB	TOP	
Tony Phillips, S OBP: 0.350, SLG: 0.371 (1, 6) X	0-0 6-3		0-0 SH5-3 1-2	0-0 E 1B	4-0 BB		4-0 BB			2	0	1	0	2	0	0		
Steve Henderson, R OBP: 0.358, SLG: 0.460 (1, 9) X	0-0 5-3		0-0 WP BB 1B	0-0 F4 1-2	0-0 F9		0-0 6-3			3	1	1	1	0	0	1		
Mike Davis, L OBP: 0.315, SLG: 0.466 (5, PH) (5, 9)										2	0	0	0	0	0	4		
Mark McGwire, R OBP: 0.372, SLG: 0.629 (1, 3) X	0-0 6-3		0-0 BB WP 1B		0-0 FC5-4 1B	0-0 FC6-4 BB 1B		0-0 F8-3 1B		5	0	4	0	0	0	0		
Carney Lansford, R OBP: 0.374, SLG: 0.462 (1, 5)		0-0 SH3-4 BB 6-3 1B	4-0 BB 1-2 2-3 IBB		0-0 FC5-4 BB E 1-2f	4-0 FC6-4 BB		0-0 F8-3 1-2		3	2	1	0	2	0	2		
Jose Canseco, R OBP: 0.317, SLG: 0.476 (1, 7)		4-0 SH3-4 BB 1-2	4-0 G6-4-3 BB 1-2 2-3 3-H		4-0 S E 1B BB 1-2	0-3 K		0-0 4-3		2	1	0	1	3	1	2		
Brian Harner, R OBP: 0.333, SLG: 0.500 (1, 10)		0-0 SH3-4 1-2 2-3	0-0 G6-4-3 1-2f		0-0 E8 S 1B 1-2 2-H	0-0 FC6-4 FC5-4 1-2f 2-3		0-0 6-3		1	0	0	0	0	0	3		
Luis Polonia, L OBP: 0.331, SLG: 0.396 (5, PH)										3	1	0	0	0	0	3		
Terry Steinbach, R OBP: 0.348, SLG: 0.464 (1, 2) X	0-0 6-3 3-H			0-0 1B 2B	4-0 1B 1-2 2-3 BB		0-0 FC5-4 1-2f		0-0 5-3	4	1	1	1	1	0	3		
Mike Gallego, R OBP: 0.328, SLG: 0.356 (1, 4) X	0-0 4-3			0-0 2-H 1B	0-0 L9		0-0 F8		0-0 F9	5	0	1	1	0	0	4		
Dwayne Murphy, L OBP: 0.392, SLG: 0.346 (1, 8)			4-0 SH5-3 1B BB		0-0 1B		0-0 4-3			1	1	0	0	1	1	0		
Reggie Jackson, L OBP: 0.287, SLG: 0.396 (5, PH)										1	0	1	2	0	0	0		
Stan Javier, S OBP: 0.291, SLG: 0.273 (5, PR) (5, 8)					1-3 2-H 3-H 1B					1	0	0	0	0	0	0		
Inning Stats	R: 0 E: 0 K: 0 S: 3 H: 0 LOB: 0 BB: 0 P: 3	R: 1 E: 0 K: 0 S: 4 H: 1 LOB: 1 BB: 1 P: 8	R: 2 E: 0 K: 0 S: 4 H: 2 LOB: 2 BB: 3 P: 16	R: 1 E: 1 K: 1 S: 7 H: 3 LOB: 1 BB: 0 P: 7	R: 3 E: 1 K: 0 S: 6 H: 2 LOB: 3 BB: 3 P: 18	R: 0 E: 0 K: 1 S: 6 H: 1 LOB: 2 BB: 1 P: 10	R: 0 E: 0 K: 0 S: 3 H: 0 LOB: 1 BB: 1 P: 7	R: 0 E: 0 K: 0 S: 3 H: 1 LOB: 0 BB: 0 P: 3	R: 0 E: 0 K: 0 S: 3 H: 0 LOB: 0 BB: 0 P: 3	1B: 9 2B: 2 3B: 0 HR: 0 SF: 0 SAC: 2 DP: 2 HBP: 0	WP: 1 PA: 44 PB: 0 SB: 2 CS: 0							
PITCHER	IP	WLS	BF	H	R	ER	SO	BB	IBB	HBP	BLK	WP	HR	S	P	ERA	WHIP	
Danny Jackson, L ERA: 4.01 (1, 1)	4.0	L	21	7	5	4	1	3	1	0	0	1	0	19	35	9.00	2.500	
Steve Farr, R ERA: 4.48 (5, 1)	3.0		17	2	2	0	1	5	0	0	0	0	0	14	34	0.00	2.333	
John Davis, R ERA: 2.09 (8, 1)	2.0		6	1	0	0	0	0	0	0	0	0	0	6	6	0.00	0.500	

Oakland Athletics @ Kansas City Royals
Royals Stadium, Kansas City, MO
Sun Sep 20 1987, 4:33 AM EDT
Att: 26,461 - Unknown

AB	33
R	7
H	10
RBI	6
BB	9
SO	2
LOB	22



WP: 1	PA: 44
PB: 0	
SB: 2	
CS: 0	

Batter	1	2	3	4	5	6	7	8	9	AB R H RBI BB SO LOB
Willie Wilson, S (1, 8) OBP: 0.323, SLG: 0.385	0-0 6-3		0-0 FC6-4 1-2 1B		0-0 3-1		0-0 2-H WP 3B		0-0 5-3	5 1 2 1 0 0 1
Kevin Seitzer, R (1, 5) OBP: 0.398, SLG: 0.465	0-0 F4		0-0 FC6-4 1-2f		0-3 K		0-0 3-H F8			4 0 0 0 0 1 2
George Brett, L (1, 3) OBP: 0.389, SLG: 0.496	0-0 F8			0-0 F8		0-0 HR		0-0 1B		4 1 2 1 0 0 0
Danny Tartabull, R (1, 9) OBP: 0.386, SLG: 0.527		4-0 BB G6-4-3		0-3 K		0-3 K		0-3 K		3 0 0 0 1 3 1
Steve Balboni, R (1, 10) OBP: 0.275, SLG: 0.433		0-0 1-2f G6-4-3		0-0 4-3		0-0 5-3		0-3 K		4 0 0 0 0 1 2
Bill Pecota, R (1, 4) OBP: 0.338, SLG: 0.382		0-0 5-3			0-0 E3 2B SF8		0-0 F8			3 1 0 0 0 0 0
Frank White, R (8, PH) OBP: 0.306, SLG: 0.390								0-0 F3		1 0 0 0 0 0 1
Lonnie Smith, R (1, 7) OBP: 0.362, SLG: 0.376			0-0 CS 1B		0-0 1-3 HR 2B		0-0 F9		0-3 K	4 1 2 0 0 1 0
Ross Jones, R (1, 6) OBP: 0.280, SLG: 0.306			0-0 1-2 1B 1B		0-0 SF8		0-0 3-H 3B 2B		0-3 K	2 1 2 1 0 0 0
Thad Bosley, L (9, PH) OBP: 0.313, SLG: 0.353										1 0 0 0 0 1 0
Larry Owen, R (1, 2) OBP: 0.263, SLG: 0.305			0-3 K		0-0 2-H HR		0-0 F6		0-0 2B	2 1 1 2 0 1 1
Jamie Quirk, L (7, PH) OBP: 0.318, SLG: 0.351										1 0 0 0 0 0 1
Jim Eisenreich, L (9, PH) OBP: 0.287, SLG: 0.494										1 0 1 0 0 0 0

Inning Stats	R: 0	H: 0	E: 0	K: 0	S: 3	LOB: 0	BB: 0	P: 3	R: 0	H: 0	E: 0	K: 0	S: 2	LOB: 0	BB: 1	P: 6	R: 0	H: 3	E: 0	K: 1	S: 7	LOB: 2	BB: 0	P: 7	R: 0	H: 0	E: 0	K: 1	S: 5	LOB: 0	BB: 0	P: 5	R: 3	H: 2	E: 1	K: 1	S: 8	LOB: 0	BB: 0	P: 8	R: 1	H: 1	E: 0	K: 1	S: 6	LOB: 0	BB: 0	P: 6	R: 2	H: 2	E: 0	K: 0	S: 5	LOB: 0	BB: 0	P: 5	R: 0	H: 1	E: 0	K: 2	S: 8	LOB: 1	BB: 0	P: 8	R: 0	H: 1	E: 0	K: 2	S: 8	LOB: 1	BB: 0	P: 8	R: 0	H: 1	E: 0	K: 2	S: 8	LOB: 1	BB: 0	P: 8	1B: 4	2B: 3	3B: 1	HR: 2	SF: 1	SAC: 0	DP: 1	HBP: 0	WP: 1	PB: 0	SB: 0	CS: 1	PA: 37
--------------	------	------	------	------	------	--------	-------	------	------	------	------	------	------	--------	-------	------	------	------	------	------	------	--------	-------	------	------	------	------	------	------	--------	-------	------	------	------	------	------	------	--------	-------	------	------	------	------	------	------	--------	-------	------	------	------	------	------	------	--------	-------	------	------	------	------	------	------	--------	-------	------	------	------	------	------	------	--------	-------	------	------	------	------	------	------	--------	-------	------	-------	-------	-------	-------	-------	--------	-------	--------	-------	-------	-------	-------	--------

PITCHER	IP	WLS	BF	H	R	ER	SO	BB	IBB	HBP	BLK	WP	HR	S	P	ERA	WHIP
Curt Young, L (1, 1) ERA: 4.33	5.0	W	21	6	4	3	3	1	0	0	0	0	2	26	30	5.40	1.400
Gene Nelson, R (6, 1) ERA: 3.72	2.0		8	2	2	2	1	0	0	0	0	1	0	10	10	9.00	1.000
Greg Cadaret, L (8, 1) ERA: 4.76	0.0		1	1	0	0	0	0	0	0	0	0	0	1	1	∞	∞
Dennis Eckersley, R (8, 1) ERA: 2.99	2.0	S	7	1	0	0	4	0	0	0	0	0	0	15	15	0.00	0.500

BOTTOM

Oakland Athletics @ Kansas City Royals
Royals Stadium, Kansas City, MO

Sun Sep 20 1987, 4:33 AM EDT
 Att. 26,461 - Unknown

livebaseballscorecards.com

AB	35
R	6
H	10
RBI	5
BB	1
SO	8
LOB	9



Batter	1	2	3	4	5	6	7	8	9	AB	R	H	RBI	BB	SO	LOB	TOP										
Luis Polonia, L (1, 7) OBP: 0.331, SLG: 0.394 Steve Henderson, R (6, PH) OBP: 0.364, SLG: 0.460 Stan Javier, S (6, PR) OBP: 0.291, SLG: 0.273 Reggie Jackson, L (9, PH) OBP: 0.286, SLG: 0.395	4-0 BB BB		0-0 F8		0-0 FC1 BB	4-0 BB			0-3 K	2	0	0	0	1	0	1	Oakland Athletics @ Cleveland Indians Cleveland Municipal Stadium, Cleveland, OH Mon Sep 21 1987, 7:05 PM EDT Att. 4,532 - Unknown										
Tony Bernazard, S (1, 4)	0-0 F8		0-0 4-3		0-0 F8	0-3 K		0-3 K	0	0	0	0	0	0	0	0											
Mark McGwire, R (1, 3) OBP: 0.370, SLG: 0.624	4-0 BB BB		0-0 F8		0-3 K	0-3 K		0-0 5-3	4	0	0	0	1	2	5												
Carney Lansford, R (1, 5) OBP: 0.374, SLG: 0.462	0-0 F7			0-0 E S HR 1B	4-0 FC6-4 BB		0-0 G3		3	1	1	0	1	0	2												
Jose Canseco, R (1, 10) OBP: 0.315, SLG: 0.473	0-0 F6			0-0 F5	0-0 FC6-4		0-3 K		4	0	0	0	0	1	6												
Dwayne Murphy, L (1, 8) OBP: 0.393, SLG: 0.362		0-3 K		0-0 HR		4-0 1B BB		0-3 K	3	2	1	2	1	2	0												
Mike Davis, L (1, 9) OBP: 0.314, SLG: 0.464		0-0 1B		0-0 5-3		0-0 F7		0-0 F2	4	0	1	0	0	0	1												
Terry Steinbach, R (1, 2) OBP: 0.347, SLG: 0.462		0-3 K		0-0 F7		1B 1-2 1B		0-3 K	4	0	1	0	0	2	1												
Tony Phillips, S (1, 6) OBP: 0.349, SLG: 0.370		0-0 F5		0-0 E4 F8 E		1-3 2-H BB 1B		0-3 K	4	0	1	1	0	1	1												
Inning Stats	R: 0 E: 0 K: 0 S: 3	H: 0 LOB: 2 BB: 2 P: 11	R: 0 E: 0 K: 2 S: 8	H: 1 LOB: 1 BB: 0 P: 8	R: 0 E: 0 K: 0 S: 3	H: 0 LOB: 0 BB: 0 P: 3	R: 2 E: 0 K: 0 S: 5	H: 2 LOB: 0 BB: 0 P: 5	R: 0 E: 2 K: 1 S: 7	H: 0 LOB: 3 BB: 1 P: 11	R: 1 E: 0 K: 2 S: 9	H: 2 LOB: 3 BB: 2 P: 17	R: 0 E: 0 K: 2 S: 7	H: 0 LOB: 0 BB: 0 P: 7	R: 0 E: 0 K: 2 S: 7	H: 0 LOB: 0 BB: 0 P: 7	1B: 4 2B: 0 3B: 0 HR: 1	SF: 0 SAC: 0 DP: 0 HBP: 0	WP: 0 PB: 0 SB: 1 CS: 0	PA: 39							
PITCHER	IP	WLS	BF	H	R	ER	SO	BB	IBB	HBP	BLK	WP	HR	S	P	ERA	WHIP										
Ken Schrom, R (1, 1) ERA: 6.14	5.1		27	5	3	3	3	4	0	0	0	0	1	29	45	5.06	1.688										
Jamie Easterly, L (6, 1) ERA: 4.24	0.1		2	0	0	0	1	1	0	0	0	0	0	3	7	0.00	3.000										
Doug Jones, R (6, 1) ERA: 3.19	3.1	W	10	0	0	0	7	0	0	0	0	0	0	24	24	0.00	0.000										

livebaseballscorecards.com

AB 29
R 3
H 5
RBI 3
BB 5
SO 9
LOB 17



Batter	1	2	3	4	5	6	7	8	9
Brett Butler, L (1, 8) OBP: 0.391, SLG: 0.412	0-0 1-3			0-0 1B	0-0 F7			0-0 HR	
Tommy Hinzo, S (1, 4) OBP: 0.303, SLG: 0.368	0-0 F8			0-0 WP 1B FC5-2-6-3		0-0 F4		0-0 5-3 E 1B	
Julio Franco, R (1, 6) OBP: 0.390, SLG: 0.430	0-0 6-3			0-0 FC5-2-6-3 G3 1B		0-0 1-3		0-0 5-3	
Joe Carter, R (1, 3) OBP: 0.293, SLG: 0.478		0-0 F3		0-0 FC5-2-6-3 G3 WP		0-0 2B		0-0 F8	
Mel Hall, L (1, 7) OBP: 0.306, SLG: 0.430		0-0 F4		0-0 G3		0-0 5-3		0-0 E6 FC6-4	
Brook Jacoby, R (1, 5) OBP: 0.383, SLG: 0.548 Eddie Williams, R (9, 5) OBP: 0.326, SLG: 0.308		0-0 6-3		0-0 1-3 3-H			0-0 HR	0-0 FC6-4	
Dave Clark, L (1, 10) OBP: 0.182, SLG: 0.259			0-3 K		0-0 F9		0-3 K		
Cory Snyder, R (1, 9) OBP: 0.271, SLG: 0.460			0-0 6-3		0-0 S 1B		0-3 K		
Chris Bando, S (1, 2) OBP: 0.262, SLG: 0.337			0-3 K		0-0 F4		0-0 4-3		

Inning Stats	R: 0 E: 0 K: 0 S: 3	H: 0 LOB: 0 BB: 0 P: 3	R: 0 E: 0 K: 0 S: 3	H: 0 LOB: 0 BB: 0 P: 3	R: 0 E: 0 K: 2 S: 7	H: 0 LOB: 0 BB: 0 P: 7	R: 3 E: 0 K: 0 S: 6	H: 3 LOB: 0 BB: 0 P: 6	R: 0 E: 0 K: 0 S: 4	H: 1 LOB: 1 BB: 0 P: 4	R: 0 E: 0 K: 0 S: 4	H: 1 LOB: 1 BB: 0 P: 4	R: 1 E: 0 K: 2 S: 8	H: 1 LOB: 0 BB: 0 P: 8	R: 2 E: 1 K: 0 S: 6	H: 2 LOB: 1 BB: 0 P: 6
--------------	------------------------------	---------------------------------	------------------------------	---------------------------------	------------------------------	---------------------------------	------------------------------	---------------------------------	------------------------------	---------------------------------	------------------------------	---------------------------------	------------------------------	---------------------------------	------------------------------	---------------------------------

PITCHER	IP	WLS	BF	H	R	ER	SO	BB	IBB	HBP	BLK	WP	HR	S	P	ERA	WHIP
Dave Stewart, R (1, 1) ERA: 3.72	8.0	L	33	8	6	5	4	0	0	0	0	2	2	41	41	5.62	1.000

BOTTOM

AB	R	H	RBI	BB	SO	LOB
4	2	2	1	0	0	1
4	1	2	0	0	0	0
4	1	1	1	0	0	1
4	1	1	0	0	0	3
4	0	0	1	0	0	2
4	1	1	1	0	0	1
0	0	0	0	0	0	0
3	0	0	0	0	2	0
3	0	1	0	0	1	0
3	0	0	0	0	1	1

AB	33
R	6
H	8
RBI	4
BB	0
SO	4
LOB	9



WP	PA
2	33

Oakland Athletics @ Cleveland Indians
Cleveland Municipal Stadium, Cleveland, OH
 Mon Sep 21 1987, 7:05 PM EDT
 Att. 4,532 - Unknown

livebaseballscorecards.com

Batter	1	2	3	4	5	6	7	8	9	AB R H RBI BB SO LOB	TOP	
Luis Polonia, L (1, 10) OBP: 0.333, SLG: 0.393 Steve Henderson, R (7, PH) OBP: 0.357, SLG: 0.451	0-0 6-3		4-0 1B 1B BB		0-0 6-3		0-0 1B BB F8		0-0 L7	2 2 0 0 2 0 1 2 0 0 0 0 0 3		
Mike Davis, L (1, 9) OBP: 0.317, SLG: 0.466	0-0 F7		0-0 1B 1-3 1B		0-0 1B 2-H		0-0 1B HR 1B		0-0 3-1	5 1 3 1 0 0 0		
Mark McGwire, R (1, 3) OBP: 0.372, SLG: 0.624	0-0 1B		0-0 1B 1-2 3-H		0-0 F9		0-0 HR 1B 1-3 2-H		0-0 6-3	5 1 3 2 0 0 1		
Carney Lansford, R (1, 5) OBP: 0.373, SLG: 0.465 Mike Gallego, R (8, 5) OBP: 0.328, SLG: 0.356	0-0 F9		0-0 P3			0-0 G3		0-0 HR 1-H 3-H	0-0 F9	5 1 1 3 0 0 3 0 0 0 0 0 0 0		
Jose Canseco, R (1, 7) OBP: 0.317, SLG: 0.479 Mickey Tettleton, S (9, 2) OBP: 0.300, SLG: 0.337		0-0 G1-4-3		0-0 1-3		0-0 1B 1B		0-0 1B 2B 1B	0-0 HR	5 2 3 1 0 0 0 0 0 0 0 0 0 0		
Dwayne Murphy, L (1, 8) OBP: 0.395, SLG: 0.365 Stan Javier, S (7, 8) OBP: 0.289, SLG: 0.271		0-3 K		0-0 F7		0-0 1B 1-3		0-0 1B 2B 1B	0-0 L5	4 1 2 0 0 1 0 1 0 0 0 0 0 0		
Tony Phillips, S (1, 6) OBP: 0.348, SLG: 0.371 Walt Weiss, S (9, PH) (9, 6)		0-0 4-3		0-0 4-3		0-0 F9		0-0 2B 1-H 2-H	0-0 6-3	4 0 1 2 0 0 2 1 0 0 0 0 0 0		
Tony Bernazard, S (1, 4) OBP: 0.330, SLG: 0.402			0-0 3-1		0-0 1B		0-0 F9		0-0 F9	0 1 0 0 0 0 0		
Terry Steinbach, R (1, 2) OBP: 0.347, SLG: 0.469 Reggie Jackson, L (9, PH) OBP: 0.288, SLG: 0.395 Brian Harper, R (9, PR) OBP: 0.333, SLG: 0.500 (9, 7)			0-0 6-3		0-0 SH2-4		0-0 HR K		4-0 BB	3 1 1 1 0 1 1 0 0 0 0 1 0 0 0 0 0 0 0 0 0		
Inning Stats	R: 0 E: 0 K: 0 S: 4 H: 1 LOB: 1 BB: 0 P: 4	R: 0 E: 0 K: 1 S: 5 H: 0 LOB: 0 BB: 0 P: 5	R: 1 E: 0 K: 0 S: 5 H: 2 LOB: 2 BB: 1 P: 9	R: 0 E: 0 K: 0 S: 3 H: 0 LOB: 0 BB: 0 P: 3	R: 1 E: 0 K: 0 S: 5 H: 2 LOB: 1 BB: 0 P: 5	R: 0 E: 0 K: 0 S: 5 H: 2 LOB: 2 BB: 0 P: 5	R: 7 E: 0 K: 1 S: 12 H: 7 LOB: 1 BB: 1 P: 16	R: 0 E: 0 K: 0 S: 3 H: 0 LOB: 0 BB: 0 P: 3	R: 1 E: 0 K: 0 S: 5 H: 2 LOB: 2 BB: 1 P: 9	1B: 11 2B: 2 3B: 0 HR: 3 SF: 0 SAC: 1 DP: 0 HBP: 0	WP: 0 PB: 0 SB: 0 CS: 0 PA: 46	
PITCHER	IP WLS BF H R ER SO BB IBB HBP BLK WP HR S P ERA WHIP											
John Farrell, R (1, 1) ERA: 2.96	6.0 L 30 10 6 6 1 2 0 0 0 0 0 1 30 38 9.00 2.000											
Sammy Stewart, R (7, 1) ERA: 5.59	0.0 3 3 1 1 0 0 0 0 0 0 0 1 3 3 ∞ ∞											
Jamie Easterly, L (7, 1) ERA: 4.07	1.0 4 1 2 2 1 0 0 0 0 0 0 0 6 6 18.00 1.000											
Reggie Ritter, R (8, 1) ERA: 6.85	2.0 9 2 1 1 0 1 0 0 0 0 0 1 8 12 4.50 1.500											

Oakland Athletics @ Cleveland Indians
Cleveland Municipal Stadium, Cleveland, OH

livebaseballscorecards.com

AB	37
R	10
H	14
RBI	10
BB	3
SO	2
LOB	11



Tue Sep 22 1987, 7:05 PM EDT
Att. 4,682 - Unknown

Batter	1	2	3	4	5	6	7	8	9	AB	R	H	RBI	BB	SO	LOB
Brett Butler, L (1, 8) OBP: 0.390, SLG: 0.409	0-0 F8		4-0 1B BB		0-0 FC2-6 L5-3		0-3 K			3	0	0	0	1	1	2
Julio Franco, R (1, 6) OBP: 0.390, SLG: 0.429	0-0 4-3		0-0 1B		0-0 L5-3			0-3 K		3	0	1	0	0	0	1
Jay Bell, R (8, 6) OBP: 0.275, SLG: 0.368			1-2 1B		1-2					1	0	0	0	0	1	0
Pat Tabler, R (1, 3) OBP: 0.369, SLG: 0.441	0-0 6-3		0-0 F8			0-0 F8		0-0 F9		4	0	0	0	0	0	2
Joe Carter, R (1, 7) OBP: 0.296, SLG: 0.480		4-0 BLK BB		0-0 2B		0-3 K		0-0 1B		3	0	2	0	1	1	0
Brook Jacoby, R (1, 5) OBP: 0.381, SLG: 0.545		0-0 F8		0-0 L8		0-0 5-3		0-0 F3		3	0	0	0	0	0	2
Eddie Williams, R (8, 5) OBP: 0.319, SLG: 0.300										1	0	0	0	0	0	1
Carmen Castillo, R (1, 10) OBP: 0.294, SLG: 0.467		0-3 K		0-0 F8			0-0 F8 1B 2B		0-0 4-3 2B	4	1	2	0	0	1	2
Cory Snyder, R (1, 9) OBP: 0.269, SLG: 0.457		0-0 F3		0-3 K			0-0 F8 2-3		0-0 6-3	4	0	0	0	0	1	4
Andy Allanson, R (1, 2) OBP: 0.285, SLG: 0.338			0-0 F8		0-0 1B 2B		0-0 1B		0-0 4-3	2	1	1	0	0	0	0
Brian Dorsett, R (7, PH) OBP: 0.250, SLG: 0.250							3-H		2-3	2	0	1	1	0	0	1
Junior Noboa, R (1, 4) OBP: 0.206, SLG: 0.167			0-0 6-3		0-0 FC2-6 1B		0-0 F9		0-0 F8	4	0	1	1	0	0	2

Inning Stats	R: 0	H: 0	E: 0	K: 0	S: 3	LOB: 0	BB: 0	P: 3	R: 0	H: 0	E: 0	K: 1	S: 5	LOB: 1	BB: 1	P: 9	R: 0	H: 1	E: 0	K: 0	S: 4	LOB: 2	BB: 1	P: 8	R: 0	H: 1	E: 0	K: 1	S: 6	LOB: 1	BB: 0	P: 6	R: 1	H: 2	E: 0	K: 0	S: 4	LOB: 0	BB: 0	P: 4	R: 0	H: 0	E: 0	K: 1	S: 5	LOB: 0	BB: 0	P: 5	R: 1	H: 2	E: 0	K: 1	S: 7	LOB: 1	BB: 0	P: 7	R: 0	H: 1	E: 0	K: 1	S: 6	LOB: 1	BB: 0	P: 6	R: 0	H: 1	E: 0	K: 0	S: 4	LOB: 1	BB: 0	P: 4	1B: 4	2B: 5	3B: 0	HR: 0	SF: 0	SAC: 0	DP: 1	HBP: 0	WP: 0	PB: 0	SB: 0	CS: 0	PA: 36
--------------	------	------	------	------	------	--------	-------	------	------	------	------	------	------	--------	-------	------	------	------	------	------	------	--------	-------	------	------	------	------	------	------	--------	-------	------	------	------	------	------	------	--------	-------	------	------	------	------	------	------	--------	-------	------	------	------	------	------	------	--------	-------	------	------	------	------	------	------	--------	-------	------	------	------	------	------	------	--------	-------	------	-------	-------	-------	-------	-------	--------	-------	--------	-------	-------	-------	-------	--------

PITCHER	IP	WLS	BF	H	R	ER	SO	BB	IBB	HBP	BLK	WP	HR	S	P	ERA	WHIP
Rick Honeycutt, L (1, 1) ERA: 4.64	5.0	W	20	4	1	1	2	2	0	0	1	0	0	22	30	1.80	1.200
Gene Nelson, R (6, 1) ERA: 3.67	4.0	S	16	4	1	1	3	0	0	0	0	0	0	22	22	2.25	1.000


BOTTOM

Oakland Athletics @ Cleveland Indians
Cleveland Municipal Stadium, Cleveland, OH

Tue Sep 22 1987, 7:05 PM EDT
Att. 4,682 - Unknown

livebaseballscorecards.com

AB	34
R	2
H	8
RBI	2
BB	2
SO	5
LOB	17



Batter	1	2	3	4	5	6	7	8	9	AB R H RBI BB SO LOB	TOP																
Luis Polonia, L (1, 7) OBP: 0.340, SLG: 0.411	4-0 CS S BB		X 0-0 1-H HR	X 0-0 1B		X 0-0 3B		X 0-0 G1-6-3 1B		4 1 4 2 1 0 0																	
Mike Davis, L (1, 9) OBP: 0.316, SLG: 0.463	0-0 F9 1-2		X 0-0 E 1B 1B	0-3 K		0-3 K		X 0-0 G1-6-3 1-2f		5 0 1 0 0 2 4																	
Mark McGwire, R (1, 3) OBP: 0.375, SLG: 0.626	4-0 BB		S S S 0-3 K		X 0-0 SH5-3 1B 2B		X 0-0 2B SF9 1B		S S S 0-3 K	3 1 2 0 1 1 1																	
Alfredo Griffin, S (7, PR) OBP: 0.306, SLG: 0.348										0 1 0 0 0 0 0																	
Stan Javier, S (7, 8) OBP: 0.289, SLG: 0.271										0 0 0 0 0 0 0																	
Reggie Jackson, L (9, PH) OBP: 0.287, SLG: 0.394	2-3 BB									1 0 0 0 0 1 0																	
Carney Lansford, R (1, 5) OBP: 0.374, SLG: 0.467	0-3 K		X 0-0 E5 1-3 1B		X 0-0 SH5-3		X 0-0 SF9 1-3 2B		X 0-0 F7	4 0 2 0 0 1 1																	
Jose Canseco, R (1, 10) OBP: 0.315, SLG: 0.476		X 0-0 F8	X 0-0 F4		X 0-0 6-3		X 0-0 SF9		S S S 0-3 K	4 0 0 1 0 1 3																	
Dwayne Murphy, L (1, 8) OBP: 0.394, SLG: 0.364		X 0-0 F7	S S S 0-3 K		X 0-0		X 0-0 5-3			3 0 1 1 0 1 2																	
Steve Henderson, R (7, PH) OBP: 0.354, SLG: 0.447										1 0 0 0 0 0 1																	
Mike Gallego, R (7, 5) OBP: 0.328, SLG: 0.356					3-H 1B					0 0 0 0 0 0 0																	
Tony Phillips, S (1, 6) OBP: 0.350, SLG: 0.379		X 0-0 HR		X 0-0 G3	S S S 0-3 K		B B B B 4-0 BB			3 1 1 1 1 1 1																	
Tony Bernazard, S (1, 4) OBP: 0.327, SLG: 0.398		X 0-0 F8		X 0-0 6-3	S S S 0-3 K		X 0-0 F7			0 0 0 0 0 0 0																	
Terry Steinbach, R (1, 2) OBP: 0.349, SLG: 0.477			X 0-0 HR 1B	X 0-0 HR		X 0-0 F8		X 0-0 5-3		4 2 2 1 0 0 0																	
Inning Stats	R: 0 H: 0 E: 0 LOB: 1 K: 1 BB: 2 S: 4 P: 12	R: 1 H: 1 E: 0 LOB: 0 K: 0 BB: 0 S: 4 P: 4	R: 2 H: 4 E: 1 LOB: 2 K: 2 BB: 0 S: 11 P: 11	R: 1 H: 2 E: 0 LOB: 1 K: 1 BB: 0 S: 7 P: 7	R: 1 H: 2 E: 0 LOB: 1 K: 1 BB: 0 S: 7 P: 7	R: 0 H: 1 E: 0 LOB: 1 K: 2 BB: 0 S: 8 P: 8	R: 1 H: 2 E: 0 LOB: 2 K: 0 BB: 1 S: 5 P: 9	R: 0 H: 1 E: 0 LOB: 0 K: 0 BB: 0 S: 3 P: 3	R: 0 H: 0 E: 0 LOB: 0 K: 2 BB: 0 S: 7 P: 7	1B: 7 SF: 1 2B: 2 SAC: 1 3B: 1 DP: 1 HR: 3 HBP: 0	WP: 0 PA: 41 PB: 0 SB: 1 CS: 1																
PITCHER	IP WLS BF H R ER SO BB IBB HBP BLK WP HR S P ERA WHIP											PITCHER	IP WLS BF H R ER SO BB IBB HBP BLK WP HR S P ERA WHIP														
Darrel Akerfelds, R (1, 1) ERA: 6.69	3.2		19	7	4	4	3	2	0	0	0	0	3	23	31	9.82	2.455										
Don Gordon, R (4, 1) ERA: 4.74	2.2		13	5	2	2	4	0	0	0	0	0	0	21	21	6.75	1.875										
Ed Vande Berg, L (7, 1) ERA: 5.35	1.2	W	6	1	0	0	0	1	0	0	0	0	0	5	9	0.00	1.200										
Sammy Stewart, R (9, 1) ERA: 5.31	1.0	S	3	0	0	0	2	0	0	0	0	0	0	7	7	0.00	0.000										

Oakland Athletics @ Cleveland Indians
Cleveland Municipal Stadium, Cleveland, OH

Wed Sep 23 1987, 7:05 PM EDT
Att. 4,879 - Unknown

livebaseballscorecards.com

AB	32
R	6
H	13
RBI	6
BB	3
SO	8
LOB	13



BOTTOM

Oakland Athletics @ Cleveland Indians
Cleveland Municipal Stadium, Cleveland, OH

Wed Sep 23 1987, 7:05 PM EDT
Att. 4,879 - Unknown

livebaseballscorecards.com

AB	33
R	8
H	13
RBI	7
BB	4
SO	4
LOB	20



WP:	0	PA:	40
PB:	0		
SB:	2		
CS:	0		

AB	R	H	RBI	BB	SO	LOB	
2	1	1	1	2	0	0	
4	2	2	1	0	0	3	
5	1	2	4	0	0	4	
5	0	1	1	0	1	3	
4	0	2	0	0	1	1	
4	0	1	0	0	0	2	
3	1	1	0	1	1	1	
3	1	1	0	1	1	3	
0	1	0	0	0	0	0	
2	0	1	0	0	0	3	
1	1	1	0	0	0	0	
0	0	0	0	0	0	0	
1B:	9	SF:	2	WP:	0	PA:	40
2B:	3	SAC:	1	PB:	0		
3B:	1	DP:	2	SB:	2		
HR:	0	HBP:	0	CS:	0		

Batter	1	2	3	4	5	6	7	8	9
Brett Butler, L OBP: 0.392, SLG: 0.414 (1, 8)	0-0 6-3 3B		0-0 L9	4-0 SF9 BB		4-0 S BB		0-0 SF7	
Julio Franco, R OBP: 0.390, SLG: 0.432 (1, 6)	0-0 1-3		0-0 E S 1B	0-0 SF9		0-0 F9		0-0 3-H 1B	
Joe Carter, R OBP: 0.297, SLG: 0.480 (1, 3)	0-0 6-3		0-0 1-H 2B	0-0 L4		0-0 5-3		0-0 2-H 3-H 1B	
Mel Hall, L OBP: 0.305, SLG: 0.430 (1, 7)	0-0 1-3		0-0 1-H 2B	0-0 L8			0-3 K	0-0 L8	
Brook Jacoby, R OBP: 0.382, SLG: 0.545 (1, 5)		0-0 1B 1B	0-0 F8		0-0 G4-6-3 1B		0-3 K		
Cory Snyder, R OBP: 0.269, SLG: 0.455 (1, 9)		0-0 1-2 1B	0-0 5-3		0-0 F8		0-0 F8		
Dave Clark, L OBP: 0.203, SLG: 0.263 (1, 10)		0-0 1-2 2-3 1B		4-0 SH BB	0-0 G4-6-3		0-3 K		
Chris Bando, S OBP: 0.266, SLG: 0.337 (1, 2)		0-3 K		0-0 SH SF9 1B		0-0 F7		4-0 1B SF7 BB	
Tommy Hinzo, S OBP: 0.303, SLG: 0.368 (8, PR) (9, 4)				0-0 SH		0-0 F9		0-0 2B 1B	
Junior Noboa, R OBP: 0.215, SLG: 0.194 (1, 4)		0-0 G5-4-3		1-3 2-H				1-3 1B	
Carmen Castillo, R OBP: 0.297, SLG: 0.469 (8, PH)									
Andy Allanson, R OBP: 0.285, SLG: 0.338 (9, 2)									

Inning Stats	R	H	E	K	S	L	LOB	BB	P
1	1	1	0	4	4	0	0	0	4
2	0	3	0	1	7	0	2	0	7
3	2	3	0	0	6	0	1	0	6
4	2	1	0	0	5	0	2	0	5
5	0	1	0	3	3	0	0	0	3
6	0	1	0	0	8	0	2	1	8
7	0	0	0	7	7	0	0	0	7
8	3	3	0	1	12	0	1	1	12
9	0	0	0	0	0	0	0	0	0

PITCHER	IP	WLS	BF	H	R	ER	SO	BB	IBB	HBP	BLK	WP	HR	S	P	ERA	WHIP
Steve Ontiveros, R ERA: 3.97 (1, 1)	3.0		18	8	5	4	1	1	0	0	0	0	0	19	23	12.00	3.000
Greg Cadaret, L ERA: 4.76 (4, 1)	0.0		1	0	0	0	0	1	0	0	0	0	0	0	4	∞	∞
Eric Plunk, R ERA: 5.0 (4, 1)	4.1	L	17	3	2	2	3	2	0	0	0	0	0	21	29	4.15	1.154
Gary Lavelle, L ERA: 4.83 (8, 1)	0.1		1	0	0	0	0	0	0	0	0	0	0	1	1	0.00	0.000
Dennis Eckersley, R ERA: 3.06 (8, 1)	0.1		3	2	1	1	0	0	0	0	0	0	0	3	3	27.00	6.000

Batter	1	2	3	4	5	6	7	8	9	AB R H RBI BB SO LOB	TOP											
Ozzie Guillen, L (1, 6) OBP: 0.307, SLG: 0.363	0-0 S 1B		0-0 4-3	0-0 1B		0-0 4-3			0-0 F9	5 1 2 2 0 0 1												
Donnie Hill, S (1, 4) Fred Manrique, R (9, 4) OBP: 0.290, SLG: 0.370 OBP: 0.299, SLG: 0.357	0-0 4-3 1B		0-0 1B	0-0 G3 1B			0-0 F7		0-3 K	5 0 2 1 0 1 3 0 0 0 0 0 0 0												
Harold Baines, L (1, 10) OBP: 0.342, SLG: 0.471	0-0 4-3 1-2 1B		0-3 K		0-0 L8		0-0 F7			4 0 0 0 0 1 2												
Ivan Calderon, R (1, 9) OBP: 0.365, SLG: 0.525	0-3 K			4-0 1B 1B BB	0-0 WP 1B 1B		0-3 K			3 1 1 0 1 2 1												
Greg Walker, L (1, 3) OBP: 0.340, SLG: 0.468	0-0 F6			0-3 K	0-3 K			0-0 FC4-6 1B		4 0 1 0 0 2 3												
Ron Hassey, L (1, 2) OBP: 0.298, SLG: 0.317		0-0 F7		0-0 1B BB 1B	0-0 WP 1B			0-0 FC4-6 FC5-4 1-2f		4 1 2 0 0 0 1												
Daryl Boston, L (1, 7) OBP: 0.305, SLG: 0.428		0-0 F8		4-0 1B BB	0-0 L7			0-0 FC5-4 1-2f		3 1 0 0 1 0 3												
Kenny Williams, R (1, 8) OBP: 0.322, SLG: 0.444		0-0 CS 1B		0-3 K		0-3 K		0-3 K		4 0 1 0 0 3 4												
Steve Lyons, L (1, 5) OBP: 0.323, SLG: 0.352		0-0 CS	0-0 F8	0-0 1B 1B		0-0 B6			0-0 CS 1B	4 0 2 1 0 0 0												
Inning Stats	R: 1 E: 0 K: 1 S: 7	H: 2 LOB: 1 BB: 0 P: 7	R: 0 E: 0 K: 0 S: 3	H: 1 LOB: 0 BB: 0 P: 3	R: 0 E: 0 K: 1 S: 6	H: 1 LOB: 1 BB: 0 P: 6	R: 3 E: 0 K: 2 S: 10	H: 3 LOB: 2 BB: 2 P: 18	R: 0 E: 0 K: 1 S: 7	H: 2 LOB: 2 BB: 0 P: 7	R: 0 E: 0 K: 1 S: 5	H: 0 LOB: 0 BB: 0 P: 5	R: 0 E: 0 K: 1 S: 5	H: 0 LOB: 0 BB: 0 P: 5	R: 0 E: 0 K: 1 S: 6	H: 1 LOB: 1 BB: 0 P: 6	R: 0 E: 0 K: 1 S: 5	H: 1 LOB: 1 BB: 0 P: 5	1B: 11 2B: 1 3B: 0 HR: 0	SF: 0 SAC: 0 DP: 1 HBP: 0	WP: 1 PB: 0 SB: 1 CS: 2	PA: 39
PITCHER	IP WLS BF H R ER SO BB IBB HBP BLK WP HR S P ERA WHIP												PITCHER	IP WLS BF H R ER SO BB IBB HBP BLK WP HR S P ERA WHIP								
Storm Davis, R (1, 1) ERA: 5.28	7.0 L 32 10 4 4 7 2 0 0 0 0 1 0 44 52 5.14 1.714																					
Greg Cadaret, L (8, 1) ERA: 4.5	2.0 6 1 0 0 2 0 0 0 0 0 0 0 10 10 0.00 0.500																					

Chicago White Sox @ Oakland Athletics
Oakland-Alameda County Coliseum, Oakland, CA

Thu Sep 24 1987, 7:05 PM PDT
Att: 10,248 - Unknown

livebaseballscorecards.com

AB	36
R	4
H	11
RBI	4
BB	2
SO	9
LOB	18



Batter	1	2	3	4	5	6	7	8	9	AB	R	H	RBI	BB	SO	LOB
Tony Phillips, S OBP: 0.349, SLG: 0.378 (1, 6)	0-0 F6		0-0 1B			0-0 6-3		0-0 F7		4	0	1	0	0	0	0
Jose Canseco, R OBP: 0.313, SLG: 0.473 (1, 7)	0-3 K		0-0 L7			0-0 F9			0-3 K	4	0	0	0	0	2	1
Mark McGwire, R OBP: 0.374, SLG: 0.629 (1, 3)	0-3 K				0-3 K				0-0 HR	4	1	1	1	0	3	0
Carney Lansford, R OBP: 0.371, SLG: 0.464 (1, 5)		0-0 5-3		0-0 F3			0-0 B5		0-0 F8	4	0	0	0	0	0	0
Brian Harper, R OBP: 0.308, SLG: 0.417 (1, 10)		0-0 F5		0-0 1B			0-0 F5		0-0 P3	4	0	1	0	0	0	0
Steve Henderson, R OBP: 0.353, SLG: 0.443 (1, 9)		0-0 1B		0-0 4-3			0-0 6-3			3	0	1	0	0	0	1
Terry Steinbach, R OBP: 0.346, SLG: 0.473 (1, 2)		0-3 K				0-0 F8		0-0 F4		3	0	0	0	0	1	1
Tony Bernazard, S OBP: 0.326, SLG: 0.396 (1, 4)			0-0 6-3			0-0 F9		0-0 F8		3	0	0	0	0	0	0
Dwayne Murphy, L OBP: 0.394, SLG: 0.379 (1, 8)			0-0 F7			0-3 K		0-0 HR		3	1	1	1	0	1	0

Inning Stats	R: 0	H: 0	E: 0	LOB: 0	K: 2	BB: 0	S: 7	P: 7
	R: 0	H: 1	E: 0	LOB: 1	K: 1	BB: 0	S: 6	P: 6
	R: 0	H: 1	E: 0	LOB: 1	K: 1	BB: 0	S: 6	P: 6
	R: 0	H: 0	E: 0	LOB: 0	K: 1	BB: 0	S: 5	P: 5
	R: 0	H: 0	E: 0	LOB: 0	K: 1	BB: 0	S: 5	P: 5
	R: 0	H: 0	E: 0	LOB: 0	K: 0	BB: 0	S: 3	P: 3
	R: 1	H: 1	E: 0	LOB: 0	K: 0	BB: 0	S: 4	P: 4
	R: 1	H: 1	E: 0	LOB: 0	K: 1	BB: 0	S: 6	P: 6

PITCHER	IP	WLS	BF	H	R	ER	SO	BB	IBB	HBP	BLK	WP	HR	S	P	ERA	WHIP
Floyd Bannister, L ERA: 3.74 (1, 1)	9.0	W	32	5	2	2	7	0	0	0	0	0	2	46	46	2.00	0.556

BOTTOM

Chicago White Sox @ Oakland Athletics
Oakland-Alameda County Coliseum, Oakland, CA
 Thu Sep 24 1987, 7:05 PM PDT
 Att. 10,248 - Unknown

AB	32
R	2
H	5
RBI	2
BB	0
SO	7
LOB	3



WP	PA
0	32

Batter	1	2	3	4	5	6	7	8	9	10	AB R H RBI BB SO LOB	TOP														
Ozzie Guillen, L OBP: 0.306, SLG: 0.362 (1, 6)	0-3 K		0-0 F7			0-3 K	0-0 F8			0-0 3-1 1B	5 1 1 0 0 2 2															
Donnie Hill, S OBP: 0.287, SLG: 0.366 Fred Manrique, R OBP: 0.298, SLG: 0.356 (1, 4) (8, 4)	0-0 F5			0-0 4-3		0-0 F7		0-0 4-3		0-0 3-1	4 0 0 0 0 0 0 1 0 0 0 0 0 1															
Harold Baines, L OBP: 0.347, SLG: 0.475 (1, 10)	0-0 L8			0-0 FC5-4 BB 1B		0-0 1B 1B		0-0 1B		0-0 FC4-6 1B	5 1 4 1 0 0 0															
Greg Walker, L OBP: 0.340, SLG: 0.466 (1, 3)		0-0 F8		4-0 FC5-4 BB 1-2		0-0 1B 1-3 1B		0-3 K		0-0 FC4-6	4 0 1 0 1 1 2															
Carlton Fisk, R OBP: 0.322, SLG: 0.458 (1, 2)		0-0 F2		0-0 FC5-4 1-2f 2-3		0-0 1-3 1B		0-0 F4			4 0 1 1 0 0 3															
Daryl Boston, L OBP: 0.302, SLG: 0.423 (1, 8) (7, 7)		0-3 K		0-0 F7		0-0 G3			0-3 K		4 0 0 0 0 2 4															
Jerry Hairston, S OBP: 0.353, SLG: 0.415 Kenny Williams, R OBP: 0.321, SLG: 0.443 (1, 7) (7, PR) (7, 8)			0-0 4-3		0-0 F8		4-0 FC1-6 BB		0-0 F7		2 0 0 0 1 0 0 1 0 0 0 0 0 0															
Gary Redus, R OBP: 0.321, SLG: 0.378 (1, 9)			0-0 F3		0-0 F8		0-0 FC1-6 1-2f		0-0 F7		4 0 0 0 0 0 1															
Steve Lyons, L OBP: 0.321, SLG: 0.356 (1, 5)			0-0 2B		0-3 K		0-0 F9			0-3 K	4 0 1 0 0 2 1															
Inning Stats	R: 0 E: 0 K: 1 S: 5	H: 0 LOB: 0 BB: 0 P: 5	R: 0 E: 0 K: 1 S: 5	H: 0 LOB: 0 BB: 0 P: 5	R: 0 E: 0 K: 0 S: 4	H: 1 LOB: 1 BB: 0 P: 4	R: 0 E: 0 K: 0 S: 4	H: 1 LOB: 2 BB: 1 P: 8	R: 0 E: 0 K: 1 S: 5	H: 0 LOB: 0 BB: 0 P: 5	R: 1 E: 0 K: 1 S: 8	H: 3 LOB: 2 BB: 0 P: 8	R: 0 E: 0 K: 0 S: 3	H: 0 LOB: 1 BB: 1 P: 7	R: 0 E: 0 K: 1 S: 6	H: 1 LOB: 1 BB: 0 P: 6	R: 0 E: 0 K: 1 S: 5	H: 0 LOB: 0 BB: 0 P: 5	R: 1 E: 0 K: 1 S: 7	H: 2 LOB: 1 BB: 0 P: 7	1B: 7 2B: 1 3B: 0 HR: 0	SF: 0 SAC: 0 DP: 0 HBP: 0	WP: 0 PB: 0 SB: 0 CS: 0	PA: 40		
PITCHER	IP WLS BF H R ER SO BB IBB HBP BLK WP HR S P ERA WHIP																									
Dave Stewart, R ERA: 3.63 Dennis Eckersley, R ERA: 3.12 (1, 1) (10, 1)	9.0 L	35 5	6 2	1 1	1 1	6 1	2 1	0 0	0 0	0 0	0 0	0 0	0 0	0 0	0 0	0 0	0 0	0 0	0 0	0 0	0 0	0 0	0 0	0 0	0 0	0 0

Chicago White Sox @ Oakland Athletics
Oakland-Alameda County Coliseum, Oakland, CA

Fri Sep 25 1987, 7:05 PM PDT
Att. 25,152 - Unknown

livebaseballscorecards.com

AB 38
R 2
H 8
RBI 2
BB 2
SO 7
LOB 14



Batter	1	2	3	4	5	6	7	8	9	10	AB	R	H	RBI	BB	SO	LOB
Luis Polonia, L OBP: 0.337, SLG: 0.407 (1, 7)	0-3 K		X 0-0 4-3		X 0-0 G6-4-3			X 0-0 F8			4	0	0	0	0	1	2
Mike Davis, L OBP: 0.313, SLG: 0.459 (1, 9)	0-0 5-3		X 0-0 6-3			X 0-0 6-3		X 0-0 FC4			4	0	0	0	0	0	1
Mark McGwire, R OBP: 0.375, SLG: 0.633 (1, 3)	4-0 BB			0-3 K		X 0-0 1-3			X 0-0 HR		3	1	1	1	1	1	0
Carney Lansford, R OBP: 0.370, SLG: 0.462 (1, 5)	0-0 F8			X 0-0 BB 1B		X 0-0 L5			X 0-0 F9		4	0	1	0	0	0	1
Dwayne Murphy, L OBP: 0.391, SLG: 0.373 (1, 8)		X 0-0 F8		4-0 BB		X 0-0 4-3			S 0-3 K		3	0	0	0	1	1	0
Jose Canseco, R OBP: 0.312, SLG: 0.470 (1, 10)		4-0 BB		X 0-0 F2		X 0-0 F3			S 0-3 K		3	0	0	0	1	1	2
Tony Phillips, S OBP: 0.345, SLG: 0.374 (1, 6)		X 0-0 4-3		S 0-3 K		S 0-3 K			S 0-3 K		4	0	0	0	0	3	3
Tony Bernazard, S OBP: 0.325, SLG: 0.395 (1, 4)		S 0-3 K		X 0-0 G6-4-3 1B				X 0-0 F6			4	0	1	0	0	1	1
Mickey Tettleton, S OBP: 0.297, SLG: 0.333 (1, 2)			S 0-3 K		S 0-3 K			B 4-0 BB			2	0	0	0	0	2	1
Reggie Jackson, L OBP: 0.289, SLG: 0.394 (8, PH)									X 0-0 F9		0	0	0	0	1	0	0
Alfredo Griffin, S OBP: 0.306, SLG: 0.348 (8, PR)											0	0	0	0	0	0	0
Terry Steinbach, R OBP: 0.345, SLG: 0.472 (9, 2)											1	0	0	0	0	0	0

BOTTOM

Chicago White Sox @ Oakland Athletics
Oakland-Alameda County Coliseum, Oakland, CA

Fri Sep 25 1987, 7:05 PM PDT
Att: 25,152 - Unknown

livebaseballscorecards.com

AB	32
R	1
H	3
RBI	1
BB	4
SO	10
LOB	11



Inning Stats	R: 0	H: 0	E: 0	K: 1	S: 5	P: 9	R: 0	H: 0	E: 0	K: 1	S: 5	P: 9	R: 0	H: 0	E: 0	K: 1	S: 5	P: 5	R: 0	H: 1	E: 0	K: 2	S: 8	P: 12	R: 0	H: 1	E: 0	K: 1	S: 5	P: 5	R: 0	H: 0	E: 0	K: 0	S: 3	P: 3	R: 0	H: 0	E: 0	K: 1	S: 5	P: 5	R: 0	H: 0	E: 0	K: 0	S: 3	P: 7	R: 1	H: 1	E: 0	K: 2	S: 8	P: 8	R: 0	H: 0	E: 0	K: 1	S: 5	P: 5	R: 0	H: 0	E: 0	K: 1	S: 5	P: 5	1B: 2	SF: 0	2B: 0	SAC: 0	3B: 0	DP: 1	HR: 1	HBP: 0	WP: 0	PA: 36
PITCHER	IP	WLS	BF	H	R	ER	SO	BB	IBB	HBP	BLK	WP	HR	S	P	ERA	WHIP																																																											
Jack McDowell, R ERA: 1.33 (1, 1)	7.0		25	2	0	0	7	3	0	0	0	0	0	36	48	0.00	0.714																																																											
Bobby Thigpen, R ERA: 2.9 (8, 1)	3.0	W	11	1	1	1	3	1	0	0	0	0	1	16	20	3.00	0.667																																																											

Batter	1	2	3	4	5	6	7	8	9	AB R H RBI BB SO LOB	TOP																								
Gary Redus, R (1, 7) OBP: 0.324, SLG: 0.389	0-0 1B 2B		0-3 K		0-0 HR	0-0 E S 1B			0-0 L7	5 1 3 1 0 1 0																									
Donnie Hill, S (1, 5) (8, 4) OBP: 0.291, SLG: 0.366	0-0 2-3 1B		0-0 F9		4-0 HBP 1B BB	0-0 F4			4-0 1B E BB	3 1 1 0 2 0 1																									
Harold Baines, L (1, 10) Daryl Boston, L (9, PR) OBP: 0.349, SLG: 0.475 OBP: 0.302, SLG: 0.423	0-0 F8		4-0 BB		0-0 HBP 1B				0-0 E 1B	4 0 2 0 1 0 2 0 1 0 0 0 0 0																									
Ivan Calderon, R (1, 9) OBP: 0.362, SLG: 0.520	0-3 K		0-0 F3		0-0 F6				0-0 E5 1B	5 0 0 1 0 1 6																									
Carlton Fisk, R (1, 2) OBP: 0.323, SLG: 0.455	0-0 F7				0-0 F2	1-0 HBP			0-3 K	3 0 0 0 1 1 4																									
Greg Walker, L (1, 3) OBP: 0.341, SLG: 0.466					0-0 F9 1B	0-3 K			0-0 1B	5 0 2 1 0 1 4																									
Kenny Williams, R (1, 8) OBP: 0.322, SLG: 0.442					0-0 1-2 1B	0-0 F9			0-3 K	5 0 2 0 0 2 5																									
Fred Manrique, R (1, 4) Ron Hassey, L (8, PH) Steve Lyons, L (8, 5) OBP: 0.295, SLG: 0.352 OBP: 0.296, SLG: 0.315 OBP: 0.321, SLG: 0.356					0-0 F9 2-3				0-0 F5	3 0 0 0 0 0 3 1 0 0 0 0 0 0 0 0 0 0 0 0 0																									
Ozzie Guillen, L (1, 6) OBP: 0.304, SLG: 0.359					0-3 K	0-0 B1-3			0-0 F7	4 0 0 0 0 2 3																									
Inning Stats	R: 0 E: 0 K: 1 S: 7	H: 2 LOB: 2 BB: 0 P: 7	R: 0 E: 0 K: 1 S: 6	H: 1 LOB: 1 BB: 0 P: 6	R: 0 E: 0 K: 1 S: 5	H: 0 LOB: 1 BB: 1 P: 9	R: 0 E: 0 K: 1 S: 7	H: 2 LOB: 2 BB: 0 P: 7	R: 1 E: 0 K: 1 S: 7	H: 2 LOB: 3 BB: 1 P: 12	R: 0 E: 0 K: 0 S: 4	H: 1 LOB: 1 BB: 0 P: 4	R: 0 E: 0 K: 0 S: 3	H: 0 LOB: 1 BB: 1 P: 7	R: 0 E: 0 K: 1 S: 5	H: 0 LOB: 0 BB: 0 P: 5	R: 2 E: 1 K: 2 S: 10	H: 2 LOB: 2 BB: 1 P: 14	1B: 8 2B: 1 3B: 0 HR: 1	SF: 0 SAC: 0 DP: 0 HBP: 1	WP: 0 PB: 0 SB: 1 CS: 0	PA: 43													
PITCHER	IP WLS BF H R ER SO BB IBB HBP BLK WP HR S P ERA WHIP																																		
Curt Young, L (1, 1) ERA: 4.22	7.0		8	1	1	5	3	0	1	0	0	1	39	52	1.29	1.571																			
Eric Plunk, R (8, 1) ERA: 5.01	1.2	L	8	1	2	1	1	0	0	0	0	0	11	15	5.40	1.200																			
Gary Lavelle, L (9, 1) ERA: 4.78	0.1		2	1	0	1	0	0	0	0	0	0	4	4	0.00	3.000																			

Chicago White Sox @ Oakland Athletics
Oakland-Alameda County Coliseum, Oakland, CA
Sat Sep 26 1987, 3:33 AM PDT
Att: 28,728 - Unknown

AB	38
R	3
H	10
RBI	3
BB	4
SO	8
LOB	28



WP: 0	PA: 43
-------	--------

ERA	WHIP
-----	------

Batter	1	2	3	4	5	6	7	8	9	AB	R	H	RBI	BB	SO	LOB
Luis Polonia, L (1, 7) OBP: 0.338, SLG: 0.405	0-0 6-3		0-0 F8		0-0 1B		4-0 SH IBB		0-0 F7	4	0	1	0	1	0	0
Stan Javier, S (1, 8) OBP: 0.290, SLG: 0.273	0-0 6-3		0-0 4-3		0-0 1B		0-0 SH			3	0	1	2	0	0	0
Mark McGwire, R (1, 3) OBP: 0.374, SLG: 0.630	0-0 1B			0-0 L4		0-0 F8				4	0	1	0	0	1	4
Carney Lansford, R (1, 5) OBP: 0.368, SLG: 0.459	0-3 K			0-0 F4		0-3 K		0-0 F9		4	0	0	0	0	2	4
Jose Canseco, R (1, 10) OBP: 0.313, SLG: 0.471		0-0 4-3 2B		4-0 1B BB		0-3 K		0-0 F2		3	0	1	0	1	1	0
Mike Davis, L (1, 9) OBP: 0.313, SLG: 0.457		0-0 4-3		0-0 1-2 1B		0-0 6-3		0-3 K		4	0	1	0	0	1	1
Terry Steinbach, R (1, 2) OBP: 0.345, SLG: 0.469		0-0 F6		0-0 F7			4-0 SH SH BB		0-3 K	2	0	0	0	1	0	3
Alfredo Griffin, S (7, PR) OBP: 0.306, SLG: 0.348										0	1	0	0	0	0	0
Mike Gallego, R (8, 6) OBP: 0.325, SLG: 0.352										1	0	0	0	0	1	0
Tony Bernazard, S (1, 4) OBP: 0.323, SLG: 0.393		0-0 F7			0-0 F7		0-0 SH		0-0 F7	3	0	0	0	0	0	1
Walt Weiss, S (1, 6) OBP: 0.333, SLG: 0.667			0-3 K			0-0 1B 1B 2B		0-0 F6		2	1	1	0	0	1	0
Reggie Jackson, L (7, PH) OBP: 0.288, SLG: 0.393									0-0 G3	1	0	0	0	0	0	2
Mickey Tettleton, S (8, 2) OBP: 0.297, SLG: 0.333										0	0	0	0	0	0	0
Dwayne Murphy, L (9, PH) OBP: 0.390, SLG: 0.371										1	0	0	0	0	0	0

Inning Stats	R: 0	H: 1	E: 0	K: 1	S: 6	R: 0	H: 1	E: 0	K: 0	S: 4	R: 0	H: 0	E: 0	K: 1	S: 5	R: 0	H: 1	E: 0	K: 0	S: 4	R: 1	H: 3	E: 0	K: 0	S: 5	R: 0	H: 0	E: 0	K: 2	S: 7	R: 1	H: 0	E: 2	K: 1	S: 7	R: 0	H: 0	E: 0	K: 2	S: 7	R: 0	H: 0	E: 0	K: 0	S: 3	1B: 4	2B: 2	3B: 0	HR: 0	SF: 0	SAC: 2	DP: 0	HBP: 0	WP: 0	PA: 37
PITCHER	IP	WLS	BF	H	R	ER	SO	BB	IBB	HBP	BLK	WP	HR	S	P	ERA	WHIP																																						
Jose DeLeon, R (1, 1) ERA: 4.11	6.1		29	6	2	2	4	2	1	0	0	0	0	34	46	2.84	1.263																																						
Bob James, R (7, 1) ERA: 4.5	2.2	W	8	0	0	0	3	0	0	0	0	0	0	14	14	0.00	0.000																																						

BOTTOM

Chicago White Sox @ Oakland Athletics
Oakland-Alameda County Coliseum, Oakland, CA

Sat Sep 26 1987, 3:33 AM PDT
Att. 28,728 - Unknown

livebaseballscores.com

AB	32
R	2
H	6
RBI	2
BB	3
SO	7
LOB	15



Batter	1	2	3	4	5	6	7	8	9	AB R H RBI BB SO LOB	TOP									
Gary Redus, R (1, 7) OBP: 0.323, SLG: 0.386	0-0 L8		4-0 BB			0-3 K		0-0 L7	0-0 1-3	4 0 0 0 1 1 1										
Donnie Hill, S (1, 5) OBP: 0.293, SLG: 0.375 Steve Lyons, L (8, PR) OBP: 0.321, SLG: 0.356 (8, 5)	0-0 5-3		0-0 F9			0-0 HR		0-0 FC6-4 1B		4 1 2 1 0 0 1 0 0 0 0 0 0 0										
Harold Baines, L (1, 10) OBP: 0.347, SLG: 0.471	0-0 F6		0-3 K			0-0 F5		0-0 FC6-4 HR		4 1 0 0 0 1 2										
Ivan Calderon, R (1, 9) OBP: 0.363, SLG: 0.531		0-0 5-3			0-0 6-3	0-0 HR		0-0 HR		4 2 2 3 0 0 0										
Carlton Fisk, R (1, 2) OBP: 0.322, SLG: 0.460		0-0 F7			0-0 4-3	0-0 L7		0-0 HR		4 1 1 1 0 0 0										
Greg Walker, L (1, 3) OBP: 0.340, SLG: 0.463		1-0 WP HBP			0-0 1-3		0-0 F7	0-0 4-3		3 0 0 0 0 0 1										
Kenny Williams, R (1, 8) OBP: 0.324, SLG: 0.441		1-0 HBP			0-0 F8		0-0 1B		0-0 4-3	3 0 1 0 0 0 0										
Fred Manrique, R (1, 4) OBP: 0.294, SLG: 0.351		0-0 F8			0-0 6-3		0-0 F9		0-0 WP 1B	4 0 1 0 0 0 3										
Ozzie Guillen, L (1, 6) OBP: 0.302, SLG: 0.356			0-3 K		0-0 6-3		0-0 L7		0-0 F5	4 0 0 0 0 1 2										
Inning Stats	R: 0 E: 0 K: 0 S: 3	H: 0 LOB: 0 BB: 0 P: 3	R: 0 E: 0 K: 0 S: 3	H: 0 LOB: 2 BB: 0 P: 5	R: 0 E: 0 K: 2 S: 7	H: 0 LOB: 1 BB: 1 P: 11	R: 0 E: 0 K: 0 S: 3	H: 0 LOB: 0 BB: 0 P: 3	R: 2 E: 0 K: 1 S: 7	H: 2 LOB: 0 BB: 0 P: 7	R: 0 E: 0 K: 0 S: 4	H: 1 LOB: 1 BB: 0 P: 4	R: 3 E: 0 K: 0 S: 6	H: 3 LOB: 1 BB: 0 P: 6	R: 0 E: 0 K: 0 S: 4	H: 1 LOB: 1 BB: 0 P: 4	1B: 3 2B: 0 3B: 0 HR: 4	SF: 0 SAC: 0 DP: 0 HBP: 2	WP: 2 PB: 0 SB: 0 CS: 0	PA: 37
PITCHER	IP WLS BF H R ER SO BB IBB HBP BLK WP HR S P ERA WHIP																			
Rick Honeycutt, L (1, 1) ERA: 4.58	7.2 L 30 4 3 3 3 1 0 2 0 1 2 33 39 3.52 0.652																			
Gene Nelson, R (8, 1) ERA: 3.8	0.1 3 2 2 2 0 0 0 0 0 0 2 3 3 54.00 6.000																			
Jose Rijo, R (9, 1) ERA: 5.75	1.0 4 1 0 0 0 0 0 0 0 1 0 4 4 0.00 1.000																			

Chicago White Sox @ Oakland Athletics
Oakland-Alameda County Coliseum, Oakland, CA
Sun Sep 27 1987, 3:33 AM PDT
Att: 23,704 - Unknown

AB	34
R	5
H	7
RBI	5
BB	1
SO	3
LOB	10



Batter	1	2	3	4	5	6	7	8	9	AB R H RBI BB SO LOB
Luis Polonia, L (1, 7) OBP: 0.336, SLG: 0.402 Brian Harper, R (9, PH) OBP: 0.286, SLG: 0.385	0-0 4-3			0-0 1-3		0-3 K			0-0 F8	3 0 0 0 0 1 0 1 0 0 0 0 0 0
Stan Javier, S (1, 8) OBP: 0.283, SLG: 0.265	0-0 4-3			0-0 F9		0-0 L8			0-0 1-3	4 0 0 0 0 0 0
Mark McGwire, R (1, 3) OBP: 0.373, SLG: 0.626	0-0 F8			4-0 BB			0-0 F9		0-0 5-3	3 0 0 0 1 0 0
Carney Lansford, R (1, 10) OBP: 0.366, SLG: 0.456		0-0 E5 CS		0-0 F9			0-0 F8			3 0 0 0 0 0 1
Steve Henderson, R (1, 9) OBP: 0.353, SLG: 0.435		0-0 6-3 1-2			4-0 G6-4-3 1B BB		0-0 5-3			2 0 0 0 1 0 1
Terry Steinbach, R (1, 2) OBP: 0.345, SLG: 0.468		0-0 F6			0-0 G6-4-3 1B			0-0 F8		3 0 1 0 0 0 0
Tony Phillips, S (1, 5) OBP: 0.343, SLG: 0.370			0-0 5-3		0-0 G6-4-3 1-2 2-3 1B			0-0 6-3		3 0 0 0 0 0 2
Mike Gallego, R (1, 4) OBP: 0.325, SLG: 0.361			0-0 1-3		0-0 5-3			0-0 2B		3 0 1 0 0 0 1
Walt Weiss, S (1, 6) OBP: 0.167, SLG: 0.333			0-0 2-3			0-0 F7		0-0 4-3		3 0 0 0 0 0 1

Inning Stats	R: 0 E: 0 K: 0 S: 3	H: 0 LOB: 0 BB: 0 P: 3	R: 0 E: 1 K: 0 S: 3	H: 0 LOB: 0 BB: 0 P: 3	R: 0 E: 0 K: 0 S: 3	H: 0 LOB: 1 BB: 1 P: 7	R: 0 E: 0 K: 0 S: 3	H: 1 LOB: 1 BB: 1 P: 7	R: 0 E: 0 K: 1 S: 5	H: 0 LOB: 0 BB: 0 P: 5	R: 0 E: 0 K: 0 S: 3	H: 0 LOB: 0 BB: 0 P: 3	R: 0 E: 0 K: 0 S: 4	H: 1 LOB: 1 BB: 0 P: 4	R: 0 E: 0 K: 0 S: 3	H: 0 LOB: 0 BB: 0 P: 3	1B: 1 2B: 1 3B: 0 HR: 0	SF: 0 SAC: 0 DP: 1 HBP: 0
WP: 0 PB: 0 SB: 0 CS: 1	PA: 30																	

PITCHER	IP	WLS	BF	H	R	ER	SO	BB	IBB	HBP	BLK	WP	HR	S	P	ERA	WHIP
Dave LaPoint, L (1, 1) ERA: 3.81	9.0	W	30	2	0	0	1	2	0	0	0	0	0	30	38	0.00	0.444


BOTTOM

Chicago White Sox @ Oakland Athletics
Oakland-Alameda County Coliseum, Oakland, CA

Sun Sep 27 1987, 3:33 AM PDT
Att. 23,704 - Unknown

livebaseballscorecards.com

AB	28
R	0
H	2
RBI	0
BB	2
SO	1
LOB	6



Batter	1	2	3	4	5	6	7	8	9	AB R H RBI BB SO LOB	TOP											
Brett Butler, L (1, 8) OBP: 0.396, SLG: 0.421	0-0 1B 1B	0-0 2-H 1B			0-0 6-3			0-0 G3		4 1 2 1 0 0 1												
Tommy Hinzo, S (1, 4) OBP: 0.306, SLG: 0.370	0-0 1B SF8	0-0 CS	0-0 B5-3		0-0 G6-4-3 1B			0-0 B1-3		4 1 2 1 0 0 0												
Joe Carter, R (1, 3) OBP: 0.300, SLG: 0.478	0-3 K		0-0 1-3 1B		0-0 G6-4-3 1-2f			1-0 1B HBP		3 0 1 0 0 1 3												
Mel Hall, L (1, 7) OBP: 0.311, SLG: 0.442	0-0 1-3 2-H 1B		0-0 1-3		0-0 4-3			0-0 1-3 1B		4 0 2 1 0 0 1												
Brook Jacoby, R (1, 5) OBP: 0.380, SLG: 0.534	0-0 SF8		0-0 L1		0-0 6-3			0-0 F8		3 0 0 1 0 0 3												
Cory Snyder, R (1, 9) OBP: 0.268, SLG: 0.448	0-0 F9			0-0 F8		0-3 K		0-0 F3		4 0 0 0 0 1 1												
Dave Clark, L (1, 10) OBP: 0.222, SLG: 0.343		0-0 1B 2B		0-0 4-3		0-3 K		0-0 4-3 2B		4 1 2 0 0 1 0												
Jay Bell, R (1, 6) OBP: 0.278, SLG: 0.374		0-3 K		0-0 6-3		0-0 L7		0-0 4-3		4 0 0 0 0 1 2												
Andy Allanson, R (1, 2) OBP: 0.293, SLG: 0.343		0-3 K			0-0 6-3 1B 2B		0-0 F7		0-0 6-3	3 1 1 0 0 1 1												
Carmen Castillo, R (9, PH) OBP: 0.297, SLG: 0.479										1 0 0 0 0 0 1												
Inning Stats	R: 2 E: 0 K: 1 S: 8	H: 3 LOB: 1 BB: 0 P: 8	R: 1 E: 0 K: 2 S: 8	H: 2 LOB: 0 BB: 0 P: 8	R: 0 E: 0 K: 0 S: 4	H: 1 LOB: 1 BB: 0 P: 4	R: 0 E: 0 K: 0 S: 3	H: 0 LOB: 0 BB: 0 P: 3	R: 1 E: 0 K: 0 S: 4	H: 2 LOB: 0 BB: 0 P: 4	R: 0 E: 0 K: 1 S: 5	H: 0 LOB: 0 BB: 0 P: 5	R: 0 E: 0 K: 1 S: 5	H: 0 LOB: 0 BB: 0 P: 5	R: 0 E: 0 K: 0 S: 4	H: 1 LOB: 2 BB: 0 P: 5	R: 0 E: 0 K: 0 S: 4	H: 1 LOB: 1 BB: 0 P: 4	1B: 7 2B: 3 3B: 0 HR: 0	SF: 1 SAC: 0 DP: 1 HBP: 1	WP: 0 PB: 0 SB: 0 CS: 1	PA: 37
PITCHER	IP WLS BF H R ER SO BB IBB HBP BLK WP HR S P ERA WHIP																					
Steve Ontiveros, R (1, 1) ERA: 4.0	8.0 W 32 9 4 4 5 0 0 1 0 0 0 0 41 42 4.50 1.125																					
Dennis Eckersley, R (9, 1) ERA: 3.09	1.0 S 4 1 0 0 0 0 0 0 0 0 0 0 4 4 0.00 1.000																					

Cleveland Indians @ Oakland Athletics
 Oakland-Alameda County Coliseum, Oakland, CA
 Tue Sep 29 1987, 7:05 PM PDT
 Att. 7,291 - Unknown

AB	34
R	4
H	10
RBI	4
BB	0
SO	5
LOB	13



WP: 0	PA: 37
PB: 0	
SB: 0	
CS: 1	

ERA	WHIP
-----	------

ERA	WHIP
-----	------

Batter	1	2	3	4	5	6	7	8	9	AB	R	H	RBI	BB	SO	LOB
Luis Polonia, L OBP: 0.336, SLG: 0.402	0-0 L7	0-0 1B	0-0 4-3			0-0 G3 1B		0-3 K		5	0	2	0	0	1	3
Mike Davis, L OBP: 0.314, SLG: 0.456	0-0 G3	0-3 K			0-0 G6-4-3 1B	0-0 G3		0-0 1B		5	0	2	1	0	1	3
Mark McGwire, R OBP: 0.372, SLG: 0.628	0-0 HR	0-3 K			0-0 G6-4-3 1-2f	0-3 K		0-0 F9		5	1	1	1	0	2	6
Carney Lansford, R OBP: 0.366, SLG: 0.456	0-0 2B	0-0 F3			0-0 5-3			0-0 F8		4	1	1	0	0	0	2
Jose Canseco, R OBP: 0.313, SLG: 0.471	0-0 WP 2B				0-0 F6			0-0 F8		4	0	1	1	0	0	0
Dwayne Murphy, L OBP: 0.395, SLG: 0.369	4-0 HBP BB				4-0 HR BB			0-0 F6		1	1	0	0	3	0	0
Terry Steinbach, R OBP: 0.347, SLG: 0.467	1-0 HBP				0-3 K			0-0 FC2-6 1B		3	0	1	0	0	1	2
Alfredo Griffin, S OBP: 0.308, SLG: 0.348	8, PR									0	0	0	0	0	0	0
Mickey Tettleton, S OBP: 0.297, SLG: 0.333	9, 2									0	0	0	0	0	0	0
Tony Phillips, S OBP: 0.342, SLG: 0.377	0-0 F6				0-0 HR			0-0 FC2-6 1B		4	2	1	2	0	1	5
Walt Weiss, S OBP: 0.500, SLG: 0.700								0-0 1B		4	0	4	0	0	0	0

Inning Stats	R: 2	H: 3	E: 0	K: 0	S: 6	LOB: 3	BB: 1	P: 11	R: 0	H: 2	E: 0	K: 2	S: 9	LOB: 2	BB: 0	P: 9	R: 2	H: 2	E: 0	K: 1	S: 7	LOB: 1	BB: 1	P: 11	R: 0	H: 1	E: 0	K: 0	S: 3	LOB: 0	BB: 0	P: 3	R: 0	H: 2	E: 0	K: 1	S: 5	LOB: 1	BB: 1	P: 9	R: 0	H: 2	E: 0	K: 1	S: 6	LOB: 1	BB: 0	P: 6	R: 0	H: 0	E: 0	K: 0	S: 3	LOB: 0	BB: 0	P: 3	R: 1	H: 3	E: 0	K: 1	S: 8	LOB: 2	BB: 0	P: 8	1B: 8	2B: 3	3B: 0	HR: 2	SF: 0	SAC: 0	DP: 1	HBP: 1
--------------	------	------	------	------	------	--------	-------	-------	------	------	------	------	------	--------	-------	------	------	------	------	------	------	--------	-------	-------	------	------	------	------	------	--------	-------	------	------	------	------	------	------	--------	-------	------	------	------	------	------	------	--------	-------	------	------	------	------	------	------	--------	-------	------	------	------	------	------	------	--------	-------	------	-------	-------	-------	-------	-------	--------	-------	--------

PITCHER	IP	WLS	BF	H	R	ER	SO	BB	IBB	HBP	BLK	WP	HR	S	P	ERA	WHIP
John Farrell, R ERA: 3.21	(1, 1)	7.0	33	10	4	4	5	3	0	1	0	1	2	39	52	5.14	1.857
Doug Jones, R ERA: 3.11	(8, 1)	1.0	6	3	1	1	1	0	0	0	0	0	0	8	8	9.00	3.000

BOTTOM

Cleveland Indians @ Oakland Athletics
Oakland-Alameda County Coliseum, Oakland, CA

Tue Sep 29 1987, 7:05 PM PDT
 Att. 7,291 - Unknown

livebaseballscorecards.com

AB	35
R	5
H	13
RBI	5
BB	3
SO	6
LOB	21



WP: 1	PA: 39
PB: 0	
SB: 0	
CS: 0	

Batter	1	2	3	4	5	6	7	8	9	AB R H RBI BB SO LOB	TOP	
Brett Butler, L (1, 8) OBP: 0.399, SLG: 0.424 Carmen Castillo, R (9, PH) OBP: 0.296, SLG: 0.477	4-0 S BB		0-0 SH5-3 2B		4-0 6-3 BB		0-0 4-3		0-3 K	2 0 1 0 2 0 0 1 0 0 0 0 1 0	Cleveland Indians @ Oakland Athletics Oakland-Alameda County Coliseum, Oakland, CA Wed Sep 30 1987, 7:05 PM PDT Att. 9,428 - Unknown livebaseballscorecards.com	
Tommy Hinzo, S (1, 4) OBP: 0.302, SLG: 0.366	0-3 K 1-2		0-0 SH5-3 2-3		0-0 6-3 1-2 2-3		0-0 6-3			3 0 0 0 0 1 3		
Joe Carter, R (1, 7) OBP: 0.300, SLG: 0.476	0-0 5-3		0-0 F2		4-0 BB			0-3 K		3 0 0 0 1 1 2		
Mel Hall, L (1, 10) OBP: 0.311, SLG: 0.440	0-0 5-3		0-0 L7		0-0 6-3			0-0 S 1B		4 0 1 0 0 0 5		
Brook Jacoby, R (1, 3) OBP: 0.381, SLG: 0.533		4-0 2B BB		0-0 F9		0-0 3-1 WP 3-1 1B		0-0 L7		3 2 1 0 1 0 1		
Dave Clark, L (1, 9) OBP: 0.224, SLG: 0.351		0-0 1-H 2B		0-0 6-3		0-0 3-1 1-3		0-3 K 1-2		4 0 1 1 0 1 2		
Jay Bell, R (1, 6) OBP: 0.269, SLG: 0.360		0-3 K2-3		0-0 F9		0-0 3-1 3-H		0-0 F4		4 0 0 1 0 1 1		
Chris Bando, S (1, 2) OBP: 0.261, SLG: 0.333		0-0 F7		0-0 6-3 2B		0-0 F8		0-0 4-3		4 0 1 0 0 0 1		
Eddie Williams, R (1, 5) OBP: 0.317, SLG: 0.340		0-0 F6		0-0 6-3		0-3 K		0-0 HR		4 1 1 1 0 1 2		
Inning Stats	R: 0 E: 0 K: 1 S: 5 H: 0 LOB: 1 BB: 1 P: 9	R: 1 E: 0 K: 1 S: 6 H: 1 LOB: 1 BB: 1 P: 10	R: 0 E: 0 K: 0 S: 4 H: 1 LOB: 1 BB: 0 P: 4	R: 0 E: 0 K: 0 S: 3 H: 0 LOB: 0 BB: 0 P: 3	R: 0 E: 0 K: 0 S: 4 H: 1 LOB: 3 BB: 2 P: 12	R: 1 E: 0 K: 0 S: 4 H: 1 LOB: 0 BB: 0 P: 4	R: 0 E: 0 K: 1 S: 5 H: 0 LOB: 0 BB: 0 P: 5	R: 0 E: 0 K: 2 S: 8 H: 1 LOB: 1 BB: 0 P: 8	R: 1 E: 0 K: 1 S: 6 H: 1 LOB: 0 BB: 0 P: 6	1B: 2 2B: 3 3B: 0 HR: 1 SF: 0 SAC: 1 DP: 0 HBP: 0	WP: 1 PB: 0 SB: 2 CS: 0 PA: 37	
PITCHER Dave Stewart, R (1, 1) ERA: 3.61 Eric Plunk, R (7, 1) ERA: 4.95	IP WLS BF H R ER SO BB IBB HBP BLK WP HR S P ERA WHIP	6.0 W 26 4 2 2 2 4 0 0 0 1 0 26 42 3.00 1.333	3.0 S 11 2 1 1 4 0 0 0 0 0 1 19 19 3.00 0.667	PITCHER IP WLS BF H R ER SO BB IBB HBP BLK WP HR S P ERA WHIP								

Batter	1	2	3	4	5	6	7	8	9	AB	R	H	RBI	BB	SO	LOB
--------	---	---	---	---	---	---	---	---	---	----	---	---	-----	----	----	-----

Luis Polonia, L OBP: 0.340, SLG: 0.406 (1, 7)	0-0 FC4-6 1B		0-0 L9		0-0 1B 5-3	0-0 1B				4	1	3	0	0	0	1
Mike Davis, L OBP: 0.313, SLG: 0.455 (1, 9)	0-0 FC4-6 BB 1-2f		0-0 F7		0-0 S 5-3 SF8 1B 1-3 2-H	0-0 1-3				4	1	1	1	0	0	3
Mark McGwire, R OBP: 0.373, SLG: 0.626 (1, 3)	4-0 BB 1-2		4-0 WP BB		0-0 5-3 1-2 3-H					2	0	0	1	2	0	1
Carney Lansford, R OBP: 0.367, SLG: 0.456 (1, 5)	4-0 BB 1-2		4-0 BB		1-0 2B HBP 2-3					0	0	0	0	1	0	0
Terry Steinbach, R OBP: 0.349, SLG: 0.466 (3, 5)	4-0 G4-6-3 BB 1-2 2-3		4-0 BB 1-2 2-3		0-0 SF8 3-H					1	1	0	0	1	0	0
Mike Gallego, R OBP: 0.325, SLG: 0.361 (8, 4)	4-0 BB 1-2 2-3		4-0 BB 1-2 2-3		0-0 F9					0	0	0	0	0	0	0
Jose Canseco, R OBP: 0.311, SLG: 0.469 (1, 10)	0-0 G4-6-3 1-2f		0-3 K		0-0 F7 1-H	0-0 2B				3	0	0	1	0	1	6
Dwayne Murphy, L OBP: 0.393, SLG: 0.372 (1, 8)		0-3 K		0-0 F7						4	0	1	1	0	1	0
Tony Phillips, S OBP: 0.339, SLG: 0.373 (1, 4)		0-0 L8		0-0 F5		0-0 1-3				4	0	0	0	0	1	1
Mickey Tettleton, S OBP: 0.292, SLG: 0.327 (8, 5)		0-0 1-3		0-0 F5		0-0 1-3				4	0	0	0	0	0	0
Walt Weiss, S OBP: 0.538, SLG: 0.667 (1, 2)		0-0 1-3		0-0 4-3		0-0 4-3				4	0	0	0	0	0	0
Walt Weiss, S OBP: 0.538, SLG: 0.667 (1, 6)			4-0 WP BB BB		0-0 1B 1B	0-0 6-3				2	1	1	0	1	0	0

Inning Stats	R: 0	H: 1	E: 0	LOB: 2	K: 0	BB: 2	S: 3	P: 11	R: 0	H: 0	E: 0	LOB: 0	K: 1	BB: 0	S: 5	P: 5	R: 0	H: 0	E: 0	LOB: 3	K: 1	BB: 3	S: 5	P: 17	R: 0	H: 0	E: 0	LOB: 0	K: 0	BB: 0	S: 3	P: 3	R: 4	H: 4	E: 0	LOB: 1	K: 0	BB: 0	S: 7	P: 8	R: 0	H: 1	E: 0	LOB: 1	K: 0	BB: 0	S: 4	P: 4	R: 0	H: 0	E: 0	LOB: 0	K: 0	BB: 0	S: 3	P: 3	R: 0	H: 0	E: 0	LOB: 0	K: 1	BB: 0	S: 5	P: 5
AB	28																																																															
R	4																																																															
H	6																																																															
RBI	4																																																															
BB	5																																																															
SO	3																																																															
LOB	12																																																															
1B: 5	SF: 1	WP: 1	PA: 35																																																													
2B: 1	SAC: 0	PB: 0	CS: 0																																																													
3B: 0	DP: 1	SB: 1																																																														
HR: 0	HBP: 1	CS: 0																																																														
PITCHER	IP	WLS	BF	H	R	ER	SO	BB	IBB	HBP	BLK	WP	HR	S	P	ERA	WHIP	PITCHER										IP	WLS	BF	H	R	ER	SO	BB	IBB	HBP	BLK	WP	HR	S	P	ERA	WHIP																				
Darrel Akerfelds, R ERA: 6.75 (1, 1)	4.2	L	24	5	4	4	2	5	0	1	0	1	0	22	43	7.71	2.143																																															
Don Gordon, R ERA: 4.09 (5, 1)	3.1		11	1	0	0	1	0	0	0	0	0	0	13	13	0.00	0.300																																															

BOTTOM

Cleveland Indians @ Oakland Athletics
Oakland-Alameda County Coliseum, Oakland, CA
 Wed Sep 30 1987, 7:05 PM PDT
 Att. 9,428 - Unknown

livebaseballscorecards.com

AB	28
R	4
H	6
RBI	4
BB	5
SO	3
LOB	12



Batter	1	2	3	4	5	6	7	8	9	AB R H RBI BB SO LOB	TOP																
Brett Butler, L (1, 8) OBP: 0.401, SLG: 0.425	0-0 G5-4-3 1B			4-0 G3 S 6-3 BB		0-0 F7	0-0 1B 1-2 2-H			3 1 2 1 1 0 0	Cleveland Indians @ Oakland Athletics Oakland-Alameda County Coliseum, Oakland, CA Thu Oct 01 1987, 3:33 AM PDT Att. 9,846 - Unknown livebaseballscorecards.com																
Tommy Hinzo, S (1, 4) OBP: 0.299, SLG: 0.361 Pat Tabler, R (7, PH) OBP: 0.368, SLG: 0.438 Junior Noboa, R (7, 4) OBP: 0.256, SLG: 0.267	0-0 G5-4-3 1-2f			0-0 G3		0-0 4-3	0-0 1B 1-3 2-H			3 0 0 0 0 0 2 1 0 1 1 0 0 0 0 0 0 0 0 0 0																	
Mel Hall, L (1, 7) OBP: 0.309, SLG: 0.438 Joe Carter, R (7, PH) OBP: 0.300, SLG: 0.475	0-0 F9			0-0 6-3		0-0 F9	0-0 F9			3 0 0 1 0 0 0 1 0 0 0 0 0 2																	
Brook Jacoby, R (1, 3) OBP: 0.383, SLG: 0.539				4-0 3-H 1B BB			0-0 HR	0-0 G6-4-3 1B		3 1 2 1 1 0 0																	
Dave Clark, L (1, 10) OBP: 0.238, SLG: 0.359				0-0 F7 1-2 1B			0-0 SH1-3 6-3 1B	0-0 G6-4-3 1-2f		4 1 2 0 0 0 1																	
Cory Snyder, R (1, 9) OBP: 0.267, SLG: 0.447				0-0 F8			0-0 SH1-3 1-2 1B	0-0 F9		4 1 1 0 0 0 2																	
Jay Bell, R (1, 6) OBP: 0.262, SLG: 0.351				0-0 F4		0-0 F4	0-0 SH1-3 1-2 2-3		0-0 F7	3 0 0 0 0 0 0																	
Chris Bando, S (1, 2) OBP: 0.260, SLG: 0.332 Andy Allanson, R (4, 2) OBP: 0.294, SLG: 0.342				0-0 F7		0-0 G4-3 1B	0-0 6-3 3-H		0-3 K	1 0 0 0 0 0 0 3 0 1 1 0 1 1																	
Eddie Williams, R (1, 5) OBP: 0.313, SLG: 0.321				0-3 K		0-0 G4-3 1-2f	4-0 1B BB		0-0 F9	3 1 0 0 1 1 1																	
Inning Stats	R: 0 E: 0 K: 0 S: 3	H: 1 LOB: 0 BB: 0 P: 3	R: 0 E: 0 K: 0 S: 3	H: 0 LOB: 0 BB: 0 P: 3	R: 0 E: 0 K: 1 S: 5	H: 0 LOB: 0 BB: 0 P: 5	R: 1 E: 0 K: 0 S: 4	H: 1 LOB: 2 BB: 2 P: 12	R: 0 E: 0 K: 0 S: 3	H: 1 LOB: 0 BB: 0 P: 3		R: 0 E: 0 K: 0 S: 3	H: 0 LOB: 0 BB: 0 P: 3	R: 4 E: 0 K: 0 S: 8	H: 5 LOB: 2 BB: 1 P: 12	R: 0 E: 0 K: 0 S: 3	H: 1 LOB: 0 BB: 0 P: 3	R: 0 E: 0 K: 1 S: 5	H: 0 LOB: 0 BB: 0 P: 5	1B: 8 2B: 0 3B: 0 HR: 1	SF: 0 SAC: 1 DP: 3 HBP: 0	WP: 0 PB: 0 SB: 1 CS: 0	PA: 36				
PITCHER	IP	WLS	BF	H	R	ER	SO	BB	IBB	HBP	BLK	WP	HR	S	P	ERA	WHIP										
Storm Davis, R (1, 1) ERA: 5.23	6.0		23	5	3	3	1	2	0	0	0	0	1	23	31	4.50	1.167										
Gene Nelson, R (7, 1) ERA: 3.93	0.2		6	3	2	2	0	1	0	0	0	0	0	5	9	27.00	6.000										
Greg Cadaret, L (7, 1) ERA: 4.46	0.1	W	1	0	0	0	0	0	0	0	0	0	0	1	1	0.00	0.000										
Dennis Eckersley, R (8, 1) ERA: 3.03	2.0	S	6	1	0	0	1	0	0	0	0	0	0	8	8	0.00	0.500										

Cleveland Indians @ Oakland Athletics
Oakland-Alameda County Coliseum, Oakland, CA

Thu Oct 01 1987, 3:33 AM PDT
 Att. 9,846 - Unknown

AB 32
R 5
H 9
RBI 5
BB 3
SO 2
LOB 9



Batter	1	2	3	4	5	6	7	8	9
Luis Polonia, L (1, 7) OBP: 0.337, SLG: 0.402 Reggie Jackson, L (8, PH) OBP: 0.290, SLG: 0.395 Stan Javier, S (8, PR) OBP: 0.283, SLG: 0.265 (9, 7)	0-0 F5		0-3 K		0-3 K	0-0 G3		0-0 2B 1B	
Mike Gallego, R (1, 4) OBP: 0.328, SLG: 0.372	0-0 F9		0-0 6-3		0-0 1B		0-0 B1-3	0-0 2B 2B	
Mark McGwire, R (1, 3) OBP: 0.373, SLG: 0.623	0-0 5-3		0-0 F8		0-0 F7		0-0 FC3-6 BB 1B	4-0 2B IBB	
Mike Davis, L (1, 9) OBP: 0.320, SLG: 0.463		0-0 G3 SF8 1B		0-0 G6-4-3 1B		0-0 1B 2B	4-0 FC3-6 BB	0-0 1-3 2-H 2B	
Dwayne Murphy, L (1, 8) OBP: 0.386, SLG: 0.363		0-0 G3		0-0 G6-4-3		0-3 K	0-0 FC3-6	0-0 F5	
Jose Canseco, R (1, 10) OBP: 0.313, SLG: 0.474		4-0 BB BB BB E BB		0-0 6-3		0-0 1B BB	0-0 BB HR	0-3 K	
Tony Phillips, S (1, 5) OBP: 0.340, SLG: 0.377		0-0 SF8				0-0 SH4-3 1B 2B	0-3 K		
Mickey Tettleton, S (1, 2) OBP: 0.292, SLG: 0.324		0-0 E4				0-0 SH4-3	4-0 1B BB	0-0 FC6-4	
Walt Weiss, S (1, 6) OBP: 0.529, SLG: 0.600		0-0 F7				4-0 1B BB	0-0 1-3 2-H 1B	0-3 K	

AB	R	H	RBI	BB	SO	LOB
4	0	0	0	0	2	4
1	0	1	0	0	0	0
0	1	0	0	0	0	0
5	1	2	2	0	0	0
4	1	1	0	1	0	2
4	2	4	1	1	0	0
5	1	0	0	0	1	8
4	2	2	4	1	1	3
2	1	1	1	1	1	1
2	0	0	0	1	0	2
3	0	1	1	1	1	2

BOTTOM

Cleveland Indians @ Oakland Athletics
Oakland-Alameda County Coliseum, Oakland, CA

AB	34
R	9
H	12
RBI	9
BB	6
SO	6
LOB	22



WP: 0	PA: 42
PB: 0	
SB: 2	
CS: 0	

Inning Stats	R	H	E	K	S	P	IP	WLS	BF	H	R	ER	SO	BB	IBB	HBP	BLK	WP	HR	S	P	ERA	WHIP
Tom Candiotti, R (1, 1) ERA: 4.78	0	0	0	0	3	6.2	6.2	L	33	9	7	7	4	4	0	0	0	0	1	37	53	9.45	1.950
Ed Vande Berg, L (7, 1) ERA: 5.35	0	0	0	0	1	1.0	1.0		8	3	2	2	1	1	1	0	0	0	0	8	16	18.00	4.000
Sammy Stewart, R (8, 1) ERA: 5.48	0	0	0	0	1	0.1	0.1		1	0	0	0	1	0	0	0	0	0	0	3	3	0.00	0.000

Thu Oct 01 1987, 3:33 AM PDT
Att. 9,846 - Unknown

livebaseballscorecards.com

Batter	1	2	3	4	5	6	7	8	9	10	11	AB R H RBI BB SO LOB	TOP										
Luis Polonia, L OBP: 0.335, SLG: 0.400 (1, 7)												5 0 1 1 0 0 1	Oakland Athletics @ Chicago White Sox Comiskey Park, Chicago, IL Fri Oct 02 1987 8:05 PM EDT Att: 8,226 - Unknown										
Mike Gallego, R OBP: 0.331, SLG: 0.362 (1, 4)												3 1 0 0 2 1 2											
Mark McGwire, R OBP: 0.371, SLG: 0.621 (1, 3)												5 1 1 1 0 1 1											
Mike Davis, L OBP: 0.321, SLG: 0.469 (1, 9)												3 1 1 1 1 1 0											
Jose Canseco, R OBP: 0.311, SLG: 0.471 (1, 10)												4 0 0 1 0 3 2											
Dwayne Murphy, L OBP: 0.390, SLG: 0.363 (1, 8)												3 1 1 0 2 1 0											
Tony Phillips, S OBP: 0.336, SLG: 0.372 (1, 5)												5 0 0 0 0 2 4											
Mickey Tettleton, S OBP: 0.293, SLG: 0.324 (1, 2)												3 0 1 0 0 1 0											
Reggie Jackson, L OBP: 0.292, SLG: 0.396 (10, PH)												1 0 1 0 0 0 0											
Alfredo Griffin, S OBP: 0.306, SLG: 0.348 (10, PR)												0 0 0 0 0 0 0											
Terry Steinbach, R OBP: 0.348, SLG: 0.465 (10, 2)												1 0 0 0 0 0 2											
Walt Weiss, S OBP: 0.500, SLG: 0.556 (1, 6)												3 0 1 0 0 0 2											
Inning Stats	R: 0 E: 0 K: 1 S: 5	H: 0 LOB: 2 BB: 2 P: 13	R: 1 E: 0 K: 2 S: 10	H: 3 LOB: 2 BB: 0 P: 10	R: 1 E: 0 K: 3 S: 10	H: 1 LOB: 0 BB: 0 P: 10	R: 0 E: 0 K: 0 S: 3	H: 0 LOB: 0 BB: 0 P: 3	R: 0 E: 0 K: 1 S: 5	H: 1 LOB: 0 BB: 0 P: 5	R: 0 E: 0 K: 2 S: 7	H: 0 LOB: 1 BB: 1 P: 11	R: 0 E: 0 K: 0 S: 3	H: 1 LOB: 1 BB: 0 P: 3	R: 2 E: 0 K: 0 S: 5	H: 1 LOB: 2 BB: 2 P: 13	1B: 5 2B: 2 3B: 0 HR: 1	SF: 1 SAC: 2 DP: 1 HBP: 0	WP: 0 PB: 0 SB: 1 CS: 1	PA: 45			
PITCHER	IP WLS BF H R ER SO BB IBB HBP BLK WP HR S P ERA WHIP																						
Jose DeLeon, R ERA: 4.02 (1, 1)	9.0		34	5	2	2	10	3	0	0	0	0	0	1	51	63	2.00	0.889					
Bob James, R ERA: 4.67 (10, 1)	2.0	L	10	2	2	2	0	1	1	0	0	0	0	0	8	16	9.00	1.500					

AB	36
R	4
H	7
RBI	4
BB	5
SO	10
LOB	14



livebaseballscores.com

Batter	1	2	3	4	5	6	7	8	9	10	11	AB R H RBI BB SO LOB	BOTTOM																	
Gary Redus, R OBP: 0.323, SLG: 0.385 (1, 9)	0-0 WP BB 1B		0-0 F8		0-0 E S 1B		0-0 F4		4-0 G1-6-3 BB		0-0 SF8	4 0 2 1 1 0 0	Oakland Athletics @ Chicago White Sox Comiskey Park, Chicago, IL Fri Oct 02 1987, 8:05 PM EDT Att: 8,226 - Unknown livebaseballscorecards.com																	
Donnie Hill, S OBP: 0.287, SLG: 0.365 (1, 5) (10, 4)	0-0 F7		0-0 6-3		0-0 E6 G5-4-3 1-3			0-0 E 1B 1B	0-0 G1-6-3 1-2f		0-0 5-3	6 1 1 0 0 0 4																		
Jerry Hairston, S OBP: 0.357, SLG: 0.413 (1, 7) Daryl Boston, L OBP: 0.306, SLG: 0.422 (8, PR) (9, 7)	4-0 WP 1-2 BB		0-0 F3		0-0 G5-4-3 1-2f			0-0 SH5-3 1-3 4-3 1B		0-0 G3 SH2 1B		3 0 1 0 1 0 2 1 1 1 0 0 0 0																		
Ivan Calderon, R OBP: 0.362, SLG: 0.528 (1, 10) Pat Keedy, R OBP: 0.214, SLG: 0.350 (8, PR)	0-3 K 1-2 2-3			4-0 1B BB		0-3 K		0-0 E5 4-3 SH5-3 3-H		0-0 SH2 1-2		3 0 0 1 1 2 3 0 0 0 0 0 0 0																		
Carlton Fisk, R OBP: 0.320, SLG: 0.454 (1, 2)	0-0 6-3			0-0 F2		0-0 P3		0-0 SH5-3 1-2 2-3		4-0 G3 IBB		3 0 0 0 1 0 3																		
Greg Walker, L OBP: 0.347, SLG: 0.468 (1, 3)		4-0 FC5-4 BB		0-0 1-2 1B		0-0 1B		0-0 4-3 2-3 3-H		0-0 G3 1-2 2-3		4 0 2 1 1 0 4																		
Kenny Williams, R OBP: 0.316, SLG: 0.427 (1, 8)		0-0 FC5-4 1-2f		0-3 K		0-0 5-3		0-0 5-3		0-3 K		5 0 0 0 0 2 9																		
Fred Manrique, R OBP: 0.294, SLG: 0.350 (1, 4) Ron Hassey, L OBP: 0.301, SLG: 0.315 (9, PH) Steve Lyons, L OBP: 0.325, SLG: 0.368 (9, PR) (10, 5)		0-0 F8		0-3 K			0-0 F9		4-0 BB BB		0-0 WP 3-1 SF8 1B	3 0 0 0 0 1 3 0 0 0 0 1 0 0 1 1 1 0 0 0 0																		
Ozzie Guillen, L OBP: 0.304, SLG: 0.355 (1, 6)		0-0 F8		0-0 6-3			0-0 F7		0-0 B1		0-0 3-1	5 0 0 0 0 0 3																		
Inning Stats	R: 0 E: 0 K: 1 S: 6	H: 1 LOB: 2 BB: 1 P: 10	R: 0 E: 0 K: 0 S: 3	H: 0 LOB: 1 BB: 1 P: 7	R: 0 E: 0 K: 0 S: 3	H: 0 LOB: 0 BB: 0 P: 3	R: 0 E: 0 K: 2 S: 8	H: 1 LOB: 2 BB: 1 P: 12	R: 0 E: 1 K: 0 S: 4	H: 1 LOB: 1 BB: 0 P: 4	R: 0 E: 0 K: 1 S: 6	H: 0 LOB: 0 BB: 0 P: 3		R: 2 E: 2 K: 0 S: 6	H: 2 LOB: 3 BB: 0 P: 6	R: 0 E: 0 K: 0 S: 2	H: 0 LOB: 2 BB: 2 P: 10	R: 0 E: 0 K: 1 S: 6	H: 1 LOB: 2 BB: 1 P: 10	R: 1 E: 0 K: 0 S: 4	H: 1 LOB: 0 BB: 0 P: 4	1B: 8 2B: 0 3B: 0 HR: 0	SF: 1 SAC: 2 DP: 2 HBP: 0	WP: 2 PB: 0 SB: 1 CS: 0	PA: 47					
PITCHER	IP WLS BF H R ER SO BB IBB HBP BLK WP HR S P ERA WHIP														IP WLS BF H R ER SO BB IBB HBP BLK WP HR S P ERA WHIP															
Curt Young, L ERA: 4.08 (1, 1)	7.0		30	6	2	0	4	3	0	0	0	1	0	35	47	0.00	1.286													
Eric Plunk, R ERA: 4.89 (8, 1)	1.0		4	0	0	0	0	0	0	0	0	0	0	4	4	0.00	0.000													
Greg Cadaret, L ERA: 4.35 (9, 1)	3.0	W	13	2	1	1	1	2	1	0	0	1	0	12	24	3.00	1.333													



Batter	1	2	3	4	5	6	7	8	9	AB R H RBI BB SO LOB	TOP	
Tony Phillips, S (1, 5) Mickey Tettleton, S (7, 3) OBP: 0.338, SLG: 0.373 OBP: 0.296, SLG: 0.327	0-0 F8		0-0 WP 2-H 1B		0-0 B1-4		0-0 1-2 2-3 1B		0-0 1-2 1B	4 0 2 1 0 0 0 1 0 1 0 0 0 0		
Mike Gallego, R (1, 4) OBP: 0.326, SLG: 0.355	0-0 F8		0-0 6-3			0-0 F8 1-3 1B			0-0 1-3	5 0 1 0 0 0 6		
Mark McGwire, R (1, 3) Jerry Willard, L (7, 5) OBP: 0.370, SLG: 0.618 OBP: 0.375, SLG: 0.167	0-0 F8		0-3 K 2-3			0-0 1-3 1-2			0-0 F5	3 0 0 0 0 1 2 1 0 0 0 0 0 0		
Jose Canseco, R (1, 7) Luis Polonia, L (5, 7) OBP: 0.310, SLG: 0.470 OBP: 0.336, SLG: 0.399		0-0 6-3	0-0 6-3			0-0 F8 2-3		4-0 FC5-4 BB		2 0 0 0 0 0 1 1 0 0 0 1 0 1		
Brian Harper, R (1, 10) OBP: 0.222, SLG: 0.294		0-0 6-3		0-0 L5		0-3 K		0-3 K		4 0 0 0 0 2 2		
Terry Steinbach, R (1, 2) Matt Sinatro, R (7, 2) OBP: 0.350, SLG: 0.465		4-0 1B BB		0-0 G5-4-3 1B			0-3 K	0-0 FC5-4 1-2f		2 0 1 0 1 1 0 1 0 0 0 0 0 1		
Steve Henderson, R (1, 9) OBP: 0.366, SLG: 0.441		0-0 1-2 1B		0-0 G5-4-3 1-2f			4-0 1B 1B BB		0-0 FC1-6 1B	3 0 2 0 1 0 1		
Stan Javier, S (1, 8) OBP: 0.276, SLG: 0.258		0-0 5-3		0-3 K			0-0 L4		0-3 K	4 0 0 0 0 2 4		
Walt Weiss, S (1, 6) OBP: 0.500, SLG: 0.591			0-0 1B 2B		0-0 F8		0-0 1-2 1B 1B		0-0 FC1-6 1B	4 1 2 0 0 0 1		
Inning Stats	R: 0 E: 0 K: 0 S: 3 H: 0 LOB: 0 BB: 0 P: 3	R: 0 E: 0 K: 0 S: 4 H: 1 LOB: 2 BB: 1 P: 8	R: 1 E: 0 K: 1 S: 7 H: 2 LOB: 1 BB: 0 P: 7	R: 0 E: 0 K: 0 S: 3 H: 1 LOB: 0 BB: 0 P: 3	R: 0 E: 0 K: 1 S: 5 H: 0 LOB: 0 BB: 0 P: 5	R: 0 E: 0 K: 1 S: 6 H: 1 LOB: 1 BB: 0 P: 6	R: 0 E: 0 K: 1 S: 7 H: 2 LOB: 3 BB: 1 P: 11	R: 0 E: 0 K: 1 S: 5 H: 0 LOB: 1 BB: 1 P: 9	R: 0 E: 0 K: 1 S: 7 H: 2 LOB: 2 BB: 0 P: 7	1B: 8 2B: 1 3B: 0 HR: 0 SF: 0 SAC: 0 DP: 1 HBP: 0	WP: 1 PB: 0 SB: 0 CS: 0 PA: 38	
PITCHER Dave LaPoint, L (1, 1) ERA: 3.56	IP 9.0 WLS W BF 38 H 9 R 1 ER 1 SO 6 BB 3 IBB 0 HBP 0 BLK 0 WP 1 HR 0 S 47 P 59 ERA 1.00 WHIP 1.333											PITCHER IP WLS BF H R ER SO BB IBB HBP BLK WP HR S P ERA WHIP

Oakland Athletics @ Chicago White Sox
Comiskey Park, Chicago, IL
Sat Oct 03 1987, 8:05 PM EDT
Att. 12,747 - Unknown

AB	35
R	1
H	9
RBI	1
BB	3
SO	6
LOB	19



Batter	1	2	3	4	5	6	7	8	9	AB	R	H	RBI	BB	SO	LOB
Gary Redus, R OBP: 0.327, SLG: 0.389 (1, 7) BB (6, 9)	4-0 2B BB	4-0 BB		0-0 SF8 3-H	BB BB 1B			0-0 F7		3	2	2	5	2	0	0
Donnie Hill, S OBP: 0.288, SLG: 0.367 (1, 5) X	0-0 3B 2B	0-0 4-3		0-0 2B 1B	G3 K			0-0 6-3		6	2	2	1	0	1	5
Harold Baines, L OBP: 0.351, SLG: 0.479 (1, 10) X	0-0 FC6-2 3B		0-0 E SF7 1B	0-0 2B	BB BB E BB			0-0 4-3		5	3	4	2	1	0	0
Ivan Calderon, R OBP: 0.362, SLG: 0.526 Daryl Boston, L OBP: 0.307, SLG: 0.423 (1, 9) (6, 7) X	0-0 F6		0-0 E3 1-3	4-0 BB	4-0 E BB			0-0 G5-4-3 1B		2	1	0	0	2	2	0
Carlton Fisk, R OBP: 0.319, SLG: 0.451 (1, 2) X	0-0 FC6-2		0-0 SF7	0-0 F5	4-0 E 1B BB			0-0 G5-4-3		3	1	0	2	1	0	4
Greg Walker, L OBP: 0.346, SLG: 0.466 Pat Keedy, R OBP: 0.209, SLG: 0.341 (1, 3) (5, PR) (6, 3) S S	0-3 K		0-0 L6		E3 SF8 1B			0-0 F9		4	1	1	2	0	1	2
Kenny Williams, R OBP: 0.317, SLG: 0.426 (1, 8) X		0-0 G5-3-6	0-0 F4		SF8 BB 1B			0-0 F9		5	2	2	1	0	0	1
Fred Manrique, R OBP: 0.302, SLG: 0.362 (1, 4) X		0-0 4-3 1B		0-0 SF8 3B	BB BB 1B			0-0 F8		4	3	3	1	1	0	0
Ozzie Guillen, L OBP: 0.303, SLG: 0.354 (1, 6) X		0-0 4-3		0-0 4-3	SF8 BB 1B			0-0 3-1		4	1	1	2	0	0	2

Inning Stats	R: 2	H: 2	E: 0	K: 1	S: 7	H: 2	LOB: 1	BB: 1	P: 11	R: 0	H: 1	E: 0	K: 0	S: 4	R: 0	H: 1	E: 0	K: 0	S: 5	R: 1	H: 1	E: 1	K: 0	S: 5	R: 2	H: 3	E: 0	K: 0	S: 6	R: 11	H: 7	E: 2	K: 1	S: 13	R: 1	H: 2	E: 0	K: 0	S: 4	R: 0	H: 0	E: 0	K: 0	S: 3	R: 0	H: 0	E: 0	K: 0	S: 3
--------------	------	------	------	------	------	------	--------	-------	-------	------	------	------	------	------	------	------	------	------	------	------	------	------	------	------	------	------	------	------	------	-------	------	------	------	-------	------	------	------	------	------	------	------	------	------	------	------	------	------	------	------

PITCHER	IP	WLS	BF	H	R	ER	SO	BB	IBB	HBP	BLK	WP	HR	S	P	ERA	WHIP
Rick Honeycutt, L ERA: 4.72 (1, 1)	3.2	L	21	7	5	4	1	2	0	0	0	0	0	21	29	9.82	2.455
Jose Rijo, R ERA: 5.9 (4, 1)	1.0		8	2	4	3	0	2	0	0	0	0	0	6	14	27.00	4.000
Gary Lavelle, L ERA: 5.91 (5, 1)	0.0		4	1	2	1	0	3	0	0	0	0	0	1	13	∞	∞
Dennis Lamp, R ERA: 5.08 (5, 1)	0.0		4	4	5	5	0	0	0	0	0	0	0	4	4	∞	∞
Dave Otto, L ERA: 9.0 (5, 1)	3.1		11	2	1	1	1	0	0	0	0	0	0	13	13	2.70	0.600

BOTTOM

Oakland Athletics @ Chicago White Sox
Comiskey Park, Chicago, IL
Sat Oct 03 1987, 8:05 PM EDT
Att. 12,747 - Unknown

AB	38
R	17
H	16
RBI	17
BB	7
SO	2
LOB	16



1B: 10	SF: 3	WP: 0	PA: 48
2B: 4	SAC: 0	PB: 0	
3B: 2	DP: 1	SB: 1	
HR: 0	HBP: 0	CS: 0	

PITCHER	IP	WLS	BF	H	R	ER	SO	BB	IBB	HBP	BLK	WP	HR	S	P	ERA	WHIP
---------	----	-----	----	---	---	----	----	----	-----	-----	-----	----	----	---	---	-----	------

Batter	1	2	3	4	5	6	7	8	9	AB R H RBI BB SO LOB	TOP									
Mike Gallego, R (1, 4) <small>OBP: 0.319, SLG: 0.347</small> Mike Davis, L (7, PH) <small>OBP: 0.320, SLG: 0.468</small> (7, 9)	0-3 K		0-3 K		X 0-0 F9		X 0-0 F7			3 0 0 0 0 2 1 1 0 0 0 0 0 1										
Steve Henderson, R (1, 9) <small>OBP: 0.357, SLG: 0.430</small> Tony Phillips, S (7, 4) <small>OBP: 0.337, SLG: 0.372</small>	0-3 K		X 0-0 4-3 1-2		X 0-0 1-3			S.S.S.S. 0-3 K		3 0 0 0 0 1 1 1 0 0 0 0 1 0										
Jose Canseco, R (1, 7) <small>OBP: 0.310, SLG: 0.470</small>	X 0-0 S 2B		S.S.S.S. 0-3 K		X 0-0 F9			S.S.S.S. 0-3 K		4 1 1 0 0 2 1										
Reggie Jackson, L (1, 10) <small>OBP: 0.297, SLG: 0.402</small>	X 0-0 WP 2-H 2B			B.B.B.B. 4-0 1B BB		X 0-0 F8		X 0-0 1B		3 0 2 1 1 0 0										
Carney Lansford, R (1, 3) <small>OBP: 0.366, SLG: 0.455</small>	X 0-0 F9 2-3			X 0-0 F4		X 0-0 6-3		X 0-0 1B		4 0 1 0 0 0 2										
Terry Steinbach, R (1, 5) <small>OBP: 0.349, SLG: 0.463</small>		S.S.S.S. 0-3 K		X 0-0 1-2 1B		S.S.S.S. 0-3 K		S.S.S.S. 0-3 K		4 0 1 0 0 3 2										
Dwayne Murphy, L (1, 8) <small>OBP: 0.388, SLG: 0.374</small>		X 0-0 4-3		S.S.S.S. 0-3 K		X 0-0 HR		X 0-0 6-3		4 1 1 1 0 1 2										
Mickey Tettleton, S (1, 2) <small>OBP: 0.292, SLG: 0.322</small> Luis Polonia, L (9, PH) <small>OBP: 0.335, SLG: 0.398</small>		X 0-0 6-3		X 0-0 F8		S.S.S.S. 0-3 K		S.S.S.S. 0-3 K		3 0 0 0 0 1 2 1 0 0 0 0 1 0										
Walt Weiss, S (1, 6) <small>OBP: 0.500, SLG: 0.615</small>			X 0-0 4-3 1B		X 0-0 L7		X 0-0 2B		X 0-0 3-1		4 0 2 0 0 0 0									
Inning Stats	R: 1 E: 0 K: 2 S: 9	H: 2 LOB: 1 BB: 0 P: 9	R: 0 E: 0 K: 1 S: 5	H: 0 LOB: 0 BB: 0 P: 5	R: 0 E: 0 K: 2 S: 8	H: 1 LOB: 1 BB: 0 P: 8	R: 0 E: 0 K: 1 S: 6	H: 1 LOB: 2 BB: 1 P: 10	R: 0 E: 0 K: 0 S: 3	H: 0 LOB: 0 BB: 0 P: 3	R: 1 E: 0 K: 2 S: 9	H: 2 LOB: 1 BB: 0 P: 9	R: 0 E: 0 K: 3 S: 11	H: 2 LOB: 2 BB: 0 P: 11	R: 0 E: 0 K: 1 S: 5	H: 0 LOB: 0 BB: 0 P: 5	1B: 4 2B: 3 3B: 0 HR: 1	SF: 0 SAC: 0 DP: 0 HBP: 0	WP: 1 PB: 0 SB: 1 CS: 0	PA: 36
PITCHER	IP WLS BF H R ER SO BB IBB HBP BLK WP HR S P ERA WHIP																			
Floyd Bannister, L (1, 1) <small>ERA: 3.58</small> Bill Long, R (6, 1) <small>ERA: 4.37</small> Bobby Thigpen, R (8, 1) <small>ERA: 2.73</small>	5.0 W 20 4 1 1 6 1 0 0 0 1 0 31 35 1.80 1.000	2.0 8 2 1 1 2 0 0 0 0 0 1 12 12 4.50 1.000	2.0 S 8 2 0 0 4 0 0 0 0 0 0 16 16 0.00 1.000																	

Oakland Athletics @ Chicago White Sox
 Comiskey Park, Chicago, IL
 Sun Oct 04 1987, 4:33 AM EDT
 Att. 15,083 - Unknown

livebaseballscorecards.com

AB 35
R 2
H 8
RBI 2
BB 1
SO 12
LOB 12



Batter	1	2	3	4	5	6	7	8	9
Ozzie Guillen, L OBP: 0.303, SLG: 0.354 (1, 6)	0-0 4-3		0-0 F8		0-0 E7 1B		0-0 5-3		
Donnie Hill, S OBP: 0.290, SLG: 0.368 (1, 4) Fred Manrique, R OBP: 0.302, SLG: 0.362 (8, 4)	0-0 G4-3 1B		0-0 1-3		0-0 1B 2-H 1B		0-0 4-3		
Harold Baines, L OBP: 0.352, SLG: 0.479 (1, 10)	0-0 G4-3 1-2f		0-3 K		0-0 1-3 1B		0-0 1B		
Greg Walker, L OBP: 0.346, SLG: 0.465 (1, 3) Pat Keedy, R OBP: 0.209, SLG: 0.341 (8, 3)		0-0 HR 1B		0-3 K	0-0 4-3		0-0 3-1		
Ron Hassey, L OBP: 0.303, SLG: 0.338 (1, 2) Carlton Fisk, R OBP: 0.321, SLG: 0.460 (6, 2)		0-0 HR		0-0 F7		0-0 HR		0-0 FC5-4 1B	
Daryl Boston, L OBP: 0.307, SLG: 0.421 (1, 7)		0-3 K		0-3 K		0-0 6-3 1B		0-3 K	
Gary Redus, R OBP: 0.328, SLG: 0.392 (1, 9)		0-0 S 1B			0-0 WP E 2B		0-3 K		0-0 F9
Kenny Williams, R OBP: 0.314, SLG: 0.422 (1, 8)		0-3 K		0-3 K	0-0 6-3		0-0 FC5-4		
Steve Lyons, L OBP: 0.320, SLG: 0.363 (1, 5)		0-0 G1		0-0 1-3	0-0 1-3		0-3 K		

Inning Stats	R: 0 E: 0 K: 0 S: 3	H: 1 LOB: 0 BB: 0 P: 3	R: 2 E: 0 K: 2 S: 10	H: 3 LOB: 1 BB: 0 P: 10	R: 0 E: 0 K: 1 S: 5	H: 0 LOB: 0 BB: 0 P: 5	R: 0 E: 0 K: 2 S: 7	H: 0 LOB: 0 BB: 0 P: 7	R: 2 E: 1 K: 1 S: 9	H: 4 LOB: 2 BB: 0 P: 9	R: 1 E: 0 K: 2 S: 9	H: 2 LOB: 1 BB: 0 P: 9	R: 0 E: 0 K: 0 S: 4	H: 1 LOB: 1 BB: 0 P: 4	R: 0 E: 0 K: 1 S: 6	H: 1 LOB: 1 BB: 0 P: 6
--------------	------------------------------	---------------------------------	-------------------------------	----------------------------------	------------------------------	---------------------------------	------------------------------	---------------------------------	------------------------------	---------------------------------	------------------------------	---------------------------------	------------------------------	---------------------------------	------------------------------	---------------------------------

PITCHER	IP	WLS	BF	H	R	ER	SO	BB	IBB	HBP	BLK	WP	HR	S	P	ERA	WHIP
Dave Stewart, R ERA: 3.68 (1, 1)	4.2	L	21	8	4	4	6	0	0	0	0	1	1	33	33	7.71	1.714
Greg Cadaret, L ERA: 4.54 (5, 1)	0.1		3	2	1	1	0	0	0	0	0	0	1	3	3	27.00	6.000
Eric Plunk, R ERA: 4.74 (6, 1)	3.0		11	2	0	0	3	0	0	0	0	0	0	17	17	0.00	0.667

BOTTOM

Oakland Athletics @ Chicago White Sox
Comiskey Park, Chicago, IL
Sun Oct 04 1987, 4:33 AM EDT
Att. 15,083 - Unknown

AB	R	H	RBI	BB	SO	LOB
4	1	1	1	0	0	0
4	0	2	1	0	0	0
0	0	0	0	0	0	0
4	0	2	0	0	1	1
4	1	1	0	0	1	3
0	0	0	0	0	0	0
2	1	1	2	0	0	0
2	1	2	1	0	0	0
4	0	1	0	0	3	1
4	1	2	0	0	1	2
4	0	0	0	0	2	4
3	0	0	0	0	1	3

AB	35
R	5
H	12
RBI	5
BB	0
SO	9
LOB	14

WP: 1 PA: 35
PB: 0
SB: 1
CS: 0



1B	2B	3B	HR	SF	SAC	DP	HBP	WP	HR	S	P	ERA	WHIP
9	1	0	2	0	0	1	0	1	1	33	33	7.71	1.714