

Oakland Athletics - 1987

Batter	1	2	3	4	5	6	7	8	9	10	AB	R	H	RBI	BB	SO	LOB	TOP								
Mike Davis, L OBP: 0.400, SLG: 0.600 (1, 9)											5	1	2	0	0	0	0									
Tony Phillips, S OBP: 0.200, SLG: 0.400 (1, 4)											5	1	1	0	0	1	2									
Carney Lansford, R OBP: 0.500, SLG: 0.333 (1, 5)											3	0	1	0	1	0	2									
Jose Canseco, R (1, 7)											4	0	0	1	0	2	2									
Reggie Jackson, L (1, 10)											3	0	0	0	1	1	0									
Dwayne Murphy, L (1, 8)											3	1	0	0	1	0	2									
Rob Nelson, L (1, 3)											4	0	0	0	0	3	1									
Mickey Tettleton, S (1, 2)											4	0	0	0	0	0	1									
Alfredo Griffin, S OBP: 0.250, SLG: 1.000 (1, 6)											4	1	1	2	0	0	0									
Inning Stats	R: 1 E: 0 K: 1 S: 6	H: 1 LOB: 0 BB: 0 P: 6	R: 0 E: 0 K: 1 S: 5	H: 0 LOB: 0 BB: 0 P: 5	R: 0 E: 0 K: 0 S: 3	H: 0 LOB: 0 BB: 0 P: 3	R: 1 E: 0 K: 0 S: 4	H: 1 LOB: 0 BB: 0 P: 4	R: 2 E: 0 K: 1 S: 6	H: 1 LOB: 0 BB: 1 P: 10	R: 0 E: 0 K: 1 S: 6	H: 1 LOB: 2 BB: 1 P: 10	R: 0 E: 0 K: 1 S: 5	H: 0 LOB: 0 BB: 0 P: 5	R: 0 E: 0 K: 1 S: 5	H: 0 LOB: 0 BB: 0 P: 5	R: 0 E: 0 K: 0 S: 4	H: 1 LOB: 1 BB: 0 P: 4	1B: 2 2B: 2 3B: 0 HR: 1	SF: 0 SAC: 0 DP: 0 HBP: 0	WP: 1 PB: 0 SB: 3 CS: 0	PA: 38				
PITCHER	IP 8.0	WLS 31	H 4	R 4	ER 4	SO 6	BB 3	IBB 0	HBP 0	BLK 0	WP 1	HR 1	S 40	P 52	ERA 4.50	WHIP 0.875										
Bert Blyleven, R ERA: 4.5																										
George Frazier, R ERA:	IP 2.0	WLS 7	H 1	R 0	ER 0	SO 1	BB 0	IBB 0	HBP 0	BLK 0	WP 0	HR 0	S 9	P 9	ERA 0.00	WHIP 0.500										

Oakland Athletics @ Minnesota Twins
Hubert H. Humphrey Metrodome, Minneapolis, MN
Tue Apr 07 1987, 8:05 PM EDT
Att.: 43,548 - Unknown

AB 35
R 4
H 5
RBI 3
BB 3
SO 7
LOB 10



Batter	1	2	3	4	5	6	7	8	9	10	AB	R	H	RBI	BB	SO	LOB	BOTTOM								
Dan Gladden, R OBP: 0.200, SLG: 0.400 (1, 10)											5	0	1	0	0	3	3									
Steve Lombardozzi, R OBP: 0.400, SLG: 0.600 (1, 4)											5	2	2	0	0	1	1									
Kirby Puckett, R OBP: 0.600, SLG: 1.400 (1, 8)											5	2	3	2	0	0	1									
Gary Gaetti, R OBP: 0.600, SLG: 1.000 (1, 5)											4	1	2	0	1	2	1									
Kent Hrbek, L OBP: 0.400, SLG: 0.400 (1, 3)											5	0	2	3	0	1	1									
Tom Brunansky, R (1, 9)											2	0	0	0	2	0	1									
Mark Davidson, R (1, 7)											3	0	0	0	0	1	3									
Randy Bush, L (8, PH)											0	0	0	0	0	0	0									
Tim Laudner, R (8, PH)											1	0	0	0	0	0	1									
Al Newman, S (9, 7)											0	0	0	0	0	0	0									
Greg Gagne, R (1, 6)											4	0	0	0	0	1	3									
Tom Nieto, R (1, 2)											3	0	0	0	1	1	0									
Inning Stats	R: 0 E: 0 K: 2 S: 8	H: 1 LOB: 3 BB: 2 P: 8	R: 0 E: 0 K: 1 S: 6	H: 1 LOB: 3 BB: 2 P: 14	R: 3 E: 0 K: 0 S: 6	H: 3 LOB: 1 BB: 1 P: 10	R: 0 E: 0 K: 2 S: 7	H: 0 LOB: 0 BB: 0 P: 7	R: 0 E: 0 K: 2 S: 7	H: 0 LOB: 0 BB: 0 P: 7	R: 0 E: 0 K: 1 S: 5	H: 0 LOB: 0 BB: 0 P: 5	R: 1 E: 0 K: 0 S: 5	H: 2 LOB: 1 BB: 0 P: 5	R: 0 E: 0 K: 0 S: 3	H: 0 LOB: 0 BB: 0 P: 3	R: 1 E: 0 K: 0 S: 3	H: 3 LOB: 3 BB: 1 P: 7	1B: 5 2B: 3 3B: 1 HR: 1	SF: 0 SAC: 0 DP: 0 HBP: 0	WP: 0 PB: 0 SB: 0 CS: 0	PA: 41				
PITCHER	IP 7.0	WLS 29	H 5	R 3	ER 3	SO 10	BB 3	IBB 0	HBP 0	BLK 0	WP 0	HR 1	S 46	P 58	ERA 3.86	WHIP 1.143										
Curt Young, L ERA: 3.86																										
Gene Nelson, R ERA: 13.5	IP 0.2	WLS 4	H 2	R 1	ER 1	SO 0	BB 0	IBB 0	HBP 0	BLK 0	WP 0	HR 0	S 4	P 4	ERA 13.50	WHIP 3.000										
Bill Krueger, L ERA: 6.75	IP 1.1	WLS L 8	H 3	R 1	ER 1	SO 0	BB 1	IBB 0	HBP 0	BLK 0	WP 0	HR 0	S 7	P 11	ERA 6.75	WHIP 2.250										

Oakland Athletics @ Minnesota Twins
Hubert H. Humphrey Metrodome, Minneapolis, MN
Tue Apr 07 1987, 8:05 PM EDT
Att.: 43,548 - Unknown

AB 37
R 5
H 10
RBI 5
BB 4
SO 10
LOB 15



Batter	1	2	3	4	5	6	7	8	9	AB	R	H	RBI	BB	SO	LOB	TOP					
Mike Davis, L (1, 9) OBP: 0.222, SLG: 0.333	0-3 K			0-0 4-3	0-0 3-1		0-0 3-1			4	0	0	0	0	1	4						
Tony Phillips, S (1, 4) OBP: 0.333, SLG: 0.286	0-3 K			4-0 FC5-4 BB		4-0 1B BB		0-0 F7		2	0	0	0	2	1	0						
Carney Lansford, R (1, 5) OBP: 0.500, SLG: 0.333	0-3 K			0-0 FC5-4 1-2		0-0 1B BLK		4-0 S BB		3	1	1	0	1	1	1						
Jose Canseco, R (1, 7) OBP: 0.125, SLG: 0.125		0-3 K		0-3 K		0-0 BLK 1B		0-3 K		4	0	1	0	0	3	2						
Ron Cey, R (1, 10) Reggie Jackson, L (8, PH)		0-3 K			4-0 FC6-4 BB	0-3 K		0-0 F8		2	0	0	0	1	2	1						
Mark McGwire, R (1, 3)		0-3 K			0-3 K	0-3 K			0-0 F9	4	0	0	0	0	3	2						
Terry Steinbach, R (1, 2) OBP: 0.250, SLG: 0.250			0-0 F7		0-0 FC6-4 1B 1-2		0-0 1B		0-0 F9	4	0	1	0	0	0	1						
Stan Javier, S (1, 8) Dwayne Murphy, L (7, PH)			0-3 K		0-0 1B		0-0 F5		0-0 F7	2	0	1	0	0	1	0						
Alfredo Griffin, S (1, 6) OBP: 0.286, SLG: 0.714			0-0 P4		0-0 1B		0-0 F8			3	0	1	0	0	0	1						
Inning Stats	R: 0 E: 0 K: 3 S: 9	H: 0 LOB: 0 BB: 0 P: 9	R: 0 E: 0 K: 3 S: 9	H: 0 LOB: 0 BB: 0 P: 9	R: 0 E: 0 K: 1 S: 5	H: 0 LOB: 0 BB: 0 P: 5	R: 0 E: 0 K: 1 S: 5	H: 0 LOB: 1 BB: 1 P: 9	R: 0 E: 0 K: 1 S: 7	H: 2 LOB: 3 BB: 1 P: 11	R: 1 E: 0 K: 2 S: 8	H: 2 LOB: 1 BB: 0 P: 12	R: 0 E: 0 K: 0 S: 4	H: 1 LOB: 1 BB: 0 P: 4	R: 0 E: 0 K: 1 S: 5	H: 0 LOB: 0 BB: 0 P: 3	1B: 5 2B: 0 3B: 0 HR: 0	SF: 0 SAC: 0 DP: 0 HBP: 0	WP: 0 PB: 0 SB: 1 CS: 0	PA: 35		
PITCHER	IP WLS BF H R ER SO BB IBB HBP BLK WP HR S P ERA WHIP	IP WLS BF H R ER SO BB IBB HBP BLK WP HR S P ERA WHIP	IP WLS BF H R ER SO BB IBB HBP BLK WP HR S P ERA WHIP	IP WLS BF H R ER SO BB IBB HBP BLK WP HR S P ERA WHIP	IP WLS BF H R ER SO BB IBB HBP BLK WP HR S P ERA WHIP	IP WLS BF H R ER SO BB IBB HBP BLK WP HR S P ERA WHIP	IP WLS BF H R ER SO BB IBB HBP BLK WP HR S P ERA WHIP	IP WLS BF H R ER SO BB IBB HBP BLK WP HR S P ERA WHIP	IP WLS BF H R ER SO BB IBB HBP BLK WP HR S P ERA WHIP	IP WLS BF H R ER SO BB IBB HBP BLK WP HR S P ERA WHIP	IP WLS BF H R ER SO BB IBB HBP BLK WP HR S P ERA WHIP	IP WLS BF H R ER SO BB IBB HBP BLK WP HR S P ERA WHIP	IP WLS BF H R ER SO BB IBB HBP BLK WP HR S P ERA WHIP	IP WLS BF H R ER SO BB IBB HBP BLK WP HR S P ERA WHIP	IP WLS BF H R ER SO BB IBB HBP BLK WP HR S P ERA WHIP	IP WLS BF H R ER SO BB IBB HBP BLK WP HR S P ERA WHIP	IP WLS BF H R ER SO BB IBB HBP BLK WP HR S P ERA WHIP	IP WLS BF H R ER SO BB IBB HBP BLK WP HR S P ERA WHIP	IP WLS BF H R ER SO BB IBB HBP BLK WP HR S P ERA WHIP	IP WLS BF H R ER SO BB IBB HBP BLK WP HR S P ERA WHIP	IP WLS BF H R ER SO BB IBB HBP BLK WP HR S P ERA WHIP	IP WLS BF H R ER SO BB IBB HBP BLK WP HR S P ERA WHIP

Oakland Athletics @ Minnesota Twins
Hubert H. Humphrey Metrodome, Minneapolis, MN
Wed Apr 08 1987, 8:05 PM EDT
Att: 12,577 - Unknown

AB 31
R 1
H 5
RBI 0
BB 4
SO 12
LOB 14



Batter	1	2	3	4	5	6	7	8	9	AB	R	H	RBI	BB	SO	LOB	BOTTOM					
Steve Lombardozzi, R (1, 4) OBP: 0.333, SLG: 0.375	4-0 1-3 5-3 1B BB		0-0 4-3		0-0 E6 FC6-5 BLK	0-0 FC5				3	1	0	0	1	0	2						
Randy Bush, L (1, 9) Mark Davidson, R (9, 7)	0-0 5-3 1-2 WP 1B		0-0 F8		0-0 FC6-5 2B E	0-0 F8				4	2	1	0	0	0	3						
Kirby Puckett, R (1, 8) OBP: 0.667, SLG: 1.250	0-0 1-3		0-0 1B		0-0 E4 FC5 1H 2B		1-0 G4-6-3 HBP			3	0	2	0	0	0	2						
Kent Hrbek, L (1, 3) OBP: 0.444, SLG: 0.375	0-0 5-3		0-0 FC6-4 1B		4-0 BB		0-0 P4			3	0	1	1	1	0	2						
Gary Gaetti, R (1, 5) OBP: 0.333, SLG: 0.500	0-0 6-3		0-0 FC6-4 1-2		0-0 P4		0-0 G4-6-3 1-2			4	0	0	0	0	0	5						
Tom Brunansky, R (1, 7) OBP: 0.500, SLG: 0.800		0-3 K		0-0 HR	0-0 FC5		4-0 G6-3 BB			3	1	1	1	1	1	2						
Roy Smalley, S (1, 10) OBP: 0.250, SLG: 0.500		0-0 2B		0-0 G3		0-3 K		0-0 G6-3 1-2		4	0	1	0	0	1	1						
Greg Gagne, R (1, 6) OBP: 0.250, SLG: 0.375		0-3 K2-3		0-0 F3		0-0 FC5 2B		0-0 1B		4	0	2	0	0	1	1						
Tom Nieto, R (1, 2)		0-3 K		0-0 5-3		4-0 FC5 BB		0-0 F7		3	0	0	0	1	1	2						
Inning Stats	R: 2 E: 0 K: 0 S: 4	H: 1 LOB: 0 BB: 1 P: 8	R: 0 E: 0 K: 3 S: 10	H: 1 LOB: 0 BB: 0 P: 10	R: 0 E: 0 K: 0 S: 5	H: 2 LOB: 0 BB: 0 P: 5	R: 1 E: 0 K: 0 S: 4	H: 1 LOB: 0 BB: 0 P: 4	R: 1 E: 2 K: 1 S: 5	H: 1 LOB: 2 BB: 1 P: 9	R: 0 E: 1 K: 1 S: 6	H: 1 LOB: 2 BB: 1 P: 10	R: 0 E: 0 K: 0 S: 2	H: 0 LOB: 0 BB: 0 P: 3	R: 0 E: 0 K: 0 S: 3	H: 1 LOB: 1 BB: 1 P: 7	1B: 4 2B: 3 3B: 0 HR: 1	SF: 0 SAC: 0 DP: 2 HBP: 1	WP: 1 PB: 0 SB: 0 CS: 0	PA: 36		
PITCHER	IP WLS BF H R ER SO BB IBB HBP BLK WP HR S P ERA WHIP	IP WLS BF H R ER SO BB IBB HBP BLK WP HR S P ERA WHIP	IP WLS BF H R ER SO BB IBB HBP BLK WP HR S P ERA WHIP	IP WLS BF H R ER SO BB IBB HBP BLK WP HR S P ERA WHIP	IP WLS BF H R ER SO BB IBB HBP BLK WP HR S P ERA WHIP	IP WLS BF H R ER SO BB IBB HBP BLK WP HR S P ERA WHIP	IP WLS BF H R ER SO BB IBB HBP BLK WP HR S P ERA WHIP	IP WLS BF H R ER SO BB IBB HBP BLK WP HR S P ERA WHIP	IP WLS BF H R ER SO BB IBB HBP BLK WP HR S P ERA WHIP	IP WLS BF H R ER SO BB IBB HBP BLK WP HR S P ERA WHIP	IP WLS BF H R ER SO BB IBB HBP BLK WP HR S P ERA WHIP	IP WLS BF H R ER SO BB IBB HBP BLK WP HR S P ERA WHIP	IP WLS BF H R ER SO BB IBB HBP BLK WP HR S P ERA WHIP	IP WLS BF H R ER SO BB IBB HBP BLK WP HR S P ERA WHIP	IP WLS BF H R ER SO BB IBB HBP BLK WP HR S P ERA WHIP	IP WLS BF H R ER SO BB IBB HBP BLK WP HR S P ERA WHIP	IP WLS BF H R ER SO BB IBB HBP BLK WP HR S P ERA WHIP	IP WLS BF H R ER SO BB IBB HBP BLK WP HR S P ERA WHIP	IP WLS BF H R ER SO BB IBB HBP BLK WP HR S P ERA WHIP	IP WLS BF H R ER SO BB IBB HBP BLK WP HR S P ERA WHIP	IP WLS BF H R ER SO BB IBB HBP BLK WP HR S P ERA WHIP	IP WLS BF H R ER SO BB IBB HBP BLK WP HR S P ERA WHIP

Oakland Athletics @ Minnesota Twins
Hubert H. Humphrey Metrodome, Minneapolis, MN
Wed Apr 08 1987, 8:05 PM EDT
Att: 12,577 - Unknown

AB 31
R 4
H 8
RBI 2
BB 4
SO 4
LOB 20



Batter	1	2	3	4	5	6	7	8	9	AB	R	H	RBI	BB	SO	LOB	TOP										
Mike Davis, L OBP: 0.429, SLG: 0.769 (1, 9)										4	1	3	3	1	0	0											
Tony Phillips, S OBP: 0.214, SLG: 0.167 (1, 4)										5	0	0	0	0	1	3											
Carney Lansford, R OBP: 0.538, SLG: 0.400 (1, 5)										4	1	2	0	1	0	0											
Jose Canseco, R OBP: 0.167, SLG: 0.250 (1, 7)										4	0	1	1	0	2	3											
Reggie Jackson, L OBP: 0.222, SLG: 0.125 (1, 10)										4	0	1	0	0	1	1											
Dwayne Murphy, L (1, 8)										2	0	0	0	2	1	1											
Mickey Tettleton, S (1, 2)										3	0	0	0	1	3	2											
Rob Nelson, L OBP: 0.125, SLG: 0.125 (1, 3)										4	1	1	0	0	1	2											
Alfredo Griffin, S OBP: 0.273, SLG: 0.545 (1, 6)										4	1	1	0	0	0	2											
Inning Stats	R: 0 E: 0 K: 0 S: 3	H: 1 LOB: 1 BB: 1 P: 7	R: 0 E: 0 K: 0 S: 3	H: 0 LOB: 2 BB: 2 P: 11	R: 2 E: 0 K: 1 S: 8	H: 3 LOB: 2 BB: 1 P: 12	R: 0 E: 0 K: 1 S: 5	H: 0 LOB: 1 BB: 1 P: 9	R: 0 E: 0 K: 2 S: 7	H: 1 LOB: 0 BB: 0 P: 7	R: 0 E: 0 K: 1 S: 8	H: 1 LOB: 1 BB: 0 P: 8	R: 0 E: 0 K: 2 S: 7	H: 0 LOB: 0 BB: 0 P: 7	R: 0 E: 0 K: 0 S: 3	H: 0 LOB: 0 BB: 0 P: 3	1B: 6 2B: 3 3B: 0 HR: 1	SF: 0 SAC: 0 DP: 2 HBP: 0	WP: 0 PB: 0 CS: 1	PA: 39							
PITCHER	IP	WLS	BF	H	R	ER	SO	BB	IBB	HBP	BLK	WP	HR	S	P	ERA	WHIP										
Mark Portugal, R ERA: 6.35 (1, 1)	5.2		27	7	4	4	5	5	0	0	0	0	1	32	52	6.35	2.118										
Joe Kiriak, L ERA: (6, 1)	0.1		2	1	0	0	0	0	0	0	0	0	0	2	2	0.00	3.000										
Juan Berenguer, R ERA: (7, 1)	3.0	W	10	1	0	0	4	0	0	0	0	0	0	18	18	0.00	0.333										

Oakland Athletics @ Minnesota Twins
Hubert H. Humphrey Metrodome, Minneapolis, MN

AB 34
R 4
H 9
RBI 4
BB 5
SO 9
LOB 14



Thu Apr 09 1987, 4:33 AM EDT
Att: 11,586 - Unknown

Batter	1	2	3	4	5	6	7	8	9	AB	R	H	RBI	BB	SO	LOB	BOTTOM										
Al Newman, S (1, 4)										4	0	0	0	0	0	1											
Randy Bush, L OBP: 0.250, SLG: 0.143 (1, 9)										3	0	0	0	1	0	0											
Kirby Puckett, R OBP: 0.462, SLG: 0.833 (1, 8)										4	0	0	0	0	0	1											
Kent Hrbek, L OBP: 0.538, SLG: 0.700 (1, 3)										2	1	1	1	2	0	0											
Gary Gaetti, R OBP: 0.308, SLG: 0.500 (1, 5)										4	1	1	0	0	0	3											
Tom Brunansky, R OBP: 0.583, SLG: 0.778 (1, 7)										4	1	3	1	0	0	1											
Roy Smalley, S OBP: 0.250, SLG: 0.500 Mark Davidson, R (9, PR)										4	1	1	0	0	1	2											
Greg Gagne, R OBP: 0.364, SLG: 0.455 Mark Salas, L (9, PH)										3	0	2	0	0	0	1											
Steve Lombardozzi, R OBP: 0.333, SLG: 0.375 (9, PR)										0	0	0	0	0	0	0											
Tom Nieto, R OBP: 0.273, SLG: 0.222 Dan Gladden, R (9, PH)										3	0	1	0	0	1	2											
Inning Stats	R: 2 E: 0 K: 0 S: 3	H: 3 LOB: 1 BB: 0 P: 6	R: 0 E: 0 K: 0 S: 3	H: 0 LOB: 0 BB: 0 P: 3	R: 0 E: 0 K: 0 S: 2	H: 0 LOB: 1 BB: 1 P: 6	R: 0 E: 0 K: 1 S: 6	H: 2 LOB: 1 BB: 0 P: 6	R: 0 E: 0 K: 0 S: 2	H: 0 LOB: 1 BB: 2 P: 10	R: 0 E: 0 K: 1 S: 6	H: 1 LOB: 1 BB: 0 P: 6	R: 0 E: 0 K: 0 S: 3	H: 0 LOB: 0 BB: 0 P: 3	R: 3 E: 0 K: 0 S: 5	H: 4 LOB: 2 BB: 1 P: 9	1B: 6 2B: 3 3B: 0 HR: 1	SF: 0 SAC: 0 DP: 1 HBP: 0	WP: 3 PB: 0 CS: 1	PA: 36							
PITCHER	IP	WLS	BF	H	R	ER	SO	BB	IBB	HBP	BLK	WP	HR	S	P	ERA	WHIP										
Chris Codiroli, R ERA: 3.38 (1, 1)	5.1		21	5	2	2	1	2	0	0	0	0	1	21	29	3.38	1.312										
Bill Krueger, L ERA: 8.75 (6, 1)	0.0		1	0	0	0	0	1	0	0	0	0	0	0	4	-	-										
Dennis Eckersley, R ERA: (6, 1)	2.2		8	1	0	0	1	0	0	0	0	1	0	10	10	0.00	0.375										
Jay Howell, R ERA: 81.0 (9, 1)	0.1	L	6	4	3	3	0	0	1	0	0	0	0	5	9	81.00	12.000										

Oakland Athletics @ Minnesota Twins
Hubert H. Humphrey Metrodome, Minneapolis, MN

AB 32
R 5
H 10
RBI 4
BB 4
SO 2
LOB 11



Thu Apr 09 1987, 4:33 AM EDT
Att: 11,586 - Unknown

Batter	1	2	3	4	5	6	7	8	9	AB	R	H	RBI	BB	SO	LOB	TOP																						
Brian Downing, R OBP: 0.526, SLG: 0.938 (1, 10)										5	1	1	1	0	0	4																							
Devon White, S OBP: 0.276, SLG: 0.471 (1, 9)										5	2	2	1	0	2	1																							
Wally Joyner, L OBP: 0.283, SLG: 0.235 (1, 3)										4	1	1	0	1	0	2																							
Doug DeCinces, R OBP: 0.556, SLG: 0.727 (1, 5)										4	0	2	4	1	2	1																							
Jack Howell, L OBP: 0.385, SLG: 0.545 (1, 7)										3	0	1	0	2	0	1																							
Butch Wynegar, S OBP: 0.214, SLG: 0.154 (1, 2)										4	0	0	0	1	1	6																							
Dick Schofield, R OBP: 0.250, SLG: 0.154 (1, 6)										5	1	1	0	0	1	3																							
Gary Pettis, S OBP: 0.313, SLG: 0.375 (1, 8)										4	0	0	0	0	1	1																							
Mark McLemore, S OBP: 0.500, SLG: 0.455 (1, 4)										1	1	0	0	3	0	0																							
Inning Stats	R: 1 E: 0 K: 2 S: 9	H: 2 LOB: 1 BB: 0 P: 9	R: 0 E: 0 K: 1 S: 5	H: 0 LOB: 0 BB: 0 P: 5	R: 0 E: 1 K: 0 S: 4	H: 0 LOB: 1 BB: 0 P: 4	R: 0 E: 0 K: 1 S: 5	H: 0 LOB: 1 BB: 1 P: 9	R: 0 E: 0 K: 0 S: 2	H: 0 LOB: 0 BB: 1 P: 6	R: 0 E: 0 K: 1 S: 5	H: 0 LOB: 2 BB: 2 P: 13	R: 4 E: 0 K: 1 S: 8	H: 3 LOB: 2 BB: 3 P: 20	R: 0 E: 0 K: 0 S: 3	H: 0 LOB: 1 BB: 1 P: 7	R: 1 E: 0 K: 1 S: 8	H: 3 LOB: 2 BB: 0 P: 8	1B: 5 2B: 2 3B: 0 HR: 1	SF: 0 SAC: 0 DP: 0 HBP: 0	WP: 0 PB: 0 CS: 2 CS: 1	PA: 43																	
PITCHER	IP	WLS	BF	H	R	ER	SO	BB	IBB	HBP	BLK	WP	HR	S	P	ERA	WHIP	PITCHER					IP	WLS	BF	H	R	ER	SO	BB	IBB	HBP	BLK	WP	HR	S	P	ERA	WHIP
Dave Stewart, R ERA: 5.87 (1, 1)	7.2	L	36	5	5	5	6	7	1	0	0	0	1	40	72	5.87	1.565																						
Gene Nelson, R ERA: 9.0 (8, 1)	1.1		7	3	1	1	1	0	0	0	0	0	0	9	9	6.75	2.250																						

California Angels @ Oakland Athletics
Oakland-Alameda County Coliseum, Oakland, CA
Fri Apr 10 1987, 7:05 PM PDT
Att: 46,120 - Unknown

AB 35
R 6
H 8
RBI 6
BB 8
SO 7
LOB 19



Batter	1	2	3	4	5	6	7	8	9	AB	R	H	RBI	BB	SO	LOB	BOTTOM																						
Mike Davis, L OBP: 0.316, SLG: 0.556 (1, 9)										5	0	0	0	0	2	3																							
Tony Phillips, S OBP: 0.222, SLG: 0.375 (1, 4)										4	1	1	1	0	0	0																							
Carney Lansford, R OBP: 0.471, SLG: 0.357 (1, 5)										4	1	1	0	0	0	0																							
Jose Canseco, R OBP: 0.125, SLG: 0.188 (1, 7)										4	0	0	0	0	2	1																							
Reggie Jackson, L OBP: 0.308, SLG: 0.455 (1, 10)										3	1	1	2	1	0	0																							
Dwayne Murphy, L OBP: 0.357, SLG: 0.100 (1, 8)										3	0	1	0	1	1	1																							
Mark McGwire, R OBP: 0.125, SLG: 0.500 (1, 3)										4	1	1	1	0	2	3																							
Mickey Tettleton, S (1, 2)										2	0	0	0	1	1	0																							
Ron Cey, R (9, PH)										0	0	0	0	1	0	0																							
Stan Javier, S OBP: 0.500, SLG: 0.500 (9, PR)										0	0	0	0	0	0	0																							
Alfredo Griffin, S OBP: 0.200, SLG: 0.400 (1, 6)										4	0	0	0	0	1	4																							
Inning Stats	R: 0 E: 0 K: 0 S: 3	H: 0 LOB: 0 BB: 0 P: 3	R: 0 E: 0 K: 2 S: 7	H: 0 LOB: 1 BB: 1 P: 11	R: 0 E: 0 K: 1 S: 5	H: 0 LOB: 0 BB: 0 P: 5	R: 0 E: 0 K: 1 S: 5	H: 0 LOB: 0 BB: 0 P: 5	R: 0 E: 0 K: 1 S: 6	H: 1 LOB: 2 BB: 1 P: 10	R: 3 E: 0 K: 2 S: 10	H: 3 LOB: 0 BB: 0 P: 10	R: 1 E: 0 K: 2 S: 8	H: 1 LOB: 0 BB: 0 P: 8	R: 0 E: 0 K: 0 S: 3	H: 0 LOB: 0 BB: 0 P: 3	R: 0 E: 1 K: 0 S: 4	H: 0 LOB: 3 BB: 2 P: 12	1B: 2 2B: 0 3B: 0 HR: 3	SF: 0 SAC: 0 DP: 0 HBP: 0	WP: 0 PB: 0 CS: 0	PA: 37																	
PITCHER	IP	WLS	BF	H	R	ER	SO	BB	IBB	HBP	BLK	WP	HR	S	P	ERA	WHIP	PITCHER					IP	WLS	BF	H	R	ER	SO	BB	IBB	HBP	BLK	WP	HR	S	P	ERA	WHIP
Kirk McCaskill, R ERA: 4.5 (1, 1)	6.0	W	24	4	3	3	7	2	0	0	0	0	2	36	44	4.50	1.000																						
Donnie Moore, R ERA: 3.0 (7, 1)	3.0	S	13	1	1	1	2	2	0	0	0	0	1	15	23	3.00	1.000																						

California Angels @ Oakland Athletics
Oakland-Alameda County Coliseum, Oakland, CA
Fri Apr 10 1987, 7:05 PM PDT
Att: 46,120 - Unknown

AB 33
R 4
H 5
RBI 4
BB 4
SO 9
LOB 12



Batter	1	2	3	4	5	6	7	8	9	AB	R	H	RBI	BB	SO	LOB	TOP								
Brian Downing, R OBP: 0.500, SLG: 0.950 (1, 10)	5-3		1B 1B 1B BB	L7		L3		HR		4	2	1	2	1	0	3	California Angels @ Oakland Athletics Oakland-Alameda County Coliseum, Oakland, CA Sat Apr 11 1987, 3:33 AM PDT Att: 30,136 - Unknown								
Devon White, S OBP: 0.304, SLG: 0.429 (1, 9)	CS BB		1B 1-2 1B 1B	F4		4-3		6-3		4	1	1	0	1	0	2									
Wally Joyner, L OBP: 0.292, SLG: 0.318 (1, 3)	K		1B 1-2 2-3 1B			SF7 2B		L7		5	1	2	0	0	1	1									
Doug DeCinces, R Gus Polidor, R OBP: 0.522, SLG: 0.600 (9, PR) (9, 5)	CS	F8	F4			6-3 SF7 1B		6-3		4	0	1	0	1	0	3									
Jack Howell, L OBP: 0.278, SLG: 0.400 (1, 7)		K	K			SF7		G3		4	0	0	1	0	3	4									
Butch Wynegar, S OBP: 0.388, SLG: 0.353 (1, 2)		BB HBP 1B	1-3 2-H 3-H 1B			6-3		SH FC4-6 2B		4	1	3	2	1	0	1									
Dick Schofield, R OBP: 0.250, SLG: 0.125 (1, 6)		BB HBP	K			6-3		SH FC4-6		3	0	0	0	0	1	5									
Gary Pettis, S OBP: 0.400, SLG: 0.389 (1, 8)		BB 1-2 2-3 BB		S 1B		BB		FC4-6 WP HR		2	1	1	1	2	0	1									
Mark McLemore, S OBP: 0.444, SLG: 0.357 (1, 4)	K		K			L3 BB		L7		3	0	0	0	1	2	5									
Inning Stats	R: 0 E: 0 K: 1 S: 4	H: 0 LOB: 0 BB: 1 P: 8	R: 0 E: 0 K: 2 S: 8	H: 1 LOB: 3 BB: 1 P: 13	R: 2 E: 0 K: 2 S: 10	H: 3 LOB: 2 BB: 1 P: 14	R: 0 E: 0 K: 1 S: 6	H: 1 LOB: 1 BB: 0 P: 6	R: 1 E: 0 K: 0 S: 5	H: 2 LOB: 1 BB: 2 P: 5	R: 0 E: 0 K: 0 S: 2	H: 0 LOB: 1 BB: 0 P: 10	R: 0 E: 0 K: 0 S: 3	H: 0 LOB: 0 BB: 0 P: 3	R: 3 E: 0 K: 0 S: 6	H: 2 LOB: 0 BB: 2 P: 6		R: 0 E: 0 K: 1 S: 5	H: 0 LOB: 2 BB: 2 P: 13	1B: 6 2B: 3 3B: 0 HR: 1	SF: 1 SAC: 1 DP: 1 HBP: 1	WP: 1 PB: 0 SB: 2 CS: 1	PA: 44		
PITCHER	IP	WLS	BF	H	R	ER	SO	BB	IBB	HBP	BLK	WP	HR	S	P	ERA	WHIP								
Jose Rijo, R ERA: 4.5 (1, 1)	6.0		29	7	3	3	6	5	0	1	0	0	0	35	56	4.50	2.000								
Bill Krueger, L ERA: 7.71 (7, 1)	1.0	L	4	1	1	1	0	0	0	0	0	0	0	4	4	9.00	1.000								
Jay Howell, R ERA: 33.75 (8, 1)	1.0		5	1	2	2	0	0	0	0	0	1	1	5	5	18.00	1.000								
Rick Rodriguez, R ERA: (9, 1)	1.0		5	0	0	0	1	2	0	0	0	0	0	5	13	0.00	2.000								

Batter	1	2	3	4	5	6	7	8	9	AB	R	H	RBI	BB	SO	LOB	BOTTOM								
Mike Davis, L OBP: 0.250, SLG: 0.435 (1, 9)	F9	4-3		4-3			F8		4-3	5	0	0	0	0	0	2	California Angels @ Oakland Athletics Oakland-Alameda County Coliseum, Oakland, CA Sat Apr 11 1987, 3:33 AM PDT Att: 30,136 - Unknown								
Tony Phillips, S OBP: 0.217, SLG: 0.333 (1, 4)	CS 1B		F8			F7		F8		5	0	1	0	0	0	0									
Carney Lansford, R OBP: 0.545, SLG: 0.412 (1, 5)	BB		1B			1B		FC6-4 HBP		3	0	2	0	1	0	0									
Jose Canseco, R OBP: 0.100, SLG: 0.150 (1, 7)	K		F9			K		FC6-4		4	0	0	0	0	2	4									
Reggie Jackson, L OBP: 0.412, SLG: 0.500 (1, 10)		2B BB	F8			1B		1B		3	1	2	0	1	0	1									
Dwayne Murphy, L OBP: 0.386, SLG: 0.286 (1, 8)		1B 2B		S 2B 1B		G3		K		4	2	2	1	0	1	3									
Mark McGwire, R OBP: 0.167, SLG: 0.364 (1, 3)		BB	F8			K		F8		3	0	0	0	1	1	2									
Terry Steinbach, R OBP: 0.375, SLG: 0.500 (1, 2)		L9-3		G3 1B		F7		1B		4	0	2	1	0	0	2									
Alfredo Griffin, S OBP: 0.211, SLG: 0.368 (1, 6)		1B		G3		B4-3		L7		4	0	1	1	0	0	3									
Inning Stats	R: 0 E: 0 K: 1 S: 5	H: 1 LOB: 1 BB: 1 P: 9	R: 2 E: 0 K: 0 S: 4	H: 2 LOB: 1 BB: 2 P: 12	R: 0 E: 0 K: 0 S: 4	H: 1 LOB: 1 BB: 0 P: 4	R: 1 E: 0 K: 0 S: 5	H: 2 LOB: 1 BB: 0 P: 5	R: 0 E: 0 K: 1 S: 7	H: 2 LOB: 2 BB: 0 P: 7	R: 0 E: 0 K: 0 S: 5	H: 0 LOB: 0 BB: 0 P: 5	R: 0 E: 0 K: 0 S: 3	H: 0 LOB: 1 BB: 0 P: 4	R: 0 E: 0 K: 1 S: 7	H: 2 LOB: 2 BB: 0 P: 7		R: 0 E: 0 K: 0 S: 3	H: 0 LOB: 0 BB: 0 P: 3	1B: 8 2B: 3 3B: 0 HR: 0	SF: 0 SAC: 0 DP: 1 HBP: 1	WP: 0 PB: 0 SB: 1 CS: 1	PA: 39		
PITCHER	IP	WLS	BF	H	R	ER	SO	BB	IBB	HBP	BLK	WP	HR	S	P	ERA	WHIP								
Urbano Lugo, R ERA: 6.75 (1, 1)	4.0		19	6	3	3	1	3	0	0	0	0	0	18	30	6.75	2.250								
Willie Fraser, R ERA: (5, 1)	3.0	W	12	2	0	0	2	0	0	1	0	0	0	15	16	0.00	0.667								
Gary Lucas, L ERA: 4.5 (8, 1)	2.0	S	8	2	0	0	1	0	0	0	0	0	0	10	10	0.00	1.000								

Batter	1	2	3	4	5	6	7	8	9	AB	R	H	RBI	BB	SO	LOB	TOP			
Brian Downing, R (1, 10) OBP: 0.500, SLG: 0.870	4-0 FC1-6 BB		0-3 K			0-0 2H 1B		0-0 L5		3	0	1	1	1	1	2				
Wally Joyner, L (1, 3) OBP: 0.250, SLG: 0.269	0-0 FC1-6 FC6-4				0-0 F9		0-3 K	0-0 F8		4	0	0	0	0	1	3				
Dick Schofield, R (1, 6) OBP: 0.208, SLG: 0.100	0-0 L9				0-0 F8		0-3 K		0-0 F8	4	0	0	0	0	1	2				
George Hendrick, R (1, 9) OBP: 0.111, SLG: 0.111	0-0 FC6-4				0-0 F6			0-0 F5	0-0 L4	4	0	0	0	0	0	1				
Devon White, S (1, 7) OBP: 0.296, SLG: 0.400		0-0 5-3				0-0 6-3		0-0 4-3 1B	0-0 5-3	4	0	1	0	0	0	0				
Butch Wynegar, S (1, 2) OBP: 0.381, SLG: 0.333		4-0 G6-4-3 BB			0-0 6-3			0-0 4-3		1	0	0	0	1	0	0				
Darrell Miller, R (6, 2)								1-2		1	0	0	0	0	0	1				
Gus Polidor, R (1, 5)		0-0 G6-4-3			0-0 F3			0-0 6-3		3	0	0	0	0	0	2				
Gary Pettis, S (1, 8) OBP: 0.435, SLG: 0.524			0-3 K			0-0 1B 2B		0-0 5-3 2B		3	1	2	0	0	1	0				
Mark McLemore, S (1, 4) OBP: 0.429, SLG: 0.353			0-0 CS 1B			0-3 K		0-0 5-3		3	0	1	0	0	1	2				
Inning Stats	R: 0 E: 0 K: 0 S: 3	H: 0 LOB: 1 BB: 1 P: 7	R: 0 E: 0 K: 0 S: 2	H: 0 LOB: 0 BB: 1 P: 6	R: 0 E: 0 K: 2 S: 7	H: 1 LOB: 0 BB: 0 P: 7	R: 0 E: 0 K: 0 S: 3	H: 0 LOB: 0 BB: 0 P: 3	R: 0 E: 0 K: 3 S: 11	H: 2 LOB: 1 BB: 0 P: 11	R: 0 E: 0 K: 0 S: 4	H: 1 LOB: 1 BB: 0 P: 4	R: 0 E: 0 K: 0 S: 4	H: 1 LOB: 1 BB: 0 P: 4	R: 0 E: 0 K: 0 S: 3	H: 0 LOB: 0 BB: 0 P: 3	1B: 3 2B: 2 3B: 0 HR: 0	SF: 0 SAC: 0 DP: 1 HBP: 0	WP: 0 PB: 0 SB: 0 CS: 1	PA: 32
PITCHER Curt Young, L (1, 1) ERA: 2.25	IP: 9.0 WLS: W BF: 32 H: 5 R: 1 ER: 1 SO: 5 BB: 2 IBB: 0 HBP: 0 BLK: 0 WP: 0 HR: 0 S: 40 P: 48 ERA: 1.00 WHIP: 0.778															PITCHER				

California Angels @ Oakland Athletics
Oakland-Alameda County Coliseum, Oakland, CA
Sun Apr 12 1987, 3:33 AM PDT
Att: 37,162 - Unknown

AB	30
R	1
H	5
RBI	1
BB	2
SO	5
LOB	13





Batter	1	2	3	4	5	6	7	8	9	AB	R	H	RBI	BB	SO	LOB	BOTTOM			
Mike Davis, L (1, 9) OBP: 0.310, SLG: 0.607	0-0 3B 1B	0-0 1H HR			0-0 1B 2B	0-0 F8		0-0 F7		5	3	3	3	0	0	0				
Jose Canseco, R (9, 7) OBP: 0.100, SLG: 0.150										0	0	0	0	0	0	0				
Tony Phillips, S (1, 4) OBP: 0.286, SLG: 0.400	0-0 FC6 3B	0-3 K			0-0 3H 1B 2B	4-0 BB BB		0-0 2B		4	2	2	0	1	1	1				
Carney Lansford, R (1, 5) OBP: 0.556, SLG: 0.524	0-0 1H 2H 3B		0-0 F7		0-0 1B 1B	4-0 BB BB		0-3 K		4	0	2	4	1	1	1				
Reggie Jackson, L (1, 10) OBP: 0.333, SLG: 0.389	0-3 K		0-3 K		0-3 K	0-0 F8		0-0 F8		4	0	0	0	0	3	4				
Dwayne Murphy, L (1, 8) OBP: 0.318, SLG: 0.222	0-3 K		0-0 4-3		0-3 K			0-0 F8		4	0	0	0	0	2	2				
Rob Nelson, L (1, 3) OBP: 0.250, SLG: 0.250	0-3 K			0-3 K	0-0 1-3 BB 1B			0-0 FC6-4 1B		4	0	2	0	0	2	1				
Mickey Tettleton, S (1, 2)		0-3 K		0-0 6-3	4-0 1-2 BB			0-3 K		3	0	0	0	1	2	1				
Stan Javier, S (1, 7) (9, 9)		0-0 G1-4-3		0-3 K	0-0 F9			0-0 FC6-4		4	0	0	0	0	1	4				
Alfredo Griffin, S (1, 6) OBP: 0.273, SLG: 0.500		0-0 HR 1B			0-0 2B 3B			0-0 5-3		3	2	2	0	0	0	0				
Johnnie LeMaster, R (8, 6)										1	0	0	0	0	0	0				
Inning Stats	R: 2 E: 1 K: 3 S: 12	H: 2 LOB: 1 BB: 0 P: 12	R: 2 E: 0 K: 2 S: 9	H: 2 LOB: 0 BB: 0 P: 9	R: 0 E: 0 K: 1 S: 5	H: 0 LOB: 0 BB: 0 P: 5	R: 0 E: 0 K: 2 S: 7	H: 0 LOB: 0 BB: 0 P: 7	R: 3 E: 0 K: 2 S: 12	H: 5 LOB: 3 BB: 1 P: 16	R: 0 E: 0 K: 0 S: 3	H: 0 LOB: 2 BB: 2 P: 11	R: 0 E: 0 K: 1 S: 6	H: 1 LOB: 1 BB: 0 P: 6	R: 0 E: 0 K: 1 S: 6	H: 1 LOB: 1 BB: 0 P: 6	1B: 6 2B: 2 3B: 2 HR: 1	SF: 0 SAC: 0 DP: 0 HBP: 0	WP: 0 PB: 0 SB: 0 CS: 0	PA: 39
PITCHER Mike Witt, R (1, 1) ERA: 4.85	IP: 4.0 WLS: L BF: 21 H: 8 R: 7 ER: 6 SO: 8 BB: 8 IBB: 0 HBP: 0 BLK: 0 WP: 0 HR: 1 S: 37 P: 37 ERA: 13.50 WHIP: 2.000															PITCHER				
Chuck Finley, L (5, 1) ERA: 1.93	IP: 3.0 WLS: L BF: 14 H: 2 R: 0 ER: 0 SO: 3 BB: 3 IBB: 0 HBP: 0 BLK: 0 WP: 0 HR: 0 S: 17 P: 29 ERA: 0.00 WHIP: 1.667															PITCHER				
Mike Cook, R (8, 1) ERA: 9.0	IP: 1.0 WLS: L BF: 4 H: 1 R: 0 ER: 0 SO: 1 BB: 0 IBB: 0 HBP: 0 BLK: 0 WP: 0 HR: 0 S: 6 P: 6 ERA: 0.00 WHIP: 1.000															PITCHER				

California Angels @ Oakland Athletics
Oakland-Alameda County Coliseum, Oakland, CA
Sun Apr 12 1987, 3:33 AM PDT
Att: 37,162 - Unknown

AB	36
R	7
H	11
RBI	7
BB	3
SO	12
LOB	14



Batter	1	2	3	4	5	6	7	8	9	AB	R	H	RBI	BB	SO	LOB	TOP										
Al Newman, S (1, 6) OBP: 0.357, SLG: 0.308	0-0 6-3		4-0 BB			0-0 FC4 1B	0-0 6-3		0-0 F8	4	1	1	0	1	0	1	Minnesota Twins @ Oakland Athletics Oakland-Alameda County Coliseum, Oakland, CA Mon Apr 13 1987, 7:05 PM PDT Att: 14,447 - Unknown AB 32 R 3 H 6 RBI 3 BB 5 SO 7 LOB 20 										
Randy Bush, L (1, 9) OBP: 0.333, SLG: 0.600	0-0 1-3		0-0 F8			0-0 FC4 1B	0-0 F8			4	1	0	0	0	0	4											
Kirby Puckett, R (1, 8) OBP: 0.533, SLG: 1.179	0-0 4-3			0-3 K		4-0 1B BB		0-0 HR		3	1	1	1	1	1	0											
Kent Hrbek, L (1, 3) OBP: 0.480, SLG: 0.444		4-0 BB		0-0 F7		0-0 1B		4-0 BB		2	0	1	2	2	0	0											
Gary Gaetti, R (1, 5) OBP: 0.241, SLG: 0.464		0-0 F8		0-0 CS 1B		0-0 L7		0-3 BB		4	0	1	0	0	1	4											
Tom Brunansky, R (1, 7) OBP: 0.250, SLG: 0.280		0-0 G6-4-3		0-0 CS	0-3 K	0-3 K		0-0 F9		4	0	0	0	0	2	4											
Roy Smalley, S (1, 10) OBP: 0.350, SLG: 0.650			0-0 WP 2B		0-0 2B	0-0 F5		0-0 5-3		4	0	2	0	0	0	3											
Steve Lombardozzi, R (1, 4) OBP: 0.333, SLG: 0.304			0-0 B1-3		0-0 F8		0-0 F4		0-3 K	4	0	0	0	0	1	2											
Tom Nieto, R (1, 2) OBP: 0.250, SLG: 0.286			0-0 6-3		0-3 K		4-0 BB		0-3 K	2	0	0	0	1	1	2											
Mark Salas, L (9, PH) OBP: 0.667, SLG: 0.500										1	0	0	0	0	1	0											
Inning Stats	R: 0 E: 0 K: 0 S: 3	H: 0 LOB: 0 BB: 0 P: 3	R: 0 E: 0 K: 0 S: 2	H: 0 LOB: 0 BB: 1 P: 6	R: 0 E: 0 K: 0 S: 4	H: 1 LOB: 2 BB: 1 P: 8	R: 0 E: 0 K: 1 S: 5	H: 1 LOB: 0 BB: 0 P: 5	R: 0 E: 0 K: 2 S: 8	H: 1 LOB: 1 BB: 0 P: 8	R: 2 E: 0 K: 1 S: 8	H: 2 LOB: 2 BB: 1 P: 12	R: 0 E: 0 K: 0 S: 3	H: 0 LOB: 1 BB: 1 P: 7	R: 1 E: 0 K: 1 S: 6	H: 1 LOB: 1 BB: 1 P: 10	R: 0 E: 0 K: 2 S: 7	H: 0 LOB: 0 BB: 0 P: 7	1B: 3 2B: 2 3B: 0 HR: 1	SF: 0 SAC: 0 DP: 1 HBP: 0	WP: 2 PB: 0 SB: 0 CS: 1	PA: 38					
PITCHER	IP	WLS	BF	H	R	ER	SO	BB	IBB	HBP	BLK	WP	HR	S	P	ERA	WHIP										
Eric Plunk, R (1, 1) ERA: 3.86	7.0		31	6	3	3	4	5	0	0	0	2	1	34	54	3.86	1.571										
Jay Howell, R (8, 1) ERA: 13.5	2.0	W	6	0	0	0	3	0	0	0	0	0	0	12	12	0.00	0.000										


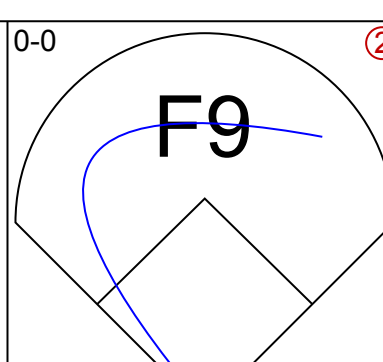
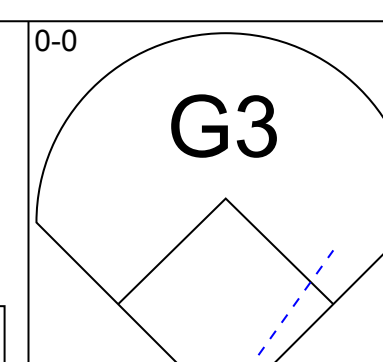
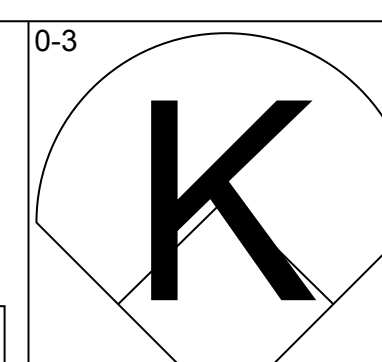
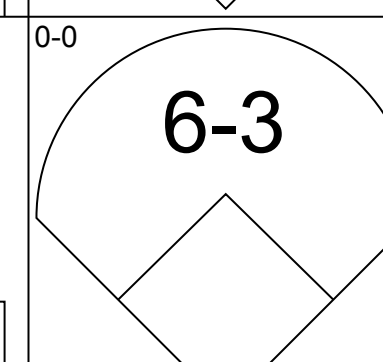
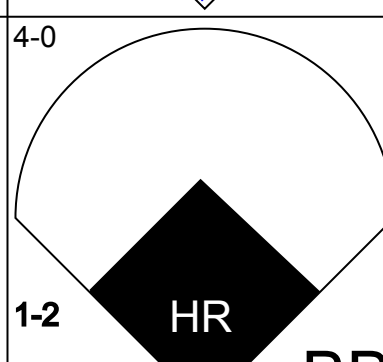
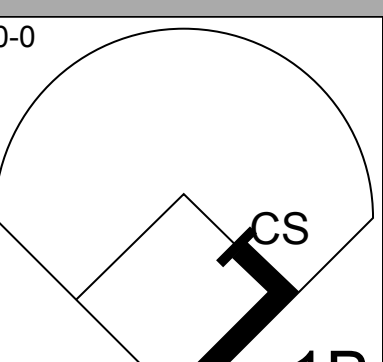
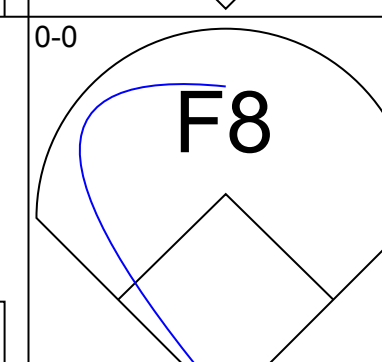
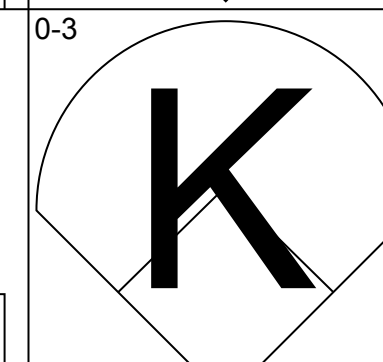
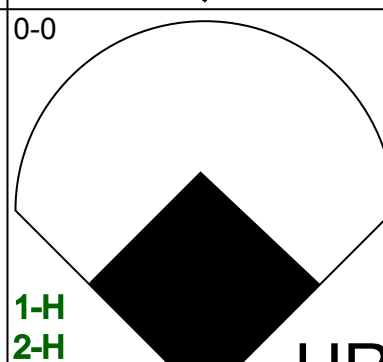
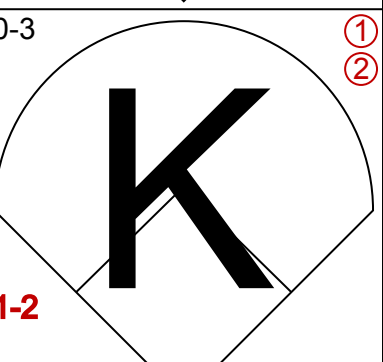
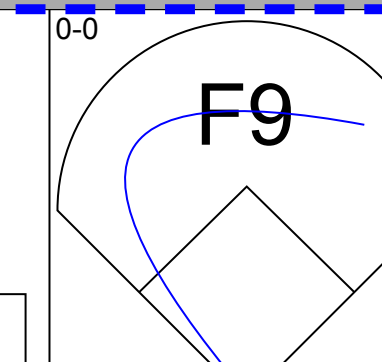
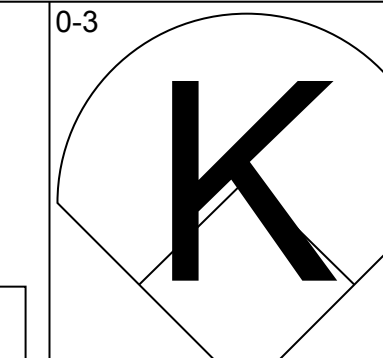
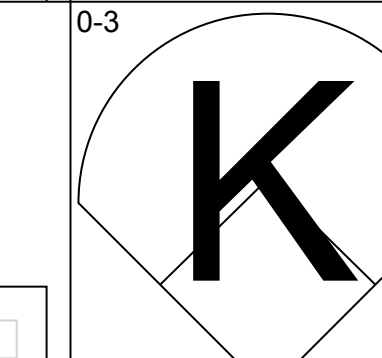
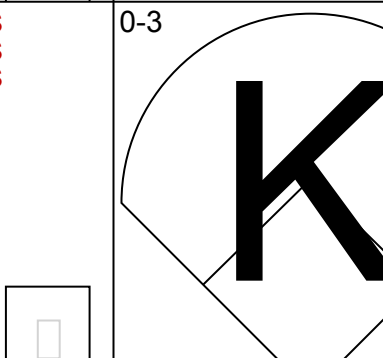
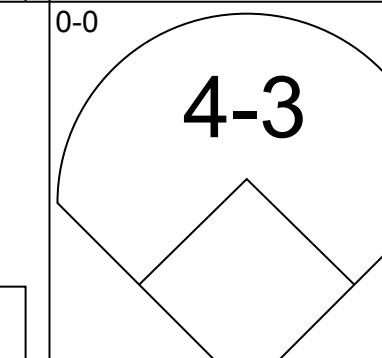
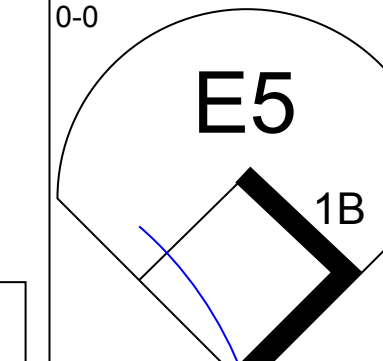
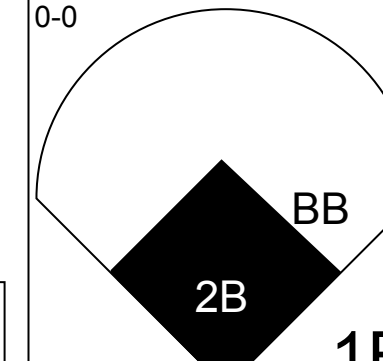
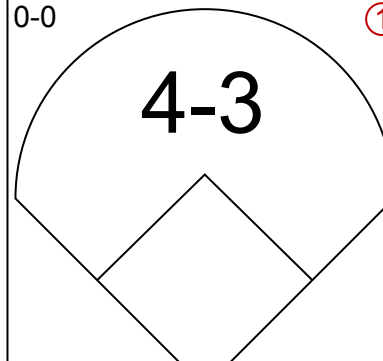
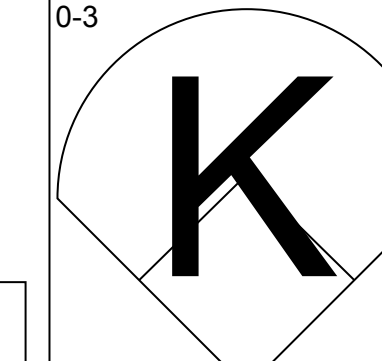
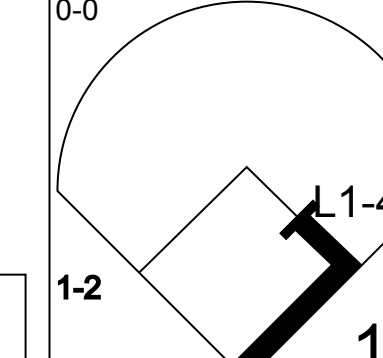
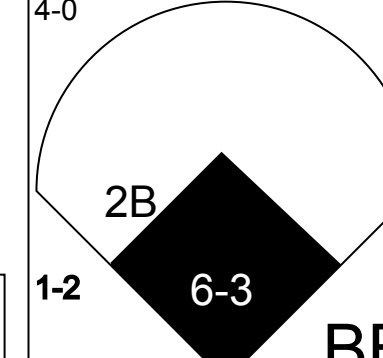
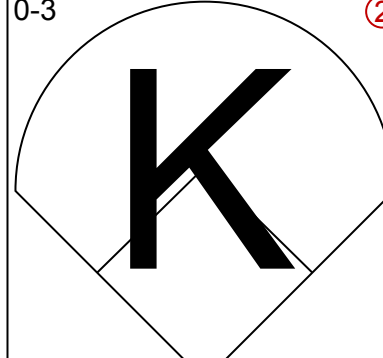
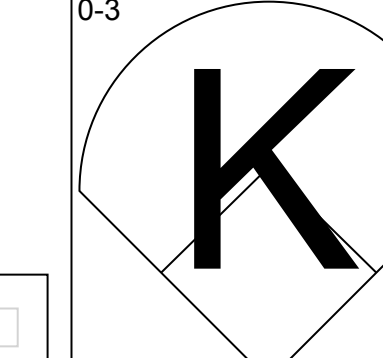
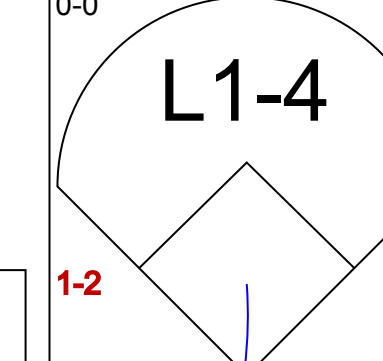
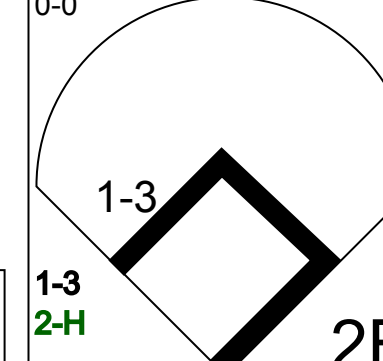
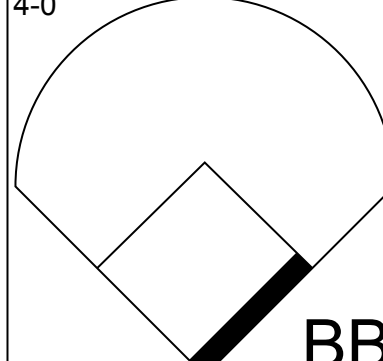
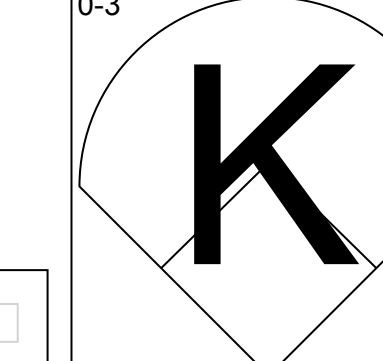
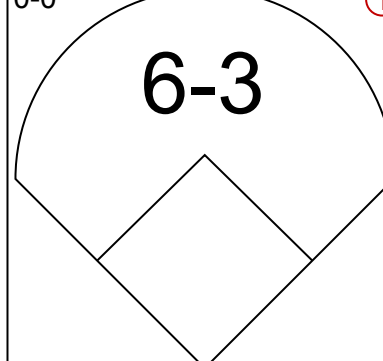
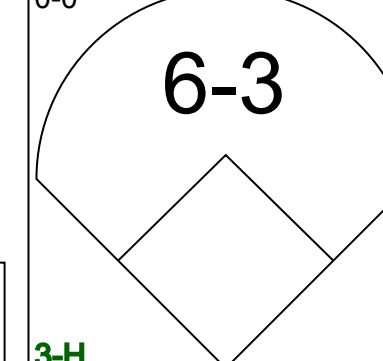
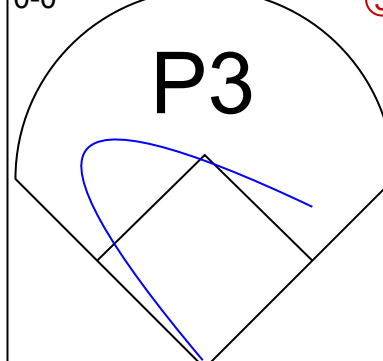
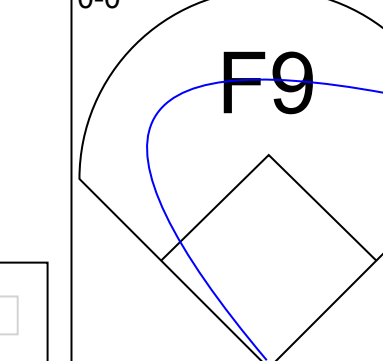
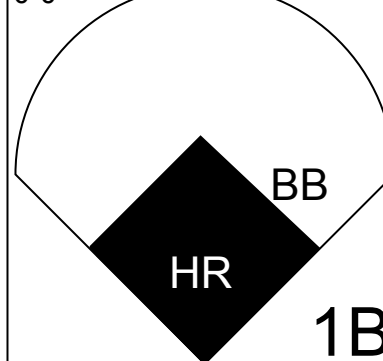
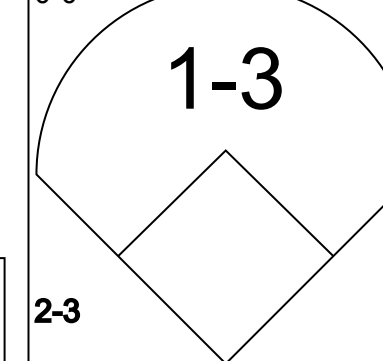
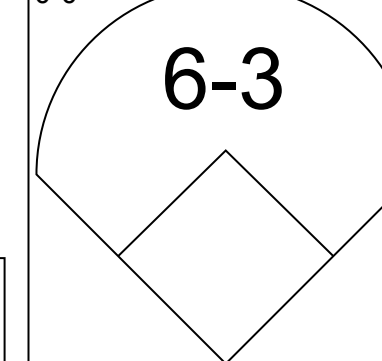
Batter	1	2	3	4	5	6	7	8	9	AB	R	H	RBI	BB	SO	LOB	BOTTOM										
Tony Phillips, S (1, 4) OBP: 0.344, SLG: 0.385	4-0 CS BB		4-0 FC4-6 BB		0-0 G3		0-0 SH2-4	4-0 1B BB		1	1	0	0	3	0	0	Minnesota Twins @ Oakland Athletics Oakland-Alameda County Coliseum, Oakland, CA Mon Apr 13 1987, 7:05 PM PDT Att: 14,447 - Unknown AB 32 R 6 H 10 RBI 6 BB 7 SO 5 LOB 23 										
Alfredo Griffin, S (1, 6) OBP: 0.296, SLG: 0.481	0-0 4-3		0-0 FC4-6 BB 1B		0-0 S 1B		0-0 1B 1B	0-3 K		5	1	2	1	0	1	6											
Carney Lansford, R (1, 5) OBP: 0.531, SLG: 0.500	0-0 F9		0-0 BB 1B		0-0 F9		0-3 K	0-0 1B 1B		5	0	2	3	0	1	2											
Ron Cey, R (1, 3) OBP: 0.500, SLG: 0.200		0-0 F4		4-0 BB		0-3 K		0-0 1B 1B		3	0	1	0	1	1	1											
Dwayne Murphy, L (7, PR) OBP: 0.346, SLG: 0.263		0-0 F4		1-2 2-3 BB		1-2 K		1-3 1B 1B		1	0	1	1	0	0	0											
Jose Canseco, R (1, 7) OBP: 0.160, SLG: 0.240		0-0 2B		0-3 K		0-0 F8		0-0 F7		5	0	2	1	0	1	5											
Terry Steinbach, R (1, 2) OBP: 0.250, SLG: 0.333		0-0 6-3		0-0 6-3		0-0 6-3		0-0 FC4		4	0	0	0	0	0	3											
Mark McGwire, R (1, 9) OBP: 0.267, SLG: 0.333		0-0 L7		4-0 BB		4-0 BB		0-0 SH 1B 1B		1	0	0	0	2	0	1											
Reggie Jackson, L (8, PH) OBP: 0.364, SLG: 0.421										1	0	1	0	0	0	0											
Johnnie LeMaster, R (8, PR) OBP: 0.500, SLG: 0.500										0	1	0	0	0	0	0											
Mickey Tettleton, S (1, 10) OBP: 0.250, SLG: 0.333			0-0 F9		0-0 F3		0-0 F3		0-0 SH BB 1B	3	1	0	0	0	0	2											
Stan Javier, S (1, 8) OBP: 0.333, SLG: 0.250			0-0 F9		0-0 F3		4-0 SH2-4 1B BB		0-3 K	2	2	1	0	1	0	1											
Mike Davis, L (8, PH) OBP: 0.300, SLG: 0.586			FC4-6 BB 1B		0-0 F3					1	0	0	0	0	1	2											
Inning Stats	R: 0 E: 0 K: 0 S: 2	H: 0 LOB: 1 BB: 0 P: 6	R: 0 E: 0 K: 0 S: 4	H: 1 LOB: 0 BB: 0 P: 4	R: 1 E: 0 K: 1 S: 7	H: 2 LOB: 3 BB: 2 P: 15	R: 0 E: 0 K: 0 S: 3	H: 0 LOB: 1 BB: 1 P: 7	R: 0 E: 0 K: 0 S: 3	H: 0 LOB: 1 BB: 1 P: 7	R: 2 E: 0 K: 1 S: 8	H: 3 LOB: 2 BB: 1 P: 12	R: 3 E: 1 K: 2 S: 11	H: 3 LOB: 2 BB: 1 P: 15	R: 0 E: 0 K: 2 S: 7	H: 0 LOB: 0 BB: 0 P: 7	1B: 9 2B: 1 3B: 0 HR: 0	SF: 0 SAC: 2 DP: 0 HBP: 0	WP: 0 PB: 0 SB: 1 CS: 1	PA: 41							
PITCHER	IP	WLS	BF	H	R	ER	SO	BB	IBB	HBP	BLK	WP	HR	S	P	ERA	WHIP										
Frank Viola, L (1, 1) ERA: 2.84	6.2		32	7	3	3	3	6	0	0	0	0	0	32	56	4.05	1.950										
George Frazier, R (7, 1) ERA: 6.23	1.1	L	9	3	3	3	2	1	0	0	0	0	0	12	16	20.25	3.000										

Batter	1	2	3	4	5	6	7	8	9	AB	R	H	RBI	BB	SO	LOB	TOP										
Dan Gladden, R OBP: 0.412, SLG: 0.563 (1, 7)	E6 SH FC5-2	K		E 2B 1B		BB 2B 1B		BB SH5-3 1B		5	2	3	1	0	1	1	Minnesota Twins @ Oakland Athletics Oakland-Alameda County Coliseum, Oakland, CA Tue Apr 14 1987, 7:05 PM PDT Att: 10,435 - Unknown livebaseballscorecards.com										
Al Newman, S OBP: 0.353, SLG: 0.313 (1, 4)	SH FC5-2 1-3	F8		E 2B 1B		F8		SH5-3 1B		3	1	1	0	0	0	2											
Kirby Puckett, R OBP: 0.514, SLG: 1.065 (1, 8)	FC5-2 2-3 3-H		F8	K		BB 2B BB		BB IBB		3	1	0	0	2	1	4											
Kent Hrbek, L OBP: 0.467, SLG: 0.455 (1, 3)	F8		K	WP 2B		2B BB		K		4	0	1	2	1	2	4											
Gary Gaetti, R OBP: 0.265, SLG: 0.469 (1, 5)	F6		5-3	F2		1-3 2-H 3-H 2B				4	0	1	2	1	0	3											
Randy Bush, L OBP: 0.308, SLG: 0.520 Mark Davidson, R OBP: 0.250, SLG: 0.250 (9, 9)		4-3		2B 1B		F6		3-1		5	1	1	0	0	0	5											
Roy Smalley, S OBP: 0.360, SLG: 0.640 (1, 10)				2B 1B		F8		1-3		5	2	2	1	0	0	0											
Greg Gagne, R OBP: 0.348, SLG: 0.364 (1, 6)				1-H 2B 1B		K		CS 1B		4	1	2	1	0	1	1											
Tom Nieto, R OBP: 0.276, SLG: 0.346 (1, 2)				WP 2B 1B		CS		F9 5-3		5	1	2	2	0	1	1											
Inning Stats	R: 0 E: 2 K: 0 S: 5	H: 0 LOB: 2 BB: 0 P: 5	R: 2 E: 0 K: 1 S: 8	H: 3 LOB: 1 BB: 0 P: 8	R: 0 E: 0 K: 1 S: 5	H: 0 LOB: 0 BB: 0 P: 5	R: 5 E: 1 K: 2 S: 13	H: 6 LOB: 1 BB: 0 P: 13	R: 0 E: 0 K: 0 S: 2	H: 0 LOB: 0 BB: 0 P: 3	R: 2 E: 0 K: 0 S: 5	H: 2 LOB: 2 BB: 2 P: 13	R: 0 E: 0 K: 0 S: 3	H: 1 LOB: 0 BB: 0 P: 3	R: 0 E: 0 K: 1 S: 6	H: 1 LOB: 3 BB: 2 P: 14		R: 0 E: 0 K: 1 S: 5	H: 0 LOB: 0 BB: 0 P: 5	1B: 9 2B: 4 3B: 0 HR: 0	SF: 0 SAC: 2 DP: 0 HBP: 1	WP: 2 PB: 0 SB: 2 CS: 2	PA: 46				
PITCHER	IP	WLS	BF	H	R	ER	SO	BB	IBB	HBP	BLK	WP	HR	S	P	ERA	WHIP										
Chris Codiroli, R ERA: 7.27 (1, 1)	3.1	L	18	6	5	5	3	0	0	0	0	0	0	24	24	13.50	1.800										
Gene Nelson, R ERA: 12.46 (4, 1)	2.1		14	5	4	4	1	2	0	1	0	2	0	13	22	15.43	3.000										
Rick Rodriguez, R ERA: (6, 1)	1.2		7	2	0	0	0	0	1	0	0	0	0	6	10	0.00	1.200										
Bill Krueger, L ERA: 6.75 (8, 1)	0.1		1	0	0	0	1	0	0	0	0	0	0	3	3	0.00	0.000										
Dennis Eckerstley, R ERA: (8, 1)	1.1		5	0	0	0	1	1	0	0	0	0	0	6	10	0.00	0.750										

Batter	1	2	3	4	5	6	7	8	9	AB	R	H	RBI	BB	SO	LOB	BOTTOM										
Mike Davis, L OBP: 0.286, SLG: 0.618 (1, 9)	G3		K		K	F4			HR	5	1	1	1	0	2	1	Minnesota Twins @ Oakland Athletics Oakland-Alameda County Coliseum, Oakland, CA Tue Apr 14 1987, 7:05 PM PDT Att: 10,435 - Unknown livebaseballscorecards.com										
Tony Phillips, S OBP: 0.378, SLG: 0.433 (1, 4)			4-3		K			BB		4	0	2	0	1	1	0											
Carney Lansford, R OBP: 0.486, SLG: 0.548 (1, 5)					G3			F8		5	1	1	1	0	0	3											
Reggie Jackson, L OBP: 0.370, SLG: 0.500 (1, 10)					HR			F6		5	2	2	0	0	1	3											
Jose Canseco, R OBP: 0.233, SLG: 0.400 (1, 7)					1B FC3-6 2B			HR 2B		5	1	3	2	0	1	2											
Dwayne Murphy, L OBP: 0.296, SLG: 0.217 (1, 8)					1B FC3-6 1B			4-3		4	1	0	1	0	1	2											
Terry Steinbach, R OBP: 0.375, SLG: 0.571 (1, 2)					HR			K		2	2	1	2	2	0	0											
Rob Nelson, L OBP: 0.214, SLG: 0.214 Mark McGwire, R OBP: 0.294, SLG: 0.357 (6, PH) (7, 3)					1B FC4-6 BB			1B FC4-6 BB		2	0	0	0	0	1	2											
Alfredo Griffin, S OBP: 0.258, SLG: 0.419 (1, 6)					K			F7		2	0	1	0	0	0	1											
					K			F7		4	0	0	1	0	0	2											
Inning Stats	R: 0 E: 0 K: 0 S: 4	H: 1 LOB: 1 BB: 0 P: 4	R: 0 E: 0 K: 1 S: 5	H: 1 LOB: 1 BB: 1 P: 9	R: 0 E: 0 K: 1 S: 5	H: 0 LOB: 0 BB: 0 P: 5	R: 4 E: 0 K: 1 S: 9	H: 4 LOB: 0 BB: 0 P: 9	R: 0 E: 0 K: 2 S: 7	H: 0 LOB: 0 BB: 0 P: 7	R: 3 E: 0 K: 0 S: 6	H: 3 LOB: 1 BB: 1 P: 10	R: 0 E: 0 K: 1 S: 5	H: 0 LOB: 1 BB: 1 P: 9	R: 0 E: 1 K: 0 S: 4	H: 0 LOB: 1 BB: 0 P: 4	R: 1 E: 0 K: 1 S: 7	H: 2 LOB: 1 BB: 0 P: 7	1B: 4 2B: 4 3B: 0 HR: 4	SF: 0 SAC: 0 DP: 1 HBP: 0	WP: 0 PB: 0 SB: 1 CS: 0	PA: 41					
PITCHER	IP	WLS	BF	H	R	ER	SO	BB	IBB	HBP	BLK	WP	HR	S	P	ERA	WHIP										
Mark Portugal, R ERA: 8.0 (1, 1)	3.1		16	6	4	4	2	1	0	0	0	0	1	15	19	13.50	2.100										
Joe Klink, L ERA: 11.57 (4, 1)	2.0		10	3	3	3	3	1	0	0	0	0	1	15	19	13.50	2.000										
Keith Atherton, R ERA: (6, 1)	1.2	W	6	0	0	0	1	1	0	0	0	0	0	7	11	0.00	0.600										
Jeff Reardon, R ERA: 5.4 (8, 1)	2.0	S	9	2	1	1	1	0	0	0	0	0	1	11	11	4.50	1.000										

Batter	1	2	3	4	5	6	7	8	9	AB	R	H	RBI	BB	SO	LOB	TOP								
Dan Gladden, R OBP: 0.409, SLG: 0.500 (1, 7)	F7		1B		FC3-6		FC1-2	L6		4	3	1	0	1	0	2	Minnesota Twins @ Oakland Athletics Oakland-Alameda County Coliseum, Oakland, CA Wed Apr 15 1987, 3:33 AM PDT Att: 17,182 - Unknown livebaseballscorecards.com								
Al Newman, S OBP: 0.409, SLG: 0.429 (1, 4)	F9		1B		FC1-2		FC1-2	CS		5	0	3	1	0	0	2									
Kirby Puckett, R OBP: 0.500, SLG: 0.972 (1, 8)	F7		1B		F9		FC1-2	G3		5	0	2	2	0	0	2									
Kent Hrbek, L OBP: 0.400, SLG: 0.370 (1, 3)		3-1	K		6-3		K			5	0	0	0	0	2	5									
Gary Gaetti, R OBP: 0.289, SLG: 0.457 (1, 5)		5-3						5-3		3	0	1	0	1	0	0									
Randy Bush, L OBP: 0.345, SLG: 0.571 Tom Brunansky, R OBP: 0.276, SLG: 0.308 (8, PH) (8, 9)								2B		3	0	2	0	0	1	1									
Roy Smalley, S OBP: 0.310, SLG: 0.552 (1, 10)								1B		4	0	0	0	0	1	3									
Greg Gagne, R OBP: 0.370, SLG: 0.423 (1, 6)										4	1	2	0	0	0	1									
Tom Nieto, R OBP: 0.281, SLG: 0.345 (1, 2)										3	0	1	2	0	1	0									
Inning Stats	R: 0 E: 0 K: 0 S: 3	H: 0 LOB: 0 BB: 0 P: 3	R: 0 E: 0 K: 1 S: 6	H: 1 LOB: 1 BB: 0 P: 6	R: 1 E: 0 K: 2 S: 10	H: 3 LOB: 2 BB: 0 P: 10	R: 0 E: 0 K: 0 S: 4	H: 2 LOB: 1 BB: 0 P: 4	R: 1 E: 1 K: 0 S: 5	H: 1 LOB: 1 BB: 0 P: 5	R: 0 E: 0 K: 1 S: 4	H: 0 LOB: 0 BB: 1 P: 8	R: 1 E: 0 K: 1 S: 7	H: 2 LOB: 2 BB: 1 P: 11	R: 2 E: 0 K: 0 S: 6	H: 3 LOB: 1 BB: 0 P: 6		R: 0 E: 0 K: 0 S: 3	H: 1 LOB: 0 BB: 0 P: 3	1B: 10 2B: 3 3B: 0 HR: 0	SF: 0 SAC: 1 DP: 0 HBP: 0	WP: 1 PB: 0 SB: 0 CS: 2	PA: 40		
PITCHER	IP	WLS	BF	H	R	ER	SO	BB	IBB	HBP	BLK	WP	HR	S	P	ERA	WHIP								
Dave Stewart, R ERA: 4.4 (1, 1)	6.2	L	30	9	3	2	4	2	0	0	0	1	0	36	44	2.70	1.650								
Bill Krueger, L ERA: 9.0 (7, 1)	1.1		7	3	2	2	1	0	0	0	0	0	0	9	9	13.50	2.250								
Rick Rodriguez, R ERA: (9, 1)	1.0		3	1	0	0	0	0	0	0	0	0	0	3	3	0.00	1.000								

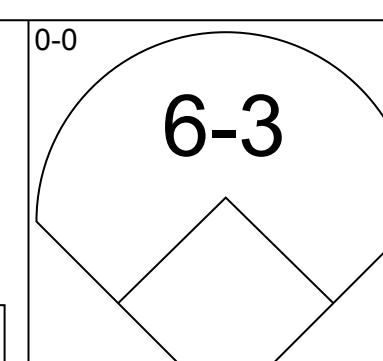
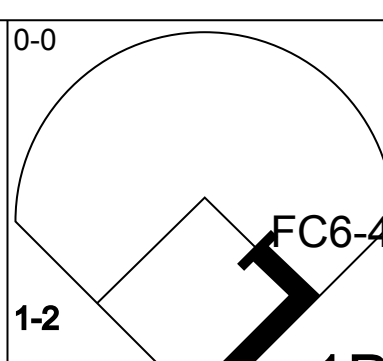
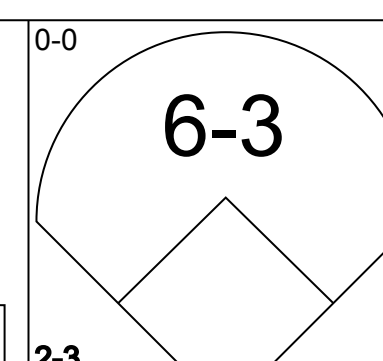
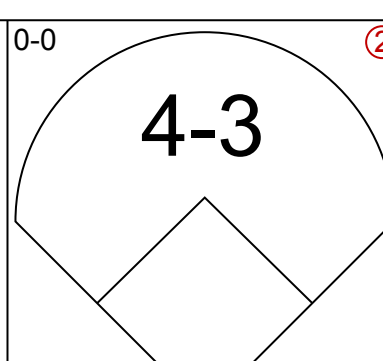
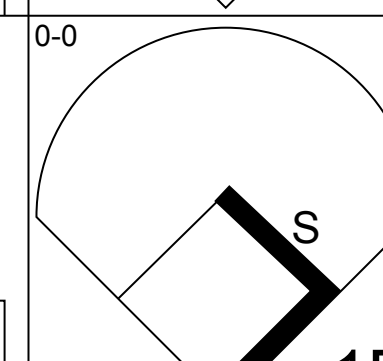
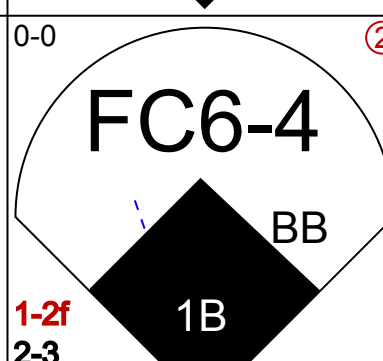
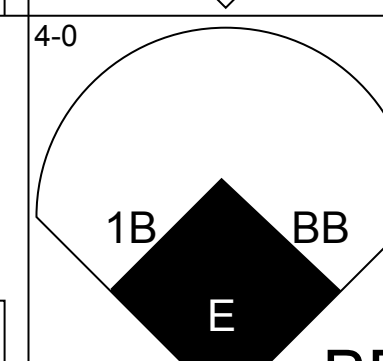
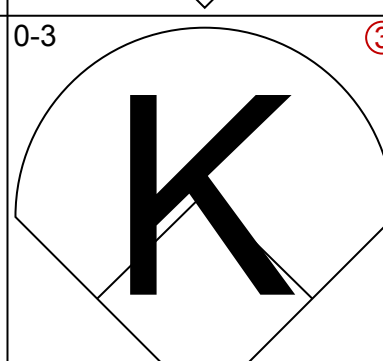
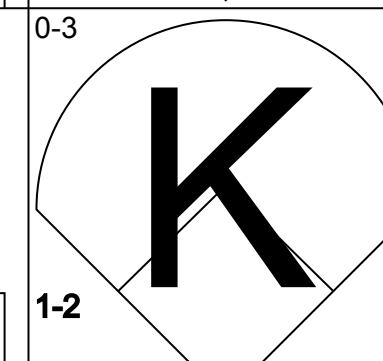
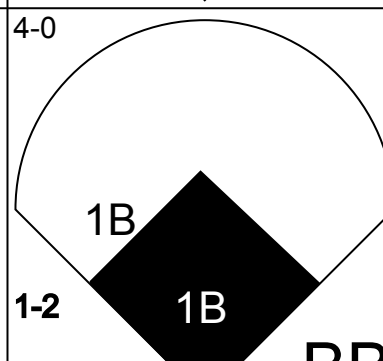
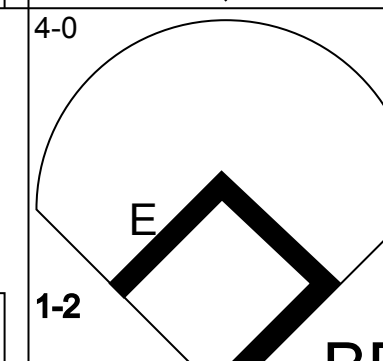
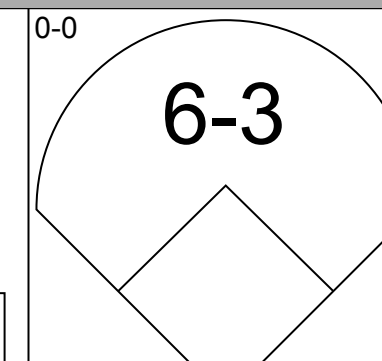
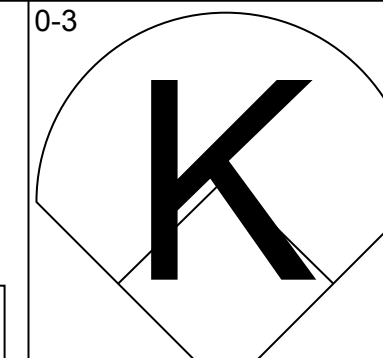
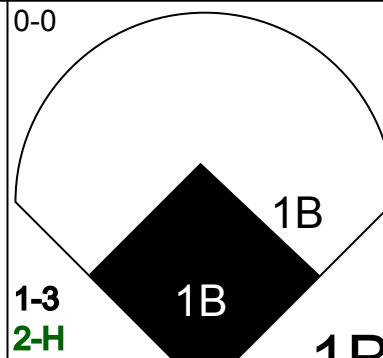
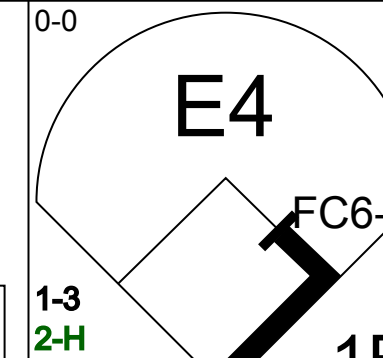
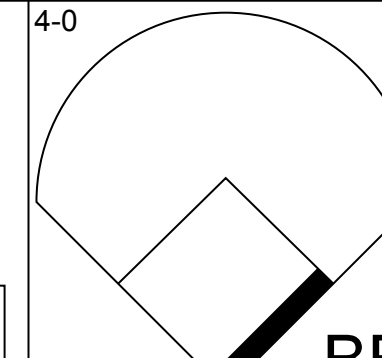
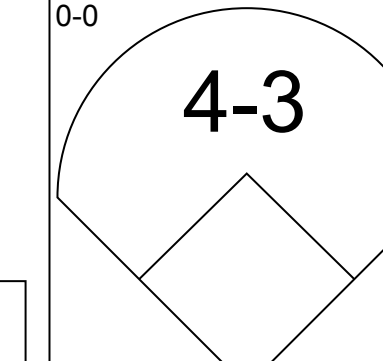
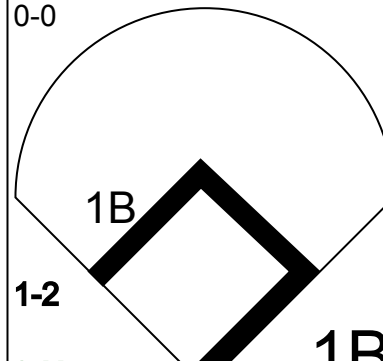
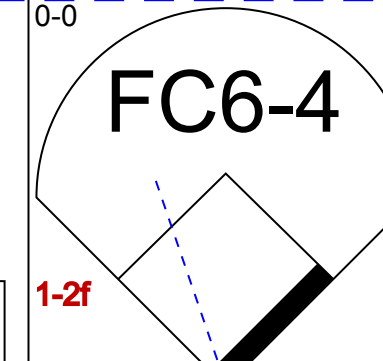
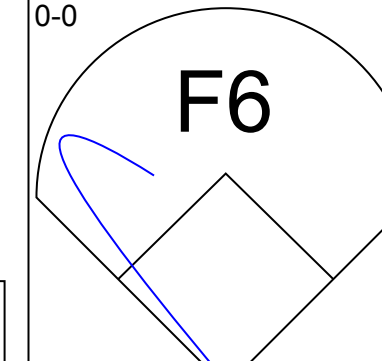
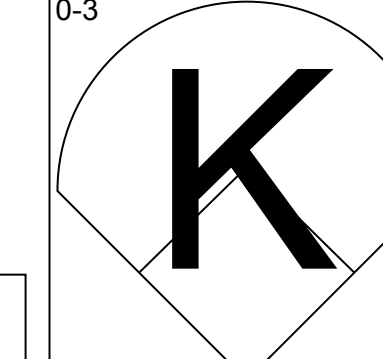
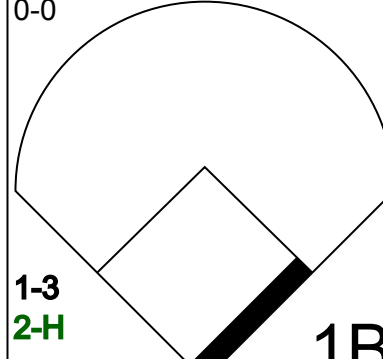

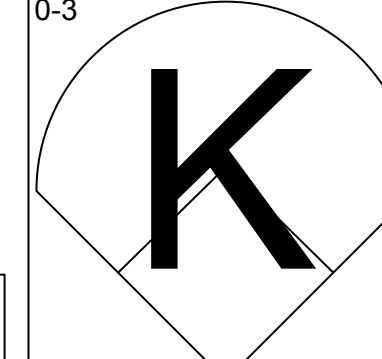
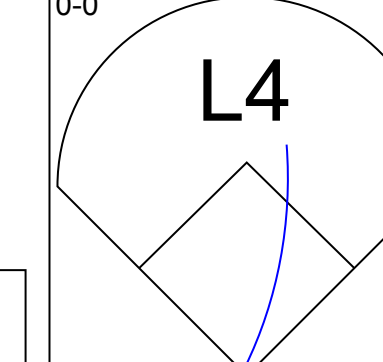
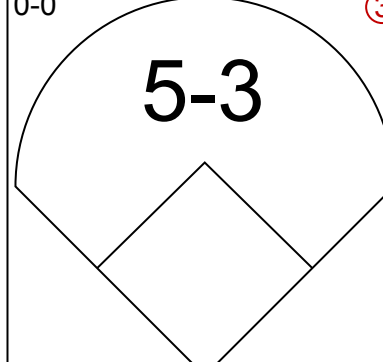
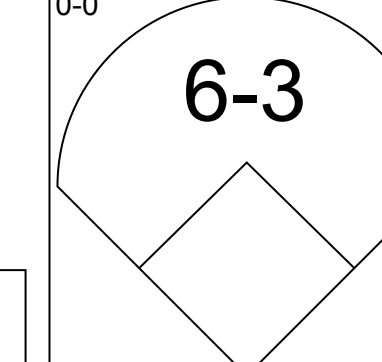
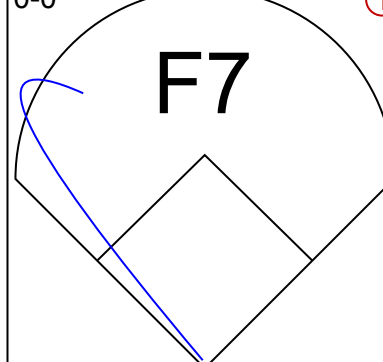
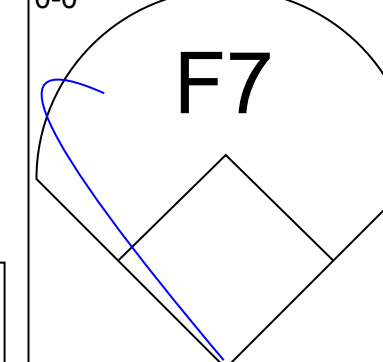
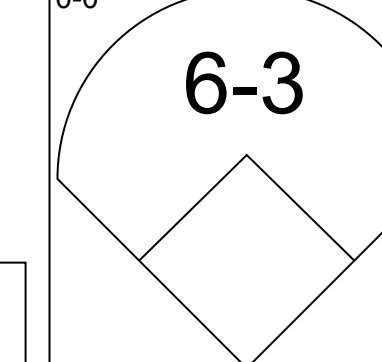
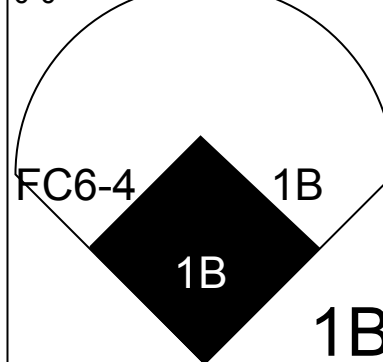
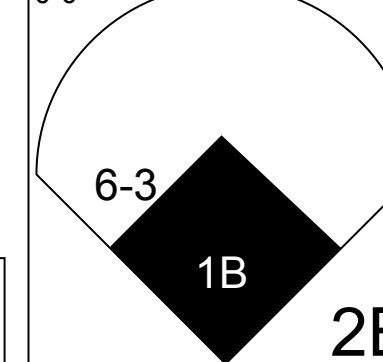
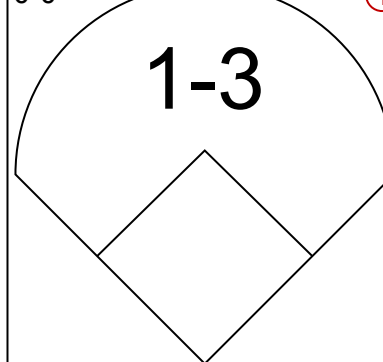
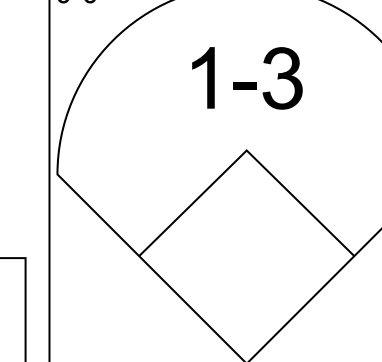
Batter	1	2	3	4	5	6	7	8	9	AB	R	H	RBI	BB	SO	LOB	BOTTOM								
Mike Davis, L OBP: 0.282, SLG: 0.605 (1, 9)	F7		F9							4	0	1	1	0	0	0	Minnesota Twins @ Oakland Athletics Oakland-Alameda County Coliseum, Oakland, CA Wed Apr 15 1987, 3:33 AM PDT Att: 17,182 - Unknown livebaseballscorecards.com								
Tony Phillips, S OBP: 0.395, SLG: 0.394 (1, 4)	6-3							4-3		3	0	0	0	1	0	1									
Carney Lansford, R OBP: 0.488, SLG: 0.559 (1, 5)										3	1	1	0	0	0	2									
Reggie Jackson, L OBP: 0.323, SLG: 0.429 (1, 10)	G3-4-3									4	0	0	0	0	2	3									
Jose Canseco, R OBP: 0.206, SLG: 0.353 (1, 7)										4	0	0	0	0	1	2									
Dwayne Murphy, L OBP: 0.323, SLG: 0.269 (1, 8)										3	0	1	1	1	1	0									
Rob Nelson, L OBP: 0.222, SLG: 0.278 (1, 3)										4	0	1	0	0	1	1									
Mickey Tettleton, S (1, 2)										3	0	0	0	0	2	0									
Ron Cey, R OBP: 0.444, SLG: 0.167 (9, PH)										1	0	0	0	0	0	2									
Alfredo Griffin, S OBP: 0.265, SLG: 0.412 (1, 6)										3	1	1	0	0	0	0									
Inning Stats	R: 0 E: 0 K: 0 S: 3	H: 0 LOB: 1 BB: 0 P: 4	R: 0 E: 0 K: 1 S: 5	H: 0 LOB: 0 BB: 0 P: 5	R: 0 E: 0 K: 1 S: 3	H: 0 LOB: 0 BB: 0 P: 3	R: 0 E: 0 K: 2 S: 7	H: 0 LOB: 1 BB: 1 P: 9	R: 0 E: 0 K: 0 S: 3	H: 0 LOB: 0 BB: 0 P: 3	R: 1 E: 0 K: 0 S: 5	H: 2 LOB: 1 BB: 0 P: 5	R: 1 E: 0 K: 1 S: 7	H: 2 LOB: 1 BB: 0 P: 7	R: 0 E: 0 K: 2 S: 8	H: 1 LOB: 2 BB: 1 P: 12	1B: 1 2B: 4 3B: 0 HR: 0	SF: 0 SAC: 0 DP: 0 HBP: 1	WP: 0 PB: 0 SB: 3 CS: 0	PA: 35					
PITCHER	IP	WLS	BF	H	R	ER	SO	BB	IBB	HBP	BLK	WP	HR	S	P	ERA	WHIP								
Mike Smithson, R ERA: 1.17 (1, 1)	7.1	W	28	4	2	2	5	1	0	1	0	0	0	36	41	2.46	0.682								
George Frazier, R ERA: 4.79 (8, 1)	1.1		6	1	0	0	2	1	0	0	0	0	0	9	13	0.00	1.500								
Jeff Reardon, R ERA: 4.91 (9, 1)	0.1	S	1	0	0	0	0	0	0	0	0	0	0	1	1	0.00	0.000								

Batter	1	2	3	4	5	6	7	8	9	AB	R	H	RBI	BB	SO	LOB	TOP				
Mike Davis, L OBP: 0.256, SLG: 0.548 (1, 9)										4	0	0	0	0	2	2					
Tony Phillips, S OBP: 0.376, SLG: 0.389 (1, 4)										3	1	1	0	1	0	0					
Carney Lansford, R OBP: 0.467, SLG: 0.605 (1, 5)										4	1	1	3	0	2	1					
Reggie Jackson, L OBP: 0.286, SLG: 0.375 (1, 10)										4	0	0	0	0	3	0					
Jose Canseco, R OBP: 0.211, SLG: 0.342 (1, 7)										4	1	1	0	0	1	0					
Dwayne Murphy, L OBP: 0.343, SLG: 0.276 (1, 8)										3	1	1	0	1	2	0					
Ron Cey, R OBP: 0.500, SLG: 0.375 Mark McGwire, R OBP: 0.278, SLG: 0.333 (0, PH)										2	0	1	1	1	0	2	AB 32				
Terry Steinbach, R OBP: 0.300, SLG: 0.444 (1, 2)										4	0	0	1	0	0	2	R 5				
Alfredo Griffin, S OBP: 0.270, SLG: 0.405 (1, 6)										3	1	1	0	0	0	1	H 6				
Inning Stats	R: 0 E: 0 K: 2 S: 7	H: 0 LOB: 0 BB: 0 P: 7	R: 0 E: 1 K: 1 S: 6	H: 1 LOB: 1 BB: 0 P: 6	R: 3 E: 0 K: 1 S: 7	H: 2 LOB: 0 BB: 1 P: 11	R: 2 E: 0 K: 0 S: 5	H: 2 LOB: 1 BB: 1 P: 9	R: 0 E: 0 K: 1 S: 5	H: 0 LOB: 0 BB: 0 P: 9	R: 0 E: 0 K: 1 S: 5	H: 0 LOB: 0 BB: 0 P: 5	R: 0 E: 0 K: 2 S: 7	H: 0 LOB: 0 BB: 0 P: 7	R: 0 E: 0 K: 1 S: 3	H: 0 LOB: 0 BB: 0 P: 3	1B: 4 2B: 3 3B: 0 HR: 1	SF: 0 SAC: 0 DP: 2 HBP: 0	WP: 0 PB: 0 SB: 0 CS: 1	PA: 35	
PITCHER	IP	WLS	BF	H	R	ER	SO	BB	IBB	HBP	BLK	WP	HR	S	P	ERA	WHIP				
Mike Trujillo, R ERA: 5.84 Ed Nunez, R ERA: 5.14	(1, 1)	7.0	W	29	6	5	5	8	3	0	0	0	0	1	42	54	6.43	1.286			
	(8, 1)	2.0	S	6	0	0	0	3	0	0	0	0	0	0	12	12	0.00	0.000			

Oakland Athletics @ Seattle Mariners
The Kingdome, Seattle, WA
Thu Apr 16 1987, 10:05 PM EDT
Att: 7,349 - Unknown

AB 32
R 5
H 6
RBI 5
BB 3
SO 11
LOB 8



Batter	1	2	3	4	5	6	7	8	9	AB	R	H	RBI	BB	SO	LOB	BOTTOM			
John Moses, S OBP: 0.409, SLG: 0.591 (1, 8)										4	0	1	0	0	0	1				
Mickey Brantley, R OBP: 0.353, SLG: 0.333 (1, 9)										3	2	1	0	1	1	2				
Phil Bradley, R OBP: 0.341, SLG: 0.200 (1, 7)										2	1	0	0	2	1	1				
Ken Phelps, L OBP: 0.387, SLG: 0.630 (1, 10)										3	1	2	3	1	1	1				
Alvin Davis, L OBP: 0.333, SLG: 0.400 Mike Kingery, L OBP: 0.250, SLG: 0.143 (8, 9)										4	0	1	1	0	0	3				
Jim Prestley, R OBP: 0.297, SLG: 0.286 (1, 5)										4	0	1	1	0	2	1				
Dave Valle, R OBP: 0.563 Bob Kearney, R (0, 2)										4	0	0	0	0	0	2	AB 32			
Rey Quinones, R OBP: 0.270, SLG: 0.378 (1, 6)										4	0	0	0	0	0	0	R 6			
Harold Reynolds, S OBP: 0.235, SLG: 0.294 (1, 4)										4	2	2	0	0	0	0	H 8			
Inning Stats	R: 0 E: 0 K: 2 S: 8	H: 1 LOB: 1 BB: 0 P: 8	R: 0 E: 0 K: 1 S: 5	H: 0 LOB: 0 BB: 0 P: 5	R: 4 E: 0 K: 0 S: 8	H: 5 LOB: 2 BB: 1 P: 12	R: 2 E: 1 K: 0 S: 5	H: 2 LOB: 2 BB: 2 P: 13	R: 0 E: 0 K: 0 S: 3	H: 0 LOB: 0 BB: 0 P: 3	R: 0 E: 0 K: 1 S: 5	H: 0 LOB: 0 BB: 0 P: 5	R: 0 E: 0 K: 1 S: 5	H: 0 LOB: 1 BB: 1 P: 9	R: 0 E: 0 K: 0 S: 3	H: 0 LOB: 0 BB: 0 P: 3	1B: 7 2B: 1 3B: 0 HR: 0	SF: 0 SAC: 0 DP: 0 HBP: 0	WP: 0 PB: 0 SB: 1 CS: 0	PA: 36
PITCHER	IP	WLS	BF	H	R	ER	SO	BB	IBB	HBP	BLK	WP	HR	S	P	ERA	WHIP			
Jose Rijo, R ERA: 7.45 Gene Nelson, R ERA: 7.04 Dennis Eckersley, R ERA:	(1, 1)	3.2	L	22	6	5	3	3	0	0	0	0	0	25	37	12.27	3.000			
	(4, 1)	3.1		11	0	0	0	2	1	0	0	0	0	14	18	0.00	0.300			
	(8, 1)	1.0		3	0	0	0	0	0	0	0	0	0	3	3	0.00	0.000			

Oakland Athletics @ Seattle Mariners
The Kingdome, Seattle, WA
Thu Apr 16 1987, 10:05 PM EDT
Att: 7,349 - Unknown

AB 32
R 6
H 8
RBI 5
BB 4
SO 5
LOB 11



Batter	1	2	3	4	5	6	7	8	9	AB	R	H	RBI	BB	SO	LOB	TOP					
Tony Phillips, S OBP: 0.367, SLG: 0.375 (1, 4)										4	0	1	0	0	0	0	Oakland Athletics @ Seattle Mariners The Kingdome, Seattle, WA Fri Apr 17 1987, 10:05 PM EDT Att: 12,168 - Unknown					
Alfredo Griffin, S OBP: 0.293, SLG: 0.400 (1, 6)										3	1	1	0	1	0	0						
Carney Lansford, R OBP: 0.490, SLG: 0.619 (1, 3)										4	1	3	0	0	0	2						
Terry Steinbach, R OBP: 0.292, SLG: 0.500 (1, 10) (5, 2)										4	0	1	1	0	2	4						
Jose Canseco, R OBP: 0.190, SLG: 0.310 (1, 7)										4	0	0	0	0	2	2						
Mark McGwire, R OBP: 0.318, SLG: 0.333 (1, 5)										3	0	1	0	1	1	1						
Mike Davis, L OBP: 0.234, SLG: 0.500 (1, 9)										4	0	0	0	0	2	3						
Mickey Tettleton, S (1, 2)										2	0	0	0	0	1	0						
Curt Young, R (5, 1)										1	0	0	0	0	0	0						
Jay Howell, R (8, 1)										0	0	0	0	0	0	0						
Johnnie LeMaster, R (8, 6)										0	0	0	0	0	0	0						
Reggie Jackson, L OBP: 0.279, SLG: 0.364 (8, PH)										1	0	0	0	0	1	1						
Stan Javier, S OBP: 0.250, SLG: 0.182 (1, 8)										3	0	0	0	0	2	0						
Inning Stats	R: 0 E: 0 K: 1 S: 6	H: 2 LOB: 1 BB: 0 P: 6	R: 0 E: 0 K: 2 S: 7	H: 0 LOB: 0 BB: 0 P: 7	R: 0 E: 0 K: 0 S: 3	H: 0 LOB: 0 BB: 0 P: 3	R: 1 E: 0 K: 1 S: 7	H: 2 LOB: 2 BB: 1 P: 11	R: 0 E: 0 K: 2 S: 7	H: 0 LOB: 0 BB: 0 P: 7	R: 1 E: 1 K: 1 S: 6	H: 1 LOB: 1 BB: 1 P: 10	R: 0 E: 0 K: 2 S: 7	H: 0 LOB: 0 BB: 0 P: 7	R: 0 E: 0 K: 0 S: 4	H: 1 LOB: 1 BB: 0 P: 4	R: 0 E: 0 K: 2 S: 8	H: 1 LOB: 1 BB: 0 P: 8	1B: 6 2B: 0 3B: 1 HR: 0	SF: 0 SAC: 0 DP: 1 HBP: 0	WP: 0 PB: 0 SB: 0 CS: 0	PA: 35
PITCHER Mark Langston, L ERA: 4.43 (1, 1)	IP: 9.0 WLS: W BF: 35	H: 7 R: 2 ER: 1 SO: 11	BB: 2 IBB: 0 HBP: 0 BLK: 0	WP: 0 HR: 0 S: 55 P: 63	ERA: 1.00 WHIP: 1.000	PITCHER										IP: 9.0 WLS: W BF: 35	H: 7 R: 2 ER: 1 SO: 11	BB: 2 IBB: 0 HBP: 0 BLK: 0	WP: 0 HR: 0 S: 55 P: 63	ERA: 1.00 WHIP: 1.000		

AB	33
R	2
H	7
RBI	1
BB	2
SO	11
LOB	13



Batter	1	2	3	4	5	6	7	8	9	AB	R	H	RBI	BB	SO	LOB	BOTTOM				
Donell Nixon, R OBP: 0.265, SLG: 0.200 (1, 10)										4	0	0	0	0	3	4	Oakland Athletics @ Seattle Mariners The Kingdome, Seattle, WA Fri Apr 17 1987, 10:05 PM EDT Att: 12,168 - Unknown				
John Moses, S OBP: 0.385, SLG: 0.538 (1, 8) (9, 3)										4	0	1	0	0	0	3					
Phil Bradley, R OBP: 0.356, SLG: 0.188 (1, 7)										2	1	0	0	2	0	0					
Jim Presley, R OBP: 0.268, SLG: 0.256 (1, 5)										4	0	0	0	0	3	2					
Alvin Davis, L OBP: 0.326, SLG: 0.368 (1, 3)										3	0	0	0	1	0	1					
Mike Kingery, L OBP: 0.250, SLG: 0.143 (8, PR) (9, 9)										0	0	0	0	0	0	0					
Mickey Brantley, R OBP: 0.333, SLG: 0.316 (1, 9) (9, 8)										4	1	1	1	0	0	1					
Rey Quinones, R OBP: 0.290, SLG: 0.390 (1, 6)										4	2	2	0	0	0	2					
Bob Kearney, R OBP: 1.000, SLG: 2.500 (1, 2)										2	0	2	0	0	0	0					
Harold Reynolds, S OBP: 0.243, SLG: 0.306 (1, 4)										2	0	1	2	0	0	1					
Inning Stats	R: 0 E: 0 K: 1 S: 5	H: 0 LOB: 0 BB: 0 P: 5	R: 0 E: 0 K: 1 S: 5	H: 0 LOB: 0 BB: 0 P: 5	R: 1 E: 0 K: 0 S: 5	H: 2 LOB: 1 BB: 0 P: 5	R: 0 E: 0 K: 0 S: 3	H: 0 LOB: 1 BB: 1 P: 7	R: 0 E: 0 K: 1 S: 7	H: 1 LOB: 2 BB: 0 P: 7	R: 2 E: 2 K: 1 S: 7	H: 2 LOB: 2 BB: 0 P: 7	R: 0 E: 0 K: 1 S: 6	H: 2 LOB: 2 BB: 2 P: 14	1B: 5 2B: 1 3B: 1 HR: 0	SF: 1 SAC: 1 DP: 0 HBP: 0	WP: 0 PB: 0 SB: 3 CS: 2	PA: 34			
PITCHER Curt Young, L ERA: 1.96 (1, 1)	IP: 7.0 WLS: L BF: 29	H: 6 R: 4 ER: 2 SO: 5	BB: 1 IBB: 0 HBP: 0 BLK: 0	WP: 0 HR: 0 S: 38 P: 42	ERA: 2.57 WHIP: 1.000	PITCHER										IP: 7.0 WLS: L BF: 29	H: 6 R: 4 ER: 2 SO: 5	BB: 1 IBB: 0 HBP: 0 BLK: 0	WP: 0 HR: 0 S: 38 P: 42	ERA: 2.57 WHIP: 1.000	
Curt Young, L ERA: 1.96 (5, 1)	7.0 L 29	6 4 2 5	1 0 0 0	0 0 0 0	0 0 38 42	2.57 1.000											7.0 L 29	6 4 2 5	1 0 0 0	0 0 38 42	2.57 1.000
Jay Howell, R ERA: 12.46 (8, 1)	1.0 5	1 0 0 1	2 0 0 0	0 0 5 13	0.00 3.000											1.0 5	1 0 0 1	2 0 0 0	0 0 5 13	0.00 3.000	

AB	29
R	4
H	7
RBI	3
BB	3
SO	6
LOB	14



Batter	1	2	3	4	5	6	7	8	9	AB	R	H	RBI	BB	SO	LOB	TOP			
Mike Davis, L (1,9) OBP: 0.250, SLG: 0.560										4	1	2	3	0	0	0				
Tony Phillips, S (1,4) OBP: 0.370, SLG: 0.364										4	1	1	0	1	1	2				
Carney Lansford, R (1,5) OBP: 0.463, SLG: 0.574										5	1	1	0	0	0	4				
Reggie Jackson, L (1,10) OBP: 0.275, SLG: 0.333										3	1	0	0	1	1	0				
Jose Canseco, R (1,7) OBP: 0.239, SLG: 0.370										4	0	3	1	0	0	0				
Dwayne Murphy, L (1,8) OBP: 0.333, SLG: 0.250										3	0	0	0	1	0	1				
Terry Steinbach, R (1,2) Stan Javier, S (9, PR) Mickey Tettleton, S (9, 2)										3	1	0	0	1	1	3	AB 33			
Rob Nelson, L (1,3) OBP: 0.190, SLG: 0.238										3	0	0	0	0	2	4	R 7			
Alfredo Griffin, S (1,6) OBP: 0.311, SLG: 0.409										4	1	2	1	0	0	0	H 9			
Inning Stats	R: 0 E: 0 K: 0 S: 3	H: 1 LOB: 0 BB: 0 P: 3	R: 0 E: 0 K: 1 S: 5	H: 1 LOB: 0 BB: 0 P: 5	R: 1 E: 0 K: 1 S: 5	H: 1 LOB: 0 BB: 1 P: 9	R: 1 E: 1 K: 2 S: 10	H: 2 LOB: 3 BB: 1 P: 14	R: 0 E: 0 K: 0 S: 4	H: 0 LOB: 0 BB: 0 P: 3	R: 0 E: 0 K: 1 S: 5	H: 0 LOB: 0 BB: 0 P: 5	R: 2 E: 0 K: 0 S: 4	H: 1 LOB: 1 BB: 2 P: 12	R: 3 E: 2 K: 0 S: 6	H: 2 LOB: 1 BB: 0 P: 6	1B: 7 2B: 2 3B: 0 HR: 1	SF: 1 SAC: 1 DP: 2 HBP: 0	WP: 0 PB: 0 SB: 2 CS: 0	PA: 39
PITCHER Mike Moore, R (1,1) ERA: 4.88	IP: 9.0 WLS: L BF: 39	H: 9 R: 7 ER: 5 SO: 5	BB: 4 IBB: 0 HBP: 0 BLK: 0	WP: 0 HR: 1 S: 45 P: 61	ERA: 5.00 WHIP: 1.444	PITCHER IP: WLS: BF: H: R: ER: SO: BB: IBB: HBP: BLK: WP: HR: S: P: ERA: WHIP														


Oakland Athletics @ Seattle Mariners
The Kingdome, Seattle, WA
Sat Apr 18, 1987, 10:05 PM EDT
Att: 19,383 - Unknown


AB 33
R 7
H 9
RBI 5
BB 4
SO 5
LOB 14

Batter	1	2	3	4	5	6	7	8	9	AB	R	H	RBI	BB	SO	LOB	BOTTOM					
John Moses, S (1,8) OBP: 0.400, SLG: 0.533										4	2	2	0	0	0	0						
Scott Bradley, L (1,2) Bob Kearney, R (8, 2) OBP: 0.438, SLG: 0.625 OBP: 0.667, SLG: 1.667										4	1	3	2	0	1	0						
Phil Bradley, R (1,7) OBP: 0.400, SLG: 0.229										3	0	2	0	1	0	2						
Ken Phelps, L (1,10) OBP: 0.389, SLG: 0.586										2	0	0	2	2	1	2						
Alvin Davis, L (1,3) Mike Kingery, L (8, 9) OBP: 0.298, SLG: 0.333 OBP: 0.240, SLG: 0.136										4	0	0	0	0	0	6						
Mickey Brantley, R (1,9) OBP: 0.280, SLG: 0.261										4	0	0	0	0	0	0						
Jim Prestley, R (1,5) OBP: 0.311, SLG: 0.349										4	1	3	0	0	0	0						
Rey Quinones, R (1,6) OBP: 0.289, SLG: 0.386										3	0	1	1	0	1	2						
Harold Reynolds, S (1,4) OBP: 0.244, SLG: 0.282										3	1	0	0	1	0	1						
Inning Stats	R: 0 E: 0 K: 2 S: 7	H: 0 LOB: 1 BB: 1 P: 11	R: 0 E: 0 K: 1 S: 6	H: 1 LOB: 0 BB: 0 P: 6	R: 0 E: 0 K: 0 S: 5	H: 2 LOB: 3 BB: 1 P: 9	R: 0 E: 0 K: 0 S: 4	H: 1 LOB: 1 BB: 0 P: 4	R: 1 E: 0 K: 0 S: 5	H: 2 LOB: 1 BB: 0 P: 5	R: 0 E: 0 K: 0 S: 3	H: 1 LOB: 0 BB: 2 P: 3	R: 2 E: 0 K: 0 S: 3	H: 1 LOB: 1 BB: 2 P: 12	R: 1 E: 0 K: 0 S: 4	H: 1 LOB: 0 BB: 0 P: 4	R: 1 E: 0 K: 1 S: 7	H: 2 LOB: 1 BB: 0 P: 7	1B: 9 2B: 0 3B: 1 HR: 1	SF: 2 SAC: 1 DP: 2 HBP: 1	WP: 0 PB: 0 SB: 2 CS: 0	PA: 41
PITCHER Eric Plunk, R (1,1) ERA: 3.6 Gene Nelson, R (7,1) ERA: 7.89 Bill Krueger, L (7,1) ERA: 7.71 Jay Howell, R (8,1) ERA: 11.37	IP: 6.0 WLS: 3 BF: 27	H: 7 R: 2 ER: 2 SO: 3	BB: 3 IBB: 0 HBP: 0 BLK: 0	WP: 0 HR: 0 S: 30 P: 42	ERA: 3.00 WHIP: 1.667	PITCHER IP: WLS: BF: H: R: ER: SO: BB: IBB: HBP: BLK: WP: HR: S: P: ERA: WHIP																

Oakland Athletics @ Seattle Mariners
The Kingdome, Seattle, WA
Sat Apr 18, 1987, 10:05 PM EDT
Att: 19,383 - Unknown

AB 33
R 5
H 11
RBI 5
BB 4
SO 4
LOB 15

Batter	1	2	3	4	5	6	7	8	9	AB	R	H	RBI	BB	SO	LOB	TOP			
Mike Davis, L (1, 10) OBP: 0.250, SLG: 0.528	4-3		1B BB					6-3		3	0	0	0	1	0	0	<p>Oakland Athletics @ Seattle Mariners The Kingdome, Seattle, WA Sun Apr 19 1987, 6:33 AM EDT Att: 8,036 - Unknown</p> <p>livebaseballscores.com</p> <p>AB 30 R 1 H 5 RBI 1 BB 3 SO 9 LOB 9</p> 			
Tony Phillips, S (1, 4) OBP: 0.382, SLG: 0.354	K		1-3 1B					4-3		4	0	1	0	0	1	0				
Carney Lansford, R (1, 5) OBP: 0.486, SLG: 0.560	S BB		K1-3-2 1B							3	0	1	0	1	1	2				
Reggie Jackson, L (1, 9) OBP: 0.273, SLG: 0.375	G3		K1-3-2 1-1							4	0	1	0	0	0	2				
Jose Canseco, R (1, 7) OBP: 0.220, SLG: 0.340			F8							4	0	0	0	0	2	2				
Dwayne Murphy, L (1, 8) OBP: 0.348, SLG: 0.343			HR							3	1	1	1	1	1	1				
Terry Steinbach, R (1, 2) OBP: 0.290, SLG: 0.429			K							3	0	1	0	0	1	0				
Rob Nelson, L (1, 3) OBP: 0.167, SLG: 0.208			K							3	0	0	0	0	2	2				
Alfredo Griffin, S (1, 6) OBP: 0.292, SLG: 0.383			G3							3	0	0	0	0	1	0				
Johnnie LeMaster, R (8, 6)										0	0	0	0	0	0	0				
Inning Stats	R: 0 E: 0 K: 1 S: 5	H: 0 LOB: 1 BB: 1 P: 9	R: 1 E: 0 K: 2 S: 8	H: 1 LOB: 0 BB: 0 P: 8	R: 0 E: 0 K: 1 S: 5	H: 1 LOB: 2 BB: 1 P: 9	R: 0 E: 0 K: 2 S: 8	H: 1 LOB: 2 BB: 1 P: 12	R: 0 E: 0 K: 0 S: 3	H: 0 LOB: 0 BB: 0 P: 3	R: 0 E: 0 K: 1 S: 5	H: 0 LOB: 0 BB: 0 P: 5	R: 0 E: 0 K: 1 S: 5	H: 0 LOB: 0 BB: 0 P: 5	R: 0 E: 0 K: 1 S: 6	H: 1 LOB: 1 BB: 0 P: 6	1B: 3 2B: 2 3B: 1 HR: 1	SF: 0 SAC: 0 DP: 2 HBP: 0	WP: 0 PB: 0 SB: 1 CS: 0	PA: 33
PITCHER Scott Bankhead, R (1, 1) ERA: 1.66	IP: 9.0 WLS: W BF: 33 H: 5 R: 1 ER: 1 SO: 9 BB: 3 IBB: 0 HBP: 0 BLK: 0 WP: 0 HR: 1 S: 48 P: 60 ERA: 1.00 WHIP: 0.889															PITCHER				

Batter	1	2	3	4	5	6	7	8	9	AB	R	H	RBI	BB	SO	LOB	BOTTOM			
John Moses, S (1, 8) OBP: 0.400, SLG: 0.485	S BB		F7	FC6 BB				K	FC3-2 FC6-4	3	0	0	0	2	1	4	<p>Oakland Athletics @ Seattle Mariners The Kingdome, Seattle, WA Sun Apr 19 1987, 6:33 AM EDT Att: 8,036 - Unknown</p> <p>livebaseballscores.com</p> <p>AB 31 R 8 H 9 RBI 8 BB 10 SO 6 LOB 26</p> 			
Phil Bradley, R (1, 7) OBP: 0.400, SLG: 0.211	1-3		FC3-6 BB	FC6 BB				BB 1B	FC6-4 1B	3	2	0	1	1	0	4				
Scott Bradley, L (1, 2) OBP: 0.571, SLG: 0.667			FC3-6 BB	FC6 BB				BB 1B	FC6-4 1B	2	1	2	1	3	0	0				
Ken Phelps, L (1, 10) OBP: 0.366, SLG: 0.515	F7		FC3-6 BB 1B	K				BB 1B	K	4	1	0	1	1	2	8				
Jim Prestley, R (1, 5) OBP: 0.320, SLG: 0.340	F8		BB 1B					BB 1B	F9	4	1	1	2	0	1	2				
Alvin Davis, L (1, 3) OBP: 0.327, SLG: 0.333			G6-3 BB	1B BB				G6-4-3 1B	K	3	0	1	1	2	1	2				
Mike Kingery, L (1, 9) OBP: 0.267, SLG: 0.185	G6-3		G6-3 1B					BB 1B	K	5	0	2	2	0	1	2				
Rey Quinones, R (1, 6) OBP: 0.306, SLG: 0.396	F6		F8 1B					FC3-2 BB	FC6-4 1B	4	1	2	0	0	0	2				
Harold Reynolds, S (1, 4) OBP: 0.287, SLG: 0.310			BB FC3-6 2B	E3 CS				FC6-4 1B	FC3-2 BB	3	2	1	0	1	0	2				
Inning Stats	R: 0 E: 0 K: 0 S: 3	H: 0 LOB: 2 BB: 2 P: 11	R: 0 E: 0 K: 0 S: 2	H: 0 LOB: 0 BB: 1 P: 6	R: 4 E: 0 K: 0 S: 5	H: 2 LOB: 3 BB: 3 P: 18	R: 0 E: 2 K: 1 S: 5	H: 0 LOB: 2 BB: 2 P: 13	R: 0 E: 0 K: 1 S: 7	H: 2 LOB: 2 BB: 0 P: 7	R: 2 E: 0 K: 1 S: 6	H: 2 LOB: 1 BB: 1 P: 11	R: 2 E: 0 K: 1 S: 8	H: 3 LOB: 2 BB: 1 P: 12	R: 0 E: 0 K: 2 S: 7	H: 0 LOB: 0 BB: 0 P: 7	1B: 8 2B: 1 3B: 0 HR: 0	SF: 0 SAC: 0 DP: 2 HBP: 2	WP: 0 PB: 0 SB: 1 CS: 1	PA: 43
PITCHER Chris Codiroli, R (1, 1) ERA: 8.74 Rick Rodriguez, R (3, 1) ERA: 4.15 Jose Rijo, R (7, 1) ERA: 6.55	IP: 2.2 WLS: L BF: 15 H: 1 R: 4 ER: 4 SO: 4 BB: 4 IBB: 0 HBP: 1 BLK: 0 WP: 0 HR: 0 S: 25 P: 42 ERA: 9.00 WHIP: 3.000															PITCHER				

Batter	1	2	3	4	5	6	7	8	9	AB	R	H	RBI	BB	SO	LOB	TOP																
Mike Davis, L OBP: 0.279, SLG: 0.544 (1, 9)										4	3	2	0	1	1	0																	
Tony Phillips, S OBP: 0.381, SLG: 0.423 (1, 4)										4	1	2	4	1	0	0																	
Carney Lansford, R OBP: 0.429, SLG: 0.519 (1, 5)										4	0	0	1	0	0	2																	
Reggie Jackson, L OBP: 0.250, SLG: 0.341 (1, 10)										4	0	0	1	0	1	2																	
Jose Canseco, R OBP: 0.222, SLG: 0.352 (1, 7)										4	1	1	0	0	3	2																	
Dwayne Murphy, L OBP: 0.383, SLG: 0.462 (1, 8)										4	2	3	2	0	1	0																	
Terry Steinbach, R OBP: 0.314, SLG: 0.516 (1, 2)										3	2	1	2	1	1	1																	
Mark McGwire, R OBP: 0.269, SLG: 0.273 (1, 3)										4	0	0	0	0	2	1																	
Alfredo Griffin, S OBP: 0.288, SLG: 0.392 (1, 6)										4	1	1	0	0	1	0																	
Inning Stats	R: 1 E: 0 K: 2 S: 9	H: 2 LOB: 1 BB: 0 P: 9	R: 0 E: 0 K: 1 S: 5	H: 1 LOB: 0 BB: 0 P: 5	R: 0 E: 0 K: 1 S: 5	H: 0 LOB: 0 BB: 0 P: 5	R: 0 E: 0 K: 1 S: 5	H: 0 LOB: 0 BB: 0 P: 5	R: 2 E: 0 K: 0 S: 3	H: 2 LOB: 0 BB: 0 P: 7	R: 0 E: 0 K: 0 S: 3	H: 0 LOB: 0 BB: 0 P: 3	R: 2 E: 0 K: 1 S: 7	H: 2 LOB: 0 BB: 0 P: 7	R: 1 E: 0 K: 1 S: 6	H: 1 LOB: 1 BB: 1 P: 10	R: 4 E: 0 K: 2 S: 9	H: 2 LOB: 2 BB: 2 P: 17	1B: 4 2B: 3 3B: 0 HR: 3	SF: 1 SAC: 0 DP: 1 HBP: 0	WP: 0 PB: 0 SB: 0 CS: 0	PA: 39											
PITCHER	IP WLS BF H R ER SO BB IBB HBP BLK WP HR S P ERA WHIP																																
Kirk McCaskill, R ERA: 2.57 (1, 1)	6.0	22	5	3	3	6	0	0	0	0	0	1	34	34	4.50	0.833																	
Mike Cook, R ERA: 9.0 (7, 1)	1.0	5	2	2	2	1	0	0	0	0	0	1	7	7	18.00	2.000																	
Gary Lucas, L ERA: 13.5 (8, 1)	2.0	L	12	3	5	5	3	3	0	0	0	0	1	15	27	22.50	3.000																

Oakland Athletics @ California Angels
Anaheim Stadium, Anaheim, CA
Mon Apr 20 1987, 10:05 PM EDT
Att: 26,821 - Unknown

AB 35
R 10
H 10
RBI 10
BB 3
SO 10
LOB 8



Batter	1	2	3	4	5	6	7	8	9	AB	R	H	RBI	BB	SO	LOB	BOTTOM															
Brian Downing, R OBP: 0.475, SLG: 0.800 (1, 10)										5	1	3	1	0	1	1																
Ruppert Jones, L OBP: 0.273, SLG: 0.200 (1, 7)										5	1	1	0	0	1	3																
Devon White, S OBP: 0.333, SLG: 0.627 (1, 9)										3	1	1	0	1	0	0																
Wally Joyner, L OBP: 0.237, SLG: 0.255 (1, 3)										3	1	1	2	0	0	0																
Jack Howell, L OBP: 0.381, SLG: 0.500 (1, 5)										4	0	2	0	0	1	3																
Butch Wynegar, S OBP: 0.341, SLG: 0.263 (1, 2)										2	0	0	0	2	0	2																
Dick Schofield, R OBP: 0.250, SLG: 0.279 (1, 6)										4	0	1	1	0	2	4																
Gary Pettis, S OBP: 0.367, SLG: 0.444 (1, 8)										4	1	2	0	0	2	0																
Mark McLemore, S OBP: 0.422, SLG: 0.368 (1, 4)										3	0	0	0	0	0	1																
Inning Stats	R: 2 E: 0 K: 2 S: 9	H: 2 LOB: 2 BB: 2 P: 17	R: 0 E: 0 K: 1 S: 6	H: 1 LOB: 1 BB: 0 P: 6	R: 0 E: 0 K: 0 S: 4	H: 1 LOB: 2 BB: 1 P: 8	R: 1 E: 0 K: 0 S: 4	H: 2 LOB: 0 BB: 0 P: 4	R: 2 E: 0 K: 0 S: 5	H: 3 LOB: 1 BB: 0 P: 5	R: 0 E: 0 K: 2 S: 7	H: 0 LOB: 0 BB: 0 P: 7	R: 0 E: 0 K: 1 S: 5	H: 0 LOB: 0 BB: 0 P: 5	R: 0 E: 0 K: 1 S: 5	H: 1 LOB: 0 BB: 0 P: 5	R: 0 E: 0 K: 0 S: 4	H: 1 LOB: 1 BB: 0 P: 4	1B: 7 2B: 2 3B: 2 HR: 0	SF: 1 SAC: 1 DP: 2 HBP: 0	WP: 1 PB: 0 SB: 1 CS: 0	PA: 38										
PITCHER	IP WLS BF H R ER SO BB IBB HBP BLK WP HR S P ERA WHIP																															
Dave Stewart, R ERA: 5.06 (1, 1)	7.0	31	9	5	5	6	3	0	0	0	0	0	40	52	6.43	1.714																
Jay Howell, R ERA: 8.64 (8, 1)	2.0	S	7	2	0	0	1	0	0	0	0	0	9	9	0.00	1.000																

Oakland Athletics @ California Angels
Anaheim Stadium, Anaheim, CA
Mon Apr 20 1987, 10:05 PM EDT
Att: 26,821 - Unknown

AB 33
R 5
H 11
RBI 4
BB 3
SO 7
LOB 14



Batter	1	2	3	4	5	6	7	8	9	AB	R	H	RBI	BB	SO	LOB	TOP					
Mike Davis, L OBP: 0.273, SLG: 0.508 (1, 9)	F6	4-3		F4		4-3		BB		4	0	0	0	1	0	3						
Tony Phillips, S OBP: 0.353, SLG: 0.386 (1, 4)	4-3		4-3		F8		K	4-3		5	0	0	0	0	1	2						
Carney Lansford, R OBP: 0.426, SLG: 0.500 (1, 5) (8, 3)	F8		L6		K		1-3		1B	4	0	1	0	1	1	0						
Reggie Jackson, L OBP: 0.264, SLG: 0.333 (1, 10)		1B	F7		1B		1-3		F6	4	2	1	0	1	0	2						
Jose Canseco, R OBP: 0.250, SLG: 0.375 Stan Javier, S OBP: 0.333, SLG: 0.231 (1, 7) (4, 7)	2B			FC3-6	1B		1B		K	2	0	2	0	0	0	0						
Dwayne Murphy, L OBP: 0.385, SLG: 0.455 (1, 8)	K		FC3-6	1B	S		4-3		FC6-4	5	1	2	1	0	1	5						
Terry Steinbach, R OBP: 0.325, SLG: 0.528 (1, 2)			HR	1B			K		FC6-4	5	1	2	1	0	2	4						
Mark McGwire, R OBP: 0.300, SLG: 0.400 Mike Gallego, R (1, 3) (8, 5)				HR			K		F9	3	1	1	3	1	1	0						
Alfredo Griffin, S OBP: 0.286, SLG: 0.382 (1, 6)	K			F5			F9			4	0	1	0	0	1	3						
Inning Stats	R: 0 E: 0 K: 0 S: 3	H: 0 LOB: 0 BB: 0 P: 3	R: 1 E: 0 K: 2 S: 10	H: 3 LOB: 3 BB: 1 P: 14	R: 0 E: 0 K: 0 S: 3	H: 0 LOB: 0 BB: 0 P: 3	R: 3 E: 0 K: 0 S: 6	H: 3 LOB: 0 BB: 0 P: 6	R: 1 E: 0 K: 2 S: 9	H: 2 LOB: 2 BB: 1 P: 13	R: 0 E: 0 K: 1 S: 5	H: 0 LOB: 0 BB: 0 P: 5	R: 0 E: 0 K: 1 S: 5	H: 0 LOB: 2 BB: 2 P: 13	R: 0 E: 0 K: 1 S: 6	H: 1 LOB: 2 BB: 1 P: 10	R: 0 E: 0 K: 1 S: 7	H: 2 LOB: 2 BB: 0 P: 7	1B: 9 2B: 1 3B: 0 HR: 1	SF: 0 SAC: 0 DP: 0 HBP: 0	WP: 0 PB: 0 SB: 3 CS: 0	PA: 43
PITCHER	IP	WLS	BF	H	R	ER	SO	BB	IBB	HBP	BLK	WP	HR	S	P	ERA	WHIP					
Urbano Lugo, R ERA: 7.3 (1, 1)	5.0		25	8	5	5	4	2	0	0	0	0	1	31	39	9.00	2.000					
Mike Cook, R ERA: 5.14 (6, 1)	3.0	W	13	1	0	0	3	3	0	0	0	0	0	16	28	0.00	1.333					
Willie Fraser, R ERA: 1.46 (9, 1)	1.0	S	5	2	0	0	1	0	0	0	0	0	0	7	7	0.00	2.000					

Oakland Athletics @ California Angels
Anaheim Stadium, Anaheim, CA
Tue Apr 21 1987, 10:05 PM EDT
Att: 27,388 - Unknown

AB 38
R 5
H 11
RBI 5
BB 5
SO 8
LOB 20



Batter	1	2	3	4	5	6	7	8	9	AB	R	H	RBI	BB	SO	LOB	BOTTOM						
Brian Downing, R OBP: 0.469, SLG: 0.755 (1, 10)	L5			G1			K	1B		3	1	0	0	2	1	2							
Ruppert Jones, L OBP: 0.333, SLG: 0.308 George Hendrick, R OBP: 0.077, SLG: 0.077 Darrell Miller, R (1, 7) (8, PH) (8, PH) (9, 7)			K		4-3		1B	FC5-2		3	1	1	0	1	1	1							
Devon White, S OBP: 0.355, SLG: 0.679 (1, 9)	F7		L7				2B	1B		5	2	3	3	0	0	2							
Wally Joyner, L OBP: 0.250, SLG: 0.310 (1, 3)	K		G3				1B	SF8		3	1	1	2	1	1	2							
Jack Howell, L OBP: 0.400, SLG: 0.500 Gus Polidor, R (1, 5) (6, 5)		1B		BB	3-1		BB	F2		2	1	1	0	1	0	0							
Mark Ryal, L OBP: 0.250, SLG: 0.250 Doug DeCinces, R OBP: 0.450, SLG: 0.414 (7, PH) (8, 5)		BB		4-3	1B		G4-6-3			1	0	0	1	1	0	0							
Butch Wynegar, S OBP: 0.333, SLG: 0.262 (1, 2)	F7			4-3			K	G4-6-3		4	0	1	0	0	1	3							
Dick Schofield, R OBP: 0.288, SLG: 0.304 (1, 6)				4-3			5-3		E8	3	1	2	0	1	0	0							
Gary Pettis, S OBP: 0.358, SLG: 0.429 (1, 8)	K			4-3			K	BLK	FC5-2	4	0	1	2	0	2	4							
Mark McLemore, S OBP: 0.408, SLG: 0.341 (1, 4)	K			1-3			6-3	FC5-2	1B	3	1	0	0	1	1	4							
Inning Stats	R: 0 E: 0 K: 1 S: 5	H: 0 LOB: 1 BB: 1 P: 9	R: 0 E: 0 K: 2 S: 8	H: 1 LOB: 2 BB: 1 P: 12	R: 0 E: 0 K: 1 S: 5	H: 0 LOB: 1 BB: 1 P: 9	R: 1 E: 0 K: 0 S: 5	H: 2 LOB: 2 BB: 1 P: 9	R: 2 E: 0 K: 1 S: 7	H: 2 LOB: 0 BB: 0 P: 7	R: 0 E: 0 K: 1 S: 5	H: 0 LOB: 0 BB: 0 P: 5	R: 2 E: 0 K: 1 S: 7	H: 3 LOB: 1 BB: 1 P: 11	R: 3 E: 1 K: 0 S: 6	H: 3 LOB: 2 BB: 2 P: 14	1B: 8 2B: 1 3B: 0 HR: 2	SF: 1 SAC: 0 DP: 1 HBP: 0	WP: 0 PB: 1 SB: 1 CS: 0	PA: 41			
PITCHER	IP	WLS	BF	H	R	ER	SO	BB	IBB	HBP	BLK	WP	HR	S	P	ERA	WHIP						
Jose Rijo, R ERA: 6.19 (1, 1)	5.0		24	5	3	3	5	4	0	0	0	0	0	14	18	18.00	3.000						
Dennis Eckerstley, R ERA: 5.14 (6, 1)	2.0	L	11	5	4	4	2	1	0	0	0	0	0	0	8	8	9.00	1.000					
Bill Krueger, L ERA: 9.64 (8, 1)	0.0		2	0	0	0	0	1	1	0	1	0	0	0	0	0	0						
Gene Nelson, R ERA: 7.0 (8, 1)	1.0		4	1	1	1	0	0	0	0	0	0	0	4	4	9.00	1.000						

Oakland Athletics @ California Angels
Anaheim Stadium, Anaheim, CA
Tue Apr 21 1987, 10:05 PM EDT
Att: 27,388 - Unknown

AB 33
R 8
H 11
RBI 8
BB 7
SO 7
LOB 23



Batter	1	2	3	4	5	6	7	8	9	AB	R	H	RBI	BB	SO	LOB	TOP					
John Moses, S OBP: 0.358, SLG: 0.412 (1, 8)	G3		K		K		SH1-3	FC6-4 1B		4	0	1	1	0	2	1	Seattle Mariners @ Oakland Athletics Oakland-Alameda County Coliseum, Oakland, CA Fri Apr 24 1987, 7:05 PM PDT Att: 11,152 - Unknown					
Phil Bradley, R OBP: 0.425, SLG: 0.321 (1, 7)	6-3			E S BB		G3 1B FC6-5 BB	4-3 1B	FC6-4 S		3	1	1	2	2	0	2						
Scott Bradley, L OBP: 0.444, SLG: 0.485 Rick Renteria, R (7, PH) Bob Keamey, R OBP: 0.400, SLG: 1.000 (7, 2)	4-3			F6		FC6-5 G3 1B	4-3 1B	6-3		3	0	1	0	0	0	1						
Ken Phelps, L OBP: 0.386, SLG: 0.511 John Christensen, R OBP: 0.500, SLG: 0.500 (7, PH) (8, 9)		L4		K		G3	4-3		FC3-6 1B	3	0	0	0	0	1	3						
Alvin Davis, L OBP: 0.333, SLG: 0.322 Donell Nixon, R OBP: 0.257, SLG: 0.194 Mike Moore, R (8, 1)									FC3-6 1B	1	1	1	0	3	0	0						
Jim Prestley, R OBP: 0.265, SLG: 0.292 (1, 5)		2B				FC6-5 1B		FC1-5 BB		5	1	1	1	0	2	6						
Mike Kingery, L OBP: 0.298, SLG: 0.295 (1, 9) (8, 8)		K				FC6-5 1B		FC1-5 1B		5	1	1	1	0	0	4						
Rey Quinones, R OBP: 0.313, SLG: 0.426 (1, 6)				F9		6-3	FC6-4 1B		FC6-4 BB	3	1	0	0	1	0	2						
Harold Reynolds, S OBP: 0.300, SLG: 0.333 (1, 4)				4-3				E4 FC6-4 1B		4	1	2	0	0	0	2						
Inning Stats	R: 0 E: 0 K: 0 S: 3	H: 0 LOB: 0 BB: 0 P: 3	R: 0 E: 0 K: 1 S: 6	H: 1 LOB: 1 BB: 0 P: 6	R: 0 E: 0 K: 1 S: 5	H: 0 LOB: 0 BB: 0 P: 5	R: 0 E: 0 K: 1 S: 5	H: 0 LOB: 2 BB: 2 P: 13	R: 0 E: 0 K: 1 S: 6	H: 1 LOB: 1 BB: 0 P: 6	R: 2 E: 0 K: 0 S: 5	H: 2 LOB: 2 BB: 2 P: 13	R: 1 E: 0 K: 0 S: 5	H: 2 LOB: 1 BB: 0 P: 5	R: 3 E: 1 K: 0 S: 6	H: 2 LOB: 3 BB: 2 P: 14		R: 0 E: 0 K: 1 S: 6	H: 1 LOB: 1 BB: 0 P: 6	1B: 8 2B: 1 3B: 0 HR: 0	SF: 0 SAC: 1 DP: 0 HBP: 0	WP: 0 PB: 0 SB: 3 CS: 0
PITCHER	IP	WLS	BF	H	R	ER	SO	BB	IBB	HBP	BLK	WP	HR	S	P	ERA	WHIP					
Eric Plunk, R ERA: 3.58 Dennis Eckersley, R ERA: 5.87 Steve Ontiveros, R ERA: Bill Krueger, L ERA: 8.44 Jay Howell, R ERA: 7.71	(1, 1)	5.1	23	3	2	2	4	4	0	0	0	0	0	27	43	3.38	1.312					
Rick Rodriguez, R ERA: 3.72 (9, 1)	1.0		4	1	0	0	1	0	0	0	0	0	0	6	6	0.00	1.000					


AB	36
R	6
H	9
RBI	5
BB	6
SO	5
LOB	26




Batter	1	2	3	4	5	6	7	8	9	AB	R	H	RBI	BB	SO	LOB	BOTTOM				
Luis Polonia, L (1, 8)	4-3	G3					F9			3	0	0	0	1	0	2	Seattle Mariners @ Oakland Athletics Oakland-Alameda County Coliseum, Oakland, CA Fri Apr 24 1987, 7:05 PM PDT Att: 11,152 - Unknown				
Tony Phillips, S OBP: 0.338, SLG: 0.344 (1, 4)	L7			2B 1B BB			K			3	1	0	0	1	1	1					
Carney Lansford, R OBP: 0.419, SLG: 0.492 (7, 3)				5-3			F7			3	1	1	0	1	0	1					
Reggie Jackson, L OBP: 0.274, SLG: 0.321 (1, 10)	4-3						3-1		F7	4	0	1	1	0	0	1					
Jose Canseco, R OBP: 0.233, SLG: 0.350 (1, 7)		6-3		F9			K		5-3	4	0	0	0	0	1	2					
Terry Steinbach, R OBP: 0.318, SLG: 0.500 (1, 2)		FC6-4 1B BB		SF8			F8		4-3	2	1	0	1	1	0	0					
Mark McGwire, R OBP: 0.351, SLG: 0.419 Mike Gallego, R OBP: 0.250, SLG: 0.250 (7, 5)							F8		5-3	3	0	2	0	0	0	0					
Stan Javier, S OBP: 0.261, SLG: 0.333 (1, 9)		FC6-4 1B		6-3			K		4-3	4	0	0	0	0	1	4					
Alfredo Griffin, S OBP: 0.281, SLG: 0.381 (1, 6)							6-3		1-3	4	0	1	1	0	0	0					
Inning Stats	R: 0 E: 0 K: 0 S: 3	H: 0 LOB: 1 BB: 1 P: 7	R: 1 E: 0 K: 0 S: 5	H: 2 LOB: 2 BB: 1 P: 9	R: 2 E: 0 K: 0 S: 6	H: 3 LOB: 2 BB: 1 P: 10	R: 0 E: 0 K: 0 S: 3	H: 0 LOB: 0 BB: 0 P: 7	R: 0 E: 0 K: 1 S: 5	H: 0 LOB: 0 BB: 0 P: 5	R: 0 E: 0 K: 1 S: 5	H: 0 LOB: 0 BB: 0 P: 5	R: 0 E: 0 K: 0 S: 3	H: 0 LOB: 0 BB: 0 P: 3	R: 0 E: 0 K: 0 S: 3	H: 0 LOB: 0 BB: 0 P: 3		1B: 4 2B: 1 3B: 0 HR: 0	SF: 1 SAC: 0 DP: 0 HBP: 0	WP: 0 PB: 0 SB: 0 CS: 0	PA: 36
PITCHER	IP	WLS	BF	H	R	ER	SO	BB	IBB	HBP	BLK	WP	HR	S	P	ERA	WHIP				
Mike Moore, R ERA: 4.36 Mike Moore, R ERA: 4.36	(1, 1)	9.0	36	5	3	3	3	4	0	0	0	0	0	38	54	3.00	1.000				
Mike Moore, R ERA: 4.36 (8, 1)	9.0	W	36	5	3	3	3	4	0	0	0	0	0	38	54	3.00	1.000				

AB	31
R	3
H	5
RBI	3
BB	4
SO	3
LOB	11



Batter	1	2	3	4	5	6	7	8	9	AB	R	H	RBI	BB	SO	LOB	TOP										
John Moses, S OBP: 0.345, SLG: 0.382 (1, 8)	4-3		4-3		G4-6-3				6-3	4	0	0	0	1	0	3	<p>Seattle Mariners @ Oakland Athletics Oakland-Alameda County Coliseum, Oakland, CA</p> <p>Sat Apr 25 1987, 3:33 AM PDT Att: 15,720 - Unknown</p> <p>livebaseballscorecards.com</p> <p>AB 34 R 3 H 9 RBI 2 BB 4 SO 5 LOB 16</p> 										
Phil Bradley, R OBP: 0.397, SLG: 0.293 (1, 7)	K			6-3		5-3	F9		6-3	5	0	0	0	0	1	3											
Scott Bradley, L OBP: 0.462, SLG: 0.500 Rick Renteria, R (7, PH)				6-3			F8			3	1	2	0	0	0	0											
Bob Kearney, R OBP: 0.400, SLG: 1.000 (7, 2)	1B					1B				1	0	0	0	0	0	2											
Ken Phelps, L OBP: 0.383, SLG: 0.500 John Christensen, R (7, PH)	4-3			1B		K	K			3	1	1	0	0	1	2											
Alvin Davis, L OBP: 0.342, SLG: 0.323 (1, 3)		4-3		1B		1B			F8	3	1	1	0	1	0	0											
Jim Presley, R OBP: 0.276, SLG: 0.294 (1, 5)	K					1B			K	3	0	1	1	1	2	0											
Mike Kingery, L OBP: 0.294, SLG: 0.292 (1, 9)	4-3					1B			4-3	4	0	1	1	0	0	2											
Rey Quinones, R OBP: 0.294, SLG: 0.400 (1, 6)			F6		F2	FC6-4			F7	4	0	0	0	0	0	2											
Harold Reynolds, S OBP: 0.344, SLG: 0.383 (1, 4)										3	0	3	0	1	0	0											
Inning Stats	R: 0 E: 0 K: 1 S: 6	H: 1 LOB: 1 BB: 0 P: 6	R: 0 E: 0 K: 1 S: 5	H: 0 LOB: 0 BB: 0 P: 5	R: 0 E: 0 K: 0 S: 3	H: 1 LOB: 0 BB: 0 P: 3	R: 1 E: 0 K: 0 S: 5	H: 2 LOB: 2 BB: 1 P: 9	R: 0 E: 0 K: 0 S: 3	H: 1 LOB: 0 BB: 0 P: 3	R: 2 E: 0 K: 1 S: 8	H: 3 LOB: 2 BB: 1 P: 12	R: 0 E: 0 K: 1 S: 5	H: 0 LOB: 0 BB: 2 P: 13	R: 0 E: 0 K: 1 S: 4	H: 0 LOB: 0 BB: 0 P: 5	R: 0 E: 0 K: 0 S: 4	H: 1 LOB: 1 BB: 0 P: 4	1B: 8 2B: 1 3B: 0 HR: 0	SF: 0 SAC: 0 DP: 1 HBP: 0	WP: 1 PB: 0 SB: 1 CS: 1	PA: 38					
PITCHER	IP	WLS	BF	H	R	ER	SO	BB	IBB	HBP	BLK	WP	HR	S	P	ERA	WHIP										
Dave Stewart, R ERA: 4.88 (1, 1)	6.1	W	29	8	3	3	3	4	0	0	0	1	0	31	47	4.26	1.895										
Dave Leiper, L ERA: (7, 1)	0.1		1	0	0	0	0	0	0	0	0	0	0	1	1	0.00	0.000										
Dennis Eckersley, R ERA: 4.5 (7, 1)	2.1	S	8	1	0	0	2	0	0	0	0	0	0	12	12	0.00	0.429										

Batter	1	2	3	4	5	6	7	8	9	AB	R	H	RBI	BB	SO	LOB	BOTTOM										
Luis Polonia, L OBP: 0.333, SLG: 0.250 (1, 8)	1B			4-3		K	F9			5	0	2	1	0	1	5	<p>Seattle Mariners @ Oakland Athletics Oakland-Alameda County Coliseum, Oakland, CA</p> <p>Sat Apr 25 1987, 3:33 AM PDT Att: 15,720 - Unknown</p> <p>livebaseballscorecards.com</p> <p>AB 33 R 7 H 13 RBI 7 BB 4 SO 9 LOB 21</p> 										
Alfredo Griffin, S OBP: 0.278, SLG: 0.373 (1, 6)	1B			SH1-4		F9			F9	4	0	1	1	0	0	2											
Carney Lansford, R OBP: 0.430, SLG: 0.500 (1, 5)	BB			6-3					G1-6-3	3	1	1	0	2	0	0											
Ron Cey, R OBP: 0.389, SLG: 0.231 Tony Phillips, S OBP: 0.336, SLG: 0.344 (8, PR)	K			F6		K				4	0	0	0	1	3	5											
Reggie Jackson, L OBP: 0.288, SLG: 0.322 (1, 9)	K								CS	0	0	0	0	0	0	0											
Mark McGwire, R OBP: 0.366, SLG: 0.514 (1, 3)	3-1									3	2	1	0	0	1	3											
Mickey Tettleton, S OBP: 0.194, SLG: 0.074 (1, 2)				HR		K				4	1	2	3	0	1	3											
Stan Javier, S OBP: 0.370, SLG: 0.458 (1, 7)										4	0	1	1	0	2	0											
Mike Gallego, R OBP: 0.429, SLG: 0.571 (1, 4)										3	2	3	0	1	0	0											
										3	1	2	1	0	1	3											
Inning Stats	R: 0 E: 0 K: 2 S: 9	H: 2 LOB: 3 BB: 1 P: 13	R: 1 E: 0 K: 0 S: 5	H: 3 LOB: 1 BB: 0 P: 5	R: 2 E: 0 K: 1 S: 7	H: 2 LOB: 0 BB: 0 P: 7	R: 2 E: 0 K: 1 S: 8	H: 3 LOB: 1 BB: 0 P: 8	R: 0 E: 0 K: 2 S: 7	H: 0 LOB: 0 BB: 0 P: 7	R: 0 E: 0 K: 1 S: 6	H: 1 LOB: 0 BB: 0 P: 6	R: 2 E: 0 K: 2 S: 9	H: 2 LOB: 3 BB: 2 P: 18	R: 0 E: 0 K: 0 S: 2	H: 0 LOB: 1 BB: 1 P: 6	1B: 9 2B: 3 3B: 0 HR: 1	SF: 0 SAC: 2 DP: 0 HBP: 1	WP: 0 PB: 0 SB: 2 CS: 1	PA: 41							
PITCHER	IP	WLS	BF	H	R	ER	SO	BB	IBB	HBP	BLK	WP	HR	S	P	ERA	WHIP										
Scott Bankhead, R ERA: 3.28 (1, 1)	3.0	L	18	9	5	5	3	1	0	0	0	0	0	23	27	15.00	3.333										
Mark Huismann, R ERA: 6.75 (4, 1)	3.1		14	2	2	2	5	1	0	1	0	0	0	22	27	5.40	0.900										
Mike Morgan, R ERA: 9.17 (7, 1)	1.2		8	2	0	0	1	2	0	0	0	0	0	8	16	0.00	2.400										

Batter	1	2	3	4	5	6	7	8	9	AB	R	H	RBI	BB	SO	LOB	TOP										
Donell Nixon, R OBP: 0.275, SLG: 0.176 John Christensen, R OBP: 0.333, SLG: 0.333	4-0 BB	0-3 K		0-0 1-3		4-0 1B FC3-2 BB		0-0 F9		3	0	0	0	2	1	3											
Phil Bradley, R OBP: 0.410, SLG: 0.306	0-3 K		0-3 K		0-0 1B 2B	0-0 BB FC3-2 SF7 1B		4-0 BB G6-3		4	2	2	0	1	2	1											
Scott Bradley, L OBP: 0.432, SLG: 0.463	0-0 6-3		0-0 4-3		0-0 BB 1B	0-0 FC3-2 BB		0-0 G6-3		5	1	1	0	0	0	3											
Ken Phelps, L OBP: 0.415, SLG: 0.538 Rick Renteria, R OBP: 0.353, SLG: 0.353		0-3 K	0-0 1B		0-0 BB 2B	4-0 BB		0-0 HR		4	0	3	1	1	1	0											
Alvin Davis, L OBP: 0.321, SLG: 0.303	0-0 6-3		0-0 3-1		0-0 G3	0-0 SF7		0-0 F8		4	0	0	1	0	0	4											
Jim Prestley, R OBP: 0.299, SLG: 0.347	0-0 1B E			0-0 F7	4-0 BB IBB	0-0 F9		0-0 HR		4	2	2	2	1	0	2											
Mike Kingery, L OBP: 0.302, SLG: 0.300 John Moses, S OBP: 0.344, SLG: 0.368	0-0 E			0-0 F8	4-0 BB		0-0 1-3	0-0 G3		2	1	1	0	0	0	0											
Rey Quinones, R OBP: 0.301, SLG: 0.406	4-0 E BB			0-0 K	0-0 3B 2B		0-0 F9	0-3 K		4	1	1	0	1	2	4											
Harold Reynolds, S OBP: 0.338, SLG: 0.406	0-0 E8			0-0 K	0-3 3B		0-0 6-3			4	0	1	1	0	1	4											
Inning Stats	R: 0 E: 0 K: 1 S: 4	H: 0 LOB: 0 BB: 1 P: 8	R: 2 E: 1 K: 2 S: 10	H: 2 LOB: 2 BB: 1 P: 14	R: 0 E: 0 K: 1 S: 6	H: 1 LOB: 1 BB: 0 P: 6	R: 1 E: 0 K: 0 S: 5	H: 2 LOB: 1 BB: 0 P: 5	R: 2 E: 0 K: 2 S: 10	H: 3 LOB: 3 BB: 2 P: 18	R: 1 E: 0 K: 0 S: 4	H: 1 LOB: 2 BB: 2 P: 12	R: 0 E: 0 K: 0 S: 3	H: 0 LOB: 0 BB: 0 P: 3	R: 0 E: 0 K: 0 S: 2	H: 0 LOB: 0 BB: 1 P: 6	R: 2 E: 0 K: 1 S: 7	H: 2 LOB: 1 BB: 0 P: 7	1B: 7 2B: 2 3B: 1 HR: 1	SF: 1 SAC: 0 DP: 1 HBP: 0	WP: 0 PB: 0 SB: 2 CS: 0	PA: 44					
PITCHER	IP	WLS	BF	H	R	ER	SO	BB	IBB	HBP	BLK	WP	HR	S	P	ERA	WHIP										
Jose Rijo, R ERA: 5.85	4.0	L	20	6	4	2	4	2	0	0	0	0	0	26	34	4.50	2.000										
Bill Krueger, L ERA: 9.53	0.1		5	2	1	1	0	1	1	0	0	0	0	3	11	27.00	9.000										
Gene Nelson, R ERA: 7.45	0.2		4	1	1	1	2	1	0	0	0	0	0	7	11	13.50	3.000										
Dave Leiper, L ERA: 4.15	0.2		3	0	0	0	0	1	0	0	0	0	0	2	6	0.00	1.500										
Rick Rodriguez, R ERA: 4.15	3.1		12	2	2	2	1	1	0	0	0	0	1	13	17	5.40	0.900										

Seattle Mariners @ Oakland Athletics
Oakland-Alameda County Coliseum, Oakland, CA
Sun Apr 26 1987, 3:33 AM PDT
Att: 16,603 - Unknown

AB 36
R 8
H 11
RBI 6
BB 7
SO 7
LOB 22



Batter	1	2	3	4	5	6	7	8	9	AB	R	H	RBI	BB	SO	LOB	BOTTOM										
Luis Polonia, L OBP: 0.214, SLG: 0.154	0-0 6-3		0-0 5-3		0-0 F9	0-0 G3		0-0 6-3		5	0	0	0	0	0	3											
Alfredo Griffin, S OBP: 0.278, SLG: 0.366	0-0 4-3		0-0 S 1B		0-0 5-3		0-0 6-3			4	0	1	1	0	0	0											
Carney Lansford, R OBP: 0.410, SLG: 0.471	0-0 6-3		0-0 5-3		0-0 P3		0-0 F9			4	0	0	0	0	0	1											
Jose Canseco, R OBP: 0.266, SLG: 0.375		0-0 2B 4-3 1B		0-0 WP F5 1B		0-0 HR 1B		0-0 F3		4	2	3	0	0	0	0											
Reggie Jackson, L OBP: 0.300, SLG: 0.397		0-0 4-3 WP 2B		0-0 F5		0-0 HR		0-0 3-1		4	2	2	2	0	0	1											
Mark McSwire, R OBP: 0.376, SLG: 0.486		0-0 P3		4-0 BB		4-0 FC1-5 5-3 BB		0-0 4-3		2	0	0	0	2	0	2											
Mickey Tettleton, S OBP: 0.171, SLG: 0.065	0-0 4-3		0-0 K		0-0 5-3		0-0 K			4	0	0	1	0	2	4											
Stan Javier, S OBP: 0.323, SLG: 0.393	0-3 K		0-0 F8		0-0 FC1-5 HBP		0-0 4-3			4	0	0	0	0	1	3											
Mike Gallego, R OBP: 0.500, SLG: 0.667 Tony Phillips, S OBP: 0.333, SLG: 0.338		0-0 6-3		0-0 F9 5-3 2B		1-0 HBP		0-0 F8		2	1	1	0	0	0	0											
Inning Stats	R: 0 E: 0 K: 0 S: 3	H: 0 LOB: 0 BB: 0 P: 3	R: 2 E: 0 K: 1 S: 7	H: 2 LOB: 0 BB: 0 P: 7	R: 0 E: 0 K: 1 S: 6	H: 1 LOB: 2 BB: 1 P: 10	R: 1 E: 0 K: 0 S: 4	H: 1 LOB: 0 BB: 0 P: 4	R: 2 E: 0 K: 0 S: 5	H: 2 LOB: 2 BB: 1 P: 10	R: 0 E: 0 K: 0 S: 3	H: 0 LOB: 0 BB: 0 P: 3	R: 0 E: 0 K: 1 S: 5	H: 0 LOB: 0 BB: 0 P: 5	R: 0 E: 0 K: 0 S: 3	H: 0 LOB: 0 BB: 0 P: 3	1B: 4 2B: 2 3B: 0 HR: 1	SF: 0 SAC: 0 DP: 0 HBP: 1	WP: 2 PB: 0 SB: 1 CS: 0	PA: 37							
PITCHER	IP	WLS	BF	H	R	ER	SO	BB	IBB	HBP	BLK	WP	HR	S	P	ERA	WHIP										
Mike Trujillo, R ERA: 6.45	5.0	W	21	5	3	3	2	1	0	0	0	0	1	24	28	5.40	1.200										
Jerry Reed, R ERA: 5.63	3.0		13	2	2	2	1	1	0	1	0	0	0	13	18	6.00	1.000										
Ed Nunez, R ERA: 4.0	1.0	S	3	0	0	0	0	0	0	0	0	0	0	3	3	0.00	0.000										

Seattle Mariners @ Oakland Athletics
Oakland-Alameda County Coliseum, Oakland, CA
Sun Apr 26 1987, 3:33 AM PDT
Att: 16,603 - Unknown

AB 34
R 5
H 7
RBI 4
BB 2
SO 3
LOB 14



Batter	1	2	3	4	5	6	7	8	9	AB	R	H	RBI	BB	SO	LOB	TOP			
Wade Boggs, L (1,5) OBP: 0.388, SLG: 0.386	6-3			L7		F7		G4-6-3		4	0	0	0	0	0	1				
Marty Barrett, R (1,4) OBP: 0.286, SLG: 0.211	5-3			HR		L9			K	4	1	1	0	0	1	0				
Bill Buckner, L (1,3) OBP: 0.274, SLG: 0.324	6-3			F7					4-3	4	0	1	0	0	0	1				
Jim Rice, R (1,7) OBP: 0.333, SLG: 0.418		F9		HR		K			1-3	4	1	1	2	0	1	1				
Don Baylor, R (1,10) OBP: 0.420, SLG: 0.477		F8		L7						3	0	1	0	0	0	0				
Dwight Evans, R (1,9) OBP: 0.436, SLG: 0.540										3	0	2	0	0	0	1				
Glenn Hoffman, R (1,6) OBP: 0.276, SLG: 0.321		CS	F8	L7					1-3	3	0	0	0	0	0	1				
Danny Sheaffer, R (1,2) OBP: 0.192, SLG: 0.360			K						5-3	3	0	0	0	0	2	1				
Dave Henderson, R (1,8) OBP: 0.306, SLG: 0.415			K							3	0	1	0	0	1	1				
Inning Stats	R: 0 E: 0 K: 0 S: 3	H: 0 LOB: 0 BB: 0 P: 3	R: 0 E: 0 K: 0 S: 3	H: 1 LOB: 0 BB: 0 P: 3	R: 0 E: 0 K: 2 S: 7	H: 0 LOB: 0 BB: 0 P: 7	R: 2 E: 0 K: 0 S: 5	H: 2 LOB: 0 BB: 0 P: 5	R: 0 E: 0 K: 1 S: 6	H: 1 LOB: 1 BB: 0 P: 6	R: 0 E: 0 K: 0 S: 3	H: 1 LOB: 0 BB: 0 P: 3	R: 0 E: 0 K: 0 S: 3	H: 1 LOB: 0 BB: 0 P: 3	R: 0 E: 0 K: 1 S: 5	H: 0 LOB: 0 BB: 0 P: 5	1B: 6 2B: 0 3B: 0 HR: 1	SF: 0 SAC: 0 DP: 1 HBP: 0	WP: 0 PB: 0 SB: 0 CS: 2	PA: 32
PITCHER Curt Young, L (1,1) ERA: 2.79	IP: 9.0 WLS: W BF: 31 H: 7 R: 2 ER: 2 SO: 5 BB: 0 IBB: 0 HBP: 0 BLK: 0 WP: 0 HR: 1 S: 41 P: 41 ERA: 2.00 WHIP: 0.778															PITCHER				

Boston Red Sox @ Oakland Athletics
Oakland-Alameda County Coliseum, Oakland, CA
Mon Apr 27 1987, 7:05 PM PDT
Att: 25,109 - Unknown

AB 31
R 2
H 7
RBI 2
BB 0
SO 5
LOB 7

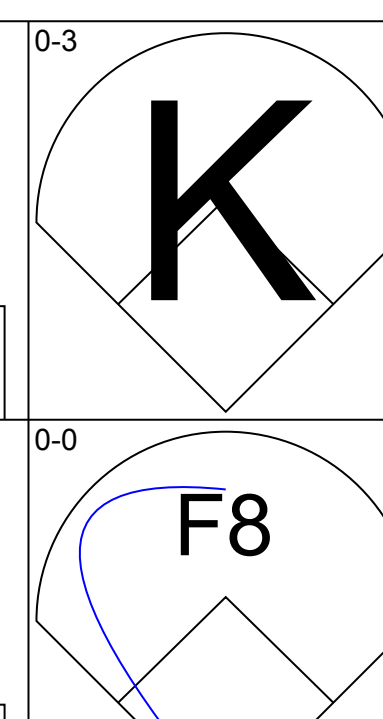
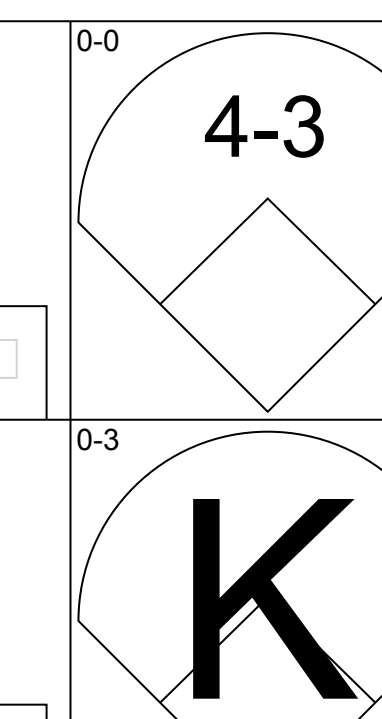
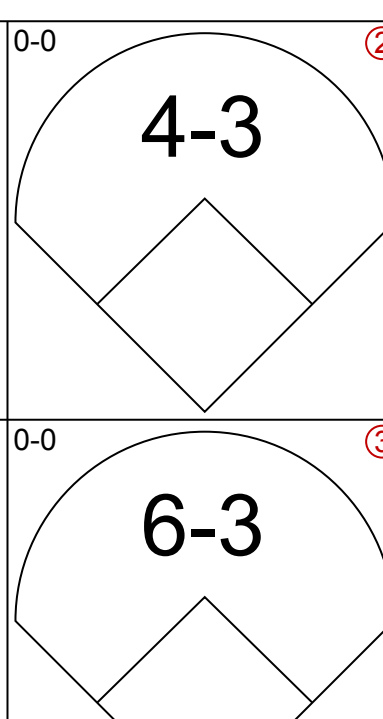
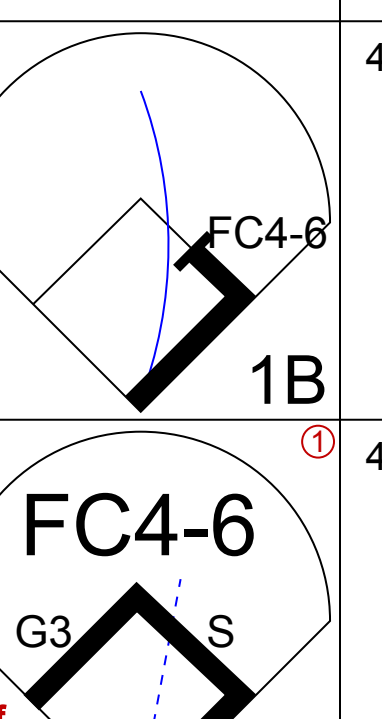
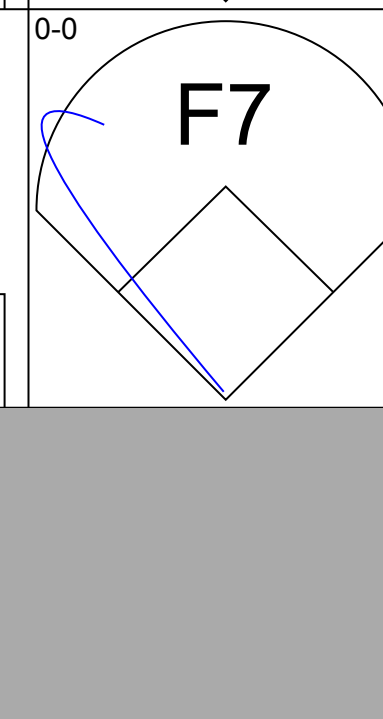


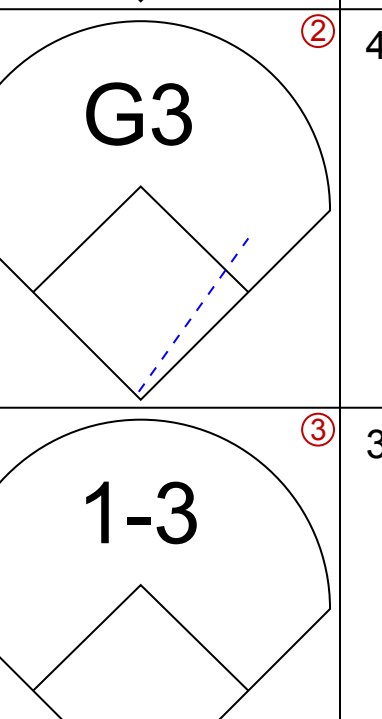

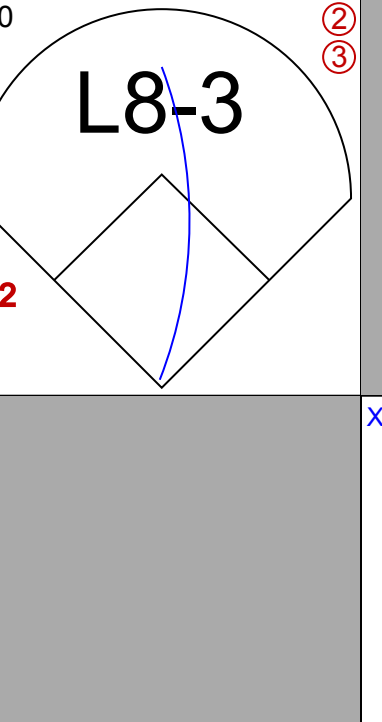
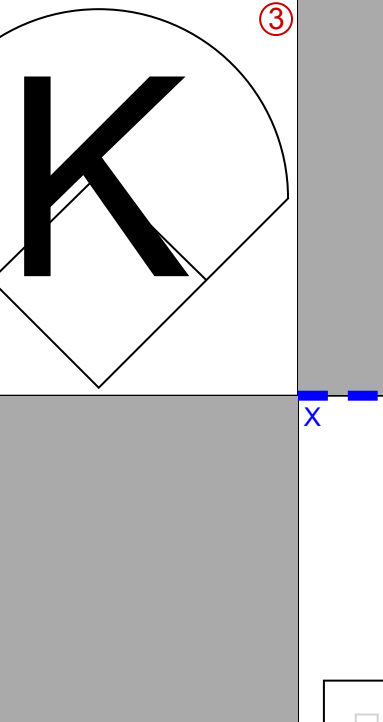
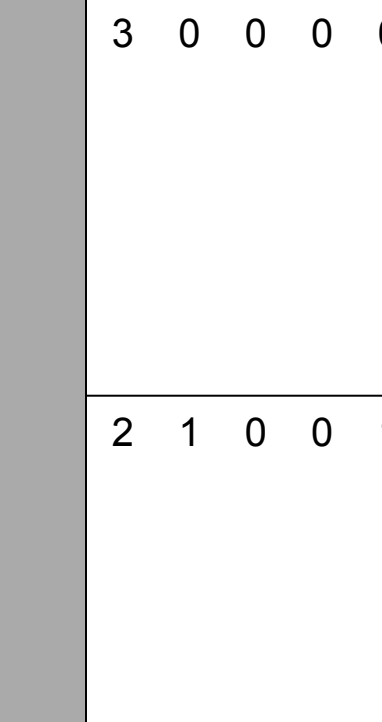
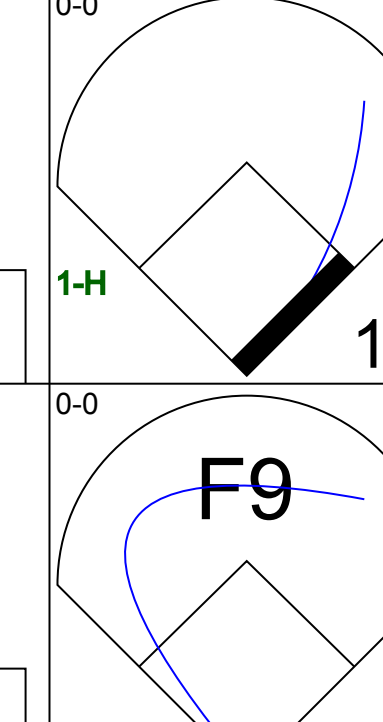

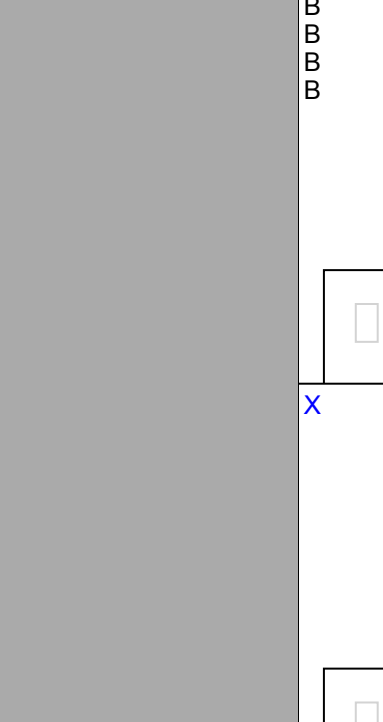
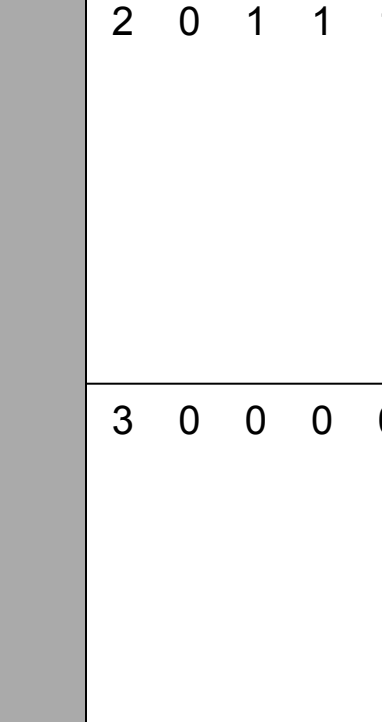



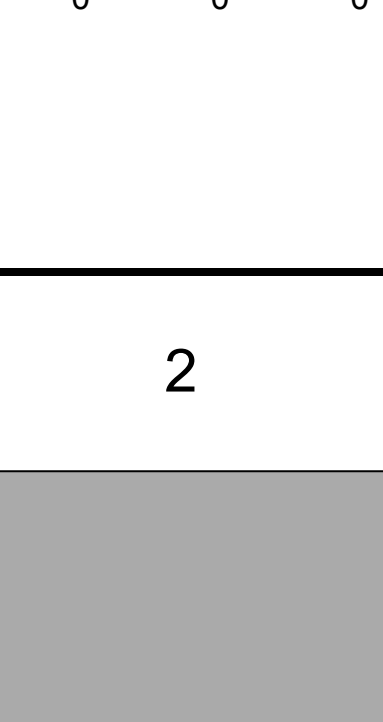
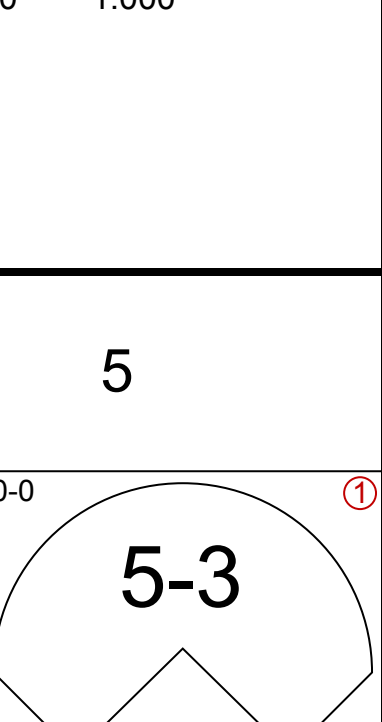
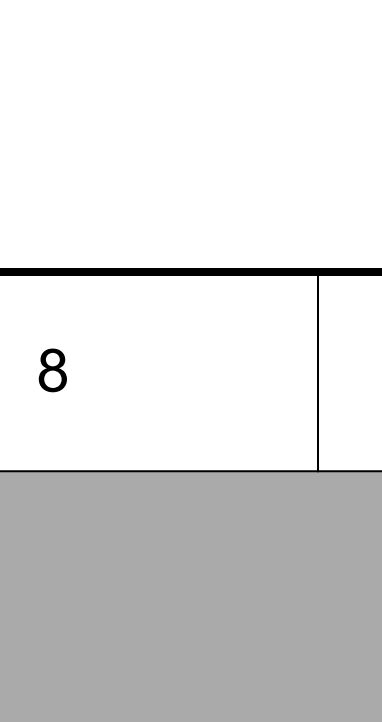

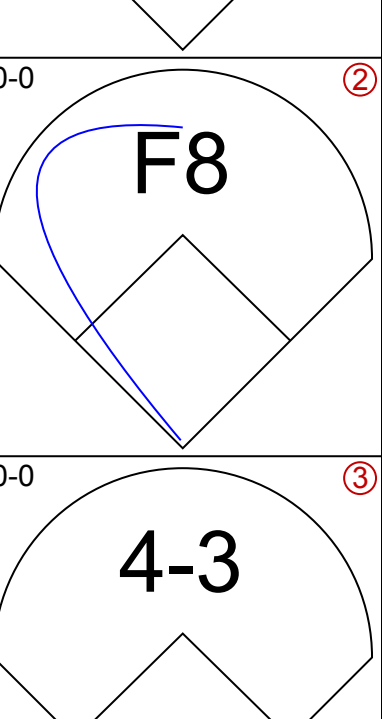





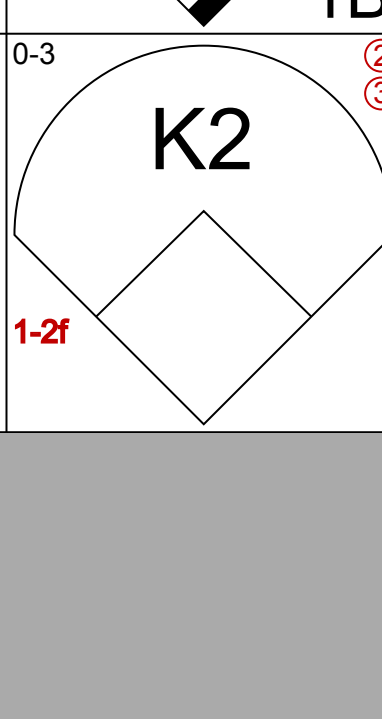
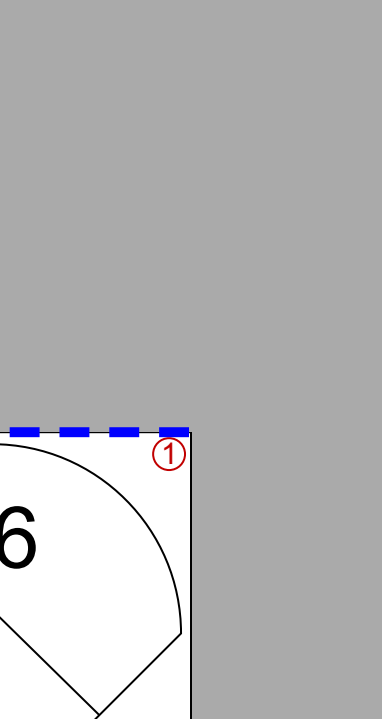


Batter	1	2	3	4	5	6	7	8	9	AB	R	H	RBI	BB	SO	LOB	BOTTOM			
Luis Polonia, L (1,7) OBP: 0.211, SLG: 0.167	1-3	E6		K		F7		F7-6-3		5	0	1	0	0	1	1				
Tony Phillips, S (1,4) OBP: 0.337, SLG: 0.357	K	F7						F7-6-3		5	1	2	0	0	1	2				
Carney Lansford, R (1,5) OBP: 0.402, SLG: 0.452	1B			K		L8				3	0	0	0	1	1	2				
Jose Canseco, R (1,10) OBP: 0.309, SLG: 0.426										4	1	4	1	0	0	0				
Reggie Jackson, L (1,9) OBP: 0.297, SLG: 0.379	G3									3	1	0	0	1	0	4				
Mark McWire, R (1,3) OBP: 0.388, SLG: 0.537		6-3								4	0	2	2	0	0	2				
Mike Gallego, R (7, PR) OBP: 0.500, SLG: 0.667										0	0	0	0	0	0	0				
Stan Javier, S (1,8) OBP: 0.343, SLG: 0.387		3-1		K						3	0	1	0	1	1	1				
Terry Steinbach, R (1,2) OBP: 0.313, SLG: 0.463										3	1	0	0	1	0	3				
Alfredo Griffin, S (1,6) OBP: 0.276, SLG: 0.373										4	1	1	1	0	0	1				
Inning Stats	R: 0 E: 0 K: 1 S: 6	H: 1 LOB: 2 BB: 1 P: 10	R: 2 E: 1 K: 0 S: 5	H: 1 LOB: 1 BB: 1 P: 9	R: 1 E: 0 K: 2 S: 9	H: 2 LOB: 1 BB: 0 P: 9	R: 0 E: 0 K: 1 S: 5	H: 0 LOB: 0 BB: 0 P: 5	R: 0 E: 0 K: 0 S: 4	H: 2 LOB: 2 BB: 1 P: 8	R: 0 E: 0 K: 0 S: 4	H: 1 LOB: 0 BB: 0 P: 4	R: 2 E: 0 K: 0 S: 6	H: 3 LOB: 2 BB: 1 P: 10	R: 0 E: 0 K: 0 S: 3	H: 1 LOB: 0 BB: 0 P: 3	1B: 6 2B: 6 3B: 0 HR: 0	SF: 0 SAC: 0 DP: 1 HBP: 0	WP: 0 PB: 0 SB: 0 CS: 1	PA: 38
PITCHER Bob Stanley, R (1,1) ERA: 4.05 Steve Crawford, R (7,1) ERA: 6.91	IP: 6.2 WLS: L BF: 34 H: 10 R: 5 ER: 4 SO: 4 BB: 3 IBB: 1 HBP: 0 BLK: 0 WP: 0 HR: 0 S: 38 P: 54 ERA: 5.40 WHIP: 1.950															PITCHER				

Boston Red Sox @ Oakland Athletics
Oakland-Alameda County Coliseum, Oakland, CA
Mon Apr 27 1987, 7:05 PM PDT
Att: 25,109 - Unknown

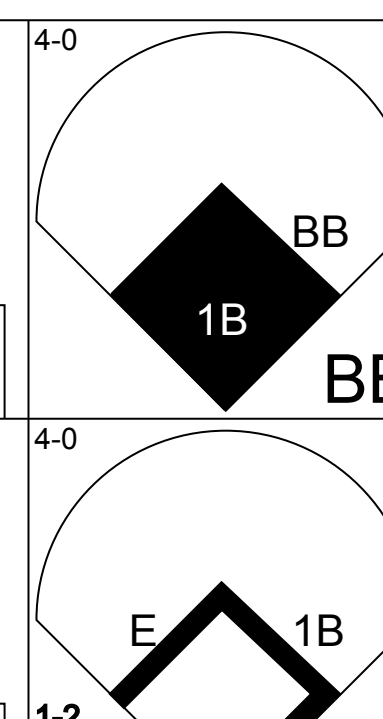
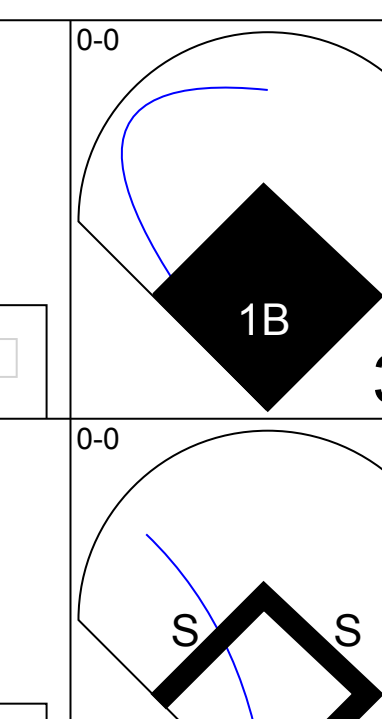
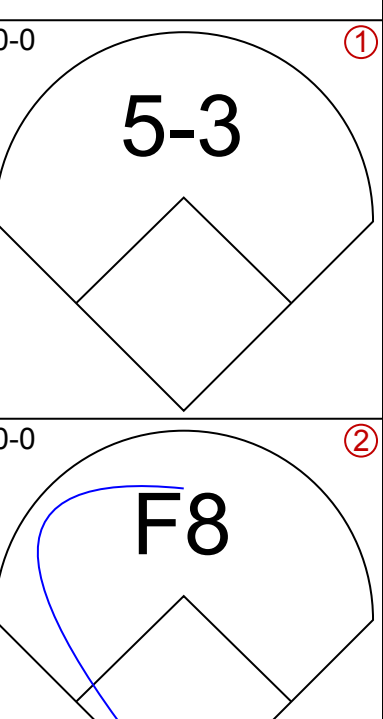
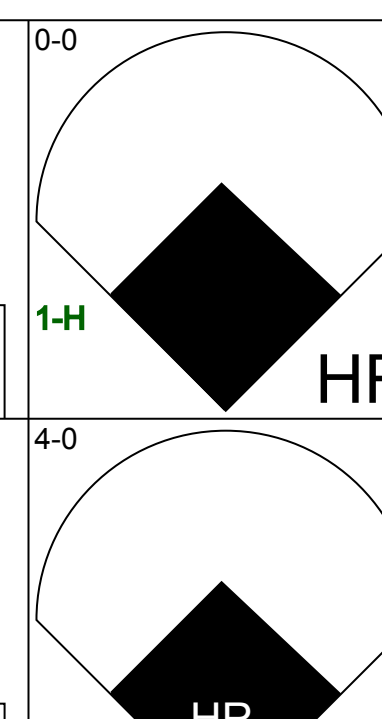
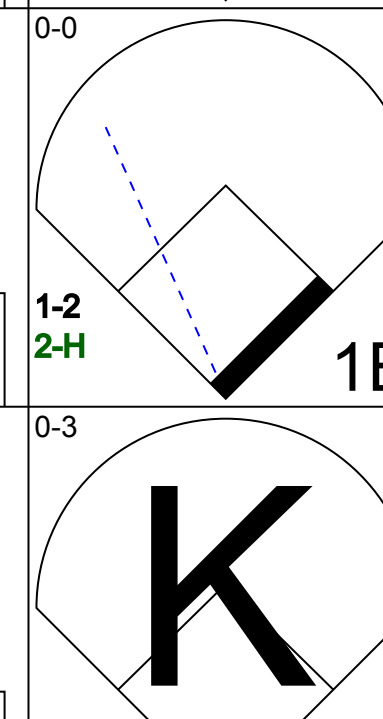
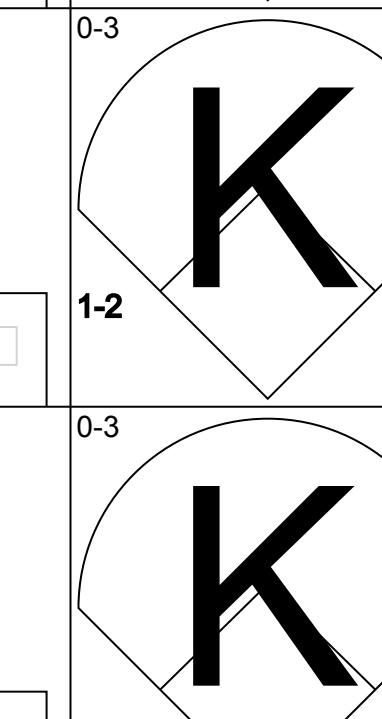
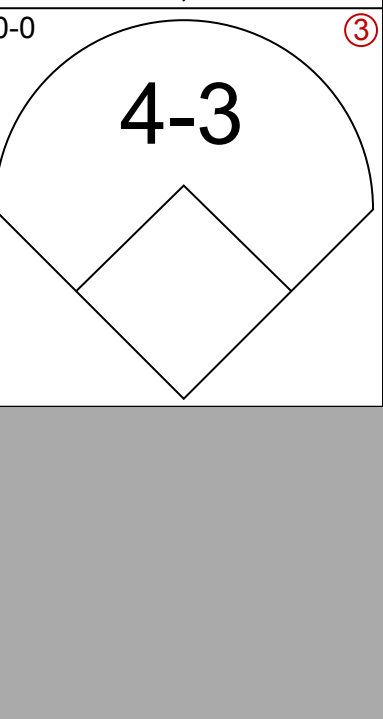
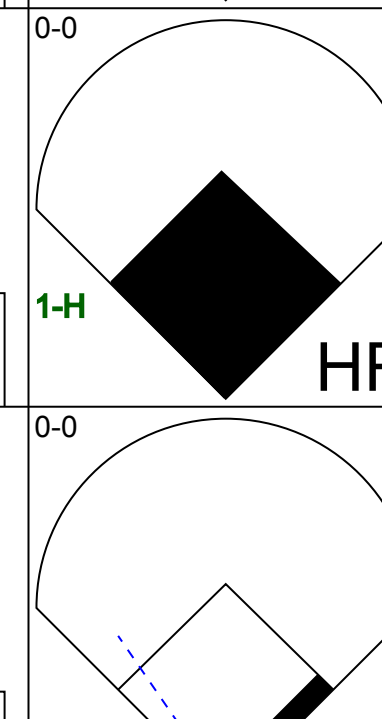
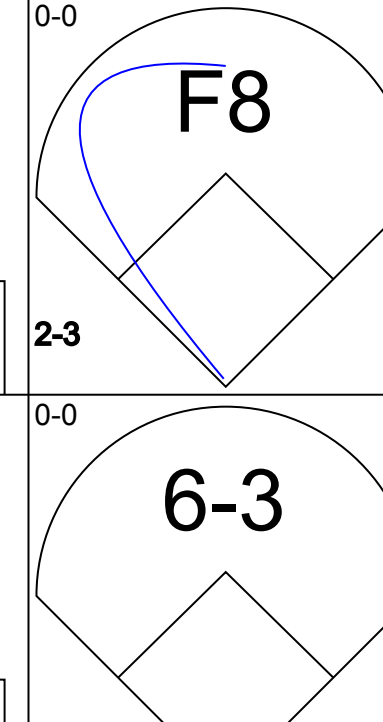
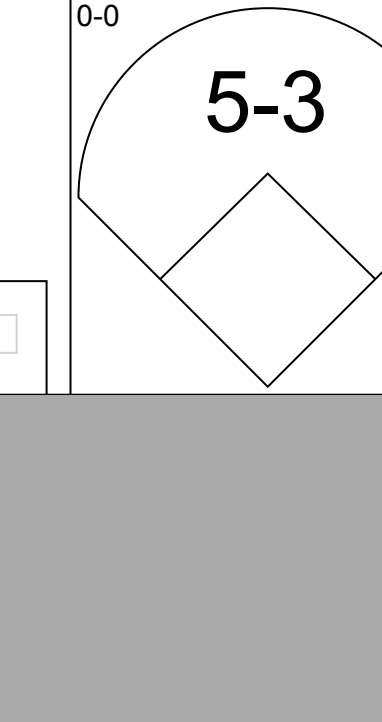

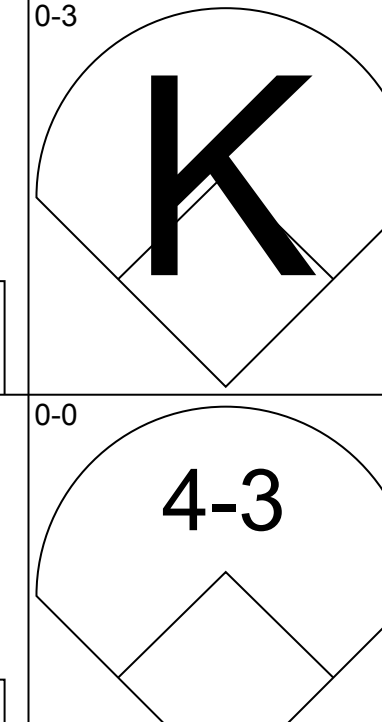



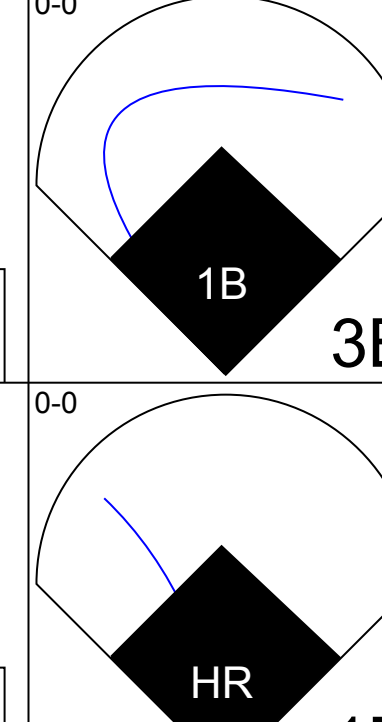
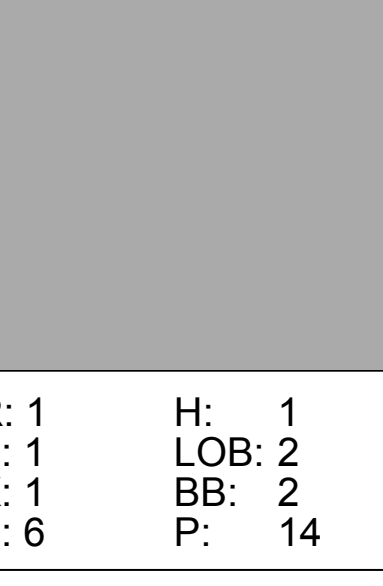
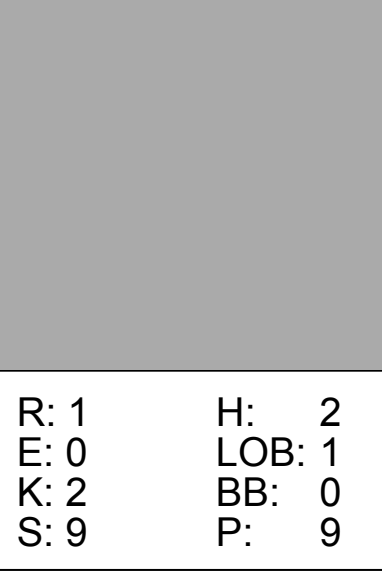
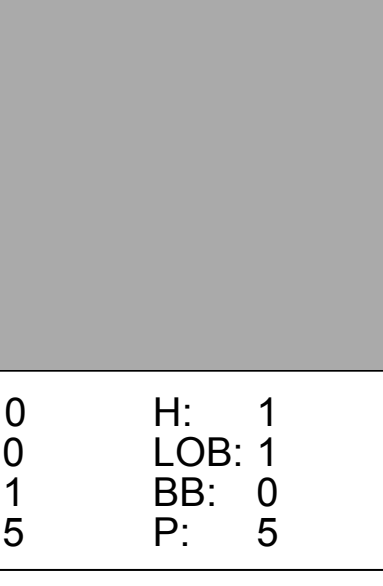
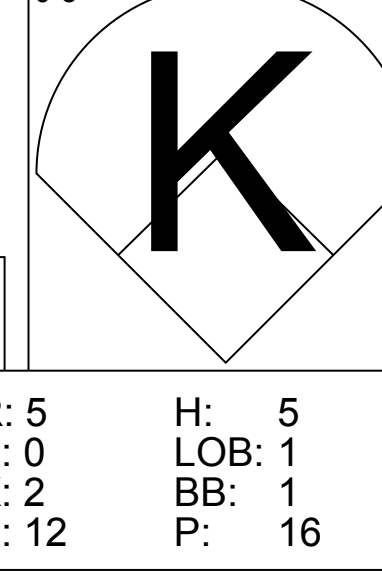




AB 34
R 5
H 11
RBI 4
BB 4
SO 4
LOB 16



Batter	1	2	3	4	5	6	7	8	9	AB	R	H	RBI	BB	SO	LOB	TOP																					
Wade Boggs, L (1,5) OBP: 0.382, SLG: 0.378										4	0	1	0	0	1	0	Boston Red Sox @ Oakland Athletics Oakland-Alameda County Coliseum, Oakland, CA Tue Apr 28 1987, 7:05 PM PDT Att: 14,148 - Unknown																					
Marty Barrett, R (1,4) OBP: 0.240, SLG: 0.174										4	0	0	0	0	1	1																						
Bill Buckner, L (1,3) OBP: 0.273, SLG: 0.320										4	0	1	0	0	0	1																						
Jim Rice, R (1,7) OBP: 0.329, SLG: 0.400										3	0	0	0	0	0	2																						
Don Baylor, R (1,10) OBP: 0.405, SLG: 0.456										3	0	0	0	0	1	2																						
Dwight Evans, R (1,9) OBP: 0.432, SLG: 0.523										2	1	0	0	1	0	0																						
Glenn Hoffman, R (1,6) OBP: 0.313, SLG: 0.333										2	0	1	1	1	1	0																						
Danny Sheaffer, R (1,2) OBP: 0.172, SLG: 0.321										3	0	0	0	0	1	2																						
Dave Henderson, R (1,8) OBP: 0.293, SLG: 0.397										3	0	0	0	0	2	1																						
Inning Stats	R: 0 E: 0 K: 1 S: 5	H: 0 LOB: 0 BB: 0 P: 5	R: 1 E: 1 K: 0 S: 3	H: 1 LOB: 1 BB: 1 P: 8	R: 0 E: 0 K: 2 S: 7	H: 0 LOB: 0 BB: 0 P: 7	R: 0 E: 0 K: 0 S: 3	H: 1 LOB: 0 BB: 0 P: 3	R: 0 E: 0 K: 1 S: 5	H: 0 LOB: 0 BB: 0 P: 5	R: 0 E: 0 K: 1 S: 5	H: 0 LOB: 0 BB: 0 P: 5	R: 0 E: 0 K: 0 S: 3	H: 0 LOB: 1 BB: 1 P: 7	R: 0 E: 0 K: 0 S: 4	H: 1 LOB: 1 BB: 0 P: 4	1B: 3 2B: 1 3B: 0 HR: 0	SF: 0 SAC: 0 DP: 2 HBP: 1	WP: 0 PB: 0 SB: 1 CS: 0	PA: 31																		
PITCHER	IP	WLS	BF	H	R	ER	SO	BB	IBB	HBP	BLK	WP	HR	S	P	ERA	WHIP	PITCHER				IP	WLS	BF	H	R	ER	SO	BB	IBB	HBP	BLK	WP	HR	S	P	ERA	WHIP
Joaquin Andujar, R (1,1) ERA: 1.8	1.0		4	0	1	0	1	0	0	1	0	0	0	5	6	0.00	0.000	Steve Ontiveros, R (8,1) ERA: 2.81				2.0		8	1	0	0	0	1	0	0	0	0	7	11	0.00	1.000	

AB	28
R	1
H	3
RBI	1
BB	2
SO	7
LOB	9



Batter	1	2	3	4	5	6	7	8	9	AB	R	H	RBI	BB	SO	LOB	BOTTOM																					
Luis Polonia, L (1,7) OBP: 0.304, SLG: 0.476										3	3	2	2	1	0	0	Boston Red Sox @ Oakland Athletics Oakland-Alameda County Coliseum, Oakland, CA Tue Apr 28 1987, 7:05 PM PDT Att: 14,148 - Unknown																					
Tony Phillips, S (1,4) OBP: 0.356, SLG: 0.361										2	1	1	1	2	0	0																						
Reggie Jackson, L (1,9) OBP: 0.308, SLG: 0.429										4	1	2	3	0	1	1																						
Jose Canseco, R (1,10) OBP: 0.306, SLG: 0.417										4	0	1	0	0	2	3																						
Mark McGwire, R (1,3) OBP: 0.377, SLG: 0.511										4	0	1	0	0	1	4																						
Terry Steinbach, R (1,2) OBP: 0.308, SLG: 0.444										4	0	1	0	0	1	4																						
Stan Javier, S (1,8) OBP: 0.342, SLG: 0.441										3	1	1	0	0	0	0																						
Mike Gallego, R (1,5) OBP: 0.429, SLG: 0.538										4	1	1	1	0	0	1																						
Alfredo Griffin, S (1,6) OBP: 0.263, SLG: 0.354										4	0	0	0	0	1	2																						
Inning Stats	R: 1 E: 1 K: 1 S: 6	H: 1 LOB: 2 BB: 2 P: 14	R: 0 E: 0 K: 0 S: 3	H: 0 LOB: 0 BB: 0 P: 3	R: 1 E: 0 K: 2 S: 9	H: 2 LOB: 1 BB: 0 P: 9	R: 0 E: 0 K: 0 S: 4	H: 1 LOB: 1 BB: 0 P: 4	R: 0 E: 0 K: 0 S: 3	H: 0 LOB: 0 BB: 0 P: 3	R: 0 E: 0 K: 1 S: 5	H: 1 LOB: 1 BB: 0 P: 5	R: 5 E: 0 K: 2 S: 12	H: 5 LOB: 1 BB: 1 P: 16	R: 0 E: 0 K: 0 S: 3	H: 0 LOB: 0 BB: 0 P: 3	1B: 6 2B: 1 3B: 2 HR: 2	SF: 0 SAC: 1 DP: 1 HBP: 0	WP: 0 PB: 0 SB: 2 CS: 0	PA: 36																		
PITCHER	IP	WLS	BF	H	R	ER	SO	BB	IBB	HBP	BLK	WP	HR	S	P	ERA	WHIP	PITCHER				IP	WLS	BF	H	R	ER	SO	BB	IBB	HBP	BLK	WP	HR	S	P	ERA	WHIP
Jeff Sellers, R (1,1) ERA: 8.16	6.0	L	26	7	4	4	4	2	0	0	0	0	0	32	40	6.00	1.500	Calvin Schiraldi, R (7,1) ERA: 9.0				1.0		7	3	3	3	2	1	0	0	0	0	2	10	14	27.00	4.000
Joe Sambito, L (8,1) ERA:	1.0		3	0	0	0	0	0	0	0	0	0	0	3	3	0.00	0.000	Joe Sambito, L (8,1) ERA:				1.0		3	0	0	0	0	0	0	0	0	3	3	0.00	0.000		

AB	32
R	7
H	10
RBI	7
BB	3
SO	6
LOB	15



Batter	1	2	3	4	5	6	7	8	9	AB	R	H	RBI	BB	SO	LOB	TOP							
Paul Moltzer, R OBP: 0.482, SLG: 0.642 Juan Castillo, S OBP: 0.333, SLG: 0.545	4-0 BLK FC1-2-5 BB	0-0 HR	0-0 4-3		0-0 SH1-3		0-0 L7		0-0 FC5-4 1B	1	1	1	3	1	0	0	Milwaukee Brewers @ Oakland Athletics Oakland-Alameda County Coliseum, Oakland, CA Wed Apr 29 1987, 7:05 PM PDT Att: 11,879 - Unknown livebaseballscorecards.com							
Robin Yount, R OBP: 0.359, SLG: 0.422	0-0 5-3	4-0 1B BB		0-0 6-3	0-0 F3		4-0 CS BB		0-0 F4	4	1	0	0	2	0	3								
Glenn Braggs, R OBP: 0.379, SLG: 0.536 Rick Manning, L OBP: 0.200, SLG: 0.200	4-0 FC1-2-5 BB	0-0 1B BB		0-0 1B 3B	0-0 5-3		0-0 1-2 HR		0-0 FC5-4	5	2	3	1	1	0	2								
Greg Brock, L OBP: 0.429, SLG: 0.552	0-0 FC1-2-5 1-2 3-H	0-0 BB 1B		0-0 FC1-4 1B		0-0 1B PB FC3-6 1B		0-0 4-3		5	1	3	2	0	0	2								
Rob Deer, R OBP: 0.453, SLG: 0.803	0-0 K	0-0 BB		0-0 FC1-4 1B		4-0 1B E BB		4-0 S BB		2	1	0	0	3	1	3								
Cecil Cooper, L OBP: 0.178, SLG: 0.189		0-0 K		0-0 BB 1B		0-0 FC3-6 1B		0-0 F8		5	0	2	0	0	1	4								
Bill Schroeder, R OBP: 0.357, SLG: 0.500		0-0 F9		0-0 L3		0-0 F8		0-3 K		4	0	0	0	1	1	4								
Dale Sveum, S OBP: 0.346, SLG: 0.446		4-0 1B S HR BB		0-0 CS 1B		0-0 FC3-6		0-3 K		4	1	1	1	1	2	5								
Jim Gantner, L OBP: 0.366, SLG: 0.397		0-0 HR 1B		0-0 1B		0-0 4-3		0-0 3-1		5	1	3	0	0	0	1								
Inning Stats	R: 0 E: 0 K: 1 S: 5	H: 0 LOB: 2 BB: 2 P: 13	R: 4 E: 0 K: 1 S: 9	H: 4 LOB: 3 BB: 3 P: 21	R: 0 E: 0 K: 0 S: 4	H: 2 LOB: 1 BB: 0 P: 4	R: 1 E: 0 K: 1 S: 8	H: 3 LOB: 3 BB: 1 P: 12	R: 0 E: 0 K: 0 S: 4	H: 1 LOB: 1 BB: 0 P: 4	R: 2 E: 1 K: 0 S: 5	H: 2 LOB: 1 BB: 1 P: 9	R: 1 E: 0 K: 0 S: 3	H: 1 LOB: 0 BB: 1 P: 7	R: 0 E: 0 K: 2 S: 7	H: 0 LOB: 1 BB: 1 P: 11		R: 0 E: 0 K: 0 S: 4	H: 1 LOB: 1 BB: 0 P: 4	1B: 11 2B: 0 3B: 1 HR: 2	SF: 0 SAC: 1 DP: 0 HBP: 0	WP: 0 PB: 1 SB: 2 CS: 2	PA: 48	
PITCHER	IP WLS BF H R ER SO BB IBB HBP BLK WP HR S P ERA WHIP	1.2 4 14 4 4 4 2 5 0 0 0 0 1 13 33 21.60 5.400	2.0 11 5 1 1 0 1 0 0 0 0 0 10 14 4.50 3.000	4.1 3.0 L 14 4 3 2 1 2 0 0 0 0 1 14 22 6.00 2.000	7.1 2.1 9 1 0 0 2 1 0 0 0 0 0 12 16 0.00 0.857																			

Batter	1	2	3	4	5	6	7	8	9	AB	R	H	RBI	BB	SO	LOB	BOTTOM						
Tony Phillips, S OBP: 0.380, SLG: 0.373	0-0 S 1B	0-0 CS	4-0 SH SF3 BB	4-0 E 1B BB		0-3 K		0-0 G6-3 1B		3	2	2	0	2	1	0	Milwaukee Brewers @ Oakland Athletics Oakland-Alameda County Coliseum, Oakland, CA Wed Apr 29 1987, 7:05 PM PDT Att: 11,879 - Unknown livebaseballscorecards.com						
Alfredo Griffin, S OBP: 0.282, SLG: 0.361	0-3 K		0-0 SH SF3 1-3	0-0 F6		0-0 1B WP 2B		0-0 G6-3 1-2		4	1	1	0	0	1	4							
Carney Lansford, R OBP: 0.391, SLG: 0.436	0-3 K		0-0 K	0-0 E6 1B 1-2 2-3		0-0 S 1B		0-3 K		5	0	1	0	0	3	5							
Jose Canseco, R OBP: 0.299, SLG: 0.408	0-0 F8		0-0 SF3	0-0 1B		0-0 L7		0-3 K		4	0	1	3	0	1	2							
Ron Cey, R OBP: 0.429, SLG: 0.214 Reggie Jackson, L OBP: 0.300, SLG: 0.417		4-0 HR BB	4-0 BB BB	0-0 K		0-0 G3		0-3 K		1	1	0	0	2	1	2							
Mark McGwire, R OBP: 0.378, SLG: 0.551		0-0 HR	4-0 BB BB	0-0 K		0-3 K		0-0 6-3		4	1	1	2	1	2	0							
Terry Steinbach, R OBP: 0.304, SLG: 0.429		0-0 F9	0-3 K		0-3 K		0-0 WP 1B			4	0	1	0	0	2	3							
Stan Javier, S OBP: 0.333, SLG: 0.405		0-0 F9		4-0 E BB 1B BB		0-0 L8		0-0 G3		3	1	0	0	1	0	1							
Mike Gallego, R OBP: 0.438, SLG: 0.500 Mike Davis, L OBP: 0.292, SLG: 0.567		4-0 CS BB	0-3 K		0-0 F6		0-0 HR			1	0	0	0	1	1	1							
Inning Stats	R: 0 E: 0 K: 2 S: 8	H: 1 LOB: 1 BB: 0 P: 8	R: 2 E: 0 K: 0 S: 3	H: 1 LOB: 0 BB: 2 P: 11	R: 1 E: 1 K: 2 S: 8	H: 0 LOB: 3 BB: 3 P: 20	R: 2 E: 1 K: 2 S: 9	H: 1 LOB: 2 BB: 2 P: 17	R: 0 E: 0 K: 1 S: 7	H: 2 LOB: 1 BB: 0 P: 7	R: 0 E: 0 K: 1 S: 6	H: 1 LOB: 1 BB: 0 P: 6	R: 1 E: 0 K: 1 S: 6	H: 2 LOB: 0 BB: 0 P: 6	R: 0 E: 0 K: 2 S: 7	H: 0 LOB: 0 BB: 0 P: 7		1B: 5 2B: 1 3B: 0 HR: 2	SF: 1 SAC: 1 DP: 1 HBP: 0	WP: 2 PB: 0 SB: 2 CS: 1	PA: 43		
PITCHER	IP WLS BF H R ER SO BB IBB HBP BLK WP HR S P ERA WHIP	4.0 3 23 3 5 2 6 7 0 0 0 0 2 0 20 20 3.00 1.000	5.1 3 12 3 1 1 4 0 0 0 0 2 0 20 20 3.00 1.000	8.1 2.0 S 7 2 1 1 3 0 0 0 0 0 1 13 13 4.50 1.000																			



Batter	1	2	3	4	5	6	7	8	9	AB	R	H	RBI	BB	SO	LOB	TOP	
Robin Yount, R OBP: 0.354, SLG: 0.407 (1, 8)	F7		K		4-3			BB		3	0	0	0	1	1	2	Milwaukee Brewers @ Oakland Athletics Oakland-Alameda County Coliseum, Oakland, CA Thu Apr 30 1987, 3:33 AM PDT Att: 10,262 - Unknown livebaseballscores.com	
B.J. Surhoff, L OBP: 0.327, SLG: 0.442 (1, 2)	K		K			F7		K		4	0	0	0	0	3	3		
Glenn Braggs, R OBP: 0.364, SLG: 0.511 (1, 9)	F4		F9			F8		K		4	0	0	0	0	1	3		
Greg Brock, L OBP: 0.407, SLG: 0.521 (1, 3)		4-3		4-3		K			3-1	4	0	0	0	0	1	0		
Rob Deer, R OBP: 0.444, SLG: 0.770 (1, 7)		2B		K			F8		P3	3	1	0	0	1	1	0		
Cecil Cooper, L OBP: 0.183, SLG: 0.211 (1, 10)		2B		F7			F6		K	4	0	1	1	0	1	0		
Dale Sveum, S OBP: 0.337, SLG: 0.434 Billy Jo Robidoux, L OBP: 0.324, SLG: 0.233 Jim Pacione, R OBP: 0.417, SLG: 0.375 (7, 5)		K			K		K			2	0	0	0	0	2	1		
Juan Castillo, S OBP: 0.400, SLG: 0.538 (7, 6)		6-3						S	BB	2	0	1	0	1	0	1		
Jim Gantner, L OBP: 0.365, SLG: 0.409 (7, 4)								F8		3	0	1	0	0	0	2		
Inning Stats	R: 0 E: 0 K: 1 S: 5	H: 0 LOB: 0 BB: 0 P: 5	R: 1 E: 0 K: 1 S: 6	H: 1 LOB: 1 BB: 1 P: 10	R: 0 E: 0 K: 2 S: 8	H: 1 LOB: 0 BB: 0 P: 8	R: 0 E: 0 K: 1 S: 5	H: 0 LOB: 0 BB: 0 P: 5	R: 0 E: 0 K: 1 S: 5	H: 0 LOB: 0 BB: 0 P: 5	R: 0 E: 0 K: 1 S: 7	H: 0 LOB: 2 BB: 2 P: 15	R: 0 E: 0 K: 1 S: 5	H: 0 LOB: 0 BB: 0 P: 5	1B: 1 2B: 2 3B: 0 HR: 0	SF: 0 SAC: 0 DP: 0 HBP: 0		WP: 0 PA: 33 SB: 0 CS: 2
PITCHER	IP	WLS	BF	H	R	ER	SO	BB	IBB	HBP	BLK	WP	HR	S	P	ERA	WHIP	
Dave Stewart, R ERA: 4.11 Jay Howell, R ERA: 6.75	(1, 1)	7.1	W	28	3	1	1	8	3	0	0	0	0	41	53	1.23	0.818	
(8, 1)	1.2	S	5	0	0	0	3	0	0	0	0	0	0	11	11	0.00	0.000	

Batter	1	2	3	4	5	6	7	8	9	AB	R	H	RBI	BB	SO	LOB	BOTTOM	
Luis Polonia, L OBP: 0.296, SLG: 0.417 Mike Gallego, R OBP: 0.438, SLG: 0.500 (9, 5)	G3		HR		F7		B1			3	1	0	0	1	0	1	Milwaukee Brewers @ Oakland Athletics Oakland-Alameda County Coliseum, Oakland, CA Thu Apr 30 1987, 3:33 AM PDT Att: 10,262 - Unknown livebaseballscores.com	
Tony Phillips, S OBP: 0.396, SLG: 0.392 (1, 4)	BB		F6		BB		E9			4	0	3	0	0	0	1		
Reggie Jackson, L OBP: 0.321, SLG: 0.459 (1, 10)	BB		HR		BB		K			2	1	1	2	2	1	1		
Jose Canseco, R OBP: 0.284, SLG: 0.388 (1, 7)	L9		L4		F7			K		4	0	0	0	0	1	4		
Carney Lansford, R OBP: 0.396, SLG: 0.432 (9, 3)	F9		BB		F9			E	BB	3	1	1	0	1	0	4		
Mike Davis, L OBP: 0.289, SLG: 0.563 (1, 9)		3-1	G3			4-3		E8	SH1-3	4	1	1	1	0	0	1		
Mark McGwire, R OBP: 0.361, SLG: 0.519 Stan Javier, S OBP: 0.349, SLG: 0.405 (9, 8)		4-3			F8		F7		CS	3	0	0	0	0	0	0		
Mickey Tettleton, S OBP: 0.184, SLG: 0.088 (1, 2)					4-3		4-3		SH1-3	3	0	1	1	0	0	0		
Alfredo Griffin, S OBP: 0.264, SLG: 0.360 (1, 6)		6-3			4-3			CS		3	0	1	0	0	0	1		
Inning Stats	R: 0 E: 0 K: 0 S: 4	H: 1 LOB: 2 BB: 1 P: 8	R: 0 E: 0 K: 0 S: 4	H: 1 LOB: 0 BB: 0 P: 4	R: 2 E: 0 K: 0 S: 5	H: 2 LOB: 1 BB: 1 P: 9	R: 0 E: 0 K: 0 S: 3	H: 0 LOB: 0 BB: 0 P: 3	R: 0 E: 0 K: 1 S: 6	H: 2 LOB: 1 BB: 0 P: 6	R: 2 E: 1 K: 1 S: 5	H: 1 LOB: 0 BB: 2 P: 13	R: 0 E: 0 K: 1 S: 5	H: 0 LOB: 0 BB: 0 P: 5	1B: 6 2B: 1 3B: 0 HR: 1	SF: 0 SAC: 1 DP: 0 HBP: 0		WP: 0 PA: 36 SB: 0 CS: 1
PITCHER	IP	WLS	BF	H	R	ER	SO	BB	IBB	HBP	BLK	WP	HR	S	P	ERA	WHIP	
Bill Wegman, R ERA: 3.18 Mark Clear, R ERA: 5.0	(1, 1)	7.1	L	33	8	4	3	2	4	0	0	0	0	33	49	3.68	1.636	
(8, 1)	0.2		2	0	0	0	0	0	0	1	0	0	0	1	5	0.00	0.000	

Batter	1	2	3	4	5	6	7	8	9	10	11	12	13	AB	R	H	RBI	BB	SO	LOB	TOP							
Pat Sheridan, L OBP: 0.324, SLG: 0.565 (9, 9)			FC4 				1-3 		F7 		FC1-6 		F9 	4 3	0 0	2 0	0 0	0 0	0 0	1 2								
Bill Bean, L OBP: 0.478, SLG: 0.585 (9, 7)	G3 		F7 				K 				1-3 			4 2	0 0	1 1	0 0	0 0	1 1	2 1								
Lou Whitaker, L OBP: 0.333, SLG: 0.404 (1, 6)	BB 					E E BB 		6-3 				F8 			3 6	1 0	1 1	0 0	3 0	0 2	1 5							
Alan Trammell, R OBP: 0.339, SLG: 0.404 (1, 6)	F8 			F4 		E6 E S 1-3 			SH1-3 1B 		K 		K 	5 6	0 0	1 1	0 0	0 0	3 3	2 2								
Darrell Evans, L OBP: 0.356, SLG: 0.389 (1, 10)		K 				K 1-2 			SH1-3 1-2 		K 		G3 	5 6	0 0	1 1	0 0	0 0	3 3	2 2								
Matt Nokes, L OBP: 0.343, SLG: 0.516 (1, 2)		4-3 		F7 		K 			4-3 		E S 1B 		4-3 	6 0	0 1	0 0	0 0	1 1	5 5									
Darnell Coles, R OBP: 0.235, SLG: 0.222 (8, PH)				F9 		E6 WP 					K 1-3 			3 0	0 0	0 0	0 0	0 0	3 0									
Johnny Grubb, L OBP: 0.299, SLG: 0.133 (8, PR)				F9 		2-3 3-H BB 			BB 		K 			0 2	0 0	1 0	0 0	1 1	1 1									
Tom Brookens, R OBP: 0.323, SLG: 0.450 (8, 5)											F8 			5 0	0 0	0 0	1 1	1 4										
Dave Bergman, L OBP: 0.439, SLG: 0.594 (1, 3)			5-3 			F8 			K 1-2 BB 					5 6	0 0	0 0	1 1	1 4										
Chet Lemon, R OBP: 0.341, SLG: 0.343 (1, 8)						K 			5-3 					6 0	0 1	0 0	1 1	0 4										
Inning Stats	R: 0 E: 0 K: 1 S: 3	H: 1 LOB: 1 BB: 1 P: 7	R: 0 E: 0 K: 1 S: 5	H: 0 LOB: 0 BB: 0 P: 5	R: 0 E: 0 K: 2 S: 4	H: 1 LOB: 1 BB: 0 P: 4	R: 0 E: 0 K: 0 S: 5	H: 2 LOB: 2 BB: 0 P: 5	R: 0 E: 0 K: 1 S: 6	H: 0 LOB: 3 BB: 2 P: 17	R: 0 E: 0 K: 1 S: 5	H: 0 LOB: 0 BB: 0 P: 5	R: 0 E: 0 K: 1 S: 6	H: 1 LOB: 2 BB: 1 P: 10	R: 0 E: 0 K: 1 S: 8	H: 1 LOB: 1 BB: 0 P: 8	R: 0 E: 0 K: 1 S: 5	H: 0 LOB: 0 BB: 0 P: 5	R: 0 E: 0 K: 0 S: 4	H: 1 LOB: 1 BB: 0 P: 4	R: 0 E: 0 K: 1 S: 5	H: 0 LOB: 0 BB: 0 P: 5	R: 0 E: 0 K: 0 S: 4	H: 1 LOB: 1 BB: 0 P: 4	1B: 9 2B: 1 3B: 0 HR: 0	SF: 0 SAC: 1 DP: 0 HBP: 0	WP: 1 PB: 0 SB: 2 CS: 1	PA: 55
PITCHER	IP	WLS	BF	H	R	ER	SO	BB	IBB	HBP	BLK	WP	HR	S	P	ERA	WHIP											
Moose Haas, R ERA: 2.52 (1, 1)	5.0	20	6	0	0	2	1	0	0	0	0	0	0	23	27	0.00	1.400											
Steve Civerros, R ERA: (6, 1)	3.1	16	1	1	0	4	3	0	0	0	0	1	0	21	33	0.00	1.200											
Dave Leiper, L ERA: (9, 1)	0.1	3	1	0	0	0	1	0	0	0	0	0	0	2	6	0.00	6.000											
Dennis Eckersley, R ERA: 2.21 (9, 1)	4.1	W	16	2	0	0	4	0	0	0	0	0	0	24	24	0.00	0.462											

Detroit Tigers @ Oakland Athletics
Oakland-Alameda County Coliseum, Oakland, CA

AB 49
R 1
H 10
RBI 0
BB 5
SO 10
LOB 31



livebaseballscorecards.com

Fri May 01 1987, 7:05 PM PDT
Att: 14,035 - Unknown

Batter	1	2	3	4	5	6	7	8	9	10	11	12	13	AB	R	H	RBI	BB	SO	LOB	BOTTOM						
Luis Polonia, L OBP: 0.370, SLG: 0.440 (11, PH)	L8 		G3 			SH2-3 1-2 			6-3 		G6-4-3 IBB 			3 1	0 0	1 1	1 1	0 0	0 0								
Tony Phillips, S OBP: 0.376, SLG: 0.369 (1, 4)	K 			K 		F7 			5-3 		G6-4-3 1-2 			5 4	0 0	0 0	0 2	3 3									
Reggie Jackson, L OBP: 0.315, SLG: 0.436 (1, 10)	F6 			FC6-4 BB 		P6 			5-3 				4-3 	4 4	0 0	0 0	1 0	1 1									
Jose Canseco, R OBP: 0.279, SLG: 0.369 (1, 7)		F9 		F7 		F8 			G5-4-3 BB 			K 	4 4	0 0	0 0	0 1	1 1										
Carney Lansford, R OBP: 0.386, SLG: 0.412 (1, 5)		5-3 		FC6-4 1-2 		6-3 			G5-4-3 IBB 			F8 	4 4	0 0	0 0	1 0	1 1										
Mike Davis, L OBP: 0.284, SLG: 0.553 (1, 9)		K 				K 			K 		G5-4-3 1-2 2-3 			5 4	1 1	1 0	0 3	2 2									
Mark McGwire, R OBP: 0.379, SLG: 0.571 (1, 3)						3-1 			G4-6-3 1B 		F9 			4 1	1 2	1 1	1 0	1 1									
Mickey Tettleton, S OBP: 0.171, SLG: 0.081 (11, PH)				HR 					F1 					3 1	0 0	0 0	0 2	1 1	0 0								
Stan Javier, S OBP: 0.378, SLG: 0.421 (12, 8)				K 		K 			G4-6-3 1-2 			SH3-4 BB 															
Mike Gallego, R OBP: 0.400, SLG: 0.412 (1, 6)									G4-6-3 1-2 			SH3-4 															
Inning Stats	R: 0 E: 0 K: 1 S: 5	H: 0 LOB: 0 BB: 0 P: 5	R: 0 E: 0 K: 1 S: 5	H: 0 LOB: 0 BB: 0 P: 5	R: 1 E: 0 K: 2 S: 8	H: 1 LOB: 0 BB: 0 P: 8	R: 0 E: 0 K: 1 S: 5	H: 0 LOB: 1 BB: 1 P: 9	R: 0 E: 0 K: 2 S: 7	H: 0 LOB: 0 BB: 0 P: 7	R: 0 E: 0 K: 1 S: 5	H: 0 LOB: 0 BB: 0 P: 5	R: 0 E: 0 K: 0 S: 2	H: 0 LOB: 1 BB: 2 P: 10	R: 0 E: 0 K: 0 S: 2	H: 0 LOB: 1 BB: 0 P: 10	R: 0 E: 0 K: 1 S: 5	H: 0 LOB: 0 BB: 0 P: 5	R: 1 E: 0 K: 1 S: 6	H: 3 LOB: 3 BB: 1 P: 10	1B: 3 2B: 1 3B: 0 HR: 1	SF: 0 SAC: 2 DP: 3 HBP: 0	WP: 0 PB: 0 SB: 1 CS: 0	PA: 46			
PITCHER	IP	WLS	BF	H	R	ER	SO	BB	IBB	HBP	BLK	WP	HR	S	P	ERA	WHIP										
Walt Terrell, R ERA: 2.52 (1, 1)	10.0	34	2	1	1	8	3	1	0	0	0	0	0	46	62	0.90	0.500										
Mark Thurmond, L ERA: (11, 1)	1.1	5	0	0	0	0	1	1	0	0	0	0	0	3	11	0.00	0.750										
Bryan Kelly, R ERA: 5.06 (12, 1)	0.2	L	5	2	1	1	0	1	0	0	0	0	0	6	10	13.50	3.000										
Nate Snell, R ERA: 1.13 (13, 1)	0.1	2	1	0	0	1	0	0	0	0	0	0	0	4	4	0.00	3.000										

Detroit Tigers @ Oakland Athletics
Oakland-Alameda County Coliseum, Oakland, CA

AB 37
R 2
H 5
RBI 2
BB 7
SO 10
LOB 14



livebaseballscorecards.com

Fri May 01 1987, 7:05 PM PDT
Att: 14,035 - Unknown

Batter	1	2	3	4	5	6	7	8	9	10	11	12	13	AB	R	H	RBI	BB	SO	LOB	TOP													
Pat Sheridan, L OBP: 0.321, SLG: 0.303 (1, 9)	F6		G3		K			SH2-3 1B HBP	1-3			6-3		5	1	0	0	0	1	0														
Mike Heath, R OBP: 0.471, SLG: 0.556 (1, 3) (8, 7) (9, 2)	CS 1B		1B			FC5-4 BB		E6 1B SH2-3		6-3		BB		4	1	2	0	2	0	1														
Lou Whitaker, L OBP: 0.337, SLG: 0.313 (1, 4)	E5		F8			L7		SH2-3		K		K		5	0	0	0	0	2	4														
Alan Trammell, R OBP: 0.338, SLG: 0.413 (1, 6)	L5		F8			FC5-4		1B				F9		6	0	2	1	0	0	3														
Larry Herndon, R OBP: 0.415, SLG: 0.574 Jack Morris, R (13, PR)	4-3		FC6-4 1B		5-3			1-2 3-H 1B				FC5-6 1B		6	0	3	1	0	1	2														
Terry Harper, R OBP: 0.207, SLG: 0.231 Darrell Evans, L OBP: 0.344, SLG: 0.373 (8, PH) (8, 3) (9, 5)	1B		F4			F8		F5		4-3		FC5-6 CS		3	0	1	0	0	0	1														
Darnell Coles, R OBP: 0.238, SLG: 0.216 Matt Nokes, L OBP: 0.323, SLG: 0.493 (8, PH) (8, 5) (9, 7)	K		FC6-4			3-1		BB		4-3		F7		2	0	0	0	1	1	2														
Chet Lemon, R OBP: 0.330, SLG: 0.329 Dave Bergman, L OBP: 0.462, SLG: 0.588 (9, PH) (9, 3)	4-3		5-3			K				G1-4-3		1B		3	0	0	0	0	1	2														
Orlando Mercado, R OBP: 0.208, SLG: 0.136 Bill Bean, L OBP: 0.385, SLG: 0.440 (9, PH) (9, 8)	F4		5-3			6-3				L8		4-3		3	0	0	0	0	0	1														
	R: 0 E: 1 K: 0 S: 4	H: 1 LOB: 1 BB: 0 P: 4	R: 0 E: 0 K: 1 S: 6	H: 1 LOB: 1 BB: 0 P: 6	R: 0 E: 0 K: 0 S: 4	H: 1 LOB: 1 BB: 0 P: 4	R: 0 E: 0 K: 0 S: 4	H: 1 LOB: 1 BB: 0 P: 4	R: 0 E: 0 K: 1 S: 5	H: 0 LOB: 0 BB: 0 P: 5	R: 0 E: 0 K: 0 S: 3	H: 1 LOB: 1 BB: 0 P: 8	R: 0 E: 0 K: 0 S: 5	H: 0 LOB: 1 BB: 1 P: 9	R: 0 E: 0 K: 0 S: 3	H: 1 LOB: 1 BB: 0 P: 3	1B: 8 2B: 1 3B: 0 HR: 0	SF: 0 SAC: 1 DP: 0 HBP: 1	WIP: 0 PB: 0 SB: 0 CS: 2	PA: 52														
	PITCHER													IP	WLS	BF	H	R	ER	SO	BB	IBB	HBP	BLK	WP	HR	S	P	ERA	WHIP				
	Curt Young, L ERA: 2.54 Gene Nelson, R ERA: 5.19 Dave Leiper, L ERA:													7.1	32	6	2	1	3	2	0	1	0	0	0	0	0	0	23	27	0.00	0.857		
	Curt Young, L ERA: 2.54 Gene Nelson, R ERA: 5.19 Dave Leiper, L ERA:													1.0	2	0	0	0	0	0	0	0	0	0	0	0	0	0	2	2	0.00	0.000		

Detroit Tigers @ Oakland Athletics
Oakland-Alameda County Coliseum, Oakland, CA
Sat May 02 1987, 3:33 AM PDT
Att. 17,753 - Unknown

AB 47
R 2
H 9
RBI 2
BB 3
SO 6
LOB 23



Batter	1	2	3	4	5	6	7	8	9	10	11	12	13	AB	R	H	RBI	BB	SO	LOB	BOTTOM														
Tony Phillips, S OBP: 0.364, SLG: 0.356 (1, 4)	1B 1B	K			F7		5-3			L1	4-3			6	1	1	0	0	1	4															
Reggie Jackson, L OBP: 0.323, SLG: 0.451 Luis Polonia, L OBP: 0.281, SLG: 0.379 (8, PR) (9, 8)	1B 1B		3-1		K			G3 2B		SH1-3 1B		6-3		4	1	2	0	0	1	0															
Carney Lansford, R OBP: 0.377, SLG: 0.400 (1, 10)	G5-3 1B		6-3			F7		G3		SH1-3		F8		5	0	1	1	0	0	1															
Jose Canseco, R OBP: 0.304, SLG: 0.388 (1, 7)	G5-3 1B		S 2B			1B BB		1B IBB		6-3		F6		4	0	2	1	2	0	1															
Ron Cey, R OBP: 0.417, SLG: 0.235 Mike Davis, L OBP: 0.274, SLG: 0.532 (8, PH) (9, 9)	G5-3		K			1-2 1B		K			F8		3-1	3	0	1	0	0	1	3															
Mark McGwire, R OBP: 0.375, SLG: 0.581 (1, 5)	6-3				6-3			K			FC5-2 3B		1B SH 1B	6	1	2	0	0	2	6															
Terry Steinbach, R OBP: 0.344, SLG: 0.426 (1, 2)	5-3 SH1-3 BB		F9		G3			E5 G6-3		FC5-2 IBB IBB		SH 1B		4	0	1	0	2	0	2															
Stan Javier, S OBP: 0.380, SLG: 0.405 (8, 3) (9, 3)	SH1-3		4-3			F8		G6-3		FC5-2 IBB		SH 1B		4	0	1	0	1	0	1															
Mike Gallego, R OBP: 0.320, SLG: 0.318 (1, 6)	5-3		K			4-3		L6		FC5-2		SH		5	0	0	1	0	1	4															
	R: 2 E: 0 K: 0 S: 6	H: 4 LOB: 1 BB: 0 P: 6	R: 0 E: 0 K: 1 S: 5	H: 0 LOB: 1 BB: 1 P: 9	R: 0 E: 0 K: 1 S: 6	H: 1 LOB: 1 BB: 0 P: 6	R: 0 E: 0 K: 0 S: 3	H: 0 LOB: 0 BB: 0 P: 3	R: 0 E: 0 K: 2 S: 7	H: 1 LOB: 3 BB: 1 P: 12	R: 0 E: 1 K: 0 S: 4	H: 1 LOB: 3 BB: 2 P: 12	R: 0 E: 0 K: 0 S: 3	H: 0 LOB: 0 BB: 0 P: 3	R: 0 E: 1 K: 0 S: 5	H: 3 LOB: 3 BB: 0 P: 5	1B: 9 2B: 2 3B: 1 HR: 0	SF: 0 SAC: 3 DP: 2 HBP: 0	WIP: 0 PB: 0 SB: 1 CS: 0	PA: 54															
	PITCHER													IP	WLS	BF	H	R	ER	SO	BB	IBB	HBP	BLK	WP	HR	S	P	ERA	WHIP					
	Frank Tanana, L ERA: 2.55 Bryan Kelly, R ERA: 5.06 Mark Thurmond, L ERA: Nate Snell, R ERA: 1.42 Dan Petty, R ERA: 5.61													7.1	30	7	2	2	5	2	0	0	0	0	0	0	0	4	4	0.00	0.000				
	Frank Tanana, L ERA: 2.55 Bryan Kelly, R ERA: 5.06 Mark Thurmond, L ERA: Nate Snell, R ERA: 1.42 Dan Petty, R ERA: 5.61													0.0	1	0	0	0	0	0	0	0	0	0	0	0	0	0	0	0	0	0	0		

Detroit Tigers @ Oakland Athletics
Oakland-Alameda County Coliseum, Oakland, CA
Sat May 02 1987, 3:33 AM PDT
Att. 17,753 - Unknown

AB 46
R 3
H 12
RBI 3
BB 5
SO 7
LOB 25

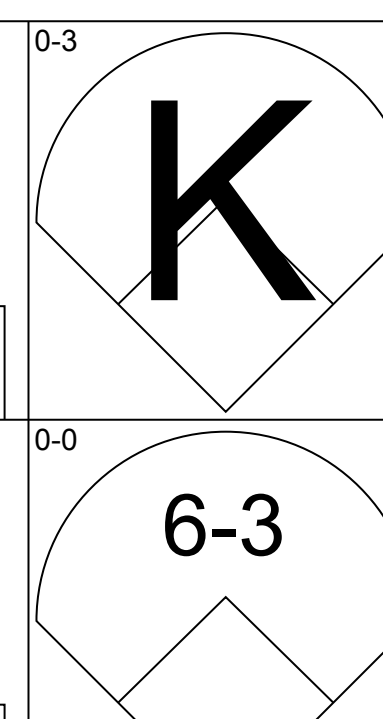
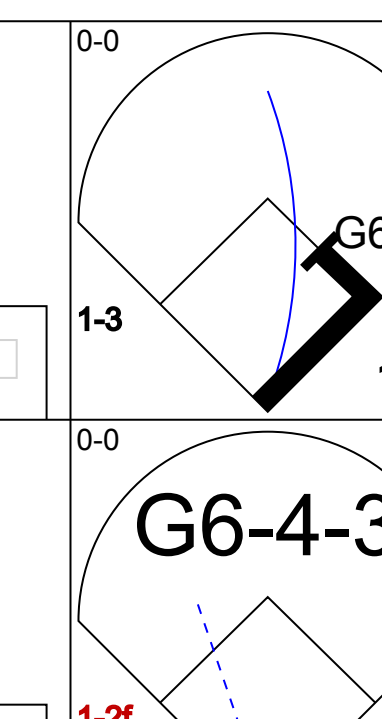
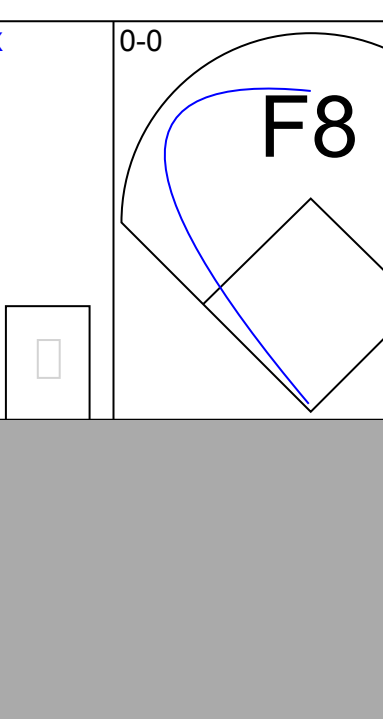
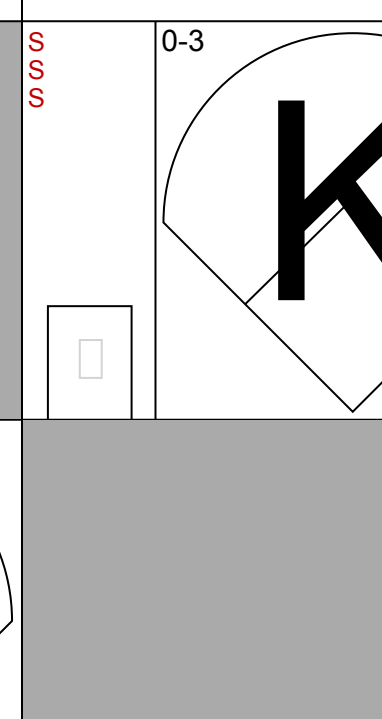

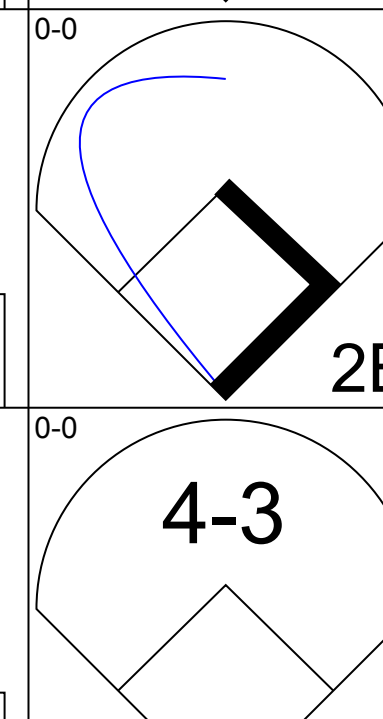
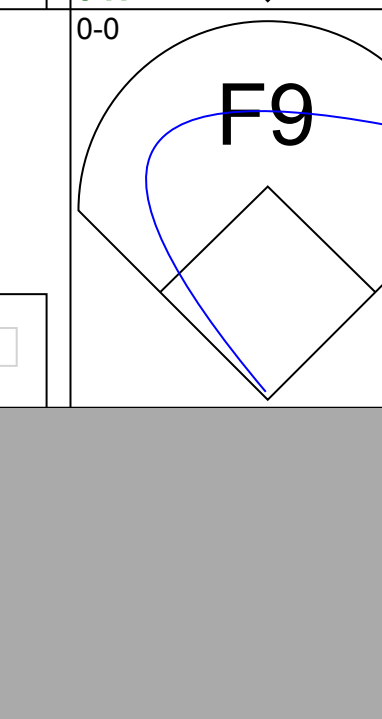
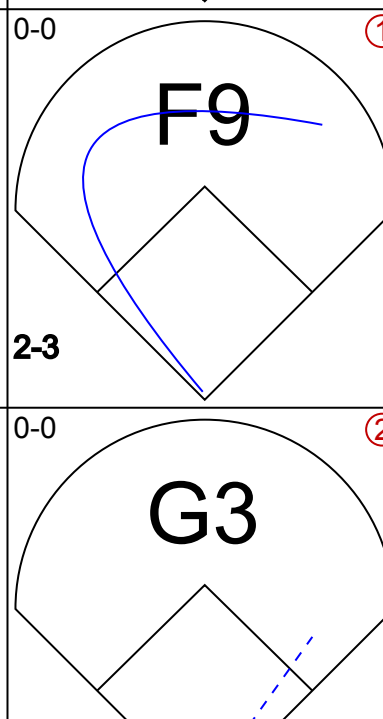
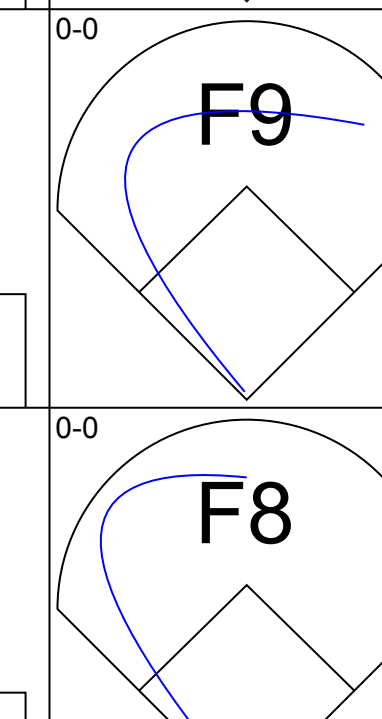


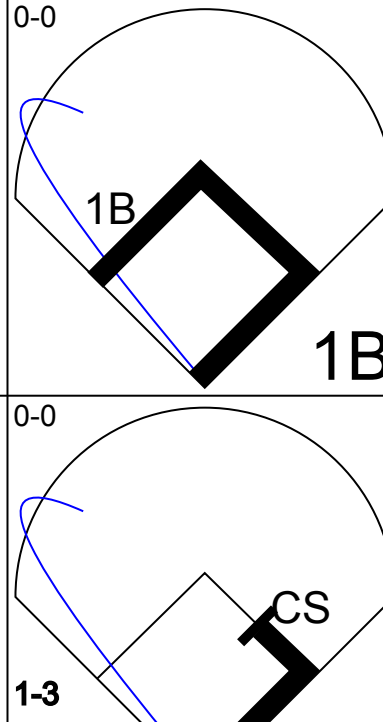



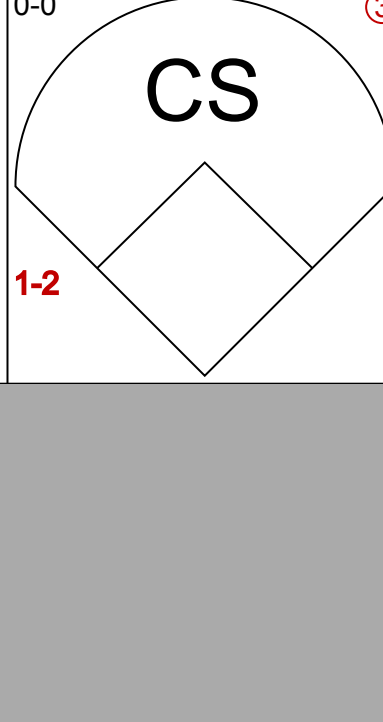

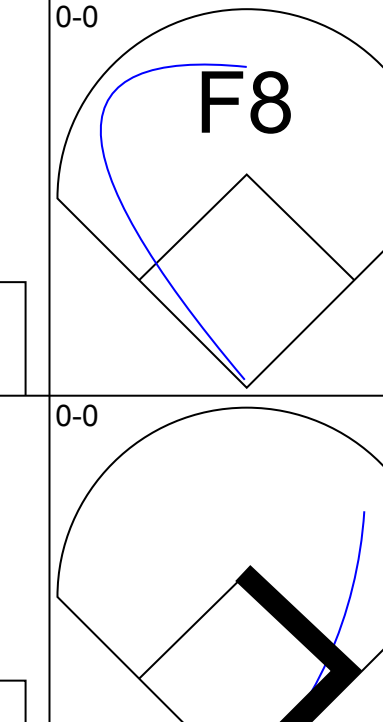
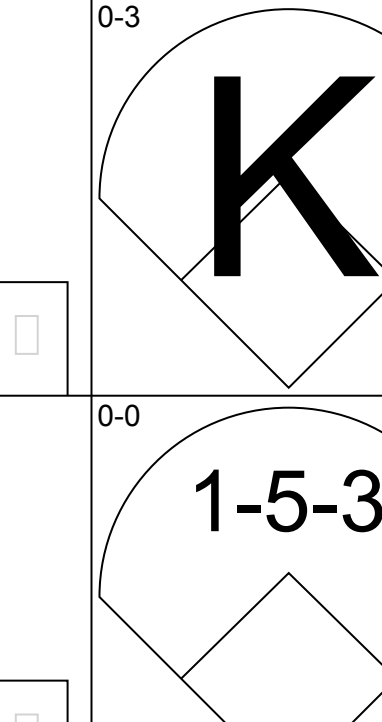
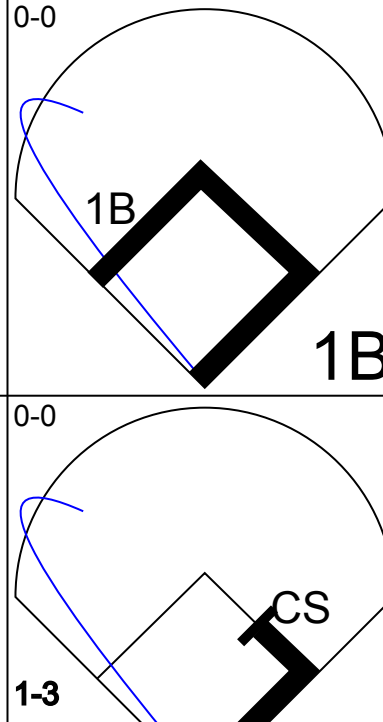
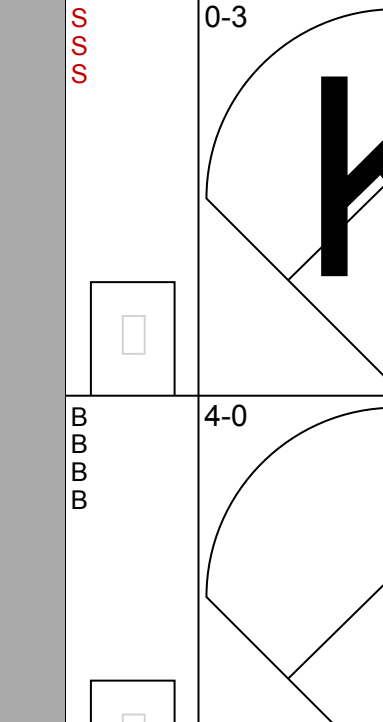
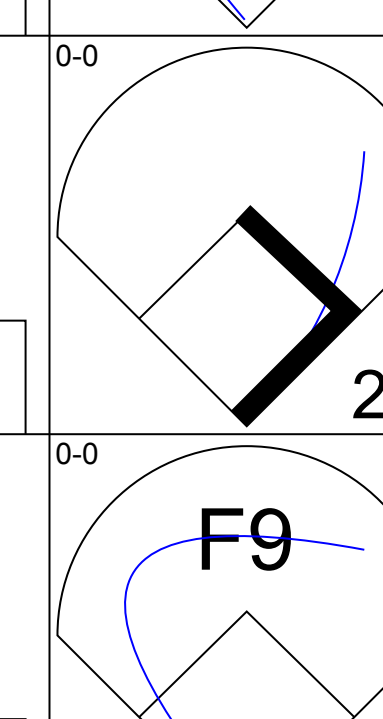
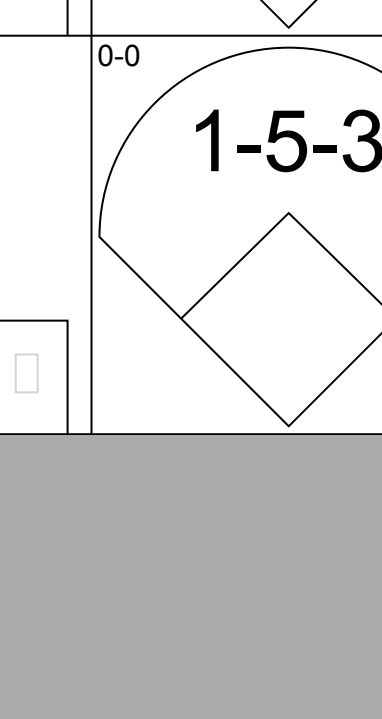
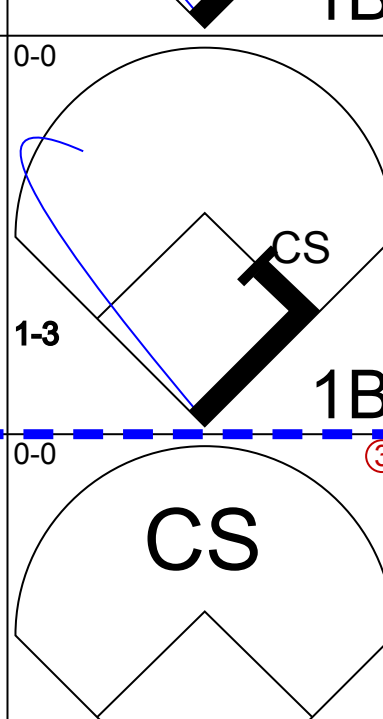
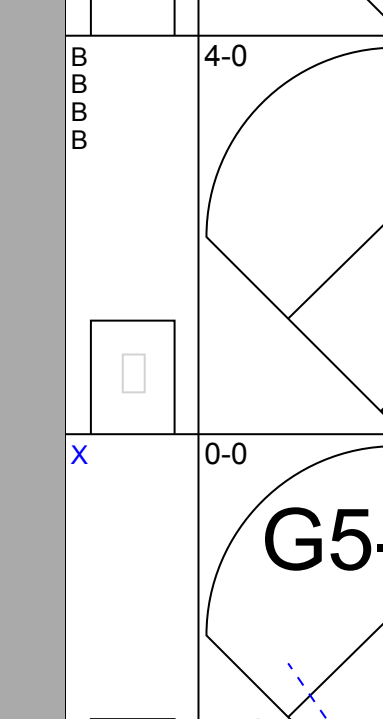
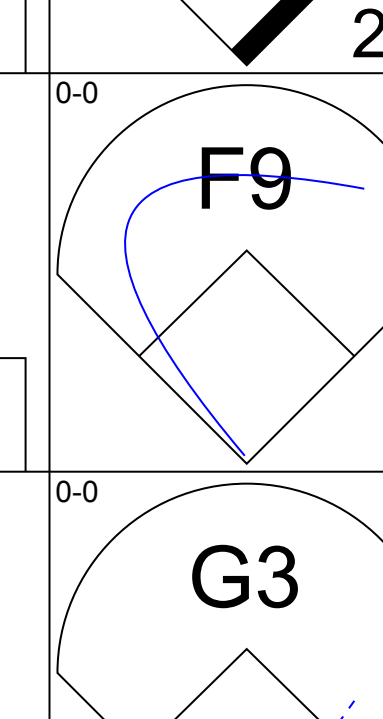
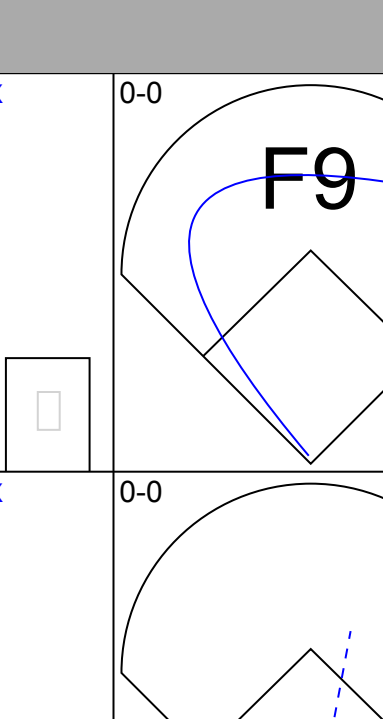
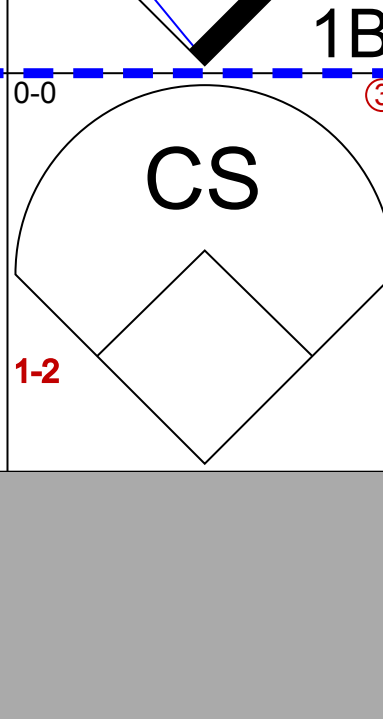

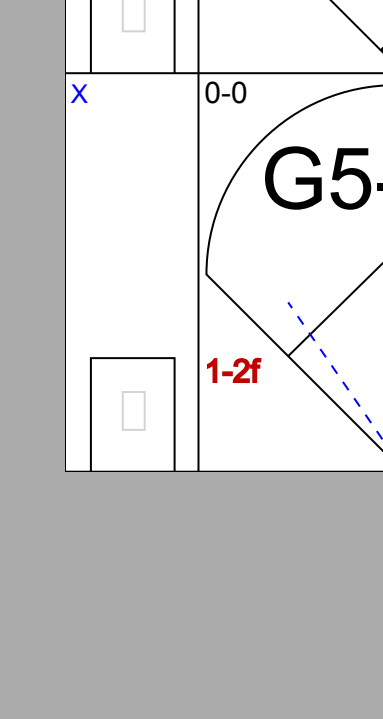
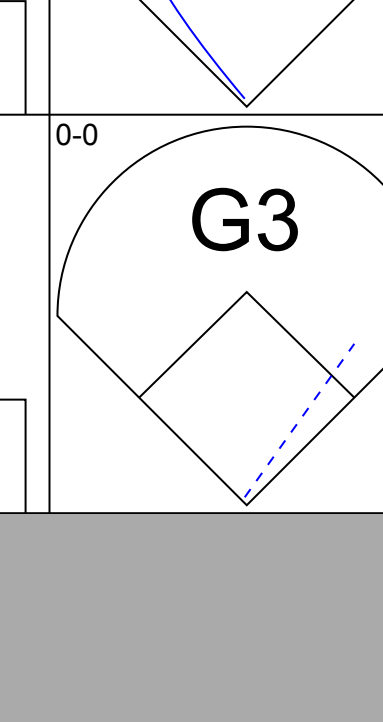
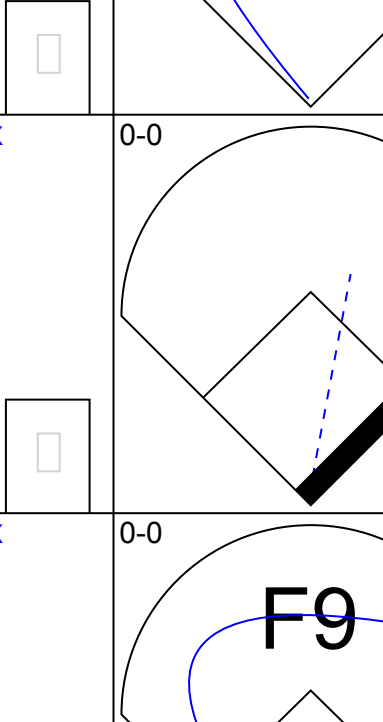
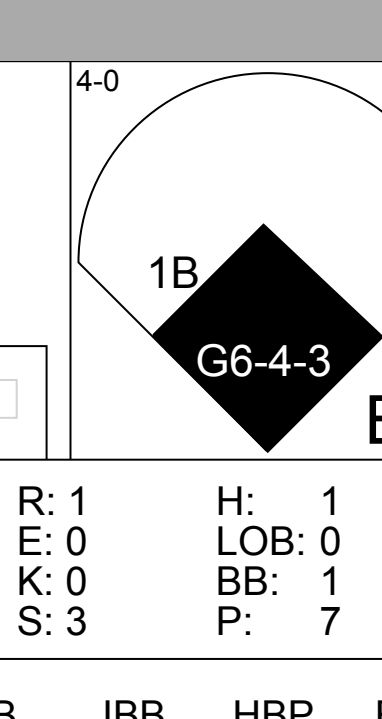
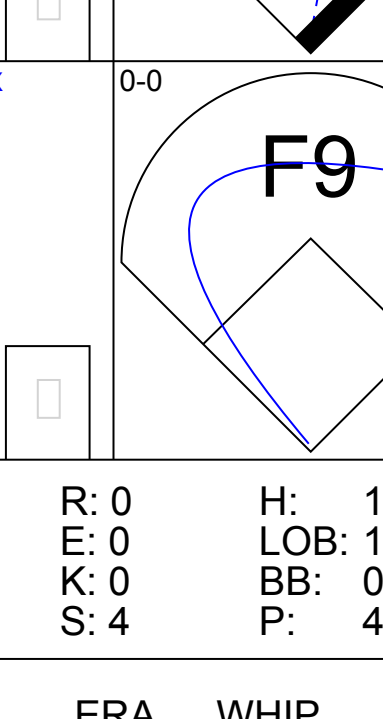
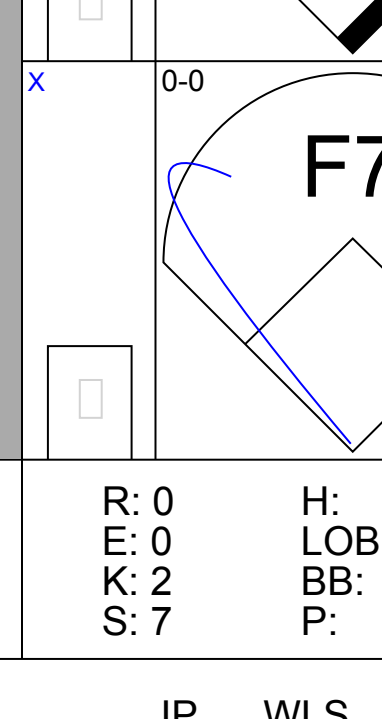


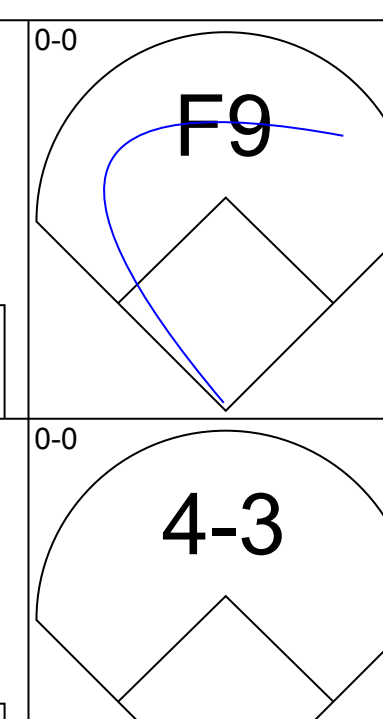
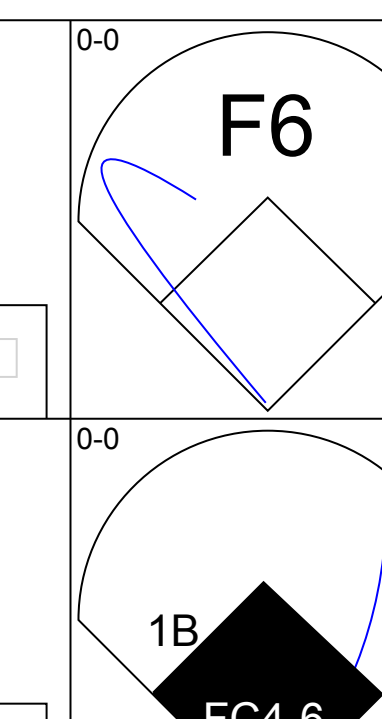
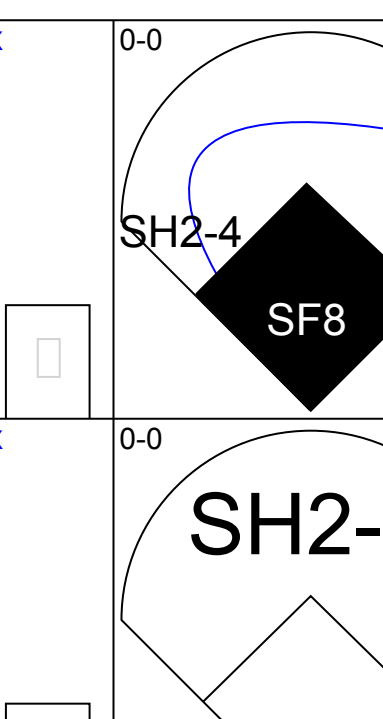
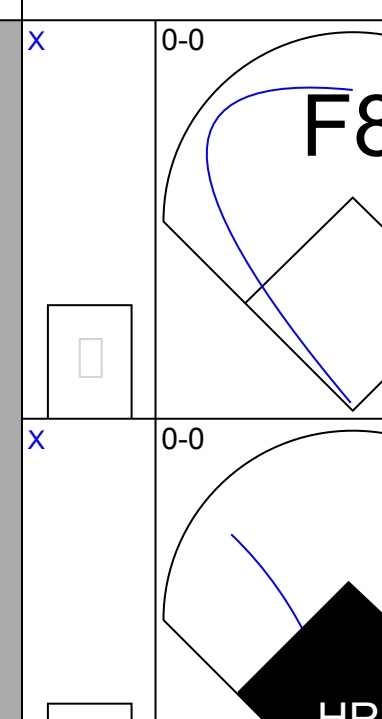
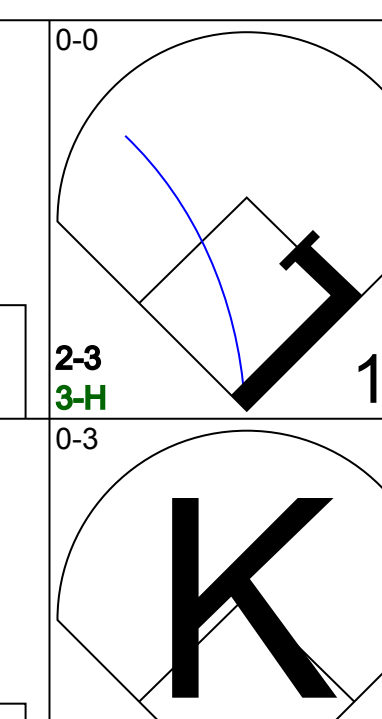

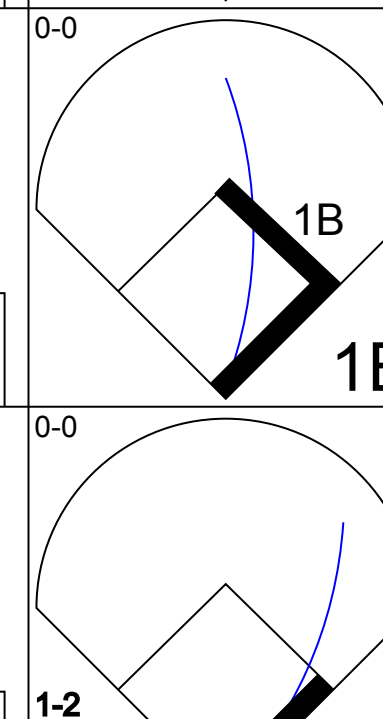
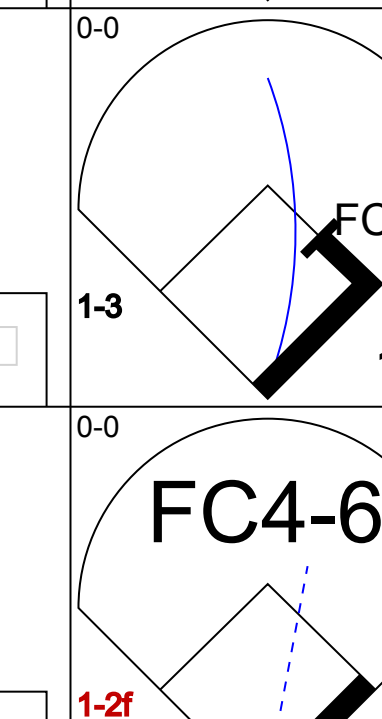
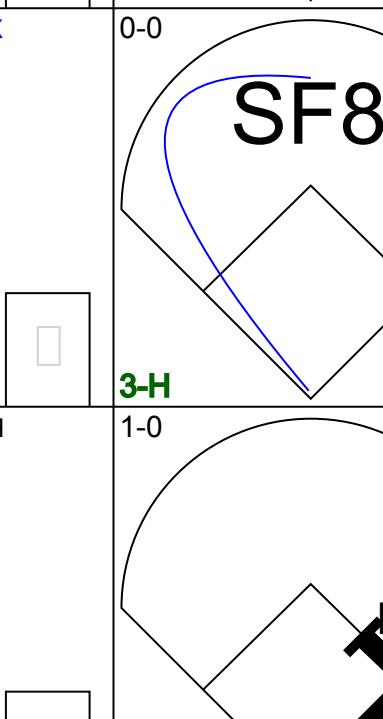
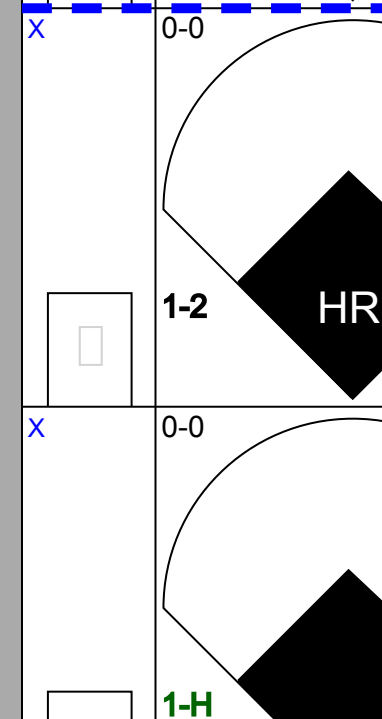

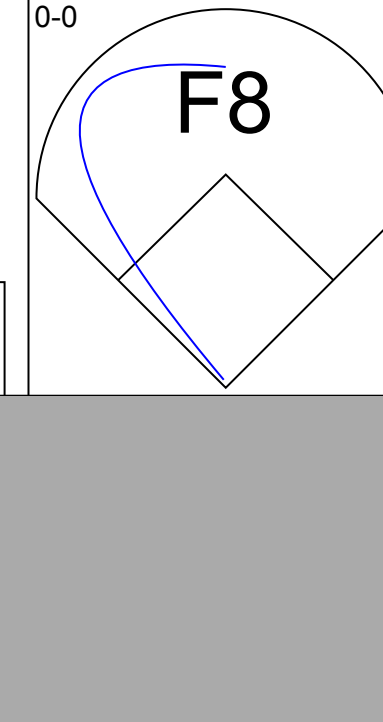
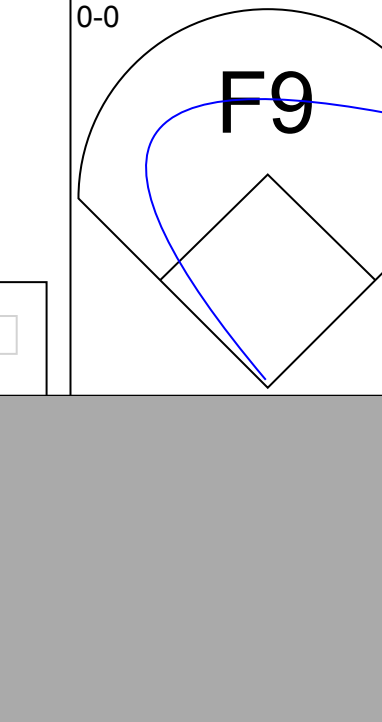
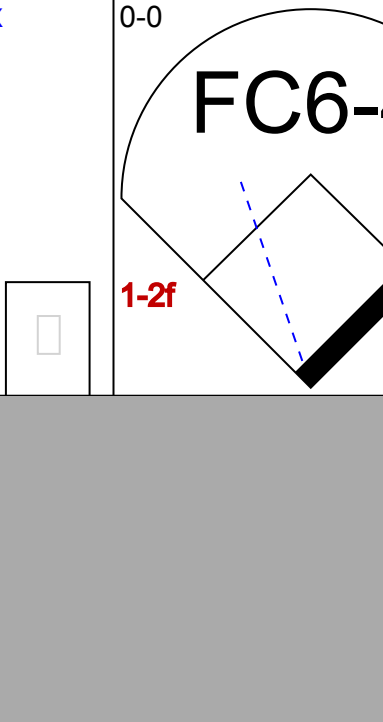
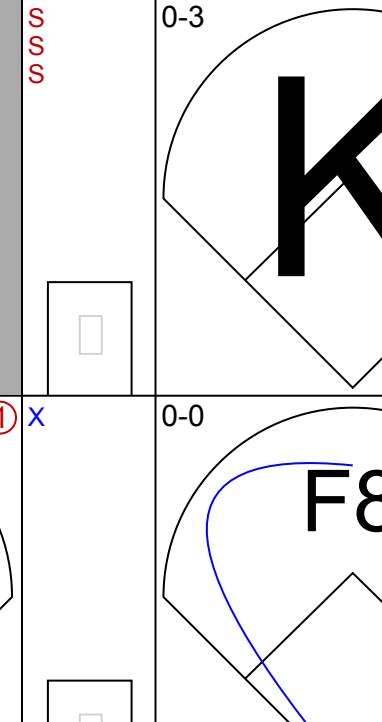






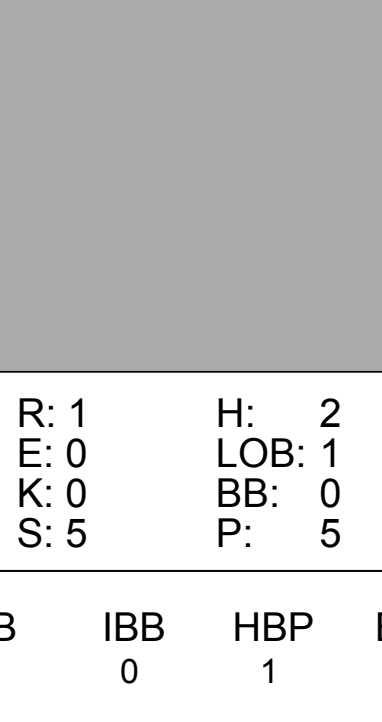
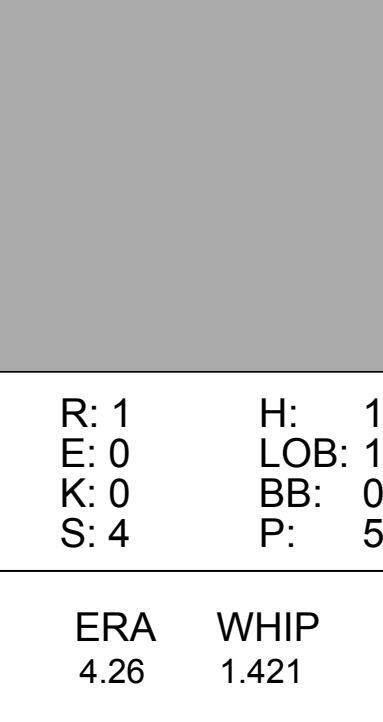
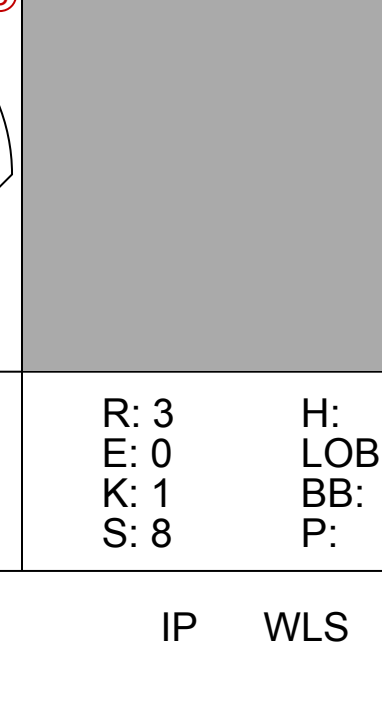
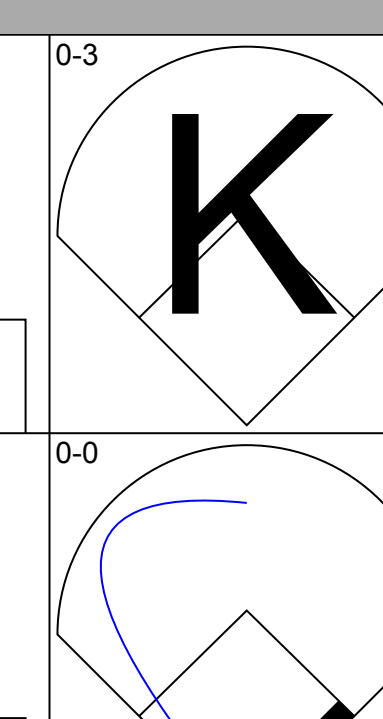
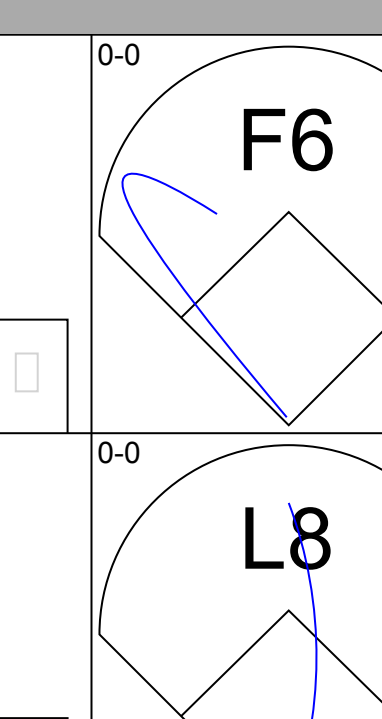
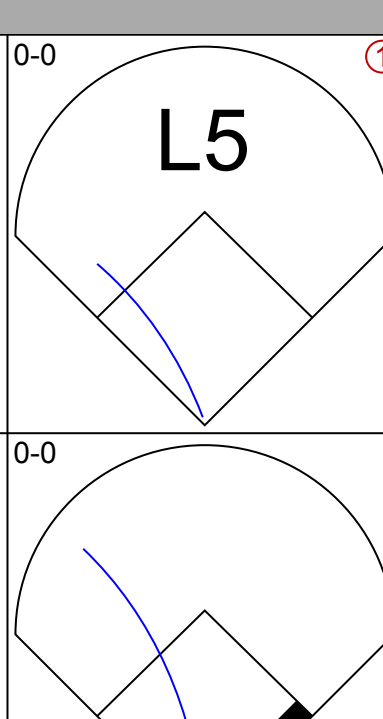
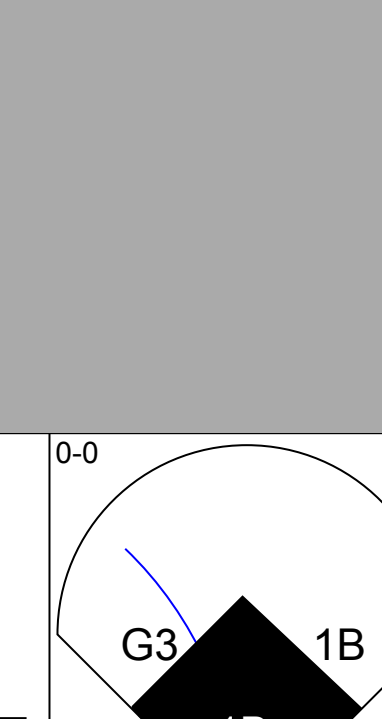
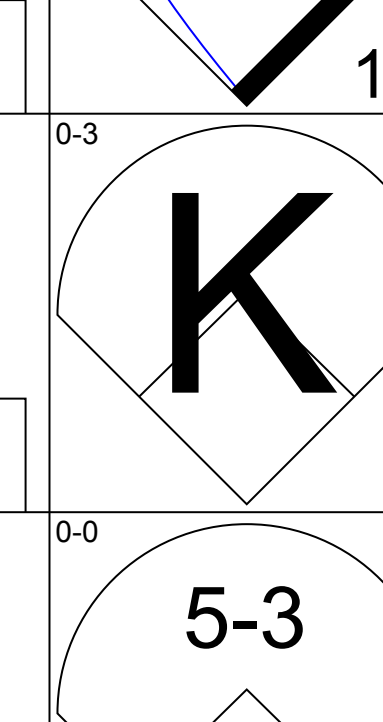
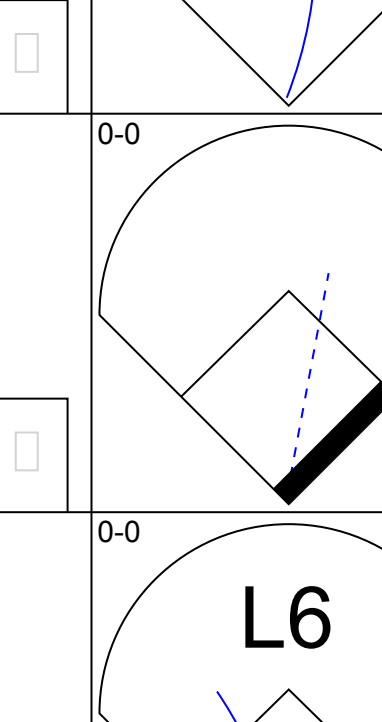
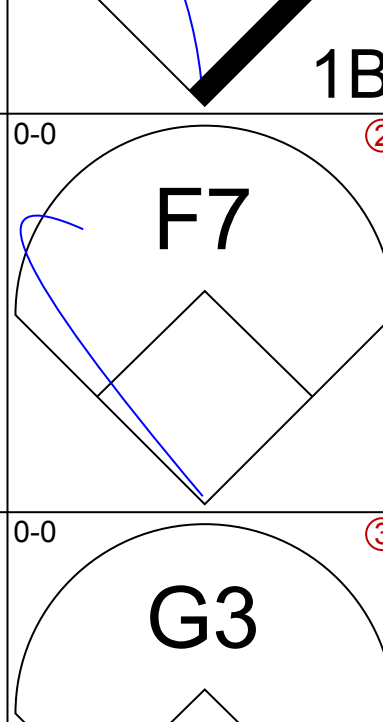
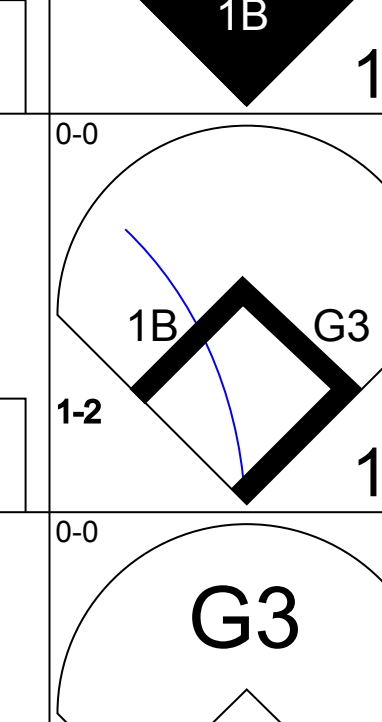
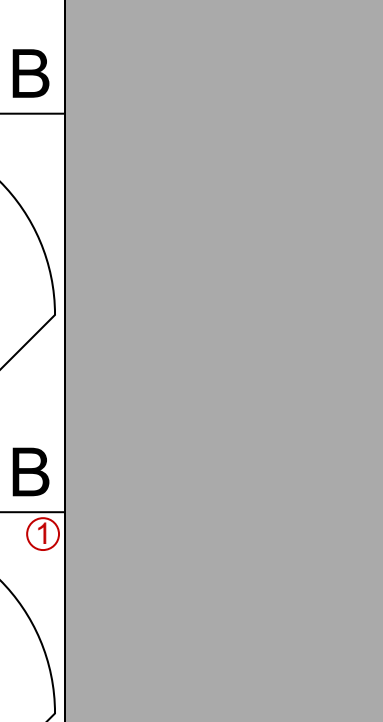
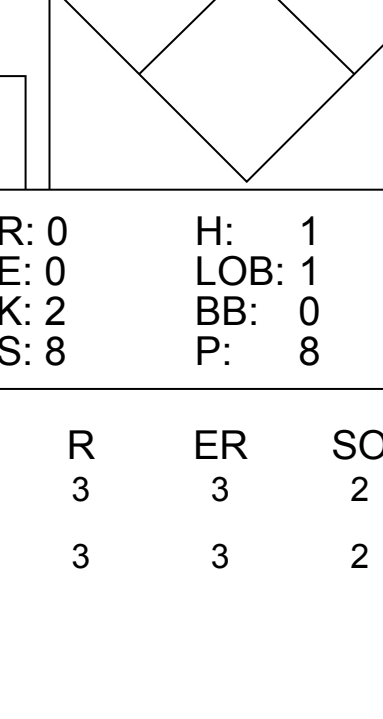
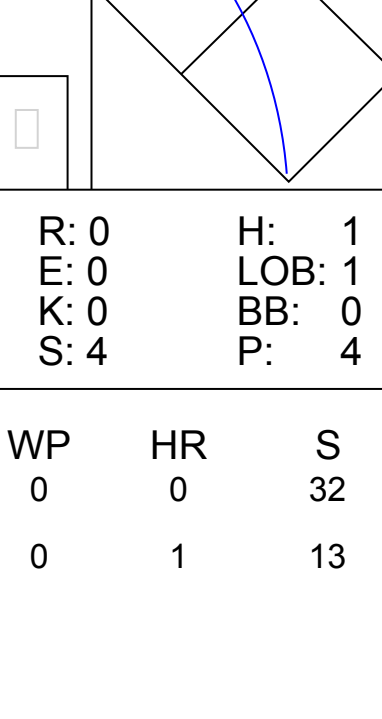
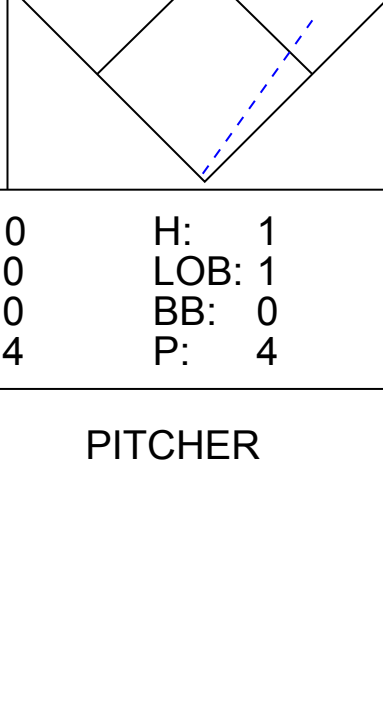
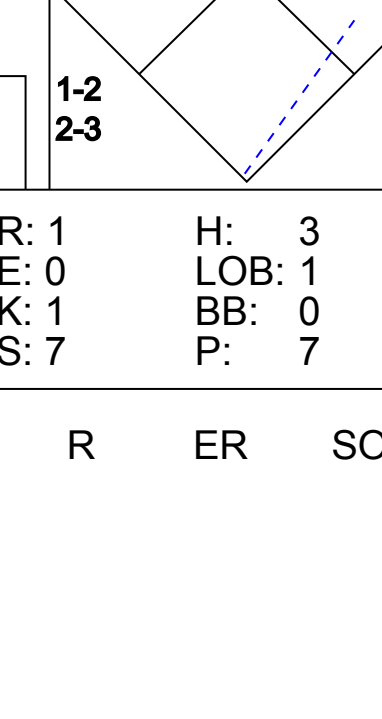
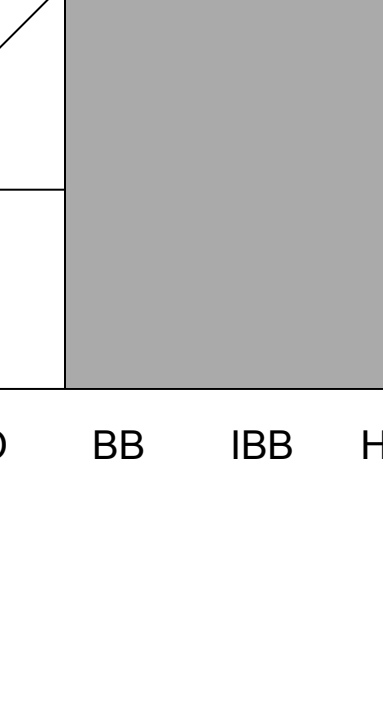





Batter	1	2	3	4	5	6	7	8	9	AB	R	H	RBI	BB	SO	LOB	TOP						
Mike Davis, L OBP: 0.272, SLG: 0.500 (1, 9)										3	0	1	0	1	1	1	<p>Oakland Athletics @ Boston Red Sox Fenway Park, Boston, MA Tue May 05 1987, 7:05 PM EDT Att: 16,444 - Unknown</p>						
Tony Phillips, S OBP: 0.357, SLG: 0.347 (1, 4)										4	0	1	0	0	2	2							
Carney Lansford, R OBP: 0.382, SLG: 0.404 (1, 5)										4	0	2	0	0	1	3							
Jose Canseco, R OBP: 0.300, SLG: 0.406 (1, 7)										4	0	0	0	0	2	3							
Mark McGwire, R OBP: 0.350, SLG: 0.529 (1, 3)										4	0	1	0	0	1	0							
Ron Cey, R OBP: 0.387, SLG: 0.217 (1, 10)										4	0	0	0	0	4	2							
Terry Steinbach, R OBP: 0.328, SLG: 0.404 (1, 2)										3	0	0	0	0	2	2							
Stan Javier, S OBP: 0.377, SLG: 0.386 (1, 8)										2	0	0	0	1	0	0							
Alfredo Griffin, S OBP: 0.256, SLG: 0.348 Mike Gallego, R OBP: 0.286, SLG: 0.280 (8, 6)										3	0	0	0	0	1	1							
										0	0	0	0	0	0	0							
Inning Stats	R: 0 E: 0 K: 3 S: 10	H: 1 LOB: 1 BB: 0 P: 10	R: 0 E: 0 K: 3 S: 9	H: 0 LOB: 0 BB: 0 P: 9	R: 0 E: 0 K: 1 S: 5	H: 0 LOB: 0 BB: 0 P: 5	R: 0 E: 0 K: 0 S: 3	H: 1 LOB: 0 BB: 0 P: 3	R: 0 E: 0 K: 1 S: 5	H: 0 LOB: 1 BB: 0 P: 5	R: 0 E: 0 K: 2 S: 7	H: 0 LOB: 1 BB: 1 P: 11	R: 0 E: 0 K: 2 S: 9	H: 2 LOB: 2 BB: 0 P: 9	R: 0 E: 0 K: 0 S: 4	H: 1 LOB: 2 BB: 1 P: 8	R: 0 E: 0 K: 2 S: 7	H: 0 LOB: 0 BB: 0 P: 7	1B: 5 2B: 0 3B: 0 HR: 0	SF: 0 SAC: 0 DP: 1 HBP: 0	WP: 0 PB: 0 SB: 0 CS: 0	PA: 33	
PITCHER Bruce Hurst, L ERA: 3.48 (1, 1)	IP: 9.0 WLS: W BF: 33 H: 5 R: 0 ER: 0 SO: 14 BB: 2 IBB: 0 HBP: 0 BLK: 0 WP: 0 HR: 0 S: 59 P: 67 ERA: 0.00 WHIP: 0.778											PITCHER	IP: 9.0 WLS: W BF: 33 H: 5 R: 0 ER: 0 SO: 14 BB: 2 IBB: 0 HBP: 0 BLK: 0 WP: 0 HR: 0 S: 59 P: 67 ERA: 0.00 WHIP: 0.778										

Batter	1	2	3	4	5	6	7	8	9	AB	R	H	RBI	BB	SO	LOB	BOTTOM						
Ellis Burks, R OBP: 0.368, SLG: 0.500 (1, 8)										5	1	2	0	0	1	2	<p>Oakland Athletics @ Boston Red Sox Fenway Park, Boston, MA Tue May 05 1987, 7:05 PM EDT Att: 16,444 - Unknown</p>						
Marty Barrett, R OBP: 0.275, SLG: 0.213 (1, 4)										3	0	0	0	1	0	2							
Wade Boggs, L OBP: 0.398, SLG: 0.453 (8, 3)										3	2	2	0	1	0	1							
Mike Greenwell, L OBP: 0.406, SLG: 0.724 (1, 7)										3	1	2	2	1	0	1							
Don Baylor, R OBP: 0.391, SLG: 0.506 (1, 10)										2	1	1	1	0	0	0							
Dwight Evans, R OBP: 0.421, SLG: 0.570 (1, 9)										4	1	1	2	0	2	4							
Bill Buckner, L OBP: 0.262, SLG: 0.290 Glenn Hoffman, R OBP: 0.240, SLG: 0.255 (8, 5)										4	0	1	1	0	0	0							
										0	0	0	0	0	0	0							
Ed Romero, R OBP: 0.366, SLG: 0.328 (1, 6)										3	0	1	0	1	0	1							
Rich Gedman, L (1, 2)										4	0	0	0	0	1	3							
Inning Stats	R: 0 E: 0 K: 2 S: 7	H: 0 LOB: 2 BB: 2 P: 16	R: 0 E: 0 K: 1 S: 5	H: 0 LOB: 0 BB: 0 P: 5	R: 2 E: 0 K: 0 S: 5	H: 2 LOB: 1 BB: 1 P: 9	R: 0 E: 0 K: 0 S: 3	H: 0 LOB: 1 BB: 1 P: 7	R: 4 E: 0 K: 0 S: 8	H: 5 LOB: 1 BB: 0 P: 8	R: 0 E: 0 K: 0 S: 4	H: 2 LOB: 1 BB: 0 P: 4	R: 0 E: 0 K: 1 S: 5	H: 0 LOB: 0 BB: 0 P: 5	R: 0 E: 0 K: 0 S: 4	H: 1 LOB: 1 BB: 0 P: 4	R: 0 E: 0 K: 0 S: 4	H: 1 LOB: 1 BB: 0 P: 4	1B: 6 2B: 4 3B: 0 HR: 0	SF: 1 SAC: 1 DP: 1 HBP: 1	WP: 0 PB: 0 SB: 1 CS: 0	PA: 38	
PITCHER Dave Stewart, R ERA: 5.03 Gene Nelson, R ERA: 5.0 Jose Rijo, R ERA: 5.09 (5, 1) (6, 1)	IP: 4.1 WLS: L BF: 24 H: 6 R: 6 ER: 6 SO: 3 BB: 4 IBB: 0 HBP: 1 BLK: 0 WP: 0 HR: 0 S: 25 P: 42 ERA: 12.46 WHIP: 2.308											PITCHER	IP: 4.1 WLS: L BF: 24 H: 6 R: 6 ER: 6 SO: 3 BB: 4 IBB: 0 HBP: 1 BLK: 0 WP: 0 HR: 0 S: 25 P: 42 ERA: 12.46 WHIP: 2.308										

AB 31
R 0
H 5
RBI 0
BB 2
SO 14
LOB 14

AB 31
R 6
H 10
RBI 6
BB 4
SO 4
LOB 14

Batter	1	2	3	4	5	6	7	8	9	AB	R	H	RBI	BB	SO	LOB	TOP																	
Luis Polonia, L OBP: 0.275, SLG: 0.378 (1, 8)										4	0	1	0	0	2	2	<p>Oakland Athletics @ Boston Red Sox Fenway Park, Boston, MA Wed May 06 1987, 7:05 PM EDT Att: 19,154 - Unknown</p> <p>livebaseballscores.com</p> <p>AB 31 R 2 H 7 RBI 1 BB 3 SO 5 LOB 10</p> 																	
Tony Phillips, S OBP: 0.353, SLG: 0.353 (1, 4)										4	1	1	0	0	0	1																		
Carney Lansford, R OBP: 0.377, SLG: 0.498 (1, 5)										4	0	1	0	0	0	1																		
Reggie Jackson, L OBP: 0.307, SLG: 0.416 (1, 10)										4	0	0	1	0	0	1																		
Jose Canseco, R OBP: 0.298, SLG: 0.400 (1, 7)										4	0	1	0	0	2	0																		
Mike Davis, L OBP: 0.292, SLG: 0.517 (1, 9)										3	0	2	0	1	0	0																		
Mark McGwire, R OBP: 0.333, SLG: 0.500 (1, 3)										4	0	0	0	0	1	2																		
Mickey Tettleton, S OBP: 0.213, SLG: 0.119 (1, 2)										2	0	1	0	1	0	1																		
Alfredo Griffin, S OBP: 0.258, SLG: 0.341 (1, 6)										2	1	0	0	1	0	2																		
Inning Stats	R: 0 E: 0 K: 1 S: 6	H: 1 LOB: 1 BB: 0 P: 6	R: 0 E: 0 K: 0 S: 4	H: 1 LOB: 1 BB: 0 P: 4	R: 1 E: 0 K: 0 S: 3	H: 1 LOB: 0 BB: 1 P: 7	R: 0 E: 0 K: 1 S: 5	H: 0 LOB: 0 BB: 0 P: 5	R: 0 E: 0 K: 0 S: 4	H: 1 LOB: 1 BB: 0 P: 4	R: 1 E: 0 K: 0 S: 5	H: 3 LOB: 1 BB: 0 P: 5	R: 0 E: 0 K: 2 S: 7	H: 0 LOB: 1 BB: 1 P: 11	R: 0 E: 0 K: 0 S: 3	H: 0 LOB: 0 BB: 1 P: 8	R: 0 E: 0 K: 1 S: 4	H: 0 LOB: 0 BB: 1 P: 8	1B: 4 2B: 3 3B: 0 HR: 0	SF: 0 SAC: 0 DP: 2 HBP: 0	WP: 0 PB: 0 SB: 0 CS: 1	PA: 35												
PITCHER	IP WLS BF H R ER SO BB IBB HBP BLK WP HR S P ERA WHIP																																	
Roger Clemens, R ERA: 3.0 (1, 1)	5.2	24	7	2	2	2	1	0	0	0	0	0	0	27	31	3.18	1.412																	
Calvin Schiraldi, R ERA: 5.84 (6, 1)	3.1	W	10	0	0	0	3	2	0	0	0	0	0	0	14	22	0.00	0.600																

Batter	1	2	3	4	5	6	7	8	9	AB	R	H	RBI	BB	SO	LOB	BOTTOM																	
Ellis Burks, R OBP: 0.375, SLG: 0.522 (1, 8)										5	1	2	1	0	0	0	<p>Oakland Athletics @ Boston Red Sox Fenway Park, Boston, MA Wed May 06 1987, 7:05 PM EDT Att: 19,154 - Unknown</p> <p>livebaseballscores.com</p> <p>AB 35 R 6 H 14 RBI 6 BB 0 SO 4 LOB 13</p> 																	
Marty Barrett, R OBP: 0.291, SLG: 0.235 (1, 4)										4	2	2	0	0	1	1																		
Wade Boggs, L OBP: 0.410, SLG: 0.469 (1, 5)										3	1	3	1	0	0	0																		
Mike Greenwell, L OBP: 0.444, SLG: 0.813 (1, 7)										3	1	2	4	0	0	1																		
Don Baylor, R OBP: 0.377, SLG: 0.484 (1, 10)										4	0	0	0	0	1	4																		
Dwight Evans, R OBP: 0.495, SLG: 0.544 (1, 9)										4	0	0	0	0	1	0																		
Bill Buckner, L OBP: 0.280, SLG: 0.308 (1, 3)										4	1	3	0	0	0	0																		
Ed Romero, R OBP: 0.373, SLG: 0.338 (1, 6)										4	0	2	0	0	1	2																		
Rich Gedman, L (1, 2)										4	0	0	0	0	0	5																		
Inning Stats	R: 0 E: 0 K: 0 S: 5	H: 2 LOB: 2 BB: 0 P: 5	R: 0 E: 0 K: 2 S: 8	H: 1 LOB: 1 BB: 0 P: 8	R: 1 E: 0 K: 0 S: 5	H: 2 LOB: 1 BB: 0 P: 5	R: 0 E: 0 K: 0 S: 4	H: 1 LOB: 1 BB: 0 P: 4	R: 1 E: 0 K: 0 S: 4	H: 1 LOB: 1 BB: 0 P: 5	R: 0 E: 0 K: 0 S: 4	H: 1 LOB: 1 BB: 0 P: 4	R: 3 E: 0 K: 1 S: 8	H: 3 LOB: 0 BB: 0 P: 8	R: 1 E: 0 K: 1 S: 7	H: 3 LOB: 1 BB: 0 P: 7	R: 0 E: 0 K: 1 S: 4	H: 0 LOB: 0 BB: 1 P: 8	1B: 12 2B: 1 3B: 0 HR: 1	SF: 1 SAC: 1 DP: 0 HBP: 1	WP: 0 PB: 0 SB: 0 CS: 0	PA: 38												
PITCHER	IP WLS BF H R ER SO BB IBB HBP BLK WP HR S P ERA WHIP																																	
Dennis Eckersley, R ERA: 2.7 (1, 1)	6.1	L	29	9	3	3	2	0	0	1	0	0	0	32	33	4.26	1.421																	
Steve Ontiveros, R ERA: 3.68 (7, 1)	1.2		9	5	3	3	2	0	0	0	0	0	0	1	13	13	16.20	3.000																

Batter	1	2	3	4	5	6	7	8	9	AB	R	H	RBI	BB	SO	LOB	TOP										
Luis Polonia, L OBP: 0.319, SLG: 0.409 Stan Javier, S OBP: 0.351, SLG: 0.354 (7, PH)	F6	CS			G4-6-3		5-3			3	0	2	2	0	0	0											
Mike Davis, L OBP: 0.312, SLG: 0.584 (1, 10)	HR	CS	F5		G4-6-3		F8			4	1	1	1	0	0	2											
Carney Lansford, R OBP: 0.367, SLG: 0.391 (1, 5)	CS		F8		5-3			3-1		4	0	1	0	0	0	0											
Jose Canseco, R OBP: 0.288, SLG: 0.377 (1, 7)	K		F8					6-3		4	0	1	0	0	1	1											
Reggie Jackson, L OBP: 0.282, SLG: 0.378 (1, 9)		K			F8			6-3		4	0	0	0	0	1	1											
Mark McWire, R OBP: 0.361, SLG: 0.671 (1, 3)	HR							5-3		4	2	2	2	0	1	1											
Tony Phillips, S OBP: 0.353, SLG: 0.377 (1, 4)			F9					4-3		4	1	1	0	0	1	1											
Mickey Tettleton, S OBP: 0.298, SLG: 0.125 Jerry Willard, L (9, PH)								4-3		3	0	1	0	0	2	1											
Alfredo Griffin, S OBP: 0.286, SLG: 0.340 (1, 6)	E4							1-3		3	2	2	0	0	0	1											
Inning Stats	R: 1 E: 0 K: 1 S: 6	H: 2 LOB: 1 BB: 0 P: 6	R: 3 E: 1 K: 2 S: 10	H: 4 LOB: 0 BB: 0 P: 10	R: 0 E: 0 K: 0 S: 3	H: 0 LOB: 0 BB: 0 P: 3	R: 1 E: 0 K: 1 S: 6	H: 1 LOB: 0 BB: 0 P: 6	R: 1 E: 0 K: 0 S: 4	H: 2 LOB: 0 BB: 0 P: 4	R: 0 E: 0 K: 2 S: 8	H: 1 LOB: 1 BB: 0 P: 8	R: 0 E: 0 K: 0 S: 4	H: 1 LOB: 0 BB: 0 P: 4	R: 0 E: 0 K: 0 S: 3	H: 0 LOB: 0 BB: 0 P: 3	R: 0 E: 0 K: 0 S: 3	H: 0 LOB: 0 BB: 0 P: 3	1B: 8 2B: 1 3B: 0 HR: 3	SF: 0 SAC: 0 DP: 2 HBP: 0	WP: 0 PB: 0 SB: 1 CS: 2	PA: 36					
PITCHER	IP	WLS	BF	H	R	ER	SO	BB	IBB	HBP	BLK	WP	HR	S	P	ERA	WHIP										
Jack Morris, R ERA: 4.5 (1, 1)	4.0		19	9	6	5	4	0	0	0	0	0	3	27	27	11.25	2.250										
Mark Thurmond, L ERA: 2.35 (5, 1)	3.0		10	2	0	0	2	0	0	0	0	0	0	14	14	0.00	0.667										
Nate Snell, R ERA: 1.06 (8, 1)	2.0	W	6	0	0	0	0	0	0	0	0	0	0	6	6	0.00	0.000										

Oakland Athletics @ Detroit Tigers
Tiger Stadium, Detroit, MI
Sun May 10 1987, 3:33 AM EDT
Att: 14,114 - Unknown


AB	35
R	6
H	11
RBI	5
BB	0
SO	6
LOB	9



Batter	1	2	3	4	5	6	7	8	9	AB	R	H	RBI	BB	SO	LOB	BOTTOM										
Lou Whitaker, L OBP: 0.328, SLG: 0.337 (1, 4)	L5-3		G3		HR		FC1-5	F8		5	1	3	3	0	0	1											
Mike Heath, R OBP: 0.491, SLG: 0.702 (1, 2)	F9		F9		2B		FC1-5			4	0	1	0	0	0	2											
Kirk Gibson, L OBP: 0.273, SLG: 0.550 (1, 10)	L5-3		4-3		F5		G3			4	0	0	0	0	0	3											
Alan Trammell, R OBP: 0.297, SLG: 0.352 (1, 6)		1B			F7		6-3			4	1	2	0	0	0	2											
Pat Sheridan, L OBP: 0.350, SLG: 0.351 (1, 9)		1B			CS		G3			4	1	3	0	0	0	0											
Matt Nokes, L OBP: 0.347, SLG: 0.500 (1, 7)		SF8			8-2		F7			3	1	1	1	1	0	2											
Darrell Evans, L OBP: 0.349, SLG: 0.456 (1, 3)		SF8			CS		4-3			2	1	1	3	1	0	0											
Bill Bean, L OBP: 0.349, SLG: 0.366 (1, 8)		FC3-6					G3			3	1	1	0	1	0	1											
Tom Brookens, R OBP: 0.288, SLG: 0.400 Johnny Grubb, L OBP: 0.256, SLG: 0.114 Darnell Coles, R OBP: 0.226, SLG: 0.195 (6, PH)		FC5-4			2B		4-3			2	1	1	0	0	0	1											
					HR					1	0	0	0	0	0	2											
					HR					1	0	0	0	0	1	1											
Inning Stats	R: 0 E: 0 K: 0 S: 3	H: 1 LOB: 0 BB: 0 P: 3	R: 2 E: 0 K: 0 S: 6	H: 3 LOB: 1 BB: 0 P: 6	R: 0 E: 0 K: 0 S: 3	H: 0 LOB: 0 BB: 0 P: 3	R: 0 E: 0 K: 0 S: 3	H: 2 LOB: 0 BB: 0 P: 3	R: 3 E: 0 K: 0 S: 6	H: 3 LOB: 1 BB: 1 P: 10	R: 0 E: 0 K: 0 S: 4	H: 1 LOB: 2 BB: 1 P: 8	R: 0 E: 0 K: 0 S: 4	H: 1 LOB: 1 BB: 0 P: 4	R: 2 E: 1 K: 1 S: 7	H: 2 LOB: 1 BB: 1 P: 11	R: 0 E: 0 K: 0 S: 3	H: 0 LOB: 0 BB: 0 P: 3	1B: 7 2B: 6 3B: 0 HR: 2	SF: 1 SAC: 0 DP: 2 HBP: 0	WP: 0 PB: 0 SB: 0 CS: 1	PA: 38					
PITCHER	IP	WLS	BF	H	R	ER	SO	BB	IBB	HBP	BLK	WP	HR	S	P	ERA	WHIP										
Moose Haas, R ERA: 4.82 (1, 1)	4.1		19	8	5	5	0	1	0	0	0	0	1	18	22	10.38	2.077										
Dennis Eckerley, R ERA: 2.54 (5, 1)	1.2		8	2	0	0	0	1	0	0	0	0	0	7	11	0.00	1.800										
Steve Ontiveros, R ERA: 4.66 (7, 1)	1.1	L	8	3	2	2	0	1	0	0	0	0	1	7	11	13.50	3.000										
Gene Nelson, R ERA: 4.5 (8, 1)	0.2		2	0	0	0	1	0	0	0	0	0	0	4	4	0.00	0.000										

Oakland Athletics @ Detroit Tigers
Tiger Stadium, Detroit, MI
Sun May 10 1987, 3:33 AM EDT
Att: 14,114 - Unknown

AB	33
R	7
H	13
RBI	7
BB	3
SO	1
LOB	15



Batter	1	2	3	4	5	6	7	8	9	AB	R	H	RBI	BB	SO	LOB	TOP										
Tony Phillips, S OBP: 0.357, SLG: 0.377	4-0 BB		0-0 FC4-6			0-3 K	0-0 P3	0-3 K		4	0	0	0	1	2	2											
Alfredo Griffin, S OBP: 0.287, SLG: 0.330	0-0 F9		0-3 K			0-0 F8			0-0 5-3	5	0	1	0	0	1	2											
Jose Canseco, R OBP: 0.281, SLG: 0.363	0-0 F9			0-0 F7		0-3 K	0-0 F9			5	0	1	0	0	1	2											
Mark McGwire, R OBP: 0.364, SLG: 0.630	0-0 F7			4-0 BB			0-3 K	4-0 1B E BB	0-3 K	3	1	0	0	2	2	2											
Ron Cey, R OBP: 0.425, SLG: 0.300		0-3 K		0-0 F7			0-0 1B HR	0-0 E 1B	0-3 K	4	1	2	0	0	1	1											
Luis Polonia, L OBP: 0.331, SLG: 0.400										0	1	0	0	0	0	0											
Alejandro Sanchez, R OBP: 0.281, SLG: 0.363										1	0	0	0	0	1	1											
Terry Steinbach, R OBP: 0.358, SLG: 0.457	0-0 F9			0-3 K			0-0 1B HR	0-0 E5 FC1-6 1B		4	1	2	0	0	1	1											
Mike Davis, L OBP: 0.328, SLG: 0.633					0-0 5-3		0-0 1B HR	0-0 SF8		3	1	1	4	0	1	0											
Stan Javier, S OBP: 0.344, SLG: 0.346			0-3 K		0-0 G3		0-0 1B HR	0-0 FC1-6 WP E		4	2	1	0	0	1	1											
Mike Gallego, R OBP: 0.351, SLG: 0.424			4-0 FC4-6 BB		0-0 F9		0-0 1B HR	0-0 E1		3	1	1	2	1	0	0											
Inning Stats	R: 0 E: 0 K: 0 S: 3	H: 0 LOB: 1 BB: 1 P: 7	R: 0 E: 0 K: 2 S: 7	H: 0 LOB: 0 BB: 0 P: 7	R: 0 E: 0 K: 2 S: 7	H: 0 LOB: 1 BB: 1 P: 11	R: 0 E: 0 K: 1 S: 5	H: 0 LOB: 1 BB: 1 P: 9	R: 0 E: 0 K: 0 S: 3	H: 0 LOB: 0 BB: 0 P: 3	R: 0 E: 0 K: 2 S: 7	H: 0 LOB: 0 BB: 0 P: 7	R: 5 E: 0 K: 1 S: 11	H: 6 LOB: 1 BB: 0 P: 11	R: 3 E: 2 K: 1 S: 8	H: 2 LOB: 1 BB: 1 P: 12	R: 0 E: 0 K: 2 S: 8	H: 1 LOB: 1 BB: 0 P: 8	1B: 7 2B: 0 3B: 0 HR: 2	SF: 1 SAC: 0 DP: 0 HBP: 0	WP: 1 PA: 41						
PITCHER	IP	WLS	BF	H	R	ER	SO	BB	IBB	HBP	BLK	WP	HR	S	P	ERA	WHIP										
Teddy Higuera, L ERA: 4.25	6.2	L	29	6	5	5	8	3	0	0	0	0	2	42	54	6.75	1.350										
Paul Mirabella, L ERA: 3.39	1.1		8	2	3	2	1	1	0	0	0	1	0	9	13	13.50	2.250										
Dan Plesac, L ERA: 0.92	1.0		4	1	0	0	2	0	0	0	0	0	0	8	8	0.00	1.000										

Oakland Athletics @ Milwaukee Brewers
Milwaukee County Stadium, Milwaukee, WI
Wed May 13 1987, 4:33 AM EDT
Att: 12,997 - Unknown

AB 36
R 8
H 9
RBI 6
BB 4
SO 11
LOB 12

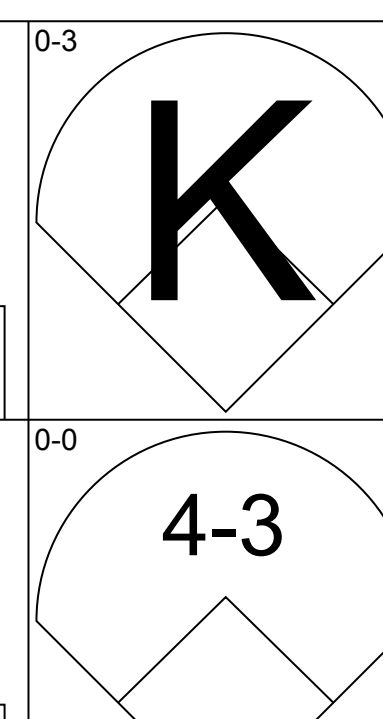
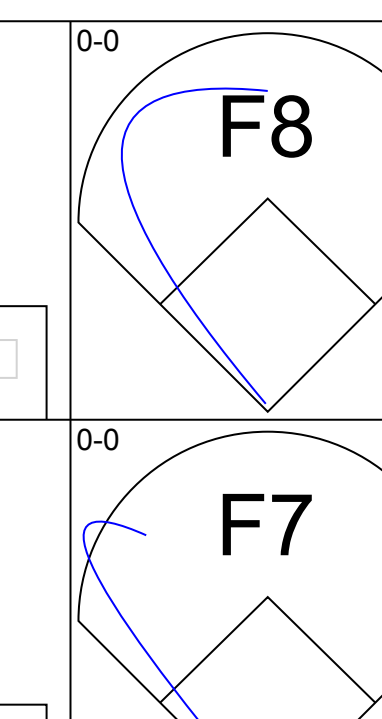
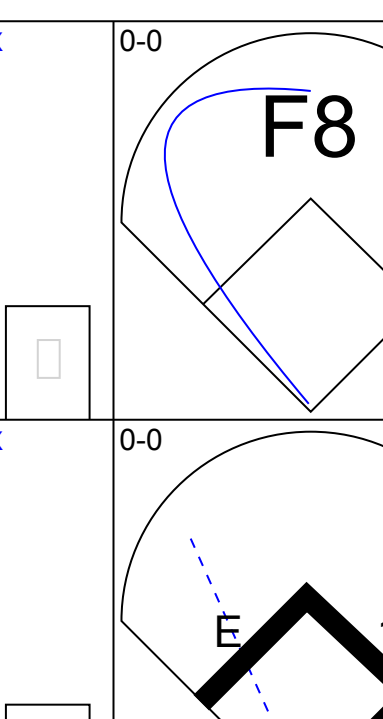
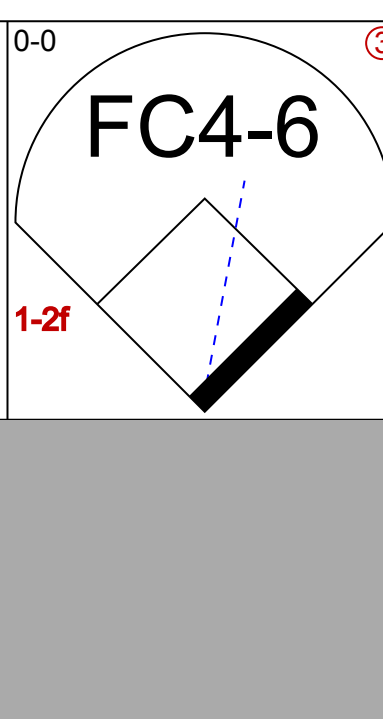
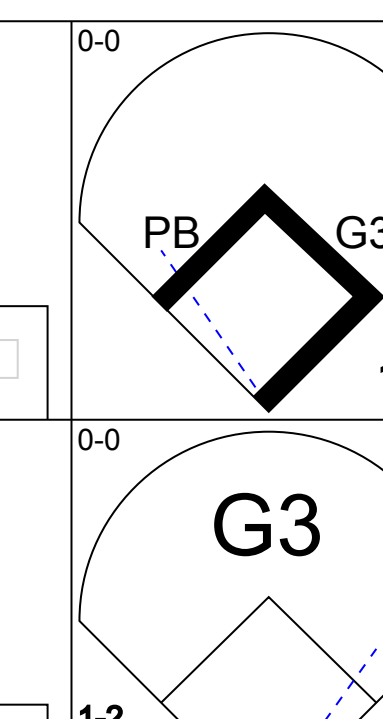
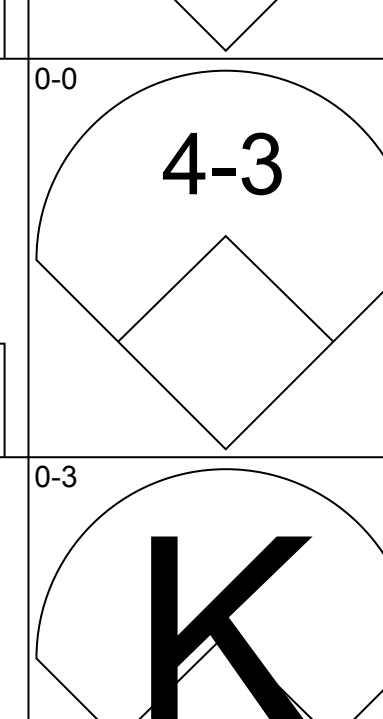
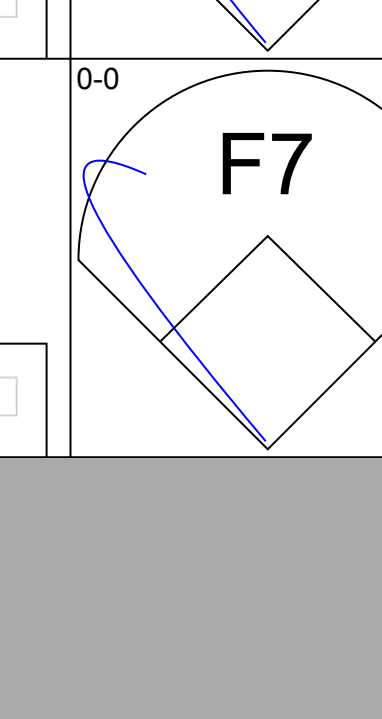
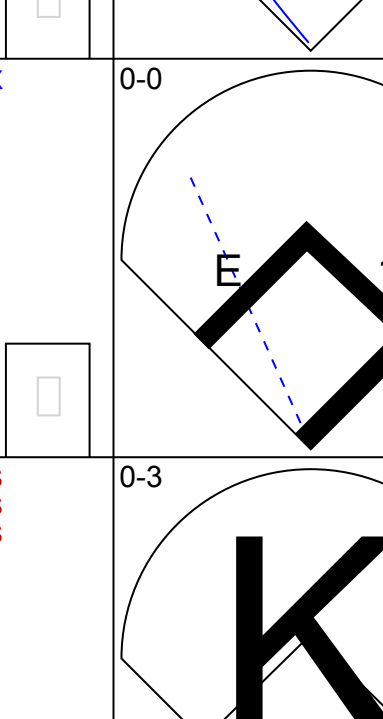
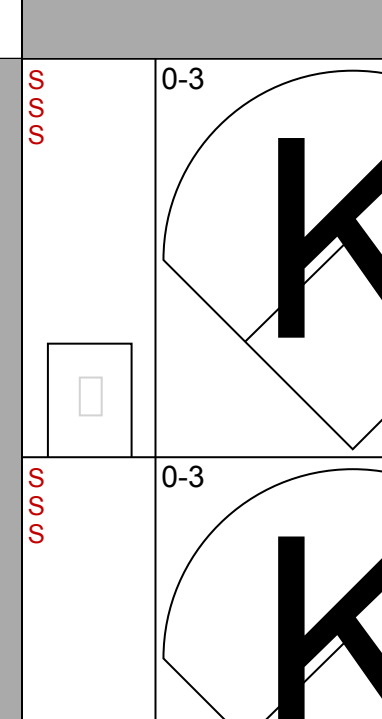
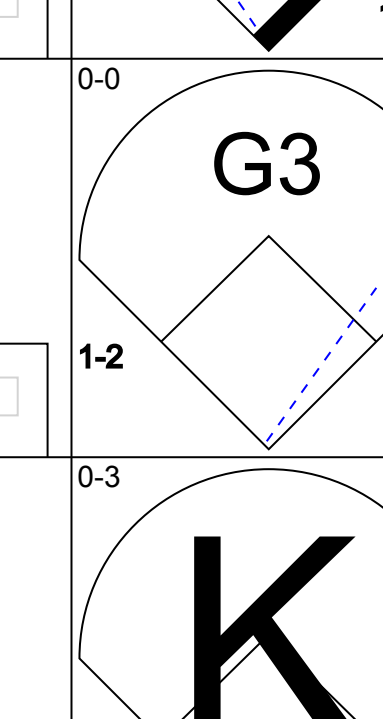
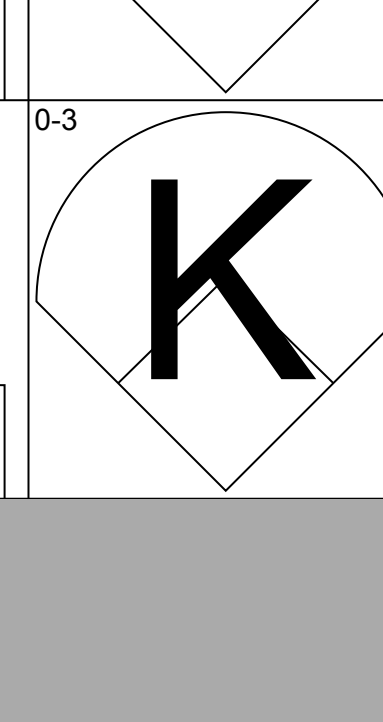
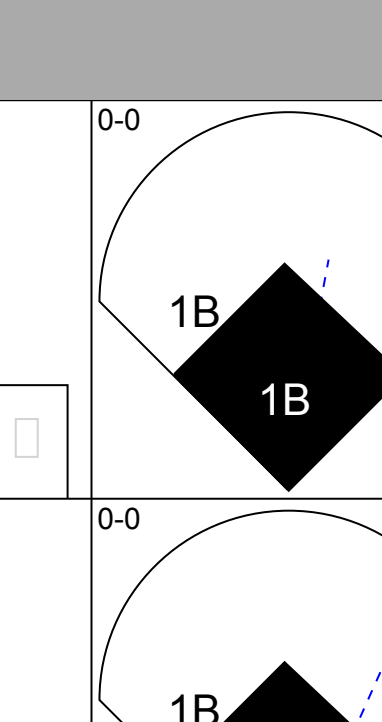
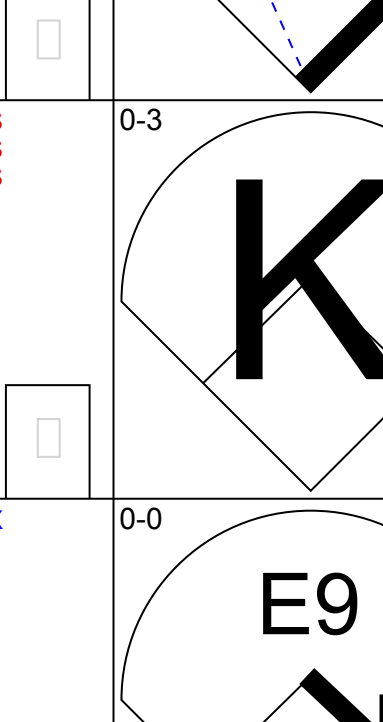
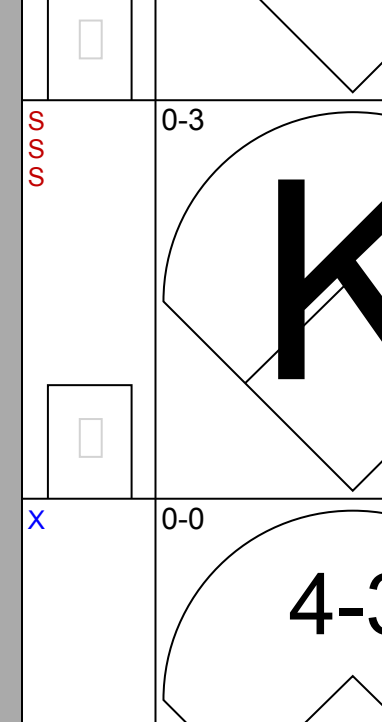
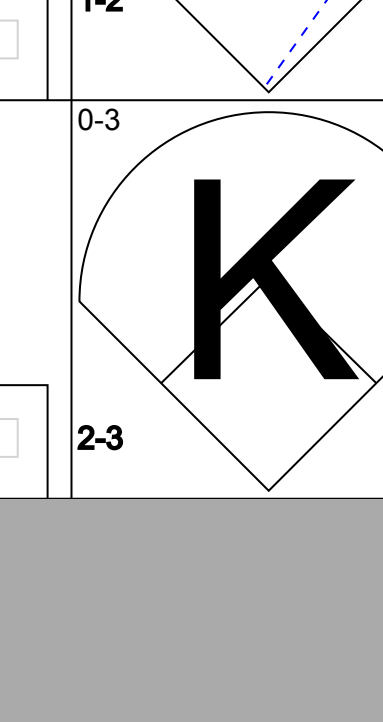
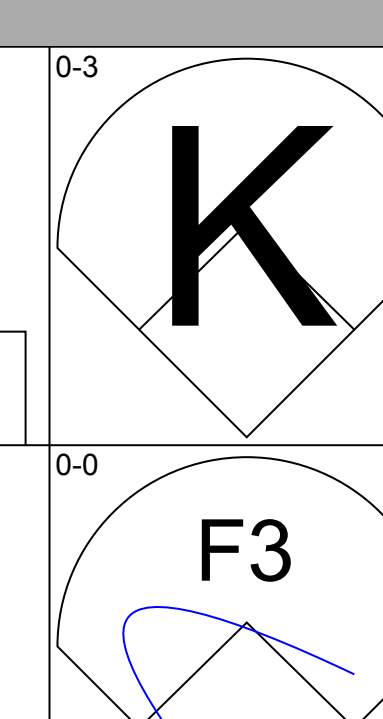
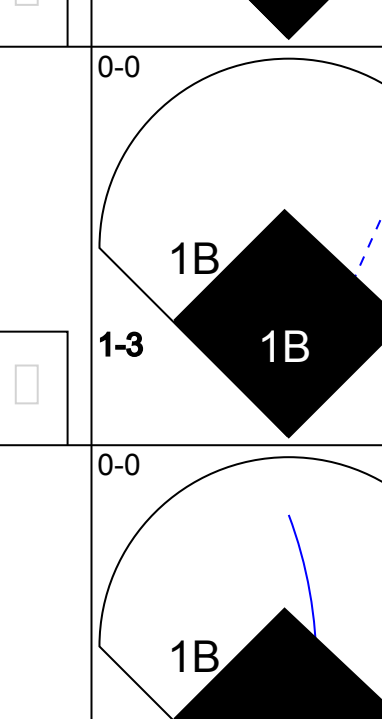
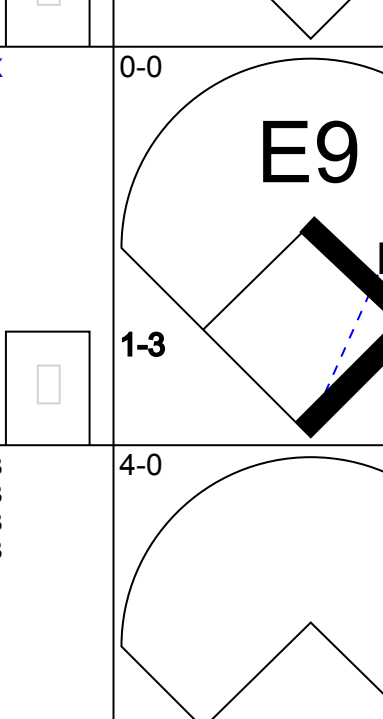
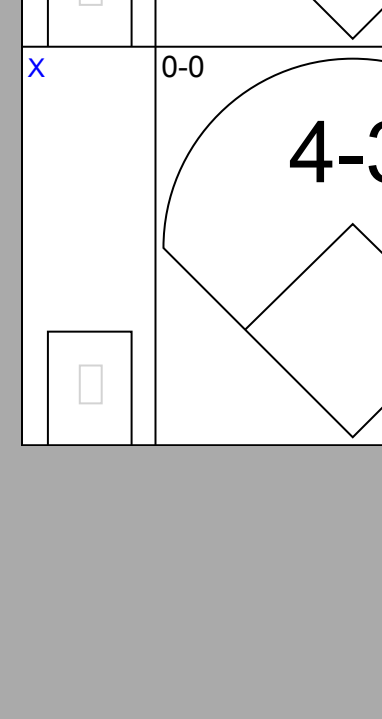
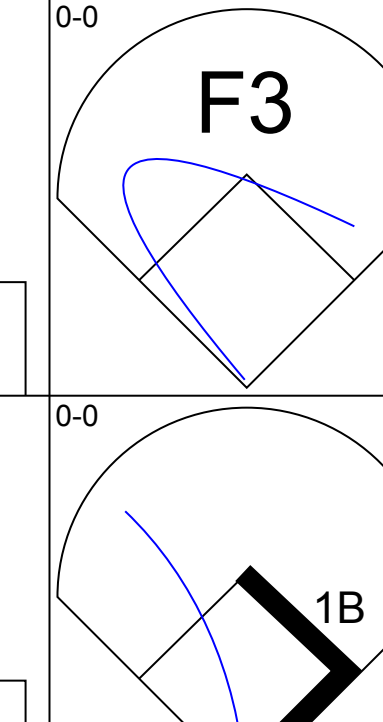
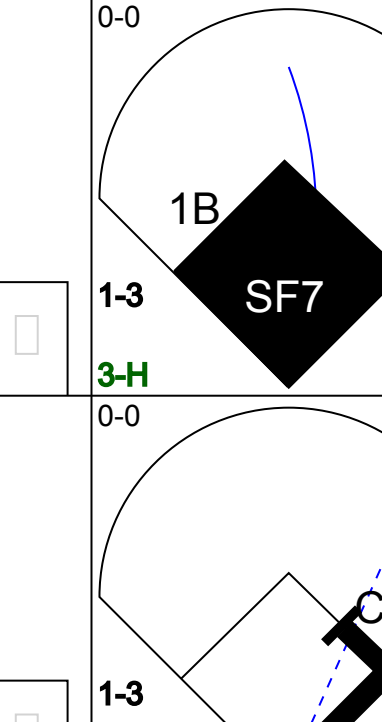
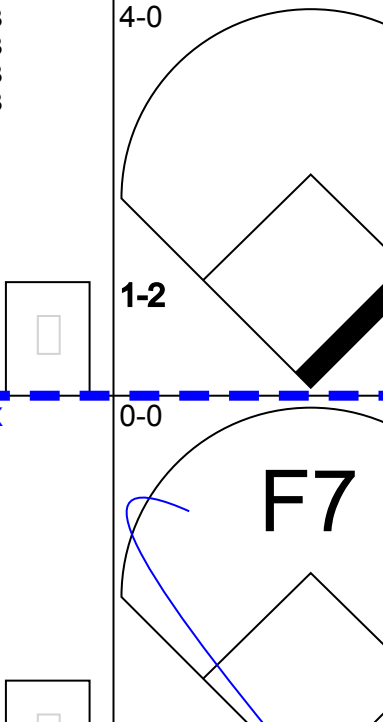
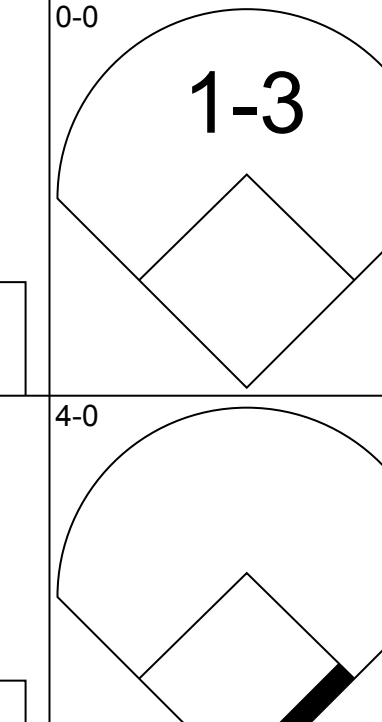
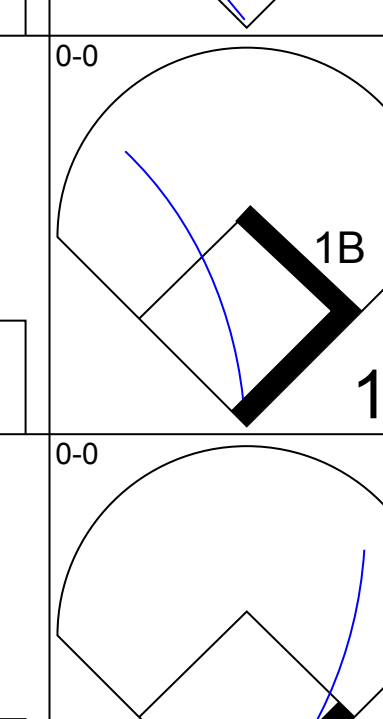
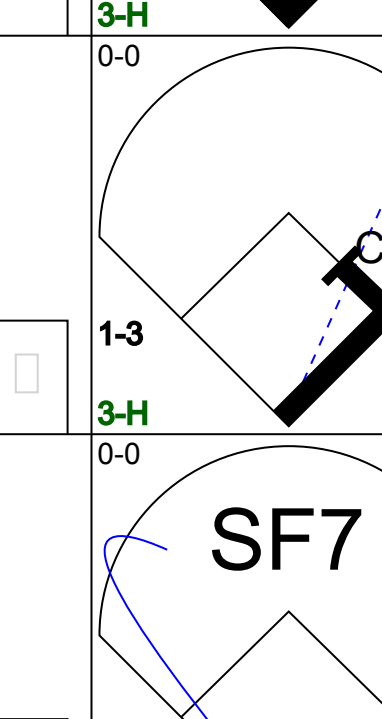
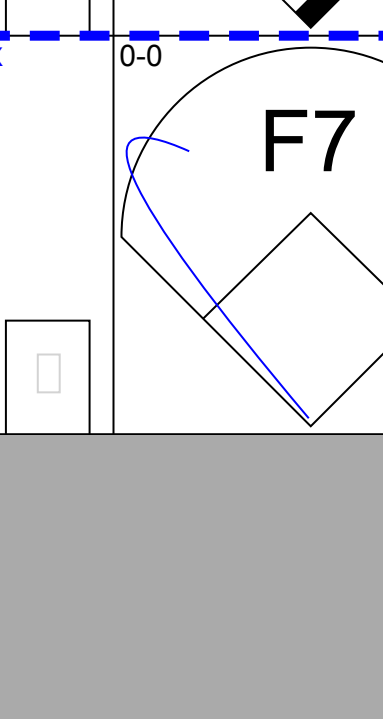
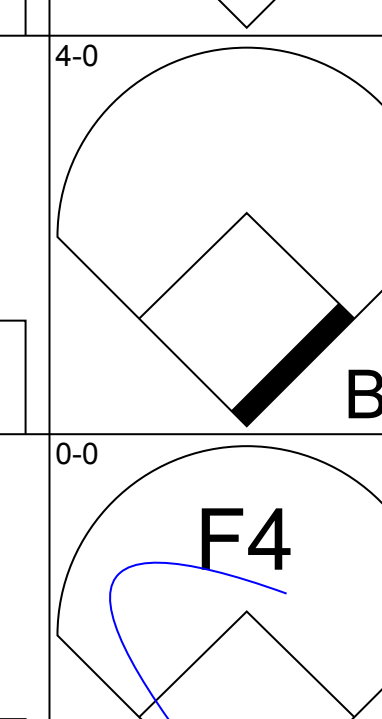
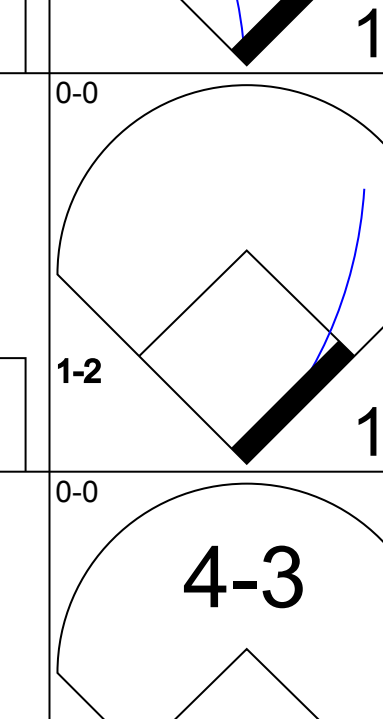
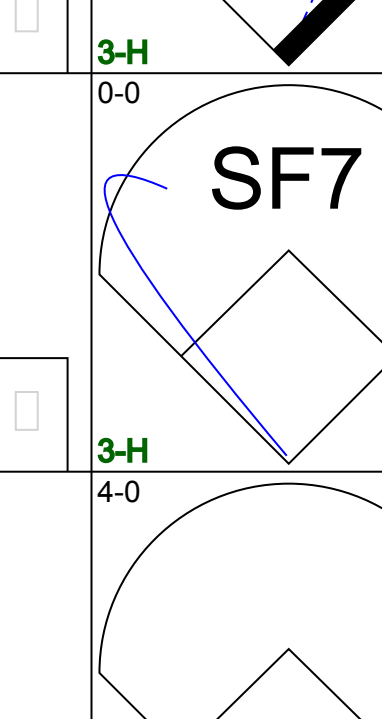
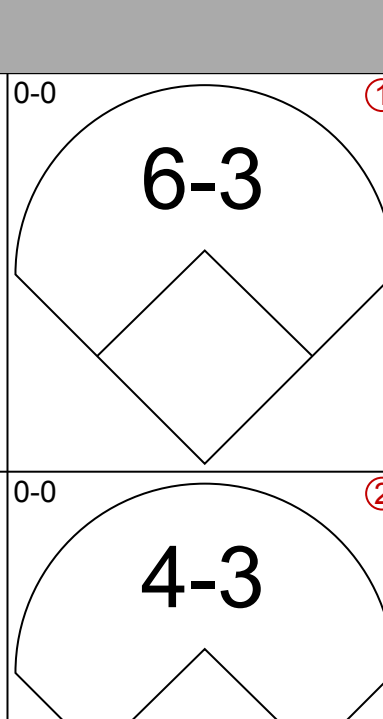
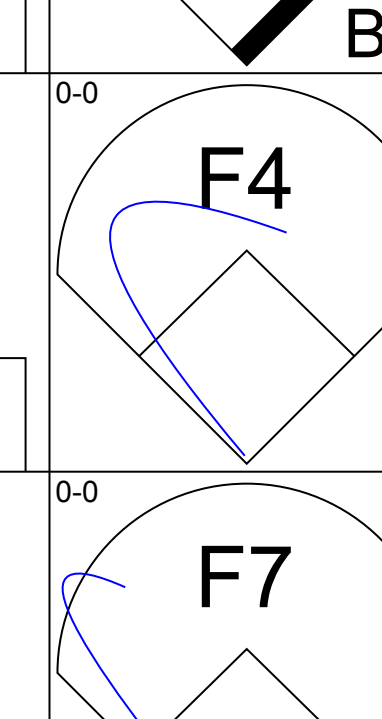
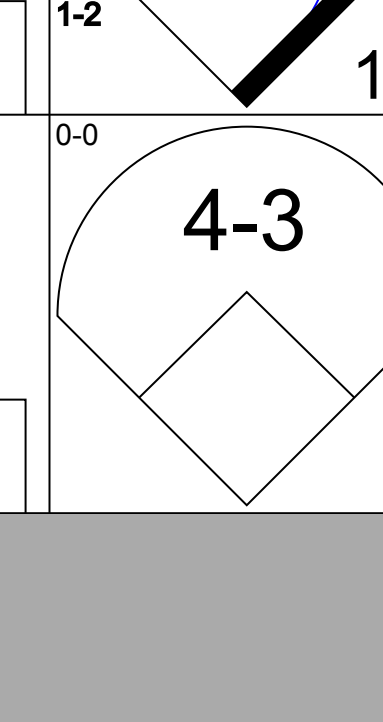
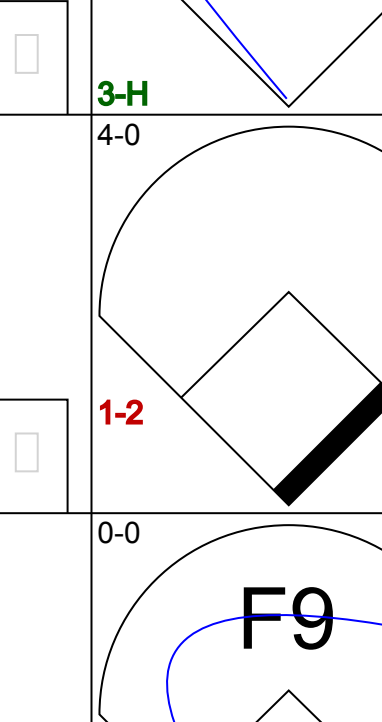
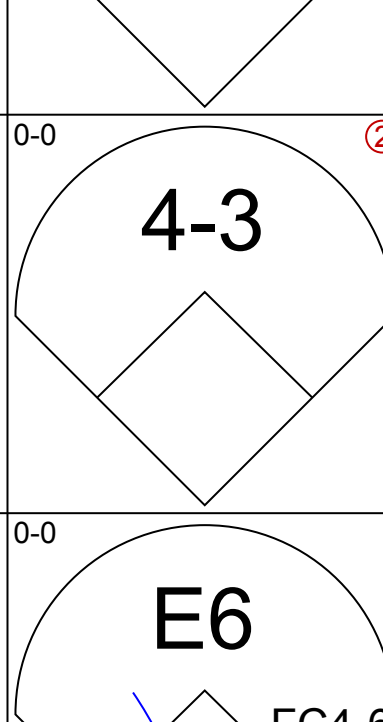
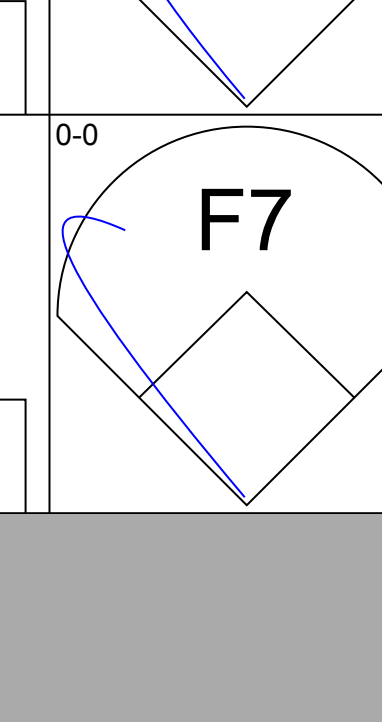
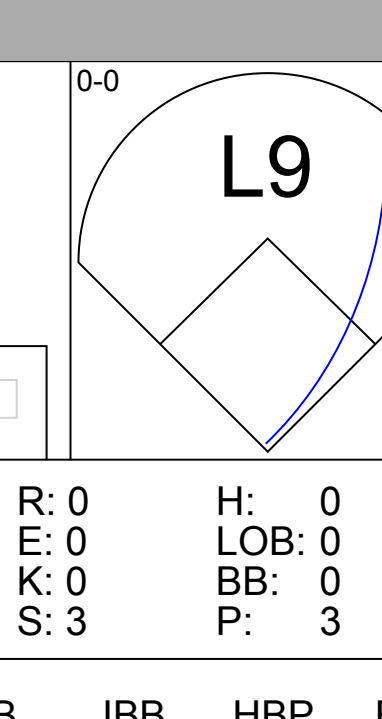
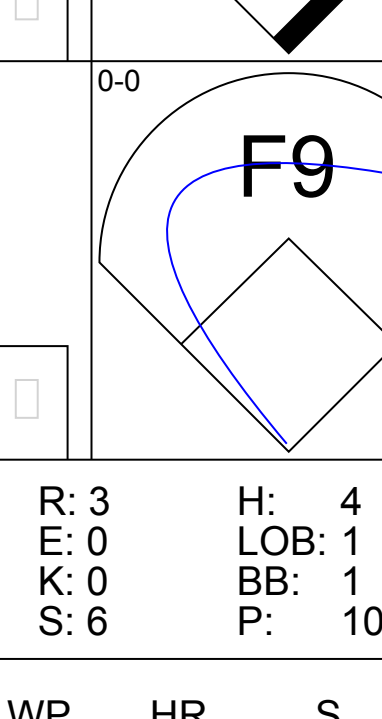
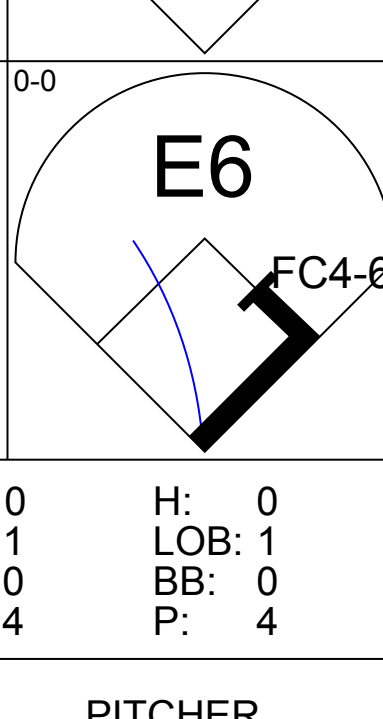
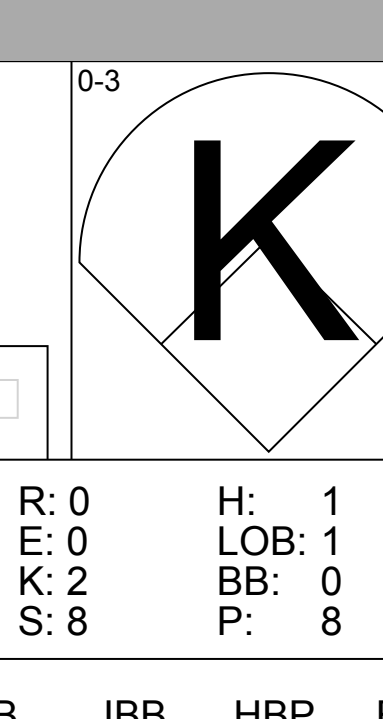


Batter	1	2	3	4	5	6	7	8	9	AB	R	H	RBI	BB	SO	LOB	BOTTOM										
Juan Castillo, S OBP: 0.509, SLG: 0.604	0-0 5-3		0-0 SH5-3		0-0 5-3		0-0 F8		0-3 K	4	0	0	0	0	1	2											
Robin Yount, R OBP: 0.364, SLG: 0.438	0-0 6-3		0-0 8-2			0-0 1B FC5-2 1B		0-0 F7		4	0	1	0	0	0	1											
Glenn Braggs, R OBP: 0.361, SLG: 0.480	0-0 2B			0-0 F8		0-0 FC5-2 1B		0-0 F7		4	0	2	0	0	0	0											
Rob Deer, R OBP: 0.449, SLG: 0.733	0-0 5-3			0-0 F4		0-0 FC5-2		0-0 FC5-4 1B		4	0	1	0	0	0	3											
Dale Sveum, S OBP: 0.310, SLG: 0.427		0-0 L5		4-0 BB BB		0-0 K		0-0 FC5-4		3	0	0	0	1	1	3											
Jim Paoletti, R OBP: 0.391, SLG: 0.556		0-0 HR		4-0 BB BB		0-0 5-3		0-0 FC5-4 1B		3	2	2	1	1	0	2											
Bill Schroeder, R OBP: 0.311, SLG: 0.475		0-3 K		0-0 5-3			0-3 K		0-0 2B 2B	4	0	1	1	0	2	2											
Charlie O'Brien, R OBP: 0.208, SLG: 0.292		0-0 F6			0-0 F8		0-0 6-3		0-0 F6	4	0	0	0	0	0	1											
Jim Gantner, L OBP: 0.412, SLG: 0.480			0-0 SH5-3 8-2 2B		0-0 4-3		0-0 1B		0-0 F8	4	0	2	0	0	0	1											
Inning Stats	R: 0 E: 0 K: 0 S: 4	H: 1 LOB: 0 BB: 0 P: 4	R: 1 E: 0 K: 1 S: 6	H: 1 LOB: 0 BB: 0 P: 6	R: 0 E: 0 K: 0 S: 3	H: 1 LOB: 0 BB: 0 P: 3	R: 0 E: 0 K: 0 S: 3	H: 0 LOB: 2 BB: 2 P: 11	R: 0 E: 0 K: 0 S: 3	H: 0 LOB: 0 BB: 0 P: 3	R: 0 E: 0 K: 1 S: 7	H: 2 LOB: 2 BB: 0 P: 7	R: 0 E: 0 K: 1 S: 6	H: 1 LOB: 1 BB: 0 P: 6	R: 0 E: 0 K: 0 S: 4	H: 1 LOB: 1 BB: 0 P: 4	R: 1 E: 1 K: 1 S: 7	H: 2 LOB: 1 BB: 0 P: 7	1B: 4 2B: 5 3B: 0 HR: 1	SF: 0 SAC: 1 DP: 1 HBP: 0	WP: 0 PA: 37						
PITCHER	IP	WLS	BF	H	R	ER	SO	BB	IBB	HBP	BLK	WP	HR	S	P	ERA	WHIP										
Curt Young, L ERA: 2.32	8.0	W	32	7	1	1	3	2	0	0	0	0	1	36	44	1.12	1.125										
Dennis Eckerley, R ERA: 2.76	1.0		5	2	1	1	1	0	0	0	0	0	0	7	7	9.00	2.000										

Oakland Athletics @ Milwaukee Brewers
Milwaukee County Stadium, Milwaukee, WI
Wed May 13 1987, 4:33 AM EDT
Att: 12,997 - Unknown

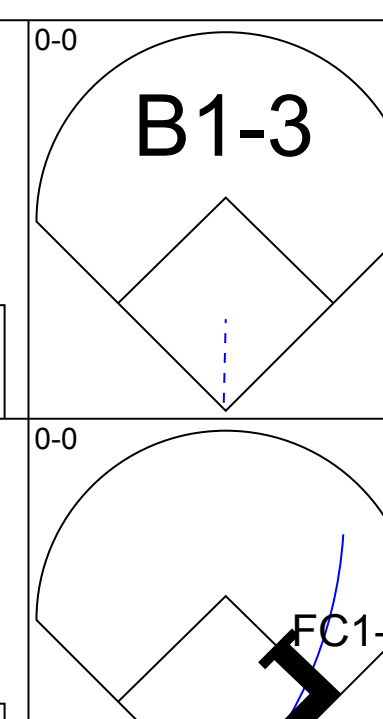
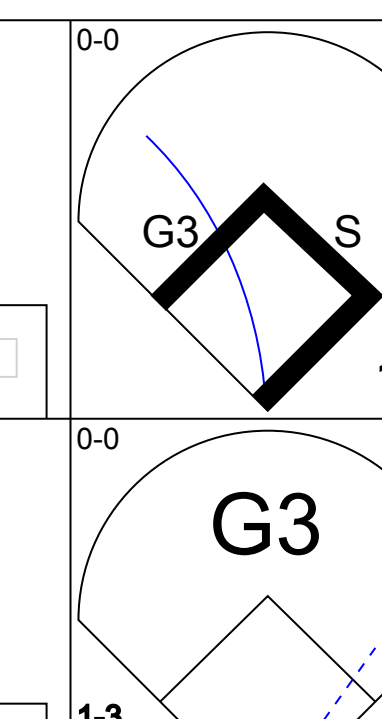
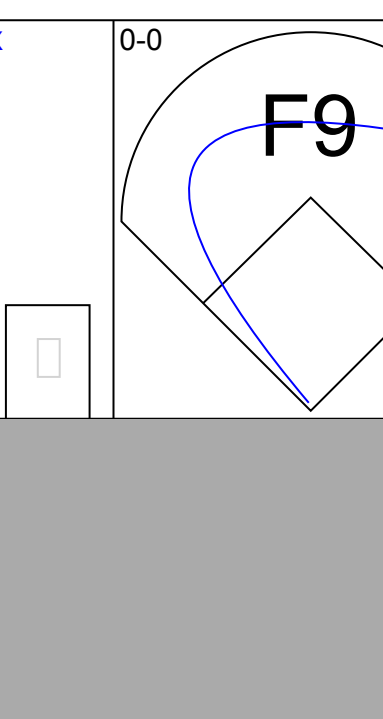
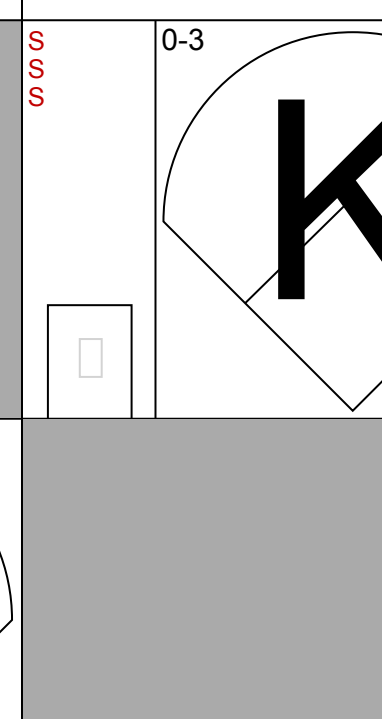
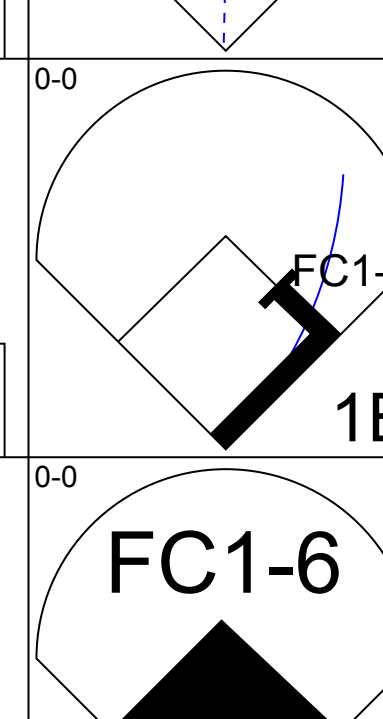
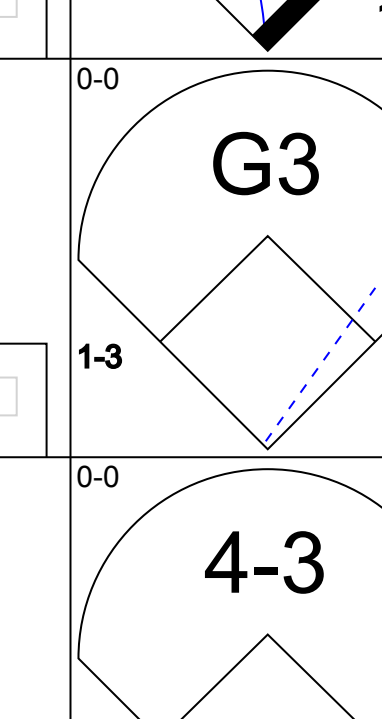
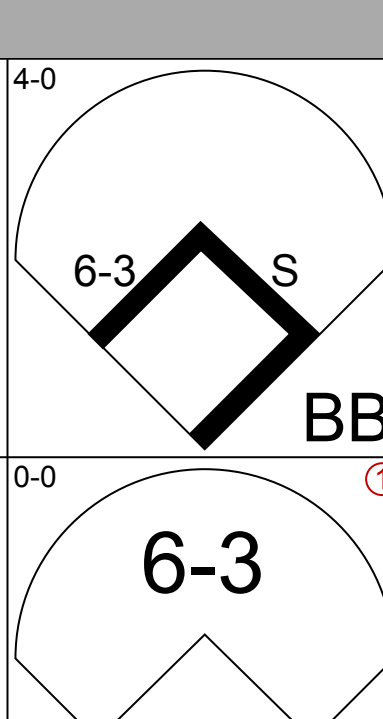
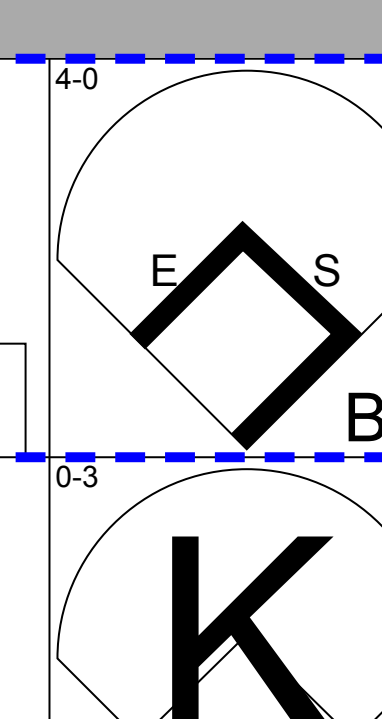
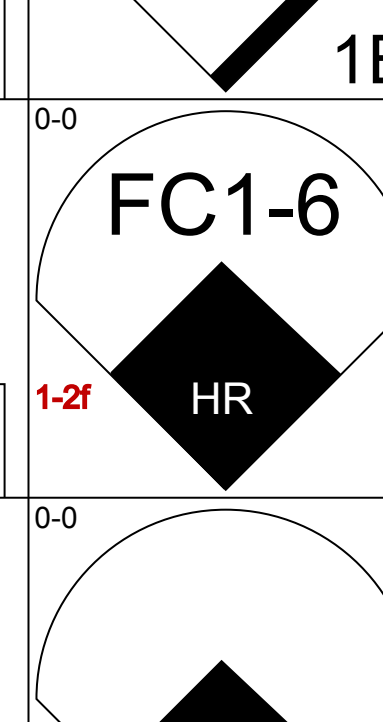
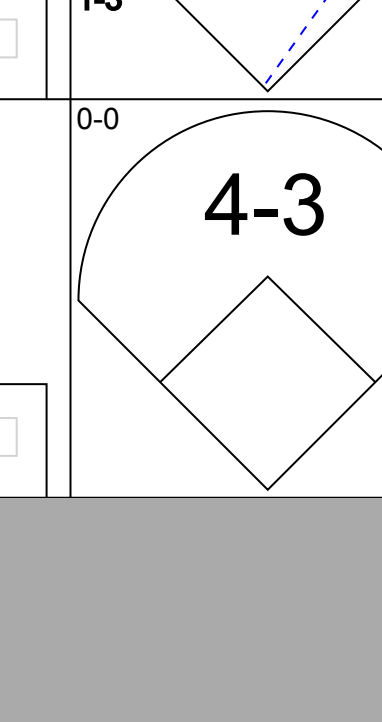
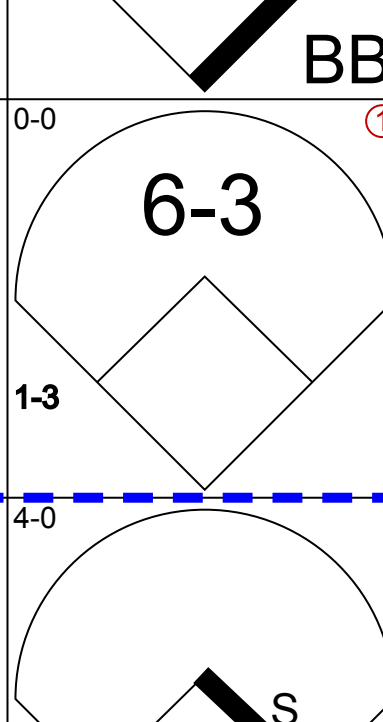
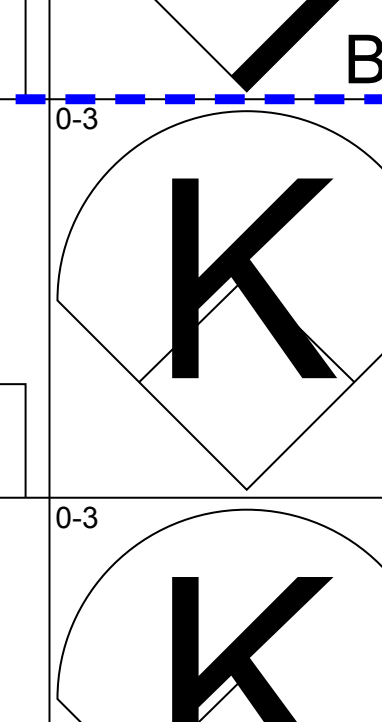
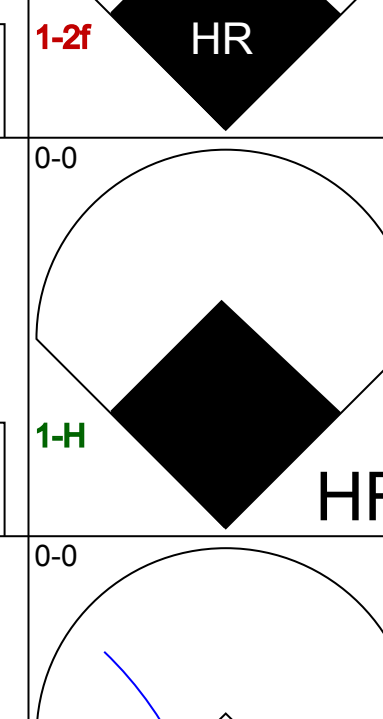
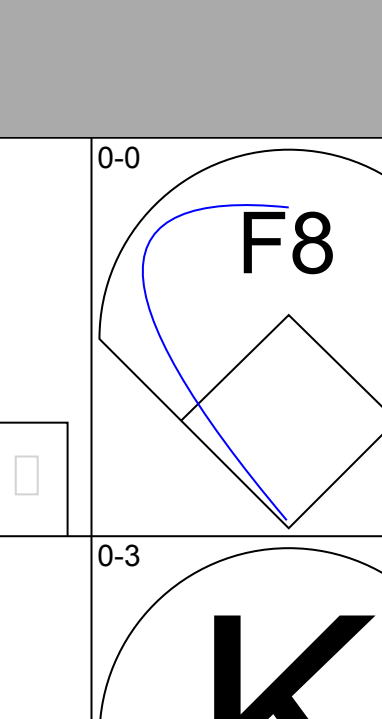
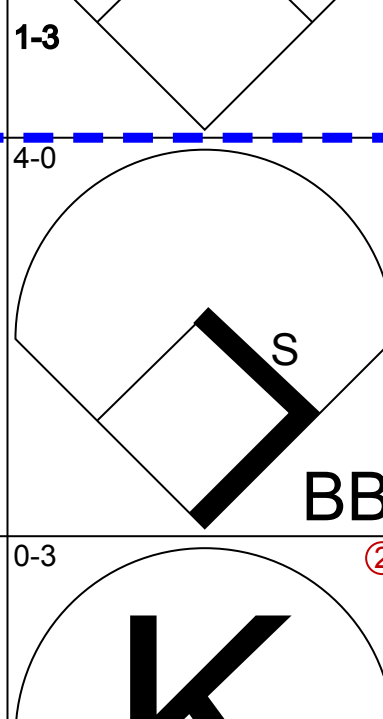
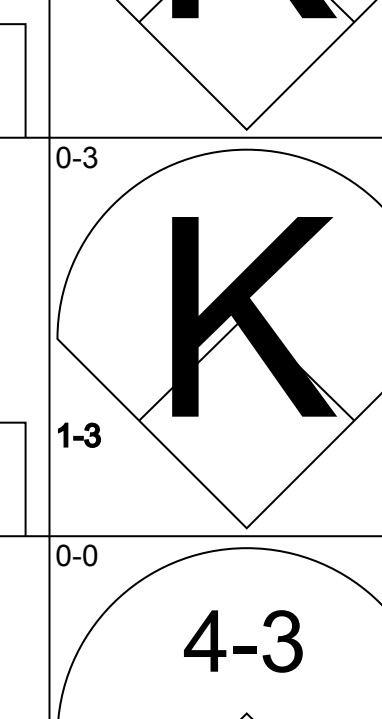
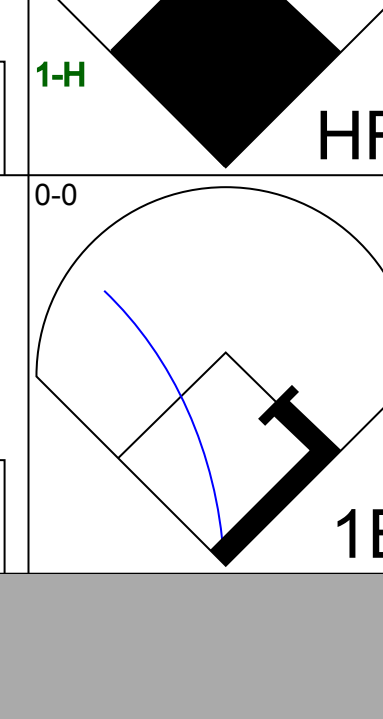
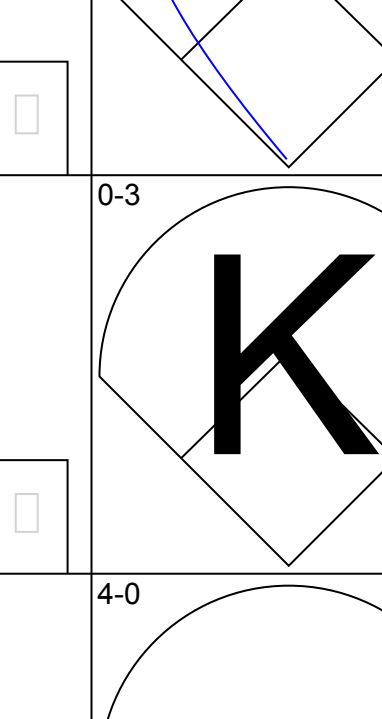
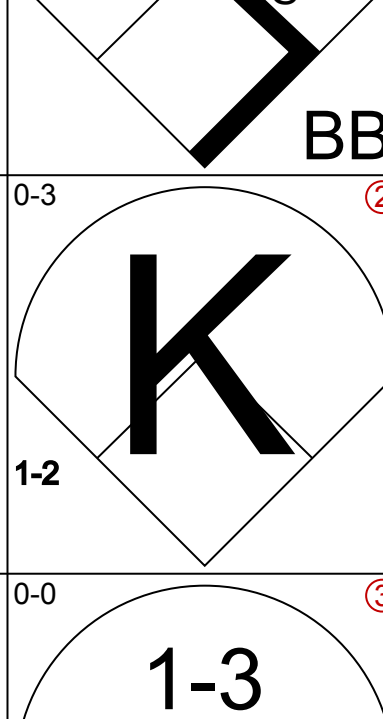
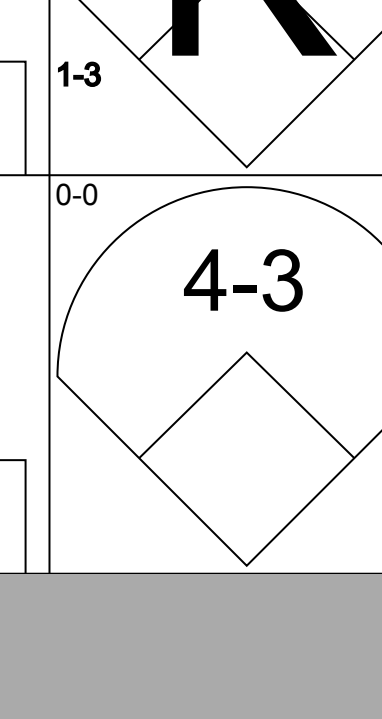
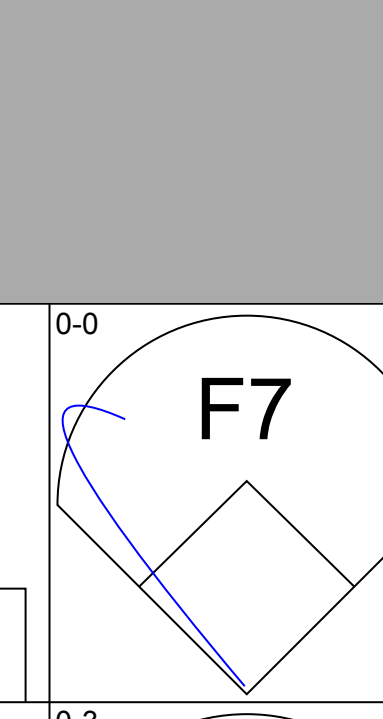
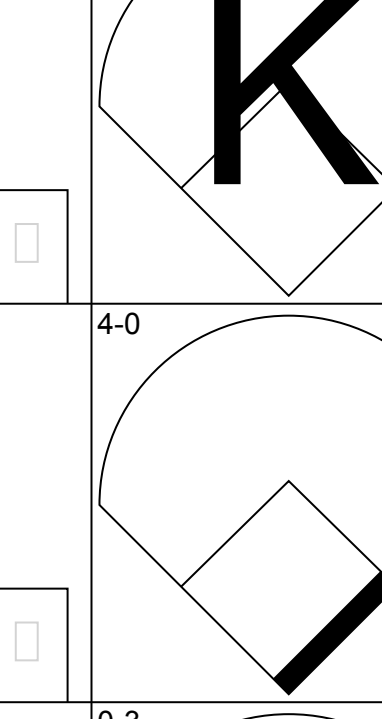
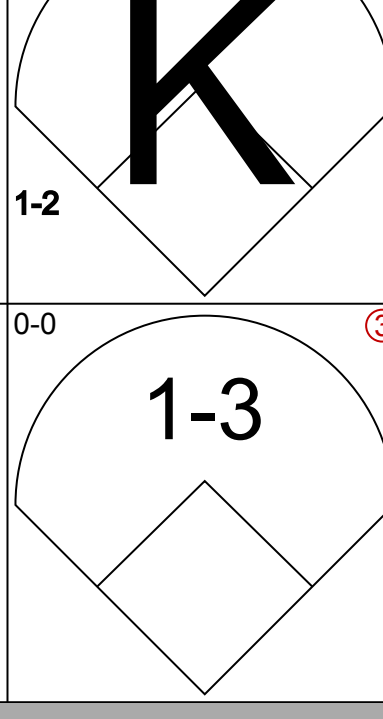
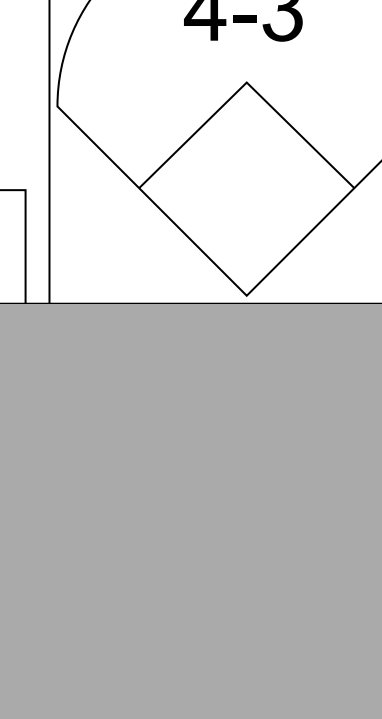
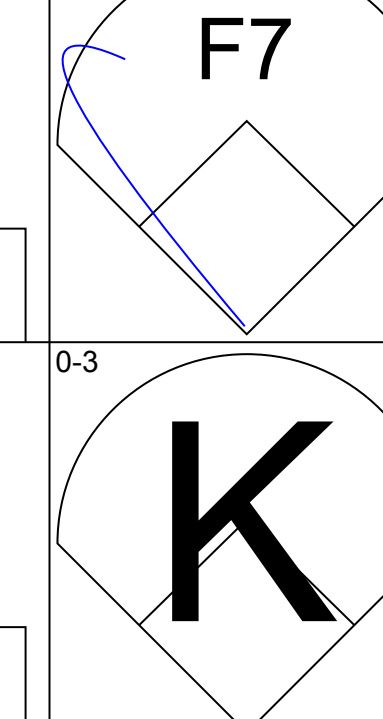
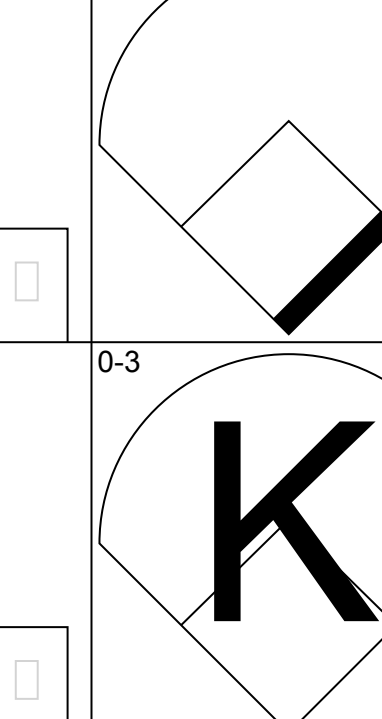
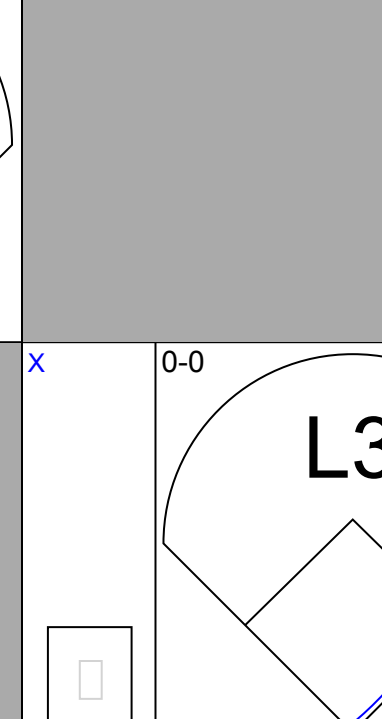
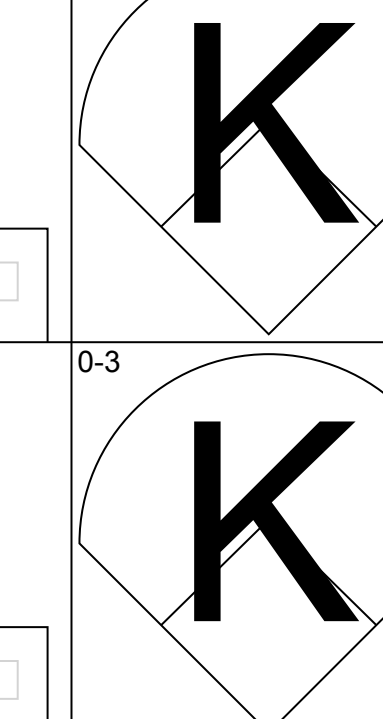
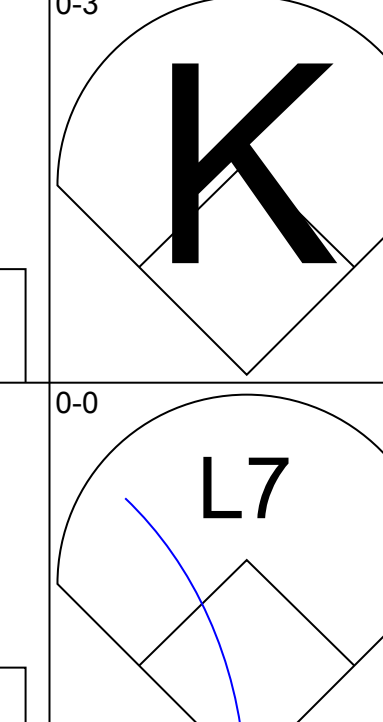
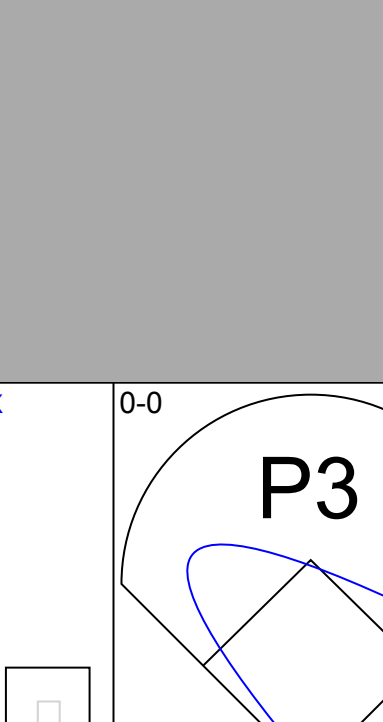
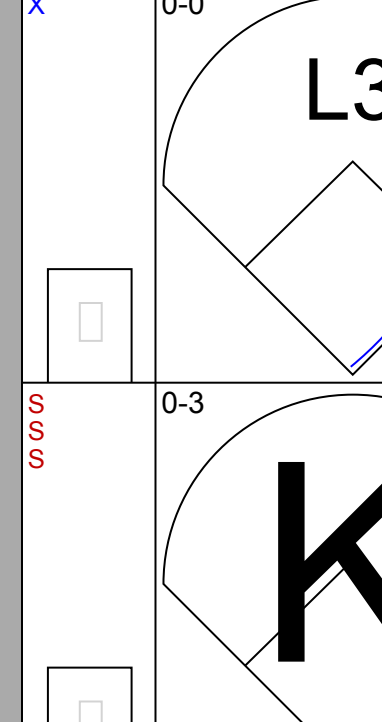
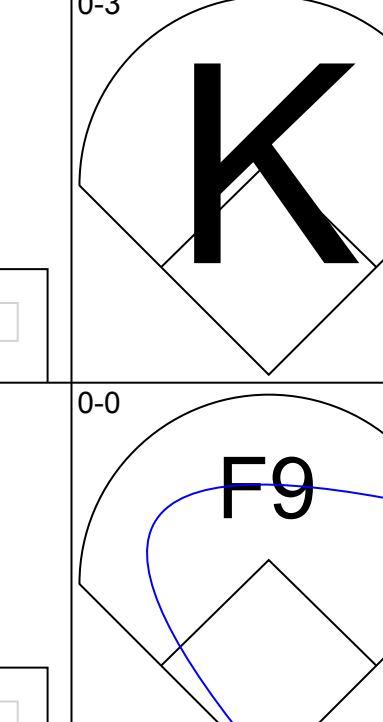
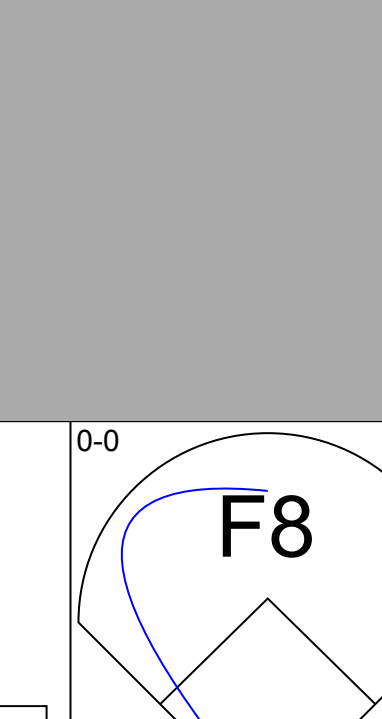
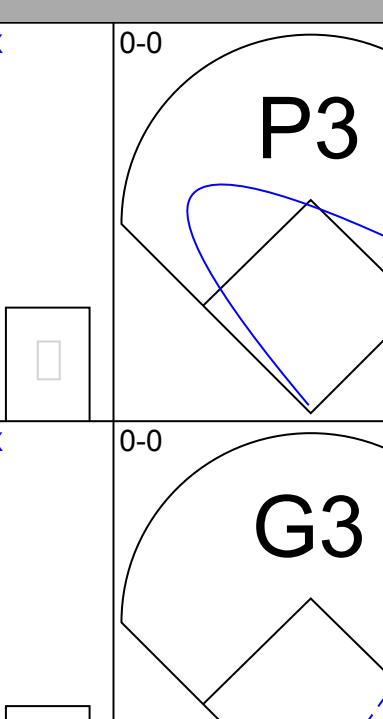
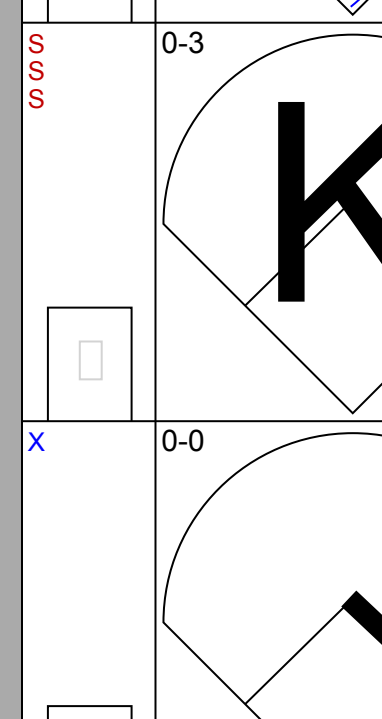
AB 34
R 2
H 9
RBI 2
BB 2
SO 4
LOB 15



Batter	1	2	3	4	5	6	7	8	9	AB	R	H	RBI	BB	SO	LOB	TOP			
Kelly Gruber, R OBP: 0.319, SLG: 0.333 (1, 6)										5	0	1	0	0	1	1	Toronto Blue Jays @ Oakland Athletics Oakland-Alameda County Coliseum, Oakland, CA Fri May 15 1987, 7:05 PM PDT Att: 13,139 - Unknown			
Rance Mulliniks, L OBP: 0.338, SLG: 0.391 Tony Fernandez, S OBP: 0.349, SLG: 0.369 (1, 5)										4	0	1	0	0	1	0				
Lloyd Moseby, L OBP: 0.307, SLG: 0.438 (1, 8)										5	1	1	0	0	4	2				
George Bell, R OBP: 0.350, SLG: 0.615 (1, 7)										4	1	2	0	0	1	0				
Jesse Barfield, R OBP: 0.383, SLG: 0.546 (1, 9)										3	1	1	1	1	0	0				
Willie Upshaw, L OBP: 0.370, SLG: 0.533 (1, 3)										3	0	2	1	1	0	3				
Rick Leach, L OBP: 0.593, SLG: 0.500 (1, 10)										3	0	1	1	0	0	1				
Ernie Whitt, L OBP: 0.353, SLG: 0.391 (1, 2)										3	0	0	0	1	0	3				
Garth Iorg, R OBP: 0.246, SLG: 0.151 (1, 4)										4	0	0	0	0	1	1				
Inning Stats	R: 0 E: 0 K: 2 S: 7	H: 0 LOB: 0 BB: 0 P: 7	R: 0 E: 0 K: 1 S: 7	H: 2 LOB: 2 BB: 0 P: 7	R: 0 E: 0 K: 0 S: 3	H: 0 LOB: 0 BB: 0 P: 3	R: 3 E: 0 K: 0 S: 6	H: 4 LOB: 1 BB: 1 P: 10	R: 0 E: 1 K: 1 S: 4	H: 2 LOB: 3 BB: 1 P: 11	R: 0 E: 0 K: 0 S: 7	H: 0 LOB: 0 BB: 0 P: 7	R: 0 E: 0 K: 0 S: 3	H: 0 LOB: 1 BB: 1 P: 7	R: 0 E: 0 K: 2 S: 8	H: 1 LOB: 1 BB: 0 P: 8	1B: 9 2B: 0 3B: 0 HR: 0	SF: 1 SAC: 0 DP: 0 HBP: 0	WP: 0 PB: 1 SB: 0 CS: 1	PA: 39
PITCHER	IP WLS BF H R ER SO BB IBB HBP BLK WP HR S P ERA WHIP																			
Eric Plunk, R ERA: 4.37 Steve Ontiveros, R ERA: 3.77	(1, 1) (5, 1)	4.2 4.1	L 16	23 1	8 0	3 0	4 0	2 1	0 0	0 0	0 0	0 0	0 0	29 23	37 27	0.00 0.462				

AB	35
R	3
H	9
RBI	3
BB	3
SO	8
LOB	12



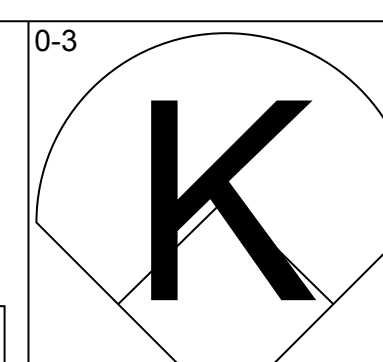
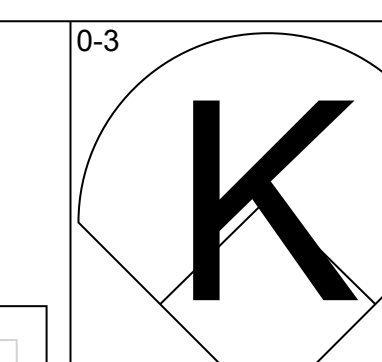
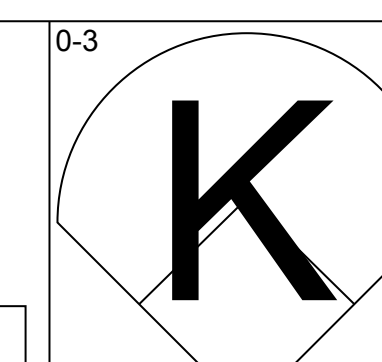

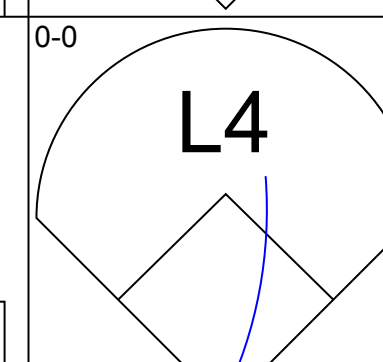
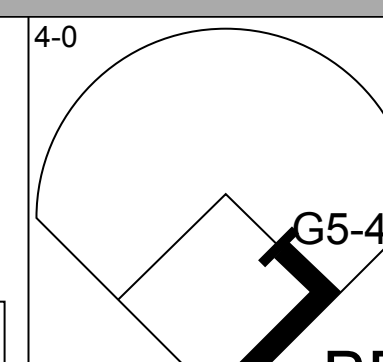
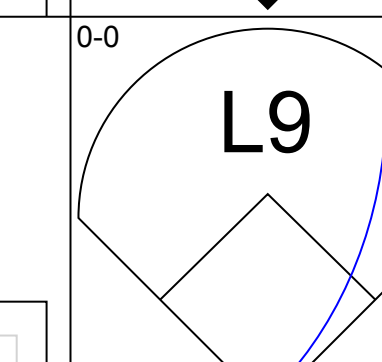
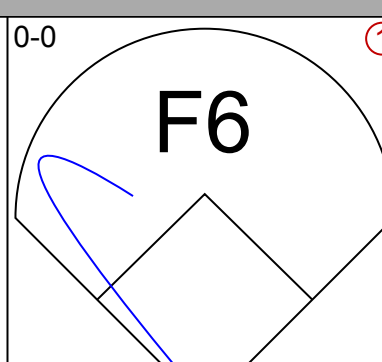
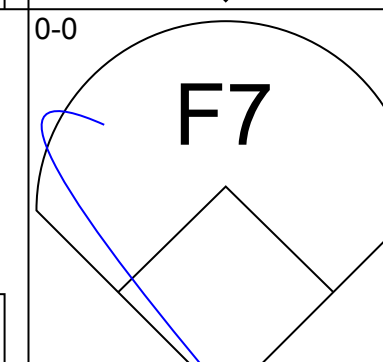
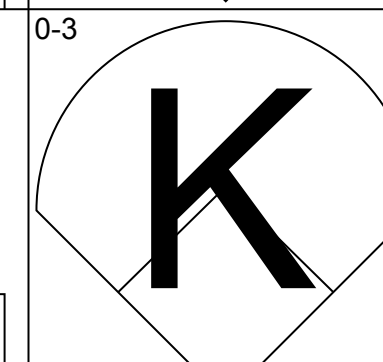
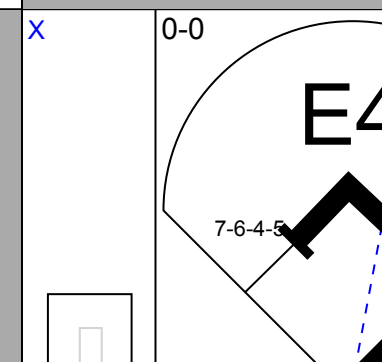
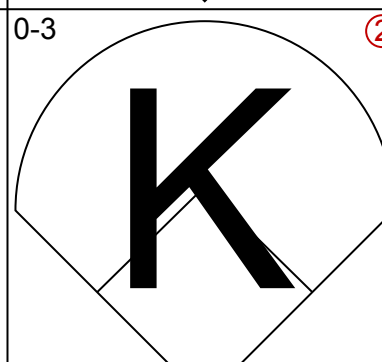
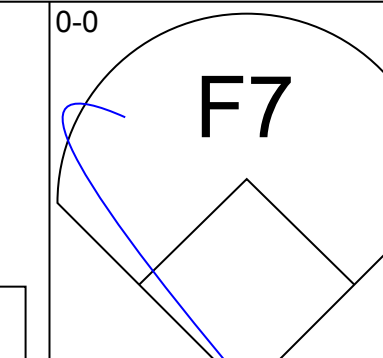
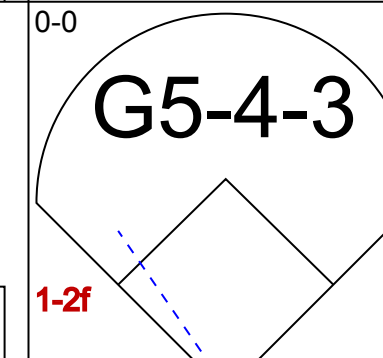
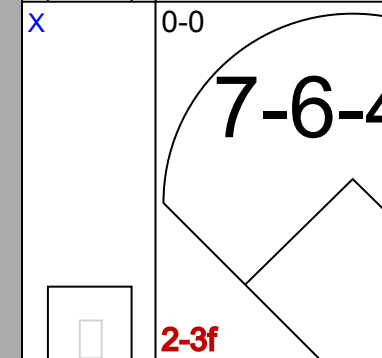
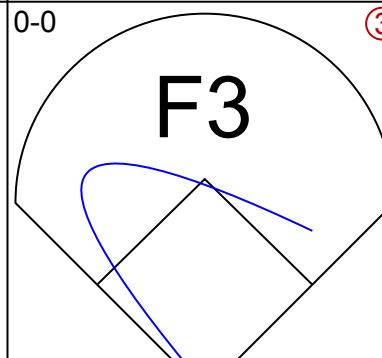
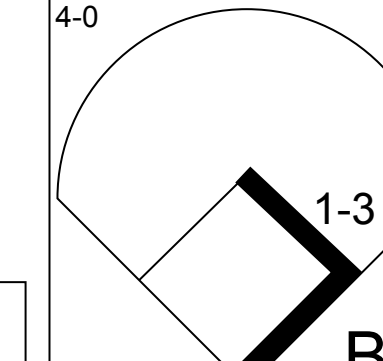
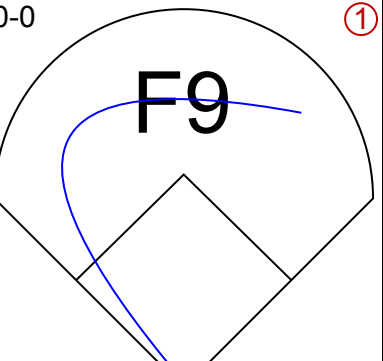
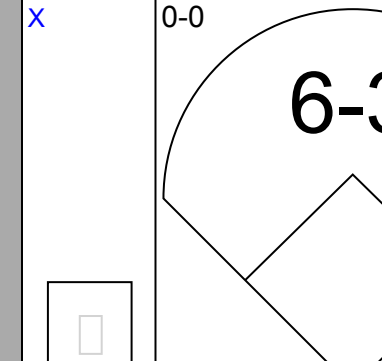
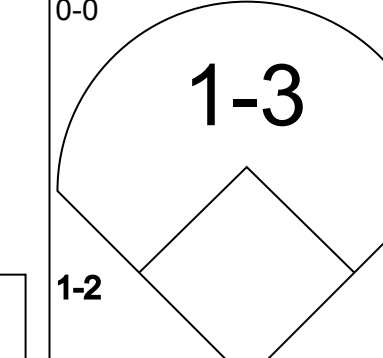
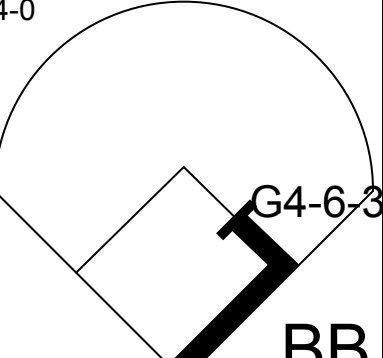
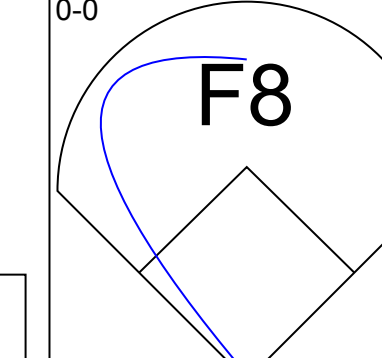
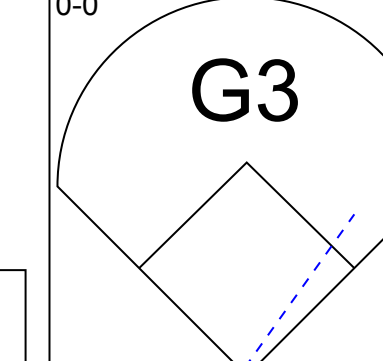
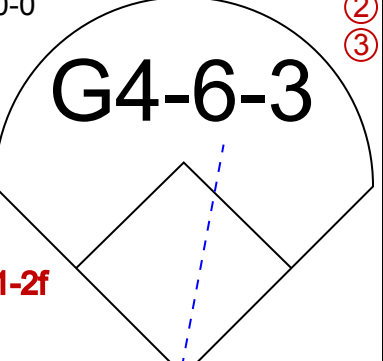
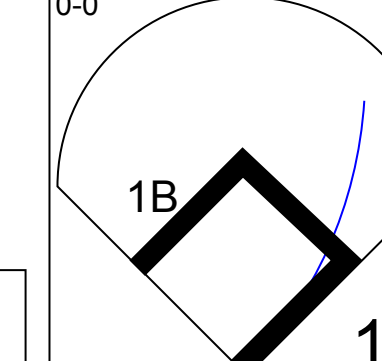
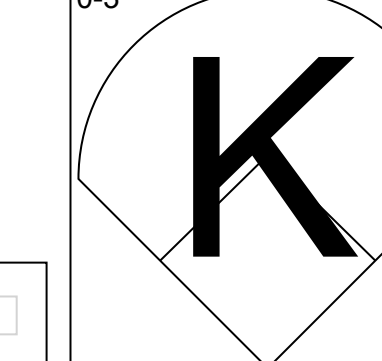
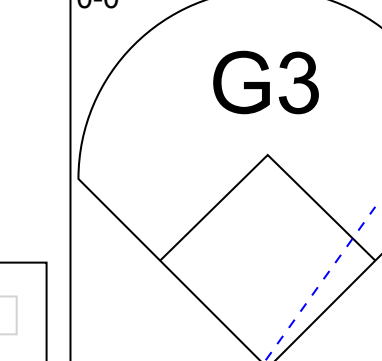
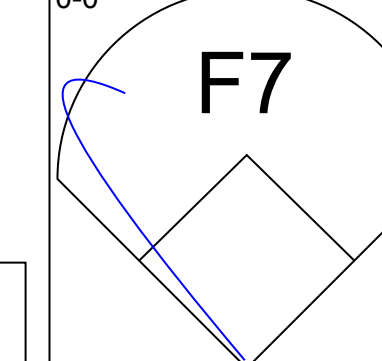
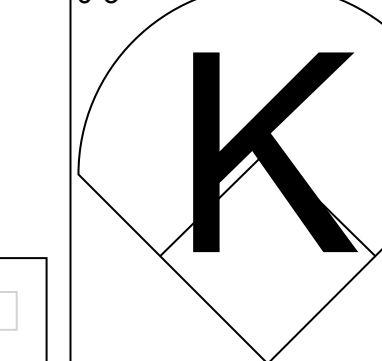
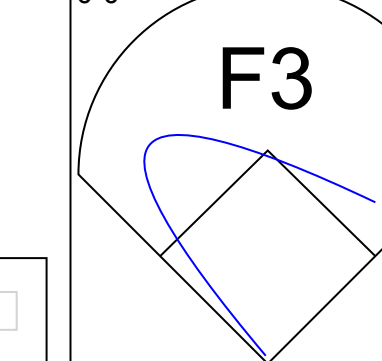
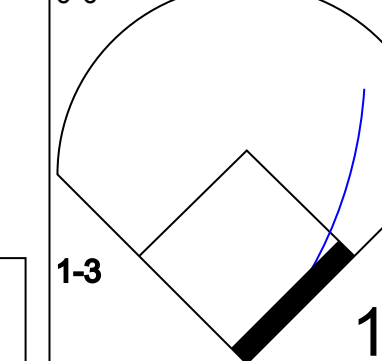
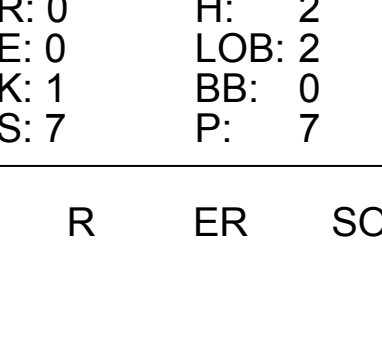
Batter	1	2	3	4	5	6	7	8	9	AB	R	H	RBI	BB	SO	LOB	BOTTOM					
Luis Polonia, L OBP: 0.316, SLG: 0.389 (1, 8)										4	0	1	0	0	1	1	Toronto Blue Jays @ Oakland Athletics Oakland-Alameda County Coliseum, Oakland, CA Fri May 15 1987, 7:05 PM PDT Att: 13,139 - Unknown					
Mike Davis, L OBP: 0.341, SLG: 0.631 (1, 9)										2	0	1	0	2	0	1						
Carney Lansford, R OBP: 0.361, SLG: 0.377 (1, 5)										4	1	0	0	0	1	4						
Jose Canseco, R OBP: 0.288, SLG: 0.386 (1, 7)										3	1	1	2	1	1	1						
Reggie Jackson, L OBP: 0.277, SLG: 0.364 (1, 10)										4	0	1	0	0	2	3						
Mark McSwire, R OBP: 0.360, SLG: 0.611 (1, 3)										3	0	0	0	1	1	2						
Tony Phillips, S OBP: 0.347, SLG: 0.365 (1, 4)										4	0	0	0	0	3	1						
Terry Steinbach, R OBP: 0.341, SLG: 0.432 (1, 2)										4	0	0	0	0	1	0						
Alfredo Griffin, S OBP: 0.288, SLG: 0.339 (1, 6)										3	0	1	0	0	0	0						
Inning Stats	R: 2 E: 0 K: 0 S: 5	H: 3 LOB: 1 BB: 0 P: 5	R: 0 E: 0 K: 1 S: 5	H: 0 LOB: 0 BB: 0 P: 5	R: 0 E: 0 K: 0 S: 4	H: 1 LOB: 1 BB: 0 P: 4	R: 0 E: 0 K: 2 S: 7	H: 0 LOB: 1 BB: 1 P: 11	R: 0 E: 0 K: 0 S: 3	H: 0 LOB: 0 BB: 0 P: 3	R: 0 E: 0 K: 1 S: 5	H: 0 LOB: 2 BB: 2 P: 13	R: 0 E: 0 K: 2 S: 8	H: 1 LOB: 1 BB: 0 P: 8	R: 0 E: 0 K: 2 S: 7	H: 0 LOB: 1 BB: 1 P: 11	R: 0 E: 0 K: 2 S: 7	H: 0 LOB: 0 BB: 0 P: 7	1B: 3 2B: 1 3B: 0 HR: 1	SF: 0 SAC: 0 DP: 0 HBP: 0	WP: 0 PB: 0 SB: 4 CS: 0	PA: 35
PITCHER	IP WLS BF H R ER SO BB IBB HBP BLK WP HR S P ERA WHIP																					
Joe Johnson, R ERA: 5.4 Mark Eichhorn, R ERA: 2.37 Jeff Musselman, L ERA: 3.2 Tom Henke, R ERA:	(1, 1) (6, 1) (8, 1) (8, 1)	5.1 1.2 0.0 2.0	W 7 1 S	21 1 0 6	4 0 0 0	2 0 0 0	3 3 0 4	2 1 0 0	0 0 0 0	0 0 0 0	0 0 0 0	0 0 0 0	0 0 0 0	1 12 4 14	25 16 4 14	3.38 0.00 ∞ 0.00	1.125 1.200 ∞ 0.000					

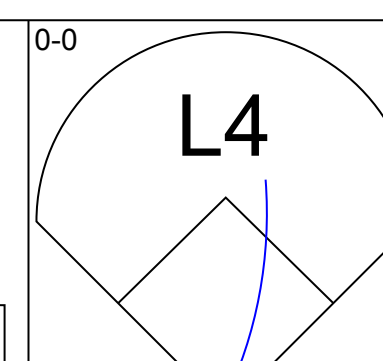
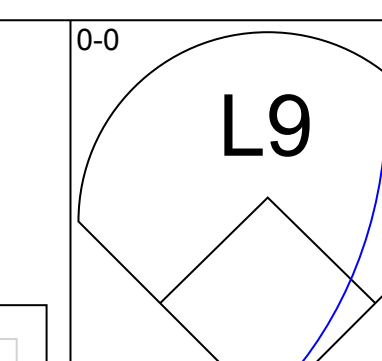
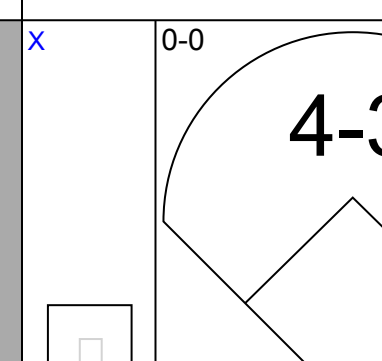

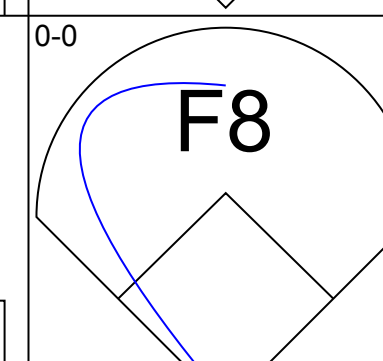
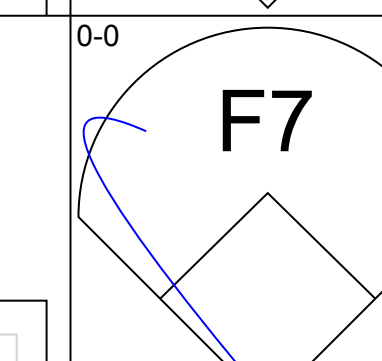
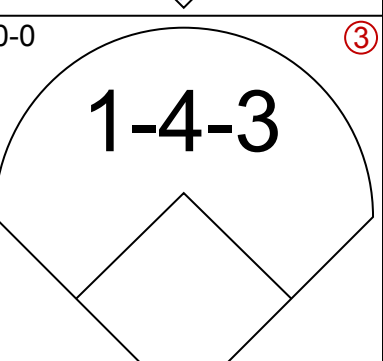
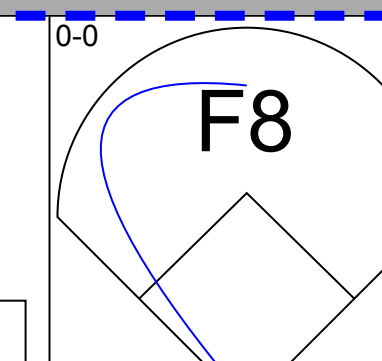
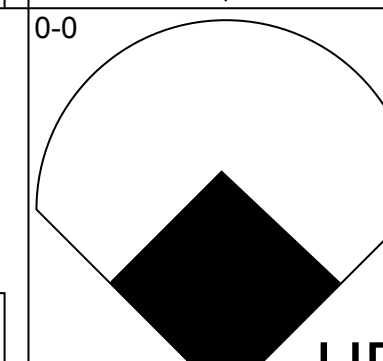
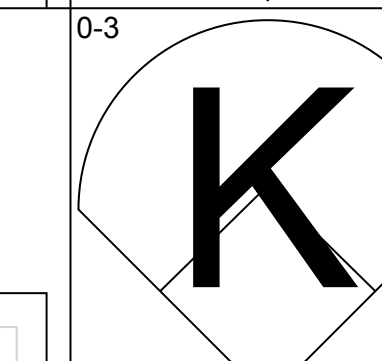
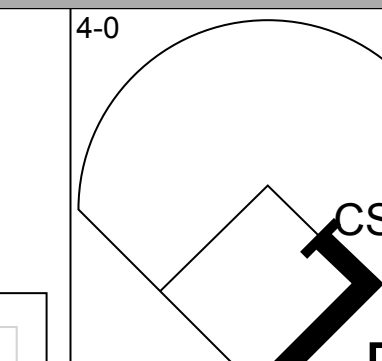
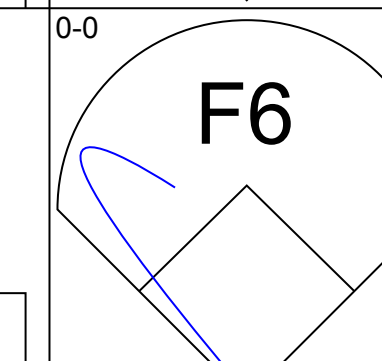
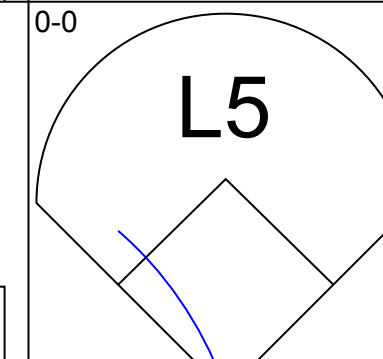
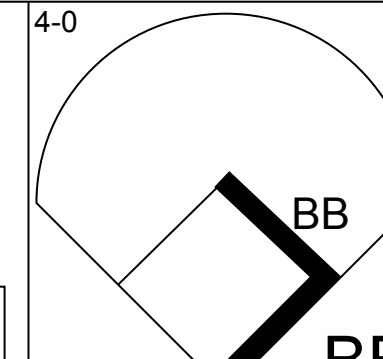
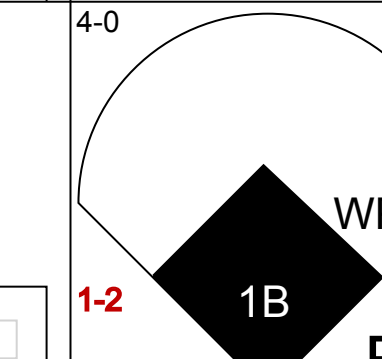
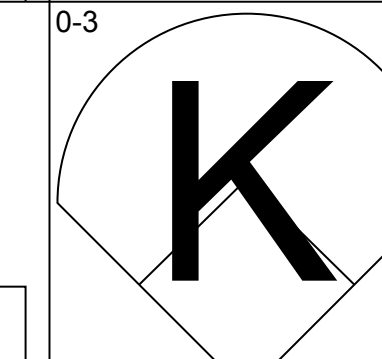
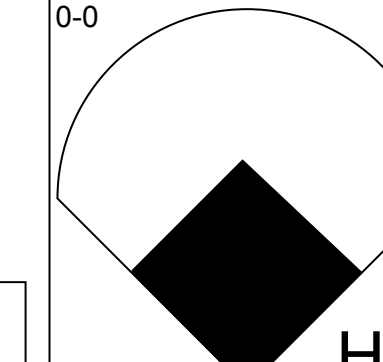
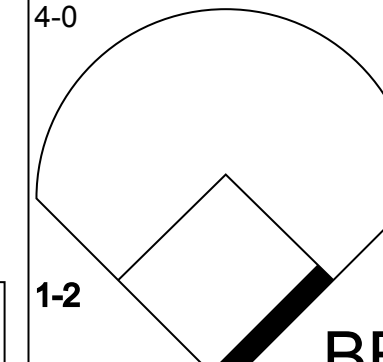
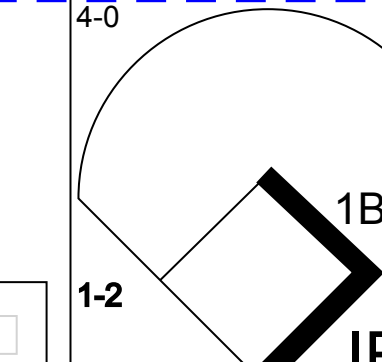
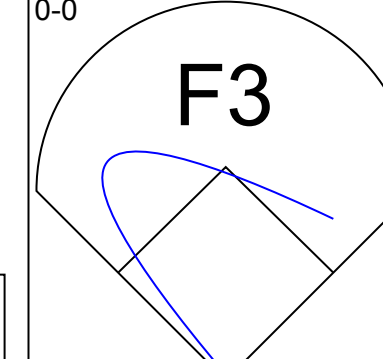
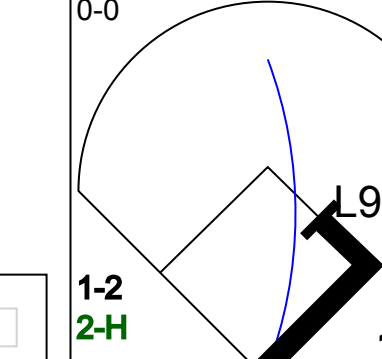
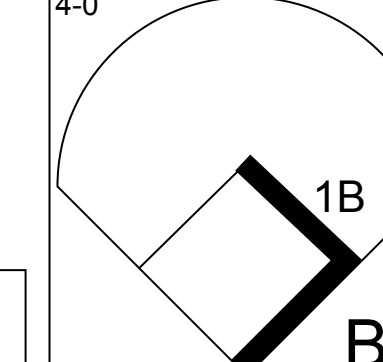
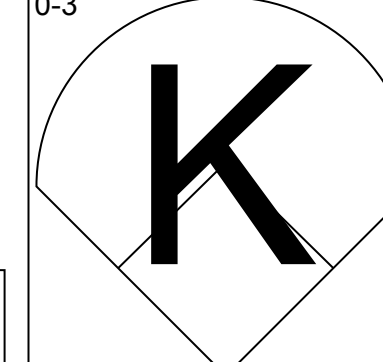
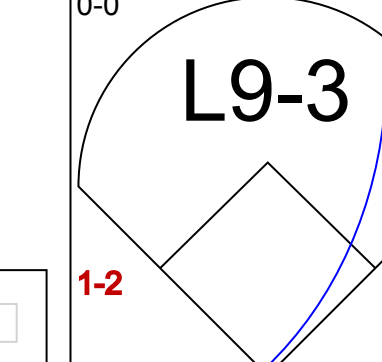
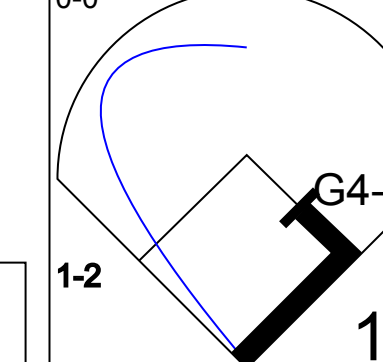
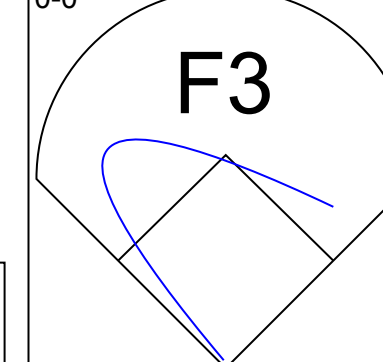

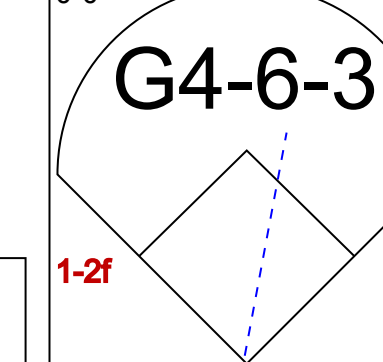

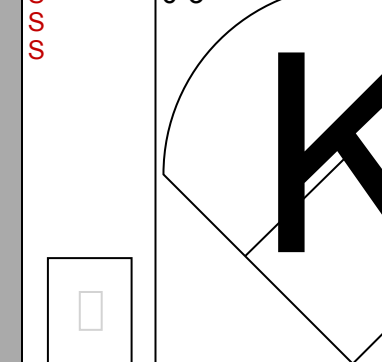
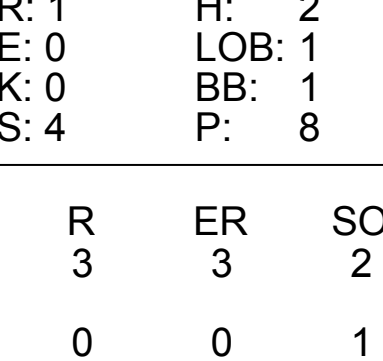
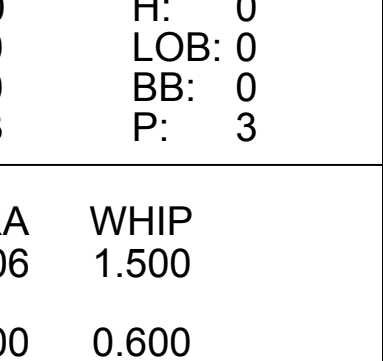
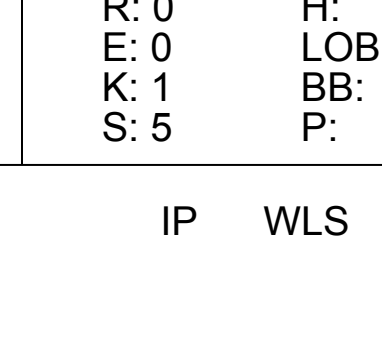
AB	31
R	2
H	5
RBI	2
BB	4
SO	10
LOB	13



Batter	1	2	3	4	5	6	7	8	9	AB	R	H	RBI	BB	SO	LOB	TOP			
Tony Fernandez, S (1, 6) OBP: 0.357, SLG: 0.373	0-0 CS 1B		0-0 1-3	0-0 G5-4-3		4-0 BB		0-0 G6-4-3 1B		4	0	2	0	1	0	2	Toronto Blue Jays @ Oakland Athletics Oakland-Alameda County Coliseum, Oakland, CA Sat May 16 1987, 3:33 AM PDT Att: 20,900 - Unknown livebaseballscorecards.com			
Rance Mulliniks, L (1, 5) OBP: 0.338, SLG: 0.379 Kelly Gruber, R (6, PH) OBP: 0.310, SLG: 0.323	4-0 2B BB		0-0 L7		0-0 G3	0-0 F8		0-0 G6-4-3 1-2		2	0	0	0	1	0	0				
Lloyd Moseby, L (1, 8) OBP: 0.303, SLG: 0.430	0-0 F7		0-0 4-3		0-0 1B	0-0 F8		0-0 L6		5	0	1	0	0	0	4				
George Bell, R (1, 7) OBP: 0.355, SLG: 0.642 Rick Leach, L (8, 7) OBP: 0.593, SLG: 0.500	0-0 1-3 2B			0-0 HR	0-0 F7		0-0 F9			4	1	2	1	0	0	1				
Jesse Barfield, R (1, 9) OBP: 0.393, SLG: 0.574 Rob Ducey, L (8, 9) OBP: 0.375, SLG: 0.125	4-0 BB			0-0 HR	0-0 1-2 1B		0-0 F7			3	1	2	1	1	0	0				
Willie Upshaw, L (1, 3) OBP: 0.366, SLG: 0.524	0-0 F5		0-0 4-3 1B	0-0 G3		0-0 6-3				4	1	1	0	0	0	5				
Fred McGriff, L (1, 10) OBP: 0.384, SLG: 0.403		0-0 4-3		0-0 4-3		0-0 F9		0-3 K		4	0	0	0	0	1	1				
Ernie Whitt, L (1, 2) OBP: 0.359, SLG: 0.396 Jeffrey DeWitt, L (8, 2) OBP: 0.167, SLG: 0.389	0-0 F7		0-0 1B	0-0 2H 1B		0-0 2B 1B		0-3 K		4	0	2	1	0	1	0				
Mike Sharperson, R (1, 4) OBP: 0.276, SLG: 0.288	0-0 F9		0-0 1-2 1B	0-0 G5-4-3 1B		0-0 1-3 2B		0-0 F9		4	0	2	0	0	0	0				
Inning Stats	R: 0 E: 0 K: 0 S: 4	H: 2 LOB: 3 BB: 2 P: 12	R: 0 E: 0 K: 0 S: 3	H: 0 LOB: 0 BB: 0 P: 3	R: 0 E: 0 K: 0 S: 3	H: 0 LOB: 0 BB: 0 P: 3	R: 3 E: 0 K: 0 S: 7	H: 5 LOB: 1 BB: 0 P: 7	R: 0 E: 0 K: 0 S: 5	H: 2 LOB: 3 BB: 0 P: 6	R: 0 E: 0 K: 0 S: 3	H: 0 LOB: 0 BB: 0 P: 3	R: 0 E: 0 K: 0 S: 7	H: 0 LOB: 0 BB: 0 P: 7	R: 0 E: 0 K: 0 S: 3	H: 1 LOB: 0 BB: 0 P: 3		1B: 8 2B: 2 3B: 0 HR: 2	SF: 0 SAC: 0 DP: 2 HBP: 0	WP: 0 PB: 0 SB: 0 CS: 1
PITCHER	IP WLS BF H R ER SO BB IBB HBP BLK WP HR S P ERA WHIP	5.0 W 24 9 3 3 0 2 0 0 0 0 2 22 30 5.40 2.200	6.1 0.1 4 2 0 0 0 1 0 0 0 0 0 0 2 2 0.00 0.000	6.1 0.2 2 0 0 0 0 0 0 0 0 0 0 2 2 0.00 0.000	7.1 2.0 6 0 0 0 2 0 0 0 0 0 0 10 10 0.00 0.000	9.1 1.0 3 1 0 0 0 0 0 0 0 0 0 3 3 0.00 1.000	PITCHER	IP WLS BF H R ER SO BB IBB HBP BLK WP HR S P ERA WHIP	5.0 L 24 9 3 3 0 2 0 0 0 0 2 22 30 5.40 2.200	6.1 0.1 4 2 0 0 0 1 0 0 0 0 0 0 2 2 0.00 0.000	6.1 0.2 2 0 0 0 0 0 0 0 0 0 0 2 2 0.00 0.000	7.1 2.0 6 0 0 0 2 0 0 0 0 0 0 10 10 0.00 0.000	9.1 1.0 3 1 0 0 0 0 0 0 0 0 0 3 3 0.00 1.000							

Batter	1	2	3	4	5	6	7	8	9	AB	R	H	RBI	BB	SO	LOB	BOTTOM			
Alfredo Griffin, S (1, 6) OBP: 0.317, SLG: 0.374	0-0 F9 HR 1B		0-0 1-1 2H 2B	0-0 SF7 1-3 3H 2B	4-0 1-2 2-3 3H BB		4-0 BB			3	1	3	3	2	0	0	Toronto Blue Jays @ Oakland Athletics Oakland-Alameda County Coliseum, Oakland, CA Sat May 16 1987, 3:33 AM PDT Att: 20,900 - Unknown livebaseballscorecards.com			
Camey Lansford, R (1, 5) OBP: 0.362, SLG: 0.373	0-0 1-2 HR 1B		0-3 K	0-0 IBB	0-0 F8		0-0 F9			4	1	1	0	1	1	5				
Jose Canseco, R (1, 7) OBP: 0.285, SLG: 0.382	0-0 F9		0-0 G5-4-3 1B	0-0 SF7 2-3 3H 1B		0-3 K	0-0 F8			4	0	1	1	0	1	3				
Mark McGwire, R (1, 3) OBP: 0.362, SLG: 0.630	0-0 1-1 3H HR		0-0 G5-4-3 1B	0-0 K		0-0 F8	0-0 F7			5	1	2	3	0	1	3				
Ron Cey, R (1, 10) OBP: 0.419, SLG: 0.303 Luis Polonia, L (5, PR) OBP: 0.328, SLG: 0.418 Reggie Jackson, L (6, PH) OBP: 0.283, SLG: 0.364	0-0 5-3		0-0 G5-4-3		0-0 SH1-3 FC1-2 1B	0-0 HR 2B		4-0 BB BB		3	0	1	0	0	0	2				
Alejandro Sanchez, R (1, 9) Mike Davis, L (5, PH) OBP: 0.349, SLG: 0.628	0-0 6-3		0-0 5-3		0-0 FC1-2 SH1-3 BB 1B	4-0 HR IBB		0-0 F6		2	0	0	0	0	0	1				
Mickey Tettleton, S (1, 2) OBP: 0.246, SLG: 0.216		0-0 F9		0-0 1B 2B 1B	0-0 SH1-3	0-0 HR		4-0 BB BB		3	2	2	3	1	0	0				
Stan Javier, S (1, 8) OBP: 0.364, SLG: 0.357		0-0 1B 2B 1B		0-3 K	0-0 FC1-2 BB BB	0-0 1B		4-0 G6-4-3 BB		4	1	2	0	1	1	4				
Mike Gallego, R (1, 4) OBP: 0.381, SLG: 0.432		0-0 1-2 2B 1B		0-0 2B SF7 1B	0-0 1-2 BB		0-0 F3		0-0 G6-4-3	4	1	2	0	1	0	4				
Inning Stats	R: 3 E: 0 K: 0 S: 6	H: 3 LOB: 0 BB: 0 P: 6	R: 1 E: 0 K: 1 S: 7	H: 3 LOB: 1 BB: 0 P: 7	R: 0 E: 0 K: 0 S: 4	H: 2 LOB: 1 BB: 0 P: 4	R: 2 E: 0 K: 2 S: 10	H: 3 LOB: 2 BB: 1 P: 14	R: 1 E: 0 K: 0 S: 5	H: 2 LOB: 3 BB: 2 P: 13	R: 3 E: 0 K: 1 S: 8	H: 3 LOB: 1 BB: 1 P: 12	R: 0 E: 0 K: 0 S: 3	H: 0 LOB: 1 BB: 1 P: 7	R: 0 E: 0 K: 0 S: 2	H: 0 LOB: 2 BB: 3 P: 14		1B: 11 2B: 3 3B: 0 HR: 2	SF: 1 SAC: 1 DP: 2 HBP: 0	WP: 0 PB: 0 SB: 0 CS: 0
PITCHER	IP WLS BF H R ER SO BB IBB HBP BLK WP HR S P ERA WHIP	3.1 L 19 6 6 2 0 0 0 0 0 0 1 23 23 16.20 3.300	4.2 5 4 4 2 6 2 0 0 0 0 0 1 22 54 7.71 2.357	PITCHER	IP WLS BF H R ER SO BB IBB HBP BLK WP HR S P ERA WHIP	3.1 L 19 6 6 2 0 0 0 0 0 0 1 23 23 16.20 3.300	4.2 5 4 4 2 6 2 0 0 0 0 0 1 22 54 7.71 2.357													

Batter	1	2	3	4	5	6	7	8	9	AB	R	H	RBI	BB	SO	LOB	TOP					
Tony Fernandez, S (1, 6) OBP: 0.354, SLG: 0.370										4	0	1	0	0	3	2	<p>Toronto Blue Jays @ Oakland Athletics Oakland-Alameda County Coliseum, Oakland, CA</p> <p>Sun May 17 1987, 3:33 AM PDT Att: 30,511 - Unknown</p> <p>livebaseballscores.com</p> <p>AB 28 R 0 H 4 RBI 0 BB 3 SO 7 LOB 10</p> 					
Rance Mulliniks, L (1, 5) OBP: 0.333, SLG: 0.362										3	0	0	0	1	0	1						
Lloyd Moseby, L (1, 8) OBP: 0.301, SLG: 0.424										4	0	1	0	0	2	1						
George Bell, R (1, 10) OBP: 0.345, SLG: 0.623										4	0	0	0	0	0	2						
Jesse Barfield, R (1, 9) OBP: 0.392, SLG: 0.565										2	0	0	0	1	0	0						
Fred McGriff, L (1, 3) OBP: 0.382, SLG: 0.392										2	0	0	0	1	0	1						
Ernie Whitt, L (1, 2) OBP: 0.358, SLG: 0.394										3	0	1	0	0	0	2						
Rob Ducey, L (1, 7) OBP: 0.333, SLG: 0.105										3	0	0	0	0	1	1						
Mike Sharperson, R (1, 4) OBP: 0.270, SLG: 0.280										2	0	0	0	0	1	0						
Willie Upshaw, L (8, PH) OBP: 0.371, SLG: 0.528										1	0	1	0	0	0	0						
Garth Iorg, R (8, 4) OBP: 0.246, SLG: 0.151										0	0	0	0	0	0	0						
Inning Stats	R: 0 E: 0 K: 1 S: 5	H: 0 LOB: 0 BB: 0 P: 5	R: 0 E: 0 K: 0 S: 3	H: 0 LOB: 1 BB: 1 P: 7	R: 0 E: 0 K: 3 S: 9	H: 0 LOB: 0 BB: 0 P: 9	R: 0 E: 0 K: 1 S: 4	H: 0 LOB: 0 BB: 1 P: 8	R: 0 E: 0 K: 0 S: 2	H: 0 LOB: 0 BB: 1 P: 6	R: 0 E: 0 K: 0 S: 4	H: 1 LOB: 1 BB: 0 P: 4	R: 0 E: 1 K: 0 S: 3	H: 1 LOB: 0 BB: 0 P: 3	R: 0 E: 0 K: 1 S: 7	H: 2 LOB: 2 BB: 0 P: 7	R: 0 E: 0 K: 1 S: 5	H: 0 LOB: 0 BB: 0 P: 5	1B: 4 2B: 1 3B: 0 HR: 0	SF: 0 SAC: 0 DP: 3 HBP: 0	WP: 0 PB: 0 SB: 0 CS: 0	PA: 31
PITCHER Dave Stewart, R (1, 1) ERA: 4.33	IP: 9.0 WLS: W BF: 31 H: 4 R: 0 ER: 0 SO: 7 BB: 3 IBB: 0 HBP: 0 BLK: 0 WP: 0 HR: 0 S: 42 P: 54 ERA: 0.00 WHIP: 0.778															PITCHER						

Batter	1	2	3	4	5	6	7	8	9	AB	R	H	RBI	BB	SO	LOB	BOTTOM			
Alfredo Griffin, S (1, 6) OBP: 0.307, SLG: 0.361										4	0	0	0	0	0	0	<p>Toronto Blue Jays @ Oakland Athletics Oakland-Alameda County Coliseum, Oakland, CA</p> <p>Sun May 17 1987, 3:33 AM PDT Att: 30,511 - Unknown</p> <p>livebaseballscores.com</p> <p>AB 25 R 3 H 4 RBI 3 BB 6 SO 4 LOB 10</p> 			
Camey Lansford, R (1, 5) OBP: 0.352, SLG: 0.361										4	0	0	0	0	0	0				
Jose Canseco, R (1, 7) OBP: 0.291, SLG: 0.403										3	1	1	1	1	1	0				
Mark McGwire, R (1, 3) OBP: 0.367, SLG: 0.618										2	1	0	0	2	1	0				
Ron Cey, R (1, 10) OBP: 0.457, SLG: 0.412										1	1	1	1	2	0	0				
Luis Polonia, L (6, PR) OBP: 0.328, SLG: 0.418										0	0	0	0	0	0	0				
Mike Davis, L (1, 9) OBP: 0.349, SLG: 0.621										3	0	1	1	0	0	2				
Mickey Tettleton, S (1, 2) OBP: 0.250, SLG: 0.208										2	0	0	0	1	1	4				
Stan Javier, S (1, 8) OBP: 0.362, SLG: 0.356										3	0	1	0	0	0	2				
Mike Gallego, R (1, 4) OBP: 0.356, SLG: 0.400										3	0	0	0	0	1	2				
Inning Stats	R: 1 E: 0 K: 0 S: 4	H: 1 LOB: 0 BB: 0 P: 4	R: 1 E: 0 K: 0 S: 4	H: 2 LOB: 1 BB: 1 P: 8	R: 0 E: 0 K: 1 S: 5	H: 0 LOB: 0 BB: 0 P: 5	R: 0 E: 0 K: 1 S: 5	H: 0 LOB: 2 BB: 2 P: 13	R: 0 E: 0 K: 0 S: 3	H: 0 LOB: 0 BB: 0 P: 3	R: 1 E: 0 K: 0 S: 2	H: 1 LOB: 1 BB: 3 P: 14	R: 0 E: 0 K: 1 S: 5	H: 0 LOB: 0 BB: 0 P: 5	R: 0 E: 0 K: 1 S: 5	H: 0 LOB: 0 BB: 0 P: 5	1B: 2 2B: 1 3B: 0 HR: 2	SF: 0 SAC: 0 DP: 2 HBP: 0	WP: 1 PB: 0 SB: 0 CS: 1	PA: 31
PITCHER John Cerutti, L (1, 1) ERA: 4.68	IP: 5.1 WLS: L BF: 22 H: 3 R: 3 ER: 3 SO: 2 BB: 3 IBB: 0 HBP: 0 BLK: 0 WP: 0 HR: 2 S: 21 P: 41 ERA: 5.06 WHIP: 1.500															PITCHER				
Jeff Musselman, L (6, 1) ERA: 2.95	IP: 1.2 WLS: 0 BF: 6 H: 1 R: 0 ER: 0 SO: 1 BB: 0 IBB: 0 HBP: 0 BLK: 0 WP: 1 HR: 0 S: 7 P: 11 ERA: 0.00 WHIP: 0.600																			
Mark Eichhorn, R (8, 1) ERA: 2.31	IP: 1.0 WLS: 0 BF: 3 H: 0 R: 0 ER: 0 SO: 1 BB: 0 IBB: 0 HBP: 0 BLK: 0 WP: 0 HR: 0 S: 5 P: 5 ERA: 0.00 WHIP: 0.000																			

Batter	1	2	3	4	5	6	7	8	9	AB	R	H	RBI	BB	SO	LOB	TOP			
Rickey Henderson, R OBP: 0.469, SLG: 0.636 (1, 8)										3	0	2	0	1	1	0	New York Yankees @ Oakland Athletics Oakland-Alameda County Coliseum, Oakland, CA Mon May 18 1987, 7:05 PM PDT Att: 20,529 - Unknown			
Willie Randolph, R OBP: 0.431, SLG: 0.388 (1, 4)										1	0	0	0	2	1	0				
Don Mattingly, L OBP: 0.337, SLG: 0.457 (1, 3)										4	0	0	0	0	0	4				
Dave Winfield, R OBP: 0.416, SLG: 0.559 (1, 9)										4	2	2	2	0	1	0				
Gary Ward, R OBP: 0.345, SLG: 0.496 (1, 7)										3	0	1	0	0	1	0				
Ron Kittle, R OBP: 0.273, SLG: 0.451 (1, 10)										3	0	0	0	0	0	1				
Lenn Sakata, R OBP: 0.333, SLG: 0.520 (1, 5)										3	0	0	0	0	0	1				
Joel Skinner, R OBP: 0.200, SLG: 0.250 (1, 2)										3	0	0	0	0	0	1				
Wayne Tolleson, S OBP: 0.345, SLG: 0.309 (1, 6)										3	0	0	0	0	1	0				
Inning Stats	R: 0 E: 0 K: 0 S: 3	H: 1 LOB: 0 BB: 0 P: 3	R: 1 E: 0 K: 0 S: 4	H: 1 LOB: 0 BB: 0 P: 4	R: 0 E: 0 K: 1 S: 5	H: 0 LOB: 0 BB: 0 P: 5	R: 0 E: 0 K: 1 S: 4	H: 0 LOB: 1 BB: 1 P: 8	R: 0 E: 0 K: 0 S: 4	H: 1 LOB: 1 BB: 0 P: 4	R: 1 E: 0 K: 1 S: 6	H: 1 LOB: 0 BB: 0 P: 6	R: 0 E: 0 K: 1 S: 2	H: 0 LOB: 0 BB: 1 P: 6	R: 0 E: 0 K: 1 S: 5	H: 0 LOB: 0 BB: 0 P: 5	1B: 3 2B: 0 3B: 0 HR: 2	SF: 0 SAC: 1 DP: 2 HBP: 0	WP: 0 PB: 0 SB: 0 CS: 1	PA: 33
PITCHER Curt Young, L ERA: 2.28 (1, 1)	IP: 9.0 WLS: L BF: 31 H: 5 R: 2 ER: 2 SO: 5 BB: 3 IBB: 0 HBP: 0 BLK: 0 WP: 0 HR: 2 S: 38 P: 50 ERA: 2.00 WHIP: 0.889															PITCHER				

Batter	1	2	3	4	5	6	7	8	9	AB	R	H	RBI	BB	SO	LOB	BOTTOM					
Alfredo Griffin, S OBP: 0.298, SLG: 0.350 (1, 6)										4	0	0	0	0	0	0	New York Yankees @ Oakland Athletics Oakland-Alameda County Coliseum, Oakland, CA Mon May 18 1987, 7:05 PM PDT Att: 20,529 - Unknown					
Carney Lansford, R OBP: 0.356, SLG: 0.373 (1, 5)										4	0	2	0	0	0	0						
Jose Canseco, R OBP: 0.290, SLG: 0.399 (1, 7)										4	0	1	0	0	1	1						
Mark McGwire, R OBP: 0.363, SLG: 0.632 (1, 3)										4	1	1	1	0	1	1						
Ron Cey, R OBP: 0.479, SLG: 0.429 Reggie Jackson, L (7, PH) OBP: 0.281, SLG: 0.361 (1, 10)										1	0	1	0	1	0	0						
Mike Davis, L OBP: 0.341, SLG: 0.605 (1, 9)										3	0	0	0	0	0	2						
Terry Steinbach, R OBP: 0.341, SLG: 0.429 (1, 2)										3	0	1	0	0	1	0						
Stan Javier, S OBP: 0.361, SLG: 0.355 (1, 8)										3	0	1	0	0	1	1						
Mike Gallego, R OBP: 0.340, SLG: 0.381 Tony Phillips, S (8, PH) OBP: 0.345, SLG: 0.362 (9, 4)										2	0	0	0	0	0	1						
Inning Stats	R: 0 E: 0 K: 0 S: 3	H: 0 LOB: 0 BB: 0 P: 3	R: 0 E: 0 K: 0 S: 3	H: 1 LOB: 0 BB: 0 P: 3	R: 0 E: 0 K: 1 S: 5	H: 1 LOB: 0 BB: 0 P: 5	R: 0 E: 0 K: 0 S: 4	H: 2 LOB: 1 BB: 0 P: 4	R: 0 E: 0 K: 0 S: 3	H: 1 LOB: 1 BB: 1 P: 7	R: 0 E: 0 K: 1 S: 6	H: 1 LOB: 0 BB: 0 P: 6	R: 1 E: 0 K: 0 S: 4	H: 1 LOB: 0 BB: 0 P: 4	R: 0 E: 0 K: 1 S: 5	H: 0 LOB: 0 BB: 0 P: 5	R: 0 E: 0 K: 1 S: 5	H: 0 LOB: 0 BB: 0 P: 5	1B: 5 2B: 1 3B: 0 HR: 1	SF: 0 SAC: 0 DP: 2 HBP: 0	WP: 0 PB: 0 SB: 0 CS: 1	PA: 32
PITCHER Tommy John, L ERA: 3.86 Tim Stoddard, R ERA: 4.24 (7, 1)	IP: 6.0 WLS: W BF: 21 H: 6 R: 0 ER: 0 SO: 2 BB: 1 IBB: 0 HBP: 0 BLK: 0 WP: 0 HR: 0 S: 24 P: 28 ERA: 0.00 WHIP: 1.167															PITCHER						



Batter	1	2	3	4	5	6	7	8	9	AB	R	H	RBI	BB	SO	LOB	TOP			
Lee Lacy, R OBP: 0.267, SLG: 0.302 (1, 9)										5	1	2	0	0	0	4				
Jim Dwyer, L OBP: 0.403, SLG: 0.662 Mike Young, S OBP: 0.409, SLG: 0.133 (1, 10) (7, PH)										3	1	2	1	0	0	2				
Cal Ripken Jr., R OBP: 0.381, SLG: 0.602 (1, 6)										5	1	1	1	0	2	3				
Eddie Murray, S OBP: 0.346, SLG: 0.580 (1, 3)										5	2	2	3	0	1	1				
Fred Lynn, L OBP: 0.368, SLG: 0.500 (1, 8)										4	2	1	1	1	1	0				
Ray Knight, R OBP: 0.385, SLG: 0.436 Rene Gonzales, R OBP: 0.267, SLG: 0.429 (1, 5) (9, PR)										4	1	1	1	0	0	0				
Terry Kennedy, L OBP: 0.321, SLG: 0.434 (1, 2)										5	0	3	2	0	1	0				
Larry Sheets, L OBP: 0.404, SLG: 0.602 (1, 7)										4	1	1	0	1	2	2				
Rick Burleson, R OBP: 0.290, SLG: 0.239 (1, 4)										2	0	0	1	1	1	2				
Inning Stats	R: 4 E: 0 K: 0 S: 7	H: 4 LOB: 0 BB: 0 P: 7	R: 0 E: 0 K: 0 S: 3	H: 1 LOB: 1 BB: 1 P: 7	R: 1 E: 0 K: 2 S: 8	H: 1 LOB: 0 BB: 0 P: 8	R: 1 E: 0 K: 0 S: 6	H: 3 LOB: 2 BB: 0 P: 6	R: 0 E: 0 K: 0 S: 3	H: 0 LOB: 0 BB: 0 P: 3	R: 0 E: 0 K: 1 S: 9	H: 1 LOB: 1 BB: 0 P: 6	R: 1 E: 0 K: 1 S: 6	H: 1 LOB: 2 BB: 1 P: 11	R: 3 E: 0 K: 2 S: 10	H: 3 LOB: 2 BB: 1 P: 14	1B: 8 2B: 4 3B: 0 HR: 2	SF: 0 SAC: 1 DP: 1 HBP: 1	WP: 0 PB: 0 SB: 0 CS: 0	PA: 44
PITCHER	IP WLS BF H R ER SO BB IBB HBP BLK WP HR S P ERA WHIP																			
Moose Haas, R ERA: 6.61 (1, 1)	2.0 L 11 5 4 4 0 0 1 0 0 0 0 0 1 10 14 18.00 3.000																			
Dennis Lamp, R ERA: 4.5 (3, 1)	3.0 13 4 2 2 2 0 0 0 0 0 0 1 17 17 6.00 1.333																			
Dave Leiper, L ERA: 2.25 (6, 1)	1.1 5 1 0 0 3 0 0 0 0 0 0 0 0 11 11 0.00 0.750																			
Steve Ontiveros, R ERA: 4.95 (7, 1)	2.1 14 4 4 4 3 0 2 1 0 0 0 0 17 26 15.43 1.714																			
Eric Plunk, R ERA: 4.31 (9, 1)	0.1 1 0 0 0 1 0 0 0 0 0 0 0 0 3 3 0.00 0.000																			

Baltimore Orioles @ Oakland Athletics
Oakland-Alameda County Coliseum, Oakland, CA
Fri May 22 1987, 7:05 PM PDT
Att: 15,137 - Unknown

AB 39
R 10
H 14
RBI 10
BB 3
SO 9
LOB 14



Batter	1	2	3	4	5	6	7	8	9	AB	R	H	RBI	BB	SO	LOB	BOTTOM					
Alfredo Griffin, S OBP: 0.306, SLG: 0.358 (1, 6)										4	0	1	0	1	1	4						
Carney Lansford, R OBP: 0.342, SLG: 0.356 (1, 5)										5	1	1	0	0	0	2						
Jose Canseco, R OBP: 0.293, SLG: 0.413 (1, 7)										4	1	2	0	0	1	1						
Mark McGwire, R OBP: 0.382, SLG: 0.684 (1, 3)										4	0	1	2	0	0	2						
Ron Cey, R OBP: 0.441, SLG: 0.386 (1, 10)										4	1	1	0	0	1	1						
Reggie Jackson, L OBP: 0.286, SLG: 0.361 (1, 9)										4	1	1	0	0	0	1						
Tony Phillips, S OBP: 0.356, SLG: 0.387 (1, 4)										4	1	1	3	0	2	1						
Terry Steinbach, R OBP: 0.344, SLG: 0.464 (1, 2)										3	1	1	1	1	0	0						
Stan Javier, S OBP: 0.368, SLG: 0.354 (1, 8)										3	0	1	0	1	1	0						
Inning Stats	R: 0 E: 0 K: 0 S: 3	H: 0 LOB: 1 BB: 1 P: 7	R: 3 E: 0 K: 0 S: 6	H: 4 LOB: 1 BB: 1 P: 10	R: 0 E: 0 K: 1 S: 5	H: 1 LOB: 0 BB: 0 P: 5	R: 0 E: 1 K: 0 S: 4	H: 0 LOB: 2 BB: 1 P: 8	R: 2 E: 0 K: 1 S: 8	H: 3 LOB: 1 BB: 0 P: 8	R: 0 E: 0 K: 0 S: 3	H: 1 LOB: 0 BB: 0 P: 3	R: 0 E: 0 K: 1 S: 5	H: 0 LOB: 0 BB: 0 P: 5	R: 0 E: 0 K: 1 S: 5	H: 0 LOB: 0 BB: 0 P: 5	R: 1 E: 0 K: 2 S: 8	H: 1 LOB: 0 BB: 0 P: 8	1B: 6 2B: 3 3B: 1 HR: 2	SF: 0 SAC: 0 DP: 2 HBP: 0	WP: 0 PB: 0 SB: 0 CS: 1	PA: 39
PITCHER	IP WLS BF H R ER SO BB IBB HBP BLK WP HR S P ERA WHIP																					
Scott McGregor, L ERA: 5.26 (5, 1)	4.0 W 7 2 0 0 1 0 0 0 0 0 0 9 9 0.00 1.000																					
Dave Schmidt, R ERA: 1.8 (7, 1)	3.0 S 10 1 1 1 4 0 0 0 0 0 0 1 18 18 3.00 0.333																					

Baltimore Orioles @ Oakland Athletics
Oakland-Alameda County Coliseum, Oakland, CA
Fri May 22 1987, 7:05 PM PDT
Att: 15,137 - Unknown

AB 35
R 6
H 10
RBI 6
BB 3
SO 6
LOB 12



Batter	1	2	3	4	5	6	7	8	9	AB	R	H	RBI	BB	SO	LOB	TOP								
Lee Lacy, R OBP: 0.308, SLG: 0.309 (1, 9)	0-3 K		4-0 BB		4-0 BB			0-0 1B BB	4-0 BB	2	1	1	0	3	1	0	Baltimore Orioles @ Oakland Athletics Oakland-Alameda County Coliseum, Oakland, CA Sat May 23 1987, 3:33 AM PDT Att: 22,134 - Unknown livebaseballscorecards.com								
Jim Dwyer, L OBP: 0.390, SLG: 0.625 (1, 10)	0-0 F7		0-0 F5		0-0 F9			4-0 E 1B BB	0-3 K	4	1	0	0	1	1	3									
Cal Ripken Jr., R OBP: 0.381, SLG: 0.594 (1, 6)	4-0 BB			0-3 K		0-0 F4		0-0 E 4-1 1B	0-0 F9	4	1	1	1	1	1	1									
Eddie Murray, S OBP: 0.339, SLG: 0.566 (1, 3)	0-0 F8			0-0 4-3		0-0 F7		0-0 E 4-1 1B		4	1	0	0	0	0	2									
Fred Lynn, L OBP: 0.365, SLG: 0.500 Ken Gerhart, R OBP: 0.297, SLG: 0.449 (8, 8)		0-0 F6		0-0 2B		0-0 6-3		0-0 4-1		4	1	1	1	0	0	1									
Ray Knight, R OBP: 0.369, SLG: 0.441 (1, 5)		0-0 F8		0-0 2B			0-0 F4	4-0 1B BB		0	0	0	0	0	0	0									
Terry Kennedy, L OBP: 0.325, SLG: 0.436 (1, 2)		0-0 G3		0-0 4-3			0-0 G4-6-3 1B	1-2 2-H 1B		4	0	2	1	0	0	1									
Larry Sheets, L OBP: 0.388, SLG: 0.576 (1, 7)			0-0 F7		0-0 G3		0-0 G4-6-3 1-2	0-3 K		4	0	0	0	0	1	3									
Rick Burleson, R OBP: 0.281, SLG: 0.230 (1, 4)			0-0 F7		0-3 K			0-0 F9	0-0 6-3	4	0	0	0	0	1	0									
Inning Stats	R: 0 E: 0 K: 1 S: 5	H: 0 LOB: 1 BB: 1 P: 9	R: 0 E: 0 K: 0 S: 3	H: 0 LOB: 0 BB: 0 P: 3	R: 0 E: 0 K: 0 S: 3	H: 0 LOB: 1 BB: 1 P: 7	R: 1 E: 0 K: 1 S: 7	H: 2 LOB: 1 BB: 0 P: 7	R: 0 E: 0 K: 0 S: 5	H: 0 LOB: 0 BB: 0 P: 3	R: 0 E: 0 K: 0 S: 3	H: 1 LOB: 0 BB: 0 P: 3	R: 4 E: 1 K: 1 S: 9	H: 3 LOB: 2 BB: 2 P: 17	R: 0 E: 0 K: 1 S: 5	H: 0 LOB: 1 BB: 1 P: 9		1B: 4 2B: 2 3B: 0 HR: 0	SF: 0 SAC: 0 DP: 1 HBP: 0	WP: 0 PB: 0 SB: 0 CS: 0	PA: 39				
PITCHER	IP	WLS	BF	H	R	ER	SO	BB	IBB	HBP	BLK	WP	HR	S	P	ERA	WHIP								
Dave Stewart, R ERA: 4.11 (1, 1)	7.1	L	31	5	5	2	3	4	0	0	0	0	0	33	49	2.46	1.227								
Dave Leiper, L ERA: 2.08 (8, 1)	0.2		4	1	0	0	1	1	0	0	0	0	0	5	9	0.00	3.000								
Eric Plunk, R ERA: 4.22 (9, 1)	1.0		4	0	0	0	1	1	0	0	0	0	0	5	9	0.00	1.000								


Batter	1	2	3	4	5	6	7	8	9	AB	R	H	RBI	BB	SO	LOB	BOTTOM								
Luis Polonia, L OBP: 0.380, SLG: 0.477 (1, 8)	0-3 K		0-0 SF9 1-2 1B		0-0 G6-4-3 1B		0-0 CS 2-3	4-0 CS BB	0-0 F8	4	0	2	0	1	1	2	Baltimore Orioles @ Oakland Athletics Oakland-Alameda County Coliseum, Oakland, CA Sat May 23 1987, 3:33 AM PDT Att: 22,134 - Unknown livebaseballscorecards.com								
Mike Davis, L OBP: 0.326, SLG: 0.583 (1, 9)	0-0 1-3		0-0 F5		0-0 G6-4-3 1-2		0-3 K			4	0	0	0	0	1	4									
Carney Lansford, R OBP: 0.346, SLG: 0.355 (1, 5)	0-0 S 1B		4-0 BB 1-2 2-3 BB		0-0 4-3		0-0 6-3			3	0	1	0	1	0	0									
Jose Canseco, R OBP: 0.286, SLG: 0.405 (1, 7)	0-0 6-3 1-2		0-0 SF9		0-0 F3		0-0 F9			3	0	0	1	0	0	1									
Mark McGwire, R OBP: 0.393, SLG: 0.707 (1, 3)		0-0 HR	4-0 BB 1-2		0-0 6-3		0-0 BB BB 1B BB			2	2	1	1	2	0	0									
Reggie Jackson, L OBP: 0.285, SLG: 0.352 (1, 10)		0-3 K	0-3 K		0-0 G3		4-0 BB BB 1B BB			3	1	0	0	1	2	3									
Tony Phillips, S OBP: 0.354, SLG: 0.379 (1, 4)		0-0 G3		0-0 F7		0-0 4-3		4-0 BB BB		3	0	0	0	1	0	0									
Mickey Tettleton, S OBP: 0.224, SLG: 0.183 Ron Cey, R OBP: 0.433, SLG: 0.378 (9, PH)		0-3 K		0-3 K		0-3 K		0-0 F3		3	0	0	0	0	3	0									
Alfredo Griffin, S OBP: 0.318, SLG: 0.377 (1, 6)			0-0 S 1B SF9 1B		0-0 4-3		0-0 CS 2B		0-0 1B	4	1	3	2	0	0	0									
Inning Stats	R: 0 E: 0 K: 1 S: 6	H: 1 LOB: 0 BB: 0 P: 6	R: 1 E: 0 K: 2 S: 8	H: 1 LOB: 0 BB: 0 P: 8	R: 1 E: 0 K: 1 S: 7	H: 2 LOB: 3 BB: 2 P: 15	R: 0 E: 0 K: 1 S: 5	H: 0 LOB: 0 BB: 0 P: 5	R: 0 E: 0 K: 0 S: 3	H: 0 LOB: 0 BB: 0 P: 3	R: 0 E: 0 K: 1 S: 5	H: 1 LOB: 0 BB: 0 P: 5	R: 0 E: 0 K: 1 S: 4	H: 0 LOB: 0 BB: 1 P: 8	R: 2 E: 0 K: 0 S: 4	H: 1 LOB: 2 BB: 3 P: 16		1B: 5 2B: 1 3B: 0 HR: 1	SF: 1 SAC: 0 DP: 1 HBP: 0	WP: 0 PB: 0 SB: 3 CS: 2	PA: 38				
PITCHER	IP	WLS	BF	H	R	ER	SO	BB	IBB	HBP	BLK	WP	HR	S	P	ERA	WHIP								
Mike Boddicker, R ERA: 2.28 (1, 1)	7.0	W	27	6	2	2	6	2	0	0	0	0	1	37	45	2.57	1.143								
Tom Niedenfuer, R ERA: 3.57 (8, 1)	1.1		7	0	2	2	1	4	0	0	0	0	0	5	21	13.50	3.000								
Don Aase, R ERA: 2.25 (9, 1)	0.2	S	3	1	0	0	0	0	0	0	0	0	0	3	3	0.00	1.500								





Batter	1	2	3	4	5	6	7	8	9	AB	R	H	RBI	BB	SO	LOB	TOP					
Lee Lacy, R OBP: 0.304, SLG: 0.322 (1, 9)	L6		L9-6 1-H 2-H 2B		F9			B5		4	0	1	2	0	0	1	Baltimore Orioles @ Oakland Athletics Oakland-Alameda County Coliseum, Oakland, CA Sun May 24 1987, 3:33 AM PDT Att: 17,602 - Unknown livebaseballscores.com					
Rick Burleson, R OBP: 0.273, SLG: 0.222 (1, 4)	F4		L9-6 2-3			K		K		4	0	0	0	0	2	2						
Cal Ripken Jr., R OBP: 0.374, SLG: 0.580 (1, 6)	F2		K			4-3			F8	4	0	0	0	0	1	0						
Eddie Murray, S OBP: 0.332, SLG: 0.553 (1, 3)		L9		K			F5		6-3	4	0	0	0	0	1	0						
Fred Lynn, L OBP: 0.356, SLG: 0.486 (1, 8)	F4			5-3				E4 FC3-6	3-1	4	0	0	0	0	0	0						
Ray Knight, R OBP: 0.374, SLG: 0.466 (1, 5)								FC3-6 1B 1-2 SF4-3		3	2	2	1	0	0	1						
Terry Kennedy, L OBP: 0.325, SLG: 0.434 (1, 2)	F6			HR				1-3 1B		3	0	1	0	0	1	1						
Ken Gerhart, R OBP: 0.298, SLG: 0.450 (1, 7)			S 1B 2B 1B		1-3			SF7-6-3 1-2 3-H		2	1	1	1	0	0	0						
Mike Young, S OBP: 0.440, SLG: 0.176 (1, 10)			S 1-2 2B 1B		F7			CS BB		2	1	1	0	1	0	0						
Inning Stats	R: 0 E: 0 K: 0 S: 3	H: 0 LOB: 0 BB: 0 P: 3	R: 0 E: 0 K: 0 S: 4	H: 1 LOB: 1 BB: 0 P: 4	R: 2 E: 0 K: 1 S: 7	H: 3 LOB: 0 BB: 0 P: 7	R: 1 E: 0 K: 2 S: 8	H: 1 LOB: 0 BB: 0 P: 8	R: 0 E: 0 K: 0 S: 3	H: 0 LOB: 0 BB: 0 P: 3	R: 0 E: 0 K: 1 S: 5	H: 0 LOB: 0 BB: 0 P: 5	R: 1 E: 1 K: 0 S: 4	H: 1 LOB: 0 BB: 0 P: 4	R: 0 E: 0 K: 0 S: 4	H: 0 LOB: 0 BB: 1 P: 8	R: 0 E: 0 K: 0 S: 3	H: 0 LOB: 0 BB: 0 P: 3	1B: 4 2B: 3 3B: 0 HR: 1	SF: 1 SAC: 0 DP: 2 HBP: 0	WP: 0 PB: 0 SB: 2 CS: 1	PA: 32
PITCHER Curt Young, L ERA: 2.36 (1, 1)	IP: 9.0 WLS: L BF: 32	H: 6 R: 4 ER: 3 SO: 5	BB: 1 IBB: 0 HBP: 0 BLK: 0	WP: 0 HR: 1 S: 41 P: 45	ERA: 3.00 WHIP: 0.778	PITCHER										IP: 9.0 WLS: L BF: 32	H: 6 R: 4 ER: 3 SO: 5	BB: 1 IBB: 0 HBP: 0 BLK: 0	WP: 0 HR: 1 S: 41 P: 45	ERA: 3.00 WHIP: 0.778		


Batter	1	2	3	4	5	6	7	8	9	AB	R	H	RBI	BB	SO	LOB	BOTTOM					
Alfredo Griffin, S OBP: 0.322, SLG: 0.380 (1, 6)	CS 1B		FC6-4 1B		6-3			FC4-6 CS		4	0	2	0	0	0	2	Baltimore Orioles @ Oakland Athletics Oakland-Alameda County Coliseum, Oakland, CA Sun May 24 1987, 3:33 AM PDT Att: 17,602 - Unknown livebaseballscores.com					
Carney Lansford, R OBP: 0.350, SLG: 0.376 (1, 5)	F9		FC6-4 1-2			HR		1B BB 1-2		3	1	1	1	1	0	2						
Jose Canseco, R OBP: 0.285, SLG: 0.401 (1, 7)	K				F2		F8		1-3 1B	4	0	1	0	0	1	1						
Mark McGwire, R OBP: 0.389, SLG: 0.717 (1, 3)		HR			F8		4-3		F9	4	1	1	1	0	0	2						
Ron Cey, R OBP: 0.422, SLG: 0.354 (9, PR)	1-3				K		F7		1B BB	3	0	0	0	1	1	0						
Luis Polonia, L OBP: 0.380, SLG: 0.477 (9, PR)										0	0	0	0	0	0	0						
Mike Davis, L OBP: 0.331, SLG: 0.603 (1, 9)	F5				HR		G4-1		1-2 1B	4	1	2	1	0	0	0						
Stan Javier, S OBP: 0.350, SLG: 0.333 (1, 8)	1-3				5-3		5-3		B5	4	0	0	0	0	0	2						
Mickey Tettleton, S OBP: 0.243, SLG: 0.222 (9, PH)			CS 1B				B3 2B		F6	3	0	2	0	0	0	0						
Mike Gallego, R OBP: 0.320, SLG: 0.356 (9, PH)			K				B3 2-3		F5	1	0	0	0	1	0	2						
Tony Phillips, S OBP: 0.355, SLG: 0.376 (9, 4)								FC4-6 BB		2	0	0	0	0	1	2						
Inning Stats	R: 0 E: 0 K: 1 S: 5	H: 1 LOB: 0 BB: 0 P: 5	R: 1 E: 0 K: 0 S: 4	H: 1 LOB: 0 BB: 0 P: 4	R: 0 E: 0 K: 1 S: 6	H: 2 LOB: 1 BB: 0 P: 6	R: 0 E: 0 K: 1 S: 5	H: 0 LOB: 0 BB: 0 P: 5	R: 1 E: 0 K: 0 S: 5	H: 2 LOB: 1 BB: 0 P: 5	R: 1 E: 0 K: 0 S: 4	H: 1 LOB: 0 BB: 0 P: 4	R: 0 E: 0 K: 0 S: 3	H: 0 LOB: 0 BB: 0 P: 3	R: 0 E: 0 K: 0 S: 3	H: 1 LOB: 2 BB: 2 P: 11	R: 0 E: 0 K: 0 S: 4	H: 1 LOB: 2 BB: 1 P: 8	1B: 5 2B: 2 3B: 0 HR: 3	SF: 0 SAC: 0 DP: 1 HBP: 0	WP: 0 PB: 0 SB: 0 CS: 3	PA: 36
PITCHER Jeff Ballard, L ERA: 5.91 Jack O'Connor, L ERA: 3.69 Tom Niedenfuer, R ERA: 3.44 Ken Dixon, R ERA: 5.93	IP: 7.0 WLS: W BF: 26	H: 7 R: 3 ER: 3 SO: 3	BB: 0 IBB: 0 HBP: 0 BLK: 0	WP: 0 HR: 3 S: 32 P: 32	ERA: 3.86 WHIP: 1.000	PITCHER										IP: 7.0 WLS: W BF: 26	H: 7 R: 3 ER: 3 SO: 3	BB: 0 IBB: 0 HBP: 0 BLK: 0	WP: 0 HR: 3 S: 32 P: 32	ERA: 3.86 WHIP: 1.000		



Batter	1	2	3	4	5	6	7	8	9	AB	R	H	RBI	BB	SO	LOB	TOP										
Lee Lacy, R OBP: 0.297, SLG: 0.302 (1, 9)	4-0 BB BB BB BB	0-3 K			0-3 K	0-0 FC6-4 1B			0-0 F4	4	1	0	0	1	2	3	<p>Baltimore Orioles @ Oakland Athletics Oakland-Alameda County Coliseum, Oakland, CA</p> <p>Mon May 25 1987, 3:33 AM PDT Att: 23,593 - Unknown</p> <p>livebaseballscorecards.com</p> <p>AB 34 R 4 H 7 RBI 4 BB 5 SO 10 LOB 20</p> 										
Jim Dwyer, L OBP: 0.391, SLG: 0.649 (1, 10)	0-3 K	0-0 F7			0-0 HR	0-0 1B			0-3 K	5	1	2	1	0	2	3											
Cal Ripken Jr., R OBP: 0.374, SLG: 0.571 (1, 6)	4-0 BB BB BB 1-2 BB	0-0 FC6-4			4-0 FC4-6 BB	0-3 K			0-0 F8	3	0	0	0	2	1	4											
Eddie Murray, S OBP: 0.338, SLG: 0.556 (1, 3)	4-0 BB BB BB				0-0 FC4-6					1	0	1	0	1	0	0											
Mike Young, S OBP: 0.407, SLG: 0.158 (4, 7)	1-2 2-3 3-H	BB			0-0 F8 1B					2	0	0	0	0	1	1											
Ken Gerhart, R OBP: 0.298, SLG: 0.450 (9, 7)	1-2 2-3 3-H	BB			0-0 F7					0	0	0	0	0	0	0											
Fred Lynn, L OBP: 0.354, SLG: 0.475 (1, 8)	1-2 2-3 3-H	BB			0-0 F8					3	0	0	1	1	1	2											
Ray Knight, R OBP: 0.371, SLG: 0.460 (1, 5)	0-0 F7				0-0 F8					4	0	1	0	0	0	3											
Rene Gonzales, R OBP: 0.267, SLG: 0.429 (9, 5)	0-0 F7				0-0 F8					0	0	0	0	0	0	0											
Terry Kennedy, L OBP: 0.318, SLG: 0.423 (1, 2)	0-0 F7				0-0 L9					4	1	0	0	0	1	4											
Larry Sheets, L OBP: 0.383, SLG: 0.594 (1, 7)					0-0 F6					4	1	1	2	0	1	0											
Rick Burleson, R OBP: 0.279, SLG: 0.231 (1, 4)					0-0 4-3					4	0	2	0	0	1	0											
Inning Stats	R: 1 E: 0 K: 1 S: 5	H: 0 LOB: 3 BB: 4 P: 21	R: 0 E: 1 K: 1 S: 7	H: 1 LOB: 2 BB: 0 P: 7	R: 0 E: 0 K: 0 S: 3	H: 1 LOB: 0 BB: 0 P: 3	R: 0 E: 0 K: 0 S: 3	H: 0 LOB: 0 BB: 0 P: 3	R: 1 E: 0 K: 1 S: 6	H: 1 LOB: 1 BB: 1 P: 10	R: 2 E: 0 K: 1 S: 9	H: 4 LOB: 2 BB: 0 P: 9	R: 0 E: 0 K: 2 S: 7	H: 0 LOB: 0 BB: 0 P: 7	R: 0 E: 0 K: 3 S: 9	H: 0 LOB: 0 BB: 0 P: 9	R: 0 E: 0 K: 1 S: 5	H: 0 LOB: 0 BB: 0 P: 5	1B: 5 2B: 0 3B: 0 HR: 2	SF: 0 SAC: 0 DP: 0 HBP: 0	WP: 0 PB: 0 SB: 0 CS: 0	PA: 39					
PITCHER	IP	WLS	BF	H	R	ER	SO	BB	IBB	HBP	BLK	WP	HR	S	P	ERA	WHIP										
Joaquin Andujar, R ERA: 1.8 (1, 1)	4.0		18	2	1	1	2	4	0	0	0	0	0	18	34	2.25	1.500										
Dennis Eckersley, R ERA: 2.87 (5, 1)	1.2	L	10	4	3	3	1	1	0	0	0	0	2	11	15	16.20	3.000										
Dave Leiper, L ERA: 1.5 (6, 1)	3.1		11	1	0	0	7	0	0	0	0	0	0	25	25	0.00	0.300										

Batter	1	2	3	4	5	6	7	8	9	AB	R	H	RBI	BB	SO	LOB	BOTTOM										
Alfredo Griffin, S OBP: 0.321, SLG: 0.377 (1, 6)	0-0 6-3		0-0 G6-4-3		0-0 G3				0-0 SH	4	0	1	0	0	0	2	<p>Baltimore Orioles @ Oakland Athletics Oakland-Alameda County Coliseum, Oakland, CA</p> <p>Mon May 25 1987, 3:33 AM PDT Att: 23,593 - Unknown</p> <p>livebaseballscorecards.com</p> <p>AB 33 R 3 H 8 RBI 2 BB 7 SO 4 LOB 26</p> 										
Carney Lansford, R OBP: 0.345, SLG: 0.366 (1, 5)	0-0 6-3		0-0 F4		0-0 5-3				4-0 IBB	4	0	0	0	1	0	2											
Jose Canseco, R OBP: 0.282, SLG: 0.401 (1, 7)	0-0 5-3				0-0 F8				0-3 K	5	1	1	0	0	1	3											
Mark McGwire, R OBP: 0.389, SLG: 0.702 (1, 3)					0-0 F9				0-0 K	4	1	1	0	1	1	4											
Ron Cey, R OBP: 0.418, SLG: 0.340 (1, 10)					0-0 F8				0-3 K	2	0	0	0	1	1	1											
Luis Polonia, L OBP: 0.384, SLG: 0.493 (8, PH)					0-0 F9				0-3 K	2	0	1	1	0	1	3											
Mike Davis, L OBP: 0.342, SLG: 0.604 (1, 9)					0-0 4-3				0-0 K	3	0	2	0	1	0	0											
Tony Phillips, S OBP: 0.353, SLG: 0.372 (1, 4)					0-0 4-3				0-0 BB	4	1	1	0	0	0	6											
Mickey Tettleton, S OBP: 0.257, SLG: 0.215 (1, 2)					0-0 F3				0-0 F9	2	0	0	1	2	0	2											
Stan Javier, S OBP: 0.357, SLG: 0.333 (1, 8)					0-0 F3				4-0 SH	3	0	1	0	1	0	3											
Inning Stats	R: 0 E: 0 K: 0 S: 3	H: 0 LOB: 0 BB: 0 P: 3	R: 0 E: 0 K: 0 S: 3	H: 0 LOB: 0 BB: 0 P: 3	R: 1 E: 0 K: 0 S: 4	H: 2 LOB: 1 BB: 1 P: 8	R: 1 E: 0 K: 0 S: 5	H: 2 LOB: 2 BB: 2 P: 13	R: 0 E: 0 K: 1 S: 3	H: 0 LOB: 0 BB: 0 P: 3	R: 0 E: 0 K: 1 S: 5	H: 1 LOB: 1 BB: 1 P: 9	R: 0 E: 0 K: 0 S: 4	H: 1 LOB: 0 BB: 0 P: 4	R: 1 E: 0 K: 0 S: 5	H: 2 LOB: 2 BB: 1 P: 9	R: 0 E: 1 K: 3 S: 10	H: 0 LOB: 3 BB: 2 P: 18	1B: 6 2B: 2 3B: 0 HR: 0	SF: 0 SAC: 1 DP: 1 HBP: 0	WP: 1 PB: 0 SB: 0 CS: 0	PA: 41					
PITCHER	IP	WLS	BF	H	R	ER	SO	BB	IBB	HBP	BLK	WP	HR	S	P	ERA	WHIP										
Eric Bell, L ERA: 3.94 (1, 1)	7.0		30	7	3	3	1	4	0	0	0	0	0	28	44	3.86	1.571										
Dave Schmidt, R ERA: 1.79 (8, 1)	0.1		2	1	0	0	0	0	0	0	0	0	0	2	2	0.00	3.000										
Jack O'Connor, L ERA: 3.38 (8, 1)	0.2		4	0	0	0	0	2	0	0	0	0	0	2	10	0.00	3.000										
Ken Dixon, R ERA: 5.79 (9, 1)	1.0	S	5	0	0	0	3	0	1	0	0	0	0	10	14	0.00	0.000										

Batter	1	2	3	4	5	6	7	8	9	AB R H RBI BB SO LOB	TOP											
Luis Polonia, L (1, 8) OBP: 0.385, SLG: 0.521	0-3 K		0-0 F8		0-0 HR		4-0 S 1B BB		0-0 F8	4 2 1 1 1 1 0	<p>Oakland Athletics @ Toronto Blue Jays Exhibition Stadium, Toronto, ON Wed May 27 1987, 7:05 PM EDT Att: 25,245 - Unknown</p> <p>livebaseballscores.com</p> <p>AB 33 R 4 H 7 RBI 4 BB 5 SO 6 LOB 10</p> 											
Mike Davis, L (1, 9) OBP: 0.338, SLG: 0.597	0-0 F9		0-0 2B		0-0 G3		0-3 K		0-3 K	5 0 1 0 0 2 1												
Jose Canseco, R (1, 7) OBP: 0.287, SLG: 0.406	0-0 2B		0-0 P3		0-0 6-3		4-0 1B 1-2 BB			3 0 1 0 1 0 1												
Mark McGwire, R (1, 3) OBP: 0.399, SLG: 0.724	4-0 BB			0-0 HR	0-0 5-3		0-0 G3-6 1-3 2-H 1B			3 1 2 2 1 0 0												
Reggie Jackson, L (1, 10) OBP: 0.275, SLG: 0.339	0-0 F8			0-0 L3		0-0 F8	0-0 G3-6 1-2			4 0 0 0 0 0 4												
Carney Lansford, R (1, 5) OBP: 0.343, SLG: 0.362		0-3 K		0-0 2B 4-3 1B		0-0 6-3		0-0 F8		4 1 1 0 0 1 0												
Tony Phillips, S (1, 4) OBP: 0.356, SLG: 0.378		0-0 L3		0-0 4-3 1-3 2B		4-0 BB BB		0-3 K		3 0 1 0 1 1 0												
Mickey Tettleton, S (1, 2) OBP: 0.256, SLG: 0.206		0-0 F6		0-0 4-3		4-0 1-2 BB		0-3 K		3 0 0 1 1 1 1												
Alfredo Griffin, S (1, 6) OBP: 0.313, SLG: 0.367			0-0 4-3	0-0 3-1		0-0 F9		0-0 L5		4 0 0 0 0 0 3												
Inning Stats	R: 0 E: 0 K: 1 S: 6	H: 1 LOB: 2 BB: 1 P: 10	R: 0 E: 0 K: 1 S: 5	H: 0 LOB: 0 BB: 0 P: 5	R: 0 E: 0 K: 0 S: 4	H: 1 LOB: 1 BB: 0 P: 4	R: 2 E: 0 K: 0 S: 6	H: 3 LOB: 1 BB: 0 P: 6	R: 1 E: 0 K: 0 S: 4	H: 1 LOB: 0 BB: 0 P: 4	R: 0 E: 0 K: 0 S: 3	H: 0 LOB: 2 BB: 2 P: 11	R: 1 E: 0 K: 1 S: 5	H: 1 LOB: 1 BB: 2 P: 13	R: 0 E: 0 K: 2 S: 7	H: 0 LOB: 0 BB: 0 P: 7	R: 0 E: 0 K: 1 S: 5	H: 0 LOB: 0 BB: 0 P: 5	1B: 2 2B: 3 3B: 0 HR: 2	SF: 0 SAC: 0 DP: 1 HBP: 0	WP: 0 PB: 0 SB: 1 CS: 0	PA: 38
PITCHER	IP WLS BF H R ER SO BB IBB HBP BLK WP HR S P ERA WHIP											IP WLS BF H R ER SO BB IBB HBP BLK WP HR S P ERA WHIP										
Joe Johnson, R (1, 1) ERA: 5.32	5.2 L 26 6 3 3 2 3 0 0 0 0 0 2 27 39 4.76 1.588																					
John Cerutti, L (6, 1) ERA: 4.85	0.2 3 0 1 1 1 1 0 0 0 0 0 0 4 8 13.50 1.500																					
Mark Eichhorn, R (7, 1) ERA: 2.47	0.0 2 1 0 0 0 1 0 0 0 0 0 0 1 5 ∞ ∞																					
Jose Antonio Nunez, R (7, 1) ERA: 3.22	2.2 7 0 0 0 3 0 0 0 0 0 0 0 13 13 0.00 0.000																					

Batter	1	2	3	4	5	6	7	8	9	AB R H RBI BB SO LOB	BOTTOM									
Tony Fernandez, S (1, 6) OBP: 0.371, SLG: 0.375	0-0 5-3		0-0 F8		0-0 F8			0-0 4-3		4 0 0 0 0 0 0	<p>Oakland Athletics @ Toronto Blue Jays Exhibition Stadium, Toronto, ON Wed May 27 1987, 7:05 PM EDT Att: 25,245 - Unknown</p> <p>livebaseballscores.com</p> <p>AB 33 R 1 H 6 RBI 1 BB 0 SO 8 LOB 9</p> 									
Rance Mulliniks, L (1, 10) OBP: 0.333, SLG: 0.364	0-0 4-3 2B		0-0 1-3		0-3 K		0-3 K			4 0 1 0 0 2 0										
Willie Upshaw, L (1, 3) OBP: 0.356, SLG: 0.478	0-0 4-3			0-0 F8		0-0 F8		0-3 K		4 0 0 0 0 1 1										
George Bell, R (1, 7) OBP: 0.345, SLG: 0.661	0-0 4-3			0-0 FC4-6 1B 1B		0-0 5-3		0-0 F8		4 1 1 0 0 0 1										
Jesse Barfield, R (1, 9) OBP: 0.374, SLG: 0.529		0-0 F8		0-0 FC4-6 1B		0-3 K		0-0 1B		4 0 2 0 0 1 0										
Lloyd Moseby, L (1, 8) OBP: 0.293, SLG: 0.427		0-0 2B		0-0 FC4-6 1B		0-0 G3		0-3 K		4 0 1 0 0 1 3										
Ernie Whitt, L (1, 2) OBP: 0.348, SLG: 0.434		0-0 5-3		0-0 1-2 1B		0-3 K				3 0 1 1 0 1 1										
Kelly Gruber, R (1, 5) OBP: 0.330, SLG: 0.441		0-0 F9		0-0 F3		0-0 F6				3 0 0 0 0 0 3										
Garth Iorg, R (1, 4) OBP: 0.219, SLG: 0.138			0-3 K		0-0 F8			0-3 K		2 0 0 0 0 1 0										
Rick Leach, L (8, PH) OBP: 0.559, SLG: 0.480										1 0 0 0 0 1 0										
Manuel Lee, S (9, 4)										0 0 0 0 0 0 0										
Inning Stats	R: 0 E: 0 K: 0 S: 4	H: 1 LOB: 1 BB: 0 P: 4	R: 0 E: 0 K: 0 S: 4	H: 1 LOB: 0 BB: 0 P: 4	R: 0 E: 0 K: 1 S: 5	H: 0 LOB: 0 BB: 0 P: 5	R: 1 E: 0 K: 0 S: 6	H: 3 LOB: 2 BB: 0 P: 6	R: 0 E: 0 K: 1 S: 5	H: 0 LOB: 0 BB: 0 P: 5	R: 0 E: 0 K: 1 S: 5	H: 0 LOB: 0 BB: 0 P: 5	R: 0 E: 0 K: 2 S: 7	H: 0 LOB: 0 BB: 0 P: 7	R: 0 E: 0 K: 2 S: 8	H: 1 LOB: 1 BB: 0 P: 8	1B: 4 2B: 2 3B: 0 HR: 0	SF: 0 SAC: 0 DP: 0 HBP: 0	WP: 0 PB: 0 SB: 0 CS: 0	PA: 33
PITCHER	IP WLS BF H R ER SO BB IBB HBP BLK WP HR S P ERA WHIP											IP WLS BF H R ER SO BB IBB HBP BLK WP HR S P ERA WHIP								
Moose Haas, R (1, 1) ERA: 5.24	6.0 W 23 5 1 1 3 0 0 0 0 0 0 0 4 4 0.00 0.833																			
Dave Leiper, L (7, 1) ERA: 1.42	0.2 2 0 0 0 1 0 0 0 0 0 0 0 4 4 0.00 0.000																			
Steve Ontiveros, R (7, 1) ERA: 4.43	2.1 S 8 1 0 0 4 0 0 0 0 0 0 0 16 16 0.00 0.429																			

Batter	1	2	3	4	5	6	7	8	9	AB	R	H	RBI	BB	SO	LOB	TOP				
Tony Phillips, S OBP: 0.359, SLG: 0.386 (1,4)										6	2	3	1	0	2	3	Oakland Athletics @ New York Yankees Yankee Stadium, Bronx, NY Fri May 29 1987, 7:05 PM EDT Att: 30,270 - Unknown				
Alfredo Griffin, S OBP: 0.318, SLG: 0.375 (1,6)										6	1	3	4	0	0	2					
Jose Canseco, R OBP: 0.292, SLG: 0.417 (1,7)										6	2	2	2	0	1	4					
Mark McGwire, R OBP: 0.387, SLG: 0.689 (1,3)										4	0	0	1	0	1	2					
Ron Cey, R OBP: 0.417, SLG: 0.358 Reggie Jackson, L (7, PH) OBP: 0.277, SLG: 0.338 (1,10)										3	1	1	1	0	2	0					
Carney Lansford, R OBP: 0.344, SLG: 0.355 Mike Gallego, R OBP: 0.320, SLG: 0.356 (1,5) (7,5)										3	2	1	0	2	0	0					
Mike Davis, L OBP: 0.344, SLG: 0.605 (1,9)										4	1	1	2	1	1	1					
Terry Steinbach, R OBP: 0.356, SLG: 0.472 (1,2)										5	2	3	1	0	0	1					
Luis Polonia, L OBP: 0.395, SLG: 0.551 Stan Javier, S OBP: 0.353, SLG: 0.329 (1,8) (6,8)										3	2	2	0	1	1	2					
Inning Stats	R: 4 E: 0 K: 1 S: 9	H: 4 LOB: 1 BB: 1 P: 13	R: 0 E: 0 K: 1 S: 7	H: 2 LOB: 2 BB: 0 P: 7	R: 0 E: 0 K: 3 S: 11	H: 2 LOB: 2 BB: 0 P: 11	R: 3 E: 1 K: 0 S: 6	H: 2 LOB: 0 BB: 0 P: 6	R: 2 E: 0 K: 0 S: 6	H: 3 LOB: 1 BB: 0 P: 6	R: 4 E: 0 K: 2 S: 10	H: 3 LOB: 2 BB: 3 P: 22	R: 0 E: 0 K: 0 S: 3	H: 0 LOB: 0 BB: 0 P: 3	R: 0 E: 0 K: 0 S: 5	H: 0 LOB: 0 BB: 0 P: 5		1B: 12 2B: 2 3B: 1 HR: 1	SF: 2 SAC: 0 DP: 0 HBP: 0	WP: 0 PB: 1 SB: 1 CS: 0	PA: 48
PITCHER	IP WLS BF H R ER SO BB IBB HBP BLK WP HR S P ERA WHIP	IP WLS BF H R ER SO BB IBB HBP BLK WP HR S P ERA WHIP	IP WLS BF H R ER SO BB IBB HBP BLK WP HR S P ERA WHIP	IP WLS BF H R ER SO BB IBB HBP BLK WP HR S P ERA WHIP	IP WLS BF H R ER SO BB IBB HBP BLK WP HR S P ERA WHIP	IP WLS BF H R ER SO BB IBB HBP BLK WP HR S P ERA WHIP	IP WLS BF H R ER SO BB IBB HBP BLK WP HR S P ERA WHIP	IP WLS BF H R ER SO BB IBB HBP BLK WP HR S P ERA WHIP	IP WLS BF H R ER SO BB IBB HBP BLK WP HR S P ERA WHIP	IP WLS BF H R ER SO BB IBB HBP BLK WP HR S P ERA WHIP	IP WLS BF H R ER SO BB IBB HBP BLK WP HR S P ERA WHIP	IP WLS BF H R ER SO BB IBB HBP BLK WP HR S P ERA WHIP	IP WLS BF H R ER SO BB IBB HBP BLK WP HR S P ERA WHIP	IP WLS BF H R ER SO BB IBB HBP BLK WP HR S P ERA WHIP	IP WLS BF H R ER SO BB IBB HBP BLK WP HR S P ERA WHIP	IP WLS BF H R ER SO BB IBB HBP BLK WP HR S P ERA WHIP	IP WLS BF H R ER SO BB IBB HBP BLK WP HR S P ERA WHIP	IP WLS BF H R ER SO BB IBB HBP BLK WP HR S P ERA WHIP	IP WLS BF H R ER SO BB IBB HBP BLK WP HR S P ERA WHIP	IP WLS BF H R ER SO BB IBB HBP BLK WP HR S P ERA WHIP	IP WLS BF H R ER SO BB IBB HBP BLK WP HR S P ERA WHIP

AB	42
R	13
H	16
RBI	12
BB	4
SO	8
LOB	15



Batter	1	2	3	4	5	6	7	8	9	AB	R	H	RBI	BB	SO	LOB	BOTTOM				
Rickey Henderson, R OBP: 0.448, SLG: 0.593 Henry Cotto, R (7,8)										3	1	0	0	0	0	2	Oakland Athletics @ New York Yankees Yankee Stadium, Bronx, NY Fri May 29 1987, 7:05 PM EDT Att: 30,270 - Unknown				
Willie Randolph, R OBP: 0.390, SLG: 0.377 Mike Pagliarulo, L OBP: 0.288, SLG: 0.377 (1,4) (7,5)										3	0	1	2	0	0	0					
Don Mattingly, L OBP: 0.378, SLG: 0.489 (1,3)										4	0	1	0	0	0	1					
Dave Winfield, R OBP: 0.397, SLG: 0.527 Dan Pasqua, L OBP: 0.331, SLG: 0.367 (1,9) (7,9)										3	0	1	0	0	0	1					
Gary Ward, R OBP: 0.350, SLG: 0.494 (1,7)										4	0	1	0	0	0	2					
Ron Kittle, R OBP: 0.328, SLG: 0.545 (1,10)										3	2	2	1	1	1	2					
Lenn Sakata, R OBP: 0.323, SLG: 0.483 (1,5) (7,4)										4	1	1	0	0	0	3					
Rick Cerone, R OBP: 0.290, SLG: 0.273 (1,2)										4	1	1	0	0	0	0					
Wayne Tolleson, S OBP: 0.349, SLG: 0.314 Bobby Meacham, S (7,6)										2	0	1	2	0	1	0					
Inning Stats	R: 0 E: 0 K: 0 S: 3	H: 0 LOB: 0 BB: 0 P: 3	R: 0 E: 0 K: 0 S: 4	H: 1 LOB: 1 BB: 0 P: 4	R: 0 E: 0 K: 1 S: 5	H: 0 LOB: 0 BB: 0 P: 5	R: 0 E: 0 K: 0 S: 4	H: 2 LOB: 1 BB: 0 P: 4	R: 0 E: 0 K: 0 S: 4	H: 1 LOB: 0 BB: 0 P: 4	R: 0 E: 0 K: 2 S: 7	H: 0 LOB: 0 BB: 0 P: 7	R: 0 E: 1 K: 2 S: 9	H: 1 LOB: 2 BB: 0 P: 9	R: 0 E: 0 K: 0 S: 3	H: 0 LOB: 0 BB: 0 P: 3		1B: 4 2B: 4 3B: 0 HR: 1	SF: 0 SAC: 0 DP: 1 HBP: 0	WP: 0 PB: 0 SB: 0 CS: 0	PA: 37
PITCHER	IP WLS BF H R ER SO BB IBB HBP BLK WP HR S P ERA WHIP	IP WLS BF H R ER SO BB IBB HBP BLK WP HR S P ERA WHIP	IP WLS BF H R ER SO BB IBB HBP BLK WP HR S P ERA WHIP	IP WLS BF H R ER SO BB IBB HBP BLK WP HR S P ERA WHIP	IP WLS BF H R ER SO BB IBB HBP BLK WP HR S P ERA WHIP	IP WLS BF H R ER SO BB IBB HBP BLK WP HR S P ERA WHIP	IP WLS BF H R ER SO BB IBB HBP BLK WP HR S P ERA WHIP	IP WLS BF H R ER SO BB IBB HBP BLK WP HR S P ERA WHIP	IP WLS BF H R ER SO BB IBB HBP BLK WP HR S P ERA WHIP	IP WLS BF H R ER SO BB IBB HBP BLK WP HR S P ERA WHIP	IP WLS BF H R ER SO BB IBB HBP BLK WP HR S P ERA WHIP	IP WLS BF H R ER SO BB IBB HBP BLK WP HR S P ERA WHIP	IP WLS BF H R ER SO BB IBB HBP BLK WP HR S P ERA WHIP	IP WLS BF H R ER SO BB IBB HBP BLK WP HR S P ERA WHIP	IP WLS BF H R ER SO BB IBB HBP BLK WP HR S P ERA WHIP	IP WLS BF H R ER SO BB IBB HBP BLK WP HR S P ERA WHIP	IP WLS BF H R ER SO BB IBB HBP BLK WP HR S P ERA WHIP	IP WLS BF H R ER SO BB IBB HBP BLK WP HR S P ERA WHIP	IP WLS BF H R ER SO BB IBB HBP BLK WP HR S P ERA WHIP	IP WLS BF H R ER SO BB IBB HBP BLK WP HR S P ERA WHIP	IP WLS BF H R ER SO BB IBB HBP BLK WP HR S P ERA WHIP

AB	36
R	5
H	9
RBI	5
BB	1
SO	5
LOB	12



Batter	1	2	3	4	5	6	7	8	9	AB	R	H	RBI	BB	SO	LOB	TOP									
Tony Phillips, S OBP: 0.359, SLG: 0.384	F9		G4-6-3			1B BB		F9		3	0	0	0	1	0	2	<p>Oakland Athletics @ New York Yankees</p> <p>Yankee Stadium, Bronx, NY</p> <p>Sun May 31 1987, 3:33 AM EDT</p> <p>Att: 55,034 - Unknown</p>									
Alfredo Griffin, S OBP: 0.315, SLG: 0.369	F8			F7		1B		E5		4	0	1	0	0	0	0										
Jose Canseco, R OBP: 0.278, SLG: 0.397	F7			F8		1B		K		4	0	0	0	0	1	3										
Mark McGwire, R OBP: 0.380, SLG: 0.706		HR		5-3				K		4	2	2	2	0	1	1										
Ron Cey, R OBP: 0.421, SLG: 0.421	F7				5-3			HR		4	1	2	1	0	0	0										
Terry Steinbach, R OBP: 0.385, SLG: 0.521		G6-3 HBP		6-3		G5-4-3 1B			HR	3	0	1	0	0	0	1										
Mike Davis, L OBP: 0.343, SLG: 0.626	G6-3			F7		HR		F8		4	1	1	1	0	0	2										
Mickey Tettleton, S OBP: 0.279, SLG: 0.227			FC6-4 1B		6-3	K		F8		4	0	1	0	0	1	1										
Stan Javier, S OBP: 0.348, SLG: 0.316			FC6-4 G4-6-3		F8			F9 WP E BB	K	3	1	0	0	1	1	2										
Inning Stats	R: 0 E: 0 K: 0 S: 3	H: 0 LOB: 0 BB: 0 P: 3	R: 1 E: 0 K: 0 S: 3	H: 1 LOB: 0 BB: 0 P: 4	R: 0 E: 0 K: 0 S: 3	H: 1 LOB: 0 BB: 0 P: 3	R: 0 E: 0 K: 0 S: 3	H: 0 LOB: 0 BB: 0 P: 3	R: 0 E: 0 K: 0 S: 4	H: 1 LOB: 2 BB: 1 P: 8	R: 2 E: 0 K: 1 S: 7	H: 3 LOB: 0 BB: 0 P: 7	R: 1 E: 1 K: 2 S: 8	H: 0 LOB: 1 BB: 1 P: 12	R: 1 E: 0 K: 1 S: 7	H: 2 LOB: 1 BB: 0 P: 7	1B: 4 2B: 0 3B: 0 HR: 4	SF: 0 SAC: 0 DP: 3 HBP: 1	WP: 1 PB: 0 SB: 1 CS: 0	PA: 36						
PITCHER	IP	WLS	BF	H	R	ER	SO	BB	IBB	HBP	BLK	WP	HR	S	P	ERA	WHIP									
Tommy John, L ERA: 3.62	(1, 1)	6.0	W	23	5	3	3	0	1	0	1	0	0	2	21	26	4.50	1.000								
Rich Bordi, R ERA: 9.64	(7, 1)	0.2		2	1	0	0	0	0	0	0	0	1	2	2	0.00	1.500									
Ron Guidry, L ERA: 2.84	(7, 1)	1.1		6	0	1	0	3	1	0	0	0	1	0	11	15	0.00	0.750								
Dave Righetti, L ERA: 4.15	(9, 1)	1.0		5	2	1	1	1	0	0	0	0	0	1	7	7	9.00	2.000								

Batter	1	2	3	4	5	6	7	8	9	AB	R	H	RBI	BB	SO	LOB	BOTTOM									
Henry Cotto, R OBP: 0.167, SLG: 0.500	HR	6-3			F9		2B	F8-6		5	2	2	3	0	0	3	<p>Oakland Athletics @ New York Yankees</p> <p>Yankee Stadium, Bronx, NY</p> <p>Sun May 31 1987, 3:33 AM EDT</p> <p>Att: 55,034 - Unknown</p>									
Willie Randolph, R OBP: 0.394, SLG: 0.401	F9	HR			1-3		1B			4	2	2	3	0	0	0										
Don Mattingly, L OBP: 0.378, SLG: 0.484	1B	G3			4-3		FC6-4 1B			4	0	2	1	0	0	0										
Gary Ward, R OBP: 0.351, SLG: 0.486	K		K			2B 1B	K			4	1	1	0	0	3	2										
Dan Pasqua, L OBP: 0.333, SLG: 0.362	K		F7			K	F7			4	0	0	0	0	2	3										
Dave Winfield, R OBP: 0.391, SLG: 0.520		2B FC4-6 1B		F6		2B	FC6-4			4	1	2	1	0	0	1										
Mike Pagliarulo, L OBP: 0.292, SLG: 0.380		FC4-6 6-3 2B			K	G6-4-3 IBB		F8-6 BB 1B		3	1	2	0	1	1	0										
Joel Skinner, R OBP: 0.204, SLG: 0.273		FC4-6 HBP			K	G6-4-3		F7		3	0	0	0	0	1	3										
Bobby Meacham, S OBP: 0.333, SLG: 0.400		FC4-6 6-3 HR			F8		E9 2B 2B			3	2	1	1	1	0	2										
Inning Stats	R: 1 E: 0 K: 2 S: 9	H: 2 LOB: 1 BB: 0 P: 9	R: 4 E: 0 K: 0 S: 6	H: 3 LOB: 0 BB: 0 P: 7	R: 0 E: 0 K: 1 S: 5	H: 0 LOB: 0 BB: 0 P: 5	R: 0 E: 0 K: 2 S: 7	H: 0 LOB: 0 BB: 0 P: 7	R: 0 E: 0 K: 0 S: 3	H: 0 LOB: 0 BB: 0 P: 3	R: 1 E: 0 K: 1 S: 6	H: 2 LOB: 1 BB: 1 P: 10	R: 3 E: 1 K: 1 S: 9	H: 4 LOB: 1 BB: 0 P: 9	R: 0 E: 0 K: 0 S: 3	H: 1 LOB: 1 BB: 1 P: 7	1B: 5 2B: 6 3B: 0 HR: 2	SF: 0 SAC: 0 DP: 2 HBP: 1	WP: 0 PB: 0 SB: 1 CS: 0	PA: 37						
PITCHER	IP	WLS	BF	H	R	ER	SO	BB	IBB	HBP	BLK	WP	HR	S	P	ERA	WHIP									
Dennis Eckersley, R ERA: 3.77	(1, 1)	5.1	L	25	7	6	6	0	0	1	0	0	0	2	35	40	10.12	1.312								
Dennis Lamp, R ERA: 7.94	(6, 1)	0.2		4	3	3	3	0	0	0	0	0	0	4	4	40.50	4.500									
Eric Plunk, R ERA: 3.98	(7, 1)	2.0		8	2	0	0	1	1	0	0	0	0	9	13	0.00	1.500									

AB	33
R	5
H	8
RBI	4
BB	2
SO	4
LOB	12



AB	34
R	9
H	12
RBI	9
BB	2
SO	7
LOB	14



Batter	1	2	3	4	5	6	7	8	9	AB	R	H	RBI	BB	SO	LOB	TOP								
Tony Phillips, S OBP: 0.365, SLG: 0.391	G5-4-3 1B	G6-4-3 1-2						FC4-6 1B		5	1	3	3	0	0	2	Oakland Athletics @ Baltimore Orioles Memorial Stadium, Baltimore, MD Mon Jun 01 1987, 7:05 PM EDT Att: 18,857 - Unknown								
Alfredo Griffin, S OBP: 0.311, SLG: 0.364	G5-4-3 1-2	4-3		F6		F8		K E 1B		5	0	1	0	0	0	4									
Jose Canseco, R OBP: 0.296, SLG: 0.399 Terry Steinbach, R OBP: 0.385, SLG: 0.521	2B 1B		F9		1B BB	CS		E6 1-2		4	1	2	0	1	0	1									
Mark McGwire, R OBP: 0.375, SLG: 0.696	1B 2B		K		P3		G1-6-3 1B	K		5	1	1	1	0	2	4									
Carney Lansford, R OBP: 0.351, SLG: 0.363 Mike Gallego, R OBP: 0.315, SLG: 0.333	2B 1B		F8		BB 1B				F9	5	1	3	1	0	0	0									
Ron Cay, R OBP: 0.430, SLG: 0.441 Reggie Jackson, L OBP: 0.279, SLG: 0.328	1B 2B			6-3	BB 1B	G6-4-3 BB	F9		3-1	2	1	1	0	1	0	0									
Mike Davis, L OBP: 0.350, SLG: 0.644	1B		4-3		G6-4-3 1-2			1B FC4-6 1B	HR	5	2	3	3	0	0	3									
Mickey Tettleton, S OBP: 0.281, SLG: 0.244 Stan Javier, S OBP: 0.352, SLG: 0.312	6-3			1B 2B		F4		K	BB	3	1	1	0	0	0	1									
Luis Polonia, L OBP: 0.427, SLG: 0.563				1B BB		E8 1B		FC4-6 1B	L8	4	1	3	0	1	0	1									
Inning Stats	R: 4 E: 0 K: 0 S: 8	H: 6 LOB: 1 BB: 0 P: 8	R: 0 E: 0 K: 0 S: 3	H: 1 LOB: 0 BB: 0 P: 3	R: 0 E: 0 K: 1 S: 5	H: 0 LOB: 0 BB: 0 P: 5	R: 1 E: 0 K: 0 S: 5	H: 2 LOB: 2 BB: 1 P: 9	R: 0 E: 0 K: 0 S: 3	H: 1 LOB: 2 BB: 2 P: 11	R: 1 E: 0 K: 0 S: 4	H: 2 LOB: 1 BB: 0 P: 4	R: 0 E: 0 K: 0 S: 4	H: 2 LOB: 1 BB: 0 P: 4	R: 2 E: 1 K: 2 S: 11	H: 3 LOB: 2 BB: 0 P: 11		R: 1 E: 0 K: 0 S: 4	H: 1 LOB: 1 BB: 1 P: 8	1B: 14 2B: 3 3B: 0 HR: 1	SF: 0 SAC: 0 DP: 4 HBP: 0	WP: 0 PB: 0 SB: 0 CS: 1	PA: 46		
PITCHER	IP WLS BF H R ER SO BB IBB HBP BLK WP HR S P ERA WHIP	0.2 7 21 6 2 4 0 0 0 0 0 0 0 0 20 32 54.00 9.000	4.2 6 21 2 1 1 3 0 0 0 0 0 0 4 4 1.93 1.929	1.1 4 2 0 0 0 0 0 0 0 0 0 1 4 0.00 1.500	2.1 L 13 4 3 2 2 1 0 0 0 0 1 16 20 7.71 2.143																				

AB	41
R	9
H	18
RBI	8
BB	4
SO	3
LOB	18



Batter	1	2	3	4	5	6	7	8	9	AB	R	H	RBI	BB	SO	LOB	BOTTOM								
Mike Young, S OBP: 0.383, SLG: 0.474	3-1		HR		4-3	K		K		5	1	1	1	0	2	1	Oakland Athletics @ Baltimore Orioles Memorial Stadium, Baltimore, MD Mon Jun 01 1987, 7:05 PM EDT Att: 18,857 - Unknown								
Jim Dwyer, L OBP: 0.396, SLG: 0.602	1B		K		FC6-4 BB	BB		4-3		3	0	1	0	2	1	0									
Cal Ripken Jr., R OBP: 0.357, SLG: 0.552	F3		5-3		FC6-4 1-2	K		6-3		5	0	0	0	0	1	4									
Eddie Murray, S OBP: 0.344, SLG: 0.531	4-3		F9			1B HR	1B	6-3		5	1	2	0	0	0	1									
Fred Lynn, L OBP: 0.349, SLG: 0.460		F5		3-1		1-2 HR	1B	F5		5	1	1	0	0	0	1									
Ray Knight, R OBP: 0.354, SLG: 0.434	2B 2B			4-3		F9		1B		4	1	2	0	0	0	2									
Terry Kennedy, L OBP: 0.323, SLG: 0.433	K					1-2 HR	HR	4-3		4	1	2	3	0	1	2									
Larry Sheets, L OBP: 0.395, SLG: 0.690	2B			6-3		HR		4-3		4	1	2	2	0	0	1									
Rick Burleson, R OBP: 0.277, SLG: 0.288	F9				1-3	E6 BB		F8		4	0	0	0	0	0	1									
Inning Stats	R: 0 E: 0 K: 0 S: 4	H: 1 LOB: 1 BB: 0 P: 4	R: 1 E: 0 K: 1 S: 7	H: 2 LOB: 1 BB: 0 P: 7	R: 1 E: 0 K: 1 S: 6	H: 1 LOB: 0 BB: 0 P: 6	R: 0 E: 0 K: 0 S: 4	H: 1 LOB: 1 BB: 0 P: 4	R: 0 E: 0 K: 0 S: 3	H: 0 LOB: 1 BB: 1 P: 7	R: 4 E: 1 K: 2 S: 12	H: 4 LOB: 2 BB: 1 P: 16	R: 0 E: 0 K: 0 S: 4	H: 1 LOB: 1 BB: 0 P: 4	R: 0 E: 0 K: 1 S: 5	H: 0 LOB: 0 BB: 0 P: 5		R: 0 E: 0 K: 0 S: 4	H: 1 LOB: 1 BB: 0 P: 4	1B: 5 2B: 3 3B: 0 HR: 3	SF: 0 SAC: 0 DP: 0 HBP: 0	WP: 0 PB: 0 SB: 0 CS: 0	PA: 41		
PITCHER	IP WLS BF H R ER SO BB IBB HBP BLK WP HR S P ERA WHIP	5.1 24 0.0 3 2 2 2 0 0 0 0 0 2 3 3 5.1 1.500	6.1 3 2 2 2 0 0 0 0 0 0 0 2 3 3 2.63 1.500	3.1 W 13 2 0 0 3 1 0 0 0 0 0 18 22 0.00 0.900	0.1 S 1 0 0 0 0 0 0 0 0 0 0 1 1 0.00 0.000																				

AB	39
R	6
H	11
RBI	6
BB	2
SO	5
LOB	13



Batter	1	2	3	4	5	6	7	8	9	AB	R	H	RBI	BB	SO	LOB	TOP				
Luis Polonia, L OBP: 0.410, SLG: 0.538 (1, 8)	4-3		6-3			4-3		B1-3		4	0	0	0	0	0	0	Oakland Athletics @ Baltimore Orioles Memorial Stadium, Baltimore, MD Tue Jun 02 1987, 7:05 PM EDT Att: 25,174 - Unknown livebaseballscores.com				
Mike Davis, L OBP: 0.348, SLG: 0.634 (1, 9)	4-3		F7			K		FC5-4 1B		4	0	1	0	0	1	0					
Carney Lansford, R OBP: 0.354, SLG: 0.366 (1, 5)	BB 1B		6-3			FC5-4 1B		FC5-4 1-2		4	0	2	0	0	0	1					
Mark McGwire, R OBP: 0.372, SLG: 0.682 (1, 3)	1-2 BB			5-3		FC5-4 1-2		F7		3	0	0	0	1	0	2					
Jose Canseco, R OBP: 0.286, SLG: 0.396 (1, 7)	K			4-3			4-3 1B		0-3 K	4	1	1	0	0	2	2					
Reggie Jackson, L OBP: 0.278, SLG: 0.326 (1, 10)		G4-6-3 1B		4-3			4-3 1-2		0-3 K	4	0	1	0	0	1	1					
Tony Phillips, S OBP: 0.368, SLG: 0.410 (1, 4)		G4-6-3 1B			F7		K		0-0 K	4	1	2	1	0	1	1					
Alfredo Griffin, S OBP: 0.310, SLG: 0.362 (1, 6)		G4-6-3 1-2 2-3			B1-3				0-0 F2	4	0	1	1	0	0	2					
Mickey Tettleton, S OBP: 0.272, SLG: 0.235 (1, 2)		1-3			4-3		F9			3	0	0	0	0	0	2					
Inning Stats	R: 0 E: 0 K: 1 S: 6	H: 1 LOB: 2 BB: 1 P: 10	R: 0 E: 0 K: 0 S: 4	H: 2 LOB: 1 BB: 0 P: 4	R: 0 E: 0 K: 0 S: 3	H: 0 LOB: 0 BB: 0 P: 3	R: 0 E: 0 K: 0 S: 3	H: 0 LOB: 0 BB: 0 P: 3	R: 0 E: 0 K: 1 S: 6	H: 1 LOB: 1 BB: 0 P: 6	R: 1 E: 0 K: 1 S: 7	H: 2 LOB: 1 BB: 0 P: 7	R: 0 E: 0 K: 0 S: 4	H: 1 LOB: 1 BB: 0 P: 4	R: 1 E: 0 K: 2 S: 8	H: 1 LOB: 0 BB: 0 P: 8	1B: 7 2B: 0 3B: 0 HR: 1	SF: 0 SAC: 0 DP: 1 HBP: 0	WP: 0 PB: 0 SB: 0 CS: 0	PA: 35	
PITCHER	IP	WLS	BF	H	R	ER	SO	BB	IBB	HBP	BLK	WP	HR	S	P	ERA	WHIP				
Mike Boddicker, R ERA: 2.45 (1, 1)	8.0	W	31	7	1	1	3	1	0	0	0	0	0	36	40	1.12	1.000				
Tom Niedenfuer, R ERA: 4.3 (9, 1)	1.0		4	1	1	1	2	0	0	0	0	0	1	8	8	9.00	1.000				

Batter	1	2	3	4	5	6	7	8	9	AB	R	H	RBI	BB	SO	LOB	BOTTOM				
Mike Young, S OBP: 0.365, SLG: 0.442 (1, 10)	L9		K		E4		F8	FC6-5 BB 1B		5	0	1	3	0	1	3	Oakland Athletics @ Baltimore Orioles Memorial Stadium, Baltimore, MD Tue Jun 02 1987, 7:05 PM EDT Att: 25,174 - Unknown livebaseballscores.com				
Jim Dwyer, L OBP: 0.387, SLG: 0.582 (1, 9)	F6			F5	K		SF8	BB 1B		3	0	0	1	1	1	2					
Cal Ripken Jr., R OBP: 0.353, SLG: 0.548 (1, 6)	L8				F4		F9	FC6-5 2B		5	0	1	0	0	0	4					
Eddie Murray, S OBP: 0.342, SLG: 0.525 (1, 3)		L8		K		F7		2B 1B		4	1	1	0	0	1	1					
Fred Lynn, L OBP: 0.342, SLG: 0.448 (1, 8)		4-3		K		F8		K		4	0	0	0	0	2	2					
Ray Knight, R OBP: 0.357, SLG: 0.441 (1, 5)		F4			FC5-4 1B		K	2B 2B		4	1	2	0	0	1	0					
Terry Kennedy, L OBP: 0.327, SLG: 0.448 (1, 2)			4-3		FC5-4 E BB E			2B 1B IBB		3	3	1	1	1	0	1					
Larry Sheets, L OBP: 0.414, SLG: 0.730 (1, 7)					E E BB			1B 2B		2	3	2	3	2	0	0					
Rick Burleson, R OBP: 0.277, SLG: 0.294 (1, 4)			F7		E6		F8 SF8	P3		4	1	1	0	0	0	5					
Inning Stats	R: 0 E: 0 K: 0 S: 3	H: 0 LOB: 0 BB: 0 P: 3	R: 0 E: 0 K: 0 S: 3	H: 0 LOB: 0 BB: 0 P: 3	R: 0 E: 0 K: 1 S: 5	H: 0 LOB: 1 BB: 1 P: 9	R: 0 E: 0 K: 2 S: 8	H: 1 LOB: 0 BB: 0 P: 8	R: 2 E: 2 K: 1 S: 8	H: 1 LOB: 2 BB: 1 P: 12	R: 0 E: 0 K: 1 S: 5	H: 0 LOB: 0 BB: 0 P: 5	R: 3 E: 0 K: 0 S: 6	H: 3 LOB: 0 BB: 0 P: 6	R: 4 E: 0 K: 1 S: 9	H: 4 LOB: 2 BB: 2 P: 17	1B: 3 2B: 4 3B: 0 HR: 2	SF: 1 SAC: 0 DP: 0 HBP: 0	WP: 0 PB: 0 SB: 0 CS: 0	PA: 39	
PITCHER	IP	WLS	BF	H	R	ER	SO	BB	IBB	HBP	BLK	WP	HR	S	P	ERA	WHIP				
Dave Stewart, R ERA: 4.01 (1, 1)	7.0	L	30	5	5	3	5	2	0	0	0	0	0	38	46	3.86	1.000				
Eric Plunk, R ERA: 4.55 (8, 1)	1.0		9	4	4	4	1	1	1	0	0	0	0	9	17	36.00	5.000				

Batter	1	2	3	4	5	6	7	8	9	AB	R	H	RBI	BB	SO	LOB	TOP			
Tony Phillips, S OBP: 0.367, SLG: 0.410 (1, 4)										5	1	1	1	1	0	3				
Alfredo Griffin, S OBP: 0.328, SLG: 0.365 (1, 6)										1	1	1	0	4	0	0				
Carney Lansford, R OBP: 0.351, SLG: 0.361 (1, 5)										5	0	1	0	0	0	8				
Mark McGwire, R OBP: 0.373, SLG: 0.671 (1, 3)										4	1	1	2	1	0	1				
Jose Canseco, R OBP: 0.288, SLG: 0.408 (1, 7)										4	1	1	2	1	0	1				
Ron Cey, R OBP: 0.427, SLG: 0.426 (1, 10)										2	1	0	0	1	2	1				
Reggie Jackson, L OBP: 0.281, SLG: 0.329 (7, PH)										2	0	1	0	0	1	0				
Mike Davis, L OBP: 0.355, SLG: 0.637 (1, 9)										4	1	2	0	1	1	2				
Terry Steinbach, R OBP: 0.386, SLG: 0.510 (1, 2)										4	0	1	0	1	0	4				
Luis Polonia, L OBP: 0.404, SLG: 0.526 (1, 8)										4	1	1	1	0	0	3				
Stan Javier, S OBP: 0.348, SLG: 0.308 (9, PH)										1	0	0	0	0	1	2				
Inning Stats	R: 0 E: 0 K: 0 S: 3	H: 0 LOB: 1 BB: 1 P: 7	R: 0 E: 0 K: 1 S: 5	H: 0 LOB: 1 BB: 1 P: 9	R: 0 E: 0 K: 0 S: 3	H: 1 LOB: 1 BB: 1 P: 7	R: 3 E: 1 K: 0 S: 6	H: 2 LOB: 3 BB: 3 P: 18	R: 0 E: 0 K: 2 S: 7	H: 0 LOB: 1 BB: 1 P: 11	R: 0 E: 0 K: 1 S: 5	H: 0 LOB: 0 BB: 0 P: 5	R: 4 E: 0 K: 0 S: 7	H: 4 LOB: 1 BB: 1 P: 11	R: 0 E: 0 K: 1 S: 7	H: 2 LOB: 2 BB: 0 P: 7	1B: 7 2B: 2 3B: 0 HR: 1	SF: 0 SAC: 0 DP: 0 HBP: 0	WP: 0 PB: 0 SB: 0 CS: 2	PA: 47
PITCHER	IP WLS BF H R ER SO BB IBB HBP BLK WP HR S P ERA WHIP																			
Jeff Ballard, L ERA: 5.74 (1, 1)	5.2 L 28 3 3 2 3 9 0 0 0 0 0 1 25 61 3.18 2.118																			
Dave Schmidt, R ERA: 2.91 (6, 1)	2.1 13 5 4 4 1 0 1 0 0 0 0 0 14 18 15.43 2.143																			
Scott McGregor, L ERA: 6.0 (9, 1)	1.0 5 2 0 0 0 1 0 0 0 0 0 0 7 7 0.00 2.000																			

Oakland Athletics @ Baltimore Orioles
Memorial Stadium, Baltimore, MD
Wed Jun 03 1987, 7:05 PM EDT
Att: 15,286 - Unknown

AB 36
R 7
H 10
RBI 6
BB 10
SO 5
LOB 25



Batter	1	2	3	4	5	6	7	8	9	AB	R	H	RBI	BB	SO	LOB	BOTTOM			
Mike Young, S OBP: 0.357, SLG: 0.489 (1, 10)										4	1	1	2	0	0	2				
Lee Lacy, R OBP: 0.330, SLG: 0.349 (1, 9)										4	0	2	1	0	1	1				
Cal Ripken Jr., R OBP: 0.347, SLG: 0.538 (1, 6)										4	0	0	0	0	0	2				
Eddie Murray, S OBP: 0.336, SLG: 0.515 (1, 3)										4	0	0	0	0	1	1				
Ray Knight, R OBP: 0.350, SLG: 0.431 (1, 5)										4	0	0	0	0	2	0				
Ken Gerhart, R OBP: 0.291, SLG: 0.443 (1, 8)										3	0	1	0	0	0	0				
Jim Dwyer, L OBP: 0.383, SLG: 0.576 (9, PH)										1	0	0	0	0	0	0				
Terry Kennedy, L OBP: 0.325, SLG: 0.444 (1, 2)										4	0	1	0	0	0	1				
Larry Sheets, L OBP: 0.405, SLG: 0.712 (1, 7)										3	0	0	0	0	0	1				
Rick Burleson, R OBP: 0.290, SLG: 0.322 (1, 4)										3	2	3	0	0	0	0				
Inning Stats	R: 0 E: 0 K: 0 S: 4	H: 1 LOB: 0 BB: 0 P: 4	R: 0 E: 0 K: 1 S: 5	H: 0 LOB: 0 BB: 0 P: 5	R: 1 E: 0 K: 0 S: 5	H: 2 LOB: 1 BB: 0 P: 5	R: 0 E: 0 K: 1 S: 6	H: 1 LOB: 1 BB: 0 P: 6	R: 0 E: 0 K: 0 S: 4	H: 1 LOB: 0 BB: 0 P: 4	R: 0 E: 0 K: 0 S: 3	H: 0 LOB: 0 BB: 0 P: 3	R: 2 E: 0 K: 2 S: 9	H: 2 LOB: 0 BB: 0 P: 9	R: 0 E: 0 K: 0 S: 3	H: 0 LOB: 0 BB: 0 P: 3	1B: 4 2B: 4 3B: 0 HR: 1	SF: 0 SAC: 0 DP: 1 HBP: 0	WP: 0 PB: 0 SB: 0 CS: 0	PA: 34
PITCHER	IP WLS BF H R ER SO BB IBB HBP BLK WP HR S P ERA WHIP																			
Curt Young, L ERA: 2.73 (1, 1)	7.1 W 29 8 3 3 3 0 0 0 0 0 0 0 35 35 3.68 1.091																			
Jay Howell, R ERA: 5.64 (8, 1)	1.2 5 0 0 0 0 1 0 0 0 0 0 0 7 7 0.00 0.000																			

Oakland Athletics @ Baltimore Orioles
Memorial Stadium, Baltimore, MD
Wed Jun 03 1987, 7:05 PM EDT
Att: 15,286 - Unknown

AB 34
R 3
H 8
RBI 3
BB 0
SO 4
LOB 8



Batter	1	2	3	4	5	6	7	8	9	AB	R	H	RBI	BB	SO	LOB	TOP										
Brett Butler, L OBP: 0.409, SLG: 0.392 (1, 8)	4-0 FC6-4 2B BB	4-0 G4-6-3 BB		0-0 F7		0-0 1-3			0-0 F9	3	1	0	0	2	0	2											
Julio Franco, R OBP: 0.421, SLG: 0.458 (1, 6)	0-0 1-3	0-0 G4-6-3		0-0 2B					0-0 F7	5	0	2	1	0	0	4											
Pat Tabler, R OBP: 0.379, SLG: 0.515 (1, 10)	4-0 FC6-4 BB		4-0 FC5-4 BB		0-3 K				0-0 FC6-4 1-2	2	0	0	0	2	1	2											
Joe Carter, R OBP: 0.278, SLG: 0.472 (1, 3)	0-0 FC6-4 2B		0-0 F7		0-0 F3				0-0 L6	4	1	0	0	0	0	4											
Mel Hall, L OBP: 0.265, SLG: 0.389 (1, 7)	0-0 1-H 3-H 2B		0-3 K		0-0 F9				0-3 K	4	0	1	2	0	2	2											
Brook Jacoby, R OBP: 0.316, SLG: 0.364 (1, 5)	0-0 F8		0-0 FC5-4 1-2		0-0 5-3				0-0 F8	4	0	0	0	0	0	2											
Cory Snyder, R OBP: 0.247, SLG: 0.423 (1, 9)		0-0 BB BB 1B		0-0 E 4-3 1B		0-0 F9			0-0 F7	4	1	2	0	0	0	0											
Tony Bernazard, S OBP: 0.271, SLG: 0.378 (1, 4)		4-0 1-2 BB		4-0 1-3 BB		0-0 1B			0-0 5-3	0	1	0	0	0	0	0											
Chris Bando, S OBP: 0.260, SLG: 0.269 (1, 2)		0-0 B5		0-0 4-3 3-H		0-0 4-3			0-0 F7	4	0	0	1	0	0	4											
Inning Stats	R: 2 E: 0 K: 0 S: 4	H: 1 LOB: 1 BB: 2 P: 12	R: 0 E: 0 K: 0 S: 3	H: 1 LOB: 2 BB: 2 P: 11	R: 0 E: 0 K: 1 S: 5	H: 0 LOB: 1 BB: 1 P: 9	R: 2 E: 0 K: 1 S: 7	H: 2 LOB: 1 BB: 1 P: 11	R: 0 E: 0 K: 0 S: 3	H: 0 LOB: 0 BB: 0 P: 3	R: 0 E: 0 K: 0 S: 4	H: 1 LOB: 1 BB: 0 P: 4	R: 0 E: 0 K: 1 S: 6	H: 1 LOB: 1 BB: 0 P: 6	R: 0 E: 0 K: 0 S: 3	H: 0 LOB: 0 BB: 0 P: 3	R: 0 E: 0 K: 0 S: 3	H: 0 LOB: 0 BB: 0 P: 3	1B: 4 2B: 2 3B: 0 HR: 0	SF: 0 SAC: 0 DP: 1 HBP: 0	WP: 0 PB: 0 SB: 1 CS: 0	PA: 38					
PITCHER	IP	WLS	BF	H	R	ER	SO	BB	IBB	HBP	BLK	WP	HR	S	P	ERA	WHIP										
Joaquin Andujar, R ERA: 4.5 (1, 1)	6.0	L	28	5	4	4	2	6	0	0	0	0	0	26	50	6.00	1.833										
Gene Nelson, R ERA: 3.16 (7, 1)	3.0		10	1	0	0	1	0	0	0	0	0	0	12	12	0.00	0.333										

Cleveland Indians @ Oakland Athletics
Oakland-Alameda County Coliseum, Oakland, CA

Fri Jun 05 1987, 7:05 PM PDT
Att: 13,937 - Unknown

AB 30
R 4
H 5
RBI 4
BB 4
SO 3
LOB 20



Batter	1	2	3	4	5	6	7	8	9	AB	R	H	RBI	BB	SO	LOB	BOTTOM										
Luis Polonia, L OBP: 0.404, SLG: 0.515 (1, 8)	0-0 G3		0-0 4-3		4-0 BB BB	0-0 2-H 1B		0-0 FC6-4 1-2		4	0	1	1	1	0	1											
Mike Davis, L OBP: 0.356, SLG: 0.645 (1, 9)	0-0 HR		4-0 BB E BB		0-3 K	0-0 5-3		0-0 F9		4	1	1	1	1	1	3											
Carney Lansford, R OBP: 0.362, SLG: 0.359 (1, 5)	4-0 2B SF8 BB		4-0 1-2 BB BB		4-0 1-2 BB BB		4-0 S PB BB		0-0 F8	1	1	0	0	4	0	0											
Mark McGwire, R OBP: 0.374, SLG: 0.675 Stan Javier, S OBP: 0.348, SLG: 0.308 (9, PR)	0-0 SF8 2B		0-0 F7		0-0 F7		0-0 L4		0-0 2B	5	0	2	0	0	0	5											
Jose Canseco, R OBP: 0.296, SLG: 0.406 (1, 7)	0-0 SF8		4-0 1-2 BB BB		4-0 1-2 BB BB		4-0 2-3 BB		0-0 F6	1	0	0	1	3	0	1											
Reggie Jackson, L OBP: 0.274, SLG: 0.320 Ron Cey, R OBP: 0.422, SLG: 0.419 (9, FH)	0-0 F8		0-0 1-2 2-3 BB		0-3 K		0-3 K		0-0 5-3	4	0	0	0	0	2	9											
Tony Phillips, S OBP: 0.360, SLG: 0.401 (1, 4)		0-3 K		0-0 G3		0-0 4-3		0-0 1-3		4	0	0	0	0	1	2											
Terry Steinbach, R OBP: 0.381, SLG: 0.495 (1, 2)		0-0 F7		0-0 1-3		4-0 1-3 1B BB		0-3 K		3	1	0	0	1	1	0											
Mike Gallego, R OBP: 0.310, SLG: 0.327 (1, 6)		0-0 6-3		0-0 F8		0-0 1-3		0-0 FC6-4 1B		4	0	1	0	0	0	1											
Inning Stats	R: 2 E: 0 K: 0 S: 5	H: 2 LOB: 1 BB: 1 P: 9	R: 0 E: 0 K: 1 S: 5	H: 0 LOB: 0 BB: 0 P: 5	R: 0 E: 0 K: 0 S: 3	H: 0 LOB: 0 BB: 0 P: 15	R: 0 E: 0 K: 0 S: 3	H: 0 LOB: 0 BB: 0 P: 3	R: 0 E: 0 K: 2 S: 7	H: 0 LOB: 3 BB: 3 P: 19	R: 1 E: 0 K: 0 S: 4	H: 1 LOB: 1 BB: 1 P: 8	R: 0 E: 0 K: 1 S: 5	H: 0 LOB: 2 BB: 2 P: 13	R: 0 E: 0 K: 1 S: 6	H: 1 LOB: 1 BB: 0 P: 6	R: 0 E: 0 K: 0 S: 4	H: 1 LOB: 1 BB: 0 P: 4	1B: 2 2B: 2 3B: 0 HR: 1	SF: 1 SAC: 0 DP: 0 HBP: 0	WP: 0 PB: 1 SB: 1 CS: 0	PA: 42					
PITCHER	IP	WLS	BF	H	R	ER	SO	BB	IBB	HBP	BLK	WP	HR	S	P	ERA	WHIP										
Tom Candiotti, R ERA: 5.46 (1, 1)	7.0	W	34	3	3	3	4	10	0	0	0	0	0	32	72	3.86	1.857										
Scott Bailes, L ERA: 2.09 (8, 1)	2.0	S	8	2	0	0	1	0	0	0	0	0	0	10	10	0.00	1.000										

Cleveland Indians @ Oakland Athletics
Oakland-Alameda County Coliseum, Oakland, CA

Fri Jun 05 1987, 7:05 PM PDT
Att: 13,937 - Unknown

AB 31
R 3
H 5
RBI 3
BB 10
SO 5
LOB 23



Batter	1	2	3	4	5	6	7	8	9	AB	R	H	RBI	BB	SO	LOB	TOP										
Brett Butler, L OBP: 0.405, SLG: 0.388 (1, 8)	0-0 4-3	0-0 BLK 1B		0-0 L3			0-3 K			4	0	1	1	0	1	1											
Julio Franco, R OBP: 0.414, SLG: 0.449 (1, 6)	0-0 4-3	0-0 6-3		0-0 F8			0-0 F9			4	0	0	0	0	0	2											
Pat Tabler, R OBP: 0.376, SLG: 0.510 (1, 10)	0-0 HR 1B		0-0 4-3		0-0 F8			0-3 K		4	1	1	0	0	1	0											
Joe Carter, R OBP: 0.281, SLG: 0.486 (1, 3)	0-0 HR		0-0 S 1B 1B		0-0 F9			0-0 F5		4	2	2	2	0	0	0											
Mel Hall, L OBP: 0.265, SLG: 0.385 (1, 7)	0-0 1B		0-3 K		0-0 F8			0-0 4-3		4	0	1	0	0	1	1											
Tony Bemazzard, S OBP: 0.270, SLG: 0.375 (1, 4)	0-3 K		0-0 1B		0-0 F9				0-0 4-3	0	0	0	0	0	0	0											
Cory Snyder, R OBP: 0.243, SLG: 0.415 (1, 9)		0-3 K	0-0 F9		0-3 K			0-3 K		4	0	0	0	0	3	1											
Brook Jacoby, R OBP: 0.319, SLG: 0.382 (1, 5)		0-0 1B 3B		0-0 2B		0-0 F4		0-3 K		4	1	2	0	0	1	0											
Chris Bando, S OBP: 0.250, SLG: 0.257 (1, 2)		0-0 G1-4-3		0-0 6-3			0-0 G3			3	0	0	0	0	0	2											
Inning Stats	R: 2 E: 0 K: 1 S: 8	H: 3 LOB: 1 BB: 0 P: 8	R: 1 E: 0 K: 1 S: 7	H: 2 LOB: 1 BB: 0 P: 7	R: 1 E: 0 K: 1 S: 7	H: 2 LOB: 1 BB: 0 P: 7	R: 0 E: 0 K: 0 S: 4	H: 1 LOB: 1 BB: 0 P: 4	R: 0 E: 0 K: 0 S: 3	H: 0 LOB: 0 BB: 0 P: 3	R: 0 E: 0 K: 1 S: 5	H: 0 LOB: 0 BB: 0 P: 5	R: 0 E: 0 K: 1 S: 5	H: 0 LOB: 0 BB: 0 P: 5	R: 0 E: 0 K: 2 S: 7	H: 0 LOB: 0 BB: 0 P: 7	1B: 5 2B: 1 3B: 1 HR: 1	SF: 0 SAC: 0 DP: 0 HBP: 0	WP: 0 PB: 0 SB: 2 CS: 0	PA: 35							
PITCHER	IP	WLS	BF	H	R	ER	SO	BB	IBB	HBP	BLK	WP	HR	S	P	ERA	WHIP										
Moose Haas, R ERA: 6.16 (1, 1)	3.0		17	8	4	4	3	0	0	0	1	0	1	23	23	12.00	2.667										
Dennis Eckersley, R ERA: 3.31 (4, 1)	6.0	W	18	0	0	0	5	0	0	0	0	0	0	28	28	0.00	0.000										

Cleveland Indians @ Oakland Athletics
Oakland-Alameda County Coliseum, Oakland, CA
Sat Jun 06 1987, 3:33 AM PDT
Att: 16,728 - Unknown

AB 31
R 4
H 7
RBI 3
BB 0
SO 7
LOB 7



Batter	1	2	3	4	5	6	7	8	9	AB	R	H	RBI	BB	SO	LOB	BOTTOM										
Tony Phillips, S OBP: 0.358, SLG: 0.395 (1, 4)	0-0 6-3		0-0 F7		4-0 2B HR BB		0-0 5-3			3	1	0	0	1	0	1											
Carney Lansford, R OBP: 0.360, SLG: 0.362 (1, 5)	0-3 K		0-0 5-3		0-0 HR 2B		0-0 6-3			4	1	1	1	0	1	1											
Jose Canseco, R OBP: 0.304, SLG: 0.425 (1, 7)	0-0 1B			0-3 K	0-0 HR			4-0 HR BB		3	2	2	3	1	1	0											
Mark McGwire, R OBP: 0.366, SLG: 0.659 (1, 3)	0-3 K			0-3 K	0-0 4-3			0-0 F9		4	0	0	0	0	2	2											
Ron Cey, R OBP: 0.437, SLG: 0.500 (1, 10)		0-0 1B		0-0 2B		0-3 K		0-0 HR		4	1	3	2	0	1	0											
Mike Davis, L OBP: 0.348, SLG: 0.631 (1, 9)		0-0 F8		0-0 1-3		0-3 K		0-0 4-3		4	0	0	0	0	1	2											
Stan Javier, S OBP: 0.344, SLG: 0.305 (1, 8)		0-3 K			0-3 K		0-3 K		0-0 1B	4	0	1	0	0	3	1											
Mickey Tettleton, S OBP: 0.271, SLG: 0.235 (1, 2)		0-3 K			0-0 F8			0-0 F4		4	0	1	0	0	1	2											
Alfredo Griffin, S OBP: 0.330, SLG: 0.367 (1, 6)			0-0 G3		0-0 2B 1B			0-0 SH5-3		2	1	1	0	0	0	0											
Inning Stats	R: 0 E: 0 K: 2 S: 8	H: 1 LOB: 1 BB: 0 P: 8	R: 0 E: 0 K: 2 S: 8	H: 1 LOB: 1 BB: 0 P: 8	R: 0 E: 0 K: 0 S: 3	H: 0 LOB: 0 BB: 0 P: 3	R: 0 E: 0 K: 2 S: 8	H: 1 LOB: 1 BB: 0 P: 8	R: 4 E: 0 K: 1 S: 8	H: 3 LOB: 0 BB: 1 P: 12	R: 0 E: 0 K: 3 S: 9	H: 0 LOB: 0 BB: 0 P: 9	R: 0 E: 0 K: 0 S: 4	H: 1 LOB: 1 BB: 0 P: 4	R: 2 E: 0 K: 0 S: 5	H: 2 LOB: 1 BB: 1 P: 9	1B: 5 2B: 2 3B: 0 HR: 2	SF: 0 SAC: 1 DP: 0 HBP: 0	WP: 0 PB: 0 SB: 1 CS: 0	PA: 35							
PITCHER	IP	WLS	BF	H	R	ER	SO	BB	IBB	HBP	BLK	WP	HR	S	P	ERA	WHIP										
Greg Swindell, L ERA: 4.33 (1, 1)	8.0	L	35	9	6	6	10	2	0	0	0	0	2	53	61	6.75	1.375										

Cleveland Indians @ Oakland Athletics
Oakland-Alameda County Coliseum, Oakland, CA
Sat Jun 06 1987, 3:33 AM PDT
Att: 16,728 - Unknown

AB 32
R 6
H 9
RBI 6
BB 2
SO 10
LOB 9



Batter	1	2	3	4	5	6	7	8	9	AB	R	H	RBI	BB	SO	LOB	TOP								
Brett Butler, L OBP: 0.414, SLG: 0.385 (1, 8)										1	2	0	0	3	0	0	Cleveland Indians @ Oakland Athletics Oakland-Alameda County Coliseum, Oakland, CA Sun Jun 07 1987, 3:33 AM PDT Att: 30,118 - Unknown livebaseballscorecards.com								
Julio Franco, R OBP: 0.409, SLG: 0.443 (1, 6)										5	2	1	0	0	1	5									
Pat Tabler, R OBP: 0.377, SLG: 0.510 (1, 10)										4	2	2	4	0	0	2									
Joe Carter, R OBP: 0.284, SLG: 0.495 (1, 3)										4	2	1	1	0	0	2									
Mel Hall, L OBP: 0.263, SLG: 0.380 (1, 7)										5	1	1	1	0	1	1									
Tony Bemazzard, S OBP: 0.273, SLG: 0.378 (1, 4)										0	0	0	0	0	0	0									
Brook Jacoby, R OBP: 0.312, SLG: 0.372 (1, 5)										5	0	0	0	0	1	3									
Dave Clark, L OBP: 0.118, SLG: 0.118 (7, PH) Cory Snyder, R OBP: 0.249, SLG: 0.418 (7, 9)										2	0	0	0	0	1	0									
Rick Dempsey, R OBP: 0.343, SLG: 0.298 (1, 2)										3	1	0	0	1	3	1									
Inning Stats	R: 3 E: 2 K: 2 S: 10	H: 2 LOB: 1 BB: 1 P: 14	R: 2 E: 1 K: 1 S: 6	H: 1 LOB: 1 BB: 1 P: 10	R: 0 E: 0 K: 0 S: 3	H: 0 LOB: 0 BB: 0 P: 3	R: 0 E: 0 K: 3 S: 9	H: 0 LOB: 0 BB: 0 P: 9	R: 0 E: 0 K: 0 S: 3	H: 0 LOB: 0 BB: 0 P: 3	R: 1 E: 0 K: 0 S: 4	H: 1 LOB: 0 BB: 0 P: 4	R: 5 E: 1 K: 1 S: 9	H: 3 LOB: 1 BB: 1 P: 14	R: 1 E: 1 K: 1 S: 7	H: 1 LOB: 2 BB: 1 P: 11	R: 0 E: 0 K: 0 S: 3	H: 0 LOB: 1 BB: 1 P: 7	1B: 6 2B: 1 3B: 0 HR: 1	SF: 1 SAC: 1 DP: 0 HBP: 1	WP: 1 PB: 0 SB: 3 CS: 0	PA: 44			
PITCHER	IP	WLS	BF	H	R	ER	SO	BB	IBB	HBP	BLK	WP	HR	S	P	ERA	WHIP								
Dave Stewart, R ERA: 3.98 (1, 1)	5.0	L	22	4	6	2	6	2	0	0	0	1	1	32	40	3.60	1.200								
Dave Leiper, L ERA: 2.45 (6, 1)	1.0		6	1	3	2	0	1	0	0	0	0	0	5	9	18.00	2.000								
Eric Plunk, R ERA: 4.83 (7, 1)	1.0		6	2	2	0	1	0	0	1	0	0	0	7	8	0.00	2.000								
Dennis Lamp, R ERA: 6.75 (8, 1)	1.0		6	1	1	0	1	1	0	0	0	0	0	7	11	0.00	2.000								
Jay Howell, R ERA: 5.4 (9, 1)	1.0		4	0	0	0	0	1	0	0	0	0	0	3	7	0.00	1.000								

Batter	1	2	3	4	5	6	7	8	9	AB	R	H	RBI	BB	SO	LOB	BOTTOM								
Tony Phillips, S OBP: 0.359, SLG: 0.392 (1, 4)										4	0	1	1	1	0	1	Cleveland Indians @ Oakland Athletics Oakland-Alameda County Coliseum, Oakland, CA Sun Jun 07 1987, 3:33 AM PDT Att: 30,118 - Unknown livebaseballscorecards.com								
Alfredo Griffin, S OBP: 0.333, SLG: 0.366 (1, 6) Mike Gallego, R OBP: 0.305, SLG: 0.321 (8, 6)										3	0	1	0	1	0	2									
Jose Canseco, R OBP: 0.303, SLG: 0.422 (1, 7)										4	0	1	0	0	2	3									
Mark McGwire, R OBP: 0.369, SLG: 0.653 (1, 3)										3	0	1	0	1	0	0									
Carney Lansford, R OBP: 0.357, SLG: 0.360 (1, 5)										4	0	1	0	0	0	3									
Ron Cey, R OBP: 0.418, SLG: 0.471 (1, 10)										4	0	0	0	0	1	1									
Terry Steinbach, R OBP: 0.377, SLG: 0.486 (1, 2)										4	0	1	0	0	1	0									
Stan Javier, S OBP: 0.350, SLG: 0.306 (1, 9)										3	1	1	0	1	0	1									
Luis Polonia, L OBP: 0.398, SLG: 0.515 (1, 8)										4	1	1	0	0	1	2									
Inning Stats	R: 0 E: 0 K: 0 S: 4	H: 1 LOB: 2 BB: 1 P: 8	R: 0 E: 0 K: 0 S: 3	H: 0 LOB: 0 BB: 0 P: 3	R: 0 E: 0 K: 0 S: 3	H: 1 LOB: 0 BB: 0 P: 3	R: 0 E: 0 K: 1 S: 5	H: 0 LOB: 0 BB: 0 P: 5	R: 0 E: 0 K: 0 S: 4	H: 0 LOB: 2 BB: 1 P: 8	R: 0 E: 0 K: 1 S: 6	H: 1 LOB: 1 BB: 0 P: 6	R: 1 E: 0 K: 0 S: 5	H: 3 LOB: 1 BB: 0 P: 5	1B: 7 2B: 1 3B: 0 HR: 0	SF: 0 SAC: 0 DP: 1 HBP: 0	WP: 1 PB: 0 SB: 1 CS: 0	PA: 38							
PITCHER	IP	WLS	BF	H	R	ER	SO	BB	IBB	HBP	BLK	WP	HR	S	P	ERA	WHIP								
Steve Carlton, L ERA: 5.04 (1, 1)	7.0	W	29	4	1	1	4	4	0	0	0	0	0	33	49	1.29	1.143								
Mark Huisman, R ERA: 5.54 (8, 1)	2.0		9	4	1	1	1	0	0	0	0	0	0	11	11	4.50	2.000								



Batter	1	2	3	4	5	6	7	8	9	AB	R	H	RBI	BB	SO	LOB	TOP										
Daryl Boston, L OBP: 0.321, SLG: 0.443 (1, 7)	0-0 4-3 1B		0-0 6-3		0-0 G3		0-0 2B		0-3 K	5	0	2	0	0	1	0	Chicago White Sox @ Oakland Athletics Oakland-Alameda County Coliseum, Oakland, CA Mon Jun 08 1987, 7:05 PM PDT Att: 13,756 - Unknown										
Ozzie Guillen, L OBP: 0.340, SLG: 0.376 (1, 6)	0-0 4-3 1-2		0-0 WP S 1B		0-0 F7		0-0 6-3			4	0	1	0	0	0	2											
Harold Baines, L OBP: 0.354, SLG: 0.466 (1, 10)	0-3 K		0-3 K 1-3		4-0 HR BB			0-0 F7		3	1	0	0	1	2	2											
Greg Walker, L OBP: 0.332, SLG: 0.532 (1, 3)	0-0 4-3		0-0 F5		0-0 HR 1-H			4-0 1B BB		3	1	1	2	1	0	3											
Ivan Calderon, R OBP: 0.387, SLG: 0.570 (1, 9)		0-0 HR		4-0 3-1 BB		0-3 K		0-0 1-2 1B		3	1	2	1	1	1	0											
Carlton Fisk, R OBP: 0.310, SLG: 0.388 (1, 2)		0-3 K		0-0 3-1 1-2		0-3 K		0-3 K		4	0	0	0	0	3	3											
Tim Lueft, R OBP: 0.251, SLG: 0.360 Jerry Hairston, S OBP: 0.290, SLG: 0.269 Pat Keedy, R (8, 5)		0-3 K		0-0 F3		0-3 K		0-3 K		3	0	0	0	0	2	1											
Fred Manrique, R OBP: 0.226, SLG: 0.259 (1, 4)		0-0 6-3		0-0 6-3			0-3 K		0-3 K	4	0	0	0	0	2	1											
Kenny Williams, R OBP: 0.281, SLG: 0.389 (1, 8)			0-3 K		0-0 F7		0-0 6-3		0-3 K	4	0	0	0	0	2	0											
Inning Stats	R: 0 E: 0 K: 1 S: 6	H: 1 LOB: 1 P: 6	R: 1 E: 0 K: 2 S: 8	H: 1 LOB: 0 BB: 0 P: 8	R: 0 E: 0 K: 2 S: 9	H: 1 LOB: 2 BB: 0 P: 9	R: 0 E: 0 K: 0 S: 3	H: 0 LOB: 1 BB: 1 P: 7	R: 0 E: 0 K: 0 S: 3	H: 0 LOB: 0 BB: 0 P: 3	R: 2 E: 0 K: 3 S: 10	H: 1 LOB: 0 BB: 1 P: 14	R: 0 E: 0 K: 1 S: 6	H: 1 LOB: 1 BB: 0 P: 6	R: 0 E: 0 K: 2 S: 8	H: 1 LOB: 2 BB: 2 P: 12		R: 0 E: 0 K: 3 S: 9	H: 0 LOB: 0 BB: 0 P: 9	1B: 3 2B: 1 3B: 0 HR: 2	SF: 0 SAC: 0 DP: 0 HBP: 0	WP: 1 PB: 0 SB: 1 CS: 0	PA: 37				
PITCHER	IP	WLS	BF	H	R	ER	SO	BB	IBB	HBP	BLK	WP	HR	S	P	ERA	WHIP										
Steve Ontiveros, R ERA: 4.45 (1, 1)	5.0	W	21	3	2	2	5	2	0	0	0	1	1	29	37	3.60	1.000										
Gene Nelson, R ERA: 3.23 (6, 1)	2.0		8	2	1	1	4	0	0	0	0	0	1	16	16	4.50	1.000										
Dave Leiper, L ERA: 2.4 (8, 1)	0.1	S	2	0	0	0	0	1	0	0	0	0	0	1	5	0.00	3.000										
Jay Howell, R ERA: 5.04 (8, 1)	1.2	S	6	1	0	0	5	0	0	0	0	0	0	16	16	0.00	0.600										

Batter	1	2	3	4	5	6	7	8	9	AB	R	H	RBI	BB	SO	LOB	BOTTOM										
Luis Polonia, L OBP: 0.381, SLG: 0.491 (1, 8)	0-0 5-3	0-0 F8			0-0 4-3		0-0 F7	0-3 K		5	0	0	0	0	1	4	Chicago White Sox @ Oakland Athletics Oakland-Alameda County Coliseum, Oakland, CA Mon Jun 08 1987, 7:05 PM PDT Att: 13,756 - Unknown										
Carney Lansford, R OBP: 0.365, SLG: 0.381 Stan Javier, S OBP: 0.350, SLG: 0.306 (9, 3)	0-0 S 1B	0-0 1-H 3-H HR			0-0 5-3			1-0 PB BB HR HBP		3	1	2	3	0	0	0											
Jose Canseco, R OBP: 0.302, SLG: 0.415 (1, 7)	0-0 6-3 1-2	0-0 P3			0-3 K			4-0 PB HR BB		3	1	0	0	1	1	1											
Mark McGwire, R OBP: 0.366, SLG: 0.641 (9, 5)	4-0 FC6-4 BB		0-0 F3		0-0 L6			0-0 F7		3	0	0	0	1	0	2											
Ron Cey, R OBP: 0.404, SLG: 0.452 Reggie Jackson, L OBP: 0.279, SLG: 0.345 (8, PH)	0-0 FC6-4 1-2		0-0 5-3		0-0 6-3			0-0 1-H 2-H HR		3	0	0	0	0	0	2											
Terry Steinbach, R OBP: 0.373, SLG: 0.473 (1, 2)		4-0 2B BB	0-0 F7		0-0 6-3			0-0 5-3		3	1	0	0	1	0	1											
Mike Davis, L OBP: 0.347, SLG: 0.620 (1, 9)		0-3 K		0-0 F7			0-0 4-3	4-0 BB 1B WP BB		3	1	0	0	1	1	1											
Tony Phillips, S OBP: 0.366, SLG: 0.420 (1, 4)		0-0 1B HR 2B		0-0 F3			0-0 HR	0-0 WP BB 1B		4	2	3	2	0	0	0											
Mike Gallego, R OBP: 0.317, SLG: 0.321 (1, 6)		0-0 2-3 HR 1B		0-0 F8			0-0 F9	4-0 1-2 2-3 WP BB		3	1	1	0	1	0	0											
Inning Stats	R: 0 E: 0 K: 0 S: 4	H: 1 LOB: 2 P: 8	R: 4 E: 0 K: 1 S: 8	H: 3 LOB: 0 BB: 1 P: 12	R: 0 E: 0 K: 0 S: 3	H: 0 LOB: 0 BB: 0 P: 3	R: 0 E: 0 K: 0 S: 3	H: 0 LOB: 0 BB: 0 P: 3	R: 0 E: 0 K: 0 S: 3	H: 0 LOB: 0 BB: 0 P: 3	R: 1 E: 0 K: 0 S: 4	H: 1 LOB: 0 BB: 0 P: 4	R: 4 E: 0 K: 1 S: 7	H: 2 LOB: 3 BB: 3 P: 20	R: 0 E: 0 K: 3 S: 9	H: 0 LOB: 0 BB: 0 P: 9		1B: 3 2B: 1 3B: 0 HR: 3	SF: 0 SAC: 0 DP: 0 HBP: 1	WP: 1 PB: 1 SB: 1 CS: 0	PA: 37						
PITCHER	IP	WLS	BF	H	R	ER	SO	BB	IBB	HBP	BLK	WP	HR	S	P	ERA	WHIP										
Floyd Bannister, L ERA: 4.71 (1, 1)	7.0	L	28	5	5	5	2	2	0	0	0	0	2	30	38	6.43	1.000										
Jim Winn, R ERA: 4.41 (8, 1)	0.1		3	0	2	2	0	1	0	1	0	0	0	1	6	54.00	3.000										
Ray Searge, L ERA: 3.13 (8, 1)	0.2		6	2	2	2	1	2	0	0	0	1	1	6	14	27.00	6.000										

AB 34
R 3
H 6
RBI 3
BB 3
SO 14
LOB 14



AB 31
R 9
H 7
RBI 8
BB 5
SO 3
LOB 11



Batter	1	2	3	4	5	6	7	8	9	AB	R	H	RBI	BB	SO	LOB	TOP
Kenny Williams, R (1, 8) OBP: 0.278, SLG: 0.431	0-3 K			0-0 L7		0-3 K		0-0 1-H HR		4	1	1	2	0	2	1	Chicago White Sox @ Oakland Athletics Oakland-Alameda County Coliseum, Oakland, CA Tue Jun 09 1987, 7:05 PM PDT Att: 12,505 - Unknown livebaseballscorecards.com
Jerry Royster, R (1, 7) OBP: 0.336, SLG: 0.484	0-0 F9			0-0 F8		0-3 K		0-0 5-3		4	0	0	0	0	1	1	
Harold Baines, L (1, 10) OBP: 0.351, SLG: 0.454	0-0 3-1			0-0 F6			4-0 BB		0-0 3-1	3	0	0	0	1	0	0	
Carlton Fisk, R (1, 2) OBP: 0.302, SLG: 0.377		0-3 K			0-0 6-3			0-0 F4		0-0 2-3	4	0	0	0	0	1	
Ivan Calderon, R (1, 9) OBP: 0.378, SLG: 0.556		0-0 F8			0-0 F9			0-3 K		0-0 F9	4	0	0	0	0	1	
Greg Walker, L (1, 3) OBP: 0.327, SLG: 0.524		0-0 G3			0-0 F7			0-0 4-3			3	0	0	0	0	1	
Pat Keedy, R (1, 5)			0-3 K			4-0 E FC6-4 BB			0-0 5-3	2	1	0	0	1	1	0	
Fred Manrique, R (1, 4) OBP: 0.230, SLG: 0.253			0-0 5-3			0-0 E5 FC6-4		4-0 HR BB		2	1	0	0	1	0	1	
Ozzie Guillen, L (1, 6) OBP: 0.335, SLG: 0.370			0-3 K			0-0 FC6-4 1-2 3-H		0-0 F7		3	0	0	1	0	1	2	
Inning Stats	R: 0 E: 0 K: 1 S: 5	H: 0 LOB: 0 BB: 0 P: 5	R: 0 E: 0 K: 1 S: 5	H: 0 LOB: 0 BB: 0 P: 5	R: 0 E: 0 K: 2 S: 7	H: 0 LOB: 0 BB: 0 P: 7	R: 0 E: 0 K: 0 S: 3	H: 0 LOB: 0 BB: 0 P: 3	R: 0 E: 0 K: 0 S: 3	H: 0 LOB: 1 BB: 1 P: 9	R: 2 E: 0 K: 0 S: 4	H: 1 LOB: 0 BB: 1 P: 8	R: 0 E: 0 K: 0 S: 3	H: 0 LOB: 0 BB: 0 P: 3	1B: 0 2B: 0 3B: 0 HR: 1	SF: 0 SAC: 0 DP: 0 HBP: 0	WP: 0 PA: 32 SB: 0 CS: 0
PITCHER Curt Young, L (1, 1) ERA: 2.66	IP: 9.0 WLS: W BF: 32 H: 1 R: 3 ER: 2 SO: 7 BB: 3 IBB: 0 HBP: 0 BLK: 0 WP: 0 HR: 1 S: 43 P: 55 ERA: 2.00 WHIP: 0.444											PITCHER	IP: WLS: BF: H: R: ER: SO: BB: IBB: HBP: BLK: WP: HR: S: P: ERA: WHIP:				

Batter	1	2	3	4	5	6	7	8	9	AB	R	H	RBI	BB	SO	LOB	BOTTOM		
Luis Polonia, L (1, 8) OBP: 0.390, SLG: 0.496	0-0 HR 1B		0-0 S SF8 1B		0-0 B4-3	0-3 K		0-0 1B BB 1B		5	2	3	0	0	1	0	Chicago White Sox @ Oakland Athletics Oakland-Alameda County Coliseum, Oakland, CA Tue Jun 09 1987, 7:05 PM PDT Att: 12,505 - Unknown livebaseballscorecards.com		
Mike Davis, L (1, 9) OBP: 0.348, SLG: 0.610	0-3 K 1-2		4-0 S BB		0-0 B1-3	0-3 K		4-0 1B BB		3	0	0	0	2	2	1			
Jose Canseco, R (1, 7) OBP: 0.309, SLG: 0.431	0-0 2-H HR		0-0 F5 1-2 2-3		4-0 1B BB		0-0 L9		0-0 1-2 2-3 1B	4	2	2	2	1	0	2			
Mark McGwire, R (1, 5) OBP: 0.369, SLG: 0.642	0-0 E4		0-0 SF8		0-0 1B		0-0 WP 1B			3	1	2	1	0	0	0			
Reggie Jackson, L (1, 10) OBP: 0.290, SLG: 0.351	0-3 K		0-0 BB		0-0 1B		0-0 G5-4-3 1B			3	0	2	2	1	1	1			
Terry Steinbach, R (1, 2) OBP: 0.382, SLG: 0.456	0-3 K		0-0 F8		0-0 L7		0-0 G5-4-3 1-2			4	0	0	0	0	1	6			
Tony Phillips, S (1, 4) OBP: 0.384, SLG: 0.416		0-0 L8		0-3 K		0-0 WP 1B		0-0 L7		4	1	1	0	0	1	0			
Stan Javier, S (1, 3) OBP: 0.365, SLG: 0.360		0-0 G6-3 1B		0-0 F6		0-0 E SF8 1B		0-0 HR		4	2	3	2	0	0	0			
Mike Gallego, R (1, 6) OBP: 0.299, SLG: 0.305		0-0 G6-3 1-2		0-0 1-3		0-0 1-H SF8		0-0 5-3		3	0	0	1	0	0	1			
Inning Stats	R: 2 E: 1 K: 3 S: 12	H: 2 LOB: 1 BB: 0 P: 12	R: 0 E: 0 K: 0 S: 3	H: 1 LOB: 0 BB: 0 P: 3	R: 1 E: 0 K: 0 S: 4	H: 1 LOB: 2 BB: 2 P: 12	R: 0 E: 0 K: 1 S: 5	H: 0 LOB: 0 BB: 0 P: 5	R: 1 E: 0 K: 0 S: 5	H: 2 LOB: 2 BB: 1 P: 9	R: 2 E: 0 K: 2 S: 9	H: 2 LOB: 0 BB: 0 P: 9	R: 1 E: 0 K: 0 S: 4	H: 2 LOB: 0 BB: 0 P: 4	R: 1 E: 0 K: 0 S: 5	H: 3 LOB: 2 BB: 1 P: 9	1B: 11 2B: 0 3B: 0 HR: 2	SF: 2 SAC: 0 DP: 2 HBP: 0	WP: 2 PA: 39 SB: 0 CS: 0
PITCHER Jose DeLeon, R (1, 1) ERA: 3.49 Bryan Clark, L (6, 1) ERA: 6.0	IP: 5.0 WLS: L BF: 26 H: 8 R: 6 ER: 5 SO: 4 BB: 3 IBB: 0 HBP: 0 BLK: 0 WP: 1 HR: 1 S: 31 P: 43 ERA: 9.00 WHIP: 2.200											PITCHER	IP: WLS: BF: H: R: ER: SO: BB: IBB: HBP: BLK: WP: HR: S: P: ERA: WHIP:						

Batter	1	2	3	4	5	6	7	8	9	AB	R	H	RBI	BB	SO	LOB	TOP										
Stan Javier, S OBP: 0.342, SLG: 0.343 (1, 8)	F9		6-3	K	P4			K		5	0	0	0	0	2	3											
Mike Davis, L OBP: 0.367, SLG: 0.625 (1, 9)	K		G5-4-3 BB			3-1		E		4	2	2	0	1	1	0											
Jose Canseco, R OBP: 0.299, SLG: 0.418 (1, 7)	K		G5-4-3 1-2		F8	6-3		E3		5	0	0	1	0	1	2											
Mark McGwire, R OBP: 0.368, SLG: 0.634 (1, 3)		FC3-6 1B E BB		HR	1B SF7			1-3		4	3	3	2	1	0	0											
Carney Lansford, R OBP: 0.380, SLG: 0.394 (1, 5)		FC3-6 1-2 1B		HR BB	E S HBP	F8			4-3	4	2	2	0	1	0	1											
Reggie Jackson, L OBP: 0.290, SLG: 0.358 (1, 10)	FC3-6 E 1-2 2-3		HR BB		SF7			L1	6-3	3	1	0	1	1	0	2											
Terry Steinbach, R OBP: 0.388, SLG: 0.521 (1, 2)	E5 FC6-4 1-2 3-H		HR BB	HR BB	HBP BB					4	2	3	5	1	0	1											
Tony Phillips, S OBP: 0.360, SLG: 0.410 (1, 4)	P6		K		HBP BB			L5	4-3	4	0	0	0	1	1	3											
Alfredo Griffin, S OBP: 0.330, SLG: 0.358 (1, 6)	FC6-4 1-2		K2-3		1-2 2-3 HBP			B2		3	0	0	1	0	1	2											
Inning Stats	R: 0 E: 0 K: 2 S: 7	H: 0 LOB: 0 BB: 0 P: 7	R: 1 E: 1 K: 0 S: 5	H: 1 LOB: 2 BB: 1 P: 9	R: 0 E: 0 K: 0 S: 2	H: 0 LOB: 0 BB: 1 P: 6	R: 4 E: 0 K: 3 S: 11	H: 2 LOB: 0 BB: 2 P: 19	R: 3 E: 0 K: 0 S: 6	H: 3 LOB: 3 BB: 2 P: 15	R: 0 E: 0 K: 0 S: 4	H: 1 LOB: 1 BB: 0 P: 4	R: 1 E: 0 K: 0 S: 4	H: 1 LOB: 0 BB: 0 P: 4	R: 1 E: 1 K: 1 S: 6	H: 1 LOB: 0 BB: 0 P: 6	R: 0 E: 0 K: 0 S: 4	H: 1 LOB: 1 BB: 0 P: 4	1B: 6 2B: 1 3B: 0 HR: 3	SF: 1 SAC: 0 DP: 1 HBP: 1	WP: 0 PB: 0 SB: 4 CS: 0	PA: 44					
PITCHER	IP	WLS	BF	H	R	ER	SO	BB	IBB	HBP	BLK	WP	HR	S	P	ERA	WHIP										
Ed Correa, R ERA: 7.76 (1, 1)	4.1		22	5	7	7	5	4	0	0	0	0	2	28	44	14.54	2.077										
Jeff Russell, R ERA: 4.92 (5, 1)	0.1		4	1	0	0	0	2	0	0	0	0	0	2	10	0.00	9.000										
Paul Kilgus, L ERA: 1.69 (5, 1)	2.1	L	10	2	2	2	0	0	0	1	0	0	1	9	10	7.71	0.857										
Dale Mohorcic, R ERA: 2.6 (8, 1)	2.0		8	2	1	1	1	0	0	0	0	0	0	10	10	4.50	1.000										

Oakland Athletics @ Texas Rangers
Arlington Stadium, Arlington, TX
Sat Jun 13 1987, 8:05 PM EDT
Att: 33,882 - Unknown

livebaseballscores.com

AB 36
R 10
H 10
RBI 10
BB 6
SO 6
LOB 14



Batter	1	2	3	4	5	6	7	8	9	AB	R	H	RBI	BB	SO	LOB	BOTTOM										
Jerry Browne, S OBP: 0.361, SLG: 0.337 (1, 4)	6-3		1-3		4-3	G3		CS		5	0	1	0	0	0	3											
Scott Fletcher, R OBP: 0.365, SLG: 0.409 (1, 6)	5-3		2-H 3-H 1B			1B		K		5	1	2	1	0	2	1											
Ruben Sierra, S OBP: 0.320, SLG: 0.447 (1, 9)	K			4-3		1B		FC6 1B		5	1	2	0	0	2	1											
Pete Incaviglia, R OBP: 0.347, SLG: 0.527 (1, 7)		5-3		E6 HR		HR		K		5	2	1	1	0	2	2											
Pete O'Brien, L OBP: 0.326, SLG: 0.505 (1, 3)		4-3		4-3		HR		FC6		4	1	1	1	0	0	2											
Larry Parrish, R OBP: 0.359, SLG: 0.578 (1, 10)	F9			HR		K		5-3		4	1	1	2	0	1	2											
Oddibe McDowell, L OBP: 0.385, SLG: 0.479 (1, 8)			1-3 BB 1B	4-3		HR		1B		3	2	2	3	1	0	0											
Mike Stanley, R OBP: 0.344, SLG: 0.379 (1, 2)			1-3 BB		4-3			1B		3	0	1	0	1	0	0											
Bob Brower, R OBP: 0.356, SLG: 0.375 (8, PFR)					4-3			5-3		0	0	0	0	0	0	0											
Steve Buechele, R OBP: 0.281, SLG: 0.424 (9, 5)			1-3 BB					CS		0	0	0	0	0	0	0											
Curtis Wilkerson, S OBP: 0.333, SLG: 0.375 (1, 5)								1B		3	0	1	0	0	0	2											
Darrell Porter, L OBP: 0.351, SLG: 0.413 (8, PH)					F8			K		0	0	0	0	0	0	0											
Don Slaught, R OBP: 0.284, SLG: 0.400 (8, PH)								2B		1	0	0	0	0	1	2											
Inning Stats	R: 0 E: 0 K: 1 S: 5	H: 0 LOB: 0 BB: 0 P: 5	R: 0 E: 0 K: 0 S: 3	H: 0 LOB: 0 BB: 0 P: 3	R: 1 E: 0 K: 0 S: 3	H: 1 LOB: 2 BB: 2 P: 11	R: 2 E: 1 K: 0 S: 5	H: 1 LOB: 0 BB: 0 P: 5	R: 0 E: 0 K: 0 S: 3	H: 0 LOB: 0 BB: 0 P: 3	R: 5 E: 0 K: 1 S: 11	H: 6 LOB: 1 BB: 0 P: 11	R: 0 E: 0 K: 2 S: 8	H: 1 LOB: 1 BB: 0 P: 8	R: 0 E: 0 K: 1 S: 6	H: 2 LOB: 2 BB: 0 P: 6	R: 0 E: 0 K: 3 S: 10	H: 1 LOB: 1 BB: 0 P: 10	1B: 9 2B: 1 3B: 0 HR: 2	SF: 0 SAC: 0 DP: 0 HBP: 0	WP: 0 PB: 0 SB: 0 CS: 1	PA: 41					
PITCHER	IP	WLS	BF	H	R	ER	SO	BB	IBB	HBP	BLK	WP	HR	S	P	ERA	WHIP										
Moose Haas, R ERA: 6.06 (1, 1)	5.0		21	4	5	3	1	0	0	0	0	0	1	9	9	27.00	4.000										
Gene Nelson, R ERA: 3.83 (6, 1)	1.0		7	4	3	3	1	0	0	0	0	0	0	11	11	0.00	2.250										
Steve Ontiveros, R ERA: 4.25 (7, 1)	1.1	W	7	3	0	0	2	0	0	0	0	0	0	3	3	0.00	0.000										
Dave Leiper, L ERA: 2.12 (8, 1)	0.2		1	0	0	0	1	0	0	0	0	0	0	3	3	0.00	0.000										
Jay Howell, R ERA: 4.67 (9, 1)	1.0	S	4	1	0	0	3	0	0	0	0	0	0	10	10	0.00	1.000										

Oakland Athletics @ Texas Rangers
Arlington Stadium, Arlington, TX
Sat Jun 13 1987, 8:05 PM EDT
Att: 33,882 - Unknown

livebaseballscores.com

AB 38
R 8
H 12
RBI 8
BB 2
SO 8
LOB 15



Batter	1	2	3	4	5	6	7	8	9	AB	R	H	RBI	BB	SO	LOB	TOP					
Luis Polonia, L OBP: 0.385, SLG: 0.480 (1, 8)	3-1		B2			F7			F2	4	0	0	0	0	0	1						
Mike Davis, L OBP: 0.365, SLG: 0.617 (1, 9)	1-3 1B					K			L9	4	0	1	0	0	2	1						
Jose Canseco, R OBP: 0.294, SLG: 0.410 (1, 7)	1-3 1-2					6-3			K	4	0	0	0	0	1	2						
Mark McGwire, R OBP: 0.363, SLG: 0.624 (1, 3)	P3					K			L3	3	0	0	0	0	1	1						
Carney Lansford, R OBP: 0.379, SLG: 0.398 (1, 5)									F3	3	1	1	0	0	0	0						
Reggie Jackson, L OBP: 0.290, SLG: 0.354 (1, 10)									F8	2	0	0	0	1	1	1						
Terry Steinbach, R OBP: 0.380, SLG: 0.508 (1, 2)									K	3	0	0	0	0	3	2						
Tony Phillips, S OBP: 0.355, SLG: 0.404 (1, 4)									F2	3	0	0	0	0	0	0						
Alfredo Griffin, S OBP: 0.330, SLG: 0.358 (1, 6)									L9	3	0	1	0	0	0	0						
Inning Stats	R: 0 E: 0 K: 0 S: 4	H: 1 LOB: 1 BB: 0 P: 4	R: 0 E: 0 K: 1 S: 4	H: 0 LOB: 0 BB: 1 P: 8	R: 0 E: 0 K: 0 S: 3	H: 0 LOB: 0 BB: 0 P: 3	R: 0 E: 0 K: 2 S: 7	H: 0 LOB: 0 BB: 0 P: 7	R: 1 E: 0 K: 2 S: 8	H: 1 LOB: 0 BB: 0 P: 8	R: 0 E: 0 K: 1 S: 6	H: 1 LOB: 1 BB: 0 P: 6	R: 0 E: 0 K: 0 S: 3	H: 0 LOB: 0 BB: 0 P: 3	R: 0 E: 0 K: 1 S: 5	H: 0 LOB: 0 BB: 0 P: 5	R: 0 E: 0 K: 1 S: 5	H: 0 LOB: 0 BB: 0 P: 5	1B: 2 2B: 1 3B: 0 HR: 0	SF: 0 SAC: 0 DP: 0 HBP: 0	WP: 0 PB: 1 SB: 1 CS: 1	PA: 30
PITCHER Charlie Hough, R ERA: 4.06 (1, 1)	IP: 9.0 WLS: W BF: 30 H: 3 R: 1 ER: 0 SO: 8 BB: 1 IBB: 0 HBP: 0 BLK: 0 WP: 0 HR: 0 S: 45 P: 49 ERA: 0.00 WHIP: 0.444															PITCHER	IP: 9.0 WLS: W BF: 30 H: 3 R: 1 ER: 0 SO: 8 BB: 1 IBB: 0 HBP: 0 BLK: 0 WP: 0 HR: 0 S: 45 P: 49 ERA: 0.00 WHIP: 0.444					

Oakland Athletics @ Texas Rangers
Arlington Stadium, Arlington, TX
Sun Jun 14 1987, 8:05 PM EDT
Att: 32,743 - Unknown

AB 29
R 1
H 3
RBI 0
BB 1
SO 8
LOB 8



Batter	1	2	3	4	5	6	7	8	9	AB	R	H	RBI	BB	SO	LOB	BOTTOM					
Jerry Browne, S OBP: 0.366, SLG: 0.335 (1, 4)	CS BB		K				SH1-3			1	1	0	0	2	1	0						
Geno Petralli, L OBP: 0.476, SLG: 0.552 (1, 2)	G3 HR		2B WP				FC3-6 1B			3	2	3	2	1	0	0						
Ruben Sierra, S OBP: 0.319, SLG: 0.448 (1, 9)	G3		WP				FC3-6			4	0	1	0	0	1	3						
Pete O'Brien, L OBP: 0.329, SLG: 0.516 (1, 3)	2H HR		4-3				4-3			3	1	1	2	1	0	2						
Pete Incaviglia, R OBP: 0.341, SLG: 0.518 (1, 7)	K						K			4	0	0	0	0	4	2						
Larry Parrish, R OBP: 0.358, SLG: 0.573 Scott Fletcher, R OBP: 0.363, SLG: 0.407 (1, 5) (8, 6)							L4			2	0	0	0	1	1	0						
Oddibe McDowell, L OBP: 0.376, SLG: 0.465 (1, 8)							K			4	0	0	0	0	2	1						
Darrell Porter, L OBP: 0.333, SLG: 0.388 (1, 10)							K			3	0	0	0	0	3	1						
Curtis Wilkerson, S OBP: 0.333, SLG: 0.395 Steve Buechele, R OBP: 0.251, SLG: 0.424 (1, 6) (8, 5)							F8			3	1	1	0	0	0	0						
							SH1-3 1B			0	0	0	0	0	0	0						
Inning Stats	R: 2 E: 0 K: 1 S: 6	H: 2 LOB: 0 BB: 1 P: 10	R: 0 E: 0 K: 3 S: 9	H: 0 LOB: 0 BB: 0 P: 9	R: 1 E: 0 K: 1 S: 6	H: 1 LOB: 1 BB: 1 P: 10	R: 0 E: 0 K: 2 S: 7	H: 0 LOB: 1 BB: 1 P: 11	R: 1 E: 0 K: 2 S: 8	H: 1 LOB: 2 BB: 2 P: 16	R: 0 E: 0 K: 2 S: 7	H: 0 LOB: 0 BB: 0 P: 7	R: 1 E: 0 K: 0 S: 5	H: 2 LOB: 1 BB: 0 P: 5	R: 0 E: 0 K: 1 S: 5	H: 0 LOB: 0 BB: 0 P: 5	R: 0 E: 0 K: 1 S: 5	H: 0 LOB: 0 BB: 0 P: 5	1B: 2 2B: 3 3B: 0 HR: 1	SF: 0 SAC: 1 DP: 0 HBP: 0	WP: 1 PB: 0 SB: 0 CS: 1	PA: 34
PITCHER Eric Plunk, R ERA: 5.1 Dennis Lamp, R ERA: 5.19 (1, 1) (7, 1)	IP: 6.0 WLS: L BF: 27 H: 5 R: 5 ER: 5 SO: 11 BB: 4 IBB: 1 HBP: 0 BLK: 0 WP: 1 HR: 1 S: 44 P: 64 ERA: 7.50 WHIP: 1.500															PITCHER	IP: 6.0 WLS: L BF: 27 H: 5 R: 5 ER: 5 SO: 11 BB: 4 IBB: 1 HBP: 0 BLK: 0 WP: 1 HR: 1 S: 44 P: 64 ERA: 7.50 WHIP: 1.500					

Oakland Athletics @ Texas Rangers
Arlington Stadium, Arlington, TX
Sun Jun 14 1987, 8:05 PM EDT
Att: 32,743 - Unknown

AB 28
R 5
H 6
RBI 4
BB 5
SO 12
LOB 9



Batter	1	2	3	4	5	6	7	8	9	AB	R	H	RBI	BB	SO	LOB	TOP		
Tony Phillips, S OBP: 0.356, SLG: 0.617	5-3		BB 1B		FC5-2		F7		HR	5	1	2	2	0	0	1	Oakland Athletics @ Kansas City Royals Royals Stadium, Kansas City, MO Mon Jun 15 1987, 8:05 PM EDT Att: 36,157 - Unknown		
Carney Lansford, R OBP: 0.380, SLG: 0.610	K		BB BB BB BB	1-2 BB	F8		HR		F7	4	1	1	1	1	1	1			
Jose Canseco, R OBP: 0.296, SLG: 0.408	5-3		L7			F9 WP E BB			1B	4	1	1	0	1	0	2			
Mark McGwire, R OBP: 0.364, SLG: 0.634		5-3				F9		F8	1B	5	1	2	1	0	0	1			
Ron Cey, R OBP: 0.392, SLG: 0.434 Reggie Jackson, L (8, PH) OBP: 0.287, SLG: 0.349	K					E5 1B E		F9	1-3	3	1	0	1	0	2	0			
Mike Davis, L OBP: 0.367, SLG: 0.613	4-3					B2-5 1B				3	0	1	0	1	1	0			
Terry Steinbach, R OBP: 0.377, SLG: 0.508			SH1-3 6-3 2B		1-3					4	1	1	0	0	1	2			
Stan Javier, S OBP: 0.345, SLG: 0.356 Luis Polonia, L (9, PH) OBP: 0.300, SLG: 0.484			SH1-3			WP FC5-2 2B			HR 1B	2	0	1	0	0	0	2			
Alfredo Griffin, S OBP: 0.324, SLG: 0.351	6-3				G3				F7	4	0	0	1	0	0	2			
Inning Stats	R: 0 E: 0 K: 1 S: 5	H: 0 LOB: 0 BB: 0 P: 5	R: 0 E: 0 K: 1 S: 5	H: 0 LOB: 0 BB: 0 P: 5	R: 1 E: 0 K: 2 S: 8	H: 1 LOB: 0 BB: 0 P: 8	R: 0 E: 0 K: 0 S: 4	H: 1 LOB: 1 BB: 0 P: 4	R: 2 E: 2 K: 0 S: 5	H: 1 LOB: 1 BB: 1 P: 9	R: 1 E: 0 K: 0 S: 4	H: 1 LOB: 0 BB: 0 P: 4	R: 0 E: 0 K: 1 S: 5	H: 0 LOB: 1 BB: 1 P: 9	R: 2 E: 0 K: 0 S: 7	H: 4 LOB: 2 BB: 0 P: 7		1B: 5 2B: 3 3B: 0 HR: 3	SF: 0 SAC: 1 DP: 1 HBP: 0
PITCHER	IP	WLS	BF	H	R	ER	SO	BB	IBB	HBP	BLK	WP	HR	S	P	ERA	WHIP		
Charlie Leibrandt, L ERA: 2.33	7.0		30	6	5	4	4	2	0	0	0	2	2	36	44	5.14	1.143		
Steve Farr, R ERA: 4.74	1.2	L	9	3	2	2	1	1	0	0	0	0	1	10	14	10.80	2.400		
Dan Quisenberry, R ERA: 1.48	0.0		1	1	0	0	0	0	0	0	0	0	0	1	1	∞	∞		
Jerry Don Gleaton, L ERA: 4.87	0.1		1	0	0	0	0	0	0	0	0	0	0	1	1	0.00	0.000		




Batter	1	2	3	4	5	6	7	8	9	AB	R	H	RBI	BB	SO	LOB	BOTTOM				
Willie Wilson, S OBP: 0.323, SLG: 0.385	L6		K			1B 1B 1B		FC3-6 1B		5	2	1	0	0	1	3	Oakland Athletics @ Kansas City Royals Royals Stadium, Kansas City, MO Mon Jun 15 1987, 8:05 PM EDT Att: 36,157 - Unknown				
Kevin Seitzer, R OBP: 0.381, SLG: 0.414	1-3				5-3			6-3	1B	5	0	2	2	0	0	0					
George Brett, L OBP: 0.429, SLG: 0.451	F8				K			5-3		5	0	2	1	0	1	1					
Danny Tartabull, R OBP: 0.385, SLG: 0.490		5-3				HR			SH3 1B BB	4	1	2	1	1	1	2					
Frank White, R OBP: 0.300, SLG: 0.355					F8				SH3	3	0	1	0	1	1	0					
Bo Jackson, R OBP: 0.326, SLG: 0.518					F8				1B	5	1	2	1	0	1	4					
Steve Balboni, R OBP: 0.285, SLG: 0.401					F9				F8	5	1	2	1	0	0	5					
Angel Salazar, R OBP: 0.240, SLG: 0.299			F3						L7	4	0	1	0	0	0	1					
Larry Owen, R OBP: 0.242, SLG: 0.298 Thad Bosley, L (8, PH) OBP: 0.299, SLG: 0.388 Jamie Quirk, L OBP: 0.323, SLG: 0.333			F5			FC6-4 1B			FC3-6 1B	3	1	1	0	0	0	1					
					FC6-4 1B					1	0	1	0	0	0	0					
						1-2 1B				0	0	0	0	0	0	0					
Inning Stats	R: 0 E: 0 K: 0 S: 3	H: 0 LOB: 0 BB: 0 P: 3	R: 0 E: 0 K: 0 S: 4	H: 1 LOB: 1 BB: 0 P: 4	R: 0 E: 0 K: 1 S: 5	H: 0 LOB: 0 BB: 0 P: 5	R: 1 E: 0 K: 1 S: 6	H: 1 LOB: 0 BB: 0 P: 6	R: 3 E: 0 K: 1 S: 10	H: 5 LOB: 2 BB: 0 P: 10	R: 1 E: 0 K: 1 S: 8	H: 3 LOB: 2 BB: 0 P: 8	R: 0 E: 0 K: 0 S: 7	H: 2 LOB: 3 BB: 1 P: 11	R: 1 E: 0 K: 0 S: 5	H: 2 LOB: 1 BB: 0 P: 5	R: 0 E: 0 K: 0 S: 3	H: 1 LOB: 1 BB: 1 P: 7	1B: 11 2B: 1 3B: 0 HR: 3	SF: 0 SAC: 1 DP: 0 HBP: 0	WP: 0 PA: 43 PB: 0 SB: 1 CS: 0
PITCHER	IP	WLS	BF	H	R	ER	SO	BB	IBB	HBP	BLK	WP	HR	S	P	ERA	WHIP				
Curt Young, L ERA: 2.96	5.1		24	8	5	5	4	0	0	0	0	0	0	15	19	3.86	2.571				
Dennis Eckersley, R ERA: 3.04	2.1		14	6	1	1	1	0	1	0	0	0	0	1	1	0.00	0.000				
Dave Leiper, L ERA: 2.08	0.1	W	1	0	0	0	0	0	0	0	0	0	0	1	1	0.00	0.000				
Jay Howell, R ERA: 4.5	1.0	S	4	1	0	0	0	1	0	0	0	0	0	3	7	0.00	2.000				



Batter	1	2	3	4	5	6	7	8	9	AB	R	H	RBI	BB	SO	LOB	TOP										
Luis Polonia, L OBP: 0.401, SLG: 0.485 (1, 8)	0-0 1B S	4-0 1B BB		0-0 HR 1B	4-0 3-1 BB		0-0 4-3 2		0-0 3-1 3	4	2	2	0	2	0	2											
Mike Davis, L OBP: 0.358, SLG: 0.623 Johnnie LeMaster, R (1, 9) (7, 6)	0-3 K 1-2	0-3 K 2		0-0 HR 1-H	0-0 3-1 2		0-0 1-2 2-3		0-0 2-H 3-H 1B	5	1	2	4	0	2	5											
Carney Lansford, R OBP: 0.385, SLG: 0.412 Dennis Lamp, R Dave Vonohlen, L (1, 5) (8, 1) (9, 1)	0-0 4-3 1B 2-H	0-0 FC5-4 1B 1-2 2-H		4-0 HR BB	0-0 2 3-H	0-0 L5	0-0 F8			4	2	2	2	1	0	1											
Mark McGwire, R OBP: 0.356, SLG: 0.618 (1, 3) (8, 5)	0-0 4-3 1-2	0-0 FC5-4 1-2		0-0 P3		0-0 5-3		0-3 K2-3	5	0	0	0	0	1	4												
Jose Canseco, R OBP: 0.302, SLG: 0.437 (1, 7)	0-0 S 2-H 1B		0-0 HR	0-0 F4		0-0 HR		0-3 K	5	2	3	3	0	1	1												
Reggie Jackson, L OBP: 0.292, SLG: 0.367 Ron Cey, R OBP: 0.398, SLG: 0.434 (1, 10) (8, PH) (8, 3)	4-0 1-2 BB		0-3 K	0-0 HR 1-H	0-0 F5		0-0 BB	4-0 BB	3	1	1	2	1	1	0												
Terry Steinbach, R OBP: 0.299, SLG: 0.496 Mickey Tettleton, S OBP: 0.257, SLG: 0.222 (1, 2) (4, 2)	0-0 F8		0-0 6-3	0-0 5-3			0-0 F5	0-0 4-3	3	0	0	0	0	0	2												
Tony Phillips, S OBP: 0.357, SLG: 0.414 (1, 4)		0-0 G3	0-0 1B		0-0 L5		4-0 4-3 1B BB	0-3 K	4	1	1	0	1	1	0												
Alfredo Griffin, S OBP: 0.332, SLG: 0.355 Stan Javier, S OBP: 0.342, SLG: 0.353 (1, 6) (7, 9)	0-0 S 1B		0-0 F3		4-0 3-1 2 BB		0-0 1-2 1B	0-3 K	3	2	2	0	1	0	1												
Inning Stats	R: 2 E: 0 K: 1 S: 8	H: 3 LOB: 2 BB: 1 P: 12	R: 1 E: 0 K: 1 S: 7	H: 2 LOB: 2 BB: 1 P: 11	R: 1 E: 0 K: 1 S: 7	H: 2 LOB: 1 BB: 0 P: 7	R: 4 E: 0 K: 0 S: 6	H: 3 LOB: 0 BB: 1 P: 10	R: 0 E: 0 K: 0 S: 2	H: 0 LOB: 2 BB: 2 P: 10	R: 1 E: 0 K: 0 S: 4	H: 1 LOB: 0 BB: 0 P: 4	R: 2 E: 0 K: 0 S: 5	H: 2 LOB: 1 BB: 1 P: 9	R: 0 E: 0 K: 2 S: 7	H: 0 LOB: 1 BB: 1 P: 11	R: 0 E: 0 K: 2 S: 7	H: 0 LOB: 0 BB: 0 P: 7	1B: 9 2B: 0 3B: 0 HR: 4	SF: 0 SAC: 0 DP: 0 HBP: 0	WP: 0 PB: 0 SB: 3 CS: 0	PA: 46					
PITCHER	IP	WLS	BF	H	R	ER	SO	BB	IBB	HBP	BLK	WP	HR	S	P	ERA	WHIP										
Rick Anderson, R ERA: 13.85 Bob Shirley, L ERA: 6.47 Jerry Don Gleaton, L ERA: 4.54 Dan Quisenberry, R ERA: 1.42	(1, 1) (3, 1) (8, 1) (9, 1)	2.2 4.1 1.0 1.0	L 23 4 3	17 7 0 0	4 7 0 0	4 7 0 0	3 7 2 2	0 4 1 0	0 0 0 0	0 0 0 0	0 0 0 0	0 0 0 0	1 3 0 0	21 18 7 7	29 34 11 7	13.50 14.54 0.00 0.00	3.375 2.308 1.000 0.000										

Oakland Athletics @ Kansas City Royals
 Royals Stadium, Kansas City, MO
 Tue Jun 16 1987, 8:05 PM EDT
 Att: 26,562 - Unknown


AB 39
 R 11
 H 13
 RBI 11
 BB 7
 SO 7
 LOB 17

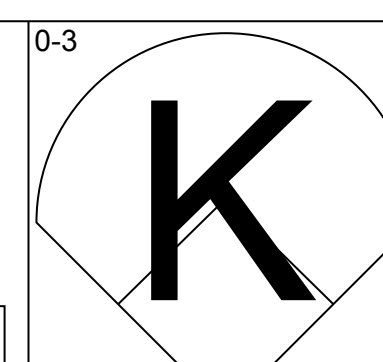
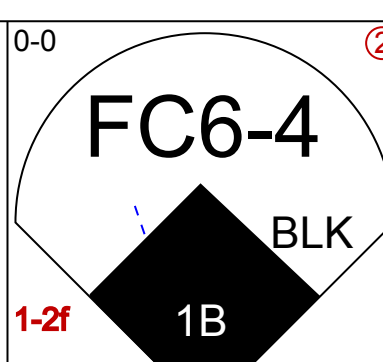
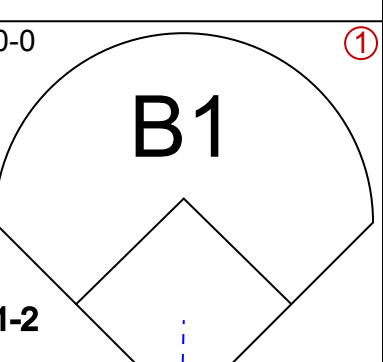
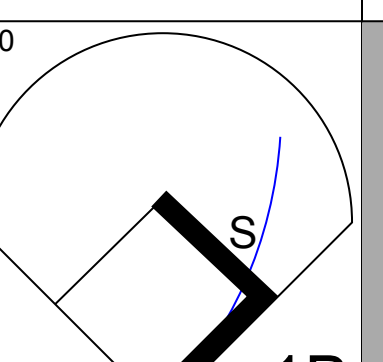
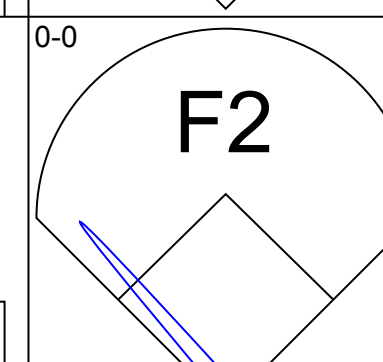
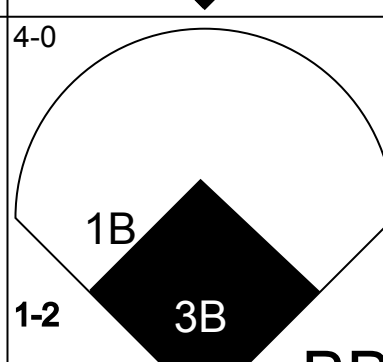
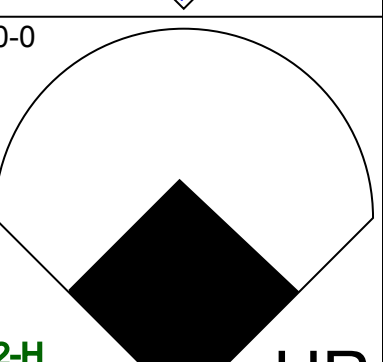
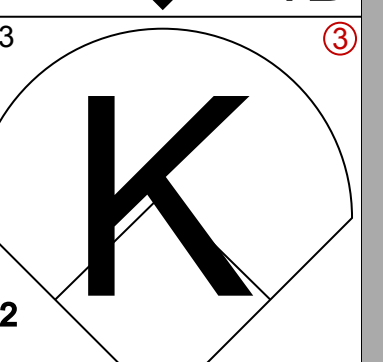
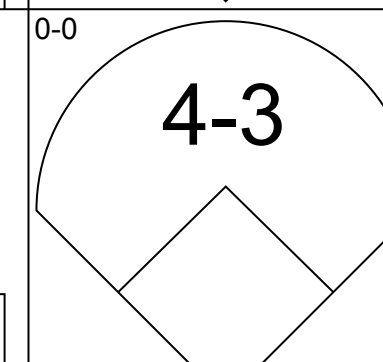
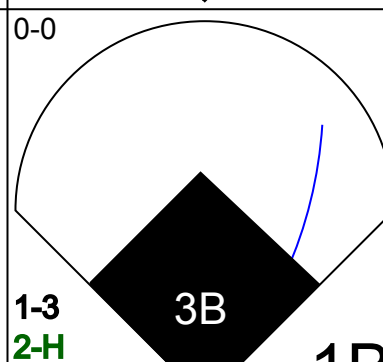
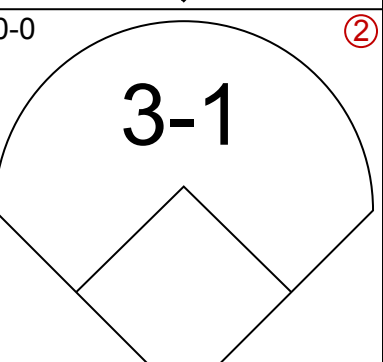

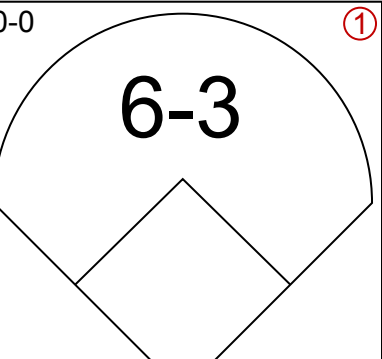
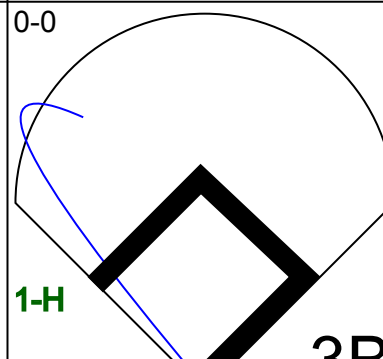
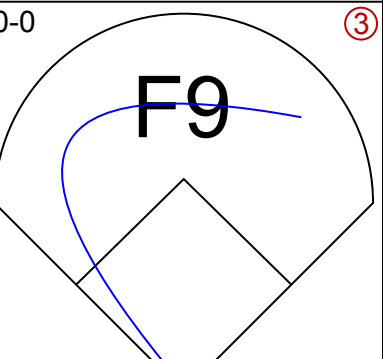


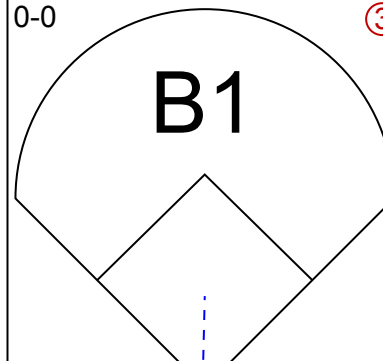
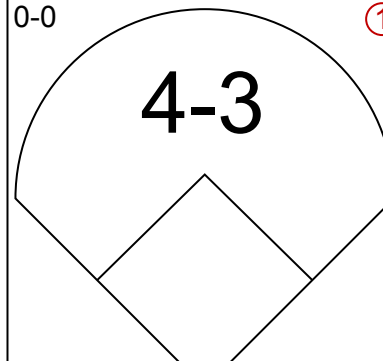


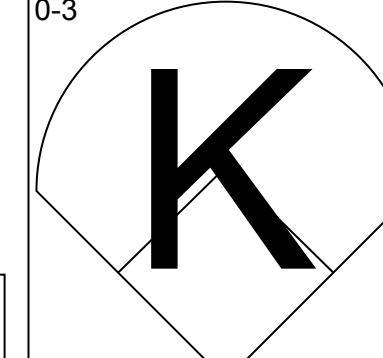
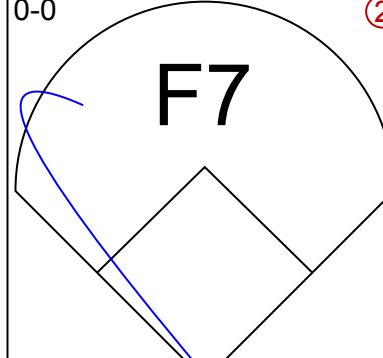


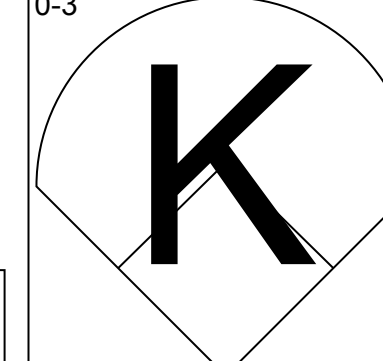
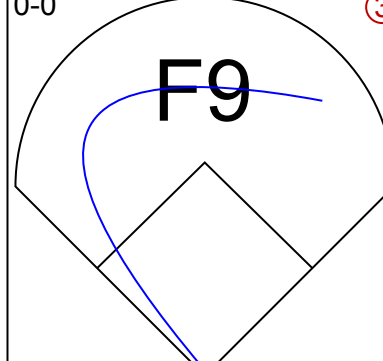

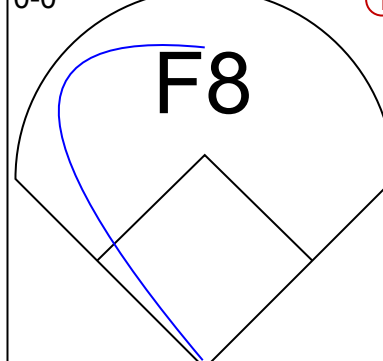
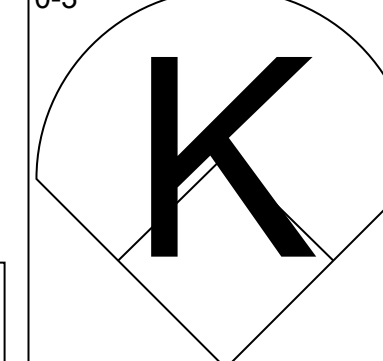


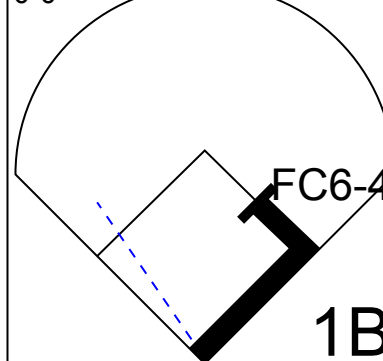
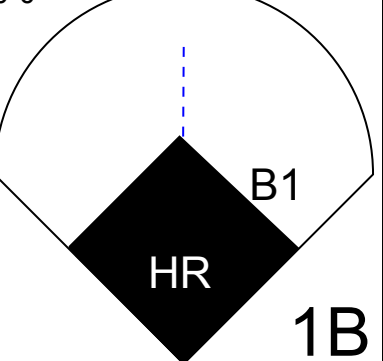
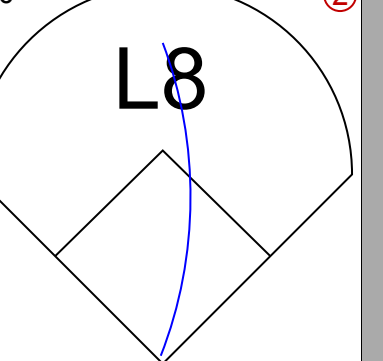
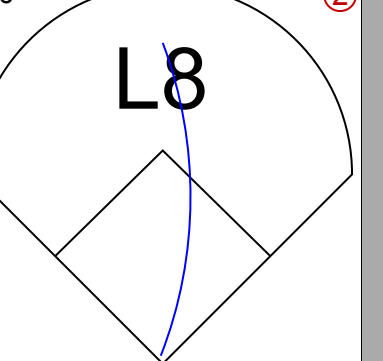


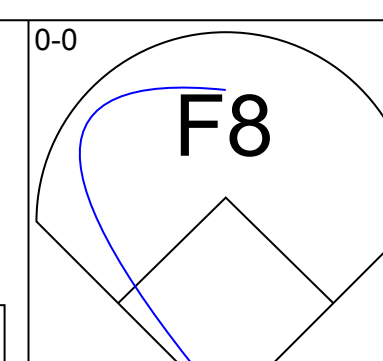
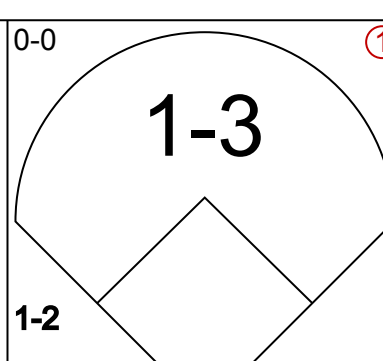
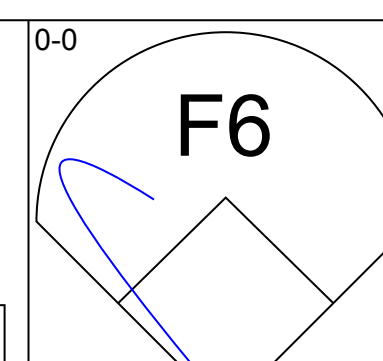
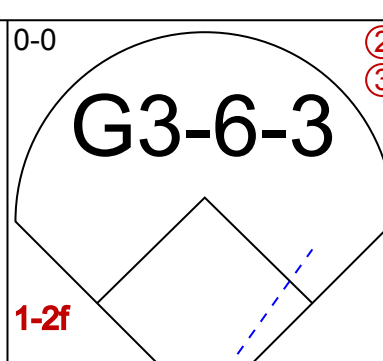
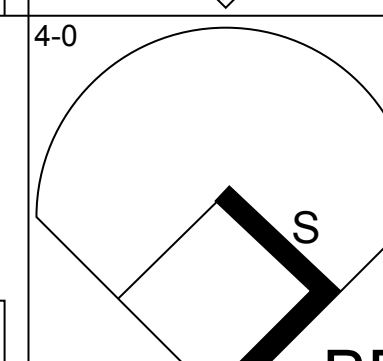
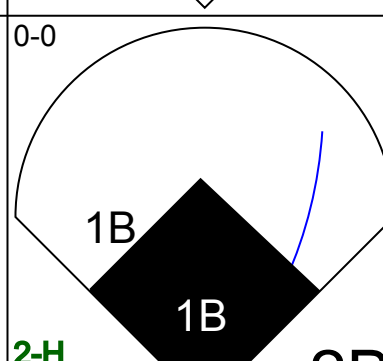
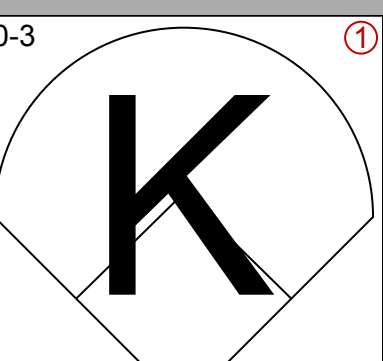
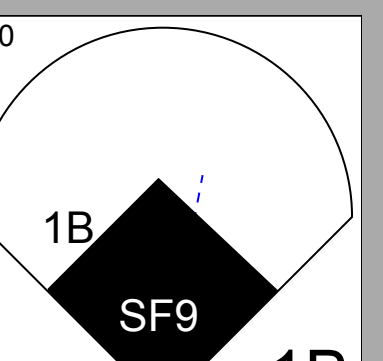
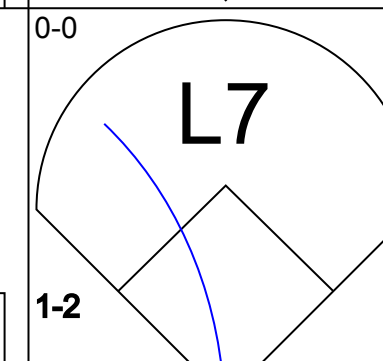
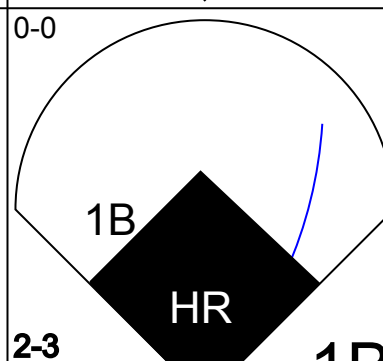
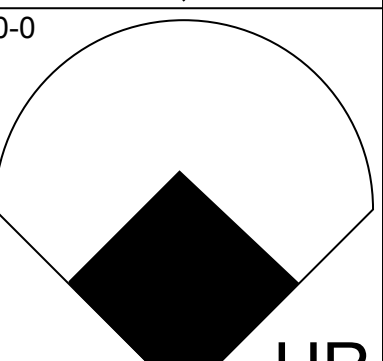
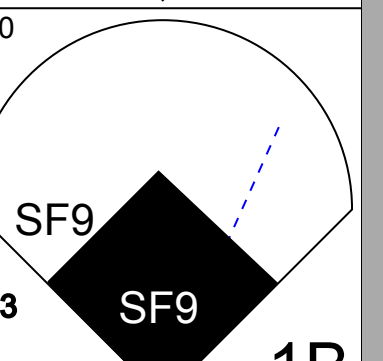
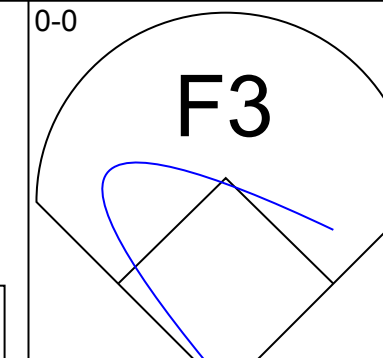
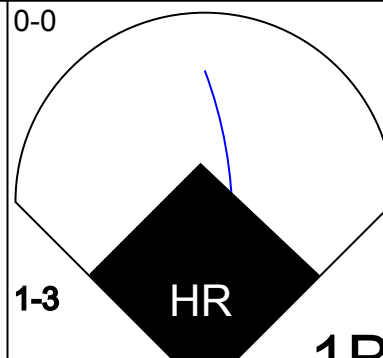
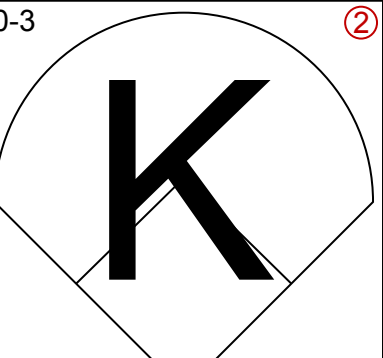
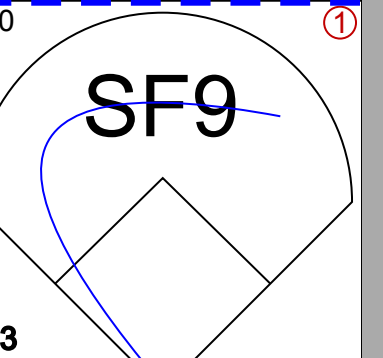
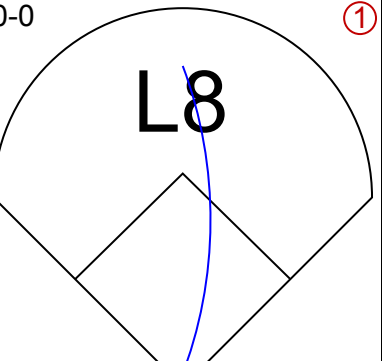
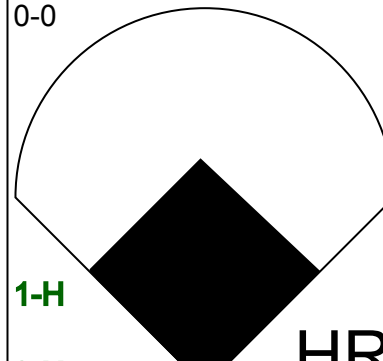
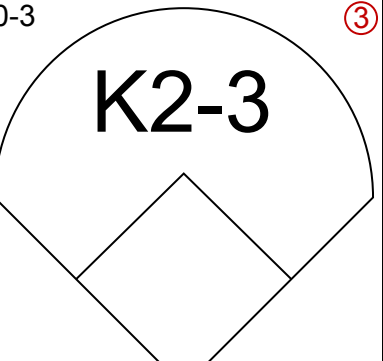
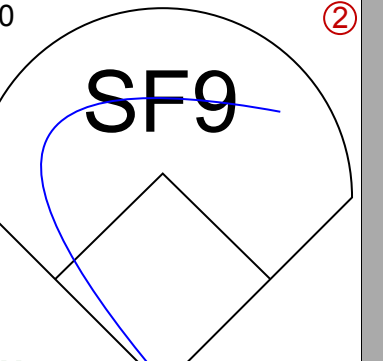

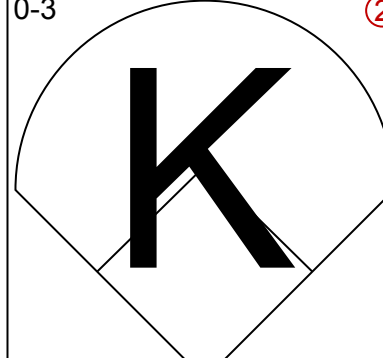
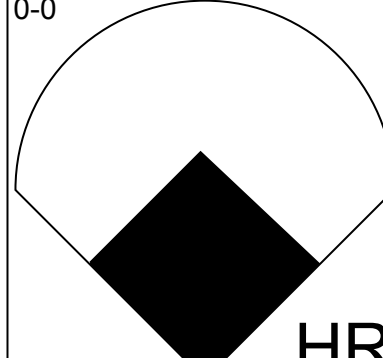

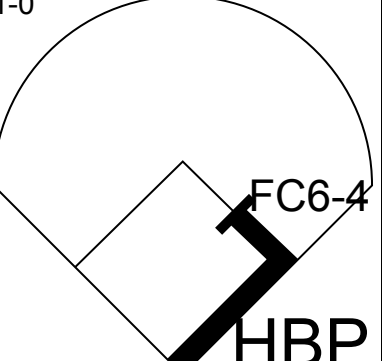
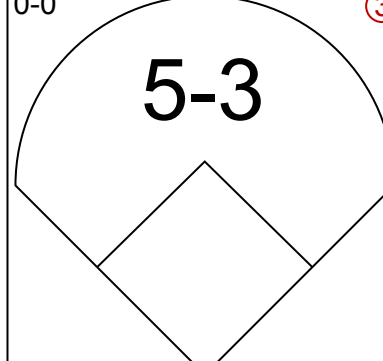
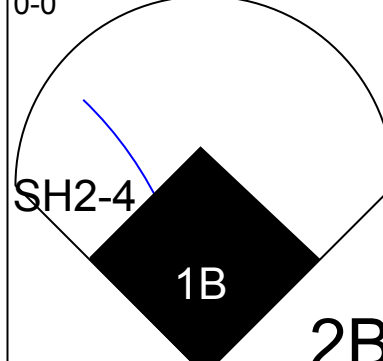


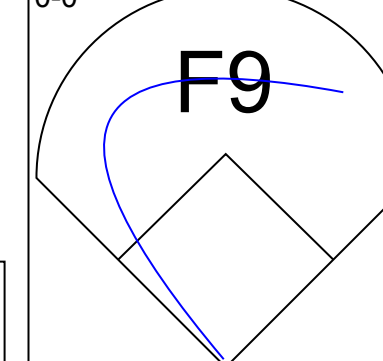
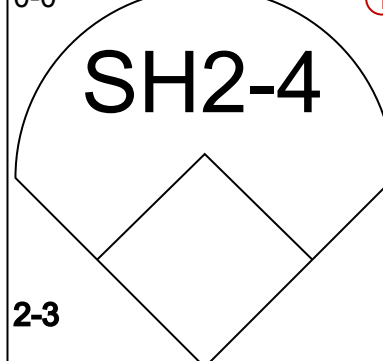

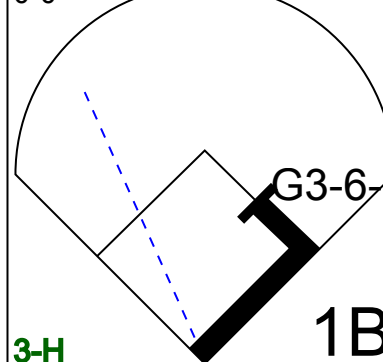

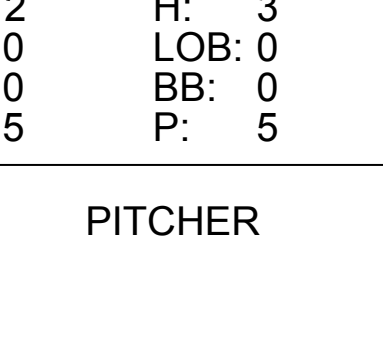


Batter	1	2	3	4	5	6	7	8	9	AB	R	H	RBI	BB	SO	LOB	BOTTOM										
Willie Wilson, S OBP: 0.329, SLG: 0.387 (1, 8)	4-0 4-3 S BB		0-3 K		0-0 5-3		0-0 4-3 1B		0-0 1B	4	0	2	0	1	1	1											
Kevin Seitzer, R OBP: 0.385, SLG: 0.416 (1, 5)	0-0 5-3 1-2		4-0 1-2 BB		0-0 1B	0-0 1B	0-0 4-3 2		0-0 1-2 1B	4	1	2	0	1	0	2											
George Brett, L OBP: 0.397, SLG: 0.411 (1, 10)	0-0 4-3 2-3		0-3 K		0-0 F5	0-0 3-1		0-0 4-3	5	0	0	0	0	1	7												
Danny Tartabull, R OBP: 0.382, SLG: 0.486 (1, 9)	0-3 K		0-0 FC6-4 1B		0-0 F4		0-3 K			4	0	1	0	0	2	2											
Frank White, R OBP: 0.300, SLG: 0.355 Bill Pecota, R OBP: 0.500, SLG: 0.762 (1, 4) (8, PH) (9, 4)		0-0 5-3	0-3 SAFE K		0-0 1B BB	0-0 1B	0-0 F4	0-0 F4	3	0	1	0	0	1	1												
Bo Jackson, R OBP: 0.329, SLG: 0.515 (1, 7)		0-3 K	0-3 K		0-0 1B BB	4-0 1B	0-0 1B	0-0 1B	3	0	1	0	1	2	1												
Steve Balboni, R OBP: 0.284, SLG: 0.398 (1, 3)		0-0 5-3	0-0 FC6-4 1-2		0-0 FC6-4 1B	0-0 FC6-4 1B	0-0 1-3	0-0 1-3	4	0	1	1	0	0	2												
Angel Salazar, R OBP: 0.235, SLG: 0.293 (1, 6)			0-0 F8		0-0 F7	0-0 FC6-4		0-0 6-3	4	0	0	0	0	0	3												
Jamie Quirk, L OBP: 0.323, SLG: 0.333 Larry Owen, R OBP: 0.238, SLG: 0.293 (1, 2) (8, 2)			0-0 BB 1B		0-0 4-3		0-0 F7		0-0 F8	3	0	1	0	0	0	0											
Inning Stats	R: 0 E: 0 K: 1 S: 5	H: 0 LOB: 1 BB: 1 P: 9	R: 0 E: 0 K: 1 S: 5	H: 0 LOB: 0 BB: 0 P: 5	R: 0 E: 0 K: 2 S: 8	H: 1 LOB: 2 BB: 1 P: 12	R: 0 E: 0 K: 2 S: 8	H: 1 LOB: 0 BB: 0 P: 8	R: 0 E: 0 K: 0 S: 3	H: 0 LOB: 0 BB: 0 P: 3	R: 1 E: 0 K: 0 S: 6	H: 3 LOB: 3 BB: 1 P: 10	R: 0 E: 0 K: 0 S: 4	H: 1 LOB: 1 BB: 0 P: 4	R: 0 E: 0 K: 1 S: 6	H: 1 LOB: 2 BB: 0 P: 6	R: 0 E: 0 K: 0 S: 5	H: 2 LOB: 2 BB: 0 P: 5	1B: 9 2B: 0 3B: 0 HR: 0	SF: 0 SAC: 0 DP: 0 HBP: 0	WP: 0 PB: 0 SB: 1 CS: 0	PA: 39					
PITCHER	IP	WLS	BF	H	R	ER	SO	BB	IBB	HBP	BLK	WP	HR	S	P	ERA	WHIP										
Steve Ontiveros, R ERA: 3.63 Gene Nelson, R ERA: 3.66 Dennis Lamp, R ERA: 4.66 Dave Vonohlen, L ERA:	(1, 1) (6, 1) (8, 1) (9, 1)	5.0 2.0 1.0 1.0	W 11 4 5	19 4 1 2	0 1 0 0	0 1 0 0	0 10 6 5	0 1 0 0	0 0 0 0	0 0 0 0	0 0 0 0	0 0 0 0	0 0 0 0	29 10 6 5	37 14 6 5	0.00 4.50 0.00 0.00	0.800 2.500 1.000 2.000										

Oakland Athletics @ Kansas City Royals
 Royals Stadium, Kansas City, MO
 Tue Jun 16 1987, 8:05 PM EDT
 Att: 26,562 - Unknown


AB 36
 R 1
 H 9
 RBI 1
 BB 3
 SO 7
 LOB 19




Batter	1	2	3	4	5	6	7	8	9	AB	R	H	RBI	BB	SO	LOB	TOP					
Luis Polonia, L OBP: 0.397, SLG: 0.478 (1, 8)										4	1	1	0	0	1	2	Oakland Athletics @ Kansas City Royals Royals Stadium, Kansas City, MO Wed Jun 17 1987, 8:05 PM EDT Att: 26,780 - Unknown					
Mike Davis, L OBP: 0.370, SLG: 0.633 (1, 9)										3	2	1	2	1	1	1						
Carney Lansford, R OBP: 0.382, SLG: 0.499 (1, 5)										4	1	1	1	0	0	0						
Mark McGwire, R OBP: 0.354, SLG: 0.621 (1, 3)										4	0	1	2	0	0	0						
Jose Canseco, R OBP: 0.298, SLG: 0.430 (1, 7)										4	0	0	0	0	0	1						
Reggie Jackson, L OBP: 0.291, SLG: 0.370 (1, 10)										4	0	1	0	0	1	0						
Tony Phillips, S OBP: 0.355, SLG: 0.409 (1, 4)										3	0	0	0	1	1	1						
Mickey Tettleton, S OBP: 0.248, SLG: 0.213 (1, 2)										4	0	0	0	0	3	1						
Alfredo Griffin, S OBP: 0.335, SLG: 0.358 (1, 6)										4	1	2	0	0	0	1						
Inning Stats	R: 0 E: 0 K: 1 S: 5	H: 0 LOB: 0 BB: 0 P: 5	R: 0 E: 0 K: 0 S: 4	H: 1 LOB: 1 BB: 0 P: 4	R: 3 E: 0 K: 0 S: 6	H: 3 LOB: 1 BB: 1 P: 10	R: 0 E: 0 K: 3 S: 9	H: 0 LOB: 0 BB: 0 P: 9	R: 2 E: 0 K: 0 S: 5	H: 2 LOB: 0 BB: 0 P: 5	R: 0 E: 0 K: 0 S: 3	H: 0 LOB: 0 BB: 0 P: 3	R: 0 E: 0 K: 2 S: 8	H: 1 LOB: 1 BB: 0 P: 8	R: 0 E: 0 K: 0 S: 3	H: 0 LOB: 0 BB: 0 P: 3	R: 0 E: 0 K: 1 S: 5	H: 0 LOB: 1 BB: 1 P: 9	1B: 4 2B: 1 3B: 1 HR: 1	SF: 0 SAC: 0 DP: 0 HBP: 0	WP: 0 PB: 0 SB: 2 CS: 0	PA: 36
PITCHER Bret Saberhagen, R ERA: 2.25 (1, 1)	IP: 9.0 WLS: W BF: 36 H: 7 R: 5 ER: 5 SO: 7	BB: 2 IBB: 0 HBP: 0 BLK: 1	WP: 0 HR: 1 S: 48 P: 56	ERA: 5.00 WHIP: 1.000	PITCHER										IP: 9.0 WLS: W BF: 36 H: 7 R: 5 ER: 5 SO: 7	BB: 2 IBB: 0 HBP: 0 BLK: 1	WP: 0 HR: 1 S: 48 P: 56	ERA: 5.00 WHIP: 1.000				

Batter	1	2	3	4	5	6	7	8	9	AB	R	H	RBI	BB	SO	LOB	BOTTOM					
Willie Wilson, S OBP: 0.324, SLG: 0.381 (1, 8)										4	0	0	0	0	0	2	Oakland Athletics @ Kansas City Royals Royals Stadium, Kansas City, MO Wed Jun 17 1987, 8:05 PM EDT Att: 26,780 - Unknown					
Kevin Seitzer, R OBP: 0.391, SLG: 0.423 (1, 5)										3	2	2	1	1	1	0						
George Brett, L OBP: 0.417, SLG: 0.483 (1, 10)										4	3	3	1	0	0	1						
Danny Tartabull, R OBP: 0.380, SLG: 0.484 (1, 9)										3	1	1	2	0	1	1						
Frank White, R OBP: 0.299, SLG: 0.369 (1, 4)										3	1	1	4	0	1	0						
Bo Jackson, R OBP: 0.327, SLG: 0.524 (1, 7)										4	1	1	1	0	3	0						
Steve Balboni, R OBP: 0.288, SLG: 0.402 (1, 3)										3	1	1	0	0	0	0						
Angel Salazar, R OBP: 0.232, SLG: 0.289 (1, 6)										3	0	0	0	0	0	1						
Jamie Quirk, L OBP: 0.326, SLG: 0.336 (1, 2)										2	1	1	0	0	0	0						
Hal McRae, R OBP: 0.438, SLG: 0.571 (6, PH)										1	0	1	1	0	0	0						
Larry Owen, R OBP: 0.234, SLG: 0.288 (7, 2)										1	0	0	0	0	1	0						
Inning Stats	R: 0 E: 0 K: 0 S: 3	H: 0 LOB: 1 BB: 1 P: 7	R: 0 E: 0 K: 1 S: 5	H: 0 LOB: 0 BB: 0 P: 6	R: 5 E: 0 K: 1 S: 10	H: 5 LOB: 0 BB: 0 P: 10	R: 0 E: 0 K: 0 S: 3	H: 0 LOB: 0 BB: 0 P: 3	R: 1 E: 0 K: 3 S: 10	H: 1 LOB: 0 BB: 0 P: 10	R: 2 E: 0 K: 0 S: 5	H: 3 LOB: 0 BB: 0 P: 5	R: 2 E: 0 K: 1 S: 7	H: 2 LOB: 0 BB: 0 P: 7	R: 0 E: 0 K: 1 S: 5	H: 0 LOB: 0 BB: 0 P: 5	R: 0 E: 0 K: 1 S: 5	H: 0 LOB: 0 BB: 0 P: 5	1B: 6 2B: 2 3B: 0 HR: 3	SF: 2 SAC: 1 DP: 1 HBP: 1	WP: 0 PB: 0 SB: 1 CS: 0	PA: 36
PITCHER Dave Stewart, R ERA: 4.15 (1, 1)	IP: 5.0 WLS: L BF: 24 H: 7 R: 7 ER: 7 SO: 5	BB: 1 IBB: 0 HBP: 0 BLK: 0	WP: 0 HR: 0 S: 32 P: 37	ERA: 12.60 WHIP: 1.600	PITCHER										IP: 5.0 WLS: L BF: 24 H: 7 R: 7 ER: 7 SO: 5	BB: 1 IBB: 0 HBP: 0 BLK: 0	WP: 0 HR: 0 S: 32 P: 37	ERA: 12.60 WHIP: 1.600				
Dennis Lamp, R ERA: 5.4 (6, 1)	0.1	2	1	0	0	0	0	0	0	0	0	2	2	0.00	3.000							
Dave Leiper, L ERA: 3.0 (6, 1)	0.2	4	3	3	3	0	0	0	0	0	4	4	40.50	4.500								
Gene Nelson, R ERA: 3.77 (7, 1)	1.0	3	0	0	0	1	0	0	0	0	5	5	0.00	0.000								
Dave Vonohlen, L ERA: (8, 1)	1.0	3	0	0	0	1	0	0	0	0	5	5	0.00	0.000								



Batter	1	2	3	4	5	6	7	8	9	AB	R	H	RBI	BB	SO	LOB	TOP								
Jerry Browne, S (1.4) OBP: 0.354, SLG: 0.343	E3 F7 4-3		6-3		SH FC5-4		5-3		4-3	4	0	0	0	0	0	0	<p>Texas Rangers @ Oakland Athletics Oakland-Alameda County Coliseum, Oakland, CA</p> <p>Fri Jun 19 1987, 7:05 PM PDT Att: 11,717 - Unknown</p> <p>livebaseballscores.com</p> <p>AB 35 R 4 H 8 RBI 4 BB 1 SO 4 LOB 11</p> 								
Scott Fletcher, R (1.6) OBP: 0.357, SLG: 0.395	4-3		F6		FC5-4		1B			4	0	1	1	0	0	2									
Ruben Sierra, S (1.9) OBP: 0.313, SLG: 0.431	F7			L7	F8		4-3			4	0	0	0	0	0	3									
Pete O'Brien, L (1.3) OBP: 0.339, SLG: 0.543	L7			L7 2B	4-3			4-3		4	1	1	0	0	0	2									
Larry Parrish, R (1.10) OBP: 0.360, SLG: 0.573		5-3		2B		K		HR		4	2	2	2	0	1	0									
Oddibe McDowell, L (1.8) OBP: 0.370, SLG: 0.456	6-3			1B 2B	5-3 1B			K		4	0	2	1	0	1	0									
Mike Stanley, R (1.2) OBP: 0.341, SLG: 0.366				1B	5-3			4-3		4	0	2	0	0	0	1									
Steve Buechele, R (1.5) OBP: 0.263, SLG: 0.392	F8			1B	6-3			6-3		4	0	0	0	0	1	3									
Bob Brower, R (1.7) OBP: 0.355, SLG: 0.363			K		SH FC5-4 BB		4-3		1-3	3	1	0	0	1	1	0									
Inning Stats	R: 0 E: 1 K: 0 S: 4	H: 0 LOB: 1 BB: 0 P: 4	R: 0 E: 0 K: 0 S: 4	H: 1 LOB: 1 BB: 0 P: 4	R: 0 E: 0 K: 1 S: 5	H: 0 LOB: 0 BB: 0 P: 5	R: 2 E: 0 K: 1 S: 8	H: 4 LOB: 1 BB: 0 P: 8	R: 1 E: 1 K: 0 S: 4	H: 0 LOB: 1 BB: 1 P: 8	R: 0 E: 0 K: 0 S: 6	H: 1 LOB: 1 BB: 0 P: 6	R: 0 E: 0 K: 0 S: 4	H: 1 LOB: 1 BB: 0 P: 4	R: 1 E: 0 K: 1 S: 6	H: 1 LOB: 0 BB: 0 P: 6	R: 0 E: 0 K: 0 S: 3	H: 0 LOB: 0 BB: 0 P: 3	1B: 5 2B: 2 3B: 0 HR: 1	SF: 0 SAC: 1 DP: 0 HBP: 0	WP: 0 PB: 0 SB: 0 CS: 0	PA: 37			
PITCHER	IP	WLS	BF	H	R	ER	SO	BB	IBB	HBP	BLK	WP	HR	S	P	ERA	WHIP								
Moose Haas, R (1.1) ERA: 5.75	5.0	L	22	5	3	2	2	1	0	0	0	0	0	25	29	3.60	1.200								
Dennis Eckersley, R (6.1) ERA: 2.93	2.0		8	2	0	0	1	0	0	0	0	0	0	10	10	0.00	1.000								
Dave Vonohlen, L (8.1) ERA: 3.0	1.0		4	1	1	1	1	0	0	0	0	0	1	6	6	9.00	1.000								
Dennis Lamp, R (9.1) ERA: 4.91	1.0		3	0	0	0	0	0	0	0	0	0	0	3	3	0.00	0.000								

Batter	1	2	3	4	5	6	7	8	9	AB	R	H	RBI	BB	SO	LOB	BOTTOM								
Luis Polonia, L (1.8) OBP: 0.393, SLG: 0.471	F5		B5-3		F8			BB E 1B		4	1	1	0	0	0	2	<p>Texas Rangers @ Oakland Athletics Oakland-Alameda County Coliseum, Oakland, CA</p> <p>Fri Jun 19 1987, 7:05 PM PDT Att: 11,717 - Unknown</p> <p>livebaseballscores.com</p> <p>AB 29 R 2 H 2 RBI 1 BB 5 SO 2 LOB 9</p> 								
Mike Davis, L (1.10) OBP: 0.368, SLG: 0.624	4-3			F8		G3		FC6-4 BB		3	0	0	0	1	0	0									
Carney Lansford, R (1.5) OBP: 0.380, SLG: 0.403				5-3		F4		FC6-4		3	0	0	0	1	0	1									
Jose Canseco, R (1.7) OBP: 0.297, SLG: 0.424	G3				BB	6-3		F4		3	0	0	0	1	0	2									
Reggie Jackson, L (1.9) OBP: 0.290, SLG: 0.373		G3		F5			3-1 6-3 2B		K	4	1	1	0	0	1	1									
Ron Cey, R (1.3) OBP: 0.382, SLG: 0.413		5-3			6-3		3-1		5-3	4	0	0	0	0	0	1									
Tony Phillips, S (1.4) OBP: 0.354, SLG: 0.404		4-3			4-3 BB BB		6-3		K	3	0	0	1	1	1	0									
Mickey Tettleton, S (1.2) OBP: 0.250, SLG: 0.208			4-3		4-3 BB		F7			2	0	0	0	1	0	0									
Alfredo Griffin, S (1.6) OBP: 0.330, SLG: 0.353			4-3		4-3			B4-3		3	0	0	0	0	0	2									
Inning Stats	R: 0 E: 0 K: 0 S: 3	H: 0 LOB: 1 BB: 1 P: 7	R: 0 E: 0 K: 0 S: 3	H: 0 LOB: 0 BB: 0 P: 3	R: 0 E: 0 K: 0 S: 3	H: 0 LOB: 0 BB: 0 P: 3	R: 0 E: 0 K: 0 S: 3	H: 0 LOB: 1 BB: 1 P: 7	R: 0 E: 0 K: 0 S: 3	H: 0 LOB: 2 BB: 2 P: 11	R: 0 E: 0 K: 0 S: 3	H: 0 LOB: 0 BB: 0 P: 3	R: 1 E: 0 K: 0 S: 4	H: 1 LOB: 0 BB: 0 P: 4	R: 1 E: 1 K: 0 S: 4	H: 1 LOB: 1 BB: 1 P: 8	R: 0 E: 0 K: 2 S: 7	H: 0 LOB: 0 BB: 0 P: 7	1B: 1 2B: 1 3B: 0 HR: 0	SF: 0 SAC: 0 DP: 0 HBP: 0	WP: 0 PB: 0 SB: 0 CS: 0	PA: 34			
PITCHER	IP	WLS	BF	H	R	ER	SO	BB	IBB	HBP	BLK	WP	HR	S	P	ERA	WHIP								
Charlie Hough, R (1.1) ERA: 3.87	7.1	W	29	2	2	1	0	5	0	0	0	0	0	24	44	1.23	0.955								
Dale Mohorcic, R (8.1) ERA: 2.55	1.2	S	5	0	0	0	2	0	0	0	0	0	0	9	9	0.00	0.000								

Batter	1	2	3	4	5	6	7	8	9	AB	R	H	RBI	BB	SO	LOB	TOP										
Jerry Browne, S OBP: 0.346, SLG: 0.333										5	0	0	0	0	1	2											
Scott Fletcher, R OBP: 0.360, SLG: 0.413										4	1	2	1	0	0	0											
Ruben Sierra, S OBP: 0.315, SLG: 0.444										4	2	2	1	0	0	1											
Larry Parrish, R OBP: 0.358, SLG: 0.571										4	0	1	0	0	1	2											
Pete Incaviglia, R OBP: 0.340, SLG: 0.541										4	1	1	2	0	1	1											
Bob Brower, R OBP: 0.355, SLG: 0.363										0	0	0	0	0	0	0											
Pete O'Brien, L OBP: 0.337, SLG: 0.538										4	1	1	0	0	0	1											
Don Slaughter, R OBP: 0.283, SLG: 0.391										3	1	0	0	1	2	1											
Oddibe McDowell, L OBP: 0.368, SLG: 0.457										4	1	1	2	0	0	0											
Steve Buechele, R OBP: 0.268, SLG: 0.400										4	0	2	1	0	0	0											
Inning Stats	R: 0 E: 0 K: 1 S: 6	H: 1 LOB: 1 BB: 0 P: 6	R: 0 E: 0 K: 1 S: 5	H: 0 LOB: 0 BB: 0 P: 5	R: 0 E: 0 K: 0 S: 3	H: 0 LOB: 0 BB: 0 P: 3	R: 5 E: 0 K: 1 S: 10	H: 5 LOB: 1 BB: 1 P: 14	R: 2 E: 0 K: 0 S: 5	H: 2 LOB: 0 BB: 0 P: 5	R: 0 E: 0 K: 1 S: 5	H: 0 LOB: 0 BB: 0 P: 5	R: 0 E: 0 K: 1 S: 6	H: 1 LOB: 1 BB: 0 P: 6	R: 0 E: 0 K: 0 S: 3	H: 1 LOB: 0 BB: 0 P: 3	1B: 3 2B: 4 3B: 0 HR: 3	SF: 0 SAC: 0 DP: 1 HBP: 0	WP: 0 PB: 0 SB: 0 CS: 0	PA: 37							
PITCHER	IP	WLS	BF	H	R	ER	SO	BB	IBB	HBP	BLK	WP	HR	S	P	ERA	WHIP										
Curt Young, L ERA: 3.42	4.0	L	21	8	7	7	3	1	0	0	0	0	2	26	30	15.75	2.250										
Gene Nelson, R ERA: 3.5	3.1		11	1	0	0	2	0	0	0	0	0	0	15	15	0.00	0.300										
Dave Leiper, L ERA: 2.75	1.2		5	1	0	0	0	0	0	0	0	0	0	5	5	0.00	0.600										

Texas Rangers @ Oakland Athletics
Oakland-Alameda County Coliseum, Oakland, CA
Sat Jun 20 1987, 3:33 AM PDT
Att: 21,937 - Unknown

AB	36
R	7
H	10
RBI	7
BB	1
SO	5
LOB	8



Batter	1	2	3	4	5	6	7	8	9	AB	R	H	RBI	BB	SO	LOB	BOTTOM										
Luis Polonia, L OBP: 0.403, SLG: 0.468										1	3	0	0	3	1	2											
Ron Cey, R OBP: 0.379, SLG: 0.407										1	0	0	0	0	0	2											
Stan Javier, S OBP: 0.342, SLG: 0.353										0	0	0	0	0	0	0											
Mike Davis, L OBP: 0.365, SLG: 0.614										5	0	1	1	0	2	4											
Carney Lansford, R OBP: 0.377, SLG: 0.403										5	0	1	1	0	1	2											
Mark McGwire, R OBP: 0.351, SLG: 0.609										4	1	0	0	1	2	1											
Jose Canseco, R OBP: 0.303, SLG: 0.421										2	1	0	0	3	1	0											
Reggie Jackson, L OBP: 0.293, SLG: 0.370										4	1	1	2	0	0	2											
Terry Steinbach, R OBP: 0.364, SLG: 0.481										4	0	0	0	1	0	3											
Tony Phillips, S OBP: 0.352, SLG: 0.398										3	0	0	0	1	2	3											
Alfredo Griffin, S OBP: 0.333, SLG: 0.361										4	0	2	2	0	0	0											
Inning Stats	R: 1 E: 0 K: 0 S: 3	H: 0 LOB: 3 BB: 3 P: 16	R: 1 E: 0 K: 0 S: 4	H: 1 LOB: 1 BB: 1 P: 8	R: 0 E: 0 K: 2 S: 7	H: 0 LOB: 0 BB: 0 P: 7	R: 0 E: 0 K: 1 S: 5	H: 0 LOB: 0 BB: 0 P: 5	R: 1 E: 0 K: 1 S: 6	H: 1 LOB: 2 BB: 2 P: 14	R: 0 E: 0 K: 1 S: 6	H: 1 LOB: 2 BB: 1 P: 10	R: 3 E: 1 K: 1 S: 8	H: 2 LOB: 2 BB: 2 P: 16	R: 0 E: 0 K: 3 S: 9	H: 0 LOB: 0 BB: 0 P: 9	R: 0 E: 0 K: 0 S: 3	H: 0 LOB: 0 BB: 0 P: 3	1B: 3 2B: 2 3B: 0 HR: 0	SF: 0 SAC: 0 DP: 0 HBP: 1	WP: 0 PB: 0 SB: 0 CS: 0	PA: 43					
PITCHER	IP	WLS	BF	H	R	ER	SO	BB	IBB	HBP	BLK	WP	HR	S	P	ERA	WHIP										
Bobby Witt, R ERA: 5.4	5.0	W	24	2	3	3	4	6	0	1	0	0	0	25	50	5.40	1.600										
Jeff Russell, R ERA: 3.62	1.2		12	3	3	0	2	3	0	0	0	0	0	13	25	0.00	3.600										
Mitch Williams, L ERA: 4.21	2.1	S	7	0	0	0	3	0	0	0	0	0	0	13	13	0.00	0.000										

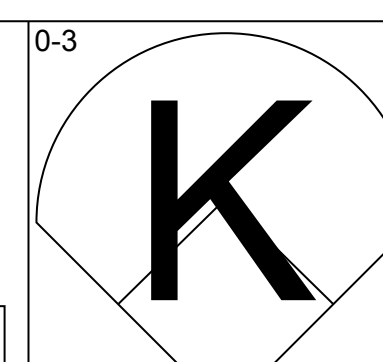
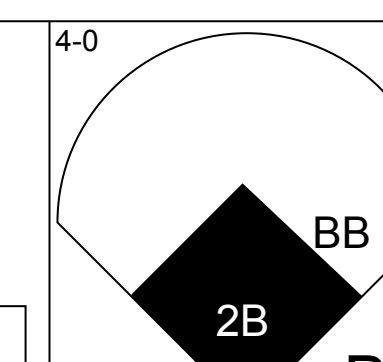
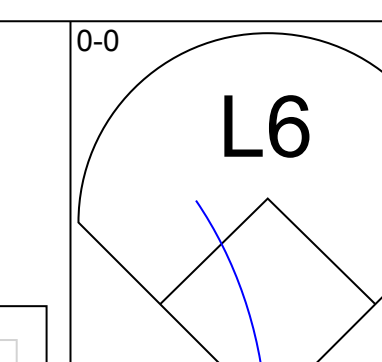
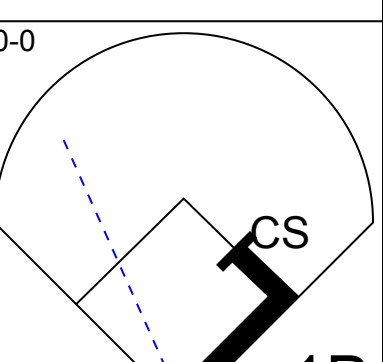
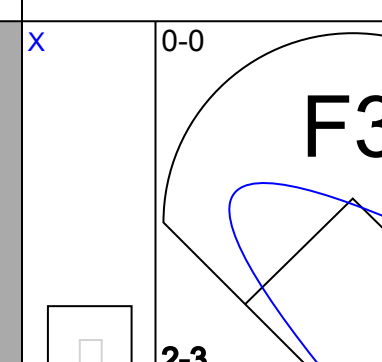
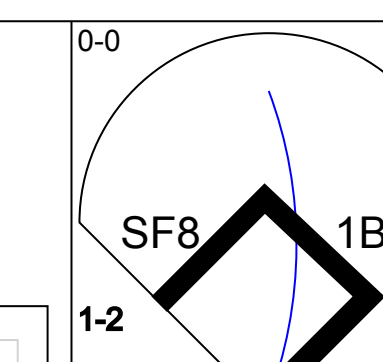
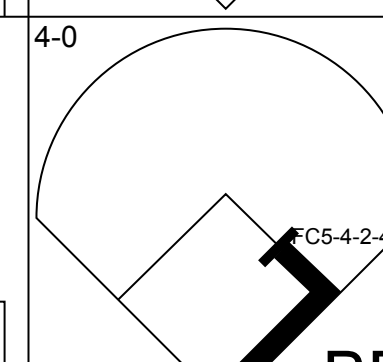
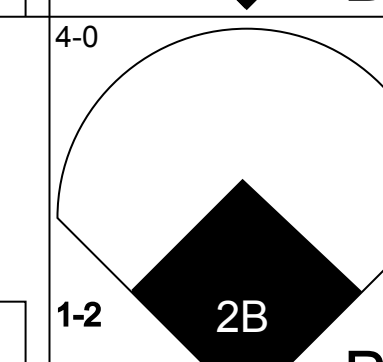
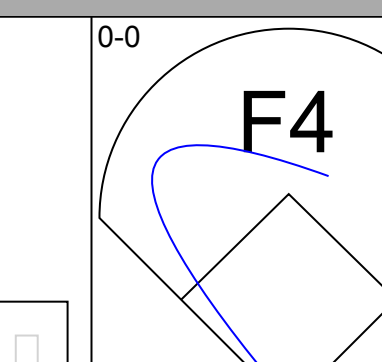
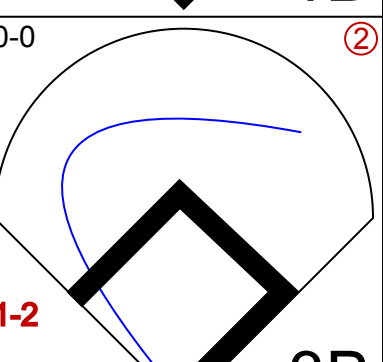
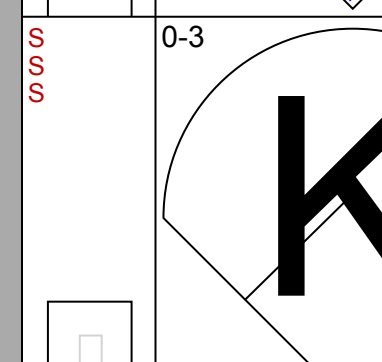
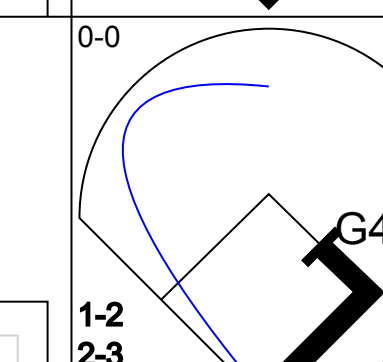
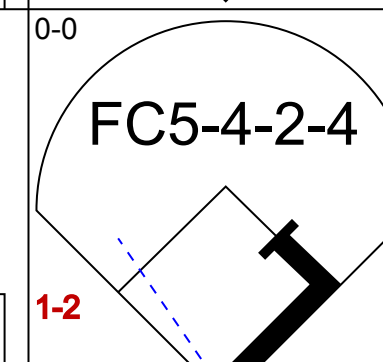
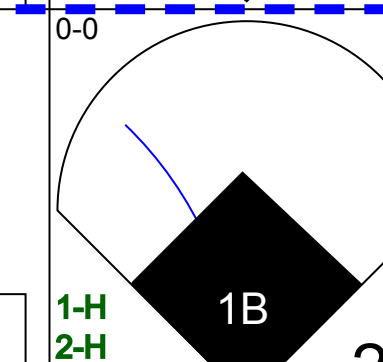
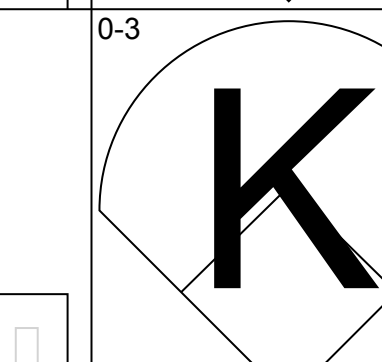
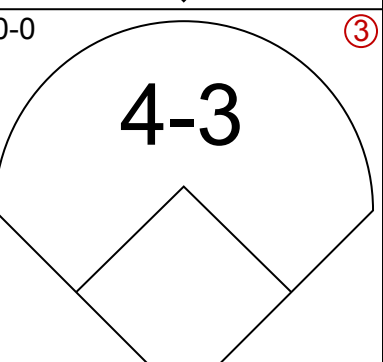
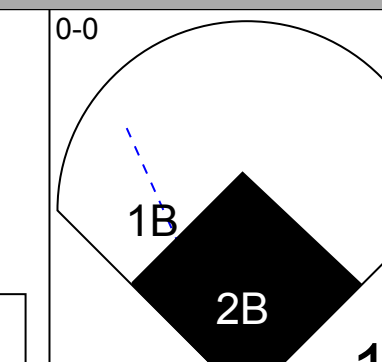
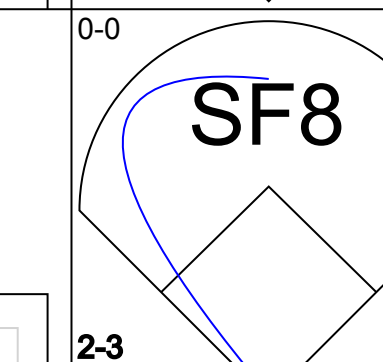
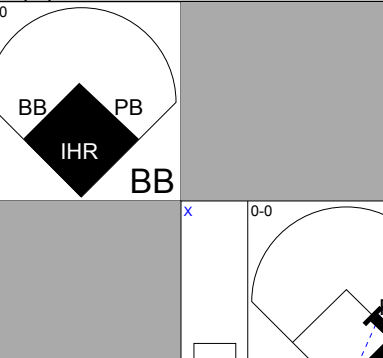
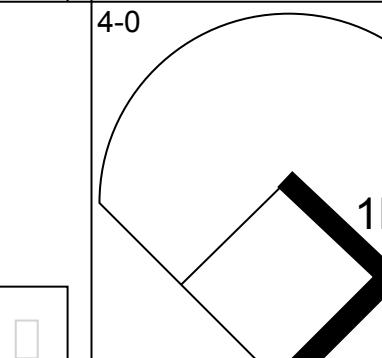
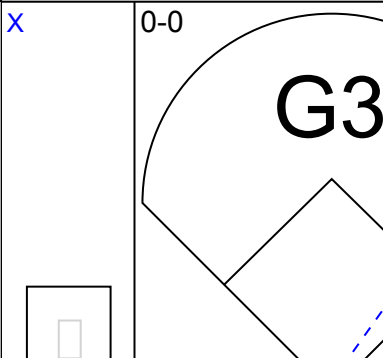
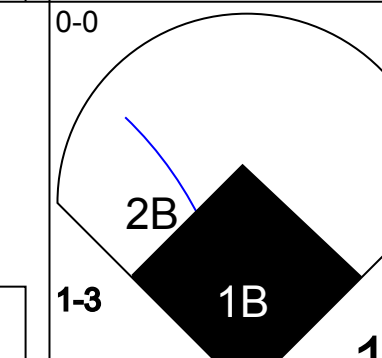
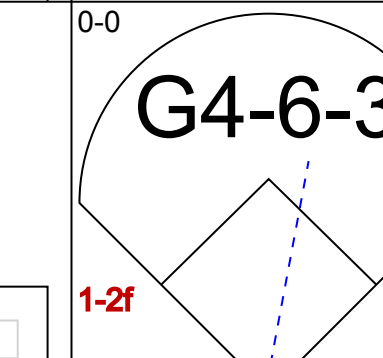
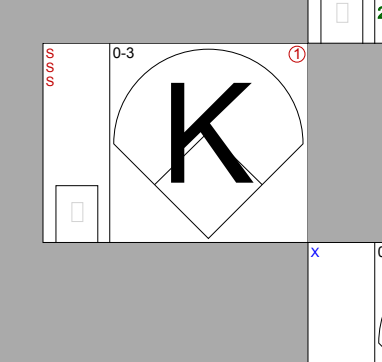
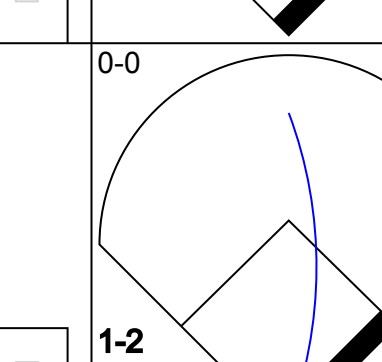
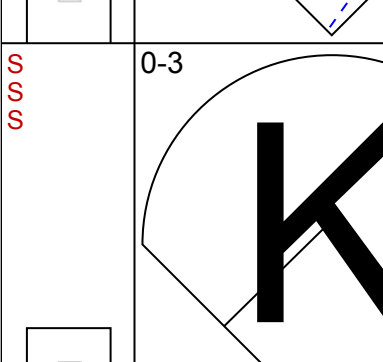
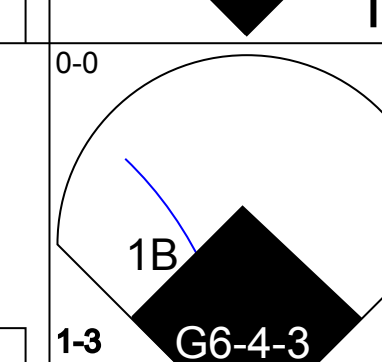
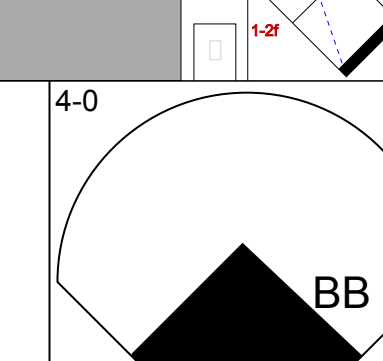
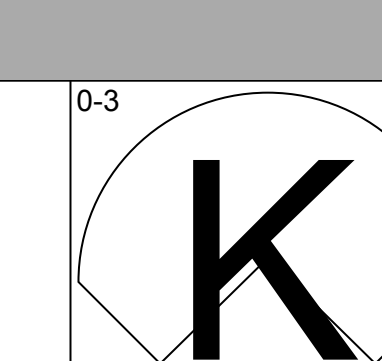
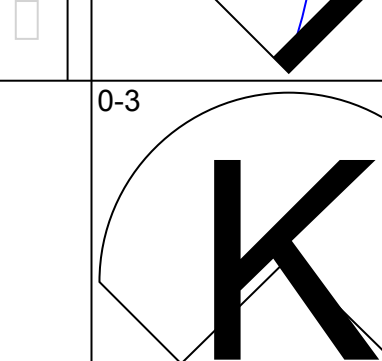
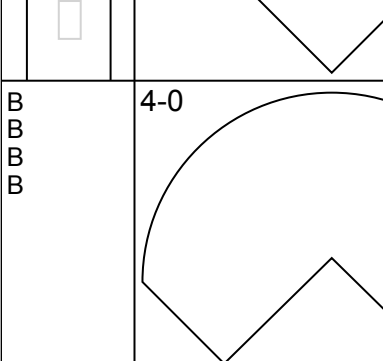
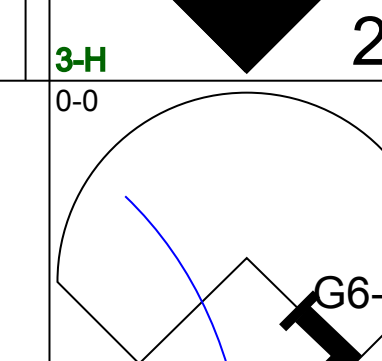

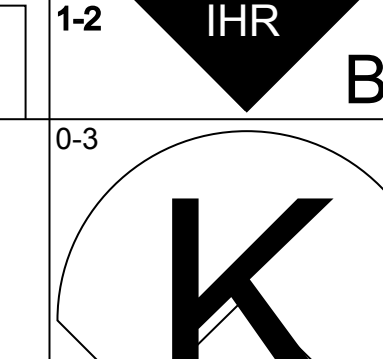
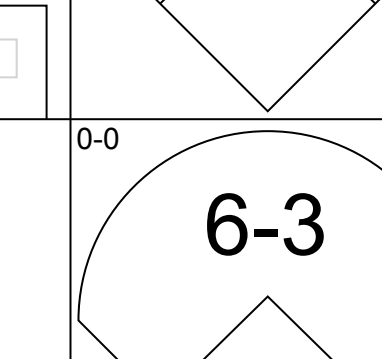
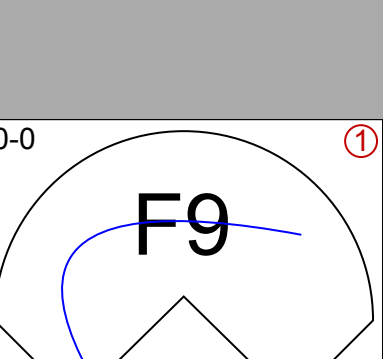
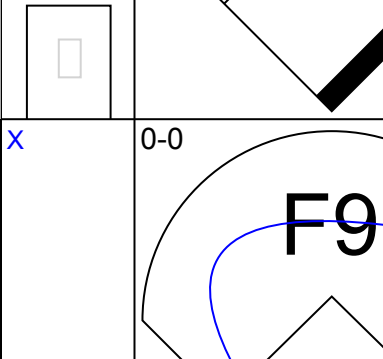
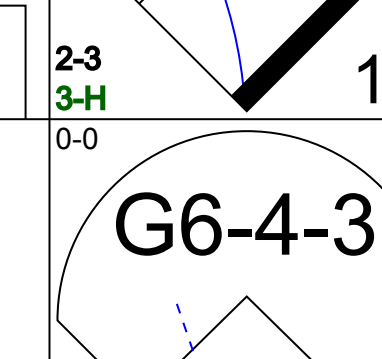
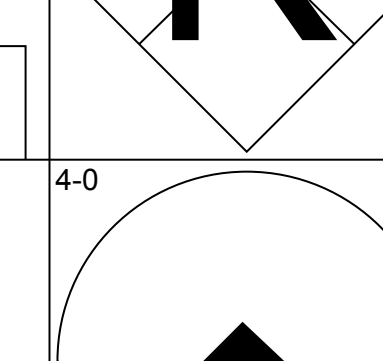
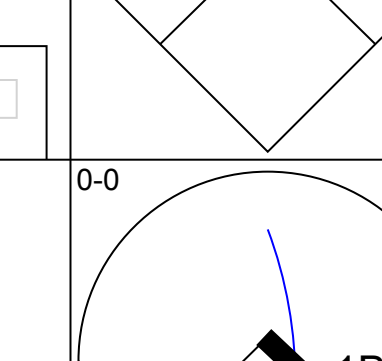
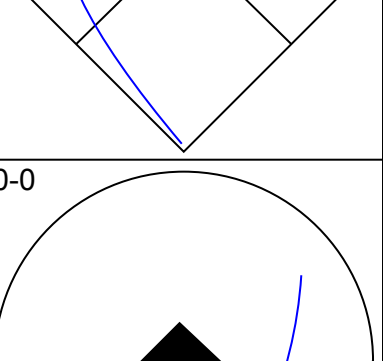
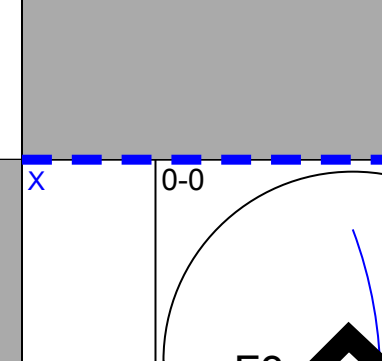
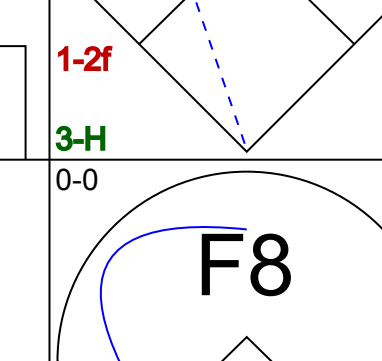
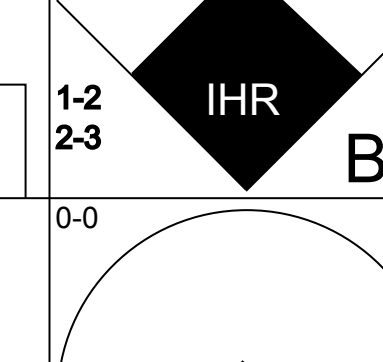
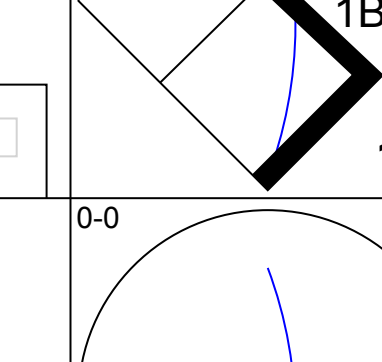
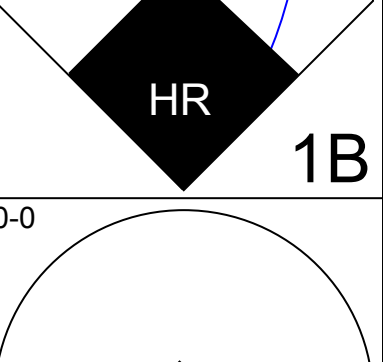
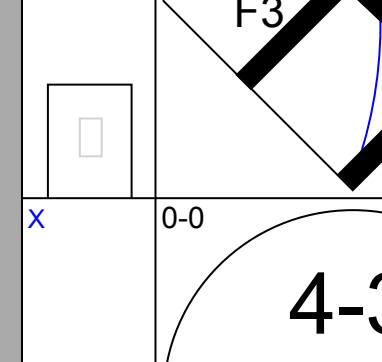
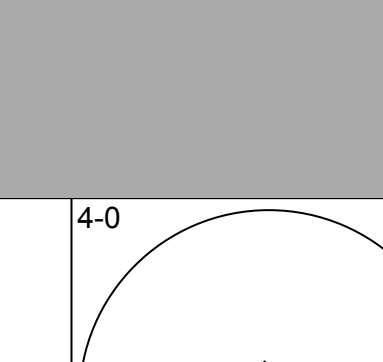
Texas Rangers @ Oakland Athletics
Oakland-Alameda County Coliseum, Oakland, CA
Sat Jun 20 1987, 3:33 AM PDT
Att: 21,937 - Unknown

AB	33
R	6
H	5
RBI	6
BB	9
SO	9
LOB	19



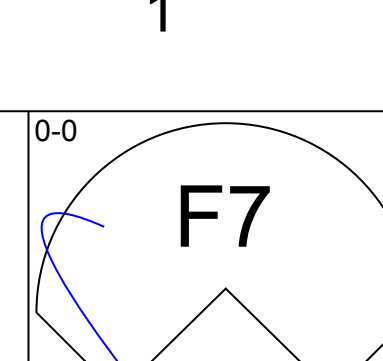
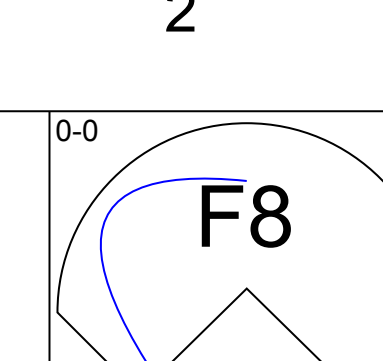
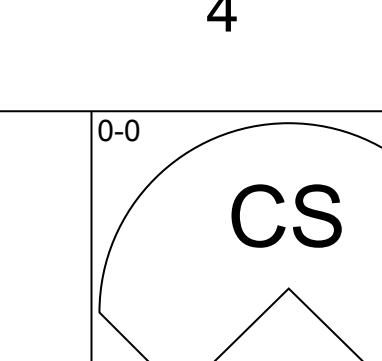
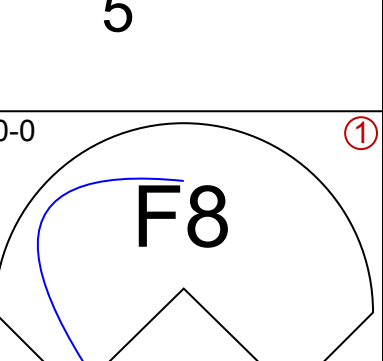
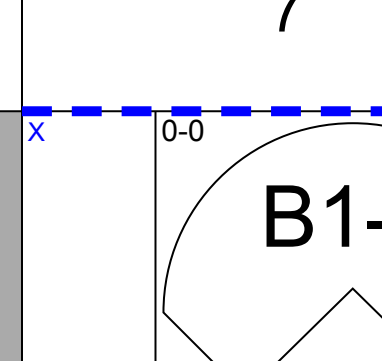
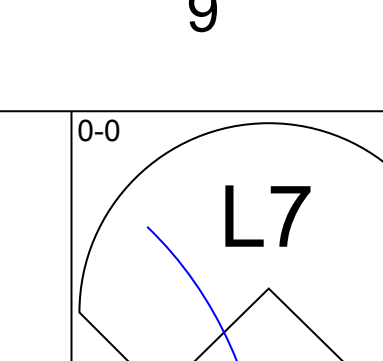
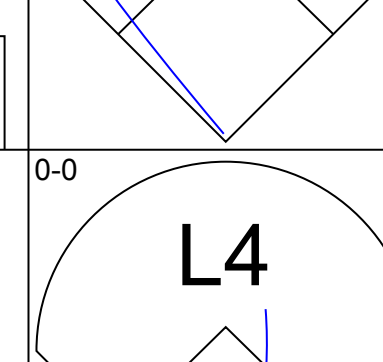
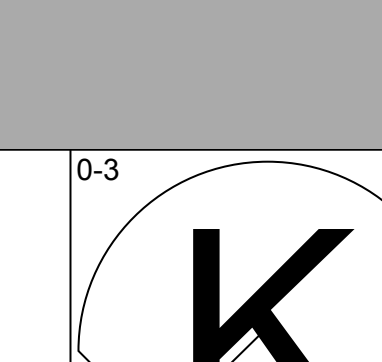
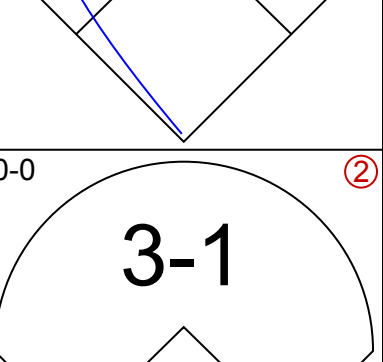
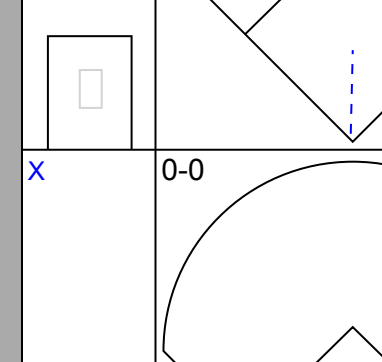
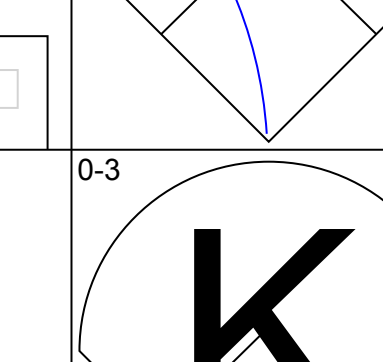

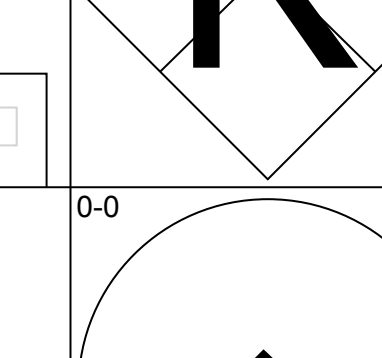
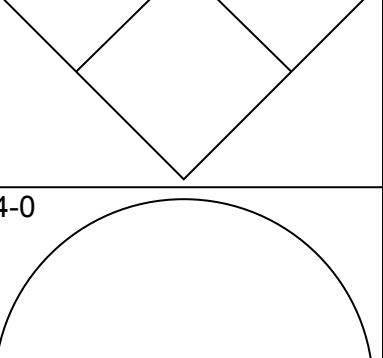
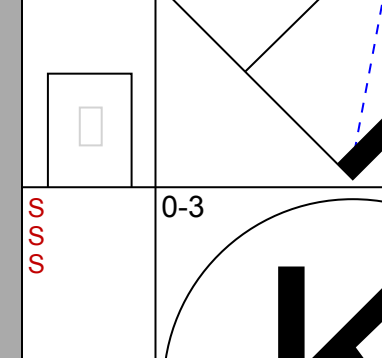

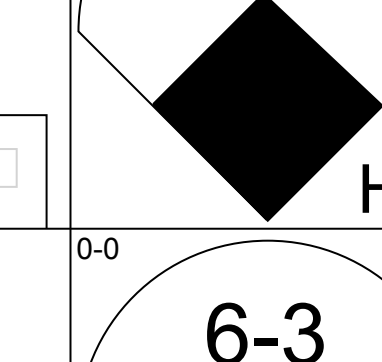
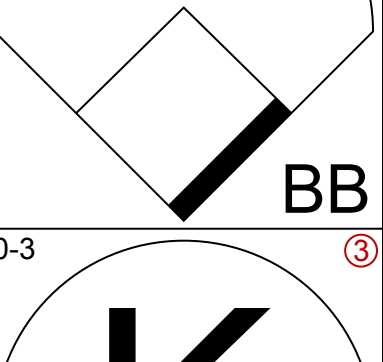
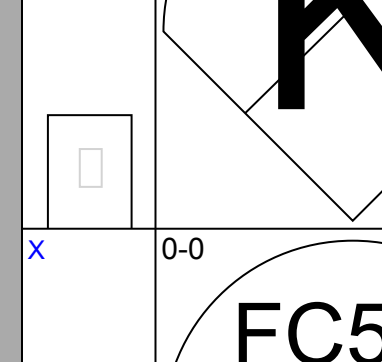

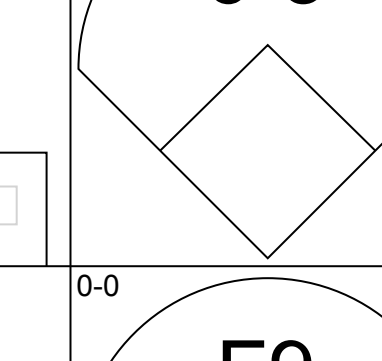
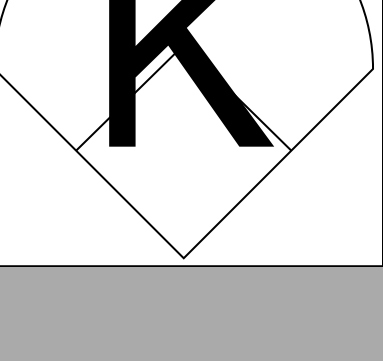
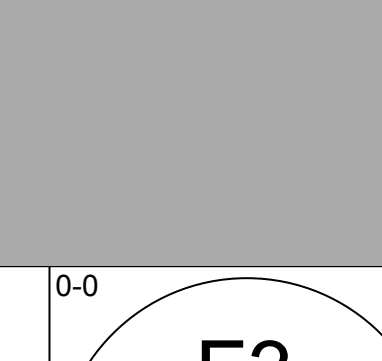

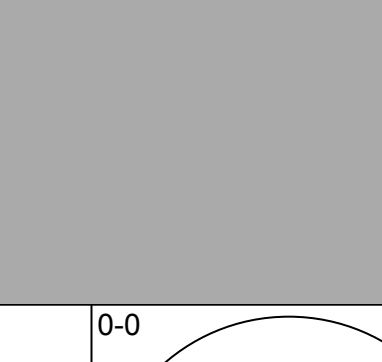
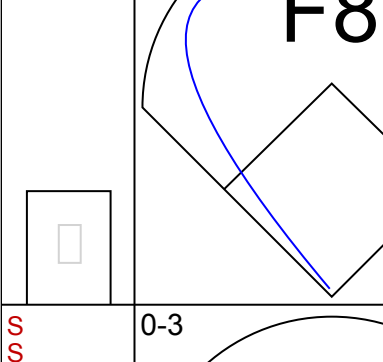
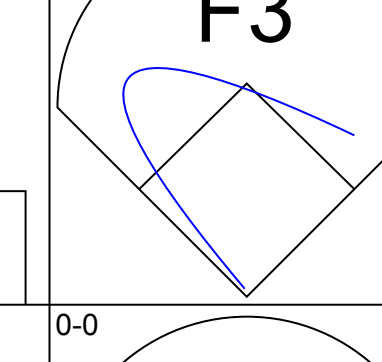
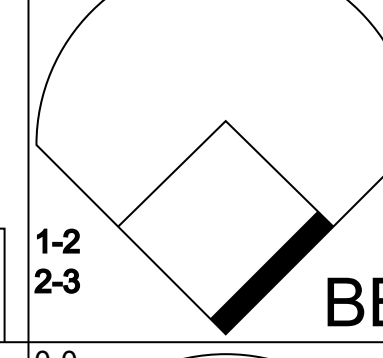


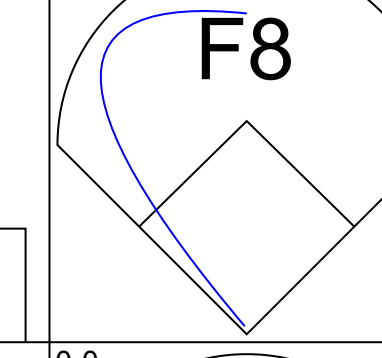

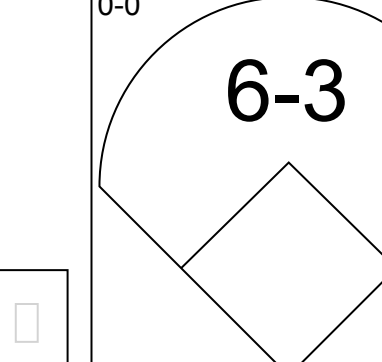

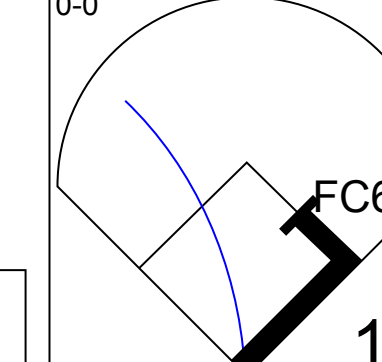

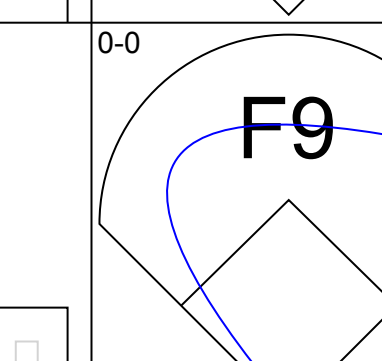

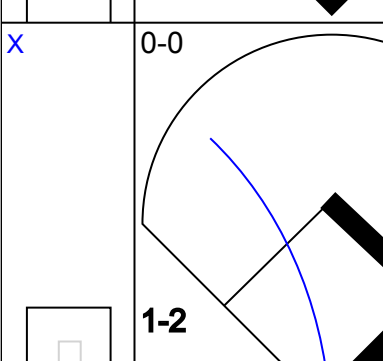
Batter	1	2	3	4	5	6	7	8	9	AB	R	H	RBI	BB	SO	LOB	TOP										
Curtis Wilkerson, S OBP: 0.306, SLG: 0.362 (1, 4)	0-3 K		0-0 2-3		0-0 6-3			0-0 6-3		4	0	0	0	0	1	0	Texas Rangers @ Oakland Athletics Oakland-Alameda County Coliseum, Oakland, CA Sun Jun 21 1987, 3:33 AM PDT Unknown livebaseballscorecards.com										
Scott Fletcher, R OBP: 0.358, SLG: 0.410 (1, 6)	0-0 F3			0-0 HR 1B		0-0 F3		0-3 K		4	1	1	0	0	1	0											
Ruben Sierra, S OBP: 0.321, SLG: 0.445 (1, 9)	4-0 S BB			4-0 HR BB		0-0 CS WP 1B		0-0 4-3		2	1	1	0	2	0	0											
Pete O'Brien, L OBP: 0.336, SLG: 0.534 (1, 3)	0-3 K			0-0 F5		0-0 1-3 1B			0-0 L7	4	0	1	0	0	1	3											
Larry Parrish, R OBP: 0.356, SLG: 0.579 (1, 5)		0-3 K		0-0 HR		0-0 6-3			0-3 K	4	1	1	3	0	2	1											
Darrell Porter, L OBP: 0.317, SLG: 0.365 (1, 10)		0-3 K		0-0 F9			0-0 1B		4-0 BB	2	0	0	0	0	1	0											
Mike Stanley, R OBP: 0.370, SLG: 0.381 (7, PH)										1	0	1	0	1	0	0											
Oddibe McDowell, L OBP: 0.360, SLG: 0.446 (1, 8)		0-3 K		0-3 K			0-0 F7		0-3 K	4	0	0	0	0	3	2											
Geno Petralli, L OBP: 0.455, SLG: 0.521 (1, 2)					0-0 F5			0-3 K		2	0	0	0	0	0	0											
Don Staight, R OBP: 0.291, SLG: 0.388 (7, PH)			0-0 5-3							1	0	0	0	0	1	1											
Bob Brower, R OBP: 0.345, SLG: 0.351 (1, 7)			0-3 K		0-0 4-3			0-3 K		3	0	0	0	0	2	1											
Inning Stats	R: 0 H: 0 E: 0 K: 2 S: 7	H: 0 LOB: 1 BB: 1 P: 11	R: 0 H: 0 E: 0 K: 3 S: 9	H: 0 LOB: 0 BB: 0 P: 9	R: 0 H: 0 E: 0 K: 1 S: 5	H: 0 LOB: 0 BB: 0 P: 5	R: 3 H: 2 E: 0 K: 1 S: 7	H: 2 LOB: 1 BB: 0 P: 11	R: 0 H: 0 E: 0 K: 0 S: 3	H: 2 LOB: 0 BB: 0 P: 3	R: 0 H: 1 E: 0 K: 2 S: 8	H: 1 LOB: 1 BB: 0 P: 8	R: 0 H: 0 E: 0 K: 1 S: 5	H: 0 LOB: 0 BB: 0 P: 5	R: 0 H: 0 E: 0 K: 2 S: 7	H: 0 LOB: 1 BB: 1 P: 11		1B: 4 2B: 0 3B: 0 HR: 1	SF: 0 SAC: 0 DP: 0 HBP: 0	WP: 1 PB: 0 SB: 1 CS: 1	PA: 34						
PITCHER	IP	WLS	BF	H	R	ER	SO	BB	IBB	HBP	BLK	WP	HR	S	P	ERA	WHIP										
Dave Stewart, R ERA: 4.17 (1, 1)	6.0	W	23	4	3	3	7	2	0	0	0	1	1	35	43	4.50	1.000										
Dave Leiper, L ERA: 2.7 (7, 1)	0.1		2	1	0	0	0	0	0	0	0	0	0	2	2	0.00	3.000										
Dennis Eckersley, R ERA: 2.8 (7, 1)	2.2	S	9	0	0	0	5	1	0	0	0	0	0	18	22	0.00	0.375										

Batter	1	2	3	4	5	6	7	8	9	AB	R	H	RBI	BB	SO	LOB	BOTTOM											
Luis Polonia, L OBP: 0.399, SLG: 0.469 (1, 8)	0-3 K	0-0 2B		0-0 6-3			0-0 F7			4	0	1	2	0	1	1	Texas Rangers @ Oakland Athletics Oakland-Alameda County Coliseum, Oakland, CA Sun Jun 21 1987, 3:33 AM PDT Unknown livebaseballscorecards.com											
Mike Davis, L OBP: 0.359, SLG: 0.603 (1, 9)	0-3 K	0-0 F5		0-0 L7			0-0 L7			4	0	0	0	0	1	2												
Carney Lansford, R OBP: 0.378, SLG: 0.414 (1, 5)	0-0 F3	0-0 5-3			0-0 2B		0-0 2B			4	0	2	0	0	0	1												
Jose Canseco, R OBP: 0.302, SLG: 0.418 (1, 7)		0-0 2B 1B	0-0 F8		0-0 6-3		0-0 L4			4	1	1	0	0	0	2												
Mark McGwire, R OBP: 0.354, SLG: 0.626 (1, 3)		0-0 1B 2B	0-0 L6		0-3 K			0-0 HR		4	2	2	1	0	1	1												
Reggie Jackson, L OBP: 0.292, SLG: 0.368 (1, 10)		0-0 2B 1B	0-0 K		0-0 F6		0-0 F6			4	1	1	2	0	1	1												
Tony Phillips, S OBP: 0.347, SLG: 0.391 (1, 4)		0-3 K		0-0 F9		0-0 F8		0-0 5-3		4	0	0	0	0	1	1												
Mickey Tettleton, S OBP: 0.259, SLG: 0.260 (1, 2)		0-0 E 2B		0-0 HR		0-0 4-3		0-0 4-3		4	2	2	1	0	0	0												
Alfredo Griffin, S OBP: 0.333, SLG: 0.365 (1, 6)		0-0 E1 2B		0-0 2B		0-3 K				3	1	1	0	0	1	1												
Inning Stats	R: 0 H: 0 E: 0 K: 2 S: 7	H: 5 LOB: 1 BB: 0 P: 11	R: 0 H: 0 E: 0 K: 1 S: 5	H: 0 LOB: 0 BB: 0 P: 5	R: 1 H: 2 E: 0 K: 0 S: 5	H: 2 LOB: 1 BB: 0 P: 5	R: 0 H: 1 E: 0 K: 1 S: 6	H: 1 LOB: 1 BB: 0 P: 6	R: 0 H: 0 E: 0 K: 1 S: 5	H: 0 LOB: 0 BB: 0 P: 5	R: 0 H: 1 E: 0 K: 0 S: 4	H: 1 LOB: 1 BB: 0 P: 4	R: 1 H: 1 E: 0 K: 0 S: 4	H: 1 LOB: 0 BB: 0 P: 4	R: 0 H: 0 E: 0 K: 2 S: 7	H: 0 LOB: 0 BB: 0 P: 11		1B: 2 2B: 6 3B: 0 HR: 2	SF: 0 SAC: 0 DP: 0 HBP: 0	WP: 0 PB: 0 SB: 0 CS: 0	PA: 35							
PITCHER	IP	WLS	BF	H	R	ER	SO	BB	IBB	HBP	BLK	WP	HR	S	P	ERA		WHIP										
Jose Guzman, R ERA: 5.28 (1, 1)	8.0	L	35	10	7	5	6	0	0	0	0	0	2	47	47	5.62		1.250										

Batter	1	2	3	4	5	6	7	8	9	AB	R	H	RBI	BB	SO	LOB	TOP					
Jerry Browne, S OBP: 0.350, SLG: 0.335 (1, 4)										5	1	2	0	1	1	3	Texas Rangers @ Oakland Athletics Oakland-Alameda County Coliseum, Oakland, CA Sun Jun 21 1987, 3:38 AM PDT Att: 28,395 - Unknown					
Scott Fletcher, R OBP: 0.362, SLG: 0.417 Curtis Wilkerson, S OBP: 0.320, SLG: 0.375 (1, 6) (8, 6)										3	1	1	0	2	1	1						
Ruben Sierra, S OBP: 0.322, SLG: 0.448 (1, 9)										5	2	2	3	0	1	2						
Pete O'Brien, L OBP: 0.345, SLG: 0.535 Darrell Porter, L OBP: 0.313, SLG: 0.358 (1, 3) (8, 3)										3	2	2	1	2	0	0						
Larry Parrish, R OBP: 0.357, SLG: 0.579 (1, 10)										5	1	2	1	0	2	2						
Oddibe McDowell, L OBP: 0.396, SLG: 0.444 (1, 8)										3	1	1	1	2	2	2						
Geno Petralli, L OBP: 0.444, SLG: 0.597 Steve Buechele, R OBP: 0.264, SLG: 0.393 (1, 5) (3, 5)										2	0	0	0	0	1	2						
Mike Stanley, R OBP: 0.420, SLG: 0.422 Don Staught, R OBP: 0.270, SLG: 0.386 (1, 2) (8, PH) (8, 2)										3	2	3	0	1	0	0						
Bob Brower, R OBP: 0.364, SLG: 0.429 (1, 7)										4	3	3	6	1	0	1						
Inning Stats	R: 0 E: 0 K: 1 S: 4	H: 0 LOB: 0 BB: 1 P: 8	R: 7 E: 0 K: 2 S: 10	H: 3 LOB: 1 BB: 5 P: 30	R: 0 E: 0 K: 1 S: 7	H: 2 LOB: 2 BB: 0 P: 7	R: 0 E: 0 K: 2 S: 8	H: 1 LOB: 2 BB: 1 P: 12	R: 2 E: 0 K: 0 S: 6	H: 4 LOB: 1 BB: 0 P: 6	R: 0 E: 0 K: 1 S: 5	H: 0 LOB: 1 BB: 1 P: 9	R: 0 E: 0 K: 1 S: 6	H: 1 LOB: 1 BB: 0 P: 6	R: 3 E: 0 K: 0 S: 6	H: 4 LOB: 0 BB: 0 P: 6		R: 1 E: 0 K: 0 S: 4	H: 2 LOB: 1 BB: 1 P: 8	1B: 12 2B: 3 3B: 1 HR: 2	SF: 1 SAC: 0 DP: 3 HBP: 0	WP: 0 PB: 1 SB: 0 CS: 1
PITCHER	IP	WLS	BF	H	R	ER	SO	BB	IBB	HBP	BLK	WP	HR	S	P	ERA	WHIP					
Eric Plunk, R ERA: 5.84 (1, 1)	1.2	L	11	1	6	6	3	6	0	0	0	0	0	11	35	32.40	4.200					
Dennis Lamp, R ERA: 5.29 (2, 1)	4.1		23	9	3	3	4	2	0	0	0	0	1	29	37	6.23	2.538					
Dave Vonohlen, L ERA: 7.5 (7, 1)	3.0		15	7	4	4	1	1	0	0	0	0	0	16	20	12.00	2.667					

AB	39
R	13
H	17
RBI	12
BB	9
SO	8
LOB	17



Batter	1	2	3	4	5	6	7	8	9	AB	R	H	RBI	BB	SO	LOB	BOTTOM				
Luis Polonia, L OBP: 0.387, SLG: 0.453 (1, 8)										5	0	0	0	0	0	0	Texas Rangers @ Oakland Athletics Oakland-Alameda County Coliseum, Oakland, CA Sun Jun 21 1987, 3:38 AM PDT Att: 28,395 - Unknown				
Mike Davis, L OBP: 0.357, SLG: 0.596 Mickey Tettleton, S OBP: 0.297, SLG: 0.297 (1, 9) (9, 2)										4	0	1	0	0	1	0					
Carney Lansford, R OBP: 0.394, SLG: 0.436 Tony Phillips, S OBP: 0.347, SLG: 0.391 (1, 5) (9, 4)										3	2	2	1	1	1	1					
Jose Canseco, R OBP: 0.301, SLG: 0.416 (1, 7)										4	0	1	1	0	1	2					
Mark McGwire, R OBP: 0.352, SLG: 0.617 (1, 3)										3	0	0	0	1	0	0					
Ron Cey, R OBP: 0.383, SLG: 0.440 (1, 10)										3	1	1	1	1	1	0					
Terry Steinbach, R OBP: 0.367, SLG: 0.482 (1, 2) (9, 5)										4	0	2	0	0	0	3					
Alfredo Griffin, S OBP: 0.333, SLG: 0.364 Stan Javier, S OBP: 0.339, SLG: 0.350 (1, 4) (8, PH) (9, 9)										3	0	1	0	0	1	0					
Johnnie LeMaster, R (1, 6)										3	0	0	0	1	0	2					
Inning Stats	R: 1 E: 0 K: 0 S: 5	H: 2 LOB: 3 BB: 2 P: 13	R: 0 E: 0 K: 1 S: 5	H: 0 LOB: 0 BB: 0 P: 5	R: 1 E: 0 K: 1 S: 6	H: 1 LOB: 0 BB: 1 P: 6	R: 1 E: 0 K: 0 S: 3	H: 1 LOB: 1 BB: 1 P: 7	R: 0 E: 0 K: 1 S: 5	H: 0 LOB: 2 BB: 0 P: 7	R: 0 E: 0 K: 1 S: 6	H: 1 LOB: 1 BB: 0 P: 6	R: 0 E: 0 K: 0 S: 4	H: 1 LOB: 0 BB: 0 P: 4	R: 0 E: 0 K: 1 S: 5	H: 0 LOB: 0 BB: 0 P: 5		1B: 5 2B: 1 3B: 0 HR: 2	SF: 0 SAC: 0 DP: 0 HBP: 0	WP: 1 PB: 0 SB: 1 CS: 1	PA: 39
PITCHER	IP	WLS	BF	H	R	ER	SO	BB	IBB	HBP	BLK	WP	HR	S	P	ERA	WHIP				
Ed Correa, R ERA: 7.44 (1, 1)	6.0	W	27	6	3	3	4	4	0	0	0	0	0	15	15	4.50	1.667				
Jeff Russell, R ERA: 3.26 (7, 1)	3.0	S	11	2	0	0	2	0	0	0	0	0	0	15	15	0.00	0.667				

AB	34
R	3
H	8
RBI	3
BB	4
SO	6
LOB	9



Batter	1	2	3	4	5	6	7	8	9	AB	R	H	RBI	BB	SO	LOB	TOP										
Willie Wilson, S (1, 8) OBP: 0.326, SLG: 0.394	0-0 4-3		0-0 G1-5-3		0-0 1-3			0-3 K		4	0	0	0	0	1	2	Kansas City Royals @ Oakland Athletics Oakland-Alameda County Coliseum, Oakland, CA Mon Jun 22 1987, 7:05 PM PDT Att: 18,346 - Unknown livebaseballscorecards.com										
Kevin Seitzer, R (1, 5) Bill Pecota, R (8, 5) OBP: 0.384, SLG: 0.419 OBP: 0.478, SLG: 0.727	0-0 5-3		0-0 6-3			0-0 F9		4-0 FC6-4 BB		3	0	0	0	1	0	0											
George Brett, L (1, 10) OBP: 0.415, SLG: 0.500	0-3 K			0-0 F8		0-0 G3		0-0 FC6-4 1-2f		4	0	0	0	0	1	1											
Danny Tartabull, R (1, 9) OBP: 0.390, SLG: 0.506		0-0 E 2B		4-0 G4-3 BB		4-0 E S BB		0-3 K		2	1	1	0	2	1	1											
Frank White, R (1, 4) OBP: 0.298, SLG: 0.364		0-0 E5 2H		0-0 G4-3 1-2f		0-0 6-3 1-3			0-0 F2	4	0	0	0	0	0	2											
Bo Jackson, R (1, 7) Thad Bosley, L (9, PH) OBP: 0.322, SLG: 0.498 OBP: 0.307, SLG: 0.388	0-3 K				0-0 4-3		0-3 K		4-0 BB	3	0	0	0	0	2	1											
Steve Balboni, R (1, 3) OBP: 0.282, SLG: 0.399	0-0 4-3				0-0 FC4-6 1B		0-0 F9		0-0 F8	4	0	1	0	0	0	2											
Angel Salazar, R (1, 6) Jim Eisenreich, L (9, PH) OBP: 0.226, SLG: 0.275	0-0 F8				0-0 FC4-6 1B 1-2f		0-0 FC4-6 1B		0-0 F5	3	0	1	0	0	0	2											
Jamie Quirk, L (1, 2) OBP: 0.313, SLG: 0.344			0-3 K		0-0 1-3 1B		0-0 F8			3	0	1	0	0	1	1											
Inning Stats	R: 0 E: 0 K: 1 S: 5	H: 0 LOB: 0 BB: 0 P: 5	R: 1 E: 1 K: 1 S: 7	H: 1 LOB: 1 BB: 0 P: 7	R: 0 E: 0 K: 1 S: 5	H: 0 LOB: 0 BB: 0 P: 5	R: 0 E: 0 K: 0 S: 2	H: 0 LOB: 0 BB: 1 P: 6	R: 0 E: 0 K: 0 S: 3	H: 2 LOB: 2 BB: 0 P: 5	R: 0 E: 0 K: 0 S: 3	H: 0 LOB: 1 BB: 1 P: 7	R: 0 E: 0 K: 1 S: 6	H: 1 LOB: 1 BB: 0 P: 6	R: 0 E: 0 K: 2 S: 7	H: 0 LOB: 1 BB: 1 P: 11		R: 0 E: 0 K: 0 S: 3	H: 0 LOB: 1 BB: 1 P: 7	1B: 3 2B: 1 3B: 0 HR: 0	SF: 0 SAC: 0 DP: 1 HBP: 0	WP: 0 PB: 0 SB: 1 CS: 0	PA: 35				
PITCHER	IP	WLS	BF	H	R	ER	SO	BB	IBB	HBP	BLK	WP	HR	S	P	ERA	WHIP										
Steve Ontiveros, R (1, 1) ERA: 3.02	7.0	W	27	4	1	0	4	2	0	0	0	0	0	33	41	0.00	0.857										
Jay Howell, R (8, 1) ERA: 4.2	2.0	S	8	0	0	0	2	2	0	0	0	0	0	10	18	0.00	1.000										

Batter	1	2	3	4	5	6	7	8	9	AB	R	H	RBI	BB	SO	LOB	BOTTOM										
Luis Polonia, L (1, 8) Stan Javier, S (8, 8) OBP: 0.383, SLG: 0.454 OBP: 0.339, SLG: 0.350	0-3 K	0-0 1-H 2B						0-0 F8		4	0	1	1	0	1	0	Kansas City Royals @ Oakland Athletics Oakland-Alameda County Coliseum, Oakland, CA Mon Jun 22 1987, 7:05 PM PDT Att: 18,346 - Unknown livebaseballscorecards.com										
Mike Davis, L (1, 9) OBP: 0.359, SLG: 0.595	0-0 2B	0-0 F8			0-0 FC6-4 1B		0-0 6-3		0-0 6-3	4	0	2	0	0	0	1											
Carney Lansford, R (1, 5) OBP: 0.382, SLG: 0.437	0-3 K		0-0 5-3		0-0 FC6-4 1B 1-2f		0-0 FC4 2B		0-0 F4	4	0	1	0	0	1	2											
Mark McGwire, R (1, 3) OBP: 0.358, SLG: 0.622	0-0 1-3 2B		4-0 BB		0-0 FC4 1B		0-0 F4			3	0	2	0	1	0	1											
Jose Canseco, R (1, 7) OBP: 0.297, SLG: 0.409	0-0 L8		0-0 F4		0-0 FC4 1-2f		0-3 K			4	0	0	0	0	1	5											
Reggie Jackson, L (1, 10) OBP: 0.291, SLG: 0.381		0-0 HR	0-0 F8		0-0 4-3		0-0 6-3			4	1	1	1	0	0	1											
Terry Steinbach, R (1, 2) OBP: 0.384, SLG: 0.476	0-0 5-3			0-0 5-3		0-0 G3		0-0 HR 1B		4	1	1	0	0	0	0											
Tony Phillips, S (1, 4) OBP: 0.353, SLG: 0.408		4-0 FC6-4 BB		0-3 K		0-0 E4 1B		0-0 HR		3	1	2	2	1	1	0											
Alfredo Griffin, S (1, 6) OBP: 0.328, SLG: 0.358	0-0 FC6-4 2B		0-0 4-3		0-3 K		0-0 4-3			4	1	0	0	0	1	2											
Inning Stats	R: 0 E: 0 K: 2 S: 9	H: 2 LOB: 2 BB: 0 P: 9	R: 2 E: 0 K: 0 S: 5	H: 2 LOB: 1 BB: 1 P: 9	R: 0 E: 0 K: 0 S: 3	H: 0 LOB: 1 BB: 1 P: 7	R: 0 E: 0 K: 1 S: 5	H: 0 LOB: 0 BB: 0 P: 5	R: 0 E: 1 K: 1 S: 6	H: 1 LOB: 1 BB: 0 P: 6	R: 0 E: 0 K: 0 S: 4	H: 1 LOB: 1 BB: 0 P: 4	R: 2 E: 0 K: 1 S: 7	H: 2 LOB: 2 BB: 0 P: 7	R: 2 E: 0 K: 1 S: 7	H: 2 LOB: 0 BB: 0 P: 7		1B: 5 2B: 3 3B: 0 HR: 2	SF: 0 SAC: 0 DP: 0 HBP: 0	WP: 0 PB: 0 SB: 0 CS: 0	PA: 36						
PITCHER	IP	WLS	BF	H	R	ER	SO	BB	IBB	HBP	BLK	WP	HR	S	P	ERA	WHIP										
Bret Saberhagen, R (1, 1) ERA: 2.33	7.2	L	34	9	3	3	5	2	0	0	0	0	1	42	50	3.52	1.435										
Dan Quisenberry, R (8, 1) ERA: 2.36	0.1		2	1	1	1	0	0	0	0	0	0	1	2	2	27.00	3.000										



Batter	1	2	3	4	5	6	7	8	9	AB	R	H	RBI	BB	SO	LOB	TOP	
Willie Wilson, S OBP: 0.325, SLG: 0.391										4	1	1	0	0	1	1	<p>Kansas City Royals @ Oakland Athletics Oakland-Alameda County Coliseum, Oakland, CA</p> <p>Tue Jun 23 1987, 7:05 PM PDT Att: 13,121 - Unknown</p> <p>livebaseballscorecards.com</p>	
Kevin Seitzer, R OBP: 0.382, SLG: 0.417										4	1	1	0	0	0	1		
George Brett, L OBP: 0.439, SLG: 0.563										2	2	2	3	2	0	0		
Danny Tartabull, R OBP: 0.388, SLG: 0.502										4	0	1	1	0	1	2		
Frank White, R OBP: 0.297, SLG: 0.363											4	0	1	0	0	2		2
Juan Beniquez, R OBP: 0.287, SLG: 0.333											4	0	0	0	0	1		2
Steve Balboni, R OBP: 0.282, SLG: 0.396											4	0	1	0	0	0		0
Angel Salazar, R OBP: 0.227, SLG: 0.275											4	0	1	0	0	0		2
Jamie Quirk, L OBP: 0.306, SLG: 0.336										3	0	0	0	0	2	1		
Inning Stats	R: 2 E: 0 K: 1 S: 7	H: 3 LOB: 1 BB: 0 P: 7	R: 0 E: 0 K: 1 S: 5	H: 0 LOB: 0 BB: 0 P: 5	R: 0 E: 0 K: 2 S: 7	H: 0 LOB: 1 BB: 1 P: 11	R: 0 E: 0 K: 0 S: 4	H: 1 LOB: 1 BB: 0 P: 4	R: 0 E: 0 K: 0 S: 3	H: 0 LOB: 0 BB: 0 P: 3	R: 0 E: 0 K: 2 S: 7	H: 4 LOB: 2 BB: 0 P: 7	1B: 6 2B: 2 3B: 0 HR: 1	SF: 0 SAC: 0 DP: 2 HBP: 0	WP: 0 PB: 1 SB: 0 CS: 1	PA: 35		
PITCHER Jose Rijo, R ERA: 4.78	IP: 9.0 WLS: L BF: 35	H: 8 R: 4 ER: 4 SO: 7	BB: 2 IBB: 0 HBP: 0 BLK: 0	WP: 0 HR: 1 S: 47 P: 55	ERA: 4.00 WHIP: 1.111	PITCHER										ERA: 4.00 WHIP: 1.111		

Batter	1	2	3	4	5	6	7	8	9	AB	R	H	RBI	BB	SO	LOB	BOTTOM			
Luis Polonia, L OBP: 0.380, SLG: 0.449										4	0	1	0	0	0	0	<p>Kansas City Royals @ Oakland Athletics Oakland-Alameda County Coliseum, Oakland, CA</p> <p>Tue Jun 23 1987, 7:05 PM PDT Att: 13,121 - Unknown</p> <p>livebaseballscorecards.com</p>			
Mike Davis, L OBP: 0.358, SLG: 0.589											4	0	1	0	0	0				
Carney Lansford, R OBP: 0.380, SLG: 0.434										4	0	1	0	0	1	2				
Mark McGwire, R OBP: 0.357, SLG: 0.614										3	0	0	0	1	2	1				
Jose Canseco, R OBP: 0.293, SLG: 0.403										4	0	0	0	0	3	2				
Reggie Jackson, L OBP: 0.290, SLG: 0.375										3	0	0	0	1	1	0				
Terry Steinbach, R OBP: 0.358, SLG: 0.466										3	0	0	0	0	2	1				
Tony Phillips, S OBP: 0.356, SLG: 0.406										1	0	0	0	2	1	0				
Alfredo Griffin, S OBP: 0.324, SLG: 0.353										3	0	0	0	0	0	3				
Inning Stats	R: 0 E: 0 K: 1 S: 6	H: 1 LOB: 1 BB: 0 P: 6	R: 0 E: 0 K: 2 S: 7	H: 0 LOB: 2 BB: 2 P: 15	R: 0 E: 0 K: 0 S: 4	H: 2 LOB: 1 BB: 1 P: 8	R: 0 E: 0 K: 1 S: 5	H: 0 LOB: 0 BB: 1 P: 9	R: 0 E: 0 K: 0 S: 3	H: 0 LOB: 0 BB: 0 P: 3	R: 0 E: 0 K: 1 S: 5	H: 0 LOB: 0 BB: 0 P: 5	R: 0 E: 0 K: 1 S: 5	H: 0 LOB: 0 BB: 0 P: 5	R: 0 E: 0 K: 3 S: 9	H: 0 LOB: 0 BB: 0 P: 9		1B: 3 2B: 0 3B: 0 HR: 0	SF: 0 SAC: 0 DP: 1 HBP: 0	WP: 1 PB: 0 SB: 0 CS: 0
PITCHER Mark Gubicza, R ERA: 4.36	IP: 9.0 WLS: W BF: 33	H: 3 R: 0 ER: 0 SO: 10	BB: 4 IBB: 0 HBP: 0 BLK: 0	WP: 1 HR: 0 S: 49 P: 65	ERA: 0.00 WHIP: 0.778	PITCHER										ERA: 0.00 WHIP: 0.778				

Batter	1	2	3	4	5	6	7	8	9	AB	R	H	RBI	BB	SO	LOB	TOP										
Willie Wilson, S (1, 8) OBP: 0.321, SLG: 0.387	F9		K			SH1-3		F7		3	0	0	0	0	1	0	Kansas City Royals @ Oakland Athletics Oakland-Alameda County Coliseum, Oakland, CA Wed Jun 24 1987, 3:33 AM PDT Att: 18,123 - Unknown livebaseballscorecards.com										
Kevin Seitzer, R (1, 5) OBP: 0.381, SLG: 0.415	1-3		4-3			F9		1B		4	0	1	0	0	0	1											
George Brett, L (1, 10) OBP: 0.431, SLG: 0.560	2B			G3		3-1		K		4	0	1	0	0	1	2											
Danny Tartabull, R (1, 9) OBP: 0.390, SLG: 0.500	BB			G6-4-3				K		3	0	1	0	1	1	0											
Frank White, R (1, 4) OBP: 0.297, SLG: 0.358	F7			G6-4-3				HR		3	1	0	0	1	0	3											
Juan Beniquez, R (1, 7) OBP: 0.286, SLG: 0.352		5-3				6-3				4	1	1	2	0	1	0											
Steve Balboni, R (1, 3) OBP: 0.278, SLG: 0.391		5-3				K		F3		3	0	0	0	0	1	0											
Angel Salazar, R (1, 6) OBP: 0.224, SLG: 0.271		K				F6		K		3	0	0	0	0	2	0											
Larry Owen, R (1, 2) OBP: 0.246, SLG: 0.297			F6							2	0	1	0	0	0	0											
Hal McRae, R (8, PH) OBP: 0.424, SLG: 0.552										1	0	0	0	0	0	0											
Jamie Quirk, L (8, 2) OBP: 0.306, SLG: 0.336						SH1-3		1-3		0	0	0	0	0	0	0											
Inning Stats	R: 0 E: 0 K: 0 S: 4	H: 1 LOB: 2 BB: 1 P: 8	R: 0 E: 0 K: 1 S: 5	H: 0 LOB: 0 BB: 0 P: 5	R: 0 E: 0 K: 1 S: 5	H: 0 LOB: 0 BB: 0 P: 5	R: 0 E: 0 K: 0 S: 3	H: 1 LOB: 0 BB: 0 P: 3	R: 0 E: 0 K: 1 S: 5	H: 0 LOB: 0 BB: 0 P: 5	R: 0 E: 0 K: 0 S: 4	H: 1 LOB: 1 BB: 0 P: 4	R: 2 E: 0 K: 2 S: 8	H: 1 LOB: 0 BB: 1 P: 12	R: 0 E: 0 K: 1 S: 6	H: 1 LOB: 1 BB: 0 P: 6	R: 0 E: 0 K: 1 S: 5	H: 0 LOB: 0 BB: 0 P: 5	1B: 3 2B: 1 3B: 0 HR: 1	SF: 0 SAC: 1 DP: 1 HBP: 0	WP: 0 PB: 0 SB: 0 CS: 0	PA: 33					
PITCHER	IP	WLS	BF	H	R	ER	SO	BB	IBB	HBP	BLK	WP	HR	S	P	ERA	WHIP										
Curt Young, L (1, 1) ERA: 3.37	7.0	W	26	4	2	2	5	2	0	0	0	0	1	34	42	2.57	0.857										
Dennis Eckersley, R (8, 1) ERA: 2.71	2.0	S	7	1	0	0	2	0	0	0	0	0	0	11	11	0.00	0.500										

Batter	1	2	3	4	5	6	7	8	9	AB	R	H	RBI	BB	SO	LOB	BOTTOM										
Tony Phillips, S (1, 4) OBP: 0.355, SLG: 0.401	5-3		F8			K				3	0	0	0	1	1	0	Kansas City Royals @ Oakland Athletics Oakland-Alameda County Coliseum, Oakland, CA Wed Jun 24 1987, 3:33 AM PDT Att: 18,123 - Unknown livebaseballscorecards.com										
Alfredo Griffin, S (1, 6) OBP: 0.322, SLG: 0.351	6-3		K			BB		4-3		4	0	1	0	0	1	2											
Carney Lansford, R (1, 5) OBP: 0.382, SLG: 0.432	5-3					BB				3	0	1	0	1	1	1											
Mark McGwire, R (1, 3) OBP: 0.363, SLG: 0.614		F8	1B			1B		2B		3	2	2	0	1	0	1											
Jose Canseco, R (1, 7) OBP: 0.296, SLG: 0.408		1B	F8			1B		F8		4	1	2	0	0	0	3											
Ron Cey, R (1, 10) OBP: 0.369, SLG: 0.420		F8				1-3		K		4	0	0	0	0	1	4											
Mike Davis, L (1, 9) OBP: 0.364, SLG: 0.596						3-1				4	1	3	3	0	0	0											
Mickey Tettleton, S (1, 2) OBP: 0.256, SLG: 0.257			F4			K				4	0	1	0	0	2	3											
Stan Javier, S (1, 8) OBP: 0.331, SLG: 0.340		P1				K		SH1-3		3	0	0	1	0	1	3											
Inning Stats	R: 0 E: 0 K: 0 S: 3	H: 0 LOB: 0 BB: 0 P: 3	R: 1 E: 0 K: 0 S: 6	H: 3 LOB: 2 BB: 0 P: 6	R: 0 E: 0 K: 1 S: 5	H: 0 LOB: 2 BB: 2 P: 13	R: 0 E: 0 K: 1 S: 5	H: 0 LOB: 0 BB: 0 P: 5	R: 0 E: 0 K: 3 S: 10	H: 1 LOB: 1 BB: 0 P: 10	R: 3 E: 0 K: 1 S: 9	H: 4 LOB: 2 BB: 1 P: 13	R: 0 E: 0 K: 0 S: 3	H: 1 LOB: 0 BB: 0 P: 3	R: 0 E: 1 K: 1 S: 6	H: 1 LOB: 1 BB: 0 P: 6	R: 0 E: 0 K: 1 S: 5	H: 0 LOB: 0 BB: 0 P: 5	1B: 8 2B: 2 3B: 0 HR: 0	SF: 0 SAC: 1 DP: 0 HBP: 0	WP: 0 PB: 0 SB: 1 CS: 1	PA: 36					
PITCHER	IP	WLS	BF	H	R	ER	SO	BB	IBB	HBP	BLK	WP	HR	S	P	ERA	WHIP										
Danny Jackson, L (1, 1) ERA: 4.26	5.2	L	28	8	4	4	6	3	0	0	0	0	0	37	49	6.35	1.941										
Steve Farr, R (6, 1) ERA: 4.35	2.1		8	2	0	0	1	0	0	0	0	0	0	10	10	0.00	0.857										



Batter	1	2	3	4	5	6	7	8	9	AB	R	H	RBI	BB	SO	LOB	TOP			
Alfredo Griffin, S OBP: 0.321, SLG: 0.354 (1, 6)	0-0 2B		0-0 5-3		0-0 L9		0-0 5-3			4	0	1	0	0	0	2	Oakland Athletics @ Cleveland Indians Cleveland Municipal Stadium, Cleveland, OH Fri Jun 26 1987, 7:05 PM EDT Att: 15,387 - Unknown livebaseballscorecards.com			
Carney Lansford, R OBP: 0.380, SLG: 0.427 (1, 5)	0-0 5-3		4-0 3B		0-0 6-3		0-0 6-3			3	1	0	0	1	0	0				
Jose Canseco, R OBP: 0.298, SLG: 0.428 (1, 7)	0-0 4-3		0-0 1B		0-0 HR		0-0 6-3			4	2	2	4	0	0	0				
Mark McGwire, R OBP: 0.361, SLG: 0.608 (1, 3)		0-0 6-3	0-0 1B		0-0 F8			0-3 K		4	0	1	1	0	1	0				
Ron Cey, R OBP: 0.365, SLG: 0.413 (1, 10)		0-0 3-1	0-0 F9			0-0 BB		0-3 K		4	0	1	0	0	1	1				
Mike Davis, L OBP: 0.358, SLG: 0.586 (1, 9)	0-3 K			0-0 4-3		0-3 K		0-0 F7		4	0	0	0	0	2	1				
Tony Phillips, S OBP: 0.360, SLG: 0.404 (1, 4)			0-0 1B	0-0 5-3		4-0 FC6-4		0-0 6-3		3	0	2	0	1	0	0				
Mickey Tettleton, S OBP: 0.256, SLG: 0.257 (1, 2)			0-0 WP	0-0 5-3		0-3 K		0-0 F9		4	1	1	0	0	1	3				
Stan Javier, S OBP: 0.320, SLG: 0.327 (1, 8)			0-0 FC1-5-2	0-0 F9		0-0 FC6-4		0-3 K		4	1	0	0	0	1	5				
Inning Stats	R: 0 E: 0 K: 0 S: 3	H: 1 LOB: 0 BB: 0 P: 3	R: 0 E: 0 K: 1 S: 5	H: 0 LOB: 0 BB: 0 P: 5	R: 4 E: 0 K: 0 S: 7	H: 4 LOB: 1 BB: 1 P: 11	R: 0 E: 0 K: 0 S: 4	H: 1 LOB: 1 BB: 0 P: 4	R: 1 E: 0 K: 2 S: 4	H: 1 LOB: 0 BB: 0 P: 4	R: 0 E: 0 K: 0 S: 3	H: 0 LOB: 0 BB: 0 P: 3	R: 0 E: 0 K: 1 S: 7	H: 0 LOB: 0 BB: 0 P: 7	R: 0 E: 0 K: 1 S: 5	H: 0 LOB: 0 BB: 0 P: 5	1B: 5 2B: 1 3B: 1 HR: 1	SF: 0 SAC: 0 DP: 0 HBP: 0	WP: 1 PB: 0 SB: 0 CS: 0	PA: 36
PITCHER Steve Carlton, L ERA: 4.34 (1, 1)	IP: 9.0 WLS: L BF: 36 H: 8 R: 5 ER: 5 SO: 6 BB: 2 IBB: 0 HBP: 0 BLK: 0 WP: 1 HR: 1 S: 46 P: 54 ERA: 5.00 WHIP: 1.111															PITCHER Steve Carlton, L ERA: 4.34 (1, 1)	IP: 9.0 WLS: L BF: 36 H: 8 R: 5 ER: 5 SO: 6 BB: 2 IBB: 0 HBP: 0 BLK: 0 WP: 1 HR: 1 S: 46 P: 54 ERA: 5.00 WHIP: 1.111			

Batter	1	2	3	4	5	6	7	8	9	AB	R	H	RBI	BB	SO	LOB	BOTTOM			
Brett Butler, L OBP: 0.410, SLG: 0.387 (1, 8)	0-0 4-3		4-0 S		0-0 G3		4-0 BB		0-0 1B	3	0	1	0	2	0	2	Oakland Athletics @ Cleveland Indians Cleveland Municipal Stadium, Cleveland, OH Fri Jun 26 1987, 7:05 PM EDT Att: 15,387 - Unknown livebaseballscorecards.com			
Tony Bemazard, S OBP: 0.293, SLG: 0.421 (1, 4)	0-0 4-3		0-0 F7		0-3 K		0-0 L7		0-0 3-1	5	0	0	0	0	1	9				
Julio Franco, R OBP: 0.392, SLG: 0.431 (1, 6)	0-0 4-3			0-0 F8		0-0 G6-4-3		0-0 1-3		4	0	1	0	0	0	0				
Pat Tabler, R OBP: 0.368, SLG: 0.472 (1, 3)		0-0 L8		0-0 F7		0-0 G6-4-3		0-0 5-3		4	0	0	0	0	0	1				
Mel Hall, L OBP: 0.267, SLG: 0.377 (1, 7)		0-0 F7		4-0 FC4-6		0-0 F9		0-0 F6		3	0	0	0	1	0	0				
Carmen Castillo, R OBP: 0.338, SLG: 0.577 (1, 10)		0-0 2B		0-0 FC4-6			0-0 3-1		0-0 1B	4	0	3	0	0	0	1				
Brook Jacoby, R OBP: 0.340, SLG: 0.462 (1, 5)		0-0 L8		1-2 1B		0-0 F9		0-0 3-1		3	0	1	0	1	0	1				
Cory Snyder, R OBP: 0.272, SLG: 0.434 (1, 9)			0-3 K		0-0 G3		0-0 F7		0-0 1B	4	0	2	0	0	1	2				
Rick Dempsey, R OBP: 0.326, SLG: 0.287 Chris Bando, S OBP: 0.267, SLG: 0.327 (7, PH) (8, 2)			0-0 6-3		4-0 G3		0-0 3-1		0-3 K	1	0	0	0	1	0	0				
Inning Stats	R: 0 E: 0 K: 0 S: 3	H: 0 LOB: 0 BB: 0 P: 3	R: 0 E: 0 K: 0 S: 4	H: 1 LOB: 1 BB: 0 P: 4	R: 0 E: 0 K: 1 S: 5	H: 0 LOB: 1 BB: 1 P: 9	R: 0 E: 0 K: 0 S: 3	H: 0 LOB: 1 BB: 1 P: 7	R: 0 E: 0 K: 1 S: 6	H: 1 LOB: 2 BB: 1 P: 10	R: 0 E: 0 K: 0 S: 3	H: 2 LOB: 3 BB: 1 P: 9	R: 0 E: 0 K: 0 S: 3	H: 0 LOB: 0 BB: 0 P: 3	R: 0 E: 0 K: 1 S: 7	H: 3 LOB: 3 BB: 1 P: 11	1B: 7 2B: 1 3B: 0 HR: 0	SF: 0 SAC: 0 DP: 1 HBP: 0	WP: 0 PB: 0 SB: 1 CS: 0	PA: 38
PITCHER Dave Stewart, R ERA: 3.92 Gene Nelson, R ERA: 3.33 (1, 1) (7, 1)	IP: 6.2 WLS: W BF: 28 H: 5 R: 0 ER: 0 SO: 2 BB: 4 IBB: 0 HBP: 0 BLK: 0 WP: 0 HR: 0 S: 28 P: 44 ERA: 0.00 WHIP: 1.350															PITCHER Dave Stewart, R ERA: 3.92 Gene Nelson, R ERA: 3.33 (1, 1) (7, 1)	IP: 6.2 WLS: W BF: 28 H: 5 R: 0 ER: 0 SO: 2 BB: 4 IBB: 0 HBP: 0 BLK: 0 WP: 0 HR: 0 S: 28 P: 44 ERA: 0.00 WHIP: 1.350			

Batter	1	2	3	4	5	6	7	8	9	AB	R	H	RBI	BB	SO	LOB	TOP					
Luis Polonia, L OBP: 0.383, SLG: 0.450 Dwayne Murphy, L OBP: 0.386, SLG: 0.426	(1, 8) 0-3 K		(1, 8) 0-0 2B	(1, 8) 0-0 1B	(1, 8) 0-0 1B	(1, 8) 0-0 FC1-6		(1, 8) 0-3 K	(1, 8) 0-3 K	4	1	2	1	0	1	1						
Mike Davis, L OBP: 0.359, SLG: 0.582 Stan Javier, S OBP: 0.320, SLG: 0.327	(1, 9) 0-0 F7		(1, 9) 0-0 F5	(1, 9) 0-0 WP	(1, 9) 0-0 1B	(1, 9) 0-0 G6-4-3		(1, 9) 0-0 F9		5	0	2	0	0	0	1						
Jose Canseco, R OBP: 0.303, SLG: 0.438	(1, 7) 0-0 HR		(1, 7) 0-0 E	(1, 7) 0-0 6-3	(1, 7) 0-0 6-3	(1, 7) 0-0 G6-4-3			(1, 7) 0-0 HR	5	3	3	1	0	0	4						
Mark McGwire, R OBP: 0.369, SLG: 0.651	(1, 3) 0-0 HR		(1, 3) 0-0 E9		(1, 3) 0-0 HR		(1, 3) 0-0 HR	(1, 3) 0-0 HR	(1, 3) 0-0 HR	5	5	4	5	0	0	0						
Carney Lansford, R OBP: 0.377, SLG: 0.435	(1, 5) 0-0 F3		(1, 5) 0-0 HR	(1, 5) 0-0 5-3	(1, 5) 0-0 5-3	(1, 5) 0-0 L7		(1, 5) 0-0 F9	(1, 5) 0-0 F9	5	1	1	2	0	0	1						
Reggie Jackson, L OBP: 0.294, SLG: 0.393 Ron Cey, R OBP: 0.362, SLG: 0.409	(1, 10) 0-3 K		(1, 10) 0-0 F7	(1, 10) 0-0 1B	(1, 10) 0-0 1B	(1, 10) 0-0 HR		(1, 10) 0-3 K	(1, 10) 0-3 K	4	1	2	2	0	1	0						
Terry Steinbach, R OBP: 0.359, SLG: 0.470	(1, 2) 0-3 K			(1, 2) 0-0 1B	(1, 2) 0-0 2B	(1, 2) 0-0 F9		(1, 2) 0-0 6-3	(1, 2) 0-0 1B	5	2	2	0	0	1	1						
Tony Phillips, S OBP: 0.357, SLG: 0.400	(1, 4) 0-0 F8		(1, 4) 0-0 F9	(1, 4) 0-0 F9	(1, 4) 0-0 F8	(1, 4) 0-0 K		(1, 4) 0-0 1B	(1, 4) 0-0 1B	5	0	1	0	0	1	2						
Alfredo Griffin, S OBP: 0.320, SLG: 0.352 Johnnie LelMaster, R OBP: 0.286, SLG: 0.187	(1, 6) 0-0 4-3		(1, 6) 0-0 F8	(1, 6) 0-0 FC1-6	(1, 6) 0-0 FC1-6	(1, 6) 0-0 G3		(1, 6) 0-0 1-3	(1, 6) 0-0 1B	4	0	1	0	0	0	1						
Inning Stats	R: 2 E: 0 K: 1 S: 7	H: 2 LOB: 0 BB: 0 P: 7	R: 0 E: 0 K: 2 S: 7	H: 0 LOB: 0 BB: 0 P: 7	R: 4 E: 1 K: 0 S: 7	H: 3 LOB: 0 BB: 0 P: 7	R: 1 E: 0 K: 0 S: 6	H: 3 LOB: 2 BB: 0 P: 6	R: 1 E: 0 K: 0 S: 5	H: 2 LOB: 1 BB: 0 P: 5	R: 0 E: 0 K: 0 S: 4	H: 2 LOB: 1 BB: 0 P: 4	R: 2 E: 0 K: 1 S: 7	H: 2 LOB: 0 BB: 0 P: 7	R: 0 E: 0 K: 1 S: 5	H: 0 LOB: 0 BB: 0 P: 5	R: 3 E: 0 K: 2 S: 12	H: 5 LOB: 2 BB: 0 P: 12	1B: 11 2B: 3 3B: 0 HR: 5	SF: 0 SAC: 0 DP: 1 HBP: 0	WP: 1 PB: 0 SB: 0 CS: 0	PA: 46
PITCHER	IP WLS BF H R ER SO BB IBB HBP BLK WP HR S P ERA WHIP																					
Ken Schrom, R ERA: 6.13	(1, 1) 3.2 L 19 7 7 4 3 0 0 0 0 0 0 2 25 25 9.82 1.909																					
Ed Vande Berg, L ERA: 5.5	(4, 1) 1.2 10 5 1 1 0 0 0 0 0 0 1 1 10 10 5.40 3.000																					
Rich Yett, R ERA: 5.89	(6, 1) 2.2 9 2 2 2 2 0 0 0 0 0 0 1 13 13 6.75 0.750																					
Scott Bailes, L ERA: 3.51	(9, 1) 1.0 8 5 3 3 2 0 0 0 0 0 0 1 12 12 27.00 5.000																					

Oakland Athletics @ Cleveland Indians
Cleveland Municipal Stadium, Cleveland, OH
Sat Jun 27 1987, 3:33 AM EDT
Att: 13,086 - Unknown

AB 46
R 13
H 19
RBI 12
BB 0
SO 7
LOB 13



Batter	1	2	3	4	5	6	7	8	9	AB	R	H	RBI	BB	SO	LOB	BOTTOM					
Brett Butler, L OBP: 0.412, SLG: 0.405	(1, 8) 0-0 F7		(1, 8) 0-0 F2		(1, 8) 0-0 3B		(1, 8) 0-0 2B			4	0	2	1	0	0	0						
Tony Bernazard, S OBP: 0.290, SLG: 0.416 Junior Noboa, R OBP: 0.333, SLG: 0.333	(1, 4) 0-0 3-1		(1, 4) 0-0 F8		(1, 4) 0-0 F8		(1, 4) 0-0 F4			3	0	0	0	0	0	1						
Julio Franco, R OBP: 0.390, SLG: 0.429	(1, 6) 0-0 F8			(1, 6) 0-0 6-3	(1, 6) 0-0 6-3	(1, 6) 0-0 3-1	(1, 6) 0-0 1B	(1, 6) 0-0 1-3	(1, 6) 0-0 1-3	4	0	1	0	0	0	0						
Pat Tabler, R OBP: 0.367, SLG: 0.469		(1, 3) 0-0 5-3		(1, 3) 0-0 G3	(1, 3) 0-0 G3	(1, 3) 0-0 3-1	(1, 3) 0-0 1B	(1, 3) 0-0 F7	(1, 3) 0-0 F7	4	0	1	0	0	0	0						
Mel Hall, L OBP: 0.267, SLG: 0.375		(1, 7) 0-0 E9		(1, 7) 0-0 F8	(1, 7) 0-0 F8	(1, 7) 0-0 3-1	(1, 7) 0-0 1-2	(1, 7) 0-0 F8	(1, 7) 0-0 F8	4	1	1	0	0	0	2						
Carmen Castillo, R OBP: 0.333, SLG: 0.608		(1, 10) 0-0 SF8		(1, 10) 0-0 SF8	(1, 10) 0-0 HR	(1, 10) 0-0 K	(1, 10) 0-0 K	(1, 10) 0-0 F3	(1, 10) 0-0 F3	3	1	1	2	0	1	2						
Brook Jacoby, R ERA: 4.78 Casey Parsons, L OBP: 0.143, SLG: 0.143	(1, 5) 0-0 HBP		(1, 5) 0-0 HBP		(1, 5) 0-0 FC4-6	(1, 5) 0-0 L5	(1, 5) 0-0 1B	(1, 5) 0-0 1B	(1, 5) 0-0 1B	2	0	1	0	0	0	2						
Cory Snyder, R OBP: 0.268, SLG: 0.427	(1, 9) 0-3 K		(1, 9) 0-0 K		(1, 9) 0-0 FC4-6	(1, 9) 0-0 4-3	(1, 9) 0-0 3B	(1, 9) 0-0 F9	(1, 9) 0-0 K	4	1	0	0	0	2	3						
Chris Bando, S OBP: 0.257, SLG: 0.314	(1, 2) 0-0 F7		(1, 2) 0-0 F7		(1, 2) 0-0 4-3	(1, 2) 0-0 4-3	(1, 2) 0-0 L4	(1, 2) 0-0 6-3	(1, 2) 0-0 6-3	4	0	0	0	0	2							
Inning Stats	R: 0 E: 0 K: 0 S: 3	H: 0 LOB: 0 BB: 0 P: 3	R: 1 E: 1 K: 1 S: 6	H: 1 LOB: 1 BB: 0 P: 7	R: 0 E: 0 K: 0 S: 3	H: 0 LOB: 0 BB: 0 P: 3	R: 0 E: 0 K: 0 S: 3	H: 0 LOB: 0 BB: 0 P: 3	R: 2 E: 0 K: 0 S: 6	H: 3 LOB: 1 BB: 0 P: 6	R: 0 E: 0 K: 1 S: 7	H: 2 LOB: 2 BB: 0 P: 7	R: 0 E: 0 K: 0 S: 4	H: 1 LOB: 1 BB: 0 P: 4	R: 0 E: 0 K: 0 S: 3	H: 0 LOB: 0 BB: 0 P: 3	R: 0 E: 0 K: 1 S: 6	H: 1 LOB: 1 BB: 0 P: 6	1B: 5 2B: 1 3B: 1 HR: 1	SF: 1 SAC: 0 DP: 0 HBP: 1	WP: 0 PB: 0 SB: 0 CS: 0	PA: 36
PITCHER	IP WLS BF H R ER SO BB IBB HBP BLK WP HR S P ERA WHIP																					
Joaquin Andujar, R ERA: 2.63	(1, 1) 5.0 W 20 4 3 0 1 0 0 0 0 0 1 21 22 3.60 0.800																					
Dennis Eckerley, R ERA: 2.63	(6, 1) 2.0 9 3 0 0 1 0 0 0 0 0 0 11 11 0.00 1.500																					
Dennis Lamp, R ERA: 4.67	(8, 1) 2.0 7 1 0 0 1 0 0 0 0 0 0 9 9 0.00 0.500																					

Oakland Athletics @ Cleveland Indians
Cleveland Municipal Stadium, Cleveland, OH
Sat Jun 27 1987, 3:33 AM EDT
Att: 13,086 - Unknown

AB 34
R 3
H 8
RBI 3
BB 0
SO 3
LOB 13



Batter	1	2	3	4	5	6	7	8	9	AB	R	H	RBI	BB	SO	LOB	TOP			
Luis Polonia, L OBP: 0.375, SLG: 0.438 (1, 8)	F6						G3		G3	5	0	1	1	0	0	0	Oakland Athletics @ Chicago White Sox Comeriskey Park, Chicago, IL Mon Jun 29 1987, 8:05 PM EDT Att: 14,320 - Unknown			
Mike Davis, L OBP: 0.357, SLG: 0.569 (1, 9)	L3	4-3			1B		BB		F5	4	0	1	0	1	0	3				
Jose Canseco, R OBP: 0.307, SLG: 0.460 (1, 7)	WP						L6			4	0	2	0	0	1	1				
Mark McGwire, R OBP: 0.371, SLG: 0.672 (1, 3)	K				F3				K	4	0	0	0	0	2	3				
Carney Lansford, R OBP: 0.380, SLG: 0.436 (1, 5)		BB					F9		2B	3	1	2	0	1	0	0				
Reggie Jackson, L OBP: 0.288, SLG: 0.397 (1, 10)	K				F8		E4		F7	4	0	0	0	0	1	3				
Tony Phillips, S OBP: 0.358, SLG: 0.401 (1, 4)		FC5-2			F7		1-3			3	1	1	1	1	0	1				
Mickey Tettleton, S OBP: 0.259, SLG: 0.252 (8, PH)										2	0	0	0	1	2	1				
Dwayne Murphy, L OBP: 0.373, SLG: 0.408 (8, 2)	1B	FC5-2			K		K		F7	1	0	0	0	0	0	1				
Terry Steinbach, R OBP: 0.362, SLG: 0.468 (8, 2)										0	0	0	0	0	0	0				
Alfredo Griffin, S OBP: 0.318, SLG: 0.349 (1, 6)	FC5-2				L9		K		G2	4	0	0	0	0	1	3				
Inning Stats	R: 0 E: 0 K: 1 S: 6	H: 1 LOB: 1 BB: 0 P: 6	R: 1 E: 0 K: 1 S: 7	H: 2 LOB: 3 BB: 2 P: 15	R: 0 E: 0 K: 1 S: 6	H: 1 LOB: 0 BB: 0 P: 6	R: 0 E: 0 K: 1 S: 5	H: 0 LOB: 0 BB: 0 P: 5	R: 0 E: 1 K: 1 S: 6	H: 0 LOB: 1 BB: 0 P: 6	R: 0 E: 0 K: 1 S: 5	H: 0 LOB: 1 BB: 1 P: 9	R: 1 E: 0 K: 1 S: 6	H: 1 LOB: 1 BB: 1 P: 10	R: 0 E: 0 K: 0 S: 3	H: 0 LOB: 0 BB: 0 P: 3	1B: 5 2B: 3 3B: 0 HR: 0	SF: 0 SAC: 0 DP: 1 HBP: 0	WP: 1 PB: 0 SB: 0 CS: 0	PA: 38
PITCHER Richard Dotson, R ERA: 4.19 (1, 1)	IP: 9.0 WLS: W BF: 38 H: 7 R: 2 ER: 2 SO: 7 BB: 4 IBB: 0 HBP: 0 BLK: 0 WP: 1 HR: 0 S: 48 P: 64 ERA: 2.00 WHIP: 1.222															PITCHER				


AB	34
R	2
H	7
RBI	2
BB	4
SO	7
LOB	16




Batter	1	2	3	4	5	6	7	8	9	AB	R	H	RBI	BB	SO	LOB	BOTTOM			
Jerry Royster, R OBP: 0.352, SLG: 0.466 (1, 5)	F9				K					3	1	1	0	1	1	0	Oakland Athletics @ Chicago White Sox Comeriskey Park, Chicago, IL Mon Jun 29 1987, 8:05 PM EDT Att: 14,320 - Unknown			
Gary Redus, R OBP: 0.328, SLG: 0.380 (1, 7)	5-3				F3		FC5-2		BB	4	1	1	0	0	0	2				
Harold Baines, L OBP: 0.361, SLG: 0.503 (1, 10)							HR			4	1	3	2	0	0	2				
Ivan Calderon, R OBP: 0.363, SLG: 0.534 (1, 9)	K						6-3			4	1	1	2	0	1	2				
Greg Walker, L OBP: 0.328, SLG: 0.494 (1, 3)					6-3		1-3			3	1	0	0	0	1	1				
Carlton Fisk, R OBP: 0.284, SLG: 0.351 (1, 2)							6-3			4	0	0	0	0	0	1				
Kenny Williams, R OBP: 0.333, SLG: 0.457 (1, 8)							F8		CS	3	0	2	1	0	0	0				
Fred Manrique, R OBP: 0.238, SLG: 0.287 (1, 4)							F9			3	0	0	0	0	1	2				
Ozzie Guillen, L OBP: 0.319, SLG: 0.366 (1, 6)	L4						1-3			3	0	1	0	0	0	1				
Inning Stats	R: 0 E: 0 K: 1 S: 6	H: 1 LOB: 1 BB: 0 P: 6	R: 1 E: 0 K: 0 S: 4	H: 1 LOB: 1 BB: 0 P: 5	R: 2 E: 0 K: 1 S: 7	H: 2 LOB: 0 BB: 0 P: 7	R: 0 E: 0 K: 0 S: 3	H: 0 LOB: 0 BB: 0 P: 3	R: 2 E: 0 K: 0 S: 6	H: 3 LOB: 1 BB: 0 P: 6	R: 0 E: 0 K: 1 S: 5	H: 1 LOB: 0 BB: 0 P: 5	R: 0 E: 1 K: 0 S: 3	H: 1 LOB: 1 BB: 1 P: 7	R: 0 E: 0 K: 1 S: 5	H: 0 LOB: 0 BB: 0 P: 5		1B: 6 2B: 2 3B: 0 HR: 2	SF: 0 SAC: 0 DP: 1 HBP: 1	WP: 0 PB: 0 SB: 0 CS: 1
PITCHER Curt Young, L ERA: 3.48 (1, 1)	IP: 3.2 WLS: L BF: 16 H: 4 R: 3 ER: 3 SO: 2 BB: 0 IBB: 0 HBP: 0 BLK: 0 WP: 0 HR: 0 S: 19 P: 20 ERA: 7.71 WHIP: 1.714															PITCHER				
Dennis Eckerley, R ERA: 2.81 (4, 1)	IP: 2.1 WLS: W BF: 10 H: 4 R: 2 ER: 2 SO: 1 BB: 0 IBB: 0 HBP: 0 BLK: 0 WP: 0 HR: 0 S: 12 P: 12 ERA: 0.00 WHIP: 2.000															PITCHER				
Dave Leiper, L ERA: 2.57 (7, 1)	IP: 1.0 WLS: W BF: 4 H: 1 R: 0 ER: 0 SO: 0 BB: 0 IBB: 0 HBP: 0 BLK: 0 WP: 0 HR: 0 S: 3 P: 7 ERA: 0.00 WHIP: 0.000															PITCHER				
Dennis Lamp, R ERA: 4.42 (8, 1)	IP: 1.0 WLS: W BF: 3 H: 0 R: 0 ER: 0 SO: 1 BB: 0 IBB: 0 HBP: 0 BLK: 0 WP: 0 HR: 0 S: 5 P: 5 ERA: 0.00 WHIP: 0.000															PITCHER				

AB	31
R	5
H	9
RBI	5
BB	1
SO	4
LOB	11



Batter	1	2	3	4	5	6	7	8	9	AB	R	H	RBI	BB	SO	LOB	TOP				
Luis Polonia, L OBP: 0.376, SLG: 0.445 (1, 7)	L7		1-3		G3		BB		1-3	4	1	1	0	1	0	1	<p>Oakland Athletics @ Chicago White Sox Comiskey Park, Chicago, IL Tue Jun 30 1987, 8:05 PM EDT Att: 10,559 - Unknown</p> <p>AB 32 R 3 H 6 RBI 3 BB 6 SO 2 LOB 12</p> 				
Tony Phillips, S OBP: 0.395, SLG: 0.395 (1, 4)	4-3		1B		G3		G3		F6	4	0	0	1	1	0	2					
Jose Canseco, R OBP: 0.310, SLG: 0.460 (1, 10)	HR		1B		P3				6-3	4	1	2	0	0	0	0					
Mark McGwire, R OBP: 0.373, SLG: 0.682 (1, 3)	HR		F8		F8				BB	4	1	2	2	0	0	2					
Carney Lansford, R OBP: 0.375, SLG: 0.429 (1, 5)	L9				P3		L6		K	4	0	0	0	0	1	1					
Reggie Jackson, L OBP: 0.292, SLG: 0.396 (1, 9)					K		4-3		BB	3	0	1	0	1	1	0					
Terry Steinbach, R OBP: 0.360, SLG: 0.459 (1, 2)	G5-4-3				BB		5-3		F8	3	0	0	0	1	0	3					
Dwayne Murphy, L OBP: 0.381, SLG: 0.392 (1, 8)	4-3				BB		F8		1-3	2	0	0	0	2	0	0					
Alfredo Griffin, S OBP: 0.313, SLG: 0.343 (1, 6)			F7		4-3		F7		L9	4	0	0	0	0	0	3					
Inning Stats	R: 2 E: 0 K: 0 S: 5	H: 2 LOB: 0 BB: 0 P: 5	R: 0 E: 0 K: 0 S: 3	H: 1 LOB: 0 BB: 0 P: 3	R: 0 E: 0 K: 1 S: 4	H: 1 LOB: 2 BB: 1 P: 8	R: 0 E: 0 K: 1 S: 5	H: 0 LOB: 0 BB: 0 P: 13	R: 1 E: 0 K: 0 S: 4	H: 1 LOB: 0 BB: 0 P: 4	R: 0 E: 0 K: 0 S: 3	H: 0 LOB: 0 BB: 0 P: 3	R: 0 E: 0 K: 1 S: 6	H: 1 LOB: 2 BB: 1 P: 10	R: 0 E: 0 K: 0 S: 3	H: 0 LOB: 1 BB: 1 P: 7	1B: 4 2B: 0 3B: 1 HR: 1	SF: 0 SAC: 0 DP: 1 HBP: 0	WP: 0 PB: 0 CS: 0	PA: 38	
PITCHER	IP	WLS	BF	H	R	ER	SO	BB	IBB	HBP	BLK	WP	HR	S	P	ERA	WHIP				
Scott Nielsen, R ERA: 4.76 (1, 1)	8.0	W	34	6	3	3	2	5	0	0	0	0	1	33	53	3.38	1.375				
Jim Winn, R ERA: 4.14 (9, 1)	1.0		4	0	0	0	0	1	0	0	0	0	0	3	7	0.00	1.000				

Batter	1	2	3	4	5	6	7	8	9	AB	R	H	RBI	BB	SO	LOB	BOTTOM				
Ozzie Guillen, L OBP: 0.323, SLG: 0.364 (1, 6)	L5		L7	BB	F7		3-1	1B		4	1	1	2	2	0	2	<p>Oakland Athletics @ Chicago White Sox Comiskey Park, Chicago, IL Tue Jun 30 1987, 8:05 PM EDT Att: 10,559 - Unknown</p> <p>AB 41 R 12 H 15 RBI 11 BB 7 SO 6 LOB 29</p> 				
Gary Redus, R OBP: 0.328, SLG: 0.379 (1, 7)	S		6-3	BB	FC6-5		K	1B		6	1	2	1	0	2	8					
Harold Baines, L OBP: 0.365, SLG: 0.497 (1, 10)	1B			BB			3-1	L1		4	0	1	3	2	0	4					
Ivan Calderon, R OBP: 0.364, SLG: 0.529 (1, 9)	F9		K	BB	1B		F7			4	1	1	2	1	1	4					
Greg Walker, L OBP: 0.325, SLG: 0.486 (1, 3)	K			1B			K	WP	BB	4	1	0	0	1	2	4					
Carlton Fisk, R OBP: 0.283, SLG: 0.348 (1, 2)	F8			1B	5-3		E6	F4		5	1	1	0	0	0	2					
Donnie Hill, S OBP: 0.283, SLG: 0.312 (1, 4)	F9			BB	1B		4-3	1B	BB	4	3	2	0	1	0	1					
Steve Lyons, L OBP: 0.217, SLG: 0.182 (1, 5)	FC6-4			BB	FC6-5		BB	K		5	2	4	1	0	1	2					
Kenny Williams, R OBP: 0.345, SLG: 0.464 (1, 8)	FC6-4			BB	E5		3-1	1B	1B	5	2	3	2	0	0	2					
Inning Stats	R: 1 E: 0 K: 1 S: 7	H: 2 LOB: 1 BB: 0 P: 7	R: 0 E: 0 K: 0 S: 4	H: 1 LOB: 1 BB: 0 P: 4	R: 0 E: 0 K: 1 S: 5	H: 0 LOB: 1 BB: 1 P: 9	R: 5 E: 0 K: 1 S: 10	H: 5 LOB: 2 BB: 2 P: 18	R: 1 E: 1 K: 0 S: 6	H: 2 LOB: 2 BB: 0 P: 6	R: 1 E: 1 K: 1 S: 6	H: 0 LOB: 1 BB: 1 P: 10	R: 1 E: 0 K: 1 S: 7	H: 2 LOB: 2 BB: 1 P: 11	R: 3 E: 0 K: 1 S: 8	H: 3 LOB: 2 BB: 2 P: 16	1B: 14 2B: 1 3B: 0 HR: 0	SF: 0 SAC: 0 DP: 0 HBP: 0	WP: 1 PB: 1 SB: 1 CS: 0	PA: 48	
PITCHER	IP	WLS	BF	H	R	ER	SO	BB	IBB	HBP	BLK	WP	HR	S	P	ERA	WHIP				
Jose Rijo, R ERA: 5.94 (1, 1)	4.1	L	25	9	7	7	3	3	0	0	0	0	0	28	40	14.54	2.769				
Gene Nelson, R ERA: 3.33 (5, 1)	2.2		15	3	2	1	2	2	0	0	0	0	0	17	25	3.38	1.875				
Dennis Lamp, R ERA: 5.59 (8, 1)	1.0		8	3	3	3	1	2	0	0	0	1	0	8	16	27.00	5.000				

Batter	1	2	3	4	5	6	7	8	9	10	AB	R	H	RBI	BB	SO	LOB	TOP
Luis Polonia, L OBP: 0.387, SLG: 0.466 (1, 8)	0-0 PB 2B 1B		0-0 4-3 1B		0-0 3B		0-0 CS 1-2	0-0 5-3 1B		0-3 K	5	2	4	0	0	1	0	
Stan Javier, S OBP: 0.320, SLG: 0.321 (1, 9)	4-0 2B BB		0-0 4-3		0-0 F7		0-0 F7	0-0 F7		0-0 HBP 1B	2	0	0	0	1	0	2	
Mike Davis, L OBP: 0.358, SLG: 0.569 (8, PH)	1-2 2B BB		1-2		1-2		1-2	1-2		1-2 HBP 1B	2	0	1	0	0	0	1	
Jose Canseco, R OBP: 0.308, SLG: 0.454 (1, 7)	0-3 K		0-0 L7		0-0 K		0-3 K	0-0 5-3		1-0 HBP 1-2 HBP	4	0	0	0	0	2	4	
Mark McGwire, R OBP: 0.377, SLG: 0.683 (1, 3)	0-0 1-3 2-H 2B		0-3 K		0-0 F2		0-0 F2	0-0 1B		1-0 FC6-4 HBP	4	0	2	2	0	1	1	
Carney Lansford, R OBP: 0.369, SLG: 0.421 (1, 5)	0-0 F6		0-0 F7		0-0 F7		0-0 F8	0-0 F7		0-3 K	5	0	0	0	0	1	6	
Reggie Jackson, L OBP: 0.290, SLG: 0.406 (1, 10)	0-0 F7		0-3 K		0-3 K		0-0 HR	0-0 5-3		0-3 K	5	1	1	1	0	2	5	
Terry Steinbach, R OBP: 0.352, SLG: 0.447 (1, 2)		0-0 5-3		0-3 K		0-0 5-3		0-0 5-3		0-0 6-3	4	0	0	0	0	1	0	
Johnnie LeMaster, R OBP: 0.222, SLG: 0.125 (1, 4)		0-0 5-3		0-0 G3		0-0 G3		0-0 F7		0-0 E 1B	2	0	0	0	0	0	0	
Tony Phillips, S OBP: 0.356, SLG: 0.395 (7, PH)		0-0 5-3		0-0 5-3		0-0 5-3		0-0 F7		0-0 K 1B	2	0	1	0	0	0	0	
Alfredo Griffin, S OBP: 0.312, SLG: 0.341 (1, 6)		0-0 B3		0-0 5-3		0-0 5-3		0-0 CS 1B		0-3 K	4	0	1	0	0	1	1	
Inning Stats	R: 1 E: 0 K: 1 S: 7	H: 2 LOB: 2 BB: 1 P: 11	R: 0 E: 0 K: 0 S: 3	H: 0 LOB: 0 BB: 0 P: 3	R: 0 E: 0 K: 1 S: 6	H: 1 LOB: 1 BB: 0 P: 6	R: 0 E: 0 K: 2 S: 7	H: 0 LOB: 0 BB: 0 P: 7	R: 0 E: 0 K: 0 S: 4	H: 1 LOB: 1 BB: 0 P: 4	R: 0 E: 1 K: 2 S: 8	H: 1 LOB: 1 BB: 0 P: 8	R: 0 E: 0 K: 2 S: 8	H: 1 LOB: 3 BB: 0 P: 10	1B: 7 2B: 1 3B: 1 HR: 1	SF: 0 SAC: 0 DP: 0 HBP: 2	WP: 0 PA: 43	
PITCHER	IP 7.0	WLS 27	BF 6	H 2	R 2	ER 2	SO 5	BB 1	IBB 0	HBP 0	BLK 0	WP 0	HR 1	S 36	P 40	ERA 2.57	WHIP 1.000	
Jose DeLeon, R ERA: 3.86 (1, 1)	2.1	13	4	1	1	3	0	0	2	0	0	0	0	17	19	3.86	1.714	
Bob James, R ERA: 3.6 (8, 1)	0.2	W	2	0	0	0	1	0	0	0	0	0	0	4	4	0.00	0.000	
Jim Winn, R ERA: 4.09 (10, 1)																		

Oakland Athletics @ Chicago White Sox
Comiskey Park, Chicago, IL
Wed Jul 01 1987, 8:05 PM EDT
Att. 13,133 - Unknown

livebaseballscorecards.com

AB 39
R 3
H 10
RBI 3
BB 1
SO 9
LOB 20



Batter	1	2	3	4	5	6	7	8	9	10	AB	R	H	RBI	BB	SO	LOB	BOTTOM	
Ozzie Guillen, L OBP: 0.321, SLG: 0.361 (1, 6)	0-0 2B 1B		0-0 6-3		0-0 F7		0-3 K		0-0 F7		5	1	1	0	0	1	1		
Gary Redus, R OBP: 0.330, SLG: 0.381 (1, 7)	0-0 4-3 1-H 2B		0-0 F8		4-0 5-3 1B BB		0-0 F9		0-0 F8		4	1	1	1	1	0	0		
Harold Baines, L OBP: 0.351, SLG: 0.490 (1, 10)	0-0 4-3		0-0 1-3		0-0 F7		0-3 K		0-0 FC6-4 1B		5	0	1	0	0	1	2		
Fred Matlock, R OBP: 0.238, SLG: 0.287 (10, PR)	2-3				0-0 K		0-0 5-3		0-0 HBP 1B		4	1	1	0	1	1	2		
Ivan Calderon, R OBP: 0.365, SLG: 0.524 (1, 9)	4-0 S BB		0-3 K		0-3 K		0-0 1B		1-0 HBP		4	1	2	3	0	2	2		
Greg Walker, L OBP: 0.330, SLG: 0.498 (1, 3)	0-3 K		0-3 K		0-0 1B		0-0 4-3		0-0 5-3		4	0	1	0	0	1	5		
Carlton Fisk, R OBP: 0.282, SLG: 0.346 (1, 2)	0-3 K		0-0 1B		0-0 F7		0-0 F7		0-0 4-3		4	0	0	0	0	0	1		
Donnie Hill, S OBP: 0.256, SLG: 0.303 (1, 4)		0-0 F5		0-0 F7		0-0 F8		0-0 4-3			4	0	0	0	0	0	1		
Steve Lyons, L OBP: 0.192, SLG: 0.160 (1, 5)		0-0 4-3		0-0 F7		0-3 K		0-0 WP 3B			3	0	0	0	0	1	0		
Daryl Boston, L OBP: 0.301, SLG: 0.414 (9, PH)		0-0 4-3		0-0 F7		0-0 F7		0-0 F7			1	1	1	0	0	0	0		
Kenny Williams, R OBP: 0.345, SLG: 0.460 (1, 8)		0-0 F5		0-0 F9		0-0 E 1B		0-0 F7			3	0	1	0	0	0	0		
Jerry Hairston, S OBP: 0.340, SLG: 0.488 (9, PH)											1	0	0	0	0	0	0		
Jerry Royster, R OBP: 0.352, SLG: 0.466 (10, 5)											0	0	0	0	0	0	0		
Inning Stats	R: 1 E: 0 K: 2 S: 9	H: 2 LOB: 2 BB: 1 P: 13	R: 0 E: 0 K: 0 S: 3	H: 0 LOB: 0 BB: 0 P: 3	R: 0 E: 0 K: 0 S: 3	H: 1 LOB: 1 BB: 0 P: 8	R: 0 E: 0 K: 0 S: 8	H: 1 LOB: 1 BB: 1 P: 8	R: 0 E: 1 K: 2 S: 8	H: 1 LOB: 1 BB: 0 P: 8	R: 0 E: 0 K: 1 S: 6	H: 1 LOB: 2 BB: 0 P: 7	R: 0 E: 0 K: 0 S: 4	H: 1 LOB: 0 BB: 0 P: 4	R: 2 E: 0 K: 0 S: 4	H: 2 LOB: 1 BB: 0 P: 4	1B: 6 2B: 1 3B: 1 HR: 1	SF: 0 SAC: 0 DP: 0 HBP: 1	WP: 1 PA: 41
PITCHER	IP 7.2	WLS 31	BF 6	H 2	R 2	ER 2	SO 7	BB 2	IBB 0	HBP 0	BLK 0	WP 0	HR 0	S 43	P 51	ERA 2.35	WHIP 1.043		
Dave Stewart, R ERA: 3.81 (1, 1)	0.0	1	0	0	0	0	0	0	0	0	0	0	0	0	0	1			
Dave Leiper, L ERA: 5.27 (8, 1)	1.2	L	7	2	2	2	0	0	0	0	1	0	0	7	7	10.80	1.200		
Jay Howell, R ERA: 4.59 (8, 1)	0.1	2	1	1	1	0	0	0	0	0	0	0	0	1	2	27.00	3.000		
Dennis Eckenrode, R ERA: 2.93 (10, 1)																			

Oakland Athletics @ Chicago White Sox
Comiskey Park, Chicago, IL
Wed Jul 01 1987, 8:05 PM EDT
Att. 13,133 - Unknown

livebaseballscorecards.com

AB 38
R 5
H 9
RBI 4
BB 2
SO 7
LOB 13



Batter	1	2	3	4	5	6	7	8	9	AB	R	H	RBI	BB	SO	LOB	TOP					
Marty Barrett, R OBP: 0.324, SLG: 0.314 (1, 4)	F8		S 1B		F8			F9		4	0	1	0	0	0	0	Boston Red Sox @ Oakland Athletics Oakland-Alameda County Coliseum, Oakland, CA Thu Jul 02 1987, 7:05 PM PDT Att: 16,134 - Unknown					
Todd Benzinger, S OBP: 0.435, SLG: 0.432 (1, 8)	F8		K 1-2			K		K		4	0	0	0	0	3	1						
Wade Boggs, L OBP: 0.477, SLG: 0.606 (1, 5)	BB				F9	K			6-3	3	0	0	0	1	1	0						
Mike Greenwell, L OBP: 0.363, SLG: 0.608 (1, 7)	G3			G6-4-3 1B		F8			HR	4	1	2	1	0	0	1						
Don Baylor, R OBP: 0.366, SLG: 0.432 (1, 10)		F8		G6-4-3 1B			FC4-6 BB		F6	3	0	0	0	1	0	1						
Dwight Evans, R OBP: 0.405, SLG: 0.539 (1, 9)		K			F4		FC4-6 1B		F8	4	0	1	0	0	1	0						
Bill Buckner, L OBP: 0.293, SLG: 0.326 (1, 3)		F8				HR 1B	FC4-6 G3-6-3			3	1	1	0	0	0	2						
Spike Owen, S OBP: 0.323, SLG: 0.349 (1, 6)			F7		F5		G3-6-3			3	0	0	0	0	0	3						
Marc Sullivan, R OBP: 0.208, SLG: 0.264 (1, 2)			K					F9		3	1	1	2	0	1	0						
Inning Stats	R: 0 E: 0 K: 0 S: 3	H: 0 LOB: 1 BB: 1 P: 7	R: 0 E: 0 K: 1 S: 5	H: 0 LOB: 0 BB: 0 P: 5	R: 0 E: 0 K: 2 S: 8	H: 1 LOB: 1 BB: 0 P: 8	R: 0 E: 0 K: 0 S: 3	H: 1 LOB: 0 BB: 0 P: 3	R: 2 E: 0 K: 0 S: 5	H: 2 LOB: 0 BB: 0 P: 5	R: 0 E: 0 K: 2 S: 7	H: 0 LOB: 0 BB: 0 P: 7	R: 0 E: 0 K: 0 S: 3	H: 1 LOB: 1 BB: 1 P: 7	R: 0 E: 0 K: 1 S: 5	H: 0 LOB: 0 BB: 0 P: 5	R: 1 E: 0 K: 0 S: 4	H: 1 LOB: 0 BB: 0 P: 4	1B: 4 2B: 0 3B: 0 HR: 2	SF: 0 SAC: 0 DP: 2 HBP: 0	WP: 0 PB: 0 SB: 1 CS: 0	PA: 33
PITCHER Joaquin Andujar, R ERA: 4.26 (1, 1)	IP: 9.0 WLS: W BF: 33 H: 6 R: 3 ER: 3 SO: 6 BB: 2 IBB: 0 HBP: 0 BLK: 0 WP: 0 HR: 2 S: 43 P: 51 ERA: 3.00 WHIP: 0.889															PITCHER						

Batter	1	2	3	4	5	6	7	8	9	AB	R	H	RBI	BB	SO	LOB	BOTTOM			
Luis Polonia, L OBP: 0.384, SLG: 0.462 (1, 7)	F8		1B	G1			6-3			4	0	1	1	0	0	2	Boston Red Sox @ Oakland Athletics Oakland-Alameda County Coliseum, Oakland, CA Thu Jul 02 1987, 7:05 PM PDT Att: 16,134 - Unknown			
Mike Davis, L OBP: 0.356, SLG: 0.564 (1, 9)	F5		3-H 1B		3-1		K			4	0	1	0	0	1	0				
Jose Canseco, R OBP: 0.311, SLG: 0.468 (1, 10)			F5		K			HR		4	1	2	1	0	1	2				
Mark McGwire, R OBP: 0.379, SLG: 0.684 (1, 3)	5-3		K					1B WP	1B	4	1	2	0	0	1	3				
Carney Lansford, R OBP: 0.367, SLG: 0.418 (1, 5)		L5		F6	F9			WP 1B	1B	4	1	1	0	0	0	1				
Dwayne Murphy, L OBP: 0.386, SLG: 0.389 (1, 8)		G1-4-3 1B		2B BB		4-3		F5		3	1	1	0	1	0	2				
Terry Steinbach, R OBP: 0.349, SLG: 0.448 (1, 2)		G1-4-3		1-H 2B		F8		K		4	0	1	1	0	1	2				
Tony Phillips, S OBP: 0.358, SLG: 0.397 (1, 4)			E6 SH1-3 1B	F7		K			1B	4	1	2	1	0	1	1				
Alfredo Griffin, S OBP: 0.312, SLG: 0.339 (1, 6)			SH1-3			5-3		K		2	0	0	0	1	1	1				
Inning Stats	R: 0 E: 0 K: 0 S: 4	H: 1 LOB: 1 BB: 0 P: 4	R: 0 E: 0 K: 0 S: 3	H: 1 LOB: 0 BB: 0 P: 3	R: 1 E: 1 K: 1 S: 8	H: 3 LOB: 2 BB: 0 P: 8	R: 1 E: 0 K: 0 S: 4	H: 1 LOB: 2 BB: 2 P: 12	R: 0 E: 0 K: 1 S: 6	H: 1 LOB: 1 BB: 0 P: 6	R: 0 E: 0 K: 1 S: 5	H: 0 LOB: 0 BB: 0 P: 5	R: 0 E: 0 K: 1 S: 5	H: 0 LOB: 0 BB: 0 P: 5	R: 3 E: 0 K: 2 S: 11	H: 4 LOB: 1 BB: 0 P: 11	1B: 7 2B: 3 3B: 0 HR: 1	SF: 0 SAC: 1 DP: 1 HBP: 0	WP: 1 PB: 0 SB: 0 CS: 0	PA: 36
PITCHER Al Nipper, R ERA: 5.07 Calvin Schiraldi, R ERA: 3.96 (1, 1) (8, 1)	IP: 7.0 WLS: L BF: 32 H: 10 R: 5 ER: 5 SO: 4 BB: 2 IBB: 0 HBP: 0 BLK: 0 WP: 1 HR: 1 S: 38 P: 46 ERA: 6.43 WHIP: 1.714															PITCHER				



Batter	1	2	3	4	5	6	7	8	9	AB	R	H	RBI	BB	SO	LOB	TOP		
Ellis Burks, R OBP: 0.296, SLG: 0.485 (1, 8)	0-0 6-3		0-0 1B		0-0 FC6-4		0-0 1B BB		0-3 K	5	1	2	1	0	1	2	Boston Red Sox @ Oakland Athletics Oakland-Alameda County Coliseum, Oakland, CA Fri Jul 03 1987, 7:05 PM PDT Att: 43,050 - Unknown		
Marty Barrett, R OBP: 0.324, SLG: 0.315 (1, 4)	0-0 F5		0-0 1-3			0-0 G3 1B	0-0 1B		0-0 F3	3	0	1	0	0	0	1			
Ed Romero, R OBP: 0.374, SLG: 0.323 (6, FR) (6, 4)							1-3 2-H			2	0	1	0	0	0	0			
Wade Boggs, L OBP: 0.480, SLG: 0.607 (1, 5)	0-0 6-3				0-0 FC4-6		0-0 G3 1B	1-0 BB		3	0	2	0	0	0	0			
Mike Greenwell, L OBP: 0.360, SLG: 0.596 (1, 7)		0-0 4-3			0-0 FC4-6		0-0 G3	4-0 HBP		3	0	0	1	1	0	3			
Dave Henderson, R OBP: 0.297, SLG: 0.397 (9, 7)					1-2 G6-4-3		1-2 2-3	1-2 2-3	3-H	0	0	0	0	0	0	0			
Don Baylor, R OBP: 0.361, SLG: 0.425 (1, 10)		0-0 3-1			0-0 G6-4-3		0-0 F7	0-0 F3		4	0	0	0	0	0	6			
Dwight Evans, R OBP: 0.403, SLG: 0.533 (1, 9)		0-0 4-3				0-0 F8	4-0 BB		0-0 5-3	3	0	0	0	1	0	0			
Bill Buckner, L OBP: 0.288, SLG: 0.321 (1, 3)			0-0 F4			0-0 G3	0-0 F6		0-0 F9	4	0	0	0	0	0	3			
Spike Owen, S OBP: 0.327, SLG: 0.348 (1, 6)			0-0 1B			4-0 1B		0-0 F8	0-0 F7	3	1	1	0	1	0	0			
Marc Sullivan, R OBP: 0.220, SLG: 0.274 (1, 2)			0-0 6-3			0-0 FC6-4		0-0 1B	0-3 K	4	0	2	0	0	1	1			
Inning Stats	R: 0 E: 0 K: 0 S: 3	H: 0 LOB: 0 BB: 0 P: 3	R: 0 E: 0 K: 0 S: 3	H: 0 LOB: 0 BB: 0 P: 3	R: 1 E: 0 K: 0 S: 5	H: 2 LOB: 1 BB: 0 P: 5	R: 0 E: 0 K: 0 S: 3	H: 1 LOB: 2 BB: 1 P: 3	R: 0 E: 0 K: 0 S: 4	H: 2 LOB: 3 BB: 1 P: 9	R: 1 E: 0 K: 0 S: 5	H: 3 LOB: 3 BB: 1 P: 10	R: 0 E: 0 K: 0 S: 3	H: 0 LOB: 0 BB: 0 P: 3	R: 0 E: 0 K: 2 S: 7	H: 0 LOB: 0 BB: 0 P: 7	1B: 9 2B: 0 3B: 0 HR: 0	SF: 0 SAC: 0 DP: 1 HBP: 1	WP: 0 PA: 38 PB: 0 SB: 0 CS: 0
PITCHER	IP WLS BF H R ER SO BB IBB HBP BLK WP HR S P ERA WHIP	6.2 L 31 9 2 2 0 3 0 1 0 0 0 0 27 40 2.70 1.800	7.1 L 31 0 0 0 2 0 0 0 0 0 0 0 11 11 0.00 0.000	PITCHER															

AB	34
R	2
H	9
RBI	2
BB	3
SO	2
LOB	16




Batter	1	2	3	4	5	6	7	8	9	AB	R	H	RBI	BB	SO	LOB	BOTTOM		
Luis Polonia, L OBP: 0.376, SLG: 0.452 (1, 8)	0-0 F7		0-3 K			0-0 4-3		0-0 F7		4	0	0	0	0	1	1	Boston Red Sox @ Oakland Athletics Oakland-Alameda County Coliseum, Oakland, CA Fri Jul 03 1987, 7:05 PM PDT Att: 43,050 - Unknown		
Mike Davis, L OBP: 0.355, SLG: 0.557 (1, 9)	0-3 K				0-3 K		0-0 F2	4-0 1B		3	0	0	0	1	2	0			
Jose Canseco, R OBP: 0.313, SLG: 0.468 (1, 7)					0-0 4-3		0-3 K		0-0 1B	4	0	2	0	0	1	0			
Mark McGwire, R OBP: 0.377, SLG: 0.677 (1, 3)			0-0 F8		0-0 2B		0-3 K	0-3 K		4	0	1	0	0	2	4			
Reggie Jackson, L OBP: 0.293, SLG: 0.417 (1, 10)		0-3 K			0-0 2B		0-0 2B		0-0 4-3	4	0	2	0	0	1	0			
Carney Lansford, R OBP: 0.365, SLG: 0.415 (1, 5)		0-0 F4			0-3 K		0-0 5-3		0-0 G5-4-3	4	0	1	0	0	1	3			
Terry Steinbach, R OBP: 0.342, SLG: 0.438 (1, 2)		0-0 F8				0-0 6-3		0-0 F8		4	0	0	0	0	0	2			
Tony Phillips, S OBP: 0.355, SLG: 0.393 (1, 4)			0-0 F7			0-0 F7		0-0 4-3		3	0	0	0	0	0	0			
Alfredo Griffin, S OBP: 0.313, SLG: 0.336 (1, 6)			0-0 F7			0-0 B3		4-0 1B		2	0	0	0	1	0	0			
Inning Stats	R: 0 E: 0 K: 1 S: 6	H: 1 LOB: 1 BB: 0 P: 6	R: 0 E: 0 K: 1 S: 5	H: 0 LOB: 0 BB: 0 P: 5	R: 0 E: 0 K: 1 S: 5	H: 0 LOB: 0 BB: 0 P: 5	R: 0 E: 0 K: 2 S: 9	H: 2 LOB: 0 BB: 0 P: 9	R: 0 E: 0 K: 0 S: 3	H: 0 LOB: 0 BB: 0 P: 3	R: 0 E: 0 K: 1 S: 5	H: 1 LOB: 1 BB: 0 P: 6	R: 0 E: 0 K: 1 S: 6	H: 1 LOB: 3 BB: 2 P: 14	R: 0 E: 0 K: 0 S: 3	H: 1 LOB: 0 BB: 0 P: 3	1B: 4 2B: 2 3B: 0 HR: 0	SF: 0 SAC: 0 DP: 1 HBP: 0	WP: 0 PA: 34 PB: 0 SB: 0 CS: 0
PITCHER	IP WLS BF H R ER SO BB IBB HBP BLK WP HR S P ERA WHIP	9.0 W 34 6 0 0 0 8 2 0 0 0 0 0 48 56 0.00 0.889	PITCHER																




Batter	1	2	3	4	5	6	7	8	9	AB	R	H	RBI	BB	SO	LOB	TOP								
Ellis Burks, R OBP: 0.294, SLG: 0.478 (1, 8)										5	0	1	0	0	3	3	Boston Red Sox @ Oakland Athletics Oakland-Alameda County Coliseum, Oakland, CA Sat Jul 04 1987, 3:33 AM PDT Att: 24,298 - Unknown livebaseballscorecards.com								
Marty Barrett, R OBP: 0.318, SLG: 0.308 (1, 4)										5	0	0	0	0	1	1									
Wade Boggs, L OBP: 0.479, SLG: 0.607 (1, 5)										5	1	2	0	0	0	0									
Mike Greenwell, L OBP: 0.364, SLG: 0.593 (1, 7)										4	1	2	0	0	1	1									
Don Baylor, R OBP: 0.360, SLG: 0.423 (1, 10)										4	1	1	1	0	0	1									
Dwight Evans, R OBP: 0.408, SLG: 0.535 (1, 9)										3	2	2	0	1	0	0									
Bill Buckner, L OBP: 0.287, SLG: 0.320 (1, 3)										4	0	1	1	0	0	3									
Spike Owen, S OBP: 0.327, SLG: 0.348 (8, PH)										3	0	1	1	0	0	2									
Jim Rice, R OBP: 0.356, SLG: 0.388 (8, PH)										1	0	1	1	0	0	0									
Ed Romero, R OBP: 0.374, SLG: 0.323 (8, 6)										0	0	0	0	0	0	0									
Marc Sullivan, R OBP: 0.223, SLG: 0.276 (1, 2)										3	0	1	1	0	0	1									
Todd Benzinger, S OBP: 0.426, SLG: 0.421 (8, PH)										1	0	0	0	0	1	2									
Rich Gedman, L OBP: 0.252, SLG: 0.248 (8, 2)										0	0	0	0	0	0	0									
Inning Stats	R: 0 E: 0 K: 1 S: 6	H: 2 LOB: 1 BB: 0 P: 6	R: 0 E: 0 K: 0 S: 3	H: 0 LOB: 0 BB: 0 P: 3	R: 0 E: 0 K: 1 S: 5	H: 0 LOB: 0 BB: 0 P: 5	R: 0 E: 0 K: 1 S: 5	H: 0 LOB: 0 BB: 0 P: 5	R: 1 E: 0 K: 1 S: 8	H: 3 LOB: 2 BB: 0 P: 8	R: 0 E: 0 K: 0 S: 4	H: 1 LOB: 1 BB: 0 P: 4	R: 1 E: 0 K: 0 S: 5	H: 2 LOB: 1 BB: 0 P: 5	R: 3 E: 0 K: 1 S: 9	H: 4 LOB: 2 BB: 1 P: 13	R: 0 E: 0 K: 1 S: 5	H: 0 LOB: 0 BB: 0 P: 5	1B: 11 2B: 2 3B: 0 HR: 0	SF: 0 SAC: 0 DP: 1 HBP: 0	WP: 1 PB: 0 SB: 0 CS: 0	PA: 39			
PITCHER	IP	WLS	BF	H	R	ER	SO	BB	IBB	HBP	BLK	WP	HR	S	P	ERA	WHIP								
Jose Rijo, R ERA: 3.68 (1, 1)	7.1	W	32	11	5	3	4	0	0	0	0	1	0	40	40	3.68	1.500								
Dennis Eckersley, R ERA: 2.86 (8, 1)	1.2	S	7	1	0	0	2	1	0	0	0	0	0	10	14	0.00	1.200								

Batter	1	2	3	4	5	6	7	8	9	AB	R	H	RBI	BB	SO	LOB	BOTTOM									
Luis Polonia, L OBP: 0.377, SLG: 0.455 (1, 7)										5	1	2	0	0	0	2	Boston Red Sox @ Oakland Athletics Oakland-Alameda County Coliseum, Oakland, CA Sat Jul 04 1987, 3:33 AM PDT Att: 24,298 - Unknown livebaseballscorecards.com									
Carney Lansford, R OBP: 0.369, SLG: 0.417 (1, 5)										4	2	2	0	1	0	1										
Mike Davis, L OBP: 0.356, SLG: 0.556 (1, 9)										4	1	1	1	1	2	4										
Mark McGwire, R OBP: 0.374, SLG: 0.679 (1, 3)										5	1	1	2	0	3	7										
Jose Canseco, R OBP: 0.315, SLG: 0.482 (1, 10)										4	2	2	4	0	1	0										
Dwaine Murphy, L OBP: 0.380, SLG: 0.397 (1, 8)										4	0	1	1	0	2	0										
Tony Phillips, S OBP: 0.353, SLG: 0.391 (1, 4)										4	0	1	0	0	1	0										
Mickey Tettleton, S OBP: 0.266, SLG: 0.287 (1, 2)										4	1	2	1	0	2	2										
Alfredo Griffin, S OBP: 0.315, SLG: 0.339 (1, 6)										4	1	2	0	0	1	3										
Inning Stats	R: 4 E: 0 K: 3 S: 14	H: 5 LOB: 2 BB: 1 P: 18	R: 0 E: 0 K: 1 S: 5	H: 0 LOB: 0 BB: 0 P: 5	R: 0 E: 0 K: 2 S: 7	H: 0 LOB: 0 BB: 0 P: 7	R: 0 E: 0 K: 2 S: 8	H: 1 LOB: 1 BB: 0 P: 8	R: 3 E: 0 K: 1 S: 8	H: 3 LOB: 0 BB: 0 P: 8	R: 0 E: 0 K: 2 S: 9	H: 2 LOB: 3 BB: 1 P: 13	R: 0 E: 0 K: 0 S: 3	H: 0 LOB: 0 BB: 0 P: 3	R: 2 E: 0 K: 1 S: 8	H: 3 LOB: 1 BB: 0 P: 8		1B: 7 2B: 4 3B: 0 HR: 3	SF: 0 SAC: 0 DP: 0 HBP: 0	WP: 0 PB: 0 SB: 1 CS: 0	PA: 40					
PITCHER	IP	WLS	BF	H	R	ER	SO	BB	IBB	HBP	BLK	WP	HR	S	P	ERA		WHIP								
Bruce Hurst, L ERA: 3.65 (1, 1)	5.0	L	25	9	7	7	9	1	0	0	1	0	0	10	14	0.00		2.250								
Steve Crawford, R ERA: 6.21 (8, 1)	1.1		7	2	0	0	2	1	0	0	0	0	0	1	5	5	18.00	2.000								
Joe Sambito, L ERA: 4.13 (7, 1)	1.0		5	2	2	2	0	0	0	0	0	0	1	5	5	0.00	1.500									
Calvin Schiraldi, R ERA: 3.89 (8, 1)	0.2		3	1	0	0	1	0	0	0	0	0	0	5	5	0.00	1.500									



Batter	1	2	3	4	5	6	7	8	9	AB	R	H	RBI	BB	SO	LOB	TOP										
Ellis Burks, R OBP: 0.292, SLG: 0.472 (1, 8)	6-3		F7		5-3			BB 1B	6-3	5	1	1	1	0	0	2	Boston Red Sox @ Oakland Athletics Oakland-Alameda County Coliseum, Oakland, CA Sun Jul 05 1987, 3:33 AM PDT Att: 32,655 - Unknown AB 36 R 3 H 10 RBI 3 BB 4 SO 7 LOB 25 										
Marty Barrett, R OBP: 0.323, SLG: 0.314 (1, 4)	K		K			G4-3 1B		BB BB		5	0	3	0	0	2	0											
Wade Boggs, L OBP: 0.378, SLG: 0.602 (1, 5)	F6		6-3					BB	F9	4	0	1	1	1	0	2											
Mike Greenwell, L OBP: 0.363, SLG: 0.595 (8, PH) Todd Benzing, S OBP: 0.417, SLG: 0.410 (8, 7)				F4		G4-3		K	K	3	0	1	0	0	0	2											
Jim Rice, R OBP: 0.355, SLG: 0.386 (9, PH)		1B 2B				1-2 2-3				1	0	0	0	0	1	2											
Don Baylor, R OBP: 0.355, SLG: 0.417 (1, 10)		P3		F7		5-3		F5		4	0	0	0	0	5												
Dwight Evans, R OBP: 0.406, SLG: 0.529 (1, 9)		K		L7				F8		3	0	0	1	1	1	1											
Bill Buckner, L OBP: 0.291, SLG: 0.320 (1, 3)		1B IBB						F5	K	3	0	1	0	1	1	3											
Spike Owen, S OBP: 0.330, SLG: 0.351 (1, 6)			F8					F7		4	1	2	0	0	0	1											
Marc Sullivan, R OBP: 0.226, SLG: 0.270 (9, PH) Rich Gedman, L OBP: 0.257, SLG: 0.254 (9, PH)			K	F4				1B 1B BB	1B WP	2	1	0	0	1	1	4											
Inning Stats	R: 0 E: 0 K: 1 S: 5	H: 0 LOB: 0 BB: 0 P: 5	R: 0 E: 0 K: 2 S: 9	H: 2 LOB: 3 BB: 1 P: 13	R: 0 E: 0 K: 1 S: 5	H: 0 LOB: 0 BB: 0 P: 5	R: 0 E: 0 K: 0 S: 3	H: 0 LOB: 0 BB: 0 P: 3	R: 0 E: 0 K: 0 S: 4	H: 1 LOB: 1 BB: 0 P: 4	R: 0 E: 0 K: 0 S: 4	H: 2 LOB: 1 BB: 0 P: 4	R: 0 E: 0 K: 0 S: 3	H: 0 LOB: 0 BB: 0 P: 3	R: 2 E: 0 K: 2 S: 9	H: 2 LOB: 3 BB: 3 P: 21	R: 1 E: 0 K: 1 S: 8	H: 3 LOB: 2 BB: 0 P: 8	1B: 9 2B: 1 3B: 0 HR: 0	SF: 0 SAC: 0 DP: 1 HBP: 0	WP: 1 PB: 0 SB: 0 CS: 0	PA: 40					
PITCHER	IP	WLS	BF	H	R	ER	SO	BB	IBB	HBP	BLK	WP	HR	S	P	ERA	WHIP										
Dave Stewart, R ERA: 3.74 (1, 1)	7.0	W	29	7	2	2	4	1	1	0	0	0	0	35	43	2.57	1.143										
Greg Cadaret, L ERA: (8, 1)	0.0		1	0	0	0	0	1	0	0	0	0	0	0	4	=	=										
Gene Nelson, R ERA: 3.27 (8, 1)	1.1		8	3	1	1	2	1	0	0	0	1	0	11	15	6.75	3.000										
Dave Leiper, L ERA: 2.53 (9, 1)	0.1		1	0	0	0	0	0	0	0	0	0	0	1	1	0.00	0.000										
Dennis Eckersley, R ERA: 2.34 (9, 1)	0.1	S	1	0	0	0	1	0	0	0	0	0	0	3	3	0.00	0.000										

Batter	1	2	3	4	5	6	7	8	9	AB	R	H	RBI	BB	SO	LOB	BOTTOM										
Luis Polonia, L OBP: 0.370, SLG: 0.446 (1, 8)	4-3		FC4		F8					4	0	0	1	0	1	2	Boston Red Sox @ Oakland Athletics Oakland-Alameda County Coliseum, Oakland, CA Sun Jul 05 1987, 3:33 AM PDT Att: 32,655 - Unknown AB 32 R 6 H 8 RBI 6 BB 1 SO 4 LOB 12 										
Mike Davis, L OBP: 0.351, SLG: 0.548 (1, 9)	1-3		G3		4-3					4	0	0	0	0	2												
Jose Canseco, R OBP: 0.317, SLG: 0.502 (1, 7) Dwayne Murphy, L OBP: 0.380, SLG: 0.397 (9, 8)	5-3							F9		4	2	2	2	0	0	0											
Mark McGwire, R OBP: 0.379, SLG: 0.689 (1, 3)		F2						HR		2	2	1	1	0	0	0											
Carney Lansford, R OBP: 0.368, SLG: 0.414 (1, 5)		5-3						HR		4	1	1	0	0	0	1											
Reggie Jackson, L OBP: 0.289, SLG: 0.409 (1, 10)		F8						HBP		4	1	1	0	0	1	3											
Tony Phillips, S OBP: 0.355, SLG: 0.394 (1, 4)			K		K					3	0	1	1	1	2	0											
Mickey Tettleton, S OBP: 0.273, SLG: 0.294 (1, 2)			1B FC4					2B		4	1	2	0	0	3												
Alfredo Griffin, S OBP: 0.315, SLG: 0.338 (1, 6)			1B FC4					F5		3	0	1	0	0	1												
Inning Stats	R: 0 E: 0 K: 0 S: 3	H: 0 LOB: 0 BB: 0 P: 3	R: 0 E: 0 K: 0 S: 3	H: 0 LOB: 0 BB: 0 P: 3	R: 1 E: 0 K: 1 S: 7	H: 2 LOB: 1 BB: 0 P: 7	R: 2 E: 0 K: 1 S: 7	H: 2 LOB: 0 BB: 0 P: 7	R: 0 E: 0 K: 0 S: 4	H: 1 LOB: 1 BB: 0 P: 4	R: 3 E: 1 K: 0 S: 5	H: 2 LOB: 0 BB: 0 P: 6	R: 0 E: 0 K: 1 S: 5	H: 0 LOB: 0 BB: 0 P: 5	R: 0 E: 0 K: 1 S: 6	H: 1 LOB: 3 BB: 1 P: 11		R: 0 E: 0 K: 1 S: 8	H: 3 LOB: 2 BB: 0 P: 8	1B: 4 2B: 1 3B: 0 HR: 3	SF: 0 SAC: 0 DP: 0 HBP: 2	WP: 0 PB: 0 SB: 1 CS: 0	PA: 35				
PITCHER	IP	WLS	BF	H	R	ER	SO	BB	IBB	HBP	BLK	WP	HR	S	P	ERA	WHIP										
Oil Can Boyd, R ERA: 5.0 (1, 1)	6.0	L	26	7	6	4	2	0	0	0	0	0	0	5	5	6.00	1.167										
Tom Bolton, L ERA: 4.3 (7, 1)	1.0		3	0	0	0	1	0	0	0	0	0	0	5	5	0.00	0.000										
Wes Gardner, R ERA: 6.68 (8, 1)	0.1		3	1	0	0	0	0	0	1	0	0	0	2	3	0.00	3.000										
Joe Sambito, L ERA: 4.01 (8, 1)	0.2		3	0	0	0	1	1	0	0	0	0	0	4	8	0.00	1.500										

Batter	1	2	3	4	5	6	7	8	9	AB	R	H	RBI	BB	SO	LOB	TOP										
Lou Whitaker, L OBP: 0.339, SLG: 0.408 (1, 4)										3	1	0	2	1	1	0											
Darrell Evans, L OBP: 0.394, SLG: 0.550 (1, 10)										5	3	3	2	0	2	2											
Kirk Gibson, L OBP: 0.365, SLG: 0.476 (1, 7)										5	0	2	1	0	1	1											
Alan Trammell, R OBP: 0.386, SLG: 0.522 (1, 6)										5	0	2	2	0	1	1											
Matt Nokes, L OBP: 0.366, SLG: 0.561 (1, 2)										5	0	0	0	0	0	4											
Pat Sheridan, L OBP: 0.346, SLG: 0.379 (1, 9)										4	0	1	0	0	1	2											
Dave Bergman, L OBP: 0.432, SLG: 0.507 (1, 3)										3	1	0	0	1	0	1											
Chet Lemon, R OBP: 0.368, SLG: 0.461 (1, 8)										3	2	1	0	1	0	1											
Tom Brookens, R OBP: 0.293, SLG: 0.387 (1, 5)										4	2	1	0	0	0	1											
Inning Stats	R: 2 E: 0 K: 0 S: 5	H: 2 LOB: 1 BB: 1 P: 9	R: 2 E: 1 K: 1 S: 7	H: 1 LOB: 0 BB: 0 P: 7	R: 0 E: 0 K: 0 S: 4	H: 2 LOB: 1 BB: 0 P: 4	R: 3 E: 2 K: 1 S: 8	H: 2 LOB: 2 BB: 2 P: 16	R: 0 E: 0 K: 0 S: 4	H: 1 LOB: 1 BB: 0 P: 4	R: 1 E: 0 K: 0 S: 4	H: 1 LOB: 0 BB: 0 P: 4	R: 0 E: 0 K: 1 S: 5	H: 0 LOB: 0 BB: 0 P: 5	R: 0 E: 0 K: 1 S: 5	H: 0 LOB: 0 BB: 0 P: 5	R: 1 E: 0 K: 2 S: 8	H: 1 LOB: 0 BB: 0 P: 8	1B: 8 2B: 0 3B: 0 HR: 2	SF: 1 SAC: 0 DP: 0 HBP: 0	WP: 0 PB: 0 SB: 1 CS: 1	PA: 41					
PITCHER	IP	WLS	BF	H	R	ER	SO	BB	IBB	HBP	BLK	WP	HR	S	P	ERA	WHIP										
Steve Ontiveros, R ERA: 2.83 (1, 1)	3.0	L	18	6	7	3	1	3	0	0	1	0	0	17	29	9.00	3.000										
Dave Leiper, L ERA: 2.3 (4, 1)	4.0		16	3	1	1	2	0	0	0	0	0	1	20	20	2.25	0.750										
Bill Caudill, R ERA: 4.5 (8, 1)	2.0		7	1	1	1	3	0	0	0	0	0	1	13	13	4.50	0.500										
Batter	1	2	3	4	5	6	7	8	9	AB	R	H	RBI	BB	SO	LOB	BOTTOM										
Tony Phillips, S OBP: 0.351, SLG: 0.394 (1, 4)										4	0	0	0	0	1	0											
Mike Davis, L OBP: 0.356, SLG: 0.572 (1, 9)										4	3	3	0	0	0	0											
Jose Canseco, R OBP: 0.315, SLG: 0.492 (1, 7)										4	0	0	0	0	0	4											
Mark McGwire, R OBP: 0.384, SLG: 0.691 (1, 3)										3	2	2	3	0	1	0											
Carney Lansford, R OBP: 0.376, SLG: 0.427 (1, 5)										3	0	1	1	0	0	1											
Reggie Jackson, L OBP: 0.285, SLG: 0.398 (1, 10)										3	0	0	0	0	3	1											
Ron Cey, R OBP: 0.363, SLG: 0.406 (8, FH)										1	0	1	1	0	0	0											
Dwayne Murphy, L OBP: 0.367, SLG: 0.379 (1, 8)										4	0	0	0	0	0	0											
Terry Steinbach, R OBP: 0.338, SLG: 0.429 (1, 2)										4	0	1	0	0	1	0											
Alfredo Griffin, S OBP: 0.308, SLG: 0.327 (1, 6)										4	0	0	0	0	0	1											
Inning Stats	R: 0 E: 0 K: 0 S: 3	H: 1 LOB: 0 BB: 0 P: 3	R: 0 E: 0 K: 2 S: 7	H: 0 LOB: 0 BB: 0 P: 7	R: 0 E: 0 K: 1 S: 5	H: 0 LOB: 0 BB: 0 P: 5	R: 1 E: 0 K: 0 S: 5	H: 2 LOB: 1 BB: 0 P: 5	R: 0 E: 0 K: 1 S: 6	H: 1 LOB: 1 BB: 0 P: 6	R: 2 E: 1 K: 2 S: 9	H: 1 LOB: 1 BB: 0 P: 10	R: 0 E: 0 K: 0 S: 3	H: 0 LOB: 0 BB: 0 P: 3	R: 2 E: 0 K: 0 S: 5	H: 3 LOB: 2 BB: 0 P: 6	R: 0 E: 0 K: 0 S: 3	H: 0 LOB: 0 BB: 0 P: 3	1B: 5 2B: 2 3B: 0 HR: 1	SF: 0 SAC: 0 DP: 1 HBP: 2	WP: 0 PB: 0 SB: 0 CS: 0	PA: 36					
PITCHER	IP	WLS	BF	H	R	ER	SO	BB	IBB	HBP	BLK	WP	HR	S	P	ERA	WHIP										
Jeff Robinson, R ERA: 5.42 (1, 1)	7.2		32	7	5	3	6	0	0	2	0	0	0	42	44	3.52	0.913										
Mark Thurmond, L ERA: 3.93 (8, 1)	1.1	S	4	1	0	0	0	0	0	0	0	0	0	4	4	0.00	0.750										

Detroit Tigers @ Oakland Athletics
Oakland-Alameda County Coliseum, Oakland, CA
Wed Jul 08 1987, 3:33 AM PDT
Att: 20,031 - Unknown

AB	37
R	9
H	10
RBI	7
BB	3
SO	6
LOB	13



Detroit Tigers @ Oakland Athletics
Oakland-Alameda County Coliseum, Oakland, CA
Wed Jul 08 1987, 3:33 AM PDT
Att: 20,031 - Unknown

AB	34
R	5
H	8
RBI	5
BB	0
SO	6
LOB	7



Batter	1	2	3	4	5	6	7	8	9	AB	R	H	RBI	BB	SO	LOB	TOP				
Rick Manning, L (1, 9) OBP: 0.319, SLG: 0.333	0-3 K	0-0 1B FC6-4 2B	0-0 F5			0-0 4-3			0-0 F7	5	1	2	0	1	1						
Mike Felder, S (1, 8) OBP: 0.294, SLG: 0.348	4-0 E BB	0-0 FC6-4 1B			0-0 F8				0-0 F6	4	0	1	1	1	0	0					
Robin Yount, R (1, 10) OBP: 0.371, SLG: 0.462	0-3 K	0-0 FC6-4			0-0 F4				0-0 SF8 3B	4	1	1	1	0	1	2					
Greg Brock, L (1, 3) OBP: 0.350, SLG: 0.433	0-3 K	0-0 F8			0-0 F7				0-0 SF8	3	0	0	1	0	1	2					
Rob Deer, R (1, 7) OBP: 0.376, SLG: 0.553		0-0 HR	0-3 K		0-0 1-3				0-0 F3	4	1	1	1	0	1	0					
Ernest Riles, L (1, 5) OBP: 0.283, SLG: 0.333		4-0 BB CI 2B BB	0-3 K		0-0 1-3				0-3 K	3	1	0	0	1	2	0					
Bill Schroeder, R (1, 2) OBP: 0.376, SLG: 0.513		0-0 F9	4-0 2B BB		0-3 K				0-3 K	3	1	0	0	1	2	1					
Jim Cantner, L (1, 4) OBP: 0.337, SLG: 0.381		0-1 CI BB	0-0 2B BB		0-0 F7				0-3 K	2	2	1	1	0	0	0					
Juan Castillo, S (8, PH) OBP: 0.341, SLG: 0.392		1-2 2B BB	1-1 1B 2B							1	0	0	0	0	1	0					
Dale Sveum, S (1, 6) OBP: 0.270, SLG: 0.362		4-0 2B 1B BB	0-0 2H 1B		0-3 K				0-3 K	3	1	1	1	1	2	0					
Inning Stats	R: 0 E: 1 K: 3 S: 9	H: 0 LOB: 1 BB: 1 P: 13	R: 5 E: 1 K: 0 S: 7	H: 3 LOB: 1 BB: 2 P: 15	R: 2 E: 0 K: 2 S: 9	H: 2 LOB: 1 BB: 1 P: 13	R: 0 E: 0 K: 0 S: 3	H: 0 LOB: 0 BB: 0 P: 3	R: 0 E: 0 K: 1 S: 5	H: 0 LOB: 0 BB: 0 P: 5	R: 1 E: 0 K: 0 S: 4	H: 1 LOB: 0 BB: 0 P: 4	R: 0 E: 0 K: 3 S: 9	H: 0 LOB: 0 BB: 0 P: 9	R: 0 E: 0 K: 1 S: 5	H: 0 LOB: 0 BB: 0 P: 5	1B: 2 2B: 2 3B: 1 HR: 1	SF: 1 SAC: 0 DP: 0 HBP: 0	WP: 0 PB: 0 SB: 0 CS: 0	PA: 38	
PITCHER	IP	WLS	BF	H	R	ER	SO	BB	IBB	HBP	BLK	WP	HR	S	P	ERA	WHIP				
Jose Rijo, R (1, 1) ERA: 6.0	1.1	L	11	3	5	3	3	3	0	0	0	0	1	14	26	20.25	4.500				
Gene Nelson, R (2, 1) ERA: 3.36	5.2		21	3	3	3	4	1	0	0	0	0	0	28	32	4.76	0.706				
Greg Cadaret, L (8, 1) ERA: 2.08	2.0		6	0	0	0	4	0	0	0	0	0	0	14	14	0.00	0.000				

Milwaukee Brewers @ Oakland Athletics
Oakland-Alameda County Coliseum, Oakland, CA

Thu Jul 09 1987, 7:05 PM PDT
Att: 15,072 - Unknown

AB	32
R	8
H	6
RBI	8
BB	4
SO	11
LOB	6



Batter	1	2	3	4	5	6	7	8	9	AB	R	H	RBI	BB	SO	LOB	BOTTOM					
Luis Polonia, L (1, 8) OBP: 0.373, SLG: 0.461	0-0 K S 1B			0-0 1B 2B		0-0 SF8 3B		0-0 1-2 1B		4	2	4	0	0	0	0						
Mike Davis, L (1, 9) OBP: 0.354, SLG: 0.568	0-3 K			4-0 1B BB		0-0 SF8		0-0 F4		2	0	0	1	1	1	3						
Jose Canseco, R (1, 7) OBP: 0.311, SLG: 0.486	0-3 K			0-3 K		0-3 K		0-3 K		4	0	0	0	0	4	5						
Mark McGwire, R (1, 3) OBP: 0.379, SLG: 0.681		0-0 F3		0-3 K		0-3 K		0-0 4-3		4	0	0	0	0	2	4						
Carney Lansford, R (1, 5) OBP: 0.378, SLG: 0.428		0-0 F9		0-0 1-2 2H 1B		0-0 F8		0-0 S 2B 1B		4	1	2	1	0	0	0						
Reggie Jackson, L (1, 10) OBP: 0.280, SLG: 0.391		0-3 K		0-3 K		0-3 K		0-3 K		4	0	0	0	0	4	3						
Tony Phillips, S (1, 4) OBP: 0.353, SLG: 0.394			4-0 G5-4-3 BB		0-3 K			0-0 1B		3	0	1	0	1	2	1						
Terry Steinbach, R (1, 2) OBP: 0.337, SLG: 0.431			0-0 G5-4-3		0-0 4-3			0-0 L7		4	0	1	1	0	0	2						
Alfredo Griffin, S (1, 6) OBP: 0.307, SLG: 0.326			0-0 4-3		0-0 L7			0-0 1B 1B		4	0	1	0	0	0	1						
Inning Stats	R: 0 E: 0 K: 2 S: 7	H: 1 LOB: 0 BB: 0 P: 7	R: 0 E: 0 K: 1 S: 5	H: 0 LOB: 0 BB: 0 P: 5	R: 0 E: 0 K: 0 S: 2	H: 0 LOB: 0 BB: 1 P: 6	R: 1 E: 0 K: 3 S: 11	H: 2 LOB: 2 BB: 1 P: 15	R: 0 E: 0 K: 1 S: 5	H: 0 LOB: 0 BB: 0 P: 5	R: 1 E: 0 K: 2 S: 8	H: 1 LOB: 1 BB: 0 P: 8	R: 0 E: 0 K: 1 S: 6	H: 1 LOB: 1 BB: 0 P: 6	R: 0 E: 0 K: 1 S: 7	H: 2 LOB: 2 BB: 0 P: 7	R: 1 E: 0 K: 2 S: 9	H: 2 LOB: 1 BB: 0 P: 9	1B: 6 2B: 2 3B: 1 HR: 0	SF: 1 SAC: 0 DP: 1 HBP: 0	WP: 0 PB: 0 SB: 2 CS: 0	PA: 36
PITCHER	IP	WLS	BF	H	R	ER	SO	BB	IBB	HBP	BLK	WP	HR	S	P	ERA	WHIP					
Chris Bosio, R (1, 1) ERA: 5.12	7.0	W	28	7	2	2	10	2	0	0	0	0	0	46	54	2.57	1.286					
Mark Clear, R (8, 1) ERA: 5.99	2.0		8	2	1	1	3	0	0	0	0	0	0	14	14	4.50	1.000					

Milwaukee Brewers @ Oakland Athletics
Oakland-Alameda County Coliseum, Oakland, CA

Thu Jul 09 1987, 7:05 PM PDT
Att: 15,072 - Unknown

AB	33
R	3
H	9
RBI	3
BB	2
SO	13
LOB	19



Batter	1	2	3	4	5	6	7	8	9	AB	R	H	RBI	BB	SO	LOB	TOP								
Juan Castillo, S (1, 4) OBP: 0.335, SLG: 0.379	K			K	K		HR 1B		K	5	1	1	0	0	4	2									
Robin Yount, R (1, 8) OBP: 0.370, SLG: 0.469	4-3			K			K		HR	4	1	1	2	0	2	0									
Cecil Cooper, L (1, 10) OBP: 0.293, SLG: 0.377	K			1B			1B		1-3	4	0	2	0	0	1	0									
Greg Brock, L (1, 3) OBP: 0.344, SLG: 0.424		G3					E4		6-3	2	0	0	0	0	1	1									
Jim Paciorek, R (4, 3) OBP: 0.333, SLG: 0.379							1-2			2	0	0	0	0	0	1									
Mike Felder, S (8, 7) OBP: 0.298, SLG: 0.350				K						0	0	0	0	0	0	0									
Rob Deer, R (1, 7) OBP: 0.376, SLG: 0.556		K					HR		K	4	1	1	1	0	3	2									
Ernest Riles, L (8, 5) OBP: 0.280, SLG: 0.311									K	0	0	0	0	0	0	0									
B.J. Surhoff, L (1, 5) OBP: 0.318, SLG: 0.426	F6				B1-3		4-3		K	4	0	0	0	0	1	2									
Bill Schroeder, R (1, 2) OBP: 0.393, SLG: 0.521				F4			2B		F8	4	0	2	0	0	0	0									
Glenn Braggs, R (1, 9) OBP: 0.334, SLG: 0.400		F4			F3		FC4		5-3	4	1	0	0	0	0	2									
Dale Sveum, S (1, 6) OBP: 0.273, SLG: 0.382				6-3			HR		B5-3	3	1	1	2	1	0	0									
Inning Stats	R: 0 E: 0 K: 2 S: 7	H: 0 LOB: 0 BB: 0 P: 7	R: 0 E: 0 K: 1 S: 5	H: 0 LOB: 0 BB: 0 P: 5	R: 0 E: 0 K: 0 S: 3	H: 0 LOB: 0 BB: 0 P: 3	R: 0 E: 0 K: 3 S: 10	H: 1 LOB: 1 BB: 0 P: 10	R: 1 E: 0 K: 1 S: 7	H: 2 LOB: 2 BB: 1 P: 11	R: 0 E: 1 K: 2 S: 9	H: 1 LOB: 2 BB: 0 P: 9	R: 4 E: 0 K: 0 S: 7	H: 4 LOB: 0 BB: 0 P: 7	R: 0 E: 0 K: 2 S: 7	H: 0 LOB: 0 BB: 0 P: 7	R: 0 E: 0 K: 1 S: 5	H: 0 LOB: 0 BB: 0 P: 5	1B: 4 2B: 1 3B: 0 HR: 3	SF: 0 SAC: 0 DP: 0 HBP: 0	WP: 0 PB: 0 SB: 0 CS: 0	PA: 37			
PITCHER	IP	WLS	BF	H	R	ER	SO	BB	IBB	HBP	BLK	WP	HR	S	P	ERA	WHIP								
Joaquin Andujar, R (1, 1) ERA: 4.98	7.0		31	8	5	5	9	1	0	0	0	0	3	48	52	6.43	1.286								
Dennis Eckersley, R (8, 1) ERA: 2.75	2.0	W	6	0	0	0	3	0	0	0	0	0	0	12	12	0.00	0.000								

Milwaukee Brewers @ Oakland Athletics
Oakland-Alameda County Coliseum, Oakland, CA

Sat Jul 11 1987, 3:33 AM PDT
Att: 28,399 - Unknown



AB 36
R 5
H 8
RBI 5
BB 1
SO 12
LOB 10

Batter	1	2	3	4	5	6	7	8	9	AB	R	H	RBI	BB	SO	LOB	BOTTOM								
Luis Polonia, L (1, 8) OBP: 0.367, SLG: 0.451	F3-6		4-3		6-3		K			4	0	1	0	0	1	1									
Dwayne Murphy, L (9, 8) OBP: 0.361, SLG: 0.368	1B									0	0	0	0	0	0	0									
Mike Davis, L (1, 9) OBP: 0.357, SLG: 0.582	K		L8				HR		1B	4	2	2	1	0	1	1									
Jose Canseco, R (1, 7) OBP: 0.312, SLG: 0.485	F3-6			F3			2B		2B	4	2	2	1	0	0	1									
Mark McGwire, R (1, 3) OBP: 0.382, SLG: 0.697		HR		F9			2B		1B	4	2	3	4	0	0	0									
Reggie Jackson, L (1, 10) OBP: 0.281, SLG: 0.391							2H		1B	4	2	3	4	0	0	0									
Ron Cey, R (8, PH) OBP: 0.368, SLG: 0.406	K			1B			G5-4-3		HR	3	0	1	0	0	1	1									
Gene Nelson, R (8, PR)				1B			1-2		BB	0	0	0	0	0	0	0									
Camey Lansford, R (1, 5) OBP: 0.378, SLG: 0.441		2B		1B			6-3		F8	4	0	2	0	0	0	1									
Terry Steinbach, R (1, 2) OBP: 0.330, SLG: 0.422	K			FC6-4					K	4	0	0	0	0	2	4									
Alfredo Griffin, S (1, 6) OBP: 0.306, SLG: 0.322		6-3			B5-3		E4		F4	4	0	0	0	0	2										
Johnnie LeMaster, R (1, 4) OBP: 0.167, SLG: 0.091			K2-3		K		L5			3	0	0	0	0	2	1									
Inning Stats	R: 0 E: 0 K: 1 S: 5	H: 1 LOB: 0 BB: 0 P: 5	R: 1 E: 0 K: 2 S: 9	H: 2 LOB: 1 BB: 0 P: 9	R: 0 E: 0 K: 1 S: 5	H: 0 LOB: 0 BB: 0 P: 5	R: 0 E: 0 K: 0 S: 5	H: 2 LOB: 2 BB: 0 P: 5	R: 0 E: 0 K: 1 S: 5	H: 0 LOB: 0 BB: 0 P: 5	R: 2 E: 0 K: 0 S: 5	H: 3 LOB: 0 BB: 0 P: 5	R: 0 E: 1 K: 1 S: 6	H: 0 LOB: 1 BB: 0 P: 6	R: 3 E: 0 K: 1 S: 8	H: 3 LOB: 1 BB: 1 P: 12	1B: 5 2B: 4 3B: 0 HR: 3	SF: 0 SAC: 0 DP: 2 HBP: 0	WP: 0 PB: 0 SB: 3 CS: 0	PA: 35					
PITCHER	IP	WLS	BF	H	R	ER	SO	BB	IBB	HBP	BLK	WP	HR	S	P	ERA	WHIP								
Bill Wegman, R (1, 1) ERA: 4.13	6.2		27	8	3	3	5	0	0	0	0	0	2	37	37	4.05	1.200								
Dan Plesac, L (7, 1) ERA: 1.99	1.1	L	8	3	3	3	2	1	0	0	0	0	1	11	15	20.25	3.000								

Milwaukee Brewers @ Oakland Athletics
Oakland-Alameda County Coliseum, Oakland, CA

Sat Jul 11 1987, 3:33 AM PDT
Att: 28,399 - Unknown



AB 34
R 6
H 11
RBI 6
BB 1
SO 7
LOB 12

Batter	1	2	3	4	5	6	7	8	9	AB	R	H	RBI	BB	SO	LOB	TOP		
Juan Castillo, S OBP: 0.330, SLG: 0.372 Rick Manning, L OBP: 0.316, SLG: 0.319	B1-3		K			L7		G3		3	0	0	0	0	1	1			
Robin Yount, R OBP: 0.372, SLG: 0.469	K				6-3					4	1	2	1	0	1	0			
Cecil Cooper, L OBP: 0.293, SLG: 0.372	F7				4-3					3	0	0	0	1	1	2			
Greg Brock, L OBP: 0.347, SLG: 0.438		HR			F9					4	1	2	2	0	0	0			
Rob Deer, R OBP: 0.374, SLG: 0.550 Jim Pacionek, R OBP: 0.333, SLG: 0.379	L5				K					3	0	0	0	1	2	0			
B.J. Surhoff, L OBP: 0.313, SLG: 0.417	4-3				L8					4	0	0	0	0	0	3			
Glenn Braggs, R OBP: 0.333, SLG: 0.402 Mike Felder, S OBP: 0.298, SLG: 0.350	K				F4			E8	K	4	1	1	0	0	2	0			
Ernest Riles, L OBP: 0.296, SLG: 0.347			4-3					K	F8	4	0	2	0	0	1	1			
Dale Sveum, S OBP: 0.270, SLG: 0.376			K					K	F8	4	0	0	0	0	2	3			
Inning Stats	R: 0 E: 0 K: 1 S: 5	H: 0 LOB: 0 BB: 0 P: 5	R: 1 E: 0 K: 1 S: 6	H: 1 LOB: 0 BB: 0 P: 6	R: 0 E: 0 K: 2 S: 7	H: 0 LOB: 0 BB: 0 P: 7	R: 0 E: 0 K: 0 S: 3	H: 0 LOB: 0 BB: 0 P: 3	R: 0 E: 0 K: 1 S: 5	H: 2 LOB: 2 BB: 0 P: 7	R: 0 E: 0 K: 1 S: 5	H: 0 LOB: 0 BB: 0 P: 5	R: 3 E: 1 K: 2 S: 11	H: 4 LOB: 3 BB: 2 P: 19	R: 0 E: 0 K: 1 S: 6	H: 1 LOB: 1 BB: 0 P: 6	1B: 5 2B: 2 3B: 0 HR: 1	SF: 0 SAC: 0 DP: 0 HBP: 0	WP: 0 PA: 37 PB: 0 SB: 1 CS: 0
PITCHER	IP	WLS	BF	H	R	ER	SO	BB	IBB	HBP	BLK	WP	HR	S	P	ERA	WHIP		
Steve Ontiveros, R ERA: 2.81	7.0		25	4	2	2	7	0	0	0	0	0	1	39	39	2.57	0.571		
Jay Howell, R ERA: 4.99	0.2	L	5	2	1	1	2	1	0	0	0	0	0	8	12	13.50	4.500		
Dave Leiper, L ERA: 2.3	0.0		1	1	1	0	0	0	0	0	0	0	0	1	1	∞	∞		
Gene Nelson, R ERA: 3.29	1.1		6	1	0	0	1	1	0	0	0	0	0	7	11	0.00	1.500		

Milwaukee Brewers @ Oakland Athletics
Oakland-Alameda County Coliseum, Oakland, CA
Sun Jul 12 1987, 3:33 AM PDT
Att: 33,519 - Unknown

AB 35
R 4
H 8
RBI 4
BB 2
SO 10
LOB 11



Batter	1	2	3	4	5	6	7	8	9	AB	R	H	RBI	BB	SO	LOB	BOTTOM		
Alfredo Griffin, S OBP: 0.305, SLG: 0.321	G1-6-3		4-3			F6		F7		4	0	1	0	0	0	0			
Mike Davis, L OBP: 0.352, SLG: 0.574	G1-6-3				K			F3		4	0	0	0	0	2	1			
Jose Canseco, R OBP: 0.314, SLG: 0.491	K							F9		4	1	2	0	0	1	0			
Mark McGwire, R OBP: 0.383, SLG: 0.692 Watt Weiss, S OBP: 0.379, SLG: 0.438		G6-3			F9			F9		2	0	0	0	2	0	2			
Carney Lansford, R OBP: 0.379, SLG: 0.438		G6-3			K			F4		2	1	0	0	2	1	2			
Ron Cey, R OBP: 0.359, SLG: 0.394 Reggie Jackson, L OBP: 0.280, SLG: 0.389		G6-3						K		3	0	0	0	0	1	4			
Dwayne Murphy, L OBP: 0.353, SLG: 0.357 Terry Steinbach, R OBP: 0.333, SLG: 0.441 Luis Polonia, L OBP: 0.367, SLG: 0.451		K						K		1	0	0	0	0	1	1			
Mickey Tettleton, S OBP: 0.287, SLG: 0.299										2	0	0	0	1	1	0			
Johnnie LeMaster, R OBP: 0.133, SLG: 0.071										3	0	0	0	0	0	1			
Inning Stats	R: 0 E: 0 K: 1 S: 5	H: 1 LOB: 0 BB: 0 P: 5	R: 0 E: 0 K: 1 S: 4	H: 0 LOB: 1 BB: 2 P: 12	R: 0 E: 0 K: 0 S: 3	H: 0 LOB: 0 BB: 0 P: 3	R: 0 E: 0 K: 2 S: 8	H: 1 LOB: 0 BB: 0 P: 8	R: 0 E: 0 K: 1 S: 5	H: 0 LOB: 0 BB: 0 P: 5	R: 3 E: 0 K: 1 S: 7	H: 2 LOB: 1 BB: 2 P: 15	R: 0 E: 0 K: 0 S: 3	H: 0 LOB: 0 BB: 0 P: 3	R: 0 E: 0 K: 1 S: 4	H: 0 LOB: 1 BB: 1 P: 8	1B: 1 2B: 2 3B: 0 HR: 1	SF: 0 SAC: 0 DP: 2 HBP: 0	WP: 0 PA: 33 PB: 0 SB: 0 CS: 1
PITCHER	IP	WLS	BF	H	R	ER	SO	BB	IBB	HBP	BLK	WP	HR	S	P	ERA	WHIP		
Juan Nieves, L ERA: 5.26	7.0		27	4	3	3	7	3	1	0	0	0	1	37	53	3.86	1.000		
Mark Clear, R ERA: 5.44	1.1		5	0	0	0	0	1	0	0	0	0	0	4	8	0.00	0.750		
Dan Plesac, L ERA: 1.97	0.2	S	1	0	0	0	1	0	0	0	0	0	0	3	3	0.00	0.000		

Milwaukee Brewers @ Oakland Athletics
Oakland-Alameda County Coliseum, Oakland, CA
Sun Jul 12 1987, 3:33 AM PDT
Att: 33,519 - Unknown

AB 28
R 3
H 4
RBI 3
BB 5
SO 8
LOB 12



Batter	1	2	3	4	5	6	7	8	9	AB	R	H	RBI	BB	SO	LOB	TOP								
Luis Polonia, L OBP: 0.368, SLG: 0.454 (1, 8)										5	2	2	1	0	0	3									
Mike Davis, L OBP: 0.351, SLG: 0.573 Dwayne Murphy, L OBP: 0.360, SLG: 0.366 (1, 9)										4	0	1	1	0	2	2									
Jose Canseco, R OBP: 0.313, SLG: 0.487 (1, 7)										5	0	1	1	0	0	3									
Mark McGwire, R OBP: 0.381, SLG: 0.683 (1, 3)										4	0	0	0	1	2	3									
Reggie Jackson, L OBP: 0.278, SLG: 0.385 (1, 10)										5	0	1	0	0	1	4									
Carney Lansford, R OBP: 0.376, SLG: 0.435 (1, 5)										4	1	1	0	0	0	1									
Tony Bernazard, S OBP: 0.296, SLG: 0.394 (1, 4)										4	0	0	0	0	0	2									
Mickey Tettleton, S OBP: 0.293, SLG: 0.323 (1, 2)										3	2	1	1	1	1	2									
Alfredo Griffin, S OBP: 0.311, SLG: 0.330 (1, 6)										4	1	3	1	0	0	0									
Inning Stats	R: 0 E: 0 K: 2 S: 8	H: 1 LOB: 2 BB: 1 P: 12	R: 1 E: 0 K: 0 S: 5	H: 2 LOB: 1 BB: 0 P: 5	R: 0 E: 0 K: 2 S: 7	H: 0 LOB: 0 BB: 0 P: 7	R: 0 E: 0 K: 1 S: 6	H: 1 LOB: 1 BB: 0 P: 6	R: 1 E: 0 K: 0 S: 5	H: 2 LOB: 1 BB: 0 P: 5	R: 0 E: 0 K: 0 S: 3	H: 0 LOB: 0 BB: 0 P: 3	R: 3 E: 1 K: 1 S: 8	H: 2 LOB: 1 BB: 1 P: 12	R: 1 E: 0 K: 0 S: 5	H: 2 LOB: 1 BB: 0 P: 5	R: 0 E: 0 K: 0 S: 4	H: 1 LOB: 1 BB: 0 P: 4	1B: 7 2B: 3 3B: 0 HR: 1	SF: 0 SAC: 0 DP: 0 HBP: 0	WP: 0 PB: 0 SB: 5 CS: 0	PA: 41			
PITCHER	IP WLS BF ERA WHIP	IP WLS BF ERA WHIP	IP WLS BF ERA WHIP	IP WLS BF ERA WHIP	IP WLS BF ERA WHIP	IP WLS BF ERA WHIP	IP WLS BF ERA WHIP	IP WLS BF ERA WHIP	IP WLS BF ERA WHIP	IP WLS BF ERA WHIP	IP WLS BF ERA WHIP	IP WLS BF ERA WHIP	IP WLS BF ERA WHIP	IP WLS BF ERA WHIP	IP WLS BF ERA WHIP	IP WLS BF ERA WHIP	IP WLS BF ERA WHIP	IP WLS BF ERA WHIP	IP WLS BF ERA WHIP	IP WLS BF ERA WHIP	IP WLS BF ERA WHIP	IP WLS BF ERA WHIP	IP WLS BF ERA WHIP	IP WLS BF ERA WHIP	
Roger Clemens, R ERA: 3.76 Bob Stanley, R ERA: 4.79 (1, 1)	8.0 L 37	10 6 5 6	2 0 0 1	0 0 0 0	0 0 0 0	0 0 4 4	0.00 1.000																		

Oakland Athletics @ Boston Red Sox
Fenway Park, Boston, MA
Thu Jul 16 1987, 7:05 PM EDT
Att: 34,861 - Unknown

AB 39
R 6
H 11
RBI 5
BB 2
SO 6
LOB 20



Batter	1	2	3	4	5	6	7	8	9	AB	R	H	RBI	BB	SO	LOB	BOTTOM								
Ellis Burks, R OBP: 0.306, SLG: 0.480 (1, 8)										4	1	2	0	1	1	1									
Marty Barrett, R OBP: 0.335, SLG: 0.317 (1, 4)										4	0	1	0	1	0	4									
Wade Boggs, L OBP: 0.370, SLG: 0.622 (1, 5)										3	1	2	1	1	0	2									
Jim Rice, R OBP: 0.351, SLG: 0.399 (1, 7)										4	0	0	0	0	1	6									
Mike Greenwell, L OBP: 0.358, SLG: 0.559 (1, 10)										4	0	0	0	0	1	4									
Dwight Evans, R OBP: 0.422, SLG: 0.582 (1, 9)										4	1	2	1	0	1	0									
Bill Buckner, L OBP: 0.286, SLG: 0.318 (1, 3)										4	0	0	0	0	0	2									
Spike Owen, S OBP: 0.332, SLG: 0.346 (1, 6)										2	0	0	1	1	0	0									
Danny Sheaffer, R OBP: 0.120, SLG: 0.204 Don Baylor, R OBP: 0.351, SLG: 0.407 (8, PH)										3	0	0	0	0	1	1									
Inning Stats	R: 1 E: 1 K: 0 S: 5	H: 2 LOB: 1 BB: 0 P: 5	R: 1 E: 0 K: 1 S: 6	H: 1 LOB: 0 BB: 0 P: 6	R: 0 E: 0 K: 0 S: 4	H: 1 LOB: 2 BB: 1 P: 8	R: 0 E: 0 K: 0 S: 3	H: 0 LOB: 0 BB: 0 P: 3	R: 0 E: 0 K: 1 S: 6	H: 1 LOB: 2 BB: 1 P: 10	R: 0 E: 0 K: 2 S: 7	H: 0 LOB: 0 BB: 0 P: 7	R: 0 E: 0 K: 0 S: 2	H: 0 LOB: 1 BB: 2 P: 10	R: 1 E: 0 K: 0 S: 5	H: 2 LOB: 1 BB: 0 P: 5	R: 0 E: 0 K: 1 S: 6	H: 1 LOB: 1 BB: 0 P: 6	1B: 3 2B: 5 3B: 0 HR: 0	SF: 1 SAC: 0 DP: 1 HBP: 0	WP: 0 PB: 0 SB: 0 CS: 0	PA: 38			
PITCHER	IP WLS BF ERA WHIP	IP WLS BF ERA WHIP	IP WLS BF ERA WHIP	IP WLS BF ERA WHIP	IP WLS BF ERA WHIP	IP WLS BF ERA WHIP	IP WLS BF ERA WHIP	IP WLS BF ERA WHIP	IP WLS BF ERA WHIP	IP WLS BF ERA WHIP	IP WLS BF ERA WHIP	IP WLS BF ERA WHIP	IP WLS BF ERA WHIP	IP WLS BF ERA WHIP	IP WLS BF ERA WHIP	IP WLS BF ERA WHIP	IP WLS BF ERA WHIP	IP WLS BF ERA WHIP	IP WLS BF ERA WHIP	IP WLS BF ERA WHIP	IP WLS BF ERA WHIP	IP WLS BF ERA WHIP	IP WLS BF ERA WHIP	IP WLS BF ERA WHIP	
Dave Stewart, R ERA: 3.67 Dennis Eckerlesley, R ERA: 2.77 (1, 1)	6.1 W 28	3 1 1 1	4 0 0 0	0 0 0 0	0 0 12 12	3.38 1.125																			

Oakland Athletics @ Boston Red Sox
Fenway Park, Boston, MA
Thu Jul 16 1987, 7:05 PM EDT
Att: 34,861 - Unknown

AB 33
R 3
H 8
RBI 3
BB 4
SO 5
LOB 20



Batter	1	2	3	4	5	6	7	8	9	10	AB	R	H	RBI	BB	SO	LOB	TOP				
Luis Polonia, L OBP: 0.359, SLG: 0.441 (1,8)	5-3		L6		K		4-3			K	5	0	0	0	0	2	2					
Carney Lansford, R OBP: 0.376, SLG: 0.449 (1,5)	F8		F8		6-3			F7			4	0	0	0	0	0	1					
Jose Canseco, R OBP: 0.313, SLG: 0.490 (1,7)	HR		FC6-4			K		K			4	1	1	1	0	2	1					
Mark McGwire, R OBP: 0.376, SLG: 0.679 (1,3)	CS 1B			5-3		G3		F6			4	0	1	0	0	0	0					
Steve Henderson, R OBP: 0.657, SLG: 0.776 (1,9)	CS	2B 1B		6-3 1B					G6-4-3 1B		4	1	4	0	0	0	0					
Terry Steinbach, R OBP: 0.344, SLG: 0.464 (1,10)		1B 2B		1-3 2B					G6-4-3		4	1	2	0	0	1	2					
Mickey Tettleton, S OBP: 0.298, SLG: 0.323 (1,2)			G6-4-3 1B	6-3					F7		3	0	1	2	1	0	1					
Tony Bernazard, S OBP: 0.292, SLG: 0.385 (1,4)		G6-4-3		5-3						B1-3	3	0	0	0	0	0	2					
Alfredo Griffin, S OBP: 0.309, SLG: 0.327 (1,6)			FC6-4 BB							K	3	0	0	0	1	1	1					
Inning Stats	R: 1 E: 0 K: 0 S: 4	H: 2 LOB: 0 BB: 0 P: 4	R: 1 E: 0 K: 0 S: 4	H: 3 LOB: 0 BB: 0 P: 4	R: 0 E: 0 K: 0 S: 3	H: 0 LOB: 1 BB: 1 P: 7	R: 1 E: 0 K: 0 S: 5	H: 2 LOB: 1 BB: 0 P: 5	R: 0 E: 0 K: 1 S: 5	H: 0 LOB: 0 BB: 0 P: 5	R: 0 E: 0 K: 2 S: 8	H: 1 LOB: 1 BB: 0 P: 8	R: 0 E: 0 K: 0 S: 5	H: 0 LOB: 0 BB: 0 P: 5	R: 0 E: 0 K: 1 S: 3	H: 1 LOB: 0 BB: 0 P: 3	R: 0 E: 0 K: 2 S: 7	H: 0 LOB: 0 BB: 0 P: 7	1B: 6 2B: 2 3B: 0 HR: 1	SF: 0 SAC: 1 DP: 2 HBP: 0	WP: 0 PB: 0 SB: 0 CS: 1	PA: 38
PITCHER Bruce Hurst, L ERA: 3.74 (1,1)	IP 10.0	WLS W 37	H 9	R 3	ER 3	SO 6	BB 2	IBB 0	HBP 0	BLK 0	WP 0	HR 1	S 47	P 55	ERA 2.70	WHIP 1.100						
PITCHER	IP	WLS	BF	H	R	ER	SO	BB	IBB	HBP	BLK	WP	HR	S	P	ERA	WHIP					

Oakland Athletics @ Boston Red Sox
Fenway Park, Boston, MA
Sat Jul 18 1987, 3:33 AM EDT
Att: 34,720 - Unknown

AB	34
R	3
H	9
RBI	3
BB	2
SO	6
LOB	10



Batter	1	2	3	4	5	6	7	8	9	10	AB	R	H	RBI	BB	SO	LOB	BOTTOM						
Elis Burks, R OBP: 0.312, SLG: 0.488 (1,8)	F7		BLK 1B		FC5-4 1B		PB BB	K			4	0	2	0	1	1	2							
Marty Barrett, R OBP: 0.333, SLG: 0.317 (1,4)	P3		E5 BB		FC5-4		F9		F8		5	0	0	0	0	0	3							
Wade Boggs, L OBP: 0.468, SLG: 0.615 (1,5)	5-3		3-H BB		K				F8		3	0	0	0	2	1	1							
Jim Rice, R OBP: 0.353, SLG: 0.408 (1,7)		4-1	K			FC4-6 HBP 1B	K			HR	5	1	2	1	0	2	5							
Mike Greenwell, L OBP: 0.365, SLG: 0.554 (1,10)	4-3			L7		FC4-6 HBP		WP SF7 2B	F5		4	1	1	0	0	0	0							
Dwight Evans, R OBP: 0.422, SLG: 0.579 (1,9)	K			FC6-4 1B		F8	F8	F4		HR 1B	5	1	2	0	0	1	3							
Bill Buckner, L OBP: 0.293, SLG: 0.321 Dave Henderson, R OBP: 0.304, SLG: 0.424 (8, PR)			FC4-6 1B	FC6-4		FC4-6	FC4-6	1B BB		HR	3	0	1	0	1	0	3							
Spike Owen, S OBP: 0.324, SLG: 0.336 Don Baylor, R OBP: 0.349, SLG: 0.407 Ed Romero, R OBP: 0.376, SLG: 0.325 (9, 6)			F6	FC4-6		4-3		SF7			3	0	0	0	0	0	4							
Danny Sheaffer, R OBP: 0.113, SLG: 0.192 Todd Benzinger, S OBP: 0.413, SLG: 0.415 Marc Sullivan, R OBP: 0.215, SLG: 0.252 (9, 2)		FC4-6 1B BLK		6-3			6-3				3	1	0	0	0	0	1							
Inning Stats	R: 0 E: 0 K: 0 S: 3	H: 0 LOB: 0 BB: 0 P: 3	R: 0 E: 0 K: 1 S: 5	H: 0 LOB: 0 BB: 0 P: 5	R: 1 E: 1 K: 1 S: 8	H: 2 LOB: 3 BB: 1 P: 12	R: 0 E: 0 K: 0 S: 4	H: 1 LOB: 1 BB: 0 P: 4	R: 0 E: 0 K: 1 S: 6	H: 1 LOB: 1 BB: 1 P: 6	R: 0 E: 0 K: 4 S: 4	H: 1 LOB: 2 BB: 0 P: 5	R: 0 E: 0 K: 1 S: 5	H: 0 LOB: 0 BB: 2 P: 13	R: 1 E: 0 K: 1 S: 7	H: 2 LOB: 2 BB: 1 P: 11	R: 1 E: 0 K: 0 S: 4	H: 1 LOB: 0 BB: 0 P: 4	R: 2 E: 0 K: 0 S: 2	H: 2 LOB: 0 BB: 0 P: 2	1B: 7 2B: 1 3B: 0 HR: 2	SF: 1 SAC: 0 DP: 0 HBP: 1	WP: 1 PB: 1 SB: 0 CS: 0	PA: 43
PITCHER Jose Rijo, R ERA: 5.5 Greg Cadaret, L ERA: 5.4 Dennis Eckerley, R ERA: 2.95 Gene Nelson, R ERA: 3.41 (1,1)	IP 7.1	WLS L	BF 33	H 6	R 2	ER 2	SO 4	BB 3	IBB 0	HBP 1	BLK 0	WP 0	HR 0	S 37	P 50	ERA 2.46	WHIP 1.227							
PITCHER	IP	WLS	BF	H	R	ER	SO	BB	IBB	HBP	BLK	WP	HR	S	P	ERA	WHIP							

Oakland Athletics @ Boston Red Sox
Fenway Park, Boston, MA
Sat Jul 18 1987, 3:33 AM EDT
Att: 34,720 - Unknown

AB	37
R	5
H	10
RBI	4
BB	4
SO	5
LOB	22



Batter	1	2	3	4	5	6	7	8	9	10	11	AB	R	H	RBI	BB	SO	LOB	TOP							
Luis Polonia, L OBP: 0.359, SLG: 0.443 (1, 8)												6	1	2	1	0	2	3								
Carney Lansford, R OBP: 0.316, SLG: 0.444 (1, 5)												5	0	1	0	1	0	3								
Jose Canseco, R OBP: 0.316, SLG: 0.490 (1, 10)												6	0	3	2	0	1	3								
Mark McGwire, R OBP: 0.373, SLG: 0.669 (1, 3)												6	0	1	2	0	1	5								
Steve Henderson, R OBP: 0.571, SLG: 0.583 (1, 7)												3	0	0	0	2	1	2								
Reggie Jackson, L OBP: 0.263, SLG: 0.391 (1, 9)												5	0	2	0	0	0	6								
Terry Steinbach, R OBP: 0.336, SLG: 0.452 (1, 2)												5	0	0	0	0	1	4								
Tony Bernazard, S OBP: 0.297, SLG: 0.390 (1, 4)												4	2	2	0	1	1	0								
Alfredo Griffin, S OBP: 0.314, SLG: 0.334 (1, 6)												5	2	3	0	0	0	1								
Inning Stats	R: 0 E: 0 K: 0 S: 5	H: 2 LOB: 3 BB: 1 P: 9	R: 0 E: 0 K: 0 S: 4	H: 1 LOB: 1 BB: 0 P: 4	R: 0 E: 0 K: 1 S: 5	H: 0 LOB: 0 BB: 0 P: 5	R: 0 E: 0 K: 1 S: 5	H: 0 LOB: 0 BB: 0 P: 5	R: 3 E: 0 K: 0 S: 5	H: 3 LOB: 1 BB: 2 P: 13	R: 0 E: 0 K: 1 S: 6	H: 0 LOB: 1 BB: 0 P: 6	R: 0 E: 0 K: 1 S: 5	H: 0 LOB: 0 BB: 0 P: 5	R: 0 E: 0 K: 2 S: 7	H: 1 LOB: 1 BB: 0 P: 4	R: 0 E: 0 K: 2 S: 7	H: 0 LOB: 3 BB: 0 P: 7	R: 0 E: 0 K: 1 S: 7	H: 2 LOB: 3 BB: 1 P: 11	R: 2 E: 0 K: 0 S: 6	H: 3 LOB: 1 BB: 0 P: 6	1B: 10 2B: 4 3B: 0 HR: 0	SF: 0 SAC: 0 DP: 1 HBP: 0	WP: 0 PB: 0 SB: 1 CS: 0	PA: 49
PITCHER	IP WLS BF H R ER SO BB IBB HBP BLK WP HR S P ERA WHIP	Al Nipper, R ERA: 5.44 Wes Gardner, R ERA: 5.91 Calvin Schiraldi, R ERA: 5.23 Joe Sambito, L ERA: 4.13 Bob Stanley, R ERA: 4.85	IP WLS BF H R ER SO BB IBB HBP BLK WP HR S P ERA WHIP	PITCHER	IP WLS BF H R ER SO BB IBB HBP BLK WP HR S P ERA WHIP	Al Nipper, R ERA: 5.44 Wes Gardner, R ERA: 5.91 Calvin Schiraldi, R ERA: 5.23 Joe Sambito, L ERA: 4.13 Bob Stanley, R ERA: 4.85																				


Oakland Athletics @ Boston Red Sox
Fenway Park, Boston, MA
Sun Jul 19 1987, 3:33 AM EDT
Att: 34,114 - Unknown


AB 45
R 5
H 14
RBI 5
BB 4
SO 7
LOB 27

Batter	1	2	3	4	5	6	7	8	9	10	11	AB	R	H	RBI	BB	SO	LOB	BOTTOM			
Elis Burks, R OBP: 0.312, SLG: 0.481 (1, 8)												4	0	0	0	2	0	1				
Ed Romero, R OBP: 0.361, SLG: 0.333 (1, 4)												6	0	3	1	0	0	2				
Wade Boggs, L OBP: 0.462, SLG: 0.605 (1, 5)												6	0	0	0	0	2	6				
Jim Rice, R OBP: 0.356, SLG: 0.409 (1, 7)												4	1	2	0	1	2	1				
Mike Greenwell, L OBP: 0.365, SLG: 0.556 Don Baylor, R OBP: 0.350, SLG: 0.405 (8, PH)												3	0	1	0	0	0	3				
Dwight Evans, R OBP: 0.419, SLG: 0.583 (10, 3)												5	1	1	2	0	0	4				
Bill Buckner, L OBP: 0.299, SLG: 0.325 Dave Henderson, R OBP: 0.302, SLG: 0.421 (9, PR)												3	0	2	0	1	1	0				
Spike Owen, S OBP: 0.324, SLG: 0.333 (1, 6)												2	0	0	0	1	0	1				
Danny Sheaffer, R OBP: 0.107, SLG: 0.182 Todd Benzinger, S OBP: 0.406, SLG: 0.407 Marc Sullivan, R OBP: 0.213, SLG: 0.250 (10, 2)												3	0	0	0	0	1	2				
Inning Stats	R: 0 E: 0 K: 0 S: 5	H: 2 LOB: 2 BB: 0 P: 5	R: 0 E: 0 K: 0 S: 3	H: 1 LOB: 1 BB: 1 P: 7	R: 0 E: 0 K: 0 S: 3	H: 0 LOB: 0 BB: 0 P: 3	R: 2 E: 0 K: 1 S: 7	H: 2 LOB: 0 BB: 0 P: 7	R: 0 E: 0 K: 0 S: 3	H: 1 LOB: 1 BB: 0 P: 6	R: 0 E: 0 K: 2 S: 8	H: 1 LOB: 2 BB: 1 P: 12	R: 1 E: 0 K: 0 S: 5	H: 2 LOB: 2 BB: 1 P: 9	R: 0 E: 0 K: 1 S: 5	H: 0 LOB: 1 BB: 1 P: 9	R: 0 E: 0 K: 1 S: 5	H: 0 LOB: 2 BB: 2 P: 13	1B: 7 2B: 1 3B: 0 HR: 1	SF: 0 SAC: 2 DP: 0 HBP: 0	WP: 0 PB: 0 SB: 0 CS: 0	PA: 48
PITCHER	IP WLS BF H R ER SO BB IBB HBP BLK WP HR S P ERA WHIP	Steve Ontiveros, R ERA: 2.86 Dave Leiper, L ERA: 2.17 Dennis Lamp, R ERA: 4.15 Greg Cadaret, L ERA: 4.76 Gene Nelson, R ERA: 3.39	IP WLS BF H R ER SO BB IBB HBP BLK WP HR S P ERA WHIP	Jay Howell, R ERA: 5.4 Bill Caudill, R ERA: 3.38	IP WLS BF H R ER SO BB IBB HBP BLK WP HR S P ERA WHIP	Jay Howell, R ERA: 5.4 Bill Caudill, R ERA: 3.38																

Oakland Athletics @ Boston Red Sox
Fenway Park, Boston, MA
Sun Jul 19 1987, 3:33 AM EDT
Att: 34,114 - Unknown

AB 40
R 3
H 9
RBI 3
BB 6
SO 7
LOB 25

Batter	1	2	3	4	5	6	7	8	9	AB	R	H	RBI	BB	SO	LOB	TOP								
Luis Polonia, L OBP: 0.361, SLG: 0.444 (1, 8)	0-0 4-3			0-0 6-3		0-0 FC3-6 1-2 2-H 1B	0-0 1-3 2-H 1B			4	0	2	2	0	0	0	<p>Oakland Athletics @ Detroit Tigers Tiger Stadium, Detroit, MI Mon Jul 20 1987, 7:05 PM EDT Att: 22,692 - Unknown</p> <p>livebaseballscorecards.com</p> <p>AB 32 R 4 H 8 RBI 4 BB 2 SO 7 LOB 11</p> 								
Mike Davis, L OBP: 0.350, SLG: 0.567 (1, 9)	0-0 F8			0-0 F7		0-0 FC3-6 1-2 2-3 1B		4-0 G4-3 BB		3	0	0	0	1	0	2									
Jose Canseco, R OBP: 0.313, SLG: 0.485 (1, 7)	0-3 K			0-0 5-3		0-3 K		0-0 G4-3 1-2		4	0	0	0	0	2	3									
Mark McGwire, R OBP: 0.374, SLG: 0.667 (1, 3)		0-3 K			0-3 K		0-0 1B 1B	0-0 1B		4	1	2	0	0	2	0									
Reggie Jackson, L OBP: 0.282, SLG: 0.389 (1, 10)	0-0 F8			0-0 F7		0-0 F7	0-0 1B SF8 1B	0-0 4-3		4	1	1	0	0	0	1									
Carney Lansford, R OBP: 0.374, SLG: 0.442 (1, 5)	0-0 6-3			0-0 F7		0-0 F7	0-0 1B 1B		0-0 6-3	4	1	1	1	0	0	0									
Tony Bernazard, S OBP: 0.299, SLG: 0.391 (1, 4)			0-0 F7			0-0 CS 1B	0-0 1B 1-2 2-3 1B		0-3 K	4	1	2	0	0	1	0									
Mickey Tettleton, S OBP: 0.301, SLG: 0.321 (1, 2)			0-3 K			4-0 FC3-6 1B BB	0-0 P3		0-3 K2-3	1	0	0	0	1	1	0									
Terry Steinbach, R OBP: 0.333, SLG: 0.448 (7, PH) (7, 2)						0-0 F8 3-H	0-0 SF8			2	0	0	0	0	1	3									
Alfredo Griffin, S OBP: 0.311, SLG: 0.332 (1, 6)			0-0 F5			0-0 F8	0-0 SF8			2	0	0	1	0	0	2									
Inning Stats	R: 0 E: 0 K: 1 S: 5	H: 0 LOB: 0 BB: 0 P: 5	R: 0 E: 0 K: 1 S: 5	H: 0 LOB: 0 BB: 0 P: 5	R: 0 E: 0 K: 1 S: 5	H: 0 LOB: 0 BB: 0 P: 5	R: 0 E: 0 K: 0 S: 3	H: 0 LOB: 0 BB: 0 P: 3	R: 0 E: 0 K: 1 S: 5	H: 0 LOB: 0 BB: 0 P: 5	R: 1 E: 0 K: 1 S: 7	H: 2 LOB: 2 BB: 1 P: 11	R: 3 E: 0 K: 0 S: 7	H: 5 LOB: 2 BB: 0 P: 7	R: 0 E: 0 K: 0 S: 3	H: 1 LOB: 1 BB: 1 P: 7	R: 0 E: 0 K: 2 S: 7	H: 0 LOB: 0 BB: 0 P: 7	1B: 8 2B: 0 3B: 0 HR: 0	SF: 1 SAC: 0 DP: 1 HBP: 0	WP: 0 PB: 0 SB: 0 CS: 1	PA: 35			
PITCHER	IP	WLS	BF	H	R	ER	SO	BB	IBB	HBP	BLK	WP	HR	S	P	ERA	WHIP								
Jeff Robinson, R ERA: 5.32 (1, 1)	6.0		25	6	4	3	5	1	0	0	0	0	0	34	38	4.50	1.167								
Mark Thurmond, L ERA: 3.82 (7, 1)	1.0		4	1	0	0	0	1	0	0	0	0	0	3	7	0.00	2.000								
Mike Henneman, R ERA: 2.42 (8, 1)	2.0	W	6	1	0	0	2	0	0	0	0	0	0	10	10	0.00	0.500								

Batter	1	2	3	4	5	6	7	8	9	AB	R	H	RBI	BB	SO	LOB	BOTTOM									
Lou Whitaker, L OBP: 0.337, SLG: 0.402 (1, 4)	0-0 G3		0-0 FC5-4 1B	0-3 K			0-0 F8			4	0	1	0	0	1	0	<p>Oakland Athletics @ Detroit Tigers Tiger Stadium, Detroit, MI Mon Jul 20 1987, 7:05 PM EDT Att: 22,692 - Unknown</p> <p>livebaseballscorecards.com</p> <p>AB 31 R 5 H 7 RBI 4 BB 1 SO 4 LOB 7</p> 									
Bill Madlock, R OBP: 0.340, SLG: 0.478 (1, 10)	0-3 K		0-0 FC5-4 1B 2B		0-0 P3		0-0 E 1B			4	1	1	1	0	1	1										
Jim Walewander, S OBP: 0.269, SLG: 0.250 (8, FR)			0-0 FC5-4 1B 2B		0-0 P3		0-0 E 1B			0	1	0	0	0	0	0										
Larry Herndon, R OBP: 0.369, SLG: 0.500 (1, 7)	0-0 F9		0-0 FC5-4 1B 2B		0-0 F4		0-0 F2			4	1	1	0	0	0	1										
Alan Trammell, R OBP: 0.393, SLG: 0.538 (1, 6)		0-0 F7	0-0 1B 2B		0-0 5-3		0-0 F9			4	0	1	2	0	0	1										
Darrell Evans, L OBP: 0.378, SLG: 0.534 (1, 3)		0-0 6-3	0-0 BB 1B		0-0 G3		0-0 E9			4	0	1	0	0	0	0										
Mike Heath, R OBP: 0.360, SLG: 0.497 (1, 8) (7, 9)		0-0 HR	0-0 1-2 BB		0-0 F8		0-0 F8			2	1	1	1	1	0	0										
Matt Nokes, L OBP: 0.366, SLG: 0.580 (1, 2)	0-0 4-3		0-0 4-3		0-0 1-3					3	0	0	0	0	0	3										
Tom Brookens, R OBP: 0.288, SLG: 0.372 (1, 5)			0-0 1B FC5-4 1B		0-0 F8		0-3 K			3	1	1	0	0	1	0										
Darnell Coles, R OBP: 0.258, SLG: 0.313 (1, 9)			0-0 F9		0-3 K		0-0 F6			2	0	0	0	0	1	1										
Pat Sheridan, L OBP: 0.340, SLG: 0.364 (7, 8)			0-0 F9							1	0	0	0	0	0	0										
Inning Stats	R: 0 E: 0 K: 1 S: 5	H: 0 LOB: 0 BB: 0 P: 5	R: 1 E: 0 K: 0 S: 4	H: 1 LOB: 0 BB: 0 P: 4	R: 3 E: 0 K: 0 S: 8	H: 5 LOB: 3 BB: 1 P: 12	R: 0 E: 0 K: 2 S: 7	H: 0 LOB: 0 BB: 0 P: 7	R: 0 E: 0 K: 0 S: 3	H: 0 LOB: 0 BB: 0 P: 3	R: 0 E: 0 K: 1 S: 5	H: 0 LOB: 0 BB: 0 P: 5	R: 0 E: 0 K: 0 S: 4	H: 0 LOB: 0 BB: 0 P: 4	R: 1 E: 1 K: 0 S: 4	H: 1 LOB: 1 BB: 0 P: 4	1B: 5 2B: 1 3B: 0 HR: 1	SF: 0 SAC: 0 DP: 0 HBP: 0	WP: 0 PB: 0 SB: 0 CS: 0	PA: 32						
PITCHER	IP	WLS	BF	H	R	ER	SO	BB	IBB	HBP	BLK	WP	HR	S	P	ERA	WHIP									
Curt Young, L ERA: 3.66 (1, 1)	4.0		19	6	4	4	3	1	0	0	0	0	0	1	24	28	9.00	1.750								
Gene Nelson, R ERA: 3.19 (5, 1)	4.0	L	13	1	1	0	1	0	0	0	0	0	0	15	15	0.00	0.250									

Batter	1	2	3	4	5	6	7	8	9	AB	R	H	RBI	BB	SO	LOB	TOP								
Luis Polonia, L OBP: 0.365, SLG: 0.448 (1, 8)	E4 6-3 SF7	2B 1B	K		FC6-4		FC1-6 FC6-4		G6-4-3 1B	6	2	2	2	0	1	3									
Carney Lansford, R OBP: 0.371, SLG: 0.438 Matt Sinatro, R (9, PH) (9, 2)	6-3	SF7		1B		F2	FC6-4		G6-4-3 1B	4	1	1	1	0	0	2									
Jose Canseco, R OBP: 0.320, SLG: 0.500 (1, 7)	SF7	2B		L4		1B		HR		3	2	2	2	1	0	1									
Mark McGwire, R OBP: 0.378, SLG: 0.683 (1, 3)	1B	2B		G6-4-3 1B		K		HR		5	1	4	4	0	1	1									
Steve Henderson, R OBP: 0.632, SLG: 0.688 (1, 9)	1B	IBB		G6-4-3		1B		2B		4	0	3	0	1	0	1									
Mike Davis, L OBP: 0.344, SLG: 0.556 Reggie Jackson, L OBP: 0.280, SLG: 0.395 (1, 10) (8, PH)	K	K				F5	F9	F5		4	0	0	0	0	2	6									
Terry Steinbach, R OBP: 0.338, SLG: 0.457 (9, 5)		FC1-5 1B	6-3			3B		K		5	1	3	0	0	1	1									
Tony Bernazard, S OBP: 0.311, SLG: 0.411 (1, 4)		FC1-5 1B	HR			BB		4-3		4	2	3	1	1	0	1									
Alfredo Griffin, S OBP: 0.313, SLG: 0.331 Johnnie LeMaster, R OBP: 0.155, SLG: 0.067 (1, 6) (8, 6)	FC1-5 1B	SF7	F5			F9		FC6-4 FC1-6	F9	4	1	0	0	0	0	6									
Inning Stats	R: 1 E: 1 K: 1 S: 8	H: 2 LOB: 2 BB: 0 P: 8	R: 4 E: 0 K: 1 S: 10	H: 5 LOB: 2 BB: 1 P: 14	R: 1 E: 0 K: 1 S: 6	H: 1 LOB: 0 BB: 0 P: 6	R: 1 E: 0 K: 0 S: 4	H: 2 LOB: 0 BB: 0 P: 4	R: 0 E: 0 K: 0 S: 4	H: 1 LOB: 2 BB: 1 P: 8	R: 0 E: 0 K: 1 S: 7	H: 2 LOB: 1 BB: 0 P: 7	R: 1 E: 0 K: 0 S: 5	H: 2 LOB: 1 BB: 0 P: 5	R: 2 E: 0 K: 1 S: 7	H: 2 LOB: 1 BB: 1 P: 11	R: 0 E: 0 K: 0 S: 3	H: 1 LOB: 0 BB: 0 P: 3	1B: 12 2B: 3 3B: 1 HR: 2	SF: 2 SAC: 0 DP: 2 HBP: 0	WP: 0 PB: 0 SB: 1 CS: 0	PA: 47			
PITCHER	IP	WLS	BF	H	R	ER	SO	BB	IBB	HBP	BLK	WP	HR	S	P	ERA	WHIP								
Frank Tanana, L ERA: 3.86 (1, 1)	3.0	L	19	8	6	5	3	0	1	0	0	0	1	24	28	15.00	2.667								
Mark Thurmond, L ERA: 4.35 (4, 1)	4.0		22	9	4	4	1	2	0	0	0	0	1	22	30	9.00	2.750								
Mike Henneman, R ERA: 2.37 (8, 1)	1.0		3	0	0	0	1	0	0	0	0	0	0	5	5	0.00	0.000								
Willie Hernandez, L ERA: 3.07 (9, 1)	1.0		3	1	0	0	0	0	0	0	0	0	0	3	3	0.00	1.000								

Oakland Athletics @ Detroit Tigers
Tiger Stadium, Detroit, MI
Wed Jul 22 1987, 7:05 PM EDT
Att: 24,855 - Unknown

AB	42
R	10
H	18
RBI	10
BB	3
SO	5
LOB	24



Batter	1	2	3	4	5	6	7	8	9	AB	R	H	RBI	BB	SO	LOB	BOTTOM								
Lou Whitaker, L OBP: 0.337, SLG: 0.397 Mike Heath, R OBP: 0.358, SLG: 0.489 (1, 4) (7, PH) (8, 9)	6-3		G3		F7		1B		1B	3	0	0	0	0	0	0									
Bill Madlock, R OBP: 0.341, SLG: 0.471 Dave Bergman, L OBP: 0.436, SLG: 0.517 (1, 10) (9, PH)	BB		6-3		F3		1-3		4-3	4	0	1	0	0	0	2									
Darrell Evans, L OBP: 0.383, SLG: 0.531 (1, 3)	G4-6-3 BB		1B		1B		1B		G3	3	0	2	0	1	0	0									
Matt Nokes, L OBP: 0.361, SLG: 0.579 (1, 2)	G4-6-3		K		F8		HR			4	1	1	1	0	1	4									
Chet Lemon, R OBP: 0.392, SLG: 0.500 (1, 8)		K		4-3		G6-4-3 1B		F5		4	0	1	0	0	1	0									
Johnny Grubb, L OBP: 0.299, SLG: 0.284 Larry Herndon, R OBP: 0.364, SLG: 0.492 (1, 7) (6, PH) (7, 7)	6-3		1B		G6-4-3		F8		F8	2	0	1	0	0	0	0									
Pat Sheridan, L OBP: 0.348, SLG: 0.378 Darnell Coles, R OBP: 0.255, SLG: 0.309 (1, 9) (8, 5)	1B	2B		F9		5-3		G3		2	0	1	0	0	0	1									
Tom Brookens, R OBP: 0.288, SLG: 0.367 (1, 5) (8, 4)	2-3 1B		G3		K		1B		1B	3	0	1	0	1	1	1									
Jim Walewander, S OBP: 0.267, SLG: 0.222 (1, 6)	4-3		6-3		1B		BB		K	3	0	0	0	1	1	3									
Inning Stats	R: 0 E: 0 K: 0 S: 3	H: 1 LOB: 1 BB: 1 P: 7	R: 0 E: 0 K: 1 S: 7	H: 2 LOB: 2 BB: 0 P: 7	R: 0 E: 0 K: 1 S: 6	H: 1 LOB: 1 BB: 0 P: 6	R: 0 E: 0 K: 0 S: 4	H: 1 LOB: 1 BB: 0 P: 4	R: 0 E: 0 K: 0 S: 3	H: 0 LOB: 0 BB: 0 P: 3	R: 0 E: 0 K: 0 S: 4	H: 2 LOB: 1 BB: 0 P: 4	R: 0 E: 0 K: 1 S: 6	H: 1 LOB: 2 BB: 1 P: 10	R: 1 E: 0 K: 0 S: 4	H: 1 LOB: 0 BB: 0 P: 4	R: 0 E: 0 K: 1 S: 6	H: 1 LOB: 2 BB: 1 P: 10	1B: 8 2B: 1 3B: 0 HR: 1	SF: 0 SAC: 0 DP: 2 HBP: 0	WP: 0 PB: 0 SB: 0 CS: 0	PA: 38			
PITCHER	IP	WLS	BF	H	R	ER	SO	BB	IBB	HBP	BLK	WP	HR	S	P	ERA	WHIP								
Dennis Lamp, R ERA: 3.45 (1, 1)	5.1	W	23	7	0	0	2	1	0	0	0	0	0	7	11	0.00	1.500								
Greg Cadaret, L ERA: 3.68 (6, 1)	1.2		6	1	0	0	1	1	0	0	0	0	0	7	11	0.00	1.200								
Bill Caudill, R ERA: 3.86 (8, 1)	2.0		9	2	1	1	1	1	0	0	0	0	1	10	14	4.50	1.500								

Oakland Athletics @ Detroit Tigers
Tiger Stadium, Detroit, MI
Wed Jul 22 1987, 7:05 PM EDT
Att: 24,855 - Unknown

AB	35
R	1
H	10
RBI	1
BB	3
SO	4
LOB	15



Batter	1	2	3	4	5	6	7	8	9	AB	R	H	RBI	BB	SO	LOB	TOP										
Luis Polonia, L (1, 8) OBP: 0.363, SLG: 0.445 Steve Henderson, R (9, PH) OBP: 0.600, SLG: 0.647	0-3 K		0-0 E 1B	0-3 K			0-0 4-3		0-0 F9	4	0	1	0	0	2	3											
Tony Bernazard, S (1, 4) OBP: 0.309, SLG: 0.411	0-0 E 2B		0-0 G3		0-3 K		0-3 K		0-0 6-3	5	1	1	0	0	2	2											
Jose Canseco, R (1, 7) OBP: 0.321, SLG: 0.501	0-0 E9 2B		0-0 L4		0-3 K		0-0 S 1B		0-3 K	5	0	2	2	0	2	1											
Mike Davis, L (1, 10) OBP: 0.340, SLG: 0.549	0-0 F6		0-0 F8		0-0 F7		0-3 K			4	0	0	0	0	1	3											
Carney Lansford, R (1, 5) OBP: 0.370, SLG: 0.436	0-0 6-3			0-0 FC6-4 1B 2B			0-0 3-1		0-0 F8	4	1	1	0	0	0	1											
Reggie Jackson, L (1, 9) OBP: 0.283, SLG: 0.408		0-3 K		0-0 FC6-4 1B		0-3 K		0-0 HR		4	1	2	1	0	2	0											
Terry Steinbach, R (1, 2) OBP: 0.345, SLG: 0.474		0-0 HR		0-0 F4		4-0 BB		0-0 1B		3	1	2	1	1	0	2											
Stan Javier, S (1, 3) OBP: 0.311, SLG: 0.310		0-0 4-3		0-0 FC6-4 2B		0-0 6-3		0-3 K		4	0	0	0	0	1	4											
Alfredo Griffin, S (1, 6) OBP: 0.312, SLG: 0.333		0-0 4-3		0-0 2B			0-3 K 4-3 1B		0-0 F9	4	1	1	1	0	1	1											
Inning Stats	R: 1 E: 1 K: 1 S: 7	H: 2 LOB: 1 BB: 0 P: 7	R: 1 E: 0 K: 1 S: 6	H: 1 LOB: 0 BB: 0 P: 6	R: 0 E: 1 K: 0 S: 4	H: 1 LOB: 1 BB: 0 P: 4	R: 1 E: 0 K: 1 S: 8	H: 3 LOB: 2 BB: 0 P: 8	R: 0 E: 0 K: 2 S: 7	H: 0 LOB: 0 BB: 0 P: 7	R: 0 E: 0 K: 1 S: 5	H: 0 LOB: 1 BB: 1 P: 9	R: 1 E: 0 K: 3 S: 11	H: 1 LOB: 1 BB: 0 P: 11	R: 1 E: 0 K: 1 S: 7	H: 2 LOB: 1 BB: 0 P: 7	R: 0 E: 0 K: 1 S: 5	H: 0 LOB: 0 BB: 0 P: 5	1B: 5 2B: 3 3B: 0 HR: 2	SF: 0 SAC: 0 DP: 0 HBP: 0	WP: 1 PB: 0 SB: 2 CS: 0	PA: 39					
PITCHER	IP	WLS	BF	H	R	ER	SO	BB	IBB	HBP	BLK	WP	HR	S	P	ERA	WHIP										
Chris Bosio, R (1, 1) ERA: 5.35	7.1	W	34	10	5	5	9	1	0	0	0	1	2	51	55	6.14	1.500										
Chuck Cim, R (8, 1) ERA: 3.95	0.2		2	0	0	0	1	0	0	0	0	0	0	4	4	0.00	0.000										
Dan Plesac, L (9, 1) ERA: 2.3	1.0		3	0	0	0	1	0	0	0	0	0	0	5	5	0.00	0.000										

Oakland Athletics @ Milwaukee Brewers
Milwaukee County Stadium, Milwaukee, WI
Thu Jul 23 1987, 8:05 PM EDT
Att: 14,475 - Unknown

AB 38
R 5
H 10
RBI 5
BB 1
SO 11
LOB 17



Batter	1	2	3	4	5	6	7	8	9	AB	R	H	RBI	BB	SO	LOB	BOTTOM										
Paul Molitor, R (1, 10) OBP: 0.408, SLG: 0.514	0-0 4-3		0-0 BLK G3 HR 1B	0-0 2H HR	0-0 2-3 1B		0-0 6-3			5	2	3	2	0	0	0											
Ernest Riles, L (1, 6) OBP: 0.326, SLG: 0.359	0-0 1-3		0-0 G3	0-0 FC4-6 2B	0-3 K			0-3 K		5	0	1	0	0	2	4											
Robin Yount, R (1, 8) OBP: 0.371, SLG: 0.489	0-0 6-3		4-0 BLK HR BB	0-0 E5 FC4-6		0-0 P3		0-0 1B 1B		4	2	1	0	1	0	1											
Greg Brock, L (1, 3) OBP: 0.351, SLG: 0.447		0-0 1B	0-0 HR	0-0 FC4-6 BB	1-2 2-3 2B	0-0 F7		0-0 1B 2B 1B		5	2	3	3	0	0	2											
Rob Deer, R (1, 7) OBP: 0.385, SLG: 0.554 Mike Felder, S (4, PR) OBP: 0.301, SLG: 0.348 (5, 7)	0-3 K	0-3 K	0-3 K	4-0 BB	1-2 BB	0-0 3B 1B		0-0 2B 1B		2	0	0	0	1	2	1											
Glenn Briggs, R (1, 9) OBP: 0.341, SLG: 0.422 Rick Manning, L (7, 9) OBP: 0.325, SLG: 0.343	0-3 K			1-2 1B	0-0 L6	0-0 1H 3B		0-0 2B		4	1	2	1	0	1	4											
Bill Schroeder, R (1, 2) OBP: 0.386, SLG: 0.556	0-0 5-3			0-0 1B G3 1B	0-0 F3	0-3 K		0-0 F4		5	1	1	0	0	1	3											
Steve Kiefer, R (1, 5) OBP: 0.188, SLG: 0.233			0-0 6-3	0-0 G3 HR 1B	1-0 1B G3 HBP		0-0 6-3	0-0 F7		4	1	1	1	0	0	1											
Dale Sveum, S (1, 4) OBP: 0.279, SLG: 0.405			0-0 1B BLK 1B	0-0 G3	0-0 G3		0-0 5-3			4	1	1	1	0	0	2											
Inning Stats	R: 0 E: 0 K: 0 S: 3	H: 0 LOB: 0 BB: 0 P: 3	R: 0 E: 0 K: 2 S: 8	H: 1 LOB: 1 BB: 0 P: 8	R: 4 E: 0 K: 1 S: 8	H: 3 LOB: 1 BB: 1 P: 12	R: 4 E: 1 K: 0 S: 9	H: 5 LOB: 3 BB: 1 P: 13	R: 0 E: 0 K: 1 S: 6	H: 1 LOB: 2 BB: 0 P: 7	R: 1 E: 0 K: 1 S: 7	H: 2 LOB: 1 BB: 0 P: 7	R: 0 E: 0 K: 0 S: 3	H: 0 LOB: 0 BB: 0 P: 3	R: 3 E: 0 K: 1 S: 9	H: 4 LOB: 1 BB: 0 P: 9	R: 0 E: 0 K: 1 S: 5	H: 0 LOB: 0 BB: 0 P: 5	1B: 11 2B: 2 3B: 1 HR: 2	SF: 0 SAC: 0 DP: 0 HBP: 1	WP: 0 PB: 0 SB: 0 CS: 0	PA: 44					
PITCHER	IP	WLS	BF	H	R	ER	SO	BB	IBB	HBP	BLK	WP	HR	S	P	ERA	WHIP										
Joaquin Andujar, R (1, 1) ERA: 5.5	3.1	L	19	8	8	8	3	1	0	1	0	0	0	24	28	21.60	2.700										
Gene Nelson, R (4, 1) ERA: 3.13	1.1		9	2	0	0	0	1	0	1	0	0	0	7	12	0.00	2.250										
Dave Leiper, L (5, 1) ERA: 3.03	2.2		14	6	4	4	3	0	0	0	0	0	0	20	20	13.50	2.250										
Bill Caudill, R (8, 1) ERA: 3.38	0.2		2	0	0	0	0	0	0	0	0	0	0	2	2	0.00	0.000										

Oakland Athletics @ Milwaukee Brewers
Milwaukee County Stadium, Milwaukee, WI
Thu Jul 23 1987, 8:05 PM EDT
Att: 14,475 - Unknown

AB 41
R 12
H 16
RBI 11
BB 2
SO 6
LOB 18



Batter	1	2	3	4	5	6	7	8	9	AB	R	H	RBI	BB	SO	LOB	TOP										
Tony Bernazard, S (1,4) OBP: 0.310, SLG: 0.412	F9		K		WP BB		2B		K	4	0	1	0	1	2	0	Oakland Athletics @ Milwaukee Brewers Milwaukee County Stadium, Milwaukee, WI Fri Jul 24, 1987, 8:05 PM EDT Att: 20,828 - Unknown livebaseballscorecards.com										
Alfredo Griffin, S (1,6) OBP: 0.310, SLG: 0.334	F2		F8 2B		F8		L6		K	5	0	1	0	0	1	2											
Jose Canseco, R (1,10) OBP: 0.319, SLG: 0.497	FC5 1B		F8 2-3		K 1-2			F9	F7	5	0	1	0	0	1	3											
Mark McGwire, R (1,3) OBP: 0.378, SLG: 0.678	1B		F9			BB		F8	K	4	0	1	0	1	1	2											
Carney Lansford, R (1,5) OBP: 0.368, SLG: 0.433	FC5 2-3f			F8		F8		BB 1B		4	1	1	0	0	0	3											
Steve Henderson, R (1,9) OBP: 0.583, SLG: 0.750		K		HR		F9		E 1B BB		3	1	1	1	1	1	1											
Terry Steinbach, R (1,2) OBP: 0.347, SLG: 0.479		6-3 2B		6-3		F8		E 1B		4	0	2	1	0	0	1											
Stan Javier, S (1,8) OBP: 0.301, SLG: 0.300		6-3		4-3			6-3	E4		4	0	0	0	0	0	3											
Luis Polonia, L (1,7) OBP: 0.358, SLG: 0.438		6-3				F8		6-3	1-3	4	0	0	0	0	0	4											
Inning Stats	R: 0 E: 0 K: 0 S: 5	H: 2 LOB: 2 BB: 0 P: 5	R: 0 E: 0 K: 1 S: 6	H: 1 LOB: 1 BB: 0 P: 6	R: 0 E: 0 K: 1 S: 6	H: 1 LOB: 0 BB: 0 P: 4	R: 1 E: 0 K: 0 S: 4	H: 1 LOB: 1 BB: 1 P: 9	R: 0 E: 0 K: 0 S: 3	H: 0 LOB: 1 BB: 0 P: 7	R: 0 E: 0 K: 0 S: 4	H: 1 LOB: 1 BB: 0 P: 4	R: 1 E: 1 K: 0 S: 6	H: 2 LOB: 3 BB: 1 P: 10	R: 0 E: 1 K: 3 S: 10	H: 0 LOB: 1 BB: 0 P: 10	1B: 4 2B: 3 3B: 0 HR: 1	SF: 0 SAC: 0 DP: 0 HBP: 0	WP: 1 PB: 1 SB: 0 CS: 0	PA: 40							
PITCHER	IP	WLS	BF	H	R	ER	SO	BB	IBB	HBP	BLK	WP	HR	S	P	ERA	WHIP										
Juan Nieves, L (1,1) ERA: 5.09	7.0	W	29	6	1	1	3	2	0	0	0	1	1	33	41	1.29	1.143										
Mark Clear, R (8,1) ERA: 5.81	2.0		11	2	1	1	3	1	0	0	0	0	0	16	20	4.50	1.500										

Batter	1	2	3	4	5	6	7	8	9	AB	R	H	RBI	BB	SO	LOB	BOTTOM										
Mike Felder, S (1,7) OBP: 0.304, SLG: 0.350	1-3		B1-3		S 2B 1B	F8	BB			5	1	2	1	0	0	1	Oakland Athletics @ Milwaukee Brewers Milwaukee County Stadium, Milwaukee, WI Fri Jul 24, 1987, 8:05 PM EDT Att: 20,828 - Unknown livebaseballscorecards.com										
Robin Yount, R (1,8) OBP: 0.376, SLG: 0.495	FC5-4 1B		FC4-6 1B		1-H 2B	F4	FC6-4 BB			4	0	3	1	1	0	1											
Paul Molitor, R (1,10) OBP: 0.408, SLG: 0.513	FC5-4 1-2 BB		FC4-6 1-2f		5-3	HR 2B	FC6-4			4	1	1	0	1	0	5											
Greg Brock, L (1,3) OBP: 0.355, SLG: 0.446	FC5-4 1-2f 2-3		G5-4-3 BB		BB	HR 1B	4-3			3	1	1	0	2	0	2											
Glenn Braggs, R (1,9) OBP: 0.338, SLG: 0.429	FC6-4 1-2f		G5-4-3 1-2f		K	F9	HR			5	1	1	1	0	1	7											
Ernest Riles, L (1,5) OBP: 0.328, SLG: 0.395		G3		HR		L5	HR 1B 2B			3	1	1	1	0	0	0											
Steve Kiefer, R (7,PH) OBP: 0.235, SLG: 0.406							HR 1B 2B			2	2	2	3	0	0	0											
B.J. Surhoff, L (1,2) OBP: 0.316, SLG: 0.445		4-3				1B 2B	3-1		G4-6-3 1B	5	1	3	1	0	0	0											
Jim Gantner, L (1,4) OBP: 0.338, SLG: 0.379		F8		F7		1B 1B	2B 1B HBP		G4-6-3 1-2f	4	2	1	1	0	0	2											
Dale Sveum, S (1,6) OBP: 0.281, SLG: 0.409			K		4-3	1B	1B 2B			4	0	2	1	0	1	0											
Inning Stats	R: 0 E: 0 K: 0 S: 4	H: 1 LOB: 2 BB: 1 P: 8	R: 0 E: 0 K: 0 S: 3	H: 0 LOB: 0 BB: 0 P: 3	R: 0 E: 0 K: 1 S: 6	H: 1 LOB: 1 BB: 0 P: 6	R: 1 E: 0 K: 0 S: 4	H: 2 LOB: 1 BB: 1 P: 8	R: 1 E: 0 K: 1 S: 7	H: 2 LOB: 2 BB: 1 P: 11	R: 2 E: 0 K: 0 S: 6	H: 3 LOB: 1 BB: 0 P: 6	R: 4 E: 0 K: 0 S: 8	H: 5 LOB: 3 BB: 1 P: 13	R: 2 E: 0 K: 0 S: 5	H: 3 LOB: 0 BB: 0 P: 5	1B: 8 2B: 6 3B: 0 HR: 3	SF: 0 SAC: 0 DP: 2 HBP: 1	WP: 0 PB: 0 SB: 1 CS: 0	PA: 44							
PITCHER	IP	WLS	BF	H	R	ER	SO	BB	IBB	HBP	BLK	WP	HR	S	P	ERA	WHIP										
Steve Ontiveros, R (1,1) ERA: 3.01		L	25	7	3	3	2	3	0	0	0	0	1	26	38	5.06	1.875										
Greg Cadaret, L (6,1) ERA: 8.0	1.2		14	7	5	5	0	1	0	1	0	0	1	12	17	27.00	4.800										
Jay Howell, R (8,1) ERA: 6.1	1.0		5	3	2	2	0	0	0	0	0	0	1	5	5	18.00	3.000										

Batter	1	2	3	4	5	6	7	8	9	AB	R	H	RBI	BB	SO	LOB	TOP					
Luis Polonia, L OBP: 0.361, SLG: 0.439	0-0 WP 5-3 1B	0-0 G6-3		0-0 1B	0-0 F8		0-0 HR 1B		0-0 FC3-6	6	3	3	2	0	0	5						
Carney Lansford, R OBP: 0.369, SLG: 0.436	0-0 5-3		0-0 F9	0-0 2B 1B		0-0 F7		0-0 F7	0-3 K	5	2	2	1	0	0	3						
Matt Sinatro, R OBP: 0.301, SLG: 0.300	0-0 4-3		0-0 1B	0-0 F4		0-0 F9		0-0 HR		5	1	2	4	0	0	3						
Mark McGwire, R OBP: 0.378, SLG: 0.679	0-0 1B		0-0 F8	0-0 2B		0-0 SF9		0-0 P3		4	0	2	3	0	0	1						
Reggie Jackson, L OBP: 0.281, SLG: 0.402	0-0 4-3		0-0 K	0-0 6-3		0-0 F5		0-0 BB		4	0	0	0	1	1	3						
Steve Henderson, R OBP: 0.552, SLG: 0.720		0-0 E 1B		0-0 4-3		0-0 F9 SF9 2B		0-0 F3	0-0 G4-6-3	5	1	2	0	0	0	1						
Terry Steinbach, R OBP: 0.348, SLG: 0.475		0-0 F9		0-0 1B 1B		0-0 F9		0-0 F9		4	2	1	0	1	0	2						
Tony Bernazard, S OBP: 0.314, SLG: 0.416		0-0 E 1B		0-0 1B 1B		0-0 SF9		0-0 1B 1B		4	2	3	1	0	0	0						
Alfredo Griffin, S OBP: 0.317, SLG: 0.342		0-0 E3		0-0 1B 1B		0-0 1B		0-0 HR 1B		5	2	4	2	0	0	2						
Inning Stats	R: 1 E: 0 K: 0 S: 5	H: 2 LOB: 1 BB: 0 P: 5	R: 0 E: 1 K: 0 S: 5	H: 2 LOB: 2 BB: 0 P: 5	R: 0 E: 0 K: 1 S: 6	H: 1 LOB: 1 BB: 0 P: 6	R: 5 E: 0 K: 0 S: 9	H: 6 LOB: 1 BB: 0 P: 9	R: 1 E: 0 K: 0 S: 5	H: 2 LOB: 1 BB: 0 P: 5	R: 1 E: 0 K: 0 S: 4	H: 1 LOB: 0 BB: 0 P: 4	R: 5 E: 0 K: 0 S: 7	H: 4 LOB: 0 BB: 1 P: 11	R: 0 E: 0 K: 0 S: 2	H: 0 LOB: 0 BB: 1 P: 6	R: 0 E: 0 K: 1 S: 6	H: 1 LOB: 1 BB: 0 P: 6	1B: 15 2B: 3 3B: 0 HR: 1	SF: 2 SAC: 0 DP: 2 HBP: 0	WP: 1 PB: 0 SB: 0 CS: 0	PA: 47
PITCHER	IP WLS BF H R ER SO BB IBB HBP BLK WP HR S P ERA WHIP																					
Mark Knudson, R ERA: 8.27	3.1 L 20 10 6 6 1 0 0 0 0 0 1 0 22 22 16.20 3.000																					
Alex Madrid, R ERA: 15.43	3.0 16 6 5 5 0 1 0 0 0 0 0 0 15 19 15.00 2.333																					
Jay Aldrich, R ERA: 5.65	2.2 11 3 2 2 1 1 0 0 0 0 0 1 12 16 6.75 1.500																					

Oakland Athletics @ Milwaukee Brewers
Milwaukee County Stadium, Milwaukee, WI

AB 43
R 13
H 19
RBI 13
BB 2
SO 2
LOB 21



WP: 1 PA: 47
PB: 0 SB: 0 CS: 0

Batter	1	2	3	4	5	6	7	8	9	AB	R	H	RBI	BB	SO	LOB	BOTTOM					
Mike Felder, S OBP: 0.303, SLG: 0.348	0-0 CS 1B		0-0 L3		0-0 FC5-4			0-0 F7		4	0	1	0	0	0	1						
Robin Yount, R OBP: 0.375, SLG: 0.492	0-0 F8		0-0 F8			0-3 K			0-0 HR 1B	4	1	1	0	0	1	1						
Paul Molitor, R OBP: 0.409, SLG: 0.528	0-0 1B		0-0 F7			0-3 K			0-0 HR	4	1	2	2	0	1	0						
Rob Deer, R OBP: 0.383, SLG: 0.549	0-0 1B			0-3 K		0-0 6-3			0-0 5-3	4	0	1	0	0	1	0						
Glenn Braggs, R OBP: 0.334, SLG: 0.423		0-0 5-3		0-0 F8		0-3 K			0-0 F8	4	0	0	0	0	1	0						
Steve Kiefer, R OBP: 0.211, SLG: 0.361		0-3 K		0-3 K		0-0 6-3			0-0 F4	4	0	0	0	0	2	0						
Bill Schroeder, R OBP: 0.385, SLG: 0.559		0-0 HR 2B			0-3 K		0-0 F6			3	1	1	0	0	1	0						
Dale Sveum, S OBP: 0.285, SLG: 0.420		0-0 HR			4-0 FC5-4 BB			0-0 F9		2	1	1	2	1	0	0						
Ernest Riles, L OBP: 0.316, SLG: 0.381		0-3 K			0-0 F9			0-3 K		3	0	0	0	0	2	1						
Inning Stats	R: 0 E: 0 K: 0 S: 4	H: 3 LOB: 2 BB: 0 P: 4	R: 2 E: 0 K: 2 S: 9	H: 2 LOB: 0 BB: 0 P: 9	R: 0 E: 0 K: 2 S: 3	H: 0 LOB: 0 BB: 0 P: 3	R: 0 E: 0 K: 2 S: 7	H: 0 LOB: 0 BB: 0 P: 7	R: 0 E: 0 K: 1 S: 5	H: 0 LOB: 1 BB: 1 P: 9	R: 0 E: 0 K: 2 S: 7	H: 0 LOB: 0 BB: 0 P: 7	R: 0 E: 0 K: 1 S: 5	H: 0 LOB: 0 BB: 0 P: 5	R: 0 E: 0 K: 1 S: 5	H: 0 LOB: 0 BB: 0 P: 5	R: 2 E: 0 K: 0 S: 5	H: 2 LOB: 0 BB: 0 P: 5	1B: 4 2B: 1 3B: 0 HR: 2	SF: 0 SAC: 0 DP: 0 HBP: 0	WP: 0 PB: 0 SB: 0 CS: 1	PA: 33
PITCHER	IP WLS BF H R ER SO BB IBB HBP BLK WP HR S P ERA WHIP																					
Curt Young, L ERA: 3.65	5.1 W 20 5 2 2 6 1 0 0 0 0 0 1 31 35 3.38 1.125																					
Dennis Eckerley, R ERA: 2.96	1.2 5 0 0 0 2 0 0 0 0 0 0 0 9 9 0.00 0.000																					
Bill Caudill, R ERA: 4.91	2.0 8 2 2 2 1 0 0 0 0 0 0 1 10 10 9.00 1.000																					

Oakland Athletics @ Milwaukee Brewers
Milwaukee County Stadium, Milwaukee, WI

AB 32
R 4
H 7
RBI 4
BB 1
SO 9
LOB 3



WP: 0 PA: 33
PB: 0 SB: 0 CS: 1

Sat Jul 25 1987, 8:05 PM EDT
Att: 34,344 - Unknown

livebaseballscores.com

livebaseballscores.com

Batter	1	2	3	4	5	6	7	8	9	AB	R	H	RBI	BB	SO	LOB	TOP																	
Luis Polonia, L OBP: 0.358, SLG: 0.433 (1, 7)										4	1	0	0	1	1	0	Oakland Athletics @ Milwaukee Brewers Milwaukee County Stadium, Milwaukee, WI Sun Jul 26 1987, 4:33 AM EDT Att: 25,764 - Unknown livebaseballscorecards.com																	
Alfredo Griffin, S OBP: 0.318, SLG: 0.342 (1, 6)										5	0	2	0	0	0	0																		
Jose Canseco, R OBP: 0.319, SLG: 0.499 (1, 10)										4	0	0	0	1	2	3																		
Steve Henderson, R OBP: 0.515, SLG: 0.655 (1, 9)										4	1	1	1	0	1	1																		
Carney Lansford, R OBP: 0.373, SLG: 0.440 (1, 3)										4	1	3	0	0	0	0																		
Terry Steinbach, R OBP: 0.351, SLG: 0.480 (1, 2)										4	1	2	2	0	1	2																		
Tony Bernazard, S OBP: 0.316, SLG: 0.420 (1, 4)										4	0	2	1	0	0	2																		
Stan Javier, S OBP: 0.300, SLG: 0.293 (1, 8)										3	0	0	0	1	0	3																		
Johnnie LeMaster, R OBP: 0.105, SLG: 0.056 Reggie Jackson, L OBP: 0.250, SLG: 0.401 (9, PH)										3	0	0	0	0	1	3																		
										1	0	0	0	0	1	0																		
Inning Stats	R: 0 E: 0 K: 1 S: 5	H: 0 LOB: 0 BB: 0 P: 5	R: 0 E: 0 K: 1 S: 7	H: 2 LOB: 3 BB: 1 P: 11	R: 0 E: 0 K: 1 S: 5	H: 0 LOB: 1 BB: 1 P: 9	R: 0 E: 1 K: 0 S: 4	H: 1 LOB: 0 BB: 0 P: 4	R: 0 E: 0 K: 1 S: 5	H: 0 LOB: 0 BB: 0 P: 5	R: 0 E: 0 K: 1 S: 6	H: 1 LOB: 1 BB: 0 P: 6	R: 0 E: 0 K: 0 S: 3	H: 0 LOB: 0 BB: 0 P: 3	R: 4 E: 0 K: 0 S: 7	H: 5 LOB: 1 BB: 1 P: 11	R: 0 E: 0 K: 2 S: 8	H: 1 LOB: 1 BB: 0 P: 8	1B: 8 2B: 2 3B: 0 HR: 0	SF: 0 SAC: 0 DP: 2 HBP: 0	WP: 0 PB: 0 SB: 0 CS: 0	PA: 39												
PITCHER	IP WLS BF H R ER SO BB IBB HBP BLK WP HR S P ERA WHIP																																	
Teddy Higuera, L ERA: 4.76 Dan Plesac, L ERA: 2.25	(1, 1) (8, 1)	7.2 S	W 5	34 1	9 0	4 0	4 0	5 2	3 0	0 0	0 0	0 0	0 0	0 9	41 9	53 9	4.70 0.00	1.565 0.750																

Batter	1	2	3	4	5	6	7	8	9	AB	R	H	RBI	BB	SO	LOB	BOTTOM																	
Paul Moltor, R OBP: 0.414, SLG: 0.545 (1, 10)										5	2	3	1	0	0	2	Oakland Athletics @ Milwaukee Brewers Milwaukee County Stadium, Milwaukee, WI Sun Jul 26 1987, 4:33 AM EDT Att: 25,764 - Unknown livebaseballscorecards.com																	
Ernest Riles, L OBP: 0.320, SLG: 0.382 (1, 5)										5	0	2	2	0	0	2																		
Robin Yount, R OBP: 0.376, SLG: 0.491 Mike Felder, S OBP: 0.303, SLG: 0.348 (7, 8)										3	0	1	1	1	1	1																		
Greg Brock, L OBP: 0.357, SLG: 0.445 (1, 3)										3	1	1	0	1	2	2																		
Rob Deer, R OBP: 0.382, SLG: 0.545 Rick Manning, L OBP: 0.325, SLG: 0.343 (8, 7)										4	0	1	0	0	2	3																		
Glenn Braggs, R OBP: 0.333, SLG: 0.422 (1, 9)										0	0	0	0	0	0	0																		
B.J. Surhoff, L OBP: 0.320, SLG: 0.446 (1, 2)										4	1	2	0	0	0	1																		
Jim Gantner, L OBP: 0.337, SLG: 0.377 (1, 4)										4	1	1	0	0	0	2																		
Dale Sveum, S OBP: 0.287, SLG: 0.417 (1, 6)										2	2	0	0	2	0	0																		
Inning Stats	R: 1 E: 0 K: 2 S: 9	H: 2 LOB: 2 BB: 1 P: 13	R: 2 E: 0 K: 0 S: 5	H: 3 LOB: 1 BB: 1 P: 9	R: 1 E: 0 K: 1 S: 5	H: 0 LOB: 0 BB: 1 P: 9	R: 2 E: 2 K: 1 S: 8	H: 3 LOB: 2 BB: 0 P: 8	R: 0 E: 0 K: 0 S: 4	H: 2 LOB: 1 BB: 0 P: 4	R: 1 E: 0 K: 1 S: 5	H: 0 LOB: 0 BB: 1 P: 9	R: 0 E: 0 K: 1 S: 6	H: 1 LOB: 1 BB: 0 P: 6	R: 0 E: 0 K: 0 S: 4	H: 1 LOB: 1 BB: 0 P: 4	1B: 10 2B: 2 3B: 1 HR: 0	SF: 1 SAC: 0 DP: 2 HBP: 0	WP: 1 PB: 1 SB: 5 CS: 1	PA: 38														
PITCHER	IP WLS BF H R ER SO BB IBB HBP BLK WP HR S P ERA WHIP																																	
Dennis Lamp, R ERA: 4.19 Dave Leiper, L ERA: 3.03 Gene Nelson, R ERA: 3.04	(1, 1) (4, 1) (7, 1)	3.0 L	17 13	6 4	5 2	4 1	3 2	3 2	1 1	0 0	0 0	0 0	0 0	0 0	0 10	10 10	12.00 3.00	3.000 1.667																

Batter	1	2	3	4	5	6	7	8	9	AB	R	H	RBI	BB	SO	LOB	TOP			
Mark McLemore, S (1, 4) OBP: 0.292, SLG: 0.276	6-3		F8		6-3			K		4	0	0	0	0	1	1				
Ruppert Jones, L (1, 9) OBP: 0.314, SLG: 0.467	4-3			1B		F6		F9		4	0	1	0	0	0	0				
Devon White, S (1, 8) OBP: 0.320, SLG: 0.480	F8			1B		1B		K		4	0	2	0	0	1	0				
Brian Downing, R (1, 10) OBP: 0.396, SLG: 0.496		F6		F4		HBP			4-3	3	0	0	0	0	0	2				
Jack Howell, L (1, 7) OBP: 0.339, SLG: 0.465	K			K		K		F6		4	0	0	0	0	3	4				
Doug DeCinces, R (1, 5) OBP: 0.349, SLG: 0.392	F9			K		F7			6-3	4	0	0	0	0	1	4				
George Hendrick, R (1, 3) OBP: 0.337, SLG: 0.487				2B		F7		4-3		3	0	1	0	0	0	0				
Bob Boone, R (1, 2) OBP: 0.323, SLG: 0.344			F7		6-3		L7			3	0	0	0	0	0	1				
Gus Polidor, R (1, 6) OBP: 0.161, SLG: 0.232	F9						5-3			3	1	1	1	0	0	1				
Inning Stats	R: 0 E: 0 K: 0 S: 3	H: 0 LOB: 0 BB: 0 P: 3	R: 0 E: 0 K: 1 S: 5	H: 0 LOB: 0 BB: 0 P: 5	R: 0 E: 0 K: 0 S: 4	H: 1 LOB: 1 BB: 0 P: 4	R: 0 E: 0 K: 2 S: 9	H: 2 LOB: 2 BB: 0 P: 9	R: 1 E: 0 K: 0 S: 4	H: 1 LOB: 0 BB: 0 P: 4	R: 0 E: 0 K: 1 S: 6	H: 1 LOB: 0 BB: 0 P: 7	R: 0 E: 0 K: 0 S: 3	H: 0 LOB: 0 BB: 0 P: 3	R: 0 E: 0 K: 0 S: 3	H: 0 LOB: 0 BB: 0 P: 3	1B: 3 2B: 1 3B: 0 HR: 1	SF: 0 SAC: 0 DP: 0 HBP: 1	WP: 0 PB: 0 SB: 1 CS: 0	PA: 33
PITCHER Dave Stewart, R (1, 1) ERA: 3.52	IP: 9.0 WLS: W BF: 33 H: 5 R: 1 ER: 1 SO: 6 BB: 0 IBB: 0 HBP: 1 BLK: 0 WP: 0 HR: 1 S: 44 P: 45 ERA: 1.00 WHIP: 0.556															PITCHER				

California Angels @ Oakland Athletics
Oakland-Alameda County Coliseum, Oakland, CA
Mon Jul 27 1987, 7:05 PM PDT
Att: 20,153 - Unknown

AB 32
R 1
H 5
RBI 1
BB 0
SO 6
LOB 13



Batter	1	2	3	4	5	6	7	8	9	AB	R	H	RBI	BB	SO	LOB	BOTTOM			
Luis Polonia, L (1, 8) OBP: 0.362, SLG: 0.436	FC3-6 WP 1B	G4-3 BB 1B		SH5-3 1B	4-3		5-3			5	2	3	1	0	0	1				
Mike Davis, L (1, 9) OBP: 0.343, SLG: 0.549	K			SH5-3 1B				5-3		2	0	1	0	1	1	1				
Stan Javier, S (7, 9) OBP: 0.298, SLG: 0.290	1-2 K	G4-3 BB		1-2 K						1	0	0	0	0	0	0				
Jose Canseco, R (1, 7) OBP: 0.322, SLG: 0.499	FC3-6 BB	G4-3		FC3-6 BB				6-3		4	0	2	1	1	0	2				
Mark McGwire, R (1, 3) OBP: 0.376, SLG: 0.672	FC3-6 BB	1B		F8				4-3		5	0	1	1	0	0	5				
Carney Lansford, R (1, 5) OBP: 0.377, SLG: 0.440	1-2 BB			1-2 BB				F9		2	0	1	0	2	0	2				
Reggie Jackson, L (1, 10) OBP: 0.277, SLG: 0.395	K	K		K				K		4	0	0	0	0	4	9				
Tony Bernazard, S (1, 4) OBP: 0.319, SLG: 0.422		1B			5-3			6-3		1	0	1	0	0	0	0				
Johnnie LeMaster, R (2, PR) OBP: 0.091, SLG: 0.048		1B								3	1	0	0	0	1	0				
Terry Steinbach, R (1, 2) OBP: 0.353, SLG: 0.493		1B		F8				F4		4	2	2	1	0	0	0				
Alfredo Griffin, S (1, 6) OBP: 0.320, SLG: 0.344	1B	G4-3 1B		K				6-3		4	1	2	1	0	1	0				
Inning Stats	R: 0 E: 0 K: 2 S: 8	H: 1 LOB: 3 BB: 2 P: 16	R: 4 E: 0 K: 1 S: 10	H: 6 LOB: 2 BB: 1 P: 14	R: 0 E: 0 K: 2 S: 7	H: 0 LOB: 0 BB: 0 P: 7	R: 1 E: 0 K: 1 S: 7	H: 2 LOB: 2 BB: 1 P: 11	R: 1 E: 0 K: 0 S: 4	H: 1 LOB: 0 BB: 0 P: 4	R: 0 E: 0 K: 1 S: 7	H: 2 LOB: 2 BB: 0 P: 7	R: 0 E: 0 K: 0 S: 4	H: 1 LOB: 1 BB: 0 P: 4	R: 0 E: 0 K: 0 S: 3	H: 0 LOB: 0 BB: 0 P: 3	1B: 12 2B: 0 3B: 0 HR: 1	SF: 0 SAC: 1 DP: 1 HBP: 0	WP: 2 PB: 0 SB: 1 CS: 0	PA: 40
PITCHER Kirk McCaskill, R (1, 1) ERA: 5.4 Chuck Finley, L (4, 1) ERA: 4.94	IP: 3.2 WLS: L BF: 23 H: 9 R: 5 ER: 5 SO: 5 BB: 4 IBB: 0 HBP: 0 BLK: 0 WP: 1 HR: 1 S: 29 P: 45 ERA: 12.27 WHIP: 3.545															PITCHER				

California Angels @ Oakland Athletics
Oakland-Alameda County Coliseum, Oakland, CA
Mon Jul 27 1987, 7:05 PM PDT
Att: 20,153 - Unknown


AB 35
R 6
H 13
RBI 5
BB 4
SO 7
LOB 20




Batter	1	2	3	4	5	6	7	8	9	AB	R	H	RBI	BB	SO	LOB	TOP								
Gary Pettis, S OBP: 0.308, SLG: 0.269 (1, 8)	G3	K				F7		K		5	1	1	0	0	2	4	California Angels @ Oakland Athletics Oakland-Alameda County Coliseum, Oakland, CA Tue Jul 28 1987, 7:05 PM PDT Att: 16,326 - Unknown livebaseballscorecards.com								
Devon White, S OBP: 0.320, SLG: 0.482 (1, 9)	F6		6-3			HBP 1B	6-3	E 2B		5	2	2	3	0	0	0									
Brian Downing, R OBP: 0.396, SLG: 0.493 (1, 10)	K		5-3			HBP 1B	L8	E7 1B		4	0	1	1	0	1	0									
Bill Buckner, L OBP: 0.304, SLG: 0.330 George Hendrick, R OBP: 0.337, SLG: 0.487 (9, 3)		G6-4-3 2B	4-3			HBP 1B		4-3		5	1	3	2	0	0	1									
Doug DeCinces, R OBP: 0.350, SLG: 0.388 (1, 5)	G6-4-3 1B BB					L4	FC6-4 BB	F9		3	1	0	0	2	1	1									
Jack Howell, L OBP: 0.340, SLG: 0.464 (1, 7)	G6-4-3 1B					6-3	F6	E 1B	K	5	1	2	0	0	1	3									
Bob Boone, R OBP: 0.321, SLG: 0.341 (1, 2)	G6-4-3					F8	FC6-4	E 2B 1B	F9	5	1	1	0	0	0	5									
Gus Polidor, R OBP: 0.167, SLG: 0.233 (1, 6)	E6					F8	SH1-4 1B	K		4	1	1	0	0	1	2									
Mark McLemore, S OBP: 0.295, SLG: 0.277 (1, 4)						SH1-4	K	E8 2B 1B		2	1	1	1	1	1	0									
Inning Stats	R: 0 E: 0 K: 1 S: 5	H: 0 LOB: 0 BB: 0 P: 5	R: 2 E: 1 K: 1 S: 7	H: 2 LOB: 2 BB: 2 P: 15	R: 0 E: 0 K: 0 S: 3	H: 0 LOB: 0 BB: 0 P: 3	R: 0 E: 0 K: 0 S: 3	H: 0 LOB: 0 BB: 0 P: 3	R: 3 E: 0 K: 0 S: 7	H: 4 LOB: 3 BB: 1 P: 12	R: 0 E: 0 K: 1 S: 5	H: 0 LOB: 0 BB: 0 P: 5	R: 0 E: 0 K: 1 S: 6	H: 1 LOB: 1 BB: 0 P: 6	R: 4 E: 2 K: 2 S: 12	H: 5 LOB: 1 BB: 0 P: 12		R: 0 E: 0 K: 1 S: 5	H: 0 LOB: 0 BB: 0 P: 5	1B: 10 2B: 2 3B: 0 HR: 0	SF: 0 SAC: 1 DP: 1 HBP: 1	WP: 0 PB: 0 CS: 0	PA: 43		
PITCHER	IP	WLS	BF	H	R	ER	SO	BB	IBB	HBP	BLK	WP	HR	S	P	ERA	WHIP								
Joaquin Andujar, R ERA: 5.7 (1, 1)	4.1	L	22	6	5	4	2	2	0	1	0	0	0	23	32	8.31	1.846								
Gene Nelson, R ERA: 2.53 (5, 1)	2.2		10	1	0	0	2	1	0	0	0	0	0	13	17	0.00	0.750								
Bill Caudill, R ERA: 9.0 (8, 1)	0.2		7	5	4	4	2	0	0	0	0	0	0	11	11	54.00	7.500								
Greg Cadaret, L ERA: 6.97 (8, 1)	1.1		4	0	0	0	1	0	0	0	0	0	0	6	6	0.00	0.000								

Batter	1	2	3	4	5	6	7	8	9	AB	R	H	RBI	BB	SO	LOB	BOTTOM								
Luis Polonia, L OBP: 0.361, SLG: 0.433 (1, 8)			K		G3			L8		4	0	1	0	0	1	3	California Angels @ Oakland Athletics Oakland-Alameda County Coliseum, Oakland, CA Tue Jul 28 1987, 7:05 PM PDT Att: 16,326 - Unknown livebaseballscorecards.com								
Mike Davis, L OBP: 0.339, SLG: 0.542 (1, 10)	F7			6-3		F5		4-3		4	0	0	0	0	2	0									
Jose Canseco, R OBP: 0.319, SLG: 0.494 (1, 7)	K			6-3		K		F8		4	0	0	0	0	2	1									
Mark McGwire, R OBP: 0.375, SLG: 0.667 (1, 3)	K			WP 1B		L8		K		4	0	1	0	0	2	1									
Carney Lansford, R OBP: 0.375, SLG: 0.444 (1, 5)	F5			F4		F9		HR 3B		4	1	1	0	0	0	1									
Reggie Jackson, L OBP: 0.280, SLG: 0.407 (1, 9)	K			FC6-4 HBP 1B		K		HR		4	1	2	2	0	2	0									
Terry Steinbach, R OBP: 0.349, SLG: 0.487 Matt Sinatro, R (9, 2) Stan Javier, S (9, PH) OBP: 0.296, SLG: 0.288	K					K		K		3	0	0	0	0	3	1									
Alfredo Griffin, S OBP: 0.320, SLG: 0.342 (1, 6)			4-3			FC6-4 HBP		6-3		2	0	0	0	0	0	0									
Johnnie LeMaster, R OBP: 0.120, SLG: 0.083 (1, 4)			6-3			FC6-4				3	0	1	0	0	0	2									
Inning Stats	R: 0 E: 0 K: 2 S: 8	H: 1 LOB: 1 BB: 0 P: 8	R: 0 E: 0 K: 2 S: 7	H: 0 LOB: 0 BB: 0 P: 7	R: 0 E: 0 K: 1 S: 5	H: 0 LOB: 0 BB: 0 P: 5	R: 0 E: 0 K: 0 S: 4	H: 1 LOB: 1 BB: 0 P: 4	R: 0 E: 0 K: 1 S: 6	H: 1 LOB: 2 BB: 0 P: 7	R: 0 E: 0 K: 1 S: 5	H: 0 LOB: 0 BB: 0 P: 5	R: 0 E: 0 K: 2 S: 7	H: 0 LOB: 0 BB: 0 P: 7	R: 0 E: 0 K: 0 S: 4	H: 1 LOB: 1 BB: 0 P: 4		R: 2 E: 0 K: 2 S: 9	H: 2 LOB: 2 BB: 0 P: 9	1B: 4 2B: 0 3B: 1 HR: 1	SF: 0 SAC: 0 DP: 0 HBP: 1	WP: 1 PB: 0 CS: 0	PA: 34		
PITCHER	IP	WLS	BF	H	R	ER	SO	BB	IBB	HBP	BLK	WP	HR	S	P	ERA	WHIP								
Mike Witt, R ERA: 3.61 (1, 1)	9.0	W	34	6	2	2	11	0	0	1	0	1	1	55	56	2.00	0.667								



Batter	1	2	3	4	5	6	7	8	9	AB	R	H	RBI	BB	SO	LOB	TOP											
Gary Pettis, S OBP: 0.307, SLG: 0.268	0-3 K			0-0 HR	4-3		0-0 E9		0-0 1-3	5	1	1	0	0	1	1	California Angels @ Oakland Athletics Oakland-Alameda County Coliseum, Oakland, CA Wed Jul 29 1987, 3:33 AM PDT Att: 22,616 - Unknown											
Ruppert Jones, L OBP: 0.310, SLG: 0.450	0-0 F7			4-0 HR	3-1		0-0 G3		0-3 K	4	1	0	0	1	1													
Devon White, S OBP: 0.322, SLG: 0.489	0-0 4-3			0-0 HR			0-3 K		0-0 1B	4	2	2	3	0	1	0												
Bill Buckner, L OBP: 0.300, SLG: 0.325		0-3 K		0-0 E4	6-3		0-0 6-3		0-0 F6	4	0	0	0	0	1	1												
Brian Downing, R OBP: 0.397, SLG: 0.493		0-0 F8		0-0 G5-4-3	1B		0-0 1B		0-0 FC4-6	4	0	2	0	0	0	1												
Jack Howell, L OBP: 0.342, SLG: 0.463		0-3 K		4-0 BB	1B		0-0 1B		0-0 FC3	3	0	1	0	1	1	1												
Mark McLemore, S OBP: 0.292, SLG: 0.274			0-3 K	0-0 1-3	4-3		0-0 4-3		0-0 FC4-6	4	0	0	0	0	1	5												
Bob Boone, R OBP: 0.316, SLG: 0.335			0-0 F9		4-3		0-0 1-6-3		0-0 F7	4	0	0	0	0	0	2												
Gus Polidor, R OBP: 0.172, SLG: 0.250			0-0 2-3		4-3 WP		0-0 5-3		0-0 F7	4	1	1	0	0	0	0												
Inning Stats	R: 0 E: 0 K: 1 S: 5	H: 0 LOB: 0 BB: 0 P: 5	R: 0 E: 0 K: 2 S: 7	H: 0 LOB: 0 BB: 0 P: 7	R: 0 E: 0 K: 1 S: 5	H: 0 LOB: 0 BB: 0 P: 5	R: 3 E: 1 K: 0 S: 5	H: 2 LOB: 1 BB: 2 P: 13	R: 1 E: 0 K: 0 S: 4	H: 1 LOB: 0 BB: 0 P: 4	R: 0 E: 0 K: 1 S: 7	H: 2 LOB: 2 BB: 0 P: 7	R: 0 E: 1 K: 0 S: 6	H: 0 LOB: 1 BB: 0 P: 4	R: 1 E: 1 K: 0 S: 6	H: 2 LOB: 2 BB: 0 P: 6		R: 0 E: 0 K: 1 S: 5	H: 0 LOB: 0 BB: 0 P: 5	1B: 5 2B: 1 3B: 0 HR: 1	SF: 0 SAC: 0 DP: 1 HBP: 0	WP: 1 PB: 0 SB: 1 CS: 0	PA: 38					
PITCHER	IP	WLS	BF	H	R	ER	SO	BB	IBB	HBP	BLK	WP	HR	S	P	ERA	WHIP											
Steve Ontiveros, R ERA: 3.15	(1, 1)	8.0	L	35	7	5	4	5	2	0	0	0	1	1	43	51	4.50	1.125										
Dennis Eckersley, R ERA: 2.93	(9, 1)	1.0		3	0	0	0	1	0	0	0	0	0	0	5	5	0.00	0.000										

Batter	1	2	3	4	5	6	7	8	9	AB	R	H	RBI	BB	SO	LOB	BOTTOM										
Luis Polonia, L OBP: 0.359, SLG: 0.429	0-0 4-3		0-0 6-3		0-0 4-3			4-0 G3		3	1	0	0	1	0	0	California Angels @ Oakland Athletics Oakland-Alameda County Coliseum, Oakland, CA Wed Jul 29 1987, 3:33 AM PDT Att: 22,616 - Unknown										
Alfredo Griffin, S OBP: 0.317, SLG: 0.338	0-0 F8		0-0 F9			0-0 B1-3		0-0 G3		4	0	0	0	0	0	2											
Jose Canseco, R OBP: 0.321, SLG: 0.492	0-0 5-3			0-3 K		4-0 BB		0-0 5-3		3	0	1	2	1	1	0											
Mark McGwire, R OBP: 0.373, SLG: 0.671		0-3 K		0-0 HR		0-0 F9		0-0 5-3		4	1	1	1	0	1	2											
Carney Lansford, R OBP: 0.374, SLG: 0.442		0-0 4-3		0-0 L8		0-3 K		0-0 F7		4	0	1	0	0	1	2											
Mike Davis, L OBP: 0.338, SLG: 0.537		0-0 4-3		4-0 BB			0-0 F8		0-3 K	3	0	0	0	1	1	1											
Reggie Jackson, L OBP: 0.276, SLG: 0.401		0-3 K		0-0 G3			0-3 K		0-3 K	4	0	0	0	0	3	2											
Terry Steinbach, R OBP: 0.347, SLG: 0.496			0-0 HR		0-0 F4		0-0 F2		0-0 6-3	4	1	1	1	0	0	0											
Mike Gallego, R OBP: 0.320, SLG: 0.318			0-0 F9		0-0 F3			4-0 G3		2	1	0	0	1	0	0											
Inning Stats	R: 0 E: 0 K: 0 S: 3	H: 0 LOB: 0 BB: 0 P: 3	R: 0 E: 0 K: 2 S: 8	H: 1 LOB: 1 BB: 0 P: 8	R: 1 E: 0 K: 0 S: 4	H: 1 LOB: 0 BB: 0 P: 4	R: 1 E: 0 K: 1 S: 6	H: 1 LOB: 1 BB: 1 P: 10	R: 0 E: 0 K: 0 S: 3	H: 0 LOB: 0 BB: 0 P: 3	R: 0 E: 0 K: 1 S: 5	H: 0 LOB: 1 BB: 1 P: 9	R: 0 E: 0 K: 1 S: 5	H: 0 LOB: 0 BB: 0 P: 5	R: 2 E: 0 K: 0 S: 4	H: 1 LOB: 1 BB: 2 P: 12		R: 0 E: 0 K: 2 S: 7	H: 0 LOB: 0 BB: 0 P: 7	1B: 2 2B: 0 3B: 0 HR: 2	SF: 0 SAC: 0 DP: 0 HBP: 0	WP: 0 PB: 0 SB: 0 CS: 0	PA: 35				
PITCHER	IP	WLS	BF	H	R	ER	SO	BB	IBB	HBP	BLK	WP	HR	S	P	ERA	WHIP										
Don Sutton, R ERA: 4.34	(1, 1)	5.0	W	19	3	2	2	3	1	0	0	0	0	24	28	3.60	0.800										
Greg Minton, R ERA: 2.97	(6, 1)	2.1		11	1	2	2	2	3	0	0	0	0	12	24	7.71	1.714										
DeWayne Buice, R ERA: 2.65	(8, 1)	1.2	S	5	0	0	0	2	0	0	0	0	0	9	9	0.00	0.000										

Batter	1	2	3	4	5	6	7	8	9	AB	R	H	RBI	BB	SO	LOB	TOP
Dan Gladden, R OBP: 0.325, SLG: 0.364 (1, 7)	F8		F8			F8	F7			4	0	1	0	0	0	2	Minnesota Twins @ Oakland Athletics Oakland-Alameda County Coliseum, Oakland, CA Fri Jul 31 1987, 7:05 PM PDT Att: 32,097 - Unknown livebaseballscorecards.com
Greg Gagne, R OBP: 0.312, SLG: 0.426 (1, 6)	F9		K			FC5-2 1B		F4		4	1	1	0	0	1	2	
Kirby Puckett, R OBP: 0.366, SLG: 0.511 (1, 8)	F8			6-3		FC5-2 1B HR		5-3		4	1	0	0	0	2		
Kent Hrbek, L OBP: 0.370, SLG: 0.517 (1, 3)		4-3		4-3		HR 1B		K		4	1	1	1	0	1	0	
Gary Gaetti, R OBP: 0.302, SLG: 0.482 (1, 5)	F8			6-3		HR 1B			4-3 1B 2B	4	2	3	0	0	0	0	
Tom Brunansky, R OBP: 0.382, SLG: 0.494 (1, 9)	F8				K	F6			4-3	4	0	0	0	0	1	1	
Roy Smalley, S OBP: 0.352, SLG: 0.427 (1, 10)			G3		G3				K	4	0	1	0	0	1	1	
Steve Lombardozzi, R OBP: 0.297, SLG: 0.345 (9, PH)			5-3							3	0	0	0	0	1	1	
Randy Bush, L OBP: 0.321, SLG: 0.395 (9, PR)					F7					1	0	1	1	0	0	0	
Al Newman, S OBP: 0.276, SLG: 0.311 (9, 4)										0	0	0	0	0	0	0	
Tim Laudner, R OBP: 0.260, SLG: 0.425 (1, 2)			1B			1B FC5-2 BB		F7		3	0	1	0	1	0	2	
Inning Stats	R: 0 E: 0 K: 0 S: 3	H: 0 LOB: 0 BB: 0 P: 3	R: 0 E: 0 K: 0 S: 3	H: 0 LOB: 0 BB: 0 P: 3	R: 0 E: 0 K: 1 S: 7	H: 2 LOB: 2 BB: 0 P: 7	R: 0 E: 0 K: 0 S: 3	H: 0 LOB: 0 BB: 0 P: 3	R: 0 E: 0 K: 1 S: 5	H: 1 LOB: 1 BB: 0 P: 6	R: 0 E: 0 K: 1 S: 5	H: 0 LOB: 0 BB: 0 P: 5	R: 1 E: 0 K: 1 S: 7	H: 2 LOB: 1 BB: 0 P: 7	1B: 6 2B: 1 3B: 0 HR: 1	SF: 0 SAC: 0 DP: 0 HBP: 0	WP: 0 PA: 36 PB: 0 SB: 0 CS: 0
PITCHER	IP WLS BF H R ER SO BB IBB HBP BLK WP HR S P ERA WHIP																
Dennis Lamp, R ERA: 4.46 (1, 1)	6.0 L 24 5 4 4 2 1 0 0 0 0 0 1 27 31 6.00 1.000																
Gene Nelson, R ERA: 2.93 (7, 1)	3.0 12 3 1 1 3 0 0 0 0 0 0 0 18 18 3.00 1.000																

Batter	1	2	3	4	5	6	7	8	9	AB	R	H	RBI	BB	SO	LOB	BOTTOM
Luis Polonia, L OBP: 0.361, SLG: 0.433 (1, 8)	G3			G6-4-3 1B		6-3				4	0	2	1	0	0	0	Minnesota Twins @ Oakland Athletics Oakland-Alameda County Coliseum, Oakland, CA Fri Jul 31 1987, 7:05 PM PDT Att: 32,097 - Unknown livebaseballscorecards.com
Camey Lansford, R OBP: 0.375, SLG: 0.442 (1, 5)				G6-4-3 1B		WP 1B		K		4	1	2	0	0	1	2	
Jose Canseco, R OBP: 0.323, SLG: 0.500 (1, 7)	F8			HR		FC6-4 1B		F8		4	1	2	2	0	0	2	
Mark McGwire, R OBP: 0.370, SLG: 0.663 (1, 3)		4-3		6-3		FC6-4			F5	4	0	0	0	0	0	1	
Steve Henderson, R OBP: 0.486, SLG: 0.606 (1, 9)			K						K	4	0	1	0	0	3	0	
Reggie Jackson, L OBP: 0.272, SLG: 0.396 (1, 10)			4-3						K	4	0	0	0	0	1	1	
Terry Steinbach, R OBP: 0.344, SLG: 0.490 (1, 2)				5-3					L5-3	3	0	0	0	0	0	2	
Alfredo Griffin, S OBP: 0.317, SLG: 0.336 (1, 6)				G3						2	1	0	0	1	0	1	
Mike Gallego, R OBP: 0.372, SLG: 0.309 (8, PH)				4-3						2	0	0	0	0	1	0	
Tony Benazard, S OBP: 0.317, SLG: 0.421 (9, 4)						K			K	1	0	0	0	0	1	1	
Inning Stats	R: 0 E: 0 K: 0 S: 3	H: 1 LOB: 0 BB: 0 P: 3	R: 0 E: 0 K: 1 S: 5	H: 0 LOB: 0 BB: 0 P: 5	R: 0 E: 0 K: 0 S: 3	H: 0 LOB: 0 BB: 0 P: 3	R: 1 E: 0 K: 0 S: 4	H: 2 LOB: 0 BB: 0 P: 4	R: 0 E: 0 K: 2 S: 7	H: 0 LOB: 0 BB: 0 P: 7	R: 1 E: 0 K: 2 S: 8	H: 1 LOB: 1 BB: 1 P: 12	R: 0 E: 0 K: 1 S: 5	H: 0 LOB: 0 BB: 0 P: 5	1B: 5 2B: 2 3B: 0 HR: 1	SF: 0 SAC: 0 DP: 2 HBP: 0	WP: 1 PA: 33 PB: 1 SB: 1 CS: 1
PITCHER	IP WLS BF H R ER SO BB IBB HBP BLK WP HR S P ERA WHIP																
Bert Blyleven, R ERA: 4.21 (1, 1)	7.1 W 28 7 3 3 5 1 0 0 0 0 0 0 37 41 3.68 1.091																
Jeff Reardon, R ERA: 5.12 (8, 1)	1.2 S 5 0 0 0 2 0 0 0 0 0 0 0 9 9 0.00 0.000																

Batter	1	2	3	4	5	6	7	8	9	AB	R	H	RBI	BB	SO	LOB	TOP					
Dan Gladden, R (1, 7) OBP: 0.325, SLG: 0.364	0-3 K		0-3 K			0-0 CS 1B		0-0 SH5-3		3	0	1	0	0	2	0	Minnesota Twins @ Oakland Athletics Oakland-Alameda County Coliseum, Oakland, CA Sat Aug 01 1987, 3:33 AM PDT Att: 40,929 - Unknown					
Greg Gagne, R (1, 6) OBP: 0.308, SLG: 0.421	0-0 F8		0-3 K			0-3 K		4-0 SF9 1B BB		3	0	0	0	0	2	1						
Randy Bush, L (8, PH) OBP: 0.324, SLG: 0.395						1-2 K				0	1	0	0	1	0	0						
Sal Butera, R (8, 2) OBP: 0.238, SLG: 0.321										0	0	0	0	0	0	0						
Kirby Puckett, R (1, 8) OBP: 0.365, SLG: 0.510	0-3 K				0-0 F9	0-0 1B		0-0 SF9		3	0	1	1	0	1	0						
Kent Hrbek, L (1, 3) OBP: 0.374, SLG: 0.523					0-0 6-3	0-0 1B		0-0 1B		4	0	3	1	0	0	0						
Gary Gaetti, R (1, 5) OBP: 0.299, SLG: 0.477	0-3 K				0-0 F8	0-3 K		0-3 K		4	0	0	0	0	3	5						
Tom Brunansky, R (1, 9) OBP: 0.380, SLG: 0.491						0-0 1B				4	0	1	0	0	1	0						
Roy Smalley, S (1, 10) OBP: 0.347, SLG: 0.420	0-0 F7					0-3 K		0-3 K		4	0	0	0	0	2	2						
Steve Lombardozzi, R (1, 4) OBP: 0.296, SLG: 0.344	0-3 K					0-0 1B		0-3 K		4	0	1	0	0	2	2						
Tim Laudner, R (1, 2) OBP: 0.261, SLG: 0.429			0-3 K							3	0	1	0	0	1	1						
Al Newman, S (8, PR) OBP: 0.278, SLG: 0.311					0-0 F8			SH5-3 SF9 2B		0	1	0	0	0	0	0						
Inning Stats	R: 0 H: 0 E: 0 K: 2 S: 7	H: 0 LOB: 0 BB: 0 P: 7	R: 0 H: 2 E: 0 K: 2 S: 9	LOB: 2 BB: 0 P: 9	R: 0 H: 0 E: 0 K: 3 S: 9	H: 0 LOB: 0 BB: 0 P: 9	R: 0 H: 0 E: 0 K: 0 S: 3	H: 0 LOB: 0 BB: 0 P: 3	R: 0 H: 1 E: 0 K: 1 S: 6	LOB: 1 BB: 0 P: 6	R: 0 H: 3 E: 0 K: 2 S: 9	H: 3 LOB: 2 BB: 0 P: 9	R: 0 H: 0 E: 0 K: 1 S: 5	H: 0 LOB: 0 BB: 0 P: 5	R: 2 H: 2 E: 0 K: 1 S: 7	H: 2 LOB: 2 BB: 1 P: 11	R: 0 H: 0 E: 0 K: 2 S: 7	H: 0 LOB: 0 BB: 0 P: 7	1B: 6 2B: 3 3B: 0 HR: 0	SF: 1 SAC: 1 DP: 1 HBP: 0	WP: 0 PB: 0 SB: 0 CS: 1	PA: 35
PITCHER Dave Stewart, R (1, 1) ERA: 3.44	IP: 9.0 WLS: W BF: 35 H: 8 R: 2 ER: 2 SO: 14 BB: 1 IBB: 0 HBP: 0 BLK: 0 WP: 0 HR: 0 S: 62 P: 66 ERA: 2.00 WHIP: 1.000															PITCHER						

Batter	1	2	3	4	5	6	7	8	9	AB	R	H	RBI	BB	SO	LOB	BOTTOM					
Luis Polonia, L (1, 7) OBP: 0.356, SLG: 0.427	0-3 K		0-3 K			0-0 F7		0-0 L8-2		4	0	0	0	0	2	2	Minnesota Twins @ Oakland Athletics Oakland-Alameda County Coliseum, Oakland, CA Sat Aug 01 1987, 3:33 AM PDT Att: 40,929 - Unknown					
Carney Lansford, R (1, 5) OBP: 0.377, SLG: 0.451	0-0 G6-4-3 1B		0-0 F8			0-0 1-3		3-H		4	1	2	1	0	0	0						
Jose Canseco, R (1, 10) OBP: 0.320, SLG: 0.496	0-0 G6-4-3 1-2				0-0 F5		0-0 6-3			3	0	0	0	0	0	1						
Mark McGwire, R (1, 3) OBP: 0.369, SLG: 0.660			0-3 K		0-0 G4-3 1B		0-3 K			3	0	1	0	0	2	0						
Steve Henderson, R (1, 9) OBP: 0.475, SLG: 0.571			4-0 2B BB		0-0 G4-3 1-2		0-0 4-3			2	1	0	0	1	0	1						
Terry Steinbach, R (1, 2) OBP: 0.343, SLG: 0.485			0-0 L7			0-0 F6		1-0 FC1-5 BB HBP		2	0	0	0	0	0	1						
Tony Bernazard, S (1, 4) OBP: 0.320, SLG: 0.424			0-0			0-0 F6		4-0 FC1-5 1B BB		2	0	1	1	1	0	0						
Mike Gallego, R (8, PR) OBP: 0.312, SLG: 0.309			1-H			0-0 F6		1-2 FC1-5 1B BB		0	1	0	0	0	0	0						
Stan Javier, S (1, 8) OBP: 0.290, SLG: 0.281			0-3 K			0-0 F8		0-0 FC1-5 1B L8-2		3	0	0	0	0	1	3						
Alfredo Griffin, S (1, 6) OBP: 0.317, SLG: 0.336					0-0 4-3		0-0 G1-6-3		1-3 2-H	3	0	1	1	0	0	0						
Inning Stats	R: 0 H: 1 E: 0 K: 1 S: 5	H: 1 LOB: 1 BB: 1 P: 5	R: 1 H: 1 E: 0 K: 2 S: 8	H: 1 LOB: 1 BB: 1 P: 12	R: 0 H: 0 E: 0 K: 1 S: 5	H: 0 LOB: 0 BB: 0 P: 5	R: 0 H: 1 E: 0 K: 0 S: 3	H: 1 LOB: 0 BB: 0 P: 3	R: 0 H: 0 E: 0 K: 0 S: 3	H: 0 LOB: 0 BB: 0 P: 3	R: 0 H: 0 E: 0 K: 1 S: 5	H: 0 LOB: 0 BB: 0 P: 5	R: 0 H: 0 E: 0 K: 0 S: 3	H: 0 LOB: 0 BB: 0 P: 5	R: 1 H: 1 E: 0 K: 0 S: 3	H: 1 LOB: 1 BB: 1 P: 8	R: 1 H: 1 E: 0 K: 0 S: 1	H: 1 LOB: 0 BB: 0 P: 1	1B: 3 2B: 2 3B: 0 HR: 1	SF: 0 SAC: 0 DP: 3 HBP: 1	WP: 0 PB: 0 SB: 0 CS: 0	PA: 29
PITCHER Frank Viola, L (1, 1) ERA: 2.89	IP: 8.0 WLS: L BF: 29 H: 5 R: 3 ER: 3 SO: 5 BB: 2 IBB: 0 HBP: 1 BLK: 0 WP: 0 HR: 1 S: 36 P: 45 ERA: 3.38 WHIP: 0.875															PITCHER						

livebaseballscores.com

AB 32
R 2
H 8
RBI 2
BB 1
SO 14
LOB 11



livebaseballscores.com

AB 26
R 3
H 5
RBI 3
BB 2
SO 5
LOB 8



Batter	1	2	3	4	5	6	7	8	9	AB	R	H	RBI	BB	SO	LOB	TOP										
Donell Nixon, R OBP: 0.276, SLG: 0.260 (1, 8)	6-3	CS	5-3					K		4	0	1	0	0	1	0	Seattle Mariners @ Oakland Athletics Oakland-Alameda County Coliseum, Oakland, CA Mon Aug 03 1987, 7:05 PM PDT Att: 16,644 - Unknown livebaseballscorecards.com										
Phil Bradley, R OBP: 0.361, SLG: 0.477 (1, 7)	K		6-3							3	0	0	0	1	1												
Scott Bradley, L OBP: 0.295, SLG: 0.337 (1, 2)	1B HR		5-3							4	1	1	0	0	0	1											
Avin Davis, L OBP: 0.381, SLG: 0.499 (1, 3)	1B HR			4-3						4	2	1	0	0	0	0											
Jim Prestley, R OBP: 0.298, SLG: 0.455 (1, 5)	1B HR			F9						3	1	1	3	1	0	1											
Ken Phelps, L OBP: 0.390, SLG: 0.493 Gary Matthews, R OBP: 0.344, SLG: 0.425 (1, 10) (7, PH)	4-3									2	0	0	0	0	1	0											
Mike Kingery, L OBP: 0.311, SLG: 0.437 (1, 9)										4	0	1	0	0	0	1											
Rey Quinones, R OBP: 0.319, SLG: 0.415 (1, 6)										4	0	0	0	0	0	3											
Harold Reynolds, S OBP: 0.323, SLG: 0.368 (1, 4)										3	0	1	0	0	0	0											
Inning Stats	R: 3 E: 0 K: 1 S: 8	H: 3 LOB: 0 BB: 0 P: 8	R: 0 E: 0 K: 0 S: 3	H: 1 LOB: 0 BB: 0 P: 3	R: 0 E: 0 K: 0 S: 3	H: 0 LOB: 0 BB: 0 P: 3	R: 0 E: 0 K: 1 S: 5	H: 0 LOB: 0 BB: 0 P: 5	R: 0 E: 0 K: 0 S: 3	H: 1 LOB: 0 BB: 0 P: 3	R: 1 E: 1 K: 0 S: 5	H: 1 LOB: 1 BB: 0 P: 5	R: 0 E: 0 K: 1 S: 5	H: 0 LOB: 1 BB: 1 P: 9	R: 0 E: 0 K: 0 S: 4	H: 1 LOB: 2 BB: 1 P: 8	1B: 6 2B: 0 3B: 0 HR: 1	SF: 0 SAC: 0 DP: 0 HBP: 0	WP: 0 PB: 0 SB: 0 CS: 2	PA: 36							
PITCHER	IP	WLS	BF	H	R	ER	SO	BB	IBB	HBP	BLK	WP	HR	S	P	ERA	WHIP										
Joaquin Andujar, R ERA: 6.08 (1, 1)	0.2	L	5	3	3	3	1	0	0	0	0	0	0	23	23	40.50	4.500										
Dave Leiper, L ERA: 2.57 (1, 1)	6.1		21	3	1	0	1	0	0	0	0	0	0	4	8	0.00	0.474										
Dennis Lamp, R ERA: 4.39 (8, 1)	0.2		3	0	0	0	1	1	0	0	0	0	0	2	2	0.00	0.000										
Greg Cadaret, L ERA: 6.55 (8, 1)	0.2		2	0	0	0	0	0	0	0	0	0	0	3	7	0.00	3.000										
Rick Rodriguez, R ERA: 4.02 (9, 1)	0.2		4	1	0	0	0	1	0	0	0	0	0	3	7	0.00	3.000										

Batter	1	2	3	4	5	6	7	8	9	AB	R	H	RBI	BB	SO	LOB	BOTTOM										
Luis Polonia, L OBP: 0.350, SLG: 0.418 (1, 8)	1-3									5	0	1	1	0	0	3	Seattle Mariners @ Oakland Athletics Oakland-Alameda County Coliseum, Oakland, CA Mon Aug 03 1987, 7:05 PM PDT Att: 16,644 - Unknown livebaseballscorecards.com										
Carney Lansford, R OBP: 0.379, SLG: 0.455 (1, 5)	F8									4	0	1	1	1	0	1											
Jose Canseco, R OBP: 0.317, SLG: 0.487 (1, 7)	5-3									4	0	0	1	1	0	2											
Mark McGwire, R OBP: 0.364, SLG: 0.645 (1, 3)										3	0	0	0	1	1	3											
Mike Davis, L OBP: 0.336, SLG: 0.530 (1, 10)										4	0	0	0	0	0	1											
Reggie Jackson, L OBP: 0.275, SLG: 0.397 (1, 9)										4	0	2	0	0	1	2											
Terry Steinbach, R OBP: 0.350, SLG: 0.500 (1, 2)										4	1	1	0	0	0	2											
Tony Bernazard, S OBP: 0.327, SLG: 0.429 Mike Gallego, R OBP: 0.304, SLG: 0.300 (1, 4) (9, PR)										4	1	3	0	0	0	1											
Alfredo Griffin, S OBP: 0.320, SLG: 0.342 (1, 6)										4	0	1	0	0	2	4											
Inning Stats	R: 0 E: 0 K: 0 S: 3	H: 0 LOB: 0 BB: 0 P: 3	R: 0 E: 0 K: 1 S: 5	H: 0 LOB: 0 BB: 0 P: 5	R: 1 E: 0 K: 0 S: 5	H: 2 LOB: 1 BB: 0 P: 5	R: 0 E: 1 K: 0 S: 3	H: 0 LOB: 1 BB: 1 P: 7	R: 1 E: 0 K: 1 S: 7	H: 2 LOB: 3 BB: 2 P: 15	R: 0 E: 0 K: 1 S: 7	H: 2 LOB: 2 BB: 0 P: 7	R: 0 E: 0 K: 0 S: 3	H: 0 LOB: 0 BB: 0 P: 3	R: 0 E: 0 K: 0 S: 4	H: 1 LOB: 1 BB: 0 P: 4	R: 1 E: 0 K: 1 S: 7	H: 2 LOB: 2 BB: 0 P: 7	1B: 8 2B: 1 3B: 0 HR: 0	SF: 0 SAC: 0 DP: 1 HBP: 0	WP: 0 PB: 0 SB: 0 CS: 0	PA: 39					
PITCHER	IP	WLS	BF	H	R	ER	SO	BB	IBB	HBP	BLK	WP	HR	S	P	ERA	WHIP										
Mike Morgan, R ERA: 4.48 (1, 1)	5.2	W	26	6	2	2	2	2	2	2	2	0	0	27	39	3.18	1.588										
Dennis Powell, L ERA (6, 1)	0.2		2	0	0	0	1	0	0	0	0	0	0	4	4	0.00	0.000										
Mike Trujillo, R ERA: 7.35 (7, 1)	2.1		10	3	1	1	1	0	0	0	0	0	0	12	12	3.86	1.286										
Ed Nunez, R ERA: 3.06 (9, 1)	0.1	S	1	0	0	0	0	0	0	0	0	0	0	1	1	0.00	0.000										

Batter	1	2	3	4	5	6	7	8	9	AB	R	H	RBI	BB	SO	LOB	TOP		
Donell Nixon, R OBP: 0.274, SLG: 0.252 (1, 8)	F9		FC1-6 CS BB 1-2		F9		K			4	0	0	0	0	1	1	Seattle Mariners @ Oakland Athletics Oakland-Alameda County Coliseum, Oakland, CA Wed Aug 05 1987, 3:33 AM PDT Att: 15,409 - Unknown livebaseballscores.com		
Phil Bradley, R OBP: 0.380, SLG: 0.473 (1, 7)	1B		BB 1-2 BB		K		4-3			3	1	1	0	1	1	0			
Alvin Davis, L OBP: 0.384, SLG: 0.500 (1, 3)	1B		BB 1-2 BB		G3			F9		3	0	1	0	1	0	0			
Jim Presley, R OBP: 0.294, SLG: 0.449 (1, 5)	K		BB 1-2 BB			K		K		4	0	1	1	0	3	2			
Gary Matthews, R OBP: 0.340, SLG: 0.415 John Moses, S (6, PR) OBP: 0.296, SLG: 0.333 (1, 10)	1-3		BB 1-2 BB			4-3 1B		F9		3	0	1	0	0	1	4			
Scott Bradley, L OBP: 0.290, SLG: 0.332 (1, 2)		6-3		6-3		4-3			F7	4	0	0	0	0	0	1			
Mike Kingery, L OBP: 0.310, SLG: 0.425 (1, 9)		F8		3-1		FC6-4 BB		4-3		3	0	0	0	1	0	0			
Rey Quinones, R OBP: 0.318, SLG: 0.411 (1, 6)		F2			1B	FC6-4 1-2		4-3		4	0	1	0	0	0	2			
Harold Reynolds, S OBP: 0.328, SLG: 0.374 (1, 4)			FC1-6 BB	4-3			F8			2	0	0	0	1	0	1			
Inning Stats	R: 0 E: 0 K: 1 S: 7	H: 2 LOB: 2 BB: 0 P: 7	R: 0 E: 0 K: 0 S: 3	H: 0 LOB: 0 BB: 0 P: 3	R: 1 E: 0 K: 1 S: 5	H: 1 LOB: 2 BB: 3 P: 17	R: 0 E: 0 K: 0 S: 4	H: 1 LOB: 1 BB: 0 P: 4	R: 0 E: 0 K: 1 S: 5	H: 0 LOB: 0 BB: 0 P: 5	R: 0 E: 0 K: 1 S: 5	H: 0 LOB: 0 BB: 0 P: 5	R: 0 E: 0 K: 0 S: 3	H: 0 LOB: 0 BB: 0 P: 3	R: 0 E: 0 K: 0 S: 3	H: 0 LOB: 0 BB: 0 P: 3	1B: 5 2B: 0 3B: 0 HR: 0	SF: 0 SAC: 0 DP: 0 HBP: 0	WP: 0 PA: 35 PB: 0 SB: 0 CS: 1
PITCHER	IP	WLS	BF	H	R	ER	SO	BB	IBB	HBP	BLK	WP	HR	S	P	ERA	WHIP		
Jose Rijo, R ERA: 5.12 (1, 1)	5.2	W	25	5	1	1	4	4	0	0	0	0	0	29	45	1.59	1.588		
Gene Nelson, R ERA: 2.79 (6, 1)	3.1	S	10	0	0	0	2	0	0	0	0	0	0	14	14	0.00	0.000		

Batter	1	2	3	4	5	6	7	8	9	AB	R	H	RBI	BB	SO	LOB	BOTTOM		
Luis Polonia, L OBP: 0.347, SLG: 0.416 (1, 7)	SH1-3 2B		K		F8		K			4	0	1	0	0	2	0	Seattle Mariners @ Oakland Athletics Oakland-Alameda County Coliseum, Oakland, CA Wed Aug 05 1987, 3:33 AM PDT Att: 15,409 - Unknown livebaseballscores.com		
Carney Lansford, R OBP: 0.379, SLG: 0.455 (1, 5)	SH1-3 2-3		5-3		WP 1B		F9			3	1	1	0	0	0	0			
Jose Canseco, R OBP: 0.324, SLG: 0.499 (1, 10)	F4		HR		1B 1B BB			1B SF9 2B		3	2	2	1	1	0	1			
Mark McGwire, R OBP: 0.365, SLG: 0.645 (1, 3)	F9		K		1B 1-2 2H			SF9 1B		4	0	2	1	0	1	1			
Reggie Jackson, L OBP: 0.276, SLG: 0.397 Steve Henderson, R (8, PH) OBP: 0.442, SLG: 0.526 (9, 9)	F8			K	1B 1-2 2H			K		3	0	1	0	0	1	0			
Terry Steinbach, R OBP: 0.351, SLG: 0.496 (1, 2)	F4			2B BB		F9		SF9 1-2 3H		2	0	0	1	1	0	0			
Dwayne Murphy, L OBP: 0.354, SLG: 0.346 (1, 8)		2B		F7		F9		G3		4	0	1	0	0	0	2			
Tony Bernazard, S OBP: 0.326, SLG: 0.428 (1, 4)		BB			1-2 2H		4-3			2	0	1	0	1	0	0			
Alfredo Griffin, S OBP: 0.314, SLG: 0.335 (1, 6)	F8				F8		F9			3	0	0	0	0	0	2			
Inning Stats	R: 0 E: 0 K: 0 S: 4	H: 1 LOB: 1 BB: 0 P: 4	R: 0 E: 0 K: 0 S: 4	H: 1 LOB: 2 BB: 1 P: 8	R: 1 E: 0 K: 2 S: 8	H: 1 LOB: 0 BB: 0 P: 8	R: 0 E: 0 K: 1 S: 5	H: 1 LOB: 2 BB: 1 P: 9	R: 1 E: 0 K: 0 S: 5	H: 3 LOB: 2 BB: 1 P: 9	R: 0 E: 0 K: 0 S: 3	H: 0 LOB: 0 BB: 0 P: 3	R: 0 E: 0 K: 1 S: 5	H: 0 LOB: 0 BB: 0 P: 5	R: 1 E: 0 K: 1 S: 7	H: 2 LOB: 1 BB: 0 P: 7	1B: 4 2B: 4 3B: 0 HR: 1	SF: 1 SAC: 1 DP: 0 HBP: 0	WP: 1 PA: 34 PB: 0 SB: 0 CS: 0
PITCHER	IP	WLS	BF	H	R	ER	SO	BB	IBB	HBP	BLK	WP	HR	S	P	ERA	WHIP		
Scott Bankhead, R ERA: 5.23 (1, 1)	6.0	L	26	7	2	2	3	3	0	0	0	0	0	29	41	3.00	1.667		
Dennis Powell, L ERA (7, 1)	1.0		3	0	0	0	1	0	0	0	0	0	0	5	5	0.00	0.000		
Mike Trujillo, R ERA: 7.53 (8, 1)	0.0		2	2	1	1	0	0	0	0	0	0	0	2	2	∞	∞		
Bill Wilkinson, L ERA: 3.94 (8, 1)	1.0		3	0	0	0	1	0	0	0	0	0	0	5	5	0.00	0.000		



Batter	1	2	3	4	5	6	7	8	9	AB	R	H	RBI	BB	SO	LOB	TOP								
Luis Polonia, L OBP: 0.340, SLG: 0.408 (1, 8)	0-0 4-3			0-0 E3 S 1B		0-0 B1-3		0-0 G3		4	1	0	0	0	0	0	Oakland Athletics @ Minnesota Twins Hubert H. Humphrey Metrodome, Minneapolis, MN Fri Aug 07 1987, 8:05 PM EDT Att: 36,146 - Unknown livebaseballscorecards.com								
Carney Lansford, R OBP: 0.379, SLG: 0.450 Mickey Tettleton, S OBP: 0.294, SLG: 0.312 (1, 5) (8, 2)	0-0 5-3			0-0 4-6-3 S SF8 2H 1B		0-0 5-3		0-0 F8		4	1	1	1	0	0	0									
Jose Canseco, R OBP: 0.326, SLG: 0.497 (1, 7)	0-0 5-3			0-0 4-6-3 1-3 1B		4-0 FC5-4 BB			4-0 HBP 1B BB	2	1	0	0	2	0	1									
Mark McGwire, R OBP: 0.367, SLG: 0.639 (1, 3)		0-0 F4		0-0 SF8		0-0 FC5-4 1-2 BB			1-0 1B HBP 1B	2	1	0	1	0	0	1									
Mike Davis, L OBP: 0.337, SLG: 0.525 (1, 9)		0-3 K2-3		0-0 G3			4-0 L4-6 BB BB		0-0 1B 1B	3	0	1	1	1	1	0									
Terry Steinbach, R OBP: 0.254, SLG: 0.490 (1, 2) (8, 5)		0-0 F3			0-3 K		4-0 1-2 BB		0-0 G6-4-3 1B	3	0	1	1	1	1	0									
Reggie Jackson, L OBP: 0.276, SLG: 0.398 Steve Henderson, R OBP: 0.438, SLG: 0.581 (1, 10) (9, PH)			0-0 G1-6-3 1B		0-3 K		0-0 L4-6 2-3 BB		0-0 F9 1B	3	0	1	0	0	1	2									
Tony Bernazard, S OBP: 0.324, SLG: 0.421 (1, 4)			0-0 G1-6-3 1-2 1B		0-0 1B		0-0 F7		0-0 G6-4-3 1-2 1B	4	0	1	0	0	0	4									
Alfredo Griffin, S OBP: 0.313, SLG: 0.333 Mike Gallego, R OBP: 0.301, SLG: 0.338 (1, 6) (8, 6)			0-0 F7		0-0 1-3			0-0 F2		3	0	0	0	0	0	1									
Inning Stats	R: 0 E: 0 K: 0 S: 3	H: 0 LOB: 0 BB: 0 P: 3	R: 0 E: 0 K: 1 S: 5	H: 0 LOB: 0 BB: 0 P: 5	R: 0 E: 0 K: 0 S: 3	H: 1 LOB: 0 BB: 0 P: 3	R: 2 E: 1 K: 0 S: 5	H: 1 LOB: 0 BB: 0 P: 5	R: 0 E: 0 K: 2 S: 8	H: 0 LOB: 1 BB: 1 P: 8	R: 0 E: 0 K: 0 S: 3	H: 0 LOB: 1 BB: 1 P: 7	R: 0 E: 0 K: 0 S: 2	H: 0 LOB: 2 BB: 2 P: 10	R: 0 E: 0 K: 0 S: 3	H: 0 LOB: 0 BB: 0 P: 3	R: 2 E: 0 K: 0 S: 4	H: 2 LOB: 1 BB: 1 P: 9	1B: 5 2B: 1 3B: 0 HR: 0	SF: 1 SAC: 0 DP: 3 HBP: 1	WP: 0 PB: 0 SB: 2 CS: 0	PA: 35			
PITCHER	IP	WLS	BF	H	R	ER	SO	BB	IBB	HBP	BLK	WP	HR	S	P	ERA	WHIP								
Joe Niekro, R ERA: 4.38 (1, 1)	8.0	W	33	5	4	2	3	4	0	1	0	0	0	34	51	2.25	1.125								
Dan Schatzeder, L ERA: 4.95 (9, 1)	1.0		2	0	0	0	0	0	0	0	0	0	0	2	2	0.00	0.000								

Batter	1	2	3	4	5	6	7	8	9	AB	R	H	RBI	BB	SO	LOB	BOTTOM								
Randy Bush, L OBP: 0.335, SLG: 0.383 Mark Davidson, R OBP: 0.319, SLG: 0.314 (1, 9) (5, PH) (6, 7)	0-0 1B WP	0-0 F6		0-0 1B	0-0 F8		0-0 4-3			3	1	2	0	0	0	0	Oakland Athletics @ Minnesota Twins Hubert H. Humphrey Metrodome, Minneapolis, MN Fri Aug 07 1987, 8:05 PM EDT Att: 36,146 - Unknown livebaseballscorecards.com								
Greg Gagne, R OBP: 0.312, SLG: 0.435 (1, 6)	0-0 1B WP	0-0 L5		0-0 1B	0-0 1-3		0-0 3B			5	1	3	0	0	0	1									
Kirby Puckett, R OBP: 0.356, SLG: 0.492 (1, 8)	0-0 1B FC4-6 1H 2H	0-0 5-3		0-0 F8		4-0 FC3-6 BB		0-0 F8		4	0	1	1	1	0	3									
Kent Hrbek, L OBP: 0.377, SLG: 0.538 (1, 3)	0-0 FC4-6 2B E 1-2		0-0 K HR	0-3 K		0-0 FC3-6 WP E 1-2		0-0 6-3		5	3	1	1	0	1	4									
Gary Gaetti, R OBP: 0.310, SLG: 0.484 (1, 5)	0-0 E 1-3 2B		0-3 K		1-0 5-3 HBP 2B	0-0 E6 E 2H		0-0 F9		4	2	1	0	0	1	0									
Gene Larkin, S OBP: 0.357, SLG: 0.445 (1, 10)	4-0 E IBB		0-0 2B		0-0 5-3 1-2	0-3 K		0-0 5-3		4	0	1	0	1	1	2									
Tom Brunansky, R OBP: 0.352, SLG: 0.482 (1, 7) (6, 9)	0-0 E6 1-3 2H 3H		0-0 F8		0-0 1B 2B	0-0 E4 1-3				4	1	1	2	0	0	3									
Steve Lombardozzi, R OBP: 0.293, SLG: 0.345 (1, 4)	0-3 K		0-0 F6		0-0 1B 2H	0-0 6-3				4	1	1	1	0	1	5									
Sal Butera, R OBP: 0.240, SLG: 0.307 (1, 2)	0-3 K		0-0 G1-6-3		0-0 1B 1H		0-0 L6			4	0	1	1	0	1	2									
Inning Stats	R: 4 E: 1 K: 2 S: 12	H: 4 LOB: 2 BB: 1 P: 16	R: 0 E: 0 K: 0 S: 3	H: 0 LOB: 0 BB: 0 P: 3	R: 1 E: 0 K: 1 S: 7	H: 2 LOB: 1 BB: 0 P: 7	R: 0 E: 0 K: 1 S: 7	H: 2 LOB: 2 BB: 0 P: 7	R: 3 E: 0 K: 0 S: 6	H: 3 LOB: 1 BB: 0 P: 7	R: 1 E: 3 K: 1 S: 7	H: 0 LOB: 2 BB: 1 P: 11	R: 0 E: 0 K: 0 S: 4	H: 1 LOB: 1 BB: 0 P: 4	R: 0 E: 0 K: 0 S: 3	H: 0 LOB: 0 BB: 0 P: 3	1B: 7 2B: 3 3B: 1 HR: 1	SF: 0 SAC: 0 DP: 0 HBP: 1	WP: 4 PB: 0 SB: 1 CS: 0	PA: 42					
PITCHER	IP	WLS	BF	H	R	ER	SO	BB	IBB	HBP	BLK	WP	HR	S	P	ERA	WHIP								
Dennis Lamp, R ERA: 5.07 (1, 1)	0.1	L	6	4	4	3	0	0	0	0	0	0	0	5	9	81.00	12.000								
Dennis Eckersley, R ERA: 3.16 (1, 1)	4.0		21	7	4	4	4	0	0	1	0	0	1	28	29	9.00	1.750								
Dave Leiper, L ERA: 2.36 (5, 1)	3.2		15	1	1	0	1	1	0	0	0	1	0	16	20	0.00	0.545								

Batter	1	2	3	4	5	6	7	8	9	AB	R	H	RBI	BB	SO	LOB	TOP					
Alfredo Griffin, S OBP: 0.315, SLG: 0.333	4-0 CS BB		0-0 G6-4-3			0-0 F7			0-0 1B BB 1B	3	1	1	1	1	0	1						
Carney Lansford, R OBP: 0.378, SLG: 0.449	0-0			0-0 6-3			0-0 F9		0-0 BB 1B 1B	3	0	1	0	0	0	0						
Mike Gallego, R OBP: 0.310, SLG: 0.347	1-2 1B								1-2 1B 1B	1	0	1	0	0	0	0						
Jose Canseco, R OBP: 0.326, SLG: 0.494	0-0 F3			0-0 P3			0-0 F3		0-0 BB 1B	4	0	1	0	0	0	1						
Mark McGwire, R OBP: 0.364, SLG: 0.632	0-0 F9			0-3 K			0-0 F8		0-3 K	4	0	0	0	0	2	4						
Steve Henderson, R OBP: 0.462, SLG: 0.587		0-0 G5-4-3 1B				0-0 G1-6-3 1B			0-0 F9 1-2 2-3 3-4 BB	3	0	2	1	1	0	0						
Terry Steinbach, R OBP: 0.350, SLG: 0.485	0-0 F7					0-0 G1-6-3			0-0 F9	3	0	0	0	0	0	2						
Reggie Jackson, L OBP: 0.276, SLG: 0.395						1-2			0-0 F7	1	0	0	0	0	0	3						
Tony Bernazard, S OBP: 0.322, SLG: 0.418	0-0 G5-4-3					0-0 L7			0-0 F9	3	0	0	0	0	0	1						
Dwayne Murphy, L OBP: 0.365, SLG: 0.337	1-2									0	0	0	0	0	0	0						
Mickey Tettleton, S OBP: 0.294, SLG: 0.308			4-0 G6-4-3 BB			0-0 5-3			0-0 F9	2	0	0	0	1	0	0						
Luis Polonia, L OBP: 0.340, SLG: 0.413	0-0 F7					0-0 F7			0-0 1B 3B	3	1	1	0	0	0	1						
Inning Stats	R: 0 E: 0 K: 0 S: 3	H: 1 LOB: 1 BB: 1 P: 7	R: 0 E: 0 K: 0 S: 3	H: 1 LOB: 0 BB: 0 P: 3	R: 0 E: 0 K: 0 S: 2	H: 0 LOB: 0 BB: 1 P: 6	R: 0 E: 0 K: 1 S: 5	H: 0 LOB: 0 BB: 0 P: 5	R: 0 E: 0 K: 0 S: 3	H: 1 LOB: 0 BB: 0 P: 3	R: 0 E: 0 K: 0 S: 3	H: 0 LOB: 0 BB: 0 P: 3	R: 0 E: 0 K: 0 S: 3	H: 0 LOB: 0 BB: 0 P: 3	R: 2 E: 0 K: 1 S: 9	H: 4 LOB: 3 BB: 1 P: 13	1B: 6 2B: 0 3B: 1 HR: 0	SF: 0 SAC: 0 DP: 3 HBP: 0	WP: 0 PB: 0 CS: 1	PA: 33		
PITCHER	IP WLS BF H R ER SO BB IBB HBP BLK WP HR S P ERA WHIP	8.2 W 32 7 2 2 2 3 0 0 0 0 0 0 33 45 2.08 1.154	0.1 L 1 0 0 0 0 0 0 0 0 0 0 0 1 1 0.00 0.000																			

Oakland Athletics @ Minnesota Twins
Hubert H. Humphrey Metrodome, Minneapolis, MN
Sat Aug 08 1987, 8:05 PM EDT
Att: 50,237 - Unknown

AB 30
R 2
H 7
RBI 2
BB 3
SO 2
LOB 13



Batter	1	2	3	4	5	6	7	8	9	AB	R	H	RBI	BB	SO	LOB	BOTTOM				
Dan Gladden, R OBP: 0.320, SLG: 0.353	4-0 1B 2B BB		0-0 F4		0-0 F8		0-0 F8		0-0 5-3	4	1	0	0	1	0	1					
Greg Gagne, R OBP: 0.314, SLG: 0.434	0-0 2B 3B 1B		0-0 F3		0-3 K2-3		0-0 E9 1B 2B 1B		0-0 F4	5	2	2	0	0	1	0					
Kirby Puckett, R OBP: 0.361, SLG: 0.508	0-0									4	4	4	2	0	0	0					
Mark Davidson, R OBP: 0.319, SLG: 0.314	1-3 2H 2B									0	0	0	0	0	0	0					
Gary Gaetti, R OBP: 0.309, SLG: 0.486	0-0 6-3 3B		0-3 K		0-3 K		0-0 L6			4	1	1	2	0	2	3					
Tom Brunansky, R OBP: 0.356, SLG: 0.490	0-0 6-3		0-0		0-0		0-0 SF9 2B			4	0	3	3	0	0	0					
Kent Hrbek, L OBP: 0.375, SLG: 0.534	3H 4-3		0-0 F9		0-0 F9		0-0 IBB			3	0	0	0	1	0	2					
Gene Larkin, S OBP: 0.354, SLG: 0.443	0-3 K				0-0 F8		0-0 WP SF8 1B		0-0 SF9	3	1	1	1	0	1	0					
Tim Laudner, R OBP: 0.255, SLG: 0.426		0-0 F9		0-0 L9		0-0 F9		0-0 F9		4	0	0	0	0	0	3					
Steve Lombardozzi, R OBP: 0.293, SLG: 0.343		0-0 4-3		4-0 BB		0-0 SF8		0-0 1-3		2	0	0	1	1	0	0					
Inning Stats	R: 4 E: 0 K: 1 S: 8	H: 3 LOB: 0 BB: 1 P: 12	R: 0 E: 0 K: 0 S: 3	H: 0 LOB: 0 BB: 0 P: 3	R: 1 E: 0 K: 1 S: 7	H: 2 LOB: 1 BB: 0 P: 7	R: 0 E: 0 K: 0 S: 3	H: 0 LOB: 1 BB: 1 P: 7	R: 1 E: 0 K: 2 S: 9	H: 2 LOB: 1 BB: 0 P: 9	R: 1 E: 0 K: 0 S: 4	H: 1 LOB: 0 BB: 0 P: 4	R: 2 E: 1 K: 0 S: 6	H: 3 LOB: 2 BB: 1 P: 10	R: 0 E: 0 K: 0 S: 3	H: 0 LOB: 0 BB: 0 P: 3	1B: 5 2B: 4 3B: 1 HR: 1	SF: 2 SAC: 0 DP: 0 HBP: 0	WP: 1 PB: 0 SB: 0 CS: 0	PA: 38	
PITCHER	IP WLS BF H R ER SO BB IBB HBP BLK WP HR S P ERA WHIP	6.0 L 28 8 7 6 4 2 0 0 0 0 0 6 10 18.00 3.000	1.0 R 7 3 2 2 0 0 1 0 0 0 0 6 10 18.00 3.000	1.0 R 3 0 0 0 0 0 0 0 0 0 0 3 3 0.00 0.000																	

Oakland Athletics @ Minnesota Twins
Hubert H. Humphrey Metrodome, Minneapolis, MN
Sat Aug 08 1987, 8:05 PM EDT
Att: 50,237 - Unknown

AB 33
R 9
H 11
RBI 9
BB 3
SO 4
LOB 9



Batter	1	2	3	4	5	6	7	8	9	AB	R	H	RBI	BB	SO	LOB	TOP			
Luis Polonia, L (1, 8) OBP: 0.335, SLG: 0.407	0-0 3-1		0-0 1-3		0-0 FC6-4		0-3 K		0-0 F9	5	0	0	0	0	1	5	<p>Oakland Athletics @ Minnesota Twins Hubert H. Humphrey Metrodome, Minneapolis, MN</p> <p>Sun Aug 09 1987, 4:33 AM EDT Att: 33,948 - Unknown</p> <p>livebaseballscores.com</p>			
Carney Lansford, R (1, 5) OBP: 0.378, SLG: 0.454	0-0 2B		0-0 F3		0-0 FC5		0-0 F7		0-0 2B	5	1	2	2	0	0	3				
Jose Canseco, R (1, 7) OBP: 0.324, SLG: 0.490	0-3 K		0-0 F8		1-3 4-0 BB		0-3 K		0-0 6-3	4	0	0	0	1	2	3				
Mike Davis, L (1, 9) OBP: 0.336, SLG: 0.525	0-0 2H 2B			0-3 K	0-0 L1		0-3 K			4	0	1	1	0	2	3				
Mark McGwire, R (1, 3) OBP: 0.360, SLG: 0.625	0-0 F9			0-0 F9		0-0 F7		0-3 K		4	0	0	0	0	1	1				
Reggie Jackson, L (1, 10)		0-0 1B		0-3 K		0-0 1-3		0-0 F5		4	0	1	0	0	1	0				
Terry Steinbach, R (1, 2) OBP: 0.349, SLG: 0.480		0-3 K			1-0 1B S HBP		0-0 F4		0-0 F9	3	1	0	0	0	1	1				
Tony Bernazard, S (1, 4) OBP: 0.326, SLG: 0.424		0-3 K			0-0 FC6-4 1B FC5 1B		0-0 2B 1B		0-0 2B 2B	4	2	3	0	0	1	1				
Alfredo Griffin, S (1, 6) OBP: 0.319, SLG: 0.339		0-0 F9			0-0 FC6-4 1B		0-0 2B		4-0 2B BB	3	1	2	2	1	0	1				
Inning Stats	R: 1 E: 0 K: 1 S: 7	H: 2 LOB: 1 BB: 0 P: 7	R: 0 E: 0 K: 2 S: 8	H: 1 LOB: 1 BB: 0 P: 8	R: 0 E: 0 K: 0 S: 3	H: 0 LOB: 0 BB: 0 P: 3	R: 0 E: 0 K: 2 S: 7	H: 0 LOB: 0 BB: 0 P: 7	R: 0 E: 0 K: 0 S: 3	H: 0 LOB: 0 BB: 0 P: 3	R: 1 E: 0 K: 2 S: 9	H: 2 LOB: 1 BB: 0 P: 9	R: 0 E: 0 K: 2 S: 7	H: 0 LOB: 0 BB: 0 P: 7	R: 2 E: 0 K: 0 S: 5	H: 2 LOB: 1 BB: 1 P: 9	1B: 4 2B: 5 3B: 0 HR: 0	SF: 0 SAC: 0 DP: 0 HBP: 1	WP: 0 PB: 0 SB: 1 CS: 0	PA: 39
PITCHER	IP WLS BF H R ER SO BB IBB HBP BLK WP HR S P ERA WHIP	IP WLS BF H R ER SO BB IBB HBP BLK WP HR S P ERA WHIP																		
Bert Blyleven, R (1, 1) ERA: 4.4	6.0	W	27	7	3	3	5	1	0	1	0	0	0	0	35	40	4.50	1.333		
Keith Atherton, R (7, 1) ERA: 4.09	1.0		3	0	0	0	2	0	0	0	0	0	0	0	7	7	0.00	0.000		
Jeff Reardon, R (8, 1) ERA: 5.2	2.0	S	9	2	2	2	2	1	0	0	0	0	0	0	12	16	9.00	1.500		

Batter	1	2	3	4	5	6	7	8	9	AB	R	H	RBI	BB	SO	LOB	BOTTOM			
Randy Bush, L (1, 9) OBP: 0.329, SLG: 0.374	0-0 G3		0-3 K	0-0 G3			0-0 3-1			4	0	0	0	0	1	0	<p>Oakland Athletics @ Minnesota Twins Hubert H. Humphrey Metrodome, Minneapolis, MN</p> <p>Sun Aug 09 1987, 4:33 AM EDT Att: 33,948 - Unknown</p> <p>livebaseballscores.com</p>			
Mark Davidson, R (8, 7) OBP: 0.319, SLG: 0.314										0	0	0	0	0	0	0				
Greg Gagne, R (1, 6) OBP: 0.313, SLG: 0.430	0-0 L3		4-0 1B HR BB		0-0 6-3		0-0 5-3			3	1	0	0	1	0	0				
Kirby Puckett, R (1, 8) OBP: 0.363, SLG: 0.508	0-0 1B		0-0 1-3 HR 1B		0-0 L5		0-0 4-3			4	1	2	0	0	0	0				
Kent Hrbek, L (1, 3) OBP: 0.374, SLG: 0.539	0-3 K		0-0 1-3 HR		0-0 L1			0-0 G3		4	1	1	3	0	1	1				
Gary Gaetti, R (1, 5) OBP: 0.309, SLG: 0.491		0-0 L5	0-0 6-3		0-0 6-3			0-0 HR		4	1	1	1	0	0	0				
Roy Smalley, S (1, 10) OBP: 0.347, SLG: 0.415		0-0 BB 1B	0-0 F9		4-0 HR BB		0-3 K			3	1	1	0	1	1	0				
Tom Brunansky, R (1, 7) OBP: 0.357, SLG: 0.497		4-0 1-2 BB		0-0 HR		0-0 L7		0-0 F7		3	1	1	1	1	0	1				
Tim Laudner, R (1, 2) OBP: 0.256, SLG: 0.440		0-3 K		0-0 F3		0-0 HR				3	1	1	2	0	1	2				
Steve Lombardozzi, R (1, 4) OBP: 0.291, SLG: 0.341		0-0 F4		0-0 F4		0-0 4-3				2	0	0	0	0	0	2				
Al Newman, S (6, PH) OBP: 0.256, SLG: 0.320										1	0	0	0	0	0	0				
Inning Stats	R: 0 E: 0 K: 1 S: 6	H: 1 LOB: 1 BB: 0 P: 6	R: 0 E: 0 K: 1 S: 6	H: 1 LOB: 2 BB: 1 P: 10	R: 3 E: 0 K: 1 S: 7	H: 2 LOB: 0 BB: 1 P: 11	R: 1 E: 0 K: 0 S: 4	H: 1 LOB: 0 BB: 0 P: 4	R: 0 E: 0 K: 0 S: 3	H: 0 LOB: 0 BB: 0 P: 3	R: 2 E: 0 K: 0 S: 4	H: 1 LOB: 1 BB: 1 P: 8	R: 0 E: 0 K: 0 S: 3	H: 0 LOB: 0 BB: 0 P: 3	R: 1 E: 0 K: 1 S: 6	H: 1 LOB: 0 BB: 0 P: 6	1B: 3 2B: 0 3B: 0 HR: 4	SF: 0 SAC: 0 DP: 0 HBP: 0	WP: 0 PB: 0 SB: 0 CS: 0	PA: 34
PITCHER	IP WLS BF H R ER SO BB IBB HBP BLK WP HR S P ERA WHIP	IP WLS BF H R ER SO BB IBB HBP BLK WP HR S P ERA WHIP																		
Steve Ontiveros, R (1, 1) ERA: 3.49	8.0	L	34	7	7	7	4	3	0	0	0	0	0	0	39	51	7.88	1.250		

Batter	1	2	3	4	5	6	7	8	9	AB	R	H	RBI	BB	SO	LOB	TOP										
Tony Bernazard, S OBP: 0.327, SLG: 0.432 Mickey Tettleton, S OBP: 0.299, SLG: 0.333	0-3 K	0-0 S 1B	0-0 1-3		0-0 HR		0-0 F9		0-0 HR	5	1	2	4	0	1	1											
Carney Lansford, R OBP: 0.376, SLG: 0.451 Mike Gallego, R OBP: 0.306, SLG: 0.342	0-0 G5-4-3 1B	0-3 K		0-3 K	0-0 F7		0-0 F9	0-0 F3		5	0	1	0	0	2	1											
Jose Canseco, R OBP: 0.323, SLG: 0.489	0-0 G5-4-3 1-2		0-0 F9 1B 2B	0-3 K	0-3 K			0-0 1-3		5	1	1	0	0	2	1											
Mark McGwire, R OBP: 0.365, SLG: 0.624		0-0 F7	4-0 HBP 1B BB	4-0 BB		4-0 4-3 BB		4-0 BB		1	1	0	0	4	0	0											
Mike Davis, L OBP: 0.332, SLG: 0.519 Steve Henderson, R OBP: 0.453, SLG: 0.574	0-3 K	0-0 F9	0-3 K	0-3 K		0-0 4-3 BB		0-0 F7		4	0	0	0	0	2	4											
Terry Steinbach, R OBP: 0.353, SLG: 0.480	0-0 E5 3B	1-0 1B HBP		0-0 1B WP SF7	0-0 F7			0-0 BB HR		4	3	2	0	0	0	1											
Dwayne Murphy, L OBP: 0.395, SLG: 0.341	4-0 3B BB	0-0 1B 1B	4-0 SF7 1B HR BB	0-0 F8		4-0 SF7 1B HR BB		4-0 HR BB		2	4	1	2	3	0	1											
Alfredo Griffin, S OBP: 0.323, SLG: 0.347	0-0 3B 3B	0-0 E S 2B 1B	0-0 SF7 HR 1B	0-0 F8		0-0 F8		0-0 F5		5	3	3	3	0	0	2											
Luis Polonia, L OBP: 0.336, SLG: 0.417	0-0 1B 3B	0-0 1B 2B	0-0 SF7	0-0 G3		0-0 K				4	1	2	3	0	1	2											
Inning Stats	R: 0 E: 0 K: 1 S: 5	H: 1 LOB: 0 BB: 0 P: 5	R: 4 E: 1 K: 2 S: 11	H: 3 LOB: 1 BB: 1 P: 15	R: 4 E: 0 K: 0 S: 6	H: 4 LOB: 1 BB: 1 P: 11	R: 0 E: 0 K: 3 S: 9	H: 0 LOB: 1 BB: 1 P: 13	R: 4 E: 0 K: 1 S: 8	H: 3 LOB: 0 BB: 1 P: 12	R: 0 E: 0 K: 0 S: 3	H: 0 LOB: 0 BB: 0 P: 7	R: 0 E: 0 K: 0 S: 3	H: 0 LOB: 1 BB: 1 P: 7	R: 0 E: 0 K: 0 S: 3	H: 0 LOB: 1 BB: 1 P: 7	R: 3 E: 0 K: 1 S: 7	H: 2 LOB: 0 BB: 1 P: 11	1B: 7 2B: 2 3B: 2 HR: 2	SF: 1 SAC: 0 DP: 1 HBP: 1	WP: 1 PB: 0 SB: 2 CS: 0	PA: 47					
PITCHER	IP	WLS	BF	H	R	ER	SO	BB	IBB	HBP	BLK	WP	HR	S	P	ERA	WHIP										
Scott Bankhead, R ERA: 5.42	2.2	L	17	7	8	4	3	2	0	1	0	0	0	20	29	13.50	3.375										
Steve Shields, R ERA: 6.91	2.1		13	4	4	4	4	2	0	0	0	1	1	19	27	15.43	2.571										
Dennis Powell, L ERA: 1.42	3.0		11	0	0	0	0	2	0	0	0	0	0	9	17	0.00	0.667										
Ed Nunez, R ERA: 4.11	1.0		6	2	3	3	1	1	0	0	0	0	1	7	11	27.00	3.000										

Oakland Athletics @ Seattle Mariners
The Kingdome, Seattle, WA
Mon Aug 10 1987, 10:05 PM EDT
Att: 26,657 - Unknown

AB 38
R 15
H 13
RBI 15
BB 7
SO 8
LOB 14



Batter	1	2	3	4	5	6	7	8	9	AB	R	H	RBI	BB	SO	LOB	BOTTOM										
John Moses, S OBP: 0.300, SLG: 0.330	0-0 4-3		0-0 FC6-4 HR	0-0 F7			0-0 G6-3 1B		4-0 FC4-6 1B BB	4	1	1	0	1	0	3											
Phil Bradley, R OBP: 0.382, SLG: 0.480	0-0 HR 1B		0-0 F8		0-0 BB 1B		0-0 G6-3		0-0 FC4-6 1B	5	1	3	0	0	0	2											
Scott Bradley, L OBP: 0.300, SLG: 0.371	0-0 1-H HR		0-0 1-H HR		0-0 F5		0-0 6-3		0-0 FC4-6	5	2	2	4	0	0	3											
Alvin Davis, L OBP: 0.396, SLG: 0.521	0-0 4-3		0-0 E 1B		4-0 G6-4-3 BB		0-0 FC6-4 1B		0-0 G3	4	0	2	0	1	0	2											
Jim Prestey, R OBP: 0.298, SLG: 0.450	0-3 K		0-0 E6		0-0 G6-4-3		0-0 FC6-4 BB 1B			4	0	0	0	0	1	4											
Ken Phelps, L OBP: 0.398, SLG: 0.527	0-0 F9		0-0 4-3		0-0 F7		0-0 BB 1B			4	0	1	0	0	0	2											
Mike Kingery, L OBP: 0.325, SLG: 0.456	0-3 K		0-0 FC3-6 2B		0-0 G3		4-0 BB		4-0 BB	3	0	1	0	1	1	0											
Rey Quinones, R OBP: 0.317, SLG: 0.401	0-3 K		4-0 FC3-6 BB		0-0 F9		0-0 F3			3	0	0	0	1	1	3											
Harold Reynolds, S OBP: 0.333, SLG: 0.384			4-0 FC6-4 BB		0-0 FC3-6 CS		0-0 F8		0-0 3-1	3	0	0	0	1	0	2											
Inning Stats	R: 2 E: 0 K: 1 S: 7	H: 2 LOB: 0 BB: 0 P: 7	R: 0 E: 0 K: 2 S: 7	H: 0 LOB: 0 BB: 0 P: 7	R: 2 E: 1 K: 0 S: 6	H: 2 LOB: 2 BB: 1 P: 10	R: 0 E: 0 K: 0 S: 3	H: 1 LOB: 1 BB: 1 P: 7	R: 0 E: 0 K: 0 S: 3	H: 0 LOB: 0 BB: 0 P: 3	R: 0 E: 0 K: 0 S: 3	H: 1 LOB: 0 BB: 0 P: 3	R: 0 E: 0 K: 0 S: 5	H: 2 LOB: 3 BB: 1 P: 9	R: 0 E: 0 K: 0 S: 4	H: 1 LOB: 2 BB: 1 P: 8	1B: 7 2B: 1 3B: 0 HR: 2	SF: 0 SAC: 0 DP: 2 HBP: 0	WP: 0 PB: 0 SB: 0 CS: 1	PA: 40							
PITCHER	IP	WLS	BF	H	R	ER	SO	BB	IBB	HBP	BLK	WP	HR	S	P	ERA	WHIP										
Dave Stewart, R ERA: 3.7	7.0	W	29	7	4	4	3	3	0	0	0	0	2	32	44	5.14	1.429										
Rick Rodriguez, R ERA: 3.43	2.0		11	3	0	0	0	2	0	0	0	0	0	9	17	0.00	2.500										

Oakland Athletics @ Seattle Mariners
The Kingdome, Seattle, WA
Mon Aug 10 1987, 10:05 PM EDT
Att: 26,657 - Unknown

AB 35
R 4
H 10
RBI 4
BB 5
SO 3
LOB 21



Batter	1	2	3	4	5	6	7	8	9	AB	R	H	RBI	BB	SO	LOB	TOP			
Tony Bernazard, S OBP: 0.329, SLG: 0.444 Mike Gallego, R OBP: 0.302, SLG: 0.338	0-0 WP 2B		0-0 HR			0-0 6-3		0-0 L6		3	1	2	1	0	0	0				
Carney Lansford, R OBP: 0.372, SLG: 0.446	0-3 K		0-0 F8			0-0 F4		0-0 5-3		4	0	0	0	0	1	1				
Jose Canseco, R OBP: 0.320, SLG: 0.484	0-0 F8			0-0 F9		0-3 K		0-0 F9		4	0	0	0	0	1	1				
Mark McGwire, R OBP: 0.367, SLG: 0.630	0-0 5-3			0-0 5-3			0-0 HR	0-0 G4-6-3 1B		4	1	2	1	0	0	1				
Mike Davis, L OBP: 0.329, SLG: 0.513		0-0 4-3		0-0 F4			0-0 F9	0-0 G4-6-3 1B		4	0	0	0	0	0	1				
Terry Steinbach, R OBP: 0.353, SLG: 0.478		0-3 K			0-0 3-1			0-0 1B		3	0	1	0	0	1	0				
Dwayne Murphy, L OBP: 0.393, SLG: 0.352		0-0 G3			0-0 1B			0-0 G4-6-3 1B		3	0	2	0	0	0	0				
Alfredo Griffin, S OBP: 0.320, SLG: 0.345			0-0 F7		0-0 F9			0-0 G4-6-3		3	0	0	0	0	0	3				
Luis Polonia, L OBP: 0.333, SLG: 0.413			0-0 G3		0-0 F7			0-3 K		3	0	0	0	0	1	1				
Inning Stats	R: 0 E: 0 K: 1 S: 6	H: 1 LOB: 1 BB: 0 P: 6	R: 0 E: 0 K: 1 S: 5	H: 0 LOB: 0 BB: 0 P: 5	R: 1 E: 0 K: 0 S: 4	H: 1 LOB: 0 BB: 0 P: 4	R: 0 E: 0 K: 0 S: 3	H: 0 LOB: 1 BB: 0 P: 3	R: 0 E: 0 K: 1 S: 5	H: 0 LOB: 0 BB: 0 P: 5	R: 1 E: 0 K: 0 S: 5	H: 3 LOB: 1 BB: 0 P: 5	R: 0 E: 0 K: 1 S: 5	H: 0 LOB: 0 BB: 0 P: 5	R: 0 E: 0 K: 0 S: 3	H: 1 LOB: 0 BB: 0 P: 3	1B: 4 2B: 1 3B: 0 HR: 2	SF: 0 SAC: 0 DP: 2 HBP: 0	WP: 1 PB: 0 SB: 0 CS: 0	PA: 32
PITCHER Mike Moore, R ERA: 5.05	IP: 9.0 WLS: W BF: 32 H: 7 R: 2 ER: 2 SO: 4 BB: 0 IBB: 0 HBP: 0 BLK: 0 WP: 1 HR: 2 S: 40 P: 40 ERA: 2.00 WHIP: 0.778															PITCHER				

Oakland Athletics @ Seattle Mariners
The Kingdome, Seattle, WA
Tue Aug 11 1987, 10:05 PM EDT
Att: 10,859 - Unknown

AB	32
R	2
H	7
RBI	2
BB	0
SO	4
LOB	8



Batter	1	2	3	4	5	6	7	8	9	AB	R	H	RBI	BB	SO	LOB	BOTTOM			
Mickey Brantley, R OBP: 0.316, SLG: 0.417	0-3 K		0-0 BB SF7 2B	0-0 1-3	0-0 5-3			0-0 1-3 2B		5	1	2	0	0	1	1				
Phil Bradley, R OBP: 0.385, SLG: 0.480	0-0 HR 1B		4-0 BB 2B BB	0-0 F8		0-0 G4-6-3 1B		0-0 1-3 2B		4	2	2	0	1	0	1				
Alvin Davis, L OBP: 0.398, SLG: 0.531	0-0 1-H HR		4-0 1-2 2-3 3-H BB	0-0 2B BB	0-0 1B 2B	0-0 G4-6-3		0-3 K		4	3	2	3	1	1	2				
Ken Phelps, L OBP: 0.396, SLG: 0.523	0-0 G3		0-0 SF7	4-0 1B BB	0-0 1B BB	0-0 F8				2	0	0	1	1	0	0				
Jim Prestey, R OBP: 0.300, SLG: 0.453 Domingo Ramos, R OBP: 0.307, SLG: 0.403	0-0 1-3		0-0 1-H 2-H 1B 2B	0-0 1B 1B	0-0 1-3 2-H 1B		0-0 6-3			4	1	2	3	0	0	0				
Mike Kingery, L OBP: 0.320, SLG: 0.448		0-0 L8	0-0 F7	0-0 4-3			0-0 F9			4	0	0	0	0	3	3				
Dave Valle, R OBP: 0.310, SLG: 0.528		0-0 6-3	0-0 2B 2-H 1B		0-0 5-3		1-0 HBP			3	0	1	1	0	0	0				
Rey Quinones, R OBP: 0.316, SLG: 0.402	0-3 K		0-0 1-3 2B		0-0 5-3		0-0 F9			4	0	1	0	0	1	1				
Harold Reynolds, S OBP: 0.335, SLG: 0.384			0-0 BB BB 6-3		0-0 WP 1B			0-0 4-3		3	1	1	0	1	0	2				
Inning Stats	R: 2 E: 0 K: 1 S: 7	H: 2 LOB: 0 BB: 0 P: 7	R: 0 E: 0 K: 1 S: 5	H: 0 LOB: 0 BB: 0 P: 5	R: 5 E: 0 K: 0 S: 7	H: 4 LOB: 2 BB: 3 P: 19	R: 1 E: 0 K: 0 S: 5	H: 2 LOB: 2 BB: 1 P: 9	R: 0 E: 0 K: 0 S: 4	H: 1 LOB: 1 BB: 0 P: 4	R: 0 E: 0 K: 0 S: 3	H: 0 LOB: 1 BB: 0 P: 3	R: 0 E: 0 K: 0 S: 3	H: 0 LOB: 1 BB: 0 P: 4	R: 0 E: 0 K: 1 S: 6	H: 1 LOB: 1 BB: 0 P: 6	1B: 5 2B: 5 3B: 0 HR: 1	SF: 1 SAC: 0 DP: 1 HBP: 1	WP: 1 PB: 0 SB: 0 CS: 0	PA: 39
PITCHER Jose Rijo, R ERA: 5.9 Dave Leiper, L ERA: 2.53 Dennis Lamp, R ERA: 4.47	IP: 2.0 WLS: L BF: 11 H: 3 R: 5 ER: 5 SO: 2 BB: 2 IBB: 0 HBP: 0 BLK: 0 WP: 0 HR: 1 S: 13 P: 21 ERA: 22.50 WHIP: 2.500															PITCHER				

Oakland Athletics @ Seattle Mariners
The Kingdome, Seattle, WA
Tue Aug 11 1987, 10:05 PM EDT
Att: 10,859 - Unknown


AB	33
R	8
H	11
RBI	8
BB	4
SO	3
LOB	10



Batter	1	2	3	4	5	6	7	8	9	AB	R	H	RBI	BB	SO	LOB	TOP					
Alfredo Griffin, S OBP: 0.317, SLG: 0.340 (1, 6)	F9		4-3		5-3		F9		F7	5	0	0	0	0	0	1						
Steve Henderson, R OBP: 0.456, SLG: 0.588 Luis Polonia, L OBP: 0.333, SLG: 0.413 (1, 9) (7, 9)	F4		4-3			1B	1B			4	1	2	0	0	0	0						
Jose Canseco, R OBP: 0.324, SLG: 0.486 (1, 7)	K					1B	1B			3	0	2	1	1	1	0						
Mark McGwire, R OBP: 0.365, SLG: 0.625 (1, 3)										3	0	0	0	1	1	5						
Carney Lansford, R OBP: 0.374, SLG: 0.445 (1, 5)	G6-4-3									3	0	1	1	1	0	1						
Mike Davis, L OBP: 0.328, SLG: 0.510 (1, 10)	1B									4	0	1	0	0	3	4						
Mickey Tettleton, S OBP: 0.299, SLG: 0.331 (1, 2)	1B									4	0	1	0	0	1	4						
Dwayne Murphy, L OBP: 0.397, SLG: 0.344 (1, 8)	3-1									2	1	0	0	2	1	2						
Mike Gallego, R OBP: 0.303, SLG: 0.338 Terry Steinbach, R OBP: 0.352, SLG: 0.477 (9, PH) (1, 4)	6-3									3	1	1	0	0	1	1						
Inning Stats	R: 0 E: 0 K: 1 S: 5	H: 0 LOB: 0 BB: 0 P: 5	R: 0 E: 0 K: 0 S: 4	H: 2 LOB: 2 BB: 1 P: 8	R: 0 E: 0 K: 0 S: 3	H: 0 LOB: 0 BB: 0 P: 3	R: 0 E: 0 K: 2 S: 8	H: 1 LOB: 2 BB: 1 P: 12	R: 0 E: 0 K: 1 S: 4	H: 0 LOB: 0 BB: 1 P: 8	R: 1 E: 0 K: 2 S: 9	H: 2 LOB: 2 BB: 1 P: 13	R: 2 E: 1 K: 0 S: 5	H: 3 LOB: 1 BB: 1 P: 9	R: 0 E: 0 K: 1 S: 5	H: 0 LOB: 0 BB: 0 P: 5	R: 0 E: 0 K: 1 S: 5	H: 0 LOB: 0 BB: 0 P: 5	1B: 7 2B: 1 3B: 0 HR: 0	SF: 0 SAC: 0 DP: 2 HBP: 0	WP: 0 PB: 0 SB: 1 CS: 1	PA: 37
PITCHER	IP	WLS	BF	H	R	ER	SO	BB	IBB	HBP	BLK	WP	HR	S	P	ERA	WHIP					
Mark Langston, L ERA: 3.99 (1, 1)	6.1	W	29	7	3	2	6	5	0	0	0	0	0	36	56	2.84	1.895					
Mike Trujillo, R ERA: 7.04 (7, 1)	1.0		3	1	0	0	0	0	0	0	0	0	0	3	3	0.00	1.000					
Bill Wilkinson, L ERA: 3.53 (8, 1)	1.2	S	5	0	0	0	2	0	0	0	0	0	0	9	9	0.00	0.000					

Oakland Athletics @ Seattle Mariners
The Kingdome, Seattle, WA
Wed Aug 12 1987, 6:33 AM EDT
Att: 13,601 - Unknown


AB	32
R	3
H	8
RBI	2
BB	5
SO	8
LOB	18



Batter	1	2	3	4	5	6	7	8	9	AB	R	H	RBI	BB	SO	LOB	BOTTOM				
Mickey Brantley, R OBP: 0.314, SLG: 0.430 (1, 8)	K									4	1	1	2	0	1	0					
Phil Bradley, R OBP: 0.386, SLG: 0.479 (1, 7)	6-3									3	1	1	0	0	1	0					
Scott Bradley, L OBP: 0.303, SLG: 0.368 (1, 2)	BB									2	0	0	0	2	0	1					
Alvin Davis, L OBP: 0.397, SLG: 0.531 (1, 3)	K									4	0	1	1	0	2	3					
Jim Prestley, R OBP: 0.297, SLG: 0.448 (1, 5)										4	0	0	0	0	2	1					
Ken Phelps, L OBP: 0.397, SLG: 0.533 (1, 10)										3	1	1	1	1	1	0					
Mike Kingery, L OBP: 0.323, SLG: 0.453 (1, 9)										4	0	2	0	0	0	0					
Rey Quinones, R OBP: 0.314, SLG: 0.399 (1, 6)										3	0	0	0	0	1	1					
Harold Reynolds, S OBP: 0.335, SLG: 0.384 (1, 4)										3	1	1	0	0	1	0					
Inning Stats	R: 0 E: 0 K: 2 S: 7	H: 0 LOB: 1 BB: 1 P: 11	R: 1 E: 0 K: 0 S: 4	H: 1 LOB: 0 BB: 0 P: 4	R: 3 E: 0 K: 0 S: 6	H: 4 LOB: 2 BB: 1 P: 11	R: 0 E: 0 K: 2 S: 7	H: 0 LOB: 0 BB: 0 P: 7	R: 0 E: 0 K: 1 S: 6	H: 1 LOB: 1 BB: 0 P: 6	R: 0 E: 0 K: 0 S: 4	H: 1 LOB: 2 BB: 1 P: 8	R: 0 E: 0 K: 2 S: 7	H: 0 LOB: 0 BB: 0 P: 7	1B: 3 2B: 2 3B: 0 HR: 2	SF: 0 SAC: 0 DP: 0 HBP: 1	WP: 0 PB: 0 SB: 0 CS: 0	PA: 34			
PITCHER	IP	WLS	BF	H	R	ER	SO	BB	IBB	HBP	BLK	WP	HR	S	P	ERA	WHIP				
Gene Nelson, R ERA: 3.14 (1, 1)	2.1	L	13	4	4	4	2	1	0	1	0	0	0	15	20	15.43	2.143				
Dennis Eckerley, R ERA: 3.01 (3, 1)	4.1		17	3	0	0	5	1	1	0	0	0	0	25	33	0.00	0.923				
Greg Cadaret, L ERA: 5.17 (7, 1)	1.1		4	0	0	0	2	0	0	0	0	0	0	8	8	0.00	0.000				

Oakland Athletics @ Seattle Mariners
The Kingdome, Seattle, WA
Wed Aug 12 1987, 6:33 AM EDT
Att: 13,601 - Unknown

AB	30
R	4
H	7
RBI	4
BB	3
SO	9
LOB	6



Batter	1	2	3	4	5	6	7	8	9	10	11	12	AB	R	H	RBI	BB	SO	LOB										
Tony Bernazard, S OBP: 0.229, SLG: 0.445 (12, PR) OBP: 0.303, SLG: 0.338 (12, 4)	F8			4-3		E8 HR		F8		5-3		1B 2B	6	1	2	0	0	0	0	0									
Mike Davis, L OBP: 0.331, SLG: 0.507 (1, 9)	F8			F7		F7		BB		BB		1B S 2H	4	0	1	1	2	0	1										
Jose Canseco, R OBP: 0.322, SLG: 0.481 (1, 7)	K			L5		5-3		K		K		1B	6	0	1	0	0	3	3										
Mark McGwire, R OBP: 0.367, SLG: 0.634 (1, 3)		F8				1B SF8 2B		HR		SH1-3 1B		F9	6	3	3	2	0	1	4										
Dwayne Murphy, L OBP: 0.400, SLG: 0.351 (1, 8)	K					HR 1B		K		SH1-3		CS 1B	4	1	2	0	0	2	0										
Carney Lansford, R OBP: 0.372, SLG: 0.443 (1, 5)	5-3					SF8		5-3		1B		1-3	4	0	1	2	0	0	1										
Terry Steinbach, R OBP: 0.353, SLG: 0.486 (1, 2)				F8		HR		K		1B		L7	5	1	2	2	0	1	0										
Alfredo Griffin, S OBP: 0.315, SLG: 0.337 (1, 6)				CS BB		6-3		F8		F9		K2-3	4	0	0	0	1	1	2										
Luis Polonia, L OBP: 0.302, SLG: 0.411 Steve Henderson, R OBP: 0.456, SLG: 0.588 (8, PH) Reggie Jackson, L OBP: 0.273, SLG: 0.389 (8, PH)	F8			F8		K		F7		4-3		L9	2	0	0	0	0	1	1										
Inning Stats	R: 0 E: 0 K: 1 S: 5	H: 0 LOB: 0 BB: 0 P: 5	R: 0 E: 0 K: 1 S: 5	H: 0 LOB: 0 BB: 0 P: 5	R: 0 E: 0 K: 0 S: 2	H: 0 LOB: 0 BB: 1 P: 6	R: 0 E: 0 K: 0 S: 3	H: 0 LOB: 0 BB: 0 P: 3	R: 3 E: 0 K: 1 S: 6	H: 3 LOB: 0 BB: 0 P: 6	R: 0 E: 0 K: 1 S: 5	H: 0 LOB: 0 BB: 0 P: 7	R: 0 E: 0 K: 1 S: 5	H: 0 LOB: 1 BB: 1 P: 9	R: 1 E: 0 K: 0 S: 6	H: 3 LOB: 2 BB: 0 P: 6	R: 0 E: 0 K: 2 S: 7	H: 0 LOB: 1 BB: 1 P: 11	R: 0 E: 0 K: 0 S: 3	H: 1 LOB: 0 BB: 0 P: 3	R: 1 E: 0 K: 1 S: 6	H: 3 LOB: 3 BB: 0 P: 8	1B: 8 2B: 2 3B: 0 HR: 2	SF: 1 SAC: 1 DP: 0 HBP: 0	WP: 0 PB: 0 SB: 1 CS: 2	PA: 49			
PITCHER	IP WLS BF H R ER SO BB IBB HBP BLK WP HR S P ERA WHIP	22 5.2 4 0 0 0 2 0 0 0 0 0 0 8 8 0.00 0.000	5 5 0 0 0 0 1 0 0 0 0 0 0 3 3 6.75 3.000	3 3 1 1 1 1 0 0 0 0 0 0 0 9 13 6.75 3.000	3 3 0 0 0 0 1 0 0 0 0 0 0 3 7 0.00 1.000	27 7.94 8 8 0.00 0.000	27 7.94 8 8 0.00 0.000	27 7.94 8 8 0.00 0.000	27 7.94 8 8 0.00 0.000	27 7.94 8 8 0.00 0.000	27 7.94 8 8 0.00 0.000	27 7.94 8 8 0.00 0.000	27 7.94 8 8 0.00 0.000	27 7.94 8 8 0.00 0.000	27 7.94 8 8 0.00 0.000	27 7.94 8 8 0.00 0.000	27 7.94 8 8 0.00 0.000	27 7.94 8 8 0.00 0.000	27 7.94 8 8 0.00 0.000	27 7.94 8 8 0.00 0.000	27 7.94 8 8 0.00 0.000	27 7.94 8 8 0.00 0.000	27 7.94 8 8 0.00 0.000	27 7.94 8 8 0.00 0.000	27 7.94 8 8 0.00 0.000	27 7.94 8 8 0.00 0.000	27 7.94 8 8 0.00 0.000	27 7.94 8 8 0.00 0.000	27 7.94 8 8 0.00 0.000

Oakland Athletics @ California Angels
 Anaheim Stadium, Anaheim, CA
 Fri Aug 14 1987, 10:05 PM EDT
 Alt. 36,616 - Unknown


AB 44
 R 7
 H 12
 RBI 7
 BB 3
 SO 9
 LOB 14



Batter	1	2	3	4	5	6	7	8	9	10	11	12	AB	R	H	RBI	BB	SO	LOB										
Gary Pettis, S OBP: 0.302, SLG: 0.261 (8, PH) Darrell Miller, R OBP: 0.276, SLG: 0.326 (10, 9)	L9	F4			5-3		G4-1		E9 1B		2B		4	0	0	0	0	0	2										
Devon White, S OBP: 0.323, SLG: 0.479 (10, 8)	F3			4-3		CS BB		5-3		K		BB	4	0	0	0	2	1	2										
Brian Downing, R OBP: 0.398, SLG: 0.498 (1, 10)	F8			K		CS		HR		P4		SH1-3 BB	5	1	1	1	1	1	3										
Doug DeCinces, R OBP: 0.353, SLG: 0.395 (1, 5)		2B 1B		6-3		HR		G6-4-3 1B		5-3		SH1-3 BB	5	1	2	0	0	0	0										
George Hendrick, R OBP: 0.356, SLG: 0.486 Ruppert Jones, L OBP: 0.306, SLG: 0.445 (11, 7)		2B 2B		5-3		G6-4-3		G6-4-3 1B		G5-4-3 IBB		F5	4	1	2	0	0	0	1										
Bob Boons, R OBP: 0.331, SLG: 0.345 Jack Howell, L OBP: 0.340, SLG: 0.448 (12, PH)		3-1 1B 2B		1-3		F9		F9		F9		G5-4-3 P6	5	1	1	2	0	0	3										
Wally Joyner, L OBP: 0.358, SLG: 0.533 (1, 3)	3-1			1B				F7		E		G3	5	1	2	0	0	0	1										
Dick Schofield, R OBP: 0.304, SLG: 0.358 Bill Buckner, L OBP: 0.310, SLG: 0.341 Mark McLemore, S OBP: 0.306, SLG: 0.288 (10, 4)		2B		5-3				E1 1B		F7 2B		6-3	3	1	2	1	0	0	1										
Gus Polidor, R OBP: 0.269, SLG: 0.336 (1, 6)	F9			5-3				E9 1B		F6		2B 1B	5	0	2	1	0	0	2										
Inning Stats	R: 0 E: 0 K: 0 S: 3	H: 0 LOB: 0 BB: 0 P: 3	R: 3 E: 0 K: 0 S: 7	H: 4 LOB: 1 BB: 0 P: 7	R: 0 E: 0 K: 1 S: 5	H: 0 LOB: 0 BB: 0 P: 5	R: 0 E: 0 K: 0 S: 4	H: 1 LOB: 0 BB: 0 P: 4	R: 0 E: 0 K: 0 S: 2	H: 0 LOB: 0 BB: 1 P: 6	R: 1 E: 0 K: 0 S: 4	H: 2 LOB: 1 BB: 0 P: 4	R: 1 E: 0 K: 0 S: 5	H: 2 LOB: 1 BB: 0 P: 5	R: 0 E: 0 K: 0 S: 4	H: 1 LOB: 1 BB: 0 P: 4	R: 1 E: 1 K: 1 S: 7	H: 2 LOB: 1 BB: 1 P: 7	R: 0 E: 0 K: 0 S: 2	H: 0 LOB: 1 BB: 2 P: 10	R: 0 E: 0 K: 0 S: 5	H: 2 LOB: 3 BB: 0 P: 9	R: 0 E: 0 K: 0 S: 3	H: 0 LOB: 0 BB: 0 P: 3	1B: 9 2B: 4 3B: 0 HR: 1	SF: 0 SAC: 1 DP: 2 HBP: 0	WP: 0 PB: 0 SB: 0 CS: 1	PA: 52	
PITCHER	IP WLS BF H R ER SO BB IBB HBP BLK WP HR S P ERA WHIP	29 7.0 25 9 5 5 1 1 0 0 0 0 0 1 30 34 6.43 1.429	5 5 2 1 1 0 0 0 0 0 0 0 0 5 5 9.00 2.000	5 5 0 0 0 0 1 1 0 0 0 0 0 5 13 0.00 0.750	5 5 0 0 0 0 1 1 0 0 0 0 0 5 13 0.00 0.750	30 34 6.43 1.429	30 34 6.43 1.429	30 34 6.43 1.429	30 34 6.43 1.429	30 34 6.43 1.429	30 34 6.43 1.429	30 34 6.43 1.429	30 34 6.43 1.429	30 34 6.43 1.429	30 34 6.43 1.429	30 34 6.43 1.429	30 34 6.43 1.429	30 34 6.43 1.429	30 34 6.43 1.429	30 34 6.43 1.429	30 34 6.43 1.429	30 34 6.43 1.429	30 34 6.43 1.429	30 34 6.43 1.429	30 34 6.43 1.429	30 34 6.43 1.429	30 34 6.43 1.429	30 34 6.43 1.429	30 34 6.43 1.429

Oakland Athletics @ California Angels
 Anaheim Stadium, Anaheim, CA
 Fri Aug 14 1987, 10:05 PM EDT
 Alt. 36,616 - Unknown

AB 46
 R 6
 H 14
 RBI 6
 BB 4
 SO 2
 LOB 16



Batter	1	2	3	4	5	6	7	8	9	AB	R	H	RBI	BB	SO	LOB	TOP										
Alfredo Griffin, S OBP: 0.315, SLG: 0.339 (1, 6)	6-3		6-3	1B HR	1-2 2-H 3-H	5-3			F8	6	1	2	3	0	0	2											
Steve Henderson, R OBP: 0.435, SLG: 0.554 (1, 9) (9, 7)	K		6-3	1-3 2-H	K					5	1	1	1	0	2	2											
Jose Canseco, R OBP: 0.323, SLG: 0.487 Luis Polonia, L OBP: 0.331, SLG: 0.411 (1, 7) (6, 7) (9, 8)	K			1-3 2-H	5-3					5	1	2	3	0	1	2											
Mark McGwire, R OBP: 0.365, SLG: 0.628 (1, 3)		HR	F9	F9		5-3			F7	5	1	1	0	0	0	1											
Carney Lansford, R OBP: 0.372, SLG: 0.449 (1, 5)		1-H HR		6-3	F8	BB 1B BB			F8	4	2	1	2	1	0	0											
Terry Steinbach, R OBP: 0.353, SLG: 0.483 (1, 10)		F7		1B BB	BB 1B	F6			K	4	2	1	0	1	1	1											
Tony Bernazard, S OBP: 0.323, SLG: 0.445 Mike Gallego, R OBP: 0.300, SLG: 0.333 (6, PR) (6, 4)	K			1-3 1B	1-2 1B	BB 1B			K	2	2	1	0	2	1	0											
Mike Davis, L OBP: 0.331, SLG: 0.507 (9, 9)				1-3 1B	1-2 1B	BB 1B			K	1	1	0	0	0	1	0											
Mickey Tettleton, S OBP: 0.306, SLG: 0.327 (1, 2)				L6	1B 2B	1-2 2-3 BB				2	1	0	0	3	0	2											
Dwayne Murphy, L OBP: 0.408, SLG: 0.357 (1, 8) (9, 4)	K			1-2 1B	2B	1-3 2-H 3-H			3-1	4	1	2	4	1	1	1											
Inning Stats	R: 0 E: 0 K: 2 S: 7	H: 0 LOB: 0 BB: 0 P: 7	R: 2 E: 0 K: 2 S: 9	H: 2 LOB: 1 BB: 1 P: 13	R: 0 E: 0 K: 0 S: 4	H: 1 LOB: 1 BB: 0 P: 4	R: 6 E: 0 K: 0 S: 7	H: 4 LOB: 0 BB: 2 P: 15	R: 3 E: 0 K: 1 S: 8	H: 3 LOB: 2 BB: 2 P: 16	R: 2 E: 0 K: 0 S: 4	H: 1 LOB: 2 BB: 3 P: 16	R: 0 E: 0 K: 2 S: 3	H: 0 LOB: 0 BB: 0 P: 3	R: 0 E: 0 K: 2 S: 7	H: 0 LOB: 0 BB: 0 P: 7	R: 0 E: 0 K: 0 S: 3	H: 0 LOB: 0 BB: 0 P: 3	1B: 8 2B: 1 3B: 0 HR: 2	SF: 0 SAC: 0 DP: 0 HBP: 0	WP: 0 PB: 0 SB: 0 CS: 0	PA: 46					
PITCHER	IP	WLS	BF	H	R	ER	SO	BB	IBB	HBP	BLK	WP	HR	S	P	ERA	WHIP										
John Candelaria, L ERA: 5.21 (1, 1)	4.0	L	22	7	8	8	4	3	0	0	0	0	2	27	39	18.00	2.500										
Jack Lazorko, R ERA: 5.19 (5, 1)	1.2		14	4	5	5	1	5	0	0	0	0	0	11	31	27.00	5.400										
Gary Lucas, L ERA: 4.11 (6, 1)	3.1		10	0	0	0	2	0	0	0	0	0	0	14	14	0.00	0.000										

Oakland Athletics @ California Angels
Anaheim Stadium, Anaheim, CA
Sat Aug 15 1987, 10:05 PM EDT
Att: 43,868 - Unknown

AB 38
R 13
H 11
RBI 13
BB 8
SO 7
LOB 11



Batter	1	2	3	4	5	6	7	8	9	AB	R	H	RBI	BB	SO	LOB	BOTTOM										
Brian Downing, R OBP: 0.397, SLG: 0.495 Gary Pettis, S OBP: 0.301, SLG: 0.261 (1, 7) (8, 8)	5-3		P5		1B		F8		G1-6-3	4	0	1	0	0	0	0											
Devon White, S OBP: 0.323, SLG: 0.477 (1, 8) (8, 9)	F3			2B 1B	F7		K			4	1	1	0	0	1	1											
Wally Joyner, L OBP: 0.360, SLG: 0.535 (1, 3)	P6			1-3 1B	1-2 1B				L3	4	1	2	0	0	0	0											
Bill Buckner, L OBP: 0.312, SLG: 0.343 (1, 10)		G3		2-H 3-H	1B	G3			1B	4	0	2	2	0	0	2											
Doug DeCinces, R OBP: 0.352, SLG: 0.392 Jack Howell, L OBP: 0.341, SLG: 0.448 (1, 5) (6, 5)	F5			F7		3-1			1B	2	0	0	0	0	0	1											
Ruppert Jones, L OBP: 0.318, SLG: 0.477 (1, 9) (8, 7)				1-2 1B		HR			G4-6-3	4	1	3	1	0	0	2											
Dick Schofield, R OBP: 0.301, SLG: 0.354 (1, 4)		F9		F7		F8			6-3	4	0	0	0	0	0	3											
Gus Polidor, R OBP: 0.268, SLG: 0.333 (1, 6)				F9	F7	P4			BB	4	0	1	0	0	0	2											
Bob Boone, R OBP: 0.329, SLG: 0.342 Darrell Miller, R OBP: 0.280, SLG: 0.323 (1, 2) (6, 2)	F8			F8	P3		F8		G1-6-3	2	0	0	0	0	0	0											
Inning Stats	R: 0 E: 0 K: 0 S: 3	H: 0 LOB: 0 BB: 0 P: 3	R: 0 E: 0 K: 0 S: 3	H: 1 LOB: 1 BB: 0 P: 4	R: 0 E: 0 K: 0 S: 3	H: 0 LOB: 0 BB: 0 P: 3	R: 2 E: 0 K: 0 S: 7	H: 4 LOB: 2 BB: 0 P: 7	R: 0 E: 0 K: 0 S: 5	H: 2 LOB: 2 BB: 0 P: 5	R: 1 E: 0 K: 0 S: 4	H: 1 LOB: 0 BB: 0 P: 4	R: 0 E: 0 K: 1 S: 5	H: 0 LOB: 0 BB: 0 P: 5	R: 0 E: 0 K: 0 S: 4	H: 2 LOB: 1 BB: 0 P: 4	R: 0 E: 0 K: 0 S: 3	H: 1 LOB: 1 BB: 1 P: 7	1B: 9 2B: 1 3B: 0 HR: 1	SF: 0 SAC: 0 DP: 2 HBP: 0	WP: 0 PB: 0 SB: 0 CS: 0	PA: 37					
PITCHER	IP	WLS	BF	H	R	ER	SO	BB	IBB	HBP	BLK	WP	HR	S	P	ERA	WHIP										
Dave Stewart, R ERA: 3.71 (1, 1)	7.0	W	29	8	3	3	1	0	0	0	0	0	1	31	31	3.86	1.143										
Rick Rodriguez, R ERA: 3.09 (8, 1)	2.0		8	3	0	0	0	1	0	0	0	0	0	7	11	0.00	2.000										

Oakland Athletics @ California Angels
Anaheim Stadium, Anaheim, CA
Sat Aug 15 1987, 10:05 PM EDT
Att: 43,868 - Unknown

AB 36
R 3
H 11
RBI 3
BB 1
SO 1
LOB 13



Batter	1	2	3	4	5	6	7	8	9	AB	R	H	RBI	BB	SO	LOB	TOP							
Tony Bernazard, S OBP: 0.333, SLG: 0.444										6	1	2	1	0	0	6								
Mike Davis, L OBP: 0.327, SLG: 0.500										5	1	0	1	0	0	4								
Jose Canseco, R OBP: 0.325, SLG: 0.499										5	2	3	2	0	1	1								
Mark McGwire, R OBP: 0.364, SLG: 0.622										4	0	0	0	1	0	3								
Dwayne Murphy, L OBP: 0.423, SLG: 0.366										3	1	2	2	2	1	0								
Carney Lansford, R OBP: 0.372, SLG: 0.446										2	0	0	0	1	1	2								
Mike Gallego, R OBP: 0.293, SLG: 0.325										2	0	0	0	0	0	3								
Reggie Jackson, L OBP: 0.278, SLG: 0.393										4	2	2	0	1	1	2								
Luis Polonia, L OBP: 0.331, SLG: 0.411										0	1	0	0	0	0	0								
Terry Steinbach, R OBP: 0.356, SLG: 0.484										3	0	2	1	0	0	0								
Alfredo Griffin, S OBP: 0.316, SLG: 0.340										5	1	2	2	0	0	4								
Inning Stats	R: 0 E: 0 K: 1 S: 6	H: 1 LOB: 1 BB: 0 P: 6	R: 1 E: 0 K: 1 S: 6	H: 1 LOB: 2 BB: 2 P: 14	R: 1 E: 0 K: 0 S: 5	H: 2 LOB: 1 BB: 0 P: 5	R: 0 E: 0 K: 0 S: 3	H: 0 LOB: 1 BB: 0 P: 3	R: 2 E: 0 K: 1 S: 8	H: 3 LOB: 1 BB: 0 P: 8	R: 3 E: 1 K: 0 S: 6	H: 2 LOB: 3 BB: 2 P: 15	R: 1 E: 0 K: 0 S: 5	H: 2 LOB: 1 BB: 0 P: 5	R: 0 E: 0 K: 1 S: 5	H: 0 LOB: 0 BB: 0 P: 5	R: 1 E: 0 K: 0 S: 4	H: 2 LOB: 2 BB: 1 P: 8	1B: 9 2B: 3 3B: 0 HR: 1	SF: 0 SAC: 1 DP: 1 HBP: 1	WP: 1 PB: 1 SB: 0 CS: 0	PA: 46		
PITCHER	IP	WLS	BF	H	R	ER	SO	BB	IBB	HBP	BLK	WP	HR	S	P	ERA	WHIP							
Willie Fraser, R ERA: 4.17	5.0		24	7	4	4	3	2	0	0	0	1	1	28	36	7.20	1.800							
Chuck Finley, L ERA: 4.87	0.2	L	8	2	3	1	0	1	1	1	0	0	0	5	14	13.50	4.500							
Greg Minton, R ERA: 3.01	3.1		14	4	2	1	1	1	0	0	0	0	0	15	19	2.70	1.500							

Oakland Athletics @ California Angels
Anaheim Stadium, Anaheim, CA
Sun Aug 16 1987, 6:33 AM EDT
Att: 40,457 - Unknown

AB 39
R 9
H 13
RBI 9
BB 5
SO 4
LOB 25



Batter	1	2	3	4	5	6	7	8	9	AB	R	H	RBI	BB	SO	LOB	BOTTOM								
Brian Downing, R OBP: 0.397, SLG: 0.493										4	1	1	0	0	1	2									
Jack Howell, L OBP: 0.345, SLG: 0.458										4	2	2	2	1	0	2									
Devon White, S OBP: 0.320, SLG: 0.472										5	0	0	0	0	0	4									
Wally Joyner, L OBP: 0.359, SLG: 0.533										4	0	1	0	0	0	1									
Bill Buckner, L OBP: 0.310, SLG: 0.340										3	0	0	0	0	0	1									
Doug DeCinces, R OBP: 0.351, SLG: 0.391										1	0	0	0	0	1	1									
Ruppert Jones, L OBP: 0.316, SLG: 0.471										4	0	1	0	0	1	2									
Dick Schofield, R OBP: 0.300, SLG: 0.353										4	1	1	0	0	1	1									
Darrell Miller, R OBP: 0.282, SLG: 0.354										3	1	1	1	0	1	2									
Bob Boone, R OBP: 0.328, SLG: 0.341										1	0	0	0	0	1	0									
Mark McLemore, S OBP: 0.310, SLG: 0.301										4	1	3	2	0	0	0									
Inning Stats	R: 1 E: 1 K: 1 S: 8	H: 2 LOB: 2 BB: 0 P: 8	R: 4 E: 0 K: 0 S: 6	H: 3 LOB: 0 BB: 0 P: 7	R: 0 E: 0 K: 1 S: 6	H: 1 LOB: 1 BB: 0 P: 6	R: 0 E: 0 K: 0 S: 4	H: 1 LOB: 1 BB: 0 P: 4	R: 0 E: 0 K: 0 S: 3	H: 0 LOB: 0 BB: 0 P: 3	R: 1 E: 1 K: 1 S: 6	H: 2 LOB: 0 BB: 0 P: 6	R: 0 E: 0 K: 1 S: 5	H: 0 LOB: 1 BB: 1 P: 9	R: 0 E: 0 K: 2 S: 7	H: 0 LOB: 0 BB: 0 P: 7	R: 0 E: 0 K: 0 S: 4	H: 1 LOB: 1 BB: 0 P: 4	1B: 7 2B: 0 3B: 0 HR: 3	SF: 0 SAC: 0 DP: 0 HBP: 1	WP: 0 PB: 1 SB: 0 CS: 1	PA: 39			
PITCHER	IP	WLS	BF	H	R	ER	SO	BB	IBB	HBP	BLK	WP	HR	S	P	ERA	WHIP								
Steve Ontiveros, R ERA: 3.79	1.1		11	5	5	4	1	0	0	0	0	0	0	3	12	13	27.00	3.750							
Greg Cadaret, L ERA: 4.05	3.2	W	14	3	1	0	1	0	0	0	0	0	0	16	16	0.00	0.818								
Dennis Lamp, R ERA: 4.25	1.0		4	1	0	0	1	1	0	0	0	0	0	5	9	0.00	2.000								
Dave Leiper, L ERA: 2.76	0.2		2	0	0	0	0	0	0	0	0	0	0	2	2	0.00	0.000								
Dennis Eckersley, R ERA: 2.91	2.1	S	8	1	0	0	3	0	0	0	0	0	0	14	14	0.00	0.429								

Oakland Athletics @ California Angels
Anaheim Stadium, Anaheim, CA
Sun Aug 16 1987, 6:33 AM EDT
Att: 40,457 - Unknown

AB 37
R 6
H 10
RBI 5
BB 1
SO 6
LOB 16



Batter	1	2	3	4	5	6	7	8	9	AB	R	H	RBI	BB	SO	LOB	TOP										
Tony Bernazard, S (1,4) OBP: 0.335, SLG: 0.441	0-0 6-3		0-0 4-3			4-0 1B SF9 BB	4-0 E BB			2	1	0	1	2	0	0											
Mike Davis, L (1,9) OBP: 0.326, SLG: 0.497	0-0 F8		0-0 F8			0-0 1B	0-0 P4			4	0	1	0	0	0	1											
Jose Canseco, R (1,7) OBP: 0.323, SLG: 0.496	0-0 F8			0-3 K2-3		0-0 SF9		0-0 F8		3	0	0	1	0	1	0											
Mark McGwire, R (1,3)		0-0 F7		0-0 G4-6-3 1B		0-3 K		0-0 F9		4	0	1	0	0	1	1											
Dwayne Murphy, L (1,8) OBP: 0.418, SLG: 0.356		4-0 FC6-4 BB		0-0 G4-6-3 1B		0-0 F8		0-3 K		3	0	0	0	1	1	2											
Camey Lansford, R (1,5) OBP: 0.371, SLG: 0.444		0-0 FC6-4 BB			0-0 5-3		0-0 HR 1B		0-0 F9	4	1	1	0	0	0	1											
Reggie Jackson, L (1,10) OBP: 0.280, SLG: 0.403		0-0 F8			1-0 HBP		0-0 HR		0-3 K	3	1	1	2	0	1	1											
Terry Steinbach, R (1,2) OBP: 0.354, SLG: 0.478			0-0 6-3		0-3 K		0-0 P5		0-0 F7	4	0	0	0	0	1	1											
Alfredo Griffin, S (1,6) OBP: 0.317, SLG: 0.345			0-0 4-3 3B		0-0 F9		0-0 6-3			3	1	1	0	0	0	1											
Inning Stats	R: 0 E: 0 K: 0 S: 3	H: 0 LOB: 0 BB: 0 P: 3	R: 0 E: 0 K: 0 S: 3	H: 0 LOB: 1 BB: 1 P: 7	R: 1 E: 0 K: 0 S: 4	H: 1 LOB: 0 BB: 0 P: 4	R: 0 E: 0 K: 1 S: 5	H: 1 LOB: 1 BB: 0 P: 6	R: 0 E: 0 K: 1 S: 5	H: 0 LOB: 1 BB: 1 P: 6	R: 1 E: 0 K: 1 S: 6	H: 1 LOB: 1 BB: 1 P: 10	R: 2 E: 1 K: 0 S: 5	H: 2 LOB: 1 BB: 1 P: 9	R: 0 E: 0 K: 1 S: 5	H: 0 LOB: 0 BB: 0 P: 5	R: 0 E: 0 K: 1 S: 5	H: 0 LOB: 0 BB: 0 P: 5	1B: 3 2B: 0 3B: 1 HR: 1	SF: 1 SAC: 0 DP: 1 HBP: 1	WP: 0 PB: 0 SB: 0 CS: 0	PA: 35					
PITCHER	IP	WLS	BF	H	R	ER	SO	BB	IBB	HBP	BLK	WP	HR	S	P	ERA	WHIP										
Mike Witt, R (1,1) ERA: 3.8	7.0	W	29	5	4	4	3	3	0	1	0	0	1	31	44	5.14	1.143										
DeWayne Buice, R (8,1) ERA: 2.53	2.0	S	6	0	0	0	2	0	0	0	0	0	0	10	10	0.00	0.000										

Oakland Athletics @ California Angels
Anaheim Stadium, Anaheim, CA
Mon Aug 17 1987, 10:05 PM EDT
Att: 30,090 - Unknown

AB 30
R 4
H 5
RBI 4
BB 3
SO 5
LOB 8



Batter	1	2	3	4	5	6	7	8	9	AB	R	H	RBI	BB	SO	LOB	BOTTOM										
Brian Downing, R (1,7) OBP: 0.400, SLG: 0.494			0-0 6-3				0-0 FC6 1B		0-0 F9	3	1	2	0	1	0	0											
Gary Pettis, S (8,8) OBP: 0.300, SLG: 0.260							0-0 FC4-6 BB			1	0	0	0	0	0	2											
Jack Howell, L (1,9) OBP: 0.342, SLG: 0.453		0-0 FC6		0-0 F7		0-3 K		4-0 HR 1B		3	0	0	0	0	1	2											
George Hendrick, R (7,PH) OBP: 0.361, SLG: 0.486		1-2					1-2 HR BB			0	1	0	0	1	0	0											
Devon White, S (1,8) OBP: 0.319, SLG: 0.476		0-3 K		0-0 P4		0-0 FC4-6		0-0 HR		4	1	1	4	0	1	2											
Wally Joyner, L (1,3) OBP: 0.358, SLG: 0.529		0-0 6-3			4-0 1B E BB		0-0 G3		0-0 F8	3	1	0	0	1	0	1											
Bill Buckner, L (1,10) OBP: 0.312, SLG: 0.345		0-0 F8		0-0 E7		0-0 F9		0-0 F9		4	1	2	0	0	0	0											
Doug DeCinces, R (1,5) OBP: 0.348, SLG: 0.387		0-0 6-3		0-0 6-3		0-0 F2		0-0 G3		4	0	0	0	0	0	2											
Dick Schofield, R (1,6) OBP: 0.302, SLG: 0.355		0-0 E4 1B		0-0 BLK 1B		0-0 F9		0-0 F7		4	0	2	1	0	0	1											
Mark McLemore, S (1,4) OBP: 0.309, SLG: 0.301		0-3 K		0-0 6-3			0-0 4-3		0-0 1B	4	0	1	0	0	1	2											
Bob Boone, R (1,2) OBP: 0.330, SLG: 0.341			0-0 F7		0-0 F8		4-0 BB 1B HR BB		0-0 1B	3	1	1	0	1	0	0											
Inning Stats	R: 0 E: 0 K: 1 S: 6	H: 1 LOB: 1 BB: 0 P: 6	R: 0 E: 1 K: 1 S: 6	H: 1 LOB: 0 BB: 0 P: 6	R: 0 E: 0 K: 0 S: 3	H: 0 LOB: 0 BB: 0 P: 3	R: 2 E: 1 K: 0 S: 5	H: 2 LOB: 1 BB: 1 P: 9	R: 0 E: 0 K: 1 S: 5	H: 0 LOB: 1 BB: 1 P: 9	R: 0 E: 0 K: 0 S: 4	H: 1 LOB: 1 BB: 0 P: 4	R: 4 E: 0 K: 0 S: 5	H: 2 LOB: 2 BB: 2 P: 13	R: 0 E: 0 K: 0 S: 5	H: 2 LOB: 2 BB: 0 P: 5	1B: 7 2B: 1 3B: 0 HR: 1	SF: 0 SAC: 0 DP: 0 HBP: 0	WP: 0 PB: 0 SB: 0 CS: 0	PA: 37							
PITCHER	IP	WLS	BF	H	R	ER	SO	BB	IBB	HBP	BLK	WP	HR	S	P	ERA	WHIP										
Jose Rijo, R (1,1) ERA: 5.75	6.1	L	28	6	4	3	3	3	0	0	1	0	0	31	43	4.26	1.421										
Dave Leiper, L (7,1) ERA: 3.08	0.2	L	4	1	2	2	0	1	0	0	0	0	1	3	7	27.00	3.000										
Jay Howell, R (8,1) ERA: 5.7	1.0		5	2	0	0	0	0	0	0	0	0	0	5	5	0.00	2.000										

Oakland Athletics @ California Angels
Anaheim Stadium, Anaheim, CA
Mon Aug 17 1987, 10:05 PM EDT
Att: 30,090 - Unknown

AB 33
R 6
H 9
RBI 5
BB 4
SO 3
LOB 12



Batter	1	2	3	4	5	6	7	8	9	AB	R	H	RBI	BB	SO	LOB	TOP										
Willie Upshaw, L (1, 3) OBP: 0.320, SLG: 0.413	0-0 4-3		0-0 1B		0-0 4-3			0-0 HR 1B	0-3 K	3	0	1	0	0	0	0	Toronto Blue Jays @ Oakland Athletics Oakland-Alameda County Coliseum, Oakland, CA Tue Aug 18 1987, 7:05 PM PDT Att: 34,823 - Unknown										
Cecil Fielder, R (8, PH) OBP: 0.359, SLG: 0.582										4	0	1	0	0	1												
Jose Antonio Nunez, R (8, PR) OBP: 0.278, SLG: 0.338										3	0	0	0	0	2												
Charlie Moore, R (8, PR) OBP: 0.278, SLG: 0.338										0	0	0	0	0	0												
Lloyd Moseby, L (1, 8) OBP: 0.352, SLG: 0.457	0-0 5-3		0-0 1-3 1B		0-0 3-1			0-3 K		4	0	1	0	0	1												
Ernie Whitt, L (1, 2) OBP: 0.332, SLG: 0.421	0-0 6-3		0-0 F8		0-0 P3			0-3 K		3	0	0	0	0	2												
Juan Beniquez, R (8, PH) OBP: 0.295, SLG: 0.375										0	0	0	0	0	0												
Rick Leach, L (8, PH) OBP: 0.389, SLG: 0.397										1	0	0	0	0	1												
George Bell, R (1, 7) OBP: 0.349, SLG: 0.627		0-0 F4		0-0 BB 2B		0-3 K		0-0 HR		4	1	2	2	0	1	0											
Fred McGriff, L (1, 10) OBP: 0.386, SLG: 0.530		0-3 K		0-3 K		0-3 K		0-0 2B		4	0	1	0	0	3	1											
Jesse Barfield, R (1, 9) OBP: 0.331, SLG: 0.466		0-0 2B		0-3 K		0-3 K		0-0 F7		4	0	1	0	0	2	3											
Rance Mulliniks, L (1, 5) OBP: 0.357, SLG: 0.457		0-0 6-3		4-0 BB BB		0-3 K		0-0 SH1-4 PB 1B		2	0	0	0	1	1	1											
Tony Fernandez, S (8, 6) OBP: 0.381, SLG: 0.426										1	0	1	0	0	0	0											
Garth Iorg, R (1, 4) OBP: 0.288, SLG: 0.312			0-0 F4	4-0 BB BB		0-0 L8		0-0 SH1-4		2	0	0	0	1	0	0											
Kelly Gruber, R (1, 6) OBP: 0.290, SLG: 0.415			0-0 F7	0-0 1-2 2-3 BB		0-0 F9		0-3 K		4	0	0	0	0	1	4											
Inning Stats	R: 0 E: 0 K: 0 S: 3	H: 0 LOB: 0 BB: 0 P: 3	R: 0 E: 0 K: 1 S: 6	H: 1 LOB: 1 BB: 0 P: 6	R: 0 E: 0 K: 0 S: 5	H: 2 LOB: 2 BB: 0 P: 5	R: 0 E: 0 K: 2 S: 8	H: 1 LOB: 3 BB: 2 P: 16	R: 0 E: 0 K: 0 S: 9	H: 0 LOB: 0 BB: 0 P: 9	R: 0 E: 0 K: 1 S: 5	H: 0 LOB: 0 BB: 0 P: 5	R: 2 E: 0 K: 2 S: 10	H: 3 LOB: 2 BB: 0 P: 10	R: 0 E: 0 K: 2 S: 8	H: 1 LOB: 1 BB: 0 P: 8	1B: 4 2B: 3 3B: 0 HR: 1	SF: 0 SAC: 1 DP: 0 HBP: 0	WP: 0 PB: 1 SB: 0 CS: 0	PA: 37							
PITCHER	IP	WLS	BF	H	R	ER	SO	BB	IBB	HBP	BLK	WP	HR	S	P	ERA	WHIP										
Gene Nelson, R (1, 1) ERA: 2.93	6.0		24	4	0	0	6	2	0	0	0	0	0	34	42	0.00	1.000										
Dennis Lamp, R (7, 1) ERA: 4.17	1.0		3	0	0	0	1	0	0	0	0	0	0	5	5	0.00	0.000										
Dave Leiper, L (8, 1) ERA: 5.24	0.1		2	1	1	1	1	0	0	0	0	0	0	4	4	27.00	3.000										
Dennis Eckersley, R (8, 1) ERA: 2.95	1.2	L	8	3	1	1	3	0	0	0	0	0	1	14	14	5.40	1.800										

Batter	1	2	3	4	5	6	7	8	9	AB	R	H	RBI	BB	SO	LOB	BOTTOM										
Tony Bernazard, S (1, 4) OBP: 0.336, SLG: 0.443	4-0 CS BB			0-0 F4		0-0 FC5 1-3 2H 2B		0-3 K		3	0	1	1	1	1	0	Toronto Blue Jays @ Oakland Athletics Oakland-Alameda County Coliseum, Oakland, CA Tue Aug 18 1987, 7:05 PM PDT Att: 34,823 - Unknown										
Mike Davis, L (1, 9) OBP: 0.328, SLG: 0.496				0-0 F7		4-0 IBB		0-0 WP S 1B		3	0	1	0	1	0												
Luis Polonia, L (8, PR) OBP: 0.331, SLG: 0.411				0-0 F8						0	0	0	0	0	0												
Jose Canseco, R (1, 7) OBP: 0.320, SLG: 0.492				0-0 F4		0-3 K		0-0 F9		4	0	0	0	0	2	5											
Mark McGwire, R (1, 3) OBP: 0.360, SLG: 0.612	0-0 CS 1-2	0-3 K		0-0 F9		0-0 FC5 2-3f		0-3 K		4	0	0	0	0	2	4											
Dwayne Murphy, L (1, 8) OBP: 0.413, SLG: 0.346				0-0 F7		4-0 BB G4-6-3		0-3 K		3	0	0	0	1	1	2											
Camey Lansford, R (1, 5) OBP: 0.370, SLG: 0.444				0-0 CS 1B		0-0 G4-6-3 1-2f		0-0 5-3		3	0	1	0	0	0	1											
Reggie Jackson, L (1, 10) OBP: 0.281, SLG: 0.400			0-0 CS 1-2	0-0 3-1		4-0 BB 1B 2B BB		0-3 K		2	1	0	0	1	1	0											
Terry Steinbach, R (1, 2) OBP: 0.351, SLG: 0.473				0-0 6-3		0-3 K		0-0 6-3		3	0	0	0	0	1	1											
Alfredo Griffin, S (1, 6) OBP: 0.317, SLG: 0.345				0-0 F8		0-0 2B 1-2 1B		0-0 G3		3	0	1	0	0	0	0											
Inning Stats	R: 0 E: 0 K: 0 S: 2	H: 0 LOB: 0 BB: 1 P: 6	R: 0 E: 0 K: 1 S: 5	H: 1 LOB: 0 BB: 0 P: 5	R: 0 E: 0 K: 0 S: 3	H: 0 LOB: 0 BB: 0 P: 3	R: 0 E: 0 K: 1 S: 5	H: 0 LOB: 0 BB: 0 P: 5	R: 1 E: 0 K: 2 S: 9	H: 2 LOB: 3 BB: 2 P: 17	R: 0 E: 0 K: 2 S: 7	H: 0 LOB: 0 BB: 0 P: 7	R: 0 E: 0 K: 1 S: 5	H: 0 LOB: 0 BB: 0 P: 5	R: 0 E: 0 K: 1 S: 6	H: 1 LOB: 2 BB: 0 P: 6	1B: 3 2B: 1 3B: 0 HR: 0	SF: 0 SAC: 0 DP: 1 HBP: 0	WP: 1 PB: 0 SB: 1 CS: 2	PA: 34							
PITCHER	IP	WLS	BF	H	R	ER	SO	BB	IBB	HBP	BLK	WP	HR	S	P	ERA	WHIP										
Dave Stieb, R (1, 1) ERA: 3.76	8.0		28	3	1	1	7	3	1	0	0	0	0	38	54	1.12	0.750										
Tom Henke, R (8, 1) ERA: 2.71	1.0	S	4	1	0	0	1	0	0	0	0	1	0	6	6	0.00	1.000										

AB	34
R	2
H	8
RBI	2
BB	2
SO	11
LOB	14



Batter	1	2	3	4	5	6	7	8	9	AB	R	H	RBI	BB	SO	LOB	TOP			
Tony Fernandez, S (1, 6) OBP: 0.380, SLG: 0.425	0-3 K		0-0 6-3		0-3 K		0-0 1B			4	0	1	0	0	2	0	Toronto Blue Jays @ Oakland Athletics Oakland-Alameda County Coliseum, Oakland, CA Wed Aug 19 1987, 3:33 AM PDT Att: 16,039 - Unknown livebaseballscores.com			
Lloyd Moseby, L (1, 8) OBP: 0.349, SLG: 0.453	0-3 K		0-3 K		0-3 K		0-0 F9			4	0	0	0	0	3	1				
Ernie Whitt, L (1, 2) OBP: 0.331, SLG: 0.419	0-0 F8			0-0 HR		0-0 F6		0-0 L3		4	1	1	0	0	0	0				
George Bell, R (1, 7) OBP: 0.348, SLG: 0.630		0-0 F8		0-0 HR		0-3 K		0-0 F8		4	1	1	2	0	1	0				
Rick Leach, L (1, 10) OBP: 0.392, SLG: 0.408		0-0 1B		0-0 1B		0-0 F7		0-0 G3		4	1	2	0	0	0	0				
Jesse Barfield, R (1, 9) OBP: 0.330, SLG: 0.463		0-3 K		0-0 F8		4-0 BB		0-3 K		3	0	0	0	1	2	2				
Willie Upshaw, L (1, 3) OBP: 0.322, SLG: 0.414		0-0 1B		0-0 1B		0-3 K		0-0 4-3		4	0	2	1	0	1	1				
Garth Iorg, R (1, 4) OBP: 0.285, SLG: 0.309		0-3 K		0-0 F9			0-0 6-3		0-0 3-1	3	0	0	0	0	1	3				
Rance Mulliniks, L (9, PH) OBP: 0.355, SLG: 0.455										1	0	0	0	0	0	0				
Kelly Gruber, R (1, 5) OBP: 0.287, SLG: 0.411			0-0 5-3		0-0 F9		0-0 4-3			3	0	0	0	0	0	2				
Inning Stats	R: 0 E: 0 K: 2 S: 7	H: 0 LOB: 0 BB: 0 P: 7	R: 1 E: 0 K: 2 S: 9	H: 2 LOB: 1 BB: 0 P: 9	R: 0 E: 0 K: 1 S: 5	H: 0 LOB: 0 BB: 0 P: 5	R: 2 E: 0 K: 0 S: 7	H: 4 LOB: 2 BB: 0 P: 7	R: 0 E: 0 K: 2 S: 7	H: 0 LOB: 1 BB: 1 P: 11	R: 0 E: 0 K: 0 S: 4	H: 1 LOB: 1 BB: 0 P: 4	R: 0 E: 0 K: 0 S: 3	H: 0 LOB: 0 BB: 0 P: 3	R: 0 E: 0 K: 1 S: 5	H: 0 LOB: 0 BB: 0 P: 5	1B: 5 2B: 1 3B: 0 HR: 1	SF: 0 SAC: 0 DP: 0 HBP: 0	WP: 0 PB: 0 SB: 0 CS: 0	PA: 35
PITCHER Dave Stewart, R (1, 1) ERA: 3.67	IP: 9.0 WLS: W BF: 35 H: 7 R: 3 ER: 3 SO: 10 BB: 1 IBB: 0 HBP: 0 BLK: 0 WP: 0 HR: 1 S: 54 P: 58 ERA: 3.00 WHIP: 0.889															PITCHER				

Batter	1	2	3	4	5	6	7	8	9	AB	R	H	RBI	BB	SO	LOB	BOTTOM			
Tony Bernazard, S (1, 4) OBP: 0.336, SLG: 0.440	0-0 F9	0-0 F7		0-0 4-3		0-0 SH1-4		4-0 BB		3	0	0	0	1	0	2	Toronto Blue Jays @ Oakland Athletics Oakland-Alameda County Coliseum, Oakland, CA Wed Aug 19 1987, 3:33 AM PDT Att: 16,039 - Unknown livebaseballscores.com			
Alfredo Griffin, S (1, 6) OBP: 0.320, SLG: 0.352	4-0 HR	0-0 6-3		4-0 BB		0-0 HR		0-0 F7		3	2	1	2	2	0	4				
Jose Canseco, R (1, 7) OBP: 0.321, SLG: 0.503	0-0 HR		0-0 HR	0-0 HR		0-0 F6		0-0 F9		5	2	2	3	0	0	3				
Mark McGwire, R (1, 3) OBP: 0.361, SLG: 0.614	0-0 F4		0-0 SH5-3	0-0 SF9		0-0 F2				4	1	2	0	0	0	0				
Carney Lansford, R (1, 10) OBP: 0.374, SLG: 0.446	0-0 1B		0-0 SH5-3	0-0 2B		0-0 1B		4-0 CS		2	0	2	0	1	0	0				
Steve Henderson, R (1, 9) OBP: 0.429, SLG: 0.544	0-0 5-3		4-0 2B	0-0 IBB		0-0 F5		0-0 F7		1	0	0	0	0	0	1				
Mike Davis, L (3, PH) OBP: 0.328, SLG: 0.493										2	1	0	0	1	0	3				
Mickey Tettleton, S (1, 2) OBP: 0.305, SLG: 0.527		0-0 1B	0-0 1B	0-0 SF9		0-3 K		0-3 K		3	0	1	1	0	2	3				
Dwayne Murphy, L (1, 8) OBP: 0.415, SLG: 0.355	0-3 K		0-0 1B	0-0 2B		0-3 K		4-0 SH5-3		3	0	1	1	1	2	3				
Mike Gallego, R (1, 5) OBP: 0.305, SLG: 0.337		0-0 1B	0-0 4-3			0-0 E1		0-0 SH5-3		3	1	2	0	0	0	1				
Inning Stats	R: 2 E: 0 K: 0 S: 5	H: 2 LOB: 1 BB: 1 P: 9	R: 0 E: 0 K: 1 S: 7	H: 2 LOB: 2 BB: 0 P: 7	R: 3 E: 0 K: 0 S: 6	H: 3 LOB: 1 BB: 1 P: 10	R: 0 E: 0 K: 0 S: 2	H: 0 LOB: 0 BB: 1 P: 6	R: 0 E: 0 K: 2 S: 9	H: 2 LOB: 2 BB: 0 P: 9	R: 2 E: 1 K: 0 S: 5	H: 2 LOB: 0 BB: 0 P: 5	R: 0 E: 0 K: 1 S: 4	H: 0 LOB: 0 BB: 1 P: 8	R: 0 E: 0 K: 0 S: 3	H: 0 LOB: 2 BB: 2 P: 11	1B: 6 2B: 3 3B: 0 HR: 3	SF: 1 SAC: 3 DP: 1 HBP: 0	WP: 0 PB: 0 SB: 3 CS: 1	PA: 39
PITCHER John Cerutti, L (1, 1) ERA: 4.33	IP: 2.0 WLS: L BF: 13 H: 6 R: 4 ER: 4 SO: 1 BB: 1 IBB: 0 HBP: 0 BLK: 0 WP: 0 HR: 2 S: 14 P: 18 ERA: 18.00 WHIP: 3.500															PITCHER				
Mark Eichhorn, R (3, 1) ERA: 3.24	IP: 3.1 WLS: L BF: 16 H: 5 R: 3 ER: 3 SO: 2 BB: 1 IBB: 0 HBP: 0 BLK: 0 WP: 0 HR: 1 S: 18 P: 26 ERA: 8.10 WHIP: 1.800																			
Jose Antonio Nunez, R (6, 1) ERA: 5.26	IP: 1.2 WLS: L BF: 5 H: 0 R: 0 ER: 0 SO: 1 BB: 0 IBB: 0 HBP: 0 BLK: 0 WP: 0 HR: 0 S: 6 P: 10 ERA: 0.00 WHIP: 0.600																			
Gary Lavelle, L (8, 1) ERA: 5.74	IP: 1.0 WLS: L BF: 5 H: 0 R: 0 ER: 0 SO: 0 BB: 0 IBB: 0 HBP: 0 BLK: 0 WP: 0 HR: 0 S: 3 P: 11 ERA: 0.00 WHIP: 2.000																			

AB 34
R 3
H 7
RBI 3
BB 1
SO 10
LOB 9



AB 29
R 7
H 11
RBI 7
BB 6
SO 4
LOB 20



Batter	1	2	3	4	5	6	7	8	9	AB R H RBI BB SO LOB	TOP													
Lloyd Moseby, L OBP: 0.347, SLG: 0.450 (1, 8)	F7		K				5-3		E4	5 1 1 0 0 1 2	Toronto Blue Jays @ Oakland Athletics Oakland-Alameda County Coliseum, Oakland, CA Thu Aug 20 1987, 3:33 AM PDT Att: 12,607 - Unknown livebaseballscorecards.com													
Juan Beniquez, R OBP: 0.297, SLG: 0.380 (1, 7)	5-3			HR	BB		F8		FC	5 1 2 3 0 0 1														
Jesse Barfield, R OBP: 0.329, SLG: 0.466 (1, 9)	K2-3			HR			F9		F3	5 1 1 2 0 2 4														
George Bell, R OBP: 0.349, SLG: 0.627 (1, 10)		G6-3		6-3	BB			F9	K	4 0 1 0 1 1 2														
Cecil Fielder, R OBP: 0.355, SLG: 0.574 Willie Upshaw, L OBP: 0.323, SLG: 0.413 (5, PH) (5, 3)	F8		K		IBB			K		2 0 0 0 0 1 1 1 0 0 1 1 1 0														
Kelly Gruber, R OBP: 0.283, SLG: 0.405 (1, 6)	G6-3		K		BB			K		4 0 0 0 0 3 4														
Garth Iorg, R OBP: 0.288, SLG: 0.312 (1, 4)			5-3				F9			4 2 2 0 0 0 0														
Rance Mulliniks, L OBP: 0.357, SLG: 0.455 (1, 5)					SH1-4		6-3		SH1-4	2 0 1 0 0 0 0														
Charlie Moore, R OBP: 0.287, SLG: 0.349 Ernie Whitt, L OBP: 0.331, SLG: 0.419 (9, 2) (9, 2)	F8				BB		6-3		E FC	3 2 1 1 1 0 1 0 0 0 0 0 0 0														
Inning Stats	R: 0 E: 0 K: 1 S: 5	H: 0 LOB: 0 BB: 0 P: 5	R: 0 E: 0 K: 0 S: 3	H: 1 LOB: 0 BB: 0 P: 3	R: 0 E: 0 K: 1 S: 6	H: 1 LOB: 1 BB: 0 P: 6	R: 2 E: 0 K: 2 S: 9	H: 2 LOB: 0 BB: 0 P: 9	R: 3 E: 0 K: 2 S: 10	H: 3 LOB: 3 BB: 3 P: 22		R: 0 E: 0 K: 0 S: 3	H: 0 LOB: 0 BB: 0 P: 3	R: 0 E: 0 K: 2 S: 7	H: 0 LOB: 0 BB: 0 P: 3	R: 0 E: 0 K: 2 S: 7	H: 0 LOB: 0 BB: 0 P: 7	R: 2 E: 1 K: 1 S: 9	H: 2 LOB: 2 BB: 0 P: 9	1B: 6 2B: 2 3B: 0 HR: 1	SF: 0 SAC: 2 DP: 1 HBP: 0	WP: 0 PB: 0 SB: 0 CS: 0	PA: 40	
PITCHER	IP WLS BF H R ER SO BB IBB HBP BLK WP HR S P ERA WHIP											IP WLS BF H R ER SO BB IBB HBP BLK WP HR S P ERA WHIP												
Curt Young, L ERA: 4.27 Dennis Lamp, R ERA: 4.14 Greg Cadaret, L ERA: 3.8 Dave Leiper, L ERA: 3.24 Dennis Eckersley, R ERA: 2.99 (1, 1) (5, 1) (5, 1) (9, 1) (9, 1)	4.1 0.1 3.2 0.0 0.2	20 2 14 2 2	7 0 2 0 0	5 0 2 0 0	5 1 1 0 1	4 1 3 0 1	0 0 0 0 0	0 1 0 0 0	0 0 0 0 0	0 0 19 2 4	27 3 23 2 4	31 7 23 2 4	10.38 0.00 2.46 =	1.846 0.000 0.818 =										

Batter	1	2	3	4	5	6	7	8	9	AB R H RBI BB SO LOB	BOTTOM												
Tony Bernazard, S OBP: 0.339, SLG: 0.440 (1, 4)	G3		FC4-6		K		SH3-4			4 1 2 0 1 1 0	Toronto Blue Jays @ Oakland Athletics Oakland-Alameda County Coliseum, Oakland, CA Thu Aug 20 1987, 3:33 AM PDT Att: 12,607 - Unknown livebaseballscorecards.com												
Mike Davis, L OBP: 0.329, SLG: 0.496 (1, 9)	3-1		FC4-6			2B	SH3-4			4 2 2 1 0 0 1													
Jose Canseco, R OBP: 0.324, SLG: 0.510 (1, 7)	K					2B			F9	5 1 3 3 0 1 2													
Mark McGwire, R OBP: 0.361, SLG: 0.609 (1, 3)		L9-6		6-3		F3			K	3 0 0 0 2 1 2													
Dwayne Murphy, L OBP: 0.415, SLG: 0.345 (1, 8)		WP		F5		BB			K	3 0 0 0 2 2 2													
Camey Lansford, R OBP: 0.371, SLG: 0.441 (1, 5)		L9-6		F8		F3	F6		K	5 0 0 0 0 1 6													
Reggie Jackson, L OBP: 0.280, SLG: 0.398 (1, 10)			K		K				K	4 0 1 1 0 3 1													
Mickey Tettleton, S OBP: 0.309, SLG: 0.346 (1, 2)				6-3						3 1 1 1 1 1 0													
Alfredo Griffin, S OBP: 0.319, SLG: 0.349 (1, 6)					B4-3		F4		F6	3 1 0 0 1 0 3													
Inning Stats	R: 0 E: 0 K: 1 S: 5	H: 0 LOB: 0 BB: 0 P: 5	R: 0 E: 0 K: 1 S: 4	H: 0 LOB: 2 BB: 2 P: 12	R: 2 E: 0 K: 0 S: 5	H: 2 LOB: 1 BB: 1 P: 9	R: 0 E: 0 K: 1 S: 5	H: 0 LOB: 0 BB: 0 P: 5	R: 0 E: 0 K: 2 S: 7	H: 0 LOB: 0 BB: 0 P: 7		R: 2 E: 0 K: 0 S: 6	H: 3 LOB: 3 BB: 2 P: 14	R: 1 E: 0 K: 1 S: 6	H: 1 LOB: 2 BB: 2 P: 14	R: 1 E: 0 K: 1 S: 8	H: 3 LOB: 2 BB: 0 P: 8	R: 0 E: 0 K: 3 S: 9	H: 0 LOB: 0 BB: 0 P: 9	1B: 4 2B: 5 3B: 0 HR: 1	SF: 0 SAC: 1 DP: 1 HBP: 0	WP: 1 PB: 0 SB: 0 CS: 0	PA: 42
PITCHER	IP WLS BF H R ER SO BB IBB HBP BLK WP HR S P ERA WHIP											IP WLS BF H R ER SO BB IBB HBP BLK WP HR S P ERA WHIP											
Jim Clancy, R ERA: 3.61 Jeff Musselman, L ERA: 4.29 Mark Eichhorn, R ERA: 3.3 Gary Lavelle, L ERA: 5.67 Tom Henke, R ERA: 2.67 (1, 1) (6, 1) (7, 1) (8, 1) (9, 1)	5.2 1.0 1.0 0.1 1.0	26 6 5 2 3	5 1 2 1 0	4 1 1 0 0	4 1 1 0 3	5 1 0 0 0	0 0 0 0 0	0 0 0 0 0	0 0 1 2 9	31 6 7 2 9	5 14 7 2 9	6.35 9.00 9.00 0.00 0.00	1.765 2.000 2.000 3.000 0.000										



Batter	1	2	3	4	5	6	7	8	9	AB	R	H	RBI	BB	SO	LOB	TOP		
Claudell Washington, L (1, 8) OBP: 0.328, SLG: 0.417										4	0	0	0	0	1	3	New York Yankees @ Oakland Athletics Oakland-Alameda County Coliseum, Oakland, CA Fri Aug 21 1987, 7:05 PM PDT Att: 35,359 - Unknown		
Willie Randolph, R (1, 4) OBP: 0.416, SLG: 0.420										1	0	1	0	0	0	0			
Bobby Meacham, S (2, 4) OBP: 0.330, SLG: 0.407										3	1	1	1	0	0	0			
Don Mattingly, L (1, 3) OBP: 0.395, SLG: 0.589										4	1	1	1	0	0	1			
Mike Pagliarulo, L (1, 5) OBP: 0.322, SLG: 0.522										4	1	1	1	0	3	0			
Dave Winfield, R (1, 9) OBP: 0.359, SLG: 0.466										4	0	0	0	0	0	0			
Dan Pasqua, L (1, 7) OBP: 0.314, SLG: 0.403										3	0	0	0	1	3	0			
Ron Kittle, R (1, 10) OBP: 0.322, SLG: 0.543										4	1	1	0	0	1	1			
Rick Cerone, R (1, 2) OBP: 0.332, SLG: 0.345										3	0	1	0	0	0	0			
Randy Velarde, R (1, 6) OBP: 0.250, SLG: 0.250										3	0	2	1	0	0	1			
Inning Stats	R: 0 E: 0 K: 1 S: 5	H: 1 LOB: 0 BB: 0 P: 5	R: 0 E: 0 K: 2 S: 7	H: 0 LOB: 0 BB: 0 P: 7	R: 0 E: 0 K: 1 S: 6	H: 1 LOB: 1 BB: 0 P: 6	R: 1 E: 0 K: 1 S: 6	H: 1 LOB: 0 BB: 0 P: 6	R: 0 E: 0 K: 1 S: 5	H: 0 LOB: 0 BB: 0 P: 5	R: 0 E: 0 K: 0 S: 3	H: 1 LOB: 1 BB: 1 P: 8	R: 1 E: 0 K: 0 S: 4	H: 1 LOB: 1 BB: 1 P: 8	1B: 4 2B: 1 3B: 0 HR: 3	SF: 0 SAC: 0 DP: 2 HBP: 0	WP: 0 PB: 0 SB: 0 CS: 0	PA: 34	
PITCHER	IP	WLS	BF	H	R	ER	SO	BB	IBB	HBP	BLK	WP	HR	S	P	ERA	WHIP		
Steve Ontiveros, R (1, 1) ERA: 3.82	8.2	W	33	8	4	4	8	1	0	0	0	0	3	48	52	4.15	1.038		
Jay Howell, R (9, 1) ERA: 5.65	0.1	S	1	0	0	0	0	0	0	0	0	0	0	1	1	0.00	0.000		

Batter	1	2	3	4	5	6	7	8	9	AB	R	H	RBI	BB	SO	LOB	BOTTOM			
Tony Bernazard, S (1, 4) OBP: 0.342, SLG: 0.441										2	2	1	0	2	0	1	New York Yankees @ Oakland Athletics Oakland-Alameda County Coliseum, Oakland, CA Fri Aug 21 1987, 7:05 PM PDT Att: 35,359 - Unknown			
Steve Henderson, R (1, 9) OBP: 0.418, SLG: 0.525										4	1	1	0	0	2	2				
Jose Canseco, R (1, 10) OBP: 0.323, SLG: 0.512										4	0	1	1	0	2	3				
Mark McGwire, R (1, 3) OBP: 0.360, SLG: 0.608										4	1	1	2	0	1	1				
Carney Lansford, R (1, 5) OBP: 0.370, SLG: 0.442										4	0	1	1	0	0	1				
Terry Steinbach, R (1, 2) OBP: 0.346, SLG: 0.467										4	0	0	0	0	0	1				
Dwayne Murphy, L (1, 8) OBP: 0.411, SLG: 0.336										3	1	0	0	1	1	0				
Alfredo Griffin, S (1, 6) OBP: 0.322, SLG: 0.359										3	1	2	2	0	0	0				
Luis Polonia, L (1, 7) OBP: 0.329, SLG: 0.407										3	0	0	0	0	1	1				
Inning Stats	R: 0 E: 0 K: 2 S: 6	H: 0 LOB: 0 BB: 1 P: 10	R: 0 E: 0 K: 0 S: 3	H: 0 LOB: 0 BB: 0 P: 3	R: 5 E: 1 K: 1 S: 9	H: 4 LOB: 1 BB: 2 P: 17	R: 0 E: 0 K: 0 S: 4	H: 1 LOB: 1 BB: 0 P: 4	R: 0 E: 0 K: 1 S: 6	H: 0 LOB: 1 BB: 0 P: 6	R: 0 E: 0 K: 1 S: 5	H: 0 LOB: 0 BB: 0 P: 5	R: 1 E: 0 K: 2 S: 9	H: 2 LOB: 1 BB: 0 P: 9	R: 0 E: 0 K: 0 S: 3	H: 0 LOB: 0 BB: 0 P: 3	1B: 3 2B: 2 3B: 1 HR: 1	SF: 0 SAC: 0 DP: 0 HBP: 0	WP: 0 PB: 0 SB: 3 CS: 1	PA: 34
PITCHER	IP	WLS	BF	H	R	ER	SO	BB	IBB	HBP	BLK	WP	HR	S	P	ERA	WHIP			
Ron Guidry, L (1, 1) ERA: 3.73	8.0	L	34	7	6	6	7	3	0	0	0	0	1	45	57	6.75	1.250			

Batter	1	2	3	4	5	6	7	8	9	AB	R	H	RBI	BB	SO	LOB	TOP											
Claudell Washington, L OBP: 0.325, SLG: 0.415	F7		K			K		G6-4-3 1B		4	0	1	0	0	2	1	New York Yankees @ Oakland Athletics Oakland-Alameda County Coliseum, Oakland, CA Sat Aug 22 1987, 3:33 AM PDT Att: 40,116 - Unknown livebaseballscorecards.com											
Gary Ward, R OBP: 0.287, SLG: 0.381	K2-3			F7		6-3		G6-4-3 1-2		4	0	0	0	0	1													
Don Mattingly, L OBP: 0.396, SLG: 0.588	F7			F7					1B 1B	4	0	2	0	0	0													
Mike Pagliarulo, L OBP: 0.321, SLG: 0.520		F5		F7		F8			1B 1-2	4	0	1	0	0	0	1												
Dave Winfield, R OBP: 0.363, SLG: 0.468		F9			FC5-4 1B		WP 1B		G6-4-3 1-2 2-3	4	0	3	0	0	0	0												
Dan Pasqua, L OBP: 0.311, SLG: 0.398 Ron Kittle, R OBP: 0.320, SLG: 0.540	F5			F7		K 1-2			K	3 1	0 0	0 0	0 0	0 1	2 3													
Randy Velarde, R Mike Easter, L OBP: 0.328, SLG: 0.342			5-3		FC5-4 HBP 1-2		F8		G6-4-3 1-2	3 1	0 0	0 0	0 0	0 0	2 3													
Rick Cerone, R OBP: 0.332, SLG: 0.342			6-3				F8			2	0	0	0	0	0	1												
Bobby Meacham, S OBP: 0.330, SLG: 0.426									F9	3	0	1	0	0	1	2												
Inning Stats	R: 0 E: 0 K: 1 S: 5	H: 0 LOB: 0 BB: 0 P: 5	R: 0 E: 0 K: 0 S: 3	H: 0 LOB: 0 BB: 0 P: 3	R: 0 E: 0 K: 1 S: 6	H: 1 LOB: 1 BB: 0 P: 6	R: 0 E: 0 K: 0 S: 3	H: 0 LOB: 0 BB: 0 P: 3	R: 0 E: 0 K: 1 S: 6	H: 1 LOB: 2 BB: 0 P: 7	R: 0 E: 0 K: 1 S: 6	H: 1 LOB: 1 BB: 0 P: 6	R: 0 E: 0 K: 0 S: 3	H: 1 LOB: 2 BB: 0 P: 3	R: 0 E: 0 K: 1 S: 7	H: 3 LOB: 2 BB: 0 P: 7		1B: 7 2B: 0 3B: 1 HR: 0	SF: 0 SAC: 0 DP: 2 HBP: 1	WP: 1 PB: 0 SB: 0 CS: 0	PA: 34							
PITCHER	IP	WLS	BF	H	R	ER	SO	BB	IBB	HBP	BLK	WP	HR	S	P	ERA	WHIP											
Gene Nelson, R ERA: 2.74	(1, 1)	6.1	W	24	4	0	0	5	0	0	1	0	1	0	33	34	0.00	0.632										
Dennis Lamp, R ERA: 4.01	(7, 1)	1.2		5	1	0	0	0	0	0	0	0	0	0	5	5	0.00	0.600										
Greg Cadaret, L ERA: 3.8	(9, 1)	0.0		3	3	0	0	0	0	0	0	0	0	0	3	3	∞	∞										
Dennis Eckersley, R ERA: 2.9	(9, 1)	1.0		2	0	0	0	1	0	0	0	0	0	0	4	4	0.00	0.000										

Batter	1	2	3	4	5	6	7	8	9	AB	R	H	RBI	BB	SO	LOB	BOTTOM										
Tony Bernazard, S OBP: 0.343, SLG: 0.439	1B FC6-4 BB		K	F8				1-3		4	1	1	3	1	1	3	New York Yankees @ Oakland Athletics Oakland-Alameda County Coliseum, Oakland, CA Sat Aug 22 1987, 3:33 AM PDT Att: 40,116 - Unknown livebaseballscorecards.com										
Steve Henderson, R OBP: 0.394, SLG: 0.492 Luis Polonia, L OBP: 0.328, SLG: 0.406	K		3-1		F8	6-3		F7		4 1	0 0	0 0	0 0	0 0	2 2												
Jose Canseco, R OBP: 0.325, SLG: 0.516	FC6-4 1-2 1B		1B 3B		F8			F9		4	1	2	0	0	0	0											
Mark McGwire, R OBP: 0.361, SLG: 0.607	FC6-4 1-2 2-3 1B		1B		5-3			K		4	0	2	1	0	1	0											
Carney Lansford, R OBP: 0.371, SLG: 0.442	FC6-4 1-2 2-3 FC6-4		1B			1B FC4-2 1B		F4		4	0	2	1	0	0	2											
Terry Steinbach, R OBP: 0.348, SLG: 0.467	FC6-4 1-2		F7			FC4-2 SH1-3 1B		BB 1-3 1B		4	2	2	0	0	0	4											
Reggie Jackson, L OBP: 0.284, SLG: 0.397 Mike Davis, L OBP: 0.331, SLG: 0.497		FC6-4 HBP		G3		SH1-3 FC4-2 1B BB		1-3 BB 1B		1 1	0 1	0 0	0 0	0 0	0 0												
Alfredo Griffin, S OBP: 0.319, SLG: 0.355		FC6-4 CS S		K		FC4-2 SH1-3 1B		F7		4	1	0	0	0	1	6											
Dwayne Murphy, L OBP: 0.416, SLG: 0.339			K			SH1-3		1-3 BB		2	0	1	1	1	1	1											
Inning Stats	R: 1 E: 0 K: 1 S: 7	H: 2 LOB: 2 BB: 1 P: 11	R: 0 E: 0 K: 1 S: 4	H: 0 LOB: 1 BB: 0 P: 5	R: 1 E: 0 K: 1 S: 8	H: 3 LOB: 2 BB: 0 P: 8	R: 0 E: 0 K: 1 S: 6	H: 1 LOB: 1 BB: 0 P: 6	R: 0 E: 0 K: 0 S: 3	H: 0 LOB: 0 BB: 0 P: 3	R: 3 E: 0 K: 0 S: 6	H: 3 LOB: 1 BB: 1 P: 10	R: 0 E: 0 K: 1 S: 5	H: 0 LOB: 0 BB: 0 P: 5	R: 1 E: 0 K: 0 S: 5	H: 2 LOB: 2 BB: 1 P: 9		1B: 10 2B: 1 3B: 1 HR: 0	SF: 0 SAC: 1 DP: 1 HBP: 1	WP: 0 PB: 0 SB: 0 CS: 1	PA: 38						
PITCHER	IP	WLS	BF	H	R	ER	SO	BB	IBB	HBP	BLK	WP	HR	S	P	ERA	WHIP										
Steve Trout, L ERA: 4.02	(1, 1)	5.0	L	25	8	5	5	4	2	0	1	0	0	30	39	9.00	2.000										
Pat Clements, L ERA: 4.58	(6, 1)	1.0		4	1	0	0	0	0	0	0	0	0	4	4	0.00	1.000										
Brad Arnsberg, R ERA: 5.59	(7, 1)	2.0		9	2	1	1	1	1	0	0	0	0	10	14	4.50	1.500										

Batter	1	2	3	4	5	6	7	8	9	AB	R	H	RBI	BB	SO	LOB	TOP								
Claudell Washington, L (1.8) OBP: 0.329, SLG: 0.418	0-0 4-3		0-0 1-H 2-H 2B		0-3 1-2 K		0-3 K		0-0 E 1B	5	0	2	3	0	2	3	New York Yankees @ Oakland Athletics Oakland-Alameda County Coliseum, Oakland, CA Sun Aug 23 1987, 3:33 AM PDT Att: 43,726 - Unknown livebaseballscorecards.com								
Gary Ward, R (1.7) OBP: 0.284, SLG: 0.376	0-0 F9		0-3 K		0-0 F9		0-0 F9		0-0 1-3 F9	5	0	0	0	0	1	5									
Don Mattingly, L (1.3) OBP: 0.394, SLG: 0.585	0-0 1B		0-3 K		0-0 F8				0-0 6-3	4	0	1	0	0	1	1									
Mike Pagliarulo, L (1.5) OBP: 0.320, SLG: 0.516	0-0 F9		0-3 K		4-0 BB				0-0 G3	3	0	0	0	1	1	2									
Dave Winfield, R (1.9) OBP: 0.360, SLG: 0.464		0-0 F6		0-0 F8		0-0 F5		0-3 K		4	0	0	0	0	1	1									
Mike Easter, L (1.10) OBP: 0.327, SLG: 0.353		0-0 G3		0-0 4-3		0-3 K			0-0 HR	4	1	1	1	0	1	1									
Randy Velarde, R (1.6) OBP: 0.133, SLG: 0.133		0-0 5-3		0-0 6-3			0-3 K		0-0 5-3	4	0	0	0	0	1	0									
Rick Cerone, R (1.2) OBP: 0.335, SLG: 0.350			0-0 HBP 2B 1B		0-0 F8		0-0 1B 2B		0-0 5-3	4	1	2	0	0	0	0									
Bobby Meacham, S (1.4) OBP: 0.355, SLG: 0.454			1-0 2B HBP		0-0 S 1B		0-0 2-3 1B		0-0 1B 2B	3	2	3	0	0	0	0									
Inning Stats	R: 0 E: 0 K: 0 S: 4	H: 1 LOB: 1 BB: 0 P: 4	R: 0 E: 0 K: 0 S: 3	H: 0 LOB: 0 BB: 0 P: 3	R: 2 E: 0 K: 3 S: 11	H: 2 LOB: 1 BB: 0 P: 12	R: 0 E: 0 K: 0 S: 3	H: 0 LOB: 0 BB: 0 P: 3	R: 0 E: 0 K: 1 S: 6	H: 1 LOB: 1 BB: 0 P: 6	R: 0 E: 0 K: 2 S: 5	H: 0 LOB: 2 BB: 0 P: 9	R: 0 E: 0 K: 1 S: 9	H: 2 LOB: 2 BB: 0 P: 9	R: 0 E: 0 K: 1 S: 5	H: 0 LOB: 0 BB: 0 P: 5	R: 2 E: 1 K: 0 S: 6	H: 3 LOB: 1 BB: 0 P: 6	1B: 5 2B: 3 HR: 1	SF: 0 SAC: 0 DP: 0 HBP: 1	WP: 0 PB: 0 SB: 1 CS: 0	PA: 38			
PITCHER	IP	WLS	BF	H	R	ER	SO	BB	IBB	HBP	BLK	WP	HR	S	P	ERA	WHIP								
Dave Stewart, R (1.1) ERA: 3.63	7.0	L	29	6	2	2	7	1	0	1	0	0	0	41	46	2.57	1.000								
Dave Leiper, L (8.1) ERA: 3.2	0.2		2	0	0	0	0	0	0	0	0	0	0	2	2	0.00	0.000								
Jay Howell, R (8.1) ERA: 5.89	1.1		7	3	2	2	1	0	0	0	0	0	1	9	9	13.50	2.250								

Batter	1	2	3	4	5	6	7	8	9	AB	R	H	RBI	BB	SO	LOB	BOTTOM								
Tony Bernazard, S (1.4) OBP: 0.342, SLG: 0.437	0-0 5-3			0-3 K		0-0 1B			0-3 K	4	0	1	0	0	2	0	New York Yankees @ Oakland Athletics Oakland-Alameda County Coliseum, Oakland, CA Sun Aug 23 1987, 3:33 AM PDT Att: 43,726 - Unknown livebaseballscorecards.com								
Mike Davis, L (1.9) OBP: 0.328, SLG: 0.492	0-0 F8			0-0 G3		0-3 K			0-3 K	4	0	0	0	0	2	1									
Jose Canseco, R (1.7) OBP: 0.322, SLG: 0.512	0-0 F8			0-0 F8		0-0 F3			0-3 K	4	0	0	0	0	1	1									
Mark McGwire, R (1.3) OBP: 0.359, SLG: 0.603		0-3 K			0-3 K		0-3 K			3	0	0	0	0	3	0									
Dwayne Murphy, L (1.8) OBP: 0.414, SLG: 0.333		0-3 K			4-0 1B BB		0-0 F9			2	0	0	0	1	1	0									
Camey Lansford, R (1.5) OBP: 0.370, SLG: 0.441		0-0 5-3			0-0 1-2 1B		0-0 G1			3	0	1	0	0	0	0									
Reggie Jackson, L (1.10) OBP: 0.284, SLG: 0.394			4-0 L6-3 BB		0-3 K				0-0 4-3	2	0	0	0	1	1	2									
Mickey Tettleton, S (1.2) OBP: 0.396, SLG: 0.342			0-3 K		0-3 K				0-3 K	2	0	0	0	0	2	3									
Luis Polonia, L (8. PH) OBP: 0.327, SLG: 0.405										1	0	0	0	0	1	0									
Terry Steinbach, R (9.2) OBP: 0.346, SLG: 0.467										0	0	0	0	0	0	0									
Alfredo Griffin, S (1.6) OBP: 0.317, SLG: 0.353			0-0 L6-3		0-0 6-3				0-0 F8	3	0	0	0	0	0	1									
Inning Stats	R: 0 E: 0 K: 0 S: 3	H: 0 LOB: 0 BB: 0 P: 3	R: 0 E: 0 K: 2 S: 7	H: 0 LOB: 0 BB: 0 P: 7	R: 0 E: 0 K: 1 S: 4	H: 0 LOB: 0 BB: 1 P: 8	R: 0 E: 0 K: 1 S: 5	H: 0 LOB: 0 BB: 0 P: 5	R: 0 E: 0 K: 3 S: 10	H: 1 LOB: 2 BB: 1 P: 14	R: 0 E: 0 K: 1 S: 6	H: 1 LOB: 1 BB: 0 P: 6	R: 0 E: 0 K: 1 S: 5	H: 0 LOB: 0 BB: 0 P: 5	R: 0 E: 0 K: 1 S: 5	H: 0 LOB: 0 BB: 0 P: 5	R: 0 E: 0 K: 3 S: 9	H: 0 LOB: 0 BB: 0 P: 9	1B: 2 2B: 1 HR: 0	SF: 0 SAC: 0 DP: 1 HBP: 0	WP: 0 PB: 0 SB: 0 CS: 0	PA: 30			
PITCHER	IP	WLS	BF	H	R	ER	SO	BB	IBB	HBP	BLK	WP	HR	S	P	ERA	WHIP								
Rick Rhoden, R (1.1) ERA: 3.64	5.0	W	17	1	0	0	7	2	0	0	0	0	0	29	37	0.00	0.600								
Tim Stoddard, R (6.1) ERA: 3.25	4.0	S	13	1	0	0	6	0	0	0	0	0	0	25	25	0.00	0.250								



Batter	1	2	3	4	5	6	7	8	9	AB	R	H	RBI	BB	SO	LOB	TOP			
Jim Dwyer, L (1, 10) OBP: 0.387, SLG: 0.521 Alan Wiggins, S (7, PH) OBP: 0.299, SLG: 0.269	0-0 FC6-4 1B	0-3 K	0-0	0-3 K	0-0	0-0	0-0 F3	0-0	0-0 5-3	3	0	1	0	0	2	2				
Billy Ripken, R (1, 4) OBP: 0.374, SLG: 0.399	0-0 FC6-4 1B		0-0	0-0	0-0	0-0	0-0 5-3			4	1	2	1	0	0	1				
Cal Ripken Jr., R (1, 6) OBP: 0.338, SLG: 0.445	4-0 1B		0-0 F8	0-0 F8	0-0	0-0	0-3 K			3	0	0	0	1	1	2				
Eddie Murray, S (1, 3) OBP: 0.350, SLG: 0.500	0-0 WP 1B		4-0		4-0			0-0 4-3		2	0	1	1	2	0	0				
Fred Lynn, L (1, 8) OBP: 0.328, SLG: 0.482	0-0 F7		0-3 K	0-3 K	0-3	0-3 K		0-3 K		4	0	0	0	0	3	5				
Ray Knight, R (1, 5) OBP: 0.315, SLG: 0.369	0-3 K		0-0 F5	0-0	0-0	0-0 G6-4-3		0-0 6-3		4	0	0	0	0	1	5				
Terry Kennedy, L (1, 2) OBP: 0.315, SLG: 0.410		0-3 K		0-0 5-3		0-3 K		0-3 K		4	0	0	0	0	3	0				
Larry Sheets, L (1, 9) OBP: 0.370, SLG: 0.608		0-0		0-0	0-0	0-0 1-3		4-0		3	1	2	1	1	0	0				
Mike Young, S (1, 7) OBP: 0.333, SLG: 0.409	0-3 K		0-3 K	0-0	0-0	0-0 F8		0-0 F9		4	1	1	0	0	1	2				
Inning Stats	R: 1 E: 0 K: 1 S: 7	H: 2 LOB: 2 BB: 1 P: 11	R: 0 E: 0 K: 3 S: 10	H: 1 LOB: 1 BB: 0 P: 10	R: 0 E: 0 K: 1 S: 6	H: 1 LOB: 2 BB: 1 P: 10	R: 2 E: 0 K: 1 S: 8	H: 3 LOB: 1 BB: 0 P: 8	R: 0 E: 0 K: 1 S: 4	H: 0 LOB: 0 BB: 1 P: 8	R: 0 E: 0 K: 1 S: 5	H: 0 LOB: 0 BB: 0 P: 5	R: 0 E: 0 K: 1 S: 5	H: 0 LOB: 0 BB: 0 P: 5	R: 0 E: 0 K: 1 S: 5	H: 0 LOB: 1 BB: 1 P: 9	1B: 3 2B: 3 3B: 0 HR: 1	SF: 0 SAC: 0 DP: 1 HBP: 0	WP: 2 PB: 2 SB: 0 CS: 0	PA: 37
PITCHER	IP WLS BF H R ER SO BB IBB HBP BLK WP HR S P ERA WHIP	4.0 L 21 7 3 3 6 2 0 0 0 2 1 31 39 6.75 2.250	5.0 W 16 0 0 0 5 2 0 0 0 0 0 24 32 0.00 0.400	PITCHER																

Baltimore Orioles @ Oakland Athletics
Oakland-Alameda County Coliseum, Oakland, CA
Mon Aug 24 1987, 7:05 PM PDT
Att: 25,135 - Unknown

AB 33
R 3
H 7
RBI 3
BB 4
SO 11
LOB 18





Batter	1	2	3	4	5	6	7	8	9	AB	R	H	RBI	BB	SO	LOB	BOTTOM			
Luis Polonia, L (1, 8) OBP: 0.326, SLG: 0.409	0-0 F7		0-0 1-3		0-0 1-3	0-0				4	0	1	2	0	0	2				
Tony Bemazard, S (1, 4) OBP: 0.341, SLG: 0.435	0-0 1-3		0-0		0-0 5-3	0-0 F8				4	0	1	2	0	0	1				
Jose Canseco, R (1, 7) OBP: 0.320, SLG: 0.508	0-0 F8		0-3 K		0-3 K	0-3 K	0-3 K			4	0	0	0	0	3	1				
Carney Lansford, R (1, 5) OBP: 0.373, SLG: 0.447		0-0		0-0	0-0	0-0 2B	0-3 K			4	1	3	0	0	1	0				
Mike Davis, L (1, 9) OBP: 0.329, SLG: 0.495		0-0 F5		0-0 F6		0-0	0-0 WP			4	1	2	0	0	0	2				
Mark McGwire, R (1, 3) OBP: 0.360, SLG: 0.600		0-0 G6-4-3		4-0	0-0	4-0 1B	0-3 K			2	1	0	0	2	1	2				
Reggie Jackson, L (1, 10) OBP: 0.351, SLG: 0.392 Steve Henderson, R (6, PH) OBP: 0.384, SLG: 0.478			0-3 K		0-0 FC3-2	0-3 K		0-0 F6		2	0	0	0	0	1	3				
Terry Steinbach, R (1, 2) OBP: 0.351, SLG: 0.469 Mickey Tettleton, S (8, 2) OBP: 0.304, SLG: 0.340			0-0		0-0	0-0	0-3 K		0-3 K	3	2	2	2	0	1	2				
Alfredo Griffin, S (1, 6) OBP: 0.318, SLG: 0.354			0-0		0-0	0-0	0-3 K		0-3 K	1	0	0	0	0	1	0				
Inning Stats	R: 0 E: 0 K: 0 S: 3	H: 0 LOB: 0 BB: 0 P: 3	R: 0 E: 0 K: 0 S: 3	H: 1 LOB: 0 BB: 0 P: 3	R: 2 E: 0 K: 2 S: 10	H: 3 LOB: 1 BB: 0 P: 10	R: 0 E: 0 K: 1 S: 6	H: 1 LOB: 2 BB: 1 P: 10	R: 0 E: 0 K: 0 S: 3	H: 0 LOB: 0 BB: 0 P: 3	R: 5 E: 0 K: 2 S: 12	H: 5 LOB: 1 BB: 1 P: 16	R: 0 E: 0 K: 3 S: 10	H: 1 LOB: 1 BB: 0 P: 10	R: 0 E: 0 K: 2 S: 7	H: 0 LOB: 0 BB: 0 P: 7	1B: 8 2B: 2 3B: 1 HR: 0	SF: 0 SAC: 0 DP: 1 HBP: 0	WP: 1 PB: 0 SB: 2 CS: 0	PA: 36
PITCHER	IP WLS BF H R ER SO BB IBB HBP BLK WP HR S P ERA WHIP	5.2 L 27 9 7 7 5 2 0 0 0 1 0 19 19 0.00 0.857	PITCHER																	

Baltimore Orioles @ Oakland Athletics
Oakland-Alameda County Coliseum, Oakland, CA
Mon Aug 24 1987, 7:05 PM PDT
Att: 25,135 - Unknown

AB 34
R 7
H 11
RBI 7
BB 2
SO 10
LOB 15



Batter	1	2	3	4	5	6	7	8	9	AB	R	H	RBI	BB	SO	LOB	TOP								
Lee Lacy, R OBP: 0.319, SLG: 0.392 (1, 9)	F6		F2		HR	3B		F9		5	1	2	4	0	0	1	<p>Baltimore Orioles @ Oakland Athletics Oakland-Alameda County Coliseum, Oakland, CA</p> <p>Tue Aug 25 1987, 3:33 AM PDT Att: 12,410 - Unknown</p> <p>livebaseballscorecards.com</p> <p>AB 37 R 7 H 10 RBI 7 BB 2 SO 7 LOB 14</p> 								
Billy Ripken, R OBP: 0.372, SLG: 0.395 (1, 4) Jim Dwyer, L OBP: 0.385, SLG: 0.518 (9, PH)	6-3		FC4-6		1B	K		K		4	0	1	0	0	1	2									
Cal Ripken Jr., R OBP: 0.337, SLG: 0.443 (1, 6)	F8			HR	5-3		F2	6-3		5	1	1	0	0	0	1									
Eddie Murray, S OBP: 0.349, SLG: 0.498 (1, 3)		1B		F4	4-3		6-3			4	0	1	0	0	0	2									
Fred Lynn, L OBP: 0.330, SLG: 0.494 (1, 8) Mike Hart, L OBP: 0.250, SLG: 0.625 (8, 8)	K			HR		1B	K			4	2	2	2	0	2	1									
Ray Knight, R OBP: 0.312, SLG: 0.365 (1, 5)	F2			F6		2B	F2			4	0	0	0	0	0	2									
Terry Kennedy, L OBP: 0.316, SLG: 0.409 (1, 2)	K			F4		3B	BB	BB		3	1	1	1	1	1	1									
Larry Sheets, L OBP: 0.369, SLG: 0.604 (1, 7)			4-3		HR	K		F6		4	1	1	0	0	1	2									
Mike Young, S OBP: 0.335, SLG: 0.408 (1, 10)			FC4-6		F7	3B	BB	K		3	1	1	0	1	1	2									
Inning Stats	R: 0 E: 0 K: 0 S: 3	H: 0 LOB: 0 BB: 0 P: 3	R: 0 E: 0 K: 2 S: 8	H: 1 LOB: 1 BB: 0 P: 8	R: 0 E: 0 K: 0 S: 4	H: 1 LOB: 1 BB: 0 P: 4	R: 2 E: 0 K: 0 S: 5	H: 2 LOB: 0 BB: 0 P: 5	R: 2 E: 0 K: 0 S: 6	H: 3 LOB: 1 BB: 0 P: 6	R: 3 E: 0 K: 2 S: 10	H: 3 LOB: 1 BB: 1 P: 14	R: 0 E: 0 K: 1 S: 5	H: 0 LOB: 0 BB: 0 P: 5	R: 0 E: 0 K: 1 S: 5	H: 0 LOB: 1 BB: 1 P: 9		R: 0 E: 0 K: 1 S: 5	H: 0 LOB: 0 BB: 0 P: 5	1B: 6 2B: 1 3B: 1 HR: 2	SF: 0 SAC: 0 DP: 0 HBP: 0	WP: 1 PB: 0 SB: 0 CS: 0	PA: 39		
PITCHER	IP	WLS	BF	H	R	ER	SO	BB	IBB	HBP	BLK	WP	HR	S	P	ERA	WHIP								
Curt Young, L ERA: 4.47 (1, 1)	5.1	W	25	9	6	6	2	0	0	0	0	0	2	29	29	10.12	1.688								
Dave Leiper, L ERA: 3.35 (6, 1)	0.1		3	1	1	1	1	1	0	0	0	1	0	4	8	27.00	6.000								
Eric Plunk, R ERA: 5.54 (6, 1)	3.1	S	11	0	0	0	4	1	0	0	0	0	0	18	22	0.00	0.300								

Batter	1	2	3	4	5	6	7	8	9	AB	R	H	RBI	BB	SO	LOB	BOTTOM								
Tony Bernazard, S OBP: 0.344, SLG: 0.434 (1, 4)	B1-3		1B		HR	3-1		CS		3	1	1	0	2	0	0	<p>Baltimore Orioles @ Oakland Athletics Oakland-Alameda County Coliseum, Oakland, CA</p> <p>Tue Aug 25 1987, 3:33 AM PDT Att: 12,410 - Unknown</p> <p>livebaseballscorecards.com</p> <p>AB 32 R 9 H 11 RBI 9 BB 5 SO 2 LOB 10</p> 								
Steve Henderson, R OBP: 0.385, SLG: 0.514 (1, 10)	F9		BB		BB	K		1B		5	1	2	3	0	1	1									
Jose Canseco, R OBP: 0.321, SLG: 0.507 (1, 7)	F3		F8		2B	2B		G4-1		3	2	1	0	1	0	2									
Carney Lansford, R OBP: 0.374, SLG: 0.454 (1, 5)	F9			HR	F7		SF8	G4-1		4	1	2	1	0	0	1									
Mark McGwire, R OBP: 0.359, SLG: 0.599 (1, 3)	F9			5-3	2B	G4-1		G4-1		4	1	1	0	0	0	2									
Mike Davis, L OBP: 0.333, SLG: 0.501 (1, 9)	L3			2B	S	HR		SF8		3	1	2	2	1	0	0									
Mickey Tettleton, S OBP: 0.370, SLG: 0.360 (1, 2) Terry Steinbach, R OBP: 0.350, SLG: 0.469 (7, 2)	5-3		5-3	G4-3	HR	SF8		SF8		2	1	1	2	1	0	0									
Alfredo Griffin, S OBP: 0.315, SLG: 0.351 (1, 6)	5-3		5-3	G4-3	HR	F8		F8		4	0	0	0	0	0	4									
Dwayne Murphy, L OBP: 0.410, SLG: 0.331 (1, 8)	1B		1B		4-3	6-3		K		4	1	1	0	0	1	0									
Inning Stats	R: 0 E: 0 K: 0 S: 3	H: 0 LOB: 0 BB: 0 P: 3	R: 0 E: 0 K: 0 S: 3	H: 0 LOB: 0 BB: 0 P: 3	R: 1 E: 0 K: 0 S: 5	H: 2 LOB: 2 BB: 1 P: 9	R: 1 E: 0 K: 0 S: 4	H: 2 LOB: 1 BB: 1 P: 8	R: 6 E: 0 K: 0 S: 7	H: 4 LOB: 0 BB: 2 P: 15	R: 0 E: 0 K: 1 S: 5	H: 0 LOB: 0 BB: 0 P: 5	R: 1 E: 0 K: 0 S: 5	H: 2 LOB: 2 BB: 1 P: 9	R: 0 E: 0 K: 1 S: 5	H: 1 LOB: 0 BB: 0 P: 5		R: 0 E: 0 K: 1 S: 5	H: 0 LOB: 0 BB: 0 P: 5	1B: 5 2B: 3 3B: 0 HR: 3	SF: 1 SAC: 0 DP: 1 HBP: 0	WP: 0 PB: 0 SB: 1 CS: 1	PA: 38		
PITCHER	IP	WLS	BF	H	R	ER	SO	BB	IBB	HBP	BLK	WP	HR	S	P	ERA	WHIP								
Eric Bell, L ERA: 5.09 (1, 1)	4.2	L	24	7	7	7	0	4	0	0	0	0	2	20	36	13.50	2.357								
Mark Williamson, R ERA: 3.91 (5, 1)	3.1		14	4	2	2	2	0	1	0	0	0	1	17	21	5.40	1.200								

Batter	1	2	3	4	5	6	7	8	9	AB	R	H	RBI	BB	SO	LOB	TOP										
Tony Bernazard, S (1, 10) OBP: 0.341, SLG: 0.430	E6 1B	5-3			F8			F3-1		4	1	0	0	0	0	1											
Steve Henderson, R (1, 9) Mickey Tettleton, S (7, 2) OBP: 0.370, SLG: 0.453 OBP: 0.309, SLG: 0.358	E1 1B HR		K			6-3		4-3		3	1	0	0	0	1	1											
Jose Canseco, R (1, 7) OBP: 0.321, SLG: 0.505	HR 1B		K			F9			K	4	1	1	1	0	2	0											
Carney Lansford, R (1, 5) OBP: 0.373, SLG: 0.459	HR				F4			F4		4	1	1	3	0	0	0											
Mark McGwire, R (1, 3) OBP: 0.357, SLG: 0.594	F9				6-3			6-3		4	0	0	0	0	1	0											
Terry Steinbach, R (1, 2) Mike Davis, L (7, PH) OBP: 0.348, SLG: 0.466 OBP: 0.333, SLG: 0.500	K				K			F6		2	0	0	0	0	2	0											
Dwayne Murphy, L (1, 8) OBP: 0.409, SLG: 0.325	5-3				K			BB		2	0	0	0	1	1	0											
Alfredo Griffin, S (1, 6) OBP: 0.313, SLG: 0.349		K			F8			L9		3	0	0	0	0	1	1											
Mike Gallego, R (1, 4) OBP: 0.306, SLG: 0.330	6-3				6-3			F3-1 BB		2	0	0	0	1	0	0											
Inning Stats	R: 4 E: 2 K: 1 S: 9	H: 2 LOB: 0 BB: 0 P: 9	R: 0 E: 0 K: 1 S: 5	H: 0 LOB: 0 BB: 0 P: 5	R: 0 E: 0 K: 2 S: 7	H: 0 LOB: 0 BB: 0 P: 7	R: 0 E: 0 K: 2 S: 7	H: 0 LOB: 0 BB: 0 P: 7	R: 0 E: 0 K: 0 S: 3	H: 0 LOB: 0 BB: 0 P: 3	R: 0 E: 0 K: 0 S: 3	H: 0 LOB: 0 BB: 0 P: 7	R: 0 E: 0 K: 0 S: 2	H: 0 LOB: 0 BB: 1 P: 6	R: 0 E: 0 K: 2 S: 7	H: 0 LOB: 0 BB: 0 P: 7	1B: 1 2B: 1 3B: 0 HR: 1	SF: 0 SAC: 0 DP: 1 HBP: 0	WP: 0 PB: 0 SB: 0 CS: 0	PA: 32							
PITCHER	IP	WLS	BF	H	R	ER	SO	BB	IBB	HBP	BLK	WP	HR	S	P	ERA	WHIP										
Jimmy Key, L (1, 1) ERA: 2.94	6.0	W	22	2	4	2	6	0	0	0	0	0	1	34	34	3.00	0.333										
Mark Eichhorn, R (7, 1) ERA: 3.13	0.2		3	0	0	0	0	1	0	0	0	0	0	2	6	0.00	1.500										
Jeff Musselman, L (7, 1) ERA: 4.14	1.1		4	0	0	0	0	1	0	0	0	0	0	3	7	0.00	0.750										
Tom Henke, R (9, 1) ERA: 2.55	1.0		3	0	0	0	2	0	0	0	0	0	0	7	7	0.00	0.000										

Oakland Athletics @ Toronto Blue Jays
Exhibition Stadium, Toronto, ON
Thu Aug 27 1987, 7:05 PM EDT
Att: 38,026 - Unknown

AB 30
R 4
H 2
RBI 4
BB 2
SO 8
LOB 3



Batter	1	2	3	4	5	6	7	8	9	AB	R	H	RBI	BB	SO	LOB	BOTTOM										
Nelson Liriano, S (1, 4) OBP: 0.400, SLG: 0.250	1B 2B BB	K			BB HR BB	K		G6-4-3 1B		3	2	1	0	2	2	1											
Lloyd Moseby, L (1, 8) OBP: 0.346, SLG: 0.458	K		F7		F6		FC5 1B	G6-4-3 1B		5	0	1	0	0	1	4											
Tony Fernandez, S (1, 6) OBP: 0.383, SLG: 0.437	2B 1B		G3		HR BB		FC5 1B	3B		4	2	3	0	1	0	0											
George Bell, R (1, 7) OBP: 0.346, SLG: 0.622	2B		F6		HR		FC5 1B WP	F8		5	2	2	5	0	0	3											
Ernie Whitt, L (1, 2) OBP: 0.343, SLG: 0.429	K			4-3			WP G3 1B	1B		4	1	2	1	0	1	2											
Rance Mulliniks, L (1, 5) Kelly Gruber, R (8, 5) OBP: 0.357, SLG: 0.467 OBP: 0.278, SLG: 0.399	K			5-3	F7		G3			4	0	0	0	0	1	5											
Rick Leach, L (1, 9) Jesse Barfield, R (6, PH) OBP: 0.396, SLG: 0.410 OBP: 0.322, SLG: 0.458		L3		3-1		F6	BB 1B			2	0	0	0	0	0	0											
Fred McGriff, L (1, 10) OBP: 0.393, SLG: 0.544		BB			FC1-8 BB	HR	BB	BB		1	1	1	1	3	0	0											
Willie Upshaw, L (1, 3) OBP: 0.317, SLG: 0.399		L6			FC1-6 BB HR	K		F5		4	1	0	0	0	1	4											
Inning Stats	R: 1 E: 0 K: 3 S: 11	H: 2 LOB: 2 BB: 1 P: 15	R: 0 E: 0 K: 1 S: 5	H: 0 LOB: 1 BB: 1 P: 9	R: 0 E: 0 K: 0 S: 3	H: 0 LOB: 0 BB: 0 P: 3	R: 0 E: 0 K: 0 S: 3	H: 0 LOB: 0 BB: 0 P: 3	R: 4 E: 0 K: 0 S: 5	H: 2 LOB: 1 BB: 3 P: 17	R: 1 E: 0 K: 2 S: 8	H: 1 LOB: 0 BB: 0 P: 8	R: 3 E: 0 K: 0 S: 7	H: 4 LOB: 2 BB: 1 P: 11	R: 0 E: 0 K: 0 S: 4	H: 2 LOB: 1 BB: 0 P: 4	1B: 7 2B: 1 3B: 1 HR: 2	SF: 0 SAC: 0 DP: 1 HBP: 0	WP: 1 PB: 0 SB: 1 CS: 0	PA: 40							
PITCHER	IP	WLS	BF	H	R	ER	SO	BB	IBB	HBP	BLK	WP	HR	S	P	ERA	WHIP										
Steve Ontiveros, R (1, 1) ERA: 3.91	4.1		19	2	3	3	4	4	0	0	0	0	0	23	39	6.23	1.385										
Greg Cadaret, L (5, 1) ERA: 4.45	1.2	L	11	5	5	5	2	1	0	0	0	0	2	14	18	27.00	3.600										
Dennis Lamp, R (7, 1) ERA: 4.1	1.0		6	2	1	1	0	1	0	0	0	1	0	5	9	9.00	3.000										
Rick Rodriguez, R (8, 1) ERA: 2.96	1.0		4	2	0	0	0	0	0	0	0	0	0	4	4	0.00	2.000										

Oakland Athletics @ Toronto Blue Jays
Exhibition Stadium, Toronto, ON
Thu Aug 27 1987, 7:05 PM EDT
Att: 38,026 - Unknown

AB 34
R 9
H 11
RBI 8
BB 6
SO 6
LOB 19



Batter	1	2	3	4	5	6	7	8	9	AB	R	H	RBI	BB	SO	LOB	TOP			
Luis Polonia, L OBP: 0.325, SLG: 0.407 (1, 7)	0-3 K		0-0 4-3		0-0 4-3 2H 1B		0-0 4-3			4	0	1	1	0	1	0				
Tony Bernazard, S OBP: 0.336, SLG: 0.426 (1, 4)	0-0 F8		0-0 L3		0-0 4-3 2-3			0-0 4-3		4	0	0	0	0	0	1				
Jose Canseco, R OBP: 0.320, SLG: 0.502 (1, 10)	0-3 K			1-0 G1-6-3 1B HBP		0-0 F8		0-3 K		3	0	0	0	0	2	1				
Carney Lansford, R OBP: 0.376, SLG: 0.471 (1, 3)		0-0 HR		0-0 G1-6-3 1B		0-0 F9 SF8 2B		0-0 6-3		4	2	3	1	0	0	0				
Mike Davis, L OBP: 0.330, SLG: 0.495 (1, 9)	0-3 K		0-0 G1-6-3		0-0 F9			0-0 4-3		4	0	0	0	0	1	3				
Dwayne Murphy, L OBP: 0.405, SLG: 0.320 (1, 8)	0-0 F7		0-0 BB		0-0 SF8			0-0 3-1		2	0	0	1	1	0	0				
Tony Phillips, S OBP: 0.357, SLG: 0.391 (1, 5)	4-0 BB		0-3 K		0-0 F7			0-0 L4		3	0	0	0	1	1	2				
Mickey Tettleton, S OBP: 0.304, SLG: 0.352 (1, 2)	0-3 K			0-0 3-1			0-0 F8			3	0	0	0	0	1	1				
Alfredo Griffin, S OBP: 0.314, SLG: 0.351 (1, 6)			0-0 F7		0-0 1B 2B			0-0 L3		3	1	1	0	0	0	0				
Inning Stats	R: 0 E: 0 K: 2 S: 7	H: 0 LOB: 0 BB: 0 P: 7	R: 1 E: 0 K: 2 S: 8	H: 1 LOB: 1 BB: 1 P: 12	R: 0 E: 0 K: 0 S: 3	H: 0 LOB: 0 BB: 0 P: 3	R: 0 E: 0 K: 1 S: 5	H: 1 LOB: 2 BB: 1 P: 10	R: 1 E: 0 K: 0 S: 5	H: 2 LOB: 1 BB: 0 P: 5	R: 1 E: 0 K: 0 S: 4	H: 1 LOB: 0 BB: 0 P: 4	R: 0 E: 0 K: 0 S: 3	H: 0 LOB: 0 BB: 0 P: 3	R: 0 E: 0 K: 0 S: 3	H: 0 LOB: 0 BB: 0 P: 3	1B: 2 2B: 2 HR: 1	SF: 1 SAC: 0 DP: 1 HBP: 1	WP: 0 PB: 0 SB: 0 CS: 0	PA: 34
PITCHER Dave Stieb, R ERA: 3.82 (1, 1)	IP: 9.0 WLS: L BF: 34 H: 5 R: 3 ER: 3 SO: 6 BB: 2 IBB: 0 HBP: 1 BLK: 0 WP: 0 HR: 1 S: 43 P: 52 ERA: 3.00 WHIP: 0.778																			

Oakland Athletics @ Toronto Blue Jays
Exhibition Stadium, Toronto, ON
Fri Aug 28 1987, 7:05 PM EDT
Att: 32,256 - Unknown

AB 30
R 3
H 5
RBI 3
BB 2
SO 6
LOB 8



Batter	1	2	3	4	5	6	7	8	9	AB	R	H	RBI	BB	SO	LOB	BOTTOM					
Nelson Liriano, S OBP: 0.357, SLG: 0.182 (1, 4)	0-0 F8		0-0 SH1-3		4-0 BB 1B BB		0-0 F8		0-0 F6	3	1	0	0	1	0	0						
Lloyd Moseby, L OBP: 0.345, SLG: 0.455 (1, 8)	0-3 K		0-3 K		4-0 1B BB		0-0 F7			3	0	0	0	1	2	2						
Tony Fernandez, S OBP: 0.385, SLG: 0.439 (1, 6)	4-0 FC5-4 BB		0-0 F9		0-0 WP 1B			0-0 1B 1B		3	0	2	1	1	0	1						
George Bell, R OBP: 0.344, SLG: 0.617 (1, 7)	0-0 FC5-4		0-0 F7		0-0 F8			0-0 F7		4	0	0	0	0	0	4						
Ernie Whitt, L OBP: 0.345, SLG: 0.430 (1, 2)		0-0 G4-6-3 1B		0-0 1B		0-0 F9		0-0 F8		4	0	2	0	0	0	1						
Rance Mulliniks, L OBP: 0.356, SLG: 0.463 (8, FR) (9, 5)		0-0 G4-6-3		0-3 K		0-0 4-3		0-0 1B		4	0	1	0	0	1	2						
Kelly Gruber, R OBP: 0.278, SLG: 0.399 (1, 9)		0-3 K		0-0 6-3		0-0 E4		0-0 G3		4	0	0	0	0	1	3						
Fred McGriff, L OBP: 0.391, SLG: 0.544 (1, 10)			0-0 SH1-3 WP 2B		0-0 4-3		0-3 K		0-0 F6	4	1	1	0	0	1	1						
Willie Upshaw, L OBP: 0.316, SLG: 0.396 (1, 3)			4-0 WP SH1-3 BB		0-0 L3		0-0 F4		0-3 K	3	0	0	0	1	1	0						
Inning Stats	R: 0 E: 0 K: 1 S: 5	H: 0 LOB: 1 BB: 1 P: 9	R: 0 E: 0 K: 1 S: 5	H: 1 LOB: 0 BB: 0 P: 5	R: 1 E: 0 K: 1 S: 6	H: 1 LOB: 1 BB: 1 P: 10	R: 0 E: 0 K: 1 S: 6	H: 1 LOB: 1 BB: 0 P: 6	R: 1 E: 0 K: 0 S: 4	H: 1 LOB: 2 BB: 2 P: 12	R: 0 E: 1 K: 1 S: 6	H: 0 LOB: 1 BB: 0 P: 6	R: 0 E: 0 K: 0 S: 3	H: 0 LOB: 0 BB: 0 P: 3	R: 0 E: 0 K: 0 S: 5	H: 2 LOB: 2 BB: 0 P: 5	R: 0 E: 0 K: 1 S: 5	H: 0 LOB: 0 BB: 0 P: 5	1B: 5 2B: 1 3B: 0 HR: 0	SF: 0 SAC: 1 DP: 1 HBP: 0	WP: 2 PB: 0 SB: 0 CS: 0	PA: 37
PITCHER Dave Stewart, R ERA: 3.59 Dennis Eckersley, R ERA: 2.86 (1, 1) (8, 1)	IP: 7.2 WLS: W BF: 33 H: 7 R: 2 ER: 2 SO: 5 BB: 4 IBB: 0 HBP: 0 BLK: 0 WP: 0 HR: 0 S: 39 P: 55 ERA: 2.35 WHIP: 1.304																					

Oakland Athletics @ Toronto Blue Jays
Exhibition Stadium, Toronto, ON
Fri Aug 28 1987, 7:05 PM EDT
Att: 32,256 - Unknown

AB 32
R 2
H 6
RBI 1
BB 4
SO 6
LOB 14



Batter	1	2	3	4	5	6	7	8	9	10	AB	R	H	RBI	BB	SO	LOB	TOP							
Luis Polonia, L (1, 7) OBP: 0.328, SLG: 0.414 (7, 8)											6	1	3	0	0	0	3	Oakland Athletics @ Toronto Blue Jays Exhibition Stadium, Toronto, ON Sat Aug 29 1987, 3:33 AM EDT Att: 42,388 - Unknown							
Tony Bernazard, S (1, 4) OBP: 0.335, SLG: 0.421											5	0	0	0	0	0	5								
Jose Canseco, R (1, 10) OBP: 0.319, SLG: 0.498											4	1	0	0	1	1	1								
Carney Lansford, R (1, 5) OBP: 0.378, SLG: 0.477											2	1	1	3	1	0	1								
Tony Phillips, S (5, 5) OBP: 0.354, SLG: 0.388											2	0	0	0	0	1	0								
Dwayne Murphy, L (1, 8) OBP: 0.413, SLG: 0.328											3	1	2	0	1	0	0								
Steve Henderson, R (7, PR) OBP: 0.366, SLG: 0.487 (7, 7)											1	0	0	0	0	1	0								
Mark McGwire, R (1, 3) OBP: 0.361, SLG: 0.605											3	2	2	2	2	0	0								
Mike Davis, L (1, 9) OBP: 0.328, SLG: 0.491											5	0	1	0	0	1	3								
Mickey Tettleton, S (1, 2) OBP: 0.306, SLG: 0.349											4	0	1	1	1	0	3								
Alfredo Griffin, S (1, 6) OBP: 0.315, SLG: 0.359											4	0	2	0	0	0	1								
Inning Stats	R: 5 E: 0 K: 1 S: 9	H: 4 LOB: 1 BB: 2 P: 17	R: 0 E: 0 K: 0 S: 4	H: 1 LOB: 1 BB: 0 P: 3	R: 0 E: 0 K: 0 S: 3	H: 0 LOB: 0 BB: 0 P: 3	R: 0 E: 0 K: 0 S: 4	H: 1 LOB: 1 BB: 0 P: 4	R: 0 E: 0 K: 1 S: 5	H: 1 LOB: 2 BB: 1 P: 13	R: 0 E: 0 K: 0 S: 3	H: 0 LOB: 1 BB: 1 P: 7	R: 0 E: 0 K: 1 S: 7	H: 2 LOB: 3 BB: 1 P: 11	R: 0 E: 0 K: 0 S: 3	H: 1 LOB: 0 BB: 0 P: 3	R: 0 E: 0 K: 1 S: 5	H: 0 LOB: 0 BB: 0 P: 5	R: 1 E: 0 K: 0 S: 5	H: 2 LOB: 1 BB: 0 P: 5	1B: 6 2B: 1 3B: 3 HR: 2	SF: 0 SAC: 1 DP: 0 HBP: 0	WP: 1 PB: 0 SB: 0 CS: 1	PA: 46	
PITCHER	IP WLS BF H R ER SO BB IBB HBP BLK WP HR S P ERA WHIP	IP WLS BF H R ER SO BB IBB HBP BLK WP HR S P ERA WHIP	IP WLS BF H R ER SO BB IBB HBP BLK WP HR S P ERA WHIP	IP WLS BF H R ER SO BB IBB HBP BLK WP HR S P ERA WHIP	IP WLS BF H R ER SO BB IBB HBP BLK WP HR S P ERA WHIP	IP WLS BF H R ER SO BB IBB HBP BLK WP HR S P ERA WHIP	IP WLS BF H R ER SO BB IBB HBP BLK WP HR S P ERA WHIP	IP WLS BF H R ER SO BB IBB HBP BLK WP HR S P ERA WHIP	IP WLS BF H R ER SO BB IBB HBP BLK WP HR S P ERA WHIP	IP WLS BF H R ER SO BB IBB HBP BLK WP HR S P ERA WHIP	IP WLS BF H R ER SO BB IBB HBP BLK WP HR S P ERA WHIP	IP WLS BF H R ER SO BB IBB HBP BLK WP HR S P ERA WHIP	IP WLS BF H R ER SO BB IBB HBP BLK WP HR S P ERA WHIP	IP WLS BF H R ER SO BB IBB HBP BLK WP HR S P ERA WHIP	IP WLS BF H R ER SO BB IBB HBP BLK WP HR S P ERA WHIP	IP WLS BF H R ER SO BB IBB HBP BLK WP HR S P ERA WHIP	IP WLS BF H R ER SO BB IBB HBP BLK WP HR S P ERA WHIP	IP WLS BF H R ER SO BB IBB HBP BLK WP HR S P ERA WHIP	IP WLS BF H R ER SO BB IBB HBP BLK WP HR S P ERA WHIP	IP WLS BF H R ER SO BB IBB HBP BLK WP HR S P ERA WHIP	IP WLS BF H R ER SO BB IBB HBP BLK WP HR S P ERA WHIP	IP WLS BF H R ER SO BB IBB HBP BLK WP HR S P ERA WHIP	IP WLS BF H R ER SO BB IBB HBP BLK WP HR S P ERA WHIP	IP WLS BF H R ER SO BB IBB HBP BLK WP HR S P ERA WHIP	IP WLS BF H R ER SO BB IBB HBP BLK WP HR S P ERA WHIP
Phil Niekro, R (1, 1) ERA: 6.1	6.0	25	4	0	0	2	2	2	0	0	1	0	25	41	0.00	1.000									
John Cerutti, L (1, 1) ERA: 4.08	0.2																								
Jeff Musselman, L (7, 1) ERA: 4.11	0.2	4	2	0	0	0	0	0	0	0	0	0	4	4	0.00	3.000									
Mark Eichhorn, R (8, 1) ERA: 3.14	2.2	L	9	2	1	1	1	0	0	0	0	0	1	11	3.38	0.750									
Batter	1	2	3	4	5	6	7	8	9	10	AB	R	H	RBI	BB	SO	LOB	BOTTOM							
Nelson Liriano, S (1, 4) OBP: 0.333, SLG: 0.200											4	0	1	0	0	2	0	Oakland Athletics @ Toronto Blue Jays Exhibition Stadium, Toronto, ON Sat Aug 29 1987, 3:33 AM EDT Att: 42,388 - Unknown							
Lloyd Moseby, L (1, 8) OBP: 0.348, SLG: 0.455											2	1	1	0	0	0	0								
Jesse Barfield, R (5, 8) OBP: 0.321, SLG: 0.455											3	0	0	0	0	2	2								
Tony Fernandez, S (1, 6) OBP: 0.367, SLG: 0.440											5	0	3	2	0	0	1								
Garth Iorg, R (9, PR) OBP: 0.275, SLG: 0.297 (10, 5)											0	0	0	0	0	0	0								
George Bell, R (1, 7) OBP: 0.342, SLG: 0.612											4	1	0	0	1	1	4								
Ernie Whitt, L (1, 2) OBP: 0.340, SLG: 0.424											5	0	0	0	0	2	1								
Willie Upshaw, L (1, 3) OBP: 0.315, SLG: 0.394											2	0	0	0	0	1	0								
Cecil Fielder, R (6, PH) OBP: 0.369, SLG: 0.572 (7, 3)											0	0	0	0	2	0	0								
Charlie Moore, R (8, PR) OBP: 0.296, SLG: 0.368 (9, 9)											1	0	0	0	0	1	0								
Fred McGriff, L (1, 10) OBP: 0.391, SLG: 0.542											1	0	0	0	1	0	0								
Juan Beniquez, R (6, PH) OBP: 0.303, SLG: 0.384											0	0	0	0	0	0	0								
Rance Mulliniks, L (6, PH) OBP: 0.352, SLG: 0.458											3	0	0	0	0	3	3								
Rick Leach, L (1, 9) OBP: 0.390, SLG: 0.408 (9, 3)											4	1	2	1	0	0	2								
Kelly Gruber, R (1, 5) OBP: 0.280, SLG: 0.408 (10, 6)											3	2	1	2	1	1	2								
Inning Stats	R: 0 E: 0 K: 2 S: 8	H: 1 LOB: 1 BB: 0 P: 8	R: 0 E: 0 K: 1 S: 5	H: 0 LOB: 0 BB: 1 P: 9	R: 1 E: 0 K: 1 S: 7	H: 2 LOB: 1 BB: 0 P: 7	R: 0 E: 0 K: 0 S: 3	H: 0 LOB: 0 BB: 0 P: 3	R: 2 E: 0 K: 1 S: 7	H: 2 LOB: 2 BB: 0 P: 7	R: 1 E: 0 K: 3 S: 10	H: 1 LOB: 1 BB: 2 P: 18	R: 0 E: 0 K: 1 S: 6	H: 1 LOB: 1 BB: 0 P: 6	R: 0 E: 0 K: 2 S: 7	H: 0 LOB: 1 BB: 1 P: 11	R: 0 E: 0 K: 0 S: 4	H: 1 LOB: 1 BB: 1 P: 8	R: 0 E: 0 K: 2 S: 7	H: 0 LOB: 0 BB: 0 P: 7	1B: 6 2B: 1 3B: 0 HR: 1	SF: 0 SAC: 1 DP: 0 HBP: 0	WP: 0 PB: 1 SB: 2 CS: 0	PA: 43	
PITCHER	IP WLS BF H R ER SO BB IBB HBP BLK WP HR S P ERA WHIP	IP WLS BF H R ER SO BB IBB HBP BLK WP HR S P ERA WHIP	IP WLS BF H R ER SO BB IBB HBP BLK WP HR S P ERA WHIP	IP WLS BF H R ER SO BB IBB HBP BLK WP HR S P ERA WHIP	IP WLS BF H R ER SO BB IBB HBP BLK WP HR S P ERA WHIP	IP WLS BF H R ER SO BB IBB HBP BLK WP HR S P ERA WHIP	IP WLS BF H R ER SO BB IBB HBP BLK WP HR S P ERA WHIP	IP WLS BF H R ER SO BB IBB HBP BLK WP HR S P ERA WHIP	IP WLS BF H R ER SO BB IBB HBP BLK WP HR S P ERA WHIP	IP WLS BF H R ER SO BB IBB HBP BLK WP HR S P ERA WHIP	IP WLS BF H R ER SO BB IBB HBP BLK WP HR S P ERA WHIP	IP WLS BF H R ER SO BB IBB HBP BLK WP HR S P ERA WHIP	IP WLS BF H R ER SO BB IBB HBP BLK WP HR S P ERA WHIP	IP WLS BF H R ER SO BB IBB HBP BLK WP HR S P ERA WHIP	IP WLS BF H R ER SO BB IBB HBP BLK WP HR S P ERA WHIP	IP WLS BF H R ER SO BB IBB HBP BLK WP HR S P ERA WHIP	IP WLS BF H R ER SO BB IBB HBP BLK WP HR S P ERA WHIP	IP WLS BF H R ER SO BB IBB HBP BLK WP HR S P ERA WHIP	IP WLS BF H R ER SO BB IBB HBP BLK WP HR S P ERA WHIP	IP WLS BF H R ER SO BB IBB HBP BLK WP HR S P ERA WHIP	IP WLS BF H R ER SO BB IBB HBP BLK WP HR S P ERA WHIP	IP WLS BF H R ER SO BB IBB HBP BLK WP HR S P ERA WHIP	IP WLS BF H R ER SO BB IBB HBP BLK WP HR S P ERA WHIP	IP WLS BF H R ER SO BB IBB HBP BLK WP HR S P ERA WHIP	IP WLS BF H R ER SO BB IBB HBP BLK WP HR S P ERA WHIP
Gene Nelson, R (1, 1) ERA: 2.96	5.0	22	5	4	4	5	0	1	30	38	7.20	1.400													
Dave Leiper, L (8, 1) ERA: 3.33	0.1																								
Eric Plunk, R (8, 1) ERA: 5.37	3.2	W	16	3	1	1	5	2	0	0	0	0	24	32	2.46	1.364									
Dennis Eckersley, R (10, 1) ERA: 2.83	1.0	S	3	0	0	0	2	0	0	0	0	0	7	7	0.00	0.000									

Batter	1	2	3	4	5	6	7	8	9	AB	R	H	RBI	BB	SO	LOB	TOP				
Tony Bernazard, S (1, 4) OBP: 0.331, SLG: 0.417	0-3 K		0-3 K					0-0 P3		4	0	1	0	0	2	1	Oakland Athletics @ New York Yankees Yankee Stadium, Bronx, NY Mon Aug 31 1987, 7:05 PM EDT Att: 25,597 - Unknown				
Tony Phillips, S (1, 5) OBP: 0.355, SLG: 0.390	0-0 L6			4-0 BB BLK BB	0-0 B1-3			4-0 BB		2	1	0	0	2	0	1					
Jose Canseco, R (1, 7) OBP: 0.318, SLG: 0.494	0-3 K			0-0 BLK BB 1B		0-3 K		0-0 F8		4	0	1	0	0	2	1					
Carney Lansford, R (1, 10) OBP: 0.378, SLG: 0.476		0-0 L5		0-0 F4		0-0 1B		0-0 F4		4	0	1	0	0	0	3					
Mark McGwire, R (1, 3) OBP: 0.357, SLG: 0.599	0-3 K			0-3 K		0-3 K			0-3 K	4	0	0	0	0	4	3					
Steve Henderson, R (1, 9) Mike Davis, L (9, PH) OBP: 0.324, SLG: 0.485	0-0 4-3			4-0 BLK BB		0-0 5-3			0-3 K	2	0	0	0	1	0	1					
Terry Steinbach, R (1, 2) OBP: 0.347, SLG: 0.468			0-0 2B	0-3 K			0-3 K		0-0 F8	4	0	1	0	0	2	2					
Alfredo Griffin, S (1, 6) OBP: 0.313, SLG: 0.359			0-0 L8		0-0 B1-3		0-0 G3			3	0	0	0	0	0	1					
Dwayne Murphy, L (1, 8) OBP: 0.407, SLG: 0.319		0-0 5-3			0-0 F8		0-3 K			3	0	0	0	0	1	1					
Inning Stats	R: 0 E: 0 K: 2 S: 7	H: 0 LOB: 0 BB: 0 P: 7	R: 0 E: 0 K: 1 S: 5	H: 0 LOB: 0 BB: 0 P: 5	R: 0 E: 0 K: 1 S: 6	H: 1 LOB: 1 BB: 1 P: 6	R: 1 E: 0 K: 2 S: 8	H: 1 LOB: 2 BB: 2 P: 16	R: 0 E: 0 K: 0 S: 4	H: 1 LOB: 1 BB: 0 P: 4	R: 0 E: 0 K: 2 S: 8	H: 0 LOB: 0 BB: 0 P: 8	R: 0 E: 0 K: 0 S: 3	H: 0 LOB: 1 BB: 1 P: 7	R: 0 E: 0 K: 2 S: 7	H: 0 LOB: 0 BB: 0 P: 7		1B: 3 2B: 1 3B: 0 HR: 0	SF: 0 SAC: 0 DP: 0 HBP: 0	WP: 0 PB: 0 SB: 0 CS: 0	PA: 34
PITCHER	IP	WLS	BF	H	R	ER	SO	BB	IBB	HBP	BLK	WP	HR	S	P	ERA	WHIP				
Ron Guidry, L (1, 1) ERA: 3.57	7.1	W	29	4	1	1	10	3	0	0	1	0	0	46	58	1.23	0.955				
Tim Stoddard, R (8, 1) ERA: 3.38	1.2	S	5	0	0	0	2	0	0	0	0	0	0	9	9	0.00	0.000				

Batter	1	2	3	4	5	6	7	8	9	AB	R	H	RBI	BB	SO	LOB	BOTTOM				
Willie Randolph, R (1, 4) OBP: 0.406, SLG: 0.407	0-0 5-3		0-3 K		0-0 F7			0-0 F9		4	0	0	0	0	1	2	Oakland Athletics @ New York Yankees Yankee Stadium, Bronx, NY Mon Aug 31 1987, 7:05 PM EDT Att: 25,597 - Unknown				
Jerry Royster, R (1, 7) OBP: 0.330, SLG: 0.437	0-0 5-3		4-0 BB		0-0 F8			0-0 HR		3	0	1	0	1	0	0					
Claudell Washington, L (8, PR) OBP: 0.336, SLG: 0.413			1-2 2-3 BB					1B		0	1	0	0	0	0	0					
Don Mattingly, L (1, 3) OBP: 0.385, SLG: 0.569	0-0 F7		0-0 F7			0-0 G3		0-0 HR		4	1	1	2	0	0	3					
Dave Winfield, R (1, 9) OBP: 0.364, SLG: 0.468		0-0 FC4-6 1B		0-3 K		0-3 K		0-3 K		4	0	1	0	0	3	1					
Gary Ward, R (1, 8) OBP: 0.281, SLG: 0.372		0-0 FC4-6 G5-4-3		0-0 E6 HR		0-0 F3				3	1	0	0	0	0	1					
Ron Kittle, R (1, 10) OBP: 0.319, SLG: 0.552		0-0 G5-4-3		0-0 HR			0-0 5-3			3	1	1	2	0	0	1					
Mike Pagliarulo, L (1, 5) OBP: 0.313, SLG: 0.498			0-0 3-1		0-0 F6		0-0 5-3			3	0	0	0	0	0	0					
Rick Cerone, R (1, 2) OBP: 0.312, SLG: 0.324			0-0 BB 1B		0-0 6-3		0-0 F7			3	0	1	0	0	0	0					
Bobby Meacham, S (1, 6) OBP: 0.331, SLG: 0.398			0-0 BB 1B		0-0 F3		0-0 5-3			3	0	1	0	0	0	0					
Inning Stats	R: 0 E: 0 K: 0 S: 3	H: 0 LOB: 0 BB: 0 P: 3	R: 0 E: 0 K: 0 S: 3	H: 1 LOB: 0 BB: 0 P: 3	R: 0 E: 0 K: 1 S: 7	H: 2 LOB: 3 BB: 1 P: 11	R: 2 E: 1 K: 1 S: 7	H: 1 LOB: 0 BB: 0 P: 7	R: 0 E: 0 K: 0 S: 3	H: 0 LOB: 0 BB: 0 P: 3	R: 0 E: 0 K: 1 S: 5	H: 0 LOB: 0 BB: 0 P: 5	R: 0 E: 0 K: 0 S: 3	H: 0 LOB: 1 BB: 0 P: 3	R: 2 E: 0 K: 1 S: 7	H: 2 LOB: 1 BB: 0 P: 7	1B: 4 2B: 0 3B: 0 HR: 2	SF: 0 SAC: 0 DP: 1 HBP: 0	WP: 0 PB: 0 SB: 0 CS: 0	PA: 31	
PITCHER	IP	WLS	BF	H	R	ER	SO	BB	IBB	HBP	BLK	WP	HR	S	P	ERA	WHIP				
Curt Young, L (1, 1) ERA: 4.42	8.0	L	31	6	4	3	4	1	0	0	0	0	2	38	42	3.38	0.875				

AB	31
R	1
H	4
RBI	0
BB	3
SO	12
LOB	14



AB	30
R	4
H	6
RBI	4
BB	1
SO	4
LOB	8



Batter	1	2	3	4	5	6	7	8	9	AB	R	H	RBI	BB	SO	LOB	TOP			
Luis Polonia, L (1, 7) OBP: 0.331, SLG: 0.412	4-0 6-3 BB 1B BB		4-0 4-3 WP 1B BB	0-0 G6-4-3		0-3 K		0-0 WP 1B		3	2	1	0	2	1	2	Oakland Athletics @ New York Yankees Yankee Stadium, Bronx, NY Tue Sep 01 1987, 7:05 PM EDT Att: 31,170 - Unknown			
Tony Bernazard, S (1, 4) OBP: 0.334, SLG: 0.415	4-0 1B 6-3 SF7 BB		0-0 4-3		0-0 5-3		4-0 G3 6-3 1B BB	4-0 1B BB		2	2	0	0	3	0	1				
Jose Canseco, R (1, 10) OBP: 0.317, SLG: 0.497	0-0 6-3		0-3 K		0-0 HR		0-0 6-3	0-0 3-1		5	1	1	1	0	1	6				
Carney Lansford, R (1, 5) OBP: 0.382, SLG: 0.478	0-0 1B		0-0 HR		1-0 HR		0-0 G3		0-0 5-3	2	1	2	2	0	0	0				
Tony Phillips, S (5, 5) OBP: 0.356, SLG: 0.388	0-0 2-3 3-H 1B		0-0 HR		0-0 G5-4-3 HBP		0-0 2-3		0-0 5-3	2	0	0	0	0	0	1				
Dwayne Murphy, L (1, 8) OBP: 0.406, SLG: 0.343	0-0 SF7		0-0 HR		0-0 G5-4-3		4-0 1B		0-0 6-3	2	1	1	3	0	0	1				
Steve Henderson, R (7, PH) OBP: 0.368, SLG: 0.468	0-0 3-H F9		0-0 HR		0-0 1-2		0-0 1B		0-0 6-3	1	0	0	0	1	0	0				
Mark McGwire, R (1, 3) OBP: 0.360, SLG: 0.597	0-0 F9		4-0 BB		0-0 F9		0-0 1-2	0-0 FC6-4 BB		3	0	1	1	2	0	1				
Mike Davis, L (1, 9) OBP: 0.325, SLG: 0.483		4-0 CS BB	0-3 K		0-0 4-3		0-0 G3		0-0 FC6-4	2	0	0	0	1	1	1				
Stan Javier, S (7, PH) OBP: 0.284, SLG: 0.275										2	0	0	0	0	0	3				
Terry Steinbach, R (1, 2) OBP: 0.346, SLG: 0.475		0-0 6-3		0-0 5-3		0-0 HR		0-0 6-3		4	1	1	1	0	0	1				
Alfredo Griffin, S (1, 6) OBP: 0.315, SLG: 0.360		0-0 F9		0-0 G6-4-3 1B		0-0 S 1B		0-0 F9		4	0	2	0	0	0	0				
Inning Stats	R: 2 E: 0 K: 0 S: 4	H: 1 LOB: 1 BB: 2 P: 12	R: 0 E: 0 K: 0 S: 2	H: 0 LOB: 0 BB: 1 P: 6	R: 3 E: 0 K: 2 S: 9	H: 2 LOB: 1 BB: 2 P: 17	R: 0 E: 0 K: 0 S: 3	H: 1 LOB: 0 BB: 0 P: 3	R: 1 E: 0 K: 1 S: 7	H: 2 LOB: 1 BB: 0 P: 7	R: 1 E: 0 K: 0 S: 4	H: 1 LOB: 2 BB: 2 P: 12	R: 0 E: 0 K: 0 S: 4	H: 1 LOB: 1 BB: 1 P: 8	R: 0 E: 0 K: 0 S: 3	H: 0 LOB: 1 BB: 1 P: 7	1B: 6 2B: 0 3B: 0 HR: 3	SF: 1 SAC: 0 DP: 2 HBP: 1	WP: 2 PB: 0 SB: 1 CS: 1	PA: 43
PITCHER	IP WLS BF H R ER SO	IP WLS BF H R ER SO	IP WLS BF H R ER SO	IP WLS BF H R ER SO	IP WLS BF H R ER SO	IP WLS BF H R ER SO	IP WLS BF H R ER SO	IP WLS BF H R ER SO	IP WLS BF H R ER SO	IP WLS BF H R ER SO	IP WLS BF H R ER SO	IP WLS BF H R ER SO	IP WLS BF H R ER SO	IP WLS BF H R ER SO	IP WLS BF H R ER SO	IP WLS BF H R ER SO	ERA WHIP	ERA WHIP		
Charles Hudson, R (1, 1) ERA: 3.91	2.2 L 15 3 5 5 1																	16.88	3.000	
Pat Clements, L (3, 1) ERA: 4.95	3.1 13 4 2 2 2																	5.40	1.200	
Steve Trout, L (7, 1) ERA: 4.08	3.0 15 2 1 1 0																	3.00	2.000	

Batter	1	2	3	4	5	6	7	8	9	AB	R	H	RBI	BB	SO	LOB	BOTTOM					
Rickey Henderson, R (1, 10) OBP: 0.425, SLG: 0.483	0-0 F9		0-0 FC6-4		0-0 F9			4-0 1B BB	4-0 1-2 BB	3	0	0	0	2	0	3	Oakland Athletics @ New York Yankees Yankee Stadium, Bronx, NY Tue Sep 01 1987, 7:05 PM EDT Att: 31,170 - Unknown					
Claudell Washington, L (1, 8) OBP: 0.330, SLG: 0.466	0-0 4-3			0-0 F8		0-0 F8		0-0 F7	0-0 F8	5	0	0	0	0	0	4						
Don Mattingly, L (1, 3) OBP: 0.384, SLG: 0.565	0-0 G3			0-3 K		0-0 4-3		0-0 1B	0-0 F7	5	0	1	0	0	1	3						
Dave Winfield, R (1, 9) OBP: 0.361, SLG: 0.464		0-3 K		0-3 K		0-0 G3		0-3 K		4	0	0	0	0	3	2						
Mike Pagliarulo, L (1, 5) OBP: 0.312, SLG: 0.494		0-0 3-1			0-0 4-3		4-0 F9 SF7 BB	0-0 3-1		3	1	0	0	1	0	2						
Dan Pasqua, L (1, 7) OBP: 0.316, SLG: 0.402		0-0 4-3			0-0 FC6-4 1B		0-0 1-2 1B		0-0 F8	3	0	2	0	0	0	0						
Henry Cotto, R (9, PH) OBP: 0.283, SLG: 0.439										1	0	0	0	0	0	0						
Willie Randolph, R (1, 4) OBP: 0.405, SLG: 0.403			0-0 5-3		0-0 FC6-4 1B		0-0 F9		4-0 BB 1B	3	2	0	0	1	0	3						
Rick Cerone, R (1, 2) OBP: 0.310, SLG: 0.322			0-3 K		0-0 E4 1B		0-0 SF7		4-0 BB 1B	2	0	0	0	0	1	1						
Mark Salas, L (7, PH) OBP: 0.327, SLG: 0.422					0-0 E4 1B		0-0 SF7		0-0 BB	0	0	0	1	0	0	0						
Ron Kittle, R (9, PH) OBP: 0.323, SLG: 0.552					0-0 FC6-4 1B		0-0 5-3		0-0 BB	0	0	0	0	1	0	0						
Bobby Meacham, S (1, 6) OBP: 0.343, SLG: 0.410									0-0 1-3 2-H 1B	4	0	3	2	0	0	1						
Inning Stats	R: 0 E: 0 K: 0 S: 3	H: 0 LOB: 0 BB: 0 P: 3	R: 0 E: 0 K: 1 S: 5	H: 0 LOB: 0 BB: 0 P: 5	R: 0 E: 0 K: 1 S: 6	H: 1 LOB: 1 BB: 0 P: 6	R: 0 E: 0 K: 2 S: 7	H: 0 LOB: 0 BB: 0 P: 7	R: 1 E: 0 K: 0 S: 3	H: 2 LOB: 2 BB: 0 P: 6	R: 0 E: 0 K: 0 S: 3	H: 0 LOB: 0 BB: 0 P: 3	R: 1 E: 0 K: 0 S: 4	H: 1 LOB: 1 BB: 1 P: 8	R: 0 E: 0 K: 1 S: 6	H: 1 LOB: 1 BB: 1 P: 10	R: 1 E: 0 K: 0 S: 4	H: 1 LOB: 3 BB: 3 P: 16	1B: 6 2B: 0 3B: 0 HR: 0	SF: 1 SAC: 0 DP: 0 HBP: 0	WP: 0 PB: 0 SB: 0 CS: 0	PA: 39
PITCHER	IP WLS BF H R ER SO	IP WLS BF H R ER SO	IP WLS BF H R ER SO	IP WLS BF H R ER SO	IP WLS BF H R ER SO	IP WLS BF H R ER SO	IP WLS BF H R ER SO	IP WLS BF H R ER SO	IP WLS BF H R ER SO	IP WLS BF H R ER SO	IP WLS BF H R ER SO	IP WLS BF H R ER SO	IP WLS BF H R ER SO	IP WLS BF H R ER SO	IP WLS BF H R ER SO	IP WLS BF H R ER SO	ERA WHIP	ERA WHIP				
Steve Ontiveros, R (1, 1) ERA: 3.79	6.0 W 24 4 2 1 4																	1.50	0.833			
Dennis Lamp, R (7, 1) ERA: 4.23	1.2 7 1 0 0 1																	0.00	1.200			
Greg Cadaret, L (8, 1) ERA: 4.65	0.2 5 1 1 1 0																	13.50	4.500			
Eric Plunk, R (9, 1) ERA: 5.32	0.2 3 0 0 0 0																	0.00	1.500			

Batter	1	2	3	4	5	6	7	8	9	10	AB	R	H	RBI	BB	SO	LOB	TOP	
Tony Bernazard, S (1, 4) OBP: 0.337, SLG: 0.414	5-3	CS	F8	BB			G3 1B		FC1-5 BB		3	0	1	0	2	0	0	Oakland Athletics @ New York Yankees Yankee Stadium, Bronx, NY Wed Sep 02 1987, 7:05 PM EDT Att: 33,619 - Unknown	
Steve Henderson, R (1, 9) OBP: 0.348, SLG: 0.474	1-3			4-3			G3		FC1-5		4	0	1	0	0	0	3		
Tony Phillips, S (9, PH) OBP: 0.355, SLG: 0.386			BB								1	0	0	0	0	0	2		
Stan Javier, S (9, 9) OBP: 0.284, SLG: 0.275			2B								0	0	0	0	0	0	0		
Jose Canseco, R (1, 7) OBP: 0.318, SLG: 0.498				K			5-3		K		5	0	2	0	0	2	4		
Carney Lansford, R (1, 5) OBP: 0.380, SLG: 0.474	6-3			BB			G5-4-3		F7		4	0	0	0	1	0	4		
Mark McGwire, R (1, 3) OBP: 0.350, SLG: 0.596				BB			F7		K		4	1	1	0	1	1	0		
Terry Steinbach, R (1, 10) OBP: 0.348, SLG: 0.474			1B	2B							3	1	1	1	0	0	3		
Mike Davis, L (8, PH) OBP: 0.326, SLG: 0.486			SH1-4	1B			G3		F9		1	0	1	0	0	0	0		
Brian Harper, R (10, PH) OBP: 0.326, SLG: 0.486			2H	1B					S		1	0	0	0	0	0	0		
Dwayne Murphy, L (1, 8) OBP: 0.402, SLG: 0.336	SH1-4						G3				3	0	0	0	1	0	0		
Mickey Tettleton, S (1, 2) OBP: 0.305, SLG: 0.347			K								4	0	1	0	0	2	3		
Alfredo Griffin, S (1, 6) OBP: 0.317, SLG: 0.360				SH1-3			5-3		K		2	0	1	1	1	0	0		
				CS					FC1-5		2	0	1	1	1	0	0		
Inning Stats	R: 0 E: 0 K: 0 S: 4	H: 1 LOB: 1 BB: 0 P: 4	R: 2 E: 0 K: 1 S: 7	H: 3 LOB: 0 BB: 0 P: 7	R: 0 E: 0 K: 1 S: 6	H: 1 LOB: 2 BB: 1 P: 8	R: 0 E: 0 K: 0 S: 3	H: 0 LOB: 0 BB: 0 P: 3	R: 0 E: 0 K: 0 S: 4	H: 1 LOB: 1 BB: 0 P: 4	R: 0 E: 0 K: 2 S: 8	H: 1 LOB: 2 BB: 1 P: 12	R: 0 E: 0 K: 1 S: 5	H: 0 LOB: 2 BB: 2 P: 13	R: 0 E: 0 K: 0 S: 3	H: 0 LOB: 0 BB: 0 P: 3	1B: 5 2B: 4 3B: 0 HR: 0	SF: 0 SAC: 2 DP: 1 HBP: 0	WP: 0 PA: 44 PB: 0 SB: 2 CS: 1
PITCHER	IP WLS BF H R ER SO ERA WHIP	IP WLS BF H R ER SO ERA WHIP	IP WLS BF H R ER SO ERA WHIP	IP WLS BF H R ER SO ERA WHIP	IP WLS BF H R ER SO ERA WHIP	IP WLS BF H R ER SO ERA WHIP	IP WLS BF H R ER SO ERA WHIP	IP WLS BF H R ER SO ERA WHIP	IP WLS BF H R ER SO ERA WHIP	IP WLS BF H R ER SO ERA WHIP	IP WLS BF H R ER SO ERA WHIP	IP WLS BF H R ER SO ERA WHIP	IP WLS BF H R ER SO ERA WHIP	IP WLS BF H R ER SO ERA WHIP	IP WLS BF H R ER SO ERA WHIP	IP WLS BF H R ER SO ERA WHIP	IP WLS BF H R ER SO ERA WHIP	IP WLS BF H R ER SO ERA WHIP	
Tommy John, L ERA: 3.83	6.2	29	8	2	2	2	3	0	0	0	2.70	1.650							
Tim Stoddard, R ERA: 3.28	7.1	11	1	0	0	3	2	1	0	0	0.00	1.286							
Dave Righetti, L ERA: 3.4	10.1	3	0	0	0	0	0	0	0	0	0.00	0.000							

Oakland Athletics @ New York Yankees
 Yankee Stadium, Bronx, NY
 Wed Sep 02 1987, 7:05 PM EDT
 Att: 33,619 - Unknown

AB 35
 R 2
 H 9
 RBI 2
 BB 6
 SO 5
 LOB 19

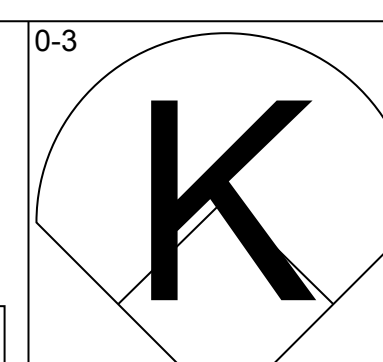
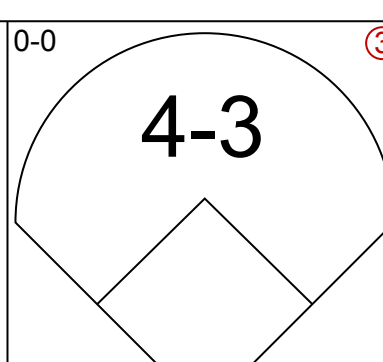
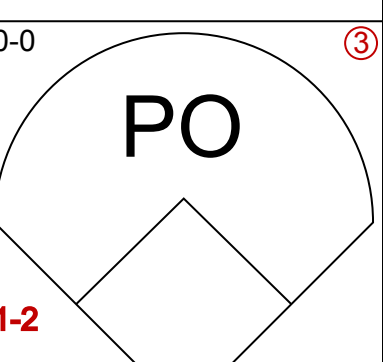
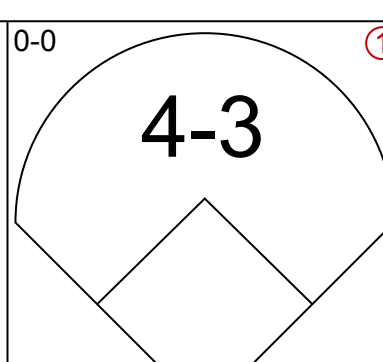
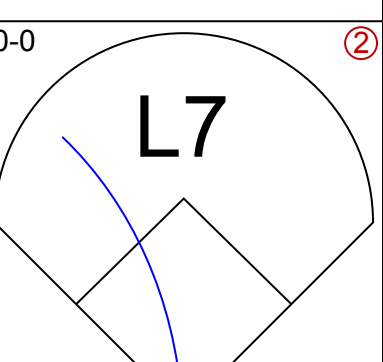
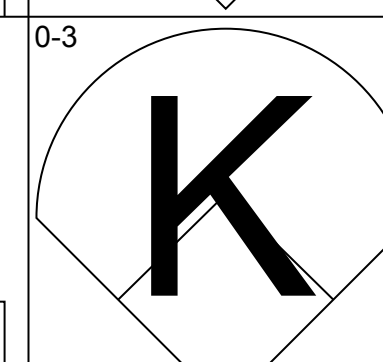
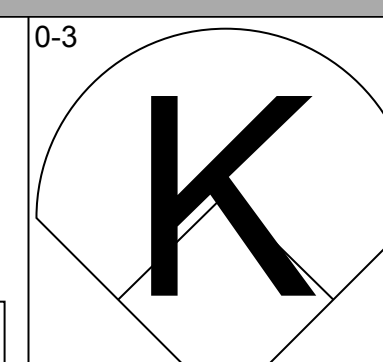
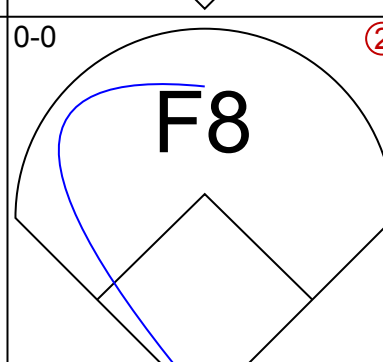
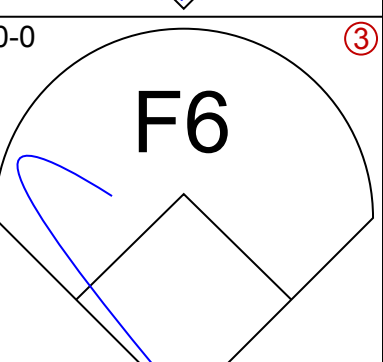
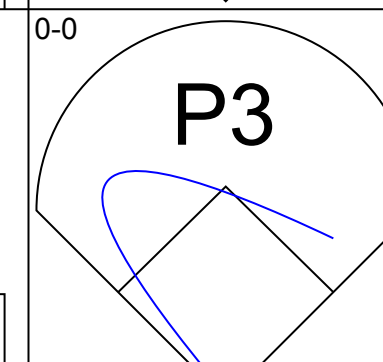
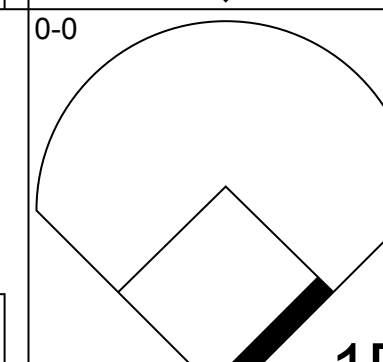
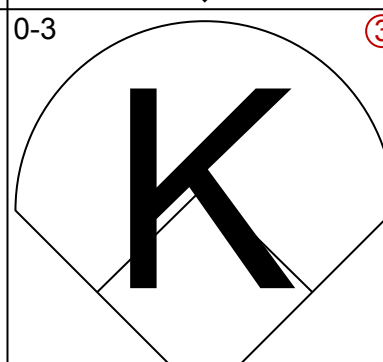
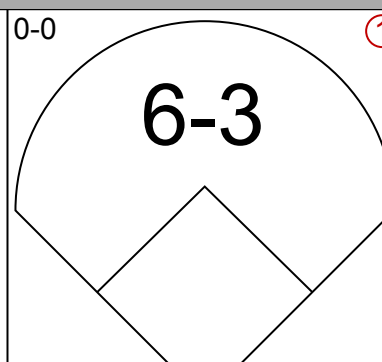
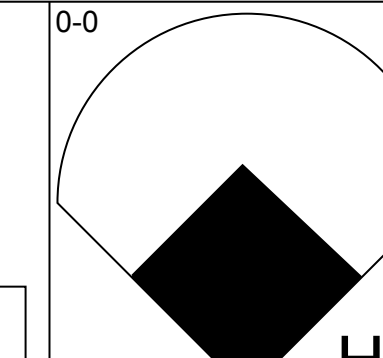
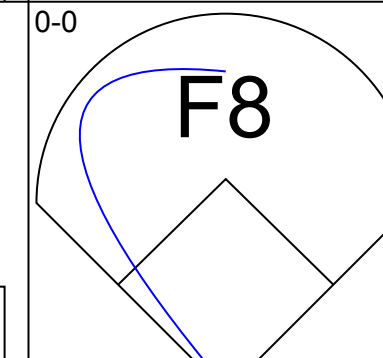
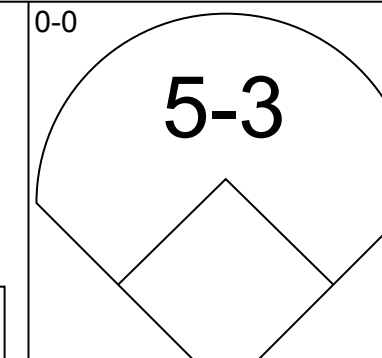
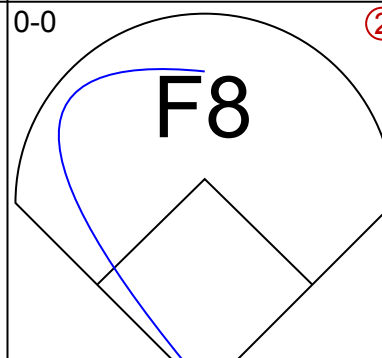
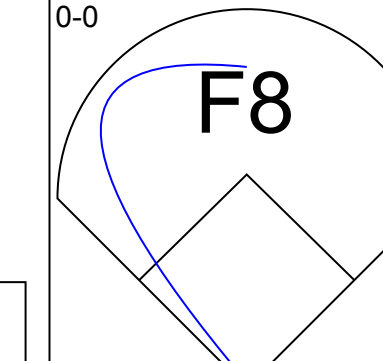
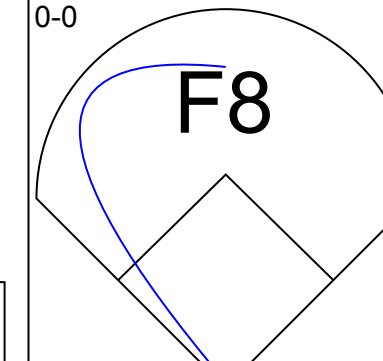
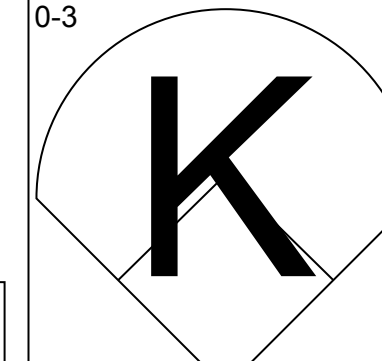
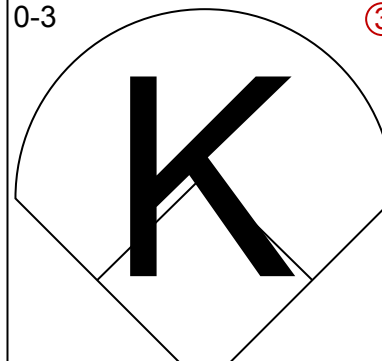
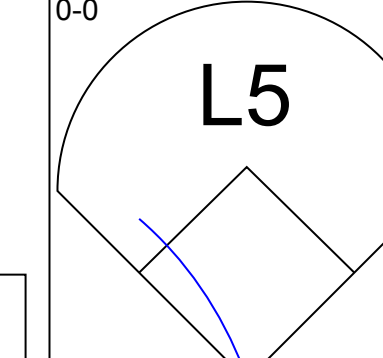
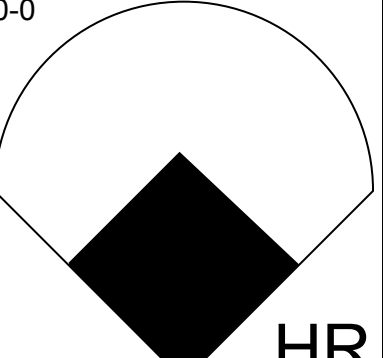
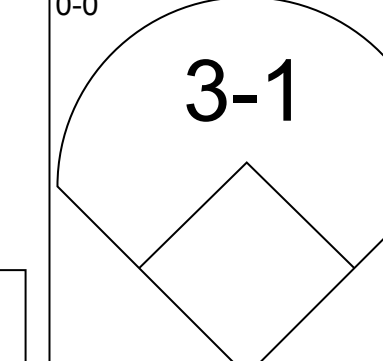
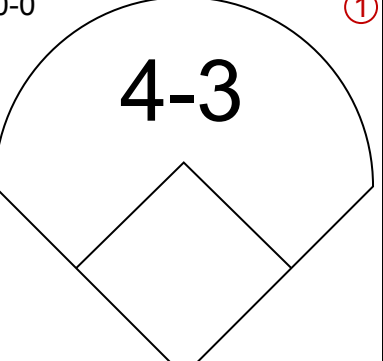
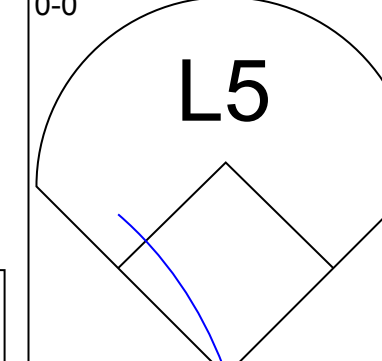
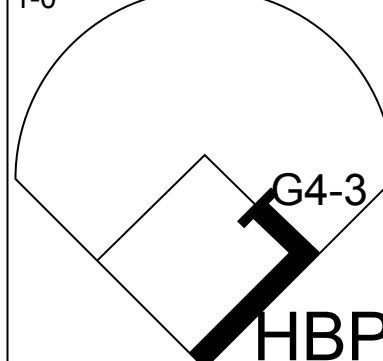
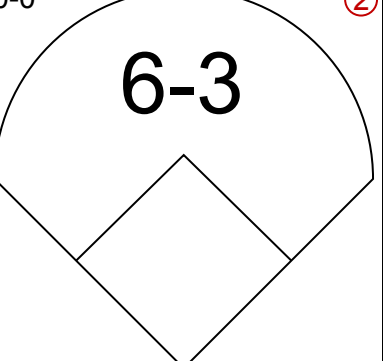
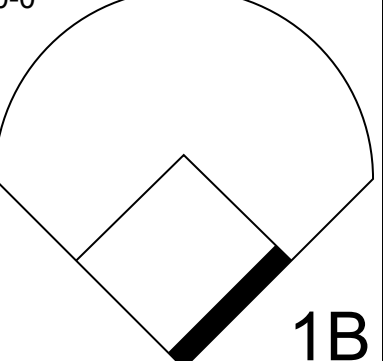
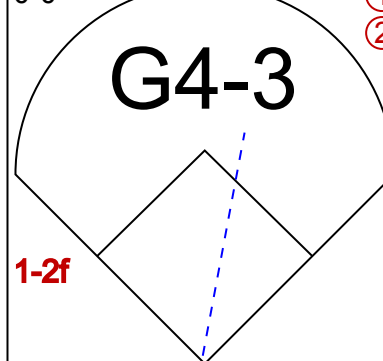
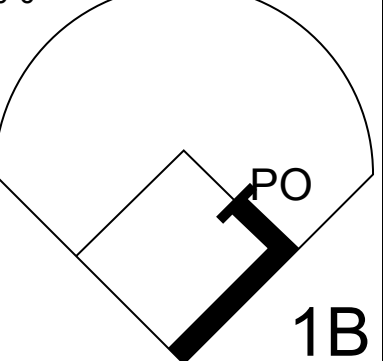
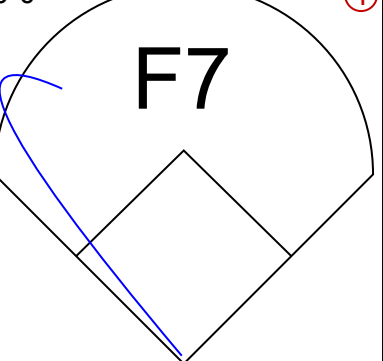


Batter	1	2	3	4	5	6	7	8	9	10	AB	R	H	RBI	BB	SO	LOB	BOTTOM			
Rickey Henderson, R (1, 10) OBP: 0.428, SLG: 0.481	F8	K			G6-4-3 BB		1B BB		S 1B		3	0	1	0	2	1	2	Oakland Athletics @ New York Yankees Yankee Stadium, Bronx, NY Wed Sep 02 1987, 7:05 PM EDT Att: 33,619 - Unknown			
Willie Randolph, R (1, 4) OBP: 0.402, SLG: 0.398	1B BB				L9		F7		6-3		4	0	0	0	1	0	4				
Don Mattingly, L (1, 3) OBP: 0.388, SLG: 0.568											5	1	4	1	0	1	0				
Dan Pasqua, L (1, 9) OBP: 0.311, SLG: 0.396	G6-3				G4-6-3		1B				4	0	0	0	0	0	6				
Mike Pagliarulo, L (1, 5) OBP: 0.312, SLG: 0.497											4	1	1	0	0	1	0				
Jerry Royster, R (10, PH) OBP: 0.333, SLG: 0.440		1B 3B			6-3		K		F2		1	0	1	1	0	0	0				
Mike Easter, L (1, 7) OBP: 0.333, SLG: 0.372											4	0	2	1	0	0	0				
Claudell Washington, L (1, 8) OBP: 0.329, SLG: 0.403											4	0	1	0	0	0	2				
Rick Cerone, R (1, 2) OBP: 0.308, SLG: 0.317											3	0	0	0	0	1	3				
Mark Salas, L (9, PH) OBP: 0.325, SLG: 0.419											1	0	0	0	0	1	0				
Randy Velarde, R (10, 6) OBP: 0.190, SLG: 0.190											0	0	0	0	0	0	0				
Bobby Meacham, S (1, 6) OBP: 0.350, SLG: 0.407											1	1	0	0	1	0	0				
Dave Winfield, R (9, PH) OBP: 0.351, SLG: 0.463											1	0	0	0	0	0	0				
Joel Skinner, R (10, 2) OBP: 0.200, SLG: 0.252							G6-4-3 BB HBP		F8		0	0	0	0	0	0	0				
Inning Stats	R: 0 E: 0 K: 0 S: 3	H: 1 LOB: 1 BB: 1 P: 7	R: 1 E: 0 K: 2 S: 9	H: 2 LOB: 2 BB: 1 P: 13	R: 0 E: 0 K: 0 S: 3	H: 1 LOB: 1 BB: 0 P: 3	R: 0 E: 1 K: 0 S: 4	H: 1 LOB: 1 BB: 0 P: 4	R: 1 E: 0 K: 0 S: 3	H: 1 LOB: 1 BB: 1 P: 8	R: 0 E: 0 K: 1 S: 6	H: 1 LOB: 2 BB: 1 P: 8	R: 0 E: 0 K: 0 S: 3	H: 0 LOB: 0 BB: 0 P: 3	R: 0 E: 0 K: 1 S: 6	H: 1 LOB: 1 BB: 0 P: 6	R: 1 E: 1 K: 1 S: 5	H: 1 LOB: 2 BB: 0 P: 5	1B: 9 2B: 0 3B: 1 HR: 0	SF: 0 SAC: 1 DP: 3 HBP: 1	WP: 0 PA: 41 PB: 1 SB: 2 CS: 0
PITCHER	IP WLS BF H R ER SO ERA WHIP	IP WLS BF H R ER SO ERA WHIP	IP WLS BF H R ER SO ERA WHIP	IP WLS BF H R ER SO ERA WHIP	IP WLS BF H R ER SO ERA WHIP	IP WLS BF H R ER SO ERA WHIP	IP WLS BF H R ER SO ERA WHIP	IP WLS BF H R ER SO ERA WHIP	IP WLS BF H R ER SO ERA WHIP	IP WLS BF H R ER SO ERA WHIP	IP WLS BF H R ER SO ERA WHIP	IP WLS BF H R ER SO ERA WHIP	IP WLS BF H R ER SO ERA WHIP	IP WLS BF H R ER SO ERA WHIP	IP WLS BF H R ER SO ERA WHIP	IP WLS BF H R ER SO ERA WHIP	IP WLS BF H R ER SO ERA WHIP	IP WLS BF H R ER SO ERA WHIP			
Dave Stewart, R ERA: 3.52	9.0	38	9	2	2	4	4	0	0	0	2.00	1.444									
Rick Honeycutt, L ERA: 4.59	10.1	3	1	1	0	1	0	0	0	5	∞	∞									

Oakland Athletics @ New York Yankees
 Yankee Stadium, Bronx, NY
 Wed Sep 02 1987, 7:05 PM EDT
 Att: 33,619 - Unknown

AB 35
 R 3
 H 10
 RBI 3
 BB 4
 SO 5
 LOB 17

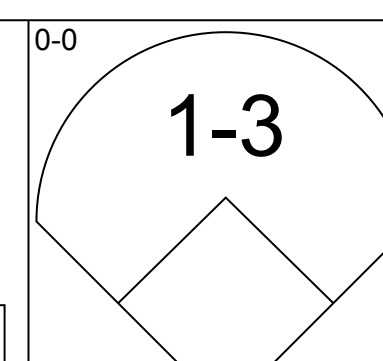
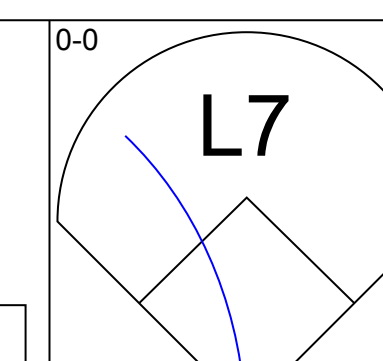
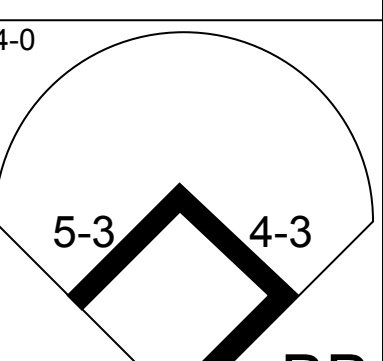
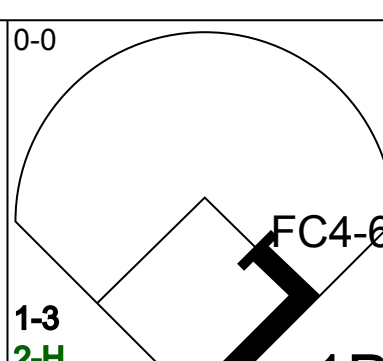
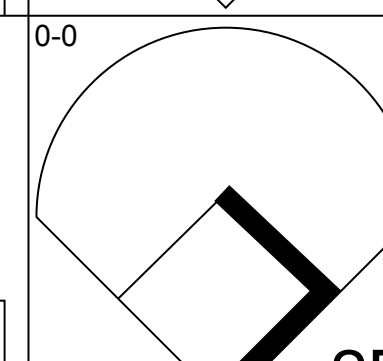
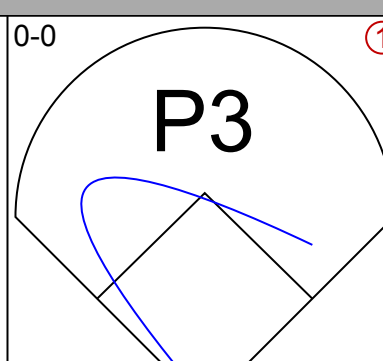
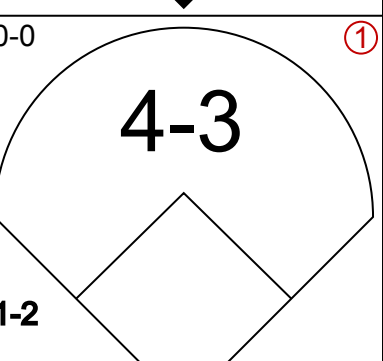
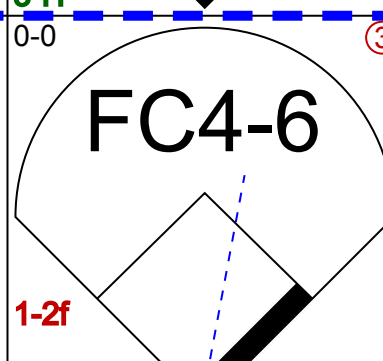
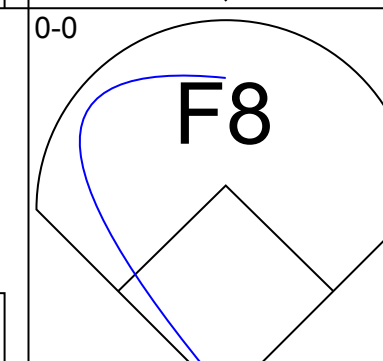
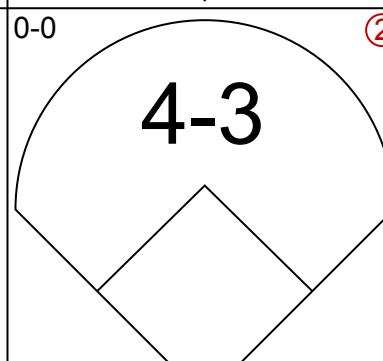
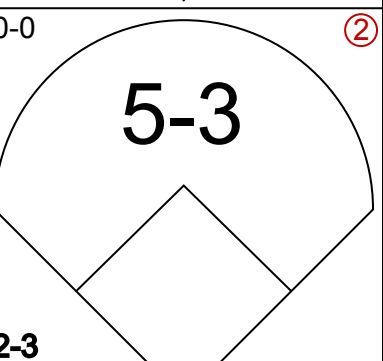
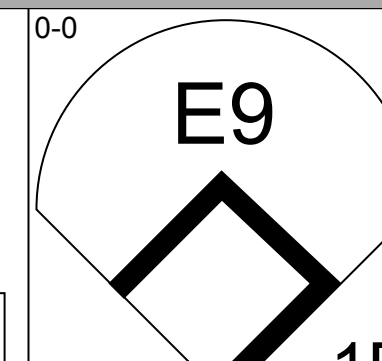
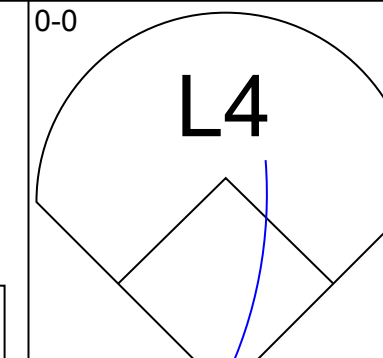
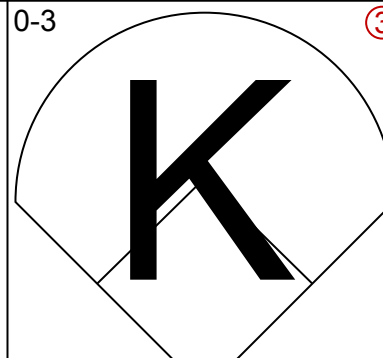
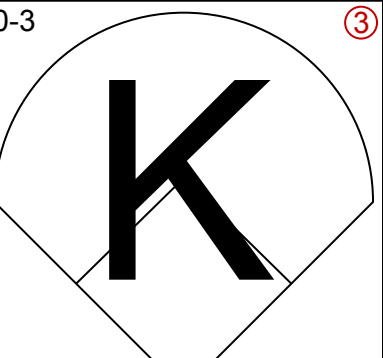
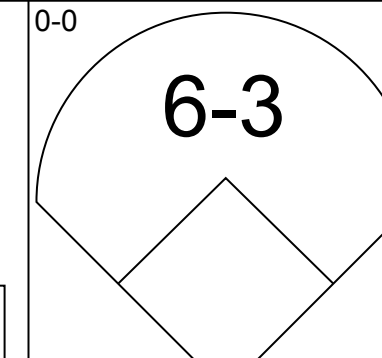
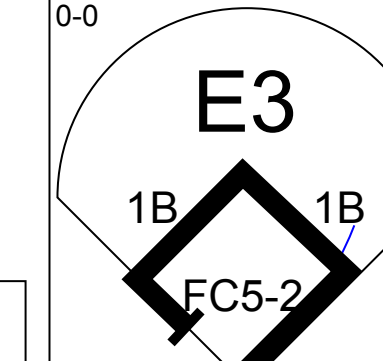
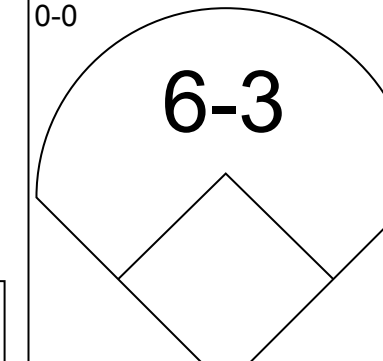
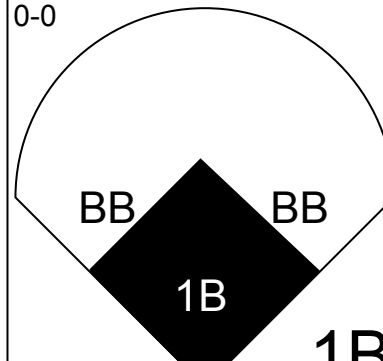

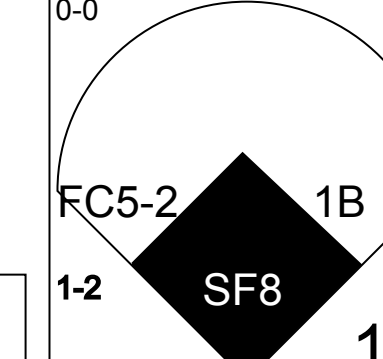
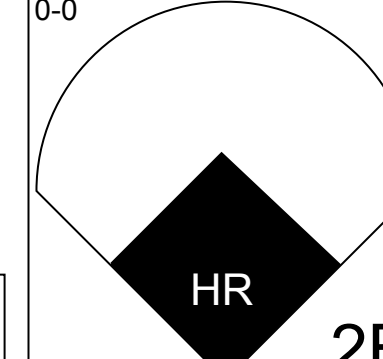
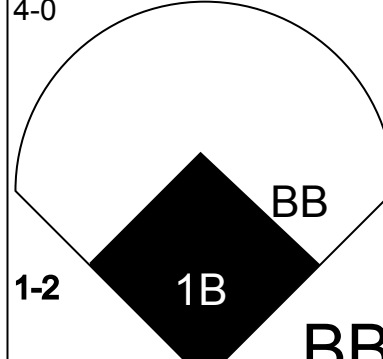

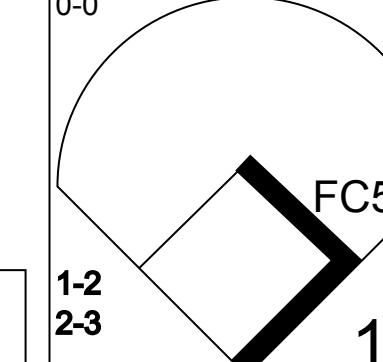
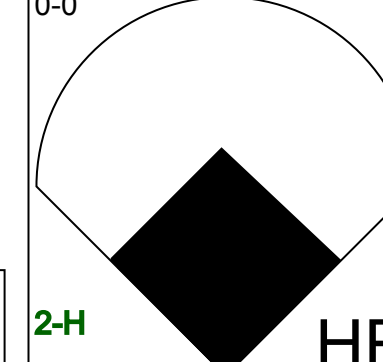
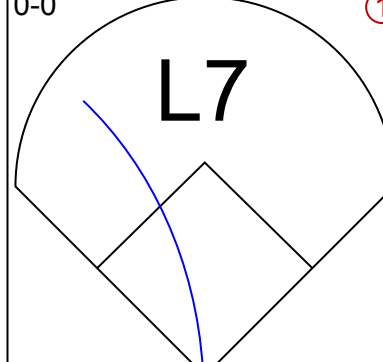
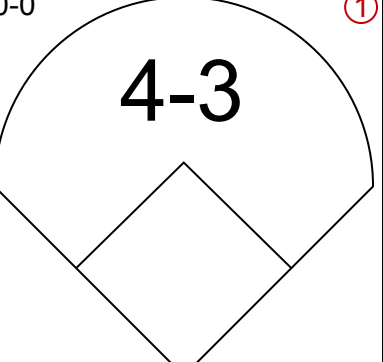
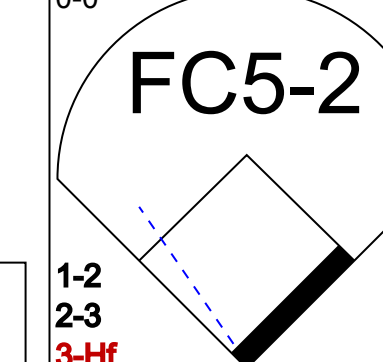
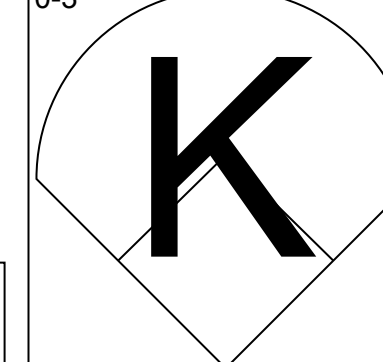
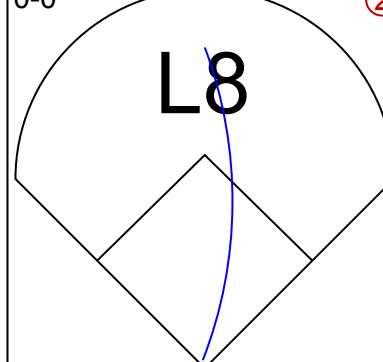
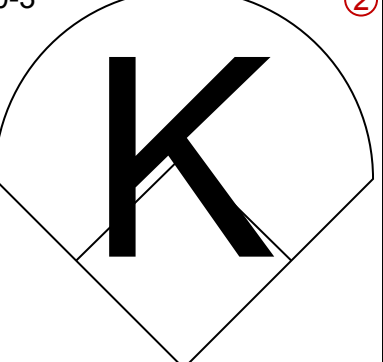
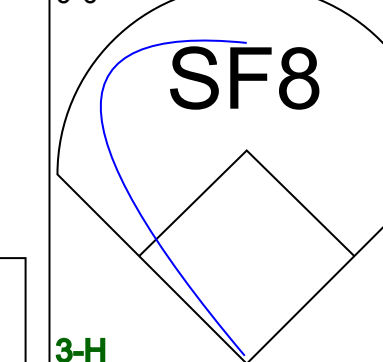
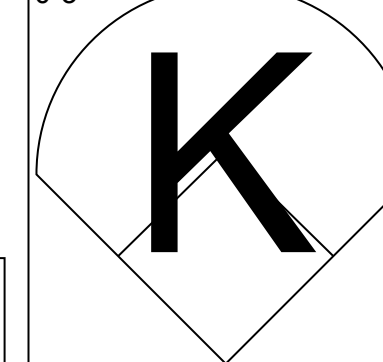
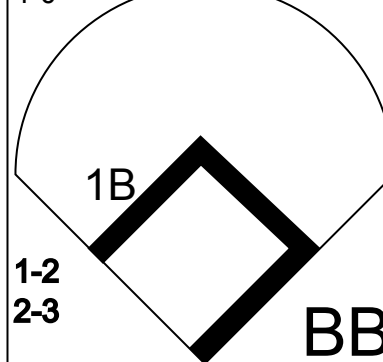
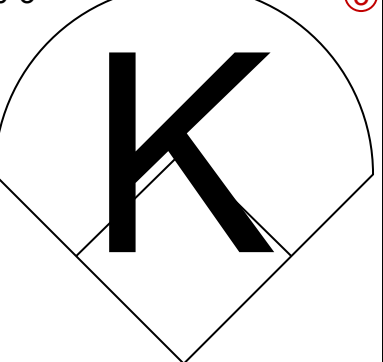


Batter	1	2	3	4	5	6	7	8	9	AB	R	H	RBI	BB	SO	LOB	TOP					
Luis Polonia, L OBP: 0.327, SLG: 0.407 (1, 7)										4	0	0	0	0	1	1						
Tony Bernazard, S OBP: 0.334, SLG: 0.411 (1, 4)										4	0	0	0	0	2	1						
Jose Canseco, R OBP: 0.317, SLG: 0.496 (1, 10)										4	0	1	0	0	1	0						
Carney Lansford, R OBP: 0.379, SLG: 0.478 (1, 5)										4	1	1	1	0	0	1						
Dwayne Murphy, L OBP: 0.394, SLG: 0.326 (1, 8)										4	0	0	0	0	2	1						
Mark McGwire, R OBP: 0.362, SLG: 0.603 (1, 3)										3	1	2	1	0	0	0						
Mike Davis, L OBP: 0.324, SLG: 0.483 (1, 9)										3	0	0	0	0	0	1						
Terry Steinbach, R OBP: 0.348, SLG: 0.474 (1, 2)										2	0	1	0	0	0	0						
Alfredo Griffin, S OBP: 0.317, SLG: 0.360 (1, 6)										3	0	1	0	0	0	2						
Inning Stats	R: 0 E: 0 K: 2 S: 7	H: 0 LOB: 0 BB: 0 P: 7	R: 1 E: 0 K: 0 S: 4	H: 1 LOB: 0 BB: 0 P: 4	R: 0 E: 0 K: 0 S: 2	H: 0 LOB: 0 BB: 0 P: 3	R: 0 E: 0 K: 1 S: 6	H: 1 LOB: 1 BB: 0 P: 6	R: 1 E: 0 K: 0 S: 4	H: 2 LOB: 0 BB: 0 P: 4	R: 0 E: 0 K: 1 S: 5	H: 0 LOB: 0 BB: 0 P: 5	R: 0 E: 0 K: 1 S: 6	H: 1 LOB: 1 BB: 0 P: 6	R: 0 E: 0 K: 0 S: 4	H: 1 LOB: 1 BB: 0 P: 4	R: 0 E: 0 K: 1 S: 5	H: 0 LOB: 0 BB: 0 P: 5	1B: 4 2B: 0 3B: 0 HR: 2	SF: 0 SAC: 0 DP: 1 HBP: 1	WP: 0 PB: 0 SB: 0 CS: 0	PA: 33
PITCHER Mike Boddicker, R ERA: 4.01 (1, 1)	IP: 9.0 WLS: W BF: 32	H: 6 R: 2 ER: 2 SO: 6	BB: 0 IBB: 0 HBP: 1 BLK: 0	WP: 0 HR: 2 S: 43 P: 44	ERA: 2.00 WHIP: 0.667																	

Oakland Athletics @ Baltimore Orioles
Memorial Stadium, Baltimore, MD
Fri Sep 04 1987, 7:05 PM EDT
Att: 19,275 - Unknown

AB	31
R	2
H	6
RBI	2
BB	0
SO	6
LOB	7



Batter	1	2	3	4	5	6	7	8	9	AB	R	H	RBI	BB	SO	LOB	BOTTOM			
Pete Stanicek, S OBP: 0.462, SLG: 0.455 (1, 10)										3	0	1	2	1	0	2				
Billy Ripken, R OBP: 0.364, SLG: 0.385 (1, 4)										4	0	1	0	0	0	3				
Cal Ripken Jr., R OBP: 0.334, SLG: 0.438 (1, 6)										4	0	1	0	0	0	2				
Eddie Murray, S OBP: 0.348, SLG: 0.495 (1, 3)										4	0	0	0	0	2	3				
Larry Sheets, L OBP: 0.362, SLG: 0.577 (8, 9)										4	1	1	0	0	0	1				
Jim Dwyer, L OBP: 0.381, SLG: 0.505 Mike Young, S OBP: 0.336, SLG: 0.405 (7, PH) (8, 7)										2	3	2	0	1	0	0				
Ray Knight, R OBP: 0.311, SLG: 0.380 (1, 5)										4	1	2	2	0	0	2				
Terry Kennedy, L OBP: 0.308, SLG: 0.394 (1, 2)										4	0	0	0	0	2	5				
Mike Hart, L OBP: 0.235, SLG: 0.516 (1, 8)										2	0	0	1	1	2	0				
Inning Stats	R: 0 E: 0 K: 0 S: 4	H: 1 LOB: 1 BB: 0 P: 4	R: 1 E: 1 K: 0 S: 6	H: 2 LOB: 2 BB: 0 P: 6	R: 0 E: 0 K: 1 S: 5	H: 0 LOB: 0 BB: 0 P: 5	R: 2 E: 0 K: 2 S: 9	H: 2 LOB: 0 BB: 0 P: 9	R: 0 E: 0 K: 1 S: 5	H: 0 LOB: 1 BB: 1 P: 9	R: 2 E: 0 K: 0 S: 5	H: 2 LOB: 2 BB: 2 P: 13	R: 0 E: 1 K: 0 S: 4	H: 1 LOB: 1 BB: 0 P: 4	R: 0 E: 0 K: 2 S: 7	H: 0 LOB: 0 BB: 0 P: 7	1B: 5 2B: 2 3B: 0 HR: 1	SF: 1 SAC: 0 DP: 0 HBP: 0	WP: 0 PB: 0 SB: 0 CS: 0	PA: 36
PITCHER Gene Nelson, R ERA: 3.14 Dennis Lamp, R ERA: 4.18 Gary Lavelle, L ERA: 5.22 (1, 1) (6, 1) (7, 1)	IP: 5.2 WLS: L BF: 28	H: 7 R: 5 ER: 4 SO: 4	BB: 3 IBB: 0 HBP: 0 BLK: 0	WP: 0 HR: 1 S: 33 P: 45	ERA: 6.35 WHIP: 1.765															

Oakland Athletics @ Baltimore Orioles
Memorial Stadium, Baltimore, MD
Fri Sep 04 1987, 7:05 PM EDT
Att: 19,275 - Unknown

AB	32
R	5
H	8
RBI	5
BB	3
SO	6
LOB	19



Batter	1	2	3	4	5	6	7	8	9	AB	R	H	RBI	BB	SO	LOB	TOP											
Tony Phillips, S OBP: 0.355, SLG: 0.387 (1, 4)	L5	G6-4-3 1B		K				G6-4-3		5	0	2	1	0	1	1	Oakland Athletics @ Baltimore Orioles Memorial Stadium, Baltimore, MD Sat Sep 05 1987, 7:05 PM EDT Att: 21,291 - Unknown livebaseballscorecards.com											
Steve Henderson, R OBP: 0.396, SLG: 0.482 Mike Davis, L OBP: 0.324, SLG: 0.482 (1, 9) (4, 9)	E	G6-4-3			E8 1B	K			L1	2	1	1	0	0	0	2												
Jose Canseco, R OBP: 0.316, SLG: 0.493 Luis Polonia, L OBP: 0.327, SLG: 0.407 (1, 7) (9, 7)	SF9 BB		5-3		5-3	K			K	4	1	0	0	1	2	3												
Carney Lansford, R OBP: 0.379, SLG: 0.478 (1, 5)	E7 SF9 1B		5-3			FC5 2B			K	5	1	2	1	0	1	2												
Mark McGwire, R OBP: 0.361, SLG: 0.603 (1, 3)	SF9		F9						5-3	3	0	1	2	0	0	0												
Brian Harper, R OBP: 0.250, SLG: 0.250 Reggie Jackson, L OBP: 0.284, SLG: 0.396 (1, 10) (7, PH)	K					K			K	3	1	1	0	0	2	2												
Mickey Tettleton, S OBP: 0.309, SLG: 0.364 (1, 2)					HR 1B					1	0	0	0	0	1	0												
Alfredo Griffin, S OBP: 0.317, SLG: 0.362 Mike Gallego, R OBP: 0.305, SLG: 0.326 (1, 6) (8, PH) (8, 6)					F8	5-3			F8	3	1	1	0	0	0	2												
Dwayne Murphy, L OBP: 0.398, SLG: 0.329 Stan Javier, S OBP: 0.289, SLG: 0.275 (1, 8) (8, PH) (8, 8)					F9					2	0	1	0	1	0	0												
Inning Stats	R: 2 E: 1 K: 1 S: 7	H: 2 LOB: 1 BB: 1 P: 11	R: 1 E: 0 K: 1 S: 7	H: 3 LOB: 1 BB: 0 P: 7	R: 0 E: 0 K: 0 S: 3	H: 0 LOB: 0 BB: 0 P: 3	R: 2 E: 0 K: 1 S: 7	H: 2 LOB: 0 BB: 0 P: 7	R: 2 E: 1 K: 1 S: 8	H: 3 LOB: 2 BB: 1 P: 12	R: 0 E: 0 K: 2 S: 5	H: 0 LOB: 0 BB: 0 P: 5	R: 0 E: 0 K: 0 S: 2	H: 0 LOB: 0 BB: 1 P: 6	R: 0 E: 0 K: 2 S: 7	H: 0 LOB: 0 BB: 0 P: 7		1B: 7 2B: 3 3B: 0 HR: 1	SF: 1 SAC: 0 DP: 2 HBP: 0	WP: 0 PB: 0 SB: 0 CS: 0	PA: 40							
PITCHER	IP	WLS	BF	H	R	ER	SO	BB	IBB	HBP	BLK	WP	HR	S	P	ERA	WHIP											
Eric Bell, L ERA: 5.45 Mike Griffin, R ERA: 3.81 Scott McGregor, L ERA: 6.75 Tony Arnold, R ERA: 5.47 Jack O'Connor, L ERA: 5.73 (1, 1) (4, 1) (6, 1) (7, 1) (8, 1)	3.0	L	16	7	5	4	2	1	0	0	0	0	0	1	19	23	12.00	2.667										

Batter	1	2	3	4	5	6	7	8	9	AB	R	H	RBI	BB	SO	LOB	BOTTOM											
Pete Stanicek, S OBP: 0.471, SLG: 0.467 (1, 10)	L6									4	0	2	0	0	1	0	Oakland Athletics @ Baltimore Orioles Memorial Stadium, Baltimore, MD Sat Sep 05 1987, 7:05 PM EDT Att: 21,291 - Unknown livebaseballscorecards.com											
Billy Ripken, R OBP: 0.367, SLG: 0.387 (1, 4)	F8		F9							4	0	2	0	0	0	1												
Cal Ripken Jr., R OBP: 0.332, SLG: 0.435 (1, 6)	F8		F8		1-3				G6-4-3 1B	4	0	0	0	0	0	4												
Eddie Murray, S OBP: 0.347, SLG: 0.493 (1, 3)		F4			5-3				E9 4-6 1B	4	0	1	0	0	0	0												
Larry Sheets, L OBP: 0.358, SLG: 0.571 (1, 9)		3-1			4-3				4-6 2-3f	4	0	0	0	0	0	2												
Lee Lacy, R OBP: 0.319, SLG: 0.388 Mike Hart, L OBP: 0.229, SLG: 0.500 (1, 8) (9, PH)		F8								2	0	1	0	1	0	0												
Ray Knight, R OBP: 0.313, SLG: 0.381 (1, 5)					4-3 BB					4	1	2	0	0	0	2												
Terry Kennedy, L OBP: 0.306, SLG: 0.391 Floyd Rayford, R OBP: 0.245, SLG: 0.340 Jim Dwyer, L OBP: 0.379, SLG: 0.502 (1, 2) (8, 2) (9, PH)			F7						K	3	0	0	0	0	1	1												
Mike Young, S OBP: 0.335, SLG: 0.414 (1, 7)					5-3				K	4	1	1	2	0	1	1												
Inning Stats	R: 0 E: 0 K: 0 S: 3	H: 0 LOB: 0 BB: 0 P: 3	R: 0 E: 0 K: 0 S: 3	H: 0 LOB: 0 BB: 0 P: 3	R: 2 E: 0 K: 0 S: 6	H: 3 LOB: 1 BB: 0 P: 6	R: 0 E: 0 K: 0 S: 3	H: 0 LOB: 1 BB: 1 P: 7	R: 0 E: 1 K: 0 S: 4	H: 1 LOB: 1 BB: 0 P: 4	R: 0 E: 0 K: 3 S: 9	H: 0 LOB: 0 BB: 0 P: 9	R: 0 E: 0 K: 0 S: 4	H: 2 LOB: 1 BB: 0 P: 4	R: 0 E: 0 K: 2 S: 8	H: 1 LOB: 1 BB: 0 P: 8		1B: 7 2B: 2 3B: 0 HR: 1	SF: 0 SAC: 0 DP: 2 HBP: 0	WP: 0 PB: 0 SB: 1 CS: 0	PA: 36							
PITCHER	IP	WLS	BF	H	R	ER	SO	BB	IBB	HBP	BLK	WP	HR	S	P	ERA	WHIP											
Curt Young, L ERA: 4.34 Eric Plunk, R ERA: 5.17 (1, 1) (8, 1)	7.0	W	28	6	2	2	3	1	0	0	0	0	0	1	33	37	2.57	1.000										

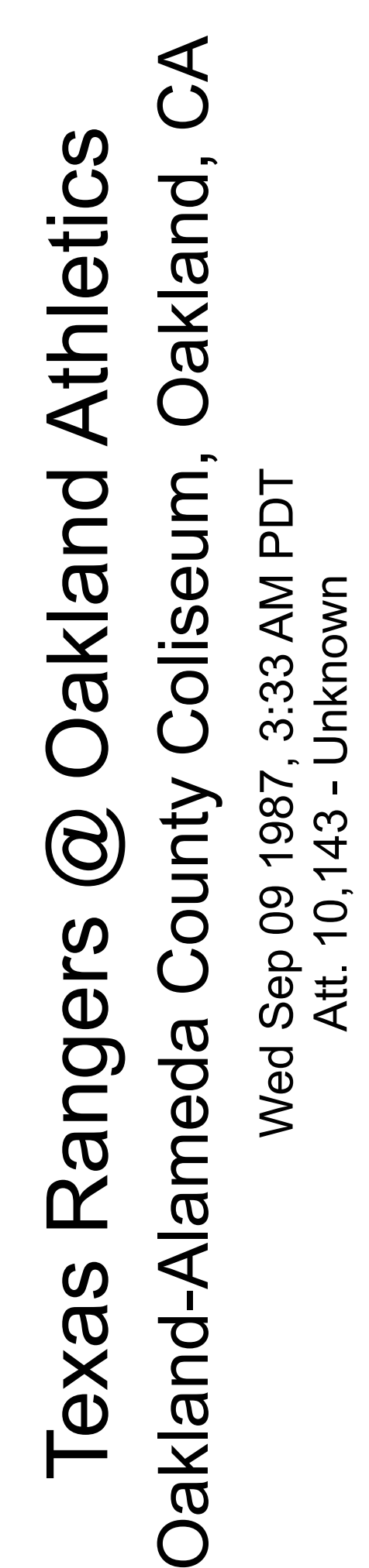
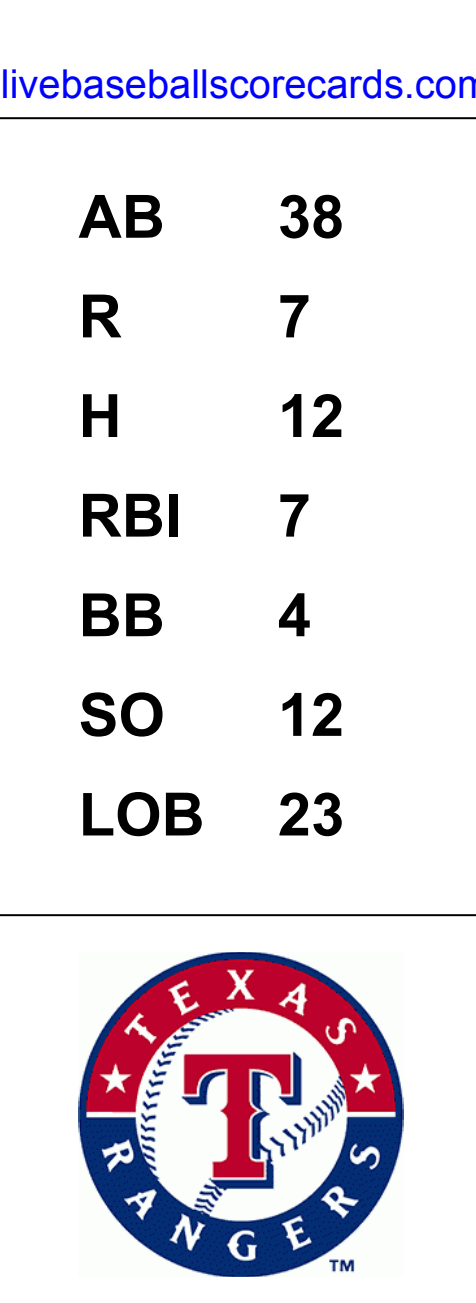


Batter	1	2	3	4	5	6	7	8	9	AB	R	H	RBI	BB	SO	LOB	TOP			
Oddibe McDowell, L OBP: 0.317, SLG: 0.426	4-0 SH3-1 BB	0-3 K			0-3 K		0-0 L7		0-0 F5	4	0	0	0	1	2	3	Texas Rangers @ Oakland Athletics Oakland-Alameda County Coliseum, Oakland, CA Mon Sep 07 1987, 7:05 PM PDT Att: 27,691 - Unknown livebaseballscorecards.com			
Scott Fletcher, R OBP: 0.382, SLG: 0.389	0-0 SH3-1		0-0 F7		4-0 2B BB		4-0 BB		0-0 5-3	2	0	0	0	2	0	0				
Ruben Sierra, S OBP: 0.317, SLG: 0.496	0-3 K		0-0 F7		0-0 1-H 2B		0-0 3-1			4	0	1	0	0	1	3				
Pete O'Brien, L OBP: 0.360, SLG: 0.480	4-0 BB		0-3 K2-3		0-0 F9					3	1	1	1	1	1	1				
Larry Parrish, R OBP: 0.325, SLG: 0.479	0-0 5-3			0-3 K		0-3 K			0-0 F7	4	0	0	0	0	2	2				
Tom O'Malley, L OBP: 0.344, SLG: 0.390		4-0 FC3-6 BB		0-0 1B		0-0 4-3			0-0 FC6-4 1B	3	0	2	0	1	0	0				
Curtis Wilkerson, S OBP: 0.301, SLG: 0.410				0-0 1B		0-0 5-3			0-0 F4	0	0	0	0	0	0	0				
Mike Stanley, R OBP: 0.413		0-0 FC3-6 BB		0-0 L9					0-0 F4	3	0	0	0	0	0	2				
Geno Petralli, L OBP: 0.378, SLG: 0.439		1-2 BB								1	0	0	0	0	0	1				
Steve Buechele, R OBP: 0.293, SLG: 0.398		0-0 F8		0-0 1-2 1B		0-3 K		0-0 FC6-4	4	0	1	0	0	1	2					
Bob Brower, R OBP: 0.336, SLG: 0.451		4-0 1-2 BB		0-0 1-3		0-0 BB 1B			0-0 F3	3	0	1	0	1	0	2				
Inning Stats	R: 0 E: 0 K: 1 S: 5	H: 0 LOB: 2 BB: 2 P: 13	R: 0 E: 0 K: 1 S: 5	H: 0 LOB: 2 BB: 2 P: 13	R: 0 E: 0 K: 1 S: 5	H: 2 LOB: 2 BB: 0 P: 7	R: 0 E: 0 K: 1 S: 5	H: 1 LOB: 1 BB: 1 P: 9	R: 0 E: 0 K: 1 S: 5	H: 0 LOB: 0 BB: 0 P: 5	R: 0 E: 0 K: 1 S: 6	H: 1 LOB: 2 BB: 1 P: 10	R: 1 E: 0 K: 0 S: 5	H: 2 LOB: 1 BB: 0 P: 5	R: 0 E: 0 K: 0 S: 3	H: 0 LOB: 0 BB: 0 P: 3	1B: 4 2B: 1 3B: 0 HR: 1	SF: 0 SAC: 1 DP: 0 HBP: 0	WP: 0 PB: 0 SB: 1 CS: 0	PA: 38
PITCHER Dave Stewart, R ERA: 3.42	IP: 9.0 WLS: W BF: 38 H: 6 R: 1 ER: 1 SO: 7 BB: 6 IBB: 0 HBP: 0 BLK: 0 WP: 0 HR: 1 S: 46 P: 70 ERA: 1.00 WHIP: 1.333																			

Batter	1	2	3	4	5	6	7	8	9	AB	R	H	RBI	BB	SO	LOB	BOTTOM			
Tony Bernazard, S OBP: 0.331, SLG: 0.407	0-0 5-3		0-0 B3		0-0 5-3		0-0 F9			4	0	0	0	0	0	3	Texas Rangers @ Oakland Athletics Oakland-Alameda County Coliseum, Oakland, CA Mon Sep 07 1987, 7:05 PM PDT Att: 27,691 - Unknown livebaseballscorecards.com			
Mike Davis, L OBP: 0.321, SLG: 0.476	0-0 F8		0-0 F1		0-0 E1			0-3 K	4	0	0	0	0	1	2					
Jose Canseco, R OBP: 0.313, SLG: 0.485	0-0 5-3		0-0 5-3		0-0 L9			4-0 BB	3	0	0	0	1	0	3					
Carney Lansford, R OBP: 0.377, SLG: 0.476		0-0 E 1B		0-0 6-3		0-0 L7		0-0 L5	4	0	1	0	0	0	1					
Mark McGwire, R OBP: 0.361, SLG: 0.608		0-0 F9		0-0 1B 2B		0-0 6-3		0-0 5-3	4	1	1	0	0	0	2					
Steve Henderson, R OBP: 0.351, SLG: 0.461		0-0 F3		0-0 5-3		0-0 L9			3	0	0	0	0	0	2					
Luis Polonia, L OBP: 0.328, SLG: 0.407									0-0 CS 1B	1	0	1	0	0	0					
Dwayne Murphy, L OBP: 0.359, SLG: 0.333		0-0 G3							0-0 CS 1B	3	0	1	1	0	1					
Tony Phillips, S OBP: 0.355, SLG: 0.385		1-3					0-3 K		0-0 1-2 1B	1	1	1	0	0	0					
Mickey Tettleton, S OBP: 0.313, SLG: 0.363							4-0 FC6-4 BB		0-0 5-3	2	0	1	0	1	0					
Terry Steinbach, R OBP: 0.349, SLG: 0.471			0-0 1B		0-0 FC6-4				0-0 5-3	1	0	0	0	0	1					
Alfredo Griffin, S OBP: 0.319, SLG: 0.363			0-0 1-2 1B				0-0 FC6-4		0-0 5-3	4	0	2	1	0	0					
Inning Stats	R: 0 E: 0 K: 0 S: 3	H: 0 LOB: 0 BB: 0 P: 3	R: 0 E: 1 K: 0 S: 4	H: 1 LOB: 1 BB: 0 P: 4	R: 0 E: 0 K: 0 S: 5	H: 2 LOB: 2 BB: 0 P: 5	R: 1 E: 0 K: 0 S: 5	H: 2 LOB: 1 BB: 0 P: 5	R: 0 E: 0 K: 0 S: 3	H: 0 LOB: 0 BB: 0 P: 3	R: 0 E: 0 K: 1 S: 5	H: 0 LOB: 1 BB: 1 P: 9	R: 0 E: 0 K: 1 S: 5	H: 0 LOB: 1 BB: 1 P: 9	R: 1 E: 0 K: 0 S: 4	H: 3 LOB: 1 BB: 0 P: 4	1B: 7 2B: 1 3B: 0 HR: 0	SF: 0 SAC: 0 DP: 0 HBP: 0	WP: 0 PB: 0 SB: 0 CS: 1	PA: 36
PITCHER Paul Kilgus, L ERA: 4.15	IP: 7.1 WLS: L BF: 30 H: 5 R: 1 ER: 1 SO: 2 BB: 2 IBB: 0 HBP: 0 BLK: 0 WP: 0 HR: 0 S: 32 P: 40 ERA: 1.23 WHIP: 0.955																			
Dale Mohorcic, R ERA: 2.74	0.2	3	1	1	1	0	0	0	0	0	0	3	3	13.50	1.500					
Mitch Williams, L ERA: 3.17	0.2	L	3	2	0	0	0	0	0	0	0	3	3	0.00	3.000					

Batter	1	2	3	4	5	6	7	8	9	AB	R	H	RBI	BB	SO	LOB	TOP								
Jerry Browne, S OBP: 0.358, SLG: 0.344	0-3 K		0-0 FC5-4 1B		0-0 G3		0-0 FC6-4 1B	0-0 FC6-4 1B		5	0	2	1	0	1	3	Texas Rangers @ Oakland Athletics Oakland-Alameda County Coliseum, Oakland, CA Wed Sep 09 1987, 3:33 AM PDT Att: 10,143 - Unknown AB 38 R 7 H 12 RBI 7 BB 4 SO 12 LOB 23								
Bob Brower, R OBP: 0.337, SLG: 0.456	0-3 K		0-0 FC5-4		0-0 S 2B 1B		0-0 FC6-4 1B	0-3 K		4	1	1	1	0	1	4									
Darrell Porter, L OBP: 0.379, SLG: 0.411	0-3 K		1-2 2-3		2-H 2B 1B		1-2 2-3	1-2 2-3		1	0	0	0	0	1	2									
Ruben Sierra, S OBP: 0.320, SLG: 0.497	4-0 S BB		0-0 F8		0-0 F9 1-H 2B		0-0 SF8	0-0 1B		3	0	2	3	1	0	2									
Pete O'Brien, L OBP: 0.362, SLG: 0.479	0-3 K				0-0 F9 2-3		0-0 1B BB	0-3 K		4	0	1	0	1	2	4									
Larry Parrish, R OBP: 0.326, SLG: 0.494		0-0 6-3			0-3 K		0-3 K		0-0 SF7 3B	5	1	2	0	0	2	2									
Tom O'Malley, L OBP: 0.333, SLG: 0.378		0-3 K2-3			0-0 F8		0-3 K		0-0 SF7	4	0	0	1	0	2	4									
Oddibe McDowell, L OBP: 0.317, SLG: 0.420		0-0 3-1			0-3 K		0-0 F7		0-0 K	2	0	0	0	0	1	1									
Tom Paciorek, R OBP: 0.263, SLG: 0.278									0-0 BB FC6-4 1B	3	1	1	0	0	1	0									
Mike Stanley, R OBP: 0.365, SLG: 0.413									0-0 F8	0	0	0	0	1	0	0									
Geno Petralli, L OBP: 0.376, SLG: 0.466									4-2 2-1 0-0 0-0	4	2	2	1	0	0	0									
Curtis Wilkerson, S OBP: 0.296, SLG: 0.403									2-1 1-1 0-0 0-0	2	1	0	0	0	1	1									
Scott Fletcher, R OBP: 0.362, SLG: 0.389									1-1 1-1 0-0 0-0	1	1	1	0	1	0	0									
Inning Stats	R: 0 E: 0 K: 3 S: 9	H: 0 LOB: 1 BB: 1 P: 13	R: 0 E: 0 K: 1 S: 5	H: 0 LOB: 0 BB: 0 P: 5	R: 0 E: 0 K: 1 S: 6	H: 1 LOB: 2 BB: 1 P: 10	R: 0 E: 0 K: 2 S: 8	H: 1 LOB: 1 BB: 0 P: 8	R: 3 E: 1 K: 1 S: 9	H: 3 LOB: 1 BB: 0 P: 9	R: 0 E: 0 K: 0 S: 5	H: 0 LOB: 0 BB: 1 P: 5	R: 1 E: 0 K: 0 S: 6	H: 3 LOB: 3 BB: 1 P: 10	R: 2 E: 0 K: 2 S: 10	H: 3 LOB: 2 BB: 1 P: 14	R: 1 E: 0 K: 1 S: 6	H: 1 LOB: 0 BB: 0 P: 6	1B: 9 2B: 1 3B: 1 HR: 1	SF: 2 SAC: 0 DP: 0 HBP: 0	WP: 0 PB: 0 SB: 3 CS: 0	PA: 44			
PITCHER	IP WLS BF H R ER SO BB IBB HBP BLK WP HR S P ERA WHIP	4.1 21 5 3 2 7 2 0 0 0 0 1 33 41 4.15 1.615	2.1 10 2 1 1 2 1 0 0 0 0 0 13 17 3.86 1.286	1.0 8 4 2 2 1 1 0 0 0 0 0 9 13 18.00 5.000	0.1 1 0 0 0 1 0 0 0 0 0 0 3 3 0.00 0.000	1.0 4 1 1 1 1 0 0 0 0 0 0 6 6 9.00 1.000																			

Batter	1	2	3	4	5	6	7	8	9	AB	R	H	RBI	BB	SO	LOB	BOTTOM							
Luis Polonia, L OBP: 0.336, SLG: 0.410	0-0 1B 2B	4-0 S 2B BB	4-0 1B BB			0-0 2B 1B	4-0 CS BB			2	3	2	0	3	0	0	Texas Rangers @ Oakland Athletics Oakland-Alameda County Coliseum, Oakland, CA Wed Sep 09 1987, 3:33 AM PDT Att: 10,143 - Unknown AB 35 R 11 H 12 RBI 10 BB 8 SO 8 LOB 22							
Tony Bemazzard, S OBP: 0.332, SLG: 0.409	0-0 3B 1B	0-0 1B 2B	0-0 1B			0-0 F7	0-0 F8			5	2	3	1	0	0	2								
Jose Canseco, R OBP: 0.313, SLG: 0.482	0-0 3B 1B	0-0 FC4-6 1B	0-3 K			4-0 2B BB		0-3 K		4	2	2	2	1	2	2								
Carney Lansford, R OBP: 0.379, SLG: 0.483	0-0 1B 3B	0-0 FC4-6 L9 S				0-0 G3		1-0 F9 1B HBP		4	3	2	4	0	0	1								
Mike Gallego, R OBP: 0.300, SLG: 0.322	1-H 2-H 1B 3B	1-2 2-3				0-0 E 2B		0-0 F9 2B HBP		0	0	0	0	0	0	0								
Dwayne Murphy, L OBP: 0.407, SLG: 0.329	4-0 1B BB	4-0 1B BB				4-0 E BB		0-0 2B 1B		1	0	0	0	2	1	0								
Steve Henderson, R OBP: 0.357, SLG: 0.461		1-2 BB				0-0 K		1-2 2B 1B		0	0	0	0	1	0	0								
Stan Javier, S OBP: 0.298, SLG: 0.280						0-0 K		0-0 F9		1	1	1	0	0	0	0								
Mark McSwire, R OBP: 0.361, SLG: 0.604	0-0 1B	0-0 L9				4-0 1B		0-0 F9		4	0	1	1	1	1	4								
Mike Davis, L OBP: 0.319, SLG: 0.471	1-2 3-H K	0-0 F7				0-3 K		0-0 F4		3	0	0	0	0	2	4								
Brian Harper, R OBP: 0.333, SLG: 0.500						0-0 K		1-H 3-H 2B		2	0	1	2	0	0	2								
Terry Steinbach, R OBP: 0.343, SLG: 0.463	0-3 K		0-0 F8			0-0 F7		0-0 F9		5	0	0	0	0	1	5								
Alfredo Griffin, S OBP: 0.314, SLG: 0.358	0-0 F6		0-0 1-3			0-0 4-3		0-3 K		4	0	0	0	0	1	2								
Inning Stats	R: 4 E: 0 K: 2 S: 12	H: 5 LOB: 2 BB: 1 P: 16	R: 2 E: 0 K: 0 S: 5	H: 2 LOB: 2 BB: 2 P: 13	R: 0 E: 0 K: 1 S: 6	H: 1 LOB: 1 BB: 1 P: 10	R: 0 E: 0 K: 2 S: 7	H: 0 LOB: 0 BB: 0 P: 7	R: 0 E: 0 K: 1 S: 5	H: 0 LOB: 0 BB: 0 P: 5	R: 3 E: 1 K: 0 S: 5	H: 2 LOB: 2 BB: 3 P: 17	R: 0 E: 0 K: 1 S: 4	H: 0 LOB: 1 BB: 1 P: 8	R: 2 E: 0 K: 1 S: 7	H: 2 LOB: 1 BB: 0 P: 8	R: 2 E: 0 K: 1 S: 7	H: 2 LOB: 0 BB: 0 P: 8	1B: 7 2B: 4 3B: 1 HR: 0	SF: 0 SAC: 0 DP: 0 HBP: 1	WP: 0 PB: 0 SB: 2 CS: 1	PA: 44		
PITCHER	IP WLS BF H R ER SO BB IBB HBP BLK WP HR S P ERA WHIP	1.0 L 11 3 1 1 4 2 0 0 0 0 0 23 31 2.25 1.250	4.0 17 3 1 1 4 2 0 0 0 0 0 2 6 27.00 6.000	0.1 3 1 1 1 0 1 0 0 0 0 0 2 6 27.00 6.000	1.2 7 0 1 0 1 2 1 0 0 0 0 6 18 0.00 1.200	3.1 6 2 2 2 1 0 0 1 0 0 0 7 8 18.00 2.000																		



Batter	1	2	3	4	5	6	7	8	9	AB	R	H	RBI	BB	SO	LOB	TOP				
Gary Thurman, R OBP: 0.359, SLG: 0.343 (1, 8)	4-0 CS BB		0-0 4-3 1B		0-3 K	0-0 G6-3		0-0 1B 2B	4 1 2 1 1 1 2												
Thad Bosley, L OBP: 0.304, SLG: 0.344 (1, 7)	0-0 F7		0-0 4-3 1B		0-0 G3		0-0 6-3	5 0 2 1 0 0 1													
Kevin Seitzer, R OBP: 0.400, SLG: 0.472 (1, 5)	0-0 6-3		0-0 4-3 1B		0-0 F9		0-3 K	5 0 0 1 0 1 4													
George Brett, L OBP: 0.384, SLG: 0.497 Scotti Madison, S (8, 3)		0-0 G3		0-3 K		0-0 2B 1B	0-3 K	4 1 1 0 0 2 2 1 0 0 0 0 0 0													
Danny Tartabull, R OBP: 0.375, SLG: 0.510 (1, 9)		0-0 G4-6-3 1B		0-0 F9		4-0 2B 1B BB		3 2 2 0 1 0 0													
Frank White, R OBP: 0.313, SLG: 0.405 Angel Salazar, R OBP: 0.222, SLG: 0.249 (8, 6)	0-0 G4-6-3			0-0 SF7 3B		0-0 1B 2B		4 2 2 1 0 1 2 0 0 0 0 0 0 0													
Steve Balboni, R OBP: 0.285, SLG: 0.435 (1, 10)			4-0 BB 1B BB	0-0 SF7		0-0 F3		2 2 1 3 1 0 2													
Jamie Quirk, L OBP: 0.333, SLG: 0.379 (1, 2)			4-0 1B 1B BB	0-0 3B		0-0 1B		3 1 2 1 1 1 0													
Bill Pecota, R OBP: 0.343, SLG: 0.367 (8, 4)			0-0 F8	0-0 5-3		0-0 1B		4 0 1 1 0 0 3													
Inning Stats	R: 0 E: 0 K: 0 S: 2	H: 0 LOB: 0 BB: 1 P: 6	R: 0 E: 0 K: 0 S: 3	H: 1 LOB: 0 BB: 0 P: 3	R: 2 E: 0 K: 1 S: 7	H: 2 LOB: 2 BB: 2 P: 15	R: 1 E: 0 K: 0 S: 5	H: 2 LOB: 1 BB: 0 P: 5	R: 0 E: 0 K: 1 S: 5	H: 0 LOB: 0 BB: 0 P: 5	R: 0 E: 0 K: 2 S: 7	H: 0 LOB: 0 BB: 0 P: 7	R: 2 E: 0 K: 2 S: 9	H: 2 LOB: 2 BB: 0 P: 9	R: 1 E: 0 K: 0 S: 4	H: 2 LOB: 0 BB: 0 P: 4	1B: 9 2B: 2 3B: 1 HR: 1	SF: 1 SAC: 0 DP: 3 HBP: 0	WP: 0 PB: 0 SB: 1 CS: 1	PA: 40	
PITCHER	IP WLS BF H R ER SO BB IBB HBP BLK WP HR S P ERA WHIP	IP WLS BF H R ER SO BB IBB HBP BLK WP HR S P ERA WHIP	IP WLS BF H R ER SO BB IBB HBP BLK WP HR S P ERA WHIP	IP WLS BF H R ER SO BB IBB HBP BLK WP HR S P ERA WHIP	IP WLS BF H R ER SO BB IBB HBP BLK WP HR S P ERA WHIP	IP WLS BF H R ER SO BB IBB HBP BLK WP HR S P ERA WHIP	IP WLS BF H R ER SO BB IBB HBP BLK WP HR S P ERA WHIP	IP WLS BF H R ER SO BB IBB HBP BLK WP HR S P ERA WHIP	IP WLS BF H R ER SO BB IBB HBP BLK WP HR S P ERA WHIP	IP WLS BF H R ER SO BB IBB HBP BLK WP HR S P ERA WHIP	IP WLS BF H R ER SO BB IBB HBP BLK WP HR S P ERA WHIP	IP WLS BF H R ER SO BB IBB HBP BLK WP HR S P ERA WHIP	IP WLS BF H R ER SO BB IBB HBP BLK WP HR S P ERA WHIP	IP WLS BF H R ER SO BB IBB HBP BLK WP HR S P ERA WHIP	IP WLS BF H R ER SO BB IBB HBP BLK WP HR S P ERA WHIP	IP WLS BF H R ER SO BB IBB HBP BLK WP HR S P ERA WHIP	IP WLS BF H R ER SO BB IBB HBP BLK WP HR S P ERA WHIP	IP WLS BF H R ER SO BB IBB HBP BLK WP HR S P ERA WHIP	IP WLS BF H R ER SO BB IBB HBP BLK WP HR S P ERA WHIP	IP WLS BF H R ER SO BB IBB HBP BLK WP HR S P ERA WHIP	IP WLS BF H R ER SO BB IBB HBP BLK WP HR S P ERA WHIP

Kansas City Royals @ Oakland Athletics
Oakland-Alameda County Coliseum, Oakland, CA

AB 35
R 9
H 13
RBI 9
BB 4
SO 6
LOB 16



Kansas City Royals @ Oakland Athletics
Oakland-Alameda County Coliseum, Oakland, CA

AB 32
R 0
H 5
RBI 0
BB 2
SO 3
LOB 13



Fri Sep 11 1987, 7:05 PM PDT
Att: 22,296 - Unknown

Fri Sep 11 1987, 7:05 PM PDT
Att: 22,296 - Unknown

Batter	1	2	3	4	5	6	7	8	9	AB	R	H	RBI	BB	SO	LOB	TOP			
Willie Wilson, S (1, 8) OBP: 0.316, SLG: 0.371	G3-6-3 BB		SF8 1B BB	5-3			FC6-5 1B		K	4	1	2	1	1	1	1	Kansas City Royals @ Oakland Athletics Oakland-Alameda County Coliseum, Oakland, CA Sun Sep 13 1987, 3:33 AM PDT Att: 27,683 - Unknown			
Kevin Seitzer, R (1, 5) OBP: 0.401, SLG: 0.470	K		1B SF8 BB				BB FC6-5 1B		BB 1B	4	1	2	1	1	2	1				
George Brett, L (1, 3) OBP: 0.387, SLG: 0.499	G3-6-3 1-2		SF8				FC6-5 BB		BB 1B	3	0	1	1	1	0	3				
Danny Tartabull, R (1, 9) OBP: 0.377, SLG: 0.510		K	PB 1B				BB 1B		K	4	0	1	1	1	3	3				
Frank White, R (1, 4) OBP: 0.311, SLG: 0.402	L8		1B K				BB 1B			4	0	0	0	0	1	4				
Steve Balboni, R (1, 10) OBP: 0.286, SLG: 0.448	HR		F9						K	4	1	1	1	0	1	1				
Bill Pecota, R (1, 6) OBP: 0.357, SLG: 0.357	6-3		F3						K	4	0	0	0	0	2	0				
Angel Salazar, R (9, 6) OBP: 0.222, SLG: 0.249									K	0	0	0	0	0	0	0				
Gary Thurman, R (1, 7) OBP: 0.388, SLG: 0.364			1B 1B				FC6 1B		F7	4	1	3	0	0	0	0				
Larry Owen, R (1, 2) OBP: 0.262, SLG: 0.285			BB 1B SF8 1B				FC6 1B		K	4	2	1	0	0	2	2				
Inning Stats	R: 0 E: 0 K: 1 S: 4	H: 0 LOB: 0 BB: 1 P: 8	R: 1 E: 0 K: 1 S: 6	H: 1 LOB: 0 BB: 0 P: 6	R: 4 E: 0 K: 1 S: 9	H: 4 LOB: 1 BB: 1 P: 13	R: 0 E: 0 K: 1 S: 6	H: 1 LOB: 0 BB: 0 P: 6	R: 0 E: 0 K: 2 S: 7	H: 0 LOB: 0 BB: 0 P: 5	R: 1 E: 0 K: 0 S: 6	H: 3 LOB: 3 BB: 1 P: 10	R: 0 E: 0 K: 2 S: 7	H: 0 LOB: 0 BB: 0 P: 7	R: 0 E: 0 K: 3 S: 10	H: 1 LOB: 2 BB: 1 P: 14	1B: 10 2B: 0 3B: 0 HR: 1	SF: 1 SAC: 0 DP: 1 HBP: 0	WP: 0 PB: 1 SB: 1 CS: 1	PA: 41
PITCHER	IP WLS BF H R ER SO BB IBB HBP BLK WP HR S P ERA WHIP	IP WLS BF H R ER SO BB IBB HBP BLK WP HR S P ERA WHIP	IP WLS BF H R ER SO BB IBB HBP BLK WP HR S P ERA WHIP	IP WLS BF H R ER SO BB IBB HBP BLK WP HR S P ERA WHIP	IP WLS BF H R ER SO BB IBB HBP BLK WP HR S P ERA WHIP	IP WLS BF H R ER SO BB IBB HBP BLK WP HR S P ERA WHIP	IP WLS BF H R ER SO BB IBB HBP BLK WP HR S P ERA WHIP	IP WLS BF H R ER SO BB IBB HBP BLK WP HR S P ERA WHIP	IP WLS BF H R ER SO BB IBB HBP BLK WP HR S P ERA WHIP	IP WLS BF H R ER SO BB IBB HBP BLK WP HR S P ERA WHIP	IP WLS BF H R ER SO BB IBB HBP BLK WP HR S P ERA WHIP	IP WLS BF H R ER SO BB IBB HBP BLK WP HR S P ERA WHIP	IP WLS BF H R ER SO BB IBB HBP BLK WP HR S P ERA WHIP	IP WLS BF H R ER SO BB IBB HBP BLK WP HR S P ERA WHIP	IP WLS BF H R ER SO BB IBB HBP BLK WP HR S P ERA WHIP	IP WLS BF H R ER SO BB IBB HBP BLK WP HR S P ERA WHIP	IP WLS BF H R ER SO BB IBB HBP BLK WP HR S P ERA WHIP			
Rick Honeycutt, L (1, 1) ERA: 4.76	2.1 L 13 5 5 4 2 2 0 0 0 0 1 15 23 15.43 3.000	3.2 12 2 0 0 5 0 0 0 0 0 0 0 22 22 0.00 0.545	0.1 4 3 1 1 0 0 0 0 0 0 0 0 4 4 27.00 9.000	0.1 2 0 0 0 0 1 0 0 0 0 0 0 1 5 0.00 3.000	2.1 9 1 0 0 5 1 0 0 0 0 0 0 18 22 0.00 0.857															

AB	35
R	6
H	11
RBI	5
BB	4
SO	12
LOB	15



Batter	1	2	3	4	5	6	7	8	9	AB	R	H	RBI	BB	SO	LOB	BOTTOM					
Luis Polonia, L (1, 7) OBP: 0.335, SLG: 0.405	K	CS 1B			4-3			G3	CS	4	0	1	1	0	1	0	Kansas City Royals @ Oakland Athletics Oakland-Alameda County Coliseum, Oakland, CA Sun Sep 13 1987, 3:33 AM PDT Att: 27,683 - Unknown					
Tony Bemazzard, S (1, 4) OBP: 0.331, SLG: 0.402	K	CS	F9				4-3	FC5-4 1B BB		3	0	0	0	1	1	0						
Dwayne Murphy, L (1, 8) OBP: 0.404, SLG: 0.337			F7					FC5-4 1B		3	1	2	1	1	0	0						
Stan Javier, S (8, PR) OBP: 0.299, SLG: 0.281	BB						HR	FC5-4 1B		0	0	0	0	0	0	0						
Carney Lansford, R (1, 5) OBP: 0.374, SLG: 0.474	F3		1-3				F4	L7		4	0	0	0	0	0	3						
Jerry Willard, L (1, 10) OBP: 0.314, SLG: 0.477		1B 1B SF9 BB					F7	FC5-4		2	1	0	0	1	1	0						
Mark McWire, R (1, 3) OBP: 0.384, SLG: 0.610		F9						FC1-5 1B		4	0	1	0	0	2	1						
Mike Gallego, R (8, PR) OBP: 0.321, SLG: 0.358								1B		0	0	0	0	0	0	0						
Mike Davis, L (1, 9) OBP: 0.317, SLG: 0.467		1B SF9 1B						1B		4	2	2	0	0	2	0						
Terry Steinbach, R (1, 2) OBP: 0.347, SLG: 0.460		SF9 1B 1B					5-3			3	1	1	0	1	0	2						
Watt Weiss, S (9, PR) OBP: 0.310, SLG: 0.353			SF9 1B 1B				1-3			0	0	0	0	0	0	0						
Alfredo Griffin, S (1, 6) OBP: 0.310, SLG: 0.353			SF9				1-3			3	0	0	2	0	0	2						
Inning Stats	R: 0 E: 0 K: 2 S: 7	H: 0 LOB: 1 BB: 1 P: 11	R: 3 E: 0 K: 0 S: 5	H: 3 LOB: 0 BB: 1 P: 9	R: 0 E: 0 K: 0 S: 3	H: 0 LOB: 0 BB: 0 P: 3	R: 0 E: 0 K: 3 S: 9	H: 0 LOB: 0 BB: 0 P: 9	R: 0 E: 0 K: 0 S: 3	H: 0 LOB: 0 BB: 0 P: 3	R: 1 E: 0 K: 0 S: 4	H: 1 LOB: 0 BB: 0 P: 4	R: 0 E: 0 K: 2 S: 7	H: 0 LOB: 1 BB: 1 P: 11	R: 0 E: 0 K: 0 S: 4	H: 1 LOB: 2 BB: 1 P: 8	R: 1 E: 1 K: 0 S: 4	H: 2 LOB: 1 BB: 0 P: 4	1B: 6 2B: 0 3B: 0 HR: 1	SF: 1 SAC: 0 DP: 0 HBP: 0	WP: 0 PB: 0 SB: 0 CS: 2	PA: 38
PITCHER	IP WLS BF H R ER SO BB IBB HBP BLK WP HR S P ERA WHIP	IP WLS BF H R ER SO BB IBB HBP BLK WP HR S P ERA WHIP	IP WLS BF H R ER SO BB IBB HBP BLK WP HR S P ERA WHIP	IP WLS BF H R ER SO BB IBB HBP BLK WP HR S P ERA WHIP	IP WLS BF H R ER SO BB IBB HBP BLK WP HR S P ERA WHIP	IP WLS BF H R ER SO BB IBB HBP BLK WP HR S P ERA WHIP	IP WLS BF H R ER SO BB IBB HBP BLK WP HR S P ERA WHIP	IP WLS BF H R ER SO BB IBB HBP BLK WP HR S P ERA WHIP	IP WLS BF H R ER SO BB IBB HBP BLK WP HR S P ERA WHIP	IP WLS BF H R ER SO BB IBB HBP BLK WP HR S P ERA WHIP	IP WLS BF H R ER SO BB IBB HBP BLK WP HR S P ERA WHIP	IP WLS BF H R ER SO BB IBB HBP BLK WP HR S P ERA WHIP	IP WLS BF H R ER SO BB IBB HBP BLK WP HR S P ERA WHIP	IP WLS BF H R ER SO BB IBB HBP BLK WP HR S P ERA WHIP	IP WLS BF H R ER SO BB IBB HBP BLK WP HR S P ERA WHIP	IP WLS BF H R ER SO BB IBB HBP BLK WP HR S P ERA WHIP	IP WLS BF H R ER SO BB IBB HBP BLK WP HR S P ERA WHIP					
Mark Gubicza, R (1, 1) ERA: 4.29	1.2 S 6 2 1 0 0 0 0 0 0 0 0 6 6 0.00 1.227																					



Batter	1	2	3	4	5	6	7	8	9	10	11	AB	R	H	RBI	BB	SO	LOB	TOP						
Luis Polonia, L Steve Henderson, R Jerry Willard, L	1-4-3 1B			WP G3 1B		F7			1B		G1-6-3 BB	3	1	1	0	1	0	1							
Tony Bernazard, S	P6			G3					K		G1-6-3 BB	5	0	0	0	1	2	5							
Jose Canseco, R	BB 1B 1-2			K					3-1			4	0	1	0	1	2	4							
Carney Lansford, R	1-2 2-H 1B			L4					G4-6-3 1B		F3 4-3 1B	3	0	2	1	2	0	0							
Dwayne Murphy, L Mike Gallego, R	K			K		F7			G4-6-3 1B		4-3	4	0	0	0	0	2	5							
Mark McGwire, R Stan Javier, S	1-2 2-3 BB			1B BB		5-3			G5-4-3 BB		F3	1	0	0	0	3	0	1							
Mike Davis, L Tony Phillips, S	K			1B		4-3			K		F6	3	0	1	0	0	1	4							
Terry Steinbach, R Reggie Jackson, L Walt Weiss, S				K		G3			G5-4-3 1B		SH3-4 1B	4	0	0	0	0	1	3							
Mickey Tettleton, S						F9						4	0	1	0	0	0	0							
Alfredo Griffin, S	1-4-3 1B					F5			F8			4	0	1	0	0	0	0							
Inning Stats	R: 1 E: 0 K: 2 S: 8	H: 1 LOB: 3 BB: 3 P: 20	R: 0 E: 0 K: 2 S: 8	H: 1 LOB: 2 BB: 1 P: 12	R: 0 E: 0 K: 1 S: 6	H: 1 LOB: 2 BB: 1 P: 10	R: 0 E: 0 K: 1 S: 6	H: 1 LOB: 1 BB: 0 P: 6	R: 0 E: 0 K: 0 S: 3	H: 0 LOB: 0 BB: 0 P: 3	R: 0 E: 0 K: 1 S: 5	H: 1 LOB: 1 BB: 1 P: 9	R: 0 E: 0 K: 1 S: 4	H: 0 LOB: 1 BB: 1 P: 8	R: 0 E: 0 K: 1 S: 6	H: 1 LOB: 1 BB: 0 P: 6	R: 0 E: 0 K: 0 S: 4	H: 1 LOB: 1 BB: 0 P: 4	R: 0 E: 0 K: 0 S: 3	H: 1 LOB: 2 BB: 1 P: 7	1B: 7 2B: 1 3B: 0 HR: 0	SF: 0 SAC: 1 DP: 3 HBP: 0	WP: 1 PB: 0 SB: 3 CS: 0	PA: 47	
PITCHER	IP 7.0	WLS 3.0	BF 10	H 2	R 0	ER 0	SO 2	BB 0	IBB 0	HBP 0	BLK 0	WP 0	HR 0	S 14	P 14	ERA 0.00	WHIP 0.667								

Oakland Athletics @ Texas Rangers
Arlington Stadium, Arlington, TX
Mon Sep 14 1987, 8:05 PM EDT
Att: 11,888 - Unknown


AB	37
R	1
H	8
RBI	1
BB	9
SO	9
LOB	27

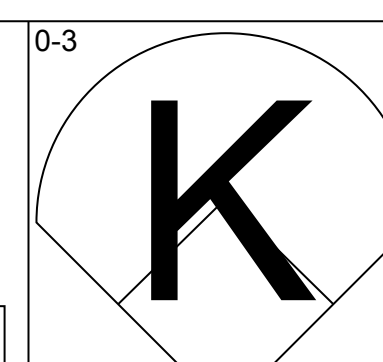
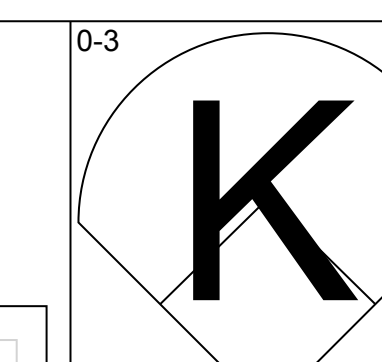
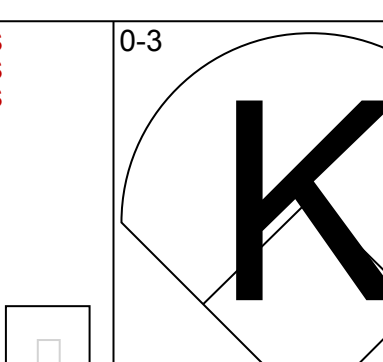
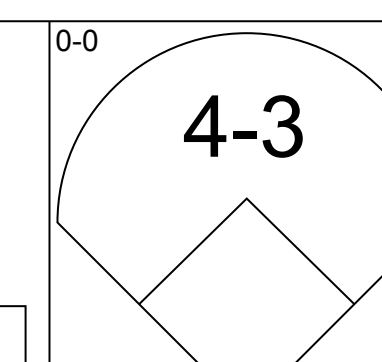
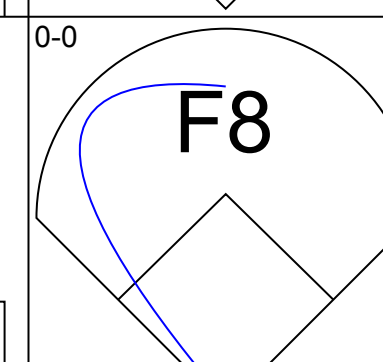
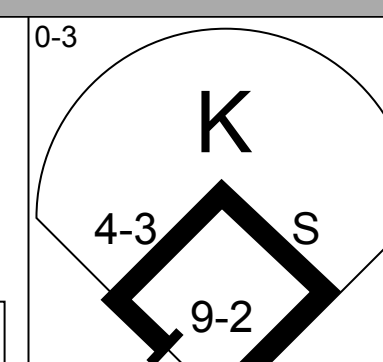
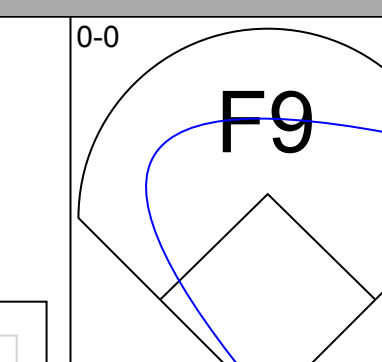
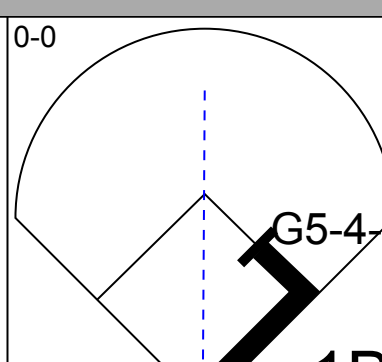
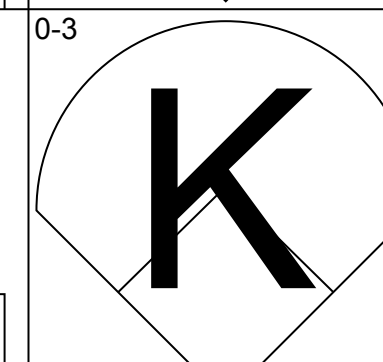
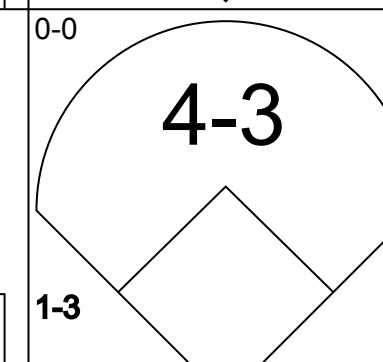
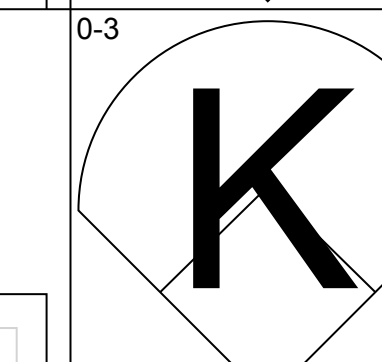
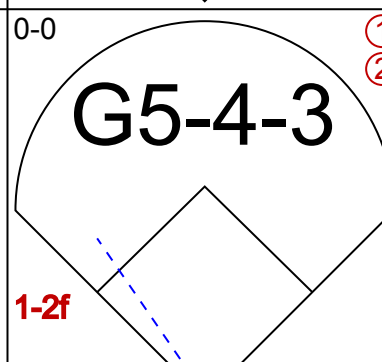
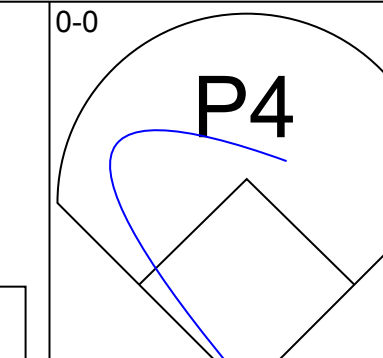
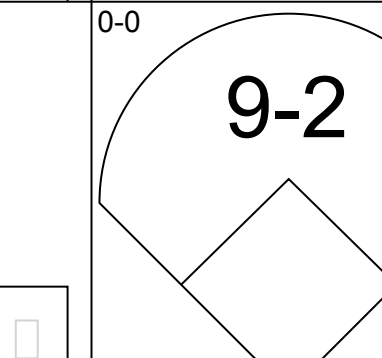
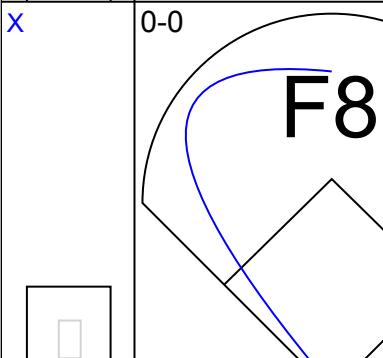
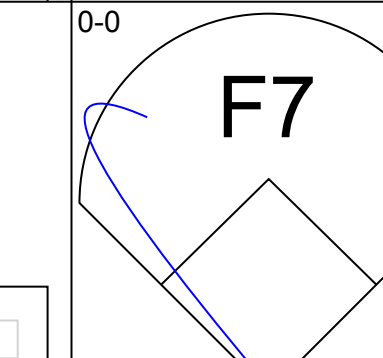
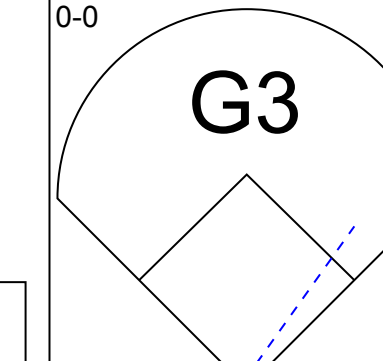
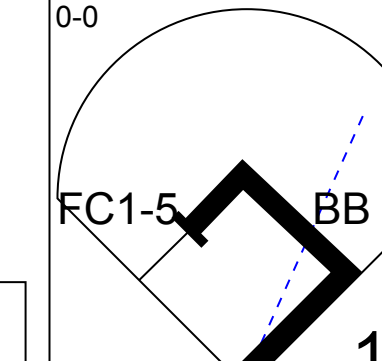
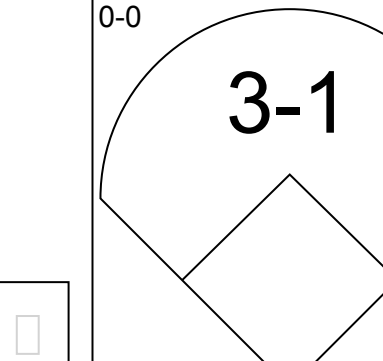
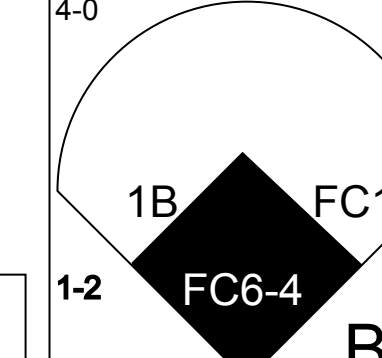
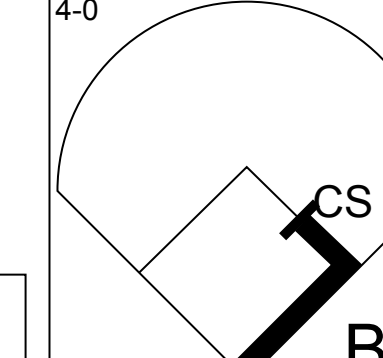
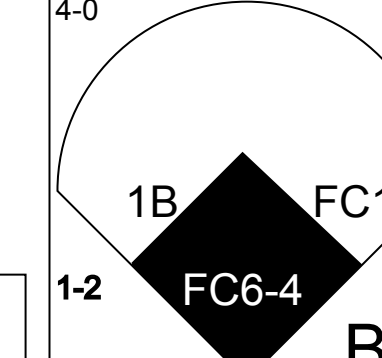
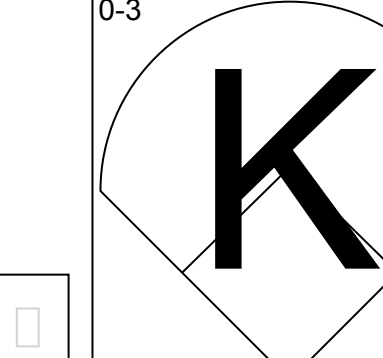
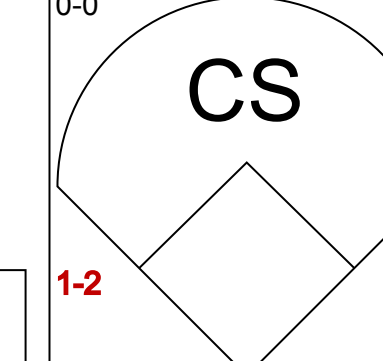
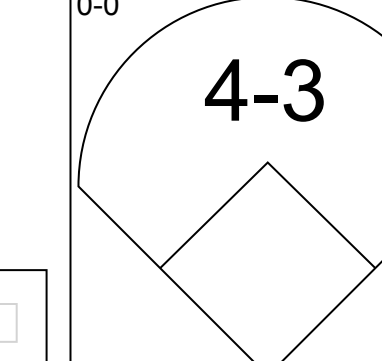
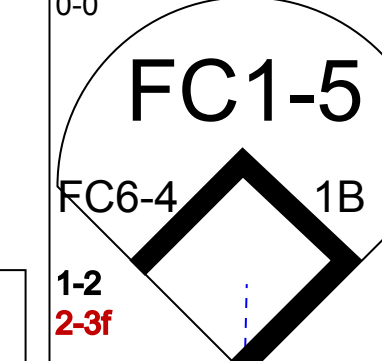
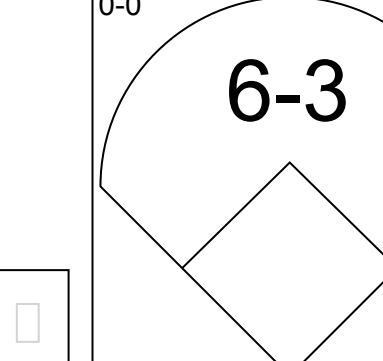
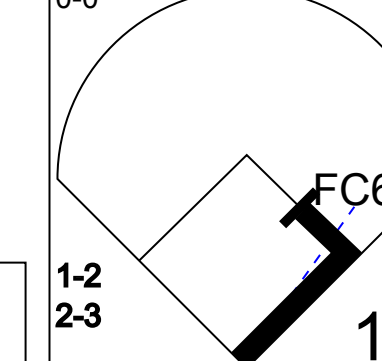
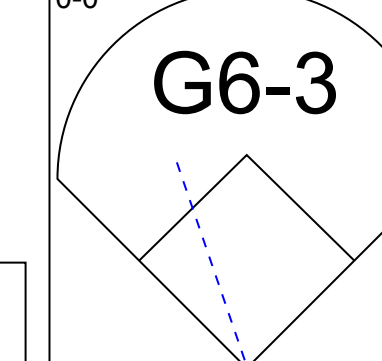
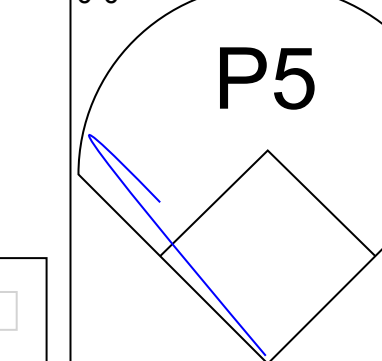
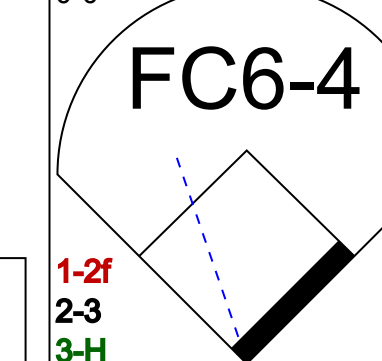
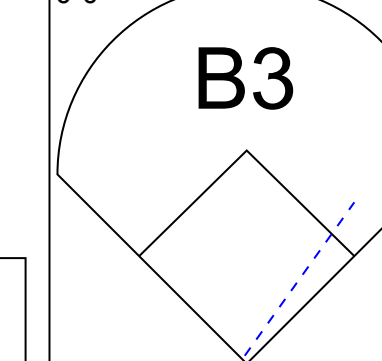


Batter	1	2	3	4	5	6	7	8	9	10	11	AB	R	H	RBI	BB	SO	LOB	BOTTOM						
Jerry Browne, S	5-3			FC6 1B		K			F8		SH3-4	4	0	1	0	0	1	0							
Bob Brower, R	K			FC6		HR			K		F9	5	1	1	1	0	2	3							
Pete O'Brien, L	5-3					F8			K2-4 BB		BB IBB	3	0	0	0	2	0	0							
Larry Parrish, R				F9		K			K2-4		BB BB	4	0	0	0	1	3	1							
Darrell Porter, L				K		K			4-3		BB	4	0	0	1	1	3	0							
Geno Petralli, L Cecil Espy, S				6-3					F8			3	0	2	0	0	0	0							
Don Slaught, R						WP 1B			1B		F8	1	0	0	0	0	0	0							
Oddibe McDowell, L						1B BB			F7		G6-3 1B	3	0	1	0	1	1	2							
Dave Meier, R Tom O'Malley, L Tom Pacliorek, R				K		F3			F8		G6-3	3	0	0	0	0	1	3							
Curtis Wilkerson, S				K		L9			4-3		F9 SH3-4 BB 1B	4	1	1	0	0	1	2							
Inning Stats	R: 0 E: 0 K: 1 S: 5	H: 0 LOB: 0 BB: 0 P: 5	R: 0 E: 0 K: 1 S: 5	H: 0 LOB: 0 BB: 0 P: 5	R: 0 E: 0 K: 2 S: 8	H: 1 LOB: 2 BB: 1 P: 12	R: 0 E: 0 K: 2 S: 7	H: 0 LOB: 0 BB: 0 P: 7	R: 0 E: 0 K: 1 S: 6	H: 1 LOB: 1 BB: 0 P: 6	R: 1 E: 0 K: 2 S: 7	H: 1 LOB: 1 BB: 1 P: 11	R: 0 E: 0 K: 1 S: 5	H: 0 LOB: 0 BB: 0 P: 5	R: 0 E: 0 K: 2 S: 7	H: 0 LOB: 0 BB: 0 P: 7	R: 0 E: 0 K: 0 S: 3	H: 1 LOB: 0 BB: 0 P: 3	R: 1 E: 0 K: 0 S: 3	H: 1 LOB: 3 BB: 3 P: 15	1B: 5 2B: 1 3B: 0 HR: 1	SF: 0 SAC: 1 DP: 2 HBP: 0	WP: 1 PB: 0 SB: 0 CS: 0	PA: 41	
PITCHER	IP 7.0	WLS 3.2	BF 15	H 2	R 1	ER 1	SO 3	BB 2	IBB 0	HBP 0	BLK 0	WP 0	HR 0	S 18	P 30	ERA 2.46	WHIP 1.091								

Oakland Athletics @ Texas Rangers
Arlington Stadium, Arlington, TX
Mon Sep 14 1987, 8:05 PM EDT
Att: 11,888 - Unknown

AB	35
R	2
H	6
RBI	2
BB	5
SO	12
LOB	12

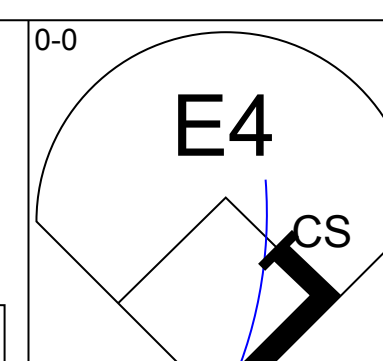
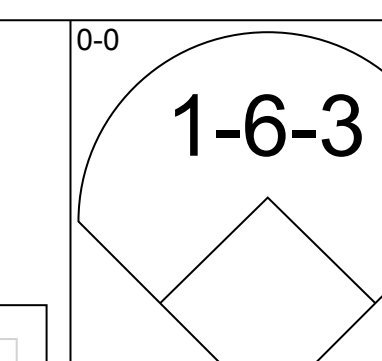
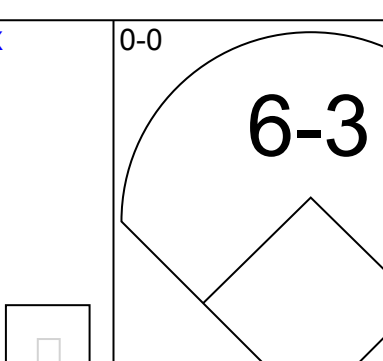
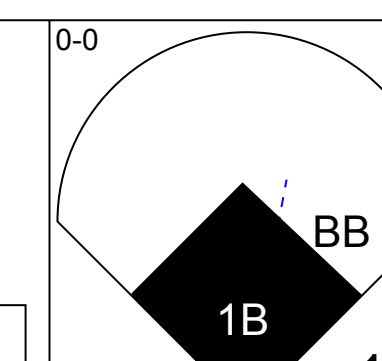
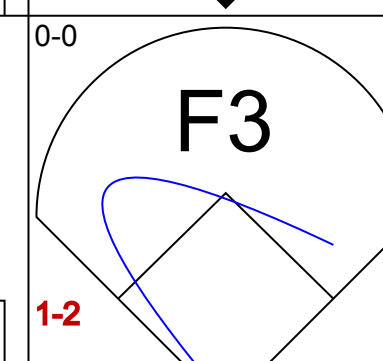
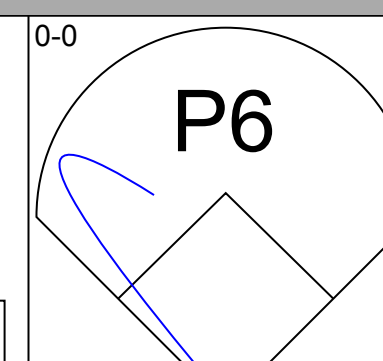
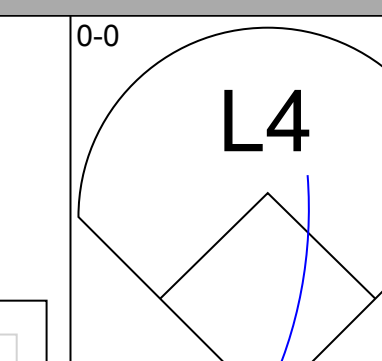
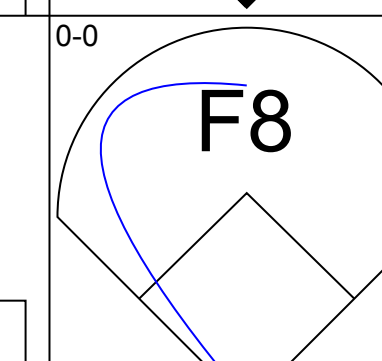
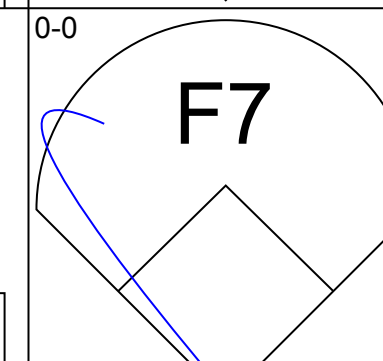
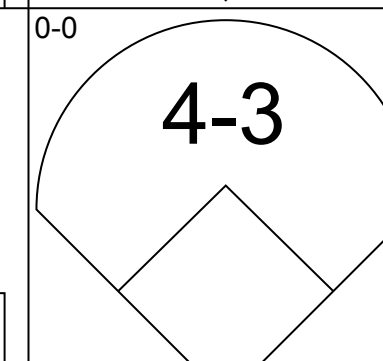
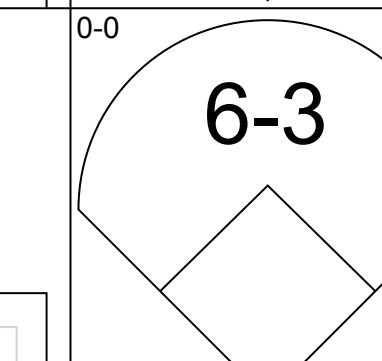
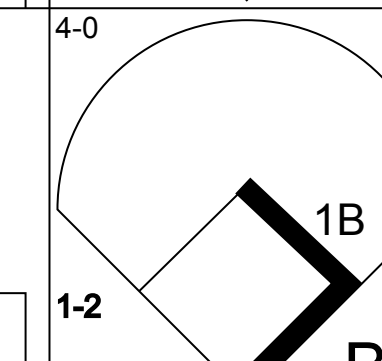
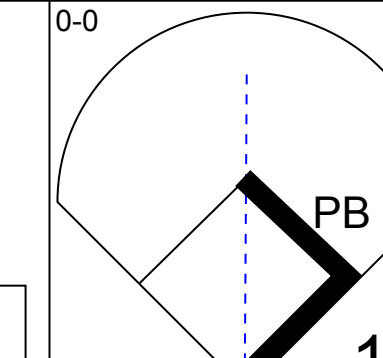
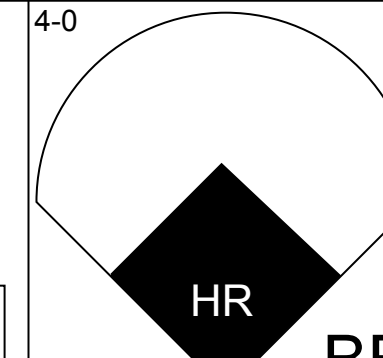
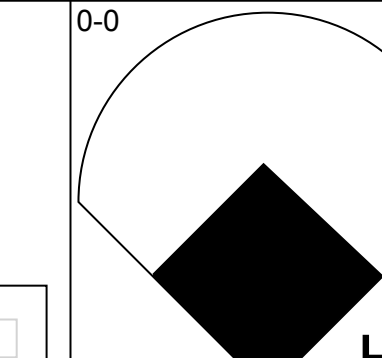
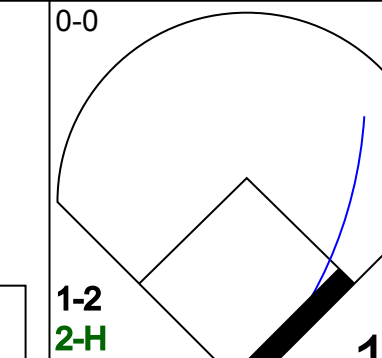
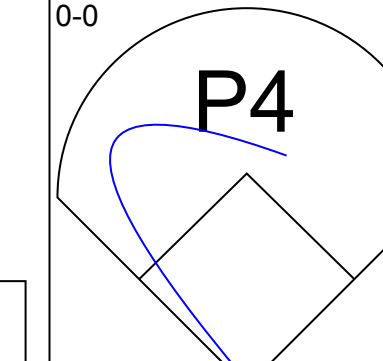
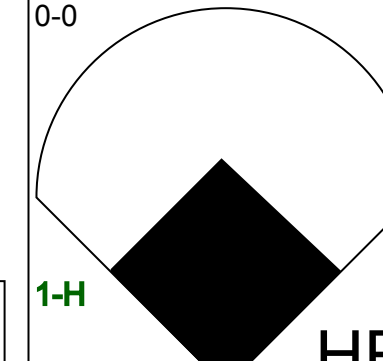
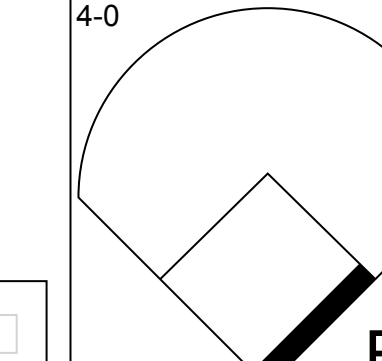
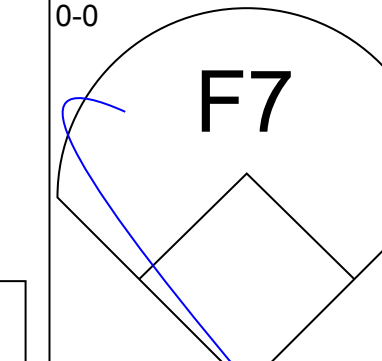
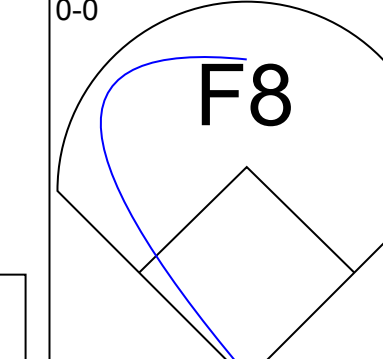
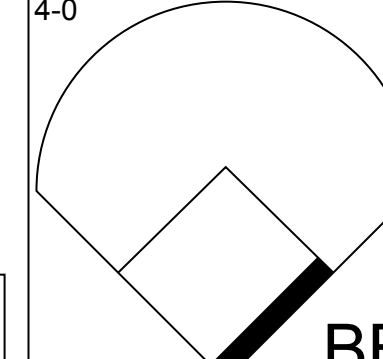
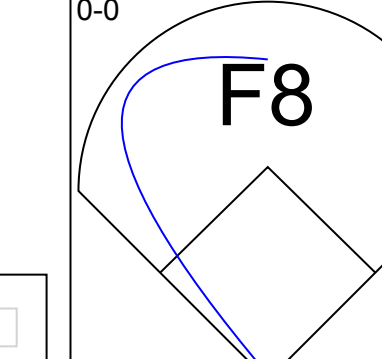
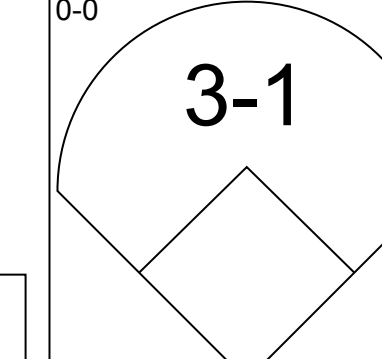
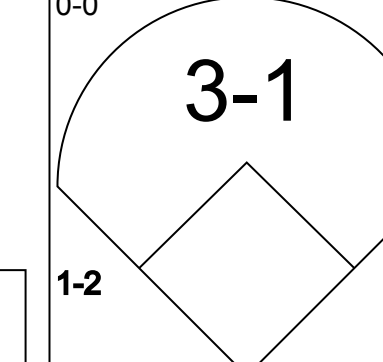
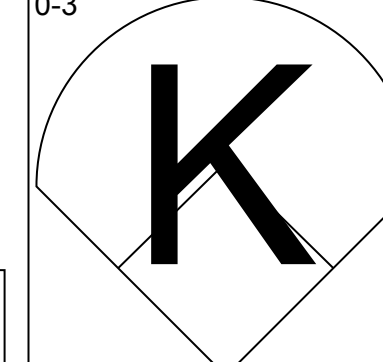
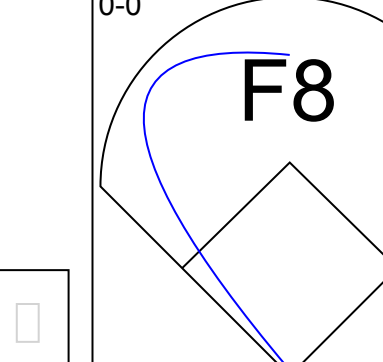
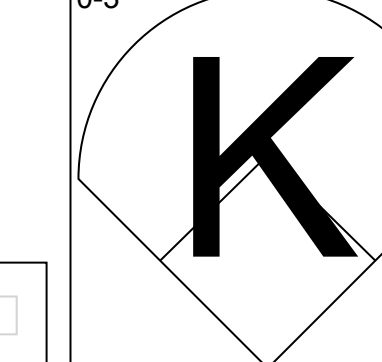
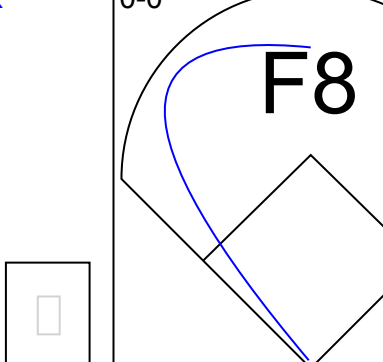
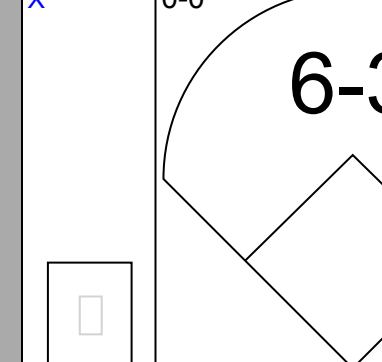
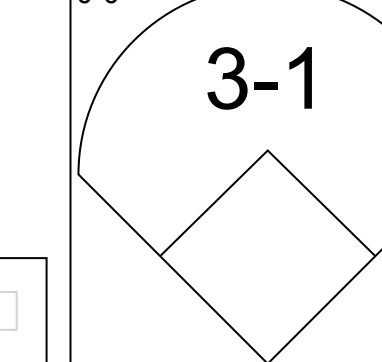
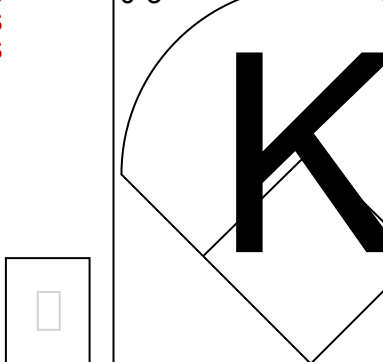
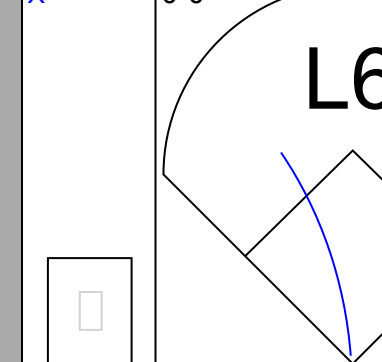


Batter	1	2	3	4	5	6	7	8	9	AB	R	H	RBI	BB	SO	LOB	TOP					
Dwayne Murphy, L (1, 8) OBP: 0.384, SLG: 0.316										4	0	0	0	0	0	3	3					
Mike Davis, L (1, 9) OBP: 0.316, SLG: 0.462										4	0	1	0	0	0	1	0					
Mark McGwire, R (1, 3) OBP: 0.365, SLG: 0.615										4	0	0	0	0	0	2	2					
Carney Lansford, R (1, 5) OBP: 0.376, SLG: 0.470										4	0	0	0	0	0	0	1					
Jerry Willard, L (1, 10) OBP: 0.429, SLG: 0.200 Walt Weiss, S (5, PR)										2	0	1	0	0	0	0	0					
Reggie Jackson, L (7, PH) OBP: 0.283, SLG: 0.393										0	0	0	0	0	0	0	0					
Jose Canseco, R (1, 7) OBP: 0.316, SLG: 0.480										1	1	0	0	2	1	0						
Mickey Tettleton, S (1, 2) OBP: 0.302, SLG: 0.340										3	0	0	0	0	0	0	2					
Mike Gallego, R (1, 4) OBP: 0.333, SLG: 0.364										2	0	1	0	1	0	0						
Alfredo Griffin, S (1, 6) OBP: 0.306, SLG: 0.348 Tony Bernazard, S (8, 4) OBP: 0.330, SLG: 0.398										3	0	0	1	0	0	0	3					
										0	0	0	0	0	0	0						
Inning Stats	R: 0 E: 0 K: 2 S: 7	H: 0 LOB: 0 BB: 0 P: 7	R: 0 E: 0 K: 0 S: 2	H: 0 LOB: 0 BB: 1 P: 6	R: 0 E: 0 K: 1 S: 5	H: 0 LOB: 1 BB: 1 P: 9	R: 0 E: 0 K: 1 S: 5	H: 0 LOB: 0 BB: 0 P: 5	R: 1 E: 0 K: 1 S: 7	H: 2 LOB: 2 BB: 1 P: 11	R: 0 E: 0 K: 1 S: 5	H: 0 LOB: 0 BB: 0 P: 5	R: 0 E: 0 K: 1 S: 5	H: 0 LOB: 0 BB: 0 P: 5	R: 0 E: 0 K: 0 S: 3	H: 0 LOB: 0 BB: 0 P: 3	R: 0 E: 0 K: 0 S: 3	H: 1 LOB: 0 BB: 0 P: 3	1B: 3 2B: 1 3B: 0 HR: 0	SF: 0 SAC: 0 DP: 2 HBP: 0	WP: 0 PB: 1 SB: 1 CS: 1	PA: 32
PITCHER Charlie Hough, R (1, 1) ERA: 3.87	IP: 9.0 WLS: W BF: 31 H: 3 R: 1 ER: 1 SO: 7 BB: 3 IBB: 0 HBP: 0 BLK: 0 WP: 0 HR: 0 S: 42 P: 54 ERA: 1.00 WHIP: 0.667																					

Oakland Athletics @ Texas Rangers
Arlington Stadium, Arlington, TX
Wed Sep 16 1987, 8:05 PM EDT
Att: 10,953 - Unknown

AB	28
R	1
H	3
RBI	1
BB	3
SO	7
LOB	11



Batter	1	2	3	4	5	6	7	8	9	AB	R	H	RBI	BB	SO	LOB	BOTTOM			
Jerry Browne, S (1, 4) OBP: 0.360, SLG: 0.347										4	1	1	0	0	0	0				
Scott Fletcher, R (1, 6) OBP: 0.360, SLG: 0.387										4	0	0	0	0	0	2				
Pete O'Brien, L (1, 3) OBP: 0.356, SLG: 0.468										3	0	0	0	1	0	0				
Larry Parrish, R (1, 5) OBP: 0.332, SLG: 0.501 Steve Buechele, R (8, 5) OBP: 0.297, SLG: 0.396										2	2	2	1	1	0	0				
Darrell Porter, L (1, 10) OBP: 0.375, SLG: 0.419										3	1	1	2	1	0	3				
Geno Petralli, L (1, 2) OBP: 0.380, SLG: 0.460										3	0	0	0	1	0	4				
Oddibe McDowell, L (1, 8) OBP: 0.316, SLG: 0.411										3	0	0	0	0	1	2				
Bob Brower, R (1, 7) OBP: 0.339, SLG: 0.468										3	0	0	0	0	1	0				
Cecil Espy, S (1, 9) OBP: 0.316, SLG: 0.411										3	0	0	0	0	1	0				
Inning Stats	R: 0 E: 1 K: 0 S: 3	H: 0 LOB: 0 BB: 0 P: 3	R: 0 E: 0 K: 0 S: 4	H: 1 LOB: 1 BB: 0 P: 4	R: 0 E: 0 K: 1 S: 5	H: 0 LOB: 0 BB: 0 P: 5	R: 2 E: 0 K: 1 S: 6	H: 1 LOB: 1 BB: 2 P: 14	R: 0 E: 0 K: 1 S: 5	H: 0 LOB: 0 BB: 0 P: 5	R: 1 E: 0 K: 0 S: 4	H: 1 LOB: 1 BB: 1 P: 8	R: 0 E: 0 K: 0 S: 3	H: 0 LOB: 0 BB: 0 P: 3	R: 1 E: 0 K: 0 S: 5	H: 2 LOB: 2 BB: 1 P: 9	1B: 3 2B: 0 3B: 0 HR: 2	SF: 0 SAC: 0 DP: 0 HBP: 0	WP: 0 PB: 1 SB: 0 CS: 1	PA: 33
PITCHER Dave Stewart, R (1, 1) ERA: 3.66	IP: 8.0 WLS: L BF: 33 H: 5 R: 4 ER: 4 SO: 3 BB: 4 IBB: 0 HBP: 0 BLK: 0 WP: 0 HR: 2 S: 35 P: 51 ERA: 4.50 WHIP: 1.125																			

Oakland Athletics @ Texas Rangers
Arlington Stadium, Arlington, TX
Wed Sep 16 1987, 8:05 PM EDT
Att: 10,953 - Unknown

AB	29
R	4
H	5
RBI	4
BB	4
SO	3
LOB	11



Batter	1	2	3	4	5	6	7	8	9	AB	R	H	RBI	BB	SO	LOB	TOP										
Luis Polonia, L (1, 10) OBP: 0.331, SLG: 0.397										4	0	0	0	0	1	2											
Mike Davis, L (1, 9) OBP: 0.318, SLG: 0.471										4	2	2	2	0	0	0											
Mark McGwire, R (1, 3) OBP: 0.366, SLG: 0.620 Mike Gallego, R (8, PR) OBP: 0.333, SLG: 0.364 (8, 5)										3	0	2	1	0	0	0											
Carney Lansford, R (1, 5) OBP: 0.373, SLG: 0.467 (8, 3)										4	0	0	0	0	0	2											
Dwayne Murphy, L (1, 8) OBP: 0.382, SLG: 0.315										4	0	1	0	0	2	1											
Jose Canseco, R (1, 7) OBP: 0.315, SLG: 0.478										4	0	1	0	0	1	1											
Tony Phillips, S (1, 6) OBP: 0.351, SLG: 0.376										3	1	0	0	1	0	2											
Tony Bernazard, S (1, 4) OBP: 0.331, SLG: 0.399										4	1	2	0	0	0	1											
Mickey Tettleton, S (1, 2) OBP: 0.300, SLG: 0.337 Terry Steinbach, R (7, 2) OBP: 0.346, SLG: 0.465										2	0	0	0	0	1	2											
Inning Stats	R: 1 E: 0 K: 1 S: 6	H: 1 LOB: 0 BB: 0 P: 6	R: 0 E: 0 K: 1 S: 5	H: 0 LOB: 0 BB: 0 P: 5	R: 0 E: 0 K: 0 S: 3	H: 0 LOB: 0 BB: 0 P: 3	R: 0 E: 0 K: 1 S: 6	H: 1 LOB: 1 BB: 0 P: 6	R: 0 E: 0 K: 0 S: 3	H: 0 LOB: 0 BB: 0 P: 3	R: 0 E: 0 K: 1 S: 5	H: 0 LOB: 0 BB: 0 P: 5	R: 3 E: 0 K: 0 S: 6	H: 4 LOB: 1 BB: 1 P: 10	R: 0 E: 0 K: 0 S: 4	H: 1 LOB: 1 BB: 0 P: 4	1B: 5 2B: 3 3B: 0 HR: 1	SF: 1 SAC: 0 DP: 1 HBP: 0	WP: 1 PB: 0 SB: 1 CS: 1	PA: 36							
PITCHER	IP	WLS	BF	H	R	ER	SO	BB	IBB	HBP	BLK	WP	HR	S	P	ERA	WHIP										
Mark Gubicza, R (1, 1) ERA: 4.31	7.2	L	30	8	4	4	5	1	0	0	0	1	1	39	43	4.70	1.174										
Gene Garber, R (8, 1) ERA: 4.32	1.1		5	1	0	0	0	0	0	0	0	0	0	5	5	0.00	0.750										

Oakland Athletics @ Kansas City Royals
Royals Stadium, Kansas City, MO
Fri Sep 18 1987, 8:05 PM EDT
Att: 31,301 - Unknown

AB 33
R 4
H 9
RBI 4
BB 1
SO 5
LOB 11



Batter	1	2	3	4	5	6	7	8	9	AB	R	H	RBI	BB	SO	LOB	BOTTOM										
Willie Wilson, S (1, 8) OBP: 0.320, SLG: 0.377										4	0	0	0	0	0	0											
Bill Pecota, R (1, 6) OBP: 0.344, SLG: 0.374 Jim Eisenreich, L (8, PH) OBP: 0.280, SLG: 0.476 Angel Salazar, R (9, 6) OBP: 0.221, SLG: 0.248										2	0	0	0	1	0	0											
Kevin Seitzer, R (1, 5) OBP: 0.402, SLG: 0.470										4	0	1	0	0	1	1											
George Brett, L (1, 3) OBP: 0.393, SLG: 0.493										3	0	0	0	1	0	2											
Danny Tartabull, R (1, 9) OBP: 0.384, SLG: 0.522										3	0	2	0	1	0	0											
Frank White, R (1, 4) OBP: 0.307, SLG: 0.393										4	0	0	0	0	0	4											
Steve Balboni, R (1, 10) OBP: 0.278, SLG: 0.441										4	0	0	0	0	3	4											
Jamie Quirk, L (1, 2) OBP: 0.323, SLG: 0.357										3	0	1	0	0	0	1											
Gary Thurman, R (1, 7) OBP: 0.328, SLG: 0.305 Thad Bosley, L (8, PH) OBP: 0.310, SLG: 0.343 (8, 7)										2	0	0	0	0	0	2											
Inning Stats	R: 0 E: 0 K: 0 S: 4	H: 1 LOB: 1 BB: 0 P: 4	R: 0 E: 0 K: 1 S: 5	H: 0 LOB: 0 BB: 0 P: 5	R: 0 E: 0 K: 0 S: 3	H: 0 LOB: 0 BB: 0 P: 3	R: 0 E: 0 K: 0 S: 3	H: 0 LOB: 0 BB: 0 P: 3	R: 0 E: 0 K: 0 S: 5	H: 2 LOB: 2 BB: 0 P: 5	R: 0 E: 0 K: 0 S: 3	H: 0 LOB: 1 BB: 1 P: 7	R: 0 E: 0 K: 1 S: 6	H: 1 LOB: 1 BB: 0 P: 6	R: 0 E: 0 K: 1 S: 5	H: 0 LOB: 0 BB: 0 P: 5	R: 0 E: 0 K: 2 S: 7	H: 0 LOB: 2 BB: 2 P: 15	1B: 3 2B: 1 3B: 0 HR: 0	SF: 0 SAC: 0 DP: 0 HBP: 0	WP: 0 PB: 0 SB: 0 CS: 0	PA: 34					
PITCHER	IP	WLS	BF	H	R	ER	SO	BB	IBB	HBP	BLK	WP	HR	S	P	ERA	WHIP										
Steve Ontiveros, R (1, 1) ERA: 3.8	6.1	W	24	4	0	0	1	1	0	0	0	0	0	25	29	0.00	0.789										
Eric Plunk, R (7, 1) ERA: 4.98	2.0		8	0	0	0	3	2	0	0	0	0	0	12	20	0.00	1.000										
Dennis Eckersley, R (8, 1) ERA: 3.05	0.2	S	2	0	0	0	1	0	0	0	0	0	0	4	4	0.00	0.000										

Oakland Athletics @ Kansas City Royals
Royals Stadium, Kansas City, MO
Fri Sep 18 1987, 8:05 PM EDT
Att: 31,301 - Unknown

AB 31
R 0
H 4
RBI 0
BB 3
SO 5
LOB 14



Batter	1	2	3	4	5	6	7	8	9	AB	R	H	RBI	BB	SO	LOB	TOP					
Luis Polonia, L OBP: 0.333, SLG: 0.399	0-0 HR 1B	0-0 E SF8 1B	0-0 FC6-4			0-0 SF7		0-0 1-3 1B		3	2	2	1	0	0	1	Oakland Athletics @ Kansas City Royals Royals Stadium, Kansas City, MO Sat Sep 19 1987, 8:05 PM EDT Att: 38,685 - Unknown					
Brian Harper, R OBP: 0.375, SLG: 0.571										0	0	0	1	0	0	0						
Reggie Jackson, L OBP: 0.285, SLG: 0.394										1	0	1	0	0	0	0						
Walt Weiss, S OBP: 0.285, SLG: 0.394										0	0	0	0	0	0	0						
Mike Davis, L OBP: 0.316, SLG: 0.468	0-3 K	0-0 F7				0-0 6-3		0-0 F8		3	0	0	0	0	2	3						
Stan Javier, S OBP: 0.293, SLG: 0.275										2	0	0	0	0	0	2						
Mark McGwire, R OBP: 0.368, SLG: 0.627	0-0 HR 1B	0-0 E7 SF8 1B								5	2	3	3	0	2	0						
Carney Lansford, R OBP: 0.372, SLG: 0.463	0-0 5-3	4-0 IBB								4	0	0	0	1	0	1						
Dwayne Murphy, L OBP: 0.391, SLG: 0.348	4-0 E BB	0-0 SF8								3	2	3	3	1	0	0						
Jose Canseco, R OBP: 0.314, SLG: 0.478	0-0 E2 2B	0-0 L9								5	0	1	1	0	0	4						
Tony Phillips, S OBP: 0.346, SLG: 0.370	0-0 F7									5	0	0	0	0	1	2						
Tony Bernazard, S OBP: 0.332, SLG: 0.404		0-0 E4 1B								4	2	2	0	0	0	0						
Mike Gallego, R OBP: 0.335, SLG: 0.364										0	0	0	0	0	0	0						
Terry Steinbach, R OBP: 0.348, SLG: 0.463		0-0 1-2 1B 1B								3	1	1	0	0	0	2						
Inning Stats	R: 3 E: 1 K: 1 S: 8	H: 3 LOB: 1 BB: 1 P: 12	R: 3 E: 2 K: 0 S: 7	H: 3 LOB: 2 BB: 1 P: 11	R: 0 E: 0 K: 0 S: 4	H: 1 LOB: 1 BB: 0 P: 4	R: 0 E: 0 K: 2 S: 7	H: 0 LOB: 0 BB: 0 P: 7	R: 0 E: 0 K: 1 S: 5	H: 1 LOB: 0 BB: 0 P: 5	R: 1 E: 0 K: 0 S: 4	H: 1 LOB: 0 BB: 0 P: 4	R: 1 E: 0 K: 1 S: 6	H: 1 LOB: 0 BB: 0 P: 6	R: 0 E: 0 K: 0 S: 4	H: 1 LOB: 2 BB: 0 P: 5	R: 1 E: 0 K: 0 S: 5	H: 2 LOB: 1 BB: 0 P: 5	1B: 7 2B: 3 3B: 1 HR: 2	SF: 2 SAC: 0 DP: 1 HBP: 1	WP: 0 PB: 0 SB: 0 CS: 0	PA: 43
PITCHER	IP WLS BF H R ER SO BB IBB HBP BLK WP HR S P ERA WHIP																	IP WLS BF H R ER SO BB IBB HBP BLK WP HR S P ERA WHIP				
Melido Perez, R ERA: 7.84	(1, 1) 1.1 L 12 6 6 4 1 1 0 0 0 0 1 13 17 27.00 5.250																					
Bud Black, L ERA: 3.67	(2, 1) 5.2 21 4 2 2 4 0 1 0 0 0 1 28 32 3.18 0.706																					
Bob Stoddard, R ERA: 4.28	(8, 1) 1.0 5 1 0 0 0 0 0 0 1 0 0 0 4 5 0.00 1.000																					
Dan Quisenberry, R ERA: 2.63	(9, 1) 1.0 5 2 1 1 0 0 0 0 0 0 0 0 5 5 9.00 2.000																					
Batter	1	2	3	4	5	6	7	8	9	AB	R	H	RBI	BB	SO	LOB	BOTTOM					
Willie Wilson, S OBP: 0.323, SLG: 0.381	0-0 3B 1B		0-0 E SF9 2B							5	3	3	0	0	0	1	Oakland Athletics @ Kansas City Royals Royals Stadium, Kansas City, MO Sat Sep 19 1987, 8:05 PM EDT Att: 38,685 - Unknown					
Bill Pecota, R OBP: 0.346, SLG: 0.392	0-0 1-1 3B		0-0 5-3							5	0	2	2	0	1	2						
Kevin Seitzer, R OBP: 0.400, SLG: 0.468	0-3 K		0-0 E9							5	0	1	1	0	1	3						
George Brett, L OBP: 0.388, SLG: 0.488	0-3 K		0-0 SF9							4	0	0	1	0	1	3						
Danny Tartabull, R OBP: 0.387, SLG: 0.530	4-0 BB		0-0 F8							3	1	2	1	1	0	1						
Frank White, R OBP: 0.307, SLG: 0.390	0-0 F3									3	0	0	0	1	1	2						
Angel Salazar, R OBP: 0.221, SLG: 0.248										0	0	0	0	0	0	0						
Steve Balboni, R OBP: 0.277, SLG: 0.438										3	0	0	0	1	1	2						
Jamie Quirk, L OBP: 0.319, SLG: 0.352										4	0	0	0	0	0	3						
Gary Thurman, R OBP: 0.313, SLG: 0.290										3	0	0	0	0	1	1						
Thad Bosley, L OBP: 0.315, SLG: 0.356										1	1	1	0	0	0	0						
Inning Stats	R: 1 E: 0 K: 2 S: 9	H: 2 LOB: 2 BB: 1 P: 13	R: 0 E: 0 K: 0 S: 3	H: 0 LOB: 0 BB: 0 P: 3	R: 1 E: 1 K: 0 S: 5	H: 1 LOB: 1 BB: 0 P: 5	R: 0 E: 0 K: 0 S: 3	H: 0 LOB: 1 BB: 1 P: 7	R: 0 E: 0 K: 1 S: 5	H: 0 LOB: 0 BB: 0 P: 5	R: 0 E: 0 K: 1 S: 6	H: 1 LOB: 2 BB: 1 P: 10	R: 1 E: 0 K: 1 S: 7	H: 2 LOB: 1 BB: 0 P: 7	R: 1 E: 0 K: 1 S: 6	H: 1 LOB: 0 BB: 0 P: 6	R: 1 E: 0 K: 0 S: 5	H: 2 LOB: 1 BB: 0 P: 5	1B: 4 2B: 3 3B: 1 HR: 1	SF: 1 SAC: 0 DP: 0 HBP: 0	WP: 0 PB: 0 SB: 1 CS: 0	PA: 40
PITCHER	IP WLS BF H R ER SO BB IBB HBP BLK WP HR S P ERA WHIP																	IP WLS BF H R ER SO BB IBB HBP BLK WP HR S P ERA WHIP				
Storm Davis, R ERA: 5.29	(1, 1) 6.0 W 26 4 2 1 1 1 0 0 0 0 0 0 6 6 13.50 3.000																					
Eric Plunk, R ERA: 5.05	(7, 1) 0.2 4 2 1 1 1 0 0 0 0 0 0 0 6 6 13.50 3.000																					
Greg Cadaret, L ERA: 4.76	(7, 1) 0.1 1 0 0 0 0 0 0 0 0 0 0 1 1 0.00 0.000																					
Gene Nelson, R ERA: 3.63	(8, 1) 2.0 9 3 2 2 1 0 0 0 0 0 1 11 11 9.00 1.500																					


Batter	1	2	3	4	5	6	7	8	9	AB	R	H	RBI	BB	SO	LOB	TOP										
Luis Polonia, L OBP: 0.331, SLG: 0.394	4-0 BB		0-0 F8		0-0 FC1	4-0 BB			0-3 K	2	0	0	0	1	0	1	Oakland Athletics @ Cleveland Indians Cleveland Municipal Stadium, Cleveland, OH Mon Sep 21 1987, 7:05 PM EDT Att: 4,532 - Unknown										
Steve Henderson, R OBP: 0.364, SLG: 0.460	BB				1-2 BB	1-2 BB				0	0	0	0	1	0	0											
Stan Javier, S OBP: 0.291, SLG: 0.273	BB									0	0	0	0	0	0	0											
Reggie Jackson, L OBP: 0.286, SLG: 0.395	BB									1	0	0	0	0	1	0											
Tony Bernazard, S OBP: 0.329, SLG: 0.400	F8		4-3		F8	K			K	0	0	0	0	0	0	0											
Mark McGwire, R OBP: 0.370, SLG: 0.624	1-2 BB		F8		K	K			5-3	4	0	0	0	1	2	5											
Carney Lansford, R OBP: 0.374, SLG: 0.462	F7			0-0 E S HR	1B	1-2 BB			G3	3	1	1	0	1	0	2											
Jose Canseco, R OBP: 0.315, SLG: 0.473	F6			0-0 F5	1B	FC6-4 BB			K	4	0	0	0	0	1	6											
Dwayne Murphy, L OBP: 0.393, SLG: 0.362		0-3 K		0-0 HR	1B	1B			K	3	2	1	2	1	2	0											
Mike Davis, L OBP: 0.314, SLG: 0.464				0-0 5-3	HR	BB			F7	4	0	1	0	0	0	1											
Terry Steinbach, R OBP: 0.347, SLG: 0.462		0-3 K		0-0 F7		1B			F2	4	0	1	0	0	2	1											
Tony Phillips, S OBP: 0.349, SLG: 0.370				0-0 F5		E4 F8 E			K	4	0	1	1	0	1	1											
Inning Stats	R: 0 E: 0 K: 0 S: 3	H: 0 LOB: 2 BB: 2 P: 11	R: 0 E: 0 K: 2 S: 8	H: 1 LOB: 1 BB: 0 P: 8	R: 0 E: 0 K: 0 S: 3	H: 0 LOB: 0 BB: 0 P: 3	R: 2 E: 2 K: 0 S: 5	H: 2 LOB: 3 BB: 1 P: 11	R: 0 E: 0 K: 2 S: 7	H: 0 LOB: 0 BB: 0 P: 7	R: 0 E: 0 K: 2 S: 7	H: 0 LOB: 0 BB: 0 P: 7	R: 0 E: 0 K: 2 S: 7	H: 0 LOB: 0 BB: 0 P: 7	R: 0 E: 0 K: 2 S: 7	H: 0 LOB: 0 BB: 0 P: 7	1B: 4 2B: 0 3B: 0 HR: 1	SF: 0 SAC: 0 DP: 0 HBP: 0	WP: 0 PB: 0 SB: 1 CS: 0	PA: 39							
PITCHER	IP	WLS	BF	H	R	ER	SO	BB	IBB	HBP	BLK	WP	HR	S	P	ERA	WHIP										
Ken Schrom, R ERA: 6.14	(1, 1)	5.1	27	5	3	3	3	4	0	0	0	0	1	29	45	5.06	1.688										
Jamie Easterly, L ERA: 4.24	(6, 1)	0.1	2	0	0	0	1	1	0	0	0	0	0	3	7	0.00	3.000										
Doug Jones, R ERA: 3.19	(6, 1)	3.1	W	10	0	0	0	7	0	0	0	0	0	24	24	0.00	0.000										


Batter	1	2	3	4	5	6	7	8	9	AB	R	H	RBI	BB	SO	LOB	BOTTOM											
Brett Butler, L OBP: 0.391, SLG: 0.412	1-3			0-0 1B	1B					4	2	2	1	0	0	1	Oakland Athletics @ Cleveland Indians Cleveland Municipal Stadium, Cleveland, OH Mon Sep 21 1987, 7:05 PM EDT Att: 4,532 - Unknown											
Tommy Hinzo, S OBP: 0.303, SLG: 0.368	F8			WP 1B	1B					4	1	2	0	0	0	0												
Julio Franco, R OBP: 0.390, SLG: 0.430	6-3			WP G3	1B					4	1	1	1	1	0	0												
Joe Carter, R OBP: 0.293, SLG: 0.478		0-0 F3		FC5-2-6-3 G3	WP					4	1	1	0	0	0	3												
Mel Hall, L OBP: 0.306, SLG: 0.430		0-0 F4		G3	WP					4	0	0	1	0	0	2												
Brook Jacoby, R OBP: 0.383, SLG: 0.548				2-3 3-H						4	1	1	1	0	0	1												
Eddie Williams, R OBP: 0.326, SLG: 0.308	6-3			1-3 2-H						0	0	0	0	0	0	0												
Dave Clark, L OBP: 0.182, SLG: 0.259			0-3 K	3-H						3	0	0	0	0	2	0												
Cory Snyder, R OBP: 0.271, SLG: 0.460			0-0 6-3							3	0	1	0	0	1	0												
Chris Bando, S OBP: 0.262, SLG: 0.337			0-3 K							3	0	0	0	0	1	1												
Inning Stats	R: 0 E: 0 K: 0 S: 3	H: 0 LOB: 0 BB: 0 P: 3	R: 0 E: 0 K: 0 S: 3	H: 0 LOB: 0 BB: 0 P: 3	R: 0 E: 0 K: 2 S: 7	H: 0 LOB: 0 BB: 0 P: 7	R: 3 E: 0 K: 0 S: 6	H: 3 LOB: 0 BB: 0 P: 6	R: 0 E: 0 K: 0 S: 4	H: 1 LOB: 1 BB: 0 P: 4	R: 0 E: 0 K: 0 S: 4	H: 1 LOB: 1 BB: 0 P: 4	R: 1 E: 0 K: 2 S: 8	H: 1 LOB: 0 BB: 0 P: 8	R: 2 E: 1 K: 0 S: 6	H: 2 LOB: 1 BB: 0 P: 6	1B: 5 2B: 1 3B: 0 HR: 2	SF: 0 SAC: 0 DP: 0 HBP: 0	WP: 2 PB: 0 SB: 1 CS: 0	PA: 33								
PITCHER	IP	WLS	BF	H	R	ER	SO	BB	IBB	HBP	BLK	WP	HR	S	P	ERA	WHIP											
Dave Stewart, R ERA: 3.72	(1, 1)	8.0	L	33	8	6	5	4	0	0	0	0	2	2	41	41	5.62	1.000										


AB	29
R	3
H	5
RBI	3
BB	5
SO	9
LOB	17



AB	33
R	6
H	8
RBI	4
BB	0
SO	4
LOB	9




Batter	1	2	3	4	5	6	7	8	9	AB	R	H	RBI	BB	SO	LOB	TOP								
Luis Polonia, L (1, 10) Steve Henderson, R (7, PH) OBP: 0.333, SLG: 0.393	6-3		1B BB		6-3		1B BB		L7	2	2	0	0	2	0	1	<p>Oakland Athletics @ Cleveland Indians Cleveland Municipal Stadium, Cleveland, OH</p> <p>Tue Sep 22 1987, 7:05 PM EDT Att: 4,682 - Unknown</p> <p>livebaseballscorecards.com</p> <p>AB 37 R 10 H 14 RBI 10 BB 3 SO 2 LOB 11</p> 								
Mike Davis, L (1, 9) OBP: 0.317, SLG: 0.466	F7		1B		1B	2H	1B HR	3-1		5	1	3	1	0	0										
Mark McGwire, R (1, 3) OBP: 0.372, SLG: 0.624	1B		1B		F9		1B HR	6-3		5	1	3	2	0	0	1									
Carney Lansford, R (1, 5) Mike Gallego, R (8, 5) OBP: 0.373, SLG: 0.465	F9		P3		G3		1B HR	F9		5	1	1	3	0	0	3									
Jose Canseco, R (1, 7) Mickey Tettleton, S (9, 2) OBP: 0.348, SLG: 0.479	G1-4-3				1-3		1B 1B	1B HR		5	2	3	1	0	0	0									
Dwayne Murphy, L (1, 8) Stan Javier, S (7, 8) OBP: 0.395, SLG: 0.365	K				F7		1B 1B	2B 1B	L5	4	1	2	0	0	1	0									
Tony Phillips, S (1, 6) Walt Weiss, S (9, PH) OBP: 0.371, SLG: 0.371	4-3				4-3		F9	1B 2B	6-3	4	0	1	2	0	0	2									
Tony Bernazard, S (1, 4)					3-1		F9	F9		0	1	0	0	0	0	0									
Terry Steinbach, R (1, 2) Reggie Jackson, L (9, PH) Brian Harper, R (9, PR) OBP: 0.347, SLG: 0.469	6-3				SH2-4		HR	K	BB	3	1	1	1	0	1	1									
Inning Stats	R: 0 E: 0 K: 0 S: 4	H: 1 LOB: 1 BB: 0 P: 4	R: 0 E: 0 K: 1 S: 5	H: 0 LOB: 0 BB: 0 P: 5	R: 1 E: 0 K: 0 S: 5	H: 2 LOB: 2 BB: 1 P: 9	R: 0 E: 0 K: 0 S: 3	H: 0 LOB: 0 BB: 0 P: 3	R: 1 E: 0 K: 0 S: 5	H: 2 LOB: 1 BB: 0 P: 5	R: 0 E: 0 K: 0 S: 5	H: 2 LOB: 2 BB: 0 P: 5	R: 7 E: 0 K: 1 S: 12	H: 7 LOB: 1 BB: 1 P: 16	R: 0 E: 0 K: 0 S: 3	H: 0 LOB: 0 BB: 0 P: 3		R: 1 E: 0 K: 0 S: 5	H: 2 LOB: 2 BB: 1 P: 9	1B: 11 2B: 2 3B: 0 HR: 3	SF: 0 SAC: 1 DP: 0 HBP: 0	WP: 0 PB: 0 SB: 0 CS: 0	PA: 46		
PITCHER	IP	WLS	BF	H	R	ER	SO	BB	IBB	HBP	BLK	WP	HR	S	P	ERA	WHIP								
John Farrell, R (1, 1) ERA: 2.96	6.0	L	30	10	6	6	1	2	0	0	0	0	1	30	38	9.00	2.000								
Sammy Stewart, R (7, 1) ERA: 5.59	0.0		3	3	1	1	0	0	0	0	0	0	1	3	3	∞	∞								
Jamie Easterly, L (7, 1) ERA: 4.07	1.0		4	1	2	2	1	0	0	0	0	0	0	6	6	18.00	1.000								
Reggie Ritter, R (8, 1) ERA: 6.85	2.0		9	2	1	1	0	1	0	0	0	0	1	8	12	4.50	1.500								

Batter	1	2	3	4	5	6	7	8	9	AB	R	H	RBI	BB	SO	LOB	BOTTOM								
Brett Butler, L (1, 8) OBP: 0.390, SLG: 0.409	F8		1B BB		FC2-6		K			3	0	0	0	1	1	2	<p>Oakland Athletics @ Cleveland Indians Cleveland Municipal Stadium, Cleveland, OH</p> <p>Tue Sep 22 1987, 7:05 PM EDT Att: 4,682 - Unknown</p> <p>livebaseballscorecards.com</p> <p>AB 34 R 2 H 8 RBI 2 BB 2 SO 5 LOB 17</p> 								
Julio Franco, R (1, 6) Jay Bell, R (8, 6) OBP: 0.390, SLG: 0.429	4-3		1B		L5-3		K			3	0	1	0	0	0	1									
Pat Tabler, R (1, 3) OBP: 0.369, SLG: 0.441	6-3		F8		F8		F9			4	0	0	0	0	0	2									
Joe Carter, R (1, 7) OBP: 0.296, SLG: 0.480			BLK BB		2B		K		1B	3	0	2	0	1	1	0									
Brook Jacoby, R (1, 5) Eddie Williams, R (8, 5) OBP: 0.381, SLG: 0.545	F8		L8		5-3		F3			3	0	0	0	0	0	2									
Carmen Castillo, R (1, 10) OBP: 0.294, SLG: 0.467	K		F8		F8		F8 1B		4-3 2B	4	1	2	0	0	1	2									
Cory Snyder, R (1, 9) OBP: 0.269, SLG: 0.457	F3		K		K		F8		6-3	4	0	0	0	0	1	4									
Andy Allanson, R (1, 2) Brian Dorsett, R (7, PH) OBP: 0.285, SLG: 0.338	F8		F8		1B 2B		1B		4-3	2	1	1	0	0	0	0									
Junior Noboa, R (1, 4) OBP: 0.206, SLG: 0.167	6-3		6-3		FC2-6		F9		F8	4	0	1	1	0	0	2									
Inning Stats	R: 0 E: 0 K: 0 S: 3	H: 0 LOB: 0 BB: 0 P: 3	R: 0 E: 0 K: 1 S: 5	H: 0 LOB: 1 BB: 1 P: 9	R: 0 E: 0 K: 1 S: 6	H: 1 LOB: 2 BB: 1 P: 8	R: 0 E: 0 K: 1 S: 6	H: 1 LOB: 1 BB: 0 P: 6	R: 1 E: 0 K: 0 S: 4	H: 2 LOB: 0 BB: 0 P: 4	R: 0 E: 0 K: 1 S: 5	H: 0 LOB: 0 BB: 0 P: 5	R: 1 E: 0 K: 1 S: 7	H: 2 LOB: 1 BB: 0 P: 7	R: 0 E: 0 K: 1 S: 6	H: 1 LOB: 1 BB: 0 P: 6		R: 0 E: 0 K: 0 S: 4	H: 1 LOB: 1 BB: 0 P: 4	1B: 4 2B: 5 3B: 0 HR: 0	SF: 0 SAC: 0 DP: 1 HBP: 0	WP: 0 PB: 0 SB: 0 CS: 0	PA: 36		
PITCHER	IP	WLS	BF	H	R	ER	SO	BB	IBB	HBP	BLK	WP	HR	S	P	ERA	WHIP								
Rick Honeycutt, L (1, 1) ERA: 4.64	5.0	W	20	4	1	1	2	2	0	0	0	0	0	22	30	1.80	1.200								
Gene Nelson, R (6, 1) ERA: 3.67	4.0	S	16	4	1	1	3	0	0	0	0	0	0	22	22	2.25	1.000								

Batter	1	2	3	4	5	6	7	8	9	AB	R	H	RBI	BB	SO	LOB	TOP				
Ozzie Guillen, L OBP: 0.307, SLG: 0.363 (1, 6)										5	1	2	2	0	0	1					
Donnie Hill, S OBP: 0.290, SLG: 0.370 (1, 4)										5	0	2	1	0	1	3					
Fred Manrique, R OBP: 0.299, SLG: 0.357 (9, 4)										0	0	0	0	0	0	0					
Harold Baines, L OBP: 0.342, SLG: 0.471 (1, 10)										4	0	0	0	0	1	2					
Ivan Calderon, R OBP: 0.365, SLG: 0.525 (1, 9)										3	1	1	0	1	2	1					
Greg Walker, L OBP: 0.340, SLG: 0.468 (1, 3)										4	0	1	0	0	2	3					
Ron Hassey, L OBP: 0.298, SLG: 0.317 (1, 2)										4	1	2	0	0	0	1					
Daryl Boston, L OBP: 0.305, SLG: 0.428 (1, 7)										3	1	0	0	1	0	3					
Kenny Williams, R OBP: 0.322, SLG: 0.444 (1, 8)										4	0	1	0	0	3	4					
Steve Lyons, L OBP: 0.323, SLG: 0.352 (1, 5)										4	0	2	1	0	0	0					
Inning Stats	R: 1 E: 0 K: 1 S: 7	H: 2 LOB: 1 BB: 0 P: 7	R: 0 E: 0 K: 0 S: 3	H: 1 LOB: 0 BB: 0 P: 3	R: 0 E: 0 K: 1 S: 6	H: 1 LOB: 1 BB: 0 P: 6	R: 3 E: 0 K: 2 S: 10	H: 3 LOB: 2 BB: 2 P: 18	R: 0 E: 0 K: 1 S: 7	H: 2 LOB: 2 BB: 0 P: 7	R: 0 E: 0 K: 1 S: 5	H: 0 LOB: 0 BB: 0 P: 5	R: 0 E: 0 K: 1 S: 5	H: 0 LOB: 0 BB: 0 P: 5	R: 0 E: 0 K: 1 S: 6	H: 1 LOB: 1 BB: 0 P: 6	R: 0 E: 0 K: 1 S: 5	H: 1 LOB: 1 BB: 0 P: 5	1B: 11 2B: 1 3B: 0 HR: 0	SF: 0 SAC: 0 DP: 1 HBP: 0	WP: 1 PA: 39
PITCHER	IP	WLS	BF	H	R	ER	SO	BB	IBB	HBP	BLK	WP	HR	S	P	ERA	WHIP				
Storm Davis, R ERA: 5.28 (1, 1)	7.0	L	32	10	4	4	7	2	0	0	0	1	0	44	52	5.14	1.714				
Greg Cadaret, L ERA: 4.5 (8, 1)	2.0		6	1	0	0	2	0	0	0	0	0	0	10	10	0.00	0.500				

Chicago White Sox @ Oakland Athletics
Oakland-Alameda County Coliseum, Oakland, CA
Thu Sep 24 1987, 7:05 PM PDT
Att: 10,248 - Unknown

AB 36
R 4
H 11
RBI 4
BB 2
SO 9
LOB 18





Batter	1	2	3	4	5	6	7	8	9	AB	R	H	RBI	BB	SO	LOB	BOTTOM				
Tony Phillips, S OBP: 0.349, SLG: 0.378 (1, 6)										4	0	1	0	0	0	0					
Jose Canseco, R OBP: 0.313, SLG: 0.473 (1, 7)										4	0	0	0	0	2	1					
Mark McGwire, R OBP: 0.374, SLG: 0.629 (1, 3)										4	1	1	1	0	3	0					
Carney Lansford, R OBP: 0.371, SLG: 0.464 (1, 5)										4	0	0	0	0	0	0					
Brian Harper, R OBP: 0.308, SLG: 0.417 (1, 10)										4	0	1	0	0	0	0					
Steve Henderson, R OBP: 0.353, SLG: 0.443 (1, 9)										3	0	1	0	0	0	1					
Terry Steinbach, R OBP: 0.346, SLG: 0.473 (1, 2)										3	0	0	0	0	1	1					
Tony Bernazard, S OBP: 0.326, SLG: 0.396 (1, 4)										3	0	0	0	0	0	0					
Dwayne Murphy, L OBP: 0.394, SLG: 0.379 (1, 8)										3	1	1	1	0	1	0					
Inning Stats	R: 0 E: 0 K: 2 S: 7	H: 0 LOB: 0 BB: 0 P: 7	R: 0 E: 0 K: 1 S: 6	H: 1 LOB: 1 BB: 0 P: 6	R: 0 E: 0 K: 0 S: 4	H: 1 LOB: 1 BB: 0 P: 4	R: 0 E: 0 K: 1 S: 6	H: 1 LOB: 1 BB: 0 P: 6	R: 0 E: 0 K: 1 S: 5	H: 0 LOB: 0 BB: 0 P: 5	R: 0 E: 0 K: 1 S: 3	H: 0 LOB: 0 BB: 0 P: 3	R: 1 E: 0 K: 0 S: 4	H: 1 LOB: 0 BB: 0 P: 4	R: 0 E: 0 K: 1 S: 6	H: 1 LOB: 0 BB: 0 P: 6	1B: 3 2B: 0 3B: 0 HR: 2	SF: 0 SAC: 0 DP: 0 HBP: 0	WP: 0 PA: 32		
PITCHER	IP	WLS	BF	H	R	ER	SO	BB	IBB	HBP	BLK	WP	HR	S	P	ERA	WHIP				
Floyd Bannister, L ERA: 3.74 (1, 1)	9.0	W	32	5	2	2	7	0	0	0	0	0	2	46	46	2.00	0.556				

Chicago White Sox @ Oakland Athletics
Oakland-Alameda County Coliseum, Oakland, CA
Thu Sep 24 1987, 7:05 PM PDT
Att: 10,248 - Unknown

AB 32
R 2
H 5
RBI 2
BB 0
SO 7
LOB 3



Batter	1	2	3	4	5	6	7	8	9	10	AB	R	H	RBI	BB	SO	LOB	TOP				
Ozzie Guillen, L OBP: 0.306, SLG: 0.362 (1, 6)	K		F7			K	F8			1B	5	1	1	0	0	2	2	Chicago White Sox @ Oakland Athletics Oakland-Alameda County Coliseum, Oakland, CA Fri Sep 25 1987, 7:05 PM PDT Att: 25,152 - Unknown AB 38 R 2 H 8 RBI 2 BB 2 SO 7 LOB 14 				
Donnie Hill, S OBP: 0.287, SLG: 0.366 (1, 4)	F5			4-3		F7		4-3		3-1	4	0	0	0	0	0	0					
Fred Mantique, R OBP: 0.298, SLG: 0.356 (8, 4)											1	0	0	0	0	0	1					
Harold Baines, L OBP: 0.347, SLG: 0.475 (1, 10)	L8			FC5-4 1B		1B		1B		FC4-6 1B	5	1	4	1	0	0	0					
Greg Walker, L OBP: 0.340, SLG: 0.466 (1, 3)		F8		FC5-4 BB		1B		K		FC4-6	4	0	1	0	1	1	2					
Carlton Fisk, R OBP: 0.322, SLG: 0.458 (1, 2)		F2		FC5-4				F4			4	0	1	1	0	0	3					
Daryl Boston, L OBP: 0.302, SLG: 0.423 (7, 7)				1-2 2-3		1B					4	0	0	0	0	2	4					
Jerry Hairston, S OBP: 0.353, SLG: 0.415 Kenny Williams, R OBP: 0.321, SLG: 0.443 (7, 8)			4-3			F8		FC1-6 BB		F7	2	0	0	0	1	0	0					
Gary Redus, R OBP: 0.321, SLG: 0.378 (1, 9)			F3			F8		FC1-6		F7	4	0	0	0	0	0	1					
Steve Lyons, L OBP: 0.321, SLG: 0.356 (1, 5)						K		F9		K	4	0	1	0	0	2	1					
Inning Stats	R: 0 E: 0 K: 1 S: 5	H: 0 LOB: 0 BB: 0 P: 5	R: 0 E: 0 K: 1 S: 5	H: 0 LOB: 0 BB: 0 P: 5	R: 0 E: 0 K: 1 S: 4	H: 1 LOB: 1 BB: 0 P: 4	R: 0 E: 0 K: 0 S: 4	H: 1 LOB: 2 BB: 1 P: 8	R: 0 E: 0 K: 1 S: 5	H: 0 LOB: 0 BB: 0 P: 5	R: 1 E: 0 K: 1 S: 8	H: 3 LOB: 2 BB: 0 P: 8	R: 0 E: 0 K: 1 S: 6	H: 1 LOB: 1 BB: 0 P: 6	R: 0 E: 0 K: 1 S: 5	H: 0 LOB: 0 BB: 0 P: 5	R: 1 E: 0 K: 1 S: 7	H: 2 LOB: 1 BB: 0 P: 7	1B: 7 2B: 1 3B: 0 HR: 0	SF: 0 SAC: 0 DP: 0 HBP: 0	WP: 0 PB: 0 SB: 0 CS: 0	PA: 40
PITCHER	IP 9.0	WLS 35	BF 6	H 1	R 1	ER 1	SO 6	BB 2	IBB 0	HBP 0	BLK 0	WP 0	HR 0	S 45	P 53	ERA 1.00	WHIP 0.889					
Dave Stewart, R ERA: 3.63 Dennis Eckersley, R ERA: 3.12 (10, 1)	1.0	L	5	2	1	1	1	0	0	0	0	0	0	0	7	7	9.00	2.000				

Batter	1	2	3	4	5	6	7	8	9	10	AB	R	H	RBI	BB	SO	LOB	BOTTOM		
Luis Polonia, L OBP: 0.337, SLG: 0.407 (1, 7)	K		4-3			G6-4-3		F8			4	0	0	0	0	1	2	Chicago White Sox @ Oakland Athletics Oakland-Alameda County Coliseum, Oakland, CA Fri Sep 25 1987, 7:05 PM PDT Att: 25,152 - Unknown AB 32 R 1 H 3 RBI 1 BB 4 SO 10 LOB 11 		
Mike Davis, L OBP: 0.313, SLG: 0.459 (1, 9)	5-3		6-3			6-3		FC4			4	0	0	0	0	0	1			
Mark McGwire, R OBP: 0.375, SLG: 0.633 (1, 3)						K		1-3		HR	3	1	1	1	1	1	0			
Carney Lansford, R OBP: 0.370, SLG: 0.462 (1, 5)						BB		L5		F9	4	0	1	0	0	0	1			
Dwayne Murphy, L OBP: 0.391, SLG: 0.373 (1, 8)		F8				1B		4-3		K	3	0	0	0	1	1	0			
Jose Canseco, R OBP: 0.312, SLG: 0.470 (1, 10)						BB		F3		K	3	0	0	0	1	1	2			
Tony Phillips, S OBP: 0.345, SLG: 0.374 (1, 6)			4-3			K		K		K	4	0	0	0	0	3	3			
Tony Bernazard, S OBP: 0.325, SLG: 0.395 (1, 4)								F6		F8	4	0	1	0	0	1	1			
Mickey Tettleton, S OBP: 0.297, SLG: 0.333 Reggie Jackson, L OBP: 0.289, SLG: 0.394 Alfredo Griffin, S OBP: 0.309, SLG: 0.348 Terry Steinbach, R OBP: 0.345, SLG: 0.472 (9, 2)						K		FC4 BB		F9	2	0	0	0	0	2	1			
Inning Stats	R: 0 E: 0 K: 1 S: 5	H: 0 LOB: 1 BB: 1 P: 9	R: 0 E: 0 K: 1 S: 5	H: 0 LOB: 1 BB: 1 P: 9	R: 0 E: 0 K: 1 S: 5	H: 0 LOB: 0 BB: 0 P: 5	R: 0 E: 0 K: 2 S: 8	H: 1 LOB: 2 BB: 1 P: 12	R: 0 E: 0 K: 1 S: 5	H: 0 LOB: 0 BB: 0 P: 5	R: 0 E: 0 K: 0 S: 3	H: 0 LOB: 1 BB: 1 P: 7	R: 1 E: 0 K: 2 S: 8	H: 1 LOB: 0 BB: 0 P: 8	R: 0 E: 0 K: 1 S: 5	H: 0 LOB: 0 BB: 0 P: 5	1B: 2 2B: 0 3B: 0 HR: 1		SF: 0 SAC: 0 DP: 1 HBP: 0	WP: 0 PB: 0 SB: 0 CS: 0
PITCHER	IP 7.0	WLS 25	BF 11	H 1	R 1	ER 0	SO 7	BB 3	IBB 0	HBP 0	BLK 0	WP 0	HR 0	S 36	P 48	ERA 0.00	WHIP 0.714			
Jack McDowell, R ERA: 1.33 Bobby Thigpen, R ERA: 2.9 (8, 1)	3.0	W	11	1	1	1	3	1	0	0	0	0	0	1	16	20	3.00	0.667		

Batter	1	2	3	4	5	6	7	8	9	AB	R	H	RBI	BB	SO	LOB	TOP		
Gary Redus, R OBP: 0.323, SLG: 0.386 (1, 7)	L8		BB			K		L7	1-3	4	0	0	0	1	1	1			
Donnie Hill, S OBP: 0.293, SLG: 0.375 (1, 5)	5-3		F9			HR		FC6-4		4	1	2	1	0	0	1			
Steve Lyons, L OBP: 0.321, SLG: 0.356 (8, FR)								1B		0	0	0	0	0	0	0			
Harold Baines, L OBP: 0.347, SLG: 0.471 (1, 10)	F6		K			F5		FC6-4		4	1	0	0	0	1	2			
Ivan Calderon, R OBP: 0.363, SLG: 0.531 (1, 9)		5-3			6-3	HR				4	2	2	3	0	0	0			
Carlton Fisk, R OBP: 0.322, SLG: 0.460 (1, 2)	F7				4-3	L7		HR		4	1	1	1	0	0	0			
Greg Walker, L OBP: 0.342, SLG: 0.463 (1, 3)	WP				1-3			HR		3	0	0	0	0	0	1			
Kenny Williams, R OBP: 0.324, SLG: 0.441 (1, 8)	HBP					F8				3	0	1	0	0	0	0			
Fred Manrique, R OBP: 0.294, SLG: 0.351 (1, 4)	HBP					1B				4	0	1	0	0	0	3			
Ozzie Guillen, L OBP: 0.302, SLG: 0.356 (1, 6)	F8				6-3	F9		WP		4	0	0	0	0	1	2			
Inning Stats	R: 0 E: 0 K: 0 S: 3	H: 0 LOB: 0 BB: 0 P: 3	R: 0 E: 0 K: 0 S: 3	H: 0 LOB: 2 BB: 0 P: 5	R: 0 E: 0 K: 2 S: 7	H: 0 LOB: 1 BB: 1 P: 11	R: 0 E: 0 K: 0 S: 3	H: 0 LOB: 0 BB: 0 P: 3	R: 2 E: 0 K: 1 S: 7	H: 2 LOB: 0 BB: 0 P: 7	R: 0 E: 0 K: 0 S: 4	H: 1 LOB: 1 BB: 0 P: 4	R: 3 E: 0 K: 0 S: 6	H: 3 LOB: 1 BB: 0 P: 6	R: 0 E: 0 K: 0 S: 4	H: 1 LOB: 1 BB: 0 P: 4	1B: 3 2B: 0 3B: 0 HR: 4	SF: 0 SAC: 0 DP: 0 HBP: 2	WP: 2 PA: 37 CS: 0
PITCHER	IP	WLS	BF	H	R	ER	SO	BB	IBB	HBP	BLK	WP	HR	S	P	ERA	WHIP		
Rick Honeycutt, L ERA: 4.58 (1, 1)	7.2	L	30	4	3	3	3	1	0	2	0	1	2	33	39	3.52	0.652		
Gene Nelson, R ERA: 3.8 (8, 1)	0.1		3	2	2	2	0	0	0	0	0	0	2	3	3	54.00	6.000		
Jose Rijo, R ERA: 5.75 (9, 1)	1.0		4	1	0	0	0	0	0	0	0	1	0	4	4	0.00	1.000		

Chicago White Sox @ Oakland Athletics
Oakland-Alameda County Coliseum, Oakland, CA
Sun Sep 27 1987, 3:33 AM PDT
Att: 23,704 - Unknown

AB	34
R	5
H	7
RBI	5
BB	1
SO	3
LOB	10



Batter	1	2	3	4	5	6	7	8	9	AB	R	H	RBI	BB	SO	LOB	BOTTOM		
Luis Polonia, L OBP: 0.336, SLG: 0.402 (1, 7)	4-3			1-3		K			F8	3	0	0	0	0	1	0			
Brian Harper, R OBP: 0.286, SLG: 0.385 (9, FH)										1	0	0	0	0	0	0			
Stan Javier, S OBP: 0.283, SLG: 0.265 (1, 8)	4-3			F9		L8			1-3	4	0	0	0	0	0	0			
Mark McGwire, R OBP: 0.373, SLG: 0.626 (1, 3)	F8			BB				F9		3	0	0	0	1	0	0			
Carney Lansford, R OBP: 0.366, SLG: 0.456 (1, 10)		E5		F9				F8		3	0	0	0	0	0	1			
Steve Henderson, R OBP: 0.353, SLG: 0.435 (1, 9)		6-3				G6-4-3		5-3		2	0	0	0	1	0	1			
Terry Steinbach, R OBP: 0.345, SLG: 0.468 (1, 2)		F6				1B			F8	3	0	1	0	0	0	0			
Tony Phillips, S OBP: 0.343, SLG: 0.370 (1, 5)				5-3		G6-4-3		6-3		3	0	0	0	0	2				
Mike Gallego, R OBP: 0.325, SLG: 0.361 (1, 4)				1-3						3	0	1	0	0	0	1			
Walt Weiss, S OBP: 0.167, SLG: 0.333 (1, 6)				2-3				F7		3	0	0	0	0	0	1			
Inning Stats	R: 0 E: 0 K: 0 S: 3	H: 0 LOB: 0 BB: 0 P: 3	R: 0 E: 1 K: 0 S: 3	H: 0 LOB: 0 BB: 0 P: 3	R: 0 E: 0 K: 0 S: 3	H: 0 LOB: 0 BB: 0 P: 3	R: 0 E: 0 K: 0 S: 3	H: 0 LOB: 1 BB: 1 P: 7	R: 0 E: 0 K: 0 S: 3	H: 1 LOB: 1 BB: 0 P: 3	R: 0 E: 0 K: 0 S: 4	H: 0 LOB: 0 BB: 0 P: 4	R: 0 E: 0 K: 0 S: 3	H: 0 LOB: 0 BB: 0 P: 3	1B: 1 2B: 1 3B: 0 HR: 0	SF: 0 SAC: 0 DP: 1 HBP: 0	WP: 0 PA: 30 CS: 1		
PITCHER	IP	WLS	BF	H	R	ER	SO	BB	IBB	HBP	BLK	WP	HR	S	P	ERA	WHIP		
Dave LaPoint, L ERA: 3.81 (1, 1)	9.0	W	30	2	0	0	1	2	0	0	0	0	0	30	38	0.00	0.444		

Chicago White Sox @ Oakland Athletics
Oakland-Alameda County Coliseum, Oakland, CA
Sun Sep 27 1987, 3:33 AM PDT
Att: 23,704 - Unknown

AB	28
R	0
H	2
RBI	0
BB	2
SO	1
LOB	6



Batter	1	2	3	4	5	6	7	8	9	AB	R	H	RBI	BB	SO	LOB	TOP								
Brett Butler, L OBP: 0.396, SLG: 0.421 (1, 8)										4	1	2	1	0	0	1									
Tommy Hizzo, S OBP: 0.306, SLG: 0.370 (1, 4)										4	1	2	1	0	0	0									
Joe Carter, R OBP: 0.300, SLG: 0.478 (1, 3)										3	0	1	0	0	1	3									
Mel Hall, L OBP: 0.311, SLG: 0.442 (1, 7)										4	0	2	1	0	0	1									
Brook Jacoby, R OBP: 0.380, SLG: 0.534 (1, 5)										3	0	0	1	0	0	3									
Cory Snyder, R OBP: 0.288, SLG: 0.448 (1, 9)										4	0	0	0	0	1	1									
Dave Clark, L OBP: 0.222, SLG: 0.343 (1, 10)										4	1	2	0	0	1	0									
Jay Bell, R OBP: 0.278, SLG: 0.374 (1, 6)										4	0	0	0	0	1	2									
Andy Allanson, R OBP: 0.293, SLG: 0.343 (1, 2)										3	1	1	0	0	1	1									
Carmen Castillo, R OBP: 0.297, SLG: 0.479 (9, PH)										1	0	0	0	0	0	1									
Inning Stats	R: 2 E: 0 K: 1 S: 8	H: 3 LOB: 1 BB: 0 P: 8	R: 1 E: 0 K: 2 S: 8	H: 2 LOB: 0 BB: 0 P: 8	R: 0 E: 0 K: 0 S: 4	H: 1 LOB: 1 BB: 0 P: 4	R: 0 E: 0 K: 0 S: 3	H: 0 LOB: 0 BB: 0 P: 3	R: 1 E: 0 K: 0 S: 4	H: 2 LOB: 0 BB: 0 P: 4	R: 0 E: 0 K: 1 S: 5	H: 0 LOB: 0 BB: 0 P: 5	R: 0 E: 0 K: 1 S: 5	H: 0 LOB: 0 BB: 0 P: 5	R: 0 E: 0 K: 0 S: 4	H: 1 LOB: 2 BB: 0 P: 5	R: 0 E: 0 K: 0 S: 4	H: 1 LOB: 1 BB: 0 P: 4	1B: 7 2B: 3 3B: 0 HR: 0	SF: 1 SAC: 0 DP: 1 HBP: 1	WP: 0 PB: 0 SB: 0 CS: 1	PA: 37			
PITCHER	IP	WLS	BF	H	R	ER	SO	BB	IBB	HBP	BLK	WP	HR	S	P	ERA	WHIP								
Steve Ontiveros, R ERA: 4.0 (1, 1)	8.0	W	32	9	4	4	5	0	0	1	0	0	0	41	42	4.50	1.125								
Dennis Eckersley, R ERA: 3.09 (9, 1)	1.0	S	4	1	0	0	0	0	0	0	0	0	0	4	4	0.00	1.000								

Cleveland Indians @ Oakland Athletics
Oakland-Alameda County Coliseum, Oakland, CA
Tue Sep 29 1987, 7:05 PM PDT
Att: 7,291 - Unknown

AB 34
R 4
H 10
RBI 4
BB 0
SO 5
LOB 13



Batter	1	2	3	4	5	6	7	8	9	AB	R	H	RBI	BB	SO	LOB	BOTTOM								
Luis Polonia, L OBP: 0.336, SLG: 0.402 (1, 10)										5	0	2	0	0	1	3									
Mike Davis, L OBP: 0.314, SLG: 0.456 (1, 9)										5	0	2	1	0	1	3									
Mark McGwire, R OBP: 0.372, SLG: 0.628 (1, 3)										5	1	1	1	0	2	6									
Carney Lansford, R OBP: 0.366, SLG: 0.456 (1, 5)										4	1	1	0	0	0	2									
Jose Canseco, R OBP: 0.313, SLG: 0.471 (1, 7)										4	0	1	1	0	0	0									
Dwayne Murphy, L OBP: 0.395, SLG: 0.369 (1, 8)										1	1	0	0	3	0	0									
Terry Steinbach, R OBP: 0.397, SLG: 0.467 (1, 2)										3	0	1	0	0	1	2									
Alfredo Griffin, S OBP: 0.306, SLG: 0.348 (8, PR)										0	0	0	0	0	0	0									
Mickey Tettleton, S OBP: 0.297, SLG: 0.333 (9, 2)										0	0	0	0	0	0	0									
Tony Phillips, S OBP: 0.342, SLG: 0.377 (1, 4)										4	2	1	2	0	1	5									
Walt Weiss, S OBP: 0.500, SLG: 0.700 (1, 6)										4	0	4	0	0	0	0									
Inning Stats	R: 2 E: 0 K: 0 S: 6	H: 3 LOB: 3 BB: 1 P: 11	R: 0 E: 0 K: 2 S: 9	H: 2 LOB: 2 BB: 0 P: 9	R: 2 E: 0 K: 1 S: 7	H: 2 LOB: 1 BB: 1 P: 11	R: 0 E: 0 K: 0 S: 3	H: 1 LOB: 0 BB: 0 P: 3	R: 0 E: 0 K: 1 S: 5	H: 2 LOB: 1 BB: 1 P: 9	R: 0 E: 0 K: 1 S: 6	H: 2 LOB: 1 BB: 0 P: 6	R: 0 E: 0 K: 0 S: 3	H: 0 LOB: 0 BB: 0 P: 3	R: 1 E: 0 K: 1 S: 8	H: 3 LOB: 3 BB: 0 P: 8	R: 0 E: 0 K: 0 S: 4	H: 1 LOB: 1 BB: 0 P: 4	1B: 8 2B: 3 3B: 0 HR: 2	SF: 0 SAC: 0 DP: 1 HBP: 1	WP: 1 PB: 0 SB: 0 CS: 0	PA: 39			
PITCHER	IP	WLS	BF	H	R	ER	SO	BB	IBB	HBP	BLK	WP	HR	S	P	ERA	WHIP								
John Farrell, R ERA: 3.21 (1, 1)	7.0	L	33	10	4	4	5	3	0	1	0	1	2	39	52	5.14	1.857								
Doug Jones, R ERA: 3.11 (8, 1)	1.0	L	6	3	1	1	1	0	0	0	0	0	0	8	8	9.00	3.000								

Cleveland Indians @ Oakland Athletics
Oakland-Alameda County Coliseum, Oakland, CA
Tue Sep 29 1987, 7:05 PM PDT
Att: 7,291 - Unknown

AB 35
R 5
H 13
RBI 5
BB 3
SO 6
LOB 21



Batter	1	2	3	4	5	6	7	8	9	AB	R	H	RBI	BB	SO	LOB	TOP										
Brett Butler, L (1, 8) OBP: 0.399, SLG: 0.424 Carmen Castillo, R (9, FH) OBP: 0.296, SLG: 0.477	4-0 S BB		0-0 SH5-3 2B		4-0 6-3 BB		0-0 4-3		0-3 K	2	0	1	0	2	0	0											
Tommy Hinzo, S (1, 4) OBP: 0.302, SLG: 0.366	0-3 K		0-0 SH5-3		0-0 6-3		0-0 6-3			3	0	0	0	0	1	3											
Joe Carter, R (1, 7) OBP: 0.300, SLG: 0.476	0-0 5-3		0-0 F2		4-0 BB				0-3 K	3	0	0	0	1	1	2											
Mel Hall, L (1, 10) OBP: 0.311, SLG: 0.440	0-0 5-3		0-0 L7		0-0 6-3				0-0 S 1B	4	0	1	0	0	0	5											
Brook Jacoby, R (1, 3) OBP: 0.381, SLG: 0.533		4-0 2B BB		0-0 F9		0-0 3-1 WP 1B			0-0 L7	3	2	1	0	1	0	1											
Dave Clark, L (1, 9) OBP: 0.224, SLG: 0.351		0-0 1-H 2B		0-0 6-3		0-0 3-1			0-3 K	4	0	1	1	0	1	2											
Jay Bell, R (1, 6) OBP: 0.269, SLG: 0.360		0-3 K2-3		0-0 F9		0-0 3-1			0-0 F4	4	0	0	1	0	1	1											
Chris Bando, S (1, 2) OBP: 0.261, SLG: 0.333		0-0 F7		0-0 6-3 2B		0-0 F8			0-0 4-3	4	0	1	0	0	0	1											
Eddie Williams, R (1, 5) OBP: 0.317, SLG: 0.340		0-0 F6		0-0 6-3					0-3 K	4	1	1	1	0	1	2											
Inning Stats	R: 0 E: 0 K: 1 S: 5	H: 0 LOB: 1 BB: 1 P: 9	R: 1 E: 0 K: 1 S: 6	H: 1 LOB: 1 BB: 1 P: 10	R: 0 E: 0 K: 0 S: 4	H: 1 LOB: 0 BB: 0 P: 4	R: 0 E: 0 K: 0 S: 3	H: 0 LOB: 0 BB: 0 P: 3	R: 0 E: 0 K: 0 S: 4	H: 1 LOB: 3 BB: 2 P: 12	R: 1 E: 0 K: 0 S: 4	H: 1 LOB: 0 BB: 0 P: 4	R: 0 E: 0 K: 1 S: 5	H: 0 LOB: 0 BB: 0 P: 5	R: 0 E: 0 K: 2 S: 8	H: 1 LOB: 1 BB: 0 P: 8	R: 1 E: 0 K: 1 S: 6	H: 1 LOB: 0 BB: 0 P: 6	1B: 2 2B: 3 3B: 0 HR: 1	SF: 0 SAC: 1 DP: 0 HBP: 0	WP: 1 PA: 37 PB: 0 SB: 2 CS: 0						
PITCHER	IP	WLS	BF	H	R	ER	SO	BB	IBB	HBP	BLK	WP	HR	S	P	ERA	WHIP										
Dave Stewart, R (1, 1) ERA: 3.61	6.0	W	26	4	2	2	2	4	0	0	0	1	0	26	42	3.00	1.333										
Eric Plunk, R (7, 1) ERA: 4.95	3.0	S	11	2	1	1	4	0	0	0	0	0	1	19	19	3.00	0.667										

Cleveland Indians @ Oakland Athletics
Oakland-Alameda County Coliseum, Oakland, CA

Wed Sep 30 1987, 7:05 PM PDT
Att: 9,428 - Unknown

AB 32
R 3
H 6
RBI 3
BB 4
SO 6
LOB 17



Batter	1	2	3	4	5	6	7	8	9	AB	R	H	RBI	BB	SO	LOB	BOTTOM										
Luis Polonia, L (1, 7) OBP: 0.340, SLG: 0.406	0-0 FC4-6 1B		0-0 L9		0-0 1B 5-3 1B		0-0 1B			4	1	3	0	0	0	1											
Mike Davis, L (1, 9) OBP: 0.313, SLG: 0.455	0-0 FC4-6 BB 1-2		0-0 F7		0-0 S 5-3 SF8 1B		0-0 1-3			4	1	1	1	0	0	3											
Mark McGwire, R (1, 3) OBP: 0.373, SLG: 0.626	4-0 BB 1-2		4-0 WP BB		0-0 5-3		0-0 F3			2	0	0	1	2	0	1											
Carney Lansford, R (1, 5) OBP: 0.367, SLG: 0.456	4-0 BB BB		4-0 WP BB		0-0 5-3		0-0 F3			0	0	0	0	1	0	0											
Terry Steinbach, R (3, 5) OBP: 0.349, SLG: 0.466	4-0 BB BB		4-0 WP BB		0-0 5-3		0-0 B2			1	1	0	0	1	0	0											
Mike Gallego, R (8, 4) OBP: 0.325, SLG: 0.361	1-2 2-3 BB		1-2 2-3 BB		2-3 2B HBP		0-0 B2			0	0	0	0	0	0	0											
Jose Canseco, R (1, 10) OBP: 0.311, SLG: 0.469	0-0 G4-6-3		0-3 K		0-0 SF8		0-0 F9			3	0	0	1	0	1	6											
Dwayne Murphy, L (1, 8) OBP: 0.393, SLG: 0.372		0-3 K		0-0 F7		0-0 1-H 2B			0-0 3-1	4	0	1	1	0	1	0											
Tony Phillips, S (1, 4) OBP: 0.339, SLG: 0.373		0-0 L8		0-0 F5		0-0 1-3			0-3 K	4	0	0	0	0	1	1											
Mickey Tettleton, S (1, 2) OBP: 0.292, SLG: 0.327		0-0 1-3		0-0 4-3		0-0 4-3			0-0 F7	4	0	0	0	0	0	0											
Walt Weiss, S (1, 6) OBP: 0.538, SLG: 0.667			4-0 WP BB BB		0-0 1B 1B		0-0 6-3			2	1	1	0	1	0	0											
Inning Stats	R: 0 E: 0 K: 0 S: 3	H: 1 LOB: 2 BB: 2 P: 11	R: 0 E: 0 K: 1 S: 5	H: 0 LOB: 0 BB: 0 P: 5	R: 0 E: 0 K: 1 S: 5	H: 0 LOB: 3 BB: 3 P: 17	R: 0 E: 0 K: 0 S: 3	H: 0 LOB: 0 BB: 0 P: 3	R: 4 E: 0 K: 0 S: 7	H: 4 LOB: 1 BB: 0 P: 8	R: 0 E: 0 K: 0 S: 4	H: 1 LOB: 1 BB: 0 P: 4	R: 0 E: 0 K: 0 S: 3	H: 0 LOB: 0 BB: 0 P: 3	R: 0 E: 0 K: 1 S: 5	H: 0 LOB: 0 BB: 0 P: 5	1B: 5 2B: 1 3B: 0 HR: 0	SF: 1 SAC: 0 DP: 1 HBP: 1	WP: 1 PA: 35 PB: 0 SB: 1 CS: 0								
PITCHER	IP	WLS	BF	H	R	ER	SO	BB	IBB	HBP	BLK	WP	HR	S	P	ERA	WHIP										
Darrel Akerfelds, R (1, 1) ERA: 6.75	4.2	L	24	5	4	4	2	5	0	1	0	0	0	22	43	7.71	2.143										
Don Gordon, R (5, 1) ERA: 4.09	3.1		11	1	0	0	1	0	0	0	0	0	0	13	13	0.00	0.300										

Cleveland Indians @ Oakland Athletics
Oakland-Alameda County Coliseum, Oakland, CA

Wed Sep 30 1987, 7:05 PM PDT
Att: 9,428 - Unknown

AB 28
R 4
H 6
RBI 4
BB 5
SO 3
LOB 12



Batter	1	2	3	4	5	6	7	8	9	AB	R	H	RBI	BB	SO	LOB	TOP								
Brett Butler, L OBP: 0.401, SLG: 0.425 (1, 8)										3	1	2	1	1	0	0	Cleveland Indians @ Oakland Athletics Oakland-Alameda County Coliseum, Oakland, CA Thu Oct 01 1987, 3:33 AM PDT Att: 9,846 - Unknown								
Tommy Hinzo, S OBP: 0.299, SLG: 0.361 (1, 4)										3	0	0	0	0	0	2									
Pat Tabler, R OBP: 0.368, SLG: 0.438 (7, PH)										1	0	1	1	0	0	0									
Junior Noboa, R OBP: 0.256, SLG: 0.267 (7, 4)										0	0	0	0	0	0	0									
Mel Hall, L OBP: 0.309, SLG: 0.438 (1, 7)										3	0	0	1	0	0	0									
Joe Carter, R OBP: 0.300, SLG: 0.475 (7, PH) (7, 7)										1	0	0	0	0	0	2									
Brook Jacoby, R OBP: 0.383, SLG: 0.539 (1, 3)										3	1	2	1	1	0	0									
Dave Clark, L OBP: 0.238, SLG: 0.359 (1, 10)										4	1	2	0	0	0	1									
Cory Snyder, R OBP: 0.267, SLG: 0.447 (1, 9)										4	1	1	0	0	0	2									
Jay Bell, R OBP: 0.262, SLG: 0.351 (1, 6)										3	0	0	0	0	0	0									
Chris Bando, S OBP: 0.260, SLG: 0.332 (1, 2)										1	0	0	0	0	0	0									
Andy Allanson, R OBP: 0.294, SLG: 0.342 (4, 2)										3	0	1	1	0	1	1									
Eddie Williams, R OBP: 0.313, SLG: 0.321 (1, 5)										3	1	0	0	1	1	1									
Inning Stats	R: 0 E: 0 K: 0 S: 3	H: 1 LOB: 0 BB: 0 P: 3	R: 0 E: 0 K: 0 S: 3	H: 0 LOB: 0 BB: 0 P: 3	R: 0 E: 0 K: 1 S: 5	H: 0 LOB: 0 BB: 0 P: 5	R: 1 E: 0 K: 0 S: 4	H: 1 LOB: 2 BB: 2 P: 12	R: 0 E: 0 K: 0 S: 3	H: 0 LOB: 0 BB: 0 P: 3	R: 0 E: 0 K: 0 S: 3	H: 1 LOB: 0 BB: 0 P: 3	R: 4 E: 0 K: 0 S: 8	H: 5 LOB: 2 BB: 1 P: 12	R: 0 E: 0 K: 0 S: 3	H: 1 LOB: 0 BB: 0 P: 3	R: 0 E: 0 K: 1 S: 5	H: 0 LOB: 0 BB: 0 P: 5	1B: 8 2B: 0 3B: 0 HR: 1	SF: 0 SAC: 1 DP: 3 HBP: 0	WP: 0 PB: 0 SB: 1 CS: 0	PA: 36			
PITCHER	IP	WLS	BF	H	R	ER	SO	BB	IBB	HBP	BLK	WP	HR	S	P	ERA	WHIP								
Storm Davis, R ERA: 5.23 (1, 1)	6.0		23	5	3	3	1	2	0	0	0	0	1	23	31	4.50	1.167								
Gene Nelson, R ERA: 3.93 (7, 1)	0.2		6	3	2	2	0	1	0	0	0	0	0	5	9	27.00	6.000								
Greg Cadaret, L ERA: 4.46 (7, 1)	0.1	W	1	0	0	0	0	0	0	0	0	0	0	1	1	0.00	0.000								
Dennis Eckersley, R ERA: 3.03 (8, 1)	2.0	S	6	1	0	0	1	0	0	0	0	0	0	8	8	0.00	0.500								

Batter	1	2	3	4	5	6	7	8	9	AB	R	H	RBI	BB	SO	LOB	BOTTOM								
Luis Polonia, L OBP: 0.337, SLG: 0.402 (1, 7)										4	0	0	0	0	2	4	Cleveland Indians @ Oakland Athletics Oakland-Alameda County Coliseum, Oakland, CA Thu Oct 01 1987, 3:33 AM PDT Att: 9,846 - Unknown								
Reggie Jackson, L OBP: 0.290, SLG: 0.395 (8, PH)										1	0	1	0	0	0	0									
Stan Javier, S OBP: 0.283, SLG: 0.265 (8, PR) (9, 7)										0	1	0	0	0	0	0									
Mike Gallego, R OBP: 0.328, SLG: 0.372 (1, 4)										5	1	2	2	0	0	0									
Mark McGwire, R OBP: 0.373, SLG: 0.623 (1, 3)										4	1	1	0	1	0	2									
Mike Davis, L OBP: 0.320, SLG: 0.463 (1, 9)										4	2	4	1	1	0	0									
Dwayne Murphy, L OBP: 0.386, SLG: 0.363 (1, 8)										5	1	0	0	0	1	8									
Jose Canseco, R OBP: 0.313, SLG: 0.474 (1, 10)										4	2	2	4	1	1	3									
Tony Phillips, S OBP: 0.340, SLG: 0.377 (1, 5)										2	1	1	1	1	1	1									
Mickey Tettleton, S OBP: 0.292, SLG: 0.324 (1, 2)										2	0	0	0	1	0	2									
Walt Weiss, S OBP: 0.529, SLG: 0.600 (1, 6)										3	0	1	1	1	1	2									
Inning Stats	R: 0 E: 0 K: 0 S: 3	H: 0 LOB: 0 BB: 0 P: 3	R: 1 E: 1 K: 0 S: 5	H: 1 LOB: 2 BB: 1 P: 9	R: 0 E: 0 K: 1 S: 5	H: 0 LOB: 0 BB: 0 P: 5	R: 0 E: 0 K: 0 S: 3	H: 1 LOB: 0 BB: 0 P: 3	R: 1 E: 0 K: 1 S: 7	H: 2 LOB: 2 BB: 1 P: 11	R: 2 E: 0 K: 2 S: 10	H: 3 LOB: 2 BB: 1 P: 14	R: 3 E: 0 K: 0 S: 5	H: 2 LOB: 1 BB: 2 P: 13	R: 2 E: 0 K: 2 S: 10	H: 3 LOB: 3 BB: 1 P: 14	1B: 7 2B: 4 3B: 0 HR: 1	SF: 1 SAC: 1 DP: 1 HBP: 0	WP: 0 PB: 0 SB: 2 CS: 0	PA: 42					
PITCHER	IP	WLS	BF	H	R	ER	SO	BB	IBB	HBP	BLK	WP	HR	S	P	ERA	WHIP								
Tom Candiotti, R ERA: 4.78 (1, 1)	6.2	L	33	9	7	7	4	4	0	0	0	0	1	37	53	9.45	1.950								
Ed Van der Berg, L ERA: 5.35 (7, 1)	1.0		8	3	2	2	1	1	1	0	0	0	0	8	16	18.00	4.000								
Sammy Stewart, R ERA: 5.48 (8, 1)	0.1		1	0	0	0	1	0	0	0	0	0	0	3	3	0.00	0.000								



Batter	1	2	3	4	5	6	7	8	9	10	11	AB	R	H	RBI	BB	SO	LOB	TOP	
Luis Polonia, L OBP: 0.335, SLG: 0.400 (1, 7)	F7				F8		CS	6-3		F8		5	0	1	1	0	0	1		
Mike Gallego, R OBP: 0.331, SLG: 0.362 (1, 4)	BB	K			4-3			L4			2B	3	1	0	0	2	1	2		
Mark McGwire, R OBP: 0.371, SLG: 0.621 (1, 3)	F8				F8			F8			SH	5	1	1	1	0	1	1		
Mike Davis, L OBP: 0.321, SLG: 0.469 (1, 9)											SH	3	1	1	1	1	1	0		
Jose Canseco, R OBP: 0.311, SLG: 0.471 (1, 10)	K				K			K		F9	SF9	4	0	0	1	0	3	2		
Dwayne Murphy, L OBP: 0.350, SLG: 0.363 (1, 8)		1B			K			4-3				3	1	1	0	2	1	0		
Tony Phillips, S OBP: 0.336, SLG: 0.372 (1, 5)		K			L8			F8				5	0	0	0	0	2	4		
Mickey Tettleton, S OBP: 0.293, SLG: 0.324 (10, PH)					G3			K			B1	3	0	1	0	0	1	0		
Reggie Jackson, L OBP: 0.292, SLG: 0.396 (10, PR)		1B										1	0	1	0	0	0	0		
Alfredo Griffin, S OBP: 0.308, SLG: 0.348 (10, PR)		1B										0	0	0	0	0	0	0		
Terry Steinbach, R OBP: 0.348, SLG: 0.485 (10, 2)		1B										1	0	0	0	0	0	2		
Walt Weiss, S OBP: 0.500, SLG: 0.556 (1, 6)	F6				F8			CS		SH1-4-6		3	0	1	0	0	0	2		
Inning Stats	R: 0 E: 0 K: 1 S: 5	H: 0 LOB: 2 BB: 2 P: 13	R: 1 E: 0 K: 2 S: 10	H: 3 LOB: 2 BB: 0 P: 10	R: 1 E: 0 K: 3 S: 10	H: 1 LOB: 0 BB: 0 P: 10	R: 0 E: 0 K: 0 S: 3	H: 0 LOB: 0 BB: 0 P: 3	R: 0 E: 0 K: 2 S: 5	H: 1 LOB: 0 BB: 0 P: 5	R: 0 E: 0 K: 0 S: 3	H: 0 LOB: 1 BB: 1 P: 11	R: 0 E: 0 K: 0 S: 3	H: 1 LOB: 1 BB: 2 P: 3	R: 2 E: 0 K: 0 S: 5	H: 1 LOB: 2 BB: 2 P: 13	1B: 5 2B: 2 3B: 0 HR: 1	SF: 1 SAC: 2 DP: 1 HBP: 0	WP: 0 PB: 0 SB: 1 CS: 1	PA: 45
PITCHER	IP 9.0	WLS 0	BF 34	H 5	R 2	ER 2	SO 10	BB 3	IBB 0	HBP 0	BLK 0	WP 0	HR 1	S 51	P 63	ERA 2.00	WHIP 0.889			
Jose DeLeon, R ERA: 4.02 Bob James, R ERA: 4.67	(1, 1)	(10, 1)	2.0	L	10	2	2	2	0	1	1	0	0	0	0	0	8	16	9.00	1.500

Oakland Athletics @ Chicago White Sox
Comiskey Park, Chicago, IL
Fri Oct 02 1987, 8:05 PM EDT
Att. 8,226 - Unknown

livebaseballscorecards.com

AB 36
R 4
H 7
RBI 4
BB 5
SO 10
LOB 14




Batter	1	2	3	4	5	6	7	8	9	10	11	AB	R	H	RBI	BB	SO	LOB	BOTTOM			
Gary Redus, R OBP: 0.323, SLG: 0.385 (1, 9)	WP		F8		E		F4				SF8	4	0	2	1	1	0	0				
Donnie Hill, S OBP: 0.297, SLG: 0.365 (10, 4)	F7		6-3		E6						5-3	6	1	1	0	0	0	4				
Jerry Hairston, S OBP: 0.357, SLG: 0.413 (8, PR)			F3		G5-4-3			E				3	0	1	0	1	0	2				
Daryl Boston, L OBP: 0.306, SLG: 0.422 (9, 7)	WP				G5-4-3			E				1	1	1	0	0	0	0				
Ivan Calderon, R OBP: 0.362, SLG: 0.528 (8, PR)	K							E				3	0	0	1	1	2	3				
Pat Keedy, R OBP: 0.214, SLG: 0.350 (1, 2)								E				0	0	0	0	0	0	0				
Carlton Fisk, R OBP: 0.320, SLG: 0.454 (1, 2)	6-3				F2			SH5-3				3	0	0	0	1	0	3				
Greg Walker, L OBP: 0.347, SLG: 0.468 (1, 3)												4	0	2	1	1	0	4				
Kenny Williams, R OBP: 0.316, SLG: 0.427 (1, 8)		FC5-4										5	0	0	0	0	2	9				
Fred Manrique, R OBP: 0.294, SLG: 0.350 (9, PH)												3	0	0	0	0	1	3				
Ron Hassey, L OBP: 0.301, SLG: 0.315 (9, PR)												0	0	0	0	1	0	0				
Steve Lyons, L OBP: 0.325, SLG: 0.368 (10, 5)												1	1	1	0	0	0	0				
Ozzie Guillen, L OBP: 0.304, SLG: 0.355 (1, 6)												5	0	0	0	0	0	3				
Inning Stats	R: 0 E: 0 K: 1 S: 6	H: 1 LOB: 2 BB: 1 P: 10	R: 0 E: 0 K: 0 S: 3	H: 0 LOB: 1 BB: 1 P: 7	R: 0 E: 0 K: 0 S: 3	H: 0 LOB: 0 BB: 0 P: 3	R: 0 E: 0 K: 2 S: 8	H: 1 LOB: 2 BB: 1 P: 12	R: 0 E: 1 K: 0 S: 4	H: 1 LOB: 1 BB: 0 P: 4	R: 0 E: 0 K: 1 S: 6	H: 0 LOB: 3 BB: 2 P: 6	R: 0 E: 2 K: 0 S: 6	H: 0 LOB: 0 BB: 2 P: 10	R: 0 E: 0 K: 1 S: 6	H: 1 LOB: 2 BB: 1 P: 10	R: 1 E: 0 K: 0 S: 4	H: 1 LOB: 0 BB: 0 P: 4	1B: 8 2B: 0 3B: 0 HR: 0	SF: 1 SAC: 2 DP: 2 HBP: 0	WP: 2 PB: 0 SB: 1 CS: 0	PA: 47
PITCHER	IP 7.0	WLS 1	BF 30	H 6	R 0	ER 0	SO 4	BB 3	IBB 0	HBP 0	BLK 0	WP 1	HR 0	S 35	P 47	ERA 0.00	WHIP 1.286					
Curt Young, L ERA: 4.08 Eric Plunk, R ERA: 4.89 Greg Cadaret, L ERA: 4.35	(1, 1)	(8, 1)	(9, 1)	1.0	4	0	0	0	0	0	0	0	0	0	0	4	4	0.00	0.000			
	(8, 1)	(9, 1)	3.0	W	13	2	1	1	1	2	1	0	0	1	0	12	24	3.00	1.333			

Oakland Athletics @ Chicago White Sox
Comiskey Park, Chicago, IL
Fri Oct 02 1987, 8:05 PM EDT
Att. 8,226 - Unknown

livebaseballscorecards.com

AB 38
R 3
H 8
RBI 3
BB 6
SO 5
LOB 31



Batter	1	2	3	4	5	6	7	8	9	AB	R	H	RBI	BB	SO	LOB	TOP		
Tony Phillips, S OBP: 0.338, SLG: 0.373 Mickey Tettleton, S OBP: 0.296, SLG: 0.327	(1, 5) X F8		(1, 0) X WP 2H 1B		(1, 0) X B1-4		(1, 0) X 1-2 2-3 1B		(1, 0) X 1-2 1B	4	0	2	1	0	0	0			
Mike Gallego, R OBP: 0.326, SLG: 0.355	(1, 4) X F8		(1, 0) X 6-3			(1, 0) X F8 1-3 1B		(1, 0) X 4-3	(1, 0) X 1-3	5	0	1	0	0	0	6			
Mark McGwire, R OBP: 0.370, SLG: 0.618 Jerry Willard, L OBP: 0.375, SLG: 0.167	(1, 3) X F8		(1, 0) X K			(1, 0) X 1-3		(1, 0) X F5		3	0	0	0	0	1	2			
Jose Canseco, R OBP: 0.310, SLG: 0.470 Luis Polonia, L OBP: 0.336, SLG: 0.399		(1, 7) X 6-3	(1, 0) X 6-3			(1, 0) X F8		(1, 0) X FC5-4 BB		2	0	0	0	0	0	1			
Brian Harper, R OBP: 0.222, SLG: 0.294	(1, 10) X 6-3			(1, 0) X L5		(1, 0) X K		(1, 0) X K		4	0	0	0	0	2	2			
Terry Steinbach, R OBP: 0.350, SLG: 0.465 Matt Sinatro, R (7, 2)		(1, 2) X 1B BB		(1, 0) X G5-4-3 1B			(1, 0) X K	(1, 0) X FC5-4		2	0	1	0	1	1	0			
Steve Henderson, R OBP: 0.366, SLG: 0.441	(1, 9) X 1-2 1B			(1, 0) X G5-4-3		(1, 0) X 1B 1B BB		(1, 0) X FC1-6 1B		3	0	2	0	1	0	1			
Stan Javier, S OBP: 0.276, SLG: 0.258	(1, 8) X 5-3			(1, 0) X K		(1, 0) X L4		(1, 0) X K		4	0	0	0	0	2	4			
Walt Weiss, S OBP: 0.500, SLG: 0.591	(1, 6) X 1B 2B			(1, 0) X F8		(1, 0) X F8		(1, 0) X FC1-6 1B		4	1	2	0	0	0	1			
Inning Stats	R: 0 E: 0 K: 0 S: 3	H: 0 LOB: 0 BB: 0 P: 3	R: 0 E: 0 K: 0 S: 4	H: 1 LOB: 2 BB: 1 P: 8	R: 1 E: 0 K: 1 S: 7	H: 2 LOB: 1 BB: 0 P: 7	R: 0 E: 0 K: 0 S: 3	H: 1 LOB: 0 BB: 0 P: 3	R: 0 E: 0 K: 1 S: 5	H: 0 LOB: 0 BB: 0 P: 5	R: 0 E: 0 K: 1 S: 6	H: 1 LOB: 1 BB: 0 P: 6	R: 0 E: 0 K: 1 S: 7	H: 2 LOB: 3 BB: 1 P: 11	R: 0 E: 0 K: 1 S: 5	H: 2 LOB: 2 BB: 0 P: 7	1B: 8 2B: 1 3B: 0 HR: 0	SF: 0 SAC: 0 DP: 1 HBP: 0	WP: 1 PA: 38 CS: 0
PITCHER Dave LaPoint, L ERA: 3.56	(1, 1)	IP: 9.0 WLS: W BF: 38	H: 9 R: 1 ER: 1 SO: 6	BB: 3 IBB: 0 HBP: 0 BLK: 0	WP: 1 HR: 0 S: 47 P: 59	ERA: 1.00 WHIP: 1.333	PITCHER	IP: 9.0 WLS: W BF: 38	H: 9 R: 1 ER: 1 SO: 6	BB: 3 IBB: 0 HBP: 0 BLK: 0	WP: 1 HR: 0 S: 47 P: 59	ERA: 1.00 WHIP: 1.333	PITCHER	IP: 9.0 WLS: W BF: 38	H: 9 R: 1 ER: 1 SO: 6	BB: 3 IBB: 0 HBP: 0 BLK: 0	WP: 1 HR: 0 S: 47 P: 59	ERA: 1.00 WHIP: 1.333	

Oakland Athletics @ Chicago White Sox
Comiskey Park, Chicago, IL
Sat Oct 03 1987, 8:05 PM EDT
Att: 12,747 - Unknown

AB 35
R 1
H 9
RBI 1
BB 3
SO 6
LOB 19



Batter	1	2	3	4	5	6	7	8	9	AB	R	H	RBI	BB	SO	LOB	BOTTOM		
Gary Redus, R OBP: 0.327, SLG: 0.389	(1, 7) X 2B BB			(1, 0) X SF8				(1, 0) X F7		3	2	5	2	0	0				
Donnie Hill, S OBP: 0.288, SLG: 0.367	(1, 5) X 3B 2B		(1, 0) X 4-3	(1, 0) X 2B 1B			(1, 0) X K	(1, 0) X 6-3		6	2	2	1	0	1	5			
Harold Baines, L OBP: 0.351, SLG: 0.479	(1, 10) X FC6-2 3B		(1, 0) X SF7 1B	(1, 0) X 2B	(1, 0) X BB E BB	(1, 0) X 1B 2B		(1, 0) X 4-3		5	3	4	2	1	0	0			
Ivan Calderon, R OBP: 0.362, SLG: 0.526 Daryl Boston, L OBP: 0.307, SLG: 0.423	(1, 9) X F6		(1, 0) X E3	(1, 0) X BB E BB	(1, 0) X BB E BB	(1, 0) X 1B 2B		(1, 0) X G5-4-3 1B		2	1	0	0	2	0	2			
Carlton Fisk, R OBP: 0.319, SLG: 0.451	(1, 2) X FC6-2		(1, 0) X SF7	(1, 0) X F5	(1, 0) X E BB BB	(1, 0) X G5-4-3 1B		(1, 0) X G5-4-3		3	1	0	2	1	0	4			
Greg Walker, L OBP: 0.346, SLG: 0.466 Pat Keedy, R OBP: 0.209, SLG: 0.341	(1, 3) X K		(1, 0) X L6	(1, 0) X E3 SF8 1B	(1, 0) X E7 1B	(1, 0) X F9				4	1	1	2	0	1	2			
Kenny Williams, R OBP: 0.317, SLG: 0.426		(1, 8) X G5-3-6	(1, 0) X F4	(1, 0) X SF8 1B	(1, 0) X E7 1B		(1, 0) X F9			5	2	2	1	0	0	1			
Fred Manrique, R OBP: 0.302, SLG: 0.362	(1, 4) X 4-3 1B			(1, 0) X SF8 3B	(1, 0) X E7 1B		(1, 0) X F8			4	3	3	1	1	0	0			
Ozzie Guillen, L OBP: 0.303, SLG: 0.354	(1, 6) X 4-3		(1, 0) X 4-3	(1, 0) X SF8	(1, 0) X SF8		(1, 0) X 3-1			4	1	1	2	0	0	2			
Inning Stats	R: 2 E: 0 K: 1 S: 7	H: 2 LOB: 1 BB: 1 P: 11	R: 0 E: 0 K: 0 S: 4	H: 1 LOB: 2 BB: 1 P: 8	R: 1 E: 1 K: 0 S: 5	H: 1 LOB: 1 BB: 0 P: 5	R: 2 E: 0 K: 0 S: 6	H: 3 LOB: 2 BB: 1 P: 10	R: 11 E: 2 K: 1 S: 13	H: 7 LOB: 2 BB: 4 P: 29	R: 1 E: 0 K: 0 S: 4	H: 2 LOB: 0 BB: 0 P: 4	R: 0 E: 0 K: 0 S: 3	H: 0 LOB: 0 BB: 0 P: 3	R: 0 E: 0 K: 0 S: 3	H: 0 LOB: 0 BB: 0 P: 3	1B: 10 2B: 4 3B: 2 HR: 0	SF: 3 SAC: 0 DP: 1 HBP: 0	WP: 0 PA: 48 CS: 0
PITCHER Rick Honeycutt, L ERA: 4.72 Jose Rijo, R ERA: 5.9 Gary Lavelle, L ERA: 5.91 Dennis Lamp, R ERA: 5.08 Dave Otto, L ERA: 9.0	(1, 1)	IP: 3.2 WLS: L BF: 21	H: 7 R: 5 ER: 4 SO: 1	BB: 2 IBB: 0 HBP: 0 BLK: 0	WP: 0 HR: 0 S: 21 P: 29	ERA: 9.82 WHIP: 2.455	PITCHER	IP: 3.2 WLS: L BF: 21	H: 7 R: 5 ER: 4 SO: 1	BB: 2 IBB: 0 HBP: 0 BLK: 0	WP: 0 HR: 0 S: 21 P: 29	ERA: 9.82 WHIP: 2.455	PITCHER	IP: 3.2 WLS: L BF: 21	H: 7 R: 5 ER: 4 SO: 1	BB: 2 IBB: 0 HBP: 0 BLK: 0	WP: 0 HR: 0 S: 21 P: 29	ERA: 9.82 WHIP: 2.455	

Oakland Athletics @ Chicago White Sox
Comiskey Park, Chicago, IL
Sat Oct 03 1987, 8:05 PM EDT
Att: 12,747 - Unknown

AB 38
R 17
H 16
RBI 17
BB 7
SO 2
LOB 16



Batter	1	2	3	4	5	6	7	8	9	AB	R	H	RBI	BB	SO	LOB	TOP										
Mike Gallego, R (1.4) OBP: 0.319, SLG: 0.347 Mike Davis, L (7.9) OBP: 0.320, SLG: 0.468	0-3 K		0-3 K		0-0 F9		0-0 F7			3	0	0	0	0	2	1											
Steve Henderson, R (1.9) OBP: 0.357, SLG: 0.430 Tony Phillips, S (7.4) OBP: 0.337, SLG: 0.372	0-3 K		0-0 4-3		0-0 1-3			0-3 K		3	0	0	0	0	1	1											
Jose Canseco, R (1.7) OBP: 0.310, SLG: 0.470	0-0 S 2B		0-3 K		0-0 F9			0-3 K		4	1	1	0	0	2	1											
Reggie Jackson, L (1.10) OBP: 0.297, SLG: 0.402	0-0 WP 2B			4-0 1B BB		0-0 F8		0-0 1B		3	0	2	1	1	0	0											
Carney Lansford, R (1.3) OBP: 0.366, SLG: 0.455	0-0 F9			0-0 F4		0-0 6-3		0-0 1B		4	0	1	0	0	0	2											
Terry Steinbach, R (1.5) OBP: 0.349, SLG: 0.463		0-3 K		0-0 1B			0-3 K	0-3 K		4	0	1	0	0	3	2											
Dwayne Murphy, L (1.8) OBP: 0.398, SLG: 0.374		0-0 4-3		0-3 K			0-0 HR		0-0 6-3	4	1	1	1	0	1	2											
Mickey Tettleton, S (1.2) OBP: 0.292, SLG: 0.322 Luis Polonia, L (9.9) OBP: 0.335, SLG: 0.398		0-0 6-3		0-0 F8			0-3 K		0-3 K	3	0	0	0	0	1	2											
Walt Weiss, S (1.6) OBP: 0.500, SLG: 0.615				0-0 4-3 1B		0-0 L7			0-0 3-1	4	0	2	0	0	0	0											
Inning Stats	R: 1 E: 0 K: 2 S: 9	H: 2 LOB: 1 BB: 0 P: 9	R: 0 E: 0 K: 1 S: 5	H: 0 LOB: 0 BB: 0 P: 5	R: 0 E: 0 K: 2 S: 8	H: 1 LOB: 1 BB: 0 P: 8	R: 0 E: 0 K: 1 S: 6	H: 1 LOB: 2 BB: 1 P: 10	R: 0 E: 0 K: 0 S: 3	H: 0 LOB: 0 BB: 0 P: 3	R: 0 E: 0 K: 2 S: 9	H: 2 LOB: 1 BB: 0 P: 9	R: 0 E: 0 K: 3 S: 11	H: 2 LOB: 2 BB: 0 P: 11	R: 0 E: 0 K: 1 S: 5	H: 0 LOB: 0 BB: 0 P: 5	1B: 4 2B: 3 3B: 0 HR: 1	SF: 0 SAC: 0 DP: 0 HBP: 0	WP: 1 PB: 0 SB: 1 CS: 0	PA: 36							
PITCHER	IP	WLS	BF	H	R	ER	SO	BB	IBB	HBP	BLK	WP	HR	S	P	ERA	WHIP										
Floyd Bannister, L (1.1) ERA: 3.58	5.0	W	20	4	1	1	6	1	0	0	0	1	0	31	35	1.80	1.000										
Bill Long, R (6.1) ERA: 4.37	2.0		8	2	1	1	2	0	0	0	0	0	1	12	12	4.50	1.000										
Bobby Thigpen, R (8.1) ERA: 2.73	2.0	S	8	2	0	0	4	0	0	0	0	0	0	16	16	0.00	1.000										

Oakland Athletics @ Chicago White Sox
Comiskey Park, Chicago, IL
Sun Oct 04 1987, 4:33 AM EDT
Att: 15,083 - Unknown

AB	35
R	2
H	8
RBI	2
BB	1
SO	12
LOB	12



Batter	1	2	3	4	5	6	7	8	9	AB	R	H	RBI	BB	SO	LOB	BOTTOM										
Ozzie Guillen, L (1.6) OBP: 0.303, SLG: 0.354	0-0 4-3		0-0 F8		0-0 E7 1B		0-0 5-3			4	1	1	1	0	0	0											
Donnie Hill, S (1.4) OBP: 0.290, SLG: 0.368 Fred Manrique, R (8.4) OBP: 0.302, SLG: 0.362	0-0 G4-3 1B		0-0 1-3		0-0 1B 2H 1B		0-0 4-3			4	0	2	1	0	0	0											
Harold Baines, L (1.10) OBP: 0.352, SLG: 0.479	0-0 G4-3 1B		0-3 K		0-0 1B		0-0 1B			4	0	2	0	0	1	1											
Greg Walker, L (1.3) OBP: 0.346, SLG: 0.465 Pat Keedy, R (8.3) OBP: 0.209, SLG: 0.341		0-0 HR 1B		0-3 K		0-0 4-3		0-0 3-1		4	1	1	0	0	1	3											
Ron Hassey, L (1.2) OBP: 0.303, SLG: 0.338 Carlton Fisk, R (6.2) OBP: 0.321, SLG: 0.460		0-0 HR 1B		0-0 F7		0-0 HR		0-0 FC5-4 1B		2	1	1	2	0	0	0											
Daryl Boston, L (1.7) OBP: 0.307, SLG: 0.421		0-3 K		0-3 K		0-0 6-3 1B		0-3 K		4	0	1	0	0	3	1											
Gary Redus, R (1.9) OBP: 0.328, SLG: 0.392		0-0 S 1B			0-0 WP E 2B		0-0 K		0-0 F9	4	1	2	0	0	1	2											
Kenny Williams, R (1.8) OBP: 0.314, SLG: 0.422		0-3 K			0-3 K 2B		0-0 6-3		0-0 FC5-4	4	0	0	0	0	2	4											
Steve Lyons, L (1.5) OBP: 0.320, SLG: 0.363		0-0 G1			0-0 1-3		0-3 K			3	0	0	0	0	1	3											
Inning Stats	R: 0 E: 0 K: 0 S: 3	H: 1 LOB: 0 BB: 0 P: 3	R: 2 E: 0 K: 2 S: 10	H: 3 LOB: 1 BB: 0 P: 10	R: 0 E: 0 K: 1 S: 5	H: 0 LOB: 0 BB: 0 P: 5	R: 0 E: 0 K: 2 S: 7	H: 0 LOB: 0 BB: 0 P: 7	R: 2 E: 1 K: 1 S: 9	H: 4 LOB: 2 BB: 0 P: 9	R: 1 E: 0 K: 2 S: 9	H: 2 LOB: 1 BB: 0 P: 9	R: 0 E: 0 K: 0 S: 4	H: 1 LOB: 1 BB: 0 P: 4	R: 0 E: 0 K: 1 S: 6	H: 1 LOB: 1 BB: 0 P: 6	1B: 9 2B: 1 3B: 0 HR: 2	SF: 0 SAC: 0 DP: 1 HBP: 0	WP: 1 PB: 0 SB: 1 CS: 0	PA: 35							
PITCHER	IP	WLS	BF	H	R	ER	SO	BB	IBB	HBP	BLK	WP	HR	S	P	ERA	WHIP										
Dave Stewart, R (1.1) ERA: 3.88	4.2	L	21	8	4	4	6	0	0	0	0	0	1	33	33	7.71	1.714										
Greg Cadaret, L (5.1) ERA: 4.54	0.1		3	2	1	1	0	0	0	0	0	0	1	3	3	27.00	6.000										
Eric Plunk, R (6.1) ERA: 4.74	3.0		11	2	0	0	3	0	0	0	0	0	0	17	17	0.00	0.667										

Oakland Athletics @ Chicago White Sox
Comiskey Park, Chicago, IL
Sun Oct 04 1987, 4:33 AM EDT
Att: 15,083 - Unknown

AB	35
R	5
H	12
RBI	5
BB	0
SO	9
LOB	14

