

Oakland Athletics - 1988

Batter	1	2	3	4	5	6	7	8	9	AB	R	H	RBI	BB	SO	LOB	TOP			
Carney Lansford, R OBP: 0.412, SLG: 0.647 (1, 5)	F9		2B		F4		L7		HR	5	1	2	3	0	0	1				
Jose Canseco, R OBP: 0.353, SLG: 0.733 (1, 9)	6-3		F7		1B		HR		F4	5	1	2	2	0	0	1				
Dave Parker, L OBP: 0.412, SLG: 0.429 (1, 7)	1-3		BB		3B		K		1B	4	0	2	0	1	1	0				
Ron Hassey, L (1, 2)		HR	G6-4-3		4-3				1-3	3	1	0	0	2	0	4				
Mark McGwire, R OBP: 0.429, SLG: 0.500 Doug Jennings, L (4, PR) (4, 3)		HR					F8		K	1	1	1	2	0	0	0				
Tony Phillips, S OBP: 0.250, SLG: 0.182 (8, PH) (8, 5)		HR								1	0	0	0	0	1	1				
Don Baylor, R OBP: 0.250, SLG: 0.100 (1, 10)	6-3								F5	3	0	0	0	1	1	2				
Stan Javier, S OBP: 0.222, SLG: 0.750 (1, 8)	K								1-3	4	1	1	1	0	1	3				
Mike Gallego, R OBP: 0.364, SLG: 0.455 (1, 4)	F8								6-3	4	1	1	0	0	0	1				
Walt Weiss, S OBP: 0.308, SLG: 0.273 (1, 6)			2B		G3		B3		HR	3	2	1	0	1	0	1				
Inning Stats	R: 0 E: 0 K: 0 S: 4	H: 0 LOB: 0 BB: 0 P: 6	R: 2 E: 0 K: 1 S: 10	H: 1 LOB: 0 BB: 1 P: 20	R: 1 E: 0 K: 0 S: 11	H: 2 LOB: 1 BB: 1 P: 22	R: 1 E: 0 K: 1 S: 12	H: 1 LOB: 1 BB: 0 P: 21	R: 0 E: 0 K: 0 S: 7	H: 1 LOB: 2 BB: 1 P: 12	R: 2 E: 0 K: 1 S: 10	H: 2 LOB: 0 BB: 0 P: 14	R: 0 E: 0 K: 1 S: 13	H: 0 LOB: 1 BB: 1 P: 22	R: 2 E: 0 K: 0 S: 11	H: 2 LOB: 1 BB: 1 P: 18	1B: 4 2B: 2 3B: 1 HR: 4	SF: 0 SAC: 0 DP: 2 HBP: 1	WP: 0 PB: 0 SB: 0 CS: 1	PA: 40
PITCHER	IP	WLS	BF	H	R	ER	SO	BB	IBB	HBP	BLK	WP	HR	S	P	ERA	WHIP			
Kirk McCaskill, R ERA: 6.35 (1, 1)	5.2	L	24	6	4	4	2	3	0	1	0	0	2	49	93	6.35	1.588			
Frank DiMichele, L ERA: 13.5 (6, 1)	1.1		6	2	2	2	1	0	0	0	0	0	1	11	15	13.50	1.500			
DeWayne Buice, R ERA: 3.6 (8, 1)	1.0		4	0	0	0	1	1	0	0	0	0	0	13	22	0.00	1.000			
Stu Cliburn, R ERA: 27.0 (9, 1)	1.0		6	2	2	2	0	1	0	0	0	0	1	11	18	18.00	3.000			

Oakland Athletics @ California Angels
Anaheim Stadium, Anaheim, CA

AB 34
R 8
H 10
RBI 8
BB 5
SO 4
LOB 15



Fri Apr 08 1988, 10:05 PM EDT
Att: 45,586 - Unknown - 65 F

Batter	1	2	3	4	5	6	7	8	9	AB	R	H	RBI	BB	SO	LOB	BOTTOM					
Mark McLemore, S OBP: 0.350, SLG: 0.444 (1, 4)	4-3	L9-2			2B		K		F9	5	0	1	0	0	1	3						
Johnny Ray, S OBP: 0.297, SLG: 0.467 (1, 7)	1B		F8		6-3		L4		F8	5	0	1	0	0	0	2						
Chili Davis, S OBP: 0.353, SLG: 0.471 (1, 9)	1B		K				2B			4	0	2	0	0	2	0						
Wally Joyner, L OBP: 0.471, SLG: 0.571 (1, 3)	F7		K			BB	L7			4	1	1	0	0	1	3						
Devon White, S OBP: 0.250, SLG: 0.214 (1, 8)	F5		K			BB	K			4	0	1	0	0	2	2						
Brian Downing, R OBP: 0.294, SLG: 0.083 (1, 10)	6-3					BB	F8			3	0	0	0	1	0	0						
Jack Howell, L OBP: 0.333, SLG: 0.250 (1, 5)	1B		L8			F7			F6	4	1	1	0	0	0	3						
Bob Boone, R OBP: 0.222, SLG: 0.333 George Hendrick, R (6, PH) (6, PH)		2B			F9		F3			2	0	1	0	0	0	0						
Bill Buckner, L OBP: 0.667, SLG: 0.500 Gus Polidor, R (6, PR) (7, 6)		1B				BB				0	0	0	1	1	0	0						
Dick Schofield, R OBP: 0.154, SLG: 0.231 Butch Wynegar, S (6, PH) (7, 2)		2B			F9		F8			2	0	1	1	0	0	0						
Inning Stats	R: 0 E: 0 K: 0 S: 15	H: 2 LOB: 2 BB: 0 P: 24	R: 1 E: 0 K: 0 S: 12	H: 3 LOB: 1 BB: 0 P: 21	R: 0 E: 0 K: 2 S: 8	H: 0 LOB: 0 BB: 0 P: 13	R: 0 E: 0 K: 1 S: 9	H: 0 LOB: 0 BB: 0 P: 16	R: 0 E: 0 K: 0 S: 8	H: 1 LOB: 1 BB: 0 P: 16	R: 1 E: 0 K: 1 S: 18	H: 2 LOB: 3 BB: 2 P: 33	R: 0 E: 0 K: 1 S: 15	H: 1 LOB: 1 BB: 0 P: 23	R: 0 E: 0 K: 1 S: 11	H: 0 LOB: 0 BB: 0 P: 15	R: 0 E: 0 K: 0 S: 12	H: 0 LOB: 1 BB: 1 P: 20	1B: 6 2B: 4 3B: 0 HR: 0	SF: 0 SAC: 0 DP: 1 HBP: 0	WP: 0 PB: 0 SB: 0 CS: 0	PA: 38
PITCHER	IP	WLS	BF	H	R	ER	SO	BB	IBB	HBP	BLK	WP	HR	S	P	ERA	WHIP					
Storm Davis, R ERA: 3.38 (1, 1)	5.1	W	24	8	2	2	4	1	0	0	0	0	0	63	109	3.38	1.688					
Greg Cadaret, L ERA: (6, 1)	0.1		1	0	0	0	0	0	0	0	0	0	0	3	3	0.00	0.000					
Eric Plunk, R ERA: (6, 1)	3.1	S	13	1	0	0	2	2	0	0	0	0	0	42	69	0.00	0.900					

Oakland Athletics @ California Angels
Anaheim Stadium, Anaheim, CA

AB 35
R 2
H 9
RBI 2
BB 3
SO 6
LOB 16



Fri Apr 08 1988, 10:05 PM EDT
Att: 45,586 - Unknown - 65 F

Batter	1	2	3	4	5	6	7	8	9	AB	R	H	RBI	BB	SO	LOB	TOP								
Carney Lansford, R (1, 5) OBP: 0.409, SLG: 0.571	2-3 K		1-0 HBP		2-1 3-H 1B		1-0 6-3	0-1 F9		4	0	1	1	0	1	2									
Jose Canseco, R (1, 9) OBP: 0.394, SLG: 0.650	0-1 F8		2-1 F9		0-2 F4		2-2 1B		3-2 BLK 1B	5	1	2	0	0	0	2									
Dave Parker, L (1, 7) OBP: 0.364, SLG: 0.368	3-2 4-3		3-3 K		3-1 F9		2-2 F5		0-1 1B HR	5	1	1	1	0	1	2									
Ron Hassey, L (1, 10) OBP: 0.286, SLG: 0.167 Steve Ontiveros, R (8, PR)		1-2 F6		0-0 1-3		0-0 BB BB 1B		0-2 G5-4-3 1B	3-2 HR	4	0	2	0	0	0	0									
Don Baylor, R (9, PH) OBP: 0.308, SLG: 0.182									1-3 HR	1	1	1	0	0	0	0									
Mark McGwire, R (1, 3) OBP: 0.474, SLG: 0.733		3-2 1B 1B		2-2 6-3		2-2 F8		0-0 G5-4-3 1B	0-0 HR	5	1	3	3	0	0	1									
Terry Steinbach, R (1, 2) OBP: 0.333, SLG: 0.111		1-2 1B		1-0 F9		4-1 BB BB		2-0 G5-4-3	2-2 F9	4	0	1	0	1	0	2									
Tony Phillips, S (1, 4) OBP: 0.412, SLG: 0.231		2-3 K		3-2 F9 G3 1B		4-1 1-2 2-3 BB		4-0 BB BB	4-1 BB	2	2	1	0	3	1	2									
Stan Javier, S (1, 8) OBP: 0.214, SLG: 0.500		1-2 6-3		1-2 G3		0-0 F8		4-0 2B BB	3-1 F3	4	1	0	0	1	0	7									
Walt Weiss, S (1, 6) OBP: 0.250, SLG: 0.214 Doug Jennings, L (8, PH) OBP: 0.500, SLG: 1.000 Mike Gallego, R (8, 6) OBP: 0.333, SLG: 0.417			2-1 4-3		2-1 F9		0-0 B2-3	0-1 BLK 1B 2B	1-3 K	3	0	0	0	0	0	1									
										1	0	1	3	0	0	0									
										1	0	0	0	0	1	1									
Inning Stats	R: 0 E: 0 K: 1 S: 8	H: 0 LOB: 0 BB: 0 P: 13	R: 0 E: 0 K: 1 S: 16	H: 2 LOB: 2 BB: 0 P: 24	R: 0 E: 0 K: 1 S: 7	H: 0 LOB: 1 BB: 0 P: 15	R: 0 E: 0 K: 0 S: 5	H: 0 LOB: 0 BB: 0 P: 8	R: 1 E: 0 K: 0 S: 13	H: 2 LOB: 1 BB: 0 P: 21	R: 0 E: 0 K: 0 S: 9	H: 1 LOB: 3 BB: 2 P: 22	R: 0 E: 0 K: 0 S: 10	H: 1 LOB: 1 BB: 0 P: 15	R: 3 E: 0 K: 0 S: 9	H: 3 LOB: 2 BB: 2 P: 19	R: 4 E: 0 K: 1 S: 25	H: 4 LOB: 1 BB: 1 P: 40	1B: 11 2B: 1 3B: 0 HR: 1	SF: 0 SAC: 0 DP: 1 HBP: 1	WP: 0 PB: 0 SB: 0 CS: 0	PA: 45			
PITCHER	IP	WLS	BF	H	R	ER	SO	BB	IBB	HBP	BLK	WP	HR	S	P	ERA	WHIP								
Mike Witt, R (1, 1) ERA: 4.73	7.0		31	7	2	2	3	2	0	1	0	0	0	4	14	2.57	1.286								
DeWayne Buice, R (8, 1) ERA: 9.35	0.2	L	5	2	2	2	0	2	0	0	0	0	0	4	14	27.00	6.000								
Donnie Moore, R (8, 1) ERA: 15.43	0.2	L	7	4	4	4	0	1	0	0	2	0	1	20	32	54.00	7.500								
Ray Krawczyk, R (9, 1) ERA:	0.2		2	0	0	0	1	0	0	0	0	0	0	7	10	0.00	0.000								

Oakland Athletics @ California Angels
Anaheim Stadium, Anaheim, CA

Sat Apr 09 1988, 10:05 PM EDT
Att: 44,314 - Unknown - 65 F

AB 39
R 8
H 13
RBI 8
BB 5
SO 4
LOB 20



Batter	1	2	3	4	5	6	7	8	9	AB	R	H	RBI	BB	SO	LOB	BOTTOM								
Mark McLemore, S (1, 4) OBP: 0.360, SLG: 0.545	4-2 1B BLK BB	0-0 HR		0-0 6-3			2-0 F6	1-1 4-3		4	2	1	2	1	0	3									
Johnny Ray, S (1, 7) OBP: 0.250, SLG: 0.400	2-0 BB BLK 1B	2-1 6-3		0-0 3-1			0-3 K		2-3 K	5	0	1	0	0	2	2									
Chili Davis, S (1, 9) OBP: 0.273, SLG: 0.364	2-1 6-3	0-2 F8			0-2 F6		0-1 6-3		1-2 L1	5	0	0	0	0	0	2									
Wally Joyner, L (1, 3) OBP: 0.455, SLG: 0.500	4-0 BB BB		2-2 F7		0-0 4-3			1-0 SH1-4 HBP 1B	0-1 4-3	4	1	1	0	1	0	0									
Devon White, S (1, 8) OBP: 0.300, SLG: 0.294	0-0 F7		3-2 2B		0-0 F8			1-0 SH1-4 HBP 1B		3	1	1	0	0	0	2									
Brian Downing, R (1, 10) OBP: 0.300, SLG: 0.071	4-1 BB		2-2 6-3			1-3 K		0-0 SH1-4		2	0	0	0	1	1	1									
Jack Howell, L (1, 5) OBP: 0.316, SLG: 0.200	0-3 K		0-0 G3			2-2 F9		4-0 1B SF9 IBB		3	1	0	0	1	1	4									
Bob Boone, R (1, 2) OBP: 0.333, SLG: 0.364 Bill Buckner, L (8, PH) OBP: 0.150, SLG: 0.667 Butch Wynegar, S (9, 2)		4-1 HR BB		1-0 6-3 BLK 1B			3-2 5-3	1-0 BLK 1B		2	1	1	0	1	0	0									
Dick Schofield, R (1, 6) OBP: 0.176, SLG: 0.375		0-3 K		0-1 1-3			2-1 3B	0-0 SF9		3	0	1	1	0	1	2									
Inning Stats	R: 1 E: 0 K: 1 S: 10	H: 1 LOB: 3 BB: 3 P: 26	R: 2 E: 0 K: 1 S: 11	H: 1 LOB: 0 BB: 1 P: 17	R: 0 E: 0 K: 0 S: 10	H: 1 LOB: 1 BB: 0 P: 17	R: 0 E: 0 K: 0 S: 5	H: 0 LOB: 0 BB: 0 P: 6	R: 0 E: 0 K: 1 S: 9	H: 0 LOB: 0 BB: 0 P: 15	R: 0 E: 0 K: 1 S: 8	H: 1 LOB: 1 BB: 0 P: 12	R: 3 E: 0 K: 0 S: 6	H: 2 LOB: 1 BB: 1 P: 14	R: 0 E: 0 K: 1 S: 9	H: 0 LOB: 0 BB: 0 P: 12	1B: 4 2B: 1 3B: 1 HR: 1	SF: 1 SAC: 1 DP: 0 HBP: 1	WP: 0 PB: 0 SB: 0 CS: 0	PA: 40					
PITCHER	IP	WLS	BF	H	R	ER	SO	BB	IBB	HBP	BLK	WP	HR	S	P	ERA	WHIP								
Dave Stewart, R (1, 1) ERA: 3.86	8.0		37	7	6	6	4	4	1	1	3	0	0	64	112	6.75	1.375								
Dennis Eckersley, R (9, 1) ERA:	1.0	S	3	0	0	0	1	0	0	0	0	0	0	9	12	0.00	0.000								

Oakland Athletics @ California Angels
Anaheim Stadium, Anaheim, CA

Sat Apr 09 1988, 10:05 PM EDT
Att: 44,314 - Unknown - 65 F

AB 32
R 6
H 7
RBI 5
BB 5
SO 5
LOB 16



Batter	1	2	3	4	5	6	7	8	9	AB	R	H	RBI	BB	SO	LOB	TOP					
Tony Phillips, S OBP: 0.498, SLG: 0.333	1-2 1B 2B	2-2 6-3			1-2 1B		1-1 F7			4	1	2	0	0	0	0						
Carney Lansford, R OBP: 0.452, SLG: 0.700	0-1 F9		1-1 6-3		0-0 1B			1-1 HR		4	1	2	1	0	0	1						
Jose Canseco, R OBP: 0.323, SLG: 0.621	1-2 1B 2-3 1B		0-0 4-3		0-2 F4			2-2 F7		4	0	1	0	0	0	2						
Mark McGwire, R OBP: 0.444, SLG: 0.739	0-1 SAFE 1B 1-2 3-H 1B		0-1 F8		0-0 6-3 BLK SF8 1B			1-2 4-3		4	2	2	1	0	0	0						
Dave Parker, L OBP: 0.323, SLG: 0.321	0-2 1B 1-2 2-H 1B		2-3 K		3-2 6-3			2-2 4-3		4	0	1	0	0	1	1						
Dave Henderson, R OBP: 0.333, SLG: 0.875	1-0 1B 1-2 2-H 1B		1-1 L4		3-2 SF8			2-2 F5		3	0	1	2	0	0	0						
Don Baylor, R OBP: 0.238, SLG: 0.111	0-1 4-3		1-0 6-3		3-2 F8			1-1 5-3		4	0	0	0	0	0	2						
Terry Steinbach, R OBP: 0.250, SLG: 0.118		1-1 1-3		3-2 F8			0-2 F3		0-1 6-3	4	0	0	0	0	0	0						
Walt Weiss, S OBP: 0.190, SLG: 0.158		1-1 4-3		1-2 6-3			0-0 F9			3	0	0	0	0	0	0						
Inning Stats	R: 2 E: 0 K: 0 S: 16	H: 5 LOB: 2 BB: 0 P: 19	R: 0 E: 0 K: 0 S: 7	H: 0 LOB: 0 BB: 0 P: 11	R: 0 E: 0 K: 1 S: 5	H: 0 LOB: 0 BB: 0 P: 6	R: 0 E: 0 K: 1 S: 6	H: 0 LOB: 0 BB: 0 P: 10	R: 0 E: 0 K: 0 S: 14	H: 2 LOB: 2 BB: 0 P: 19	R: 1 E: 0 K: 0 S: 10	H: 1 LOB: 0 BB: 0 P: 16	R: 0 E: 0 K: 0 S: 6	H: 0 LOB: 0 BB: 0 P: 7	R: 1 E: 0 K: 0 S: 11	H: 1 LOB: 0 BB: 0 P: 17	R: 0 E: 0 K: 0 S: 8	H: 0 LOB: 0 BB: 0 P: 11	1B: 7 2B: 1 3B: 0 HR: 1	SF: 1 SAC: 0 DP: 0 HBP: 0	WP: 0 PB: 0 SB: 0 CS: 0	PA: 35
PITCHER	IP WLS BF H R ER SO BB IBB HBP BLK WP HR S P ERA WHIP	IP WLS BF H R ER SO BB IBB HBP BLK WP HR S P ERA WHIP																				
Steve Trout, L ERA: 10.5	(1, 1) 5.1 W 23 8 3 3 1 0 0 0 0 0 0 52 72 5.06 1.500	(6, 1) 3.2 S 12 1 1 1 0 0 0 0 0 0 1 31 44 2.46 0.273																				
Jerry Reed, R ERA: 1.42	(6, 1) 3.2 S 12 1 1 1 0 0 0 0 0 0 1 31 44 2.46 0.273																					

Oakland Athletics @ Seattle Mariners
The Kingdome, Seattle, WA
Tue Apr 12 1988, 10:05 PM EDT
Att: 35,321 - Unknown - 70 F

AB 34
R 4
H 9
RBI 4
BB 0
SO 1
LOB 6



Batter	1	2	3	4	5	6	7	8	9	AB	R	H	RBI	BB	SO	LOB	BOTTOM			
Mike Kingery, L OBP: 0.444, SLG: 0.357	2-3 K	1-2 6-3		3-2 6-3		3-1 F9				4	0	0	0	0	1	2				
Mickey Brantley, R OBP: 0.172, SLG: 0.179	0-0 F6		3-2 5-3		1-0 F6		3-2 6-3			4	0	0	0	0	0	0				
Alvin Davis, L OBP: 0.567, SLG: 0.571	4-0 BB		0-0 HR		4-1 S BB		0-3 K			2	1	1	1	2	1	0				
Ken Phelps, L OBP: 0.389, SLG: 0.417	0-0 F9		2-2 HR		4-0 S BB		0-0 G3			3	1	1	1	1	0	1				
Glenn Wilson, R OBP: 0.138, SLG: 0.207		1-0 2B 1B		0-0 F9		3-3 K		0-1 F8		4	1	1	0	0	1	2				
Jim Prestley, R OBP: 0.276, SLG: 0.414		0-0 2B 1-H 2B		1-1 F9		1-2 2-3 K		1-0 4-3 BLK 1B		4	1	2	1	0	1	2				
Dave Valle, R OBP: 0.250, SLG: 0.320		2-1 G3 2-H 2B		2-0 F3		2-0 F4		0-3 K		4	0	1	1	0	1	1				
Rey Quinones, R OBP: 0.385, SLG: 0.577		0-0 G3		1-0 FC4-B 1B		2-2 HR 2B		0-0 4-3		4	1	2	0	0	0	2				
Harold Reynolds, S OBP: 0.154, SLG: 0.308		2-2 G3		1-0 FC4-6 WP S		1-0 2-H HR		0-0 F4		4	1	1	2	0	0	3				
Inning Stats	R: 0 E: 0 K: 1 S: 5	H: 0 LOB: 1 BB: 1 P: 11	R: 2 E: 0 K: 0 S: 11	H: 3 LOB: 1 BB: 0 P: 17	R: 2 E: 0 K: 0 S: 12	H: 2 LOB: 0 BB: 0 P: 18	R: 0 E: 0 K: 0 S: 6	H: 1 LOB: 1 BB: 0 P: 13	R: 0 E: 0 K: 2 S: 9	H: 0 LOB: 2 BB: 2 P: 22	R: 2 E: 0 K: 0 S: 10	H: 2 LOB: 0 BB: 0 P: 21	R: 0 E: 0 K: 1 S: 6	H: 0 LOB: 0 BB: 0 P: 6	R: 0 E: 0 K: 1 S: 6	H: 1 LOB: 1 BB: 0 P: 7	1B: 3 2B: 3 3B: 0 HR: 3	SF: 0 SAC: 0 DP: 0 HBP: 0	WP: 1 PB: 0 SB: 3 CS: 0	PA: 36
PITCHER	IP WLS BF H R ER SO BB IBB HBP BLK WP HR S P ERA WHIP	IP WLS BF H R ER SO BB IBB HBP BLK WP HR S P ERA WHIP																		
Gene Nelson, R ERA: 7.5	(1, 1) 3.2 L 18 6 4 4 1 1 0 0 0 0 1 1 26 53 6.00 1.333	(4, 1) 3.0 L 13 2 2 2 3 2 0 0 0 0 1 1 26 53 6.00 1.333																		
Greg Cadaret, L ERA: 4.91	(4, 1) 3.0 L 13 2 2 2 3 2 0 0 0 0 1 1 26 53 6.00 1.333	(7, 1) 1.1 L 5 1 0 0 1 0 0 0 0 1 0 0 8 9 0.00 0.750																		
Eric Plunk, R ERA:	(7, 1) 1.1 L 5 1 0 0 1 0 0 0 0 1 0 0 8 9 0.00 0.750																			

Oakland Athletics @ Seattle Mariners
The Kingdome, Seattle, WA
Tue Apr 12 1988, 10:05 PM EDT
Att: 35,321 - Unknown - 70 F

AB 33
R 6
H 9
RBI 6
BB 3
SO 5
LOB 13



Batter	1	2	3	4	5	6	7	8	9	AB	R	H	RBI	BB	SO	LOB	TOP								
Carney Lansford, R OBP: 0.432, SLG: 0.667	2-1 1-3		0-0 HR	2-0 6-3		1-0 SF8	1-3 K		0-0 F4	6	2	2	0	0	1	2									
Jose Canseco, R OBP: 0.306, SLG: 0.647	0-1 F9		3-2 HR	1-1 F5		0-2 E6	1-3 K			5	1	1	2	0	1	2									
Dave Parker, L OBP: 0.276, SLG: 0.273	3-2 4-3		0-1 4-3	0-3 K		0-3 K			1-0 F8	5	0	0	0	0	2	2									
Ron Hassey, L OBP: 0.250, SLG: 0.125 Orlando Mercado, R (8, 2)		4-2 BB	3-3 K		1-3 K	2-0 SF8		2-1 6-3		3	1	0	1	1	2	0									
Mark McGwire, R OBP: 0.438, SLG: 0.714	1-3 K	0-0 K	0-0 1B		0-0 HR	1-3 F8		1-3 K		5	2	2	0	0	2	2									
Doug Jennings, L OBP: 0.750, SLG: 1.429	4-1 E	0-0 WP	0-0 1B		3-1 HR		2-1 PB		1-2 E	4	4	4	2	1	0	0									
Tony Phillips, S OBP: 0.407, SLG: 0.348	3-2 F8	2-2 E	1-2 1B		1-3 K		0-2 E		3-2 4-3	5	2	2	0	0	1	3									
Stan Javier, S OBP: 0.304, SLG: 0.550	0-1 E5	3-2 E8	0-0 E4		3-1 2B		2-2 E1		0-0 E4	5	0	3	2	0	0	1									
Walt Weiss, S OBP: 0.160, SLG: 0.136 Mike Gallego, R OBP: 0.375, SLG: 0.357	0-3 K	0-3 G3	1-1 G3		0-0 G3		1-1 SF7		0-0 F6	3	0	0	1	0	1	4									
Inning Stats	R: 0 E: 0 K: 0 S: 8	H: 0 LOB: 0 BB: 0 P: 13	R: 1 E: 1 K: 2 S: 14	H: 0 LOB: 2 BB: 2 P: 26	R: 5 E: 1 K: 1 S: 26	H: 6 LOB: 1 BB: 0 P: 38	R: 0 E: 0 K: 1 S: 6	H: 0 LOB: 0 BB: 0 P: 9	R: 2 E: 0 K: 2 S: 12	H: 3 LOB: 1 BB: 0 P: 20	R: 1 E: 1 K: 1 S: 13	H: 1 LOB: 1 BB: 0 P: 17	R: 2 E: 1 K: 2 S: 16	H: 3 LOB: 1 BB: 0 P: 23	R: 0 E: 0 K: 1 S: 6	H: 0 LOB: 0 BB: 0 P: 10	R: 1 E: 1 K: 0 S: 11	H: 1 LOB: 1 BB: 0 P: 15	1B: 7 2B: 5 3B: 0 HR: 2	SF: 2 SAC: 0 DP: 0 HBP: 0	WP: 1 PB: 1 SB: 1 CS: 0	PA: 46			
PITCHER	IP	WLS	BF	H	R	ER	SO	BB	IBB	HBP	BLK	WP	HR	S	P	ERA	WHIP								
Mike Campbell, R ERA: 5.73	3.0	L	18	6	6	5	3	2	0	0	0	1	1	48	77	15.00	2.667								
Ed Nunez, R ERA: 9.0	3.0	17	7	5	3	4	0	0	0	0	0	0	1	39	58	9.00	2.333								
Michael Jackson, R ERA:	2.0	6	0	0	0	3	0	0	0	0	0	0	0	14	21	0.00	0.000								
Julio Solano, R ERA:	1.0	5	1	1	0	0	0	0	0	0	0	0	0	11	15	0.00	1.000								

Oakland Athletics @ Seattle Mariners
The Kingdome, Seattle, WA
Wed Apr 13 1988, 10:05 PM EDT
Att: 17,032 - Dome

AB 42
R 12
H 14
RBI 8
BB 2
SO 10
LOB 17



Batter	1	2	3	4	5	6	7	8	9	AB	R	H	RBI	BB	SO	LOB	BOTTOM								
Mike Kingery, L OBP: 0.524, SLG: 0.438 Henry Cotto, R OBP: 0.600, SLG: 0.583	3-2 4-3		4-2 BB		2-1 HR	3-1 SF9		3-1 FC6-4		2	2	2	0	1	0	0									
Mickey Brantley, R OBP: 0.176, SLG: 0.273	1-1 1-3		0-0 E4		0-0 HR	0-0 6-3		1-1 FC6-4		5	1	1	2	0	0	4									
Alvin Davis, L OBP: 0.514, SLG: 0.500	2-2 4-3		3-3 K		0-1 4-3		0-1 F8		1-3 K	5	1	1	0	0	2	3									
Ken Phelps, L OBP: 0.476, SLG: 0.462 Rick Renteria, R OBP: 0.533, SLG: 0.933	4-1 1B		4-2 FC6-4		2-1 G4-3		0-1 F8		0-0 BLK	1	0	1	0	2	0	0									
Glenn Wilson, R OBP: 0.147, SLG: 0.212	2-0 1-2		1-0 L9		2-1 G4-3		3-2 6-3		2-2 SF8	4	0	1	3	0	0	4									
Jim Prestley, R OBP: 0.265, SLG: 0.382	1-2 F9		0-0 FC6-4		1-0 E3		2-2 BLK		0-1 F7	5	1	1	0	0	0	5									
Dave Valle, R OBP: 0.219, SLG: 0.276		1-2 6-3		0-0 F9		0-1 6-3		0-0 5-3		4	0	0	0	0	0	2									
Rey Quinones, R OBP: 0.400, SLG: 0.567		2-1 F8		1-1 6-3		0-1 2B		0-2 G4-6-3		4	1	2	1	0	0	0									
Harold Reynolds, S OBP: 0.167, SLG: 0.333		3-1 3-1		1-1 F9		0-0 SF9		1-0 G4-6-3		4	0	1	0	0	0	1									
Inning Stats	R: 1 E: 0 K: 0 S: 13	H: 2 LOB: 2 BB: 1 P: 27	R: 0 E: 0 K: 0 S: 7	H: 0 LOB: 0 BB: 0 P: 13	R: 0 E: 0 K: 1 S: 11	H: 0 LOB: 3 BB: 2 P: 23	R: 0 E: 0 K: 0 S: 5	H: 0 LOB: 0 BB: 0 P: 7	R: 2 E: 1 K: 0 S: 9	H: 3 LOB: 0 BB: 0 P: 15	R: 2 E: 1 K: 0 S: 9	H: 2 LOB: 1 BB: 0 P: 13	R: 1 E: 0 K: 0 S: 13	H: 2 LOB: 1 BB: 0 P: 18	R: 0 E: 0 K: 0 S: 9	H: 2 LOB: 0 BB: 0 P: 14	R: 1 E: 0 K: 1 S: 9	H: 1 LOB: 0 BB: 0 P: 12	1B: 9 2B: 2 3B: 0 HR: 1	SF: 2 SAC: 0 DP: 2 HBP: 0	WP: 0 PB: 0 SB: 0 CS: 0	PA: 42			
PITCHER	IP	WLS	BF	H	R	ER	SO	BB	IBB	HBP	BLK	WP	HR	S	P	ERA	WHIP								
Steve Ontiveros, R ERA: 5.4	5.0	W	23	5	3	3	1	2	1	0	1	1	45	85	5.40	1.400									
Rick Honeycutt, L ERA: 3.24	4.0	S	19	7	4	2	1	0	0	0	4	0	0	40	57	4.50	1.750								

Oakland Athletics @ Seattle Mariners
The Kingdome, Seattle, WA
Wed Apr 13 1988, 10:05 PM EDT
Att: 17,032 - Dome

AB 37
R 7
H 12
RBI 7
BB 3
SO 2
LOB 20



Batter	1	2	3	4	5	6	7	8	9	AB	R	H	RBI	BB	SO	LOB	TOP										
Tony Phillips, S OBP: 0.452, SLG: 0.333 Stan Javier, S OBP: 0.292, SLG: 0.524	4-2 CS BB		4-1 G5-4-3 BB			4-2 1B SF8 BB		2-2 6-3	1-1 1-3	1	1	0	0	3	0	0											
Carney Lansford, R OBP: 0.463, SLG: 0.692	4-2 BB		0-1 G5-4-3 BB			0-0 2B BLK 1B		1-2 HR 2B		3	2	2	0	1	0	2											
Jose Canseco, R OBP: 0.300, SLG: 0.703	2-3 K			2-1 4-3		1-0 SF8		0-0 HR 2H		3	1	1	3	0	1	1											
Mark McGwire, R OBP: 0.444, SLG: 0.813	2-1 F9			2-1 P3		3-H 2-1 1-H 2B		1-0 HR		4	1	2	2	0	0	1											
Dave Parker, L OBP: 0.300, SLG: 0.278 Walt Weiss, S OBP: 0.160, SLG: 0.136		1-3 K		4-0 BB		1-3 K		1-0 FC5-4 1B		3	0	1	0	1	2	1											
Dave Henderson, R OBP: 0.231, SLG: 0.583		1-3 K		1-2 F9		0-0 4-3		1-1 F6		4	0	0	0	0	1	3											
Don Baylor, R OBP: 0.200, SLG: 0.091		2-2 5-3			3-3 K		3-1 F8	1-1 FC5-4		4	0	0	0	0	1	1											
Terry Steinbach, R OBP: 0.208, SLG: 0.095			2-2 F7		1-2 F9		2-0 F7		1-1 6-3	4	0	0	0	0	0	0											
Mike Gallego, R OBP: 0.350, SLG: 0.294			4-2 BB BB		1-3 K		0-1 6-3		0-0 6-3	3	0	0	0	1	1	0											
Inning Stats	R: 0 E: 0 K: 1 S: 9	H: 0 LOB: 1 BB: 2 P: 21	R: 0 E: 0 K: 2 S: 11	H: 0 LOB: 0 BB: 0 P: 15	R: 0 E: 0 K: 0 S: 10	H: 0 LOB: 1 BB: 2 P: 20	R: 0 E: 0 K: 0 S: 7	H: 0 LOB: 0 BB: 0 P: 16	R: 0 E: 0 K: 2 S: 9	H: 2 LOB: 1 BB: 1 P: 14	R: 0 E: 0 K: 1 S: 11	H: 0 LOB: 0 BB: 0 P: 10	R: 3 E: 0 K: 0 S: 13	H: 4 LOB: 1 BB: 0 P: 20	R: 0 E: 0 K: 0 S: 5	H: 0 LOB: 0 BB: 0 P: 7	1B: 2 2B: 2 3B: 0 HR: 2	SF: 1 SAC: 0 DP: 1 HBP: 0	WP: 0 PB: 0 SB: 0 CS: 1	PA: 37							
PITCHER	IP	WLS	BF	H	R	ER	SO	BB	IBB	HBP	BLK	WP	HR	S	P	ERA	WHIP										
Mark Langston, L ERA: 3.22 Jerry Reed, R ERA: 4.32	(1, 1) (8, 1)	7.0 L	27 10	2 4	2 3	2 3	6 0	6 0	0 0	0 0	1 0	0 0	0 2	62 18	115 27	2.57 13.50	1.143 2.000										

Oakland Athletics @ Seattle Mariners
The Kingdome, Seattle, WA
Thu Apr 14 1988, 10:05 PM EDT
Att: 10,071 - Dome

AB 30
R 5
H 6
RBI 5
BB 6
SO 6
LOB 9



Batter	1	2	3	4	5	6	7	8	9	AB	R	H	RBI	BB	SO	LOB	BOTTOM										
Mike Kingery, L OBP: 0.423, SLG: 0.333	1-3 K		2-1 F9	1-1 F7			2-2 F8		2-2 P4	5	0	0	0	0	1	1											
Scott Bradley, L OBP: 0.600, SLG: 0.800 Henry Cotto, R OBP: 0.600, SLG: 0.583	2-2 1B		2-2 BLK SF8 2B		1-0 F7		3-1 E6 1B		0-0 1B	5	2	3	0	0	0	0											
Alvin Davis, L OBP: 0.525, SLG: 0.500	1-1 4-3		4-0 BLK BB		0-0 1B		0-1 1-2 1B		0-2 F8	4	0	2	0	1	0	2											
Ken Phelps, L OBP: 0.462, SLG: 0.471	0-2 1B		2-2 SF8		0-0 G6-4-3 1B		1-0 F8		1-0 F8	4	0	2	2	0	0	3											
Glenn Wilson, R OBP: 0.158, SLG: 0.243		0-0 1B 2B	1-1 F8		0-0 G6-4-3		3-0 F9			4	1	1	0	0	0	5											
Jim Prestley, R OBP: 0.289, SLG: 0.395		0-0 FC6-4 2H 1B		2-2 F4		0-0 S 1B		1-3 K		4	0	2	1	0	1	0											
Mickey Brantley, R OBP: 0.184, SLG: 0.297		0-0 F8		0-0 6-3 3B 2B		3-3 K		0-3 K		4	1	1	0	0	2	2											
Rey Quinones, R OBP: 0.382, SLG: 0.515		1-2 FC6-4 WP		2-2 6-3		1-2 F8		4-1 BB		3	0	0	0	1	0	3											
Harold Reynolds, S OBP: 0.176, SLG: 0.382		1-1 F7		0-0 3H 3B		1-2 F7		2-2 4-3		4	0	1	1	0	0	3											
Inning Stats	R: 1 E: 0 K: 1 S: 12	H: 2 LOB: 1 BB: 0 P: 16	R: 1 E: 0 K: 0 S: 8	H: 2 LOB: 1 BB: 0 P: 10	R: 1 E: 0 K: 0 S: 11	H: 1 LOB: 1 BB: 1 P: 22	R: 1 E: 0 K: 0 S: 10	H: 2 LOB: 1 BB: 0 P: 15	R: 0 E: 0 K: 0 S: 4	H: 1 LOB: 1 BB: 0 P: 5	R: 0 E: 0 K: 1 S: 12	H: 1 LOB: 2 BB: 0 P: 17	R: 0 E: 1 K: 0 S: 13	H: 1 LOB: 2 BB: 0 P: 22	R: 0 E: 0 K: 2 S: 10	H: 0 LOB: 1 BB: 1 P: 17	R: 0 E: 0 K: 0 S: 9	H: 1 LOB: 1 BB: 0 P: 12	1B: 8 2B: 3 3B: 1 HR: 0	SF: 1 SAC: 0 DP: 1 HBP: 0	WP: 1 PB: 0 SB: 1 CS: 0	PA: 40					
PITCHER	IP	WLS	BF	H	R	ER	SO	BB	IBB	HBP	BLK	WP	HR	S	P	ERA	WHIP										
Dave Stewart, R ERA: 4.24 Dennis Eckersley, R ERA:	(1, 1) (8, 1)	7.0 S	32 8	11 1	4 0	4 0	2 2	1 1	0 0	0 0	1 0	0 0	0 19	29	0.00	1.000											

Oakland Athletics @ Seattle Mariners
The Kingdome, Seattle, WA
Thu Apr 14 1988, 10:05 PM EDT
Att: 10,071 - Dome

AB 37
R 4
H 12
RBI 4
BB 2
SO 4
LOB 19




Batter	1	2	3	4	5	6	7	8	9	AB	R	H	RBI	BB	SO	LOB	TOP			
Lance Johnson, L OBP: 0.211, SLG: 0.270 (1, 8)	F8		B3			K	L6		E1 2B	5	1	0	0	0	1	3				
Ozzie Guillen, L OBP: 0.233, SLG: 0.238 (1, 6)	F9		K			F6	4-3		F7	5	0	0	0	0	1	1				
Harold Baines, L OBP: 0.356, SLG: 0.385 (1, 10)	F7		BB 1B			K	K		2B SF8 BB	4	1	1	0	1	2	0				
Ivan Calderon, R OBP: 0.317, SLG: 0.303 (1, 9)		G3 3B BB 6-3	1-2 BB			4-3	4-2 BB		SF8 2B	2	1	1	1	3	0	0				
Greg Walker, L OBP: 0.311, SLG: 0.425 (1, 3)	6-3		K			FC4-6 1B 2B	F6		SF8	4	1	1	1	0	1	4				
Dan Pasqua, L OBP: 0.400, SLG: 0.345 (1, 7)		G3 3B BB 4-1				FC4-6 BB			K	3	1	1	0	2	1	1				
Mark Salas, L OBP: 0.111, SLG: 0.111 (8, PH) Carlton Fisk, R OBP: 0.281, SLG: 0.375 (8, 2)	G3		F8			FC4-6 1B BB 1-2 2-3	6-3			3	0	0	0	0	0	4	AB 33			
Kenny Williams, R OBP: 0.357, SLG: 0.636 Steve Lyons, L (8, 5)		2H 3-H 3B				1B BB 1-2	K			2	0	1	2	2	1	1	R 5			
Donnie Hill, S OBP: 0.286, SLG: 0.167 Fred Manrique, R OBP: 0.600, SLG: 0.875 (8, 4)	L5		F7			1-2 2-3 3-H 1B	6-3			0	0	0	0	0	0	0	H 6			
										2	0	1	2	2	1	1	RBI 5			
										0	0	0	0	0	0	0	BB 8			
										4	0	1	1	0	0	3	SO 7			
										0	0	0	0	0	0	0	LOB 18			
Inning Stats	R: 0 E: 0 K: 0 S: 5	H: 0 LOB: 0 BB: 0 P: 8	R: 2 E: 0 K: 0 S: 12	H: 1 LOB: 1 BB: 2 P: 25	R: 0 E: 0 K: 2 S: 11	H: 1 LOB: 2 BB: 1 P: 20	R: 0 E: 0 K: 0 S: 6	H: 0 LOB: 1 BB: 1 P: 13	R: 0 E: 0 K: 2 S: 14	H: 2 LOB: 3 BB: 2 P: 28	R: 0 E: 0 K: 1 S: 10	H: 0 LOB: 1 BB: 1 P: 18	R: 0 E: 0 K: 1 S: 8	H: 1 LOB: 1 BB: 0 P: 10	R: 2 E: 1 K: 1 S: 19	H: 1 LOB: 1 BB: 1 P: 28	1B: 2 2B: 3 3B: 1 HR: 0	SF: 1 SAC: 0 DP: 0 HBP: 0	WP: 0 PB: 0 CS: 0	PA: 42
PITCHER	IP	WLS	BF	H	R	ER	SO	BB	IBB	HBP	BLK	WP	HR	S	P	ERA	WHIP			
Storm Davis, R ERA: 3.65 (1, 1)	7.0	L	32	4	3	3	5	7	0	0	0	0	0	66	125	3.86	1.571			
Rick Honeycutt, L ERA: 2.61 (8, 1)	2.0		10	2	2	0	2	1	0	0	0	0	0	27	38	0.00	1.500			

Chicago White Sox @ Oakland Athletics
Oakland-Alameda County Coliseum, Oakland, CA
Sat Apr 16 1988, 3:33 AM PDT
Att: 30,087 - Overcast - 58 F

livebaseballscorecards.com

AB 33
R 5
H 6
RBI 5
BB 8
SO 7
LOB 18




Batter	1	2	3	4	5	6	7	8	9	AB	R	H	RBI	BB	SO	LOB	BOTTOM					
Carney Lansford, R OBP: 0.440, SLG: 0.617 (1, 5)	WP 1B		E S 1B			F9		E6 FC6-4		4	0	2	1	0	0	0						
Jose Canseco, R OBP: 0.245, SLG: 0.565 (1, 9)	F8		F4			6-3		K		4	0	0	0	0	1	3						
Dave Parker, L OBP: 0.271, SLG: 0.250 (1, 10)	K2-3		G3			4-3		FC6-4		4	0	0	0	0	1	3						
Ron Hassey, L OBP: 0.250, SLG: 0.150 Gene Nelson, R (9, PR)	F8					F8			BB 1B	4	0	1	0	0	1	1						
Mark McGwire, R OBP: 0.409, SLG: 0.725 (1, 3)		K				5-3		K		4	0	0	0	0	2	1						
Doug Jennings, L OBP: 0.697, SLG: 1.111 (1, 7)		K				BB		K		2	0	0	0	2	2	0						
Tony Phillips, S OBP: 0.429, SLG: 0.296 (1, 4)		K				G3		BB		3	0	0	0	1	2	3	AB 32					
Stan Javier, S OBP: 0.286, SLG: 0.480 (1, 8)			4-3 WP 1B			K		F8		4	1	1	0	0	1	3	R 1					
Walt Weiss, S OBP: 0.156, SLG: 0.138 (1, 6)		4-3				F5		5-3		3	0	0	0	0	0	1	H 4					
										4	0	1	0	0	1	3	RBI 1					
										3	0	0	0	0	0	1	BB 3					
										3	0	0	0	0	0	1	SO 10					
										1B: 4 2B: 0 3B: 0 HR: 0	SF: 0 SAC: 0 DP: 0 HBP: 0	WP: 2 PB: 0 CS: 0	PA: 35									
Inning Stats	R: 0 E: 0 K: 1 S: 8	H: 1 LOB: 1 BB: 0 P: 14	R: 0 E: 0 K: 3 S: 9	H: 0 LOB: 0 BB: 0 P: 14	R: 1 E: 0 K: 0 S: 13	H: 2 LOB: 1 BB: 0 P: 20	R: 0 E: 0 K: 1 S: 7	H: 0 LOB: 1 BB: 1 P: 13	R: 0 E: 0 K: 1 S: 11	H: 0 LOB: 0 BB: 0 P: 20	R: 0 E: 0 K: 0 S: 5	H: 0 LOB: 0 BB: 0 P: 8	R: 0 E: 0 K: 2 S: 7	H: 0 LOB: 1 BB: 1 P: 14	R: 0 E: 1 K: 1 S: 9	H: 0 LOB: 1 BB: 0 P: 14	R: 0 E: 0 K: 1 S: 16	H: 1 LOB: 2 BB: 1 P: 28	1B: 4 2B: 0 3B: 0 HR: 0	SF: 0 SAC: 0 DP: 0 HBP: 0	WP: 2 PB: 0 CS: 0	PA: 35
PITCHER	IP	WLS	BF	H	R	ER	SO	BB	IBB	HBP	BLK	WP	HR	S	P	ERA	WHIP					
Melido Perez, R ERA: 1.93 (1, 1)	7.0	W	26	3	1	1	8	2	0	0	0	0	0	60	103	1.29	0.714					
Bobby Thigpen, R ERA: 4.5 (8, 1)	2.0	S	9	1	0	0	2	1	0	0	0	0	0	25	42	0.00	1.000					

Chicago White Sox @ Oakland Athletics
Oakland-Alameda County Coliseum, Oakland, CA
Sat Apr 16 1988, 3:33 AM PDT
Att: 30,087 - Overcast - 58 F

livebaseballscorecards.com

AB 32
R 1
H 4
RBI 1
BB 3
SO 10
LOB 15



Batter	1	2	3	4	5	6	7	8	9	AB	R	H	RBI	BB	SO	LOB	TOP				
Lance Johnson, L (1, 8) OBP: 0.238, SLG: 0.317	6-3		1-1 PB 1B	1-1 1B 2B		2-3 K			0-0 SH1-3	4	1	2	2	0	1	0					
Ozzie Guillen, L (1, 6) OBP: 0.250, SLG: 0.277	1B 2B		0-0 L7	2-2 2B 1B			0-0 P6		1-2 L5	5	1	2	1	0	0	3					
Harold Baines, L (1, 10) OBP: 0.360, SLG: 0.372	2-2 BLK 2H 1B		2-0 4-3	0-1 L8			3-3 K		4-0 BB IBB	4	0	1	1	1	1	2					
Ivan Calderon, R (1, 9) OBP: 0.326, SLG: 0.324	1-3 K			0-0 2B 2B	2-2 F9				4-1 BB	4	1	1	0	1	2	1					
Greg Walker, L (1, 3) OBP: 0.340, SLG: 0.455	2-1 4-3			3-2 BB 4-3 2B	1-0 WP 1B			2-3 K	4-0 BB	4	1	2	2	1	1	1					
Carlton Fisk, R (1, 2) OBP: 0.270, SLG: 0.333		1-2 5-3		4-2 4-3 BB 2B	2-3 K			1-2 6-3	1-3 K	4	1	0	0	1	2	4					
Dan Pasqua, L (1, 7) OBP: 0.410, SLG: 0.344		1-0 G3		4-2 4-3 BB 2B	1-2 F7			2-0 1B		3	1	1	0	1	0	1					
Kenny Williams, R (1, 5) OBP: 0.313, SLG: 0.538		1-1 5-3		3-3 K		3-3 K		1-0 F8		4	0	0	0	0	2	4					
Steve Lyons, L (8, 5)										0	0	0	0	0	0	0					
Donnie Hill, S (1, 4) OBP: 0.281, SLG: 0.179			0-1 1-3	0-0 4-3		1-3 K			0-2 BB SH1-3 1B	4	0	1	1	0	1	2					
Fred Manrique, R (9, PR) OBP: 0.600, SLG: 0.875				1-2 2-3 3H						0	1	0	0	0	0	0					
Inning Stats	R: 1 E: 0 K: 1 S: 13	H: 2 LOB: 1 BB: 0 P: 18	R: 0 E: 0 K: 0 S: 6	H: 0 LOB: 0 BB: 0 P: 9	R: 0 E: 0 K: 0 S: 6	H: 1 LOB: 1 BB: 0 P: 9	R: 5 E: 0 K: 1 S: 23	H: 4 LOB: 1 BB: 2 P: 40	R: 0 E: 0 K: 1 S: 10	H: 0 LOB: 0 BB: 0 P: 16	R: 0 E: 0 K: 2 S: 8	H: 0 LOB: 0 BB: 0 P: 14	R: 0 E: 0 K: 1 S: 8	H: 1 LOB: 1 BB: 0 P: 14	R: 1 E: 0 K: 1 S: 11	H: 1 LOB: 3 BB: 3 P: 25	1B: 6 2B: 4 3B: 0 HR: 0	SF: 0 SAC: 1 DP: 0 HBP: 0	WP: 1 PB: 1 SB: 0 CS: 0	PA: 42	
PITCHER	IP WLS BF H R ER SO BB IBB HBP BLK WP HR S P ERA WHIP	3.2 L 19 6 6 6 2 2 0 0 0 1 0 0 43 69 14.73 2.182	4.0 15 3 0 0 7 0 0 0 0 1 0 39 64 0.00 0.750	1.1 8 1 1 1 1 2 1 0 0 0 0 0 12 27 6.75 2.250					PITCHER	IP WLS BF H R ER SO BB IBB HBP BLK WP HR S P ERA WHIP											
Steve Ontiveros, R (1, 1) ERA: 9.35																					
Greg Cadaret, L (4, 1) ERA: 2.35																					
Eric Plunk, R (8, 1) ERA: 1.23																					

Chicago White Sox @ Oakland Athletics
Oakland-Alameda County Coliseum, Oakland, CA
Sun Apr 17 1988, 3:33 AM PDT
Att: 45,150 - Sunny - 64 F

AB 36
R 7
H 10
RBI 7
BB 5
SO 10
LOB 18



Batter	1	2	3	4	5	6	7	8	9	AB	R	H	RBI	BB	SO	LOB	BOTTOM					
Tony Phillips, S (1, 4) OBP: 0.400, SLG: 0.258	4-2 E 1B BB	3-2 F9		2-0 G3 1-2		3-2 F8		2-1 4-3		4	1	0	0	1	0	3						
Carney Lansford, R (1, 5) OBP: 0.436, SLG: 0.608	3-1 E5 1B HBP	2-2 5-3			1-2 F9		1-0 L9 2B		4-0 S 2B BB	4	2	1	0	1	0	1						
Jose Canseco, R (1, 9) OBP: 0.278, SLG: 0.580	1-0 HBP BB 1B	2-3 K			4-1 HR BB		1-3 K		3-2 F7 1H 2B	4	2	2	2	1	2	1						
Dave Parker, L (1, 7) OBP: 0.283, SLG: 0.313	1-2 2-3		2-2 4-3		0-0 1H HR		4-2 BB		0-0 F7	4	1	1	2	1	0	3						
Mark McGwire, R (1, 3) OBP: 0.408, SLG: 0.674	1-0 BB HBP		2-2 6-3		0-1 4-3		1-1 L9		1-0 HBP	3	0	0	0	0	0	2						
Ron Hassey, L (1, 2) OBP: 0.207, SLG: 0.120	0-3 K		3-2 L7		0-0 6-3		1-0 F6		2-3 K	5	0	0	0	0	2	7						
Don Baylor, R (1, 10) OBP: 0.206, SLG: 0.100	1-0 BB HBP			2-3 K		1-1 5-3		2-0 6-3	1-1 F6	4	0	0	1	0	1	2						
Stan Javier, S (1, 8) OBP: 0.281, SLG: 0.429	4-2 FC6-4 BB			1-0 F8		2-1 4-3		1-0 B1-3		3	0	0	1	1	0	0						
Walt Weiss, S (1, 6) OBP: 0.200, SLG: 0.161	2-2 FC6-4			3-1 E 1B		4-2 BB		0-2 1B		2	0	1	0	1	0	3						
Doug Jennings, L (8, PH) ERA: 2.98										1	0	1	0	0	0	0						
Mike Gallego, R (9, 4) OBP: 0.350, SLG: 0.294										0	0	0	0	0	0	0						
Inning Stats	R: 3 E: 1 K: 1 S: 20	H: 1 LOB: 3 BB: 2 P: 37	R: 0 E: 0 K: 1 S: 15	H: 0 LOB: 0 BB: 0 P: 22	R: 0 E: 0 K: 0 S: 10	H: 0 LOB: 0 BB: 0 P: 17	R: 0 E: 1 K: 1 S: 7	H: 1 LOB: 1 BB: 0 P: 15	R: 2 E: 0 K: 0 S: 8	H: 1 LOB: 0 BB: 1 P: 13	R: 0 E: 0 K: 0 S: 13	H: 0 LOB: 2 BB: 1 P: 23	R: 0 E: 0 K: 1 S: 10	H: 1 LOB: 1 BB: 0 P: 18	R: 0 E: 0 K: 0 S: 9	H: 1 LOB: 1 BB: 0 P: 14	R: 1 E: 0 K: 1 S: 9	H: 1 LOB: 2 BB: 1 P: 20	1B: 3 2B: 2 3B: 0 HR: 1	SF: 0 SAC: 0 DP: 0 HBP: 3	WP: 0 PB: 0 SB: 1 CS: 0	PA: 43
PITCHER	IP WLS BF H R ER SO BB IBB HBP BLK WP HR S P ERA WHIP	5.0 W 24 3 5 2 3 3 0 0 0 0 0 0 20 36 0.00 2.250	1.1 7 1 0 0 1 2 0 0 0 0 0 0 20 36 0.00 2.250	1.2 8 2 1 1 0 1 0 0 0 0 0 0 15 29 5.40 1.800	1.0 S 4 0 0 0 1 0 0 1 0 0 0 6 10 0.00 0.000				PITCHER	IP WLS BF H R ER SO BB IBB HBP BLK WP HR S P ERA WHIP												
Jack McDowell, R (1, 1) ERA: 6.28																						
Bill Long, R (6, 1) ERA: 2.98																						
John Davis, R (7, 1) ERA: 4.7																						
Bobby Thigpen, R (9, 1) ERA: 3.86																						

Chicago White Sox @ Oakland Athletics
Oakland-Alameda County Coliseum, Oakland, CA
Sun Apr 17 1988, 3:33 AM PDT
Att: 45,150 - Sunny - 64 F

AB 34
R 6
H 6
RBI 6
BB 6
SO 5
LOB 22



Batter	1	2	3	4	5	6	7	8	9	AB	R	H	RBI	BB	SO	LOB	TOP			
Mark McLemore, S (1, 4) OBP: 0.387, SLG: 0.500	F6		1-4-3		FC4-6 2B		SH1		G3	4	0	0	0	0	0	3	California Angels @ Oakland Athletics Oakland-Alameda County Coliseum, Oakland, CA Tue Apr 19 1988, 7:05 PM PDT Att: 8,183 - Unknown - 60 F			
Johnny Ray, S (1, 7) OBP: 0.310, SLG: 0.425	WP 2B 1B		BLK 1B		1-2 2B		SF8			3	1	3	2	0	0	0				
Chili Davis, S (1, 9) OBP: 0.328, SLG: 0.518	K		3-H 0-3 K		K		K			4	0	0	0	0	4	6				
Wally Joyner, L (1, 3) OBP: 0.386, SLG: 0.429	1-H 2B		4-3			3-2 4-3 BLK 1B			K	4	0	2	1	0	1	1				
Brian Downing, R (1, 10) OBP: 0.353, SLG: 0.194	4-3			1-2 F9		4-3		5-3		4	0	0	0	0	0	2				
Devon White, S (1, 8) OBP: 0.286, SLG: 0.326		L6		3-1		5-3		F5		4	0	0	0	0	0	1				
Jack Howell, L (1, 5) OBP: 0.442, SLG: 0.587		CS 1B		K		4-3			K	4	0	1	0	0	2	1				
Bob Boone, R (1, 2) OBP: 0.324, SLG: 0.267		K			L6		SH1 SF8 BB		F9	3	1	0	0	1	1	1				
Dick Schofield, R (1, 6) OBP: 0.209, SLG: 0.293							SF8 SH1 BB			2	1	1	0	0	0	0				
Bill Buckner, L (7, PH) OBP: 0.400, SLG: 0.250										0	0	0	0	1	0	0				
Gus Polidor, R (7, PR) OBP: 0.333, SLG: 0.333										1	0	1	0	0	0	0				
Inning Stats	R: 1 E: 0 K: 1 S: 13	H: 2 LOB: 1 BB: 0 P: 21	R: 0 E: 0 K: 1 S: 6	H: 1 LOB: 1 BB: 0 P: 8	R: 1 E: 1 K: 1 S: 11	H: 1 LOB: 1 BB: 0 P: 12	R: 0 E: 0 K: 1 S: 8	H: 0 LOB: 0 BB: 0 P: 9	R: 0 E: 0 K: 1 S: 12	H: 1 LOB: 1 BB: 0 P: 19	R: 1 E: 0 K: 1 S: 9	H: 0 LOB: 2 BB: 2 P: 21	R: 0 E: 0 K: 1 S: 8	H: 0 LOB: 0 BB: 0 P: 10	R: 0 E: 0 K: 1 S: 11	H: 1 LOB: 1 BB: 0 P: 13	1B: 6 2B: 2 3B: 0 HR: 0	SF: 1 SAC: 1 DP: 0 HBP: 0	WP: 1 PB: 0 SB: 0 CS: 1	PA: 37
PITCHER	IP WLS BF H R ER SO BB IBB HBP BLK WP HR S P ERA WHIP	IP WLS BF H R ER SO BB IBB HBP BLK WP HR S P ERA WHIP	IP WLS BF H R ER SO BB IBB HBP BLK WP HR S P ERA WHIP	IP WLS BF H R ER SO BB IBB HBP BLK WP HR S P ERA WHIP	IP WLS BF H R ER SO BB IBB HBP BLK WP HR S P ERA WHIP	IP WLS BF H R ER SO BB IBB HBP BLK WP HR S P ERA WHIP	IP WLS BF H R ER SO BB IBB HBP BLK WP HR S P ERA WHIP	IP WLS BF H R ER SO BB IBB HBP BLK WP HR S P ERA WHIP	IP WLS BF H R ER SO BB IBB HBP BLK WP HR S P ERA WHIP	IP WLS BF H R ER SO BB IBB HBP BLK WP HR S P ERA WHIP	IP WLS BF H R ER SO BB IBB HBP BLK WP HR S P ERA WHIP	IP WLS BF H R ER SO BB IBB HBP BLK WP HR S P ERA WHIP	IP WLS BF H R ER SO BB IBB HBP BLK WP HR S P ERA WHIP	IP WLS BF H R ER SO BB IBB HBP BLK WP HR S P ERA WHIP	IP WLS BF H R ER SO BB IBB HBP BLK WP HR S P ERA WHIP	IP WLS BF H R ER SO BB IBB HBP BLK WP HR S P ERA WHIP	IP WLS BF H R ER SO BB IBB HBP BLK WP HR S P ERA WHIP			
Dave Stewart, R (1, 1) ERA: 3.86	7.0	W	30	7	3	2	6	2	0	0	0	3	1	0	71	108	2.57	1.286		
Rick Honeycutt, L (8, 1) ERA: 2.55	0.1	L	1	0	0	0	1	0	0	0	0	0	0	0	3	4	0.00	0.000		
Dennis Eckersley, R (8, 1) ERA:	1.2	S	6	1	0	0	1	0	0	0	0	0	0	0	16	19	0.00	0.600		

AB 33
R 3
H 8
RBI 3
BB 2
SO 8
LOB 15



Batter	1	2	3	4	5	6	7	8	9	AB	R	H	RBI	BB	SO	LOB	BOTTOM			
Tony Phillips, S (1, 8) OBP: 0.409, SLG: 0.343	4-3				K			BLK BB FC5-2 1B		4	0	2	1	0	1	0	California Angels @ Oakland Athletics Oakland-Alameda County Coliseum, Oakland, CA Tue Apr 19 1988, 7:05 PM PDT Att: 8,183 - Unknown - 60 F			
Carney Lansford, R (1, 5) OBP: 0.406, SLG: 0.542	K	1-H 3B			B2-3			FC5-2 BLK BB		3	0	0	0	1	1	1				
Jose Canseco, R (1, 9) OBP: 0.302, SLG: 0.536	K				L7			FC5-2 2B IBB		3	1	0	0	1	1	0				
Mark McGwire, R (1, 3) OBP: 0.368, SLG: 0.580		BB 1B BB			K			FC5-2 2B 2B		3	2	0	0	1	1	3				
Dave Parker, L (1, 7) OBP: 0.295, SLG: 0.327		4-2 1B BB			K			1-2 2-3 3-H 2B		3	1	1	1	1	1	0				
Stan Javier, S (8, PR) OBP: 0.333, SLG: 0.500		1-2 1B BB			K			1-3 2-H 2B		0	1	0	0	0	0	0				
Terry Steinbach, R (1, 2) OBP: 0.381, SLG: 0.344		0-0 1B SF7 1B			6-3			2-H 2B 2B		4	2	2	3	0	0	0				
Don Baylor, R (1, 10) OBP: 0.231, SLG: 0.171		0-2 3B 1B			F8			2-H 2B		4	1	2	2	0	0	0				
Glenn Hubbard, R (1, 4) OBP: 0.500, SLG: 0.500		L9			FC6-4 1B			2-H 2B		3	0	1	0	1	0	2				
Walt Weiss, S (1, 6) OBP: 0.195, SLG: 0.143		SF7			FC6-4 1B			G3		3	0	0	1	0	0	3				
Inning Stats	R: 0 E: 0 K: 2 S: 12	H: 0 LOB: 0 BB: 0 P: 17	R: 4 E: 0 K: 0 S: 14	H: 3 LOB: 1 BB: 2 P: 26	R: 0 E: 0 K: 2 S: 8	H: 0 LOB: 0 BB: 0 P: 12	R: 0 E: 0 K: 0 S: 7	H: 1 LOB: 1 BB: 0 P: 13	R: 0 E: 0 K: 1 S: 7	H: 0 LOB: 0 BB: 0 P: 10	R: 0 E: 0 K: 0 S: 3	H: 0 LOB: 0 BB: 0 P: 5	R: 0 E: 0 K: 0 S: 7	H: 0 LOB: 0 BB: 0 P: 13	R: 4 E: 0 K: 0 S: 18	H: 4 LOB: 2 BB: 3 P: 38	1B: 4 2B: 3 3B: 1 HR: 0	SF: 1 SAC: 0 DP: 1 HBP: 0	WP: 0 PB: 0 SB: 0 CS: 0	PA: 36
PITCHER	IP WLS BF H R ER SO BB IBB HBP BLK WP HR S P ERA WHIP	IP WLS BF H R ER SO BB IBB HBP BLK WP HR S P ERA WHIP	IP WLS BF H R ER SO BB IBB HBP BLK WP HR S P ERA WHIP	IP WLS BF H R ER SO BB IBB HBP BLK WP HR S P ERA WHIP	IP WLS BF H R ER SO BB IBB HBP BLK WP HR S P ERA WHIP	IP WLS BF H R ER SO BB IBB HBP BLK WP HR S P ERA WHIP	IP WLS BF H R ER SO BB IBB HBP BLK WP HR S P ERA WHIP	IP WLS BF H R ER SO BB IBB HBP BLK WP HR S P ERA WHIP	IP WLS BF H R ER SO BB IBB HBP BLK WP HR S P ERA WHIP	IP WLS BF H R ER SO BB IBB HBP BLK WP HR S P ERA WHIP	IP WLS BF H R ER SO BB IBB HBP BLK WP HR S P ERA WHIP	IP WLS BF H R ER SO BB IBB HBP BLK WP HR S P ERA WHIP	IP WLS BF H R ER SO BB IBB HBP BLK WP HR S P ERA WHIP	IP WLS BF H R ER SO BB IBB HBP BLK WP HR S P ERA WHIP	IP WLS BF H R ER SO BB IBB HBP BLK WP HR S P ERA WHIP	IP WLS BF H R ER SO BB IBB HBP BLK WP HR S P ERA WHIP				
Chuck Finley, L (1, 1) ERA: 4.09	7.2	L	32	6	7	7	5	3	1	0	1	1	1	0	11	8.22	1.174			
Ray Krawczyk, R (8, 1) ERA: 3.0	0.1	L	4	2	1	1	0	1	0	0	0	0	0	10	23	27.00	9.000			

AB 30
R 8
H 8
RBI 8
BB 5
SO 5
LOB 9



Batter	1	2	3	4	5	6	7	8	9	AB	R	H	RBI	BB	SO	LOB	TOP								
Johnny Ray, S OBP: 0.298, SLG: 0.419 (1, 7)	1-1 4-3		0-0 SF7		1-0 SF7	3-2 E2 1B		1-1 4-3		3	1	1	3	0	0	0	California Angels @ Oakland Athletics Oakland-Alameda County Coliseum, Oakland, CA Wed Apr 20 1988, 3:33 AM PDT Att: 14,299 - Cloudy - 60 F								
Dick Schofield, R OBP: 0.271, SLG: 0.333 (1, 6)	4-2 BB		0-0 FC6-4 1B		0-1 1B	1-2 2H 3H 1B		3-1 6-3		4	0	3	1	1	0	0									
Chili Davis, S OBP: 0.333, SLG: 0.508 (1, 9)	3-2 F7		1-2 FC6-4 1-2		0-1 F8	0-0 1-3 2H 1B		1-0 HBP 1B		5	0	2	1	0	0	3									
Wally Joyner, L OBP: 0.371, SLG: 0.396 (1, 3)	2-3 K			2-1 4-3		4-3 F8		2-0 HBP		4	0	0	0	0	1	3									
Bill Buckner, L OBP: 0.385, SLG: 0.273 (1, 10) George Hendrick, R (7, PH)		2-1 6-3		0-2 F8		0-0 FC1-6 1B	1-1 F5	0-3 K		3	0	1	0	0	0	0									
Jack Howell, L OBP: 0.421, SLG: 0.540 (1, 5)		0-0 4-3		1-0 3-1		1-0 FC1-6 BB 1B	2-0 BB HBP		0-0 F7	4	1	0	0	0	0	1									
Devon White, S OBP: 0.296, SLG: 0.354 (1, 8)		1-1 L4		0-0 E 2B		0-2 BB 1B	1-1 F9	1-2 F5		5	2	2	0	0	0	1									
Butch Wynegar, S OBP: 0.421, SLG: 0.643 (1, 2) Tony Armas, R (9, PH)			2-0 SF7 2B		2-2 E3 6-3 BLK SF7 2H	4-2 1B BB E BB	4-0 BB	2-0 4-3		2	3	1	0	2	0	0									
Gus Polidor, R OBP: 0.286, SLG: 0.286 (1, 4) Mark McLemore, S (6, PH)			0-0 SH1-3-1 2-3		1-1 6-3	4-2 1-2 2-3 3H 1B BB	3-3 K			1	0	0	0	0	0	1									
Inning Stats	R: 0 E: 0 K: 1 S: 11	H: 0 LOB: 1 BB: 1 P: 21	R: 0 E: 0 K: 0 S: 5	H: 0 LOB: 0 BB: 0 P: 8	R: 1 E: 0 K: 0 S: 7	H: 2 LOB: 1 BB: 0 P: 10	R: 0 E: 0 K: 0 S: 7	H: 0 LOB: 0 BB: 0 P: 10	R: 2 E: 1 K: 0 S: 12	H: 2 LOB: 1 BB: 0 P: 16	R: 5 E: 1 K: 0 S: 23	H: 5 LOB: 2 BB: 2 P: 37	R: 0 E: 0 K: 1 S: 7	H: 0 LOB: 2 BB: 1 P: 18	R: 0 E: 0 K: 1 S: 8	H: 1 LOB: 2 BB: 0 P: 15		R: 0 E: 0 K: 0 S: 5	H: 0 LOB: 0 BB: 0 P: 8	1B: 8 2B: 2 3B: 0 HR: 0	SF: 2 SAC: 1 DP: 0 HBP: 2	WP: 0 PB: 0 SB: 1 CS: 0	PA: 44		
PITCHER	IP	WLS	BF	H	R	ER	SO	BB	IBB	HBP	BLK	WP	HR	S	P	ERA	WHIP								
Bob Welch, R ERA: 6.26 (1, 1)	5.2		29	8	8	4	1	3	0	0	1	0	0	63	100	6.35	1.941								
Greg Cadaret, L ERA: 2.0 (6, 1)	1.1		7	1	0	0	1	1	0	1	0	0	0	9	20	0.00	1.500								
Gene Nelson, R ERA: 6.75 (8, 1)	2.0	W	8	1	0	0	1	0	0	1	0	0	0	13	23	0.00	0.500								

AB 35
R 8
H 10
RBI 6
BB 4
SO 3
LOB 13



Batter	1	2	3	4	5	6	7	8	9	AB	R	H	RBI	BB	SO	LOB	BOTTOM								
Carney Lansford, R OBP: 0.435, SLG: 0.594 (1, 5)	1-0 1B		1-1 F9	2-1 BB 1B	3-2 1-2 2-3 3H 1B			3-2 1B BB E 1B		5	2	4	2	0	0	0	California Angels @ Oakland Athletics Oakland-Alameda County Coliseum, Oakland, CA Wed Apr 20 1988, 3:33 AM PDT Att: 14,299 - Cloudy - 60 F								
Doug Jennings, L OBP: 0.522, SLG: 0.647 (1, 7) Mike Gallego, R OBP: 0.350, SLG: 0.294 (9, 4)	3-3 K		3-3 K2-3	1-3 K	0-3 K			4-2 E BB HR BB		4	1	0	0	1	4	6									
Jose Canseco, R OBP: 0.353, SLG: 0.544 (1, 9)	4-2 1B BB		4-1 1B BB	4-2 1-2 2-3 BB		1-0 G4-6-3 HBP		3-2 E7 HR 1B		1	3	1	0	3	0	0									
Dave Parker, L OBP: 0.303, SLG: 0.333 (1, 10)	1-0 1B		2-1 1B	0-1 F8		0-1 G4-6-3 1-2		1-3 K		5	0	2	1	0	1	6									
Mark McGwire, R OBP: 0.403, SLG: 0.585 (1, 3)	1-1 G4-6-3 1B		0-1 1B		4-2 1B BB	4-2 BB		1-3 K		3	1	2	2	2	1	2									
Ron Hassey, L OBP: 0.235, SLG: 0.267 (1, 2)	0-0 G4-6-3 1-2		1-1 L8		0-0 1B F7 1B	0-2 L6		1-0 HR		5	1	2	3	0	0	5									
Tony Phillips, S OBP: 0.367, SLG: 0.300 (9, 7)		2-3 K		0-3 K	0-1 F7		1-2 F7	0-0 F9		5	0	0	0	0	2	2									
Stan Javier, S OBP: 0.375, SLG: 0.500 (1, 8)		3-1 F8		0-0 2B 1B	4-0 1B IBB		4-2 G3-6-1 BB			2	1	1	0	2	0	0									
Walt Weiss, S OBP: 0.200, SLG: 0.179 (1, 6)		3-1 F9		1-2 BB 1-3 2B	1-0 F9		1-0 G3-6-1 1-2			4	0	1	0	0	0	4									
Inning Stats	R: 2 E: 0 K: 1 S: 11	H: 3 LOB: 1 BB: 1 P: 21	R: 0 E: 0 K: 1 S: 7	H: 0 LOB: 0 BB: 0 P: 15	R: 1 E: 0 K: 1 S: 12	H: 2 LOB: 3 BB: 1 P: 23	R: 1 E: 0 K: 2 S: 17	H: 3 LOB: 3 BB: 1 P: 24	R: 0 E: 0 K: 0 S: 7	H: 0 LOB: 1 BB: 1 P: 12	R: 0 E: 0 K: 0 S: 8	H: 0 LOB: 0 BB: 1 P: 14	R: 4 E: 1 K: 2 S: 19	H: 3 LOB: 0 BB: 1 P: 32	R: 0 E: 0 K: 2 S: 5	H: 0 LOB: 0 BB: 0 P: 8		1B: 10 2B: 1 3B: 1 HR: 1	SF: 0 SAC: 0 DP: 3 HBP: 1	WP: 0 PB: 0 SB: 0 CS: 0	PA: 43				
PITCHER	IP	WLS	BF	H	R	ER	SO	BB	IBB	HBP	BLK	WP	HR	S	P	ERA	WHIP								
Mike Witt, R ERA: 4.28 (1, 1)	5.0		30	10	5	5	6	4	1	1	0	0	0	25	45	9.00	2.800								
Steve Criburn, R ERA: 12.46 (6, 1)	2.0		9	2	3	3	0	3	0	0	0	0	0	9	12	9.00	1.000								
Donnie Moore, R ERA: 13.5 (8, 1)	1.0	L	4	1	1	1	2	0	0	0	0	0	1	9	12	9.00	1.000								

AB 34
R 9
H 13
RBI 8
BB 8
SO 8
LOB 25



Batter	1	2	3	4	5	6	7	8	9	10	11	12	13	AB	R	H	RBI	BB	SO	LOB	TOP							
Carney Lansford, R OBP: 0.427, SLG: 0.871 (1, 9)	5-3	P3			FC5-4 HR		CS 1B			FC2-6 1B		5-3		6	1	2	0	0	0	3								
Doug Jennings, L OBP: 0.462, SLG: 0.550 Tony Phillips, S OBP: 0.346, SLG: 0.279 (7, 7) (13, 6)	K		F8		K		CS	K	FC2-6 FC5-4			F8		3	0	0	0	0	2	1								
Jose Canseco, R OBP: 0.376, SLG: 0.597 (1, 9)	S BB		CS 1B		HR		5-3		FC5-4			BB 1B		5	2	3	2	1	0	1								
Dave Parker, L OBP: 0.292, SLG: 0.318 (1, 10)	K		CS 1B		4-3				F8			BB 1B		6	1	1	0	0	3	3								
Mark McGwire, R OBP: 0.412, SLG: 0.861 (1, 3)		FC4-6 1B			FC4-6 BB		P4		6-3		5-3		E 1B WP BB	4	1	1	0	2	0	0								
Terry Steinbach, R OBP: 0.360, SLG: 0.314 Mike Gallego, R OBP: 0.333, SLG: 0.276 (9, 6) (9, 6)		FC4-6			K		F8			E S HBP		K		3	0	0	0	0	1	2								
Dave Henderson, R OBP: 0.156, SLG: 0.412 (13, 8) (13, 8)		FC6-4			FC4-6		K		G3		4-3		WP 1B	6	1	1	1	0	1	3								
Stan Javier, S OBP: 0.348, SLG: 0.450 (1, 8) (13, 7)		FC6-4			FC4-6		K						WP 1B	5	0	1	1	0	1	3								
Glenn Hubbard, R OBP: 0.444, SLG: 0.400 (1, 4)		1B			1-3							F7	E6	2	0	1	0	1	0	0								
Walt Weiss, S OBP: 0.229, SLG: 0.195 Ron Hassey, L OBP: 0.222, SLG: 0.250 (9, 2) (9, 2)		1B					4-3		6-3			G3	WP	3	0	0	0	0	0	4								
Inning Stats	R: 0 E: 0 K: 2 S: 12	H: 0 LOB: 1 BB: 1 P: 23	R: 1 E: 0 K: 0 S: 16	H: 3 LOB: 2 BB: 0 P: 24	R: 0 E: 0 K: 1 S: 11	H: 1 LOB: 1 BB: 0 P: 17	R: 2 E: 0 K: 1 S: 12	H: 1 LOB: 0 BB: 0 P: 21	R: 0 E: 0 K: 1 S: 7	H: 0 LOB: 0 BB: 0 P: 12	R: 0 E: 0 K: 1 S: 7	H: 1 LOB: 0 BB: 0 P: 9	R: 0 E: 0 K: 2 S: 8	H: 0 LOB: 0 BB: 0 P: 11	R: 0 E: 0 K: 0 S: 16	H: 0 LOB: 2 BB: 0 P: 28	R: 0 E: 0 K: 0 S: 8	H: 1 LOB: 1 BB: 0 P: 10	R: 0 E: 0 K: 1 S: 7	H: 0 LOB: 0 BB: 0 P: 9	R: 0 E: 0 K: 0 S: 6	H: 0 LOB: 0 BB: 0 P: 11	R: 3 E: 1 K: 1 S: 14	H: 3 LOB: 1 BB: 1 P: 29	1B: 9 2B: 1 3B: 0 HR: 1	SF: 0 SAC: 0 DP: 1 HBP: 2	WP: 1 PB: 0 SB: 5 CS: 2	PA: 55
PITCHER	IP	WLS	BF	H	R	ER	SO	BB	IBB	HBP	BLK	WP	HR	S	P	ERA	WHIP											
Melido Perez, R ERA: 2.7 (1, 1)	6.0		25	5	3	3	6	3	0	0	0	0	1	69	114	4.50	1.333											
John Davis, R ERA: 2.7 (7, 1)	2.2	10	1	0	0	3	0	0	2	0	0	0	0	24	38	0.00	0.375											
Bobby Thigpen, R ERA: 2.38 (9, 1)	3.1	11	1	0	0	1	0	0	0	0	0	0	0	28	40	0.00	0.300											
Bill Long, R ERA: 1.86 (13, 1)	1.0	L	8	3	3	1	1	1	0	0	0	1	0	14	29	9.00	4.000											

Oakland Athletics @ Chicago White Sox
Comiskey Park, Chicago, IL
Thu Apr 21 1988, 8:05 PM EDT
Att: 7,039 - Unknown - 42 F

AB 48
R 6
H 10
RBI 4
BB 4
SO 11
LOB 24



Batter	1	2	3	4	5	6	7	8	9	10	11	12	13	AB	R	H	RBI	BB	SO	LOB	BOTTOM						
Lance Johnson, L OBP: 0.214, SLG: 0.259 (1, 8)	CS BB		G3		FC6-4		L6		K			4-3		5	0	0	0	1	1	2							
Ozzie Guillen, L OBP: 0.236, SLG: 0.246 (1, 6)	5-3		F8		6-3		6-3			F6		1B		6	0	1	0	0	1	2							
Harold Baines, L OBP: 0.364, SLG: 0.446 Daryl Boston, L (8, PR)	6-3		2B				G3 2B		G3	5-3 BB		F8		3	0	2	0	1	0	0							
Gary Redus, R OBP: 0.524, SLG: 0.471 (10, PH)														1	0	0	0	1	0	1							
Ivan Calderon, R OBP: 0.375, SLG: 0.500 (1, 9)		HR							G3	5-3		F8		5	1	1	1	1	1	3							
Greg Walker, L OBP: 0.324, SLG: 0.419 (1, 3)	P6		F8		BB		FC4-2-5		F8			F8		6	0	0	0	0	0	6							
Carlton Fisk, R OBP: 0.333, SLG: 0.804 (1, 2)	F8		K				HR		FC4-6 IBB		6-3		3-1	5	1	1	1	1	1	2							
Dan Pasqua, L OBP: 0.286, SLG: 0.224 (1, 7)	K				K		K		FC4-6		K			5	0	0	0	0	4	2							
Kenny Williams, R OBP: 0.271, SLG: 0.450 (1, 5)			CS BB		6-3		S E BB		5-3		P4			3	1	0	0	2	0	0							
Donnie Hill, S OBP: 0.244, SLG: 0.171 Fred Manrique, R OBP: 0.438, SLG: 0.538 (7, PR) (8, 4)	L9				FC6-4		E1		6-3			5-3		3	0	1	0	0	0	1							
Inning Stats	R: 0 E: 0 K: 0 S: 9	H: 0 LOB: 0 BB: 1 P: 15	R: 1 E: 0 K: 1 S: 7	H: 1 LOB: 0 BB: 0 P: 14	R: 0 E: 0 K: 1 S: 11	H: 1 LOB: 2 BB: 1 P: 23	R: 0 E: 0 K: 1 S: 9	H: 1 LOB: 1 BB: 1 P: 20	R: 2 E: 1 K: 1 S: 12	H: 1 LOB: 1 BB: 1 P: 21	R: 0 E: 0 K: 1 S: 8	H: 0 LOB: 0 BB: 0 P: 10	R: 0 E: 0 K: 0 S: 10	H: 0 LOB: 0 BB: 0 P: 18	R: 0 E: 0 K: 1 S: 5	H: 0 LOB: 0 BB: 0 P: 7	R: 0 E: 0 K: 0 S: 10	H: 1 LOB: 1 BB: 0 P: 12	R: 0 E: 0 K: 0 S: 8	H: 0 LOB: 0 BB: 0 P: 13	1B: 2 2B: 2 3B: 0 HR: 2	SF: 0 SAC: 0 DP: 0 HBP: 0	WP: 0 PB: 0 SB: 1 CS: 2	PA: 51			
PITCHER	IP	WLS	BF	H	R	ER	SO	BB	IBB	HBP	BLK	WP	HR	S	P	ERA	WHIP										
Storm Davis, R ERA: 3.44 (7, 1)	6.0		24	4	2	2	5	4	0	0	0	0	2	56	106	3.00	1.333										
Eric Plunk, R ERA: 2.79 1.85	0.2	4	0	1	0	1	1	0	0	0	0	0	0	10	17	0.00	1.500										
Rick Honeycutt, L ERA: 1.85 (7, 1)	3.1	13	1	0	0	1	1	1	0	0	0	0	0	31	50	0.00	0.600										
Gene Nelson, R ERA: 5.79 (11, 1)	2.0	W	7	1	0	0	1	0	0	0	0	0	0	15	19	0.00	0.500										
Dennis Eckersley, R ERA: (13, 1)	1.0	S	3	0	0	0	0	0	0	0	0	0	0	8	13	0.00	0.000										

Oakland Athletics @ Chicago White Sox
Comiskey Park, Chicago, IL
Thu Apr 21 1988, 8:05 PM EDT
Att: 7,039 - Unknown - 42 F

AB 44
R 3
H 6
RBI 2
BB 7
SO 8
LOB 19



Batter	1	2	3	4	5	6	7	8	9	10	AB	R	H	RBI	BB	SO	LOB									
Carney Lansford, R OBP: 0.400, SLG: 0.533 (1, 5)	6-3		F8		4-3		6-3		1-3		5	0	0	0	0	0	1									
Stan Javier, S OBP: 0.373, SLG: 0.489 (1, 8)	4-3			F7 1B		4-3		1B SF7 2B		3-1 WP 1B	5	1	3	0	0	0	0									
Jose Canseco, R OBP: 0.380, SLG: 0.576 (1, 9)	K			F7 1B				1B BB		K	4	1	1	0	1	2	2									
Dave Parker, L OBP: 0.209, SLG: 0.314 (1, 7)		5-3									4	0	1	1	0	2	3									
Tony Phillips, S OBP: 0.340, SLG: 0.273 (8, 7)			K					FC5-4 1B		K	1	0	0	0	0	0	1									
Mark McGwire, R OBP: 0.397, SLG: 0.532 (1, 3)		2-3						FC5-4 1B			5	0	1	0	0	2	3									
Ron Hassey, L OBP: 0.225, SLG: 0.286 (1, 2)		G3									3	1	1	1	0	1	1									
Don Baylor, R OBP: 0.233, SLG: 0.205 (1, 10)					E5 4-3 4-3		4-3				4	2	1	0	0	0	3									
Glenn Hubbard, R OBP: 0.429, SLG: 0.444 (1, 4)					4-3			SH3 2B		6-3	3	0	1	1	0	0	1									
Walt Weiss, S OBP: 0.220, SLG: 0.186 (1, 6)					4-3						2	0	0	1	0	0	1									
Doug Jennings, L OBP: 0.444, SLG: 0.550 (7, PH)					4-3						0	0	0	1	0	0	0									
Mike Gallego, R OBP: 0.318, SLG: 0.263 (7, 6)					4-3			SF8		K	1	0	0	0	0	1	0									
Inning Stats	R: 0 E: 0 K: 1 S: 8	H: 0 LOB: 0 BB: 0 P: 11	R: 0 E: 0 K: 0 S: 7	H: 0 LOB: 0 BB: 0 P: 12	R: 1 E: 1 K: 0 S: 6	H: 0 LOB: 0 BB: 0 P: 7	R: 0 E: 0 K: 2 S: 8	H: 1 LOB: 1 BB: 0 P: 12	R: 1 E: 0 K: 0 S: 10	H: 2 LOB: 1 BB: 0 P: 17	R: 1 E: 0 K: 1 S: 15	H: 2 LOB: 1 BB: 0 P: 23	R: 1 E: 0 K: 0 S: 9	H: 1 LOB: 0 BB: 0 P: 10	R: 1 E: 0 K: 1 S: 16	H: 2 LOB: 2 BB: 1 P: 27	R: 0 E: 0 K: 1 S: 7	H: 0 LOB: 0 BB: 0 P: 9	R: 0 E: 0 K: 2 S: 13	H: 1 LOB: 1 BB: 0 P: 16	1B: 5 2B: 4 3B: 0 HR: 0	SF: 2 SAC: 1 DP: 0 HBP: 0	WP: 1 PB: 0 SB: 1 CS: 0	PA: 41		
PITCHER	IP	WLS	BF	H	R	ER	SO	BB	IBB	HBP	BLK	WP	HR	S	P	ERA	WHIP									
Jack McDowell, R ERA: 5.91 (1, 1)	7.0		30	7	5	4	4	4	1	0	0	0	0	0	66	100	5.14	1.143								
Jerry Reuss, L ERA: 5.23 (8, 1)	0.1		1	0	0	0	1	0	0	0	0	0	0	3	4	0.00	0.000									
John Pawlowski, R ERA: 4.05 (8, 1)	2.2	W	10	2	0	0	3	0	0	0	0	1	0	30	40	0.00	0.750									

Oakland Athletics @ Chicago White Sox
Comiskey Park, Chicago, IL

Fri Apr 22 1988, 8:05 PM EDT
Att: 7,230 - Unknown - 40 F

AB	37
R	5
H	9
RBI	5
BB	1
SO	8
LOB	16

Batter	1	2	3	4	5	6	7	8	9	10	AB	R	H	RBI	BB	SO	LOB									
Lance Johnson, L OBP: 0.203, SLG: 0.246 (1, 8)	K				G3		F9		FC8-4		3	0	0	0	0	1	2									
Gary Redus, R OBP: 0.500, SLG: 0.444 (7, PH)		FC6-4									1	0	0	0	0	0	1									
Dan Pasqua, L OBP: 0.251, SLG: 0.220 (9, PH)											1	0	0	1	0	0	1									
Ozzie Guillen, L OBP: 0.235, SLG: 0.242 (1, 6)					1-3						5	1	1	0	0	1	2									
Harold Baines, L OBP: 0.368, SLG: 0.435 (1, 10)											4	1	1	0	1	1	0									
Ivan Calderon, R OBP: 0.362, SLG: 0.527 (1, 9)											5	1	1	2	0	1	2									
Greg Walker, L OBP: 0.315, SLG: 0.403 (1, 3)											5	1	1	0	0	0	2									
Carlton Fisk, R OBP: 0.339, SLG: 0.635 (1, 2)											4	2	1	2	1	0	0									
Daryl Boston, L OBP: 0.471, SLG: 0.571 (9, PH)											3	0	0	0	0	0	1									
Kenny Williams, R OBP: 0.269, SLG: 0.419 (10, 8)											3	0	0	0	1	2	2									
Donnie Hill, S OBP: 0.286, SLG: 0.186 (1, 4)											2	0	1	1	2	0	0									
Steve Lyons, L (9, PR) (10, 5)											0	0	0	0	0	0	0									
Inning Stats	R: 1 E: 1 K: 1 S: 12	H: 1 LOB: 1 BB: 1 P: 17	R: 0 E: 0 K: 0 S: 17	H: 0 LOB: 2 BB: 2 P: 30	R: 2 E: 0 K: 0 S: 17	H: 2 LOB: 0 BB: 0 P: 23	R: 0 E: 0 K: 0 S: 4	H: 0 LOB: 0 BB: 0 P: 10	R: 0 E: 1 K: 1 S: 9	H: 0 LOB: 1 BB: 0 P: 13	R: 0 E: 0 K: 1 S: 10	H: 0 LOB: 1 BB: 1 P: 20	R: 0 E: 1 K: 0 S: 11	H: 0 LOB: 0 BB: 0 P: 15	R: 2 E: 0 K: 1 S: 12	H: 2 LOB: 1 BB: 1 P: 18	R: 2 E: 0 K: 2 S: 8	H: 2 LOB: 0 BB: 0 P: 9	1B: 5 2B: 1 3B: 0 HR: 2	SF: 0 SAC: 0 DP: 2 HBP: 0	WP: 1 PB: 0 SB: 0 CS: 0	PA: 42				
PITCHER	IP	WLS	BF	H	R	ER	SO	BB	IBB	HBP	BLK	WP	HR	S	P	ERA	WHIP									
Steve Ontiveros, R ERA: 6.75 (1, 1)	6.0		25	3	3	2	2	2	3	0	0	1	1	1	66	103	3.00	1.000								
Greg Cadaret, L ERA: 3.27 (7, 1)	2.0		9	1	2	2	1	2	0	0	0	0	0	0	25	45	9.00	1.500								
Eric Plunk, R ERA: 3.97 (9, 1)	1.2	L	8	3	2	2	3	0	0	0	0	0	1	16	17	10.80	1.800									

Oakland Athletics @ Chicago White Sox
Comiskey Park, Chicago, IL

Fri Apr 22 1988, 8:05 PM EDT
Att: 7,230 - Unknown - 40 F

AB	37
R	7
H	7
RBI	6
BB	5
SO	6
LOB	13

Batter	1	2	3	4	5	6	7	8	9	10	AB	R	H	RBI	BB	SO	LOB	TOP			
Tony Phillips, S OBP: 0.345, SLG: 0.271 (1, 8) (8, 6)											4	1	1	0	1	2	0				
Carney Lansford, R OBP: 0.393, SLG: 0.519 (1, 5) (9, 4)											4	0	1	0	0	0	1				
Jose Canseco, R OBP: 0.361, SLG: 0.557 (1, 9) (9, 4)											4	1	1	0	1	2	2				
Mark McGwire, R OBP: 0.403, SLG: 0.523 (9, PR) (9, 4)											3	0	1	0	1	0	1				
Dave Parker, L OBP: 0.309, SLG: 0.315 (1, 7) (9, 3)											3	0	1	0	2	0	2				
Terry Steinbach, R OBP: 0.318, SLG: 0.282 (9, 3) (9, 3)											4	0	0	0	0	2	7				
Don Baylor, R OBP: 0.277, SLG: 0.220 (1, 10) (8, 8)											2	0	1	1	2	1	0				
Glenn Hubbard, R OBP: 0.375, SLG: 0.381 (9, PH) (9, 2)											3	0	0	0	0	0	4				
Walt Weiss, S OBP: 0.212, SLG: 0.178 (8, PH) (8, 8)											2	0	0	0	0	0	0				
Don Baylor, R OBP: 0.277, SLG: 0.220 (1, 10) (8, 8)											2	0	0	0	0	0	2				
Inning Stats	R: 0 E: 0 K: 2 S: 7	H: 0 LOB: 0 BB: 0 P: 12	R: 0 E: 0 K: 1 S: 6	H: 0 LOB: 0 BB: 0 P: 10	R: 0 E: 0 K: 1 S: 7	H: 0 LOB: 0 BB: 0 P: 9	R: 0 E: 0 K: 1 S: 8	H: 1 LOB: 1 BB: 0 P: 12	R: 0 E: 0 K: 1 S: 8	H: 0 LOB: 0 BB: 0 P: 11	R: 1 E: 0 K: 0 S: 12	H: 2 LOB: 2 BB: 1 P: 18	R: 0 E: 0 K: 0 S: 12	H: 1 LOB: 1 BB: 0 P: 20	R: 1 E: 0 K: 1 S: 9	H: 2 LOB: 2 BB: 1 P: 16	R: 1 E: 1 K: 0 S: 3	H: 0 LOB: 2 BB: 3 P: 15	1B: 6 2B: 0 3B: 0 HR: 0	SF: 1 SAC: 2 DP: 2 HBP: 0	WP: 0 PA: 42
PITCHER	IP 7.0	WLS 26	BF 3	H 1	R 1	ER 1	SO 6	BB 3	IBB 0	HBP 0	BLK 0	WP 0	HR 0	S 56	P 89	ERA 1.29	WHIP 0.857				
Dave LaPoint, L ERA: 1.23	(1, 1)																				
Bobby Thigpen, R ERA: 2.7	(8, 1)	2.0	10	3	1	1	1	1	0	0	0	0	0	21	36	4.50	2.000				
John Davis, R ERA: 2.51	(10, 1)	1.0	6	0	1	0	0	1	2	0	0	0	0	3	15	0.00	1.000				

Oakland Athletics @ Chicago White Sox
Comiskey Park, Chicago, IL
Sat Apr 23 1988, 8:05 PM EDT
Att: 12,224 - Unknown - 44 F

AB 32
R 3
H 6
RBI 2
BB 7
SO 7
LOB 20



Batter	1	2	3	4	5	6	7	8	9	10	AB	R	H	RBI	BB	SO	LOB	BOTTOM					
Lance Johnson, L OBP: 0.203, SLG: 0.242 (1, 8) (8, 6)											5	0	1	0	0	0	1						
Ozzie Guillen, L OBP: 0.219, SLG: 0.225 (1, 6) (9, 4)											5	0	0	0	0	1	2						
Harold Baines, L OBP: 0.368, SLG: 0.424 (1, 10) (9, 4)											4	0	1	0	1	2	0						
Ivan Calderon, R OBP: 0.356, SLG: 0.508 (1, 9) (9, 4)											4	0	1	0	0	0	2						
Greg Walker, L OBP: 0.299, SLG: 0.380 (1, 3) (9, 3)											4	0	0	0	0	1	1						
Mark Selas, L OBP: 0.176, SLG: 0.353 (1, 2) (9, 3)											4	0	0	0	0	0	0						
Daryl Boston, L OBP: 0.182, SLG: 0.273 (1, 7) (9, 3)										4	1	2	0	0	0	0							
Kenny Williams, R OBP: 0.273, SLG: 0.413 (8, 5) (9, 3)										3	1	1	0	0	0	1							
Donnie Hill, S OBP: 0.288, SLG: 0.196 (8, 4) (9, 3)										3	0	1	2	0	0	1							
Fred Manrique, R OBP: 0.444, SLG: 0.533 (8, 4) (9, 3)										1	0	0	0	0	0	2							
Inning Stats	R: 0 E: 0 K: 1 S: 10	H: 1 LOB: 1 BB: 0 P: 13	R: 0 E: 0 K: 0 S: 6	H: 0 LOB: 0 BB: 0 P: 10	R: 0 E: 0 K: 0 S: 5	H: 0 LOB: 0 BB: 0 P: 10	R: 0 E: 0 K: 1 S: 10	H: 1 LOB: 1 BB: 0 P: 14	R: 2 E: 0 K: 0 S: 11	H: 3 LOB: 1 BB: 0 P: 14	R: 0 E: 0 K: 2 S: 10	H: 0 LOB: 0 BB: 0 P: 15	R: 0 E: 1 K: 0 S: 9	H: 0 LOB: 1 BB: 0 P: 16	R: 0 E: 0 K: 0 S: 10	H: 1 LOB: 1 BB: 1 P: 15	R: 0 E: 0 K: 0 S: 7	H: 1 LOB: 2 BB: 1 P: 14	R: 0 E: 0 K: 0 S: 8	H: 0 LOB: 0 BB: 0 P: 13	1B: 6 2B: 1 3B: 0 HR: 0	SF: 0 SAC: 0 DP: 0 HBP: 0	WP: 0 PA: 39
PITCHER	IP 10.0	WLS 39	BF 7	H 2	R 2	ER 1	SO 4	BB 1	IBB 1	HBP 0	BLK 1	WP 0	HR 0	S 86	P 134	ERA 0.90	WHIP 0.800						
Dave Stewart, R ERA: 3.12	(1, 1)																						

Oakland Athletics @ Chicago White Sox
Comiskey Park, Chicago, IL
Sat Apr 23 1988, 8:05 PM EDT
Att: 12,224 - Unknown - 44 F

AB 37
R 2
H 7
RBI 2
BB 2
SO 4
LOB 10



Batter	1	2	3	4	5	6	7	8	9	AB	R	H	RBI	BB	SO	LOB	TOP				
Tony Phillips, S OBP: 0.355, SLG: 0.260 (1, 7)	F8		1B HR BB			FC6-4 BB	5-3			2	1	0	0	2	0	0					
Carney Lansford, R OBP: 0.386, SLG: 0.506 (1, 5)	5-3		HR 1B			FC6-4 1-2		P4		4	1	1	1	0	0	1					
Jose Canseco, R OBP: 0.375, SLG: 0.581 (1, 9)	F9		HR					F9		4	1	1	3	0	0	0					
Mark McGwire, R OBP: 0.395, SLG: 0.507 (1, 3)		F9	4-3					K		4	0	1	0	0	1	0					
Dave Henderson, R OBP: 0.217, SLG: 0.571 (1, 8)		G6-4-3 1B		5-3				HR		4	1	2	1	0	0	1					
Terry Steinbach, R OBP: 0.333, SLG: 0.286 (1, 2)		G6-4-3 1-2						F9		3	0	1	0	1	0	1					
Don Baylor, R OBP: 0.280, SLG: 0.209 (1, 10)										2	0	0	0	1	0	3					
Dave Parker, L OBP: 0.305, SLG: 0.311 (9, PH)				G1-6-4-3 BB				F5		1	0	0	0	0	0	0					
Glenn Hubbard, R OBP: 0.321, SLG: 0.320 (1, 4)			G6-4-3 1-2				5-3	4-3		4	0	0	0	0	0	1					
Mike Gallego, R OBP: 0.308, SLG: 0.261 (1, 6)			BB 1B				4-3	5-3		3	1	1	0	0	0	0					
Inning Stats	R: 0 E: 0 K: 0 S: 4	H: 0 LOB: 0 BB: 0 P: 5	R: 0 E: 0 K: 0 S: 4	H: 1 LOB: 0 BB: 0 P: 7	R: 4 E: 0 K: 0 S: 16	H: 3 LOB: 0 BB: 2 P: 30	R: 0 E: 0 K: 0 S: 3	H: 0 LOB: 0 BB: 1 P: 8	R: 0 E: 0 K: 0 S: 4	H: 2 LOB: 2 BB: 0 P: 12	R: 0 E: 0 K: 0 S: 7	H: 0 LOB: 0 BB: 0 P: 13	R: 0 E: 0 K: 1 S: 6	H: 0 LOB: 0 BB: 0 P: 10	R: 1 E: 0 K: 0 S: 9	H: 1 LOB: 0 BB: 0 P: 11	1B: 5 2B: 0 3B: 0 HR: 2	SF: 0 SAC: 0 DP: 3 HBP: 0	WP: 0 PB: 0 CS: 0	PA: 35	
PITCHER	IP	WLS	BF	H	R	ER	SO	BB	IBB	HBP	BLK	WP	HR	S	P	ERA	WHIP				
Ricky Horton, L ERA: 3.82 (1, 1)	7.0	L	28	6	4	4	0	4	0	0	0	0	1	46	86	5.14	1.429				
Bill Long, R ERA: 2.45 (8, 1)	1.1		5	1	1	1	1	0	0	0	0	0	1	13	19	6.75	0.750				
Jerry Reuss, L ERA: 4.91 (9, 1)	0.2		2	0	0	0	0	0	0	0	0	0	0	2	2	0.00	0.000				

Oakland Athletics @ Chicago White Sox
Comiskey Park, Chicago, IL
Sun Apr 24, 1988, 4:33 AM EDT
Att. 14,221 - Sunny - 44 F

AB 31
R 5
H 7
RBI 5
BB 4
SO 1
LOB 7



Batter	1	2	3	4	5	6	7	8	9	AB	R	H	RBI	BB	SO	LOB	BOTTOM					
Daryl Boston, L OBP: 0.200, SLG: 0.333 (1, 8)	F5		2B				4-3			4	0	1	0	0	0	1						
Ozzie Guillen, L OBP: 0.208, SLG: 0.213 (1, 6)	F8		K			G3		6-3		4	0	0	0	0	1	2						
Harold Baines, L OBP: 0.363, SLG: 0.406 (1, 10)	BB		G1					4-3		3	0	0	0	1	1	1						
Ivan Calderon, R OBP: 0.351, SLG: 0.484 (1, 9)	K					P4		K		3	0	0	0	1	2	1						
Greg Walker, L OBP: 0.296, SLG: 0.373 (1, 3)		P4				K		HR 1B		4	1	1	0	0	2	1						
Dan Pasqua, L OBP: 0.311, SLG: 0.358 (1, 7)		HR				BB		HR		3	2	2	3	1	1	0						
Mark Salas, L OBP: 0.200, SLG: 0.350 (1, 2)										3	0	1	0	0	0	1						
Gary Redus, R OBP: 0.500, SLG: 0.444 (9, PH)		1-3								0	0	0	0	0	0	0						
Steve Lyons, L (9, PH)						F5		FC5-4 1B		1	0	0	0	0	0	0						
Kenny Williams, R OBP: 0.271, SLG: 0.388 (1, 5)						F9		FC5-4 1-2		3	0	0	0	0	1	1						
Donnie Hill, S OBP: 0.291, SLG: 0.188 (1, 4)		CS						F7		2	0	0	0	1	0	0						
Inning Stats	R: 0 E: 0 K: 1 S: 10	H: 0 LOB: 1 BB: 1 P: 20	R: 1 E: 0 K: 0 S: 13	H: 1 LOB: 0 BB: 0 P: 22	R: 0 E: 0 K: 1 S: 8	H: 1 LOB: 1 BB: 0 P: 15	R: 0 E: 0 K: 1 S: 11	H: 0 LOB: 1 BB: 1 P: 21	R: 0 E: 0 K: 2 S: 12	H: 3 LOB: 1 BB: 0 P: 20	R: 0 E: 0 K: 0 S: 6	H: 0 LOB: 0 BB: 0 P: 8	R: 0 E: 0 K: 1 S: 5	H: 0 LOB: 1 BB: 1 P: 11	R: 0 E: 0 K: 2 S: 10	H: 0 LOB: 0 BB: 0 P: 16	1B: 2 2B: 1 3B: 0 HR: 2	SF: 0 SAC: 0 DP: 0 HBP: 1	WP: 1 PB: 0 CS: 1	PA: 36		
PITCHER	IP	WLS	BF	H	R	ER	SO	BB	IBB	HBP	BLK	WP	HR	S	P	ERA	WHIP					
Bob Welch, R ERA: 5.64 (1, 1)	7.1		31	5	3	3	5	4	0	1	0	0	1	2	72	129	3.68	1.227				
Rick Honeycutt, L ERA: 1.8 (8, 1)	1.0		2	0	0	0	2	0	0	0	0	0	0	6	9	0.00	0.000					
Dennis Eckersley, R ERA: (9, 1)	0.2	S	2	0	0	0	1	0	0	0	0	0	0	7	12	0.00	0.000					

Oakland Athletics @ Chicago White Sox
Comiskey Park, Chicago, IL
Sun Apr 24, 1988, 4:33 AM EDT
Att. 14,221 - Sunny - 44 F

AB 30
R 3
H 5
RBI 3
BB 4
SO 8
LOB 8



Batter	1	2	3	4	5	6	7	8	9	AB	R	H	RBI	BB	SO	LOB	TOP										
Carney Lansford, R OBP: 0.387, SLG: 0.488 (1, 5)	L4	G4-3					F9		1B SH1-4 G6-3 BB	3	1	0	0	1	0	4											
Stan Javier, S OBP: 0.333, SLG: 0.431 (1, 7)	G6-3		K		G6-4-3		FC5		SH1-4	4	0	0	0	0	1	3											
Jose Canseco, R OBP: 0.387, SLG: 0.595 (1, 9)			K					F4	G5-3 1B	5	1	3	0	0	1	0											
Dave Parker, L OBP: 0.299, SLG: 0.304 (1, 10)	G1-3		F8					1B HR	G5-3	5	1	1	1	0	0	3											
Dave Henderson, R OBP: 0.286, SLG: 0.542 (1, 8)					G6-3			HR	E 1B BB	3	2	1	0	2	0	0											
Ron Hassey, L OBP: 0.250, SLG: 0.324 Mark McGwire, R OBP: 0.410, SLG: 0.563 (8, 3)		G3-1 2B			G4-3			HR	E7	2	0	1	0	1	0	0											
Tony Phillips, S OBP: 0.384, SLG: 0.250 (7, 5)	G1-3				G6-3				G6-3	2	0	0	0	2	0	2											
Terry Steinbach, R OBP: 0.327, SLG: 0.279 (8, 2)					FC3-6 BB					1	0	0	0	0	0	2											
Doug Jennings, L OBP: 0.467, SLG: 0.524 Mike Gallego, R OBP: 0.250, SLG: 0.250 (7, 4)			K				FC5 G1-3 BB			1	0	0	0	2	1	2											
Walt Weiss, S OBP: 0.196, SLG: 0.163 (1, 6)	G3-1				FC3-6		G1-3	L1		4	0	0	1	0	0	6											
Inning Stats	R: 0 E: 0 K: 0 S: 7	H: 1 LOB: 1 BB: 0 P: 10	R: 1 E: 0 K: 0 S: 9	H: 1 LOB: 2 BB: 2 P: 17	R: 0 E: 0 K: 2 S: 8	H: 0 LOB: 0 BB: 0 P: 14	R: 0 E: 0 K: 1 S: 10	H: 0 LOB: 2 BB: 2 P: 24	R: 0 E: 0 K: 0 S: 12	H: 0 LOB: 1 BB: 0 P: 17	R: 0 E: 0 K: 0 S: 7	H: 0 LOB: 2 BB: 1 P: 13	R: 3 E: 0 K: 1 S: 27	H: 3 LOB: 1 BB: 1 P: 34	R: 2 E: 1 K: 0 S: 11	H: 2 LOB: 2 BB: 2 P: 25	1B: 5 2B: 2 3B: 0 HR: 1	SF: 0 SAC: 1 DP: 1 HBP: 1	WP: 0 PB: 0 SB: 1 CS: 0	PA: 43							
PITCHER	IP	WLS	BF	H	R	ER	SO	BB	IBB	HBP	BLK	WP	HR	S	P	ERA	WHIP										
Dave Stieb, R ERA: 3.86 (1, 1)	7.1	L	32	5	3	3	3	5	0	1	0	0	0	66	111	3.68	1.364										
David Wells, L ERA: 3.0 (8, 1)	0.2		4	1	1	1	1	1	0	0	0	0	1	20	27	13.50	3.000										
Mark Eichhorn, R ERA: 4.02 (9, 1)	1.0		7	2	2	2	0	2	0	0	0	0	0	11	25	18.00	4.000										

Oakland Athletics @ Toronto Blue Jays
Exhibition Stadium, Toronto, ON
Tue Apr 26 1988, 7:05 PM EDT
Att: 21,280 - Unknown

AB 33
R 6
H 8
RBI 6
BB 8
SO 4
LOB 23





Batter	1	2	3	4	5	6	7	8	9	AB	R	H	RBI	BB	SO	LOB	BOTTOM										
Tony Fernandez, S OBP: 0.316, SLG: 0.306 Nelson Liriano, S OBP: 0.216, SLG: 0.250 (6, 4)	F8			L7-3 BB		P6		G4-3		1	0	0	0	1	0	0											
Lloyd Moseby, L OBP: 0.362, SLG: 0.452 (1, 8)	K			K		L6			G1-3	4	0	0	0	0	2	1											
Rick Leach, L OBP: 0.405, SLG: 0.455 (1, 10)	K			L7-3		K			1B	4	0	1	0	0	2	1											
George Bell, R OBP: 0.425, SLG: 0.687 (1, 7)		F7			FC5-6 1B		L4		K	4	0	1	0	0	1	1											
Ernie Whitt, L OBP: 0.326, SLG: 0.349 (1, 2)		G4-6-3 1B			FC5-6 BB 1B		F8		P6	4	1	1	0	0	0	2											
Fred McGriff, L OBP: 0.446, SLG: 0.688 (1, 3)		G4-6-3			BB 1B BB		FC6-4 1B			2	0	1	0	1	0	1											
Jesse Barfield, R OBP: 0.293, SLG: 0.333 (1, 9)				P6		K		FC6-4		3	0	0	0	0	1	3											
Kelly Gruber, R OBP: 0.304, SLG: 0.604 (1, 5)				K		1B BB		G6-3		2	0	0	0	1	1	0											
Manuel Lee, S OBP: 0.310, SLG: 0.321 (6, 6)				K		1-2 2-3 3-H		F7		3	0	1	1	0	1	0											
Inning Stats	R: 0 E: 0 K: 2 S: 10	H: 0 LOB: 0 BB: 0 P: 17	R: 0 E: 0 K: 0 S: 6	H: 1 LOB: 0 BB: 0 P: 12	R: 0 E: 0 K: 2 S: 11	H: 0 LOB: 0 BB: 0 P: 16	R: 0 E: 0 K: 1 S: 5	H: 0 LOB: 2 BB: 1 P: 11	R: 0 E: 0 K: 1 S: 7	H: 0 LOB: 0 BB: 0 P: 14	R: 0 E: 0 K: 0 S: 7	H: 1 LOB: 1 BB: 0 P: 9	R: 0 E: 0 K: 0 S: 9	H: 0 LOB: 0 BB: 0 P: 13	R: 0 E: 0 K: 1 S: 8	H: 1 LOB: 1 BB: 0 P: 12	1B: 5 2B: 1 3B: 0 HR: 0	SF: 0 SAC: 0 DP: 2 HBP: 0	WP: 0 PB: 0 SB: 0 CS: 0	PA: 32							
PITCHER	IP	WLS	BF	H	R	ER	SO	BB	IBB	HBP	BLK	WP	HR	S	P	ERA	WHIP										
Storm Davis, R ERA: 2.84 (1, 1)	7.0	W	25	4	1	1	7	3	0	0	0	0	0	66	115	1.29	1.000										
Dennis Eckersley, R ERA: (8, 1)	2.0	S	7	1	0	0	1	0	0	0	0	0	0	17	25	0.00	0.500										

Oakland Athletics @ Toronto Blue Jays
Exhibition Stadium, Toronto, ON
Tue Apr 26 1988, 7:05 PM EDT
Att: 21,280 - Unknown

AB 29
R 1
H 5
RBI 1
BB 3
SO 8
LOB 9



Batter	1	2	3	4	5	6	7	8	9	AB	R	H	RBI	BB	SO	LOB	TOP										
Tony Phillips, S (1, 7) OBP: 0.380, SLG: 0.286	4-2 BB		2-0 1B		2-2 2B		0-0 B1-3		3-2 E4 SF4	4	0	2	0	1	0	2	Oakland Athletics @ Toronto Blue Jays Exhibition Stadium, Toronto, ON Wed Apr 27 1988, 7:05 PM EDT Att: 20,236 - Unknown - 43 F AB 33 R 5 H 9 RBI 5 BB 5 SO 4 LOB 14 										
Carney Lansford, R (1, 5) OBP: 0.378, SLG: 0.487	0-2 G5-4-3		4-2 FC6-4 BB		0-0 FC6 CS		1-0 6-3		2-3 K	4	0	0	1	1	1	5											
Jose Canseco, R (1, 9) OBP: 0.367, SLG: 0.566	2-2 1-3		1-1 FC6-4		0-0 CS		0-0 5-3		0-1 5-3 SF4	4	0	0	1	0	0	2											
Mark McGwire, R (1, 3) OBP: 0.398, SLG: 0.579		0-0 HR		2-3 K		3-2 F9		0-0 5-3	5	1	1	1	0	2	1												
Dave Henderson, R (1, 8) OBP: 0.344, SLG: 0.704		3-1 F7		4-1 BB		1-0 1B 2B		0-0 HR	3	2	2	1	1	0	0												
Don Baylor, R (1, 10) OBP: 0.296, SLG: 0.234		2-0 6-3		1-1 F9		1-2 1B		2-2 1B HBP	4	0	2	1	0	0	1												
Terry Steinbach, R (1, 2) OBP: 0.321, SLG: 0.261		2-2 5-3		1-0 F9		1-0 F8		1-0 1B HBP	3	0	0	0	0	0	2												
Glenn Hubbard, R (1, 4) OBP: 0.323, SLG: 0.296			1-3 K		4-0 2B FC6 BB		1-1 F4		1-2 1B	2	1	0	0	1	1												
Dave Parker, L (8, PH) OBP: 0.307, SLG: 0.313					3-2 F9		1-0 B1-3 1B		4-1 E SF4 BB	1	0	1	0	0	0	0											
Walt Weiss, S (8, 6) OBP: 0.196, SLG: 0.163					0-0 4-3					3	1	1	0	1	0	1											
Mike Gallego, R (1, 6) OBP: 0.323, SLG: 0.259																											
Inning Stats	R: 0 E: 0 K: 0 S: 9	H: 0 LOB: 0 BB: 1 P: 15	R: 1 E: 0 K: 0 S: 7	H: 1 LOB: 0 BB: 0 P: 14	R: 0 E: 0 K: 1 S: 10	H: 1 LOB: 2 BB: 1 P: 18	R: 0 E: 0 K: 1 S: 8	H: 0 LOB: 1 BB: 1 P: 16	R: 1 E: 0 K: 0 S: 7	H: 1 LOB: 0 BB: 1 P: 18	R: 1 E: 0 K: 0 S: 9	H: 2 LOB: 1 BB: 0 P: 15	R: 0 E: 0 K: 0 S: 5	H: 1 LOB: 1 BB: 0 P: 8	R: 1 E: 0 K: 0 S: 10	H: 3 LOB: 2 BB: 0 P: 14	R: 1 E: 1 K: 2 S: 15	H: 0 LOB: 1 BB: 1 P: 26	1B: 5 2B: 2 3B: 0 HR: 2	SF: 1 SAC: 0 DP: 1 HBP: 1	WP: 0 PB: 0 SB: 1 CS: 1	PA: 41					
PITCHER	IP	WLS	BF	H	R	ER	SO	BB	IBB	HBP	BLK	WP	HR	S	P	ERA	WHIP										
Mike Flanagan, L (1, 1) ERA: 3.41	7.2	L	33	8	4	4	2	4	0	0	0	0	2	62	113	4.70	1.565										
Duane Ward, R (8, 1) ERA: 1.86	1.1		7	1	1	0	2	1	0	1	0	0	0	18	31	0.00	1.500										

Batter	1	2	3	4	5	6	7	8	9	AB	R	H	RBI	BB	SO	LOB	BOTTOM										
Manuel Lee, S (1, 6) OBP: 0.265, SLG: 0.273	0-2 5-3		0-2 F3		1-2 6-3			3-3 K	2-1 4-3	5	0	0	0	0	1	1	Oakland Athletics @ Toronto Blue Jays Exhibition Stadium, Toronto, ON Wed Apr 27 1988, 7:05 PM EDT Att: 20,236 - Unknown - 43 F AB 35 R 3 H 8 RBI 3 BB 2 SO 7 LOB 11 										
Lloyd Moseby, L (1, 8) OBP: 0.384, SLG: 0.508	1-2 4-3		2-1 HR		0-1 1B			4-1 BB BB		3	2	2	1	1	0	0											
Pat Borders, R (1, 2) OBP: 0.343, SLG: 0.543		1-3 K		2-2 2B		1-0 1-3		4-2 BLK 1B BB		3	0	1	0	0	1	1											
Ernie Whitt, L (8, PH) OBP: 0.340, SLG: 0.349								1-2 1B BB		0	0	0	0	1	0	0											
George Bell, R (1, 7) OBP: 0.429, SLG: 0.676		1-1 5-3	3-1 1B		1-0 F2			2-1 BLK 1B		4	0	2	1	0	0	0											
Jesse Barfield, R (1, 9) OBP: 0.291, SLG: 0.343		1-0 E 2B		2-2 F3		3-3 K		1-2 F2		4	1	1	0	0	1	4											
Cecil Fielder, R (1, 3) OBP: 0.214, SLG: 0.280		2-1 F4		2-2 5-3		3-2 F9		2-2 6-3		4	0	0	0	0	0	3											
Juan Beniquez, R (1, 10) OBP: 0.385, SLG: 0.429		0-0 E7 1B		2-1 F8		2-2 L6		2-2 G3		2	0	1	1	0	0	0											
Rick Leach, L (7, PH) OBP: 0.385, SLG: 0.429										2	0	0	0	0	0	0											
Kelly Gruber, R (1, 5) OBP: 0.300, SLG: 0.579		3-2 F8		2-2 5-3		1-2 G3		2-2 1B		4	0	1	0	0	0	1											
Nelson Liriano, S (1, 4) OBP: 0.204, SLG: 0.235			2-3 K		1-3 K		1-3 K		3-3 K	3	0	0	0	0	3	0											
Fred McGriff, L (8, PH) OBP: 0.439, SLG: 0.673										1	0	0	0	0	1	1											
Inning Stats	R: 0 E: 0 K: 1 S: 10	H: 0 LOB: 0 BB: 0 P: 12	R: 1 E: 1 K: 0 S: 10	H: 2 LOB: 1 BB: 0 P: 17	R: 1 E: 0 K: 1 S: 20	H: 3 LOB: 0 BB: 0 P: 31	R: 0 E: 0 K: 0 S: 9	H: 0 LOB: 0 BB: 0 P: 15	R: 0 E: 0 K: 1 S: 8	H: 0 LOB: 0 BB: 0 P: 15	R: 0 E: 0 K: 1 S: 9	H: 0 LOB: 0 BB: 0 P: 13	R: 1 E: 0 K: 1 S: 16	H: 1 LOB: 2 BB: 2 P: 32	R: 0 E: 0 K: 1 S: 11	H: 1 LOB: 1 BB: 0 P: 18	1B: 5 2B: 2 3B: 0 HR: 1	SF: 0 SAC: 0 DP: 0 HBP: 0	WP: 0 PB: 0 SB: 0 CS: 0	PA: 37							
PITCHER	IP	WLS	BF	H	R	ER	SO	BB	IBB	HBP	BLK	WP	HR	S	P	ERA	WHIP										
Curt Young, L (1, 1) ERA: 4.96	6.0	W	24	6	2	2	4	0	0	0	0	0	0	66	102	3.00	1.000										
Gene Nelson, R (7, 1) ERA: 5.87	1.1		5	0	1	1	2	1	0	0	0	0	0	14	25	6.75	0.750										
Greg Cadaret, L (8, 1) ERA: 3.27	0.0		1	0	0	0	0	1	0	0	0	0	0	3	7	∞	∞										
Eric Plunk, R (8, 1) ERA: 3.85	1.0		5	2	0	0	0	0	0	0	1	0	0	13	20	0.00	2.000										
Rick Honeycutt, L (9, 1) ERA: 1.72	0.2	S	2	0	0	0	1	0	0	0	0	0	0	6	11	0.00	0.000										

Batter	1	2	3	4	5	6	7	8	9	AB	R	H	RBI	BB	SO	LOB	TOP							
Tony Phillips, S OBP: 0.368, SLG: 0.279 (1, 5)	2-2 1B	1-3 K		1-1 F7	2-2 G3			0-1 G3		5	0	1	1	0	1	5								
Stan Javier, S OBP: 0.355, SLG: 0.446 (1, 8) (7, 7)	0-0 1B		1-2 F8		1-2 HR			0-2 1B		5	1	3	0	0	0	2								
Jose Canseco, R OBP: 0.369, SLG: 0.547 (1, 9)	1-0 P6		2-3 K		4-0 HR	1-3 K		4-1 1B		3	1	0	0	2	2	2								
Dave Parker, L OBP: 0.315, SLG: 0.357 Dave Henderson, R OBP: 0.333, SLG: 0.679 (1, 7) (7, 8)	1-2 F7		0-1 1B		0-0 HR	0-0 6-3		1-0 F8		4	1	2	3	0	0	2								
Mark McGwire, R OBP: 0.376, SLG: 0.543 (1, 3)	0-3 K		1-1 P3		0-0 P3	1-2 P4		1-3 K		5	0	0	0	0	2	5								
Ron Hassey, L OBP: 0.285, SLG: 0.405 (1, 2)		1-0 5-3		1-0 HR	1-1 1B				3-1 F7	5	2	2	1	0	1	0								
Don Baylor, R OBP: 0.305, SLG: 0.220 (1, 10)		3-0 6-3		4-2 BB	4-1 1B			0-0 6-3	1-3 K	3	1	0	0	2	1	0								
Mike Gallego, R OBP: 0.361, SLG: 0.267 (1, 4)		4-2 1B		1-0 1-3	1-0 G3			4-2 BB	1-0 F8	3	0	1	0	2	0	1								
Walt Weiss, S OBP: 0.217, SLG: 0.189 (1, 6)		3-1 1B		3-1 4-1	1-2 G3			2-0 L9		4	0	2	1	0	0	2								
Inning Stats	R: 0 E: 0 K: 1 S: 14	H: 2 LOB: 2 BB: 0 P: 18	R: 0 E: 0 K: 1 S: 12	H: 1 LOB: 2 BB: 1 P: 24	R: 0 E: 0 K: 1 S: 13	H: 1 LOB: 1 BB: 0 P: 17	R: 1 E: 0 K: 0 S: 11	H: 1 LOB: 1 BB: 1 P: 21	R: 5 E: 0 K: 0 S: 15	H: 5 LOB: 2 BB: 2 P: 29	R: 0 E: 0 K: 1 S: 7	H: 0 LOB: 0 BB: 0 P: 9	R: 0 E: 0 K: 1 S: 9	H: 0 LOB: 1 BB: 1 P: 16	R: 0 E: 0 K: 1 S: 10	H: 1 LOB: 2 BB: 1 P: 16	R: 0 E: 0 K: 1 S: 6	H: 0 LOB: 0 BB: 0 P: 11	1B: 9 2B: 0 3B: 0 HR: 2	SF: 0 SAC: 0 DP: 0 HBP: 0	WP: 0 PB: 0 SB: 2 CS: 0	PA: 44		
PITCHER	IP	WLS	BF	H	R	ER	SO	BB	IBB	HBP	BLK	WP	HR	S	P	ERA	WHIP							
Todd Stottlemyre, R ERA: 7.5 (1, 1)	4.1	L	24	8	5	5	3	3	0	0	0	0	2	55	90	10.38	2.538							
Mark Eichhorn, R ERA: 3.72 (5, 1)	3.2		17	3	1	1	3	3	0	0	0	0	0	36	60	2.46	1.636							
Tom Henke, R ERA: 0.79 (9, 1)	1.0		3	0	0	0	1	0	0	0	0	0	0	6	11	0.00	0.000							

Oakland Athletics @ Toronto Blue Jays
Exhibition Stadium, Toronto, ON
Thu Apr 28 1988, 7:05 PM EDT
Att: 21,178 - Unknown - 44 F

AB 38
R 6
H 11
RBI 6
BB 6
SO 7
LOB 21



Batter	1	2	3	4	5	6	7	8	9	AB	R	H	RBI	BB	SO	LOB	BOTTOM							
Manuel Lee, S OBP: 0.308, SLG: 0.351 (1, 6)	2-1 P6		1-1 2B		2-3 K			4-1 BB	2-1 2B	4	0	2	0	1	1	1								
Lloyd Moseby, L OBP: 0.359, SLG: 0.471 (1, 8)	2-3 K		1-0 G3		1-3 K			0-0 F7	1-3 K	5	0	0	0	0	3	5								
Ernie Whitt, L OBP: 0.333, SLG: 0.340 (1, 2)	1-0 F7			1-1 2B	1-0 L8			0-1 F7		4	1	1	0	0	0	1								
George Bell, R OBP: 0.432, SLG: 0.680 (1, 7)		0-1 F9		1-0 BLK	1-2 BLK			2-1 F9		4	1	2	0	0	0	0								
Fred McGriff, L OBP: 0.443, SLG: 0.647 (1, 3)		1-3 K		4-2 SF9	2-3 K			4-0 BB		2	0	0	0	2	2	1								
Jesse Barfield, R OBP: 0.289, SLG: 0.333 (1, 9)		4-0 BB		0-0 SF9	1-3 2H			2-1 F7	1-2 F6	2	0	0	1	1	0	2								
Rick Leach, L OBP: 0.349, SLG: 0.385 (1, 10)		2-3 K		2-3 F9	1-0 6-3			2-2 F9		4	0	0	0	0	1	3								
Kelly Gruber, R OBP: 0.297, SLG: 0.550 (1, 5)			3-2 6-3	0-3 K				2-3 K	4-0 2B	3	0	0	0	1	2	1								
Nelson Liriano, S OBP: 0.207, SLG: 0.236 (1, 4)			2-0 4-3		0-0 S			3-2 F8	1-3 K	4	0	1	0	0	1	1								
Inning Stats	R: 0 E: 0 K: 1 S: 7	H: 0 LOB: 0 BB: 0 P: 12	R: 0 E: 0 K: 2 S: 10	H: 0 LOB: 1 BB: 1 P: 17	R: 0 E: 0 K: 0 S: 9	H: 1 LOB: 1 BB: 0 P: 16	R: 2 E: 0 K: 1 S: 11	H: 2 LOB: 1 BB: 1 P: 17	R: 0 E: 0 K: 2 S: 8	H: 1 LOB: 1 BB: 0 P: 12	R: 0 E: 0 K: 1 S: 10	H: 1 LOB: 1 BB: 0 P: 16	R: 0 E: 0 K: 1 S: 11	H: 0 LOB: 1 BB: 1 P: 20	R: 0 E: 0 K: 0 S: 8	H: 0 LOB: 1 BB: 1 P: 15	R: 0 E: 0 K: 2 S: 12	H: 1 LOB: 2 BB: 1 P: 22	1B: 3 2B: 3 3B: 0 HR: 0	SF: 1 SAC: 0 DP: 0 HBP: 0	WP: 0 PB: 0 SB: 1 CS: 0	PA: 38		
PITCHER	IP	WLS	BF	H	R	ER	SO	BB	IBB	HBP	BLK	WP	HR	S	P	ERA	WHIP							
Dave Stewart, R ERA: 2.98 (1, 1)	8.0	W	33	5	2	2	8	4	0	0	2	0	0	74	125	2.25	1.125							
Eric Plunk, R ERA: 3.46 (9, 1)	0.2		4	1	0	0	1	1	0	0	0	0	0	8	17	0.00	3.000							
Rick Honeycutt, L ERA: 1.69 (9, 1)	0.1	S	1	0	0	0	1	0	0	0	0	0	0	4	5	0.00	0.000							

Oakland Athletics @ Toronto Blue Jays
Exhibition Stadium, Toronto, ON
Thu Apr 28 1988, 7:05 PM EDT
Att: 21,178 - Unknown - 44 F

AB 32
R 2
H 6
RBI 1
BB 5
SO 10
LOB 15



Batter	1	2	3	4	5	6	7	8	9	AB	R	H	RBI	BB	SO	LOB	TOP								
Carney Lansford, R OBP: 0.388, SLG: 0.495	F7		1B HR	1B		F7	2B			5	2	3	2	0	0	0	Oakland Athletics @ Cleveland Indians Cleveland Municipal Stadium, Cleveland, OH Sat Apr 30 1988, 3:33 AM EDT Att: 25,222 - Sunny - 65 F								
Stan Javier, S OBP: 0.358, SLG: 0.441	BB		HR	1B		4-3	6-3			3	1	1	1	1	0	1									
Jose Canseco, R OBP: 0.380, SLG: 0.573	BB		HR	1B		6-3	2B	F8		3	2	1	3	2	0	1									
Dave Parker, L OBP: 0.320, SLG: 0.371	F8		F9	1B		1B	1B	F8		5	1	2	2	0	0	2									
Mark McGwire, R OBP: 0.378, SLG: 0.529	F7		BB	BB		1B	1B	L7		4	1	1	0	1	0	3									
Dave Henderson, R OBP: 0.388, SLG: 0.656		L6			F4				G3	4	1	2	1	1	0	0									
Terry Steinbach, R OBP: 0.293, SLG: 0.235	K		F9		F9		K		F9	5	0	0	0	0	2	5									
Glenn Hubbard, R OBP: 0.343, SLG: 0.367										3	2	1	2	1	1	0									
Doug Jennings, L OBP: 0.452, SLG: 0.500										1	0	0	0	0	0	1									
Mike Gallego, R OBP: 0.361, SLG: 0.267										0	0	0	0	0	0	0									
Walt Weiss, S OBP: 0.215, SLG: 0.190			3-1			4-3		F7		5	1	1	0	0	0	2									
Inning Stats	R: 0 E: 0 K: 0 S: 4	H: 0 LOB: 2 BB: 2 P: 13	R: 0 E: 0 K: 2 S: 9	H: 0 LOB: 0 BB: 0 P: 13	R: 3 E: 0 K: 0 S: 14	H: 3 LOB: 2 BB: 2 P: 30	R: 3 E: 0 K: 0 S: 10	H: 3 LOB: 1 BB: 1 P: 18	R: 0 E: 0 K: 0 S: 4	H: 0 LOB: 0 BB: 0 P: 5	R: 0 E: 0 K: 0 S: 7	H: 0 LOB: 0 BB: 0 P: 11	R: 5 E: 0 K: 1 S: 20	H: 5 LOB: 1 BB: 1 P: 29	R: 0 E: 0 K: 0 S: 7	H: 0 LOB: 0 BB: 0 P: 13	R: 0 E: 0 K: 0 S: 8	H: 1 LOB: 1 BB: 0 P: 11	1B: 7 2B: 3 3B: 1 HR: 1	SF: 1 SAC: 0 DP: 0 HBP: 0	WP: 0 PB: 0 SB: 0 CS: 0	PA: 45			
PITCHER	IP	WLS	BF	H	R	ER	SO	BB	IBB	HBP	BLK	WP	HR	S	P	ERA	WHIP								
Rich Yett, R ERA: 8.15	3.0	L	19	5	6	6	2	5	0	0	0	0	1	30	64	18.00	3.333								
Bill Laskey, R ERA: 6.23	3.0		12	2	2	2	0	1	0	0	1	0	0	21	33	6.00	1.000								
Jeff Dedmon, R ERA: 4.05	1.0		7	4	3	3	1	0	0	0	0	0	0	17	22	27.00	4.000								
Chris Codiroli, R ERA: 3.12	2.0		7	1	0	0	0	0	0	0	0	0	0	15	24	0.00	0.500								

AB	38
R	11
H	12
RBI	11
BB	6
SO	3
LOB	15



Batter	1	2	3	4	5	6	7	8	9	AB	R	H	RBI	BB	SO	LOB	BOTTOM								
Julio Franco, R OBP: 0.293, SLG: 0.278	G4-6-3 1B	4-3		L9		L9			1B	5	0	2	0	0	0	2	Oakland Athletics @ Cleveland Indians Cleveland Municipal Stadium, Cleveland, OH Sat Apr 30 1988, 3:33 AM EDT Att: 25,222 - Sunny - 65 F								
Willie Upshaw, L OBP: 0.394, SLG: 0.440	G4-6-3 1-2		F9	F8			CS BB		F8	4	0	0	0	1	0	2									
Pat Tabler, R OBP: 0.338, SLG: 0.288	FC6-4 BB		FC4-6 2B	BB	F9	F7				2	1	0	0	2	0	1									
Joe Carter, R OBP: 0.407, SLG: 0.671	FC6-4 1-2		FC4-6 1B		G3 BB		K			3	0	1	0	1	1	2									
Mel Hall, L OBP: 0.333, SLG: 0.400		1B 1B	FC4-6 2B		G3	CS		L5-3 1B		4	1	2	0	0	0	3									
Brook Jacoby, R OBP: 0.380, SLG: 0.518	K		2B		F9			L5-3		4	0	1	1	0	1	3									
Cory Snyder, R OBP: 0.382, SLG: 0.521	F8		FC4-6 HBP		F8			K		3	0	0	0	0	1	1									
Jay Bell, R OBP: 0.241, SLG: 0.214	1B	1B	FC4-6		6-3			6-3		4	0	1	0	0	0	3									
Andy Allanson, R OBP: 0.286, SLG: 0.318	1B			5-3		HR		F5		4	1	2	2	0	0	0									
Inning Stats	R: 0 E: 0 K: 0 S: 5	H: 1 LOB: 1 BB: 1 P: 11	R: 1 E: 0 K: 1 S: 15	H: 3 LOB: 2 BB: 0 P: 20	R: 1 E: 0 K: 0 S: 18	H: 2 LOB: 3 BB: 1 P: 29	R: 0 E: 0 K: 0 S: 4	H: 0 LOB: 0 BB: 0 P: 6	R: 0 E: 0 K: 0 S: 9	H: 0 LOB: 1 BB: 1 P: 18	R: 1 E: 0 K: 0 S: 9	H: 1 LOB: 0 BB: 0 P: 19	R: 0 E: 0 K: 1 S: 9	H: 0 LOB: 0 BB: 1 P: 17	R: 0 E: 0 K: 1 S: 8	H: 1 LOB: 0 BB: 0 P: 11		R: 0 E: 0 K: 0 S: 8	H: 1 LOB: 1 BB: 0 P: 14	1B: 7 2B: 2 3B: 0 HR: 1	SF: 0 SAC: 0 DP: 2 HBP: 1	WP: 0 PB: 0 SB: 0 CS: 1	PA: 39		
PITCHER	IP	WLS	BF	H	R	ER	SO	BB	IBB	HBP	BLK	WP	HR	S	P	ERA	WHIP								
Bob Welch, R ERA: 5.45	6.0	W	28	7	3	3	1	3	0	1	0	0	0	60	103	4.50	1.667								
Gene Nelson, R ERA: 4.91	3.0	S	10	2	0	0	2	1	0	0	0	0	0	25	42	0.00	1.000								

AB	33
R	3
H	9
RBI	3
BB	4
SO	3
LOB	17



Batter	1	2	3	4	5	6	7	8	9	AB	R	H	RBI	BB	SO	LOB	TOP										
Carney Lansford, R OBP: 0.380, SLG: 0.480 (1, 5)	1-1 6-3			3-2 F3		2-2 F8	3-1 L4		1-0 1B	5	1	1	0	0	0	3	Oakland Athletics @ Cleveland Indians Cleveland Municipal Stadium, Cleveland, OH Sun May 01 1988, 3:33 AM EDT Att: 29,126 - Sunny - 65 F										
Stan Javier, S OBP: 0.375, SLG: 0.453 (1, 8)	0-1 CS 1B			2-2 E6 1B		3-3 K		1-2 1B	1-2 1B	5	2	3	2	0	1	0											
Jose Canseco, R OBP: 0.361, SLG: 0.564 (1, 9)	3-3 K			2-2 CS 1B		0-3 K		0-2 F6	1-2 2B	5	1	2	2	0	2	2											
Dave Parker, L OBP: 0.314, SLG: 0.372 (1, 7)		1-2 3-1		2-2 1B			0-1 3-1	2-2 F5	2-2 F8	5	0	1	0	0	0	3											
Mark McGwire, R OBP: 0.388, SLG: 0.544 (1, 3)		2-1 G3-6-3 1B		3-2 F4			0-2 F4	0-0 1B	1-2 1B	5	1	3	2	0	0	1											
Ron Hassey, L OBP: 0.255, SLG: 0.383 (1, 2)		0-0 G3-6-3 1-2			1-2 4-3		1-1 E3 1B	0-2 4-3	1-0 1B	5	1	1	1	0	0	3											
Don Baylor, R OBP: 0.313, SLG: 0.236 (1, 10)			2-3 K		2-3 K		1-1 BB 1B			5	1	2	1	0	2	1											
Glenn Hubbard, R OBP: 0.385, SLG: 0.394 (1, 4)			2-3 K		4-0 BB		1-1 BB 1B		0-2 1B	3	1	2	0	1	1	0											
Walt Weiss, S OBP: 0.209, SLG: 0.183 (1, 6)			2-1 L8		1-0 G3		4-1 BB		0-1 F7	2	0	0	0	0	0	1											
Dave Henderson, R OBP: 0.365, SLG: 0.656 (7, PH)							1-2 2-3 BB			0	0	0	0	0	0	0											
Mike Gallego, R OBP: 0.361, SLG: 0.267 (7, 6)										0	0	0	0	0	0	0											
Doug Jennings, L OBP: 0.438, SLG: 0.478 (9, PH)										1	0	0	0	0	0	2											
Tony Phillips, S OBP: 0.395, SLG: 0.279 (9, 6)										0	0	0	0	0	0	0											
Inning Stats	R: 0 E: 0 K: 1 S: 7	H: 1 LOB: 1 BB: 0 P: 11	R: 0 E: 0 K: 0 S: 8	H: 1 LOB: 0 BB: 0 P: 11	R: 0 E: 0 K: 2 S: 11	H: 0 LOB: 0 BB: 0 P: 17	R: 1 E: 1 K: 0 S: 16	H: 2 LOB: 1 BB: 0 P: 28	R: 0 E: 0 K: 1 S: 7	H: 0 LOB: 1 BB: 1 P: 15	R: 0 E: 0 K: 2 S: 10	H: 0 LOB: 0 BB: 0 P: 15	R: 1 E: 1 K: 0 S: 14	H: 2 LOB: 3 BB: 1 P: 24	R: 0 E: 0 K: 0 S: 13	H: 2 LOB: 2 BB: 0 P: 16	R: 6 E: 0 K: 0 S: 23	H: 7 LOB: 1 BB: 0 P: 31	1B: 13 2B: 3 3B: 0 HR: 0	SF: 0 SAC: 0 DP: 2 HBP: 0	WP: 0 PB: 1 SB: 0 CS: 2	PA: 43					
PITCHER	IP	WLS	BF	H	R	ER	SO	BB	IBB	HBP	BLK	WP	HR	S	P	ERA	WHIP										
Tom Candiotti, R ERA: 1.82 (1, 1)	7.0		28	6	2	0	6	2	0	0	1	0	0	73	121	0.00	1.143										
Chris Codiroli, R ERA: 3.0 (8, 1)	0.1		2	1	0	0	0	0	0	0	0	0	0	6	7	0.00	3.000										
Dan Schatzeder, L ERA: 2.08 (8, 1)	0.1		1	0	0	0	0	0	0	0	0	0	0	3	5	0.00	0.000										
Doug Jones, R ERA: 6.48 (9, 1)	1.0	L	10	7	6	6	0	0	0	0	0	0	0	25	32	54.00	7.000										
Jeff Deadmon, R ERA: 3.66 (9, 1)	0.1		2	1	0	0	0	0	0	0	0	0	0	2	3	0.00	3.000										
Julio Franco, R OBP: 0.298, SLG: 0.284 (1, 4)	0-0 HBP 1B	2-1 CS	1-3 K	2-3 K		1-0 1B		2-3 K		5	1	2	0	0	3	5	Oakland Athletics @ Cleveland Indians Cleveland Municipal Stadium, Cleveland, OH Sun May 01 1988, 3:33 AM EDT Att: 29,126 - Sunny - 65 F										
Willie Upshaw, L OBP: 0.366, SLG: 0.450 (1, 3)	1-0 SF8 1B		2-1 L9		0-0 E	1-2 L4		1-1 F5		5	1	2	0	0	0	4											
Pat Tabler, R OBP: 0.341, SLG: 0.286 (1, 10)	1-0 FC5-4 HBP		0-2 5-3		2-3 K		0-2 SH1-4 BB	0-3 K		4	0	1	0	0	2	3											
Joe Carter, R OBP: 0.406, SLG: 0.651 (1, 8)	0-1 L5		2-2 L5		0-1 E8 SF9 1B		4-0 SH1-4 BB		0-1 F3	4	1	1	0	1	0	3											
Mel Hall, L OBP: 0.329, SLG: 0.395 (1, 7)	2-2 SF8		4-0 BB BB		0-0 SF9		2-1 SH1-4		1-2 L6	1	1	0	2	1	0	0											
Brook Jacoby, R OBP: 0.371, SLG: 0.494 (1, 5)	2-3 3H FC5-4		4-1 BB BB		0-0 1-3		1-2 2-3 K		0-2 1-3	4	0	0	0	1	1	4											
Cory Snyder, R OBP: 0.366, SLG: 0.494 (1, 9)		0-1 5-3		1-3 K		0-0 F8	2-1 L6			4	0	0	0	0	1	4											
Jay Bell, R OBP: 0.253, SLG: 0.219 (1, 6)		3-3 K		4-0 BB BB		0-1 F8		1-0 BLK 1B		3	0	1	0	1	1	0											
Andy Allanson, R OBP: 0.324, SLG: 0.328 (1, 2)		4-2 CS BB		4-1 BB BB		0-2 1B		4-2 BB		1	0	1	1	3	0	0											
Inning Stats	R: 1 E: 0 K: 0 S: 9	H: 2 LOB: 2 BB: 0 P: 14	R: 0 E: 0 K: 1 S: 10	H: 0 LOB: 1 BB: 1 P: 19	R: 0 E: 0 K: 1 S: 8	H: 0 LOB: 0 BB: 0 P: 11	R: 1 E: 0 K: 2 S: 11	H: 0 LOB: 4 BB: 3 P: 32	R: 2 E: 1 K: 1 S: 8	H: 2 LOB: 0 BB: 0 P: 10	R: 0 E: 0 K: 0 S: 10	H: 2 LOB: 2 BB: 0 P: 12	R: 0 E: 0 K: 1 S: 11	H: 1 LOB: 2 BB: 1 P: 21	R: 0 E: 0 K: 2 S: 13	H: 1 LOB: 2 BB: 1 P: 20		R: 0 E: 0 K: 0 S: 9	H: 0 LOB: 0 BB: 0 P: 10	1B: 7 2B: 1 3B: 0 HR: 0	SF: 2 SAC: 1 DP: 0 HBP: 1	WP: 0 PB: 0 SB: 0 CS: 1	PA: 43				
PITCHER	IP	WLS	BF	H	R	ER	SO	BB	IBB	HBP	BLK	WP	HR	S	P	ERA	WHIP										
Storm Davis, R ERA: 3.19 (1, 1)	5.2		28	6	4	3	5	5	0	1	0	0	0	94	141	4.76	1.941										
Greg Cadaret, L ERA: 3.09 (6, 1)	0.2		4	1	0	0	0	1	0	0	0	0	0	8	15	0.00	3.000										
Eric Plunk, R ERA: 3.03 (7, 1)	1.2	W	7	1	0	0	3	1	0	0	1	0	0	19	30	0.00	1.200										
Dennis Eckersley, R ERA: (9, 1)	1.0		3	0	0	0	0	0	0	0	0	0	0	9	10	0.00	0.000										
AB	R	H	RBI	BB	SO	LOB																					
31	4	8	3	7	8	23																					

Batter	1	2	3	4	5	6	7	8	9	10	AB	R	H	RBI	BB	SO	LOB	TOP	
Carney Lansford, R OBP: 0.372, SLG: 0.467 (1.5)	P4		L7		FC6-4 1B		P6		L8		5	0	1	0	0	0	0		
Stan Javier, S OBP: 0.364, SLG: 0.435 (7.7)	K		G6-3		F7		BB 1B		B4-3		5	0	1	0	0	1	1		
Jose Canseco, R OBP: 0.390, SLG: 0.557 (1.9)	1B		G3		FC6-4 BB 1-2		BB 1B		BB 1B		3	1	1	0	2	0	1		
Dave Parker, L OBP: 0.321, SLG: 0.371 Dave Henderson, R OBP: 0.400, SLG: 0.667 (7.8)	1B		E7 F9 HR		BB		K		BB 1B		3	1	1	0	1	1	2		
Mark McGwire, R OBP: 0.370, SLG: 0.516 (1.3)	F7		F9		F9				K		5	0	0	0	0	2	7		
Ron Hassey, L OBP: 0.271, SLG: 0.462 (1.2)		G3		HR		G4-3		F7		BB 1B	5	1	2	4	0	0	0		
Don Baylor, R OBP: 0.304, SLG: 0.220 (1.10)		BB		F9		P3		G1-6-3		F8	4	0	0	0	1	0	1		
Glenn Hubbard, R OBP: 0.372, SLG: 0.378 (1.4)		K		1B		K			G6-3		4	0	1	0	0	2	1		
Walt Weiss, S OBP: 0.200, SLG: 0.175 Doug Jennings, L OBP: 0.424, SLG: 0.458 Mike Gallego, R OBP: 0.361, SLG: 0.267 (9.6)	F7		L7			G4-3			G3		3	0	0	0	0	0	2		
Inning Stats	R: 0 E: 0 K: 1 S: 13	H: 2 LOB: 2 BB: 0 P: 21	R: 0 E: 0 K: 13 S: 13	H: 0 LOB: 1 BB: 1 P: 18	R: 0 E: 0 K: 0 S: 8	H: 0 LOB: 0 BB: 0 P: 12	R: 2 E: 1 K: 0 S: 15	H: 2 LOB: 1 BB: 0 P: 25	R: 0 E: 0 K: 1 S: 7	H: 1 LOB: 2 BB: 1 P: 15	R: 0 E: 0 K: 1 S: 9	H: 0 LOB: 0 BB: 0 P: 10	R: 0 E: 0 K: 0 S: 8	H: 0 LOB: 0 BB: 0 P: 10	R: 2 E: 0 K: 1 S: 10	H: 2 LOB: 1 BB: 1 P: 19	1B: 6 2B: 1 3B: 0 HR: 1	SF: 0 SAC: 0 DP: 0 HBP: 0	WP: 0 PA: 43 PB: 0 SB: 0 CS: 0
PITCHER	IP WLS BF H R ER SO BB IBB HBP BLK WP HR S P ERA WHIP	IP WLS BF H R ER SO BB IBB HBP BLK WP HR S P ERA WHIP																	
Doyle Alexander, R ERA: 3.28 (1.1)	8.0	34	6	2	1	5	3	0	0	0	0	0	0	0	0	0	0	1.12	1.125
Mike Henneman, R ERA: 2.35 (9.1)	2.0	9	2	2	2	1	1	0	0	0	0	0	0	0	18	29	9.00	1.500	

Oakland Athletics @ Detroit Tigers
Tiger Stadium, Detroit, MI
Mon May 02 1988, 7:05 PM EDT
Att: 15,856 - Unknown - 65 F

AB	39
R	4
H	8
RBI	4
BB	4
SO	6
LOB	15



Batter	1	2	3	4	5	6	7	8	9	10	AB	R	H	RBI	BB	SO	LOB	BOTTOM			
Gary Pettis, S OBP: 0.302, SLG: 0.198 (1.8)	G4-3		S 1B		E7 BLK 1B			L8		K	5	1	2	0	0	1	0				
Tom Brookens, R OBP: 0.420, SLG: 0.525 (1.5)	L7		P2		G3			HR			4	1	1	1	0	0	1				
Luis Salazar, R OBP: 0.324, SLG: 0.455 (1.4)	S 1B		G4-3		G4-3		P6		F9		4	0	1	0	0	0	0				
Alan Trammell, R OBP: 0.310, SLG: 0.416 (1.6)	F9		FC5 BB 1B		B5-3		B5-3		L7		4	0	1	0	0	0	1				
Larry Herndon, R OBP: 0.259, SLG: 0.214 Jim Walewander, S OBP: 0.333, SLG: 0.667 (9. PR)	K		FC5 BB		K				BB 1B		3	0	1	0	1	2	0				
Chet Lemon, R OBP: 0.356, SLG: 0.378 (1.9)	P6		FC5 FC6-4		FC5		P6		P6		4	0	0	0	0	0	3				
Ray Knight, R OBP: 0.208, SLG: 0.184 (1.3)	L7		FC6-4		FC6-4		G6-3		F9		4	0	0	0	0	0	3				
Jim Morrison, R OBP: 0.231, SLG: 0.288 Lou Whitaker, L OBP: 0.414, SLG: 0.426 (10. PH)	E5 CS		G6-3		G6-3		F7		F8		3	0	0	0	0	0	0				
Mike Heath, R OBP: 0.265, SLG: 0.233 Darrell Evans, L OBP: 0.268, SLG: 0.238 (10. PH)	L8		L8		K		P3		P6		3	0	0	0	0	1	1				
Inning Stats	R: 0 E: 0 K: 0 S: 8	H: 1 LOB: 1 BB: 0 P: 12	R: 0 E: 0 K: 1 S: 8	H: 0 LOB: 0 BB: 0 P: 12	R: 0 E: 0 K: 0 S: 7	H: 1 LOB: 1 BB: 1 P: 13	R: 0 E: 0 K: 0 S: 8	H: 1 LOB: 2 BB: 1 P: 15	R: 1 E: 1 K: 1 S: 9	H: 1 LOB: 0 BB: 0 P: 16	R: 0 E: 0 K: 0 S: 6	H: 0 LOB: 0 BB: 0 P: 8	R: 1 E: 0 K: 0 S: 7	H: 1 LOB: 0 BB: 0 P: 12	R: 0 E: 0 K: 0 S: 7	H: 1 LOB: 1 BB: 0 P: 12	R: 0 E: 0 K: 1 S: 9	H: 0 LOB: 0 BB: 0 P: 16	1B: 5 2B: 0 3B: 0 HR: 1	SF: 0 SAC: 0 DP: 0 HBP: 0	WP: 0 PA: 37 PB: 0 SB: 2 CS: 1
PITCHER	IP WLS BF H R ER SO BB IBB HBP BLK WP HR S P ERA WHIP	IP WLS BF H R ER SO BB IBB HBP BLK WP HR S P ERA WHIP																			
Curt Young, L ERA: 3.55 (1.1)	9.0	34	6	2	1	3	1	0	0	1	0	0	0	0	0	0	0	1.00	0.778		
Dennis Eckerley, R ERA: (10.1)	1.0	3	0	0	1	1	0	0	0	0	0	0	0	9	16	0.00	0.000				

Oakland Athletics @ Detroit Tigers
Tiger Stadium, Detroit, MI
Mon May 02 1988, 7:05 PM EDT
Att: 15,856 - Unknown - 65 F

AB	36
R	2
H	6
RBI	1
BB	1
SO	4
LOB	9



Batter	1	2	3	4	5	6	7	8	9	AB	R	H	RBI	BB	SO	LOB	TOP								
Tony Phillips, S OBP: 0.354, SLG: 0.269 (1, 7)	1-0 FC4-6 1B		2-1 P6 1-2	2-3 K SAFE		1-3 K SAFE		1-2 G6-3	3-2 G6-3	6	0	1	0	0	2	5									
Carney Lansford, R OBP: 0.381, SLG: 0.495 Stan Javier, S OBP: 0.364, SLG: 0.435 (1, 5)	0-0 F8		4-0	0-0		1-2 HR		3-1 F9		4	1	2	3	1	0	1									
Jose Canseco, R OBP: 0.362, SLG: 0.539 Doug Jennings, L OBP: 0.424, SLG: 0.458 (1, 9)	3-2 FC4-6 1-2		2-3 K SAFE	3-H G4-3		1-2 F7		1-2 BB 1B		5	1	1	0	0	1	5									
Mark McGwire, R OBP: 0.381, SLG: 0.515 (1, 3)	3-1 F8			0-0 F7	1-0 2B SF8 1B	1-1 BLK 1B		4-1 1B 1-2 BB		4	1	2	0	1	0	1									
Dave Henderson, R OBP: 0.422, SLG: 0.684 (1, 8)		2-1 G6-3		0-0 2B 1B	1-1 2B	2-1 G6-3		2-0 BB 1B		5	1	3	1	0	0	1									
Don Baylor, R OBP: 0.324, SLG: 0.258 (1, 10)		1-1 F9		0-0 2B	2-1 SF8		3-2 1B	4-1 BB		3	1	2	1	1	0	0									
Terry Steinbach, R OBP: 0.286, SLG: 0.218 (1, 2)		3-1 F7		4-2 2B BB	3-1 F9		1-3 K	2-3 K		4	1	0	0	1	2	5									
Mike Gallego, R OBP: 0.341, SLG: 0.286 (1, 4)			0-1 G5-3	1-1 S 1B 2B	1-2 L4		1-0 P2		2-3 K	5	1	1	3	0	1	2									
Walt Weiss, S OBP: 0.240, SLG: 0.185 (1, 6)			1-0 PB 1B	4-2 1B BB		4-1 BLK HR BB	1-2 F7		4-1 G6-3 BB	2	1	1	0	3	0	1									
Inning Stats	R: 0 E: 0 K: 0 S: 7	H: 1 LOB: 1 BB: 0 P: 14	R: 0 E: 0 K: 0 S: 6	H: 0 LOB: 0 BB: 0 P: 12	R: 0 E: 0 K: 1 S: 8	H: 1 LOB: 2 BB: 1 P: 17	R: 4 E: 0 K: 1 S: 18	H: 4 LOB: 2 BB: 2 P: 30	R: 1 E: 0 K: 0 S: 12	H: 2 LOB: 1 BB: 0 P: 20	R: 2 E: 0 K: 1 S: 16	H: 2 LOB: 1 BB: 1 P: 26	R: 0 E: 0 K: 1 S: 10	H: 1 LOB: 0 BB: 0 P: 16	R: 1 E: 0 K: 1 S: 14	H: 2 LOB: 2 BB: 2 P: 31	R: 0 E: 0 K: 1 S: 9	H: 0 LOB: 0 BB: 1 P: 18	1B: 9 2B: 3 3B: 0 HR: 1	SF: 1 SAC: 0 DP: 1 HBP: 0	WP: 0 PB: 1 SB: 2 CS: 0	PA: 46			
PITCHER	IP	WLS	BF	H	R	ER	SO	BB	IBB	HBP	BLK	WP	HR	S	P	ERA	WHIP								
Frank Tanana, L ERA: 4.35 (1, 1)	4.0	L	23	8	5	5	2	3	0	0	0	0	0	42	78	11.25	2.750								
Don Heinkel, R ERA: 3.75 (5, 1)	4.0		20	5	3	3	3	3	0	0	2	0	1	49	88	6.75	2.000								
Paul Gibson, L ERA: 4.0 (9, 1)	1.0		3	0	0	0	1	1	0	0	0	0	0	9	18	0.00	1.000								

Oakland Athletics @ Detroit Tigers
Tiger Stadium, Detroit, MI
Tue May 03 1988, 3:33 AM EDT
Att: 20,221 - Sunny - 57 F

AB 38
R 8
H 13
RBI 8
BB 7
SO 6
LOB 21



Batter	1	2	3	4	5	6	7	8	9	AB	R	H	RBI	BB	SO	LOB	BOTTOM								
Gary Pettis, S OBP: 0.297, SLG: 0.189 (1, 8)	0-0 P6		4-2 BB		2-2 F7		1-1 F7		3-3 K	4	0	0	0	1	1	4									
Lou Whitaker, L OBP: 0.426, SLG: 0.429 Luis Salazar, R OBP: 0.343, SLG: 0.455 (1, 4)	2-2 1B	0-2 L6-4			4-1 G3-6-3 BB		4-2 BB		4-1 G4-6-3 BB	2	1	1	0	2	0	3									
Darrell Evans, L OBP: 0.295, SLG: 0.250 (1, 3)	1-1 1B		2-2 G4-3 F8 1B		1-2 G3-6-3		3-3 K		2-2 G4-6-3	5	0	2	0	0	1	6									
Alan Trammell, R OBP: 0.308, SLG: 0.419 (1, 6)	1-1 P2		0-2 F8		1-0 G4-3 2B		3-1 F8			4	0	1	0	0	0	3									
Matt Nokes, L OBP: 0.294, SLG: 0.578 (1, 2)	0-2 1B		2-2 G4-3		3-1 F7		0-3 K			4	0	1	1	0	1	2									
Dave Bergman, L OBP: 0.385, SLG: 0.350 (1, 10)	1-1 F7		2-3 K		3-1 G4-3		1-3 K			4	0	0	0	0	2	4									
Pat Sheridan, L OBP: 0.409, SLG: 0.462 (1, 7)		0-1 G4-3		0-1 G4-3		2-3 K		3-2 2B BB 1B		4	1	1	0	0	1	1									
Chet Lemon, R OBP: 0.362, SLG: 0.388 (1, 9)		4-2 2B BB		1-1 F8		2-1 G3-1		1-1 BB 2B		3	0	1	0	1	0	0									
Tom Brookens, R OBP: 0.438, SLG: 0.541 (1, 5)		2-2 L6-4 2B		3-2 F8		4-1 BB BB		4-2 BB		2	0	1	0	2	0	0									
Inning Stats	R: 1 E: 0 K: 0 S: 13	H: 3 LOB: 2 BB: 0 P: 18	R: 0 E: 0 K: 0 S: 14	H: 1 LOB: 2 BB: 2 P: 24	R: 0 E: 0 K: 1 S: 12	H: 1 LOB: 1 BB: 0 P: 18	R: 0 E: 0 K: 0 S: 8	H: 0 LOB: 0 BB: 0 P: 12	R: 0 E: 0 K: 1 S: 9	H: 0 LOB: 0 BB: 1 P: 16	R: 0 E: 0 K: 1 S: 8	H: 1 LOB: 1 BB: 0 P: 17	R: 0 E: 0 K: 1 S: 11	H: 0 LOB: 2 BB: 2 P: 25	R: 0 E: 0 K: 2 S: 8	H: 0 LOB: 0 BB: 0 P: 12	R: 1 E: 0 K: 1 S: 16	H: 2 LOB: 2 BB: 2 P: 33	1B: 5 2B: 4 3B: 0 HR: 0	SF: 0 SAC: 0 DP: 3 HBP: 0	WP: 0 PB: 0 SB: 0 CS: 0	PA: 39			
PITCHER	IP	WLS	BF	H	R	ER	SO	BB	IBB	HBP	BLK	WP	HR	S	P	ERA	WHIP								
Dave Stewart, R ERA: 2.82 (1, 1)	6.0	W	25	6	1	1	2	3	0	0	0	0	0	64	105	1.50	1.500								
Eric Plunk, R ERA: 3.24 (7, 1)	2.0		11	2	1	1	3	3	0	0	0	0	0	27	53	4.50	2.500								
Greg Cadaret, L ERA: 2.84 (9, 1)	1.0		3	0	0	0	1	1	0	0	0	0	0	8	17	0.00	1.000								

Oakland Athletics @ Detroit Tigers
Tiger Stadium, Detroit, MI
Tue May 03 1988, 3:33 AM EDT
Att: 20,221 - Sunny - 57 F

AB 32
R 2
H 8
RBI 2
BB 7
SO 6
LOB 23




Batter	1	2	3	4	5	6	7	8	9	AB	R	H	RBI	BB	SO	LOB	TOP										
Tony Fernandez, S OBP: 0.324, SLG: 0.304 (1, 6)										4	1	1	0	0	0	0	Toronto Blue Jays @ Oakland Athletics Oakland-Alameda County Coliseum, Oakland, CA Wed May 04 1988, 7:05 PM PDT Att: 21,401 - Unknown - 55 F										
Lloyd Mosesby, L OBP: 0.376, SLG: 0.453 (1, 8)										3	1	1	0	1	1	0											
Ernie Whitt, L OBP: 0.319, SLG: 0.339 Pat Borders, R OBP: 0.277, SLG: 0.468 (6, PH) (8, 2)										3	0	0	0	0	0	3											
George Bell, R OBP: 0.411, SLG: 0.610 (1, 7)										4	0	2	1	0	1	1											
Fred McGriff, L OBP: 0.482, SLG: 0.710 (1, 3)										4	0	1	1	0	1	3											
Jesse Barfield, R OBP: 0.282, SLG: 0.363 (1, 9)										4	0	0	0	0	0	0											
Rance Mulliniks, L OBP: 0.333, SLG: 0.409 (1, 10)										3	0	1	0	0	1	0											
Kelly Gruber, R OBP: 0.333, SLG: 0.500 (1, 5)										1	0	0	0	2	0	1											
Manuel Lee, S OBP: 0.276, SLG: 0.300 (1, 4)										3	0	0	0	0	1	2											
Inning Stats	R: 2 E: 0 K: 0 S: 19	H: 2 LOB: 1 BB: 1 P: 32	R: 0 E: 0 K: 2 S: 11	H: 0 LOB: 1 BB: 1 P: 19	R: 0 E: 0 K: 0 S: 10	H: 2 LOB: 2 BB: 0 P: 18	R: 0 E: 0 K: 0 S: 4	H: 0 LOB: 1 BB: 1 P: 9	R: 0 E: 0 K: 1 S: 7	H: 1 LOB: 0 BB: 0 P: 15	R: 0 E: 0 K: 0 S: 8	H: 1 LOB: 0 BB: 0 P: 8	R: 0 E: 0 K: 1 S: 8	H: 0 LOB: 0 BB: 0 P: 11	R: 0 E: 0 K: 2 S: 9	H: 0 LOB: 0 BB: 0 P: 13	1B: 5 2B: 1 3B: 0 HR: 0	SF: 0 SAC: 0 DP: 2 HBP: 0	WP: 0 PB: 0 SB: 0 CS: 0	PA: 33							
PITCHER	IP	WLS	BF	H	R	ER	SO	BB	IBB	HBP	BLK	WP	HR	S	P	ERA	WHIP										
Bob Welch, R ERA: 4.88 (1, 1)	7.0	W	27	6	2	2	3	3	0	0	0	0	0	65	116	2.57	1.286										
Rik Honeycutt, L ERA: 1.62 (8, 1)	0.2		2	0	0	0	0	0	0	0	0	0	0	5	8	0.00	0.000										
Dennis Eckersley, R ERA: (8, 1)	1.1	S	4	0	0	0	3	0	0	0	0	0	0	12	16	0.00	0.000										


Batter	1	2	3	4	5	6	7	8	9	AB	R	H	RBI	BB	SO	LOB	BOTTOM										
Carney Lansford, R OBP: 0.393, SLG: 0.527 (1, 5)										3	2	2	1	1	0	0	Toronto Blue Jays @ Oakland Athletics Oakland-Alameda County Coliseum, Oakland, CA Wed May 04 1988, 7:05 PM PDT Att: 21,401 - Unknown - 55 F										
Stan Javier, S OBP: 0.358, SLG: 0.425 (1, 7)										4	1	1	1	0	0	2											
Jose Canseco, R OBP: 0.386, SLG: 0.533 (1, 9)										3	0	1	0	1	0	1											
Mark McGwire, R OBP: 0.376, SLG: 0.505 (1, 3)										4	0	1	1	0	1	2											
Dave Henderson, R OBP: 0.408, SLG: 0.643 (1, 8)										4	0	1	0	0	1	1											
Ron Hassey, L OBP: 0.256, SLG: 0.436 (1, 2)										3	0	0	0	0	1	3											
Don Baylor, R OBP: 0.312, SLG: 0.246 (1, 10)										3	0	0	0	0	0	0											
Glenn Hubbard, R OBP: 0.348, SLG: 0.350 (1, 4)										3	0	0	0	0	1	0											
Walt Weiss, S OBP: 0.247, SLG: 0.182 Mike Gallego, R OBP: 0.333, SLG: 0.278 (5, 6)										1	0	0	0	1	0	0											
Inning Stats	R: 2 E: 0 K: 1 S: 14	H: 3 LOB: 1 BB: 0 P: 20	R: 0 E: 0 K: 0 S: 6	H: 0 LOB: 0 BB: 0 P: 10	R: 1 E: 0 K: 1 S: 11	H: 2 LOB: 2 BB: 1 P: 18	R: 0 E: 0 K: 0 S: 6	H: 0 LOB: 2 BB: 2 P: 19	R: 0 E: 0 K: 1 S: 6	H: 0 LOB: 0 BB: 0 P: 8	R: 0 E: 0 K: 0 S: 10	H: 0 LOB: 0 BB: 0 P: 13	R: 0 E: 0 K: 1 S: 5	H: 1 LOB: 0 BB: 0 P: 9	R: 0 E: 0 K: 1 S: 5	H: 0 LOB: 0 BB: 0 P: 9	1B: 5 2B: 0 3B: 0 HR: 1	SF: 0 SAC: 0 DP: 0 HBP: 0	WP: 0 PB: 1 SB: 1 CS: 1	PA: 32							
PITCHER	IP	WLS	BF	H	R	ER	SO	BB	IBB	HBP	BLK	WP	HR	S	P	ERA	WHIP										
Jim Clancy, R ERA: 6.11 (1, 1)	8.0	L	32	6	3	3	4	3	0	0	0	0	1	65	109	3.38	1.125										



livebaseballscores.com

livebaseballscores.com

Batter	1	2	3	4	5	6	7	8	9	AB	R	H	RBI	BB	SO	LOB	TOP										
Tony Fernandez, S OBP: 0.308, SLG: 0.289	F7		F8		4-3		K		5-3	5	0	0	0	0	1	3	<p>Toronto Blue Jays @ Oakland Athletics Oakland-Alameda County Coliseum, Oakland, CA</p> <p>Thu May 05 1988, 3:33 AM PDT Att: 16,998 - Cloudy - 65 F</p> <p>livebaseballscorecards.com</p> <p>AB 29 R 5 H 4 RBI 4 BB 8 SO 8 LOB 13</p> 										
Lloyd Moseby, L OBP: 0.371, SLG: 0.438	K2-3		K			F5	BB			3	0	0	1	1	2	0											
Ernie Whitt, L OBP: 0.319, SLG: 0.328 Pat Borders, R OBP: 0.292, SLG: 0.479	1-3		L8			BB	BB			2	0	0	0	1	0	0											
George Bell, R OBP: 0.396, SLG: 0.587		K			L7					4	0	0	0	0	1	3											
Fred McGriff, L OBP: 0.494, SLG: 0.718		BB			BB					2	1	1	0	2	1	0											
Jesse Barfield, R OBP: 0.271, SLG: 0.347		F2			6-3					4	0	0	0	0	1	4											
Rance Mulliniks, L OBP: 0.296, SLG: 0.400		BB			4-3					3	2	1	0	1	0	1											
Kelly Gruber, R OBP: 0.352, SLG: 0.512										2	1	1	2	2	1	0											
Manuel Lee, S OBP: 0.268, SLG: 0.288 Rick Ledwith, L OBP: 0.328, SLG: 0.370 Cecil Fielder, R OBP: 0.251, SLG: 0.288	1-3				G3-6-3					2	0	0	0	0	0	2											
Inning Stats	R: 0 E: 0 K: 1 S: 6	H: 0 LOB: 0 BB: 0 P: 9	R: 2 E: 0 K: 1 S: 12	H: 1 LOB: 1 BB: 2 P: 24	R: 0 E: 0 K: 1 S: 8	H: 0 LOB: 0 BB: 0 P: 12	R: 0 E: 0 K: 0 S: 7	H: 1 LOB: 1 BB: 0 P: 13	R: 0 E: 0 K: 0 S: 5	H: 0 LOB: 2 BB: 2 P: 10	R: 0 E: 0 K: 0 S: 7	H: 0 LOB: 2 BB: 2 P: 20	R: 3 E: 0 K: 1 S: 16	H: 2 LOB: 1 BB: 3 P: 32	R: 0 E: 0 K: 2 S: 12	H: 0 LOB: 0 BB: 0 P: 20		R: 0 E: 0 K: 2 S: 11	H: 0 LOB: 0 BB: 0 P: 13	1B: 2 2B: 2 3B: 0 HR: 0	SF: 0 SAC: 0 DP: 2 HBP: 0	WP: 0 PB: 0 SB: 0 CS: 0	PA: 37				
PITCHER	IP	WLS	BF	H	R	ER	SO	BB	IBB	HBP	BLK	WP	HR	S	P	ERA	WHIP										
Steve Ontiveros, R ERA: 5.85	5.1		21	2	2	2	3	4	0	0	1	0	0	40	76	3.38	1.125										
Gene Nelson, R ERA: 5.85	0.2		5	1	2	2	0	2	0	0	1	0	0	10	24	27.00	4.500										
Greg Cadaret, L ERA: 2.77	0.1		3	0	0	0	1	2	0	0	0	0	0	7	16	0.00	6.000										
Eric Plunk, R ERA: 2.79	2.2	W	8	1	1	0	4	0	0	0	0	0	0	27	37	0.00	0.375										

Batter	1	2	3	4	5	6	7	8	9	AB	R	H	RBI	BB	SO	LOB	BOTTOM										
Tony Phillips, S OBP: 0.333, SLG: 0.250	G1	4-3				K				5	0	0	0	0	3	5	<p>Toronto Blue Jays @ Oakland Athletics Oakland-Alameda County Coliseum, Oakland, CA</p> <p>Thu May 05 1988, 3:33 AM PDT Att: 16,998 - Cloudy - 65 F</p> <p>livebaseballscorecards.com</p> <p>AB 32 R 8 H 11 RBI 8 BB 7 SO 6 LOB 16</p> 										
Carney Lansford, R OBP: 0.594, SLG: 0.517	1-3		K		F3					4	2	1	0	1	1	0											
Jose Canseco, R OBP: 0.402, SLG: 0.550	BB		S			BB				4	2	3	2	1	0	1											
Mark McGwire, R OBP: 0.393, SLG: 0.519	WP		BB			BB				3	1	2	2	2	0	1											
Dave Henderson, R OBP: 0.415, SLG: 0.630	BB		G5-4-3			BB				4	1	2	1	0	0	3											
Don Baylor, R OBP: 0.321, SLG: 0.250	L8				F9					3	0	1	0	1	0	1											
Terry Steinbach, R OBP: 0.299, SLG: 0.288					F9					4	1	2	3	0	1	2											
Glenn Hubbard, R OBP: 0.340, SLG: 0.326										3	0	0	0	0	1	0											
Mike Gallego, R OBP: 0.348, SLG: 0.263		L4								2	1	0	0	2	0	3											
Inning Stats	R: 2 E: 0 K: 0 S: 9	H: 3 LOB: 1 BB: 0 P: 17	R: 1 E: 0 K: 1 S: 8	H: 1 LOB: 0 BB: 0 P: 13	R: 0 E: 0 K: 1 S: 10	H: 1 LOB: 1 BB: 1 P: 17	R: 0 E: 0 K: 0 S: 3	H: 0 LOB: 0 BB: 0 P: 4	R: 0 E: 0 K: 1 S: 7	H: 0 LOB: 0 BB: 1 P: 13	R: 0 E: 0 K: 1 S: 10	H: 2 LOB: 3 BB: 3 P: 28	R: 1 E: 0 K: 1 S: 14	H: 2 LOB: 2 BB: 1 P: 28	R: 2 E: 0 K: 1 S: 14	H: 2 LOB: 1 BB: 1 P: 24		1B: 8 2B: 3 3B: 0 HR: 1	SF: 0 SAC: 0 DP: 2 HBP: 1	WP: 1 PB: 0 SB: 3 CS: 1	PA: 40						
PITCHER	IP	WLS	BF	H	R	ER	SO	BB	IBB	HBP	BLK	WP	HR	S	P	ERA	WHIP										
John Cerutti, L ERA: 3.38	5.0		22	5	5	5	3	4	0	0	0	1	1	38	73	9.00	1.800										
Mark Eichhorn, R ERA: 4.35	0.1		4	2	0	0	0	0	1	1	0	0	0	5	11	0.00	6.000										
Jose Antonio Nunez, R ERA: 5.06	1.0	L	5	1	1	1	1	1	0	0	0	0	0	8	20	9.00	2.000										
Duane Ward, R ERA: 1.26	0.2		3	1	0	0	1	0	0	0	0	0	0	10	16	0.00	1.500										
David Wells, L ERA: 6.41	1.0		6	2	2	2	1	1	0	0	0	0	0	14	24	18.00	3.000										

Batter	1	2	3	4	5	6	7	8	9	AB	R	H	RBI	BB	SO	LOB	TOP											
Julio Franco, R OBP: 0.278, SLG: 0.276 Ron Washington, R OBP: 0.417, SLG: 0.400	3-3 K		0-2 1B		2-2 F9		2-3 K		0-3 K	4	0	1	0	0	2	1	Cleveland Indians @ Oakland Athletics Oakland-Alameda County Coliseum, Oakland, CA Sat May 07 1988, 3:33 AM PDT Att: 22,793 - Cloudy - 57 F											
Mel Hall, L OBP: 0.330, SLG: 0.383	1-2 1B		2-3 K		1-0 1B 2B		2-1 1-3			4	1	2	1	0	1	1												
Joe Carter, R OBP: 0.427, SLG: 0.642	1-0 F7		3-2 F4		0-1 1B 1B			0-0 F7		4	0	1	1	0	0	2												
Brook Jacoby, R OBP: 0.384, SLG: 0.515	0-0 F9			2-2 6-3	0-1 1-2 1B			1-3 K		4	0	1	0	0	1	1												
Ron Kittle, R OBP: 0.393, SLG: 0.600		2-2 F3		3-3 K	1-0 F9			0-1 F4		4	0	0	0	0	1	2												
Willie Upshaw, L OBP: 0.348, SLG: 0.396		4-0 BB		1-2 F9		4-0 BB			2-1 F7	2	0	0	0	2	0	0												
Cory Snyder, R OBP: 0.347, SLG: 0.482 Dave Clark, L OBP: 0.345, SLG: 0.208		2-2 F8			2-0 SF4 3B		1-1 F4		3-1 L7	3	1	1	0	0	0	2												
Chris Bando, S OBP: 0.417, SLG: 0.667		3-2 F5			0-0 SF4		0-0 G1-6-3		1-1 1B	3	0	1	1	0	0	2												
Jay Bell, R OBP: 0.317, SLG: 0.276			2-2 1B		4-2 WP 2B BB				0-0 1-2 1B	3	1	2	0	1	1	0												
Inning Stats	R: 0 E: 0 K: 1 S: 12	H: 1 LOB: 1 BB: 0 P: 17	R: 0 E: 0 K: 0 S: 10	H: 0 LOB: 1 BB: 1 P: 21	R: 0 E: 0 K: 1 S: 14	H: 2 LOB: 1 BB: 0 P: 21	R: 0 E: 0 K: 1 S: 10	H: 0 LOB: 0 BB: 0 P: 16	R: 3 E: 0 K: 0 S: 14	H: 4 LOB: 2 BB: 1 P: 24	R: 0 E: 0 K: 0 S: 3	H: 0 LOB: 0 BB: 1 P: 8	R: 0 E: 0 K: 1 S: 11	H: 0 LOB: 0 BB: 0 P: 17	R: 0 E: 0 K: 1 S: 6	H: 0 LOB: 0 BB: 0 P: 7		R: 0 E: 0 K: 1 S: 11	H: 2 LOB: 2 BB: 0 P: 17	1B: 7 2B: 1 3B: 1 HR: 0	SF: 1 SAC: 0 DP: 1 HBP: 0	WP: 1 PB: 0 SB: 0 CS: 0	PA: 37					
PITCHER	IP	WLS	BF	H	R	ER	SO	BB	IBB	HBP	BLK	WP	HR	S	P	ERA	WHIP											
Storm Davis, R ERA: 3.5	(1, 1)	5.0	W	23	7	3	3	3	2	0	0	0	1	0	60	99	5.40	1.800										
Gene Nelson, R ERA: 4.7	(6, 1)	4.0	S	14	2	0	0	4	1	0	0	0	0	0	31	49	0.00	0.750										

AB	33
R	3
H	9
RBI	3
BB	3
SO	7
LOB	13



Batter	1	2	3	4	5	6	7	8	9	AB	R	H	RBI	BB	SO	LOB	BOTTOM											
Carney Lansford, R OBP: 0.409, SLG: 0.537 Tony Phillips, S OBP: 0.333, SLG: 0.250	0-0 G3 HR 2B	0-0 1-3 2H 1B		0-0 2-3 1B	0-1 2B 1B		0-0 FC6-4 1B			5	2	4	2	0	0	2	Cleveland Indians @ Oakland Athletics Oakland-Alameda County Coliseum, Oakland, CA Sat May 07 1988, 3:33 AM PDT Att: 22,793 - Cloudy - 57 F											
Stan Javier, S OBP: 0.360, SLG: 0.436	1-2 G3	0-0 G3		1-0 FC5-2-5-3-5	1-2 2B		1-2 1B HR 1B			5	1	2	1	0	0	4												
Jose Canseco, R OBP: 0.409, SLG: 0.549 Doug Jennings, L OBP: 0.424, SLG: 0.458	3-2 F4		1-1 FC5-4 1B				1-2 HR 1B		1-2 HR 1B	4	2	2	1	1	0	3												
Mark McGwire, R OBP: 0.394, SLG: 0.541	2-0 HR		1-1 F8		0-0 HBP 2B 1B		2-3 K K			5	2	2	2	0	2	3												
Dave Henderson, R OBP: 0.414, SLG: 0.660	2-3 K		0-0 FC5-4 1B		2-1 2B 1B HBP		1-3 K K		2-1 HR	4	2	1	3	0	2	1												
Ron Hassey, L OBP: 0.299, SLG: 0.500		2-2 1B 1B	1-1 1-3 1B		0-1 1B 2B		0-0 1-3 2B		0-2 1-3	5	2	4	2	0	0	0												
Don Baylor, R OBP: 0.326, SLG: 0.260		0-1 1B 1B	1-3 K		1-3 1B 2B		0-1 F4		0-0 F6	5	2	2	2	0	1	3												
Glenn Hubbard, R OBP: 0.370, SLG: 0.333		0-0 1B 1B		4-0 1B SH1-3 BB	0-1 SH1-3		4-1 FC6-4 1B BB		3-3 K	2	1	1	1	2	1	0												
Mike Gallego, R OBP: 0.340, SLG: 0.262		2-3 K		0-0 SH1-3	2-3 K		0-2 FC6-4 1B		0-0 6-3	4	0	1	0	0	2	3												
Inning Stats	R: 2 E: 0 K: 1 S: 12	H: 2 LOB: 0 BB: 0 P: 20	R: 2 E: 0 K: 1 S: 11	H: 4 LOB: 1 BB: 0 P: 15	R: 0 E: 0 K: 1 S: 10	H: 2 LOB: 2 BB: 0 P: 14	R: 0 E: 0 K: 0 S: 3	H: 1 LOB: 1 BB: 1 P: 8	R: 5 E: 0 K: 1 S: 20	H: 5 LOB: 2 BB: 1 P: 34	R: 0 E: 0 K: 2 S: 10	H: 1 LOB: 1 BB: 0 P: 13	R: 5 E: 0 K: 1 S: 20	H: 4 LOB: 0 BB: 1 P: 31	R: 0 E: 0 K: 1 S: 5	H: 0 LOB: 0 BB: 0 P: 8		R: 0 E: 0 K: 1 S: 5	H: 0 LOB: 0 BB: 0 P: 8	1B: 13 2B: 5 3B: 0 HR: 2	SF: 0 SAC: 2 DP: 1 HBP: 1	WP: 0 PB: 0 SB: 0 CS: 0	PA: 45					
PITCHER	IP	WLS	BF	H	R	ER	SO	BB	IBB	HBP	BLK	WP	HR	S	P	ERA	WHIP											
Tom Candiotti, R ERA: 2.39	(1, 1)	3.1	L	19	9	4	4	3	1	0	0	0	0	0	6	13	54.00	4.500										
Chris Codiroli, R ERA: 8.1	(4, 1)	0.2		5	2	4	4	0	1	0	1	0	0	0	6	13	54.00	4.500										
Bill Laskey, R ERA: 9.0	(5, 1)	2.1		15	7	5	5	3	1	0	0	0	0	0	36	53	19.29	3.429										
Jeff Dedmon, R ERA: 5.19	(7, 1)	1.2		6	1	1	1	2	0	0	0	0	0	1	14	22	5.40	0.600										



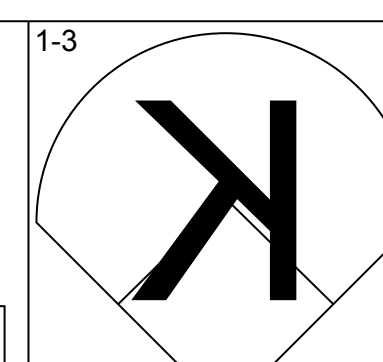
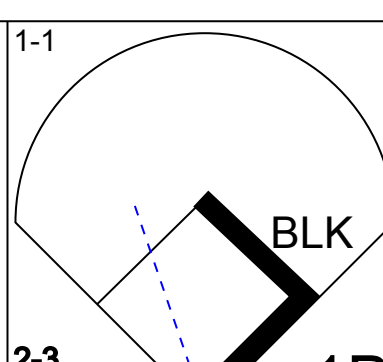
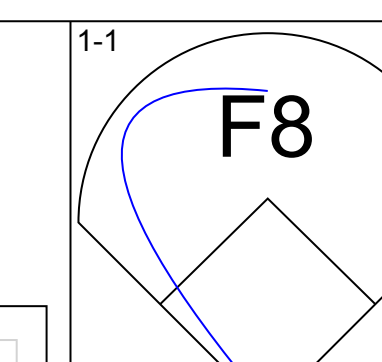
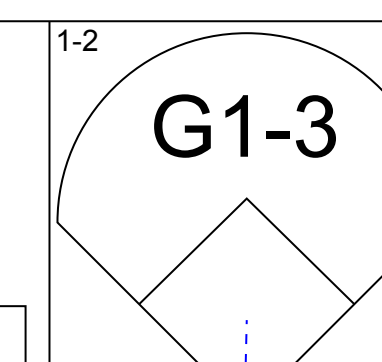
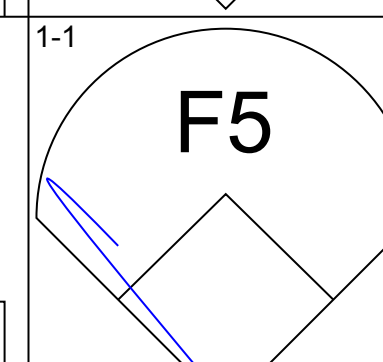
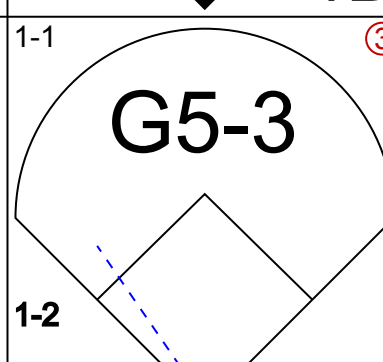
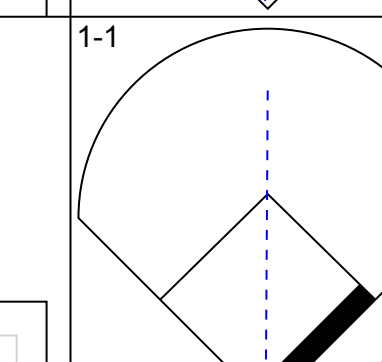
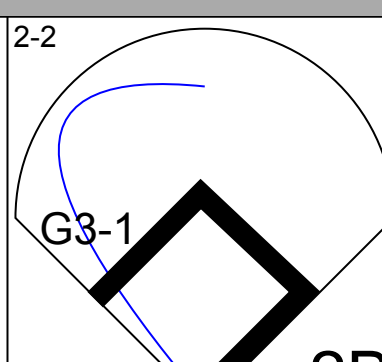
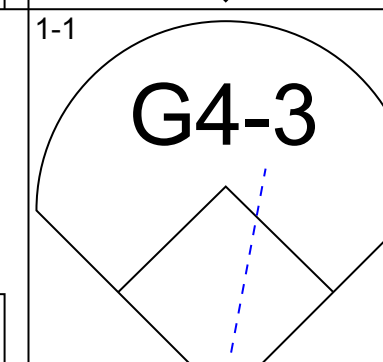
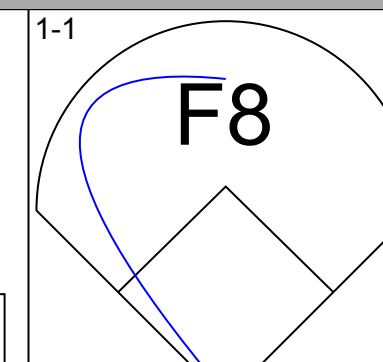
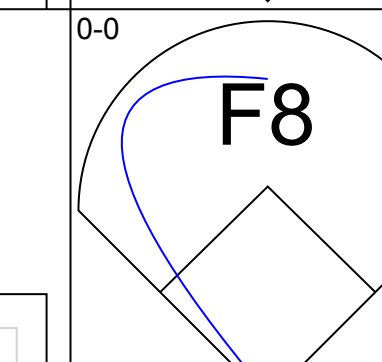
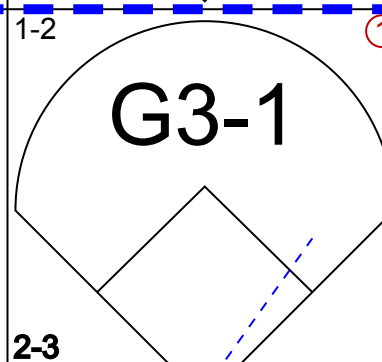
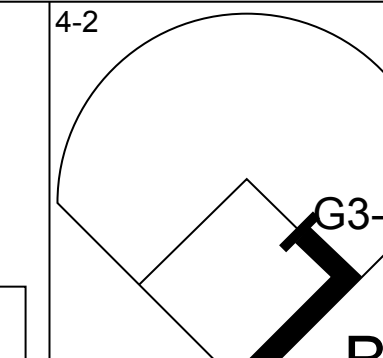
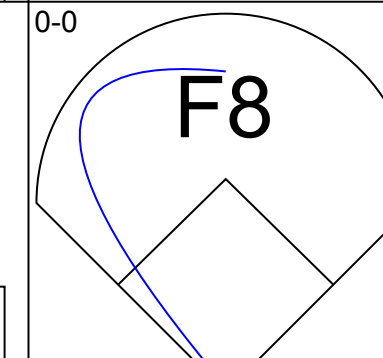
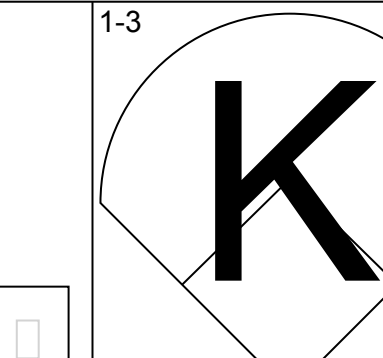
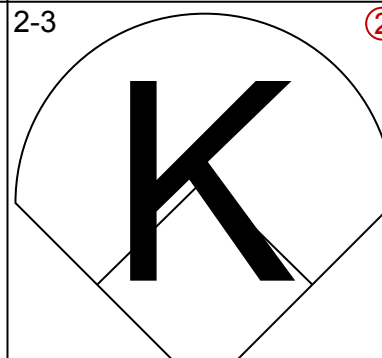
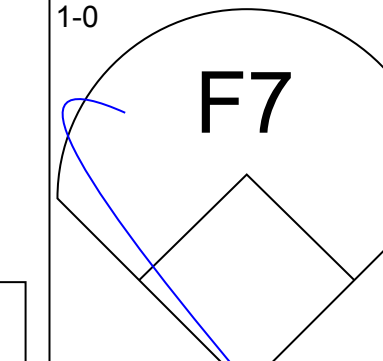
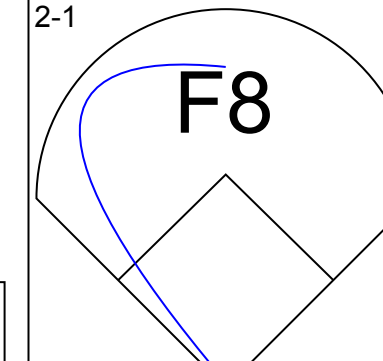
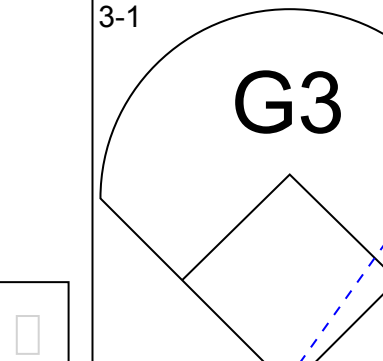
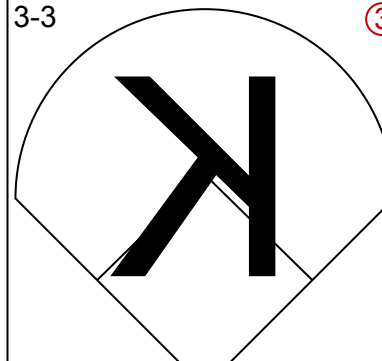
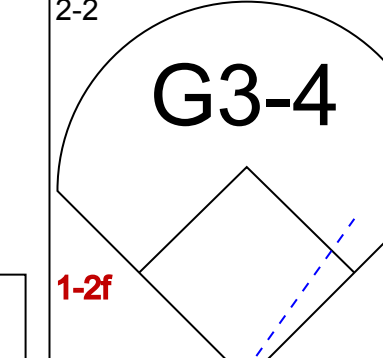
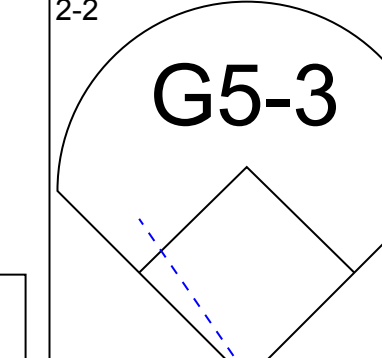
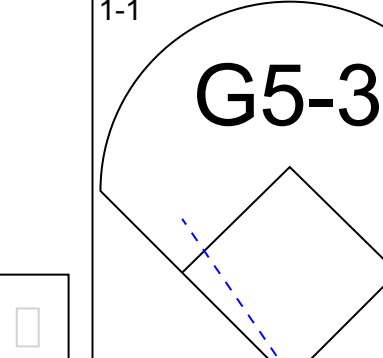
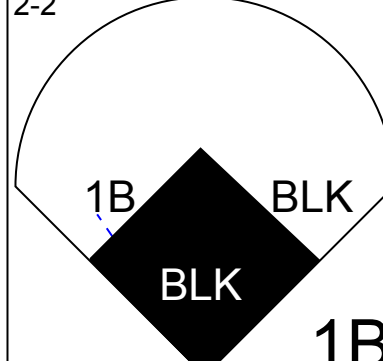
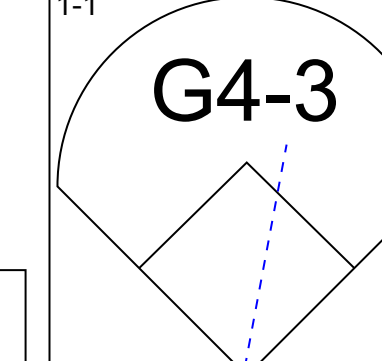
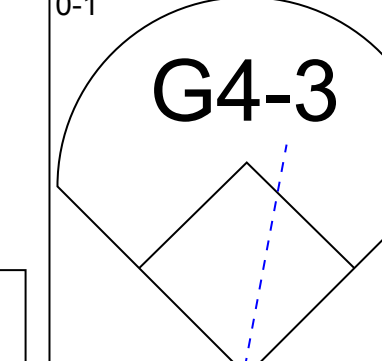
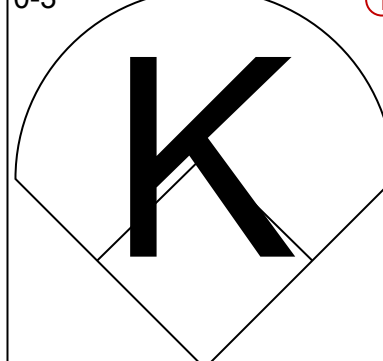
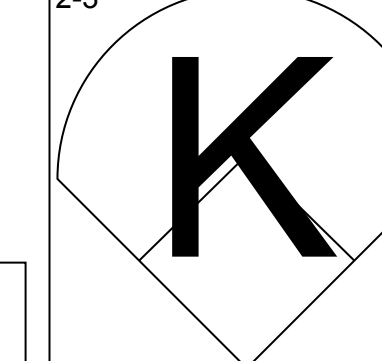
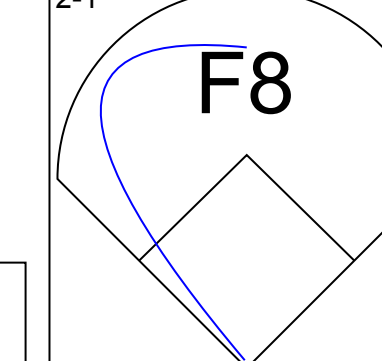
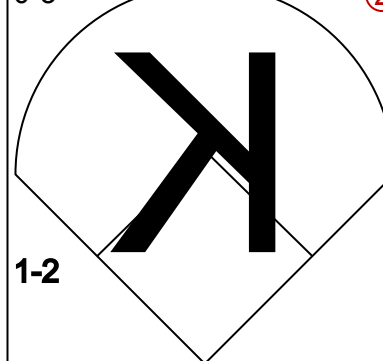
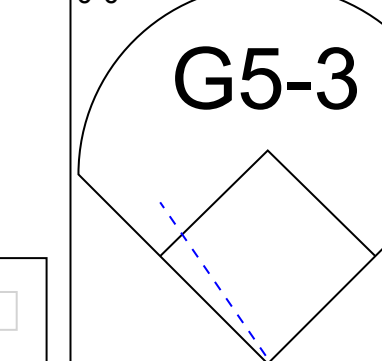
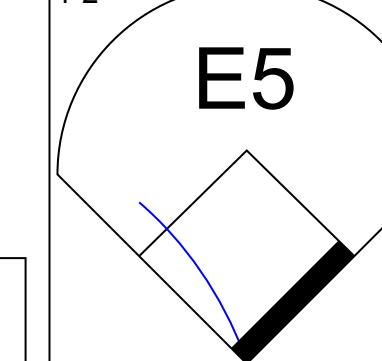
Batter	1	2	3	4	5	6	7	8	9	AB	R	H	RBI	BB	SO	LOB	TOP			
Julio Franco, R OBP: 0.277, SLG: 0.275 (1, 4)	1-1 F8		0-1 1B		0-0 FC6-4			1-2 4-3		4	0	1	0	0	0	2	Cleveland Indians @ Oakland Athletics Oakland-Alameda County Coliseum, Oakland, CA Sun May 08 1988, 3:33 AM PDT Att: 31,829 - Cloudy - 65 F			
Willie Upshaw, L OBP: 0.353, SLG: 0.404 (1, 3)	0-2 WP E		3-2 1-3			4-1 BB		3-1 6-3		3	1	1	0	1	0	2				
Joe Carter, R OBP: 0.413, SLG: 0.618 (1, 8)	1-2 F7			1-1 5-3		0-2 F8		1-1 6-3		4	0	0	0	0	0	2				
Brook Jacoby, R OBP: 0.379, SLG: 0.505 (1, 5)	1-3 K			0-1 1B		0-3 K			1-2 F8	4	0	1	0	0	2	1				
Mel Hall, L OBP: 0.318, SLG: 0.367 (1, 7)		0-1 F9		0-0 F9		2-2 6-3			0-0 E4	4	0	0	0	0	0	2				
Carmen Castillo, R OBP: 0.296, SLG: 0.370 (1, 9)		0-0 6-3		1-1 5-3			2-2 F7		0-2 F2	4	0	0	0	0	0	2				
Dave Clark, L OBP: 0.303, SLG: 0.179 (1, 10)		1-0 6-3			2-1 1-3		0-0 F7		2-3 K	4	0	0	0	0	1	1				
Andy Allanson, R OBP: 0.297, SLG: 0.289 (1, 2)			2-1 F8		0-3 K		1-0 F6			3	0	0	0	0	1	0				
Jay Bell, R OBP: 0.327, SLG: 0.281 (1, 6)			2-2 F3		4-2 FC6-4 BB			1-0 4-3 1B		2	0	1	0	1	0	0				
Inning Stats	R: 1 E: 1 K: 1 S: 12	H: 1 LOB: 0 BB: 0 P: 15	R: 0 E: 0 K: 0 S: 4	H: 0 LOB: 0 BB: 0 P: 5	R: 0 E: 0 K: 0 S: 11	H: 1 LOB: 1 BB: 0 P: 17	R: 0 E: 0 K: 0 S: 7	H: 1 LOB: 1 BB: 0 P: 9	R: 0 E: 0 K: 1 S: 8	H: 0 LOB: 1 BB: 1 P: 14	R: 0 E: 0 K: 0 S: 6	H: 0 LOB: 0 BB: 0 P: 9	R: 0 E: 0 K: 0 S: 8	H: 1 LOB: 1 BB: 0 P: 14	R: 0 E: 1 K: 1 S: 12	H: 0 LOB: 1 BB: 0 P: 15	1B: 3 2B: 1 3B: 0 HR: 0	SF: 0 SAC: 0 DP: 0 HBP: 0	WP: 1 PB: 0 SB: 0 CS: 0	PA: 34
PITCHER Dave Stewart, R ERA: 2.42 (1, 1)	IP: 9.0 WLS: W BF: 34 H: 4 R: 1 ER: 0 SO: 4 BB: 2 IBB: 0 HBP: 0 BLK: 0 WP: 1 HR: 0 S: 79 P: 115 ERA: 0.00 WHIP: 0.667															PITCHER				

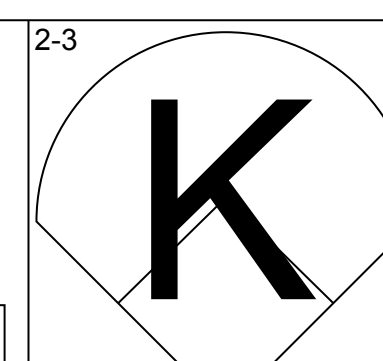
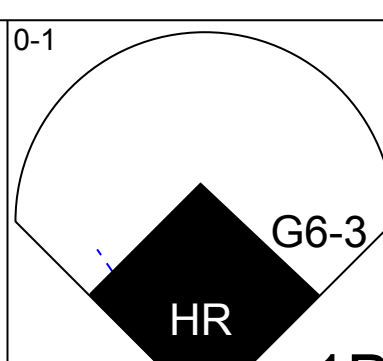
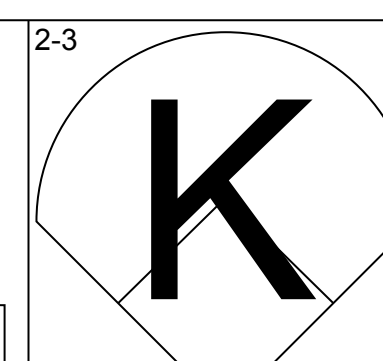
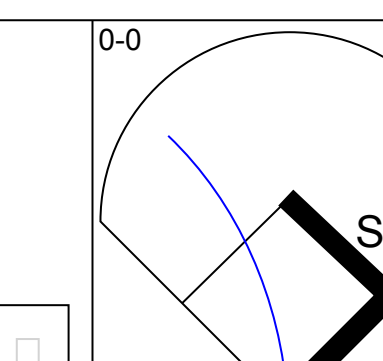
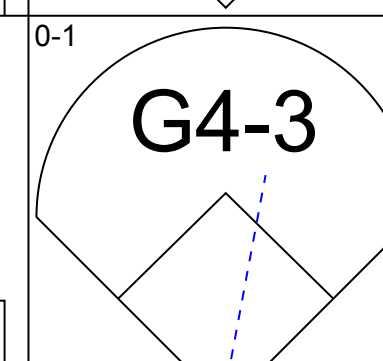
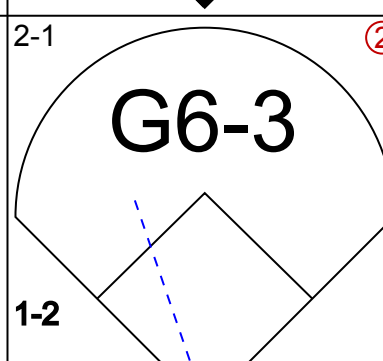
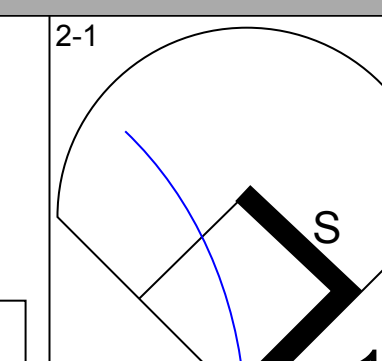
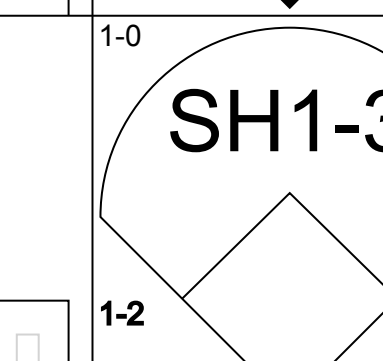
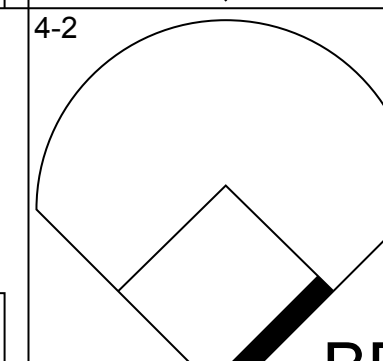
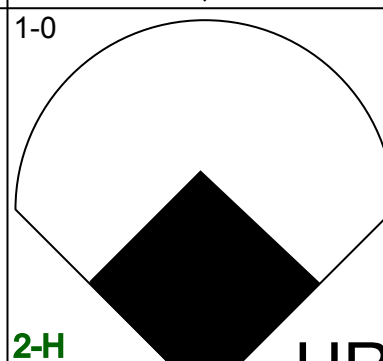
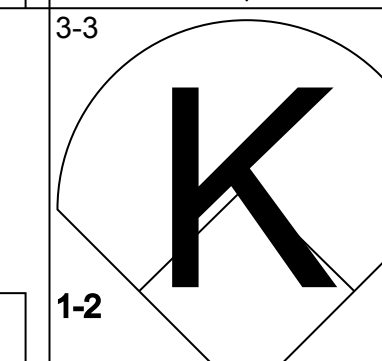
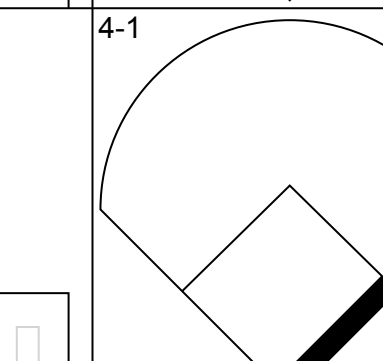
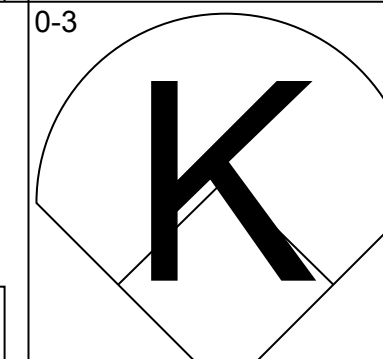
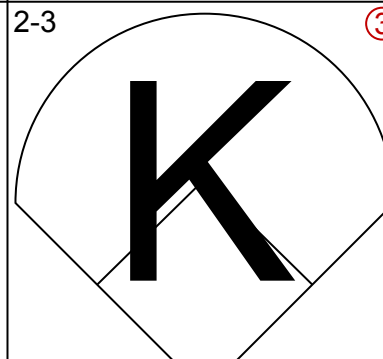
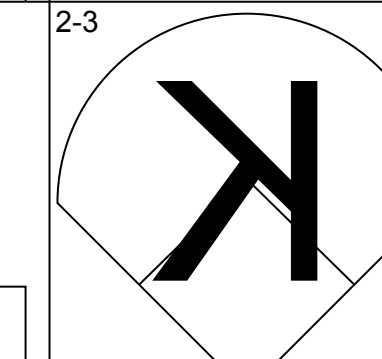
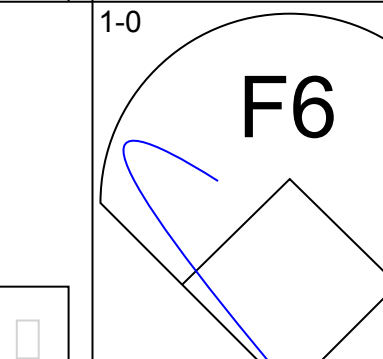
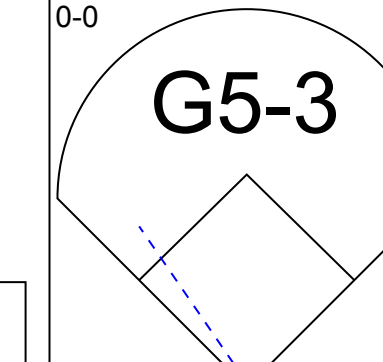
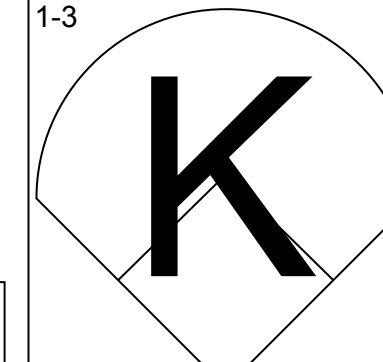
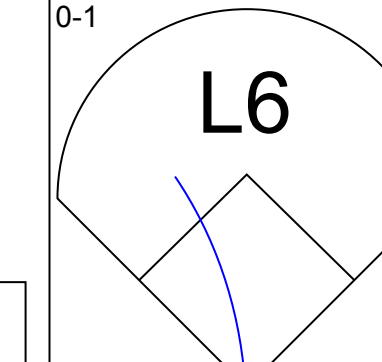
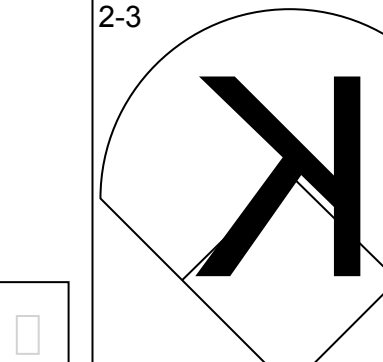
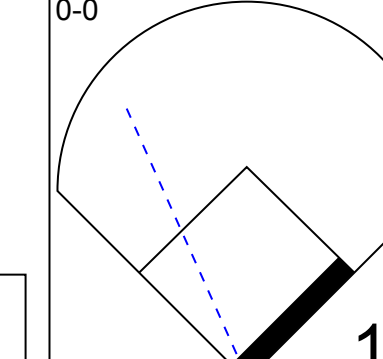
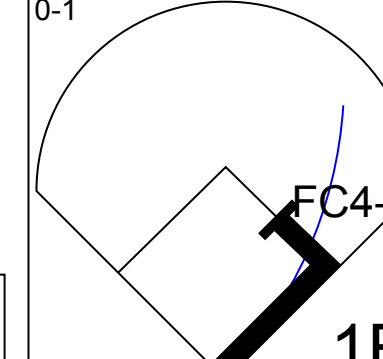
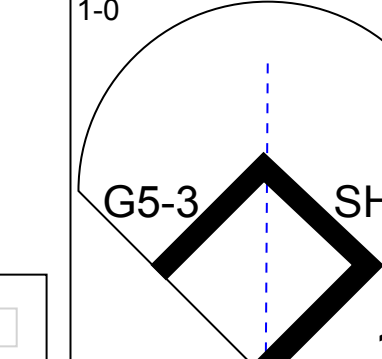
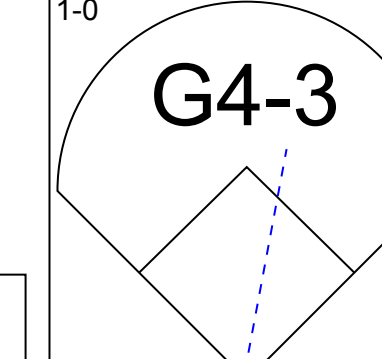
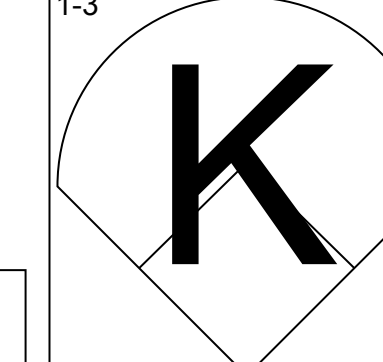
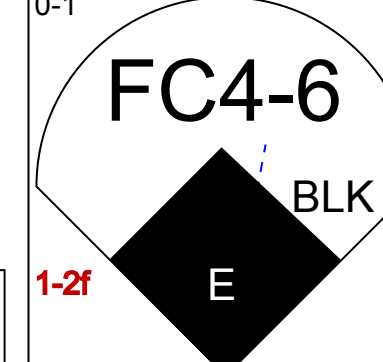
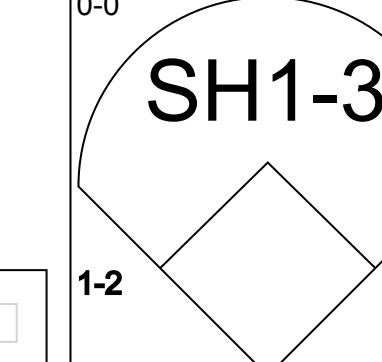
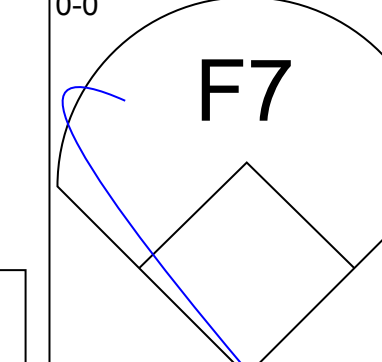
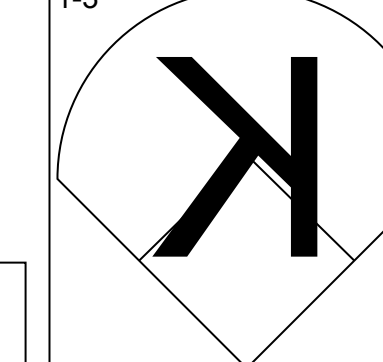
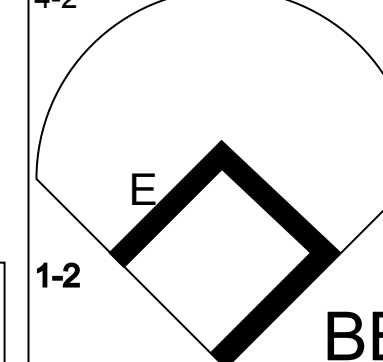
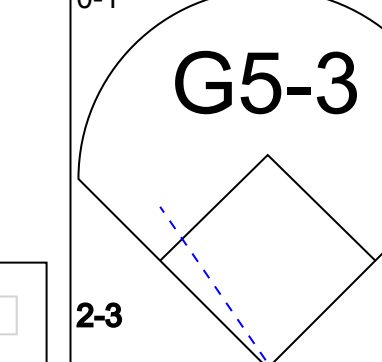
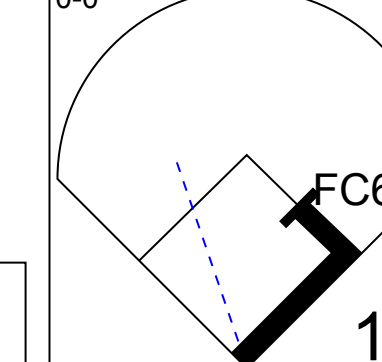

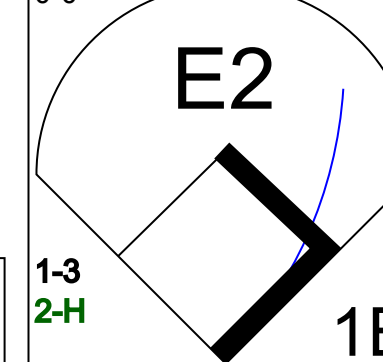
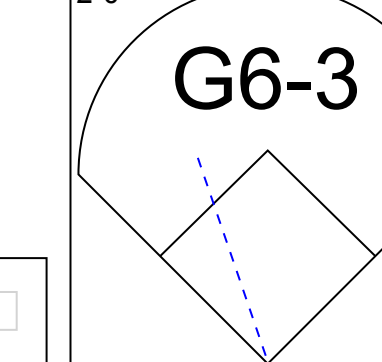
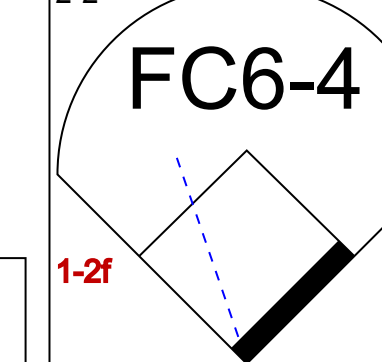
Batter	1	2	3	4	5	6	7	8	9	AB	R	H	RBI	BB	SO	LOB	BOTTOM			
Tony Phillips, S OBP: 0.330, SLG: 0.263 (1, 7)	1-3 K		0-3 K			2-0 E 2B		2-2 6-3		4	1	1	0	0	2	0	Cleveland Indians @ Oakland Athletics Oakland-Alameda County Coliseum, Oakland, CA Sun May 08 1988, 3:33 AM PDT Att: 31,829 - Cloudy - 65 F			
Carney Lansford, R OBP: 0.412, SLG: 0.532 (1, 5)	0-1 F9 S 1B		4-1 BB 1B BB		0-0 E9 WP 1B 2H	0-0 F9				3	1	1	0	1	0	0				
Jose Canseco, R OBP: 0.411, SLG: 0.547 (1, 9)	2-1 F9		1-2 BB 1B		2-1 S 2B 1B 2H		0-1 F4			4	1	2	1	0	0	1				
Mark McGwire, R OBP: 0.405, SLG: 0.553 (1, 3)	1-0 L8		4-2 BB 1B		0-2 S 1B 2B 1H		0-0 WP 1B			3	1	2	1	1	0	1				
Dave Henderson, R OBP: 0.387, SLG: 0.611 (1, 8)		0-0 5-3	1-0 F8		1-3 K		1-1 F5			4	0	0	0	0	1	5				
Don Baylor, R OBP: 0.322, SLG: 0.260 (1, 10)		2-2 F9		0-0 F4		0-2 S 1B 2H		2-2 F2		4	0	1	1	0	0	1				
Glenn Hubbard, R OBP: 0.362, SLG: 0.327 (1, 4)		2-1 BB 1B		0-1 6-3		1-1 6-3		3-1 F3		4	0	1	0	0	0	1				
Orlando Mercado, R OBP: 0.250, SLG: 1.000 (1, 2)		2-3 K		1-2 F7		1-0 HR		2-3 K		4	1	1	1	0	2	1				
Mike Gallego, R OBP: 0.315, SLG: 0.239 (1, 6)			1-2 6-3		2-3 K		1-0 F7		0-0 5-3	4	0	0	0	0	1	0				
Inning Stats	R: 0 E: 0 K: 1 S: 8	H: 1 LOB: 1 BB: 0 P: 12	R: 0 E: 0 K: 1 S: 9	H: 1 LOB: 1 BB: 0 P: 15	R: 0 E: 0 K: 0 S: 15	H: 1 LOB: 3 BB: 2 P: 26	R: 0 E: 0 K: 0 S: 7	H: 0 LOB: 0 BB: 0 P: 8	R: 4 E: 1 K: 2 S: 22	H: 4 LOB: 1 BB: 0 P: 30	R: 1 E: 0 K: 0 S: 7	H: 1 LOB: 0 BB: 0 P: 11	R: 0 E: 0 K: 0 S: 9	H: 1 LOB: 1 BB: 0 P: 12	R: 0 E: 0 K: 1 S: 6	H: 0 LOB: 0 BB: 0 P: 11	1B: 6 2B: 2 3B: 0 HR: 1	SF: 0 SAC: 0 DP: 0 HBP: 0	WP: 2 PB: 0 SB: 0 CS: 0	PA: 36
PITCHER Greg Swindell, L ERA: 2.34 Chris Codiroli, R ERA: 6.75 (7, 1)	IP: 6.0 WLS: L BF: 29 H: 8 R: 5 ER: 3 SO: 5 BB: 2 IBB: 0 HBP: 0 BLK: 0 WP: 1 HR: 1 S: 68 P: 102 ERA: 4.50 WHIP: 1.667															PITCHER				

AB	32
R	1
H	4
RBI	0
BB	2
SO	4
LOB	12

AB	34
R	5
H	9
RBI	4
BB	2
SO	6
LOB	10



Batter	1	2	3	4	5	6	7	8	9	AB	R	H	RBI	BB	SO	LOB	TOP				
Gary Pettis, S OBP: 0.300, SLG: 0.244 (1, 8)										4	0	1	0	0	1	1	Detroit Tigers @ Oakland Athletics Oakland-Alameda County Coliseum, Oakland, CA Mon May 09 1988, 7:05 PM PDT Att: 35,300 - Unknown - 60 F livebaseballscorecards.com				
Lou Whitaker, L OBP: 0.445, SLG: 0.484 (1, 4)										4	0	2	0	0	0	1					
Darrell Evans, L OBP: 0.270, SLG: 0.225 (1, 3)										4	0	0	0	0	0	2					
Alan Trammell, R OBP: 0.333, SLG: 0.426 (1, 6)										3	0	0	0	1	2	1					
Matt Nokes, L OBP: 0.274, SLG: 0.487 (1, 2)										4	0	0	0	0	1	2					
Chet Lemon, R OBP: 0.381, SLG: 0.429 (1, 9)										3	0	0	0	0	0	1					
Pat Sheridan, L OBP: 0.411, SLG: 0.521 (1, 7)										3	1	1	0	0	0	0					
Dave Bergman, L OBP: 0.333, SLG: 0.281 (1, 10)										3	0	0	0	0	2	1					
Luis Salazar, R OBP: 0.373, SLG: 0.489 (1, 5)										3	0	0	0	0	1	1					
Inning Stats	R: 0 E: 0 K: 1 S: 7	H: 0 LOB: 0 BB: 0 P: 10	R: 0 E: 0 K: 0 S: 7	H: 0 LOB: 0 BB: 1 P: 14	R: 1 E: 0 K: 2 S: 17	H: 2 LOB: 1 BB: 0 P: 21	R: 0 E: 0 K: 0 S: 5	H: 0 LOB: 0 BB: 0 P: 8	R: 0 E: 0 K: 1 S: 9	H: 0 LOB: 0 BB: 0 P: 14	R: 0 E: 0 K: 1 S: 7	H: 0 LOB: 0 BB: 0 P: 12	R: 0 E: 1 K: 0 S: 10	H: 0 LOB: 1 BB: 0 P: 14	R: 0 E: 0 K: 2 S: 14	H: 1 LOB: 1 BB: 0 P: 22	1B: 3 2B: 1 3B: 0 HR: 0	SF: 0 SAC: 0 DP: 1 HBP: 0	WP: 0 PB: 0 SB: 0 CS: 0	PA: 32	
PITCHER	IP	WLS	BF	H	R	ER	SO	BB	IBB	HBP	BLK	WP	HR	S	P	ERA	WHIP				
Bob Welch, R ERA: 4.38 (1, 1)	8.0	W	29	4	1	1	5	1	0	0	2	0	0	71	106	1.12	0.625				
Dennis Eckersley, R ERA: (9, 1)	1.0	S	3	0	0	0	2	0	0	0	0	0	0	11	17	0.00	0.000				

Batter	1	2	3	4	5	6	7	8	9	AB	R	H	RBI	BB	SO	LOB	BOTTOM				
Carney Lansford, R OBP: 0.414, SLG: 0.531 (1, 5)										4	1	2	0	0	2	2	Detroit Tigers @ Oakland Athletics Oakland-Alameda County Coliseum, Oakland, CA Mon May 09 1988, 7:05 PM PDT Att: 35,300 - Unknown - 60 F livebaseballscorecards.com				
Stan Javier, S OBP: 0.360, SLG: 0.432 (1, 7)										3	0	1	0	0	0	1					
Jose Canseco, R OBP: 0.421, SLG: 0.571 (1, 9)										2	1	1	2	2	1	1					
Dave Parker, L OBP: 0.309, SLG: 0.356 (1, 10)										4	0	0	0	0	3	4					
Mark McGwire, R OBP: 0.393, SLG: 0.534 (1, 3)										4	0	0	0	0	2	3					
Ron Hassey, L OBP: 0.324, SLG: 0.516 (1, 2)										4	0	3	0	0	0	0					
Dave Henderson, R OBP: 0.369, SLG: 0.579 (1, 8)										3	1	0	0	0	1	2					
Glenn Hubbard, R OBP: 0.371, SLG: 0.327 (1, 4)										3	0	1	0	1	1	2					
Mike Gallego, R OBP: 0.310, SLG: 0.240 (1, 6)										4	0	1	1	0	1	2					
Inning Stats	R: 0 E: 0 K: 2 S: 10	H: 0 LOB: 1 BB: 1 P: 16	R: 0 E: 0 K: 2 S: 8	H: 1 LOB: 0 BB: 0 P: 10	R: 2 E: 0 K: 2 S: 13	H: 2 LOB: 0 BB: 0 P: 19	R: 1 E: 1 K: 2 S: 13	H: 2 LOB: 2 BB: 1 P: 20	R: 0 E: 0 K: 0 S: 10	H: 1 LOB: 1 BB: 0 P: 17	R: 0 E: 0 K: 1 S: 7	H: 1 LOB: 2 BB: 1 P: 15	R: 0 E: 0 K: 0 S: 6	H: 1 LOB: 1 BB: 0 P: 9	R: 0 E: 0 K: 2 S: 14	H: 1 LOB: 1 BB: 0 P: 22	1B: 8 2B: 0 3B: 0 HR: 1	SF: 0 SAC: 2 DP: 0 HBP: 0	WP: 0 PB: 0 SB: 1 CS: 0	PA: 36	
PITCHER	IP	WLS	BF	H	R	ER	SO	BB	IBB	HBP	BLK	WP	HR	S	P	ERA	WHIP				
Jack Morris, R ERA: 4.22 (1, 1)	8.0	L	36	9	3	3	11	3	0	0	1	0	1	72	114	3.38	1.500				

Batter	1	2	3	4	5	6	7	8	9	AB	R	H	RBI	BB	SO	LOB	TOP										
Gary Pettis, S OBP: 0.292, SLG: 0.236 (1, 8)	G4-3 ①		G6-3 ①		E6 ①		SH ①		F9 ①	4	1	0	0	0	0	0	Detroit Tigers @ Oakland Athletics Oakland-Alameda County Coliseum, Oakland, CA Tue May 10 1988, 7:05 PM PDT Att: 23,341 - Unknown - 65 F livebaseballscorecards.com										
Tom Brookens, R OBP: 0.406, SLG: 0.468 (1, 5)	F3 ②		G5-3 ②		K ①		SF8 ①		BLK SF8 2B	4	1	1	1	0	1	1											
Luis Salazar, R OBP: 0.393, SLG: 0.569 (1, 7)	HR ①		HR 1B		1B ②		F8 ②		SF8 ②	4	2	3	2	0	0	1											
Alan Trammell, R OBP: 0.343, SLG: 0.429 (1, 6)	1B ③		HR BB		K ②		1B ③		F4 ③	4	1	2	0	1	1	1											
Larry Herndon, R OBP: 0.282, SLG: 0.343 Dave Bergman, L OBP: 0.325, SLG: 0.273 (1, 10) (8, PH)	F4 ③		HR ③		F3 ③				E6 2B BLK 1B	3	1	1	3	0	0	2											
Chet Lemon, R OBP: 0.377, SLG: 0.431 (1, 9)		G5-3 ①	G5-3 ③			F8 ①			1B 2B	4	0	1	0	0	0	0											
Ray Knight, R Darrell Evans, L OBP: 0.277, SLG: 0.233 (8, PH) (8, 3)	1B ②			L5 ①		F4 ②			1B ①	3	0	1	0	0	0	0											
Mike Heath, R OBP: 0.255, SLG: 0.195 (1, 2)	F4 ②			K ②		G3 ③		G6-3 ②		4	0	0	0	0	1	2											
Jim Walewander, S OBP: 0.286, SLG: 0.429 (1, 4)	F9 ③			F3 ③			E SH SF8 1B	G6-3 ③		4	1	1	0	0	0	2											
Inning Stats	R: 1 E: 0 K: 0 S: 10	H: 2 LOB: 1 BB: 0 P: 16	R: 0 E: 0 K: 0 S: 8	H: 1 LOB: 0 BB: 0 P: 13	R: 3 E: 0 K: 1 S: 12	H: 2 LOB: 0 BB: 1 P: 18	R: 0 E: 0 K: 1 S: 9	H: 0 LOB: 0 BB: 0 P: 12	R: 1 E: 2 K: 0 S: 16	H: 1 LOB: 1 BB: 0 P: 22	R: 0 E: 0 K: 0 S: 6	H: 0 LOB: 0 BB: 0 P: 11	R: 1 E: 2 K: 0 S: 9	H: 2 LOB: 2 BB: 0 P: 12	R: 1 E: 1 K: 0 S: 13	H: 2 LOB: 1 BB: 0 P: 17		R: 1 E: 0 K: 0 S: 10	H: 1 LOB: 0 BB: 0 P: 16	1B: 7 2B: 2 3B: 0 HR: 2	SF: 2 SAC: 1 DP: 0 HBP: 0	WP: 0 PB: 0 SB: 4 CS: 0	PA: 40				
PITCHER	IP	WLS	BF	H	R	ER	SO	BB	IBB	HBP	BLK	WP	HR	S	P	ERA	WHIP										
Curt Young, L ERA: 3.98 (1, 1)	6.1	L	29	7	6	4	3	1	0	0	0	0	2	67	100	5.68	1.263										
Gene Nelson, R ERA: 4.39 (7, 1)	1.2		7	3	1	0	0	0	0	0	1	0	0	16	21	0.00	1.800										
Greg Cadaret, L ERA: 3.21 (9, 1)	1.0		4	1	1	1	0	0	0	0	1	0	0	10	16	9.00	1.000										

Batter	1	2	3	4	5	6	7	8	9	AB	R	H	RBI	BB	SO	LOB	BOTTOM										
Carney Lansford, R OBP: 0.414, SLG: 0.526 (1, 5)	FC4-6 1B	1-2 2-3 3-H 1B			G4-3 ①		G1-3 ②		F4 ①	5	0	2	1	0	0	1	Detroit Tigers @ Oakland Athletics Oakland-Alameda County Coliseum, Oakland, CA Tue May 10 1988, 7:05 PM PDT Att: 23,341 - Unknown - 65 F livebaseballscorecards.com										
Stan Javier, S OBP: 0.340, SLG: 0.407 (1, 7)	FC4-6 1-2 S	L1 ③			G4-3 ②		F7 ③		K ②	5	0	0	0	0	1	5											
Jose Canseco, R OBP: 0.413, SLG: 0.553 (1, 9)	K 1-2		G4-3 ①		G4-3 ②		BB ③		F9 ①	4	0	0	0	1	1	2											
Dave Parker, L OBP: 0.298, SLG: 0.343 (1, 10)	F8 ③		G4-3 ②		F5 ③				K ②	4	0	0	0	0	1	2											
Mark McGwire, R OBP: 0.403, SLG: 0.529 (1, 3)		L3 BB	F8 ③			1B G6-4-3 BB		BB E BB		1	1	0	0	3	0	0											
Ron Hassey, L OBP: 0.320, SLG: 0.500 (1, 2)		L3 1-2		G6-3 ①		G6-4-3 1B		E4 BB		4	0	1	0	0	0	2											
Dave Henderson, R OBP: 0.377, SLG: 0.567 (1, 8)		BB BB 1B		K ②		G6-4-3 1-2 3-H		BB ③		3	1	1	0	1	1	1											
Glenn Hubbard, R OBP: 0.385, SLG: 0.321 Doug Jennings, L OBP: 0.412, SLG: 0.440 Tony Phillips, S OBP: 0.330, SLG: 0.263 (1, 4) (8, PH) (9, 4)	1B BB	1B BB			BB BB		G6-3 ③		F8 ③	1	0	0	0	2	0	0											
Mike Gallego, R OBP: 0.323, SLG: 0.245 (1, 6)	1-2 2-3 BB				F9 ③				K ①	3	0	1	0	1	1	1											
Inning Stats	R: 0 E: 0 K: 1 S: 9	H: 1 LOB: 3 BB: 0 P: 13	R: 1 E: 0 K: 0 S: 16	H: 2 LOB: 3 BB: 3 P: 31	R: 0 E: 0 K: 1 S: 6	H: 0 LOB: 0 BB: 0 P: 11	R: 0 E: 0 K: 1 S: 6	H: 0 LOB: 1 BB: 1 P: 12	R: 0 E: 0 K: 0 S: 10	H: 0 LOB: 0 BB: 1 P: 18	R: 1 E: 0 K: 0 S: 12	H: 1 LOB: 0 BB: 1 P: 19	R: 0 E: 0 K: 1 S: 5	H: 0 LOB: 0 BB: 0 P: 9	R: 0 E: 1 K: 1 S: 12	H: 0 LOB: 3 BB: 2 P: 25		R: 0 E: 0 K: 1 S: 8	H: 1 LOB: 1 BB: 0 P: 10	1B: 5 2B: 1 3B: 0 HR: 0	SF: 0 SAC: 0 DP: 2 HBP: 0	WP: 0 PB: 0 SB: 1 CS: 0	PA: 39				
PITCHER	IP	WLS	BF	H	R	ER	SO	BB	IBB	HBP	BLK	WP	HR	S	P	ERA	WHIP										
Walt Terrell, R ERA: 4.91 (1, 1)	7.0	W	29	4	2	2	3	6	0	0	0	0	0	65	113	2.57	1.429										
Mike Henneman, R ERA: 1.6 (8, 1)	2.0		10	1	0	0	2	2	0	0	0	0	0	20	35	0.00	1.500										



Batter	1	2	3	4	5	6	7	8	9	AB	R	H	RBI	BB	SO	LOB	TOP				
Gary Pettis, S OBP: 0.309, SLG: 0.265 (1, 8)	1-2 1B 2B		1-0 B1-3		0-1 S 1B		0-0 G4-6-3 1B		0-2 SH2-4 1B BLK	5	2	4	0	0	0	0					
Lou Whitaker, L OBP: 0.435, SLG: 0.465 (1, 4)	0-1 F8		2-1 F5		0-1 F3		3-1 G4-6-3 1B		4-1 SH2-4 1B BB	4	1	0	0	1	0	4					
Luis Salazar, R OBP: 0.383, SLG: 0.545 (1, 6) (8, 3)	0-3 K			1-1 1B WP	0-1 F8		3-1 6-3		1-0 SH2-4 1B	4	1	1	0	0	1	3					
Matt Nokes, L OBP: 0.287, SLG: 0.494 (8, PH)	2-2			2-1 1B 1B	0-3 K			1-0 2B 2B	1-1 2B 1B	3	0	2	2	0	1	1					
Larry Herndon, R OBP: 0.300, SLG: 0.389 (8, FR)				1-1 1B 1B						1	0	1	0	0	0	0					
Mike Heath, R OBP: 0.271, SLG: 0.214 (8, 2)				1-1 1B 1B	1-2 K					1	2	1	2	0	0	0					
Darrell Evans, L OBP: 0.279, SLG: 0.237 (8, PH)	2-3 K			2-2 F8				2-0 2B 1B	1-0 2B 1B	3	0	1	0	0	1	2					
Alan Trammell, R OBP: 0.353, SLG: 0.446 (8, 6)								2-0 2B 1B	1-2 2B 1B	2	2	2	1	0	0	0					
Chet Lemon, R OBP: 0.376, SLG: 0.439 (1, 9)				0-1 1B 1B				2-2 F9	0-0 1B 2B	5	0	2	2	0	1	2					
Pat Sheridan, L OBP: 0.410, SLG: 0.500 (1, 7)				1-0 1B 1B				3-2 F6	2-2 6-3	4	0	1	0	1	0	3					
Jim Morrison, R OBP: 0.213, SLG: 0.279 (8, PH)				1-2 2-3 1B				0-2 1B	1-3 K	3	0	0	0	0	1	5					
Dave Bergman, L OBP: 0.341, SLG: 0.294 (8, FR)				0-0 G4-6-3				2-2 1B		1	0	1	1	0	0	0					
Jim Walewander, S OBP: 0.250, SLG: 0.375 (8, FR)				0-0 G4-6-3				1-2 5-3		1	0	0	0	0	1	1					
Tom Brookens, R OBP: 0.400, SLG: 0.451 (1, 5)				1-1 L9	0-0 G6			4-1 1B BB	1-1 F8	3	0	0	0	1	0	5					
Inning Stats	R: 1 E: 0 K: 2 S: 14	H: 2 LOB: 1 BB: 0 P: 19	R: 0 E: 0 K: 1 S: 7	H: 0 LOB: 0 BB: 1 P: 14	R: 0 E: 0 K: 0 S: 5	H: 0 LOB: 0 BB: 0 P: 9	R: 1 E: 0 K: 1 S: 14	H: 4 LOB: 3 BB: 0 P: 23	R: 0 E: 0 K: 1 S: 9	H: 1 LOB: 1 BB: 0 P: 11	R: 0 E: 1 K: 0 S: 6	H: 1 LOB: 1 BB: 0 P: 16	R: 2 E: 0 K: 0 S: 15	H: 3 LOB: 2 BB: 0 P: 24	R: 4 E: 0 K: 1 S: 15	H: 4 LOB: 1 BB: 1 P: 25	1B: 12 2B: 4 3B: 0 HR: 0	SF: 0 SAC: 1 DP: 2 HBP: 0	WP: 1 PB: 0 SB: 1 CS: 0	PA: 44	
PITCHER	IP WLS BF H R ER SO BB IBB HBP BLK WP HR S P ERA WHIP	IP WLS BF H R ER SO BB IBB HBP BLK WP HR S P ERA WHIP	IP WLS BF H R ER SO BB IBB HBP BLK WP HR S P ERA WHIP	IP WLS BF H R ER SO BB IBB HBP BLK WP HR S P ERA WHIP	IP WLS BF H R ER SO BB IBB HBP BLK WP HR S P ERA WHIP	IP WLS BF H R ER SO BB IBB HBP BLK WP HR S P ERA WHIP	IP WLS BF H R ER SO BB IBB HBP BLK WP HR S P ERA WHIP	IP WLS BF H R ER SO BB IBB HBP BLK WP HR S P ERA WHIP	IP WLS BF H R ER SO BB IBB HBP BLK WP HR S P ERA WHIP	IP WLS BF H R ER SO BB IBB HBP BLK WP HR S P ERA WHIP	IP WLS BF H R ER SO BB IBB HBP BLK WP HR S P ERA WHIP	IP WLS BF H R ER SO BB IBB HBP BLK WP HR S P ERA WHIP	IP WLS BF H R ER SO BB IBB HBP BLK WP HR S P ERA WHIP	IP WLS BF H R ER SO BB IBB HBP BLK WP HR S P ERA WHIP	IP WLS BF H R ER SO BB IBB HBP BLK WP HR S P ERA WHIP	IP WLS BF H R ER SO BB IBB HBP BLK WP HR S P ERA WHIP	IP WLS BF H R ER SO BB IBB HBP BLK WP HR S P ERA WHIP	IP WLS BF H R ER SO BB IBB HBP BLK WP HR S P ERA WHIP	IP WLS BF H R ER SO BB IBB HBP BLK WP HR S P ERA WHIP	IP WLS BF H R ER SO BB IBB HBP BLK WP HR S P ERA WHIP	IP WLS BF H R ER SO BB IBB HBP BLK WP HR S P ERA WHIP

Detroit Tigers @ Oakland Athletics
Oakland-Alameda County Coliseum, Oakland, CA
Wed May 11 1988, 3:33 AM PDT
Att: 26,860 - Sunny - 70 F

AB 40
R 8
H 16
RBI 8
BB 3
SO 6
LOB 26



Batter	1	2	3	4	5	6	7	8	9	AB	R	H	RBI	BB	SO	LOB	BOTTOM					
Carney Lansford, R OBP: 0.400, SLG: 0.507 (1, 5)	1-3 K	0-0 FC5-4			1-0 6-3		0-0 F8		0-0 F8	5	0	0	0	0	1	2						
Stan Javier, S OBP: 0.364, SLG: 0.416 (1, 8)	4-2 F9 BB		1-1 1B		1-0 F8		4-2 1B BB		0-1 1B	3	0	2	0	2	0	0						
Jose Canseco, R OBP: 0.426, SLG: 0.559 (1, 9)	4-2 1B BB		1-2 F8			0-0 HR 1B	0-1 1B		3-2 1B	4	1	3	0	1	0	1						
Dave Parker, L OBP: 0.297, SLG: 0.333 (8, 4)	1-2 F9		0-0 F8			4-1 HR BB	2-3 K		1-2 F5	3	1	0	0	1	1	5						
Glenn Hubbard, R OBP: 0.376, SLG: 0.315 (8, 4)						1-2 HR BB				1	0	0	0	0	0	2						
Mark McGwire, R OBP: 0.396, SLG: 0.540 (1, 3)	3-2 CS	1-0 F7	1-1 F9			2-1 HR	2-1 F7		0-0 5-3	5	1	1	3	0	0	5						
Don Baylor, R OBP: 0.319, SLG: 0.296 (1, 10)		2-2 HR		1-1 5-3				2-3 K	2-2 6-3	4	1	1	1	0	1	0						
Tony Phillips, S OBP: 0.337, SLG: 0.266 (8, 7)		0-0 F2		0-0 F9			0-1 1B		4-1 1B BB	3	0	1	0	1	0	0						
Orlando Mercado, R OBP: 0.286, SLG: 0.714 (8, PH)		1-1 BB		0-0 F4			1-0 F8		0-0 1B	3	0	1	0	0	0	1						
Ron Hassey, L OBP: 0.329, SLG: 0.507 (9, 2)									1-3 1B	1	0	1	0	0	0	0						
Mike Gallego, R OBP: 0.318, SLG: 0.232 (1, 6)		4-1 FC5-4 BB			3-1 L9		1-3 K		1-0 F7	3	0	0	0	1	1	2						
Inning Stats	R: 0 E: 0 K: 1 S: 12	H: 0 LOB: 1 BB: 2 P: 25	R: 1 E: 0 K: 0 S: 11	H: 2 LOB: 2 BB: 1 P: 19	R: 0 E: 0 K: 0 S: 9	H: 1 LOB: 1 BB: 0 P: 11	R: 0 E: 0 K: 0 S: 4	H: 0 LOB: 0 BB: 0 P: 5	R: 0 E: 0 K: 0 S: 4	H: 0 LOB: 0 BB: 0 P: 9	R: 3 E: 0 K: 2 S: 13	H: 3 LOB: 1 BB: 1 P: 23	R: 0 E: 0 K: 1 S: 10	H: 1 LOB: 2 BB: 1 P: 18	R: 0 E: 0 K: 0 S: 6	H: 1 LOB: 1 BB: 1 P: 13	R: 0 E: 0 K: 0 S: 10	H: 2 LOB: 2 BB: 0 P: 14	1B: 8 2B: 0 3B: 0 HR: 2	SF: 0 SAC: 0 DP: 0 HBP: 0	WP: 0 PB: 0 SB: 0 CS: 1	PA: 42
PITCHER	IP WLS BF H R ER SO BB IBB HBP BLK WP HR S P ERA WHIP	IP WLS BF H R ER SO BB IBB HBP BLK WP HR S P ERA WHIP	IP WLS BF H R ER SO BB IBB HBP BLK WP HR S P ERA WHIP	IP WLS BF H R ER SO BB IBB HBP BLK WP HR S P ERA WHIP	IP WLS BF H R ER SO BB IBB HBP BLK WP HR S P ERA WHIP	IP WLS BF H R ER SO BB IBB HBP BLK WP HR S P ERA WHIP	IP WLS BF H R ER SO BB IBB HBP BLK WP HR S P ERA WHIP	IP WLS BF H R ER SO BB IBB HBP BLK WP HR S P ERA WHIP	IP WLS BF H R ER SO BB IBB HBP BLK WP HR S P ERA WHIP	IP WLS BF H R ER SO BB IBB HBP BLK WP HR S P ERA WHIP	IP WLS BF H R ER SO BB IBB HBP BLK WP HR S P ERA WHIP	IP WLS BF H R ER SO BB IBB HBP BLK WP HR S P ERA WHIP	IP WLS BF H R ER SO BB IBB HBP BLK WP HR S P ERA WHIP	IP WLS BF H R ER SO BB IBB HBP BLK WP HR S P ERA WHIP	IP WLS BF H R ER SO BB IBB HBP BLK WP HR S P ERA WHIP	IP WLS BF H R ER SO BB IBB HBP BLK WP HR S P ERA WHIP	IP WLS BF H R ER SO BB IBB HBP BLK WP HR S P ERA WHIP	IP WLS BF H R ER SO BB IBB HBP BLK WP HR S P ERA WHIP	IP WLS BF H R ER SO BB IBB HBP BLK WP HR S P ERA WHIP	IP WLS BF H R ER SO BB IBB HBP BLK WP HR S P ERA WHIP	IP WLS BF H R ER SO BB IBB HBP BLK WP HR S P ERA WHIP	

Detroit Tigers @ Oakland Athletics
Oakland-Alameda County Coliseum, Oakland, CA
Wed May 11 1988, 3:33 AM PDT
Att: 26,860 - Sunny - 70 F

AB 35
R 4
H 10
RBI 4
BB 6
SO 4
LOB 18



Batter	1	2	3	4	5	6	7	8	9	AB	R	H	RBI	BB	SO	LOB	TOP										
Carney Lansford, R OBP: 0.403, SLG: 0.507	2-2 2B 1B		0-1 P4		1-0 1-2 1B		1-0 L4			4	1	2	0	0	0	0											
Dave Henderson, R OBP: 0.370, SLG: 0.563	2-0 1B 2B		1-2 F3		3-1 F3		0-0 F8			4	0	1	0	0	0	2											
Jose Canseco, R OBP: 0.434, SLG: 0.565	3-0 2-3 3-H 1B		2-2 CS 1B		3-3 K		0-0 BB 1B			4	0	3	1	0	1	0											
Dave Parker, L OBP: 0.303, SLG: 0.333	1-3 K		2-1 CS	1-2 G4-1		1-2 F8 1B		4-1 BB G3-6-1		3	0	1	0	1	1	2											
Mark McGwire, R OBP: 0.392, SLG: 0.531	2-1 F9		0-0 F9		1-1 F9 1B		1-1 BB G3-6-1			4	0	1	0	0	0	4											
Ron Hassey, L OBP: 0.313, SLG: 0.479	2-1 F7		1-1 2-3		1-0 F8				1-3 K	4	0	0	0	0	1	4											
Don Baylor, R OBP: 0.316, SLG: 0.294		3-1 CS 1B			0-0 L6		1-0 F8		1-1 G1-3	4	0	1	0	0	0	2											
Glenn Hubbard, R OBP: 0.368, SLG: 0.304		1-2 F7			1-1 F8				1-3 K	2	0	0	0	0	0	1											
Doug Jennings, L OBP: 0.400, SLG: 0.423		1-2 F7								1	0	0	0	0	1	0											
Mike Gallego, R OBP: 0.318, SLG: 0.232		1-2 F7								0	0	0	0	0	0	0											
Stan Javier, S OBP: 0.360, SLG: 0.411		1-2 F7								1	0	0	0	0	1	0											
Walt Weiss, S OBP: 0.250, SLG: 0.176		3-2 F8			4-1 1B BB		1-0 F8			2	0	0	0	1	0	0											
Inning Stats	R: 1 E: 0 K: 1 S: 12	H: 3 LOB: 2 BB: 0 P: 24	R: 0 E: 0 K: 0 S: 12	H: 1 LOB: 0 BB: 0 P: 19	R: 0 E: 0 K: 0 S: 9	H: 1 LOB: 0 BB: 0 P: 14	R: 0 E: 0 K: 0 S: 7	H: 0 LOB: 0 BB: 0 P: 9	R: 0 E: 0 K: 1 S: 13	H: 2 LOB: 2 BB: 0 P: 20	R: 0 E: 0 K: 1 S: 5	H: 0 LOB: 0 BB: 0 P: 10	R: 0 E: 0 K: 0 S: 5	H: 1 LOB: 1 BB: 1 P: 10	R: 0 E: 0 K: 2 S: 8	H: 0 LOB: 0 BB: 0 P: 11	1B: 8 2B: 1 3B: 0 HR: 0	SF: 0 SAC: 0 DP: 1 HBP: 0	WP: 0 PB: 0 SB: 0 CS: 2	PA: 36							
PITCHER	IP	WLS	BF	H	R	ER	SO	BB	IBB	HBP	BLK	WP	HR	S	P	ERA	WHIP										
Jay Tibbs, R ERA: 3.98	(1, 1)	7.1	W	30	9	1	1	3	1	0	0	0	0	67	114	1.23	1.364										
Tom Niedenfuer, R ERA: 0.93	(8, 1)	1.2	S	5	0	0	0	2	1	0	0	0	0	11	19	0.00	0.600										

Oakland Athletics @ Baltimore Orioles
Memorial Stadium, Baltimore, MD
Fri May 13 1988, 7:05 PM EDT
Att: 20,336 - Unknown - 81 F

AB	33
R	1
H	9
RBI	1
BB	2
SO	5
LOB	15



Batter	1	2	3	4	5	6	7	8	9	AB	R	H	RBI	BB	SO	LOB	BOTTOM										
Pete Stanicek, S OBP: 0.397, SLG: 0.434	2-2 G1-3		2-1 L6		4-0 S 1B BB		3-1 L6-3 1B			2	1	0	0	1	0	0											
Joe Orsulak, L OBP: 0.321, SLG: 0.320										1	0	1	0	0	0	0											
Keith Hughes, L OBP: 0.452, SLG: 0.559	2-1 G6-3			0-1 F8	3-2 1B		0-0 L6-3			4	0	1	1	0	0	1											
Cal Ripken Jr., R OBP: 0.422, SLG: 0.504	1-2 G4-3			1-0 G5-3	0-2 1B		1-2 1B		2-0 P4	4	0	1	0	0	0	0											
Eddie Murray, S OBP: 0.267, SLG: 0.355		4-2 BB		1-0 HR	1-2 G6-3			1-3 K		3	1	1	1	1	1	2											
Fred Lynn, L OBP: 0.318, SLG: 0.406		2-0 P5		1-0 HR		2-0 F9		0-0 1B 2B		4	2	2	1	0	0	1											
Larry Sheets, L OBP: 0.303, SLG: 0.283		0-3 K		4-2 BB		0-0 G4-3		0-2 BB 1B		3	0	1	1	1	1	1											
Rick Schu, R OBP: 0.293, SLG: 0.348		0-0 L4		0-3 K		1-0 1B		4-0 BB 1B BB		3	0	1	0	1	1	2											
Rene Gonzales, R OBP: 0.278, SLG: 0.188								1-2 BB		0	0	0	0	0	0	0											
Terry Kennedy, L OBP: 0.235, SLG: 0.228			0-1 G4-3		0-3 K		0-0 G4-3		1-1 1B	4	0	1	0	0	1	1											
Billy Ripken, R OBP: 0.231, SLG: 0.203			2-1 P4		0-3 K		1-1 G3-1			3	0	0	0	0	1	0											
Inning Stats	R: 0 E: 0 K: 0 S: 11	H: 0 LOB: 0 BB: 0 P: 16	R: 0 E: 0 K: 1 S: 10	H: 0 LOB: 1 BB: 1 P: 16	R: 0 E: 0 K: 0 S: 6	H: 0 LOB: 0 BB: 0 P: 10	R: 2 E: 0 K: 1 S: 10	H: 2 LOB: 1 BB: 1 P: 17	R: 1 E: 0 K: 2 S: 20	H: 2 LOB: 2 BB: 1 P: 28	R: 0 E: 0 K: 0 S: 4	H: 1 LOB: 1 BB: 0 P: 7	R: 0 E: 0 K: 0 S: 5	H: 1 LOB: 0 BB: 0 P: 9	R: 1 E: 0 K: 1 S: 10	H: 3 LOB: 2 BB: 1 P: 18	1B: 6 2B: 2 3B: 0 HR: 2	SF: 0 SAC: 0 DP: 1 HBP: 0	WP: 0 PB: 0 SB: 1 CS: 0	PA: 35							
PITCHER	IP	WLS	BF	H	R	ER	SO	BB	IBB	HBP	BLK	WP	HR	S	P	ERA	WHIP										
Dave Stewart, R ERA: 2.65	(1, 1)	8.0	L	35	9	4	4	5	4	0	0	0	2	76	121	4.50	1.625										

Oakland Athletics @ Baltimore Orioles
Memorial Stadium, Baltimore, MD
Fri May 13 1988, 7:05 PM EDT
Att: 20,336 - Unknown - 81 F

AB	31
R	4
H	9
RBI	4
BB	4
SO	5
LOB	8



Batter	1	2	3	4	5	6	7	8	9	AB	R	H	RBI	BB	SO	LOB	TOP								
Carney Lansford, R OBP: 0.405, SLG: 0.503 Tony Phillips, S OBP: 0.333, SLG: 0.263	1-2 HBP		1-1 F8	0-0 HR		2-0 6-3		1-1 F8		3	1	1	0	0	0	0									
Dave Parker, L OBP: 0.315, SLG: 0.365 Stan Javier, S OBP: 0.360, SLG: 0.411	0-0 F8		4-2 HR	0-1 HR		1-3 K		0-1 G5-4-3		4	2	2	3	1	1	1									
Jose Canseco, R OBP: 0.427, SLG: 0.548 Glenn Hubbard, R OBP: 0.368, SLG: 0.304	2-1 6-3		3-1 E5	1-2 HR		0-0 3-1		2-2 G5-4-3		4	1	0	0	1	0	3									
Mark McGwire, R OBP: 0.395, SLG: 0.550 Doug Jennings, L OBP: 0.417, SLG: 0.481	4-2 BB		0-2 HR	0-0 5-3		2-1 F9		2-1 2B		3	1	1	3	1	0	1									
Dave Henderson, R OBP: 0.359, SLG: 0.551	1-2 F9		1-3 K		1-0 1B		1-2 F9		0-0 G3	5	1	1	0	0	1	4									
Ron Hassey, L OBP: 0.321, SLG: 0.481		2-2 L3		2-0 1B		2-0 1B		0-0 F7		4	1	2	1	0	0	0									
Don Baylor, R OBP: 0.324, SLG: 0.303		0-0 6-3		0-0 1B		0-0 1B		0-0 6-3		4	1	2	0	0	0	0									
Mike Gallego, R OBP: 0.300, SLG: 0.217		0-0 F3		0-1 4-3		2-1 G1-6-3		2-3 K		4	0	0	0	0	1	4									
Walt Weiss, S OBP: 0.250, SLG: 0.183			2-1 F9	1-0 SF7		0-0 F9		0-2 1B		3	0	1	1	0	0	1									
Inning Stats	R: 0 E: 0 K: 0 S: 11	H: 0 LOB: 2 BB: 1 P: 19	R: 0 E: 0 K: 0 S: 6	H: 0 LOB: 0 BB: 0 P: 8	R: 3 E: 1 K: 1 S: 16	H: 1 LOB: 0 BB: 1 P: 27	R: 4 E: 0 K: 0 S: 11	H: 4 LOB: 1 BB: 1 P: 18	R: 1 E: 0 K: 1 S: 5	H: 3 LOB: 1 BB: 0 P: 11	R: 0 E: 0 K: 1 S: 5	H: 0 LOB: 0 BB: 0 P: 8	R: 0 E: 0 K: 0 S: 6	H: 0 LOB: 0 BB: 0 P: 9	R: 0 E: 0 K: 1 S: 10	H: 1 LOB: 1 BB: 0 P: 13	R: 0 E: 0 K: 0 S: 8	H: 2 LOB: 2 BB: 0 P: 12	1B: 7 2B: 2 3B: 0 HR: 2	SF: 1 SAC: 0 DP: 2 HBP: 1	WP: 0 PB: 0 SB: 1 CS: 0	PA: 41			
PITCHER	IP	WLS	BF	H	R	ER	SO	BB	IBB	HBP	BLK	WP	HR	S	P	ERA	WHIP								
Mike Boddicker, R ERA: 5.83	3.2	L	20	5	7	4	1	2	0	1	0	0	2	41	65	9.82	1.909								
Mike Morgan, R ERA: 6.05	3.1		13	3	1	1	1	1	0	0	0	0	0	20	35	2.70	1.200								
Don Aase, R ERA: 18.0	1.0		4	1	0	0	1	0	0	0	0	0	0	10	13	0.00	1.000								
Doug Sisk, R ERA: 1.9	1.0		4	2	0	0	0	0	0	0	0	0	0	8	12	0.00	2.000								

Oakland Athletics @ Baltimore Orioles
Memorial Stadium, Baltimore, MD
Sat May 14 1988, 7:05 PM EDT
Att: 27,734 - Unknown - 70 F

livebaseballscorecards.com

AB 36
R 8
H 11
RBI 8
BB 3
SO 3
LOB 15



Batter	1	2	3	4	5	6	7	8	9	AB	R	H	RBI	BB	SO	LOB	BOTTOM								
Joe Orsulak, L OBP: 0.306, SLG: 0.304	2-1 4-3		0-0 G3		1-1 FC6-4			0-2 5-3		4	0	0	0	0	0	1									
Keith Hughes, L OBP: 0.413, SLG: 0.500	0-1 F5		1-1 F7			1-3 K		2-2 G3		4	0	0	0	0	1	0									
Cal Ripken Jr., R OBP: 0.417, SLG: 0.496	2-1 E6		2-1 L5			0-0 1B		2-1 F8		4	0	1	0	0	0	0									
Eddie Murray, S OBP: 0.273, SLG: 0.355	4-1 BB			2-2 5-3		1-0 F8		0-0 1B		3	0	1	0	1	0	1									
Fred Lynn, L OBP: 0.327, SLG: 0.408 Jim Dwyer, L	4-1 BB			1-2 F9		3-1 1B		1-1 F7		2	0	1	0	1	0	0									
Larry Sheets, L OBP: 0.294, SLG: 0.274	1-2 2-3 BB			0-2 4-3		1-3 1B		3-3 K		4	0	0	0	0	1	6									
Rick Schu, R OBP: 0.291, SLG: 0.343		3-2 F2			2-2 F8		1-0 F8		0-0 1B	4	0	1	0	0	0	0									
Terry Kennedy, L OBP: 0.225, SLG: 0.217		2-0 L8			1-2 F8		0-1 F8		0-0 F8	4	0	0	0	0	0	2									
Billy Ripken, R OBP: 0.233, SLG: 0.207		0-1 5-3			0-1 FC6-4		0-2 6-3			3	0	1	0	0	0	0									
Inning Stats	R: 0 E: 1 K: 0 S: 9	H: 0 LOB: 3 BB: 2 P: 22	R: 0 E: 0 K: 0 S: 6	H: 0 LOB: 0 BB: 0 P: 11	R: 0 E: 0 K: 0 S: 5	H: 0 LOB: 0 BB: 0 P: 8	R: 0 E: 0 K: 0 S: 12	H: 0 LOB: 0 BB: 0 P: 15	R: 0 E: 0 K: 1 S: 10	H: 1 LOB: 1 BB: 0 P: 14	R: 0 E: 0 K: 1 S: 10	H: 2 LOB: 2 BB: 0 P: 16	R: 0 E: 0 K: 0 S: 7	H: 0 LOB: 0 BB: 0 P: 8	R: 0 E: 0 K: 0 S: 10	H: 0 LOB: 0 BB: 0 P: 14	R: 0 E: 0 K: 1 S: 9	H: 2 LOB: 2 BB: 0 P: 13	1B: 5 2B: 0 3B: 0 HR: 0	SF: 0 SAC: 0 DP: 0 HBP: 0	WP: 0 PB: 0 SB: 0 CS: 0	PA: 35			
PITCHER	IP	WLS	BF	H	R	ER	SO	BB	IBB	HBP	BLK	WP	HR	S	P	ERA	WHIP								
Bob Welch, R ERA: 3.73	9.0	W	35	5	0	0	2	2	0	0	0	0	0	78	121	0.00	0.778								

Oakland Athletics @ Baltimore Orioles
Memorial Stadium, Baltimore, MD
Sat May 14 1988, 7:05 PM EDT
Att: 27,734 - Unknown - 70 F

livebaseballscorecards.com

AB 33
R 0
H 5
RBI 0
BB 2
SO 2
LOB 11



Batter	1	2	3	4	5	6	7	8	9	AB	R	H	RBI	BB	SO	LOB	TOP											
Carney Lansford, R OBP: 0.423, SLG: 0.523 (1, 5)	0-1 FC6-4 1B	0-0 1-H 2-H 2B			1-2 1-3 1-2		3-1 1B	1-1 1-1 1B	1-1 1-1 1B	5	0	4	1	0	0	1												
Dave Parker, L OBP: 0.319, SLG: 0.398 Stan Javier, S OBP: 0.343, SLG: 0.389 (1, 7)	0-0 FC6-4 BB		3-2 4-3		0-0 2-H HR		2-2 F8	3-3 K	3-3 K	4	1	1	2	0	0	2												
Jose Canseco, R OBP: 0.430, SLG: 0.560 (1, 9)	4-2 1-2 BB		1-3 K		1-1 FC5-4 HBP			3-1 6-3 S 1B		2	0	1	0	1	1	0												
Mark McGwire, R OBP: 0.388, SLG: 0.561 (1, 3)	0-3 K		3-1 F8		3-1 FC5-4 1-2			0-3 K		4	0	0	0	0	2	4												
Dave Henderson, R OBP: 0.337, SLG: 0.514 (1, 8)	1-1 F4			1-3 K		1-1 F9		1-2 6-3 1-3		4	0	0	0	0	1	3												
Ron Hassey, L OBP: 0.330, SLG: 0.468 (1, 2)		4-0 1B 2B BB		4-2 G6-4-3 BB		3-1 4-3		1-2 4-3		2	1	0	0	2	0	1												
Don Baylor, R OBP: 0.311, SLG: 0.290 (1, 10)	1-2 F8		0-2 G6-4-3 1-2		1-0 F8			1-3 K		4	0	0	0	0	1	2												
Glenn Hubbard, R OBP: 0.347, SLG: 0.283 (1, 4)	1-1 F7			1-3 K		1-2 5-3		0-3 K		4	0	0	0	0	2	1												
Walt Weiss, S OBP: 0.293, SLG: 0.263 (1, 6)	0-1 1-2 2B 1B			4-1 1-3 HR BB		2-2 F7		4-2 1B BB		2	1	1	0	2	0	0												
Inning Stats	R: 0 E: 0 K: 1 S: 12	H: 1 LOB: 2 BB: 1 P: 17	R: 1 E: 0 K: 0 S: 8	H: 2 LOB: 2 BB: 1 P: 14	R: 0 E: 0 K: 1 S: 8	H: 0 LOB: 0 BB: 0 P: 15	R: 0 E: 0 K: 1 S: 10	H: 0 LOB: 0 BB: 1 P: 15	R: 2 E: 0 K: 1 S: 11	H: 1 LOB: 1 BB: 1 P: 21	R: 0 E: 0 K: 0 S: 5	H: 0 LOB: 0 BB: 0 P: 10	R: 0 E: 0 K: 0 S: 12	H: 1 LOB: 1 BB: 0 P: 20	R: 0 E: 0 K: 1 S: 12	H: 1 LOB: 1 BB: 1 P: 17	R: 0 E: 0 K: 3 S: 15	H: 1 LOB: 2 BB: 1 P: 23	1B: 5 2B: 1 3B: 0 HR: 1	SF: 0 SAC: 0 DP: 1 HBP: 1	WP: 0 PB: 0 SB: 1 CS: 0	PA: 38						
PITCHER	IP	WLS	BF	H	R	ER	SO	BB	IBB	HBP	BLK	WP	HR	S	P	ERA	WHIP											
Jeff Sellers, R ERA: 3.35 Wes Gardner, R ERA: 1.99	(1, 1)	8.2	L	37	7	3	3	7	5	0	1	0	0	1	90	146	3.12	1.385										
Wes Gardner, R ERA: 1.99	(9, 1)	0.1		1	0	0	0	1	0	0	0	0	0	0	3	6	0.00	0.000										

Oakland Athletics @ Boston Red Sox
Fenway Park, Boston, MA
Mon May 16 1988, 7:05 PM EDT
Att: 24,642 - Unknown - 65 F

AB 32
R 3
H 7
RBI 3
BB 5
SO 8
LOB 16



Batter	1	2	3	4	5	6	7	8	9	AB	R	H	RBI	BB	SO	LOB	BOTTOM										
Jody Reed, R OBP: 0.306, SLG: 0.278 Jim Rice, R OBP: 0.288, SLG: 0.258 Spike Owen, S OBP: 0.290, SLG: 0.293 (1, 6)	1-2 5-3	2-1 F8		2-1 1B		2-3 K		4-2 1-2 BB		4	0	1	0	0	1	4											
Marty Barrett, R OBP: 0.335, SLG: 0.357 (1, 4)	1-2 F7		0-0 2B	2-1 F9		2-2 F9		1-1 F8		5	0	1	0	0	0	6											
Wade Boggs, L OBP: 0.441, SLG: 0.415 (1, 5)	4-2 BB		2-2 L9		4-2 FC7-4 BB		4-0 FC1-6 BB		0-1 6-3	2	0	0	0	3	0	1											
Dwight Evans, R OBP: 0.324, SLG: 0.362 (1, 3)	0-3 K		0-1 5-3		0-2 FC7-4 1B		1-3 K		0-3 K	5	0	0	0	0	3	4											
Mike Greenwell, L OBP: 0.430, SLG: 0.492 (1, 7)		2-1 F7	1-1 F9		1-1 1-2 1B		0-2 FC1-6 1-2		0-0 F6	5	0	1	0	0	0	2											
Sam Horn, L OBP: 0.284, SLG: 0.304 (1, 10)		2-3 K		3-2 1B WP 1B		1-0 F8		1-0 F6		4	0	1	0	0	1	3											
Todd Benzinger, S OBP: 0.339, SLG: 0.473 (1, 9)		1-1 WP 1B		0-1 F8		1-3 K		0-2 F9		4	0	1	0	0	1	3											
Rick Cerone, R OBP: 0.402, SLG: 0.474 (1, 2)		4-1 WP BB		3-3 K		3-1 F3		0-0 6-3		3	0	0	0	1	1	1											
Brady Anderson, L OBP: 0.355, SLG: 0.315 (1, 8)		4-2 1-2 BB		4-1 1B BB		3-1 1B		2-1 1B		2	0	2	0	2	0	0											
Inning Stats	R: 0 E: 0 K: 1 S: 11	H: 0 LOB: 1 BB: 1 P: 17	R: 0 E: 0 K: 1 S: 12	H: 1 LOB: 3 BB: 2 P: 27	R: 0 E: 0 K: 0 S: 10	H: 1 LOB: 1 BB: 0 P: 13	R: 0 E: 0 K: 1 S: 14	H: 2 LOB: 3 BB: 1 P: 28	R: 0 E: 0 K: 1 S: 11	H: 1 LOB: 1 BB: 1 P: 18	R: 0 E: 0 K: 1 S: 10	H: 1 LOB: 1 BB: 0 P: 20	R: 0 E: 0 K: 1 S: 8	H: 0 LOB: 1 BB: 1 P: 14	R: 0 E: 0 K: 0 S: 10	H: 1 LOB: 2 BB: 1 P: 17	R: 0 E: 0 K: 1 S: 6	H: 0 LOB: 0 BB: 0 P: 6	1B: 6 2B: 1 3B: 0 HR: 0	SF: 0 SAC: 0 DP: 0 HBP: 0	WP: 3 PB: 0 SB: 0 CS: 0	PA: 41					
PITCHER	IP	WLS	BF	H	R	ER	SO	BB	IBB	HBP	BLK	WP	HR	S	P	ERA	WHIP										
Storm Davis, R ERA: 3.0 Greg Cadaret, L ERA: 2.87 Eric Plunk, R ERA: 2.66 Dennis Eckersley, R ERA: 2.29	(1, 1)	6.0	W	29	6	0	0	5	0	0	0	0	0	68	123	0.00	1.833										
Eric Plunk, R ERA: 2.66 Dennis Eckersley, R ERA: 2.29	(7, 1)	1.2		7	1	0	0	1	0	0	0	0	0	14	22	0.00	1.200										
Eric Plunk, R ERA: 2.66 Dennis Eckersley, R ERA: 2.29	(8, 1)	0.1		2	0	0	0	1	0	0	0	0	0	4	9	0.00	3.000										
Dennis Eckersley, R ERA: 2.29	(9, 1)	1.0	S	3	0	0	0	1	0	0	0	0	0	6	6	0.00	0.000										

Oakland Athletics @ Boston Red Sox
Fenway Park, Boston, MA
Mon May 16 1988, 7:05 PM EDT
Att: 24,642 - Unknown - 65 F

AB 34
R 0
H 7
RBI 0
BB 7
SO 7
LOB 24



Batter	1	2	3	4	5	6	7	8	9	AB	R	H	RBI	BB	SO	LOB	TOP								
Carney Lansford, R OBP: 0.435, SLG: 0.534 (1, 5)	0-0 BB 1B		0-0 1B SF8		1 SAFE 1-2 F4		4-2 BB			3	1	2	0	1	0	1									
Dave Parker, L OBP: 0.326, SLG: 0.417 (1, 7)	2-3 K		0-1 E 1B		3-2 1-2 2B		0-0 F3			4	0	2	0	0	1	3									
Jose Canseco, R OBP: 0.420, SLG: 0.537 (1, 9)	2-3 K		0-0 F4		1-0 F9			2-0 F2		4	0	0	0	0	1	4									
Mark McGwire, R OBP: 0.391, SLG: 0.569 (1, 3)	4-1 BB		3-2 SF8		1-0 F8			2-2 6-3		2	0	0	1	1	0	0									
Dave Henderson, R OBP: 0.326, SLG: 0.482 (1, 8)	3-2 F9		0-0 4-3		3-2 F9			0-2 1B		4	0	1	0	0	0	3									
Ron Hassey, L OBP: 0.330, SLG: 0.460 (1, 2)		3-3 K		3-2 L8		3-2 G3		0-0 L8		4	0	0	0	0	1	1									
Don Baylor, R OBP: 0.309, SLG: 0.289 (1, 10)		0-0 6-3		0-2 4-3			2-1 SH3-4 1B		0-1 L7	4	0	1	0	0	0	0									
Glenn Hubbard, R OBP: 0.347, SLG: 0.274 (9, PH)		4-0 BB		1-3 K			0-1 SH3-4		1-3 K	1	0	0	0	1	1	0									
Doug Jennings, L OBP: 0.385, SLG: 0.433 (9, PH)							1-2 F6			1	0	0	0	0	1	0									
Walt Weiss, S OBP: 0.307, SLG: 0.274 (1, 6)		2-1 L9			4-0 CS BB			3-3 K		3	0	0	0	1	1	2									
Inning Stats	R: 0 E: 0 K: 2 S: 11	H: 1 LOB: 2 BB: 1 P: 22	R: 0 E: 0 K: 1 S: 7	H: 0 LOB: 1 BB: 1 P: 16	R: 1 E: 1 K: 0 S: 8	H: 2 LOB: 1 BB: 0 P: 11	R: 0 E: 0 K: 1 S: 13	H: 0 LOB: 0 BB: 0 P: 17	R: 0 E: 0 K: 0 S: 11	H: 1 LOB: 1 BB: 1 P: 20	R: 0 E: 0 K: 0 S: 7	H: 0 LOB: 0 BB: 0 P: 14	R: 0 E: 0 K: 0 S: 12	H: 1 LOB: 2 BB: 1 P: 19	R: 0 E: 0 K: 0 S: 9	H: 1 LOB: 1 BB: 0 P: 13	R: 0 E: 0 K: 2 S: 10	H: 0 LOB: 0 BB: 0 P: 14	1B: 5 2B: 1 3B: 0 HR: 0	SF: 1 SAC: 1 DP: 0 HBP: 0	WP: 0 PB: 0 SB: 0 CS: 1	PA: 36			
PITCHER	IP	WLS	BF	H	R	ER	SO	BB	IBB	HBP	BLK	WP	HR	S	P	ERA	WHIP								
Oil Can Boyd, R ERA: 4.59 (1, 1)	8.0	W	33	6	1	1	4	4	0	0	0	0	0	78	132	1.12	1.250								
Lee Smith, R ERA: 2.93 (9, 1)	1.0	S	3	0	0	0	2	0	0	0	0	0	0	10	14	0.00	0.000								

Oakland Athletics @ Boston Red Sox
Fenway Park, Boston, MA
Wed May 18 1988, 7:05 PM EDT
Att: 24,683 - Unknown - 50 F

AB 30
R 1
H 6
RBI 1
BB 4
SO 6
LOB 14



Batter	1	2	3	4	5	6	7	8	9	AB	R	H	RBI	BB	SO	LOB	BOTTOM								
Brady Anderson, L OBP: 0.359, SLG: 0.347 (1, 8)	1-3 K		0-0 B3	2-1 F7		2-1 2B	1-1 1B			5	0	2	0	0	1	3									
Marty Barrett, R OBP: 0.321, SLG: 0.346 (1, 4)	1-1 F8		0-1 BB 1-H 2B	2-2 FC6-4		0-0 F6	0-1 F8			5	0	1	1	0	0	6									
Wade Boggs, L OBP: 0.497, SLG: 0.419 (1, 5)	4-1 BB		4-2 BB		4-2 1B	4-1 IBB		2-2 F8		1	0	0	0	4	0	0									
Dwight Evans, R OBP: 0.335, SLG: 0.374 (1, 3)	4-0 BB		1-0 L9		2-1 1B	0-1 F6		2-2 L7		4	0	1	0	1	0	5									
Mike Greenwell, L OBP: 0.421, SLG: 0.469 (1, 7)	2-2 3-1		4-2 BB		2-1 F7		1-2 E7 SH	2-0 F8		4	1	0	0	1	0	4									
Sam Horn, L OBP: 0.258, SLG: 0.278 (7, PR)		0-3 K	2-2 F5		0-1 F8		4-0 SH BB			3	0	0	0	1	1	5									
Ellis Burks, R OBP: 0.429, SLG: 0.558 (7, PR)										0	1	0	0	0	0	0									
Todd Benzinger, S OBP: 0.328, SLG: 0.460 (1, 9)		1-3 K		0-0 F8	1-0 F8		0-1 SH 1B			3	1	0	0	0	1	2									
Ed Romero, R OBP: 0.286, SLG: 0.286 (7, PR)		1-1 F2		0-1 BLK 1B		1-1 F8	2-2 1B 1B			4	0	2	1	0	0	0									
Jody Reed, R OBP: 0.306, SLG: 0.278 (8, 6)										0	0	0	0	0	0	0									
Rick Cerone, R OBP: 0.432, SLG: 0.488 (1, 2)			1-1 2B 1B	4-2 FC6-4 BB		4-1 2B BB	0-1 F3			2	1	1	0	2	0	2									
Inning Stats	R: 0 E: 0 K: 1 S: 9	H: 0 LOB: 2 BB: 2 P: 21	R: 0 E: 0 K: 2 S: 8	H: 0 LOB: 0 BB: 0 P: 10	R: 1 E: 0 K: 0 S: 16	H: 2 LOB: 3 BB: 2 P: 28	R: 0 E: 0 K: 0 S: 10	H: 1 LOB: 2 BB: 1 P: 18	R: 0 E: 0 K: 0 S: 13	H: 1 LOB: 2 BB: 1 P: 22	R: 0 E: 0 K: 0 S: 9	H: 1 LOB: 3 BB: 2 P: 20	R: 3 E: 2 K: 0 S: 14	H: 2 LOB: 2 BB: 1 P: 22	R: 0 E: 0 K: 0 S: 7	H: 0 LOB: 0 BB: 0 P: 13	1B: 5 2B: 2 3B: 0 HR: 0	SF: 0 SAC: 1 DP: 0 HBP: 0	WP: 0 PB: 0 SB: 0 CS: 0	PA: 41					
PITCHER	IP	WLS	BF	H	R	ER	SO	BB	IBB	HBP	BLK	WP	HR	S	P	ERA	WHIP								
Dave Stewart, R ERA: 2.88 (1, 1)	6.0	L	35	6	4	2	3	8	1	0	1	0	0	73	134	3.00	2.333								
Gene Nelson, R ERA: 4.05 (7, 1)	2.0		6	1	0	0	0	0	0	0	0	0	0	13	20	0.00	0.500								

Oakland Athletics @ Boston Red Sox
Fenway Park, Boston, MA
Wed May 18 1988, 7:05 PM EDT
Att: 24,683 - Unknown - 50 F

AB 31
R 4
H 7
RBI 2
BB 9
SO 3
LOB 27



Batter	1	2	3	4	5	6	7	8	9	AB	R	H	RBI	BB	SO	LOB	TOP					
Carney Lansford, R OBP: 0.436, SLG: 0.529	1-1 6-3		1-0 FC5-4		1-0 F8		1-2 F8		1-2 F8	5	0	1	0	0	0	2	Oakland Athletics @ New York Yankees Yankee Stadium, Bronx, NY Sat May 21 1988, 7:05 PM EDT Att: 40,266 - Unknown livebaseballscorecards.com					
Stan Javier, S OBP: 0.339, SLG: 0.400	3-1 BLK		2-3 K		2-1 F7		1-3 K			4	0	1	0	0	2	2						
Jose Canseco, R OBP: 0.408, SLG: 0.510	2-1 F8		0-0 FC5-4		4-2 F8				2-3 K	3	1	0	0	1	1	3						
Dave Parker, L OBP: 0.333, SLG: 0.436	1-1 G3			0-0 2B		1-2 1B			2-1 P4	4	1	2	0	0	0	1						
Mark McGwire, R OBP: 0.376, SLG: 0.539		2-3 K		2-0 F9		0-0 F8			2-2 P4	4	0	0	0	0	1	3						
Ron Hassey, L OBP: 0.343, SLG: 0.484		3-2 F8		3-1 6-3		0-1 1B			4-0 1B	3	0	2	2	0	0	0						
Don Baylor, R OBP: 0.328, SLG: 0.290				1-H 2B		1-2 1B			1B	0	0	0	0	1	0	0						
Steve Ontiveros, R OBP: 0.301, SLG: 0.222						3-H 1B			BB	0	0	0	0	0	0	0						
Dave Henderson, R OBP: 0.327, SLG: 0.489		0-0 F8		1-2 6-3		3-3 K			0-0 6-3	4	0	0	0	0	1	4						
Glenn Hubbard, R OBP: 0.369, SLG: 0.300			0-1 6-3		3-1 6-3		0-3 K		3-2 1B	4	0	1	0	0	1	3						
Walt Weiss, S OBP: 0.303, SLG: 0.264			0-1 1B		1-1 F9		1-2 F8		2-3 K	3	0	1	0	0	0	0						
Mike Gallego, R OBP: 0.301, SLG: 0.222									1B	1	0	0	0	0	1	2						
Inning Stats	R: 0 E: 0 K: 0 S: 8	H: 1 LOB: 1 BB: 0 P: 15	R: 0 E: 0 K: 1 S: 7	H: 0 LOB: 0 BB: 0 P: 12	R: 0 E: 0 K: 1 S: 9	H: 2 LOB: 2 BB: 0 P: 12	R: 1 E: 0 K: 0 S: 9	H: 2 LOB: 1 BB: 0 P: 18	R: 0 E: 0 K: 2 S: 17	H: 0 LOB: 0 BB: 0 P: 9	R: 0 E: 0 K: 1 S: 9	H: 0 LOB: 0 BB: 0 P: 12	R: 0 E: 0 K: 1 S: 9	H: 0 LOB: 0 BB: 0 P: 15	R: 0 E: 0 K: 1 S: 10	H: 1 LOB: 2 BB: 1 P: 20	1B: 7 2B: 1 3B: 0 HR: 0	SF: 0 SAC: 0 DP: 0 HBP: 0	WP: 0 PB: 0 SB: 0 CS: 0	PA: 37		
PITCHER	IP	WLS	BF	H	R	ER	SO	BB	IBB	HBP	BLK	WP	HR	S	P	ERA	WHIP					
Rick Rhoden, R ERA: 5.34	(1, 1)	5.0	W	20	5	1	1	2	0	0	0	1	0	0	38	66	1.80	1.000				
Cecilie Guante, R ERA: 3.34	(6, 1)	3.0		12	2	1	1	4	1	0	0	0	0	0	35	52	3.00	1.000				
Dave Righetti, L ERA: 2.45	(9, 1)	1.0	S	5	1	0	0	1	1	0	0	1	0	0	10	20	0.00	2.000				

Batter	1	2	3	4	5	6	7	8	9	AB	R	H	RBI	BB	SO	LOB	BOTTOM				
Rickey Henderson, R OBP: 0.435, SLG: 0.525	4-1 1B	2-1 2B		4-0 1B			2-1 6-3			2	1	1	0	2	0	0	Oakland Athletics @ New York Yankees Yankee Stadium, Bronx, NY Sat May 21 1988, 7:05 PM EDT Att: 40,266 - Unknown livebaseballscorecards.com				
Willie Randolph, R OBP: 0.275, SLG: 0.267	0-1 B5	1-1 F9		1-1 F7			2-1 F8			4	0	0	0	0	0	5					
Don Mattingly, L OBP: 0.370, SLG: 0.440	0-1 BB		1-0 F8		1-1 F8		1-2 L4			4	1	1	0	0	0	0					
Jack Clark, R OBP: 0.429, SLG: 0.490	4-2 BLK		2-0 4-3		1-0 2B			4-2 G6-4-3		2	1	1	0	2	0	0					
Dave Winfield, R OBP: 0.467, SLG: 0.638	4-1 BLK		2-3 K		4-0 G6-4-3			3-2 G6-4-3		2	0	0	1	2	1	1					
Jay Buhner, R OBP: 0.182, SLG: 0.111	1-2 SF8			3-2 P4		2-2 G6-4-3			0-0 F5	3	0	0	1	0	0	2					
Bobby Meacham, S OBP: 0.309, SLG: 0.345	1-1 L4			1-1 WP		1-1 F9				3	0	1	0	0	0	1					
Mike Pagliarulo, L OBP: 0.283, SLG: 0.423										0	0	0	0	0	0	0					
Joel Skinner, R OBP: 0.156, SLG: 0.146		0-0 6-3		4-2 WP		0-3 K				2	0	0	0	1	1	0					
Rafael Santana, R OBP: 0.286, SLG: 0.283		1-0 F9		2-2 F7		1-1 5-3				3	0	0	0	0	0	2					
Inning Stats	R: 3 E: 0 K: 0 S: 11	H: 1 LOB: 3 BB: 3 P: 26	R: 0 E: 0 K: 0 S: 6	H: 1 LOB: 0 BB: 0 P: 10	R: 0 E: 0 K: 1 S: 5	H: 0 LOB: 0 BB: 0 P: 10	R: 0 E: 0 K: 0 S: 13	H: 1 LOB: 3 BB: 2 P: 28	R: 0 E: 0 K: 0 S: 6	H: 1 LOB: 1 BB: 1 P: 14	R: 0 E: 0 K: 1 S: 7	H: 0 LOB: 0 BB: 0 P: 9	R: 0 E: 0 K: 0 S: 7	H: 0 LOB: 0 BB: 0 P: 12	R: 0 E: 0 K: 0 S: 8	H: 0 LOB: 0 BB: 1 P: 15	1B: 1 2B: 3 3B: 0 HR: 0	SF: 1 SAC: 0 DP: 2 HBP: 0	WP: 1 PB: 0 SB: 0 CS: 0	PA: 33	
PITCHER	IP	WLS	BF	H	R	ER	SO	BB	IBB	HBP	BLK	WP	HR	S	P	ERA	WHIP				
Curt Young, L ERA: 3.74	(1, 1)	8.0	L	33	4	3	3	2	6	1	0	1	0	63	124	3.38	1.250				



Batter	1	2	3	4	5	6	7	8	9	AB	R	H	RBI	BB	SO	LOB	TOP			
Carney Lansford, R OBP: 0.432, SLG: 0.522 (1, 5)	F4			F8		F9			F9	4	0	1	0	0	0	0				
Dave Parker, L OBP: 0.325, SLG: 0.424 (1, 7)	K			3-1		F4			K	4	0	0	0	0	2	1				
Jose Canseco, R OBP: 0.402, SLG: 0.500 (1, 9)	K			5-3					K	3	0	0	0	0	2	0				
Mark McGwire, R OBP: 0.370, SLG: 0.529 (1, 3)		F9			K				K	3	0	0	0	0	2	0				
Don Baylor, R OBP: 0.319, SLG: 0.282 (1, 10)		K			K				K	3	0	0	0	0	3	0				
Dave Henderson, R OBP: 0.327, SLG: 0.495 (1, 8)		K			2B				F8	3	0	1	0	0	1	0				
Glenn Hubbard, R OBP: 0.356, SLG: 0.288 (1, 4)			5-3		F9				K	3	0	0	0	0	1	1				
Orlando Mercado, R OBP: 0.214, SLG: 0.385 (1, 2)			K			5-3			P3	3	0	0	0	0	1	0				
Walt Weiss, S OBP: 0.295, SLG: 0.255 (1, 6)			F9			6-3			K	3	0	0	0	0	1	0				
Inning Stats	R: 0 H: 0 E: 0 K: 2 S: 12	H: 0 LOB: 0 BB: 0 P: 17	R: 0 H: 0 E: 0 K: 2 S: 10	H: 0 LOB: 0 BB: 0 P: 15	R: 0 H: 0 E: 0 K: 1 S: 9	H: 0 LOB: 0 BB: 0 P: 12	R: 0 H: 0 E: 0 K: 0 S: 4	H: 0 LOB: 0 BB: 0 P: 8	R: 0 H: 1 E: 0 K: 2 S: 10	H: 1 LOB: 1 BB: 0 P: 16	R: 0 H: 0 E: 0 K: 3 S: 10	H: 0 LOB: 0 BB: 0 P: 11	R: 0 H: 0 E: 0 K: 1 S: 8	H: 0 LOB: 0 BB: 0 P: 12	R: 0 H: 0 E: 0 K: 2 S: 7	H: 0 LOB: 0 BB: 0 P: 9	1B: 1 2B: 1 3B: 0 HR: 0	SF: 0 SAC: 0 DP: 0 HBP: 0	WP: 0 PB: 0 SB: 0 CS: 0	PA: 29
PITCHER John Candelaria, L ERA: 2.2 (1, 1)	IP: 9.0 WLS: W BF: 29 H: 2 R: 0 ER: 0 SO: 13 BB: 0 IBB: 0 HBP: 0 BLK: 0 WP: 0 HR: 0 S: 77 P: 112 ERA: 0.00 WHIP: 0.222																			

Oakland Athletics @ New York Yankees
Yankee Stadium, Bronx, NY
Sun May 22 1988, 3:33 AM EDT
Att: 54,719 - Sunny

AB 29
R 0
H 2
RBI 0
BB 0
SO 13
LOB 2



Batter	1	2	3	4	5	6	7	8	9	AB	R	H	RBI	BB	SO	LOB	BOTTOM			
Rickey Henderson, R OBP: 0.424, SLG: 0.510 (1, 7)	K		F9		1-3		F9			4	0	0	0	0	1	3				
Willie Randolph, R OBP: 0.274, SLG: 0.266 (1, 4)	BB 1B		F7			4-3		5-3		4	0	1	0	0	0	0				
Don Mattingly, L OBP: 0.373, SLG: 0.448 (1, 3)	K			HR 2B		F8		1B 1B		4	1	2	0	0	1	1				
Jack Clark, R OBP: 0.431, SLG: 0.515 (1, 10)				HR 2H		F2		F2		3	1	1	2	1	0	1				
Claudell Washington, L OBP: 0.337, SLG: 0.474 (1, 8)	6-3		F7		F7		FC5-4 1B	1B 1B		4	0	2	0	0	0	2				
Dave Winfield, R OBP: 0.456, SLG: 0.621 (1, 9)		5-3			4-3		FC5-4 1B 1-2	F8		4	0	0	0	0	0	3				
Mike Pagliarulo, L OBP: 0.278, SLG: 0.414 (1, 5)		F6			5-3		F6			3	0	0	0	0	0	1				
Joel Skinner, R OBP: 0.167, SLG: 0.159 (1, 2)		K			F3		1B 1B			3	0	1	0	0	1	0				
Rafael Santana, R OBP: 0.287, SLG: 0.284 (1, 6)			6-3		F9		1-2 2-3 1B			3	0	1	0	0	0	0				
Inning Stats	R: 0 H: 1 E: 0 K: 2 S: 15	H: 0 LOB: 2 BB: 1 P: 25	R: 0 H: 0 E: 0 K: 1 S: 7	H: 0 LOB: 0 BB: 0 P: 11	R: 0 H: 0 E: 0 K: 0 S: 5	H: 0 LOB: 0 BB: 0 P: 9	R: 2 H: 2 E: 0 K: 0 S: 11	H: 2 LOB: 0 BB: 0 P: 15	R: 0 H: 0 E: 0 K: 0 S: 5	H: 0 LOB: 0 BB: 0 P: 8	R: 0 H: 0 E: 0 K: 0 S: 7	H: 0 LOB: 0 BB: 0 P: 10	R: 0 H: 3 E: 0 K: 0 S: 13	H: 3 LOB: 3 BB: 0 P: 20	R: 0 H: 2 E: 0 K: 0 S: 9	H: 2 LOB: 2 BB: 0 P: 15	1B: 6 2B: 1 3B: 0 HR: 1	SF: 0 SAC: 0 DP: 0 HBP: 0	WP: 0 PB: 0 SB: 0 CS: 0	PA: 33
PITCHER Storm Davis, R ERA: 2.89 (1, 1)	IP: 8.0 WLS: L BF: 33 H: 8 R: 2 ER: 2 SO: 3 BB: 1 IBB: 0 HBP: 0 BLK: 0 WP: 0 HR: 1 S: 72 P: 113 ERA: 2.25 WHIP: 1.125																			


Oakland Athletics @ New York Yankees
Yankee Stadium, Bronx, NY
Sun May 22 1988, 3:33 AM EDT
Att: 54,719 - Sunny

AB 32
R 2
H 8
RBI 2
BB 1
SO 3
LOB 11



Batter	1	2	3	4	5	6	7	8	9	AB	R	H	RBI	BB	SO	LOB	TOP				
Keith Hughes, L (1, 9) OBP: 0.342, SLG: 0.409	F9	4-3			6-3		3-1			4	0	0	0	0	0	1	Baltimore Orioles @ Oakland Athletics Oakland-Alameda County Coliseum, Oakland, CA Mon May 23 1988, 3:33 AM PDT Att: 26,077 - Unknown - 60 F				
Fred Lynn, L (1, 8) OBP: 0.331, SLG: 0.481	F9				K			HR		4	2	1	0	1	0	0					
Joe Orsulak, L (8, 8) OBP: 0.312, SLG: 0.302	F9			HR				HR		0	0	0	0	0	0	0					
Cal Ripken Jr., R (1, 6) OBP: 0.402, SLG: 0.483	K			HR				F8		4	1	1	2	0	1	0					
Eddie Murray, S (1, 3) OBP: 0.301, SLG: 0.353				HR				F9		4	1	1	0	0	0	0					
Larry Sheets, L (1, 7) OBP: 0.287, SLG: 0.299								6-3		4	1	2	0	0	0	0					
Ken Gerhart, R (8, 7) OBP: 0.188, SLG: 0.370								5-3		0	0	0	0	0	0	0					
Jim Dwyer, L (1, 10) OBP: 0.320, SLG: 0.105								L8		4	0	1	1	0	0	1					
Mickey Tettleton, S (1, 2) OBP: 0.294, SLG: 0.364								F9		4	1	0	1	0	0	1					
Rick Schu, R (1, 5) OBP: 0.290, SLG: 0.369								4-3													
Rene Gonzales, R (7, 5) OBP: 0.306, SLG: 0.313								6-3		3	1	2	1	0	0	0					
Billy Ripken, R (1, 4) OBP: 0.242, SLG: 0.231								3B		1	0	0	0	0	0	0					
Inning Stats	R: 0 E: 0 K: 1 S: 7	H: 0 LOB: 0 BB: 0 P: 8	R: 4 E: 1 K: 0 S: 16	H: 4 LOB: 0 BB: 0 P: 29	R: 2 E: 0 K: 0 S: 9	H: 2 LOB: 0 BB: 0 P: 14	R: 0 E: 0 K: 0 S: 4	H: 0 LOB: 0 BB: 0 P: 7	R: 0 E: 0 K: 1 S: 13	H: 1 LOB: 1 BB: 0 P: 19	R: 0 E: 0 K: 1 S: 9	H: 1 LOB: 1 BB: 0 P: 9	R: 1 E: 0 K: 0 S: 9	H: 1 LOB: 0 BB: 0 P: 11	R: 0 E: 0 K: 0 S: 8	H: 0 LOB: 0 BB: 0 P: 14	1B: 4 2B: 2 3B: 1 HR: 2	SF: 0 SAC: 1 DP: 0 HBP: 0	WP: 1 PB: 0 SB: 0 CS: 1	PA: 36	
PITCHER	IP	WLS	BF	H	R	ER	SO	BB	IBB	HBP	BLK	WP	HR	S	P	ERA	WHIP				
Dave Stewart, R (1, 1) ERA: 3.13	9.0	L	35	9	7	7	3	0	0	0	0	1	2	84	130	7.00	1.000				

AB 34
R 7
H 9
RBI 7
BB 0
SO 3
LOB 4



Batter	1	2	3	4	5	6	7	8	9	AB	R	H	RBI	BB	SO	LOB	BOTTOM					
Carney Lansford, R (1, 5) OBP: 0.439, SLG: 0.525	L4-3					2B		F9		3	1	2	1	1	0	0	Baltimore Orioles @ Oakland Athletics Oakland-Alameda County Coliseum, Oakland, CA Mon May 23 1988, 3:33 AM PDT Att: 26,077 - Unknown - 60 F					
Dave Parker, L (1, 7) OBP: 0.329, SLG: 0.432	F7					1B		3-1		4	0	2	1	0	0	1						
Jose Canseco, R (1, 9) OBP: 0.399, SLG: 0.512	L4-3					FC1-6-5			HR	4	1	1	1	0	1	4						
Mark McGwire, R (1, 3) OBP: 0.368, SLG: 0.522						F4		5-3		4	0	1	0	0	0	1						
Ron Hassey, L (1, 2) OBP: 0.330, SLG: 0.464	F5					K		L7		4	0	0	0	0	1	2						
Don Baylor, R (1, 10) OBP: 0.325, SLG: 0.283	K					G6-4-3		HBP	1B	3	0	1	0	0	1	1						
Dave Henderson, R (1, 8) OBP: 0.333, SLG: 0.505						K		F4		4	1	2	0	0	1	1						
Glenn Hubbard, R (1, 4) OBP: 0.348, SLG: 0.280						4-3			HBP	2	0	0	0	0	1	1						
Stan Javier, S (7, PH) OBP: 0.336, SLG: 0.396						K		G3-6-3		1	0	0	0	0	0	1						
Mike Gallego, R (8, 4) OBP: 0.301, SLG: 0.222									FC6-4	0	0	0	0	0	0	0						
Doug Jennings, L (9, PH) OBP: 0.400, SLG: 0.433									HBP	0	0	0	0	0	0	0						
Walt Weiss, S (1, 6) OBP: 0.287, SLG: 0.247								4-3		3	0	0	0	0	0	1						
Ed Jurak, R (9, PH)								FC6-4		1	0	0	0	0	0	3						
Inning Stats	R: 0 E: 0 K: 0 S: 7	H: 0 LOB: 0 BB: 1 P: 15	R: 0 E: 0 K: 1 S: 7	H: 0 LOB: 0 BB: 0 P: 9	R: 1 E: 0 K: 2 S: 15	H: 3 LOB: 2 BB: 0 P: 22	R: 0 E: 0 K: 0 S: 10	H: 1 LOB: 0 BB: 0 P: 14	R: 0 E: 0 K: 1 S: 7	H: 0 LOB: 0 BB: 0 P: 11	R: 1 E: 0 K: 1 S: 10	H: 2 LOB: 1 BB: 0 P: 12	R: 0 E: 0 K: 0 S: 7	H: 0 LOB: 0 BB: 0 P: 10	R: 0 E: 0 K: 0 S: 6	H: 0 LOB: 0 BB: 0 P: 8	R: 1 E: 0 K: 0 S: 14	H: 3 LOB: 3 BB: 0 P: 23	1B: 6 2B: 3 3B: 0 HR: 1	SF: 0 SAC: 0 DP: 3 HBP: 2	WP: 0 PB: 0 SB: 0 CS: 0	PA: 36
PITCHER	IP	WLS	BF	H	R	ER	SO	BB	IBB	HBP	BLK	WP	HR	S	P	ERA	WHIP					
Mike Boddicker, R (1, 1) ERA: 4.77	5.0	W	18	4	1	1	4	1	0	0	0	0	0	46	71	1.80	1.000					
Dave Schmidt, R (6, 1) ERA: 3.72	3.2		16	5	2	2	1	0	0	1	0	0	1	34	47	4.91	1.364					
Tom Niedenfuer, R (9, 1) ERA: 3.77	0.1	S	2	0	0	0	0	0	0	0	1	0	0	3	6	0.00	0.000					


AB 33
R 3
H 9
RBI 3
BB 1
SO 5
LOB 16



Batter	1	2	3	4	5	6	7	8	9	AB	R	H	RBI	BB	SO	LOB	TOP				
Keith Hughes, L OBP: 0.337, SLG: 0.391 (1, 9)	2-2 5-3		2-1 F8		4-0 BB			3-2 F5		3	0	0	0	1	0	1	Baltimore Orioles @ Oakland Athletics Oakland-Alameda County Coliseum, Oakland, CA Tue May 24 1988, 7:05 PM PDT Att: 15,375 - Unknown - 56 F				
Fred Lynn, L OBP: 0.336, SLG: 0.474 (1, 8)	3-3 K		4-1 FC5-4 BB		3-2 4-3			4-0 G6-4-3 BB		2	0	0	0	2	1	1					
Cal Ripken Jr., R OBP: 0.394, SLG: 0.470 (1, 6)	1-3 K		1-2 FC5-4 1-2			1-1 6-3		1-2 G6-4-3 1-2		4	0	0	0	0	1	3					
Eddie Murray, S OBP: 0.294, SLG: 0.345 (1, 3)		0-0 F7		2-0 F7		0-0 1-3		2-1 F7		4	0	0	0	0	0	0					
Larry Sheets, L OBP: 0.280, SLG: 0.291 (1, 7)		1-0 4-3		2-2 4-3		1-2 3-1		1-0 F5		4	0	0	0	0	0	0					
Jim Dwyer, L OBP: 0.357, SLG: 0.182 (1, 10) Ken Gerhart, R OBP: 0.184, SLG: 0.362 (9, PH)		1-0 1B		0-1 1B			0-0 4-3		2-2 F4	3	0	2	0	0	0	0					
Mickey Tettleton, S OBP: 0.270, SLG: 0.333 (1, 2)		3-3 K		1-0 4-3			3-3 K			3	0	0	0	0	2	2					
Rick Schu, R OBP: 0.302, SLG: 0.379 (1, 5)			1-0 F8 WP 1B		2-1 F8		2-0 1B			3	0	2	0	0	0	0					
Billy Ripken, R OBP: 0.238, SLG: 0.227 (1, 4)			2-3 K 1-2		0-2 6-3		3-2 4-3			3	0	0	0	0	1	2					
Inning Stats	R: 0 E: 0 K: 2 S: 10	H: 0 LOB: 0 BB: 0 P: 16	R: 0 E: 0 K: 1 S: 6	H: 1 LOB: 1 BB: 1 P: 11	R: 0 E: 0 K: 1 S: 12	H: 1 LOB: 2 BB: 1 P: 22	R: 0 E: 0 K: 0 S: 7	H: 1 LOB: 1 BB: 0 P: 10	R: 0 E: 0 K: 0 S: 8	H: 0 LOB: 1 BB: 1 P: 17	R: 0 E: 0 K: 1 S: 6	H: 1 LOB: 1 BB: 0 P: 18	R: 0 E: 0 K: 0 S: 7	H: 0 LOB: 0 BB: 1 P: 15	R: 0 E: 0 K: 0 S: 6	H: 0 LOB: 0 BB: 0 P: 11	1B: 4 2B: 0 3B: 0 HR: 0	SF: 0 SAC: 0 DP: 1 HBP: 0	WP: 1 PB: 0 SB: 0 CS: 0	PA: 33	
PITCHER	IP	WLS	BF	H	R	ER	SO	BB	IBB	HBP	BLK	WP	HR	S	P	ERA	WHIP				
Steve Ontiveros, R ERA: 4.91 (1, 1)	7.0	W	27	4	0	0	5	2	0	0	0	1	0	59	104	0.00	0.857				
Greg Cadaret, L ERA: 2.55 (8, 1)	2.0		6	0	0	0	0	1	0	0	0	0	0	13	26	0.00	0.500				

Batter	1	2	3	4	5	6	7	8	9	AB	R	H	RBI	BB	SO	LOB	BOTTOM				
Carney Lansford, R OBP: 0.445, SLG: 0.541 (1, 5)	0-0 SH3 2B	2-1 E9 1B		2-3 K		0-0 SH5-3		2-2 L9 1B		4	1	3	2	0	1	1	Baltimore Orioles @ Oakland Athletics Oakland-Alameda County Coliseum, Oakland, CA Tue May 24 1988, 7:05 PM PDT Att: 15,375 - Unknown - 56 F				
Stan Javier, S OBP: 0.333, SLG: 0.391 (1, 7)	1-0 SH3	2-1 FC5-4 1B		2-1 FC4-6 1-2		0-0 4-3		2-3 K		4	0	1	0	0	1	3					
Jose Canseco, R OBP: 0.389, SLG: 0.497 (1, 9)	3-3 K	3-1 FC5-4 1-2		3-1 6-3		1-0 L5		3-1 L9		5	0	0	0	0	1	6					
Dave Parker, L OBP: 0.331, SLG: 0.431 (1, 10) Ed Jurak, R (8, PR)	1-1 3-1		1-1 3-1		0-3 K		1-2 FC1-5 1B	1-1 BB 1B		5	0	2	1	0	1	1					
Mark McGwire, R OBP: 0.374, SLG: 0.521 (1, 3)		2-3 K	2-2 3-1 WP 1B		2-3 K		2-2 WP FC1-5 1B	4-1 1B BB		4	1	2	0	1	2	0					
Ron Hassey, L OBP: 0.333, SLG: 0.461 (1, 2)		2-1 6-3	1-0 3-1		2-2 1B		0-1 FC1-5 WP	2-2 1-3 2-H 1B		5	0	2	1	0	0	3					
Dave Henderson, R OBP: 0.345, SLG: 0.505 (1, 8)		4-1 1B BB	0-1 1B		2-0 1B		2-0 F7	0-0 F8		4	1	2	1	1	0	4					
Mike Gallego, R OBP: 0.303, SLG: 0.227 (1, 4) Doug Jennings, L OBP: 0.415, SLG: 0.433 (7, PH) Glenn Hubbard, R OBP: 0.348, SLG: 0.280 (8, 4)		0-0 2B E	0-3 K		0-1 1-3		4-1 1-2 2-3 IBB			3	1	1	0	0	1	3					
Walt Weiss, S OBP: 0.303, SLG: 0.277 (1, 6)		1-1 E		1-1 FC4-6 1B		3-2 4-3 SH5-3 1B		1-1 F8		4	1	3	1	0	0	3					
Inning Stats	R: 0 E: 0 K: 1 S: 7	H: 1 LOB: 1 BB: 0 P: 12	R: 3 E: 1 K: 1 S: 15	H: 4 LOB: 2 BB: 1 P: 31	R: 1 E: 0 K: 1 S: 11	H: 2 LOB: 1 BB: 0 P: 15	R: 0 E: 0 K: 1 S: 9	H: 1 LOB: 1 BB: 0 P: 17	R: 0 E: 0 K: 2 S: 13	H: 2 LOB: 2 BB: 0 P: 19	R: 0 E: 0 K: 0 S: 9	H: 1 LOB: 1 BB: 0 P: 13	R: 0 E: 0 K: 0 S: 13	H: 2 LOB: 3 BB: 1 P: 23	R: 2 E: 0 K: 1 S: 16	H: 3 LOB: 2 BB: 1 P: 30	1B: 13 2B: 3 3B: 0 HR: 0	SF: 0 SAC: 2 DP: 0 HBP: 0	WP: 2 PB: 0 SB: 1 CS: 0	PA: 43	
PITCHER	IP	WLS	BF	H	R	ER	SO	BB	IBB	HBP	BLK	WP	HR	S	P	ERA	WHIP				
Jay Tibbs, R ERA: 5.28 (1, 1)	1.2	L	11	5	3	3	2	1	0	0	0	0	0	20	38	16.20	3.600				
Doug Sisk, R ERA: 2.53 (2, 1)	5.0		24	8	1	1	4	0	1	0	0	2	0	55	89	1.80	1.600				
Mike Morgan, R ERA: 5.64 (7, 1)	0.1		1	0	0	0	0	0	0	0	0	0	0	2	3	0.00	0.000				
Don Aase, R ERA: 13.5 (8, 1)	1.0		7	3	2	2	1	1	0	0	0	0	0	16	30	18.00	4.000				

AB 30
R 0
H 4
RBI 0
BB 3
SO 5
LOB 9



AB 38
R 6
H 16
RBI 6
BB 3
SO 7
LOB 24



Batter	1	2	3	4	5	6	7	8	9	AB	R	H	RBI	BB	SO	LOB	TOP																		
Ken Gerhart, R OBP: 0.170, SLG: 0.333										4	0	0	0	0	2	0	<p>Baltimore Orioles @ Oakland Athletics Oakland-Alameda County Coliseum, Oakland, CA</p> <p>Wed May 25 1988, 3:33 AM PDT Att: 16,807 - Overcast - 65 F</p> <p>livebaseballscorecards.com</p> <p>AB 31 R 1 H 4 RBI 1 BB 0 SO 5 LOB 5</p>																		
Keith Hughes, L OBP: 0.333, SLG: 0.384										4	0	1	0	0	1	0																			
Cal Ripken Jr., R OBP: 0.391, SLG: 0.465										4	0	1	0	0	0	1																			
Eddie Murray, S OBP: 0.288, SLG: 0.337										4	0	0	0	0	0	2																			
Larry Sheets, L OBP: 0.275, SLG: 0.285										3	0	0	0	0	1	0																			
Jim Dwyer, L OBP: 0.355, SLG: 0.200										3	0	1	0	0	1	0																			
Terry Kennedy, L OBP: 0.212, SLG: 0.196									3	1	0	0	0	0	1	0																			
Rick Schu, R OBP: 0.303, SLG: 0.378									3	0	1	1	0	0	0	0																			
Billy Ripken, R OBP: 0.234, SLG: 0.222									3	0	0	0	0	0	1	0																			
Inning Stats	R: 0 E: 0 K: 1 S: 7	H: 0 LOB: 0 BB: 0 P: 11	R: 0 E: 0 K: 1 S: 8	H: 0 LOB: 0 BB: 0 P: 11	R: 0 E: 0 K: 0 S: 6	H: 0 LOB: 0 BB: 0 P: 10	R: 0 E: 0 K: 1 S: 9	H: 1 LOB: 1 BB: 0 P: 14	R: 1 E: 1 K: 0 S: 12	H: 2 LOB: 1 BB: 0 P: 18	R: 0 E: 0 K: 0 S: 5	H: 0 LOB: 0 BB: 0 P: 5	R: 0 E: 0 K: 1 S: 5	H: 0 LOB: 0 BB: 0 P: 7	R: 0 E: 0 K: 0 S: 4	H: 0 LOB: 0 BB: 0 P: 6	R: 0 E: 0 K: 1 S: 10	H: 1 LOB: 1 BB: 0 P: 15	1B: 4 2B: 0 3B: 0 HR: 0	SF: 0 SAC: 0 DP: 0 HBP: 0	WP: 0 PB: 0 SB: 0 CS: 0	PA: 31													
PITCHER	IP WLS BF H R ER SO BB IBB HBP BLK WP HR S P ERA WHIP																																		
Bob Welch, R ERA: 3.35	(1, 1)	8.0	W	27	3	1	0	4	0	0	0	0	0	0	0	56	82	0.00	0.375																
Rick Honeycutt, L ERA: 3.04	(9, 1)	1.0		4	1	0	0	1	0	0	0	0	0	0	0	10	15	0.00	1.000																

Batter	1	2	3	4	5	6	7	8	9	AB	R	H	RBI	BB	SO	LOB	BOTTOM																		
Carney Lansford, R OBP: 0.441, SLG: 0.540										4	1	1	0	0	0	1	<p>Baltimore Orioles @ Oakland Athletics Oakland-Alameda County Coliseum, Oakland, CA</p> <p>Wed May 25 1988, 3:33 AM PDT Att: 16,807 - Overcast - 65 F</p> <p>livebaseballscorecards.com</p> <p>AB 32 R 8 H 9 RBI 8 BB 2 SO 7 LOB 6</p>																		
Ed Jurak, R										0	0	0	0	0	0	0																			
Stan Javier, S OBP: 0.331, SLG: 0.386										4	0	1	2	0	1	1																			
Jose Canseco, R OBP: 0.366, SLG: 0.488										3	1	0	0	0	1	0																			
Doug Jennings, L OBP: 0.415, SLG: 0.433									0	0	0	0	0	0	0	0																			
Dave Parker, L OBP: 0.329, SLG: 0.446										4	1	1	2	0	2	0																			
Mark McGwire, R OBP: 0.376, SLG: 0.527									4	1	2	0	0	1	0	0																			
Ron Hassey, L OBP: 0.339, SLG: 0.457									3	1	1	0	1	0	1	0																			
Orlando Mercado, R OBP: 0.214, SLG: 0.385									0	0	0	0	0	0	0	0																			
Dave Henderson, R OBP: 0.350, SLG: 0.542									4	2	2	2	0	1	2	0																			
Mike Gallego, R OBP: 0.300, SLG: 0.229									4	0	1	2	0	0	0	0																			
Walt Weiss, S OBP: 0.303, SLG: 0.272									2	1	0	0	1	1	1	1																			
Inning Stats	R: 2 E: 0 K: 1 S: 13	H: 1 LOB: 0 BB: 0 P: 22	R: 2 E: 0 K: 1 S: 17	H: 3 LOB: 1 BB: 0 P: 21	R: 0 E: 0 K: 1 S: 14	H: 1 LOB: 2 BB: 1 P: 23	R: 0 E: 0 K: 0 S: 4	H: 0 LOB: 0 BB: 0 P: 8	R: 0 E: 0 K: 2 S: 11	H: 0 LOB: 0 BB: 0 P: 16	R: 4 E: 0 K: 0 S: 11	H: 4 LOB: 1 BB: 1 P: 17	R: 0 E: 0 K: 2 S: 10	H: 0 LOB: 0 BB: 0 P: 17	R: 0 E: 0 K: 0 S: 4	H: 0 LOB: 0 BB: 0 P: 5	R: 0 E: 0 K: 0 S: 4	H: 0 LOB: 0 BB: 0 P: 5	1B: 4 2B: 3 3B: 0 HR: 2	SF: 0 SAC: 0 DP: 0 HBP: 1	WP: 0 PB: 0 SB: 0 CS: 0	PA: 35													
PITCHER	IP WLS BF H R ER SO BB IBB HBP BLK WP HR S P ERA WHIP																																		
Mark Williamson, R ERA: 5.06	(1, 1)	8.0	L	35	9	8	8	7	2	0	1	0	0	0	0	84	129	9.00	1.375																

Batter	1	2	3	4	5	6	7	8	9	AB	R	H	RBI	BB	SO	LOB	TOP			
Ellis Burks, R OBP: 0.400, SLG: 0.495 (1, 8)	G4-3		FC5 1B		G3		G4-3			4	0	1	0	0	0	1	Boston Red Sox @ Oakland Athletics Oakland-Alameda County Coliseum, Oakland, CA Fri May 27 1988, 7:05 PM PDT Att: 32,723 - Unknown - 62 F livebaseballscorecards.com			
Marty Barrett, R OBP: 0.320, SLG: 0.341 (1, 4)	L8		F9		G5-3					4	0	1	1	0	0	1				
Wade Boggs, L OBP: 0.479, SLG: 0.468 (1, 5)	BB 1B				B1-3					3	0	1	0	1	1	1				
Dwight Evans, R OBP: 0.358, SLG: 0.404 (1, 3)	BB 1-2		FC5							3	0	1	0	1	1	2				
Mike Greenwell, L OBP: 0.419, SLG: 0.484 (1, 7)	K				G3-1					4	0	1	0	0	1	2				
Jim Rice, R OBP: 0.286, SLG: 0.254 (1, 10)										4	1	2	0	0	2	2				
Rick Cerone, R OBP: 0.417, SLG: 0.462 (1, 2)					1B FC5-4 1B					4	0	1	0	0	0	3				
Spike Owen, S OBP: 0.299, SLG: 0.338 (9, PH)										2	1	0	1	1	0	1				
Sam Horn, L OBP: 0.254, SLG: 0.273 (9, PH)										1	0	0	0	0	1	0				
Brady Anderson, L OBP: 0.343, SLG: 0.328 (1, 9)					G4-3					4	0	0	0	0	0	2				
Inning Stats	R: 0 E: 0 K: 1 S: 14	H: 1 LOB: 2 BB: 1 P: 27	R: 0 E: 0 K: 0 S: 6	H: 1 LOB: 0 BB: 0 P: 8	R: 0 E: 0 K: 0 S: 12	H: 1 LOB: 2 BB: 1 P: 20	R: 1 E: 0 K: 0 S: 8	H: 2 LOB: 1 BB: 0 P: 14	R: 0 E: 0 K: 1 S: 4	H: 2 LOB: 1 BB: 0 P: 11	R: 1 E: 0 K: 1 S: 11	H: 1 LOB: 1 BB: 1 P: 18	R: 0 E: 0 K: 2 S: 9	H: 0 LOB: 0 BB: 0 P: 12	R: 0 E: 0 K: 1 S: 6	H: 0 LOB: 0 BB: 0 P: 8	1B: 8 2B: 0 3B: 0 HR: 0	SF: 0 SAC: 0 DP: 2 HBP: 0	WP: 0 PB: 0 SB: 1 CS: 0	PA: 36
PITCHER	IP WLS BF H R ER SO BB IBB HBP BLK WP HR S P ERA WHIP																			
Curt Young, L ERA: 3.55 (1, 1)	5.0 W 23 7 1 1 1 1 2 0 0 0 0 0 0 46 75 1.80 1.800																			
Eric Plunk, R ERA: 2.74 (6, 1)	1.2 6 1 1 1 1 1 1 0 0 0 0 0 0 13 21 5.40 1.200																			
Greg Cadaret, L ERA: 2.5 (7, 1)	0.1 1 0 0 0 1 0 0 0 0 0 0 0 0 3 6 0.00 0.000																			
Dennis Eckersley, R ERA: 2.05 (8, 1)	2.0 S 6 0 0 0 3 0 0 0 0 0 0 0 0 15 20 0.00 0.000																			

Batter	1	2	3	4	5	6	7	8	9	AB	R	H	RBI	BB	SO	LOB	BOTTOM			
Carney Lansford, R OBP: 0.438, SLG: 0.534 (1, 5)	K		L6				G1			4	0	1	1	0	1	2	Boston Red Sox @ Oakland Athletics Oakland-Alameda County Coliseum, Oakland, CA Fri May 27 1988, 7:05 PM PDT Att: 32,723 - Unknown - 62 F livebaseballscorecards.com			
Stan Javier, S OBP: 0.320, SLG: 0.373 (1, 7)	L3		G1-3		F9					4	0	0	0	0	0	2				
Jose Canseco, R OBP: 0.384, SLG: 0.500 (1, 9)	HR									4	1	1	1	0	1	0				
Mark McGwire, R OBP: 0.369, SLG: 0.515 (1, 3)	K				G6-3		F7			4	0	0	0	0	1	0				
Don Baylor, R OBP: 0.317, SLG: 0.275 (1, 10)			G1-3		G3		K			3	0	0	0	0	1	0				
Dave Henderson, R OBP: 0.350, SLG: 0.536 (1, 8)			K				F8 SH1-3 1B			3	1	1	0	0	1	0				
Ron Hassey, L OBP: 0.333, SLG: 0.449 (1, 2)			G4-3				SH1-3			2	0	0	0	0	0	0				
Mike Gallego, R OBP: 0.313, SLG: 0.278 (1, 4)							F8			2	1	1	1	1	0	1				
Walt Weiss, S OBP: 0.312, SLG: 0.276 (1, 6)			F8							2	0	1	0	1	0	0				
Inning Stats	R: 1 E: 0 K: 2 S: 16	H: 1 LOB: 0 BB: 0 P: 21	R: 0 E: 0 K: 1 S: 10	H: 0 LOB: 0 BB: 0 P: 13	R: 1 E: 0 K: 0 S: 9	H: 1 LOB: 0 BB: 0 P: 15	R: 0 E: 0 K: 1 S: 9	H: 0 LOB: 0 BB: 0 P: 11	R: 1 E: 0 K: 0 S: 11	H: 2 LOB: 2 BB: 1 P: 20	R: 0 E: 0 K: 1 S: 6	H: 0 LOB: 0 BB: 0 P: 9	R: 0 E: 0 K: 0 S: 9	H: 1 LOB: 2 BB: 1 P: 21	R: 0 E: 0 K: 0 S: 6	H: 0 LOB: 0 BB: 0 P: 10		1B: 3 2B: 0 3B: 0 HR: 2	SF: 0 SAC: 1 DP: 0 HBP: 0	WP: 0 PB: 0 SB: 0 CS: 0
PITCHER	IP WLS BF H R ER SO BB IBB HBP BLK WP HR S P ERA WHIP																			
Bruce Hurst, L ERA: 3.75 (1, 1)	8.0 L 31 5 3 3 5 2 0 0 0 0 0 0 2 76 120 3.38 0.875																			

Batter	1	2	3	4	5	6	7	8	9	AB	R	H	RBI	BB	SO	LOB	TOP																
Wade Boggs, L (1,5) OBP: 0.382, SLG: 0.471	6-3	4-1 BB				SF8		0-1 BB		3	1	2	1	1	0	0	Boston Red Sox @ Oakland Athletics Oakland-Alameda County Coliseum, Oakland, CA Sat May 28 1988, 3:33 AM PDT Att. 43,177 - Overcast - 62 F																
Marty Barrett, R (1,4) OBP: 0.322, SLG: 0.342	BB 1B	F7			F7	2B 1B		L7		5	1	2	0	0	0	4																	
Ellis Burks, R (1,8) OBP: 0.408, SLG: 0.505	BB 1B		F7		F8 1B	1B 2B		5-3		4	1	2	0	1	0	0																	
Dwight Evans, R (1,3) OBP: 0.359, SLG: 0.400	BB		F9		1B		1-3	4-3		4	0	1	1	1	0	0																	
Mike Greenwell, L (1,7) OBP: 0.423, SLG: 0.481	G5-4-3		FC4-6		F8		G3	1B		3	0	1	1	2	0	2																	
Jim Rice, R (1,10) OBP: 0.289, SLG: 0.259	G5-4-3		FC4-6		1B		K			5	0	2	1	0	1	4																	
Jody Reed, R (9, PR) OBP: 0.306, SLG: 0.278					1B			1B		0	0	0	0	0	0	0																	
Rich Gedman, L (1,2) OBP: 0.289, SLG: 0.214		FC4		4-3		4-3		6-3		2	0	0	0	1	0	2																	
Rick Cerone, R (8, PH) OBP: 0.410, SLG: 0.454		BB						F7		2	0	0	0	0	0	2																	
Spike Owen, S (1,6) OBP: 0.296, SLG: 0.333	FC4	WP		6-3		4-3		1B		4	1	1	0	0	0	1																	
Brady Anderson, L (1,9) OBP: 0.347, SLG: 0.349	CS		F8			SF8		K		4	1	2	1	0	1	1																	
Inning Stats	R: 1 E: 0 K: 0 S: 12	H: 2 LOB: 2 BB: 2 P: 22	R: 1 E: 0 K: 0 S: 8	H: 1 LOB: 1 BB: 2 P: 20	R: 0 E: 0 K: 0 S: 7	H: 0 LOB: 1 BB: 1 P: 12	R: 0 E: 0 K: 0 S: 5	H: 0 LOB: 0 BB: 0 P: 8	R: 2 E: 0 K: 0 S: 12	H: 3 LOB: 2 BB: 1 P: 18	R: 0 E: 0 K: 1 S: 6	H: 0 LOB: 0 BB: 0 P: 8	R: 0 E: 0 K: 1 S: 9	H: 2 LOB: 2 BB: 0 P: 11	R: 0 E: 0 K: 0 S: 11	H: 2 LOB: 2 BB: 0 P: 12	1B: 11 2B: 1 3B: 1 HR: 0	SF: 1 SAC: 0 DP: 1 HBP: 0	WP: 1 PB: 0 SB: 0 CS: 1	PA: 43													
PITCHER	IP WLS BF H R ER SO BB IBB HBP BLK WP HR S P ERA WHIP																																
Dave Stewart, R (1,1) ERA: 3.44	5.1	27	7	5	5	0	6	0	0	0	0	1	0	46	83	8.44	2.438																
Rick Honeycutt, L (6,1) ERA: 2.77	2.1	10	4	0	0	2	0	0	0	0	0	0	0	21	26	0.00	1.714																
Dennis Eckersley, R (8,1) ERA: 1.93	1.1	6	2	0	0	0	0	0	0	0	0	0	0	12	13	0.00	1.500																

Batter	1	2	3	4	5	6	7	8	9	AB	R	H	RBI	BB	SO	LOB	BOTTOM																
Carney Lansford, R (1,5) OBP: 0.437, SLG: 0.540	SF9	6-3		FC5-4		1B		6-3		5	2	2	0	0	0	3	Boston Red Sox @ Oakland Athletics Oakland-Alameda County Coliseum, Oakland, CA Sat May 28 1988, 3:33 AM PDT Att. 43,177 - Overcast - 62 F																
Stan Javier, S (1,7) OBP: 0.323, SLG: 0.372	SF9		1-3	1B		1B		F7		3	0	1	1	1	0	0																	
Jose Canseco, R (1,9) OBP: 0.394, SLG: 0.511	S		1B	1B		G3				4	2	3	1	1	0	2																	
Dave Parker, L (1,10) OBP: 0.331, SLG: 0.451	K		1B	F8		4-3		K		5	1	2	0	0	2	4																	
Mark McGwire, R (1,3) OBP: 0.365, SLG: 0.511	1B		K		F9	4-3		K		5	1	1	1	0	2	4																	
Dave Henderson, R (1,8) OBP: 0.383, SLG: 0.540	1B		1B	1B		K		BB		3	1	2	2	1	1	0																	
Mike Gallego, R (1,4) OBP: 0.302, SLG: 0.267	L5		5-3		F9			SF8		3	0	0	0	0	0	3																	
Doug Jennings, L (7, PH) OBP: 0.429, SLG: 0.433								BB		0	0	0	0	1	0	0																	
Glenn Hubbard, R (7, PR) OBP: 0.348, SLG: 0.280								BB		0	0	0	0	0	0	0																	
Orlando Mercado, R (1,2) OBP: 0.250, SLG: 0.357		6-3		FC5-4		K				1	0	0	0	1	0	0																	
Ron Hassey, L (6, PH) OBP: 0.336, SLG: 0.444				BB				BB		1	0	0	1	1	1	0																	
Walt Weiss, S (1,6) OBP: 0.302, SLG: 0.269	K			K		5-3		SF8		3	0	0	1	0	2	1																	
Inning Stats	R: 3 E: 1 K: 1 S: 10	H: 4 LOB: 1 BB: 0 P: 19	R: 0 E: 0 K: 1 S: 5	H: 0 LOB: 0 BB: 0 P: 6	R: 1 E: 0 K: 1 S: 14	H: 3 LOB: 2 BB: 0 P: 16	R: 1 E: 0 K: 1 S: 10	H: 1 LOB: 2 BB: 2 P: 22	R: 0 E: 0 K: 1 S: 7	H: 0 LOB: 0 BB: 0 P: 11	R: 0 E: 0 K: 1 S: 9	H: 2 LOB: 2 BB: 0 P: 18	R: 2 E: 0 K: 0 S: 11	H: 1 LOB: 2 BB: 3 P: 30	R: 0 E: 0 K: 2 S: 9	H: 0 LOB: 1 BB: 1 P: 13	1B: 7 2B: 3 3B: 1 HR: 0	SF: 2 SAC: 0 DP: 0 HBP: 0	WP: 0 PB: 0 SB: 1 CS: 0	PA: 41													
PITCHER	IP WLS BF H R ER SO BB IBB HBP BLK WP HR S P ERA WHIP																																
Oil Can Boyd, R (1,1) ERA: 6.04	3.2	21	8	5	5	4	2	0	0	0	0	0	0	36	58	12.27	2.727																
Dennis Lamp, R (4,1) ERA: 2.94	2.2	12	3	2	2	2	1	0	0	0	0	0	0	27	51	6.75	1.500																
Wes Gardner, R (7,1) ERA: 1.9	0.0	2	0	0	0	0	2	0	0	0	0	0	1	9	∞	∞																	
Bob Stanley, R (7,1) ERA: 2.35	1.2	6	0	0	0	2	1	0	0	0	0	0	0	11	17	0.00	0.600																



Batter	1	2	3	4	5	6	7	8	9	AB	R	H	RBI	BB	SO	LOB	TOP				
Brady Anderson, L OBP: 0.336, SLG: 0.336 (1, 9)	F7	3-1		K		F4		L8		5	0	0	0	0	1	5					
Marty Barrett, R OBP: 0.319, SLG: 0.339 (1, 4)	4-3		F9	L9			K		4-3 1B	5	0	1	0	0	1	2					
Wade Boggs, L OBP: 0.480, SLG: 0.463 (1, 5)	BB E BB		L6	L8			1B BB		4-3 1-2	3	1	0	0	2	0	3					
Dwight Evans, R OBP: 0.360, SLG: 0.397 (1, 3)	E6 1-2 BB		L8		K		1-2 1B		F3	4	0	1	0	1	1	1					
Ellis Burks, R OBP: 0.400, SLG: 0.491 (1, 8)	E6			1B BLK 1B	6-3		K		F9	5	1	1	0	0	1	4					
Sam Hom, L OBP: 0.273, SLG: 0.268 Ed Romero, R OBP: 0.314, SLG: 0.273 (7, PH)		L3		1B 1B 2B BB	4-1 FC6-4 BB		K			1	1	0	0	2	0	0					
Jim Rice, R OBP: 0.288, SLG: 0.259 (1, 7)		6-3		1-2 2-3 1B	FC6-4 1-2		E6 1-3			4	1	1	0	0	0	1					
Rich Gedman, L OBP: 0.222, SLG: 0.250 (1, 2)		1B		2B 1-2 2-3 3-H 1B		F5		K		4	0	2	1	0	1	1					
Spike Owen, S OBP: 0.306, SLG: 0.356 (1, 6)	1-2 1B			1-3 2-H 3-H 2B		B4		1-3		4	0	2	2	0	0	1					
Inning Stats	R: 1 E: 1 K: 0 S: 12	H: 0 LOB: 1 BB: 2 P: 26	R: 0 E: 0 K: 0 S: 10	H: 2 LOB: 2 BB: 0 P: 18	R: 0 E: 0 K: 1 S: 6	H: 0 LOB: 0 BB: 0 P: 8	R: 3 E: 0 K: 1 S: 24	H: 4 LOB: 2 BB: 1 P: 41	R: 0 E: 0 K: 1 S: 9	H: 0 LOB: 1 BB: 1 P: 19	R: 0 E: 0 K: 0 S: 6	H: 1 LOB: 2 BB: 1 P: 21	R: 0 E: 1 K: 1 S: 10	H: 0 LOB: 1 BB: 0 P: 14	R: 0 E: 0 K: 0 S: 7	H: 1 LOB: 1 BB: 0 P: 12	1B: 7 2B: 1 3B: 0 HR: 0	SF: 0 SAC: 0 DP: 0 HBP: 0	WP: 0 PB: 0 SB: 0 CS: 0	PA: 41	
PITCHER	IP	WLS	BF	H	R	ER	SO	BB	IBB	HBP	BLK	WP	HR	S	P	ERA	WHIP				
Storm Davis, R ERA: 3.2 (1, 1)	3.0		18	6	4	3	0	3	0	0	1	0	0	43	79	9.00	3.000				
Gene Nelson, R ERA: 3.56 (4, 1)	3.2	W	14	1	0	0	4	2	0	0	0	0	0	35	60	0.00	0.818				
Greg Cadaret, L ERA: 2.29 (7, 1)	1.2		7	1	0	0	2	0	0	0	0	0	0	17	23	0.00	0.600				
Eric Plunk, R ERA: 2.66 (9, 1)	0.2	S	2	0	0	0	0	0	0	0	0	0	0	3	6	0.00	0.000				

Boston Red Sox @ Oakland Athletics
Oakland-Alameda County Coliseum, Oakland, CA
Sun May 29 1988, 3:33 AM PDT
Att: 43,427 - Sunny - 68 F

AB	36
R	4
H	8
RBI	3
BB	5
SO	6
LOB	20



Batter	1	2	3	4	5	6	7	8	9	AB	R	H	RBI	BB	SO	LOB	BOTTOM				
Carney Lansford, R OBP: 0.440, SLG: 0.545 (1, 5)	1B 2B	4-3 E 2B		G6-4-3 1-2		F8		1-3 S BB		4	2	2	0	1	0	1					
Stan Javier, S OBP: 0.333, SLG: 0.381 (8, 7)	2B 1-3 1B	4-3		3-2		FC4-1 1B		1-3		5	1	3	0	0	0	2					
Jose Canseco, R OBP: 0.394, SLG: 0.514 (1, 9)	1B 1-3 3-H 2B	E7 1B		3-3 K		FC4-1 S		K		5	1	2	2	0	2	3					
Dave Parker, L OBP: 0.335, SLG: 0.452 (1, 10)	WP 1-4-3 1B	F8		0-0 2B 4-3 1B		1-3		1-3		4	1	2	1	0	0	2					
Ron Hassey, L OBP: 0.325, SLG: 0.429 (1, 2)	1-4-3		4-3		K		F7			4	0	0	1	0	1	2					
Mark McWire, R OBP: 0.367, SLG: 0.514 (1, 3)	K		FC1-5 WP BB		4-3 2B		F9			3	0	1	0	1	1	1					
Doug Jennings, L OBP: 0.435, SLG: 0.406 Dave Henderson, R OBP: 0.363, SLG: 0.540 (8, 8)			FC1-5		4-3			BB		2	0	0	1	2	0	2					
Mike Gallego, R OBP: 0.300, SLG: 0.256 (1, 4)	F6			F8				L7		3	0	0	0	1	0	4					
Walt Weiss, S OBP: 0.301, SLG: 0.268 (1, 6)		4-3		G6-4-3 1B		K		G3		4	0	1	0	0	1	2					
Inning Stats	R: 3 E: 0 K: 1 S: 19	H: 4 LOB: 2 BB: 1 P: 34	R: 1 E: 1 K: 0 S: 17	H: 2 LOB: 1 BB: 0 P: 23	R: 0 E: 0 K: 0 S: 7	H: 0 LOB: 1 BB: 1 P: 15	R: 0 E: 0 K: 1 S: 9	H: 2 LOB: 1 BB: 0 P: 15	R: 1 E: 0 K: 2 S: 15	H: 2 LOB: 2 BB: 1 P: 24	R: 0 E: 0 K: 0 S: 7	H: 1 LOB: 1 BB: 0 P: 10	R: 0 E: 0 K: 0 S: 6	H: 0 LOB: 1 BB: 1 P: 11	R: 0 E: 0 K: 1 S: 9	H: 0 LOB: 1 BB: 1 P: 18	1B: 8 2B: 3 3B: 0 HR: 0	SF: 0 SAC: 0 DP: 1 HBP: 0	WP: 2 PB: 0 SB: 2 CS: 0	PA: 39	
PITCHER	IP	WLS	BF	H	R	ER	SO	BB	IBB	HBP	BLK	WP	HR	S	P	ERA	WHIP				
Jeff Sellers, R ERA: 4.8 (1, 1)	7.0	L	35	11	5	5	4	4	0	0	0	0	0	80	132	6.43	2.143				
Lee Smith, R ERA: 2.55 (8, 1)	1.0		4	0	0	0	1	1	0	0	0	0	0	9	18	0.00	1.000				

Boston Red Sox @ Oakland Athletics
Oakland-Alameda County Coliseum, Oakland, CA
Sun May 29 1988, 3:33 AM PDT
Att: 43,427 - Sunny - 68 F

AB	34
R	5
H	11
RBI	5
BB	5
SO	5
LOB	19



Batter	1	2	3	4	5	6	7	8	9	10	11	12	13	14	AB	R	H	RBI	BB	SO	LOB	TOP
Rickey Henderson, R OBP: 0.404, SLG: 0.461 (1, 7)	6-3		L4			6-3	6-3		1B			6-3		K	7	0	1	1	0	1	5	
Bobby Meacham, S OBP: 0.231, SLG: 0.319 (1, 4) (11, 6)	F9		K				F8		G3			4-3		F8	7	0	1	0	0	1	7	
Claudell Washington, L OBP: 0.294, SLG: 0.397 (1, 8)	4-3					6-3	K		4-1			K		F9	7	0	1	0	0	2	2	
Jack Clark, R OBP: 0.409, SLG: 0.492 (1, 10)		6-3				F9			K			1-3		E6	5	0	0	0	1	1	1	
Mike Pagliarulo, L OBP: 0.290, SLG: 0.402 (1, 5)		K				4-3			1B			G3		F8	6	0	1	0	0	2	4	
Dave Winfield, R OBP: 0.438, SLG: 0.626 (1, 9)		F2							K			F9		K	6	1	1	1	1	0	2	1
Gary Ward, R OBP: 0.320, SLG: 0.288 (1, 3)			2B			6-3			1B			5-3		L9	6	1	3	0	0	0	0	
Rafael Santana, R OBP: 0.301, SLG: 0.289 (1, 6)			F4			6-3			B1-6-3			B1-6-3		F4	4	0	1	0	0	0	2	
Willie Randolph, R OBP: 0.290, SLG: 0.277 (11, PR) (11, 4)									1B			HBP			1	0	0	0	0	0	0	
Joel Skinner, R OBP: 0.247, SLG: 0.329 (1, 2)						F9			1B			F2			6	0	4	0	0	0	1	
Inning Stats	R: 0 E: 0 K: 0 S: 9	H: 0 LOB: 0 BB: 0 P: 12	R: 0 E: 0 K: 1 S: 8	H: 0 LOB: 0 BB: 0 P: 10	R: 0 E: 0 K: 0 S: 10	H: 1 LOB: 0 BB: 0 P: 14	R: 1 E: 0 K: 2 S: 8	H: 1 LOB: 0 BB: 0 P: 10	R: 0 E: 0 K: 2 S: 14	H: 1 LOB: 1 BB: 0 P: 14	R: 0 E: 0 K: 1 S: 8	H: 0 LOB: 1 BB: 0 P: 12	R: 0 E: 1 K: 0 S: 13	H: 1 LOB: 2 BB: 0 P: 22	R: 0 E: 0 K: 1 S: 11	H: 0 LOB: 0 BB: 0 P: 17	R: 0 E: 0 K: 1 S: 10	H: 1 LOB: 1 BB: 0 P: 13	1B: 11 2B: 1 3B: 0 HR: 1	SF: 0 SAC: 0 DP: 1 HBP: 1	WP: 0 PB: 0 SB: 1 CS: 0	PA: 57
PITCHER	IP	WLS	BF	H	R	ER	SO	BB	IBB	HBP	BLK	WP	HR	S	P	ERA	WHIP					
Bob Welch, R ERA: 3.2 (1, 1)	9.0		38	11	2	2	6					0	1	94	136	2.00	1.333					
Rick Honeycutt, L ERA: 2.67 (10, 1)	1.0		3	0	0	0	1	0	0	0	0	0	0	8	12	0.00	0.000					
Eric Plunk, R ERA: 2.69 (11, 1)	1.2		8	1	0	0	0	0	0	1	0	0	0	17	27	0.00	0.600					
Greg Cadaret, L ERA: 2.55 (12, 1)	0.1		1	0	0	0	0	0	0	0	0	0	0	3	6	0.00	0.000					
Dennis Eckensley, R ERA: 1.78 (13, 1)	2.0	W	7	1	0	0	2	0	0	0	0	0	0	21	30	0.00	0.500					

New York Yankees @ Oakland Athletics
Oakland-Alameda County Coliseum, Oakland, CA
Mon May 30 1988, 7:05 PM PDT
Att. 44,218 - Sunny - 65 F

AB 55
R 2
H 13
RBI 2
BB 1
SO 9
LOB 23



Batter	1	2	3	4	5	6	7	8	9	10	11	12	13	14	AB	R	H	RBI	BB	SO	LOB	BOTTOM		
Carney Lansford, R OBP: 0.442, SLG: 0.543 (1, 5)	E6		FC6-4			F6			5-3			4-3			6	0	3	0	0	0	0			
Stan Javier, S OBP: 0.319, SLG: 0.364 (1, 7)	L8-5		F8						L9			E6			6	0	0	0	0	1	3			
Jose Canseco, R OBP: 0.392, SLG: 0.508 (1, 9)	K		FC6-4						E			F3			6	2	2	0	0	1	3			
Dave Parker, L OBP: 0.341, SLG: 0.450 (1, 10)		6-3				FC6-4			E7			F8			5	0	2	0	1	0	0			
Mark McGwire, R OBP: 0.366, SLG: 0.505 (1, 3)		WP				FC6-4			K			F3			5	0	1	0	1	1	3			
Ron Hassey, L OBP: 0.335, SLG: 0.435 (1, 2)		WP				FC6-4			IBB			F3			3	0	2	1	0	0	1			
Don Baylor, R OBP: 0.315, SLG: 0.273 (8, PH)		WP				F8			F8			L8			1	0	0	0	0	0	2			
Orlando Mercado, R OBP: 0.222, SLG: 0.313 (9, 2)		1B				1B			1B						2	0	0	0	0	0	0			
Dave Henderson, R OBP: 0.354, SLG: 0.546 (1, 8)		F8				FC6-4			F3			K			6	1	1	1	0	1	7			
Mike Gallego, R OBP: 0.295, SLG: 0.250 (1, 4)		F8							5-3			L9			2	0	0	0	0	0	2			
Doug Jennings, L OBP: 0.428, SLG: 0.394 (7, PH)						F2			K						1	0	0	0	0	1	0			
Glenn Hubbard, R OBP: 0.341, SLG: 0.273 (8, 4)									L8						2	0	0	0	0	0	0			
Walt Weiss, S OBP: 0.297, SLG: 0.285 (1, 6)						4-3			K			4-3			5	0	1	0	0	1	0			
Inning Stats	R: 0 E: 1 K: 0 S: 5	H: 1 LOB: 0 BB: 0 P: 8	R: 0 E: 0 K: 0 S: 19	H: 2 LOB: 2 BB: 0 P: 26	R: 0 E: 0 K: 0 S: 7	H: 0 LOB: 1 BB: 1 P: 15	R: 1 E: 0 K: 2 S: 16	H: 3 LOB: 2 BB: 0 P: 23	R: 0 E: 0 K: 1 S: 6	H: 0 LOB: 0 BB: 0 P: 8	R: 1 E: 1 K: 1 S: 10	H: 2 LOB: 2 BB: 0 P: 15	R: 0 E: 0 K: 0 S: 7	H: 0 LOB: 0 BB: 0 P: 13	R: 0 E: 0 K: 1 S: 8	H: 0 LOB: 0 BB: 0 P: 9	R: 0 E: 0 K: 0 S: 7	H: 0 LOB: 0 BB: 0 P: 13	R: 1 E: 0 K: 0 S: 1	H: 1 LOB: 0 BB: 0 P: 1	1B: 11 2B: 1 3B: 0 HR: 1	SF: 0 SAC: 0 DP: 1 HBP: 0	WP: 1 PB: 0 SB: 0 CS: 0	PA: 52
PITCHER	IP	WLS	BF	H	R	ER	SO	BB	IBB	HBP	BLK	WP	HR	S	P	ERA	WHIP							
Richard Dotson, R ERA: 3.02 (6, 1)	5.1		22	7	1	1	2					0	0	15	21	0.00	0.600							
Ceciliano Guante, R ERA: 2.58 (8, 1)	1.2		6	1	0	0	2	0	0	0	0	0	0	15	21	0.00	0.600							
Dave Righetti, L ERA: 2.16 (11, 1)	3.0	L	10	1	1	1	1	0	0	0	0	0	1	24	33	3.00	0.333							

New York Yankees @ Oakland Athletics
Oakland-Alameda County Coliseum, Oakland, CA
Mon May 30 1988, 7:05 PM PDT
Att. 44,218 - Sunny - 65 F

AB 50
R 3
H 12
RBI 2
BB 2
SO 6
LOB 21



Batter	1	2	3	4	5	6	7	8	9	AB	R	H	RBI	BB	SO	LOB	TOP					
Rickey Henderson, R OBP: 0.394, SLG: 0.448 (1, 7)	F5		F5		5-3		6-3		K	5	0	0	0	0	1	0						
Bobby Meacham, S OBP: 0.301, SLG: 0.329 (1, 4)	K		1B			1B	K			4	1	2	0	0	2	0						
Claudell Washington, L OBP: 0.293, SLG: 0.388 (1, 8)	L9		K			1B		F7		3	1	0	0	1	1	1						
Jack Clark, R OBP: 0.406, SLG: 0.485 (1, 10)		K		K		K		1B		4	1	1	0	0	3	2						
Mike Pagliarulo, L OBP: 0.294, SLG: 0.421 (1, 5)		HR		K		2B		K		4	2	2	2	0	2	1						
Dave Winfield, R OBP: 0.444, SLG: 0.635 (1, 9)	E6		1B		FC6-4	1B		1B		4	0	3	3	0	0	0						
Gary Ward, R OBP: 0.316, SLG: 0.286 (1, 3)			1B		FC6-4			K		4	0	1	0	0	1	3						
Rafael Santana, R OBP: 0.293, SLG: 0.280 (1, 6)	G6-4-3								K	4	0	0	0	0	1	3						
Joel Skinner, R OBP: 0.235, SLG: 0.312 (1, 2)			5-3					5-3		4	0	0	0	0	1	0						
Inning Stats	R: 0 E: 0 K: 1 S: 7	H: 0 LOB: 0 BB: 0 P: 11	R: 1 E: 1 K: 1 S: 12	H: 2 LOB: 1 BB: 0 P: 17	R: 0 E: 0 K: 1 S: 8	H: 1 LOB: 1 BB: 0 P: 10	R: 0 E: 0 K: 2 S: 11	H: 1 LOB: 1 BB: 0 P: 16	R: 0 E: 0 K: 1 S: 10	H: 0 LOB: 0 BB: 0 P: 13	R: 3 E: 0 K: 1 S: 16	H: 3 LOB: 1 BB: 1 P: 22	R: 0 E: 0 K: 1 S: 6	H: 0 LOB: 0 BB: 0 P: 12	R: 1 E: 0 K: 2 S: 15	H: 2 LOB: 1 BB: 0 P: 23	R: 0 E: 0 K: 2 S: 9	H: 0 LOB: 0 BB: 0 P: 15	1B: 7 2B: 1 3B: 0 HR: 1	SF: 0 SAC: 0 DP: 1 HBP: 0	WP: 0 PB: 0 SB: 3 CS: 0	PA: 37
PITCHER	IP	WLS	BF	H	R	ER	SO	BB	IBB	HBP	BLK	WP	HR	S	P	ERA	WHIP					
Steve Ontiveros, R ERA: 4.91 (1, 1)	7.1	L	30	7	4	4	8	1	0	0	0	0	1	74	106	4.91	1.091					
Todd Burns, R ERA: 5.4 (8, 1)	1.2		7	2	1	1	4	0	0	0	0	0	0	20	33	5.40	1.200					

New York Yankees @ Oakland Athletics
Oakland-Alameda County Coliseum, Oakland, CA

AB 36
R 5
H 9
RBI 5
BB 1
SO 12
LOB 10



WP: 0 PA: 37
PB: 0
SB: 3
CS: 0

Tue May 31 1988, 7:05 PM PDT
Att: 28,147 - Unknown - 65 F

livebaseballscores.com

Batter	1	2	3	4	5	6	7	8	9	AB	R	H	RBI	BB	SO	LOB	BOTTOM					
Carney Lansford, R OBP: 0.439, SLG: 0.538 (1, 5)	E1		F4			F4			6-3	4	0	1	0	0	0	0						
Stan Javier, S OBP: 0.311, SLG: 0.353 (1, 7)	F7				G3				1-3	4	0	0	0	0	0	1						
Jose Canseco, R OBP: 0.394, SLG: 0.508 (1, 9)	K				K				1-3	4	0	2	0	0	2	1						
Mark McGwire, R OBP: 0.359, SLG: 0.495 (1, 3)	F6				F8				F8	4	0	0	0	0	1	3						
Dave Henderson, R OBP: 0.346, SLG: 0.533 (1, 8)			F8			F7				3	0	0	0	0	1	1						
Don Baylor, R OBP: 0.308, SLG: 0.265 (1, 10)			L6			F3			F7	3	0	0	0	0	0	0						
Mike Gallego, R OBP: 0.287, SLG: 0.244 (1, 4)										2	0	0	0	0	0	0						
Doug Jennings, L OBP: 0.417, SLG: 0.382 (6, PH)			5-3			F8			K	1	0	0	0	0	1	0						
Glenn Hubbard, R OBP: 0.341, SLG: 0.273 (9, 4)										0	0	0	0	0	0	0						
Orlando Mercado, R OBP: 0.211, SLG: 0.294 (1, 2)					F4					1	0	0	0	0	0	0						
Ron Hassey, L OBP: 0.336, SLG: 0.436 (6, PH)						F7				2	0	1	0	0	0	0						
Walt Weiss, S OBP: 0.291, SLG: 0.258 (1, 6)					L8				F5	3	0	0	0	0	0	1						
Inning Stats	R: 0 E: 1 K: 1 S: 7	H: 1 LOB: 1 BB: 0 P: 12	R: 0 E: 0 K: 0 S: 9	H: 0 LOB: 0 BB: 0 P: 16	R: 0 E: 0 K: 0 S: 5	H: 0 LOB: 0 BB: 0 P: 8	R: 0 E: 0 K: 1 S: 8	H: 0 LOB: 0 BB: 0 P: 9	R: 0 E: 0 K: 0 S: 5	H: 0 LOB: 0 BB: 0 P: 8	R: 0 E: 0 K: 0 S: 4	H: 0 LOB: 0 BB: 0 P: 7	R: 0 E: 0 K: 2 S: 15	H: 1 LOB: 1 BB: 0 P: 20	R: 0 E: 0 K: 1 S: 15	H: 1 LOB: 1 BB: 0 P: 20	R: 0 E: 0 K: 1 S: 9	H: 1 LOB: 1 BB: 0 P: 12	1B: 4 2B: 0 3B: 0 HR: 0	SF: 0 SAC: 0 DP: 0 HBP: 0	WP: 0 PB: 0 SB: 0 CS: 0	PA: 31
PITCHER	IP	WLS	BF	H	R	ER	SO	BB	IBB	HBP	BLK	WP	HR	S	P	ERA	WHIP					
Al Leiter, L ERA: 3.46 (1, 1)	0.0																					
Neil Allen, R ERA: 1.52 (1, 1)	9.0	W	30	3	0	0	5	0	0	0	0	0	0	76	111	0.00	0.333					

New York Yankees @ Oakland Athletics
Oakland-Alameda County Coliseum, Oakland, CA

AB 31
R 0
H 4
RBI 0
BB 0
SO 5
LOB 7



WP: 0 PA: 31
PB: 0
SB: 0
CS: 0

Tue May 31 1988, 7:05 PM PDT
Att: 28,147 - Unknown - 65 F

livebaseballscores.com

Batter	1	2	3	4	5	6	7	8	9	AB	R	H	RBI	BB	SO	LOB	TOP					
Carney Lansford, R OBP: 0.343, SLG: 0.534 (1, 5)										5	1	3	1	0	0	1						
Stan Javier, S OBP: 0.306, SLG: 0.345 (1, 7)										5	1	2	0	0	0	2						
Jose Canseco, R OBP: 0.400, SLG: 0.537 (1, 9)										4	2	2	1	0	0	3						
Dave Parker, L OBP: 0.340, SLG: 0.453 (1, 10)										4	1	1	2	1	0	4						
Mark McGwire, R OBP: 0.363, SLG: 0.495 (1, 3)										4	1	2	1	0	2	0						
Dave Henderson, R OBP: 0.338, SLG: 0.542 (1, 8)										5	0	1	2	0	1	2						
Terry Steinbach, R OBP: 0.278, SLG: 0.266 (1, 2)										5	0	0	0	0	0	2						
Glenn Hubbard, R OBP: 0.354, SLG: 0.286 (1, 4)										3	1	0	0	1	0	2						
Walt Weiss, S OBP: 0.297, SLG: 0.291 (1, 6)										4	1	2	1	0	0	2						
Inning Stats	R: 0 E: 0 K: 0 S: 4	H: 1 LOB: 1 BB: 0 P: 4	R: 0 E: 1 K: 0 S: 5	H: 1 LOB: 2 BB: 0 P: 5	R: 3 E: 0 K: 0 S: 9	H: 3 LOB: 1 BB: 1 P: 16	R: 4 E: 0 K: 0 S: 16	H: 3 LOB: 1 BB: 1 P: 28	R: 0 E: 0 K: 0 S: 7	H: 0 LOB: 0 BB: 0 P: 10	R: 0 E: 0 K: 2 S: 10	H: 2 LOB: 1 BB: 0 P: 12	R: 0 E: 0 K: 2 S: 9	H: 0 LOB: 0 BB: 0 P: 14	R: 1 E: 0 K: 0 S: 7	H: 3 LOB: 2 BB: 0 P: 9	R: 0 E: 0 K: 1 S: 5	H: 0 LOB: 0 BB: 0 P: 5	1B: 9 2B: 2 3B: 0 HR: 2	SF: 1 SAC: 0 DP: 0 HBP: 1	WP: 0 PB: 0 SB: 0 CS: 1	PA: 43
PITCHER	IP	WLS	BF	H	R	ER	SO	BB	IBB	HBP	BLK	WP	HR	S	P	ERA	WHIP					
Les Straker, R ERA: 4.4 (1, 1)	3.1	L	20	7	6	6	0	2	0	0	0	0	1	26	39	16.20	2.700					
Mark Portugal, R ERA: 5.49 (4, 1)	4.0		17	5	2	2	2	0	0	1	0	0	1	38	56	4.50	1.250					
Keith Atherton, R ERA: 1.82 (8, 1)	0.2		3	1	0	0	0	0	0	0	0	0	0	3	3	0.00	1.500					
Karl Best, R ERA: 5.14 (9, 1)	1.0		3	0	0	0	1	0	0	0	0	0	0	5	5	0.00	0.000					

Oakland Athletics @ Minnesota Twins
Hubert H. Humphrey Metrodome, Minneapolis, MN

AB 39
R 8
H 13
RBI 8
BB 2
SO 3
LOB 18



WP: 0 PA: 43
PB: 0
SB: 0
CS: 1

Batter	1	2	3	4	5	6	7	8	9	AB	R	H	RBI	BB	SO	LOB	BOTTOM					
Dan Gladden, R OBP: 0.346, SLG: 0.477 (1, 7)										5	0	2	0	0	0	1						
Tom Herr, S OBP: 0.335, SLG: 0.308 (1, 4)										4	0	0	0	1	2	2						
Kirby Puckett, R OBP: 0.359, SLG: 0.542 (1, 8)										4	0	0	0	0	0	2						
Kent Hrbek, L OBP: 0.363, SLG: 0.548 (1, 10)										3	0	0	0	1	1	0						
Gary Gaetti, R OBP: 0.324, SLG: 0.487 (1, 5)										4	1	1	0	0	0	1						
Randy Bush, L OBP: 0.417, SLG: 0.486 (1, 9)										4	1	2	0	0	0	1						
Gene Larkin, S OBP: 0.359, SLG: 0.373 (1, 3)										4	0	1	0	0	2	4						
Tim Laudner, R OBP: 0.328, SLG: 0.444 (1, 2)										3	2	1	1	1	1	1						
Greg Gagne, R OBP: 0.270, SLG: 0.403 (1, 6)										3	1	1	4	1	1	1						
Inning Stats	R: 0 E: 0 K: 1 S: 5	H: 0 LOB: 0 BB: 0 P: 5	R: 4 E: 0 K: 2 S: 13	H: 3 LOB: 2 BB: 2 P: 24	R: 0 E: 0 K: 0 S: 8	H: 0 LOB: 0 BB: 0 P: 13	R: 0 E: 0 K: 0 S: 7	H: 1 LOB: 1 BB: 0 P: 13	R: 0 E: 0 K: 2 S: 6	H: 0 LOB: 0 BB: 0 P: 8	R: 0 E: 0 K: 2 S: 12	H: 1 LOB: 1 BB: 0 P: 17	R: 0 E: 0 K: 1 S: 7	H: 0 LOB: 2 BB: 2 P: 16	R: 0 E: 0 K: 0 S: 4	H: 1 LOB: 1 BB: 0 P: 4	R: 1 E: 0 K: 1 S: 9	H: 2 LOB: 0 BB: 0 P: 11	1B: 5 2B: 1 3B: 0 HR: 2	SF: 0 SAC: 0 DP: 1 HBP: 0	WP: 0 PB: 0 SB: 0 CS: 0	PA: 38
PITCHER	IP	WLS	BF	H	R	ER	SO	BB	IBB	HBP	BLK	WP	HR	S	P	ERA	WHIP					
Dave Stewart, R ERA: 3.52 (1, 1)	8.0	W	34	6	4	4	6	4	0	0	0	0	1	62	100	4.50	1.250					
Eric Plunk, R ERA: 2.81 (9, 1)	0.1		3	2	1	1	1	0	0	0	0	0	1	8	10	27.00	6.000					
Dennis Eckersley, R ERA: 1.67 (9, 1)	0.2	S	1	0	0	0	0	0	0	0	0	0	0	1	1	0.00	0.000					

Oakland Athletics @ Minnesota Twins
Hubert H. Humphrey Metrodome, Minneapolis, MN

AB 34
R 5
H 8
RBI 5
BB 4
SO 7
LOB 13



WP: 0 PA: 38
PB: 0
SB: 0
CS: 0

Batter	1	2	3	4	5	6	7	8	9	AB	R	H	RBI	BB	SO	LOB	TOP			
Carney Lansford, R OBP: 0.446, SLG: 0.536 (1, 5)	2-2 1B	2-0 5-3					0-0 SH5-3	0-0 1B	0-1 FC6-4	5	0	3	0	0	0	4				
Stan Javier, S OBP: 0.309, SLG: 0.347 (1, 8) (8, 7)	0-1 1B		2-2 G6-3 1B				0-3 K	0-2 P5		5	0	2	0	0	2	5				
Jose Canseco, R OBP: 0.400, SLG: 0.529 (1, 9)	0-3 K		1-3 K				3-3 K	4-2 BB		3	0	0	0	2	3	4				
Dave Parker, L OBP: 0.338, SLG: 0.454 Dave Henderson, R OBP: 0.336, SLG: 0.539 (1, 7) (8, PR) (8, 8)	0-0 P6		0-1 G6-3 2B				0-3 K		0-1 K	4	0	1	0	0	1	5				
Mark McGwire, R OBP: 0.361, SLG: 0.490 (1, 3)	1-3 K		0-1 6-3				1-2 1B		0-0 P3	4	1	1	0	0	1	3				
Ron Hassey, L OBP: 0.343, SLG: 0.452 Steve Ontiveros, R (8, PR) Orlando Mercado, R OBP: 0.211, SLG: 0.294 (8, PR) (9, 2)		0-0 G3					0-0 3-1		2-1 HR	5	1	3	1	0	0	0				
Don Baylor, R OBP: 0.304, SLG: 0.288 (1, 10)		3-2 6-3					0-3 K	1-2 F9	2-0 HR	5	1	1	3	0	1	2				
Glenn Hubbard, R OBP: 0.353, SLG: 0.299 Doug Jennings, L OBP: 0.429, SLG: 0.382 Mike Gallego, R OBP: 0.295, SLG: 0.253 (1, 4) (8, PH) (8, PR) (8, 4)		0-1 2B					1-2 5-3		4-2 1B	3	1	1	0	0	0	1				
Walt Weiss, S OBP: 0.309, SLG: 0.308 (1, 6)		0-0 2B					0-3 K		0-1 SH1-3	3	0	2	2	1	1	0				
Inning Stats	R: 0 H: 2 E: 0 K: 2 S: 13	H: 2 LOB: 2 BB: 0 P: 16	R: 1 H: 2 E: 0 K: 0 S: 11	H: 1 LOB: 1 BB: 0 P: 16	R: 0 H: 1 E: 0 K: 1 S: 11	H: 0 LOB: 0 BB: 0 P: 14	R: 0 H: 0 E: 0 K: 1 S: 7	H: 0 LOB: 0 BB: 0 P: 8	R: 0 H: 1 E: 0 K: 3 S: 13	H: 2 LOB: 1 BB: 0 P: 12	R: 0 H: 0 E: 0 K: 2 S: 10	H: 0 LOB: 1 BB: 1 P: 17	R: 4 H: 4 E: 0 K: 1 S: 22	H: 4 LOB: 3 BB: 2 P: 37	R: 1 H: 3 E: 1 K: 0 S: 11	H: 3 LOB: 3 BB: 0 P: 20	1B: 10 2B: 4 3B: 0 HR: 1	SF: 0 SAC: 3 DP: 0 HBP: 0	WP: 0 PA: 46 PB: 0 SB: 3 CS: 0	
PITCHER	IP	WLS	BF	H	R	ER	SO	BB	IBB	HBP	BLK	WP	HR	S	P	ERA	WHIP			
Bert Blyleven, R ERA: 4.93 Juan Berenguer, R ERA: 4.71 Karl Best, R ERA: 5.63	(1, 1) (8, 1) (9, 1)	7.0	L	34	11	5	9	2	0	0	0	0	0	1	79	111	6.43	1.857		

Oakland Athletics @ Minnesota Twins
Hubert H. Humphrey Metrodome, Minneapolis, MN
Sat Jun 04 1988, 8:05 PM EDT
Att: 52,008 - Dome

AB	39
R	6
H	15
RBI	6
BB	4
SO	10
LOB	27



Batter	1	2	3	4	5	6	7	8	9	AB	R	H	RBI	BB	SO	LOB	BOTTOM				
Dan Gladden, R OBP: 0.338, SLG: 0.465 (1, 7)	1-1 4-3		0-0 F9				1-2 4-3		0-1 P3	5	0	0	0	0	0	4					
Tom Herr, S OBP: 0.332, SLG: 0.305 (1, 4)	2-2 6-3		0-0 4-3				3-1 P3		1-2 BB	5	0	1	1	0	0	1					
Kirby Puckett, R OBP: 0.356, SLG: 0.537 (1, 8)	1-2 4-3		1-2 1B				1-3 K		2-3 SF8	4	0	1	1	0	1	1					
Kent Hrbek, L OBP: 0.374, SLG: 0.558 John Moses, S OBP: 0.314, SLG: 0.300 (1, 3) (9, PR)		2-1 1B	1-0 1B				1-0 F8		4-1 BB	4	2	3	0	1	0	0					
Gary Gaetti, R OBP: 0.330, SLG: 0.490 (1, 5)		0-0 1B	0-0 5-3				0-0 G4-6-3		2-2 P6	5	0	3	1	0	0	4					
Randy Bush, L OBP: 0.498, SLG: 0.474 Mark Davidson, R OBP: 0.366, SLG: 0.564 (1, 9) (8, PH) (9, 9)		1-1 P6					2-2 4-3		2-1 1B	3	0	0	0	0	0	3					
Gene Larkin, S OBP: 0.357, SLG: 0.370 (1, 10)		0-0 1B					3-2 F8		2-0 G6-3	4	0	1	1	0	1	2					
Greg Gagne, R OBP: 0.276, SLG: 0.412 (1, 6)		0-3 K					0-1 6-3		1-0 2B	4	1	2	0	0	1	2					
Tim Laudner, R OBP: 0.333, SLG: 0.461 (1, 2)		1-0 4-3					2-2 F9		2-2 SF8	4	1	2	0	0	0	3					
Inning Stats	R: 0 H: 0 E: 0 K: 0 S: 8	H: 3 LOB: 2 BB: 0 P: 12	R: 1 H: 3 E: 0 K: 1 S: 10	H: 3 LOB: 0 BB: 0 P: 14	R: 0 H: 2 E: 0 K: 0 S: 7	H: 2 LOB: 0 BB: 0 P: 9	R: 0 H: 0 E: 0 K: 0 S: 8	H: 0 LOB: 0 BB: 0 P: 13	R: 0 H: 1 E: 0 K: 1 S: 11	H: 1 LOB: 1 BB: 0 P: 19	R: 0 H: 1 E: 0 K: 0 S: 6	H: 1 LOB: 0 BB: 0 P: 9	R: 0 H: 1 E: 0 K: 1 S: 13	H: 1 LOB: 1 BB: 0 P: 17	R: 1 H: 3 E: 0 K: 0 S: 8	H: 3 LOB: 2 BB: 0 P: 15	R: 2 H: 3 E: 0 K: 0 S: 13	H: 3 LOB: 2 BB: 1 P: 23	1B: 10 2B: 4 3B: 0 HR: 0	SF: 1 SAC: 0 DP: 1 HBP: 0	WP: 0 PA: 41 PB: 0 SB: 0 CS: 0
PITCHER	IP	WLS	BF	H	R	ER	SO	BB	IBB	HBP	BLK	WP	HR	S	P	ERA	WHIP				
Storm Davis, R ERA: 3.0 Gene Nelson, R ERA: 3.55 Rick Honeycutt, L ERA: 3.25 Dennis Eckersley, R ERA: 1.61	(1, 1) (8, 1) (8, 1) (9, 1)	7.0	W	28	8	1	3	0	0	0	0	0	0	5	8	13.50	3.000				

Oakland Athletics @ Minnesota Twins
Hubert H. Humphrey Metrodome, Minneapolis, MN
Sat Jun 04 1988, 8:05 PM EDT
Att: 52,008 - Dome

AB	39
R	4
H	14
RBI	4
BB	1
SO	3
LOB	20



Batter	1	2	3	4	5	6	7	8	9	AB	R	H	RBI	BB	SO	LOB	TOP				
Carney Lansford, R OBP: 0.445, SLG: 0.533 (1, 5)	1-2 4-3 1-3 1B		0-0 F9		0-0 1B		0-1 4-3		1-2 FC5-4 FC6-4	5	0	2	0	0	0	2					
Stan Javier, S OBP: 0.304, SLG: 0.340 (1, 9)	0-2 1-3 1-2		1-0 E9 1-3 1B		0-0 F7		0-2 5-3		0-1 FC6-4	5	0	1	0	0	0	3					
Jose Canseco, R OBP: 0.402, SLG: 0.537 (1, 10)	0-1 4-3 2-3		1-0 F8			3-2 1B		0-1 F9 2B		4	0	2	0	0	0	3					
Dave Parker, L OBP: 0.340, SLG: 0.449 (1, 7)	0-2 4-3			4-2 BB		0-0 BB 1B		2-2 F9 2-3		3	0	1	0	1	0	2					
Mark McGwire, R OBP: 0.357, SLG: 0.476 (1, 3)		2-3 K		0-0 L6		4-2 BB 1B		4-2 BB		2	0	0	0	2	1	1					
Dave Henderson, R OBP: 0.322, SLG: 0.518 (1, 8)		3-2 5-3		1-0 P4		2-3 BB K		1-3 K		4	0	0	0	0	2	6					
Glenn Hubbard, R OBP: 0.358, SLG: 0.312 (1, 4)		0-1 F9		0-0 L5		0-2 L5		0-0 F9		3	0	0	0	0	0	4					
Ron Hassey, L OBP: 0.343, SLG: 0.452 (8, PH)										0	0	0	0	0	0	0					
Don Baylor, R OBP: 0.307, SLG: 0.293 (8, PH)										1	0	0	0	0	0	2					
Mike Gallego, R OBP: 0.313, SLG: 0.276 (8, 4)										0	0	0	0	0	0	0					
Walt Weiss, S OBP: 0.302, SLG: 0.299 (1, 6)			2-1 E 1B		1-0 G3		0-0 F9		0-1 F6	4	0	1	0	0	0	3					
Orlando Mercado, R OBP: 0.208, SLG: 0.273 (1, 2)			2-3 K		0-3 K		0-1 F8		0-0 FC5-4 1B	4	0	1	0	0	2	1					
Inning Stats	R: 0 E: 0 K: 0 S: 13	H: 1 LOB: 1 BB: 0 P: 14	R: 0 E: 0 K: 1 S: 8	H: 0 LOB: 0 BB: 0 P: 13	R: 0 E: 1 K: 1 S: 10	H: 2 LOB: 2 BB: 0 P: 16	R: 0 E: 0 K: 0 S: 6	H: 0 LOB: 1 BB: 1 P: 11	R: 0 E: 0 K: 1 S: 16	H: 2 LOB: 3 BB: 1 P: 25	R: 0 E: 0 K: 0 S: 7	H: 0 LOB: 0 BB: 0 P: 7	R: 0 E: 0 K: 1 S: 14	H: 1 LOB: 2 BB: 1 P: 21	R: 0 E: 0 K: 0 S: 9	H: 1 LOB: 1 BB: 0 P: 10	1B: 6 2B: 2 3B: 0 HR: 0	SF: 0 SAC: 0 DP: 0 HBP: 0	WP: 0 PB: 0 SB: 1 CS: 0	PA: 38	
PITCHER	IP	WLS	BF	H	R	ER	SO	BB	IBB	HBP	BLK	WP	HR	S	P	ERA	WHIP				
Steve Farr, R ERA: 2.13 (1, 1)	6.0	W	26	6	0	0	4	2	0	0	0	0	0	59	86	0.00	1.333				
Jeff Montgomery, R ERA: (7, 1)	1.2		7	1	0	0	1	1	0	0	0	0	0	20	27	0.00	1.200				
Jerry Don Gleadon, L ERA: (8, 1)	1.1	S	5	1	0	0	0	0	0	0	0	0	0	10	11	0.00	0.750				

Oakland Athletics @ Kansas City Royals
 Royals Stadium, Kansas City, MO
 Mon Jun 06 1988, 8:05 PM EDT
 Att: 36,724 - Unknown - 82 F

AB	35
R	0
H	8
RBI	0
BB	3
SO	5
LOB	27



Batter	1	2	3	4	5	6	7	8	9	AB	R	H	RBI	BB	SO	LOB	BOTTOM				
Kurt Stillwell, S OBP: 0.344, SLG: 0.450 (1, 6)	2-2 4-3		0-1 P5		4-1 L6-3 BB		1-2 F7			3	0	0	0	1	0	1					
Willie Wilson, S OBP: 0.305, SLG: 0.368 (1, 8)	2-0 6-3		2-0 F7		0-0 L6-3			0-0 FC6-4 S 1B		4	0	1	0	0	0	1					
George Brett, L OBP: 0.389, SLG: 0.548 (1, 3)	2-1 3-1		1-1 1B		2-2 1-3			4-1 FC6-4 BB		3	0	1	0	1	0	0					
Danny Tartabull, R OBP: 0.392, SLG: 0.560 (1, 9)		4-1 SH1-3 E 1B BB	3-2 F7			2-3 K		2-2 FC6-4 S6-4-3		3	1	0	0	1	1	3					
Kevin Seitzer, R OBP: 0.389, SLG: 0.433 (1, 5)		1-0 FC5 SH1-3 1B		0-1 1B		0-1 4-3		1-1 G6-4-3		4	1	1	0	0	0	3					
Bill Buckner, L OBP: 0.288, SLG: 0.318 (1, 10)		0-0 SH1-3		0-1 L8		1-1 6-3				2	0	0	0	0	0	1					
Frank White, R OBP: 0.289, SLG: 0.306 (1, 4)		0-0 G1 2H 3H 1B		0-1 F6			0-0 SH3 1B			3	0	2	2	0	0	1					
Jim Eisenreich, L OBP: 0.235, SLG: 0.301 (1, 7)		0-0 G1		0-0 1B			0-0 SH3			2	0	1	0	0	0	1					
Mike Macfarlane, R OBP: 0.341, SLG: 0.371 (1, 2)		3-2 5-3		2-1 F7			0-0 5-3			3	0	0	0	0	0	4					
Inning Stats	R: 0 E: 0 K: 0 S: 7	H: 0 LOB: 0 BB: 0 P: 13	R: 2 E: 1 K: 0 S: 9	H: 1 LOB: 1 BB: 1 P: 19	R: 0 E: 0 K: 0 S: 8	H: 1 LOB: 0 BB: 0 P: 14	R: 0 E: 0 K: 0 S: 9	H: 2 LOB: 2 BB: 0 P: 11	R: 0 E: 0 K: 1 S: 7	H: 0 LOB: 0 BB: 0 P: 10	R: 0 E: 0 K: 0 S: 6	H: 1 LOB: 1 BB: 0 P: 7	R: 0 E: 0 K: 0 S: 7	H: 1 LOB: 1 BB: 1 P: 14	R: 0 E: 0 K: 0 S: 9	H: 1 LOB: 1 BB: 0 P: 10	1B: 6 2B: 1 3B: 0 HR: 0	SF: 0 SAC: 2 DP: 2 HBP: 0	WP: 0 PB: 0 SB: 1 CS: 0	PA: 32	
PITCHER	IP	WLS	BF	H	R	ER	SO	BB	IBB	HBP	BLK	WP	HR	S	P	ERA	WHIP				
Steve Ontiveros, R ERA: 4.37 (1, 1)	7.0	L	28	5	2	1	1	2	0	0	0	0	0	51	85	1.29	1.000				
Eric Plunk, R ERA: 2.7 (8, 1)	1.0		4	1	0	0	0	1	0	0	0	0	0	7	14	0.00	2.000				

Oakland Athletics @ Kansas City Royals
 Royals Stadium, Kansas City, MO
 Mon Jun 06 1988, 8:05 PM EDT
 Att: 36,724 - Unknown - 82 F

AB	27
R	2
H	6
RBI	2
BB	3
SO	1
LOB	15



Batter	1	2	3	4	5	6	7	8	9	AB	R	H	RBI	BB	SO	LOB	TOP					
Carney Lansford, R OBP: 0.444, SLG: 0.528	1-2 5-3		0-0 F7		0-0 1B		4-2 BB		0-0 F7	4	0	1	0	1	0	2						
Glenn Hubbard, R OBP: 0.351, SLG: 0.299	4-2 2B		3-1 P4		1-1 P4		1-0 5-3		0-0 G5-4-3	4	0	0	0	1	0	6						
Jose Canseco, R OBP: 0.395, SLG: 0.528	0-0 F9		0-0 4-3			1-1 5-3		1-3 K		4	0	0	0	0	1	1						
Dave Parker, L OBP: 0.353, SLG: 0.463	0-1 2B			3-2 1B		0-2 1B		4-1 BB		3	0	3	0	1	0	0						
Mark McGwire, R OBP: 0.355, SLG: 0.471	2-3 K			3-2 1B		2-1 G1-4-3		0-0 F9		4	0	1	0	0	1	4						
Doug Jennings, L OBP: 0.426, SLG: 0.368		0-1 4-3		2-2 E3			3-2 BB	4-2 BB		3	0	1	0	1	0	2						
Stan Javier, S OBP: 0.297, SLG: 0.331		0-0 B4-3		0-0 P5			1-2 4-3	1-2 P4		4	0	0	0	0	0	6						
Walt Weiss, S OBP: 0.307, SLG: 0.305		1-2 1B		2-2 G6-4-3			2-1 F8		1-0 1B	4	0	2	0	0	0	4						
Orlando Mercado, R OBP: 0.222, SLG: 0.250		2-3 K			2-3 K				0-0 G5-4-3	2	0	0	0	1	2	1						
Dave Henderson, R OBP: 0.327, SLG: 0.521									1-2 1B	1	0	1	0	0	0	0						
Inning Stats	R: 0 H: 1 E: 0 K: 1 S: 13	L: 1 LOB: 2 BB: 1 P: 20	R: 0 H: 1 E: 0 K: 1 S: 9	L: 1 LOB: 1 BB: 0 P: 12	R: 0 H: 0 E: 0 K: 0 S: 4	L: 0 LOB: 0 BB: 0 P: 7	R: 0 H: 2 E: 1 K: 0 S: 16	L: 2 LOB: 2 BB: 0 P: 26	R: 0 H: 1 E: 0 K: 0 S: 6	L: 0 LOB: 0 BB: 0 P: 9	R: 0 H: 1 E: 0 K: 0 S: 7	L: 1 LOB: 3 BB: 2 P: 10	R: 0 H: 1 E: 0 K: 0 S: 12	L: 1 LOB: 2 BB: 2 P: 27	R: 0 H: 0 E: 0 K: 1 S: 11	L: 2 LOB: 2 BB: 0 P: 21	R: 0 H: 2 E: 0 K: 0 S: 4	L: 1 LOB: 1 BB: 0 P: 5	1B: 8 2B: 1 3B: 0 HR: 0	SF: 0 SAC: 0 DP: 3 HBP: 0	WP: 0 PB: 0 SB: 0 CS: 1	PA: 38
PITCHER Ted Power, R ERA: 3.8	IP: 9.0 WLS: W BF: 38 H: 9 R: 0 ER: 0 SO: 4 BB: 5 IBB: 0 HBP: 0 BLK: 0 WP: 0 HR: 0 S: 82 P: 137 ERA: 0.00 WHIP: 1.556															PITCHER						

Oakland Athletics @ Kansas City Royals
Royals Stadium, Kansas City, MO
Tue Jun 07 1988, 8:05 PM EDT
Att: 34,083 - Unknown - 85 F

AB	33
R	0
H	9
RBI	0
BB	5
SO	4
LOB	26



Batter	1	2	3	4	5	6	7	8	9	AB	R	H	RBI	BB	SO	LOB	BOTTOM					
Kurt Stillwell, S OBP: 0.338, SLG: 0.440	3-2 F8	2-0 G6-4-3			0-1 5-3		2-0 4-3			4	0	0	0	0	0	2						
Willie Wilson, S OBP: 0.305, SLG: 0.368	3-1 HR		4-2 S		3-2 P4		0-2 F8			3	2	1	0	1	0	0						
George Brett, L OBP: 0.390, SLG: 0.561	1-1 1H		2-2 L6		0-1 G3-1			2-2 4-3		4	1	2	2	0	0	1						
Danny Tartabull, R OBP: 0.394, SLG: 0.574	0-0 HR		0-0 G6-3			1-1 P5		1-3 K		4	1	2	2	0	1	1						
Kevin Seitzer, R OBP: 0.386, SLG: 0.444	1-0 6-3		0-0 G6-3			3-2 HR		3-2 4-3		4	1	1	1	0	0	2						
Pat Tabler, R OBP: 0.328, SLG: 0.299	1-3 K			0-1 G3-1		4-2 S		0-0 L9		3	1	0	0	1	1	1						
Frank White, R OBP: 0.265, SLG: 0.301		3-1 5-3		1-1 F7		0-1 F8				3	0	0	0	0	0	1						
Mike Macfarlane, R OBP: 0.341, SLG: 0.371		0-0		1-2		2-0				0	0	0	0	0	0	0						
Jamie Quirk, L OBP: 0.315, SLG: 0.387					1-2		1-1 1B			3	0	3	1	0	0	0						
Gary Thurman, R OBP: 0.315, SLG: 0.387		4-0 BB		2-0 F8			2-3 K			2	0	0	0	1	1	1						
Inning Stats	R: 3 H: 3 E: 0 K: 1 S: 14	L: 3 LOB: 0 BB: 0 P: 23	R: 0 H: 1 E: 0 K: 0 S: 4	L: 1 LOB: 1 BB: 1 P: 13	R: 1 H: 1 E: 0 K: 0 S: 10	L: 1 LOB: 0 BB: 1 P: 16	R: 0 H: 1 E: 0 K: 0 S: 8	L: 1 LOB: 1 BB: 0 P: 12	R: 0 H: 0 E: 0 K: 0 S: 9	L: 0 LOB: 0 BB: 0 P: 12	R: 2 H: 2 E: 0 K: 0 S: 13	L: 2 LOB: 1 BB: 1 P: 23	R: 0 H: 0 E: 0 K: 1 S: 7	L: 0 LOB: 0 BB: 0 P: 11	R: 0 H: 1 E: 0 K: 1 S: 13	L: 1 LOB: 1 BB: 0 P: 19	R: 0 H: 1 E: 0 K: 1 S: 13	L: 1 LOB: 1 BB: 0 P: 19	1B: 5 2B: 1 3B: 0 HR: 3	SF: 0 SAC: 0 DP: 2 HBP: 0	WP: 0 PB: 0 SB: 2 CS: 0	PA: 33
PITCHER Curt Young, L ERA: 4.21	IP: 5.1 WLS: L BF: 24 H: 7 R: 6 ER: 6 SO: 6 BB: 3 IBB: 0 HBP: 0 BLK: 0 WP: 0 HR: 3 S: 55 P: 94 ERA: 10.12 WHIP: 1.875															PITCHER Gene Nelson, R ERA: 3.11						

Oakland Athletics @ Kansas City Royals
Royals Stadium, Kansas City, MO
Tue Jun 07 1988, 8:05 PM EDT
Att: 34,083 - Unknown - 85 F

AB	30
R	6
H	9
RBI	6
BB	3
SO	3
LOB	9



Batter	1	2	3	4	5	6	7	8	9	AB	R	H	RBI	BB	SO	LOB	TOP								
Carney Lansford, R OBP: 0.346, SLG: 0.517	L9	F8			F8	6-3			5-3	5	0	0	0	0	0	2									
Mike Gallego, R OBP: 0.320, SLG: 0.286	K		SH2-3 1B		1B		F8			4	0	2	0	0	1	0									
Jose Canseco, R OBP: 0.398, SLG: 0.529	1B		SH2-3		1B		F8			3	0	2	0	0	0	0									
Dave Parker, L OBP: 0.346, SLG: 0.454	K		K		F8		F5			4	0	0	0	0	2	4									
Mark McGwire, R OBP: 0.354, SLG: 0.472		1B 2B	F8		6-3			F9		4	1	1	0	0	0	1									
Don Baylor, R OBP: 0.306, SLG: 0.291	5-3			6-3		5-3				4	0	1	0	0	0	1									
Gene Nelson, R (8, PR)								G4-6-3 1B		0	0	0	0	0	0	0									
Dave Henderson, R OBP: 0.325, SLG: 0.514	F1			G3		1B 2B		G4-6-3 1B		4	1	1	0	0	0	2									
Walt Weiss, S OBP: 0.311, SLG: 0.310	2B 1B		L7			2B 1B			4-3	4	2	2	0	0	0	0									
Matt Sinatro, R OBP: 0.667, SLG: 1.333										3	0	2	4	0	0	0									
Doug Jennings, L (9, PH)	1-H 3-H				6-3				4-3	1	0	0	0	0	0	0									
Inning Stats	R: 0 E: 0 K: 2 S: 15	H: 1 LOB: 1 BB: 0 P: 19	R: 2 E: 0 K: 0 S: 15	H: 3 LOB: 1 BB: 0 P: 21	R: 0 E: 0 K: 1 S: 10	H: 1 LOB: 0 BB: 0 P: 17	R: 0 E: 0 K: 0 S: 4	H: 0 LOB: 0 BB: 0 P: 7	R: 0 E: 0 K: 0 S: 10	H: 2 LOB: 2 BB: 0 P: 15	R: 2 E: 0 K: 0 S: 12	H: 3 LOB: 1 BB: 0 P: 16	R: 0 E: 0 K: 0 S: 13	H: 0 LOB: 0 BB: 0 P: 19	R: 0 E: 0 K: 0 S: 5	H: 1 LOB: 1 BB: 0 P: 8	R: 0 E: 0 K: 0 S: 7	H: 0 LOB: 0 BB: 0 P: 14	1B: 8 2B: 3 3B: 0 HR: 0	SF: 0 SAC: 1 DP: 1 HBP: 0	WP: 0 PB: 0 SB: 0 CS: 0	PA: 37			
PITCHER	IP	WLS	BF	H	R	ER	SO	BB	IBB	HBP	BLK	WP	HR	S	P	ERA	WHIP								
Bret Saberhagen, R ERA: 3.5	7.1	W	33	11	4	4	3	0	0	0	0	0	0	82	119	4.91	1.500								
Jeff Montgomery, R ERA:	1.2	S	4	0	0	0	0	0	0	0	0	0	0	9	17	0.00	0.000								

Oakland Athletics @ Kansas City Royals
 Royals Stadium, Kansas City, MO
 Wed Jun 08 1988, 8:05 PM EDT
 Att: 32,002 - Unknown - 84 F

AB	36
R	4
H	11
RBI	4
BB	0
SO	3
LOB	10



Batter	1	2	3	4	5	6	7	8	9	AB	R	H	RBI	BB	SO	LOB	BOTTOM								
Kurt Stillwell, S OBP: 0.341, SLG: 0.444	G6-3 BB		2B		F5	G1-2-3				3	0	1	0	1	0	3									
Willie Wilson, S OBP: 0.303, SLG: 0.362	G6-3 1-2		5-3		P4		6-3			4	0	0	0	0	0	2									
George Brett, L OBP: 0.392, SLG: 0.556	F7			SH5-3 1B BB	F8		WP BB			2	1	0	0	2	0	0									
Danny Tartabull, R OBP: 0.400, SLG: 0.576		3-1 BLK BB		SH5-3 2B 1B		SH3-4 1B 1B	K			3	2	2	0	1	1	1									
Kevin Seitzer, R OBP: 0.386, SLG: 0.443		K		SH5-3		SH3-4 1B 1B	K			3	1	1	0	0	2	2									
Bill Buckner, L OBP: 0.289, SLG: 0.327		3-1		WP 2B 2B		SH3-4		F9		3	1	1	2	0	0	1									
Frank White, R OBP: 0.270, SLG: 0.310	F8			6-3 2B		1B G1-2-3 1B		P2		4	0	2	3	0	0	1									
Jim Eisenreich, L OBP: 0.231, SLG: 0.296			4-3		6-3					2	0	0	0	0	0	1									
Pat Tabler, R OBP: 0.335, SLG: 0.310										1	0	1	0	1	0	0									
Gary Thurman, R (8, PR)										0	0	0	0	0	0	0									
Jamie Quirk, L OBP: 0.316, SLG: 0.379			F8		P6			F7		4	0	1	0	0	0	2									
Inning Stats	R: 0 E: 0 K: 0 S: 6	H: 0 LOB: 0 BB: 1 P: 12	R: 0 E: 0 K: 1 S: 11	H: 0 LOB: 1 BB: 1 P: 20	R: 0 E: 0 K: 0 S: 11	H: 1 LOB: 0 BB: 0 P: 17	R: 3 E: 0 K: 0 S: 17	H: 3 LOB: 1 BB: 1 P: 27	R: 0 E: 0 K: 0 S: 6	H: 0 LOB: 0 BB: 0 P: 8	R: 2 E: 0 K: 0 S: 16	H: 4 LOB: 2 BB: 1 P: 25	R: 0 E: 0 K: 2 S: 10	H: 0 LOB: 1 BB: 1 P: 17	R: 0 E: 0 K: 0 S: 11	H: 1 LOB: 1 BB: 0 P: 16	1B: 5 2B: 4 3B: 0 HR: 0	SF: 0 SAC: 2 DP: 2 HBP: 0	WP: 2 PB: 0 SB: 0 CS: 0	PA: 36					
PITCHER	IP	WLS	BF	H	R	ER	SO	BB	IBB	HBP	BLK	WP	HR	S	P	ERA	WHIP								
Dave Stewart, R ERA: 3.77	5.1	L	25	7	5	5	1	3	0	0	1	1	0	61	97	8.44	1.875								
Rick Honeycutt, L ERA: 3.0	2.2		11	2	0	0	2	2	0	0	0	1	0	27	45	0.00	1.500								

Oakland Athletics @ Kansas City Royals
 Royals Stadium, Kansas City, MO
 Wed Jun 08 1988, 8:05 PM EDT
 Att: 32,002 - Unknown - 84 F

AB	29
R	5
H	9
RBI	5
BB	5
SO	3
LOB	13



Batter	1	2	3	4	5	6	7	8	9	AB	R	H	RBI	BB	SO	LOB	TOP					
Carney Lansford, R OBP: 0.437, SLG: 0.515	F8	K						BB		3	1	1	0	1	1	1						
Mike Gallego, R OBP: 0.371, SLG: 0.277	K		F9							3	0	0	0	0	2	1						
Doug Jennings, L OBP: 0.411, SLG: 0.350	K									1	0	0	0	0	0	0						
Glenn Hubbard, R OBP: 0.351, SLG: 0.299										0	0	0	0	0	0	0						
Jose Canseco, R OBP: 0.396, SLG: 0.538	HR		F8							4	1	1	1	0	0	0						
Dave Parker, L OBP: 0.344, SLG: 0.449	1B		3-1							4	0	1	0	0	0	0						
Mark McGwire, R OBP: 0.352, SLG: 0.468	1B									4	0	1	0	0	0	0						
Don Baylor, R OBP: 0.297, SLG: 0.282	F9									4	0	0	0	0	1	2						
Stan Javier, S OBP: 0.298, SLG: 0.327		5-3								2	0	0	0	1	0	0						
Walt Weiss, S OBP: 0.312, SLG: 0.311		6-3								3	0	1	0	0	0	1						
Matt Sinatro, R OBP: 0.600, SLG: 1.000										2	0	1	0	0	0	1						
Ron Hassey, L OBP: 0.340, SLG: 0.449										1	0	0	0	0	0	0						
Terry Steinbach, R OBP: 0.293, SLG: 0.299										0	0	0	0	0	0	0						
Inning Stats	R: 1 E: 0 K: 1 S: 10	H: 3 LOB: 2 BB: 0 P: 16	R: 0 E: 0 K: 1 S: 10	H: 1 LOB: 0 BB: 0 P: 14	R: 0 E: 0 K: 0 S: 6	H: 0 LOB: 0 BB: 0 P: 8	R: 0 E: 0 K: 1 S: 8	H: 0 LOB: 0 BB: 0 P: 11	R: 0 E: 0 K: 1 S: 12	H: 1 LOB: 1 BB: 1 P: 17	R: 0 E: 0 K: 0 S: 9	H: 0 LOB: 0 BB: 0 P: 11	R: 0 E: 0 K: 0 S: 6	H: 0 LOB: 0 BB: 1 P: 12	R: 1 E: 1 K: 0 S: 14	H: 1 LOB: 0 BB: 0 P: 20	R: 0 E: 0 K: 0 S: 5	H: 0 LOB: 0 BB: 0 P: 9	1B: 5 2B: 0 3B: 0 HR: 1	SF: 0 SAC: 0 DP: 2 HBP: 0	WP: 0 PB: 0 SB: 1 CS: 0	PA: 33
PITCHER Jeff Russell, R ERA: 2.19	IP: 9.0 WLS: W BF: 33 H: 6 R: 2 ER: 1 SO: 4 BB: 2 IBB: 0 HBP: 0 BLK: 0 WP: 0 HR: 1 S: 80 P: 118 ERA: 1.00 WHIP: 0.889															PITCHER	IP: 9.0 WLS: W BF: 33 H: 6 R: 2 ER: 1 SO: 4 BB: 2 IBB: 0 HBP: 0 BLK: 0 WP: 0 HR: 1 S: 80 P: 118 ERA: 1.00 WHIP: 0.889					

Oakland Athletics @ Texas Rangers
Arlington Stadium, Arlington, TX
Thu Jun 09 1988, 8:05 PM EDT
Att: 31,435 - Unknown - 95 F

AB 31
R 2
H 6
RBI 1
BB 2
SO 4
LOB 6



Batter	1	2	3	4	5	6	7	8	9	AB	R	H	RBI	BB	SO	LOB	BOTTOM												
Bob Brower, R OBP: 0.316, SLG: 0.304	HR									4	1	1	0	0	0	2													
Oddibe McDowell, L OBP: 0.280, SLG: 0.299		6-3								0	0	0	0	1	0	0													
Scott Fletcher, R OBP: 0.339, SLG: 0.316	F9									5	0	2	1	0	0	1													
Ruben Sierra, S OBP: 0.296, SLG: 0.451	HR		3-1							5	1	1	2	0	1	3													
Pete Incaviglia, R OBP: 0.361, SLG: 0.540	K									4	0	1	0	0	2	0													
Pete O'Brien, L OBP: 0.368, SLG: 0.447	BB	1B								4	0	2	0	0	0	0													
Larry Parrish, R OBP: 0.249, SLG: 0.325	BB									4	0	1	0	0	1	2													
Cecil Espy, S OBP: 0.313, SLG: 0.422	1B									0	0	0	0	0	0	0													
Geno Petralli, L OBP: 0.357, SLG: 0.490										3	1	1	0	1	0	0													
Steve Buechele, R OBP: 0.368, SLG: 0.483	5-3									4	1	2	2	0	0	3													
Curtis Wilkerson, S OBP: 0.441, SLG: 0.529										4	1	2	0	0	0	1													
Inning Stats	R: 2 E: 0 K: 1 S: 19	H: 4 LOB: 3 BB: 1 P: 36	R: 0 E: 0 K: 0 S: 5	H: 1 LOB: 0 BB: 0 P: 11	R: 0 E: 0 K: 0 S: 5	H: 0 LOB: 0 BB: 0 P: 10	R: 0 E: 0 K: 0 S: 10	H: 1 LOB: 1 BB: 0 P: 16	R: 0 E: 0 K: 0 S: 11	H: 2 LOB: 2 BB: 0 P: 19	R: 0 E: 0 K: 0 S: 6	H: 1 LOB: 1 BB: 0 P: 10	R: 0 E: 0 K: 1 S: 6	H: 0 LOB: 0 BB: 0 P: 10	R: 3 E: 0 K: 2 S: 18	H: 4 LOB: 2 BB: 1 P: 29	R: 0 E: 0 K: 0 S: 5	H: 0 LOB: 0 BB: 0 P: 9	1B: 8 2B: 3 3B: 0 HR: 2	SF: 0 SAC: 0 DP: 0 HBP: 0	WP: 1 PB: 0 SB: 0 CS: 0	PA: 39							
PITCHER Storm Davis, R ERA: 3.3	IP: 7.2 WLS: L BF: 36 H: 12 R: 5 ER: 5 SO: 3 BB: 1 IBB: 0 HBP: 0 BLK: 0 WP: 1 HR: 2 S: 71 P: 127 ERA: 5.87 WHIP: 1.696															PITCHER	IP: 7.2 WLS: L BF: 36 H: 12 R: 5 ER: 5 SO: 3 BB: 1 IBB: 0 HBP: 0 BLK: 0 WP: 1 HR: 2 S: 71 P: 127 ERA: 5.87 WHIP: 1.696												
Eric Plunk, R ERA: 2.67	0.1	3	1	0	0	1	1	0	0	0	0	9	14	0.00	6.000														

Oakland Athletics @ Texas Rangers
Arlington Stadium, Arlington, TX
Thu Jun 09 1988, 8:05 PM EDT
Att: 31,435 - Unknown - 95 F

AB 37
R 5
H 13
RBI 5
BB 2
SO 4
LOB 12



Batter	1	2	3	4	5	6	7	8	9	AB	R	H	RBI	BB	SO	LOB	TOP										
Carney Lansford, R OBP: 0.436, SLG: 0.510 (1, 5)										4	1	1	1	1	0	1											
Dave Henderson, R OBP: 0.340, SLG: 0.536 (1, 8)										5	2	4	1	0	0	2											
Jose Canseco, R OBP: 0.393, SLG: 0.543 (1, 9)										5	1	1	3	0	1	2											
Mark McGwire, R OBP: 0.357, SLG: 0.480 (1, 3)										3	1	1	1	2	0	1											
Dave Parker, L OBP: 0.341, SLG: 0.441 (1, 7)										4	0	0	0	1	0	2											
Don Baylor, R OBP: 0.303, SLG: 0.284 Stan Javier, S OBP: 0.296, SLG: 0.325 (1, 10) (8, FR)										3	1	1	0	0	0	1											
Terry Steinbach, R OBP: 0.316, SLG: 0.314 (1, 2)										3	1	2	0	1	0	1											
Glenn Hubbard, R OBP: 0.342, SLG: 0.290 Doug Jennings, L OBP: 0.411, SLG: 0.350 Mike Gallego, R OBP: 0.308, SLG: 0.274 (1, 4) (8, PH) (8, PH) (8, 4)										3	0	0	0	0	0	5											
Walt Weiss, S OBP: 0.316, SLG: 0.316 (1, 6)										4	0	2	1	0	0	2											
Inning Stats	R: 2 E: 0 K: 0 S: 14	H: 1 LOB: 1 BB: 2 P: 26	R: 0 E: 0 K: 0 S: 9	H: 2 LOB: 1 BB: 0 P: 14	R: 0 E: 0 K: 0 S: 4	H: 1 LOB: 0 BB: 0 P: 6	R: 0 E: 1 K: 0 S: 6	H: 0 LOB: 1 BB: 1 P: 12	R: 0 E: 0 K: 0 S: 13	H: 1 LOB: 1 BB: 0 P: 18	R: 3 E: 0 K: 0 S: 20	H: 5 LOB: 2 BB: 1 P: 32	R: 0 E: 0 K: 1 S: 9	H: 0 LOB: 0 BB: 0 P: 12	R: 0 E: 1 K: 1 S: 9	H: 0 LOB: 2 BB: 0 P: 16	R: 2 E: 0 K: 0 S: 14	H: 2 LOB: 1 BB: 1 P: 22	1B: 9 2B: 0 3B: 1 HR: 2	SF: 0 SAC: 0 DP: 3 HBP: 1	WP: 0 PB: 0 SB: 1 CS: 1	PA: 42					
PITCHER	IP	WLS	BF	H	R	ER	SO	BB	IBB	HBP	BLK	WP	HR	S	P	ERA	WHIP										
Paul Kilgus, L ERA: 3.05 (1, 1)	5.0		23	6	4	4	0	4	0	0	0	0	1	50	86	7.20	2.000										
Dale Mohorcic, R ERA: 2.57 (6, 1)	0.2		5	4	1	1	0	0	0	0	0	0	0	12	17	13.50	6.000										
Jose Cecena, R ERA: 4.74 (6, 1)	1.2		6	0	0	0	1	0	0	1	0	0	0	16	26	0.00	0.000										
Mitch Williams, L ERA: 6.26 (8, 1)	1.2	L	8	2	2	2	1	1	0	0	1	0	1	20	29	10.80	1.800										

Oakland Athletics @ Texas Rangers
Arlington Stadium, Arlington, TX
Fri Jun 10 1988, 8:05 PM EDT
Att: 24,994 - Unknown - 84 F

AB	36
R	7
H	12
RBI	7
BB	5
SO	2
LOB	20



Batter	1	2	3	4	5	6	7	8	9	AB	R	H	RBI	BB	SO	LOB	BOTTOM										
Bob Brower, R OBP: 0.300, SLG: 0.288 Oddibe McDowell, L OBP: 0.278, SLG: 0.297 (1, 8) (8, PH) (9, 8)										4	0	0	0	0	1	6											
Scott Fletcher, R OBP: 0.344, SLG: 0.324 (1, 6)										4	2	2	0	1	0	0											
Ruben Sierra, S OBP: 0.299, SLG: 0.464 (1, 9)										5	2	2	2	0	0	1											
Pete Incaviglia, R OBP: 0.358, SLG: 0.529 (1, 7)										4	1	0	0	1	1	3											
Pete O'Brien, L OBP: 0.364, SLG: 0.441 (1, 3)										5	0	1	1	0	2	2											
Larry Parrish, R OBP: 0.248, SLG: 0.341 Cecil Espy, S OBP: 0.309, SLG: 0.415 (1, 10) (7, FR)										4	1	1	1	0	0	2											
Mike Stanley, R OBP: 0.336, SLG: 0.313 (1, 2)										4	0	2	0	0	2	2											
Steve Buechele, R OBP: 0.370, SLG: 0.481 (1, 5)										3	0	1	0	0	0	1											
Curtis Wilkerson, S OBP: 0.443, SLG: 0.517 (1, 4)										2	0	0	1	2	0	2											
Inning Stats	R: 0 E: 0 K: 0 S: 7	H: 0 LOB: 0 BB: 0 P: 8	R: 3 E: 0 K: 0 S: 22	H: 5 LOB: 3 BB: 1 P: 37	R: 2 E: 1 K: 2 S: 17	H: 3 LOB: 1 BB: 0 P: 24	R: 0 E: 0 K: 1 S: 12	H: 0 LOB: 2 BB: 1 P: 18	R: 0 E: 1 K: 1 S: 10	H: 0 LOB: 2 BB: 0 P: 13	R: 0 E: 0 K: 0 S: 6	H: 0 LOB: 0 BB: 0 P: 12	R: 0 E: 0 K: 1 S: 7	H: 0 LOB: 0 BB: 0 P: 7	1B: 6 2B: 1 3B: 0 HR: 2	SF: 0 SAC: 0 DP: 0 HBP: 1	WP: 0 PB: 0 SB: 2 CS: 0	PA: 42									
PITCHER	IP	WLS	BF	H	R	ER	SO	BB	IBB	HBP	BLK	WP	HR	S	P	ERA	WHIP										
Bob Welch, R ERA: 3.77 (1, 1)	3.0		20	7	5	5	0	3	0	1	0	0	0	38	85	0.00	1.000										
Gene Nelson, R ERA: 2.88 (4, 1)	3.0		12	2	1	0	4	1	0	0	0	0	0	16	25	0.00	0.000										
Eric Plunk, R ERA: 2.48 (7, 1)	2.0	W	7	0	0	0	1	0	0	0	0	0	0	16	25	0.00	0.000										
Dennis Eckerlesley, R ERA: 1.55 (9, 1)	1.0	S	3	0	0	0	1	0	0	0	0	0	0	7	7	0.00	0.000										

Oakland Athletics @ Texas Rangers
Arlington Stadium, Arlington, TX
Fri Jun 10 1988, 8:05 PM EDT
Att: 24,994 - Unknown - 84 F

AB	37
R	6
H	9
RBI	5
BB	4
SO	6
LOB	19



Batter	1	2	3	4	5	6	7	8	9	AB	R	H	RBI	BB	SO	LOB	TOP								
Carney Lansford, R OBP: 0.432, SLG: 0.516 Matt Sinatro, R OBP: 0.500, SLG: 1.000	F9		6-3			6-3	FC5-4 1B		SF7	5	1	1	3	0	0	3									
Dave Henderson, R OBP: 0.351, SLG: 0.564	HR								F9	5	3	3	3	0	1	1									
Jose Canseco, R OBP: 0.393, SLG: 0.540 Mike Gallego, R OBP: 0.308, SLG: 0.274	K									5	1	2	0	0	1	3									
Dave Parker, L OBP: 0.338, SLG: 0.434	K									3	0	0	1	1	1	1									
Mark McGwire, R OBP: 0.354, SLG: 0.471	K									4	1	0	0	1	1	3									
Terry Steinbach, R OBP: 0.325, SLG: 0.356 Doug Jennings, L OBP: 0.404, SLG: 0.341	5-3									3	1	1	3	1	0	0									
Stan Javier, S OBP: 0.299, SLG: 0.329	K									4	2	1	1	1	2	0									
Glenn Hubbard, R OBP: 0.344, SLG: 0.288			6-3							4	2	1	0	1	1	4									
Walt Weiss, S OBP: 0.324, SLG: 0.327	4-3									4	2	2	1	1	0	2									
Inning Stats	R: 1 E: 0 K: 2 S: 9	H: 1 LOB: 0 BB: 0 P: 15	R: 0 E: 0 K: 2 S: 9	H: 0 LOB: 0 BB: 0 P: 13	R: 0 E: 0 K: 0 S: 8	H: 0 LOB: 0 BB: 0 P: 11	R: 1 E: 0 K: 2 S: 17	H: 1 LOB: 3 BB: 3 P: 36	R: 5 E: 0 K: 1 S: 16	H: 2 LOB: 1 BB: 2 P: 27	R: 3 E: 0 K: 0 S: 14	H: 3 LOB: 1 BB: 1 P: 29	R: 2 E: 1 K: 0 S: 14	H: 3 LOB: 2 BB: 0 P: 23	R: 0 E: 0 K: 1 S: 5	H: 0 LOB: 0 BB: 0 P: 5	R: 1 E: 1 K: 0 S: 10	H: 1 LOB: 1 BB: 0 P: 15	1B: 5 2B: 3 3B: 0 HR: 3	SF: 2 SAC: 0 DP: 0 HBP: 1	WP: 0 PB: 0 SB: 1 CS: 0	PA: 47			
PITCHER	IP	WLS	BF	H	R	ER	SO	BB	IBB	HBP	BLK	WP	HR	S	P	ERA	WHIP								
Jose Guzman, R ERA: 3.62	4.2	L	24	4	7	7	6	5	0	1	0	0	3	56	98	13.50	1.929								
Craig McMurtry, R ERA: 3.12	0.2		6	3	3	3	1	1	0	0	0	0	0	13	26	40.50	6.000								
De Wayne Vaughn, R ERA: 8.68	2.2		12	3	2	0	1	0	0	0	0	0	0	23	35	0.00	1.125								
Dale Mohorcic, R ERA: 2.57	1.0		5	1	1	0	0	0	0	0	0	0	0	10	15	0.00	1.000								

Oakland Athletics @ Texas Rangers
Arlington Stadium, Arlington, TX
Sat Jun 11 1988, 8:05 PM EDT
Att: 42,028 - Unknown - 86 F

AB 38
R 13
H 11
RBI 13
BB 6
SO 8
LOB 17



Batter	1	2	3	4	5	6	7	8	9	AB	R	H	RBI	BB	SO	LOB	BOTTOM								
Oddibe McDowell, L OBP: 0.293, SLG: 0.325	SH5-3 1B		F4						5-3 4-3 HR 1B	5	2	4	0	0	0	1									
Scott Fletcher, R OBP: 0.348, SLG: 0.329 Bob Brower, R OBP: 0.296, SLG: 0.284	SH5-3		1B						4-3	3	0	2	2	0	0	2									
Ruben Sierra, S OBP: 0.301, SLG: 0.460	K		1B						4-3	1	0	0	0	0	0	1									
Pete Incaviglia, R OBP: 0.352, SLG: 0.519 Cecil Espy, S OBP: 0.319, SLG: 0.470	F5		G6-4-3 1B						5-3	4	0	1	0	1	1	2									
Pete O'Brien, L OBP: 0.362, SLG: 0.437 Jim Steels, L OBP: 0.233, SLG: 0.276									4-3	4	0	1	0	0	0	2									
Larry Parrish, R OBP: 0.249, SLG: 0.335	K								F8	4	0	1	0	0	0	0									
Mike Stanley, R OBP: 0.341, SLG: 0.307	L6								F8	3	0	0	0	1	1	3									
Steve Buechele, R OBP: 0.368, SLG: 0.473 Geno Petralli, L OBP: 0.357, SLG: 0.400	F8									2	0	0	0	2	1	2									
Steve Buechele, R OBP: 0.368, SLG: 0.473 Geno Petralli, L OBP: 0.357, SLG: 0.400	F8									3	0	0	0	1	0	3									
Curtis Wilkerson, S OBP: 0.444, SLG: 0.517 Jeff Kunkel, R ERA: 3.48			WP BLK 1B							2	1	1	0	0	0	2									
Inning Stats	R: 0 E: 0 K: 1 S: 10	H: 1 LOB: 1 BB: 0 P: 15	R: 0 E: 0 K: 1 S: 13	H: 1 LOB: 0 BB: 0 P: 20	R: 1 E: 0 K: 0 S: 10	H: 3 LOB: 1 BB: 0 P: 16	R: 0 E: 0 K: 1 S: 8	H: 0 LOB: 2 BB: 2 P: 22	R: 1 E: 0 K: 0 S: 12	H: 2 LOB: 2 BB: 1 P: 27	R: 0 E: 0 K: 1 S: 14	H: 1 LOB: 2 BB: 1 P: 21	R: 0 E: 0 K: 0 S: 8	H: 0 LOB: 0 BB: 0 P: 14	R: 0 E: 0 K: 1 S: 10	H: 0 LOB: 1 BB: 1 P: 17	R: 2 E: 0 K: 0 S: 6	H: 2 LOB: 0 BB: 0 P: 11	1B: 8 2B: 0 3B: 1 HR: 1	SF: 0 SAC: 1 DP: 1 HBP: 0	WP: 4 PB: 0 SB: 0 CS: 0	PA: 41			
PITCHER	IP	WLS	BF	H	R	ER	SO	BB	IBB	HBP	BLK	WP	HR	S	P	ERA	WHIP								
Steve Ontiveros, R ERA: 4.38	4.0		21	7	2	2	3	3	0	0	1	1	0	46	85	4.50	2.500								
Greg Cadaret, L ERA: 1.85	4.0	W	15	1	0	0	2	2	0	0	0	1	0	39	67	0.00	0.750								
Rick Honeycutt, L ERA: 3.48	1.0		5	2	2	2	0	0	0	0	0	0	1	6	11	18.00	2.000								

Oakland Athletics @ Texas Rangers
Arlington Stadium, Arlington, TX
Sat Jun 11 1988, 8:05 PM EDT
Att: 42,028 - Unknown - 86 F

AB 35
R 4
H 10
RBI 4
BB 5
SO 5
LOB 25



Batter	1	2	3	4	5	6	7	8	9	AB	R	H	RBI	BB	SO	LOB	TOP					
Carney Lansford, R OBP: 0.425, SLG: 0.508 (1, 5)	0-0 6-3		0-0 G4-3		0-1 FC6-4 PB WP			1-0 F3		4	0	0	0	0	0	1						
Dave Henderson, R OBP: 0.366, SLG: 0.567 (1, 8)	4-0 BB		3-1 1B		4-2 BB			4-1 BB		1	0	1	0	3	0	0						
Jose Canseco, R OBP: 0.391, SLG: 0.536 (1, 9)	0-3 K		1-2 FC3-6 1B		0-1 F7			0-1 F3		4	0	1	0	0	1	4						
Dave Parker, L OBP: 0.332, SLG: 0.426 (1, 7)	1-3 K		0-1 FC3-6			1-1 G3		0-0 G4-3		4	0	0	0	0	1	3						
Don Baylor, R OBP: 0.301, SLG: 0.304 (1, 10)		0-0 5-3		0-1 F9		1-0 5-3		0-0 HR		4	1	1	1	0	0	0						
Mark McGwire, R OBP: 0.350, SLG: 0.465 Ron Hassey, L (9, FH) OBP: 0.338, SLG: 0.445	0-0 4-3		2-2 5-3		0-1 F4			1-1 L9		3	0	0	0	0	0	0						
Terry Steinbach, R OBP: 0.322, SLG: 0.364 (1, 2)	1-0 1B 2B		1-3 K			0-0 F2		1-3 K		4	1	1	0	0	2	0						
Glenn Hubbard, R OBP: 0.349, SLG: 0.296 (1, 4)	3-2 2H 1B		0-0 FC6-4 1B		2-1 F8			2-3 K		4	0	2	1	0	1	0						
Walt Weiss, S OBP: 0.319, SLG: 0.321 (1, 6)	0-0 F9		3-3 K		0-3 K					3	0	0	0	0	2	2						
Inning Stats	R: 0 E: 0 K: 2 S: 7	H: 0 LOB: 1 BB: 1 P: 12	R: 1 E: 0 K: 0 S: 10	H: 2 LOB: 1 BB: 0 P: 14	R: 0 E: 0 K: 0 S: 8	H: 2 LOB: 0 BB: 0 P: 12	R: 0 E: 0 K: 1 S: 8	H: 0 LOB: 0 BB: 0 P: 11	R: 0 E: 0 K: 1 S: 10	H: 1 LOB: 2 BB: 1 P: 17	R: 0 E: 0 K: 0 S: 5	H: 0 LOB: 0 BB: 0 P: 7	R: 0 E: 0 K: 1 S: 6	H: 0 LOB: 0 BB: 0 P: 8	R: 0 E: 0 K: 0 S: 5	H: 0 LOB: 1 BB: 1 P: 10	R: 1 E: 0 K: 2 S: 9	H: 1 LOB: 0 BB: 0 P: 13	1B: 4 2B: 1 3B: 0 HR: 1	SF: 0 SAC: 0 DP: 0 HBP: 0	WP: 1 PB: 1 SB: 0 CS: 1	PA: 35
PITCHER Charlie Hough, R ERA: 3.57 (1, 1)	IP: 9.0 WLS: W BF: 35 H: 6 R: 2 ER: 2 SO: 7 BB: 3 IBB: 0 HBP: 0 BLK: 0 WP: 1 HR: 1 S: 68 P: 104 ERA: 2.00 WHIP: 1.000															PITCHER IP: WLS: BF: H: R: ER: SO: BB: IBB: HBP: BLK: WP: HR: S: P: ERA: WHIP						

Oakland Athletics @ Texas Rangers
Arlington Stadium, Arlington, TX
Sun Jun 12 1988, 8:05 PM EDT
Att: 17,867 - Unknown - 90 F

AB	32
R	2
H	6
RBI	2
BB	3
SO	7
LOB	10



Batter	1	2	3	4	5	6	7	8	9	AB	R	H	RBI	BB	SO	LOB	BOTTOM			
Oddibe McDowell, L OBP: 0.286, SLG: 0.317 (1, 8)	1-3 K		2-3 K		1-1 4-3			0-0 B3		4	0	0	0	0	2	0				
Scott Fletcher, R OBP: 0.343, SLG: 0.323 (1, 6)	0-2 5-3		1-1 F2			3-2 F5		3-2 F9		4	0	0	0	0	0	0				
Ruben Sierra, S OBP: 0.304, SLG: 0.479 (1, 9)	2-1 2B		1-2 HR			1-2 G4-3		1-2 G4-3		4	1	2	1	0	0	0				
Pete Incaviglia, R OBP: 0.347, SLG: 0.512 (1, 10)	1-3 K		1-3 K			2-2 F9				3	0	0	0	0	2	1				
Pete O'Brien, L OBP: 0.362, SLG: 0.433 (1, 3)		2-1 F8		3-2 L7			4-0 G3 1B BB			2	0	0	0	1	0	0				
Geno Petralli, L OBP: 0.348, SLG: 0.388 (1, 2)		1-2 4-3		1-3 K			0-1 F8			3	0	0	0	0	1	1				
Steve Buechele, R OBP: 0.372, SLG: 0.473 (1, 5)		4-2 2B BB		2-0 F9			2-2 G3 1B			2	1	1	0	1	0	0				
Cecil Espy, S OBP: 0.319, SLG: 0.478 (1, 7)		2-1 1H 1B 2B		3-3 K			2-1 G3			3	1	1	1	0	1	2				
Curtis Wilkerson, S OBP: 0.441, SLG: 0.511 (1, 4)		0-2 2H 1B		3-2 F7			2-3 K			3	0	1	1	0	1	2				
Inning Stats	R: 0 E: 0 K: 2 S: 11	H: 1 LOB: 1 BB: 0 P: 15	R: 2 E: 0 K: 0 S: 12	H: 2 LOB: 1 BB: 1 P: 21	R: 1 E: 0 K: 2 S: 11	H: 1 LOB: 0 BB: 0 P: 16	R: 0 E: 0 K: 1 S: 9	H: 0 LOB: 0 BB: 0 P: 15	R: 0 E: 0 K: 1 S: 10	H: 0 LOB: 0 BB: 0 P: 17	R: 0 E: 0 K: 0 S: 10	H: 0 LOB: 0 BB: 0 P: 16	R: 0 E: 0 K: 1 S: 11	H: 1 LOB: 2 BB: 1 P: 21	R: 0 E: 0 K: 0 S: 7	H: 0 LOB: 0 BB: 0 P: 11	1B: 2 2B: 2 3B: 0 HR: 1	SF: 0 SAC: 0 DP: 0 HBP: 0	WP: 0 PB: 0 SB: 0 CS: 0	PA: 30
PITCHER Dave Stewart, R ERA: 3.74 (1, 1)	IP: 8.0 WLS: L BF: 30 H: 5 R: 3 ER: 3 SO: 7 BB: 2 IBB: 0 HBP: 0 BLK: 0 WP: 0 HR: 1 S: 81 P: 132 ERA: 3.38 WHIP: 0.875															PITCHER IP: WLS: BF: H: R: ER: SO: BB: IBB: HBP: BLK: WP: HR: S: P: ERA: WHIP				

Oakland Athletics @ Texas Rangers
Arlington Stadium, Arlington, TX
Sun Jun 12 1988, 8:05 PM EDT
Att: 17,867 - Unknown - 90 F

AB	28
R	3
H	5
RBI	3
BB	2
SO	7
LOB	6



Batter	1	2	3	4	5	6	7	8	9	AB	R	H	RBI	BB	SO	LOB	TOP										
Kurt Stillwell, S OBP: 0.349, SLG: 0.467 (1, 6)	1-1 SH1-3 2B		3-2 FC6-4 1B			2-1 L8		1-2 P3		4	0	2	0	0	0	0	Kansas City Royals @ Oakland Athletics Oakland-Alameda County Coliseum, Oakland, CA Tue Jun 14 1988, 7:05 PM PDT Att: 21,380 - Sunny - 65 F										
Willie Wilson, S OBP: 0.303, SLG: 0.369 (1, 8)	1-1 SH1-3 2-3		0-1 FC6-4 1-2			2-3 K		0-1 BLK 2B 1B		3	1	1	0	0	1	1											
George Brett, L OBP: 0.404, SLG: 0.560 (1, 3)	1-0 F7		3-2 4-3			2-3 K		3-2 1-H 2B		4	0	1	1	0	1	2											
Danny Tartabull, R OBP: 0.389, SLG: 0.552 (1, 9)	1-1 P3			2-1 FC4-5 WP 1B			0-0 F8	1-2 F8		4	0	1	0	0	0	2											
Kevin Seitzer, R OBP: 0.385, SLG: 0.427 (1, 5)		4-0 CS BB BB		1-2 FC4-5 CS 1-3			3-1 WP 1B	0-0 L9		3	1	1	0	1	0	2											
Bill Buckner, L OBP: 0.292, SLG: 0.352 (1, 10)		4-0 CS BB 1-2		3-3 K 1-2			2-2 1B 1-H	0-0 L8		3	0	1	1	1	1	1											
Pat Tabler, R OBP: 0.322, SLG: 0.294 (1, 7)		3-3 K 1-2			1-3 K		2-0 F9	2-1 6-3		4	0	0	0	0	2	3											
Gary Thurman, R OBP: 0.200, SLG: 0.077 (9, 7)		1-2 2-3								0	0	0	0	0	0	0											
Frank White, R OBP: 0.268, SLG: 0.307 (1, 4)		1-2 5-3				1-2 F8		0-0 5-3		4	0	1	0	0	0	1											
Jamie Quirk, L OBP: 0.309, SLG: 0.366 (1, 2)			1-3 K			1-3 K		3-2 L6		2	0	0	0	0	2	0											
Mike Macfarlane, R OBP: 0.342, SLG: 0.383 (7, PH)										1	0	0	0	0	0	2											
Inning Stats	R: 0 E: 0 K: 0 S: 7	H: 1 LOB: 1 BB: 0 P: 11	R: 0 E: 0 K: 1 S: 7	H: 0 LOB: 1 BB: 2 P: 19	R: 0 E: 0 K: 1 S: 13	H: 1 LOB: 1 BB: 0 P: 20	R: 0 E: 0 K: 1 S: 10	H: 0 LOB: 0 BB: 0 P: 16	R: 0 E: 0 K: 2 S: 9	H: 0 LOB: 0 BB: 0 P: 15	R: 1 E: 0 K: 0 S: 12	H: 3 LOB: 2 BB: 0 P: 24	R: 1 E: 0 K: 0 S: 13	H: 2 LOB: 1 BB: 0 P: 18	R: 0 E: 0 K: 0 S: 4	H: 0 LOB: 0 BB: 0 P: 6	1B: 6 2B: 3 3B: 0 HR: 0	SF: 0 SAC: 1 DP: 1 HBP: 0	WP: 2 PB: 0 SB: 0 CS: 3	PA: 35							
PITCHER	IP	WLS	BF	H	R	ER	SO	BB	IBB	HBP	BLK	WP	HR	S	P	ERA	WHIP										
Storm Davis, R ERA: 3.14 (1, 1)	6.2		26	6	1	1	7	2	0	0	0	2	0	65	112	1.35	1.200										
Greg Cadaret, L ERA: 2.15 (7, 1)	0.2	L	4	2	1	1	0	0	0	0	1	0	0	12	19	13.50	3.000										
Eric Plunk, R ERA: 2.35 (8, 1)	1.2		5	0	0	0	0	0	0	0	0	0	0	8	11	0.00	0.000										

Batter	1	2	3	4	5	6	7	8	9	AB	R	H	RBI	BB	SO	LOB	BOTTOM										
Carney Lansford, R OBP: 0.419, SLG: 0.500 (1, 5)	1-2 5-3		0-1 G6-4-3 1-2		1-1 L9			3-2 4-3		4	0	0	0	0	0	4	Kansas City Royals @ Oakland Athletics Oakland-Alameda County Coliseum, Oakland, CA Tue Jun 14 1988, 7:05 PM PDT Att: 21,380 - Sunny - 65 F										
Dave Henderson, R OBP: 0.358, SLG: 0.553 (1, 8)	1-3 K			0-1 F8		1-3 K		0-0 6-3		4	0	0	0	0	2	1											
Jose Canseco, R OBP: 0.392, SLG: 0.533 (1, 9)	2-3 K			4-2 E G3 BB		2-2 5-3		1-1 FC1-5 1B		3	1	1	0	1	1	0											
Dave Parker, L OBP: 0.330, SLG: 0.423 (1, 7)		2-3 K		1 SAFE 2-2 G3		0-3 K		0-1 HBP FC1-5 1B		4	0	1	1	0	2	0											
Stan Javier, S OBP: 0.299, SLG: 0.329 (9, PR)		1-0 F4		4-2 BB			0-0 F9	0-0 FC1-5 HBP		3	0	0	0	1	0	2											
Mark McGwire, R OBP: 0.348, SLG: 0.459 (1, 3)		1-0 F4		1-3 K			1-1 4-3	1-2 2-3 F5		3	0	0	0	0	1	1											
Ron Hassey, L OBP: 0.331, SLG: 0.435 (1, 10)		0-1 L9								1	0	0	0	0	0	2											
Don Baylor, R OBP: 0.299, SLG: 0.302 (9, PH)																											
Terry Steinbach, R OBP: 0.330, SLG: 0.354 (1, 2)			2-2 F4		2-0 SH3 HBP		3-2 6-3	4-2 HBP		2	0	0	0	0	0	0											
Mike Gallego, R OBP: 0.321, SLG: 0.289 (1, 4)			2-2 1B		0-0 SH3			0-1 WP SH1-4 1B		2	0	2	0	0	0	0											
Doug Jennings, L OBP: 0.397, SLG: 0.333 (9, PH)			0-1 1B		1-2 SH3					1	0	0	0	0	0	3											
Walt Weiss, S OBP: 0.321, SLG: 0.323 (1, 6)			0-1 G6-4-3 1-2		3-2 1-3			0-0 SH1-4		2	0	1	0	0	0	1											
Inning Stats	R: 0 E: 0 K: 2 S: 9	H: 0 LOB: 0 BB: 0 P: 13	R: 0 E: 0 K: 1 S: 6	H: 0 LOB: 0 BB: 0 P: 9	R: 0 E: 0 K: 0 S: 11	H: 2 LOB: 1 BB: 0 P: 15	R: 1 E: 1 K: 1 S: 13	H: 0 LOB: 1 BB: 2 P: 24	R: 0 E: 0 K: 0 S: 6	H: 0 LOB: 0 BB: 0 P: 12	R: 0 E: 0 K: 0 S: 9	H: 0 LOB: 0 BB: 0 P: 10	R: 0 E: 0 K: 0 S: 7	H: 1 LOB: 1 BB: 0 P: 10	R: 0 E: 0 K: 0 S: 12	H: 2 LOB: 3 BB: 0 P: 20	1B: 5 2B: 0 3B: 0 HR: 0	SF: 0 SAC: 2 DP: 1 HBP: 2	WP: 1 PB: 0 SB: 0 CS: 0	PA: 35							
PITCHER	IP	WLS	BF	H	R	ER	SO	BB	IBB	HBP	BLK	WP	HR	S	P	ERA	WHIP										
Bret Saberhagen, R ERA: 3.26 (1, 1)	8.0	W	31	5	1	0	6	2	0	1	0	1	0	71	110	0.00	0.875										
Steve Farr, R ERA: 1.99 (9, 1)	0.1		1	0	0	0	0	0	0	0	0	0	0	1	1	0.00	0.000										
Jerry Don Gleaton, L ERA: (9, 1)	0.1		1	0	0	0	0	0	0	0	0	0	0	2	5	0.00	0.000										
Gene Garber, R ERA: 3.55 (9, 1)	0.1	S	2	0	0	0	0	0	0	1	0	0	0	5	9	0.00	0.000										

AB	32
R	2
H	8
RBI	2
BB	2
SO	7
LOB	14



AB	29
R	1
H	5
RBI	1
BB	2
SO	6
LOB	14



Batter	1	2	3	4	5	6	7	8	9	AB	R	H	RBI	BB	SO	LOB	TOP										
Kurt Stillwell, S (1, 6) OBP: 0.346, SLG: 0.461	1-2 6-3		1-2 SH1-3 1B		3-2 4-3		2-3 K		1-3 K2-3	5	0	1	0	0	2	1											
Willie Wilson, S (1, 8) OBP: 0.305, SLG: 0.371	2-3 K		0-0 SH1-3		1-0 2B 1B		1-2 HBP 1B		1-3 K	4	1	2	0	0	2	0											
George Brett, L (1, 3) OBP: 0.325, SLG: 0.572 Bill Pecota, R (8, 3) OBP: 0.235, SLG: 0.281	1-1 2B		4-0 IBB		3-2 1-H 2B		1-1 HBP		2-2 6-3	2	0	2	1	1	0	0											
Danny Tartabull, R (1, 9) OBP: 0.382, SLG: 0.545	3-2 F4		3-2 SF9		0-1 5-3		3-1 F2			3	0	0	1	0	0	5											
Kevin Seitzer, R (1, 5) OBP: 0.379, SLG: 0.420		0-0 4-3	1-2 1-3			1-2 4-3		0-1 3-1		4	0	0	0	0	0	2											
Bill Buckner, L (1, 10) OBP: 0.291, SLG: 0.357		0-1 4-3		1-0 5-3		0-1 4-3		2-1 2B		4	0	1	0	0	0	0											
Pat Tabler, R (1, 7) OBP: 0.324, SLG: 0.299 Gary Thurman, R (9, 7) OBP: 0.200, SLG: 0.077	1-1 1B		1-3 K		1-1 3-1		2-2 1B			4	0	2	0	0	1	0											
Frank White, R (1, 4) OBP: 0.263, SLG: 0.300	2-1 F3		0-0 F9			1-0 F4		0-3 K		4	0	0	0	0	1	3											
Mike Macfarlane, R (1, 2) OBP: 0.347, SLG: 0.386			0-1 SH1-3 1B SF9 1B		3-2 F8		0-1 HBP 1B		0-1 L6	4	1	2	0	0	0	2											
Inning Stats	R: 0 E: 0 K: 1 S: 11	H: 1 LOB: 1 BB: 0 P: 18	R: 0 E: 0 K: 0 S: 7	H: 1 LOB: 1 BB: 0 P: 10	R: 1 E: 0 K: 0 S: 14	H: 2 LOB: 2 BB: 1 P: 23	R: 0 E: 0 K: 1 S: 5	H: 0 LOB: 0 BB: 0 P: 7	R: 1 E: 0 K: 0 S: 14	H: 2 LOB: 1 BB: 0 P: 24	R: 0 E: 0 K: 0 S: 7	H: 0 LOB: 0 BB: 0 P: 9	R: 0 E: 0 K: 1 S: 14	H: 2 LOB: 3 BB: 0 P: 22	R: 0 E: 0 K: 1 S: 13	H: 2 LOB: 2 BB: 0 P: 17	R: 0 E: 0 K: 2 S: 10	H: 0 LOB: 0 BB: 0 P: 14	1B: 7 2B: 3 3B: 0 HR: 0	SF: 1 SAC: 1 DP: 0 HBP: 1	WP: 0 PB: 0 CS: 0	PA: 39					
PITCHER	IP	WLS	BF	H	R	ER	SO	BB	IBB	HBP	BLK	WP	HR	S	P	ERA	WHIP										
Bob Welch, R (1, 1) ERA: 3.65	8.0	L	36	10	2	2	4	0	1	1	0	0	0	85	130	2.25	1.250										
Rick Honeycutt, L (9, 1) ERA: 3.36	1.0		3	0	0	0	2	0	0	0	0	0	0	10	14	0.00	0.000										

Kansas City Royals @ Oakland Athletics
Oakland-Alameda County Coliseum, Oakland, CA

AB 35
R 2
H 10
RBI 2
BB 1
SO 6
LOB 13



Wed Jun 15 1988, 7:05 PM PDT
Att: 17,174 - Unknown - 60 F

Batter	1	2	3	4	5	6	7	8	9	AB	R	H	RBI	BB	SO	LOB	BOTTOM										
Carney Lansford, R (1, 5) OBP: 0.413, SLG: 0.492	0-0 5-3		1-1 5-3			1-2 L7			1-1 6-3	4	0	0	0	0	0	0											
Mike Gallego, R (1, 4) OBP: 0.378, SLG: 0.297	0-0 WP 2B		1-3 K		3-2 F8				0-0 1-3	4	0	1	0	0	1	0											
Jose Canseco, R (1, 9) OBP: 0.387, SLG: 0.524	3-3 K		2-2 F7		1-0 F8				0-3 K	4	0	0	0	0	2	1											
Mark McGwire, R (1, 3) OBP: 0.344, SLG: 0.453	0-0 L7		0-0 F8			0-0 F9				3	0	0	0	0	0	1											
Don Baylor, R (1, 10) OBP: 0.294, SLG: 0.296		1-1 F3			0-0 F8		1-0 F5			3	0	0	0	0	0	0											
Dave Henderson, R (1, 8) OBP: 0.383, SLG: 0.552		1-2 4-3			4-0 BB			1-1 G1-6-3 1B		2	0	1	0	1	0	0											
Ron Hassey, L (1, 2) OBP: 0.329, SLG: 0.421 Matt Sinatro, R (8, PR) OBP: 0.500, SLG: 1.000		1-2 6-3			0-1 F7			0-0 E7 G1-6-3		3	0	0	0	0	0	2											
Stan Javier, S (1, 7) OBP: 0.294, SLG: 0.324			2-2 F9		0-1 B1			2-2 G1-6-3		3	0	0	0	0	0	3											
Walt Weiss, S (1, 6) OBP: 0.317, SLG: 0.319 Dave Parker, L (8, PH) OBP: 0.329, SLG: 0.421 Glenn Hubbard, R (9, 4) OBP: 0.349, SLG: 0.296			1-2 6-3		1-3 K			0-0 F7		2	0	0	0	0	1	0											
Inning Stats	R: 0 E: 0 K: 1 S: 7	H: 1 LOB: 1 BB: 0 P: 10	R: 0 E: 0 K: 0 S: 8	H: 0 LOB: 0 BB: 0 P: 11	R: 0 E: 0 K: 0 S: 8	H: 0 LOB: 0 BB: 0 P: 12	R: 0 E: 0 K: 1 S: 5	H: 0 LOB: 0 BB: 0 P: 11	R: 0 E: 0 K: 0 S: 12	H: 0 LOB: 0 BB: 0 P: 17	R: 0 E: 0 K: 0 S: 3	H: 0 LOB: 0 BB: 0 P: 5	R: 0 E: 1 K: 0 S: 7	H: 1 LOB: 2 BB: 0 P: 10	R: 0 E: 0 K: 1 S: 6	H: 0 LOB: 0 BB: 0 P: 7	1B: 1 2B: 1 3B: 0 HR: 0	SF: 0 SAC: 0 DP: 1 HBP: 0	WP: 1 PB: 0 CS: 0	PA: 30							
PITCHER	IP	WLS	BF	H	R	ER	SO	BB	IBB	HBP	BLK	WP	HR	S	P	ERA	WHIP										
Charlie Leibrandt, L (1, 1) ERA: 3.98	9.0	W	30	2	0	0	4	1	0	0	0	1	0	64	92	0.00	0.333										

Kansas City Royals @ Oakland Athletics
Oakland-Alameda County Coliseum, Oakland, CA

AB 29
R 0
H 2
RBI 0
BB 1
SO 4
LOB 9



Wed Jun 15 1988, 7:05 PM PDT
Att: 17,174 - Unknown - 60 F

Batter	1	2	3	4	5	6	7	8	9	AB	R	H	RBI	BB	SO	LOB	TOP		
Kurt Stillwell, S (1, 6) OBP: 0.347, SLG: 0.457	F3		F4-9		F8	BLK BB		1B 1B		4	1	1	0	1	0	2	Kansas City Royals @ Oakland Athletics Oakland-Alameda County Coliseum, Oakland, CA Thu Jun 16 1988, 3:33 AM PDT Att: 23,579 - Sunny - 66 F		
Willie Wilson, S (1, 8) OBP: 0.307, SLG: 0.379	K			1B	1B	5-3		K		5	2	2	0	0	2	5			
Pat Tabler, R (1, 3) OBP: 0.332, SLG: 0.307				CS	1B		F9	1B		5	0	3	4	0	1	0			
Bill Pecota, R (8, PR) OBP: 0.235, SLG: 0.281	K			3H	1-2 2-H			1-3 2-H 3-H	1B	0	1	0	0	0	0	0			
Danny Tartabull, R (1, 9) OBP: 0.387, SLG: 0.544		CS BB		F2	1-2 2-H		F3	FC4-6 1B		4	0	2	3	1	0	1			
Kevin Seitzer, R (1, 5) OBP: 0.383, SLG: 0.424		G6-4-3 1B		WP 1B	F7			FC4-6		5	1	3	0	0	0	4			
Frank White, R (1, 10) OBP: 0.286, SLG: 0.317		G6-4-3 1-2		1B		HR	6-3			5	1	2	2	0	1	2			
Mike Macfarlane, R (1, 2) OBP: 0.342, SLG: 0.375			F9	4-3		6-3		1B 1B BB	K	4	1	0	0	1	1				
Brad Wellman, R (1, 4) OBP: 0.310, SLG: 0.317					1B	BLK PB		1-2 1B 1B	K	5	2	4	0	0	1	0			
Gary Thurman, R (1, 7) OBP: 0.167, SLG: 0.063			FC5-4 1B		1B	1B		1-2 1B 1B		3	0	0	0	0	1	3			
Jim Eisenreich, L (8, PH) OBP: 0.217, SLG: 0.276			FC5-4 S		K	F8		K		1	0	0	0	0	1	2			
Inning Stats	R: 0 E: 0 K: 2 S: 11	H: 0 LOB: 0 BB: 0 P: 16	R: 0 E: 0 K: 0 S: 5	H: 1 LOB: 0 BB: 1 P: 13	R: 0 E: 0 K: 0 S: 12	H: 1 LOB: 1 BB: 0 P: 17	R: 2 E: 0 K: 0 S: 14	H: 4 LOB: 1 BB: 0 P: 23	R: 2 E: 0 K: 1 S: 15	H: 4 LOB: 2 BB: 1 P: 22	R: 0 E: 0 K: 0 S: 9	H: 1 LOB: 1 BB: 0 P: 14	R: 4 E: 0 K: 2 S: 20	H: 4 LOB: 2 BB: 1 P: 28	R: 0 E: 0 K: 3 S: 9	H: 0 LOB: 0 BB: 0 P: 12	1B: 15 2B: 0 3B: 1 HR: 1	SF: 0 SAC: 0 DP: 1 HBP: 0	WP: 1 PB: 1 CS: 1 PA: 44
PITCHER	IP WLS BF H R ER SO	IP WLS BF H R ER SO	IP WLS BF H R ER SO	IP WLS BF H R ER SO	IP WLS BF H R ER SO	IP WLS BF H R ER SO	IP WLS BF H R ER SO	IP WLS BF H R ER SO	IP WLS BF H R ER SO	IP WLS BF H R ER SO	IP WLS BF H R ER SO	IP WLS BF H R ER SO	IP WLS BF H R ER SO	IP WLS BF H R ER SO	IP WLS BF H R ER SO	IP WLS BF H R ER SO	ERA WHIP	ERA WHIP	
Curt Young, L (1, 1) ERA: 4.46	4.2 L 21 9 4 4 3																	7.71 2.143	
Gene Nelson, R (5, 1) ERA: 3.02	1.0 7 3 1 1 0 0																	9.00 4.000	
Rick Honeycutt, L (6, 1) ERA: 3.34	0.1 1 0 0 0 0 0																	0.00 0.000	
Eric Plunk, R (7, 1) ERA: 2.84	1.0 6 2 2 2 0 0																	18.00 3.000	
Greg Cadaret, L (8, 1) ERA: 2.81	0.2 4 2 0 0 0 2																	0.00 3.000	

Batter	1	2	3	4	5	6	7	8	9	AB	R	H	RBI	BB	SO	LOB	BOTTOM				
Luis Polonia, L (1, 7) OBP: 0.200, SLG: 0.200	6-3			3-1	G3		E7		4-3	5	0	1	1	0	0	3	Kansas City Royals @ Oakland Athletics Oakland-Alameda County Coliseum, Oakland, CA Thu Jun 16 1988, 3:33 AM PDT Att: 23,579 - Sunny - 66 F				
Mike Gallego, R (1, 5) OBP: 0.370, SLG: 0.288	5-3			6-3	F4		F8		B1-3	3	0	0	0	0	0	2					
Carney Lansford, R (7, PH) OBP: 0.411, SLG: 0.489										2	0	0	0	0	0	2					
Jose Canseco, R (1, 9) OBP: 0.388, SLG: 0.522	G3			K		1B G5-4-3 BB		1B PB		3	1	1	0	1	1	0					
Dave Parker, L (1, 10) OBP: 0.336, SLG: 0.424		G5-4-3 BB			E 1B		G5-4-3 1B		K	3	1	2	0	1	1	1					
Terry Steinbach, R (1, 2) OBP: 0.326, SLG: 0.349		G5-4-3			E 1B		G5-4-3		F8	4	1	1	0	0	0	3					
Mark McSwire, R (1, 3) OBP: 0.343, SLG: 0.447		K			F9				K	3	0	0	0	1	2	3					
Stan Javier, S (1, 8) OBP: 0.293, SLG: 0.322			5-3		E6 1B		1-3		F8 4-3 1B	4	2	1	0	0	0	3					
Glenn Hubbard, R (1, 4) OBP: 0.338, SLG: 0.286			F4		E3 G3 1B		6-3		F8	4	0	0	1	0	0	2					
Walt Weiss, S (1, 6) OBP: 0.321, SLG: 0.319			F9		G3 1-2 3-H		K		4-3 BB	3	0	1	1	1	1	0					
Inning Stats	R: 0 E: 0 K: 0 S: 5	H: 0 LOB: 0 BB: 0 P: 10	R: 0 E: 0 K: 1 S: 5	H: 0 LOB: 0 BB: 1 P: 11	R: 0 E: 0 K: 0 S: 5	H: 0 LOB: 0 BB: 0 P: 9	R: 0 E: 0 K: 1 S: 9	H: 0 LOB: 0 BB: 0 P: 12	R: 3 E: 2 K: 0 S: 15	H: 3 LOB: 2 BB: 0 P: 26	R: 1 E: 0 K: 0 S: 7	H: 1 LOB: 1 BB: 2 P: 18	R: 0 E: 1 K: 1 S: 8	H: 1 LOB: 1 BB: 0 P: 13	R: 0 E: 0 K: 2 S: 8	H: 1 LOB: 1 BB: 0 P: 13	R: 1 E: 0 K: 0 S: 12	H: 1 LOB: 1 BB: 1 P: 20	1B: 7 2B: 0 3B: 0 HR: 0	SF: 0 SAC: 0 DP: 2 HBP: 0	WP: 0 PB: 1 CS: 0 PA: 38
PITCHER	IP WLS BF H R ER SO	IP WLS BF H R ER SO	IP WLS BF H R ER SO	IP WLS BF H R ER SO	IP WLS BF H R ER SO	IP WLS BF H R ER SO	IP WLS BF H R ER SO	IP WLS BF H R ER SO	IP WLS BF H R ER SO	IP WLS BF H R ER SO	IP WLS BF H R ER SO	IP WLS BF H R ER SO	IP WLS BF H R ER SO	IP WLS BF H R ER SO	IP WLS BF H R ER SO	IP WLS BF H R ER SO	ERA WHIP	ERA WHIP			
Mark Gubicza, R (1, 1) ERA: 2.88	8.0 W 33 6 4 1 5																	1.12 1.125			
Dan Quisenberry, R (9, 1) ERA: 3.35	1.0 5 1 1 1 0 0																	9.00 2.000			



Batter	1	2	3	4	5	6	7	8	9	10	11	12	13	14	AB	R	H	RBI	BB	SO	LOB	TOP					
Cecil Egey, S OBP: 0.369, SLG: 0.449 (8, PH)															4	1	1	0	0	1	4						
Geno Petralli, L OBP: 0.347, SLG: 0.405 (8, 4)															1	1	1	2	0	0	0						
Jeff Kunkel, R OBP: 0.250, SLG: 0.250 (8, 4)															2	0	1	0	0	0	0						
Scott Fletcher, R OBP: 0.351, SLG: 0.314 (1, 6)															5	1	2	0	1	1	4						
Ruben Sierra, S OBP: 0.292, SLG: 0.447 (1, 9)															7	1	0	1	0	2	6						
Pete Incaviglia, R OBP: 0.344, SLG: 0.509 (1, 7)															6	1	1	0	1	1	1						
Pete O'Brien, L OBP: 0.361, SLG: 0.422 (1, 3)															6	0	2	1	0	1	2						
Larry Parrish, R OBP: 0.249, SLG: 0.317 (1, 10)															5	0	0	0	2	1	5						
Mike Stanley, R OBP: 0.327, SLG: 0.290 (1, 2)															6	0	1	1	0	1	3						
Steve Buschete, R OBP: 0.371, SLG: 0.468 (8, PR)															4	0	2	1	0	0	1						
Bob Brower, R OBP: 0.296, SLG: 0.286 (8, 8)															3	1	1	0	0	1	0						
Curtis Wilkerson, S OBP: 0.405, SLG: 0.457 (1, 4)															3	0	0	0	1	1	2						
Barbaro Garbey, R OBP: 0.367, SLG: 0.500 (10, 5)															2	0	1	0	1	0	0						
Inning Stats	R: 4 E: 1 K: 0 S: 23	H: 4 LOB: 3 BB: 2 P: 41	R: 0 E: 0 K: 1 S: 8	H: 0 LOB: 0 BB: 0 P: 11	R: 0 E: 0 K: 1 S: 8	H: 1 LOB: 0 BB: 0 P: 10	R: 0 E: 0 K: 2 S: 8	H: 0 LOB: 0 BB: 0 P: 8	R: 0 E: 0 K: 1 S: 14	H: 1 LOB: 2 BB: 1 P: 25	R: 0 E: 0 K: 0 S: 7	H: 0 LOB: 0 BB: 0 P: 9	R: 0 E: 0 K: 1 S: 12	H: 1 LOB: 1 BB: 1 P: 9	R: 0 E: 0 K: 0 S: 6	H: 0 LOB: 0 BB: 0 P: 9	R: 0 E: 0 K: 0 S: 6	H: 0 LOB: 0 BB: 0 P: 9	R: 0 E: 0 K: 0 S: 6	H: 0 LOB: 0 BB: 0 P: 8	R: 0 E: 0 K: 0 S: 6	H: 0 LOB: 0 BB: 0 P: 8	1B: 12 2B: 0 3B: 0 HR: 1	SF: 2 SAC: 0 DP: 1 HBP: 1	WP: 0 PB: 0 SB: 1 CS: 0	PA: 63	
PITCHER	IP	WLS	BF	H	R	ER	SO	BB	IBB	HBP	BLK	WP	HR	S	P	ERA	WHIP										
Dave Stewart, R ERA: 3.71 (1, 1)	6.0	7	29	7	4	2	6	3	0	0	0	0	0	9	112	3.00	1.667										
Gene Nelson, R ERA: 2.95 (7, 1)	1.0	4	1	0	0	0	0	0	0	0	0	0	0	6	9	0.00	1.000										
Dennis Eckensley, R ERA: 1.93 (8, 1)	2.1	11	3	2	2	1	0	0	0	1	0	0	1	26	44	7.71	1.286										
Greg Cadaret, L ERA: 2.97 (10, 1)	1.1	6	1	0	0	1	0	0	0	0	0	0	0	17	25	0.00	0.750										
Eric Plunk, R ERA: 2.78 (11, 1)	0.2	4	0	0	0	1	2	0	0	0	0	0	0	12	22	0.00	3.000										
PITCHER	IP	WLS	BF	H	R	ER	SO	BB	IBB	HBP	BLK	WP	HR	S	P	ERA	WHIP										
Rick Honeycutt, L ERA: 3.09 (12, 1)	2.2	9	1	0	0	1	0	0	0	0	0	0	0	20	29	0.00	0.375										

Texas Rangers @ Oakland Athletics
Oakland-Alameda County Coliseum, Oakland, CA
Fri Jun 17 1988, 7:05 PM PDT
Alt. 23,372 - Sunny - 63 F


AB	54
R	13
H	13
RBI	6
BB	6
SO	10
LOB	30



Batter	1	2	3	4	5	6	7	8	9	10	11	12	13	14	AB	R	H	RBI	BB	SO	LOB	BOTTOM						
Carney Lansford, R OBP: 0.405, SLG: 0.480 (1, 5)															5	0	0	0	1	1	2							
Dave Henderson, R OBP: 0.362, SLG: 0.548 (1, 8)															5	1	1	0	1	1	1							
Jose Canseco, R OBP: 0.384, SLG: 0.525 (1, 9)															6	1	1	1	0	1	3							
Dave Parker, L OBP: 0.340, SLG: 0.435 (1, 10)															6	1	3	1	0	0	0							
Mark McGwire, R OBP: 0.339, SLG: 0.440 (1, 3)															6	0	1	0	0	1	3							
Terry Steinbach, R OBP: 0.327, SLG: 0.375 (1, 2)															5	1	1	2	1	1	2							
Matt Sinton, R OBP: 0.500, SLG: 1.000 (14, PR)															0	1	0	0	0	0	0							
Luis Polonia, L OBP: 0.290, SLG: 0.143 (9, PH)															2	1	0	0	1	0	1							
Don Baylor, R OBP: 0.292, SLG: 0.294 (10, 7)															1	0	0	0	0	1	0							
Stan Javier, S OBP: 0.295, SLG: 0.330 (10, 7)															2	0	1	1	0	0	0							
Glenn Hubbard, R OBP: 0.333, SLG: 0.291 (1, 4)															5	1	1	1	0	1	0							
Walt Weiss, S OBP: 0.323, SLG: 0.327 (1, 6)															5	0	2	0	0	1	1							
Inning Stats	R: 0 E: 0 K: 0 S: 5	H: 0 LOB: 0 BB: 0 P: 9	R: 0 E: 0 K: 1 S: 7	H: 0 LOB: 0 BB: 0 P: 9	R: 2 E: 0 K: 2 S: 14	H: 1 LOB: 1 BB: 2 P: 26	R: 2 E: 0 K: 1 S: 19	H: 2 LOB: 0 BB: 0 P: 21	R: 0 E: 0 K: 1 S: 5	H: 0 LOB: 0 BB: 0 P: 11	R: 1 E: 0 K: 1 S: 7	H: 2 LOB: 1 BB: 0 P: 10	R: 0 E: 0 K: 1 S: 10	H: 0 LOB: 0 BB: 0 P: 16	R: 0 E: 0 K: 0 S: 7	H: 0 LOB: 0 BB: 0 P: 10	R: 0 E: 0 K: 0 S: 10	H: 0 LOB: 0 BB: 0 P: 16	R: 0 E: 0 K: 0 S: 11	H: 0 LOB: 0 BB: 0 P: 18	R: 0 E: 0 K: 0 S: 6	H: 1 LOB: 1 BB: 1 P: 15	R: 1 E: 0 K: 0 S: 8	H: 1 LOB: 2 BB: 1 P: 14	1B: 3 2B: 6 3B: 0 HR: 2	SF: 0 SAC: 0 DP: 1 HBP: 0	WP: 2 PB: 0 SB: 0 CS: 0	PA: 52
PITCHER	IP	WLS	BF	H	R	ER	SO	BB	IBB	HBP	BLK	WP	HR	S	P	ERA	WHIP											
Jose Guzman, R ERA: 3.89 (8, 1)	7.0	7	29	7	6	6	5	2	0	0	0	0	0	62	96	7.71	1.286											
Mitch Williams, L ERA: 5.13 (8, 1)	5.0	18	2	0	0	3	1	0	0	0	0	0	0	49	78	0.00	0.600											
Dale Mohorcic, R ERA: 2.76 (13, 1)	1.0	5	2	1	1	0	1	0	0	0	0	1	0	13	24	9.00	3.000											

Texas Rangers @ Oakland Athletics
Oakland-Alameda County Coliseum, Oakland, CA
Fri Jun 17 1988, 7:05 PM PDT
Alt. 23,372 - Sunny - 63 F

AB	48
R	7
H	11
RBI	6
BB	4
SO	8
LOB	13



Batter	1	2	3	4	5	6	7	8	9	10	11	12	13	AB	R	H	RBI	BB	SO	LOB	TOP
Cecil Espy, S OBP: 0.307, SLG: 0.422 (1, 8)	K2-3		K		FC4-2		L1			SH1-4		G4-2-3	K	5	0	0	0	2	3	5	
Scott Fletcher, R OBP: 0.351, SLG: 0.313 (1, 6)	L7			F3			F8			SH1-4		G4-2-3		4	0	1	1	1	0	0	
Pete O'Brien, L OBP: 0.364, SLG: 0.417 (1, 3)					F7		F9			3-1		G4-2-3		3	0	0	0	3	0	4	
Pete Incaviglia, R OBP: 0.338, SLG: 0.500 (9, 7)														4	0	0	0	0	3	2	
Jim Steels, L OBP: 0.235, SLG: 0.273 (10, PH)				K						4-3		G4-2-3		0	0	0	0	0	0	0	
Bob Browner, R OBP: 0.251, SLG: 0.275 (10, 7)				K						4-3		G4-2-3		2	0	0	0	0	0	4	
Ruben Sierra, S OBP: 0.293, SLG: 0.442 (1, 9)					5-3					F8				5	0	1	0	1	1	1	
Geno Petralli, L OBP: 0.357, SLG: 0.409 (11, PR)														4	0	2	0	1	1	1	
Jeff Kunkel, R OBP: 0.250, SLG: 0.250 (11, PR)														0	0	0	0	0	0	0	
Mike Stanley, R OBP: 0.325, SLG: 0.288 (11, 2)														1	0	0	0	0	0	3	
Barbaro Garbey, R OBP: 0.444, SLG: 0.429 (1, 10)														5	1	1	0	1	0	2	
Steve Buechete, R OBP: 0.374, SLG: 0.463 (1, 5)														4	0	1	0	1	0	2	
Curtis Wilkerson, S OBP: 0.402, SLG: 0.450 (1, 4)														6	0	2	0	0	0	5	
Inning Stats	R: 0 E: 0 K: 2 S: 11	H: 0 LOB: 1 BB: 1 P: 18	R: 0 E: 0 K: 1 S: 9	H: 1 LOB: 0 BB: 0 P: 13	R: 0 E: 0 K: 1 S: 9	H: 0 LOB: 0 BB: 0 P: 13	R: 0 E: 0 K: 0 S: 7	H: 1 LOB: 1 BB: 0 P: 19	R: 0 E: 0 K: 0 S: 13	H: 1 LOB: 0 BB: 0 P: 15	R: 0 E: 0 K: 1 S: 14	H: 1 LOB: 2 BB: 1 P: 26	R: 0 E: 0 K: 0 S: 5	H: 1 LOB: 3 BB: 3 P: 23	R: 0 E: 0 K: 1 S: 12	H: 0 LOB: 1 BB: 0 P: 19	1B: 7 2B: 2 3B: 0 HR: 0	SF: 0 SAC: 1 DP: 2 HBP: 1	WIP: 0 PB: 0 SB: 3 CS: 1	PA: 55	
PITCHER	IP	WLS	BF	H	R	ER	SO	P	ERA	WHIP											
Todd Burns, R ERA: 1.86 (1, 1)	8.0		31	5	1	1	6	4	0	0	75	125	1.12	1.125							
Greg Cadaret, L ERA: 2.51 (9, 1)	1.2		8	1	0	0	1	2	0	0	17	35	0.00	1.800							
Gene Nelson, R ERA: 2.74 (10, 1)	3.1	W	16	2	0	0	1	2	2	1	0	0	0	0	31	63	0.00	1.200			

Texas Rangers @ Oakland Athletics
Oakland-Alameda County Coliseum, Oakland, CA
Sat Jun 18 1988, 3:35 AM PDT
Att. 34,449 - Sunny - 76 F

AB 43
R 1
H 8
RBI 1
BB 10
SO 8
LOB 29



Batter	1	2	3	4	5	6	7	8	9	10	11	12	13	AB	R	H	RBI	BB	SO	LOB	BOTTOM
Glenn Hubbard, R OBP: 0.326, SLG: 0.285 (1, 4)	4-3			5-3						L6		F4		6	0	1	0	0	0	2	
Dave Henderson, R OBP: 0.356, SLG: 0.532 (1, 8)	F9			K						K2-3		F8		5	0	0	0	1	2	2	
Jose Canseco, R OBP: 0.380, SLG: 0.515 (1, 9)	6-3			K						F8				5	0	0	0	1	1	0	
Dave Parker, L OBP: 0.341, SLG: 0.432 (1, 10)														4	1	1	0	1	1	3	
Luis Polonia, L OBP: 0.333, SLG: 0.250 (11, PR)														1	1	1	0	0	0	0	
Ron Hassey, L OBP: 0.331, SLG: 0.432 (1, 2)														5	0	2	1	1	0	1	
Terry Steinbach, R OBP: 0.314, SLG: 0.369 (1, 3)														4	0	0	0	0	2	3	
Carney Lansford, R OBP: 0.404, SLG: 0.478 (10, 9)														1	0	0	0	0	0	1	
Stan Javier, S OBP: 0.303, SLG: 0.330 (1, 7)														3	0	1	0	2	1	1	
Mike Gallego, R OBP: 0.306, SLG: 0.284 (10, 6)														5	0	1	1	0	1	3	
Walt Weiss, S OBP: 0.318, SLG: 0.322 (1, 6)														3	0	0	0	0	0	2	
Don Baylor, R OBP: 0.296, SLG: 0.292 (9, PH)														1	0	0	0	1	1	2	
Mark McGwire, R OBP: 0.342, SLG: 0.440 (10, 3)														0	0	0	0	1	0	0	
Inning Stats	R: 0 E: 0 K: 0 S: 9	H: 0 LOB: 0 BB: 0 P: 12	R: 0 E: 0 K: 1 S: 9	H: 0 LOB: 0 BB: 0 P: 13	R: 0 E: 0 K: 2 S: 7	H: 0 LOB: 0 BB: 0 P: 12	R: 0 E: 0 K: 0 S: 7	H: 1 LOB: 1 BB: 0 P: 19	R: 0 E: 0 K: 0 S: 11	H: 1 LOB: 3 BB: 2 P: 21	R: 0 E: 0 K: 2 S: 15	H: 2 LOB: 2 BB: 0 P: 21	R: 0 E: 0 K: 1 S: 10	H: 0 LOB: 0 BB: 0 P: 14	R: 0 E: 0 K: 0 S: 7	H: 0 LOB: 2 BB: 2 P: 19	1B: 6 2B: 1 3B: 0 HR: 0	SF: 0 SAC: 0 DP: 1 HBP: 0	WIP: 0 PB: 1 SB: 2 CS: 0	PA: 50	
PITCHER	IP	WLS	BF	H	R	ER	SO	P	ERA	WHIP											
Charlie Hough, R ERA: 3.34 (1, 1)	10.0		40	5	1	1	9	5	0	0	97	162	0.90	1.000							
Mich Williams, L ERA: 4.98 (11, 1)	1.0		2	0	0	0	0	0	0	0	6	6	0.00	0.000							
Jose Cecena, R ERA: 3.78 (12, 1)	0.1		3	0	0	0	0	2	0	0	3	11	0.00	6.000							
Dale Mahorcic, R ERA: 2.97 (12, 1)	1.0	L	5	2	1	1	0	0	0	0	9	16	9.00	2.000							

Texas Rangers @ Oakland Athletics
Oakland-Alameda County Coliseum, Oakland, CA
Sat Jun 18 1988, 3:35 AM PDT
Att. 34,449 - Sunny - 76 F

AB 43
R 2
H 7
RBI 2
BB 7
SO 9
LOB 20



Batter	1	2	3	4	5	6	7	8	9	10	11	AB	R	H	RBI	BB	SO	LOB	TOP					
Bob Brower, R OBP: 0.297, SLG: 0.268 (1, 8)	L4	1B BB		G5-4-3			G6-4-3 BB			K		3	0	0	0	2	1	1						
Scott Fletcher, R OBP: 0.349, SLG: 0.316 (1, 6)	WP 1B 2B	SF9			6-3		G6-4-3			5-3		4	1	1	1	0	0	2						
Ruben Sierra, S OBP: 0.295, SLG: 0.441 (1, 9)	S 2B 1B	1B			K			5-3		F7		5	1	2	2	0	1	0						
Geno Petralli, L OBP: 0.348, SLG: 0.398 Mike Stanley, R OBP: 0.320, SLG: 0.283 (8, PH) (8, 2)	K	K			G3			K			5-3	3	0	0	0	0	2	3						
Pete O'Brien, L OBP: 0.368, SLG: 0.438 (1, 3)	L 2B				F8			4-3			3-2 HR	5	1	3	2	0	0	0						
Lary Parrish, R OBP: 0.248, SLG: 0.314 Jim Steels, L OBP: 0.235, SLG: 0.273 (11, PR)	6-3				F4		K			L7	0-1 1B	5	0	1	0	0	1	2						
Barbaro Garbey, R OBP: 0.333, SLG: 0.300 Cecil Espy, S OBP: 0.300, SLG: 0.412 (9, PH) (9, 7)					6-3		K			K	0-3 2	3	0	0	0	0	2	0						
Steve Buechele, R OBP: 0.371, SLG: 0.455 (1, 5)		BB SF9 BB			F4		K			4-3	2-2 3	4	1	0	0	1	1	1						
Curtis Wilkerson, S OBP: 0.405, SLG: 0.447 (1, 4)		BB 1B BB			E4		BB 1B			6-3	0-1 3	3	1	1	0	1	0	0						
Inning Stats	R: 2 E: 0 K: 1 S: 19	H: 3 LOB: 1 BB: 0 P: 31	R: 2 E: 0 K: 2 S: 15	H: 1 LOB: 2 BB: 3 P: 33	R: 0 E: 0 K: 1 S: 9	H: 0 LOB: 0 BB: 0 P: 14	R: 0 E: 1 K: 0 S: 6	H: 0 LOB: 0 BB: 0 P: 8	R: 0 E: 0 K: 1 S: 6	H: 0 LOB: 0 BB: 0 P: 9	R: 0 E: 0 K: 2 S: 8	H: 0 LOB: 1 BB: 1 P: 13	R: 0 E: 0 K: 1 S: 8	H: 1 LOB: 1 BB: 0 P: 13	R: 0 E: 0 K: 1 S: 6	H: 0 LOB: 0 BB: 0 P: 7	R: 0 E: 0 K: 1 S: 7	H: 0 LOB: 0 BB: 0 P: 9	R: 1 E: 0 K: 1 S: 17	H: 2 LOB: 1 BB: 0 P: 24	1B: 5 2B: 2 3B: 0 HR: 1	SF: 1 SAC: 0 DP: 2 HBP: 0	WP: 1 PB: 0 SB: 1 CS: 0	PA: 44
PITCHER	IP 7.0	WLS L	BF 15	H 3	R 1	ER 1	SO 4	BB 0	IBB 0	HBP 0	BLK 0	WP 0	HR 1	S 38	P 53	ERA 2.25	WHIP 0.750							

Texas Rangers @ Oakland Athletics
Oakland-Alameda County Coliseum, Oakland, CA
Sun Jun 19 1988, 3:33 AM PDT
Att: 35,133 - Sunny - 73 F

AB	39
R	5
H	8
RBI	5
BB	4
SO	11
LOB	10



Batter	1	2	3	4	5	6	7	8	9	10	11	AB	R	H	RBI	BB	SO	LOB	BOTTOM			
Carney Lansford, R OBP: 0.404, SLG: 0.476 (1, 5)	WP SH1-3 1B		6-3			L8		F4		S 1B		5	0	2	0	0	0	0				
Dave Henderson, R OBP: 0.358, SLG: 0.529 Luis Polonia, L OBP: 0.273, SLG: 0.200 (8, PH) (9, 7)	SH1-3		L8			HR BB		L4		F8	1-1 2	1	1	0	0	1	0	0				
Jose Canseco, R OBP: 0.380, SLG: 0.525 (1, 9)	K				L8 SF9 1B	HR		F3		K2-3	2-3 1-2 3	5	2	2	2	0	2	2				
Mark McGwire, R OBP: 0.339, SLG: 0.433 (1, 3)	FC6-4 BB				L8	F8		F8		F1	3-2 1	4	0	0	0	1	0	1				
Terry Steinbach, R OBP: 0.309, SLG: 0.354 (1, 2)	FC6-4				SF9	1B		6-3		F9	1-0 2	4	0	1	1	0	0	2				
Don Baylor, R OBP: 0.291, SLG: 0.288 Dave Parker, L OBP: 0.343, SLG: 0.445 (9, PH)					K	K		K		HR	3-3 3	2	0	0	0	1	2	1				
Stan Javier, S OBP: 0.302, SLG: 0.328 (9, 8)			G6-4-3			K		L7		1B	3-2 3	4	0	1	0	0	1	1				
Glenn Hubbard, R OBP: 0.324, SLG: 0.283 (1, 4)			4-3			F8		G6-4-3 1B		6-3	1-2 3	4	0	1	0	0	0	1				
Mike Gallego, R OBP: 0.298, SLG: 0.277 Walt Weiss, S OBP: 0.317, SLG: 0.320 (10, PH) (11, 6)			K			F7		G6-4-3		G3	2-2 1	3	0	0	0	0	1	1				
Inning Stats	R: 0 E: 0 K: 1 S: 8	H: 1 LOB: 2 BB: 1 P: 18	R: 0 E: 0 K: 0 S: 4	H: 0 LOB: 0 BB: 1 P: 12	R: 0 E: 0 K: 1 S: 11	H: 0 LOB: 0 BB: 0 P: 15	R: 1 E: 0 K: 1 S: 13	H: 1 LOB: 0 BB: 0 P: 19	R: 0 E: 0 K: 1 S: 5	H: 0 LOB: 1 BB: 1 P: 22	R: 0 E: 0 K: 0 S: 7	H: 0 LOB: 0 BB: 0 P: 12	R: 1 E: 0 K: 0 S: 10	H: 2 LOB: 1 BB: 0 P: 17	R: 0 E: 0 K: 1 S: 11	H: 1 LOB: 0 BB: 0 P: 15	R: 0 E: 0 K: 1 S: 8	H: 0 LOB: 0 BB: 0 P: 15	1B: 6 2B: 0 3B: 0 HR: 2	SF: 1 SAC: 1 DP: 2 HBP: 0	WP: 1 PB: 0 SB: 3 CS: 0	PA: 42
PITCHER	IP 7.0	WLS 3	BF 14	H 5	R 3	ER 3	SO 5	BB 3	IBB 0	HBP 0	BLK 0	WP 1	HR 1	S 61	P 106	ERA 3.86	WHIP 1.143					

Texas Rangers @ Oakland Athletics
Oakland-Alameda County Coliseum, Oakland, CA
Sun Jun 19 1988, 3:33 AM PDT
Att: 35,133 - Sunny - 73 F

AB	37
R	4
H	8
RBI	4
BB	3
SO	7
LOB	10



Batter	1	2	3	4	5	6	7	8	9	AB	R	H	RBI	BB	SO	LOB	TOP					
Carney Lansford, R OBP: 0.395, SLG: 0.463 (1, 5)	1-3 K2-3		0-0 6-3		0-0 G4-6-3		4-0 IBB			3	0	0	0	1	1	1	Oakland Athletics @ Milwaukee Brewers Milwaukee County Stadium, Milwaukee, WI Tue Jun 21 1988, 8:05 PM EDT Att: 26,222 - Unknown - 98 F livebaseballscorecards.com					
Luis Polonia, L OBP: 0.200, SLG: 0.143 Dave Henderson, R OBP: 0.365, SLG: 0.545 (1, 7) (9, 8)	2-0 F7		1-0 4-3			1-0 F4	1-0 F7			4	0	0	0	0	0	2						
Jose Canseco, R OBP: 0.380, SLG: 0.518 (1, 9)	0-0 1-3			2-1 F9		2-2 HR		0-1 L7		4	1	1	0	0	0	0						
Dave Parker, L OBP: 0.340, SLG: 0.464 (1, 10)		0-0 2-3		1-2 F7		1-2 HR		0-0 3-1		4	1	1	2	0	0	0						
Terry Steinbach, R OBP: 0.313, SLG: 0.376 Mark McGwire, R OBP: 0.341, SLG: 0.442 (1, 3) (8, 3)		1-3 K		1-2 2B		0-3 K		2-3 K		4	1	1	0	0	3	0						
Ron Hassey, L OBP: 0.333, SLG: 0.456 (1, 2)		0-0 HR		1-1 1B		0-0 F8			0-3 K	4	1	2	2	0	1	0						
Stan Javier, S OBP: 0.314, SLG: 0.342 (1, 8) (9, 7)		0-1 1B		1-1 1B		0-0 SH1-3		0-1 F7		4	0	3	0	0	0	0						
Mike Gallego, R OBP: 0.282, SLG: 0.261 (1, 4)		0-0 B1		0-1 5-3		0-0 SH1-3		1-1 G3		3	0	0	0	0	0	1						
Walt Weiss, S OBP: 0.312, SLG: 0.315 (1, 6)			1-2 4-3		2-2 G4-6-3		0-0 F8			3	0	1	0	0	0	1						
Inning Stats	R: 0 E: 0 K: 1 S: 5	H: 0 LOB: 0 BB: 0 P: 8	R: 1 E: 0 K: 1 S: 8	H: 2 LOB: 1 BB: 0 P: 9	R: 0 E: 0 K: 0 S: 6	H: 0 LOB: 0 BB: 0 P: 8	R: 1 E: 0 K: 0 S: 12	H: 3 LOB: 2 BB: 0 P: 18	R: 0 E: 0 K: 0 S: 6	H: 1 LOB: 0 BB: 0 P: 8	R: 2 E: 0 K: 1 S: 11	H: 2 LOB: 0 BB: 0 P: 15	R: 0 E: 0 K: 0 S: 4	H: 1 LOB: 2 BB: 1 P: 9	R: 0 E: 0 K: 1 S: 7	H: 0 LOB: 0 BB: 0 P: 9		R: 0 E: 0 K: 1 S: 7	H: 0 LOB: 0 BB: 0 P: 8	1B: 5 2B: 2 3B: 0 HR: 2	SF: 0 SAC: 1 DP: 1 HBP: 0	WP: 0 PB: 0 SB: 0 CS: 0
PITCHER Chris Bosio, R ERA: 3.12 (1, 1)	IP 9.0	WLS L	BF 35	H 9	R 4	ER 4	SO 5	BB 0	IBB 1	HBP 0	BLK 0	WP 0	HR 2	S 66	P 92	ERA 4.00	WHIP 1.000					

Batter	1	2	3	4	5	6	7	8	9	AB	R	H	RBI	BB	SO	LOB	BOTTOM					
Paul Molitor, R OBP: 0.391, SLG: 0.413 (1, 5)	2-2 5-3		0-0 SH1-3		1-0 L5-3			0-1 1B	1-2 5-3	5	1	2	0	0	0	3	Oakland Athletics @ Milwaukee Brewers Milwaukee County Stadium, Milwaukee, WI Tue Jun 21 1988, 8:05 PM EDT Att: 26,222 - Unknown - 98 F livebaseballscorecards.com					
Jim Gantner, L OBP: 0.321, SLG: 0.324 (1, 4)	2-1 1B		0-0 SH1-3		0-0 1B			0-1 G4		3	1	2	0	0	0	1						
Robin Yount, R OBP: 0.370, SLG: 0.487 (1, 8)	3-2 1-3		4-2 BB		0-0 L6			0-0 1B		3	0	2	1	1	0	0						
Jeffrey Leonard, R OBP: 0.293, SLG: 0.371 (1, 7)	1-2 1-3		0-0 SF8		1-2 F9			0-1 F6		3	0	0	1	0	0	3						
Rob Deer, R OBP: 0.299, SLG: 0.382 (1, 9)	2-0 F7		3-1 5-3		2-0 F8			1-3 K		4	0	0	0	0	1	4						
Glenn Braggs, R OBP: 0.374, SLG: 0.440 (1, 10)		0-2 1-3		2-3 K			1-0 F7		0-0 FC6-4	4	0	1	0	0	1	0						
Joey Meyer, R OBP: 0.213, SLG: 0.388 B.J. Surhoff, L OBP: 0.309, SLG: 0.338 (1, 3) (7, PR) (8, 2)		1-0 2B		1-1 5-3			3-2 1B		0-1 L6	3	0	2	0	0	0	0						
Bill Schroeder, R OBP: 0.213, SLG: 0.203 Darryl Hamilton, L OBP: 0.294, SLG: 0.313 Billy Jo Robitoux, L OBP: 0.261, SLG: 0.318 (1, 2) (7, PR) (8, 3)		2-1 F8		2-0 F9			4-1 1B		1-0 FC6-4	2	0	0	0	1	0	1						
Dale Sveum, S OBP: 0.302, SLG: 0.425 (1, 6)		1-1 F9		1-1 L5-3			3-1 G4-6-3		1-2 1B	4	0	2	0	0	0	3						
Inning Stats	R: 1 E: 0 K: 0 S: 12	H: 2 LOB: 1 BB: 0 P: 22	R: 0 E: 0 K: 0 S: 8	H: 1 LOB: 1 BB: 0 P: 12	R: 1 E: 0 K: 0 S: 7	H: 1 LOB: 1 BB: 1 P: 14	R: 0 E: 0 K: 1 S: 6	H: 0 LOB: 0 BB: 0 P: 11	R: 0 E: 0 K: 0 S: 4	H: 2 LOB: 1 BB: 0 P: 6	R: 0 E: 0 K: 0 S: 6	H: 0 LOB: 0 BB: 0 P: 9	R: 0 E: 0 K: 0 S: 10	H: 1 LOB: 2 BB: 1 P: 21	R: 0 E: 0 K: 1 S: 13	H: 2 LOB: 2 BB: 0 P: 14		R: 0 E: 0 K: 0 S: 15	H: 2 LOB: 2 BB: 0 P: 18	1B: 9 2B: 3 3B: 0 HR: 0	SF: 1 SAC: 1 DP: 2 HBP: 0	WP: 0 PB: 0 SB: 1 CS: 0
PITCHER Curt Young, L ERA: 4.32 Eric Plunk, R ERA: 2.52 Dennis Eckersley, R ERA: 1.82 (1, 1) (7, 1) (9, 1)	IP 6.1	WLS W	BF 26	H 7	R 2	ER 2	SO 2	BB 2	IBB 0	HBP 0	BLK 0	WP 0	HR 0	S 51	P 90	ERA 2.84	WHIP 1.421					

Batter	1	2	3	4	5	6	7	8	9	AB	R	H	RBI	BB	SO	LOB	TOP								
Stan Javier, S OBP: 0.312, SLG: 0.338 (1, 7)	1-1 F7		2-0 FC6-5-4 E	3-1 4-3		3-2 1B		1-3 K		5	0	1	1	0	1	2									
Dave Henderson, R OBP: 0.371, SLG: 0.558 (1, 8)	2-2 2B		2-1 F8		2-0 F8 WP	0-1 1B		2-3 K		5	1	3	1	0	1	1									
Jose Canseco, R OBP: 0.379, SLG: 0.515 (5, PR)	1-1 6-3		3-2 E7 S		4-1 F8 BB	2-0 4-3		0-0 G3		2	0	0	0	1	0	2									
Luis Polonia, L OBP: 0.176, SLG: 0.125 (5, 7)	2-3 G3		1-3 F8		1-2 F8			2-2 6-3		2	0	0	0	0	0	2									
Dave Parker, L OBP: 0.333, SLG: 0.455 (1, 10)	1-2 G3		1-2 F8		1-2 F8		0-0 1-4-3		2-2 6-3	5	0	0	0	0	0	5									
Terry Steinbach, R OBP: 0.319, SLG: 0.385 (1, 2)		4-2 G5-4-3 BB		0-1 FC4 HR	2-2 F4		1-3 K			3	1	1	0	1	1	1									
Carney Lansford, R OBP: 0.390, SLG: 0.456 (1, 5)	0-0 G5-4-3		1-0 FC4 HR		0-0 F7		0-0 F7			4	1	0	0	0	0	3									
Mark McGwire, R OBP: 0.340, SLG: 0.451 (1, 3)	2-2 1-3		0-2 1-H 3-H HR		2-1 5-3		1-0 F8			4	1	1	3	0	0	0									
Mike Gallego, R OBP: 0.281, SLG: 0.260 (1, 4)			2-2 1B FC6-5-4		2-2 6-3		1-3 K		0-0 5-3	4	1	1	0	0	1	0									
Walt Weiss, S OBP: 0.321, SLG: 0.324 (1, 6)			2-2 FC6-5-4 1B		1-1 G1		3-2 1B 1B		0-1 1B	4	1	3	0	0	0	0									
Inning Stats	R: 0 E: 0 K: 0 S: 10	H: 1 LOB: 1 BB: 0 P: 15	R: 0 E: 0 K: 0 S: 7	H: 0 LOB: 0 BB: 1 P: 13	R: 1 E: 1 K: 0 S: 20	H: 2 LOB: 2 BB: 0 P: 30	R: 3 E: 0 K: 0 S: 14	H: 2 LOB: 0 BB: 0 P: 21	R: 1 E: 0 K: 0 S: 9	H: 1 LOB: 1 BB: 1 P: 18	R: 1 E: 0 K: 1 S: 17	H: 3 LOB: 2 BB: 0 P: 28	R: 0 E: 0 K: 1 S: 5	H: 0 LOB: 0 BB: 0 P: 6	R: 0 E: 0 K: 1 S: 7	H: 1 LOB: 1 BB: 0 P: 9	R: 0 E: 0 K: 1 S: 7	H: 0 LOB: 0 BB: 0 P: 11	1B: 6 2B: 3 3B: 0 HR: 1	SF: 0 SAC: 0 DP: 1 HBP: 0	WP: 1 PB: 0 SB: 1 CS: 0	PA: 40			
PITCHER	IP	WLS	BF	H	R	ER	SO	BB	IBB	HBP	BLK	WP	HR	S	P	ERA	WHIP								
Don August, R ERA: 3.18 (1, 1)	4.0	L	21	6	5	5	0	2	0	0	0	0	1	53	87	11.25	2.000								
Odel Jones, R ERA: 3.41 (5, 1)	1.2		8	3	1	1	1	0	0	0	0	1	0	23	35	5.40	1.800								
Paul Mirabella, L ERA: 1.95 (6, 1)	3.1		11	1	0	0	3	0	0	0	0	0	0	20	29	0.00	0.300								

Oakland Athletics @ Milwaukee Brewers
Milwaukee County Stadium, Milwaukee, WI
Wed Jun 22 1988, 4:33 AM EDT
Att: 30,772 - Sunny - 92 F

AB	38
R	6
H	10
RBI	5
BB	2
SO	4
LOB	16



Batter	1	2	3	4	5	6	7	8	9	AB	R	H	RBI	BB	SO	LOB	BOTTOM								
Paul Moltis, R OBP: 0.390, SLG: 0.410 (1, 5)	4-0 1B BB		1-1 F4			3-2 L9		0-1 FC4-6 1B		2	0	0	0	1	0	0									
Juan Castillo, S OBP: 0.308, SLG: 0.270 (7, 5)			2-0 F7 S			2-2 F7		1-3 K		4	0	1	0	0	1	2									
Jim Gantner, L OBP: 0.319, SLG: 0.323 (1, 4)	1-0 F7		2-2 F8 1B			2-0 6-3		0-2 FC4-6 1-2		4	0	0	0	0	0	3									
Robin Yount, R OBP: 0.365, SLG: 0.480 (1, 8)	0-0 F8		2-2 5-3			2-0 6-3		0-2 FC4-6 1-2		4	0	0	0	0	0	3									
Jeffrey Leonard, R OBP: 0.296, SLG: 0.373 (1, 7)	0-1 FC5-4 1B		1-0 F8			1-1 2B 4-3 1B		0-1 F7		4	1	2	0	0	0	1									
Glenn Braggs, R OBP: 0.309, SLG: 0.434 (1, 10)	0-1 FC5-4		2-1 L8			2-2 F8		3-2 5-3		4	0	0	0	0	0	3									
B.J. Surhoff, L OBP: 0.308, SLG: 0.341 (1, 2)		3-1 F8		1-2 3-1		0-1 4-3 1B 2B		0-0 F6		4	1	1	0	0	0	0									
Dale Sveum, S OBP: 0.297, SLG: 0.418 (1, 6)		0-3 K		2-3 K		0-0 4-3		1-3 K		4	0	0	1	0	3	1									
Darryl Hamilton, L OBP: 0.300, SLG: 0.316 (1, 9)		0-1 4-3		0-1 6-3		0-1 6-3		2-3 3-H 0-1 1B		3	0	1	1	0	0	0									
Billy Jo Robidoux, L OBP: 0.231, SLG: 0.280 (1, 3)			0-1 4-3		3-3 K		3-3 K			3	0	0	0	0	2	1									
Inning Stats	R: 0 E: 0 K: 0 S: 6	H: 1 LOB: 2 BB: 1 P: 11	R: 0 E: 0 K: 1 S: 7	H: 0 LOB: 0 BB: 0 P: 10	R: 0 E: 0 K: 0 S: 9	H: 1 LOB: 1 BB: 0 P: 14	R: 0 E: 0 K: 0 S: 6	H: 0 LOB: 0 BB: 0 P: 10	R: 0 E: 0 K: 2 S: 9	H: 0 LOB: 0 BB: 0 P: 14	R: 0 E: 0 K: 0 S: 9	H: 0 LOB: 0 BB: 0 P: 16	R: 2 E: 0 K: 1 S: 15	H: 3 LOB: 1 BB: 0 P: 19	R: 0 E: 0 K: 1 S: 10	H: 1 LOB: 0 BB: 0 P: 11	R: 0 E: 0 K: 1 S: 8	H: 0 LOB: 0 BB: 0 P: 12	1B: 5 2B: 1 3B: 0 HR: 0	SF: 0 SAC: 0 DP: 0 HBP: 0	WP: 0 PB: 0 SB: 1 CS: 0	PA: 34			
PITCHER	IP	WLS	BF	H	R	ER	SO	BB	IBB	HBP	BLK	WP	HR	S	P	ERA	WHIP								
Dave Stewart, R ERA: 3.59 (1, 1)	9.0	W	34	6	2	2	6	1	0	0	0	0	0	79	117	2.00	0.778								

Oakland Athletics @ Milwaukee Brewers
Milwaukee County Stadium, Milwaukee, WI
Wed Jun 22 1988, 4:33 AM EDT
Att: 30,772 - Sunny - 92 F

AB	33
R	2
H	6
RBI	2
BB	1
SO	6
LOB	11



Batter	1	2	3	4	5	6	7	8	9	AB	R	H	RBI	BB	SO	LOB	TOP										
Dan Gladden, R OBP: 0.322, SLG: 0.439	P5		G4-6-3		F9		K		WP SF7 2B	5	1	2	0	1	1		Minnesota Twins @ Oakland Athletics Oakland-Alameda County Coliseum, Oakland, CA Fri Jun 24 1988, 7:05 PM PDT Att: 30,826 - Unknown livebaseballscorecards.com										
John Moses, S OBP: 0.384, SLG: 0.485 Brian Harper, R OBP: 0.429, SLG: 0.480	G6-3			F8		1B	G4-1		SF7 HR HBP	4	1	1	0	0	0	0											
Kirby Puckett, R OBP: 0.354, SLG: 0.509	FC4-6 1B			K		1B			SF7	4	0	2	1	0	2	0											
Randy Bush, L OBP: 0.391, SLG: 0.481	FC4-6			P5		P2			F7	5	1	1	1	0	0	5											
Gary Gaetti, R OBP: 0.353, SLG: 0.539		G5-3			HR				P6	5	2	3	4	0	0	0											
Gene Larkin, S OBP: 0.339, SLG: 0.346		K			F8				G3	5	0	0	0	0	2	3											
Tim Laudner, R OBP: 0.346, SLG: 0.482 Mark Davidson, R OBP: 0.375, SLG: 0.520		K			HR				BLK SH 2B	3	1	2	0	1	1	0											
Steve Lombardozzi, R OBP: 0.328, SLG: 0.284			G6-3		F9				SH BLK 2B	3	1	0	0	0	0	4											
Greg Gagne, R OBP: 0.294, SLG: 0.454							G5-3		2B WP BB	3	2	2	2	1	0	0											
Inning Stats	R: 0 E: 0 K: 0 S: 9	H: 1 LOB: 1 BB: 0 P: 10	R: 0 E: 0 K: 2 S: 8	H: 0 LOB: 0 BB: 0 P: 10	R: 0 E: 0 K: 1 S: 10	H: 1 LOB: 0 BB: 0 P: 14	R: 0 E: 0 K: 1 S: 9	H: 0 LOB: 0 BB: 0 P: 13	R: 3 E: 0 K: 0 S: 14	H: 3 LOB: 3 BB: 0 P: 20	R: 1 E: 0 K: 2 S: 12	H: 3 LOB: 3 BB: 1 P: 20	R: 0 E: 0 K: 1 S: 7	H: 0 LOB: 0 BB: 0 P: 15	R: 1 E: 0 K: 2 S: 11	H: 1 LOB: 0 BB: 0 P: 18		R: 6 E: 0 K: 0 S: 19	H: 3 LOB: 1 BB: 1 P: 32	1B: 7 2B: 1 3B: 0 HR: 4	SF: 1 SAC: 1 DP: 1 HBP: 1	WP: 1 PB: 1 SB: 0 CS: 0	PA: 42				
PITCHER	IP	WLS	BF	H	R	ER	SO	BB	IBB	HBP	BLK	WP	HR	S	P	ERA	WHIP										
Storm Davis, R ERA: 3.51	(1, 1)	5.0	21	7	4	4	3	0	0	0	0	0	2	53	70	7.20	1.400										
Greg Cadaret, L ERA: 2.79	(6, 1)	0.1	1	0	0	0	0	0	0	0	0	0	0	4	7	0.00	0.000										
Gene Nelson, R ERA: 3.26	(6, 1)	2.2	L	12	3	2	2	3	1	0	0	0	1	26	47	6.75	1.500										
Rick Honeycutt, L ERA: 3.92	(9, 1)	0.0		4	1	2	2	0	1	0	1	1	0	8	15	∞	∞										
Eric Plunk, R ERA: 2.7	(9, 1)	1.0		4	1	3	3	0	0	0	0	0	1	8	13	27.00	1.000										

Batter	1	2	3	4	5	6	7	8	9	AB	R	H	RBI	BB	SO	LOB	BOTTOM										
Carney Lansford, R OBP: 0.384, SLG: 0.449	P3		F9	FC5-4 CS 1B		P6			F9	5	0	0	0	0	0	3	Minnesota Twins @ Oakland Athletics Oakland-Alameda County Coliseum, Oakland, CA Fri Jun 24 1988, 7:05 PM PDT Att: 30,826 - Unknown livebaseballscorecards.com										
Luis Polonia, L OBP: 0.286, SLG: 0.250	S 1B		WP 1B	CS 1B		K				4	2	3	1	0	1	0											
Dave Henderson, R OBP: 0.369, SLG: 0.551	G6-4-3 1B		K 1B	K		F7				4	0	1	1	0	2	4											
Dave Parker, L OBP: 0.328, SLG: 0.447	G6-4-3		K 1B		P6		F7			4	0	0	0	0	1	3											
Ron Hassey, L OBP: 0.331, SLG: 0.450	G1-3		1B		F7		F7			4	0	1	2	0	0	0											
Mark McGwire, R OBP: 0.339, SLG: 0.446	F8		K		BB		K			3	0	0	0	1	2	2											
Stan Javier, S OBP: 0.315, SLG: 0.342	S 1B			1B 1B		G4-3		L4		4	1	2	0	0	0	1											
Glenn Hubbard, R OBP: 0.322, SLG: 0.282	G6-3		FC5-4 1B 1B		G4-3				F8	4	1	1	0	0	0	1											
Walt Weiss, S OBP: 0.324, SLG: 0.324			WP 1B HBP		F7				K	3	1	1	1	0	1	0											
Inning Stats	R: 1 E: 0 K: 0 S: 6	H: 2 LOB: 0 BB: 0 P: 11	R: 0 E: 0 K: 0 S: 10	H: 1 LOB: 1 BB: 0 P: 14	R: 2 E: 0 K: 3 S: 20	H: 2 LOB: 2 BB: 0 P: 27	R: 2 E: 0 K: 1 S: 11	H: 4 LOB: 1 BB: 0 P: 14	R: 0 E: 0 K: 0 S: 8	H: 0 LOB: 0 BB: 1 P: 18	R: 0 E: 0 K: 0 S: 5	H: 0 LOB: 0 BB: 0 P: 10	R: 0 E: 0 K: 1 S: 14	H: 0 LOB: 0 BB: 0 P: 21	R: 0 E: 0 K: 1 S: 8	H: 0 LOB: 0 BB: 0 P: 12		R: 0 E: 0 K: 1 S: 6	H: 0 LOB: 0 BB: 0 P: 6	1B: 9 2B: 0 3B: 0 HR: 0	SF: 0 SAC: 0 DP: 1 HBP: 1	WP: 1 PB: 0 SB: 2 CS: 2	PA: 37				
PITCHER	IP	WLS	BF	H	R	ER	SO	BB	IBB	HBP	BLK	WP	HR	S	P	ERA	WHIP										
Bert Blyleven, R ERA: 4.8	(1, 1)	4.0	21	5	5	5	4	0	0	1	0	0	0	47	66	11.25	2.250										
Mark Portugal, R ERA: 3.94	(5, 1)	3.0	10	0	0	0	1	1	0	0	0	0	0	27	49	0.00	0.333										
Keith Atherton, R ERA: 3.4	(8, 1)	2.0	W	6	0	0	0	2	0	0	0	0	0	14	18	0.00	0.000										

AB	37
R	11
H	12
RBI	10
BB	2
SO	6
LOB	13



AB	35
R	5
H	9
RBI	5
BB	1
SO	7
LOB	14



Batter	1	2	3	4	5	6	7	8	9	AB	R	H	RBI	BB	SO	LOB	TOP					
Dan Gladden, R (1, 7) OBP: 0.316, SLG: 0.431	F8		K		F9		F8		K	5	0	0	0	0	2	2						
John Moses, S (1, 9) OBP: 0.385, SLG: 0.479	1B		1B SF8		F9		G4-3		P5	5	1	2	0	0	0	1						
Kirby Puckett, R (1, 8) OBP: 0.355, SLG: 0.509	G6-3		1B		F8		E9		2B	4	1	2	1	0	0	1						
Randy Bush, L (1, 10) OBP: 0.388, SLG: 0.476		K	SF8		F9		2B		BB	2	0	0	1	1	1	0						
Gary Gaetti, R (1, 5) OBP: 0.348, SLG: 0.531	G5-3		F7		F7		F8		F8	4	0	0	0	0	0	3						
Gene Larkin, S (1, 3) OBP: 0.345, SLG: 0.352	1B BB		K		BB		2B		2B	2	0	1	1	2	1	0						
Brian Harper, R (1, 2) OBP: 0.452, SLG: 0.481										2	0	1	0	0	1	1						
Kent Hrbek, L (8, PH) OBP: 0.379, SLG: 0.502										0	0	0	0	1	0	0						
Al Newman, S (8, FR) OBP: 0.260, SLG: 0.196										0	0	0	0	0	0	0						
Greg Gagne, R (1, 6) OBP: 0.290, SLG: 0.448										3	0	0	0	0	1	3						
Kelvin Torve, L (8, PH)										1	0	0	0	0	1	3						
Tim Laudner, R (8, 2) OBP: 0.346, SLG: 0.482										0	0	0	0	0	0	0						
Sieve Lombardozzi, R (1, 4) OBP: 0.333, SLG: 0.292			1B		1B		G5-3		K	4	1	2	0	0	1	0						
Inning Stats	R: 0 E: 0 K: 0 S: 7	H: 1 LOB: 0 BB: 0 P: 12	R: 0 E: 0 K: 2 S: 15	H: 1 LOB: 2 BB: 1 P: 23	R: 2 E: 0 K: 1 S: 17	H: 3 LOB: 1 BB: 0 P: 22	R: 0 E: 0 K: 1 S: 8	H: 0 LOB: 0 BB: 0 P: 14	R: 0 E: 0 K: 0 S: 5	H: 1 LOB: 1 BB: 1 P: 7	R: 0 E: 0 K: 1 S: 9	H: 0 LOB: 0 BB: 1 P: 18	R: 0 E: 0 K: 0 S: 10	H: 0 LOB: 0 BB: 0 P: 15	R: 1 E: 1 K: 1 S: 14	H: 2 LOB: 2 BB: 2 P: 25	R: 0 E: 0 K: 2 S: 8	H: 0 LOB: 0 BB: 0 P: 9	1B: 7 2B: 2 3B: 0 HR: 0	SF: 1 SAC: 0 DP: 1 HBP: 1	WP: 0 PB: 0 SB: 0 CS: 0	PA: 38
PITCHER	IP	WLS	BF	H	R	ER	SO	BB	IBB	HBP	BLK	WP	HR	S	P	ERA	WHIP					
Bob Welch, R (1, 1) ERA: 3.48	7.1	W	31	7	3	3	5	3	0	1	0	0	0	75	119	3.68	1.364					
Dennis Eckersley, R (8, 1) ERA: 1.73	1.2	S	7	1	0	0	3	0	1	0	0	0	0	18	26	0.00	0.600					

Minnesota Twins @ Oakland Athletics
Oakland-Alameda County Coliseum, Oakland, CA
Sat Jun 25 1988, 3:33 AM PDT
Att: 38,299 - Sunny

AB 32
R 3
H 8
RBI 3
BB 4
SO 8
LOB 14



Batter	1	2	3	4	5	6	7	8	9	AB	R	H	RBI	BB	SO	LOB	BOTTOM					
Carney Lansford, R (1, 5) OBP: 0.382, SLG: 0.446	P4		E6 HR		F8		F7			4	1	1	0	0	0	2						
Dave Henderson, R (1, 8) OBP: 0.397, SLG: 0.550	1B		F7		K		G6-3			4	1	1	0	0	1	2						
Jose Canseco, R (1, 9) OBP: 0.381, SLG: 0.525	CS		HR		L8		F8			4	1	2	4	0	0	0						
Mark McGwire, R (1, 3) OBP: 0.334, SLG: 0.439	1B		G6-3		G6-3		K			4	0	0	0	0	2	1						
Dave Parker, L (1, 7) OBP: 0.325, SLG: 0.442		G4-3			G3-1					3	0	0	0	0	1	0						
Stan Javier, S (9, 7) OBP: 0.315, SLG: 0.342							K			0	0	0	0	0	0	0						
Don Baylor, R (1, 10) OBP: 0.292, SLG: 0.289	F7		P2		P2		1B			3	0	1	0	0	0	0						
Terry Steinbach, R (1, 2) OBP: 0.320, SLG: 0.383	K		FC5-4		1B		F9			3	0	1	0	0	1	1						
Mike Gallego, R (1, 4) OBP: 0.275, SLG: 0.254			E5 HR		FC5-4		F8			3	1	0	0	0	0	2						
Walt Weiss, S (1, 6) OBP: 0.324, SLG: 0.325	F8		F8		G6-3		1B			3	0	1	0	0	0	1						
Inning Stats	R: 1 E: 0 K: 1 S: 9	H: 2 LOB: 0 BB: 0 P: 12	R: 0 E: 0 K: 1 S: 9	H: 0 LOB: 0 BB: 0 P: 13	R: 3 E: 2 K: 0 S: 10	H: 2 LOB: 0 BB: 0 P: 18	R: 0 E: 0 K: 0 S: 8	H: 1 LOB: 1 BB: 0 P: 13	R: 0 E: 0 K: 1 S: 7	H: 0 LOB: 0 BB: 0 P: 13	R: 0 E: 0 K: 0 S: 8	H: 2 LOB: 2 BB: 0 P: 12	R: 0 E: 0 K: 1 S: 8	H: 0 LOB: 0 BB: 0 P: 17	1B: 5 2B: 1 3B: 0 HR: 1	SF: 0 SAC: 0 DP: 0 HBP: 0	WP: 0 PB: 0 SB: 0 CS: 1	PA: 31				
PITCHER	IP	WLS	BF	H	R	ER	SO	BB	IBB	HBP	BLK	WP	HR	S	P	ERA	WHIP					
Allan Anderson, L (1, 1) ERA: 3.36	7.0	L	28	7	4	1	4	0	0	0	0	0	0	8	17	0.00	0.000					
Juan Berenguer, R (8, 1) ERA: 3.44	1.0		3	0	0	0	1	0	0	0	0	0	0	8	17	0.00	0.000					

Minnesota Twins @ Oakland Athletics
Oakland-Alameda County Coliseum, Oakland, CA
Sat Jun 25 1988, 3:33 AM PDT
Att: 38,299 - Sunny

AB 31
R 4
H 7
RBI 4
BB 0
SO 5
LOB 9



Batter	1	2	3	4	5	6	7	8	9	AB	R	H	RBI	BB	SO	LOB	TOP					
Dan Gladden, R (1, 7) OBP: 0.324, SLG: 0.442	F8 1B		F8			G5-3		G6-4-3 1B		4	1	2	1	1	0	0	Minnesota Twins @ Oakland Athletics Oakland-Alameda County Coliseum, Oakland, CA Sun Jun 26 1988, 3:38 AM PDT Att: 43,154 - Sunny					
John Moses, S (1, 9) OBP: 0.398, SLG: 0.487	S 1B		G4-3 1B			K		G6-4-3 1B		5	1	3	0	0	1							
Kirby Puckett, R (1, 8) OBP: 0.360, SLG: 0.512	F8 1B		G4-3 1B							5	2	3	1	0	0	3						
Randy Bush, L (1, 10) OBP: 0.380, SLG: 0.464	K									4	0	0	0	0	1	6						
Brian Harper, R (9, PH) OBP: 0.459, SLG: 0.452	K									1	0	0	0	0	0	1						
Gary Gaetti, R (1, 5) OBP: 0.353, SLG: 0.540										2	0	0	1	2	1	0						
Tim Laudner, R (1, 2) OBP: 0.358, SLG: 0.506	F8									4	0	3	2	0	0	3						
Kevin Torve, L (1, 3)										3	0	0	0	1	0	4						
Greg Gagne, R (1, 6) OBP: 0.294, SLG: 0.449	K									4	1	2	0	0	1	3						
Al Newman, S (1, 4) OBP: 0.276, SLG: 0.222	K									3	0	0	0	0	1	3						
Inning Stats	R: 0 E: 0 K: 1 S: 15	H: 2 LOB: 3 BB: 1 P: 29	R: 0 E: 0 K: 2 S: 11	H: 0 LOB: 0 BB: 1 P: 18	R: 0 E: 0 K: 0 S: 9	H: 1 LOB: 1 BB: 0 P: 12	R: 0 E: 0 K: 1 S: 8	H: 2 LOB: 2 BB: 0 P: 11	R: 3 E: 0 K: 0 S: 12	H: 3 LOB: 2 BB: 2 P: 25	R: 0 E: 0 K: 1 S: 7	H: 0 LOB: 0 BB: 0 P: 12	R: 1 E: 0 K: 0 S: 8	H: 2 LOB: 1 BB: 0 P: 12	R: 1 E: 0 K: 0 S: 4	H: 2 LOB: 0 BB: 0 P: 6	R: 0 E: 0 K: 0 S: 6	H: 1 LOB: 0 BB: 0 P: 6	1B: 10 2B: 2 3B: 1 HR: 0	SF: 1 SAC: 1 DP: 2 HBP: 0	WP: 2 PB: 0 CS: 1	PA: 41
PITCHER	IP WLS BF H R ER SO BB IBB HBP BLK WP HR S P ERA WHIP																					
Dave Stewart, R (1, 1) ERA: 3.67	7.0 L 34 10 4 4 5 3 1 0 0 2 0 70 119 5.14 1.857																					
Rick Honeycutt, L (8, 1) ERA: 3.95	2.0 7 3 1 1 0 0 0 0 0 0 0 10 12 4.50 1.500																					

AB	35
R	5
H	13
RBI	5
BB	4
SO	5
LOB	24



Batter	1	2	3	4	5	6	7	8	9	AB	R	H	RBI	BB	SO	LOB	BOTTOM					
Carney Lansford, R (1, 5) OBP: 0.376, SLG: 0.436	F8		F8			G6-3		F7		5	0	0	0	0	0	2	Minnesota Twins @ Oakland Athletics Oakland-Alameda County Coliseum, Oakland, CA Sun Jun 26 1988, 3:38 AM PDT Att: 43,154 - Sunny					
Dave Henderson, R (1, 8) OBP: 0.360, SLG: 0.539	F8		G6-3			G6-3		E4		4	0	0	0	0	0	2						
Jose Canseco, R (1, 9) OBP: 0.361, SLG: 0.519	BB		1B					P4		3	0	2	0	1	0	3						
Mark McGwire, R (1, 3) OBP: 0.335, SLG: 0.437	FC6-4 1B		P4					F9		3	0	0	0	1	1	5						
Don Baylor, R (1, 10) OBP: 0.291, SLG: 0.288	FC6-4									4	0	1	0	0	2	2						
Terry Steinbach, R (1, 2) OBP: 0.308, SLG: 0.365			F8					L7		4	0	1	0	0	0	2						
Stan Javier, S (1, 7) OBP: 0.313, SLG: 0.335								F8		4	0	1	0	0	1	3						
Mike Gallego, R (1, 4) OBP: 0.277, SLG: 0.256			F9							3	0	1	0	0	0	2						
Luis Polonia, L (9, PH) OBP: 0.333, SLG: 0.346										1	0	0	0	0	0	0						
Walt Weiss, S (1, 6) OBP: 0.317, SLG: 0.317										4	0	1	0	0	0	1						
Inning Stats	R: 0 E: 0 K: 0 S: 11	H: 0 LOB: 2 BB: 2 P: 20	R: 0 E: 0 K: 0 S: 9	H: 1 LOB: 1 BB: 0 P: 11	R: 0 E: 0 K: 2 S: 6	H: 1 LOB: 1 BB: 0 P: 12	R: 0 E: 0 K: 2 S: 10	H: 1 LOB: 1 BB: 0 P: 17	R: 0 E: 0 K: 0 S: 7	H: 0 LOB: 0 BB: 0 P: 10	R: 0 E: 0 K: 1 S: 11	H: 2 LOB: 2 BB: 0 P: 16	R: 0 E: 1 K: 0 S: 10	H: 2 LOB: 3 BB: 0 P: 16	R: 0 E: 0 K: 1 S: 8	H: 0 LOB: 0 BB: 0 P: 13	R: 0 E: 0 K: 0 S: 11	H: 0 LOB: 0 BB: 0 P: 15	1B: 7 2B: 0 3B: 0 HR: 0	SF: 0 SAC: 0 DP: 0 HBP: 0	WP: 0 PB: 0 CS: 0	PA: 37
PITCHER	IP WLS BF H R ER SO BB IBB HBP BLK WP HR S P ERA WHIP																					
Frank Viola, L (1, 1) ERA: 2.34	6.1 W 29 7 0 0 0 2 0 0 0 0 0 21 33 0.00 0.000																					
Keith Atherton, R (7, 1) ERA: 3.19	2.2 S 8 0 0 0 1 0 0 0 0 0 0 0 21 33 0.00 0.000																					

AB	35
R	0
H	7
RBI	0
BB	2
SO	4
LOB	22



Batter	1	2	3	4	5	6	7	8	9	10	11	12	13	14	AB	R	H	RBI	BB	SO	LOB	TOP						
Jim Gantner, L OBP: 0.324, SLG: 0.326 (1, 4)															5	1	2	0	2	0	2							
B.J. Surhoff, L OBP: 0.305, SLG: 0.336 (1, 5)															6	1	2	0	0	1	2							
Robin Yount, R OBP: 0.362, SLG: 0.469 (1, 9)															5	0	1	0	1	0	2							
Jeffrey Leonard, R OBP: 0.289, SLG: 0.357 (1, 7)															6	0	1	2	0	1	4							
Rob Deer, R OBP: 0.292, SLG: 0.381 (1, 9)															7	0	0	0	0	3	4							
Glenn Braggs, R OBP: 0.308, SLG: 0.428 (1, 10)																6	1	2	0	0	2	0						
Billy Jo Robidoux, L OBP: 0.300, SLG: 0.316 (1, 3)															6	0	2	0	0	0	3							
Bill Schroeder, R OBP: 0.217, SLG: 0.286 (1, 2)															2	0	0	0	0	1	2							
Charlie O'Brien, R OBP: 0.375, SLG: 0.500 (5, 2)															4	0	3	1	0	0	1							
Dale Sveum, S OBP: 0.287, SLG: 0.412 (1, 6)															6	1	1	1	0	1	5							
Inning Stats	R: 1 E: 0 K: 1 S: 10	H: 1 LOB: 1 BB: 1 P: 17	R: 0 E: 0 K: 0 S: 7	H: 1 LOB: 1 BB: 0 P: 11	R: 0 E: 1 K: 0 S: 7	H: 1 LOB: 1 BB: 0 P: 11	R: 0 E: 0 K: 0 S: 9	H: 1 LOB: 1 BB: 0 P: 10	R: 2 E: 0 K: 0 S: 11	H: 3 LOB: 1 BB: 0 P: 17	R: 0 E: 0 K: 0 S: 10	H: 1 LOB: 1 BB: 0 P: 14	R: 0 E: 0 K: 0 S: 7	H: 1 LOB: 1 BB: 0 P: 10	R: 0 E: 0 K: 1 S: 8	H: 0 LOB: 1 BB: 0 P: 15	R: 0 E: 0 K: 1 S: 8	H: 2 LOB: 2 BB: 0 P: 27	R: 0 E: 0 K: 0 S: 7	H: 0 LOB: 0 BB: 0 P: 11	R: 1 E: 0 K: 1 S: 21	H: 1 LOB: 1 BB: 1 P: 31	R: 0 E: 0 K: 1 S: 11	H: 1 LOB: 2 BB: 1 P: 19	1B: 10 2B: 4 3B: 0 HR: 1	SF: 1 SAC: 2 DP: 1 HBP: 0	WP: 1 PB: 0 SB: 1 CS: 2	PA: 59
PITCHER	IP	WLS	BF	H	R	ER	SO	BB	IBB	HBP	BLK	WP	HR	S	P	ERA	WHIP											
Todd Burns, R ERA: 2.29 (11, 1)	10.0		41	10	3	3	5	2	0	0	0	0	1	85	133	2.70	1.200											
Greg Gaiardini, L ERA: 2.76 (11, 1)	3.1		15	4	1	1	3	0	0	0	1	1	0	51	78	2.70	1.200											
Dennis Eckersley, R ERA: 1.7 (14, 1)	0.2		3	0	0	0	1	1	0	0	0	0	0	6	10	0.00	1.500											

Milwaukee Brewers @ Oakland Athletics
Oakland-Alameda County Coliseum, Oakland, CA

Mon Jun 27 1988, 7:05 PM PDT
Att: 25,933 - Unknown - 66 F

livebaseballscorecards.com

AB 53
R 4
H 14
RBI 4
BB 3
SO 9
LOB 25

Batter	1	2	3	4	5	6	7	8	9	10	11	12	13	14	AB	R	H	RBI	BB	SO	LOB	BOTTOM										
Luis Polonia, L OBP: 0.313, SLG: 0.300 (1, 7)															4	0	0	0	1	0	1											
Mark McGwire, R OBP: 0.338, SLG: 0.439 (13, PH)															5	1	1	1	1	0	2											
Stan Javier, S OBP: 0.313, SLG: 0.332 (1, 8)															6	1	2	2	0	1	3											
Jose Canseco, R OBP: 0.380, SLG: 0.526 (1, 9)															6	1	2	2	0	1	3											
Dave Parker, L OBP: 0.324, SLG: 0.436 (1, 10)															6	0	2	0	0	1	1											
Ron Hassey, L OBP: 0.322, SLG: 0.436 (1, 2)															5	0	0	0	0	2	1											
Don Baylor, R OBP: 0.289, SLG: 0.286 (13, PH)															1	0	0	0	0	0	3											
Glenn Hubbard, R OBP: 0.327, SLG: 0.284 (14, 4)															0	0	0	0	0	0	0											
Carney Lansford, R OBP: 0.375, SLG: 0.432 (1, 5)															5	1	1	0	1	0	1											
Terry Steinbach, R OBP: 0.301, SLG: 0.355 (1, 3)															6	0	1	0	0	1	2											
Mike Gallego, R OBP: 0.278, SLG: 0.263 (1, 4)															4	1	1	0	0	1	1											
Dave Henderson, R OBP: 0.366, SLG: 0.541 (13, PH)															1	1	1	1	1	0	0											
Walt Weiss, S OBP: 0.314, SLG: 0.314 (1, 6)															5	0	1	0	0	1	2											
Inning Stats	R: 1 E: 0 K: 0 S: 12	H: 1 LOB: 0 BB: 0 P: 15	R: 0 E: 0 K: 1 S: 7	H: 0 LOB: 0 BB: 0 P: 9	R: 2 E: 1 K: 0 S: 11	H: 2 LOB: 1 BB: 1 P: 21	R: 0 E: 0 K: 0 S: 13	H: 1 LOB: 1 BB: 0 P: 20	R: 0 E: 0 K: 0 S: 6	H: 1 LOB: 0 BB: 0 P: 8	R: 0 E: 0 K: 0 S: 5	H: 1 LOB: 1 BB: 0 P: 5	R: 0 E: 0 K: 0 S: 5	H: 0 LOB: 0 BB: 0 P: 9	R: 0 E: 0 K: 0 S: 5	H: 0 LOB: 0 BB: 0 P: 5	R: 0 E: 0 K: 0 S: 5	H: 0 LOB: 0 BB: 0 P: 9	R: 0 E: 0 K: 0 S: 4	H: 0 LOB: 0 BB: 0 P: 6	R: 0 E: 0 K: 1 S: 9	H: 0 LOB: 0 BB: 0 P: 12	R: 0 E: 0 K: 0 S: 5	H: 1 LOB: 1 BB: 1 P: 10	R: 1 E: 0 K: 0 S: 17	H: 3 LOB: 3 BB: 1 P: 29	R: 1 E: 0 K: 1 S: 7	H: 1 LOB: 1 BB: 1 P: 16	1B: 9 2B: 1 3B: 0 HR: 1	SF: 0 SAC: 0 DP: 2 HBP: 0	WP: 1 PB: 0 SB: 2 CS: 0	PA: 53
PITCHER	IP	WLS	BF	H	R	ER	SO	BB	IBB	HBP	BLK	WP	HR	S	P	ERA	WHIP															
Chris Bosio, R ERA: 3.09 (11, 1)	10.0		36	6	3	3	4	1	0	0	0	0	0	80	119	2.70	0.700															
Chuck Crim, L ERA: 2.66 (11, 1)	2.0		8	1	1	1	2	2	0	0	0	0	0	16	29	4.50	1.500															
Dan Plesac, L ERA: 2.16 (13, 1)	1.1		9	4	1	1	1	1	0	0	1	1	0	22	39	6.75	3.750															

Milwaukee Brewers @ Oakland Athletics
Oakland-Alameda County Coliseum, Oakland, CA

Mon Jun 27 1988, 7:05 PM PDT
Att: 25,933 - Unknown - 66 F

livebaseballscorecards.com

AB 49
R 5
H 11
RBI 4
BB 4
SO 7
LOB 17

Batter	1	2	3	4	5	6	7	8	9	AB	R	H	RBI	BB	SO	LOB	TOP				
Jim Gantner, L (1, 4) OBP: 0.323, SLG: 0.325	0-1 CS 1B			2-3 K		0-0 4-3		2-2 FC6-4 1B 3B		4	1	1	0	0	1	1					
B.J. Surhoff, L (1, 5) OBP: 0.308, SLG: 0.339	3-2 CS 1B			1-3 K			0-0 B1-3	1-1 3B 1B		4	1	2	0	0	1	0					
Robin Yount, R (1, 8) OBP: 0.364, SLG: 0.479	3-2 L4			1-1 2B			2-3 K	0-1 1-H 3-H 3B		4	0	2	2	0	1	1					
Jeffrey Leonard, R (1, 7) OBP: 0.288, SLG: 0.355		0-1 5-3		2-2 5-3			0-0 HR 1B	0-0 6-3		4	1	1	0	0	0	2					
Rob Deer, R (1, 9) OBP: 0.295, SLG: 0.398		2-0 L5			1-0 F4		1-1 HR		1-0 BLK 2B	4	1	2	2	0	0	0					
Glenn Braggs, R (1, 10) OBP: 0.307, SLG: 0.423		1-1 G3			2-2 L5		4-2 BB		3-1 5-3	3	0	0	0	1	0	1					
Billy Jo Robitoux, L (1, 3) OBP: 0.295, SLG: 0.293			2-1 5-3		2-2 4-3		3-3 K		4-0 SH2-3 IBB	3	0	0	0	1	1	1					
Charlie O'Brien, R (1, 2) OBP: 0.364, SLG: 0.400			2-2 5-3			1-1 6-3		4-2 FC6-4 BB	1-1 SH2-3	2	0	0	0	1	0	0					
Dale Sveum, S (1, 6) OBP: 0.282, SLG: 0.405			1-1 6-3			2-3 K		1-3 K	3-3 K	4	0	0	0	0	3	3					
Inning Stats	R: 0 E: 0 K: 0 S: 11	H: 2 LOB: 0 BB: 0 P: 17	R: 0 E: 0 K: 0 S: 5	H: 0 LOB: 0 BB: 0 P: 8	R: 0 E: 0 K: 0 S: 8	H: 0 LOB: 1 BB: 0 P: 13	R: 0 E: 0 K: 0 S: 12	H: 1 LOB: 1 BB: 0 P: 18	R: 0 E: 0 K: 1 S: 6	H: 0 LOB: 0 BB: 0 P: 9	R: 2 E: 0 K: 2 S: 16	H: 2 LOB: 1 BB: 1 P: 26	R: 2 E: 0 K: 1 S: 14	H: 2 LOB: 1 BB: 1 P: 22	R: 0 E: 0 K: 1 S: 9	H: 1 LOB: 2 BB: 1 P: 21	1B: 4 2B: 2 3B: 1 HR: 1	SF: 0 SAC: 1 DP: 0 HBP: 0	WP: 0 PB: 0 SB: 0 CS: 2	PA: 36	
PITCHER	IP	WLS	BF	H	R	ER	SO	BB	IBB	HBP	BLK	WP	HR	S	P	ERA	WHIP				
Storm Davis, R (1, 1) ERA: 3.59	8.0	L	31	7	4	4	6	2	0	0	0	0	1	80	126	4.50	1.125				
Jim Corsi, R (9, 1) ERA:	1.0		5	1	0	0	1	0	1	0	1	0	0	9	21	0.00	1.000				

Milwaukee Brewers @ Oakland Athletics
Oakland-Alameda County Coliseum, Oakland, CA
Tue Jun 28 1988, 7:05 PM PDT
Att: 23,333 - Unknown - 70 F

AB 32
R 4
H 8
RBI 4
BB 3
SO 7
LOB 9



Batter	1	2	3	4	5	6	7	8	9	AB	R	H	RBI	BB	SO	LOB	BOTTOM					
Luis Polonia, L (1, 7) OBP: 0.361, SLG: 0.364	2-2 L6		4-1 BB BB		3-2 1B			1-2 2B 2B		3	1	2	0	1	0	0						
Dave Henderson, R (1, 8) OBP: 0.368, SLG: 0.543	2-1 5-3		4-1 FC6-4 BB		1-2 F3			1-0 2B 2B		3	0	1	1	1	0	1						
Jose Canseco, R (1, 9) OBP: 0.361, SLG: 0.524	1-1 1B		0-1 FC6-4			4-2 CS BB		1-1 F2		3	0	1	0	1	0	2						
Dave Parker, L (1, 10) OBP: 0.319, SLG: 0.430	0-1 F7			0-0 F9		1-3 K	1-2 K	3-1 F7		4	0	0	0	0	1	3						
Mark McGwire, R (1, 3) OBP: 0.333, SLG: 0.432		0-1 6-3		0-1 5-3		1-1 1-4-3		2-2 F8		4	0	0	0	0	0	0						
Camey Lansford, R (1, 5) OBP: 0.371, SLG: 0.426		0-1 E6 SH1-3		3-2 E6		1-1 5-3		1-0 L7		4	0	0	0	0	0	0						
Terry Steinbach, R (1, 2) OBP: 0.295, SLG: 0.347		0-0 SH1-3		3-2 5-3		0-0 F9		1-0 F8		3	0	0	0	0	0	1						
Mike Gallego, R (1, 4) OBP: 0.270, SLG: 0.257			2-3 K		1-2 5-3			2-1 F6		3	0	0	0	0	1	1						
Walt Weiss, S (1, 6) OBP: 0.310, SLG: 0.309			1-1 1-3		1-0 4-3			1-1 6-3		3	0	0	0	0	0	0						
Inning Stats	R: 0 E: 0 K: 0 S: 13	H: 1 LOB: 1 BB: 0 P: 18	R: 0 E: 1 K: 1 S: 8	H: 0 LOB: 1 BB: 0 P: 10	R: 0 E: 0 K: 0 S: 6	H: 0 LOB: 1 BB: 2 P: 15	R: 0 E: 0 K: 0 S: 9	H: 0 LOB: 1 BB: 0 P: 15	R: 0 E: 0 K: 0 S: 12	H: 1 LOB: 1 BB: 0 P: 18	R: 0 E: 0 K: 1 S: 7	H: 0 LOB: 0 BB: 1 P: 13	R: 0 E: 0 K: 0 S: 5	H: 0 LOB: 0 BB: 0 P: 8	R: 1 E: 0 K: 0 S: 10	H: 2 LOB: 1 BB: 0 P: 17	R: 0 E: 0 K: 0 S: 5	H: 0 LOB: 0 BB: 0 P: 9	1B: 2 2B: 3 3B: 0 HR: 0	SF: 0 SAC: 1 DP: 1 HBP: 0	WP: 0 PB: 0 SB: 0 CS: 1	PA: 34
PITCHER	IP	WLS	BF	H	R	ER	SO	BB	IBB	HBP	BLK	WP	HR	S	P	ERA	WHIP					
Don August, R (1, 1) ERA: 2.65	9.0	W	34	4	1	1	2	3	0	0	0	0	0	75	123	1.00	0.778					

Milwaukee Brewers @ Oakland Athletics
Oakland-Alameda County Coliseum, Oakland, CA
Tue Jun 28 1988, 7:05 PM PDT
Att: 23,333 - Unknown - 70 F

AB 30
R 1
H 4
RBI 1
BB 3
SO 2
LOB 8



Batter	1	2	3	4	5	6	7	8	9	AB	R	H	RBI	BB	SO	LOB	TOP				
Jim Gantner, L (1,4) OBP: 0.322, SLG: 0.324	4-3		4-3		5-3			1-1 BB		4	0	1	0	0	0	0					
B.J. Surhoff, L (1,5) OBP: 0.303, SLG: 0.333	F9		4-3			1-3		1-2 F7		4	0	0	0	0	0	1					
Robin Yount, R (1,10) OBP: 0.365, SLG: 0.478	6-3				F9			4-1 BB		3	0	1	0	1	0	0					
Jeffrey Leonard, R (1,7)		0-2 F9			2-2 HBP			1-0 F8		4	1	1	0	0	0	3					
Rob Deer, R (1,9) OBP: 0.295, SLG: 0.394		1-2 F8		3-0 H	1B			2-2 F9		3	0	0	0	0	1	1					
Darryl Hamilton, L (1,8) OBP: 0.333, SLG: 0.320		3-1 S		0-1	1B			2-2 L6		4	1	2	1	0	0	0					
Joey Meyer, R (1,3) OBP: 0.252, SLG: 0.382		1-2 1B		1-3 2-H	1B			1-3 K		4	0	1	1	0	1	2					
Charlie O'Brien, R (1,2) OBP: 0.286, SLG: 0.308		1-3 K						1-0 F7		3	0	0	0	0	1	1					
Dale Sveum, S (1,6) OBP: 0.280, SLG: 0.402								3-2 F7		2	0	0	0	0	2	0					
Billy Jo Roddick, L (8, PH) OBP: 0.289, SLG: 0.286										1	0	0	0	0	0	0					
Juan Castillo, S (8,6) OBP: 0.286, SLG: 0.250										0	0	0	0	0	0	0					
Inning Stats	R: 0 E: 0 K: 0 S: 9	H: 0 LOB: 0 BB: 0 P: 14	R: 1 E: 0 K: 1 S: 15	H: 2 LOB: 1 BB: 0 P: 21	R: 0 E: 0 K: 1 S: 5	H: 0 LOB: 0 BB: 0 P: 9	R: 1 E: 0 K: 0 S: 11	H: 2 LOB: 1 BB: 0 P: 18	R: 0 E: 0 K: 1 S: 5	H: 1 LOB: 1 BB: 0 P: 10	R: 0 E: 0 K: 1 S: 7	H: 0 LOB: 0 BB: 0 P: 11	R: 0 E: 0 K: 0 S: 10	H: 1 LOB: 2 BB: 1 P: 20	R: 0 E: 0 K: 0 S: 8	H: 0 LOB: 0 BB: 0 P: 11	1B: 6 2B: 1 3B: 0 HR: 0	SF: 0 SAC: 0 DP: 1 HBP: 1	WP: 0 PB: 0 SB: 1 CS: 0	PA: 34	
PITCHER	IP	WLS	BF	H	R	ER	SO	BB	IBB	HBP	BLK	WP	HR	S	P	ERA	WHIP				
Bob Welch, R (1,1) ERA: 3.38	9.0	W	34	6	2	2	5	1	0	1	0	0	0	78	123	2.00	0.778				

Milwaukee Brewers @ Oakland Athletics
Oakland-Alameda County Coliseum, Oakland, CA
Wed Jun 29 1988, 3:33 AM PDT
Att: 23,506 - Unknown

AB 32
R 2
H 6
RBI 2
BB 1
SO 5
LOB 8



Batter	1	2	3	4	5	6	7	8	9	AB	R	H	RBI	BB	SO	LOB	BOTTOM				
Luis Polonia, L (1,7) OBP: 0.390, SLG: 0.361	1B SF8		F7	1B 2-H			G3	4-0 BB		3	1	1	1	2	0	0					
Stan Javier, S (1,9) OBP: 0.318, SLG: 0.338	F8		0-1 BB	1-1 1B			L9 WP	0-0 L5		5	1	3	0	0	0	3					
Jose Canseco, R (1,10) OBP: 0.384, SLG: 0.522	1-3 1B		4-2 BB	2-3 K			4-0 HR	0-0 F8		3	1	1	0	2	1	4					
Ron Hassey, L (1,2) OBP: 0.313, SLG: 0.425	SF8		0-0 L3				0-0 L9	0-0 G3		4	0	0	1	0	0	6					
Dave Henderson, R (1,8) OBP: 0.366, SLG: 0.552	F9		2-2 F9				2-3 HR			4	1	1	3	0	0	3					
Mark McWire, R (1,3) OBP: 0.335, SLG: 0.429		2-2 5-3		4-1 E			4-1 F8	4-1 BLK		2	1	0	0	2	0	0					
Glenn Hubbard, R (1,4) OBP: 0.325, SLG: 0.277		1-1 F8		0-2 4-3			1-0 F8	4-0 BB		3	0	0	0	1	0	1					
Walt Weiss, S (1,6) OBP: 0.305, SLG: 0.303		0-0 F8		2-0 F6			2-1 F9	1-3 K		4	0	0	0	0	1	3					
Mike Gallego, R (1,5) OBP: 0.283, SLG: 0.288			1-1 HR	1-0 E7			1-3 K	4-0 BB		3	2	2	2	1	1	0					
Inning Stats	R: 1 E: 0 K: 0 S: 13	H: 1 LOB: 1 BB: 1 P: 22	R: 0 E: 0 K: 0 S: 8	H: 0 LOB: 0 BB: 0 P: 11	R: 1 E: 0 K: 0 S: 14	H: 2 LOB: 2 BB: 1 P: 21	R: 2 E: 1 K: 1 S: 18	H: 3 LOB: 2 BB: 1 P: 29	R: 0 E: 0 K: 0 S: 4	H: 0 LOB: 0 BB: 0 P: 7	R: 0 E: 0 K: 1 S: 6	H: 0 LOB: 0 BB: 0 P: 10	R: 3 E: 0 K: 1 S: 13	H: 2 LOB: 3 BB: 3 P: 29	R: 0 E: 0 K: 0 S: 3	H: 0 LOB: 2 BB: 2 P: 11	1B: 6 2B: 0 3B: 0 HR: 2	SF: 1 SAC: 0 DP: 0 HBP: 0	WP: 1 PB: 0 SB: 0 CS: 0	PA: 40	
PITCHER	IP	WLS	BF	H	R	ER	SO	BB	IBB	HBP	BLK	WP	HR	S	P	ERA	WHIP				
Bill Wegman, R (1,1) ERA: 3.39	2.2	L	10	1	2	2	2	0	1	0	0	1	0	22	37	6.75	0.375				
Odell Jones, R (4,1) ERA: 3.59	0.1		1	0	0	0	0	0	0	0	0	0	0	1	1	0.00	0.000				
Paul Mirabella, L (7,1) ERA: 2.1	0.1		6	1	1	1	1	4	0	0	1	0	1	5	23	27.00	15.000				
Mark Clear, R (7,1) ERA: 4.26	1.0		3	0	0	0	0	0	0	0	0	0	0	3	3	0.00	0.000				

Milwaukee Brewers @ Oakland Athletics
Oakland-Alameda County Coliseum, Oakland, CA
Wed Jun 29 1988, 3:33 AM PDT
Att: 23,506 - Unknown

AB 31
R 7
H 8
RBI 7
BB 8
SO 3
LOB 20



Batter	1	2	3	4	5	6	7	8	9	AB	R	H	RBI	BB	SO	LOB	TOP					
Luis Polonia, L OBP: 0.378, SLG: 0.350 (1, 7)	F9		K			CS 1B		K		4	0	1	0	0	2	0	Oakland Athletics @ Toronto Blue Jays Exhibition Stadium, Toronto, ON Fri Jul 01 1988, 3:33 AM EDT Att: 35,243 - Cloudy - 65 F					
Dave Parker, L OBP: 0.315, SLG: 0.423 (1, 10)	K		3-1			4-3		F8		4	0	0	0	0	1	1						
Jose Canseco, R OBP: 0.386, SLG: 0.528 (1, 9)	2B			5-3				1B 2B		4	1	2	0	0	0	0						
Ron Hassey, L OBP: 0.306, SLG: 0.415 (1, 2)	F8			F8				P2		4	0	0	0	0	0	2						
Dave Henderson, R OBP: 0.364, SLG: 0.546 (1, 8)		6-3		K				HBP 1B		4	1	1	0	0	1	0						
Carney Lansford, R OBP: 0.374, SLG: 0.427 (1, 5)		F9			2-1	CS 1B		1B HBP		2	0	1	0	0	0	0						
Mark McGwire, R OBP: 0.339, SLG: 0.430 (1, 3)				K				L3 1B		2	0	1	2	1	1	1						
Walt Weiss, S OBP: 0.301, SLG: 0.299 (1, 6)	G3			L7				L3		3	0	0	0	0	0	3						
Mike Gallego, R OBP: 0.277, SLG: 0.282 (1, 4)			1-3					L5		3	0	0	0	0	1	0						
Inning Stats	R: 0 E: 0 K: 1 S: 11	H: 1 LOB: 1 BB: 0 P: 14	R: 0 E: 0 K: 0 S: 5	H: 0 LOB: 1 BB: 1 P: 12	R: 0 E: 0 K: 1 S: 8	H: 0 LOB: 0 BB: 0 P: 14	R: 0 E: 0 K: 1 S: 6	H: 0 LOB: 0 BB: 0 P: 10	R: 0 E: 0 K: 0 S: 9	H: 1 LOB: 0 BB: 0 P: 15	R: 0 E: 0 K: 0 S: 8	H: 1 LOB: 0 BB: 0 P: 10	R: 2 E: 0 K: 0 S: 12	H: 3 LOB: 1 BB: 0 P: 21	R: 0 E: 0 K: 2 S: 8	H: 0 LOB: 0 BB: 0 P: 13	R: 0 E: 0 K: 0 S: 11	H: 0 LOB: 0 BB: 0 P: 20	1B: 4 2B: 3 3B: 0 HR: 0	SF: 0 SAC: 0 DP: 1 HBP: 1	WP: 0 PB: 0 SB: 1 CS: 2	PA: 32
PITCHER Dave Stieb, R ERA: 2.93 (1, 1)	IP: 9.0 WLS: L BF: 32	H: 6 R: 2 ER: 2 SO: 6	BB: 1 IBB: 0 HBP: 1 BLK: 0	WP: 0 HR: 0 S: 78 P: 129	ERA: 2.00 WHIP: 0.778	PITCHER										IP: 9.0 WLS: L BF: 32	H: 6 R: 2 ER: 2 SO: 6	BB: 1 IBB: 0 HBP: 1 BLK: 0	WP: 0 HR: 0 S: 78 P: 129	ERA: 2.00 WHIP: 0.778		

AB	30
R	2
H	6
RBI	2
BB	1
SO	6
LOB	7



Batter	1	2	3	4	5	6	7	8	9	AB	R	H	RBI	BB	SO	LOB	BOTTOM						
Tony Fernandez, S OBP: 0.319, SLG: 0.358 (1, 6)	P6			4-3		K		FC3-6		4	0	0	0	0	1	2	Oakland Athletics @ Toronto Blue Jays Exhibition Stadium, Toronto, ON Fri Jul 01 1988, 3:33 AM EDT Att: 35,243 - Cloudy - 65 F						
Lloyd Moseby, L OBP: 0.355, SLG: 0.374 (1, 8)	L7			F7				K		4	1	1	0	0	1	1							
Rance Mulliniks, L OBP: 0.400, SLG: 0.506 (1, 10)								BB 1B		2	0	0	0	1	1	0							
Cecil Fielder, R OBP: 0.293, SLG: 0.506 (9, PH)	6-3			K				K		1	0	0	0	0	1	0							
George Bell, R OBP: 0.308, SLG: 0.439 (1, 7)		6-3			F9			6-3		4	0	0	0	0	0	2							
Fred McGriff, L OBP: 0.398, SLG: 0.564 (1, 3)		F5			1B BB			F8		2	0	0	0	2	0	2							
Nelson Liriano, S OBP: 0.268, SLG: 0.288 (9, PR)								BB		0	0	0	0	0	0	0							
Kelly Gruber, R OBP: 0.360, SLG: 0.521 (1, 5)		L7			1B PO			F9		4	0	2	1	0	0	1							
Ernie Whitt, L OBP: 0.315, SLG: 0.306 (1, 2)				G3-6-3 BB		PO		6-3		2	0	0	0	1	0	2							
Rick Leach, L OBP: 0.328, SLG: 0.301 (1, 9)				G3-6-3		G3		FC3-6 1B		3	0	1	0	0	0	1							
Sil Campusano, R OBP: 0.283, SLG: 0.344 (9, 9)										0	0	0	0	0	0	0							
Manuel Lee, S OBP: 0.300, SLG: 0.341 (1, 4)				5-3				F2		3	0	1	0	0	0	1							
Inning Stats	R: 0 E: 0 K: 0 S: 7	H: 0 LOB: 0 BB: 0 P: 12	R: 0 E: 0 K: 0 S: 9	H: 0 LOB: 0 BB: 0 P: 14	R: 0 E: 0 K: 0 S: 4	H: 0 LOB: 1 BB: 1 P: 11	R: 0 E: 0 K: 1 S: 7	H: 0 LOB: 0 BB: 0 P: 14	R: 0 E: 0 K: 0 S: 8	H: 1 LOB: 0 BB: 1 P: 14	R: 0 E: 0 K: 1 S: 9	H: 1 LOB: 1 BB: 0 P: 12	R: 1 E: 0 K: 0 S: 10	H: 2 LOB: 2 BB: 1 P: 17	R: 0 E: 0 K: 1 S: 7	H: 1 LOB: 1 BB: 0 P: 11	R: 0 E: 0 K: 1 S: 11	H: 0 LOB: 1 BB: 1 P: 18	1B: 4 2B: 1 3B: 0 HR: 0	SF: 0 SAC: 0 DP: 1 HBP: 0	WP: 0 PB: 0 SB: 0 CS: 0	PA: 34	
PITCHER Dave Stewart, R ERA: 3.54 (1, 1)	IP: 7.1 WLS: W BF: 27	H: 5 R: 1 ER: 1 SO: 2	BB: 3 IBB: 0 HBP: 0 BLK: 0	WP: 0 HR: 0 S: 56 P: 96	ERA: 1.23 WHIP: 1.091	PITCHER										IP: 7.1 WLS: W BF: 27	H: 5 R: 1 ER: 1 SO: 2	BB: 3 IBB: 0 HBP: 0 BLK: 0	WP: 0 HR: 0 S: 56 P: 96	ERA: 1.23 WHIP: 1.091			
Rick Honeycutt, L ERA: 3.89 (8, 1)	0.2	0	0	0	1	0	0	0	0	5	9	0.00	0.000										
Dennis Eckersley, R ERA: 1.66 (9, 1)	1.0	S	4	0	0	1	1	0	0	11	18	0.00	1.000										



Batter	1	2	3	4	5	6	7	8	9	AB	R	H	RBI	BB	SO	LOB	TOP			
Mike Gallego, R OBP: 0.281, SLG: 0.281 (1, 5)	F8		2B	G1-3		F9		HR		4	2	1	0	1	0	1	Oakland Athletics @ Toronto Blue Jays Exhibition Stadium, Toronto, ON Sat Jul 02 1988, 3:33 AM EDT Att: 33,511 - Cloudy - 77 F			
Dave Henderson, R OBP: 0.369, SLG: 0.565 (1, 8)	F7		2B	1B		FC5-4		HR		4	2	2	4	1	0	1				
Jose Canseco, R OBP: 0.396, SLG: 0.525 Luis Polonia, L OBP: 0.378, SLG: 0.350 (1, 9) (8, 7)	K		HR	1B		G5-3		K		4	1	1	0	0	2	0				
Mark McGwire, R OBP: 0.346, SLG: 0.438 (1, 3)		2B	HR	G5-3		BLK		1B		4	2	3	1	1	0	2				
Don Baylor, R OBP: 0.298, SLG: 0.297 (1, 10)	SH1-3		HR		F9		F8			4	1	2	1	1	0	1				
Terry Steinbach, R OBP: 0.294, SLG: 0.367 (1, 2)	SH1-3		HR		G1-3		K			4	1	1	4	0	1	3				
Stan Javier, S OBP: 0.321, SLG: 0.339 (8, 9)	K		L3		G3		SH1		G1	5	1	2	0	0	1	1				
Glenn Hubbard, R OBP: 0.323, SLG: 0.271 (1, 4)	F9		L3		FC5-4		SH1		G5-3	3	0	0	0	1	0	2				
Walt Weiss, S OBP: 0.299, SLG: 0.297 (1, 6)			1-5-3		F8		HR		G4-3	5	1	1	1	0	1	1				
Inning Stats	R: 0 E: 0 K: 1 S: 8	H: 0 LOB: 0 BB: 0 P: 12	R: 1 E: 0 K: 1 S: 10	H: 1 LOB: 1 BB: 1 P: 21	R: 6 E: 0 K: 0 S: 17	H: 5 LOB: 0 BB: 1 P: 27	R: 0 E: 0 K: 0 S: 6	H: 1 LOB: 2 BB: 1 P: 15	R: 0 E: 0 K: 1 S: 11	H: 0 LOB: 1 BB: 1 P: 19	R: 0 E: 0 K: 1 S: 11	H: 1 LOB: 1 BB: 0 P: 18	R: 4 E: 0 K: 1 S: 23	H: 5 LOB: 2 BB: 1 P: 39	R: 0 E: 0 K: 0 S: 5	H: 0 LOB: 0 BB: 0 P: 7	1B: 8 2B: 4 3B: 0 HR: 2	SF: 0 SAC: 2 DP: 1 HBP: 1	WP: 0 PB: 0 SB: 0 CS: 0	PA: 45
PITCHER	IP WLS BF H R ER SO	IP WLS BF H R ER SO	IP WLS BF H R ER SO	IP WLS BF H R ER SO	IP WLS BF H R ER SO	IP WLS BF H R ER SO	IP WLS BF H R ER SO	IP WLS BF H R ER SO	IP WLS BF H R ER SO	IP WLS BF H R ER SO	IP WLS BF H R ER SO	IP WLS BF H R ER SO	IP WLS BF H R ER SO	IP WLS BF H R ER SO	IP WLS BF H R ER SO	IP WLS BF H R ER SO	ERA WHIP	ERA WHIP		
Mike Flanagan, L ERA: 4.75 (1, 1)	2.1 L 15 5 7 7 2																			
Mark Eichhorn, R ERA: 3.53 (3, 1)	5.0 21 5 2 2 2																			
John Cerutti, L ERA: 4.31 (8, 1)	1.2 9 3 2 2 1																			

AB 37
R 11
H 13
RBI 11
BB 5
SO 5
LOB 12



Batter	1	2	3	4	5	6	7	8	9	AB	R	H	RBI	BB	SO	LOB	BOTTOM					
Tony Fernandez, S OBP: 0.320, SLG: 0.358 (1, 6)	CS		G5-4-3		FC4-6		1B		G3-1	5	0	2	0	0	0	2	Oakland Athletics @ Toronto Blue Jays Exhibition Stadium, Toronto, ON Sat Jul 02 1988, 3:33 AM EDT Att: 33,511 - Cloudy - 77 F					
Lloyd Moseby, L OBP: 0.354, SLG: 0.372 (1, 8)	K		G3		K		1B			4	0	1	0	0	2	2						
Cecil Fielder, R OBP: 0.305, SLG: 0.545 Nelson Liriano, S OBP: 0.267, SLG: 0.287 (1, 10) (7, PH)	K			HR		HR		G3		3	2	2	1	0	1	1						
George Bell, R OBP: 0.311, SLG: 0.449 (1, 7)	P5			HR		K		BLK		4	1	2	2	0	1	0						
Kelly Gruber, R OBP: 0.362, SLG: 0.521 (1, 5)	FC5-4			HR		L3		F9		4	0	2	0	0	0	1						
Jesse Barfield, R OBP: 0.272, SLG: 0.353 (1, 9)	FC5-4			F4		1B		K		4	0	1	0	0	1	3						
Pat Borders, R OBP: 0.290, SLG: 0.479 Ernie Whitt, L OBP: 0.312, SLG: 0.303 (1, 2) (6, PH) (7, 2)				G4-6-3		G4-3		G3		1	0	0	0	1	0	1						
Fred McGriff, L OBP: 0.399, SLG: 0.563 (1, 3)	K							G4-6-3		4	0	2	0	0	1	2						
Manuel Lee, S OBP: 0.306, SLG: 0.336 (1, 4)				G5-4-3		FC4-6		G4-6-3		2	0	0	0	2	0	2						
Inning Stats	R: 0 E: 0 K: 2 S: 12	H: 1 LOB: 0 BB: 0 P: 18	R: 0 E: 0 K: 1 S: 8	H: 1 LOB: 2 BB: 1 P: 18	R: 0 E: 0 K: 0 S: 7	H: 0 LOB: 1 BB: 1 P: 14	R: 2 E: 0 K: 0 S: 13	H: 3 LOB: 0 BB: 0 P: 20	R: 0 E: 0 K: 1 S: 6	H: 0 LOB: 1 BB: 1 P: 13	R: 1 E: 0 K: 0 S: 14	H: 2 LOB: 1 BB: 0 P: 23	R: 0 E: 0 K: 1 S: 9	H: 3 LOB: 2 BB: 0 P: 17	R: 0 E: 0 K: 1 S: 9	H: 1 LOB: 1 BB: 0 P: 16	R: 0 E: 0 K: 0 S: 5	H: 1 LOB: 0 BB: 0 P: 10	1B: 10 2B: 0 3B: 0 HR: 2	SF: 0 SAC: 0 DP: 4 HBP: 0	WP: 0 PB: 0 SB: 0 CS: 1	PA: 37
PITCHER	IP WLS BF H R ER SO	IP WLS BF H R ER SO	IP WLS BF H R ER SO	IP WLS BF H R ER SO	IP WLS BF H R ER SO	IP WLS BF H R ER SO	IP WLS BF H R ER SO	IP WLS BF H R ER SO	IP WLS BF H R ER SO	IP WLS BF H R ER SO	IP WLS BF H R ER SO	IP WLS BF H R ER SO	IP WLS BF H R ER SO	IP WLS BF H R ER SO	IP WLS BF H R ER SO	IP WLS BF H R ER SO	ERA WHIP	ERA WHIP				
Curt Young, L ERA: 4.57 (1, 1)	5.0 W 21 6 3 3 4																					
Gene Nelson, R ERA: 3.72 (6, 1)	4.0 S 16 6 0 0 2																					

AB 34
R 3
H 12
RBI 3
BB 3
SO 6
LOB 18



Batter	1	2	3	4	5	6	7	8	9	10	11	12	13	14	15	16	AB	R	H	RBI	BB	SO	LOB	TOP								
Carney Lansford, R OBP: 0.380, SLG: 0.431 (1, 5)																	7	1	4	1	0	0	2									
Luis Polonia, L OBP: 0.333, SLG: 0.308 (1, 7)																	7	0	1	1	0	3	6									
Jose Canseco, R OBP: 0.384, SLG: 0.541 (1, 10)																	6	0	0	0	1	1	5									
Mark McGwire, R OBP: 0.344, SLG: 0.454 (1, 3)																	7	1	2	1	0	2	1									
Ron Hassey, L OBP: 0.302, SLG: 0.401 (1, 2)																	5	0	0	0	0	1	1									
Terry Steinbach, R OBP: 0.291, SLG: 0.361 (13, PH)																6	0	0	0	1	3	1										
Dave Henderson, R OBP: 0.360, SLG: 0.538 (1, 8)																6	0	0	0	1	3	1										
Stan Javier, S OBP: 0.323, SLG: 0.353 (1, 9)																	7	1	4	1	0	1	1									
Glenn Hubbard, R OBP: 0.314, SLG: 0.264 (1, 4)																	6	1	1	0	0	1	3									
Walt Weiss, S OBP: 0.298, SLG: 0.287 (1, 6)																	4	0	0	0	2	0	3									
Inning Stats	R: 0 E: 0 K: 0 S: 6	H: 1 LOB: 0 BB: 0 P: 6	R: 0 E: 0 K: 0 S: 7	H: 1 LOB: 2 BB: 0 P: 14	R: 0 E: 0 K: 1 S: 7	H: 1 LOB: 1 BB: 0 P: 13	R: 0 E: 0 K: 2 S: 11	H: 1 LOB: 1 BB: 0 P: 17	R: 2 E: 1 K: 0 S: 6	H: 3 LOB: 0 BB: 0 P: 9	R: 0 E: 0 K: 3 S: 9	H: 0 LOB: 0 BB: 0 P: 11	R: 0 E: 0 K: 0 S: 3	H: 0 LOB: 0 BB: 0 P: 5	R: 0 E: 1 K: 0 S: 5	H: 1 LOB: 1 BB: 0 P: 8	R: 0 E: 0 K: 1 S: 11	H: 0 LOB: 1 BB: 1 P: 18	R: 0 E: 0 K: 1 S: 6	H: 0 LOB: 0 BB: 0 P: 7	R: 0 E: 0 K: 1 S: 12	H: 1 LOB: 2 BB: 1 P: 17	R: 0 E: 0 K: 1 S: 6	H: 0 LOB: 0 BB: 0 P: 6	R: 0 E: 0 K: 1 S: 8	H: 0 LOB: 0 BB: 0 P: 13	R: 2 E: 1 K: 0 S: 13	H: 2 LOB: 1 BB: 0 P: 15	1B: 10 2B: 0 3B: 0 HR: 2	SF: 0 SAC: 2 DP: 3 HBP: 0	WP: 0 PB: 0 SB: 1 CS: 0	PA: 63
PITCHER	IP 9.0	WLS 36	BF 9	H 2	R 2	ER 0	SO 6	BB 2	IBB 0	HBP 0	BLK 0	WP 0	HR 0	S 107	P 67	ERA 2.00	WHIP 1.222															
Tom Candiotti, R ERA: 3.44 (1, 1)																																
Doug Jones, R ERA: 1.79 (10, 1)																																
Brad Havens, L ERA: 3.18 (13, 1)																																

Oakland Athletics @ Cleveland Indians
Cleveland Municipal Stadium, Cleveland, OH
Mon Jul 04 1988; 3:33 AM EDT
Att: 20,891 - Sunny - 85 F

AB 57
R 12
H 4
RBI 4
BB 4
SO 12
LOB 23



Batter	1	2	3	4	5	6	7	8	9	10	11	12	13	14	15	16	AB	R	H	RBI	BB	SO	LOB	BOTTOM				
Julio Franco, R OBP: 0.344, SLG: 0.418 (1, 4)																	6	1	2	0	0	1	3					
Dave Clark, L OBP: 0.316, SLG: 0.291 (13, 9)																	1	0	0	0	0	1	3					
Willie Upshaw, L OBP: 0.321, SLG: 0.372 (1, 3)																	7	0	1	1	0	2	7					
Joe Carter, R OBP: 0.323, SLG: 0.508 (1, 8)																	6	0	1	1	1	0	1					
Ron Kittle, R OBP: 0.327, SLG: 0.541 (1, 10)																	5	0	1	0	0	2	2					
Carmen Castillo, R OBP: 0.325, SLG: 0.325 (11, PR)																	2	0	0	0	0	0	0					
Mel Hall, L OBP: 0.319, SLG: 0.369 (1, 7)																	7	0	1	0	0	3	1					
Cory Snyder, R OBP: 0.320, SLG: 0.493 (1, 9)																	4	0	1	0	1	0	2					
Domingo Ramos, R OBP: 0.298, SLG: 0.292 (13, 4)																	1	0	0	0	0	0	0					
Brook Jacoby, R OBP: 0.318, SLG: 0.381 (1, 5)																	4	0	1	0	1	2	3					
Jay Bell, R OBP: 0.286, SLG: 0.244 (12, PR)																	1	0	0	0	0	0	0					
Ron Washington, R OBP: 0.302, SLG: 0.344 (13, 5)																	4	0	0	0	0	1	2					
Andy Allanson, R OBP: 0.294, SLG: 0.331 (1, 2)																	4	1	1	0	2	1	0					
Inning Stats	R: 0 E: 0 K: 1 S: 14	H: 1 LOB: 1 BB: 1 P: 24	R: 0 E: 0 K: 1 S: 10	H: 0 LOB: 0 BB: 0 P: 12	R: 1 E: 0 K: 1 S: 9	H: 2 LOB: 1 BB: 0 P: 12	R: 0 E: 0 K: 2 S: 8	H: 0 LOB: 0 BB: 0 P: 13	R: 0 E: 0 K: 1 S: 12	H: 0 LOB: 1 BB: 0 P: 20	R: 1 E: 1 K: 0 S: 11	H: 2 LOB: 1 BB: 0 P: 16	R: 0 E: 0 K: 1 S: 10	H: 1 LOB: 2 BB: 0 P: 13	R: 0 E: 0 K: 0 S: 5	H: 1 LOB: 2 BB: 1 P: 23	R: 0 E: 0 K: 0 S: 6	H: 0 LOB: 0 BB: 0 P: 12	R: 0 E: 0 K: 2 S: 10	H: 0 LOB: 3 BB: 2 P: 19	R: 0 E: 0 K: 1 S: 6	H: 0 LOB: 0 BB: 0 P: 10	R: 0 E: 0 K: 2 S: 9	H: 0 LOB: 0 BB: 0 P: 11	1B: 8 2B: 1 3B: 0 HR: 0	SF: 0 SAC: 3 DP: 1 HBP: 0	WP: 0 PB: 0 SB: 2 CS: 2	PA: 62
PITCHER	IP 9.0	WLS 35	BF 7	H 2	R 2	ER 2	SO 8	BB 3	IBB 0	HBP 0	BLK 0	WP 0	HR 0	S 139	P 91	ERA 2.00	WHIP 1.111											
Bob Welch, R ERA: 3.29 (10, 1)																												
Jim Cozi, R ERA: 4.3 (12, 1)																												
Greg Cadaret, L ERA: 2.87 (12, 1)																												
Dennis Eckerley, R ERA: 1.95 (16, 1)																												

Oakland Athletics @ Cleveland Indians
Cleveland Municipal Stadium, Cleveland, OH
Mon Jul 04 1988; 3:33 AM EDT
Att: 20,891 - Sunny - 85 F

AB 53
R 2
H 9
RBI 2
BB 6
SO 14
LOB 24



Batter	1	2	3	4	5	6	7	8	9	AB R H RBI BB SO LOB	TOP									
Carney Lansford, R OBP: 0.378, SLG: 0.429	0-1 G4-3 1B		0-0 F8			0-1 G4-3			2-1 G5-3	4 0 1 0 0 0 0	Oakland Athletics @ Cleveland Indians Cleveland Municipal Stadium, Cleveland, OH Tue Jul 05 1988, 3:33 AM EDT Sunny - 92 F livebaseballscorecards.com									
Dave Henderson, R OBP: 0.356, SLG: 0.533	1 SAFE 2-3 K		1-1 P9			1-1 G1-3			3-2 1B	4 0 1 0 0 1 1										
Jose Canseco, R OBP: 0.380, SLG: 0.534	2-2 G4-3		1-0 G5-3			2-2 F9			1-0 F8	4 0 0 0 0 0 2										
Mark McGwire, R OBP: 0.340, SLG: 0.447	3-3 K			1-0 F7			0-0 F7		1-1 P4	4 0 0 0 0 1 2										
Terry Steinbach, R OBP: 0.285, SLG: 0.353		2-1 F8		1-1 G6-3			3-2 G6-3			3 0 0 0 0 0 0										
Don Baylor, R OBP: 0.297, SLG: 0.293		1-1 BB 1B		0-0 G5-3			1-0 P8			3 0 1 0 0 0 0										
Stan Javier, S OBP: 0.327, SLG: 0.357		0-0 BB 1B			1-3 K			0-1 L4-3 1B		3 0 2 0 0 1 0										
Mike Gallego, R OBP: 0.282, SLG: 0.277		4-1 G5-4-3 BB			1-1 F8			3-2 F2		2 0 0 0 1 0 1										
Walt Weiss, S OBP: 0.292, SLG: 0.283		0-0 G5-4-3			1-1 G1-3			3-2 L4-3		3 0 0 0 0 0 4										
Inning Stats	R: 0 E: 0 K: 2 S: 14	H: 1 LOB: 1 BB: 0 P: 21	R: 0 E: 0 K: 0 S: 7	H: 2 LOB: 2 BB: 1 P: 14	R: 0 E: 0 K: 0 S: 4	H: 0 LOB: 0 BB: 0 P: 6	R: 0 E: 0 K: 1 S: 7	H: 0 LOB: 0 BB: 0 P: 10	R: 0 E: 0 K: 0 S: 8	H: 0 LOB: 0 BB: 0 P: 11	R: 0 E: 0 K: 0 S: 6	H: 0 LOB: 0 BB: 0 P: 10	R: 0 E: 0 K: 0 S: 8	H: 1 LOB: 0 BB: 0 P: 14	R: 0 E: 0 K: 0 S: 8	H: 1 LOB: 1 BB: 0 P: 15	1B: 5 2B: 1 3B: 0 HR: 0	SF: 0 SAC: 0 DP: 2 HBP: 0	WP: 0 PB: 0 SB: 1 CS: 0	PA: 31
PITCHER Scott Bailes, L ERA: 3.98	IP: 9.0 WLS: W BF: 31 H: 5 R: 0 ER: 0 SO: 3 BB: 1 IBB: 0 HBP: 0 BLK: 0 WP: 0 HR: 0 S: 66 P: 107 ERA: 0.00 WHIP: 0.667											PITCHER								

Batter	1	2	3	4	5	6	7	8	9	AB R H RBI BB SO LOB	BOTTOM							
Julio Franco, R OBP: 0.343, SLG: 0.416	0-2 G5-3		2-1 L6		2-2 3B 1B	2-0 P4				4 1 1 0 0 0 1	Oakland Athletics @ Cleveland Indians Cleveland Municipal Stadium, Cleveland, OH Tue Jul 05 1988, 3:33 AM EDT Sunny - 92 F livebaseballscorecards.com							
Willie Upshaw, L OBP: 0.320, SLG: 0.371	2-3 K		0-1 BB 1B		1 SAFE 0-3 K		1-3 K			4 0 1 0 0 3 1								
Joe Carter, R OBP: 0.331, SLG: 0.514	2-1 1B		0-0 F7		2-2 1-H 3B		1-0 F8			4 0 2 1 0 0 1								
Ron Kittle, R OBP: 0.325, SLG: 0.529	0-0 P7		4-2 BB		0-0 G4-3		2-2 P7			3 0 0 0 1 0 2								
Mel Hall, L OBP: 0.318, SLG: 0.367		0-0 P8	2-0 P8			1-0 HR 1B		0-1 F6		4 1 1 0 0 0 2								
Cory Snyder, R OBP: 0.323, SLG: 0.502		4-1 2B BB		1-3 K		0-0 1-H HR		0-2 F8		3 1 1 2 1 1 0								
Brook Jacoby, R OBP: 0.315, SLG: 0.376		1-3 K		1-0 F3		2-2 L9		1-1 P8		4 0 0 0 0 1 1								
Ron Washington, R OBP: 0.311, SLG: 0.360		2-2 2B		1-2 F9		1-1 1B				3 0 2 0 0 0 0								
Andy Allanson, R OBP: 0.291, SLG: 0.327		1-0 P6			0-0 G6-3		0-0 F3			3 0 0 0 0 0 3								
Inning Stats	R: 0 E: 0 K: 1 S: 10	H: 1 LOB: 1 BB: 0 P: 14	R: 0 E: 0 K: 1 S: 10	H: 1 LOB: 2 BB: 1 P: 18	R: 0 E: 0 K: 1 S: 10	H: 0 LOB: 0 BB: 0 P: 13	R: 1 E: 0 K: 1 S: 11	H: 2 LOB: 1 BB: 0 P: 15	R: 2 E: 0 K: 0 S: 9	H: 3 LOB: 1 BB: 0 P: 15	R: 0 E: 0 K: 1 S: 7	H: 0 LOB: 0 BB: 0 P: 11	R: 0 E: 0 K: 0 S: 7	H: 0 LOB: 0 BB: 0 P: 8	1B: 5 2B: 1 3B: 1 HR: 1	SF: 0 SAC: 0 DP: 0 HBP: 0	WP: 0 PB: 0 SB: 0 CS: 0	PA: 34
PITCHER Dave Stewart, R ERA: 3.53	IP: 8.0 WLS: L BF: 34 H: 8 R: 3 ER: 3 SO: 5 BB: 2 IBB: 0 HBP: 0 BLK: 0 WP: 0 HR: 1 S: 73 P: 111 ERA: 3.38 WHIP: 1.250											PITCHER						

AB 30
R 0
H 5
RBI 0
BB 1
SO 3
LOB 10



AB 32
R 3
H 8
RBI 3
BB 2
SO 5
LOB 11



Batter	1	2	3	4	5	6	7	8	9	AB	R	H	RBI	BB	SO	LOB	TOP										
Carney Lansford, R OBP: 0.380, SLG: 0.429	1-0 FC6-4 1B	1-1 F8		0-2 FC4-6 1B		2-1 F7			2-2 5-3	5	1	2	0	0	0	0											
Mike Gallego, R OBP: 0.284, SLG: 0.286	1-1 6-3	2-3 K		1-0 FC4-6 1B			1-2 FC5-4 1B		1-2 6-3	4	0	1	0	0	1	2											
Ron Hassey, L OBP: 0.308, SLG: 0.401	1-2			1-2						1	0	0	0	0	0	0											
Jose Canseco, R OBP: 0.361, SLG: 0.529	4-2 FC6-4 1B	0-2		3-0 F6			3-1 FC5-4			3	1	1	0	1	0	2											
Mark McGwire, R OBP: 0.343, SLG: 0.444	0-2 FC6-4 1B	1-3 K			4-1 E BB		1-2 K			3	0	1	0	1	2	2											
Dave Henderson, R OBP: 0.357, SLG: 0.528	0-0 FC6-4 1B		1-2 PB BB G6-4-3 1B		1-1 F8		1-2 F6			4	2	1	1	0	0	4											
Terry Steinbach, R OBP: 0.289, SLG: 0.350	3-2 1B	3-2 3B	4-2 G6-4-3 BB		2-2 E6			1-2 5-3		3	1	1	1	1	0	1											
Stan Javier, S OBP: 0.331, SLG: 0.363	1-2 3B	1-2 3B	3-1 G6-4-3		0-1 G6-4-3			1-3 K		4	1	1	1	0	1	3											
Walt Weiss, S OBP: 0.287, SLG: 0.286	2-1 1-H 3-H 3B		3-3 K		0-2 1-3			0-0 1-3		4	0	1	2	0	1	0											
Luis Polonia, L OBP: 0.303, SLG: 0.279	2-3 K		0-0 4-3		0-2 4-3			1-2 6-3		4	0	0	0	0	1	1											
Inning Stats	R: 5 E: 0 K: 1 S: 27	H: 5 LOB: 1 BB: 1 P: 40	R: 0 E: 0 K: 2 S: 15	H: 1 LOB: 1 BB: 0 P: 19	R: 1 E: 0 K: 1 S: 12	H: 1 LOB: 0 BB: 1 P: 23	R: 0 E: 0 K: 0 S: 7	H: 1 LOB: 1 BB: 0 P: 11	R: 0 E: 1 K: 0 S: 8	H: 0 LOB: 1 BB: 1 P: 15	R: 0 E: 0 K: 1 S: 13	H: 1 LOB: 0 BB: 0 P: 18	R: 0 E: 0 K: 1 S: 7	H: 0 LOB: 0 BB: 0 P: 9	R: 0 E: 0 K: 0 S: 9	H: 0 LOB: 0 BB: 0 P: 13	1B: 8 2B: 0 3B: 1 HR: 0	SF: 0 SAC: 0 DP: 2 HBP: 0	WP: 0 PB: 1 SB: 0 CS: 0	PA: 38							
PITCHER	IP	WLS	BF	H	R	ER	SO	BB	IBB	HBP	BLK	WP	HR	S	P	ERA	WHIP										
Greg Swindell, L ERA: 3.63	(1, 1)	6.0	28	8	6	5	4	3	0	0	0	0	0	77	118	7.50	1.833										
Don Gordon, R ERA: 3.97	(7, 1)	3.0	W	10	1	0	0	2	0	0	0	0	0	29	40	0.00	0.333										

Oakland Athletics @ Cleveland Indians
Cleveland Municipal Stadium, Cleveland, OH
Wed Jul 06 1988, 7:05 PM EDT
Att: 16,317 - Unknown - 95 F

AB 35
R 6
H 9
RBI 5
BB 3
SO 6
LOB 15



Batter	1	2	3	4	5	6	7	8	9	AB	R	H	RBI	BB	SO	LOB	BOTTOM										
Julio Franco, R OBP: 0.351, SLG: 0.417	3-2 1B	0-3 K		4-2 FC4-6 BB			4-1 1B BB	0-1 5-3		3	1	1	0	2	1	2											
Terry Francona, L OBP: 0.286, SLG: 0.429	3-1 F8		2-1 G3	0-1 FC4-6			2-1 1B IHR			4	1	1	0	0	0	2											
Joe Carter, R OBP: 0.335, SLG: 0.514	2-1 BLK 1B		1-2 2B 1B		2-2 F6		1-3 K			4	1	2	0	0	1	2											
Cory Snyder, R OBP: 0.327, SLG: 0.502	0-1 L6		1-2 F4		0-0 F8		0-0 IHR 1B			4	1	1	1	0	0	2											
Mel Hall, L OBP: 0.320, SLG: 0.382		3-2 4-3	0-0 1B 2B		0-1 5-3		1-0 IHR			4	2	2	3	0	0	0											
Brook Jacoby, R OBP: 0.314, SLG: 0.377		3-2 E 2B	1-0 FC6-4 1B		1-3 K		1-0 1-3			4	1	2	2	0	1	0											
Ron Washington, R OBP: 0.302, SLG: 0.344		0-1 F9	0-1 FC6-4		1-2 F6			1-0 6-3 SH2-4 HBP		3	0	0	0	0	2												
Willie Upshaw, L OBP: 0.320, SLG: 0.370		1-1 E2 1B		3-1 F7		2-2 4-3		2-0 SH2-4		3	1	1	1	0	0	0											
Andy Allanson, R OBP: 0.290, SLG: 0.325		0-1 1B		0-0 1-3			1-1 6-3	0-0 6-3		4	0	1	1	0	0	1											
Inning Stats	R: 0 E: 0 K: 0 S: 9	H: 2 LOB: 1 BB: 0 P: 17	R: 2 E: 1 K: 1 S: 16	H: 3 LOB: 1 BB: 0 P: 23	R: 2 E: 0 K: 0 S: 17	H: 3 LOB: 1 BB: 0 P: 23	R: 0 E: 0 K: 0 S: 7	H: 0 LOB: 0 BB: 1 P: 14	R: 0 E: 0 K: 1 S: 11	H: 0 LOB: 0 BB: 0 P: 15	R: 4 E: 0 K: 1 S: 11	H: 3 LOB: 0 BB: 1 P: 21	R: 0 E: 0 K: 0 S: 4	H: 0 LOB: 1 BB: 0 P: 7	1B: 8 2B: 2 3B: 0 HR: 1	SF: 0 SAC: 1 DP: 0 HBP: 1	WP: 0 PB: 0 SB: 0 CS: 0	PA: 37									
PITCHER	IP	WLS	BF	H	R	ER	SO	BB	IBB	HBP	BLK	WP	HR	S	P	ERA	WHIP										
Todd Burns, R ERA: 2.76	(1, 1)	5.0	23	8	4	4	1	1	0	0	1	0	0	60	90	7.20	1.800										
Rick Honeycutt, L ERA: 4.47	(6, 1)	2.0	L	10	3	4	4	2	1	0	0	0	0	22	36	18.00	2.000										
Jeff Shaver, R ERA:	(8, 1)	1.0		4	0	0	0	0	0	0	1	0	0	4	7	0.00	0.000										

Oakland Athletics @ Cleveland Indians
Cleveland Municipal Stadium, Cleveland, OH
Wed Jul 06 1988, 7:05 PM EDT
Att: 16,317 - Unknown - 95 F


AB 33
R 8
H 11
RBI 8
BB 2
SO 3
LOB 11



Batter	1	2	3	4	5	6	7	8	9	AB	R	H	RBI	BB	SO	LOB	TOP											
Luis Polonia, L OBP: 0.314, SLG: 0.292	2-2 G6-4-3 1B			1-2 G5-3			2-1 1B 1B		0-1 FC6-4	4	1	2	0	0	0	1												
Carney Lansford, R OBP: 0.377, SLG: 0.426 Matt Sinatro, R OBP: 0.429, SLG: 0.833	1-0 G6-4-3 1-2f			1-3 K			0-0 P4		1-0 FC6-4 1-2f	3	0	0	0	0	1	2												
Jose Canseco, R OBP: 0.361, SLG: 0.527	3-1 G6-3			3-1 F8			3-2 CS 1-H 1B			3	0	1	1	0	0	0												
Ron Hassey, L OBP: 0.303, SLG: 0.394 Glenn Hubbard, R OBP: 0.314, SLG: 0.264		3-2 L6			0-0 F7					3	0	0	0	0	1	1												
Mark McGwire, R OBP: 0.343, SLG: 0.441		1-0 G5-3			1-3 K					2	0	0	0	1	1	0												
Dave Henderson, R OBP: 0.383, SLG: 0.522 Terry Steinbach, R OBP: 0.289, SLG: 0.350		1-1 F9			1-1 G6-3				4-1 G5-4-3 BB	3	0	0	0	0	1													
Stan Javier, S OBP: 0.327, SLG: 0.359				0-3 K			1-1 G6-3		0-1 G5-4-3 1-2f	3	0	0	0	0	1	0												
Mike Gallego, R OBP: 0.279, SLG: 0.280				2-1 F9			0-0 G5-3		1-0 F8	3	0	0	0	0	0	0												
Walt Weiss, S OBP: 0.288, SLG: 0.287				1-1 F7			0-0 F7		1-2 FC6-4 1B	3	0	1	0	0	0	0												
Inning Stats	R: 0 E: 0 K: 0 S: 6	H: 1 LOB: 0 BB: 0 P: 12	R: 0 E: 0 K: 0 S: 6	H: 0 LOB: 0 BB: 0 P: 11	R: 0 E: 0 K: 1 S: 7	H: 0 LOB: 0 BB: 0 P: 10	R: 0 E: 0 K: 1 S: 9	H: 0 LOB: 0 BB: 0 P: 14	R: 0 E: 0 K: 1 S: 6	H: 0 LOB: 0 BB: 0 P: 8	R: 0 E: 0 K: 1 S: 4	H: 0 LOB: 0 BB: 0 P: 5	R: 1 E: 0 K: 1 S: 9	H: 2 LOB: 0 BB: 0 P: 16	R: 0 E: 0 K: 0 S: 5	H: 0 LOB: 0 BB: 1 P: 9	R: 0 E: 0 K: 0 S: 7	H: 1 LOB: 1 BB: 0 P: 10	1B: 4 2B: 0 3B: 0 HR: 0	SF: 0 SAC: 0 DP: 2 HBP: 0	WP: 0 PB: 0 SB: 0 CS: 1	PA: 29						
PITCHER	IP WLS BF	H R ER SO	BB IBB HBP BLK	WP HR S P	ERA WHIP	PITCHER	IP WLS BF	H R ER SO	BB IBB HBP BLK	WP HR S P	ERA WHIP																	
Jeff Robinson, R ERA: 3.02	6.1	W	21	3	1	1	3	0	0	0	0	0	0	0	44	71	1.42	0.474										
Paul Gibson, L ERA: 2.85	7.1	2.2	8	1	0	0	1	1	0	0	0	0	0	0	15	24	0.00	0.750										

Oakland Athletics @ Detroit Tigers
Tiger Stadium, Detroit, MI
Thu Jul 07 1988, 7:05 PM EDT
Att: 28,061 - Unknown - 95 F


AB 28
R 1
H 4
RBI 1
BB 1
SO 4
LOB 6



Batter	1	2	3	4	5	6	7	8	9	AB	R	H	RBI	BB	SO	LOB	BOTTOM												
Tom Brookens, R OBP: 0.333, SLG: 0.381	0-1 F7								0-1 P3	3	1	0	0	1	0	2													
Lou Whitaker, L OBP: 0.385, SLG: 0.402	3-2 F8			0-0 G4-3					2-3 K	4	1	1	0	0	1	0													
Luis Salazar, R OBP: 0.347, SLG: 0.466	2-2 G5-3			1-2 HR 1B					0-3 K FC4-6 1B	4	1	2	3	0	1	0													
Chet Lemon, R OBP: 0.358, SLG: 0.465		2-1 HR		3-2 F9					1-0 G6-3	4	1	1	1	0	0	1													
Larry Herndon, R OBP: 0.331, SLG: 0.390 Pat Sheridan, L OBP: 0.370, SLG: 0.572		3-1 HR		1-1 HR					2-1 G4-3	2	2	2	1	0	0	0													
Ray Knight, R OBP: 0.295, SLG: 0.317		3-2 F9		1-0 HR					1-1 G4-3	2	0	0	0	0	0	1													
Darrell Evans, L OBP: 0.330, SLG: 0.376		3-2 F9		1-0 HR					3-2 G5-3	4	1	1	2	0	0	0													
Mike Heath, R OBP: 0.323, SLG: 0.402		1-0 G3		3-1 G3					0-0 G4-3	4	0	0	0	0	1	0													
Ivan De Jesus, R OBP: 0.167, SLG: 0.167		2-1 HR		3-1 1B					3-2 G6-3	4	1	2	1	0	1	0													
		0-1 G5-3		2-2 1B					0-1 F8	3	0	1	0	0	0	0													
Inning Stats	R: 0 E: 0 K: 0 S: 10	H: 0 LOB: 0 BB: 0 P: 15	R: 3 E: 0 K: 0 S: 12	H: 3 LOB: 0 BB: 0 P: 23	R: 5 E: 0 K: 0 S: 20	H: 6 LOB: 2 BB: 1 P: 41	R: 0 E: 0 K: 0 S: 8	H: 1 LOB: 1 BB: 0 P: 14	R: 0 E: 0 K: 2 S: 9	H: 0 LOB: 0 BB: 0 P: 16	R: 0 E: 0 K: 1 S: 7	H: 0 LOB: 0 BB: 0 P: 9	R: 0 E: 0 K: 1 S: 6	H: 0 LOB: 0 BB: 0 P: 8	R: 0 E: 0 K: 0 S: 8	H: 0 LOB: 0 BB: 0 P: 14	R: 0 E: 0 K: 0 S: 5	H: 0 LOB: 0 BB: 0 P: 14	1B: 4 2B: 1 3B: 0 HR: 5	SF: 0 SAC: 0 DP: 0 HBP: 0	WP: 0 PB: 0 SB: 0 CS: 0	PA: 35							
PITCHER	IP WLS BF	H R ER SO	BB IBB HBP BLK	WP HR S P	ERA WHIP	PITCHER	IP WLS BF	H R ER SO	BB IBB HBP BLK	WP HR S P	ERA WHIP																		
Curt Young, L ERA: 5.27	1.1	2.2	L	16	7	8	8	0	0	0	0	0	0	0	5	34	65	27.00	3.000										
Jim Corsi, R ERA: 1.93	3.1	5.1	19	3	0	0	4	0	0	0	0	0	0	0	46	75	0.00	0.562											

Oakland Athletics @ Detroit Tigers
Tiger Stadium, Detroit, MI
Thu Jul 07 1988, 7:05 PM EDT
Att: 28,061 - Unknown - 95 F

AB 34
R 8
H 10
RBI 8
BB 1
SO 4
LOB 4



Batter	1	2	3	4	5	6	7	8	9	AB	R	H	RBI	BB	SO	LOB	TOP				
Luis Polonia, L OBP: 0.321, SLG: 0.301 Stan Javier, S OBP: 0.324, SLG: 0.351 (8, FH) (8, 7)										4	1	2	0	0	0	0					
Carney Lansford, R OBP: 0.376, SLG: 0.427 (1, 5)										5	1	1	0	0	1	1					
Jose Canseco, R OBP: 0.383, SLG: 0.533 (1, 9)										5	0	2	0	0	2	2					
Mark McGwire, R OBP: 0.343, SLG: 0.450 (1, 3)										5	1	2	1	0	1	3					
Ron Hassey, L OBP: 0.296, SLG: 0.380 Don Baylor, R OBP: 0.298, SLG: 0.286 (1, 10) (9, FH)										3	1	0	0	1	1	3					
Dave Henderson, R OBP: 0.356, SLG: 0.519 (1, 8)										4	1	3	2	0	0	0					
Terry Steinbach, R OBP: 0.298, SLG: 0.362 (1, 2)										3	2	1	1	1	0	1					
Glenn Hubbard, R OBP: 0.312, SLG: 0.258 (1, 4)										3	0	0	0	1	0	3					
Walt Weiss, S OBP: 0.291, SLG: 0.299 (1, 6)										4	1	2	4	0	1	1					
Inning Stats	R: 0 E: 0 K: 2 S: 12	H: 2 LOB: 2 BB: 0 P: 15	R: 1 E: 0 K: 1 S: 11	H: 2 LOB: 0 BB: 0 P: 20	R: 7 E: 0 K: 1 S: 17	H: 5 LOB: 2 BB: 2 P: 37	R: 0 E: 0 K: 0 S: 7	H: 1 LOB: 1 BB: 0 P: 11	R: 0 E: 0 K: 0 S: 8	H: 0 LOB: 0 BB: 0 P: 12	R: 0 E: 0 K: 1 S: 6	H: 0 LOB: 0 BB: 0 P: 12	R: 0 E: 0 K: 1 S: 10	H: 1 LOB: 1 BB: 0 P: 15	R: 0 E: 0 K: 1 S: 13	H: 1 LOB: 1 BB: 0 P: 20	1B: 11 2B: 0 3B: 0 HR: 2	SF: 0 SAC: 0 DP: 1 HBP: 0	WP: 0 PB: 0 SB: 0 CS: 1	PA: 41	
PITCHER	IP	WLS	BF	H	R	ER	SO	BB	IBB	HBP	BLK	WP	HR	S	P	ERA	WHIP				
Walt Terrell, R ERA: 5.07 Mike Trujillo, R ERA: 5.11 Paul Gibson, L ERA: 2.74	2.1	L	15	8	6	6	4	1	0	0	0	0	1	33	56	23.14	3.857				

Oakland Athletics @ Detroit Tigers
Tiger Stadium, Detroit, MI
Sun Jul 10 1988, 3:33 AM EDT
Att: 36,519 - Overcast - 82 F

livebaseballscorecards.com

AB 38
R 8
H 13
RBI 8
BB 3
SO 7
LOB 16

Batter	1	2	3	4	5	6	7	8	9	AB	R	H	RBI	BB	SO	LOB	BOTTOM					
Dave Bergman, L OBP: 0.398, SLG: 0.465 Larry Herndon, R OBP: 0.333, SLG: 0.387 (1, 10) (9, FH)										3	0	0	0	1	1	4						
Lou Whitaker, L OBP: 0.380, SLG: 0.404 (1, 4)										3	0	0	0	1	0	3						
Pat Sheridan, L OBP: 0.361, SLG: 0.548 Ray Knight, R OBP: 0.292, SLG: 0.314 (1, 7) (7, FH) (8, 7)										2	0	0	1	1	1	0						
Luis Salazar, R OBP: 0.336, SLG: 0.448 (1, 8)										4	0	0	0	0	0	3						
Darrell Evans, L OBP: 0.333, SLG: 0.401 (1, 3)										4	1	3	1	0	1	0						
Tom Brookens, R OBP: 0.338, SLG: 0.381 Jim Walewander, S OBP: 0.269, SLG: 0.292 (1, 5) (2, FR) (3, 5)										0	0	0	0	0	0	0						
Matt Nokes, L OBP: 0.288, SLG: 0.405 (1, 2)										4	1	1	0	0	1	2						
Mike Heath, R OBP: 0.326, SLG: 0.402 (1, 9)										4	0	2	0	0	0	1						
Ivan De Jesus, R OBP: 0.214, SLG: 0.154 (1, 6)										4	0	1	0	0	1	2						
Inning Stats	R: 0 E: 0 K: 2 S: 10	H: 0 LOB: 0 BB: 0 P: 14	R: 0 E: 0 K: 1 S: 4	H: 0 LOB: 1 BB: 0 P: 10	R: 0 E: 0 K: 1 S: 12	H: 2 LOB: 2 BB: 0 P: 18	R: 1 E: 0 K: 0 S: 10	H: 1 LOB: 0 BB: 0 P: 18	R: 1 E: 0 K: 0 S: 14	H: 2 LOB: 3 BB: 2 P: 26	R: 0 E: 0 K: 0 S: 16	H: 1 LOB: 1 BB: 0 P: 22	R: 0 E: 0 K: 0 S: 6	H: 0 LOB: 1 BB: 1 P: 12	R: 0 E: 0 K: 0 S: 8	H: 1 LOB: 1 BB: 0 P: 11	R: 0 E: 0 K: 1 S: 10	H: 0 LOB: 0 BB: 0 P: 14	1B: 6 2B: 0 3B: 0 HR: 1	SF: 0 SAC: 0 DP: 0 HBP: 1	WP: 0 PB: 0 SB: 0 CS: 1	PA: 38
PITCHER	IP	WLS	BF	H	R	ER	SO	BB	IBB	HBP	BLK	WP	HR	S	P	ERA	WHIP					
Dave Stewart, R ERA: 3.5 Rick Honeycutt, L ERA: 4.22	6.1	W	28	6	2	2	4	3	0	1	0	0	0	22	30	0.00	0.375					

Oakland Athletics @ Detroit Tigers
Tiger Stadium, Detroit, MI
Sun Jul 10 1988, 3:33 AM EDT
Att: 36,519 - Overcast - 82 F

livebaseballscorecards.com

AB 33
R 2
H 7
RBI 2
BB 3
SO 5
LOB 18

Batter	1	2	3	4	5	6	7	8	9	AB	R	H	RBI	BB	SO	LOB	TOP										
Tony Fernandez, S (1, 6) OBP: 0.319, SLG: 0.372	1-1 1-3		0-0 WP 1B	1-1 F7			3-3 K		2-2 E9 1-H 2-H 2B	5	1	2	1	0	1	0											
Rance Mulliniks, L (1, 10) OBP: 0.395, SLG: 0.513	2-2 5-3 1B		3-2 F7		0-0 F5		1-1 G3		1-2 6-3	5	0	1	0	0	0	2											
George Bell, R (1, 7) OBP: 0.314, SLG: 0.451	3-2 5-3		0-1 1B 2-H 1B		0-1 3B			3-1 1-3		4	1	2	1	0	0	1											
Kelly Gruber, R (1, 5) OBP: 0.351, SLG: 0.497	1-2 F4		0-0 1B S 1B		1-0 5-3			1-0 CS HBP		3	1	1	0	0	0	2											
Ernie Whitt, L (1, 2) OBP: 0.308, SLG: 0.312		1-2 F7	3-2 1-H 3-H HR 1B		0-0 1-4-3			2-3 K		4	1	1	2	0	1	2											
Fred McGriff, L (1, 3) OBP: 0.393, SLG: 0.545	1-1 1B		1-0 HR		0-1 F5			1-0 BB 2B 1B		4	2	3	2	0	0	0											
Lloyd Moseby, L (1, 9) OBP: 0.355, SLG: 0.375	1-3 K		3-2 F5		1-0 CS 1B			4-2 2B E BB		3	1	1	0	1	1	1											
Sil Campusano, R (1, 8) OBP: 0.272, SLG: 0.301	1-2 L5		0-0 F3		1-2 F3			2-0 F9		4	0	0	0	0	0	4											
Manuel Lee, S (1, 4) OBP: 0.309, SLG: 0.338			1-3 K		0-1 4-3			1-3 K		4	0	0	0	0	2	2											
Inning Stats	R: 0 E: 0 K: 0 S: 12	H: 1 LOB: 1 BB: 0 P: 19	R: 0 E: 0 K: 1 S: 12	H: 1 LOB: 1 BB: 0 P: 16	R: 5 E: 0 K: 1 S: 27	H: 5 LOB: 0 BB: 0 P: 38	R: 0 E: 0 K: 0 S: 5	H: 0 LOB: 0 BB: 0 P: 6	R: 0 E: 0 K: 0 S: 6	H: 1 LOB: 1 BB: 0 P: 8	R: 0 E: 0 K: 1 S: 10	H: 0 LOB: 0 BB: 0 P: 14	R: 0 E: 0 K: 1 S: 5	H: 0 LOB: 1 BB: 0 P: 11	R: 2 E: 1 K: 1 S: 15	H: 2 LOB: 1 BB: 1 P: 26	1B: 8 2B: 2 3B: 1 HR: 1	SF: 0 SAC: 0 DP: 1 HBP: 1	WP: 1 PB: 0 SB: 1 CS: 2	PA: 38							
PITCHER	IP	WLS	BF	H	R	ER	SO	BB	IBB	HBP	BLK	WP	HR	S	P	ERA	WHIP										
Bob Welch, R (1, 1) ERA: 3.54	7.1	L	31	9	5	5	3	0	0	1	0	1	1	79	113	6.14	1.227										
Greg Cadaret, L (8, 1) ERA: 2.9	1.2		7	2	2	1	2	1	0	0	0	0	0	18	31	5.40	1.800										

Toronto Blue Jays @ Oakland Athletics
Oakland-Alameda County Coliseum, Oakland, CA
Thu Jul 14 1988, 7:05 PM PDT
Att: 20,639 - Unknown - 65 F

AB	36
R	7
H	11
RBI	6
BB	1
SO	5
LOB	14




Batter	1	2	3	4	5	6	7	8	9	AB	R	H	RBI	BB	SO	LOB	BOTTOM										
Carney Lansford, R (1, 5) OBP: 0.375, SLG: 0.425	0-0 SH5-3 1B		0-1 5-3		0-1 F7		0-0 B1			4	1	1	0	0	0	2											
Dave Henderson, R (1, 8) OBP: 0.356, SLG: 0.521	0-0 SH5-3		2-2 F7		3-2 FC5-4 2B		3-2 5-3			3	0	1	0	0	0	1											
Jose Canseco, R (1, 9) OBP: 0.361, SLG: 0.529	4-0 1B BB		2-2 4-3		0-0 6-3		2-2 F9			3	0	0	0	1	0	2											
Mark McGwire, R (1, 3) OBP: 0.345, SLG: 0.449	1-2 G5-4-3 1B		1-0 F9		4-2 FC5-4 BB		3-2 F9			3	0	1	1	1	0	0											
Don Baylor, R (1, 10) OBP: 0.292, SLG: 0.279	2-2 G5-4-3		2-1 F3		1-1 FC5-4 FC6-4		1-2 F9			4	0	0	0	0	0	4											
Terry Steinbach, R (1, 2) OBP: 0.297, SLG: 0.359		1-1 5-3	0-1 1B		0-2 FC6-4		1-2 4-3			4	0	1	0	0	0	2											
Stan Javier, S (1, 7) OBP: 0.319, SLG: 0.346		1-0 B1-3	2-1 L8		1-0 4-3		3-2 4-3			4	0	0	0	0	0	1											
Mike Gallego, R (1, 4) OBP: 0.270, SLG: 0.266		3-2 F4	1-0 F8		1-0 F9		1-2 1B			3	0	0	0	0	0	0											
Walt Weiss, S (1, 6) OBP: 0.295, SLG: 0.307			1-1 2B							3	0	2	0	0	0	0											
Inning Stats	R: 1 E: 0 K: 0 S: 8	H: 2 LOB: 1 BB: 1 P: 15	R: 0 E: 0 K: 0 S: 8	H: 0 LOB: 0 BB: 0 P: 13	R: 0 E: 0 K: 0 S: 10	H: 1 LOB: 1 BB: 0 P: 15	R: 0 E: 0 K: 0 S: 7	H: 1 LOB: 1 BB: 0 P: 12	R: 0 E: 0 K: 0 S: 4	H: 0 LOB: 0 BB: 0 P: 6	R: 0 E: 0 K: 0 S: 12	H: 1 LOB: 2 BB: 1 P: 20	R: 0 E: 0 K: 0 S: 6	H: 1 LOB: 1 BB: 0 P: 9	R: 0 E: 0 K: 0 S: 11	H: 0 LOB: 0 BB: 0 P: 19	R: 0 E: 0 K: 0 S: 13	H: 0 LOB: 0 BB: 0 P: 18	1B: 4 2B: 2 3B: 0 HR: 0	SF: 0 SAC: 1 DP: 1 HBP: 0	WP: 0 PB: 0 SB: 0 CS: 0	PA: 34					
PITCHER	IP	WLS	BF	H	R	ER	SO	BB	IBB	HBP	BLK	WP	HR	S	P	ERA	WHIP										
Mike Flanagan, L (1, 1) ERA: 4.35	9.0	W	34	6	1	1	0	2	0	0	0	0	0	79	127	1.00	0.889										

Toronto Blue Jays @ Oakland Athletics
Oakland-Alameda County Coliseum, Oakland, CA
Thu Jul 14 1988, 7:05 PM PDT
Att: 20,639 - Unknown - 65 F

AB	31
R	1
H	6
RBI	1
BB	2
SO	0
LOB	12




Batter	1	2	3	4	5	6	7	8	9	AB	R	H	RBI	BB	SO	LOB	TOP
Tony Fernandez, S (1, 6) OBP: 0.317, SLG: 0.369	1-2 F6		0-3 K		0-0 1B		3-1 L7		2-1 F3	5	0	1	0	0	1	4	
Lloyd Moseby, L (1, 9) OBP: 0.357, SLG: 0.380	2-2 FC5-4 1B		0-0 E7 1B 2B		0-0 F9		2-3 K			4	1	2	0	0	1	1	
George Bell, R (1, 7) OBP: 0.313, SLG: 0.449	1-2 F4		1-0 1B		1-0 F9			2-1 L9		4	0	1	1	0	0	2	
Kelly Gruber, R (1, 5) OBP: 0.350, SLG: 0.494	1-0 FC5-4 1-2		1-2 G6-4-3 1B		1-2 5-3			0-3 K		4	0	1	0	0	1	1	
Ernie Whitt, L (1, 2) OBP: 0.307, SLG: 0.308		4-2 1B BB	2-1 G6-4-3 1-2		1-2 F8			0-0 F5		3	0	0	0	1	0	2	
Fred McGriff, L (1, 3) OBP: 0.394, SLG: 0.543		0-1 1-2 1B		1-2 G3		4-2 1B BB		2-2 1-6-3		3	0	1	0	1	0	0	
Rick Leach, L (1, 10) OBP: 0.355, SLG: 0.358 Nelson Liriano, S (9, PR) OBP: 0.274, SLG: 0.301		2-3 K		0-2 4-3		1-1 1-2 1B		3-2 2B 1B		4	0	2	0	0	1	2	AB 35 R 1 H 10 RBI 1 BB 2 SO 8 LOB 21
Sil Campusano, R (1, 8) OBP: 0.271, SLG: 0.308		2-3 K		1-2 F8		2-1 F6		0-1 1-3 2B		4	0	1	0	0	1	4	
Manuel Lee, S (1, 4) OBP: 0.308, SLG: 0.335		2-3 K		3-3 K		3-1 CS 1B		3-3 K		4	0	1	0	0	3	5	
Inning Stats	R: 0 H: 1 E: 0 LOB: 1 K: 0 BB: 0 S: 14	H: 1 LOB: 2 BB: 1 P: 24	R: 1 H: 3 E: 1 LOB: 1 K: 1 BB: 0 S: 11	H: 0 LOB: 0 BB: 0 P: 11	R: 0 H: 1 E: 0 LOB: 1 K: 1 BB: 0 S: 6	H: 1 LOB: 2 BB: 1 P: 21	R: 0 H: 1 E: 0 LOB: 0 K: 1 BB: 0 S: 8	R: 0 H: 0 E: 0 LOB: 0 K: 1 BB: 0 S: 15	R: 0 H: 2 E: 0 LOB: 2 K: 1 BB: 0 S: 16	1B: 8 2B: 2 3B: 0 HR: 0	SF: 0 SAC: 0 DP: 1 HBP: 0	WP: 0 PB: 0 SB: 0 CS: 1	PA: 37				
PITCHER Dave Stewart, R (1, 1) ERA: 3.37	IP: 9.0 WLS: L BF: 37 H: 10 R: 1 ER: 1 SO: 8 BB: 2 IBB: 0 HBP: 0 BLK: 0 WP: 0 HR: 0 S: 95 P: 149 ERA: 1.00 WHIP: 1.333																

Toronto Blue Jays @ Oakland Athletics
Oakland-Alameda County Coliseum, Oakland, CA

livebaseballscores.com



Fri Jul 15 1988, 7:05 PM PDT
Att: 26,476 - Unknown - 68 F

Batter	1	2	3	4	5	6	7	8	9	AB	R	H	RBI	BB	SO	LOB	BOTTOM
Tony Phillips, S (1, 7) OBP: 0.308, SLG: 0.244	1-1 4-3		3-3 K		1-1 4-3		2-3 K		4	0	0	0	0	2	0		
Carney Lansford, R (1, 5) OBP: 0.371, SLG: 0.420	0-0 5-3		0-1 5-3		2-1 F7		0-0 5-3		4	0	0	0	0	0	0		
Jose Canseco, R (1, 9) OBP: 0.383, SLG: 0.527	4-2 BB		0-3 K		4-1 G5-4-3 BB				1	0	0	0	2	1	0		
Mark McGwire, R (1, 3) OBP: 0.342, SLG: 0.444	3-1 F9		2-2 F8		1-1 G5-4-3 1-2		1-2 4-3		3	0	0	0	0	0	2		
Dave Henderson, R (1, 8) OBP: 0.352, SLG: 0.514		0-0 6-3		0-0 1-3					3	0	0	0	0	0	0		
Terry Steinbach, R (1, 2) OBP: 0.292, SLG: 0.352		2-1 F9		1-2 5-3		1-1 1-3			3	0	0	0	0	0	0		
Don Baylor, R (1, 10) OBP: 0.293, SLG: 0.286		3-2 1B 2B		1-0 F9		1-0 5-3			3	0	1	0	0	0	0		AB 27 R 0 H 2 RBI 0 BB 2 SO 3 LOB 2
Mike Gallego, R (1, 4) OBP: 0.271, SLG: 0.267		2-2 2H 1B		3-2 L8		2-1 F9			3	0	1	0	0	0	0		
Walt Weiss, S (1, 6) OBP: 0.293, SLG: 0.305 Stan Javier, S (9, PH) OBP: 0.318, SLG: 0.345			0-0 L6		0-2 F3		1-1 F8		2	0	0	0	0	0	0		
Inning Stats	R: 0 H: 0 E: 0 LOB: 1 K: 0 BB: 1 S: 7	H: 2 LOB: 2 BB: 0 P: 17	R: 0 H: 0 E: 0 LOB: 0 K: 1 BB: 0 S: 8	H: 0 LOB: 0 BB: 0 P: 11	R: 0 H: 0 E: 0 LOB: 0 K: 1 BB: 0 S: 7	H: 0 LOB: 0 BB: 0 P: 12	R: 0 H: 0 E: 0 LOB: 0 K: 0 BB: 1 S: 6	R: 0 H: 0 E: 0 LOB: 0 K: 0 BB: 0 S: 5	R: 0 H: 0 E: 0 LOB: 0 K: 1 BB: 0 S: 6	1B: 1 2B: 1 3B: 0 HR: 0	SF: 0 SAC: 0 DP: 1 HBP: 0	WP: 0 PB: 0 SB: 0 CS: 0	PA: 29				
PITCHER Jimmy Key, L (1, 1) ERA: 1.49	IP: 9.0 WLS: W BF: 29 H: 2 R: 0 ER: 0 SO: 3 BB: 2 IBB: 0 HBP: 0 BLK: 0 WP: 0 HR: 0 S: 64 P: 105 ERA: 0.00 WHIP: 0.444																

Toronto Blue Jays @ Oakland Athletics
Oakland-Alameda County Coliseum, Oakland, CA

livebaseballscores.com



Fri Jul 15 1988, 7:05 PM PDT
Att: 26,476 - Unknown - 68 F

Batter	1	2	3	4	5	6	7	8	9	AB	R	H	RBI	BB	SO	LOB	TOP										
Tony Fernandez, S (1, 6) OBP: 0.316, SLG: 0.366										3	0	0	0	1	1	1	Toronto Blue Jays @ Oakland Athletics Oakland-Alameda County Coliseum, Oakland, CA Sat Jul 16 1988, 3:33 AM PDT Att: 33,287 - Sunny - 85 F										
Rance Mulliniks, L (1, 10) OBP: 0.394, SLG: 0.510										3	0	1	0	0	1	2											
Nelson Liriano, S (8, FH) OBP: 0.273, SLG: 0.299										1	0	0	0	0	1	2											
George Bell, R (1, 7) OBP: 0.310, SLG: 0.444										4	0	0	0	0	1	3											
Kelly Gruber, R (1, 5) OBP: 0.349, SLG: 0.491										4	1	1	0	0	1	3											
Ernie Whitt, L (1, 2) OBP: 0.306, SLG: 0.307										4	0	1	0	0	0	0											
Fred McGriff, L (1, 3) OBP: 0.393, SLG: 0.543										4	0	1	1	0	2	1											
Lloyd Moseby, L (1, 9) OBP: 0.353, SLG: 0.375										4	0	0	0	0	0	2											
Sil Campusano, R (1, 8) OBP: 0.275, SLG: 0.311										2	0	1	0	0	0	0											
Rick Leach, L (7, FH) OBP: 0.353, SLG: 0.355										1	0	0	0	0	1	1											
Manuel Lee, S (1, 4) OBP: 0.314, SLG: 0.338										2	0	1	0	1	0	1											
Inning Stats	R: 0 E: 0 K: 3 S: 11	H: 0 LOB: 0 BB: 0 P: 17	R: 1 E: 0 K: 0 S: 11	H: 2 LOB: 0 BB: 0 P: 18	R: 0 E: 0 K: 0 S: 11	H: 1 LOB: 1 BB: 1 P: 20	R: 0 E: 0 K: 1 S: 10	H: 0 LOB: 0 BB: 0 P: 13	R: 0 E: 0 K: 1 S: 14	H: 1 LOB: 1 BB: 0 P: 23	R: 0 E: 0 K: 0 S: 8	H: 1 LOB: 1 BB: 0 P: 11	R: 0 E: 1 K: 1 S: 15	H: 0 LOB: 2 BB: 1 P: 23	R: 0 E: 0 K: 1 S: 8	H: 0 LOB: 0 BB: 0 P: 9	1B: 5 2B: 1 3B: 0 HR: 0	SF: 0 SAC: 0 DP: 2 HBP: 0	WP: 0 PB: 0 SB: 0 CS: 0	PA: 34							
PITCHER	IP	WLS	BF	H	R	ER	SO	BB	IBB	HBP	BLK	WP	HR	S	P	ERA	WHIP										
Storm Davis, R (1, 1) ERA: 3.4	7.0	W	26	6	1	1	6	1	0	0	0	0	0	74	116	1.29	1.000										
Rick Honeycutt, L (8, 1) ERA: 4.22	0.0		2	0	0	0	0	1	0	0	0	0	0	8	15	∞	∞										
Dennis Eckersley, R (8, 1) ERA: 1.41	2.0	S	6	0	0	0	2	0	0	0	0	0	0	15	17	0.00	0.000										

AB 32
R 1
H 6
RBI 1
BB 2
SO 8
LOB 16



Batter	1	2	3	4	5	6	7	8	9	AB	R	H	RBI	BB	SO	LOB	BOTTOM										
Luis Polonia, L (1, 7) OBP: 0.329, SLG: 0.312										4	2	2	1	0	0	0	Toronto Blue Jays @ Oakland Athletics Oakland-Alameda County Coliseum, Oakland, CA Sat Jul 16 1988, 3:33 AM PDT Att: 33,287 - Sunny - 85 F										
Dave Henderson, R (1, 8) OBP: 0.350, SLG: 0.510										4	0	1	0	0	0	2											
Jose Canseco, R (1, 9) OBP: 0.384, SLG: 0.534										3	0	2	3	0	1	0											
Ron Hassey, L (1, 2) OBP: 0.290, SLG: 0.372										4	0	0	0	0	0	3											
Carney Lansford, R (1, 5) OBP: 0.367, SLG: 0.416										4	0	0	0	0	0	3											
Mark McWire, R (1, 3) OBP: 0.341, SLG: 0.445										4	0	1	0	0	2	1											
Terry Steinbach, R (1, 10) OBP: 0.287, SLG: 0.346										3	0	0	0	0	1	1											
Tony Phillips, S (1, 4) OBP: 0.318, SLG: 0.250										2	1	1	0	1	0	0											
Mike Gallego, R (8, 4) OBP: 0.271, SLG: 0.267										0	0	0	0	0	0	0											
Walt Weiss, S (1, 6) OBP: 0.293, SLG: 0.305										3	1	1	0	0	0	1											
Inning Stats	R: 0 E: 0 K: 1 S: 8	H: 0 LOB: 0 BB: 0 P: 12	R: 0 E: 0 K: 1 S: 9	H: 1 LOB: 1 BB: 0 P: 15	R: 3 E: 0 K: 0 S: 13	H: 3 LOB: 1 BB: 1 P: 22	R: 0 E: 0 K: 1 S: 8	H: 1 LOB: 1 BB: 0 P: 12	R: 1 E: 0 K: 0 S: 10	H: 2 LOB: 1 BB: 0 P: 16	R: 0 E: 0 K: 1 S: 12	H: 0 LOB: 0 BB: 0 P: 15	R: 0 E: 0 K: 0 S: 6	H: 0 LOB: 0 BB: 0 P: 8	R: 0 E: 0 K: 0 S: 6	H: 1 LOB: 1 BB: 0 P: 8	1B: 5 2B: 3 3B: 0 HR: 0	SF: 1 SAC: 0 DP: 0 HBP: 0	WP: 0 PB: 0 SB: 0 CS: 0	PA: 33							
PITCHER	IP	WLS	BF	H	R	ER	SO	BB	IBB	HBP	BLK	WP	HR	S	P	ERA	WHIP										
Dave Stieb, R (1, 1) ERA: 3.03	8.0	L	33	8	4	4	4	1	0	0	0	0	0	72	108	4.50	1.125										

AB 31
R 4
H 8
RBI 4
BB 1
SO 4
LOB 11



Batter	1	2	3	4	5	6	7	8	9	AB	R	H	RBI	BB	SO	LOB	TOP				
Tony Fernandez, S OBP: 0.312, SLG: 0.361	1-1 L7	2-2 F6		1-2 G3		1-0 L7			1-0 G4-6-3	5	0	0	0	0	0	1					
Lloyd Mosby, L OBP: 0.351, SLG: 0.370	2-0 F3		1-0 1B SF7 HBP	1-0 G3			0-1 3-1		0-2 F5	4	1	0	0	0	0	0					
George Bell, R OBP: 0.312, SLG: 0.444	2-1 F8		0-2 1B BB	2-1 FC6-4 1B			0-2 F8			4	1	2	0	0	0	0					
Kelly Gruber, R OBP: 0.348, SLG: 0.490		0-0 1B 1B	0-2 SF7	2-0 FC6-4			1-0 F9			3	1	1	1	0	0	1					
Cecil Fielder, R OBP: 0.308, SLG: 0.515	0-0 E 1B HR 1B		3-H 4-2 1B E BB		0-2 F8			3-1 F8		3	2	1	0	1	0	0					
Manuel Lee, S OBP: 0.324, SLG: 0.344	1-0 E7 HR 1B		0-0 E8 PB 1B		0-1 4-3			4-2 BB		3	2	2	2	1	0	0					
Fred McGriff, L OBP: 0.394, SLG: 0.563	3-0 HR		3-2 HR		1-3 K			2-3 K		4	2	2	4	0	2	1					
Sil Campusano, R OBP: 0.267, SLG: 0.301		2-H 3-H 2-3 K	3-H 1-3 K			0-3 K		2-2 F9		4	0	0	0	0	3	1					
Sal Butera, R OBP: 0.250, SLG: 0.250	3-2 F6		0-2 6-3			1-0 F8			1-0 G4-6-3 1B	4	0	1	0	0	0	0					
Inning Stats	R: 0 E: 0 K: 0 S: 5	H: 0 LOB: 0 BB: 0 P: 10	R: 4 E: 1 K: 1 S: 15	H: 4 LOB: 0 BB: 0 P: 26	R: 5 E: 1 K: 1 S: 19	H: 3 LOB: 1 BB: 1 P: 28	R: 0 E: 0 K: 0 S: 7	H: 1 LOB: 0 BB: 0 P: 13	R: 0 E: 0 K: 1 S: 8	H: 0 LOB: 0 BB: 0 P: 9	R: 0 E: 0 K: 0 S: 6	H: 0 LOB: 0 BB: 0 P: 7	R: 0 E: 0 K: 1 S: 11	H: 0 LOB: 1 BB: 0 P: 22	R: 0 E: 0 K: 0 S: 5	H: 1 LOB: 0 BB: 0 P: 7	1B: 7 2B: 0 3B: 0 HR: 2	SF: 1 SAC: 0 DP: 1 HBP: 1	WP: 0 PB: 1 SB: 0 CS: 0	PA: 38	
PITCHER	IP	WLS	BF	H	R	ER	SO	BB	IBB	HBP	BLK	WP	HR	S	P	ERA	WHIP				
Curt Young, L ERA: 5.77	2.0	L	12	5	6	6	1	0	0	1	0	0	1	23	40	27.00	2.500				
Gene Nelson, R ERA: 3.89	5.1		21	3	3	3	3	2	0	0	0	0	1	47	72	5.06	0.938				
Rick Honeycutt, L ERA: 4.09	1.2		5	1	0	0	1	0	0	0	0	0	0	11	17	0.00	0.600				

Toronto Blue Jays @ Oakland Athletics
Oakland-Alameda County Coliseum, Oakland, CA

AB	34
R	9
H	9
RBI	7
BB	2
SO	5
LOB	4



WP	0
PB	1
SB	0
CS	0
PA	38

Batter	1	2	3	4	5	6	7	8	9	AB	R	H	RBI	BB	SO	LOB	BOTTOM				
Luis Polonia, L OBP: 0.345, SLG: 0.366	1-2 SH1-3 FC5-2 1B		0-1 F7	2-2 HR		1-2 G3			2-2 4-3 DI 1B	5	1	3	2	0	0	3					
Stan Javier, S OBP: 0.321, SLG: 0.342	2-1 SH1-3		4-1 G3	1-0 G3			4-1 F9 WP BB		2-2 4-3	2	1	0	0	2	0	1					
Jose Canseco, R OBP: 0.362, SLG: 0.530	0-1 FC5-2		3-3 K		2-3 K		2-2 F9		1-0 F8	3	1	0	0	0	2	3					
Mike Gallego, R OBP: 0.268, SLG: 0.266							1-3			1	0	0	0	0	0	1					
Don Baylor, R OBP: 0.291, SLG: 0.284										1	0	0	0	0	0	1					
Ron Hassey, L OBP: 0.290, SLG: 0.374	0-1 1-H 2B		0-0 1-3		2-2 4-3		1-1 F7			4	0	1	1	0	0	2					
Dave Henderson, R OBP: 0.349, SLG: 0.506	0-3 K			0-2 FC6-4 1B 1B	1-0 F4		1-1 F3			4	1	1	0	0	1	1					
Camey Lansford, R OBP: 0.363, SLG: 0.411		2-3 K		0-0 F9		2-2 5-3		1-2 5-3		4	0	0	0	0	1	1					
Mark McGwire, R OBP: 0.343, SLG: 0.449	1-2 F8		0-1 FC6-4 1B		0-1 1B 2B		1-1 F8		1-2 F8	4	0	2	0	0	0	0					
Tony Phillips, S OBP: 0.307, SLG: 0.240	2-2 F7		1-2 FC6-4 1B E		1-2 FC6-4 1B E		2-1 F7		2-2 4-3	4	1	0	0	0	0	3					
Walt Weiss, S OBP: 0.299, SLG: 0.309			3-1 BB HBP		0-0 E7 HR 1B		1-2 F9		1-0 F9	3	1	2	1	0	0	0					
Inning Stats	R: 1 E: 0 K: 1 S: 12	H: 2 LOB: 1 BB: 0 P: 15	R: 0 E: 0 K: 1 S: 9	H: 0 LOB: 0 BB: 0 P: 14	R: 0 E: 0 K: 1 S: 8	H: 0 LOB: 2 BB: 1 P: 18	R: 0 E: 0 K: 0 S: 14	H: 4 LOB: 0 BB: 0 P: 18	R: 0 E: 0 K: 0 S: 16	H: 2 LOB: 0 BB: 0 P: 23	R: 1 E: 0 K: 0 S: 9	H: 0 LOB: 0 BB: 1 P: 17	R: 0 E: 0 K: 0 S: 12	H: 0 LOB: 0 BB: 0 P: 16	R: 0 E: 0 K: 0 S: 9	H: 1 LOB: 1 BB: 0 P: 15	1B: 6 2B: 2 3B: 0 HR: 1	SF: 0 SAC: 1 DP: 0 HBP: 1	WP: 2 PB: 0 SB: 1 CS: 0	PA: 39	
PITCHER	IP	WLS	BF	H	R	ER	SO	BB	IBB	HBP	BLK	WP	HR	S	P	ERA	WHIP				
Todd Stottlemyre, R ERA: 5.18	4.0		20	6	5	5	3	1	0	1	0	0	0	43	65	11.25	1.750				
Duane Ward, R ERA: 2.37	4.0	W	15	2	1	1	1	1	0	0	0	2	0	45	69	2.25	0.750				
Tom Henke, R ERA: 2.29	1.0	S	4	1	0	0	0	0	0	0	0	0	0	9	15	0.00	1.000				

Toronto Blue Jays @ Oakland Athletics
Oakland-Alameda County Coliseum, Oakland, CA

AB	35
R	6
H	9
RBI	4
BB	2
SO	4
LOB	16



WP	2
PB	0
SB	1
CS	0
PA	39

Batter	1	2	3	4	5	6	7	8	9	AB	R	H	RBI	BB	SO	LOB	TOP					
Ron Washington, R OBP: 0.282, SLG: 0.348	0-1 5-3		2-3 K		2-2 F4		0-0 1-3			4	0	0	0	0	1	2						
Terry Francona, L OBP: 0.296, SLG: 0.391	1-2 F6		0-0 L7			2-2 G3		0-1 5-3		4	0	0	0	0	0	0						
Julio Franco, R OBP: 0.355, SLG: 0.422	2-1 F8		2-1 1B			0-1 6-3		0-1 F7		4	0	1	0	0	0	0						
Joe Carter, R OBP: 0.329, SLG: 0.506		2-0 F8	2-0 6-3			1-2 1B		0-0 F8		4	0	1	0	0	0	1						
Mel Hall, L OBP: 0.335, SLG: 0.396		3-2 E 1B		0-0 F6		0-0 4-3		2-1 F7		4	1	1	0	0	0	1						
Brook Jacoby, R OBP: 0.314, SLG: 0.380		1-0 F9		0-0 G1-4-3 1B			3-1 F9		4-0 BB	3	0	1	0	1	0	1						
Cory Snyder, R OBP: 0.314, SLG: 0.469		1-2 E5 1B		1-0 G1-4-3 1B			1-2 F9 1B		0-2 L7	4	1	1	0	0	0	2						
Willie Upshaw, L OBP: 0.326, SLG: 0.379		3-2 2H 1B		1-0 4-3			0-1 1B		3-2 F9	4	0	2	1	0	0	1						
Chris Bando, S OBP: 0.171, SLG: 0.194		1-0 4-3		1-1 L7			1-0 F9			3	0	0	0	0	0	3						
Inning Stats	R: 0 E: 0 K: 0 S: 7	H: 0 LOB: 0 BB: 0 P: 10	R: 2 E: 1 K: 0 S: 13	H: 2 LOB: 1 BB: 0 P: 24	R: 0 E: 0 K: 1 S: 8	H: 1 LOB: 1 BB: 0 P: 14	R: 0 E: 0 K: 0 S: 3	H: 1 LOB: 0 BB: 0 P: 4	R: 0 E: 0 K: 0 S: 6	H: 0 LOB: 0 BB: 0 P: 10	R: 0 E: 0 K: 0 S: 10	H: 1 LOB: 1 BB: 0 P: 13	R: 0 E: 0 K: 0 S: 10	H: 2 LOB: 2 BB: 0 P: 15	R: 0 E: 0 K: 0 S: 5	H: 0 LOB: 0 BB: 0 P: 5	R: 0 E: 0 K: 0 S: 8	H: 0 LOB: 1 BB: 1 P: 17	1B: 7 2B: 0 3B: 0 HR: 0	SF: 0 SAC: 0 DP: 1 HBP: 0	WP: 0 PB: 0 SB: 0 CS: 0	PA: 35
PITCHER Todd Burns, R ERA: 2.11	IP: 9.0 WLS: W BF: 35 H: 7 R: 2 ER: 0 SO: 1 BB: 1 IBB: 0 HBP: 0 BLK: 0 WP: 0 HR: 0 S: 70 P: 112 ERA: 0.00 WHIP: 0.889															PITCHER	IP: 9.0 WLS: W BF: 35 H: 7 R: 2 ER: 0 SO: 1 BB: 1 IBB: 0 HBP: 0 BLK: 0 WP: 0 HR: 0 S: 70 P: 112 ERA: 0.00 WHIP: 0.889					

Cleveland Indians @ Oakland Athletics
Oakland-Alameda County Coliseum, Oakland, CA
Mon Jul 18 1988, 7:05 PM PDT
Att: 27,849 - Unknown - 69 F

AB	34
R	2
H	7
RBI	1
BB	1
SO	1
LOB	11



Batter	1	2	3	4	5	6	7	8	9	AB	R	H	RBI	BB	SO	LOB	BOTTOM			
Stan Javier, S OBP: 0.332, SLG: 0.354	0-1 L4-3-4 1B		3-2 BB 1B	2-0 1B		2-2 BLK 1B		3-2 1B		5	2	5	0	0	0	0				
Dave Henderson, R OBP: 0.346, SLG: 0.500	2-2 L4-3-4 1-2		1-2 F9	1-0 1B		2-3 K		1-1 L9		5	0	1	0	0	1	6				
Jose Canseco, R OBP: 0.385, SLG: 0.539	0-0 HR		4-0 1B BB	2-1 F9		1-2 2H 3H 1B		1-2 1B		3	2	2	3	1	0	2				
Mark McGwire, R OBP: 0.342, SLG: 0.445	2-2 F3		4-1 1B BB		0-0 F8		2-3 K			3	1	0	1	1	1	1				
Carney Lansford, R OBP: 0.362, SLG: 0.410		3-1 5-3	1-1 1B		2-2 F8		1-0 F8			4	0	1	1	0	0	0				
Don Baylor, R OBP: 0.296, SLG: 0.289		1-0 6-3	1-0 FC6 1B		1-1 1B		3-3 K			4	0	2	2	0	1	0				
Terry Steinbach, R OBP: 0.281, SLG: 0.337		1-0 F8	0-2 FC6 1B		0-0 5-3		2-0 5-3			4	0	0	0	0	0	3				
Glenn Hubbard, R OBP: 0.311, SLG: 0.258			3-2 6-3		0-0 L9		2-0 5-3		1-1 CS 1B	4	0	1	0	0	0	0				
Mike Gallego, R OBP: 0.274, SLG: 0.271			0-0 1B BB 1B		1-1 3-1		2-1 BLK 1B 1B		3-3 K	4	2	2	0	0	1	1				
Inning Stats	R: 1 E: 0 K: 0 S: 12	H: 2 LOB: 0 BB: 0 P: 16	R: 0 E: 0 K: 0 S: 4	H: 0 LOB: 0 BB: 0 P: 9	R: 4 E: 0 K: 0 S: 17	H: 4 LOB: 2 BB: 2 P: 34	R: 0 E: 0 K: 0 S: 7	H: 2 LOB: 2 BB: 0 P: 13	R: 0 E: 0 K: 0 S: 8	H: 1 LOB: 1 BB: 0 P: 11	R: 2 E: 0 K: 2 S: 17	H: 3 LOB: 1 BB: 0 P: 28	R: 0 E: 0 K: 1 S: 5	H: 0 LOB: 0 BB: 0 P: 11	R: 0 E: 0 K: 1 S: 11	H: 2 LOB: 1 BB: 0 P: 19	1B: 13 2B: 2 3B: 0 HR: 1	SF: 0 SAC: 0 DP: 2 HBP: 0	WP: 0 PB: 0 SB: 0 CS: 1	PA: 38
PITCHER Scott Bailes, L ERA: 4.65 Bill Laskey, R ERA: 6.0 Brad Havens, L ERA: 3.64	IP: 5.1 WLS: L BF: 28 H: 11 R: 7 ER: 7 SO: 7 BB: 2 IBB: 0 HBP: 0 BLK: 0 WP: 0 HR: 1 S: 15 P: 26 ERA: 0.00 WHIP: 0.600															PITCHER	IP: 5.1 WLS: L BF: 28 H: 11 R: 7 ER: 7 SO: 7 BB: 2 IBB: 0 HBP: 0 BLK: 0 WP: 0 HR: 1 S: 15 P: 26 ERA: 0.00 WHIP: 0.600			

Cleveland Indians @ Oakland Athletics
Oakland-Alameda County Coliseum, Oakland, CA
Mon Jul 18 1988, 7:05 PM PDT
Att: 27,849 - Unknown - 69 F

AB	36
R	7
H	14
RBI	7
BB	2
SO	4
LOB	13



Batter	1	2	3	4	5	6	7	8	9	AB	R	H	RBI	BB	SO	LOB	TOP	
Julio Franco, R OBP: 0.359, SLG: 0.425 (1, 4)	1-2 CS 1B		0-2 4-3			1-0 1B		2-2 1B		4	0	3	0	0	0	0		
Terry Francona, L OBP: 0.275, SLG: 0.360 (1, 3)	2-1 F7		0-2 4-3			1-2 F6		0-0 F7		4	0	0	0	0	0	3		
Joe Carter, R OBP: 0.326, SLG: 0.500 (1, 8)	0-2 L7			0-1 5-3		1-2 F3			0-2 F7	4	0	0	0	0	1			
Ron Kittle, R OBP: 0.318, SLG: 0.536 (1, 10)		0-2 FC6-4 SF9 2B		0-3 K		2-3 K			0-3 K	4	1	1	0	0	3	1		
Mel Hall, L OBP: 0.337, SLG: 0.407 (1, 7)		2-1 FC6-4 1B		1-3 K			3-3 K		1-2 HR	4	1	2	1	0	2	0		
Cory Snyder, R OBP: 0.314, SLG: 0.466 (1, 9)		1-2 FC6-4			1-3 K		2-3 K		0-0 1B	4	0	1	0	0	2	2		
Brook Jacoby, R OBP: 0.314, SLG: 0.380 (1, 5)		2-2 SF9			1-0 1B		1-3 K		0-3 K	3	0	1	1	0	2	1		
Chris Bando, S OBP: 0.184, SLG: 0.206 (1, 2)		3-H 0-0 F7			2-1 F7			1-0 G4-6-3 1B		3	0	1	0	0	0	2		
Paul Zuvella, R (1, 6)			0-1 G1		2-3 K			3-2 G4-6-3 1B		3	0	0	0	0	1	2		
Inning Stats	R: 0 E: 0 K: 0 S: 9	H: 1 LOB: 0 BB: 0 P: 11	R: 1 E: 0 K: 0 S: 12	H: 2 LOB: 1 BB: 0 P: 17	R: 0 E: 0 K: 0 S: 8	H: 0 LOB: 0 BB: 0 P: 8	R: 0 E: 0 K: 2 S: 11	H: 1 LOB: 1 BB: 0 P: 17	R: 0 E: 0 K: 3 S: 9	H: 0 LOB: 0 BB: 0 P: 15	R: 0 E: 0 K: 0 S: 9	H: 2 LOB: 1 BB: 0 P: 15	R: 1 E: 0 K: 2 S: 14	H: 2 LOB: 1 BB: 0 P: 15	1B: 7 2B: 1 3B: 0 HR: 1	SF: 1 SAC: 0 DP: 1 HBP: 0	WP: 0 PA: 34 CS: 1	
PITCHER	IP	WLS	BF	H	R	ER	SO	BB	IBB	HBP	BLK	WP	HR	S	P	ERA	WHIP	
Bob Welch, R ERA: 3.41 (1, 1)	8.0	W	29	7	1	1	8	0	0	0	0	0	0	78	109	1.12	0.875	
Dennis Eckerstley, R ERA: 1.58 (9, 1)	1.0	S	5	2	1	1	2	0	0	0	0	0	1	14	15	9.00	2.000	

Cleveland Indians @ Oakland Athletics
Oakland-Alameda County Coliseum, Oakland, CA
Tue Jul 19 1988, 3:33 AM PDT
Sunny - 70 F

AB	33
R	2
H	9
RBI	2
BB	0
SO	10
LOB	12



Batter	1	2	3	4	5	6	7	8	9	AB	R	H	RBI	BB	SO	LOB	BOTTOM		
Stan Javier, S OBP: 0.334, SLG: 0.356 (1, 7)	K		0-1 HR 1B		3-1 1B		0-1 4-3			4	1	2	0	0	1	1			
Dave Henderson, R OBP: 0.348, SLG: 0.511 (1, 8)	3-2 HR 1B		0-0 1-H HR		1-2 F7			1-3 K		4	2	2	2	0	1	1			
Jose Canseco, R OBP: 0.384, SLG: 0.536 (1, 9)	1-3 K		0-1 S 1B		2-1 1-3			0-3 K		4	0	1	0	0	2	2			
Mark McGwire, R OBP: 0.341, SLG: 0.451 (1, 3)	0-0 1-H HR		2-0 F8			2-3 K		0-0 4-3		4	1	1	2	0	1	1			
Carney Lansford, R OBP: 0.360, SLG: 0.406 (1, 5)	0-0 5-3		2-2 F9			0-0 1-3				3	0	0	0	0	0	1			
Don Baylor, R OBP: 0.291, SLG: 0.284 (1, 10)		1-0 6-3		1-0 5-3		1-1 F2				3	0	0	0	0	0	0			
Ron Hassey, L OBP: 0.290, SLG: 0.374 (1, 2)		0-0 1-3		0-0 4-3			0-0 FC5-4 1B			3	0	1	0	0	0	0			
Glenn Hubbard, R OBP: 0.306, SLG: 0.253 (1, 4)		0-3 K		0-0 G3			1-3 K			3	0	0	0	0	2	1			
Walt Weiss, S OBP: 0.296, SLG: 0.306 (1, 6)			1-3 K		1-0 6-3		0-0 FC5-4			3	0	0	0	0	1	1			
Inning Stats	R: 2 E: 0 K: 2 S: 12	H: 2 LOB: 0 BB: 0 P: 17	R: 0 E: 0 K: 1 S: 5	H: 0 LOB: 0 BB: 0 P: 6	R: 2 E: 0 K: 1 S: 14	H: 3 LOB: 1 BB: 0 P: 19	R: 0 E: 0 K: 0 S: 3	H: 0 LOB: 0 BB: 0 P: 4	R: 0 E: 0 K: 0 S: 8	H: 1 LOB: 1 BB: 0 P: 15	R: 0 E: 0 K: 1 S: 6	H: 0 LOB: 0 BB: 0 P: 9	R: 0 E: 0 K: 1 S: 8	H: 1 LOB: 1 BB: 0 P: 9	R: 0 E: 0 K: 2 S: 9	H: 0 LOB: 0 BB: 0 P: 10	1B: 5 2B: 0 3B: 0 HR: 2	SF: 0 SAC: 0 DP: 0 HBP: 0	WP: 0 PA: 31 CS: 0
PITCHER	IP	WLS	BF	H	R	ER	SO	BB	IBB	HBP	BLK	WP	HR	S	P	ERA	WHIP		
Greg Swindell, L ERA: 3.67 (1, 1)	8.0	L	31	7	4	4	8	0	0	0	0	0	2	65	89	4.50	0.875		

Cleveland Indians @ Oakland Athletics
Oakland-Alameda County Coliseum, Oakland, CA
Tue Jul 19 1988, 3:33 AM PDT
Sunny - 70 F

AB	31
R	4
H	7
RBI	4
BB	0
SO	8
LOB	8



Batter	1	2	3	4	5	6	7	8	9	AB	R	H	RBI	BB	SO	LOB	TOP					
Ron Washington, R OBP: 0.272, SLG: 0.329	F4		4-3	5-3		6-3			K	5	0	0	0	0	1	3						
Terry Francona, L OBP: 0.292, SLG: 0.328	G3		F7		4-3		6-3		F7	5	0	0	0	0	0	0						
Julio Franco, R OBP: 0.361, SLG: 0.424	4-3		BB 2B		F3					3	1	1	0	1	0	0						
Joe Carter, R OBP: 0.331, SLG: 0.497		F2	BB 2B		S 1B		F3			3	1	1	0	1	0	1						
Mel Hall, L OBP: 0.334, SLG: 0.408	F9		1-H 2-H 2B		L9		F8			4	0	1	2	0	0	2						
Cory Snyder, R OBP: 0.320, SLG: 0.473	1B 2B		F4		1B		F4			4	1	2	0	0	0	1						
Brook Jacoby, R OBP: 0.315, SLG: 0.378	1B BB			4-3 1B		6-3				3	1	2	0	1	0	0						
Willie Upshaw, L OBP: 0.328, SLG: 0.378	1B 1B		4-3		K		F6			4	1	1	1	0	1	3						
Chris Bando, S OBP: 0.196, SLG: 0.195	2-H 3-H 1B		K		P5		3-1			4	0	1	2	0	1	3						
Inning Stats	R: 0 H: 0 E: 0 K: 0 S: 3	H: 0 LOB: 0 BB: 0 P: 6	R: 3 H: 3 E: 0 K: 0 S: 13	H: 3 LOB: 1 BB: 1 P: 20	R: 2 H: 2 E: 0 K: 0 S: 18	H: 2 LOB: 1 BB: 1 P: 30	R: 0 H: 1 E: 0 K: 1 S: 6	H: 1 LOB: 1 BB: 0 P: 6	R: 0 H: 1 E: 0 K: 0 S: 11	H: 1 LOB: 2 BB: 0 P: 17	R: 0 H: 2 E: 0 K: 1 S: 15	H: 2 LOB: 2 BB: 0 P: 21	R: 0 H: 0 E: 0 K: 0 S: 6	H: 0 LOB: 1 BB: 1 P: 11	R: 0 H: 0 E: 0 K: 0 S: 9	H: 0 LOB: 0 BB: 0 P: 12	R: 0 H: 0 E: 0 K: 1 S: 14	H: 0 LOB: 0 BB: 0 P: 19	1B: 7 2B: 2 3B: 0 HR: 0	SF: 0 SAC: 0 DP: 0 HBP: 0	WP: 0 PB: 0 SB: 1 CS: 0	PA: 38
PITCHER Dave Stewart, R ERA: 3.45	IP: 9.0 WLS: L BF: 38 H: 9 R: 5 ER: 5 SO: 3 BB: 3 IBB: 0 HBP: 0 BLK: 0 WP: 0 HR: 0 S: 95 P: 142 ERA: 5.00 WHIP: 1.333															PITCHER						

Cleveland Indians @ Oakland Athletics
Oakland-Alameda County Coliseum, Oakland, CA
Wed Jul 20 1988, 3:33 AM PDT
Att: 27,439 - Sunny - 66 F

AB	35
R	5
H	9
RBI	5
BB	3
SO	3
LOB	13



Batter	1	2	3	4	5	6	7	8	9	AB	R	H	RBI	BB	SO	LOB	BOTTOM					
Luis Polonia, L OBP: 0.347, SLG: 0.367	K		K		FC4-6		6-3 E 1B		4-3	5	1	1	0	0	2	3						
Stan Javier, S OBP: 0.330, SLG: 0.358	K		K		K		F7		K	5	0	0	0	0	4	5						
Jose Canseco, R OBP: 0.383, SLG: 0.534	F7		K			1B 1B	6-3			4	1	1	1	0	1	3						
Mark McGwire, R OBP: 0.342, SLG: 0.458		K		K		F8	E2 1B			4	0	1	1	0	2	1						
Ron Hassey, L OBP: 0.290, SLG: 0.371	FC6-4 1B		G3		F7		4-3			4	0	1	0	0	0	2						
Terry Steinbach, R OBP: 0.295, SLG: 0.364	F7		HR		1B 1B		F8			4	1	2	1	0	0	1						
Tony Phillips, S OBP: 0.311, SLG: 0.279	FC6-4		K		K		1-3 1B		1-3	4	0	1	1	0	1	1						
Mike Gallego, R OBP: 0.276, SLG: 0.278			1B		K		F8			2	0	1	0	0	1	0						
Dave Henderson, R OBP: 0.349, SLG: 0.511			1B							1	0	0	0	0	0	2						
Glenn Hubbard, R OBP: 0.306, SLG: 0.253			1B							0	0	0	0	0	0	0						
Carney Lansford, R OBP: 0.357, SLG: 0.493			1B							1	0	0	0	0	1	0						
Walt Weiss, S OBP: 0.302, SLG: 0.313			1B		FC4-6 BB		1B 6-3 2B		K	3	1	2	0	1	1	0						
Inning Stats	R: 0 H: 0 E: 0 K: 2 S: 9	H: 1 LOB: 1 BB: 0 P: 13	R: 0 H: 1 E: 0 K: 1 S: 7	H: 1 LOB: 0 BB: 0 P: 12	R: 0 H: 2 E: 0 K: 3 S: 14	H: 2 LOB: 2 BB: 0 P: 20	R: 1 H: 1 E: 0 K: 2 S: 14	H: 1 LOB: 0 BB: 0 P: 21	R: 0 H: 0 E: 0 K: 2 S: 12	H: 0 LOB: 1 BB: 1 P: 19	R: 1 H: 3 E: 0 K: 0 S: 14	H: 3 LOB: 2 BB: 0 P: 23	R: 2 H: 3 E: 1 K: 0 S: 12	H: 3 LOB: 1 BB: 0 P: 19	R: 0 H: 0 E: 0 K: 1 S: 7	H: 0 LOB: 0 BB: 0 P: 11	R: 0 H: 0 E: 0 K: 2 S: 8	H: 0 LOB: 0 BB: 0 P: 11	1B: 8 2B: 1 3B: 0 HR: 1	SF: 0 SAC: 0 DP: 0 HBP: 0	WP: 0 PB: 0 SB: 0 CS: 0	PA: 38
PITCHER John Farrell, R ERA: 4.03 Doug Jones, R ERA: 2.06	IP: 6.2 WLS: W BF: 30 H: 6 R: 4 ER: 4 SO: 10 BB: 1 IBB: 0 HBP: 0 BLK: 0 WP: 0 HR: 1 S: 78 P: 120 ERA: 5.40 WHIP: 1.500															PITCHER						

Cleveland Indians @ Oakland Athletics
Oakland-Alameda County Coliseum, Oakland, CA
Wed Jul 20 1988, 3:33 AM PDT
Att: 27,439 - Sunny - 66 F

AB	37
R	4
H	10
RBI	4
BB	1
SO	13
LOB	18



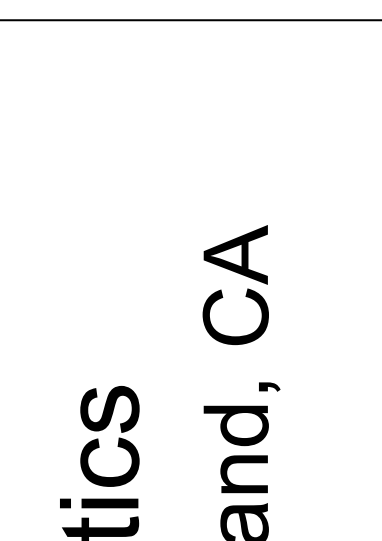
Batter	1	2	3	4	5	6	7	8	9	AB	R	H	RBI	BB	SO	LOB	TOP		
Gary Pettis, S OBP: 0.305, SLG: 0.294 (1, 8)	2-3 K	1-0 FC6-4		0-0 FC6-4			1-3 K		0-2 F7	5	0	0	0	0	2	4			
Lou Whitaker, L OBP: 0.385, SLG: 0.420 (1, 4)	0-0 1B WP		3-2 F7		1-2 F7		0-0 G6-4-3			4	1	2	0	0	0	1			
Pat Sheridan, L OBP: 0.362, SLG: 0.513 (8, PH)	1-1 WP		1-0 F7		1-0 4-3			1-3 K		3	0	1	0	0	0	1			
Tom Brookens, R OBP: 0.339, SLG: 0.378 (8, 5)	2-3 1B		1-2							1	0	0	0	0	1	0			
Alan Trammell, R OBP: 0.381, SLG: 0.491 (1, 6)	4-1 1B		1-0 L8		1-0			1-2 L5		3	0	1	0	1	0	1			
Darrell Evans, L OBP: 0.328, SLG: 0.378 (1, 3)	2-3 BB		4-2		0-2 1B			4-1		2	0	0	0	2	1	3			
Chet Lemon, R OBP: 0.352, SLG: 0.445 (1, 9)	2-3 K		3-2 G3			0-2 4-3		3-2 F8		4	0	0	0	0	1	5			
Matt Nokes, L OBP: 0.289, SLG: 0.405 (1, 2)		3-2 6-3		0-1 F5		0-0 F7		0-1 F7		4	0	0	0	0	0	0			
Luis Salazar, R OBP: 0.327, SLG: 0.443 (8, 7)		1-1 3-1		1-2 6-3		1-1 F9		1-2		4	0	1	0	0	0	0			
Dave Bergman, L OBP: 0.304, SLG: 0.448 (1, 10)		4-2 FC6-4 BB		4-1 FC6-4 BB			1-2 G6-4-3 1B	1-3 K		2	0	1	0	2	1	1			
Inning Stats	R: 1 H: 2 E: 0 K: 3 S: 15	H: 2 R: 1 ER: 0 LOB: 2 BB: 1 P: 26	R: 0 H: 0 E: 0 K: 0 S: 11	H: 0 R: 1 ER: 0 LOB: 2 BB: 1 P: 20	R: 0 H: 1 E: 0 K: 0 S: 12	H: 0 R: 0 ER: 0 LOB: 1 BB: 1 P: 12	R: 0 H: 0 E: 0 K: 0 S: 8	H: 0 R: 0 ER: 0 LOB: 1 BB: 0 P: 7	R: 0 H: 1 E: 0 K: 1 S: 8	H: 0 R: 0 ER: 0 LOB: 1 BB: 0 P: 10	R: 0 H: 0 E: 0 K: 1 S: 13	H: 0 R: 0 ER: 0 LOB: 1 BB: 1 P: 22	R: 0 H: 1 E: 0 K: 1 S: 14	H: 1 R: 0 ER: 0 LOB: 1 BB: 0 P: 16	1B: 5 2B: 1 3B: 0 HR: 0	SF: 0 SAC: 0 DP: 1 HBP: 0	WP: 1 PA: 37 PB: 0 SB: 0 CS: 0		
PITCHER	IP	WLS	BF	H	R	ER	SO	BB	IBB	HBP	BLK	WP	HR	S	P	ERA	WHIP		
Storm Davis, R ERA: 3.3 (1, 1)	6.1	W	28	5	1	1	4	4	0	0	0	1	0	66	109	1.42	1.421		
Rick Honeycutt, L ERA: 4.05 (7, 1)	0.2		1	0	0	0	0	0	0	0	0	0	0	1	1	0.00	0.000		
Gene Nelson, R ERA: 3.69 (8, 1)	1.0		4	0	0	0	1	1	0	0	0	0	0	13	22	0.00	1.000		
Dennis Eckersley, R ERA: 1.51 (9, 1)	1.0	S	4	1	0	0	1	0	0	0	0	0	0	14	16	0.00	1.000		

Detroit Tigers @ Oakland Athletics
Oakland-Alameda County Coliseum, Oakland, CA

Fri Jul 22 1988, 7:05 PM PDT
Att: 35,480 - Unknown - 68 F

livebaseballscores.com

AB 32
R 1
H 6
RBI 0
BB 5
SO 6
LOB 16




Batter	1	2	3	4	5	6	7	8	9	AB	R	H	RBI	BB	SO	LOB	BOTTOM		
Luis Polonia, L OBP: 0.343, SLG: 0.383 (1, 7)	1-1 G3		1-1 L7			0-0 F8	2-1			4	0	1	1	0	0	2			
Dave Henderson, R OBP: 0.348, SLG: 0.519 (1, 8)	0-1 L7			1-0 F9		2-0 HR	1-3 K			4	1	1	2	0	1	1			
Jose Canseco, R OBP: 0.382, SLG: 0.539 (1, 9)	2-0 F8			1-1 F8		1-0 HR		3-2 5-3		4	1	1	1	0	0	0			
Mark McGwire, R OBP: 0.338, SLG: 0.453 (1, 3)		0-0 1-3		0-3 K		1-3 K		2-1 F8		4	0	0	0	0	2	0			
Ron Hassey, L OBP: 0.293, SLG: 0.371 (1, 2)		0-0 4-3			1-0 F7	4-1 BB		0-0 1B		3	0	1	0	1	0	0			
Camey Lansford, R OBP: 0.354, SLG: 0.399 (1, 5)		1-0 6-3			2-1 5-3	1-3 K		0-1 F8		4	0	0	0	0	1	2			
Terry Steinbach, R OBP: 0.296, SLG: 0.360 (1, 10)			2-2 F8		4-1 BB		0-0 F3			2	0	0	0	1	0	0			
Walt Weiss, S OBP: 0.299, SLG: 0.309 (1, 6)			2-0 4-3		1-0 F8		2-1 L6			3	0	0	0	0	0	1			
Mike Gallego, R OBP: 0.286, SLG: 0.282 (1, 4)			4-1 BB			4-2 HR BB	2-1 3B 1B			1	2	1	0	2	0	0			
Inning Stats	R: 0 H: 0 E: 0 K: 0 S: 5	H: 0 R: 0 ER: 0 LOB: 0 BB: 0 P: 8	R: 0 H: 0 E: 0 K: 0 S: 3	H: 0 R: 1 ER: 0 LOB: 1 BB: 1 P: 17	R: 0 H: 0 E: 0 K: 1 S: 6	H: 0 R: 0 ER: 0 LOB: 1 BB: 1 P: 13	R: 3 H: 2 E: 0 K: 2 S: 17	H: 2 R: 0 ER: 0 LOB: 1 BB: 2 P: 30	R: 1 H: 2 E: 0 K: 1 S: 10	H: 2 R: 0 ER: 0 LOB: 1 BB: 0 P: 17	R: 0 H: 1 E: 0 K: 0 S: 10	H: 1 R: 0 ER: 0 LOB: 1 BB: 0 P: 15	1B: 2 2B: 0 3B: 1 HR: 2	SF: 0 SAC: 0 DP: 0 HBP: 0	WP: 0 PA: 33 PB: 0 SB: 0 CS: 0				
PITCHER	IP	WLS	BF	H	R	ER	SO	BB	IBB	HBP	BLK	WP	HR	S	P	ERA	WHIP		
Jeff Robinson, R ERA: 2.99 (1, 1)	8.0	L	33	5	4	4	4	4	0	0	0	0	2	64	112	4.50	1.125		

Detroit Tigers @ Oakland Athletics
Oakland-Alameda County Coliseum, Oakland, CA

Fri Jul 22 1988, 7:05 PM PDT
Att: 35,480 - Unknown - 68 F

livebaseballscores.com

AB 29
R 4
H 5
RBI 4
BB 4
SO 4
LOB 6



Batter	1	2	3	4	5	6	7	8	9	AB	R	H	RBI	BB	SO	LOB	TOP										
Gary Pettis, S OBP: 0.306, SLG: 0.296 (1, 8)	1-1 F7		1-2 L8		0-0 1B		0-0 4-3		3-2 1B	5	0	2	1	0	0	2	Detroit Tigers @ Oakland Athletics Oakland-Alameda County Coliseum, Oakland, CA Sat Jul 23 1988, 3:33 AM PDT Att: 43,185 - Sunny - 69 F										
Lou Whitaker, L OBP: 0.350, SLG: 0.416 (1, 4)	1-2 1B		3-3 K		2-3 K		3-3 K		1-3 K	5	0	1	0	0	4	5											
Pat Sheridan, L OBP: 0.360, SLG: 0.508 Larry Hemdon, R OBP: 0.336, SLG: 0.374 (9, PH)	3-1 F7			3-1 WP BLK 1B	2-1 G3			1-0 F8	1-3 K	4	0	1	0	0	0	3											
Alan Trammell, R OBP: 0.382, SLG: 0.488 (1, 6)	2-0 F8			4-2 WP BB 1-2		0-1 L8		4-0 BB BB		2	0	0	0	2	0	1											
Darrell Evans, L OBP: 0.327, SLG: 0.374 (1, 3)		2-2 4-3		2-3 K		0-2 F7		4-1 BB BB		3	0	0	0	1	1	2											
Chet Lemon, R OBP: 0.350, SLG: 0.441 (1, 9)		0-1 F8		2-3 K		4-0 BB BB		3-2 F6		3	0	0	0	1	1	4											
Matt Nokes, L OBP: 0.284, SLG: 0.398 (1, 2)		0-2 L7		1-1 4-3		1-1 L7		2-2 4-3		4	0	0	0	0	0	5											
Luis Salazar, R OBP: 0.326, SLG: 0.444 (1, 5)			2-2 F9		0-2 F4		0-1 F9		1-1 1B 2B	4	1	1	0	0	0	0											
Dave Bergman, L OBP: 0.417, SLG: 0.458 Ray Knight, R OBP: 0.297, SLG: 0.327 (9, PH)		2-0 1B		4-2 BB		2-2 4-3 1B		3-2 F4		2	0	2	0	1	0	0											
Inning Stats	R: 0 E: 0 K: 0 S: 9	H: 1 LOB: 1 BB: 0 P: 15	R: 0 E: 0 K: 0 S: 8	H: 0 LOB: 0 BB: 0 P: 10	R: 0 E: 0 K: 1 S: 10	H: 1 LOB: 1 BB: 0 P: 18	R: 0 E: 0 K: 2 S: 14	H: 1 LOB: 2 BB: 1 P: 26	R: 0 E: 0 K: 1 S: 11	H: 0 LOB: 1 BB: 1 P: 13	R: 0 E: 0 K: 1 S: 10	H: 1 LOB: 1 BB: 0 P: 15	R: 0 E: 0 K: 0 S: 15	H: 0 LOB: 2 BB: 2 P: 29	R: 1 E: 0 K: 2 S: 14	H: 2 LOB: 1 BB: 0 P: 23	1B: 6 2B: 1 3B: 0 HR: 0	SF: 0 SAC: 0 DP: 0 HBP: 0	WP: 1 PB: 0 CS: 0	PA: 39							
PITCHER	IP	WLS	BF	H	R	ER	SO	BB	IBB	HBP	BLK	WP	HR	S	P	ERA	WHIP										
Todd Burns, R ERA: 1.79 (1, 1)	7.0	W	29	5	0	0	5	3	0	0	1	1	0	70	116	0.00	1.143										
Gene Nelson, R ERA: 3.77 (8, 1)	1.0		6	1	1	1	0	2	0	0	0	0	0	17	32	9.00	3.000										
Greg Cadaret, L ERA: 2.98 (9, 1)	0.2	S	3	1	0	0	1	0	0	0	0	0	0	9	16	0.00	1.500										
Eric Plunk, R ERA: 2.79 (9, 1)	0.1	S	1	0	0	0	1	0	0	0	0	0	0	3	4	0.00	0.000										

Batter	1	2	3	4	5	6	7	8	9	AB	R	H	RBI	BB	SO	LOB	BOTTOM										
Stan Javier, S OBP: 0.328, SLG: 0.355 (1, 7)	0-2 F4		1-3 K		2-2 6-3		1-0 HBP 1B	0-1 F4		5	0	1	0	0	1	4	Detroit Tigers @ Oakland Athletics Oakland-Alameda County Coliseum, Oakland, CA Sat Jul 23 1988, 3:33 AM PDT Att: 43,185 - Sunny - 69 F										
Dave Henderson, R OBP: 0.350, SLG: 0.522 (1, 8)	1-2 L8		0-1 L6-4 1B 1-3 1B		1-1 HR 2B	1-1 F6				4	1	2	0	0	0	1											
Jose Canseco, R OBP: 0.385, SLG: 0.540 (1, 9)	1-2 1B		1-2 1-2 3H 1B 2-3		3-2 E3 HR	2-2 HBP				3	1	2	1	0	0	1											
Mark McGwire, R OBP: 0.340, SLG: 0.460 (1, 3)	4-0 1B		1-2 L6-4		2-1 HR	2-2 F8				3	1	1	3	1	0	4											
Carney Lansford, R OBP: 0.350, SLG: 0.395 (1, 5)	1-1 L4			0-0 6-3		2-2 5-3				4	0	0	0	0	0	4											
Terry Steinbach, R OBP: 0.305, SLG: 0.369 (1, 2)		2-2 G3-6-3 1B		0-0 6-3		2-2 3-1 1B		2-0 SH5-3 BB 1B		4	0	3	0	0	0	0											
Don Baylor, R OBP: 0.295, SLG: 0.285 Tony Phillips, S OBP: 0.311, SLG: 0.279 (6, PR)		0-0 F3		1-1 F3		0-0 1B		4-2 SH5-3 BB		3	0	1	0	1	0	1											
Mike Gallego, R OBP: 0.282, SLG: 0.277 (1, 4)		2-0 G3-6-3			0-2 4-3		2-2 3-1		0-1 SH5-3	3	0	0	0	0	0	3											
Walt Weiss, S OBP: 0.295, SLG: 0.305 (1, 6)			2-1 E5 1B		2-2 5-3		3-2 F8		1-2 FC5-2-5-1	4	1	0	0	0	0	5											
Inning Stats	R: 0 E: 0 K: 0 S: 11	H: 1 LOB: 2 BB: 1 P: 18	R: 0 E: 0 K: 0 S: 5	H: 1 LOB: 0 BB: 0 P: 9	R: 1 E: 1 K: 1 S: 13	H: 2 LOB: 1 BB: 0 P: 17	R: 0 E: 0 K: 0 S: 4	H: 0 LOB: 0 BB: 0 P: 5	R: 0 E: 0 K: 0 S: 9	H: 0 LOB: 0 BB: 0 P: 13	R: 3 E: 1 K: 0 S: 22	H: 4 LOB: 2 BB: 0 P: 37	R: 0 E: 0 K: 0 S: 14	H: 1 LOB: 2 BB: 0 P: 19	R: 0 E: 0 K: 0 S: 12	H: 1 LOB: 3 BB: 1 P: 19	1B: 8 2B: 2 3B: 0 HR: 1	SF: 0 SAC: 1 DP: 2 HBP: 1	WP: 0 PB: 0 CS: 0	PA: 37							
PITCHER	IP	WLS	BF	H	R	ER	SO	BB	IBB	HBP	BLK	WP	HR	S	P	ERA	WHIP										
Frank Tanana, L ERA: 4.1 (1, 1)	5.1	L	24	7	4	2	1	0	1	0	0	0	0	56	86	3.38	1.312										
Eric King, R ERA: 3.58 (6, 1)	1.0		6	2	0	0	0	0	0	1	0	0	0	16	24	0.00	2.000										
Mike Henneman, R ERA: 2.33 (7, 1)	0.2		2	0	0	0	0	0	0	0	0	0	0	6	8	0.00	0.000										
Willie Hernandez, L ERA: 1.87 (8, 1)	1.0		5	1	0	0	0	1	0	0	0	0	0	12	19	0.00	2.000										

AB 34
R 1
H 7
RBI 1
BB 5
SO 7
LOB 24



AB 33
R 4
H 10
RBI 4
BB 2
SO 1
LOB 23



Batter	1	2	3	4	5	6	7	8	9	AB	R	H	RBI	BB	SO	LOB	TOP					
Gary Pettis, S OBP: 0.303, SLG: 0.293 (1, 8)										4	0	0	0	0	1	2						
Lou Whitaker, L OBP: 0.376, SLG: 0.410 (1, 4)										4	0	0	0	0	2	0						
Pat Sheridan, L OBP: 0.354, SLG: 0.497 (1, 7)										4	0	0	0	0	1	0						
Aian Trammell, R OBP: 0.383, SLG: 0.491 (1, 6)										4	0	2	0	0	0	0						
Darrell Evans, L OBP: 0.329, SLG: 0.374 (1, 10)										3	0	1	0	1	1	1						
Chet Lemon, R OBP: 0.346, SLG: 0.435 (1, 9)										4	0	0	0	0	2	3						
Dave Bergman, L OBP: 0.330, SLG: 0.479 (1, 3)										3	0	3	0	0	0	0						
Luis Salazar, R OBP: 0.324, SLG: 0.441 (1, 5)										2	0	0	0	0	0	2						
Matt Nokes, L OBP: 0.281, SLG: 0.393 (1, 2)										3	0	0	0	0	1	3						
Inning Stats	R: 0 H: 0 E: 0 K: 3 S: 9	H: 0 LOB: 0 BB: 0 P: 16	R: 0 H: 1 E: 0 K: 0 S: 6	H: 1 LOB: 0 BB: 0 P: 9	R: 0 H: 1 E: 0 K: 1 S: 12	H: 1 LOB: 1 BB: 0 P: 14	R: 0 H: 1 E: 0 K: 1 S: 10	H: 1 LOB: 2 BB: 1 P: 14	R: 0 H: 1 E: 0 K: 0 S: 4	H: 1 LOB: 1 BB: 0 P: 4	R: 0 H: 1 E: 0 K: 1 S: 12	H: 1 LOB: 1 BB: 0 P: 18	R: 0 H: 1 E: 0 K: 1 S: 11	H: 1 LOB: 1 BB: 0 P: 16	R: 0 H: 0 E: 0 K: 0 S: 7	H: 0 LOB: 0 BB: 0 P: 12	R: 0 H: 0 E: 0 K: 1 S: 9	H: 0 LOB: 0 BB: 0 P: 12	1B: 4 2B: 2 3B: 0 HR: 0	SF: 0 SAC: 1 DP: 1 HBP: 0	WP: 0 PB: 0 SB: 1 CS: 0	PA: 33
PITCHER Bob Welch, R ERA: 3.22 (1, 1)	IP: 9.0 WLS: W BF: 33 H: 6 R: 0 ER: 0 SO: 8 BB: 1 IBB: 0 HBP: 0 BLK: 0 WP: 0 HR: 0 S: 80 P: 115 ERA: 0.00 WHIP: 0.778															PITCHER Bob Welch, R ERA: 3.22 (1, 1)	IP: 9.0 WLS: W BF: 33 H: 6 R: 0 ER: 0 SO: 8 BB: 1 IBB: 0 HBP: 0 BLK: 0 WP: 0 HR: 0 S: 80 P: 115 ERA: 0.00 WHIP: 0.778					

Detroit Tigers @ Oakland Athletics
Oakland-Alameda County Coliseum, Oakland, CA
Sun Jul 24 1988, 3:33 AM PDT
Att: 43,146 - Sunny - 70 F

AB	31
R	0
H	6
RBI	0
BB	1
SO	8
LOB	11



Batter	1	2	3	4	5	6	7	8	9	AB	R	H	RBI	BB	SO	LOB	BOTTOM					
Luis Polonia, L OBP: 0.359, SLG: 0.408 (1, 7)										4	0	3	0	0	1	0						
Dave Henderson, R OBP: 0.345, SLG: 0.514 (1, 8)										4	0	0	0	0	2	5						
Jose Canseco, R OBP: 0.384, SLG: 0.536 (1, 9)										3	0	0	0	1	1	0						
Mark McGwire, R OBP: 0.339, SLG: 0.461 (1, 3)										4	0	1	0	0	0	1						
Ron Hassey, L OBP: 0.288, SLG: 0.364 (1, 2)										4	0	0	0	0	1	2						
Camey Lansford, R OBP: 0.352, SLG: 0.394 (1, 5)										1	0	0	0	2	0	0						
Terry Steinbach, R OBP: 0.300, SLG: 0.363 (1, 10)										3	1	0	0	0	0	3						
Walt Weiss, S OBP: 0.295, SLG: 0.309 (1, 6)										3	0	1	1	0	1	0						
Mike Gallego, R OBP: 0.288, SLG: 0.276 (1, 4)										1	0	0	0	2	0	0						
Inning Stats	R: 0 H: 1 E: 0 K: 2 S: 10	H: 1 LOB: 0 BB: 0 P: 17	R: 0 H: 0 E: 0 K: 1 S: 6	H: 0 LOB: 0 BB: 0 P: 11	R: 0 H: 1 E: 0 K: 2 S: 16	H: 1 LOB: 2 BB: 1 P: 23	R: 0 H: 0 E: 0 K: 0 S: 8	H: 0 LOB: 0 BB: 0 P: 12	R: 1 H: 2 E: 0 K: 0 S: 10	H: 2 LOB: 2 BB: 2 P: 21	R: 0 H: 1 E: 0 K: 0 S: 11	H: 1 LOB: 1 BB: 1 P: 23	R: 0 H: 0 E: 0 K: 1 S: 6	H: 0 LOB: 0 BB: 0 P: 7	R: 0 H: 0 E: 0 K: 0 S: 9	H: 0 LOB: 1 BB: 1 P: 14	R: 0 H: 0 E: 0 K: 0 S: 9	H: 0 LOB: 1 BB: 1 P: 14	1B: 2 2B: 4 3B: 0 HR: 0	SF: 0 SAC: 0 DP: 1 HBP: 0	WP: 0 PB: 0 SB: 0 CS: 2	PA: 32
PITCHER Walt Terrell, R ERA: 4.5 (1, 1)	IP: 8.0 WLS: L BF: 32 H: 5 R: 1 ER: 1 SO: 6 BB: 4 IBB: 1 HBP: 0 BLK: 0 WP: 0 HR: 0 S: 76 P: 128 ERA: 1.12 WHIP: 1.125															PITCHER Walt Terrell, R ERA: 4.5 (1, 1)	IP: 8.0 WLS: L BF: 32 H: 5 R: 1 ER: 1 SO: 6 BB: 4 IBB: 1 HBP: 0 BLK: 0 WP: 0 HR: 0 S: 76 P: 128 ERA: 1.12 WHIP: 1.125					

Detroit Tigers @ Oakland Athletics
Oakland-Alameda County Coliseum, Oakland, CA
Sun Jul 24 1988, 3:33 AM PDT
Att: 43,146 - Sunny - 70 F

AB	27
R	1
H	5
RBI	1
BB	5
SO	6
LOB	11



Batter	1	2	3	4	5	6	7	8	9	AB	R	H	RBI	BB	SO	LOB	TOP			
Luis Polonia, L OBP: 0.346, SLG: 0.392 (1, 7)	G1-3		G3		G6-3			K		4	0	0	0	0	1	0				
Dave Henderson, R OBP: 0.342, SLG: 0.509 Orlando Mercado, R OBP: 0.222, SLG: 0.250 Don Baylor, R OBP: 0.294, SLG: 0.283 Dave Stewart, R (8, 1)	K			K		G3		5-3		3	0	0	0	0	2	0				
Jose Canseco, R OBP: 0.385, SLG: 0.537 (1, 9)	2B			BB 1B BB		5-3			F8	3	1	1	0	1	0	0				
Mark McGwire, R OBP: 0.336, SLG: 0.456 (1, 3)	K			F8		6-3			K	4	0	0	0	0	2	2				
Ron Hassey, L OBP: 0.288, SLG: 0.358 (1, 10) (8, 2)	K			1B BB			P7		G4-3	3	0	0	0	1	1	0				
Carney Lansford, R OBP: 0.352, SLG: 0.393 (1, 5)	G4-3			BB			F8			3	0	1	1	0	0	0				
Terry Steinbach, R OBP: 0.298, SLG: 0.359 Stan Javier, S OBP: 0.330, SLG: 0.357 (6, 8)	F9			1B			1B			2	0	0	0	0	0	2				
Walt Weiss, S OBP: 0.292, SLG: 0.306 (1, 6)			F8		L7		F8			3	0	0	0	0	0	1				
Mike Gallego, R OBP: 0.285, SLG: 0.273 Tony Phillips, S OBP: 0.309, SLG: 0.276 (8, 4)			K		G4-3			F8		2	0	0	0	0	1	0				
Inning Stats	R: 0 E: 0 K: 2 S: 9	H: 1 LOB: 1 BB: 0 P: 13	R: 0 E: 0 K: 1 S: 6	H: 0 LOB: 0 BB: 0 P: 9	R: 0 E: 0 K: 1 S: 6	H: 0 LOB: 0 BB: 0 P: 6	R: 1 E: 0 K: 1 S: 11	H: 1 LOB: 2 BB: 2 P: 22	R: 0 E: 0 K: 0 S: 8	H: 0 LOB: 0 BB: 0 P: 13	R: 0 E: 0 K: 0 S: 7	H: 1 LOB: 1 BB: 0 P: 13	R: 0 E: 0 K: 1 S: 7	H: 0 LOB: 0 BB: 0 P: 9	R: 0 E: 0 K: 1 S: 9	H: 0 LOB: 0 BB: 0 P: 11	1B: 2 2B: 1 3B: 0 HR: 0	SF: 0 SAC: 0 DP: 0 HBP: 0	WP: 0 PB: 0 SB: 0 CS: 0	PA: 32
PITCHER Kirk McCaskill, R ERA: 3.45 (1, 1)	IP: 9.0 WLS: W BF: 32 H: 3 R: 1 ER: 1 SO: 7 BB: 2 IBB: 0 HBP: 0 BLK: 0 WP: 0 HR: 0 S: 71 P: 108 ERA: 1.00 WHIP: 0.556															PITCHER				

Oakland Athletics @ California Angels
Anaheim Stadium, Anaheim, CA
Mon Jul 25 1988, 10:05 PM EDT
Att: 30,928 - Unknown

AB 30
R 1
H 3
RBI 1
BB 2
SO 7
LOB 5



Batter	1	2	3	4	5	6	7	8	9	AB	R	H	RBI	BB	SO	LOB	BOTTOM			
Devon White, S OBP: 0.282, SLG: 0.366 (1, 8)	L7		G3			1-3				3	0	0	0	0	0	0				
Johnny Ray, S OBP: 0.335, SLG: 0.415 (1, 4)	G6-3			E9 2B 1B		G6-3				3	1	1	0	0	0	0				
Wally Joyner, L OBP: 0.343, SLG: 0.402 (1, 3)	K			F9-6 2H 2B		F9		F9 2B		3	0	2	1	0	1	0				
Brian Downing, R OBP: 0.372, SLG: 0.450 (1, 10)		HR		F9-6		F9		F9		3	1	1	1	0	0	2				
Chili Davis, S OBP: 0.332, SLG: 0.456 (1, 9)		CS 1B		P4		4-3				3	0	1	0	0	0	1				
Jack Howell, L OBP: 0.333, SLG: 0.394 (1, 5)	K			K		K		K		3	0	0	0	0	3	2				
Thad Bosley, L OBP: 0.214, SLG: 0.158 (1, 7)	K			L5				G6-3		3	0	0	0	0	1	0				
Bob Boone, R OBP: 0.335, SLG: 0.380 (1, 2)			G6-3		K			F8		3	0	0	0	0	1	0				
Dick Schofield, R OBP: 0.291, SLG: 0.314 (1, 6)			G6-3			F7		G4-3		3	0	0	0	0	0	0				
Inning Stats	R: 0 E: 0 K: 1 S: 7	H: 0 LOB: 0 BB: 0 P: 9	R: 1 E: 0 K: 2 S: 12	H: 2 LOB: 0 BB: 0 P: 19	R: 0 E: 0 K: 0 S: 6	H: 0 LOB: 0 BB: 0 P: 8	R: 1 E: 1 K: 0 S: 11	H: 2 LOB: 0 BB: 0 P: 17	R: 0 E: 0 K: 2 S: 10	H: 0 LOB: 0 BB: 0 P: 13	R: 0 E: 0 K: 0 S: 9	H: 0 LOB: 0 BB: 0 P: 12	R: 0 E: 0 K: 1 S: 12	H: 1 LOB: 1 BB: 0 P: 14	R: 0 E: 0 K: 0 S: 9	H: 0 LOB: 0 BB: 0 P: 11	1B: 2 2B: 3 3B: 0 HR: 1	SF: 0 SAC: 0 DP: 1 HBP: 0	WP: 0 PB: 0 SB: 0 CS: 1	PA: 27
PITCHER Dave Stewart, R ERA: 3.35 Dave Stewart, R ERA: 3.35 (8, 1)	IP: 8.0 WLS: L BF: 27 H: 5 R: 2 ER: 1 SO: 6 BB: 0 IBB: 0 HBP: 0 BLK: 0 WP: 0 HR: 1 S: 76 P: 103 ERA: 1.12 WHIP: 0.625															PITCHER				

Oakland Athletics @ California Angels
Anaheim Stadium, Anaheim, CA
Mon Jul 25 1988, 10:05 PM EDT
Att: 30,928 - Unknown

AB 27
R 2
H 5
RBI 2
BB 0
SO 6
LOB 5



Batter	1	2	3	4	5	6	7	8	9	10	AB	R	H	RBI	BB	SO	LOB	TOP								
Tony Phillips, S OBP: 0.309, SLG: 0.276 Ron Hassey, L OBP: 0.255, SLG: 0.353 (10, 2)	1-3 K		4-2 BB			0-1 P6		1-1 F8		2-2 1B	3	0	0	1	1	0										
Dave Henderson, R OBP: 0.349, SLG: 0.515	2-3 K		0-0 F9			0-0 HR		3-1 5-3		2-3 K	5	1	1	0	0	2	3									
Jose Canseco, R OBP: 0.362, SLG: 0.533	0-1 CS			3-1 4-3		1-2 HR		1-3 K		4-1 BB	4	1	2	2	1	1	0									
Mark McGwire, R OBP: 0.332, SLG: 0.448	1-1 CS	2-3 K		3-1 1B		3-3 K		1-0 F9		1-3 K	5	0	1	0	0	3	3									
Carney Lansford, R OBP: 0.347, SLG: 0.394		1-3 K		0-0 L6		1-2 1-3		0-0 6-3			4	0	0	0	0	1	1									
Don Baylor, R OBP: 0.305, SLG: 0.306		0-1 2B		2-3 K		4-1 BB		1-2 F7			3	0	1	0	1	1	1									
Terry Steinbach, R OBP: 0.313, SLG: 0.375 Luis Polonia, L OBP: 0.339, SLG: 0.383 Glenn Hubbard, R OBP: 0.306, SLG: 0.253 (10, 4)		0-2 F9		0-0 1B		1-2 G6-4-3		4-2 BB		4-2 FC1-6	3	0	1	0	1	0	2									
Stan Javier, S OBP: 0.325, SLG: 0.351			1-2 F9		0-0 G5-4-3		0-0 1B		0-0 FC1-6	4	1	1	0	0	0	2										
Mike Gallego, R OBP: 0.279, SLG: 0.264			0-3 K		0-0 F9		1-2 FC6-4		4-1 1B	3	0	0	0	1	1	1										
Inning Stats	R: 0 E: 0 K: 2 S: 9	H: 1 LOB: 0 BB: 0 P: 13	R: 0 E: 0 K: 2 S: 14	H: 1 LOB: 1 BB: 0 P: 17	R: 0 E: 0 K: 1 S: 13	H: 0 LOB: 1 BB: 1 P: 18	R: 0 E: 0 K: 1 S: 8	H: 1 LOB: 1 BB: 0 P: 16	R: 0 E: 0 K: 1 S: 9	H: 1 LOB: 0 BB: 0 P: 3	R: 2 E: 0 K: 1 S: 12	H: 2 LOB: 0 BB: 0 P: 17	R: 0 E: 0 K: 0 S: 6	H: 0 LOB: 0 BB: 0 P: 12	R: 0 E: 0 K: 0 S: 6	H: 0 LOB: 0 BB: 0 P: 8	R: 1 E: 0 K: 2 S: 18	H: 1 LOB: 3 BB: 3 P: 35	1B: 6 2B: 1 3B: 0 HR: 1	SF: 0 SAC: 0 DP: 2 HBP: 0	WP: 0 PB: 0 SB: 0 CS: 1	PA: 41				
PITCHER	IP 9.1	WLS 36	H 7	R 3	ER 3	SO 8	BB 4	IBB 0	HBP 0	BLK 0	WP 0	HR 1	S 87	P 133	ERA 2.89	WHIP 1.179										
Mark Langston, L ERA: 4.64 Michael Jackson, R ERA: 2.69	(1, 1) 0.2	W 4	1	0	0	2	1	0	0	0	0	0	11	20	0.00	3.000										

Oakland Athletics @ Seattle Mariners
The Kingdome, Seattle, WA
Fri Jul 29 1988, 10:05 PM EDT
Att. 14,685 - Dome

livebaseballscorecards.com

AB 35
R 3
H 8
RBI 3
BB 5
SO 10
LOB 13



Batter	1	2	3	4	5	6	7	8	9	10	AB	R	H	RBI	BB	SO	LOB	BOTTOM								
Harold Reynolds, S OBP: 0.328, SLG: 0.376	1-1 4-3		2-2 6-3			1-2 SH5-3		1-3 K		0-0 1B	4	1	1	0	0	1	2									
Mickey Brantley, R OBP: 0.293, SLG: 0.450	1-0 HR		0-0 F9			1-3 K		4-1 BB		0-3 K	3	1	0	0	1	2	2									
Damell Coles, R OBP: 0.315, SLG: 0.404	0-0 HR		2-2 BB			3-0 F9		2-3 K		1-2 F8	5	1	2	2	0	1	5									
Alvin Davis, L OBP: 0.401, SLG: 0.479 Henry Cotto, R OBP: 0.318, SLG: 0.377 (10, PR)	0-2 F7		4-0 BB			4-2 BB		0-1 P5		3-2 HR	3	0	1	0	2	0	0									
Steve Balboni, R OBP: 0.268, SLG: 0.447	2-3 K		1-3 K			0-0 F9		3-3 K		0-1 HR	5	1	1	3	0	3	3									
Scott Bradley, L OBP: 0.291, SLG: 0.318		0-0 6-3		3-2 F7		2-1 G4-6-3		1-3 K			4	0	0	0	0	1	1									
Jay Buhner, R OBP: 0.257, SLG: 0.300		2-2 2B		2-3 K		4-1 BB		2-3 K			3	0	1	0	1	2	0									
Jim Presley, R OBP: 0.271, SLG: 0.351		0-1 F9		2-1 F7		1-1 SH5-3		2-3 K			3	0	0	0	0	1	1									
Rey Quinones, R OBP: 0.300, SLG: 0.412		1-1 F2			0-2 SH5-3		4-2 BB		2-1 P4	3	0	1	0	1	0	1										
Inning Stats	R: 2 E: 0 K: 1 S: 11	H: 1 LOB: 0 BB: 0 P: 15	R: 0 E: 0 K: 0 S: 8	H: 1 LOB: 1 BB: 0 P: 11	R: 0 E: 0 K: 1 S: 11	H: 1 LOB: 2 BB: 1 P: 20	R: 0 E: 0 K: 1 S: 9	H: 0 LOB: 0 BB: 0 P: 16	R: 0 E: 0 K: 1 S: 10	H: 1 LOB: 1 BB: 0 P: 15	R: 0 E: 0 K: 0 S: 6	H: 0 LOB: 0 BB: 0 P: 12	R: 0 E: 0 K: 2 S: 13	H: 0 LOB: 3 BB: 3 P: 29	R: 0 E: 0 K: 2 S: 11	H: 0 LOB: 0 BB: 0 P: 15	R: 0 E: 0 K: 2 S: 8	H: 0 LOB: 0 BB: 0 P: 14	R: 3 E: 0 K: 1 S: 16	H: 3 LOB: 1 BB: 0 P: 20	1B: 3 2B: 2 3B: 0 HR: 2	SF: 0 SAC: 2 DP: 1 HBP: 1	WP: 0 PB: 0 SB: 0 CS: 0	PA: 41		
PITCHER	IP 5.1	WLS 23	H 4	R 2	ER 2	SO 4	BB 2	IBB 0	HBP 1	BLK 0	WP 0	HR 1	S 53	P 85	ERA 3.38	WHIP 1.125										
Bob Welch, R ERA: 3.23 Gene Nelson, R ERA: 3.95 Greg Cadaret, L ERA: 2.82 Dennis Eckenstey, R ERA: 2.05	(1, 1) (8, 1) (8, 1) (10, 1)	1.2 2.0 0.2	L 5	3	3	3	1	0	0	0	0	1	16	20	40.50	4.500										

Oakland Athletics @ Seattle Mariners
The Kingdome, Seattle, WA
Fri Jul 29 1988, 10:05 PM EDT
Att. 14,685 - Dome

livebaseballscorecards.com

AB 33
R 5
H 7
RBI 5
BB 5
SO 11
LOB 15



Batter	1	2	3	4	5	6	7	8	9	AB R H RBI BB SO LOB	TOP											
Luis Polonia, L (1, 7) OBP: 0.359, SLG: 0.396	1-2 HR 1B		1-2 2B 1B		4-3			2-2 4-3 1B 1B	4-2 1B BB	4 1 3 0 1 0 0	Oakland Athletics @ Seattle Mariners The Kingdome, Seattle, WA Sat Jul 30 1988, 10:05 PM EDT Att: 19,787 - Dome											
Dave Henderson, R (1, 8) OBP: 0.353, SLG: 0.530	1-2 HR		2-1 2B		4-3		2-3 K	3-2 S 1B	5 1 3 3 0 1 1													
Jose Canseco, R (1, 9) OBP: 0.385, SLG: 0.539	2-0 HR		4-0 G5-4-3 IBB		4-2 G5-4-3 BB		1-2 4-3	1-2 K	3 1 1 1 2 1 3													
Mark McGwire, R (1, 3) OBP: 0.331, SLG: 0.446	1-2 F9		1-0 G5-4-3		3-1 G5-4-3		0-0 FC6-4 1B		4 0 1 1 0 0 4													
Ron Hassey, L (1, 10) Stan Javier, S (7, PR) OBP: 0.285, SLG: 0.350 OBP: 0.324, SLG: 0.350	1-3 K		1-1 G3		4-0 FC1-5 1B BB		0-0 FC6-4		2 0 0 0 1 1 0 1 0 0 0 0 0 1													
Terry Steinbach, R (1, 2) OBP: 0.317, SLG: 0.378	2-1 F8		0-1 L7		2-1 PB FC1-5 1B			2-1 FC6-4 1B	4 0 2 0 0 0 0													
Tony Phillips, S (1, 5) OBP: 0.300, SLG: 0.267	1-3 K		3-3 K		0-1 FC1-5 PB		0-0 F6		4 0 0 0 0 2 3													
Glenn Hubbard, R (1, 4) OBP: 0.304, SLG: 0.248	0-1 F8				4-0 CS BB		3-3 K	2-1 FC6-4 BB S 1B	3 1 0 0 1 1 3													
Mike Gallego, R (1, 6) OBP: 0.279, SLG: 0.260			0-3 K		1-2 K		0-0 L9	4-2 BB 1B BB	3 1 0 0 1 2 3													
Inning Stats	R: 2 E: 0 K: 1 S: 14	H: 3 LOB: 0 BB: 0 P: 22	R: 0 E: 0 K: 1 S: 7	H: 0 LOB: 0 BB: 0 P: 10	R: 0 E: 0 K: 1 S: 10	H: 2 LOB: 2 BB: 1 P: 17	R: 0 E: 0 K: 1 S: 7	H: 0 LOB: 0 BB: 0 P: 11	R: 0 E: 0 K: 0 S: 7	H: 0 LOB: 0 BB: 1 P: 14	R: 0 E: 0 K: 0 S: 7	H: 0 LOB: 0 BB: 1 P: 15	R: 0 E: 0 K: 1 S: 8	H: 1 LOB: 2 BB: 1 P: 17	R: 1 E: 0 K: 1 S: 12	H: 2 LOB: 1 BB: 0 P: 17	R: 2 E: 0 K: 1 S: 20	H: 2 LOB: 2 BB: 2 P: 36	1B: 7 2B: 1 3B: 0 HR: 2	SF: 0 SAC: 0 DP: 2 HBP: 0	WP: 0 PB: 1 SB: 3 CS: 1	PA: 39
PITCHER	IP WLS BF H R ER SO BB IBB HBP BLK WP HR S P ERA WHIP											IP WLS BF H R ER SO BB IBB HBP BLK WP HR S P ERA WHIP										
Mike Moore, R (1, 1) ERA: 4.76	7.0 L 27 6 2 2 6 3 1 0 0 0 2 60 106 2.57 1.286																					
Michael Jackson, R (8, 1) ERA: 3.01	1.2 10 3 3 3 1 2 0 0 0 0 0 25 41 16.20 3.000																					
Mike Schooler, R (9, 1) ERA: 3.75	0.1 2 1 0 0 1 0 0 0 0 0 0 7 12 0.00 3.000																					

AB	33
R	5
H	10
RBI	5
BB	6
SO	8
LOB	18



Batter	1	2	3	4	5	6	7	8	9	AB R H RBI BB SO LOB	BOTTOM											
Harold Reynolds, S (1, 4) OBP: 0.325, SLG: 0.372	2-3 K		1-0 F8		2-2 L6			1-1 F5		4 0 0 0 0 1 3	Oakland Athletics @ Seattle Mariners The Kingdome, Seattle, WA Sat Jul 30 1988, 10:05 PM EDT Att: 19,787 - Dome											
Henry Cotto, R (1, 8) OBP: 0.317, SLG: 0.373	2-0 L7		4-1 5-3 S BB G3		0-0 F4		1-3 K		3 1 0 0 1 1 0													
Darnell Coles, R (1, 7) OBP: 0.314, SLG: 0.402	0-3 K		1-2 5-3		2-0 BB 1B		1-3 K		4 0 1 0 0 2 1													
Alvin Davis, L (1, 3) OBP: 0.405, SLG: 0.490		4-0 G5-4-3 BB		2-0 G3		4-1 1-2 BB		0-2 HR	2 1 1 2 2 0 0													
Steve Balboni, R (1, 10) OBP: 0.263, SLG: 0.438		0-2 G5-4-3		3-H 1-3 K		0-3 K		1-2 F8	4 0 0 0 0 2 3													
Scott Bradley, L (1, 2) OBP: 0.290, SLG: 0.317		2-1 L7		0-0 1B		2-2 4-3		0-0 3-1	4 0 1 0 0 0 2													
Jay Buhner, R (1, 9) OBP: 0.248, SLG: 0.287			1-2 5-3		0-2 F8		1-0 6-3		4 0 0 0 0 0 1													
Jim Presley, R (1, 5) OBP: 0.272, SLG: 0.351			0-3 K		3-2 WP 1B		1-3 K		3 0 1 0 0 2 0													
Rey Quinones, R (1, 6) OBP: 0.301, SLG: 0.409			4-1 BB		3-2 L5		1-3 K		2 0 0 0 1 1 2													
Inning Stats	R: 0 E: 0 K: 2 S: 9	H: 0 LOB: 0 BB: 1 P: 13	R: 0 E: 0 K: 0 S: 5	H: 0 LOB: 0 BB: 1 P: 11	R: 0 E: 0 K: 1 S: 8	H: 0 LOB: 1 BB: 1 P: 14	R: 1 E: 0 K: 1 S: 8	H: 0 LOB: 0 BB: 1 P: 16	R: 0 E: 0 K: 0 S: 17	H: 2 LOB: 2 BB: 0 P: 25	R: 0 E: 0 K: 1 S: 10	H: 1 LOB: 2 BB: 1 P: 18	R: 0 E: 0 K: 2 S: 9	H: 0 LOB: 0 BB: 0 P: 12	R: 0 E: 0 K: 2 S: 8	H: 0 LOB: 0 BB: 0 P: 11	R: 1 E: 0 K: 0 S: 9	H: 1 LOB: 0 BB: 0 P: 11	1B: 3 2B: 0 3B: 0 HR: 1	SF: 0 SAC: 0 DP: 1 HBP: 0	WP: 1 PB: 0 SB: 1 CS: 0	PA: 34
PITCHER	IP WLS BF H R ER SO BB IBB HBP BLK WP HR S P ERA WHIP											IP WLS BF H R ER SO BB IBB HBP BLK WP HR S P ERA WHIP										
Dave Stewart, R (1, 1) ERA: 3.29	9.0 W 34 4 2 2 9 4 0 0 0 1 1 83 131 2.00 0.889																					

AB	30
R	2
H	4
RBI	2
BB	4
SO	9
LOB	12



Batter	1	2	3	4	5	6	7	8	9	AB	R	H	RBI	BB	SO	LOB	TOP								
Luis Polonia, L OBP: 0.350, SLG: 0.386 Carney Lansford, R OBP: 0.345, SLG: 0.393	2-3 K		2-2 F5		0-0 L5		2-1 SF7		0-0 6-3	3	0	0	0	1	2										
Stan Javier, S OBP: 0.325, SLG: 0.348	1-3 K			4-2 HR BB		0-1 L1	0-0 E7 1B		2-3 K	4	1	1	1	1	2	0									
Jose Canseco, R OBP: 0.387, SLG: 0.553	2-3 K			1-1 HR		3-2 HR	4-0 IBB		1-3 K	4	2	2	3	1	2	0									
Mark McGwire, R OBP: 0.330, SLG: 0.442		1-1 P8		3-3 K		1-3 K	4-1 IBB			3	0	0	0	1	2	0									
Ron Hassey, L OBP: 0.280, SLG: 0.344	1-3 K		2-2 F8			1-1 G3	2-1 G1			4	0	0	0	0	1	3									
Dave Henderson, R OBP: 0.351, SLG: 0.536	0-0 F9		3-2 F3				0-0 HR	2-1 4-3		4	1	1	1	0	0	0									
Tony Phillips, S OBP: 0.306, SLG: 0.288			4-1 G6-4-3 BB		1-1 SH3 1B		0-1 E4 1B SF7	2-2 6-3		3	1	1	0	1	0	0									
Glenn Hubbard, R OBP: 0.310, SLG: 0.256			0-1 G6-4-3		0-0 SH3		2-0 BB	1-1 1B		3	1	2	0	0	0	1									
Mike Gallego, R OBP: 0.281, SLG: 0.262 Doug Jennings, L OBP: 0.400, SLG: 0.326 Walt Weiss, S OBP: 0.291, SLG: 0.301			2-2 1B		2-3 K		4-2 E 1B BB	3-2 L6		2	0	1	0	0	1	1									
Inning Stats	R: 0 E: 0 K: 3 S: 9	H: 0 LOB: 0 BB: 0 P: 14	R: 0 E: 0 K: 1 S: 6	H: 0 LOB: 0 BB: 0 P: 8	R: 0 E: 0 K: 0 S: 11	H: 1 LOB: 1 BB: 1 P: 19	R: 2 E: 0 K: 1 S: 17	H: 1 LOB: 0 BB: 1 P: 30	R: 0 E: 0 K: 1 S: 9	H: 1 LOB: 1 BB: 0 P: 12	R: 1 E: 0 K: 1 S: 10	H: 1 LOB: 1 BB: 0 P: 15	R: 3 E: 2 K: 0 S: 12	H: 3 LOB: 3 BB: 3 P: 30	R: 0 E: 0 K: 0 S: 11	H: 1 LOB: 1 BB: 0 P: 19	R: 0 E: 0 K: 2 S: 8	H: 0 LOB: 0 BB: 0 P: 11	1B: 5 2B: 0 3B: 0 HR: 3	SF: 1 SAC: 1 DP: 1 HBP: 0	WP: 0 PB: 0 SB: 2 CS: 0	PA: 39			
PITCHER	IP	WLS	BF	H	R	ER	SO	BB	IBB	HBP	BLK	WP	HR	S	P	ERA	WHIP								
Scott Bankhead, R ERA: 3.27	6.0	L	26	6	6	5	7	2	0	0	0	0	3	66	104	7.50	1.333								
Jerry Reed, R ERA: 3.23	0.0		1	0	0	0	0	1	0	0	0	0	0	2	6	∞	∞								
Gene Walter, L ERA: 4.82	2.0		9	2	0	0	0	0	2	0	0	0	0	17	37	0.00	1.000								
Rod Scurry, L ERA: 3.92	1.0		3	0	0	0	2	0	0	0	0	0	0	8	11	0.00	0.000								

Oakland Athletics @ Seattle Mariners
The Kingdome, Seattle, WA
Sun Jul 31 1988, 6:33 AM EDT
Att: 12,930 - Dome

AB 32
R 6
H 8
RBI 6
BB 5
SO 9
LOB 8





Batter	1	2	3	4	5	6	7	8	9	AB	R	H	RBI	BB	SO	LOB	BOTTOM								
Harold Reynolds, S OBP: 0.324, SLG: 0.369	2-2 1-4-3		3-1 L8		2-1 L8			4-2 FC5-4 BB		3	0	0	0	1	0	0									
Bruce Fields, L OBP: 0.300, SLG: 0.444	0-0 F7		1-1 F8			1-0 4-3 2B		4-1 FC5-4 BB		3	0	1	0	1	0	0									
Darnell Coles, R OBP: 0.310, SLG: 0.395	2-3 K			2-0 L9		0-1 4-3		0-2 FC5-4		4	0	0	0	0	1	3									
Alvin Davis, L OBP: 0.406, SLG: 0.488		2-2 F7		3-2 1B		4-1 G6-4-3 BB		0-0 F3		3	0	1	0	1	0	2									
Steve Balboni, R OBP: 0.262, SLG: 0.449		2-0 HR		2-1 F9		1-1 G6-4-3		1-3 K		4	1	1	1	0	1	3									
Scott Bradley, L OBP: 0.286, SLG: 0.312 John Rabb, R OBP: 0.357, SLG: 0.500		3-1 4-3		0-1 F7			1-1 4-3	1-3 K		3	0	0	0	0	0	1									
Jay Buhner, R OBP: 0.257, SLG: 0.320		4-1 BB			3-2 HR		0-2 4-3	3-1 F3		3	1	1	1	1	0	0									
Jim Presley, R OBP: 0.269, SLG: 0.348		1-0 F9			2-3 K		1-0 P5			3	0	0	0	0	1	1									
Rey Quinones, R OBP: 0.298, SLG: 0.406			1-1 P5		0-1 6-3			1-1 5-3		3	0	0	0	0	0	0									
Inning Stats	R: 0 E: 0 K: 1 S: 8	H: 0 LOB: 0 BB: 0 P: 12	R: 1 E: 0 K: 0 S: 8	H: 1 LOB: 1 BB: 1 P: 20	R: 0 E: 0 K: 0 S: 6	H: 0 LOB: 0 BB: 0 P: 11	R: 0 E: 0 K: 0 S: 8	H: 1 LOB: 1 BB: 0 P: 15	R: 1 E: 0 K: 1 S: 12	H: 1 LOB: 0 BB: 0 P: 19	R: 0 E: 0 K: 0 S: 6	H: 1 LOB: 1 BB: 1 P: 12	R: 0 E: 0 K: 0 S: 6	H: 0 LOB: 0 BB: 0 P: 8	R: 0 E: 0 K: 0 S: 12	H: 0 LOB: 2 BB: 2 P: 21	R: 0 E: 0 K: 2 S: 9	H: 0 LOB: 0 BB: 0 P: 14	1B: 1 2B: 1 3B: 0 HR: 2	SF: 0 SAC: 0 DP: 1 HBP: 0	WP: 0 PB: 0 SB: 0 CS: 0	PA: 34			
PITCHER	IP	WLS	BF	H	R	ER	SO	BB	IBB	HBP	BLK	WP	HR	S	P	ERA	WHIP								
Storm Davis, R ERA: 3.27	6.0	W	23	4	2	2	2	2	0	0	0	0	2	48	89	3.00	1.000								
Eric Plunk, R ERA: 2.45	1.2		7	0	0	0	0	2	0	0	0	0	0	17	28	0.00	1.200								
Greg Cadaret, L ERA: 2.74	1.1	S	4	0	0	0	2	0	0	0	0	0	0	10	15	0.00	0.000								

Oakland Athletics @ Seattle Mariners
The Kingdome, Seattle, WA
Sun Jul 31 1988, 6:33 AM EDT
Att: 12,930 - Dome

AB 30
R 2
H 4
RBI 2
BB 4
SO 4
LOB 10



Batter	1	2	3	4	5	6	7	8	9	AB	R	H	RBI	BB	SO	LOB	TOP					
Stan Javier, S OBP: 0.328, SLG: 0.352	F9		1B		G6-4-3		E3		B1-3 BB	4	0	1	1	1	0	2	<p>Oakland Athletics @ Chicago White Sox Comiskey Park, Chicago, IL Tue Aug 02 1988, 8:05 PM EDT Att: 13,383 - Unknown - 95 F</p> <p>livebaseballscores.com</p> <p>AB 33 R 5 H 6 RBI 5 BB 6 SO 7 LOB 15</p> 					
Dave Henderson, R OBP: 0.348, SLG: 0.537	F9		K			5-3	G6-4-3		B1-3	5	0	0	0	0	1	5						
Jose Canseco, R OBP: 0.388, SLG: 0.557	K		K			L5	1B		K	5	0	1	1	0	3	3						
Mark McGwire, R OBP: 0.331, SLG: 0.438	F9			K		FC6-4 1B	1B			3	0	1	0	1	1	0						
Carney Lansford, R OBP: 0.342, SLG: 0.387	F8			F6		FC6-4 1B	F9			4	0	0	0	0	0	3						
Don Baylor, R OBP: 0.308, SLG: 0.321	HR			FC6-4 BB			E5 BB 1B		K	3	2	1	1	1	1	0						
Terry Steinbach, R OBP: 0.314, SLG: 0.374	6-3			FC6-4 1B			BB 1B BB		5-3	3	1	0	0	1	0	1						
Glenn Hubbard, R OBP: 0.314, SLG: 0.254					F9		1B E BB		K	2	1	1	0	1	0	0						
Doug Jennings, L OBP: 0.403, SLG: 0.333							1B E BB			1	0	0	0	0	1	0						
Walt Weiss, S OBP: 0.294, SLG: 0.304							1B E BB			0	0	0	0	0	0	0						
Mike Gallego, R OBP: 0.284, SLG: 0.263					F7		1B E BB		B3	2	1	1	2	1	0	1						
Luis Polonia, L OBP: 0.349, SLG: 0.383							1B E BB			1	0	0	0	0	0	0						
Inning Stats	R: 0 E: 0 K: 1 S: 6	H: 0 LOB: 0 BB: 0 P: 12	R: 1 E: 0 K: 0 S: 8	H: 1 LOB: 0 BB: 0 P: 13	R: 0 E: 0 K: 2 S: 10	H: 2 LOB: 2 BB: 0 P: 17	R: 0 E: 0 K: 1 S: 8	H: 0 LOB: 1 BB: 1 P: 19	R: 0 E: 0 K: 0 S: 4	H: 1 LOB: 0 BB: 0 P: 9	R: 4 E: 2 K: 0 S: 16	H: 2 LOB: 2 BB: 3 P: 35	R: 0 E: 0 K: 2 S: 9	H: 0 LOB: 0 BB: 0 P: 16	R: 0 E: 0 K: 1 S: 10	H: 0 LOB: 1 BB: 1 P: 16	1B: 5 2B: 0 3B: 0 HR: 1	SF: 0 SAC: 0 DP: 2 HBP: 0	WP: 0 PB: 0 SB: 1 CS: 0	PA: 39		
PITCHER	IP WLS BF H R ER SO BB IBB HBP BLK WP HR S P ERA WHIP	IP WLS BF H R ER SO BB IBB HBP BLK WP HR S P ERA WHIP																				
Dave LaPoint, L ERA: 3.4	(1, 1)	6.0	W	27	5	5	2	4	4	0	0	0	0	0	0	0	0	1	50	98	3.00	1.500
Donn Patti, R ERA: 5.4	(7, 1)	0.2		4	1	0	0	0	1	0	0	0	0	0	0	0	0	0	7	13	0.00	3.000
Bobby Thigpen, R ERA: 2.81	(7, 1)	2.1	S	8	0	0	0	3	1	0	0	0	0	0	0	0	0	0	21	36	0.00	0.429

Batter	1	2	3	4	5	6	7	8	9	AB	R	H	RBI	BB	SO	LOB	BOTTOM				
Gary Redus, R OBP: 0.340, SLG: 0.409	FC3 BB 1B	4-3		L6		SH1-3		SH5-4		2	1	1	1	0	0	0	<p>Oakland Athletics @ Chicago White Sox Comiskey Park, Chicago, IL Tue Aug 02 1988, 8:05 PM EDT Att: 13,383 - Unknown - 95 F</p> <p>livebaseballscores.com</p> <p>AB 32 R 7 H 11 RBI 7 BB 4 SO 5 LOB 21</p> 				
Daryl Boston, L OBP: 0.258, SLG: 0.454	1B									1	0	0	0	0	0	1					
Steve Lyons, L OBP: 0.326, SLG: 0.396	E BB 1B							K		4	1	3	2	1	1	1					
Harold Baines, L OBP: 0.354, SLG: 0.415	FC3 1B	F7		F8		5-3				4	0	0	0	1	0	5					
Dan Pasqua, L OBP: 0.311, SLG: 0.439	K			HR		4-3		K		5	1	1	1	0	3	6					
Sap Randall, S	F7		4-3		E5 1B		K			4	1	0	0	0	1	3					
Carlton Fisk, R OBP: 0.372, SLG: 0.610	FC4 1B		4-3		4-3		1B IBB		4-3	3	0	1	2	1	0	0					
Dave Gallagher, R OBP: 0.346, SLG: 0.404	FC4 1B		5-3		5-3		G5-3 1B		BLK BB	3	0	1	1	1	0	2					
Ozzie Guillen, L		SH1-4 4-3 2B		SH1-3 1B 1B		G5-3		4-3		4	2	2	0	0	0	3					
Fred Manrique, R OBP: 0.299, SLG: 0.411		SH1-4		SH1-3		SH1-3 3B 1B		SH5-4 1B		2	1	2	0	0	0	0					
Inning Stats	R: 2 E: 1 K: 1 S: 17	H: 2 LOB: 2 BB: 1 P: 22	R: 1 E: 0 K: 0 S: 15	H: 2 LOB: 1 BB: 0 P: 20	R: 1 E: 0 K: 0 S: 10	H: 1 LOB: 0 BB: 0 P: 17	R: 1 E: 0 K: 0 S: 11	H: 2 LOB: 1 BB: 0 P: 14	R: 1 E: 0 K: 1 S: 10	H: 1 LOB: 1 BB: 1 P: 17	R: 1 E: 0 K: 0 S: 11	H: 2 LOB: 1 BB: 0 P: 14	R: 0 E: 0 K: 1 S: 9	H: 0 LOB: 1 BB: 1 P: 18	R: 0 E: 0 K: 2 S: 8	H: 1 LOB: 2 BB: 1 P: 17	1B: 8 2B: 1 3B: 1 HR: 1	SF: 0 SAC: 4 DP: 1 HBP: 0	WP: 0 PB: 0 SB: 0 CS: 0	PA: 40	
PITCHER	IP WLS BF H R ER SO BB IBB HBP BLK WP HR S P ERA WHIP	IP WLS BF H R ER SO BB IBB HBP BLK WP HR S P ERA WHIP																			
Steve Ontiveros, R ERA: 4.61	(1, 1)	3.1	L	18	6	5	3	1	0	0	0	0	0	0	0	0	1	45	63	8.10	2.100
Rick Honeycutt, L ERA: 4.06	(4, 1)	2.2		13	4	2	1	1	0	1	0	0	0	0	0	0	0	29	41	3.38	1.500
Eric Plunk, R ERA: 2.35	(7, 1)	2.0		9	1	0	0	3	1	1	0	0	1	0	0	0	0	17	35	0.00	1.000

Batter	1	2	3	4	5	6	7	8	9	10	11	AB	R	H	RBI	BB	SO	LOB
Luis Polonia, L OBP: 0.344, SLG: 0.376 (1, 7)	G3		G3		L3			1B		F6		5	0	1	1	0	0	3
Dave Henderson, R OBP: 0.343, SLG: 0.528 (1, 8)	1-3		6-3			F9		E5		6-3		5	0	0	1	0	0	4
Jose Canseco, R OBP: 0.384, SLG: 0.550 (1, 10)	K		K			K		L7			F6	5	0	0	0	0	3	3
Mark McGwire, R OBP: 0.332, SLG: 0.436 (1, 3)		G4-6-3 BB			5-3			L7		G6-4-3		4	1	1	0	1	0	2
Ron Hassey, L OBP: 0.290, SLG: 0.353 (1, 2)		G4-6-3 1-2f			G6-4-3 BB			4-3 2B		F9		4	0	2	0	1	0	1
Carney Lansford, R OBP: 0.343, SLG: 0.385 (1, 5)		1B			G6-4-3 1-2f			B1-3		F7		5	0	1	0	0	0	4
Stan Javier, S OBP: 0.327, SLG: 0.350 (1, 9)		4-3				E4 3-1 SH1-3 WP		4-3		F7		5	1	1	1	0	0	2
Glenn Hubbard, R OBP: 0.316, SLG: 0.257 (1, 4)												2	1	1	0	0	1	1
Doug Jennings, L OBP: 0.413, SLG: 0.333 (10, PH)												0	0	0	0	0	0	0
Mike Gallego, R OBP: 0.288, SLG: 0.263 (10, PR)			1B G3 1B			SH1-3		K				0	0	0	0	0	0	0
Walt Weiss, S OBP: 0.298, SLG: 0.307 (1, 6)			6-3 G3 1B			3-1						4	1	2	0	0	0	4


Inning Stats	R	H	E	K	S	P	IP	WLS	BF	H	R	ER	SO	BB	IBB	HBP	BLK	WP	HR	S	P	ERA	WHIP	
PITCHER	0	0	0	1	0	14	10.0		38	6	3	2	4	2	0	0	0	0	0	79	117	1.80	0.800	
Bill Long, R ERA: 3.86 (1, 1)																								
Bobby Thigpen, R ERA: 2.91 (11, 1)	1	0	0	7	14	9.00	4.000																	

TOP

Oakland Athletics @ Chicago White Sox
Comiskey Park, Chicago, IL
Wed Aug 03 1988, 8:05 PM EDT
Att. 19,515 - Unknown - 89 F

livebaseballscores.com

AB 39
R 4
H 9
RBI 3
BB 3
SO 4
LOB 24



Batter	1	2	3	4	5	6	7	8	9	10	11	AB	R	H	RBI	BB	SO	LOB
Dave Gallagher, R OBP: 0.348, SLG: 0.404 (1, 8)	4-3		1B		1B					F7		5	0	2	2	0	0	1
Steve Lyons, L OBP: 0.321, SLG: 0.389 (1, 5)	F6		K		L9					F7		5	0	0	0	0	1	3
Harold Baines, L OBP: 0.355, SLG: 0.415 (1, 10)												3	0	1	0	1	0	2
Kelly Paris, R (8, PR)												0	0	0	0	0	0	0
Donnie Hill, S OBP: 0.293, SLG: 0.221 (11, PH)												1	0	0	0	0	0	0
Dan Pasqua, L OBP: 0.307, SLG: 0.431 (1, 3)	F7											5	0	0	0	0	1	2
Daryl Boston, L OBP: 0.297, SLG: 0.464 (1, 7)												5	1	1	1	0	2	1
Carlton Fisk, R OBP: 0.388, SLG: 0.592 (1, 2)												3	0	0	0	1	0	0
Sap Randall, S (1, 9)												4	0	0	0	0	1	1
Ozzie Guillen, L OBP: 0.296, SLG: 0.313 (1, 6)												4	1	2	0	0	0	0
Fred Manrique, R OBP: 0.299, SLG: 0.410 (1, 4)												3	1	1	0	0	0	1


Inning Stats	R	H	E	K	S	P	IP	WLS	BF	H	R	ER	SO	BB	IBB	HBP	BLK	WP	HR	S	P	ERA	WHIP	
PITCHER	0	1	0	1	9	15	7.0		29	7	3	2	3	1	0	0	0	0	0	68	104	2.57	1.143	
Bob Welch, R ERA: 3.2 (8, 1)																								
Greg Cadaret, L ERA: 3.08 (8, 1)	1	0	0	7	13	0.00	1.000																	
Gene Nelson, R ERA: 3.45 (8, 1)	0	0	0	0	9	0.00	0.000																	
Dennis Eckerstey, R ERA: 2.01 (11, 1)	0	0	0	2	9	0.00	0.000																	

BOTTOM

Oakland Athletics @ Chicago White Sox
Comiskey Park, Chicago, IL
Wed Aug 03 1988, 8:05 PM EDT
Att. 19,515 - Unknown - 89 F

livebaseballscores.com

AB 38
R 3
H 7
RBI 3
BB 2
SO 5
LOB 11



Batter	1	2	3	4	5	6	7	8	9	AB	R	H	RBI	BB	SO	LOB	TOP					
Harold Reynolds, S (1, 4) OBP: 0.332, SLG: 0.376	F7		4-3			6-3			F6	4	0	0	0	0	0	1						
Henry Cotto, R (1, 8) OBP: 0.311, SLG: 0.363	K						6-3		K	4	0	0	0	0	2	0						
Darnell Coles, R (1, 7) OBP: 0.306, SLG: 0.386										3	0	0	0	0	0	0						
Bruce Fields, L (8, 7)	L9						1-3			0	0	0	0	0	0	0						
Alvin Davis, L (1, 3) OBP: 0.397, SLG: 0.469		4-3							F8	3	0	0	0	0	0	0						
Steve Balboni, R (1, 10) OBP: 0.266, SLG: 0.457		F8				6-3			K	3	0	0	0	0	1	0						
Scott Bradley, L (1, 2) OBP: 0.286, SLG: 0.316		5-3								2	0	0	0	1	1	0						
Jay Buhner, R (1, 9) OBP: 0.282, SLG: 0.378						5-3				3	0	1	0	0	1	1						
Jim Presley, R (1, 5) OBP: 0.269, SLG: 0.356										3	0	0	0	0	1	2						
Rey Quinones, R (1, 6) OBP: 0.294, SLG: 0.398									F2	3	0	0	0	0	1	1						
Inning Stats	R: 0 H: 0 E: 0 K: 1 S: 7	H: 0 LOB: 0 BB: 0 P: 12	R: 0 H: 0 E: 0 K: 0 S: 9	H: 0 LOB: 0 BB: 0 P: 14	R: 0 H: 1 E: 1 K: 2 S: 12	H: 1 LOB: 0 BB: 0 P: 15	R: 0 H: 0 E: 0 K: 0 S: 5	H: 0 LOB: 0 BB: 0 P: 9	R: 0 H: 0 E: 0 K: 1 S: 8	H: 0 LOB: 0 BB: 0 P: 11	R: 0 H: 0 E: 0 K: 0 S: 9	H: 0 LOB: 0 BB: 0 P: 13	R: 0 H: 0 E: 0 K: 0 S: 4	H: 0 LOB: 0 BB: 0 P: 8	R: 0 H: 0 E: 0 K: 2 S: 9	H: 0 LOB: 1 BB: 1 P: 16	R: 0 H: 0 E: 0 K: 1 S: 7	H: 0 LOB: 0 BB: 0 P: 9	1B: 1 2B: 0 3B: 0 HR: 0	SF: 0 SAC: 0 DP: 0 HBP: 0	WP: 0 PB: 0 SB: 0 CS: 0	PA: 29
PITCHER Dave Stewart, R (1, 1) ERA: 3.14	IP: 9.0 WLS: W BF: 29 H: 1 R: 0 ER: 0 SO: 7 BB: 1 IBB: 0 HBP: 0 BLK: 0 WP: 0 HR: 0 S: 70 P: 107 ERA: 0.00 WHIP: 0.222															PITCHER						

Seattle Mariners @ Oakland Athletics
Oakland-Alameda County Coliseum, Oakland, CA
Thu Aug 04 1988, 7:05 PM PDT
Att: 18,313 - Unknown - 65 F

AB 28
R 0
H 1
RBI 0
BB 1
SO 7
LOB 5



Batter	1	2	3	4	5	6	7	8	9	AB	R	H	RBI	BB	SO	LOB	BOTTOM			
Luis Polonia, L (1, 7) OBP: 0.333, SLG: 0.364	1-3		K			1-3	L8			4	0	0	0	0	1	2				
Dave Henderson, R (1, 8) OBP: 0.342, SLG: 0.525	F4		K						B2	4	0	1	0	0	1	1				
Jose Canseco, R (1, 9) OBP: 0.361, SLG: 0.545	6-3					FC5-4 1B			K	4	0	0	0	0	1	1				
Mark McGwire, R (1, 3) OBP: 0.329, SLG: 0.432		F8				F8			F3	4	0	0	0	0	0	1				
Ron Hassey, L (1, 10) OBP: 0.295, SLG: 0.357		4-3 WP 1B				F8				3	0	2	0	0	0	0				
Camey Lansford, R (1, 5) OBP: 0.341, SLG: 0.384		4-3							FC6-4 2B	3	1	1	0	0	0	2				
Terry Steinbach, R (1, 2) OBP: 0.314, SLG: 0.379		5-3							1B 2B	3	1	1	1	0	0	2				
Glenn Hubbard, R (1, 4) OBP: 0.313, SLG: 0.254										2	0	0	0	0	1	1				
Doug Jennings, L (7, PH) OBP: 0.422, SLG: 0.348										1	0	1	1	0	0	0				
Mike Gallego, R (7, PR) OBP: 0.288, SLG: 0.263										0	0	0	0	0	0	0				
Walt Weiss, S (1, 6) OBP: 0.299, SLG: 0.308										2	0	1	0	0	0	1				
Inning Stats	R: 0 H: 0 E: 0 K: 0 S: 7	H: 1 LOB: 1 BB: 0 P: 11	R: 0 H: 1 E: 0 K: 0 S: 8	H: 1 LOB: 1 BB: 0 P: 14	R: 0 H: 1 E: 0 K: 2 S: 8	H: 1 LOB: 1 BB: 0 P: 12	R: 0 H: 0 E: 0 K: 0 S: 10	H: 0 LOB: 0 BB: 0 P: 17	R: 0 H: 1 E: 0 K: 1 S: 7	H: 1 LOB: 1 BB: 0 P: 11	R: 0 H: 1 E: 1 K: 0 S: 8	H: 1 LOB: 1 BB: 0 P: 14	R: 2 H: 3 E: 0 K: 0 S: 14	H: 3 LOB: 1 BB: 0 P: 22	R: 0 H: 0 E: 0 K: 1 S: 8	H: 0 LOB: 0 BB: 0 P: 12	1B: 6 2B: 1 3B: 0 HR: 0	SF: 0 SAC: 0 DP: 0 HBP: 1	WP: 1 PB: 0 SB: 0 CS: 1	PA: 31
PITCHER Mike Moore, R (1, 1) ERA: 4.62	IP: 8.0 WLS: L BF: 31 H: 7 R: 2 ER: 2 SO: 4 BB: 0 IBB: 0 HBP: 1 BLK: 0 WP: 1 HR: 0 S: 70 P: 113 ERA: 2.25 WHIP: 0.875															PITCHER				

Seattle Mariners @ Oakland Athletics
Oakland-Alameda County Coliseum, Oakland, CA
Thu Aug 04 1988, 7:05 PM PDT
Att: 18,313 - Unknown - 65 F

AB 30
R 2
H 7
RBI 2
BB 0
SO 4
LOB 11



Batter	1	2	3	4	5	6	7	8	9	AB	R	H	RBI	BB	SO	LOB	TOP										
Harold Reynolds, S (1,4) OBP: 0.333, SLG: 0.377	1-2 G4-6-3 1B		0-1 F7		1-2 4-3		1-2 1B			4	0	2	0	0	0	0	Seattle Mariners @ Oakland Athletics Oakland-Alameda County Coliseum, Oakland, CA Fri Aug 05 1988, 7:05 PM PDT Att: 19,318 - Unknown - 65 F										
Bruce Fields, L (1,7) OBP: 0.360, SLG: 0.455	0-1 G4-6-3 1-2 1B		0-2 FC4-6 1B		1-1 1B		3-1 F8 1B			4	0	2	0	0	0	2											
Mickey Brantley, R (1,8) OBP: 0.294, SLG: 0.444	0-1 PB 2B		0-2 FC4-6 1-2 1B		1-1 F6			0-0 4-3		4	0	1	0	0	0	2											
Alvin Davis, L (1,3) OBP: 0.401, SLG: 0.469	4-2 1B		0-1 F5		1-0 1-3 E 1B			4-2 BB		2	1	1	0	2	0	1											
Henry Cotto, R (8, PR) OBP: 0.311, SLG: 0.363	2-3 BB									0	0	0	0	0	0	0											
Mario Diaz, R (8, 3) OBP: 0.442, SLG: 0.500										0	0	0	0	0	0	0											
Steve Balboni, R (1, 10) OBP: 0.261, SLG: 0.449	3-2 1-3				3-1 F8			1-1 F3		4	0	0	0	0	0	4											
Scott Bradley, L (1, 2) OBP: 0.294, SLG: 0.321		0-2 WP 1B			4-2 BB		3-1 E7 CS 1B	0-1 F6		3	0	2	0	1	0	1											
Jay Buhner, R (1, 9) OBP: 0.273, SLG: 0.365		0-0 F9			1-2 F8		3-3 K		0-0 F6	4	0	0	0	0	1	3											
Jim Presley, R (1, 5) OBP: 0.267, SLG: 0.352		2-2 F9			2-0 F9				0-3 K	4	0	0	0	0	2	2											
Rey Quinones, R (1, 6) OBP: 0.291, SLG: 0.393		1-1 F9			2-1 6-3		1-3 K		1-0 F7	4	0	0	0	0	1	1											
Inning Stats	R: 0 E: 0 K: 0 S: 18	H: 2 LOB: 2 BB: 1 P: 26	R: 0 E: 0 K: 0 S: 9	H: 1 LOB: 1 BB: 0 P: 12	R: 0 E: 0 K: 0 S: 11	H: 1 LOB: 1 BB: 0 P: 11	R: 0 E: 0 K: 0 S: 8	H: 0 LOB: 1 BB: 1 P: 18	R: 0 E: 0 K: 0 S: 9	H: 1 LOB: 1 BB: 0 P: 14	R: 1 E: 0 K: 1 S: 9	H: 2 LOB: 1 BB: 0 P: 18	R: 0 E: 0 K: 2 S: 13	H: 1 LOB: 1 BB: 0 P: 18	R: 0 E: 0 K: 0 S: 7	H: 0 LOB: 1 BB: 1 P: 12	R: 0 E: 0 K: 1 S: 5	H: 0 LOB: 0 BB: 0 P: 6	1B: 7 2B: 2 3B: 0 HR: 0	SF: 0 SAC: 0 DP: 2 HBP: 0	WP: 1 PB: 1 SB: 0 CS: 0	PA: 36					
PITCHER	IP	WLS	BF	H	R	ER	SO	BB	IBB	HBP	BLK	WP	HR	S	P	ERA	WHIP										
Storm Davis, R (1, 1) ERA: 3.11	7.0	W	29	8	1	0	3	2	0	0	0	1	0	77	117	0.00	1.429										
Gene Nelson, R (8, 1) ERA: 3.43	0.1		1	0	0	0	0	0	0	0	0	0	0	1	1	0.00	0.000										
Greg Cadaret, L (8, 1) ERA: 2.68	0.0		1	0	0	0	0	1	0	0	0	0	0	2	6	∞	∞										
Dennis Eckerley, R (8, 1) ERA: 1.94	1.2	S	5	0	0	0	1	0	0	0	0	0	0	9	11	0.00	0.000										

Batter	1	2	3	4	5	6	7	8	9	AB	R	H	RBI	BB	SO	LOB	BOTTOM										
Luis Polonia, L (1, 7) OBP: 0.333, SLG: 0.364	1-1 F7		0-0 F7			2-2 S 2B	3-2 BLK BB 1B			3	1	1	0	0	0	1	Seattle Mariners @ Oakland Athletics Oakland-Alameda County Coliseum, Oakland, CA Fri Aug 05 1988, 7:05 PM PDT Att: 19,318 - Unknown - 65 F										
Dave Henderson, R (7, PH) OBP: 0.344, SLG: 0.526						2-2 1B	4-0 FC5 BLK BB			3	0	1	1	0	1	1											
Doug Jennings, L (1, 10) OBP: 0.416, SLG: 0.367	1-3 K		1-0 4-3			1-H 2B	1-2 FC5 BLK BB			0	0	0	0	1	0	0											
Don Baylor, R (7, PH) OBP: 0.311, SLG: 0.321										3	0	0	0	1	0	1											
Jose Canseco, R (1, 9) OBP: 0.380, SLG: 0.541	1-1 E6 S				0-1 F9	0-1 F8	4-0 IBB			3	0	0	0	1	0	1											
Mark McGwire, R (1, 3) OBP: 0.328, SLG: 0.429	3-3 K				3-2 F8	4-2 BB	1-0 FC5			3	0	0	0	1	1	4											
Ron Hassey, L (1, 2) OBP: 0.294, SLG: 0.356		0-0 F8			2-1 4-3	1-0 F8		1-0 S E E 1B		4	1	1	0	0	0	2											
Camey Lansford, R (1, 5) OBP: 0.338, SLG: 0.381	1-2 4-3					2-3 K	0-0 F8	1-1 E5 S SH1-3		4	1	0	0	0	1	3											
Stan Javier, S (1, 8) OBP: 0.323, SLG: 0.346		1-1 4-3			1-0 4-3		1-1 F9	3-2 4-3		4	0	0	0	0	0	1											
Glenn Hubbard, R (1, 4) OBP: 0.313, SLG: 0.256			1-2 F6		2-1 1B		0-0 6-3	2-0 SH1-3		3	0	1	1	0	0	0											
Walt Weiss, S (1, 6) OBP: 0.302, SLG: 0.315			0-0 3B		3-2 4-3		4-0 1B BLK BB	3-H 3-1		3	1	1	0	1	0	1											
Inning Stats	R: 0 E: 1 K: 2 S: 12	H: 0 LOB: 1 BB: 0 P: 18	R: 0 E: 0 K: 0 S: 6	H: 0 LOB: 0 BB: 0 P: 8	R: 0 E: 0 K: 0 S: 6	H: 1 LOB: 1 BB: 0 P: 8	R: 0 E: 0 K: 0 S: 8	H: 0 LOB: 0 BB: 0 P: 13	R: 0 E: 0 K: 1 S: 11	H: 1 LOB: 1 BB: 0 P: 19	R: 1 E: 0 K: 0 S: 15	H: 2 LOB: 2 BB: 1 P: 24	R: 1 E: 0 K: 0 S: 9	H: 1 LOB: 3 BB: 3 P: 26	R: 2 E: 1 K: 0 S: 11	H: 1 LOB: 0 BB: 0 P: 15	1B: 4 2B: 1 3B: 1 HR: 0	SF: 0 SAC: 1 DP: 0 HBP: 0	WP: 0 PB: 0 SB: 5 CS: 0	PA: 36							
PITCHER	IP	WLS	BF	H	R	ER	SO	BB	IBB	HBP	BLK	WP	HR	S	P	ERA	WHIP										
Scott Bankhead, R (1, 1) ERA: 3.23	6.2	L	27	4	2	2	3	2	0	0	0	0	0	5	8	∞	∞										
Rod Seury, L (7, 1) ERA: 5.09	0.0		1	1	0	0	0	0	0	0	1	0	0	5	8	∞	∞										
Jerry Reed, R (7, 1) ERA: 3.54	1.1		8	1	2	0	0	1	1	0	1	0	0	12	25	0.00	1.500										



Batter	1	2	3	4	5	6	7	8	9	AB	R	H	RBI	BB	SO	LOB	TOP					
Harold Reynolds, S OBP: 0.337, SLG: 0.379	0-1 CS 1B		4-2 1B 1-2 BB		0-0 F8		2-1 FC4-6 1B			3	0	2	0	1	0	0						
Bruce Fields, L OBP: 0.345, SLG: 0.423	0-0 F6		0-0 F7			1-0 HR 1B	1-2 FC4-6			4	1	1	0	0	0	4						
Mickey Brantley, R OBP: 0.293, SLG: 0.442	2-0 L7		1-1 1-3 3-H 1B		0-0 F8			2-0 5-3		4	0	1	1	0	0	2						
Alvin Davis, L OBP: 0.402, SLG: 0.466	3-1 CS	3-1 4-3	3-3 K		4-1 1-2 HR BB			4-2 BB		2	1	0	0	2	1	2						
Steve Balboni, R OBP: 0.265, SLG: 0.463		2-2 WP 1B		2-1 6-3		1-1 1-H 2-H HR		2-1 F7		4	1	2	3	0	0	1						
Scott Bradley, L OBP: 0.285, SLG: 0.315		2-2 F9		1-0 4-3		0-2 4-3		0-0 F9		4	0	0	0	0	0	2						
Darnell Coles, R OBP: 0.301, SLG: 0.380		2-3 K		2-2 5-3		0-1 5-3			2-3 K	4	0	0	0	0	2	1						
Jim Presley, R OBP: 0.264, SLG: 0.348			2-1 F8		1-0 F8		0-0 F9		2-2 F3	4	0	0	0	0	0	0						
Rey Quinones, R OBP: 0.291, SLG: 0.392			1-1 F7 BB 1B		2-3 K		0-0 F9		0-1 F5	4	1	1	0	0	1	0						
Inning Stats	R: 0 E: 0 K: 0 S: 5	H: 1 LOB: 0 BB: 0 P: 10	R: 0 E: 0 K: 1 S: 12	H: 1 LOB: 1 BB: 0 P: 21	R: 1 E: 0 K: 1 S: 13	H: 2 LOB: 2 BB: 1 P: 24	R: 0 E: 0 K: 0 S: 6	H: 0 LOB: 0 BB: 0 P: 11	R: 0 E: 0 K: 1 S: 6	H: 0 LOB: 0 BB: 0 P: 9	R: 3 E: 0 K: 0 S: 10	H: 2 LOB: 0 BB: 1 P: 16	R: 0 E: 0 K: 0 S: 7	H: 1 LOB: 1 BB: 0 P: 10	R: 0 E: 0 K: 0 S: 6	H: 0 LOB: 1 BB: 1 P: 14	R: 0 E: 0 K: 1 S: 9	H: 0 LOB: 0 BB: 0 P: 13	1B: 6 2B: 0 3B: 0 HR: 1	SF: 0 SAC: 0 DP: 0 HBP: 0	WP: 1 PB: 0 CS: 1 SB: 0	PA: 37
PITCHER	IP	WLS	BF	H	R	ER	SO	BB	IBB	HBP	BLK	WP	HR	S	P	ERA	WHIP					
Todd Burns, R ERA: 3.03	7.0		29	7	4	4	3	2	0	0	0	1	1	59	101	5.14	1.286					
Gene Nelson, R ERA: 3.35	2.0	W	7	0	0	0	1	1	0	0	0	0	0	15	27	0.00	0.500					

Seattle Mariners @ Oakland Athletics
Oakland-Alameda County Coliseum, Oakland, CA
Sat Aug 06 1988, 3:33 AM PDT
Att: 30,574 - Sunny - 68 F

AB	33
R	4
H	7
RBI	4
BB	3
SO	4
LOB	12



Batter	1	2	3	4	5	6	7	8	9	AB	R	H	RBI	BB	SO	LOB	BOTTOM					
Doug Jennings, L OBP: 0.417, SLG: 0.358	4-3		3-3 K		0-1 1B 1B	4-2 1-2 BB		2-3 K		4	1	1	0	1	2	0						
Mike Gallego, R OBP: 0.288, SLG: 0.263										0	0	0	0	0	0	0						
Dave Henderson, R OBP: 0.345, SLG: 0.524	2-1 4-3		0-1 L6		0-1 1B 1B	1-3 K			1-0 FC6-4 1B	5	0	2	0	0	1	2						
Luis Polonia, L OBP: 0.333, SLG: 0.364										0	0	0	0	0	0	0						
Jose Canseco, R OBP: 0.378, SLG: 0.536	4-2 FC6-4 BB			2-3 K	0-0 L7	3-3 K			0-1 FC6-4 SF9	4	1	0	0	1	2	5						
Carney Lansford, R OBP: 0.338, SLG: 0.380	0-0 FC6-4			1-1 5-3	0-0 1B 1B	0-1 F4			4-1 SAFE SAFE DI IBB	4	1	1	1	1	0	3						
Mark McGwire, R OBP: 0.331, SLG: 0.432			0-0 1B 1B		0-1 1B 1B	3-1 1-3 2-H 1B 1B			3-2 SF9	4	2	3	1	0	1	0						
Don Baylor, R OBP: 0.314, SLG: 0.322			0-1 P4		0-1 1B 1B	4-1 1B BB			1-3 3-H	3	0	1	0	1	1	1						
Terry Steinbach, R OBP: 0.322, SLG: 0.386		1-0 SAFE SAFE G4-6-3 1B		2-1 1B 1B	0-0 1B S					4	0	3	3	0	1	0						
Glenn Hubbard, R OBP: 0.314, SLG: 0.257					2-1 1B 1B	2-2 F8				3	0	1	0	0	0	4						
Tony Phillips, S OBP: 0.299, SLG: 0.262										1	0	0	0	0	0	0						
Stan Javier, S OBP: 0.323, SLG: 0.346										0	0	0	0	0	0	0						
Walt Weiss, S OBP: 0.301, SLG: 0.314			2-1 4-3		1-1 L8				1-0 1-3 BB 1B	4	0	1	0	0	0	3						
Inning Stats	R: 0 E: 0 K: 0 S: 7	H: 0 LOB: 1 BB: 1 P: 14	R: 0 E: 0 K: 0 S: 5	H: 2 LOB: 1 BB: 0 P: 6	R: 0 E: 0 K: 1 S: 12	H: 0 LOB: 0 BB: 0 P: 17	R: 1 E: 0 K: 1 S: 15	H: 4 LOB: 3 BB: 0 P: 23	R: 3 E: 0 K: 0 S: 13	H: 5 LOB: 2 BB: 1 P: 22	R: 0 E: 0 K: 2 S: 16	H: 1 LOB: 2 BB: 1 P: 26	R: 0 E: 0 K: 3 S: 10	H: 0 LOB: 0 BB: 0 P: 15	R: 0 E: 0 K: 1 S: 6	H: 0 LOB: 0 BB: 0 P: 10	R: 1 E: 1 K: 0 S: 8	H: 1 LOB: 2 BB: 1 P: 16	1B: 13 2B: 0 3B: 0 HR: 0	SF: 1 SAC: 0 DP: 1 HBP: 0	WP: 0 PB: 0 CS: 0 SB: 2	PA: 41
PITCHER	IP	WLS	BF	H	R	ER	SO	BB	IBB	HBP	BLK	WP	HR	S	P	ERA	WHIP					
Bill Swift, R ERA: 4.76	4.2		25	11	4	4	2	2	0	0	0	0	0	49	77	7.71	2.786					
Jerry Reed, R ERA: 3.52	0.1		3	1	0	0	0	1	0	0	0	0	0	10	18	0.00	6.000					
Michael Jackson, R ERA: 2.85	3.2	L	13	1	1	0	6	0	1	0	0	0	0	33	54	0.00	0.273					

Seattle Mariners @ Oakland Athletics
Oakland-Alameda County Coliseum, Oakland, CA
Sat Aug 06 1988, 3:33 AM PDT
Att: 30,574 - Sunny - 68 F

AB	36
R	5
H	13
RBI	5
BB	4
SO	8
LOB	18



Batter	1	2	3	4	5	6	7	8	9	AB	R	H	RBI	BB	SO	LOB	TOP					
Henry Cotto, R OBP: 0.313, SLG: 0.359 (1, 8)										3	1	0	0	2	0	3						
Harold Reynolds, S OBP: 0.304, SLG: 0.384 (1, 4)										5	2	2	0	0	0	0						
Darnell Coles, R OBP: 0.304, SLG: 0.383 (1, 7)										3	0	2	1	0	0	0						
Mickey Brantley, R OBP: 0.295, SLG: 0.442 (7, 7)										4	1	1	1	0	0	2						
Avin Davis, L OBP: 0.399, SLG: 0.463 (1, 3)										5	1	2	0	0	1	1						
Steve Balboni, R OBP: 0.268, SLG: 0.462 (1, 10)										4	1	1	1	0	1	0						
Jay Buhner, R OBP: 0.271, SLG: 0.361 (1, 9)										4	1	1	1	0	1	0						
Rey Quinones, R OBP: 0.298, SLG: 0.408 (1, 6)										4	4	4	2	0	0	0						
Jim Presley, R OBP: 0.266, SLG: 0.358 (1, 5)										4	1	2	4	0	1	2						
Bill McGuire, R OBP: 0.429, SLG: 0.200 (1, 2)										2	0	1	1	1	0	1						
Inning Stats	R: 2 E: 0 K: 0 S: 9	H: 1 LOB: 0 BB: 1 P: 22	R: 1 E: 0 K: 1 S: 13	H: 2 LOB: 1 BB: 0 P: 22	R: 0 E: 0 K: 0 S: 5	H: 0 LOB: 0 BB: 0 P: 6	R: 3 E: 0 K: 0 S: 11	H: 3 LOB: 0 BB: 1 P: 18	R: 0 E: 0 K: 0 S: 6	H: 1 LOB: 1 BB: 1 P: 10	R: 1 E: 0 K: 0 S: 10	H: 1 LOB: 1 BB: 1 P: 19	R: 0 E: 0 K: 0 S: 7	H: 1 LOB: 0 BB: 0 P: 12	R: 2 E: 0 K: 1 S: 18	H: 3 LOB: 1 BB: 0 P: 27	R: 3 E: 0 K: 1 S: 14	H: 3 LOB: 1 BB: 1 P: 20	1B: 10 2B: 3 HR: 1	SF: 5 SAC: 1 DP: 0 HBP: 0	WP: 1 PB: 0 CS: 3	PA: 45
PITCHER	IP	WLS	BF	H	R	ER	SO	BB	IBB	HBP	BLK	WP	HR	S	P	ERA	WHIP					
Jim Corsi, R ERA: 4.96 (1, 1)	5.0		23	7	6	6	1	2	0	0	0	1	0	44	78	10.80	1.800					
Eric Plunk, R ERA: 3.12 (6, 1)	3.0	L	16	6	5	5	1	2	0	0	3	0	1	36	63	15.00	2.667					
Greg Cadaret, L ERA: 2.81 (9, 1)	1.0		5	2	1	1	1	0	0	0	0	0	0	13	15	9.00	2.000					

Seattle Mariners @ Oakland Athletics
Oakland-Alameda County Coliseum, Oakland, CA
Sun Aug 07 1988, 3:33 AM PDT
Att: 24,351 - Sunny - 65 F

AB	34
R	12
H	15
RBI	10
BB	4
SO	3
LOB	9





Batter	1	2	3	4	5	6	7	8	9	AB	R	H	RBI	BB	SO	LOB	BOTTOM					
Stan Javier, S OBP: 0.324, SLG: 0.345 (1, 7)										4	1	1	0	1	0	0						
Dave Henderson, R OBP: 0.343, SLG: 0.523 (1, 8)										5	2	1	0	0	1	2						
Jose Canseco, R OBP: 0.380, SLG: 0.536 (1, 9)										4	1	2	0	1	0	1						
Carney Lansford, R OBP: 0.342, SLG: 0.384 (1, 5)										3	1	2	2	1	0	1						
Mark McGwire, R OBP: 0.333, SLG: 0.432 (1, 3)										4	0	2	2	0	2	1						
Terry Steinbach, R OBP: 0.316, SLG: 0.379 (1, 2)										4	0	0	0	0	0	4						
Don Baylor, R OBP: 0.309, SLG: 0.315 (1, 10)										4	0	0	0	0	1	0						
Mike Gallego, R OBP: 0.292, SLG: 0.262 (1, 4)										1	1	0	0	2	0	0						
Doug Jennings, L OBP: 0.411, SLG: 0.352 (8, PH)										1	0	0	0	0	0	0						
Tony Phillips, S OBP: 0.259, SLG: 0.262 (9, 6)										0	0	0	0	0	0	0						
Walt Weiss, S OBP: 0.300, SLG: 0.313 (1, 6)										1	0	0	0	0	0	1						
Glenn Hubbard, R OBP: 0.314, SLG: 0.275 (4, 4)										3	1	1	2	0	0	0						
Inning Stats	R: 0 E: 0 K: 1 S: 9	H: 1 LOB: 0 BB: 0 P: 14	R: 0 E: 0 K: 1 S: 10	H: 0 LOB: 0 BB: 0 P: 14	R: 0 E: 0 K: 0 S: 5	H: 0 LOB: 0 BB: 1 P: 9	R: 3 E: 0 K: 1 S: 14	H: 4 LOB: 0 BB: 0 P: 25	R: 3 E: 0 K: 1 S: 16	H: 3 LOB: 1 BB: 1 P: 24	R: 0 E: 0 K: 0 S: 4	H: 0 LOB: 0 BB: 0 P: 6	R: 1 E: 0 K: 0 S: 12	H: 1 LOB: 3 BB: 3 P: 29	R: 0 E: 0 K: 0 S: 7	H: 0 LOB: 0 BB: 0 P: 10	R: 0 E: 0 K: 0 S: 11	H: 0 LOB: 0 BB: 0 P: 15	1B: 6 2B: 2 3B: 0 HR: 1	SF: 0 SAC: 0 DP: 2 HBP: 0	WP: 0 PB: 0 SB: 1 CS: 0	PA: 39
PITCHER	IP	WLS	BF	H	R	ER	SO	BB	IBB	HBP	BLK	WP	HR	S	P	ERA	WHIP					
Dennis Powell, L ERA: 8.44 (1, 1)	4.0		18	6	5	5	3	2	0	0	0	0	0	24	37	6.75	1.125					
Jerry Reed, R ERA: 3.64 (5, 1)	2.2		11	2	2	2	1	1	0	0	0	0	0	24	37	6.75	1.125					
Mike Schooler, R ERA: 3.18 (7, 1)	2.1	W	10	1	0	0	0	2	0	0	0	0	0	24	41	0.00	1.286					

Seattle Mariners @ Oakland Athletics
Oakland-Alameda County Coliseum, Oakland, CA
Sun Aug 07 1988, 3:33 AM PDT
Att: 24,351 - Sunny - 65 F

AB	34
R	7
H	9
RBI	6
BB	5
SO	4
LOB	10



Batter	1	2	3	4	5	6	7	8	9	AB	R	H	RBI	BB	SO	LOB	TOP			
Dave Gallagher, R OBP: 0.335, SLG: 0.394 (1, 8)	1-3 K	0-0 5-3			0-1 F4		0-1 F9		0-2 1B	5	0	1	0	0	1	2	Chicago White Sox @ Oakland Athletics Oakland-Alameda County Coliseum, Oakland, CA Mon Aug 08 1988, 7:05 PM PDT Att: 25,111 - Unknown - 60 F AB 36 R 5 H 11 RBI 4 BB 4 SO 6 LOB 19 			
Steve Lyons, L OBP: 0.318, SLG: 0.391 (1, 5)	0-0 F5		1-1 1B		1-3 K		2-1 E		1-1 F4	5	1	2	0	0	1	2				
Harold Baines, L OBP: 0.350, SLG: 0.413 (1, 10)	3-2 2B		3-3 K2-3		1-1 F8		2-2 E4		1-3 K	5	0	1	0	0	2	4				
Dan Pasqua, L OBP: 0.321, SLG: 0.451 (1, 9)	4-2 BB		1-2 1B		4-0 BB		2-1 F3		3-2 1B	3	0	2	1	2	0	2				
Carlton Fisk, R OBP: 0.346, SLG: 0.569 (1, 2)	2-3 K		0-1 SF8		1-2 G5-4-3		1-2 F3		1-2 F7	4	0	0	1	0	1	5				
Daryl Boston, L OBP: 0.269, SLG: 0.490 (1, 7)		4-1 BB	3-2 F5		0-0 HR		0-2 FC6-4			3	1	2	1	1	0	1				
Kelly Paris, R OBP: 0.200, SLG: 0.500 (1, 3)		0-0 G4-3		0-2 F9		1-1 L7		0-1 F7	4	0	0	0	0	0	2					
Ozzie Guillen, L OBP: 0.294, SLG: 0.315 (1, 6)		0-1 S		0-1 6-3		1-2 F3		0-2 FC6-4	4	1	1	0	0	0	1					
Fred Manrique, R OBP: 0.299, SLG: 0.393 (1, 4)		0-2 1B		2-3 K		1-0 1B		4-1 1B	3	2	2	1	1	1	0					
Inning Stats	R: 0 H: 1 E: 0 K: 2 S: 12	L: 1 R: 2 ER: 1 SO: 22	R: 1 H: 2 E: 0 K: 0 S: 8	H: 2 R: 1 ER: 0 SO: 12	R: 1 H: 2 E: 0 K: 1 S: 13	H: 2 R: 0 ER: 0 SO: 14	R: 0 H: 0 E: 0 K: 1 S: 12	H: 0 R: 1 ER: 1 SO: 12	R: 0 H: 1 E: 0 K: 0 S: 6	H: 1 R: 2 ER: 2 SO: 21	R: 1 H: 2 E: 0 K: 0 S: 13	H: 2 R: 0 ER: 0 SO: 13	R: 0 H: 1 E: 0 K: 0 S: 12	H: 2 R: 2 ER: 1 SO: 26	R: 1 H: 2 E: 0 K: 1 S: 16	H: 2 R: 2 ER: 0 SO: 26	1B: 8 2B: 2 3B: 0 HR: 1	SF: 1 SAC: 0 DP: 2 HBP: 0	WP: 0 PA: 41 SB: 0 CS: 1	
PITCHER	IP WLS BF H R ER SO	IP WLS BF H R ER SO	IP WLS BF H R ER SO	IP WLS BF H R ER SO	IP WLS BF H R ER SO	IP WLS BF H R ER SO	IP WLS BF H R ER SO	IP WLS BF H R ER SO	IP WLS BF H R ER SO	IP WLS BF H R ER SO	IP WLS BF H R ER SO	IP WLS BF H R ER SO	IP WLS BF H R ER SO	IP WLS BF H R ER SO	IP WLS BF H R ER SO	IP WLS BF H R ER SO	ERA WHIP	ERA WHIP		
Bob Welch, R ERA: 3.23 (1, 1)	6.2 W 29 8 4 3 5																	4.05 1.650		
Greg Cadaret, L ERA: 2.88 (7, 1)	2.0 L 11 3 1 1 1																	4.50 2.000		
Dennis Eckersley, R ERA: 1.93 (9, 1)	0.1 S 1 0 0 0 0																	0.00 0.000		

Batter	1	2	3	4	5	6	7	8	9	AB	R	H	RBI	BB	SO	LOB	BOTTOM			
Luis Polonia, L OBP: 0.345, SLG: 0.378 (1, 7)	2-2 1B	0-0 F7		4-2 1B		0-1 1B		2-3 K		3	3	2	0	1	0	1	Chicago White Sox @ Oakland Athletics Oakland-Alameda County Coliseum, Oakland, CA Mon Aug 08 1988, 7:05 PM PDT Att: 25,111 - Unknown - 60 F AB 37 R 9 H 14 RBI 7 BB 3 SO 7 LOB 16 			
Stan Javier, S OBP: 0.323, SLG: 0.343 (8, 7)	1B			G4-6-3 BB		0-0 2B		1-2 L9		5	1	4	2	0	0	0				
Dave Henderson, R OBP: 0.345, SLG: 0.527 (1, 8)	0-0 BB	0-0 E		2-2 G4-6-3		0-0 S		1-2 L9		5	1	4	2	0	0	0				
Jose Canseco, R OBP: 0.380, SLG: 0.537 (1, 9)	0-3 K	1-0 E7		1-0 G4-6-3		3-3 K		2-2 2B		5	0	2	1	0	2	3				
Carney Lansford, R OBP: 0.338, SLG: 0.380 (1, 5)	0-0 F9	1-1 F7		1-0 K		0-3 K		0-1 L6		5	0	0	0	0	2	5				
Ron Hassey, L OBP: 0.301, SLG: 0.360 (1, 2)	4-2 E		0-0 HR		1-2 G5-4-3		0-0 L7			3	1	2	0	1	0	0				
Mark McWire, R OBP: 0.334, SLG: 0.440 (1, 3)	2-2 E5		1-1 HR		1-2 G5-4-3		1-0 HR			4	2	2	2	0	0	2				
Terry Steinbach, R OBP: 0.315, SLG: 0.373 (1, 10)	0-0 4-3		3-1 5-3		4-1 WP		0-0 L5			3	0	0	0	1	0	3				
Glenn Hubbard, R OBP: 0.318, SLG: 0.296 (1, 4)		0-0 1B		0-0 5-3		1-2 F7		3-2 HR		4	2	2	2	0	0	1				
Walt Weiss, S OBP: 0.297, SLG: 0.309 (1, 6)		2-3 K		1-3 K		1-0 4-3		0-2 F9		4	0	0	0	0	2	1				
Inning Stats	R: 2 H: 2 E: 1 K: 1 S: 14	H: 3 R: 6 ER: 1 SO: 13	R: 1 H: 2 E: 0 K: 1 S: 9	H: 3 R: 1 ER: 0 SO: 13	R: 2 H: 2 E: 0 K: 1 S: 9	H: 2 R: 0 ER: 0 SO: 14	R: 1 H: 1 E: 0 K: 1 S: 10	H: 1 R: 0 ER: 0 SO: 19	R: 0 H: 2 E: 0 K: 2 S: 10	H: 2 R: 1 ER: 1 SO: 14	R: 2 H: 2 E: 0 K: 0 S: 11	H: 2 R: 0 ER: 0 SO: 15	R: 0 H: 1 E: 0 K: 1 S: 12	H: 1 R: 2 ER: 1 SO: 17	R: 1 H: 2 E: 0 K: 0 S: 12	H: 1 R: 0 ER: 0 SO: 17	1B: 10 2B: 2 3B: 0 HR: 2	SF: 0 SAC: 0 DP: 2 HBP: 0	WP: 1 PA: 40 SB: 0 CS: 0	
PITCHER	IP WLS BF H R ER SO	IP WLS BF H R ER SO	IP WLS BF H R ER SO	IP WLS BF H R ER SO	IP WLS BF H R ER SO	IP WLS BF H R ER SO	IP WLS BF H R ER SO	IP WLS BF H R ER SO	IP WLS BF H R ER SO	IP WLS BF H R ER SO	IP WLS BF H R ER SO	IP WLS BF H R ER SO	IP WLS BF H R ER SO	IP WLS BF H R ER SO	IP WLS BF H R ER SO	IP WLS BF H R ER SO	ERA WHIP	ERA WHIP		
Bill Long, R ERA: 4.14 (4, 1)	3.0 L 20 5 3 3 3																	15.00 3.333		
Carl Willis, R ERA: 8.25 (8, 1)	4.0 L 16 5 3 3 3																	6.75 1.500		
Steve Rosenberg, L ERA: 4.26 (8, 1)	1.0 L 4 1 0 0 1																	0.00 1.000		

Batter	1	2	3	4	5	6	7	8	9	AB	R	H	RBI	BB	SO	LOB	TOP					
Dave Gallagher, R (1, 8) OBP: 0.333, SLG: 0.402	F9			1B		F8			F3	4	1	1	0	0	0	0						
Steve Lyons, L (1, 5) OBP: 0.315, SLG: 0.386	K			K		F4			4-3	4	0	0	0	0	2	1						
Harold Baines, L (1, 10) OBP: 0.351, SLG: 0.414	F8			1B		K			1B	4	0	2	1	0	1	0						
Dan Pasqua, L (1, 9)		K		K		F7			1B	3	0	0	0	1	2	1						
Mark Salas, L (1, 2)	F9			F8		K			F5	4	0	0	0	0	1	3						
Daryl Boston, L (1, 7) OBP: 0.265, SLG: 0.482		K2-3			K	F9				3	0	0	0	0	2	0						
Kelly Paris, R (1, 3) OBP: 0.231, SLG: 0.462			K		FC5	F7				3	0	1	0	0	1	0						
Ozzie Guillen, L (1, 6) OBP: 0.294, SLG: 0.315		6-3		FC5						3	0	1	0	0	0	2						
Fred Manrique, R (1, 4) OBP: 0.296, SLG: 0.388		4-3		G6-4-3					G5-4-3	3	0	0	0	0	0	3						
Inning Stats	R: 0 E: 0 K: 1 S: 5	H: 0 LOB: 0 BB: 0 P: 6	R: 0 E: 0 K: 2 S: 10	H: 0 LOB: 0 BB: 0 P: 12	R: 0 E: 0 K: 1 S: 8	H: 0 LOB: 1 BB: 0 P: 9	R: 1 E: 0 K: 2 S: 10	H: 2 LOB: 1 BB: 0 P: 13	R: 0 E: 0 K: 1 S: 11	H: 1 LOB: 0 BB: 0 P: 13	R: 0 E: 0 K: 1 S: 5	H: 0 LOB: 0 BB: 0 P: 8	R: 0 E: 0 K: 1 S: 8	H: 0 LOB: 0 BB: 0 P: 15	R: 0 E: 0 K: 0 S: 4	H: 1 LOB: 0 BB: 0 P: 6	R: 0 E: 0 K: 0 S: 9	H: 1 LOB: 2 BB: 1 P: 19	1B: 4 2B: 0 3B: 1 HR: 0	SF: 0 SAC: 0 DP: 2 HBP: 0	WP: 1 PB: 0 SB: 0 CS: 0	PA: 32
PITCHER Dave Stewart, R (1, 1) ERA: 3.05	IP: 9.0 WLS: W BF: 32 H: 5 R: 1 ER: 1 SO: 9 BB: 1 IBB: 0 HBP: 0 BLK: 0 WP: 1 HR: 0 S: 70 P: 101 ERA: 1.00 WHIP: 0.667															PITCHER						

Chicago White Sox @ Oakland Athletics
Oakland-Alameda County Coliseum, Oakland, CA
Tue Aug 09 1988, 7:05 PM PDT
Att: 15,811 - Unknown - 60 F

AB 31
R 1
H 5
RBI 1
BB 1
SO 9
LOB 10



Batter	1	2	3	4	5	6	7	8	9	AB	R	H	RBI	BB	SO	LOB	BOTTOM			
Luis Polonia, L (1, 7) OBP: 0.340, SLG: 0.371	F8		G3		S	E5		L4		5	1	1	0	0	0	2				
Dave Henderson, R (1, 8) OBP: 0.350, SLG: 0.534	HR		E5		2B	5-3		4-1		3	2	1	2	1	0	2				
Tony Phillips, S (8, 8) OBP: 0.297, SLG: 0.260					2B	5-3				1	0	0	0	0	0	0				
Jose Canseco, R (1, 9) OBP: 0.379, SLG: 0.536	K		F9		2B	K				4	0	1	1	0	2	3				
Stan Javier, S (8, 9) OBP: 0.323, SLG: 0.343					2B					0	0	0	0	0	0	0				
Carney Lansford, R (1, 5) OBP: 0.335, SLG: 0.376	L7			6-3	5-3	5-3				4	0	0	1	0	0	3				
Ron Hassey, L (1, 2) OBP: 0.300, SLG: 0.370		HR		L9	F8	L9				4	1	1	1	0	0	1				
Mark McGwire, R (1, 3) OBP: 0.338, SLG: 0.442	F8			1B	HR	1B	FC5-4	WP	6-3	3	1	2	0	1	0	0				
Terry Steinbach, R (1, 10) OBP: 0.314, SLG: 0.371	L7			1B	HR	1B	FC5-4		6-3	4	1	1	0	0	0	3				
Glenn Hubbard, R (1, 4) OBP: 0.321, SLG: 0.312	K			HR		L9				3	2	1	3	1	1	1				
Mike Gallego, R (1, 6) OBP: 0.292, SLG: 0.262			F4		F8	HR		5-3		4	0	1	0	0	0	0				
Inning Stats	R: 1 E: 0 K: 1 S: 9	H: 1 LOB: 0 BB: 0 P: 12	R: 1 E: 0 K: 1 S: 11	H: 1 LOB: 0 BB: 0 P: 16	R: 0 E: 1 K: 0 S: 10	H: 0 LOB: 1 BB: 0 P: 16	R: 3 E: 0 K: 0 S: 11	H: 3 LOB: 0 BB: 0 P: 17	R: 2 E: 0 K: 0 S: 13	H: 2 LOB: 2 BB: 2 P: 26	R: 1 E: 1 K: 1 S: 10	H: 1 LOB: 1 BB: 1 P: 14	R: 0 E: 0 K: 0 S: 10	H: 1 LOB: 1 BB: 0 P: 16	R: 0 E: 0 K: 0 S: 8	H: 0 LOB: 0 BB: 0 P: 14	1B: 5 2B: 1 3B: 0 HR: 3	SF: 0 SAC: 0 DP: 0 HBP: 0	WP: 1 PB: 0 SB: 1 CS: 0	PA: 38
PITCHER Jeff Blittiger, R (1, 1) ERA: 3.81 Donn Pall, R (5, 1) ERA: 6.14	IP: 4.0 WLS: L BF: 18 H: 5 R: 5 ER: 5 SO: 2 BB: 0 IBB: 0 HBP: 0 BLK: 0 WP: 0 HR: 3 S: 41 P: 61 ERA: 11.25 WHIP: 1.250															PITCHER				

Chicago White Sox @ Oakland Athletics
Oakland-Alameda County Coliseum, Oakland, CA
Tue Aug 09 1988, 7:05 PM PDT
Att: 15,811 - Unknown - 60 F

AB 35
R 8
H 9
RBI 8
BB 3
SO 3
LOB 15



Batter	1	2	3	4	5	6	7	8	9	AB	R	H	RBI	BB	SO	LOB	TOP										
Devon White, S (1, 8) OBP: 0.302, SLG: 0.393	0-0 6-3		1-3 K			2-2 4-3		0-1 1-2 1B		4	0	1	0	0	1	1	California Angels @ Oakland Athletics Oakland-Alameda County Coliseum, Oakland, CA Fri Aug 12 1988, 7:05 PM PDT Att: 34,518 - Unknown - 59 F										
Johnny Ray, S (1, 4) OBP: 0.335, SLG: 0.402	1-2 L6		1-1 F8			4-2 BB		1-0 F9		3	0	0	0	1	0	3											
Wally Joyner, L (1, 3) OBP: 0.345, SLG: 0.408	2-2 3-1		2-2 F9			0-1 F7		3-2 F7		4	0	0	0	0	0	4											
Brian Downing, R (1, 10) OBP: 0.380, SLG: 0.465		4-2 FC6-4 BB		1-3 K		0-1 L7		3-2 F9		3	0	0	0	1	1	1											
Chili Davis, S (1, 9) OBP: 0.332, SLG: 0.468		0-0 FC6-4 1B		3-2 F8			1-2 4-3		0-3 K	4	0	0	0	0	1	1											
Tony Armas, R (1, 7) OBP: 0.300, SLG: 0.397		0-2 1B		0-2 5-3			1-1 L8		0-0 1B	4	0	2	0	0	0	0											
Jack Howell, L (1, 5) OBP: 0.331, SLG: 0.406		2-2 L9			3-2 4-3		0-0 4-3		1-0 F7	4	0	0	0	0	0	3											
Bob Boone, R (1, 2) OBP: 0.337, SLG: 0.376		2-0 F4			2-1 F9			3-1 4-3		2	0	0	0	0	0	2											
Jim Eppard, L (8, PH) OBP: 0.338, SLG: 0.323										1	0	0	0	0	0	0											
Darrell Miller, R (8, 2) OBP: 0.337, SLG: 0.366										0	0	0	0	0	0	0											
Dick Schofield, R (1, 6) OBP: 0.299, SLG: 0.322			4-0 BB		1-2 F8			1-1 1B		2	0	1	0	1	0	0											
Inning Stats	R: 0 E: 0 K: 0 S: 9	H: 0 LOB: 0 BB: 0 P: 12	R: 0 E: 0 K: 0 S: 12	H: 1 LOB: 2 BB: 1 P: 20	R: 0 E: 0 K: 1 S: 11	H: 0 LOB: 0 BB: 1 P: 19	R: 0 E: 0 K: 1 S: 12	H: 0 LOB: 0 BB: 0 P: 16	R: 0 E: 0 K: 0 S: 11	H: 0 LOB: 1 BB: 0 P: 17	R: 0 E: 0 K: 0 S: 10	H: 0 LOB: 1 BB: 1 P: 16	R: 0 E: 0 K: 0 S: 6	H: 0 LOB: 0 BB: 0 P: 8	R: 0 E: 0 K: 0 S: 11	H: 2 LOB: 2 BB: 0 P: 19	R: 0 E: 0 K: 1 S: 8	H: 1 LOB: 1 BB: 0 P: 12	1B: 4 2B: 0 3B: 0 HR: 0	SF: 0 SAC: 0 DP: 0 HBP: 0	WP: 0 PB: 0 SB: 0 CS: 0	PA: 34					
PITCHER	IP	WLS	BF	H	R	ER	SO	BB	IBB	HBP	BLK	WP	HR	S	P	ERA	WHIP										
Todd Burns, R (1, 1) ERA: 2.71	7.1	W	28	3	0	0	2	3	0	0	0	0	0	77	118	0.00	0.818										
Greg Cadaret, L (8, 1) ERA: 2.73	1.2	S	6	1	0	0	1	0	0	0	0	0	0	13	21	0.00	0.600										

AB	31
R	0
H	4
RBI	0
BB	3
SO	3
LOB	15



Batter	1	2	3	4	5	6	7	8	9	AB	R	H	RBI	BB	SO	LOB	BOTTOM										
Tony Phillips, S (1, 7) OBP: 0.308, SLG: 0.258	0-2 G4-6-3 1B		4-1 2B SF8 BB		4-0 2B SH2-3 BB		2-1 L9			2	2	1	0	2	0	1	California Angels @ Oakland Athletics Oakland-Alameda County Coliseum, Oakland, CA Fri Aug 12 1988, 7:05 PM PDT Att: 34,518 - Unknown - 59 F										
Dave Henderson, R (1, 8) OBP: 0.351, SLG: 0.537	0-0 G4-6-3 1-2		2-3 K		2-1 SH2-3 1-2		2-3 K			3	0	0	0	0	2	3											
Jose Canseco, R (1, 9) OBP: 0.382, SLG: 0.538	3-1 CS 1B		2-2 SF8 2B		1-1 CS 2H 2B		0-2 L8 S 1B			4	0	4	1	0	0	0											
Carney Lansford, R (1, 5) OBP: 0.335, SLG: 0.376	2-1 CS 1-2		1-1 SF8 2B		1-1 F3 2-3		1-0 F8			3	0	0	1	0	0	2											
Mark McGwire, R (1, 3) OBP: 0.335, SLG: 0.447		0-0 F9		0-0 K		0-2 6-3		1-1 L8 1-3		4	0	0	0	0	1	2											
Terry Steinbach, R (1, 2) OBP: 0.317, SLG: 0.373		2-2 BB 1B 1B		0-1 FC4-6 1B		0-0 F8		1-1 F8		4	1	2	0	0	0	1											
Don Baylor, R (1, 10) OBP: 0.309, SLG: 0.316		3-1 BB 1B 1B		0-0 FC4-6 1-2		1-3 K				3	1	1	0	0	1	1											
Glenn Hubbard, R (1, 4) OBP: 0.316, SLG: 0.303		4-0 1B 1-2 2-3 BB		3-2 FC4-6 1-2		1-2 SH1-3 1B				2	0	1	0	1	0	1											
Mike Gallego, R (1, 6) OBP: 0.296, SLG: 0.264		0-1 1-3 2-4 3-H 1B		0-0 F8		0-0 SH1-3 1-2				2	0	1	2	0	0	1											
Inning Stats	R: 0 E: 0 K: 0 S: 7	H: 2 LOB: 0 BB: 0 P: 12	R: 2 E: 0 K: 0 S: 10	H: 3 LOB: 2 BB: 1 P: 19	R: 1 E: 0 K: 2 S: 12	H: 1 LOB: 1 BB: 1 P: 24	R: 0 E: 0 K: 0 S: 7	H: 1 LOB: 0 BB: 0 P: 10	R: 1 E: 0 K: 0 S: 6	H: 1 LOB: 0 BB: 1 P: 14	R: 0 E: 0 K: 1 S: 7	H: 0 LOB: 0 BB: 0 P: 8	R: 0 E: 0 K: 1 S: 10	H: 1 LOB: 1 BB: 0 P: 15	R: 0 E: 0 K: 0 S: 8	H: 1 LOB: 1 BB: 0 P: 11		1B: 8 2B: 2 3B: 0 HR: 0	SF: 1 SAC: 2 DP: 1 HBP: 0	WP: 0 PB: 0 SB: 1 CS: 2	PA: 34						
PITCHER	IP	WLS	BF	H	R	ER	SO	BB	IBB	HBP	BLK	WP	HR	S	P	ERA	WHIP										
Chuck Finley, L (1, 1) ERA: 4.58	7.0	L	29	9	4	4	4	3	0	0	0	0	0	59	102	5.14	1.714										
Bryan Harvey, R (8, 1) ERA: 2.43	1.0		4	1	0	0	0	0	0	0	0	0	0	8	11	0.00	1.000										

AB	27
R	4
H	10
RBI	4
BB	3
SO	4
LOB	12



Batter	1	2	3	4	5	6	7	8	9	AB	R	H	RBI	BB	SO	LOB	TOP				
Devon White, S (1, 8) OBP: 0.298, SLG: 0.387										5	0	0	1	0	2	2	California Angels @ Oakland Athletics Oakland-Alameda County Coliseum, Oakland, CA Sat Aug 13 1988, 3:33 AM PDT Att: 33,314 - Sunny - 70 F				
Brian Downing, R (1, 10) OBP: 0.377, SLG: 0.460										4	0	0	0	0	1	3					
Wally Joyner, L (1, 3) OBP: 0.348, SLG: 0.409										2	0	1	0	2	0	0					
Chili Davis, S (1, 9) OBP: 0.331, SLG: 0.465										3	0	0	0	1	0	5					
Johnny Ray, S (1, 4) OBP: 0.332, SLG: 0.400										4	0	1	0	0	0	1					
Jack Howell, L (1, 5) OBP: 0.330, SLG: 0.412										4	1	1	1	0	1	2					
Thad Bosley, L (1, 7) Tony Armas, R (8, PH) OBP: 0.299, SLG: 0.396										3	0	0	0	0	1	2					
Darrell Miller, R (1, 2) OBP: 0.333, SLG: 0.360										4	1	1	0	0	1	0					
Dick Schofield, R (1, 6) George Hendrick, R (7, PH) Gus Polidor, R (7, 6) OBP: 0.300, SLG: 0.325 OBP: 0.277, SLG: 0.323 OBP: 0.190, SLG: 0.197										2	0	1	0	0	0	0					
Inning Stats	R: 0 E: 0 K: 1 S: 11	H: 1 LOB: 1 BB: 0 P: 17	R: 0 E: 0 K: 0 S: 5	H: 0 LOB: 0 BB: 0 P: 9	R: 0 E: 0 K: 1 S: 11	H: 1 LOB: 1 BB: 0 P: 18	R: 0 E: 0 K: 0 S: 9	H: 0 LOB: 0 BB: 0 P: 17	R: 0 E: 0 K: 1 S: 12	H: 0 LOB: 1 BB: 1 P: 19	R: 2 E: 0 K: 0 S: 17	H: 3 LOB: 3 BB: 1 P: 26	R: 0 E: 0 K: 1 S: 7	H: 0 LOB: 0 BB: 0 P: 11	R: 0 E: 0 K: 1 S: 5	H: 0 LOB: 0 BB: 0 P: 9		1B: 4 2B: 1 3B: 0 HR: 1	SF: 0 SAC: 0 DP: 0 HBP: 0	WP: 0 PB: 0 SB: 0 CS: 0	PA: 37
PITCHER	IP	WLS	BF	H	R	ER	SO	BB	IBB	HBP	BLK	WP	HR	S	P	ERA	WHIP				
Bob Welch, R (1, 1) ERA: 3.21	6.2	W	29	6	2	2	4	2	0	0	1	0	1	69	109	2.70	1.200				
Rick Honeycutt, L (7, 1) ERA: 3.64	2.1	S	8	0	0	0	2	1	0	0	0	0	0	16	28	0.00	0.429				

Batter	1	2	3	4	5	6	7	8	9	AB	R	H	RBI	BB	SO	LOB	BOTTOM				
Luis Polonia, L (1, 7) OBP: 0.354, SLG: 0.374										2	1	0	0	2	0	1	California Angels @ Oakland Athletics Oakland-Alameda County Coliseum, Oakland, CA Sat Aug 13 1988, 3:33 AM PDT Att: 33,314 - Sunny - 70 F				
Don Baylor, R (8, PH) Stan Javier, S (9, 7) OBP: 0.308, SLG: 0.316 OBP: 0.322, SLG: 0.340										0	0	0	1	0	0	0					
Dave Henderson, R (1, 8) OBP: 0.351, SLG: 0.534										2	1	0	1	2	1	1					
Jose Canseco, R (1, 9) OBP: 0.382, SLG: 0.536										5	0	2	1	0	1	5					
Carney Lansford, R (1, 5) OBP: 0.335, SLG: 0.374										3	1	0	0	1	0	1					
Ron Hassey, L (1, 2) OBP: 0.305, SLG: 0.383										4	1	2	2	0	0	4					
Mark McWire, R (1, 3) OBP: 0.335, SLG: 0.444										3	0	0	1	1	1	1					
Terry Steinbach, R (1, 10) OBP: 0.320, SLG: 0.376										4	2	2	0	0	1	3					
Glenn Hubbard, R (1, 4) OBP: 0.319, SLG: 0.312										4	0	2	0	0	0	1					
Walt Weiss, S (1, 6) OBP: 0.297, SLG: 0.304										2	0	0	0	1	1	1					
Inning Stats	R: 1 E: 0 K: 1 S: 18	H: 1 LOB: 3 BB: 3 P: 34	R: 0 E: 0 K: 1 S: 7	H: 0 LOB: 0 BB: 0 P: 11	R: 2 E: 1 K: 1 S: 9	H: 1 LOB: 0 BB: 1 P: 13	R: 1 E: 0 K: 0 S: 10	H: 1 LOB: 2 BB: 1 P: 21	R: 0 E: 0 K: 1 S: 10	H: 1 LOB: 1 BB: 0 P: 14	R: 1 E: 0 K: 0 S: 12	H: 1 LOB: 0 BB: 1 P: 19	R: 1 E: 0 K: 1 S: 15	H: 2 LOB: 3 BB: 2 P: 28	R: 1 E: 0 K: 1 S: 15	H: 2 LOB: 2 BB: 2 P: 28	1B: 6 2B: 2 3B: 0 HR: 1	SF: 2 SAC: 0 DP: 2 HBP: 1	WP: 0 PB: 0 SB: 1 CS: 0	PA: 39	
PITCHER	IP	WLS	BF	H	R	ER	SO	BB	IBB	HBP	BLK	WP	HR	S	P	ERA	WHIP				
Stu Cliburn, R (1, 1) ERA: 3.7	6.0	L	30	6	5	3	4	5	0	1	1	1	1	64	111	4.50	1.833				
Sherman Corbett, L (7, 1) ERA: 4.09	1.2		8	2	1	1	0	1	1	0	0	0	0	19	31	5.40	1.800				
DeWayne Buice, R (8, 1) ERA: 5.92	0.1		1	0	0	0	1	0	0	0	0	0	0	3	6	0.00	0.000				

Batter	1	2	3	4	5	6	7	8	9	AB	R	H	RBI	BB	SO	LOB	TOP					
Luis Polonia, L OBP: 0.391, SLG: 0.372	F8	SF8		6-3		F9		P6		4	0	0	1	0	0	1						
Dave Henderson, R OBP: 0.356, SLG: 0.541	P2	FC6-4				2B	1B		HR	5	2	2	1	0	0	2						
Jose Canseco, R OBP: 0.361, SLG: 0.535	F9		4-3			1B	2B		K	5	1	1	0	0	2	0						
Mark McGwire, R OBP: 0.338, SLG: 0.454		BB			F9	FC6-4				5	1	3	2	0	0	0						
Ron Hassey, L OBP: 0.309, SLG: 0.376		BB			F8					3	1	1	0	2	0	1						
Don Baylor, R OBP: 0.311, SLG: 0.316		BB			F9					3	1	1	0	1	1	3						
Terry Steinbach, R OBP: 0.314, SLG: 0.373	SF8		5-3			FC6-4		F9		3	0	0	1	0	0	3						
Glenn Hubbard, R OBP: 0.325, SLG: 0.321				6-3		F8				4	0	2	1	0	0	0						
Walt Weiss, S OBP: 0.294, SLG: 0.301				L4		F8				4	0	1	0	0	1	1						
Inning Stats	R: 0 E: 0 K: 0 S: 9	H: 0 LOB: 0 BB: 0 P: 15	R: 3 E: 0 K: 0 S: 13	H: 3 LOB: 2 BB: 2 P: 27	R: 0 E: 0 K: 0 S: 12	H: 2 LOB: 2 BB: 0 P: 20	R: 0 E: 0 K: 0 S: 8	H: 0 LOB: 0 BB: 0 P: 11	R: 2 E: 0 K: 0 S: 10	H: 3 LOB: 1 BB: 0 P: 15	R: 0 E: 0 K: 0 S: 8	H: 0 LOB: 0 BB: 0 P: 14	R: 0 E: 0 K: 2 S: 13	H: 1 LOB: 2 BB: 1 P: 24	R: 0 E: 0 K: 1 S: 12	H: 1 LOB: 1 BB: 0 P: 18	R: 1 E: 0 K: 1 S: 11	H: 1 LOB: 0 BB: 0 P: 17	1B: 7 2B: 3 3B: 0 HR: 1	SF: 2 SAC: 0 DP: 0 HBP: 0	WP: 0 PB: 0 SB: 0 CS: 0	PA: 41
PITCHER Jay Tibbs, R ERA: 5.15	IP: 9.0 WLS: L BF: 41 H: 11 R: 6 ER: 6 SO: 4 BB: 2 IBB: 1 HBP: 0 BLK: 0 WP: 0 HR: 1 S: 96 P: 161 ERA: 6.00 WHIP: 1.444															PITCHER						

Oakland Athletics @ Baltimore Orioles
Memorial Stadium, Baltimore, MD
Tue Aug 16 1988, 7:05 PM EDT
Att: 22,239 - Unknown - 87 F

AB 36
R 6
H 11
RBI 6
BB 3
SO 4
LOB 11



Batter	1	2	3	4	5	6	7	8	9	AB	R	H	RBI	BB	SO	LOB	BOTTOM			
Joe Orsulak, L OBP: 0.337, SLG: 0.378	F7					G1-6-3				3	0	1	0	0	0	1				
Pete Stanicek, S OBP: 0.303, SLG: 0.300			1B					K		1	0	0	0	0	1	0				
Fred Lynn, L OBP: 0.315, SLG: 0.502	K		F7			2B	HR			3	1	1	0	1	1	1				
Cal Ripken Jr., R OBP: 0.386, SLG: 0.474	6-3			6-3		HR	2B	P3		4	1	1	0	0	0	1				
Eddie Murray, S OBP: 0.347, SLG: 0.468		L9		K		HR		K		4	1	1	3	0	2	1				
Larry Sheets, L OBP: 0.303, SLG: 0.332		K		K		6-3			G3	4	0	0	0	0	2	0				
Jim Traber, L OBP: 0.270, SLG: 0.329			BB				3-1		4-3	3	0	0	0	1	1	0				
Terry Kennedy, L OBP: 0.238, SLG: 0.269		5-3			L7		4-3		L7	4	0	0	0	0	0	1				
Rene Gonzales, R OBP: 0.254, SLG: 0.276					F8					3	0	1	0	0	0	0				
Billy Ripken, R OBP: 0.260, SLG: 0.263			6-3			G1-6-3		F9		3	0	1	0	0	0	1				
Inning Stats	R: 0 E: 0 K: 1 S: 8	H: 0 LOB: 0 BB: 0 P: 9	R: 0 E: 0 K: 1 S: 9	H: 0 LOB: 1 BB: 1 P: 16	R: 0 E: 0 K: 2 S: 9	H: 1 LOB: 0 BB: 0 P: 10	R: 0 E: 0 K: 2 S: 9	H: 0 LOB: 0 BB: 0 P: 11	R: 0 E: 0 K: 0 S: 14	H: 3 LOB: 0 BB: 1 P: 24	R: 0 E: 0 K: 0 S: 8	H: 1 LOB: 1 BB: 0 P: 11	R: 0 E: 0 K: 2 S: 17	H: 1 LOB: 0 BB: 0 P: 26	R: 0 E: 0 K: 0 S: 11	H: 0 LOB: 0 BB: 0 P: 14	1B: 4 2B: 1 3B: 0 HR: 1	SF: 0 SAC: 0 DP: 1 HBP: 0	WP: 0 PB: 0 SB: 0 CS: 0	PA: 34
PITCHER Storm Davis, R ERA: 3.1 Greg Cadaret, L ERA: 2.63 Dennis Eckersley, R ERA: 1.98	IP: 6.0 WLS: W BF: 23 H: 4 R: 3 ER: 3 SO: 5 BB: 2 IBB: 0 HBP: 0 BLK: 0 WP: 0 HR: 1 S: 53 P: 80 ERA: 4.50 WHIP: 1.000															PITCHER				


Oakland Athletics @ Baltimore Orioles
Memorial Stadium, Baltimore, MD
Tue Aug 16 1988, 7:05 PM EDT
Att: 22,239 - Unknown - 87 F


AB 32
R 3
H 6
RBI 3
BB 2
SO 7
LOB 6



Batter	1	2	3	4	5	6	7	8	9	AB	R	H	RBI	BB	SO	LOB	TOP										
Tony Phillips, S OBP: 0.305, SLG: 0.268 (1, 7)	F8		F9	F4	2B		E		F8	5	1	1	0	1	0	1	Oakland Athletics @ Baltimore Orioles Memorial Stadium, Baltimore, MD Wed Aug 17 1988, 7:05 PM EDT Att: 18,127 - Unknown - 97 F										
Dave Henderson, R OBP: 0.395, SLG: 0.542 Stan Javier, S OBP: 0.321, SLG: 0.339 (7, FR)	4-3		HR	6-3	1-3		E		K	3	1	1	1	2	0	1											
Jose Canseco, R OBP: 0.393, SLG: 0.544 Doug Jennings, L OBP: 0.383, SLG: 0.323 (9, 9)	1B		HR		2B		E1			5	2	3	2	0	0	2											
Mark McGwire, R OBP: 0.339, SLG: 0.460 Carney Lansford, R OBP: 0.335, SLG: 0.373 (9, 3)	CS	K	5-3		2B	1B	F8			0	0	0	0	0	0	0											
Terry Steinbach, R OBP: 0.327, SLG: 0.382 (1, 2)		2B	BB	BB	2B	BB				2	1	2	0	3	0	0											
Don Baylor, R OBP: 0.317, SLG: 0.313 (1, 10)		BB	BB	FC6-4	2B	SF8	F8		F8	2	1	0	0	3	0	2											
Glenn Hubbard, R OBP: 0.322, SLG: 0.322 (1, 4)		K	FC6-4	1-2	SF8	2B	F8		F8	5	1	1	2	0	1	5											
Mike Gallego, R OBP: 0.299, SLG: 0.264 Luis Polonia, L OBP: 0.343, SLG: 0.365 (4, FH)	BB			3-1	SF8		F7		F9	0	0	0	0	1	0	0											
Walt Weiss, S OBP: 0.293, SLG: 0.302 (1, 6)	1-3			2B	6-3		4-3		F9	5	0	1	0	0	0	4											
Inning Stats	R: 0 E: 0 K: 0 S: 8	H: 1 LOB: 0 BB: 0 P: 16	R: 0 E: 0 K: 2 S: 14	H: 1 LOB: 2 BB: 3 P: 26	R: 2 E: 0 K: 0 S: 9	H: 1 LOB: 2 BB: 3 P: 25	R: 0 E: 0 K: 0 S: 9	H: 1 LOB: 1 BB: 0 P: 12	R: 5 E: 0 K: 0 S: 17	H: 4 LOB: 2 BB: 3 P: 36	R: 1 E: 0 K: 0 S: 8	H: 2 LOB: 0 BB: 0 P: 14	R: 2 E: 1 K: 0 S: 13	H: 1 LOB: 2 BB: 1 P: 23	R: 0 E: 0 K: 0 S: 6	H: 0 LOB: 1 BB: 1 P: 14		R: 0 E: 0 K: 1 S: 5	H: 0 LOB: 0 BB: 0 P: 11	1B: 3 2B: 5 3B: 1 HR: 2	SF: 1 SAC: 0 DP: 1 HBP: 0	WP: 0 PB: 0 SB: 0 CS: 1	PA: 48				
PITCHER	IP	WLS	BF	H	R	ER	SO	BB	IBB	HBP	BLK	WP	HR	S	P	ERA	WHIP										
Gordon Dillard, L ERA: 6.0 (1, 1)	2.2		14	3	2	2	2	4	0	0	0	0	1	28	60	6.75	2.625										
Doug Sisk, R ERA: 3.55 (3, 1)	1.1	L	11	4	5	5	0	3	0	0	0	0	0	18	35	33.75	5.250										
Mark Thurmond, L ERA: 5.24 (5, 1)	3.0		15	4	3	1	0	2	0	0	0	0	1	32	57	3.00	2.000										
Tom Niedener, R ERA: 3.25 (8, 1)	2.0		7	0	0	0	1	1	0	0	0	0	0	11	25	0.00	0.500										

Batter	1	2	3	4	5	6	7	8	9	AB	R	H	RBI	BB	SO	LOB	BOTTOM										
Pete Stanicek, S OBP: 0.306, SLG: 0.303 (1, 7)	FC6-4	F9		FC5-4		F7		K		5	0	2	0	0	1	2	Oakland Athletics @ Baltimore Orioles Memorial Stadium, Baltimore, MD Wed Aug 17 1988, 7:05 PM EDT Att: 18,127 - Unknown - 97 F										
Brady Anderson, L OBP: 0.290, SLG: 0.290 (1, 8)	F6	F8		F9		F4		2B		5	0	1	0	0	0	4											
Cal Ripken Jr., R OBP: 0.384, SLG: 0.473 (1, 6)	FC6-4		F8	FC5-4		F4		F4		5	2	1	0	0	0	4											
Eddie Murray, S OBP: 0.350, SLG: 0.469 (1, 10)	1B	1B	F7		F3		1B		G4-6-3	5	2	3	0	0	0	1											
Mickey Tettleton, S OBP: 0.324, SLG: 0.480 (1, 2)	E	F8		F8		1B		1B	G4-6-3	4	0	2	0	1	0	2											
Ken Gerhart, R OBP: 0.282, SLG: 0.351 Larry Sheets, L OBP: 0.302, SLG: 0.331 (7, FH)	E3		1B		K		SF7		K	2	0	1	1	1	1	1											
Jim Traber, L OBP: 0.274, SLG: 0.332 (1, 3)	K		1B		1B		K			4	0	2	1	0	2	3											
Rene Gonzales, R OBP: 0.249, SLG: 0.269 (1, 5)		6-3	6-3		F9		F5			4	0	0	0	0	0	5											
Billy Ripken, R OBP: 0.262, SLG: 0.266 (1, 4)				F4		1B		6-3		4	0	2	0	0	0	0											
Inning Stats	R: 2 E: 1 K: 1 S: 19	H: 3 LOB: 2 BB: 1 P: 29	R: 0 E: 0 K: 0 S: 11	H: 1 LOB: 1 BB: 0 P: 20	R: 1 E: 0 K: 0 S: 12	H: 2 LOB: 1 BB: 1 P: 26	R: 0 E: 0 K: 0 S: 8	H: 1 LOB: 1 BB: 0 P: 11	R: 0 E: 0 K: 0 S: 11	H: 2 LOB: 2 BB: 0 P: 16	R: 0 E: 0 K: 0 S: 12	H: 1 LOB: 1 BB: 0 P: 19	R: 1 E: 0 K: 1 S: 11	H: 2 LOB: 1 BB: 0 P: 16	R: 0 E: 0 K: 1 S: 13	H: 1 LOB: 1 BB: 0 P: 18		R: 0 E: 0 K: 1 S: 8	H: 1 LOB: 0 BB: 0 P: 10	1B: 12 2B: 2 3B: 0 HR: 0	SF: 1 SAC: 0 DP: 1 HBP: 0	WP: 1 PB: 0 SB: 1 CS: 0	PA: 42				
PITCHER	IP	WLS	BF	H	R	ER	SO	BB	IBB	HBP	BLK	WP	HR	S	P	ERA	WHIP										
Curt Young, L ERA: 5.4 (1, 1)	5.0		26	9	3	2	2	2	0	0	0	0	0	61	102	3.60	2.200										
Eric Plunk, R ERA: 3.02 (6, 1)	4.0	S	16	5	1	1	3	0	0	0	0	1	0	44	63	2.25	1.250										

Batter	1	2	3	4	5	6	7	8	9	AB	R	H	RBI	BB	SO	LOB	TOP				
Tony Phillips, S OBP: 0.304, SLG: 0.262 (1, 7)	2-2 6-3		4-0 6-3 BB	1-2 F7			0-1 F7			3	0	0	0	1	0	3	<p>Oakland Athletics @ Baltimore Orioles Memorial Stadium, Baltimore, MD Thu Aug 18 1988, 7:05 PM EDT Att: 27,723 - Unknown - 86 F</p> <p>livebaseballscores.com</p> <p>AB 30 R 1 H 4 RBI 1 BB 5 SO 3 LOB 15</p> 				
Dave Henderson, R OBP: 0.395, SLG: 0.541 Doug Jennings, L OBP: 0.378, SLG: 0.317 (1, 8) (5, 9)	0-0 F9		1-2 6-3		2-1 1B		1-0 F6			3	0	1	0	0	0	1					
Jose Canseco, R OBP: 0.363, SLG: 0.542 Luis Polonia, L OBP: 0.341, SLG: 0.363 (1, 9) (5, 7)	4-2 BB		3-1 F4		1-3 K			0-3 K		2	0	0	0	1	1	2					
Mark McGwire, R OBP: 0.338, SLG: 0.465 Carney Lansford, R OBP: 0.335, SLG: 0.373 (1, 3) (8, 3)	2-0 F8			0-2 HR	2-1 F9			0-0 F9		4	1	1	1	0	0	2					
Terry Steinbach, R OBP: 0.322, SLG: 0.376 (1, 5)		3-1 F5		0-0 F7	1-2 F6			3-2 F8		4	0	0	0	0	0	1					
Don Baylor, R OBP: 0.320, SLG: 0.318 (1, 10)		1-2 6-3 2B		0-0 F8		4-1 G5-4-3 BB			1-1 5-3	3	0	1	0	1	0	0					
Glenn Hubbard, R OBP: 0.325, SLG: 0.323 (1, 4)		1-1 6-3		1-2 HBP BB 1B	2-2 F8			4-2 BB		3	0	1	0	1	0	2					
Ron Hassey, L OBP: 0.311, SLG: 0.375 Matt Sinatro, R OBP: 0.333, SLG: 0.625 (1, 2) (5, 2)		2-3 K		4-1 HBP BB	3-1 G5-4-3 1-2			2-1 F7		1	0	0	0	1	1	1					
Mike Gallego, R OBP: 0.298, SLG: 0.260 (1, 6)			0-1 F6	2-2 HBP		3-2 F3		3-1 F9		3	0	0	0	0	0	1					
Inning Stats	R: 0 E: 0 K: 0 S: 7	H: 0 LOB: 1 BB: 1 P: 15	R: 0 E: 0 K: 1 S: 12	H: 1 LOB: 1 BB: 0 P: 19	R: 0 E: 0 K: 0 S: 7	H: 0 LOB: 1 BB: 1 P: 15	R: 1 E: 0 K: 0 S: 16	H: 2 LOB: 3 BB: 1 P: 24	R: 0 E: 0 K: 1 S: 11	H: 0 LOB: 0 BB: 1 P: 17	R: 0 E: 0 K: 0 S: 6	H: 0 LOB: 0 BB: 1 P: 10	R: 0 E: 0 K: 1 S: 7	H: 0 LOB: 0 BB: 0 P: 10	R: 0 E: 0 K: 0 S: 8	H: 0 LOB: 1 BB: 1 P: 18		1B: 2 2B: 1 3B: 0 HR: 1	SF: 0 SAC: 0 DP: 1 HBP: 1	WP: 0 PB: 0 SB: 0 CS: 0	PA: 36
PITCHER Jeff Ballard, L ERA: 4.35 (1, 1)	IP: 9.0 WLS: W BF: 36 H: 4 R: 1 ER: 1 SO: 3 BB: 5 IBB: 0 HBP: 1 BLK: 0 WP: 0 HR: 1 S: 80 P: 143 ERA: 1.00 WHIP: 1.000															PITCHER					


Batter	1	2	3	4	5	6	7	8	9	AB	R	H	RBI	BB	SO	LOB	BOTTOM				
Brady Anderson, L OBP: 0.289, SLG: 0.285 (1, 8)	4-2 BB 2B	2-3 K		0-0 F1			0-0 F3			4	1	0	0	1	2	3	<p>Oakland Athletics @ Baltimore Orioles Memorial Stadium, Baltimore, MD Thu Aug 18 1988, 7:05 PM EDT Att: 27,723 - Unknown - 86 F</p> <p>livebaseballscores.com</p> <p>AB 33 R 10 H 12 RBI 10 BB 9 SO 7 LOB 16</p> 				
Fred Lynn, L OBP: 0.318, SLG: 0.511 Ken Gerhart, R OBP: 0.251, SLG: 0.349 (1, 9) (6, 9)	4-2 BB 2B	2-3 K		0-0 K	2-2 1-3		0-1 F9			3	2	1	1	1	1	0					
Cal Ripken Jr., R OBP: 0.388, SLG: 0.480 (1, 6)	2-1 1B SF9 2B	3-1 2B		1-1 HR BB 1B	2-2 5-3		4-2 BB			4	2	3	2	1	0	0					
Eddie Murray, S OBP: 0.353, SLG: 0.468 Pete Stanicek, S OBP: 0.304, SLG: 0.301 (1, 10) (7, PH)	4-0 SF9 1B BB	4-1 2B		4-1 2B 1B BB	0-1 F3		2-2 4-3			1	2	0	0	3	0	0					
Jim Traber, L OBP: 0.280, SLG: 0.342 (1, 3)	2-1 1B 1B	2-3 K		0-0 1B 2B		0-1 L1-3 1B		0-2 4-3		5	2	3	1	0	1	2					
Larry Sheets, L OBP: 0.298, SLG: 0.327 (1, 7)	2-2 SF9		1-2 F2	1-2 4-3		1-1 L1-3		2-2 F9		4	0	0	1	0	0	3					
Terry Kennedy, L OBP: 0.251, SLG: 0.278 (1, 2)	0-0 1B 1B		3-2 FC6-4 1B	1-1 BB 1B		4-2 BB		3-1 F6		4	1	3	3	1	0	0					
Rene Gonzales, R OBP: 0.249, SLG: 0.264 (1, 5)	1-3 K		0-3 K	1-2 1B BB		1-3 K				3	0	0	0	1	3	4					
Billy Ripken, R OBP: 0.267, SLG: 0.268 (1, 4)	0-0 1B		0-1 FC6-4	0-0 1B		4-2 F9 F3 BB				3	0	2	2	1	0	1					
Inning Stats	R: 5 E: 0 K: 1 S: 19	H: 4 LOB: 2 BB: 3 P: 38	R: 0 E: 0 K: 3 S: 13	H: 1 LOB: 2 BB: 1 P: 26	R: 0 E: 0 K: 1 S: 15	H: 1 LOB: 0 BB: 0 P: 19	R: 5 E: 0 K: 1 S: 19	H: 5 LOB: 2 BB: 2 P: 32	R: 0 E: 0 K: 0 S: 9	H: 0 LOB: 0 BB: 0 P: 13	R: 0 E: 0 K: 1 S: 11	H: 1 LOB: 1 BB: 1 P: 17	R: 0 E: 0 K: 0 S: 10	H: 0 LOB: 2 BB: 2 P: 20	R: 0 E: 0 K: 0 S: 8	H: 0 LOB: 0 BB: 0 P: 13		1B: 8 2B: 4 3B: 0 HR: 1	SF: 1 SAC: 0 DP: 1 HBP: 0	WP: 0 PB: 0 SB: 0 CS: 0	PA: 43
PITCHER Bob Welch, R ERA: 3.58 Rick Honeycutt, L ERA: 3.79 Gene Nelson, R ERA: 3.3 (1, 1) (4, 1) (8, 1)	IP: 3.1 WLS: L BF: 23 H: 9 R: 9 ER: 9 SO: 5 BB: 0 IBB: 0 HBP: 0 BLK: 0 WP: 0 HR: 1 S: 54 P: 95 ERA: 24.30 WHIP: 4.200															PITCHER					

Batter	1	2	3	4	5	6	7	8	9	AB	R	H	RBI	BB	SO	LOB	TOP				
Luis Polonia, L OBP: 0.348, SLG: 0.406 (1, 7)	F7		2-2 2H 2B		0-0 SF8 3B		3-2 HR		2-3 K	5	2	3	2	0	1	0					
Dave Henderson, R OBP: 0.357, SLG: 0.546 (1, 8)	F7		1-3 K		1-2 SF8		2-2 HR		2-3 K	4	1	1	2	0	2	1					
Jose Canseco, R OBP: 0.383, SLG: 0.539 (1, 9)	2-0 1B		0-1 F9		0-1 G6-3		0-0 F9		3-0 HBP	4	0	1	0	0	0	1					
Mark McGwire, R OBP: 0.337, SLG: 0.462 (1, 3)	1-3 K			1-1 HR 1B		0-3 K		3-1 5-3	1-3 K	5	1	1	0	0	3	2					
Terry Steinbach, R OBP: 0.321, SLG: 0.374 Matt Sinatro, R OBP: 0.333, SLG: 0.625 (8, PR) (8, 2)		1-2 6-3		2-2 F4		0-0 P4		1-2 BB 1B		4	0	1	0	0	0	1					
Don Baylor, R OBP: 0.323, SLG: 0.335 (1, 10)		2-2 5-3		0-0 HR		1-0 G4-6-3 1B		0-3 K		4	1	2	2	0	1	1					
Tony Phillips, S OBP: 0.293, SLG: 0.257 Ron Hassey, L OBP: 0.313, SLG: 0.375 Mike Gallego, R OBP: 0.298, SLG: 0.260 (8, PH) (8, 6)		2-3 K		2-2 4-3		1-1 G4-6-3		4-2 BB		3	0	0	0	0	1	1					
Glenn Hubbard, R OBP: 0.324, SLG: 0.321 (1, 4)			2-3 K	3-2 1B				3-2 E6 FC5-4		4	0	1	0	0	1	2					
Walt Weiss, S OBP: 0.293, SLG: 0.306 Carney Lansford, R OBP: 0.334, SLG: 0.372 (8, PH) (8, 5)			0-0 2B 2B	1-3 K				1-2 2-3 FC5-4		3	1	1	0	0	1	1					
Inning Stats	R: 0 E: 0 K: 1 S: 9	H: 1 LOB: 1 BB: 0 P: 15	R: 0 E: 0 K: 1 S: 10	H: 0 LOB: 0 BB: 0 P: 15	R: 1 E: 0 K: 2 S: 13	H: 2 LOB: 1 BB: 0 P: 18	R: 2 E: 0 K: 1 S: 16	H: 3 LOB: 1 BB: 0 P: 25	R: 1 E: 0 K: 0 S: 10	H: 1 LOB: 0 BB: 0 P: 11	R: 2 E: 0 K: 0 S: 13	H: 2 LOB: 0 BB: 0 P: 20	R: 0 E: 1 K: 3 S: 18	H: 1 LOB: 3 BB: 0 P: 30	R: 0 E: 0 K: 3 S: 13	H: 0 LOB: 1 BB: 0 P: 21	1B: 5 2B: 2 3B: 1 HR: 3	SF: 1 SAC: 0 DP: 1 HBP: 1	WP: 0 PB: 0 SB: 0 CS: 0	PA: 40	
PITCHER	IP WLS BF H R ER SO BB IBB HBP BLK WP HR S P ERA WHIP	IP WLS BF H R ER SO BB IBB HBP BLK WP HR S P ERA WHIP	IP WLS BF H R ER SO BB IBB HBP BLK WP HR S P ERA WHIP	IP WLS BF H R ER SO BB IBB HBP BLK WP HR S P ERA WHIP	IP WLS BF H R ER SO BB IBB HBP BLK WP HR S P ERA WHIP	IP WLS BF H R ER SO BB IBB HBP BLK WP HR S P ERA WHIP	IP WLS BF H R ER SO BB IBB HBP BLK WP HR S P ERA WHIP	IP WLS BF H R ER SO BB IBB HBP BLK WP HR S P ERA WHIP	IP WLS BF H R ER SO BB IBB HBP BLK WP HR S P ERA WHIP	IP WLS BF H R ER SO BB IBB HBP BLK WP HR S P ERA WHIP	IP WLS BF H R ER SO BB IBB HBP BLK WP HR S P ERA WHIP	IP WLS BF H R ER SO BB IBB HBP BLK WP HR S P ERA WHIP	IP WLS BF H R ER SO BB IBB HBP BLK WP HR S P ERA WHIP	IP WLS BF H R ER SO BB IBB HBP BLK WP HR S P ERA WHIP	IP WLS BF H R ER SO BB IBB HBP BLK WP HR S P ERA WHIP	IP WLS BF H R ER SO BB IBB HBP BLK WP HR S P ERA WHIP	IP WLS BF H R ER SO BB IBB HBP BLK WP HR S P ERA WHIP	IP WLS BF H R ER SO BB IBB HBP BLK WP HR S P ERA WHIP	IP WLS BF H R ER SO BB IBB HBP BLK WP HR S P ERA WHIP	IP WLS BF H R ER SO BB IBB HBP BLK WP HR S P ERA WHIP	IP WLS BF H R ER SO BB IBB HBP BLK WP HR S P ERA WHIP

Oakland Athletics @ Boston Red Sox
Fenway Park, Boston, MA
Fri Aug 19 1988, 7:05 PM EDT
Att: 33,993 - Unknown - 76 F

livebaseballscorecards.com

AB 37
R 6
H 11
RBI 6
BB 1
SO 10
LOB 13




Batter	1	2	3	4	5	6	7	8	9	AB	R	H	RBI	BB	SO	LOB	BOTTOM				
Wade Boggs, L OBP: 0.358, SLG: 0.479 (1, 5)	4-0 BB BB		1-2 E2 2B 1B		4-2 BB 1B BB		3-2 G5-3		1-0 L7	3	2	1	0	2	0	1					
Marty Barrett, R OBP: 0.325, SLG: 0.348 (1, 4)	2-3 K		0-1 2H 2B		2-0 1B 1B		1-2 SH3 2B		2-3 K	5	2	3	2	0	2	1					
Dwight Evans, R OBP: 0.377, SLG: 0.483 (1, 9)	4-2 1-2 BB		4-0 L7-4-3 BB		4-0 1B BB		0-0 SH3		2-3 PB S 1B	0	1	0	0	3	0	0					
Mike Greenwell, L OBP: 0.434, SLG: 0.566 (1, 7)	0-0 F9		3-2 L7-4-3		0-1 E2 6-3 1B		0-0 PB S 1B		4-1 G3 BB	4	1	2	3	0	0	4					
Ellis Burks, R OBP: 0.374, SLG: 0.509 (1, 8)	0-1 G3-1			1-1 F9		0-0 6-3		4-1 G3		3	0	0	1	1	0	2					
Todd Benzinger, S OBP: 0.303, SLG: 0.456 (1, 3)		2-1 L4		1-1 4-3		2-0 G3-1		0-0 G3		4	0	0	0	0	0	2					
Jim Rice, R OBP: 0.336, SLG: 0.395 (1, 10)		0-3 K		1-2 G5-3		0-3 K		4-2 BB		3	0	0	0	1	2	0					
Jody Reed, R OBP: 0.383, SLG: 0.374 (1, 6)		2-1 F8			0-1 F8		4-1 FC4-6 BB		2-1 F8	3	0	0	0	1	0	3					
Rich Gedman, L OBP: 0.280, SLG: 0.366 (1, 2)			0-0 4-3		1-2 BB 1B		1-0 FC4-6		3-1 F5	4	1	1	0	0	0	1					
Inning Stats	R: 0 E: 0 K: 1 S: 9	H: 0 LOB: 2 BB: 2 P: 19	R: 0 E: 0 K: 1 S: 7	H: 0 LOB: 0 BB: 0 P: 11	R: 1 E: 1 K: 0 S: 14	H: 2 LOB: 1 BB: 1 P: 22	R: 0 E: 0 K: 0 S: 7	H: 0 LOB: 0 BB: 0 P: 10	R: 5 E: 1 K: 0 S: 12	H: 3 LOB: 2 BB: 2 P: 25	R: 0 E: 0 K: 1 S: 8	H: 0 LOB: 1 BB: 1 P: 16	R: 1 E: 0 K: 0 S: 11	H: 2 LOB: 3 BB: 2 P: 22	R: 0 E: 0 K: 1 S: 7	H: 0 LOB: 0 BB: 0 P: 13	1B: 5 2B: 3 3B: 0 HR: 0	SF: 0 SAC: 1 DP: 1 HBP: 0	WP: 0 PB: 1 SB: 1 CS: 0	PA: 38	
PITCHER	IP WLS BF H R ER SO BB IBB HBP BLK WP HR S P ERA WHIP	IP WLS BF H R ER SO BB IBB HBP BLK WP HR S P ERA WHIP	IP WLS BF H R ER SO BB IBB HBP BLK WP HR S P ERA WHIP	IP WLS BF H R ER SO BB IBB HBP BLK WP HR S P ERA WHIP	IP WLS BF H R ER SO BB IBB HBP BLK WP HR S P ERA WHIP	IP WLS BF H R ER SO BB IBB HBP BLK WP HR S P ERA WHIP	IP WLS BF H R ER SO BB IBB HBP BLK WP HR S P ERA WHIP	IP WLS BF H R ER SO BB IBB HBP BLK WP HR S P ERA WHIP	IP WLS BF H R ER SO BB IBB HBP BLK WP HR S P ERA WHIP	IP WLS BF H R ER SO BB IBB HBP BLK WP HR S P ERA WHIP	IP WLS BF H R ER SO BB IBB HBP BLK WP HR S P ERA WHIP	IP WLS BF H R ER SO BB IBB HBP BLK WP HR S P ERA WHIP	IP WLS BF H R ER SO BB IBB HBP BLK WP HR S P ERA WHIP	IP WLS BF H R ER SO BB IBB HBP BLK WP HR S P ERA WHIP	IP WLS BF H R ER SO BB IBB HBP BLK WP HR S P ERA WHIP	IP WLS BF H R ER SO BB IBB HBP BLK WP HR S P ERA WHIP	IP WLS BF H R ER SO BB IBB HBP BLK WP HR S P ERA WHIP	IP WLS BF H R ER SO BB IBB HBP BLK WP HR S P ERA WHIP	IP WLS BF H R ER SO BB IBB HBP BLK WP HR S P ERA WHIP	IP WLS BF H R ER SO BB IBB HBP BLK WP HR S P ERA WHIP	IP WLS BF H R ER SO BB IBB HBP BLK WP HR S P ERA WHIP

Oakland Athletics @ Boston Red Sox
Fenway Park, Boston, MA
Fri Aug 19 1988, 7:05 PM EDT
Att: 33,993 - Unknown - 76 F

livebaseballscorecards.com

AB 29
R 7
H 7
RBI 6
BB 8
SO 4
LOB 14



Batter	1	2	3	4	5	6	7	8	9	AB	R	H	RBI	BB	SO	LOB	TOP				
Luis Polonia, L OBP: 0.344, SLG: 0.396	4-2 5-3 2B BB	1 SAFE 0-0 FC4-6 CS			3-2 1 SAFE 6-3			1-2 F7		4	1	0	1	1	0	4	Oakland Athletics @ Boston Red Sox Fenway Park, Boston, MA Sat Aug 20 1988, 3:33 AM EDT Att: 34,372 - Cloudy - 73 F				
Dave Henderson, R OBP: 0.355, SLG: 0.541	1 SAFE 3-2 5-3	1 SAFE 1-1 F8			0-3 K			3-3 K		5	0	1	0	0	2	3					
Jose Canseco, R OBP: 0.361, SLG: 0.536	1-3 K			3-2 L8			3-1 1B BB		0-3 K	5	0	1	0	0	2	4					
Mark McGwire, R OBP: 0.335, SLG: 0.462	1-2 2H 2B			2-3 K			1-2 F8		3-3 K	5	0	1	1	0	2	1					
Don Baylor, R OBP: 0.328, SLG: 0.332	2-1 F5			1-0 BB HBP			4-1 BB		3-2 F7	2	0	0	0	2	0	1					
Carney Lansford, R OBP: 0.335, SLG: 0.378		0-0 HR		4-1 1-2 BB			3-3 K		1-1 FC6-4 BB	3	2	1	1	1	1	2					
Ron Hassey, L OBP: 0.315, SLG: 0.388		2-2 HR		1-1 6-3				0-1 G6-3	2-1 1H 1B	4	1	2	2	0	0	2					
Glenn Hubbard, R OBP: 0.327, SLG: 0.324		3-1 1B FC4-6 1B		0-3 K				0-0 1B 1B	3-2 P4	4	1	2	0	0	1	1					
Walt Weiss, S OBP: 0.298, SLG: 0.309	1 SAFE 0-0 FC4-6 1B			4-1 6-3 BB				0-0 1-2 1B	2-1 G3	3	0	2	0	1	0	0					
Inning Stats	R: 1 E: 0 K: 1 S: 15	H: 1 LOB: 1 BB: 1 P: 26	R: 3 E: 0 K: 0 S: 11	H: 4 LOB: 0 BB: 0 P: 16	R: 0 E: 0 K: 1 S: 10	H: 0 LOB: 2 BB: 1 P: 21	R: 0 E: 0 K: 2 S: 16	H: 0 LOB: 1 BB: 1 P: 23	R: 0 E: 0 K: 1 S: 10	H: 3 LOB: 3 BB: 0 P: 12	R: 1 E: 0 K: 0 S: 10	H: 1 LOB: 1 BB: 1 P: 22	R: 0 E: 0 K: 1 S: 8	H: 0 LOB: 0 BB: 0 P: 14	R: 0 E: 0 K: 2 S: 11	H: 0 LOB: 0 BB: 0 P: 17	1B: 7 2B: 1 3B: 0 HR: 2	SF: 0 SAC: 0 DP: 0 HBP: 1	WP: 0 PB: 0 SB: 1 CS: 1	PA: 41	
PITCHER	IP WLS BF H R ER SO BB IBB HBP BLK WP HR S P ERA WHIP	IP WLS BF H R ER SO BB IBB HBP BLK WP HR S P ERA WHIP																			
Oil Can Boyd, R ERA: 5.53	(1, 1)	2.2	15	5	4	4	2	2	0	1	0	0	0	0	0	0	2	34	60	13.50	2.625
Jeff Sellers, R ERA: 5.0	(3, 1)	3.0	W	14	4	0	0	3	2	0	0	0	0	0	0	0	0	36	58	0.00	2.000
Mike Boddicker, R ERA: 3.83	(6, 1)	1.0	S	5	1	1	0	0	1	0	0	0	0	0	0	0	0	7	16	9.00	2.000
Lee Smith, R ERA: 3.3	(7, 1)	2.1	S	7	0	0	0	3	0	0	0	0	0	0	0	0	0	23	38	0.00	0.000

AB	35
R	5
H	10
RBI	5
BB	5
SO	8
LOB	18



Batter	1	2	3	4	5	6	7	8	9	AB	R	H	RBI	BB	SO	LOB	BOTTOM				
Wade Boggs, L OBP: 0.460, SLG: 0.482	1-1 BB 2B 1B	2-2 G3	2-1 L9			2-2 1B		2-0 2B		5	1	3	0	0	0	2	Oakland Athletics @ Boston Red Sox Fenway Park, Boston, MA Sat Aug 20 1988, 3:33 AM EDT Att: 34,372 - Cloudy - 73 F				
Marty Barrett, R OBP: 0.328, SLG: 0.350	4-0 2B BB	0-2 3B 1B			1-1 5-3			0-3 K		4	2	2	1	1	1	1					
Dwight Evans, R OBP: 0.376, SLG: 0.485	0-1 F9	2-2 2B 3B			1-1 G6-3			3-3 K		4	1	1	1	0	1	4					
Mike Greenwell, L OBP: 0.434, SLG: 0.567	4-0 2B BB	0-2 2B			0-0 F8			3-3 K		3	1	1	1	1	1	2					
Ellis Burks, R OBP: 0.375, SLG: 0.514	2-0 2B	0-1 F8				0-0 L9 2B		1-2 F7		4	1	2	2	0	0	1					
Todd Benzinger, S OBP: 0.303, SLG: 0.456	1-3 2H 3H 2B	2-1 L8			1-1 F8			0-0 6-3		4	0	1	2	0	0	2					
Larry Parrish, R OBP: 0.260, SLG: 0.331	1-3 K				1-0 L9			3-2 6-3		4	0	0	0	0	1	2					
Spike Owen, S OBP: 0.336, SLG: 0.388	1-2 4-3				0-1 L9			3-1 F8		4	0	1	0	0	0	2					
Rich Gedman, L OBP: 0.279, SLG: 0.360		4-2 G3 1B BB			2-1 P5			1-3 K		3	1	0	0	1	1	1					
Inning Stats	R: 4 E: 0 K: 1 S: 13	H: 3 LOB: 1 BB: 2 P: 28	R: 3 E: 0 K: 0 S: 22	H: 3 LOB: 1 BB: 1 P: 30	R: 0 E: 0 K: 0 S: 8	H: 1 LOB: 1 BB: 0 P: 15	R: 0 E: 0 K: 0 S: 5	H: 0 LOB: 0 BB: 0 P: 7	R: 0 E: 0 K: 2 S: 12	H: 2 LOB: 2 BB: 0 P: 23	R: 0 E: 0 K: 0 S: 7	H: 0 LOB: 0 BB: 0 P: 11	R: 0 E: 0 K: 2 S: 10	H: 1 LOB: 1 BB: 0 P: 16	R: 0 E: 0 K: 2 S: 11	H: 0 LOB: 0 BB: 0 P: 17	1B: 5 2B: 5 3B: 1 HR: 0	SF: 0 SAC: 0 DP: 0 HBP: 0	WP: 0 PB: 0 SB: 0 CS: 0	PA: 38	
PITCHER	IP WLS BF H R ER SO BB IBB HBP BLK WP HR S P ERA WHIP	IP WLS BF H R ER SO BB IBB HBP BLK WP HR S P ERA WHIP																			
Todd Burns, R ERA: 3.42	(1, 1)	4.0	L	23	8	0	0	4	0	0	0	0	0	0	0	0	0	34	57	0.00	0.750
Eric Plunk, R ERA: 2.81	(5, 1)	4.0		15	3	0	0	4	0	0	0	0	0	0	0	0	0	34	57	0.00	0.750



Batter	1	2	3	4	5	6	7	8	9	AB	R	H	RBI	BB	SO	LOB	TOP					
Luis Polonia, L OBP: 0.391, SLG: 0.393										5	1	1	1	1	2	2						
Dave Henderson, R OBP: 0.354, SLG: 0.537										5	1	2	0	0	0	1						
Mike Gallego, R OBP: 0.298, SLG: 0.260											2	1	0	0	0	1						
Carney Lansford, R OBP: 0.339, SLG: 0.381											3	1	2	1	1	0						
Tony Phillips, S OBP: 0.301, SLG: 0.255											2	1	0	0	3	0						
Dave Parker, L OBP: 0.319, SLG: 0.418											3	0	0	1	1	0						
Mark McGwire, R OBP: 0.337, SLG: 0.463											2	1	0	0	3	0						
Terry Steinbach, R OBP: 0.319, SLG: 0.369											3	0	0	1	1	0						
Doug Jennings, L OBP: 0.391, SLG: 0.343										4	1	2	2	1	0	1						
Glenn Hubbard, R OBP: 0.323, SLG: 0.326										4	2	2	3	0	1	2						
Walt Weiss, S OBP: 0.299, SLG: 0.312										5	0	1	1	0	1	5						
Inning Stats	R: 0 E: 0 K: 1 S: 14	H: 1 LOB: 2 BB: 1 P: 24	R: 0 E: 0 K: 1 S: 12	H: 0 LOB: 1 BB: 1 P: 21	R: 6 E: 0 K: 0 S: 14	H: 4 LOB: 1 BB: 2 P: 25	R: 0 E: 0 K: 0 S: 12	H: 1 LOB: 2 BB: 1 P: 21	R: 1 E: 0 K: 1 S: 13	H: 2 LOB: 1 BB: 0 P: 17	R: 2 E: 0 K: 0 S: 14	H: 1 LOB: 2 BB: 3 P: 28	R: 0 E: 0 K: 1 S: 8	H: 0 LOB: 0 BB: 0 P: 11	R: 0 E: 0 K: 0 S: 3	H: 0 LOB: 0 BB: 0 P: 6	R: 0 E: 0 K: 0 S: 9	H: 1 LOB: 1 BB: 0 P: 13	1B: 6 2B: 3 3B: 1 HR: 0	SF: 3 SAC: 0 DP: 0 HBP: 1	WP: 0 PB: 0 SB: 2 CS: 0	PA: 46
PITCHER	IP WLS BF H R ER SO BB IBB HBP BLK WP HR S P ERA WHIP																					
Charles Hudson, R ERA: 3.75	(1, 1) 2.2 L 16 3 5 5 2 4 0 0 1 0 0 0 35 64 16.88 2.625																					
Steve Shields, R ERA: 4.79	(3, 1) 2.1 16 6 4 4 1 3 0 0 0 0 0 0 36 58 15.43 3.857																					
Neil Allen, R ERA: 3.94	(6, 1) 4.0 14 1 0 0 1 1 0 0 0 0 0 0 28 44 0.00 0.500																					

Oakland Athletics @ New York Yankees
Yankee Stadium, Bronx, NY
Mon Aug 22 1988, 7:05 PM EDT
Att: 34,583 - Unknown - 70 F

AB	34
R	9
H	10
RBI	9
BB	8
SO	4
LOB	19



Batter	1	2	3	4	5	6	7	8	9	AB	R	H	RBI	BB	SO	LOB	BOTTOM					
Rickey Henderson, R OBP: 0.413, SLG: 0.432										4	1	1	0	0	0	0						
Don Mattingly, L OBP: 0.394, SLG: 0.471										4	1	1	0	0	0	0						
Dave Winfield, R OBP: 0.408, SLG: 0.568										4	0	2	2	0	0	0						
Jack Clark, R OBP: 0.376, SLG: 0.440										3	0	0	0	1	0	1						
Don Slaught, R OBP: 0.367, SLG: 0.489										3	0	0	0	1	0	2						
Gary Ward, R OBP: 0.287, SLG: 0.267										3	0	0	0	0	0	1						
Luis Aguayo, R OBP: 0.320, SLG: 0.344										3	0	0	0	0	1	1						
Randy Velarde, R OBP: 0.273, SLG: 0.420										2	0	0	0	0	1	0						
Mike Pagan, L OBP: 0.283, SLG: 0.369										1	0	0	0	0	0	0						
Rafael Santana, R OBP: 0.289, SLG: 0.308										3	0	0	0	0	0	0						
Inning Stats	R: 0 E: 0 K: 0 S: 5	H: 0 LOB: 0 BB: 0 P: 6	R: 0 E: 0 K: 1 S: 13	H: 0 LOB: 1 BB: 1 P: 20	R: 2 E: 0 K: 0 S: 12	H: 3 LOB: 1 BB: 0 P: 21	R: 0 E: 0 K: 0 S: 6	H: 0 LOB: 0 BB: 0 P: 8	R: 0 E: 0 K: 1 S: 8	H: 0 LOB: 0 BB: 0 P: 13	R: 0 E: 0 K: 0 S: 10	H: 0 LOB: 0 BB: 0 P: 16	R: 0 E: 0 K: 0 S: 6	H: 0 LOB: 0 BB: 0 P: 6	R: 0 E: 0 K: 0 S: 6	H: 0 LOB: 0 BB: 0 P: 9	R: 0 E: 0 K: 0 S: 6	H: 1 LOB: 1 BB: 1 P: 14	1B: 3 2B: 1 3B: 0 HR: 0	SF: 0 SAC: 0 DP: 1 HBP: 0	WP: 0 PB: 0 SB: 0 CS: 0	PA: 32
PITCHER	IP WLS BF H R ER SO BB IBB HBP BLK WP HR S P ERA WHIP																					
Curt Young, L ERA: 5.21	(1, 1) 7.0 W 25 3 2 2 2 1 0 0 0 0 0 0 60 90 2.57 0.571																					
Gene Nelson, R ERA: 3.19	(8, 1) 2.0 7 1 0 0 0 1 0 0 0 0 0 0 12 23 0.00 1.000																					

Oakland Athletics @ New York Yankees
Yankee Stadium, Bronx, NY
Mon Aug 22 1988, 7:05 PM EDT
Att: 34,583 - Unknown - 70 F

AB	30
R	2
H	4
RBI	2
BB	2
SO	2
LOB	5




Batter	1	2	3	4	5	6	7	8	9	AB	R	H	RBI	BB	SO	LOB	TOP		
Luis Polonia, L OBP: 0.342, SLG: 0.383 (1, 7)	G3		F8		1-3			G3	F5	5	0	0	0	0	0	2	Oakland Athletics @ New York Yankees Yankee Stadium, Bronx, NY Tue Aug 23 1988, 7:05 PM EDT Att: 32,250 - Unknown - 65 F		
Dave Henderson, R OBP: 0.354, SLG: 0.535 (1, 8)	5-3		6-3			FC5-4 1B		2B 1B BB	P3	4	1	1	0	1	0	0			
Jose Canseco, R OBP: 0.378, SLG: 0.531 (1, 9)	K			L6		FC5-4 WP G1 1-2		1B 2B	K	5	1	1	0	0	2	1			
Mark McGwire, R OBP: 0.336, SLG: 0.460 (1, 3)		F8		K		G1		1B 1B BB		3	1	0	0	1	1	1			
Terry Steinbach, R OBP: 0.318, SLG: 0.368 (1, 5) (8, 2)		K		G5-3		5-3		1B 1B 1B		4	1	1	2	0	1	1			
Don Baylor, R OBP: 0.326, SLG: 0.326 (1, 10)		E5 HBP		L5			5-3	F4		4	0	0	0	0	0	2			
Ron Hassey, L OBP: 0.322, SLG: 0.387 (8, PH) Tony Phillips, S OBP: 0.305, SLG: 0.260 (8, 5)				G4-3			1B 1B	1B 1B		2	0	1	0	0	0	0			
Glenn Hubbard, R OBP: 0.330, SLG: 0.338 (1, 4)				4-3			1B 1B	1B 1B		4	0	3	1	0	0	2			
Walt Weiss, S OBP: 0.299, SLG: 0.309 (1, 6)				5-3			G6-4-3 1-2	K		3	0	0	0	1	1	4			
Inning Stats	R: 0 E: 0 K: 1 S: 5	H: 0 LOB: 0 BB: 0 P: 9	R: 0 E: 1 K: 1 S: 14	H: 0 LOB: 2 BB: 0 P: 21	R: 0 E: 0 K: 0 S: 8	H: 0 LOB: 0 BB: 0 P: 13	R: 0 E: 0 K: 1 S: 10	H: 1 LOB: 2 BB: 1 P: 14	R: 0 E: 0 K: 0 S: 15	H: 1 LOB: 1 BB: 0 P: 10	R: 0 E: 0 K: 0 S: 10	H: 2 LOB: 1 BB: 0 P: 15	R: 4 E: 0 K: 1 S: 17	H: 4 LOB: 2 BB: 2 P: 29	R: 0 E: 0 K: 1 S: 7	H: 0 LOB: 0 BB: 0 P: 10	1B: 6 2B: 2 3B: 0 HR: 0	SF: 0 SAC: 0 DP: 1 HBP: 1	WP: 1 PA: 39 PB: 0 SB: 0 CS: 0
PITCHER	IP	WLS	BF	H	R	ER	SO	BB	IBB	HBP	BLK	WP	HR	S	P	ERA	WHIP		
Tommy John, L ERA: 3.97 Dave Righetti, L ERA: 3.64	(1, 1) (8, 1)	7.1 W	30 9	5 3	2 2	2 2	3 2	2 1	0 0	1 0	0 0	1 0	0 0	73 19	119 27	2.46 10.80	0.955 2.400		

Batter	1	2	3	4	5	6	7	8	9	AB	R	H	RBI	BB	SO	LOB	BOTTOM		
Rickey Henderson, R OBP: 0.413, SLG: 0.430 (1, 7)	1B FC6-4 BB				6-3			K	F3	4	2	1	0	1	1	1	Oakland Athletics @ New York Yankees Yankee Stadium, Bronx, NY Tue Aug 23 1988, 7:05 PM EDT Att: 32,250 - Unknown - 65 F		
Claudell Washington, L OBP: 0.368, SLG: 0.462 (1, 8)	1B FC6-4	1B CS			G6-3			1B	1B	5	0	4	1	0	0	0			
Don Mattingly, L OBP: 0.363, SLG: 0.468 (1, 3)	1B FC6-4 1-2 3-H	CS		G3	FC4-6 BB			K	1B	5	0	1	2	0	1	2			
Jack Clark, R OBP: 0.377, SLG: 0.438 (1, 10)	L8			G4-3				BB PB BB		2	0	0	0	2	0	1			
Dave Winfield, R OBP: 0.407, SLG: 0.565 (1, 9)	K				F8			F3		4	0	1	0	0	1	4			
Mike Pagliaro, L OBP: 0.288, SLG: 0.370 (1, 5)		HR 1B			F7			BB IBB		2	1	1	0	2	0	1			
Don Slaught, R OBP: 0.369, SLG: 0.500 (1, 2)		HR			F7			BB		3	1	1	2	1	0	1			
Randy Velarde, R OBP: 0.264, SLG: 0.405 Ken Phelps, L OBP: 0.417, SLG: 0.556 Luis Aquayo, R OBP: 0.319, SLG: 0.342 (8, PH) (9, 4)		K			K			K		3	0	0	0	0	2	1			
Rafael Santana, R OBP: 0.289, SLG: 0.307 (1, 6)		F9			5-3			F8	1B 1B	4	1	1	0	0	0	0			
Inning Stats	R: 1 E: 0 K: 1 S: 13	H: 1 LOB: 1 BB: 1 P: 19	R: 3 E: 0 K: 1 S: 16	H: 4 LOB: 0 BB: 0 P: 25	R: 0 E: 0 K: 0 S: 10	H: 1 LOB: 1 BB: 0 P: 16	R: 0 E: 0 K: 1 S: 6	H: 0 LOB: 0 BB: 0 P: 11	R: 0 E: 0 K: 0 S: 7	H: 0 LOB: 2 BB: 1 P: 15	R: 0 E: 0 K: 0 S: 6	H: 0 LOB: 0 BB: 1 P: 12	R: 0 E: 0 K: 2 S: 14	H: 0 LOB: 3 BB: 3 P: 32	R: 1 E: 0 K: 0 S: 11	H: 3 LOB: 2 BB: 0 P: 17	1B: 9 2B: 0 3B: 0 HR: 1	SF: 0 SAC: 0 DP: 1 HBP: 0	WP: 0 PA: 40 PB: 1 SB: 1 CS: 1
PITCHER	IP	WLS	BF	H	R	ER	SO	BB	IBB	HBP	BLK	WP	HR	S	P	ERA	WHIP		
Bob Welch, R ERA: 3.64 Eric Plunk, R ERA: 2.72 Greg Cadaret, L ERA: 2.72	(1, 1) (8, 1) (8, 1)	7.0 5 L	29 5 5	7 0 3	4 0 1	4 0 1	4 1 1	3 2 0	0 1 0	0 0 0	0 0 0	0 0 0	0 11 14	65 29 20	5.14 0.00 13.50	1.429 3.000 4.500			

Batter	1	2	3	4	5	6	7	8	9	AB	R	H	RBI	BB	SO	LOB	TOP								
Tony Phillips, S OBP: 0.304, SLG: 0.260 (1, 7)	2-0 1B 2B	2-1 SH3-4		3-2 L8		1-2 G1-6-3			2-2 1-3	4	1	1	0	0	0	2									
Dave Henderson, R OBP: 0.357, SLG: 0.533 (1, 8)	1-2 F8	4-0 BB			0-0 2B			2-1 5-3	4-1 HR	3	2	1	0	2	0	1									
Jose Canseco, R OBP: 0.378, SLG: 0.538 (1, 9)	1-0 1B	0-0 G6-4-3			2-1 F7			1-2 1-3	1-2 HR	5	2	2	2	0	0	4									
Mark McGwire, R OBP: 0.336, SLG: 0.457 (1, 3)	4-0 1B				3-1 F8			0-2 F8	4-2 BB	3	0	0	0	2	0	1									
Terry Steinbach, R OBP: 0.319, SLG: 0.372 (1, 2)	1-0 1B				0-0 2B			0-1 6-3	2-2 1-3	5	0	2	3	0	0	1									
Don Baylor, R OBP: 0.325, SLG: 0.324 Dave Parker, L OBP: 0.319, SLG: 0.415 (1, 10) (3, PH)	0-1 G6-4-3				4-0 IBB			2-2 4-3		1	0	0	0	0	0	2									
Glenn Hubbard, R OBP: 0.332, SLG: 0.340 (1, 4)		1-2 1B			2-1 6-3			1-1 1B		4	1	2	0	0	0	2									
Mike Gallego, R OBP: 0.301, SLG: 0.264 Luis Polonia, L OBP: 0.342, SLG: 0.382 (4, PH) (4, 7)		1-0 SH3-4			1-2 1B			1-0 L6		1	0	1	0	0	0	0									
Walt Weiss, S OBP: 0.301, SLG: 0.312 (1, 6)		0-0 SH3-4			0-1 F7			1-1 G1-6-3		4	0	2	1	0	0	1									
Inning Stats	R: 2 E: 0 K: 0 S: 9	H: 3 LOB: 1 BB: 1 P: 18	R: 1 E: 0 K: 0 S: 8	H: 3 LOB: 2 BB: 1 P: 16	R: 0 E: 0 K: 0 S: 4	H: 0 LOB: 0 BB: 0 P: 7	R: 0 E: 0 K: 0 S: 12	H: 1 LOB: 1 BB: 0 P: 18	R: 1 E: 0 K: 0 S: 7	H: 2 LOB: 2 BB: 1 P: 18	R: 0 E: 0 K: 0 S: 6	H: 1 LOB: 0 BB: 0 P: 8	R: 0 E: 0 K: 0 S: 8	H: 0 LOB: 0 BB: 0 P: 11	R: 0 E: 0 K: 0 S: 9	H: 1 LOB: 1 BB: 0 P: 13	R: 2 E: 0 K: 0 S: 15	H: 1 LOB: 1 BB: 2 P: 28	1B: 9 2B: 2 3B: 0 HR: 1	SF: 0 SAC: 1 DP: 3 HBP: 0	WP: 0 PB: 0 SB: 0 CS: 0	PA: 41			
PITCHER	IP	WLS	BF	H	R	ER	SO	BB	IBB	HBP	BLK	WP	HR	S	P	ERA	WHIP								
John Candelaria, L ERA: 3.38 (1, 1)	1.1		11	6	3	3	0	1	1	0	0	0	0	16	33	20.25	5.250								
Scott Nielsen, R ERA: 4.05 (2, 1)	7.1		29	6	3	3	0	2	1	0	0	0	1	57	97	3.68	1.091								
Cecilio Guante, R ERA: 2.65 (9, 1)	0.1	W	1	0	0	0	0	0	0	0	0	0	0	5	7	0.00	0.000								

Oakland Athletics @ New York Yankees
Yankee Stadium, Bronx, NY
Wed Aug 24 1988, 3:33 AM EDT
Att: 34,520 - Overcast - 68 F


AB 35
R 6
H 12
RBI 6
BB 5
SO 0
LOB 15



Batter	1	2	3	4	5	6	7	8	9	AB	R	H	RBI	BB	SO	LOB	BOTTOM								
Rickey Henderson, R OBP: 0.412, SLG: 0.429 (1, 7)	0-0 6-3		2-1 E S 4-3		3-1 5-3		0-0 6-3	0-1 F2	1-0 1B	6	1	2	1	0	0	2									
Claudell Washington, L OBP: 0.369, SLG: 0.464 (1, 8)	3-2 F8		1-2 4-3		1-3 K		0-1 2B		1-1 1B	5	1	2	1	0	1	0									
Don Mattingly, L OBP: 0.363, SLG: 0.466 (1, 3)	4-1 1B		2-2 L7				1-0 F7		1-1 HR	4	1	1	0	1	0	1									
Ken Phelps, L OBP: 0.423, SLG: 0.572 (1, 10)	0-0 FC4		0-1 FC5-4				4-2 BB		0-0 HR	4	1	3	3	1	1	2									
Dave Winfield, R OBP: 0.409, SLG: 0.565 (1, 9)	1-1 FC4		1-1 FC5-4				0-0 BB		1-2 1B	5	2	3	0	0	0	3									
Mike Pagliarulo, L OBP: 0.290, SLG: 0.374 Gary Ward, R OBP: 0.291, SLG: 0.271 (1, 5) (9, PH)		3-1 2B		1-3 K			0-0 F7		0-0 1B	4	0	2	0	0	1	2									
Don Slaught, R OBP: 0.366, SLG: 0.494 (1, 2)		0-2 P6		2-3 K			4-2 BB		1-2 G4-3	3	0	0	1	1	1	2									
Randy Velarde, R OBP: 0.258, SLG: 0.395 Jack Clark, R OBP: 0.376, SLG: 0.437 Luis Aquayo, R OBP: 0.325, SLG: 0.349 (1, 4) (6, PH) (7, 4)		1-3 K		3-1 6-3			2-3 K		0-0 1B	2	0	0	0	0	1	1									
Rafael Santana, R OBP: 0.288, SLG: 0.306 (1, 6)		0-2 5-3					0-1 F8		1-3 1B	5	0	1	0	0	2	3									
Inning Stats	R: 0 E: 0 K: 0 S: 8	H: 1 LOB: 2 BB: 1 P: 16	R: 0 E: 0 K: 1 S: 11	H: 1 LOB: 0 BB: 0 P: 15	R: 1 E: 0 K: 0 S: 13	H: 2 LOB: 1 BB: 0 P: 19	R: 0 E: 0 K: 2 S: 9	H: 0 LOB: 0 BB: 0 P: 15	R: 0 E: 0 K: 1 S: 8	H: 0 LOB: 0 BB: 0 P: 12	R: 0 E: 0 K: 1 S: 12	H: 1 LOB: 3 BB: 2 P: 23	R: 0 E: 1 K: 2 S: 12	H: 1 LOB: 2 BB: 0 P: 18	R: 1 E: 0 K: 1 S: 14	H: 3 LOB: 2 BB: 0 P: 17	R: 5 E: 0 K: 0 S: 20	H: 8 LOB: 2 BB: 0 P: 27	1B: 14 2B: 2 3B: 0 HR: 1	SF: 1 SAC: 0 DP: 1 HBP: 0	WP: 0 PB: 0 SB: 1 CS: 0	PA: 46			
PITCHER	IP	WLS	BF	H	R	ER	SO	BB	IBB	HBP	BLK	WP	HR	S	P	ERA	WHIP								
Dave Stewart, R ERA: 3.25 (1, 1)	6.2		29	6	1	1	6	3	0	0	0	0	0	67	109	1.35	1.350								
Rick Honeycutt, L ERA: 3.65 (7, 1)	0.1		2	0	0	0	1	0	0	0	0	0	0	6	9	0.00	0.000								
Dennis Eckersley, R ERA: 2.95 (8, 1)	1.0		10	7	5	5	1	0	0	0	0	0	1	23	29	45.00	7.000								
Greg Cadaret, L ERA: 2.72 (9, 1)	0.0		1	1	0	0	0	0	0	0	0	0	0	5	6	=	=								
Gene Nelson, R ERA: 3.26 (9, 1)	0.2	L	4	3	1	1	0	0	0	0	0	0	0	6	9	13.50	4.500								

Oakland Athletics @ New York Yankees
Yankee Stadium, Bronx, NY
Wed Aug 24 1988, 3:33 AM EDT
Att: 34,520 - Overcast - 68 F

AB 42
R 7
H 17
RBI 6
BB 3
SO 8
LOB 19



Batter	1	2	3	4	5	6	7	8	9	AB	R	H	RBI	BB	SO	LOB	TOP										
Joe Orsulak, L (1, 9) OBP: 0.329, SLG: 0.396	1-2 4-3		1-2 1-3		1-2 F2		0-0 4-3			4	0	0	0	0	0	2											
Fred Lynn, L (1, 8) OBP: 0.313, SLG: 0.495	2-3 K			3-3 K	3-2 G6-4-3 1B			1-1 6-3		4	0	1	0	0	2	0											
Cal Ripken Jr., R (1, 6) OBP: 0.387, SLG: 0.469	2-0 F9			0-1 PB 1B	1-2 G6-4-3			1-3 K		4	1	1	0	0	1	2											
Eddie Murray, S (1, 3)		1-2 G6-4-3 1B		2-2 PB 1B		4-1 G4-6-3 BB		0-3 K		3	1	2	0	1	1	0											
Larry Sheets, L (1, 7)	1-0 G6-4-3			1-1 E7 HR 1B		1-1 G4-6-3		0-0 F6		4	1	1	1	0	0	2											
Jim Traber, L (1, 10) OBP: 0.272, SLG: 0.335	3-2 F8			2-1 HR		3-0 L8		2-2 6-3		4	1	1	2	0	0	0											
Terry Kennedy, L (1, 2) OBP: 0.259, SLG: 0.296			4-2 G6-4-3 BB	0-0 F8		2-2 HR		4-1 BB		2	1	1	1	2	0	0											
Rene Gonzales, R (1, 5) OBP: 0.251, SLG: 0.265			0-0 G6-4-3	1-2 6-3		1-1 G6-4-3 1B		0-3 K		3	0	1	0	0	0	1											
Jim Dwyer, L (9, PH) OBP: 0.394, SLG: 0.226			1-2 G6-4-3							1	0	0	0	0	1	1											
Billy Ripken, R (1, 4) OBP: 0.265, SLG: 0.261			3-1 1B		4-2 1B		1-0 G6-4-3			2	0	1	0	1	0	1											
Inning Stats	R: 0 E: 0 K: 1 S: 9	H: 0 LOB: 0 BB: 0 P: 14	R: 0 E: 0 K: 0 S: 8	H: 1 LOB: 0 BB: 0 P: 13	R: 0 E: 0 K: 0 S: 9	H: 1 LOB: 1 BB: 1 P: 17	R: 4 E: 1 K: 1 S: 17	H: 4 LOB: 0 BB: 0 P: 26	R: 0 E: 0 K: 0 S: 4	H: 0 LOB: 0 BB: 1 P: 12	R: 1 E: 0 K: 0 S: 7	H: 2 LOB: 0 BB: 0 P: 11	R: 0 E: 0 K: 1 S: 8	H: 0 LOB: 0 BB: 0 P: 10	R: 0 E: 0 K: 1 S: 8	H: 0 LOB: 1 BB: 1 P: 14	1B: 7 2B: 0 3B: 0 HR: 2	SF: 0 SAC: 0 DP: 5 HBP: 0	WP: 0 PB: 1 SB: 0 CS: 0	PA: 35							
PITCHER	IP	WLS	BF	H	R	ER	SO	BB	IBB	HBP	BLK	WP	HR	S	P	ERA	WHIP										
Storm Davis, R (1, 1) ERA: 3.31	6.0	W	24	7	4	4	2	3	0	0	0	0	1	61	105	6.00	1.667										
Rick Honeycutt, L (7, 1) ERA: 3.71	1.1		5	2	1	1	0	0	0	0	0	0	1	9	14	6.75	1.500										
Eric Plunk, R (8, 1) ERA: 2.7	1.2	S	6	0	0	0	3	1	0	0	0	0	0	14	21	0.00	0.600										

Baltimore Orioles @ Oakland Athletics
Oakland-Alameda County Coliseum, Oakland, CA

AB 31
R 5
H 9
RBI 4
BB 4
SO 5
LOB 9



WP: 0 PA: 35
PB: 1
SB: 0
CS: 0

Baltimore Orioles @ Oakland Athletics
Oakland-Alameda County Coliseum, Oakland, CA

AB 33
R 8
H 12
RBI 7
BB 3
SO 5
LOB 7



WP: 0 PA: 36
PB: 0
SB: 1
CS: 0

Batter	1	2	3	4	5	6	7	8	9	AB	R	H	RBI	BB	SO	LOB	BOTTOM										
Luis Polonia, L (1, 7) OBP: 0.340, SLG: 0.379	1-0 4-3			0-1 6-3		0-0 B2	3-2 1B			4	0	1	0	0	0	0											
Dave Henderson, R (1, 8) OBP: 0.361, SLG: 0.545	3-2 F9			2-1 HR		2-2 HR	0-0 E 1B			4	3	3	1	0	0	0											
Jose Canseco, R (1, 9) OBP: 0.361, SLG: 0.547	2-1 6-3			0-1 S 1B 2B		1-0 HR	2-1 FC3-6 1B			4	2	3	2	0	0	0											
Dave Parker, L (1, 10) OBP: 0.318, SLG: 0.411		0-0 G3		0-0 F5		4-2 BB 1B BB	1-0 FC3-6 BB 2B			3	2	0	0	1	0	2											
Mark McGwire, R (1, 3) OBP: 0.340, SLG: 0.459		0-1 G5-4-3 1B		2-2 2H 1B		2-3 K	4-2 2B BB			3	0	2	1	1	1	1											
Camey Lansford, R (1, 5) OBP: 0.340, SLG: 0.384		3-1 G5-4-3		2-1 1-3		1-2 BB 1B	0-1 1H 2H 2B			4	1	2	1	0	0	2											
Ron Hassey, L (1, 2) OBP: 0.321, SLG: 0.383			2-2 5-3		0-3 K	4-1 1B BB		2-1 4-3		3	0	0	0	1	1	0											
Glenn Hubbard, R (1, 4) OBP: 0.331, SLG: 0.339			1-3 K		1-0 6-3	0-1 1B BB		1-3 K		4	0	1	2	0	2	0											
Walt Weiss, S (1, 6) OBP: 0.298, SLG: 0.308		1-0 F7		1-0 F7		2-2 4-3	0-3 K	1-0 G3		4	0	0	0	0	1	2											
Inning Stats	R: 0 E: 0 K: 0 S: 7	H: 0 LOB: 0 BB: 0 P: 13	R: 0 E: 0 K: 0 S: 5	H: 1 LOB: 0 BB: 0 P: 8	R: 0 E: 0 K: 1 S: 7	H: 0 LOB: 0 BB: 0 P: 11	R: 2 E: 0 K: 0 S: 12	H: 3 LOB: 1 BB: 0 P: 18	R: 0 E: 0 K: 1 S: 8	H: 0 LOB: 0 BB: 0 P: 11	R: 4 E: 0 K: 2 S: 23	H: 4 LOB: 2 BB: 2 P: 37	R: 2 E: 1 K: 0 S: 12	H: 4 LOB: 2 BB: 1 P: 22	R: 0 E: 0 K: 1 S: 6	H: 0 LOB: 0 BB: 0 P: 10	1B: 7 2B: 3 3B: 0 HR: 2	SF: 0 SAC: 0 DP: 1 HBP: 0	WP: 0 PB: 0 SB: 1 CS: 0	PA: 36							
PITCHER	IP	WLS	BF	H	R	ER	SO	BB	IBB	HBP	BLK	WP	HR	S	P	ERA	WHIP										
Jay Tibbs, R (1, 1) ERA: 5.26	5.1	L	22	6	5	5	2	1	0	0	0	0	0	19	31	27.00	6.000										
Doug Sisk, R (6, 1) ERA: 3.69	1.0		8	5	3	3	2	1	0	0	0	0	0	12	21	0.00	1.200										
Mark Williamson, R (7, 1) ERA: 5.23	1.2		6	1	0	0	1	1	0	0	0	0	0	12	21	0.00	1.200										

Baltimore Orioles @ Oakland Athletics
Oakland-Alameda County Coliseum, Oakland, CA


AB 33
R 8
H 12
RBI 7
BB 3
SO 5
LOB 7



WP: 0 PA: 36
PB: 0
SB: 1
CS: 0

Batter	1	2	3	4	5	6	7	8	9	AB	R	H	RBI	BB	SO	LOB	TOP								
Wade Boggs, L (1, 5) OBP: 0.361, SLG: 0.486	5-3		1-3		L8			L7		4	0	0	0	0	0	2	Boston Red Sox @ Oakland Athletics Oakland-Alameda County Coliseum, Oakland, CA Mon Aug 29 1988, 7:05 PM PDT Att: 40,423 - Unknown - 64 F								
Marty Barrett, R (1, 4) OBP: 0.327, SLG: 0.343	5-3		1-2					F8		3	0	1	0	1	0	0									
Dwight Evans, R (1, 9) OBP: 0.372, SLG: 0.472	K		K					L4		4	0	0	0	0	2	3									
Mike Greenwell, L (1, 7)		1-3		4-3				F9		4	0	1	0	0	0	1									
Ellis Burks, R (1, 8) OBP: 0.371, SLG: 0.507		HR		K				F8		4	1	1	1	0	1	2									
Todd Benzinger, S (1, 3) OBP: 0.296, SLG: 0.460		K		6-3				L9		4	0	0	0	0	1	1									
Jim Rice, R (1, 10) OBP: 0.337, SLG: 0.396		K						F4		4	0	1	0	0	2	1									
Ed Romero, R (1, 6) OBP: 0.293, SLG: 0.296				F9				K		3	0	1	0	0	1	1									
Rich Gedman, L (1, 2) OBP: 0.278, SLG: 0.365				1-3				FC6-4		3	0	1	0	0	0	2									
Inning Stats	R: 0 E: 0 K: 1 S: 12	H: 0 LOB: 0 BB: 0 P: 18	R: 1 E: 0 K: 2 S: 10	H: 1 LOB: 0 BB: 0 P: 17	R: 0 E: 0 K: 1 S: 10	H: 1 LOB: 2 BB: 1 P: 16	R: 0 E: 0 K: 1 S: 7	H: 0 LOB: 0 BB: 0 P: 10	R: 0 E: 0 K: 1 S: 11	H: 1 LOB: 1 BB: 0 P: 19	R: 0 E: 0 K: 0 S: 12	H: 1 LOB: 1 BB: 0 P: 18	R: 0 E: 0 K: 1 S: 10	H: 1 LOB: 0 BB: 0 P: 12	R: 0 E: 0 K: 0 S: 13	H: 0 LOB: 0 BB: 0 P: 16		R: 0 E: 0 K: 0 S: 11	H: 1 LOB: 1 BB: 0 P: 18	1B: 5 2B: 0 3B: 0 HR: 1	SF: 0 SAC: 0 DP: 0 HBP: 0	WP: 0 PB: 0 SB: 0 CS: 0	PA: 34		
PITCHER	IP	WLS	BF	H	R	ER	SO	BB	IBB	HBP	BLK	WP	HR	S	P	ERA	WHIP								
Bob Welch, R (1, 1) ERA: 3.53	8.2	W	33	6	1	1	7	1	0	0	0	0	1	93	139	1.04	0.808								
Dennis Eckersley, R (9, 1) ERA: 2.75	0.1	S	1	0	0	0	0	0	0	0	0	0	0	3	5	0.00	0.000								

AB 33
R 1
H 6
RBI 1
BB 1
SO 7
LOB 13



Batter	1	2	3	4	5	6	7	8	9	AB	R	H	RBI	BB	SO	LOB	BOTTOM								
Carney Lansford, R (1, 5) OBP: 0.340, SLG: 0.381	L7		F8		L5			1-3		4	0	1	0	0	0	1	Boston Red Sox @ Oakland Athletics Oakland-Alameda County Coliseum, Oakland, CA Mon Aug 29 1988, 7:05 PM PDT Att: 40,423 - Unknown - 64 F								
Dave Henderson, R (1, 8) OBP: 0.355, SLG: 0.533	K			1B	6-3			1-3		3	1	0	0	1	1	3									
Jose Canseco, R (1, 9) OBP: 0.378, SLG: 0.541				BB	1B			F9		4	0	2	0	0	0	2									
Dave Parker, L (1, 10) OBP: 0.319, SLG: 0.405	F8			1B	1B			HR		3	1	2	1	1	0	1									
Mark McGwire, R (1, 3) OBP: 0.339, SLG: 0.459				BB	BB			F9		3	1	1	2	1	0	1									
Ron Hassey, L (1, 2) OBP: 0.315, SLG: 0.375	F8			BB	BB			FC3-6		4	0	0	0	0	0	3									
Luis Polonia, L (1, 7) OBP: 0.338, SLG: 0.371				1-3	1-3			BB		3	0	0	0	1	0	2									
Glenn Hubbard, R (1, 4) OBP: 0.344, SLG: 0.347				B1-3	WP			F4		3	0	1	0	1	0	2									
Walt Weiss, S (1, 6) OBP: 0.295, SLG: 0.305				K	SH3-4			FC1-6		2	0	0	0	0	1	1									
Inning Stats	R: 0 E: 0 K: 1 S: 11	H: 1 LOB: 1 BB: 0 P: 18	R: 0 E: 0 K: 0 S: 4	H: 0 LOB: 0 BB: 0 P: 5	R: 0 E: 0 K: 1 S: 5	H: 0 LOB: 0 BB: 0 P: 8	R: 1 E: 0 K: 0 S: 13	H: 2 LOB: 2 BB: 2 P: 23	R: 0 E: 0 K: 0 S: 11	H: 0 LOB: 1 BB: 1 P: 20	R: 2 E: 0 K: 0 S: 15	H: 2 LOB: 0 BB: 0 P: 23	R: 0 E: 0 K: 0 S: 9	H: 2 LOB: 2 BB: 0 P: 12	R: 0 E: 0 K: 0 S: 10	H: 0 LOB: 2 BB: 2 P: 20		R: 0 E: 0 K: 0 S: 11	H: 1 LOB: 1 BB: 0 P: 18	1B: 5 2B: 1 3B: 0 HR: 1	SF: 0 SAC: 1 DP: 0 HBP: 0	WP: 1 PB: 0 SB: 0 CS: 0	PA: 35		
PITCHER	IP	WLS	BF	H	R	ER	SO	BB	IBB	HBP	BLK	WP	HR	S	P	ERA	WHIP								
Mike Boddicker, R (1, 1) ERA: 3.74	6.1	L	28	7	3	3	2	3	0	0	0	0	1	63	104	4.26	1.579								
Dennis Lamp, R (7, 1) ERA: 3.13	1.2		7	0	0	0	0	2	0	0	0	0	0	15	25	0.00	1.200								

AB 29
R 3
H 7
RBI 3
BB 5
SO 2
LOB 16



Batter	1	2	3	4	5	6	7	8	9	AB	R	H	RBI	BB	SO	LOB	TOP					
Wade Boggs, L (1,5) OBP: 0.462, SLG: 0.484	F7		BB		BB		1-3			2	0	0	0	2	0	2	Boston Red Sox @ Oakland Athletics Oakland-Alameda County Coliseum, Oakland, CA Tue Aug 30 1988, 7:05 PM PDT Att: 35,220 - Unknown - 62 F livebaseballscorecards.com					
Marty Barrett, R (1,4) OBP: 0.327, SLG: 0.341	HBP		L7		6-3			F9		3	0	0	0	0	0	3						
Dwight Evans, R (1,9) OBP: 0.371, SLG: 0.470	K			5-3		1B		F3		4	0	1	0	0	1	1						
Mike Greenwell, L (1,7) OBP: 0.433, SLG: 0.560	CS	FC5-4		1B		G3		F8		4	0	2	0	0	0	1						
Ellis Burks, R (1,8) OBP: 0.370, SLG: 0.503		FC5-4		F6		BB			K	3	0	0	0	1	1	2						
Todd Benzinger, S (1,3) OBP: 0.293, SLG: 0.455		F9		K		K			K	4	0	0	0	0	3	3						
Larry Parrish, R (1,10) Spike Owen, S (7, PR) Jim Rice, R (9, PH) OBP: 0.333, SLG: 0.380 OBP: 0.336, SLG: 0.395	FC5-4			K					K	3	0	1	0	0	1	1						
Jody Reed, R (1,6) OBP: 0.375, SLG: 0.373			F8		2B					2	0	1	0	0	0	0						
Rich Gedman, L (1,2) OBP: 0.275, SLG: 0.360			K		4-3					3	0	0	0	0	1	3						
Inning Stats	R: 0 H: 0 E: 0 K: 1 S: 14	H: 0 LOB: 0 BB: 0 P: 20	R: 0 H: 1 E: 0 K: 0 S: 10	H: 1 LOB: 1 BB: 0 P: 13	R: 0 H: 0 E: 0 K: 1 S: 8	H: 0 LOB: 1 BB: 1 P: 16	R: 0 H: 1 E: 0 K: 1 S: 7	H: 1 LOB: 2 BB: 1 P: 11	R: 0 H: 1 E: 0 K: 1 S: 11	H: 1 LOB: 1 BB: 1 P: 20	R: 0 H: 1 E: 0 K: 0 S: 10	H: 1 LOB: 1 BB: 0 P: 17	R: 0 H: 1 E: 0 K: 0 S: 13	H: 1 LOB: 2 BB: 0 P: 16	R: 0 H: 0 E: 0 K: 3 S: 6	H: 0 LOB: 0 BB: 0 P: 8		R: 0 H: 0 E: 0 K: 3 S: 12	H: 0 LOB: 0 BB: 0 P: 15	1B: 4 2B: 1 3B: 0 HR: 0	SF: 0 SAC: 1 DP: 1 HBP: 1	WP: 0 PB: 0 SB: 1 CS: 1
PITCHER Dave Stewart, R (1,1) ERA: 3.12	IP: 9.0 WLS: W BF: 34 H: 5 R: 0 ER: 0 SO: 8 BB: 3 IBB: 0 HBP: 1 BLK: 0 WP: 0 HR: 0 S: 91 P: 136 ERA: 0.00 WHIP: 0.889															PITCHER						

Batter	1	2	3	4	5	6	7	8	9	AB	R	H	RBI	BB	SO	LOB	BOTTOM	
Luis Polonia, L (1,7) OBP: 0.332, SLG: 0.364	K	K		4-3		L5				4	0	0	0	0	2	4	Boston Red Sox @ Oakland Athletics Oakland-Alameda County Coliseum, Oakland, CA Tue Aug 30 1988, 7:05 PM PDT Att: 35,220 - Unknown - 62 F livebaseballscorecards.com	
Dave Henderson, R (1,8) OBP: 0.356, SLG: 0.532	1B		E	F5		F6				3	0	1	0	0	0	1		
Jose Canseco, R (1,9) OBP: 0.378, SLG: 0.541	1B		F9		K		1B			4	0	2	0	0	1	1		
Dave Parker, L (1,10) OBP: 0.324, SLG: 0.408	K		E	1B		1B		1B		3	0	2	0	1	1	2		
Mark McGwire, R (1,3) OBP: 0.339, SLG: 0.458	K		K		G6-4-3		BB			4	0	1	0	0	2	5		
Camey Lansford, R (1,5) OBP: 0.339, SLG: 0.380		L9	E3			WP		G5-4-3		4	1	1	0	0	0	5		
Terry Steinbach, R (1,2) OBP: 0.318, SLG: 0.367		2B	F9			K				3	0	0	0	1	2	4		
Glenn Hubbard, R (1,4) OBP: 0.340, SLG: 0.343		K			K		SH3			3	0	0	1	0	3	1		
Walt Weiss, S (1,6) OBP: 0.300, SLG: 0.313					4-3			F8		4	0	3	0	0	0	0		
Inning Stats	R: 0 H: 2 E: 0 K: 3 S: 15	H: 1 LOB: 2 BB: 1 P: 23	R: 0 H: 1 E: 0 K: 2 S: 12	H: 1 LOB: 3 BB: 0 P: 18	R: 0 H: 1 E: 0 K: 1 S: 16	H: 1 LOB: 3 BB: 0 P: 21	R: 0 H: 1 E: 0 K: 1 S: 13	H: 1 LOB: 0 BB: 0 P: 19	R: 1 H: 2 E: 0 K: 0 S: 13	H: 2 LOB: 1 BB: 0 P: 17	R: 0 H: 2 E: 0 K: 0 S: 9	H: 2 LOB: 2 BB: 1 P: 16	R: 0 H: 0 E: 0 K: 2 S: 10	H: 0 LOB: 0 BB: 0 P: 13	1B: 9 2B: 1 3B: 0 HR: 0	SF: 0 SAC: 1 DP: 2 HBP: 1		WP: 1 PB: 0 SB: 3 CS: 0
PITCHER Roger Clemens, R (1,1) ERA: 2.86 Bob Stanley, R (7,1) ERA: 3.4	IP: 6.1 WLS: L BF: 31 H: 9 R: 1 ER: 1 SO: 9 BB: 2 IBB: 0 HBP: 1 BLK: 0 WP: 0 HR: 0 S: 81 P: 121 ERA: 1.42 WHIP: 1.737															PITCHER		



Batter	1	2	3	4	5	6	7	8	9	AB	R	H	RBI	BB	SO	LOB	TOP										
Wade Boggs, L (1.5) OBP: 0.359, SLG: 0.480	1-1 6-3		2-1 F7		2-2 1-3		4-2 BB		0-1 L7	4	0	0	0	1	0	0											
Jody Read, R (1.4) OBP: 0.377, SLG: 0.376	3-2 1B		2-2 F3			3-2 1B	1-3 BB			4	0	2	0	0	1	2											
Dwight Evans, R (1.9) OBP: 0.370, SLG: 0.468	1-2 L4-3			1-1 1B		1-2 FC4-6 2B	2-3 BB			4	1	1	0	0	1	4											
Mike Greenwell, L (1.7) OBP: 0.433, SLG: 0.557		4-1 1B BB		3-1 F5		4-1 FC6-4 BB	1-1 4-3			2	0	0	0	2	0	3											
Ellis Burks, R (1.8) OBP: 0.369, SLG: 0.500		1-1 F8		4-2 BB		1-2 FC6-4 2B	1-1 F7			3	1	0	0	1	0	3											
Todd Benzinger, S (1.3) OBP: 0.295, SLG: 0.458		1-0 1B		0-2 L8		1-0 2B	0-3 K			4	0	2	2	0	1	2											
Larry Parrish, R (1.10) OBP: 0.270, SLG: 0.334		3-1 L4		1-0 L8			2-2 5-3			3	0	0	0	1	0	4											
Spike Owen, S (1.6) OBP: 0.332, SLG: 0.378		1-0 4-3			3-2 F8	2-2 F7		2-1 G4-6-3 1B		4	0	1	0	0	0	4											
Rick Cerone, R (1.2) OBP: 0.348, SLG: 0.386			2-3 K		2-3 K		0-1 BB 1B		2-1 G4-6-3 1B	4	0	1	0	0	2	1											
Inning Stats	R: 0 E: 0 K: 0 S: 8	H: 1 LOB: 0 BB: 0 P: 13	R: 0 E: 0 K: 0 S: 7	H: 1 LOB: 2 BB: 1 P: 17	R: 0 E: 0 K: 1 S: 9	H: 0 LOB: 0 BB: 0 P: 15	R: 0 E: 0 K: 0 S: 11	H: 1 LOB: 2 BB: 1 P: 20	R: 0 E: 0 K: 1 S: 14	H: 0 LOB: 0 BB: 0 P: 21	R: 2 E: 0 K: 0 S: 15	H: 2 LOB: 2 BB: 2 P: 31	R: 0 E: 0 K: 1 S: 12	H: 1 LOB: 2 BB: 1 P: 20	R: 0 E: 0 K: 1 S: 8	H: 0 LOB: 0 BB: 0 P: 11	R: 0 E: 0 K: 0 S: 6	H: 1 LOB: 0 BB: 0 P: 10	1B: 6 2B: 2 3B: 0 HR: 0	SF: 0 SAC: 0 DP: 2 HBP: 0	WP: 0 PB: 0 SB: 0 CS: 0	PA: 37					
PITCHER	IP	WLS	BF	H	R	ER	SO	BB	IBB	HBP	BLK	WP	HR	S	P	ERA	WHIP										
Storm Davis, R (1.1) ERA: 3.31	5.2	W	24	5	2	2	2	3	0	0	0	0	0	61	108	3.18	1.412										
Eric Plunk, R (6.1) ERA: 2.56	1.0		6	1	0	0	2	2	0	0	0	0	0	13	26	0.00	3.000										
Rick Honeycutt, L (7.1) ERA: 3.69	0.1		1	0	0	0	0	0	0	0	0	0	0	2	3	0.00	0.000										
Gene Nelson, R (8.1) ERA: 3.26	1.0		3	0	0	0	1	0	0	0	0	0	0	8	11	0.00	0.000										
Greg Cadaret, L (9.1) ERA: 2.51	1.0		3	1	0	0	0	0	0	0	0	0	0	6	10	0.00	1.000										

Boston Red Sox @ Oakland Athletics
Oakland-Alameda County Coliseum, Oakland, CA
Wed Aug 31 1988, 3:33 AM PDT
Att: 37,151 - Sunny - 68 F

AB 32
R 2
H 7
RBI 2
BB 5
SO 5
LOB 23



Batter	1	2	3	4	5	6	7	8	9	AB	R	H	RBI	BB	SO	LOB	BOTTOM										
Luis Polonia, L (1.7) OBP: 0.330, SLG: 0.362	2-2 6-3	1-1 G4-3		1-0 F7			1-2 1B			4	1	1	0	0	0	3											
Dave Henderson, R (1.8) OBP: 0.357, SLG: 0.541	2-1 HR 2B	3-1 F8			2-2 HR		0-1 F8			4	2	2	1	0	0	1											
Jose Canseco, R (1.9) OBP: 0.379, SLG: 0.540	4-0 HR BB		0-3 K		0-0 6-3		2-2 1B			3	1	1	1	1	1	0											
Dave Parker, L (1.10) OBP: 0.320, SLG: 0.403	0-3 K		1-0 6-3		1-0 F8		0-0 F7			4	0	0	0	0	1	3											
Mark McGwire, R (1.3) OBP: 0.342, SLG: 0.465	0-0 HR		0-0 1B		4-0 FC6-4 BB		0-1 6-3			3	1	2	3	1	0	1											
Camey Lansford, R (1.5) OBP: 0.338, SLG: 0.379	1-0 4-3		1-1 F8		2-0 FC6-4			2-1 G4-6-3 1B		4	0	1	0	0	0	2											
Ron Hassey, L (1.2) OBP: 0.314, SLG: 0.373		0-0 1B G4-3 1B		1-0 F8		2-0 F8		2-0 G4-6-3 1B		4	1	1	0	0	0	1											
Glenn Hubbard, R (1.4) OBP: 0.340, SLG: 0.342		1-2 1B G4-3 1B		0-2 6-3		3-2 4-3		0-0 1B		3	1	1	0	0	0	0											
Doug Jennings, L (8. PH) OBP: 0.398, SLG: 0.353										1	0	1	0	0	0	0											
Mike Gallego, R (9.4) OBP: 0.300, SLG: 0.262										0	0	0	0	0	0	0											
Walt Weiss, S (1.6) OBP: 0.302, SLG: 0.315		3-2 1B G4-3		1-0 1B		2-2 F8		1-0 4-3		4	0	2	0	0	0	1											
Inning Stats	R: 3 E: 0 K: 1 S: 10	H: 2 LOB: 1 BB: 1 P: 19	R: 2 E: 0 K: 0 S: 13	H: 3 LOB: 0 BB: 0 P: 21	R: 0 E: 0 K: 1 S: 7	H: 1 LOB: 1 BB: 0 P: 9	R: 0 E: 0 K: 0 S: 8	H: 1 LOB: 0 BB: 0 P: 10	R: 1 E: 0 K: 0 S: 6	H: 1 LOB: 1 BB: 1 P: 15	R: 0 E: 0 K: 0 S: 7	H: 0 LOB: 0 BB: 0 P: 14	R: 1 E: 0 K: 0 S: 11	H: 2 LOB: 1 BB: 0 P: 14	R: 0 E: 0 K: 0 S: 6	H: 2 LOB: 1 BB: 0 P: 10	1B: 9 2B: 1 3B: 0 HR: 2	SF: 0 SAC: 0 DP: 2 HBP: 0	WP: 1 PB: 0 SB: 2 CS: 0	PA: 36							
PITCHER	IP	WLS	BF	H	R	ER	SO	BB	IBB	HBP	BLK	WP	HR	S	P	ERA	WHIP										
Mike Smithson, R (1.1) ERA: 5.87	6.0	L	27	8	6	6	2	2	0	0	1	0	2	51	88	9.00	1.667										
Dennis Lamp, R (7.1) ERA: 3.17	2.0		9	4	1	1	0	0	0	0	0	1	0	17	24	4.50	2.000										

Boston Red Sox @ Oakland Athletics
Oakland-Alameda County Coliseum, Oakland, CA
Wed Aug 31 1988, 3:33 AM PDT
Att: 37,151 - Sunny - 68 F

AB 34
R 7
H 12
RBI 5
BB 2
SO 2
LOB 12



Batter	1	2	3	4	5	6	7	8	9	AB	R	H	RBI	BB	SO	LOB	TOP										
Rickey Henderson, R OBP: 0.393, SLG: 0.400 (1, 7)	1-2 5-3	3-2 L8		4-1 1B WP 1B BB		3-1 F9		1-0 F4		4	1	0	0	1	0	1											
Willie Randolph, R OBP: 0.343, SLG: 0.338 (1, 4)	1-1 3-1 BLK 1B		2-1 6-3	2-2 1B S 1-3 2-H 1B 1B		1-2 1B		1-2 F3		5	1	3	1	0	0	0											
Don Mattingly, L OBP: 0.357, SLG: 0.464 (1, 3)	0-0 3-1		1-0 HR	1-0 F6		2-2 1B		1-1 F4		5	1	2	1	0	0	3											
Dave Winfield, R OBP: 0.406, SLG: 0.557 (1, 9)	4-1 S BB		0-2 L6	2-1 FC6-4 1B		2-2 4-3		0-2 6-3		4	0	1	2	1	0	2											
Jack Clark, R OBP: 0.376, SLG: 0.438 (1, 10)	4-2 BB		0-1 2B	0-0 FC6-4 1-2		1-0 F9				3	0	1	0	1	0	1											
Mike Pagliarulo, L OBP: 0.283, SLG: 0.361 (1, 5)	1-3 K		4-1 FC6-4 BB		2-2 F8		0-0 F7			3	0	0	0	1	1	3											
Gary Ward, R OBP: 0.288, SLG: 0.264 (1, 8)		4-1 SH2-4 BB	1-1 FC6-4 1-2	2-3 K		0-1 5-3				3	0	0	0	1	1	2											
Joel Skinner, R OBP: 0.248, SLG: 0.311 (1, 2)	0-0 SH2-4		2-2 WP 1B SH3-4 1B	1-2 F4		3-3 K				3	1	1	0	0	1	0											
Rafael Santana, R OBP: 0.289, SLG: 0.303 (1, 6)	3-2 F3		0-0 SH3-4		2-3 K		2-1 F3			3	0	0	0	0	1	1											
Inning Stats	R: 0 E: 0 K: 1 S: 15	H: 1 LOB: 3 BB: 2 P: 26	R: 0 E: 0 K: 0 S: 10	H: 0 LOB: 1 BB: 1 P: 20	R: 1 E: 0 K: 0 S: 12	H: 2 LOB: 2 BB: 1 P: 20	R: 3 E: 0 K: 0 S: 13	H: 3 LOB: 1 BB: 1 P: 24	R: 0 E: 0 K: 1 S: 16	H: 2 LOB: 2 BB: 0 P: 25	R: 0 E: 0 K: 0 S: 4	H: 0 LOB: 0 BB: 0 P: 5	R: 0 E: 0 K: 1 S: 7	H: 0 LOB: 0 BB: 0 P: 13	R: 0 E: 0 K: 0 S: 9	H: 0 LOB: 0 BB: 0 P: 11	1B: 6 2B: 1 3B: 0 HR: 1	SF: 0 SAC: 2 DP: 0 HBP: 0	WP: 1 PB: 0 SB: 2 CS: 0	PA: 40							
PITCHER	IP	WLS	BF	H	R	ER	SO	BB	IBB	HBP	BLK	WP	HR	S	P	ERA	WHIP										
Bob Welch, R ERA: 3.58 (1, 1)	3.1		18	4	2	2	1	4	0	0	1	0	1	42	73	3.86	2.400										
Eric Plunk, R ERA: 2.74 (4, 1)	4.2	W	19	4	2	2	3	1	0	0	0	1	0	46	76	3.86	1.071										
Dennis Eckersley, R ERA: 2.7 (9, 1)	1.0	S	3	0	0	0	0	0	0	0	0	0	0	9	11	0.00	0.000										

New York Yankees @ Oakland Athletics
Oakland-Alameda County Coliseum, Oakland, CA

AB 33
R 4
H 8
RBI 4
BB 5
SO 4
LOB 13



Sat Sep 03 1988, 3:33 AM PDT
Att: 43,074 - Sunny - 66 F

Batter	1	2	3	4	5	6	7	8	9	AB	R	H	RBI	BB	SO	LOB	BOTTOM										
Tony Phillips, S OBP: 0.303, SLG: 0.256 (1, 7)	3-1 F3		2-2 F4		4-2 BB			2-2 BB HR 1B		2	0	0	0	1	0	1											
Stan Javier, S OBP: 0.323, SLG: 0.341 (8, PH) (9, 7)	1-3 K		1-1 F7		1-3 K			4-0 HR BB		3	1	0	0	1	2	1											
Dave Henderson, R OBP: 0.355, SLG: 0.534 (1, 8)	0-1 F3		2-0 2B		2-3 K			0-1 HR		4	2	2	3	0	1	0											
Jose Canseco, R OBP: 0.379, SLG: 0.545 (1, 9)	2-1 5-3		0-0 SF8 2B		4-2 BB			1-0 WP FC3-2 2B		3	1	2	1	1	0	0											
Carney Lansford, R OBP: 0.343, SLG: 0.386 (1, 5)	2-0 F9		1-1 SF8		1-3 K			2-3 K		2	0	0	1	0	1	1											
Don Baylor, R OBP: 0.324, SLG: 0.322 (8, PH) Dave Parker, L OBP: 0.319, SLG: 0.401	0-0 F7		4-1 BB		1-2 F3			2-0 FC3-2		1	0	0	0	0	0	0											
Mark McWire, R OBP: 0.340, SLG: 0.460 (1, 3)	1-3 K		3-2 F7		4-1 BB			2-3 HBP		2	0	0	0	1	0	1											
Glenn Hubbard, R OBP: 0.340, SLG: 0.342 Luis Polonia, R OBP: 0.320, SLG: 0.360 (7, PH) (8, 7)	1-1 3-1		1-3 K		3-2 F7			1-2 FC3-2		2	0	0	0	0	1	1											
Terry Steinbach, R OBP: 0.322, SLG: 0.375 Mike Callison, R OBP: 0.306, SLG: 0.265 (8, PH) (9, 4)	0-0 F7		1-1 3-1		0-1 F8			1-2 4-3		1	0	0	0	0	2												
Ron Hassey, L OBP: 0.311, SLG: 0.368 (1, 2)	2-1 E6 1B		2-1 E6		2-0 5-3			2-3 K		3	0	1	0	0	1	0											
Walt Weiss, S OBP: 0.302, SLG: 0.315 (1, 6)	R: 0 E: 0 K: 1 S: 7	H: 0 LOB: 0 BB: 0 P: 11	R: 0 E: 0 K: 0 S: 4	H: 0 LOB: 0 BB: 0 P: 8	R: 0 E: 1 K: 1 S: 10	H: 1 LOB: 0 BB: 0 P: 16	R: 2 E: 0 K: 0 S: 11	H: 2 LOB: 1 BB: 1 P: 22	R: 0 E: 0 K: 2 S: 15	H: 0 LOB: 1 BB: 1 P: 23	R: 0 E: 0 K: 2 S: 11	H: 0 LOB: 0 BB: 0 P: 15	R: 3 E: 0 K: 1 S: 13	H: 3 LOB: 2 BB: 1 P: 27	R: 0 E: 0 K: 0 S: 9	H: 0 LOB: 0 BB: 0 P: 11	1B: 2 2B: 3 3B: 0 HR: 1	SF: 1 SAC: 0 DP: 0 HBP: 1	WP: 1 PB: 0 SB: 1 CS: 0	PA: 35							
PITCHER	IP	WLS	BF	H	R	ER	SO	BB	IBB	HBP	BLK	WP	HR	S	P	ERA	WHIP										
Ron Guidry, L ERA: 3.44 (1, 1)	5.0		20	3	2	2	3	2	0	0	0	0	1	32	51	13.50	2.500										
Dale Mohrhoric, R ERA: 5.17 (6, 1)	2.0	L	11	3	3	3	4	2	0	0	0	0	0	40	72	13.50	2.500										
Neil Allen, R ERA: 4.2 (8, 1)	0.1		2	0	0	0	1	0	0	1	0	1	0	3	7	0.00	0.000										
Hipolito Pena, L ERA: (8, 1)	0.2		2	0	0	0	0	0	0	0	0	0	0	4	7	0.00	0.000										

New York Yankees @ Oakland Athletics
Oakland-Alameda County Coliseum, Oakland, CA

AB 29
R 5
H 6
RBI 5
BB 4
SO 8
LOB 10



Sat Sep 03 1988, 3:33 AM PDT
Att: 43,074 - Sunny - 66 F

Batter	1	2	3	4	5	6	7	8	9	AB	R	H	RBI	BB	SO	LOB	TOP				
Carney Lansford, R (1, 5) OBP: 0.341, SLG: 0.384 Tony Phillips, S (7, PH) OBP: 0.300, SLG: 0.253	F8	F4		L7	1B		K		K	4	0	1	1	0	0	0					
Dave Henderson, R (1, 8) OBP: 0.380, SLG: 0.551 Luis Polonia, L (7, PH) OBP: 0.329, SLG: 0.364	6-3				K		K			4	2	2	1	0	1	2					
Felix Jose, S (9, 7)				HR	1B					1	0	0	0	0	1	0					
Jose Canseco, R (1, 9) OBP: 0.379, SLG: 0.553 Doug Jennings, L (7, 9) OBP: 0.404, SLG: 0.353	HR				F8		SF9			4	3	3	2	0	0	1					
Mark McGwire, R (1, 3) OBP: 0.344, SLG: 0.468	HR				F4					4	3	2	3	1	0	1					
Terry Steinbach, R (1, 2) OBP: 0.323, SLG: 0.377										5	1	2	1	0	0	0					
Don Baylor, R (1, 10) OBP: 0.329, SLG: 0.325										4	0	2	1	0	0	0					
Stan Javier, S (1, 7) OBP: 0.321, SLG: 0.338										5	0	1	1	0	0	5					
Mike Gallego, R (1, 4) OBP: 0.306, SLG: 0.264										4	1	1	0	1	1	1					
Walt Weiss, S (1, 6) OBP: 0.301, SLG: 0.313 Lance Blankenship, R (9, PH)										4	1	1	0	0	0	3					
Inning Stats	R: 2 E: 0 K: 0 S: 16	H: 3 LOB: 2 BB: 0 P: 25	R: 0 E: 0 K: 0 S: 9	H: 0 LOB: 0 BB: 0 P: 13	R: 4 E: 1 K: 1 S: 15	H: 4 LOB: 1 BB: 0 P: 24	R: 2 E: 0 K: 0 S: 9	H: 3 LOB: 2 BB: 0 P: 19	R: 2 E: 0 K: 1 S: 18	H: 3 LOB: 1 BB: 0 P: 29	R: 0 E: 0 K: 2 S: 12	H: 1 LOB: 0 BB: 1 P: 16	R: 0 E: 0 K: 0 S: 5	H: 0 LOB: 0 BB: 0 P: 8	R: 0 E: 0 K: 2 S: 9	H: 0 LOB: 0 BB: 0 P: 15	1B: 10 2B: 2 3B: 0 HR: 3	SF: 1 SAC: 0 DP: 0 HBP: 1	WP: 0 PB: 0 SB: 1 CS: 0	PA: 46	
PITCHER	IP	WLS	BF	H	R	ER	SO	BB	IBB	HBP	BLK	WP	HR	S	P	ERA	WHIP				
Paul Kilgus, L (1, 1) ERA: 4.24	3.2	L	23	9	8	7	1	1	0	1	0	0	2	45	74	17.18	2.727				
Dwayne Henry, R (4, 1) ERA: 13.5	1.1		8	4	2	2	1	0	0	0	0	0	0	22	36	13.50	3.000				
Scott May, R (6, 1) ERA: 8.53	3.0		12	2	1	1	2	1	0	0	0	0	1	24	43	3.00	1.000				
Mike Jeffcoat, L (9, 1) ERA: 13.0	1.0		3	0	0	0	2	0	0	0	0	0	0	9	15	0.00	0.000				

Oakland Athletics @ Texas Rangers
Arlington Stadium, Arlington, TX
Mon Sep 05 1988, 8:05 PM EDT
Att: 10,934 - Unknown - 88 F

AB 42
R 11
H 15
RBI 10
BB 2
SO 6
LOB 13



Batter	1	2	3	4	5	6	7	8	9	AB	R	H	RBI	BB	SO	LOB	BOTTOM					
Oddibe McDowell, L (1, 8) OBP: 0.302, SLG: 0.344 Bob Brower, R (6, 8) OBP: 0.323, SLG: 0.296	L7			6-3		2B		G3-1	E6	2	0	0	0	0	0	0						
Scott Fletcher, R (1, 6) OBP: 0.380, SLG: 0.335 Jerry Browne, S (6, 4) OBP: 0.301, SLG: 0.252				F3		1B		1B		2	0	1	0	0	0	0						
Ruben Sierra, S (1, 9) OBP: 0.353, SLG: 0.417 Mike Jeffcoat, L (9, 1) OBP: 0.323, SLG: 0.296								G3-1	F9	3	0	1	1	1	1	3						
Pete O'Brien, L (1, 3) OBP: 0.354, SLG: 0.419										3	0	0	0	1	1	2						
Geno Petralli, L (1, 10) OBP: 0.378, SLG: 0.425										4	0	0	0	0	0	4						
Cecil Espy, S (1, 7) OBP: 0.281, SLG: 0.348										4	0	1	0	0	2	0						
Steve Buechele, R (1, 5) OBP: 0.353, SLG: 0.433 Jeff Kunkel, R (5, 5) OBP: 0.258, SLG: 0.389										1	0	0	0	0	0	0						
Curtis Wilkerson, S (1, 4) OBP: 0.349, SLG: 0.361										3	0	0	0	0	0	0						
Mike Stanley, R (6, PH) OBP: 0.325, SLG: 0.304										2	0	0	0	1	0	0						
Jim Sundberg, R (1, 2) OBP: 0.324, SLG: 0.427 Barbaro Garbey, R (7, 5) OBP: 0.250, SLG: 0.273										2	1	1	0	0	0	0						
Inning Stats	R: 0 E: 0 K: 1 S: 7	H: 1 LOB: 1 BB: 0 P: 12	R: 0 E: 0 K: 0 S: 5	H: 0 LOB: 0 BB: 0 P: 7	R: 0 E: 0 K: 1 S: 8	H: 0 LOB: 0 BB: 0 P: 13	R: 0 E: 0 K: 1 S: 10	H: 0 LOB: 1 BB: 1 P: 17	R: 0 E: 0 K: 1 S: 7	H: 0 LOB: 0 BB: 0 P: 12	R: 3 E: 0 K: 0 S: 18	H: 3 LOB: 1 BB: 1 P: 31	R: 0 E: 0 K: 1 S: 8	H: 0 LOB: 1 BB: 1 P: 17	R: 0 E: 0 K: 0 S: 22	H: 3 LOB: 3 BB: 1 P: 36	R: 1 E: 1 K: 0 S: 13	H: 2 LOB: 2 BB: 0 P: 22	1B: 7 2B: 3 3B: 0 HR: 0	SF: 0 SAC: 0 DP: 1 HBP: 0	WP: 0 PB: 0 SB: 0 CS: 1	PA: 39
PITCHER	IP	WLS	BF	H	R	ER	SO	BB	IBB	HBP	BLK	WP	HR	S	P	ERA	WHIP					
Storm Davis, R (1, 1) ERA: 3.33	7.1	W	30	6	3	3	5	3	0	0	0	0	0	72	124	3.68	1.227					
Rick Honeycutt, L (8, 1) ERA: 3.65	0.2		3	1	0	0	0	1	0	0	0	0	0	13	21	0.00	3.000					
Gene Nelson, R (9, 1) ERA: 3.26	1.0		6	2	1	0	0	0	0	0	0	0	0	13	22	0.00	2.000					

Oakland Athletics @ Texas Rangers
Arlington Stadium, Arlington, TX
Mon Sep 05 1988, 8:05 PM EDT
Att: 10,934 - Unknown - 88 F

AB 35
R 4
H 9
RBI 4
BB 4
SO 5
LOB 13



Batter	1	2	3	4	5	6	7	8	9	AB	R	H	RBI	BB	SO	LOB	TOP				
Glenn Hubbard, R OBP: 0.337, SLG: 0.342	F7		K		L6		FC1-5		F8	5	0	0	0	0	1	4	Oakland Athletics @ Texas Rangers Arlington Stadium, Arlington, TX Tue Sep 06 1988, 8:05 PM EDT Att: 9,040 - Unknown - 86 F				
Dave Henderson, R OBP: 0.358, SLG: 0.546	F8		1B 2B BB		F9		G5-4-3		5-3	4	1	0	0	1	0	4					
Jose Canseco, R OBP: 0.382, SLG: 0.555	1B		2B 1B		FC3-6 1B				F6	4	0	3	0	0	0	0					
Dave Parker, L OBP: 0.325, SLG: 0.415			BLK BB		FC3-6 1-2				3-1	3	0	1	1	1	0	1					
Ron Hassey, L OBP: 0.310, SLG: 0.366	K		4-3		K				1B	4	0	1	0	0	2	3					
Carney Lansford, R OBP: 0.339, SLG: 0.381	5-3				5-3				F9	4	0	0	0	0	0	2					
Stan Javier, S OBP: 0.323, SLG: 0.336			BB		G3				F8	2	0	0	0	2	0	0					
Doug Jennings, L OBP: 0.409, SLG: 0.361	G3				F5		FC1-5 1B		F8 BB	4	0	2	0	0	0	3					
Mike Gallego, R Don Blasingame, R Walt Weiss, S Mark McWire, R Tony Phillips, S Luis Polonia, L	K		K		5-3		FC1-5 BB		S BB	2	0	0	0	0	1	1					
Inning Stats	R: 0 E: 0 K: 0 S: 6	H: 1 LOB: 1 BB: 0 P: 11	R: 0 E: 0 K: 1 S: 10	H: 0 LOB: 2 BB: 2 P: 22	R: 1 E: 0 K: 2 S: 12	H: 2 LOB: 2 BB: 1 P: 21	R: 0 E: 0 K: 0 S: 10	H: 0 LOB: 1 BB: 1 P: 15	R: 0 E: 0 K: 1 S: 8	H: 0 LOB: 0 BB: 0 P: 10	R: 0 E: 0 K: 0 S: 7	H: 1 LOB: 2 BB: 1 P: 14	R: 0 E: 0 K: 0 S: 7	H: 1 LOB: 1 BB: 0 P: 13	R: 0 E: 0 K: 0 S: 7	H: 1 LOB: 3 BB: 1 P: 19		1B: 6 2B: 1 3B: 0 HR: 0	SF: 0 SAC: 0 DP: 1 HBP: 0	WP: 0 PB: 0 SB: 1 CS: 0	PA: 38
PITCHER	IP WLS BF H R ER SO BB IBB HBP BLK WP HR S P ERA WHIP	8.2 W 37 7 1 1 4 6 0 0 0 0 0 0 3 6 1.04 1.500	0.1 S 1 0 0 0 0 0 0 0 0 0 0 0 3 6 0.00 0.000																		


Batter	1	2	3	4	5	6	7	8	9	AB	R	H	RBI	BB	SO	LOB	BOTTOM				
Oddibe McDowell, L OBP: 0.302, SLG: 0.343	WP S SF9 1B	K			F4		B1-3			4	1	1	0	0	1	1	Oakland Athletics @ Texas Rangers Arlington Stadium, Arlington, TX Tue Sep 06 1988, 8:05 PM EDT Att: 9,040 - Unknown - 86 F				
Jerry Browne, S OBP: 0.299, SLG: 0.252	F8		F9		BB 1B		2-3			4	0	1	0	0	0	1					
Ruben Sierra, S OBP: 0.295, SLG: 0.419	SF9 WP BB		1B 2B		BB		6-3			2	1	1	0	2	0	0					
Pete O'Brien, L OBP: 0.353, SLG: 0.419	SF9		1B		L9				K	3	0	1	2	0	1	2					
Geno Petralli, L OBP: 0.377, SLG: 0.420	G3		L4		F7				BB	3	0	0	0	1	0	4					
Cecil Espy, S OBP: 0.284, SLG: 0.358		F8 1B 2B	F7			FC1-4 2B			K	4	1	2	0	0	1	2					
Mike Stanley, R OBP: 0.324, SLG: 0.299	F8				F9		FC1-4-5 FC6-4		L9	4	0	0	0	0	0	3					
Steve Buechele, R OBP: 0.353, SLG: 0.433 Scott Fletcher, R OBP: 0.360, SLG: 0.335					F7		FC6-4			3	0	1	1	0	0	1					
Curtis Wilkerson, S OBP: 0.346, SLG: 0.357	F7				L7		F8			3	0	0	0	0	0	2					
Inning Stats	R: 1 E: 0 K: 0 S: 11	H: 1 LOB: 1 BB: 1 P: 21	R: 1 E: 0 K: 1 S: 9	H: 2 LOB: 1 BB: 0 P: 13	R: 1 E: 0 K: 0 S: 9	H: 2 LOB: 1 BB: 0 P: 15	R: 0 E: 0 K: 0 S: 4	H: 0 LOB: 0 BB: 0 P: 6	R: 0 E: 0 K: 0 S: 8	H: 1 LOB: 2 BB: 1 P: 13	R: 0 E: 0 K: 0 S: 10	H: 1 LOB: 1 BB: 0 P: 16	R: 0 E: 0 K: 2 S: 7	H: 0 LOB: 0 BB: 0 P: 8	R: 0 E: 0 K: 2 S: 12	H: 0 LOB: 1 BB: 1 P: 19		1B: 4 2B: 3 3B: 0 HR: 0	SF: 1 SAC: 0 DP: 0 HBP: 0	WP: 1 PB: 0 SB: 1 CS: 0	PA: 34
PITCHER	IP WLS BF H R ER SO BB IBB HBP BLK WP HR S P ERA WHIP	6.0 L 27 7 3 3 1 2 0 0 0 0 0 0 19 27 4.50 1.500	2.0 7 0 0 0 2 1 0 0 0 0 0 0 19 27 0.00 0.500																		



Batter	1	2	3	4	5	6	7	8	9	AB	R	H	RBI	BB	SO	LOB	TOP				
Luis Polonia, L OBP: 0.328, SLG: 0.371 Dave Henderson, R OBP: 0.359, SLG: 0.553	L5		F8	F8		4-3			F8	4	1	1	1	0	0	2					
Stan Javier, S OBP: 0.323, SLG: 0.332	1B		1B	1B		F7			F8	4	1	1	1	1	0	1					
Jose Canseco, R OBP: 0.386, SLG: 0.561	1B		1B	1B		F8			K	4	0	2	0	0	1	0					
Dave Parker, L OBP: 0.318, SLG: 0.404	P4		L8	1B		P4			P6	4	0	0	0	0	0	4					
Mark McGwire, R OBP: 0.345, SLG: 0.464	K		G6-4-3	1B		P6			1-3	4	0	1	1	0	1	2					
Carney Lansford, R OBP: 0.337, SLG: 0.378			G6-4-3	1B		2B			P2	4	1	1	0	0	0	2					
Terry Steinbach, R OBP: 0.323, SLG: 0.377	L9			K		1B			K	4	1	1	1	0	2	0					
Glenn Hubbard, R OBP: 0.331, SLG: 0.336	F9			P6					F7	4	0	1	0	0	0	0					
Walt Weiss, S OBP: 0.307, SLG: 0.315			3B	1B		SF8			FC5-4	2	1	2	1	1	0	0					
Inning Stats	R: 0 E: 0 K: 1 S: 9	H: 1 LOB: 2 BB: 1 P: 19	R: 0 E: 0 K: 0 S: 7	H: 0 LOB: 0 BB: 0 P: 9	R: 3 E: 0 K: 0 S: 15	H: 5 LOB: 1 BB: 0 P: 21	R: 0 E: 0 K: 1 S: 9	H: 0 LOB: 1 BB: 1 P: 15	R: 0 E: 0 K: 0 S: 6	H: 0 LOB: 0 BB: 0 P: 10	R: 2 E: 0 K: 0 S: 11	H: 3 LOB: 1 BB: 0 P: 16	R: 0 E: 0 K: 1 S: 7	H: 0 LOB: 0 BB: 0 P: 12	R: 0 E: 0 K: 1 S: 9	H: 1 LOB: 1 BB: 0 P: 13	1B: 8 2B: 1 3B: 1 HR: 0	SF: 1 SAC: 0 DP: 1 HBP: 0	WP: 1 PB: 0 SB: 0 CS: 0	PA: 38	
PITCHER	IP	WLS	BF	H	R	ER	SO	BB	IBB	HBP	BLK	WP	HR	S	P	ERA	WHIP				
Bret Saberhagen, R ERA: 3.91	6.0	L	28	9	5	5	2	2	0	0	0	1	0	57	90	7.50	1.833				
Tom Gordon, R ERA:	2.0		6	0	0	0	2	0	0	0	0	0	0	14	24	0.00	0.000				
Mark Lee, L ERA:	1.0		4	1	0	0	0	0	0	0	0	0	0	9	13	0.00	1.000				

Oakland Athletics @ Kansas City Royals
Royals Stadium, Kansas City, MO
Thu Sep 08 1988, 8:05 PM EDT
Att: 29,167 - Unknown - 79 F


AB 35
R 5
H 10
RBI 5
BB 2
SO 4
LOB 12



Batter	1	2	3	4	5	6	7	8	9	AB	R	H	RBI	BB	SO	LOB	BOTTOM					
Willie Wilson, S OBP: 0.295, SLG: 0.343	K			K			G6-3		K	4	0	0	0	0	3	1						
Kevin Seitzer, R OBP: 0.378, SLG: 0.407	CS			4-3			K		1B	4	0	2	0	0	1	0						
George Brett, L OBP: 0.397, SLG: 0.533	G3			G6-3			4-3		F7	4	0	0	0	0	0	3						
Pat Tabler, R OBP: 0.349, SLG: 0.351				K			G6-4-3		3-1	4	0	1	0	0	1	2						
Danny Tartabull, R OBP: 0.368, SLG: 0.502				K			F8		HR	3	1	1	1	0	1	1						
Frank White, R OBP: 0.278, SLG: 0.350				6-3			G6-4-3		F7	3	0	0	0	0	0	1						
Bo Jackson, R OBP: 0.290, SLG: 0.478				P6			F8		FC6-4	3	0	1	0	0	0	0						
Bill Pecota, R OBP: 0.259, SLG: 0.294 Luis de los Santos, R OBP: 0.286, SLG: 0.280				G6-3			K		FC6-4	2	0	0	0	0	1	0						
Brad Wellman, R OBP: 0.286, SLG: 0.280							K		1-2	0	0	0	0	0	0	0						
Larry Owen, R OBP: 0.292, SLG: 0.207 Rey Palacios, R OBP: 0.500, SLG: 0.500				G4-3			K		1B	1	0	0	0	0	0	0						
Inning Stats	R: 0 E: 0 K: 1 S: 11	H: 1 LOB: 0 BB: 0 P: 17	R: 0 E: 0 K: 2 S: 11	H: 0 LOB: 0 BB: 0 P: 15	R: 0 E: 0 K: 0 S: 8	H: 0 LOB: 0 BB: 0 P: 10	R: 0 E: 0 K: 1 S: 7	H: 0 LOB: 0 BB: 0 P: 11	R: 0 E: 0 K: 0 S: 10	H: 1 LOB: 0 BB: 0 P: 17	R: 0 E: 0 K: 2 S: 8	H: 0 LOB: 0 BB: 0 P: 11	R: 0 E: 0 K: 1 S: 7	H: 0 LOB: 0 BB: 0 P: 13	R: 1 E: 0 K: 0 S: 9	H: 2 LOB: 1 BB: 0 P: 9	R: 0 E: 0 K: 1 S: 10	H: 2 LOB: 2 BB: 0 P: 16	1B: 5 2B: 0 3B: 0 HR: 1	SF: 0 SAC: 0 DP: 1 HBP: 0	WP: 0 PB: 0 SB: 0 CS: 1	PA: 31
PITCHER	IP	WLS	BF	H	R	ER	SO	BB	IBB	HBP	BLK	WP	HR	S	P	ERA	WHIP					
Curt Young, L ERA: 4.58	8.0	W	26	4	1	1	7	0	0	0	0	0	1	71	103	1.12	0.500					
Greg Cadaret, L ERA: 2.37	0.2		4	2	0	0	1	0	0	0	0	0	0	8	12	0.00	3.000					
Dennis Eckersley, R ERA: 2.66	0.1	S	1	0	0	0	0	0	0	0	0	0	0	2	4	0.00	0.000					

Oakland Athletics @ Kansas City Royals
Royals Stadium, Kansas City, MO
Thu Sep 08 1988, 8:05 PM EDT
Att: 29,167 - Unknown - 79 F

AB 31
R 1
H 6
RBI 1
BB 0
SO 8
LOB 9



Batter	1	2	3	4	5	6	7	8	9	AB	R	H	RBI	BB	SO	LOB	TOP									
Stan Javier, S OBP: 0.322, SLG: 0.332 (1, 7)	1-2 BB 2B	1-2 F8		0-1 6-3		4-2			0-0 5-3	4	0	1	0	1	0	1										
Dave Henderson, R OBP: 0.380, SLG: 0.550 (1, 8)	4-1		0-0 F8		0-0	2-3 BB			4-2	3	1	1	0	1	1	3										
Doug Jennings, L OBP: 0.408, SLG: 0.355 (9, PH)	BB BB					2B SF9 1B			HR BB	0	1	0	0	1	0	0										
Jose Canseco, R OBP: 0.385, SLG: 0.565 (1, 9)	0-0 F9		1-1 S 1B		2-1 SF9 2B	2-2 F9			2-2 HR	5	2	3	2	0	0	5										
Mark McGwire, R OBP: 0.350, SLG: 0.464 (9, PH)	2-3 K		4-1 1B BB		0-1 F9				0-2 6-3	2	0	0	0	2	1	4										
Felix Jose, S (9, PH)			1-2 BB							1	0	0	0	0	0	0										
Terry Steinbach, R OBP: 0.326, SLG: 0.379 (1, 2)	4-2 BB		0-1 BB		1-2 SF9				0-2 6-3	3	0	2	2	1	0	1										
Carney Lansford, R OBP: 0.336, SLG: 0.374 (9, PH)	1-2 2-3 BB		1-2 2-H 1B		2-3 3-H L7				1-2 1B	4	0	0	0	0	1	6										
Ron Hassey, L OBP: 0.311, SLG: 0.365 (9, PH)	1-3 K		1-1 F7							1	0	0	0	0	0	1										
Don Baylor, R OBP: 0.332, SLG: 0.324 (1, 10)			0-0 P6						2-2 5-3	4	0	1	0	0	1	2										
Mike Gallego, R OBP: 0.303, SLG: 0.263 (1, 4)			0-0 FC6-4 1B		2-0 F8				2-1 G5-3	4	0	1	0	0	0	1										
Walt Weiss, S OBP: 0.306, SLG: 0.316 (1, 6)			0-1 FC6-4 S		2-2 F8				2-2 G4-3	4	0	0	0	0	0	2										
Inning Stats	R: 0 H: 1 E: 0 K: 2 S: 13	H: 1 LOB: 3 BB: 2 P: 25	R: 0 H: 1 E: 0 K: 1 S: 9	H: 1 LOB: 1 BB: 0 P: 11	R: 1 H: 2 E: 0 K: 0 S: 9	LOB: 2 BB: 1 P: 15	R: 0 H: 0 E: 0 K: 0 S: 6	H: 0 LOB: 0 BB: 0 P: 10	R: 1 H: 2 E: 0 K: 0 S: 12	H: 2 LOB: 1 BB: 0 P: 18	R: 0 H: 1 E: 1 K: 1 S: 15	H: 1 LOB: 3 BB: 1 P: 28	R: 0 H: 0 E: 0 K: 0 S: 4	H: 0 LOB: 0 BB: 1 P: 10	R: 0 H: 0 E: 0 K: 0 S: 10	H: 0 LOB: 0 BB: 0 P: 16	R: 2 H: 2 E: 0 K: 0 S: 15	H: 2 LOB: 1 BB: 1 P: 22	1B: 6 2B: 2 3B: 0 HR: 1	SF: 1 SAC: 0 DP: 1 HBP: 0	WP: 0 PB: 0 SB: 2 CS: 0	PA: 42				
PITCHER	IP	WLS	BF	H	R	ER	SO	BB	IBB	HBP	BLK	WP	HR	S	P	ERA	WHIP									
Charlie Leibrandt, L ERA: 3.31	(1, 1)	8.0	W	36	7	2	2	4	5	0	0	0	0	0	78	133	2.25	1.500								
Jeff Montgomery, R ERA: 3.3	(9, 1)	1.0		6	2	2	2	0	1	0	0	0	0	1	15	22	18.00	3.000								

Oakland Athletics @ Kansas City Royals
Royals Stadium, Kansas City, MO
Sat Sep 10 1988, 8:05 PM EDT
Att: 37,983 - Unknown - 72 F

AB	35
R	4
H	9
RBI	4
BB	6
SO	4
LOB	26



Batter	1	2	3	4	5	6	7	8	9	AB	R	H	RBI	BB	SO	LOB	BOTTOM										
Willie Wilson, S OBP: 0.297, SLG: 0.349 (1, 8)	3-2 G6-3	0-0 SF8		3-2 G4-3 3B	0-3 K				0-0 SF8	3	1	1	2	0	1	1											
Kevin Seitzer, R OBP: 0.380, SLG: 0.406 (1, 5)	2-2 G6-3	3-H 1B		1-1 G4-3	2-0 F7				3-H F7	5	0	1	1	0	0	1											
George Brett, L OBP: 0.598, SLG: 0.532 (1, 3)	4-2 BB		0-1 P6	3-H 1B					3-2 E1 1B	4	1	1	0	1	0	3											
Luis de los Santos, R (9, 3)										0	0	0	0	0	0	0											
Pat Tabler, R OBP: 0.354, SLG: 0.358 (9, PR)	2-2 F7	1-1 1B		4-0 1B					2-1 G6-4-3 1B	4	0	3	2	1	0	1											
Gary Thurman, R OBP: 0.200, SLG: 0.152 (9, 7)				1-2 2-3 3-H BB					2-H 1B	0	0	0	0	0	0	0											
Danny Tartabull, R OBP: 0.370, SLG: 0.500 (1, 10)			1-2 2-3 3-H 1B		0-0 F8				1-1 G6-4-3	5	1	1	0	0	0	7											
Frank White, R OBP: 0.278, SLG: 0.349 (1, 4)		4-0 1B BB	0-1 1-3 1B	2-3 K					0-0 1B	4	1	2	0	1	1	3											
Bo Jackson, R OBP: 0.354, SLG: 0.482 (8, 9)		4-2 1B BB	1-1 1-3		1-1 1B 3B				3-2 K2-3	3	3	2	0	1	0	1											
Jim Eisenreich, L OBP: 0.217, SLG: 0.273 (8, 9)		1-2 2-3 BB	1-2 1B							1	0	0	0	0	1	1											
Bill Pecota, R OBP: 0.264, SLG: 0.304 (1, 6)		1-1 1B 1B	0-3 K		1-1 1-3				1-3 K2-3	4	2	2	2	0	1	2											
Larry Owen, R OBP: 0.304, SLG: 0.226 (1, 2)		1-2 2-3 3-H 1B	2-3 K		0-1 1B				3-3 K	4	0	2	2	0	2	2											
Inning Stats	R: 0 H: 0 E: 0 K: 0 S: 13	H: 5 LOB: 3 BB: 2 P: 24	R: 0 H: 1 E: 0 K: 2 S: 10	H: 1 LOB: 1 BB: 0 P: 13	R: 1 H: 2 E: 0 K: 1 S: 13	H: 2 LOB: 2 BB: 1 P: 25	R: 0 H: 1 E: 0 K: 0 S: 8	H: 1 LOB: 1 BB: 0 P: 13	R: 2 H: 2 E: 0 K: 1 S: 11	H: 2 LOB: 0 BB: 0 P: 21	R: 1 H: 2 E: 1 K: 1 S: 13	H: 2 LOB: 1 BB: 0 P: 20	R: 0 H: 0 E: 0 K: 0 S: 11	H: 0 LOB: 0 BB: 0 P: 21	R: 1 H: 1 E: 1 K: 1 S: 13	H: 1 LOB: 1 BB: 0 P: 20	1B: 11 2B: 2 3B: 2 HR: 0	SF: 2 SAC: 0 DP: 1 HBP: 0	WP: 1 PB: 0 SB: 1 CS: 0	PA: 43							
PITCHER	IP	WLS	BF	H	R	ER	SO	BB	IBB	HBP	BLK	WP	HR	S	P	ERA	WHIP										
Storm Davis, R ERA: 3.51	(1, 1)	3.1	L	22	5	3	5	2	4	0	0	0	0	0	49	88	13.50	3.600									
Gene Nelson, R ERA: 3.31	(4, 1)	3.2		16	5	3	3	3	0	0	0	0	0	1	0	33	54	7.36	1.364								
Jim Corsi, R ERA: 4.19	(8, 1)	1.0		5	2	1	0	1	0	0	0	0	0	0	0	13	20	0.00	2.000								

Oakland Athletics @ Kansas City Royals
Royals Stadium, Kansas City, MO
Sat Sep 10 1988, 8:05 PM EDT
Att: 37,983 - Unknown - 72 F

AB	37
R	9
H	15
RBI	9
BB	4
SO	6
LOB	22



Batter	1	2	3	4	5	6	7	8	9	AB	R	H	RBI	BB	SO	LOB	TOP										
Bob Brower, R OBP: 0.316, SLG: 0.283 (1, 8)	G6-3			G1-3		F4		G6-4-3		4	0	0	0	0	0	1	Texas Rangers @ Oakland Athletics Oakland-Alameda County Coliseum, Oakland, CA Tue Sep 13 1988, 7:05 PM PDT Att: 16,255 - Unknown - 64 F livebaseballscorecards.com										
Scott Fletcher, R OBP: 0.381, SLG: 0.329 (1, 6)	G6-3			BB		K		1B BB		2	0	0	0	2	1	0											
Barbaro Garbey, R OBP: 0.280, SLG: 0.261 (1, 7)	K			K		1B		1B BB		3	0	1	0	1	2	1											
Ruben Sierra, S OBP: 0.297, SLG: 0.425 (1, 9)		L7		F7		G1-3		1B		4	0	1	0	0	0	2											
Mike Stanley, R OBP: 0.327, SLG: 0.312 (1, 10)	F9				G6-3		HR	K		4	1	1	1	0	1	3											
Pete O'Brien, L OBP: 0.354, SLG: 0.410 (1, 3)	G3-1			1B		L7			K2-3	4	0	1	0	0	1	0											
Jim Sundberg, R OBP: 0.329, SLG: 0.435 (9, PH)			G6-3		K		F4		G6-3	3	0	0	0	0	1	1											
Cecil Espy, S OBP: 0.291, SLG: 0.357 (9, PH)										1	0	0	0	0	0	0											
Steve Buechele, R OBP: 0.346, SLG: 0.414 (9, PH)			K							2	0	0	0	1	2	0											
Geno Petrilli, L OBP: 0.371, SLG: 0.408 (9, PH)										1	0	1	0	0	0	0											
Jerry Browne, S OBP: 0.314, SLG: 0.301 (9, PH)					BB		K		1B	0	0	0	0	0	0	0											
Jeff Kunkel, R OBP: 0.261, SLG: 0.382 (9, PH)			F9		L6			G6-4-3	F7	3	0	1	0	0	0	2											
Kevin Reimer, L (9, PH)								1B		1	0	0	0	0	0	1											
Inning Stats	R: 0 H: 0 E: 0 K: 1 S: 9	H: 0 LOB: 0 BB: 0 P: 12	R: 0 H: 0 E: 0 K: 0 S: 7	H: 0 LOB: 0 BB: 0 P: 9	R: 0 H: 0 E: 0 K: 1 S: 7	H: 0 LOB: 0 BB: 0 P: 13	R: 0 H: 0 E: 0 K: 1 S: 9	H: 1 LOB: 2 BB: 1 P: 17	R: 0 H: 1 E: 0 K: 1 S: 10	H: 1 LOB: 0 BB: 0 P: 18	R: 1 H: 1 E: 0 K: 1 S: 12	H: 1 LOB: 0 BB: 0 P: 18	R: 0 H: 2 E: 0 K: 1 S: 9	H: 2 LOB: 3 BB: 2 P: 21	R: 0 H: 1 E: 0 K: 1 S: 13	H: 1 LOB: 1 BB: 0 P: 17	1B: 5 2B: 0 3B: 0 HR: 1	SF: 0 SAC: 0 DP: 1 HBP: 0	WP: 0 PB: 0 SB: 0 CS: 0	PA: 36							
PITCHER	IP	WLS	BF	H	R	ER	SO	BB	IBB	HBP	BLK	WP	HR	S	P	ERA	WHIP										
Curt Young, L ERA: 4.36 (1, 1)	7.2	W	29	4	1	1	6	3	0	0	0	0	1	66	110	1.17	0.913										
Greg Cadaret, L ERA: 2.35 (8, 1)	0.1		3	1	0	0	1	1	0	0	0	0	0	6	13	0.00	6.000										
Dennis Eckersley, R ERA: 2.51 (9, 1)	1.0	S	4	1	0	0	1	0	0	0	0	0	0	13	17	0.00	1.000										

Batter	1	2	3	4	5	6	7	8	9	AB	R	H	RBI	BB	SO	LOB	BOTTOM										
Luis Polonia, L OBP: 0.343, SLG: 0.398 (1, 7)	K			G4-3		F7		CS BLK		4	0	1	0	0	1	0	Texas Rangers @ Oakland Athletics Oakland-Alameda County Coliseum, Oakland, CA Tue Sep 13 1988, 7:05 PM PDT Att: 16,255 - Unknown - 64 F livebaseballscorecards.com										
Stan Javier, S OBP: 0.324, SLG: 0.334 (9, 7)								1B		0	0	0	0	0	0	0											
Dave Henderson, R OBP: 0.383, SLG: 0.550 (1, 8)	K			BLK BB		HR		K		3	1	1	0	1	2	1											
Jose Canseco, R OBP: 0.389, SLG: 0.572 (1, 9)	K			BLK BB		HR		S CS		2	1	1	2	2	1	0											
Dave Parker, L OBP: 0.310, SLG: 0.390 (1, 10)		G5-3		G6-4-3		L8		F5		3	0	0	0	1	0	2											
Mark McGwire, R OBP: 0.349, SLG: 0.460 (1, 3)	K			G6-4-3				BB		2	0	0	0	1	1	3											
Camey Lansford, R OBP: 0.333, SLG: 0.371 (1, 5)		G5-3			G6-3		K			3	0	0	0	0	1	1											
Terry Steinbach, R OBP: 0.325, SLG: 0.383 (1, 2)				F8		F9		G5-3		3	0	0	0	0	0	0											
Ron Hassey, L OBP: 0.315, SLG: 0.370 (9, 2)										0	0	0	0	0	0	0											
Walt Weiss, S OBP: 0.305, SLG: 0.313 (1, 6)				K		1B		K		3	0	1	0	0	2	0											
Mike Gallego, R OBP: 0.300, SLG: 0.257 (1, 4)				G5-3		K		F5		3	0	0	0	0	1	1											
Inning Stats	R: 0 H: 0 E: 0 K: 3 S: 9	H: 0 LOB: 0 BB: 0 P: 15	R: 0 H: 0 E: 0 K: 1 S: 6	H: 0 LOB: 0 BB: 0 P: 10	R: 0 H: 0 E: 0 K: 1 S: 9	H: 0 LOB: 0 BB: 0 P: 10	R: 0 H: 0 E: 0 K: 0 S: 3	H: 0 LOB: 2 BB: 3 P: 15	R: 0 H: 2 E: 0 K: 1 S: 12	H: 2 LOB: 1 BB: 1 P: 22	R: 0 H: 0 E: 0 K: 1 S: 6	H: 0 LOB: 0 BB: 0 P: 11	R: 0 H: 1 E: 0 K: 1 S: 9	H: 1 LOB: 1 BB: 1 P: 16	1B: 3 2B: 0 3B: 0 HR: 1	SF: 0 SAC: 0 DP: 1 HBP: 0	WP: 0 PB: 0 SB: 1 CS: 2	PA: 31									
PITCHER	IP	WLS	BF	H	R	ER	SO	BB	IBB	HBP	BLK	WP	HR	S	P	ERA	WHIP										
Jose Guzman, R ERA: 3.67 (1, 1)	6.0	L	24	3	2	2	7	4	0	0	1	0	1	47	87	3.00	1.167										
Dwaine Henry, R ERA: 7.04 (7, 1)	1.1		6	1	0	0	2	1	0	0	1	0	0	13	23	0.00	1.500										
Mitch Williams, L ERA: 4.59 (8, 1)	0.2		1	0	0	0	0	0	0	0	0	0	0	2	4	0.00	0.000										

Batter	1	2	3	4	5	6	7	8	9	AB	R	H	RBI	BB	SO	LOB	TOP										
Oddibe McDowell, L OBP: 0.308, SLG: 0.349 (1, 8)	2-2 2B		4-1 BB		SF7			1-3 K		3	0	1	1	1	1	1	Texas Rangers @ Oakland Athletics Oakland-Alameda County Coliseum, Oakland, CA Wed Sep 14 1988, 7:05 PM PDT Att: 14,519 - Unknown - 59 F										
Jerry Browne, S OBP: 0.317, SLG: 0.296 (1, 4)	4-0 G4-6-3 BB		1-2 3-1		4-1 1B	2-1 F8		1-3 K		3	1	0	0	2	1	1											
Cecil Espy, S OBP: 0.289, SLG: 0.354 (1, 7) (8, 9)	0-3 K		1-3		1-2 1B	0-0 F9		1-1 L9		5	1	1	1	0	2	2											
Ruben Sierra, S OBP: 0.296, SLG: 0.423 Bob Brower, R OBP: 0.319, SLG: 0.283 (8, 7)	3-2 G4-6-3		1-1 E1		1-2 1B	1-1 6-3			4-2 1B BB	4	1	1	2	0	0	2											
Geno Petralli, L OBP: 0.368, SLG: 0.406 Mike Stanley, R OBP: 0.326, SLG: 0.313 (6, 3)		0-1 4-3		0-2 4-3	0-2 SF		1-1 F9		1-0 1B	2	1	0	1	0	0	1											
Kevin Reimer, L OBP: 0.333, SLG: 0.333 (1, 10)	1-3 K		1-2 3-1		1-1 SF		3-2 F2		0-0 1B	5	1	2	0	0	1	3											
Chad Kreuter, S OBP: 0.400, SLG: 1.000 (1, 2)	1-3 K				0-0 HR		0-0 FC6-4 1B		1-3 K	5	2	2	3	0	2	3											
Steve Buechele, R OBP: 0.348, SLG: 0.415 Jeff Kunkel, R OBP: 0.250, SLG: 0.379 (8, 5)			1-3 K		1-1 HR		0-0 1B		1-0 F9	4	1	2	0	0	1	0											
Curtis Wilkerson, S OBP: 0.344, SLG: 0.359 (1, 6)			2-3 K		0-0 1B		2-3 K			4	1	2	0	0	2	2											
Inning Stats	R: 0 H: 1 E: 0 K: 1 S: 11	H: 1 LOB: 1 BB: 1 P: 20	R: 0 H: 0 E: 0 K: 2 S: 9	H: 0 LOB: 0 BB: 0 P: 11	R: 0 H: 0 E: 1 K: 2 S: 14	H: 0 LOB: 1 BB: 1 P: 22	R: 0 H: 0 E: 1 K: 1 S: 10	H: 0 LOB: 2 BB: 0 P: 13	R: 9 H: 8 E: 1 K: 0 S: 28	H: 8 LOB: 1 BB: 1 P: 46	R: 0 H: 0 E: 0 K: 1 S: 5	H: 0 LOB: 0 BB: 0 P: 8	R: 0 H: 2 E: 0 K: 1 S: 12	H: 2 LOB: 2 BB: 0 P: 18	R: 0 H: 0 E: 0 K: 2 S: 8	H: 0 LOB: 0 BB: 0 P: 11		R: 0 H: 1 E: 0 K: 1 S: 8	H: 1 LOB: 2 BB: 1 P: 15	1B: 10 2B: 1 3B: 0 HR: 1	SF: 2 SAC: 0 DP: 1 HBP: 0	WP: 1 PB: 0 SB: 1 CS: 0	PA: 44				
PITCHER	IP	WLS	BF	H	R	ER	SO	BB	IBB	HBP	BLK	WP	HR	S	P	ERA	WHIP										
Dave Stewart, R ERA: 3.3 (1, 1)	4.1	L	25	8	9	8	6	3	0	0	0	1	1	66	99	16.61	2.538										
Rick Honeycutt, L ERA: 3.77 (5, 1)	0.2		3	1	0	0	0	0	0	0	0	0	0	6	13	0.00	1.500										
Dave Otto, L ERA: 2.57 (6, 1)	4.0		16	3	0	0	4	1	0	0	0	0	0	33	52	0.00	1.000										

AB	38
R	9
H	12
RBI	8
BB	4
SO	10
LOB	17




Batter	1	2	3	4	5	6	7	8	9	AB	R	H	RBI	BB	SO	LOB	BOTTOM										
Luis Polonia, L OBP: 0.341, SLG: 0.396 (1, 7)	2-1 G4-6-3 1B		1-1 5-3			3-3 K		0-2 6-3		4	0	1	0	0	1	0	Texas Rangers @ Oakland Athletics Oakland-Alameda County Coliseum, Oakland, CA Wed Sep 14 1988, 7:05 PM PDT Att: 14,519 - Unknown - 59 F										
Dave Henderson, R OBP: 0.383, SLG: 0.547 Stan Javier, S OBP: 0.323, SLG: 0.333 (7, 8)	2-1 G4-6-3		1-3 K		4-1 BB		1-3 K			2	0	0	0	1	1	1											
Jose Canseco, R OBP: 0.368, SLG: 0.570 Felix Jose, S OBP: 0.250, SLG: 0.500 (7, 9)	1-3 K		4-1 1B		1-0 BB		1-0 F8		0-1 1B 2B	2	0	0	0	1	1	1											
Dave Parker, L OBP: 0.310, SLG: 0.389 (1, 10)		2-0 4-3		1-0 1B		1-0 4-3			0-0 F7	4	0	1	0	0	0	2											
Mark McGwire, R OBP: 0.348, SLG: 0.459 Doug Jennings, L OBP: 0.394, SLG: 0.338 (7, 3)		1-1 6-3		0-0 L9			4-0 1-3 BB		2-2 F6	2	0	0	0	0	0	2											
Carney Lansford, R OBP: 0.332, SLG: 0.369 Tony Phillips, S OBP: 0.304, SLG: 0.255 (8, 6)		2-0 5-3			1-1 4-3		1-2 1-3		3-2 1B	2	0	0	0	0	0	0											
Terry Steinbach, R OBP: 0.324, SLG: 0.382 (8, 5)			2-2 L9		0-0 6-3		1-3 K		1-2 1B	4	0	1	1	0	1	1											
Walt Weiss, S OBP: 0.307, SLG: 0.314 Matt Sinatro, R OBP: 0.300, SLG: 0.556 (8, 2)			1-0 CS 1B		4-1 BB		0-0 L4		2-3 1B	2	0	1	0	1	0	1											
Mike Gallego, R OBP: 0.288, SLG: 0.255 Lance Blankenship, R (6, 4)			1-2 L5		3-2 F2			2-2 6-3		2	0	0	0	0	0	2											
Inning Stats	R: 0 H: 1 E: 0 K: 1 S: 7	H: 0 LOB: 0 BB: 0 P: 12	R: 0 H: 0 E: 0 K: 0 S: 4	H: 0 LOB: 0 BB: 0 P: 9	R: 0 H: 1 E: 0 K: 0 S: 8	H: 1 LOB: 0 BB: 0 P: 12	R: 0 H: 1 E: 0 K: 1 S: 8	H: 1 LOB: 2 BB: 1 P: 15	R: 0 H: 0 E: 0 K: 0 S: 10	H: 0 LOB: 1 BB: 1 P: 18	R: 0 H: 0 E: 0 K: 1 S: 7	H: 0 LOB: 1 BB: 1 P: 16	R: 0 H: 0 E: 0 K: 1 S: 7	H: 0 LOB: 1 BB: 1 P: 13	R: 0 H: 0 E: 0 K: 1 S: 10	H: 0 LOB: 0 BB: 0 P: 13		R: 1 H: 3 E: 0 K: 1 S: 15	H: 3 LOB: 2 BB: 0 P: 23	1B: 5 2B: 1 3B: 0 HR: 0	SF: 0 SAC: 0 DP: 1 HBP: 0	WP: 0 PB: 0 SB: 0 CS: 1	PA: 35				
PITCHER	IP	WLS	BF	H	R	ER	SO	BB	IBB	HBP	BLK	WP	HR	S	P	ERA	WHIP										
Kevin Brown, R ERA: 1.0 (1, 1)	9.0	W	35	6	1	1	6	4	0	0	0	0	0	76	131	1.00	1.111										



Batter	1	2	3	4	5	6	7	8	9	AB	R	H	RBI	BB	SO	LOB	TOP					
Oddibe McDowell, L OBP: 0.308, SLG: 0.348 (1, 8)			4-3					F7		4	0	1	0	0	1	0	Texas Rangers @ Oakland Athletics Oakland-Alameda County Coliseum, Oakland, CA Thu Sep 15 1988, 3:33 AM PDT Att: 17,265 - Overcast - 63 F					
Jerry Browne, S OBP: 0.310, SLG: 0.288 (1, 4)			1-3				L7	F7		4	0	0	0	0	1	2						
Cecil Espy, S OBP: 0.286, SLG: 0.349 (1, 7)	G3							G3		4	0	0	0	0	1	0						
Ruben Sierra, S OBP: 0.300, SLG: 0.428 (1, 9)										4	1	3	0	0	0	0						
Geno Petralli, L OBP: 0.367, SLG: 0.413 (1, 3)										4	1	1	1	0	1	3						
Kevin Reimer, L OBP: 0.200, SLG: 0.200 (1, 10)										4	0	0	0	0	1	3						
Chad Kreuter, S OBP: 0.333, SLG: 0.889 (1, 2)										4	0	1	1	0	0	0						
Steve Buechele, R OBP: 0.348, SLG: 0.414 (1, 5)										3	0	1	0	0	0	1						
Curtis Wilkerson, S OBP: 0.344, SLG: 0.356 (1, 6)										2	0	0	0	1	1	1						
Inning Stats	R: 0 E: 0 K: 2 S: 11	H: 0 LOB: 0 BB: 0 P: 19	R: 1 E: 0 K: 0 S: 10	H: 2 LOB: 1 BB: 0 P: 14	R: 0 E: 0 K: 1 S: 7	H: 0 LOB: 0 BB: 0 P: 10	R: 0 E: 0 K: 0 S: 8	H: 1 LOB: 1 BB: 0 P: 11	R: 0 E: 0 K: 3 S: 10	H: 1 LOB: 2 BB: 0 P: 17	R: 0 E: 0 K: 3 S: 10	H: 1 LOB: 0 BB: 0 P: 16	R: 0 E: 0 K: 0 S: 4	H: 1 LOB: 0 BB: 0 P: 5	R: 0 E: 0 K: 0 S: 7	H: 0 LOB: 0 BB: 0 P: 11	R: 1 E: 0 K: 0 S: 4	H: 1 LOB: 0 BB: 0 P: 8	1B: 4 2B: 1 3B: 1 HR: 1	SF: 0 SAC: 0 DP: 1 HBP: 0	WP: 0 PB: 0 SB: 1 CS: 0	PA: 34
PITCHER Todd Burns, R ERA: 3.26 (1, 1)	IP: 9.0 WLS: W BF: 34 H: 7 R: 2 ER: 2 SO: 6 BB: 1 IBB: 0 HBP: 0 BLK: 0 WP: 0 HR: 1 S: 71 P: 111 ERA: 2.00 WHIP: 0.889															PITCHER						

AB	33
R	2
H	7
RBI	2
BB	1
SO	6
LOB	10



Batter	1	2	3	4	5	6	7	8	9	AB	R	H	RBI	BB	SO	LOB	BOTTOM					
Luis Polonia, L OBP: 0.338, SLG: 0.389 (1, 7)										4	1	0	0	1	2	2	Texas Rangers @ Oakland Athletics Oakland-Alameda County Coliseum, Oakland, CA Thu Sep 15 1988, 3:33 AM PDT Att: 17,265 - Overcast - 63 F					
Dave Henderson, R OBP: 0.385, SLG: 0.546 (1, 8)										3	2	1	1	2	1	1						
Jose Canseco, R OBP: 0.387, SLG: 0.567 (1, 9)										5	1	1	0	0	2	3						
Dave Parker, L OBP: 0.312, SLG: 0.390 (1, 10)										4	0	2	3	0	1	0						
Ron Hassey, L OBP: 0.319, SLG: 0.373 (1, 2)										3	0	2	0	1	1	0						
Doug Jennings, L OBP: 0.393, SLG: 0.329 Mike Gallego, R OBP: 0.297, SLG: 0.254 (6, 4)										2	0	0	0	1	1	4						
Terry Steinbach, R OBP: 0.324, SLG: 0.390 (6, 3)										1	0	0	0	0	0	1						
Tony Phillips, S OBP: 0.308, SLG: 0.284 (6, 5)										4	1	1	1	0	2	5						
Walt Weiss, S OBP: 0.307, SLG: 0.312 (1, 6)										4	1	2	1	0	1	1						
Inning Stats	R: 2 E: 0 K: 0 S: 16	H: 3 LOB: 2 BB: 1 P: 27	R: 0 E: 0 K: 1 S: 8	H: 1 LOB: 1 BB: 0 P: 15	R: 0 E: 0 K: 2 S: 7	H: 0 LOB: 0 BB: 0 P: 11	R: 0 E: 0 K: 2 S: 9	H: 0 LOB: 1 BB: 1 P: 19	R: 2 E: 1 K: 2 S: 18	H: 3 LOB: 2 BB: 1 P: 34	R: 1 E: 0 K: 1 S: 7	H: 1 LOB: 0 BB: 0 P: 10	R: 0 E: 0 K: 1 S: 9	H: 0 LOB: 1 BB: 1 P: 17	R: 1 E: 0 K: 2 S: 12	H: 1 LOB: 2 BB: 2 P: 24	R: 1 E: 0 K: 2 S: 10	H: 1 LOB: 2 BB: 2 P: 24	1B: 6 2B: 1 3B: 0 HR: 2	SF: 0 SAC: 0 DP: 0 HBP: 0	WP: 2 PB: 1 SB: 1 CS: 0	PA: 39
PITCHER Bobby Witt, R ERA: 4.24 Cecilio Guante, R ERA: 2.66 Dwayne Henry, R ERA: 6.75	IP: 7.0 WLS: L BF: 33 H: 8 R: 5 ER: 5 SO: 9 BB: 4 IBB: 0 HBP: 0 BLK: 1 WP: 2 HR: 1 S: 74 P: 133 ERA: 6.43 WHIP: 1.714															PITCHER						

AB	33
R	6
H	9
RBI	6
BB	6
SO	11
LOB	19



Batter	1	2	3	4	5	6	7	8	9	AB	R	H	RBI	BB	SO	LOB	TOP					
Kevin Seitzer, R (1, 5) OBP: 0.378, SLG: 0.405	L8		K			1-6-3		2B		4	0	1	2	0	1	0	Kansas City Royals @ Oakland Athletics Oakland-Alameda County Coliseum, Oakland, CA Fri Sep 16 1988, 7:05 PM PDT Att: 33,881 - Unknown - 60 F livebaseballscorecards.com					
Bill Pecota, R (1, 6) OBP: 0.278, SLG: 0.291	6-3		L9			5-3		BB		3	0	0	0	1	0	0						
George Brett, L (1, 3) OBP: 0.396, SLG: 0.529					F7		3-1	G3		3	0	0	0	1	0	2						
Pat Tabler, R (1, 7) OBP: 0.351, SLG: 0.362 Jim Eisenreich, L (9, PH) OBP: 0.220, SLG: 0.276					F7		K		6-3	3	0	0	0	0	2	1						
Danny Tartabull, R (1, 9) OBP: 0.369, SLG: 0.504					F3		F9			4	1	2	1	0	0	0						
Bill Buckner, L (1, 10) OBP: 0.284, SLG: 0.331 Gary Thurman, R (8, PR) OBP: 0.179, SLG: 0.135					F9		F7		SH1 2B	3	0	1	0	0	0	1						
Frank White, R (1, 4) OBP: 0.273, SLG: 0.341					F9		F2		SH1	1	1	0	0	0	1	0						
Bo Jackson, R (1, 8) OBP: 0.290, SLG: 0.468					F9		K		F6	3	0	0	0	0	3	3						
Jamie Quirk, L (1, 2) OBP: 0.319, SLG: 0.408					F7		K			2	1	0	0	1	1	0						
Inning Stats	R: 0 E: 0 S: 12	H: 0 LOB: 1 BB: 1 P: 21	R: 0 E: 0 S: 9	H: 1 LOB: 1 BB: 0 P: 14	R: 0 E: 0 S: 5	H: 0 LOB: 0 BB: 0 P: 9	R: 0 E: 0 S: 7	H: 0 LOB: 0 BB: 0 P: 9	R: 0 E: 0 S: 6	H: 0 LOB: 0 BB: 0 P: 11	R: 0 E: 0 S: 9	H: 0 LOB: 0 BB: 0 P: 10	R: 0 E: 0 S: 7	H: 0 LOB: 0 BB: 0 P: 12	R: 2 E: 0 S: 14	H: 2 LOB: 2 BB: 2 P: 27		R: 1 E: 0 S: 10	H: 1 LOB: 0 BB: 0 P: 18	1B: 1 2B: 2 3B: 0 HR: 1	SF: 0 SAC: 1 DP: 0 HBP: 0	WP: 0 PB: 0 SB: 1 CS: 0
PITCHER Bob Welch, R (1, 1) ERA: 3.66	IP: 9.0 WLS: L BF: 34	H: 4 R: 3 ER: 3 SO: 8	BB: 3 IBB: 0 HBP: 0 BLK: 0	WP: 0 HR: 1 S: 79 P: 131	ERA: 3.00 WHIP: 0.778	PITCHER										IP: 9.0 WLS: W BF: 29	H: 2 R: 0 ER: 0 SO: 8	BB: 0 IBB: 0 HBP: 1 BLK: 0	WP: 0 HR: 0 S: 72 P: 120	ERA: 0.00 WHIP: 0.222		


Batter	1	2	3	4	5	6	7	8	9	AB	R	H	RBI	BB	SO	LOB	BOTTOM			
Luis Polonia, L (1, 7) OBP: 0.333, SLG: 0.383	B5-3			F7		F6			F5	4	0	0	0	0	0	1	Kansas City Royals @ Oakland Athletics Oakland-Alameda County Coliseum, Oakland, CA Fri Sep 16 1988, 7:05 PM PDT Att: 33,881 - Unknown - 60 F livebaseballscorecards.com			
Dave Henderson, R (1, 8) OBP: 0.383, SLG: 0.541	L8			F8				K	K	4	0	0	0	0	2	1				
Jose Canseco, R (1, 9) OBP: 0.385, SLG: 0.564	5-3			K				K		3	0	0	0	0	2	0				
Dave Parker, L (1, 10) OBP: 0.312, SLG: 0.389				5-3		G5-3 1B		F8		3	0	1	0	0	0	0				
Ron Hassey, L (1, 2) OBP: 0.319, SLG: 0.373				6-3		G5-3 1B		L8		3	0	1	0	0	0	0				
Terry Steinbach, R (1, 3) OBP: 0.321, SLG: 0.386				K		G5-3		K		3	0	0	0	0	2	2				
Tony Phillips, S (1, 5) OBP: 0.303, SLG: 0.279				K		F8		K		3	0	0	0	0	2	1				
Walt Weiss, S (1, 6) OBP: 0.307, SLG: 0.311				6-3				F7		2	0	0	0	0	0	0				
Mike Gallego, R (1, 4) OBP: 0.295, SLG: 0.252 Doug Jennings, L (9, PH) OBP: 0.389, SLG: 0.325				6-3				4-3		2	0	0	0	0	0	0				
Inning Stats	R: 0 E: 0 S: 6	H: 0 LOB: 0 BB: 0 P: 9	R: 0 E: 0 S: 10	H: 0 LOB: 0 BB: 0 P: 17	R: 0 E: 0 S: 8	H: 0 LOB: 0 BB: 0 P: 12	R: 0 E: 0 S: 8	H: 0 LOB: 0 BB: 0 P: 14	R: 0 E: 0 S: 5	H: 2 LOB: 1 BB: 0 P: 9	R: 0 E: 0 S: 8	H: 0 LOB: 0 BB: 0 P: 14	R: 0 E: 0 S: 13	H: 0 LOB: 0 BB: 0 P: 21	R: 0 E: 0 S: 9	H: 0 LOB: 1 BB: 0 P: 15		1B: 2 2B: 0 3B: 0 HR: 0	SF: 0 SAC: 0 DP: 1 HBP: 1	WP: 0 PB: 0 SB: 0 CS: 0
PITCHER Mark Gubicza, R (1, 1) ERA: 2.73	IP: 9.0 WLS: W BF: 29	H: 2 R: 0 ER: 0 SO: 8	BB: 0 IBB: 0 HBP: 1 BLK: 0	WP: 0 HR: 0 S: 72 P: 120	ERA: 0.00 WHIP: 0.222	PITCHER										IP: 9.0 WLS: W BF: 29	H: 2 R: 0 ER: 0 SO: 8	BB: 0 IBB: 0 HBP: 1 BLK: 0	WP: 0 HR: 0 S: 72 P: 120	ERA: 0.00 WHIP: 0.222




Batter	1	2	3	4	5	6	7	8	9	AB	R	H	RBI	BB	SO	LOB	TOP			
Gary Thurman, R OBP: 0.186, SLG: 0.146 (1, 8)	1-2 1-3		0-0 L3 1B			0-3 K	1-2 4-3			4	0	1	0	0	1	2	Kansas City Royals @ Oakland Athletics Oakland-Alameda County Coliseum, Oakland, CA Sat Sep 17 1988, 3:33 AM PDT Att: 43,875 - Sunny - 68 F			
Kevin Seitzer, R OBP: 0.377, SLG: 0.407 (1, 5)	1-0 G3		0-0 L3 1-2			2-2 1B 3B		2-2 6-3		4	1	1	0	0	0	1				
George Brett, L OBP: 0.397, SLG: 0.529 (1, 3)	3-2 BB 1B		3-2 3-1			0-0 G6-3 1B		1-3 K		4	0	2	1	0	1	0				
Pat Tabler, R OBP: 0.350, SLG: 0.361 (1, 10)	0-1 BB 1B			1-1 L9		1-1 G6-3 1-2		3-3 K		4	0	1	0	0	1	1				
Danny Tartabull, R OBP: 0.369, SLG: 0.503 (5, 9)	4-2		2-2 G1			3-2 SH3-4 1B SF8 1B		4-2 CS BB		1	0	0	0	1	0	0				
Jim Eisenreich, L OBP: 0.228, SLG: 0.280 (7, 7)	1-2 BB									1	1	1	0	1	0	0				
Bo Jackson, R OBP: 0.289, SLG: 0.466 (7, PH)	2-3 2-3 K		0-3 K			0-1 SH3-4 1B		1-3 K		2	0	0	0	0	2	3				
Frank White, R OBP: 0.274, SLG: 0.341 (7, 4)						1-2 1B		1-2 K		2	0	1	0	0	1	1				
Bill Pecota, R OBP: 0.273, SLG: 0.285 (7, 9)		1-2 F7			2-3 K			0-0 SH3-4		3	0	0	0	0	2	0				
Brad Wellman, R OBP: 0.298, SLG: 0.313 (7, PH)		3-2 F8			1-3 K			2-0 SF8		2	0	0	0	0	1	0				
Bill Buckner, L OBP: 0.263, SLG: 0.331 (7, 2)								3-H 4-1 BB		0	0	0	1	0	0	0				
Jamie Quirk, L OBP: 0.319, SLG: 0.408 (7, 2)										0	0	0	0	0	0	0				
Larry Owen, R OBP: 0.286, SLG: 0.203 (7, PH)		1-3 K			1-2 1-3					2	0	0	0	0	1	0				
Luis de los Santos, R OBP: 0.274, SLG: 0.341 (7, 6)										0	0	0	0	1	0	0				
Dave Owen, S (7, 6)										0	0	0	0	0	0	0				
Inning Stats	R: 0 H: 2 E: 0 K: 1 S: 17	H: 2 R: 1 BB: 1 P: 28	R: 0 H: 0 E: 0 K: 1 S: 10	H: 0 R: 0 BB: 0 P: 15	R: 0 H: 1 E: 0 K: 0 S: 5	H: 0 R: 0 BB: 0 P: 11	R: 0 H: 0 E: 0 K: 1 S: 11	H: 0 R: 0 BB: 0 P: 15	R: 1 H: 2 E: 0 K: 1 S: 9	H: 2 R: 0 BB: 0 P: 12	R: 1 H: 2 E: 0 K: 0 S: 11	H: 2 R: 0 BB: 1 P: 21	R: 0 H: 0 E: 0 K: 2 S: 9	H: 0 R: 0 BB: 0 P: 15	R: 0 H: 0 E: 0 K: 2 S: 10	H: 0 R: 0 BB: 1 P: 15	1B: 6 2B: 1 3B: 1 HR: 0	SF: 1 SAC: 1 DP: 2 HBP: 0	WP: 0 PB: 0 SB: 0 CS: 1	PA: 34
PITCHER	IP	WLS	BF	H	R	ER	SO	BB	IBB	HBP	BLK	WP	HR	S	P	ERA	WHIP			
Dave Otto, L ERA: 1.8	3.0		12	3	0	0	2	1	0	0	0	0	0	32	51	0.00	1.333			
Eric Plunk, R ERA: 2.89	3.1	W	13	4	2	2	4	0	0	0	0	0	0	34	47	5.40	1.200			
Rick Honeycutt, L ERA: 3.74	0.2		3	0	0	0	0	1	0	0	0	0	0	5	12	0.00	1.500			
Dennis Eckersley, R ERA: 2.43	2.0	S	6	0	0	0	4	1	0	0	0	0	0	19	30	0.00	0.500			

Batter	1	2	3	4	5	6	7	8	9	AB	R	H	RBI	BB	SO	LOB	BOTTOM			
Luis Polonia, L OBP: 0.337, SLG: 0.386 (1, 7)	1-3 K									3	0	2	1	0	1	0	Kansas City Royals @ Oakland Athletics Oakland-Alameda County Coliseum, Oakland, CA Sat Sep 17 1988, 3:33 AM PDT Att: 43,875 - Sunny - 68 F			
Dave Henderson, R OBP: 0.364, SLG: 0.542 (8, PH)		1-H S 1B								1	0	1	0	0	0	0				
Stan Javier, S OBP: 0.322, SLG: 0.331 (9, 7)	4-1 S BB		2-3 K			3-2 F8		1-1 FC6-4 1B		3	0	0	0	1	1	3				
Jose Canseco, R OBP: 0.386, SLG: 0.563 (1, 9)	3-3 K		4-1 CS BB			0-1 6-3		0-0 4-3 1B		3	0	1	0	1	1	1				
Dave Parker, L OBP: 0.309, SLG: 0.385 (1, 10)	1-0 F8		3-2 G3			1-0 L9		3-2 4-3		4	0	0	0	0	0	4				
Mark McGwire, R OBP: 0.349, SLG: 0.460 (3, PH)		2-2 HR 1B				2-2 F7		0-3 K		1	1	1	0	0	0	0				
Doug Jennings, L OBP: 0.382, SLG: 0.318 (8, 4)										2	0	0	0	0	1	0				
Mike Gallego, R OBP: 0.294, SLG: 0.251 (8, 4)										1	0	0	0	0	1	2				
Ron Hassey, L OBP: 0.319, SLG: 0.370 (1, 2)		2-3 K			4-2 G4-6-3 1B BB			1-1 6-3		2	0	0	0	1	1	1				
Terry Steinbach, R OBP: 0.324, SLG: 0.398 (8, 3)	1-0 HR				1-2 G4-6-3 1B			1-0 L7		3	1	2	2	0	0	0				
Tony Phillips, S OBP: 0.299, SLG: 0.274 (8, 5)		0-3 K			1-0 G4-6-3			1-2 6-3		3	0	0	0	0	1	2				
Walt Weiss, S OBP: 0.307, SLG: 0.309 (1, 6)		4-2 S 1B BB			0-1 3-1			3-2 1-4-3		2	1	0	0	1	0	1				
Inning Stats	R: 0 H: 0 E: 0 K: 2 S: 8	H: 0 R: 0 BB: 1 P: 17	R: 3 H: 3 E: 0 K: 3 S: 22	H: 3 R: 1 BB: 1 P: 34	R: 0 H: 0 E: 0 K: 1 S: 8	H: 0 R: 0 BB: 1 P: 16	R: 0 H: 1 E: 0 K: 0 S: 9	H: 1 R: 0 BB: 1 P: 15	R: 0 H: 1 E: 0 K: 0 S: 9	H: 1 R: 0 BB: 0 P: 12	R: 0 H: 0 E: 0 K: 0 S: 6	H: 0 R: 0 BB: 0 P: 10	R: 0 H: 0 E: 0 K: 0 S: 7	H: 0 R: 0 BB: 0 P: 12	R: 0 H: 2 E: 0 K: 1 S: 13	H: 2 R: 0 BB: 0 P: 19		1B: 6 2B: 0 3B: 0 HR: 1	SF: 0 SAC: 0 DP: 1 HBP: 0	WP: 0 PB: 0 SB: 3 CS: 2
PITCHER	IP	WLS	BF	H	R	ER	SO	BB	IBB	HBP	BLK	WP	HR	S	P	ERA	WHIP			
Tom Gordon, R ERA: 3.0	6.0	L	24	5	3	3	6	4	0	0	0	0	0	62	104	4.50	1.500			
Israel Sanchez, L ERA: 4.73	1.1		5	1	0	0	0	0	0	0	0	0	0	12	20	0.00	0.750			
Jeff Montgomery, R ERA: 3.3	0.0		1	1	0	0	0	0	0	0	0	0	0	1	1	*	*			
Jerry Don Gleaton, L ERA: 3.21	0.2		2	0	0	0	1	0	0	0	0	0	0	7	10	0.00	0.000			

AB 29
R 2
H 7
RBI 2
BB 3
SO 10
LOB 8



AB 28
R 3
H 7
RBI 3
BB 4
SO 7
LOB 14



Batter	1	2	3	4	5	6	7	8	9	10	11	AB	R	H	RBI	BB	SO	LOB									
Gary Thurman, R OBP: 0.188, SLG: 0.152												5	0	1	0	0	2	3									
Kevin Seltzer, R OBP: 0.319, SLG: 0.408												4	1	2	0	1	1	1									
George Brett, L OBP: 0.395, SLG: 0.528												5	1	1	1	0	0	3									
Pat Tabler, R OBP: 0.352, SLG: 0.361												0	0	0	0	0	0	0									
Jim Eisenreich, L OBP: 0.225, SLG: 0.275												3	0	0	0	0	1	1									
Danny Tartabull, R OBP: 0.368, SLG: 0.502												1	0	0	0	0	0	1									
Bo Jackson, R OBP: 0.289, SLG: 0.466												0	0	0	0	0	0	0									
Frank White, R OBP: 0.275, SLG: 0.341												4	0	1	0	1	0	4									
Luis de los Santos, R OBP: 0.206, SLG: 0.231												5	0	1	1	0	1	2									
Bill Pecota, R OBP: 0.276, SLG: 0.288												5	0	2	0	0	0	1									
Brad Wellman, R OBP: 0.292, SLG: 0.306												5	0	1	0	0	2	3									
Larry Owen, R OBP: 0.296, SLG: 0.208												3	0	1	0	1	0	0									
Bill Buckner, L OBP: 0.282, SLG: 0.330												1	0	0	0	0	0	1									
Jamie Quirk, L OBP: 0.319, SLG: 0.408												0	0	0	0	0	0	0									
Inning Stats	R: 0 E: 0 K: 1 S: 12	H: 1 LOB: 2 BB: 0 P: 19	R: 0 E: 0 K: 1 S: 12	H: 2 LOB: 2 BB: 0 P: 16	R: 2 E: 0 K: 1 S: 11	H: 2 LOB: 1 BB: 1 P: 20	R: 0 E: 0 K: 0 S: 7	H: 0 LOB: 0 BB: 0 P: 12	R: 0 E: 0 K: 1 S: 7	H: 2 LOB: 1 BB: 0 P: 13	R: 0 E: 0 K: 0 S: 4	H: 0 LOB: 0 BB: 1 P: 11	R: 0 E: 0 K: 2 S: 10	H: 0 LOB: 1 BB: 1 P: 18	R: 0 E: 0 K: 0 S: 8	H: 1 LOB: 1 BB: 0 P: 13	R: 0 E: 0 K: 1 S: 11	H: 1 LOB: 1 BB: 0 P: 14	1B: 8 2B: 1 3B: 1 HR: 0	SF: 0 SAC: 0 DP: 2 HBP: 1	WP: 0 PB: 0 SB: 1 CS: 0	PA: 45					
PITCHER	IP ERA	WLS BF	H R	ER SO	BB IBB	HBP BLK	WP HR	S P	ERA WHIP																		
Curt Young, L ERA: 4.27	(1, 1)	8.0	33	8	2	0	0	3	1	0	0	0	0	0	0	0	0	0	29	45	0.00	1.000					
Greg Cadaret, L ERA: 2.25	(9, 1)	3.0	12	2	0	0	0	3	1	0	0	0	0	0	0	0	0	0	29	45	0.00	1.000					

Kansas City Royals @ Oakland Athletics
Oakland-Alameda County Coliseum, Oakland, CA

Sun Sep 18 1988, 3:33 AM PDT
Att: 35,515 - Sunny - 72 F

livebaseballscores.com

AB 41
R 2
H 10
RBI 2
BB 3
SO 7
LOB 20

Batter	1	2	3	4	5	6	7	8	9	10	11	AB	R	H	RBI	BB	SO	LOB									
Luis Polonia, L OBP: 0.338, SLG: 0.388												4	2	1	0	1	2	1									
Stan Javier, S OBP: 0.321, SLG: 0.327												4	0	0	0	1	0	2									
Jose Canseco, R OBP: 0.394, SLG: 0.565												5	1	1	2	0	1	2									
Terry Steinbach, R OBP: 0.328, SLG: 0.396												2	0	0	0	2	0	0									
Dave Henderson, R OBP: 0.362, SLG: 0.538												4	0	0	1	1	1	2									
Doug Jennings, L OBP: 0.377, SLG: 0.326												4	0	1	0	0	0	2									
Tony Phillips, S OBP: 0.298, SLG: 0.274												4	0	1	0	0	2	1									
Walt Weiss, S OBP: 0.307, SLG: 0.308												4	0	1	0	0	2	1									
Mike Gallego, R OBP: 0.291, SLG: 0.248												3	0	0	0	0	1	0									
Inning Stats	R: 2 E: 0 K: 0 S: 14	H: 1 LOB: 1 BB: 2 P: 27	R: 0 E: 0 K: 2 S: 9	H: 0 LOB: 0 BB: 0 P: 13	R: 0 E: 0 K: 1 S: 9	H: 0 LOB: 0 BB: 0 P: 14	R: 0 E: 0 K: 0 S: 7	H: 1 LOB: 1 BB: 0 P: 9	R: 0 E: 0 K: 1 S: 7	H: 1 LOB: 1 BB: 0 P: 9	R: 0 E: 0 K: 2 S: 9	H: 0 LOB: 0 BB: 0 P: 14	R: 0 E: 0 K: 3 S: 9	H: 0 LOB: 0 BB: 0 P: 15	R: 0 E: 0 K: 0 S: 6	H: 0 LOB: 0 BB: 0 P: 7	R: 0 E: 0 K: 0 S: 6	H: 0 LOB: 0 BB: 1 P: 13	R: 0 E: 0 K: 0 S: 6	H: 1 LOB: 0 BB: 0 P: 6	R: 1 E: 0 K: 0 S: 6	H: 1 LOB: 3 BB: 3 P: 18	1B: 2 2B: 2 3B: 0 HR: 1	SF: 0 SAC: 1 DP: 0 HBP: 1	WP: 0 PB: 0 SB: 0 CS: 1	PA: 41	
PITCHER	IP ERA	WLS BF	H R	ER SO	BB IBB	HBP BLK	WP HR	S P	ERA WHIP																		
Bret Saberhagen, R ERA: 3.8	(1, 1)	9.0	33	3	2	0	0	9	2	1	0	0	0	0	0	0	0	0	12	24	6.75	3.000					
Steve Farr, R ERA: 2.22	(10, 1)	1.1	8	2	1	1	0	0	2	1	0	0	0	0	0	0	0	0	12	24	6.75	3.000					

Kansas City Royals @ Oakland Athletics
Oakland-Alameda County Coliseum, Oakland, CA

Sun Sep 18 1988, 3:33 AM PDT
Att: 35,515 - Sunny - 72 F

livebaseballscores.com

AB 34
R 3
H 5
RBI 3
BB 5
SO 9
LOB 11

Batter	1	2	3	4	5	6	7	8	9	AB	R	H	RBI	BB	SO	LOB	TOP										
John Moses, S OBP: 0.365, SLG: 0.423 (1, 7)										5	1	2	0	0	1	1	Minnesota Twins @ Oakland Athletics Oakland-Alameda County Coliseum, Oakland, CA Mon Sep 19 1988, 7:05 PM PDT Att: 42,186 - Unknown - 61 F										
Tom Herr, S OBP: 0.343, SLG: 0.312 (1, 4)										4	1	1	0	0	1	2											
Randy Bush, L OBP: 0.360, SLG: 0.435 Dan Gladden, R OBP: 0.316, SLG: 0.401 (7, PH) (7, 7)										3	0	1	2	0	0	0											
Kirby Puckett, R OBP: 0.364, SLG: 0.532 (1, 8)										4	0	1	1	0	1	1											
Jim Dwyer, L OBP: 0.375, SLG: 0.365 John Christensen, R OBP: 0.351, SLG: 0.412 Eric Bullock, L OBP: 0.300, SLG: 0.125 (8, PH) (8, PH)										3	0	2	0	0	0	2											
Gene Larkin, S OBP: 0.383, SLG: 0.393 (1, 3)										3	0	0	0	1	0	3											
Tim Laudner, R OBP: 0.316, SLG: 0.406 (1, 2)										4	0	0	0	0	3	3											
Al Newman, S OBP: 0.313, SLG: 0.257 (1, 5)										3	0	0	0	1	0	1											
Greg Gagne, R OBP: 0.287, SLG: 0.391 Gary Gaetti, R OBP: 0.355, SLG: 0.555 Doug Baker, S Brian Harper, R OBP: 0.335, SLG: 0.424 (6, PH) (6, 6) (9, PH)										2	1	1	0	0	1	0											
Inning Stats	R: 1 E: 0 K: 1 S: 12	H: 1 LOB: 0 BB: 0 P: 20	R: 0 E: 0 K: 0 S: 6	H: 1 LOB: 1 BB: 0 P: 8	R: 2 E: 0 K: 1 S: 17	H: 4 LOB: 2 BB: 0 P: 25	R: 0 E: 0 K: 2 S: 13	H: 0 LOB: 0 BB: 0 P: 16	R: 0 E: 0 K: 0 S: 8	H: 1 LOB: 3 BB: 2 P: 31	R: 0 E: 0 K: 1 S: 8	H: 1 LOB: 1 BB: 0 P: 12	R: 0 E: 0 K: 1 S: 11	H: 0 LOB: 0 BB: 0 P: 16	R: 0 E: 0 K: 0 S: 10	H: 0 LOB: 0 BB: 0 P: 13		1B: 8 2B: 0 3B: 0 HR: 0	SF: 0 SAC: 0 DP: 0 HBP: 0	WP: 0 PB: 0 SB: 0 CS: 0	PA: 37						
PITCHER	IP	WLS	BF	H	R	ER	SO	BB	IBB	HBP	BLK	WP	HR	S	P	ERA	WHIP										
Dave Stewart, R ERA: 3.33 (1, 1)	6.1	W	29	8	3	3	6	2	0	0	1	0	0	79	116	4.26	1.579										
Rick Honeycutt, L ERA: 3.7 (7, 1)	0.2		2	0	0	0	0	0	0	0	0	0	0	4	6	0.00	0.000										
Dennis Eckersley, R ERA: 2.36 (8, 1)	2.0	S	6	0	0	0	1	0	0	0	0	0	0	21	29	0.00	0.000										

Batter	1	2	3	4	5	6	7	8	9	AB	R	H	RBI	BB	SO	LOB	BOTTOM										
Luis Polonia, L OBP: 0.346, SLG: 0.391 (1, 7)										3	0	2	0	2	0	2	Minnesota Twins @ Oakland Athletics Oakland-Alameda County Coliseum, Oakland, CA Mon Sep 19 1988, 7:05 PM PDT Att: 42,186 - Unknown - 61 F										
Dave Henderson, R OBP: 0.355, SLG: 0.533 (1, 8)										4	0	0	0	0	1	5											
Jose Canseco, R OBP: 0.386, SLG: 0.564 (1, 9)										4	1	2	0	1	0	3											
Dave Parker, L OBP: 0.310, SLG: 0.394 (1, 10)										5	1	2	2	0	0	4											
Carney Lansford, R OBP: 0.333, SLG: 0.369 (1, 5)										3	1	1	0	1	1	1											
Terry Steinbach, R OBP: 0.330, SLG: 0.395 Lance Blankenship, R Ron Hassey, L OBP: 0.319, SLG: 0.370 (7, PR) (8, 2)										3	1	1	0	1	0	1											
Stan Javier, S OBP: 0.320, SLG: 0.326 (1, 3)										4	1	1	1	0	0	2											
Walt Weiss, S OBP: 0.306, SLG: 0.308 (1, 6)										4	0	1	0	0	1	2											
Mike Gallego, R OBP: 0.297, SLG: 0.253 (1, 4)										3	0	2	1	1	0	0											
Inning Stats	R: 0 E: 0 K: 0 S: 7	H: 1 LOB: 0 BB: 0 P: 13	R: 2 E: 1 K: 2 S: 25	H: 3 LOB: 3 BB: 2 P: 40	R: 3 E: 0 K: 0 S: 15	H: 5 LOB: 2 BB: 0 P: 22	R: 0 E: 0 K: 0 S: 11	H: 2 LOB: 1 BB: 0 P: 18	R: 0 E: 0 K: 0 S: 9	H: 1 LOB: 2 BB: 1 P: 16	R: 0 E: 0 K: 1 S: 7	H: 0 LOB: 2 BB: 1 P: 14	R: 0 E: 0 K: 0 S: 5	H: 0 LOB: 2 BB: 2 P: 15	1B: 11 2B: 0 3B: 0 HR: 1	SF: 0 SAC: 1 DP: 1 HBP: 0		WP: 1 PB: 0 SB: 1 CS: 1	PA: 40								
PITCHER	IP	WLS	BF	H	R	ER	SO	BB	IBB	HBP	BLK	WP	HR	S	P	ERA	WHIP										
Freddie Toliver, R ERA: 4.05 (1, 1)	2.2	L	17	8	5	5	2	2	0	0	0	0	1	44	71	16.88	3.750										
Roy Smith, R ERA: 3.12 (3, 1)	3.1		14	4	0	0	0	0	1	0	0	0	0	30	52	0.00	1.200										
Juan Berenguer, R ERA: 4.14 (7, 1)	2.0		9	0	0	0	1	3	0	0	1	0	0	12	29	0.00	1.500										

AB	35
R	3
H	8
RBI	3
BB	2
SO	7
LOB	17



AB	33
R	5
H	12
RBI	4
BB	6
SO	3
LOB	20



Batter	1	2	3	4	5	6	7	8	9	AB	R	H	RBI	BB	SO	LOB	TOP					
Dan Gladden, R OBP: 0.317, SLG: 0.401 Mark Davidson, R OBP: 0.296, SLG: 0.320 (7, 7)	F9		F8		WP 1B		1B BB	K		3	0	1	0	1	0	1	Minnesota Twins @ Oakland Athletics Oakland-Alameda County Coliseum, Oakland, CA Tue Sep 20 1988, 7:05 PM PDT Att: 29,585 - Unknown - 62 F livebaseballscorecards.com					
Tom Herr, S OBP: 0.344, SLG: 0.311 (1, 4)	G1-6-3 BB		L7		L8		1B 1B	G6-3		4	1	1	0	1	0	2						
Randy Bush, L OBP: 0.359, SLG: 0.433 John Christensen, R OBP: 0.342, SLG: 0.400 (1, 9) (9, PH)	G1-6-3			P3	G6-3		1B	G1-3		4	0	1	1	0	0	2						
Kirby Puckett, R OBP: 0.368, SLG: 0.534 (1, 8)		G4-3 WP 1B		BB 1B		1B 1B	G5-4-3		P3	5	0	4	1	0	0	0						
Jim Dwyer, L OBP: 0.385, SLG: 0.360 Gary Gaetti, R OBP: 0.354, SLG: 0.554 (1, 10) (7, PH)		K		BB		1B BB	G5-4-3			1	0	0	0	2	1	1						
Gene Larkin, S OBP: 0.381, SLG: 0.389 (1, 3)		G4-3		K		BB		G5-3		4	0	0	0	0	1	5						
Tim Laudner, R OBP: 0.315, SLG: 0.405 (1, 2)		L7		K		P6		P6		4	0	1	0	0	1	5						
Al Newman, S OBP: 0.316, SLG: 0.258 (1, 5)				1B	F7		K		FC5 BB	3	0	1	0	1	1	2						
Greg Gagne, R OBP: 0.287, SLG: 0.397 (1, 6)			P3			HR		K	FC5	4	1	1	1	0	1	3						
Inning Stats	R: 0 E: 0 K: 0 S: 8	H: 0 LOB: 0 BB: 1 P: 13	R: 0 E: 0 K: 1 S: 9	H: 1 LOB: 1 BB: 0 P: 14	R: 0 E: 0 K: 0 S: 15	H: 1 LOB: 1 BB: 0 P: 23	R: 0 E: 0 K: 2 S: 18	H: 1 LOB: 2 BB: 1 P: 31	R: 1 E: 0 K: 0 S: 11	H: 2 LOB: 1 BB: 0 P: 21	R: 0 E: 0 K: 1 S: 10	H: 1 LOB: 2 BB: 1 P: 20	R: 2 E: 0 K: 1 S: 11	H: 3 LOB: 2 BB: 1 P: 20	R: 0 E: 0 K: 1 S: 10	H: 1 LOB: 2 BB: 1 P: 20		R: 0 E: 0 K: 0 S: 6	H: 0 LOB: 0 BB: 0 P: 9	1B: 9 2B: 0 3B: 0 HR: 1	SF: 0 SAC: 0 DP: 2 HBP: 0	WP: 2 PB: 0 SB: 0 CS: 0
PITCHER	IP	WLS	BF	H	R	ER	SO	BB	IBB	HBP	BLK	WP	HR	S	P	ERA	WHIP					
Storm Davis, R ERA: 3.46 (1, 1)	5.0	W	23	6	1	1	3	3	0	0	0	2	1	63	109	1.80	1.800					
Eric Plunk, R ERA: 3.09 (6, 1)	1.1		8	3	2	2	2	1	0	0	0	0	0	18	32	13.50	3.000					
Rick Honeycutt, L ERA: 3.58 (7, 1)	2.2	S	9	1	0	0	1	1	0	0	0	0	0	17	30	0.00	0.750					

Batter	1	2	3	4	5	6	7	8	9	AB	R	H	RBI	BB	SO	LOB	BOTTOM					
Tony Phillips, S OBP: 0.305, SLG: 0.301 (1, 7) (7, 9)	L9	FC4-6		1B 2B		FC6-4 BB		HR		4	2	3	1	0	1	Minnesota Twins @ Oakland Athletics Oakland-Alameda County Coliseum, Oakland, CA Tue Sep 20 1988, 7:05 PM PDT Att: 29,585 - Unknown - 62 F livebaseballscorecards.com						
Dave Henderson, R OBP: 0.360, SLG: 0.532 (1, 8)	F9	K		2B 1B		FC6-4		BB 1B		5	1	2	1	0	1		3					
Jose Canseco, R OBP: 0.369, SLG: 0.568 Luis Polonia, L OBP: 0.348, SLG: 0.392 (1, 9) (6, PH) (7, 7)	1B		SH5-3 SF8 BB	2B		K		BB 1B HBP 1B		2	1	2	0	1	0		0					
Carney Lansford, R OBP: 0.333, SLG: 0.368 (1, 5)	K		SH5-3	F8		K		HBP BB 1B 1B		4	1	1	0	0	2		3					
Terry Steinbach, R OBP: 0.331, SLG: 0.394 (1, 2)		1B 2B 1B	SF8		L4		K	1B HBP BB		3	1	1	2	1	1		0					
Don Baylor, R OBP: 0.340, SLG: 0.343 (1, 10)	2B 1B		P3		G6-4-3 1B		HR	1B HBP		4	2	3	2	0	0		0					
Stan Javier, S OBP: 0.319, SLG: 0.324 (1, 3)	K			K	G6-4-3		F8	G4-6-3 1B		5	0	1	1	0	2		3					
Mike Gallego, R OBP: 0.296, SLG: 0.256 (1, 4)	1B 2B			P2		F8		6-3 G4-6-3		5	1	1	1	0	0		3					
Walt Weiss, S OBP: 0.312, SLG: 0.315 (1, 6)	FC4-6 1B			2B 1B		FC6-4 2B		HR BB		3	2	3	2	1	0		0					
Inning Stats	R: 0 E: 0 K: 1 S: 10	H: 1 LOB: 1 BB: 0 P: 13	R: 3 E: 0 K: 2 S: 13	H: 4 LOB: 1 BB: 0 P: 18	R: 1 E: 0 K: 0 S: 8	H: 0 LOB: 0 BB: 1 P: 14	R: 2 E: 0 K: 1 S: 15	H: 4 LOB: 2 BB: 0 P: 22	R: 0 E: 0 K: 0 S: 5	H: 1 LOB: 0 BB: 0 P: 7	R: 0 E: 0 K: 1 S: 12	H: 1 LOB: 2 BB: 1 P: 23	R: 1 E: 0 K: 2 S: 12	H: 1 LOB: 0 BB: 0 P: 14	R: 5 E: 0 K: 0 S: 14		H: 5 LOB: 2 BB: 2 P: 26	R: 0 E: 0 K: 0 S: 6	H: 0 LOB: 0 BB: 0 P: 9	1B: 11 2B: 4 3B: 0 HR: 2	SF: 1 SAC: 1 DP: 2 HBP: 1	WP: 0 PB: 0 SB: 1 CS: 0
PITCHER	IP	WLS	BF	H	R	ER	SO	BB	IBB	HBP	BLK	WP	HR	S	P	ERA	WHIP					
Frank Viola, L ERA: 2.54 (1, 1)	3.2	L	21	9	6	6	4	1	0	0	0	0	0	45	66	14.73	2.727					
Mark Portugal, R ERA: 4.53 (4, 1)	2.0		8	2	0	0	0	1	0	0	0	0	0	14	24	0.00	1.500					
German Gonzalez, R ERA: 3.54 (6, 1)	1.2		12	5	6	6	3	2	0	0	0	0	2	27	42	32.40	4.200					
Dan Schatzeder, L ERA: 7.03 (8, 1)	0.2		3	1	0	0	0	0	0	1	0	0	0	3	5	0.00	1.500					

AB 35
R 3
H 10
RBI 3
BB 5
SO 6
LOB 25



AB 37
R 12
H 17
RBI 12
BB 4
SO 7
LOB 15




Batter	1	2	3	4	5	6	7	8	9	AB	R	H	RBI	BB	SO	LOB	TOP					
John Moses, S OBP: 0.367, SLG: 0.429	G3-1		FC4-6 1B 2B		F8			E PB G4-3 1B		4	2	2	0	0	0	0	Minnesota Twins @ Oakland Athletics Oakland-Alameda County Coliseum, Oakland, CA Wed Sep 21 1988, 3:33 AM PDT Att: 23,200 - Sunny					
Tom Herr, S OBP: 0.343, SLG: 0.308	G4-3		FC4-6 BB		G4-3			E6 G4-3 BB		3	0	0	0	1	0	1						
Randy Bush, L OBP: 0.359, SLG: 0.432 John Christensen, R OBP: 0.359, SLG: 0.400	CS		FC4-6 BB 1B 1-2 2-3		K			G4-3 BB		3	0	1	0	0	1	2						
Kirby Puckett, R OBP: 0.368, SLG: 0.534 Mark Davidson, R OBP: 0.296, SLG: 0.320	CS	G3-1 BB G6-3 1B	BB 1B 1-2 3-H		K			F8		4	1	2	1	0	1	3						
Jim Dwyer, L OBP: 0.389, SLG: 0.351		G3-1 BB	BB 1B 1-2 3-H		L5			G4-3		2	0	0	1	2	0	2						
Gene Larkin, S OBP: 0.376, SLG: 0.386		G3-1	K		F7			P5		4	0	0	0	0	1	7						
Al Newman, S OBP: 0.311, SLG: 0.253		G6-3		F7				F8		4	0	0	1	0	1	1						
Tom Nieto, R OBP: 0.105, SLG: 0.073 Eric Bullock, L OBP: 0.273, SLG: 0.111		G3		K2-3				G5-3		3	0	0	0	0	1	1						
Doug Baker, S Gary Gaetti, R OBP: 0.353, SLG: 0.552			L6	K				F9		3	0	0	0	0	1	0						
Inning Stats	R: 0 E: 0 K: 0 S: 8	H: 1 LOB: 0 BB: 0 P: 11	R: 1 E: 0 K: 0 S: 8	H: 1 LOB: 1 BB: 1 P: 15	R: 1 E: 0 K: 1 S: 17	H: 2 LOB: 2 BB: 2 P: 35	R: 0 E: 0 K: 0 S: 9	H: 0 LOB: 0 BB: 0 P: 15	R: 0 E: 0 K: 1 S: 10	H: 0 LOB: 0 BB: 0 P: 13	R: 0 E: 0 K: 0 S: 4	H: 0 LOB: 0 BB: 0 P: 5	R: 1 E: 1 K: 0 S: 11	H: 1 LOB: 2 BB: 1 P: 19	R: 0 E: 0 K: 1 S: 5	H: 0 LOB: 0 BB: 0 P: 7		1B: 4 2B: 1 3B: 0 HR: 0	SF: 0 SAC: 0 DP: 0 HBP: 0	WP: 0 PB: 1 SB: 0 CS: 1	PA: 37	
PITCHER	IP	WLS	BF	H	R	ER	SO	BB	IBB	HBP	BLK	WP	HR	S	P	ERA	WHIP					
Bob Welch, R ERA: 3.63	(1, 1)	7.0	W	28	5	3	2	5	3	0	0	0	0	0	67	110	2.57	1.143				
Greg Cadaret, L ERA: 2.25	(8, 1)	0.0		2	0	0	0	0	1	0	0	0	0	5	10	=	=					
Gene Nelson, R ERA: 3.28	(8, 1)	1.0		3	0	0	0	0	0	0	0	0	0	5	8	0.00	0.000					
Dennis Eckersley, R ERA: 2.33	(9, 1)	1.0	S	3	0	0	0	1	0	0	0	0	0	5	7	0.00	0.000					

AB	32
R	3
H	5
RBI	3
BB	4
SO	6
LOB	17



Batter	1	2	3	4	5	6	7	8	9	AB	R	H	RBI	BB	SO	LOB	BOTTOM				
Luis Polonia, L OBP: 0.346, SLG: 0.388	G6-3		HBP 1B BB	L4		G1-3				3	1	0	0	1	0	0	Minnesota Twins @ Oakland Athletics Oakland-Alameda County Coliseum, Oakland, CA Wed Sep 21 1988, 3:33 AM PDT Att: 23,200 - Sunny				
Stan Javier, S OBP: 0.320, SLG: 0.327			1B HBP	L5		F8				3	1	1	0	0	0	0					
Dave Parker, L OBP: 0.312, SLG: 0.395 Carney Lansford, R OBP: 0.333, SLG: 0.368	G3		1B 2-H 3-H	1B		3B 1B		K		4	1	2	2	0	1	1					
Don Baylor, R OBP: 0.339, SLG: 0.339 Lance Blankenship, R OBP: 0.339, SLG: 0.339	K		P3	P2				G4-6-3 BB		3	0	0	0	1	1	4					
Ron Hassey, L OBP: 0.324, SLG: 0.375			BB 1B	BB 1B		3B 1B		G4-6-3		4	1	3	1	0	0	1					
Doug Jennings, L OBP: 0.384, SLG: 0.312 Dave Henderson, R OBP: 0.360, SLG: 0.532	K		K	K		K		F9		4	0	0	0	0	3	6					
Tony Phillips, S OBP: 0.309, SLG: 0.312	K		BB	K		K		G3		3	1	1	2	1	1	1					
Walt Weiss, S OBP: 0.312, SLG: 0.317	G3		G4-3	G4-3		2B		F9		4	0	1	1	0	0	4					
Mike Gallego, R OBP: 0.295, SLG: 0.256			HBP BB 1B	F8		K		K		4	1	1	0	0	2	1					
Inning Stats	R: 0 E: 0 K: 1 S: 10	H: 1 LOB: 1 BB: 0 P: 15	R: 0 E: 0 K: 2 S: 11	H: 1 LOB: 1 BB: 0 P: 14	R: 3 E: 0 K: 1 S: 18	H: 3 LOB: 3 BB: 2 P: 36	R: 0 E: 0 K: 0 S: 7	H: 0 LOB: 0 BB: 0 P: 11	R: 3 E: 0 K: 2 S: 15	H: 4 LOB: 1 BB: 0 P: 22	R: 0 E: 0 K: 1 S: 7	H: 0 LOB: 0 BB: 1 P: 14	R: 0 E: 0 K: 0 S: 5	H: 0 LOB: 1 BB: 1 P: 12	R: 0 E: 0 K: 1 S: 6	H: 0 LOB: 0 BB: 0 P: 10		1B: 6 2B: 2 3B: 1 HR: 0	SF: 0 SAC: 0 DP: 1 HBP: 1	WP: 0 PB: 0 SB: 0 CS: 0	PA: 36
PITCHER	IP	WLS	BF	H	R	ER	SO	BB	IBB	HBP	BLK	WP	HR	S	P	ERA	WHIP				
Bert Blyleven, R ERA: 5.45	(1, 1)	4.2	L	26	9	6	6	5	2	0	1	0	0	15	29	0.00	0.429				
Les Straker, R ERA: 3.97	(5, 1)	2.1		7	0	0	0	2	1	0	0	0	0	6	10	0.00	0.000				
Keith Atherton, R ERA: 3.45	(8, 1)	1.0		3	0	0	0	1	0	0	0	0	0	6	10	0.00	0.000				

AB	32
R	6
H	9
RBI	6
BB	3
SO	8
LOB	18



Batter	1	2	3	4	5	6	7	8	9	AB	R	H	RBI	BB	SO	LOB	TOP					
Luis Polonia, L (1, 7) OBP: 0.345, SLG: 0.385	E5 1B G5-4-3		L5						F7	5	2	2	0	0	0	0						
Dave Henderson, R (1, 8) OBP: 0.357, SLG: 0.525			6-3						K	5	0	2	1	0	1	0						
Jose Canseco, R (1, 9) OBP: 0.388, SLG: 0.569	G5-4-3		F7						L3	4	0	0	0	0	0	2						
Dave Parker, L (1, 10) OBP: 0.310, SLG: 0.392	K									4	0	0	0	0	2	0						
Mark McGwire, R (1, 3) OBP: 0.355, SLG: 0.474 Carney Lansford, R (8, PR) OBP: 0.333, SLG: 0.368		F7								4	2	3	1	0	0	0						
Ron Hassey, L (1, 2) OBP: 0.323, SLG: 0.373		F2								4	0	1	0	0	0	1						
Tony Phillips, S (1, 5) OBP: 0.311, SLG: 0.308										3	1	0	0	1	0	4						
Walt Weiss, S (1, 6) OBP: 0.311, SLG: 0.319										4	0	2	1	0	0	2						
Mike Gallego, R (1, 4) OBP: 0.294, SLG: 0.256										4	0	1	1	0	1	2						
Inning Stats	R: 1 H: 1 E: 1 K: 1 S: 13	H: 1 LOB: 0 BB: 0 P: 19	R: 0 H: 1 E: 0 K: 0 S: 10	H: 1 LOB: 2 BB: 1 P: 18	R: 0 H: 0 E: 0 K: 0 S: 7	H: 0 LOB: 0 BB: 0 P: 15	R: 1 H: 1 E: 0 K: 1 S: 11	H: 1 LOB: 0 BB: 0 P: 16	R: 1 H: 2 E: 0 K: 0 S: 14	H: 2 LOB: 1 BB: 0 P: 21	R: 2 H: 5 E: 0 K: 0 S: 17	H: 5 LOB: 2 BB: 0 P: 26	R: 0 H: 0 E: 0 K: 0 S: 7	H: 0 LOB: 0 BB: 0 P: 12	R: 0 H: 1 E: 0 K: 0 S: 13	H: 1 LOB: 2 BB: 0 P: 20	R: 0 H: 0 E: 0 K: 2 S: 8	H: 0 LOB: 0 BB: 0 P: 11	1B: 10 2B: 0 3B: 0 HR: 1	SF: 0 SAC: 0 DP: 1 HBP: 0	WP: 0 PB: 0 SB: 1 CS: 0	PA: 38
PITCHER	IP	WLS	BF	H	R	ER	SO	BB	IBB	HBP	BLK	WP	HR	S	P	ERA	WHIP					
Bill Wegman, R (1, 1) ERA: 3.96	5.2	L	26	8	5	4	2	1	0	0	0	0	1	69	109	6.35	1.588					
Mark Knudson, R (6, 1) ERA: 0.61	3.1		12	3	0	0	2	0	0	0	0	0	0	31	49	0.00	0.900					

Oakland Athletics @ Milwaukee Brewers
Milwaukee County Stadium, Milwaukee, WI
Sat Sep 24 1988, 4:33 AM EDT
Att: 32,021 - Sunny - 70 F

AB	37
R	5
H	11
RBI	4
BB	1
SO	4
LOB	11



Batter	1	2	3	4	5	6	7	8	9	AB	R	H	RBI	BB	SO	LOB	BOTTOM					
Paul Molitor, R (1, 5) OBP: 0.384, SLG: 0.456			F8							3	1	1	0	1	0	0						
Jim Gantner, L (1, 4) OBP: 0.320, SLG: 0.335										4	0	0	0	0	3	2						
Robin Yount, R (1, 8) OBP: 0.369, SLG: 0.463										4	0	4	1	0	0	0						
Rob Deer, R (1, 9) OBP: 0.328, SLG: 0.451										4	0	0	0	0	3	5						
Greg Brock, L (1, 3) OBP: 0.328, SLG: 0.297										3	1	1	0	1	1	1						
Joey Meyer, R (1, 10) OBP: 0.311, SLG: 0.423 Jim Adduci, L (8, PR) OBP: 0.258, SLG: 0.383										4	0	1	0	0	3	1						
B.J. Surhoff, L (1, 2) OBP: 0.291, SLG: 0.319										4	0	1	1	0	1	2						
Gary Sheffield, R (1, 6) OBP: 0.309, SLG: 0.429										3	0	0	0	1	0	1						
Mike Felder, S (1, 7) OBP: 0.165, SLG: 0.167										4	0	0	0	0	0	3						
Inning Stats	R: 0 H: 1 E: 0 K: 1 S: 11	H: 0 LOB: 0 BB: 1 P: 16	R: 0 H: 0 E: 0 K: 3 S: 11	H: 0 LOB: 0 BB: 0 P: 17	R: 0 H: 0 E: 0 K: 0 S: 5	H: 0 LOB: 0 BB: 0 P: 7	R: 0 H: 1 E: 0 K: 2 S: 11	H: 1 LOB: 0 BB: 0 P: 17	R: 0 H: 0 E: 0 K: 1 S: 8	H: 0 LOB: 0 BB: 0 P: 8	R: 1 H: 2 E: 0 K: 2 S: 12	H: 2 LOB: 1 BB: 0 P: 17	R: 1 H: 2 E: 1 K: 1 S: 9	H: 2 LOB: 1 BB: 0 P: 16	R: 0 H: 1 E: 0 K: 1 S: 8	H: 1 LOB: 0 BB: 0 P: 12	R: 0 H: 1 E: 0 K: 0 S: 10	H: 1 LOB: 2 BB: 2 P: 21	1B: 5 2B: 3 3B: 0 HR: 0	SF: 0 SAC: 0 DP: 2 HBP: 0	WP: 0 PB: 0 SB: 1 CS: 0	PA: 36
PITCHER	IP	WLS	BF	H	R	ER	SO	BB	IBB	HBP	BLK	WP	HR	S	P	ERA	WHIP					
Dave Stewart, R (1, 1) ERA: 3.3	8.0	W	33	8	2	2	11	2	0	0	1	0	0	79	119	2.25	1.250					
Rick Honeycutt, L (8, 1) ERA: 3.5	0.2		1	0	0	0	0	0	0	0	0	0	0	2	4	0.00	0.000					
Dennis Eckersley, R (8, 1) ERA: 2.42	0.1	S	2	0	0	0	0	1	0	0	0	0	0	4	8	0.00	3.000					

Oakland Athletics @ Milwaukee Brewers
Milwaukee County Stadium, Milwaukee, WI
Sat Sep 24 1988, 4:33 AM EDT
Att: 32,021 - Sunny - 70 F

AB	33
R	2
H	8
RBI	2
BB	3
SO	11
LOB	15



Batter	1	2	3	4	5	6	7	8	9	AB	R	H	RBI	BB	SO	LOB	TOP			
Carney Lansford, R OBP: 0.333, SLG: 0.366	1-0 E S 1B		2-0 P3			0-0 G6-3		0-0 B1-3		4	0	1	0	0	0	1				
Dave Henderson, R OBP: 0.355, SLG: 0.517	1-1 SAFE F8			2-0 6-3		2-0 F9			0-1 F8	4	0	0	0	0	0	1				
Jose Canseco, R OBP: 0.387, SLG: 0.565	2-1 P9			4-2 CS BB		1-2 P2			3-1 P5	3	0	0	0	1	0	1				
Mark McGwire, R OBP: 0.352, SLG: 0.471	1-0 F8			1-1 P3			0-0 P4		1-1 P4	4	0	0	0	0	0	2				
Dave Parker, L OBP: 0.310, SLG: 0.393		0-0 G4-1		2-2 F8			0-0 G4-3			3	0	0	0	0	0	1				
Don Baylor, R OBP: 0.337, SLG: 0.333		2-2 G5-3			1-0 G5-3		0-3 K			3	0	0	0	0	1	0				
Terry Steinbach, R OBP: 0.329, SLG: 0.391		3-2 G5-3			1-0 1B			2-2 F9		3	0	1	0	0	0	0				
Mike Gallego, R OBP: 0.299, SLG: 0.263			1-0 G5-4-3 1B		0-0 F8			4-2 BB		2	0	1	0	1	0	1				
Walt Weiss, S OBP: 0.311, SLG: 0.317			1-0 G5-4-3		2-1 F9			2-0 L6		3	0	0	0	0	0	3				
Inning Stats	R: 0 E: 0 K: 0 S: 7	H: 1 LOB: 1 BB: 0 P: 13	R: 0 E: 0 K: 0 S: 7	H: 0 LOB: 0 BB: 12 P: 12	R: 0 E: 0 K: 0 S: 3	H: 1 LOB: 0 BB: 0 P: 7	R: 0 E: 0 K: 0 S: 8	H: 0 LOB: 1 BB: 1 P: 17	R: 0 E: 0 K: 0 S: 5	H: 0 LOB: 0 BB: 0 P: 5	R: 0 E: 0 K: 1 S: 5	H: 0 LOB: 0 BB: 0 P: 5	R: 0 E: 0 K: 0 S: 8	H: 0 LOB: 1 BB: 1 P: 16	R: 0 E: 0 K: 0 S: 6	H: 0 LOB: 0 BB: 0 P: 10	1B: 3 2B: 0 3B: 0 HR: 0	SF: 0 SAC: 0 DP: 1 HBP: 0	WP: 0 PB: 0 SB: 1 CS: 1	PA: 31
PITCHER Allan Anderson, L ERA: 2.45	IP: 9.0 WLS: W BF: 31 H: 3 R: 0 ER: 0 SO: 1 BB: 2 IBB: 0 HBP: 0 BLK: 0 WP: 0 HR: 0 S: 54 P: 97 ERA: 0.00 WHIP: 0.556															PITCHER				

Oakland Athletics @ Minnesota Twins
Hubert H. Humphrey Metrodome, Minneapolis, MN
Tue Sep 27 1988, 8:05 PM EDT
Att: 48,300 - Dome

AB 29
R 0
H 3
RBI 0
BB 2
SO 1
LOB 10



Batter	1	2	3	4	5	6	7	8	9	AB	R	H	RBI	BB	SO	LOB	BOTTOM	
Dan Gladden, R OBP: 0.319, SLG: 0.402	1-2 F7	0-0 2H 3B	0-3 K		3-2 F8			1-0 G5-3		5	0	1	1	0	1	1		
Tom Herr, S OBP: 0.347, SLG: 0.313	0-1 BB BB	4-2 BB BB		2-2 G4-3		0-3 K		3-2 L7		4	0	1	0	1	1	0		
Randy Bush, L OBP: 0.405, SLG: 0.437	4-2 BB SAFE BB	1-3 K		1-0 F9		3-1 P3				3	0	0	0	1	1	2		
John Moses, S OBP: 0.369, SLG: 0.426	1-2 BB									0	0	0	0	0	0	0		
Kirby Puckett, R OBP: 0.374, SLG: 0.546	4-2 SAFE BB			0-2 1B 2B	0-2 1B 2B	2-2 G6-3				3	2	2	0	1	0	0		
Jim Dwyer, L OBP: 0.405, SLG: 0.352	3-3 K		1-0 2B 1B	0-0 BB 1B			2-1 F8			3	1	2	2	0	1	3		
Tim Laudner, R OBP: 0.316, SLG: 0.403			2H 2B 1B	2H BB 1B						1	0	0	0	0	0	0		
Gene Larkin, S OBP: 0.372, SLG: 0.378	2-1 F9		1-2 L8	4-1 BB 1B			1-0 G4-3			3	0	0	0	1	0	4		
Brian Harper, R OBP: 0.346, SLG: 0.430		2-2 G6-3	0-1 F6	1-0 L7			4-2 BB			3	0	0	0	1	0	3		
Greg Gagne, R OBP: 0.288, SLG: 0.393		1-0 G1-3 3B HBP	4-1 2B BB		2-3 K		1-3 K			2	2	0	0	1	2	1		
Al Newman, S OBP: 0.304, SLG: 0.251		3-2 G1-3	1-0 2B		3-1 F8			1-1 L5		4	0	1	2	0	0	1		
Inning Stats	R: 0 E: 0 K: 1 S: 18	H: 1 LOB: 3 BB: 2 P: 32	R: 1 E: 0 K: 1 S: 14	H: 1 LOB: 2 BB: 1 P: 25	R: 3 E: 0 K: 1 S: 12	H: 3 LOB: 1 BB: 1 P: 19	R: 1 E: 0 K: 0 S: 12	H: 2 LOB: 2 BB: 1 P: 20	R: 0 E: 0 K: 1 S: 9	H: 0 LOB: 0 BB: 0 P: 16	R: 0 E: 0 K: 1 S: 9	H: 0 LOB: 1 BB: 1 P: 17	R: 0 E: 0 K: 0 S: 7	H: 0 LOB: 0 BB: 0 P: 12	1B: 3 2B: 3 3B: 1 HR: 0	SF: 0 SAC: 0 DP: 0 HBP: 1	WP: 0 PB: 0 SB: 0 CS: 0	PA: 38
PITCHER Bob Welch, R ERA: 3.76	IP: 3.2 WLS: L BF: 24 H: 7 R: 5 ER: 5 SO: 3 BB: 5 IBB: 0 HBP: 1 BLK: 0 WP: 0 HR: 0 S: 55 P: 94 ERA: 12.27 WHIP: 3.273															PITCHER		
Greg Cadaret, L ERA: 2.67	2.1 7 0 0 0 2 0 0 0 0 0 0 18 32 0.00 0.000																	
Jim Corsi, R ERA: 3.8	2.0 7 0 0 0 1 1 0 0 0 0 0 16 29 0.00 0.500																	

Oakland Athletics @ Minnesota Twins
Hubert H. Humphrey Metrodome, Minneapolis, MN
Tue Sep 27 1988, 8:05 PM EDT
Att: 48,300 - Dome

AB 31
R 5
H 7
RBI 5
BB 6
SO 6
LOB 15



Batter	1	2	3	4	5	6	7	8	9	AB	R	H	RBI	BB	SO	LOB	TOP					
Luis Polonia, L OBP: 0.344, SLG: 0.388 (1, 9)	F8	K				G1-3			P7	5	1	1	1	0	1	3						
Stan Javier, S OBP: 0.311, SLG: 0.317 (1, 8)	F7		G4-3						G4-3	5	1	1	0	0	0	0						
Dave Parker, L OBP: 0.314, SLG: 0.490 Dave Henderson, R OBP: 0.356, SLG: 0.517 (7, PR)	G5-3									4	1	3	1	0	0	0						
Don Baylor, R OBP: 0.338, SLG: 0.332 (1, 10)			F7							4	1	1	1	0	0	3						
Ron Hassey, L OBP: 0.325, SLG: 0.373 Terry Steinbach, R OBP: 0.329, SLG: 0.389 (2, 2)										0	0	0	0	0	0	0						
Glenn Hubbard, R OBP: 0.328, SLG: 0.336 (1, 4)										2	0	0	0	1	2	3						
Doug Jennings, L OBP: 0.349, SLG: 0.390 Carney Lansford, R OBP: 0.333, SLG: 0.366 (8, 3)										3	0	0	1	0	1	5						
Tony Phillips, S OBP: 0.314, SLG: 0.303 (1, 5)										4	0	1	1	0	0	1						
Walt Weiss, S OBP: 0.310, SLG: 0.318 (1, 6)										0	0	0	0	0	0	0						
Inning Stats	R: 0 E: 0 K: 0 S: 6	H: 0 LOB: 0 BB: 0 P: 10	R: 1 E: 0 K: 3 S: 21	H: 1 LOB: 3 BB: 0 P: 30	R: 0 E: 0 K: 1 S: 7	H: 1 LOB: 1 BB: 0 P: 9	R: 0 E: 0 K: 0 S: 7	H: 0 LOB: 0 BB: 0 P: 11	R: 4 E: 0 K: 1 S: 13	H: 5 LOB: 1 BB: 0 P: 21	R: 0 E: 0 K: 0 S: 6	H: 0 LOB: 0 BB: 0 P: 9	R: 0 E: 0 K: 0 S: 10	H: 1 LOB: 3 BB: 1 P: 18	R: 0 E: 0 K: 1 S: 8	H: 0 LOB: 1 BB: 0 P: 15	R: 0 E: 0 K: 0 S: 9	H: 0 LOB: 1 BB: 1 P: 13	1B: 5 2B: 3 3B: 0 HR: 0	SF: 1 SAC: 0 DP: 0 HBP: 3	WP: 1 PB: 0 SB: 0 CS: 0	PA: 40
PITCHER Bert Blyleven, R ERA: 5.43 (1, 1)	IP: 9.0 WLS: L BF: 40	H: 8 R: 5 ER: 5 SO: 6	BB: 2 IBB: 0 HBP: 3 BLK: 0	WP: 1 HR: 0 S: 87 P: 136	ERA: 5.00 WHIP: 1.111	PITCHER										IP: 9.0 WLS: L BF: 40	H: 8 R: 5 ER: 5 SO: 6	BB: 2 IBB: 0 HBP: 3 BLK: 0	WP: 1 HR: 0 S: 87 P: 136	ERA: 5.00 WHIP: 1.111		

Oakland Athletics @ Minnesota Twins
Hubert H. Humphrey Metrodome, Minneapolis, MN
Wed Sep 28, 1988, 8:05 PM EDT
Att: 47,620 - Dome

AB 34
R 5
H 8
RBI 5
BB 2
SO 6
LOB 18



Batter	1	2	3	4	5	6	7	8	9	AB	R	H	RBI	BB	SO	LOB	BOTTOM					
Dan Gladden, R OBP: 0.321, SLG: 0.405 (1, 7)	G5-3									3	1	2	0	1	0	0						
Tom Herr, S OBP: 0.349, SLG: 0.313 (1, 4)	K									3	0	1	0	1	1	1						
Randy Bush, L OBP: 0.361, SLG: 0.434 Brian Harper, R OBP: 0.346, SLG: 0.430 Eric Bullock, L OBP: 0.375, SLG: 0.286 (8, PH)	K									3	0	0	0	0	2	2						
Kirby Puckett, R OBP: 0.373, SLG: 0.544 (1, 8)										4	0	1	0	0	1	2						
Gene Larkin, S OBP: 0.370, SLG: 0.375 (1, 3)										4	0	0	0	0	1	1						
Jim Dwyer, L OBP: 0.400, SLG: 0.341 (1, 10)										3	0	0	0	1	1	0						
Tim Laudner, R OBP: 0.313, SLG: 0.399 John Moses, S OBP: 0.368, SLG: 0.424 (9, PH)										3	0	0	0	0	0	1						
Steve Lombardozzi, R OBP: 0.292, SLG: 0.306 (1, 6)										1	0	0	0	0	1	0						
Al Newman, S OBP: 0.300, SLG: 0.248 (1, 5)										3	1	2	1	0	0	0						
Inning Stats	R: 0 E: 0 K: 2 S: 7	H: 0 LOB: 0 BB: 0 P: 11	R: 0 E: 0 K: 1 S: 7	H: 0 LOB: 1 BB: 1 P: 16	R: 0 E: 0 K: 0 S: 9	H: 2 LOB: 0 BB: 0 P: 14	R: 0 E: 0 K: 0 S: 5	H: 2 LOB: 1 BB: 0 P: 6	R: 0 E: 0 K: 1 S: 6	H: 0 LOB: 0 BB: 0 P: 10	R: 0 E: 0 K: 1 S: 7	H: 0 LOB: 1 BB: 1 P: 13	R: 0 E: 0 K: 0 S: 3	H: 0 LOB: 0 BB: 0 P: 3	R: 2 E: 0 K: 2 S: 17	H: 3 LOB: 2 BB: 1 P: 27	R: 0 E: 0 K: 1 S: 8	H: 0 LOB: 0 BB: 0 P: 9	1B: 5 2B: 1 3B: 0 HR: 1	SF: 0 SAC: 0 DP: 1 HBP: 0	WP: 0 PB: 0 SB: 0 CS: 2	PA: 35
PITCHER Todd Burns, R ERA: 3.18 Rick Honeycutt, L ERA: 3.5 Gene Nelson, R ERA: 3.18 Dennis Eckersley, R ERA: 2.39 (8, 1)	IP: 0.0 WLS: W BF: 1	H: 0 R: 0 ER: 0 SO: 0	BB: 1 IBB: 0 HBP: 0 BLK: 0	WP: 0 HR: 0 S: 5 P: 6	ERA: 2.35 WHIP: 1.043	PITCHER										IP: 0.0 WLS: W BF: 1	H: 0 R: 0 ER: 0 SO: 0	BB: 1 IBB: 0 HBP: 0 BLK: 0	WP: 0 HR: 0 S: 5 P: 6	ERA: 2.35 WHIP: 1.043		

Oakland Athletics @ Minnesota Twins
Hubert H. Humphrey Metrodome, Minneapolis, MN
Wed Sep 28, 1988, 8:05 PM EDT
Att: 47,620 - Dome

AB 31
R 2
H 7
RBI 2
BB 3
SO 8
LOB 8



Batter	1	2	3	4	5	6	7	8	9	AB	R	H	RBI	BB	SO	LOB	TOP					
Luis Polonia, L OBP: 0.341, SLG: 0.384 Mark McGwire, R OBP: 0.351, SLG: 0.469 (6, 3)	F8	L7		F8		K		P3		3	0	0	0	0	0	4	Oakland Athletics @ Minnesota Twins Hubert H. Humphrey Metrodome, Minneapolis, MN Thu Sep 29 1988, 4:33 AM EDT Att: 39,528 - Dome					
Stan Javier, S OBP: 0.310, SLG: 0.314 (6, 7)	G1-3	G4-6-3		F9		2B BB		K		4	0	0	0	1	1	4						
Jose Canseco, R OBP: 0.388, SLG: 0.566 (1, 9)	2B 1B			G6-3		P9		2B BB		4	1	2	2	1	0	0						
Dave Parker, L OBP: 0.313, SLG: 0.400 (1, 10)	1B 2B			F8		K		F7		5	1	1	1	0	1	3						
Dave Henderson, R OBP: 0.358, SLG: 0.520 (1, 8)	1B			G6-3		G6-3		F7		5	0	3	1	0	0	0						
Terry Steinbach, R OBP: 0.327, SLG: 0.386 (1, 2)	K			K		FC4-6 1B		P3		5	0	1	0	0	2	4						
Tony Phillips, S OBP: 0.317, SLG: 0.300 (1, 5)				K		FC4-6 1B				2	2	0	0	2	1	1						
Glenn Hubbard, R OBP: 0.334, SLG: 0.340 Mike Gallego, R OBP: 0.286, SLG: 0.262 (6, 4)	1B BB			1B		BB 1B		L9		2	0	2	0	1	0	0						
Walt Weiss, S OBP: 0.314, SLG: 0.322 (1, 6)	1B			E1		BB 1B		F7		4	1	3	2	0	0	0						
Inning Stats	R: 2 H: 3 E: 0 K: 1 S: 16	H: 3 LOB: 1 BB: 0 P: 22	R: 1 H: 1 E: 0 K: 0 S: 8	H: 1 LOB: 1 BB: 2 P: 20	R: 0 H: 1 E: 1 K: 1 S: 11	H: 1 LOB: 2 BB: 0 P: 15	R: 0 H: 2 E: 1 K: 1 S: 12	H: 0 LOB: 0 BB: 0 P: 16	R: 0 H: 0 E: 0 K: 1 S: 9	H: 0 LOB: 0 BB: 1 P: 13	R: 3 H: 4 E: 0 K: 1 S: 20	H: 4 LOB: 2 BB: 1 P: 30	R: 0 H: 0 E: 0 K: 1 S: 5	H: 0 LOB: 0 BB: 1 P: 12	R: 0 H: 0 E: 0 K: 1 S: 6	H: 0 LOB: 0 BB: 0 P: 11		R: 0 H: 1 E: 0 K: 0 S: 4	H: 1 LOB: 1 BB: 1 P: 10	1B: 9 2B: 3 3B: 0 HR: 0	SF: 0 SAC: 0 DP: 2 HBP: 0	WP: 0 PB: 0 SB: 0 CS: 0
PITCHER	IP WLS BF H R ER SO BB IBB HBP BLK WP HR S P ERA WHIP	IP WLS BF H R ER SO BB IBB HBP BLK WP HR S P ERA WHIP	IP WLS BF H R ER SO BB IBB HBP BLK WP HR S P ERA WHIP	IP WLS BF H R ER SO BB IBB HBP BLK WP HR S P ERA WHIP	IP WLS BF H R ER SO BB IBB HBP BLK WP HR S P ERA WHIP	IP WLS BF H R ER SO BB IBB HBP BLK WP HR S P ERA WHIP	IP WLS BF H R ER SO BB IBB HBP BLK WP HR S P ERA WHIP	IP WLS BF H R ER SO BB IBB HBP BLK WP HR S P ERA WHIP	IP WLS BF H R ER SO BB IBB HBP BLK WP HR S P ERA WHIP	IP WLS BF H R ER SO BB IBB HBP BLK WP HR S P ERA WHIP	IP WLS BF H R ER SO BB IBB HBP BLK WP HR S P ERA WHIP	IP WLS BF H R ER SO BB IBB HBP BLK WP HR S P ERA WHIP	IP WLS BF H R ER SO BB IBB HBP BLK WP HR S P ERA WHIP	IP WLS BF H R ER SO BB IBB HBP BLK WP HR S P ERA WHIP	IP WLS BF H R ER SO BB IBB HBP BLK WP HR S P ERA WHIP	IP WLS BF H R ER SO BB IBB HBP BLK WP HR S P ERA WHIP	IP WLS BF H R ER SO BB IBB HBP BLK WP HR S P ERA WHIP					
Freddie Toliver, R ERA: 4.24 Dan Schatzeder, L ERA: 6.93 Juan Berenguer, R ERA: 3.96 German Gonzalez, R ERA: 3.38 (1, 1)	5.1 L	27	10	6	6	4	2	0	0	0	0	0	0	0	67	101	10.12	2.250				
Freddie Toliver, R ERA: 4.24 Dan Schatzeder, L ERA: 6.93 Juan Berenguer, R ERA: 3.96 German Gonzalez, R ERA: 3.38 (6, 1)	0.1	2	0	0	0	1	1	0	0	0	0	0	0	0	6	12	0.00	3.000				
Freddie Toliver, R ERA: 4.24 Dan Schatzeder, L ERA: 6.93 Juan Berenguer, R ERA: 3.96 German Gonzalez, R ERA: 3.38 (6, 1)	2.1	9	1	0	0	1	1	0	0	0	0	0	0	14	26	0.00	0.857					
Freddie Toliver, R ERA: 4.24 Dan Schatzeder, L ERA: 6.93 Juan Berenguer, R ERA: 3.96 German Gonzalez, R ERA: 3.38 (9, 1)	1.0	4	1	0	0	0	1	0	0	0	0	0	0	4	10	0.00	2.000					

AB	37
R	6
H	12
RBI	6
BB	5
SO	6
LOB	19



Batter	1	2	3	4	5	6	7	8	9	AB	R	H	RBI	BB	SO	LOB	BOTTOM			
Al Newman, S OBP: 0.299, SLG: 0.247 (1, 5)	K			FC6-4 1B		P4		P6		5	1	1	0	0	1	1	Oakland Athletics @ Minnesota Twins Hubert H. Humphrey Metrodome, Minneapolis, MN Thu Sep 29 1988, 4:33 AM EDT Att: 39,528 - Dome			
Tom Herr, S OBP: 0.352, SLG: 0.320 (1, 4)	G5-3			FC6-4 1B		FC5-4 1B		E		5	0	3	0	0	0	1				
Kirby Puckett, R OBP: 0.372, SLG: 0.542 (1, 8)	2B 1B			FC6-4 1B		FC5-4 1B		E5		4	1	1	0	0	0	4				
Gary Gaetti, R OBP: 0.352, SLG: 0.550 (1, 10)	1B			1B		1B		K		4	0	3	2	0	1	2				
Gene Larkin, S OBP: 0.369, SLG: 0.374 (1, 3)	L8			L9		G5-4-3 1B		F7		4	0	1	0	0	0	3				
Dan Gladden, R OBP: 0.324, SLG: 0.406 (1, 7)				CS BB		FC5-4 BB		F8		2	0	1	0	2	0	0				
Mark Davidson, R OBP: 0.311, SLG: 0.311 Tim Laudner, R OBP: 0.313, SLG: 0.398 (8, 2)	F9			FC5-4 CS		G5-4-3		K		3	0	0	0	0	0	4				
Greg Gagne, R OBP: 0.288, SLG: 0.391 Eric Bullock, L OBP: 0.412, SLG: 0.333 (9, PH)	P6			BB		K		FC4 1B		1	0	1	0	0	0	0				
Tom Nieto, R OBP: 0.097, SLG: 0.067 John Moses, S OBP: 0.366, SLG: 0.422 (8, 9)	F9			G6-3		G3		K		2	0	0	0	0	0	1				
Randy Bush, L OBP: 0.360, SLG: 0.433 (9, PH)										1	0	0	0	0	1	1				
Inning Stats	R: 1 H: 2 E: 0 K: 1 S: 11	H: 2 LOB: 1 BB: 0 P: 17	R: 0 H: 0 E: 0 K: 0 S: 6	H: 0 LOB: 0 BB: 1 P: 12	R: 1 H: 3 E: 0 K: 0 S: 9	H: 3 LOB: 0 BB: 0 P: 10	R: 0 H: 0 E: 0 K: 0 S: 9	H: 0 LOB: 1 BB: 2 P: 18	R: 0 H: 2 E: 0 K: 1 S: 9	H: 2 LOB: 1 BB: 0 P: 13	R: 0 H: 1 E: 1 K: 1 S: 9	H: 1 LOB: 2 BB: 0 P: 11	R: 0 H: 0 E: 0 K: 1 S: 8	H: 0 LOB: 0 BB: 0 P: 12	R: 0 H: 1 E: 0 K: 1 S: 11	H: 1 LOB: 1 BB: 0 P: 17	1B: 9 2B: 2 3B: 0 HR: 0	SF: 0 SAC: 0 DP: 1 HBP: 0	WP: 0 PB: 1 SB: 0 CS: 2	PA: 38
PITCHER	IP WLS BF H R ER SO BB IBB HBP BLK WP HR S P ERA WHIP	IP WLS BF H R ER SO BB IBB HBP BLK WP HR S P ERA WHIP	IP WLS BF H R ER SO BB IBB HBP BLK WP HR S P ERA WHIP	IP WLS BF H R ER SO BB IBB HBP BLK WP HR S P ERA WHIP	IP WLS BF H R ER SO BB IBB HBP BLK WP HR S P ERA WHIP	IP WLS BF H R ER SO BB IBB HBP BLK WP HR S P ERA WHIP	IP WLS BF H R ER SO BB IBB HBP BLK WP HR S P ERA WHIP	IP WLS BF H R ER SO BB IBB HBP BLK WP HR S P ERA WHIP	IP WLS BF H R ER SO BB IBB HBP BLK WP HR S P ERA WHIP	IP WLS BF H R ER SO BB IBB HBP BLK WP HR S P ERA WHIP	IP WLS BF H R ER SO BB IBB HBP BLK WP HR S P ERA WHIP	IP WLS BF H R ER SO BB IBB HBP BLK WP HR S P ERA WHIP	IP WLS BF H R ER SO BB IBB HBP BLK WP HR S P ERA WHIP	IP WLS BF H R ER SO BB IBB HBP BLK WP HR S P ERA WHIP	IP WLS BF H R ER SO BB IBB HBP BLK WP HR S P ERA WHIP	IP WLS BF H R ER SO BB IBB HBP BLK WP HR S P ERA WHIP				
Curt Young, L ERA: 4.14 Gene Nelson, R ERA: 3.12 Eric Plunk, R ERA: 3.04 (1, 1)	6.0	26	2	2	2	2	3	0	0	0	0	0	0	0	53	84	3.00	2.000		
Curt Young, L ERA: 4.14 Gene Nelson, R ERA: 3.12 Eric Plunk, R ERA: 3.04 (7, 1)	2.0	8	1	0	0	2	0	0	0	0	0	17	23	0.00	0.500					
Curt Young, L ERA: 4.14 Gene Nelson, R ERA: 3.12 Eric Plunk, R ERA: 3.04 (9, 1)	1.0	4	1	0	0	1	0	0	0	0	0	11	17	0.00	1.000					

AB	35
R	2
H	11
RBI	2
BB	3
SO	5
LOB	19



Batter	1	2	3	4	5	6	7	8	9	AB	R	H	RBI	BB	SO	LOB	TOP			
Paul Moltzer, R OBP: 0.383, SLG: 0.454 (1, 5)	F9		F9		4-3			BB		3	0	0	0	1	0	0				
Jim Gantner, L OBP: 0.322, SLG: 0.337 (1, 4)	BB		BB		4-3			K		3	1	1	0	1	1	1				
Robin Yount, R OBP: 0.369, SLG: 0.467 (1, 8)	K		BB		4-3			K		3	0	0	0	1	2	2				
Rob Deer, R OBP: 0.330, SLG: 0.445 (1, 9)	K		BB		4-3			K		4	0	1	1	0	3	2				
Greg Brock, L OBP: 0.329, SLG: 0.307 (1, 3)		L4								4	0	0	0	0	3	2				
Jeffrey Leonard, R OBP: 0.275, SLG: 0.350 (1, 7)		5-3			1-3			2B		4	0	1	0	0	0	0				
Joey Meyer, R OBP: 0.309, SLG: 0.417 (1, 10)		BB			F8			K		4	0	1	0	0	1	1				
B.J. Surhoff, L OBP: 0.294, SLG: 0.319 (1, 2)		BB			F5			F7		3	0	0	0	0	1	2				
Gary Sheffield, R OBP: 0.296, SLG: 0.370 (1, 6)					F8			F7		3	0	0	0	0	0	1				
Inning Stats	R: 0 E: 0 K: 2 S: 9	H: 0 LOB: 1 BB: 1 P: 14	R: 0 E: 0 K: 1 S: 13	H: 1 LOB: 1 BB: 0 P: 17	R: 1 E: 0 K: 1 S: 12	H: 2 LOB: 2 BB: 1 P: 19	R: 0 E: 0 K: 0 S: 4	H: 0 LOB: 0 BB: 0 P: 5	R: 0 E: 0 K: 0 S: 10	H: 0 LOB: 0 BB: 0 P: 12	R: 0 E: 0 K: 2 S: 8	H: 1 LOB: 1 BB: 0 P: 10	R: 0 E: 0 K: 3 S: 14	H: 0 LOB: 1 BB: 1 P: 24	R: 0 E: 0 K: 1 S: 9	H: 0 LOB: 0 BB: 0 P: 11	1B: 3 2B: 1 3B: 0 HR: 0	SF: 0 SAC: 0 DP: 0 HBP: 0	WP: 0 PB: 0 SB: 0 CS: 0	PA: 34
PITCHER	IP	WLS	BF	H	R	ER	SO	BB	IBB	HBP	BLK	WP	HR	S	P	ERA	WHIP			
Dave Stewart, R ERA: 3.23 (1, 1)	8.0	W	31	4	1	1	10	3	0	0	0	0	0	77	116	1.12	0.875			
Eric Plunk, R ERA: 3.0 (9, 1)	1.0		3	0	0	0	1	0	0	0	0	0	0	9	11	0.00	0.000			

Milwaukee Brewers @ Oakland Athletics
Oakland-Alameda County Coliseum, Oakland, CA
Fri Sep 30 1988, 7:05 PM PDT
Att: 30,395 - Unknown - 53 F

AB 31
R 1
H 4
RBI 1
BB 3
SO 11
LOB 11



Batter	1	2	3	4	5	6	7	8	9	AB	R	H	RBI	BB	SO	LOB	BOTTOM			
Luis Polonia, L OBP: 0.339, SLG: 0.380 (1, 7)	6-3		2B		6-3			K		5	1	1	0	0	1	2				
Dave Henderson, R OBP: 0.361, SLG: 0.524 (1, 8)	BB		BB		6-3			BB		4	1	3	2	0	0	0				
Jose Canseco, R OBP: 0.369, SLG: 0.571 Stan Javier, S OBP: 0.310, SLG: 0.314 (7, PR) (8, 9)	F3		BB		HR			E5		4	1	2	2	0	0	2				
Dave Parker, L OBP: 0.312, SLG: 0.397 (1, 10)	L9		BB		F8			BB		3	0	0	0	1	1	2				
Mark McGwire, R OBP: 0.350, SLG: 0.473 Mike Gallego, R OBP: 0.298, SLG: 0.262 (8, 4)	K		K		HR			F4		4	1	1	1	0	2	3				
Camey Lansford, R OBP: 0.331, SLG: 0.364 (8, 3)	F8		1-3		4-3			F7		4	0	0	0	0	0	0				
Terry Steinbach, R OBP: 0.329, SLG: 0.396 (1, 2)	L9		G3					2B		4	2	2	1	0	0	0				
Tony Phillips, S OBP: 0.316, SLG: 0.304 (8, 5)			1-4-3		6-3			F7		4	1	1	0	0	0	0				
Walt Weiss, S OBP: 0.313, SLG: 0.322 (1, 6)			K		4-3			SF7		3	0	1	1	0	1	0				
Inning Stats	R: 0 E: 0 K: 0 S: 11	H: 1 LOB: 0 BB: 0 P: 15	R: 0 E: 0 K: 1 S: 9	H: 0 LOB: 0 BB: 0 P: 11	R: 2 E: 0 K: 1 S: 14	H: 3 LOB: 1 BB: 0 P: 18	R: 0 E: 0 K: 1 S: 7	H: 0 LOB: 0 BB: 0 P: 9	R: 0 E: 0 K: 0 S: 6	H: 0 LOB: 0 BB: 0 P: 8	R: 2 E: 0 K: 1 S: 13	H: 2 LOB: 0 BB: 0 P: 21	R: 2 E: 1 K: 0 S: 20	H: 3 LOB: 3 BB: 1 P: 34	R: 1 E: 0 K: 1 S: 9	H: 2 LOB: 1 BB: 0 P: 16	1B: 6 2B: 2 3B: 0 HR: 3	SF: 1 SAC: 0 DP: 0 HBP: 0	WP: 1 PB: 0 SB: 0 CS: 0	PA: 37
PITCHER	IP	WLS	BF	H	R	ER	SO	BB	IBB	HBP	BLK	WP	HR	S	P	ERA	WHIP			
Bill Wegman, R ERA: 4.12 (1, 1)	6.0	L	26	8	6	6	4	0	0	0	0	0	0	10	16	0.00	1.500			
Chuck Crim, R ERA: 2.87 (7, 1)	0.2		4	1	0	0	0	0	0	0	0	0	0	2	6	∞	∞			
Paul Mirabella, L ERA: 1.67 (7, 1)	0.0		1	0	0	0	0	1	0	0	0	0	0	2	6	∞	∞			
Mark Knudson, R ERA: 1.13 (7, 1)	1.1		6	2	1	1	1	0	0	0	0	0	1	14	23	6.75	1.500			

Milwaukee Brewers @ Oakland Athletics
Oakland-Alameda County Coliseum, Oakland, CA
Fri Sep 30 1988, 7:05 PM PDT
Att: 30,395 - Unknown - 53 F

AB 35
R 7
H 11
RBI 7
BB 1
SO 5
LOB 9



Batter	1	2	3	4	5	6	7	8	9	AB	R	H	RBI	BB	SO	LOB	TOP					
Paul Moltzer, R OBP: 0.385, SLG: 0.453 (1, 5)	6-3		K			1B			BB	3	2	1	0	2	1	0	Milwaukee Brewers @ Oakland Athletics Oakland-Alameda County Coliseum, Oakland, CA Sat Oct 01 1988, 3:33 AM PDT Att: 30,798 - Overcast - 60 F					
Jim Gantner, L OBP: 0.322, SLG: 0.336 (1, 4)	6-3		1B			8-2			BB	4	1	1	0	1	0	3						
Robin Yount, R OBP: 0.368, SLG: 0.464 (1, 8)	F5		F2			3-H			K	5	0	1	1	0	1	3						
Rob Deer, R OBP: 0.330, SLG: 0.445 (1, 9)		2B				F9			F9	5	2	2	0	0	1	3						
Greg Brock, L OBP: 0.330, SLG: 0.311 (1, 3)		6-3				F9			F6	5	0	2	1	0	0	1						
Jeffrey Leonard, R OBP: 0.276, SLG: 0.354 (1, 7)		F3				1B			L5	5	1	3	2	0	0	2						
Joey Meyer, R OBP: 0.390, SLG: 0.417 (1, 10)	6-3					HR			1B	3	0	1	1	0	1	2						
Mike Felder, S OBP: 0.183, SLG: 0.185 (6, PR)	2-3					HR			F8	2	1	1	0	0	0	2						
B.J. Surhoff, L OBP: 0.292, SLG: 0.316 (1, 2)	K					F3			L3	4	0	0	0	0	1	5						
Gary Sheffield, R OBP: 0.306, SLG: 0.416 (1, 6)			L9			1B			K	4	1	2	3	0	1	1						
Inning Stats	R: 0 E: 0 K: 0 S: 5	H: 0 LOB: 0 BB: 0 P: 9	R: 1 E: 0 K: 1 S: 10	H: 2 LOB: 1 BB: 0 P: 16	R: 0 E: 0 K: 1 S: 7	H: 1 LOB: 1 BB: 0 P: 13	R: 1 E: 0 K: 1 S: 11	H: 2 LOB: 1 BB: 0 P: 14	R: 1 E: 0 K: 0 S: 14	H: 3 LOB: 1 BB: 0 P: 22	R: 3 E: 0 K: 0 S: 14	H: 3 LOB: 1 BB: 1 P: 26	R: 0 E: 0 K: 2 S: 8	H: 0 LOB: 0 BB: 0 P: 13	R: 0 E: 0 K: 1 S: 12	H: 1 LOB: 1 BB: 0 P: 15	R: 2 E: 0 K: 0 S: 14	H: 2 LOB: 2 BB: 2 P: 29	1B: 11 2B: 3 3B: 0 HR: 1	SF: 0 SAC: 0 DP: 1 HBP: 0	WP: 0 PB: 0 SB: 1 CS: 0	PA: 43
PITCHER	IP	WLS	BF	H	R	ER	SO	BB	IBB	HBP	BLK	WP	HR	S	P	ERA	WHIP					
Storm Davis, R ERA: 3.7 (1, 1)	6.0	L	29	11	6	6	3	1	0	0	0	0	1	61	100	9.00	2.000					
Gene Nelson, R ERA: 3.06 (7, 1)	2.0		7	1	0	0	3	0	0	0	0	0	0	20	28	0.00	0.500					
Greg Cadaret, L ERA: 2.89 (9, 1)	1.0		7	2	2	2	0	2	0	0	0	0	0	14	29	18.00	4.000					

Batter	1	2	3	4	5	6	7	8	9	AB	R	H	RBI	BB	SO	LOB	BOTTOM					
Carney Lansford, R OBP: 0.328, SLG: 0.361 (1, 5)	F3		F4			FC5-4			L7	5	0	0	0	0	0	3	Milwaukee Brewers @ Oakland Athletics Oakland-Alameda County Coliseum, Oakland, CA Sat Oct 01 1988, 3:33 AM PDT Att: 30,798 - Overcast - 60 F					
Dave Henderson, R OBP: 0.382, SLG: 0.523 (1, 8)	6-3		HBP			FC5-4			F6	3	1	1	0	1	0	1						
Doug Jennings, L OBP: 0.346, SLG: 0.297 (9, PH)			BB			1B			F6	1	0	0	0	0	0	0						
Jose Canseco, R OBP: 0.390, SLG: 0.570 (1, 9)	F4		HBP			HR			FC6-4	1	0	0	0	0	0	0						
Stan Javier, S OBP: 0.313, SLG: 0.320 (6, PR)			HBP			HBP			1B	2	1	2	0	0	0	0						
Mark McGwire, R OBP: 0.351, SLG: 0.478 (1, 3)		K				HR			FC6-4	5	1	2	3	0	1	3						
Terry Steinbach, R OBP: 0.332, SLG: 0.402 (1, 7)		1B				HR			2B	5	0	3	0	0	0	1						
Don Baylor, R OBP: 0.332, SLG: 0.326 (1, 10)	K					HR			F4	5	0	0	0	0	1	4						
Tony Phillips, S OBP: 0.319, SLG: 0.308 (1, 4)						FC5-4			F4	4	0	2	0	0	0	0						
Ron Hassey, L OBP: 0.324, SLG: 0.370 (1, 2)	F5					1B			F4	3	0	0	0	1	2	4						
Mike Gallego, R OBP: 0.299, SLG: 0.260 (1, 6)						K			1B	2	0	0	0	1	1	2						
Luis Polonia, L OBP: 0.341, SLG: 0.382 (8, PH)			F3			FC5-4			1B	1	0	1	0	0	0	0						
Walt Weiss, S OBP: 0.313, SLG: 0.322 (9, 6)						K			1B	0	0	0	0	0	0	0						
Inning Stats	R: 0 E: 0 K: 0 S: 7	H: 0 LOB: 0 BB: 0 P: 9	R: 0 E: 0 K: 2 S: 15	H: 2 LOB: 2 BB: 0 P: 19	R: 0 E: 0 K: 0 S: 8	H: 0 LOB: 2 BB: 1 P: 15	R: 0 E: 0 K: 0 S: 5	H: 0 LOB: 0 BB: 0 P: 9	R: 0 E: 0 K: 1 S: 9	H: 0 LOB: 1 BB: 1 P: 15	R: 2 E: 0 K: 2 S: 12	H: 3 LOB: 2 BB: 0 P: 17	R: 1 E: 0 K: 0 S: 11	H: 3 LOB: 1 BB: 0 P: 17	R: 0 E: 0 K: 0 S: 8	H: 1 LOB: 2 BB: 1 P: 12	R: 0 E: 0 K: 0 S: 14	H: 2 LOB: 2 BB: 0 P: 18	1B: 8 2B: 2 3B: 0 HR: 1	SF: 0 SAC: 0 DP: 0 HBP: 2	WP: 0 PB: 0 SB: 0 CS: 0	PA: 42
PITCHER	IP	WLS	BF	H	R	ER	SO	BB	IBB	HBP	BLK	WP	HR	S	P	ERA	WHIP					
Teddy Higuera, L ERA: 2.45 (1, 1)	6.2	W	31	8	3	3	5	2	0	2	0	0	0	66	100	4.05	1.500					
Chuck Crim, R ERA: 2.55 (7, 1)	1.0		5	1	0	0	0	1	0	0	0	0	0	8	12	0.00	2.000					
Chris Bosio, R ERA: 3.37 (8, 1)	1.1	S	6	2	0	0	0	0	0	0	0	0	0	15	19	0.00	1.500					

livebaseballscores.com

livebaseballscores.com



Batter	1	2	3	4	5	6	7	8	9	AB	R	H	RBI	BB	SO	LOB	TOP								
Paul Moltis, R (1, 5) OBP: 0.384, SLG: 0.452 Juan Castillo, S (5, 5) OBP: 0.247, SLG: 0.222										2	0	0	0	0	1	0	Milwaukee Brewers @ Oakland Athletics Oakland-Alameda County Coliseum, Oakland, CA Sun Oct 02 1988, 3:33 AM PDT Att: 43,148 - Sunny - 65 F livebaseballscorecards.com								
Jim Gantner, L (1, 4) OBP: 0.322, SLG: 0.336										4	0	1	0	0	0	0									
Robin Yount, R (1, 8) OBP: 0.369, SLG: 0.465										3	0	1	0	1	0	1									
Rob Deer, R (1, 9) OBP: 0.328, SLG: 0.441										4	0	0	0	0	3	3									
Greg Brock, L (1, 3) OBP: 0.329, SLG: 0.310											4	0	1	0	0	1		1							
Jeffrey Leonard, R (1, 7) OBP: 0.276, SLG: 0.352											3	0	0	0	0	0		1							
Joey Meyer, R (1, 10) OBP: 0.313, SLG: 0.419											3	0	2	0	0	0		1							
B.J. Surhoff, L (1, 2) OBP: 0.292, SLG: 0.318											3	0	1	0	0	0		1							
Gary Sheffield, R (1, 6) OBP: 0.295, SLG: 0.400											3	0	0	0	0	0		3							
Inning Stats	R: 0 E: 0 K: 1 S: 8	H: 0 LOB: 0 BB: 0 P: 14	R: 0 E: 0 K: 0 S: 4	H: 0 LOB: 0 BB: 0 P: 5	R: 0 E: 0 K: 0 S: 7	H: 1 LOB: 0 BB: 0 P: 10	R: 0 E: 0 K: 1 S: 9	H: 1 LOB: 1 BB: 0 P: 10	R: 0 E: 0 K: 0 S: 7	H: 2 LOB: 2 BB: 0 P: 10	R: 0 E: 0 K: 1 S: 11	H: 1 LOB: 1 BB: 0 P: 15	R: 0 E: 0 K: 0 S: 6	H: 1 LOB: 0 BB: 0 P: 8	R: 0 E: 0 K: 1 S: 8	H: 0 LOB: 0 BB: 0 P: 13	R: 0 E: 0 K: 2 S: 12	H: 0 LOB: 1 BB: 1 P: 18	1B: 4 2B: 2 3B: 0 HR: 0	SF: 0 SAC: 0 DP: 2 HBP: 0	WP: 0 PB: 0 SB: 0 CS: 0	PA: 32			
PITCHER	IP	WLS	BF	H	R	ER	SO	BB	IBB	HBP	BLK	WP	HR	S	P	ERA	WHIP								
Bob Welch, R (1, 1) ERA: 3.84	8.0	W	28	6	0	0	4	0	0	0	0	0	0	60	85	0.00	0.750								
Dennis Eckersley, R (8, 1) ERA: 2.35	1.0		4	0	0	0	2	1	0	0	0	0	0	12	18	0.00	1.000								

Batter	1	2	3	4	5	6	7	8	9	AB	R	H	RBI	BB	SO	LOB	BOTTOM								
Luis Polonia, L (1, 7) OBP: 0.338, SLG: 0.378										3	1	0	0	0	0	1	Milwaukee Brewers @ Oakland Athletics Oakland-Alameda County Coliseum, Oakland, CA Sun Oct 02 1988, 3:33 AM PDT Att: 43,148 - Sunny - 65 F livebaseballscorecards.com								
Terry Steinbach, R (7, PH) OBP: 0.334, SLG: 0.402										0	0	0	0	1	0	0									
Stan Javier, S (7, PR) OBP: 0.313, SLG: 0.320										0	0	0	0	0	0	0									
Dave Henderson, R (1, 8) OBP: 0.383, SLG: 0.525										4	0	2	2	0	0	0									
Jose Canseco, R (1, 9) OBP: 0.391, SLG: 0.569										3	0	1	0	1	1	1									
Dave Parker, L (1, 10) OBP: 0.314, SLG: 0.406										4	1	2	1	0	0	3									
Lance Blankenship, R (8, PR)										0	1	0	0	0	0	0									
Mark McGwire, R (1, 3) OBP: 0.352, SLG: 0.478										4	0	2	1	0	0	0									
Camey Lansford, R (1, 5) OBP: 0.327, SLG: 0.360										4	0	1	0	0	0	1									
Ron Hassey, L (1, 2) OBP: 0.323, SLG: 0.368										4	0	1	0	0	0	3									
Walt Weiss, S (1, 6) OBP: 0.312, SLG: 0.321										2	0	0	0	0	0	1									
Tony Phillips, S (7, PH) OBP: 0.320, SLG: 0.307										1	1	0	0	1	0	2									
Mike Gallego, R (1, 4) OBP: 0.298, SLG: 0.260										4	0	1	0	0	2	3									
Inning Stats	R: 0 E: 0 K: 0 S: 6	H: 1 LOB: 1 BB: 0 P: 10	R: 0 E: 0 K: 0 S: 10	H: 1 LOB: 0 BB: 0 P: 14	R: 0 E: 0 K: 1 S: 6	H: 0 LOB: 0 BB: 0 P: 8	R: 1 E: 0 K: 0 S: 7	H: 2 LOB: 1 BB: 0 P: 12	R: 1 E: 0 K: 0 S: 9	H: 2 LOB: 2 BB: 1 P: 20	R: 0 E: 0 K: 0 S: 7	H: 0 LOB: 0 BB: 0 P: 10	R: 1 E: 0 K: 2 S: 11	H: 1 LOB: 1 BB: 2 P: 21	R: 1 E: 0 K: 0 S: 10	H: 3 LOB: 2 BB: 0 P: 15	R: 1 E: 0 K: 0 S: 10	H: 3 LOB: 2 BB: 0 P: 15	1B: 8 2B: 1 3B: 0 HR: 1	SF: 0 SAC: 0 DP: 0 HBP: 0	WP: 2 PB: 0 SB: 1 CS: 0	PA: 36			
PITCHER	IP	WLS	BF	H	R	ER	SO	BB	IBB	HBP	BLK	WP	HR	S	P	ERA	WHIP								
Don August, R (1, 1) ERA: 3.09	4.2	L	21	6	2	2	1	0	0	0	0	0	0	36	61	3.86	1.286								
Juan Nieves, L (5, 1) ERA: 4.09	1.2		7	0	1	1	1	2	0	0	0	0	0	14	26	5.40	1.200								
Chuck Crim, R (7, 1) ERA: 2.91	0.2		5	4	1	1	1	0	0	0	0	1	0	11	16	13.50	6.000								
Paul Mirabella, L (8, 1) ERA: 1.85	0.2		2	0	0	0	0	0	0	0	0	0	0	4	5	0.00	0.000								
Chris Bosio, R (8, 1) ERA: 3.39	0.1		1	0	0	0	0	0	0	0	0	0	0	1	2	0.00	0.000								

Batter	1	2	3	4	5	6	7	8	9	AB	R	H	RBI	BB	SO	LOB	TOP			
Carney Lansford, R OBP: 0.250, SLG: 0.500 (1, 5)			G6-3		G1-6-3					4	1	1	0	0	1	1	<p>Oakland Athletics @ Boston Red Sox</p> <p>Fenway Park, Boston, MA</p> <p>Wed Oct 05 1988, 3:33 AM EDT</p> <p>Att: 34,104 - Overcast - 47 F</p>			
Dave Henderson, R OBP: 0.500, SLG: 0.500 (1, 8)					G5-3					4	0	2	1	0	1	1				
Jose Canseco, R OBP: 0.250, SLG: 1.000 (1, 9)	F9							G6-4-3		4	1	1	1	0	1	3				
Mark McGwire, R (1, 3)	G1-3				G4-3					4	0	0	0	0	1	1				
Terry Steinbach, R OBP: 0.667, SLG: 0.500 Ron Hassey, L (8, 2)								G5-3		2	0	1	0	1	0	0				
Don Baylor, R Luis Polonia, L (9, PR)					P3			F8		3	0	0	0	1	1	2				
Tony Phillips, S (1, 7)								P8		3	0	0	0	1	2	2				
Mike Gallego, R (1, 4)	P5				L3			G1-3		4	0	0	0	0	0	4				
Walt Weiss, S OBP: 0.333, SLG: 0.667 (1, 6)			L9					F9		3	0	1	0	0	0	0				
Inning Stats	R: 0 E: 0 K: 1 S: 13	H: 1 LOB: 1 BB: 0 P: 18	R: 0 E: 0 K: 2 S: 13	H: 0 LOB: 1 BB: 1 P: 23	R: 0 E: 0 K: 1 S: 6	H: 0 LOB: 0 BB: 0 P: 10	R: 1 E: 0 K: 0 S: 10	H: 2 LOB: 2 BB: 1 P: 21	R: 0 E: 0 K: 1 S: 8	H: 1 LOB: 1 BB: 0 P: 12	R: 0 E: 0 K: 0 S: 6	H: 0 LOB: 0 BB: 0 P: 7	R: 1 E: 0 K: 1 S: 8	H: 2 LOB: 0 BB: 0 P: 11	R: 0 E: 0 K: 1 S: 11	H: 0 LOB: 1 BB: 1 P: 15		1B: 3 2B: 2 HR: 1	SF: 0 SAC: 0 DP: 1 HBP: 0	WP: 0 PB: 0 SB: 0 CS: 0
PITCHER Bruce Hurst, L ERA: 2.0 (1, 1)	IP: 9.0 WLS: L BF: 35 H: 6 R: 2 ER: 2 SO: 7 BB: 3 IBB: 0 HBP: 0 BLK: 0 WP: 0 HR: 1 S: 83 P: 129 ERA: 2.00 WHIP: 1.000															PITCHER IP: 9.0 WLS: L BF: 35 H: 6 R: 2 ER: 2 SO: 7 BB: 3 IBB: 0 HBP: 0 BLK: 0 WP: 0 HR: 1 S: 83 P: 129 ERA: 2.00 WHIP: 1.000				

AB	32
R	2
H	6
RBI	2
BB	3
SO	7
LOB	14



Batter	1	2	3	4	5	6	7	8	9	AB	R	H	RBI	BB	SO	LOB	BOTTOM					
Wade Boggs, L OBP: 0.200, SLG: 0.250 (1, 5)					F7					4	0	1	1	0	2	5	<p>Oakland Athletics @ Boston Red Sox</p> <p>Fenway Park, Boston, MA</p> <p>Wed Oct 05 1988, 3:33 AM EDT</p> <p>Att: 34,104 - Overcast - 47 F</p>					
Marty Barrett, R (1, 4)	P6				F9			G6-3		4	0	0	0	0	0	3						
Dwight Evans, R OBP: 0.250, SLG: 0.500 (1, 9)										4	0	1	0	0	3	1						
Mike Greenwell, L (1, 7)	L9				L7			P7		3	0	0	0	1	0	1						
Todd Benzinger, S (1, 3)					P5			G6-4-3		4	0	0	0	0	1	2						
Ellis Burks, R (1, 8)	G1-3							F8		4	0	0	0	0	1	0						
Jim Rice, R OBP: 0.667, SLG: 0.500 Kevin Romine, R Larry Parrish, R (9, PH)										2	0	1	0	1	1	0						
Jody Reed, R OBP: 0.750, SLG: 1.000 (1, 6)					P6					2	0	1	0	1	0	0						
Rich Gedman, L OBP: 0.750, SLG: 0.667 Ed Romero, R (9, PR)					P2					3	0	2	0	1	0	0						
Inning Stats	R: 0 E: 0 K: 1 S: 16	H: 1 LOB: 1 BB: 0 P: 23	R: 0 E: 0 K: 2 S: 19	H: 2 LOB: 3 BB: 1 P: 28	R: 0 E: 0 K: 1 S: 9	H: 0 LOB: 0 BB: 0 P: 14	R: 0 E: 0 K: 2 S: 11	H: 0 LOB: 0 BB: 0 P: 15	R: 0 E: 0 K: 0 S: 7	H: 0 LOB: 0 BB: 0 P: 10	R: 0 E: 0 K: 0 S: 6	H: 1 LOB: 1 BB: 1 P: 11	R: 1 E: 0 K: 0 S: 11	H: 1 LOB: 2 BB: 1 P: 23	R: 0 E: 0 K: 1 S: 7	H: 0 LOB: 0 BB: 0 P: 7		R: 0 E: 0 K: 2 S: 14	H: 1 LOB: 2 BB: 1 P: 21	1B: 4 2B: 2 HR: 0	SF: 1 SAC: 0 DP: 1 HBP: 1	WP: 0 PB: 1 SB: 0 CS: 0
PITCHER Dave Stewart, R ERA: 1.42 Rick Honeycutt, L Dennis Eckersley, R ERA: (8, 1)	IP: 6.1 WLS: W BF: 27 H: 5 R: 1 ER: 1 SO: 6 BB: 3 IBB: 0 HBP: 0 BLK: 0 WP: 0 HR: 0 S: 47 P: 75 ERA: 1.42 WHIP: 1.263															PITCHER IP: 2.0 WLS: S BF: 8 H: 1 R: 0 ER: 0 SO: 3 BB: 1 IBB: 0 HBP: 0 BLK: 0 WP: 0 HR: 0 S: 21 P: 28 ERA: 0.00 WHIP: 1.000						

AB	31
R	1
H	6
RBI	1
BB	4
SO	9
LOB	12



Batter	1	2	3	4	5	6	7	8	9	AB	R	H	RBI	BB	SO	LOB	TOP										
Ellis Burks, R OBP: 0.235, SLG: 0.294 (1, 8)	G5-3		K		FC6			G5-4-3 1B		4	0	1	0	0	1	1	Boston Red Sox @ Oakland Athletics Oakland-Alameda County Coliseum, Oakland, CA Sun Oct 09 1988, 3:33 AM PDT Att: 49,406 - Sunny - 73 F										
Marty Barrett, R OBP: 0.125, SLG: 0.067 (1, 4)	G6-3		F7			FC4-6 1B G4-3 BB		G5-4-3 1-2		3	1	0	0	1	0	1											
Wade Boggs, L OBP: 0.444, SLG: 0.385 (1, 5)	E		K			FC4-6 1B				2	0	1	0	2	1	0											
Mike Greenwell, L OBP: 0.353, SLG: 0.500 (1, 7)	E7 1B				P5	FC4-6 G4-3		F8		4	0	1	0	0	0	3											
Jim Rice, R OBP: 0.267, SLG: 0.154 (9, PH) Spike Owen, S			K			G4-3				2	0	0	1	1	1	1											
Dwight Evans, R OBP: 0.333, SLG: 0.250 (9, PH) Todd Benzinger, S OBP: 0.167, SLG: 0.091	K				G5-3	K				3	0	0	0	0	2	4											
Rich Gedman, L OBP: 0.438, SLG: 0.571 (1, 2)		G1-3				P3		F7		4	0	0	0	0	0	1											
Jody Reed, R OBP: 0.429, SLG: 0.364 (1, 6)		F8				FC6 1B		P6		4	0	1	0	0	0	1											
Larry Parrish, R (1, 3)		P4				P3		P5		3	0	0	0	0	0	1											
Inning Stats	R: 0 E: 1 K: 1 S: 16	H: 1 LOB: 3 BB: 2 P: 28	R: 0 E: 0 K: 0 S: 10	H: 0 LOB: 0 BB: 0 P: 15	R: 0 E: 0 K: 2 S: 11	H: 0 LOB: 0 BB: 0 P: 15	R: 0 E: 0 K: 1 S: 10	H: 1 LOB: 1 BB: 0 P: 12	R: 1 E: 0 K: 0 S: 10	H: 1 LOB: 1 BB: 1 P: 18	R: 0 E: 0 K: 0 S: 10	H: 0 LOB: 0 BB: 0 P: 13	R: 0 E: 0 K: 0 S: 10	H: 1 LOB: 1 BB: 1 P: 18	R: 0 E: 0 K: 0 S: 6	H: 0 LOB: 1 BB: 1 P: 10	1B: 4 2B: 0 3B: 0 HR: 0	SF: 0 SAC: 0 DP: 1 HBP: 0	WP: 0 PB: 0 SB: 0 CS: 0	PA: 35							
PITCHER	IP	WLS	BF	H	R	ER	SO	BB	IBB	HBP	BLK	WP	HR	S	P	ERA	WHIP										
Dave Stewart, R ERA: 1.35 (1, 1)	7.0	W	28	4	1	1	5	3	0	0	0	0	0	78	120	1.29	1.000										
Rick Honeycutt, L ERA: (8, 1)	1.0		3	0	0	0	0	1	0	0	0	0	0	7	14	0.00	1.000										
Dennis Eckersley, R ERA: (9, 1)	1.0	S	4	0	0	0	0	1	0	0	0	0	0	6	10	0.00	1.000										

AB 30
R 1
H 4
RBI 1
BB 5
SO 5
LOB 14



Batter	1	2	3	4	5	6	7	8	9	AB	R	H	RBI	BB	SO	LOB	BOTTOM										
Carney Lansford, R OBP: 0.294, SLG: 0.529 (1, 5)	P6		2B 1B		G4-3		P4			4	0	1	0	0	0	1	Boston Red Sox @ Oakland Athletics Oakland-Alameda County Coliseum, Oakland, CA Sun Oct 09 1988, 3:33 AM PDT Att: 49,406 - Sunny - 73 F										
Dave Henderson, R OBP: 0.412, SLG: 0.625 (1, 8)	G6-3		1-1 2B		K		K			4	0	1	1	0	2	1											
Jose Canseco, R OBP: 0.353, SLG: 0.938 (1, 9)			P6		1-1 CS 2B		CS 2B			4	2	3	1	0	0	2											
Mark McGwire, R OBP: 0.375, SLG: 0.533 (1, 3)	K				CS		G5-3			3	1	1	1	1	1	0											
Dave Parker, L OBP: 0.250, SLG: 0.333 (1, 7) Stan Javier, S OBP: 0.600, SLG: 0.500 (6, PR) (7, 7)			K		K		FC6-4 1B			3	0	1	0	0	2	3											
Terry Steinbach, R OBP: 0.500, SLG: 0.250 (1, 2) Luis Polonia, L OBP: 0.500, SLG: 0.400 (8, PH) Ron Hassey, L OBP: 0.556, SLG: 1.000 (9, 2)			F8				FC6-4 1B			2	0	0	0	1	0	4											
Don Baylor, R (1, 10)			BB				FC6-4 1-2 2-3			0	0	0	0	0	0	0											
Mike Gallego, R OBP: 0.083, SLG: 0.083 (1, 4)			K		G1-3		F7			3	0	0	1	0	1	2											
Walt Weiss, S OBP: 0.333, SLG: 0.467 (1, 6)			F8		G5-3					4	0	0	0	0	1	3											
Inning Stats	R: 1 E: 0 K: 1 S: 10	H: 1 LOB: 0 BB: 0 P: 13	R: 0 E: 0 K: 2 S: 11	H: 0 LOB: 1 BB: 1 P: 19	R: 1 E: 0 K: 1 S: 14	H: 3 LOB: 3 BB: 1 P: 23	R: 0 E: 0 K: 1 S: 10	H: 0 LOB: 0 BB: 0 P: 13	R: 0 E: 0 K: 0 S: 7	H: 1 LOB: 1 BB: 0 P: 11	R: 0 E: 0 K: 0 S: 11	H: 1 LOB: 1 BB: 0 P: 17	R: 0 E: 0 K: 2 S: 19	H: 3 LOB: 2 BB: 1 P: 29	1B: 7 2B: 2 3B: 0 HR: 1	SF: 1 SAC: 0 DP: 0 HBP: 0	WP: 0 PB: 0 SB: 1 CS: 1	PA: 37									
PITCHER	IP	WLS	BF	H	R	ER	SO	BB	IBB	HBP	BLK	WP	HR	S	P	ERA	WHIP										
Bruce Hurst, L ERA: 2.77 (1, 1)	4.0	L	18	4	2	2	5	1	1	0	0	0	0	45	68	4.50	1.250										
Mike Smithson, R ERA: (5, 1)	2.1		9	3	0	0	1	0	0	0	0	0	0	20	30	0.00	1.286										
Lee Smith, R ERA: 8.1 (7, 1)	1.2		9	3	2	2	3	1	0	0	0	0	0	25	38	10.80	2.400										

AB 32
R 4
H 10
RBI 4
BB 3
SO 9
LOB 18



Batter	1	2	3	4	5	6	7	8	9	AB	R	H	RBI	BB	SO	LOB	TOP								
Carney Lansford, R OBP: 0.273, SLG: 0.429	3-3 K	4-2 HR	1-1 FC6			0-0 L8		0-0 4-3		4	1	0	0	1	1	2									
Dave Henderson, R OBP: 0.409, SLG: 0.619	1-1 BB	3-3 K		0-0 FC6-5		1-1 G6-3			0-3 K	5	0	2	0	0	2	3									
Jose Canseco, R OBP: 0.364, SLG: 0.950	1-1 BB	1-0 HR		3-1 FC6-5		2-1 G5-3			0-3 K	4	1	1	4	0	1	1									
Dave Parker, L OBP: 0.313, SLG: 0.286	2-2 F8	4-2 FC6-4		0-0 G1-3			4-2 G1-3		0-0 1B	2	0	0	0	2	0	3									
Stan Javier, S OBP: 0.697, SLG: 0.600										1	0	1	0	0	0	0									
Mark McGwire, R OBP: 0.381, SLG: 0.444	4-2 BB	1-2 FC6-4		4-1 1B			1-1 G1-3		0-0 F9	3	0	0	0	2	0	3									
Terry Steinbach, R OBP: 0.400, SLG: 0.250	2-0 F8		3-2 1B		2-3 K		0-0 L5			4	0	1	0	0	1	7									
Ron Hassey, L OBP: 0.556, SLG: 1.000										0	0	0	0	0	0	0									
Glenn Hubbard, R OBP: 0.500, SLG: 0.500		1-2 HR	0-1 FC6		1-1 G6-3		1-0 P9			4	1	2	0	0	0	2									
Walt Weiss, S OBP: 0.263, SLG: 0.368		2-3 K	0-1 F7		1-0 G3		0-0 P4			4	0	0	0	0	1	3									
Dave Stewart, R OBP: 0.263, SLG: 0.368		4-2 HR	1-3 K		0-3 K					3	1	0	0	1	3	2									
Dennis Eckersley, R OBP: 0.263, SLG: 0.368		1-2 HR								0	0	0	0	0	0	0									
Inning Stats	R: 0 E: 0 K: 1 S: 15	H: 1 LOB: 3 BB: 1 P: 28	R: 4 E: 0 K: 2 S: 23	H: 2 LOB: 1 BB: 3 P: 43	R: 0 E: 0 K: 1 S: 12	H: 2 LOB: 2 BB: 0 P: 17	R: 0 E: 0 K: 1 S: 9	H: 1 LOB: 2 BB: 1 P: 18	R: 0 E: 0 K: 1 S: 6	H: 0 LOB: 0 BB: 0 P: 8	R: 0 E: 0 K: 0 S: 5	H: 0 LOB: 0 BB: 0 P: 8	R: 0 E: 0 K: 0 S: 6	H: 0 LOB: 1 BB: 1 P: 12	R: 0 E: 0 K: 1 S: 5	H: 0 LOB: 0 BB: 0 P: 5	R: 0 E: 0 K: 2 S: 8	H: 1 LOB: 1 BB: 0 P: 8	1B: 5 2B: 1 3B: 0 HR: 1	SF: 0 SAC: 0 DP: 0 HBP: 1	WP: 0 PB: 0 SB: 1 CS: 1	PA: 41			
PITCHER	IP	WLS	BF	H	R	ER	SO	BB	IBB	HBP	BLK	WP	HR	S	P	ERA	WHIP								
Tim Belcher, R ERA: 5.71	2.0		14	3	4	4	3	4	0	1	0	0	1	38	71	18.00	3.500								
Tim Leary, R ERA: 3.98	3.0		13	3	0	0	3	0	1	0	0	0	0	27	43	0.00	1.000								
Brian Holton, R ERA: 1.5	2.0		7	0	0	0	3	0	1	0	0	0	0	11	20	0.00	0.500								
Alejandro Pena, R ERA: 2.84	2.0	W	7	1	0	0	3	0	0	0	0	0	0	13	13	0.00	0.500								

Oakland Athletics @ Los Angeles Dodgers
Dodger Stadium, Los Angeles, CA
Sat Oct 15 1988, 7:05 PM PDT
Att: 55,983 - Unknown



AB 34
R 4
H 7
RBI 4
BB 6
SO 9
LOB 26

Batter	1	2	3	4	5	6	7	8	9	AB	R	H	RBI	BB	SO	LOB	BOTTOM								
Steve Sax, R OBP: 0.368, SLG: 0.273	1-0 BLK		1-0 F9		1-0 F8		2-1 S			3	1	1	0	0	0	1									
Franklin Stubbs, L OBP: 0.167, SLG: 0.167	1-2 F8		1-2 F7		1-1 G3		1-1 F9			4	0	0	0	0	0	3									
Mickey Hatcher, R OBP: 0.357, SLG: 0.458	0-1 HR		4-2 BB			0-0 L8		0-3 K		3	1	1	2	1	1	0									
Mike Marshall, R OBP: 0.278, SLG: 0.324	1-3 K		0-2 L5			1-2 1B		0-0 P4		4	1	1	0	0	1	1									
John Shelby, S OBP: 0.294, SLG: 0.179	1-0 G3			1-3 K		0-1 G5-3		0-0 F9		4	0	1	0	0	1	0									
Mike Scioscia, L OBP: 0.370, SLG: 0.500		1-2 P6		1-0 F8		0-1 1B		0-0 P6		4	0	1	1	0	0	0									
Jeff Hamilton, R OBP: 0.290, SLG: 0.185		0-2 G6-3		0-3 K		1-2 G5-3		0-3 K		4	0	0	0	0	2	2									
Alfredo Griffin, S OBP: 0.214, SLG: 0.222		3-2 1B		4-0 FC6-4			0-1 B5-3		4-1 HR	2	0	1	0	1	0	0									
Mike Davis, L OBP: 0.214, SLG: 0.222										0	1	0	0	1	0	0									
Tim Belcher, R ERA: 5.71		2-1 G6-3		0-1 FC6-4			1-3 K		3-2 HR	0	0	0	0	0	0	0									
Danny Heep, L ERA: 2.11										1	0	0	0	0	0	1									
Tracy Woodson, R ERA: 2.11										0	0	0	0	0	0	0									
Brian Holton, R ERA: 1.5										0	0	0	0	0	0	0									
Jose Gonzalez, R ERA: 1.5										0	0	0	0	0	0	0									
Alejandro Pena, R ERA: 2.84										0	0	0	0	0	0	0									
Kirk Gibson, L ERA: 2.84										1	1	2	0	0	0	0									
Inning Stats	R: 2 E: 0 K: 1 S: 12	H: 1 LOB: 0 BB: 0 P: 16	R: 0 E: 0 K: 0 S: 12	H: 1 LOB: 0 BB: 0 P: 18	R: 0 E: 0 K: 2 S: 8	H: 0 LOB: 0 BB: 0 P: 10	R: 0 E: 0 K: 0 S: 5	H: 0 LOB: 1 BB: 1 P: 11	R: 1 E: 0 K: 0 S: 11	H: 3 LOB: 1 BB: 0 P: 13	R: 0 E: 0 K: 1 S: 9	H: 1 LOB: 1 BB: 0 P: 13	R: 0 E: 0 K: 1 S: 5	H: 0 LOB: 0 BB: 0 P: 5	R: 2 E: 0 K: 1 S: 10	H: 1 LOB: 0 BB: 1 P: 17	1B: 5 2B: 0 3B: 0 HR: 2	SF: 0 SAC: 0 DP: 1 HBP: 1	WP: 1 PB: 0 SB: 2 CS: 0	PA: 36					
PITCHER	IP	WLS	BF	H	R	ER	SO	BB	IBB	HBP	BLK	WP	HR	S	P	ERA	WHIP								
Dave Stewart, R ERA: 2.11	8.0		32	6	3	3	5	2	0	1	1	1	73	103	3.38	1.000									
Dennis Eckersley, R ERA: 2.7	0.2	L	4	1	2	2	1	1	0	0	0	0	1	10	17	27.00	3.000								

Oakland Athletics @ Los Angeles Dodgers
Dodger Stadium, Los Angeles, CA
Sat Oct 15 1988, 7:05 PM PDT
Att: 55,983 - Unknown



AB 32
R 5
H 7
RBI 5
BB 3
SO 6
LOB 9

Batter	1	2	3	4	5	6	7	8	9	AB	R	H	RBI	BB	SO	LOB	TOP			
Carney Lansford, R OBP: 0.269, SLG: 0.375 (1, 5)	G5-3			K			E5		DI BB	3	0	0	0	1	1	0				
Dave Henderson, R OBP: 0.346, SLG: 0.520 (1, 8)	K			K			FC4-6 1B		G5-3	4	0	0	0	0	2	2				
Jose Canseco, R OBP: 0.308, SLG: 0.792 (1, 9)	F9			K			P8		G6-3	4	0	0	0	0	1	2				
Dave Parker, L OBP: 0.400, SLG: 0.389 (1, 7)									K	4	0	3	0	0	1	1				
Mark McGwire, R OBP: 0.333, SLG: 0.381 (1, 3)										3	0	0	0	0	0	4				
Ron Hassey, L OBP: 0.417, SLG: 0.727 (1, 2)										3	0	0	0	0	1	0				
Glenn Hubbard, R OBP: 0.429, SLG: 0.333 (1, 4)										2	0	0	0	1	0	0				
Walt Weiss, S OBP: 0.227, SLG: 0.318 (1, 6)										3	0	0	0	0	0	1				
Storm Davis, R Gene Nelson, R Luis Polonia, L Curt Young, R Eric Plunk, R Don Baylor, R Rick Honeycutt, L (1, 1) (4, 1) (6, PH) (6, 1) (7, 1) (6, PH) (8, 1)										1	0	0	0	0	0	1	0			
Inning Stats	R: 0 E: 0 K: 1 S: 6	H: 0 LOB: 0 BB: 0 P: 10	R: 0 E: 0 K: 0 S: 3	H: 1 LOB: 0 BB: 0 P: 4	R: 0 E: 0 K: 1 S: 8	H: 0 LOB: 0 BB: 0 P: 13	R: 0 E: 0 K: 3 S: 9	H: 0 LOB: 0 BB: 0 P: 14	R: 0 E: 0 K: 0 S: 4	H: 0 LOB: 0 BB: 0 P: 6	R: 0 E: 1 K: 0 S: 7	H: 1 LOB: 2 BB: 0 P: 9	R: 0 E: 0 K: 2 S: 12	H: 0 LOB: 1 BB: 1 P: 20	R: 0 E: 0 K: 1 S: 9	H: 0 LOB: 1 BB: 1 P: 15	1B: 3 2B: 0 3B: 0 HR: 0	SF: 0 SAC: 0 DP: 2 HBP: 0	WP: 0 PB: 0 SB: 1 CS: 0	PA: 31
PITCHER Orel Hershiser, R ERA: 0.8 (1, 1)	IP: 9.0 WLS: W BF: 31 H: 3 R: 0 ER: 0 SO: 8 BB: 2 IBB: 0 HBP: 0 BLK: 0 WP: 0 HR: 0 S: 67 P: 104 ERA: 0.00 WHIP: 0.556															PITCHER IP: 9.0 WLS: W BF: 31 H: 3 R: 0 ER: 0 SO: 8 BB: 2 IBB: 0 HBP: 0 BLK: 0 WP: 0 HR: 0 S: 67 P: 104 ERA: 0.00 WHIP: 0.556				

Oakland Athletics @ Los Angeles Dodgers
Dodger Stadium, Los Angeles, CA
Sun Oct 16 1988, 7:05 PM PDT
Att: 56,051 - Unknown

AB 29
R 0
H 3
RBI 0
BB 2
SO 8
LOB 11



Batter	1	2	3	4	5	6	7	8	9	AB	R	H	RBI	BB	SO	LOB	BOTTOM			
Steve Sax, R OBP: 0.357, SLG: 0.270 (1, 4)	G4-3			G6-3						4	1	1	0	0	0	2				
Franklin Stubbs, L OBP: 0.287, SLG: 0.214 Tracy Woodson, R OBP: 0.167, SLG: 0.167 (6, PH) (7, 3)	F7									2	1	1	1	1	0	0				
Mickey Hatcher, R OBP: 0.375, SLG: 0.464 (1, 7)										4	1	2	1	0	1	2				
Mike Marshall, R OBP: 0.300, SLG: 0.474 Jose Gonzalez, R (8, 9)	K									4	1	2	3	0	2	1				
John Shelby, S OBP: 0.263, SLG: 0.156 (1, 8)										4	0	0	0	0	2	1				
Mike Scioscia, L OBP: 0.323, SLG: 0.433 (1, 2)										4	0	0	0	0	1	1				
Jeff Hamilton, R OBP: 0.257, SLG: 0.161 (1, 5)										4	0	0	0	0	1	1				
Alfredo Griffin, S OBP: 0.219, SLG: 0.226 (1, 6)										4	1	1	0	0	1	0				
Orel Hershiser, R OBP: 0.308, SLG: 0.417 (1, 1)										3	1	3	1	0	0	0				
Inning Stats	R: 0 E: 0 K: 1 S: 13	H: 1 LOB: 1 BB: 0 P: 21	R: 0 E: 0 K: 1 S: 7	H: 0 LOB: 0 BB: 0 P: 11	R: 5 E: 0 K: 0 S: 19	H: 5 LOB: 0 BB: 0 P: 26	R: 1 E: 0 K: 0 S: 10	H: 2 LOB: 2 BB: 1 P: 17	R: 0 E: 0 K: 1 S: 9	H: 1 LOB: 1 BB: 0 P: 10	R: 0 E: 0 K: 0 S: 8	H: 1 LOB: 1 BB: 0 P: 11	R: 0 E: 0 K: 3 S: 12	H: 0 LOB: 0 BB: 0 P: 17	R: 0 E: 0 K: 2 S: 11	H: 0 LOB: 0 BB: 0 P: 14	1B: 6 2B: 2 3B: 1 HR: 1	SF: 0 SAC: 0 DP: 0 HBP: 0	WP: 0 PB: 0 SB: 0 CS: 0	PA: 35
PITCHER Storm Davis, R ERA: 5.59 Gene Nelson, R Curt Young, L Eric Plunk, R Rick Honeycutt, L (1, 1) (4, 1) (6, 1) (7, 1) (8, 1)	IP: 3.1 WLS: L BF: 18 H: 8 R: 6 ER: 6 SO: 2 BB: 1 IBB: 0 HBP: 0 BLK: 0 WP: 0 HR: 1 S: 46 P: 66 ERA: 16.20 WHIP: 2.400															PITCHER IP: 3.1 WLS: L BF: 18 H: 8 R: 6 ER: 6 SO: 2 BB: 1 IBB: 0 HBP: 0 BLK: 0 WP: 0 HR: 1 S: 46 P: 66 ERA: 16.20 WHIP: 2.400				

Oakland Athletics @ Los Angeles Dodgers
Dodger Stadium, Los Angeles, CA
Sun Oct 16 1988, 7:05 PM PDT
Att: 56,051 - Unknown

AB 34
R 6
H 10
RBI 6
BB 1
SO 8
LOB 9



Batter	1	2	3	4	5	6	7	8	9	AB	R	H	RBI	BB	SO	LOB	TOP								
Steve Sax, R OBP: 0.340, SLG: 0.262	2-1 1B		0-0 G6-3			0-1 G5-3		1-2 P3	1-1 G4-3	5	0	1	0	0	0	1									
Franklin Stubbs, L OBP: 0.283, SLG: 0.278	2-3 K		1-3 K			0-0 2B		0-3 K	2-0 F8	4	0	1	1	0	3	1									
Tracy Woodson, R OBP: 0.143, SLG: 0.143	0-3 K		1-2 P5			3-1 L1		0-0 2B		4	0	1	0	0	1	2									
Mickey Hatcher, R OBP: 0.361, SLG: 0.469	0-3 K																								
Mike Marshall, R OBP: 0.293, SLG: 0.462	0-3 K									1	0	0	0	0	1	1									
Danny Heep, L OBP: 0.333, SLG: 0.400										3	0	1	0	0	1	1									
John Shelby, S OBP: 0.310, SLG: 0.200		0-3 K								3	0	2	0	1	1	0									
Mike Davis, L OBP: 0.310, SLG: 0.200		2-1 G4-3								2	0	0	0	1	0	1									
Dave Anderson, R OBP: 0.310, SLG: 0.200										1	0	0	0	0	1	1									
Mike Scioscia, L OBP: 0.314, SLG: 0.412		1-1 BB 1B								4	0	1	0	0	1	5									
Jeff Hamilton, R OBP: 0.283, SLG: 0.176		4-1 BB								3	1	1	0	1	1	4									
Alfredo Griffin, S OBP: 0.200, SLG: 0.206		2-3 K								3	0	0	0	0	2	5									
Inning Stats	R: 0 E: 0 K: 3 S: 14	H: 1 LOB: 1 BB: 0 P: 17	R: 0 E: 0 K: 2 S: 11	H: 1 LOB: 2 BB: 1 P: 20	R: 0 E: 0 K: 1 S: 7	H: 0 LOB: 0 BB: 0 P: 9	R: 0 E: 0 K: 2 S: 15	H: 0 LOB: 1 BB: 1 P: 28	R: 1 E: 0 K: 0 S: 7	H: 2 LOB: 1 BB: 0 P: 10	R: 0 E: 0 K: 0 S: 10	H: 2 LOB: 3 BB: 1 P: 16	R: 0 E: 0 K: 1 S: 9	H: 1 LOB: 1 BB: 0 P: 11	R: 0 E: 0 K: 2 S: 12	H: 1 LOB: 1 BB: 0 P: 16	R: 0 E: 0 K: 1 S: 6	H: 0 LOB: 0 BB: 0 P: 9	1B: 5 2B: 3 3B: 0 HR: 0	SF: 0 SAC: 1 DP: 0 HBP: 0	WP: 0 PB: 0 SB: 1 CS: 0	PA: 38			
PITCHER	IP	WLS	BF	H	R	ER	SO	BB	IBB	HBP	BLK	WP	HR	S	P	ERA	WHIP								
Bob Welch, R ERA: 8.1	(1, 1)	5.0	24	6	1	1	8	3	0	0	0	0	0	59	95	1.80	1.800								
Greg Cadaret, L ERA: 13.5	(6, 1)	0.1	1	0	0	0	0	0	0	0	0	0	0	2	2	0.00	0.000								
Gene Nelson, R ERA:	(6, 1)	1.2	7	2	0	0	1	0	0	0	0	0	0	14	17	0.00	1.200								
Rick Honeycutt, L ERA:	(8, 1)	2.0	W	6	0	0	3	0	0	0	0	0	0	16	22	0.00	0.000								

Los Angeles Dodgers @ Oakland Athletics
Oakland-Alameda County Coliseum, Oakland, CA

AB 34
R 1
H 8
RBI 1
BB 3
SO 12
LOB 22



Tue Oct 18 1988, 7:05 PM PDT
Att: 49,316 - Unknown

Batter	1	2	3	4	5	6	7	8	9	AB	R	H	RBI	BB	SO	LOB	BOTTOM								
Tony Phillips, S OBP: 0.333, SLG: 0.375	2-2 P3		0-0 G6-3			2-3 K		0-1 P4		1	0	0	0	0	0	0									
Luis Polonia, L OBP: 0.300, SLG: 0.222	1-2 G3		2-3 K			2-2 P6		2-3 K		4	0	0	0	0	2	2									
Dave Henderson, R OBP: 0.300, SLG: 0.448	3-2 P7		1-1 F9			3-3 K		0-0 P4		4	0	0	0	0	1	0									
Jose Canseco, R OBP: 0.267, SLG: 0.679	0-3 K		3-2 F8			2-3 K		2-2 HR		4	1	1	1	0	2	0									
Mark McGwire, R OBP: 0.321, SLG: 0.480			2-1 G1-3			0-0 2B		2-0 1B		3	0	2	0	0	0	0									
Terry Steinbach, R OBP: 0.462, SLG: 0.455			2-0 G6-3			0-0 F9		1-2 P3		3	0	0	0	0	0	2									
Camey Lansford, R OBP: 0.241, SLG: 0.333			3-2 E S 1B			2-1 G5-3		2-1 F8		3	1	1	0	0	0	1									
Glenn Hubbard, R OBP: 0.400, SLG: 0.333			3-2 G6-3 BLK 1B			4-2 L1-3 BB		4-2 BB		1	0	1	1	2	0	0									
Ron Hassey, L OBP: 0.533, SLG: 0.750			2-0 P6			2-0 L1-3		0-0 F8		3	0	0	0	0	0	3									
Walt Weiss, S OBP: 0.200, SLG: 0.280			1-2 P6			1-2				3	0	0	0	0	0	3									
Inning Stats	R: 0 E: 0 K: 0 S: 11	H: 0 LOB: 0 BB: 0 P: 17	R: 0 E: 0 K: 1 S: 7	H: 0 LOB: 0 BB: 0 P: 11	R: 1 E: 0 K: 1 S: 12	H: 2 LOB: 1 BB: 0 P: 21	R: 0 E: 0 K: 0 S: 9	H: 1 LOB: 0 BB: 0 P: 13	R: 0 E: 0 K: 0 S: 6	H: 0 LOB: 0 BB: 1 P: 14	R: 0 E: 0 K: 2 S: 14	H: 0 LOB: 0 BB: 0 P: 21	R: 0 E: 0 K: 1 S: 10	H: 1 LOB: 1 BB: 0 P: 16	R: 0 E: 0 K: 1 S: 12	H: 0 LOB: 1 BB: 1 P: 18	R: 1 E: 0 K: 0 S: 7	H: 1 LOB: 0 BB: 0 P: 9	1B: 3 2B: 2 3B: 0 HR: 1	SF: 0 SAC: 0 DP: 1 HBP: 0	WP: 0 PB: 0 SB: 1 CS: 0	PA: 31			
PITCHER	IP	WLS	BF	H	R	ER	SO	BB	IBB	HBP	BLK	WP	HR	S	P	ERA	WHIP								
John Tudor, L ERA: 5.68	(1, 1)	1.1	4	0	0	0	1	0	0	0	0	0	0	15	21	0.00	0.000								
Tim Lincecum, R ERA: 3.27	(2, 1)	3.2	14	3	1	1	1	1	0	0	0	0	0	30	55	2.46	1.091								
Alejandro Pena, R ERA: 1.93	(6, 1)	3.0	11	1	0	0	4	1	0	0	0	0	0	36	55	0.00	0.667								
Jay Howell, R ERA: 27.0	(9, 1)	0.1	L	2	1	1	0	0	0	0	0	0	1	7	9	27.00	3.000								

Los Angeles Dodgers @ Oakland Athletics
Oakland-Alameda County Coliseum, Oakland, CA

AB 29
R 2
H 5
RBI 2
BB 2
SO 6
LOB 10



Tue Oct 18 1988, 7:05 PM PDT
Att: 49,316 - Unknown

